New York Yankees - 1965

Batter	1	2	3	4	5	6	7	8	9	10	11	AB	R	H	RBI	BB	SO	LOB
Tom Tresh, S (1, 8) OBP: 0.200, SLG: 0.200	F9			5-3		FC6-4 1B		5-3		1-3		5	0	1	0	0	0	1
Bobby Richardson, R (1, 4) OBP: 0.400, SLG: 0.250	6-3			SH5-3 1B		FC6-4 1-2f		5-3		S IBB		4	0	1	0	1	0	1
Roger Maris, L (1, 9)	4-3			SH5-3 1-2		P4			F8	K 1-2		4	0	0	0	0	1	3
Mickey Mantle, S (1, 7) OBP: 0.500, SLG: 0.333 Art Lopez, L (9, PR) (9, 7)		6-3		P9			BBBB 2B 4-3 BB		5-3 E 1B		E4 G6-4-3	3 1	1 1	1 0	0 0	1 0	0 0	1 0
Elston Howard, R (1, 2) OBP: 0.400, SLG: 1.200		1-3			HR		4-3 1-3 SF9 2B		5-3 1-2		G6-4-3 1-2f	5	2	2	1	0	0	2
Joe Pepitone, L (1, 3)		1-3			1-3		4-3 2-3 3-H		E5 FC6-4 2-H		G3	5	0	0	1	0	0	2
Clete Boyer, R (1, 5)			SSS K		P8		SF9 3-H		FC6-4 1-2f			3	0	0	1	0	1	1
Tony Kubek, L (1, 6)			4-3		F8		P8			E7 SH1-4		4	0	0	0	0	0	0
Jim Bouton, R (1, 1) Phil Linz, R (6, PH) Hal Reniff, R (6, 1) Hector Lopez, R (8, PH) Pete Mikkelsen, R (8, 1) Pedro Gonzalez, R (10, PH) Pedro Ramos, S (10, 1)			3-1			F3		SSS K			SH1-4 2-3	1 1 0 1 0 0 0	0 0 0 0 0 0 0	0 0 0 0 0 0 0	0 0 0 0 0 0 0	0 0 0 1 0 0 0	0 0 0 0 0 0 0	0 0 0 0 0 0 0
Inning Stats	R: 0 E: 0 K: 0 S: 3 H: 0 LOB: 0 BB: 0 P: 3	R: 0 E: 0 K: 0 S: 3 H: 0 LOB: 0 BB: 0 P: 3	R: 0 E: 0 K: 1 S: 5 H: 0 LOB: 0 BB: 0 P: 5	R: 0 E: 0 K: 0 S: 4 H: 1 LOB: 1 BB: 0 P: 4	R: 1 E: 0 K: 0 S: 4 H: 1 LOB: 0 BB: 0 P: 4	R: 0 E: 0 K: 0 S: 4 H: 1 LOB: 1 BB: 0 P: 4	R: 2 E: 0 K: 0 S: 4 H: 1 LOB: 0 BB: 1 P: 8	R: 0 E: 0 K: 1 S: 5 H: 0 LOB: 0 BB: 0 P: 5	R: 1 E: 1 K: 0 S: 5 H: 1 LOB: 1 BB: 0 P: 5	R: 0 E: 1 K: 1 S: 6 H: 0 LOB: 2 BB: 1 P: 10	R: 0 E: 1 K: 0 S: 3 H: 0 LOB: 0 BB: 0 P: 3	1B: 3 2B: 1 3B: 0 HR: 1	SF: 1 SAC: 2 DP: 1 HBP: 0					

PITCHER		IP	WLS	BF	H	R	ER	SO	BB	IBB	HBP	BLK	WP	HR	S	P	ERA	WHIP
Jim Kaat, L ERA: 3.0	(1, 1)	9.0		34	5	4	3	2	1	0	0	0	0	1	37	41	3.00	0.667
Jerry Fosnow, L ERA:	(10, 1)	2.0	W	8	0	0	0	1	0	1	0	0	0	0	9	13	0.00	0.000

PITCHER	IP	WLS	BF	H	R	ER	SO	BB	IBB	HBP	BLK	WP	HR	S	P	ERA	WHIP

New York Yankees @ Minnesota Twins

Metropolitan Stadium, Bloomington , MI

Mon Apr 12 1965, 4:33 AM EST

Att. 15,388 - Overcast - 44 F

TOP

AB	37
R	4
H	5
RBI	3
BB	2
SO	3
LOB	11

1B: 3	SF: 1
2B: 1	SAC: 2
3B: 0	DP: 1
HR: 1	HBP: 0

WP: 0	PA:	42	
PB: 0			
SB: 1			
CS: 0			

livebaseballscorecards.com

Batter	1	2	3	4	5	6	7	8	9	10	11	AB	R	H	RBI	BB	SO	LOB
Zoilo Versalles, R (1, 6)	K	K		P6			6-3		5-3		P7	6	0	0	0	0	2	6
Jerry Kindall, R (1, 4)	WP BB 4-3 BB		F7	F8			WP BB		K		K	4	1	0	0	2	2	5
Rich Rollins, R (1, 5)	4-3 WP 1-2 BB		F7		S 1B		P3 1-2			4-3	1-2 2-3 3-H 1B	1	0	0	0	1	0	0
Cesar Tovar, R (4, 5) OBP: 0.500, SLG: 0.500												4	0	2	1	0	0	1
Tony Oliva, L (1, 9)	4-3 1-3 2-H		L7		F8		4-3			4-3		5	0	0	1	0	0	3
Harmon Killebrew, R (1, 3) OBP: 0.600, SLG: 0.333	F8			E WP 1B 1B	6-3 1-2			BB 4-3 FC4-6		BB 4-3		3	1	1	0	2	0	2
Jimmie Hall, L (1, 8)		E3 S E		F9	F8			FC4-6 K2-5-2 1B 1-2f		4-3		5	1	0	0	0	0	4
Bob Allison, R (1, 7) OBP: 0.600, SLG: 0.500		E8 1-H 1B		E 1-2 1B BB		F7		1-2 1B			E7 1B	4	2	2	0	1	0	0
Jerry Zimmerman, R (1, 2)		F9		E6 E 1B 1-2 2-3		4-3		K2-5-2 2-3f			1B IBB IBB	4	0	0	0	0	1	5
Rich Reese, L (11, PH)												0	0	0	0	1	0	0
Jim Kaat, L (1, 1) OBP: 0.333, SLG: 0.333		K		E8 1-3 2-H 3-H 1B		K			G3		1B 1-2 IBB	3	0	1	2	0	2	1
Don Mincher, L (9, PH)												1	0	0	0	0	0	0
Jerry Fosnow, R (10, 1)												0	0	0	0	0	0	0
Sandy Valdespino, L (11, PH)												0	0	0	0	1	0	0
Inning Stats	R: 1 H: 0 E: 0 LOB: 1 K: 1 BB: 2 S: 5 P: 13	R: 1 H: 1 E: 2 LOB: 1 K: 2 BB: 0 S: 9 P: 9	R: 0 H: 0 E: 0 LOB: 0 K: 0 BB: 0 S: 3 P: 3	R: 2 H: 2 E: 2 LOB: 2 K: 0 BB: 1 S: 6 P: 10	R: 0 H: 1 E: 0 LOB: 1 K: 0 BB: 0 S: 4 P: 4	R: 0 H: 0 E: 0 LOB: 0 K: 1 BB: 0 S: 5 P: 5	R: 0 H: 0 E: 0 LOB: 1 K: 0 BB: 1 S: 3 P: 7	R: 0 H: 1 E: 0 LOB: 2 K: 1 BB: 1 S: 5 P: 9	R: 0 H: 0 E: 0 LOB: 0 K: 1 BB: 0 S: 5 P: 5	R: 0 H: 0 E: 0 LOB: 1 K: 0 BB: 1 S: 3 P: 7	R: 1 H: 1 E: 1 LOB: 3 K: 1 BB: 2 S: 6 P: 14	1B: 6 SF: 0 2B: 1 SAC: 0 3B: 0 DP: 1 HR: 0 HBP: 0						

PITCHER		IP	WLS	BF	H	R	ER	SO	BB	IBB	HBP	BLK	WP	HR	S	P	ERA	WHIP
Jim Bouton, R	(1, 1)	5.0		24	4	4	2	3	3	0	0	0	2	0	27	39	3.60	1.400
ERA: 3.6																		
Hal Reniff, R	(6, 1)	2.0		7	0	0	0	1	1	0	0	0	1	0	8	12	0.00	0.500
ERA:																		
Pete Mikkelsen, R	(8, 1)	2.0		7	1	0	0	2	1	0	0	0	0	0	10	14	0.00	1.000
ERA:																		
Pedro Ramos, R	(10, 1)	1.2	L	10	1	1	0	1	1	2	0	0	0	0	9	21	0.00	1.200
ERA:																		

PITCHER	IP	WLS	BF	H	R	ER	SO	BB	IBB	HBP	BLK	WP	HR	S	P	ERA	WHIP

BOTTOM

New York Yankees @ Minnesota Twins

Metropolitan Stadium, Bloomington , MI

Mon Apr 12 1965, 4:33 AM EST

Att. 15,388 - Overcast - 44 F

livebaseballscorecards.com

AB	40
R	5
H	6
RBI	4
BB	8
SO	7
LOB	27

WP: 3 PA: 48
PB: 0
SB: 2
CS: 0

Batter	1	2	3	4	5	6	7	8	9	AB	R	H	RBI	BB	SO	LOB
Tom Tresh, S (1, 8) OBP: 0.300, SLG: 0.600	F6		K		1-H HR		BB SH3 BB 1B	F6		5	2	2	2	0	1	1
Bobby Richardson, R (1, 4) OBP: 0.444, SLG: 0.375	F8		6-3		BB 1B		SH3 1-2		1B 1B	4	0	2	0	0	0	1
Roger Maris, L (1, 9)	F8			F8	FC4-6 1-2 BB		K		L7	4	0	0	0	1	1	2
Mickey Mantle, S (1, 7) OBP: 0.556, SLG: 0.333		F8		BB	FC4-6 1-2f		BB BB IBB		BB 1-3 1B	3	0	1	0	2	0	2
Joe Pepitone, L (1, 3)		K		K		F8	BB 1-2 2-3 BB		BB 1-2 BB	3	0	0	0	2	2	1
Tony Kubek, L (1, 6)		BB		F6		L9	1-2 2-3 3-H BB		F5	3	0	0	1	2	0	4
Johnny Blanchard, L (1, 2) OBP: 0.500, SLG: 0.500 Phil Linz, R (9, PH)	F2				G4-3 1B	PB 1B	F4		K	4 1	0 0	2 0	0 0	0 0	0 1	4 3
Clete Boyer, R (1, 5) OBP: 0.375, SLG: 0.200			SH1-4 1B		G4-3 1-2f	IBB 1-2		G6-4-3 BB		2	0	1	0	2	0	1
Whitey Ford, L (1, 1) Hal Reniff, R (6, 1) Pete Mikkelsen, R (7, 1) Hector Lopez, R (8, PH) Bill Stafford, R (8, 1)			SH1-4 1-2		HR BB	1-3		G6-4-3 1-2f		1 0 0 1 0	1 0 0 0 0	0 0 0 0 0	0 0 0 0 0	1 0 0 0 0	0 0 0 0 0	2 0 0 1 0
Inning Stats	R: 0 E: 0 K: 0 S: 3 H: 0 LOB: 0 BB: 0 P: 3	R: 0 E: 0 K: 1 S: 5 H: 0 LOB: 1 BB: 1 P: 9	R: 0 E: 0 K: 1 S: 6 H: 1 LOB: 1 BB: 0 P: 6	R: 0 E: 0 K: 1 S: 5 H: 0 LOB: 1 BB: 1 P: 9	R: 2 E: 0 K: 0 S: 5 H: 3 LOB: 2 BB: 2 P: 13	R: 0 E: 0 K: 0 S: 4 H: 1 LOB: 2 BB: 1 P: 8	R: 1 E: 0 K: 1 S: 6 H: 1 LOB: 3 BB: 3 P: 18	R: 0 E: 0 K: 0 S: 2 H: 0 LOB: 0 BB: 1 P: 6	R: 0 E: 0 K: 1 S: 7 H: 2 LOB: 3 BB: 1 P: 11	1B: 7 2B: 0 3B: 0 HR: 1	SF: 0 SAC: 2 DP: 2 HBP: 0						

TOP

New York Yankees @ Los Angeles Angels

Dodger Stadium, Los Angeles, CA

Wed Apr 14 1965, 6:05 PM PST

Att. 24,637 - Unknown - 53 F

livebaseballscorecards.com

AB	31
R	3
H	8
RBI	3
BB	10
SO	5
LOB	22

WP: 0 PB: 1 SB: 0 CS: 0 PA: 43

PITCHER		IP	WLS	BF	H	R	ER	SO	BB	IBB	HBP	BLK	WP	HR	S	P	ERA	WHIP
Dean Chance, R ERA: 3.0	(1, 1)	6.0		27	5	2	2	3	4	1	0	0	0	1	28	48	3.00	1.500
Bob Lee, R ERA: 13.5	(7, 1)	0.2		6	1	1	1	1	2	1	0	0	0	0	5	17	13.50	4.500
George Brunet, L ERA:	(7, 1)	2.1	W	10	2	0	0	1	2	0	0	0	0	0	10	18	0.00	1.714

PITCHER	IP	WLS	BF	H	R	ER	SO	BB	IBB	HBP	BLK	WP	HR	S	P	ERA	WHIP

Batter	1	2	3	4	5	6	7	8	9	AB	R	H	RBI	BB	SO	LOB
Jose Cardenal, R (1, 8) OBP: 0.667, SLG: 1.111	HR		6-3 ①		1B 1B		1B 2B 1B	2B		5	2	4	1	0	0	0
Willie Smith, L (1, 7) OBP: 0.375, SLG: 0.375	1-3 ①		FC4-6 1B		1-3 1B		1-3 2B 1B	6-3 ③		4	0	3	0	0	0	0
Jim Piersall, R (7, PR) (8, 7)										1	1	0	0	0	0	1
Jim Fregosi, R (1, 6) OBP: 0.125, SLG: 0.250	K ②		FC4-6 ② 1-2f		L7 ③		1-H 3-H 2B			4	0	1	2	0	1	3
Joe Adcock, R (1, 3) OBP: 0.200, SLG: 0.200	1B		5-3 ③			1-6-3 ①	F3 ①			4	0	1	0	0	0	3
Vic Power, R (9, 3)										0	0	0	0	0	0	0
Lou Clinton, R (1, 9)	6-3 ③			K ①		1B 1B BB	5-3 ②			3	1	0	0	1	1	3
Buck Rodgers, S (1, 2) OBP: 0.286, SLG: 0.167		5-3 ①		6-3 ②		1B 1-3 1B	IBB			3	0	1	0	1	0	0
Paul Schaal, R (1, 5) OBP: 0.286, SLG: 0.429		L7 ②		K ③		1-2 3-H 1B	F7 ③			4	0	1	1	0	1	2
Bobby Knoop, R (1, 4) OBP: 0.286, SLG: 0.167		1B			F9 ①	K ②			5-3 ①	4	0	1	0	0	1	2
Dean Chance, R (1, 1)		1-3 ③			K ②	G3 ③			K ②	2	0	0	0	0	1	1
Albie Pearson, L (6, PH)										1	0	0	0	0	0	2
Bob Lee, R (7, 1)										0	0	0	0	0	0	0
George Brunet, R (7, 1)										1	0	0	0	0	1	0
Inning Stats	R: 1 E: 0 K: 1 S: 7 H: 2 LOB: 1 BB: 0 P: 7	R: 0 E: 0 K: 0 S: 4 H: 1 LOB: 1 BB: 0 P: 4	R: 0 E: 0 K: 0 S: 4 H: 1 LOB: 1 BB: 0 P: 4	R: 0 E: 0 K: 2 S: 7 H: 0 LOB: 0 BB: 0 P: 7	R: 0 E: 0 K: 1 S: 7 H: 2 LOB: 2 BB: 0 P: 7	R: 1 E: 0 K: 1 S: 7 H: 2 LOB: 2 BB: 1 P: 11	R: 2 E: 0 K: 0 S: 6 H: 3 LOB: 2 BB: 1 P: 10	R: 0 E: 0 K: 1 S: 6 H: 1 LOB: 1 BB: 0 P: 6		1B: 9 2B: 2 3B: 0 HR: 1 SF: 0 SAC: 0 DP: 0 HBP: 0						

PITCHER	IP	WLS	BF	H	R	ER	SO	BB	IBB	HBP	BLK	WP	HR	S	P	ERA	WHIP
Whitey Ford, L (1, 1) ERA: 3.38	5.1		25	8	2	2	4	1	0	0	0	0	1	32	36	3.38	1.688
Hal Reniff, R (6, 1) ERA: 6.75	0.2	L	5	3	2	2	1	0	0	0	0	0	0	7	7	27.00	4.500
Pete Mikkelsen, R (7, 1) ERA:	1.0		4	0	0	0	0	0	1	0	0	0	0	3	7	0.00	0.000
Bill Stafford, R (8, 1) ERA:	1.0		4	1	0	0	1	0	0	0	0	0	0	6	6	0.00	1.000

PITCHER	IP	WLS	BF	H	R	ER	SO	BB	IBB	HBP	BLK	WP	HR	S	P	ERA	WHIP

BOTTOM

New York Yankees @ Los Angeles Angels

Dodger Stadium, Los Angeles, CA

Wed Apr 14 1965, 6:05 PM PST
Att. 24,637 - Unknown - 53 F

livebaseballscorecards.com

AB	36
R	4
H	12
RBI	4
BB	2
SO	6
LOB	17

WP: 0 PB: 0 SB: 0 CS: 0 PA: 38

Batter	1	2	3	4	5	6	7	8	9	AB	R	H	RBI	BB	SO	LOB
Tom Tresh, S (1, 8) (8, 7) OBP: 0.286, SLG: 0.500	F8		1B SF8 1B		F6 2-3 3-H		F4			4	1	1	0	0	0	1
Bobby Richardson, R (1, 4) OBP: 0.462, SLG: 0.364	BB 1B SF7 BB		G6-4-3 1-3 1B		K			6-3		3	1	1	0	1	1	1
Roger Maris, L (1, 9) OBP: 0.231, SLG: 0.455	BB 1-2 1B		SF8 3-H		4-3			HR		3	1	2	2	0	0	1
Mickey Mantle, S (1, 7) OBP: 0.462, SLG: 0.222			G6-4-3 1-2f			5-3		F7		3	0	0	0	1	0	1
Ross Moschitto, R (8, 8)	1-2 2-3 BB									0	0	0	0	0	0	0
Tony Kubek, L (1, 6)	SF7 3-H			F7		F7		F6		3	0	0	1	0	0	0
Clete Boyer, R (1, 5) OBP: 0.333, SLG: 0.333	F8			5-3		2B			F9	4	0	1	0	0	0	2
Joe Pepitone, L (1, 3)		F8		4-3	K				4-3	4	0	0	0	0	1	1
Bob Schmidt, R (1, 2)		F4			SH WP BB		F8		F7	3	1	0	0	1	0	0
Mel Stottlemyre, R (1, 1)		K			SH WP 1-3		F3			2	0	0	0	0	1	0
Inning Stats	R: 1 E: 0 K: 0 S: 4 H: 1 LOB: 2 BB: 2 P: 12	R: 0 E: 0 K: 1 S: 5 H: 0 LOB: 0 BB: 0 P: 5	R: 1 E: 0 K: 0 S: 4 H: 2 LOB: 0 BB: 0 P: 4	R: 0 E: 0 K: 0 S: 3 H: 0 LOB: 0 BB: 0 P: 3	R: 1 E: 1 K: 1 S: 6 H: 0 LOB: 1 BB: 1 P: 10	R: 0 E: 0 K: 1 S: 6 H: 1 LOB: 1 BB: 0 P: 6	R: 0 E: 0 K: 0 S: 3 H: 0 LOB: 0 BB: 0 P: 3	R: 1 E: 0 K: 0 S: 4 H: 1 LOB: 0 BB: 0 P: 4	R: 0 E: 0 K: 0 S: 3 H: 0 LOB: 0 BB: 0 P: 3	1B: 3 2B: 1 3B: 0 HR: 1	SF: 2 SAC: 1 DP: 1 HBP: 0						

TOP

New York Yankees @ Los Angeles Angels

Dodger Stadium, Los Angeles, CA

Thu Apr 15 1965, 6:05 PM PST

Att. 17,097 - Unknown - 57 F

livebaseballscorecards.com

AB	29
R	4
H	5
RBI	3
BB	3
SO	3
LOB	7

WP: 1 PB: 0 SB: 0 CS: 0 PA: 35

PITCHER		IP	WLS	BF	H	R	ER	SO	BB	IBB	HBP	BLK	WP	HR	S	P	ERA	WHIP
Marcelino Lopez, L ERA: 3.38	(1, 1)	8.0	L	32	5	4	3	3	3	0	0	0	1	1	35	47	3.38	1.000
Bob Lee, R ERA: 5.4	(9, 1)	1.0		3	0	0	0	0	0	0	0	0	0	0	3	3	0.00	0.000

PITCHER		IP	WLS	BF	H	R	ER	SO	BB	IBB	HBP	BLK	WP	HR	S	P	ERA	WHIP

BOTTOM

Batter	1	2	3	4	5	6	7	8	9	AB	R	H	RBI	BB	SO	LOB
Jose Cardenal, R (1, 8) OBP: 0.462, SLG: 0.769	S S S 0-3 ① K		x 0-0 E6			x 0-0 ① 4-3		x 0-0 ② 3-1		4	0	0	0	0	1	0
Jim Fregosi, R (1, 6) OBP: 0.167, SLG: 0.333	x 0-0 4-3 2B		x 0-0 ③ F5			x 0-0 ② F8		x 0-0 ③ 6-3		4	0	1	0	0	0	1
Willie Smith, L (1, 7) OBP: 0.500, SLG: 0.583	x 0-0 ② 4-3 2-3			x 0-0 G4-6-3 1B		x 0-0 2B			x 0-0 G5-4-3 1B	4	0	3	0	0	0	1
Costen Shockley, L (1, 3) OBP: 0.125, SLG: 0.125	x 0-0 ③ 2-3			x 0-0 ① ② G4-6-3 1-2f		x 0-0 ③ F5			x 0-0 ① L8	4	0	0	0	0	0	4
Lou Clinton, R (1, 9) OBP: 0.167, SLG: 0.091		x 0-0 ① 5-3		S S S 0-3 ③ K			x 0-0 FC1-6 1B		x 0-0 ② ③ G5-4-3 1-2f	4	0	1	0	0	1	1
Buck Rodgers, S (1, 2) OBP: 0.200, SLG: 0.111		x 0-0 ② 1-3			x 0-0 ① F4		S S S 0-3 ① K			3	0	0	0	0	1	1
Paul Schaal, R (1, 5) OBP: 0.222, SLG: 0.333 Albie Pearson, L (7, PH) Julio Gotay, R (8, 5)		x 0-0 ③ 6-3			x 0-0 ② 6-3		x 0-0 ② FC1-6 1-2f			2 1 0	0 0 0	0 0 0	0 0 0	0 0 0	0 0 0	0 1 0
Bobby Knoop, R (1, 4) OBP: 0.400, SLG: 0.333			x 0-0 G4-6-3 1B		x 0-0 1B		x 0-0 ③ L5			3	0	2	0	0	0	1
Marcelino Lopez, R (1, 1) Vic Power, R (8, PH) Bob Lee, R (9, 1)			x 0-0 ① ② G4-6-3 1-2f		S S S 0-3 ③ K			x 0-0 ① 6-3		2 1 0	0 0 0	0 0 0	0 0 0	0 0 0	1 0 0	2 0 0
Inning Stats	R: 0 E: 0 K: 1 S: 6 H: 1 LOB: 1 BB: 0 P: 6	R: 0 E: 0 K: 0 S: 3 H: 0 LOB: 0 BB: 0 P: 3	R: 0 E: 1 K: 0 S: 4 H: 1 LOB: 1 BB: 0 P: 4	R: 0 E: 0 K: 1 S: 5 H: 1 LOB: 0 BB: 0 P: 5	R: 0 E: 0 K: 1 S: 6 H: 1 LOB: 1 BB: 0 P: 6	R: 0 E: 0 K: 0 S: 4 H: 1 LOB: 1 BB: 0 P: 4	R: 0 E: 0 K: 1 S: 6 H: 1 LOB: 1 BB: 0 P: 6	R: 0 E: 0 K: 0 S: 3 H: 0 LOB: 0 BB: 0 P: 3	R: 0 E: 0 K: 0 S: 3 H: 1 LOB: 0 BB: 0 P: 3	1B: 5 2B: 2 3B: 0 HR: 0	SF: 0 SAC: 0 DP: 3 HBP: 0						

PITCHER		IP	WLS	BF	H	R	ER	SO	BB	IBB	HBP	BLK	WP	HR	S	P	ERA	WHIP
Mel Stottlemyre, R ERA:	(1, 1)	9.0	W	32	7	0	0	4	0	0	0	0	0	0	40	40	0.00	0.778

PITCHER	IP	WLS	BF	H	R	ER	SO	BB	IBB	HBP	BLK	WP	HR	S	P	ERA	WHIP

New York Yankees @ Los Angeles Angels

Dodger Stadium, Los Angeles, CA

Thu Apr 15 1965, 6:05 PM PST

Att. 17,097 - Unknown - 57 F

livebaseballscorecards.com

AB	32
R	0
H	7
RBI	0
BB	0
SO	4
LOB	12

WP: 0 PB: 0 SB: 0 CS: 0 PA: 32

Batter	1	2	3	4	5	6	7	8	9	AB	R	H	RBI	BB	SO	LOB
Tom Tresh, S (1, 8) (8, 7) OBP: 0.263, SLG: 0.474	G3			F5		K	2B		L5	5	0	1	0	0	1	0
Bobby Richardson, R (1, 4) OBP: 0.444, SLG: 0.438	K			1B		HR	4-3		F5	5	1	2	0	0	1	2
Roger Maris, L (1, 9) OBP: 0.294, SLG: 0.643	F6			F3		HR		BB		3	2	1	2	1	0	1
Mickey Mantle, S (1, 7) OBP: 0.529, SLG: 0.545		F8		BB		BB		HR		2	1	1	2	2	0	0
Ross Moschitto, R (8, 8)										0	0	0	0	0	0	0
Tony Kubek, L (1, 6) OBP: 0.176, SLG: 0.071		K		L4		1B		1-3		4	0	1	0	0	1	2
Joe Pepitone, L (1, 3)		4-3			F5	K		F2		4	0	0	0	0	1	2
Clete Boyer, R (1, 5) OBP: 0.250, SLG: 0.231			F4		5-3		F9	L5		4	0	0	0	0	0	0
Johnny Blanchard, L (1, 2) OBP: 0.375, SLG: 0.750			F4		6-3		K		HR	4	1	1	1	0	1	0
Al Downing, R (1, 1) OBP: 0.333, SLG: 0.333			6-3			F8	2B 1B		K	3	0	1	0	0	0	0
Pedro Ramos, S (7, 1)										1	0	0	0	0	1	0
Inning Stats	R: 0 E: 0 K: 1 S: 5 H: 0 LOB: 0 BB: 0 P: 5	R: 0 E: 0 K: 1 S: 5 H: 0 LOB: 0 BB: 0 P: 5	R: 0 E: 0 K: 0 S: 3 H: 0 LOB: 0 BB: 0 P: 3	R: 0 E: 0 K: 0 S: 4 H: 1 LOB: 2 BB: 1 P: 8	R: 0 E: 0 K: 0 S: 3 H: 0 LOB: 0 BB: 0 P: 3	R: 2 E: 0 K: 2 S: 10 H: 3 LOB: 2 BB: 1 P: 14	R: 0 E: 0 K: 1 S: 7 H: 2 LOB: 2 BB: 0 P: 7	R: 2 E: 0 K: 0 S: 4 H: 1 LOB: 0 BB: 1 P: 8	R: 1 E: 0 K: 1 S: 6 H: 1 LOB: 0 BB: 0 P: 6	1B: 3 2B: 2 3B: 0 HR: 3	SF: 0 SAC: 0 DP: 0 HBP: 0						

TOP

New York Yankees @ Kansas City Athletics

Municipal Stadium, Kansas City, MO

Sat Apr 17 1965, 7:05 PM EST

Att. 10,589 - Unknown

livebaseballscorecards.com

AB	35
R	5
H	8
RBI	5
BB	3
SO	6
LOB	7

WP: 0 PB: 0 SB: 1 CS: 0 PA: 38

PITCHER		IP	WLS	BF	H	R	ER	SO	BB	IBB	HBP	BLK	WP	HR	S	P	ERA	WHIP
Orlando Pena, R ERA: 2.7	(1, 1)	6.2	L	28	6	2	2	5	2	0	0	0	0	1	36	44	2.70	1.200
Fred Talbot, R ERA: 1.59	(7, 1)	0.1		1	0	0	0	0	0	0	0	0	0	0	1	1	0.00	0.000
John Wyatt, R ERA: 13.5	(8, 1)	2.0		9	2	3	3	1	1	0	0	0	0	2	10	14	13.50	1.500

PITCHER	IP	WLS	BF	H	R	ER	SO	BB	IBB	HBP	BLK	WP	HR	S	P	ERA	WHIP

BOTTOM

New York Yankees @ Kansas City Athletics

Municipal Stadium, Kansas City, MO

Sat Apr 17 1965, 7:05 PM EST

Att. 10,589 - Unknown

livebaseballscorecards.com

Batter	1	2	3	4	5	6	7	8	9	AB	R	H	RBI	BB	SO	LOB
Bert Campaneris, R (1, 7) OBP: 0.350, SLG: 0.368	BB		G5-4-3		G6-4-3		FC5-4		K	4	0	2	1	1	1	1
Dick Green, R (1, 4) OBP: 0.471, SLG: 0.417	L1-3			1-3	G6-4-3		F9		K	4	0	0	0	1	1	4
Ed Charles, R (1, 5) OBP: 0.353, SLG: 0.500	K			F3		F8	FC5-4			4	0	0	0	0	1	4
Jim Gentile, L (1, 3) OBP: 0.545, SLG: 0.889	L1-3			BB 1B		G5-3 BB		HR		3	1	2	1	1	0	2
Tommie Reynolds, R (1, 9) OBP: 0.647, SLG: 0.583		G6-3		BB		BB			F9	2	0	1	0	2	0	0
Mike Hershberger, R (1, 8)		F7				G5-3		F6		3	0	0	0	1	0	3
Wayne Causey, L (1, 6) OBP: 0.600, SLG: 0.500		G6-3		K			5-3 1B	1B		3	1	1	0	1	1	4
Doc Edwards, R (1, 2) OBP: 0.250, SLG: 0.250			1B		5-3		5-3	F9		4	0	1	0	0	0	2
Orlando Pena, R (1, 1) OBP: 0.500, SLG: 0.500			K		1B		BB		F9	2	0	1	0	0	1	1
Fred Talbot, R (7, 1) OBP: 0.500, SLG: 0.500										0	0	0	0	0	0	0
Ken Harrelson, R (7, PH) OBP: 0.222, SLG: 0.125										0	0	0	0	1	0	0
John Wyatt, R (8, 1)										0	0	0	0	0	0	0
Billy Bryan, L (9, PH) OBP: 0.143, SLG: 0.286										1	0	0	0	0	0	0
Inning Stats	R: 0 E: 0 K: 1 S: 4 H: 0 LOB: 1 BB: 2 P: 12	R: 0 E: 0 K: 0 S: 2 H: 0 LOB: 0 BB: 1 P: 6	R: 0 E: 0 K: 1 S: 5 H: 1 LOB: 0 BB: 0 P: 5	R: 0 E: 0 K: 1 S: 6 H: 1 LOB: 3 BB: 2 P: 14	R: 0 E: 0 K: 0 S: 4 H: 2 LOB: 1 BB: 0 P: 4	R: 0 E: 0 K: 0 S: 3 H: 1 LOB: 1 BB: 1 P: 7	R: 1 E: 0 K: 0 S: 4 H: 1 LOB: 2 BB: 2 P: 12	R: 1 E: 0 K: 0 S: 5 H: 2 LOB: 1 BB: 0 P: 5	R: 0 E: 0 K: 2 S: 7 H: 0 LOB: 0 BB: 0 P: 7	1B: 7 2B: 1 3B: 0 HR: 1 SF: 0 SAC: 0 DP: 5 HBP: 0	WP: 0 PB: 0 SB: 0 CS: 0 PA: 38					

	AB	30
	R	2
	H	8
	RBI	2
	BB	8
	SO	5
	LOB	21

PITCHER	IP	WLS	BF	H	R	ER	SO	BB	IBB	HBP	BLK	WP	HR	S	P	ERA	WHIP
Al Downing, L (1, 1) ERA: 1.42	6.1	W	28	6	1	1	3	8	0	0	0	0	0	26	58	1.42	2.211
Pedro Ramos, R (7, 1) ERA: 2.08	2.2	S	10	2	1	1	2	0	0	0	0	0	1	14	14	3.38	0.750

PITCHER	IP	WLS	BF	H	R	ER	SO	BB	IBB	HBP	BLK	WP	HR	S	P	ERA	WHIP

Batter	1	2	3	4	5	6	7	8	9	AB	R	H	RBI	BB	SO	LOB
Tom Tresh, S (1, 8) (7, 7) OBP: 0.280, SLG: 0.458	1B FC4-6 2B		F2	1-2 2-3 BB		3-1		L9	F5	5	1	1	0	1	0	2
Bobby Richardson, R (1, 4) OBP: 0.435, SLG: 0.524	2-3 FC4-6 1B		F5	F2			L7 3B	E7		5	1	2	0	0	0	3
Roger Maris, L (1, 9) OBP: 0.273, SLG: 0.500	FC4-6 1-2f 3-H HR		2B 1B BB	3-1			4-3	K		4	2	0	1	1	1	6
Mickey Mantle, S (1, 7) OBP: 0.571, SLG: 0.857 Ross Moschitto, R (7, PR) (7, 8)	1-H HR		1-3 1B 2B		F7		4-3 L7 3B BB	K		3 1	2 1	2 0	2 0	1 0	0 1	0 1
Tony Kubek, L (1, 6) OBP: 0.227, SLG: 0.111	F5		2-H 3-H 1B		F2		L7 1-2 3-H		1B SF9 BB	4	1	1	2	1	0	1
Joe Pepitone, L (1, 3)	K		F2		4-3		3B BB		F2	4	1	0	0	1	1	2
Clete Boyer, R (1, 5) OBP: 0.286, SLG: 0.389		6-3		K		F9	1-H 2-H 3B		SF9 1-3 1B	5	1	2	2	0	1	0
Johnny Blanchard, L (1, 2) OBP: 0.462, SLG: 0.700		6-3		BB HBP BB		E1 1-3 1B	BB		SF9 1-2 3-H	2	0	1	1	2	0	0
Jim Bouton, R (1, 1) OBP: 0.333, SLG: 0.200		K		1-2 BB HBP		1-3 2-3	1-3		2-H 1B	4	0	1	1	0	1	3
Inning Stats	R: 3 E: 0 K: 1 S: 8 H: 3 LOB: 0 BB: 0 P: 8	R: 0 E: 0 K: 1 S: 5 H: 0 LOB: 0 BB: 0 P: 5	R: 2 E: 0 K: 0 S: 5 H: 2 LOB: 1 BB: 1 P: 9	R: 0 E: 0 K: 1 S: 5 H: 0 LOB: 3 BB: 2 P: 14	R: 0 E: 0 K: 0 S: 3 H: 0 LOB: 0 BB: 0 P: 3	R: 0 E: 1 K: 0 S: 4 H: 1 LOB: 1 BB: 0 P: 4	R: 3 E: 0 K: 0 S: 5 H: 2 LOB: 2 BB: 3 P: 17	R: 0 E: 1 K: 2 S: 8 H: 0 LOB: 1 BB: 0 P: 8	R: 2 E: 0 K: 0 S: 5 H: 2 LOB: 1 BB: 1 P: 9	1B: 5 2B: 2 3B: 2 HR: 1 SF: 1 SAC: 0 DP: 0 HBP: 1						

TOP

New York Yankees @ Kansas City Athletics

Municipal Stadium, Kansas City, MO

Sun Apr 18 1965, 4:33 AM EST
Att. 9,056 - Unknown - 61 F

livebaseballscorecards.com

AB	37
R	10
H	10
RBI	9
BB	7
SO	5
LOB	18

WP: 0 PB: 0 SB: 0 CS: 0 PA: 46

PITCHER		IP	WLS	BF	H	R	ER	SO	BB	IBB	HBP	BLK	WP	HR	S	P	ERA	WHIP
Moe Drabowsky, R ERA: 6.97	(1, 1)	3.1	L	19	5	5	5	3	3	0	1	0	0	1	21	34	13.50	2.400
Jim Dickson, R ERA:	(4, 1)	1.2		5	0	0	0	0	0	0	0	0	0	0	5	5	0.00	0.000
Wes Stock, R ERA: 12.46	(6, 1)	2.0		12	3	3	3	0	3	0	0	0	0	0	9	21	13.50	3.000
Fred Talbot, R ERA: 3.52	(8, 1)	2.0		10	2	2	2	2	1	0	0	0	0	0	13	17	9.00	1.500

BOTTOM

New York Yankees @ Kansas City Athletics

Municipal Stadium, Kansas City, MO

Sun Apr 18 1965, 4:33 AM EST

Att. 9,056 - Unknown - 61 F

livebaseballscorecards.com

Batter	1	2	3	4	5	6	7	8	9	AB	R	H	RBI	BB	SO	LOB
Bert Campaneris, R (1, 7) OBP: 0.333, SLG: 0.391	F6		K		2B			L6		4	0	1	0	0	1	0
Dick Green, R (1, 4) OBP: 0.476, SLG: 0.400	HR 1B 1B		5-3		BB			F3		3	1	1	0	1	0	0
Ed Charles, R (1, 5) OBP: 0.333, SLG: 0.450	HR 1B		F5		F9			F7		4	1	1	0	0	0	2
Jim Gentile, L (1, 3) OBP: 0.467, SLG: 0.923	HR			F6		L9			5-3	4	1	1	3	0	0	0
Tommie Reynolds, R (1, 9) OBP: 0.524, SLG: 0.438	6-3			F9		K			K	4	0	0	0	0	2	0
Billy Bryan, L (1, 2) OBP: 0.167, SLG: 0.235	3-1			1-3		F8			BB	3	0	0	0	1	0	0
Wayne Causey, L (1, 6) OBP: 0.556, SLG: 0.429			BB G5-4-3		F5		G6-4-3 1B		F3	3	0	1	0	1	0	1
Mike Hershberger, R (1, 8) OBP: 0.095, SLG: 0.200			G5-4-3 1-2f		HR		F7			3	1	1	1	0	0	2
Moe Drabowsky, R (1, 1) OBP: 0.333, SLG: 0.333 Jim Dickson, L (4, 1) Jim Landis, R (5, PH) OBP: 0.455, SLG: 0.333 Wes Stock, R (6, 1) Ken Harrelson, R (7, PH) OBP: 0.200, SLG: 0.111 Fred Talbot, R (8, 1) OBP: 0.500, SLG: 0.500			K		6-3		G6-4-3 1-2f			1 0 1 0 1 0	0 0 0 0 0 0	0 0 0 0 0 0	0 0 0 0 0 0	0 0 0 0 0 0	1 0 0 0 0 0	0 0 0 0 1 0
Inning Stats	R: 3 H: 3 E: 0 LOB: 0 K: 0 BB: 0 S: 6 P: 6	R: 0 H: 0 E: 0 LOB: 0 K: 1 BB: 1 S: 4 P: 8	R: 0 H: 0 E: 0 LOB: 0 K: 1 BB: 0 S: 5 P: 5	R: 0 H: 0 E: 0 LOB: 0 K: 0 BB: 0 S: 3 P: 3	R: 1 H: 2 E: 0 LOB: 2 K: 0 BB: 1 S: 5 P: 9	R: 0 H: 0 E: 0 LOB: 0 K: 1 BB: 0 S: 5 P: 5	R: 0 H: 1 E: 0 LOB: 0 K: 0 BB: 0 S: 3 P: 3	R: 0 H: 0 E: 0 LOB: 0 K: 0 BB: 0 S: 3 P: 3	R: 0 H: 0 E: 0 LOB: 1 K: 1 BB: 1 S: 5 P: 9	1B: 3 SF: 0 2B: 1 SAC: 0 3B: 0 DP: 2 HR: 2 HBP: 0						

	AB	31
	R	4
	H	6
	RBI	4
	BB	3
	SO	4
	LOB	6

WP: 0 PA: 34
PB: 0
SB: 0
CS: 0

PITCHER	IP	WLS	BF	H	R	ER	SO	BB	IBB	HBP	BLK	WP	HR	S	P	ERA	WHIP
Jim Bouton, R (1, 1) ERA: 3.86	9.0	W	34	6	4	4	4	3	0	0	0	0	2	39	51	4.00	1.000

PITCHER	IP	WLS	BF	H	R	ER	SO	BB	IBB	HBP	BLK	WP	HR	S	P	ERA	WHIP

Batter	1	2	3	4	5	6	7	8	9	AB	R	H	RBI	BB	SO	LOB
Tom Tresh, S (1, 8) (8, 7) OBP: 0.241, SLG: 0.393	4-3		K		L3			L9		4	0	0	0	0	1	0
Bobby Richardson, R (1, 4) OBP: 0.444, SLG: 0.520	L5		5-3			FC4-6 1B		1B		4	1	2	0	0	0	0
Roger Maris, L (1, 9) OBP: 0.346, SLG: 0.571	1B 1B BB		2B			FC4-6 1-3 1B		F8		3	1	2	0	1	0	1
Mickey Mantle, S (1, 7) OBP: 0.520, SLG: 0.722	1B 1-2 1B		F4			K		K		4	0	1	0	0	2	4
Ross Moschitto, R (8, 8)										0	0	0	0	0	0	0
Tony Kubek, L (1, 6) OBP: 0.231, SLG: 0.136	1-2 2-H 1B			K		FC4-6 1-2f 3-H			F5	4	0	1	2	0	1	1
Joe Pepitone, L (1, 3) OBP: 0.148, SLG: 0.042	G3			4-3		5-3			1-3 1B	4	0	1	0	0	0	3
Clete Boyer, R (1, 5) OBP: 0.280, SLG: 0.364		8-4 1B		1-3			1-3		1-3 1-2	4	0	1	0	0	0	1
Johnny Blanchard, L (1, 2) OBP: 0.412, SLG: 0.538		8-4 1-2f			F8		3-1		BB	3	0	0	0	1	0	1
Pedro Gonzalez, R (9, PR)										0	0	0	0	0	0	0
Whitey Ford, L (1, 1)		6-3			L9		K		F5	1	0	0	0	0	0	0
Hal Reniff, R (4, 1)										0	0	0	0	0	0	0
Duke Carmel, L (5, PH)										1	0	0	0	0	0	0
Bill Stafford, R (5, 1)										0	0	0	0	0	0	0
Hector Lopez, R (7, PH)										1	0	0	0	0	1	0
Rollie Sheldon, R (7, 1)										0	0	0	0	0	0	0
Art Lopez, L (9, PH)										1	0	0	0	0	0	2
Inning Stats	R: 1 E: 0 K: 0 S: 5 H: 2 LOB: 2 BB: 1 P: 9	R: 0 E: 0 K: 0 S: 3 H: 1 LOB: 0 BB: 0 P: 3	R: 0 E: 0 K: 1 S: 6 H: 1 LOB: 1 BB: 0 P: 6	R: 0 E: 0 K: 1 S: 5 H: 0 LOB: 0 BB: 0 P: 5	R: 0 E: 0 K: 0 S: 3 H: 0 LOB: 0 BB: 0 P: 3	R: 1 E: 0 K: 1 S: 7 H: 2 LOB: 1 BB: 0 P: 7	R: 0 E: 0 K: 1 S: 5 H: 0 LOB: 0 BB: 0 P: 5	R: 0 E: 0 K: 1 S: 6 H: 1 LOB: 1 BB: 0 P: 6	R: 0 E: 0 K: 0 S: 4 H: 1 LOB: 2 BB: 1 P: 8	1B: 7 2B: 2 3B: 0 HR: 0	SF: 0 SAC: 0 DP: 1 HBP: 0					

PITCHER	IP	WLS	BF	H	R	ER	SO	BB	IBB	HBP	BLK	WP	HR	S	P	ERA	WHIP
Diego Segui, R (1, 1) ERA: 5.4	9.0	W	36	8	2	2	5	2	0	0	0	0	0	44	52	2.00	1.111

PITCHER	IP	WLS	BF	H	R	ER	SO	BB	IBB	HBP	BLK	WP	HR	S	P	ERA	WHIP

New York Yankees @ Kansas City Athletics

Municipal Stadium, Kansas City, MO

Mon Apr 19 1965, 7:05 PM EST
Att. 6,496 - Unknown - 70 F

TOP

livebaseballscorecards.com

AB	34
R	2
H	8
RBI	2
BB	2
SO	5
LOB	13

WP: 0 PB: 0 SB: 0 CS: 0 PA: 36

Batter	1	2	3	4	5	6	7	8	9	AB	R	H	RBI	BB	SO	LOB
Bert Campaneris, R (1, 7) OBP: 0.357, SLG: 0.444	FC6 1B	2-3		1B G5-4-3 2B 1-3 2-H		F7				4	1	2	1	0	0	1
Dick Green, R (1, 4) OBP: 0.480, SLG: 0.389	FC6 2B 1-2f	BBBB FC5-4 BB		G5-4-3 1B 2-3 3-H		F6				3	1	1	1	1	0	1
Ed Charles, R (1, 5) OBP: 0.320, SLG: 0.458	1B 2B 1-H	FC5-4 1-2f		G5-4-3 1-2f 3-H			F3			4	1	1	1	0	0	3
Jim Gentile, L (1, 3) OBP: 0.474, SLG: 1.000	3B 1B 2-H		HR	SSS K			SSS K			4	2	2	2	0	2	0
Tommie Reynolds, R (1, 9) OBP: 0.480, SLG: 0.500	SH5-3-4 3B 1-H		5-3		F8		SSS K			4	1	1	1	0	1	0
Mike Hershberger, R (1, 8) OBP: 0.160, SLG: 0.217	BBBB SH5-3-4 BB		L4		1B			SSS K		3	0	1	0	1	1	0
Wayne Causey, L (1, 6) OBP: 0.500, SLG: 0.400	SH5-3-4 1-2f 3-H		SSS K		F6			G1-4-6-3 1B		3	0	1	1	0	1	1
Doc Edwards, R (1, 2) OBP: 0.250, SLG: 0.143		L4		BBBB BB	6-3			G1-4-6-3 1-2f		3	0	0	0	1	0	2
Diego Segui, R (1, 1) OBP: 0.500, SLG: 1.000		2-3 2B		SH 2B 1B 1-2		F4				2	1	1	0	0	0	0
Inning Stats	R: 4 H: 4 E: 0 LOB: 0 K: 0 BB: 1 S: 6 P: 10	R: 0 H: 1 E: 0 LOB: 2 K: 0 BB: 1 S: 4 P: 8	R: 1 H: 1 E: 0 LOB: 0 K: 1 BB: 0 S: 6 P: 6	R: 3 H: 2 E: 1 LOB: 0 K: 1 BB: 1 S: 7 P: 11	R: 0 H: 1 E: 0 LOB: 1 K: 0 BB: 0 S: 4 P: 4	R: 0 H: 0 E: 0 LOB: 0 K: 0 BB: 0 S: 3 P: 3	R: 0 H: 0 E: 0 LOB: 0 K: 2 BB: 0 S: 7 P: 7	R: 0 H: 1 E: 0 LOB: 0 K: 1 BB: 0 S: 5 P: 5		1B: 5 SF: 0 2B: 4 SAC: 2 3B: 1 DP: 3 HR: 1 HBP: 0						

BOTTOM

New York Yankees @ Kansas City Athletics

Municipal Stadium, Kansas City, MO

Mon Apr 19 1965, 7:05 PM EST

Att. 6,496 - Unknown - 70 F

livebaseballscorecards.com

AB	30
R	7
H	10
RBI	7
BB	3
SO	5
LOB	8

WP: 0 PA: 35
PB: 0
SB: 0
CS: 0

PITCHER		IP	WLS	BF	H	R	ER	SO	BB	IBB	HBP	BLK	WP	HR	S	P	ERA	WHIP
Whitey Ford, L ERA: 8.64	(1, 1)	3.0	L	18	6	7	6	1	3	0	0	0	0	1	17	29	18.00	3.000
Hal Reniff, R ERA: 4.91	(4, 1)	1.0		4	2	1	0	1	0	0	0	0	0	0	6	6	0.00	2.000
Bill Stafford, R ERA:	(5, 1)	2.0		7	1	0	0	0	0	0	0	0	0	0	7	7	0.00	0.500
Rollie Sheldon, R ERA:	(7, 1)	2.0		6	1	0	0	3	0	0	0	0	0	0	12	12	0.00	0.500

PITCHER	IP	WLS	BF	H	R	ER	SO	BB	IBB	HBP	BLK	WP	HR	S	P	ERA	WHIP

Batter	1	2	3	4	5	6	7	8	9	AB	R	H	RBI	BB	SO	LOB
Zoilo Versalles, R (1, 6) OBP: 0.292, SLG: 0.286	x 0-0 S 1B		x 0-0 ② 1-3 2-3		B B B 4-0 HR BB		x 0-0 ② F2		x 0-0 ② 6-3	4	1	1	0	1	0	2
Rich Rollins, R (1, 5) OBP: 0.267, SLG: 0.429	x 0-0 ① F6 1-2		x 0-0 HR 3-H 1B		x 0-0 1-H HR		S S S 0-3 ③ K		x 0-0 ③ 6-3	5	2	2	3	0	1	2
Tony Oliva, L (1, 9) OBP: 0.143, SLG: 0.333	x 0-0 ② 4-3		x 0-0 1-H HR		x 0-0 ③ F8			x 0-0 ① 4-3		4	1	1	2	0	0	1
Harmon Killebrew, R (1, 3) OBP: 0.381, SLG: 0.278 Rich Reese, L (8, 3)	x 0-0 ③ L5		x 0-0 ③ 6-3			x 0-0 ① F3		B B B 4-0 HR BB		3 0	1 0	0 0	0 0	1 0	0 0	1 0
Jimmie Hall, L (1, 8) OBP: 0.381, SLG: 0.737		x 0-0 ① 1-3		x 0-0 CS 1B		x 0-0 1B F4 1B		x 0-0 1-H HR		4	1	3	2	0	0	0
Bob Allison, R (1, 7) OBP: 0.524, SLG: 0.632 Joe Nossek, R (8, 7)		x 0-0 ② 6-3		S S S 0-3 ① ② K 1-2		x 0-0 1-3 1B		B B B B 4-0 E S BB		3 0	0 0	1 0	0 0	1 0	1 0	1 0
Earl Battey, R (1, 2) OBP: 0.188, SLG: 0.077		x 0-0 ③ F9		x 0-0 ③ F8		x 0-0 ② ③ F4 3-H		x 0-0 ② F4 1-3		4	0	0	0	0	0	3
Jerry Kindall, R (1, 4) OBP: 0.273, SLG: 0.316			x 0-0 1-3 SH3-4 1B 1B		x 0-0 ① 5-3		x 0-0 ① 5-3	S S S 0-3 ③ K		4	1	1	0	0	1	1
Camilo Pascual, R (1, 1) OBP: 0.250, SLG: 0.500 Jerry Fosnow, R (8, 1)			x 0-0 ① SH3-4 1-2		x 0-0 ② 1-3		x 0-0 2B		x 0-0 ① G3	2 1	0 0	1 0	0 0	0 0	0 0	0 0
Inning Stats	R: 0 E: 0 K: 0 S: 4 H: 1 LOB: 1 BB: 0 P: 4	R: 0 E: 0 K: 0 S: 3 H: 0 LOB: 0 BB: 0 P: 3	R: 3 E: 0 K: 0 S: 6 H: 3 LOB: 0 BB: 0 P: 6	R: 0 E: 0 K: 1 S: 5 H: 1 LOB: 0 BB: 0 P: 5	R: 2 E: 0 K: 0 S: 4 H: 1 LOB: 0 BB: 1 P: 8	R: 0 E: 0 K: 0 S: 4 H: 2 LOB: 2 BB: 0 P: 4	R: 0 E: 0 K: 1 S: 6 H: 1 LOB: 1 BB: 0 P: 6	R: 2 E: 0 K: 1 S: 6 H: 1 LOB: 1 BB: 2 P: 14	R: 0 E: 0 K: 0 S: 3 H: 0 LOB: 0 BB: 0 P: 3	1B: 6 2B: 1 3B: 0 HR: 3	SF: 0 SAC: 1 DP: 0 HBP: 0			WP: 0 PB: 0 SB: 2 CS: 1	PA: 38		

PITCHER		IP	WLS	BF	H	R	ER	SO	BB	IBB	HBP	BLK	WP	HR	S	P	ERA	WHIP
Mel Stottlemyre, R ERA: 3.21	(1, 1)	5.0	L	21	6	5	5	1	1	0	0	0	0	2	22	26	9.00	1.400
Bill Stafford, R ERA:	(6, 1)	2.0		8	3	0	0	1	0	0	0	0	0	0	10	10	0.00	1.500
Pete Mikkelsen, R ERA: 3.6	(8, 1)	2.0		9	1	2	2	1	2	0	0	0	0	1	9	17	9.00	1.500

PITCHER	IP	WLS	BF	H	R	ER	SO	BB	IBB	HBP	BLK	WP	HR	S	P	ERA	WHIP

TOP

Minnesota Twins @ New York Yankees

Yankee Stadium, Bronx, NY

Wed Apr 21 1965, 3:33 AM EST
Att. 38,212 - Unknown - 60 F

AB	34
R	7
H	10
RBI	7
BB	3
SO	3
LOB	11

livebaseballscorecards.com

Minnesota Twins @ New York Yankees

Yankee Stadium, Bronx, NY

Wed Apr 21 1965, 3:33 AM EST
Att. 38,212 - Unknown - 60 F

BOTTOM

livebaseballscorecards.com

Batter	1	2	3	4	5	6	7	8	9	AB	R	H	RBI	BB	SO	LOB
Tom Tresh, S (1, 8) OBP: 0.265, SLG: 0.394	0-0 1B G4-6-3 1B	0-3 K			0-0 F9		0-0 5-3		0-0 1-3 BB 1B	5	1	2	0	0	1	2
Bobby Richardson, R (1, 4) OBP: 0.469, SLG: 0.517	0-0 1-3 G4-6-3 1B		0-0 F8		0-0 1B 1B			0-0 F8	4-0 1-2 BB	4	0	2	0	1	0	0
Roger Maris, L (1, 9) OBP: 0.355, SLG: 0.520	0-0 G4-6-3 1-2f 3-H		0-3 K		0-0 1-3 1B			4-0 BB BB	0-0 F8	4	0	1	0	1	1	4
Mickey Mantle, S (1, 7) OBP: 0.517, SLG: 0.810	0-0 HR		0-3 K		0-0 4-3			4-0 1-2 BB		3	1	1	1	1	1	2
Tony Kubek, L (1, 6) OBP: 0.233, SLG: 0.154	0-0 F7			0-0 1B		0-0 1-6-3		0-3 K		4	0	1	0	0	1	2
Joe Pepitone, L (1, 3) OBP: 0.129, SLG: 0.036		0-0 F9		0-0 F9		0-0 F5		0-0 F2		4	0	0	0	0	0	3
Clete Boyer, R (1, 5) OBP: 0.241, SLG: 0.308		0-3 K		0-3 K		0-3 K			0-0 L7	4	0	0	0	0	3	1
Johnny Blanchard, L (1, 2) OBP: 0.400, SLG: 0.467 Hector Lopez, R (9, PH)	4-0 1B BB		0-0 F2				0-0 F5		0-0 1-3	2	0	0	0	1	0	1
										1	0	0	0	0	0	0
Mel Stottlemyre, R (1, 1) OBP: 0.333, SLG: 0.333 Art Lopez, L (5, PH) Bill Stafford, R (6, 1) Duke Carmel, L (7, PH) Pete Mikkelsen, R (8, 1) Phil Linz, R (9, PH)	0-0 1-2 1B		0-0 F5				0-0 F9	4-0 1B BB		1	0	1	0	0	0	0
										1	0	0	0	0	0	0
										0	0	0	0	0	0	0
										1	0	0	0	0	0	0
										0	0	0	0	0	0	0
										0	0	0	0	1	0	0
Inning Stats	R: 2 E: 0 K: 0 S: 5 H: 3 LOB: 0 BB: 0 P: 5	R: 0 E: 0 K: 2 S: 8 H: 1 LOB: 2 BB: 1 P: 12	R: 0 E: 0 K: 2 S: 7 H: 0 LOB: 0 BB: 0 P: 7	R: 0 E: 0 K: 1 S: 6 H: 1 LOB: 1 BB: 0 P: 6	R: 0 E: 0 K: 0 S: 5 H: 2 LOB: 2 BB: 0 P: 5	R: 0 E: 0 K: 1 S: 5 H: 0 LOB: 0 BB: 0 P: 5	R: 0 E: 0 K: 0 S: 3 H: 0 LOB: 0 BB: 0 P: 3	R: 0 E: 0 K: 1 S: 5 H: 0 LOB: 2 BB: 2 P: 13	R: 0 E: 0 K: 0 S: 4 H: 1 LOB: 3 BB: 2 P: 12	1B: 7 2B: 0 3B: 0 HR: 1	SF: 0 SAC: 0 DP: 1 HBP: 0						

PITCHER		IP	WLS	BF	H	R	ER	SO	BB	IBB	HBP	BLK	WP	HR	S	P	ERA	WHIP
Camilo Pascual, R ERA: 4.5	(1, 1)	7.0	W	28	7	2	2	6	1	0	0	0	0	1	39	43	2.57	1.143
Jerry Fosnow, L ERA: 2.25	(8, 1)	2.0	S	11	1	0	0	1	4	0	0	0	0	0	9	25	0.00	2.500

PITCHER	IP	WLS	BF	H	R	ER	SO	BB	IBB	HBP	BLK	WP	HR	S	P	ERA	WHIP

AB	34
R	2
H	8
RBI	1
BB	5
SO	7
LOB	15

WP: 0 PA: 39
PB: 0
SB: 0
CS: 0

Batter	1	2	3	4	5	6	7	8	9	AB	R	H	RBI	BB	SO	LOB
Zoilo Versalles, R (1, 6) OBP: 0.345, SLG: 0.500	F8	E8 / S / 1-3 2-H 3-H / 1B		K			HR / 2B		IHR	5	2	3	3	0	1	1
Rich Rollins, R (1, 5) OBP: 0.250, SLG: 0.333	F9	6-3 / 1-2			4-3		F8		HR / BB	4	1	0	0	1	0	3
Tony Oliva, L (1, 9) OBP: 0.192, SLG: 0.577	F8		K		4-3		HR / 2-H		HR / 1-H	5	2	2	4	0	1	0
Harmon Killebrew, R (1, 3) OBP: 0.423, SLG: 0.348 Rich Reese, L (9, 3)		1B / BB / 1B / 1B	1B		1B		F5		K	5 0	1 0	3 0	0 0	0 0	1 0	0 0
Jimmie Hall, L (1, 8) OBP: 0.333, SLG: 0.636 Joe Nossek, R (5, 8)	K	P6		K				K		3 1	0 0	0 0	0 0	0 0	2 1	3 0
Bob Allison, R (1, 7) OBP: 0.520, SLG: 0.591	1B / 1B / 1B / 1-2 / BB	K				6-3		L3 / 1B		3	1	1	0	1	1	1
Earl Battey, R (1, 2) OBP: 0.200, SLG: 0.118	1B / 1B / 1-2 / 2-3 / 1B			4-3		K		L3 / 1-2		4	1	1	0	0	1	1
Jerry Kindall, R (1, 4) OBP: 0.269, SLG: 0.304	FC6-4 / 1-2 / 2-3 / 3-H / 1B			4-3		6-3			L9	4	0	1	1	0	0	0
Jim Kaat, L (1, 1) OBP: 0.300, SLG: 0.300	FC6-4 / E / 1B / 1-2f						K		4-3	4	0	1	0	0	1	3
Inning Stats	R: 0 E: 0 K: 0 S: 3 H: 0 LOB: 0 BB: 0 P: 3	R: 3 E: 1 K: 1 S: 9 H: 4 LOB: 2 BB: 1 P: 13	R: 0 E: 0 K: 2 S: 8 H: 1 LOB: 1 BB: 0 P: 8	R: 0 E: 0 K: 1 S: 6 H: 1 LOB: 1 BB: 0 P: 6	R: 0 E: 0 K: 1 S: 6 H: 1 LOB: 1 BB: 0 P: 6	R: 0 E: 0 K: 1 S: 5 H: 0 LOB: 0 BB: 0 P: 5	R: 2 E: 0 K: 1 S: 7 H: 2 LOB: 0 BB: 0 P: 7	R: 0 E: 0 K: 1 S: 5 H: 1 LOB: 0 BB: 0 P: 5	R: 3 E: 0 K: 1 S: 7 H: 2 LOB: 0 BB: 1 P: 11	1B: 8 2B: 2 3B: 0 HR: 3 SF: 0 SAC: 0 DP: 1 HBP: 0	WP: 0 PB: 0 SB: 1 CS: 0 PA: 40					

PITCHER		IP	WLS	BF	H	R	ER	SO	BB	IBB	HBP	BLK	WP	HR	S	P	ERA	WHIP
Al Downing, L ERA: 4.5	(1, 1)	1.2	L	10	4	3	3	1	1	0	0	0	0	0	11	15	16.20	3.000
Rollie Sheldon, R ERA:	(2, 1)	3.1		13	3	0	0	4	0	0	0	0	0	0	21	21	0.00	0.900
Hal Reniff, R ERA: 6.35	(6, 1)	2.0		8	2	2	2	2	0	0	0	0	0	1	12	12	9.00	1.000
Pedro Ramos, R ERA: 5.68	(8, 1)	2.0		9	3	3	3	2	1	0	0	0	0	1	12	16	13.50	2.000

PITCHER	IP	WLS	BF	H	R	ER	SO	BB	IBB	HBP	BLK	WP	HR	S	P	ERA	WHIP

TOP

Minnesota Twins @ New York Yankees

Yankee Stadium, Bronx, NY

Thu Apr 22 1965, 3:33 AM EST
Att. 14,046 - Unknown - 73 F

livebaseballscorecards.com

AB	38
R	8
H	12
RBI	8
BB	2
SO	9
LOB	12

Batter	1	2	3	4	5	6	7	8	9	AB	R	H	RBI	BB	SO	LOB
Tom Tresh, S (1, 8) OBP: 0.263, SLG: 0.361	BBBB 4-0 SH 1-4-3 BB		x 0-0 ② L7		x 0-0 ③ F2		SSS 0-3 ③ K			3	1	0	0	1	1	4
Bobby Richardson, R (1, 4) OBP: 0.429, SLG: 0.469	x 0-0 SH 5-3 1-4-3 1-3		x 0-0 ③ 5-3			x 0-0 ① 1-3		x 0-0 ① F2		3	0	0	0	0	0	0
Roger Maris, L (1, 9) OBP: 0.314, SLG: 0.448	x 0-0 ① 1-4-3 1-2 3-H			SSS 0-3 ① K		x 0-0 ② F2		x 0-0 ② G3		4	0	0	1	0	1	1
Mickey Mantle, S (1, 7) OBP: 0.485, SLG: 0.720	x 0-0 ② 5-3 2-3			x 0-0 ② L3		x 0-0 ③ 1-3		x 0-0 1B		4	0	1	0	0	0	1
Tony Kubek, L (1, 6) OBP: 0.206, SLG: 0.133	x 0-0 ③ 1-3			x 0-0 ③ F8			x 0-0 ① F8	x 0-0 ③ G3		4	0	0	0	0	0	2
Clete Boyer, R (1, 5) OBP: 0.212, SLG: 0.267		x 0-0 ① 5-3			SSS 0-3 ① K		x 0-0 ② 5-3		x 0-0 ① 6-3	4	0	0	0	0	1	0
Joe Pepitone, L (1, 3) OBP: 0.176, SLG: 0.067 Phil Linz, R (9, PH)		x 0-0 ② 3-1			x 0-0 1B 1B		H 1-0 1B 1B HBP		x 0-0 ② F9	2 1	1 0	1 0	0 0	0 0	0 0	0 0
Bob Schmidt, R (1, 2) OBP: 0.375, SLG: 0.286		x 0-0 ③ F8			x 0-0 1-2 1B		x 0-0 1B 1-2 1B		x 0-0 ③ 6-3	4	0	2	0	0	0	0
Al Downing, R (1, 1) OBP: 0.333, SLG: 0.333 Rollie Sheldon, R (2, 1) Elston Howard, R (5, PH) OBP: 0.333, SLG: 1.000 Hal Reniff, R (6, 1) Hector Lopez, R (7, PH) OBP: 0.200, SLG: 0.200 Pedro Ramos, S (8, 1)			SSS 0-3 ① K		SSS 0-3 ② K		x 0-0 1-2 2-H 1B			0 1 1 0 1 0	0 0 0 0 0 0	0 0 0 0 1 0	0 0 0 0 0 0	0 1 2 0 0 0	0 0 0 0 0 0	0 0 0 0 0 0
Inning Stats	R: 1 H: 0 E: 1 LOB: 1 K: 0 BB: 1 S: 4 P: 8	R: 0 H: 0 E: 0 LOB: 0 K: 0 BB: 0 S: 3 P: 3	R: 0 H: 0 E: 0 LOB: 0 K: 1 BB: 0 S: 5 P: 5	R: 0 H: 0 E: 0 LOB: 0 K: 1 BB: 0 S: 5 P: 5	R: 0 H: 2 E: 0 LOB: 2 K: 2 BB: 0 S: 9 P: 9	R: 0 H: 0 E: 0 LOB: 0 K: 0 BB: 0 S: 3 P: 3	R: 1 H: 2 E: 0 LOB: 2 K: 1 BB: 0 S: 7 P: 8	R: 0 H: 1 E: 0 LOB: 1 K: 0 BB: 0 S: 4 P: 4	R: 0 H: 0 E: 0 LOB: 0 K: 0 BB: 0 S: 3 P: 3	1B: 5 2B: 0 3B: 0 HR: 0	SF: 0 SAC: 1 DP: 0 HBP: 1			WP: 0 PB: 0 SB: 0 CS: 0	PA: 35		

PITCHER	IP	WLS	BF	H	R	ER	SO	BB	IBB	HBP	BLK	WP	HR	S	P	ERA	WHIP
Jim Kaat, L (1, 1) ERA: 1.33	9.0	W	35	5	2	1	5	1	0	1	0	0	0	43	48	1.00	0.667

PITCHER	IP	WLS	BF	H	R	ER	SO	BB	IBB	HBP	BLK	WP	HR	S	P	ERA	WHIP

BOTTOM

Minnesota Twins @ New York Yankees

Yankee Stadium, Bronx, NY

Thu Apr 22 1965, 3:33 AM EST
Att. 14,046 - Unknown - 73 F

livebaseballscorecards.com

AB	32
R	2
H	5
RBI	2
BB	1
SO	5
LOB	10

Batter	1	2	3	4	5	6	7	8	9	AB	R	H	RBI	BB	SO	LOB
Jose Cardenal, R (1, 8) OBP: 0.417, SLG: 0.588	S 1B	2-H 1B		BB		1-H 2B		6-3		4	0	3	2	1	0	0
Jim Fregosi, R (1, 6) OBP: 0.167, SLG: 0.229	F7	BB		F5		F8		K		4	0	0	0	1	1	3
Willie Smith, L (1, 7) OBP: 0.257, SLG: 0.294	K 1-2	F9			1B FC3-2 1B		G3	F7		5	0	1	0	0	1	3
Costen Shockley, L (1, 3) OBP: 0.211, SLG: 0.167 Vic Power, R (7, 3) OBP: 0.200, SLG: 0.400	K		K		FC3-2 1-3 1B		K		4-3	4 1	0 0	1 0	0 0	0 0	3 0	1 0
Buck Rodgers, S (1, 2) OBP: 0.280, SLG: 0.182		3B 1B	K		FC3-2 1-2 3-H		1B 1B		L8	5	2	2	0	0	1	2
Lou Clinton, R (1, 9) OBP: 0.321, SLG: 0.320		F8	F4		L7		1B 1-2 2B 1B		FC6-4 1B	5	1	2	0	0	0	3
Paul Schaal, R (1, 5) OBP: 0.300, SLG: 0.483 Julio Gotay, R (7, PR) (7, 5)		1-H 2B 3B		F9	F8		2B 1-2 1B 2-H		FC6-4 1-2f	4 1	1 0	2 0	2 0	0 0	0 0	2 1
Bobby Knoop, R (1, 4) OBP: 0.444, SLG: 0.500		1B 3-H 2B		PB BB		2B 1B	1-3 2-H 2B			3	2	3	2	1	0	0
Dean Chance, R (1, 1)		K		K 1-2		F3	K			4	0	0	0	0	3	6
Inning Stats	R: 0 E: 0 K: 2 S: 8 H: 1 LOB: 1 BB: 0 P: 8	R: 3 E: 0 K: 1 S: 9 H: 4 LOB: 2 BB: 1 P: 13	R: 0 E: 0 K: 2 S: 7 H: 0 LOB: 0 BB: 0 P: 7	R: 0 E: 0 K: 1 S: 5 H: 0 LOB: 2 BB: 2 P: 13	R: 0 E: 0 K: 0 S: 5 H: 2 LOB: 2 BB: 0 P: 5	R: 1 E: 0 K: 0 S: 4 H: 2 LOB: 0 BB: 0 P: 4	R: 2 E: 0 K: 2 S: 11 H: 4 LOB: 3 BB: 0 P: 11	R: 0 E: 0 K: 1 S: 5 H: 0 LOB: 0 BB: 0 P: 5	R: 0 E: 0 K: 0 S: 4 H: 1 LOB: 1 BB: 0 P: 4	1B: 10 2B: 3 3B: 1 HR: 0 SF: 0 SAC: 0 DP: 0 HBP: 0						

TOP

Los Angeles Angels @ New York Yankees

Yankee Stadium, Bronx, NY

Sat Apr 24 1965, 3:33 AM EST
Att. 13,281 - Unknown - 50 F

livebaseballscorecards.com

AB	40
R	6
H	14
RBI	6
BB	3
SO	9
LOB	21

WP: 0 PA: 43
PB: 1
SB: 1
CS: 0

PITCHER		IP	WLS	BF	H	R	ER	SO	BB	IBB	HBP	BLK	WP	HR	S	P	ERA	WHIP
Jim Bouton, R ERA: 4.5	(1, 1)	6.0	L	29	9	4	4	6	3	0	0	0	0	0	38	50	6.00	2.000
Steve Hamilton, L ERA: 27.0	(7, 1)	0.2		6	4	2	2	1	0	0	0	0	0	0	8	8	27.00	6.000
Hal Reniff, R ERA: 5.14	(7, 1)	1.1		4	0	0	0	2	0	0	0	0	0	0	8	8	0.00	0.000
Gil Blanco, L ERA:	(9, 1)	1.0		4	1	0	0	0	0	0	0	0	0	0	4	4	0.00	1.000

PITCHER		IP	WLS	BF	H	R	ER	SO	BB	IBB	HBP	BLK	WP	HR	S	P	ERA	WHIP

BOTTOM

Los Angeles Angels @ New York Yankees

Yankee Stadium, Bronx, NY

Sat Apr 24 1965, 3:33 AM EST
Att. 13,281 - Unknown - 50 F

livebaseballscorecards.com

Batter	1	2	3	4	5	6	7	8	9	AB	R	H	RBI	BB	SO	LOB
Tom Tresh, S (1, 8) OBP: 0.286, SLG: 0.375	G1-6-3 1B		F7			F8		E9 BLK 4-3 1-3 1B		4	1	2	0	0	0	1
Bobby Richardson, R (1, 4) OBP: 0.385, SLG: 0.417	F8			F6		L9		5-3 2-3 3-H		4	0	0	0	0	0	3
Roger Maris, L (1, 9) OBP: 0.282, SLG: 0.394	G1-6-3 1-2f			5-3		F4		4-3 3-H		4	0	0	1	0	0	2
Mickey Mantle, S (1, 7) OBP: 0.514, SLG: 0.704		BB S		1B			4-3 BB	K		2	0	1	0	2	1	0
Tony Kubek, L (1, 6) OBP: 0.211, SLG: 0.147		K		1-3			4-3 1-2		5-3 2B 1B	4	1	1	0	0	1	3
Duke Carmel, L (1, 3)		F7			K		K		K	4	0	0	0	0	3	3
Clete Boyer, R (1, 5) OBP: 0.216, SLG: 0.242		L9 1-2			K		BB		5-3 1-2	3	0	0	0	1	1	2
Johnny Blanchard, L (1, 2) OBP: 0.375, SLG: 0.474			F6		K		F5		WP 2-H 2B	4	0	1	1	0	1	2
Jim Bouton, R (1, 1) Art Lopez, L (6, PH) OBP: 0.250, SLG: 0.250 Steve Hamilton, L (7, 1) Hal Reniff, R (7, 1) Phil Linz, R (8, PH) Gil Blanco, L (9, 1) Elston Howard, R (9, PH) OBP: 0.286, SLG: 0.857			K			1B		E BLK BB	F4 2-3	1 1 0 0 0 0 1	0 1 0 0 1 0 0	0 0 0 0 0 0 0	0 1 0 0 0 0 0	0 0 0 0 1 0 0	1 0 0 0 0 0 0	0 0 0 0 0 0 1
Inning Stats	R: 0 E: 0 K: 0 S: 3 H: 1 LOB: 0 BB: 0 P: 3	R: 0 E: 0 K: 1 S: 5 H: 0 LOB: 1 BB: 1 P: 9	R: 0 E: 0 K: 1 S: 5 H: 0 LOB: 0 BB: 0 P: 5	R: 0 E: 0 K: 0 S: 4 H: 1 LOB: 1 BB: 0 P: 4	R: 0 E: 0 K: 3 S: 9 H: 0 LOB: 0 BB: 0 P: 9	R: 0 E: 0 K: 0 S: 4 H: 1 LOB: 1 BB: 0 P: 4	R: 0 E: 0 K: 1 S: 5 H: 0 LOB: 2 BB: 2 P: 13	R: 2 E: 1 K: 1 S: 6 H: 1 LOB: 0 BB: 1 P: 10	R: 1 E: 0 K: 1 S: 7 H: 2 LOB: 1 BB: 0 P: 7	1B: 5 2B: 1 3B: 0 HR: 0	SF: 0 SAC: 0 DP: 1 HBP: 0		WP: 1 PB: 0 SB: 1 CS: 0		PA: 36		

PITCHER		IP	WLS	BF	H	R	ER	SO	BB	IBB	HBP	BLK	WP	HR	S	P	ERA	WHIP
Dean Chance, R ERA: 2.4	(1, 1)	9.0	W	36	6	3	2	8	4	0	0	1	1	0	48	64	2.00	1.111

PITCHER	IP	WLS	BF	H	R	ER	SO	BB	IBB	HBP	BLK	WP	HR	S	P	ERA	WHIP

Batter	1	2	3	4	5	6	7	8	9	AB	R	H	RBI	BB	SO	LOB
Jose Cardenal, R (1, 8) OBP: 0.375, SLG: 0.526	5-3		5-3		6-3			6-3		4	0	0	0	0	0	1
Willie Smith, L (1, 7) OBP: 0.282, SLG: 0.342	HR, 1-3, 1B		K			K		2B		4	1	2	0	0	2	0
Jim Fregosi, R (1, 6) OBP: 0.150, SLG: 0.205	1-3 1-2			F3		F7		K		4	0	0	0	0	1	2
Joe Adcock, R (1, 3) OBP: 0.400, SLG: 0.550	2-H, HR			1B		6-3			6-3	4	1	2	2	0	0	0
Lou Clinton, R (1, 9) OBP: 0.281, SLG: 0.276	F3			F5			6-3		K	4	0	0	0	0	1	1
Buck Rodgers, S (1, 2) OBP: 0.276, SLG: 0.269		F9		F3			3B		F4	4	0	1	0	0	0	1
Julio Gotay, R (1, 5) OBP: 0.500, SLG: 0.500							F5			2	0	2	0	0	0	0
Costen Shockley, L (7, PH) OBP: 0.200, SLG: 0.158		G6-4-3, 1B			SH1-3, 1B					1	0	0	0	0	0	1
Bob Lee, R (7, 1)										0	0	0	0	0	0	0
Bobby Knoop, R (1, 4) OBP: 0.400, SLG: 0.444		G6-4-3 1-2f			F9		6-3			3	0	0	0	0	0	3
Marcelino Lopez, R (1, 1) OBP: 0.143, SLG: 0.143			F9		SH1-3 1-2			K		1	0	0	0	0	0	0
Paul Schaal, R (7, 5) OBP: 0.290, SLG: 0.467										1	0	0	0	0	1	0
Inning Stats	R: 2 E: 0 K: 0 S: 5 H: 2 LOB: 0 BB: 0 P: 5	R: 0 E: 0 K: 0 S: 3 H: 1 LOB: 0 BB: 0 P: 3	R: 0 E: 0 K: 1 S: 5 H: 0 LOB: 0 BB: 0 P: 5	R: 0 E: 0 K: 0 S: 4 H: 1 LOB: 1 BB: 0 P: 4	R: 0 E: 0 K: 0 S: 4 H: 1 LOB: 1 BB: 0 P: 4	R: 0 E: 0 K: 1 S: 5 H: 0 LOB: 0 BB: 0 P: 5	R: 0 E: 0 K: 0 S: 4 H: 1 LOB: 1 BB: 0 P: 4	R: 0 E: 0 K: 2 S: 8 H: 1 LOB: 1 BB: 0 P: 8	R: 0 E: 0 K: 1 S: 5 H: 0 LOB: 0 BB: 0 P: 5	1B: 4 2B: 1 3B: 1 HR: 1 SF: 0 SAC: 1 DP: 1 HBP: 0	WP: 0 PB: 0 SB: 0 CS: 0 PA: 33					

PITCHER	IP	WLS	BF	H	R	ER	SO	BB	IBB	HBP	BLK	WP	HR	S	P	ERA	WHIP
Whitey Ford, L (1, 1) ERA: 6.14	6.1	W	24	6	2	2	2	0	0	0	0	0	1	28	28	2.84	0.947
Pedro Ramos, R (7, 1) ERA: 4.0	2.2	S	9	1	0	0	3	0	0	0	0	0	0	15	15	0.00	0.375

PITCHER	IP	WLS	BF	H	R	ER	SO	BB	IBB	HBP	BLK	WP	HR	S	P	ERA	WHIP

TOP

Los Angeles Angels @ New York Yankees

Yankee Stadium, Bronx, NY

Sun Apr 25 1965, 3:33 AM EDT

Overcast - 55 F

livebaseballscorecards.com

AB	32
R	2
H	7
RBI	2
BB	0
SO	5
LOB	9

Batter	1	2	3	4	5	6	7	8	9	AB	R	H	RBI	BB	SO	LOB
Tom Tresh, S (1, 8) OBP: 0.261, SLG: 0.341	F4		K		FC6-5-4 1B 1-3		K			4	0	0	0	0	2	1
Bobby Richardson, R (1, 4) OBP: 0.395, SLG: 0.410	1-3		4-3		1B 1-2		BB			3	0	1	0	1	0	0
Roger Maris, L (1, 9) OBP: 0.326, SLG: 0.486	HR			1-3 BB	4-3		1-2 BB			2	1	1	1	2	0	2
Mickey Mantle, S (1, 7) OBP: 0.488, SLG: 0.645	K			1-3 1-2		2B 1B	F4			4	1	1	0	0	1	3
Elston Howard, R (1, 3) OBP: 0.273, SLG: 0.727		L6		F3		1-H 2B	F7			4	0	1	1	0	0	3
Duke Carmel, L (8, 3)										0	0	0	0	0	0	0
Clete Boyer, R (1, 5) OBP: 0.195, SLG: 0.216		F4		F4		5-3		K2-3		4	0	0	0	0	1	2
Tony Kubek, L (1, 6) OBP: 0.238, SLG: 0.243		BB			IHR	K		F8		3	1	1	1	1	1	1
Johnny Blanchard, L (1, 2) OBP: 0.393, SLG: 0.429		5-3			K	IBB		BB		2	0	0	0	2	1	1
Whitey Ford, L (1, 1) OBP: 0.333, SLG: 0.200			K		WP FC6-5-4 1B	L9		K		3	0	1	0	0	1	2
Pedro Ramos, S (7, 1)										1	0	0	0	0	1	1
Inning Stats	R: 1 E: 0 K: 1 S: 6 H: 1 LOB: 0 BB: 0 P: 6	R: 0 E: 0 K: 0 S: 3 H: 0 LOB: 1 BB: 1 P: 7	R: 0 E: 0 K: 2 S: 7 H: 0 LOB: 0 BB: 0 P: 7	R: 0 E: 0 K: 0 S: 3 H: 0 LOB: 1 BB: 1 P: 7	R: 1 E: 0 K: 1 S: 8 H: 3 LOB: 2 BB: 0 P: 8	R: 1 E: 0 K: 1 S: 7 H: 2 LOB: 2 BB: 1 P: 11	R: 0 E: 0 K: 1 S: 5 H: 0 LOB: 2 BB: 2 P: 13	R: 0 E: 0 K: 2 S: 7 H: 0 LOB: 1 BB: 1 P: 11		1B: 3 2B: 1 3B: 0 HR: 2 SF: 0 SAC: 0 DP: 0 HBP: 0						

PITCHER	IP	WLS	BF	H	R	ER	SO	BB	IBB	HBP	BLK	WP	HR	S	P	ERA	WHIP
Marcelino Lopez, L (1, 1) ERA: 3.13	6.0	L	27	6	3	3	5	2	1	0	0	1	1	34	46	4.50	1.333
Bob Lee, R (7, 1) ERA: 1.17	2.0		9	0	0	0	3	3	0	0	0	0	0	12	24	0.00	1.500

PITCHER	IP	WLS	BF	H	R	ER	SO	BB	IBB	HBP	BLK	WP	HR	S	P	ERA	WHIP

BOTTOM

Los Angeles Angels @ New York Yankees

Yankee Stadium, Bronx, NY

Sun Apr 25 1965, 3:33 AM EDT

Overcast - 55 F

livebaseballscorecards.com

AB	30
R	3
H	6
RBI	3
BB	6
SO	8
LOB	16

WP: 1 PA: 36
PB: 0
SB: 0
CS: 0

Batter	1	2	3	4	5	6	7	8	9	AB	R	H	RBI	BB	SO	LOB
Jose Cardenal, R (1, 8) OBP: 0.364, SLG: 0.488	BBB 4-0 L5-3 BB		x 0-0 FC5-4 CS 1-2f ②	SSS 0-3 K ③			x 0-0 F7 ②		3	0	0	0	1	1	2
Jim Fregosi, R (1, 6) OBP: 0.136, SLG: 0.186	x 0-0 L5-3 1-2 ①②		0-0 CS 1-2 ③	SSS 0-3 K ①	SSS 0-3 K ①		SSS 0-3 K ③		4	0	0	0	0	3	1
Willie Smith, L (1, 7) OBP: 0.279, SLG: 0.333	x 0-0 F9 ③			x 0-0 5-3 ②	x 0-0 L9 ②			x 0-0 6-3 3-1 1B	4	0	1	0	0	0	0
Costen Shockley, L (1, 3) OBP: 0.208, SLG: 0.136		x 0-0 F9 ①		BBBB 4-0 2B BB	x 0-0 F8 ③			x 0-0 3-1 1-2 ①	3	0	0	0	1	0	1
Buck Rodgers, S (1, 2) OBP: 0.273, SLG: 0.300		x 0-0 F6 ②		x 0-0 2B 1-3			x 0-0 4-3 ①	x 0-0 6-3 2-3 ②	4	0	1	0	0	0	1
Lou Clinton, R (1, 9) OBP: 0.278, SLG: 0.250		BBBB 4-0 BB		x 0-0 5-3 ③			x 0-0 5-3 ②	SSS 0-3 K2-3 ③	3	0	0	0	1	1	3
Julio Gotay, R (1, 5) OBP: 0.429, SLG: 0.571 (7, 4)		x 0-0 2-3 ③			x 0-0 F7 ①		x 0-0 2B		3	0	1	0	0	0	1
Bobby Knoop, R (1, 4) OBP: 0.406, SLG: 0.429 Albie Pearson, L (7, PH) OBP: 0.333, SLG: 0.200 George Brunet, R (7, 1)			BBBB 4-0 FC5-4 BB	SSS 0-3 K ②		x 0-0 F5 ③			1 1 0	0 0 0	0 0 0	0 0 0	1 0 0	1 0 0	0 1 0
Rudy May, L (1, 1) OBP: 0.400, SLG: 0.250 Paul Schaal, R (7, 5) OBP: 0.281, SLG: 0.452			SSS 0-3 K ①	H 1-0 HBP			x 0-0 F4 ①		1 1	0 0	0 0	0 0	0 0	1 0	1 0
Inning Stats	R: 0 H: 0 E: 0 LOB: 0 K: 0 BB: 1 S: 2 P: 6	R: 0 H: 0 E: 0 LOB: 1 K: 0 BB: 1 S: 3 P: 7	R: 0 H: 0 E: 0 LOB: 0 K: 1 BB: 1 S: 4 P: 8	R: 0 H: 1 E: 0 LOB: 2 K: 1 BB: 1 S: 6 P: 10	R: 0 H: 0 E: 0 LOB: 1 K: 2 BB: 0 S: 7 P: 8	R: 0 H: 0 E: 0 LOB: 0 K: 1 BB: 0 S: 5 P: 5	R: 0 H: 1 E: 0 LOB: 1 K: 0 BB: 0 S: 4 P: 4	R: 0 H: 0 E: 0 LOB: 0 K: 1 BB: 0 S: 5 P: 5	R: 0 H: 1 E: 0 LOB: 1 K: 1 BB: 0 S: 6 P: 6	1B: 1 SF: 0 2B: 3 SAC: 0 3B: 0 DP: 1 HR: 0 HBP: 1						

PITCHER		IP	W/L/S	BF	H	R	ER	SO	BB	IBB	HBP	BLK	WP	HR	S	P	ERA	WHIP
Mel Stottlemyre, R ERA: 1.96	(1, 1)	9.0	W	33	3	0	0	7	4	0	1	0	0	0	42	59	0.00	0.778

PITCHER		IP	W/L/S	BF	H	R	ER	SO	BB	IBB	HBP	BLK	WP	HR	S	P	ERA	WHIP

TOP

Los Angeles Angels @ New York Yankees

Yankee Stadium, Bronx, NY

Sun Apr 25 1965, 3:38 AM EDT

Att. 17,310 - Overcast - 52 F

livebaseballscorecards.com

AB	28
R	0
H	3
RBI	0
BB	4
SO	7
LOB	11

PA: 34

WP: 0
PB: 0
SB: 0
CS: 1

Batter	1	2	3	4	5	6	7	8	9	AB	R	H	RBI	BB	SO	LOB
Tom Tresh, S (1, 8) (9, 7) OBP: 0.260, SLG: 0.354	L5		2B		K			5-3		4	0	1	0	0	1	0
Bobby Richardson, R (1, 4) OBP: 0.404, SLG: 0.405	BB 1B		F8			FC5 B1 BB		B4-3		3	0	1	0	1	0	1
Roger Maris, L (1, 9) OBP: 0.340, SLG: 0.474	BB 1-2		L8			B1 1-2		FC6-4 1B		3	0	1	0	1	0	2
Mickey Mantle, S (1, 7) OBP: 0.489, SLG: 0.706	K			HR		WP FC5 BB		FC6-4 1-2f		3	1	1	1	1	1	3
Ross Moschitto, R (9, 8)										0	0	0	0	0	0	0
Elston Howard, R (1, 3) OBP: 0.214, SLG: 0.571	F9			6-3		FC5 WP 1-2 2-3f				3	0	0	0	0	0	4
Tony Kubek, L (1, 6) OBP: 0.244, SLG: 0.231		CS BB		L6		4-3 1-2 2-3				2	0	0	0	1	0	2
Phil Linz, R (1, 5)		F9 1-2		L7				5-3		3	0	0	0	0	0	1
Clete Boyer, R (9, 5) OBP: 0.195, SLG: 0.216										0	0	0	0	0	0	0
Johnny Blanchard, L (1, 2) OBP: 0.355, SLG: 0.375		L8			L4			F3		3	0	0	0	0	0	0
Mel Stottlemyre, R (1, 1) OBP: 0.167, SLG: 0.167			F9		K			K		3	0	0	0	0	2	0
Inning Stats	R: 0 E: 0 K: 1 S: 6 H: 1 LOB: 2 BB: 1 P: 10	R: 0 E: 0 K: 0 S: 2 H: 0 LOB: 0 BB: 1 P: 6	R: 0 E: 0 K: 0 S: 4 H: 1 LOB: 1 BB: 0 P: 4	R: 1 E: 0 K: 0 S: 4 H: 1 LOB: 0 BB: 0 P: 4	R: 0 E: 0 K: 2 S: 7 H: 0 LOB: 0 BB: 0 P: 7	R: 0 E: 0 K: 0 S: 3 H: 0 LOB: 2 BB: 2 P: 11	R: 0 E: 0 K: 1 S: 5 H: 0 LOB: 0 BB: 0 P: 5	R: 0 E: 0 K: 0 S: 4 H: 1 LOB: 1 BB: 0 P: 4		1B: 2 2B: 1 3B: 0 HR: 1	SF: 0 SAC: 0 DP: 0 HBP: 0						

PITCHER	IP	WLS	BF	H	R	ER	SO	BB	IBB	HBP	BLK	WP	HR	S	P	ERA	WHIP
Rudy May, L (1, 1) ERA: 0.6	6.0	L	24	3	1	1	3	4	0	0	0	1	1	26	42	1.50	1.167
George Brunet, L (7, 1) ERA: 1.59	2.0		7	1	0	0	1	0	0	0	0	0	0	9	9	0.00	0.500

PITCHER	IP	WLS	BF	H	R	ER	SO	BB	IBB	HBP	BLK	WP	HR	S	P	ERA	WHIP

BOTTOM

Los Angeles Angels @ New York Yankees

Yankee Stadium, Bronx, NY

Sun Apr 25 1965, 3:38 AM EDT
Att. 17,310 - Overcast - 52 F

livebaseballscorecards.com

AB	27
R	1
H	4
RBI	1
BB	4
SO	4
LOB	13

1B: 2 SF: 0 WP: 1 PA: 31
2B: 1 SAC: 0 PB: 0
3B: 0 DP: 0 SB: 0
HR: 1 HBP: 0 CS: 1

Batter	1	2	3	4	5	6	7	8	9	AB	R	H	RBI	BB	SO	LOB
Bert Campaneris, R (1, 7) OBP: 0.333, SLG: 0.429	E6 S		F8			K	L9		F8	5	0	0	0	0	1	3
Wayne Causey, L (1, 6) OBP: 0.357, SLG: 0.320	F9		F9			1B BB		K		3	0	0	0	1	1	1
Tommie Reynolds, R (1, 9) OBP: 0.368, SLG: 0.323	5-3 1-2			6-3		K		F9 WP 1B BB		3	1	0	0	1	1	2
Jim Gentile, L (1, 3) OBP: 0.343, SLG: 0.727	K			F8		1-2 1B		F9 1-3		4	0	1	0	0	1	2
Ed Charles, R (1, 5) OBP: 0.317, SLG: 0.351		6-3		1B		F7		1B 3-H		4	0	2	1	0	0	2
Jim Landis, R (1, 8) OBP: 0.375, SLG: 0.231		4-3		F8			2B BB	F5		3	0	0	0	1	0	2
Dick Green, R (1, 4) OBP: 0.390, SLG: 0.353		1B			5-3		2B 1-3		5-3	4	0	2	0	0	0	0
Doc Edwards, R (1, 2) OBP: 0.267, SLG: 0.214		5-3			K		F2		5-3	0	0	0	0	0	0	0
Diego Segui, R (1, 1) OBP: 0.333, SLG: 0.667			K		F6		F5		BB	1	0	0	0	0	1	0
Jose Santiago, R (3, 1)										0	0	0	0	0	0	0
Fred Talbot, R (4, 1) OBP: 0.500, SLG: 0.500										0	0	0	0	0	0	0
Mike Hershberger, R (5, PH) OBP: 0.132, SLG: 0.167										1	0	0	0	0	0	0
John Wyatt, R (5, 1)										0	0	0	0	0	0	0
Ken Harrelson, R (7, PH) OBP: 0.154, SLG: 0.083										1	0	0	0	0	0	2
Wes Stock, R (7, 1)										0	0	0	0	0	0	0
Nelson Mathews, R (9, PH) OBP: 0.714, SLG: 0.800										0	0	0	0	1	0	0
Inning Stats	R: 0 E: 1 K: 1 S: 6 H: 0 LOB: 1 BB: 0 P: 6	R: 0 E: 0 K: 0 S: 4 H: 1 LOB: 1 BB: 0 P: 4	R: 0 E: 0 K: 1 S: 5 H: 0 LOB: 0 BB: 0 P: 5	R: 0 E: 0 K: 0 S: 4 H: 1 LOB: 1 BB: 0 P: 4	R: 0 E: 0 K: 1 S: 5 H: 0 LOB: 0 BB: 0 P: 5	R: 0 E: 0 K: 2 S: 8 H: 1 LOB: 2 BB: 1 P: 12	R: 0 E: 0 K: 0 S: 4 H: 1 LOB: 2 BB: 1 P: 8	R: 1 E: 0 K: 1 S: 6 H: 1 LOB: 1 BB: 1 P: 10	R: 0 E: 0 K: 0 S: 3 H: 0 LOB: 1 BB: 1 P: 7	1B: 4 2B: 1 3B: 0 HR: 0	SF: 0 SAC: 0 DP: 0 HBP: 0						

PITCHER		IP	WLS	BF	H	R	ER	SO	BB	IBB	HBP	BLK	WP	HR	S	P	ERA	WHIP
Al Downing, L ERA: 2.65	(1, 1)	9.0	W	37	5	1	1	6	4	0	0	0	1	0	45	61	1.00	1.000

PITCHER	IP	WLS	BF	H	R	ER	SO	BB	IBB	HBP	BLK	WP	HR	S	P	ERA	WHIP

TOP

Kansas City Athletics @ New York Yankees

Yankee Stadium, Bronx, NY

Wed Apr 28 1965, 3:33 AM EDT
Att. 3,001 - Overcast - 57 F

livebaseballscorecards.com

AB	29
R	1
H	5
RBI	1
BB	4
SO	5
LOB	14

1B: 4	SF: 0
2B: 1	SAC: 0
3B: 0	DP: 0
HR: 0	HBP: 0

WP: 1	PA: 37
PB: 0	
SB: 1	
CS: 0	

Batter	1	2	3	4	5	6	7	8	9	AB	R	H	RBI	BB	SO	LOB
Tom Tresh, S (1, 8) (7, 7) OBP: 0.309, SLG: 0.373	BBBB 4-0 BB BB BB		BBBB 4-0 BB 1B 2B BB	x 0-0 1B 2B 1B		x 0-0 WP SH3-4 1B		SSS 0-3 ① K		3	2	2	0	2	1	0
Bobby Richardson, R (1, 4) OBP: 0.431, SLG: 0.422	BBBB 4-0 BB 1-2 BB		x 0-0 BB 1-2 2B 1B	x 0-0 2B 1-3 G5-2-3 1B		x 0-0 ① SH3-4 1-2		x 0-0 ② 5-3		3	1	2	0	1	0	0
Roger Maris, L (1, 9) OBP: 0.373, SLG: 0.500 Joe Pepitone, L (7, 9) OBP: 0.200, SLG: 0.097	BBBB 4-0 G5-4-3 1-2 2-3 BB		BBBB 4-0 2B 1-2 2-3 2B BB	x 0-0 G5-2-3 1-3 3-H 2B		SSS 0-3 ② K 2-3		x 0-0 FC6-4 1B		2 1	1 0	1 1	1 0	2 0	1 0	1 0
Mickey Mantle, S (1, 7) OBP: 0.510, SLG: 0.722 Ross Moschitto, R (6, PR) (7, 8)	SSS 0-3 ① K		x 0-0 2B 1-3 2-H 3-H 2B	4-0 G5-2-3 IBB		4-0 IBB		x 0-0 ③ FC6-4 1-2f		2 1	1 0	1 0	2 0	2 0	1 0	3 1
Elston Howard, R (1, 3) OBP: 0.222, SLG: 0.556	x 0-0 ② ③ G5-4-3 1-2f		x 0-0 BB FC 2-H 3-H 2B	x 0-0 ① ② G5-2-3 1-2 2-3 3-Hf		SSS 0-3 ③ K				4	0	1	2	0	1	8
Tony Kubek, L (1, 6) OBP: 0.224, SLG: 0.209		SSS 0-3 ① K	x 0-0 ② F9	x 0-0 ③ F9			x 0-0 ① L8			4	0	0	0	0	1	3
Johnny Blanchard, L (1, 2) OBP: 0.343, SLG: 0.333		x 0-0 ② F3	4-0 FC BB IBB		x 0-0 ① F6		x 0-0 ② 4-3			3	0	0	0	1	0	0
Clete Boyer, R (1, 5) OBP: 0.222, SLG: 0.205		x 0-0 ③ F7	BBBB 4-0 FC 1-2 2-3 BB		x 0-0 ② 5-3		BBBB 4-0 FC5-4 BB			2	0	0	0	2	0	0
Al Downing, R (1, 1) OBP: 0.143, SLG: 0.143			SSS 0-3 ① K 0-3 ③ FC 1-2 2-3 3-H		SSS 0-3 ③ K		x 0-0 ③ FC5-4 1-2f			4	0	0	0	0	2	4
Inning Stats	R: 0 E: 0 K: 1 S: 4 H: 0 LOB: 2 BB: 3 P: 16	R: 0 E: 0 K: 1 S: 5 H: 0 LOB: 0 BB: 0 P: 5	R: 4 E: 0 K: 1 S: 10 H: 3 LOB: 3 BB: 4 P: 26	R: 1 E: 0 K: 0 S: 5 H: 3 LOB: 2 BB: 1 P: 9	R: 0 E: 0 K: 1 S: 5 H: 0 LOB: 0 BB: 0 P: 5	R: 0 E: 0 K: 2 S: 8 H: 1 LOB: 2 BB: 1 P: 12	R: 0 E: 0 K: 0 S: 3 H: 0 LOB: 1 BB: 1 P: 7	R: 0 E: 0 K: 1 S: 6 H: 1 LOB: 1 BB: 0 P: 6		1B: 5 2B: 3 3B: 0 HR: 0	SF: 0 SAC: 1 DP: 2 HBP: 0					

BOTTOM

Kansas City Athletics @ New York Yankees

Yankee Stadium, Bronx, NY

Wed Apr 28 1965, 3:33 AM EDT
Att. 3,001 - Overcast - 57 F

livebaseballscorecards.com

AB	29
R	5
H	8
RBI	5
BB	10
SO	7
LOB	20

WP: 1 PA: 40
PB: 0
SB: 0
CS: 0

PITCHER		IP	WLS	BF	H	R	ER	SO	BB	IBB	HBP	BLK	WP	HR	S	P	ERA	WHIP
Diego Segui, R ERA: 7.3	(1, 1)	2.1	L	14	3	4	4	3	5	0	0	0	0	0	15	35	15.43	3.429
Jose Santiago, R ERA: 12.0	(3, 1)	0.2		8	3	1	1	1	1	2	0	0	0	0	7	19	13.50	6.000
Fred Talbot, R ERA: 4.38	(4, 1)	1.0		2	0	0	0	0	0	0	0	0	0	0	2	2	0.00	0.000
John Wyatt, R ERA: 6.75	(5, 1)	2.0		8	1	0	0	3	0	1	0	0	1	0	13	17	0.00	0.500
Wes Stock, R ERA: 6.48	(7, 1)	2.0		8	1	0	0	1	1	0	0	0	0	0	9	13	0.00	1.000

PITCHER	IP	WLS	BF	H	R	ER	SO	BB	IBB	HBP	BLK	WP	HR	S	P	ERA	WHIP

Batter	1	2	3	4	5	6	7	8	9	AB	R	H	RBI	BB	SO	LOB
Jackie Brandt, R (1, 8) (8, 7) OBP: 0.368, SLG: 0.833	F6		HR 1B	1B 2B		SH1-4 1-2 2-3		F7		4	2	2	0	0	0	1
Luis Aparicio, R (1, 6) OBP: 0.339, SLG: 0.509	K		HR 1B 1-3	F5		SF9 2-3 3-H		G3-6-3 1B 1-2		4	1	2	1	0	1	1
Boog Powell, L (1, 7) OBP: 0.288, SLG: 0.455	FC4-6 1B		HR 1-H 3-H	FC4-6 1B 2-H		3-1		G3-6-3 1-2f		5	1	3	4	0	0	3
Paul Blair, R (8, 8) OBP: 0.222, SLG: 0.294										0	0	0	0	0	0	0
Brooks Robinson, R (1, 5) OBP: 0.241, SLG: 0.393	FC4-6 1-2f		HR 1B	FC4-6 1-2f			5-3		F8	5	1	1	0	0	0	2
Norm Siebern, L (1, 3) OBP: 0.309, SLG: 0.375		F8	HR 1B 1-3		F8		G3		4-3	5	1	1	0	0	0	0
Curt Blefary, L (1, 9) OBP: 0.317, SLG: 0.632		G3	HR 1-H 3-H		F8		3-1		F7	4	1	1	3	0	0	0
Russ Snyder, L (8, 9)										1	0	0	0	0	0	0
John Orsino, R (1, 2) OBP: 0.400, SLG: 0.630		6-3	BB		5-3			2B 2B		3	1	1	0	1	0	0
Jerry Adair, R (1, 4) OBP: 0.327, SLG: 0.349			1-3 F3	SH1-4 1B SF9 BB				SH 2B 2-H		3	2	1	1	1	0	1
Steve Barber, L (1, 1) OBP: 0.250, SLG: 0.250			K	K						3	0	1	0	0	2	0
Dick Hall, R (6, 1) OBP: 1.000, SLG: 2.000						SF9 SH1-4 1-2 1B		SH 1B 2-H		0	0	0	0	0	0	0
Inning Stats	R: 0 E: 0 K: 1 S: 6 H: 1 LOB: 1 BB: 0 P: 6	R: 0 E: 0 K: 0 S: 3 H: 0 LOB: 0 BB: 0 P: 3	R: 6 E: 0 K: 1 S: 11 H: 6 LOB: 1 BB: 1 P: 15	R: 1 E: 0 K: 1 S: 7 H: 2 LOB: 1 BB: 0 P: 7	R: 0 E: 0 K: 0 S: 3 H: 0 LOB: 0 BB: 0 P: 3	R: 1 E: 0 K: 0 S: 4 H: 1 LOB: 1 BB: 1 P: 8	R: 0 E: 0 K: 0 S: 3 H: 0 LOB: 0 BB: 0 P: 3	R: 2 E: 1 K: 0 S: 6 H: 3 LOB: 1 BB: 0 P: 6	R: 0 E: 0 K: 0 S: 3 H: 0 LOB: 0 BB: 0 P: 3	1B: 8 2B: 3 3B: 0 HR: 2	SF: 1 SAC: 2 DP: 1 HBP: 0						

PITCHER	IP	WLS	BF	H	R	ER	SO	BB	IBB	HBP	BLK	WP	HR	S	P	ERA	WHIP
Jim Bouton, R (1, 1) ERA: 6.35	2.2	L	16	7	6	6	2	1	0	0	0	0	2	19	23	20.25	3.000
Steve Hamilton, L (3, 1) ERA: 9.0	2.1		9	2	1	1	1	0	0	0	0	0	0	11	11	3.86	0.857
Rollie Sheldon, R (6, 1) ERA: 1.42	1.0		5	1	1	1	0	1	0	0	0	0	0	4	8	9.00	2.000
Pete Mikkelsen, R (7, 1) ERA: 4.5	3.0		12	3	2	2	0	0	0	0	0	0	0	12	12	6.00	1.000

PITCHER	IP	WLS	BF	H	R	ER	SO	BB	IBB	HBP	BLK	WP	HR	S	P	ERA	WHIP

Baltimore Orioles @ New York Yankees

Yankee Stadium, Bronx, NY

Fri Apr 30 1965, 7:05 PM EDT

Att. 17,485 - Unknown

TOP

livebaseballscorecards.com

AB	37
R	10
H	13
RBI	9
BB	2
SO	3
LOB	8

1B: 8 SF: 1
2B: 3 SAC: 2
3B: 0 DP: 1
HR: 2 HBP: 0

WP: 0 PA: 42
PB: 0
SB: 0
CS: 0

BOTTOM

Baltimore Orioles @ New York Yankees

Yankee Stadium, Bronx, NY

Fri Apr 30 1965, 7:05 PM EDT

Att. 17,485 - Unknown

livebaseballscorecards.com

Batter	1	2	3	4	5	6	7	8	9	AB	R	H	RBI	BB	SO	LOB
Tom Tresh, S (1, 8) OBP: 0.333, SLG: 0.464	F8		G4-6-3 1B		1B 2B		HR		B3	5	2	3	1	0	0	0
Bobby Richardson, R (1, 4) OBP: 0.411, SLG: 0.400	1-3		F3		G4-6-3 1B 2-H		F3		4-3	5	0	1	1	0	0	1
Joe Pepitone, L (1, 3) OBP: 0.231, SLG: 0.176	BBBB FC6-4 BB		G4-6-3 1-2f		G4-6-3 1-2f		3B			3	0	1	0	1	0	2
Mickey Mantle, S (1, 7) OBP: 0.491, SLG: 0.667	FC6-4 1-2f			SSS K		BBBB FC5-4 1B BB	SSS K			3	1	0	0	1	2	2
Hector Lopez, R (1, 9) OBP: 0.333, SLG: 0.250		BBBB 1B BB FC5-2 BB		0-0 FC4-6 1B	F9		SSS K			3	0	1	0	1	1	2
Tony Kubek, L (1, 6) OBP: 0.245, SLG: 0.217		BBBB FC5-2 1B 1-2 BB		SSS K	FC5-4 1-2 1B				F4	3	0	1	0	1	1	1
Clete Boyer, R (1, 5) OBP: 0.224, SLG: 0.209		FC5-2 1-2 2-3 1B		FC4-6 1-2f	FC5-4 1B 1-2f 2-3				6-3	4	0	1	0	0	0	3
Bob Schmidt, R (1, 2) OBP: 0.417, SLG: 0.636		FC5-2 L4-3 1-2 2-3 3-Hf			HR	1-3 3-H 1B			F3	4	1	2	2	0	0	3
Jim Bouton, R (1, 1) OBP: 0.250, SLG: 0.143		L4-3 1-2			SSS K	SSS K			F7	1	0	0	0	0	0	3
Steve Hamilton, L (3, 1)										0	0	0	0	0	0	0
Pedro Gonzalez, R (5, PH)										1	0	0	0	0	1	0
Rollie Sheldon, R (6, 1)										0	0	0	0	0	0	0
Phil Linz, R (6, PH)										0	0	0	0	0	0	0
Duke Carmel, L (6, PH)										1	0	0	0	0	1	2
Pete Mikkelsen, R (7, 1)										0	0	0	0	0	0	0
Art Lopez, L (9, PH) OBP: 0.200, SLG: 0.200										1	0	0	0	0	0	0
Inning Stats	R: 0 E: 0 K: 0 S: 3 H: 0 LOB: 1 BB: 1 P: 7	R: 0 E: 0 K: 0 S: 3 H: 1 LOB: 2 BB: 2 P: 11	R: 0 E: 0 K: 0 S: 3 H: 1 LOB: 0 BB: 0 P: 3	R: 0 E: 0 K: 2 S: 8 H: 1 LOB: 1 BB: 0 P: 8	R: 2 E: 0 K: 1 S: 7 H: 3 LOB: 0 BB: 0 P: 7	R: 1 E: 0 K: 1 S: 7 H: 2 LOB: 2 BB: 1 P: 11	R: 1 E: 0 K: 2 S: 9 H: 2 LOB: 1 BB: 0 P: 9	R: 0 E: 0 K: 0 S: 3 H: 0 LOB: 0 BB: 0 P: 3	R: 0 E: 0 K: 0 S: 3 H: 0 LOB: 0 BB: 0 P: 3	1B: 6 2B: 2 3B: 1 HR: 2	SF: 0 SAC: 0 DP: 3 HBP: 0			WP: 0 PB: 0 SB: 0 CS: 0		PA: 38	

	AB	34
	R	4
	H	10
	RBI	4
	BB	4
	SO	6
	LOB	19

PITCHER		IP	WLS	BF	H	R	ER	SO	BB	IBB	HBP	BLK	WP	HR	S	P	ERA	WHIP
Steve Barber, L ERA: 8.71	(1, 1)	5.2	W	26	8	3	3	3	4	0	0	0	0	1	28	44	4.76	2.118
Dick Hall, R ERA: 2.25	(6, 1)	3.1	S	12	2	1	1	3	0	0	0	0	0	1	18	18	2.70	0.600

PITCHER	IP	WLS	BF	H	R	ER	SO	BB	IBB	HBP	BLK	WP	HR	S	P	ERA	WHIP

Baltimore Orioles @ New York Yankees

Yankee Stadium, Bronx, NY

Sat May 01 1965, 3:33 AM EDT

Att. 11,948 - Unknown - 70 F

livebaseballscorecards.com

Batter	1	2	3	4	5	6	7	8	9	AB	R	H	RBI	BB	SO	LOB
Paul Blair, R (1, 8) OBP: 0.254, SLG: 0.309	K	FC6-3 1-2f			1B 1-2		HBP 1-0		E 1B 1B 1-2	4	1	2	0	0	1	1
Luis Aparicio, R (1, 6) OBP: 0.344, SLG: 0.492	BB S 1B 4-0		F2		L5		F9		E9 1-H 2-H 1B	4	1	1	1	1	0	3
Boog Powell, L (1, 7) OBP: 0.266, SLG: 0.417	K 1-2		K		1-3			K	F2	5	0	0	0	0	3	4
Brooks Robinson, R (1, 5) OBP: 0.258, SLG: 0.400	1B 2-H		F9			5-3		1B		4	0	2	1	0	0	0
Jackie Brandt, R (1, 9) OBP: 0.304, SLG: 0.682	K			5-3		F5		F3		4	0	0	0	0	1	2
John Orsino, R (1, 2) OBP: 0.407, SLG: 0.660		1-4-3 1B 2B		L6		2B		F6		4	1	2	0	0	0	1
Norm Siebern, L (1, 3) OBP: 0.288, SLG: 0.346		1-4-3 2-3		K		K			4-3	4	0	0	0	0	2	2
Jerry Adair, R (1, 4) OBP: 0.321, SLG: 0.340		K			1B 1B		F8		1-3	4	0	1	0	0	1	1
Don Larsen, R (1, 1) OBP: 0.250, SLG: 0.250 Harvey Haddix, L (5, 1) Davey Johnson, R (7, PH) OBP: 0.250, SLG: 0.250 Darold Knowles, L (7, 1) Ken Rowe, R (7, 1) OBP: 1.000, SLG: 1.000 Bob Johnson, R (9, PH) OBP: 0.500, SLG: 0.500		FC6-3 3-H 1B			K		5-3		1B 1B 1B	2 0 1 0 0 1	0 0 0 0 0 1	1 0 0 0 0 1	1 0 0 0 0 0	0 0 0 0 0 0	1 0 0 0 0 0	1 0 0 0 0 0
Inning Stats	R: 1 E: 0 K: 3 S: 10 H: 1 LOB: 1 BB: 1 P: 14	R: 1 E: 0 K: 1 S: 7 H: 2 LOB: 1 BB: 0 P: 7	R: 0 E: 0 K: 1 S: 5 H: 0 LOB: 0 BB: 0 P: 5	R: 0 E: 0 K: 1 S: 5 H: 0 LOB: 0 BB: 0 P: 5	R: 0 E: 0 K: 1 S: 7 H: 2 LOB: 2 BB: 0 P: 7	R: 0 E: 0 K: 1 S: 6 H: 1 LOB: 1 BB: 0 P: 6	R: 0 E: 0 K: 0 S: 3 H: 0 LOB: 1 BB: 0 P: 4	R: 0 E: 0 K: 1 S: 6 H: 1 LOB: 1 BB: 0 P: 6	R: 2 E: 1 K: 0 S: 6 H: 3 LOB: 1 BB: 0 P: 6	1B: 8 2B: 2 3B: 0 HR: 0 SF: 0 SAC: 0 DP: 0 HBP: 1						

TOP	
AB	37
R	4
H	10
RBI	3
BB	1
SO	9
LOB	15

WP: 0 PB: 0 SB: 1 CS: 0 PA: 39

PITCHER		IP	WLS	BF	H	R	ER	SO	BB	IBB	HBP	BLK	WP	HR	S	P	ERA	WHIP
Whitey Ford, L ERA: 4.94	(1, 1)	9.0	W	39	10	4	3	9	1	0	1	0	0	0	55	60	3.00	1.222

PITCHER		IP	WLS	BF	H	R	ER	SO	BB	IBB	HBP	BLK	WP	HR	S	P	ERA	WHIP

BOTTOM

Baltimore Orioles @ New York Yankees

Yankee Stadium, Bronx, NY

Sat May 01 1965, 3:33 AM EDT
Att. 11,948 - Unknown - 70 F

livebaseballscorecards.com

Batter	1	2	3	4	5	6	7	8	9	AB	R	H	RBI	BB	SO	LOB
Tom Tresh, S (1, 8) (8, 7) OBP: 0.354, SLG: 0.492	BB 1B BB 1B	F7 ③			SH1-4 1B 1-2 1B		1-3 ①	WP 1B 2-H 2B		5	2	3	1	0	0	0
Bobby Richardson, R (1, 4) OBP: 0.433, SLG: 0.415	BB BB SF7 1-2 1B		5-3 ①		SH1-4 ① 1-2 2-3		2B BB BB	2B SF8 2-H 1B		3	3	2	1	1	0	0
Joe Pepitone, L (1, 3) OBP: 0.295, SLG: 0.289	BB 1-2 2-3 BB		3-1 ②		BB BB BLK 2-H 3-H 1B		BB 1-3 FC5-2 2B	SF8 1-3 2B		4	1	3	1	1	0	0
Mickey Mantle, S (1, 7) OBP: 0.509, SLG: 0.650 Ross Moschitto, R (7, PR) (8, 8)	BB 1-2 2-3 3-H BB		3-1 ③		BLK BB 1-2 BB		FC5-2 BB IBB	SF8 ② 2-3 3-H		1 0	0 0	0 0	1 1	3 0	0 0	0 0
Tony Kubek, L (1, 6) OBP: 0.276, SLG: 0.292	SF7 ① 3-H			HR	BLK 1-2 2-3 BB		FC5-2 1-2 2-3 3-H BB	6-3 ③		2	1	1	3	2	0	1
Art Lopez, L (1, 9) OBP: 0.250, SLG: 0.250 Hector Lopez, R (7, PH) (8, 9) OBP: 0.300, SLG: 0.222	F8 ② 3-H			G3-6-1 1B	K ③ 1-2 2-3 3-H		FC5-2 ② 1-2 2-3 3-Hf			3 1	0 0	1 0	0 0	0 0	1 0	4 3
Johnny Blanchard, L (1, 2) OBP: 0.308, SLG: 0.290	1-6-3 ③			G3-6-1 ① ② 1-2f	F6 ①		G3 ③			4	0	0	0	0	0	6
Phil Linz, R (1, 5) OBP: 0.250, SLG: 0.100		K ①		F7 ③	F7 ②			SH5-4 2B 1B		4	1	1	0	0	1	0
Whitey Ford, L (1, 1) OBP: 0.333, SLG: 0.250		4-3 ②			SH1-4 1B 1B 1B		F8 ③	SH5-4 ① 1-2		3	1	1	0	0	0	0
Inning Stats	R: 2 H: 2 E: 0 LOB: 2 K: 0 BB: 2 S: 5 P: 13	R: 0 H: 0 E: 0 LOB: 0 K: 1 BB: 0 S: 5 P: 5	R: 0 H: 0 E: 0 LOB: 0 K: 0 BB: 0 S: 3 P: 3	R: 1 H: 2 E: 0 LOB: 0 K: 0 BB: 0 S: 4 P: 4	R: 2 H: 3 E: 0 LOB: 2 K: 1 BB: 2 S: 7 P: 15	R: 0 H: 0 E: 0 LOB: 0 K: 0 BB: 0 S: 3 P: 3	R: 1 H: 1 E: 0 LOB: 3 K: 0 BB: 3 S: 4 P: 16	R: 3 H: 4 E: 0 LOB: 1 K: 0 BB: 0 S: 7 P: 7		1B: 8 SF: 2 2B: 3 SAC: 2 3B: 0 DP: 1 HR: 1 HBP: 0						

	AB	30
	R	9
	H	12
	RBI	8
	BB	7
	SO	2
	LOB	14

WP: 1 PA: 41
PB: 0
SB: 0
CS: 0

PITCHER		IP	WLS	BF	H	R	ER	SO	BB	IBB	HBP	BLK	WP	HR	S	P	ERA	WHIP
Don Larsen, R ERA: 7.2	(1, 1)	4.2	L	21	7	5	5	1	2	0	0	0	0	1	21	29	9.64	1.929
Harvey Haddix, L ERA: 2.7	(5, 1)	1.1		6	0	0	0	1	2	0	0	1	0	0	6	14	0.00	1.500
Darold Knowles, L ERA: 27.0	(7, 1)	0.1		5	1	1	1	0	2	1	0	0	0	0	2	14	27.00	9.000
Ken Rowe, R ERA: 3.97	(7, 1)	1.2		9	4	3	3	0	0	0	0	0	1	0	9	9	16.20	2.400

PITCHER	IP	WLS	BF	H	R	ER	SO	BB	IBB	HBP	BLK	WP	HR	S	P	ERA	WHIP

Batter	1	2	3	4	5	6	7	8	9	10	AB	R	H	RBI	BB	SO	LOB
Paul Blair, R (1, 8) OBP: 0.238, SLG: 0.288	5-3 ①		F8 ②			L7 ②			5-3 ①		4	0	0	0	0	0	0
Luis Aparicio, R (1, 6) OBP: 0.324, SLG: 0.460	5-3 ②		6-3 ③			L7 ③			6-3 ②		4	0	0	0	0	0	0
Boog Powell, L (1, 7) OBP: 0.250, SLG: 0.391	6-3 ③			4-3 ①			K ① (SSS)		G1 ③		4	0	0	0	0	1	0
Jackie Brandt, R (9, 7) (10, 9) OBP: 0.304, SLG: 0.682											0	0	0	0	0	0	0
Brooks Robinson, R (1, 5) OBP: 0.258, SLG: 0.391		F7 ①		5-3 ②			F7 ②			PB 1B 1B	4	1	1	0	0	0	0
Norm Siebern, L (1, 3) OBP: 0.286, SLG: 0.339		HR 1B		4-3 ③			F9 ③			F6 ① (1-2)	4	1	1	0	0	0	1
Curt Blefary, L (1, 9) OBP: 0.364, SLG: 0.725		1-H HR			G1-4-3 1B			BBB G4-6-3 BB		1B 1B IBB	2	1	2	2	1	0	0
Russ Snyder, L (9, 9) (10, 7)											0	1	0	0	1	0	0
John Orsino, R (1, 2) OBP: 0.397, SLG: 0.630		L6 ②			G1-4-3 ①② (1-2f)			G4-6-3 ①② (1-2f)		1B 1B (1-2, 2-H)	4	0	1	1	0	0	2
Jerry Adair, R (1, 4) OBP: 0.333, SLG: 0.353		F6 ③			F9 ③			1B		1B (1-3, 2-H)	4	0	2	1	0	0	0
Dave McNally, R (1, 1)			4-3 ①			5-3 ①		6-3 ③		6-3 ③	3	0	0	0	0	0	1
Stu Miller, R (9, 1)											1	0	0	0	0	0	1
Inning Stats	R: 0 E: 0 K: 0 S: 3 H: 0 LOB: 0 BB: 0 P: 3	R: 2 E: 0 K: 0 S: 5 H: 2 LOB: 0 BB: 0 P: 5	R: 0 E: 0 K: 0 S: 3 H: 0 LOB: 0 BB: 0 P: 3	R: 0 E: 0 K: 0 S: 3 H: 0 LOB: 0 BB: 0 P: 3	R: 0 E: 0 K: 0 S: 3 H: 1 LOB: 0 BB: 0 P: 3	R: 0 E: 0 K: 0 S: 3 H: 0 LOB: 0 BB: 0 P: 3	R: 0 E: 0 K: 1 S: 5 H: 0 LOB: 0 BB: 0 P: 5	R: 0 E: 0 K: 0 S: 3 H: 1 LOB: 1 BB: 1 P: 7	R: 0 E: 0 K: 0 S: 3 H: 0 LOB: 0 BB: 0 P: 3	R: 2 E: 0 K: 0 S: 5 H: 3 LOB: 1 BB: 1 P: 9	1B: 6 2B: 0 3B: 0 HR: 1	SF: 0 SAC: 0 DP: 2 HBP: 0					

PITCHER		IP	WLS	BF	H	R	ER	SO	BB	IBB	HBP	BLK	WP	HR	S	P	ERA	WHIP
Mel Stottlemyre, R ERA: 2.03	(1, 1)	8.0		27	4	2	2	1	1	0	0	0	0	1	28	32	2.25	0.625
Hal Reniff, R ERA: 6.0	(9, 1)	2.0	L	9	3	2	2	0	0	1	0	0	0	0	8	12	9.00	1.500

PITCHER	IP	WLS	BF	H	R	ER	SO	BB	IBB	HBP	BLK	WP	HR	S	P	ERA	WHIP

TOP

Baltimore Orioles @ New York Yankees

Yankee Stadium, Bronx, NY

Sun May 02 1965, 3:33 AM EDT

Unknown - 70 F

livebaseballscorecards.com

AB	34
R	4
H	7
RBI	4
BB	2
SO	1
LOB	5

1B: 6 2B: 0 3B: 0 HR: 1	SF: 0 SAC: 0 DP: 2 HBP: 0																	

WP: 0 PB: 1 SB: 0 CS: 0	PA: 36																	

Batter	1	2	3	4	5	6	7	8	9	10	AB	R	H	RBI	BB	SO	LOB
Tom Tresh, S (1, 8) OBP: 0.343, SLG: 0.500	F6		5-3			4-3 3B		5-3		L6	5	1	1	0	0	0	0
Bobby Richardson, R (1, 4) OBP: 0.400, SLG: 0.379	F4			F9		4-3 3-H		6-3		5-3	5	0	0	1	0	0	0
Joe Pepitone, L (1, 3) OBP: 0.333, SLG: 0.341	E1 FC5-4			BBBB 4-0 G6-4-3 BB		1B			2B 2B		3	1	2	0	1	0	0
Mickey Mantle, S (1, 7) OBP: 0.475, SLG: 0.591	FC5-4 1-2f			G6-4-3 1-2f		F9			F9		4	0	0	0	0	0	4
Hector Lopez, R (1, 9) OBP: 0.286, SLG: 0.167		5-3	5-3				BBBB 4-0 FC1-6 BB		SSS 0-3 K		3	0	0	0	1	1	1
Tony Kubek, L (1, 6) OBP: 0.274, SLG: 0.308		SSS 0-3 K	F8				FC1-6 6-3 1-2f		2B 2-H		4	0	1	1	0	1	1
Phil Linz, R (1, 5) OBP: 0.313, SLG: 0.154		5-3	1B				6-3 1-2		IBB		3	0	1	0	1	0	1
Bob Schmidt, R (1, 2) OBP: 0.333, SLG: 0.500 Art Lopez, L (9, PH) OBP: 0.222, SLG: 0.222 Johnny Blanchard, L (10, 2) OBP: 0.308, SLG: 0.290			SSS 0-3 K		L9		F9		4-1		3 1 0	0 0 0	0 0 0	0 0 0	0 0 0	1 0 0	2 2 0
Mel Stottlemyre, R (1, 1) OBP: 0.125, SLG: 0.125 Pedro Gonzalez, R (8, PH) Hal Reniff, R (9, 1) Duke Carmel, L (10, PH)			6-3			F5		SSS 0-3 K		SSS 0-3 K	2 1 0 1	0 0 0 0	0 0 0 0	0 0 0 0	0 0 0 0	0 1 0 1	0 0 0 0
Inning Stats	R: 0 E: 1 K: 0 S: 4 H: 0 LOB: 1 BB: 0 P: 4	R: 0 E: 0 K: 1 S: 5 H: 0 LOB: 0 BB: 0 P: 5	R: 0 E: 0 K: 1 S: 5 H: 0 LOB: 0 BB: 0 P: 5	R: 0 E: 0 K: 0 S: 2 H: 0 LOB: 0 BB: 1 P: 6	R: 0 E: 0 K: 0 S: 4 H: 1 LOB: 1 BB: 0 P: 4	R: 1 E: 0 K: 0 S: 5 H: 2 LOB: 1 BB: 0 P: 5	R: 0 E: 0 K: 0 S: 3 H: 0 LOB: 1 BB: 1 P: 7	R: 0 E: 0 K: 1 S: 5 H: 0 LOB: 0 BB: 0 P: 5	R: 1 E: 0 K: 1 S: 7 H: 2 LOB: 2 BB: 1 P: 11	R: 0 E: 0 K: 1 S: 5 H: 0 LOB: 0 BB: 0 P: 5	1B: 2 2B: 2 3B: 1 HR: 0	SF: 0 SAC: 0 DP: 1 HBP: 0						

PITCHER		IP	WLS	BF	H	R	ER	SO	BB	IBB	HBP	BLK	WP	HR	S	P	ERA	WHIP
Dave McNally, L ERA: 3.8	(1, 1)	8.2		34	5	2	2	4	2	1	0	0	0	0	39	51	2.08	0.808
Stu Miller, R ERA: 5.73	(9, 1)	1.1	W	4	0	0	0	1	0	0	0	0	0	0	6	6	0.00	0.000

PITCHER	IP	WLS	BF	H	R	ER	SO	BB	IBB	HBP	BLK	WP	HR	S	P	ERA	WHIP

BOTTOM

Baltimore Orioles @ New York Yankees

Yankee Stadium, Bronx, NY

Sun May 02 1965, 3:33 AM EDT

Unknown - 70 F

livebaseballscorecards.com

AB	35
R	2
H	5
RBI	2
BB	3
SO	5
LOB	11

1B: 2	SF: 0	WP: 0	PA: 38
2B: 2	SAC: 0	PB: 0	
3B: 1	DP: 1	SB: 0	
HR: 0	HBP: 0	CS: 0	

Batter	1	2	3	4	5	6	7	8	9	AB	R	H	RBI	BB	SO	LOB
Paul Blair, R (1, 8) OBP: 0.254, SLG: 0.339	B B B B 4-0 1B 1B BB		x 0-0 HR		x 0-0 ② F4			x 0-0 E7 1B		3	3	1	1	1	0	1
Luis Aparicio, R (1, 6) OBP: 0.333, SLG: 0.493	x 0-0 1-H 1B		x 0-0 ② F5		x 0-0 2-H BLK 3B			x 0-0 ① 6-3		4	1	2	2	0	0	1
Boog Powell, L (1, 7) OBP: 0.250, SLG: 0.382 Russ Snyder, L (8, PR) (8, 7)	S S S 0-3 ① K		x 0-0 ③ 4-3		S S S 0-3 ③ K 3-H			x 0-0 1B 2-H 1B		4 0	0 0	1 0	1 0	0 0	2 0	1 0
Brooks Robinson, R (1, 5) OBP: 0.257, SLG: 0.373	B B B B 4-0 G6-4-3 BB			x 0-0 ① L9		x 0-0 ① F2		x 0-0 ② F7		3	0	0	0	1	0	1
John Orsino, R (1, 2) OBP: 0.388, SLG: 0.603	x 0-0 ② ③ G6-4-3 1-2f			x 0-0 ② L5		x 0-0 ② 5-3		x 0-0 1-2 1B		4	0	1	0	0	0	2
Jackie Brandt, R (1, 9) OBP: 0.296, SLG: 0.654		x 0-0 ① F5		x 0-0 2B		x 0-0 ③ 5-3		x 0-0 ③ F3		4	0	1	0	0	0	2
Bob Johnson, R (1, 3) OBP: 0.167, SLG: 0.167		x 0-0 ② F9	S S S 0-3 ③ K2-3				x 0-0 ① F3		x 0-0 ① F3	4	0	0	0	0	1	1
Jerry Adair, R (1, 4) OBP: 0.311, SLG: 0.327		x 0-0 ③ 1-3			x 0-0 E5 6-3 3B		x 0-0 ② L8		x 0-0 ② F8	4	1	0	0	0	0	0
Robin Roberts, S (1, 1) OBP: 0.250, SLG: 0.417			x 0-0 ① F9		x 0-0 ① 6-3 1-2		x 0-0 ③ F4		x 0-0 ③ G3	4	0	0	0	0	0	1
Inning Stats	R: 1 E: 0 K: 1 S: 5 H: 1 LOB: 1 BB: 2 P: 13	R: 0 E: 0 K: 0 S: 3 H: 0 LOB: 0 BB: 0 P: 3	R: 1 E: 0 K: 0 S: 4 H: 1 LOB: 0 BB: 0 P: 4	R: 0 E: 0 K: 1 S: 6 H: 1 LOB: 1 BB: 0 P: 6	R: 2 E: 1 K: 1 S: 7 H: 1 LOB: 0 BB: 0 P: 7	R: 0 E: 0 K: 0 S: 3 H: 0 LOB: 0 BB: 0 P: 3	R: 0 E: 0 K: 0 S: 3 H: 0 LOB: 0 BB: 0 P: 3	R: 1 E: 1 K: 0 S: 6 H: 2 LOB: 2 BB: 0 P: 6	R: 0 E: 0 K: 0 S: 3 H: 0 LOB: 0 BB: 0 P: 3	1B: 3 2B: 1 3B: 1 HR: 1	SF: 0 SAC: 0 DP: 1 HBP: 0			WP: 0 PB: 0 SB: 0 CS: 0		PA: 36	

PITCHER		IP	WLS	BF	H	R	ER	SO	BB	IBB	HBP	BLK	WP	HR	S	P	ERA	WHIP
Al Downing, L ERA: 2.86	(1, 1)	5.0	L	21	4	4	2	3	2	0	0	1	0	1	25	33	3.60	1.200
Steve Hamilton, L ERA: 4.5	(6, 1)	3.0		12	2	1	0	0	0	0	0	0	0	0	12	12	0.00	0.667
Pedro Ramos, R ERA: 3.6	(9, 1)	1.0		3	0	0	0	0	0	0	0	0	0	0	3	3	0.00	0.000

PITCHER	IP	WLS	BF	H	R	ER	SO	BB	IBB	HBP	BLK	WP	HR	S	P	ERA	WHIP

TOP

Baltimore Orioles @ New York Yankees

Yankee Stadium, Bronx, NY

Sun May 02 1965, 3:38 AM EDT
Att. 30,009 - Unknown - 74 F

livebaseballscorecards.com

AB	34
R	5
H	6
RBI	4
BB	2
SO	3
LOB	10

Baltimore Orioles @ New York Yankees

Yankee Stadium, Bronx, NY

Sun May 02 1965, 3:38 AM EDT
Att. 30,009 - Unknown - 74 F

BOTTOM

livebaseballscorecards.com

Batter	1	2	3	4	5	6	7	8	9	AB	R	H	RBI	BB	SO	LOB
Art Lopez, L (1, 9) OBP: 0.231, SLG: 0.231	F7 ①		1B ①		5-3 ③			4-3 ②		4	0	1	0	0	0	1
Bobby Richardson, R (1, 4) OBP: 0.391, SLG: 0.371	F6 ②		F6 ②			G1-6-3 1B		F8 ③		4	0	1	0	0	0	1
Tom Tresh, S (1, 8) OBP: 0.351, SLG: 0.529	2B		L9 ③			G1-6-3 ①② 1-2f			G3 2B	4	0	2	0	0	0	2
Mickey Mantle, S (1, 7) OBP: 0.462, SLG: 0.553	BB			3-1 ①		4-3 ③			K ①	3	0	0	0	1	1	1
Joe Pepitone, L (1, 3) OBP: 0.308, SLG: 0.311	F8 ③			L9 ②			G3 ①		G3 ② 2-3	4	0	0	0	0	0	3
Tony Kubek, L (1, 6) OBP: 0.273, SLG: 0.304		F4 ①		L7 ③			1B ②		K ③	4	0	1	0	0	1	1
Johnny Blanchard, L (1, 2) OBP: 0.286, SLG: 0.265		6-3 ②			F3 ①		F7 ②			3	0	0	0	0	0	1
Phil Linz, R (1, 5) OBP: 0.263, SLG: 0.125		F6 ③			F7 ②		F4 ③			3	0	0	0	0	0	1
Al Downing, R (1, 1) OBP: 0.125, SLG: 0.125			F7 ①		2B			K ①		1	0	0	0	0	0	0
Pedro Gonzalez, R (5, PH) OBP: 0.333, SLG: 0.667										1	0	1	0	0	0	0
Steve Hamilton, L (6, 1)										0	0	0	0	0	0	0
Hector Lopez, R (8, PH) OBP: 0.267, SLG: 0.154										1	0	0	0	0	1	0
Pedro Ramos, S (9, 1)										0	0	0	0	0	0	0
Inning Stats	R: 0 E: 0 K: 0 S: 4 H: 1 LOB: 2 BB: 1 P: 8	R: 0 E: 0 K: 0 S: 3 H: 0 LOB: 0 BB: 0 P: 3	R: 0 E: 0 K: 0 S: 4 H: 1 LOB: 1 BB: 0 P: 4	R: 0 E: 0 K: 0 S: 3 H: 0 LOB: 0 BB: 0 P: 3	R: 0 E: 0 K: 0 S: 4 H: 1 LOB: 1 BB: 0 P: 4	R: 0 E: 0 K: 0 S: 3 H: 1 LOB: 0 BB: 0 P: 3	R: 0 E: 0 K: 0 S: 4 H: 1 LOB: 1 BB: 0 P: 4	R: 0 E: 0 K: 1 S: 5 H: 0 LOB: 0 BB: 0 P: 5	R: 0 E: 0 K: 2 S: 8 H: 1 LOB: 1 BB: 0 P: 8	1B: 3 2B: 3 3B: 0 HR: 0	SF: 0 SAC: 0 DP: 1 HBP: 0						

	AB	32
	R	0
	H	6
	RBI	0
	BB	1
	SO	3
	LOB	11

WP: 0 PB: 0 SB: 0 CS: 0 PA: 33

PITCHER	IP	WLS	BF	H	R	ER	SO	BB	IBB	HBP	BLK	WP	HR	S	P	ERA	WHIP
Robin Roberts, R (1, 1) ERA: 2.79	9.0	W	33	6	0	0	3	1	0	0	0	0	0	38	42	0.00	0.778

PITCHER	IP	WLS	BF	H	R	ER	SO	BB	IBB	HBP	BLK	WP	HR	S	P	ERA	WHIP

Batter	1	2	3	4	5	6	7	8	9	AB	R	H	RBI	BB	SO	LOB
Art Lopez, L (1, 9) OBP: 0.235, SLG: 0.235	5-3			2B 1B			K			4	1	1	0	0	1	3
				F3												
Bobby Richardson, R (1, 4) OBP: 0.384, SLG: 0.379	F4			1-3 2B	5-3		6-3			4	1	1	0	0	0	0
Joe Pepitone, L (1, 3) OBP: 0.304, SLG: 0.327	F8			4-3 FC6-4 2-H 3-H	F8			F8		4	1	1	2	0	0	0
Hector Lopez, R (1, 7) Ross Moschitto, R (8, 8)		K		4-3 2-3	HR			K		4 0	1 0	1 0	1 0	0 0	2 0	1 0
Tom Tresh, S (1, 8) (8, 7) OBP: 0.346, SLG: 0.507		F6		BB FC6-4	F7			F5		3	0	0	0	1	0	0
Tony Kubek, L (1, 6) OBP: 0.257, SLG: 0.283		F5		FC6-4 1B 1-2f 3-H		F9			K	4	1	0	1	0	1	1
Doc Edwards, R (1, 2) OBP: 0.200, SLG: 0.167			K	BB S 1-3 1B		K			4-3	4	0	1	0	0	2	0
Clete Boyer, R (1, 5) OBP: 0.245, SLG: 0.239			F3	BB 1-2 IBB		F3			2B	3	0	1	0	1	0	0
Jim Bouton, R (1, 1) Pedro Ramos, S (8, 1) OBP: 0.273, SLG: 0.111			K	1-2 2-3 3-H BB			K		K	2 1	0 0	0 0	1 0	1 0	2 1	0 1

TOP

New York Yankees @ Cleveland Indians

Cleveland Municipal Stadium, Cleveland, OH

Tue May 04 1965, 7:05 PM EDT

Att. 9,040 - Overcast

livebaseballscorecards.com

AB	33
R	5
H	6
RBI	5
BB	3
SO	9
LOB	6

Inning Stats	1	2	3	4	5	6	7	8	9
	R: 0 E: 0 K: 0 S: 3	H: 0 LOB: 0 BB: 0 P: 3	R: 0 E: 0 K: 1 S: 5	H: 0 LOB: 0 BB: 0 P: 5	R: 0 E: 0 K: 2 S: 7	H: 0 LOB: 0 BB: 0 P: 7	R: 4 E: 0 K: 0 S: 7	H: 4 LOB: 3 BB: 3 P: 19	R: 1 E: 0 K: 0 S: 4	H: 1 LOB: 0 BB: 0 P: 4	R: 0 E: 0 K: 1 S: 5	H: 0 LOB: 0 BB: 0 P: 5	R: 0 E: 0 K: 2 S: 7	H: 0 LOB: 0 BB: 0 P: 7	R: 0 E: 0 K: 1 S: 5	H: 0 LOB: 0 BB: 0 P: 5	R: 0 E: 0 K: 2 S: 8	H: 1 LOB: 1 BB: 0 P: 8

1B: 2	SF: 0
2B: 3	SAC: 0
3B: 0	DP: 0
HR: 1	HBP: 0

WP: 0	PA: 36
PB: 0	
SB: 1	
CS: 0	

PITCHER		IP	WLS	BF	H	R	ER	SO	BB	IBB	HBP	BLK	WP	HR	S	P	ERA	WHIP
Sonny Siebert, R ERA: 2.81	(1, 1)	3.2	L	17	4	4	4	3	1	1	0	0	0	0	21	29	9.82	1.364
Dick Donovan, R ERA: 5.06	(4, 1)	1.1		6	1	1	1	0	1	0	0	0	0	1	5	9	6.75	1.500
Floyd Weaver, R ERA: 2.7	(6, 1)	2.0		6	0	0	0	3	0	0	0	0	0	0	12	12	0.00	0.000
Gary Bell, R ERA: 1.93	(8, 1)	2.0		7	1	0	0	3	0	0	0	0	0	0	13	13	0.00	0.500

PITCHER	IP	WLS	BF	H	R	ER	SO	BB	IBB	HBP	BLK	WP	HR	S	P	ERA	WHIP

BOTTOM

Batter	1	2	3	4	5	6	7	8	9	AB	R	H	RBI	BB	SO	LOB
Dick Howser, R (1, 6) OBP: 0.317, SLG: 0.231	L9		5-3		F8			BB, 1B		4	0	1	0	0	0	1
Chuck Hinton, R (1, 3) (4, 8) (8, 4) OBP: 0.295, SLG: 0.302	F9			L8		K		F7		4	0	0	0	0	1	1
Leon Wagner, L (1, 7) OBP: 0.433, SLG: 0.540	F6			F6		1-3		K		4	0	0	0	0	1	1
Rocky Colavito, R (1, 9) OBP: 0.431, SLG: 0.614		K		HR, BB, 1B		WP, BB		1-2, BB		2	1	1	0	2	1	0
Max Alvis, R (1, 5) OBP: 0.321, SLG: 0.471		K		1-2, HR, BB		1-2, F9		K		3	1	0	0	1	2	3
Vic Davalillo, L (1, 8) OBP: 0.320, SLG: 0.347		6-3		1-H, 2-H, HR			2B		K	1	0	0	0	0	0	0
Fred Whitfield, L (4, 3) OBP: 0.333, SLG: 0.615										3	1	2	3	0	1	0
Larry Brown, R (1, 4) OBP: 0.256, SLG: 0.286			6-3	F5			K		F7	3	0	0	0	0	1	1
Gary Bell, R (8, 1)										0	0	0	0	0	0	0
Chico Salmon, R (9, PH)										1	0	0	0	0	0	0
Joe Azcue, R (1, 2) OBP: 0.320, SLG: 0.292			1B		F9		F4		BB	3	0	1	0	1	0	1
Tony Martinez, R (9, PR)										0	0	0	0	0	0	0
Sonny Siebert, R (1, 1) OBP: 0.200, SLG: 0.200			F9		K		K		F7	1	0	0	0	0	0	1
Dick Donovan, L (4, 1)										0	0	0	0	0	0	0
Ray Barker, L (5, PH)										1	0	0	0	0	1	0
Floyd Weaver, R (6, 1)										0	0	0	0	0	0	0
Al Luplow, L (7, PH) (8, 8) OBP: 0.571, SLG: 0.833										2	0	0	0	0	1	2

Inning Stats	1	2	3	4	5	6	7	8	9
	R: 0 H: 0 E: 0 LOB: 0 K: 0 BB: 0 S: 3 P: 3	R: 0 H: 0 E: 0 LOB: 0 K: 2 BB: 0 S: 7 P: 7	R: 0 H: 1 E: 0 LOB: 1 K: 0 BB: 0 S: 4 P: 4	R: 3 H: 2 E: 0 LOB: 0 K: 0 BB: 1 S: 5 P: 9	R: 0 H: 0 E: 0 LOB: 0 K: 1 BB: 0 S: 5 P: 5	R: 0 H: 0 E: 0 LOB: 1 K: 1 BB: 1 S: 5 P: 9	R: 0 H: 1 E: 0 LOB: 1 K: 2 BB: 0 S: 8 P: 8	R: 0 H: 1 E: 0 LOB: 2 K: 2 BB: 1 S: 8 P: 12	R: 0 H: 0 E: 0 LOB: 1 K: 1 BB: 1 S: 5 P: 9

1B: 3 SF: 0 WP: 1 PA: 36
2B: 1 SAC: 0 PB: 0
3B: 0 DP: 0 SB: 0
HR: 1 HBP: 0 CS: 0

PITCHER		IP	WLS	BF	H	R	ER	SO	BB	IBB	HBP	BLK	WP	HR	S	P	ERA	WHIP
Jim Bouton, R ERA: 5.64	(1, 1)	7.2	W	31	5	3	3	7	3	0	0	0	1	1	42	54	3.52	1.043
Pedro Ramos, R ERA: 3.18	(8, 1)	1.1	S	5	0	0	0	2	1	0	0	0	0	0	8	12	0.00	0.750

PITCHER	IP	WLS	BF	H	R	ER	SO	BB	IBB	HBP	BLK	WP	HR	S	P	ERA	WHIP

New York Yankees @ Cleveland Indians

Cleveland Municipal Stadium, Cleveland, OH

Tue May 04 1965, 7:05 PM EDT
Att. 9,040 - Overcast

livebaseballscorecards.com

AB	32
R	3
H	5
RBI	3
BB	4
SO	9
LOB	11

New York Yankees @ Cleveland Indians

Cleveland Municipal Stadium, Cleveland, OH

Wed May 05 1965, 7:05 PM EDT

Att. 10,737 - Unknown

TOP

livebaseballscorecards.com

Batter	1	2	3	4	5	6	7	8	9	AB	R	H	RBI	BB	SO	LOB
Art Lopez, L (1, 9) OBP: 0.190, SLG: 0.190	4-3		4-3			F3			F6	4	0	0	0	0	0	1
Bobby Richardson, R (1, 4) OBP: 0.377, SLG: 0.371	1B		F8			F6			6-3	4	0	1	0	0	0	1
Joe Pepitone, L (1, 3) OBP: 0.283, SLG: 0.302	F7			F7		F9			F7	4	0	0	0	0	0	2
Hector Lopez, R (1, 7) OBP: 0.227, SLG: 0.300	F8			F9			F6			3	0	0	0	0	0	1
Tom Tresh, S (1, 8) OBP: 0.346, SLG: 0.500		FC6-4 1B		6-3			K			3	0	1	0	0	1	0
Tony Kubek, L (1, 6) OBP: 0.247, SLG: 0.270		L9			G3		F8			3	0	0	0	0	0	1
Doc Edwards, R (1, 2) OBP: 0.179, SLG: 0.148		FC6-4 1-2f			4-3			F7		3	0	0	0	0	0	1
Clete Boyer, R (1, 5) OBP: 0.232, SLG: 0.224		L5			F2			4-3		3	0	0	0	0	0	1
Whitey Ford, L (1, 1) OBP: 0.300, SLG: 0.222			F8			1B		4-3		1	0	0	0	0	0	0
Pedro Gonzalez, R (6, PH) OBP: 0.500, SLG: 0.750										1	0	1	0	0	0	0
Gil Blanco, L (6, 1)										0	0	0	0	0	0	0
Phil Linz, R (8, PH) OBP: 0.250, SLG: 0.118										1	0	0	0	0	0	0
Pete Mikkelsen, R (8, 1)										0	0	0	0	0	0	0
Inning Stats	R: 0 E: 0 K: 0 S: 4	R: 0 E: 0 K: 0 S: 4	R: 0 E: 0 K: 0 S: 3	R: 0 E: 0 K: 0 S: 3	R: 0 E: 0 K: 0 S: 3	R: 0 E: 0 K: 0 S: 4	R: 0 E: 0 K: 1 S: 5	R: 0 E: 0 K: 0 S: 3	R: 0 E: 0 K: 0 S: 3							

Inning Stats	H:	LOB:	BB:	P:
1	1	1	0	4
2	1	1	0	4
3	0	0	0	3
4	0	0	0	3
5	0	0	0	3
6	1	1	0	4
7	0	0	0	5
8	0	0	0	3
9	0	0	0	3

1B:	3
2B:	0
3B:	0
HR:	0
SF:	0
SAC:	0
DP:	0
HBP:	0

WP:	0
PB:	0
SB:	0
CS:	0
PA:	30

AB	30
R	0
H	3
RBI	0
BB	0
SO	1
LOB	8

PITCHER	IP	WLS	BF	H	R	ER	SO	BB	IBB	HBP	BLK	WP	HR	S	P	ERA	WHIP
Ralph Terry, R (1, 1) ERA: 1.66	9.0	W	30	3	0	0	1	0	0	0	0	0	0	32	32	0.00	0.333

PITCHER	IP	WLS	BF	H	R	ER	SO	BB	IBB	HBP	BLK	WP	HR	S	P	ERA	WHIP

New York Yankees @ Cleveland Indians

Cleveland Municipal Stadium, Cleveland, OH

Wed May 05 1965, 7:05 PM EDT

Att. 10,737 - Unknown

livebaseballscorecards.com

BOTTOM

Batter	1	2	3	4	5	6	7	8	9	AB	R	H	RBI	BB	SO	LOB
Dick Howser, R (1, 6) OBP: 0.328, SLG: 0.268	6-3	FC6-4 1B 2-2			SH1-3 2B		1B			4	0	2	0	0	0	1
Chuck Hinton, R (1, 8) OBP: 0.297, SLG: 0.304	6-3	1-3 1B			SH1-3 2-3		F9			3	0	1	0	0	0	1
Leon Wagner, L (1, 7) OBP: 0.422, SLG: 0.574	HR	F8			F2			4-3		4	1	1	1	0	0	3
Rocky Colavito, R (1, 9) OBP: 0.435, SLG: 0.596 Chico Salmon, R (8, PR) (9, 9)	BB HR 1B		K		1-4-3			BBBB G3 BB		3 0	1 0	1 0	0 0	1 0	1 0	1 0
Max Alvis, R (1, 5) OBP: 0.333, SLG: 0.453	1-2 HR BB		K			5-3		BBBB 1-2 G3 BB		2	1	0	0	2	1	0
Fred Whitfield, L (1, 3) OBP: 0.316, SLG: 0.706	1-H 2-H HR		K			F8		1-2 2-3 G3		4	1	1	3	0	1	2
Billy Moran, R (1, 4)	6-3			F9	K			F7		4	0	0	0	0	1	2
Cam Carreon, R (1, 2) OBP: 0.313, SLG: 0.310		5-3		K			5-3			3	0	0	0	0	1	0
Ralph Terry, R (1, 1) OBP: 0.182, SLG: 0.273		FC6-4 2B		6-3			G3			3	0	1	0	0	0	0
Inning Stats	R: 4 H: 3 E: 0 LOB: 0 K: 0 BB: 1 S: 6 P: 10	R: 0 H: 2 E: 0 LOB: 2 K: 0 BB: 0 S: 5 P: 5	R: 0 H: 0 E: 0 LOB: 0 K: 3 BB: 0 S: 9 P: 9	R: 0 H: 0 E: 0 LOB: 0 K: 1 BB: 0 S: 5 P: 5	R: 0 H: 1 E: 0 LOB: 1 K: 0 BB: 0 S: 4 P: 4	R: 0 H: 0 E: 0 LOB: 0 K: 1 BB: 0 S: 5 P: 5	R: 0 H: 1 E: 0 LOB: 1 K: 0 BB: 0 S: 4 P: 4	R: 0 H: 0 E: 0 LOB: 2 K: 0 BB: 2 S: 3 P: 11		1B: 3 SF: 0 2B: 2 SAC: 1 3B: 0 DP: 0 HR: 2 HBP: 0						

	AB	30
	R	4
	H	7
	RBI	4
	BB	3
	SO	5
	LOB	10

WP: 0 PA: 34
PB: 0
SB: 1
CS: 0

PITCHER		IP	WLS	BF	H	R	ER	SO	BB	IBB	HBP	BLK	WP	HR	S	P	ERA	WHIP
Whitey Ford, L ERA: 5.34	(1, 1)	5.0	L	22	6	4	4	4	1	0	0	0	0	2	29	33	7.20	1.400
Gil Blanco, L ERA:	(6, 1)	2.0		7	1	0	0	1	0	0	0	0	0	0	9	9	0.00	0.500
Pete Mikkelsen, R ERA: 4.0	(8, 1)	1.0		5	0	0	0	0	2	0	0	0	0	0	3	11	0.00	2.000

PITCHER	IP	WLS	BF	H	R	ER	SO	BB	IBB	HBP	BLK	WP	HR	S	P	ERA	WHIP

Batter	1	2	3	4	5	6	7	8	9	AB	R	H	RBI	BB	SO	LOB
Phil Linz, R (1, 9) OBP: 0.208, SLG: 0.095	F6		L8		F2			F4		4	0	0	0	0	0	0
Bobby Richardson, R (1, 4) OBP: 0.370, SLG: 0.365	F4		F8			F9			2B 1B	4	0	1	0	0	0	0
Joe Pepitone, L (1, 3) OBP: 0.266, SLG: 0.281	F5		1-3			F6			L8	4	0	0	0	0	0	1
Tom Tresh, S (1, 8) OBP: 0.353, SLG: 0.506		BBBB SH1-3 1B 1B BB		5-3		F5			1-3 2B	3	1	1	0	1	0	0
Hector Lopez, R (1, 7) OBP: 0.269, SLG: 0.304		1-2 SH1-3 1B 1B		F4			SSS K		IBB	3	1	1	0	1	1	0
Tony Kubek, L (1, 6) OBP: 0.237, SLG: 0.258		SH1-3 1-2 2-3		F6			G3		F5	3	0	0	0	0	0	3
Doc Edwards, R (1, 2) OBP: 0.194, SLG: 0.167 Art Lopez, L (9, PH) OBP: 0.182, SLG: 0.182		2-H 3-H 1B			F6		F7		F8	3 1	0 0	1 0	2 0	0 0	0 0	0 3
Clete Boyer, R (1, 5) OBP: 0.237, SLG: 0.288		F9			HR			4-3		3	1	1	1	0	0	1
Mel Stottlemyre, R (1, 1) OBP: 0.100, SLG: 0.100 Mickey Mantle, S (8, PH) OBP: 0.455, SLG: 0.542 Hal Reniff, R (8, 1)		SSS K			6-3			6-3		2 1 0	0 0 0	0 0 0	0 0 0	0 0 0	1 0 0	1 0 0
Inning Stats	R: 0 E: 0 K: 0 S: 3 H: 0 LOB: 0 BB: 0 P: 3	R: 2 E: 0 K: 1 S: 7 H: 2 LOB: 1 BB: 1 P: 11	R: 0 E: 0 K: 0 S: 3 H: 0 LOB: 0 BB: 0 P: 3	R: 0 E: 0 K: 0 S: 3 H: 0 LOB: 0 BB: 0 P: 3	R: 1 E: 0 K: 0 S: 4 H: 1 LOB: 0 BB: 0 P: 4	R: 0 E: 0 K: 0 S: 3 H: 0 LOB: 0 BB: 0 P: 3	R: 0 E: 0 K: 1 S: 5 H: 0 LOB: 0 BB: 0 P: 5	R: 0 E: 0 K: 0 S: 3 H: 0 LOB: 0 BB: 0 P: 3	R: 0 E: 0 K: 0 S: 5 H: 2 LOB: 3 BB: 1 P: 9	1B: 3 2B: 1 3B: 0 HR: 1	SF: 0 SAC: 1 DP: 0 HBP: 0						

TOP

New York Yankees @ Washington Senators

D.C. Stadium, Washington, DC

Fri May 07 1965, 7:05 PM EDT

Overcast

livebaseballscorecards.com

AB	31
R	3
H	5
RBI	3
BB	2
SO	2
LOB	9

WP: 0 PB: 0 SB: 0 CS: 0 PA: 34

PITCHER		IP	WLS	BF	H	R	ER	SO	BB	IBB	HBP	BLK	WP	HR	S	P	ERA	WHIP
Mike McCormick, L ERA: 2.75	(1, 1)	8.1	W	31	5	3	3	2	1	0	0	0	0	1	34	38	3.24	0.720
Ron Kline, R ERA: 1.29	(9, 1)	0.2	S	3	0	0	0	0	0	1	0	0	0	0	2	6	0.00	0.000

PITCHER	IP	WLS	BF	H	R	ER	SO	BB	IBB	HBP	BLK	WP	HR	S	P	ERA	WHIP

Batter	1	2	3	4	5	6	7	8	9	AB	R	H	RBI	BB	SO	LOB
Don Blasingame, L (1, 4) OBP: 0.322, SLG: 0.432	L8	5-3			1B		4-3			4	0	1	0	0	0	0
Ken McMullen, R (1, 5) OBP: 0.273, SLG: 0.379	WP 2B		4-3		F9			6-3		4	1	1	0	0	0	1
Bob Chance, L (1, 3) OBP: 0.313, SLG: 0.417	PB 1B 2B 2-H		L5			F5		F2		4	1	1	0	0	0	0
Joe Cunningham, L (9, 3)										0	0	0	0	0	0	0
Frank Howard, R (1, 7) OBP: 0.337, SLG: 0.408	F3		K			5-3		BB		3	0	0	0	1	1	1
Woodie Held, R (8, PR) OBP: 0.423, SLG: 0.463 (9, 7)										0	0	0	0	0	0	0
Don Lock, R (1, 8) OBP: 0.284, SLG: 0.292	1B BB 2-3			3-1		4-3		F7		3	0	0	0	1	0	1
Willie Kirkland, L (1, 9) OBP: 0.216, SLG: 0.314	1B 1-2 3-H			3-1			SH1-4 HR 1B			3	1	2	1	0	0	0
Mike Brumley, L (1, 2) OBP: 0.125, SLG: 0.125	F7			4-3			SH1-4 1-2			2	0	0	0	0	0	2
Ed Brinkman, R (1, 6) OBP: 0.196, SLG: 0.185		K			K		HR 2-H			2	0	0	0	0	2	0
Jim King, L (7, PH) OBP: 0.211, SLG: 0.265										1	1	1	2	0	0	0
Ken Hamlin, R (8, 6) OBP: 0.235, SLG: 0.188										0	0	0	0	0	0	0
Mike McCormick, L (1, 1)		5-3			1-3		K			3	0	0	0	0	1	0
Ron Kline, R (9, 1)										0	0	0	0	0	0	0
Inning Stats	R: 2 E: 0 K: 0 S: 6 H: 3 LOB: 2 BB: 1 P: 10	R: 0 E: 0 K: 1 S: 5 H: 0 LOB: 0 BB: 0 P: 5	R: 0 E: 0 K: 1 S: 5 H: 0 LOB: 0 BB: 0 P: 5	R: 0 E: 0 K: 0 S: 3 H: 0 LOB: 0 BB: 0 P: 3	R: 0 E: 0 K: 1 S: 6 H: 1 LOB: 1 BB: 0 P: 6	R: 0 E: 0 K: 0 S: 3 H: 0 LOB: 0 BB: 0 P: 3	R: 2 E: 0 K: 1 S: 7 H: 2 LOB: 0 BB: 0 P: 7	R: 0 E: 0 K: 0 S: 3 H: 0 LOB: 1 BB: 1 P: 7		1B: 3 2B: 2 3B: 0 HR: 1 SF: 0 SAC: 1 DP: 0 HBP: 0						

PITCHER	IP	WLS	BF	H	R	ER	SO	BB	IBB	HBP	BLK	WP	HR	S	P	ERA	WHIP
Mel Stottlemyre, R (1, 1) ERA: 2.61	7.0	L	28	6	4	4	4	1	0	0	0	1	1	35	39	5.14	1.000
Hal Reniff, R (8, 1) ERA: 5.4	1.0		4	0	0	0	0	1	0	0	0	0	0	3	7	0.00	1.000

PITCHER	IP	WLS	BF	H	R	ER	SO	BB	IBB	HBP	BLK	WP	HR	S	P	ERA	WHIP

BOTTOM

New York Yankees @ Washington Senators

D.C. Stadium, Washington, DC

Fri May 07 1965, 7:05 PM EDT

Overcast

livebaseballscorecards.com

AB	29
R	4
H	6
RBI	3
BB	2
SO	4
LOB	5

Batter	1	2	3	4	5	6	7	8	9	AB	R	H	RBI	BB	SO	LOB
Art Lopez, L (1, 9) OBP: 0.154, SLG: 0.154	F9	G3 1-2 2-3			F7		F7			4	0	0	0	0	0	2
Bobby Richardson, R (1, 4) OBP: 0.376, SLG: 0.372	6-3		1B 1B		2B 1B		F3			4	1	2	0	0	0	0
Joe Pepitone, L (1, 3) OBP: 0.265, SLG: 0.279	3-1		G5-4-3 1-2 1B		F3			F9		4	0	1	0	0	0	1
Tom Tresh, S (1, 8) OBP: 0.348, SLG: 0.506		F6	F5		1-H 2B			4-3		4	0	1	1	0	0	2
Hector Lopez, R (1, 7) OBP: 0.233, SLG: 0.259		G3	G5-4-3 1-2f		6-3			F8		4	0	0	0	0	0	3
Tony Kubek, L (1, 6) OBP: 0.263, SLG: 0.286		1B 1B 1B		4-3 1B		CS 1B			L1-3	4	1	3	0	0	0	0
Clete Boyer, R (1, 5) OBP: 0.238, SLG: 0.286		1B 1B 1-3 1B		4-3 1-2	K 1-2				5-3	4	1	1	0	0	1	2
Bob Schmidt, R (1, 2) OBP: 0.316, SLG: 0.444		WP 1B 1-3 3-H 1B		K	K				L1-3	4	0	1	1	0	2	1
Al Downing, R (1, 1) OBP: 0.182, SLG: 0.182 Pedro Ramos, S (7, 1)		WP 1-2 3-H 1B		F6			K			3 0	0 0	1 0	1 0	0 0	1 0	1 0
Inning Stats	R: 0 E: 0 K: 0 S: 3 H: 0 LOB: 0 BB: 0 P: 3	R: 2 E: 0 K: 0 S: 7 H: 4 LOB: 2 BB: 0 P: 7	R: 0 E: 0 K: 0 S: 4 H: 2 LOB: 1 BB: 0 P: 4	R: 0 E: 0 K: 1 S: 6 H: 1 LOB: 1 BB: 0 P: 6	R: 1 E: 0 K: 0 S: 5 H: 2 LOB: 1 BB: 0 P: 5	R: 0 E: 0 K: 2 S: 7 H: 1 LOB: 0 BB: 0 P: 7	R: 0 E: 0 K: 1 S: 5 H: 0 LOB: 0 BB: 0 P: 5	R: 0 E: 0 K: 0 S: 3 H: 0 LOB: 0 BB: 0 P: 3	R: 0 E: 0 K: 0 S: 3 H: 0 LOB: 0 BB: 0 P: 3	1B: 9 2B: 1 3B: 0 HR: 0 SF: 0 SAC: 0 DP: 1 HBP: 0						

TOP

New York Yankees @ Washington Senators

D.C. Stadium, Washington, DC

Fri May 07 1965, 7:05 PM EDT

Att. 24,171 - Unknown

livebaseballscorecards.com

AB	35
R	3
H	10
RBI	3
BB	0
SO	4
LOB	12

PITCHER		IP	WLS	BF	H	R	ER	SO	BB	IBB	HBP	BLK	WP	HR	S	P	ERA	WHIP
Dallas Green, R ERA: 3.14	(1, 1)	2.0		12	6	2	2	0	0	0	0	0	1	0	12	12	9.00	3.000
Steve Ridzik, R ERA: 3.22	(3, 1)	5.0	W	17	4	1	1	4	0	0	0	0	0	0	25	25	1.80	0.800
Ron Kline, R ERA: 1.13	(8, 1)	2.0	S	6	0	0	0	0	0	0	0	0	0	0	6	6	0.00	0.000

PITCHER	IP	WLS	BF	H	R	ER	SO	BB	IBB	HBP	BLK	WP	HR	S	P	ERA	WHIP

BOTTOM

New York Yankees @ Washington Senators

D.C. Stadium, Washington, DC

Fri May 07 1965, 7:05 PM EDT

Att. 24,171 - Unknown

livebaseballscorecards.com

Batter	1	2	3	4	5	6	7	8	9	AB	R	H	RBI	BB	SO	LOB
Don Blasingame, L (1, 4) OBP: 0.315, SLG: 0.419	4-3	K			FC5-6 1B 1-2f		SH1-4 3B 1-2 1B	L8		5	1	1	0	0	1	1
Ken McMullen, R (1, 5) OBP: 0.275, SLG: 0.377	BB 1B 1B 1B	F3			K		SH1-4 1-2 2-3			3	1	1	0	0	1	1
Don Lock, R (1, 8) OBP: 0.306, SLG: 0.307	BB 1-2 1B	F2			1-3 1B		3B BB			3	2	2	0	1	0	0
Frank Howard, R (1, 7) OBP: 0.344, SLG: 0.430 Willie Kirkland, L (7, PR) OBP: 0.216, SLG: 0.314 (8, 9)	BB 1B 1-2 2-3 BB	6-3			K		HR 1-H 2-H 3-H 3B			3 0	0 1	1 0	3 0	1 0	1 0	2 0
Woodie Held, R (1, 9) OBP: 0.446, SLG: 0.545 (8, 7)	BB 1-2 2-H 3-H 1B	L6					HR 3-H			3	1	2	4	1	0	0
Roy Sievers, R (1, 3) OBP: 0.320, SLG: 0.238 Ron Kline, R (8, 1)	BB 1-2 2-3		K BB			F7	F4			2 0	0 0	0 0	0 0	2 0	0 0	3 0
Joe McCabe, R (1, 2) OBP: 0.276, SLG: 0.292	K		K 1-2			K	F7			4	0	0	0	0	3	7
Ed Brinkman, R (1, 6) OBP: 0.183, SLG: 0.172	4-3		6-3			F5		G3		4	0	0	0	0	0	4
Dallas Green, L (1, 1) Steve Ridzik, R (3, 1) OBP: 0.200, SLG: 0.200 Don Zimmer, R (7, PH) OBP: 0.188, SLG: 0.333 Ken Hamlin, R (7, PR) OBP: 0.235, SLG: 0.188 Joe Cunningham, L (8, 3)		K			FC5-6 1B		SH1-4 1B 3B 1B	5-3		1 1 1 0 1	0 0 0 1 0	0 1 1 0 0	0 0 0 0 0	0 0 0 0 0	1 0 0 0 0	0 0 0 0 0
Inning Stats	R: 2 E: 0 K: 1 S: 8 H: 3 LOB: 3 BB: 2 P: 16	R: 0 E: 0 K: 2 S: 7 H: 0 LOB: 0 BB: 0 P: 7	R: 0 E: 0 K: 0 S: 3 H: 0 LOB: 0 BB: 0 P: 3	R: 0 E: 0 K: 1 S: 4 H: 0 LOB: 0 BB: 1 P: 8	R: 0 E: 0 K: 2 S: 9 H: 2 LOB: 2 BB: 0 P: 9	R: 0 E: 0 K: 1 S: 5 H: 0 LOB: 1 BB: 1 P: 9	R: 5 E: 0 K: 0 S: 7 H: 4 LOB: 2 BB: 1 P: 11	R: 0 E: 0 K: 0 S: 3 H: 0 LOB: 0 BB: 0 P: 3		1B: 7 2B: 0 3B: 1 HR: 1	SF: 0 SAC: 1 DP: 0 HBP: 0		WP: 0 PB: 0 SB: 0 CS: 0	PA: 37	

	AB	31
	R	7
	H	9
	RBI	7
	BB	5
	SO	7
	LOB	18

PITCHER		IP	WLS	BF	H	R	ER	SO	BB	IBB	HBP	BLK	WP	HR	S	P	ERA	WHIP
Al Downing, L ERA: 3.49	(1, 1)	6.1	L	29	7	5	5	7	4	0	0	0	0	0	39	55	7.11	1.737
Pedro Ramos, R ERA: 4.85	(7, 1)	1.2		8	2	2	2	0	1	0	0	0	0	1	7	11	10.80	1.800

PITCHER	IP	WLS	BF	H	R	ER	SO	BB	IBB	HBP	BLK	WP	HR	S	P	ERA	WHIP

Batter	1	2	3	4	5	6	7	8	9	AB	R	H	RBI	BB	SO	LOB
Phil Linz, R (1, 9) OBP: 0.241, SLG: 0.083	BBBB 4-0 FC4-6 BB	BBB 4-0 S BB	x 0-0 ③ FC5 2-3f			x 0-0 ① F3		x 0-0 ② F8		3	0	0	0	2	0	3
Bobby Richardson, R (1, 4) OBP: 0.356, SLG: 0.349	x 0-0 ① FC4-6 1B 1-2f HR	x 0-0 ① B1-3 1-2		SSS 0-3 ① K		x 0-0 ② F5		x 0-0 ③ F8		5	1	0	0	0	1	2
Tony Kubek, L (1, 6) OBP: 0.271, SLG: 0.284	x 0-0 1-3 HR 1B	x 0-0 ② F2		BBBB 4-0 S BB		x 0-0 ③ 1-3			x 0-0 ① F5	4	1	1	0	1	0	1
Joe Pepitone, L (1, 3) OBP: 0.260, SLG: 0.318	x 0-0 1-H 3-H HR	x 0-0 ③ 1-3		x 0-0 ② F9			SSS 0-3 ① K		x 0-0 ② L4	5	1	1	3	0	1	2
Tom Tresh, S (1, 8) (9, 7) OBP: 0.351, SLG: 0.517	x 0-0 ② F4		BBBB 4-0 2B BB	x 0-0 ③ 6-3 1-2			x 0-0 ② 6-3		x 0-0 3B	4	0	1	0	1	0	1
Hector Lopez, R (1, 7) Ross Moschitto, R (9, 8) OBP: 0.314, SLG: 0.387	x 0-0 2B 1B	x 0-0 FC5 1-3 2B			BBBB 4-0 4-3 BB K BB		x 0-0 WP HR 2B		SSS 0-3 ③ K	4 0	2 0	3 0	0 0	1 0	1 0	1 0
Clete Boyer, R (1, 5) OBP: 0.269, SLG: 0.373	x 0-0 1-H 1B 2B	SSS 0-3 ① K			BBBB 4-0 K 4-3 1-2 BB		x 0-0 2-H HR			3	2	2	3	1	1	2
Doc Edwards, R (1, 2) OBP: 0.229, SLG: 0.182	x 0-0 3-H 1B	IIII 4-0 IBB			x 0-0 ① 4-3 1-2 2-3		x 0-0 ③ 6-3			3	0	1	1	1	0	2
Jim Bouton, R (1, 1) OBP: 0.200, SLG: 0.077	x 0-0 ③ 6-3	SSS 0-3 ② K			SSS 0-3 ②③ K 2-3 3-H			x 0-0 ① L4		4	0	0	0	0	2	6
Inning Stats	R: 5 E: 0 K: 0 S: 8 H: 5 LOB: 1 BB: 1 P: 12	R: 0 E: 0 K: 0 S: 3 H: 0 LOB: 1 BB: 1 P: 7	R: 0 E: 0 K: 2 S: 8 H: 1 LOB: 3 BB: 2 P: 16	R: 0 E: 0 K: 1 S: 5 H: 0 LOB: 1 BB: 1 P: 9	R: 0 E: 0 K: 1 S: 4 H: 0 LOB: 2 BB: 2 P: 12	R: 0 E: 0 K: 0 S: 3 H: 0 LOB: 0 BB: 0 P: 3	R: 2 E: 0 K: 1 S: 7 H: 2 LOB: 0 BB: 0 P: 7	R: 0 E: 0 K: 0 S: 3 H: 0 LOB: 0 BB: 0 P: 3	R: 0 E: 0 K: 1 S: 6 H: 1 LOB: 1 BB: 0 P: 6	1B: 3 2B: 3 3B: 1 HR: 2 SF: 0 SAC: 0 DP: 0 HBP: 0						

PITCHER	IP	WLS	BF	H	R	ER	SO	BB	IBB	HBP	BLK	WP	HR	S	P	ERA	WHIP
Pete Richert, L (1, 1) ERA: 6.26	0.2	L	7	4	5	5	0	1	0	0	0	0	1	6	10	67.50	7.500
Buster Narum, R (1, 1) ERA: 6.75	2.1		12	2	0	0	2	2	1	0	0	0	0	13	25	0.00	1.714
Frank Kreutzer, L (4, 1) ERA: 2.84	3.0		11	0	0	0	2	3	0	0	0	0	0	12	24	0.00	1.000
Nick Willhite, L (7, 1) ERA: 7.11	3.0		12	3	2	2	2	0	0	0	0	1	1	16	16	6.00	1.000

PITCHER	IP	WLS	BF	H	R	ER	SO	BB	IBB	HBP	BLK	WP	HR	S	P	ERA	WHIP

TOP

New York Yankees @ Washington Senators

D.C. Stadium, Washington, DC

Sat May 08 1965, 3:33 AM EDT

Att. 6,866 - Overcast

livebaseballscorecards.com

AB	35
R	7
H	9
RBI	7
BB	7
SO	6
LOB	20

BOTTOM

Batter	1	2	3	4	5	6	7	8	9	AB	R	H	RBI	BB	SO	LOB
Don Blasingame, L (1, 4) OBP: 0.313, SLG: 0.404	F6		F4			F9			BB, BB, 2B, BB	3	1	0	0	1	0	1
Ken McMullen, R (1, 5) OBP: 0.288, SLG: 0.375	L4-3, 1B			6-3		6-3			BB, 2B, BB	3	1	1	0	1	0	0
Bob Chance, L (1, 3) OBP: 0.296, SLG: 0.391	L4-3			K			F7		K	4	0	0	0	0	2	4
Frank Howard, R (1, 7) OBP: 0.330, SLG: 0.410		F5		K			4-3		K	4	0	0	0	0	2	3
Don Lock, R (1, 8) OBP: 0.303, SLG: 0.295		F5			F6		K		2B, BB	3	0	0	1	1	1	0
Willie Kirkland, L (1, 9) OBP: 0.220, SLG: 0.333		F9			F5			F9	2B	4	0	1	2	0	0	0
Mike Brumley, L (1, 2) OBP: 0.139, SLG: 0.114			4-3		HBP			K	L9	3	0	0	0	0	1	2
Ed Brinkman, R (1, 6) OBP: 0.190, SLG: 0.180			1B		L8			6-3		3	0	1	0	0	0	1
Pete Richert, L (1, 1) OBP: 0.167, SLG: 0.167			F5			F3			BB, BB, BB, 1B	0	0	0	0	0	0	0
Buster Narum, R (1, 1) OBP: 0.167, SLG: 0.667										0	0	0	0	0	0	0
Joe Cunningham, L (3, PH)										1	0	0	0	0	0	1
Frank Kreutzer, R (4, 1)										0	0	0	0	0	0	0
Don Zimmer, R (6, PH) OBP: 0.176, SLG: 0.313										1	0	0	0	0	0	0
Nick Willhite, L (7, 1)										0	0	0	0	0	0	0
Jim King, L (9, PH) OBP: 0.231, SLG: 0.286										1	1	1	0	0	0	0

Inning Stats	1	2	3	4	5	6	7	8	9
	R: 0 E: 0 K: 0 S: 3	R: 0 E: 0 K: 0 S: 3	R: 0 E: 0 K: 0 S: 4	R: 0 E: 0 K: 2 S: 7	R: 0 E: 0 K: 0 S: 3	R: 0 E: 0 K: 0 S: 3	R: 0 E: 0 K: 1 S: 5	R: 0 E: 0 K: 1 S: 5	R: 3 E: 0 K: 2 S: 9
	H: 1 LOB: 0 BB: 0 P: 3	H: 0 LOB: 0 BB: 0 P: 3	H: 1 LOB: 1 BB: 0 P: 4	H: 0 LOB: 0 BB: 0 P: 7	H: 0 LOB: 1 BB: 0 P: 4	H: 0 LOB: 0 BB: 0 P: 3	H: 0 LOB: 0 BB: 0 P: 5	H: 0 LOB: 0 BB: 0 P: 5	H: 2 LOB: 2 BB: 3 P: 21

	AB	30
	R	3
	H	4
	RBI	3
	BB	3
	SO	6
	LOB	12

1B: 3 SF: 0 WP: 0 PA: 34
2B: 2 SAC: 0 PB: 0
3B: 0 DP: 1 SB: 0
HR: 0 HBP: 1 CS: 0

PITCHER	IP	WLS	BF	H	R	ER	SO	BB	IBB	HBP	BLK	WP	HR	S	P	ERA	WHIP
Jim Bouton, R (1, 1) ERA: 5.03	9.0	W	34	4	3	3	6	3	0	1	0	0	0	42	55	3.00	0.778

PITCHER	IP	WLS	BF	H	R	ER	SO	BB	IBB	HBP	BLK	WP	HR	S	P	ERA	WHIP

New York Yankees @ Washington Senators
D.C. Stadium, Washington, DC
Sat May 08 1965, 3:33 AM EDT
Att. 6,866 - Overcast

livebaseballscorecards.com

New York Yankees @ Washington Senators

D.C. Stadium, Washington, DC

Sun May 09 1965, 3:33 AM EDT

Att. 23,545 - Overcast - 60 F

TOP

livebaseballscorecards.com

Batter	1	2	3	4	5	6	7	8	9	AB	R	H	RBI	BB	SO	LOB
Phil Linz, R (1, 9) OBP: 0.242, SLG: 0.214	6-3			HR		F8		F8		4	1	1	1	0	0	0
Bobby Richardson, R (1, 4) OBP: 0.351, SLG: 0.345	F8			1-3		1B		L6		4	0	1	0	0	0	0
Tony Kubek, L (1, 6) OBP: 0.270, SLG: 0.308	F9			5-3		4-3			1B 3B	4	1	1	0	0	0	1
Joe Pepitone, L (1, 3) OBP: 0.273, SLG: 0.329		F6		1B			4-3		1B SF8 1B 3-H	4	1	2	1	0	0	0
Tom Tresh, S (1, 8) OBP: 0.347, SLG: 0.505		F4		L8			4-3		FC6-4 1-3 1B	4	0	1	0	0	0	1
Hector Lopez, R (1, 7) OBP: 0.308, SLG: 0.471		6-3			F8		HR		SF8 3-H	3	1	1	2	0	0	0
Clete Boyer, R (1, 5) OBP: 0.268, SLG: 0.355			F7		F6		B B B B 4-0 FC4-6 BB		FC6-4 1B 1-2f	3	0	0	0	1	0	1
Doc Edwards, R (1, 2) OBP: 0.216, SLG: 0.171 Mickey Mantle, S (7, PH) OBP: 0.448, SLG: 0.531 Bob Schmidt, R (7, 2) OBP: 0.350, SLG: 0.474			5-3		5-3		FC4-6 1-2f		1B 1-3	2 1 1	0 0 0	0 0 1	0 0 0	0 0 0	0 0 0	0 1 0
Whitey Ford, L (1, 1) OBP: 0.250, SLG: 0.182 Pete Mikkelsen, R (7, 1) Steve Hamilton, L (7, 1) Art Lopez, L (8, PH) OBP: 0.148, SLG: 0.148 Hal Reniff, R (8, 1) Gil Blanco, L (8, 1) Pedro Gonzalez, R (9, PH) OBP: 0.400, SLG: 0.600			4-3			1-6-3		SSS K	F8	2 0 0 1 0 0 1	0 0 0 0 0 0 0	0 0 0 0 0 0 0	0 0 0 0 0 0 0	0 0 0 1 0 0 0	0 0 0 0 0 0 0	0 0 0 0 0 0 2
Inning Stats	R: 0 E: 0 K: 0 S: 3 H: 0 LOB: 0 BB: 0 P: 3	R: 0 E: 0 K: 0 S: 3 H: 0 LOB: 0 BB: 0 P: 3	R: 0 E: 0 K: 0 S: 3 H: 0 LOB: 0 BB: 0 P: 3	R: 1 E: 0 K: 0 S: 5 H: 2 LOB: 1 BB: 0 P: 5	R: 0 E: 0 K: 0 S: 3 H: 0 LOB: 0 BB: 0 P: 3	R: 0 E: 0 K: 0 S: 4 H: 1 LOB: 1 BB: 0 P: 4	R: 1 E: 0 K: 0 S: 4 H: 1 LOB: 1 BB: 1 P: 8	R: 0 E: 0 K: 1 S: 5 H: 0 LOB: 0 BB: 0 P: 5	R: 2 E: 0 K: 0 S: 7 H: 4 LOB: 2 BB: 0 P: 7	1B: 5 2B: 0 3B: 1 HR: 2	SF: 1 SAC: 0 DP: 0 HBP: 0						

	AB	34
	R	4
	H	8
	RBI	4
	BB	1
	SO	1
	LOB	6

WP: 0 PB: 0 SB: 0 CS: 0 PA: 36

PITCHER		IP	WLS	BF	H	R	ER	SO	BB	IBB	HBP	BLK	WP	HR	S	P	ERA	WHIP
Phil Ortega, R ERA: 5.2	(1, 1)	7.0	W	26	4	2	2	0	1	0	0	0	0	2	25	29	2.57	0.714
Ron Kline, R ERA: 2.12	(8, 1)	1.0		5	2	2	2	1	0	0	0	0	0	0	7	7	18.00	2.000
Bennie Daniels, R ERA: 2.96	(9, 1)	1.0	S	5	2	0	0	0	0	0	0	0	0	0	5	5	0.00	2.000

PITCHER	IP	WLS	BF	H	R	ER	SO	BB	IBB	HBP	BLK	WP	HR	S	P	ERA	WHIP

BOTTOM

Batter	1	2	3	4	5	6	7	8	9	AB	R	H	RBI	BB	SO	LOB
Ken Hamlin, R (1, 4) OBP: 0.250, SLG: 0.211	F8		2B 1B 1B		5-3		SF9 2-3 3-H			3	1	1	0	0	0	0
Don Blasingame, L (7, PH) OBP: 0.313, SLG: 0.404										0	0	0	0	0	0	0
Don Zimmer, R (7, PH) OBP: 0.167, SLG: 0.313										0	0	0	1	0	0	0
Ron Kline, R (8, 1)										0	0	0	0	0	0	0
Bennie Daniels, L (9, 1) OBP: 0.429, SLG: 0.200										0	0	0	0	0	0	0
Ken McMullen, R (1, 5) OBP: 0.312, SLG: 0.412	FC3-6 1B		1-3 1B 2B		F7		G4-6-3 1-3 3-H 1B			4	1	3	1	0	0	0
Bob Chance, L (1, 3) OBP: 0.293, SLG: 0.373	FC3-6 1-2f		BBB G5-3 1B BB		F5		G4-6-3 1-2f			3	0	0	0	1	0	3
Frank Howard, R (1, 7) OBP: 0.327, SLG: 0.402	6-3		1-2 2-H 3-H 1B			5-3		F5		4	0	1	2	0	0	1
Willie Kirkland, L (9, 7) OBP: 0.220, SLG: 0.333										0	0	0	0	0	0	0
Woodie Held, R (1, 9) OBP: 0.433, SLG: 0.511		SSS K	SSS K			F8		BBBB HBP PB BB BB		3	1	0	0	1	2	2
(8, 4)																
Don Lock, R (1, 8) OBP: 0.312, SLG: 0.296		FC6-4 BB 1B	G5-3 2-3f			6-3		BBBB PB HBP 1-2 BB		3	0	1	0	1	0	2
Doug Camilli, R (1, 2) OBP: 0.286, SLG: 0.346		BBBB FC6-4 1-2 BB	5-3				1B SF9 1B	H PB 1-2 2-3 HBP		2	1	1	0	1	0	0
Ed Brinkman, R (1, 6) OBP: 0.194, SLG: 0.185		FC6-4 1-2f 2-3	L9				SF9 BB 1-3 1B 1B	SSS K 1-2 2-3 3-H		4	1	1	0	0	1	4
Phil Ortega, R (1, 1)		SSS K	1-3				BBBB 1B 1-2 BB	4-3		2	0	0	0	0	1	2
Roy Sievers, R (7, PH) OBP: 0.320, SLG: 0.238										0	0	0	0	0	0	0
Jim King, L (7, PH) OBP: 0.244, SLG: 0.278										1	0	0	0	1	0	2
(8, 9)																
Inning Stats	R: 0 E: 0 K: 0 S: 4 H: 1 LOB: 1 BB: 0 P: 4	R: 0 E: 0 K: 2 S: 8 H: 1 LOB: 2 BB: 1 P: 12	R: 2 E: 0 K: 1 S: 7 H: 3 LOB: 1 BB: 1 P: 11	R: 0 E: 0 K: 0 S: 3 H: 0 LOB: 0 BB: 0 P: 3	R: 0 E: 0 K: 0 S: 3 H: 0 LOB: 0 BB: 0 P: 3	R: 0 E: 0 K: 0 S: 3 H: 0 LOB: 0 BB: 0 P: 3	R: 2 E: 0 K: 0 S: 5 H: 3 LOB: 1 BB: 1 P: 9	R: 1 E: 0 K: 1 S: 5 H: 0 LOB: 2 BB: 2 P: 14		1B: 7 2B: 1 3B: 0 HR: 0 SF: 1 SAC: 0 DP: 2 HBP: 1						

PITCHER		IP	WLS	BF	H	R	ER	SO	BB	IBB	HBP	BLK	WP	HR	S	P	ERA	WHIP
Whitey Ford, L ERA: 5.45	(1, 1)	6.0	L	26	7	4	4	3	2	0	0	0	0	0	30	38	6.00	1.500
Pete Mikkelsen, R ERA: 4.0	(7, 1)	0.0		1	0	0	0	0	1	0	0	0	0	0	0	4	∞	∞
Steve Hamilton, L ERA: 3.86	(7, 1)	1.0		3	1	0	0	0	0	0	0	0	0	0	3	3	0.00	1.000
Hal Reniff, R ERA: 5.23	(8, 1)	0.1		3	0	1	0	0	2	0	0	0	0	0	1	9	0.00	6.000
Gil Blanco, L ERA:	(8, 1)	0.2		3	0	0	0	1	0	0	1	0	0	0	4	5	0.00	0.000

PITCHER	IP	WLS	BF	H	R	ER	SO	BB	IBB	HBP	BLK	WP	HR	S	P	ERA	WHIP

New York Yankees @ Washington Senators

D.C. Stadium, Washington, DC

Sun May 09 1965, 3:33 AM EDT

Att. 23,545 - Overcast - 60 F

livebaseballscorecards.com

AB	29
R	5
H	8
RBI	4
BB	5
SO	4
LOB	16

WASHINGTON SENATORS

WP: 0 PA: 36
PB: 1
SB: 0
CS: 0

Batter	1	2	3	4	5	6	7	8	9	AB	R	H	RBI	BB	SO	LOB
Tony Kubek, L (1, 6) OBP: 0.258, SLG: 0.293	4-3			3-1		F9		4-3		4	0	0	0	0	0	0
Bobby Richardson, R (1, 4) OBP: 0.357, SLG: 0.356	BBBB G3-6 BB			1B 2B		1-3			6-3	3	1	1	0	1	0	0
Joe Pepitone, L (1, 3) OBP: 0.259, SLG: 0.311	G3-6 1-2f			SSS K		G3			F9	4	0	0	0	0	1	2
Mickey Mantle, S (1, 7) OBP: 0.465, SLG: 0.623 Art Lopez, L (9, PR) OBP: 0.148, SLG: 0.148		SSS K		2-H 1B			HR		2B	4 0	1 0	3 0	2 0	0 0	1 0	0 0
Tom Tresh, S (1, 8) OBP: 0.333, SLG: 0.484		6-3		L8			F8		F3	4	0	0	0	0	0	2
Hector Lopez, R (1, 9) OBP: 0.286, SLG: 0.432		5-3			F3		L5			3	0	0	0	0	0	0
Clete Boyer, R (1, 5) OBP: 0.257, SLG: 0.338			E6 G5-4-3		SSS K		6-3			3	0	0	0	0	1	0
Doc Edwards, R (1, 2) OBP: 0.200, SLG: 0.158			G5-4-3 1-2f		E5			4-3		3	0	0	0	0	0	1
Bill Stafford, R (1, 1)			SSS K		4-3			5-3		3	0	0	0	0	1	1
Inning Stats	R: 0 E: 0 K: 0 S: 2 H: 0 LOB: 0 BB: 1 P: 6	R: 0 E: 0 K: 1 S: 5 H: 0 LOB: 0 BB: 0 P: 5	R: 0 E: 1 K: 1 S: 5 H: 0 LOB: 0 BB: 0 P: 5	R: 1 E: 0 K: 1 S: 7 H: 2 LOB: 1 BB: 0 P: 7	R: 0 E: 1 K: 1 S: 6 H: 0 LOB: 1 BB: 0 P: 6	R: 0 E: 0 K: 0 S: 3 H: 0 LOB: 0 BB: 0 P: 3	R: 1 E: 0 K: 0 S: 4 H: 1 LOB: 0 BB: 0 P: 4	R: 0 E: 0 K: 0 S: 3 H: 0 LOB: 0 BB: 0 P: 3	R: 0 E: 0 K: 0 S: 4 H: 1 LOB: 1 BB: 0 P: 4	1B: 1 2B: 2 3B: 0 HR: 1 SF: 0 SAC: 0 DP: 2 HBP: 0						

PITCHER		IP	WLS	BF	H	R	ER	SO	BB	IBB	HBP	BLK	WP	HR	S	P	ERA	WHIP
Jim Lonborg, R ERA: 3.52	(1, 1)	8.2	W	31	4	2	2	4	1	0	0	0	0	1	38	42	2.08	0.577
Dick Radatz, R ERA: 6.86	(9, 1)	0.1	S	1	0	0	0	0	0	0	0	0	0	0	1	1	0.00	0.000

PITCHER		IP	WLS	BF	H	R	ER	SO	BB	IBB	HBP	BLK	WP	HR	S	P	ERA	WHIP

TOP

New York Yankees @ Boston Red Sox

Fenway Park, Boston, MA

Mon May 10 1965, 7:05 PM EDT

Att. 11,163 - Unknown - 61 F

livebaseballscorecards.com

AB	31
R	2
H	4
RBI	2
BB	1
SO	4
LOB	6

WP: 0 PB: 0 SB: 0 CS: 0 PA: 32

Batter	1	2	3	4	5	6	7	8	9	AB	R	H	RBI	BB	SO	LOB
Lenny Green, L (1, 8) OBP: 0.376, SLG: 0.512	E8 4-3 SF7		L8		F8			6-3		4	1	0	0	0	0	2
Dalton Jones, L (1, 5) OBP: 0.457, SLG: 0.645	4-3 2-3			F4		E5 G1-6-3		K		4	0	0	0	0	1	1
Carl Yastrzemski, L (1, 7) OBP: 0.359, SLG: 0.487	SF7 3-H			HR		G1-6-3 1-2f		HR		3	2	2	3	0	0	1
Tony Conigliaro, R (1, 9) OBP: 0.326, SLG: 0.547	K			K		K		F6		4	0	0	0	0	3	0
Lee Thomas, L (1, 3) OBP: 0.368, SLG: 0.579		G6-4-3 1B		G3			F6			3	0	1	0	0	0	0
Felix Mantilla, R (1, 4) OBP: 0.378, SLG: 0.456		G6-4-3 1-2f			K		K			3	0	0	0	0	2	1
Eddie Bressoud, R (1, 6) OBP: 0.413, SLG: 0.488		F3			6-3		1B 1B			3	0	1	0	0	0	0
Bob Tillman, R (1, 2) OBP: 0.286, SLG: 0.286			6-3		1B BB		1-2 1B			2	0	1	0	1	0	0
Jim Lonborg, R (1, 1) OBP: 0.125, SLG: 0.125 Dick Radatz, R (9, 1) OBP: 0.429, SLG: 0.500			K		1-2 1B		F5			3 0	0 0	1 0	0 0	0 0	1 0	2 0
Inning Stats	R: 1 E: 1 K: 1 S: 6 H: 0 LOB: 0 BB: 0 P: 6	R: 0 E: 0 K: 0 S: 3 H: 1 LOB: 0 BB: 0 P: 3	R: 0 E: 0 K: 1 S: 5 H: 0 LOB: 0 BB: 0 P: 5	R: 1 E: 0 K: 1 S: 6 H: 1 LOB: 0 BB: 0 P: 6	R: 0 E: 0 K: 1 S: 6 H: 1 LOB: 2 BB: 1 P: 10	R: 0 E: 1 K: 1 S: 5 H: 0 LOB: 0 BB: 0 P: 5	R: 0 E: 0 K: 1 S: 7 H: 2 LOB: 2 BB: 0 P: 7	R: 1 E: 0 K: 1 S: 6 H: 1 LOB: 0 BB: 0 P: 6		1B: 4 2B: 0 3B: 0 HR: 2 SF: 1 SAC: 0 DP: 2 HBP: 0						

PITCHER	IP	WLS	BF	H	R	ER	SO	BB	IBB	HBP	BLK	WP	HR	S	P	ERA	WHIP
Bill Stafford, R (1, 1) ERA: 1.38	8.0	L	31	6	3	2	7	1	0	0	0	0	2	44	48	2.25	0.875

PITCHER	IP	WLS	BF	H	R	ER	SO	BB	IBB	HBP	BLK	WP	HR	S	P	ERA	WHIP

BOTTOM

New York Yankees @ Boston Red Sox

Fenway Park, Boston, MA

Mon May 10 1965, 7:05 PM EDT

Att. 11,163 - Unknown - 61 F

livebaseballscorecards.com

AB	29
R	3
H	6
RBI	3
BB	1
SO	7
LOB	7

Batter	1	2	3	4	5	6	7	8	9	AB	R	H	RBI	BB	SO	LOB
Tom Tresh, S (1, 8) (7, 7) OBP: 0.355, SLG: 0.485	BBBB 4-0 FC3-6 BB		x 0-0 ③ F7		BBBB 4-0 1B WP BB	BBBB 4-0 1B BB		x 0-0 SH1-4 1B		2	1	1	0	3	0	0
Bobby Richardson, R (1, 4) OBP: 0.363, SLG: 0.362	x 0-0 ① FC3-6 G1-6-3 1-2f			x 0-0 2B 1B	SSS 0-3 ① K	x 0-0 1-2 1B		x 0-0 ① SH1-4 1-2		4	1	2	0	0	1	2
Ray Barker, L (1, 3) OBP: 0.385, SLG: 0.300	x 0-0 ②③ G1-6-3 1-2f			x 0-0 1B SF8 1-H 2B	x 0-0 WP 1-3 1B	SSS 0-3 ③ K		4-0 IBB		4	1	2	1	1	1	3
Mickey Mantle, S (1, 7) Ross Moschitto, R (7, 8) OBP: 0.480, SLG: 0.673		x 0-0 E5 G5-3 1B		BBBB 4-0 SF8 1B BB	4-0 FC5-4 1-2 3-H IBB		x 0-0 HR	SSS 0-3 ② K		2 1	1 0	1 0	1 0	2 0	0 1	0 2
Joe Pepitone, L (1, 9) OBP: 0.267, SLG: 0.329		x 0-0 ① F6		x 0-0 SF8 1-2 2-3 1B	x 0-0 ② L8		x 0-0 2B	x 0-0 ③ F5		5	0	2	0	0	0	5
Tony Kubek, L (1, 6) OBP: 0.255, SLG: 0.291		x 0-0 1-2 1B		x 0-0 ① SF8 1-2 2-3 3-H	x 0-0 ③ FC5-4 1-2f		SSS 0-3 ① K		x 0-0 ① F8	4	0	1	1	0	1	3
Clete Boyer, R (1, 5) OBP: 0.241, SLG: 0.314		x 0-0 ②③ G5-3 2-3f		x 0-0 ② F7		x 0-0 ① F7 SSS	0-3 ② K		x 0-0 ② 6-3	5	0	0	0	0	1	5
Doc Edwards, R (1, 2) OBP: 0.244, SLG: 0.244			x 0-0 ① 5-3	4-0 IBB		x 0-0 HR	BBBB 4-0 FC6-4 BB		x 0-0 ③ 1-3	3	1	1	1	2	0	0
Mel Stottlemyre, R (1, 1) OBP: 0.071, SLG: 0.071			SSS 0-3 ② K	SSS 0-3 ③ K		x 0-0 ② 2-3	x 0-0 ③ FC6-4 1-2f			4	0	0	0	0	2	5
Inning Stats	R: 0 H: 0 E: 0 LOB: 0 K: 0 BB: 1 S: 2 P: 6	R: 0 H: 1 E: 1 LOB: 1 K: 0 BB: 0 S: 4 P: 4	R: 0 H: 0 E: 0 LOB: 0 K: 1 BB: 0 S: 5 P: 5	R: 2 H: 3 E: 0 LOB: 3 K: 1 BB: 2 S: 8 P: 16	R: 1 H: 1 E: 0 LOB: 2 K: 1 BB: 2 S: 6 P: 14	R: 1 H: 2 E: 0 LOB: 2 K: 1 BB: 1 S: 7 P: 11	R: 1 H: 2 E: 0 LOB: 2 K: 2 BB: 1 S: 9 P: 13	R: 0 H: 1 E: 0 LOB: 2 K: 1 BB: 1 S: 6 P: 10	R: 0 H: 0 E: 0 LOB: 0 K: 0 BB: 0 S: 3 P: 3	1B: 6 SF: 1 2B: 2 SAC: 1 3B: 0 DP: 2 HR: 2 HBP: 0						

TOP

New York Yankees @ Boston Red Sox

Fenway Park, Boston, MA

Tue May 11 1965, 7:05 PM EDT

Att. 15,444 - Unknown - 76 F

livebaseballscorecards.com

AB	34
R	5
H	10
RBI	4
BB	8
SO	7
LOB	25

WP: 1 PA: 44
PB: 0
SB: 0
CS: 0

PITCHER		IP	WLS	BF	H	R	ER	SO	BB	IBB	HBP	BLK	WP	HR	S	P	ERA	WHIP
Earl Wilson, R ERA: 4.73	(1, 1)	4.1	L	21	5	3	3	3	3	1	0	0	0	0	23	39	6.23	1.846
Arnold Earley, L ERA: 1.59	(5, 1)	2.2		15	4	2	2	3	2	1	0	0	1	2	18	30	6.75	2.250
Bob Heffner, R ERA: 4.2	(8, 1)	2.0		8	1	0	0	1	0	1	0	0	0	0	9	13	0.00	0.500

PITCHER	IP	WLS	BF	H	R	ER	SO	BB	IBB	HBP	BLK	WP	HR	S	P	ERA	WHIP

BOTTOM

New York Yankees @ Boston Red Sox

Fenway Park, Boston, MA

Tue May 11 1965, 7:05 PM EDT

Att. 15,444 - Unknown - 76 F

livebaseballscorecards.com

Batter	1	2	3	4	5	6	7	8	9	AB	R	H	RBI	BB	SO	LOB
Lenny Green, L (1, 8) OBP: 0.367, SLG: 0.506	6-3	4-3		F7			1B 2B		F7	5	1	1	0	0	0	3
Dalton Jones, L (1, 5) OBP: 0.450, SLG: 0.600	1B BB		F8		6-3		G1 1B 2-H		K	4	0	1	1	1	1	0
Carl Yastrzemski, L (1, 7) OBP: 0.365, SLG: 0.524	1B 1-2		HR		E1 L5		G1 1-2			4	1	2	1	0	0	1
Tony Conigliaro, R (1, 9) OBP: 0.323, SLG: 0.533	L6		BB 1B		L5 1-2		6-3			4	0	1	0	0	0	4
Lee Thomas, L (1, 3) OBP: 0.363, SLG: 0.557	4-3		G6-4-3 BB 1-2			F8		4-3		3	0	0	0	1	0	2
Felix Mantilla, R (1, 4) OBP: 0.383, SLG: 0.458		FC6-4 1B	G6-4-3 1-2f			F6		1B		4	0	2	0	0	0	2
Eddie Bressoud, R (1, 6) OBP: 0.380, SLG: 0.444		F9		1-3		F8		F3		4	0	0	0	0	0	2
Bob Tillman, R (1, 2) OBP: 0.284, SLG: 0.333		FC6-4 BB 1-2f		K			HR	F8		4	1	1	1	0	1	2
Earl Wilson, R (1, 1) OBP: 0.385, SLG: 0.444		1-2 BB		BB			5-3		6-3	0	0	0	0	2	0	0
Arnold Earley, L (5, 1)										0	0	0	0	0	0	0
Chuck Schilling, R (7, PH) OBP: 0.250, SLG: 0.833										1	0	0	0	0	0	0
Bob Heffner, R (8, 1)										0	0	0	0	0	0	0
Frank Malzone, R (9, PH) OBP: 0.354, SLG: 0.327										1	0	0	0	0	0	0
Inning Stats	R: 0 E: 0 K: 0 S: 4 H: 1 LOB: 2 BB: 1 P: 8	R: 0 E: 0 K: 0 S: 4 H: 1 LOB: 2 BB: 1 P: 8	R: 1 E: 0 K: 0 S: 4 H: 2 LOB: 1 BB: 1 P: 8	R: 0 E: 0 K: 1 S: 5 H: 0 LOB: 1 BB: 1 P: 9	R: 0 E: 1 K: 0 S: 3 H: 0 LOB: 1 BB: 0 P: 3	R: 0 E: 0 K: 0 S: 3 H: 0 LOB: 0 BB: 0 P: 3	R: 2 E: 0 K: 0 S: 6 H: 3 LOB: 1 BB: 0 P: 6	R: 0 E: 0 K: 0 S: 4 H: 1 LOB: 1 BB: 0 P: 4	R: 0 E: 0 K: 1 S: 5 H: 0 LOB: 0 BB: 0 P: 5	1B: 5 2B: 1 3B: 0 HR: 2	SF: 0 SAC: 0 DP: 1 HBP: 0					

	AB	34
	R	3
	H	8
	RBI	3
	BB	4
	SO	2
	LOB	16

PITCHER	IP	WLS	BF	H	R	ER	SO	BB	IBB	HBP	BLK	WP	HR	S	P	ERA	WHIP
Mel Stottlemyre, R (1, 1) ERA: 2.68	9.0	W	38	8	3	3	2	4	0	0	0	0	2	38	54	3.00	1.333

PITCHER	IP	WLS	BF	H	R	ER	SO	BB	IBB	HBP	BLK	WP	HR	S	P	ERA	WHIP

Batter	1	2	3	4	5	6	7	8	9	AB	R	H	RBI	BB	SO	LOB
Tom Tresh, S (1, 8) OBP: 0.351, SLG: 0.475	F5		1B			L8		F6		4	0	1	0	0	0	0
Bobby Richardson, R (1, 4) OBP: 0.358, SLG: 0.367	2B		2-3			6-3		6-3		4	0	1	0	0	0	1
Ray Barker, L (1, 3) OBP: 0.353, SLG: 0.286	K			K		1B			F7	4	0	1	0	0	2	1
Mickey Mantle, S (1, 7) OBP: 0.468, SLG: 0.644	K			F9		1-3			F8	4	0	1	0	0	1	1
Joe Pepitone, L (1, 9) OBP: 0.267, SLG: 0.325		4-3		1B		F8			L8	4	0	1	0	0	0	2
Tony Kubek, L (1, 6) OBP: 0.248, SLG: 0.281		F7		1-3			F8			3	0	0	0	0	0	1
Clete Boyer, R (1, 5) OBP: 0.244, SLG: 0.315		6-3			G5-4-3 1B		5-3			3	0	1	0	0	0	0
Doc Edwards, R (1, 2) OBP: 0.229, SLG: 0.227			4-3		G5-4-3 1-2f		1-3			3	0	0	0	0	0	1
Jim Bouton, R (1, 1) OBP: 0.176, SLG: 0.067			K		K			5-3		2	0	0	0	0	2	0
Hector Lopez, R (8, PH) OBP: 0.279, SLG: 0.421										1	0	0	0	0	0	0
Pete Mikkelsen, R (8, 1)										0	0	0	0	0	0	0
Inning Stats	R: 0 E: 0 K: 2 S: 8 H: 1 LOB: 1 BB: 0 P: 8	R: 0 E: 0 K: 0 S: 3 H: 0 LOB: 0 BB: 0 P: 3	R: 0 E: 0 K: 1 S: 6 H: 1 LOB: 1 BB: 0 P: 6	R: 0 E: 0 K: 1 S: 6 H: 1 LOB: 1 BB: 0 P: 6	R: 0 E: 0 K: 1 S: 5 H: 1 LOB: 0 BB: 0 P: 5	R: 0 E: 0 K: 0 S: 5 H: 2 LOB: 2 BB: 0 P: 5	R: 0 E: 0 K: 0 S: 3 H: 0 LOB: 0 BB: 0 P: 3	R: 0 E: 0 K: 0 S: 3 H: 0 LOB: 0 BB: 0 P: 3	R: 0 E: 0 K: 0 S: 3 H: 0 LOB: 0 BB: 0 P: 3	1B: 5 2B: 1 3B: 0 HR: 0 SF: 0 SAC: 0 DP: 1 HBP: 0						

PITCHER		IP	WLS	BF	H	R	ER	SO	BB	IBB	HBP	BLK	WP	HR	S	P	ERA	WHIP
Bill Monbouquette, R ERA: 3.19	(1, 1)	9.0	W	32	6	0	0	5	0	0	0	0	0	0	42	42	0.00	0.667

PITCHER	IP	WLS	BF	H	R	ER	SO	BB	IBB	HBP	BLK	WP	HR	S	P	ERA	WHIP

TOP

New York Yankees @ Boston Red Sox

Fenway Park, Boston, MA

Wed May 12 1965, 7:05 PM EDT

Att. 16,593 - Unknown - 71 F

livebaseballscorecards.com

AB	32
R	0
H	6
RBI	0
BB	0
SO	5
LOB	7

PA: 32

WP: 0
PB: 0
SB: 0
CS: 0

Batter	1	2	3	4	5	6	7	8	9	AB	R	H	RBI	BB	SO	LOB
Lenny Green, L (1, 8) OBP: 0.353, SLG: 0.484	G3		L7		F8			3-1		4	0	0	0	0	0	0
Frank Malzone, R (1, 5) OBP: 0.391, SLG: 0.379	FC6-4, BB			BB, 1B		FC4-6, 1B		G5-3, 2B		3	0	3	0	1	0	0
Carl Yastrzemski, L (1, 7) OBP: 0.370, SLG: 0.512	F4			1-2, BB		FC4-6, 6-3, PB, 1B, 1-2f		IBB		2	1	0	0	2	0	2
Tony Conigliaro, R (1, 9) OBP: 0.310, SLG: 0.511	FC6-4, 1-2f			F8		6-3, 1-3		G5-3, 2-3f		4	0	0	0	0	0	6
Lee Thomas, L (1, 3) OBP: 0.362, SLG: 0.549		F2		L7		1B, 3-H				3	0	1	1	0	0	2
Felix Mantilla, R (1, 4) OBP: 0.371, SLG: 0.442		5-3		4-3		K				3	0	0	0	0	1	3
Eddie Bressoud, R (1, 6) OBP: 0.377, SLG: 0.500	K				HR		F3			3	1	1	1	0	1	0
Bob Tillman, R (1, 2) OBP: 0.271, SLG: 0.317		F2			1-3		6-3			3	0	0	0	0	0	0
Bill Monbouquette, R (1, 1) OBP: 0.105, SLG: 0.158		K			K		F3			3	0	0	0	0	2	0
Inning Stats	R: 0 E: 0 K: 0 S: 3 H: 0 LOB: 1 BB: 1 P: 7	R: 0 E: 0 K: 1 S: 5 H: 0 LOB: 0 BB: 0 P: 5	R: 0 E: 0 K: 1 S: 5 H: 0 LOB: 0 BB: 0 P: 5	R: 0 E: 0 K: 0 S: 4 H: 1 LOB: 2 BB: 1 P: 8	R: 1 E: 0 K: 1 S: 6 H: 1 LOB: 0 BB: 0 P: 6	R: 1 E: 0 K: 1 S: 7 H: 2 LOB: 1 BB: 0 P: 7	R: 0 E: 0 K: 0 S: 3 H: 0 LOB: 0 BB: 0 P: 3	R: 0 E: 0 K: 0 S: 3 H: 1 LOB: 1 BB: 1 P: 7		1B: 3 2B: 1 3B: 0 HR: 1 SF: 0 SAC: 0 DP: 1 HBP: 0						

PITCHER		IP	WLS	BF	H	R	ER	SO	BB	IBB	HBP	BLK	WP	HR	S	P	ERA	WHIP
Jim Bouton, R ERA: 4.47	(1, 1)	7.0	L	27	4	2	1	4	2	0	0	0	0	1	33	41	1.29	0.857
Pete Mikkelsen, R ERA: 3.6	(8, 1)	1.0		4	1	0	0	0	0	1	0	0	0	0	3	7	0.00	1.000

PITCHER	IP	WLS	BF	H	R	ER	SO	BB	IBB	HBP	BLK	WP	HR	S	P	ERA	WHIP

BOTTOM

New York Yankees @ Boston Red Sox

Fenway Park, Boston, MA

Wed May 12 1965, 7:05 PM EDT

Att. 16,593 - Unknown - 71 F

livebaseballscorecards.com

AB	28
R	2
H	5
RBI	2
BB	3
SO	4
LOB	13

WP: 0	PA: 31		
PB: 1			
SB: 0			
CS: 0			

Batter	1	2	3	4	5	6	7	8	9	AB	R	H	RBI	BB	SO	LOB
Tom Tresh, S (1, 8) OBP: 0.353, SLG: 0.486	F5		BB		3B		FC4-6 1-2f		FC4-6 1-2f	4	1	1	0	1	0	2
Bobby Richardson, R (1, 4) OBP: 0.351, SLG: 0.369	4-3		F7 1-2		2B 3-H		FC6-4 BB 1-2f		F8	5	0	1	1	0	0	3
Ray Barker, L (1, 3) OBP: 0.333, SLG: 0.235	F9			K	G3		BB 1-2			3	0	0	0	1	1	1
Mickey Mantle, S (1, 7) OBP: 0.458, SLG: 0.613		K		K		BB	K			3	0	0	0	1	3	2
Joe Pepitone, L (1, 9) OBP: 0.266, SLG: 0.333		1-3		2B		F4		4-3		4	0	1	0	0	0	1
Tony Kubek, L (1, 6) OBP: 0.257, SLG: 0.275		BB		BB		K		K		2	0	0	0	2	2	1
Clete Boyer, R (1, 5) OBP: 0.244, SLG: 0.303		K		6-3		FC5-4 1-2 BB		6-3		3	0	0	0	1	1	3
Bob Schmidt, R (1, 2) OBP: 0.318, SLG: 0.429		K			4-3	FC5-4 1-2f			L8	2	0	0	0	0	1	0
Hector Lopez, R (6, PH) OBP: 0.273, SLG: 0.410										1	0	0	0	0	0	2
Doc Edwards, R (6, 2) OBP: 0.224, SLG: 0.222										1	0	0	0	0	0	0
Whitey Ford, L (1, 1) OBP: 0.231, SLG: 0.167			F5		K		FC4-6 1B		FC4-6 1B	1	0	0	0	0	0	0
Art Lopez, L (5, PH) OBP: 0.143, SLG: 0.143										1	0	0	0	0	1	0
Hal Reniff, R (5, 1)										0	0	0	0	0	0	0
Horace Clarke, S (7, PH) OBP: 1.000, SLG: 1.000										1	0	1	0	0	0	0
Pete Mikkelsen, R (7, 1)										0	0	0	0	0	0	0
Phil Linz, R (9, PH) OBP: 0.265, SLG: 0.241										1	0	1	0	0	0	0
Inning Stats	R: 0 E: 0 K: 0 S: 3 H: 0 LOB: 0 BB: 0 P: 3	R: 0 E: 0 K: 2 S: 7 H: 0 LOB: 1 BB: 1 P: 11	R: 0 E: 0 K: 1 S: 5 H: 0 LOB: 1 BB: 1 P: 9	R: 0 E: 0 K: 2 S: 8 H: 1 LOB: 2 BB: 1 P: 12	R: 1 E: 0 K: 1 S: 7 H: 2 LOB: 1 BB: 0 P: 7	R: 0 E: 0 K: 1 S: 5 H: 0 LOB: 2 BB: 2 P: 13	R: 0 E: 0 K: 1 S: 6 H: 1 LOB: 2 BB: 1 P: 10	R: 0 E: 0 K: 1 S: 5 H: 0 LOB: 0 BB: 0 P: 5	R: 0 E: 0 K: 0 S: 4 H: 1 LOB: 1 BB: 0 P: 4	1B: 2 2B: 2 3B: 1 HR: 0	SF: 0 SAC: 0 DP: 0 HBP: 0					

PITCHER	IP	WLS	BF	H	R	ER	SO	BB	IBB	HBP	BLK	WP	HR	S	P	ERA	WHIP
Dave Morehead, R (1, 1) ERA: 5.76	9.0	W	38	5	1	1	9	6	0	0	0	0	0	50	74	1.00	1.222

PITCHER	IP	WLS	BF	H	R	ER	SO	BB	IBB	HBP	BLK	WP	HR	S	P	ERA	WHIP

New York Yankees @ Boston Red Sox

Fenway Park, Boston, MA

Thu May 13 1965, 7:05 PM EDT

Att. 14,261 - Unknown - 56 F

TOP

livebaseballscorecards.com

AB	32
R	1
H	5
RBI	1
BB	6
SO	9
LOB	15

1B: 2	SF: 0
2B: 2	SAC: 0
3B: 1	DP: 0
HR: 0	HBP: 0

WP: 0	PA: 38
PB: 0	
SB: 1	
CS: 0	

BOTTOM

New York Yankees @ Boston Red Sox

Fenway Park, Boston, MA

Thu May 13 1965, 7:05 PM EDT

Att. 14,261 - Unknown - 56 F

livebaseballscorecards.com

Batter	1	2	3	4	5	6	7	8	9	AB	R	H	RBI	BB	SO	LOB
Lenny Green, L (1, 8) OBP: 0.349, SLG: 0.468	0-0 ① 4-3		BBBB 4-0 BB BB 3B 1-2 BB	0-0 ③ F3		0-0 ③ F4				3	1	0	0	1	0	1
Frank Malzone, R (1, 5) OBP: 0.397, SLG: 0.393	0-0 ② 5-3		BBBB 4-0 BB 3B 1-2 2-3 BB		0-0 BB 2B		SSS 0-3 ① K			3	1	1	0	1	1	0
Carl Yastrzemski, L (1, 7) OBP: 0.356, SLG: 0.494	0-0 ③ F7		0-0 ② SF7 3-H		0-0 ① F9		0-0 ② F9			3	0	0	1	0	0	1
Tony Conigliaro, R (1, 9) OBP: 0.327, SLG: 0.510		0-0 G6-4-3 1B	BBBB 4-0 3B 1-2 2-3 BB		BBBB 4-0 BB BB		SSS 0-3 ③ K			2	1	1	0	2	1	0
Felix Mantilla, R (1, 4) OBP: 0.376, SLG: 0.467		0-0 ① ② G6-4-3 1-2f	0-0 1-H 2-H 3-H 3B		SSS 0-3 ② K			0-0 SH1-4 1B		4	0	2	3	0	1	3
Lee Thomas, L (1, 3) OBP: 0.371, SLG: 0.542		BBBB 4-0 BB	0-0 ③ F6		BBBB 4-0 1-2 2-3 BB			0-0 ① SH1-4 1-2		1	0	0	0	2	0	1
Eddie Bressoud, R (1, 6) OBP: 0.368, SLG: 0.471		0-0 ③ F9		BBBB 4-0 G6-4-3 BB	SSS 0-3 ③ K			SSS 0-3 ② K		3	0	0	0	1	2	5
Bob Tillman, R (1, 2) OBP: 0.284, SLG: 0.318			0-0 BB BB SF7 1B	0-0 ① ② G6-4-3 1-2f		0-0 ① 5-3		4-0 IBB		3	1	1	0	1	0	1
Dave Morehead, R (1, 1) OBP: 0.333, SLG: 0.143			SSS 0-3 ① K	0-0 1B		0-0 ② 6-3		0-0 ③ F8		4	0	1	0	0	1	3
Inning Stats	R: 0 H: 0 E: 0 LOB: 0 K: 0 BB: 0 S: 3 P: 3	R: 0 H: 1 E: 0 LOB: 1 K: 0 BB: 1 S: 3 P: 7	R: 4 H: 2 E: 0 LOB: 1 K: 1 BB: 3 S: 7 P: 19	R: 0 H: 1 E: 0 LOB: 1 K: 0 BB: 1 S: 3 P: 7	R: 0 H: 1 E: 0 LOB: 3 K: 2 BB: 2 S: 8 P: 16	R: 0 H: 0 E: 0 LOB: 0 K: 2 BB: 0 S: 3 P: 3	R: 0 H: 0 E: 0 LOB: 0 K: 2 BB: 0 S: 7 P: 7	R: 0 H: 1 E: 0 LOB: 2 K: 1 BB: 1 S: 6 P: 10		1B: 4 SF: 1 2B: 1 SAC: 1 3B: 1 DP: 2 HR: 0 HBP: 0						

	AB	26
	R	4
	H	6
	RBI	4
	BB	8
	SO	6
	LOB	15

WP: 0 PA: 36
PB: 0
SB: 0
CS: 0

PITCHER		IP	WLS	BF	H	R	ER	SO	BB	IBB	HBP	BLK	WP	HR	S	P	ERA	WHIP
Whitey Ford, L ERA: 5.82	(1, 1)	4.0	L	19	4	4	4	1	5	0	0	0	0	0	16	36	9.00	2.250
Hal Reniff, R ERA: 4.38	(5, 1)	2.0		9	1	0	0	2	2	0	0	0	0	0	11	19	0.00	1.500
Pete Mikkelsen, R ERA: 3.0	(7, 1)	2.0		8	1	0	0	3	0	1	0	0	0	0	13	17	0.00	0.500

PITCHER	IP	WLS	BF	H	R	ER	SO	BB	IBB	HBP	BLK	WP	HR	S	P	ERA	WHIP

New York Yankees @ Baltimore Orioles

Memorial Stadium, Baltimore, MD

Fri May 14 1965, 7:05 PM EDT

Att. 24,211 - Unknown - 70 F

TOP

livebaseballscorecards.com

Batter	1	2	3	4	5	6	7	8	9	AB	R	H	RBI	BB	SO	LOB
Horace Clarke, S (1, 5) OBP: 0.200, SLG: 0.200	F5		F9		F7		F8		FC5-6-2 1-3 3-H	4	0	0	0	0	0	0
Clete Boyer, R (7, 5) OBP: 0.241, SLG: 0.299										1	1	0	0	0	0	2
Bobby Richardson, R (1, 4) OBP: 0.345, SLG: 0.370	2B 2B		F4		B1-3		4-3		E9 HR 2-H 3-H	5	2	1	0	0	0	1
Tom Tresh, S (1, 8) OBP: 0.355, SLG: 0.518	1B 2-H 2B		L8		F9			F7	HR 2-H	5	2	2	3	0	0	0
Mickey Mantle, S (1, 7) OBP: 0.448, SLG: 0.591	F6			1B 1B	K			F8	F9	4	1	1	0	0	1	1
Ross Moschitto, R (8, 8)										1	0	0	0	0	0	1
Joe Pepitone, L (1, 9) OBP: 0.276, SLG: 0.341	1B 2-H			FC5-4 1-2 1B	E1 1B SF8			F2		4	1	2	1	0	0	0
Ray Barker, L (1, 3) OBP: 0.360, SLG: 0.250	K			F8	1-3 1B				S SH HBP	3	1	1	0	0	1	3
Tony Kubek, L (1, 6) OBP: 0.257, SLG: 0.277		1-3		FC5-4 1-2 2-H 1B	SF8 3-H				F4	3	0	1	2	0	0	1
Doc Edwards, R (1, 2) OBP: 0.226, SLG: 0.208		L9		FC5-4 1-2f 2-3	F4				SH 1-2 FC5-6-2 IBB	3	0	0	0	1	0	3
Bill Stafford, R (1, 1)		K		K			6-3		SH FC5-6-2 1-3 2-H E	3	0	0	0	0	2	2
Al Downing, R (8, 1) OBP: 0.182, SLG: 0.182										0	0	0	0	0	0	0
Art Lopez, L (9, PR) OBP: 0.143, SLG: 0.143										0	1	0	0	0	0	0
Steve Hamilton, L (9, 1)										0	0	0	0	0	0	0
Inning Stats	R: 2 E: 0 K: 1 S: 8 H: 3 LOB: 1 BB: 0 P: 8	R: 0 E: 0 K: 1 S: 5 H: 0 LOB: 0 BB: 0 P: 5	R: 0 E: 0 K: 0 S: 3 H: 0 LOB: 0 BB: 0 P: 3	R: 1 E: 0 K: 1 S: 8 H: 3 LOB: 2 BB: 0 P: 8	R: 0 E: 0 K: 0 S: 3 H: 0 LOB: 0 BB: 0 P: 3	R: 1 E: 1 K: 1 S: 7 H: 1 LOB: 1 BB: 0 P: 7	R: 0 E: 0 K: 0 S: 3 H: 0 LOB: 0 BB: 0 P: 3	R: 0 E: 0 K: 0 S: 3 H: 0 LOB: 0 BB: 0 P: 3	R: 5 E: 2 K: 0 S: 6 H: 1 LOB: 1 BB: 1 P: 11	1B: 5 2B: 2 3B: 0 HR: 1 SF: 1 SAC: 1 DP: 0 HBP: 1						

AB	36
R	9
H	8
RBI	6
BB	1
SO	4
LOB	14

WP: 0 PB: 0 SB: 1 CS: 0 PA: 40

PITCHER		IP	WLS	BF	H	R	ER	SO	BB	IBB	HBP	BLK	WP	HR	S	P	ERA	WHIP
Robin Roberts, R ERA: 2.94	(1, 1)	7.0	L	29	7	4	3	4	0	0	0	0	0	0	37	37	3.86	1.000
Harvey Haddix, L ERA: 2.25	(8, 1)	2.0		11	1	5	0	0	0	1	1	0	0	1	9	14	0.00	0.500

PITCHER		IP	WLS	BF	H	R	ER	SO	BB	IBB	HBP	BLK	WP	HR	S	P	ERA	WHIP

Batter	1	2	3	4	5	6	7	8	9	AB	R	H	RBI	BB	SO	LOB
Paul Blair, R (1, 8) OBP: 0.289, SLG: 0.381	4-3 2B 2B		5-3 ①		5-3 ③			K ①		4	1	1	0	0	1	0
Luis Aparicio, R (1, 6) OBP: 0.339, SLG: 0.482	4-3 ① 2-3		2B			K ①		CS 1B		4	0	2	0	0	1	1
Curt Blefary, L (1, 9) OBP: 0.377, SLG: 0.657 Jackie Brandt, R (8, PH) OBP: 0.283, SLG: 0.535 (9, 9)	FC4-6 3-H 2B		F9 ②			3-1 HR 1B		K ②③ 1-2		3 1	1 0	2 0	1 0	0 0	0 1	1 1
Boog Powell, L (1, 7) OBP: 0.252, SLG: 0.369	FC4-6 BB		L4 ③			3-1 ② 1-2			F7 ①	3	0	0	0	1	0	2
Charlie Lau, L (1, 2) OBP: 0.333, SLG: 0.650 Dick Brown, R (9, PH) OBP: 0.333, SLG: 0.200	FC4-6 ② 1-2f 2-3			6-3 ①		2-H HR			6-3 ②	3 1	1 0	1 0	2 0	0 0	0 0	2 0
Norm Siebern, L (1, 3) OBP: 0.333, SLG: 0.372 Bob Johnson, R (9, PH) OBP: 0.286, SLG: 0.407	F9 ③			G5-4-3 1B		G3 ③			F7 ③	3 1	0 0	1 0	0 0	0 0	0 0	2 0
Davey Johnson, R (1, 5) OBP: 0.286, SLG: 0.235		F3 ①		G5-4-3 ②③ 1-2f			BB L9			2	0	0	0	1	0	1
Jerry Adair, R (1, 4) OBP: 0.302, SLG: 0.305		F3 ②			B2-6-4 1B		L9 ①② 1-2			3	0	1	0	0	0	1
Robin Roberts, S (1, 1) OBP: 0.200, SLG: 0.300 John Orsino, R (7, PH) OBP: 0.316, SLG: 0.440 Harvey Haddix, L (8, 1)		K ③			B2-6-4 ①② 1-2f		K ③			2 1 0	0 0 0	0 0 0	0 0 0	0 1 0	1 0 0	1 0 0
Inning Stats	R: 1 H: 2 E: 0 LOB: 2 K: 0 BB: 1 S: 5 P: 9	R: 0 H: 0 E: 0 LOB: 0 K: 1 BB: 0 S: 5 P: 5	R: 0 H: 1 E: 0 LOB: 1 K: 0 BB: 0 S: 4 P: 4	R: 0 H: 1 E: 0 LOB: 0 K: 0 BB: 0 S: 3 P: 3	R: 0 H: 1 E: 0 LOB: 0 K: 0 BB: 0 S: 3 P: 3	R: 2 H: 2 E: 0 LOB: 0 K: 1 BB: 0 S: 7 P: 7	R: 0 H: 0 E: 0 LOB: 0 K: 1 BB: 1 S: 4 P: 8	R: 0 H: 1 E: 0 LOB: 1 K: 2 BB: 0 S: 7 P: 7	R: 0 H: 0 E: 0 LOB: 0 K: 0 BB: 0 S: 3 P: 3	1B: 4 2B: 4 3B: 0 HR: 1	SF: 0 SAC: 0 DP: 3 HBP: 0						

PITCHER		IP	WLS	BF	H	R	ER	SO	BB	IBB	HBP	BLK	WP	HR	S	P	ERA	WHIP
Bill Stafford, R ERA: 2.21	(1, 1)	7.1	W	29	8	3	3	4	2	0	0	0	0	1	35	43	3.68	1.364
Al Downing, L ERA: 3.41	(8, 1)	0.2		1	0	0	0	1	0	0	0	0	0	0	3	3	0.00	0.000
Steve Hamilton, L ERA: 3.38	(9, 1)	1.0	S	3	0	0	0	0	0	0	0	0	0	0	3	3	0.00	0.000

PITCHER	IP	WLS	BF	H	R	ER	SO	BB	IBB	HBP	BLK	WP	HR	S	P	ERA	WHIP

BOTTOM

New York Yankees @ Baltimore Orioles

Memorial Stadium, Baltimore, MD

Fri May 14 1965, 7:05 PM EDT
Att. 24,211 - Unknown - 70 F

livebaseballscorecards.com

AB	31
R	3
H	8
RBI	3
BB	2
SO	5
LOB	12

WP: 0	PA: 33					
PB: 0						
SB: 0						
CS: 1						

Batter	1	2	3	4	5	6	7	8	9	AB	R	H	RBI	BB	SO	LOB
Phil Linz, R (1, 6) OBP: 0.308, SLG: 0.333	BBBB 4-0 G6-4-3 BB		x 0-0 1-3 2B		x 0-0 ② B5-3		x 0-0 1-3 3-H 2B		x 0-0 ② 5-3	4	0	2	1	1	0	0
Bobby Richardson, R (1, 4) OBP: 0.331, SLG: 0.357	x 0-0 ①② G6-4-3 1-2f		x 0-0 ② SF8 3-H		x 0-0 ③ 1-3		x 0-0 ② F3		x 0-0 ③ 5-3	4	0	0	1	0	0	3
Tom Tresh, S (1, 8) (8, 7) OBP: 0.352, SLG: 0.504	BBBB 4-0 BB		x 0-0 ③ 6-3			SSS 0-3 ① K	x 0-0 ③ F2			3	0	0	0	1	1	3
Mickey Mantle, S (1, 7) OBP: 0.451, SLG: 0.623 Ross Moschitto, R (8, 8)	x 0-0 ③ 4-3			x 0-0 ① F9		BBBB 4-0 BB		x 0-0 HR		3 0	1 0	1 0	1 0	1 0	0 0	1 0
Hector Lopez, R (1, 9) OBP: 0.250, SLG: 0.372 Ray Barker, L (8, 3) OBP: 0.360, SLG: 0.250		x 0-0 ① 1-3		x 0-0 ② F9		x 0-0 ② F3		x 0-0 ① L5		4 0	0 0	0 0	0 0	0 0	0 0	1 0
Joe Pepitone, L (1, 3) (8, 9) OBP: 0.294, SLG: 0.358		x 0-0 G6-4-3 1B		x 0-0 1B 1B		x 0-0 ③ 4-3		x 0-0 1B		4	0	3	0	0	0	1
Clete Boyer, R (1, 5) OBP: 0.253, SLG: 0.300		x 0-0 ②③ G6-4-3 1-2f		x 0-0 1-2 1B			BBBB 4-0 1B 2B BB	x 0-0 ② F8		3	1	1	0	1	0	2
Doc Edwards, R (1, 2) OBP: 0.228, SLG: 0.212			x 0-0 ① F4	x 0-0 ③ L8			x 0-0 2B 1-3 1B	SSS 0-3 ③ K		4	0	1	0	0	1	3
Mel Stottlemyre, R (1, 1) OBP: 0.125, SLG: 0.125 Horace Clarke, S (7, PH) OBP: 0.167, SLG: 0.167 Pedro Ramos, S (7, 1) Hal Reniff, R (9, 1)			x 0-0 2B SF8 1B		x 0-0 ① 1-3		x 0-0 ① L6		x 0-0 ① L7	2 1 1 0	1 0 0 0	1 0 0 0	0 0 0 0	0 0 0 0	0 0 0 0	0 2 0 0
Inning Stats	R: 0 E: 0 K: 0 S: 2 H: 0 LOB: 1 BB: 2 P: 10	R: 0 E: 0 K: 0 S: 3 H: 1 LOB: 0 BB: 0 P: 3	R: 1 E: 0 K: 0 S: 5 H: 2 LOB: 1 BB: 0 P: 5	R: 0 E: 0 K: 0 S: 5 H: 2 LOB: 2 BB: 0 P: 5	R: 0 E: 0 K: 0 S: 3 H: 0 LOB: 0 BB: 0 P: 3	R: 0 E: 0 K: 1 S: 5 H: 0 LOB: 1 BB: 1 P: 9	R: 1 E: 0 K: 0 S: 5 H: 2 LOB: 2 BB: 1 P: 9	R: 1 E: 0 K: 1 S: 7 H: 2 LOB: 1 BB: 0 P: 7	R: 0 E: 0 K: 0 S: 3 H: 0 LOB: 0 BB: 0 P: 3	1B: 6 2B: 2 3B: 0 HR: 1 SF: 1 SAC: 0 DP: 2 HBP: 0						

PITCHER		IP	WLS	BF	H	R	ER	SO	BB	IBB	HBP	BLK	WP	HR	S	P	ERA	WHIP
Steve Barber, L ERA: 5.33	(1, 1)	6.1		28	7	2	2	1	4	0	0	0	0	0	26	42	2.84	1.737
Dick Hall, R ERA: 2.25	(7, 1)	2.2	L	10	2	1	1	1	0	0	0	0	0	1	12	12	3.38	0.750

PITCHER	IP	WLS	BF	H	R	ER	SO	BB	IBB	HBP	BLK	WP	HR	S	P	ERA	WHIP

TOP

New York Yankees @ Baltimore Orioles

Memorial Stadium, Baltimore, MD

Sat May 15 1965, 7:05 PM EDT

Att. 32,338 - Unknown

livebaseballscorecards.com

AB	33
R	3
H	9
RBI	3
BB	4
SO	2
LOB	16

WP: 0 PA: 38
PB: 0
SB: 0
CS: 0

Batter	1	2	3	4	5	6	7	8	9	AB	R	H	RBI	BB	SO	LOB
Paul Blair, R (1, 8) OBP: 0.297, SLG: 0.374	BBBB 4-0 K BB		BBBB 4-0 BB		SSS 0-3 ① K		x 0-0 ③ F8		x 0-0 ③ 1-6-3	2	0	0	0	2	1	0
Sam Bowens, R (9, PH) OBP: 0.273, SLG: 0.300										1	0	0	0	0	0	2
Luis Aparicio, R (1, 6) OBP: 0.328, SLG: 0.466	SSS 0-3 ①② K 1-2		SSS 0-3 ② K		x 0-0 ② F8			x 0-0 ① F7		4	0	0	0	0	2	2
Curt Blefary, L (1, 9) OBP: 0.358, SLG: 0.620	x 0-0 ③ F9		x 0-0 ③ L4		x 0-0 ③ G3			SSS 0-3 ② K		4	0	0	0	0	1	1
Boog Powell, L (1, 7) OBP: 0.277, SLG: 0.425		x 0-0 3B 2B		x 0-0 HR		x 0-0 4-3 SH5-4 1B		BBBB 4-0 FC6 BB		3	2	3	1	1	0	0
Charlie Lau, L (1, 2) OBP: 0.333, SLG: 0.609		x 0-0 ① F6		x 0-0 FC5-4 1B		x 0-0 ① SH5-4 1-2		x 0-0 ③ FC6 1-2f		3	0	1	0	0	0	2
Norm Siebern, L (1, 3) OBP: 0.330, SLG: 0.389		x 0-0 2-H 3B		x 0-0 ① FC5-4 WP 1B FC1 1-2f		x 0-0 ② 4-3 2-3			x 0-0 ① 5-3	4	0	1	1	0	0	2
Davey Johnson, R (1, 5) OBP: 0.280, SLG: 0.238		x 0-0 ② 6-3		x 0-0 WP 1-2 1B		x 0-0 ③ 1-3			x 0-0 ② 1-3	4	0	1	0	0	0	2
Jerry Adair, R (1, 4) OBP: 0.300, SLG: 0.303	SSS 0-3 ③ K			x 0-0 ② FC1 1-2 2-H			x 0-0 ① L1		x 0-0 BB 1B	4	0	1	0	0	1	3
Steve Barber, L (1, 1) OBP: 0.125, SLG: 0.125			x 0-0 ① F6	x 0-0 ③ F8			x 0-0 ② F9		BBBB 4-0 1-2 BB	2	0	0	0	0	0	2
Dick Hall, R (7, 1) OBP: 0.750, SLG: 1.000										1	0	0	0	0	0	0
Russ Snyder, L (9, PH) OBP: 0.333, SLG: 0.231										0	0	0	0	1	0	0
Inning Stats	R: 0 E: 0 K: 1 S: 4 H: 0 LOB: 0 BB: 1 P: 8	R: 1 E: 0 K: 1 S: 7 H: 2 LOB: 1 BB: 0 P: 7	R: 0 E: 0 K: 1 S: 5 H: 0 LOB: 1 BB: 1 P: 9	R: 1 E: 0 K: 0 S: 6 H: 3 LOB: 2 BB: 0 P: 6	R: 0 E: 0 K: 1 S: 5 H: 0 LOB: 0 BB: 0 P: 5	R: 0 E: 0 K: 0 S: 4 H: 1 LOB: 1 BB: 0 P: 4	R: 0 E: 0 K: 0 S: 3 H: 0 LOB: 0 BB: 0 P: 3	R: 0 E: 0 K: 1 S: 5 H: 0 LOB: 1 BB: 1 P: 9	R: 0 E: 0 K: 0 S: 4 H: 1 LOB: 2 BB: 1 P: 8	1B: 4 2B: 1 3B: 1 HR: 1	SF: 0 SAC: 1 DP: 0 HBP: 0						

PITCHER	IP	WLS	BF	H	R	ER	SO	BB	IBB	HBP	BLK	WP	HR	S	P	ERA	WHIP
Mel Stottlemyre, R (1, 1) ERA: 2.72	6.0		25	6	2	2	4	2	0	0	0	1	1	31	39	3.00	1.333
Pedro Ramos, R (7, 1) ERA: 4.02	2.2	W	11	1	0	0	1	2	0	0	0	0	0	11	19	0.00	1.125
Hal Reniff, R (9, 1) ERA: 4.26	0.1	S	1	0	0	0	0	0	0	0	0	0	0	1	1	0.00	0.000

PITCHER	IP	WLS	BF	H	R	ER	SO	BB	IBB	HBP	BLK	WP	HR	S	P	ERA	WHIP

BOTTOM

New York Yankees @ Baltimore Orioles

Memorial Stadium, Baltimore, MD

Sat May 15 1965, 7:05 PM EDT

Att. 32,338 - Unknown

livebaseballscorecards.com

AB	32
R	2
H	7
RBI	2
BB	4
SO	5
LOB	16

WP: 1 PB: 0 SB: 0 CS: 0 PA: 37

Batter	1	2	3	4	5	6	7	8	9	AB	R	H	RBI	BB	SO	LOB
Phil Linz, R (1, 6) OBP: 0.302, SLG: 0.306	K2-3		BB	1-3		4-3			K	3	1	0	0	1	1	4
Pete Mikkelsen, R (6, 1)										0	0	0	0	0	0	0
Gil Blanco, L (8, 1)										0	0	0	0	0	0	0
Horace Clarke, S (9, PH) OBP: 0.143, SLG: 0.143										1	0	0	0	0	1	1
Bobby Richardson, R (1, 4) OBP: 0.325, SLG: 0.350	1-3		1B		6-3		L5		1-3	5	1	1	1	0	0	1
Tom Tresh, S (1, 8) OBP: 0.354, SLG: 0.500	K		1B		4-3		FC4-6		K	5	1	2	1	0	2	1
Mickey Mantle, S (1, 7) OBP: 0.442, SLG: 0.603		K	G4-6-3		K		FC4-6			4	0	1	2	0	2	1
Hector Lopez, R (1, 9) OBP: 0.235, SLG: 0.348		F3	G4-6-3			F8	K			3	0	0	0	0	0	1
Ray Barker, L (7, PH) OBP: 0.346, SLG: 0.238										1	0	0	0	0	1	1
Joe Pepitone, L (1, 3) OBP: 0.302, SLG: 0.364		1B		G6-4-3		4-1		L8		4	0	2	0	0	0	0
Clete Boyer, R (1, 5) OBP: 0.253, SLG: 0.289		F3		G6-4-3		WP		5-3		3	1	0	0	1	0	2
Doc Edwards, R (1, 2) OBP: 0.246, SLG: 0.204			5-3	BB		BB		K		2	0	0	0	2	1	0
Jim Bouton, R (1, 1) OBP: 0.263, SLG: 0.067			BB	BB					E9	0	1	0	0	2	0	0
Steve Hamilton, L (5, 1)										0	0	0	0	0	0	0
Tony Kubek, L (6, PH) OBP: 0.270, SLG: 0.292										2	0	2	1	0	0	0
(6, 6)																
Inning Stats	R: 0 E: 0 K: 2 S: 7 H: 0 LOB: 0 BB: 0 P: 7	R: 0 E: 0 K: 1 S: 6 H: 1 LOB: 1 BB: 0 P: 6	R: 4 E: 0 K: 0 S: 5 H: 3 LOB: 0 BB: 2 P: 13	R: 0 E: 0 K: 0 S: 3 H: 1 LOB: 2 BB: 2 P: 11	R: 0 E: 0 K: 1 S: 5 H: 0 LOB: 0 BB: 0 P: 5	R: 1 E: 0 K: 0 S: 4 H: 1 LOB: 2 BB: 2 P: 12	R: 0 E: 0 K: 1 S: 6 H: 1 LOB: 1 BB: 0 P: 6	R: 0 E: 0 K: 1 S: 5 H: 0 LOB: 0 BB: 0 P: 5	R: 0 E: 1 K: 2 S: 8 H: 1 LOB: 1 BB: 0 P: 8	1B: 8 2B: 0 3B: 0 HR: 0 SF: 0 SAC: 0 DP: 2 HBP: 0						

PITCHER		IP	WLS	BF	H	R	ER	SO	BB	IBB	HBP	BLK	WP	HR	S	P	ERA	WHIP
Dave McNally, L ERA: 3.89	(1, 1)	2.1		13	4	4	4	3	2	0	0	0	0	0	17	25	15.43	2.571
Jim Palmer, R ERA: 3.54	(3, 1)	3.2	W	15	2	1	1	1	4	0	0	0	1	0	13	29	2.46	1.636
Don Larsen, R ERA: 6.14	(7, 1)	1.0		4	1	0	0	1	0	0	0	0	0	0	6	6	0.00	1.000
Stu Miller, R ERA: 2.86	(8, 1)	2.0	S	7	1	0	0	3	0	0	0	0	0	0	13	13	0.00	0.500

PITCHER	IP	WLS	BF	H	R	ER	SO	BB	IBB	HBP	BLK	WP	HR	S	P	ERA	WHIP

TOP

New York Yankees @ Baltimore Orioles

Memorial Stadium, Baltimore, MD

Sun May 16 1965, 3:33 AM EDT
Att. 25,740 - Unknown - 80 F

livebaseballscorecards.com

AB	33
R	5
H	8
RBI	5
BB	6
SO	8
LOB	12

WP: 1 PA: 39
PB: 0
SB: 0
CS: 0

BOTTOM

New York Yankees @ Baltimore Orioles

Memorial Stadium, Baltimore, MD

Sun May 16 1965, 3:33 AM EDT

Att. 25,740 - Unknown - 80 F

livebaseballscorecards.com

Batter	1	2	3	4	5	6	7	8	9	AB	R	H	RBI	BB	SO	LOB
Paul Blair, R (1, 8) OBP: 0.309, SLG: 0.373	4-3	BB		6-3		HR BB		F8 S 2B 1B		3	2	1	0	2	0	0
Luis Aparicio, R (1, 6) OBP: 0.323, SLG: 0.479	F7	K 2-3		F8		1-H HR		F8 1-3		5	1	1	2	0	1	3
Curt Blefary, L (1, 9) OBP: 0.360, SLG: 0.658 Jackie Brandt, R (8, PR) (9, 9) OBP: 0.283, SLG: 0.535	HR		F3		K	F9		3-H 2B		5 0	1 0	2 0	2 0	0 0	1 0	0 0
Boog Powell, L (1, 7) OBP: 0.290, SLG: 0.422	BB BB BB		K		2B 1B		FC2-6 BB	4-3		3	0	1	0	2	1	1
Norm Siebern, L (1, 3) OBP: 0.336, SLG: 0.419	BB 1-2 BB		HR		F9		FC2-6 2B 1-2f			3	1	1	1	1	0	2
John Orsino, R (1, 2) OBP: 0.333, SLG: 0.471	1-2 2-3 BB		F6		1-3 2B		1-3 2B			3	0	2	0	1	0	0
Bob Johnson, R (1, 5) OBP: 0.281, SLG: 0.367	F8			4-3	F8		G5-4-3 IBB			3	0	0	0	1	0	5
Davey Johnson, R (1, 4) OBP: 0.276, SLG: 0.240		K SH2-4 1B		E6 HR		F3	G5-4-3 1-2f			4	1	1	0	0	0	3
Dave McNally, R (1, 1) Jim Palmer, R (3, 1) OBP: 0.800, SLG: 1.500 Russ Snyder, L (6, PH) OBP: 0.313, SLG: 0.214 Don Larsen, R (7, 1) OBP: 0.250, SLG: 0.250 Stu Miller, R (8, 1)		SH2-4 1-2		1-H HR		K		K		0 1 1 0 1	0 1 0 0 0	0 1 0 0 0	0 2 0 0 0	0 0 1 0 1	0 0 0 0 0	0 0 0 0 0
Inning Stats	R: 1 E: 0 K: 0 S: 4 H: 1 LOB: 3 BB: 3 P: 16	R: 0 E: 0 K: 1 S: 5 H: 1 LOB: 1 BB: 1 P: 9	R: 1 E: 0 K: 1 S: 6 H: 1 LOB: 0 BB: 0 P: 6	R: 2 E: 1 K: 0 S: 5 H: 1 LOB: 0 BB: 0 P: 5	R: 0 E: 0 K: 1 S: 7 H: 2 LOB: 2 BB: 0 P: 7	R: 2 E: 0 K: 1 S: 6 H: 1 LOB: 0 BB: 1 P: 10	R: 0 E: 0 K: 0 S: 3 H: 1 LOB: 2 BB: 2 P: 11	R: 1 E: 0 K: 1 S: 7 H: 2 LOB: 1 BB: 0 P: 7		1B: 3 2B: 3 3B: 0 HR: 4 SF: 0 SAC: 1 DP: 1 HBP: 0						

	AB	32
	R	7
	H	10
	RBI	7
	BB	7
	SO	5
	LOB	14

WP: 0 PB: 0 SB: 1 CS: 0 PA: 40

PITCHER		IP	WLS	BF	H	R	ER	SO	BB	IBB	HBP	BLK	WP	HR	S	P	ERA	WHIP
Jim Bouton, R ERA: 4.65	(1, 1)	4.0		20	4	4	3	2	4	0	0	0	0	3	20	36	6.75	2.000
Steve Hamilton, L ERA: 3.0	(5, 1)	1.0		5	2	0	0	1	0	0	0	0	0	0	7	7	0.00	2.000
Pete Mikkelsen, R ERA: 4.3	(6, 1)	2.2	L	14	4	3	3	2	2	1	0	0	0	1	15	27	10.12	2.250
Gil Blanco, L ERA:	(8, 1)	0.1		1	0	0	0	0	0	0	0	0	0	0	1	1	0.00	0.000

PITCHER	IP	WLS	BF	H	R	ER	SO	BB	IBB	HBP	BLK	WP	HR	S	P	ERA	WHIP

Batter	1	2	3	4	5	6	7	8	9	AB	R	H	RBI	BB	SO	LOB
Horace Clarke, S (1, 5) OBP: 0.182, SLG: 0.100	BBBB 4-0 BB 1B 1B BB	x 0-0 F7 ③			x 0-0 E3			x 0-0 3-1 ①		3	1	0	0	1	0	0
Bobby Richardson, R (1, 4) OBP: 0.323, SLG: 0.347	x 0-0 BB 1B 1-2 1B		x 0-0 L9 ①		x 0-0 F8 ③			x 0-0 F8 ②		4	1	1	0	0	0	1
Tom Tresh, S (1, 8) (8, 7) OBP: 0.351, SLG: 0.492	x 0-0 F9 ①		SSS 0-3 K ②			SSS 0-3 K ①		x 0-0 1B		4	0	1	0	0	2	2
Mickey Mantle, S (1, 7) OBP: 0.444, SLG: 0.592 Ross Moschitto, R (8, 8)	BBBB 4-0 1B 1-2 2-3 BB		SSS 0-3 K ③			x 0-0 1B		x 0-0 F5 ③		3 0	0 0	1 0	0 0	1 0	1 0	1 0
Joe Pepitone, L (1, 9) OBP: 0.300, SLG: 0.359	x 0-0 1-2 2-H 3-H 1B			x 0-0 F9 ①		SSS 0-3 K ②			x 0-0 G3 ①	4	0	1	2	0	1	1
Ray Barker, L (1, 3) OBP: 0.333, SLG: 0.240	x 0-0 F7 ②			x 0-0 F7 ②		x 0-0 F5 ③			x 0-0 FC6-4 1B	4	0	1	0	0	0	3
Phil Linz, R (1, 6) OBP: 0.298, SLG: 0.282	x 0-0 F6 ③			x 0-0 1-3 ③			BBBB 4-0 G1-6-3 BB		x 0-0 FC6-4 FC5-4 ② 1-2f	3	0	0	0	1	0	3
Doc Edwards, R (1, 2) OBP: 0.231, SLG: 0.190		x 0-0 6-3 ①			x 0-0 4-3 ①		x 0-0 G1-6-3 ①② 1-2f		x 0-0 FC5-4 ③ 1-2f	4	0	0	0	0	0	2
Whitey Ford, L (1, 1) OBP: 0.200, SLG: 0.143 Hal Reniff, R (5, 1) Hector Lopez, R (7, PH) OBP: 0.231, SLG: 0.340 Pedro Ramos, S (7, 1) Gil Blanco, L (8, 1)		x 0-0 4-3 ②			x 0-0 F7 ②		x 0-0 5-3 ③			2 0 1 0 0	0 0 0 0 0	0 0 0 0 0	0 0 0 0 0	0 0 0 0 0	0 0 0 0 0	0 0 0 0 0
Inning Stats	R: 2 E: 0 K: 0 S: 5 H: 2 LOB: 2 BB: 2 P: 13	R: 0 E: 0 K: 0 S: 3 H: 0 LOB: 0 BB: 0 P: 3	R: 0 E: 0 K: 2 S: 7 H: 0 LOB: 0 BB: 0 P: 7	R: 0 E: 0 K: 0 S: 3 H: 0 LOB: 0 BB: 0 P: 3	R: 0 E: 1 K: 0 S: 4 H: 0 LOB: 1 BB: 0 P: 4	R: 0 E: 0 K: 2 S: 8 H: 1 LOB: 1 BB: 0 P: 8	R: 0 E: 0 K: 0 S: 2 H: 0 LOB: 0 BB: 1 P: 6	R: 0 E: 0 K: 0 S: 4 H: 1 LOB: 1 BB: 0 P: 4	R: 0 E: 0 K: 0 S: 4 H: 1 LOB: 1 BB: 0 P: 4	1B: 5 2B: 0 3B: 0 HR: 0	SF: 0 SAC: 0 DP: 1 HBP: 0						

TOP

New York Yankees @ Baltimore Orioles

Memorial Stadium, Baltimore, MD

Mon May 17 1965, 7:05 PM EDT

Att. 18,601 - Unknown

livebaseballscorecards.com

AB	32
R	2
H	5
RBI	2
BB	3
SO	4
LOB	13

WP: 0 PB: 0 SB: 0 CS: 0 PA: 35

PITCHER	IP	WLS	BF	H	R	ER	SO	BB	IBB	HBP	BLK	WP	HR	S	P	ERA	WHIP
Milt Pappas, R (1, 1) ERA: 1.83	9.0	W	35	5	2	2	4	3	0	0	0	0	0	40	52	2.00	0.889

PITCHER	IP	WLS	BF	H	R	ER	SO	BB	IBB	HBP	BLK	WP	HR	S	P	ERA	WHIP

Batter	1	2	3	4	5	6	7	8	9	AB	R	H	RBI	BB	SO	LOB
Paul Blair, R (1, 8) OBP: 0.305, SLG: 0.365	K		5-3	FC5-4 1-2f		6-3	2B 2-H 1B			5	1	1	1	0	1	2
Luis Aparicio, R (1, 6) OBP: 0.326, SLG: 0.480	K		F9		2B E BB	K	1-H 2B			4	1	1	1	1	2	0
Jackie Brandt, R (1, 9) OBP: 0.333, SLG: 0.574	2B 1B		1B		E 1-3 1B 2B	PB 1B BB	F8			4	2	3	0	1	0	1
Bob Johnson, R (1, 5) OBP: 0.351, SLG: 0.457	E 1-H 2B		G3		E9 1B 2-3 3-H 1B	PB 1-2 1B		L4-3 1B		5	2	4	2	0	0	1
John Orsino, R (1, 3) OBP: 0.346, SLG: 0.511 (6, 2)	E5 2-H 1B			HR	FC3-6 1-3 2-H 3-H 1B	K 1-2 2-3		L4-3 1-2		5	1	3	3	0	1	3
Davey Johnson, R (1, 4) OBP: 0.265, SLG: 0.267	K			E5 FC3-6	1-3 1-2		4-3 SH1-4 2B	E5 WP		5	1	1	0	0	1	2
Boog Powell, L (1, 7) OBP: 0.287, SLG: 0.407		5-3		FC3-6 FC1-4 1-2f	FC3-6 IBB		4-3 2-3	K 1-2		4	0	0	0	1	1	3
Dick Brown, R (1, 2) OBP: 0.250, SLG: 0.143 Norm Siebern, L (5, PH) OBP: 0.339, SLG: 0.415 (6, 3)		6-3		FC1-4 1B 1-2f	FC3-6 1-2f 2-3		SH1-4 1B IBB			2 1	0 1	0 1	0 0	0 1	0 0	1 2
Milt Pappas, R (1, 1) OBP: 0.214, SLG: 0.286		1-3		FC5-4 1-2 1B	K		SH1-4 1-2 3-H			3	0	1	1	0	1	2
Inning Stats	R: 2 E: 1 K: 3 S: 12 H: 3 LOB: 1 BB: 0 P: 12	R: 0 E: 0 K: 0 S: 3 H: 0 LOB: 0 BB: 0 P: 3	R: 0 E: 0 K: 0 S: 4 H: 1 LOB: 1 BB: 0 P: 4	R: 1 E: 1 K: 0 S: 6 H: 2 LOB: 2 BB: 0 P: 6	R: 3 E: 1 K: 1 S: 8 H: 3 LOB: 2 BB: 2 P: 16	R: 0 E: 0 K: 2 S: 8 H: 1 LOB: 2 BB: 1 P: 12	R: 3 E: 0 K: 0 S: 6 H: 3 LOB: 1 BB: 1 P: 10	R: 0 E: 1 K: 1 S: 6 H: 1 LOB: 1 BB: 0 P: 6		1B: 9 2B: 5 3B: 0 HR: 1 SF: 0 SAC: 1 DP: 1 HBP: 0				WP: 1 PB: 1 SB: 0 CS: 0 PA: 43		

PITCHER		IP	WLS	BF	H	R	ER	SO	BB	IBB	HBP	BLK	WP	HR	S	P	ERA	WHIP
Whitey Ford, L ERA: 6.33	(1, 1)	4.0	L	23	9	6	5	3	1	0	0	0	0	1	28	32	11.25	2.500
Hal Reniff, R ERA: 3.68	(5, 1)	2.0		9	1	0	0	3	1	1	0	0	0	0	13	21	0.00	1.000
Pedro Ramos, R ERA: 5.4	(7, 1)	1.0		7	3	3	3	0	0	1	0	0	0	0	6	10	27.00	3.000
Gil Blanco, L ERA:	(8, 1)	1.0		4	1	0	0	1	0	0	0	0	1	0	6	6	0.00	1.000

PITCHER	IP	WLS	BF	H	R	ER	SO	BB	IBB	HBP	BLK	WP	HR	S	P	ERA	WHIP

BOTTOM

New York Yankees @ Baltimore Orioles

Memorial Stadium, Baltimore, MD

Mon May 17 1965, 7:05 PM EDT

Att. 18,601 - Unknown

livebaseballscorecards.com

AB	38
R	9
H	14
RBI	8
BB	4
SO	7
LOB	17

Batter	1	2	3	4	5	6	7	8	9	10	11	12	AB	R	H	RBI	BB	SO	LOB
Lenny Green, L (1, 7) OBP: 0.369, SLG: 0.478	HR		F7			1B E 1B	G3			F6		F8	6	2	2	1	0	0	1
Dalton Jones, L (1, 5) OBP: 0.471, SLG: 0.568	4-3		1B			SH3-4 E SF8 1-3 1B		SH3-4 1B		BB BB		FC5-4 1-2 BB	4	1	3	0	2	0	0
Felix Mantilla, R (1, 4) OBP: 0.373, SLG: 0.456	F7		F2			SH3-4 1-3 3-H		SH3-4 1-2		1-2 BB		FC5-4 FC6-4 1-2f	3	0	0	0	1	0	3
Tony Conigliaro, R (1, 9) OBP: 0.333, SLG: 0.495	K			F5		BB 1B		IBB		K		FC6-4 1-2f	5	0	1	0	1	2	4
Lee Thomas, L (1, 3) OBP: 0.367, SLG: 0.495		FC5-4 BB		F9		SF8 3-H		K		L8			3	0	0	1	1	1	4
Gary Geiger, L (1, 8)		K		3-1		BB 1-2		K			L8		4	0	0	0	1	2	3
Eddie Bressoud, R (1, 6) OBP: 0.291, SLG: 0.347		L7	5-3		5-3				L8		K		5	0	0	0	0	1	3
Bob Tillman, R (1, 2) OBP: 0.263, SLG: 0.292		FC5-4 1-2f	F9				5-3		K		L9		5	0	0	0	0	1	1
Dave Morehead, R (1, 1) OBP: 0.231, SLG: 0.091			K		K		5-3		F9			BB 1B	4	0	0	0	0	2	0
Dick Radatz, R (9, 1) OBP: 0.444, SLG: 0.500													1	0	1	0	0	0	0
Inning Stats	R: 1 H: 1 E: 0 LOB: 0 K: 1 BB: 0 S: 6 P: 6	R: 0 H: 0 E: 0 LOB: 1 K: 1 BB: 1 S: 5 P: 9	R: 0 H: 1 E: 0 LOB: 1 K: 1 BB: 0 S: 6 P: 6	R: 0 H: 0 E: 0 LOB: 0 K: 0 BB: 0 S: 3 P: 3	R: 0 H: 0 E: 0 LOB: 0 K: 1 BB: 0 S: 5 P: 5	R: 2 H: 3 E: 1 LOB: 2 K: 0 BB: 1 S: 6 P: 10	R: 0 H: 0 E: 0 LOB: 0 K: 0 BB: 0 S: 3 P: 3	R: 0 H: 1 E: 0 LOB: 2 K: 2 BB: 1 S: 8 P: 12	R: 0 H: 0 E: 0 LOB: 0 K: 1 BB: 0 S: 5 P: 5	R: 0 H: 0 E: 0 LOB: 2 K: 1 BB: 2 S: 5 P: 13	R: 0 H: 0 E: 0 LOB: 0 K: 1 BB: 0 S: 5 P: 5	R: 0 H: 1 E: 0 LOB: 2 K: 0 BB: 1 S: 4 P: 8							

PITCHER		IP	WLS	BF	H	R	ER	SO	BB	IBB	HBP	BLK	WP	HR	S	P	ERA	WHIP
Bill Stafford, R ERA: 2.63	(1, 1)	7.0		28	5	3	3	4	2	0	0	0	0	1	34	42	3.86	1.000
Steve Hamilton, L ERA: 2.45	(8, 1)	2.0		8	1	0	0	3	0	1	0	0	0	0	13	17	0.00	0.500
Hal Reniff, R ERA: 3.6	(10, 1)	0.1		3	0	0	0	0	2	0	0	0	0	0	1	9	0.00	6.000
Pedro Ramos, R ERA: 4.66	(10, 1)	2.2	W	10	1	0	0	2	1	0	0	0	0	0	13	17	0.00	0.750

PITCHER	IP	WLS	BF	H	R	ER	SO	BB	IBB	HBP	BLK	WP	HR	S	P	ERA	WHIP

Boston Red Sox @ New York Yankees

Yankee Stadium, Bronx, NY

Tue May 18 1965, 7:05 PM EDT

Att. 12,371 - Unknown

TOP

livebaseballscorecards.com

AB	40
R	3
H	7
RBI	2
BB	6
SO	9
LOB	19

1B: 6	SF: 1	WP: 0	PA: 49
2B: 0	SAC: 2	PB: 0	
3B: 0	DP: 0	SB: 0	
HR: 1	HBP: 0	CS: 0	

Batter	1	2	3	4	5	6	7	8	9	10	11	12	AB	R	H	RBI	BB	SO	LOB
Phil Linz, R (1, 6) OBP: 0.302, SLG: 0.256	6-3	BB			F7		F6		FC4-6			BB	4	1	0	0	2	0	4
Bobby Richardson, R (1, 4) OBP: 0.324, SLG: 0.341	BB	F9			F9			2-3	1B			F3	5	0	1	1	1	0	4
Tom Tresh, S (1, 8) OBP: 0.343, SLG: 0.492 (11, 7)	L9		F4			F3		1-3	4-3			3B	6	0	1	1	0	0	3
Mickey Mantle, S (1, 7) OBP: 0.433, SLG: 0.563 Ross Moschitto, R (11, 8)	K	K				K		BB		K			4 0	0 0	0 0	0 0	1 0	4 0	1 0
Joe Pepitone, L (1, 9) OBP: 0.287, SLG: 0.343		F9	F5			F7		F4		K			5	0	0	0	0	1	1
Ray Barker, L (1, 3) OBP: 0.400, SLG: 0.393		BB SF8 BB		FC3-6 BB			FC5-4 1B		HR	K			3	2	2	1	2	1	0
Clete Boyer, R (1, 5) OBP: 0.250, SLG: 0.276		SF8 BB 1-2 BB		FC3-6 1-2f G4-6-3			FC5-4 1-2f 1B		F2		K		4	0	0	0	1	1	2
Doc Edwards, R (1, 2) OBP: 0.235, SLG: 0.186 Hector Lopez, R (7, PH) OBP: 0.245, SLG: 0.354 Steve Hamilton, L (8, 1) Horace Clarke, S (9, PH) OBP: 0.250, SLG: 0.182 Hal Reniff, R (10, 1) Pedro Ramos, S (10, 1)		BB 1-2 2-3 BB		G4-6-3 1-2f			1-2 1B		FC4-6 1B 1B		K		1 1 0 1 0 1	0 0 0 1 0 0	0 1 0 1 0 0	0 0 0 1 0 0	1 0 0 0 0 1	0 0 0 0 0 0	1 0 0 0 0 0
Bill Stafford, R (1, 1) Art Lopez, L (7, PH) OBP: 0.138, SLG: 0.138 Bob Schmidt, R (8, 2) OBP: 0.333, SLG: 0.435	SF8 2-3 3-H				K		L7		FC4-6 1-2 1B		K2-3		1 1 2	0 0 0	0 0 1	1 0 0	0 0 1	1 0 0	0 2 0
Inning Stats	R: 0 E: 0 K: 1 S: 5 H: 0 LOB: 1 BB: 1 P: 9	R: 1 E: 0 K: 0 S: 3 H: 0 LOB: 3 BB: 4 P: 19	R: 0 E: 0 K: 1 S: 5 H: 0 LOB: 0 BB: 0 P: 5	R: 0 E: 0 K: 0 S: 2 H: 0 LOB: 0 BB: 1 P: 6	R: 0 E: 0 K: 1 S: 5 H: 0 LOB: 0 BB: 0 P: 5	R: 0 E: 0 K: 1 S: 5 H: 0 LOB: 0 BB: 0 P: 5	R: 0 E: 0 K: 0 S: 5 H: 2 LOB: 2 BB: 0 P: 5	R: 0 E: 0 K: 0 S: 3 H: 0 LOB: 1 BB: 1 P: 7	R: 2 E: 0 K: 0 S: 7 H: 4 LOB: 2 BB: 0 P: 7	R: 0 E: 0 K: 3 S: 9 H: 0 LOB: 0 BB: 0 P: 9	R: 0 E: 0 K: 3 S: 9 H: 0 LOB: 0 BB: 0 P: 9	R: 1 E: 0 K: 0 S: 2 H: 1 LOB: 1 BB: 1 P: 6	1B: 5 2B: 0 3B: 1 HR: 1	SF: 1 SAC: 0 DP: 1 HBP: 0		WP: 0 PB: 0 SB: 0 CS: 0	PA: 48			

PITCHER	IP	WLS	BF	H	R	ER	SO	BB	IBB	HBP	BLK	WP	HR	S	P	ERA	WHIP
Dave Morehead, R (1, 1) ERA: 4.91	8.0		33	3	2	2	4	7	0	0	0	0	1	34	62	2.25	1.250
Dick Radatz, R (9, 1) ERA: 7.18	3.1	L	15	4	2	2	6	1	0	0	0	0	0	26	30	5.40	1.500

PITCHER	IP	WLS	BF	H	R	ER	SO	BB	IBB	HBP	BLK	WP	HR	S	P	ERA	WHIP

BOTTOM

Boston Red Sox @ New York Yankees

Yankee Stadium, Bronx, NY

Tue May 18 1965, 7:05 PM EDT

Att. 12,371 - Unknown

livebaseballscorecards.com

AB	39
R	4
H	7
RBI	4
BB	8
SO	10
LOB	18

Batter	1	2	3	4	5	6	7	8	9	AB	R	H	RBI	BB	SO	LOB
Lenny Green, L (1, 8) (7, 7) OBP: 0.370, SLG: 0.479	F5	BB		4-3 2-3		2B		L7		4	0	1	0	1	0	1
Chuck Schilling, R (1, 4) OBP: 0.375, SLG: 0.864	FC5 2B	F6		3-H 1B		K			6-3 1B	5	0	3	1	0	1	3
Frank Malzone, R (1, 5) OBP: 0.348, SLG: 0.338	F3		1-3	2-3		K			6-3 1-2	5	0	0	0	0	1	4
Felix Mantilla, R (1, 7) OBP: 0.385, SLG: 0.472 Gary Geiger, L (7, PR) (7, 8)	FC5 2-3		1B HBP		E7 2B		6-3 1B		E2 BB	3 0	0 0	2 0	0 0	0 1	0 0	1 0
Tony Conigliaro, R (1, 9) OBP: 0.336, SLG: 0.491		2B 1B	1-2 1B		K		6-3 1-2		K	5	1	2	0	0	2	4
Lee Thomas, L (1, 3) OBP: 0.368, SLG: 0.495		1-H 2B	K		BB		F9		E2 1-3	4	1	1	1	1	1	6
Mike Ryan, R (1, 2) OBP: 0.227, SLG: 0.349		F4	FC1-4-6 1-2f		F3		1-3			4	0	0	0	0	0	7
Rico Petrocelli, R (1, 6) OBP: 0.227, SLG: 0.225		2-H 2B		4-3 1B	1-3			F8		4	1	2	1	0	0	2
Jim Lonborg, R (1, 1) OBP: 0.143, SLG: 0.214		K		K		K		F6		4	0	0	0	0	3	2
Inning Stats	R: 0 E: 0 K: 0 S: 4 H: 1 LOB: 1 BB: 0 P: 4	R: 2 E: 0 K: 1 S: 8 H: 3 LOB: 2 BB: 1 P: 12	R: 0 E: 0 K: 1 S: 6 H: 1 LOB: 1 BB: 0 P: 7	R: 1 E: 0 K: 1 S: 7 H: 2 LOB: 1 BB: 0 P: 7	R: 0 E: 1 K: 1 S: 6 H: 1 LOB: 2 BB: 1 P: 10	R: 0 E: 0 K: 3 S: 10 H: 1 LOB: 1 BB: 0 P: 10	R: 0 E: 0 K: 0 S: 4 H: 1 LOB: 2 BB: 0 P: 4	R: 0 E: 0 K: 0 S: 3 H: 0 LOB: 0 BB: 0 P: 3	R: 0 E: 1 K: 1 S: 6 H: 1 LOB: 2 BB: 1 P: 10	1B: 5 2B: 6 3B: 0 HR: 0	SF: 0 SAC: 0 DP: 0 HBP: 1					

TOP

Boston Red Sox @ New York Yankees

Yankee Stadium, Bronx, NY

Wed May 19 1965, 7:05 PM EDT

Att. 10,352 - Unknown

livebaseballscorecards.com

AB	38
R	3
H	11
RBI	3
BB	3
SO	8
LOB	30

WP: 0 PB: 0 SB: 0 CS: 0 PA: 42

PITCHER		IP	WLS	BF	H	R	ER	SO	BB	IBB	HBP	BLK	WP	HR	S	P	ERA	WHIP
Al Downing, L ERA: 3.71	(1, 1)	5.0	L	26	8	3	3	4	2	0	1	0	0	0	31	40	5.40	2.000
Pete Mikkelsen, R ERA: 3.57	(6, 1)	3.0		11	2	0	0	3	0	0	0	0	0	0	17	17	0.00	0.667
Hal Reniff, R ERA: 3.45	(9, 1)	0.2		4	1	0	0	1	1	0	0	0	0	0	5	9	0.00	3.000
Steve Hamilton, L ERA: 2.38	(9, 1)	0.1		1	0	0	0	0	0	0	0	0	0	0	1	1	0.00	0.000

PITCHER	IP	WLS	BF	H	R	ER	SO	BB	IBB	HBP	BLK	WP	HR	S	P	ERA	WHIP

BOTTOM

Boston Red Sox @ New York Yankees

Yankee Stadium, Bronx, NY

Wed May 19 1965, 7:05 PM EDT

Att. 10,352 - Unknown

Batter	1	2	3	4	5	6	7	8	9	AB	R	H	RBI	BB	SO	LOB
Phil Linz, R (1, 6) OBP: 0.298, SLG: 0.239	B B B B 4-0 FC4-6 BB BB		x 0-0 ② 1-3			x 0-0 ① L8		x 0-0 ③ 4-3		3	0	0	0	1	0	0
Bobby Richardson, R (1, 4) OBP: 0.329, SLG: 0.341	B B B B 4-0 1-2 FC4-6 BB		x 0-0 1B			x 0-0 ② 6-3			x 0-0 ① 6-3	3	0	1	0	1	0	0
Tom Tresh, S (1, 8) OBP: 0.347, SLG: 0.489	x 0-0 ① FC4-6 G4-6-3 1-2f 2-3		x 0-0 ③ F9			x 0-0 1B			B B B B 4-0 1B BB	3	0	1	0	1	0	3
Mickey Mantle, S (1, 7) OBP: 0.426, SLG: 0.548 Jim Bouton, R (9, PR) OBP: 0.263, SLG: 0.067	x 0-0 ② ③ G4-6-3 1-2f			x 0-0 ① 4-3		x 0-0 ③ F9			x 0-0 G4-6-3 1-3 1B	4 0	0 0	1 0	0 0	0 0	0 0	3 0
Joe Pepitone, L (1, 9) OBP: 0.277, SLG: 0.330		x 0-0 ① F9		x 0-0 ② 4-3			x 0-0 ① F8		x 0-0 ② ③ G4-6-3 1-2f	4	0	0	0	0	0	2
Ray Barker, L (1, 3) OBP: 0.368, SLG: 0.355		x 0-0 ② 4-3		x 0-0 ③ F7			x 0-0 ② F9			3	0	0	0	0	0	0
Clete Boyer, R (1, 5) OBP: 0.252, SLG: 0.278		x 0-0 FC5-4 1B			x 0-0 ① 1-3		x 0-0 ③ 6-3			3	0	1	0	0	0	0
Doc Edwards, R (1, 2) OBP: 0.232, SLG: 0.180 Hector Lopez, R (8, PH) OBP: 0.241, SLG: 0.347 Bob Schmidt, R (9, 2) OBP: 0.333, SLG: 0.435		x 0-0 ③ FC5-4 1-2f			x 0-0 ② 6-3			x 0-0 ① 5-3		2 1 0	0 0 0	0 0 0	0 0 0	0 0 0	0 0 0	1 0 0
Al Downing, R (1, 1) OBP: 0.167, SLG: 0.167 Art Lopez, L (5, PH) OBP: 0.133, SLG: 0.133 Pete Mikkelsen, R (6, 1) Horace Clarke, S (8, PH) OBP: 0.231, SLG: 0.167 Hal Reniff, R (9, 1) Steve Hamilton, L (9, 1)			x 0-0 ① F3		x 0-0 ③ G1			x 0-0 ② L8		1 1 0 1 0 0	0 0 0 0 0 0	0 0 0 0 0 0	0 0 0 0 0 0	0 0 0 0 0 0	0 0 0 0 0 0	0 0 0 0 0 0
Inning Stats	R: 0 E: 0 K: 0 S: 2 H: 0 LOB: 1 BB: 2 P: 10	R: 0 E: 0 K: 0 S: 4 H: 1 LOB: 1 BB: 0 P: 4	R: 0 E: 0 K: 0 S: 4 H: 1 LOB: 1 BB: 0 P: 4	R: 0 E: 0 K: 0 S: 3 H: 0 LOB: 0 BB: 0 P: 3	R: 0 E: 0 K: 0 S: 3 H: 0 LOB: 0 BB: 0 P: 3	R: 0 E: 0 K: 0 S: 4 H: 1 LOB: 1 BB: 0 P: 4	R: 0 E: 0 K: 0 S: 3 H: 0 LOB: 0 BB: 0 P: 3	R: 0 E: 0 K: 0 S: 3 H: 0 LOB: 0 BB: 0 P: 3	R: 0 E: 0 K: 0 S: 3 H: 1 LOB: 2 BB: 1 P: 7	1B: 4 2B: 0 3B: 0 HR: 0 SF: 0 SAC: 0 DP: 2 HBP: 0						

livebaseballscorecards.com

AB	29
R	0
H	4
RBI	0
BB	3
SO	0
LOB	9

PITCHER	IP	WLS	BF	H	R	ER	SO	BB	IBB	HBP	BLK	WP	HR	S	P	ERA	WHIP
Jim Lonborg, R (1, 1) ERA: 2.54	9.0	W	32	4	0	0	0	3	0	0	0	0	0	29	41	0.00	0.778

PITCHER	IP	WLS	BF	H	R	ER	SO	BB	IBB	HBP	BLK	WP	HR	S	P	ERA	WHIP

Batter	1	2	3	4	5	6	7	8	9	AB	R	H	RBI	BB	SO	LOB
Lenny Green, L (1, 7) OBP: 0.364, SLG: 0.467	B5-3		6-3	1B 1-2 2-H 1B	1-3	L9				5	0	1	1	0	0	2
Chuck Schilling, R (1, 4) OBP: 0.414, SLG: 0.889	FC5-4 1B		FC 3B	1-3 2-H G4-6-3 1B	6-3				6-3	5	1	3	1	0	0	0
Dalton Jones, L (1, 5) OBP: 0.446, SLG: 0.531	FC5-4 1-2f 1B		FC 1B 2-3 3-H	G4-6-3 1-2f			4-3		G5-3 BB 1B	5	0	1	1	0	0	3
Lee Thomas, L (1, 3) OBP: 0.369, SLG: 0.486	FC4-6 1-2 1B		2-3 1-2		4-3		4-3		BBBB 1-2 BB	4	0	1	0	1	0	1
Tony Conigliaro, R (1, 9) OBP: 0.338, SLG: 0.483	FC4-6 1-2f		FC6-4 2-3 1B		BBBB E BB		4-3		G5-3 2-3f	4	0	1	0	1	0	4
Gary Geiger, L (1, 8)		BBBB G4-6-3 BB	FC6-4 1-2f		E3 1-2			5-3		3	0	0	0	1	0	3
Bob Tillman, R (1, 2) OBP: 0.262, SLG: 0.289		G4-6-3 1-2f		6-3	L8			1B 1B		4	0	1	0	0	0	3
Rico Petrocelli, R (1, 6) OBP: 0.250, SLG: 0.273 Jay Ritchie, R (8, 1)		1B		SSS K 1B 2B				L5		4 0	1 0	2 0	0 0	0 0	1 0	3 0
Bill Monbouquette, R (1, 1) OBP: 0.174, SLG: 0.182 Felix Mantilla, R (4, PH) OBP: 0.390, SLG: 0.472 Earl Wilson, R (4, PR) OBP: 0.333, SLG: 0.364 Bob Heffner, R (4, 1) Frank Malzone, R (6, PH) OBP: 0.344, SLG: 0.333 Arnold Earley, L (6, 1) Eddie Bressoud, R (8, PH) OBP: 0.300, SLG: 0.356 (8, 6)	1-3			BBBB 1B 1B BB		1-3			1-2 1B	1 0 0 0 1 0 0	0 0 1 0 0 0 1	0 0 0 0 0 0 0	0 0 0 0 0 0 0	0 1 0 0 0 0 0	0 0 0 0 0 0 0	1 0 0 0 0 0 0
Inning Stats	R: 0 E: 0 K: 0 S: 5 H: 2 LOB: 2 BB: 0 P: 5	R: 0 E: 0 K: 0 S: 3 H: 1 LOB: 1 BB: 1 P: 7	R: 1 E: 0 K: 0 S: 6 H: 2 LOB: 2 BB: 0 P: 6	R: 2 E: 0 K: 0 S: 5 H: 3 LOB: 2 BB: 1 P: 9	R: 0 E: 1 K: 1 S: 6 H: 0 LOB: 2 BB: 1 P: 10	R: 0 E: 0 K: 0 S: 3 H: 0 LOB: 0 BB: 0 P: 3	R: 0 E: 0 K: 0 S: 3 H: 0 LOB: 0 BB: 0 P: 3	R: 0 E: 0 K: 0 S: 5 H: 2 LOB: 2 BB: 0 P: 5	R: 0 E: 0 K: 0 S: 3 H: 1 LOB: 1 BB: 1 P: 7	1B: 9 2B: 1 3B: 1 HR: 0 SF: 0 SAC: 0 DP: 3 HBP: 0						

TOP

Boston Red Sox @ New York Yankees

Yankee Stadium, Bronx, NY

Thu May 20 1965, 3:33 AM EDT

Att. 14,356 - Unknown

livebaseballscorecards.com

AB	37
R	3
H	11
RBI	3
BB	4
SO	1
LOB	20

WP: 0	PA: 41
PB: 0	
SB: 0	
CS: 0	

PITCHER		IP	WLS	BF	H	R	ER	SO	BB	IBB	HBP	BLK	WP	HR	S	P	ERA	WHIP
Mel Stottlemyre, R ERA: 2.79	(1, 1)	8.1	W	40	11	3	3	1	4	0	0	0	0	0	38	54	3.24	1.800
Pedro Ramos, R ERA: 4.5	(9, 1)	0.2	S	1	0	0	0	0	0	0	0	0	0	0	1	1	0.00	0.000

PITCHER	IP	WLS	BF	H	R	ER	SO	BB	IBB	HBP	BLK	WP	HR	S	P	ERA	WHIP

Batter	1	2	3	4	5	6	7	8	9	AB	R	H	RBI	BB	SO	LOB
Phil Linz, R (1, 6) OBP: 0.311, SLG: 0.260	F6		4-3 SH3-4 2B 1B 1-2		E7 4-1 HR		WP 1B			4	2	2	0	0	0	0
Bobby Richardson, R (1, 4) OBP: 0.329, SLG: 0.341	1B		SH3-4 1-2 2-3		4-1 2-3		F4			3	0	1	0	0	0	2
Tom Tresh, S (1, 8) OBP: 0.345, SLG: 0.504 (8, 7)	F9		4-3 2-3 3-H		HR 3-H		F8 1-2			4	1	1	3	0	0	3
Mickey Mantle, S (1, 7) OBP: 0.429, SLG: 0.552 Ross Moschitto, R (7, PR) (8, 8)	F9		HR 2B 3-H		F6		IBB			3 0	1 0	1 0	1 0	1 0	0 0	1 0
Joe Pepitone, L (1, 9) OBP: 0.285, SLG: 0.362		4-3 S 1B	HR 2-H		L9		L8			4	1	2	2	0	0	2
Ray Barker, L (1, 3) OBP: 0.333, SLG: 0.314		F5	K			K		K		4	0	0	0	0	3	1
Clete Boyer, R (1, 5) OBP: 0.243, SLG: 0.266		4-3 1-3		F7		6-3		F6		4	0	0	0	0	0	1
Doc Edwards, R (1, 2) OBP: 0.260, SLG: 0.203		6-3		CS BB		1B		1B		3	0	2	0	1	0	1
Mel Stottlemyre, R (1, 1) OBP: 0.100, SLG: 0.100 Pedro Ramos, S (9, 1)			E6 SH3-4 1B 4-3	K 1-2		1-3		K		4 0	1 0	0 0	0 0	0 0	2 0	3 0
Inning Stats	R: 0 H: 1 E: 0 LOB: 1 K: 0 BB: 0 S: 4 P: 4	R: 0 H: 1 E: 0 LOB: 1 K: 0 BB: 0 S: 4 P: 4	R: 4 H: 3 E: 1 LOB: 0 K: 1 BB: 0 S: 9 P: 9	R: 0 H: 0 E: 0 LOB: 1 K: 1 BB: 1 S: 4 P: 8	R: 2 H: 1 E: 1 LOB: 0 K: 0 BB: 0 S: 5 P: 5	R: 0 H: 1 E: 0 LOB: 1 K: 1 BB: 0 S: 6 P: 6	R: 0 H: 1 E: 0 LOB: 2 K: 0 BB: 1 S: 4 P: 8	R: 0 H: 1 E: 0 LOB: 1 K: 2 BB: 0 S: 8 P: 8		1B: 6 SF: 0 2B: 2 SAC: 1 3B: 0 DP: 1 HR: 2 HBP: 0						

PITCHER		IP	WLS	BF	H	R	ER	SO	BB	IBB	HBP	BLK	WP	HR	S	P	ERA	WHIP
Bill Monbouquette, R ERA: 3.02	(1, 1)	3.0	L	15	5	4	0	1	0	0	0	0	0	1	17	17	0.00	1.667
Bob Heffner, R ERA: 5.29	(4, 1)	2.0		8	1	2	1	1	1	0	0	0	0	1	9	13	4.50	1.000
Arnold Earley, L ERA: 2.66	(6, 1)	2.0		9	2	0	0	1	0	1	0	0	1	0	10	14	0.00	1.000
Jay Ritchie, R ERA: 1.29	(8, 1)	1.0		4	1	0	0	2	0	0	0	0	0	0	8	8	0.00	1.000

PITCHER	IP	WLS	BF	H	R	ER	SO	BB	IBB	HBP	BLK	WP	HR	S	P	ERA	WHIP

BOTTOM

Boston Red Sox @ New York Yankees

Yankee Stadium, Bronx, NY

Thu May 20 1965, 3:33 AM EDT

Att. 14,356 - Unknown

livebaseballscorecards.com

AB	33
R	6
H	9
RBI	6
BB	2
SO	5
LOB	14

WP: 1 PA: 36
PB: 0
SB: 1
CS: 1

Batter	1	2	3	4	5	6	7	8	9	AB	R	H	RBI	BB	SO	LOB
Don Blasingame, L (1, 4) OBP: 0.296, SLG: 0.376	x 0-0 ① F8		S S S 0-3 ③ K			x 0-0 ① 4-3		x 0-0 ① F8	x 0-0 3-H 1B	5	0	1	1	0	1	1
Ken McMullen, R (1, 5) OBP: 0.308, SLG: 0.402	S S S 0-3 ② K			x 0-0 1B SF8 1B		x 0-0 ② F6		x 0-0 2B	S S S 0-3 ③ K	5	1	2	0	0	2	1
Bob Chance, L (1, 3) OBP: 0.306, SLG: 0.378	S S S 0-3 ③ K			x 0-0 BB 1-3 1B		x 0-0 3B 1B		x 0-0 ② F7		4	1	2	0	0	1	1
Frank Howard, R (1, 7) OBP: 0.338, SLG: 0.462		x 0-0 ① F9		x 0-0 ① SF8 3-H		x 0-0 1-H 3B		x 0-0 ③ F8		3	0	1	2	0	0	1
Don Lock, R (8, 8) OBP: 0.330, SLG: 0.309										0	0	0	0	0	0	0
Woodie Held, R (1, 8) (8, 7) OBP: 0.455, SLG: 0.628		x 0-0 ② 5-3		B B B B 4-0 G6-3 1-2 BB		B B B B 4-0 BB			B B B B 4-0 HR BB	1	1	0	0	3	0	0
Willie Kirkland, L (1, 9) OBP: 0.238, SLG: 0.492		x 0-0 ③ L6		x 0-0 ② ③ G6-3 1-2f		x 0-0 ③ G1			x 0-0 1-H HR	4	1	1	2	0	0	4
Doug Camilli, R (1, 2) OBP: 0.246, SLG: 0.370			S S S 0-3 ① K		x 0-0 ① 4-3		x 0-0 ① F3		x 0-0 ① 4-3	4	0	0	0	0	1	0
Ed Brinkman, R (1, 6) OBP: 0.224, SLG: 0.235			x 0-0 ② 6-3		S S S 0-3 ② K		x 0-0 ② 1-3		x 0-0 1B 3B	2	0	0	0	0	1	0
Mike Brumley, L (7, PH) OBP: 0.176, SLG: 0.125										1	0	0	0	0	0	0
Ken Hamlin, R (7, 6) OBP: 0.343, SLG: 0.394										1	1	1	0	0	0	0
Mike McCormick, L (1, 1) OBP: 0.154, SLG: 0.083			B B B B 4-0 BB		x 0-0 ③ L4		x 0-0 ③ F6		S S S 0-3 ② K	1	0	0	0	1	0	0
Jim King, L (7, PH) OBP: 0.271, SLG: 0.340										1	0	0	0	0	0	0
Frank Kreutzer, R (7, 1)										0	0	0	0	0	0	0
Bennie Daniels, L (8, 1) OBP: 0.364, SLG: 0.125										0	0	0	0	0	0	0
Don Zimmer, R (9, PH) OBP: 0.222, SLG: 0.417										1	0	0	0	0	1	1
Ron Kline, R (9, 1)										0	0	0	0	0	0	0
Inning Stats	R: 0 E: 0 K: 2 S: 7 H: 0 LOB: 0 BB: 0 P: 7	R: 0 E: 0 K: 0 S: 3 H: 0 LOB: 0 BB: 0 P: 3	R: 0 E: 0 K: 2 S: 7 H: 0 LOB: 1 BB: 1 P: 11	R: 1 E: 0 K: 0 S: 4 H: 2 LOB: 1 BB: 1 P: 8	R: 0 E: 0 K: 1 S: 5 H: 0 LOB: 0 BB: 0 P: 5	R: 1 E: 0 K: 0 S: 5 H: 2 LOB: 2 BB: 1 P: 9	R: 0 E: 0 K: 0 S: 3 H: 0 LOB: 0 BB: 0 P: 3	R: 0 E: 0 K: 0 S: 4 H: 1 LOB: 1 BB: 0 P: 4	R: 3 E: 0 K: 2 S: 10 H: 3 LOB: 1 BB: 1 P: 14	1B: 4 2B: 1 3B: 2 HR: 1 SF: 1 SAC: 0 DP: 1 HBP: 0						

PITCHER		IP	WLS	BF	H	R	ER	SO	BB	IBB	HBP	BLK	WP	HR	S	P	ERA	WHIP
Jim Bouton, R	(1, 1)	8.1	L	35	7	5	5	5	4	0	0	0	0	1	41	57	5.40	1.320
ERA: 4.76																		
Pedro Ramos, R	(9, 1)	0.2		3	1	0	0	2	0	0	0	0	0	0	7	7	0.00	1.500
ERA: 4.35																		

PITCHER	IP	WLS	BF	H	R	ER	SO	BB	IBB	HBP	BLK	WP	HR	S	P	ERA	WHIP

TOP

Washington Senators @ New York Yankees

Yankee Stadium, Bronx, NY

Fri May 21 1965, 7:05 PM EDT

Att. 12,190 - Unknown - 60 F

livebaseballscorecards.com

AB	33
R	5
H	8
RBI	5
BB	4
SO	7
LOB	9

WP: 0 PA: 38
PB: 0
SB: 0
CS: 0

BOTTOM

Washington Senators @ New York Yankees

Yankee Stadium, Bronx, NY

Fri May 21 1965, 7:05 PM EDT
Att. 12,190 - Unknown - 60 F

livebaseballscorecards.com

Batter	1	2	3	4	5	6	7	8	9	AB	R	H	RBI	BB	SO	LOB
Phil Linz, R (1, 6) OBP: 0.323, SLG: 0.278	E6 FC5-4 1B SF9	FC5-4 1-2f			2B 1B	1B			1B SH3-4 1B	4	2	2	0	0	0	1
Tony Kubek, L (9, PH) OBP: 0.277, SLG: 0.299										1	0	1	0	0	0	0
Bobby Richardson, R (1, 4) OBP: 0.333, SLG: 0.353	FC5-4 1-2 1B		F8		1B E 1-H 2B	1-3			SH3-4 1-2	4	1	2	1	0	0	1
Tom Tresh, S (1, 8) OBP: 0.340, SLG: 0.493	FC5-4 SF9 BB 1-2f 2-3		K		G6-3 E E 2-3 1B		F9		L7	5	1	1	0	0	1	3
(8, 7)																
Mickey Mantle, S (1, 7) OBP: 0.431, SLG: 0.544	BB 1-2		F9		FC G6-3 1-2 3-H		WP 1B		FC6-4 2-3 1B	3	0	1	1	1	0	1
Ross Moschitto, R (7, PR)										0	0	0	0	0	0	0
(8, 8)																
Horace Clarke, S (9, PH) OBP: 0.286, SLG: 0.231										1	0	1	0	0	0	0
Hector Lopez, R (1, 9) OBP: 0.220, SLG: 0.321	SF9 2-3 3-H			L7	G6-3 1-2f 2-3		K		FC6-4 1-2f	4	0	0	1	0	1	5
Joe Pepitone, L (1, 3) OBP: 0.283, SLG: 0.353	F2			L3	E S BB		K 1-2			3	0	0	0	1	1	3
Clete Boyer, R (1, 5) OBP: 0.243, SLG: 0.276		L6		2B	5-3 1-3 3-H			6-3		4	0	1	0	0	0	1
Doc Edwards, R (1, 2) OBP: 0.260, SLG: 0.194		K		IBB		6-3		5-3		3	0	0	0	1	1	0
Jim Bouton, R (1, 1) OBP: 0.261, SLG: 0.105		FC5-4 1B		5-3		F5		5-3		4	0	1	0	0	0	2
Pedro Ramos, S (9, 1)										0	0	0	0	0	0	0

Inning Stats	1	2	3	4	5	6	7	8	9
	R: 1 H: 1 E: 1 LOB: 2 K: 0 BB: 1 S: 5 P: 9	R: 0 H: 1 E: 0 LOB: 1 K: 1 BB: 0 S: 6 P: 6	R: 0 H: 0 E: 0 LOB: 0 K: 1 BB: 0 S: 5 P: 5	R: 0 H: 1 E: 0 LOB: 2 K: 0 BB: 1 S: 4 P: 8	R: 3 H: 3 E: 1 LOB: 1 K: 0 BB: 1 S: 6 P: 10	R: 0 H: 1 E: 0 LOB: 1 K: 0 BB: 0 S: 4 P: 4	R: 0 H: 1 E: 0 LOB: 2 K: 2 BB: 0 S: 8 P: 8	R: 0 H: 0 E: 0 LOB: 0 K: 0 BB: 0 S: 3 P: 3	R: 0 H: 2 E: 0 LOB: 2 K: 0 BB: 0 S: 5 P: 5

1B: 8	SF: 1	WP: 1 PA: 41
2B: 2	SAC: 1	PB: 0
3B: 0	DP: 1	SB: 1
HR: 0	HBP: 0	CS: 0

AB	36
R	4
H	10
RBI	3
BB	3
SO	4
LOB	17

PITCHER		IP	WLS	BF	H	R	ER	SO	BB	IBB	HBP	BLK	WP	HR	S	P	ERA	WHIP
Mike McCormick, L ERA: 2.72	(1, 1)	6.0		29	7	4	2	2	2	1	0	0	0	0	30	42	3.00	1.500
Frank Kreutzer, L ERA: 5.33	(7, 1)	1.0		4	1	0	0	2	0	0	0	0	1	0	8	8	0.00	1.000
Bennie Daniels, R ERA: 3.05	(8, 1)	1.0	W	3	0	0	0	0	0	0	0	0	0	0	3	3	0.00	0.000
Ron Kline, R ERA: 2.38	(9, 1)	1.0	S	5	2	0	0	0	0	0	0	0	0	0	5	5	0.00	2.000

PITCHER	IP	WLS	BF	H	R	ER	SO	BB	IBB	HBP	BLK	WP	HR	S	P	ERA	WHIP

Batter	1	2	3	4	5	6	7	8	9	AB	R	H	RBI	BB	SO	LOB
Don Blasingame, L (1, 4) OBP: 0.288, SLG: 0.364	3-1		K			F8		FC3-6 (1-2f)		4	0	0	0	0	1	1
Ken McMullen, R (1, 9) OBP: 0.313, SLG: 0.400	FC1-6, 1B		1-3			FC6-4, BB		K		3	0	1	0	1	1	1
Bob Chance, L (1, 3) OBP: 0.295, SLG: 0.363	FC1-6 (1-2f)			F6		FC6-4, FC5-4 (1-2f)			F7	4	0	0	0	0	0	2
Frank Howard, R (1, 7) OBP: 0.342, SLG: 0.459	6-3			WP, 1B		FC5-4 (1-2f)			BB	3	0	1	0	1	0	2
Don Lock, R (1, 8) OBP: 0.328, SLG: 0.300		K		G1-4-3 (1-2), BB			F7		K	3	0	0	0	1	2	1
Don Zimmer, R (1, 5) OBP: 0.226, SLG: 0.370		S, BB		G1-4-3 (1-2f)			K		F7	3	0	0	0	1	1	3
Doug Camilli, R (1, 2) OBP: 0.233, SLG: 0.351		F8			F6		1-3			3	0	0	0	0	0	1
Ed Brinkman, R (1, 6) OBP: 0.218, SLG: 0.229		5-3 (1-2)			6-3			K		3	0	0	0	0	1	1
Pete Richert, L (1, 1) OBP: 0.125, SLG: 0.125			K		K			FC3-6, 1B		2	0	0	0	0	2	0
Steve Ridzik, R (6, 1) OBP: 0.167, SLG: 0.167										0	0	0	0	0	0	0
Joe McCabe, R (8, PH) OBP: 0.281, SLG: 0.296										1	0	1	0	0	0	0
Marshall Bridges, S (8, 1)										0	0	0	0	0	0	0
Inning Stats	R: 0 E: 0 K: 0 S: 4 H: 1 LOB: 1 BB: 0 P: 4	R: 0 E: 0 K: 1 S: 5 H: 0 LOB: 1 BB: 1 P: 9	R: 0 E: 0 K: 2 S: 7 H: 0 LOB: 0 BB: 0 P: 7	R: 0 E: 0 K: 0 S: 3 H: 1 LOB: 1 BB: 1 P: 7	R: 0 E: 0 K: 1 S: 5 H: 0 LOB: 0 BB: 0 P: 5	R: 0 E: 0 K: 0 S: 3 H: 0 LOB: 1 BB: 1 P: 7	R: 0 E: 0 K: 1 S: 5 H: 0 LOB: 0 BB: 0 P: 5	R: 0 E: 0 K: 2 S: 8 H: 1 LOB: 1 BB: 0 P: 8	R: 0 E: 0 K: 1 S: 5 H: 0 LOB: 1 BB: 1 P: 9	1B: 3 2B: 0 3B: 0 HR: 0 SF: 0 SAC: 0 DP: 1 HBP: 0						

PITCHER		IP	WLS	BF	H	R	ER	SO	BB	IBB	HBP	BLK	WP	HR	S	P	ERA	WHIP
Whitey Ford, L ERA: 5.23	(1, 1)	9.0	W	33	3	0	0	8	4	0	0	0	1	0	45	61	0.00	0.778

PITCHER		IP	WLS	BF	H	R	ER	SO	BB	IBB	HBP	BLK	WP	HR	S	P	ERA	WHIP

TOP

Washington Senators @ New York Yankees

Yankee Stadium, Bronx, NY

Sat May 22 1965, 3:33 AM EDT
Att. 9,097 - Overcast - 72 F

livebaseballscorecards.com

AB	29
R	0
H	3
RBI	0
BB	4
SO	8
LOB	12

PA: 33

WP: 1
PB: 0
SB: 1
CS: 0

Batter	1	2	3	4	5	6	7	8	9	AB	R	H	RBI	BB	SO	LOB
Phil Linz, R (1, 6) OBP: 0.319, SLG: 0.298	5-3		SH5-4 1-2 2-3		4-3 1B 2B	SF8 2-3 3-H		F9		3	1	1	1	0	0	0
Bobby Richardson, R (1, 4) OBP: 0.329, SLG: 0.348	1B		F9		4-3 2-3	K		6-3		5	0	1	0	0	1	4
Tom Tresh, S (1, 8) OBP: 0.335, SLG: 0.479 (8, 7)	F5		4-3		K	F9		BB		4	0	0	0	1	1	5
Mickey Mantle, S (1, 7) OBP: 0.433, SLG: 0.538 Ross Moschitto, R (8, 8)	F4			BB 3B S	1B 3-H		G3	6-3		3 1	1 0	1 0	1 0	1 0	0 0	1 1
Hector Lopez, R (1, 9) OBP: 0.238, SLG: 0.333		K	K 1-2		1B 1-2		2B 1B			4	1	2	0	0	2	1
Ray Barker, L (1, 3) OBP: 0.326, SLG: 0.333		K	K	K	K		1B 1-3 2B			4	1	1	0	0	3	3
Clete Boyer, R (1, 5) OBP: 0.261, SLG: 0.307		F8	3B 2-H			SH 2B BB	5-3 2-H 3-H 1B			3	1	2	3	1	0	0
Bob Schmidt, R (1, 2) OBP: 0.370, SLG: 0.440			SH5-4 BB 1B	IBB		SH 2B 1-2 SF8	5-3 1-2			2	1	1	0	1	0	1
Whitey Ford, L (1, 1) OBP: 0.263, SLG: 0.235			SH5-4 1-2 BB	K		SF8 1-3 2-H 2B	F2			3	0	1	1	1	1	3
Inning Stats	R: 0 E: 0 K: 0 S: 4 H: 1 LOB: 1 BB: 0 P: 4	R: 0 E: 0 K: 2 S: 7 H: 0 LOB: 0 BB: 0 P: 7	R: 0 E: 0 K: 0 S: 4 H: 1 LOB: 2 BB: 1 P: 8	R: 1 E: 0 K: 3 S: 10 H: 1 LOB: 2 BB: 2 P: 18	R: 1 E: 0 K: 2 S: 10 H: 3 LOB: 2 BB: 0 P: 10	R: 2 E: 1 K: 1 S: 7 H: 1 LOB: 1 BB: 1 P: 11	R: 2 E: 0 K: 0 S: 6 H: 3 LOB: 1 BB: 0 P: 6	R: 0 E: 0 K: 0 S: 3 H: 0 LOB: 1 BB: 1 P: 7		1B: 6 2B: 3 3B: 1 HR: 0 SF: 1 SAC: 2 DP: 0 HBP: 0						

PITCHER		IP	WLS	BF	H	R	ER	SO	BB	IBB	HBP	BLK	WP	HR	S	P	ERA	WHIP
Pete Richert, L ERA: 5.93	(1, 1)	5.0	L	25	6	3	3	7	3	1	0	0	0	0	35	51	5.40	1.800
Steve Ridzik, R ERA: 3.74	(6, 1)	2.0		11	4	3	2	1	0	0	0	0	0	0	13	13	9.00	2.000
Marshall Bridges, L ERA: 4.15	(8, 1)	1.0		4	0	0	0	0	1	0	0	0	0	0	3	7	0.00	1.000

PITCHER	IP	WLS	BF	H	R	ER	SO	BB	IBB	HBP	BLK	WP	HR	S	P	ERA	WHIP

BOTTOM

Washington Senators @ New York Yankees

Yankee Stadium, Bronx, NY

Sat May 22 1965, 3:33 AM EDT
Att. 9,097 - Overcast - 72 F

livebaseballscorecards.com

AB	32
R	6
H	10
RBI	6
BB	5
SO	8
LOB	19

WP: 0 PB: 0 SB: 1 CS: 0
PA: 40

Washington Senators @ New York Yankees

Yankee Stadium, Bronx, NY

Sun May 23 1965, 3:33 AM EDT

Cloudy - 78 F

TOP

livebaseballscorecards.com

Batter	1	2	3	4	5	6	7	8	9	AB	R	H	RBI	BB	SO	LOB
Don Blasingame, L (1, 4) OBP: 0.278, SLG: 0.351	6-3		6-3		4-3	K			1-3	5	0	0	0	0	1	2
Ken McMullen, R (1, 5) OBP: 0.319, SLG: 0.427	FC4 2B 1B		F2			HR	F3			4	2	2	1	0	0	0
Bob Chance, L (1, 3) OBP: 0.302, SLG: 0.377	FC4 SF8 1-3 2B		F8			FC2-4 1B	K			4	1	2	0	0	1	0
Frank Howard, R (1, 7) OBP: 0.333, SLG: 0.445	FC4 2-3 3-H			F7		FC2-4 PB 1-2f 2B	6-3			4	1	0	1	0	0	2
Jim King, L (1, 9) OBP: 0.286, SLG: 0.429	SF8 3-H			HR		BB 1-H 2B		G3		3	2	2	3	0	0	0
Willie Kirkland, L (1, 8) OBP: 0.231, SLG: 0.475	L9			K		4-0 BB 2B IBB		G5-4-3 1B		2	0	0	0	0	1	1
Don Lock, R (6, PH) (6, 8) OBP: 0.339, SLG: 0.307										1	1	1	0	1	0	0
Mike Brumley, L (1, 2) OBP: 0.170, SLG: 0.120		4-3		F6		K		G5-4-3 1-2f		2	0	0	0	0	0	0
Doug Camilli, R (6, PH) (6, 2) OBP: 0.226, SLG: 0.339										2	0	0	0	0	1	3
Ed Brinkman, R (1, 6) OBP: 0.219, SLG: 0.222		K			K	4-0 2B BB 1-2 2-3			L7	3	0	0	0	1	2	0
Phil Ortega, R (1, 1) OBP: 0.238, SLG: 0.300		K			K	0-0 2B 1-3 2-H 3-H			K	4	0	1	2	0	3	0
Ron Kline, R (9, 1)										0	0	0	0	0	0	0

	AB	34
	R	7
	H	8
	RBI	7
	BB	2
	SO	9
	LOB	8

Inning Stats	1	2	3	4	5	6	7	8	9
	R: 2 E: 0 K: 0 S: 6	R: 0 E: 0 K: 2 S: 7	R: 0 E: 0 K: 0 S: 3	R: 1 E: 0 K: 1 S: 6	R: 0 E: 0 K: 2 S: 7	R: 4 E: 0 K: 2 S: 11	R: 0 E: 0 K: 1 S: 5	R: 0 E: 0 K: 0 S: 3	R: 0 E: 0 K: 1 S: 5
	H: 2 LOB: 1 BB: 0 P: 6	H: 0 LOB: 0 BB: 0 P: 7	H: 0 LOB: 0 BB: 0 P: 3	H: 1 LOB: 0 BB: 0 P: 6	H: 0 LOB: 0 BB: 0 P: 7	H: 4 LOB: 2 BB: 2 P: 19	H: 0 LOB: 0 BB: 0 P: 5	H: 1 LOB: 0 BB: 0 P: 3	H: 0 LOB: 0 BB: 0 P: 5

	1B: 3	SF: 1	WP: 0	PA: 37
	2B: 3	SAC: 0	PB: 1	
	3B: 0	DP: 1	SB: 0	
	HR: 2	HBP: 0	CS: 0	

PITCHER		IP	WLS	BF	H	R	ER	SO	BB	IBB	HBP	BLK	WP	HR	S	P	ERA	WHIP
Bill Stafford, R ERA: 3.58	(1, 1)	5.1	L	22	5	5	5	5	0	0	0	0	0	2	32	32	8.44	0.938
Steve Hamilton, L ERA: 3.75	(6, 1)	0.2		6	2	2	2	2	1	1	0	0	0	0	8	16	27.00	4.500
Gil Blanco, L ERA:	(7, 1)	2.0		6	1	0	0	1	0	0	0	0	0	0	8	8	0.00	0.500
Pete Mikkelsen, R ERA: 3.38	(9, 1)	1.0		3	0	0	0	1	0	0	0	0	0	0	5	5	0.00	0.000

PITCHER		IP	WLS	BF	H	R	ER	SO	BB	IBB	HBP	BLK	WP	HR	S	P	ERA	WHIP

BOTTOM

Washington Senators @ New York Yankees

Yankee Stadium, Bronx, NY

Sun May 23 1965, 3:33 AM EDT

Cloudy - 78 F

livebaseballscorecards.com

Batter	1	2	3	4	5	6	7	8	9	AB	R	H	RBI	BB	SO	LOB
Tony Kubek, L (1, 6) OBP: 0.267, SLG: 0.287	1-3		G3			4-3		G4-3 1-2f		4	0	0	0	0	0	1
Bobby Richardson, R (1, 4) OBP: 0.327, SLG: 0.352	4-3			HR 2B		4-3			4-3	4	1	1	0	0	0	0
Tom Tresh, S (1, 8) OBP: 0.333, SLG: 0.493	K			K		HR			F4	4	1	1	1	0	2	1
Mickey Mantle, S (1, 7) OBP: 0.419, SLG: 0.515		K		F9		F8			F6	4	0	0	0	0	1	1
Joe Pepitone, L (1, 9) OBP: 0.300, SLG: 0.405		FC3-2 3B		2-H HR			BBBB G6-3 BB			2	1	2	2	1	0	0
Ray Barker, L (1, 3) OBP: 0.306, SLG: 0.310		FC3-2 WP 3-H		F8			F8			3	0	0	0	0	0	2
Clete Boyer, R (1, 5) OBP: 0.254, SLG: 0.298		K 1-2			F6		G6-3 1-2f			3	0	0	0	0	1	2
Bob Schmidt, R (1, 2) OBP: 0.345, SLG: 0.407			F9		6-3			F7		2	0	0	0	0	0	0
Horace Clarke, S (8, PH) OBP: 0.267, SLG: 0.214										1	0	0	0	0	0	0
Pete Mikkelsen, R (9, 1)										0	0	0	0	0	0	0
Bill Stafford, R (1, 1)			K		F7			G4-3 BB		2	0	0	0	0	1	0
Steve Hamilton, L (6, 1)										0	0	0	0	0	0	0
Gil Blanco, L (7, 1)										0	0	0	0	0	0	0
Art Lopez, L (8, PH) OBP: 0.161, SLG: 0.133										0	0	0	0	1	0	0
Doc Edwards, R (9, 2) OBP: 0.260, SLG: 0.194										0	0	0	0	0	0	0

	AB	29
	R	3
	H	4
	RBI	3
	BB	2
	SO	5
	LOB	7

Inning Stats	1	2	3	4	5	6	7	8	9	1B: 0	SF: 0	WP: 1	PA: 31
R:	0	0	0	2	0	1	0	0	0	2B: 1	SAC: 0	PB: 0	
E:	0	0	0	0	0	0	0	0	0	3B: 1	DP: 2	SB: 0	
K:	1	2	1	1	0	0	0	0	0	HR: 2	HBP: 0	CS: 0	
S:	5	8	5	7	3	4	2	2	3				
H:	0	1	0	2	0	1	0	0	0				
LOB:	0	1	0	0	0	0	0	0	0				
BB:	0	0	0	0	0	0	1	1	0				
P:	5	8	5	7	3	4	6	6	3				

PITCHER		IP	WLS	BF	H	R	ER	SO	BB	IBB	HBP	BLK	WP	HR	S	P	ERA	WHIP
Phil Ortega, R ERA: 5.22	(1, 1)	8.0	W	28	4	3	3	5	2	0	0	0	1	2	36	44	3.38	0.750
Ron Kline, R ERA: 2.28	(9, 1)	1.0	S	3	0	0	0	0	0	0	0	0	0	0	3	3	0.00	0.000

PITCHER		IP	WLS	BF	H	R	ER	SO	BB	IBB	HBP	BLK	WP	HR	S	P	ERA	WHIP

Batter	1	2	3	4	5	6	7	8	9	AB	R	H	RBI	BB	SO	LOB
Ken Hamlin, R (1, 4) OBP: 0.325, SLG: 0.361	K		F3		6-3			BB FC4-6	SF7 3-H	3	0	0	1	1	1	0
Ken McMullen, R (1, 9) OBP: 0.324, SLG: 0.425	FC5-4 1B		BB		K			FC4-6 FC5-4 1-2f	4-3	3	0	1	0	1	1	1
Jim King, L (9, PH) OBP: 0.281, SLG: 0.421										1	0	0	0	0	0	2
Bob Chance, L (1, 3) OBP: 0.292, SLG: 0.364	F9		1-3			G3		FC5-4 1-2f 3B		4	1	0	0	0	0	3
Frank Howard, R (1, 7) OBP: 0.331, SLG: 0.454	FC5-4 1-2f			5-3		L8		1-H 3B		4	0	1	1	0	0	1
Don Zimmer, R (1, 5) OBP: 0.229, SLG: 0.333		4-3 S BB		L9		K2-3		6-3		3	0	0	0	1	1	1
Don Lock, R (1, 8) OBP: 0.352, SLG: 0.311		F4		1B BB			BB		BB SF7 1B	2	1	1	0	2	0	1
Doug Camilli, R (1, 2) OBP: 0.242, SLG: 0.349		4-3 1-3		1-3 1B			F7		BB 1-2 1B	4	0	2	0	0	0	2
Ed Brinkman, R (1, 6) OBP: 0.214, SLG: 0.216		L9		1-3			F5		K	3	0	0	0	0	0	4
Willie Kirkland, L (9, PH) OBP: 0.227, SLG: 0.468										1	0	0	0	0	1	2
Buster Narum, R (1, 1) OBP: 0.100, SLG: 0.400			6-3		K		F7		BB 1-2 2-3	2	0	0	0	0	1	0
Woodie Held, R (7, PH) OBP: 0.450, SLG: 0.620										1	0	0	0	0	0	1
Marshall Bridges, S (7, 1)										0	0	0	0	0	0	0
Don Blasingame, L (9, PH) OBP: 0.283, SLG: 0.351										0	0	0	0	1	0	0
Inning Stats	R: 0 E: 0 K: 1 S: 6 H: 1 LOB: 1 BB: 0 P: 6	R: 0 E: 0 K: 0 S: 3 H: 0 LOB: 1 BB: 1 P: 7	R: 0 E: 0 K: 0 S: 3 H: 0 LOB: 1 BB: 1 P: 7	R: 0 E: 0 K: 0 S: 4 H: 1 LOB: 2 BB: 1 P: 8	R: 0 E: 0 K: 2 S: 7 H: 0 LOB: 0 BB: 0 P: 7	R: 0 E: 0 K: 1 S: 5 H: 0 LOB: 0 BB: 0 P: 5	R: 0 E: 0 K: 0 S: 3 H: 0 LOB: 1 BB: 1 P: 7	R: 1 E: 0 K: 0 S: 4 H: 1 LOB: 1 BB: 1 P: 8	R: 1 E: 0 K: 1 S: 7 H: 2 LOB: 2 BB: 1 P: 11	1B: 4 2B: 0 3B: 1 HR: 0 SF: 1 SAC: 0 DP: 0 HBP: 0						

PITCHER	IP	WLS	BF	H	R	ER	SO	BB	IBB	HBP	BLK	WP	HR	S	P	ERA	WHIP
Al Downing, L (1, 1) ERA: 3.38	8.2	W	37	5	2	2	5	6	0	0	0	0	0	41	65	2.08	1.269
Pedro Ramos, R (9, 1) ERA: 4.29	0.1	S	1	0	0	0	0	0	0	0	0	0	0	1	1	0.00	0.000

PITCHER	IP	WLS	BF	H	R	ER	SO	BB	IBB	HBP	BLK	WP	HR	S	P	ERA	WHIP

TOP

Washington Senators @ New York Yankees

Yankee Stadium, Bronx, NY

Sun May 23 1965, 3:38 AM EDT
Att. 20,840 - Unknown - 75 F

livebaseballscorecards.com

AB	31
R	2
H	5
RBI	2
BB	6
SO	5
LOB	18

WP: 0 PA: 38
PB: 0
SB: 1
CS: 0

Batter	1	2	3	4	5	6	7	8	9	AB	R	H	RBI	BB	SO	LOB
Horace Clarke, S (1, 5) OBP: 0.222, SLG: 0.176	1-3		F9		G3 2-3		1-3			3	0	0	0	0	0	1
Clete Boyer, R (7, PH) (8, 5) OBP: 0.252, SLG: 0.295										1	0	0	0	0	0	0
Bobby Richardson, R (1, 4) OBP: 0.325, SLG: 0.356	FC4-6 2B		L8		F8		F7			4	0	1	0	0	0	1
Tom Tresh, S (1, 8) (7, 7) OBP: 0.349, SLG: 0.513	BBBB FC4-6 BB			1B 1B		BBBB HR BB	3B			2	1	2	0	2	0	0
Mickey Mantle, S (1, 7) OBP: 0.417, SLG: 0.505	FC4-6 1-2f 2-3			F7		BBBB HR 1-2 BB	BBBB BB			2	1	0	0	1	0	3
Ray Barker, L (7, 3) OBP: 0.320, SLG: 0.310										0	0	0	0	1	0	0
Joe Pepitone, L (1, 3) (7, 9) OBP: 0.306, SLG: 0.432	4-3			1-2 1B		1-H 2-H HR	4-3			4	1	2	3	0	0	4
Hector Lopez, R (1, 9) OBP: 0.227, SLG: 0.317		F9		SSS K		6-3		SSS K		3	0	0	0	0	1	2
Ross Moschitto, R (7, 8)										1	0	0	0	0	1	0
Tony Kubek, L (1, 6) OBP: 0.267, SLG: 0.279		B1-3		4-3		BBBB 6-3 BB		SSS K		3	0	0	0	1	1	2
Doc Edwards, R (1, 2) OBP: 0.272, SLG: 0.188		6-3			H G3 SH1-4 HBP	6-3 1-2		BBBB FC6-4 BB		2	0	0	0	1	0	1
Al Downing, R (1, 1) OBP: 0.133, SLG: 0.133		5-3			SH1-4 1-2	F6		FC6-4 1-2f		3	0	0	0	0	0	2
Pedro Ramos, S (9, 1)										0	0	0	0	0	0	0
Inning Stats	R: 0 E: 0 K: 0 S: 4 H: 1 LOB: 2 BB: 1 P: 8	R: 0 E: 0 K: 0 S: 3 H: 0 LOB: 0 BB: 0 P: 3	R: 0 E: 0 K: 0 S: 3 H: 0 LOB: 0 BB: 0 P: 3	R: 0 E: 0 K: 1 S: 7 H: 2 LOB: 2 BB: 0 P: 7	R: 0 E: 0 K: 0 S: 3 H: 0 LOB: 1 BB: 0 P: 4	R: 3 E: 0 K: 0 S: 4 H: 1 LOB: 1 BB: 3 P: 16	R: 0 E: 0 K: 0 S: 4 H: 1 LOB: 2 BB: 1 P: 8	R: 0 E: 0 K: 2 S: 7 H: 0 LOB: 1 BB: 1 P: 11		1B: 2 2B: 1 3B: 1 HR: 1	SF: 0 SAC: 1 DP: 0 HBP: 1						

PITCHER	IP	WLS	BF	H	R	ER	SO	BB	IBB	HBP	BLK	WP	HR	S	P	ERA	WHIP
Buster Narum, R (1, 1) ERA: 5.13	6.0	L	27	4	3	3	1	4	0	1	0	0	1	24	41	4.50	1.333
Marshall Bridges, L (7, 1) ERA: 2.84	2.0		9	1	0	0	2	2	0	0	0	0	0	11	19	0.00	1.500

PITCHER	IP	WLS	BF	H	R	ER	SO	BB	IBB	HBP	BLK	WP	HR	S	P	ERA	WHIP

BOTTOM

Washington Senators @ New York Yankees

Yankee Stadium, Bronx, NY

Sun May 23 1965, 3:38 AM EDT
Att. 20,840 - Unknown - 75 F

livebaseballscorecards.com

AB	28
R	3
H	5
RBI	3
BB	6
SO	3
LOB	16

WP: 0	PB: 0	SB: 0	CS: 0
PA: 36			

Cleveland Indians @ New York Yankees

Yankee Stadium, Bronx, NY

Mon May 24 1965, 7:05 PM EDT

Att. 9,973 - Unknown - 64 F

livebaseballscorecards.com

Batter	1	2	3	4	5	6	7	8	9	AB	R	H	RBI	BB	SO	LOB
Dick Howser, R (1, 6) OBP: 0.385, SLG: 0.299	S S S 0-3 K ①	x 0-0 FC6-4 ③ 1-2f		x 0-0 FC4 ③ 1-2f		x 0-0 6-3 ③			x 0-0 G3 1B 1B	4	0	0	0	0	1	4
Pedro Gonzalez, R (9, PH) OBP: 0.300, SLG: 0.400										1	1	1	0	0	0	0
Fred Whitfield, L (1, 3) OBP: 0.305, SLG: 0.582	x 0-0 1-3 ②		x 0-0 4-3 ①		x 0-0 HR		x 0-0 1-3 ①		x 0-0 G3 ① 1-2	5	1	1	1	0	0	1
Leon Wagner, L (1, 7) OBP: 0.360, SLG: 0.482	x 0-0 1B 2B		x 0-0 2B		x 0-0 L8 ①		x 0-0 F8 ②		x 0-0 FC6 2-H 1B	5	1	3	1	0	0	0
Rocky Colavito, R (1, 9) OBP: 0.419, SLG: 0.551	B B B B 4-0 1B BB		S S S 0-3 K ②		x 0-0 FC5-4 1B		x 0-0 F5 ③		x 0-0 F9 ②	4	0	1	0	1	1	2
Max Alvis, R (1, 5) OBP: 0.382, SLG: 0.488	x 0-0 1-3 2-H 1B		S S S 0-3 K ③		x 0-0 FC5-4 ② CS 1-2f			x 0-0 6-3 ①	x 0-0 FC6 ③ 1-2f	5	0	1	1	0	1	3
Vic Davalillo, L (1, 8) OBP: 0.381, SLG: 0.479	x 0-0 L6 ③			x 0-0 5-3 1B 1B	0-0 CS ③ 1-2	x 0-0 SH1-3 1B 1B		x 0-0 1B SF8 2B		4	2	3	0	0	0	2
Larry Brown, R (1, 4) OBP: 0.280, SLG: 0.321		x 0-0 5-3 ①		x 0-0 F3 ①		x 0-0 SH1-3 1-2 1B		x 0-0 2-3 1B		4	0	2	0	0	0	1
Joe Azcue, R (1, 2) OBP: 0.307, SLG: 0.291		x 0-0 1-3 ②		x 0-0 5-3 ② 1-2		S S S 0-3 K ①		x 0-0 SF8 ② 3-H		3	0	0	1	0	1	3
Jack Kralick, L (1, 1) OBP: 0.400, SLG: 0.400		x 0-0 FC6-4 1B		x 0-0 FC4 2-H 1B		x 0-0 SH1-3 ② 1-2 2-3		x 0-0 F6 ③		2	0	2	1	0	0	0
Floyd Weaver, R (6, 1)										0	0	0	0	0	0	0
Don McMahon, R (7, 1) OBP: 1.000, SLG: 1.000										0	0	0	0	0	0	0
Chico Salmon, R (8, PH)										1	0	0	0	0	0	1
Lee Stange, R (8, 1) OBP: 1.000, SLG: 1.000										0	0	0	0	0	0	0

Inning Stats	1	2	3	4	5	6	7	8	9	
	R: 1 E: 0 K: 1 S: 7	R: 0 E: 0 K: 0 S: 4	R: 0 E: 0 K: 2 S: 8	R: 1 E: 0 K: 0 S: 5	R: 1 E: 0 K: 0 S: 4	R: 0 E: 0 K: 1 S: 7	R: 0 E: 0 K: 0 S: 3	R: 1 E: 0 K: 0 S: 5	R: 1 E: 0 K: 0 S: 5	1B: 10 2B: 3 3B: 0 HR: 1
	H: 2 LOB: 2 BB: 1 P: 11	H: 1 LOB: 1 BB: 0 P: 4	H: 1 LOB: 1 BB: 0 P: 8	H: 2 LOB: 1 BB: 0 P: 5	H: 2 LOB: 0 BB: 0 P: 4	H: 2 LOB: 2 BB: 0 P: 7	H: 0 LOB: 0 BB: 0 P: 3	H: 2 LOB: 1 BB: 0 P: 5	H: 2 LOB: 1 BB: 0 P: 5	SF: 1 SAC: 1 DP: 0 HBP: 0

PITCHER	IP	WLS	BF	H	R	ER	SO	BB	IBB	HBP	BLK	WP	HR	S	P	ERA	WHIP
Mel Stottlemyre, R (1, 1) ERA: 3.07	9.0	W	41	14	5	5	4	1	0	0	0	0	1	48	52	5.00	1.667

PITCHER	IP	WLS	BF	H	R	ER	SO	BB	IBB	HBP	BLK	WP	HR	S	P	ERA	WHIP

TOP	
AB	38
R	5
H	14
RBI	5
BB	1
SO	4
LOB	17

WP: 0 PB: 0 SB: 0 CS: 1 PA: 42

BOTTOM

Cleveland Indians @ New York Yankees

Yankee Stadium, Bronx, NY

Mon May 24 1965, 7:05 PM EDT

Att. 9,973 - Unknown - 64 F

livebaseballscorecards.com

Batter	1	2	3	4	5	6	7	8	9	AB	R	H	RBI	BB	SO	LOB
Phil Linz, R (1, 6) OBP: 0.338, SLG: 0.339	1-3	1B 2B 2-H		1B 2-3		FC BB FC HR 2-3 3-H	WP 1B 1B 3-H			5	3	3	3	0	0	1
Bobby Richardson, R (1, 4) OBP: 0.327, SLG: 0.357	4-3	FC6-4 1B 2-H		5-3		FC BB HR 1-2 3-H	HR 1B 1-H			5	2	2	3	0	0	3
Tom Tresh, S (1, 8) (7, 7) OBP: 0.351, SLG: 0.526	B B B B 1B BB	FC6-4 1-2f			F4	F2	HR 1-H			4	1	1	2	1	0	3
Mickey Mantle, S (1, 7) OBP: 0.420, SLG: 0.500	1B 1-3		L9		1-3	HR BB 1-2 2-3	F4			3	1	1	0	1	0	0
Ross Moschitto, R (7, 8)										1	0	0	0	0	0	0
Joe Pepitone, L (1, 3) OBP: 0.309, SLG: 0.462	G3		4-3		4-3	HR 1-H 2-H 3-H		2B 2B		5	2	2	4	0	0	2
Hector Lopez, R (1, 9) OBP: 0.225, SLG: 0.323		E8 1B	F8			6-3 5-3		2B 2-H		5	1	1	1	0	0	0
Art Lopez, L (8, PR) (9, 9) OBP: 0.161, SLG: 0.133										0	0	0	0	0	0	0
Clete Boyer, R (1, 5) OBP: 0.266, SLG: 0.336		4-3 2B 1B 3-H		K		2B 2B	1B 3B	L6		5	3	3	1	0	1	1
Doc Edwards, R (1, 2) OBP: 0.279, SLG: 0.216		4-3 1-2		1B 2B		2B FC 1B	K	6-3		5	1	2	0	0	1	3
Mel Stottlemyre, R (1, 1) OBP: 0.120, SLG: 0.160		F8		6-3		FC FC 2B 1-3 2-H	K	F8		5	1	1	1	0	1	4
Inning Stats	R: 0 E: 0 K: 0 S: 4 H: 1 LOB: 2 BB: 1 P: 8	R: 3 E: 1 K: 0 S: 7 H: 3 LOB: 1 BB: 0 P: 7	R: 0 E: 0 K: 0 S: 3 H: 0 LOB: 0 BB: 0 P: 3	R: 0 E: 0 K: 1 S: 7 H: 2 LOB: 2 BB: 0 P: 7	R: 0 E: 0 K: 0 S: 3 H: 0 LOB: 0 BB: 0 P: 3	R: 7 E: 0 K: 0 S: 9 H: 4 LOB: 0 BB: 1 P: 13	R: 4 E: 0 K: 2 S: 11 H: 4 LOB: 0 BB: 0 P: 11	R: 1 E: 0 K: 0 S: 5 H: 2 LOB: 1 BB: 0 P: 5		1B: 7 2B: 6 3B: 1 HR: 2 SF: 0 SAC: 0 DP: 0 HBP: 0						

	AB	43
	R	15
	H	16
	RBI	15
	BB	2
	SO	3
	LOB	17

WP: 1 PB: 0 SB: 0 CS: 0 PA: 45

PITCHER		IP	WLS	BF	H	R	ER	SO	BB	IBB	HBP	BLK	WP	HR	S	P	ERA	WHIP
Jack Kralick, L ERA: 4.5	(1, 1)	5.1	L	27	9	6	3	1	1	0	0	0	0	0	28	32	5.06	1.875
Floyd Weaver, R ERA: 6.35	(6, 1)	0.2		6	1	4	4	0	1	0	0	0	0	1	5	9	54.00	3.000
Don McMahon, R ERA: 5.74	(7, 1)	1.0		7	4	4	4	2	0	0	0	0	1	1	11	11	36.00	4.000
Lee Stange, R ERA: 2.55	(8, 1)	1.0		5	2	1	1	0	0	0	0	0	0	0	5	5	9.00	2.000

PITCHER	IP	WLS	BF	H	R	ER	SO	BB	IBB	HBP	BLK	WP	HR	S	P	ERA	WHIP

Cleveland Indians @ New York Yankees

Yankee Stadium, Bronx, NY

Tue May 25 1965, 3:33 AM EDT

Att. 4,925 - Unknown

TOP

livebaseballscorecards.com

Batter	1	2	3	4	5	6	7	8	9	AB	R	H	RBI	BB	SO	LOB
Dick Howser, R (1, 6) OBP: 0.373, SLG: 0.288	SSS 0-3 ① K		x 0-0 ① F9		x 0-0 ③ 6-3		x 0-0 ① 6-3			4	0	0	0	0	1	0
Fred Whitfield, L (1, 3) OBP: 0.303, SLG: 0.600	SSS 0-3 ② K		x 0-0 ② F8			x 0-0 HR	x 0-0 ② F7			4	1	1	1	0	1	0
Leon Wagner, L (1, 7) OBP: 0.357, SLG: 0.475	x 0-0 ③ L8		x 0-0 ③ F2			x 0-0 BB HR 1B	x 0-0 ③ F7			4	1	1	0	0	0	0
Rocky Colavito, R (1, 9) OBP: 0.408, SLG: 0.533		x 0-0 ① F7		SSS 0-3 ① K		x 0-0 ① F8		x 0-0 ① 5-3		4	0	0	0	0	1	1
Max Alvis, R (1, 5) OBP: 0.378, SLG: 0.476		x 0-0 ② 5-3		x 0-0 ② 5-3		BBBB 4-0 1-2 HR BB		SSS 0-3 ② K		3	1	0	0	1	1	0
Vic Davalillo, L (1, 8) OBP: 0.392, SLG: 0.536		x 0-0 HR		x 0-0 1B		x 0-0 1-H 2-H HR		x 0-0 ③ F7		4	2	3	4	0	0	0
Larry Brown, R (1, 4) OBP: 0.279, SLG: 0.309		BBBB 4-0 BB BB		x 0-0 ③ 1-3		x 0-0 ② 6-3			x 0-0 ① 5-3	3	0	0	0	1	0	1
Joe Azcue, R (1, 2) OBP: 0.315, SLG: 0.284		BBBB 4-0 1-2 BB			x 0-0 ① 6-3	BBBB 4-0 S BB			SSS 0-3 ② K	2	0	0	0	2	1	0
Sonny Siebert, R (1, 1) OBP: 0.111, SLG: 0.294 Sam McDowell, L (6, 1) OBP: 0.111, SLG: 0.059		SSS 0-3 ③ K			x 0-0 ② 5-3	SSS 0-3 ③ K 1-2			SSS 0-3 ③ K	3 1	0 0	0 0	0 0	0 0	2 1	3 0
Inning Stats	R: 0 E: 0 K: 2 S: 7 H: 0 LOB: 0 BB: 0 P: 7	R: 1 E: 0 K: 1 S: 6 H: 1 LOB: 2 BB: 2 P: 14	R: 0 E: 0 K: 0 S: 3 H: 0 LOB: 0 BB: 0 P: 3	R: 0 E: 0 K: 1 S: 6 H: 1 LOB: 1 BB: 0 P: 6	R: 0 E: 0 K: 0 S: 3 H: 0 LOB: 0 BB: 0 P: 3	R: 4 E: 0 K: 1 S: 8 H: 3 LOB: 1 BB: 2 P: 16	R: 0 E: 0 K: 0 S: 3 H: 0 LOB: 0 BB: 0 P: 3	R: 0 E: 0 K: 1 S: 5 H: 0 LOB: 0 BB: 0 P: 5	R: 0 E: 0 K: 2 S: 7 H: 0 LOB: 0 BB: 0 P: 7	1B: 2 2B: 0 3B: 0 HR: 3 SF: 0 SAC: 0 DP: 0 HBP: 0						

	AB	32
	R	5
	H	5
	RBI	5
	BB	4
	SO	8
	LOB	5

WP: 0 PA: 36
PB: 0
SB: 1
CS: 0

PITCHER		IP	WLS	BF	H	R	ER	SO	BB	IBB	HBP	BLK	WP	HR	S	P	ERA	WHIP
Jim Bouton, R ERA: 5.06	(1, 1)	5.1	L	24	5	5	5	4	3	0	0	0	0	3	29	41	8.44	1.500
Hal Reniff, R ERA: 3.12	(6, 1)	1.2		6	0	0	0	1	1	0	0	0	0	0	7	11	0.00	0.600
Pete Mikkelsen, R ERA: 3.05	(8, 1)	2.0		6	0	0	0	3	0	0	0	0	0	0	12	12	0.00	0.000

PITCHER	IP	WLS	BF	H	R	ER	SO	BB	IBB	HBP	BLK	WP	HR	S	P	ERA	WHIP

Batter	1	2	3	4	5	6	7	8	9	AB	R	H	RBI	BB	SO	LOB
Phil Linz, R (1, 6) OBP: 0.333, SLG: 0.333	F4		E6 1B		PO 1B			K2-3		4	1	1	0	0	1	0
Bobby Richardson, R (1, 4) OBP: 0.325, SLG: 0.354	3-1		S 1B 2-H		PO 1-2	5-3		6-3		4	0	1	1	0	0	0
Roger Maris, L (1, 9) OBP: 0.352, SLG: 0.465	K		K 1-2			K		6-3		3	0	0	0	0	3	1
Art Lopez, L (7, 9) OBP: 0.161, SLG: 0.133										0	0	0	0	0	0	0
Hector Lopez, R (8, PH) OBP: 0.222, SLG: 0.318										1	0	0	0	0	0	0
Ross Moschitto, R (9, 9)										0	0	0	0	0	0	0
Mickey Mantle, S (1, 7) OBP: 0.415, SLG: 0.486		3-1	G3			4-0 2B BB			5-3	3	0	0	0	1	0	1
Joe Pepitone, L (1, 3) OBP: 0.315, SLG: 0.478		2B		F8		1-3 2B			K2-3	4	0	2	0	0	1	0
Tom Tresh, S (1, 8) OBP: 0.349, SLG: 0.519		F7		K		5-3			1B	4	0	1	0	0	1	3
Clete Boyer, R (1, 5) OBP: 0.266, SLG: 0.327		BB		K			K		K	3	0	0	0	1	3	1
Doc Edwards, R (1, 2) OBP: 0.281, SLG: 0.221		K			L8		G6-4-3 1B			3	0	1	0	0	1	2
Jim Bouton, R (1, 1) OBP: 0.240, SLG: 0.095			K		K		G6-4-3 1-2f			2	0	0	0	0	2	0
Hal Reniff, R (6, 1)										0	0	0	0	0	0	0
Horace Clarke, S (7, PH) OBP: 0.211, SLG: 0.167										1	0	0	0	0	0	1
Pete Mikkelsen, R (8, 1)										0	0	0	0	0	0	0
Inning Stats	R: 0 H: 0 E: 0 LOB: 0 K: 1 BB: 0 S: 5 P: 5	R: 0 H: 1 E: 0 LOB: 2 K: 1 BB: 1 S: 6 P: 10	R: 1 H: 1 E: 1 LOB: 1 K: 2 BB: 0 S: 9 P: 9	R: 0 H: 0 E: 0 LOB: 0 K: 2 BB: 0 S: 7 P: 7	R: 0 H: 1 E: 0 LOB: 0 K: 1 BB: 0 S: 5 P: 5	R: 0 H: 1 E: 0 LOB: 2 K: 1 BB: 1 S: 6 P: 10	R: 0 H: 1 E: 0 LOB: 0 K: 1 BB: 0 S: 5 P: 5	R: 0 H: 0 E: 0 LOB: 0 K: 1 BB: 0 S: 5 P: 5	R: 0 H: 1 E: 0 LOB: 1 K: 2 BB: 0 S: 8 P: 8	1B: 4 SF: 0 2B: 2 SAC: 0 3B: 0 DP: 1 HR: 0 HBP: 0						

PITCHER	IP	WLS	BF	H	R	ER	SO	BB	IBB	HBP	BLK	WP	HR	S	P	ERA	WHIP
Sonny Siebert, R (1, 1) ERA: 2.13	5.0	W	19	3	1	0	7	1	0	0	0	0	0	32	36	0.00	0.800
Sam McDowell, L (6, 1) ERA: 3.69	4.0	S	15	3	0	0	5	1	0	0	0	0	0	24	28	0.00	1.000

PITCHER	IP	WLS	BF	H	R	ER	SO	BB	IBB	HBP	BLK	WP	HR	S	P	ERA	WHIP

BOTTOM

Cleveland Indians @ New York Yankees

Yankee Stadium, Bronx, NY

Tue May 25 1965, 3:33 AM EDT

Att. 4,925 - Unknown

livebaseballscorecards.com

AB	32
R	1
H	6
RBI	1
BB	2
SO	12
LOB	9

1B: 4	SF: 0	WP: 0	PA: 35
2B: 2	SAC: 0	PB: 0	
3B: 0	DP: 1	SB: 1	
HR: 0	HBP: 0	CS: 0	

Batter	1	2	3	4	5	6	7	8	9	AB	R	H	RBI	BB	SO	LOB
Phil Linz, R (1, 6) OBP: 0.317, SLG: 0.314	S S S 0-3 ① K			x 0-0 ① F4		x 0-0 ③ L8			x 0-0 ① F6	4	0	0	0	0	1	0
Bobby Richardson, R (1, 4) OBP: 0.318, SLG: 0.346	x 0-0 ② F4			x 0-0 ② 6-3			x 0-0 ① F9		x 0-0 ② L8	4	0	0	0	0	0	0
Roger Maris, L (1, 9) OBP: 0.345, SLG: 0.511	x 0-0 ③ 1-3			x 0-0 ③ F7			S S S 0-3 ② K		x 0-0 HR	4	1	1	1	0	1	0
Mickey Mantle, S (1, 7) OBP: 0.410, SLG: 0.477		S S S 0-3 ① K			x 0-0 1B 1B		S S S 0-3 ③ K		x 0-0 ③ 4-3	4	0	1	0	0	2	0
Joe Pepitone, L (1, 3) OBP: 0.315, SLG: 0.474		x 0-0 ② 6-3			x 0-0 G5-4-3 1-2 1B			x 0-0 ① F2		3	0	1	0	0	0	0
Tom Tresh, S (1, 8) OBP: 0.348, SLG: 0.516		x 0-0 ③ F7			S S S 0-3 ① K			x 0-0 1B 1B		3	0	1	0	0	1	2
Clete Boyer, R (1, 5) OBP: 0.267, SLG: 0.328			S S S 0-3 ① K		x 0-0 ② ③ G5-4-3 1-2f			x 0-0 1-2 1B		3	0	1	0	0	1	2
Doc Edwards, R (1, 2) OBP: 0.275, SLG: 0.215 Horace Clarke, S (8, PH) OBP: 0.200, SLG: 0.158 Gil Blanco, L (8, 1)			x 0-0 ② 1-3			S S S 0-3 ① K		S S S 0-3 ② K		2 1 0	0 0 0	0 0 0	0 0 0	0 0 0	1 1 0	0 2 0
Whitey Ford, L (1, 1) OBP: 0.263, SLG: 0.235 Pete Mikkelsen, R (2, 1) Hal Reniff, R (4, 1) Ray Barker, L (8, PH) OBP: 0.314, SLG: 0.302 Bob Schmidt, R (8, 2) OBP: 0.345, SLG: 0.407			x 0-0 ③ 6-3			S S S 0-3 ② K2-3		x 0-0 ③ F9		0 1 1 1 0	0 0 0 0 0	0 0 0 0 0	0 0 0 0 0	0 0 1 0 0	0 0 0 0 0	0 0 0 2 0
Inning Stats	R: 0 E: 0 K: 1 S: 5 H: 0 LOB: 0 BB: 0 P: 5	R: 0 E: 0 K: 1 S: 5 H: 0 LOB: 0 BB: 0 P: 5	R: 0 E: 0 K: 1 S: 5 H: 0 LOB: 0 BB: 0 P: 5	R: 0 E: 0 K: 0 S: 3 H: 0 LOB: 0 BB: 0 P: 3	R: 0 E: 0 K: 1 S: 6 H: 2 LOB: 1 BB: 0 P: 6	R: 0 E: 0 K: 2 S: 7 H: 0 LOB: 0 BB: 0 P: 7	R: 0 E: 0 K: 2 S: 7 H: 0 LOB: 0 BB: 0 P: 7	R: 0 E: 0 K: 1 S: 7 H: 2 LOB: 2 BB: 0 P: 7	R: 1 E: 0 K: 0 S: 4 H: 1 LOB: 0 BB: 0 P: 4	1B: 4 2B: 0 3B: 0 HR: 1 SF: 0 SAC: 0 DP: 1 HBP: 0						

PITCHER	IP	WLS	BF	H	R	ER	SO	BB	IBB	HBP	BLK	WP	HR	S	P	ERA	WHIP
Joe Sparma, R (1, 1) ERA: 3.86	9.0	W	31	5	1	1	9	0	0	0	0	0	1	49	49	1.00	0.556

PITCHER	IP	WLS	BF	H	R	ER	SO	BB	IBB	HBP	BLK	WP	HR	S	P	ERA	WHIP

TOP

New York Yankees @ Detroit Tigers

Tiger Stadium, Detroit, MI

Thu May 27 1965, 7:05 PM EDT

Att. 18,257 - Unknown - 61 F

livebaseballscorecards.com

AB	31
R	1
H	5
RBI	1
BB	0
SO	9
LOB	8

WP: 0 PB: 0 SB: 0 CS: 0 PA: 31

Batter	1	2	3	4	5	6	7	8	9	AB	R	H	RBI	BB	SO	LOB
Jake Wood, R (1, 4) OBP: 0.333, SLG: 0.488	5-3	G3 1-2		WP BB BB		G3 1-2				2	0	0	0	1	0	1
Jerry Lumpe, L (6, PH) (7, 4) OBP: 0.336, SLG: 0.347										1	0	0	0	0	0	1
Don Wert, R (1, 5) OBP: 0.335, SLG: 0.263	F2 1B 1B		6-3	WP 1-2 2-3 BB			6-3			3	1	1	0	1	0	0
Don Demeter, R (1, 3) OBP: 0.326, SLG: 0.371	F2 1-2		6-3	K 1-2 2-3 3-H			G5			3	0	0	0	0	1	3
Norm Cash, L (7, 3) OBP: 0.317, SLG: 0.253										1	0	0	0	0	0	0
Al Kaline, R (1, 8) OBP: 0.419, SLG: 0.565	1B 2-H 1B		L6-3		L9		L5-3			4	0	1	1	0	0	0
Willie Horton, R (1, 7) OBP: 0.417, SLG: 0.779	1-2 1B			L5-3 1B	G6-3 1B			L6		4	0	3	0	0	0	0
Jim Northrup, L (1, 9) OBP: 0.280, SLG: 0.337	K			L5-3 1-2	G6-3 1-2f			G4-6-3 BB		3	0	0	0	1	1	4
Bill Freehan, R (1, 2) OBP: 0.289, SLG: 0.360		FC4-6 1B		1B 2B 1B		F8		G4-6-3 1-2f		4	1	2	0	0	0	1
Dick McAuliffe, L (1, 6) OBP: 0.421, SLG: 0.576		FC4-6 S 1-2f		2B 1-3 1B		S 1B				3	1	2	0	0	0	1
Joe Sparma, R (1, 1) OBP: 0.200, SLG: 0.222		K		BB WP 1-H 3-H 2B		K				3	1	1	2	0	2	2
Inning Stats	R: 1 H: 3 E: 0 LOB: 2 K: 1 BB: 0 S: 8 P: 8	R: 0 H: 1 E: 0 LOB: 1 K: 1 BB: 0 S: 6 P: 6	R: 0 H: 0 E: 0 LOB: 0 K: 0 BB: 0 S: 3 P: 3	R: 3 H: 4 E: 0 LOB: 2 K: 1 BB: 2 S: 8 P: 16	R: 0 H: 1 E: 0 LOB: 0 K: 0 BB: 0 S: 3 P: 3	R: 0 H: 1 E: 0 LOB: 1 K: 1 BB: 0 S: 6 P: 6	R: 0 H: 0 E: 0 LOB: 0 K: 0 BB: 0 S: 3 P: 3	R: 0 H: 0 E: 0 LOB: 0 K: 0 BB: 1 S: 2 P: 6		1B: 9 SF: 0 2B: 2 SAC: 0 3B: 0 DP: 3 HR: 0 HBP: 0						WP: 1 PA: 34 PB: 0 SB: 2 CS: 0

PITCHER		IP	WLS	BF	H	R	ER	SO	BB	IBB	HBP	BLK	WP	HR	S	P	ERA	WHIP
Whitey Ford, L ERA: 5.3	(1, 1)	1.0	L	6	3	1	1	1	0	0	0	0	0	0	8	8	9.00	3.000
Pete Mikkelsen, R ERA: 3.86	(2, 1)	2.2		14	5	3	3	1	2	0	0	0	0	0	14	22	10.12	2.625
Hal Reniff, R ERA: 2.61	(4, 1)	3.1		11	2	0	0	2	0	0	0	0	1	0	15	15	0.00	0.600
Gil Blanco, L ERA:	(8, 1)	1.0		3	0	0	0	0	1	0	0	0	0	0	2	6	0.00	1.000

PITCHER	IP	WLS	BF	H	R	ER	SO	BB	IBB	HBP	BLK	WP	HR	S	P	ERA	WHIP

BOTTOM

New York Yankees @ Detroit Tigers

Tiger Stadium, Detroit, MI

Thu May 27 1965, 7:05 PM EDT

Att. 18,257 - Unknown - 61 F

livebaseballscorecards.com

AB	31
R	4
H	10
RBI	3
BB	3
SO	4
LOB	13

Batter	1	2	3	4	5	6	7	8	9	AB	R	H	RBI	BB	SO	LOB
Phil Linz, R (1, 6) OBP: 0.318, SLG: 0.315	FC5-4 1B	E8	4-3					K		3	0	1	0	0	0	2
Ray Barker, L (8, PH) OBP: 0.308, SLG: 0.295										1	0	0	0	0	1	0
Pedro Ramos, S (8, 1)										0	0	0	0	0	0	0
Bobby Richardson, R (1, 4) OBP: 0.311, SLG: 0.337	FC5-4 1B 1-2f	F3			1-3	5-3				4	0	0	0	0	0	2
Roger Maris, L (1, 9) OBP: 0.339, SLG: 0.490	G4-6-3 1B 1-3			L9	F8				L9	4	0	1	0	0	0	0
Mickey Mantle, S (1, 7) OBP: 0.406, SLG: 0.469	G4-6-3 1-2f			B6-3	F6				FC3-6 1B	4	0	1	0	0	0	2
Ross Moschitto, R (9, PR)										0	0	0	0	0	0	0
Joe Pepitone, L (1, 3) OBP: 0.307, SLG: 0.461		L9		3-1			F8		FC3-6 1-2f	4	0	0	0	0	0	1
Tom Tresh, S (1, 8) OBP: 0.352, SLG: 0.515		K			FC5-4 1B		1B 1B		L7	4	0	2	0	0	1	1
Clete Boyer, R (1, 5) OBP: 0.269, SLG: 0.328		5-3			FC5-4 E S 1-2f		1-3 1B			3	0	1	0	0	0	1
Doc Edwards, R (1, 2) OBP: 0.269, SLG: 0.210			6-3		E5 SH1-4 1-3		F8			2	0	0	0	0	0	1
Horace Clarke, S (7, PH) OBP: 0.190, SLG: 0.150										1	0	0	0	0	0	1
Bob Schmidt, R (7, 2) OBP: 0.345, SLG: 0.407										0	0	0	0	0	0	0
Bill Stafford, R (1, 1)			K		SH1-4 1-2			K		1	0	0	0	0	1	0
Hector Lopez, R (8, PH) OBP: 0.219, SLG: 0.313										1	0	0	0	0	1	0
Tony Kubek, L (8, 6) OBP: 0.267, SLG: 0.279										0	0	0	0	0	0	0
Inning Stats	R: 0 E: 0 K: 0 S: 4 H: 2 LOB: 1 BB: 0 P: 4	R: 0 E: 0 K: 1 S: 5 H: 0 LOB: 0 BB: 0 P: 5	R: 0 E: 1 K: 1 S: 6 H: 0 LOB: 1 BB: 0 P: 6	R: 0 E: 0 K: 0 S: 3 H: 0 LOB: 0 BB: 0 P: 3	R: 0 E: 1 K: 0 S: 5 H: 1 LOB: 2 BB: 0 P: 5	R: 0 E: 0 K: 0 S: 3 H: 0 LOB: 0 BB: 0 P: 3	R: 0 E: 0 K: 0 S: 4 H: 2 LOB: 1 BB: 0 P: 4	R: 0 E: 0 K: 2 S: 7 H: 0 LOB: 0 BB: 0 P: 7	R: 0 E: 0 K: 0 S: 4 H: 1 LOB: 1 BB: 0 P: 4	1B: 6 2B: 0 3B: 0 HR: 0 SF: 0 SAC: 1 DP: 1 HBP: 0	WP: 0 PB: 0 SB: 1 CS: 0 PA: 33					

PITCHER		IP	WLS	BF	H	R	ER	SO	BB	IBB	HBP	BLK	WP	HR	S	P	ERA	WHIP
Joe Horlen, R ERA: 2.17	(1, 1)	9.0	W	33	6	0	0	4	0	0	0	0	0	0	41	41	0.00	0.667

PITCHER	IP	WLS	BF	H	R	ER	SO	BB	IBB	HBP	BLK	WP	HR	S	P	ERA	WHIP

TOP

New York Yankees @ Chicago White Sox

Comiskey Park, Chicago, IL

Fri May 28 1965, 8:05 PM EDT

Att. 29,677 - Unknown - 47 F

livebaseballscorecards.com

AB	32
R	0
H	6
RBI	0
BB	0
SO	4
LOB	11

Batter	1	2	3	4	5	6	7	8	9	AB	R	H	RBI	BB	SO	LOB
Danny Cater, R (1, 7) OBP: 0.352, SLG: 0.452	BBBB 4-0 G3-6-3 BB		x 0-0 5-3 ③			SSS 0-3 K ②		x 0-0 F2 ②		3	0	0	0	1	1	2
Don Buford, S (1, 4) OBP: 0.366, SLG: 0.440	x 0-0 F7 ①			x 0-0 4-3 ①		x 0-0 E2 2-H 1B		x 0-0 3-1 ③		4	0	1	1	0	0	1
Floyd Robinson, L (1, 9) OBP: 0.275, SLG: 0.313	x 0-0 G3-6-3 ②③ 1-2f			x 0-0 F7 ②		x 0-0 1-3 ③				3	0	0	0	0	0	2
Pete Ward, L (1, 5) OBP: 0.377, SLG: 0.472		x 0-0 6-3 ①		SSS 0-3 K ③			x 0-0 1B 2B			3	1	1	0	0	1	0
Bill Skowron, R (1, 3) OBP: 0.312, SLG: 0.404 Ken Berry, R (8, 8) OBP: 0.279, SLG: 0.333		x 0-0 6-3 ②			x 0-0 4-3 ①		x 0-0 F8 ①			3 0	0 0	0 0	0 0	0 0	0 0	1 0
Tom McCraw, L (1, 8) OBP: 0.278, SLG: 0.229 (8, 3)		x 0-0 G3 ③			x 0-0 F6 ②		SSS 0-3 K ②			3	0	0	0	0	1	1
Ron Hansen, R (1, 6) OBP: 0.329, SLG: 0.431			x 0-0 F7 ①		x 0-0 F6 ③		x 0-0 1B 2-H 1B			3	0	1	1	0	0	0
John Romano, R (1, 2) OBP: 0.336, SLG: 0.371 J.C. Martin, L (7, 2) OBP: 0.373, SLG: 0.417			BBBB 4-0 BB			x 0-0 SH3-4 E 1B	x 0-0 ③ 1-3 1B			1 1	1 0	1 1	0 0	1 0	0 0	0 0
Joe Horlen, R (1, 1) OBP: 0.238, SLG: 0.250			SSS 0-3 K ②			x 0-0 SH3-4 ① 1-2		x 0-0 1-3 ①		2	0	0	0	0	1	1
Inning Stats	R: 0 E: 0 K: 0 S: 2 H: 0 LOB: 0 BB: 1 P: 6	R: 0 E: 0 K: 0 S: 3 H: 0 LOB: 0 BB: 0 P: 3	R: 0 E: 0 K: 1 S: 5 H: 0 LOB: 1 BB: 1 P: 9	R: 0 E: 0 K: 1 S: 5 H: 0 LOB: 0 BB: 0 P: 5	R: 0 E: 0 K: 0 S: 3 H: 0 LOB: 0 BB: 0 P: 3	R: 1 E: 1 K: 1 S: 7 H: 2 LOB: 1 BB: 0 P: 7	R: 1 E: 0 K: 1 S: 7 H: 3 LOB: 2 BB: 0 P: 7	R: 0 E: 0 K: 0 S: 3 H: 0 LOB: 0 BB: 0 P: 3		1B: 4 2B: 1 3B: 0 HR: 0	SF: 0 SAC: 1 DP: 1 HBP: 0					

PITCHER	IP	WLS	BF	H	R	ER	SO	BB	IBB	HBP	BLK	WP	HR	S	P	ERA	WHIP
Bill Stafford, R (1, 1) ERA: 3.4	7.0	L	26	5	2	2	4	2	0	0	0	0	0	32	40	2.57	1.000
Pedro Ramos, R (8, 1) ERA: 4.09	1.0		3	0	0	0	0	0	0	0	0	0	0	3	3	0.00	0.000

PITCHER	IP	WLS	BF	H	R	ER	SO	BB	IBB	HBP	BLK	WP	HR	S	P	ERA	WHIP

BOTTOM

New York Yankees @ Chicago White Sox

Comiskey Park, Chicago, IL

Fri May 28 1965, 8:05 PM EDT
Att. 29,677 - Unknown - 47 F

livebaseballscorecards.com

AB	26
R	2
H	5
RBI	2
BB	2
SO	4
LOB	8

WP: 0	PA: 29		
PB: 0			
SB: 0			
CS: 0			

Batter	1	2	3	4	5	6	7	8	9	AB	R	H	RBI	BB	SO	LOB
Phil Linz, R (1, 6) OBP: 0.311, SLG: 0.299	5-3	FC6-4 1-2f			F8		BB		F7	4	0	0	0	1	0	1
Bobby Richardson, R (1, 4) OBP: 0.308, SLG: 0.333	BB BB BB 1B		1-6-3		6-3		K		F9	5	1	1	0	0	1	2
Roger Maris, L (1, 9) OBP: 0.328, SLG: 0.455	BB BB 1-2 BB		F6			K	F5		K	4	0	0	0	1	2	2
Mickey Mantle, S (1, 7) OBP: 0.415, SLG: 0.470	G5-3 BB 1-2 2-3 BB		BB			1-3		PB E SF8 1B		2	1	1	0	2	0	0
Joe Pepitone, L (1, 3) OBP: 0.312, SLG: 0.458	1-2 2-3 3-H BB		L9			E5 1B		F8		3	0	1	1	1	0	2
Tom Tresh, S (1, 8) OBP: 0.349, SLG: 0.506	G5-3 2-3f			CS BB		5-3		E3 PB 1-2		3	0	0	0	1	0	5
Clete Boyer, R (1, 5) OBP: 0.275, SLG: 0.322		6-3		L8			WP E BB	1-2 2-3 BB		2	1	0	0	2	0	1
Bob Schmidt, R (1, 2) OBP: 0.313, SLG: 0.367 Ray Barker, L (8, PH) OBP: 0.302, SLG: 0.295 Doc Edwards, R (8, 2) OBP: 0.269, SLG: 0.210		K		F9 1-2			K 1-2	SF8 3-H		3 0 0	0 0 0	0 0 0	0 1 0	0 0 0	2 0 0	2 0 0
Al Downing, R (1, 1) OBP: 0.176, SLG: 0.125 Hal Reniff, R (5, 1) Horace Clarke, S (7, PH) OBP: 0.227, SLG: 0.190 Pete Mikkelsen, R (7, 1) Hector Lopez, R (8, PH) OBP: 0.216, SLG: 0.309 Pedro Ramos, S (8, 1)	FC6-4 BB				K		E7 2-H 1B	F5		1 0 1 0 1 0	0 0 0 0 0 0	0 0 1 0 0 0	1 0 1 0 0 0	1 0 0 0 0 0	0 0 0 0 2 0	0 0 0 0 0 0
Inning Stats	R: 1 E: 0 K: 0 S: 3 H: 1 LOB: 2 BB: 3 P: 15	R: 0 E: 0 K: 1 S: 5 H: 0 LOB: 1 BB: 1 P: 9	R: 0 E: 0 K: 0 S: 3 H: 0 LOB: 1 BB: 1 P: 7	R: 0 E: 0 K: 0 S: 2 H: 0 LOB: 0 BB: 1 P: 6	R: 0 E: 0 K: 1 S: 5 H: 0 LOB: 0 BB: 0 P: 5	R: 0 E: 1 K: 1 S: 6 H: 1 LOB: 1 BB: 0 P: 6	R: 1 E: 1 K: 2 S: 8 H: 1 LOB: 2 BB: 2 P: 16	R: 1 E: 1 K: 0 S: 5 H: 1 LOB: 2 BB: 1 P: 9	R: 0 E: 0 K: 1 S: 5 H: 0 LOB: 0 BB: 0 P: 5	1B: 4 2B: 0 3B: 0 HR: 0	SF: 1 SAC: 0 DP: 1 HBP: 0					

TOP

New York Yankees @ Chicago White Sox

Comiskey Park, Chicago, IL

Sat May 29 1965, 4:33 AM EDT

Att. 17,009 - Overcast

livebaseballscorecards.com

AB	29
R	3
H	4
RBI	3
BB	9
SO	6
LOB	17

PITCHER		IP	WLS	BF	H	R	ER	SO	BB	IBB	HBP	BLK	WP	HR	S	P	ERA	WHIP
Tommy John, L ERA: 2.77	(1, 1)	6.1	W	27	3	2	2	4	7	0	0	0	1	0	28	56	2.84	1.579
Eddie Fisher, R ERA: 1.96	(7, 1)	2.2	S	12	1	1	0	2	2	0	0	0	0	0	14	22	0.00	1.125

PITCHER	IP	WLS	BF	H	R	ER	SO	BB	IBB	HBP	BLK	WP	HR	S	P	ERA	WHIP

Batter	1	2	3	4	5	6	7	8	9	AB	R	H	RBI	BB	SO	LOB
Danny Cater, R (1, 7) OBP: 0.356, SLG: 0.475	5-3	1B		SH1-4		HR	4-3			4	1	2	1	0	0	1
Floyd Robinson, L (1, 9) OBP: 0.285, SLG: 0.325	1-3	BB		4-3		FC4-6 1B		1-3 SF7 2B		4	1	2	0	1	0	2
Ron Hansen, R (1, 6) OBP: 0.325, SLG: 0.418	1B 1B BB	F3		F3		FC4-6 FC6-4		1-3		4	1	0	0	1	0	6
Bill Skowron, R (1, 3) OBP: 0.314, SLG: 0.413	1B 1B 1B	F7			WP 2B	FC6-4 HBP		SF7		4	2	2	1	0	0	1
Tom McCraw, L (9, 3) OBP: 0.278, SLG: 0.229										0	0	0	0	0	0	0
Pete Ward, L (1, 5) OBP: 0.383, SLG: 0.469	1B 1B	F9			E BB	HBP		F8		3	1	1	1	1	0	0
Ken Berry, R (1, 8) OBP: 0.286, SLG: 0.339	1B	FC5-4 1B			K	K				4	0	2	1	0	2	3
Al Weis, S (1, 4) OBP: 0.358, SLG: 0.457	F8	FC5-4			F5		1-3			4	0	0	0	0	0	4
Jimmie Schaffer, R (1, 2) OBP: 0.400, SLG: 0.286		1B SH3-4 BB		SH1-4 1B BB	E3					1	0	0	0	2	0	0
J.C. Martin, L (7, 2) OBP: 0.385, SLG: 0.429							1B			1	0	1	0	0	0	0
Tommy John, R (1, 1) OBP: 0.222, SLG: 0.176		SH3-4		SH1-4 1B	L7		K			2	0	1	0	0	0	1
Eddie Fisher, R (7, 1)										1	0	0	0	0	1	1
Inning Stats	R: 2 E: 0 K: 0 S: 6 H: 3 LOB: 2 BB: 1 P: 10	R: 0 E: 0 K: 0 S: 3 H: 1 LOB: 2 BB: 2 P: 11	R: 0 E: 0 K: 0 S: 4 H: 1 LOB: 1 BB: 0 P: 4	R: 0 E: 0 K: 0 S: 4 H: 1 LOB: 2 BB: 1 P: 8	R: 2 E: 1 K: 1 S: 7 H: 1 LOB: 1 BB: 1 P: 11	R: 1 E: 0 K: 1 S: 7 H: 2 LOB: 2 BB: 0 P: 8	R: 0 E: 0 K: 1 S: 6 H: 1 LOB: 1 BB: 0 P: 6	R: 1 E: 0 K: 0 S: 4 H: 1 LOB: 0 BB: 0 P: 4		1B: 8 2B: 2 3B: 0 HR: 1	SF: 1 SAC: 2 DP: 0 HBP: 1			WP: 1 PB: 0 SB: 0 CS: 0	PA: 41		

PITCHER		IP	WLS	BF	H	R	ER	SO	BB	IBB	HBP	BLK	WP	HR	S	P	ERA	WHIP
Al Downing, L ERA: 3.66	(1, 1)	4.0	L	23	7	4	3	0	5	0	0	0	1	0	18	38	6.75	3.000
Hal Reniff, R ERA: 2.78	(5, 1)	2.0		10	2	1	1	2	0	0	1	0	0	1	13	14	4.50	1.000
Pete Mikkelsen, R ERA: 3.7	(7, 1)	1.0		4	1	0	0	1	0	0	0	0	0	0	6	6	0.00	1.000
Pedro Ramos, R ERA: 4.3	(8, 1)	1.0		4	1	1	1	0	0	0	0	0	0	0	4	4	9.00	1.000

PITCHER	IP	WLS	BF	H	R	ER	SO	BB	IBB	HBP	BLK	WP	HR	S	P	ERA	WHIP

BOTTOM

New York Yankees @ Chicago White Sox

Comiskey Park, Chicago, IL

Sat May 29 1965, 4:33 AM EDT

Att. 17,009 - Overcast

livebaseballscorecards.com

AB	32
R	6
H	11
RBI	4
BB	5
SO	3
LOB	19

Batter	1	2	3	4	5	6	7	8	9	10	11	12	AB	R	H	RBI	BB	SO	LOB
Phil Linz, R (1, 6) OBP: 0.313, SLG: 0.293	BBBB 4-0 G6-4-3 BB		x 0-0 F9 ②		x 0-0 FC5-2-5 2-3 3-H 1B		x 0-0 L7 ②			x 0-0 F4 ①		x 0-0 F8 ①	5	0	1	1	1	0	2
Bobby Richardson, R (1, 4) OBP: 0.303, SLG: 0.328	x 0-0 G6-4-3 ①② 1-2f		SSS 0-3 K ③		x 0-0 FC5-2-5 ② 1-2 3-H		x 0-0 FC6-4 ③ 1-2f			x 0-0 F4 ②		x 0-0 1B 1B 1B	6	1	1	0	0	1	5
Roger Maris, L (1, 9) OBP: 0.342, SLG: 0.441	BBBB 4-0 BB			x 0-0 L9 ①	SSS 0-3 K ③			x 0-0 F3 ①		BBBB 4-0 BB		x 0-0 PB 1B 1-2 1B	4	0	1	0	2	1	2
Art Lopez, L (12, PR) OBP: 0.161, SLG: 0.133 (12, 9)													0	0	0	0	0	0	0
Mickey Mantle, S (1, 7) OBP: 0.417, SLG: 0.496	SSS 0-3 K ③			x 0-0 HR		x 0-0 SH3-4 1B		x 0-0 F7 ②		x 0-0 4-3 ③		x 0-0 PB 1-2 2-H 1B	4	1	2	1	0	1	1
Ross Moschitto, R (8, 8)													0	0	0	0	0	0	0
Ray Barker, L (10, PH) OBP: 0.309, SLG: 0.304 (10, 3)													2	0	1	1	0	0	1
Joe Pepitone, L (1, 3) OBP: 0.308, SLG: 0.450 (10, 8)		x 0-0 4-3 ①		x 0-0 4-3 ②		x 0-0 SH3-4 ① 1-2		x 0-0 1B			x 0-0 3-1 ①	SSS 0-3 K2-1-3 ② 1-2 2-3	5	0	1	0	0	1	2
Tom Tresh, S (1, 8) OBP: 0.349, SLG: 0.494 (8, 7)		x 0-0 1-3 ②		x 0-0 F5 ③		x 0-0 5-3 ②		x 0-0 F2 ③			BBBB 4-0 1-3 1B BB	III 4-0 IBB	4	0	0	0	2	0	2
Clete Boyer, R (1, 5) OBP: 0.278, SLG: 0.323		x 0-0 1-3 ③			x 0-0 SH1-4 1B 1B 1B	x 0-0 F7 ③			x 0-0 5-3 ①		x 0-0 1-3 1-2 1B	x 0-0 F4 ③	6	1	2	0	0	0	4
Doc Edwards, R (1, 2) OBP: 0.271, SLG: 0.214		x 0-0 F4 ①		x 0-0 1B SH1-4 1-2 FC5-2-5 1B			x 0-0 F2 ①		x 0-0 F6 ②		x 0-0 1-3 ② 1-2 2-3		3	0	1	0	0	0	0
Horace Clarke, S (9, PH) OBP: 0.217, SLG: 0.182													1	0	0	0	0	0	0
Bob Schmidt, R (9, 2) OBP: 0.303, SLG: 0.355													1	0	0	0	0	0	2
Mel Stottlemyre, R (1, 1) OBP: 0.179, SLG: 0.214		x 0-0 1B			x 0-0 SH1-4 ① 1-2 2-3		x 0-0 FC6-4 1B		SSS 0-3 K ③		x 0-0 L7 ③		3	0	2	0	0	1	0
Hector Lopez, R (11, PH) OBP: 0.213, SLG: 0.304													1	0	0	0	0	0	2
Steve Hamilton, L (11, 1)													0	0	0	0	0	0	0
Pete Mikkelsen, R (11, 1)													0	0	0	0	0	0	0
Inning Stats	R: 0 E: 0 K: 1 S: 4 H: 0 LOB: 1 BB: 2 P: 12	R: 0 E: 0 K: 0 S: 3 H: 0 LOB: 0 BB: 0 P: 3	R: 0 E: 0 K: 1 S: 6 H: 1 LOB: 1 BB: 0 P: 6	R: 1 E: 0 K: 0 S: 4 H: 1 LOB: 0 BB: 0 P: 4	R: 1 E: 0 K: 1 S: 8 H: 3 LOB: 2 BB: 0 P: 8	R: 0 E: 0 K: 0 S: 4 H: 1 LOB: 1 BB: 0 P: 4	R: 0 E: 0 K: 0 S: 4 H: 1 LOB: 1 BB: 0 P: 4	R: 0 E: 0 K: 0 S: 4 H: 1 LOB: 1 BB: 0 P: 4	R: 0 E: 0 K: 1 S: 5 H: 0 LOB: 0 BB: 0 P: 5	R: 0 E: 0 K: 0 S: 3 H: 0 LOB: 1 BB: 1 P: 7	R: 0 E: 0 K: 0 S: 4 H: 1 LOB: 2 BB: 1 P: 8	R: 1 E: 0 K: 1 S: 8 H: 3 LOB: 3 BB: 1 P: 12						

PITCHER		IP	WLS	BF	H	R	ER	SO	BB	IBB	HBP	BLK	WP	HR	S	P	ERA	WHIP
Gary Peters, L ERA: 3.88	(1, 1)	8.0		33	8	2	2	3	2	0	0	0	0	1	37	45	2.25	1.250
Hoyt Wilhelm, R ERA: 3.8	(9, 1)	3.2	L	18	4	1	1	2	2	1	0	0	0	0	19	31	2.46	1.636
Bob Locker, R ERA: 4.12	(12, 1)	0.1		1	0	0	0	0	0	0	0	0	0	0	1	1	0.00	0.000

PITCHER		IP	WLS	BF	H	R	ER	SO	BB	IBB	HBP	BLK	WP	HR	S	P	ERA	WHIP

TOP

New York Yankees @ Chicago White Sox

Comiskey Park, Chicago, IL

Sun May 30 1965, 4:33 AM EDT

Att. 33,561 - Unknown - 66 F

livebaseballscorecards.com

AB	45
R	3
H	12
RBI	3
BB	5
SO	5
LOB	23

1B: 11	SF: 0	WP: 0	PA: 52
2B: 0	SAC: 2	PB: 1	
3B: 0	DP: 1	SB: 0	
HR: 1	HBP: 0	CS: 0	

Batter	1	2	3	4	5	6	7	8	9	10	11	12	AB	R	H	RBI	BB	SO	LOB
Danny Cater, R (1, 7) OBP: 0.348, SLG: 0.462	5-3		K		6-3			1B 2-H		F3		F8	6	0	1	1	0	1	2
Don Buford, S (1, 4) OBP: 0.362, SLG: 0.434	4-3		1B			1-3		FC1-6-5 1-2f		K		F4	4	0	1	0	0	0	2
Hoyt Wilhelm, R (9, 1)													1	0	0	0	0	1	1
Bob Locker, S (12, 1)													0	0	0	0	0	0	0
Juan Pizarro, L (12, PH)													1	0	0	0	0	0	1
Floyd Robinson, L (1, 9) OBP: 0.282, SLG: 0.316	F2		G3			4-3		BB 1-2		6-3 1-2			4	0	0	0	1	0	2
Pete Ward, L (1, 5) OBP: 0.390, SLG: 0.490		FC5-6 1B		HR		6-3		BB 1-2 2-3			F2		4	1	2	1	1	0	0
Bill Skowron, R (1, 3) OBP: 0.311, SLG: 0.406		K		6-3	4-3			K			1B		5	0	1	0	0	2	4
Tom McCraw, L (1, 8) OBP: 0.259, SLG: 0.212		FC5-6 S 1-2f		1-3	1-3		L9				K		4	0	0	0	0	0	1
Dave Nicholson, R (11, PH) OBP: 0.111, SLG: 0.278													1	0	0	0	0	1	1
Ken Berry, R (12, 8) OBP: 0.286, SLG: 0.339													0	0	0	0	0	0	0
Ron Hansen, R (1, 6) OBP: 0.321, SLG: 0.407		FC6-4 1-2 BB		5-3	F7		5-3				K		4	0	0	0	1	1	1
J.C. Martin, L (1, 2) OBP: 0.368, SLG: 0.407		FC6-4 1-2f			2-3		F6	1-3				4-3 1B	5	0	1	0	0	0	2
Gary Peters, L (1, 1) OBP: 0.192, SLG: 0.160			1-3		6-3			1B 2B		S 1B		4-3 1-2	2	0	0	0	0	0	0
Smoky Burgess, L (8, PH) OBP: 0.368, SLG: 0.529													1	0	1	0	0	0	0
Al Weis, S (8, PR) OBP: 0.364, SLG: 0.458													2	1	1	0	0	0	1
Inning Stats	R: 0 H: 0 E: 0 LOB: 0 K: 0 BB: 0 S: 3 P: 3	R: 0 H: 1 E: 0 LOB: 2 K: 1 BB: 1 S: 6 P: 10	R: 0 H: 1 E: 0 LOB: 1 K: 1 BB: 0 S: 6 P: 6	R: 1 H: 1 E: 0 LOB: 0 K: 0 BB: 0 S: 4 P: 4	R: 0 H: 0 E: 0 LOB: 0 K: 0 BB: 0 S: 3 P: 3	R: 0 H: 0 E: 0 LOB: 0 K: 0 BB: 0 S: 3 P: 3	R: 0 H: 0 E: 0 LOB: 0 K: 0 BB: 0 S: 3 P: 3	R: 1 H: 2 E: 0 LOB: 3 K: 1 BB: 2 S: 7 P: 15	R: 0 H: 0 E: 0 LOB: 0 K: 0 BB: 0 S: 3 P: 3	R: 0 H: 1 E: 0 LOB: 1 K: 1 BB: 0 S: 6 P: 6	R: 0 H: 1 E: 0 LOB: 1 K: 2 BB: 0 S: 8 P: 8	R: 0 H: 1 E: 0 LOB: 1 K: 0 BB: 0 S: 4 P: 4	1B: 6 SF: 0 2B: 1 SAC: 0 3B: 0 DP: 0 HR: 1 HBP: 0						WP: 0 PA: 47 PB: 0 SB: 2 CS: 0

PITCHER	IP	WLS	BF	H	R	ER	SO	BB	IBB	HBP	BLK	WP	HR	S	P	ERA	WHIP
Mel Stottlemyre, R (1, 1) ERA: 2.91	10.0		39	6	2	2	4	3	0	0	0	0	1	44	56	1.80	0.900
Steve Hamilton, L (11, 1) ERA: 3.65	0.1		2	1	0	0	0	0	0	0	0	0	0	2	2	0.00	3.000
Pete Mikkelsen, R (11, 1) ERA: 3.46	1.2	W	6	1	0	0	2	0	0	0	0	0	0	10	10	0.00	0.600

PITCHER	IP	WLS	BF	H	R	ER	SO	BB	IBB	HBP	BLK	WP	HR	S	P	ERA	WHIP

BOTTOM

New York Yankees @ Chicago White Sox

Comiskey Park, Chicago, IL

Sun May 30 1965, 4:33 AM EDT

Att. 33,561 - Unknown - 66 F

livebaseballscorecards.com

AB	44
R	2
H	8
RBI	2
BB	3
SO	6
LOB	18

Batter	1	2	3	4	5	6	7	8	9	AB	R	H	RBI	BB	SO	LOB
Jake Wood, R (1, 4) OBP: 0.345, SLG: 0.444	1B 1B		K			F7		K 1-2		4	1	1	0	0	2	2
Don Wert, R (1, 5) OBP: 0.322, SLG: 0.275	1B 1-3		G5-4-3 1-2f			5-3		1-3		4	0	1	0	0	0	2
Don Demeter, R (1, 3) OBP: 0.312, SLG: 0.346	G5-4-3 1B 1-2 3-H			F7		L9			K	4	0	1	1	0	1	0
Al Kaline, R (1, 8) OBP: 0.393, SLG: 0.514	L9			K			L9		L7	4	0	0	0	0	1	2
Willie Horton, R (1, 7) OBP: 0.419, SLG: 0.759	G5-4-3 1-2f			1B			1B		6-3	4	0	2	0	0	0	2
Bill Freehan, R (1, 2) OBP: 0.277, SLG: 0.342		L6		5-3			F9			3	0	0	0	0	0	2
George Thomas, R (1, 9) OBP: 0.333, SLG: 0.475		5-3			6-3		K			3	0	0	0	0	1	1
Dick McAuliffe, L (1, 6) OBP: 0.409, SLG: 0.561		6-3			F5			G3		3	0	0	0	0	0	0
Denny McLain, R (1, 1) OBP: 0.200, SLG: 0.200			G5-4-3 1B		F9			WP BB		2	0	1	0	0	0	0
Jerry Lumpe, L (8, PH) OBP: 0.329, SLG: 0.333										0	0	0	0	1	0	0
Terry Fox, R (8, 1)										0	0	0	0	0	0	0

TOP

Detroit Tigers @ New York Yankees

Yankee Stadium, Bronx, NY

Mon May 31 1965, 3:33 AM EDT

Unknown - 72 F

livebaseballscorecards.com

AB	31
R	1
H	6
RBI	1
BB	1
SO	5
LOB	11

Inning Stats	1	2	3	4	5	6	7	8	9
	R: 1 E: 0 K: 0 S: 5	R: 0 E: 0 K: 0 S: 3	R: 0 E: 0 K: 1 S: 5	R: 0 E: 0 K: 1 S: 6	R: 0 E: 0 K: 0 S: 3	R: 0 E: 0 K: 0 S: 3	R: 0 E: 0 K: 1 S: 6	R: 0 E: 0 K: 1 S: 5	R: 0 E: 0 K: 1 S: 5
	H: 3 LOB: 1 BB: 0 P: 5	H: 0 LOB: 0 BB: 0 P: 3	H: 1 LOB: 0 BB: 0 P: 5	H: 1 LOB: 1 BB: 0 P: 6	H: 0 LOB: 0 BB: 0 P: 3	H: 0 LOB: 0 BB: 0 P: 3	H: 1 LOB: 1 BB: 0 P: 6	H: 0 LOB: 1 BB: 1 P: 9	H: 0 LOB: 0 BB: 0 P: 5

		1B: 6	SF: 0
		2B: 0	SAC: 0
		3B: 0	DP: 2
		HR: 0	HBP: 0

		WP: 1	PA: 32
		PB: 0	
		SB: 0	
		CS: 0	

PITCHER		IP	WLS	BF	H	R	ER	SO	BB	IBB	HBP	BLK	WP	HR	S	P	ERA	WHIP
Whitey Ford, L ERA: 4.75	(1, 1)	8.0	W	29	6	1	1	4	1	0	0	0	1	0	36	40	1.12	0.875
Pedro Ramos, R ERA: 4.13	(9, 1)	1.0	S	3	0	0	0	1	0	0	0	0	0	0	5	5	0.00	0.000

PITCHER		IP	WLS	BF	H	R	ER	SO	BB	IBB	HBP	BLK	WP	HR	S	P	ERA	WHIP

BOTTOM

Detroit Tigers @ New York Yankees

Yankee Stadium, Bronx, NY

Mon May 31 1965, 3:33 AM EDT

Unknown - 72 F

Batter	1	2	3	4	5	6	7	8	9	AB	R	H	RBI	BB	SO	LOB
Phil Linz, R (1, 6) OBP: 0.300, SLG: 0.279	F6	K			G3		F7			4	0	0	0	0	1	1
Bobby Richardson, R (1, 4) OBP: 0.313, SLG: 0.333	BB, 1B		2B, 1B		CS, BB		L8			3	0	2	0	1	0	0
Roger Maris, L (1, 9) OBP: 0.338, SLG: 0.444	F7		1-H, 2B		F6 1-2		F6			4	0	1	0	0	0	2
Ray Barker, L (8, 3) OBP: 0.309, SLG: 0.304										0	0	0	0	0	0	0
Mickey Mantle, S (1, 7) OBP: 0.419, SLG: 0.492	1-2, BB		K			FC4-6, S PB, 1B		F5		3	1	1	0	1	1	1
Clete Boyer, R (9, 5) OBP: 0.278, SLG: 0.323										0	0	0	0	0	0	0
Joe Pepitone, L (1, 3) OBP: 0.301, SLG: 0.438	L1		G3		K 1-2			1-3		4	0	0	0	0	1	4
(8, 9)																
Tom Tresh, S (1, 8) OBP: 0.352, SLG: 0.491		1B FC4-6, 1B		F9		4-0 FC4-6 BB		F2		3	1	1	0	1	0	0
(9, 7)																
Horace Clarke, S (1, 5) OBP: 0.231, SLG: 0.200		K		1B		FC4-6 PB, S 1B 1-2f 2-3				3	1	1	0	0	1	3
Pedro Ramos, S (9, 1)										0	0	0	0	0	0	0
Doc Edwards, R (1, 2) OBP: 0.283, SLG: 0.230		FC4-6 1-3, 1B		F3		1-H 3-H, 1B				3	0	2	1	0	0	1
Whitey Ford, L (1, 1) OBP: 0.227, SLG: 0.200		FC4-6 1-2f 3-H		K			1-3			3	0	0	1	0	1	3
Ross Moschitto, R (9, 8)										0	0	0	0	0	0	0
Inning Stats	R: 0 E: 0 K: 0 S: 4 H: 1 LOB: 2 BB: 1 P: 8	R: 1 E: 0 K: 2 S: 9 H: 2 LOB: 1 BB: 0 P: 9	R: 0 E: 0 K: 1 S: 6 H: 2 LOB: 1 BB: 0 P: 6	R: 0 E: 0 K: 1 S: 6 H: 1 LOB: 1 BB: 0 P: 6	R: 0 E: 0 K: 0 S: 2 H: 0 LOB: 0 BB: 1 P: 6	R: 2 E: 0 K: 1 S: 7 H: 2 LOB: 1 BB: 1 P: 11	R: 0 E: 0 K: 0 S: 3 H: 0 LOB: 0 BB: 0 P: 3	R: 0 E: 0 K: 0 S: 3 H: 0 LOB: 0 BB: 0 P: 3		1B: 7 2B: 1 3B: 0 HR: 0 SF: 0 SAC: 0 DP: 0 HBP: 0						

livebaseballscorecards.com

AB	30
R	3
H	8
RBI	2
BB	3
SO	5
LOB	15

WP: 0 PB: 1 SB: 2 CS: 1 PA: 33

PITCHER		IP	WLS	BF	H	R	ER	SO	BB	IBB	HBP	BLK	WP	HR	S	P	ERA	WHIP
Denny McLain, R ERA: 3.77	(1, 1)	7.0	L	30	8	3	2	5	3	0	0	0	0	0	37	49	2.57	1.571
Terry Fox, R ERA: 0.75	(8, 1)	1.0		3	0	0	0	0	0	0	0	0	0	0	3	3	0.00	0.000

PITCHER	IP	WLS	BF	H	R	ER	SO	BB	IBB	HBP	BLK	WP	HR	S	P	ERA	WHIP

Batter	1	2	3	4	5	6	7	8	9	AB	R	H	RBI	BB	SO	LOB
Don Wert, R (1, 5) OBP: 0.324, SLG: 0.279	BB, 1B, 1B	BB, 1B, 1B	CS, 1-2	L9		K			K	5	2	2	0	0	2	0
Jerry Lumpe, L (1, 4) OBP: 0.324, SLG: 0.323	PB, 1B, SF7, 1-2, BB	L7		F7		K			F5	4	1	0	0	1	1	1
Don Demeter, R (1, 3) (7, 8) OBP: 0.308, SLG: 0.341	SF7, PB, 1B, 1-2, 2-H, 1B	K		F9		5-3			K	5	1	1	1	0	2	1
Al Kaline, R (1, 8) OBP: 0.395, SLG: 0.507 Norm Cash, L (7, 3) OBP: 0.325, SLG: 0.265	SF7, 1B, 1-2, 2-3, BB	1B, 1-2, BB			F3		K			2 0	1 0	0 0	0 0	2 0	1 0	0 0
Willie Horton, R (1, 7) OBP: 0.413, SLG: 0.741	L7	FC4-6, 1-2, 2-H, 1B			F9		F9			4	0	1	1	0	0	3
George Thomas, R (1, 9) OBP: 0.329, SLG: 0.469	SF7, 1-2, 2-3, 3-H	FC4-6, 1-2f			1B, 1B		K			3	0	1	1	0	1	2
Dick McAuliffe, L (1, 6) OBP: 0.416, SLG: 0.565	1B, 2-H, 3-H, 1B		CS, 1B		1-3, 1B			5-3		4	0	3	2	0	0	0
Bill Freehan, R (1, 2) OBP: 0.284, SLG: 0.341	FC6-4, 1-3, 1B		K		IBB			6-3		3	0	1	0	1	1	1
Joe Sparma, R (1, 1) OBP: 0.143, SLG: 0.154	FC6-4, 1-2f		K		K			K		4	0	0	0	0	3	6
Inning Stats	R: 4 E: 0 K: 0 S: 7 H: 4 LOB: 2 BB: 2 P: 15	R: 1 E: 0 K: 1 S: 7 H: 2 LOB: 2 BB: 1 P: 11	R: 0 E: 0 K: 2 S: 7 H: 1 LOB: 0 BB: 0 P: 7	R: 0 E: 0 K: 0 S: 3 H: 0 LOB: 0 BB: 0 P: 3	R: 0 E: 0 K: 1 S: 7 H: 2 LOB: 3 BB: 1 P: 11	R: 0 E: 0 K: 2 S: 7 H: 0 LOB: 0 BB: 0 P: 7	R: 0 E: 0 K: 2 S: 7 H: 0 LOB: 0 BB: 0 P: 7	R: 0 E: 0 K: 1 S: 5 H: 0 LOB: 0 BB: 0 P: 5	R: 0 E: 0 K: 2 S: 7 H: 0 LOB: 0 BB: 0 P: 7	1B: 9 2B: 0 3B: 0 HR: 0 SF: 1 SAC: 0 DP: 0 HBP: 0						

PITCHER		IP	WLS	BF	H	R	ER	SO	BB	IBB	HBP	BLK	WP	HR	S	P	ERA	WHIP
Gil Blanco, L ERA: 4.15	(1, 1)	0.2	L	7	3	4	4	0	2	0	0	0	0	0	5	13	54.00	7.500
Jim Bouton, R ERA: 4.95	(1, 1)	3.1		14	4	1	1	3	1	0	0	0	0	0	19	23	2.70	1.500
Hal Reniff, R ERA: 2.45	(5, 1)	3.0		12	2	0	0	5	0	1	0	0	0	0	21	25	0.00	0.667
Pedro Ramos, R ERA: 3.81	(8, 1)	2.0		6	0	0	0	3	0	0	0	0	0	0	12	12	0.00	0.000

PITCHER	IP	WLS	BF	H	R	ER	SO	BB	IBB	HBP	BLK	WP	HR	S	P	ERA	WHIP

TOP

Detroit Tigers @ New York Yankees

Yankee Stadium, Bronx, NY

Mon May 31 1965, 3:38 AM EDT

Att. 31,442 - Unknown - 76 F

livebaseballscorecards.com

AB	34
R	5
H	9
RBI	5
BB	4
SO	11
LOB	14

Detroit Tigers @ New York Yankees

Yankee Stadium, Bronx, NY

Mon May 31 1965, 3:38 AM EDT

Att. 31,442 - Unknown - 76 F

BOTTOM

livebaseballscorecards.com

Batter	1	2	3	4	5	6	7	8	9	AB	R	H	RBI	BB	SO	LOB
Phil Linz, R (1, 6) OBP: 0.298, SLG: 0.270	F5		E1		FC6		F5			3	1	0	0	1	0	0
Bobby Richardson, R (1, 4) OBP: 0.313, SLG: 0.333 Clete Boyer, R (6, 5) OBP: 0.283, SLG: 0.336	1B		E3 WP		K			2B		3 1	0 0	1 1	0 0	0 0	1 0	1 0
Roger Maris, L (1, 9) OBP: 0.321, SLG: 0.418	F9		L8		K			F4		4	0	0	0	0	1	4
Mickey Mantle, S (1, 7) OBP: 0.415, SLG: 0.484	1-2 1B		K 1-2		FC6 1-2f			K		4	0	1	0	0	2	3
Joe Pepitone, L (1, 3) OBP: 0.293, SLG: 0.427	4-3		L9			L8		G3		4	0	0	0	0	0	4
Tom Tresh, S (1, 8) OBP: 0.345, SLG: 0.480		B1-3		L4		F7			4-3	4	0	0	0	0	0	0
Horace Clarke, S (1, 5) OBP: 0.233, SLG: 0.241 (6, 4)		2B		1-3		G3			4-3	4	0	1	0	0	0	0
Doc Edwards, R (1, 2) OBP: 0.282, SLG: 0.231		K		1B			5-3		F7	4	0	1	0	0	1	1
Gil Blanco, L (1, 1) Jim Bouton, R (1, 1) OBP: 0.231, SLG: 0.091 Art Lopez, L (4, PH) OBP: 0.158, SLG: 0.129 Hal Reniff, R (5, 1) Ray Barker, L (7, PH) OBP: 0.304, SLG: 0.298 Pedro Ramos, S (8, 1)		B1-3		4-3			4-3			0 1 1 0 1 0	0 0 0 0 0 0	0 0 0 0 0 0	0 0 0 0 0 0	0 0 0 0 0 0	0 0 0 0 0 0	0 1 1 0 0 0
Inning Stats	R: 0 H: 2 E: 0 LOB: 2 K: 0 BB: 0 S: 5 P: 5	R: 0 H: 1 E: 0 LOB: 1 K: 1 BB: 0 S: 6 P: 6	R: 1 H: 0 E: 2 LOB: 1 K: 1 BB: 0 S: 7 P: 7	R: 0 H: 1 E: 0 LOB: 1 K: 0 BB: 0 S: 4 P: 4	R: 0 H: 0 E: 0 LOB: 1 K: 2 BB: 1 S: 7 P: 11	R: 0 H: 0 E: 0 LOB: 0 K: 0 BB: 0 S: 3 P: 3	R: 0 H: 0 E: 0 LOB: 0 K: 0 BB: 0 S: 3 P: 3	R: 0 H: 1 E: 0 LOB: 1 K: 1 BB: 0 S: 6 P: 6	R: 0 H: 0 E: 0 LOB: 0 K: 0 BB: 0 S: 3 P: 3	1B: 3 SF: 0 2B: 2 SAC: 0 3B: 0 DP: 0 HR: 0 HBP: 0						

	AB	34
	R	1
	H	5
	RBI	0
	BB	1
	SO	5
	LOB	15

WP: 1 PA: 35
PB: 0
SB: 0
CS: 0

PITCHER	IP	WLS	BF	H	R	ER	SO	BB	IBB	HBP	BLK	WP	HR	S	P	ERA	WHIP
Joe Sparma, R (1, 1) ERA: 2.97	9.0	W	35	5	1	0	5	1	0	0	0	1	0	44	48	0.00	0.667

PITCHER	IP	WLS	BF	H	R	ER	SO	BB	IBB	HBP	BLK	WP	HR	S	P	ERA	WHIP

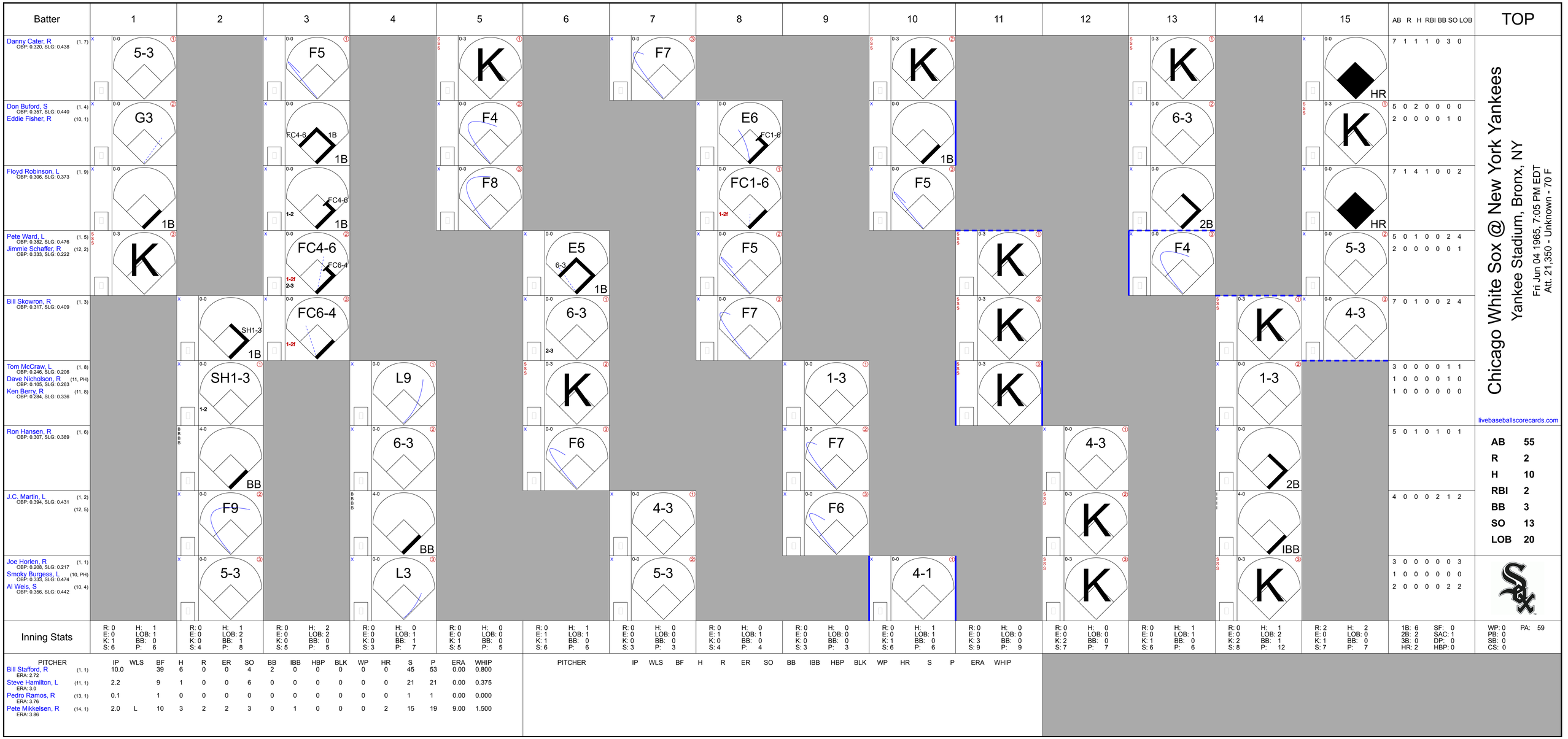
Batter
1
2
3
4
5
6
7
8
9
10
11
12
13
14
15
AB R H RBI BB SO LOB
TOP
Danny Cater, R (1, 7)
OBP: 0.320, SLG: 0.438
5-3
F5
K
F7
K
K
HR
7 1 1 1 0 3 0
Don Buford, S (1, 4)
OBP: 0.357, SLG: 0.440
Eddie Fisher, R (10, 1)
G3
FC4-6
1B
F4
E6
FC1-6
1B
6-3
K
5 0 2 0 0 0 0
2 0 0 0 0 1 0
Floyd Robinson, L (1, 9)
OBP: 0.306, SLG: 0.373
1B
FC4-6
1-2
1B
F8
FC1-6
1-2f
F5
F4
HR
7 1 4 1 0 0 2
Pete Ward, L (1, 5)
OBP: 0.382, SLG: 0.476
Jimmie Schaffer, R (12, 2)
OBP: 0.333, SLG: 0.222
K
FC4-6
1-2f
2-3
FC6-4
E5
6-3
1B
F5
K
5-3
5 0 1 0 0 2 4
2 0 0 0 0 0 1
Bill Skowron, R (1, 3)
OBP: 0.317, SLG: 0.409
SH1-3
1B
FC6-4
1-2f
6-3
2-3
F7
K
K
4-3
7 0 1 0 0 2 4
Tom McCraw, L (1, 8)
OBP: 0.246, SLG: 0.206
Dave Nicholson, R (11, PH)
OBP: 0.105, SLG: 0.263
Ken Berry, R (11, 8)
OBP: 0.284, SLG: 0.336
SH1-3
1-2
L9
K
1-3
K
1-3
3 0 0 0 0 1 1
1 0 0 0 0 1 0
1 0 0 0 0 0 0
Ron Hansen, R (1, 6)
OBP: 0.307, SLG: 0.389
BB
6-3
F6
F7
4-3
2B
5 0 1 0 1 0 1
J.C. Martin, L (1, 2)
OBP: 0.394, SLG: 0.431
(12, 5)
F9
BB
4-3
F6
K
IBB
4 0 0 0 2 1 2
Joe Horlen, R (1, 1)
OBP: 0.208, SLG: 0.217
Smoky Burgess, L (10, PH)
OBP: 0.333, SLG: 0.474
Al Weis, S (10, 4)
OBP: 0.356, SLG: 0.442
5-3
L3
5-3
4-1
K
K
3 0 0 0 0 0 3
1 0 0 0 0 0 0
2 0 0 0 0 2 2
Chicago White Sox @ New York Yankees
Yankee Stadium, Bronx, NY
Fri Jun 04 1965, 7:05 PM EDT
Att. 21,350 - Unknown - 70 F
livebaseballscorecards.com
AB 55
R 2
H 10
RBI 2
BB 3
SO 13
LOB 20
Inning Stats
R: 0 H: 1 E: 0 LOB: 1 K: 1 BB: 0 S: 6 P: 6
R: 0 H: 1 E: 0 LOB: 2 K: 0 BB: 1 S: 4 P: 8
R: 0 H: 2 E: 0 LOB: 2 K: 0 BB: 0 S: 5 P: 5
R: 0 H: 0 E: 0 LOB: 1 K: 0 BB: 1 S: 3 P: 7
R: 0 H: 0 E: 0 LOB: 0 K: 1 BB: 0 S: 5 P: 5
R: 0 H: 1 E: 1 LOB: 1 K: 1 BB: 0 S: 6 P: 6
R: 0 H: 0 E: 0 LOB: 0 K: 3 BB: 0 S: 3 P: 3
R: 0 H: 0 E: 1 LOB: 1 K: 0 BB: 0 S: 4 P: 4
R: 0 H: 0 E: 0 LOB: 0 K: 0 BB: 0 S: 3 P: 3
R: 0 H: 1 E: 0 LOB: 1 K: 1 BB: 0 S: 6 P: 6
R: 0 H: 0 E: 0 LOB: 0 K: 3 BB: 0 S: 9 P: 9
R: 0 H: 0 E: 0 LOB: 0 K: 2 BB: 0 S: 7 P: 7
R: 0 H: 1 E: 0 LOB: 1 K: 1 BB: 0 S: 6 P: 6
R: 0 H: 1 E: 0 LOB: 2 K: 2 BB: 1 S: 8 P: 12
R: 2 H: 2 E: 0 LOB: 0 K: 1 BB: 0 S: 7 P: 7
1B: 6 SF: 0 2B: 2 SAC: 1 3B: 0 DP: 0 HR: 2 HBP: 0
WP: 0 PA: 59 PB: 0 SB: 0 CS: 0
PITCHER IP WLS BF H R ER SO BB IBB HBP BLK WP HR S P ERA WHIP
Bill Stafford, R (1, 1) ERA: 2.72 10.0 39 6 0 0 4 2 0 0 0 0 0 45 53 0.00 0.800
Steve Hamilton, L (11, 1) ERA: 3.0 2.2 9 1 0 0 6 0 0 0 0 0 0 21 21 0.00 0.375
Pedro Ramos, R (13, 1) ERA: 3.76 0.1 1 0 0 0 0 0 0 0 0 0 0 1 1 0.00 0.000
Pete Mikkelsen, R (14, 1) ERA: 3.86 2.0 L 10 3 2 2 3 0 1 0 0 0 2 15 19 9.00 1.500

BOTTOM

Chicago White Sox @ New York Yankees

Yankee Stadium, Bronx, NY

Fri Jun 04 1965, 7:05 PM EDT

Att. 21,350 - Unknown - 70 F

livebaseballscorecards.com

Batter	1	2	3	4	5	6	7	8	9	10	11	12	13	14	15	AB	R	H	RBI	BB	SO	LOB
Phil Linz, R (1, 6) OBP: 0.297, SLG: 0.281	2B		5-3			F8		CS 1B		FC5-4 1-2f			4-3		K	7	0	2	0	0	1	1
Bobby Richardson, R (1, 4) OBP: 0.308, SLG: 0.328	5-3			L7		F4		CS 1-2	FC6 1B		E6 FC6		4-3			6	0	1	0	0	0	1
Roger Maris, L (1, 9) OBP: 0.322, SLG: 0.417	F4			F7		2B			FC6 1B 1-2f		F8			SH1-4 BB		5	0	1	0	1	0	3
Mickey Mantle, S (1, 7) OBP: 0.411, SLG: 0.473	F9			BB		K			K		K			SH1-4 1-2		3	0	0	0	1	2	3
Ross Moschitto, R (10, 8)																0	0	0	0	0	0	0
Tony Kubek, L (11, PH) OBP: 0.264, SLG: 0.276 (12, 7)																1	0	0	0	0	1	1
Joe Pepitone, L (1, 3) OBP: 0.295, SLG: 0.420		F5		F8			F4		1B 1-2		FC6 1-2f			IBB		5	0	1	0	1	0	2
Tom Tresh, S (1, 8) OBP: 0.335, SLG: 0.465 (10, 7) (12, 8)		F5			K2-3		K		K			G3		L4		6	0	0	0	0	3	4
Horace Clarke, S (1, 5) OBP: 0.242, SLG: 0.250		F9			E S 1B		L7			FC5 SH1-4 1B		1-3		F7		3	0	1	0	0	0	0
Clete Boyer, R (8, 5) OBP: 0.284, SLG: 0.336																3	0	1	0	0	0	2
Doc Edwards, R (1, 2) OBP: 0.276, SLG: 0.226			K		6-3 1-3			4-3		SH1-4 1-2		5-3			F8	2	0	0	0	0	1	1
Ray Barker, L (8, PH) OBP: 0.288, SLG: 0.292																1	0	0	0	0	0	0
Bob Schmidt, R (9, 2) OBP: 0.286, SLG: 0.333																2	0	0	0	0	0	0
Bill Stafford, R (1, 1)			5-3		K			K		FC5 FC5-4 2-3			K		L8	3	0	0	0	0	2	1
Hector Lopez, R (10, PH) OBP: 0.311, SLG: 0.300																1	0	0	0	0	0	1
Steve Hamilton, L (11, 1)																0	0	0	0	0	0	0
Pedro Ramos, S (13, 1)																0	0	0	0	0	0	0
Elston Howard, R (13, PH) OBP: 0.211, SLG: 0.526																1	0	0	0	0	1	0
Pete Mikkelsen, R (14, 1)																0	0	0	0	0	0	0
Whitey Ford, L (15, PH) OBP: 0.217, SLG: 0.190																1	0	0	0	0	0	0
Inning Stats	R: 0 H: 1 E: 0 LOB: 1 K: 0 BB: 0 S: 4 P: 4	R: 0 H: 0 E: 0 LOB: 0 K: 0 BB: 0 S: 3 P: 3	R: 0 H: 0 E: 0 LOB: 0 K: 1 BB: 0 S: 5 P: 5	R: 0 H: 0 E: 0 LOB: 1 K: 0 BB: 0 S: 3 P: 7	R: 0 H: 1 E: 0 LOB: 1 K: 2 BB: 0 S: 8 P: 8	R: 0 H: 1 E: 0 LOB: 1 K: 1 BB: 0 S: 6 P: 6	R: 0 H: 0 E: 0 LOB: 0 K: 1 BB: 0 S: 5 P: 5	R: 0 H: 1 E: 0 LOB: 0 K: 1 BB: 0 S: 5 P: 5	R: 0 H: 2 E: 0 LOB: 0 K: 2 BB: 0 S: 9 P: 9	R: 0 H: 1 E: 0 LOB: 0 K: 0 BB: 0 S: 4 P: 4	R: 0 H: 0 E: 1 LOB: 1 K: 1 BB: 0 S: 6 P: 6	R: 0 H: 0 E: 0 LOB: 0 K: 0 BB: 0 S: 3 P: 3	R: 0 H: 0 E: 0 LOB: 0 K: 1 BB: 0 S: 5 P: 5	R: 0 H: 0 E: 0 LOB: 2 K: 0 BB: 2 S: 3 P: 11	R: 0 H: 0 E: 0 LOB: 0 K: 1 BB: 0 S: 5 P: 5	1B: 5 SF: 0 2B: 2 SAC: 2 3B: 0 DP: 0 HR: 0 HBP: 0	WP: 0 PA: 56 PB: 0 SB: 1 CS: 1					

AB	50
R	0
H	7
RBI	0
BB	3
SO	11
LOB	20

PITCHER	IP	WLS	BF	H	R	ER	SO	BB	IBB	HBP	BLK	WP	HR	S	P	ERA	WHIP
Joe Horlen, R (1, 1) ERA: 1.91	9.0		33	6	0	0	8	1	0	0	0	0	0	48	52	0.00	0.778
Eddie Fisher, R (10, 1) ERA: 1.58	6.0	W	22	1	0	0	3	1	1	0	0	0	0	26	34	0.00	0.333

PITCHER	IP	WLS	BF	H	R	ER	SO	BB	IBB	HBP	BLK	WP	HR	S	P	ERA	WHIP

Batter	1	2	3	4	5	6	7	8	9	10	AB	R	H	RBI	BB	SO	LOB
Danny Cater, R (1, 7) OBP: 0.315, SLG: 0.429	5-3	1B		F5			K	FC5-4 1-2f		5-3	6	0	1	0	0	1	1
Don Buford, S (1, 5) OBP: 0.359, SLG: 0.434	1B 1B 1B	4-3		4-3			S 1B BB		F7		4	2	1	0	1	0	1
Floyd Robinson, L (1, 9) OBP: 0.319, SLG: 0.382	1B E 1-2 1B		L5		S BB		1-3 1-H 1B		BB 3-1 1B		4	1	3	1	1	0	0
Bill Skowron, R (1, 3) OBP: 0.319, SLG: 0.406	E7 FC5 1-H 2-H 1B		2B BB		K		1-3 1-2		3-1 1-2		4	0	1	1	1	1	3
Tom McCraw, L (1, 8) OBP: 0.270, SLG: 0.227	F7		1-3 2B		F7 1-2		IBB		BB IBB		3	0	1	0	2	0	2
Ron Hansen, R (1, 6) OBP: 0.315, SLG: 0.384	FC5 BB		BB		K		F2		1-2 2-3 BB		2	0	0	0	3	1	3
J.C. Martin, L (1, 2) OBP: 0.368, SLG: 0.400	FC5 1-2 2-3f		K	1-3	4-3	K					5	0	0	0	0	2	8
Al Weis, S (1, 4) OBP: 0.344, SLG: 0.411		4-3	K	1-3	FC5-4 HBP					F7	4	0	0	0	0	1	3
Gary Peters, L (1, 1) OBP: 0.167, SLG: 0.138 Hoyt Wilhelm, R (6, 1) Smoky Burgess, L (10, PH) OBP: 0.318, SLG: 0.450 Eddie Fisher, R (10, 1)		1-3		3-1	F8			K		K	3 1 1 0	0 0 0 0	0 0 0 0	0 0 0 0	0 1 1 0	0 1 0 0	0 1 0 0
Inning Stats	R: 2 E: 1 K: 0 S: 6 H: 3 LOB: 2 BB: 1 P: 10	R: 0 E: 0 K: 0 S: 4 H: 1 LOB: 1 BB: 0 P: 4	R: 0 E: 0 K: 2 S: 8 H: 1 LOB: 3 BB: 2 P: 16	R: 0 E: 0 K: 0 S: 3 H: 0 LOB: 0 BB: 0 P: 3	R: 0 E: 0 K: 2 S: 7 H: 0 LOB: 1 BB: 1 P: 11	R: 0 E: 0 K: 0 S: 3 H: 0 LOB: 0 BB: 0 P: 3	R: 1 E: 0 K: 1 S: 6 H: 1 LOB: 2 BB: 2 P: 14	R: 0 E: 0 K: 1 S: 5 H: 0 LOB: 1 BB: 0 P: 6	R: 0 E: 0 K: 1 S: 6 H: 1 LOB: 3 BB: 2 P: 14	R: 0 E: 0 K: 1 S: 5 H: 0 LOB: 0 BB: 0 P: 5	1B: 6 2B: 1 3B: 0 HR: 0 SF: 0 SAC: 0 DP: 0 HBP: 1	WP: 0 PB: 0 SB: 2 CS: 0	PA: 46				

PITCHER	IP	WLS	BF	H	R	ER	SO	BB	IBB	HBP	BLK	WP	HR	S	P	ERA	WHIP
Mel Stottlemyre, R (1, 1) ERA: 2.79	10.0	W	46	7	3	2	8	6	2	1	0	0	0	53	86	1.80	1.300

PITCHER	IP	WLS	BF	H	R	ER	SO	BB	IBB	HBP	BLK	WP	HR	S	P	ERA	WHIP

TOP

Chicago White Sox @ New York Yankees

Yankee Stadium, Bronx, NY

Sat Jun 05 1965, 3:33 AM EDT
Att. 15,722 - Sunny - 80 F

livebaseballscorecards.com

AB	37
R	3
H	7
RBI	2
BB	8
SO	8
LOB	22

Batter	1	2	3	4	5	6	7	8	9	10	AB	R	H	RBI	BB	SO	LOB
Phil Linz, R (1, 6) OBP: 0.310, SLG: 0.290	5-3		B1-3		1B		6-3 1B			BB	4	1	2	0	1	0	0
Bobby Richardson, R (1, 4) OBP: 0.306, SLG: 0.330	1-3		F7		F4		6-3 1-2			1B 1-3 2B	5	0	1	0	0	0	2
Roger Maris, L (1, 9) OBP: 0.326, SLG: 0.400	BB			F7		3-1	F7			IBB	3	0	0	0	2	0	1
Mickey Mantle, S (1, 7) OBP: 0.413, SLG: 0.492	F8			1B BB		HR		5-3		1-2 2-3 3-H 1B	3	1	1	1	1	0	1
Ross Moschitto, R (9, 8)											0	0	0	0	0	0	0
Elston Howard, R (10, PH) OBP: 0.250, SLG: 0.550											1	0	1	1	0	0	0
Tom Tresh, S (1, 8) OBP: 0.333, SLG: 0.460		5-3		F9		6-3		G4-6-3 1B			4	0	1	0	0	0	1
(9, 7)																	
Clete Boyer, R (1, 5) OBP: 0.289, SLG: 0.348		1-3		1-3 1B		PB 2B		G4-6-3 1-2f			4	1	2	0	0	0	1
Ray Barker, L (1, 3) OBP: 0.288, SLG: 0.280		P3		F9		2-H BB			F9		2	0	0	0	0	0	2
Hector Lopez, R (6, PH) OBP: 0.221, SLG: 0.300											0	0	0	0	1	0	0
Tony Kubek, L (7, 3) OBP: 0.262, SLG: 0.274											1	0	0	0	0	0	0
Bob Schmidt, R (1, 2) OBP: 0.263, SLG: 0.306			K		F4	F8			6-3		3	0	0	0	0	1	1
Horace Clarke, S (9, PH) OBP: 0.235, SLG: 0.242											1	0	0	0	0	0	0
Doc Edwards, R (10, 2) OBP: 0.276, SLG: 0.226											0	0	0	0	0	0	0
Mel Stottlemyre, R (1, 1) OBP: 0.188, SLG: 0.313			HR		K		F8		F8		4	1	1	1	0	1	0
Inning Stats	R: 0 E: 0 K: 0 S: 3 H: 0 LOB: 1 BB: 1 P: 7	R: 0 E: 0 K: 0 S: 3 H: 0 LOB: 0 BB: 0 P: 3	R: 1 E: 0 K: 1 S: 6 H: 1 LOB: 0 BB: 0 P: 6	R: 0 E: 0 K: 0 S: 4 H: 1 LOB: 2 BB: 1 P: 8	R: 0 E: 0 K: 1 S: 6 H: 1 LOB: 1 BB: 0 P: 6	R: 2 E: 0 K: 0 S: 5 H: 2 LOB: 1 BB: 1 P: 9	R: 0 E: 0 K: 0 S: 4 H: 1 LOB: 1 BB: 0 P: 4	R: 0 E: 0 K: 0 S: 3 H: 1 LOB: 0 BB: 0 P: 3	R: 0 E: 0 K: 0 S: 3 H: 0 LOB: 0 BB: 0 P: 3	R: 1 E: 0 K: 0 S: 2 H: 2 LOB: 3 BB: 2 P: 10	1B: 5 2B: 2 3B: 0 HR: 2 SF: 0 SAC: 0 DP: 1 HBP: 0						

PITCHER		IP	WLS	BF	H	R	ER	SO	BB	IBB	HBP	BLK	WP	HR	S	P	ERA	WHIP
Gary Peters, L ERA: 3.82	(1, 1)	5.2		24	5	3	2	2	2	0	0	0	0	2	26	34	3.18	1.235
Hoyt Wilhelm, R ERA: 3.1	(6, 1)	3.1		12	2	0	0	0	1	0	0	0	0	0	11	15	0.00	0.900
Eddie Fisher, R ERA: 1.75	(10, 1)	0.0	L	4	2	1	1	0	1	1	0	0	0	0	2	10	∞	∞

PITCHER	IP	WLS	BF	H	R	ER	SO	BB	IBB	HBP	BLK	WP	HR	S	P	ERA	WHIP

BOTTOM

Chicago White Sox @ New York Yankees

Yankee Stadium, Bronx, NY

Sat Jun 05 1965, 3:33 AM EDT
Att. 15,722 - Sunny - 80 F

livebaseballscorecards.com

AB	35
R	4
H	9
RBI	3
BB	5
SO	2
LOB	9

WP: 0 PA: 40
PB: 2
SB: 0
CS: 0

Batter	1	2	3	4	5	6	7	8	9	AB	R	H	RBI	BB	SO	LOB
Don Buford, S (1, 5) (6, 4) OBP: 0.356, SLG: 0.424	0-0 ① 5-3		0-0 ③ 6-3			0-0 ② 5-3		BBB 4-0 1-2 BB		3	0	0	0	1	0	0
Floyd Robinson, L (1, 9) OBP: 0.318, SLG: 0.379	0-0 ② G3			0-0 FC4-6 1B		0-0 ③ F5		0-0 ③ 3-1		4	0	1	0	0	0	2
Danny Cater, R (1, 7) (6, 5) OBP: 0.308, SLG: 0.419	SSS 0-3 ③ K			0-0 ① F8			0-0 ① F4		0-0 ① 5-3	4	0	0	0	0	1	1
Bill Skowron, R (1, 3) OBP: 0.312, SLG: 0.397		0-0 ① 5-3		0-0 ② F9			0-0 ② F2		SSS 0-3 ② K	4	0	0	0	0	1	1
Ron Hansen, R (1, 6) OBP: 0.314, SLG: 0.399		SSS 0-3 ② K		0-0 ③ FC4-6 1-2f			0-0 HR		0-0 ③ 5-3	4	1	1	1	0	1	1
Ken Berry, R (1, 8) OBP: 0.285, SLG: 0.336		0-0 1B			0-0 ① 6-3		0-0 ③ L8			3	0	1	0	0	0	0
Al Weis, S (1, 4) OBP: 0.348, SLG: 0.404		SSS 0-3 ③ K			BBB 4-0 G1-4-3 BB			X 0-0 ① 4-3		1	0	0	0	1	1	1
Ted Wills, L (6, 1)										0	0	0	0	0	0	0
Tom McCraw, L (8, PH) OBP: 0.267, SLG: 0.224										1	0	0	0	0	0	0
Greg Bollo, R (8, 1)										0	0	0	0	0	0	0
Jimmie Schaffer, R (1, 2) OBP: 0.357, SLG: 0.273			X 0-0 B2-6-4 1B		X 0-0 ②③ G1-4-3 1-2f			X 0-0 ② 6-3		2	0	1	0	0	0	1
J.C. Martin, L (8, PH) OBP: 0.364, SLG: 0.394										1	0	0	0	0	0	0
(8, 2)																
Tommy John, R (1, 1) OBP: 0.211, SLG: 0.167			X 0-0 ①② B2-6-4 1-2f			SSS 0-3 ① K		BBB 4-0 BB		1	0	0	0	0	0	1
Bob Locker, S (3, 1)										0	0	0	0	0	0	0
Dave Nicholson, R (6, PH) OBP: 0.143, SLG: 0.250										1	0	0	0	1	1	0
(6, 7)																
Inning Stats	R: 0 E: 0 K: 1 S: 5 H: 0 LOB: 0 BB: 0 P: 5	R: 0 E: 0 K: 2 S: 8 H: 1 LOB: 1 BB: 0 P: 8	R: 0 E: 0 K: 0 S: 3 H: 1 LOB: 0 BB: 0 P: 3	R: 0 E: 0 K: 0 S: 4 H: 1 LOB: 1 BB: 0 P: 4	R: 0 E: 0 K: 0 S: 2 H: 0 LOB: 0 BB: 1 P: 6	R: 0 E: 0 K: 1 S: 5 H: 0 LOB: 0 BB: 0 P: 5	R: 1 E: 0 K: 0 S: 4 H: 1 LOB: 0 BB: 0 P: 4	R: 0 E: 0 K: 0 S: 3 H: 0 LOB: 2 BB: 2 P: 11	R: 0 E: 0 K: 1 S: 5 H: 0 LOB: 0 BB: 0 P: 5	1B: 3 2B: 0 3B: 0 HR: 1 SF: 0 SAC: 0 DP: 2 HBP: 0						

PITCHER		IP	WLS	BF	H	R	ER	SO	BB	IBB	HBP	BLK	WP	HR	S	P	ERA	WHIP
Whitey Ford, L ERA: 4.39	(1, 1)	7.0	W	24	4	1	1	4	1	0	0	0	0	1	31	35	1.29	0.714
Hal Reniff, R ERA: 2.28	(8, 1)	2.0	S	8	0	0	0	1	2	0	0	0	0	0	8	16	0.00	1.000

PITCHER		IP	WLS	BF	H	R	ER	SO	BB	IBB	HBP	BLK	WP	HR	S	P	ERA	WHIP

TOP

Chicago White Sox @ New York Yankees

Yankee Stadium, Bronx, NY

Sun Jun 06 1965, 3:33 AM EDT

Unknown - 82 F

livebaseballscorecards.com

AB	29
R	1
H	4
RBI	1
BB	3
SO	5
LOB	8

WP: 0 PB: 0 SB: 0 CS: 0 PA: 32

Batter	1	2	3	4	5	6	7	8	9	AB	R	H	RBI	BB	SO	LOB
Phil Linz, R (1, 6) OBP: 0.308, SLG: 0.298	6-3		1B G3 2B	1-3		G6-4-3 1-2f				4	1	1	0	0	0	1
Bobby Richardson, R (1, 4) OBP: 0.310, SLG: 0.330	K		G3 2B 2-3 1B		5-3		1B CS BB			3	1	1	0	1	1	0
Roger Maris, L (1, 9) OBP: 0.313, SLG: 0.380	K		G3 1-2 3-H		3-1		L8			4	0	0	1	0	1	2
Mickey Mantle, S (1, 7) OBP: 0.415, SLG: 0.489 Hal Reniff, R (8, 1)		F8	2B G1-2-3 IBB		S 1B		F9			3 0	0 0	1 0	0 0	1 0	0 0	1 0
Hector Lopez, R (1, 3) OBP: 0.238, SLG: 0.329 Ray Barker, L (7, 3) OBP: 0.300, SLG: 0.294		2B 1B 1B	1-3 2-H 2B		K 1-2		1-3 1B			3 1	1 0	2 1	1 0	0 0	1 0	1 0
Tom Tresh, S (1, 8) OBP: 0.341, SLG: 0.469 (8, 7)		1-3 1B 2B	IBB			1B E 1B	CS 3-H		K	3	2	2	0	1	1	0
Clete Boyer, R (1, 5) OBP: 0.295, SLG: 0.348		1B 4-1 IBB	G1-2-3 3-Hf			1B E 1-2 FC5-4 1B			F9	3	1	1	0	1	0	3
Doc Edwards, R (1, 2) OBP: 0.284, SLG: 0.237		1-3 2-H 3-H 1B		K		FC5-4 1-3 2-H 1B			6-3	4	0	2	2	0	1	0
Whitey Ford, L (1, 1) OBP: 0.192, SLG: 0.167 Ross Moschitto, R (8, 8)		4-1 3-H		6-3		FC5-4 G6-4-3 1-2f 3-H				3 0	0 0	0 0	1 0	0 0	0 0	3 0
Inning Stats	R: 0 E: 0 K: 2 S: 7 H: 0 LOB: 0 BB: 0 P: 7	R: 2 E: 0 K: 0 S: 5 H: 3 LOB: 2 BB: 1 P: 9	R: 2 E: 0 K: 0 S: 5 H: 3 LOB: 2 BB: 2 P: 13	R: 0 E: 0 K: 1 S: 5 H: 0 LOB: 0 BB: 0 P: 5	R: 0 E: 0 K: 1 S: 6 H: 1 LOB: 1 BB: 0 P: 6	R: 2 E: 1 K: 0 S: 5 H: 3 LOB: 0 BB: 0 P: 5	R: 0 E: 0 K: 0 S: 3 H: 1 LOB: 1 BB: 1 P: 7	R: 0 E: 0 K: 1 S: 5 H: 0 LOB: 0 BB: 0 P: 5		1B: 8 2B: 3 3B: 0 HR: 0	SF: 0 SAC: 0 DP: 2 HBP: 0					

PITCHER		IP	WLS	BF	H	R	ER	SO	BB	IBB	HBP	BLK	WP	HR	S	P	ERA	WHIP
Tommy John, L ERA: 3.31	(1, 1)	2.1	L	13	5	4	4	2	0	2	0	0	0	0	15	23	15.43	2.143
Bob Locker, R ERA: 3.52	(3, 1)	2.2		10	2	0	0	2	0	1	0	0	0	0	13	17	0.00	0.750
Ted Wills, L ERA: 3.07	(6, 1)	2.0		9	4	2	1	0	1	0	0	0	0	0	8	12	4.50	2.500
Greg Bollo, R ERA:	(8, 1)	1.0		3	0	0	0	1	0	0	0	0	0	0	5	5	0.00	0.000

PITCHER	IP	WLS	BF	H	R	ER	SO	BB	IBB	HBP	BLK	WP	HR	S	P	ERA	WHIP

BOTTOM

Chicago White Sox @ New York Yankees

Yankee Stadium, Bronx, NY

Sun Jun 06 1965, 3:33 AM EDT

Unknown - 82 F

livebaseballscorecards.com

AB	31
R	6
H	11
RBI	5
BB	4
SO	5
LOB	11

WP: 0	PA: 36		
PB: 0			
SB: 1			
CS: 1			

Batter	1	2	3	4	5	6	7	8	9	AB	R	H	RBI	BB	SO	LOB
Don Buford, S (1, 4) OBP: 0.359, SLG: 0.430	B B B B 4-0 CS E BB		x 0-0 ② L4			x 0-0 ② L8		x 0-0 2B		3	0	1	0	1	0	0
Floyd Robinson, L (1, 9) OBP: 0.317, SLG: 0.372	x 0-0 E3 1-2		x 0-0 ③ F2			B B B B 4-0 BB		x 0-0 ② F5		3	0	0	0	1	0	2
Danny Cater, R (1, 5) OBP: 0.301, SLG: 0.409	x 0-0 ① F7			S S S 0-3 ① K		S S S 0-3 ③ K		S S S 0-3 ③ K		4	0	0	0	0	3	4
Bill Skowron, R (1, 3) OBP: 0.313, SLG: 0.396 Tom McCraw, L (7, PR) OBP: 0.263, SLG: 0.221 (7, 3)	S S S 0-3 ② ③ K 2-3			x 0-0 ② 5-3			x 0-0 FC6 BB 1B		S S S 0-3 ① K	3 1	0 0	1 0	0 0	0 0	1 1	2 0
Ron Hansen, R (1, 6) OBP: 0.309, SLG: 0.392 Al Weis, S (7, 6) OBP: 0.343, SLG: 0.397		x 0-0 ① F9		x 0-0 ③ 5-3			x 0-0 ① L5		x 0-0 ② F4	3 1	0 0	0 0	0 0	0 0	0 0	1 0
Dave Nicholson, R (1, 7) OBP: 0.160, SLG: 0.217		S S S 0-3 ② K			x 0-0 ① F8		B B B B 4-0 FC6 1-2 BB		S S S 0-3 ③ K	3	0	0	0	1	2	0
Smoky Burgess, L (1, 2) OBP: 0.320, SLG: 0.435 Ted Wills, L (7, 1)		x 0-0 FC5-4 1B			S S S 0-3 ② K		x 0-0 ② FC6 1-2f 2-3			3 0	0 0	1 0	0 0	0 0	1 0	2 0
Ken Berry, R (1, 8) OBP: 0.279, SLG: 0.328		x 0-0 ③ FC5-4 1-2f			x 0-0 ③ F6		x 0-0 ③ F9			3	0	0	0	0	0	3
Juan Pizarro, L (1, 1) OBP: 0.333, SLG: 0.333 Bruce Howard, S (1, 1) OBP: 0.357, SLG: 0.200 John Romano, R (6, PH) OBP: 0.333, SLG: 0.367 Greg Bollo, R (6, 1) Jimmie Schaffer, R (7, 2) OBP: 0.333, SLG: 0.250			S S S 0-3 ① K			x 0-0 ① F8		x 0-0 ① F8		0 1 1 0 1	0 0 0 0 0	0 0 0 0 0	0 0 0 0 0	0 1 0 0 0	0 0 0 0 0	0 0 0 0 0
Inning Stats	R: 0 H: 0 E: 1 LOB: 2 K: 1 BB: 1 S: 5 P: 9	R: 0 H: 1 E: 0 LOB: 1 K: 1 BB: 0 S: 6 P: 6	R: 0 H: 0 E: 0 LOB: 0 K: 1 BB: 0 S: 5 P: 5	R: 0 H: 0 E: 0 LOB: 0 K: 1 BB: 0 S: 5 P: 5	R: 0 H: 0 E: 0 LOB: 0 K: 1 BB: 0 S: 5 P: 5	R: 0 H: 0 E: 0 LOB: 1 K: 1 BB: 1 S: 5 P: 9	R: 0 H: 1 E: 0 LOB: 2 K: 0 BB: 1 S: 4 P: 8	R: 0 H: 1 E: 0 LOB: 1 K: 1 BB: 0 S: 6 P: 6	R: 0 H: 0 E: 0 LOB: 0 K: 2 BB: 0 S: 7 P: 7	1B: 2 2B: 2 3B: 0 HR: 0	SF: 0 SAC: 0 DP: 1 HBP: 0			WP: 0 PB: 0 SB: 0 CS: 1	PA: 33		

PITCHER	IP	WLS	BF	H	R	ER	SO	BB	IBB	HBP	BLK	WP	HR	S	P	ERA	WHIP
Al Downing, L (1, 1) ERA: 3.07	9.0	W	33	3	0	0	9	3	0	0	0	0	0	48	60	0.00	0.667

PITCHER	IP	WLS	BF	H	R	ER	SO	BB	IBB	HBP	BLK	WP	HR	S	P	ERA	WHIP

TOP

Chicago White Sox @ New York Yankees

Yankee Stadium, Bronx, NY

Sun Jun 06 1965, 3:38 AM EDT
Att. 33,029 - Unknown - 82 F

livebaseballscorecards.com

AB	30
R	0
H	3
RBI	0
BB	3
SO	9
LOB	14

Batter	1	2	3	4	5	6	7	8	9	AB	R	H	RBI	BB	SO	LOB
Phil Linz, R (1, 6) OBP: 0.312, SLG: 0.306	BBB 4-0 2B 1B BB	0-0 ③ B1-3		0-0 SF9 1-3 1B 2B	0-0 ③ F2	0-0 ③ 6-3				4	2	1	0	1	0	5
Bobby Richardson, R (1, 4) OBP: 0.312, SLG: 0.338	0-0 1-3 1B 2B		0-0 ① 4-3	0-0 ② SF9 2-3 3-H		0-0 BB 1B 1B	0-0 ① F8			4	2	2	1	0	0	0
Roger Maris, L (1, 9) OBP: 0.330, SLG: 0.390 Tony Kubek, L (7, 9) OBP: 0.260, SLG: 0.271	0-0 G6-4-3 2-H 3-H 1B		0-0 ② F9	0-0 3-H 1B		BBB 4-0 1B 1-2 E BB	SSS 0-3 ② K			3 1	1 0	2 0	3 0	1 0	0 1	0 0
Mickey Mantle, S (1, 7) OBP: 0.414, SLG: 0.482 Ross Moschitto, R (5, 8)	0-0 ①② G6-4-3 1-2f		BBB 4-0 HR BB	0-0 ③ G3		0-0 ① F1	SSS 0-3 ③ K			2 2	1 0	0 0	0 0	1 0	0 1	2 2
Tom Tresh, S (1, 8) OBP: 0.352, SLG: 0.523 (5, 7)	0-0 HR		0-0 1-H HR		0-0 HR	0-0 E 1-3 2-H 1B		0-0 ① F2		5	4	4	5	0	0	0
Hector Lopez, R (1, 3) OBP: 0.244, SLG: 0.347 Ray Barker, L (4, 3) OBP: 0.302, SLG: 0.283	0-0 ③ 6-3		0-0 2B	SSS 0-3 ① K	0-0 E6 1B 1-2 3-H	BBB 4-0 BB BB				2 2	0 0	1 0	0 1	0 1	0 1	0 1
Clete Boyer, R (1, 5) OBP: 0.304, SLG: 0.348		SSS 0-3 ① K	SSS 0-3 ③ K	BBB 4-0 E E BB	0-0 1-3 2-H 1B	BBB 4-0 1-2 BB				3	1	1	1	2	2	1
Doc Edwards, R (1, 2) OBP: 0.289, SLG: 0.230		BBB 4-0 BB		0-0 ① L9	0-0 ② F2	4-0 IBB		0-0 ② F4		3	0	0	0	2	0	3
Al Downing, R (1, 1) OBP: 0.227, SLG: 0.150		SSS 0-3 ② K		BBB 4-0 2B SF9 BB	0-0 E6 1-H 1B	0-0 ② F2		SSS 0-3 ③ K2-3		4	1	1	1	1	2	6
Inning Stats	R: 3 E: 0 K: 0 S: 5 H: 3 LOB: 0 BB: 1 P: 9	R: 0 E: 0 K: 2 S: 7 H: 0 LOB: 1 BB: 1 P: 11	R: 2 E: 0 K: 1 S: 7 H: 2 LOB: 1 BB: 1 P: 11	R: 2 E: 0 K: 0 S: 5 H: 2 LOB: 1 BB: 1 P: 9	R: 2 E: 1 K: 1 S: 7 H: 2 LOB: 1 BB: 1 P: 11	R: 3 E: 1 K: 0 S: 7 H: 3 LOB: 3 BB: 2 P: 15	R: 0 E: 0 K: 2 S: 7 H: 0 LOB: 0 BB: 0 P: 7	R: 0 E: 0 K: 1 S: 5 H: 0 LOB: 2 BB: 2 P: 13		1B: 6 2B: 3 3B: 0 HR: 3 SF: 1 SAC: 0 DP: 1 HBP: 0						

PITCHER		IP	WLS	BF	H	R	ER	SO	BB	IBB	HBP	BLK	WP	HR	S	P	ERA	WHIP
Juan Pizarro, L ERA: 9.9	(1, 1)	0.2	L	5	3	3	3	0	1	0	0	0	0	1	4	8	40.50	6.000
Bruce Howard, R ERA: 4.57	(1, 1)	4.1		23	6	6	6	4	4	0	0	0	0	2	27	43	12.46	2.308
Greg Bollo, R ERA: 3.0	(6, 1)	1.0		9	3	3	2	0	1	1	0	0	0	0	7	15	18.00	4.000
Ted Wills, L ERA: 2.7	(7, 1)	2.0		8	0	0	0	3	2	0	0	0	0	0	12	20	0.00	1.000

PITCHER	IP	WLS	BF	H	R	ER	SO	BB	IBB	HBP	BLK	WP	HR	S	P	ERA	WHIP

BOTTOM

Chicago White Sox @ New York Yankees

Yankee Stadium, Bronx, NY

Sun Jun 06 1965, 3:38 AM EDT
Att. 33,029 - Unknown - 82 F

livebaseballscorecards.com

AB	35
R	12
H	12
RBI	12
BB	9
SO	7
LOB	20

WP: 0 PA: 45
PB: 0
SB: 0
CS: 0

New York Yankees @ Kansas City Athletics

Municipal Stadium, Kansas City, MO

Mon Jun 07 1965, 8:05 PM EDT

Att. 7,815 - Unknown - 83 F

livebaseballscorecards.com

TOP

Batter	1	2	3	4	5	6	7	8	9	AB	R	H	RBI	BB	SO	LOB
Phil Linz, R (1, 6) OBP: 0.310, SLG: 0.304	L6		F6			K		SH3 1B 2-3		4	0	1	0	0	1	1
Bobby Richardson, R (1, 4) OBP: 0.312, SLG: 0.335	HBP			5-3		F5		SH3 1-2 3-H		2	0	0	1	0	0	1
Roger Maris, L (1, 9) OBP: 0.337, SLG: 0.424	K			1-3 BB		1-H HR		F7		3	1	1	2	1	1	2
Mickey Mantle, S (1, 7) OBP: 0.410, SLG: 0.471	L5			1-3 1-2		K			3B BB	3	0	0	0	1	1	2
Ross Moschitto, R (9, PR) (9, 8)										0	1	0	0	0	0	0
Tom Tresh, S (1, 8) OBP: 0.350, SLG: 0.527 (9, 7)		K		1-3			6-3		1-H 3B	4	0	1	1	0	1	1
Joe Pepitone, L (1, 3) OBP: 0.288, SLG: 0.410		F7			F5		F5		F6	4	0	0	0	0	0	1
Clete Boyer, R (1, 5) OBP: 0.303, SLG: 0.345		F7			K		1-3		S 1B	4	0	1	0	0	1	0
Doc Edwards, R (1, 2) OBP: 0.284, SLG: 0.225			6-3		F9			1B SH1-4 SH3	S 1-2	0	0	0	0	0	0	0
Ray Barker, L (8, PH) OBP: 0.313, SLG: 0.296								1B	1B	1	1	1	0	0	0	0
Pedro Ramos, S (8, 1) OBP: 0.167, SLG: 0.167										1	0	1	0	0	0	0
Jim Bouton, R (1, 1) OBP: 0.222, SLG: 0.087			K			HR		SH1-4 1-2	F8 1-2 2-3	1	0	0	0	0	1	0
Horace Clarke, S (6, PH) OBP: 0.257, SLG: 0.265						1B		1B	1B	1	1	1	0	0	0	0
Hal Reniff, R (6, 1)										0	0	0	0	0	0	0
Tony Kubek, L (8, PH) OBP: 0.260, SLG: 0.271										0	0	0	0	0	0	0
Bob Schmidt, R (8, 2) OBP: 0.256, SLG: 0.297										1	0	0	0	0	0	2
Inning Stats	R: 0 E: 0 K: 1 S: 5 H: 0 LOB: 1 BB: 0 P: 6	R: 0 E: 0 K: 1 S: 5 H: 0 LOB: 0 BB: 0 P: 5	R: 0 E: 0 K: 1 S: 5 H: 0 LOB: 0 BB: 0 P: 5	R: 0 E: 0 K: 0 S: 3 H: 0 LOB: 1 BB: 1 P: 7	R: 0 E: 0 K: 1 S: 5 H: 0 LOB: 0 BB: 0 P: 5	R: 2 E: 0 K: 2 S: 9 H: 2 LOB: 0 BB: 0 P: 9	R: 0 E: 0 K: 0 S: 3 H: 0 LOB: 0 BB: 0 P: 3	R: 1 E: 0 K: 0 S: 5 H: 2 LOB: 1 BB: 0 P: 5	R: 1 E: 0 K: 0 S: 5 H: 3 LOB: 3 BB: 1 P: 9	1B: 5 2B: 0 3B: 1 HR: 1 SF: 0 SAC: 2 DP: 0 HBP: 1						

	AB	29
	R	4
	H	7
	RBI	4
	BB	2
	SO	6
	LOB	10

WP: 0 PB: 0 SB: 2 CS: 0 PA: 36

PITCHER		IP	WLS	BF	H	R	ER	SO	BB	IBB	HBP	BLK	WP	HR	S	P	ERA	WHIP
Fred Talbot, R ERA: 4.0	(1, 1)	6.0		22	2	2	2	6	1	0	1	0	0	1	32	37	3.00	0.500
Don Mossi, L ERA: 2.08	(7, 1)	1.0		3	0	0	0	0	0	0	0	0	0	0	3	3	0.00	0.000
Moe Drabowsky, R ERA: 4.42	(8, 1)	0.1	L	3	2	1	1	0	0	0	0	0	0	0	3	3	27.00	6.000
Jesse Hickman, R ERA: 6.75	(8, 1)	0.2		2	0	0	0	0	0	0	0	0	0	0	2	2	0.00	0.000
John Wyatt, R ERA: 3.91	(9, 1)	1.0		6	3	1	1	0	1	0	0	0	0	0	5	9	9.00	4.000

PITCHER	IP	WLS	BF	H	R	ER	SO	BB	IBB	HBP	BLK	WP	HR	S	P	ERA	WHIP

Batter	1	2	3	4	5	6	7	8	9	AB	R	H	RBI	BB	SO	LOB
Mike Hershberger, R (1, 9) (7, 8) OBP: 0.219, SLG: 0.247	F6		F9		F3		4-3			4	0	0	0	0	0	0
Wayne Causey, L (1, 6) (7, 4) OBP: 0.361, SLG: 0.315	F5		2B		F8		B2-3 3B			4	1	2	0	0	0	0
Bert Campaneris, R (1, 8) (7, 6) OBP: 0.308, SLG: 0.417	6-3		L6		K		B2-3 3-Hf			4	0	0	0	0	1	2
Ken Harrelson, R (1, 3) OBP: 0.326, SLG: 0.442		F8	2-H 2B			K		K		4	0	1	1	0	2	0
Dick Green, R (1, 4) OBP: 0.349, SLG: 0.427 Don Buschhorn, R (6, PR) Don Mossi, L (7, 1) Moe Drabowsky, R (8, 1) OBP: 0.091, SLG: 0.091 Jesse Hickman, R (8, 1) Rene Lachemann, R (8, PH) OBP: 0.311, SLG: 0.463 John Wyatt, R (9, 1)		CS 1B	BB			BB E 1B				2 0 0 0 0 0 1 0	0 0 0 0 0 0 0 0	2 0 0 0 0 0 0 0	0 0 0 0 0 0 0 0	1 0 0 0 0 0 1 0	0 0 0 0 0 0 0 0	0 0 0 0 0 0 0 0
Ed Charles, R (1, 5) OBP: 0.320, SLG: 0.404		1-2 1B 3B	4-3			K		F9		4	1	1	0	0	1	3
Billy Bryan, L (1, 2) OBP: 0.318, SLG: 0.537		BB 3-H 1B		F6		E6 BB 1-2			K	4	0	1	1	0	1	1
Nelson Mathews, R (1, 7) OBP: 0.360, SLG: 0.406		1-2 BB		L6		1-2 2-3 BB			4-3	2	0	0	0	2	0	0
Fred Talbot, R (1, 1) OBP: 0.320, SLG: 0.417 Johnny Blanchard, L (6, PH) (7, 9) OBP: 0.274, SLG: 0.286		4-3		K		K			4-3	2 2	0 0	0 0	0 0	0 0	1 1	2 3
Inning Stats	R: 0 E: 0 K: 0 S: 3 H: 0 LOB: 0 BB: 0 P: 3	R: 1 E: 0 K: 0 S: 5 H: 3 LOB: 2 BB: 1 P: 9	R: 1 E: 0 K: 0 S: 5 H: 2 LOB: 2 BB: 1 P: 9	R: 0 E: 0 K: 1 S: 5 H: 0 LOB: 0 BB: 0 P: 5	R: 0 E: 0 K: 1 S: 5 H: 0 LOB: 0 BB: 0 P: 5	R: 0 E: 1 K: 3 S: 11 H: 1 LOB: 3 BB: 1 P: 15	R: 0 E: 0 K: 0 S: 3 H: 1 LOB: 0 BB: 0 P: 3	R: 0 E: 0 K: 2 S: 7 H: 0 LOB: 0 BB: 0 P: 7	R: 0 E: 0 K: 1 S: 5 H: 0 LOB: 0 BB: 0 P: 5	1B: 3 2B: 3 3B: 2 HR: 0 SF: 0 SAC: 0 DP: 1 HBP: 0						

PITCHER	IP	WLS	BF	H	R	ER	SO	BB	IBB	HBP	BLK	WP	HR	S	P	ERA	WHIP
Jim Bouton, R (1, 1) ERA: 4.85	5.0		21	5	2	2	2	2	0	0	0	0	0	23	31	3.60	1.400
Hal Reniff, R (6, 1) ERA: 2.12	2.0	W	9	2	0	0	3	1	0	0	0	0	0	14	18	0.00	1.500
Pedro Ramos, R (8, 1) ERA: 3.49	2.0	S	6	0	0	0	3	0	0	0	0	0	0	12	12	0.00	0.000

PITCHER	IP	WLS	BF	H	R	ER	SO	BB	IBB	HBP	BLK	WP	HR	S	P	ERA	WHIP

BOTTOM

New York Yankees @ Kansas City Athletics

Municipal Stadium, Kansas City, MO

Mon Jun 07 1965, 8:05 PM EDT

Att. 7,815 - Unknown - 83 F

livebaseballscorecards.com

AB	33
R	2
H	7
RBI	2
BB	3
SO	8
LOB	11

Batter	1	2	3	4	5	6	7	8	9	AB	R	H	RBI	BB	SO	LOB
Phil Linz, R (1, 6) OBP: 0.301, SLG: 0.293	5-3			K		K		6-3		4	0	0	0	0	2	0
Bobby Richardson, R (1, 4) OBP: 0.311, SLG: 0.333	6-3			6-3		FC4-6 1B			L7	4	0	1	0	0	0	0
Roger Maris, L (1, 9) OBP: 0.324, SLG: 0.404	4-3			K		FC4-6 1-2f			4-3	4	0	0	0	0	1	1
Mickey Mantle, S (1, 7) OBP: 0.409, SLG: 0.469		6-3			BB 3B 1B	F9			6-3	3	1	1	0	0	0	1
Ross Moschitto, R (6, 8)										0	0	0	0	0	0	0
Elston Howard, R (9, PH) OBP: 0.238, SLG: 0.524										1	0	0	0	0	0	0
Tom Tresh, S (1, 8) OBP: 0.345, SLG: 0.520 (6, 7)		5-3			F7		6-3			3	0	0	0	0	0	1
Joe Pepitone, L (1, 3) OBP: 0.289, SLG: 0.405		B2-3			BBBB 4-0 1-2 3B BB		4-3			2	1	0	0	1	0	0
Clete Boyer, R (1, 5) OBP: 0.304, SLG: 0.358			F8		1-H 2-H 3B		4-3			3	0	1	2	0	0	0
Doc Edwards, R (1, 2) OBP: 0.280, SLG: 0.221			6-3		F8			6-3		0	0	0	0	0	0	0
Horace Clarke, S (8, PH) OBP: 0.250, SLG: 0.257										1	0	0	0	0	0	0
Pedro Ramos, S (8, 1) OBP: 0.167, SLG: 0.167										0	0	0	0	0	0	0
Bill Stafford, R (1, 1)			5-3		6-3			F9		2	0	0	0	0	0	1
Pete Mikkelsen, R (6, 1)										0	0	0	0	0	0	0
Hector Lopez, R (8, PH) OBP: 0.241, SLG: 0.342										1	0	0	0	0	0	0
Bob Schmidt, R (8, 2) OBP: 0.256, SLG: 0.297										0	0	0	0	0	0	0
Inning Stats	R: 0 E: 0 K: 0 S: 3 H: 0 LOB: 0 BB: 0 P: 3	R: 0 E: 0 K: 0 S: 3 H: 0 LOB: 0 BB: 0 P: 3	R: 0 E: 0 K: 0 S: 3 H: 0 LOB: 0 BB: 0 P: 3	R: 0 E: 0 K: 2 S: 7 H: 0 LOB: 0 BB: 0 P: 7	R: 2 E: 0 K: 0 S: 5 H: 2 LOB: 1 BB: 1 P: 9	R: 0 E: 0 K: 1 S: 6 H: 1 LOB: 1 BB: 0 P: 6	R: 0 E: 0 K: 0 S: 3 H: 0 LOB: 0 BB: 0 P: 3	R: 0 E: 0 K: 0 S: 3 H: 0 LOB: 0 BB: 0 P: 3	R: 0 E: 0 K: 0 S: 3 H: 0 LOB: 0 BB: 0 P: 3	1B: 2 2B: 0 3B: 1 HR: 0 SF: 0 SAC: 0 DP: 0 HBP: 0						

PITCHER	IP	WLS	BF	H	R	ER	SO	BB	IBB	HBP	BLK	WP	HR	S	P	ERA	WHIP
John O'Donoghue, L (1, 1) ERA: 3.97	9.0	W	31	3	2	2	3	1	0	0	0	0	0	36	40	2.00	0.444

PITCHER	IP	WLS	BF	H	R	ER	SO	BB	IBB	HBP	BLK	WP	HR	S	P	ERA	WHIP

TOP

New York Yankees @ Kansas City Athletics

Municipal Stadium, Kansas City, MO

Tue Jun 08 1965, 8:05 PM EDT

Att. 8,161 - Unknown - 75 F

livebaseballscorecards.com

AB	28
R	2
H	3
RBI	2
BB	1
SO	3
LOB	4

WP: 0 PB: 0 SB: 0 CS: 0 PA: 31

Batter	1	2	3	4	5	6	7	8	9	AB	R	H	RBI	BB	SO	LOB
Bert Campaneris, R (1, 6) OBP: 0.312, SLG: 0.416	BBBB 4-0 WP S 2B BB		x 0-0 S 1B			x 0-0 ① 6-3	x 0-0 ② 5-3			3	1	1	0	1	0	0
Wayne Causey, L (1, 4) OBP: 0.358, SLG: 0.313	x 0-0 ① L8		x 0-0 ② F6 1-2			x 0-0 BB 1B E 1B	x 0-0 ③ 6-3			4	1	1	0	0	0	2
Jim Landis, R (1, 8) OBP: 0.379, SLG: 0.344	x 0-0 1-H 2B		x 0-0 ③ 6-3			x 0-0 BB 1-2 E 1B		x 0-0 G5-4-3 1B		4	1	3	1	0	0	1
Ken Harrelson, R (1, 3) OBP: 0.323, SLG: 0.427	x 0-0 ② 5-3			x 0-0 ① F2		BBBB 4-0 E 1-2 FC5-3 2-3 BB		x 0-0 ①② G5-4-3 1-2f		3	0	0	0	1	0	2
Ed Charles, R (1, 5) OBP: 0.324, SLG: 0.403	x 0-0 ③ 5-3			SSS 0-3 ② K		x 0-0 E9 FC5-3 1-3 2-H 3-H 1B		H 1-0 HBP		3	0	1	2	0	1	1
Nelson Mathews, R (1, 7) OBP: 0.356, SLG: 0.394		x 0-0 ① 5-3		x 0-0 ③ L7		BBBB 4-0 FC5-3 BB		x 0-0 ③ 6-3		3	0	0	0	1	0	1
Mike Hershberger, R (1, 9) OBP: 0.222, SLG: 0.250		x 0-0 G4-6-3 1B			x 0-0 ① F4	x 0-0 ② FC5-3 1-2 2-3 3-Hf				3	0	1	0	0	0	3
Rene Lachemann, R (1, 2) OBP: 0.292, SLG: 0.432		x 0-0 ②③ G4-6-3 1-2f			SSS 0-3 ② K	SSS 0-3 ③ K				3	0	0	0	0	2	4
John O'Donoghue, R (1, 1) OBP: 0.316, SLG: 0.278			x 0-0 ① F5		x 0-0 ③ 5-3		x 0-0 ① F4			3	0	0	0	0	0	0
Inning Stats	R: 1 H: 1 E: 0 LOB: 1 K: 0 BB: 1 S: 4 P: 8	R: 0 H: 1 E: 0 LOB: 0 K: 0 BB: 0 S: 3 P: 3	R: 0 H: 1 E: 0 LOB: 1 K: 0 BB: 0 S: 4 P: 4	R: 0 H: 0 E: 0 LOB: 0 K: 1 BB: 0 S: 5 P: 5	R: 0 H: 0 E: 0 LOB: 0 K: 1 BB: 0 S: 5 P: 5	R: 2 H: 3 E: 1 LOB: 3 K: 1 BB: 2 S: 8 P: 16	R: 0 H: 0 E: 0 LOB: 0 K: 0 BB: 0 S: 3 P: 3	R: 0 H: 1 E: 0 LOB: 1 K: 0 BB: 0 S: 3 P: 4		1B: 6 SF: 0 2B: 1 SAC: 0 3B: 0 DP: 2 HR: 0 HBP: 1						

PITCHER		IP	WLS	BF	H	R	ER	SO	BB	IBB	HBP	BLK	WP	HR	S	P	ERA	WHIP
Bill Stafford, R ERA: 2.95	(1, 1)	5.1	L	24	6	3	3	2	3	0	0	0	1	0	25	37	5.06	1.688
Pete Mikkelsen, R ERA: 3.64	(6, 1)	1.2		5	0	0	0	1	0	0	0	0	0	0	7	7	0.00	0.000
Pedro Ramos, R ERA: 3.38	(8, 1)	1.0		4	1	0	0	0	0	0	1	0	0	0	3	4	0.00	1.000

PITCHER	IP	WLS	BF	H	R	ER	SO	BB	IBB	HBP	BLK	WP	HR	S	P	ERA	WHIP

BOTTOM

New York Yankees @ Kansas City Athletics

Municipal Stadium, Kansas City, MO

Tue Jun 08 1965, 8:05 PM EDT
Att. 8,161 - Unknown - 75 F

livebaseballscorecards.com

AB	29
R	3
H	7
RBI	3
BB	3
SO	3
LOB	14

WP: 1	PA: 33		
PB: 0			
SB: 2			
CS: 0			

Batter	1	2	3	4	5	6	7	8	9	AB	R	H	RBI	BB	SO	LOB
Phil Linz, R (1, 6) OBP: 0.297, SLG: 0.286	B B B B 4-0 G5-4-3 BB		x 0-0 ② SF9 3-H		S S S 0-3 ③ K		x 0-0 ③ F9		x 0-0 ③ F9	3	0	0	1	1	1	3
Bobby Richardson, R (1, 4) OBP: 0.305, SLG: 0.327	x 0-0 ① ② G5-4-3 1-2f		x 0-0 ③ F9			x 0-0 ① F4		x 0-0 ① L6		4	0	0	0	0	0	1
Roger Maris, L (1, 9) OBP: 0.321, SLG: 0.398	x 0-0 ③ 1-3			x 0-0 ① 3-1		x 0-0 ② 6-3		x 0-0 WP 1B		4	0	1	0	0	0	0
Mickey Mantle, S (1, 7) OBP: 0.405, SLG: 0.463 Ross Moschitto, R (8, 8)		x 0-0 ① 1-3		x 0-0 ② F9		x 0-0 HR 1B		x 0-0 ② F6 1-2		4 0	1 0	1 0	0 0	0 0	0 0	1 0
Tom Tresh, S (1, 8) OBP: 0.348, SLG: 0.531 (8, 7)		x 0-0 ② G3		B B B B 4-0 HR BB		x 0-0 1-H HR		x 0-0 ③ F6		3	2	1	2	1	0	1
Joe Pepitone, L (1, 3) OBP: 0.293, SLG: 0.424		x 0-0 2-4-3-6-2 1B 1B		x 0-0 1-H HR		x 0-0 ③ F4			x 0-0 ① 4-3	4	1	2	2	0	0	0
Clete Boyer, R (1, 5) OBP: 0.308, SLG: 0.362		x 0-0 1-2 1B		x 0-0 ③ L9			x 0-0 ① F2		x 0-0 5-3 BB 1B	4	0	2	0	0	0	0
Bob Schmidt, R (1, 2) OBP: 0.302, SLG: 0.350		0-0 ③ 2-4-3-6-2 2-3	x 0-0 SH1-4 SF9 2B		x 0-0 ① F7		x 0-0 SH1-4 1B		B B B B 4-0 5-3 1-2 BB	3	1	2	0	1	0	0
Mel Stottlemyre, R (1, 1) OBP: 0.176, SLG: 0.294			x 0-0 ① SH1-4 2-3		x 0-0 ② F6		x 0-0 ② SH1-4 1-2		x 0-0 ② 5-3 1-2 2-3	2	0	0	0	0	0	2
Inning Stats	R: 0 E: 0 K: 0 S: 2 H: 0 LOB: 0 BB: 1 P: 6	R: 0 E: 0 K: 0 S: 4 H: 2 LOB: 2 BB: 0 P: 4	R: 1 E: 0 K: 0 S: 4 H: 1 LOB: 0 BB: 0 P: 4	R: 2 E: 0 K: 0 S: 4 H: 1 LOB: 0 BB: 1 P: 8	R: 0 E: 0 K: 1 S: 5 H: 0 LOB: 0 BB: 0 P: 5	R: 2 E: 0 K: 0 S: 5 H: 2 LOB: 0 BB: 0 P: 5	R: 0 E: 0 K: 0 S: 4 H: 1 LOB: 1 BB: 0 P: 4	R: 0 E: 0 K: 0 S: 4 H: 1 LOB: 1 BB: 0 P: 4	R: 0 E: 0 K: 0 S: 4 H: 1 LOB: 2 BB: 1 P: 8	1B: 6 2B: 1 3B: 0 HR: 2 SF: 1 SAC: 2 DP: 1 HBP: 0						

TOP

New York Yankees @ Kansas City Athletics

Municipal Stadium, Kansas City, MO

Wed Jun 09 1965, 8:05 PM EDT

Att. 7,111 - Unknown - 74 F

livebaseballscorecards.com

AB	31
R	5
H	9
RBI	5
BB	3
SO	1
LOB	8

WP: 1 PA: 37
PB: 0
SB: 0
CS: 0

PITCHER		IP	WLS	BF	H	R	ER	SO	BB	IBB	HBP	BLK	WP	HR	S	P	ERA	WHIP
Diego Segui, R ERA: 4.73	(1, 1)	6.0	L	25	6	5	5	1	2	0	0	0	0	2	24	32	7.50	1.333
Wes Stock, R ERA: 6.0	(7, 1)	2.0		8	2	0	0	0	0	0	0	0	1	0	8	8	0.00	1.000
Jim Dickson, R ERA: 4.32	(9, 1)	1.0		5	1	0	0	0	1	0	0	0	0	0	4	8	0.00	2.000

PITCHER	IP	WLS	BF	H	R	ER	SO	BB	IBB	HBP	BLK	WP	HR	S	P	ERA	WHIP

Batter	1	2	3	4	5	6	7	8	9	AB	R	H	RBI	BB	SO	LOB
Bert Campaneris, R (1, 6) OBP: 0.306, SLG: 0.407	K		FC6 1-2f			F7		K		4	0	0	0	0	2	2
Wayne Causey, L (1, 4) OBP: 0.368, SLG: 0.315	K			FC8-5 1B BB		FC1-4 BB		1-2 1B		2	0	1	0	2	1	0
Jim Landis, R (1, 8) OBP: 0.374, SLG: 0.340	K			FC8-5 1-2 1B		FC1-4 1-2f		K		4	0	1	0	0	2	3
Ken Harrelson, R (1, 3) OBP: 0.320, SLG: 0.419		K		FC8-5 1-2 2-3f		K			G5-4-3 1B	4	0	1	0	0	2	3
Ed Charles, R (1, 5) OBP: 0.317, SLG: 0.393		5-3		F3			6-3		G5-4-3 1-2f	4	0	0	0	0	0	3
Nelson Mathews, R (1, 7) OBP: 0.352, SLG: 0.398		K		F9			F9		1B 2B	4	1	1	0	0	1	2
Mike Hershberger, R (1, 9) OBP: 0.223, SLG: 0.250			1-3	2-3			1-3		2-H 1B	4	0	1	1	0	0	0
Rene Lachemann, R (1, 2) OBP: 0.288, SLG: 0.404			L6	1-3				1B BB	F2	3	0	0	0	1	0	1
Diego Segui, R (1, 1) OBP: 0.333, SLG: 0.400 Wes Stock, R (7, 1) Billy Bryan, L (8, PH) OBP: 0.315, SLG: 0.531 Jim Dickson, L (9, 1)			FC6 1B					K		2 0 1 0	0 0 0 0	1 0 0 0	0 0 0 0	0 0 0 0	1 0 1 0	0 0 1 0
Inning Stats	R: 0 E: 0 K: 3 S: 9 H: 0 LOB: 0 BB: 0 P: 9	R: 0 E: 0 K: 2 S: 7 H: 0 LOB: 0 BB: 0 P: 7	R: 0 E: 0 K: 0 S: 4 H: 1 LOB: 1 BB: 0 P: 4	R: 0 E: 0 K: 0 S: 4 H: 1 LOB: 2 BB: 1 P: 8	R: 0 E: 0 K: 1 S: 5 H: 0 LOB: 0 BB: 1 P: 5	R: 0 E: 0 K: 1 S: 5 H: 0 LOB: 1 BB: 1 P: 9	R: 0 E: 0 K: 0 S: 3 H: 0 LOB: 0 BB: 0 P: 3	R: 0 E: 0 K: 3 S: 10 H: 1 LOB: 2 BB: 1 P: 14	R: 1 E: 0 K: 0 S: 5 H: 3 LOB: 1 BB: 0 P: 5	1B: 5 2B: 1 3B: 0 HR: 0 SF: 0 SAC: 0 DP: 1 HBP: 0						

PITCHER	IP	WLS	BF	H	R	ER	SO	BB	IBB	HBP	BLK	WP	HR	S	P	ERA	WHIP
Mel Stottlemyre, R (1, 1) ERA: 2.63	9.0	W	35	6	1	1	10	3	0	0	0	0	0	52	64	1.00	1.000

PITCHER	IP	WLS	BF	H	R	ER	SO	BB	IBB	HBP	BLK	WP	HR	S	P	ERA	WHIP

BOTTOM

New York Yankees @ Kansas City Athletics

Municipal Stadium, Kansas City, MO

Wed Jun 09 1965, 8:05 PM EDT

Att. 7,111 - Unknown - 74 F

livebaseballscorecards.com

AB	32
R	1
H	6
RBI	1
BB	3
SO	10
LOB	15

WP: 0 PB: 0 SB: 0 CS: 0 PA: 35

Batter	1	2	3	4	5	6	7	8	9	AB	R	H	RBI	BB	SO	LOB
Phil Linz, R (1, 6) OBP: 0.294, SLG: 0.282	BB 2B 1B	F7			K 1-2		K		F6	5	1	1	0	0	2	2
Bobby Richardson, R (1, 4) OBP: 0.309, SLG: 0.327	BBBB 2B 6-3 1-2 BB		L9		2B 2-H 1B		F3			3	2	1	1	1	0	0
Roger Maris, L (1, 9) OBP: 0.328, SLG: 0.423	1-3 2-H 2B		K		1-H 2B			F3		4	0	2	2	0	1	0
Mickey Mantle, S (1, 7) OBP: 0.397, SLG: 0.450 Ross Moschitto, R (8, 8)	K		K		4-3			F7		4 0	0 0	0 0	0 0	0 0	2 0	3 0
Tom Tresh, S (1, 8) (8, 7) OBP: 0.346, SLG: 0.524	6-3 3-H			K		L8		BB		3	0	0	1	1	1	1
Joe Pepitone, L (1, 3) OBP: 0.293, SLG: 0.420	K			K		WP 1B 1B		G3		4	1	1	0	0	2	2
Clete Boyer, R (1, 5) OBP: 0.313, SLG: 0.372		2B 2B		F3		CS 1-H 1B			K	4	1	2	1	0	1	0
Doc Edwards, R (1, 2) OBP: 0.287, SLG: 0.241		CS 2-H 2B			BLK 1B 1B	K 1-2			F7	4	1	2	1	0	1	1
Al Downing, R (1, 1) OBP: 0.231, SLG: 0.167		K 2-3			B3		K		1B	4	0	1	0	0	2	2
Inning Stats	R: 2 E: 0 K: 2 S: 9 H: 2 LOB: 1 BB: 1 P: 13	R: 1 E: 0 K: 1 S: 6 H: 2 LOB: 0 BB: 0 P: 6	R: 0 E: 0 K: 2 S: 7 H: 0 LOB: 0 BB: 0 P: 7	R: 0 E: 0 K: 2 S: 7 H: 0 LOB: 0 BB: 0 P: 7	R: 2 E: 0 K: 1 S: 8 H: 3 LOB: 1 BB: 0 P: 8	R: 1 E: 0 K: 1 S: 6 H: 2 LOB: 0 BB: 0 P: 6	R: 0 E: 0 K: 2 S: 7 H: 0 LOB: 0 BB: 0 P: 7	R: 0 E: 0 K: 0 S: 3 H: 0 LOB: 1 BB: 1 P: 7	R: 0 E: 0 K: 1 S: 6 H: 1 LOB: 1 BB: 0 P: 6	1B: 6 2B: 4 3B: 0 HR: 0	SF: 0 SAC: 0 DP: 0 HBP: 0			WP: 1 PB: 0 SB: 0 CS: 2		PA: 37	

PITCHER		IP	WLS	BF	H	R	ER	SO	BB	IBB	HBP	BLK	WP	HR	S	P	ERA	WHIP
George Brunet, L ERA: 2.78	(1, 1)	4.2	L	20	6	5	5	8	1	0	0	1	0	0	35	39	9.64	1.500
Aubrey Gatewood, R ERA: 4.54	(5, 1)	1.1		6	3	1	1	1	0	0	0	0	1	0	8	8	6.75	2.250
Barry Latman, R ERA: 1.54	(7, 1)	2.0		7	0	0	0	2	1	0	0	0	0	0	10	14	0.00	0.500
Ron Piche, R ERA: 6.86	(9, 1)	1.0		4	1	0	0	1	0	0	0	0	0	0	6	6	0.00	1.000

PITCHER	IP	WLS	BF	H	R	ER	SO	BB	IBB	HBP	BLK	WP	HR	S	P	ERA	WHIP

TOP

New York Yankees @ Los Angeles Angels

Dodger Stadium, Los Angeles, CA

Fri Jun 11 1965, 7:05 PM PDT

Att. 25,036 - Unknown - 60 F

livebaseballscorecards.com

AB	35
R	6
H	10
RBI	6
BB	2
SO	12
LOB	11

BOTTOM

New York Yankees @ Los Angeles Angels

Dodger Stadium, Los Angeles, CA

Fri Jun 11 1965, 7:05 PM PDT

Att. 25,036 - Unknown - 60 F

livebaseballscorecards.com

Batter	1	2	3	4	5	6	7	8	9	AB	R	H	RBI	BB	SO	LOB
Jose Cardenal, R (1, 8) OBP: 0.310, SLG: 0.432	6-3		WP, 1B; 1B	1-2; 1B		F8		1-H; 3-H; HR		5	2	3	3	0	0	1
Bobby Gene Smith, R (1, 7) OBP: 0.306, SLG: 0.371	1-3		1B; 1-2; 1B	F9			F9	F3		5	0	1	0	0	0	2
Jim Fregosi, R (1, 6) OBP: 0.274, SLG: 0.366	BB		K		1B		FC6-4; 1B		6-3	4	0	2	0	1	1	2
Lou Clinton, R (1, 9) OBP: 0.257, SLG: 0.237	F7		K; 2-3		F8		FC6-4; 1-2f		F7	5	0	0	0	0	1	5
Paul Schaal, R (1, 5) OBP: 0.287, SLG: 0.405		6-3	1-3; 3-H; 1B		G6-3; 1-2; 1B		K		5-3	5	0	2	1	0	1	1
Buck Rodgers, S (1, 2) OBP: 0.271, SLG: 0.270		F3	F3		G6-3; 1-2f			4-3		4	0	0	0	0	0	4
Vic Power, R (1, 3) OBP: 0.310, SLG: 0.379		BB; 1B		1B		K		1B; HR		4	1	3	0	0	1	0
Bobby Knoop, R (1, 4) OBP: 0.325, SLG: 0.380		BB; 1-2		K		F9		F8		2	0	0	0	1	1	1
Barry Latman, R (7, 1)										0	0	0	0	0	0	0
Albie Pearson, L (8, PH) OBP: 0.348, SLG: 0.352										1	0	0	0	0	0	1
Ron Piche, R (9, 1)										0	0	0	0	0	0	0
George Brunet, R (1, 1) OBP: 0.143, SLG: 0.077		F4		K		1B		HR; 1-3; 1B		2	0	0	0	0	1	3
Aubrey Gatewood, R (5, 1) OBP: 0.500, SLG: 0.667										0	0	0	0	0	0	0
Julio Gotay, R (6, PH) OBP: 0.290, SLG: 0.338										2	1	2	0	0	0	0
(7, 4)																
Inning Stats	R: 0 E: 0 K: 0 S: 3 H: 0 LOB: 1 BB: 1 P: 7	R: 0 E: 0 K: 0 S: 4 H: 1 LOB: 2 BB: 1 P: 8	R: 1 E: 0 K: 2 S: 10 H: 3 LOB: 2 BB: 0 P: 10	R: 0 E: 0 K: 2 S: 9 H: 2 LOB: 2 BB: 0 P: 9	R: 0 E: 0 K: 0 S: 4 H: 2 LOB: 1 BB: 0 P: 4	R: 0 E: 0 K: 1 S: 6 H: 1 LOB: 1 BB: 0 P: 6	R: 0 E: 0 K: 1 S: 6 H: 1 LOB: 1 BB: 0 P: 6	R: 3 E: 0 K: 0 S: 6 H: 3 LOB: 0 BB: 0 P: 6	R: 0 E: 0 K: 0 S: 3 H: 0 LOB: 0 BB: 0 P: 3	1B: 12 2B: 0 3B: 0 HR: 1 SF: 0 SAC: 0 DP: 1 HBP: 0						

PITCHER	IP	WLS	BF	H	R	ER	SO	BB	IBB	HBP	BLK	WP	HR	S	P	ERA	WHIP
Al Downing, L (1, 1) ERA: 3.2	9.0	W	41	13	4	4	6	2	0	0	0	1	1	51	59	4.00	1.667

PITCHER	IP	WLS	BF	H	R	ER	SO	BB	IBB	HBP	BLK	WP	HR	S	P	ERA	WHIP

AB	39
R	4
H	13
RBI	4
BB	2
SO	6
LOB	20

WP: 1 PA: 41
PB: 0
SB: 0
CS: 0

Batter	1	2	3	4	5	6	7	8	9	AB	R	H	RBI	BB	SO	LOB
Phil Linz, R (1, 6) OBP: 0.297, SLG: 0.276	S S S 0-3 ① K		B B B B 4-0 FC3-6 1B BB		B B B B 4-0 BB BB BB BB		x 0-0 ① L7		x 0-0 ② F7	3	1	0	0	2	1	0
Bobby Richardson, R (1, 4) OBP: 0.318, SLG: 0.330 Ross Moschitto, R (5, 8) OBP: 0.167, SLG: 0.182	B B B B 4-0 G4-6-3 BB		x 0-0 FC3-6 1-2 1B		B B B B 4-0 BB BB 1-2 BB		x 0-0 WP 1B 1B		x 0-0 1B 1B 1B	1 2	0 1	1 2	0 0	2 0	0 0	0 0
Roger Maris, L (1, 9) OBP: 0.333, SLG: 0.420 Steve Hamilton, L (7, 1) Elston Howard, R (9, PH) OBP: 0.273, SLG: 0.545	x 0-0 ② ③ G4-6-3 1-2f		x 0-0 ② FC3-6 FC4-6 1-2f 2-3		B B B B 4-0 BB 1-2 2-3 BB		x 0-0 WP 1-2 1B		x 0-0 BB 1B 1-3 1B 1B	3 0 1	0 0 1	1 0 1	0 0 0	1 0 0	0 0 0	3 0 0
Mickey Mantle, S (1, 7) OBP: 0.391, SLG: 0.442 Hal Reniff, R (5, 1) Hector Lopez, R (7, PH) OBP: 0.247, SLG: 0.346 (7, 9)	x 0-0 ① F4	x 0-0 ③ FC4-6 1-2f	x 0-0 ② F6		x 0-0 ③ F7 1-2 2-3		x 0-0 1B BB 1-2 3-H 1B		3 0 2	0 0 0	0 0 1	0 0 1	0 0 0	0 0 0	5 0 2	
Tom Tresh, S (1, 8) OBP: 0.356, SLG: 0.528 (5, 7)	x 0-0 2B		B B B B 4-0 5-3 S BB	B B B B 4-0 1-2 2-3 3-H BB		x 0-0 ③ F3		B B B B 4-0 1B 1-2 2-3 BB	2	0	1	1	3	0	2	
Joe Pepitone, L (1, 3) OBP: 0.290, SLG: 0.414	x 0-0 ② F8	x 0-0 ① F6	x 0-0 ③ F5			x 0-0 ① F7		x 0-0 1-2 2-3 3-H 1B	5	0	1	1	0	0	5	
Clete Boyer, R (1, 5) OBP: 0.309, SLG: 0.363	B B B B 4-0 BB	x 0-0 ② 5-3 1-3		x 0-0 ① F4		x 0-0 ② 5-3	x 0-0 ③ F2		4	0	0	0	1	0	4	
Doc Edwards, R (1, 2) OBP: 0.278, SLG: 0.232	x 0-0 ③ 6-3	x 0-0 ③ 5-3		x 0-0 ② L7		x 0-0 ③ F8			4	0	0	0	0	0	3	
Jim Bouton, R (1, 1) OBP: 0.222, SLG: 0.087 Pete Mikkelsen, R (2, 1) Horace Clarke, S (5, PH) OBP: 0.231, SLG: 0.237 (5, 4)		x 0-0 ① 6-3	x 0-0 ① F3	x 0-0 ③ 6-3			x 0-0 ① F7		0 1 3	0 0 0	0 0 0	0 0 0	0 0 0	0 0 0	0 0 0	
Inning Stats	R: 0 E: 0 K: 1 S: 4 H: 0 LOB: 0 BB: 1 P: 8	R: 0 E: 0 K: 0 S: 4 H: 1 LOB: 2 BB: 1 P: 8	R: 0 E: 0 K: 0 S: 4 H: 1 LOB: 2 BB: 1 P: 8	R: 0 E: 0 K: 0 S: 3 H: 0 LOB: 1 BB: 1 P: 7	R: 1 E: 0 K: 0 S: 3 H: 0 LOB: 3 BB: 4 P: 19	R: 0 E: 0 K: 0 S: 3 H: 0 LOB: 0 BB: 0 P: 3	R: 0 E: 0 K: 0 S: 5 H: 2 LOB: 2 BB: 0 P: 5	R: 0 E: 0 K: 0 S: 3 H: 0 LOB: 0 BB: 0 P: 3	R: 2 E: 0 K: 0 S: 7 H: 4 LOB: 3 BB: 1 P: 11	1B: 7 2B: 1 3B: 0 HR: 0 SF: 0 SAC: 0 DP: 1 HBP: 0						WP: 1 PB: 0 SB: 1 CS: 0 PA: 43	

PITCHER		IP	WLS	BF	H	R	ER	SO	BB	IBB	HBP	BLK	WP	HR	S	P	ERA	WHIP
Rudy May, L ERA: 3.06	(1, 1)	9.0	W	43	8	3	3	1	9	0	0	0	1	0	36	72	3.00	1.889

PITCHER	IP	WLS	BF	H	R	ER	SO	BB	IBB	HBP	BLK	WP	HR	S	P	ERA	WHIP

TOP

New York Yankees @ Los Angeles Angels

Dodger Stadium, Los Angeles, CA

Sat Jun 12 1965, 7:05 PM PDT

Att. 25,795 - Cloudy - 63 F

livebaseballscorecards.com

AB	34
R	3
H	8
RBI	3
BB	9
SO	1
LOB	24

Batter	1	2	3	4	5	6	7	8	9	AB	R	H	RBI	BB	SO	LOB
Albie Pearson, L (1, 9) OBP: 0.366, SLG: 0.375	F4 1B	1B S 1B 2-H 3-H 1B		G5-4-3 S 1B BB		1B 1B 2B	 1B	F8 ③		3	3	3	2	1	0	0
Lou Clinton, R (7, 9) OBP: 0.261, SLG: 0.242										2	0	1	0	0	0	2
Jim Fregosi, R (1, 6) OBP: 0.281, SLG: 0.368	F4 ①② 1-2	BB 1B 1-3 1B		G5-4-3 1-2 BB		BB 1B 2-3 1B	F8 ①			4	2	2	0	1	0	2
Jose Cardenal, R (1, 8) OBP: 0.313, SLG: 0.428	K ③	1B 1-2 BB		G5-4-3 ①② 1-2f 2-3		BB 1B 2B 1-2 BB	K ②			2	1	0	0	2	1	2
Al Spangler, L (7, 8) OBP: 0.296, SLG: 0.261										1	0	0	0	0	1	1
Willie Smith, L (1, 7) OBP: 0.271, SLG: 0.400		1B 1B 1B		1B 3-H		K ② K ③				5	1	3	3	0	2	4
Vic Power, R (1, 3) OBP: 0.324, SLG: 0.382		1B FC1 1-3 1B K		4-3 ③		BB 2B 1-2 2-H 3-H 1B		E5 SF8		5	3	2	2	0	1	3
Paul Schaal, R (1, 5) OBP: 0.290, SLG: 0.402	SH1-3 FC1 1B 1-3 3-H 1B	6-3 ①		K ①		2B 1-2 2-3 BB		K ①		4	2	1	1	1	2	1
Buck Rodgers, S (1, 2) OBP: 0.275, SLG: 0.280	FC1 SH1-3 1B 1-2 3-H	WP 1B		4-1 ②		1-H 2-H 3-H 2B		SF8 ② 3-H		4	1	2	5	0	0	1
Bobby Knoop, R (1, 4) OBP: 0.325, SLG: 0.375	SH1-3 ① 1-2 2-3	K ②		6-3 ③		BB 1-2 BB		BB 1B		2	0	0	0	1	1	1
Julio Gotay, R (6, PR) OBP: 0.300, SLG: 0.348 (7, 4)										1	0	1	0	0	0	0
Rudy May, L (1, 1) OBP: 0.273, SLG: 0.211	K ② K ③	4-3 1-2				K K		BB 1-2		4	0	0	0	1	3	5
Inning Stats	R: 0 E: 0 K: 1 S: 5 H: 1 LOB: 0 BB: 0 P: 5	R: 6 E: 0 K: 2 S: 14 H: 6 LOB: 2 BB: 1 P: 18	R: 0 E: 0 K: 1 S: 6 H: 1 LOB: 1 BB: 0 P: 6	R: 1 E: 0 K: 0 S: 3 H: 1 LOB: 1 BB: 2 P: 11	R: 0 E: 0 K: 1 S: 5 H: 0 LOB: 0 BB: 0 P: 5	R: 5 E: 0 K: 3 S: 13 H: 4 LOB: 2 BB: 3 P: 25	R: 0 E: 0 K: 2 S: 8 H: 1 LOB: 1 BB: 0 P: 8	R: 1 E: 1 K: 1 S: 7 H: 1 LOB: 2 BB: 1 P: 11		1B: 13 2B: 2 3B: 0 HR: 0 SF: 1 SAC: 1 DP: 1 HBP: 0					

BOTTOM

New York Yankees @ Los Angeles Angels

Dodger Stadium, Los Angeles, CA

Sat Jun 12 1965, 7:05 PM PDT

Att. 25,795 - Cloudy - 63 F

livebaseballscorecards.com

AB	37
R	13
H	15
RBI	13
BB	7
SO	11
LOB	22

WP: 1 PA: 46
PB: 0
SB: 2
CS: 0

PITCHER		IP	WLS	BF	H	R	ER	SO	BB	IBB	HBP	BLK	WP	HR	S	P	ERA	WHIP
Jim Bouton, R ERA: 5.35	(1, 1)	1.2	L	10	5	5	5	2	0	0	0	0	0	0	14	14	27.00	3.000
Pete Mikkelsen, R ERA: 3.94	(2, 1)	2.1		13	4	2	2	2	3	0	0	0	1	0	14	26	7.71	3.000
Hal Reniff, R ERA: 3.41	(5, 1)	2.0		13	4	5	5	4	3	0	0	0	0	0	18	30	22.50	3.500
Steve Hamilton, L ERA: 2.65	(7, 1)	2.0		10	2	1	0	3	1	0	0	0	0	0	15	19	0.00	1.500

PITCHER	IP	WLS	BF	H	R	ER	SO	BB	IBB	HBP	BLK	WP	HR	S	P	ERA	WHIP

New York Yankees @ Los Angeles Angels

Dodger Stadium, Los Angeles, CA

Sun Jun 13 1965, 3:33 AM PDT

Att. 21,842 - Unknown - 66 F

livebaseballscorecards.com

Batter	1	2	3	4	5	6	7	8	9	AB	R	H	RBI	BB	SO	LOB
Tony Kubek, L (1, 6) OBP: 0.260, SLG: 0.264	4-0 BBBB 4-3 BB		0-0 ②③ G3-6-3 1-2f		0-0 ②③ G6-4-3 1-2f			0-0 ② FC5-4 1-2f		3	0	0	0	1	0	3
Bobby Richardson, R (1, 4) OBP: 0.312, SLG: 0.324	0-0 ① 4-3 1-2			0-0 ① 5-3		0-0 ① F7		0-0 ③ 1-3		4	0	0	0	0	0	2
Roger Maris, L (1, 9) OBP: 0.339, SLG: 0.417	4-0 BBBB G6-4-3 BB			0-0 BB 1B 1B 1B		0-0 ② B1-3			0-3 SSS ① K	3	1	1	0	1	1	0
Elston Howard, R (1, 2) OBP: 0.231, SLG: 0.462	0-0 ②③ G6-4-3 1-2f			0-3 SSS ② K		0-0 ③ F8			0-0 ② 5-3	4	0	0	0	0	1	3
Tom Tresh, S (1, 8) (7, 7) OBP: 0.354, SLG: 0.523		0-0 ① 4-3		0-0 BB 1-2 1B 1B			0-0 ① L9		0-0 ③ L9	4	1	1	0	0	0	0
Joe Pepitone, L (1, 3) OBP: 0.291, SLG: 0.410		0-0 ② 4-3		4-0 BBBB 1B 1-2 2-6-3 2-3 BB			0-0 ② 1-3			2	1	0	0	1	0	0
Hector Lopez, R (1, 7) OBP: 0.250, SLG: 0.346 Ross Moschitto, R (7, 8) OBP: 0.167, SLG: 0.182	0-3 ③ SSS K2-3			0-0 2-6-3 1-3 2-H 3-H 1B			0-0 ③ L6			3 0	0 0	1 0	2 0	0 0	1 0	0 0
Clete Boyer, R (1, 5) OBP: 0.310, SLG: 0.362			0-0 G3-6-3 1B	0-0 ③ 2-6-3 1-2 3-H	0-0 ① 4-3			0-3 ① SSS K		3	0	1	0	0	1	0
Whitey Ford, L (1, 1) OBP: 0.241, SLG: 0.222 Pedro Ramos, S (9, 1) OBP: 0.167, SLG: 0.167			0-3 ① SSS K		0-0 G6-4-3 1B			0-0 FC5-4 1B		3 0	0 0	2 0	0 0	0 0	1 0	1 0
Inning Stats	R: 0 H: 0 E: 0 LOB: 1 K: 0 BB: 2 S: 2 P: 10	R: 0 H: 0 E: 0 LOB: 0 K: 1 BB: 0 S: 5 P: 5	R: 0 H: 1 E: 0 LOB: 0 K: 1 BB: 0 S: 5 P: 5	R: 3 H: 3 E: 0 LOB: 2 K: 1 BB: 1 S: 7 P: 11	R: 0 H: 1 E: 0 LOB: 0 K: 0 BB: 0 S: 3 P: 3	R: 0 H: 0 E: 0 LOB: 0 K: 0 BB: 0 S: 3 P: 3	R: 0 H: 0 E: 0 LOB: 0 K: 0 BB: 0 S: 3 P: 3	R: 0 H: 1 E: 0 LOB: 1 K: 1 BB: 0 S: 6 P: 6	R: 0 H: 0 E: 0 LOB: 0 K: 1 BB: 0 S: 5 P: 5	1B: 6 SF: 0 2B: 0 SAC: 0 3B: 0 DP: 3 HR: 0 HBP: 0						

PITCHER		IP	WLS	BF	H	R	ER	SO	BB	IBB	HBP	BLK	WP	HR	S	P	ERA	WHIP
Fred Newman, R ERA: 3.46	(1, 1)	8.0	L	30	6	3	3	4	3	0	0	0	0	0	34	46	3.38	1.125
Bob Lee, R ERA: 2.03	(9, 1)	1.0		3	0	0	0	1	0	0	0	0	0	0	5	5	0.00	0.000

PITCHER	IP	WLS	BF	H	R	ER	SO	BB	IBB	HBP	BLK	WP	HR	S	P	ERA	WHIP

TOP

AB	29
R	3
H	6
RBI	2
BB	3
SO	5
LOB	9

WP: 0 PA: 32
PB: 0
SB: 0
CS: 0

BOTTOM

New York Yankees @ Los Angeles Angels

Dodger Stadium, Los Angeles, CA

Sun Jun 13 1965, 3:33 AM PDT

Att. 21,842 - Unknown - 66 F

livebaseballscorecards.com

Batter	1	2	3	4	5	6	7	8	9	AB	R	H	RBI	BB	SO	LOB
Jose Cardenal, R (1, 8) OBP: 0.316, SLG: 0.429	CS 1B			FC1-6 1B		1-3			5-3	4	0	2	0	0	0	0
Albie Pearson, L (1, 9) OBP: 0.361, SLG: 0.369	1-3 1-2			FC1-6 FC6-4 1-2f		BBBB G5-4-3 BB			6-3	2	0	0	0	0	0	2
Bobby Gene Smith, R (6, PH) OBP: 0.316, SLG: 0.361 (7, 9)										1	0	0	0	1	0	0
Jim Fregosi, R (1, 6) OBP: 0.260, SLG: 0.366	F4			FC6-4 BB 1-2f		G5-4-3 1-2f			1B 1B	4	0	1	0	0	0	2
Willie Smith, L (1, 7) OBP: 0.272, SLG: 0.396		SSS K		BBBB 1-2 BB			SSS K		1-2 1B	2	0	0	0	1	2	0
Lou Clinton, R (9, PH) OBP: 0.268, SLG: 0.250										1	0	1	0	0	0	0
Vic Power, R (1, 3) OBP: 0.289, SLG: 0.342		F2		L9			F2		SSS K2-3	4	0	0	0	0	1	4
Paul Schaal, R (1, 5) OBP: 0.286, SLG: 0.396		SSS K			1-3		SSS K			3	0	0	0	0	2	0
Buck Rodgers, S (1, 2) OBP: 0.271, SLG: 0.276		1-3			SSS K			4-3		3	0	0	0	0	1	0
Bobby Knoop, R (1, 4) OBP: 0.325, SLG: 0.374		6-3			1B			1-3		3	0	1	0	0	0	0
Fred Newman, R (1, 1) OBP: 0.182, SLG: 0.036		SSS K			F9			4-3		2	0	0	0	0	1	1
Julio Gotay, R (8, PH) OBP: 0.296, SLG: 0.343										1	0	0	0	0	0	0
Bob Lee, R (9, 1) OBP: 0.222, SLG: 0.500										0	0	0	0	0	0	0

Inning Stats	1	2	3	4	5	6	7	8	9
	R: 0 E: 0 K: 0 S: 3	H: 1 LOB: 0 BB: 0 P: 3	R: 0 E: 0 K: 2 S: 7	H: 0 LOB: 0 BB: 0 P: 7	R: 0 E: 0 K: 1 S: 5	H: 0 LOB: 0 BB: 0 P: 5	R: 0 E: 0 K: 0 S: 4	H: 1 LOB: 2 BB: 1 P: 8	R: 0 E: 0 K: 1 S: 6	H: 1 LOB: 1 BB: 0 P: 6	R: 0 E: 0 K: 0 S: 2	H: 0 LOB: 0 BB: 1 P: 6	R: 0 E: 0 K: 2 S: 7	H: 0 LOB: 0 BB: 0 P: 7	R: 0 E: 0 K: 0 S: 3	H: 0 LOB: 0 BB: 0 P: 3	R: 0 E: 0 K: 1 S: 7	H: 2 LOB: 2 BB: 0 P: 7

1B: 5	SF: 0
2B: 0	SAC: 0
3B: 0	DP: 1
HR: 0	HBP: 0

WP: 0	PA: 32
PB: 0	
SB: 0	
CS: 1	

AB	30
R	0
H	5
RBI	0
BB	2
SO	7
LOB	9

PITCHER		IP	WLS	BF	H	R	ER	SO	BB	IBB	HBP	BLK	WP	HR	S	P	ERA	WHIP
Whitey Ford, L ERA: 3.89	(1, 1)	8.2	W	31	5	0	0	6	2	0	0	0	0	0	41	49	0.00	0.808
Pedro Ramos, R ERA: 3.34	(9, 1)	0.1	S	1	0	0	0	1	0	0	0	0	0	0	3	3	0.00	0.000

PITCHER	IP	WLS	BF	H	R	ER	SO	BB	IBB	HBP	BLK	WP	HR	S	P	ERA	WHIP

Batter	1	2	3	4	5	6	7	8	9	AB	R	H	RBI	BB	SO	LOB
Tony Kubek, L (1, 6) OBP: 0.258, SLG: 0.261	F7		E7 1B 1-3 2-H 1B	G3		F4			F7	5	0	1	0	0	0	4
Bobby Richardson, R (1, 4) OBP: 0.306, SLG: 0.317	F8		F3		4-3		F7		FC4-6 1-2f	5	0	0	0	0	0	3
Roger Maris, L (1, 9) OBP: 0.344, SLG: 0.421	G1		2-3 3-H 1B		FC6-4 1B		K			4	0	2	1	0	1	0
Mickey Mantle, S (1, 7) OBP: 0.383, SLG: 0.430		4-3	F9		F6		K			4	0	0	0	0	1	3
Elston Howard, R (1, 2) OBP: 0.233, SLG: 0.433		F2	1B 1B 1B		FC6-4 1-2f				F9	4	1	1	0	0	0	1
Tom Tresh, S (1, 8) OBP: 0.352, SLG: 0.518		B3	1B SF9 1-3 1B			3-1			K	4	1	1	0	0	1	0
Joe Pepitone, L (1, 3) OBP: 0.295, SLG: 0.412			FC1-5 1B 1B	SH3-4 1-3 3-H 1B		K		F7		4	0	2	1	0	1	0
Hal Reniff, R (8, 1)										0	0	0	0	0	0	0
Clete Boyer, R (1, 5) OBP: 0.314, SLG: 0.367			FC1-5 E 1-2 1B	SF9 3-H		1B 1B			K	3	1	2	1	0	1	0
Bill Stafford, R (1, 1)			FC1-5 E 1-2 2-3f 1B	SH3-4 1-2						1	1	0	0	0	0	2
Horace Clarke, S (6, PH) OBP: 0.250, SLG: 0.256										1	0	1	0	0	0	0
Pete Mikkelsen, R (6, 1)										0	0	0	0	0	0	0
Steve Hamilton, L (8, 1)										0	0	0	0	0	0	0
Ray Barker, L (8, 3) OBP: 0.323, SLG: 0.309						1-2 1B			FC4-6 1B	1	0	1	0	0	0	0
Inning Stats	R: 0 E: 0 K: 0 S: 3 H: 0 LOB: 0 BB: 0 P: 3	R: 0 E: 0 K: 0 S: 3 H: 0 LOB: 0 BB: 0 P: 3	R: 2 E: 1 K: 0 S: 7 H: 4 LOB: 2 BB: 0 P: 7	R: 2 E: 0 K: 0 S: 6 H: 3 LOB: 1 BB: 0 P: 6	R: 0 E: 0 K: 0 S: 4 H: 1 LOB: 1 BB: 0 P: 4	R: 0 E: 0 K: 1 S: 7 H: 2 LOB: 2 BB: 0 P: 7	R: 0 E: 0 K: 2 S: 7 H: 0 LOB: 0 BB: 0 P: 7	R: 0 E: 0 K: 1 S: 5 H: 0 LOB: 0 BB: 0 P: 5	R: 0 E: 0 K: 1 S: 6 H: 1 LOB: 1 BB: 0 P: 6	1B: 11 2B: 0 3B: 0 HR: 0 SF: 1 SAC: 1 DP: 0 HBP: 0						

PITCHER	IP	WLS	BF	H	R	ER	SO	BB	IBB	HBP	BLK	WP	HR	S	P	ERA	WHIP
Ralph Terry, R (1, 1) ERA: 3.21	3.0		16	7	4	3	0	0	0	0	0	0	0	16	16	9.00	2.333
Floyd Weaver, R (4, 1) ERA: 4.73	4.0		15	3	0	0	3	0	0	0	0	0	0	21	21	0.00	0.750
Don McMahon, R (8, 1) ERA: 3.51	2.0	W	7	1	0	0	2	0	0	0	0	0	0	11	11	0.00	0.500

PITCHER	IP	WLS	BF	H	R	ER	SO	BB	IBB	HBP	BLK	WP	HR	S	P	ERA	WHIP

TOP

New York Yankees @ Cleveland Indians

Cleveland Municipal Stadium, Cleveland, OH

Mon Jun 14 1965, 7:05 PM EDT

Att. 16,421 - Unknown - 60 F

livebaseballscorecards.com

AB	36
R	4
H	11
RBI	3
BB	0
SO	5
LOB	13

WP: 0 PA: 38
PB: 0
SB: 0
CS: 0

New York Yankees @ Cleveland Indians

Cleveland Municipal Stadium, Cleveland, OH

Mon Jun 14 1965, 7:05 PM EDT

Att. 16,421 - Unknown - 60 F

livebaseballscorecards.com

BOTTOM

Batter	1	2	3	4	5	6	7	8	9	AB	R	H	RBI	BB	SO	LOB
Dick Howser, R (1, 6) OBP: 0.362, SLG: 0.290	BBBB 4-0 FC5-4 BB		SSS 0-3 K ②		x 0-0 FC1-6 ① 1-2f FC4-6		x 0-0 FC5-6 ② 2-2			3	0	0	0	1	1	2
Vic Davalillo, L (1, 8) OBP: 0.382, SLG: 0.477	x 0-0 FC5-4 ① 1-2f 6-3 1B		x 0-0 5-3 ③		x 0-0 FC4-6 ② 1-2f		x 0-0 1-3 ③			4	1	0	0	0	0	3
Max Alvis, R (1, 5) OBP: 0.353, SLG: 0.503	x 0-0 6-3 ② 1-2			x 0-0 HR	x 0-0 F7 ③			x 0-0 E1 1B		4	2	1	1	0	0	2
Rocky Colavito, R (1, 9) OBP: 0.389, SLG: 0.497	x 0-0 1B 2-H			SSS 0-3 K ①		x 0-0 E5		x 0-0 G3-6-3 BB 1B 2-H 1B		4	1	2	2	0	1	0
Leon Wagner, L (1, 7) OBP: 0.347, SLG: 0.465	SSS 0-3 K ③			x 0-0 1B 2B		SSS 0-3 K ①		BBBB 4-0 G3-6-3 BB 1-2		3	1	1	0	1	2	2
Fred Whitfield, L (1, 3) OBP: 0.304, SLG: 0.504		x 0-0 4-3 ①		x 0-0 F5 ②		SSS 0-3 K ②		x 0-0 G3-6-3 ①② 1-2f 2-3		4	0	0	0	0	1	4
Joe Azcue, R (1, 2) OBP: 0.289, SLG: 0.260		x 0-0 F8 ②		x 0-0 FC5-4 2-H 1B		SSS 0-3 K ③		x 0-0 1B 3-H 1B		4	0	2	2	0	1	1
Pedro Gonzalez, R (1, 4) OBP: 0.242, SLG: 0.323		SSS 0-3 K ③		x 0-0 FC5-4 ③ 1-2f			x 0-0 FC5-6 2B	x 0-0 1-2 1B		4	0	2	0	0	1	1
Ralph Terry, R (1, 1) OBP: 0.160, SLG: 0.130		SSS 0-3 K ①			BBBB 4-0 FC1-6 BB		SSS 0-3 K ①	x 0-0 G3 ③		1	0	0	0	0	1	0
Floyd Weaver, R (4, 1)										0	0	0	0	1	0	0
Larry Brown, R (7, PH) OBP: 0.288, SLG: 0.314										1	0	0	0	0	1	1
Don McMahon, R (8, 1) OBP: 0.500, SLG: 0.500										1	0	0	0	0	0	2
Inning Stats	R: 1 H: 1 E: 0 LOB: 1 K: 1 BB: 1 S: 6 P: 10	R: 0 H: 0 E: 0 LOB: 0 K: 1 BB: 0 S: 5 P: 5	R: 0 H: 0 E: 0 LOB: 0 K: 2 BB: 0 S: 7 P: 7	R: 2 H: 3 E: 0 LOB: 1 K: 1 BB: 0 S: 8 P: 8	R: 0 H: 0 E: 0 LOB: 1 K: 0 BB: 1 S: 3 P: 7	R: 0 H: 0 E: 1 LOB: 1 K: 3 BB: 0 S: 10 P: 10	R: 0 H: 1 E: 0 LOB: 1 K: 1 BB: 0 S: 6 P: 6	R: 2 H: 3 E: 1 LOB: 2 K: 0 BB: 1 S: 6 P: 10		1B: 5 SF: 0 2B: 2 SAC: 0 3B: 0 DP: 1 HR: 1 HBP: 0						

	AB	33
	R	5
	H	8
	RBI	5
	BB	3
	SO	9
	LOB	18

WP: 0 PA: 36
PB: 0
SB: 0
CS: 0

PITCHER		IP	WLS	BF	H	R	ER	SO	BB	IBB	HBP	BLK	WP	HR	S	P	ERA	WHIP
Bill Stafford, R ERA: 3.15	(1, 1)	5.0		21	4	3	3	5	2	0	0	0	0	1	29	37	5.40	1.200
Pete Mikkelsen, R ERA: 3.71	(6, 1)	2.0	L	10	2	2	0	4	0	0	0	0	0	0	18	18	0.00	1.000
Steve Hamilton, L ERA: 2.55	(8, 1)	0.2		2	0	0	0	0	1	0	0	0	0	0	1	5	0.00	1.500
Hal Reniff, R ERA: 3.38	(8, 1)	0.1		3	2	0	0	0	0	0	0	0	0	0	3	3	0.00	6.000

PITCHER		IP	WLS	BF	H	R	ER	SO	BB	IBB	HBP	BLK	WP	HR	S	P	ERA	WHIP

Batter	1	2	3	4	5	6	7	8	9	10	AB	R	H	RBI	BB	SO	LOB
Russ Snyder, L (1, 8) (9, 9) OBP: 0.380, SLG: 0.333	L7		4-3		4-3			SF7 2-H		6-3 3-H 1B	4	0	1	2	0	0	0
Luis Aparicio, R (1, 6) OBP: 0.275, SLG: 0.373	F3		K			K		F8		6-3 1-2	5	0	0	0	0	2	2
Boog Powell, L (1, 3) OBP: 0.307, SLG: 0.375	E6 1B 1B			FC5 1B 1B		4-3		4-1		G3	5	0	1	0	0	0	2
Brooks Robinson, R (1, 5) OBP: 0.373, SLG: 0.466	1B 1-2 1B			1-2 1B		K			5-3		4	0	2	0	0	1	0
Curt Blefary, L (1, 9) OBP: 0.397, SLG: 0.559 Paul Blair, R (9, 8) OBP: 0.306, SLG: 0.317	1-3 2-H 1B			K			E4 G5-4-3		2B		4 0	0 0	2 0	0 0	0 0	1 0	2 0
John Orsino, R (1, 2) OBP: 0.329, SLG: 0.447		K		F8			G5-4-3 1-2f		L7		4	0	0	0	0	1	4
Sam Bowens, R (1, 7) OBP: 0.135, SLG: 0.183		K		FC5 2-3f			F7		F6		4	0	0	0	0	1	3
Jerry Adair, R (1, 4) OBP: 0.306, SLG: 0.307		G3			6-3			S BB SF7 1B		SH5-4 1B 2B	4	2	2	0	0	0	0
Wally Bunker, R (1, 1) OBP: 0.389, SLG: 0.214 Norm Siebern, L (8, PH) OBP: 0.359, SLG: 0.432 Stu Miller, R (8, 1)			K		K			BBBB 1-2 BB		SH5-4 2-3	2 0 0	0 0 0	0 0 0	0 0 0	0 1 0	2 0 0	0 0 0
Inning Stats	R: 0 E: 1 K: 0 S: 5 H: 2 LOB: 2 BB: 0 P: 5	R: 0 E: 0 K: 2 S: 7 H: 0 LOB: 0 BB: 0 P: 7	R: 0 E: 0 K: 2 S: 7 H: 0 LOB: 0 BB: 0 P: 7	R: 0 E: 0 K: 1 S: 7 H: 2 LOB: 2 BB: 0 P: 7	R: 0 E: 0 K: 1 S: 5 H: 0 LOB: 0 BB: 0 P: 5	R: 0 E: 0 K: 2 S: 7 H: 0 LOB: 0 BB: 0 P: 7	R: 0 E: 1 K: 0 S: 3 H: 0 LOB: 0 BB: 0 P: 3	R: 1 E: 0 K: 0 S: 4 H: 1 LOB: 1 BB: 1 P: 8	R: 0 E: 0 K: 0 S: 4 H: 1 LOB: 1 BB: 0 P: 4	R: 1 E: 0 K: 0 S: 5 H: 2 LOB: 1 BB: 0 P: 5	1B: 6 2B: 2 3B: 0 HR: 0	SF: 1 SAC: 1 DP: 1 HBP: 0	WP: 0 PB: 0 SB: 1 CS: 0	PA: 39			

PITCHER	IP	WLS	BF	H	R	ER	SO	BB	IBB	HBP	BLK	WP	HR	S	P	ERA	WHIP
Mel Stottlemyre, R (1, 1) ERA: 2.56	9.2	L	38	8	2	2	8	1	0	0	0	0	0	53	57	1.86	0.931
Steve Hamilton, L (10, 1) ERA: 2.5	0.1		1	0	0	0	0	0	0	0	0	0	0	1	1	0.00	0.000

PITCHER	IP	WLS	BF	H	R	ER	SO	BB	IBB	HBP	BLK	WP	HR	S	P	ERA	WHIP

TOP

Baltimore Orioles @ New York Yankees

Yankee Stadium, Bronx, NY

Tue Jun 15 1965, 7:05 PM EDT
Att. 13,931 - Cloudy - 60 F

livebaseballscorecards.com

AB	36
R	2
H	8
RBI	2
BB	1
SO	8
LOB	13

Baltimore Orioles @ New York Yankees

Yankee Stadium, Bronx, NY

Tue Jun 15 1965, 7:05 PM EDT

Att. 13,931 - Cloudy - 60 F

livebaseballscorecards.com

Batter	1	2	3	4	5	6	7	8	9	10	AB	R	H	RBI	BB	SO	LOB
Tony Kubek, L (1, 6) OBP: 0.257, SLG: 0.269	F7			4-3		6-3		2B			4	0	1	0	0	0	1
Bobby Richardson, R (1, 4) OBP: 0.301, SLG: 0.311	6-3			F9		FC6-2 (S, 1B) 3-H		F7			4	1	0	0	0	0	2
Roger Maris, L (1, 9) OBP: 0.341, SLG: 0.414	4-3			F6		1-H 1B			G3		4	0	1	1	0	0	0
Mickey Mantle, S (1, 7) OBP: 0.380, SLG: 0.422 Ross Moschitto, R (10, 8) OBP: 0.167, SLG: 0.182		F7			B B B 4-0 FC6-4 BB	F8			S S S 0-3 K		3 0	0 0	0 0	0 0	1 0	1 0	1 0
Elston Howard, R (1, 2) OBP: 0.235, SLG: 0.412		F4			FC6-4 (FC4-6) 1-2f		FC4-6 1B		S S S 0-3 K		4	0	1	0	0	1	1
Tom Tresh, S (1, 8) OBP: 0.347, SLG: 0.509 (10, 7)		F3			FC4-6 1B 1-2f		FC4-6 G4-6-3 1-2f			B1-3	4	0	0	0	0	0	2
Joe Pepitone, L (1, 3) OBP: 0.294, SLG: 0.408			3-1		1-2 1B		G4-6-3 1-2f			G3	4	0	1	0	0	0	1
Clete Boyer, R (1, 5) OBP: 0.313, SLG: 0.365			1-3		F8			S S S 0-3 K		1B	4	0	1	0	0	1	2
Mel Stottlemyre, R (1, 1) OBP: 0.189, SLG: 0.351 Steve Hamilton, L (10, 1) Ray Barker, L (10, PH) OBP: 0.318, SLG: 0.304			S S S 0-3 K			FC6-2 3B		L6		4-3	3 0 1	0 0 0	1 0 0	0 0 0	0 0 0	1 0 0	0 0 1
Inning Stats	R: 0 E: 0 K: 0 S: 3 H: 0 LOB: 0 BB: 0 P: 3	R: 0 E: 0 K: 0 S: 3 H: 0 LOB: 0 BB: 0 P: 3	R: 0 E: 0 K: 1 S: 5 H: 0 LOB: 0 BB: 0 P: 5	R: 0 E: 0 K: 0 S: 3 H: 0 LOB: 0 BB: 0 P: 3	R: 0 E: 0 K: 0 S: 4 H: 1 LOB: 2 BB: 1 P: 8	R: 1 E: 0 K: 0 S: 5 H: 2 LOB: 1 BB: 0 P: 5	R: 0 E: 0 K: 0 S: 3 H: 1 LOB: 0 BB: 0 P: 3	R: 0 E: 0 K: 1 S: 6 H: 1 LOB: 1 BB: 0 P: 6	R: 0 E: 0 K: 2 S: 7 H: 0 LOB: 0 BB: 0 P: 7	R: 0 E: 0 K: 0 S: 4 H: 1 LOB: 1 BB: 0 P: 4	1B: 4 2B: 1 3B: 1 HR: 0	SF: 0 SAC: 0 DP: 1 HBP: 0						

PITCHER	IP	WLS	BF	H	R	ER	SO	BB	IBB	HBP	BLK	WP	HR	S	P	ERA	WHIP
Wally Bunker, R (1, 1) ERA: 3.47	7.0		25	4	1	1	1	1	0	0	0	0	0	26	30	1.29	0.714
Stu Miller, R (8, 1) ERA: 1.61	3.0	W	11	2	0	0	3	0	0	0	0	0	0	17	17	0.00	0.667

PITCHER	IP	WLS	BF	H	R	ER	SO	BB	IBB	HBP	BLK	WP	HR	S	P	ERA	WHIP

BOTTOM

AB	35
R	1
H	6
RBI	1
BB	1
SO	4
LOB	11

WP: 0 PB: 0 SB: 1 CS: 0 PA: 36

Batter	1	2	3	4	5	6	7	8	9	AB	R	H	RBI	BB	SO	LOB
Jerry Adair, R (1, 4) OBP: 0.317, SLG: 0.335	HR		1B		K		FC6-4 BB		2B	4	1	3	3	1	1	0
Luis Aparicio, R (1, 6) OBP: 0.273, SLG: 0.369	FC5-4 1B		G1-6-3 1-2f		F7		FC6-4 1-2f		4-3	5	0	1	0	0	0	4
Jackie Brandt, R (1, 7) OBP: 0.320, SLG: 0.478	FC5-4 1-2f		HR		K			K		4	1	1	1	0	2	2
Brooks Robinson, R (1, 5) OBP: 0.370, SLG: 0.461	F3		K			G3 1B		6-3		4	0	1	0	0	1	1
Bob Johnson, R (1, 3) OBP: 0.284, SLG: 0.425	K			L8		G3 1-2		G3		3	0	0	0	0	1	2
Boog Powell, L (8, PH) OBP: 0.305, SLG: 0.373 (8, 3)										1	0	0	0	0	0	0
Sam Bowens, R (1, 9) OBP: 0.154, SLG: 0.253		HR		2B		K			F8	4	1	2	1	0	1	1
Dick Brown, R (1, 2) OBP: 0.250, SLG: 0.303		K		F7		F6			K	4	0	0	0	0	2	2
Paul Blair, R (1, 8) OBP: 0.305, SLG: 0.315		G3		F8			5-3		S 2B 1B	4	1	1	0	0	0	1
Dave McNally, R (1, 1) OBP: 0.091, SLG: 0.048		K			K		K		1-2 2B BB	3	0	0	0	0	3	0
Norm Siebern, L (9, PH) OBP: 0.364, SLG: 0.432										0	1	0	0	1	0	0
Dick Hall, R (9, 1) OBP: 0.714, SLG: 0.800										0	0	0	0	0	0	0
Inning Stats	R: 1 E: 0 K: 1 S: 7 H: 2 LOB: 1 BB: 0 P: 7	R: 1 E: 0 K: 2 S: 8 H: 1 LOB: 0 BB: 0 P: 8	R: 1 E: 0 K: 1 S: 6 H: 2 LOB: 0 BB: 0 P: 6	R: 0 E: 0 K: 0 S: 4 H: 1 LOB: 1 BB: 0 P: 4	R: 0 E: 0 K: 3 S: 10 H: 0 LOB: 1 BB: 0 P: 10	R: 0 E: 0 K: 1 S: 6 H: 1 LOB: 1 BB: 0 P: 6	R: 0 E: 0 K: 1 S: 5 H: 0 LOB: 1 BB: 1 P: 9	R: 0 E: 0 K: 1 S: 5 H: 0 LOB: 0 BB: 0 P: 5	R: 2 E: 0 K: 1 S: 7 H: 2 LOB: 1 BB: 1 P: 11	1B: 4 2B: 2 3B: 0 HR: 3 SF: 0 SAC: 0 DP: 1 HBP: 0					WP: 0 PB: 1 SB: 1 CS: 0	PA: 38	

PITCHER		IP	WLS	BF	H	R	ER	SO	BB	IBB	HBP	BLK	WP	HR	S	P	ERA	WHIP
Al Downing, L ERA: 3.27	(1, 1)	7.0	L	29	7	3	3	9	1	0	0	0	0	3	46	50	3.86	1.143
Pedro Ramos, R ERA: 3.69	(8, 1)	2.0		9	2	2	2	2	1	0	0	0	0	0	12	16	9.00	1.500

PITCHER		IP	WLS	BF	H	R	ER	SO	BB	IBB	HBP	BLK	WP	HR	S	P	ERA	WHIP

TOP

Baltimore Orioles @ New York Yankees

Yankee Stadium, Bronx, NY

Wed Jun 16 1965, 7:05 PM EDT

Att. 10,911 - Unknown - 60 F

livebaseballscorecards.com

AB	36
R	5
H	9
RBI	5
BB	2
SO	11
LOB	13

Batter	1	2	3	4	5	6	7	8	9	AB	R	H	RBI	BB	SO	LOB
Phil Linz, R (1, 6) OBP: 0.296, SLG: 0.275	L7		F8		1B		L4			4	0	1	0	0	0	0
Bobby Richardson, R (1, 4) OBP: 0.300, SLG: 0.307	4-3		BB		K			L9		3	0	0	0	1	1	1
Roger Maris, L (1, 9) OBP: 0.338, SLG: 0.409	1B		4-3		F7			6-3		4	0	1	0	0	0	2
Mickey Mantle, S (1, 7) OBP: 0.377, SLG: 0.418	L4			1B		5-3		6-3		4	0	1	0	0	0	1
Elston Howard, R (1, 2) OBP: 0.237, SLG: 0.378		HBP		F8		6-3			5-3	3	0	0	0	0	0	1
Tom Tresh, S (1, 8) OBP: 0.349, SLG: 0.511	1-H 2B			F7	BB				4-3	3	0	1	0	1	0	1
Joe Pepitone, L (1, 3) OBP: 0.293, SLG: 0.405	F5			G3		4-3			1B	4	0	1	0	0	0	3
Clete Boyer, R (1, 5) OBP: 0.316, SLG: 0.385	6-3				HR		G6-4-3 1B		K	4	1	2	1	0	1	2
Al Downing, R (1, 1) OBP: 0.214, SLG: 0.154			F8		F3		G6-4-3 1-2f			2	0	0	0	0	0	0
Hector Lopez, R (7, PH) OBP: 0.247, SLG: 0.341										1	0	0	0	0	0	1
Pedro Ramos, S (8, 1) OBP: 0.167, SLG: 0.167										0	0	0	0	0	0	0
Inning Stats	R: 0 H: 1 E: 0 LOB: 1 K: 0 BB: 0 S: 4 P: 4	R: 0 H: 1 E: 0 LOB: 1 K: 0 BB: 0 S: 3 P: 4	R: 0 H: 0 E: 0 LOB: 1 K: 0 BB: 1 S: 3 P: 7	R: 0 H: 1 E: 0 LOB: 1 K: 0 BB: 0 S: 4 P: 4	R: 1 H: 2 E: 0 LOB: 1 K: 1 BB: 0 S: 7 P: 7	R: 0 H: 0 E: 0 LOB: 1 K: 0 BB: 1 S: 3 P: 7	R: 0 H: 1 E: 0 LOB: 0 K: 0 BB: 0 S: 3 P: 3	R: 0 H: 0 E: 0 LOB: 0 K: 0 BB: 0 S: 3 P: 3	R: 0 H: 1 E: 0 LOB: 1 K: 1 BB: 0 S: 6 P: 6	1B: 5 SF: 0 2B: 1 SAC: 0 3B: 0 DP: 1 HR: 1 HBP: 1						

PITCHER	IP	WLS	BF	H	R	ER	SO	BB	IBB	HBP	BLK	WP	HR	S	P	ERA	WHIP
Dave McNally, L (1, 1) ERA: 3.71	8.0	W	31	6	1	1	1	2	0	1	0	0	1	30	39	1.12	1.000
Dick Hall, R (9, 1) ERA: 2.57	1.0	S	4	1	0	0	1	0	0	0	0	0	0	6	6	0.00	1.000

PITCHER	IP	WLS	BF	H	R	ER	SO	BB	IBB	HBP	BLK	WP	HR	S	P	ERA	WHIP

BOTTOM

Baltimore Orioles @ New York Yankees

Yankee Stadium, Bronx, NY

Wed Jun 16 1965, 7:05 PM EDT
Att. 10,911 - Unknown - 60 F

livebaseballscorecards.com

AB	32
R	1
H	7
RBI	1
BB	2
SO	2
LOB	12

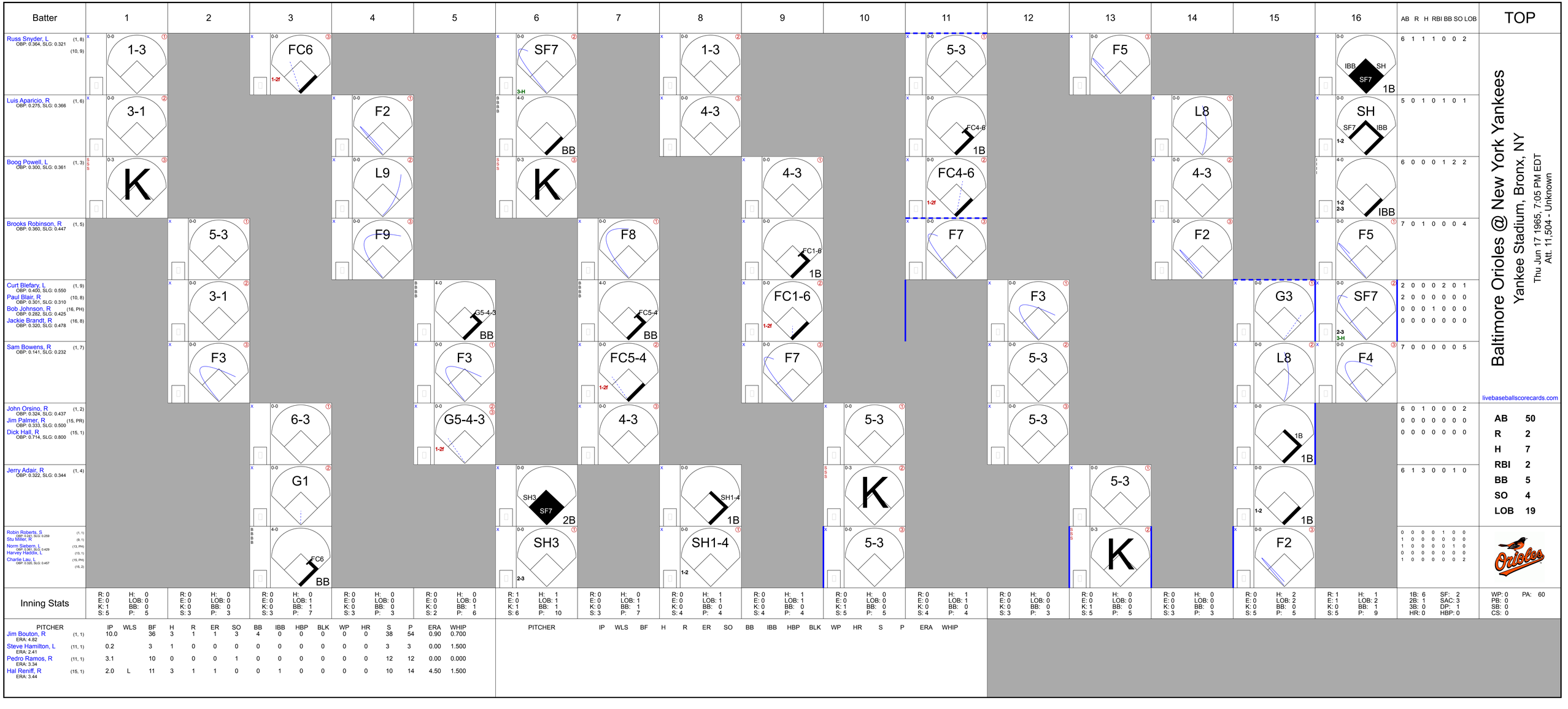
Batter
1
2
3
4
5
6
7
8
9
10
11
12
13
14
15
16
AB R H RBI BB SO LOB
TOP
Russ Snyder, L (1, 8) (10, 9)
1-3
FC6
1-2f
SF7
3-H
1-3
5-3
F5
IBB SH SF7 1B
6 1 1 1 0 0 2
Luis Aparicio, R (1, 6)
3-1
F2
BB
4-3
FC4-6 1B
L8
SH SF7 IBB 1-2
5 0 1 0 1 0 1
Boog Powell, L (1, 3)
K
L9
K
4-3
FC4-6
1-2f
4-3
1-2 2-3 IBB
6 0 0 0 1 2 2
Brooks Robinson, R (1, 5)
5-3
F9
F8
FC1-6 1B
F7
F2
F5
7 0 1 0 0 0 4
Curt Blefary, L (1, 9)
Paul Blair, R (10, 8)
Bob Johnson, R (16, PH)
Jackie Brandt, R (16, 8)
3-1
G5-4-3 BB
FC5-4 BB
FC1-6
1-2f
F3
G3
SF7
2-3 3-H
2 0 0 0 2 0 1
2 0 0 0 0 0 0
0 0 0 1 0 0 0
0 0 0 0 0 0 0
Sam Bowens, R (1, 7)
F3
F3
FC5-4
1-2f
F7
5-3
L8
F4
7 0 0 0 0 0 5
John Orsino, R (1, 2)
Jim Palmer, R (15, PR)
Dick Hall, R (15, 1)
6-3
G5-4-3
1-2f
4-3
5-3
5-3
1B
6 0 1 0 0 0 2
0 0 0 0 0 0 0
0 0 0 0 0 0 0
Jerry Adair, R (1, 4)
G1
SH3 SF7 2B
SH1-4 1B
K
5-3
1B
6 1 3 0 0 1 0
Robin Roberts, S (1, 1)
Stu Miller, R (9, 1)
Norm Sieburn, L (13, PH)
Harvey Haddix, L (13, 1)
Charlie Lau, L (15, PH)
OBP: 0.320, SLG: 0.457 (15, 2)
FC6 BB
SH3 2-3
SH1-4 1-2
5-3
K
F2
0 0 0 0 1 0 0
1 0 0 0 0 0 0
1 0 0 0 0 1 0
0 0 0 0 0 0 0
1 0 0 0 0 0 2
Baltimore Orioles @ New York Yankees
Yankee Stadium, Bronx, NY
Thu Jun 17 1965, 7:05 PM EDT
Att. 11,504 - Unknown
livebaseballscorecards.com
AB 50
R 2
H 7
RBI 2
BB 5
SO 4
LOB 19
Inning Stats
R: 0 E: 0 K: 1 S: 5 H: 0 LOB: 0 BB: 0 P: 5
R: 0 E: 0 K: 0 S: 3 H: 0 LOB: 0 BB: 0 P: 3
R: 0 E: 0 K: 0 S: 3 H: 0 LOB: 1 BB: 1 P: 7
R: 0 E: 0 K: 0 S: 3 H: 0 LOB: 0 BB: 0 P: 3
R: 0 E: 0 K: 0 S: 2 H: 0 LOB: 0 BB: 1 P: 6
R: 1 E: 0 K: 1 S: 6 H: 1 LOB: 1 BB: 1 P: 10
R: 0 E: 0 K: 0 S: 3 H: 0 LOB: 1 BB: 1 P: 7
R: 0 E: 0 K: 0 S: 4 H: 1 LOB: 1 BB: 1 P: 4
R: 0 E: 0 K: 0 S: 4 H: 1 LOB: 1 BB: 0 P: 4
R: 0 E: 0 K: 1 S: 5 H: 0 LOB: 0 BB: 0 P: 5
R: 0 E: 0 K: 0 S: 4 H: 1 LOB: 1 BB: 0 P: 4
R: 0 E: 0 K: 0 S: 3 H: 0 LOB: 0 BB: 0 P: 3
R: 0 E: 0 K: 1 S: 5 H: 0 LOB: 0 BB: 0 P: 5
R: 0 E: 0 K: 0 S: 3 H: 0 LOB: 0 BB: 0 P: 3
R: 0 E: 0 K: 0 S: 5 H: 2 LOB: 2 BB: 0 P: 5
R: 1 E: 1 K: 0 S: 5 H: 1 LOB: 2 BB: 1 P: 9
1B: 6 2B: 1 3B: 0 HR: 0
SF: 2 SAC: 3 DP: 1 HBP: 0
WP: 0 PB: 0 SB: 0 CS: 0
PA: 60
PITCHER IP WLS BF H R ER SO BB IBB HBP BLK WP HR S P ERA WHIP
Jim Bouton, R (1, 1) ERA: 4.82 10.0 36 3 1 1 3 4 0 0 0 0 0 38 54 0.90 0.700
Steve Hamilton, L (11, 1) ERA: 2.41 0.2 3 1 0 0 0 0 0 0 0 0 0 3 3 0.00 1.500
Pedro Ramos, R (11, 1) ERA: 3.34 3.1 10 0 0 0 1 0 0 0 0 0 0 12 12 0.00 0.000
Hal Reniff, R (15, 1) ERA: 3.44 2.0 L 11 3 1 1 0 0 1 0 0 0 0 10 14 4.50 1.500
PITCHER IP WLS BF H R ER SO BB IBB HBP BLK WP HR S P ERA WHIP

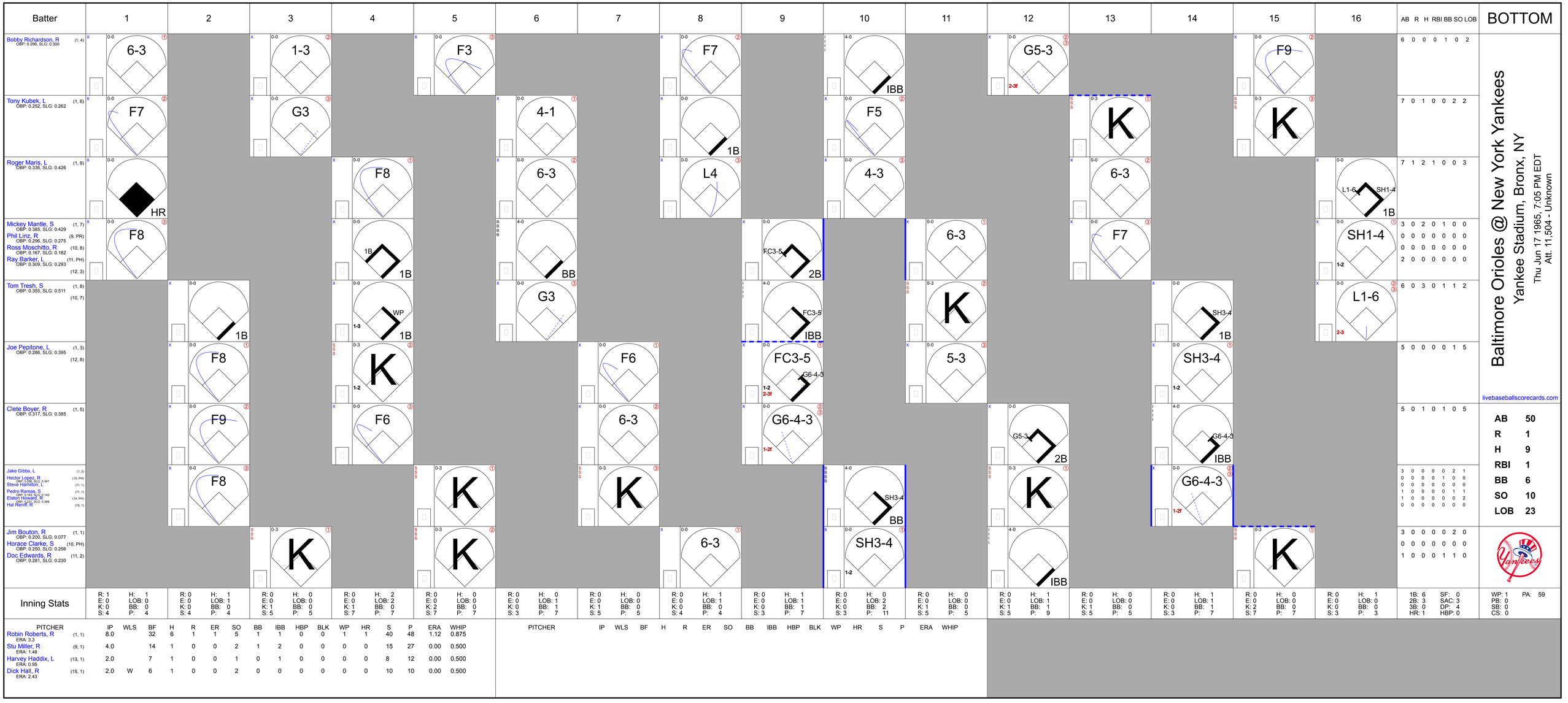
Batter
1
2
3
4
5
6
7
8
9
10
11
12
13
14
15
16
AB R H RBI BB SO LOB
BOTTOM
Bobby Richardson, R (1, 4)
OBP: 0.296, SLG: 0.300
6-3
F7
HR
F8
6 0 0 0 1 0 2
Tony Kubek, L (1, 6)
OBP: 0.252, SLG: 0.262
1-3
G3
F3
4-1
F7
1B
IBB
F5
G5-3
2-3f
K
F9
K
7 0 1 0 0 2 2
Roger Maris, L (1, 9)
OBP: 0.336, SLG: 0.426
F8
1B
6-3
L4
4-3
6-3
L1-6
SH1-4
1B
7 1 2 1 0 0 3
Mickey Mantel, S (1, 7)
OBP: 0.385, SLG: 0.429
Phil Linz, R (9, PR)
OBP: 0.296, SLG: 0.275
Ross Moschitto, R (10, 8)
OBP: 0.167, SLG: 0.182
Ray Barker, L (11, PH)
OBP: 0.309, SLG: 0.293
(12, 3)
1B
1B
BB
FC3-5
2B
6-3
F7
SH1-4
1-2
3 0 2 0 1 0 0
0 0 0 0 0 0 0
0 0 0 0 0 0 0
2 0 0 0 0 0 0
Tom Tresh, S (1, 8)
OBP: 0.355, SLG: 0.511
(10, 7)
1B
WP
1B
1-3
G3
FC3-5
IBB
K
SH3-4
1B
L1-6
2-3
6 0 3 0 1 1 2
Joe Pepitone, L (1, 3)
OBP: 0.286, SLG: 0.395
(12, 8)
F8
K
1-2
F6
FC3-5
G6-4-3
1-2
2-3f
5-3
SH3-4
1-2
5 0 0 0 0 1 5
Clete Boyer, R (1, 5)
OBP: 0.317, SLG: 0.385
F9
F6
6-3
G6-4-3
1-2f
G5-3
2B
G6-4-3
IBB
5 0 1 0 1 0 5
Jake Gibbs, L (1, 2)
Hector Lopez, R (10, PH)
OBP: 0.556, SLG: 0.341
Steve Hamilton, L (11, 1)
Pedro Ramos, S (11, 1)
OBP: 0.143, SLG: 0.143
Elston Howard, R (14, PH)
OBP: 0.364, SLG: 0.368
Hal Reniff, R (15, 1)
F8
K
K
K
SH3-4
BB
G6-4-3
1-2f
3 0 0 0 0 2 1
0 0 0 0 1 0 0
0 0 0 0 0 0 0
1 0 0 0 0 1 1
1 0 0 0 0 0 2
0 0 0 0 0 0 0
Jim Bouton, R (1, 1)
OBP: 0.200, SLG: 0.077
Horace Clarke, S (10, PH)
OBP: 0.250, SLG: 0.256
Doc Edwards, R (11, 2)
OBP: 0.281, SLG: 0.230
K
K
6-3
SH3-4
1-2
IBB
K
3 0 0 0 0 2 0
0 0 0 0 0 0 0
1 0 0 0 1 1 0
Inning Stats
R: 1 E: 0 K: 0 S: 4 H: 1 LOB: 0 BB: 0 P: 4
R: 0 E: 0 K: 0 S: 4 H: 1 LOB: 1 BB: 0 P: 4
R: 0 E: 0 K: 1 S: 5 H: 0 LOB: 0 BB: 0 P: 5
R: 0 E: 0 K: 1 S: 7 H: 2 LOB: 2 BB: 0 P: 7
R: 0 E: 0 K: 2 S: 7 H: 0 LOB: 0 BB: 0 P: 7
R: 0 E: 0 K: 0 S: 3 H: 0 LOB: 1 BB: 1 P: 7
R: 0 E: 0 K: 1 S: 5 H: 0 LOB: 0 BB: 0 P: 5
R: 0 E: 0 K: 0 S: 4 H: 1 LOB: 1 BB: 0 P: 4
R: 0 E: 0 K: 0 S: 3 H: 1 LOB: 1 BB: 1 P: 7
R: 0 E: 0 K: 0 S: 3 H: 0 LOB: 2 BB: 2 P: 11
R: 0 E: 0 K: 1 S: 5 H: 0 LOB: 0 BB: 0 P: 5
R: 0 E: 0 K: 1 S: 5 H: 1 LOB: 1 BB: 1 P: 9
R: 0 E: 0 K: 1 S: 5 H: 0 LOB: 0 BB: 0 P: 5
R: 0 E: 0 K: 1 S: 3 H: 1 LOB: 1 BB: 1 P: 7
R: 0 E: 0 K: 2 S: 7 H: 0 LOB: 0 BB: 0 P: 7
R: 0 E: 0 K: 0 S: 3 H: 1 LOB: 0 BB: 0 P: 3
1B: 6 2B: 3 3B: 0 HR: 1
SF: 0 SAC: 3 DP: 4 HBP: 0
WP: 1 PB: 0 SB: 0 CS: 0
PA: 59
Baltimore Orioles @ New York Yankees
Yankee Stadium, Bronx, NY
Thu Jun 17 1965, 7:05 PM EDT
Att. 11,504 - Unknown
livebaseballscorecards.com
AB 50
R 1
H 9
RBI 1
BB 6
SO 10
LOB 23
PITCHER IP WLS BF H R ER SO BB IBB HBP BLK WP HR S P ERA WHIP
Robin Roberts, R (1, 1) ERA: 3.3 8.0 32 6 1 1 5 1 1 0 0 1 1 40 48 1.12 0.875
Stu Miller, R (9, 1) ERA: 1.48 4.0 14 1 0 0 2 1 2 0 0 0 0 15 27 0.00 0.500
Harvey Haddix, L (13, 1) ERA: 0.95 2.0 7 1 0 0 1 0 1 0 0 0 0 8 12 0.00 0.500
Dick Hall, R (15, 1) ERA: 2.43 2.0 W 6 1 0 0 2 0 0 0 0 0 0 10 10 0.00 0.500
PITCHER IP WLS BF H R ER SO BB IBB HBP BLK WP HR S P ERA WHIP

Minnesota Twins @ New York Yankees

Yankee Stadium, Bronx, NY

Fri Jun 18 1965, 7:05 PM EDT

Att. 22,241 - Unknown - 69 F

TOP

livebaseballscorecards.com

Batter	1	2	3	4	5	6	7	8	9	AB	R	H	RBI	BB	SO	LOB
Zoilo Versalles, R (1, 6) OBP: 0.293, SLG: 0.451	5-3		K	F7			6-3		K	5	0	0	0	0	2	2
Tony Oliva, L (1, 9) OBP: 0.310, SLG: 0.471	2B 1B		FC4-6 1B		6-3		1-3			4	1	2	0	0	0	0
Jimmie Hall, L (1, 8) OBP: 0.377, SLG: 0.561	F7 1-H 2B		FC4-6 BB 1-2f		WP BB		F7			3	0	1	1	1	0	1
Harmon Killebrew, R (1, 5) OBP: 0.353, SLG: 0.446	F7 2-3		1-2 BB		F3			5-3		3	0	0	0	1	0	2
Don Mincher, L (1, 3) OBP: 0.327, SLG: 0.422	G3		L9		K 1-2			1-3		4	0	0	0	0	1	4
Bob Allison, R (1, 7) OBP: 0.380, SLG: 0.489		F5		5-3	K			5-3		4	0	0	0	0	1	2
Earl Battey, R (1, 2) OBP: 0.372, SLG: 0.386		BB		K	F8				6-3	2	0	0	0	1	1	0
John Sevcik, R (8, 2)									1B	1	0	0	0	0	0	0
Rich Rollins, R (1, 4) OBP: 0.282, SLG: 0.335		F2		IHR	L8				1B	4	1	2	1	0	0	1
Mel Nelson, R (1, 1)		K		E9 1B	L5				K	0	0	0	0	0	0	0
Dick Stigman, R (1, 1)										1	0	0	0	0	1	1
Sandy Valdespino, L (4, PH) OBP: 0.358, SLG: 0.354										1	0	1	0	0	0	0
Jerry Fosnow, R (4, 1)										0	0	0	0	0	0	0
Joe Nossek, R (6, PH) OBP: 0.216, SLG: 0.324										1	0	0	0	0	0	0
Jim Perry, S (6, 1)										0	0	0	0	0	0	0
Frank Kostro, R (9, PH) OBP: 0.242, SLG: 0.214										1	0	0	0	0	1	1
Inning Stats	R: 1 H: 2 E: 0 LOB: 1 K: 0 BB: 0 S: 5 P: 5	R: 0 H: 0 E: 0 LOB: 1 K: 1 BB: 1 S: 5 P: 9	R: 0 H: 1 E: 0 LOB: 2 K: 1 BB: 1 S: 6 P: 10	R: 1 H: 2 E: 1 LOB: 1 K: 1 BB: 0 S: 7 P: 7	R: 0 H: 0 E: 0 LOB: 2 K: 2 BB: 1 S: 8 P: 12	R: 0 H: 0 E: 0 LOB: 0 K: 0 BB: 0 S: 3 P: 3	R: 0 H: 0 E: 0 LOB: 0 K: 0 BB: 0 S: 3 P: 3	R: 0 H: 0 E: 0 LOB: 0 K: 0 BB: 0 S: 3 P: 3	R: 0 H: 1 E: 0 LOB: 1 K: 2 BB: 0 S: 8 P: 8	1B: 4 SF: 0 2B: 1 SAC: 0 3B: 0 DP: 0 HR: 1 HBP: 0						

	AB	34
	R	2
	H	6
	RBI	2
	BB	3
	SO	7
	LOB	14

WP: 1 PA: 37
PB: 0
SB: 0
CS: 0

PITCHER		IP	WLS	BF	H	R	ER	SO	BB	IBB	HBP	BLK	WP	HR	S	P	ERA	WHIP
Bill Stafford, R ERA: 3.04	(1, 1)	8.0	W	33	5	2	2	5	3	0	0	0	1	0	40	52	2.25	1.000
Bobby Tiefenauer, R ERA: 6.75	(9, 1)	1.0	S	4	1	0	0	2	0	0	0	0	0	0	8	8	0.00	1.000

PITCHER	IP	WLS	BF	H	R	ER	SO	BB	IBB	HBP	BLK	WP	HR	S	P	ERA	WHIP

Minnesota Twins @ New York Yankees

Yankee Stadium, Bronx, NY

Fri Jun 18 1965, 7:05 PM EDT

Att. 22,241 - Unknown - 69 F

livebaseballscorecards.com

BOTTOM

Batter	1	2	3	4	5	6	7	8	9	AB	R	H	RBI	BB	SO	LOB
Bobby Richardson, R (1, 4) OBP: 0.294, SLG: 0.302	6-3	1B 2B	F9			5-3		P4		5	1	1	0	0	0	2
Tom Tresh, S (1, 8) (7, 7) OBP: 0.353, SLG: 0.506	BB BB HR 1B	F4		K			K			4	1	1	0	0	2	1
Roger Maris, L (1, 9) OBP: 0.340, SLG: 0.448	BB HR BB	F4		K			HR			3	2	1	1	1	1	1
Elston Howard, R (1, 2) OBP: 0.279, SLG: 0.390	HR BB	1B		5-3			HR 1B			3	2	2	1	1	0	0
Mickey Mantle, S (1, 7) OBP: 0.384, SLG: 0.444	HR	K			6-3		HR			3	1	1	4	0	1	1
Ross Moschitto, R (7, 8) OBP: 0.231, SLG: 0.500										1	1	1	2	0	0	0
Joe Pepitone, L (1, 3) OBP: 0.295, SLG: 0.402	F6		FC5-4 1B		L6-3 1B		G1-6-3 1B			4	0	3	0	0	0	0
Clete Boyer, R (1, 5) OBP: 0.316, SLG: 0.379	HR HBP		FC5-4 1B		L6-3		G1-6-3			3	1	0	0	0	0	3
Phil Linz, R (1, 6) OBP: 0.301, SLG: 0.304	HR		1B			F8		1-3		4	1	2	2	0	0	0
Bill Stafford, R (1, 1)	K		F2			6-3		6-3		3	0	0	0	0	1	2
Jake Gibbs, L (8, PH)										1	0	0	0	0	0	0
Bobby Tiefenauer, R (9, 1)										0	0	0	0	0	0	0
Inning Stats	R: 6 E: 0 K: 1 S: 8 / H: 3 LOB: 0 BB: 2 P: 17	R: 1 E: 0 K: 1 S: 7 / H: 2 LOB: 1 BB: 0 P: 7	R: 0 E: 0 K: 0 S: 5 / H: 2 LOB: 2 BB: 0 P: 5	R: 0 E: 0 K: 2 S: 7 / H: 0 LOB: 0 BB: 0 P: 7	R: 0 E: 0 K: 0 S: 3 / H: 1 LOB: 0 BB: 0 P: 3	R: 0 E: 0 K: 0 S: 3 / H: 0 LOB: 0 BB: 0 P: 3	R: 3 E: 0 K: 1 S: 8 / H: 4 LOB: 0 BB: 0 P: 8	R: 0 E: 0 K: 0 S: 3 / H: 0 LOB: 0 BB: 0 P: 3		1B: 7 2B: 2 3B: 0 HR: 4	SF: 0 SAC: 0 DP: 2 HBP: 1					

AB	34
R	10
H	12
RBI	10
BB	2
SO	5
LOB	10

WP: 0 PB: 0 SB: 0 CS: 0 PA: 37

PITCHER

PITCHER		IP	WLS	BF	H	R	ER	SO	BB	IBB	HBP	BLK	WP	HR	S	P	ERA	WHIP
Mel Nelson, L ERA: 4.76	(1, 1)	0.2	L	7	2	5	5	0	2	0	1	0	0	1	4	13	67.50	6.000
Dick Stigman, L ERA: 4.45	(1, 1)	2.1		12	5	2	2	2	0	0	0	0	0	1	16	16	7.71	2.143
Jerry Fosnow, L ERA: 3.53	(4, 1)	2.0		6	1	0	0	2	0	0	0	0	0	0	10	10	0.00	0.500
Jim Perry, R ERA: 3.52	(6, 1)	3.0		12	4	3	3	1	0	0	0	0	0	2	14	14	9.00	1.333

PITCHER	IP	WLS	BF	H	R	ER	SO	BB	IBB	HBP	BLK	WP	HR	S	P	ERA	WHIP

Batter	1	2	3	4	5	6	7	8	9	AB	R	H	RBI	BB	SO	LOB
Zoilo Versalles, R (1, 6) OBP: 0.288, SLG: 0.444	F7			E5 1B	P6			K		4	1	0	0	0	1	2
Rich Rollins, R (1, 5) (8, 4) OBP: 0.286, SLG: 0.343	F9			5-3 1B 2-H		F4		3B 2B		4	1	2	1	0	0	0
Tony Oliva, L (1, 9) OBP: 0.313, SLG: 0.469	F7			F8		FC4-6 1B		3B BB		3	1	1	0	1	0	1
Harmon Killebrew, R (1, 3) (8, 5) OBP: 0.351, SLG: 0.452		K		5-3 1-2		F8		1-H 2-H 3B		4	0	1	2	0	1	2
Bob Allison, R (1, 7) OBP: 0.374, SLG: 0.481		F8		K		FC4-6 1-2f		F4		3	0	0	0	0	1	2
Don Mincher, L (8, PH) (8, 3) OBP: 0.321, SLG: 0.413										1	0	0	0	0	0	1
Earl Battey, R (1, 2) OBP: 0.368, SLG: 0.382		F9			F3		G5-4-3 1B		F7	4	0	1	0	0	0	0
Joe Nossek, R (1, 8) OBP: 0.244, SLG: 0.342			F3		1B 1B		G5-4-3 1-2f		FC6-4 1B	4	0	2	0	0	0	1
Jerry Kindall, R (1, 4) OBP: 0.280, SLG: 0.314			1B		1-2 1B		P6		FC6-4 1-2f	1	0	1	0	0	0	0
Frank Kostro, R (3, 4) (8, 7) OBP: 0.250, SLG: 0.226										3	0	1	0	0	0	1
Mudcat Grant, R (1, 1) OBP: 0.152, SLG: 0.200			G3		K			F4	G3	0	0	0	0	0	0	0
Sandy Valdespino, L (3, PH) OBP: 0.352, SLG: 0.347										1	0	0	0	0	0	0
Bill Pleis, L (3, 1)										0	0	0	0	0	0	0
John Sevcik, R (5, PH)										1	0	0	0	0	1	2
Johnny Klippstein, R (5, 1)										0	0	0	0	0	0	0
Jimmie Hall, L (8, PH) OBP: 0.376, SLG: 0.558										1	0	0	0	0	0	0
Al Worthington, R (8, 1)										0	0	0	0	0	0	0
Jim Kaat, L (9, PH) OBP: 0.195, SLG: 0.244										1	0	0	0	0	0	1
Inning Stats	R: 0 E: 0 K: 0 S: 3 H: 0 LOB: 0 BB: 0 P: 3	R: 0 E: 0 K: 1 S: 5 H: 0 LOB: 0 BB: 0 P: 5	R: 0 E: 0 K: 0 S: 3 H: 1 LOB: 0 BB: 0 P: 3	R: 1 E: 1 K: 1 S: 7 H: 1 LOB: 1 BB: 0 P: 7	R: 0 E: 0 K: 1 S: 7 H: 2 LOB: 2 BB: 0 P: 7	R: 0 E: 0 K: 0 S: 4 H: 1 LOB: 1 BB: 0 P: 4	R: 0 E: 0 K: 0 S: 3 H: 1 LOB: 0 BB: 0 P: 3	R: 2 E: 0 K: 1 S: 7 H: 2 LOB: 1 BB: 1 P: 11	R: 0 E: 0 K: 0 S: 4 H: 1 LOB: 1 BB: 0 P: 4	1B: 7 2B: 1 3B: 1 HR: 0	SF: 0 SAC: 0 DP: 1 HBP: 0					

PITCHER		IP	WLS	BF	H	R	ER	SO	BB	IBB	HBP	BLK	WP	HR	S	P	ERA	WHIP
Whitey Ford, L ERA: 3.75	(1, 1)	7.2	W	31	8	3	2	4	1	0	0	0	0	0	38	42	2.35	1.174
Pedro Ramos, R ERA: 3.22	(8, 1)	1.1	S	5	1	0	0	0	0	0	0	0	0	0	5	5	0.00	0.750

PITCHER	IP	WLS	BF	H	R	ER	SO	BB	IBB	HBP	BLK	WP	HR	S	P	ERA	WHIP

TOP

Minnesota Twins @ New York Yankees

Yankee Stadium, Bronx, NY

Sat Jun 19 1965, 3:33 AM EDT

Att. 19,919 - Unknown - 77 F

livebaseballscorecards.com

AB	35
R	3
H	9
RBI	3
BB	1
SO	4
LOB	13

PA: 36

WP: 0	PB: 0	SB: 0	CS: 0

Batter	1	2	3	4	5	6	7	8	9	AB	R	H	RBI	BB	SO	LOB
Bobby Richardson, R (1, 4) OBP: 0.296, SLG: 0.305	0-0 1B 2B	0-0 F9 ③		0-0 FC4-6 FC5-4 1-2f ②		0-0 4-3 ③		BBB 4-0 3-H BB ②		4	1	1	0	1	0	3
Tom Tresh, S (1, 8) (8, 7) OBP: 0.354, SLG: 0.504	0-0 1B G6-4-3 2-H 1B		0-0 E 1B 1B	0-0 FC5-4 1-2f ③			0-0 1-3 ①	SSS 0-3 K ③		5	2	2	1	0	1	2
Roger Maris, L (1, 9) OBP: 0.344, SLG: 0.445	0-0 G6-4-3 1-3 1B		0-0 E4 G6-4-3 1B 1-2		0-0 F8 ①		BBB 4-0 2B BB			3	1	1	0	1	0	1
Elston Howard, R (1, 2) OBP: 0.277, SLG: 0.378	0-0 G6-4-3 1-2f 3-H ①②		0-0 G6-4-3 1-2 2-H 1B		0-0 P4 ②		0-0 F9 ②			4	0	1	1	0	0	2
Mickey Mantle, S (1, 7) OBP: 0.386, SLG: 0.448 Ross Moschitto, R (7, PR) OBP: 0.231, SLG: 0.500 (8, 8)	0-0 F7 ③		0-0 G6-4-3 1-2f 2-3 ①②		BBB 4-0 BB		0-0 FC5 1-H 2B			3 0	0 0	1 0	1 0	1 0	0 0	2 0
Joe Pepitone, L (1, 3) OBP: 0.303, SLG: 0.417		0-0 HR	BBB 4-0 BB		0-0 F6 ③		IIII 4-0 IBB			2	1	1	1	2	0	1
Clete Boyer, R (1, 5) OBP: 0.314, SLG: 0.376		0-0 SH1-4 1B	0-0 F7 ③			0-0 F9 ①	0-0 FC5 2-3f ③			4	0	1	0	0	0	4
Phil Linz, R (1, 6) OBP: 0.308, SLG: 0.319		0-0 SH1-4 1-2 ①		0-0 F3 ①		0-0 SH1-4 1B		0-0 SH1-4 BB 2B		3	0	2	0	0	0	0
Whitey Ford, L (1, 1) OBP: 0.258, SLG: 0.241 Pedro Ramos, S (8, 1) OBP: 0.143, SLG: 0.143		0-0 L7 ②		0-0 FC4-6 1B		0-0 SH1-4 1-2 ②		0-0 SH1-4 2-3 ①		2 0	0 0	1 0	0 0	0 0	0 0	1 0
Inning Stats	R: 2 E: 0 K: 0 S: 5 H: 3 LOB: 0 BB: 0 P: 5	R: 1 E: 0 K: 0 S: 5 H: 2 LOB: 1 BB: 0 P: 5	R: 1 E: 1 K: 0 S: 5 H: 2 LOB: 2 BB: 1 P: 9	R: 0 E: 0 K: 0 S: 4 H: 1 LOB: 1 BB: 0 P: 4	R: 0 E: 0 K: 0 S: 3 H: 0 LOB: 1 BB: 1 P: 7	R: 0 E: 0 K: 0 S: 4 H: 1 LOB: 1 BB: 0 P: 4	R: 1 E: 0 K: 0 S: 4 H: 1 LOB: 2 BB: 2 P: 12	R: 0 E: 0 K: 1 S: 5 H: 1 LOB: 1 BB: 1 P: 9		1B: 7 2B: 3 3B: 0 HR: 1		SF: 0 SAC: 3 DP: 2 HBP: 0			WP: 0 PB: 0 SB: 0 CS: 0	PA: 38	

PITCHER		IP	WLS	BF	H	R	ER	SO	BB	IBB	HBP	BLK	WP	HR	S	P	ERA	WHIP
Mudcat Grant, R ERA: 3.67	(1, 1)	2.0	L	10	5	3	3	0	0	0	0	0	0	1	10	10	13.50	2.500
Bill Pleis, L ERA: 1.5	(3, 1)	2.0		10	3	1	1	0	1	0	0	0	0	0	9	13	4.50	2.000
Johnny Klippstein, R ERA: 2.89	(5, 1)	3.0		14	2	1	1	0	2	1	0	0	0	0	11	23	3.00	1.333
Al Worthington, R ERA: 1.71	(8, 1)	1.0		4	1	0	0	1	1	0	0	0	0	0	5	9	0.00	2.000

PITCHER	IP	WLS	BF	H	R	ER	SO	BB	IBB	HBP	BLK	WP	HR	S	P	ERA	WHIP

BOTTOM

Minnesota Twins @ New York Yankees

Yankee Stadium, Bronx, NY

Sat Jun 19 1965, 3:33 AM EDT
Att. 19,919 - Unknown - 77 F

livebaseballscorecards.com

AB	30
R	5
H	11
RBI	4
BB	5
SO	1
LOB	16

Minnesota Twins @ New York Yankees

Yankee Stadium, Bronx, NY

Sun Jun 20 1965, 3:33 AM EDT

Unknown - 85 F

TOP

livebaseballscorecards.com

Batter	1	2	3	4	5	6	7	8	9	AB	R	H	RBI	BB	SO	LOB
Zoilo Versalles, R (1, 6) OBP: 0.297, SLG: 0.452	G4-6-3 1B		1B 1B	FC6-4 1-2f			2B		BB 1B PB	4	2	3	0	1	0	2
Sandy Valdespino, L (1, 7) OBP: 0.356, SLG: 0.352	G4-6-3 1-2f		FC4-6 1-H 1B		1-3		K		BB S WP 1-3 1B	5	1	2	1	0	1	2
Tony Oliva, L (1, 9) OBP: 0.315, SLG: 0.465	S 1B		FC4-6 4-3 E 1-2f		L3		K		BB WP 1-2 3-H IBB	4	0	1	0	1	1	2
Don Mincher, L (1, 3) OBP: 0.304, SLG: 0.388	K 1-2		4-3 1-3		4-3			F7	F2	3	0	0	0	0	1	2
Bob Allison, R (8, PH) OBP: 0.371, SLG: 0.476 (8, 3)								HR	BB 1-2 2-3	2	0	0	0	0	0	2
Harmon Killebrew, R (1, 5) OBP: 0.356, SLG: 0.472		3B 2B	4-3			6-3				4	2	2	1	1	0	1
Jimmie Hall, L (1, 8) OBP: 0.382, SLG: 0.584		2-H 3B		S BB		HR		6-3	WP 2-H 3-H	4	1	2	2	1	0	2
Rich Rollins, R (1, 4) OBP: 0.285, SLG: 0.346		6-3		2-3 1-2		6-3		2B		4	0	1	0	0	0	2
Jerry Zimmerman, R (1, 2) OBP: 0.269, SLG: 0.301		6-3		E6 FC6-4		L6		K		4	0	0	0	0	1	3
Camilo Pascual, R (1, 1) OBP: 0.256, SLG: 0.405		F8		K			K		F8	3	0	0	0	0	2	3
Jerry Fosnow, R (7, 1)										0	0	0	0	0	0	0
Al Worthington, R (7, 1)										0	0	0	0	0	0	0
Joe Nossek, R (9, PH) OBP: 0.238, SLG: 0.333										1	0	0	0	0	0	0
Jim Kaat, L (9, 1) OBP: 0.195, SLG: 0.244										0	0	0	0	0	0	0
Inning Stats	R: 0 E: 0 K: 1 S: 6 H: 2 LOB: 1 BB: 0 P: 6	R: 1 E: 0 K: 0 S: 5 H: 2 LOB: 1 BB: 0 P: 5	R: 1 E: 0 K: 0 S: 5 H: 2 LOB: 1 BB: 0 P: 5	R: 0 E: 1 K: 1 S: 6 H: 0 LOB: 2 BB: 1 P: 10	R: 0 E: 0 K: 0 S: 3 H: 0 LOB: 0 BB: 0 P: 3	R: 1 E: 0 K: 0 S: 4 H: 1 LOB: 0 BB: 0 P: 4	R: 0 E: 0 K: 3 S: 10 H: 1 LOB: 1 BB: 0 P: 10	R: 1 E: 0 K: 1 S: 7 H: 2 LOB: 1 BB: 0 P: 7	R: 2 E: 0 K: 0 S: 3 H: 1 LOB: 1 BB: 3 P: 15	1B: 5 2B: 3 3B: 1 HR: 2 SF: 0 SAC: 0 DP: 1 HBP: 0						

	AB	38
	R	6
	H	11
	RBI	4
	BB	4
	SO	6
	LOB	21

WP: 1 PB: 1 SB: 3 CS: 0 PA: 42

PITCHER		IP	WLS	BF	H	R	ER	SO	BB	IBB	HBP	BLK	WP	HR	S	P	ERA	WHIP
Mel Stottlemyre, R ERA: 2.66	(1, 1)	6.0		26	7	3	3	2	1	0	0	0	0	1	29	33	4.50	1.333
Steve Hamilton, L ERA: 2.29	(7, 1)	1.0		4	1	0	0	3	0	0	0	0	0	0	10	10	0.00	1.000
Pedro Ramos, R ERA: 3.38	(8, 1)	1.0		5	2	1	1	1	0	0	0	0	0	1	7	7	9.00	2.000
Bobby Tiefenauer, R ERA: 8.31	(9, 1)	0.2	L	6	1	2	2	0	2	1	0	0	0	0	3	15	27.00	4.500
Hal Reniff, R ERA: 3.41	(9, 1)	0.1		1	0	0	0	0	0	0	0	0	1	0	0	0	0.00	0.000

Batter	1	2	3	4	5	6	7	8	9	AB	R	H	RBI	BB	SO	LOB
Bobby Richardson, R (1, 4) OBP: 0.294, SLG: 0.307	0-0 1B 1B 2B	0-0 F8 ③			0-0 F7 ①		0-0 5-3 ①	0-0 F2 ②		5	1	1	0	0	0	1
Tom Tresh, S (1, 8) (8, 7) OBP: 0.355, SLG: 0.500	0-0 1B E 1B 2-3		0-0 B1-3 ①		0-0 G3 ②		BBBB 4-0 HR BB	0-0 F8 ③		4	2	1	0	1	0	1
Roger Maris, L (1, 9) OBP: 0.353, SLG: 0.470	0-0 E FC4-2 1B 1-2 3-H		0-0 4-1 ②		BBBB 4-0 FC6-4 BB		0-0 1-H HR		0-0 4-3 ①	4	1	2	3	1	0	0
Elston Howard, R (1, 2) OBP: 0.269, SLG: 0.360	0-0 E9 FC4-2 1B 1-3 2-H		0-0 F3 ③		0-0 FC6-4 ③ 1-2f		0-0 6-3 ②		0-0 F9 ②	5	0	1	1	0	0	1
Mickey Mantle, S (1, 7) OBP: 0.384, SLG: 0.444 Ross Moschitto, R (7, PR) (8, 8) OBP: 0.231, SLG: 0.500 Hector Lopez, R (9, PH) OBP: 0.253, SLG: 0.337	0-0 FC4-2 FC6-4 ① 2-3 3-H			0-0 B1-3 ①	SSS 0-3 K ①		0-0 1B 1B		0-0 E6	4 0 1	0 0 0	1 0 0	0 0 0	0 0 0	1 0 0	2 0 0
Joe Pepitone, L (1, 3) OBP: 0.310, SLG: 0.419	0-0 F6 ②			0-0 1B 1B	BBBB 4-0 WP G3 BB		0-0 1-3 1B		0-0 4-3 ③	4	0	2	0	1	0	3
Clete Boyer, R (1, 5) OBP: 0.308, SLG: 0.368	0-0 FC6-4 ③ 1-2f			SSS 0-3 K ②	0-0 G3 ② 1-2		0-0 F8 ③			4	0	0	0	0	1	6
Phil Linz, R (1, 6) OBP: 0.313, SLG: 0.319		0-0 F8 ①		0-0 FC6-4 ① 1-2	BBBB 4-0 WP BB			SSS 0-3 K ①		3	0	1	0	1	1	0
Mel Stottlemyre, R (1, 1) OBP: 0.179, SLG: 0.333 Horace Clarke, S (6, PH) OBP: 0.244, SLG: 0.250 Steve Hamilton, L (7, 1) Pedro Ramos, S (8, 1) OBP: 0.143, SLG: 0.143 Ray Barker, L (8, PH) OBP: 0.319, SLG: 0.293 Bobby Tiefenauer, R (9, 1) Hal Reniff, R (9, 1)		0-0 F3 ②		0-0 FC6-4 ③ 1-2f		0-0 L7 ③ 1-2 2-3		BBBB 4-0 BB		2 1 0 0 0 0 0	0 0 0 0 0 0 0	0 0 0 0 1 0 0	0 0 0 0 0 0 0	0 0 0 0 0 0 0	0 0 0 0 0 0 0	2 2 0 0 0 0 0
Inning Stats	R: 2 E: 1 K: 0 S: 7 / H: 4 LOB: 2 BB: 0 P: 7	R: 0 E: 0 K: 0 S: 3 / H: 0 LOB: 0 BB: 0 P: 3	R: 0 E: 0 K: 0 S: 3 / H: 0 LOB: 0 BB: 0 P: 3	R: 0 E: 0 K: 1 S: 7 / H: 2 LOB: 2 BB: 0 P: 7	R: 0 E: 0 K: 0 S: 3 / H: 0 LOB: 1 BB: 1 P: 7	R: 0 E: 0 K: 1 S: 5 / H: 0 LOB: 2 BB: 2 P: 13	R: 2 E: 0 K: 0 S: 6 / H: 3 LOB: 2 BB: 1 P: 10	R: 0 E: 0 K: 1 S: 5 / H: 0 LOB: 1 BB: 1 P: 9	R: 0 E: 1 K: 0 S: 4 / H: 0 LOB: 1 BB: 0 P: 4	1B: 7 2B: 1 3B: 0 HR: 1	SF: 0 SAC: 0 DP: 0 HBP: 0						

PITCHER		IP	WLS	BF	H	R	ER	SO	BB	IBB	HBP	BLK	WP	HR	S	P	ERA	WHIP
Camilo Pascual, R ERA: 3.16	(1, 1)	6.1		29	6	3	3	2	4	0	0	0	1	0	29	45	4.26	1.579
Jerry Fosnow, L ERA: 3.75	(7, 1)	0.1		4	3	1	1	0	0	0	0	0	0	1	4	4	27.00	9.000
Al Worthington, R ERA: 1.61	(7, 1)	1.1	W	5	0	0	0	1	1	0	0	0	0	0	6	10	0.00	0.750
Jim Kaat, L ERA: 2.0	(9, 1)	1.0	S	4	0	0	0	0	0	0	0	0	0	0	4	4	0.00	0.000

PITCHER	IP	WLS	BF	H	R	ER	SO	BB	IBB	HBP	BLK	WP	HR	S	P	ERA	WHIP

BOTTOM

Minnesota Twins @ New York Yankees

Yankee Stadium, Bronx, NY

Sun Jun 20 1965, 3:33 AM EDT

Unknown - 85 F

livebaseballscorecards.com

AB	37
R	4
H	9
RBI	4
BB	5
SO	3
LOB	18

WP: 1 PA: 42
PB: 0
SB: 0
CS: 0

Minnesota Twins @ New York Yankees

Yankee Stadium, Bronx, NY

Sun Jun 20 1965, 7:05 PM EDT

Att. 71,245 - Unknown - 85 F

TOP

livebaseballscorecards.com

Batter	1	2	3	4	5	6	7	8	9	AB	R	H	RBI	BB	SO	LOB
Zoilo Versalles, R (1, 6) OBP: 0.296, SLG: 0.451	G3	2B 2-H 3-H		K		F9			K S HR	5	1	1	2	0	2	1
Rich Rollins, R (1, 4) OBP: 0.279, SLG: 0.338	6-3	K		F8			K		K 1-2	5	0	0	0	0	3	2
Tony Oliva, L (1, 9) OBP: 0.316, SLG: 0.476	2B 3B		K	K			2B		P6	5	1	2	0	0	2	1
Harmon Killebrew, R (1, 3) OBP: 0.357, SLG: 0.488	2B 3-H		F7		F3		K		HR 2-H	5	1	2	3	0	1	1
Bob Allison, R (1, 7) OBP: 0.372, SLG: 0.469	K		1B BB		K		IBB		K	3	1	0	0	2	3	1
Jimmie Hall, L (1, 8) OBP: 0.384, SLG: 0.587		FC4-5 2B	1B 1-3		6-3		K			4	1	2	0	0	1	2
Earl Battey, R (1, 2) OBP: 0.365, SLG: 0.378		FC4-5 2B 2-3	1B 1-3 3-H			K		F7		4	1	1	1	0	1	1
Joe Nossek, R (1, 5) OBP: 0.261, SLG: 0.372		2B 1-3	1B 1-2 3-H			K		F9		4	1	2	1	0	1	0
Dave Boswell, R (1, 1) OBP: 0.333, SLG: 0.400		K	F9			BB		F3		2	0	0	0	1	1	4
Dick Stigman, R (6, 1)										1	0	0	0	0	0	0

	AB	38
	R	7
	H	10
	RBI	7
	BB	3
	SO	15
	LOB	13

Inning Stats																		
	R: 1	H: 2	R: 2	H: 3	R: 2	H: 3	R: 0	H: 0	R: 0	H: 0	R: 0	H: 0	R: 0	H: 1	R: 0	H: 0	R: 2	H: 1
	E: 0	LOB: 1	E: 0	LOB: 1	E: 0	LOB: 2	E: 0	LOB: 0	E: 0	LOB: 0	E: 0	LOB: 1	E: 0	LOB: 2	E: 0	LOB: 0	E: 0	LOB: 0
	K: 1	BB: 0	K: 2	BB: 0	K: 1	BB: 1	K: 2	BB: 0	K: 2	BB: 0	K: 1	BB: 1	K: 2	BB: 1	K: 0	BB: 0	K: 3	BB: 0
	S: 7	P: 7	S: 10	P: 10	S: 8	P: 12	S: 7	P: 7	S: 5	P: 5	S: 7	P: 11	S: 10	P: 14	S: 3	P: 3	S: 11	P: 11

	1B: 3	SF: 0	WP: 0	PA: 41
	2B: 5	SAC: 0	PB: 1	
	3B: 1	DP: 0	SB: 1	
	HR: 1	HBP: 0	CS: 0	

PITCHER		IP	WLS	BF	H	R	ER	SO	BB	IBB	HBP	BLK	WP	HR	S	P	ERA	WHIP
Al Downing, L ERA: 3.74	(1, 1)	3.0	L	18	8	5	5	4	1	0	0	0	0	0	25	29	15.00	3.000
Hal Reniff, R ERA: 3.13	(4, 1)	3.0		10	0	0	0	5	1	0	0	0	0	0	19	23	0.00	0.333
Steve Hamilton, L ERA: 2.08	(7, 1)	2.0		8	1	0	0	3	0	1	0	0	0	0	13	17	0.00	0.500
Bobby Tiefenauer, R ERA: 7.45	(9, 1)	1.0		5	1	2	0	3	0	0	0	0	0	1	11	11	0.00	1.000

PITCHER		IP	WLS	BF	H	R	ER	SO	BB	IBB	HBP	BLK	WP	HR	S	P	ERA	WHIP

Batter	1	2	3	4	5	6	7	8	9	AB	R	H	RBI	BB	SO	LOB
Bobby Richardson, R (1, 4) OBP: 0.293, SLG: 0.306	F4		G3-6-3 1B			6-3	5-3			4	0	1	0	0	0	1
Tom Tresh, S (1, 8) OBP: 0.353, SLG: 0.496	K		G3-6-3 1-2f			K		K		2	0	0	0	0	1	1
Hal Reniff, R (4, 1)										0	0	0	0	0	0	0
Horace Clarke, S (6, PH) OBP: 0.238, SLG: 0.244										1	0	0	0	0	1	0
Steve Hamilton, L (7, 1)										0	0	0	0	0	0	0
Mickey Mantle, S (8, PH) OBP: 0.382, SLG: 0.441										1	0	0	0	0	1	0
Doc Edwards, R (9, 2) OBP: 0.281, SLG: 0.230										0	0	0	0	0	0	0
Roger Maris, L (1, 9) OBP: 0.350, SLG: 0.459	F3		F7			2B E BB		K		3	1	0	0	1	1	0
Elston Howard, R (1, 2) OBP: 0.286, SLG: 0.377		K		L9		E 1-3 2B		CS BB		3	0	1	0	1	1	0
Tony Kubek, L (8, PR) OBP: 0.252, SLG: 0.262										0	0	0	0	0	0	0
Bobby Tiefenauer, R (9, 1)										0	0	0	0	0	0	0
Joe Pepitone, L (1, 3) OBP: 0.304, SLG: 0.411		4-3		F4		E4 2-3 3-H		CS 1-2	F6	4	0	0	0	0	0	1
(4, 8)																
Hector Lopez, R (1, 7) OBP: 0.242, SLG: 0.322		5-3		K		K			F8	4	0	0	0	0	2	2
Clete Boyer, R (1, 5) OBP: 0.307, SLG: 0.363			HR BB	F9			K		F8	3	1	0	0	1	1	0
Phil Linz, R (1, 6) OBP: 0.313, SLG: 0.319			HR 1-2 1B	6-3			4-3			3	1	1	0	0	0	0
Al Downing, R (1, 1) OBP: 0.214, SLG: 0.154			HR 1-H 2-H	L8			BB			0	0	0	0	0	0	0
Ray Barker, L (3, PH) OBP: 0.333, SLG: 0.350										2	1	1	3	1	0	0
(4, 3)																
Inning Stats	R: 0 E: 0 K: 1 S: 5 H: 0 LOB: 0 BB: 0 P: 5	R: 0 E: 0 K: 1 S: 5 H: 0 LOB: 0 BB: 0 P: 5	R: 3 E: 0 K: 0 S: 5 H: 3 LOB: 0 BB: 1 P: 9	R: 0 E: 0 K: 1 S: 5 H: 0 LOB: 0 BB: 0 P: 5	R: 0 E: 0 K: 0 S: 3 H: 0 LOB: 0 BB: 0 P: 3	R: 1 E: 1 K: 2 S: 9 H: 1 LOB: 2 BB: 1 P: 13	R: 0 E: 0 K: 1 S: 5 H: 0 LOB: 1 BB: 1 P: 9	R: 0 E: 0 K: 2 S: 6 H: 0 LOB: 1 BB: 1 P: 10	R: 0 E: 0 K: 0 S: 3 H: 0 LOB: 0 BB: 0 P: 3	1B: 2 2B: 1 3B: 0 HR: 1	SF: 0 SAC: 0 DP: 1 HBP: 0						

PITCHER		IP	WLS	BF	H	R	ER	SO	BB	IBB	HBP	BLK	WP	HR	S	P	ERA	WHIP
Dave Boswell, R ERA: 2.77	(1, 1)	5.2	W	22	4	4	3	4	2	0	0	0	0	1	28	36	4.76	1.059
Dick Stigman, L ERA: 3.98	(6, 1)	3.1	S	12	0	0	0	4	2	0	0	0	0	0	18	26	0.00	0.600

PITCHER	IP	WLS	BF	H	R	ER	SO	BB	IBB	HBP	BLK	WP	HR	S	P	ERA	WHIP

BOTTOM

Minnesota Twins @ New York Yankees

Yankee Stadium, Bronx, NY

Sun Jun 20 1965, 7:05 PM EDT

Att. 71,245 - Unknown - 85 F

livebaseballscorecards.com

AB	30
R	4
H	4
RBI	3
BB	4
SO	8
LOB	5

PA: 35

WP: 0 PB: 0 SB: 0 CS: 1

Batter	1	2	3	4	5	6	7	8	9	AB	R	H	RBI	BB	SO	LOB
Bert Campaneris, R (1, 7) (7, 6) OBP: 0.318, SLG: 0.410	F9	F6		BB 2-3		4-3 SF9 1B		L9		4	1	1	0	1	0	1
Wayne Causey, L (1, 6) (7, 4) OBP: 0.369, SLG: 0.310	1B 2B	1B 1-2 1B		G5-3 BB 1-3 1B		4-3 1-3			6-3	5	1	3	0	0	0	1
Larry Stahl, L (1, 8) OBP: 0.143, SLG: 0.240	K	K		BB 1-2 BB		SF9 3-H			F8	3	0	0	1	1	2	3
Ken Harrelson, R (1, 3) OBP: 0.349, SLG: 0.463	S 3B 2-H 1B	FC5-4 1-2 2-H 1B		G5-3 2-3f		K			F7	5	1	2	2	0	1	3
Ed Charles, R (1, 5) OBP: 0.341, SLG: 0.437	1-H 3B	FC5-4 1-2f			1B 3B		1-3			4	1	2	1	0	0	2
Mike Hershberger, R (1, 9) OBP: 0.270, SLG: 0.300	S BB		G3		FC5-4 3-H 1B		1-3			3	0	1	1	1	0	0
Dick Green, R (1, 4) OBP: 0.338, SLG: 0.412	K 1-2	F6			K		F8			4	0	0	0	0	2	3
Nelson Mathews, R (7, 7) OBP: 0.318, SLG: 0.363										0	0	0	0	0	0	0
Rene Lachemann, R (1, 2) OBP: 0.288, SLG: 0.452		HR	6-3		FC5-4 1-2f			F8		4	1	1	1	0	0	1
John O'Donoghue, R (1, 1) OBP: 0.360, SLG: 0.375		1B 1B 1B		BB 2B	G3			K		4	1	2	0	0	1	1
Don Mossi, L (8, 1)										0	0	0	0	0	0	0

Inning Stats																		
	R: 2	H: 3	R: 2	H: 4	R: 0	H: 0	R: 0	H: 2	R: 1	H: 2	R: 1	H: 1	R: 0	H: 0	R: 0	H: 0	R: 0	H: 0
	E: 0	LOB: 2	E: 0	LOB: 2	E: 0	LOB: 0	E: 0	LOB: 2	E: 0	LOB: 1	E: 0	LOB: 0	E: 0	LOB: 0	E: 0	LOB: 0	E: 0	LOB: 0
	K: 2	BB: 1	K: 1	BB: 0	K: 0	BB: 0	K: 0	BB: 2	K: 1	BB: 0	K: 1	BB: 0	K: 0	BB: 0	K: 1	BB: 0	K: 0	BB: 0
	S: 10	P: 14	S: 9	P: 9	S: 3	P: 3	S: 3	P: 11	S: 7	P: 7	S: 6	P: 6	S: 3	P: 3	S: 5	P: 5	S: 3	P: 3

1B: 7	SF: 1	WP: 0	PA: 40
2B: 2	SAC: 0	PB: 0	
3B: 2	DP: 1	SB: 3	
HR: 1	HBP: 0	CS: 0	

PITCHER		IP	WLS	BF	H	R	ER	SO	BB	IBB	HBP	BLK	WP	HR	S	P	ERA	WHIP
Jim Bouton, R ERA: 5.19	(1, 1)	1.0	L	9	5	4	4	2	1	0	0	0	0	1	12	16	36.00	6.000
Hal Reniff, R ERA: 3.05	(2, 1)	4.0		18	6	1	1	2	2	0	0	0	0	0	20	28	2.25	2.000
Bobby Tiefenauer, R ERA: 6.39	(6, 1)	3.0		10	1	1	1	2	0	0	0	0	0	0	14	14	3.00	0.333
Gil Blanco, L ERA: 3.72	(9, 1)	1.0		3	0	0	0	0	0	0	0	0	0	0	3	3	0.00	0.000

PITCHER	IP	WLS	BF	H	R	ER	SO	BB	IBB	HBP	BLK	WP	HR	S	P	ERA	WHIP

TOP

Kansas City Athletics @ New York Yankees

Yankee Stadium, Bronx, NY

Tue Jun 22 1965, 7:05 PM EDT

Unknown - 90 F

livebaseballscorecards.com

AB	36
R	6
H	12
RBI	6
BB	3
SO	6
LOB	15

Batter	1	2	3	4	5	6	7	8	9	AB	R	H	RBI	BB	SO	LOB
Phil Linz, R (1, 6) OBP: 0.312, SLG: 0.318	1-3		BB BB 1B		F9			L7		4	0	1	0	0	0	1
Bobby Richardson, R (1, 4) OBP: 0.296, SLG: 0.306	G6-4-3 1B		BBBB 4-0 1-2 BB		FC6-4 1-2f			F9		3	0	1	0	1	0	1
Mickey Mantle, S (1, 7) OBP: 0.384, SLG: 0.456 Ross Moschitto, R (9, 8) OBP: 0.231, SLG: 0.500	G6-4-3 1-2f		BBBB 4-0 G5-4-3 1-2 2-3 BB			6-3		HR		3 0	1 0	1 0	1 0	1 0	0 0	1 0
Elston Howard, R (1, 2) OBP: 0.283, SLG: 0.368		L9	G5-4-3 1-2f			5-3		1B		4	0	1	0	0	0	3
Tom Tresh, S (1, 8) (9, 7) OBP: 0.351, SLG: 0.492		BB 1B		F8		5-3		L4		4	0	1	0	0	0	1
Hector Lopez, R (1, 9) OBP: 0.232, SLG: 0.308		F4		F8			G3		E5	4	0	0	0	0	0	1
Joe Pepitone, L (1, 3) OBP: 0.303, SLG: 0.406		BBBB 4-0 1-2 BB		F7			1-3		F5	3	0	0	0	1	0	1
Clete Boyer, R (1, 5) OBP: 0.302, SLG: 0.355		1-3			SSS 0-3 K		4-3		L7	4	0	0	0	0	1	3
Jim Bouton, R (1, 1) OBP: 0.200, SLG: 0.077 Hal Reniff, R (2, 1) Horace Clarke, S (5, PH) OBP: 0.256, SLG: 0.282 Bobby Tiefenauer, R (6, 1) Ray Barker, L (8, PH) OBP: 0.342, SLG: 0.410 Gil Blanco, L (9, 1) Doc Edwards, R (9, PH) OBP: 0.279, SLG: 0.228			SSS 0-3 K		FC6-4 1B			HR	F8	0 1 1 0 1 0 1	0 0 0 0 1 0 0	0 0 1 0 1 0 1	0 0 0 0 1 0 0	0 1 0 0 0 0 0	0 0 0 0 0 0 0	0 0 0 0 0 0 1
Inning Stats	R: 0 E: 0 K: 0 S: 3 H: 1 LOB: 0 BB: 0 P: 3	R: 0 E: 0 K: 0 S: 4 H: 1 LOB: 2 BB: 1 P: 8	R: 0 E: 0 K: 1 S: 5 H: 1 LOB: 2 BB: 2 P: 13	R: 0 E: 0 K: 0 S: 3 H: 0 LOB: 0 BB: 0 P: 3	R: 0 E: 0 K: 1 S: 6 H: 1 LOB: 1 BB: 0 P: 6	R: 0 E: 0 K: 0 S: 3 H: 0 LOB: 0 BB: 0 P: 3	R: 0 E: 0 K: 0 S: 3 H: 0 LOB: 0 BB: 0 P: 3	R: 2 E: 0 K: 0 S: 6 H: 3 LOB: 1 BB: 0 P: 6	R: 0 E: 1 K: 0 S: 4 H: 0 LOB: 1 BB: 0 P: 4	1B: 5 2B: 0 3B: 0 HR: 2	SF: 0 SAC: 0 DP: 2 HBP: 0					

PITCHER	IP	WLS	BF	H	R	ER	SO	BB	IBB	HBP	BLK	WP	HR	S	P	ERA	WHIP
John O'Donoghue, L (1, 1) ERA: 4.06	7.2	W	30	6	2	2	2	3	0	0	0	0	2	31	43	2.35	1.174
Don Mossi, L (8, 1) ERA: 0.84	1.1	S	6	1	0	0	0	0	0	0	0	0	0	6	6	0.00	0.750

PITCHER	IP	WLS	BF	H	R	ER	SO	BB	IBB	HBP	BLK	WP	HR	S	P	ERA	WHIP

BOTTOM

Kansas City Athletics @ New York Yankees

Yankee Stadium, Bronx, NY

Tue Jun 22 1965, 7:05 PM EDT

Unknown - 90 F

livebaseballscorecards.com

AB	33
R	2
H	7
RBI	2
BB	3
SO	2
LOB	13

Batter	1	2	3	4	5	6	7	8	9	AB	R	H	RBI	BB	SO	LOB
Bert Campaneris, R (1, 6) OBP: 0.316, SLG: 0.414	0-0 1B 3B	0-0 CS 2-3	0-0 F7	0-0 FC6-4 1-2f			0-0 F7		0-0 6-3	5	1	1	0	0	0	3
Wayne Causey, L (1, 4) OBP: 0.375, SLG: 0.310	4-0 1B BB		0-0 L7		0-0 G4-6-3 1B		4-0 1B BB		0-0 L7	3	0	1	0	2	0	0
Larry Stahl, L (1, 8) OBP: 0.156, SLG: 0.241	0-3 K		0-0 F7		0-0 G4-6-3 1-2f		0-0 1-2 1B			4	0	1	0	0	1	3
Ken Harrelson, R (1, 3) OBP: 0.346, SLG: 0.453	0-0 F3			4-0 G3 1B BB BB	0-3 K		0-3 K			3	1	0	0	1	2	4
Ed Charles, R (1, 5) OBP: 0.343, SLG: 0.435	0-0 1-3 3-H 1B			0-0 F2		4-0 S BB	0-0 F3			3	0	1	1	1	0	3
Billy Bryan, L (1, 2) OBP: 0.331, SLG: 0.491	0-3 K			0-0 BB G3 1-2 1B		0-3 K		0-0 L4-3 1B		4	0	2	0	0	2	3
Mike Hershberger, R (1, 9) OBP: 0.270, SLG: 0.299		0-0 CS B1 1B		0-0 G3 1-2 2-3		0-0 L8 1-2		0-0 L4-3 1-2		4	0	1	0	0	0	4
Nelson Mathews, R (1, 7) OBP: 0.323, SLG: 0.358		0-0 F9		4-0 BB IBB		4-0 IBB		0-3 K		2	0	0	0	2	1	1
Fred Talbot, R (1, 1) OBP: 0.313, SLG: 0.400		0-0 B1 1-2		4-0 FC6-4 1-2 2-3 3-H BB		0-0 F7			0-3 K2-3	2	0	0	1	1	0	3
Wes Stock, R (7, 1)										0	0	0	0	0	0	0
John Wyatt, R (7, 1)										0	0	0	0	0	0	0
Rene Lachemann, R (9, PH) OBP: 0.284, SLG: 0.446										1	0	0	0	0	1	0

TOP

Kansas City Athletics @ New York Yankees

Yankee Stadium, Bronx, NY

Tue Jun 22 1965, 7:05 PM EDT

Att. 13,129 - Unknown - 85 F

livebaseballscorecards.com

AB	31
R	2
H	7
RBI	2
BB	7
SO	7
LOB	24

Inning Stats	1	2	3	4	5	6	7	8	9	1B	SF	WP	PA
R	1	0	0	1	0	0	0	0	0	6	0	0	39
E	0	0	0	0	0	0	0	0	0	2B: 1	SAC: 0	PB: 0	
K	2	0	0	0	1	1	1	1	1	3B: 1	DP: 2	SB: 1	
S	9	3	3	4	5	5	6	5	5	HR: 0	HBP: 0	CS: 1	
H	2	1	0	1	1	0	1	1	0				
LOB	2	0	0	3	0	2	2	0	0				
BB	1	0	0	3	0	2	1	0	0				
P	13	3	3	16	5	13	10	5	5				

PITCHER		IP	WLS	BF	H	R	ER	SO	BB	IBB	HBP	BLK	WP	HR	S	P	ERA	WHIP
Bill Stafford, R ERA: 3.03	(1, 1)	6.1		30	6	2	2	4	5	2	0	0	0	0	31	59	2.84	1.737
Pedro Ramos, R ERA: 3.32	(7, 1)	0.2	W	2	0	0	0	1	0	0	0	0	0	0	4	4	0.00	0.000
Bobby Tiefenauer, R ERA: 5.52	(8, 1)	2.0	S	6	1	0	0	2	0	0	0	0	0	0	10	10	0.00	0.500

PITCHER	IP	WLS	BF	H	R	ER	SO	BB	IBB	HBP	BLK	WP	HR	S	P	ERA	WHIP

Batter	1	2	3	4	5	6	7	8	9	AB	R	H	RBI	BB	SO	LOB
Horace Clarke, S (1, 5) OBP: 0.277, SLG: 0.289 Bobby Tiefenauer, R (8, 1)	0-0 1B F3 1B		0-0 1B		0-0 ② 4-3		0-0 ② SF8 3-H			3	0	2	1	0	0	0
										0	0	0	0	0	0	0
Bobby Richardson, R (1, 4) OBP: 0.296, SLG: 0.305	SSS 0-3 ① K		0-0 ③ F5		0-0 ③ F6		0-0 1-2 2-H 1B			4	0	1	1	0	1	2
Mickey Mantle, S (1, 7) OBP: 0.389, SLG: 0.459 Ross Moschitto, R (5, 7) OBP: 0.200, SLG: 0.429	0-0 1-3 1B			BBBB 4-0 WP E BB		0-0 ① L8	SSS 0-3 ③ K			1	0	1	0	1	0	0
										2	0	0	0	0	1	2
Tom Tresh, S (1, 8) OBP: 0.350, SLG: 0.500	0-0 ② ③ F3 3-H			0-0 E6 WP 1-2 1B		0-0 ② B3		0-0 HR		4	2	1	1	0	0	3
Elston Howard, R (1, 2) OBP: 0.281, SLG: 0.361 Tony Kubek, L (8, PR) OBP: 0.252, SLG: 0.262 Doc Edwards, R (9, 2) OBP: 0.279, SLG: 0.228		0-0 ① F8		0-0 ① F9		0-0 ③ 5-3		0-0 SH1-4 1B		4	0	1	0	0	0	2
										0	0	0	0	0	0	0
										0	0	0	0	0	0	0
Hector Lopez, R (1, 9) OBP: 0.245, SLG: 0.304		SSS 0-3 ② K		BBBB 4-0 ② 1B 1-2 2-3 BB			BBBB 4-0 SH1-4 HBP SF8 BB	0-0 ① SH1-4 1-2		1	1	0	0	2	1	0
Ray Barker, L (1, 3) OBP: 0.364, SLG: 0.413		0-0 ③ F7		0-0 1-3 2-H 1B			H 1-0 SH1-4 1-2 1B HBP	4-0 IBB		2	1	1	1	1	0	0
Phil Linz, R (1, 6) OBP: 0.306, SLG: 0.311			0-0 ① 5-3	0-0 ③ 4-3			0-0 ① SH1-4 1-2 2-3	SSS 0-3 ② K		3	0	0	0	0	1	4
Bill Stafford, R (1, 1) Pedro Ramos, S (7, 1) OBP: 0.143, SLG: 0.143 Clete Boyer, R (7, PH) OBP: 0.304, SLG: 0.354 (8, 5)			0-0 ② L1		0-0 ① L7		4-0 1B IBB	0-0 ③ F7		2	0	0	0	0	0	0
										0	0	0	0	0	0	0
										1	0	0	0	1	0	2
Inning Stats	R: 0 E: 0 K: 1 S: 6 H: 2 LOB: 1 BB: 0 P: 6	R: 0 E: 0 K: 1 S: 5 H: 0 LOB: 0 BB: 0 P: 5	R: 0 E: 0 K: 0 S: 4 H: 1 LOB: 1 BB: 0 P: 4	R: 1 E: 1 K: 0 S: 4 H: 1 LOB: 2 BB: 2 P: 12	R: 0 E: 0 K: 0 S: 3 H: 0 LOB: 0 BB: 0 P: 3	R: 0 E: 0 K: 0 S: 3 H: 0 LOB: 0 BB: 0 P: 3	R: 2 E: 0 K: 1 S: 6 H: 1 LOB: 2 BB: 2 P: 15	R: 1 E: 0 K: 1 S: 7 H: 2 LOB: 2 BB: 1 P: 11		1B: 6 2B: 0 3B: 0 HR: 1	SF: 1 SAC: 2 DP: 0 HBP: 1			WP: 1 PB: 0 SB: 0 CS: 0	PA: 36		

PITCHER		IP	WLS	BF	H	R	ER	SO	BB	IBB	HBP	BLK	WP	HR	S	P	ERA	WHIP
Fred Talbot, R ERA: 3.56	(1, 1)	6.0		24	4	2	1	2	3	0	0	0	1	0	25	37	1.50	1.167
Wes Stock, R ERA: 5.4	(7, 1)	0.1	L	3	0	0	0	0	0	1	1	0	0	0	1	6	0.00	0.000
John Wyatt, R ERA: 3.58	(7, 1)	1.2		9	3	2	2	2	0	1	0	0	0	1	12	16	10.80	1.800

PITCHER	IP	WLS	BF	H	R	ER	SO	BB	IBB	HBP	BLK	WP	HR	S	P	ERA	WHIP

BOTTOM

Kansas City Athletics @ New York Yankees

Yankee Stadium, Bronx, NY

Tue Jun 22 1965, 7:05 PM EDT
Att. 13,129 - Unknown - 85 F

livebaseballscorecards.com

AB	27
R	4
H	7
RBI	4
BB	5
SO	4
LOB	15

Batter	1	2	3	4	5	6	7	8	9	AB	R	H	RBI	BB	SO	LOB
Bert Campaneris, R (1, 6) OBP: 0.317, SLG: 0.415	x 0-0 ① 6-3		B B B 4-0 E BB	x 0-0 E5 FC6-4 1-2 2-3			x 0-0 4-3 1-3 2B		x 0-0 ① 4-3	4	0	1	0	1	0	2
Wayne Causey, L (1, 4) OBP: 0.376, SLG: 0.309	S S S 0-3 ② K		x 0-0 E4 1-3 1B	x 0-0 ③ FC6-4 1-2f			x 0-0 ① F4		B B B B 4-0 FC5-4 BB	4	0	1	0	1	1	6
Jim Landis, R (1, 8) OBP: 0.366, SLG: 0.353	x 0-0 ③ 6-3		x 0-0 ③ F9		x 0-0 ① F8		x 0-0 ② 4-3 2-3 3-H		x 0-0 ② FC5-4 1-2f	5	0	0	1	0	0	5
Ken Harrelson, R (1, 3) OBP: 0.342, SLG: 0.458		x 0-0 3B		x 0-0 ① 5-3	x 0-0 ② F7		S S S 0-3 ③ K		x 0-0 ③ 5-3	5	0	1	0	0	1	3
Ed Charles, R (1, 5) OBP: 0.346, SLG: 0.441		S S S 0-3 ① K		x 0-0 1B 2B	x 0-0 ③ F7			x 0-0 FC5-4 1B 1B		4	1	2	0	0	1	1
Mike Hershberger, R (1, 9) OBP: 0.275, SLG: 0.304		x 0-0 ② 5-3		x 0-0 1B 2-H 1B		x 0-0 ① 5-3		x 0-0 FC5-4 1-2 1B		4	1	2	1	0	0	1
Rene Lachemann, R (1, 2) OBP: 0.282, SLG: 0.436		S S S 0-3 ③ K		x 0-0 E 1B 2-H 1B		x 0-0 ② F9		S S S 0-3 ① K		4	0	1	1	0	2	3
Nelson Mathews, R (1, 7) OBP: 0.321, SLG: 0.355			x 0-0 ① F9	x 0-0 E 1-2 1B		S S S 0-3 ③ K		x 0-0 ② FC5-4 1-2f 2-3		4	0	1	0	0	1	2
Diego Segui, R (1, 1) OBP: 0.000, SLG: 0.333 Don Buschhorn, R (1, 1) John O'Donoghue, R (3, PH) OBP: 0.000, SLG: 0.000 Jim Dickson, L (3, 1) Skip Lockwood, R (4, PH) OBP: 0.000, SLG: 0.000 Wes Stock, R (4, 1) Dick Green, R (7, PH) OBP: 0.462, SLG: 0.438 Jesse Hickman, R (7, PH) John Wyatt, R (7, 1) Santiago Rosario, L (8, PH) Don Mossi, L (8, 1)			S S S 0-3 ② K	S S S 0-3 ② K			x 0-0 2B 4-3 1B	x 0-0 ③ F6		0 0 0 0 0 0 0 0 0 0 0 0 0 0 1 0 0 0 0 1 0 0 0 0 0 0 0 0 1 0 0 0 0 1 2 0 0 0 0 0 0 0 1 0 1 0 0 0 0 0 1 0 0 0 0 0 0 0 0 0 0 0 0 1 0 0 0 0 0 2 0 0 0 0 0 0 0						
Inning Stats	R: 0 E: 0 K: 1 S: 5 H: 0 LOB: 0 BB: 0 P: 5	R: 0 E: 0 K: 2 S: 8 H: 1 LOB: 1 BB: 0 P: 8	R: 0 E: 1 K: 1 S: 6 H: 1 LOB: 2 BB: 1 P: 10	R: 2 E: 1 K: 1 S: 10 H: 4 LOB: 3 BB: 0 P: 10	R: 0 E: 0 K: 0 S: 3 H: 0 LOB: 0 BB: 0 P: 3	R: 0 E: 0 K: 1 S: 5 H: 0 LOB: 0 BB: 0 P: 5	R: 1 E: 0 K: 1 S: 7 H: 2 LOB: 2 BB: 0 P: 7	R: 0 E: 0 K: 1 S: 7 H: 2 LOB: 2 BB: 0 P: 7	R: 0 E: 0 K: 0 S: 3 H: 0 LOB: 1 BB: 1 P: 7	1B: 7 2B: 2 3B: 1 HR: 0 SF: 0 SAC: 0 DP: 0 HBP: 0						

TOP

Kansas City Athletics @ New York Yankees

Yankee Stadium, Bronx, NY

Wed Jun 23 1965, 7:05 PM EDT

Att. 10,464 - Unknown - 90 F

livebaseballscorecards.com

AB	38
R	3
H	10
RBI	3
BB	2
SO	8
LOB	27

WP: 0 PB: 0 SB: 0 CS: 0 PA: 40

PITCHER		IP	WLS	BF	H	R	ER	SO	BB	IBB	HBP	BLK	WP	HR	S	P	ERA	WHIP
Whitey Ford, L ERA: 3.8	(1, 1)	6.0	W	28	8	3	3	6	1	0	0	0	0	0	39	43	4.50	1.500
Steve Hamilton, L ERA: 1.82	(7, 1)	3.0	S	12	2	0	0	2	1	0	0	0	0	0	15	19	0.00	1.000

PITCHER	IP	WLS	BF	H	R	ER	SO	BB	IBB	HBP	BLK	WP	HR	S	P	ERA	WHIP

Batter	1	2	3	4	5	6	7	8	9	AB	R	H	RBI	BB	SO	LOB
Horace Clarke, S (1, 5) OBP: 0.294, SLG: 0.292	0-0 1B 1B 1B	0-0 E8 1-3 1B		4-0 FC5 BB BB		0-0 F6				3	2	1	0	1	0	1
Bobby Richardson, R (1, 4) OBP: 0.306, SLG: 0.313	0-0 1B 1-2 FC5-2-5 1B	0-0 2B 6-3 2-H 3-H 1B		4-0 1-2 BB			0-0 4-3 1B			3	1	3	2	1	0	0
Tom Tresh, S (1, 8) OBP: 0.352, SLG: 0.504 (6, 7)	0-0 FC5-2-5 SF9 1-3 2-H 1B	0-0 6-3 9-2 1-3 2B		0-3 K			0-0 4-3 1-2			4	1	2	1	0	1	3
Elston Howard, R (1, 2) OBP: 0.265, SLG: 0.338 Jake Gibbs, L (8, 2)	0-0 FC5-2-5 SF9 1-3 3-H 1B	0-0 6-3 2-3 3-H		0-0 FC5 2-3f			0-0 6-3			4 0	1 0	0 0	1 0	0 0	0 0	6 0
Joe Pepitone, L (1, 9) OBP: 0.298, SLG: 0.400	0-0 SF9 2-3 3-H	0-0 9-2 3-Hf			0-0 F8		0-0 G3			3	0	0	1	0	0	2
Hector Lopez, R (1, 7) OBP: 0.248, SLG: 0.305 Ross Moschitto, R (6, 8) OBP: 0.188, SLG: 0.400	0-0 HR 3-H 1B		0-0 5-3		0-0 G3			0-3 K		3 1	1 0	1 0	1 0	0 1	0 0	0 0
Ray Barker, L (1, 3) OBP: 0.383, SLG: 0.470	0-0 1-H HR		4-0 G6-3 BB		0-3 K			0-0 1B		3	1	2	2	1	1	0
Phil Linz, R (1, 6) OBP: 0.299, SLG: 0.303	0-0 4-3		0-0 G6-3 1-2f			0-0 5-3		0-0 F9		4	0	0	0	0	0	2
Whitey Ford, L (1, 1) OBP: 0.265, SLG: 0.226 Steve Hamilton, L (7, 1)		4-0 E 1B BB		0-0 F7		0-0 L7		0-3 K		2 1	1 0	0 0	0 0	1 0	0 1	0 1
Inning Stats	R: 5 E: 0 K: 0 S: 8 H: 5 LOB: 0 BB: 0 P: 8	R: 3 E: 1 K: 0 S: 5 H: 2 LOB: 0 BB: 1 P: 9	R: 0 E: 0 K: 0 S: 2 H: 0 LOB: 0 BB: 1 P: 6	R: 0 E: 0 K: 1 S: 5 H: 0 LOB: 2 BB: 2 P: 13	R: 0 E: 0 K: 1 S: 5 H: 0 LOB: 0 BB: 0 P: 5	R: 0 E: 0 K: 0 S: 3 H: 0 LOB: 0 BB: 0 P: 3	R: 0 E: 0 K: 0 S: 4 H: 1 LOB: 1 BB: 0 P: 4	R: 0 E: 0 K: 2 S: 8 H: 1 LOB: 1 BB: 0 P: 8		1B: 7 2B: 2 3B: 0 HR: 1	SF: 1 SAC: 0 DP: 2 HBP: 0			WP: 0 PB: 0 SB: 0 CS: 0	PA: 36	

PITCHER		IP	WLS	BF	H	R	ER	SO	BB	IBB	HBP	BLK	WP	HR	S	P	ERA	WHIP
Diego Segui, R ERA: 5.31	(1, 1)	0.2	L	7	5	5	5	0	0	0	0	0	0	1	7	7	67.50	7.500
Don Buschhorn, R ERA: 4.32	(1, 1)	1.1		7	2	3	2	0	1	0	0	0	0	0	6	10	13.50	2.250
Jim Dickson, R ERA: 4.55	(3, 1)	1.0		3	0	0	0	0	1	0	0	0	0	0	2	6	0.00	1.000
Wes Stock, R ERA: 5.04	(4, 1)	3.0		11	0	0	0	2	2	0	0	0	0	0	13	21	0.00	0.667
John Wyatt, R ERA: 3.45	(7, 1)	1.0		4	1	0	0	0	0	0	0	0	0	0	4	4	0.00	1.000

PITCHER		IP	WLS	BF	H	R	ER	SO	BB	IBB	HBP	BLK	WP	HR	S	P	ERA	WHIP
Don Mossi, L ERA: 0.77	(8, 1)	1.0		4	1	0	0	2	0	0	0	0	0	0	8	8	0.00	1.000

BOTTOM

Kansas City Athletics @ New York Yankees

Yankee Stadium, Bronx, NY

Wed Jun 23 1965, 7:05 PM EDT
Att. 10,464 - Unknown - 90 F

livebaseballscorecards.com

AB	31
R	8
H	9
RBI	8
BB	4
SO	4
LOB	15

Batter	1	2	3	4	5	6	7	8	9	AB	R	H	RBI	BB	SO	LOB
Bert Campaneris, R (1, 6) OBP: 0.319, SLG: 0.419	B1-3	L7			CS 1B			F8 1B 2B	5-3	5	1	2	0	0	0	0
Wayne Causey, L (1, 4) OBP: 0.372, SLG: 0.311	HR 2B		F8		5-3 1-2			F8 2-3	K	5	1	1	0	0	1	2
Jim Landis, R (1, 8) OBP: 0.370, SLG: 0.353	HR HBP		K			F8		1B 1B 1B 3-H		0	1	0	0	0	0	0
Nelson Mathews, R (1, 7) OBP: 0.321, SLG: 0.354										3	1	1	1	0	1	0
Ken Harrelson, R (1, 3) OBP: 0.345, SLG: 0.480	HR 1-H 2-H		5-3			F7		1B 1B 1B 1-2		4	2	2	3	0	0	0
Ed Charles, R (1, 5) OBP: 0.344, SLG: 0.438	K			K		6-3		1B 1B 1B 1-2 2-H		4	0	1	1	0	2	0
Mike Hershberger, R (1, 9) OBP: 0.287, SLG: 0.311	BB			1B			5-3	1B 1-2 2-3		3	0	2	0	1	0	0
Billy Bryan, L (1, 2) OBP: 0.328, SLG: 0.483	K			K			K	1B 1-2 2-3 3-H		4	0	1	1	0	3	2
Larry Stahl, L (1, 7) (1, 8) OBP: 0.139, SLG: 0.212		6-3		4-3			5-3	K		4	0	0	0	0	1	4
Rollie Sheldon, R (1, 1) OBP: 0.136, SLG: 0.050		1-3			K2-3			K	F3	4	0	0	0	0	2	0
Inning Stats	R: 3 E: 0 K: 2 S: 9 H: 2 LOB: 1 BB: 1 P: 14	R: 0 E: 0 K: 0 S: 3 H: 0 LOB: 0 BB: 0 P: 3	R: 0 E: 0 K: 1 S: 5 H: 0 LOB: 0 BB: 0 P: 5	R: 0 E: 0 K: 2 S: 8 H: 1 LOB: 1 BB: 0 P: 8	R: 0 E: 0 K: 1 S: 5 H: 1 LOB: 0 BB: 0 P: 5	R: 0 E: 0 K: 0 S: 3 H: 0 LOB: 0 BB: 0 P: 3	R: 0 E: 0 K: 1 S: 5 H: 0 LOB: 0 BB: 0 P: 5	R: 3 E: 0 K: 2 S: 13 H: 6 LOB: 3 BB: 0 P: 13	R: 0 E: 0 K: 1 S: 5 H: 0 LOB: 0 BB: 0 P: 5	1B: 7 2B: 2 3B: 0 HR: 1 SF: 0 SAC: 0 DP: 0 HBP: 1						

PITCHER		IP	WLS	BF	H	R	ER	SO	BB	IBB	HBP	BLK	WP	HR	S	P	ERA	WHIP
Mel Stottlemyre, R ERA: 2.73	(1, 1)	7.0	L	26	4	3	3	7	1	0	1	0	0	1	38	43	3.86	0.714
Pedro Ramos, R ERA: 3.83	(8, 1)	2.0		12	6	3	3	3	0	0	0	0	0	0	18	18	13.50	3.000

PITCHER	IP	WLS	BF	H	R	ER	SO	BB	IBB	HBP	BLK	WP	HR	S	P	ERA	WHIP

TOP

Kansas City Athletics @ New York Yankees

Yankee Stadium, Bronx, NY

Thu Jun 24 1965, 3:33 AM EDT

Att. 6,191 - Unknown - 75 F

livebaseballscorecards.com

AB	36
R	6
H	10
RBI	6
BB	1
SO	10
LOB	8

WP: 0	PB: 0	SB: 0	CS: 1
PA: 38			

Batter	1	2	3	4	5	6	7	8	9	AB	R	H	RBI	BB	SO	LOB
Horace Clarke, S (1, 5) OBP: 0.291, SLG: 0.275	4-3		BB, WP, 1B		F7		F8			3	1	0	0	1	0	0
Bobby Richardson, R (1, 4) OBP: 0.305, SLG: 0.312	5-3		6-3, 1-2		K2-3			G6-4-3, 1B		4	0	1	0	0	1	1
Tom Tresh, S (1, 8) OBP: 0.354, SLG: 0.504	4-3		2-H, 1B		3-1			1-2, G6-4-3, 1B		4	0	2	1	0	0	0
Elston Howard, R (1, 2) OBP: 0.250, SLG: 0.319		6-3	K			6-3		G6-4-3, 1-2f, 2-3		4	0	0	0	0	1	3
Joe Pepitone, L (1, 9) OBP: 0.302, SLG: 0.413		HR	L8			BB		F8		3	1	1	1	1	0	1
Hector Lopez, R (1, 7) OBP: 0.250, SLG: 0.299		K	2B, BB			F8			1B	2	0	0	0	1	1	1
Jake Gibbs, L (9, PH) OBP: 0.200, SLG: 0.200										1	0	1	0	0	0	0
Ray Barker, L (1, 3) OBP: 0.376, SLG: 0.449		BB	F5			F6			F7	3	0	0	0	1	0	3
Phil Linz, R (1, 6) OBP: 0.298, SLG: 0.308		6-3	1-3, 2B				5-3		F2	4	0	1	0	0	0	2
Mel Stottlemyre, R (1, 1) OBP: 0.171, SLG: 0.317			6-3	5-3			F6		1-3	2	0	0	0	0	0	2
Tony Kubek, L (7, PH) OBP: 0.250, SLG: 0.260										1	0	0	0	0	0	0
Pedro Ramos, S (8, 1) OBP: 0.143, SLG: 0.143										0	0	0	0	0	0	0
Clete Boyer, R (9, PH) OBP: 0.302, SLG: 0.352										1	0	0	0	0	0	1
Inning Stats	R: 0 E: 0 K: 0 S: 3 H: 0 LOB: 0 BB: 0 P: 3	R: 1 E: 0 K: 1 S: 6 H: 1 LOB: 1 BB: 1 P: 10	R: 1 E: 0 K: 1 S: 6 H: 1 LOB: 1 BB: 1 P: 10	R: 0 E: 0 K: 0 S: 4 H: 1 LOB: 2 BB: 1 P: 8	R: 0 E: 0 K: 1 S: 5 H: 0 LOB: 0 BB: 0 P: 5	R: 0 E: 0 K: 0 S: 3 H: 0 LOB: 1 BB: 1 P: 7	R: 0 E: 0 K: 0 S: 3 H: 0 LOB: 0 BB: 0 P: 3	R: 0 E: 0 K: 0 S: 4 H: 2 LOB: 1 BB: 0 P: 4	R: 0 E: 0 K: 0 S: 4 H: 1 LOB: 1 BB: 0 P: 4	1B: 4 2B: 1 3B: 0 HR: 1	SF: 0 SAC: 0 DP: 1 HBP: 0		WP: 1 PB: 0 SB: 0 CS: 0		PA: 36		

PITCHER	IP	WLS	BF	H	R	ER	SO	BB	IBB	HBP	BLK	WP	HR	S	P	ERA	WHIP
Rollie Sheldon, R (1, 1) ERA: 3.0	9.0	W	36	6	2	2	3	4	0	0	0	1	1	38	54	2.00	1.111

PITCHER	IP	WLS	BF	H	R	ER	SO	BB	IBB	HBP	BLK	WP	HR	S	P	ERA	WHIP

BOTTOM

Kansas City Athletics @ New York Yankees

Yankee Stadium, Bronx, NY

Thu Jun 24 1965, 3:33 AM EDT

Att. 6,191 - Unknown - 75 F

livebaseballscorecards.com

AB	32
R	2
H	6
RBI	2
BB	4
SO	3
LOB	14

Batter	1	2	3	4	5	6	7	8	9	AB	R	H	RBI	BB	SO	LOB
Jose Cardenal, R (1, 8) OBP: 0.299, SLG: 0.387	6-3			K		F4		BB		3	0	0	0	1	1	0
Bobby Gene Smith, R (1, 7) OBP: 0.241, SLG: 0.269	K			L7		L7		K		4	0	0	0	0	2	1
Jim Fregosi, R (1, 6) OBP: 0.292, SLG: 0.370	1-3			K			F8		FC4-6 BB	3	0	0	0	1	1	0
Joe Adcock, R (1, 3) Marcelino Lopez, R (7, PR) OBP: 0.219, SLG: 0.258 Bobby Knoop, R (7, 4) OBP: 0.321, SLG: 0.355 Albie Pearson, L (9, PH) OBP: 0.333, SLG: 0.340		6-3			5-3		E5 E		F8	3 0 0 1	0 1 0 0	0 0 0 0	0 0 0 0	0 0 0 0	0 0 0 0	0 0 0 1
Lou Clinton, R (1, 9) OBP: 0.265, SLG: 0.248 Willie Smith, L (9, PH) OBP: 0.284, SLG: 0.436		F6			1B BB		K		FC4-6 2B 1-2f	2 1	0 0	0 0	0 0	1 0	1 0	1 1
Vic Power, R (1, 4) (7, 3) OBP: 0.311, SLG: 0.426		F6			1-2 1B		E8 2-H 1B		1-3 2B	4	0	3	1	0	0	0
Paul Schaal, R (1, 5) OBP: 0.279, SLG: 0.373			5-3		F9		5-3		L4	4	0	0	0	0	0	5
Buck Rodgers, S (1, 2) OBP: 0.262, SLG: 0.267			F8		K			K		3	0	0	0	0	2	2
Dean Chance, R (1, 1) OBP: 0.161, SLG: 0.071 Merritt Ranew, L (8, PH) Bob Lee, R (8, 1) OBP: 0.200, SLG: 0.444 Aubrey Gatewood, R (8, 1) OBP: 0.500, SLG: 0.667			K			K		K		2 1 0 0	0 0 0 0	0 0 0 0	0 0 0 0	2 1 0 0	0 0 0 0	0 0 0 0
Inning Stats	R: 0 E: 0 K: 1 S: 5 H: 0 LOB: 0 BB: 0 P: 5	R: 0 E: 0 K: 0 S: 3 H: 0 LOB: 0 BB: 0 P: 3	R: 0 E: 0 K: 1 S: 5 H: 0 LOB: 0 BB: 0 P: 5	R: 0 E: 0 K: 2 S: 7 H: 0 LOB: 0 BB: 0 P: 7	R: 0 E: 0 K: 1 S: 6 H: 1 LOB: 2 BB: 1 P: 10	R: 0 E: 0 K: 1 S: 5 H: 0 LOB: 0 BB: 0 P: 5	R: 1 E: 2 K: 1 S: 7 H: 1 LOB: 1 BB: 0 P: 7	R: 0 E: 0 K: 3 S: 9 H: 0 LOB: 1 BB: 1 P: 13	R: 0 E: 0 K: 0 S: 4 H: 1 LOB: 2 BB: 1 P: 8	1B: 2 2B: 1 3B: 0 HR: 0 SF: 0 SAC: 0 DP: 0 HBP: 0						

PITCHER	IP	WLS	BF	H	R	ER	SO	BB	IBB	HBP	BLK	WP	HR	S	P	ERA	WHIP
Al Downing, L (1, 1) ERA: 3.48	8.0	W	29	2	1	1	10	2	0	0	0	0	0	47	55	1.12	0.500
Pedro Ramos, R (9, 1) ERA: 3.73	1.0	S	5	1	0	0	0	1	0	0	0	0	0	4	8	0.00	2.000

PITCHER	IP	WLS	BF	H	R	ER	SO	BB	IBB	HBP	BLK	WP	HR	S	P	ERA	WHIP

TOP

Los Angeles Angels @ New York Yankees

Yankee Stadium, Bronx, NY

Fri Jun 25 1965, 7:05 PM EDT

Att. 13,286 - Unknown - 74 F

livebaseballscorecards.com

AB	31
R	1
H	3
RBI	1
BB	3
SO	10
LOB	11

WP: 0 PA: 34
PB: 0
SB: 0
CS: 0

Batter	1	2	3	4	5	6	7	8	9	AB	R	H	RBI	BB	SO	LOB
Bobby Richardson, R (1, 4) OBP: 0.313, SLG: 0.319	G4-6-3 1B		K		IBB		1B	1B 1-2 2-H 3-H 1B		4	0	3	2	1	1	1
Tony Kubek, L (1, 6) OBP: 0.248, SLG: 0.258	K		F7		F8		F9	BB 1-3 2-H 1B		5	0	1	1	0	1	6
Roger Maris, L (1, 9) OBP: 0.352, SLG: 0.449	G4-6-3 1-2f			K		1B BB	F5	1-2 BB		3	0	0	0	2	1	2
Tom Tresh, S (1, 8) OBP: 0.355, SLG: 0.506		F7		K		HBP FC FC 1-3 1B		SH1-3 BB 2B	G3	5	2	2	0	0	1	3
Elston Howard, R (1, 2) OBP: 0.253, SLG: 0.319		1B 1B		1-3		FC FC HBP 1-2		SH1-3 2-3		3	0	1	0	0	0	1
Joe Pepitone, L (1, 7) OBP: 0.309, SLG: 0.413		G6-3 1-2 1B			3-1	FC 1-2 2-3 HBP		BB IBB 1B IBB		2	1	1	0	1	0	0
Ray Barker, L (1, 3) OBP: 0.371, SLG: 0.438		G6-3 1-2f			SH1-4 PB 1B	FC G4-6-3 1-2 2-3 3-H		K		4	0	1	1	0	1	6
Clete Boyer, R (1, 5) OBP: 0.310, SLG: 0.353			SH3-4 1B		4-0 SH1-4 1-2 BB	G4-6-3 1-2f		BB 1-2 1B IBB		2	1	1	0	2	0	3
Al Downing, R (1, 1) OBP: 0.207, SLG: 0.148 Horace Clarke, S (8, PH) OBP: 0.304, SLG: 0.275 Pedro Ramos, S (9, 1) OBP: 0.143, SLG: 0.143			SH3-4 1-2		SH1-4 1-2 2-3		K	1B 1-2 2-3 3-H 1B BB		1 0 0	0 1 0	0 0 0	0 1 0	0 1 0	1 0 0	0 0 0
Inning Stats	R: 0 E: 0 K: 1 S: 5 H: 1 LOB: 0 BB: 0 P: 5	R: 0 E: 0 K: 0 S: 4 H: 2 LOB: 1 BB: 0 P: 4	R: 0 E: 0 K: 1 S: 6 H: 1 LOB: 1 BB: 0 P: 6	R: 0 E: 0 K: 2 S: 7 H: 0 LOB: 0 BB: 0 P: 7	R: 0 E: 0 K: 0 S: 4 H: 1 LOB: 3 BB: 2 P: 12	R: 1 E: 0 K: 0 S: 4 H: 1 LOB: 2 BB: 1 P: 9	R: 0 E: 0 K: 1 S: 6 H: 1 LOB: 1 BB: 0 P: 6	R: 4 E: 0 K: 1 S: 8 H: 3 LOB: 3 BB: 4 P: 24		1B: 9 2B: 1 3B: 0 HR: 0 SF: 0 SAC: 3 DP: 3 HBP: 1						

PITCHER	IP	WLS	BF	H	R	ER	SO	BB	IBB	HBP	BLK	WP	HR	S	P	ERA	WHIP
Dean Chance, R (1, 1) ERA: 4.35	7.0		30	7	1	1	5	2	1	1	0	0	0	36	49	1.29	1.286
Bob Lee, R (8, 1) ERA: 2.51	0.2	L	8	3	4	4	1	1	2	0	0	0	0	7	19	54.00	6.000
Aubrey Gatewood, R (8, 1) ERA: 3.96	0.1		2	0	0	0	0	1	0	0	0	0	0	1	5	0.00	3.000

PITCHER	IP	WLS	BF	H	R	ER	SO	BB	IBB	HBP	BLK	WP	HR	S	P	ERA	WHIP

BOTTOM

Los Angeles Angels @ New York Yankees

Yankee Stadium, Bronx, NY

Fri Jun 25 1965, 7:05 PM EDT
Att. 13,286 - Unknown - 74 F

livebaseballscorecards.com

AB	29
R	5
H	10
RBI	5
BB	7
SO	6
LOB	22

WP: 0 PA: 40
PB: 1
SB: 0
CS: 0

Los Angeles Angels @ New York Yankees

Yankee Stadium, Bronx, NY

Sat Jun 26 1965, 3:33 AM EDT

Att. 13,256 - Unknown - 74 F

TOP

livebaseballscorecards.com

Batter	1	2	3	4	5	6	7	8	9	AB	R	H	RBI	BB	SO	LOB
Jose Cardenal, R (1, 8) OBP: 0.301, SLG: 0.391	6-3		2B		1-2 3-H 1B		F5		F8	5	0	2	1	0	0	0
Albie Pearson, L (1, 9) OBP: 0.330, SLG: 0.335	F8		G3		L9		FC4-6 1B		4-3	5	0	1	0	0	0	3
Jim Fregosi, R (1, 6) OBP: 0.288, SLG: 0.364	5-3			K	K 2-3		FC4-6 1-2f			4	0	0	0	0	2	3
Willie Smith, L (1, 7) OBP: 0.288, SLG: 0.442		4-3		1B 2B		FC5-4 1B	6-3			4	1	2	0	0	0	1
Joe Adcock, R (1, 3) OBP: 0.285, SLG: 0.412		F7		F5		1-2 FC5-4 1B		4-3 2B		4	0	2	0	0	0	1
Julio Gotay, R (8, PR) (8, 4) OBP: 0.273, SLG: 0.315										0	0	0	0	0	0	0
Vic Power, R (1, 4) (8, 3) OBP: 0.323, SLG: 0.431		1B		2-H 1B		1-2 2-3 FC5-4 1B		F3		4	0	2	1	0	0	3
Buck Rodgers, S (1, 2) OBP: 0.260, SLG: 0.264		4-3		K2-3		1-2 1B		2-3 4-3		2	0	0	0	0	1	2
Ken McBride, R (6, 1)										0	0	0	0	0	0	0
Bobby Gene Smith, R (8, PH) OBP: 0.236, SLG: 0.264										1	0	0	0	0	0	1
Aubrey Gatewood, R (8, 1) OBP: 0.500, SLG: 0.667										0	0	0	0	0	0	0
Paul Schaal, R (1, 5) OBP: 0.279, SLG: 0.368			K		1B 1B HBP	4-3		F3		3	1	0	0	0	1	4
Marcelino Lopez, R (1, 1) OBP: 0.212, SLG: 0.250			6-3		K 1B 1-3 1B		HR		5-3	1	0	0	0	0	0	0
Barry Latman, R (4, 1)										0	0	0	0	0	0	0
Merritt Ranew, L (4, 2) OBP: 0.250, SLG: 0.625										3	1	2	1	0	0	0
Al Spangler, L (6, PH) OBP: 0.281, SLG: 0.246										1	0	1	0	0	0	0
Inning Stats	R: 0 E: 0 K: 0 S: 3 H: 0 LOB: 0 BB: 0 P: 3	R: 0 E: 0 K: 0 S: 4 H: 1 LOB: 1 BB: 0 P: 4	R: 0 E: 0 K: 1 S: 6 H: 1 LOB: 1 BB: 0 P: 6	R: 1 E: 0 K: 2 S: 9 H: 2 LOB: 1 BB: 0 P: 9	R: 1 E: 0 K: 1 S: 6 H: 2 LOB: 2 BB: 0 P: 7	R: 0 E: 0 K: 0 S: 5 H: 3 LOB: 2 BB: 0 P: 5	R: 1 E: 0 K: 0 S: 5 H: 2 LOB: 1 BB: 0 P: 5	R: 0 E: 0 K: 0 S: 4 H: 1 LOB: 2 BB: 0 P: 4	R: 0 E: 0 K: 0 S: 3 H: 0 LOB: 0 BB: 0 P: 3	1B: 8 2B: 3 3B: 0 HR: 1 SF: 0 SAC: 0 DP: 1 HBP: 1	WP: 0 PB: 0 SB: 0 CS: 0 PA: 38					

	AB	37
	R	3
	H	12
	RBI	3
	BB	0
	SO	4
	LOB	18

PITCHER		IP	WLS	BF	H	R	ER	SO	BB	IBB	HBP	BLK	WP	HR	S	P	ERA	WHIP
Jim Bouton, R ERA: 5.08	(1, 1)	3.2		15	4	1	1	2	0	0	0	0	0	0	19	19	2.46	1.091
Bobby Tiefenauer, R ERA: 5.5	(4, 1)	3.1	W	16	7	2	2	2	0	0	1	0	0	1	19	20	5.40	2.100
Hal Reniff, R ERA: 2.91	(8, 1)	2.0	S	7	1	0	0	0	0	0	0	0	0	0	7	7	0.00	0.500

PITCHER		IP	WLS	BF	H	R	ER	SO	BB	IBB	HBP	BLK	WP	HR	S	P	ERA	WHIP

Batter	1	2	3	4	5	6	7	8	9	AB	R	H	RBI	BB	SO	LOB
Phil Linz, R (1, 6) OBP: 0.304, SLG: 0.311	BBB 4-0 1B 1B BB	0-0 ① SH3-4 1-2		0-0 ① SH3 1-2	0-0 S 1B 2-H 3-H 1B		0-0 E5 1-3			2	2	1	2	1	0	1
Bobby Richardson, R (1, 4) OBP: 0.315, SLG: 0.318 Hal Reniff, R (8, 1)	0-0 ① F7	0-0 ② 1-3 2-3		0-0 BB 2-H 1B	BBB 4-0 1B E 1-2 BB		0-0 ① 5-3			4 0	1 0	1 0	1 0	1 0	0 0	4 0
Roger Maris, L (1, 9) OBP: 0.359, SLG: 0.451	SSS 0-0 BB 1B 1-2 FC6-4 1B	0-3 ③ K		BBB 4-0 1-2 BB	0-0 E 1-3 2-H 1B		SSS 0-3 ② K			4	1	2	1	1	2	3
Elston Howard, R (1, 2) OBP: 0.250, SLG: 0.312	0-0 FC6-4 BB 1B 1-2 2-H 1B		0-0 ① F9	0-3 ② K	0-0 E6 1-3 3-H		0-0 ③ 5-3			5	1	1	1	0	1	5
Tom Tresh, S (1, 8) OBP: 0.352, SLG: 0.498 (6, 7)	BBB 4-0 FC6-4 1-2 2-3 BB	0-3 ② K		0-3 ③ K	0-0 ③ F9			0-0 ① F4		4	0	0	0	1	2	5
Hector Lopez, R (1, 7) OBP: 0.252, SLG: 0.300 Ross Moschitto, R (5, PR) OBP: 0.167, SLG: 0.353 (6, 8)	0-0 ② FC6-4 1B 1-2f 2-3 3-H	0-3 ③ K		0-0 1B 1B	0-0 ① F8			0-3 ② K		3 2	0 1	1 0	1 0	0 0	1 1	2 0
Joe Pepitone, L (1, 3) OBP: 0.311, SLG: 0.417	0-0 1-2 3-H 1B			0-0 HR 2B	0-0 ① F7	0-0 ② L8		0-0 ③ F6		5	1	2	1	0	0	1
Clete Boyer, R (1, 5) OBP: 0.313, SLG: 0.371	0-0 ③ F9			0-0 HR 2-H	0-0 1B 1-3 1B	0-0 ③ F8				4	2	2	2	0	0	2
Jim Bouton, R (1, 1) OBP: 0.226, SLG: 0.111 Bobby Tiefenauer, R (4, 1) Tony Kubek, L (7, PH) OBP: 0.253, SLG: 0.263 Horace Clarke, S (8, 4) OBP: 0.304, SLG: 0.275		0-0 1-3 SH3-4 1B		BBB 4-0 WP SH3 1B BB	SSS 0-3 ② K		0-0 E 1B			1 1 1 0	0 1 0 0	1 0 1 0	0 0 0 0	0 1 0 0	0 1 0 0	0 3 0 0
Inning Stats	R: 3 E: 0 K: 0 S: 6 H: 3 LOB: 2 BB: 2 P: 14	R: 0 E: 0 K: 1 S: 6 H: 1 LOB: 1 BB: 0 P: 6	R: 0 E: 0 K: 2 S: 7 H: 0 LOB: 0 BB: 0 P: 7	R: 3 E: 0 K: 2 S: 10 H: 3 LOB: 2 BB: 2 P: 18	R: 4 E: 1 K: 1 S: 10 H: 4 LOB: 3 BB: 1 P: 14	R: 0 E: 0 K: 0 S: 3 H: 0 LOB: 0 BB: 0 P: 3	R: 0 E: 1 K: 1 S: 7 H: 1 LOB: 2 BB: 0 P: 7	R: 0 E: 0 K: 1 S: 5 H: 0 LOB: 0 BB: 0 P: 5		1B: 10 2B: 1 3B: 0 HR: 1 SF: 0 SAC: 2 DP: 0 HBP: 0						

PITCHER		IP	WLS	BF	H	R	ER	SO	BB	IBB	HBP	BLK	WP	HR	S	P	ERA	WHIP
Marcelino Lopez, L ERA: 3.1	(1, 1)	3.0	L	18	6	6	6	3	3	0	0	0	0	1	21	33	18.00	3.000
Barry Latman, R ERA: 2.87	(4, 1)	2.0		14	5	4	3	3	2	0	0	0	1	0	18	26	13.50	3.500
Ken McBride, R ERA: 8.31	(6, 1)	2.0		8	1	0	0	1	0	0	0	0	0	0	10	10	0.00	0.500
Aubrey Gatewood, R ERA: 3.86	(8, 1)	1.0		3	0	0	0	1	0	0	0	0	0	0	5	5	0.00	0.000

PITCHER	IP	WLS	BF	H	R	ER	SO	BB	IBB	HBP	BLK	WP	HR	S	P	ERA	WHIP

BOTTOM

Los Angeles Angels @ New York Yankees

Yankee Stadium, Bronx, NY

Sat Jun 26 1965, 3:33 AM EDT
Att. 13,256 - Unknown - 74 F

livebaseballscorecards.com

AB	36
R	10
H	12
RBI	9
BB	5
SO	8
LOB	26

WP: 1 PA: 43
PB: 0
SB: 1
CS: 0

Batter	1	2	3	4	5	6	7	8	9	AB	R	H	RBI	BB	SO	LOB
Julio Gotay, R (1, 5) OBP: 0.284, SLG: 0.338	FC5-4 1B		3-1			1-3 2B		F4		4	0	2	0	0	0	1
Bobby Gene Smith, R (1, 7) OBP: 0.241, SLG: 0.273 Willie Smith, L (8, PH) OBP: 0.290, SLG: 0.444 (8, 7)	FC5-4 E 1-2f			G1-6-3 1B		SF9 3-H		1B 2-3 1B		2 1	0 0	1 1	1 0	0 0	0 0	1 0
Jose Cardenal, R (1, 8) OBP: 0.300, SLG: 0.389	E4 G5-4-3 1-2			K S S S		L9		1-2 3-H 1B		4	0	1	1	0	1	3
Jim Fregosi, R (1, 6) OBP: 0.284, SLG: 0.359	G5-4-3 1-2f			G1-6-3 1-2f			F9	F2		4	0	0	0	0	0	5
Vic Power, R (1, 3) OBP: 0.304, SLG: 0.406		F2			F8		5-3		F4	4	0	0	0	0	0	0
Lou Clinton, R (1, 9) OBP: 0.274, SLG: 0.246 Al Spangler, L (9, PH) OBP: 0.279, SLG: 0.244		B B B B 4-0 CS BB			F6		B B B B 4-0 BB		G1	1 1	0 0	0 0	0 0	2 0	0 0	0 0
Bobby Knoop, R (1, 4) OBP: 0.316, SLG: 0.349 Merritt Ranew, L (9, PH) OBP: 0.222, SLG: 0.556		F9 1-2			6-3		F8		4-3	3 1	0 0	0 0	0 0	0 0	0 0	2 0
Tom Egan, R (1, 2) OBP: 0.364, SLG: 0.364			K S S S			F4		1B G3 1B 1B		3	1	1	0	0	1	0
George Brunet, R (1, 1) OBP: 0.190, SLG: 0.158 Aubrey Gatewood, R (5, 1) OBP: 0.500, SLG: 0.667 Paul Schaal, R (6, PH) OBP: 0.282, SLG: 0.371 Rudy May, L (6, 1) OBP: 0.269, SLG: 0.261 Albie Pearson, L (8, PH) OBP: 0.329, SLG: 0.333 Bob Lee, R (8, 1) OBP: 0.200, SLG: 0.444			K S S S			2B SF9 1B		G3 1-2		1 0 1 0 1 0	0 0 1 0 0 0	0 0 1 0 0 0	0 0 0 0 0 0	1 0 0 0 0 0	0 0 0 0 0 0	0 0 0 0 1 0
Inning Stats	R: 0 H: 1 E: 1 LOB: 1 K: 0 BB: 0 S: 4 P: 4	R: 0 H: 0 E: 0 LOB: 0 K: 0 BB: 1 S: 2 P: 6	R: 0 H: 0 E: 0 LOB: 0 K: 2 BB: 0 S: 7 P: 7	R: 0 H: 1 E: 0 LOB: 0 K: 1 BB: 0 S: 5 P: 5	R: 0 H: 0 E: 0 LOB: 0 K: 0 BB: 0 S: 3 P: 3	R: 1 H: 2 E: 0 LOB: 1 K: 0 BB: 0 S: 5 P: 5	R: 0 H: 0 E: 0 LOB: 1 K: 0 BB: 1 S: 3 P: 7	R: 1 H: 3 E: 0 LOB: 2 K: 0 BB: 0 S: 6 P: 6	R: 0 H: 0 E: 0 LOB: 0 K: 0 BB: 0 S: 3 P: 3	1B: 6 SF: 1 2B: 1 SAC: 0 3B: 0 DP: 2 HR: 0 HBP: 0						

PITCHER	IP	WLS	BF	H	R	ER	SO	BB	IBB	HBP	BLK	WP	HR	S	P	ERA	WHIP
Whitey Ford, L (1, 1) ERA: 3.7	7.1	W	27	5	2	2	3	2	0	0	0	0	0	31	39	2.46	0.955
Pedro Ramos, R (8, 1) ERA: 3.59	1.2	S	7	2	0	0	0	0	0	0	0	0	0	7	7	0.00	1.200

PITCHER	IP	WLS	BF	H	R	ER	SO	BB	IBB	HBP	BLK	WP	HR	S	P	ERA	WHIP

TOP

Los Angeles Angels @ New York Yankees

Yankee Stadium, Bronx, NY

Sun Jun 27 1965, 3:33 AM EDT

Att. 19,148 - Unknown - 76 F

livebaseballscorecards.com

AB	31
R	2
H	7
RBI	2
BB	2
SO	3
LOB	13

WP: 0 PA: 34
PB: 0
SB: 0
CS: 1

Batter	1	2	3	4	5	6	7	8	9	AB	R	H	RBI	BB	SO	LOB
Phil Linz, R (1, 6) OBP: 0.296, SLG: 0.301	F4		E4 F9 1B 1B	F9		E6 FC1-6 1-2		5-3		5	1	0	0	0	0	3
Bobby Richardson, R (1, 4) OBP: 0.316, SLG: 0.323	F7		L6-4 1B 1-2 1B		FC6-5 2B	FC1-6 1-2f 2-3		L6		5	0	2	0	0	0	2
Roger Maris, L (1, 9) OBP: 0.360, SLG: 0.452	2B 2B		F9 2-3		S S S K	2-1 3-H	B B B B BB 1B E BB	3-1		4	2	1	0	1	1	3
Elston Howard, R (1, 2) OBP: 0.262, SLG: 0.333 Doc Edwards, R (8, 2) OBP: 0.279, SLG: 0.228	2-H 2B		1-2 3-H 1B		FC6-5 WP BB 1B 2-3		F9			4 0	1 0	2 0	2 0	0 0	0 0	2 0
Tom Tresh, S (1, 8) (6, 7) OBP: 0.354, SLG: 0.496	6-3		L6-4 2-3		B B B B WP 1-2 1B BB		BB 1-2 E 1B			3	2	1	0	1	0	3
Hector Lopez, R (1, 7) OBP: 0.272, SLG: 0.320 Ross Moschitto, R (5, PR) OBP: 0.158, SLG: 0.333 (6, 8)		2-3 1B		L8 1B FC3-2 1B	1-H 2-H 1B		S S S K			3 1	0 0	3 0	2 0	0 0	0 1	0 2
Joe Pepitone, L (1, 3) OBP: 0.314, SLG: 0.416		2-3 1-2		FC3-2 L8 1-2 1B	G3		B B B B 1B 1-2 2-3 E BB			3	1	1	0	1	0	2
Clete Boyer, R (1, 5) OBP: 0.312, SLG: 0.368		L7		L8 1-2 2-3		F9	E9 1-H 2-H 3-H 1B			4	0	1	2	0	0	3
Whitey Ford, L (1, 1) OBP: 0.263, SLG: 0.229 Pedro Ramos, S (8, 1) OBP: 0.143, SLG: 0.143		4-3		FC3-2 2-3 3-H		FC1-6 E 2-1 1B	S S S K			4 0	0 0	1 0	0 0	0 0	1 0	4 0
Inning Stats	R: 1 H: 2 E: 0 LOB: 1 K: 0 BB: 0 S: 5 P: 5	R: 0 H: 1 E: 0 LOB: 1 K: 0 BB: 0 S: 4 P: 4	R: 1 H: 2 E: 1 LOB: 1 K: 0 BB: 0 S: 5 P: 5	R: 0 H: 2 E: 0 LOB: 2 K: 0 BB: 0 S: 5 P: 5	R: 2 H: 2 E: 0 LOB: 1 K: 1 BB: 1 S: 7 P: 11	R: 0 H: 1 E: 1 LOB: 2 K: 0 BB: 0 S: 4 P: 4	R: 3 H: 2 E: 1 LOB: 1 K: 2 BB: 2 S: 9 P: 17	R: 0 H: 0 E: 0 LOB: 0 K: 0 BB: 0 S: 3 P: 3		1B: 9 SF: 0 2B: 4 SAC: 0 3B: 0 DP: 1 HR: 0 HBP: 0						

PITCHER		IP	WLS	BF	H	R	ER	SO	BB	IBB	HBP	BLK	WP	HR	S	P	ERA	WHIP
George Brunet, L ERA: 2.25	(1, 1)	4.2	L	24	9	4	3	1	1	0	0	0	1	0	25	29	5.79	2.143
Aubrey Gatewood, R ERA: 3.83	(5, 1)	0.1		1	0	0	0	0	0	0	0	0	0	0	1	1	0.00	0.000
Rudy May, L ERA: 3.26	(6, 1)	2.0		12	3	3	2	2	2	0	0	0	0	0	13	21	9.00	2.500
Bob Lee, R ERA: 2.47	(8, 1)	1.0		3	0	0	0	0	0	0	0	0	0	0	3	3	0.00	0.000

PITCHER	IP	WLS	BF	H	R	ER	SO	BB	IBB	HBP	BLK	WP	HR	S	P	ERA	WHIP

BOTTOM

Los Angeles Angels @ New York Yankees

Yankee Stadium, Bronx, NY

Sun Jun 27 1965, 3:33 AM EDT

Att. 19,148 - Unknown - 76 F

livebaseballscorecards.com

AB	36
R	7
H	12
RBI	6
BB	3
SO	3
LOB	24

WP: 1	PA: 39
PB: 0	
SB: 0	
CS: 0	

Batter	1	2	3	4	5	6	7	8	9	AB	R	H	RBI	BB	SO	LOB
Phil Linz, R (1, 6) OBP: 0.292, SLG: 0.296	F8		6-3		F4		F9		F8	3	0	0	0	0	0	0
Tony Kubek, L (7, PH) (7, 6) OBP: 0.250, SLG: 0.259										2	0	0	0	0	0	1
Bobby Richardson, R (1, 4) OBP: 0.321, SLG: 0.328	F9 BB CS 1B		6-3		1B		1-2 1B		E6 1B	5	0	3	0	0	0	0
Roger Maris, L (1, 9) OBP: 0.361, SLG: 0.447	BB 1-2			K	G3		F2		L1-4-3 1-3 1B	4	0	1	0	1	1	3
Elston Howard, R (1, 2) OBP: 0.261, SLG: 0.329	F9 2-3			1B 1B 1B		6-3		F7	L1-4-3 1-2	4	1	1	0	0	0	2
Doc Edwards, R (8, 2) OBP: 0.277, SLG: 0.226										1	0	0	0	0	0	2
Tom Tresh, S (1, 8) (8, 7) OBP: 0.353, SLG: 0.493	CS 3-H	K		1B 1-2 1B		5-3		E6 1B 1B		4	1	1	0	0	1	0
Hector Lopez, R (1, 7) OBP: 0.280, SLG: 0.327		F9		1B 1-2 2-H 1B		F4		1B 1-2 1B		4	0	2	1	0	0	0
Ross Moschitto, R (8, PR) (8, 8) OBP: 0.158, SLG: 0.333										0	0	0	0	0	0	0
Joe Pepitone, L (1, 3) OBP: 0.317, SLG: 0.418		1B		F5			4-3	1-3 2-H 1B		4	0	2	1	0	0	2
Clete Boyer, R (1, 5) OBP: 0.311, SLG: 0.380		K		F7			HR	F4		4	1	1	1	0	1	5
Mel Stottlemyre, R (1, 1) OBP: 0.178, SLG: 0.311			K	F4			1B 1B	K		4	0	1	0	0	2	2
Inning Stats	R: 0 E: 0 K: 0 S: 3 H: 1 LOB: 1 BB: 1 P: 7	R: 0 E: 0 K: 2 S: 8 H: 1 LOB: 1 BB: 0 P: 8	R: 0 E: 0 K: 1 S: 5 H: 0 LOB: 0 BB: 0 P: 5	R: 1 E: 0 K: 1 S: 8 H: 3 LOB: 2 BB: 0 P: 8	R: 0 E: 0 K: 0 S: 4 H: 1 LOB: 1 BB: 0 P: 4	R: 0 E: 0 K: 0 S: 3 H: 0 LOB: 0 BB: 0 P: 3	R: 1 E: 0 K: 0 S: 6 H: 3 LOB: 2 BB: 0 P: 6	R: 1 E: 1 K: 1 S: 8 H: 2 LOB: 2 BB: 0 P: 8	R: 0 E: 1 K: 0 S: 4 H: 1 LOB: 1 BB: 0 P: 4	1B: 11 2B: 0 3B: 0 HR: 1	SF: 0 SAC: 0 DP: 1 HBP: 0						

PITCHER		IP	WLS	BF	H	R	ER	SO	BB	IBB	HBP	BLK	WP	HR	S	P	ERA	WHIP
Pete Richert, L ERA: 2.8	(1, 1)	6.1	L	27	8	2	2	4	1	0	0	0	0	1	34	38	2.84	1.421
Bennie Daniels, R ERA: 3.75	(7, 1)	0.1		2	1	0	0	0	0	0	0	0	0	0	2	2	0.00	3.000
Marshall Bridges, L ERA: 2.52	(7, 1)	1.1		7	2	1	0	1	0	0	0	0	0	0	9	9	0.00	1.500
Ron Kline, R ERA: 2.2	(9, 1)	1.0		4	1	0	0	0	0	0	0	0	0	0	4	4	0.00	1.000

PITCHER	IP	WLS	BF	H	R	ER	SO	BB	IBB	HBP	BLK	WP	HR	S	P	ERA	WHIP

TOP

New York Yankees @ Washington Senators

D.C. Stadium, Washington, DC

Mon Jun 28 1965, 7:05 PM EDT

Unknown - 91 F

livebaseballscorecards.com

AB	39
R	3
H	12
RBI	3
BB	1
SO	5
LOB	17

WP: 0 PB: 0 SB: 0 CS: 1 PA: 41

Batter	1	2	3	4	5	6	7	8	9	AB	R	H	RBI	BB	SO	LOB
Don Blasingame, L (1, 4) OBP: 0.283, SLG: 0.316	F4		G4-6-3 1-2f			4-3		FC6-4 1-2 1B		4	0	1	0	0	0	1
Ken McMullen, R (1, 5) OBP: 0.326, SLG: 0.435	FC1-6 BB			E BB		F5		FC6-4 1-2f		2	0	0	0	2	0	2
Jim King, L (1, 9) OBP: 0.335, SLG: 0.441	FC1-6 1-2f			E6 FC4-6 1-2		3-1			4-3	4	0	0	0	0	0	2
Frank Howard, R (1, 7) OBP: 0.337, SLG: 0.471	K			K			F6		F4	4	0	0	0	0	2	3
Don Lock, R (1, 8) OBP: 0.311, SLG: 0.339		F9		K			G3		L1	4	0	0	0	0	1	2
Bob Chance, L (1, 3) OBP: 0.299, SLG: 0.364		CS 1B		FC4-6 1-2f			3-4-1			3	0	1	0	0	0	2
Doug Camilli, R (1, 2) OBP: 0.261, SLG: 0.321		K 1-2			F7			1B BB		2	0	0	0	1	1	1
Ed Brinkman, R (1, 6) OBP: 0.250, SLG: 0.297			FC5-6 BB		F4			F8		1	0	0	0	1	0	0
Willie Kirkland, L (8, PH) OBP: 0.260, SLG: 0.462										1	0	0	0	0	0	1
Ron Kline, R (9, 1)										0	0	0	0	0	0	0
Pete Richert, L (1, 1) OBP: 0.172, SLG: 0.077			FC5-6 G4-6-3 1-2f		1-3			F3		2	0	0	0	0	0	1
Bennie Daniels, L (7, 1) OBP: 0.261, SLG: 0.150										0	0	0	0	0	0	0
Marshall Bridges, S (7, 1) OBP: 0.250, SLG: 0.750										0	0	0	0	0	0	0
Woodie Held, R (8, PH) OBP: 0.368, SLG: 0.459										1	0	0	0	0	0	1
(9, 6)																
Inning Stats	R: 0 E: 0 K: 1 S: 5 H: 0 LOB: 1 BB: 1 P: 9	R: 0 E: 0 K: 1 S: 5 H: 1 LOB: 1 BB: 0 P: 5	R: 0 E: 0 K: 0 S: 2 H: 0 LOB: 0 BB: 1 P: 6	R: 0 E: 1 K: 2 S: 8 H: 0 LOB: 2 BB: 1 P: 12	R: 0 E: 0 K: 0 S: 3 H: 0 LOB: 0 BB: 0 P: 3	R: 0 E: 0 K: 0 S: 3 H: 0 LOB: 0 BB: 0 P: 3	R: 0 E: 0 K: 0 S: 3 H: 0 LOB: 0 BB: 0 P: 3	R: 0 E: 0 K: 0 S: 4 H: 1 LOB: 2 BB: 1 P: 8	R: 0 E: 0 K: 0 S: 3 H: 0 LOB: 0 BB: 0 P: 3	1B: 2 2B: 1 3B: 0 HR: 0	SF: 0 SAC: 0 DP: 2 HBP: 0						

PITCHER	IP	WLS	BF	H	R	ER	SO	BB	IBB	HBP	BLK	WP	HR	S	P	ERA	WHIP
Mel Stottlemyre, R (1, 1) ERA: 2.54	9.0	W	32	2	0	0	4	4	0	0	0	0	0	36	52	0.00	0.667

PITCHER	IP	WLS	BF	H	R	ER	SO	BB	IBB	HBP	BLK	WP	HR	S	P	ERA	WHIP

BOTTOM

New York Yankees @ Washington Senators

D.C. Stadium, Washington, DC

Mon Jun 28 1965, 7:05 PM EDT

Unknown - 91 F

livebaseballscorecards.com

AB	28
R	0
H	2
RBI	0
BB	4
SO	4
LOB	16

Batter	1	2	3	4	5	6	7	8	9	AB	R	H	RBI	BB	SO	LOB
Phil Linz, R (1, 6) OBP: 0.289, SLG: 0.289	F9		BB		6-3		F4		4-3	4	0	0	0	1	0	0
Bobby Richardson, R (1, 4) OBP: 0.323, SLG: 0.330	F8		FC4-6 1B		1B PB 1B		F7			4	1	2	1	0	0	0
Roger Maris, L (1, 9) OBP: 0.359, SLG: 0.444	K		K		PB 1B			6-3		1	0	0	0	0	1	0
Tony Kubek, L (1, 9) OBP: 0.252, SLG: 0.261										3	0	1	0	0	1	2
Tom Tresh, S (1, 8) OBP: 0.354, SLG: 0.496		F5	FC4-6		PB			2B		4	0	2	0	0	0	2
Hector Lopez, R (1, 7) OBP: 0.279, SLG: 0.351		1-3		HR	K			F8		4	1	1	1	0	1	3
Ross Moschitto, R (8, 8) OBP: 0.158, SLG: 0.333										0	0	0	0	0	0	0
Joe Pepitone, L (1, 3) OBP: 0.323, SLG: 0.421		F6		L6 1B		G4-3 1B		IBB		3	0	2	0	1	0	0
Clete Boyer, R (1, 5) OBP: 0.310, SLG: 0.378			2B 1B	F2		F7		F7		4	1	1	0	0	0	4
Doc Edwards, R (1, 2) OBP: 0.276, SLG: 0.235			FC1-5-6 2B	L6		G4-3			F8	4	0	1	1	0	0	2
Bill Stafford, R (1, 1)			FC1-5-6 BB 1B		6-3		K		K	2	1	0	0	0	0	1
Bobby Tiefenauer, R (6, 1)										1	0	0	0	0	1	0
Ray Barker, L (9, PH) OBP: 0.367, SLG: 0.432										1	0	0	0	0	1	0
Steve Hamilton, L (9, 1)										0	0	0	0	0	0	0
Pedro Ramos, S (9, 1) OBP: 0.143, SLG: 0.143										0	0	0	0	0	0	0
Inning Stats	R: 0 E: 0 K: 1 S: 5 H: 0 LOB: 0 BB: 0 P: 5	R: 0 E: 0 K: 0 S: 3 H: 0 LOB: 0 BB: 0 P: 3	R: 2 E: 0 K: 1 S: 8 H: 3 LOB: 2 BB: 1 P: 12	R: 1 E: 0 K: 0 S: 4 H: 2 LOB: 1 BB: 0 P: 4	R: 1 E: 0 K: 1 S: 8 H: 3 LOB: 2 BB: 0 P: 8	R: 0 E: 0 K: 0 S: 3 H: 1 LOB: 0 BB: 0 P: 3	R: 0 E: 0 K: 1 S: 5 H: 0 LOB: 0 BB: 0 P: 5	R: 0 E: 0 K: 0 S: 4 H: 1 LOB: 2 BB: 1 P: 8	R: 0 E: 0 K: 1 S: 5 H: 0 LOB: 0 BB: 0 P: 5	1B: 7 2B: 2 3B: 0 HR: 1	SF: 0 SAC: 0 DP: 1 HBP: 0						

PITCHER	IP	WLS	BF	H	R	ER	SO	BB	IBB	HBP	BLK	WP	HR	S	P	ERA	WHIP
Mike McCormick, L (1, 1) ERA: 3.29	6.0	L	26	9	4	3	3	1	0	0	0	0	1	31	35	4.50	1.667
Steve Ridzik, R (7, 1) ERA: 4.53	2.0		8	1	0	0	1	0	1	0	0	0	0	9	13	0.00	0.500
Ron Kline, R (9, 1) ERA: 2.15	1.0		3	0	0	0	1	0	0	0	0	0	0	5	5	0.00	0.000

PITCHER	IP	WLS	BF	H	R	ER	SO	BB	IBB	HBP	BLK	WP	HR	S	P	ERA	WHIP

TOP

New York Yankees @ Washington Senators

D.C. Stadium, Washington, DC

Mon Jun 28 1965, 7:05 PM EDT

Att. 30,019 - Unknown - 85 F

livebaseballscorecards.com

AB	35
R	4
H	10
RBI	3
BB	2
SO	5
LOB	14

WP	0
PB	1
SB	0
CS	0
PA	37

Batter	1	2	3	4	5	6	7	8	9	AB	R	H	RBI	BB	SO	LOB
Ken Hamlin, R (1, 4) (8, 6) OBP: 0.330, SLG: 0.352	L3 1B			5-3		FC5-4 HR 1-2f		6-3		4	1	1	0	0	0	1
Ken McMullen, R (1, 5) OBP: 0.322, SLG: 0.428	L3 1-2			K		K		F6		4	0	0	0	0	2	2
Willie Kirkland, L (1, 9) (8, 7) OBP: 0.260, SLG: 0.484	K			3-1		HR 1-H			K	4	1	1	2	0	2	0
Woodie Held, R (1, 7) (8, 4) OBP: 0.365, SLG: 0.472		F5			HR	4-3			E6	4	1	1	1	0	0	1
Bob Chance, L (1, 3) OBP: 0.300, SLG: 0.360		5-3			BB		1-3		K	2	0	0	0	1	0	0
Don Zimmer, R (9, PH) OBP: 0.296, SLG: 0.301										1	0	0	0	0	1	1
Don Lock, R (1, 8) OBP: 0.305, SLG: 0.332		F9			L5		6-3		5-3	4	0	0	0	0	0	2
Mike Brumley, L (1, 2) OBP: 0.224, SLG: 0.152			K		F7		1B			3	0	1	0	0	1	1
Ed Brinkman, R (1, 6) OBP: 0.248, SLG: 0.294			K		1-3		F8			2	0	0	0	0	1	1
Jim King, L (7, PH) (8, 9) OBP: 0.333, SLG: 0.438										1	0	0	0	0	0	1
Mike McCormick, L (1, 1) OBP: 0.182, SLG: 0.053			F7			FC5-4 1B		6-3		1	0	0	0	0	0	0
Don Blasingame, L (6, PH) OBP: 0.288, SLG: 0.319										1	0	1	0	0	0	0
Pete Richert, L (6, PR) OBP: 0.172, SLG: 0.077										0	0	0	0	0	0	0
Steve Ridzik, R (7, 1) OBP: 0.250, SLG: 0.375										0	0	0	0	0	0	0
Frank Howard, R (8, PH) OBP: 0.336, SLG: 0.469										1	0	0	0	0	0	0
Ron Kline, R (9, 1)										0	0	0	0	0	0	0
Inning Stats	R: 0 E: 0 K: 1 S: 5 H: 1 LOB: 0 BB: 0 P: 5	R: 0 E: 0 K: 0 S: 3 H: 0 LOB: 0 BB: 0 P: 3	R: 0 E: 0 K: 2 S: 7 H: 0 LOB: 0 BB: 0 P: 7	R: 0 E: 0 K: 1 S: 5 H: 0 LOB: 0 BB: 0 P: 5	R: 1 E: 0 K: 0 S: 4 H: 1 LOB: 1 BB: 1 P: 8	R: 2 E: 0 K: 1 S: 7 H: 2 LOB: 1 BB: 0 P: 7	R: 0 E: 0 K: 0 S: 4 H: 1 LOB: 1 BB: 0 P: 4	R: 0 E: 0 K: 0 S: 3 H: 0 LOB: 0 BB: 0 P: 3	R: 0 E: 1 K: 2 S: 8 H: 0 LOB: 1 BB: 0 P: 8	1B: 3 2B: 1 3B: 0 HR: 2	SF: 0 SAC: 0 DP: 1 HBP: 0						

BOTTOM

New York Yankees @ Washington Senators

D.C. Stadium, Washington, DC

Mon Jun 28 1965, 7:05 PM EDT

Att. 30,019 - Unknown - 85 F

livebaseballscorecards.com

AB	32
R	3
H	5
RBI	3
BB	1
SO	7
LOB	10

WP: 0 PB: 0 SB: 0 CS: 0 PA: 33

PITCHER		IP	WLS	BF	H	R	ER	SO	BB	IBB	HBP	BLK	WP	HR	S	P	ERA	WHIP
Bill Stafford, R ERA: 3.04	(1, 1)	5.2	W	20	3	2	2	5	1	0	0	0	0	1	29	33	3.18	0.706
Bobby Tiefenauer, R ERA: 5.31	(6, 1)	2.1		9	2	1	1	0	0	0	0	0	0	1	9	9	3.86	0.857
Steve Hamilton, L ERA: 1.8	(9, 1)	0.1		2	0	0	0	1	0	0	0	0	0	0	4	4	0.00	0.000
Pedro Ramos, R ERA: 3.53	(9, 1)	0.2	S	2	0	0	0	1	0	0	0	0	0	0	4	4	0.00	0.000

PITCHER	IP	WLS	BF	H	R	ER	SO	BB	IBB	HBP	BLK	WP	HR	S	P	ERA	WHIP

New York Yankees @ Washington Senators

D.C. Stadium, Washington, DC

Tue Jun 29 1965, 7:05 PM EDT

Att. 19,637 - Unknown

TOP

livebaseballscorecards.com

Batter	1	2	3	4	5	6	7	8	9	AB	R	H	RBI	BB	SO	LOB
Bobby Richardson, R (1, 4) OBP: 0.321, SLG: 0.331	L8		5-3		F5			F8 E 2B	F7	5	1	1	0	0	0	1
Tony Kubek, L (1, 6) OBP: 0.252, SLG: 0.261	1B		F6			F5		F8 2-3		4	0	1	0	0	0	1
Tom Tresh, S (1, 8) OBP: 0.350, SLG: 0.490	K		F9			L9		K		4	0	0	0	0	2	2
Elston Howard, R (1, 2) OBP: 0.261, SLG: 0.326	K			E3 PB 1B		E5 WP		E5 3-H		4	0	1	0	0	1	1
Phil Linz, R (8, PR) OBP: 0.289, SLG: 0.289										0	0	0	0	0	0	0
Doc Edwards, R (8, 2) OBP: 0.276, SLG: 0.235										0	0	0	0	0	0	0
Joe Pepitone, L (1, 9) OBP: 0.330, SLG: 0.419		FC5-4 BB		F4		1-2 BB		IBB		1	0	0	0	3	0	1
Hector Lopez, R (1, 7) OBP: 0.270, SLG: 0.339		FC5-4 F8 1B 1-2f		E3 1-3		K		K		4	0	0	0	0	2	6
Ross Moschitto, R (8, 7) OBP: 0.158, SLG: 0.333										0	0	0	0	0	0	0
Ray Barker, L (1, 3) OBP: 0.362, SLG: 0.423		1-2 1B		F9			F5		F7	4	0	1	0	0	0	1
Clete Boyer, R (1, 5) OBP: 0.309, SLG: 0.376		F8 2-3			F9		K		FC4-6 1B	4	0	1	0	0	1	2
Al Downing, R (1, 1) OBP: 0.188, SLG: 0.133		K			5-3		K		FC4-6 1-2f	3	0	0	0	0	2	2
Horace Clarke, S (9, PH) OBP: 0.298, SLG: 0.269										1	0	0	0	0	0	1

AB	34
R	1
H	5
RBI	0
BB	3
SO	8
LOB	18

Inning Stats	1	2	3	4	5	6	7	8	9
	R: 0 E: 0 K: 2 S: 8	H: 1 LOB: 1 BB: 0 P: 8	R: 0 E: 0 K: 1 S: 6	H: 1 LOB: 2 BB: 1 P: 10	R: 0 E: 0 K: 0 S: 3	H: 0 LOB: 0 BB: 0 P: 3	R: 0 E: 1 K: 0 S: 4	H: 1 LOB: 1 BB: 0 P: 4	R: 0 E: 0 K: 1 S: 6	H: 0 LOB: 2 BB: 1 P: 10	R: 0 E: 0 K: 2 S: 7	H: 0 LOB: 0 BB: 0 P: 7	R: 1 E: 1 K: 2 S: 9	H: 1 LOB: 2 BB: 1 P: 13	R: 0 E: 0 K: 0 S: 4	H: 1 LOB: 1 BB: 0 P: 4

| | | | | | | | | | |

Batter	1	2	3	4	5	6	7	8	9	AB	R	H	RBI	BB	SO	LOB
Ken Hamlin, R (1, 4) OBP: 0.337, SLG: 0.344	HBP		F9			6-3		BB		2	0	0	0	1	0	0
Ken McMullen, R (1, 5) OBP: 0.318, SLG: 0.422	F4			K			1-3	K		4	0	0	0	0	2	3
Woodie Held, R (1, 9) OBP: 0.360, SLG: 0.464 (8, 7)	F8			L8			F8			3	0	0	0	0	0	1
Frank Howard, R (1, 7) OBP: 0.336, SLG: 0.479 Jim King, L (8, 9) OBP: 0.333, SLG: 0.438	F8			6-3			HR			3 0	1 0	1 0	1 0	0 0	0 0	1 0
Don Lock, R (1, 8) OBP: 0.301, SLG: 0.326		K			5-3		K			3	0	0	0	0	2	0
Doug Camilli, R (1, 2) OBP: 0.254, SLG: 0.312		5-3			F7			E5		3	1	0	0	0	0	0
Bob Chance, L (1, 3) OBP: 0.301, SLG: 0.359		K			K			BB		3	0	1	0	0	2	0
Ed Brinkman, R (1, 6) OBP: 0.249, SLG: 0.293			K			K		SF7		1	0	0	1	1	1	0
Buster Narum, R (1, 1) OBP: 0.050, SLG: 0.200			F8			K		F3		3	0	0	0	0	1	2
Inning Stats	R: 0 E: 0 K: 0 S: 3 H: 0 LOB: 1 BB: 0 P: 4	R: 0 E: 0 K: 2 S: 7 H: 0 LOB: 0 BB: 0 P: 7	R: 0 E: 0 K: 1 S: 5 H: 0 LOB: 0 BB: 0 P: 5	R: 0 E: 0 K: 1 S: 5 H: 0 LOB: 0 BB: 0 P: 5	R: 0 E: 0 K: 1 S: 5 H: 0 LOB: 0 BB: 0 P: 5	R: 0 E: 0 K: 1 S: 4 H: 0 LOB: 0 BB: 1 P: 8	R: 1 E: 0 K: 1 S: 6 H: 1 LOB: 0 BB: 0 P: 6	R: 1 E: 2 K: 1 S: 7 H: 1 LOB: 2 BB: 1 P: 11		1B: 1 2B: 0 3B: 0 HR: 1 SF: 1 SAC: 0 DP: 0 HBP: 1						

PITCHER	IP	WLS	BF	H	R	ER	SO	BB	IBB	HBP	BLK	WP	HR	S	P	ERA	WHIP
Al Downing, L (1, 1) ERA: 3.28	8.0	L	29	2	2	1	8	2	0	1	0	0	1	42	51	1.12	0.500

PITCHER	IP	WLS	BF	H	R	ER	SO	BB	IBB	HBP	BLK	WP	HR	S	P	ERA	WHIP

BOTTOM

New York Yankees @ Washington Senators

D.C. Stadium, Washington, DC

Tue Jun 29 1965, 7:05 PM EDT

Att. 19,637 - Unknown

livebaseballscorecards.com

AB	25
R	2
H	2
RBI	2
BB	2
SO	8
LOB	7

New York Yankees @ Baltimore Orioles

Memorial Stadium, Baltimore, MD

Wed Jun 30 1965, 7:05 PM EDT

Att. 18,519 - Unknown

TOP

livebaseballscorecards.com

Batter	1	2	3	4	5	6	7	8	9	AB	R	H	RBI	BB	SO	LOB
Bobby Richardson, R (1, 4) OBP: 0.322, SLG: 0.328	F9	F3			BB G4-3		IBB HR		F9	3	1	0	0	2	0	1
Tony Kubek, L (1, 6) OBP: 0.250, SLG: 0.259	1B 2B E		F2		G4-3 1-2f		F5		F8	5	1	1	0	0	0	3
Tom Tresh, S (1, 8) OBP: 0.351, SLG: 0.502 (8, 7)	2B E 1-3		F9			K	HR 1-H 2-H		F5	5	1	2	3	0	1	0
Elston Howard, R (1, 2) OBP: 0.250, SLG: 0.312	E6 2-3 3-H		K			K	L7			4	0	0	1	0	2	1
Hector Lopez, R (1, 7) OBP: 0.271, SLG: 0.347	K			F3		2B		BB S		3	0	1	0	0	1	2
Roger Repoz, L (8, PH) (8, 8)										0	0	0	0	1	0	0
Joe Pepitone, L (1, 3) OBP: 0.328, SLG: 0.416	K			1B		4-3		F6		4	0	1	0	0	1	4
Clete Boyer, R (1, 5) OBP: 0.308, SLG: 0.387		F9		K			HR	K 1-2		4	1	1	1	0	2	2
Phil Linz, R (1, 9) OBP: 0.290, SLG: 0.290		F8		L5			SH2-4 HR 1B	IBB		3	1	1	0	0	0	1
Ray Barker, L (8, PH) OBP: 0.368, SLG: 0.423										0	0	0	0	1	0	0
Ross Moschitto, R (8, PR) OBP: 0.158, SLG: 0.333 (8, 9)										0	0	0	0	0	0	0
Jim Bouton, R (1, 1) OBP: 0.235, SLG: 0.103		BB			4-3		SH2-4 1-2	F4		2	0	0	0	1	0	2
Steve Hamilton, L (8, 1)										0	0	0	0	0	0	0
Pedro Ramos, S (9, 1) OBP: 0.143, SLG: 0.143										0	0	0	0	0	0	0
Inning Stats	R: 1 E: 1 K: 2 S: 10 H: 2 LOB: 2 BB: 0 P: 10	R: 0 E: 0 K: 0 S: 3 H: 0 LOB: 1 BB: 1 P: 7	R: 0 E: 0 K: 1 S: 5 H: 0 LOB: 0 BB: 0 P: 5	R: 0 E: 0 K: 1 S: 6 H: 1 LOB: 1 BB: 0 P: 6	R: 0 E: 0 K: 0 S: 2 H: 0 LOB: 0 BB: 1 P: 6	R: 0 E: 0 K: 2 S: 8 H: 1 LOB: 1 BB: 0 P: 8	R: 4 E: 0 K: 0 S: 6 H: 3 LOB: 0 BB: 1 P: 10	R: 0 E: 0 K: 1 S: 5 H: 0 LOB: 2 BB: 2 P: 13	R: 0 E: 0 K: 0 S: 3 H: 0 LOB: 0 BB: 0 P: 3	1B: 3 2B: 2 3B: 0 HR: 2	SF: 0 SAC: 1 DP: 1 HBP: 0						

	AB	33
	R	5
	H	7
	RBI	5
	BB	5
	SO	7
	LOB	16

WP: 0 PB: 0 SB: 1 CS: 0 PA: 39

PITCHER	IP	WLS	BF	H	R	ER	SO	BB	IBB	HBP	BLK	WP	HR	S	P	ERA	WHIP
Dave McNally, L (1, 1) ERA: 3.51	7.0	L	31	7	5	5	6	2	1	0	0	0	2	40	52	6.43	1.286
Robin Roberts, R (8, 1) ERA: 3.33	2.0		8	0	0	0	1	1	1	0	0	0	0	8	16	0.00	0.500

PITCHER	IP	WLS	BF	H	R	ER	SO	BB	IBB	HBP	BLK	WP	HR	S	P	ERA	WHIP

Batter	1	2	3	4	5	6	7	8	9	AB	R	H	RBI	BB	SO	LOB
Luis Aparicio, R (1, 6) OBP: 0.278, SLG: 0.373	HBP	BB			3B		K		F3	3	1	1	0	1	1	1
Russ Snyder, L (1, 8) OBP: 0.325, SLG: 0.304	1B WP 1B	F9			5-3			FC4-6 1B		4	1	2	0	0	0	3
John Orsino, R (1, 2) OBP: 0.335, SLG: 0.435	WP 1B		5-3		5-3 HBP			FC4-6 HR		3	1	1	1	0	0	1
Brooks Robinson, R (1, 5) OBP: 0.359, SLG: 0.424	G4-6-3 BB		K		5-3			F8		3	0	0	0	1	1	3
Curt Blefary, L (1, 7) OBP: 0.407, SLG: 0.512	F9		F2			3-1		HR		4	1	1	2	0	0	2
Boog Powell, L (1, 3) OBP: 0.299, SLG: 0.338 Bob Johnson, R (8, PH) OBP: 0.286, SLG: 0.408 (9, 3)	G4-6-3			F7		K		5-3		3 1	0 0	0 0	0 0	0 0	1 0	2 0
Sam Bowens, R (1, 9) OBP: 0.175, SLG: 0.248		S 1B		F9		F7			G3	4	0	1	0	0	0	0
Jerry Adair, R (1, 4) OBP: 0.305, SLG: 0.321		F8		E4 WP			G3-6-1 1B		4-3	4	0	1	0	0	0	1
Dave McNally, R (1, 1) OBP: 0.074, SLG: 0.038 Norm Siebern, L (7, PH) OBP: 0.361, SLG: 0.439 Robin Roberts, S (8, 1) OBP: 0.226, SLG: 0.241 Charlie Lau, L (9, PH) OBP: 0.351, SLG: 0.509 Paul Blair, R (9, PR) OBP: 0.301, SLG: 0.309		K		K			G3-6-1		1B	2 1 0 1 0	0 0 0 0 0	0 0 0 0 0	0 0 0 0 0	0 0 0 0 0	2 0 0 0 0	2 1 0 0 0
Inning Stats	R: 2 H: 2 E: 0 LOB: 1 K: 0 BB: 1 S: 4 P: 9	R: 0 H: 1 E: 0 LOB: 2 K: 1 BB: 1 S: 6 P: 10	R: 0 H: 0 E: 0 LOB: 0 K: 1 BB: 0 S: 5 P: 5	R: 0 H: 0 E: 1 LOB: 1 K: 1 BB: 0 S: 6 P: 6	R: 0 H: 1 E: 0 LOB: 1 K: 0 BB: 0 S: 3 P: 4	R: 0 H: 0 E: 0 LOB: 0 K: 1 BB: 0 S: 5 P: 5	R: 0 H: 1 E: 0 LOB: 0 K: 1 BB: 0 S: 5 P: 5	R: 2 H: 2 E: 0 LOB: 0 K: 0 BB: 0 S: 5 P: 5	R: 0 H: 1 E: 0 LOB: 1 K: 0 BB: 0 S: 4 P: 4	1B: 6 2B: 0 3B: 1 HR: 1	SF: 0 SAC: 0 DP: 2 HBP: 2						

PITCHER	IP	WLS	BF	H	R	ER	SO	BB	IBB	HBP	BLK	WP	HR	S	P	ERA	WHIP
Jim Bouton, R (1, 1) ERA: 5.04	7.2	W	32	7	4	4	5	2	0	2	0	2	1	38	48	4.70	1.174
Steve Hamilton, L (8, 1) ERA: 1.78	0.1		1	0	0	0	0	0	0	0	0	0	0	1	1	0.00	0.000
Pedro Ramos, R (9, 1) ERA: 3.45	1.0	S	4	1	0	0	0	0	0	0	0	0	0	4	4	0.00	1.000

PITCHER	IP	WLS	BF	H	R	ER	SO	BB	IBB	HBP	BLK	WP	HR	S	P	ERA	WHIP

BOTTOM

New York Yankees @ Baltimore Orioles

Memorial Stadium, Baltimore, MD

Wed Jun 30 1965, 7:05 PM EDT

Att. 18,519 - Unknown

livebaseballscorecards.com

AB	33
R	4
H	8
RBI	3
BB	2
SO	5
LOB	16

Batter	1	2	3	4	5	6	7	8	9	AB	R	H	RBI	BB	SO	LOB
Bobby Richardson, R (1, 4) OBP: 0.320, SLG: 0.326	5-3		1B		F9		6-3		K	5	0	1	0	0	1	2
Tony Kubek, L (1, 6) OBP: 0.256, SLG: 0.265	4-3		L5-3 1-2		FC6-4			6-3		4	0	2	0	0	0	0
Tom Tresh, S (1, 7) OBP: 0.350, SLG: 0.502	2B		K		FC6-4 1-2f			L7		4	0	1	0	0	1	3
Elston Howard, R (1, 2) OBP: 0.240, SLG: 0.299	4-3		L5-3 1-2			K		6-3		4	0	0	0	0	1	3
Hector Lopez, R (1, 9) OBP: 0.286, SLG: 0.388		2B		HR		F9			G4-6-3 BB	3	1	2	1	1	0	0
Joe Pepitone, L (1, 3) OBP: 0.324, SLG: 0.410		L8		K		F8			G4-6-3 1-2f	4	0	0	0	0	1	2
Clete Boyer, R (1, 5) OBP: 0.311, SLG: 0.393		F1		5-3			3-1		HR	4	1	2	0	0	0	1
Roger Repoz, L (1, 8) OBP: 0.600, SLG: 1.333		BB		K			3-1 1-2		HR 2-H	3	1	1	2	1	1	1
Whitey Ford, L (1, 1) OBP: 0.256, SLG: 0.222 Doc Edwards, R (5, PH) OBP: 0.274, SLG: 0.233 Hal Reniff, R (5, 1) Mickey Mantle, S (7, PH) OBP: 0.388, SLG: 0.457 Bobby Tiefenauer, R (7, 1) Ray Barker, L (9, PH) OBP: 0.375, SLG: 0.430 Phil Linz, R (9, PR) OBP: 0.290, SLG: 0.290		K			K		K		1B	1 1 0 1 0 1 0 0	0 0 0 0 0 0 0 0	0 0 0 0 0 0 1 0	0 0 0 0 0 0 0 0	0 0 0 0 0 0 0 0	1 1 0 1 0 1 0 0	2 0 0 1 0 0 0 0
Inning Stats	R: 0 E: 0 K: 0 S: 4 H: 1 LOB: 1 BB: 0 P: 4	R: 0 E: 0 K: 1 S: 6 H: 1 LOB: 2 BB: 1 P: 10	R: 0 E: 0 K: 1 S: 6 H: 2 LOB: 1 BB: 0 P: 6	R: 1 E: 0 K: 2 S: 8 H: 1 LOB: 0 BB: 0 P: 8	R: 0 E: 0 K: 1 S: 6 H: 1 LOB: 1 BB: 0 P: 6	R: 0 E: 0 K: 1 S: 5 H: 0 LOB: 0 BB: 0 P: 5	R: 0 E: 0 K: 1 S: 6 H: 1 LOB: 1 BB: 0 P: 6	R: 0 E: 0 K: 0 S: 3 H: 0 LOB: 0 BB: 0 P: 3	R: 2 E: 0 K: 1 S: 7 H: 3 LOB: 1 BB: 1 P: 11	1B: 5 2B: 4 3B: 0 HR: 2 SF: 0 SAC: 0 DP: 2 HBP: 0						

PITCHER		IP	WLS	BF	H	R	ER	SO	BB	IBB	HBP	BLK	WP	HR	S	P	ERA	WHIP
Steve Barber, L ERA: 3.66	(1, 1)	8.2	W	35	9	3	3	7	2	0	0	0	0	2	47	55	3.12	1.269
Stu Miller, R ERA: 1.46	(9, 1)	0.1	S	2	1	0	0	1	0	0	0	0	0	0	4	4	0.00	3.000

PITCHER	IP	WLS	BF	H	R	ER	SO	BB	IBB	HBP	BLK	WP	HR	S	P	ERA	WHIP

TOP

New York Yankees @ Baltimore Orioles

Memorial Stadium, Baltimore, MD

Thu Jul 01 1965, 7:05 PM EDT
Att. 17,744 - Unknown - 82 F

livebaseballscorecards.com

AB	35
R	3
H	10
RBI	3
BB	2
SO	8
LOB	15

WP: 0 PA: 37
PB: 0
SB: 0
CS: 0

Batter	1	2	3	4	5	6	7	8	9	AB	R	H	RBI	BB	SO	LOB
Luis Aparicio, R (1, 6) OBP: 0.275, SLG: 0.368	6-3	K2-3		FC6 1-2f			K			4	0	0	0	0	2	3
Jackie Brandt, R (1, 8) (8, 7) OBP: 0.306, SLG: 0.436	K	K	4-3				1-2 BB			3	0	0	0	1	2	0
Curt Blefary, L (1, 7) OBP: 0.409, SLG: 0.542 Paul Blair, R (8, 8) OBP: 0.301, SLG: 0.309	HR	2B 3B	K		3-1					4 0	2 0	2 0	1 0	0 0	1 0	2 0
Brooks Robinson, R (1, 5) OBP: 0.362, SLG: 0.435	2B	1B 2B 3-H	6-3					4-3		4	1	2	1	0	0	0
Sam Bowens, R (1, 9) OBP: 0.169, SLG: 0.239	F8	K		F7	5-3					4	0	0	0	0	1	2
John Orsino, R (1, 2) OBP: 0.333, SLG: 0.431	F8	1B 2-H		K		F3				4	0	1	1	0	1	0
Boog Powell, L (1, 3) OBP: 0.300, SLG: 0.338	3B 1B		B1-3	K						3	1	1	0	0	1	0
Jerry Adair, R (1, 4) OBP: 0.305, SLG: 0.328	1-H 3B			K			F7			3	0	1	1	0	1	0
Steve Barber, L (1, 1) OBP: 0.200, SLG: 0.136 Stu Miller, R (9, 1)	K		FC6 BB				BB			1 0	0 0	0 0	0 0	2 0	1 0	1 0
Inning Stats	R: 1 H: 2 E: 0 LOB: 1 K: 1 BB: 0 S: 7 P: 7	R: 1 H: 2 E: 0 LOB: 1 K: 2 BB: 0 S: 9 P: 9	R: 2 H: 3 E: 0 LOB: 1 K: 2 BB: 0 S: 9 P: 9	R: 0 H: 0 E: 0 LOB: 1 K: 1 BB: 1 S: 5 P: 9	R: 0 H: 0 E: 0 LOB: 0 K: 1 BB: 0 S: 5 P: 5	R: 0 H: 0 E: 0 LOB: 0 K: 2 BB: 0 S: 7 P: 7	R: 0 H: 0 E: 0 LOB: 2 K: 1 BB: 2 S: 5 P: 13	R: 0 H: 0 E: 0 LOB: 0 K: 0 BB: 0 S: 3 P: 3		1B: 2 SF: 0 2B: 2 SAC: 0 3B: 2 DP: 0 HR: 1 HBP: 0						WP: 0 PA: 33 PB: 0 SB: 0 CS: 0	

PITCHER		IP	WLS	BF	H	R	ER	SO	BB	IBB	HBP	BLK	WP	HR	S	P	ERA	WHIP
Whitey Ford, L ERA: 3.91	(1, 1)	4.0	L	19	7	4	4	6	1	0	0	0	0	1	30	34	9.00	2.000
Hal Reniff, R ERA: 2.78	(5, 1)	2.0		6	0	0	0	3	0	0	0	0	0	0	12	12	0.00	0.000
Bobby Tiefenauer, R ERA: 4.84	(7, 1)	2.0		8	0	0	0	1	2	0	0	0	0	0	8	16	0.00	1.000

PITCHER	IP	WLS	BF	H	R	ER	SO	BB	IBB	HBP	BLK	WP	HR	S	P	ERA	WHIP

BOTTOM

New York Yankees @ Baltimore Orioles

Memorial Stadium, Baltimore, MD

Thu Jul 01 1965, 7:05 PM EDT
Att. 17,744 - Unknown - 82 F

livebaseballscorecards.com

AB	30
R	4
H	7
RBI	4
BB	3
SO	10
LOB	8

Batter	1	2	3	4	5	6	7	8	9	AB	R	H	RBI	BB	SO	LOB
Bobby Richardson, R (1, 4) OBP: 0.321, SLG: 0.327 Phil Linz, R (7, 4) OBP: 0.289, SLG: 0.288	K		FC1 1B 1-2 3-H	F3 2-3		1B	WP 1B 2B 1-2 2-3 1B	L9		5 1	1 0	2 0	1 0	0 0	1 0	2 0
Tony Kubek, L (1, 6) OBP: 0.259, SLG: 0.268	5-3		F7	1B 3-H 1B		F7	WP 2B 1-2 2-H 3-H 1B		F4	6	1	2	3	0	0	3
Tom Tresh, S (1, 7) OBP: 0.352, SLG: 0.505	L3		FC4 1-2 2-H 1B	1-3 1B		K	HR 1-H 2-H 2B		F7	6	1	3	3	0	1	1
Elston Howard, R (1, 2) OBP: 0.238, SLG: 0.324 Jake Gibbs, L (7, 2) OBP: 0.333, SLG: 0.500		K	FC4 1-2f	5-3			K HR 2-H		1B 2B	5 1	1 1	1 1	2 0	0 0	2 0	4 0
Joe Pepitone, L (1, 3) OBP: 0.331, SLG: 0.413		F9		HR 1B	4-3		L9 BB 1B 1B BB		FC5-4 2-H 1B	5	2	3	1	1	0	0
Hector Lopez, R (1, 9) OBP: 0.299, SLG: 0.411 Ross Moschitto, R (7, PR) OBP: 0.190, SLG: 0.350 (7, 9)		6-3		HR 1-2 1B	SF8 3B		1B 1-2 1B BB 1-3 1B		FC5-4 1-2f	3 2	2 1	2 1	0 0	1 0	0 0	0 1
Roger Repoz, L (1, 8) OBP: 0.500, SLG: 1.286			1B FC1 1B	1-H 2-H HR	SF8 3-H		L9 2-3 K			4	2	2	4	0	1	5
Clete Boyer, R (1, 5) OBP: 0.317, SLG: 0.397			FC1 1-3 1B 1B	F3 PB 1B 1B	L6		1B 1B 1-3 3-H 1B	F3		5	3	3	1	0	0	0
Mel Stottlemyre, R (1, 1) OBP: 0.180, SLG: 0.300			K	K 1-2		K	1B 1B 1-2 3-H 1B	5-3		5	1	1	1	0	3	3
Inning Stats	R: 0 E: 0 K: 1 S: 5 H: 0 LOB: 0 BB: 0 P: 5	R: 0 E: 0 K: 1 S: 5 H: 0 LOB: 0 BB: 0 P: 5	R: 2 E: 0 K: 1 S: 9 H: 3 LOB: 2 BB: 0 P: 9	R: 4 E: 0 K: 1 S: 11 H: 6 LOB: 2 BB: 0 P: 11	R: 1 E: 0 K: 0 S: 4 H: 1 LOB: 0 BB: 0 P: 4	R: 0 E: 0 K: 2 S: 8 H: 1 LOB: 1 BB: 0 P: 8	R: 8 E: 0 K: 2 S: 15 H: 8 LOB: 3 BB: 2 P: 23	R: 0 E: 0 K: 0 S: 3 H: 0 LOB: 0 BB: 0 P: 3	R: 1 E: 0 K: 0 S: 5 H: 2 LOB: 1 BB: 0 P: 5	1B: 16 2B: 2 3B: 1 HR: 2 SF: 1 SAC: 0 DP: 0 HBP: 0				WP: 1 PB: 1 SB: 0 CS: 0	PA: 51	

TOP

New York Yankees @ Boston Red Sox

Fenway Park, Boston, MA

Fri Jul 02 1965, 7:05 PM EDT

Att. 20,876 - Unknown - 75 F

livebaseballscorecards.com

AB	48
R	16
H	21
RBI	16
BB	2
SO	8
LOB	19

PITCHER		IP	WLS	BF	H	R	ER	SO	BB	IBB	HBP	BLK	WP	HR	S	P	ERA	WHIP
Dave Morehead, R ERA: 4.7	(1, 1)	3.0	L	16	6	5	5	3	0	0	0	0	0	1	22	22	15.00	2.000
Jay Ritchie, R ERA: 2.89	(4, 1)	0.2		5	3	1	1	1	0	0	0	0	0	0	7	7	13.50	4.500
Jerry Stephenson, R ERA: 5.93	(4, 1)	3.0		18	8	9	9	3	1	0	0	0	1	0	23	27	27.00	3.000
Dennis Bennett, L ERA: 5.27	(7, 1)	1.1		7	2	0	0	1	1	0	0	0	0	1	8	12	0.00	2.250
Dick Radatz, R ERA: 5.6	(9, 1)	1.0		5	2	1	1	0	0	0	0	0	0	0	5	5	9.00	2.000

PITCHER		IP	WLS	BF	H	R	ER	SO	BB	IBB	HBP	BLK	WP	HR	S	P	ERA	WHIP

BOTTOM

New York Yankees @ Boston Red Sox

Fenway Park, Boston, MA

Fri Jul 02 1965, 7:05 PM EDT

Att. 20,876 - Unknown - 75 F

livebaseballscorecards.com

Batter	1	2	3	4	5	6	7	8	9	AB	R	H	RBI	BB	SO	LOB
Chuck Schilling, R (1, 4) OBP: 0.322, SLG: 0.414	6-3		L3			5-3		F6		4	0	0	0	0	0	1
Dalton Jones, L (1, 5) OBP: 0.347, SLG: 0.406	6-3 2B			6-3		F9			4-3	4	0	1	0	0	0	0
Carl Yastrzemski, L (1, 7) OBP: 0.405, SLG: 0.621 Tony Horton, R (2, 3) OBP: 0.283, SLG: 0.364	6-3 2-3			F2			K		1B E 1B	1 3	0 1	0 1	0 0	0 0	0 1	1 0
Felix Mantilla, R (1, 8) OBP: 0.407, SLG: 0.514	L8			1B			6-3		E 1B 1-2 1B	4	1	2	0	0	0	1
Lee Thomas, L (1, 3) (2, 7) OBP: 0.378, SLG: 0.500		G5-4-3 1B		F9			1B		E9 1B 1-3 2-H 1B	4	0	3	0	0	0	1
Tony Conigliaro, R (1, 9) OBP: 0.319, SLG: 0.464		K			F7		K		K	4	0	0	0	0	3	4
Eddie Bressoud, R (1, 6) OBP: 0.294, SLG: 0.368		G5-4-3 1-2f			K			1-3 1B	2-3 1B 3-H	4	0	2	1	0	1	1
Bob Tillman, R (1, 2) OBP: 0.276, SLG: 0.332			4-3		K			1-3 1-2	L6	4	0	0	0	0	1	3
Dave Morehead, R (1, 1) OBP: 0.226, SLG: 0.143 Jay Ritchie, R (4, 1) OBP: 0.667, SLG: 0.500 Jerry Stephenson, L (4, 1) OBP: 0.444, SLG: 0.375 Dennis Bennett, L (7, 1) OBP: 0.273, SLG: 0.273 Rico Petrocelli, R (8, PH) OBP: 0.257, SLG: 0.349 Dick Radatz, R (9, 1) OBP: 0.375, SLG: 0.600			K			F7		5-3		1 0 1 0 1 0	0 0 0 0 0 0	0 0 0 0 0 0	0 0 0 0 0 0	0 0 0 0 0 0	1 0 0 0 0 0	0 0 0 0 0 0

Inning Stats	1	2	3	4	5	6	7	8	9	1B: 8	SF: 0	WP: 0	PA: 35
R:	0	0	0	0	0	0	0	0	2	2B: 1	SAC: 0	PB: 0	
E:	0	0	0	0	0	0	0	0	1	3B: 0	DP: 1	SB: 0	
H:	1	1	0	1	0	0	1	1	4	HR: 0	HBP: 0	CS: 0	
K:	0	1	1	0	2	0	2	0	1				
LOB:	1	0	0	1	0	0	1	1	2				
BB:	0	0	0	0	0	0	0	0	0				
S:	4	5	5	4	7	3	8	4	9				
P:	4	5	5	4	7	3	8	4	9				

PITCHER	IP	WLS	BF	H	R	ER	SO	BB	IBB	HBP	BLK	WP	HR	S	P	ERA	WHIP
Mel Stottlemyre, R (1, 1) ERA: 2.51	9.0	W	35	9	2	2	7	0	0	0	0	0	0	49	49	2.00	1.000

PITCHER	IP	WLS	BF	H	R	ER	SO	BB	IBB	HBP	BLK	WP	HR	S	P	ERA	WHIP

AB	35
R	2
H	9
RBI	1
BB	0
SO	7
LOB	13

Batter	1	2	3	4	5	6	7	8	9	AB	R	H	RBI	BB	SO	LOB
Bobby Richardson, R (1, 4) OBP: 0.328, SLG: 0.351	HR	BB			2B	3B		G6-4-3		4	2	3	1	1	0	1
Tony Kubek, L (1, 6) OBP: 0.257, SLG: 0.272	E6	K			4-3	4-3			K	5	2	1	1	0	2	3
Tom Tresh, S (1, 7) OBP: 0.350, SLG: 0.500	K	4-3			4-3		FC6-4		F2	5	0	1	0	0	1	2
Elston Howard, R (1, 2) OBP: 0.236, SLG: 0.346	F9	F4			HR		K		K	5	1	1	2	0	2	2
Joe Pepitone, L (1, 3) OBP: 0.333, SLG: 0.419	2B	6-3			1B		FC6-4			4	0	2	1	0	0	1
Hector Lopez, R (1, 9) OBP: 0.298, SLG: 0.402 Ross Moschitto, R (7, PR) OBP: 0.190, SLG: 0.350 (7, 9)	K	L4			K		BB			3 0	0 0	0 0	0 0	1 0	2 0	2 0
Roger Repoz, L (1, 8) OBP: 0.357, SLG: 0.818		K	3-1		G3	3-1				4	0	0	0	0	1	2
Clete Boyer, R (1, 5) OBP: 0.323, SLG: 0.414		FC4-6	1-4-3		HR			G6-4-3		3	1	2	1	1	0	0
Al Downing, R (1, 1) OBP: 0.167, SLG: 0.118 Pedro Ramos, S (8, 1) OBP: 0.143, SLG: 0.143		FC4-6 BB			6-3	F4		K		4 0	0 0	0 0	0 0	0 0	1 0	2 0
Inning Stats	R: 2 E: 1 K: 2 S: 10 H: 2 LOB: 1 BB: 0 P: 10	R: 0 E: 0 K: 2 S: 8 H: 1 LOB: 2 BB: 1 P: 12	R: 0 E: 0 K: 0 S: 3 H: 0 LOB: 0 BB: 0 P: 3	R: 0 E: 0 K: 0 S: 3 H: 0 LOB: 0 BB: 0 P: 3	R: 3 E: 0 K: 1 S: 9 H: 4 LOB: 1 BB: 0 P: 9	R: 1 E: 0 K: 0 S: 5 H: 2 LOB: 1 BB: 0 P: 5	R: 0 E: 1 K: 1 S: 6 H: 1 LOB: 2 BB: 1 P: 10	R: 0 E: 0 K: 1 S: 4 H: 0 LOB: 0 BB: 1 P: 8	R: 0 E: 0 K: 2 S: 7 H: 0 LOB: 0 BB: 0 P: 7	1B: 3 2B: 3 3B: 1 HR: 3 SF: 0 SAC: 0 DP: 1 HBP: 0						

PITCHER		IP	WLS	BF	H	R	ER	SO	BB	IBB	HBP	BLK	WP	HR	S	P	ERA	WHIP
Jim Lonborg, R ERA: 3.15	(1, 1)	5.0	L	24	7	5	4	5	1	0	0	0	0	2	33	37	7.20	1.600
Dennis Bennett, L ERA: 5.24	(6, 1)	2.0		10	3	1	1	1	1	0	0	0	0	1	11	15	4.50	2.000
Jay Ritchie, R ERA: 2.75	(8, 1)	2.0		6	0	0	0	3	1	0	0	0	0	0	11	15	0.00	0.500

PITCHER	IP	WLS	BF	H	R	ER	SO	BB	IBB	HBP	BLK	WP	HR	S	P	ERA	WHIP

TOP

New York Yankees @ Boston Red Sox

Fenway Park, Boston, MA

Sat Jul 03 1965, 3:33 AM EDT

Att. 8,690 - Unknown - 71 F

livebaseballscorecards.com

AB	37
R	6
H	10
RBI	6
BB	3
SO	9
LOB	15

BOTTOM

New York Yankees @ Boston Red Sox

Fenway Park, Boston, MA

Sat Jul 03 1965, 3:33 AM EDT

Att. 8,690 - Unknown - 71 F

livebaseballscorecards.com

Batter	1	2	3	4	5	6	7	8	9	AB	R	H	RBI	BB	SO	LOB
Chuck Schilling, R (1, 4) OBP: 0.317, SLG: 0.400	5-3		BB		K		F8		5-3	4	0	0	0	1	1	3
Eddie Bressoud, R (1, 6) OBP: 0.303, SLG: 0.367	1B, BB		L6		1-2, BB		F5		1B	3	0	1	0	2	0	2
Tony Horton, R (1, 3) OBP: 0.294, SLG: 0.354	1-2, G1-4-3, 1B			L7	F4			1B, 1B, BB	K	4	1	1	0	1	1	4
Felix Mantilla, R (1, 8) OBP: 0.409, SLG: 0.514	G1-4-3 1-2f			K		1B		FC6-4, 1-3, 1B		4	0	2	0	0	1	2
Tony Conigliaro, R (1, 9) OBP: 0.318, SLG: 0.459		G4-6-3, BB		K	K			FC6-4, 1B, 1-2f		3	0	0	0	1	2	3
Lee Thomas, L (1, 7) OBP: 0.373, SLG: 0.492		G4-6-3 1-2f			F9	F4		F7		4	0	0	0	0	0	4
Frank Malzone, R (1, 5) OBP: 0.276, SLG: 0.256		F6			3B, 1B	1-3		1-3, 3-H, 1B		4	1	2	1	0	0	1
Bob Tillman, R (1, 2) OBP: 0.280, SLG: 0.345			F3		1-H, 3B		1B	F9		4	0	2	1	0	0	2
Jim Lonborg, R (1, 1) OBP: 0.188, SLG: 0.226 Rico Petrocelli, R (5, PH) OBP: 0.262, SLG: 0.349 Dennis Bennett, L (6, 1) OBP: 0.273, SLG: 0.273 Earl Wilson, R (7, PH) OBP: 0.333, SLG: 0.286 Jay Ritchie, R (8, 1) OBP: 0.667, SLG: 0.500 Dalton Jones, L (9, PH) OBP: 0.345, SLG: 0.404			F7		BB		BB		F8	1 0 0 0 0 1	0 0 0 0 0 0	0 0 0 0 0 0	0 0 0 0 0 0	0 1 0 1 0 0	0 0 0 0 0 0	0 0 0 0 0 0
Inning Stats	R: 0 E: 0 K: 0 S: 3 H: 1 LOB: 1 BB: 1 P: 7	R: 0 E: 0 K: 0 S: 2 H: 0 LOB: 0 BB: 1 P: 6	R: 0 E: 0 K: 0 S: 3 H: 0 LOB: 1 BB: 1 P: 7	R: 0 E: 0 K: 2 S: 7 H: 0 LOB: 0 BB: 0 P: 7	R: 1 E: 0 K: 1 S: 7 H: 2 LOB: 3 BB: 2 P: 15	R: 0 E: 0 K: 1 S: 6 H: 1 LOB: 1 BB: 0 P: 6	R: 0 E: 0 K: 0 S: 3 H: 1 LOB: 1 BB: 1 P: 7	R: 1 E: 0 K: 0 S: 5 H: 2 LOB: 2 BB: 1 P: 9	R: 0 E: 0 K: 1 S: 6 H: 1 LOB: 1 BB: 0 P: 6	1B: 7 2B: 0 3B: 1 HR: 0 SF: 0 SAC: 0 DP: 2 HBP: 0						

AB	32
R	2
H	8
RBI	2
BB	7
SO	5
LOB	21

PITCHER		IP	WLS	BF	H	R	ER	SO	BB	IBB	HBP	BLK	WP	HR	S	P	ERA	WHIP
Al Downing, L ERA: 3.2	(1, 1)	7.2	W	34	7	2	2	4	7	0	0	0	0	0	35	63	2.35	1.826
Pedro Ramos, R ERA: 3.35	(8, 1)	1.1	S	5	1	0	0	1	0	0	0	0	0	0	7	7	0.00	0.750

PITCHER	IP	WLS	BF	H	R	ER	SO	BB	IBB	HBP	BLK	WP	HR	S	P	ERA	WHIP

WP: 0 PB: 0 SB: 0 CS: 0 PA: 39

Batter	1	2	3	4	5	6	7	8	9	AB	R	H	RBI	BB	SO	LOB
Bobby Richardson, R (1, 4) OBP: 0.328, SLG: 0.350	0-0 1B 2B 1B	0-0 G6-5-3 2-3f			0-0 5-3		0-3 K			4	1	1	0	0	1	2
Tony Kubek, L (1, 6) OBP: 0.262, SLG: 0.277	0-0 2B 1-2 1B 1B		0-0 1B		0-0 4-3			0-0 3-1		4	1	2	0	0	0	0
Tom Tresh, S (1, 7) OBP: 0.349, SLG: 0.497	0-0 L8		0-0 L9		0-0 F6			0-0 1B 1B		4	0	1	0	0	0	3
Elston Howard, R (1, 2) OBP: 0.237, SLG: 0.342	0-0 F8		0-3 K			0-0 6-3		0-0 1-2 1B		4	0	1	0	0	1	3
Joe Pepitone, L (1, 3) OBP: 0.336, SLG: 0.424	0-0 1-3 2-H 1B 2B		0-0 F8			0-0 G5-4-3 1B		0-0 F4		4	1	2	1	0	0	3
Hector Lopez, R (1, 9) OBP: 0.297, SLG: 0.397 Ross Moschitto, R (8, 9) OBP: 0.190, SLG: 0.350	0-0 2-H 3-H 1B			0-0 6-3		0-0 G5-4-3 1-2f		0-0 L7		4 0	0 0	1 0	2 0	0 0	0 0	3 0
Roger Repoz, L (1, 8) OBP: 0.278, SLG: 0.600	0-3 K			0-0 F2			0-0 F8		0-3 K	4	0	0	0	0	2	1
Clete Boyer, R (1, 5) OBP: 0.330, SLG: 0.423		0-0 G6-5-3 SH3-4 1B		0-0 1B			0-0 2B		0-0 F7	4	0	3	0	0	0	0
Jim Bouton, R (1, 1) OBP: 0.229, SLG: 0.100 Hal Reniff, R (4, 1) Ray Barker, L (7, PH) OBP: 0.371, SLG: 0.425 Bobby Tiefenauer, R (7, 1) Jake Gibbs, L (9, PH) OBP: 0.286, SLG: 0.429		0-0 SH3-4 1-2		0-0 4-3			0-0 F8		0-3 K	1 0 1 0 1	0 0 0 0 0	0 0 0 0 1	0 0 0 0 0	0 0 0 0 0	0 0 0 0 1	1 0 1 0 0

Inning Stats									
	R: 3 H: 4 E: 0 LOB: 1 K: 1 BB: 0 S: 9 P: 9	R: 0 H: 1 E: 0 LOB: 0 K: 0 BB: 0 S: 3 P: 3	R: 0 H: 1 E: 0 LOB: 1 K: 1 BB: 0 S: 6 P: 6	R: 0 H: 1 E: 0 LOB: 1 K: 0 BB: 0 S: 4 P: 4	R: 0 H: 0 E: 0 LOB: 0 K: 0 BB: 0 S: 3 P: 3	R: 0 H: 1 E: 0 LOB: 0 K: 0 BB: 0 S: 3 P: 3	R: 0 H: 1 E: 0 LOB: 1 K: 1 BB: 0 S: 6 P: 6	R: 0 H: 2 E: 0 LOB: 2 K: 0 BB: 0 S: 5 P: 5	R: 0 H: 0 E: 0 LOB: 0 K: 2 BB: 0 S: 7 P: 7

1B: 9	SF: 0
2B: 2	SAC: 1
3B: 0	DP: 2
HR: 0	HBP: 0

WP: 0	PA: 36
PB: 0	
SB: 0	
CS: 0	

PITCHER		IP	WLS	BF	H	R	ER	SO	BB	IBB	HBP	BLK	WP	HR	S	P	ERA	WHIP
Bill Monbouquette, R ERA: 3.52	(1, 1)	7.1	W	31	11	3	3	3	0	0	0	0	0	0	37	37	3.68	1.500
Dick Radatz, R ERA: 5.43	(8, 1)	1.2	S	5	0	0	0	2	0	0	0	0	0	0	9	9	0.00	0.000

PITCHER		IP	WLS	BF	H	R	ER	SO	BB	IBB	HBP	BLK	WP	HR	S	P	ERA	WHIP

New York Yankees @ Boston Red Sox

Fenway Park, Boston, MA

Sun Jul 04 1965, 3:33 AM EDT

Att. 17,291 - Unknown - 82 F

TOP

livebaseballscorecards.com

AB	35
R	3
H	11
RBI	3
BB	0
SO	5
LOB	17

Batter	1	2	3	4	5	6	7	8	9	AB	R	H	RBI	BB	SO	LOB
Chuck Schilling, R (1, 4) OBP: 0.323, SLG: 0.403	F9	2-H 1B		1-2 1B			F6			4	0	2	0	0	0	0
Dalton Jones, L (1, 5) OBP: 0.337, SLG: 0.394	F9		3-1	K			L6			4	0	0	0	0	1	2
Tony Horton, R (1, 3) OBP: 0.309, SLG: 0.385	BB 2B 1B		F9		6-3		1B 2B			4	2	2	0	0	0	0
Felix Mantilla, R (1, 8) OBP: 0.410, SLG: 0.511	BBBB 1-2 2B BB		F7		K		2-H 1B			3	1	1	1	1	1	0
Lee Thomas, L (1, 7) OBP: 0.375, SLG: 0.500	1-H 2-H 2B			HR 2B	F8		F3			4	1	2	2	0	0	1
Tony Conigliaro, R (1, 9) OBP: 0.317, SLG: 0.467	K			2-H HR		K		F5		4	1	1	2	0	2	1
Eddie Bressoud, R (1, 6) OBP: 0.302, SLG: 0.364		FC3-6 1B		F9		K		L9		4	0	1	0	0	1	0
Bob Tillman, R (1, 2) OBP: 0.284, SLG: 0.353		FC3-6 SH5-4 1-2f 1B		5-3		2B		1B		4	0	2	0	0	0	1
Bill Monbouquette, R (1, 1) OBP: 0.143, SLG: 0.121 Dick Radatz, R (8, 1) OBP: 0.353, SLG: 0.563		SH5-4 1-2		BBBB 1B BB		K		K		1 1	0 0	0 0	0 0	1 0	1 1	1 1
Inning Stats	R: 2 H: 2 E: 0 LOB: 1 K: 1 BB: 1 S: 7 P: 11	R: 0 H: 2 E: 0 LOB: 2 K: 0 BB: 0 S: 4 P: 4	R: 0 H: 0 E: 0 LOB: 0 K: 0 BB: 0 S: 3 P: 3	R: 2 H: 3 E: 0 LOB: 2 K: 1 BB: 1 S: 8 P: 12	R: 0 H: 0 E: 0 LOB: 0 K: 1 BB: 0 S: 5 P: 5	R: 0 H: 1 E: 0 LOB: 1 K: 3 BB: 0 S: 10 P: 10	R: 1 H: 2 E: 0 LOB: 1 K: 0 BB: 0 S: 5 P: 5	R: 0 H: 1 E: 0 LOB: 1 K: 1 BB: 0 S: 6 P: 6		1B: 6 SF: 0 2B: 4 SAC: 1 3B: 0 DP: 0 HR: 1 HBP: 0						

PITCHER		IP	WLS	BF	H	R	ER	SO	BB	IBB	HBP	BLK	WP	HR	S	P	ERA	WHIP
Jim Bouton, R ERA: 5.26	(1, 1)	3.0	L	15	6	4	4	1	1	0	0	0	0	1	16	20	12.00	2.333
Hal Reniff, R ERA: 2.61	(4, 1)	3.0		12	2	0	0	5	1	0	0	0	0	0	21	25	0.00	1.000
Bobby Tiefenauer, R ERA: 4.81	(7, 1)	2.0		9	3	1	1	1	0	0	0	0	0	0	11	11	4.50	1.500

PITCHER	IP	WLS	BF	H	R	ER	SO	BB	IBB	HBP	BLK	WP	HR	S	P	ERA	WHIP

BOTTOM

New York Yankees @ Boston Red Sox

Fenway Park, Boston, MA

Sun Jul 04 1965, 3:33 AM EDT
Att. 17,291 - Unknown - 82 F

livebaseballscorecards.com

AB	33
R	5
H	11
RBI	5
BB	2
SO	7
LOB	7

WP: 0 PA: 36
PB: 0
SB: 0
CS: 0

Batter	1	2	3	4	5	6	7	8	9	AB	R	H	RBI	BB	SO	LOB
Bobby Richardson, R (1, 4) OBP: 0.323, SLG: 0.345	L7	F6			L8	K		F9		5	0	0	0	0	1	3
Tony Kubek, L (1, 6) OBP: 0.261, SLG: 0.275	1B 2B 1B		K		3-1	K		K		5	1	1	0	0	3	2
Tom Tresh, S (1, 7) OBP: 0.350, SLG: 0.498	1-2 2B 1B		L7		2B		E5 1B HR		5-3	5	2	2	0	0	0	0
Elston Howard, R (1, 2) OBP: 0.227, SLG: 0.328 Doc Edwards, R (9, 2) OBP: 0.274, SLG: 0.233	K		L9		F3		F4		F6	5 0	0 0	0 0	0 0	0 0	1 0	4 0
Hector Lopez, R (1, 9) OBP: 0.302, SLG: 0.407 Ross Moschitto, R (7, PR) OBP: 0.182, SLG: 0.333 (7, 9)	1-H 2-H 2B			K	F7	1-2 HR 1B			K	4 1	0 1	2 0	2 0	0 0	1 1	0 0
Joe Pepitone, L (1, 3) OBP: 0.341, SLG: 0.444	L3			1B 2B	1B 1B 1B	1-H 2-H HR				4	2	3	3	0	0	1
Clete Boyer, R (1, 5) OBP: 0.332, SLG: 0.424		F6		FC4-6 2-3 1B	1B 1-2 1B	L8				4	1	2	0	0	0	1
Roger Repoz, L (1, 8) OBP: 0.273, SLG: 0.526		K		K	1B 1-3 2-H 1B	F9				4	0	1	1	0	2	3
Whitey Ford, L (1, 1) OBP: 0.279, SLG: 0.250		1B		FC4-6 1-2f	1-2 3-H 1B			K		4	0	2	1	0	1	2
Inning Stats	R: 2 E: 0 K: 1 S: 8 H: 3 LOB: 1 BB: 0 P: 8	R: 0 E: 0 K: 1 S: 6 H: 1 LOB: 1 BB: 0 P: 6	R: 0 E: 0 K: 1 S: 5 H: 0 LOB: 0 BB: 0 P: 5	R: 0 E: 0 K: 2 S: 9 H: 2 LOB: 2 BB: 0 P: 9	R: 0 E: 0 K: 0 S: 4 H: 1 LOB: 1 BB: 0 P: 4	R: 2 E: 0 K: 2 S: 11 H: 4 LOB: 2 BB: 0 P: 11	R: 3 E: 1 K: 0 S: 6 H: 2 LOB: 1 BB: 0 P: 6	R: 0 E: 0 K: 2 S: 7 H: 0 LOB: 0 BB: 0 P: 7	R: 0 E: 0 K: 1 S: 5 H: 0 LOB: 0 BB: 0 P: 5	1B: 9 2B: 3 3B: 0 HR: 1 SF: 0 SAC: 0 DP: 0 HBP: 0						

TOP

New York Yankees @ Detroit Tigers

Tiger Stadium, Detroit, MI

Mon Jul 05 1965, 4:33 AM EDT

Overcast - 77 F

livebaseballscorecards.com

AB	41
R	7
H	13
RBI	7
BB	0
SO	10
LOB	16

WP: 0 PA: 41
PB: 0
SB: 0
CS: 0

PITCHER		IP	WLS	BF	H	R	ER	SO	BB	IBB	HBP	BLK	WP	HR	S	P	ERA	WHIP
Mickey Lolich, L ERA: 3.53	(1, 1)	6.1	L	33	13	7	6	7	0	0	0	0	0	1	47	47	8.53	2.053
Orlando Pena, R ERA: 5.79	(7, 1)	1.2		5	0	0	0	2	0	0	0	0	0	0	9	9	0.00	0.000
Ron Nischwitz, L ERA: 1.23	(9, 1)	1.0		3	0	0	0	1	0	0	0	0	0	0	5	5	0.00	0.000

PITCHER	IP	WLS	BF	H	R	ER	SO	BB	IBB	HBP	BLK	WP	HR	S	P	ERA	WHIP

Batter	1	2	3	4	5	6	7	8	9	AB	R	H	RBI	BB	SO	LOB
George Thomas, R (1, 9) OBP: 0.250, SLG: 0.351	B5		5-3		K			1B		4	0	1	0	0	1	0
Jerry Lumpe, L (1, 4) OBP: 0.338, SLG: 0.339	L5-3, 1B		F7			L8		1-3 G5-4-3		4	0	2	0	0	0	0
Don Demeter, R (1, 3) OBP: 0.300, SLG: 0.383	1-2		1-3			6-3		1-2f G5-4-3		4	0	1	0	0	0	2
Al Kaline, R (1, 8) OBP: 0.399, SLG: 0.538	L5-3 2-3			L7		BB			L9	3	0	0	0	1	0	2
Willie Horton, R (1, 7) OBP: 0.366, SLG: 0.634		1B SF9		HR		5-3			K	4	2	2	1	0	1	1
Don Wert, R (1, 5) OBP: 0.316, SLG: 0.315	1-3			F7			L8		2B	4	0	2	0	0	0	0
Bill Freehan, R (1, 2) OBP: 0.255, SLG: 0.272	SF9 3-H			F9			6-3		F7	3	0	0	1	0	0	1
Dick McAuliffe, L (1, 6) OBP: 0.367, SLG: 0.473	K				K		F3			3	0	0	0	0	2	1
Mickey Lolich, S (1, 1) OBP: 0.143, SLG: 0.122	K				L1			F7		2	0	0	0	0	1	1
Orlando Pena, R (7, 1) OBP: 0.273, SLG: 0.200										0	0	0	0	0	0	0
Jake Wood, R (8, PH) OBP: 0.303, SLG: 0.366										1	0	0	0	0	0	0
Ron Nischwitz, S (9, 1)										0	0	0	0	0	0	0
Inning Stats	R: 0 E: 0 K: 0 S: 4 H: 2 LOB: 1 BB: 0 P: 4	R: 1 E: 0 K: 2 S: 9 H: 2 LOB: 1 BB: 0 P: 9	R: 0 E: 0 K: 0 S: 3 H: 0 LOB: 0 BB: 0 P: 3	R: 1 E: 0 K: 0 S: 4 H: 1 LOB: 0 BB: 0 P: 4	R: 0 E: 0 K: 2 S: 7 H: 0 LOB: 0 BB: 0 P: 7	R: 0 E: 0 K: 0 S: 3 H: 0 LOB: 0 BB: 1 P: 7	R: 0 E: 0 K: 0 S: 3 H: 0 LOB: 1 BB: 0 P: 3	R: 0 E: 0 K: 0 S: 4 H: 2 LOB: 1 BB: 0 P: 4	R: 0 E: 0 K: 1 S: 6 H: 1 LOB: 1 BB: 0 P: 6	1B: 6 2B: 1 3B: 0 HR: 1 SF: 1 SAC: 0 DP: 2 HBP: 0						

PITCHER	IP	WLS	BF	H	R	ER	SO	BB	IBB	HBP	BLK	WP	HR	S	P	ERA	WHIP
Whitey Ford, L (1, 1) ERA: 3.75	9.0	W	34	8	2	2	5	1	0	0	0	0	1	43	47	2.00	1.000

PITCHER	IP	WLS	BF	H	R	ER	SO	BB	IBB	HBP	BLK	WP	HR	S	P	ERA	WHIP

BOTTOM

New York Yankees @ Detroit Tigers

Tiger Stadium, Detroit, MI

Mon Jul 05 1965, 4:33 AM EDT

Overcast - 77 F

livebaseballscorecards.com

AB	32
R	2
H	8
RBI	2
BB	1
SO	5
LOB	8

Batter	1	2	3	4	5	6	7	8	9	AB	R	H	RBI	BB	SO	LOB
Bobby Richardson, R (1, 4) OBP: 0.327, SLG: 0.349	WP 1B		4-3		5-3		1B		1B	5	0	3	2	0	0	1
Tony Kubek, L (1, 6) OBP: 0.259, SLG: 0.273	K		K			L8	4-3		1B	5	0	1	1	0	2	2
Tom Tresh, S (1, 7) OBP: 0.353, SLG: 0.495	K			BB G3-6-3		BB PB		BB G4-6-3	F8	2	0	0	0	3	1	3
Joe Pepitone, L (1, 9) OBP: 0.340, SLG: 0.439	BB			G3-6-3		F9		G4-6-3		3	0	0	0	1	0	3
Ray Barker, L (1, 3) OBP: 0.366, SLG: 0.410	4-3			BB PB		K		L3		3	0	0	0	1	1	3
Roger Repoz, L (1, 8) OBP: 0.308, SLG: 0.696		4-3		K			HR		4-3 1B 2B	4	2	2	1	0	1	1
Clete Boyer, R (1, 5) OBP: 0.331, SLG: 0.426		K			6-3		SH3 1B 2B		4-3	4	1	1	0	0	1	1
Jake Gibbs, L (1, 2) OBP: 0.200, SLG: 0.300		G3			F4		SH3		4-3	3	0	0	0	0	0	1
Steve Hamilton, L (1, 1) OBP: 0.333, SLG: 0.333 Mickey Mantle, S (7, PH) OBP: 0.386, SLG: 0.454 Hal Reniff, R (7, 1) Pedro Ramos, S (7, 1) OBP: 0.143, SLG: 0.143 Hector Lopez, R (9, PH) OBP: 0.167, SLG: 0.407 Ross Moschitto, R (9, PR) OBP: 0.182, SLG: 0.333			K		1B		K		1B BB	2 1 0 0 0 0	0 0 0 0 0 1	1 0 0 0 0 0	0 0 0 0 0 0	1 1 0 0 0 1	0 1 0 0 0 0	0 1 0 0 0 0

TOP

New York Yankees @ Detroit Tigers

Tiger Stadium, Detroit, MI

Mon Jul 05 1965, 4:38 AM EDT

Att. 40,153 - Unknown - 70 F

livebaseballscorecards.com

AB	32
R	4
H	8
RBI	4
BB	6
SO	8
LOB	16

Inning Stats	1	2	3	4	5	6	7	8	9	1B: 5	SF: 0	WP: 1	PA: 39
R:	0	0	0	0	0	0	2	0	2	2B: 2	SAC: 1	PB: 2	
E:	0	0	0	0	0	0	0	0	0	3B: 0	DP: 2	SB: 0	
K:	2	1	2	1	0	1	1	2	0	HR: 1	HBP: 0	CS: 0	
S:	8	5	7	4	4	5	8	6	6				
LOB:	2	0	0	1	1	1	1	0	2				
BB:	1	0	0	2	0	1	0	1	1				
P:	12	5	7	12	4	9	8	6	10				
H:	1	0	0	0	1	0	3	0	3				

PITCHER		IP	WLS	BF	H	R	ER	SO	BB	IBB	HBP	BLK	WP	HR	S	P	ERA	WHIP
Joe Sparma, R ERA: 3.31	(1, 1)	7.0	W	29	5	2	2	8	4	0	0	0	1	1	41	57	2.57	1.286
Terry Fox, R ERA: 2.27	(8, 1)	1.0		4	1	1	1	0	1	0	0	0	0	0	3	7	9.00	2.000
Fred Gladding, R ERA: 3.14	(9, 1)	0.2		4	1	0	0	0	1	0	0	0	0	0	3	7	0.00	3.000
Orlando Pena, R ERA: 5.74	(9, 1)	0.1	S	2	1	1	1	0	0	0	0	0	0	0	2	2	27.00	3.000

PITCHER		IP	WLS	BF	H	R	ER	SO	BB	IBB	HBP	BLK	WP	HR	S	P	ERA	WHIP

Batter	1	2	3	4	5	6	7	8	9	AB	R	H	RBI	BB	SO	LOB
George Thomas, R (1, 8) OBP: 0.252, SLG: 0.351	F8		3B 1B		F7		BB 2B 1B 1-3 3-H			3	1	1	0	0	0	0
Gates Brown, L (7, PH) OBP: 0.273, SLG: 0.349										1	1	1	1	0	0	0
Norm Cash, L (8, 3) OBP: 0.343, SLG: 0.307										0	0	0	0	0	0	0
Jerry Lumpe, L (1, 4) OBP: 0.337, SLG: 0.335	K		F5		4-3		2B BB 1-2			3	0	0	0	1	1	1
Don Demeter, R (1, 3) OBP: 0.307, SLG: 0.404 (8, 8)	1B		1-H 3B		F6		1-3 2-H 3-H 2B			4	0	3	3	0	0	0
Willie Horton, R (1, 7) OBP: 0.364, SLG: 0.626	F5		F9			5-3	FC6-4 IBB			3	0	0	0	1	0	2
Don Wert, R (1, 5) OBP: 0.315, SLG: 0.314		1B		E6 1B E G6-4-3		6-3	K			4	1	1	0	0	1	3
Jim Northrup, L (1, 9) OBP: 0.275, SLG: 0.355		K		E6 G6-4-3 1B 1-2		K	FC6-4 1-2f			4	0	0	0	0	2	5
Bill Freehan, R (1, 2) OBP: 0.260, SLG: 0.277		L7		G6-4-3 1B 1-2 2-3			FC5-6 1B	F4		4	0	2	0	0	0	1
Ray Oyler, R (1, 6) OBP: 0.250, SLG: 0.222		F8		G6-4-3 1-2f 2-3 3-H			FC5-6 1B 1-2f	1-3		2	0	0	0	0	0	3
Dick McAuliffe, L (7, PH) OBP: 0.365, SLG: 0.469 (8, 6)										2	1	0	0	0	0	1
Joe Sparma, R (1, 1) OBP: 0.208, SLG: 0.217			K	5-3			1B 2B 1B 1-3	K		2	0	0	0	0	1	1
Al Kaline, R (7, PH) OBP: 0.401, SLG: 0.540										1	0	1	0	0	0	0
Jake Wood, R (7, PR) OBP: 0.303, SLG: 0.366										0	1	0	0	0	0	0
Terry Fox, R (8, 1)										1	0	0	0	0	1	0
Fred Gladding, L (9, 1)										0	0	0	0	0	0	0
Orlando Pena, R (9, 1) OBP: 0.273, SLG: 0.200										0	0	0	0	0	0	0
Inning Stats	R: 0 E: 0 K: 1 S: 6 — H: 1 LOB: 1 BB: 0 P: 6	R: 0 E: 0 K: 1 S: 6 — H: 1 LOB: 1 BB: 0 P: 6	R: 1 E: 0 K: 1 S: 7 — H: 2 LOB: 1 BB: 0 P: 7	R: 1 E: 2 K: 0 S: 5 — H: 1 LOB: 1 BB: 0 P: 5	R: 0 E: 0 K: 0 S: 3 — H: 0 LOB: 0 BB: 0 P: 3	R: 0 E: 0 K: 1 S: 5 — H: 0 LOB: 0 BB: 0 P: 5	R: 3 E: 0 K: 1 S: 9 — H: 4 LOB: 3 BB: 2 P: 17	R: 0 E: 0 K: 1 S: 5 — H: 0 LOB: 0 BB: 0 P: 5		1B: 7 2B: 1 3B: 1 HR: 0 — SF: 0 SAC: 0 DP: 1 HBP: 0						

PITCHER		IP	WLS	BF	H	R	ER	SO	BB	IBB	HBP	BLK	WP	HR	S	P	ERA	WHIP
Steve Hamilton, L ERA: 1.72	(1, 1)	6.0		24	5	2	1	4	0	0	0	0	0	0	32	32	1.50	0.833
Hal Reniff, R ERA: 2.96	(7, 1)	0.1	L	3	2	2	2	0	0	0	0	0	0	0	3	3	54.00	6.000
Pedro Ramos, R ERA: 3.42	(7, 1)	1.2		9	2	1	1	2	1	1	0	0	0	0	11	19	5.40	1.800

PITCHER	IP	WLS	BF	H	R	ER	SO	BB	IBB	HBP	BLK	WP	HR	S	P	ERA	WHIP

BOTTOM

New York Yankees @ Detroit Tigers

Tiger Stadium, Detroit, MI

Mon Jul 05 1965, 4:38 AM EDT

Att. 40,153 - Unknown - 70 F

livebaseballscorecards.com

AB	34
R	5
H	9
RBI	4
BB	2
SO	6
LOB	17

Batter	1	2	3	4	5	6	7	8	9	AB	R	H	RBI	BB	SO	LOB
Bobby Richardson, R (1, 4) OBP: 0.326, SLG: 0.347	CS 1B		6-3			F9		G4-6-3 1-2f		4	0	1	0	0	0	1
Tony Kubek, L (1, 6) OBP: 0.259, SLG: 0.272	K		F9			1-3 1B		K		4	0	1	0	0	2	1
Tom Tresh, S (1, 7) OBP: 0.349, SLG: 0.489	K			3-1		1-3 1-2			K	4	0	0	0	0	2	2
Elston Howard, R (1, 2) OBP: 0.228, SLG: 0.325 Ross Moschitto, R (9, PR) OBP: 0.182, SLG: 0.333	CS 1-2	6-3		4-3		F4			1B 1B	4 0	0 0	1 0	0 0	0 0	0 0	1 0
Joe Pepitone, L (1, 3) OBP: 0.342, SLG: 0.440		1B 1B		F2			F7		G5-4-3 1-3 1B	4	0	2	0	0	0	0
Hector Lopez, R (1, 9) OBP: 0.305, SLG: 0.399		K			BLK BB		K		G5-4-3 1-2f	3	0	0	0	1	2	3
Roger Repoz, L (1, 8) OBP: 0.345, SLG: 0.731		1-2 1B			K 1-2		2B			3	0	2	0	0	1	1
Clete Boyer, R (1, 5) OBP: 0.327, SLG: 0.421		F3			F2		L8			3	0	0	0	0	0	4
Mel Stottlemyre, R (1, 1) OBP: 0.176, SLG: 0.294 Ray Barker, L (5, PH) OBP: 0.363, SLG: 0.405 Bobby Tiefenauer, R (5, 1) Jake Gibbs, L (8, PH) OBP: 0.273, SLG: 0.300 Gil Blanco, L (8, 1)			K		G3			G4-6-3 HBP		1 1 0 0 0	0 0 0 0 0	0 0 0 0 0	0 0 0 0 0	0 0 0 0 0	1 0 0 0 0	0 1 0 0 0
Inning Stats	R: 0 H: 1 E: 0 LOB: 0 K: 2 BB: 0 S: 7 P: 7	R: 0 H: 2 E: 0 LOB: 2 K: 1 BB: 0 S: 7 P: 7	R: 0 H: 0 E: 0 LOB: 0 K: 1 BB: 0 S: 5 P: 5	R: 0 H: 0 E: 0 LOB: 0 K: 0 BB: 0 S: 3 P: 3	R: 0 H: 0 E: 0 LOB: 1 K: 1 BB: 1 S: 5 P: 9	R: 0 H: 1 E: 0 LOB: 1 K: 0 BB: 0 S: 4 P: 4	R: 0 H: 1 E: 0 LOB: 1 K: 1 BB: 0 S: 6 P: 6	R: 0 H: 0 E: 0 LOB: 0 K: 1 BB: 0 S: 4 P: 5	R: 0 H: 2 E: 0 LOB: 2 K: 1 BB: 0 S: 6 P: 6	1B: 6 SF: 0 2B: 1 SAC: 0 3B: 0 DP: 2 HR: 0 HBP: 1						

PITCHER	IP	WLS	BF	H	R	ER	SO	BB	IBB	HBP	BLK	WP	HR	S	P	ERA	WHIP
Denny McLain, R (1, 1) ERA: 3.2	9.0	W	33	7	0	0	8	1	0	1	1	0	0	47	52	0.00	0.889

PITCHER	IP	WLS	BF	H	R	ER	SO	BB	IBB	HBP	BLK	WP	HR	S	P	ERA	WHIP

TOP

New York Yankees @ Detroit Tigers

Tiger Stadium, Detroit, MI

Tue Jul 06 1965, 7:05 PM EDT

Att. 22,052 - Unknown - 68 F

livebaseballscorecards.com

AB	31
R	0
H	7
RBI	0
BB	1
SO	8
LOB	14

Batter	1	2	3	4	5	6	7	8	9	AB	R	H	RBI	BB	SO	LOB
Dick McAuliffe, L (1, 6) OBP: 0.363, SLG: 0.473	G3		4-3		SF6 3B		FC5-2 PB 3-H			4	1	1	0	0	0	1
Jerry Lumpe, L (1, 4) OBP: 0.336, SLG: 0.335	FC5-4 1B		4-3		SF6 3-H		F4 1-2			3	0	1	1	0	0	1
Jim Northrup, L (1, 9) OBP: 0.274, SLG: 0.360	FC5-4 CS 1-2f			2B 2B	K			K		4	1	1	0	0	2	1
Al Kaline, R (1, 8) OBP: 0.403, SLG: 0.544	CS 1-2	G6-4-3 1B		1B 2B 2-H	L8			K		4	1	2	1	0	1	0
Willie Horton, R (1, 7) OBP: 0.362, SLG: 0.623		G6-4-3 1-2f		K		6-3		PB HR 2B		4	1	1	0	0	1	2
Don Demeter, R (9, 7) OBP: 0.307, SLG: 0.404										0	0	0	0	0	0	0
Norm Cash, L (1, 3) OBP: 0.346, SLG: 0.329		F8		1B G3 2-H 1B		4-3		2-H HR		4	2	2	3	0	0	0
Don Wert, R (1, 5) OBP: 0.321, SLG: 0.318			HR BB	G3 1-3 1B		K		1B		3	1	2	0	1	1	0
Bill Freehan, R (1, 2) OBP: 0.265, SLG: 0.304			1-H HR	G3 1-2 3-H			SH5-4 FC5-2 2B	F7		4	1	2	3	0	0	2
Denny McLain, R (1, 1) OBP: 0.167, SLG: 0.118			K	5-3			SH5-4 2-3			2	0	0	0	0	1	1
Inning Stats	R: 0 H: 1 E: 0 LOB: 0 K: 0 BB: 0 S: 3 P: 3	R: 0 H: 1 E: 0 LOB: 0 K: 0 BB: 0 S: 3 P: 3	R: 2 H: 1 E: 0 LOB: 0 K: 1 BB: 1 S: 6 P: 10	R: 3 H: 4 E: 0 LOB: 1 K: 1 BB: 0 S: 9 P: 9	R: 1 H: 1 E: 0 LOB: 0 K: 1 BB: 0 S: 6 P: 6	R: 0 H: 0 E: 0 LOB: 0 K: 1 BB: 0 S: 5 P: 5	R: 0 H: 1 E: 0 LOB: 1 K: 0 BB: 0 S: 4 P: 4	R: 2 H: 3 E: 0 LOB: 1 K: 2 BB: 0 S: 10 P: 10		1B: 5 SF: 1 2B: 4 SAC: 1 3B: 1 DP: 1 HR: 2 HBP: 0						

BOTTOM

New York Yankees @ Detroit Tigers

Tiger Stadium, Detroit, MI

Tue Jul 06 1965, 7:05 PM EDT

Att. 22,052 - Unknown - 68 F

livebaseballscorecards.com

AB	32
R	8
H	12
RBI	8
BB	1
SO	6
LOB	8

WP: 0 PB: 2 SB: 0 CS: 1 PA: 36

PITCHER		IP	WLS	BF	H	R	ER	SO	BB	IBB	HBP	BLK	WP	HR	S	P	ERA	WHIP
Mel Stottlemyre, R ERA: 2.75	(1, 1)	4.0	L	18	7	5	5	2	1	0	0	0	0	1	21	25	11.25	2.000
Bobby Tiefenauer, R ERA: 4.61	(5, 1)	3.0		11	2	1	1	2	0	0	0	0	0	0	15	15	3.00	0.667
Gil Blanco, L ERA: 5.06	(8, 1)	1.0		6	3	2	2	2	0	0	0	0	0	1	10	10	18.00	3.000

PITCHER	IP	WLS	BF	H	R	ER	SO	BB	IBB	HBP	BLK	WP	HR	S	P	ERA	WHIP

New York Yankees @ Detroit Tigers

Tiger Stadium, Detroit, MI

Wed Jul 07 1965, 7:05 PM EDT

Att. 23,789 - Unknown - 71 F

TOP

livebaseballscorecards.com

Batter	1	2	3	4	5	6	7	8	9	AB	R	H	RBI	BB	SO	LOB
Bobby Richardson, R (1, 4) OBP: 0.327, SLG: 0.346	F6		BB		5-3		L8		1B	4	0	1	0	1	0	1
Phil Linz, R (1, 6) OBP: 0.291, SLG: 0.291	L5		F6			SH5-3, 1B		1B, FC6-2-5-2	K	5	1	2	0	0	1	2
Tom Tresh, S (1, 7) OBP: 0.354, SLG: 0.489	BB			S, HBP		SH5-3 1-2		FC6-2-5-2 1-3	K	2	1	1	0	1	1	1
Elston Howard, R (1, 2) OBP: 0.228, SLG: 0.323	F9			F9		1B 2-H		FC6-2-5-2 1-3 3-H		4	1	1	1	0	0	4
Hector Lopez, R (1, 9) OBP: 0.297, SLG: 0.387		K		1-3 1-2		L7		K		4	0	0	0	0	2	4
Ross Moschitto, R (8, 9) OBP: 0.182, SLG: 0.333										0	0	0	0	0	0	0
Joe Pepitone, L (1, 3) OBP: 0.341, SLG: 0.435		4-3		3-1		4-3		1B, IBB		3	0	0	0	1	0	2
Clete Boyer, R (1, 5) OBP: 0.333, SLG: 0.441		K			HR		2B	1-2 2-H 3-H 1B		4	1	3	3	0	1	0
Roger Repoz, L (1, 8) OBP: 0.303, SLG: 0.633			G3		1-3		F9	L8		4	0	0	0	0	0	3
Al Downing, R (1, 1) OBP: 0.150, SLG: 0.105			K		K		5-3		K	4	0	0	0	0	3	1

	AB	34
	R	4
	H	8
	RBI	4
	BB	3
	SO	8
	LOB	18

Inning Stats										
	R: 0 E: 0 K: 0 S: 3	H: 0 LOB: 1 BB: 1 P: 7	R: 0 E: 0 K: 2 S: 7	H: 0 LOB: 0 BB: 0 P: 7	R: 0 E: 0 K: 1 S: 5	H: 0 LOB: 1 BB: 1 P: 9	R: 0 E: 0 K: 0 S: 3	H: 0 LOB: 1 BB: 0 P: 4	R: 1 E: 0 K: 1 S: 6	H: 1 LOB: 0 BB: 0 P: 6
	R: 1 E: 0 K: 0 S: 5	H: 2 LOB: 1 BB: 0 P: 5	R: 0 E: 0 K: 0 S: 4	H: 1 LOB: 1 BB: 0 P: 4	R: 2 E: 0 K: 1 S: 8	H: 3 LOB: 2 BB: 1 P: 12	R: 0 E: 0 K: 3 S: 10	H: 1 LOB: 1 BB: 0 P: 10	1B: 6 2B: 1 3B: 0 HR: 1	SF: 0 SAC: 1 DP: 0 HBP: 1
	WP: 0 PB: 0 SB: 1 CS: 0	PA: 39								

PITCHER		IP	WLS	BF	H	R	ER	SO	BB	IBB	HBP	BLK	WP	HR	S	P	ERA	WHIP
Hank Aguirre, L ERA: 3.16	(1, 1)	7.0	L	28	4	2	2	4	2	0	1	0	0	1	33	42	2.57	0.857
Orlando Pena, R ERA: 5.89	(8, 1)	2.0		11	4	2	2	4	0	1	0	0	0	0	18	22	9.00	2.000

PITCHER		IP	WLS	BF	H	R	ER	SO	BB	IBB	HBP	BLK	WP	HR	S	P	ERA	WHIP

Batter	1	2	3	4	5	6	7	8	9	AB	R	H	RBI	BB	SO	LOB
George Thomas, R (1, 9) OBP: 0.252, SLG: 0.347	5-3 1B		1-3		4-3		K			4	0	1	0	0	1	1
Jerry Lumpe, L (1, 4) OBP: 0.331, SLG: 0.329	5-3 1-2			F8	F2			4-3		4	0	0	0	0	0	1
Don Demeter, R (1, 3) OBP: 0.306, SLG: 0.401	6-3			F8		1B		K		4	0	1	0	0	1	0
Al Kaline, R (1, 8) OBP: 0.401, SLG: 0.539		L5-3		BB BB BB 1B		L6		L8		4	1	1	0	0	0	1
Willie Horton, R (1, 7) OBP: 0.360, SLG: 0.615		K		BB BB 1-2 BB		F4			6-3	3	0	0	0	1	1	1
Don Wert, R (1, 5) OBP: 0.326, SLG: 0.317		BB		BB 1-2 2-3 BB		K			HR BB	1	1	0	0	3	1	1
Bill Freehan, R (1, 2) OBP: 0.270, SLG: 0.304		K		1-2 2-3 3-H BB			FC1-4 1B		F8	3	0	1	1	1	1	2
Dick McAuliffe, L (1, 6) OBP: 0.362, SLG: 0.481			F9	F5			K		1-H HR	4	1	1	2	0	1	4
Hank Aguirre, R (1, 1) OBP: 0.195, SLG: 0.158 Jake Wood, R (7, PH) OBP: 0.299, SLG: 0.361 Orlando Pena, R (8, 1) OBP: 0.273, SLG: 0.200 Norm Cash, L (9, PH) OBP: 0.344, SLG: 0.327			6-3		K	FC1-4 1-2f			K	2 1 0 1	0 0 0 0	0 0 0 0	0 0 0 0	0 0 0 0	1 0 0 1	0 1 0 0
Inning Stats	R: 0 E: 0 K: 0 S: 3 H: 1 LOB: 0 BB: 0 P: 3	R: 0 E: 0 K: 2 S: 7 H: 0 LOB: 1 BB: 1 P: 11	R: 0 E: 0 K: 0 S: 3 H: 0 LOB: 0 BB: 0 P: 3	R: 1 E: 0 K: 0 S: 4 H: 1 LOB: 3 BB: 3 P: 16	R: 0 E: 0 K: 1 S: 5 H: 0 LOB: 0 BB: 0 P: 5	R: 0 E: 0 K: 1 S: 6 H: 1 LOB: 1 BB: 0 P: 6	R: 0 E: 0 K: 2 S: 8 H: 1 LOB: 1 BB: 0 P: 8	R: 0 E: 0 K: 1 S: 5 H: 0 LOB: 0 BB: 0 P: 5	R: 2 E: 0 K: 1 S: 6 H: 1 LOB: 0 BB: 1 P: 10	1B: 4 2B: 0 3B: 0 HR: 1 SF: 0 SAC: 0 DP: 0 HBP: 0				WP: 0 PB: 0 SB: 0 CS: 0	PA: 36	

PITCHER		IP	WLS	BF	H	R	ER	SO	BB	IBB	HBP	BLK	WP	HR	S	P	ERA	WHIP
Al Downing, L ERA: 3.19	(1, 1)	9.0	W	36	5	3	3	8	5	0	0	0	0	1	47	67	3.00	1.111

PITCHER	IP	WLS	BF	H	R	ER	SO	BB	IBB	HBP	BLK	WP	HR	S	P	ERA	WHIP

BOTTOM

New York Yankees @ Detroit Tigers

Tiger Stadium, Detroit, MI

Wed Jul 07 1965, 7:05 PM EDT

Att. 23,789 - Unknown - 71 F

livebaseballscorecards.com

AB	31
R	3
H	5
RBI	3
BB	5
SO	8
LOB	12

Batter	1	2	3	4	5	6	7	8	9	AB	R	H	RBI	BB	SO	LOB
Bobby Richardson, R (1, 4) OBP: 0.332, SLG: 0.347	B B B B 4-0 BB G6-3 BB		B B B B 4-0 S BB		x 0-0 1B		x 0-0 ① 5-3			2	1	1	0	2	0	0
Phil Linz, R (1, 6) OBP: 0.286, SLG: 0.285	S S S 0-3 ① K		x 0-0 ① L7 1-2		x 0-0 ① L7		x 0-0 ② L5			4	0	0	0	0	1	3
Tom Tresh, S (1, 7) OBP: 0.352, SLG: 0.485	B B B B 4-0 G6-3 1-2 BB		S S S 0-3 ② K		x 0-0 ② F7		x 0-0 ③ F4			3	0	0	0	1	1	2
Elston Howard, R (1, 2) OBP: 0.221, SLG: 0.313	x 0-0 ② G6-3 1-2 2-H		x 0-0 ③ F9		x 0-0 ③ 5-3			x 0-0 ① F3		4	0	0	1	0	0	3
Hector Lopez, R (1, 9) OBP: 0.302, SLG: 0.390	S S S 0-3 ③ K			x 0-0 E 1B 1B		x 0-0 F7 1B 1B		x 0-0 ② L7		4	0	2	0	0	1	1
Joe Pepitone, L (1, 3) OBP: 0.340, SLG: 0.432		S S S 0-3 ① K		x 0-0 ① F5		x 0-0 F7 1-2 1B		x 0-0 ③ L9		4	0	1	0	0	1	1
Clete Boyer, R (1, 5) OBP: 0.336, SLG: 0.440		B B B B 4-0 BB		x 0-0 E 1-2 1B		x 0-0 ① F7 1-2 2-3			x 0-0 ① F4	3	0	1	0	1	0	2
Roger Repoz, L (1, 8) OBP: 0.270, SLG: 0.559		S S S 0-3 ② K		S S S 0-3 ② K 1-2 2-3		S S S 0-3 ② K			x 0-0 ② L8	4	0	0	0	0	3	5
Pete Mikkelsen, R (1, 1) Mickey Mantle, S (6, PH) OBP: 0.384, SLG: 0.452 Hal Reniff, R (6, 1) Pedro Ramos, S (8, 1) OBP: 0.143, SLG: 0.143 Ross Moschitto, R (9, PH) OBP: 0.174, SLG: 0.318		S S S 0-3 ③ K		S S S 0-3 ③ K		S S S 0-3 ③ K			x 0-0 ③ L8	2 1 0 0 1	0 0 0 0 0	0 0 0 0 0	0 0 0 0 0	0 0 0 0 0	2 1 0 0 0	3 2 0 0 0
Inning Stats	R: 1 H: 0 E: 0 LOB: 1 K: 2 BB: 2 S: 7 P: 15	R: 0 H: 0 E: 0 LOB: 1 K: 3 BB: 1 S: 9 P: 13	R: 0 H: 0 E: 0 LOB: 1 K: 1 BB: 1 S: 5 P: 9	R: 0 H: 2 E: 1 LOB: 2 K: 2 BB: 0 S: 9 P: 9	R: 0 H: 1 E: 0 LOB: 1 K: 0 BB: 0 S: 4 P: 4	R: 0 H: 2 E: 0 LOB: 2 K: 2 BB: 0 S: 9 P: 9	R: 0 H: 0 E: 0 LOB: 0 K: 0 BB: 0 S: 3 P: 3	R: 0 H: 0 E: 0 LOB: 0 K: 0 BB: 0 S: 3 P: 3	R: 0 H: 0 E: 0 LOB: 0 K: 0 BB: 0 S: 3 P: 3	1B: 5 SF: 0 2B: 0 SAC: 0 3B: 0 DP: 0 HR: 0 HBP: 0					WP: 0 PA: 36 PB: 0 SB: 1 CS: 0	

PITCHER	IP	WLS	BF	H	R	ER	SO	BB	IBB	HBP	BLK	WP	HR	S	P	ERA	WHIP
Mickey Lolich, L (1, 1) ERA: 3.35	9.0	W	36	5	1	1	10	4	0	0	0	0	0	52	68	1.00	1.000

PITCHER	IP	WLS	BF	H	R	ER	SO	BB	IBB	HBP	BLK	WP	HR	S	P	ERA	WHIP

TOP

New York Yankees @ Detroit Tigers

Tiger Stadium, Detroit, MI

Thu Jul 08 1965, 7:05 PM EDT

Att. 24,559 - Unknown - 78 F

livebaseballscorecards.com

AB	32
R	1
H	5
RBI	1
BB	4
SO	10
LOB	22

Batter	1	2	3	4	5	6	7	8	9	AB	R	H	RBI	BB	SO	LOB
Dick McAuliffe, L (1, 6) OBP: 0.363, SLG: 0.478	G3		4-1	BB		1-3		2B 1-2 2-H 3-H 1B		4	0	1	2	1	0	0
Jerry Lumpe, L (1, 4) OBP: 0.331, SLG: 0.327	FC5-4 BB		F7	F8			6-3	1-3 2-H 2B		2	0	0	0	1	0	3
Ray Oyler, R (5, 4) OBP: 0.267, SLG: 0.276										2	0	1	1	0	0	0
Norm Cash, L (1, 3) OBP: 0.336, SLG: 0.318	K		F8		K		G3	4-3		5	0	0	0	0	2	3
Al Kaline, R (1, 8) OBP: 0.402, SLG: 0.538	FC5-4 1-2f			1B 1B 2B 1B	S 1B		K			4	1	2	0	0	1	1
Willie Horton, R (1, 7) OBP: 0.359, SLG: 0.609		L8		1B 2B 1-2 1B	L8			L8		4	1	1	0	0	0	1
Jim Northrup, L (1, 9) OBP: 0.273, SLG: 0.357		F5		2B 1-2 2-3 1B	1-3 1-2			K		4	0	1	0	0	1	1
Don Wert, R (1, 5) OBP: 0.331, SLG: 0.330		1B 1B		1-3 2-H 3-H 2B		K		BB 1B 2B		4	1	3	2	0	1	0
Bill Freehan, R (1, 2) OBP: 0.279, SLG: 0.326		1-2 1B	L4			HR		BB 1B IBB		3	2	2	1	1	0	2
Mickey Lolich, S (1, 1) OBP: 0.152, SLG: 0.114		G3	6-3			K		1B 2B 1-2 2-3 BB		3	1	0	0	1	1	4
Inning Stats	R: 0 E: 0 K: 1 S: 5 H: 0 LOB: 1 BB: 1 P: 9	R: 0 E: 0 K: 0 S: 5 H: 2 LOB: 2 BB: 0 P: 5	R: 0 E: 0 K: 0 S: 3 H: 0 LOB: 0 BB: 0 P: 3	R: 2 E: 0 K: 0 S: 7 H: 4 LOB: 3 BB: 1 P: 11	R: 0 E: 0 K: 1 S: 6 H: 1 LOB: 1 BB: 0 P: 6	R: 1 E: 0 K: 2 S: 8 H: 1 LOB: 0 BB: 0 P: 8	R: 0 E: 0 K: 1 S: 5 H: 0 LOB: 0 BB: 0 P: 5	R: 3 E: 0 K: 1 S: 8 H: 3 LOB: 2 BB: 2 P: 16		1B: 7 2B: 3 3B: 0 HR: 1	SF: 0 SAC: 0 DP: 0 HBP: 0					

PITCHER		IP	WLS	BF	H	R	ER	SO	BB	IBB	HBP	BLK	WP	HR	S	P	ERA	WHIP
Pete Mikkelsen, R ERA: 3.69	(1, 1)	5.0	L	24	7	2	2	2	2	0	0	0	0	0	26	34	3.60	1.800
Hal Reniff, R ERA: 3.51	(6, 1)	2.2		12	2	4	4	4	1	1	0	0	0	1	18	26	13.50	1.125
Pedro Ramos, R ERA: 3.4	(8, 1)	0.1		3	2	0	0	0	0	0	0	0	0	0	3	3	0.00	6.000

PITCHER	IP	WLS	BF	H	R	ER	SO	BB	IBB	HBP	BLK	WP	HR	S	P	ERA	WHIP

BOTTOM

New York Yankees @ Detroit Tigers

Tiger Stadium, Detroit, MI

Thu Jul 08 1965, 7:05 PM EDT

Att. 24,559 - Unknown - 78 F

livebaseballscorecards.com

AB	35
R	6
H	11
RBI	6
BB	4
SO	6
LOB	15

WP: 0	PB: 0	SB: 1	CS: 0
PA: 39			

New York Yankees @ Minnesota Twins

Metropolitan Stadium, Bloomington , MI

Fri Jul 09 1965, 8:05 PM EDT

Att. 30,373 - Unknown - 72 F

TOP

livebaseballscorecards.com

Batter	1	2	3	4	5	6	7	8	9	AB	R	H	RBI	BB	SO	LOB
Bobby Richardson, R (1, 4) OBP: 0.331, SLG: 0.344	BBBB 4-0 4-3 PB BB		x 0-0 ③ F8			x 0-0 ① F4		x 0-0 ② FC5-4 1B 1-2f 3-H		3	0	0	1	1	0	1
Phil Linz, R (1, 6) OBP: 0.290, SLG: 0.289	SSS 0-3 ① K			x 0-0 ① L7		x 0-0 ② 1B		x 0-0 1-2 1B		4	0	2	0	0	1	1
Joe Pepitone, L (1, 9) OBP: 0.335, SLG: 0.426	x 0-0 ② 4-3 1-3			x 0-0 ② F9		x 0-0 ③ F4		x 0-0 ③ F9		4	0	0	0	0	0	3
Elston Howard, R (1, 2) OBP: 0.230, SLG: 0.341	x 0-0 ③ L5			x 0-0 HR			SSS 0-3 ① K		x 0-0 G6-4-3 1B	4	1	2	1	0	1	1
Ross Moschitto, R (9, PR) OBP: 0.174, SLG: 0.318										0	0	0	0	0	0	0
Hector Lopez, R (1, 7) OBP: 0.295, SLG: 0.380		x 0-0 ① F8		x 0-0 ③ F4			x 0-0 ② 6-3		x 0-0 ①② G6-4-3 1-2f	4	0	0	0	0	0	1
Ray Barker, L (1, 3) OBP: 0.349, SLG: 0.386		SSS 0-3 ② K			SSS 0-3 ① K		x 0-0 ③ 4-3		x 0-0 ③ 4-3	4	0	0	0	0	2	1
Clete Boyer, R (1, 5) OBP: 0.336, SLG: 0.439		SSS 0-3 ③ K			SSS 0-3 ② K			x 0-0 F9 BB FC5-4 1B		3	1	1	0	0	2	0
Roger Repoz, L (1, 8) OBP: 0.300, SLG: 0.639			x 0-0 ① 1-3		x 0-0 IHR			BBBB 4-0 FC5-4 1-2 BB		2	1	1	1	1	0	0
Jim Bouton, R (1, 1) OBP: 0.216, SLG: 0.094			SSS 0-3 ② K		SSS 0-3 ③ K			x 0-0 ① F9 2-3		2	0	0	0	0	2	0
Jim Brenneman, R (6, 1)										0	0	0	0	0	0	0
Mickey Mantle, S (8, PH) OBP: 0.383, SLG: 0.449										1	0	0	0	0	0	2
Gil Blanco, L (8, 1)										0	0	0	0	0	0	0
Inning Stats	R: 0 E: 0 K: 1 S: 5 H: 0 LOB: 1 BB: 1 P: 9	R: 0 E: 0 K: 2 S: 7 H: 0 LOB: 0 BB: 0 P: 7	R: 0 E: 0 K: 1 S: 5 H: 0 LOB: 0 BB: 0 P: 5	R: 1 E: 0 K: 0 S: 4 H: 1 LOB: 0 BB: 0 P: 4	R: 1 E: 0 K: 3 S: 10 H: 1 LOB: 0 BB: 0 P: 10	R: 0 E: 0 K: 0 S: 3 H: 1 LOB: 0 BB: 0 P: 3	R: 0 E: 0 K: 1 S: 5 H: 0 LOB: 0 BB: 0 P: 5	R: 1 E: 0 K: 0 S: 5 H: 2 LOB: 2 BB: 1 P: 9	R: 0 E: 0 K: 0 S: 3 H: 1 LOB: 1 BB: 0 P: 3	1B: 4 2B: 0 3B: 0 HR: 2	SF: 0 SAC: 0 DP: 1 HBP: 0						

	AB	31
	R	3
	H	6
	RBI	3
	BB	2
	SO	8
	LOB	10

WP: 0 PB: 1 SB: 0 CS: 0 PA: 33

PITCHER	IP	WLS	BF	H	R	ER	SO	BB	IBB	HBP	BLK	WP	HR	S	P	ERA	WHIP
Dave Boswell, R (1, 1) ERA: 3.24	9.0	W	33	6	3	3	8	2	0	0	0	0	1	47	55	3.00	0.889

PITCHER	IP	WLS	BF	H	R	ER	SO	BB	IBB	HBP	BLK	WP	HR	S	P	ERA	WHIP

New York Yankees @ Minnesota Twins

Metropolitan Stadium, Bloomington , MI

Fri Jul 09 1965, 8:05 PM EDT

Att. 30,373 - Unknown - 72 F

livebaseballscorecards.com

BOTTOM

Batter	1	2	3	4	5	6	7	8	9	AB	R	H	RBI	BB	SO	LOB
Zoilo Versalles, R (1, 6) OBP: 0.283, SLG: 0.407	HR, HBP	K		5-3		FC5-4		BB		3	1	0	0	1	1	3
Tony Oliva, L (1, 9) OBP: 0.322, SLG: 0.475	P4	F5			E6	CS	HR	K		5	2	1	0	0	1	3
Jimmie Hall, L (1, 8) OBP: 0.374, SLG: 0.580	FC6		6-3		K		K			4	1	0	0	0	2	3
Harmon Killebrew, R (1, 5) OBP: 0.367, SLG: 0.482	HR		1B		1B		HR			2	2	2	3	2	0	0
Don Mincher, L (1, 3) OBP: 0.336, SLG: 0.566	HR		K		F5		HR			4	2	2	4	0	1	3
Sandy Valdespino, L (1, 7) OBP: 0.310, SLG: 0.308	6-3		G3		1B		F8			4	0	1	1	0	0	1
Earl Battey, R (1, 2) OBP: 0.402, SLG: 0.434	L9			SH1-4, 1B	L6		6-3			4	0	1	0	0	0	2
Jerry Kindall, R (1, 4) OBP: 0.261, SLG: 0.285		F4		SH1-4		E6, FC5-4		F7		3	0	0	0	0	0	0
Dave Boswell, R (1, 1) OBP: 0.333, SLG: 0.375		1B		F2		K		F9		4	0	1	0	0	1	2
Inning Stats	R: 4 E: 1 K: 0 S: 6 H: 2 LOB: 0 BB: 0 P: 7	R: 0 E: 0 K: 1 S: 6 H: 1 LOB: 1 BB: 0 P: 6	R: 0 E: 0 K: 1 S: 6 H: 1 LOB: 1 BB: 0 P: 6	R: 0 E: 0 K: 0 S: 4 H: 1 LOB: 1 BB: 0 P: 4	R: 1 E: 1 K: 1 S: 7 H: 1 LOB: 2 BB: 1 P: 11	R: 0 E: 1 K: 1 S: 5 H: 0 LOB: 0 BB: 0 P: 5	R: 3 E: 0 K: 1 S: 7 H: 2 LOB: 0 BB: 1 P: 11	R: 0 E: 0 K: 1 S: 5 H: 0 LOB: 1 BB: 1 P: 9		1B: 4 2B: 1 3B: 0 HR: 3 SF: 0 SAC: 1 DP: 0 HBP: 1						

AB	33
R	8
H	8
RBI	8
BB	3
SO	6
LOB	17

WP: 0 PB: 0 SB: 1 CS: 1 PA: 39

PITCHER		IP	WLS	BF	H	R	ER	SO	BB	IBB	HBP	BLK	WP	HR	S	P	ERA	WHIP
Jim Bouton, R ERA: 5.26	(1, 1)	5.0	L	25	6	5	3	3	1	0	1	0	0	2	29	34	5.40	1.400
Jim Brenneman, R ERA: 13.5	(6, 1)	2.0		9	2	3	3	2	1	0	0	0	0	1	12	16	13.50	1.500
Gil Blanco, L ERA: 4.63	(8, 1)	1.0		4	0	0	0	1	1	0	0	0	0	0	5	9	0.00	1.000

PITCHER	IP	WLS	BF	H	R	ER	SO	BB	IBB	HBP	BLK	WP	HR	S	P	ERA	WHIP

Batter	1	2	3	4	5	6	7	8	9	AB	R	H	RBI	BB	SO	LOB
Bobby Richardson, R (1, 4) OBP: 0.327, SLG: 0.340	F9		4-3			E3 2B		L9		4	1	0	0	0	0	1
Phil Linz, R (1, 6) OBP: 0.290, SLG: 0.290	FC4-6 1B		5-3			F5		K		3	0	1	0	0	0	1
Mickey Mantle, S (8, PH) OBP: 0.381, SLG: 0.447										1	0	0	0	0	1	1
Pedro Ramos, S (8, 1) OBP: 0.143, SLG: 0.143										0	0	0	0	0	0	0
Tom Tresh, S (1, 7) OBP: 0.351, SLG: 0.485	FC4-6 1B 1-2f		F7			1-H 2B		F9		4	0	1	1	0	0	2
Elston Howard, R (1, 2) OBP: 0.230, SLG: 0.338	1-2 1B			F7		F3			F9	4	0	1	0	0	0	1
Joe Pepitone, L (1, 3) OBP: 0.331, SLG: 0.420	4-3			K		F5			G3	4	0	0	0	0	1	3
Hector Lopez, R (1, 9) OBP: 0.288, SLG: 0.370		5-3		6-3			K		6-3	4	0	0	0	0	1	0
Clete Boyer, R (1, 5) OBP: 0.332, SLG: 0.434 (8, 6)		L5			F6		K			3	0	0	0	0	1	0
Roger Repoz, L (1, 8) OBP: 0.302, SLG: 0.605		BB			1-3		F8			2	0	0	0	1	0	0
Whitey Ford, L (1, 1) OBP: 0.267, SLG: 0.238		4-3			4-3			1B		2	0	0	0	0	0	1
Ray Barker, L (8, PH) OBP: 0.355, SLG: 0.393 (8, 5)										1	0	1	0	0	0	0
Inning Stats	R: 0 H: 2 E: 0 LOB: 2 K: 0 BB: 0 S: 5 P: 5	R: 0 H: 0 E: 0 LOB: 1 K: 0 BB: 1 S: 3 P: 7	R: 0 H: 0 E: 0 LOB: 0 K: 0 BB: 0 S: 3 P: 3	R: 0 H: 0 E: 0 LOB: 0 K: 1 BB: 0 S: 5 P: 5	R: 0 H: 0 E: 0 LOB: 0 K: 0 BB: 0 S: 3 P: 3	R: 1 H: 1 E: 1 LOB: 1 K: 0 BB: 0 S: 5 P: 5	R: 0 H: 0 E: 0 LOB: 0 K: 2 BB: 0 S: 7 P: 7	R: 0 H: 1 E: 0 LOB: 1 K: 1 BB: 0 S: 6 P: 6	R: 0 H: 0 E: 0 LOB: 0 K: 0 BB: 0 S: 3 P: 3	1B: 3 SF: 0 2B: 1 SAC: 0 3B: 0 DP: 0 HR: 0 HBP: 0						

TOP

New York Yankees @ Minnesota Twins

Metropolitan Stadium, Bloomington , MI

Sat Jul 10 1965, 4:33 AM EDT

Att. 36,484 - Unknown - 69 F

livebaseballscorecards.com

AB	32
R	1
H	4
RBI	1
BB	1
SO	4
LOB	10

WP: 0 PA: 33
PB: 0
SB: 0
CS: 0

PITCHER		IP	WLS	BF	H	R	ER	SO	BB	IBB	HBP	BLK	WP	HR	S	P	ERA	WHIP
Jim Perry, R ERA: 2.17	(1, 1)	8.0	W	30	4	1	0	4	1	0	0	0	0	0	37	41	0.00	0.625
Al Worthington, R ERA: 1.5	(9, 1)	1.0	S	3	0	0	0	0	0	0	0	0	0	0	3	3	0.00	0.000

PITCHER	IP	WLS	BF	H	R	ER	SO	BB	IBB	HBP	BLK	WP	HR	S	P	ERA	WHIP

Batter	1	2	3	4	5	6	7	8	9	AB	R	H	RBI	BB	SO	LOB
Zoilo Versalles, R (1, 6) OBP: 0.285, SLG: 0.417	5-3		1-3		HR 3-H			1B PB 1B 1B		4	2	2	2	0	0	0
Rich Rollins, R (1, 5) OBP: 0.291, SLG: 0.332 Don Mincher, L (8, PH) OBP: 0.333, SLG: 0.560 (9, 3)	5-3		5-3		F9			K 1-2		3 1	0 0	0 0	0 0	0 0	0 1	0 1
Tony Oliva, L (1, 9) OBP: 0.324, SLG: 0.475	BB 1B			F5		F5		1B 2-3 1B		4	0	2	0	0	0	0
Harmon Killebrew, R (1, 3) (9, 5) OBP: 0.366, SLG: 0.477	BBBB 1-2 BB			5-3		F5		L7		3	0	0	0	1	0	2
Earl Battey, R (1, 2) OBP: 0.396, SLG: 0.426 Sandy Valdespino, L (8, PH) OBP: 0.316, SLG: 0.314 Jerry Zimmerman, R (9, 2) OBP: 0.214, SLG: 0.234	F8			6-3		F9		FC4-6 1-3 3-H 1B		3 1 0	0 0 0	0 1 0	0 1 0	0 0 0	0 0 0	2 0 0
Jimmie Hall, L (1, 7) OBP: 0.379, SLG: 0.583		G6-4-3 1B			2B SH1-3 1B		G5-4-3 1B	FC4-6 1-2f		4	1	3	0	0	0	2
Joe Nossek, R (1, 8) OBP: 0.301, SLG: 0.368		G6-4-3 1-2f			SH1-3 HR 1-3 2B		G5-4-3 1-2f			3	1	1	0	0	0	2
Jerry Kindall, R (1, 4) OBP: 0.262, SLG: 0.286		K			K					3	0	1	0	0	2	2
Jim Perry, S (1, 1) Al Worthington, R (9, 1) OBP: 0.250, SLG: 0.250			K		SH1-3 2-3 3-H		5-3			2 0	0 0	0 0	1 0	0 0	1 0	1 0
Inning Stats	R: 0 E: 0 K: 0 S: 4 H: 1 LOB: 2 BB: 1 P: 8	R: 0 E: 0 K: 1 S: 5 H: 1 LOB: 0 BB: 0 P: 5	R: 0 E: 0 K: 1 S: 5 H: 0 LOB: 0 BB: 0 P: 5	R: 0 E: 0 K: 0 S: 3 H: 0 LOB: 0 BB: 0 P: 3	R: 3 E: 0 K: 1 S: 8 H: 3 LOB: 0 BB: 0 P: 8	R: 0 E: 0 K: 0 S: 3 H: 0 LOB: 0 BB: 0 P: 3	R: 0 E: 0 K: 0 S: 4 H: 2 LOB: 1 BB: 0 P: 4	R: 1 E: 0 K: 1 S: 8 H: 3 LOB: 2 BB: 0 P: 8		1B: 8 2B: 1 3B: 0 HR: 1 SF: 0 SAC: 1 DP: 2 HBP: 0				WP: 0 PB: 1 SB: 0 CS: 0 PA: 33		

PITCHER		IP	WLS	BF	H	R	ER	SO	BB	IBB	HBP	BLK	WP	HR	S	P	ERA	WHIP
Whitey Ford, L ERA: 3.76	(1, 1)	7.0	L	27	7	3	3	3	1	0	0	0	0	1	32	36	3.86	1.143
Pedro Ramos, R ERA: 3.51	(8, 1)	1.0		6	3	1	1	1	0	0	0	0	0	0	8	8	9.00	3.000

PITCHER	IP	WLS	BF	H	R	ER	SO	BB	IBB	HBP	BLK	WP	HR	S	P	ERA	WHIP

BOTTOM

New York Yankees @ Minnesota Twins

Metropolitan Stadium, Bloomington , MI

Sat Jul 10 1965, 4:33 AM EDT

Att. 36,484 - Unknown - 69 F

livebaseballscorecards.com

AB	31
R	4
H	10
RBI	4
BB	1
SO	4
LOB	12

Batter	1	2	3	4	5	6	7	8	9	AB	R	H	RBI	BB	SO	LOB
Bobby Richardson, R (1, 4) OBP: 0.325, SLG: 0.338	6-3		4-3		5-3		E S 1B 1B	4-3		5	1	1	0	0	0	0
Phil Linz, R (1, 6) OBP: 0.297, SLG: 0.298	1B		F7		4-3		1-H 1B	1B		5	0	3	1	0	0	0
Joe Pepitone, L (1, 9) OBP: 0.329, SLG: 0.416	K		1B		F4		K	K		5	0	1	0	0	3	3
Elston Howard, R (1, 2) OBP: 0.222, SLG: 0.326	K		4-3			5-3	K2-3		F8	5	0	0	0	0	2	3
Roger Repoz, L (1, 8) OBP: 0.354, SLG: 0.744		HR		E 1B		3B		1B BB HR 1B	K	5	3	4	1	0	1	0
Hector Lopez, R (1, 7) OBP: 0.297, SLG: 0.389 Ross Moschitto, R (9, PR) OBP: 0.174, SLG: 0.318 (9, 7)		HR		K		E3		1-2 1B HR BB	FC4-6 BB	3 0	2 0	1 0	1 0	2 0	1 0	2 0
Ray Barker, L (1, 3) OBP: 0.357, SLG: 0.404		4-3		E7 2B 1-H		K		1-2 2-3 HR 1B	FC4-6 1-2f	5	1	2	1	0	1	3
Clete Boyer, R (1, 5) OBP: 0.331, SLG: 0.442		F7		F4		P6		1-H 2-H 3-H HR		4	1	1	4	0	0	3
Mel Stottlemyre, R (1, 1) OBP: 0.170, SLG: 0.283 Jake Gibbs, L (7, PH) OBP: 0.250, SLG: 0.273 Pete Mikkelsen, R (7, 1) Steve Hamilton, L (9, 1) OBP: 0.333, SLG: 0.333		K		K			4-1	K		2 1 1 0	0 0 0 0	0 0 0 0	0 0 0 0	0 0 0 0	2 0 1 0	1 0 0 0

TOP

New York Yankees @ Minnesota Twins

Metropolitan Stadium, Bloomington , MI

Sat Jul 10 1965, 8:05 PM EDT

Att. 36,084 - Unknown - 73 F

livebaseballscorecards.com

AB	41
R	8
H	13
RBI	8
BB	2
SO	11
LOB	15

Inning Stats	1	2	3	4	5	6	7	8	9			
	R: 0 E: 0 K: 2 S: 8	H: 1 LOB: 1 BB: 0 P: 8	R: 2 E: 0 K: 1 S: 7	H: 2 LOB: 0 BB: 0 P: 7	R: 0 E: 0 K: 0 S: 4	H: 1 LOB: 1 BB: 0 P: 4	R: 1 E: 1 K: 2 S: 9	H: 2 LOB: 1 BB: 0 P: 9	R: 0 E: 0 K: 0 S: 3	H: 0 LOB: 0 BB: 0 P: 3	R: 0 E: 1 K: 1 S: 7	H: 1 LOB: 2 BB: 0 P: 7
	R: 1 E: 0 K: 2 S: 9	H: 2 LOB: 1 BB: 0 P: 9	R: 4 E: 0 K: 2 S: 11	H: 4 LOB: 1 BB: 1 P: 15	R: 0 E: 0 K: 1 S: 5	H: 0 LOB: 1 BB: 1 P: 9	1B: 8 2B: 1 3B: 1 HR: 3	SF: 0 SAC: 0 DP: 0 HBP: 0	WP: 0 PB: 0 SB: 1 CS: 0	PA: 43		

PITCHER		IP	WLS	BF	H	R	ER	SO	BB	IBB	HBP	BLK	WP	HR	S	P	ERA	WHIP
Mudcat Grant, R ERA: 3.3	(1, 1)	6.1		29	9	4	4	6	0	0	0	0	0	2	41	41	5.68	1.421
Dick Stigman, L ERA: 5.11	(7, 1)	0.2	L	5	2	3	3	2	1	0	0	0	0	0	8	12	40.50	4.500
Johnny Klippstein, R ERA: 2.55	(8, 1)	1.0		5	2	1	1	2	0	0	0	0	0	1	9	9	9.00	2.000
Mel Nelson, L ERA: 5.7	(9, 1)	1.0		4	0	0	0	1	1	0	0	0	0	0	5	9	0.00	1.000

PITCHER		IP	WLS	BF	H	R	ER	SO	BB	IBB	HBP	BLK	WP	HR	S	P	ERA	WHIP

BOTTOM

Batter	1	2	3	4	5	6	7	8	9	AB	R	H	RBI	BB	SO	LOB
Zoilo Versalles, R (1, 6) OBP: 0.286, SLG: 0.420	2B	K			E 1B 3B 1B	F3		4-3		5	2	2	0	0	1	2
Tony Oliva, L (1, 9) OBP: 0.331, SLG: 0.480	5-3	1-2 1B			1-3 3B 1B	S 1B			FC6-4 1B	5	1	4	0	0	0	1
Jimmie Hall, L (1, 8) OBP: 0.376, SLG: 0.580	1B 2-H 2B	6-3			1-3 1-2	F9 1-2			FC6-4 1B 1-2f 1B	5	1	1	1	0	0	6
Harmon Killebrew, R (1, 5) OBP: 0.363, SLG: 0.472	BB 2-3 1B		5-3		FC5 3B 3-3		1-3		F6	5	1	1	0	0	0	3
Don Mincher, L (1, 3) OBP: 0.336, SLG: 0.571	F6		4-3		1B 3B 1-H 2-H 3-H		3-1		1B 1-2 1B	5	1	2	3	0	0	2
Sandy Valdespino, L (1, 7) OBP: 0.328, SLG: 0.321	B B B B 4-0 1-2 BB		4-3		1B 3-H		F8		1B 1-3 2-H	4	0	2	2	1	0	0
Jerry Kindall, R (1, 4) OBP: 0.263, SLG: 0.286 Bernie Allen, L (8, PH) OBP: 0.349, SLG: 0.306 (9, 4)	L5			F8	1B			FC5-4 1B	K	3 2	0 0	1 1	0 0	0 0	0 1	3 2
Jerry Zimmerman, R (1, 2) OBP: 0.217, SLG: 0.229 Rich Rollins, R (8, PH) OBP: 0.290, SLG: 0.331 John Sevcik, R (9, 2)		B B B B 4-0 FC3-6 BB		S S S 0-3 K	6-3			FC5-4 1-2f		2 1 0	0 0 0	0 0 0	0 0 0	1 0 0	1 0 0	1 1 0
Mudcat Grant, R (1, 1) OBP: 0.220, SLG: 0.205 Dick Stigman, R (7, 1) Johnny Klippstein, R (8, 1) Joe Nossek, R (8, PH) OBP: 0.297, SLG: 0.362 Mel Nelson, R (9, 1)		FC3-6 1B 1-2f		5-3		5-3		F2		3 0 0 1 0	0 0 0 0 0	0 0 0 0 0	0 0 0 0 0	0 0 0 0 0	0 0 0 0 0	1 0 0 1 0
Inning Stats	R: 1 E: 0 K: 0 S: 6 H: 3 LOB: 3 BB: 1 P: 10	R: 0 E: 0 K: 1 S: 6 H: 1 LOB: 2 BB: 1 P: 10	R: 0 E: 0 K: 0 S: 3 H: 0 LOB: 0 BB: 0 P: 3	R: 0 E: 0 K: 1 S: 5 H: 0 LOB: 0 BB: 0 P: 5	R: 4 E: 1 K: 0 S: 8 H: 5 LOB: 1 BB: 0 P: 8	R: 0 E: 0 K: 0 S: 4 H: 1 LOB: 1 BB: 0 P: 4	R: 0 E: 0 K: 0 S: 3 H: 0 LOB: 0 BB: 0 P: 3	R: 0 E: 0 K: 0 S: 4 H: 1 LOB: 1 BB: 0 P: 4	R: 1 E: 0 K: 1 S: 8 H: 3 LOB: 2 BB: 0 P: 8	1B: 11 2B: 2 3B: 1 HR: 0	SF: 0 SAC: 0 DP: 0 HBP: 0						

PITCHER	IP	WLS	BF	H	R	ER	SO	BB	IBB	HBP	BLK	WP	HR	S	P	ERA	WHIP
Mel Stottlemyre, R (1, 1) ERA: 2.88	6.0		30	10	5	4	2	2	0	0	0	0	0	32	40	6.00	2.000
Pete Mikkelsen, R (7, 1) ERA: 3.67	2.2	W	11	3	1	1	0	0	0	0	0	0	0	11	11	3.38	1.125
Steve Hamilton, L (9, 1) ERA: 1.71	0.1	S	2	1	0	0	1	0	0	0	0	0	0	4	4	0.00	3.000

PITCHER	IP	WLS	BF	H	R	ER	SO	BB	IBB	HBP	BLK	WP	HR	S	P	ERA	WHIP

New York Yankees @ Minnesota Twins

Metropolitan Stadium, Bloomington , MI

Sat Jul 10 1965, 8:05 PM EDT

Att. 36,084 - Unknown - 73 F

livebaseballscorecards.com

AB	41
R	6
H	14
RBI	6
BB	2
SO	3
LOB	23

WP: 0 PA: 43
PB: 0
SB: 1
CS: 0

New York Yankees @ Minnesota Twins

Metropolitan Stadium, Bloomington , MI

Sun Jul 11 1965, 4:33 AM EDT

Att. 35,263 - Unknown - 74 F

TOP

livebaseballscorecards.com

Batter	1	2	3	4	5	6	7	8	9	AB	R	H	RBI	BB	SO	LOB
Bobby Richardson, R (1, 4) OBP: 0.326, SLG: 0.337	G5-4-3 1B		F7		5-3	1-3 1-2 2-3		BB		4	0	1	0	1	0	2
Phil Linz, R (1, 6) OBP: 0.295, SLG: 0.296	G5-4-3 1-2f		5-3		E 2B BB 1B	F3		K		5	1	1	0	0	1	4
Mickey Mantle, S (1, 7) OBP: 0.386, SLG: 0.448 Pedro Ramos, S (8, 1) OBP: 0.143, SLG: 0.143 Pete Mikkelsen, R (9, 1)	1B 1B E 1B		1B		E 1-2 2B BB		4-3	K		4 0 0	2 0 0	2 0 0	0 0 0	1 0 0	1 0 0	1 0 0
Elston Howard, R (1, 2) OBP: 0.242, SLG: 0.345	E 1-2 1B		K		1-H 2-H 2B		1-3 1B WP BB		L9 E E 1B	4	2	3	2	1	1	1
Hector Lopez, R (1, 9) OBP: 0.306, SLG: 0.391	E2 1-3 2-H 1B			G3 BB	K		WP 1-3 1-2 1B		L5	4	0	2	0	1	1	2
Joe Pepitone, L (1, 3) OBP: 0.324, SLG: 0.409	1-3			G3 1-2	L9		1-3 1-2 2-3		E5 E 1-2	5	0	0	0	0	0	7
Clete Boyer, R (1, 5) OBP: 0.332, SLG: 0.438		F4		F8		1-3 1B BB	WP IBB		L9 2-3	3	0	0	0	2	0	3
Roger Repoz, L (1, 8) OBP: 0.340, SLG: 0.681		F4		IBB		K	K 1-2 2-3 3-H		E1 1-2 3-H	4	0	0	0	1	2	4
Al Downing, R (1, 1) OBP: 0.143, SLG: 0.100 Ray Barker, L (6, PH) OBP: 0.393, SLG: 0.411 Hal Reniff, R (6, 1) Steve Hamilton, L (7, 1) OBP: 0.333, SLG: 0.333 Tom Tresh, S (8, PH) OBP: 0.350, SLG: 0.483 Ross Moschitto, R (8, 7) OBP: 0.167, SLG: 0.304		5-3		L1		1-3 1-2 1B		F3	5-3	2 1 0 0 1 1	0 0 0 0 0 0	0 1 0 0 0 0	0 0 0 0 0 0	0 0 0 0 0 0	0 0 0 0 0 0	2 0 0 0 0 2

Inning Stats																								
	R: 1	H: 4	R: 0	H: 0	R: 0	H: 1	R: 0	H: 0	R: 2	H: 2	R: 0	H: 1	R: 1	H: 1	R: 0	H: 0	R: 1	H: 1	1B: 9	SF: 0	WP: 1	PA: 45
	E: 1	LOB: 2	E: 0	LOB: 0	E: 0	LOB: 1	E: 0	LOB: 2	E: 1	LOB: 1	E: 0	LOB: 2	E: 0	LOB: 2	E: 0	LOB: 1	E: 2	LOB: 2	2B: 1	SAC: 0	PB: 0	
	K: 0	BB: 0	K: 0	BB: 0	K: 1	BB: 0	K: 0	BB: 2	K: 1	BB: 1	K: 1	BB: 1	K: 1	BB: 2	K: 2	BB: 1	K: 0	BB: 0	3B: 0	DP: 1	SB: 0	
	S: 6	P: 6	S: 3	P: 3	S: 6	P: 6	S: 3	P: 11	S: 7	P: 11	S: 6	P: 10	S: 6	P: 14	S: 7	P: 11	S: 6	P: 6	HR: 0	HBP: 0	CS: 0	

PITCHER		IP	WLS	BF	H	R	ER	SO	BB	IBB	HBP	BLK	WP	HR	S	P	ERA	WHIP
Jim Kaat, L ERA: 2.27	(1, 1)	4.1		22	7	3	2	1	2	1	0	0	0	0	21	33	4.15	2.077
Al Worthington, R ERA: 1.66	(5, 1)	2.0		10	2	1	1	2	2	0	0	0	0	0	12	20	4.50	2.000
Bill Pleis, L ERA: 2.62	(7, 1)	1.0		5	0	0	0	1	1	1	0	0	1	0	5	13	0.00	1.000
Johnny Klippstein, R ERA: 2.51	(8, 1)	0.2		2	0	0	0	2	0	0	0	0	0	0	6	6	0.00	0.000
Jerry Fosnow, L ERA: 4.2	(9, 1)	1.0	W	6	1	1	0	0	0	0	0	0	0	0	6	6	0.00	1.000

PITCHER	IP	WLS	BF	H	R	ER	SO	BB	IBB	HBP	BLK	WP	HR	S	P	ERA	WHIP

AB	38
R	5
H	10
RBI	2
BB	7
SO	6
LOB	28

Batter	1	2	3	4	5	6	7	8	9	AB	R	H	RBI	BB	SO	LOB
Zoilo Versalles, R (1, 6) OBP: 0.291, SLG: 0.428	K		HR		2B BB	IBB			1-3	3	2	1	1	2	1	0
Rich Rollins, R (1, 5) OBP: 0.292, SLG: 0.333	1-3		1-3		1-H 2B	2-3f FC5			HR BB	4	1	1	1	1	0	3
Tony Oliva, L (1, 9) OBP: 0.331, SLG: 0.479	K			1B SF9 1B	K		CS 1B		F8	5	1	2	0	0	2	2
Harmon Killebrew, R (1, 3) (8, 7) OBP: 0.370, SLG: 0.486		1B		SF9 1-3 1B	FC5-4 IBB		K		1-H HR	4	2	3	2	1	1	1
Joe Nossek, R (1, 8) OBP: 0.286, SLG: 0.347 Don Mincher, L (7, PH) OBP: 0.333, SLG: 0.566 (8, 3)	F7			P6	FC5-4 1-2f		K 1-2			3 1	0 0	0 0	0 0	0 0	0 1	5 1
Jimmie Hall, L (1, 7) OBP: 0.375, SLG: 0.577 (8, 8)	F9			SF9 2-3 3-H		2B 1B		K		3	0	1	1	0	1	1
Earl Battey, R (1, 2) OBP: 0.398, SLG: 0.434 Mudcat Grant, R (8, PR) OBP: 0.220, SLG: 0.205 Jerry Zimmerman, R (9, 2) OBP: 0.217, SLG: 0.229	F7			3-H 1B		F9		4-3 2B		4 0 0	0 0 0	2 0 0	1 0 0	0 0 0	0 0 0	2 0 0
Jerry Kindall, R (1, 4) OBP: 0.264, SLG: 0.291 Bernie Allen, L (8, PH) OBP: 0.341, SLG: 0.297 (9, 4)			K	K		FC5 1-3 2B		4-3 2-3		3 1	0 0	1 0	0 0	0 0	2 0	1 1
Jim Kaat, L (1, 1) OBP: 0.235, SLG: 0.275 Al Worthington, R (5, 1) OBP: 0.167, SLG: 0.167 Bill Pleis, L (7, 1) Johnny Klippstein, R (8, 1) Sandy Valdespino, L (8, PH) OBP: 0.325, SLG: 0.318 Jerry Fosnow, R (9, 1)			K		5-3	K		L6		1 2 0 0 1 0	0 0 0 0 0 0	0 0 0 0 0 0	0 0 0 0 0 0	1 0 0 0 0 0	0 1 0 0 0 0	0 2 0 0 2 0
Inning Stats	R: 0 E: 0 K: 2 S: 7 H: 0 LOB: 0 BB: 0 P: 7	R: 0 E: 0 K: 0 S: 4 H: 1 LOB: 1 BB: 0 P: 4	R: 1 E: 0 K: 2 S: 8 H: 1 LOB: 0 BB: 0 P: 8	R: 2 E: 0 K: 1 S: 8 H: 3 LOB: 1 BB: 0 P: 8	R: 1 E: 0 K: 1 S: 6 H: 1 LOB: 2 BB: 2 P: 14	R: 0 E: 0 K: 1 S: 7 H: 2 LOB: 3 BB: 1 P: 11	R: 0 E: 0 K: 2 S: 7 H: 1 LOB: 0 BB: 0 P: 7	R: 0 E: 0 K: 1 S: 6 H: 1 LOB: 2 BB: 0 P: 6	R: 2 E: 0 K: 0 S: 3 H: 1 LOB: 0 BB: 1 P: 7	1B: 6 2B: 3 3B: 0 HR: 2	SF: 1 SAC: 0 DP: 0 HBP: 0			WP: 0 PB: 0 SB: 0 CS: 1	PA: 40		

PITCHER	IP	WLS	BF	H	R	ER	SO	BB	IBB	HBP	BLK	WP	HR	S	P	ERA	WHIP
Al Downing, L (1, 1) ERA: 3.36	5.0		23	6	4	4	6	1	1	0	0	0	1	33	41	7.20	1.400
Hal Reniff, R (6, 1) ERA: 3.42	1.1		8	3	0	0	2	0	1	0	0	0	0	11	15	0.00	2.250
Steve Hamilton, L (7, 1) ERA: 1.67	0.2		1	0	0	0	1	0	0	0	0	0	0	3	3	0.00	0.000
Pedro Ramos, R (8, 1) ERA: 3.44	1.0		4	1	0	0	1	0	0	0	0	0	0	6	6	0.00	1.000
Pete Mikkelsen, R (9, 1) ERA: 4.04	0.2	L	4	1	2	2	0	1	0	0	0	0	1	3	7	27.00	3.000

PITCHER	IP	WLS	BF	H	R	ER	SO	BB	IBB	HBP	BLK	WP	HR	S	P	ERA	WHIP

BOTTOM

New York Yankees @ Minnesota Twins

Metropolitan Stadium, Bloomington , MI

Sun Jul 11 1965, 4:33 AM EDT
Att. 35,263 - Unknown - 74 F

AB	35
R	6
H	11
RBI	6
BB	4
SO	10
LOB	21

livebaseballscorecards.com

Batter	1	2	3	4	5	6	7	8	9	10	11	12	AB	R	H	RBI	BB	SO	LOB
Ken Hamlin, R (1, 4) OBP: 0.370, SLG: 0.357	FC6-4 1B		5-3		F8		2B BB			S BB		PO 1B	4	0	2	0	2	0	1
Ken McMullen, R (1, 5) OBP: 0.308, SLG: 0.428	FC6-4 E 1B FC5 1-2f		L7		K		1-3 2B			F3		PO 1-2	5	0	1	0	0	1	3
Willie Kirkland, L (1, 7) (8, 9) OBP: 0.283, SLG: 0.500	E 1B 1-2		K			K	4-3			K 1-2			5	0	1	0	0	3	3
Jim King, L (1, 9) OBP: 0.320, SLG: 0.409 Woodie Held, R (8, PH) OBP: 0.350, SLG: 0.429 (8, 7)	K			1B BB		3B 2B		6-3		F3			2 2	1 0	1 0	0 0	1 0	1 0	2 1
Dick Nen, L (1, 3) OBP: 0.310, SLG: 0.357	E4 1-2 2-3			1-3 1B		2-H 3B		K			K		5	0	2	1	0	2	2
Don Lock, R (1, 8) OBP: 0.319, SLG: 0.368	FC5 3-Hf			5-3		K		5-3			L8		5	0	0	0	0	1	5
Doug Camilli, R (1, 2) OBP: 0.239, SLG: 0.276		5-3		5-3		5-3			F7		F7		5	0	0	0	0	0	2
Ed Brinkman, R (1, 6) OBP: 0.255, SLG: 0.276		L5			SH3-4 1B		K		L6			F7	5	0	1	0	0	1	0
Phil Ortega, R (1, 1) OBP: 0.279, SLG: 0.256 Frank Howard, R (9, PH) OBP: 0.339, SLG: 0.467 Ron Kline, R (9, 1) Joe Cunningham, L (12, PH) OBP: 0.377, SLG: 0.326 Howie Koplitz, R (12, 1) OBP: 0.143, SLG: 0.143 Steve Ridzik, R (12, 1) OBP: 0.182, SLG: 0.273		K			SH3-4 1-2		L9		K			1-3	2 1 0 1 0 0	0 0 0 0 0 0	0 0 0 0 0 0	0 0 0 0 0 0	1 1 0 0 0 0	0 0 0 0 0 0	0 0 0 0 0 0
Inning Stats	R: 0 H: 2 E: 1 LOB: 3 K: 1 BB: 0 S: 8 P: 8	R: 0 H: 0 E: 0 LOB: 0 K: 1 BB: 0 S: 5 P: 5	R: 0 H: 0 E: 0 LOB: 0 K: 1 BB: 0 S: 5 P: 5	R: 0 H: 1 E: 0 LOB: 1 K: 0 BB: 1 S: 3 P: 7	R: 0 H: 1 E: 0 LOB: 1 K: 1 BB: 0 S: 6 P: 6	R: 1 H: 2 E: 0 LOB: 1 K: 2 BB: 0 S: 9 P: 9	R: 0 H: 1 E: 0 LOB: 2 K: 1 BB: 1 S: 6 P: 10	R: 0 H: 0 E: 0 LOB: 0 K: 1 BB: 0 S: 5 P: 5	R: 0 H: 0 E: 0 LOB: 0 K: 1 BB: 0 S: 5 P: 5	R: 0 H: 0 E: 0 LOB: 1 K: 1 BB: 1 S: 5 P: 9	R: 0 H: 0 E: 0 LOB: 0 K: 1 BB: 0 S: 5 P: 5	R: 0 H: 1 E: 0 LOB: 0 K: 0 BB: 0 S: 3 P: 3	1B: 5 2B: 2 3B: 1 HR: 0	SF: 0 SAC: 1 DP: 0 HBP: 0					

PITCHER		IP	WLS	BF	H	R	ER	SO	BB	IBB	HBP	BLK	WP	HR	S	P	ERA	WHIP
Mel Stottlemyre, R ERA: 2.81	(1, 1)	7.0		30	7	1	1	7	2	0	0	0	0	0	42	50	1.29	1.286
Steve Hamilton, L ERA: 1.59	(8, 1)	1.2		5	0	0	0	1	0	0	0	0	0	0	7	7	0.00	0.000
Pedro Ramos, R ERA: 3.29	(9, 1)	2.1		8	0	0	0	3	1	0	0	0	0	0	13	17	0.00	0.429
Pete Mikkelsen, R ERA: 3.95	(12, 1)	1.0	W	3	1	0	0	0	0	0	0	0	0	0	3	3	0.00	1.000

PITCHER	IP	WLS	BF	H	R	ER	SO	BB	IBB	HBP	BLK	WP	HR	S	P	ERA	WHIP

TOP

Washington Senators @ New York Yankees

Yankee Stadium, Bronx, NY

Thu Jul 15 1965, 7:05 PM EDT

Att. 15,964 - Unknown - 84 F

livebaseballscorecards.com

AB	42
R	1
H	8
RBI	1
BB	3
SO	11
LOB	19

WP: 0 PA: 47
PB: 0
SB: 1
CS: 0

Batter	1	2	3	4	5	6	7	8	9	10	11	12	AB	R	H	RBI	BB	SO	LOB
Bobby Richardson, R (1, 4) OBP: 0.324, SLG: 0.334	6-3	1-3			F8			F5		FC5-4 1B	F4		6	0	1	0	0	0	6
Phil Linz, R (1, 6) OBP: 0.288, SLG: 0.287	5-3		6-3			L7		5-3		F3		5-3	6	0	0	0	0	0	1
Mickey Mantle, S (1, 7) OBP: 0.392, SLG: 0.464 Ross Moschitto, R (8, PR) OBP: 0.167, SLG: 0.304 (9, 7) Ray Barker, L (10, PH) OBP: 0.365, SLG: 0.412 (11, 3)	BBBB FC6-4 BB		F4			HR		2B BB		FC5-4 1-2f		BB 1B HBP 1B	2 0 2	1 0 1	1 0 1	1 0 0	2 0 0	0 0 0	0 0 1
Elston Howard, R (1, 2) OBP: 0.245, SLG: 0.351	FC6-4 1-2f		3-1			6-3		1-3 2B		SSS K		HBP BB 1-2 1B	6	0	2	0	0	1	2
Tom Tresh, S (1, 9) OBP: 0.353, SLG: 0.484 (11, 7)		3-1		SSS K		1-3		BBBB BB			FC3-5 2B	BBBB HBP 1-2 2-3 BB	4	0	1	0	2	1	0
Joe Pepitone, L (1, 3) OBP: 0.324, SLG: 0.404 (11, 9)	BBBB E BB			F2			F5	F2			HBP FC3-5 IBB	F2	4	0	0	0	2	0	6
Clete Boyer, R (1, 5) OBP: 0.335, SLG: 0.437	E8 1-3 1B			SSS K2-3			1B		SSS K		FC3-5 HBP 1-2 2-3f	HBP 1-2 2-3 3-H	5	0	2	1	0	2	2
Roger Repoz, L (1, 8) OBP: 0.328, SLG: 0.627	IIII IBB				F8		F3		L9		F4		4	0	0	0	1	0	3
Mel Stottlemyre, R (1, 1) OBP: 0.164, SLG: 0.273 Tony Kubek, L (7, PH) OBP: 0.258, SLG: 0.271 Steve Hamilton, L (8, 1) OBP: 0.333, SLG: 0.333 Pedro Ramos, S (9, 1) OBP: 0.125, SLG: 0.125 Hector Lopez, R (11, PH) OBP: 0.500, SLG: 0.391 Pete Mikkelsen, R (12, 1)	SSS K				3-1		L7		F5		HBP 1-2 2-3 HBP		2 1 0 1 0 0	0 0 0 0 0 0	0 0 0 0 0 0	0 0 0 0 0 0	1 0 0 0 0 0	3 1 0 0 0 0
Inning Stats	R: 0 H: 0 E: 0 LOB: 1 K: 0 BB: 1 S: 3 P: 7	R: 0 H: 1 E: 1 LOB: 3 K: 1 BB: 2 S: 6 P: 14	R: 0 H: 0 E: 0 LOB: 0 K: 0 BB: 0 S: 3 P: 3	R: 0 H: 0 E: 0 LOB: 0 K: 2 BB: 0 S: 7 P: 7	R: 0 H: 0 E: 0 LOB: 0 K: 0 BB: 0 S: 3 P: 3	R: 1 H: 1 E: 0 LOB: 0 K: 0 BB: 0 S: 4 P: 4	R: 0 H: 1 E: 0 LOB: 1 K: 0 BB: 0 S: 4 P: 4	R: 0 H: 1 E: 0 LOB: 3 K: 0 BB: 2 S: 4 P: 12	R: 0 H: 0 E: 0 LOB: 0 K: 1 BB: 0 S: 5 P: 5	R: 0 H: 1 E: 0 LOB: 1 K: 1 BB: 0 S: 6 P: 6	R: 0 H: 1 E: 0 LOB: 3 K: 0 BB: 1 S: 4 P: 9	R: 1 H: 2 E: 0 LOB: 3 K: 0 BB: 1 S: 4 P: 9	1B: 5 SF: 0 2B: 2 SAC: 0 3B: 0 DP: 0 HR: 1 HBP: 2						

PITCHER		IP	WLS	BF	H	R	ER	SO	BB	IBB	HBP	BLK	WP	HR	S	P	ERA	WHIP
Phil Ortega, R ERA: 4.15	(1, 1)	8.0		33	4	1	1	3	4	1	0	0	0	1	34	54	1.12	1.000
Ron Kline, R ERA: 1.67	(9, 1)	3.0		13	2	0	0	2	0	1	1	0	0	0	15	20	0.00	0.667
Howie Koplitz, R ERA: 5.5	(12, 1)	0.2	L	5	2	1	1	0	1	0	0	0	0	0	4	8	13.50	4.500
Steve Ridzik, R ERA: 4.73	(12, 1)	0.0		1	0	0	0	0	0	0	1	0	0	0	0	1	∞	∞

PITCHER	IP	WLS	BF	H	R	ER	SO	BB	IBB	HBP	BLK	WP	HR	S	P	ERA	WHIP

BOTTOM

Washington Senators @ New York Yankees

Yankee Stadium, Bronx, NY

Thu Jul 15 1965, 7:05 PM EDT

Att. 15,964 - Unknown - 84 F

livebaseballscorecards.com

AB	43
R	2
H	8
RBI	2
BB	7
SO	5
LOB	25

Batter	1	2	3	4	5	6	7	8	9	AB	R	H	RBI	BB	SO	LOB
Joe Cunningham, L (1, 3) OBP: 0.379, SLG: 0.320	BBBB 4-0 SH3 1B BB	x 0-0 ③ F8			x 0-0 ① 3-1		BBBB 4-0 BB		BBBB 4-0 BB 1B BB	2	2	0	0	3	0	0
Ken Hamlin, R (1, 4) OBP: 0.370, SLG: 0.356 Steve Ridzik, R (7, 1) OBP: 0.182, SLG: 0.273 Jim King, L (9, PH) OBP: 0.323, SLG: 0.409	x 0-0 ① SH3 1-2		SSS 0-3 ① K		x 0-0 FC6-4 1B		x 0-0 ② F6		BBBB 4-0 1B 1-2 2-3 1B BB	3	0	1	0	0	1	1
										0	0	0	0	0	0	0
										0	1	0	0	1	0	0
Ken McMullen, R (1, 5) OBP: 0.313, SLG: 0.430	x 0-0 E SF7 1B 2-H 1B		x 0-0 BB BB 1B		x 0-0 ② F9		x 0-0 ③ F4		x 0-0 1B 1-2 2-H 3-H 1B	5	1	3	3	0	0	2
Frank Howard, R (1, 7) OBP: 0.342, SLG: 0.467	x 0-0 E9 1B 1-3 1B		BBBB 4-0 BB 1-2 BB		x 0-0 ③ FC6-4 1-2f			SSS 0-3 ① K	x 0-0 G6-4-3 1-2 2-H 1B	4	0	2	1	1	1	1
Woodie Held, R (1, 9) OBP: 0.351, SLG: 0.439 (8, 4)	x 0-0 ② SF7 3-H		BBBBB 4-0 G6-4-3 1-2 2-3 BB			x 0-0 3B		SSS 0-3 ② K	x 0-0 ② ③ G6-4-3 1-2f	3	0	1	1	1	1	2
Don Lock, R (1, 8) OBP: 0.322, SLG: 0.368	x 0-0 FC5-4 1-2 1B		x 0-0 ② ③ G6-4-3 1-2f			x 0-0 ① 5-3		BBBB 4-0 BB		3	0	1	0	1	0	4
Doug Camilli, R (1, 2) OBP: 0.234, SLG: 0.270 Willie Kirkland, L (8, PH) OBP: 0.281, SLG: 0.496 (8, 9)	x 0-0 ③ FC5-4 1-2f			x 0-0 ① 1-3		x 0-0 ② F8		x 0-0 ③ F7		3	0	0	0	0	0	3
										1	0	0	0	0	0	1
Ed Brinkman, R (1, 6) OBP: 0.253, SLG: 0.273 Don Blasingame, L (9, PH) OBP: 0.277, SLG: 0.303		SSS 0-3 ① K		SSS 0-3 ② K		x 0-0 ③ 5-3			x 0-0 BB 3-1 1B 1B	3	0	0	0	0	2	1
										1	1	1	0	0	0	0
Pete Richert, L (1, 1) OBP: 0.156, SLG: 0.069 Bennie Daniels, L (3, 1) OBP: 0.269, SLG: 0.174 Don Zimmer, R (7, PH) OBP: 0.296, SLG: 0.293 (7, 4) (8, 2) Dick Nen, L (9, PH) OBP: 0.300, SLG: 0.345		x 0-0 ② F9		SSS 0-3 ③ K			x 0-0 ① F8		x 0-0 ① 3-1 1-2	1	0	0	0	0	0	0
										1	0	0	0	0	1	0
										1	0	0	0	0	0	0
										1	0	0	0	0	0	1
Inning Stats	R: 2 E: 1 K: 0 S: 6 H: 3 LOB: 2 BB: 1 P: 10	R: 0 E: 0 K: 1 S: 5 H: 0 LOB: 0 BB: 0 P: 5	R: 0 E: 0 K: 1 S: 5 H: 1 LOB: 2 BB: 2 P: 13	R: 0 E: 0 K: 2 S: 7 H: 0 LOB: 0 BB: 0 P: 7	R: 0 E: 0 K: 0 S: 4 H: 1 LOB: 1 BB: 0 P: 4	R: 0 E: 0 K: 0 S: 4 H: 1 LOB: 1 BB: 0 P: 4	R: 0 E: 0 K: 0 S: 3 H: 0 LOB: 1 BB: 1 P: 7	R: 0 E: 0 K: 2 S: 7 H: 0 LOB: 1 BB: 1 P: 11	R: 3 E: 0 K: 0 S: 5 H: 3 LOB: 1 BB: 2 P: 13	1B: 8 2B: 0 3B: 1 HR: 0	SF: 1 SAC: 1 DP: 2 HBP: 0						

PITCHER		IP	WLS	BF	H	R	ER	SO	BB	IBB	HBP	BLK	WP	HR	S	P	ERA	WHIP
Al Downing, L ERA: 3.32	(1, 1)	7.0	W	30	6	2	2	4	4	0	0	0	0	0	34	50	2.57	1.429
Hal Reniff, R ERA: 3.83	(8, 1)	1.1		10	3	3	3	2	3	0	0	0	0	0	11	23	20.25	4.500
Pedro Ramos, R ERA: 3.25	(9, 1)	0.2	S	1	0	0	0	0	0	0	0	0	0	0	1	1	0.00	0.000

PITCHER	IP	WLS	BF	H	R	ER	SO	BB	IBB	HBP	BLK	WP	HR	S	P	ERA	WHIP

Washington Senators @ New York Yankees

Yankee Stadium, Bronx, NY

Fri Jul 16 1965, 7:05 PM EDT

Att. 16,026 - Unknown - 82 F

TOP

livebaseballscorecards.com

AB	32
R	5
H	9
RBI	5
BB	7
SO	6
LOB	16

1B: 8	SF: 1	WP: 0	PA: 41
2B: 0	SAC: 1	PB: 0	
3B: 1	DP: 2	SB: 0	
HR: 0	HBP: 0	CS: 0	

Batter	1	2	3	4	5	6	7	8	9	AB	R	H	RBI	BB	SO	LOB
Bobby Richardson, R (1, 4) OBP: 0.322, SLG: 0.341	6-3		F8 2-3	HR		L5		F4		5	1	1	1	0	0	1
Phil Linz, R (1, 6) OBP: 0.291, SLG: 0.288	6-3		1B BB 1B 3-H	BB 1B		F3				3	1	1	1	1	0	0
Mickey Mantle, S (1, 7) OBP: 0.398, SLG: 0.464 Ross Moschitto, R (7, PR) OBP: 0.167, SLG: 0.304 (8, 7)	1-3		1B 1B BB 1-2	1B 1-2			E BB			2 0	1 1	1 0	0 0	2 0	0 0	0 0
Elston Howard, R (1, 2) OBP: 0.252, SLG: 0.361 Hal Reniff, R (8, 1) Pedro Ramos, S (9, 1) OBP: 0.125, SLG: 0.125		F7	1B 1B 1B 1-2 2-3	5-3			E5 SF8 1-H 2B			4 0 0	2 0 0	2 0 0	1 0 0	0 0 0	0 0 0	2 0 0
Hector Lopez, R (1, 9) OBP: 0.308, SLG: 0.390		1-3	1B 1-2 2-H 3-H		E6 1B FC4-6		SF8 3-H			3	1	1	3	0	0	0
Ray Barker, L (1, 3) OBP: 0.370, SLG: 0.416		F4	FC6-4 1-2 2-H		FC4-6 1-3		K			4	0	2	1	0	1	1
Clete Boyer, R (1, 5) OBP: 0.334, SLG: 0.438			2B FC6-4		FC4-6 G3-6-3 1-2f 3-H		F4			4	1	1	1	0	0	4
Roger Repoz, L (1, 8) OBP: 0.306, SLG: 0.582			K	1-3	G3-6-3 1-2f			F6		4	0	0	0	0	1	2
Al Downing, R (1, 1) OBP: 0.156, SLG: 0.140 Jake Gibbs, L (8, 2) OBP: 0.231, SLG: 0.250			F8 2-H	K		1-3		F2		3 1	1 0	1 0	1 0	0 0	1 0	0 0
Inning Stats	R: 0 H: 0 E: 0 LOB: 0 K: 0 BB: 0 S: 3 P: 3	R: 0 H: 0 E: 0 LOB: 0 K: 0 BB: 0 S: 3 P: 3	R: 5 H: 6 E: 0 LOB: 2 K: 1 BB: 1 S: 11 P: 15	R: 1 H: 2 E: 0 LOB: 2 K: 1 BB: 1 S: 7 P: 11	R: 1 H: 1 E: 1 LOB: 0 K: 0 BB: 0 S: 4 P: 4	R: 0 H: 0 E: 0 LOB: 0 K: 0 BB: 0 S: 3 P: 3	R: 2 H: 1 E: 1 LOB: 1 K: 1 BB: 1 S: 6 P: 10	R: 0 H: 0 E: 0 LOB: 0 K: 0 BB: 0 S: 3 P: 3		1B: 6 SF: 1 2B: 3 SAC: 0 3B: 0 DP: 1 HR: 1 HBP: 0						

PITCHER		IP	WLS	BF	H	R	ER	SO	BB	IBB	HBP	BLK	WP	HR	S	P	ERA	WHIP
Pete Richert, L ERA: 2.9	(1, 1)	2.2	L	15	6	5	5	1	1	0	0	0	0	0	16	20	16.88	2.625
Bennie Daniels, R ERA: 4.46	(3, 1)	3.1		14	3	2	1	1	1	0	0	0	0	1	15	19	2.70	1.200
Steve Ridzik, R ERA: 4.72	(7, 1)	2.0		8	1	2	1	1	1	0	0	0	0	0	9	13	4.50	1.000

PITCHER	IP	WLS	BF	H	R	ER	SO	BB	IBB	HBP	BLK	WP	HR	S	P	ERA	WHIP

BOTTOM

Washington Senators @ New York Yankees

Yankee Stadium, Bronx, NY

Fri Jul 16 1965, 7:05 PM EDT
Att. 16,026 - Unknown - 82 F

livebaseballscorecards.com

AB	33
R	9
H	10
RBI	9
BB	3
SO	3
LOB	10

WP: 0 PA: 37
PB: 0
SB: 0
CS: 0

Batter	1	2	3	4	5	6	7	8	9	AB	R	H	RBI	BB	SO	LOB
Joe Cunningham, L (1, 3) OBP: 0.380, SLG: 0.325	K	F7			2B	K			BB	4	1	1	0	1	2	3
Ken Hamlin, R (1, 4) Don Blasingame, L (5, 4) OBP: 0.278, SLG: 0.305	HR 1B		L5		K		G3		1-3 1B	3 2	1 0	1 1	0 0	0 0	1 0	1 0
Ken McMullen, R (1, 5) OBP: 0.311, SLG: 0.430	K		K		2-H 2B		6-3		F4	5	0	1	1	0	2	3
Frank Howard, R (1, 7) Jim King, L (7, PR) (7, 9) OBP: 0.347, SLG: 0.479 OBP: 0.322, SLG: 0.407	1-H HR		1B		L8		FC6-4 BB		1-3	3 1	1 0	2 0	2 0	1 0	0 0	1 2
Woodie Held, R (1, 9) (7, 7) OBP: 0.353, SLG: 0.445	1B		L7			BLK 1B 2B	FC6-4 1-2f			4	1	2	0	0	0	2
Don Lock, R (1, 8) OBP: 0.325, SLG: 0.365	F7			F8		SH3-4 1B 2-3 BB		G6-4-3 BB		2	0	0	0	2	0	1
Don Zimmer, R (1, 2) OBP: 0.303, SLG: 0.301		6-3		G4-6-3 1B		SH3-4 1-2 1B 3-H		G6-4-3 1-2f		4	0	2	1	0	0	1
Ed Brinkman, R (1, 6) OBP: 0.253, SLG: 0.273		SH1-4 1B		G4-6-3 1-2f		F6		K		4	0	1	0	0	1	3
Buster Narum, R (1, 1) OBP: 0.077, SLG: 0.160 Ron Kline, R (9, 1)		SH1-4 1-2			K	SH3-4 1-2 2-3			K	2 0	0 0	0 0	0 0	0 0	2 0	0 0
Inning Stats	R: 2 E: 0 K: 2 S: 10 H: 3 LOB: 1 BB: 0 P: 10	R: 0 E: 0 K: 0 S: 4 H: 1 LOB: 1 BB: 0 P: 4	R: 0 E: 0 K: 1 S: 6 H: 1 LOB: 1 BB: 0 P: 6	R: 0 E: 0 K: 0 S: 3 H: 1 LOB: 0 BB: 0 P: 3	R: 1 E: 0 K: 2 S: 9 H: 2 LOB: 1 BB: 0 P: 9	R: 1 E: 0 K: 1 S: 7 H: 2 LOB: 2 BB: 1 P: 11	R: 0 E: 0 K: 0 S: 3 H: 0 LOB: 1 BB: 1 P: 7	R: 0 E: 0 K: 1 S: 4 H: 0 LOB: 0 BB: 1 P: 8	R: 0 E: 0 K: 1 S: 6 H: 1 LOB: 2 BB: 1 P: 10	1B: 7 2B: 3 3B: 0 HR: 1 SF: 0 SAC: 2 DP: 2 HBP: 0						

PITCHER		IP	WLS	BF	H	R	ER	SO	BB	IBB	HBP	BLK	WP	HR	S	P	ERA	WHIP
Whitey Ford, L ERA: 3.84	(1, 1)	4.2		21	8	3	3	5	0	0	0	0	0	1	31	31	5.79	1.714
Pedro Ramos, R ERA: 3.23	(5, 1)	0.1		1	0	0	0	0	0	0	0	0	0	0	1	1	0.00	0.000
Jim Brenneman, R ERA: 18.0	(6, 1)	0.0		3	2	1	1	0	1	0	0	1	0	0	2	6	∞	∞
Steve Hamilton, L ERA: 1.5	(6, 1)	2.0		7	0	0	0	1	1	0	0	0	0	0	8	12	0.00	0.500
Gil Blanco, L ERA: 3.95	(8, 1)	2.0	W	8	1	0	0	2	2	0	0	0	0	0	10	18	0.00	1.500

PITCHER	IP	WLS	BF	H	R	ER	SO	BB	IBB	HBP	BLK	WP	HR	S	P	ERA	WHIP

TOP

Washington Senators @ New York Yankees

Yankee Stadium, Bronx, NY

Sat Jul 17 1965, 3:33 AM EDT

Att. 20,196 - Unknown - 89 F

livebaseballscorecards.com

AB	34
R	4
H	11
RBI	4
BB	4
SO	8
LOB	17

WP: 0 PA: 40
PB: 0
SB: 0
CS: 0

Batter	1	2	3	4	5	6	7	8	9	AB	R	H	RBI	BB	SO	LOB
Bobby Richardson, R (1, 4) OBP: 0.328, SLG: 0.347	1B		FC5 1B		F4		1B		1-2 2-3 1B 2B	5	2	4	0	0	0	0
Tony Kubek, L (1, 6) OBP: 0.271, SLG: 0.285	1-3 1B		1-2 1B		WP 1B		1-3		1-2 2-3 3-H 2B 1B	5	1	4	1	0	0	1
Mickey Mantle, S (1, 7) OBP: 0.398, SLG: 0.465	K		L7		1-2 BB			F7	1-3 2-H 3-H 1B 2B	4	0	1	2	1	1	3
Elston Howard, R (1, 2) OBP: 0.262, SLG: 0.361	3-H 1B		FC5 2-3f		F9			BB	IBB 1B	3	0	1	1	2	0	4
Joe Pepitone, L (1, 9) OBP: 0.322, SLG: 0.401	6-3			F9		4-3		K	1-2 2-3 3-H 1B	5	0	1	1	0	1	2
Ray Barker, L (1, 3) OBP: 0.358, SLG: 0.400		6-3		1-3		4-3		F8		4	0	0	0	0	0	1
Clete Boyer, R (1, 5) OBP: 0.336, SLG: 0.439		F6		1B		K			1B BB 1B	4	1	2	0	0	1	0
Roger Repoz, L (1, 8) OBP: 0.288, SLG: 0.542		K		4-3			F7		F7	4	0	0	0	0	1	2
Whitey Ford, L (1, 1) OBP: 0.231, SLG: 0.233 Pedro Ramos, S (6, 1) OBP: 0.000, SLG: 0.125 Jake Gibbs, L (5, PH) OBP: 0.214, SLG: 0.333 Jim Bronneman, R (6, 1) Steve Hamilton, L (6, 1) OBP: 0.000, SLG: 0.333 Tom Tresh, S (7, PH) OBP: 0.262, SLG: 0.442 Gil Blanco, L (8, 1) Hector Lopez, R (9, PH) Phil Linz, R (9, PH) OBP: 0.261, SLG: 0.288			3-1		K		3-1		1B 1B 1-2 2B BB	1	0	0	0	0	0	0
Inning Stats	R: 1 E: 0 K: 1 S: 7 H: 3 LOB: 1 BB: 0 P: 7	R: 0 E: 0 K: 1 S: 5 H: 0 LOB: 0 BB: 0 P: 5	R: 0 E: 0 K: 0 S: 5 H: 2 LOB: 2 BB: 0 P: 5	R: 0 E: 0 K: 0 S: 4 H: 1 LOB: 1 BB: 0 P: 4	R: 0 E: 0 K: 1 S: 6 H: 1 LOB: 2 BB: 1 P: 10	R: 0 E: 0 K: 1 S: 5 H: 0 LOB: 0 BB: 0 P: 5	R: 0 E: 0 K: 0 S: 4 H: 1 LOB: 1 BB: 0 P: 4	R: 0 E: 0 K: 1 S: 5 H: 0 LOB: 1 BB: 1 P: 9	R: 4 E: 0 K: 0 S: 6 H: 5 LOB: 3 BB: 2 P: 14	1B: 12 2B: 1 3B: 0 HR: 0	SF: 0 SAC: 0 DP: 0 HBP: 0						

PITCHER	IP	WLS	BF	H	R	ER	SO	BB	IBB	HBP	BLK	WP	HR	S	P	ERA	WHIP
Buster Narum, R (1, 1) ERA: 4.94	8.1		36	9	3	3	5	3	0	0	0	1	0	43	55	3.24	1.440
Ron Kline, R (9, 1) ERA: 1.97	0.0	L	5	4	2	2	0	0	1	0	0	0	0	4	8	∞	∞

PITCHER	IP	WLS	BF	H	R	ER	SO	BB	IBB	HBP	BLK	WP	HR	S	P	ERA	WHIP

BOTTOM

Washington Senators @ New York Yankees

Yankee Stadium, Bronx, NY

Sat Jul 17 1965, 3:33 AM EDT
Att. 20,196 - Unknown - 89 F

livebaseballscorecards.com

AB	37
R	5
H	13
RBI	5
BB	4
SO	5
LOB	13

WP: 1 PB: 0 SB: 0 CS: 0 PA: 41

Batter	1	2	3	4	5	6	7	8	9	AB	R	H	RBI	BB	SO	LOB
Don Blasingame, L (1, 4) OBP: 0.277, SLG: 0.303	5-3			4-3	BB 1-3 2-H 3-H 1B		F9		F7	5	0	1	2	0	0	1
Ken McMullen, R (1, 5) OBP: 0.310, SLG: 0.426	K			K	BB 1-2		F8			3	0	0	0	1	2	1
Willie Kirkland, L (1, 9) OBP: 0.280, SLG: 0.489	F3			1B	K		F2			4	0	1	0	0	1	4
Frank Howard, R (1, 7) OBP: 0.346, SLG: 0.486 Woodie Held, R (8, 7) OBP: 0.353, SLG: 0.445		K		K		HR		F8		4 0	1 0	1 0	1 0	0 0	2 0	1 0
Dick Nen, L (1, 3) OBP: 0.324, SLG: 0.364		F9			SH1-4 1B 1B 1B	G1-4-3 1B		4-3		4	1	2	0	0	0	0
Don Lock, R (1, 8) OBP: 0.327, SLG: 0.364		5-3			SH1-4 1-2 1B	G1-4-3 1-2f		BB		3	1	1	0	1	0	1
Don Zimmer, R (1, 2) OBP: 0.303, SLG: 0.295			6-3		SH1-4 1-2 2-3	FC6-4 HBP		6-3		2	0	0	0	0	0	1
Ed Brinkman, R (1, 6) OBP: 0.249, SLG: 0.269			4-3		F7	FC6-4 1-2f			F8	4	0	0	0	0	0	3
Mike McCormick, L (1, 1) OBP: 0.214, SLG: 0.043			6-3		BB 1B		BB		4-3	2	0	0	0	2	0	0
Inning Stats	R: 0 E: 0 K: 1 S: 5 H: 0 LOB: 0 BB: 0 P: 5	R: 0 E: 0 K: 1 S: 5 H: 0 LOB: 0 BB: 0 P: 5	R: 0 E: 0 K: 0 S: 3 H: 0 LOB: 0 BB: 0 P: 3	R: 0 E: 0 K: 2 S: 8 H: 1 LOB: 1 BB: 0 P: 8	R: 2 E: 0 K: 1 S: 8 H: 3 LOB: 3 BB: 2 P: 16	R: 1 E: 0 K: 0 S: 4 H: 2 LOB: 1 BB: 0 P: 5	R: 0 E: 0 K: 0 S: 3 H: 0 LOB: 1 BB: 1 P: 7	R: 0 E: 0 K: 0 S: 3 H: 0 LOB: 1 BB: 1 P: 7	R: 0 E: 0 K: 0 S: 3 H: 0 LOB: 0 BB: 0 P: 3	1B: 5 2B: 0 3B: 0 HR: 1 SF: 0 SAC: 1 DP: 1 HBP: 1	WP: 0 PB: 0 SB: 0 CS: 0 PA: 37					

PITCHER		IP	WLS	BF	H	R	ER	SO	BB	IBB	HBP	BLK	WP	HR	S	P	ERA	WHIP
Pete Mikkelsen, R ERA: 4.01	(1, 1)	6.0	L	26	6	3	3	5	2	0	1	0	0	1	33	42	4.50	1.333
Hal Reniff, R ERA: 3.7	(7, 1)	2.0		8	0	0	0	0	2	0	0	0	0	0	6	14	0.00	1.000
Al Downing, L ERA: 3.29	(9, 1)	1.0		3	0	0	0	0	0	0	0	0	0	0	3	3	0.00	0.000

PITCHER	IP	WLS	BF	H	R	ER	SO	BB	IBB	HBP	BLK	WP	HR	S	P	ERA	WHIP

TOP

Washington Senators @ New York Yankees

Yankee Stadium, Bronx, NY

Sun Jul 18 1965, 3:33 AM EDT

Att. 13,119 - Unknown - 78 F

livebaseballscorecards.com

AB	31
R	3
H	6
RBI	3
BB	4
SO	5
LOB	12

BOTTOM

Washington Senators @ New York Yankees

Yankee Stadium, Bronx, NY

Sun Jul 18 1965, 3:33 AM EDT
Att. 13,119 - Unknown - 78 F

livebaseballscorecards.com

Batter	1	2	3	4	5	6	7	8	9	AB	R	H	RBI	BB	SO	LOB
Bobby Richardson, R (1, 4) OBP: 0.325, SLG: 0.343	F2		6-3			L9		L9		4	0	0	0	0	0	0
Phil Linz, R (1, 6) OBP: 0.290, SLG: 0.284	F9			F9			BB 1B BB		F8	3	0	0	0	1	0	0
Tom Tresh, S (1, 7) OBP: 0.351, SLG: 0.480 (7, 8)	5-3			F8			1-2 BB 1B		F5	4	0	1	0	0	0	0
Elston Howard, R (1, 2) OBP: 0.256, SLG: 0.352		F3		4-3			F9		5-3	4	0	0	0	0	0	2
Hector Lopez, R (1, 9) OBP: 0.317, SLG: 0.392		1B			6-3		1-2 2-3 BB			2	0	1	0	1	0	0
Joe Pepitone, L (1, 3) OBP: 0.320, SLG: 0.397		F5			3-1		F4			3	0	0	0	0	0	4
Clete Boyer, R (1, 5) OBP: 0.333, SLG: 0.434		5-3			F7		F9			3	0	0	0	0	0	4
Roger Repoz, L (1, 8) OBP: 0.279, SLG: 0.525			4-3			F7		4-3		2	0	0	0	0	0	0
Hal Reniff, R (7, 1)										0	0	0	0	0	0	0
Ray Barker, L (8, PH) OBP: 0.355, SLG: 0.396										1	0	0	0	0	0	0
Al Downing, R (9, 1) OBP: 0.156, SLG: 0.140										0	0	0	0	0	0	0
Pete Mikkelsen, R (1, 1)			K			F1		L7		1	0	0	0	0	1	0
Mickey Mantle, S (6, PH) OBP: 0.394, SLG: 0.460 (7, 7)										2	0	0	0	0	0	0

	AB	29
	R	0
	H	2
	RBI	0
	BB	2
	SO	1
	LOB	10

Inning Stats	1	2	3	4	5	6	7	8	9
	R: 0 E: 0 K: 0 S: 3	H: 0 LOB: 0 BB: 0 P: 3	R: 0 E: 0 K: 0 S: 4	H: 1 LOB: 1 BB: 0 P: 4	R: 0 E: 0 K: 1 S: 5	H: 0 LOB: 0 BB: 0 P: 5	R: 0 E: 0 K: 0 S: 3	H: 0 LOB: 0 BB: 0 P: 3	R: 0 E: 0 K: 0 S: 3	H: 0 LOB: 0 BB: 0 P: 3	R: 0 E: 0 K: 0 S: 4	H: 1 LOB: 3 BB: 2 P: 12	R: 0 E: 0 K: 0 S: 3	H: 0 LOB: 0 BB: 0 P: 3	R: 0 E: 0 K: 0 S: 3	H: 0 LOB: 0 BB: 0 P: 3

	1B	SF	WP	PA	31
	2B: 0	SAC: 0	PB: 0		
	3B: 0	DP: 0	SB: 0		
	HR: 0	HBP: 0	CS: 0		

PITCHER	IP	WLS	BF	H	R	ER	SO	BB	IBB	HBP	BLK	WP	HR	S	P	ERA	WHIP
Mike McCormick, L (1, 1) ERA: 3.03	9.0	W	31	2	0	0	1	2	0	0	0	0	0	31	39	0.00	0.444

PITCHER	IP	WLS	BF	H	R	ER	SO	BB	IBB	HBP	BLK	WP	HR	S	P	ERA	WHIP

Boston Red Sox @ New York Yankees

Yankee Stadium, Bronx, NY

Mon Jul 19 1965, 7:05 PM EDT

Att. 15,340 - Unknown - 76 F

TOP

livebaseballscorecards.com

Batter	1	2	3	4	5	6	7	8	9	AB	R	H	RBI	BB	SO	LOB
Jim Gosger, L (1, 8) OBP: 0.225, SLG: 0.421	S S S 0-3 ① K	S S S 0-3 ③ K			x 0-0 ① 3-1		S S S 0-3 ① K		x 0-0 ① F5	5	0	0	0	0	3	3
Frank Malzone, R (1, 5) OBP: 0.290, SLG: 0.259	x 0-0 ② F7		x 0-0 ① 5-3		x 0-0 E 1B 1B		x 0-0 1-2 FC4-6 1B		S S S 0-3 ② K	5	1	2	0	0	1	0
Carl Yastrzemski, L (1, 7) OBP: 0.405, SLG: 0.602	x 0-0 ③ F8		x 0-0 ② 6-3		x 0-0 ② E9 1-H 1B		x 0-0 ② FC4-6 BB 1-2f 2-3		x 0-0 ③ 6-3	5	0	1	0	0	0	2
Felix Mantilla, R (1, 4) OBP: 0.414, SLG: 0.498 Chuck Schilling, R (7, 4) OBP: 0.294, SLG: 0.363		B B B B 4-0 1B L5 BB	B B B B 4-0 BB		x 0-0 3B		B B B B 4-0 FC4-6 1-2 BB			1 0	0 0	1 0	0 0	3 0	0 0	0 0
Lee Thomas, L (1, 3) OBP: 0.381, SLG: 0.515		x 0-0 BB 1B 1-3 1B	x 0-0 ③ G3		S S S 0-3 ③ K		x 0-0 ③ FC4-6 1-2f			4	1	1	0	0	1	5
Tony Conigliaro, R (1, 9) OBP: 0.320, SLG: 0.446		B B B B 4-0 1B 1B 1-2 BB		x 0-0 ① F2		x 0-0 ① 5-3		x 0-0 K 1B 1B		3	1	1	0	1	0	0
Bob Tillman, R (1, 2) OBP: 0.278, SLG: 0.338		x 0-0 ① ② L5 3-H		x 0-0 ② F8		x 0-0 ② L7		x 0-0 ① F8		4	0	0	0	0	0	4
Rico Petrocelli, R (1, 6) OBP: 0.274, SLG: 0.354		x 0-0 1B 1-2 2-H 1B		x 0-0 1B		x 0-0 ③ F5		x 0-0 1-2 1B		4	0	3	1	0	0	0
Jim Lonborg, R (1, 1) OBP: 0.200, SLG: 0.211		x 0-0 1-3 2-H 1B		S S S 0-3 ③ K			B B B B 4-0 FC4-6 1B BB	S S S 0-3 ② ③ K 2-3		3	0	1	1	1	2	3
Inning Stats	R: 0 E: 0 K: 1 S: 5 H: 0 LOB: 0 BB: 0 P: 5	R: 2 E: 0 K: 1 S: 7 H: 3 LOB: 2 BB: 2 P: 15	R: 0 E: 0 K: 0 S: 3 H: 0 LOB: 1 BB: 1 P: 7	R: 0 E: 0 K: 1 S: 6 H: 1 LOB: 1 BB: 0 P: 6	R: 1 E: 1 K: 1 S: 7 H: 3 LOB: 1 BB: 0 P: 7	R: 0 E: 0 K: 0 S: 3 H: 0 LOB: 0 BB: 0 P: 3	R: 0 E: 0 K: 1 S: 6 H: 1 LOB: 3 BB: 2 P: 14	R: 0 E: 0 K: 1 S: 6 H: 2 LOB: 1 BB: 0 P: 6	R: 0 E: 0 K: 1 S: 5 H: 0 LOB: 0 BB: 0 P: 5	1B: 9 2B: 1 3B: 1 HR: 0	SF: 0 SAC: 0 DP: 1 HBP: 0						

	AB	34
	R	3
	H	10
	RBI	2
	BB	5
	SO	7
	LOB	17

WP: 0 PB: 0 SB: 0 CS: 0 PA: 39

PITCHER		IP	WLS	BF	H	R	ER	SO	BB	IBB	HBP	BLK	WP	HR	S	P	ERA	WHIP
Jim Bouton, R ERA: 5.28	(1, 1)	4.2	L	22	7	3	3	3	3	0	0	0	0	0	25	37	5.79	2.143
Pedro Ramos, R ERA: 3.21	(5, 1)	0.1		1	0	0	0	1	0	0	0	0	0	0	3	3	0.00	0.000
Steve Hamilton, L ERA: 1.38	(6, 1)	3.0		13	3	0	0	2	2	0	0	0	0	0	15	23	0.00	1.667
Hal Reniff, R ERA: 3.63	(9, 1)	1.0		3	0	0	0	1	0	0	0	0	0	0	5	5	0.00	0.000

PITCHER		IP	WLS	BF	H	R	ER	SO	BB	IBB	HBP	BLK	WP	HR	S	P	ERA	WHIP

Batter	1	2	3	4	5	6	7	8	9	AB	R	H	RBI	BB	SO	LOB
Bobby Richardson, R (1, 4) OBP: 0.324, SLG: 0.345	1-3		L8			E4 G5-3 BB		6-3 1-3 2B		4	0	1	0	0	0	0
Tony Kubek, L (1, 6) OBP: 0.275, SLG: 0.286	6-3		1B			BBBB 1-2 BB		6-3 2-3 3-H		3	0	1	1	1	0	1
Mickey Mantle, S (1, 7) OBP: 0.392, SLG: 0.456	1B 1B		F8			F6		6-3		4	0	1	0	0	0	4
Elston Howard, R (1, 2) OBP: 0.256, SLG: 0.349	1-3 1B			6-3		G5-3 2-3f		4-3		4	0	1	0	0	0	3
Tom Tresh, S (1, 9) OBP: 0.347, SLG: 0.474	SSS K			F7			F8		4-3	4	0	0	0	0	1	2
Joe Pepitone, L (1, 3) OBP: 0.319, SLG: 0.395		F6		3-1			1B		G3	4	0	1	0	0	0	0
Clete Boyer, R (1, 5) OBP: 0.329, SLG: 0.428		1-3			F3		L9		4-3	4	0	0	0	0	0	1
Roger Repoz, L (1, 8) OBP: 0.268, SLG: 0.500		3-1			F8		SSS K			3	0	0	0	0	1	1
Jim Bouton, R (1, 1) OBP: 0.211, SLG: 0.091 Pedro Ramos, S (5, 1) OBP: 0.125, SLG: 0.125 Jake Gibbs, L (5, PH) OBP: 0.200, SLG: 0.214 Steve Hamilton, L (6, 1) OBP: 0.333, SLG: 0.333 Ray Barker, L (8, PH) OBP: 0.360, SLG: 0.396 Hal Reniff, R (9, 1)			SSS K2-3		F8			BBBB 2B 6-3 BB		1 0 1 0 0 0 0	0 0 0 0 1 0 0	0 0 0 0 0 0 0	0 0 0 0 1 0 0	0 0 0 0 0 0 0	1 0 0 0 0 0 0	0 0 0 0 0 0 0
Inning Stats	R: 0 H: 2 E: 0 LOB: 2 K: 1 BB: 0 S: 7 P: 7	R: 0 H: 0 E: 0 LOB: 0 K: 0 BB: 0 S: 3 P: 3	R: 0 H: 1 E: 0 LOB: 1 K: 1 BB: 0 S: 6 P: 6	R: 0 H: 0 E: 0 LOB: 0 K: 0 BB: 0 S: 3 P: 3	R: 0 H: 0 E: 0 LOB: 0 K: 0 BB: 0 S: 3 P: 3	R: 0 H: 0 E: 1 LOB: 1 K: 0 BB: 1 S: 3 P: 7	R: 0 H: 1 E: 0 LOB: 1 K: 1 BB: 0 S: 6 P: 6	R: 1 H: 1 E: 0 LOB: 1 K: 0 BB: 1 S: 4 P: 8	R: 0 H: 0 E: 0 LOB: 0 K: 0 BB: 0 S: 3 P: 3	1B: 4 SF: 0 2B: 1 SAC: 0 3B: 0 DP: 1 HR: 0 HBP: 0				WP: 0 PA: 34 PB: 0 SB: 0 CS: 0		

PITCHER	IP	WLS	BF	H	R	ER	SO	BB	IBB	HBP	BLK	WP	HR	S	P	ERA	WHIP
Jim Lonborg, R (1, 1) ERA: 3.23	9.0	W	34	5	1	1	3	2	0	0	0	0	0	38	46	1.00	0.778

PITCHER	IP	WLS	BF	H	R	ER	SO	BB	IBB	HBP	BLK	WP	HR	S	P	ERA	WHIP

BOTTOM

Boston Red Sox @ New York Yankees

Yankee Stadium, Bronx, NY

Mon Jul 19 1965, 7:05 PM EDT

Att. 15,340 - Unknown - 76 F

livebaseballscorecards.com

AB	32
R	1
H	5
RBI	1
BB	2
SO	3
LOB	12

Batter	1	2	3	4	5	6	7	8	9	AB	R	H	RBI	BB	SO	LOB
Jim Gosger, L (1, 8) OBP: 0.244, SLG: 0.488	HR		CS 1B			F7	K		1-3	5	1	2	1	0	1	2
Frank Malzone, R (1, 5) OBP: 0.294, SLG: 0.264	6-3		4-3 1-2			BB 1B		1B E 1B		4	1	2	0	0	0	1
Carl Yastrzemski, L (1, 7) OBP: 0.410, SLG: 0.603	FC5-4 1B			F7		BBBB 1-2 BB		FC3-6 E 1-3 SF8 1B		3	1	2	0	1	0	0
Felix Mantilla, R (1, 4) OBP: 0.412, SLG: 0.495	FC5-4 1-2f			G4-6-3 1B		SSS K		FC6 FC3-6 1-2 3-H		4	0	1	1	0	1	4
Lee Thomas, L (1, 3) OBP: 0.377, SLG: 0.508	G3			G4-6-3 1-2f		F8		FC3-6 1-2f 2-3		4	0	0	0	0	0	6
Tony Conigliaro, R (1, 9) OBP: 0.317, SLG: 0.442		5-3			L9		F4	SF8 3-H		3	0	0	1	0	0	0
Bob Tillman, R (1, 2) OBP: 0.278, SLG: 0.336		SSS K			1B		5-3	4-3		4	0	1	0	0	1	1
Rico Petrocelli, R (1, 6) OBP: 0.273, SLG: 0.351		F9			SSS K		2B 1B		L5	4	0	1	0	0	1	1
Bill Monbouquette, R (1, 1) OBP: 0.146, SLG: 0.105 Arnold Earley, L (5, 1) Lenny Green, L (7, PH) OBP: 0.353, SLG: 0.429 Earl Wilson, R (7, PR) OBP: 0.353, SLG: 0.341 Bob Duliba, R (7, 1) Dalton Jones, L (9, PH) OBP: 0.336, SLG: 0.386			4-3		F2		1-3 2B		SSS K	2 0 1 0 0 1	0 0 0 0 0 0	0 0 1 0 0 1	0 0 0 0 0 0	0 0 0 0 0 1	0 0 0 0 0 0	1 0 0 0 0 0
Inning Stats	R: 1 E: 0 K: 0 S: 5 H: 2 LOB: 1 BB: 0 P: 5	R: 0 E: 0 K: 1 S: 5 H: 0 LOB: 0 BB: 0 P: 5	R: 0 E: 0 K: 0 S: 3 H: 1 LOB: 0 BB: 0 P: 3	R: 0 E: 0 K: 0 S: 3 H: 1 LOB: 0 BB: 0 P: 3	R: 0 E: 0 K: 1 S: 6 H: 1 LOB: 1 BB: 0 P: 6	R: 0 E: 0 K: 1 S: 6 H: 1 LOB: 2 BB: 1 P: 10	R: 0 E: 0 K: 1 S: 7 H: 2 LOB: 2 BB: 0 P: 7	R: 2 E: 1 K: 0 S: 6 H: 2 LOB: 1 BB: 0 P: 6	R: 0 E: 0 K: 1 S: 5 H: 0 LOB: 0 BB: 0 P: 5	1B: 8 2B: 1 3B: 0 HR: 1 SF: 1 SAC: 0 DP: 1 HBP: 0						

PITCHER	IP	WLS	BF	H	R	ER	SO	BB	IBB	HBP	BLK	WP	HR	S	P	ERA	WHIP
Mel Stottlemyre, R (1, 1) ERA: 2.77	9.0	W	37	10	3	2	5	1	0	0	0	0	1	46	50	2.00	1.222

PITCHER	IP	WLS	BF	H	R	ER	SO	BB	IBB	HBP	BLK	WP	HR	S	P	ERA	WHIP

TOP

Boston Red Sox @ New York Yankees

Yankee Stadium, Bronx, NY

Tue Jul 20 1965, 3:33 AM EDT

Att. 24,594 - Unknown - 72 F

livebaseballscorecards.com

AB	35
R	3
H	10
RBI	3
BB	1
SO	5
LOB	16
PA	37
WP	0
PB	0
SB	0
CS	1

Batter	1	2	3	4	5	6	7	8	9	AB	R	H	RBI	BB	SO	LOB
Bobby Richardson, R (1, 4) OBP: 0.329, SLG: 0.347	BBBB 4-0 G4-6-3 BB			x 0-0 HR 1B	x 0-0 4-3 1B		x 0-0 ② F8			3	1	2	0	1	0	0
Tony Kubek, L (1, 6) OBP: 0.280, SLG: 0.306	x 0-0 ①② G4-6-3 1-2f			x 0-0 1-H HR	x 0-0 ① 4-3 1-2		x 0-0 1B			4	1	2	2	0	0	2
Mickey Mantle, S (1, 7) OBP: 0.386, SLG: 0.448 Ross Moschitto, R (8, 9) OBP: 0.167, SLG: 0.304	x 0-0 ③ F4			x 0-0 ① F6	x 0-0 ② L8		x 0-0 ③ F7			4 0	0 0	0 0	0 0	0 0	0 0	2 0
Elston Howard, R (1, 2) OBP: 0.250, SLG: 0.341		x 0-0 ① 6-3		SSS 0-3 ② K	x 0-0 ③ 6-3			x 0-0 ① F8		4	0	0	0	0	1	1
Tom Tresh, S (1, 9) (8, 7) OBP: 0.344, SLG: 0.469		SSS 0-3 ② K		x 0-0 ③ F8		x 0-0 ① 5-3		x 0-0 ② F8		4	0	0	0	0	1	0
Joe Pepitone, L (1, 3) OBP: 0.321, SLG: 0.397		SSS 0-3 ③ K			BBBB 4-0 BB 1B IHR BB	x 0-0 G3 2B		SSS 0-3 ③ K		3	1	1	0	1	2	0
Clete Boyer, R (1, 5) OBP: 0.329, SLG: 0.427		x 0-0 ① 1-3			x 0-0 BB 1-2 IHR 1B	x 0-0 ② G3 2-3				3	1	1	0	0	0	1
Roger Repoz, L (1, 8) OBP: 0.270, SLG: 0.485		x 0-0 ② F6			BBBB 4-0 1-2 2-3 IHR BB	SSS 0-3 ③ K				2	1	0	0	1	1	1
Mel Stottlemyre, R (1, 1) OBP: 0.172, SLG: 0.328		SSS 0-3 ③ K			x 0-0 1-H 2-H 3-H IHR		SSS 0-3 ① K			3	1	1	4	0	2	0
Inning Stats	R: 0 H: 0 E: 0 LOB: 0 K: 0 BB: 1 S: 2 P: 6	R: 0 H: 0 E: 0 LOB: 0 K: 2 BB: 0 S: 7 P: 7	R: 0 H: 0 E: 0 LOB: 0 K: 1 BB: 0 S: 5 P: 5	R: 2 H: 2 E: 0 LOB: 0 K: 1 BB: 0 S: 7 P: 7	R: 4 H: 3 E: 0 LOB: 1 K: 0 BB: 2 S: 6 P: 14	R: 0 H: 1 E: 0 LOB: 1 K: 1 BB: 0 S: 6 P: 6	R: 0 H: 1 E: 0 LOB: 1 K: 1 BB: 0 S: 6 P: 6	R: 0 H: 0 E: 0 LOB: 0 K: 1 BB: 0 S: 5 P: 5		1B: 4 SF: 0 2B: 1 SAC: 0 3B: 0 DP: 1 HR: 2 HBP: 0						

PITCHER		IP	WLS	BF	H	R	ER	SO	BB	IBB	HBP	BLK	WP	HR	S	P	ERA	WHIP
Bill Monbouquette, R ERA: 3.7	(1, 1)	4.0	L	19	5	6	6	4	3	0	0	0	0	1	24	36	13.50	2.000
Arnold Earley, L ERA: 3.32	(5, 1)	2.0		7	1	0	0	1	0	0	0	0	0	0	9	9	0.00	0.500
Bob Duliba, R ERA: 3.54	(7, 1)	2.0		7	1	0	0	2	0	0	0	0	0	0	11	11	0.00	0.500

PITCHER	IP	WLS	BF	H	R	ER	SO	BB	IBB	HBP	BLK	WP	HR	S	P	ERA	WHIP

BOTTOM

Boston Red Sox @ New York Yankees

Yankee Stadium, Bronx, NY

Tue Jul 20 1965, 3:33 AM EDT
Att. 24,594 - Unknown - 72 F

livebaseballscorecards.com

AB	30
R	6
H	7
RBI	6
BB	3
SO	7
LOB	7

WP: 0	PA: 33		
PB: 0			
SB: 0			
CS: 0			

Batter	1	2	3	4	5	6	7	8	9	10	AB	R	H	RBI	BB	SO	LOB
Don Buford, S (1, 4) (8, 5) OBP: 0.360, SLG: 0.396	F8		1B SF8 1B	FC4-6 1-2f		E1 1-3 2B 1B	1-H 1B			F8	6	2	3	0	0	0	1
Floyd Robinson, L (1, 9) OBP: 0.331, SLG: 0.372	1-6-3		E 1-3 1B		BB BB 1B BB	2B IBB		BB		E6	3	1	1	0	3	0	0
Danny Cater, R (1, 7) OBP: 0.304, SLG: 0.410	1B		SF8 3-H		F7	SF7 3-H		L7		F7	4	0	1	2	0	0	3
Bill Skowron, R (1, 3) OBP: 0.320, SLG: 0.439 Tom McCraw, L (8, 3) OBP: 0.280, SLG: 0.284	F3	K			BB 1-2 1B BB	1-3 2-H 2B		K			4 0	1 0	1 0	1 0	1 0	2 0	3 0
Pete Ward, L (1, 5) OBP: 0.373, SLG: 0.436 Al Weis, S (8, 4) OBP: 0.323, SLG: 0.368	1B 2B	E9 1-3 1B			1B 1-2 2-3 BB	IBB		F5			3 0	1 0	2 0	0 0	2 0	0 0	1 0
John Romano, R (1, 2) OBP: 0.353, SLG: 0.390 Smoky Burgess, L (5, PH) OBP: 0.351, SLG: 0.440 Hoyt Wilhelm, R (5, 1) Eddie Fisher, R (9, 1) OBP: 0.136, SLG: 0.095	2-H 1B	F7		G6-4-3 1-3 2-H 3-H 1B	K				K		2 1 2 0	0 0 0 0	1 1 0 0	1 2 0 0	0 0 0 0	0 0 2 0	2 0 3 0
Ron Hansen, R (1, 6) OBP: 0.308, SLG: 0.386	F9	F9	G6-4-3 1-2f		F2		F8				5	0	0	0	0	0	3
Ken Berry, R (1, 8) OBP: 0.260, SLG: 0.320	F8	F9		E SF7 1B	1-3	2B					5	1	2	0	0	0	1
Tommy John, R (1, 1) OBP: 0.161, SLG: 0.103 J.C. Martin, L (5, 2) OBP: 0.350, SLG: 0.341	K	FC4-6 BB			K	1B 1B 1B				3-1	1 3	0 0	0 1	0 0	1 0	1 1	1 1
Inning Stats	R: 0 E: 0 K: 0 S: 4 H: 1 LOB: 1 BB: 0 P: 4	R: 1 E: 0 K: 1 S: 7 H: 2 LOB: 1 BB: 0 P: 7	R: 1 E: 1 K: 1 S: 8 H: 3 LOB: 2 BB: 0 P: 8	R: 0 E: 0 K: 0 S: 3 H: 0 LOB: 1 BB: 1 P: 7	R: 2 E: 0 K: 0 S: 3 H: 1 LOB: 1 BB: 3 P: 15	R: 2 E: 1 K: 2 S: 10 H: 3 LOB: 3 BB: 2 P: 18	R: 0 E: 0 K: 0 S: 4 H: 2 LOB: 2 BB: 0 P: 4	R: 0 E: 0 K: 1 S: 5 H: 0 LOB: 1 BB: 1 P: 9	R: 0 E: 0 K: 1 S: 5 H: 1 LOB: 1 BB: 0 P: 5	R: 0 E: 1 K: 0 S: 4 H: 0 LOB: 1 BB: 0 P: 4	1B: 10 2B: 3 3B: 0 HR: 0 SF: 2 SAC: 0 DP: 1 HBP: 0						

PITCHER		IP	WLS	BF	H	R	ER	SO	BB	IBB	HBP	BLK	WP	HR	S	P	ERA	WHIP
Al Downing, L ERA: 3.47	(1, 1)	4.1		23	6	4	4	2	4	0	0	0	0	0	23	39	8.31	2.308
Pedro Ramos, R ERA: 3.38	(5, 1)	2.2		14	6	2	2	2	0	2	0	0	0	0	16	24	6.75	2.250
Hal Reniff, R ERA: 3.51	(8, 1)	2.0		7	1	0	0	2	1	0	0	0	0	0	10	14	0.00	1.000
Steve Hamilton, L ERA: 1.35	(10, 1)	1.0	W	4	0	0	0	0	0	0	0	0	0	0	4	4	0.00	0.000

PITCHER	IP	WLS	BF	H	R	ER	SO	BB	IBB	HBP	BLK	WP	HR	S	P	ERA	WHIP

TOP

Chicago White Sox @ New York Yankees

Yankee Stadium, Bronx, NY

Wed Jul 21 1965, 7:05 PM EDT
Att. 20,930 - Unknown

livebaseballscorecards.com

AB	39
R	6
H	13
RBI	6
BB	7
SO	6
LOB	19

WP: 0	PA: 48		
PB: 0			
SB: 0			
CS: 0			

Batter	1	2	3	4	5	6	7	8	9	10	AB	R	H	RBI	BB	SO	LOB
Bobby Richardson, R (1, 4) OBP: 0.325, SLG: 0.343	6-3		K		F7			6-3	K 1-3		5	0	0	0	0	2	2
Phil Linz, R (1, 6) OBP: 0.293, SLG: 0.283	G6-4-3 1B			WP 1B BB	F6			6-3	F4		4	1	1	0	1	0	2
Mickey Mantle, S (1, 7) OBP: 0.384, SLG: 0.444	G6-4-3 1-2f			K 1-2	K			1B		4-3	4	0	1	0	0	2	2
Ross Moschitto, R (8, PR) (9, 8) OBP: 0.167, SLG: 0.304											0	0	0	0	0	0	0
Ray Barker, L (10, PH) OBP: 0.357, SLG: 0.393											1	0	0	0	0	0	0
Tom Tresh, S (1, 8) (9, 7) OBP: 0.342, SLG: 0.473		F8		K		F7		F9		HR	5	1	1	1	0	1	2
Elston Howard, R (1, 2) OBP: 0.256, SLG: 0.345		6-3		BB 1B 2B 2-H 1B		K			HR 1B		4	1	2	1	0	1	0
Roger Repoz, L (9, PR) OBP: 0.270, SLG: 0.485											0	1	0	0	0	0	0
Steve Hamilton, L (10, 1) OBP: 0.333, SLG: 0.333											0	0	0	0	0	0	0
Hector Lopez, R (1, 9) OBP: 0.316, SLG: 0.388		K		BB 2B 1-2 1B		6-3			K		4	1	1	0	0	2	1
Joe Pepitone, L (1, 3) OBP: 0.323, SLG: 0.406			4-3	2B 1-2 2-3 BB			F3		1-H HR		3	2	1	2	1	0	0
Clete Boyer, R (1, 5) OBP: 0.331, SLG: 0.431			5-3	1-H 2-H 3-H 2B			4-3		PB WP 1B		4	0	2	3	0	0	0
Al Downing, R (1, 1) OBP: 0.170, SLG: 0.178			2B	K			L3		K		2	0	1	0	0	1	1
Pedro Ramos, S (5, 1) OBP: 0.125, SLG: 0.125											0	0	0	0	0	0	0
Tony Kubek, L (7, PH) OBP: 0.278, SLG: 0.304											1	0	0	0	0	0	0
Hal Reniff, R (8, 1)											0	0	0	0	0	0	0
Jake Gibbs, L (9, PH) OBP: 0.188, SLG: 0.200											1	0	0	0	0	1	1
(10, 2)																	
Inning Stats	R: 0 H: 1 E: 0 LOB: 0 K: 0 BB: 0 S: 3 P: 3	R: 0 H: 0 E: 0 LOB: 0 K: 1 BB: 0 S: 5 P: 5	R: 0 H: 1 E: 0 LOB: 1 K: 1 BB: 0 S: 6 P: 6	R: 4 H: 3 E: 0 LOB: 1 K: 3 BB: 2 S: 12 P: 20	R: 0 H: 0 E: 0 LOB: 0 K: 1 BB: 0 S: 5 P: 5	R: 0 H: 0 E: 0 LOB: 0 K: 1 BB: 0 S: 5 P: 5	R: 0 H: 0 E: 0 LOB: 0 K: 0 BB: 0 S: 3 P: 3	R: 0 H: 1 E: 0 LOB: 1 K: 0 BB: 0 S: 4 P: 4	R: 2 H: 3 E: 0 LOB: 2 K: 3 BB: 0 S: 13 P: 13	R: 1 H: 1 E: 0 LOB: 0 K: 0 BB: 0 S: 2 P: 2	1B: 6 SF: 0 2B: 2 SAC: 0 3B: 0 DP: 1 HR: 2 HBP: 0						

PITCHER		IP	WLS	BF	H	R	ER	SO	BB	IBB	HBP	BLK	WP	HR	S	P	ERA	WHIP
Tommy John, L ERA: 2.97	(1, 1)	4.0		18	5	4	4	5	2	0	0	0	1	0	26	34	9.00	1.750
Hoyt Wilhelm, R ERA: 2.74	(5, 1)	4.1		16	3	2	2	3	0	0	0	0	0	1	22	22	4.15	0.692
Eddie Fisher, R ERA: 1.42	(9, 1)	1.0	L	6	2	1	1	2	0	0	0	0	1	1	10	10	9.00	2.000

PITCHER		IP	WLS	BF	H	R	ER	SO	BB	IBB	HBP	BLK	WP	HR	S	P	ERA	WHIP

BOTTOM

Chicago White Sox @ New York Yankees

Yankee Stadium, Bronx, NY

Wed Jul 21 1965, 7:05 PM EDT
Att. 20,930 - Unknown

livebaseballscorecards.com

AB	38
R	7
H	10
RBI	7
BB	2
SO	10
LOB	11

1B: 6 SF: 0
2B: 2 SAC: 0
3B: 0 DP: 1
HR: 2 HBP: 0

WP: 2 PA: 40
PB: 1
SB: 0
CS: 0

Batter	1	2	3	4	5	6	7	8	9	AB	R	H	RBI	BB	SO	LOB
Don Buford, S (1, 4) OBP: 0.355, SLG: 0.391	6-3		F8		6-3 2-3			K		4	0	0	0	0	1	2
Floyd Robinson, L (1, 9) OBP: 0.335, SLG: 0.375	1-3 1B 1B		G6-4-3 1-2 1B			BB G6-4-3		K		3	1	2	0	1	1	0
Danny Cater, R (1, 7) OBP: 0.303, SLG: 0.408	1-3 1-2		G6-4-3 1-2f			G6-4-3 1-2f		K		2	0	0	0	0	0	3
Jim Hicks, R (6, PH) (6, 7)										2	0	0	0	0	1	1
Bill Skowron, R (1, 3) OBP: 0.319, SLG: 0.437	2-H 1B			K		F7			4-3	4	0	1	1	0	1	0
Pete Ward, L (1, 5) OBP: 0.368, SLG: 0.429	K			F7			F8		K	4	0	0	0	0	2	1
Ron Hansen, R (1, 6) OBP: 0.310, SLG: 0.388		6-3		F7			E 1B		WP 1B	4	0	2	0	0	0	0
Ken Berry, R (1, 8) OBP: 0.256, SLG: 0.315		L8			L7		K		K 1-2	4	0	0	0	0	2	2
Jimmie Schaffer, R (1, 2) OBP: 0.265, SLG: 0.355		K			WP 2B		E6 1-2			3	0	1	0	0	1	1
Al Weis, S (7, PR) OBP: 0.323, SLG: 0.368										0	0	0	0	0	0	0
Bob Locker, S (7, 1)										0	0	0	0	0	0	0
Gary Peters, L (1, 1) OBP: 0.200, SLG: 0.265			1B 1B		L9		K			2	0	1	0	0	0	1
Frank Lary, R (5, 1) OBP: 0.211, SLG: 0.211										0	0	0	0	0	0	0
John Romano, R (7, PH) OBP: 0.351, SLG: 0.387										1	0	0	0	0	1	2
(7, 2)																

TOP

Chicago White Sox @ New York Yankees

Yankee Stadium, Bronx, NY

Thu Jul 22 1965, 3:33 AM EDT

Att. 23,159 - Overcast - 80 F

livebaseballscorecards.com

AB	33
R	1
H	7
RBI	1
BB	1
SO	10
LOB	13

Inning Stats	1	2	3	4	5	6	7	8	9
	R: 1 E: 0 K: 1 S: 7	R: 0 E: 0 K: 1 S: 5	R: 0 E: 0 K: 0 S: 4	R: 0 E: 0 K: 1 S: 5	R: 0 E: 0 K: 0 S: 4	R: 0 E: 0 K: 0 S: 2	R: 0 E: 1 K: 2 S: 9	R: 0 E: 0 K: 3 S: 9	R: 0 E: 0 K: 2 S: 8
	H: 2 LOB: 1 BB: 0 P: 7	H: 0 LOB: 0 BB: 0 P: 5	H: 2 LOB: 1 BB: 0 P: 4	H: 0 LOB: 0 BB: 0 P: 5	H: 1 LOB: 1 BB: 0 P: 4	H: 0 LOB: 0 BB: 1 P: 6	H: 1 LOB: 2 BB: 0 P: 9	H: 0 LOB: 0 BB: 0 P: 9	H: 1 LOB: 1 BB: 0 P: 8

1B: 6 SF: 0 WP: 2 PA: 34
2B: 1 SAC: 0 PB: 0
3B: 0 DP: 2 SB: 0
HR: 0 HBP: 0 CS: 0

PITCHER	IP	WLS	BF	H	R	ER	SO	BB	IBB	HBP	BLK	WP	HR	S	P	ERA	WHIP
Whitey Ford, L (1, 1) ERA: 3.64	9.0	W	34	7	1	1	10	1	0	0	0	2	0	53	57	1.00	0.889

PITCHER	IP	WLS	BF	H	R	ER	SO	BB	IBB	HBP	BLK	WP	HR	S	P	ERA	WHIP

Batter	1	2	3	4	5	6	7	8	9	AB	R	H	RBI	BB	SO	LOB
Bobby Richardson, R (1, 4) OBP: 0.324, SLG: 0.350	5-3		L6-3 1-2		HR	6-3				4	1	1	1	0	0	2
Phil Linz, R (1, 6) OBP: 0.296, SLG: 0.284	F8		BB		BB 1B		B5-3			3	1	1	0	1	0	0
Mickey Mantle, S (1, 7) OBP: 0.386, SLG: 0.440 Ross Moschitto, R (8, 8) OBP: 0.167, SLG: 0.304	BB		F9		1B 1-2 BB		L8			2 0	0 0	0 0	0 0	2 0	0 0	1 0
Tom Tresh, S (1, 8) OBP: 0.343, SLG: 0.480 (8, 7)	1-2 BB			HR	K		1-3			3	1	1	1	1	1	2
Elston Howard, R (1, 2) OBP: 0.255, SLG: 0.343	L8			6-3	1-2 2-H 1B			4-3		4	0	1	1	0	0	2
Hector Lopez, R (1, 9) OBP: 0.310, SLG: 0.379 Roger Repoz, L (9, 9) OBP: 0.270, SLG: 0.485		F8		L4	F7			F6		4 0	0 0	0 0	0 0	0 0	0 0	2 0
Joe Pepitone, L (1, 3) OBP: 0.322, SLG: 0.404		F3		FC4 1B		E8		G3		4	0	1	0	0	0	0
Clete Boyer, R (1, 5) OBP: 0.328, SLG: 0.427		K		FC4 1-2f		F3				3	0	0	0	0	1	2
Whitey Ford, L (1, 1) OBP: 0.265, SLG: 0.222			L6-3 BB		L9	F5				2	0	0	0	1	0	1
Inning Stats	R: 0 E: 0 K: 0 S: 3 H: 0 LOB: 2 BB: 2 P: 11	R: 0 E: 0 K: 1 S: 5 H: 0 LOB: 0 BB: 0 P: 5	R: 0 E: 0 K: 0 S: 2 H: 0 LOB: 1 BB: 2 P: 10	R: 1 E: 0 K: 0 S: 5 H: 2 LOB: 1 BB: 0 P: 5	R: 2 E: 0 K: 1 S: 8 H: 3 LOB: 2 BB: 1 P: 12	R: 0 E: 1 K: 0 S: 4 H: 0 LOB: 1 BB: 0 P: 4	R: 0 E: 0 K: 0 S: 3 H: 0 LOB: 0 BB: 0 P: 3	R: 0 E: 0 K: 0 S: 3 H: 0 LOB: 0 BB: 0 P: 3		1B: 3 2B: 1 3B: 0 HR: 2 SF: 0 SAC: 0 DP: 1 HBP: 0						

PITCHER		IP	WLS	BF	H	R	ER	SO	BB	IBB	HBP	BLK	WP	HR	S	P	ERA	WHIP
Gary Peters, L ERA: 4.34	(1, 1)	4.2	L	23	5	3	3	2	5	0	0	0	0	2	22	42	5.79	2.143
Frank Lary, R ERA: 3.28	(5, 1)	1.1		5	0	0	0	0	0	0	0	0	0	0	5	5	0.00	0.000
Bob Locker, R ERA: 1.95	(7, 1)	2.0		6	0	0	0	0	0	0	0	0	0	0	6	6	0.00	0.000

PITCHER	IP	WLS	BF	H	R	ER	SO	BB	IBB	HBP	BLK	WP	HR	S	P	ERA	WHIP

BOTTOM

Chicago White Sox @ New York Yankees

Yankee Stadium, Bronx, NY

Thu Jul 22 1965, 3:33 AM EDT
Att. 23,159 - Overcast - 80 F

livebaseballscorecards.com

AB	29
R	3
H	5
RBI	3
BB	5
SO	2
LOB	12

WP: 0 PA: 34
PB: 0
SB: 0
CS: 0

Batter	1	2	3	4	5	6	7	8	9	AB	R	H	RBI	BB	SO	LOB
Bobby Richardson, R (1, 4) OBP: 0.328, SLG: 0.350	0-0 1B		4-0 G6-4-3 BB			BBBB 4-0 BB		S S S 0-3 ① K		2	1	1	0	2	1	1
Tony Kubek, L (1, 6) OBP: 0.274, SLG: 0.299 Mickey Mantle, S (8, PH) OBP: 0.384, SLG: 0.438 Jim Brenneman, R (8, 1) Gil Blanco, L (8, 1)	0-0 ① F2		0-0 ①② G6-4-3 1-2f			x 0-0 ① F9		S S S 0-3 ② K		3 1 0 0	0 0 0 0	0 0 0 0	0 0 0 0	0 1 0 0	0 1 0 0	3 1 0 0
Joe Pepitone, L (1, 9) OBP: 0.324, SLG: 0.405	0-0 1B 1-3 CS 1B		0-0 ③ F8			S S S 0-3 ② K		x 0-0 1-2 1B		4	0	2	0	0	1	1
Tom Tresh, S (1, 7) OBP: 0.342, SLG: 0.478	0-0 CS 1-3 3-H 1B			x 0-0 ① B1-3		x 0-0 ③ F8		x 0-0 ③ 1-3		4	0	1	1	0	0	3
Elston Howard, R (1, 2) OBP: 0.250, SLG: 0.335	S S S 0-3 ②③ K 1-3 3-H			x 0-0 ② F9			x 0-0 ① 5-3		x 0-0 ① 1-3	4	0	0	0	0	1	2
Ray Barker, L (1, 3) OBP: 0.354, SLG: 0.387		x 0-0 1B		S S S 0-3 ③ K			S S S 0-3 ② K		x 0-0 ② 3-1	4	0	1	0	0	2	0
Clete Boyer, R (1, 5) OBP: 0.324, SLG: 0.422		x 0-0 ① F2			S S S 0-3 ① K		x 0-0 ③ 5-3		x 0-0 ③ F4	4	0	0	0	0	1	1
Roger Repoz, L (1, 8) OBP: 0.273, SLG: 0.493		x 0-0 ② F5			x 0-0 ② 4-3			x 0-0 1B 2B		3	1	1	0	0	0	1
Jim Bouton, R (1, 1) OBP: 0.200, SLG: 0.086 Jake Gibbs, L (8, PH) OBP: 0.235, SLG: 0.250 Phil Linz, R (8, 6) OBP: 0.296, SLG: 0.284		x 0-0 ③ F8			S S S 0-3 ③ K			x 0-0 1B 2-H 1B		2 1 0	0 0 0	0 1 0	0 1 0	0 0 0	1 0 0	1 0 0
Inning Stats	R: 1 E: 0 K: 1 S: 7 H: 3 LOB: 2 BB: 0 P: 7	R: 0 E: 0 K: 0 S: 4 H: 1 LOB: 1 BB: 0 P: 4	R: 0 E: 0 K: 0 S: 2 H: 0 LOB: 0 BB: 1 P: 6	R: 0 E: 0 K: 1 S: 5 H: 0 LOB: 0 BB: 0 P: 5	R: 0 E: 0 K: 2 S: 7 H: 0 LOB: 0 BB: 0 P: 7	R: 0 E: 0 K: 1 S: 5 H: 0 LOB: 1 BB: 1 P: 9	R: 0 E: 0 K: 1 S: 5 H: 0 LOB: 0 BB: 0 P: 5	R: 1 E: 0 K: 2 S: 10 H: 3 LOB: 2 BB: 0 P: 10	R: 0 E: 0 K: 0 S: 3 H: 0 LOB: 0 BB: 0 P: 3	1B: 6 2B: 2 3B: 0 HR: 0	SF: 0 SAC: 0 DP: 2 HBP: 0						

TOP

New York Yankees @ Cleveland Indians

Cleveland Municipal Stadium, Cleveland, OH

Fri Jul 23 1965, 7:05 PM EDT
Att. 30,132 - Unknown - 75 F

livebaseballscorecards.com

AB	32
R	2
H	7
RBI	2
BB	2
SO	8
LOB	14

WP: 0 PB: 0 SB: 0 CS: 2 PA: 34

PITCHER		IP	WLS	BF	H	R	ER	SO	BB	IBB	HBP	BLK	WP	HR	S	P	ERA	WHIP
Luis Tiant, R ERA: 3.17	(1, 1)	7.2	W	30	7	2	2	8	2	0	0	0	0	0	44	52	2.35	1.174
Sonny Siebert, R ERA: 2.44	(8, 1)	0.1		1	0	0	0	0	0	0	0	0	0	0	1	1	0.00	0.000
Don McMahon, R ERA: 2.93	(9, 1)	1.0	S	3	0	0	0	0	0	0	0	0	0	0	3	3	0.00	0.000

PITCHER	IP	WLS	BF	H	R	ER	SO	BB	IBB	HBP	BLK	WP	HR	S	P	ERA	WHIP

Batter	1	2	3	4	5	6	7	8	9	AB	R	H	RBI	BB	SO	LOB
Larry Brown, R (1, 6) OBP: 0.313, SLG: 0.378	S S S 0-3 K ①		x 0-0 1B		x 0-0 3B		x 0-0 6-3 ②			4	0	2	0	0	1	0
Max Alvis, R (1, 5) OBP: 0.330, SLG: 0.463	x 0-0 6-3 ②		x 0-0 F7 ①		x 0-0 F8 ③		x 0-0 G3 ③			4	0	0	0	0	0	2
Leon Wagner, L (1, 7) OBP: 0.341, SLG: 0.470 Vic Davalillo, L (8, PR) OBP: 0.349, SLG: 0.390 (9, 8)	S S S 0-3 K ③		x 0-0 F3 ②			x 0-0 G1 ①		B B B 4-0 G4-6-3 1B PB BB		3 0	0 1	0 0	0 0	1 0	1 0	1 0
Rocky Colavito, R (1, 9) OBP: 0.406, SLG: 0.529		x 0-0 L5 ①	S S S 0-3 K ③			B B B 4-0 E 1B BB		x 0-0 G4-6-3 1-2 1B		3	1	1	0	1	1	1
Fred Whitfield, L (1, 3) OBP: 0.311, SLG: 0.504		x 0-0 HR 1B		x 0-0 F9 ①		x 0-0 F9 ②		x 0-0 ① ② G4-6-3 1-2f 2-3		4	1	1	0	0	0	3
Chuck Hinton, R (1, 8) OBP: 0.335, SLG: 0.467 (9, 7)		x 0-0 L8 ②	S S S 0-3 K ②			x 0-0 E6 1B 1-2		S S S 0-3 K S 3-H		4	0	0	0	0	2	3
Duke Sims, L (1, 2) OBP: 0.212, SLG: 0.431		x 0-0 1-H HR		x 0-0 F5 ③		x 0-0 1-3 2-H 1B		S S S 0-3 K 1-2		4	1	2	3	0	1	1
Pedro Gonzalez, R (1, 4) OBP: 0.302, SLG: 0.411		x 0-0 1-3 ③			x 0-0 5-3 ①	x 0-0 F4 ③				3	0	0	0	0	0	2
Luis Tiant, R (1, 1) OBP: 0.140, SLG: 0.171 Sonny Siebert, R (8, 1) OBP: 0.108, SLG: 0.222 Don McMahon, R (9, 1) OBP: 0.500, SLG: 0.500			x 0-0 HR		S S S 0-3 K ②		x 0-0 5-3 ①			3 0 0	1 0 0	1 0 0	1 0 0	0 0 0	1 0 0	0 0 0
Inning Stats	R: 0 E: 0 K: 2 S: 7 H: 0 LOB: 0 BB: 0 P: 7	R: 2 E: 0 K: 0 S: 5 H: 2 LOB: 0 BB: 0 P: 5	R: 1 E: 0 K: 1 S: 7 H: 2 LOB: 1 BB: 0 P: 7	R: 0 E: 0 K: 1 S: 5 H: 0 LOB: 0 BB: 0 P: 5	R: 0 E: 0 K: 1 S: 6 H: 1 LOB: 1 BB: 0 P: 6	R: 1 E: 1 K: 0 S: 5 H: 1 LOB: 2 BB: 1 P: 9	R: 0 E: 0 K: 0 S: 3 H: 0 LOB: 0 BB: 0 P: 3	R: 1 E: 0 K: 2 S: 8 H: 1 LOB: 2 BB: 1 P: 12		1B: 4 2B: 0 3B: 1 HR: 2	SF: 0 SAC: 0 DP: 1 HBP: 0			WP: 0 PB: 1 SB: 1 CS: 0	PA: 34		

PITCHER		IP	WLS	BF	H	R	ER	SO	BB	IBB	HBP	BLK	WP	HR	S	P	ERA	WHIP
Jim Bouton, R ERA: 5.2	(1, 1)	7.0	L	29	6	4	3	5	1	0	0	0	0	2	38	42	3.86	1.000
Jim Brenneman, R ERA: 18.0	(8, 1)	0.0		2	1	1	0	0	1	0	0	0	0	0	1	5	∞	∞
Gil Blanco, L ERA: 3.68	(8, 1)	1.0		3	0	0	0	2	0	0	0	0	0	0	7	7	0.00	0.000

PITCHER	IP	WLS	BF	H	R	ER	SO	BB	IBB	HBP	BLK	WP	HR	S	P	ERA	WHIP

BOTTOM

New York Yankees @ Cleveland Indians

Cleveland Municipal Stadium, Cleveland, OH

Fri Jul 23 1965, 7:05 PM EDT
Att. 30,132 - Unknown - 75 F

livebaseballscorecards.com

AB	32
R	5
H	7
RBI	4
BB	2
SO	7
LOB	13

Batter	1	2	3	4	5	6	7	8	9	AB	R	H	RBI	BB	SO	LOB
Bobby Richardson, R (1, 4) OBP: 0.327, SLG: 0.349	FC6-4 1B		6-3		4-3		K			4	0	1	0	0	1	0
Phil Linz, R (1, 6) OBP: 0.291, SLG: 0.279	FC6-4 FC5 1B 1-2f		K		F4			6-3		4	0	0	0	0	1	1
Mickey Mantle, S (1, 7) OBP: 0.379, SLG: 0.430	K		6-3		K			K		4	0	0	0	0	3	1
Tom Tresh, S (1, 8) OBP: 0.344, SLG: 0.478	1-2 1B			5-3		F3		1B		4	0	2	0	0	0	0
Elston Howard, R (1, 2) OBP: 0.250, SLG: 0.330	FC5 2-3f			PB 1B BB		K		F4		3	0	0	0	1	1	3
Joe Pepitone, L (1, 3) OBP: 0.323, SLG: 0.404		4-3		PB 1-2 1B		E1			6-3	4	0	1	0	0	0	0
Hector Lopez, R (1, 9) OBP: 0.308, SLG: 0.376		1B		K 1-2 2-3		1-3			5-3	4	0	1	0	0	1	3
Clete Boyer, R (1, 5) OBP: 0.324, SLG: 0.417		L6		FC6-4 IBB			K		5-3	3	0	0	0	1	1	1
Pete Mikkelsen, R (1, 1)		K		FC6-4 1-2f			K			2	0	0	0	0	1	4
Gil Blanco, L (6, 1)										0	0	0	0	0	0	0
Tony Kubek, L (7, PH) OBP: 0.273, SLG: 0.298										1	0	0	0	0	1	0
Hal Reniff, R (7, 1)										0	0	0	0	0	0	0
Inning Stats	R: 0 E: 0 K: 1 S: 7 H: 2 LOB: 2 BB: 0 P: 7	R: 0 E: 0 K: 1 S: 6 H: 1 LOB: 1 BB: 0 P: 6	R: 0 E: 0 K: 1 S: 5 H: 0 LOB: 0 BB: 0 P: 5	R: 0 E: 0 K: 1 S: 6 H: 1 LOB: 3 BB: 2 P: 14	R: 0 E: 0 K: 1 S: 5 H: 0 LOB: 0 BB: 0 P: 5	R: 0 E: 1 K: 1 S: 6 H: 0 LOB: 1 BB: 0 P: 6	R: 0 E: 0 K: 3 S: 9 H: 0 LOB: 0 BB: 0 P: 9	R: 0 E: 0 K: 1 S: 6 H: 1 LOB: 1 BB: 0 P: 6	R: 0 E: 0 K: 0 S: 3 H: 0 LOB: 0 BB: 0 P: 3	1B: 5 2B: 0 3B: 0 HR: 0	SF: 0 SAC: 0 DP: 0 HBP: 0						

TOP

New York Yankees @ Cleveland Indians

Cleveland Municipal Stadium, Cleveland, OH

Sat Jul 24 1965, 7:05 PM EDT
Att. 48,777 - Unknown - 90 F

livebaseballscorecards.com

AB	33
R	0
H	5
RBI	0
BB	2
SO	10
LOB	13

WP: 0 PB: 1 SB: 0 CS: 0 PA: 35

PITCHER		IP	WLS	BF	H	R	ER	SO	BB	IBB	HBP	BLK	WP	HR	S	P	ERA	WHIP
Sam McDowell, L ERA: 2.14	(1, 1)	9.0	W	35	5	0	0	10	1	1	0	0	0	0	53	61	0.00	0.667

PITCHER	IP	WLS	BF	H	R	ER	SO	BB	IBB	HBP	BLK	WP	HR	S	P	ERA	WHIP

New York Yankees @ Cleveland Indians

Cleveland Municipal Stadium, Cleveland, OH

Sat Jul 24 1965, 7:05 PM EDT
Att. 48,777 - Unknown - 90 F

BOTTOM

Batter	1	2	3	4	5	6	7	8	9	AB	R	H	RBI	BB	SO	LOB
Larry Brown, R (1, 6) OBP: 0.315, SLG: 0.378	F7	K		1B 2-3 3-H 1B		K		1B		5	0	2	1	0	2	3
Max Alvis, R (1, 5) OBP: 0.333, SLG: 0.466	1B 2B		K	1-2 3-H 1B		1-2 2-3 HBP		F1		4	0	2	1	0	1	1
Leon Wagner, L (1, 7) OBP: 0.342, SLG: 0.479	S 2-3 1B		HR	K		F6				4	1	2	1	0	1	5
Rocky Colavito, R (1, 9) OBP: 0.401, SLG: 0.523	K 1-2		L5		F7		4-3			4	0	0	0	0	1	2
Fred Whitfield, L (1, 3) OBP: 0.310, SLG: 0.498	IBB		4-3		F9		5-3			3	0	0	0	1	0	0
Chuck Hinton, R (1, 8) OBP: 0.333, SLG: 0.461	F5			5-3	6-3		BB			3	0	0	0	1	0	3
Joe Azcue, R (1, 2) OBP: 0.286, SLG: 0.242		K		SH5-4 1B 1B 1B		HBP 1B HBP	F3			2	1	1	0	0	1	0
Chico Salmon, R (6, PR) OBP: 0.230, SLG: 0.321										0	0	0	0	0	0	0
Phil Roof, R (7, 2) OBP: 0.107, SLG: 0.107										1	0	0	0	0	0	1
Pedro Gonzalez, R (1, 4) OBP: 0.311, SLG: 0.423		2B		1B SH5-4 1-2 1B 1B		HBP 1-2 1B		4-3		4	1	3	0	0	0	0
Sam McDowell, L (1, 1) OBP: 0.096, SLG: 0.078		K		SH5-4 1-2 2-3		K		4-3		3	0	0	0	0	2	3
Inning Stats	R: 0 E: 0 K: 1 S: 7 H: 2 LOB: 3 BB: 1 P: 11	R: 0 E: 0 K: 3 S: 10 H: 1 LOB: 1 BB: 0 P: 10	R: 1 E: 0 K: 1 S: 6 H: 1 LOB: 0 BB: 0 P: 6	R: 2 E: 0 K: 1 S: 9 H: 4 LOB: 2 BB: 0 P: 9	R: 0 E: 0 K: 0 S: 3 H: 0 LOB: 0 BB: 0 P: 3	R: 0 E: 0 K: 2 S: 8 H: 1 LOB: 3 BB: 0 P: 10	R: 0 E: 0 K: 0 S: 3 H: 0 LOB: 1 BB: 1 P: 7	R: 0 E: 0 K: 0 S: 4 H: 1 LOB: 1 BB: 0 P: 4		1B: 7 2B: 2 3B: 0 HR: 1 SF: 0 SAC: 1 DP: 0 HBP: 2	WP: 0 PB: 0 SB: 1 CS: 0 PA: 38					

PITCHER		IP	WLS	BF	H	R	ER	SO	BB	IBB	HBP	BLK	WP	HR	S	P	ERA	WHIP
Pete Mikkelsen, R ERA: 4.09	(1, 1)	5.2	L	29	9	3	3	8	0	1	2	0	0	1	42	48	4.76	1.588
Gil Blanco, L ERA: 3.6	(6, 1)	0.1		1	0	0	0	0	0	0	0	0	0	0	1	1	0.00	0.000
Hal Reniff, R ERA: 3.39	(7, 1)	2.0		8	1	0	0	0	1	0	0	0	0	0	7	11	0.00	1.000

PITCHER	IP	WLS	BF	H	R	ER	SO	BB	IBB	HBP	BLK	WP	HR	S	P	ERA	WHIP

livebaseballscorecards.com

AB	33
R	3
H	10
RBI	3
BB	2
SO	8
LOB	18

Batter	1	2	3	4	5	6	7	8	9	AB	R	H	RBI	BB	SO	LOB
Bobby Richardson, R (1, 4) OBP: 0.326, SLG: 0.348	K		L7			G3 SH1-3 1B		L5		4	0	1	0	0	1	0
Tony Kubek, L (1, 6) OBP: 0.279, SLG: 0.303	K			G1-6-3 1B		SH1-3 1-2			2B 1B	3	1	2	0	0	1	0
Mickey Mantle, S (1, 7) OBP: 0.377, SLG: 0.431	4-3			G1-6-3 1-2f		G3 2-3			1B FC6-2 2B 1-H	4	0	1	1	0	0	2
Ross Moschitto, R (9, PR) OBP: 0.167, SLG: 0.304 (9, 9)										0	0	0	0	0	0	0
Tom Tresh, S (1, 9) OBP: 0.348, SLG: 0.488 (9, 7)		HR		BB		B1-3			FC6-2 1B 2-3	3	1	2	1	1	0	1
Elston Howard, R (1, 2) OBP: 0.245, SLG: 0.323		F3		K			F8		FC6-2 1-2 3-H	4	0	0	0	0	1	4
Joe Pepitone, L (1, 3) OBP: 0.325, SLG: 0.414		G6-4-3 1B			HR		L7		K	4	1	2	1	0	1	2
Clete Boyer, R (1, 5) OBP: 0.320, SLG: 0.412		G6-4-3 1-2f			K		F4		F2	4	0	0	0	0	1	3
Roger Repoz, L (1, 8) OBP: 0.263, SLG: 0.472			F7		F7			F4		3	0	0	0	0	0	0
Mel Stottlemyre, R (1, 1) OBP: 0.164, SLG: 0.311			K		L3			F3		3	0	0	0	0	1	0
Inning Stats	R: 0 E: 0 K: 2 S: 7 H: 0 LOB: 0 BB: 0 P: 7	R: 1 E: 0 K: 0 S: 4 H: 2 LOB: 0 BB: 0 P: 4	R: 0 E: 0 K: 1 S: 5 H: 0 LOB: 0 BB: 0 P: 5	R: 0 E: 0 K: 1 S: 5 H: 1 LOB: 1 BB: 1 P: 9	R: 1 E: 0 K: 1 S: 6 H: 1 LOB: 0 BB: 0 P: 6	R: 0 E: 0 K: 0 S: 4 H: 1 LOB: 1 BB: 0 P: 4	R: 0 E: 0 K: 0 S: 3 H: 0 LOB: 0 BB: 0 P: 3	R: 0 E: 0 K: 0 S: 3 H: 0 LOB: 0 BB: 0 P: 3	R: 1 E: 0 K: 1 S: 8 H: 3 LOB: 2 BB: 0 P: 8	1B: 5 2B: 1 3B: 0 HR: 2	SF: 0 SAC: 1 DP: 2 HBP: 0						

TOP

New York Yankees @ Cleveland Indians

Cleveland Municipal Stadium, Cleveland, OH

Sun Jul 25 1965, 3:33 AM EDT

Unknown - 80 F

livebaseballscorecards.com

AB	32
R	3
H	8
RBI	3
BB	1
SO	6
LOB	12

WP: 0 PB: 0 SB: 0 CS: 0 PA: 34

PITCHER		IP	WLS	BF	H	R	ER	SO	BB	IBB	HBP	BLK	WP	HR	S	P	ERA	WHIP
Sonny Siebert, R ERA: 2.47	(1, 1)	6.0	L	22	5	2	2	5	1	0	0	0	0	2	31	35	3.00	1.000
Gary Bell, R ERA: 3.23	(7, 1)	2.0		6	0	0	0	0	0	0	0	0	0	0	6	6	0.00	0.000
Jack Spring, L ERA: 3.57	(9, 1)	1.0		6	3	1	1	1	0	0	0	0	0	0	8	8	9.00	3.000

PITCHER	IP	WLS	BF	H	R	ER	SO	BB	IBB	HBP	BLK	WP	HR	S	P	ERA	WHIP

Batter	1	2	3	4	5	6	7	8	9	AB	R	H	RBI	BB	SO	LOB
Larry Brown, R (1, 6) OBP: 0.314, SLG: 0.372	5-3		F7			L8			BB	3	0	0	0	1	0	0
Max Alvis, R (1, 5) OBP: 0.332, SLG: 0.464	F6			CS 1B			L9		K	4	0	1	0	0	1	1
Leon Wagner, L (1, 7) OBP: 0.341, SLG: 0.475	BB			K 1-2			F2		K	3	0	0	0	1	2	2
Rocky Colavito, R (1, 9) OBP: 0.400, SLG: 0.519	F7			F7			1B		F5	4	0	1	0	0	0	2
Fred Whitfield, L (1, 3) OBP: 0.306, SLG: 0.491		4-3			3-1		3-1			3	0	0	0	0	0	1
Chuck Hinton, R (1, 8) OBP: 0.330, SLG: 0.456		F9			K			F8		3	0	0	0	0	1	0
Duke Sims, L (1, 2) OBP: 0.218, SLG: 0.426		K			1-3			1B		3	0	1	0	0	1	0
Pedro Gonzalez, R (1, 4) OBP: 0.311, SLG: 0.421			5-3			G4-6-3 1B		K		3	0	1	0	0	1	1
Sonny Siebert, R (1, 1) OBP: 0.105, SLG: 0.216			4-3			G4-6-3 1-2f		K		1	0	0	0	0	0	0
Al Luplow, L (6, PH) OBP: 0.286, SLG: 0.400										1	0	0	0	0	0	1
Gary Bell, R (7, 1) OBP: 0.091, SLG: 0.364										0	0	0	0	0	0	0
Vic Davalillo, L (8, PH) OBP: 0.348, SLG: 0.388										1	0	0	0	0	1	1
Jack Spring, R (9, 1) OBP: 0.333, SLG: 0.333										0	0	0	0	0	0	0
Inning Stats	R: 0 E: 0 K: 0 S: 3 H: 0 LOB: 1 BB: 1 P: 7	R: 0 E: 0 K: 1 S: 5 H: 0 LOB: 0 BB: 0 P: 5	R: 0 E: 0 K: 0 S: 3 H: 0 LOB: 0 BB: 0 P: 3	R: 0 E: 0 K: 1 S: 5 H: 1 LOB: 0 BB: 0 P: 5	R: 0 E: 0 K: 1 S: 5 H: 0 LOB: 0 BB: 0 P: 5	R: 0 E: 0 K: 0 S: 3 H: 1 LOB: 0 BB: 0 P: 3	R: 0 E: 0 K: 0 S: 4 H: 1 LOB: 1 BB: 0 P: 4	R: 0 E: 0 K: 2 S: 8 H: 1 LOB: 1 BB: 0 P: 8	R: 0 E: 0 K: 2 S: 7 H: 0 LOB: 1 BB: 1 P: 11	1B: 4 2B: 1 3B: 0 HR: 0	SF: 0 SAC: 0 DP: 2 HBP: 0						

PITCHER	IP	WLS	BF	H	R	ER	SO	BB	IBB	HBP	BLK	WP	HR	S	P	ERA	WHIP
Mel Stottlemyre, R (1, 1) ERA: 2.62	9.0	W	31	4	0	0	7	2	0	0	0	0	0	43	51	0.00	0.667

PITCHER	IP	WLS	BF	H	R	ER	SO	BB	IBB	HBP	BLK	WP	HR	S	P	ERA	WHIP

BOTTOM

New York Yankees @ Cleveland Indians

Cleveland Municipal Stadium, Cleveland, OH

Sun Jul 25 1965, 3:33 AM EDT

Unknown - 80 F

livebaseballscorecards.com

AB	29
R	0
H	4
RBI	0
BB	2
SO	7
LOB	9

WP: 0 PB: 0 SB: 0 CS: 1 PA: 31

Batter	1	2	3	4	5	6	7	8	9	AB	R	H	RBI	BB	SO	LOB
Bobby Richardson, R (1, 4) OBP: 0.325, SLG: 0.347	F3	G3		F7			K		1B	5	0	1	0	0	1	2
Tony Kubek, L (1, 6) OBP: 0.281, SLG: 0.306	1B 4-3 1B		HR 1B		K		L7		G3	5	2	2	0	0	1	2
Mickey Mantle, S (1, 7) OBP: 0.381, SLG: 0.449	4-3 1B 1B 1-3		1-H HR		K			F8		2	2	2	2	0	0	0
Hector Lopez, R (3, 7) OBP: 0.305, SLG: 0.372										2	0	0	0	0	1	0
Tom Tresh, S (1, 8) OBP: 0.345, SLG: 0.483	4-3 1-2 3-H		F9		6-3			F7		4	0	0	1	0	0	1
Joe Pepitone, L (1, 9) OBP: 0.330, SLG: 0.421	1B 2-H		2B			F8		2B 1B		4	0	3	1	0	0	0
Ray Barker, L (1, 3) OBP: 0.351, SLG: 0.391	F7		F9			3-1		2B 1-3		4	0	1	0	0	0	2
Clete Boyer, R (1, 5) OBP: 0.316, SLG: 0.407		K	1-3			L5		F3		4	0	0	0	0	1	3
Jake Gibbs, L (1, 2) OBP: 0.286, SLG: 0.300		1B		4-3			1B		F9	4	0	2	0	0	0	0
Al Downing, R (1, 1) OBP: 0.167, SLG: 0.174		F3		5-3			K		F4	1	0	0	0	0	0	1
Pedro Ramos, S (2, 1) OBP: 0.111, SLG: 0.111										1	0	0	0	0	0	0
Phil Linz, R (7, PH) OBP: 0.290, SLG: 0.278										1	0	0	0	0	1	1
Steve Hamilton, L (7, 1) OBP: 0.333, SLG: 0.333										0	0	0	0	0	0	0
Roger Repoz, L (9, PH) OBP: 0.259, SLG: 0.466										1	0	0	0	0	0	0
Inning Stats	R: 2 E: 0 K: 0 S: 6 H: 3 LOB: 1 BB: 0 P: 6	R: 0 E: 0 K: 1 S: 6 H: 1 LOB: 1 BB: 0 P: 6	R: 2 E: 0 K: 0 S: 6 H: 3 LOB: 1 BB: 0 P: 6	R: 0 E: 0 K: 0 S: 3 H: 0 LOB: 0 BB: 0 P: 3	R: 0 E: 0 K: 2 S: 7 H: 0 LOB: 0 BB: 0 P: 7	R: 0 E: 0 K: 0 S: 3 H: 0 LOB: 0 BB: 0 P: 3	R: 0 E: 0 K: 2 S: 8 H: 1 LOB: 1 BB: 0 P: 8	R: 0 E: 0 K: 0 S: 5 H: 2 LOB: 2 BB: 0 P: 5	R: 0 E: 0 K: 0 S: 4 H: 1 LOB: 1 BB: 0 P: 4	1B: 8 2B: 2 3B: 0 HR: 1 SF: 0 SAC: 0 DP: 0 HBP: 0	WP: 0 PB: 0 SB: 0 CS: 0 PA: 38					

PITCHER		IP	WLS	BF	H	R	ER	SO	BB	IBB	HBP	BLK	WP	HR	S	P	ERA	WHIP
Lee Stange, R ERA: 2.9	(1, 1)	2.0		12	6	4	4	1	0	0	0	0	0	1	14	14	18.00	3.000
Jack Kralick, L ERA: 4.43	(3, 1)	5.2	W	21	4	0	0	4	0	0	0	0	0	0	29	29	0.00	0.706
Don McMahon, R ERA: 2.84	(8, 1)	1.1	S	5	1	0	0	0	0	0	0	0	0	0	5	5	0.00	0.750

PITCHER	IP	WLS	BF	H	R	ER	SO	BB	IBB	HBP	BLK	WP	HR	S	P	ERA	WHIP

TOP

New York Yankees @ Cleveland Indians

Cleveland Municipal Stadium, Cleveland, OH

Sun Jul 25 1965, 3:38 AM EDT
Att. 56,634 - Unknown - 80 F

livebaseballscorecards.com

AB	38
R	4
H	11
RBI	4
BB	0
SO	5
LOB	12

BOTTOM

Batter	1	2	3	4	5	6	7	8	9	AB	R	H	RBI	BB	SO	LOB
Larry Brown, R (1, 6) OBP: 0.316, SLG: 0.378	F4	1B 1B 1-2 3-H	FC6-4 1-2f			K		E CS 2B		5	1	2	1	0	1	2
Pedro Gonzalez, R (1, 4) OBP: 0.308, SLG: 0.413	F8 BB 1B BB	F2		1-3		5-3		E1 2-3		4	1	0	0	1	0	3
Chuck Hinton, R (1, 8) OBP: 0.336, SLG: 0.458	1B HR 1-2 BB	1B 1-3 2-H		6-3			1B S 1B	CS 3-H		3	1	2	1	1	0	0
Rocky Colavito, R (1, 9) OBP: 0.399, SLG: 0.516	F8 2-3	G6-4-3 1-2 3-H		5-3			F8			4	0	1	1	0	0	3
Max Alvis, R (1, 5) OBP: 0.332, SLG: 0.462	HR 1-3 3-H	G6-4-3 1-2f			F7		F9			4	1	1	1	0	0	3
Fred Whitfield, L (1, 3) OBP: 0.317, SLG: 0.517	HR 1-H 3-H		2B FC5-2 1B		1B 2B		1B 1-3			4	1	4	3	0	0	0
Chico Salmon, R (1, 7) OBP: 0.246, SLG: 0.350	L3		FC5-2 2B 1-3		S 1B 2-H		F7			4	0	2	0	0	0	2
Joe Azcue, R (1, 2) OBP: 0.285, SLG: 0.239		E 1B BB	FC5-2 FC6-4 2-3 3-H		K 1-2			1-3		3	1	0	0	1	1	3
Lee Stange, R (1, 1) OBP: 0.348, SLG: 0.167 Jack Kralick, L (3, 1) OBP: 0.133, SLG: 0.143 Don McMahon, R (8, 1) OBP: 0.400, SLG: 0.400		1B 1B BB 1-3	K			F8		K		0 2 1	1 0 0	0 0 0	0 0 0	1 0 1	0 1 0	0 2 0
Inning Stats	R: 4 H: 2 E: 0 LOB: 0 K: 0 BB: 2 S: 5 P: 13	R: 3 H: 3 E: 1 LOB: 1 K: 0 BB: 2 S: 5 P: 13	R: 0 H: 2 E: 0 LOB: 2 K: 1 BB: 0 S: 7 P: 7	R: 0 H: 0 E: 0 LOB: 0 K: 0 BB: 0 S: 3 P: 3	R: 0 H: 2 E: 0 LOB: 1 K: 1 BB: 0 S: 6 P: 6	R: 0 H: 0 E: 0 LOB: 0 K: 1 BB: 0 S: 5 P: 5	R: 0 H: 2 E: 0 LOB: 2 K: 0 BB: 0 S: 5 P: 5	R: 0 H: 1 E: 1 LOB: 1 K: 1 BB: 0 S: 6 P: 6		1B: 8 SF: 0 2B: 3 SAC: 0 3B: 0 DP: 1 HR: 1 HBP: 0						WP: 0 PA: 39 PB: 0 SB: 2 CS: 1

New York Yankees @ Cleveland Indians

Cleveland Municipal Stadium, Cleveland, OH

Sun Jul 25 1965, 3:38 AM EDT

Att. 56,634 - Unknown - 80 F

livebaseballscorecards.com

AB	34
R	7
H	12
RBI	7
BB	4
SO	4
LOB	18

PITCHER		IP	WLS	BF	H	R	ER	SO	BB	IBB	HBP	BLK	WP	HR	S	P	ERA	WHIP
Al Downing, L ERA: 3.87	(1, 1)	1.0	L	9	2	6	6	0	4	0	0	0	0	1	5	21	54.00	6.000
Pedro Ramos, R ERA: 3.25	(2, 1)	5.0		20	7	1	1	3	0	0	0	0	0	0	26	26	1.80	1.400
Steve Hamilton, L ERA: 1.29	(7, 1)	2.0		9	3	0	0	1	0	0	0	0	0	0	11	11	0.00	1.500

PITCHER	IP	WLS	BF	H	R	ER	SO	BB	IBB	HBP	BLK	WP	HR	S	P	ERA	WHIP

Detroit Tigers @ New York Yankees

Yankee Stadium, Bronx, NY

Tue Jul 27 1965, 7:05 PM EDT

Unknown - 78 F

TOP

livebaseballscorecards.com

Batter	1	2	3	4	5	6	7	8	9	AB	R	H	RBI	BB	SO	LOB
Don Wert, R (1, 5) OBP: 0.337, SLG: 0.357	F4		F9		HR		K		BB	4	1	1	1	1	1	2
Jerry Lumpe, L (1, 4) OBP: 0.347, SLG: 0.352	4-3		1B 1B		L5-4-3 BB		F3		5-3	4	1	1	0	1	0	3
Norm Cash, L (1, 3) OBP: 0.343, SLG: 0.413	4-3		1B 1-2 1B		F2		F2			4	0	1	0	0	0	3
Al Kaline, R (1, 8) OBP: 0.407, SLG: 0.537		1B 1B	FC6-4 1-3 2-H 1B		L5-4-3 1-2			L4		4	0	2	1	0	0	1
Willie Horton, R (1, 7) OBP: 0.366, SLG: 0.599		F9	FC6-4 1-2f			6-3		K		4	0	0	0	0	1	3
Don Demeter, R (1, 9) OBP: 0.318, SLG: 0.456		F7		HR		CS BB		3B		3	1	2	1	1	0	1
Bill Freehan, R (1, 2) OBP: 0.269, SLG: 0.322		1-3 1B		F3		F8 1-2		6-3		4	0	1	0	0	0	2
Dick McAuliffe, L (1, 6) OBP: 0.371, SLG: 0.483		L6		6-3			1B		3-1	4	0	1	0	0	0	2
Hank Aguirre, R (1, 1) OBP: 0.163, SLG: 0.130			L9	K			1-3 1B		4-3	2	0	0	0	0	1	0
Larry Sherry, R (6, 1) OBP: 0.429, SLG: 0.667										0	0	0	0	0	0	0
Jake Wood, R (7, PH) OBP: 0.313, SLG: 0.365										1	0	1	0	0	0	0
Orlando Pena, R (7, 1) OBP: 0.286, SLG: 0.231										0	0	0	0	0	0	0
Gates Brown, L (9, PH) OBP: 0.234, SLG: 0.324										1	0	0	0	0	0	0
Inning Stats	R: 0 E: 0 K: 0 S: 3 H: 0 LOB: 0 BB: 0 P: 3	R: 0 E: 0 K: 0 S: 5 H: 2 LOB: 2 BB: 0 P: 5	R: 1 E: 0 K: 0 S: 6 H: 3 LOB: 2 BB: 0 P: 6	R: 1 E: 0 K: 1 S: 6 H: 1 LOB: 0 BB: 0 P: 6	R: 1 E: 0 K: 0 S: 3 H: 1 LOB: 0 BB: 1 P: 7	R: 0 E: 0 K: 0 S: 2 H: 0 LOB: 0 BB: 1 P: 6	R: 0 E: 0 K: 1 S: 7 H: 2 LOB: 2 BB: 0 P: 7	R: 0 E: 0 K: 1 S: 6 H: 1 LOB: 1 BB: 0 P: 6	R: 0 E: 0 K: 0 S: 3 H: 0 LOB: 1 BB: 1 P: 7	1B: 7 2B: 0 3B: 1 HR: 2 SF: 0 SAC: 0 DP: 1 HBP: 0						

AB	35
R	3
H	10
RBI	3
BB	3
SO	3
LOB	17

WP: 0 PA: 38
PB: 0
SB: 0
CS: 1

PITCHER		IP	WLS	BF	H	R	ER	SO	BB	IBB	HBP	BLK	WP	HR	S	P	ERA	WHIP
Whitey Ford, L ERA: 3.65	(1, 1)	7.0	W	30	9	3	3	2	2	0	0	0	0	2	32	40	3.86	1.571
Pedro Ramos, R ERA: 3.16	(8, 1)	1.2		7	1	0	0	1	1	0	0	0	0	0	8	12	0.00	1.200
Steve Hamilton, L ERA: 1.28	(9, 1)	0.1	S	1	0	0	0	0	0	0	0	0	0	0	1	1	0.00	0.000

PITCHER		IP	WLS	BF	H	R	ER	SO	BB	IBB	HBP	BLK	WP	HR	S	P	ERA	WHIP

Batter	1	2	3	4	5	6	7	8	9	AB	R	H	RBI	BB	SO	LOB
Bobby Richardson, R (1, 4) OBP: 0.324, SLG: 0.346	5-3		2-H 1B		4-3		4-3			4	0	1	1	0	0	0
Tony Kubek, L (1, 6) OBP: 0.281, SLG: 0.305	6-3		4-3		L9		BB BB 1B			4	0	1	0	0	0	1
Mickey Mantle, S (1, 7) OBP: 0.387, SLG: 0.450	K			1B 1B 1B		BB HR	BB 1-2 BB			2	2	1	0	2	1	0
Ross Moschitto, R (7, PR) OBP: 0.167, SLG: 0.304										0	0	0	0	0	0	0
(8, 8)																
Tom Tresh, S (1, 8) OBP: 0.346, SLG: 0.489	5-3		F6			1-H HR	1-2 2-3 FC5-4 BB			3	1	1	2	1	0	1
(8, 7)																
Elston Howard, R (1, 2) OBP: 0.250, SLG: 0.323	1-3		FC5 1B 1-2 1B			G3 SH1-3 BB	1-2f FC5-4			3	0	1	0	1	0	3
Hector Lopez, R (1, 9) OBP: 0.306, SLG: 0.372	5-3		1-2 2-H 1B			1-2 SH1-3	K			3	0	1	1	0	1	0
Joe Pepitone, L (1, 3) OBP: 0.329, SLG: 0.422			FC6-5 2B	F9		2-3 G3	L9			4	0	1	0	0	0	3
Clete Boyer, R (1, 5) OBP: 0.313, SLG: 0.402			2-3 FC6-5 SH1-3 1B	2-3f FC5		F5	K			4	1	0	0	0	1	4
Whitey Ford, L (1, 1) OBP: 0.260, SLG: 0.217			1-2 SH1-3		K		4-3			1	0	0	0	0	1	0
Roger Repoz, L (7, PH) OBP: 0.256, SLG: 0.459										1	0	0	0	0	0	0
Pedro Ramos, S (8, 1) OBP: 0.111, SLG: 0.111										0	0	0	0	0	0	0
Steve Hamilton, L (9, 1) OBP: 0.333, SLG: 0.333										0	0	0	0	0	0	0
Inning Stats	R: 0 E: 0 K: 1 S: 5 H: 0 LOB: 0 BB: 0 P: 5	R: 0 E: 0 K: 0 S: 3 H: 0 LOB: 0 BB: 0 P: 3	R: 1 E: 0 K: 0 S: 5 H: 2 LOB: 1 BB: 0 P: 5	R: 1 E: 0 K: 0 S: 6 H: 3 LOB: 2 BB: 0 P: 6	R: 0 E: 0 K: 1 S: 5 H: 0 LOB: 0 BB: 0 P: 5	R: 2 E: 0 K: 0 S: 4 H: 1 LOB: 1 BB: 2 P: 12	R: 0 E: 0 K: 0 S: 4 H: 1 LOB: 3 BB: 2 P: 12	R: 0 E: 0 K: 2 S: 7 H: 0 LOB: 0 BB: 0 P: 7		1B: 5 2B: 1 3B: 0 HR: 1	SF: 0 SAC: 2 DP: 0 HBP: 0					

PITCHER		IP	WLS	BF	H	R	ER	SO	BB	IBB	HBP	BLK	WP	HR	S	P	ERA	WHIP
Hank Aguirre, L ERA: 3.46	(1, 1)	5.0	L	23	6	4	4	2	2	0	0	0	0	1	25	33	7.20	1.600
Larry Sherry, R ERA: 3.3	(6, 1)	1.0		3	0	0	0	0	0	0	0	0	0	0	3	3	0.00	0.000
Orlando Pena, R ERA: 5.04	(7, 1)	2.0		9	1	0	0	2	2	0	0	0	0	0	11	19	0.00	1.500

PITCHER	IP	WLS	BF	H	R	ER	SO	BB	IBB	HBP	BLK	WP	HR	S	P	ERA	WHIP

BOTTOM

Detroit Tigers @ New York Yankees

Yankee Stadium, Bronx, NY

Tue Jul 27 1965, 7:05 PM EDT

Unknown - 78 F

livebaseballscorecards.com

AB	29
R	4
H	7
RBI	4
BB	4
SO	4
LOB	12

WP: 0	PA: 35
PB: 0	
SB: 0	
CS: 0	

Batter	1	2	3	4	5	6	7	8	9	AB	R	H	RBI	BB	SO	LOB
Don Wert, R (1, 5) OBP: 0.340, SLG: 0.365	B B B B 4-0 BB		x 0-0 2B			x 0-0 ① 1-2 2B		x 0-0 ① SF8 2-3 3-H	x 0-0 ③ F9	3	0	2	1	1	0	1
Jerry Lumpe, L (1, 4) OBP: 0.344, SLG: 0.348	S S S 0-3 ① K		x 0-0 ③ L8			x 0-0 E6 G3-6-1		x 0-0 SH BB 1B 1-2 3-H		3	0	0	1	0	1	3
Norm Cash, L (1, 3) OBP: 0.342, SLG: 0.410	S S S 0-3 ② K			x 0-0 ① G3		x 0-0 ②③ G3-6-1 1-2f		x 0-0 BB 1-2 2-3 1B		4	0	1	0	0	1	3
Willie Horton, R (1, 7) OBP: 0.361, SLG: 0.591	x 0-0 ③ F4			S S S 0-3 ② K			x 0-0 ① L8	S S S 0-3 ② K		4	0	0	0	0	2	4
Dick McAuliffe, L (1, 6) OBP: 0.370, SLG: 0.479		S S S 0-3 ① K		x 0-0 ③ F3			x 0-0 ② 4-3	B B B B 4-0 1-2 2-3 3-H BB		3	0	0	1	1	1	0
Don Demeter, R (1, 8) OBP: 0.314, SLG: 0.449		x 0-0 ② 6-3			S S S 0-3 ① K		x 0-0 ③ 6-3	x 0-0 ③ F6		4	0	0	0	0	1	3
Jim Northrup, L (1, 9) OBP: 0.261, SLG: 0.333		x 0-0 ③ F2			x 0-0 ② 4-3			x 0-0 2B SF8 1B	x 0-0 ① F8	4	1	1	0	0	0	0
John Sullivan, L (1, 2) OBP: 0.315, SLG: 0.375 Gates Brown, L (8, PH) OBP: 0.241, SLG: 0.340 Fred Gladding, L (8, 1)		S S S 0-3 ① K			x 0-0 ③ F7			x 0-0 SF8 1-3 SH 2B	x 0-0 ② 6-3	2 1 1	0 1 0	0 1 0	0 0 0	0 0 0	1 0 0	0 0 0
Joe Sparma, R (1, 1) OBP: 0.222, SLG: 0.231 Al Kaline, R (8, PH) OBP: 0.409, SLG: 0.537 Bill Freehan, R (8, PR) OBP: 0.272, SLG: 0.322 (8, 2)			x 0-0 ② 2-3			x 0-0 2B 1B		I I I I 4-0 1B SH BB IBB	B B B B 4-0 BB	2 0 0	0 0 1	1 0 0	0 0 0	0 1 0	0 0 0	0 0 0
Inning Stats	R: 0 E: 0 K: 2 S: 7 H: 0 LOB: 1 BB: 1 P: 11	R: 0 E: 0 K: 1 S: 5 H: 0 LOB: 0 BB: 0 P: 5	R: 0 E: 0 K: 1 S: 6 H: 1 LOB: 1 BB: 0 P: 6	R: 0 E: 0 K: 1 S: 5 H: 0 LOB: 0 BB: 0 P: 5	R: 0 E: 0 K: 1 S: 5 H: 0 LOB: 0 BB: 0 P: 5	R: 0 E: 1 K: 0 S: 4 H: 2 LOB: 1 BB: 0 P: 4	R: 0 E: 0 K: 0 S: 3 H: 0 LOB: 0 BB: 0 P: 3	R: 3 E: 0 K: 1 S: 9 H: 3 LOB: 3 BB: 2 P: 17	R: 0 E: 0 K: 0 S: 3 H: 0 LOB: 1 BB: 1 P: 7	1B: 3 2B: 3 3B: 0 HR: 0 SF: 1 SAC: 1 DP: 1 HBP: 0						

PITCHER		IP	WLS	BF	H	R	ER	SO	BB	IBB	HBP	BLK	WP	HR	S	P	ERA	WHIP
Jim Bouton, R ERA: 5.11	(1, 1)	7.1	L	28	5	3	3	6	1	1	0	0	0	0	38	46	3.68	0.818
Steve Hamilton, L ERA: 1.28	(8, 1)	0.0		2	1	0	0	0	0	0	0	0	0	0	2	2	∞	∞
Pete Mikkelsen, R ERA: 3.97	(8, 1)	1.2		7	0	0	0	1	2	0	0	0	0	0	7	15	0.00	1.200

PITCHER	IP	WLS	BF	H	R	ER	SO	BB	IBB	HBP	BLK	WP	HR	S	P	ERA	WHIP

TOP

Detroit Tigers @ New York Yankees

Yankee Stadium, Bronx, NY

Tue Jul 27 1965, 7:05 PM EDT

Att. 21,598 - Unknown - 80 F

livebaseballscorecards.com

AB	31
R	3
H	6
RBI	3
BB	4
SO	7
LOB	14

WP: 0	PA: 37		
PB: 0			
SB: 0			
CS: 0			

Batter	1	2	3	4	5	6	7	8	9	AB	R	H	RBI	BB	SO	LOB
Bobby Richardson, R (1, 4) OBP: 0.324, SLG: 0.345	6-3		1B		FC4-6 1B 1-2f			K		4	0	1	0	0	1	1
Tony Kubek, L (1, 6) OBP: 0.280, SLG: 0.304	F7		F4		1-3 1B			4-3		4	0	1	0	0	0	1
Mickey Mantle, S (1, 7) OBP: 0.388, SLG: 0.455	F6			1B 1B	F7			2B		4	0	2	0	0	0	2
Ross Moschitto, R (8, PR) OBP: 0.167, SLG: 0.304										0	0	0	0	0	0	0
Tom Tresh, S (1, 9) OBP: 0.343, SLG: 0.484		K		F9		4-3		4-3		4	0	0	0	0	1	2
Joe Pepitone, L (1, 3) OBP: 0.325, SLG: 0.417		3-1		F8		4-3			F8	4	0	0	0	0	0	1
Roger Repoz, L (1, 8) OBP: 0.267, SLG: 0.455		BB		1-2 1B		4-3			F8	3	0	1	0	1	0	0
Clete Boyer, R (1, 5) OBP: 0.309, SLG: 0.397		K		6-3			L6		6-3	4	0	0	0	0	1	3
Jake Gibbs, L (1, 2) OBP: 0.250, SLG: 0.261			4-1		K		F8			3	0	0	0	0	1	0
Jim Bouton, R (1, 1) OBP: 0.209, SLG: 0.105			K		FC4-6 1B		K			3	0	1	0	0	2	0
Steve Hamilton, L (8, 1) OBP: 0.333, SLG: 0.333										0	0	0	0	0	0	0
Pete Mikkelsen, R (8, 1)										0	0	0	0	0	0	0
Inning Stats	R: 0 E: 0 K: 0 S: 3 H: 0 LOB: 0 BB: 0 P: 3	R: 0 E: 0 K: 2 S: 7 H: 0 LOB: 1 BB: 1 P: 11	R: 0 E: 0 K: 1 S: 6 H: 1 LOB: 1 BB: 0 P: 6	R: 0 E: 0 K: 0 S: 5 H: 2 LOB: 2 BB: 0 P: 5	R: 0 E: 0 K: 1 S: 7 H: 2 LOB: 2 BB: 0 P: 7	R: 0 E: 0 K: 0 S: 3 H: 0 LOB: 0 BB: 0 P: 3	R: 0 E: 0 K: 1 S: 5 H: 0 LOB: 0 BB: 0 P: 5	R: 0 E: 0 K: 1 S: 6 H: 1 LOB: 1 BB: 0 P: 6	R: 0 E: 0 K: 0 S: 3 H: 0 LOB: 0 BB: 0 P: 3	1B: 5 2B: 1 3B: 0 HR: 0 SF: 0 SAC: 0 DP: 0 HBP: 0						

PITCHER	IP	WLS	BF	H	R	ER	SO	BB	IBB	HBP	BLK	WP	HR	S	P	ERA	WHIP
Joe Sparma, R (1, 1) ERA: 3.1	7.0	W	27	5	0	0	5	1	0	0	0	0	0	36	40	0.00	0.857
Fred Gladding, R (8, 1) ERA: 3.12	2.0	S	7	1	0	0	1	0	0	0	0	0	0	9	9	0.00	0.500

PITCHER	IP	WLS	BF	H	R	ER	SO	BB	IBB	HBP	BLK	WP	HR	S	P	ERA	WHIP

BOTTOM

Detroit Tigers @ New York Yankees

Yankee Stadium, Bronx, NY

Tue Jul 27 1965, 7:05 PM EDT
Att. 21,598 - Unknown - 80 F

livebaseballscorecards.com

AB	33
R	0
H	6
RBI	0
BB	1
SO	6
LOB	10

Batter	1	2	3	4	5	6	7	8	9	AB	R	H	RBI	BB	SO	LOB
Don Wert, R (1, 5) OBP: 0.341, SLG: 0.365	5-3		G6-3 2-3 1B			4-3 1B		6-3	G3	5	0	2	0	0	0	2
Jerry Lumpe, L (1, 4) OBP: 0.344, SLG: 0.351 Jake Wood, R (8, PH) OBP: 0.321, SLG: 0.365 (8, 4)	2B		G6-3 1-2f			4-3 1-2		BBBB HR BB		3 0	0 1	1 0	0 0	0 1	0 0	3 0
Norm Cash, L (1, 3) OBP: 0.344, SLG: 0.421	BBBB L5-4-3 BB			G3		SSS K		1-H 3-H HR		3	1	1	3	1	1	1
Al Kaline, R (1, 8) OBP: 0.410, SLG: 0.537	L5-4-3 1-2			L5-3			F8 1B	S 1B		4	0	2	0	0	0	2
Willie Horton, R (1, 7) OBP: 0.357, SLG: 0.583		F8		4-3			F8 1-2	F5		4	0	0	0	0	0	2
Dick McAuliffe, L (1, 6) OBP: 0.366, SLG: 0.473		F7			F5		SSS K	L6 1-2		4	0	0	0	0	1	2
Don Demeter, R (1, 9) OBP: 0.313, SLG: 0.450		6-3			5-3		F8		2B	4	0	1	0	0	0	1
Bill Freehan, R (1, 2) OBP: 0.275, SLG: 0.325			1B SH1-4 1B		5-3			3B 1B	K	4	1	2	0	0	1	1
Dave Wickersham, R (1, 1) OBP: 0.029, SLG: 0.029 Gates Brown, L (8, PH) OBP: 0.248, SLG: 0.365 Terry Fox, R (8, 1)			SH1-4 1-2			SSS K		1-H HR 3B	SSS K	1 1 1	0 1 0	0 1 0	0 1 0	1 0 1	0 0 1	0 0 1
Inning Stats	R: 0 E: 0 K: 0 S: 3 H: 1 LOB: 1 BB: 1 P: 7	R: 0 E: 0 K: 0 S: 3 H: 0 LOB: 0 BB: 0 P: 3	R: 0 E: 0 K: 0 S: 4 H: 2 LOB: 1 BB: 0 P: 4	R: 0 E: 0 K: 0 S: 3 H: 0 LOB: 0 BB: 0 P: 3	R: 0 E: 0 K: 0 S: 3 H: 0 LOB: 0 BB: 0 P: 3	R: 0 E: 0 K: 2 S: 8 H: 1 LOB: 1 BB: 0 P: 8	R: 0 E: 0 K: 1 S: 6 H: 1 LOB: 1 BB: 0 P: 6	R: 4 E: 0 K: 0 S: 7 H: 4 LOB: 1 BB: 1 P: 11	R: 0 E: 0 K: 2 S: 8 H: 1 LOB: 1 BB: 0 P: 8	1B: 6 2B: 2 3B: 1 HR: 1 SF: 0 SAC: 1 DP: 2 HBP: 0						

PITCHER		IP	WLS	BF	H	R	ER	SO	BB	IBB	HBP	BLK	WP	HR	S	P	ERA	WHIP
Jack Cullen, R ERA: 2.45	(1, 1)	7.1		28	7	2	2	3	1	0	0	0	0	0	33	37	2.46	1.091
Steve Hamilton, L ERA: 1.7	(8, 1)	0.0	L	3	2	2	2	0	1	0	0	0	0	1	2	6	∞	∞
Pedro Ramos, R ERA: 3.08	(8, 1)	1.2		6	1	0	0	2	0	0	0	0	0	0	10	10	0.00	0.600

PITCHER	IP	WLS	BF	H	R	ER	SO	BB	IBB	HBP	BLK	WP	HR	S	P	ERA	WHIP

TOP

Detroit Tigers @ New York Yankees

Yankee Stadium, Bronx, NY

Wed Jul 28 1965, 7:05 PM EDT

Att. 14,474 - Unknown - 80 F

livebaseballscorecards.com

AB	34
R	4
H	10
RBI	4
BB	2
SO	5
LOB	15

WP: 0 PA: 37
PB: 0
SB: 1
CS: 0

Detroit Tigers @ New York Yankees

Yankee Stadium, Bronx, NY

Wed Jul 28 1965, 7:05 PM EDT

Att. 14,474 - Unknown - 80 F

livebaseballscorecards.com

BOTTOM

Batter	1	2	3	4	5	6	7	8	9	AB	R	H	RBI	BB	SO	LOB
Bobby Richardson, R (1, 4) OBP: 0.323, SLG: 0.344	5-3		4-3		1-3 1B		F4			4	0	1	0	0	0	0
Tony Kubek, L (1, 6) OBP: 0.280, SLG: 0.317	6-3		F2		L8			HR		4	1	1	1	0	0	2
Mickey Mantle, S (1, 7) OBP: 0.386, SLG: 0.451	1B		K			F6		4-3		4	0	1	0	0	1	0
Tom Tresh, S (1, 9) OBP: 0.342, SLG: 0.480	L9			L8		E S 1B HBP		F4		3	1	0	0	0	0	1
Elston Howard, R (1, 2) OBP: 0.250, SLG: 0.321		5-3		L8		1-H 1B		6-3		4	0	1	1	0	0	0
Joe Pepitone, L (1, 3) OBP: 0.325, SLG: 0.413		B B B B 4-0 1B SF9 BB		F9		L8			F9	3	1	0	0	1	0	1
Clete Boyer, R (1, 5) OBP: 0.309, SLG: 0.395		1-3 1B			L8	F3			5-3	4	0	1	0	0	0	1
Roger Repoz, L (1, 8) OBP: 0.267, SLG: 0.443		SF9 3-H			B B B B 4-0 1B BB		4-3		G3	2	0	0	1	1	0	0
Jack Cullen, R (1, 1) Steve Hamilton, L (8, 1) OBP: 0.333, SLG: 0.333 Pedro Ramos, S (8, 1) OBP: 0.111, SLG: 0.111		K			K		6-3			3	0	0	0	0	2	2
										0	0	0	0	0	0	0
										0	0	0	0	0	0	0

Inning Stats	1	2	3	4	5	6	7	8	9
	R: 0 H: 1 E: 0 LOB: 1 K: 0 BB: 0 S: 4 P: 4	R: 1 H: 1 E: 0 LOB: 1 K: 1 BB: 1 S: 6 P: 10	R: 0 H: 0 E: 0 LOB: 0 K: 1 BB: 0 S: 5 P: 5	R: 0 H: 0 E: 0 LOB: 0 K: 0 BB: 0 S: 3 P: 3	R: 0 H: 1 E: 0 LOB: 2 K: 1 BB: 1 S: 6 P: 10	R: 1 H: 1 E: 0 LOB: 1 K: 0 BB: 0 S: 4 P: 5	R: 0 H: 0 E: 0 LOB: 0 K: 0 BB: 0 S: 3 P: 3	R: 1 H: 1 E: 0 LOB: 0 K: 0 BB: 0 S: 4 P: 4	R: 0 H: 0 E: 0 LOB: 0 K: 0 BB: 0 S: 3 P: 3

AB	31
R	3
H	5
RBI	3
BB	2
SO	3
LOB	7

		1B: 4	SF: 1	WP: 0	PA: 35
		2B: 0	SAC: 0	PB: 0	
		3B: 0	DP: 0	SB: 1	
		HR: 1	HBP: 1	CS: 0	

PITCHER		IP	WLS	BF	H	R	ER	SO	BB	IBB	HBP	BLK	WP	HR	S	P	ERA	WHIP
Dave Wickersham, R ERA: 4.38	(1, 1)	7.0	W	28	4	2	2	3	2	0	1	0	0	0	31	40	2.57	0.857
Terry Fox, R ERA: 2.8	(8, 1)	2.0	S	7	1	1	1	0	0	0	0	0	0	1	7	7	4.50	0.500

PITCHER	IP	WLS	BF	H	R	ER	SO	BB	IBB	HBP	BLK	WP	HR	S	P	ERA	WHIP

Batter	1	2	3	4	5	6	7	8	9	AB	R	H	RBI	BB	SO	LOB
Don Wert, R (1, 5) OBP: 0.339, SLG: 0.363	F3		K		K		1B 1-2 3-H		G4-6-3 1-2f	5	0	1	1	0	2	3
Jerry Lumpe, L (1, 4) OBP: 0.342, SLG: 0.347	1B BB		4-3			K	F3		5-3	4	0	0	0	1	1	2
Norm Cash, L (1, 3) OBP: 0.349, SLG: 0.427	L4 1-2 1B			L4-3 1B		1B	3-1			4	0	3	0	0	0	2
Al Kaline, R (1, 8) OBP: 0.408, SLG: 0.533	L4 1-2			L8		L8		1B FC4-6 1B		4	1	1	0	0	0	4
Willie Horton, R (1, 7) OBP: 0.358, SLG: 0.582		FC6-4 1B		L4-3 1-2		F6		FC4-6 1-3 1B		4	0	2	0	0	0	2
Dick McAuliffe, L (1, 6) OBP: 0.364, SLG: 0.479		F8			E4 1B		HR	FC4-6 FC5-4 1-2f 3-H		4	1	1	2	0	0	2
Don Demeter, R (1, 9) OBP: 0.312, SLG: 0.447		FC6-4 1-2f			1B 1-2		F7	F7		4	0	1	0	0	0	2
Bill Freehan, R (1, 2) OBP: 0.275, SLG: 0.324		F3			F6		1B 1B	FC5-4 1-2f		4	1	1	0	0	0	4
Denny McLain, R (1, 1) OBP: 0.118, SLG: 0.083 Jim Northrup, L (5, PH) OBP: 0.259, SLG: 0.331 Julio Navarro, R (5, 1) Gates Brown, L (7, PH) OBP: 0.255, SLG: 0.371 Orlando Pena, R (7, 1) OBP: 0.286, SLG: 0.231 Ron Nischwitz, S (8, 1) George Thomas, R (9, PH) OBP: 0.261, SLG: 0.341			K		K		1B 1-3 1B		G4-6-3 BB	1 1 0 1 0 0 0	0 0 0 0 0 0 0	0 0 0 1 0 0 0	0 0 0 0 0 0 0	1 1 0 0 0 0 1	0 2 0 0 0 0 0	0 2 0 0 0 0 0
Inning Stats	R: 0 H: 1 E: 0 LOB: 1 K: 0 BB: 1 S: 3 P: 7	R: 0 H: 1 E: 0 LOB: 1 K: 0 BB: 0 S: 4 P: 4	R: 0 H: 0 E: 0 LOB: 0 K: 2 BB: 0 S: 7 P: 7	R: 0 H: 1 E: 0 LOB: 0 K: 0 BB: 0 S: 3 P: 3	R: 0 H: 1 E: 1 LOB: 2 K: 2 BB: 0 S: 9 P: 9	R: 0 H: 1 E: 0 LOB: 1 K: 1 BB: 0 S: 6 P: 6	R: 2 H: 4 E: 0 LOB: 2 K: 0 BB: 0 S: 7 P: 7	R: 1 H: 2 E: 0 LOB: 1 K: 0 BB: 0 S: 5 P: 5	R: 0 H: 0 E: 0 LOB: 0 K: 0 BB: 1 S: 2 P: 6	1B: 10 SF: 0 2B: 2 SAC: 0 3B: 0 DP: 3 HR: 1 HBP: 0						

PITCHER	IP	WLS	BF	H	R	ER	SO	BB	IBB	HBP	BLK	WP	HR	S	P	ERA	WHIP
Mel Stottlemyre, R (1, 1) ERA: 2.64	9.0	W	38	11	3	3	5	2	0	0	0	0	1	46	54	3.00	1.444

PITCHER	IP	WLS	BF	H	R	ER	SO	BB	IBB	HBP	BLK	WP	HR	S	P	ERA	WHIP

TOP

Detroit Tigers @ New York Yankees

Yankee Stadium, Bronx, NY

Thu Jul 29 1965, 3:33 AM EDT

Att. 22,714 - Unknown - 81 F

livebaseballscorecards.com

AB	36
R	3
H	11
RBI	3
BB	2
SO	5
LOB	23

WP: 0	PA: 38
PB: 0	
SB: 0	
CS: 0	

Batter	1	2	3	4	5	6	7	8	9	AB	R	H	RBI	BB	SO	LOB
Bobby Richardson, R (1, 4) OBP: 0.324, SLG: 0.347	5-3		1B		L7		1B FC3-6 2B 2-H	F7		5	1	2	1	0	0	1
Tony Kubek, L (1, 6) OBP: 0.279, SLG: 0.315	1-3		L7		E4		FC3-6 BB 1B 2-3 1B			4	1	1	0	0	0	1
Mickey Mantle, S (1, 7) OBP: 0.384, SLG: 0.446 Ross Moschitto, R (7, PR) OBP: 0.167, SLG: 0.304 (8, 9)	B4-3		K		L8		FC3-6 1-2 BB			3 0	0 0	0 0	0 0	1 0	1 0	2 0
Tom Tresh, S (1, 9) OBP: 0.341, SLG: 0.478 (8, 7)		HR 1B		F9		F6	FC3-6 1B 1-2f 2-3 3-H			4	1	1	1	0	0	2
Elston Howard, R (1, 2) OBP: 0.255, SLG: 0.330		K		E6 HR		2B	1B 2-3 3-H			4	1	2	1	0	1	1
Joe Pepitone, L (1, 3) OBP: 0.326, SLG: 0.431		1-H HR		1-H HR		K	F9			4	2	2	4	0	1	3
Clete Boyer, R (1, 5) OBP: 0.308, SLG: 0.393		F6		L8		K		1B		4	0	1	0	0	1	1
Roger Repoz, L (1, 8) OBP: 0.266, SLG: 0.434		K		K			SH3-4 2B 1B	F2		4	1	1	0	0	2	1
Mel Stottlemyre, R (1, 1) OBP: 0.156, SLG: 0.297		K			1-3		SH3-4 1-2	K		3	0	0	0	0	2	1
Inning Stats	R: 0 H: 0 E: 0 LOB: 0 K: 0 BB: 0 S: 3 P: 3	R: 2 H: 2 E: 0 LOB: 0 K: 2 BB: 0 S: 9 P: 9	R: 0 H: 1 E: 0 LOB: 1 K: 2 BB: 0 S: 8 P: 8	R: 2 H: 1 E: 1 LOB: 0 K: 1 BB: 0 S: 7 P: 7	R: 0 H: 0 E: 1 LOB: 1 K: 0 BB: 0 S: 4 P: 4	R: 0 H: 1 E: 0 LOB: 1 K: 2 BB: 0 S: 8 P: 8	R: 3 H: 4 E: 1 LOB: 2 K: 0 BB: 1 S: 7 P: 11	R: 0 H: 1 E: 0 LOB: 1 K: 1 BB: 0 S: 6 P: 6		1B: 6 SF: 0 2B: 2 SAC: 1 3B: 0 DP: 0 HR: 2 HBP: 0						

PITCHER		IP	WLS	BF	H	R	ER	SO	BB	IBB	HBP	BLK	WP	HR	S	P	ERA	WHIP
Denny McLain, R ERA: 2.95	(1, 1)	4.0	L	17	4	4	3	5	0	0	0	0	0	2	27	27	6.75	1.000
Julio Navarro, R ERA: 7.56	(5, 1)	2.0		8	1	0	0	2	0	0	0	0	0	0	12	12	0.00	0.500
Orlando Pena, R ERA: 5.43	(7, 1)	1.0		8	4	3	3	0	1	0	0	0	0	0	7	11	27.00	5.000
Ron Nischwitz, L ERA: 3.38	(8, 1)	1.0		4	1	0	0	1	0	0	0	0	0	0	6	6	0.00	1.000

PITCHER	IP	WLS	BF	H	R	ER	SO	BB	IBB	HBP	BLK	WP	HR	S	P	ERA	WHIP

BOTTOM

Detroit Tigers @ New York Yankees

Yankee Stadium, Bronx, NY

Thu Jul 29 1965, 3:33 AM EDT
Att. 22,714 - Unknown - 81 F

livebaseballscorecards.com

AB	35
R	7
H	10
RBI	7
BB	1
SO	8
LOB	13

WP: 0 PA: 37
PB: 0
SB: 0
CS: 0

Cleveland Indians @ New York Yankees

Yankee Stadium, Bronx, NY

Fri Jul 30 1965, 7:05 PM EDT

Att. 23,006 - Unknown - 76 F

TOP

livebaseballscorecards.com

Batter	1	2	3	4	5	6	7	8	9	AB	R	H	RBI	BB	SO	LOB
Larry Brown, R (1, 6) OBP: 0.313, SLG: 0.381	6-3		K			F8			5-3	4	0	0	0	0	1	0
Chuck Hinton, R (1, 8) OBP: 0.337, SLG: 0.474	5-3			F8		6-3			HR	4	1	1	1	0	0	0
Leon Wagner, L (1, 7) OBP: 0.339, SLG: 0.463	BB FC6-4			3-1		K			F4	3	0	0	0	1	1	0
Rocky Colavito, R (1, 9) OBP: 0.393, SLG: 0.503	FC6-4 1-2f			F3			5-3		HR 1B	4	1	1	0	0	0	1
Fred Whitfield, L (1, 3) OBP: 0.313, SLG: 0.524		K			HR 1B		K		HR 1-H	4	2	2	2	0	2	0
Max Alvis, R (1, 5) OBP: 0.336, SLG: 0.464		CS 1B			K		F8		F9	4	0	1	0	0	1	1
Pedro Gonzalez, R (1, 4) OBP: 0.310, SLG: 0.409		K 1-2			F4			F8		3	0	0	0	0	1	2
Joe Azcue, R (1, 2) OBP: 0.290, SLG: 0.255			BB G6-4-3		HR 1-H			6-3		2	1	1	2	1	0	0
Sonny Siebert, R (1, 1) OBP: 0.100, SLG: 0.205			G6-4-3 1-2f		L4			F7		2	0	0	0	0	0	1
Al Luplow, L (8, PH) OBP: 0.276, SLG: 0.385										1	0	0	0	0	0	0
Don McMahon, R (8, 1) OBP: 0.400, SLG: 0.400										0	0	0	0	0	0	0

Inning Stats	1	2	3	4	5	6	7	8	9
	R: 0 E: 0 K: 0 S: 3	H: 0 LOB: 1 BB: 1 P: 7	R: 0 E: 0 K: 2 S: 7	H: 1 LOB: 0 BB: 0 P: 7	R: 0 E: 0 K: 1 S: 4	H: 0 LOB: 0 BB: 1 P: 8	R: 0 E: 0 K: 0 S: 3	H: 0 LOB: 0 BB: 0 P: 3	R: 2 E: 0 K: 1 S: 7	H: 2 LOB: 0 BB: 0 P: 7	R: 0 E: 0 K: 1 S: 5	H: 0 LOB: 0 BB: 0 P: 5	R: 0 E: 0 K: 1 S: 5	H: 0 LOB: 0 BB: 0 P: 5	R: 0 E: 0 K: 0 S: 3	H: 0 LOB: 0 BB: 0 P: 3	R: 3 E: 0 K: 0 S: 6	H: 3 LOB: 0 BB: 0 P: 6

AB	31
R	5
H	6
RBI	5
BB	2
SO	6
LOB	5

1B: 3 SF: 0 WP: 0 PA: 33
2B: 0 SAC: 0 PB: 0
3B: 0 DP: 1 SB: 0
HR: 3 HBP: 0 CS: 1

PITCHER		IP	WLS	BF	H	R	ER	SO	BB	IBB	HBP	BLK	WP	HR	S	P	ERA	WHIP
Al Downing, L ERA: 3.8	(1, 1)	7.0	L	24	3	2	2	6	2	0	0	0	0	1	34	42	2.57	0.714
Pedro Ramos, R ERA: 3.39	(8, 1)	2.0		9	3	3	3	0	0	0	0	0	0	2	9	9	13.50	1.500

PITCHER		IP	WLS	BF	H	R	ER	SO	BB	IBB	HBP	BLK	WP	HR	S	P	ERA	WHIP

Batter	1	2	3	4	5	6	7	8	9	AB	R	H	RBI	BB	SO	LOB
Bobby Richardson, R (1, 4) OBP: 0.321, SLG: 0.344	F9		F7		6-3			F9		4	0	0	0	0	0	1
Tony Kubek, L (1, 6) OBP: 0.275, SLG: 0.310	L8		F3		F7			3-1		4	0	0	0	0	0	1
Mickey Mantle, S (1, 7) OBP: 0.386, SLG: 0.444	6-3		F2			G3-6-3 1B		BB		3	0	1	0	1	0	0
Ross Moschitto, R (8, PR) OBP: 0.167, SLG: 0.304										0	0	0	0	0	0	0
Tom Tresh, S (1, 9) OBP: 0.340, SLG: 0.474		1B E HBP		K		G3-6-3 1-2f		F5		3	0	0	0	0	1	2
Elston Howard, R (1, 2) OBP: 0.259, SLG: 0.333		E6 1B 1-2		1B		G3			G1-6-3 1B	4	0	2	0	0	0	1
Joe Pepitone, L (1, 3) OBP: 0.326, SLG: 0.429		1-2 2-3 1B		F9			3-1		F5	4	0	1	0	0	0	2
Clete Boyer, R (1, 5) OBP: 0.305, SLG: 0.389		F2		K			5-3		G1-6-3 1-2f	4	0	0	0	0	1	5
Roger Repoz, L (1, 8) OBP: 0.278, SLG: 0.429		K			SH3-4 BB		BB			1	0	0	0	2	1	3
Al Downing, R (1, 1) OBP: 0.163, SLG: 0.170		K			SH3-4 1-2		K			1	0	0	0	0	1	3
Ray Barker, L (7, PH) OBP: 0.348, SLG: 0.388										1	0	0	0	0	1	1
Pedro Ramos, S (8, 1) OBP: 0.111, SLG: 0.111										0	0	0	0	0	0	0
Inning Stats	R: 0 E: 0 K: 0 S: 3 H: 0 LOB: 0 BB: 0 P: 3	R: 0 E: 1 K: 2 S: 9 H: 1 LOB: 3 BB: 0 P: 10	R: 0 E: 0 K: 0 S: 3 H: 0 LOB: 0 BB: 0 P: 3	R: 0 E: 0 K: 2 S: 8 H: 1 LOB: 1 BB: 0 P: 8	R: 0 E: 0 K: 0 S: 3 H: 0 LOB: 1 BB: 1 P: 7	R: 0 E: 0 K: 0 S: 3 H: 1 LOB: 0 BB: 0 P: 3	R: 0 E: 0 K: 1 S: 5 H: 0 LOB: 1 BB: 1 P: 9	R: 0 E: 0 K: 0 S: 3 H: 0 LOB: 1 BB: 1 P: 7	R: 0 E: 0 K: 0 S: 3 H: 1 LOB: 0 BB: 0 P: 3	1B: 4 2B: 0 3B: 0 HR: 0 SF: 0 SAC: 1 DP: 2 HBP: 1						

PITCHER	IP	WLS	BF	H	R	ER	SO	BB	IBB	HBP	BLK	WP	HR	S	P	ERA	WHIP
Sonny Siebert, R (1, 1) ERA: 2.31	7.0	W	27	3	0	0	5	2	0	1	0	0	0	34	43	0.00	0.714
Don McMahon, R (8, 1) ERA: 2.72	2.0	S	7	1	0	0	0	1	0	0	0	0	0	6	10	0.00	1.000

PITCHER	IP	WLS	BF	H	R	ER	SO	BB	IBB	HBP	BLK	WP	HR	S	P	ERA	WHIP

BOTTOM

Cleveland Indians @ New York Yankees

Yankee Stadium, Bronx, NY

Fri Jul 30 1965, 7:05 PM EDT

Att. 23,006 - Unknown - 76 F

livebaseballscorecards.com

AB	29
R	0
H	4
RBI	0
BB	3
SO	5
LOB	19

Cleveland Indians @ New York Yankees

Yankee Stadium, Bronx, NY

Sat Jul 31 1965, 3:33 AM EDT

Att. 42,170 - Unknown - 80 F

livebaseballscorecards.com

TOP

Batter	1	2	3	4	5	6	7	8	9	AB	R	H	RBI	BB	SO	LOB
Larry Brown, R (1, 6) OBP: 0.306, SLG: 0.372	K	6-3		F4		K			K	5	0	0	0	0	3	2
Chuck Hinton, R (1, 8) OBP: 0.338, SLG: 0.472	1B	K				1B			F8	5	1	2	1	0	1	0
Leon Wagner, L (1, 7) OBP: 0.343, SLG: 0.464	1B		3-1		FC6-4		G6-4-3		K WP	4	1	2	0	1	1	0
Rocky Colavito, R (1, 9) OBP: 0.393, SLG: 0.507	1B		HR		FC6-4		G6-4-3		F4	5	2	2	1	0	0	3
Fred Whitfield, L (1, 3) OBP: 0.320, SLG: 0.539	1B		HR		G5-4-3		F7			4	1	3	3	0	0	0
Max Alvis, R (1, 5) OBP: 0.337, SLG: 0.466	K		BB		G5-4-3			2B		3	0	1	0	1	1	4
Pedro Gonzalez, R (1, 4) OBP: 0.318, SLG: 0.416	1B		1B			1B		K		4	1	3	1	0	1	1
Joe Azcue, R (1, 2) OBP: 0.289, SLG: 0.255	5-3		F8			1B		K		4	0	1	0	0	1	4
Luis Tiant, R (1, 1) OBP: 0.133, SLG: 0.163		K		1-3		K		3-1		2	0	0	0	0	1	0
Jack Kralick, L (4, 1) OBP: 0.133, SLG: 0.143										0	0	0	0	0	0	0
Lee Stange, R (4, 1) OBP: 0.320, SLG: 0.150										1	0	0	0	0	1	2
Al Luplow, L (8, PH) OBP: 0.267, SLG: 0.370										1	0	0	0	0	0	1
Jack Spring, R (8, 1) OBP: 0.333, SLG: 0.333										0	0	0	0	0	0	0
Inning Stats	R: 3 E: 0 K: 2 S: 12 H: 5 LOB: 2 BB: 0 P: 12	R: 0 E: 0 K: 2 S: 7 H: 0 LOB: 0 BB: 0 P: 7	R: 2 E: 0 K: 0 S: 5 H: 3 LOB: 1 BB: 1 P: 9	R: 0 E: 0 K: 0 S: 3 H: 0 LOB: 0 BB: 0 P: 3	R: 0 E: 0 K: 0 S: 4 H: 2 LOB: 1 BB: 0 P: 4	R: 1 E: 0 K: 2 S: 9 H: 3 LOB: 2 BB: 0 P: 9	R: 0 E: 0 K: 0 S: 2 H: 0 LOB: 0 BB: 1 P: 6	R: 0 E: 0 K: 2 S: 8 H: 1 LOB: 1 BB: 0 P: 8	R: 0 E: 0 K: 2 S: 8 H: 0 LOB: 0 BB: 0 P: 8	1B: 11 2B: 1 3B: 1 HR: 1	SF: 0 SAC: 0 DP: 2 HBP: 0						

AB	38
R	6
H	14
RBI	6
BB	2
SO	10
LOB	17

WP: 1 PB: 1 SB: 1 CS: 0 PA: 40

PITCHER		IP	WLS	BF	H	R	ER	SO	BB	IBB	HBP	BLK	WP	HR	S	P	ERA	WHIP
Whitey Ford, L ERA: 3.91	(1, 1)	2.1		15	7	5	5	4	1	0	0	0	0	1	22	26	19.29	3.429
Pete Mikkelsen, R ERA: 3.88	(3, 1)	3.2		14	6	1	1	2	0	0	0	0	0	0	18	18	2.46	1.636
Hal Reniff, R ERA: 3.23	(7, 1)	3.0	W	11	1	0	0	4	1	0	0	0	1	0	18	22	0.00	0.667

PITCHER	IP	WLS	BF	H	R	ER	SO	BB	IBB	HBP	BLK	WP	HR	S	P	ERA	WHIP

Batter	1	2	3	4	5	6	7	8	9	AB	R	H	RBI	BB	SO	LOB
Bobby Richardson, R (1, 4) OBP: 0.320, SLG: 0.342	F4	1B 1-2 2-H		FC5-6-4 1B 1-2f 3-H		L8		F9		5	1	1	2	0	0	3
Tony Kubek, L (1, 6) OBP: 0.277, SLG: 0.312	BB 1B	F2		1B 1-2		3-1		F3		5	0	2	0	0	0	4
Tom Tresh, S (1, 7) OBP: 0.343, SLG: 0.475	BB 1-2		G3	1B 1-2 2-H			HR 1B		L9	4	1	2	1	1	0	0
Joe Pepitone, L (1, 9) OBP: 0.327, SLG: 0.445	F4		HR	3-1			HR 1-H		L9	5	2	2	3	0	0	4
Elston Howard, R (1, 2) OBP: 0.258, SLG: 0.327	F8		K		K		6-3		2B BB	4	1	0	0	1	2	2
Ray Barker, L (1, 3) OBP: 0.350, SLG: 0.397		4-3	F8		FC6-4 1B		K		2B 1-H	5	0	2	1	0	1	0
Clete Boyer, R (1, 5) OBP: 0.304, SLG: 0.387		F2		1B FC5-6-4 1B	FC6-4 1-2f		5-3			4	1	1	0	0	0	1
Roger Repoz, L (1, 8) OBP: 0.280, SLG: 0.425 Hector Lopez, R (8, PH) OBP: 0.309, SLG: 0.372 Phil Linz, R (8, PR) OBP: 0.290, SLG: 0.278 Ross Moschitto, R (9, 8) OBP: 0.167, SLG: 0.304	1B 1B		F3		K			SH1-4 BB		3 0 0 0	1 0 0 0	1 0 0 0	0 0 0 0	1 0 0 0	0 0 0 0	2 0 0 0
Whitey Ford, L (1, 1) OBP: 0.275, SLG: 0.234 Pete Mikkelsen, R (3, 1) OBP: 0.111, SLG: 0.111 Jake Gibbs, L (6, PH) OBP: 0.240, SLG: 0.250 Hal Reniff, R (7, 1)	1B 1-2			FC5-6-4 1-3		4-3		SH1-4 1-2		1 1 1 0	0 0 0 0	1 1 0 0	0 0 0 0	0 0 0 0	0 0 0 0	0 0 0 0
Inning Stats	R: 0 E: 0 K: 0 S: 4 H: 1 LOB: 2 BB: 1 P: 8	R: 1 E: 0 K: 0 S: 6 H: 3 LOB: 2 BB: 0 P: 6	R: 1 E: 0 K: 1 S: 6 H: 1 LOB: 0 BB: 0 P: 6	R: 2 E: 0 K: 0 S: 7 H: 4 LOB: 2 BB: 0 P: 7	R: 0 E: 0 K: 2 S: 8 H: 1 LOB: 1 BB: 0 P: 8	R: 0 E: 0 K: 0 S: 3 H: 0 LOB: 0 BB: 0 P: 3	R: 2 E: 0 K: 1 S: 7 H: 2 LOB: 0 BB: 0 P: 7	R: 0 E: 0 K: 0 S: 3 H: 0 LOB: 2 BB: 1 P: 7	R: 1 E: 0 K: 0 S: 3 H: 1 LOB: 1 BB: 1 P: 7	1B: 10 2B: 1 3B: 0 HR: 2 SF: 0 SAC: 1 DP: 0 HBP: 0						

PITCHER		IP	WLS	BF	H	R	ER	SO	BB	IBB	HBP	BLK	WP	HR	S	P	ERA	WHIP
Luis Tiant, R ERA: 3.52	(1, 1)	3.0		16	6	3	3	1	1	0	0	0	0	1	17	21	9.00	2.333
Jack Kralick, L ERA: 4.52	(4, 1)	0.2		5	3	1	1	0	0	0	0	0	0	0	5	5	13.50	4.500
Lee Stange, R ERA: 3.19	(4, 1)	3.1		13	3	2	2	3	0	0	0	0	0	1	19	19	5.40	0.900
Jack Spring, L ERA: 3.86	(8, 1)	1.2	L	8	1	1	1	0	2	0	0	0	0	0	6	14	5.40	1.800

PITCHER	IP	WLS	BF	H	R	ER	SO	BB	IBB	HBP	BLK	WP	HR	S	P	ERA	WHIP

BOTTOM

Cleveland Indians @ New York Yankees

Yankee Stadium, Bronx, NY

Sat Jul 31 1965, 3:33 AM EDT
Att. 42,170 - Unknown - 80 F

livebaseballscorecards.com

AB	38
R	7
H	13
RBI	7
BB	3
SO	4
LOB	16

WP: 0 PA: 42
PB: 0
SB: 0
CS: 0

Cleveland Indians @ New York Yankees

Yankee Stadium, Bronx, NY

Sun Aug 01 1965, 3:33 AM EDT

Cloudy - 78 F

livebaseballscorecards.com

Batter	1	2	3	4	5	6	7	8	9	AB	R	H	RBI	BB	SO	LOB
Larry Brown, R (1, 6) OBP: 0.311, SLG: 0.370	FC5-4 1B		CS BB	1B SF7 BB	FC5 2-3		F6		5-3	4	1	1	0	2	0	4
Chuck Hinton, R (1, 8) OBP: 0.339, SLG: 0.469	FC5-4 WP 1-2f		5-3 1-2	1-3 1B		1B BB	L8			4	0	1	0	1	0	4
Leon Wagner, L (1, 7) OBP: 0.346, SLG: 0.467	F6 1-2		1B 2B 1B	SF7 3-H		1-3 2B 1B		G4-6-3 1B		4	2	3	1	0	0	1
Rocky Colavito, R (1, 9) OBP: 0.395, SLG: 0.510	F7		1-2 2B 1B	BB		2-H 2B		F9		4	1	2	1	1	0	2
Fred Whitfield, L (1, 3) OBP: 0.318, SLG: 0.536		F8	1B BB 1-H 2-H 2B	F7		K		G4-6-3 1-2f		5	1	1	2	0	1	4
Max Alvis, R (1, 5) OBP: 0.343, SLG: 0.466		1B BB	BB 1B HBP	F7		BB			1B 1B	2	1	1	0	2	0	2
Pedro Gonzalez, R (1, 4) OBP: 0.328, SLG: 0.422		BB 1-3 1B	BB 1-2 2-3 1B		FC5 SH3-4 BB	K			1-3 1B	4	0	3	0	1	1	2
Duke Sims, L (1, 2) OBP: 0.266, SLG: 0.397		1-2 BB	1-2 2-3 3-H BB		K		SH3-4 BB		3-H 1B	1	0	0	1	3	1	1
Chico Salmon, R (7, PR) OBP: 0.246, SLG: 0.350										0	0	0	0	0	0	0
Gary Bell, R (7, 1) OBP: 0.091, SLG: 0.364										0	0	0	0	0	0	0
Jack Spring, R (8, 1) OBP: 0.333, SLG: 0.333										0	0	0	0	0	0	0
Al Luplow, L (9, PH) OBP: 0.290, SLG: 0.393										1	0	1	1	0	0	0
Ralph Terry, R (1, 1) OBP: 0.196, SLG: 0.146		K	K	SH3-4 1-2		SH3-4			K	2	0	0	0	0	2	5
Dick Howser, R (7, PH) OBP: 0.358, SLG: 0.287										0	0	0	0	0	0	0
Phil Roof, R (7, 2) OBP: 0.103, SLG: 0.103										1	0	0	0	0	1	1

TOP

	AB	32
	R	6
	H	13
	RBI	6
	BB	10
	SO	6
	LOB	26

Inning Stats																		
	R: 0	H: 1	R: 0	H: 1	R: 3	H: 4	R: 1	H: 1	R: 0	H: 0	R: 1	H: 2	R: 0	H: 0	R: 0	H: 1	R: 1	H: 3
	E: 0	LOB: 1	E: 0	LOB: 2	E: 0	LOB: 3	E: 0	LOB: 2	E: 0	LOB: 1	E: 0	LOB: 2	E: 0	LOB: 2	E: 0	LOB: 1	E: 0	LOB: 1
	K: 0	BB: 0	K: 1	BB: 2	K: 1	BB: 2	K: 0	BB: 2	K: 1	BB: 1	K: 2	BB: 2	K: 0	BB: 1	K: 0	BB: 0	K: 1	BB: 0
	S: 4	P: 4	S: 5	P: 13	S: 8	P: 17	S: 4	P: 12	S: 5	P: 9	S: 8	P: 16	S: 3	P: 7	S: 3	P: 3	S: 7	P: 7

	1B: 11	SF: 1	WP: 1	PA: 46
	2B: 2	SAC: 2	PB: 0	
	3B: 0	DP: 1	SB: 0	
	HR: 0	HBP: 1	CS: 1	

PITCHER		IP	WLS	BF	H	R	ER	SO	BB	IBB	HBP	BLK	WP	HR	S	P	ERA	WHIP
Jim Bouton, R ERA: 5.2	(1, 1)	3.0		18	6	3	3	2	4	0	1	0	1	0	17	34	9.00	3.333
Gil Blanco, L ERA: 4.15	(4, 1)	2.1		13	3	2	2	1	4	0	0	0	0	0	11	27	7.71	3.000
Pete Mikkelsen, R ERA: 3.84	(6, 1)	0.2		3	0	0	0	2	1	0	0	0	0	0	6	10	0.00	1.500
Pedro Ramos, R ERA: 3.38	(7, 1)	3.0	W	12	4	1	1	1	1	0	0	0	0	0	13	17	3.00	1.667

PITCHER	IP	WLS	BF	H	R	ER	SO	BB	IBB	HBP	BLK	WP	HR	S	P	ERA	WHIP

BOTTOM

Cleveland Indians @ New York Yankees

Yankee Stadium, Bronx, NY

Sun Aug 01 1965, 3:33 AM EDT

Cloudy - 78 F

livebaseballscorecards.com

Batter	1	2	3	4	5	6	7	8	9	AB	R	H	RBI	BB	SO	LOB
Bobby Richardson, R (1, 4) OBP: 0.317, SLG: 0.339	5-3		F6			F7		6-3		4	0	0	0	0	0	0
Tony Kubek, L (1, 6) OBP: 0.281, SLG: 0.319	G3			K		HR, BB, 1B		2B, 2B		4	2	2	0	0	1	0
Tom Tresh, S (1, 7) OBP: 0.345, SLG: 0.476	K			F3		HR, BB		3B, 2B		3	2	1	1	1	1	0
Joe Pepitone, L (1, 9) OBP: 0.328, SLG: 0.452		F4		L9		HR		3B, IBB		3	2	1	3	1	0	0
Elston Howard, R (1, 2) OBP: 0.258, SLG: 0.335		L8			F7	F8		1B, 3B		4	1	1	2	0	0	0
Ray Barker, L (1, 3) OBP: 0.347, SLG: 0.392		F7			F9	3-1		1B, 1B		4	0	1	1	0	0	0
Clete Boyer, R (1, 5) OBP: 0.306, SLG: 0.403			SF8, 3B		F8	HR		F9		4	2	2	1	0	0	1
Roger Repoz, L (1, 8) OBP: 0.288, SLG: 0.462			F6			HR		6-3	1B	4	1	2	1	0	0	1
Jim Bouton, R (1, 1) OBP: 0.209, SLG: 0.105			SF8			4-3		K		0	0	0	0	0	0	0
Mickey Mantle, S (3, PH) OBP: 0.385, SLG: 0.444										0	0	0	1	0	0	0
Gil Blanco, L (4, 1)										0	0	0	0	0	0	0
Pete Mikkelsen, R (6, 1) OBP: 0.111, SLG: 0.111										0	0	0	0	0	0	0
Jake Gibbs, L (6, PH) OBP: 0.231, SLG: 0.240										1	0	0	0	0	0	0
Pedro Ramos, S (7, 1) OBP: 0.100, SLG: 0.100										1	0	0	0	0	1	0
Inning Stats	R: 0 E: 0 K: 1 S: 5 H: 0 LOB: 0 BB: 0 P: 5	R: 0 E: 0 K: 0 S: 3 H: 0 LOB: 0 BB: 0 P: 3	R: 1 E: 0 K: 0 S: 4 H: 1 LOB: 0 BB: 0 P: 4	R: 0 E: 0 K: 1 S: 5 H: 0 LOB: 0 BB: 0 P: 5	R: 0 E: 0 K: 0 S: 3 H: 0 LOB: 0 BB: 0 P: 3	R: 4 E: 0 K: 0 S: 6 H: 3 LOB: 0 BB: 1 P: 10	R: 1 E: 0 K: 1 S: 6 H: 1 LOB: 0 BB: 0 P: 6	R: 4 E: 0 K: 0 S: 7 H: 5 LOB: 2 BB: 1 P: 11								

	AB	R	H	RBI	BB	SO	LOB
Totals	32	10	10	10	2	3	2

1B: 3	SF: 1	WP: 0	PA: 35
2B: 2	SAC: 0	PB: 0	
3B: 2	DP: 0	SB: 0	
HR: 3	HBP: 0	CS: 0	

PITCHER		IP	WLS	BF	H	R	ER	SO	BB	IBB	HBP	BLK	WP	HR	S	P	ERA	WHIP
Ralph Terry, R ERA: 3.37	(1, 1)	6.0		23	4	5	5	2	1	0	0	0	0	2	26	30	7.50	0.833
Gary Bell, R ERA: 3.76	(7, 1)	1.1	L	9	4	5	5	1	0	1	0	0	0	1	10	14	33.75	3.000
Jack Spring, L ERA: 3.74	(8, 1)	0.2		3	2	0	0	0	0	0	0	0	0	0	3	3	0.00	3.000

PITCHER		IP	WLS	BF	H	R	ER	SO	BB	IBB	HBP	BLK	WP	HR	S	P	ERA	WHIP

Batter	1	2	3	4	5	6	7	8	9	AB	R	H	RBI	BB	SO	LOB
Larry Brown, R (1, 6) OBP: 0.314, SLG: 0.372	F8		4-3, 2-H, 1B		F7			1-3, 2-H, 1B		4	0	2	1	0	0	1
Vic Davalillo, L (1, 8) OBP: 0.346, SLG: 0.386	1-3		4-3, 2-3			G6-4-3, 1B		1-3, 1-2		4	0	1	0	0	0	2
Chuck Hinton, R (1, 7) OBP: 0.334, SLG: 0.462	F8		F9			G6-4-3, 1-2f		L7		4	0	0	0	0	0	4
Rocky Colavito, R (1, 9) OBP: 0.396, SLG: 0.518		1B, G6-4-3, 1B		5-3		L7			HR	4	2	2	1	0	0	0
Fred Whitfield, L (1, 3) OBP: 0.320, SLG: 0.536		G6-4-3, BB, 1-3, 1B		1-3			SSS, K		CS, 1B	4	0	2	0	0	1	0
Max Alvis, R (1, 5) OBP: 0.344, SLG: 0.465		BBBB, G6-4-3, 1-2, BB		F8			1-3		S, 1-2, 1B	3	1	1	0	1	0	0
Pedro Gonzalez, R (1, 4) OBP: 0.326, SLG: 0.419		G6-4-3, 1-2f, 2-3, 3-H			S, 1B		6-3		F9	4	0	1	0	0	0	3
Joe Azcue, R (1, 2) OBP: 0.289, SLG: 0.256		5-3			5-3, 1-2			SH3-4, 1B	1-H, 1B	3	0	1	0	0	0	2
Chico Salmon, R (8, PR) OBP: 0.246, SLG: 0.350										0	1	0	0	0	0	0
Phil Roof, R (8, 2) OBP: 0.133, SLG: 0.133										1	0	1	1	0	0	0
Sam McDowell, L (1, 1) OBP: 0.105, SLG: 0.107			1B, 2B		L8			SH3-4, 1-2	4-3	3	0	1	0	0	0	2
Inning Stats	R: 0 E: 0 K: 0 S: 3 H: 0 LOB: 0 BB: 0 P: 3	R: 1 E: 0 K: 0 S: 4 H: 2 LOB: 1 BB: 1 P: 8	R: 0 E: 0 K: 0 S: 4 H: 2 LOB: 1 BB: 0 P: 4	R: 0 E: 0 K: 0 S: 3 H: 0 LOB: 0 BB: 0 P: 3	R: 0 E: 0 K: 0 S: 4 H: 1 LOB: 1 BB: 0 P: 4	R: 0 E: 0 K: 0 S: 3 H: 1 LOB: 0 BB: 0 P: 3	R: 0 E: 0 K: 1 S: 5 H: 0 LOB: 0 BB: 0 P: 5	R: 1 E: 0 K: 0 S: 5 H: 2 LOB: 2 BB: 0 P: 5	R: 2 E: 0 K: 0 S: 6 H: 4 LOB: 1 BB: 0 P: 6	1B: 10 2B: 1 3B: 0 HR: 1 SF: 0 SAC: 1 DP: 2 HBP: 0	WP: 0 PB: 0 SB: 2 CS: 1 PA: 36					

PITCHER		IP	WLS	BF	H	R	ER	SO	BB	IBB	HBP	BLK	WP	HR	S	P	ERA	WHIP
Jack Cullen, R ERA: 2.45	(1, 1)	7.1	L	28	8	2	2	1	1	0	0	0	0	0	29	33	2.46	1.227
Steve Hamilton, L ERA: 1.67	(8, 1)	0.2		2	0	0	0	0	0	0	0	0	0	0	2	2	0.00	0.000
Hal Reniff, R ERA: 3.46	(9, 1)	1.0		6	4	2	2	0	0	0	0	0	0	1	6	6	18.00	4.000

PITCHER	IP	WLS	BF	H	R	ER	SO	BB	IBB	HBP	BLK	WP	HR	S	P	ERA	WHIP

TOP

Cleveland Indians @ New York Yankees

Yankee Stadium, Bronx, NY

Sun Aug 01 1965, 3:38 AM EDT
Att. 34,978 - Unknown - 75 F

livebaseballscorecards.com

AB	34
R	4
H	12
RBI	3
BB	1
SO	1
LOB	14

Batter	1	2	3	4	5	6	7	8	9	AB	R	H	RBI	BB	SO	LOB
Bobby Richardson, R (1, 4) OBP: 0.316, SLG: 0.340	0-3 K		0-0 FC1-5 2B			0-0 F9			0-0 1-3	4	0	1	0	0	1	0
Tony Kubek, L (1, 6) OBP: 0.276, SLG: 0.314	0-3 K2-3		0-0 FC1-5 2-3			0-0 4-3			0-0 F8	4	0	0	0	0	1	1
Mickey Mantle, S (1, 7) OBP: 0.380, SLG: 0.437	0-0 5-3		0-3 K			0-0 F8			0-3 K	4	0	0	0	0	2	1
Elston Howard, R (1, 2) OBP: 0.259, SLG: 0.335		0-0 BB 1B 1B		0-0 F7			0-0 F4			3	1	1	0	0	0	0
Tom Tresh, S (1, 8) OBP: 0.342, SLG: 0.473		0-0 L9		0-3 K			0-3 K			3	0	0	0	0	2	1
Joe Pepitone, L (1, 3) OBP: 0.328, SLG: 0.450		4-0 1B 1-2 BB		0-0 F6			0-3 K			2	0	0	0	1	1	0
Hector Lopez, R (1, 9) OBP: 0.310, SLG: 0.371		0-0 1-3 2-H 1B			0-3 K			0-3 K		3	0	1	1	0	2	0
Clete Boyer, R (1, 5) OBP: 0.304, SLG: 0.399		0-0 5-3			0-0 F6			0-0 6-3		3	0	0	0	0	0	1
Jack Cullen, R (1, 1)			0-3 K		0-3 K2-3			0-0 G3		2	0	0	0	0	2	0
Steve Hamilton, L (8, 1) OBP: 0.333, SLG: 0.333										0	0	0	0	0	0	0
Phil Linz, R (8, PH) OBP: 0.289, SLG: 0.276										1	0	0	0	0	0	0
Hal Reniff, R (9, 1)										0	0	0	0	0	0	0
Inning Stats	R: 0 E: 0 K: 2 S: 7 H: 0 LOB: 0 BB: 0 P: 7	R: 1 E: 0 K: 0 S: 4 H: 2 LOB: 1 BB: 1 P: 8	R: 0 E: 0 K: 2 S: 8 H: 1 LOB: 1 BB: 0 P: 8	R: 0 E: 0 K: 1 S: 5 H: 0 LOB: 0 BB: 0 P: 5	R: 0 E: 0 K: 2 S: 7 H: 0 LOB: 0 BB: 0 P: 7	R: 0 E: 0 K: 0 S: 3 H: 0 LOB: 0 BB: 0 P: 3	R: 0 E: 0 K: 2 S: 7 H: 0 LOB: 0 BB: 0 P: 7	R: 0 E: 0 K: 1 S: 5 H: 0 LOB: 0 BB: 0 P: 5	R: 0 E: 0 K: 1 S: 5 H: 0 LOB: 0 BB: 0 P: 5							

PITCHER		IP	WLS	BF	H	R	ER	SO	BB	IBB	HBP	BLK	WP	HR	S	P	ERA	WHIP
Sam McDowell, L ERA: 2.1	(1, 1)	9.0	W	30	3	1	1	11	1	0	0	0	0	0	51	55	1.00	0.444

PITCHER	IP	WLS	BF	H	R	ER	SO	BB	IBB	HBP	BLK	WP	HR	S	P	ERA	WHIP

BOTTOM

Cleveland Indians @ New York Yankees

Yankee Stadium, Bronx, NY

Sun Aug 01 1965, 3:38 AM EDT
Att. 34,978 - Unknown - 75 F

livebaseballscorecards.com

AB	29
R	1
H	3
RBI	1
BB	1
SO	11
LOB	4

1B: 2	SF: 0	WP: 0	PA: 30
2B: 1	SAC: 0	PB: 0	
3B: 0	DP: 0	SB: 0	
HR: 0	HBP: 0	CS: 0	

Batter	1	2	3	4	5	6	7	8	9	AB	R	H	RBI	BB	SO	LOB
Bobby Richardson, R (1, 4) OBP: 0.315, SLG: 0.341	F9		SF9, 1-3, 1B, 2B		6-3		F8		6-3	5	1	1	0	0	0	3
Tony Kubek, L (1, 6) OBP: 0.276, SLG: 0.314	4-3		SF9, 2-3, 3-H			1B, 1B	F8			3	0	1	1	0	0	2
Mickey Mantle, S (1, 7) OBP: 0.384, SLG: 0.442	FC4-6, 1B		FC4-6, 3-H, 1B			1-3, 1-3, 1B		SSS, K		4	0	3	1	0	1	0
Tom Tresh, S (1, 9) OBP: 0.339, SLG: 0.468	FC4-6, 1-2f		FC4-6, 1-2f			1-3, 1-2		1-3		4	0	0	0	0	0	4
Elston Howard, R (1, 2) OBP: 0.263, SLG: 0.335		4-3		SSS, K		BBBB, G4-6-3, BB		1B		3	0	1	0	1	1	0
Joe Pepitone, L (1, 3) OBP: 0.325, SLG: 0.445		F6		SSS, K		G4-6-3, 1-2f		SSS, K2-3		4	0	0	0	0	2	4
Clete Boyer, R (1, 5) OBP: 0.301, SLG: 0.395		1-3		SSS, K			F3		F8	4	0	0	0	0	1	0
Roger Repoz, L (1, 8) OBP: 0.306, SLG: 0.479			FC2-5, 2B		4-3		1B, 1B		BBBB, PB, BB	3	0	2	0	1	0	0
Mel Stottlemyre, R (1, 1) OBP: 0.152, SLG: 0.288 Ray Barker, L (7, PH) OBP: 0.352, SLG: 0.397 Pete Mikkelsen, R (7, 1) OBP: 0.111, SLG: 0.111 Hector Lopez, R (9, PH) OBP: 0.308, SLG: 0.369			FC2-5, 2B, SF9, 2-3		SSS, K		1-2, 1B		F9, 1-2	2 1 0 1	1 0 0 0	0 1 0 0	0 0 0 0	1 0 0 0	1 0 0 1	1 0 0 1
Inning Stats	R: 0 E: 0 K: 0 S: 4 H: 1 LOB: 1 BB: 0 P: 4	R: 0 E: 0 K: 0 S: 3 H: 0 LOB: 0 BB: 0 P: 3	R: 2 E: 0 K: 0 S: 6 H: 3 LOB: 1 BB: 0 P: 6	R: 0 E: 0 K: 3 S: 9 H: 0 LOB: 0 BB: 0 P: 9	R: 0 E: 0 K: 1 S: 5 H: 0 LOB: 0 BB: 0 P: 5	R: 0 E: 0 K: 0 S: 4 H: 2 LOB: 2 BB: 1 P: 8	R: 0 E: 0 K: 0 S: 5 H: 2 LOB: 2 BB: 0 P: 5	R: 0 E: 0 K: 2 S: 8 H: 1 LOB: 1 BB: 0 P: 8	R: 0 E: 0 K: 0 S: 3 H: 0 LOB: 1 BB: 1 P: 7	1B: 7 2B: 2 3B: 0 HR: 0 SF: 1 SAC: 0 DP: 1 HBP: 0						

PITCHER		IP	WLS	BF	H	R	ER	SO	BB	IBB	HBP	BLK	WP	HR	S	P	ERA	WHIP
John Buzhardt, R ERA: 3.22	(1, 1)	6.1	W	27	8	2	2	4	1	0	0	0	0	0	34	38	2.84	1.421
Eddie Fisher, R ERA: 1.82	(7, 1)	2.2	S	10	1	0	0	2	1	0	0	0	0	0	13	17	0.00	0.750

PITCHER	IP	WLS	BF	H	R	ER	SO	BB	IBB	HBP	BLK	WP	HR	S	P	ERA	WHIP

TOP

New York Yankees @ Chicago White Sox

Comiskey Park, Chicago, IL

Tue Aug 03 1965, 8:05 PM EDT

Att. 25,570 - Unknown

livebaseballscorecards.com

AB	34
R	2
H	9
RBI	2
BB	2
SO	6
LOB	15

WP	0
PB	1
SB	0
CS	0
PA	37

Batter	1	2	3	4	5	6	7	8	9	AB	R	H	RBI	BB	SO	LOB
Tom McCraw, L (1, 9) OBP: 0.277, SLG: 0.278	4-3		G3		F8			E S 1B		4	0	1	0	0	0	1
Don Buford, S (1, 4) (9, 5) OBP: 0.338, SLG: 0.372	4-3			L1	4-3			E4 IBB 1-3		4	0	0	0	0	0	1
John Romano, R (1, 2) OBP: 0.355, SLG: 0.406 Eddie Fisher, R (7, 1) OBP: 0.130, SLG: 0.091	F7			L6		F7		K		3 1	0 0	0 0	0 0	0 0	0 1	0 2
Pete Ward, L (1, 5) OBP: 0.369, SLG: 0.438 Al Weis, S (8, PR) (9, 4) OBP: 0.323, SLG: 0.368		L8		1B 3B 1B		F6		G6-4-3 IBB 1-2		3 0	1 0	1 0	0 0	1 0	0 0	0 0
Bill Skowron, R (1, 3) OBP: 0.320, SLG: 0.445		F7		HBP 3B 1B 1-3		5-3		G6-4-3 1-2f		4	1	1	0	0	0	3
Danny Cater, R (1, 7) OBP: 0.303, SLG: 0.399		F6		3B HBP 1-2			BBBB	FC5-6 BB		1	1	0	0	1	0	0
Ron Hansen, R (1, 6) OBP: 0.303, SLG: 0.381			E6 FC3-6	3B 1-H 2-H 3-H			FC5-6 1-2f			3	0	1	3	0	0	1
Ken Berry, R (1, 8) OBP: 0.247, SLG: 0.325			FC3-6 SH3-4 1-2f	B1-3			SSS K			3	0	0	0	0	1	3
John Buzhardt, R (1, 1) OBP: 0.229, SLG: 0.129 J.C. Martin, L (7, 2) OBP: 0.337, SLG: 0.319			SH3-4 1-2		6-3			1-3		1 1	0 0	0 0	0 0	0 0	0 0	0 1
Inning Stats	R: 0 E: 0 K: 0 S: 3 H: 0 LOB: 0 BB: 0 P: 3	R: 0 E: 0 K: 0 S: 3 H: 0 LOB: 0 BB: 0 P: 3	R: 0 E: 1 K: 0 S: 4 H: 0 LOB: 1 BB: 0 P: 4	R: 3 E: 0 K: 0 S: 6 H: 3 LOB: 1 BB: 0 P: 7	R: 0 E: 0 K: 0 S: 3 H: 0 LOB: 0 BB: 0 P: 3	R: 0 E: 0 K: 0 S: 3 H: 0 LOB: 0 BB: 0 P: 3	R: 0 E: 0 K: 1 S: 5 H: 0 LOB: 1 BB: 1 P: 9	R: 0 E: 1 K: 1 S: 6 H: 1 LOB: 3 BB: 1 P: 10		1B: 3 2B: 0 3B: 1 HR: 0	SF: 0 SAC: 1 DP: 1 HBP: 1			WP: 0 PB: 0 SB: 1 CS: 0	PA: 32		

PITCHER		IP	WLS	BF	H	R	ER	SO	BB	IBB	HBP	BLK	WP	HR	S	P	ERA	WHIP
Mel Stottlemyre, R ERA: 2.7	(1, 1)	6.0	L	23	3	3	3	0	0	0	1	0	0	0	22	23	4.50	0.500
Pete Mikkelsen, R ERA: 3.71	(7, 1)	2.0		9	1	0	0	2	1	1	0	0	0	0	11	19	0.00	1.000

PITCHER	IP	WLS	BF	H	R	ER	SO	BB	IBB	HBP	BLK	WP	HR	S	P	ERA	WHIP

BOTTOM

New York Yankees @ Chicago White Sox

Comiskey Park, Chicago, IL

Tue Aug 03 1965, 8:05 PM EDT

Att. 25,570 - Unknown

livebaseballscorecards.com

AB	28
R	3
H	4
RBI	3
BB	2
SO	2
LOB	12

Batter	1	2	3	4	5	6	7	8	9	10	11	12	13	AB	R	H	RBI	BB	SO	LOB
Bobby Richardson, R (1, 4) OBP: 0.311, SLG: 0.336	5-3		F6		6-3		6-3			F6		F9		6	0	0	0	0	0	1
Tony Kubek, L (1, 6) OBP: 0.281, SLG: 0.316	4-3		1-3		1-3 1B		6-3			FC3-6 1B		BBBBB 4-0 BB		5	1	2	0	1	0	0
Mickey Mantle, S (1, 7) Ross Moschitto, R (7, 8) OBP: 0.167, SLG: 0.304 Ray Barker, L (10, PH) (10, 3) OBP: 0.347, SLG: 0.391	1B			2B 2B 1B	1-3 1-2		F7			FC3-6 1-2f		F9		4 0 2	1 0 0	2 0 0	0 0 0	0 0 0	0 0 0	1 0 3
Tom Tresh, S (1, 8) (7, 7) OBP: 0.341, SLG: 0.478	1-3			1-3 2B	2-H 1B			F8		4-3			HR	6	2	3	2	0	0	2
Elston Howard, R (1, 2) OBP: 0.265, SLG: 0.339		6-3		2-H 3-H 2B	1-3 1B			5-3			F9		SSS K	6	0	2	2	0	1	0
Joe Pepitone, L (1, 3) (10, 9) OBP: 0.325, SLG: 0.443		3-1		1B	L3			PO 1B			F7		F7	6	0	2	0	0	0	2
Hector Lopez, R (1, 9) OBP: 0.308, SLG: 0.368 Roger Repoz, L (9, PH) (9, 9) (10, 8) OBP: 0.297, SLG: 0.464		FC5-4 1B		SSS K	5-3			PO 1-2	F3		4-3		F6	3 3	0 0	1 0	0 0	0 0	1 0	2 0
Clete Boyer, R (1, 5) OBP: 0.299, SLG: 0.392		FC5-4 1-2f		SSS K	F3				6-3			SH3-4 1B		5	0	1	0	0	1	3
Al Downing, R (1, 1) OBP: 0.151, SLG: 0.157 Pedro Ramos, S (9, 1) OBP: 0.100, SLG: 0.100 Steve Hamilton, L (9, 1) OBP: 0.333, SLG: 0.333 Pete Mikkelsen, R (9, 1) OBP: 0.111, SLG: 0.111			4-3	SSS K	F9				5-3			SH3-4 1-2		4 0 0 0	0 0 0 0	0 0 0 0	0 0 0 0	1 0 0 0	2 0 0 0	0 0 0 0
Inning Stats	R: 0 E: 0 K: 0 S: 4 H: 1 LOB: 1 BB: 0 P: 4	R: 0 E: 0 K: 0 S: 4 H: 1 LOB: 1 BB: 0 P: 4	R: 0 E: 0 K: 0 S: 3 H: 0 LOB: 0 BB: 0 P: 3	R: 2 E: 0 K: 3 S: 13 H: 4 LOB: 2 BB: 0 P: 13	R: 1 E: 0 K: 0 S: 6 H: 3 LOB: 2 BB: 0 P: 6	R: 0 E: 0 K: 0 S: 3 H: 0 LOB: 0 BB: 0 P: 3	R: 0 E: 0 K: 0 S: 3 H: 0 LOB: 0 BB: 0 P: 3	R: 0 E: 0 K: 0 S: 3 H: 1 LOB: 0 BB: 0 P: 3	R: 0 E: 0 K: 0 S: 3 H: 0 LOB: 0 BB: 0 P: 3	R: 0 E: 0 K: 0 S: 4 H: 1 LOB: 1 BB: 0 P: 4	R: 0 E: 0 K: 0 S: 3 H: 0 LOB: 0 BB: 0 P: 3	R: 0 E: 0 K: 0 S: 4 H: 1 LOB: 2 BB: 1 P: 8	R: 1 E: 0 K: 1 S: 6 H: 1 LOB: 0 BB: 0 P: 6	1B: 10 2B: 2 3B: 0 HR: 1 SF: 0 SAC: 1 DP: 0 HBP: 0			WP: 0 PB: 0 SB: 0 CS: 0	PA: 53		

PITCHER		IP	WLS	BF	H	R	ER	SO	BB	IBB	HBP	BLK	WP	HR	S	P	ERA	WHIP
Juan Pizarro, L ERA: 5.51	(1, 1)	5.0		24	9	3	3	3	0	0	0	0	0	0	30	30	5.40	1.800
Frank Lary, R ERA: 3.18	(6, 1)	2.0		6	0	0	0	0	0	0	0	0	0	0	6	6	0.00	0.000
Hoyt Wilhelm, R ERA: 2.27	(8, 1)	2.0		6	1	0	0	0	0	0	0	0	0	0	6	6	0.00	0.500
Eddie Fisher, R ERA: 1.84	(10, 1)	4.0	L	16	3	1	1	1	1	0	0	0	0	1	17	21	2.25	1.000

PITCHER	IP	WLS	BF	H	R	ER	SO	BB	IBB	HBP	BLK	WP	HR	S	P	ERA	WHIP

TOP

New York Yankees @ Chicago White Sox

Comiskey Park, Chicago, IL

Wed Aug 04 1965, 8:05 PM EDT

Att. 36,005 - Unknown

livebaseballscorecards.com

AB	50
R	4
H	13
RBI	4
BB	1
SO	4
LOB	16

Batter	1	2	3	4	5	6	7	8	9	10	11	12	13	AB	R	H	RBI	BB	SO	LOB
Danny Cater, R (1, 7) (10, 8) OBP: 0.304, SLG: 0.396	BBBB 4-0 BB		SSS 0-3 ② K		x 0-0 ③ 5-3		x 0-0 ③ F8		x 0-0 ③ 1-2 3-H 1B			x 0-0 ① FC5-4 FC3-6 1-2f		5	0	1	1	1	1	1
Don Buford, S (1, 4) OBP: 0.336, SLG: 0.369	SSS 0-3 ① K		SSS 0-3 ③ K			x 0-0 1B BB SF8 1B		x 0-0 ① F2	x 0-0 ③ 4-3			x 0-0 ② FC3-6 1-2f		6	1	1	0	0	2	4
John Romano, R (1, 2) J.C. Martin, L (9, 2) OBP: 0.358, SLG: 0.405 OBP: 0.333, SLG: 0.315	x 0-0 ② F8			x 0-0 1B 1B 1B		BBBB 4-0 SF8 1B 1-2 BB		SSS 0-3 ② K		x 0-0 ① L9		x 0-0 ③ 2-3		3	1	1	0	1	1	1
Bill Skowron, R (1, 3) Tom McCraw, L (8, PR) (9, 3) OBP: 0.322, SLG: 0.446 OBP: 0.274, SLG: 0.276	x 0-0 ③ F9			x 0-0 ① F8		x 0-0 FC4 1-2 2-3 1B		x 0-0 1B		SSS 0-3 ② K			SSS 0-3 ① K	4	0	2	0	0	0	2
														2	0	0	0	0	2	0
Pete Ward, L (1, 5) OBP: 0.366, SLG: 0.432		SSS 0-3 ① K		x 0-0 1B 1-2 1B		SSS 0-3 ① K		x 0-0 ③ 5-3		x 0-0 ③ 6-3			x 0-0 ② G3	6	0	1	0	0	2	4
Ron Hansen, R (1, 6) OBP: 0.303, SLG: 0.380		BBBB 4-0 BB		x 0-0 G4-6-3 1-3 2-H 1B		x 0-0 ② SF8 2-3 3-H			SSS 0-3 ① K		x 0-0 ① 1-3		x 0-0 ③ 5-3	4	0	1	2	1	1	0
Dave Nicholson, R (1, 9) OBP: 0.235, SLG: 0.286	x 0-0 ② L7			x 0-0 ② ③ G4-6-3 1-2f		x 0-0 ③ FC4 1-2f			x 0-0 1B 1B 1B		SSS 0-3 ② K			5	1	1	0	0	1	5
Ken Berry, R (1, 8) Smoky Burgess, L (9, PH) John Buzhardt, R (9, PR) Eddie Fisher, R (10, 1) OBP: 0.244, SLG: 0.322 OBP: 0.365, SLG: 0.455 OBP: 0.229, SLG: 0.129 OBP: 0.125, SLG: 0.087	x 0-0 ③ F9				x 0-0 ① 1-3		x 0-0 ① 4-3		x 0-0 1B 1B 1B 1-3 1B		SSS 0-3 ③ K			3	0	0	0	0	0	1
														1	0	1	0	0	0	0
														0	0	0	0	0	0	0
														1	0	0	0	0	1	0
Juan Pizarro, L (1, 1) OBP: 0.222, SLG: 0.222 Floyd Robinson, L (5, PH) OBP: 0.335, SLG: 0.368 Frank Lary, R (6, 1) OBP: 0.238, SLG: 0.238 Al Weis, SS (7, PH) OBP: 0.321, SLG: 0.364 Hoyt Wilhelm, R (8, 1) Gary Peters, L (9, PH) OBP: 0.195, SLG: 0.241 Jim Hicks, R (9, PH) OBP: 0.100, SLG: 0.100 (10, 7)		x 0-0 ① 3-4-1			SSS 0-3 ② K		x 0-0 ② G3		SSS 0-3 ② K			x 0-0 FC5-4 1B		1	0	0	0	0	0	0
														1	0	0	0	0	1	0
														0	0	0	0	0	0	0
														1	0	0	0	0	0	0
														0	0	0	0	0	0	0
														0	0	0	0	0	0	0
														2	0	1	0	0	1	2
Inning Stats	R: 0 E: 0 K: 1 S: 5 H: 0 LOB: 1 BB: 1 P: 9	R: 0 E: 0 K: 1 S: 5 H: 0 LOB: 1 BB: 1 P: 9	R: 0 E: 0 K: 2 S: 7 H: 0 LOB: 0 BB: 0 P: 7	R: 1 E: 0 K: 0 S: 5 H: 3 LOB: 1 BB: 0 P: 5	R: 0 E: 0 K: 1 S: 5 H: 0 LOB: 0 BB: 0 P: 5	R: 1 E: 0 K: 1 S: 7 H: 2 LOB: 2 BB: 1 P: 11	R: 0 E: 0 K: 0 S: 3 H: 0 LOB: 0 BB: 0 P: 3	R: 0 E: 0 K: 1 S: 6 H: 1 LOB: 1 BB: 0 P: 6	R: 1 E: 0 K: 2 S: 10 H: 3 LOB: 2 BB: 0 P: 10	R: 0 E: 0 K: 1 S: 5 H: 0 LOB: 0 BB: 0 P: 5	R: 0 E: 0 K: 2 S: 7 H: 0 LOB: 0 BB: 0 P: 7	R: 0 E: 0 K: 0 S: 4 H: 1 LOB: 1 BB: 0 P: 4	R: 0 E: 0 K: 1 S: 5 H: 0 LOB: 0 BB: 0 P: 5	1B: 10 2B: 0 3B: 0 HR: 0	SF: 1 SAC: 0 DP: 1 HBP: 0					

PITCHER		IP	WLS	BF	H	R	ER	SO	BB	IBB	HBP	BLK	WP	HR	S	P	ERA	WHIP
Al Downing, L ERA: 3.77	(1, 1)	8.1		34	7	3	3	8	3	0	0	0	0	0	47	59	3.24	1.200
Pedro Ramos, R ERA: 3.38	(9, 1)	0.0		1	1	0	0	0	0	0	0	0	0	0	1	1	∞	∞
Steve Hamilton, L ERA: 1.66	(9, 1)	0.1		1	0	0	0	1	0	0	0	0	0	0	3	3	0.00	0.000
Pete Mikkelsen, R ERA: 3.48	(9, 1)	4.1	W	15	2	0	0	4	0	0	0	0	0	0	23	23	0.00	0.462

PITCHER		IP	WLS	BF	H	R	ER	SO	BB	IBB	HBP	BLK	WP	HR	S	P	ERA	WHIP

BOTTOM

New York Yankees @ Chicago White Sox

Comiskey Park, Chicago, IL

Wed Aug 04 1965, 8:05 PM EDT

Att. 36,005 - Unknown

livebaseballscorecards.com

AB	47
R	3
H	10
RBI	3
BB	3
SO	13
LOB	21

New York Yankees @ Chicago White Sox

Comiskey Park, Chicago, IL

Thu Aug 05 1965, 4:33 AM EDT

Att. 19,954 - Unknown - 90 F

TOP

livebaseballscorecards.com

Batter	1	2	3	4	5	6	7	8	9	AB	R	H	RBI	BB	SO	LOB
Bobby Richardson, R (1, 4) OBP: 0.312, SLG: 0.339	2B 1B	F9			4-3 1B 2B		K		5-3	5	1	2	0	0	1	1
Tony Kubek, L (1, 6) OBP: 0.280, SLG: 0.315	F8	HR 1B			4-3 2-3		3-1			4	1	1	0	0	0	2
Mickey Mantle, S (1, 7) OBP: 0.390, SLG: 0.450		L8			CS 1B BB					3	0	2	0	1	0	1
Roger Repoz, L (7, PR) OBP: 0.297, SLG: 0.464 (7, 9)	1-3 2B						1B			0	0	0	0	0	0	0
Tom Tresh, S (1, 8) OBP: 0.341, SLG: 0.476 (6, 9) (7, 7)	L8	K			1-2 3-H 1B		K			4	0	1	1	0	2	4
Elston Howard, R (1, 2) OBP: 0.269, SLG: 0.352	IBB		1-H HR		5-3 2-3			K		3	1	1	2	1	1	2
Joe Pepitone, L (1, 3) OBP: 0.322, SLG: 0.439	4-3		F6			4-3		4-3		4	0	0	0	0	0	3
Hector Lopez, R (1, 9) OBP: 0.304, SLG: 0.363		F8		K		1-3		1B		3	0	0	0	0	1	0
Ross Moschitto, R (6, 8) OBP: 0.200, SLG: 0.333									F2	1	0	1	0	1	0	0
Clete Boyer, R (1, 5) OBP: 0.301, SLG: 0.392		SH1-4 1B		F8		BB				3	0	1	0	1	0	0
Whitey Ford, L (1, 1) OBP: 0.259, SLG: 0.220		SH1-4 1-2		3-1		K			K	3	0	0	0	0	2	1
Inning Stats	R: 0 E: 0 K: 0 S: 5 H: 2 LOB: 3 BB: 1 P: 9	R: 0 E: 0 K: 0 S: 4 H: 1 LOB: 1 BB: 0 P: 4	R: 2 E: 0 K: 1 S: 7 H: 2 LOB: 0 BB: 0 P: 7	R: 0 E: 0 K: 1 S: 5 H: 0 LOB: 0 BB: 0 P: 5	R: 1 E: 0 K: 0 S: 4 H: 2 LOB: 1 BB: 1 P: 8	R: 0 E: 0 K: 1 S: 5 H: 0 LOB: 1 BB: 1 P: 9	R: 0 E: 0 K: 2 S: 8 H: 1 LOB: 1 BB: 0 P: 8	R: 0 E: 0 K: 1 S: 5 H: 1 LOB: 1 BB: 0 P: 5	R: 0 E: 0 K: 1 S: 5 H: 0 LOB: 0 BB: 0 P: 5	1B: 6 2B: 2 3B: 0 HR: 1 SF: 0 SAC: 1 DP: 0 HBP: 0							

	AB	33
	R	3
	H	9
	RBI	3
	BB	3
	SO	7
	LOB	14

WP: 0 PB: 0 SB: 0 CS: 1 PA: 37

PITCHER	IP	WLS	BF	H	R	ER	SO	BB	IBB	HBP	BLK	WP	HR	S	P	ERA	WHIP
Tommy John, L (1, 1) ERA: 3.18	4.1	L	22	7	3	3	2	1	1	0	0	0	1	24	32	6.23	1.846
Bob Locker, R (5, 1) ERA: 2.54	1.2		5	0	0	0	1	1	0	0	0	0	0	6	10	0.00	0.600
Bruce Howard, R (7, 1) ERA: 3.91	2.0		7	2	0	0	3	0	0	0	0	0	0	13	13	0.00	1.000
Eddie Fisher, R (9, 1) ERA: 1.82	1.0		3	0	0	0	1	0	0	0	0	0	0	5	5	0.00	0.000

PITCHER	IP	WLS	BF	H	R	ER	SO	BB	IBB	HBP	BLK	WP	HR	S	P	ERA	WHIP

Batter	1	2	3	4	5	6	7	8	9	AB	R	H	RBI	BB	SO	LOB
Danny Cater, R (1, 7) OBP: 0.303, SLG: 0.394	K		6-3			F8		1B		4	0	1	0	0	1	2
Floyd Robinson, L (1, 9) OBP: 0.334, SLG: 0.366	5-3			5-3		F8		1-2 1B		4	0	1	0	0	0	1
John Romano, R (1, 2) OBP: 0.352, SLG: 0.397	F4			K		F4		F8		4	0	0	0	0	1	3
Bill Skowron, R (1, 3) OBP: 0.321, SLG: 0.444		6-3		WP 1B			6-3		6-3	4	0	1	0	0	0	0
Pete Ward, L (1, 5) OBP: 0.362, SLG: 0.427		G3		K 1-2			F8		L3	4	0	0	0	0	1	1
Ron Hansen, R (1, 6) OBP: 0.303, SLG: 0.378		L7			5-3		1B		1-3	4	0	1	0	0	0	0
Don Buford, S (1, 4) OBP: 0.336, SLG: 0.369			F7		G5-4-3 1B		F2			3	0	1	0	0	0	1
Ken Berry, R (1, 8) OBP: 0.242, SLG: 0.319			E4 SH2-4		G5-4-3 1-2f			L8		3	0	0	0	0	0	1
Tommy John, R (1, 1) Bob Locker, S (5, 1) Dave Nicholson, R (6, PH) OBP: 0.244, SLG: 0.286 Bruce Howard, S (7, 1) OBP: 0.207, SLG: 0.200 Smoky Burgess, L (8, PH) OBP: 0.359, SLG: 0.446 Eddie Fisher, R (9, 1) OBP: 0.125, SLG: 0.087		SH2-4 1-2				BB		G3		0 0 0 0 1 0	0 0 0 0 0 0	0 0 0 0 0 0	0 0 1 0 0 0	0 0 0 0 0 0	0 0 0 0 0 0	0 0 0 0 0 0
Inning Stats	R: 0 E: 0 K: 1 S: 5 H: 0 LOB: 0 BB: 0 P: 5	R: 0 E: 0 K: 0 S: 3 H: 0 LOB: 0 BB: 0 P: 3	R: 0 E: 1 K: 0 S: 4 H: 0 LOB: 1 BB: 0 P: 4	R: 0 E: 0 K: 2 S: 8 H: 1 LOB: 1 BB: 0 P: 8	R: 0 E: 0 K: 0 S: 3 H: 1 LOB: 0 BB: 0 P: 3	R: 0 E: 0 K: 0 S: 3 H: 0 LOB: 1 BB: 1 P: 7	R: 0 E: 0 K: 0 S: 4 H: 1 LOB: 1 BB: 0 P: 4	R: 0 E: 0 K: 0 S: 5 H: 2 LOB: 2 BB: 0 P: 5	R: 0 E: 0 K: 0 S: 3 H: 0 LOB: 0 BB: 0 P: 3	1B: 5 2B: 0 3B: 0 HR: 0	SF: 0 SAC: 1 DP: 1 HBP: 0					

PITCHER	IP	WLS	BF	H	R	ER	SO	BB	IBB	HBP	BLK	WP	HR	S	P	ERA	WHIP
Whitey Ford, L (1, 1) ERA: 3.68	9.0	W	33	5	0	0	3	1	0	0	0	1	0	38	42	0.00	0.667

PITCHER	IP	WLS	BF	H	R	ER	SO	BB	IBB	HBP	BLK	WP	HR	S	P	ERA	WHIP

BOTTOM

New York Yankees @ Chicago White Sox

Comiskey Park, Chicago, IL

Thu Aug 05 1965, 4:33 AM EDT
Att. 19,954 - Unknown - 90 F

livebaseballscorecards.com

AB	31
R	0
H	5
RBI	0
BB	1
SO	3
LOB	9

1B: 5	SF: 0	WP: 1	PA: 33
2B: 0	SAC: 1	PB: 0	
3B: 0	DP: 1	SB: 0	
HR: 0	HBP: 0	CS: 0	

Batter	1	2	3	4	5	6	7	8	9	AB	R	H	RBI	BB	SO	LOB
Bobby Richardson, R (1, 4) OBP: 0.313, SLG: 0.338	0-0 1-3 1B		0-0 L9			0-0 5-3	4-0 1-3 BB 2-3 3-H		0-0 G5-4-3 1-2f	4	0	1	0	1	0	1
Tony Kubek, L (1, 6) OBP: 0.276, SLG: 0.310	0-0 L8			0-0 L7		0-3 K	0-0 1-3 1-2 3-H			4	0	0	1	0	1	2
Mickey Mantle, S (1, 7) OBP: 0.392, SLG: 0.466	0-0 1-3 1-2			0-0 HR		0-0 1B 2B	0-0 F8			4	1	2	1	0	0	2
Tom Tresh, S (1, 8) OBP: 0.342, SLG: 0.475	0-3 K			4-0 BB		0-0 2-3 1B		0-0 4-3		3	0	1	0	1	1	1
Elston Howard, R (1, 2) OBP: 0.269, SLG: 0.351		0-0 L9		0-0 L9		0-0 6-3		0-0 1B		4	0	1	0	0	0	3
Joe Pepitone, L (1, 3) (7, 9) OBP: 0.322, SLG: 0.437		0-3 K		0-3 K			0-0 1B 1B 1B	0-3 K		4	1	1	0	0	3	2
Hector Lopez, R (1, 9) OBP: 0.305, SLG: 0.362 Pedro Ramos, S (7, 1) OBP: 0.100, SLG: 0.100 Roger Repoz, L (8, PH) OBP: 0.295, SLG: 0.459 Hal Reniff, R (8, 1)		0-3 K			0-0 F3		0-0 4-3 WP 1B 1-2	0-3 K		3 0 1 0	1 0 0 0	1 0 0 0	0 0 0 0	0 0 1 0	1 0 1 0	0 0 1 0
Clete Boyer, R (1, 5) OBP: 0.303, SLG: 0.393			0-0 F6		0-0 F2		0-0 WP 4-3 1-3 1B 1-2 2-H		0-0 G5-4-3 1B	4	1	2	1	0	0	0
Jack Cullen, R (1, 1) Steve Hamilton, L (6, 1) OBP: 0.333, SLG: 0.333 Phil Linz, R (7, PH) OBP: 0.289, SLG: 0.276 Ray Barker, L (7, PH) OBP: 0.342, SLG: 0.385 (7, 3)			0-0 L9		0-0 F4		0-0 4-3 1-2 2-3		0-0 F6	2 0 0 2	0 0 0 0	0 0 0 0	0 0 0 0	0 0 0 0	0 0 0 0	0 0 0 3
Inning Stats	R: 0 H: 1 E: 0 LOB: 1 K: 1 BB: 0 S: 6 P: 6	R: 0 H: 0 E: 0 LOB: 0 K: 2 BB: 0 S: 7 P: 7	R: 0 H: 0 E: 0 LOB: 0 K: 0 BB: 0 S: 3 P: 3	R: 1 H: 1 E: 0 LOB: 1 K: 1 BB: 1 S: 6 P: 10	R: 0 H: 0 E: 0 LOB: 0 K: 0 BB: 0 S: 3 P: 3	R: 0 H: 2 E: 0 LOB: 2 K: 1 BB: 0 S: 7 P: 7	R: 3 H: 3 E: 0 LOB: 1 K: 0 BB: 1 S: 6 P: 10	R: 0 H: 1 E: 0 LOB: 1 K: 2 BB: 0 S: 8 P: 8	R: 0 H: 1 E: 0 LOB: 0 K: 0 BB: 0 S: 3 P: 3	1B: 7 SF: 0 2B: 1 SAC: 0 3B: 0 DP: 1 HR: 1 HBP: 0						

PITCHER		IP	WLS	BF	H	R	ER	SO	BB	IBB	HBP	BLK	WP	HR	S	P	ERA	WHIP
Mickey Lolich, L ERA: 3.79	(1, 1)	6.0		26	7	4	4	5	1	0	0	0	0	1	35	39	6.00	1.333
Orlando Pena, R ERA: 5.07	(7, 1)	3.0	W	11	2	0	0	2	1	0	0	0	1	0	14	18	0.00	1.000

PITCHER	IP	WLS	BF	H	R	ER	SO	BB	IBB	HBP	BLK	WP	HR	S	P	ERA	WHIP

New York Yankees @ Detroit Tigers

Tiger Stadium, Detroit, MI

Fri Aug 06 1965, 7:05 PM EDT

Att. 33,653 - Unknown

TOP

livebaseballscorecards.com

AB	35
R	4
H	9
RBI	3
BB	2
SO	7
LOB	15

WP: 1 PA: 37
PB: 0
SB: 0
CS: 0

New York Yankees @ Detroit Tigers

Tiger Stadium, Detroit, MI

Fri Aug 06 1965, 7:05 PM EDT

Att. 33,653 - Unknown

livebaseballscorecards.com

BOTTOM

Batter	1	2	3	4	5	6	7	8	9	AB	R	H	RBI	BB	SO	LOB
Don Wert, R (1, 5) OBP: 0.340, SLG: 0.358	0-0 BB 1B 1B 1B	0-3 K			0-0 4-3		4-0 SH3-4 1B BB			3	2	1	0	1	1	0
Jerry Lumpe, L (1, 4) OBP: 0.336, SLG: 0.337	0-0 BB 1B 1-2 1B		0-0 G3		0-0 FC4-6 1B		0-0 SH3-4 1-2			3	1	2	0	0	0	0
Norm Cash, L (1, 3) OBP: 0.352, SLG: 0.431	0-3 K		4-0 E S BB		0-0 FC4-6 1-2f		0-0 2-H 1B			3	0	1	1	1	1	3
Al Kaline, R (1, 9) OBP: 0.406, SLG: 0.509	4-0 1B SF7 1-2 2-3 BB		0-0 L8 1-3			0-0 L1-3	0-0 L8			3	1	0	0	1	0	2
Willie Horton, R (1, 7) OBP: 0.347, SLG: 0.543	0-0 S 1-3 2-H 3-H 1B		0-3 K			0-0 E6 1B E	0-0 F2			4	1	1	2	0	1	2
Don Demeter, R (1, 8) OBP: 0.310, SLG: 0.443	0-0 SF7 3-H			0-0 5-3		0-0 E8 IBB 1-H 1B		0-3 K		3	0	1	1	0	1	0
Dick McAuliffe, L (1, 6) OBP: 0.342, SLG: 0.443	0-3 K 1-2			0-0 4-3		0-0 F7		0-0 L7		4	0	0	0	0	1	2
Bill Freehan, R (1, 2) OBP: 0.289, SLG: 0.331		0-0 5-3		0-0 5-3		4-0 1-2 IBB		0-0 1B		3	0	1	0	1	0	0
Mickey Lolich, S (1, 1) OBP: 0.115, SLG: 0.085 Orlando Pena, R (7, 1) OBP: 0.267, SLG: 0.214		0-0 L6			0-0 G3		0-3 K		0-0 F3	3 1	0 0	0 0	0 0	0 0	1 0	2 1
Inning Stats	R: 3 H: 3 E: 0 LOB: 1 K: 2 BB: 1 S: 10 P: 14	R: 0 H: 0 E: 0 LOB: 0 K: 1 BB: 0 S: 5 P: 5	R: 0 H: 0 E: 0 LOB: 1 K: 1 BB: 1 S: 5 P: 9	R: 0 H: 0 E: 0 LOB: 0 K: 0 BB: 0 S: 3 P: 3	R: 0 H: 1 E: 0 LOB: 1 K: 0 BB: 0 S: 4 P: 4	R: 1 H: 1 E: 2 LOB: 2 K: 1 BB: 1 S: 7 P: 11	R: 1 H: 1 E: 0 LOB: 1 K: 0 BB: 1 S: 4 P: 8	R: 0 H: 1 E: 0 LOB: 1 K: 1 BB: 0 S: 6 P: 6		1B: 7 SF: 1 2B: 0 SAC: 1 3B: 0 DP: 0 HR: 0 HBP: 0						

	AB	30
	R	5
	H	7
	RBI	4
	BB	4
	SO	6
	LOB	12

WP: 0 PA: 36
PB: 0
SB: 2
CS: 0

PITCHER		IP	WLS	BF	H	R	ER	SO	BB	IBB	HBP	BLK	WP	HR	S	P	ERA	WHIP
Jack Cullen, R ERA: 3.15	(1, 1)	5.1		24	5	4	3	4	2	0	0	0	0	0	30	38	5.06	1.312
Steve Hamilton, L ERA: 1.64	(6, 1)	0.2		3	0	0	0	1	0	1	0	0	0	0	4	8	0.00	0.000
Pedro Ramos, R ERA: 3.45	(7, 1)	1.0	L	5	1	1	1	0	1	0	0	0	0	0	4	8	9.00	2.000
Hal Reniff, R ERA: 3.41	(8, 1)	1.0		4	1	0	0	1	0	0	0	0	0	0	6	6	0.00	1.000

PITCHER	IP	WLS	BF	H	R	ER	SO	BB	IBB	HBP	BLK	WP	HR	S	P	ERA	WHIP

New York Yankees @ Detroit Tigers

Tiger Stadium, Detroit, MI

Sat Aug 07 1965, 7:05 PM EDT

Att. 34,625 - Unknown

TOP

livebaseballscorecards.com

Batter	1	2	3	4	5	6	7	8	9	AB	R	H	RBI	BB	SO	LOB
Bobby Richardson, R (1, 4) OBP: 0.314, SLG: 0.341	HR WP 1B		F7		5-3		L7		1B SF9 2B	5	2	2	0	0	0	0
Tony Kubek, L (1, 6) OBP: 0.275, SLG: 0.308	K		L8		F6		4-3		2-3 1B	5	0	1	0	0	1	1
Mickey Mantel, S (1, 7) OBP: 0.393, SLG: 0.477	K 1-2			K	HR		1B		SF9 3-H	4	1	2	1	0	2	1
Ross Moschitto, R (7, PR) (7, 8) OBP: 0.200, SLG: 0.333										0	0	0	0	0	0	0
Ray Barker, L (9, PH) (9, 3) OBP: 0.340, SLG: 0.385										0	0	0	1	0	0	0
Tom Tresh, S (1, 8) (7, 7) OBP: 0.349, SLG: 0.487	HR 2-H			2B 1B 1B	BB		FC6-4 1-3 1B		1-2 1B	4	2	4	2	1	0	0
Elston Howard, R (1, 2) OBP: 0.267, SLG: 0.352	L9			1B 1-3 1B 2B	1-3		FC6-4 1-2f		K	5	1	1	0	0	1	5
Joe Pepitone, L (1, 3) (9, 9) OBP: 0.323, SLG: 0.436		F6		1B 2-3 3-H 1B		L9 SH1-3 BB		F7		3	0	1	1	1	0	0
Hector Lopez, R (1, 9) OBP: 0.306, SLG: 0.364		F8		FC4-6 1-3 3-H 1B		SH1-3 1-2		L9		2	0	1	1	0	0	0
Roger Repoz, L (6, 9) (9, 8) OBP: 0.292, SLG: 0.455										1	0	0	0	0	0	0
Clete Boyer, R (1, 5) OBP: 0.300, SLG: 0.389		6-3		F5		L9 2-3		6-3		4	0	0	0	0	0	3
Mel Stottlemyre, R (1, 1) OBP: 0.143, SLG: 0.271			K	FC4-6 1-2f		5-3			K	4	0	0	0	0	2	3
Steve Hamilton, L (9, 1) OBP: 0.333, SLG: 0.333										0	0	0	0	0	0	0
Hal Reniff, R (9, 1)										0	0	0	0	0	0	0
Whitey Ford, L (9, 1) OBP: 0.259, SLG: 0.220										0	0	0	0	0	0	0

Inning Stats	1	2	3	4	5	6	7	8	9
R	2	0	0	2	1	0	0	0	1
H	2	0	0	4	1	0	2	0	3
E	0	0	0	0	0	0	0	0	0
LOB	0	0	0	2	1	1	2	0	0
K	2	0	1	1	0	0	0	0	2
BB	0	0	0	0	1	1	0	0	0
S	9	3	5	9	4	3	5	3	10
P	9	3	5	9	8	7	5	3	10

1B	8
2B	2
3B	0
HR	2
SF	1
SAC	1
DP	0
HBP	0

WP	1
PB	0
SB	0
CS	0
PA	41

AB	37
R	6
H	12
RBI	6
BB	2
SO	6
LOB	13

PITCHER		IP	WLS	BF	H	R	ER	SO	BB	IBB	HBP	BLK	WP	HR	S	P	ERA	WHIP
Hank Aguirre, L ERA: 3.52	(1, 1)	3.1	L	16	6	4	4	4	0	0	0	0	1	1	24	24	10.80	1.800
Fred Gladding, R ERA: 3.07	(4, 1)	1.2		7	1	1	1	0	1	0	0	0	0	1	6	10	5.40	1.200
Terry Fox, R ERA: 2.52	(6, 1)	3.0		12	2	0	0	0	1	0	0	0	0	0	11	15	0.00	1.000
Larry Sherry, R ERA: 3.32	(9, 1)	1.0		6	3	1	1	2	0	0	0	0	0	0	10	10	9.00	3.000

PITCHER	IP	WLS	BF	H	R	ER	SO	BB	IBB	HBP	BLK	WP	HR	S	P	ERA	WHIP

Batter	1	2	3	4	5	6	7	8	9	AB	R	H	RBI	BB	SO	LOB
Don Wert, R (1, 5) OBP: 0.341, SLG: 0.355	B B B B 4-0 CS BB		x 0-0 ① F7			x 0-0 ① F9		x 0-0 ② F9 B B B B 4-0 FC4-6 1-2 BB		3	0	0	0	2	0	1
Jerry Lumpe, L (1, 4) OBP: 0.337, SLG: 0.350	S S S 0-3 ① ② K 1-2		x 0-0 ② L1			x 0-0 4-3 2B		x 0-0 1-H HR	x 0-0 ③ FC4-6 1-2f	5	1	2	2	0	1	4
Norm Cash, L (1, 3) OBP: 0.351, SLG: 0.426	B B B B 4-0 2B BB		x 0-0 ③ F5			x 0-0 ② 4-3 2-3		x 0-0 ③ 4-3		3	1	0	0	1	0	1
Al Kaline, R (1, 9) OBP: 0.409, SLG: 0.514	x 0-0 1-H 2B			B B B B 4-0 G5-4-3 BB		x 0-0 ③ L8			x 0-0 1B 2B 1B	3	1	2	1	1	0	1
Willie Horton, R (1, 7) OBP: 0.346, SLG: 0.540	S S S 0-3 ③ K			x 0-0 ① ② G5-4-3 1-2f			x 0-0 ① 1-3		x 0-0 2B 1-3 1B 1B	4	1	1	0	0	1	2
Don Demeter, R (1, 8) OBP: 0.309, SLG: 0.444		x 0-0 E5 6-3		x 0-0 ③ 1-3			x 0-0 ② 5-3		x 0-0 1B 1-3 3-H 2B	4	0	1	1	0	0	0
Dick McAuliffe, L (1, 6) OBP: 0.339, SLG: 0.439 Jake Wood, R (9, PH) OBP: 0.351, SLG: 0.395		x 0-0 ① 6-3 1-2			x 0-0 ① F6		x 0-0 ③ F8		x 0-0 BB 2-3 3-H 1B	3 1	0 0	0 1	0 1	0 0	0 0	1 0
Bill Freehan, R (1, 2) OBP: 0.288, SLG: 0.327		x 0-0 ② L3			x 0-0 ② 6-3			B B B B 4-0 HR BB	S S S 0-3 ① K	3	1	0	0	1	1	3
Hank Aguirre, R (1, 1) OBP: 0.154, SLG: 0.122 Fred Gladding, L (4, 1) Jim Northrup, L (5, PH) OBP: 0.256, SLG: 0.327 Terry Fox, R (6, 1) Gates Brown, L (8, PH) OBP: 0.246, SLG: 0.363 Larry Sherry, R (9, 1) OBP: 0.400, SLG: 0.667 John Sullivan, L (9, PH) OBP: 0.317, SLG: 0.358		S S S 0-3 ③ K			x 0-0 ③ 1-3			x 0-0 ① F4	x 0-0 ② L7	1 0 1 0 1 0 1	0 0 0 0 0 0 0	0 0 0 0 0 0 0	0 0 0 0 0 0 0	1 0 0 0 0 0 0	1 0 0 0 1 0 2	1 0 0 0 1 0 1
Inning Stats	R: 1 H: 1 E: 0 LOB: 1 K: 2 BB: 2 S: 7 P: 15	R: 0 H: 0 E: 1 LOB: 1 K: 1 BB: 0 S: 6 P: 6	R: 0 H: 0 E: 0 LOB: 0 K: 0 BB: 0 S: 3 P: 3	R: 0 H: 0 E: 0 LOB: 0 K: 0 BB: 1 S: 2 P: 6	R: 0 H: 0 E: 0 LOB: 0 K: 0 BB: 0 S: 3 P: 3	R: 0 H: 1 E: 0 LOB: 1 K: 0 BB: 0 S: 4 P: 4	R: 0 H: 0 E: 0 LOB: 0 K: 0 BB: 0 S: 3 P: 3	R: 2 H: 1 E: 0 LOB: 0 K: 0 BB: 1 S: 4 P: 8	R: 2 H: 4 E: 0 LOB: 3 K: 1 BB: 1 S: 9 P: 13	1B: 3 SF: 0 2B: 3 SAC: 0 3B: 0 DP: 1 HR: 1 HBP: 0						WP: 0 PA: 38 PB: 0 SB: 0 CS: 1

PITCHER		IP	WLS	BF	H	R	ER	SO	BB	IBB	HBP	BLK	WP	HR	S	P	ERA	WHIP
Mel Stottlemyre, R ERA: 2.82	(1, 1)	8.0	W	33	6	5	5	3	4	0	0	0	0	1	35	51	5.62	1.250
Steve Hamilton, L ERA: 1.64	(9, 1)	0.0		1	1	0	0	0	0	0	0	0	0	0	1	1	∞	∞
Hal Reniff, R ERA: 3.38	(9, 1)	0.2		3	0	0	0	1	1	0	0	0	0	0	4	8	0.00	1.500
Whitey Ford, L ERA: 3.67	(9, 1)	0.1	S	1	0	0	0	0	0	0	0	0	0	0	1	1	0.00	0.000

PITCHER	IP	WLS	BF	H	R	ER	SO	BB	IBB	HBP	BLK	WP	HR	S	P	ERA	WHIP

BOTTOM

New York Yankees @ Detroit Tigers

Tiger Stadium, Detroit, MI

Sat Aug 07 1965, 7:05 PM EDT

Att. 34,625 - Unknown

livebaseballscorecards.com

AB	33
R	5
H	7
RBI	5
BB	5
SO	4
LOB	17

Batter	1	2	3	4	5	6	7	8	9	AB	R	H	RBI	BB	SO	LOB
Bobby Richardson, R (1, 4) OBP: 0.315, SLG: 0.348	F2		1B	K			HR	5-3-5 3-Hf		5	1	2	1	0	1	1
Tony Kubek, L (1, 6) OBP: 0.270, SLG: 0.302	L8		K		F7		4-3		L8	5	0	0	0	0	1	1
Mickey Mantle, S (1, 7) OBP: 0.396, SLG: 0.478	E4		1-2 1B		F2		1B 1B		BBBB FC4-6 BB	4	0	2	0	1	0	0
Ross Moschitto, R (9, 8) OBP: 0.200, SLG: 0.333										0	0	0	0	0	0	0
Tom Tresh, S (1, 9) OBP: 0.347, SLG: 0.484	F4		F8		F2		WP 1-3 1B		FC4-6 1B 1-2f 1B	5	1	1	0	0	0	4
(9, 7)																
Elston Howard, R (1, 2) OBP: 0.266, SLG: 0.349	F3			L9		5-3	K 1-2		1B 1-3 1B	5	0	1	0	0	1	2
Joe Pepitone, L (1, 3) OBP: 0.329, SLG: 0.442	F4			1B HR 1B		2B	IBB		1-2 3-H 1B	4	1	3	1	1	0	0
Clete Boyer, R (1, 5) OBP: 0.301, SLG: 0.389	1B			1-2 HR 1B		F5	K		K	5	1	2	0	0	2	6
Roger Repoz, L (1, 8) OBP: 0.291, SLG: 0.466	F6			K		5-3		5-3-5 3B		4	0	1	0	0	1	4
(9, 9)																
Al Downing, R (1, 1) OBP: 0.164, SLG: 0.226			K	1-H 2-H HR			HR	K		2	1	1	3	0	1	0
Ray Barker, L (7, PH) OBP: 0.344, SLG: 0.412										1	1	1	1	0	0	0
Pedro Ramos, S (7, 1) OBP: 0.100, SLG: 0.100										0	0	0	0	0	0	0
Hector Lopez, R (8, PH) OBP: 0.305, SLG: 0.362										1	0	0	0	0	1	1
Hal Reniff, R (8, 1)										0	0	0	0	0	0	0
Inning Stats	R: 0 E: 1 K: 0 S: 4 H: 0 LOB: 1 BB: 0 P: 4	R: 0 E: 0 K: 0 S: 4 H: 1 LOB: 1 BB: 0 P: 4	R: 0 E: 0 K: 2 S: 9 H: 2 LOB: 2 BB: 0 P: 9	R: 3 E: 0 K: 2 S: 10 H: 3 LOB: 0 BB: 0 P: 10	R: 0 E: 0 K: 0 S: 3 H: 0 LOB: 0 BB: 0 P: 3	R: 0 E: 0 K: 0 S: 4 H: 1 LOB: 1 BB: 0 P: 4	R: 2 E: 0 K: 2 S: 11 H: 4 LOB: 3 BB: 1 P: 15	R: 0 E: 0 K: 1 S: 5 H: 1 LOB: 0 BB: 0 P: 5	R: 1 E: 0 K: 1 S: 7 H: 2 LOB: 2 BB: 1 P: 11	1B: 9 2B: 2 3B: 1 HR: 3 SF: 0 SAC: 0 DP: 1 HBP: 0						

PITCHER		IP	WLS	BF	H	R	ER	SO	BB	IBB	HBP	BLK	WP	HR	S	P	ERA	WHIP
Denny McLain, R ERA: 3.11	(1, 1)	6.0		28	9	5	5	4	0	0	0	0	0	3	36	36	7.50	1.500
Orlando Pena, R ERA: 4.97	(7, 1)	3.0	L	15	5	1	1	4	1	1	0	0	1	0	21	29	3.00	2.000

PITCHER		IP	WLS	BF	H	R	ER	SO	BB	IBB	HBP	BLK	WP	HR	S	P	ERA	WHIP

New York Yankees @ Detroit Tigers

Tiger Stadium, Detroit, MI

Sun Aug 08 1965, 4:33 AM EDT

Att. 23,684 - Overcast

TOP

livebaseballscorecards.com

AB	41
R	6
H	14
RBI	6
BB	2
SO	8
LOB	19

WP: 1 PA: 43
PB: 0
SB: 0
CS: 0

BOTTOM

New York Yankees @ Detroit Tigers

Tiger Stadium, Detroit, MI

Sun Aug 08 1965, 4:33 AM EDT

Att. 23,684 - Overcast

livebaseballscorecards.com

Batter	1	2	3	4	5	6	7	8	9	AB	R	H	RBI	BB	SO	LOB
Jake Wood, R (1, 4) OBP: 0.364, SLG: 0.400	F8		1B HR 1B	BB 1B		L7			BBBB FC6-4 BB	4	1	2	0	1	0	0
Don Wert, R (1, 5) OBP: 0.339, SLG: 0.352	K		F9	BBBB BB			F3		SSS K	4	0	0	0	1	2	2
Don Demeter, R (1, 8) OBP: 0.311, SLG: 0.443	1B		HR 1B	SSS K			SSS K		FC6-4	5	1	2	0	0	2	4
Al Kaline, R (1, 9) OBP: 0.408, SLG: 0.520	F3		HR		L5		L7			4	1	1	3	0	0	1
Willie Horton, R (1, 7) OBP: 0.342, SLG: 0.534		5-3	SSS K		SSS K			F8		4	0	0	0	0	2	0
Bill Freehan, R (1, 2) OBP: 0.291, SLG: 0.330		FC3-6 1B		6-3	F2			FC6 1B		4	0	2	0	0	0	0
Norm Cash, L (1, 3) OBP: 0.349, SLG: 0.434		FC3-6	SSS K			HR		F3		4	1	1	1	0	1	2
Ray Oyler, R (1, 6) OBP: 0.239, SLG: 0.313		SSS K		HR		G3		FC6		3	1	1	1	0	1	1
Gates Brown, L (8, PH) OBP: 0.244, SLG: 0.360										1	0	0	0	0	0	1
Dick McAuliffe, L (9, 6) OBP: 0.339, SLG: 0.439										0	0	0	0	0	0	0
Denny McLain, R (1, 1) OBP: 0.125, SLG: 0.077			BBBB F8	BBBB BB 1B BB		F3			5-3	2	0	0	0	1	0	0
Orlando Pena, R (7, 1) OBP: 0.267, SLG: 0.214										0	0	0	0	0	0	0
Jerry Lumpe, L (9, PH) OBP: 0.336, SLG: 0.349										1	0	0	0	0	0	0

	AB	R	H	RBI	BB	SO	LOB
	36	5	9	5	3	8	11

Inning Stats	1	2	3	4	5	6	7	8	9	1B	SF	WP	PA
R	0	0	3	1	0	1	0	0	0	6	0	0	39
E	0	0	0	0	0	0	0	0	0	2B: 0	SAC: 0	PB: 0	
K	1	1	1	2	1	0	1	1	1	3B: 0	DP: 0	SB: 0	
S	6	6	8	9	5	4	5	4	5	HR: 3	HBP: 0	CS: 0	
H	1	1	3	2	0	1	0	1	0				
LOB	1	1	0	3	0	0	0	1	0				
BB	0	0	0	2	0	0	0	1	1				
P	6	6	8	17	5	4	5	4	9				

PITCHER		IP	WLS	BF	H	R	ER	SO	BB	IBB	HBP	BLK	WP	HR	S	P	ERA	WHIP
Al Downing, L ERA: 3.92	(1, 1)	6.0		28	8	5	5	6	2	0	0	0	0	3	38	46	7.50	1.667
Pedro Ramos, R ERA: 3.41	(7, 1)	1.0		3	0	0	0	1	0	0	0	0	0	0	5	5	0.00	0.000
Hal Reniff, R ERA: 3.28	(8, 1)	2.0	W	8	1	0	0	1	1	0	0	0	0	0	9	13	0.00	1.000

PITCHER		IP	WLS	BF	H	R	ER	SO	BB	IBB	HBP	BLK	WP	HR	S	P	ERA	WHIP

Batter	1	2	3	4	5	6	7	8	9	AB	R	H	RBI	BB	SO	LOB
Zoilo Versalles, R (1, 6) OBP: 0.285, SLG: 0.426	E6	1-3			F6			1-3 E 2B	FC6 SH1-4 1-2 1B	5	2	2	0	0	0	1
Rich Rollins, R (1, 5) OBP: 0.309, SLG: 0.348	1-H 1B 2B		F8		P4			1-3 2-3	SH1-4 1-2 2-3	4	1	1	1	0	0	1
Tony Oliva, L (1, 9) OBP: 0.360, SLG: 0.483	2-H 1B		F8			K		E 1B IBB	IBB	3	1	1	1	2	1	0
Bob Allison, R (1, 7) OBP: 0.370, SLG: 0.485	L7		5-3			F7		E1 1B 1-2 2B 3-H	K	5	1	0	0	0	1	5
Jimmie Hall, L (1, 8) OBP: 0.353, SLG: 0.516	L8			P4		K		1-2 2-H 2B 1B	FC6 2-3f	5	1	1	1	0	1	4
Earl Battey, R (1, 2) OBP: 0.385, SLG: 0.436	5-3			2B			6-3	1-H 2-H 1B 2B		4	1	2	2	0	0	1
Don Mincher, L (1, 3) OBP: 0.337, SLG: 0.589		E9 4-3 1B		F8			1-3	2-H 1B		4	0	2	1	0	0	1
Jerry Kindall, R (1, 4) OBP: 0.272, SLG: 0.309		K		K			1-3	K		4	0	0	0	0	3	3
Jim Kaat, L (1, 1) OBP: 0.235, SLG: 0.250 Al Worthington, R (8, 1) OBP: 0.222, SLG: 0.125		4-3 2-3			F8			3-1	SH1-4 1B BB	3 0	0 0	0 0	0 0	0 1	0 0	1 0
Inning Stats	R: 2 E: 1 K: 0 S: 6 H: 2 LOB: 1 BB: 0 P: 6	R: 0 E: 1 K: 1 S: 6 H: 1 LOB: 1 BB: 0 P: 6	R: 0 E: 0 K: 0 S: 3 H: 0 LOB: 0 BB: 0 P: 3	R: 0 E: 0 K: 1 S: 6 H: 1 LOB: 1 BB: 0 P: 6	R: 0 E: 0 K: 0 S: 3 H: 0 LOB: 0 BB: 0 P: 3	R: 0 E: 0 K: 2 S: 7 H: 0 LOB: 0 BB: 0 P: 7	R: 0 E: 0 K: 0 S: 3 H: 0 LOB: 0 BB: 0 P: 3	R: 5 E: 1 K: 1 S: 10 H: 4 LOB: 1 BB: 1 P: 14	R: 0 E: 0 K: 1 S: 6 H: 1 LOB: 3 BB: 2 P: 14	1B: 5 2B: 4 3B: 0 HR: 0 SF: 0 SAC: 1 DP: 0 HBP: 0						

TOP

Minnesota Twins @ New York Yankees

Yankee Stadium, Bronx, NY

Tue Aug 10 1965, 7:05 PM EDT

Att. 29,529 - Overcast - 84 F

livebaseballscorecards.com

AB	37
R	7
H	9
RBI	6
BB	3
SO	6
LOB	17

PITCHER		IP	WLS	BF	H	R	ER	SO	BB	IBB	HBP	BLK	WP	HR	S	P	ERA	WHIP
Whitey Ford, L ERA: 3.56	(1, 1)	7.0		26	4	2	1	4	0	0	0	0	0	0	34	34	1.29	0.571
Pete Mikkelsen, R ERA: 3.44	(8, 1)	0.2	L	7	3	5	0	0	0	1	0	0	0	0	6	10	0.00	4.500
Steve Hamilton, L ERA: 1.62	(8, 1)	0.1		2	1	0	0	1	0	0	0	0	0	0	4	4	0.00	3.000
Jim Bouton, R ERA: 5.2	(9, 1)	0.0		2	1	0	0	0	1	0	0	0	0	0	1	5	∞	∞
Bill Stafford, R ERA: 3.0	(9, 1)	1.0		4	0	0	0	1	0	1	0	0	0	0	5	9	0.00	0.000

PITCHER	IP	WLS	BF	H	R	ER	SO	BB	IBB	HBP	BLK	WP	HR	S	P	ERA	WHIP

BOTTOM

Batter	1	2	3	4	5	6	7	8	9	AB	R	H	RBI	BB	SO	LOB
Bobby Richardson, R (1, 4) OBP: 0.312, SLG: 0.345	F8		F8		G5-4-3 1-2f		K			4	0	0	0	0	1	4
Phil Linz, R (1, 6) OBP: 0.288, SLG: 0.276	K			PB 1B 1B		4-3		L1		4	0	1	0	0	1	0
Mickey Mantle, S (1, 7) OBP: 0.395, SLG: 0.485	L6			K		5-3		HR		4	1	1	1	0	1	1
Tom Tresh, S (1, 8) OBP: 0.349, SLG: 0.484		L5		PB 1-2 1B		K		1B		4	0	2	0	0	1	0
Elston Howard, R (1, 2) OBP: 0.262, SLG: 0.343		5-3		L9			6-3	K		4	0	0	0	0	1	3
Joe Pepitone, L (1, 3) OBP: 0.326, SLG: 0.437		4-3		4-3 1-2 2-3			G3	F2		4	0	0	0	0	0	3
Hector Lopez, R (1, 9) OBP: 0.313, SLG: 0.376			BBB FC3-6 BB		1B 3B		E5 1B		7-4 1B	3	2	2	0	1	0	0
Clete Boyer, R (1, 5) OBP: 0.303, SLG: 0.388			L7		G5-4-3 3-H 1B		1B IBB		7-4 1-2f	3	0	1	1	1	0	2
Whitey Ford, L (1, 1) OBP: 0.250, SLG: 0.212 Ray Barker, L (7, PH) OBP: 0.340, SLG: 0.417 Pete Mikkelsen, R (8, 1) OBP: 0.111, SLG: 0.111 Steve Hamilton, L (8, 1) OBP: 0.333, SLG: 0.333 Jim Bouton, R (9, 1) OBP: 0.209, SLG: 0.105 Bill Stafford, R (9, 1) Roger Repoz, L (9, PH) OBP: 0.288, SLG: 0.462			FC3-6 1-2f		B1-4		1-3 2-H 1B		K	2 1 0 0 0 0 1	0 0 0 0 0 0 0	0 1 0 0 0 0 0	0 1 0 0 0 0 0	0 0 0 0 0 0 0	0 0 0 0 0 0 1	2 0 0 0 0 0 0
Inning Stats	R: 0 E: 0 K: 1 S: 5 H: 0 LOB: 0 BB: 0 P: 5	R: 0 E: 0 K: 0 S: 3 H: 0 LOB: 0 BB: 0 P: 3	R: 0 E: 0 K: 0 S: 3 H: 0 LOB: 1 BB: 1 P: 7	R: 0 E: 0 K: 1 S: 7 H: 2 LOB: 2 BB: 0 P: 7	R: 1 E: 0 K: 0 S: 4 H: 2 LOB: 0 BB: 0 P: 4	R: 0 E: 0 K: 1 S: 5 H: 0 LOB: 0 BB: 0 P: 5	R: 1 E: 1 K: 1 S: 7 H: 1 LOB: 2 BB: 1 P: 11	R: 1 E: 0 K: 1 S: 7 H: 2 LOB: 1 BB: 0 P: 7	R: 0 E: 0 K: 1 S: 5 H: 1 LOB: 0 BB: 0 P: 5	1B: 6 2B: 1 3B: 1 HR: 1 SF: 0 SAC: 0 DP: 2 HBP: 0				WP: 0 PB: 1 SB: 0 CS: 0		PA: 36

PITCHER		IP	WLS	BF	H	R	ER	SO	BB	IBB	HBP	BLK	WP	HR	S	P	ERA	WHIP
Jim Kaat, L ERA: 2.83	(1, 1)	7.1	W	31	7	3	2	4	1	1	0	0	0	1	37	45	2.46	1.091
Al Worthington, R ERA: 1.99	(8, 1)	1.2	S	5	1	0	0	2	0	0	0	0	0	0	9	9	0.00	0.600

PITCHER	IP	WLS	BF	H	R	ER	SO	BB	IBB	HBP	BLK	WP	HR	S	P	ERA	WHIP

Minnesota Twins @ New York Yankees

Yankee Stadium, Bronx, NY

Tue Aug 10 1965, 7:05 PM EDT
Att. 29,529 - Overcast - 84 F

livebaseballscorecards.com

AB	34
R	3
H	8
RBI	3
BB	2
SO	6
LOB	15

Batter	1	2	3	4	5	6	7	8	9	AB	R	H	RBI	BB	SO	LOB
Zoilo Versalles, R (1, 6) OBP: 0.286, SLG: 0.427	0-0 1-3 E 1B 1B	0-0 ② F9			0-0 ① 5-3		0-0 G1-6-4 1B			4	1	2	0	0	0	0
Tony Oliva, L (1, 9) OBP: 0.359, SLG: 0.481	0-0 E3 1-3 1-2 1B	0-3 ③ K			0-0 4-1 1B		0-0 ②③ G1-6-4 1-2f			4	1	1	0	0	1	2
Jimmie Hall, L (1, 8) OBP: 0.350, SLG: 0.510	0-0 ① 1-3 1-2 2-3		0-0 ① 6-3		0-0 ② 4-1 1-2			0-0 ① 1-3		4	0	0	0	0	0	3
Bob Allison, R (1, 7) OBP: 0.369, SLG: 0.481	0-3 ② K		0-3 ② K		0-0 ③ F8			4-0 BB		3	0	0	0	1	2	3
Don Mincher, L (1, 3) OBP: 0.340, SLG: 0.590	4-0 1B 1B IBB		0-0 ③ 3-1			0-0 E 2B		0-0 ② F7		3	2	1	0	1	0	1
Earl Battey, R (1, 2) OBP: 0.390, SLG: 0.444 Jerry Zimmerman, R (5, 2) OBP: 0.266, SLG: 0.267	0-0 1B 1-2 2-H 3-H 1B			0-0 4-3 2B		0-0 E8 L6-4 2-H 1B		0-0 ③ 5-3		2 2	0 0	2 1	2 0	0 0	0 0	0 1
Rich Rollins, R (1, 5) OBP: 0.309, SLG: 0.347	0-0 1-2 2-H 1B			0-0 ① 6-3		0-0 ①② L6-4 2-3			0-0 ① F9	4	0	1	1	0	0	2
Jerry Kindall, R (1, 4) OBP: 0.268, SLG: 0.304	0-3 ③ K			0-0 ② 4-3 2-3		0-0 ③ 4-3			0-0 ② F4	4	0	0	0	0	1	3
Mudcat Grant, R (1, 1) OBP: 0.243, SLG: 0.254 Garry Roggenburk, R (5, 1) Sandy Valdespino, L (7, PH) OBP: 0.329, SLG: 0.321 Dick Stigman, R (7, 1) Joe Nossek, R (9, PH) OBP: 0.274, SLG: 0.345		0-3 ① K		0-0 ③ P6			0-0 ① 4-3		0-3 ③ K	2 0 1 0 1	0 0 0 0 0	0 0 0 0 0	0 0 0 0 0	0 0 0 0 0	1 0 0 0 1	1 0 0 0 0
Inning Stats	R: 3 H: 3 E: 1 LOB: 2 K: 2 BB: 1 S: 11 P: 15	R: 0 H: 0 E: 0 LOB: 0 K: 2 BB: 0 S: 7 P: 7	R: 0 H: 0 E: 0 LOB: 0 K: 1 BB: 0 S: 5 P: 5	R: 0 H: 1 E: 0 LOB: 1 K: 0 BB: 0 S: 4 P: 4	R: 0 H: 1 E: 0 LOB: 1 K: 0 BB: 0 S: 4 P: 4	R: 1 H: 2 E: 1 LOB: 0 K: 0 BB: 0 S: 4 P: 4	R: 0 H: 1 E: 0 LOB: 0 K: 0 BB: 0 S: 3 P: 3	R: 0 H: 0 E: 0 LOB: 1 K: 0 BB: 1 S: 3 P: 7	R: 0 H: 0 E: 0 LOB: 0 K: 1 BB: 0 S: 5 P: 5	1B: 6 SF: 0 2B: 3 SAC: 0 3B: 0 DP: 2 HR: 0 HBP: 0						

PITCHER	IP	WLS	BF	H	R	ER	SO	BB	IBB	HBP	BLK	WP	HR	S	P	ERA	WHIP
Mel Stottlemyre, R (1, 1) ERA: 2.7	9.0	W	36	8	4	0	6	1	1	0	0	0	0	46	54	0.00	1.000

PITCHER	IP	WLS	BF	H	R	ER	SO	BB	IBB	HBP	BLK	WP	HR	S	P	ERA	WHIP

TOP

Minnesota Twins @ New York Yankees

Yankee Stadium, Bronx, NY

Wed Aug 11 1965, 7:05 PM EDT
Att. 30,205 - Cloudy - 80 F

livebaseballscorecards.com

AB	34
R	4
H	8
RBI	3
BB	2
SO	6
LOB	16

WP: 0 PA: 36
PB: 0
SB: 0
CS: 0

Batter	1	2	3	4	5	6	7	8	9	AB	R	H	RBI	BB	SO	LOB
Bobby Richardson, R (1, 4) OBP: 0.312, SLG: 0.345	5-3		6-3		G6-4-3, 1B 1-2 2-H 3-H 1B		F2			4	0	1	2	0	0	0
Joe Pepitone, L (1, 9) OBP: 0.325, SLG: 0.435	F8			L8	G6-4-3 1-2 2-H 1B			K		4	0	1	1	0	1	0
Mickey Mantle, S (1, 7) OBP: 0.393, SLG: 0.482 Ross Moschitto, R (9, 8) OBP: 0.200, SLG: 0.333	1B			K	G6-4-3 1-2f 2-3			K		4 0	0 0	1 0	0 0	0 0	2 0	2 0
Tom Tresh, S (1, 8) OBP: 0.346, SLG: 0.479 (9, 7)	L9			4-3	6-3			P4		4	0	0	0	0	0	2
Elston Howard, R (1, 2) OBP: 0.263, SLG: 0.343		F4			2B WP 1B	F8				3	1	1	0	0	0	0
Ray Barker, L (1, 3) OBP: 0.348, SLG: 0.422		6-3			WP 1-3 1B 2B	K				3	1	1	0	0	1	0
Clete Boyer, R (1, 5) OBP: 0.304, SLG: 0.388		1-3			1B E 2-H 3-H 1B	F8				3	1	1	1	0	0	0
Phil Linz, R (1, 6) OBP: 0.285, SLG: 0.272			L8		E1 1B 1-2 1B		K			3	1	0	0	0	1	1
Mel Stottlemyre, R (1, 1) OBP: 0.151, SLG: 0.274			K		1B 1-2 2-3 1B		K			3	1	1	0	0	2	0
Inning Stats	R: 0 E: 0 K: 0 S: 4 H: 1 LOB: 1 BB: 0 P: 4	R: 0 E: 0 K: 0 S: 3 H: 0 LOB: 0 BB: 0 P: 3	R: 0 E: 0 K: 1 S: 5 H: 0 LOB: 0 BB: 0 P: 5	R: 0 E: 0 K: 1 S: 5 H: 0 LOB: 0 BB: 0 P: 5	R: 5 E: 1 K: 0 S: 9 H: 6 LOB: 1 BB: 0 P: 9	R: 0 E: 0 K: 1 S: 5 H: 0 LOB: 0 BB: 0 P: 5	R: 0 E: 0 K: 2 S: 7 H: 0 LOB: 0 BB: 0 P: 7	R: 0 E: 0 K: 2 S: 7 H: 0 LOB: 0 BB: 0 P: 7		1B: 6 2B: 1 3B: 0 HR: 0 SF: 0 SAC: 0 DP: 1 HBP: 0						

PITCHER		IP	WLS	BF	H	R	ER	SO	BB	IBB	HBP	BLK	WP	HR	S	P	ERA	WHIP
Mudcat Grant, R ERA: 3.7	(1, 1)	4.0	L	19	6	5	4	2	0	0	0	0	1	0	23	23	9.00	1.500
Garry Roggenburk, L ERA: 1.15	(5, 1)	2.0		6	1	0	0	1	0	0	0	0	0	0	8	8	0.00	0.500
Dick Stigman, L ERA: 4.85	(7, 1)	2.0		6	0	0	0	4	0	0	0	0	0	0	14	14	0.00	0.000

PITCHER	IP	WLS	BF	H	R	ER	SO	BB	IBB	HBP	BLK	WP	HR	S	P	ERA	WHIP

BOTTOM

Minnesota Twins @ New York Yankees

Yankee Stadium, Bronx, NY

Wed Aug 11 1965, 7:05 PM EDT
Att. 30,205 - Cloudy - 80 F

livebaseballscorecards.com

AB	31
R	5
H	7
RBI	4
BB	0
SO	7
LOB	5

Batter	1	2	3	4	5	6	7	8	9	AB	R	H	RBI	BB	SO	LOB
Zoilo Versalles, R (1, 6) OBP: 0.291, SLG: 0.434	6-3		G5-4-3 1B		1B SF8-4 BB		E7 1B 2B		FC6-5 2B	4	2	3	0	1	0	0
Rich Rollins, R (1, 5) OBP: 0.313, SLG: 0.350 Jerry Kindall, R (9, 5) OBP: 0.268, SLG: 0.304	1B 1B		G5-4-3 1-2f		SF8-4 1-3 1B		3-H 1B		FC6-5 FC6-4 1B S 2-3	5 0	1 0	3 0	1 0	0 0	0 0	2 0
Tony Oliva, L (1, 9) OBP: 0.360, SLG: 0.482	1-2 1B		L5		SF8-4 1-2 3-H		K2-3		FC6-4 1-2 1B	4	0	2	1	0	1	1
Bob Allison, R (1, 7) OBP: 0.364, SLG: 0.473	K			K	L8			5-3	FC6-4 S 1-2f 2-3	5	0	0	0	0	2	4
Jimmie Hall, L (1, 8) OBP: 0.346, SLG: 0.504	K			5-3	K			K	F3 1-2 3-H	5	0	0	0	0	3	3
Earl Battey, R (1, 2) OBP: 0.395, SLG: 0.455 Jerry Zimmerman, R (9, 2) OBP: 0.266, SLG: 0.267		5-3		HR 1B	3B			BB E BB		3 0	2 0	2 0	0 0	1 0	0 0	0 0
Don Mincher, L (1, 3) OBP: 0.347, SLG: 0.613		5-3 2B		1-H HR	F7			1-2 E BB		3	2	2	2	1	0	1
Frank Quilici, R (1, 4) OBP: 0.286, SLG: 0.294		5-3 2-3		F2			K 1B	1-H 2-H E9 3B		4	1	2	2	0	0	1
Jim Merritt, L (1, 1) OBP: 0.111, SLG: 0.111		K			6-3		1-2 K	K		4	0	0	0	0	3	2
Inning Stats	R: 0 E: 0 K: 2 S: 9 H: 2 LOB: 2 BB: 0 P: 9	R: 0 E: 0 K: 1 S: 6 H: 1 LOB: 1 BB: 0 P: 6	R: 0 E: 0 K: 0 S: 3 H: 1 LOB: 0 BB: 0 P: 3	R: 2 E: 0 K: 1 S: 7 H: 2 LOB: 0 BB: 0 P: 7	R: 1 E: 0 K: 0 S: 3 H: 1 LOB: 0 BB: 1 P: 7	R: 0 E: 0 K: 1 S: 6 H: 1 LOB: 1 BB: 0 P: 6	R: 1 E: 1 K: 2 S: 9 H: 3 LOB: 1 BB: 0 P: 9	R: 3 E: 1 K: 2 S: 8 H: 1 LOB: 0 BB: 2 P: 16	R: 1 E: 0 K: 0 S: 5 H: 2 LOB: 1 BB: 0 P: 5	1B: 8 2B: 4 3B: 2 HR: 1 SF: 1 SAC: 0 DP: 2 HBP: 0						

PITCHER		IP	WLS	BF	H	R	ER	SO	BB	IBB	HBP	BLK	WP	HR	S	P	ERA	WHIP
Al Downing, L ERA: 3.98	(1, 1)	6.2	L	28	10	4	4	6	1	0	0	0	0	1	39	43	5.40	1.650
Pedro Ramos, R ERA: 3.39	(7, 1)	0.1		2	1	0	0	1	0	0	0	0	0	0	4	4	0.00	3.000
Hal Reniff, R ERA: 3.49	(8, 1)	1.0		6	1	3	2	2	2	0	0	0	0	0	8	16	18.00	3.000
Bill Stafford, R ERA: 3.07	(9, 1)	1.0		5	2	1	1	0	0	0	0	0	0	0	5	5	9.00	2.000

PITCHER	IP	WLS	BF	H	R	ER	SO	BB	IBB	HBP	BLK	WP	HR	S	P	ERA	WHIP

TOP

Minnesota Twins @ New York Yankees

Yankee Stadium, Bronx, NY

Thu Aug 12 1965, 7:05 PM EDT

Att. 22,372 - Unknown - 84 F

livebaseballscorecards.com

AB	37
R	8
H	14
RBI	6
BB	3
SO	9
LOB	14

WP: 0	PB: 0	SB: 2	CS: 0
PA: 41			

Batter	1	2	3	4	5	6	7	8	9	AB	R	H	RBI	BB	SO	LOB
Bobby Richardson, R (1, 4) OBP: 0.309, SLG: 0.341	S S S 0-3 K2-3 ①		x 0-0 F9 ①		x 0-0 F6 ②		x 0-0 F7 ③		x 0-0 5-3 ②	5	0	0	0	0	1	2
Joe Pepitone, L (1, 3) OBP: 0.321, SLG: 0.430	x 0-0 L8 ②		x 0-0 F9 ②		x 0-0 F7 ③			x 0-0 F8 ①	S S S 0-3 K ③	5	0	0	0	0	1	1
Mickey Mantle, S (1, 7) OBP: 0.397, SLG: 0.488 Ross Moschitto, R (8, PR) OBP: 0.200, SLG: 0.333 (9, 8)	x 0-0 E6 1B		x 0-0 2B			S S S 0-3 K ①		B B B 4-0 2B BB		3	0	2	0	1	1	0
										0	0	0	0	0	0	0
Tom Tresh, S (1, 8) OBP: 0.343, SLG: 0.475 (9, 7)	x 0-0 F7 ③		x 0-0 F7 ③			x 0-0 L7 ②		x 0-0 F7 ②		4	0	0	0	0	0	3
Elston Howard, R (1, 2) OBP: 0.266, SLG: 0.349		x 0-0 F3 ①		x 0-0 1B		x 0-0 L9 ③		x 0-0 1-3 2B		4	0	2	0	0	0	0
Hector Lopez, R (1, 9) OBP: 0.316, SLG: 0.393		x 0-0 2B 1B		x 0-0 F9 ①			x 0-0 HR	x 0-0 F9 ③		4	1	2	1	0	0	4
Clete Boyer, R (1, 5) OBP: 0.308, SLG: 0.402		x 0-0 1-3 2B		S S S 0-3 K ②			x 0-0 1B		x 0-0 HR	4	1	3	1	0	1	1
Phil Linz, R (1, 6) OBP: 0.285, SLG: 0.276		S S S 0-3 K ②		x 0-0 F6 ③			x 0-0 L8 ①		x 0-0 2B	4	0	1	0	0	1	4
Al Downing, R (1, 1) OBP: 0.158, SLG: 0.218 Pedro Ramos, S (7, 1) OBP: 0.100, SLG: 0.100 Ray Barker, L (7, PH) OBP: 0.346, SLG: 0.419 Hal Reniff, R (8, 1) Bill Stafford, R (9, 1) Jake Gibbs, L (9, PH) OBP: 0.222, SLG: 0.231		S S S 0-3 K ③			S S S 0-3 K ①		x 0-0 F7 ②		S S S 0-3 K ①	2	0	0	0	0	2	2
										0	0	0	0	0	0	0
										1	0	0	0	0	0	1
										0	0	0	0	0	0	0
										0	0	0	0	0	0	0
										1	0	0	0	0	1	1
Inning Stats	R: 0 E: 1 K: 1 S: 6 H: 1 LOB: 1 BB: 0 P: 6	R: 0 E: 0 K: 2 S: 9 H: 2 LOB: 2 BB: 0 P: 9	R: 0 E: 0 K: 0 S: 4 H: 1 LOB: 1 BB: 0 P: 4	R: 0 E: 0 K: 1 S: 6 H: 1 LOB: 1 BB: 0 P: 6	R: 0 E: 0 K: 1 S: 5 H: 0 LOB: 0 BB: 0 P: 5	R: 0 E: 0 K: 1 S: 5 H: 0 LOB: 0 BB: 0 P: 5	R: 1 E: 0 K: 0 S: 5 H: 2 LOB: 1 BB: 0 P: 5	R: 0 E: 0 K: 0 S: 4 H: 1 LOB: 3 BB: 1 P: 8	R: 1 E: 0 K: 2 S: 9 H: 2 LOB: 1 BB: 0 P: 9	1B: 4 2B: 4 3B: 0 HR: 2		SF: 0 SAC: 0 DP: 0 HBP: 0				

PITCHER		IP	WLS	BF	H	R	ER	SO	BB	IBB	HBP	BLK	WP	HR	S	P	ERA	WHIP
Jim Merritt, L (1, 1) ERA: 3.04		9.0	W	38	10	2	2	8	1	0	0	0	0	2	53	57	2.00	1.222

PITCHER	IP	WLS	BF	H	R	ER	SO	BB	IBB	HBP	BLK	WP	HR	S	P	ERA	WHIP

BOTTOM

Minnesota Twins @ New York Yankees

Yankee Stadium, Bronx, NY

Thu Aug 12 1965, 7:05 PM EDT
Att. 22,372 - Unknown - 84 F

livebaseballscorecards.com

AB	37
R	2
H	10
RBI	2
BB	1
SO	8
LOB	19

1B: 4	SF: 0	WP: 0	PA: 38
2B: 4	SAC: 0	PB: 0	
3B: 0	DP: 0	SB: 0	
HR: 2	HBP: 0	CS: 0	

Batter	1	2	3	4	5	6	7	8	9	AB	R	H	RBI	BB	SO	LOB
Bert Campaneris, R (1, 6) OBP: 0.331, SLG: 0.402	4-3		6-3		4-3 2B		BBB 4-0 G6-4-3 BB 1-2 2-3			3	0	1	0	1	0	0
Jose Tartabull, L (1, 7) OBP: 0.342, SLG: 0.412	6-3		1-3		4-3 2-3		0-0 G6-4-3 1-2f			3	0	0	0	0	0	1
Dick Green, R (7, PH) OBP: 0.313, SLG: 0.396										1	0	0	0	0	0	3
Don Mossi, L (7, 1)										0	0	0	0	0	0	0
Wayne Causey, L (1, 4) OBP: 0.365, SLG: 0.365	1B			6-3	6-3			E4 1B		4	0	2	0	0	0	1
Ken Harrelson, R (1, 3) OBP: 0.340, SLG: 0.458	F8			F7		5-3		SSS K		4	0	0	0	0	1	2
Ed Charles, R (1, 5) OBP: 0.331, SLG: 0.392		SSS K		BBBB 4-0 1B BB		5-3		5-3		3	0	0	0	1	1	1
Jim Landis, R (1, 8) OBP: 0.370, SLG: 0.369		FC3-6 1B		1-3 1B		5-3		L8		4	0	2	0	0	0	1
Billy Bryan, L (1, 2) OBP: 0.315, SLG: 0.441		FC3-6 1-2f		4-3			BB E 1B		4-3	3	0	1	0	0	0	3
Rene Lachemann, R (9, PH) OBP: 0.233, SLG: 0.395										1	0	0	0	0	0	0
Mike Hershberger, R (1, 9) OBP: 0.291, SLG: 0.322		SSS K			HR		SSS K		F8	4	1	1	1	0	2	2
John O'Donoghue, R (1, 1) OBP: 0.227, SLG: 0.302			SSS K		SSS K		E1 BB 1-2		SSS K	2	0	0	0	0	2	0
Jim Dickson, L (6, 1)										0	0	0	0	0	0	0
Santiago Rosario, L (7, PH) OBP: 0.359, SLG: 0.500										1	0	0	0	0	0	1
Tommie Reynolds, R (7, 7) OBP: 0.320, SLG: 0.287										1	0	0	0	0	1	0
Inning Stats	R: 0 E: 0 K: 0 S: 4 H: 1 LOB: 1 BB: 0 P: 4	R: 0 E: 0 K: 2 S: 8 H: 1 LOB: 1 BB: 0 P: 8	R: 0 E: 0 K: 1 S: 5 H: 0 LOB: 0 BB: 0 P: 5	R: 0 E: 0 K: 0 S: 4 H: 1 LOB: 2 BB: 1 P: 8	R: 1 E: 0 K: 1 S: 7 H: 2 LOB: 1 BB: 0 P: 7	R: 0 E: 0 K: 0 S: 3 H: 0 LOB: 0 BB: 0 P: 3	R: 0 E: 1 K: 1 S: 6 H: 1 LOB: 2 BB: 1 P: 10	R: 0 E: 1 K: 1 S: 6 H: 1 LOB: 1 BB: 0 P: 6	R: 0 E: 0 K: 1 S: 5 H: 0 LOB: 0 BB: 0 P: 5	1B: 5 2B: 1 3B: 0 HR: 1 SF: 0 SAC: 0 DP: 1 HBP: 0						

PITCHER	IP	WLS	BF	H	R	ER	SO	BB	IBB	HBP	BLK	WP	HR	S	P	ERA	WHIP
Jack Cullen, R (1, 1) ERA: 2.73	6.1	W	28	6	1	1	5	2	0	0	0	0	1	36	44	1.42	1.263
Steve Hamilton, L (7, 1) ERA: 1.53	2.2	S	8	1	0	0	2	0	0	0	0	0	0	12	12	0.00	0.375

PITCHER	IP	WLS	BF	H	R	ER	SO	BB	IBB	HBP	BLK	WP	HR	S	P	ERA	WHIP

TOP

Kansas City Athletics @ New York Yankees

Yankee Stadium, Bronx, NY

Fri Aug 13 1965, 7:05 PM EDT
Att. 10,764 - Unknown - 78 F

livebaseballscorecards.com

AB	34
R	1
H	7
RBI	1
BB	2
SO	7
LOB	15

WP: 0 PA: 36
PB: 0
SB: 0
CS: 0

Batter	1	2	3	4	5	6	7	8	9	AB	R	H	RBI	BB	SO	LOB
Bobby Richardson, R (1, 4) OBP: 0.308, SLG: 0.340	4-3		5-3		4-3	FC5				4	1	1	0	0	0	2
Joe Pepitone, L (1, 3) OBP: 0.323, SLG: 0.431	FC6-4 1B		S 1B		4-3		F8			4	0	2	0	0	0	1
Mickey Mantle, S (1, 7) OBP: 0.398, SLG: 0.486	FC6-4 1B		BBB BB				F8			3	0	1	1	1	0	1
Tom Tresh, S (1, 8) OBP: 0.344, SLG: 0.475	FC4-6 1B		F7		5-3		CS 1B			4	0	2	0	0	0	3
Elston Howard, R (1, 2) OBP: 0.266, SLG: 0.348	FC4-6			6-3		E 1B	CS	SSS K		4	1	1	0	0	1	2
Hector Lopez, R (1, 9) OBP: 0.311, SLG: 0.386 Ross Moschitto, R (9, 9) OBP: 0.200, SLG: 0.333		5-3		F9		E1 6-3 1B		F9		4 0	0 0	0 0	0 0	0 0	0 0	1 0
Clete Boyer, R (1, 5) OBP: 0.310, SLG: 0.411		6-3		HR		FC5 6-3 1B		SSS K		4	1	2	2	0	1	0
Phil Linz, R (1, 6) OBP: 0.281, SLG: 0.273		5-3		6-3		6-3				3	0	0	0	0	0	2
Jack Cullen, R (1, 1) Steve Hamilton, L (7, 1) OBP: 0.333, SLG: 0.333			L4		SSS K	SSS K				3 0	0 0	0 0	0 0	0 0	2 0	2 0
Inning Stats	R: 0 E: 0 K: 0 S: 5 H: 2 LOB: 2 BB: 0 P: 5	R: 0 E: 0 K: 0 S: 3 H: 0 LOB: 0 BB: 0 P: 3	R: 0 E: 0 K: 0 S: 4 H: 1 LOB: 2 BB: 1 P: 8	R: 1 E: 0 K: 0 S: 4 H: 1 LOB: 0 BB: 0 P: 4	R: 1 E: 0 K: 1 S: 7 H: 2 LOB: 1 BB: 0 P: 7	R: 1 E: 1 K: 1 S: 8 H: 2 LOB: 2 BB: 0 P: 8	R: 0 E: 0 K: 0 S: 3 H: 1 LOB: 0 BB: 0 P: 3	R: 0 E: 0 K: 2 S: 7 H: 0 LOB: 0 BB: 0 P: 7		1B: 8 2B: 0 3B: 0 HR: 1	SF: 0 SAC: 0 DP: 0 HBP: 0						

PITCHER		IP	WLS	BF	H	R	ER	SO	BB	IBB	HBP	BLK	WP	HR	S	P	ERA	WHIP
John O'Donoghue, L ERA: 4.01	(1, 1)	5.0	L	25	8	3	2	1	1	0	0	0	0	1	26	30	3.60	1.800
Jim Dickson, R ERA: 3.95	(6, 1)	1.0		3	0	0	0	1	0	0	0	0	0	0	5	5	0.00	0.000
Don Mossi, L ERA: 2.93	(7, 1)	2.0		6	1	0	0	2	0	0	0	0	0	0	10	10	0.00	0.500

PITCHER	IP	WLS	BF	H	R	ER	SO	BB	IBB	HBP	BLK	WP	HR	S	P	ERA	WHIP

BOTTOM

Kansas City Athletics @ New York Yankees

Yankee Stadium, Bronx, NY

Fri Aug 13 1965, 7:05 PM EDT
Att. 10,764 - Unknown - 78 F

livebaseballscorecards.com

AB	33
R	3
H	9
RBI	3
BB	1
SO	4
LOB	14

WP: 0 PB: 0 SB: 1 CS: 1 PA: 35

Batter	1	2	3	4	5	6	7	8	9	AB	R	H	RBI	BB	SO	LOB
Bert Campaneris, R (1, 6) OBP: 0.337, SLG: 0.407	x 0-0 S 1B 1B		x 0-0 PB 1B		x 0-0 2-H 1B			x 0-0 CS 1B		4	1	4	1	0	0	0
Wayne Causey, L (1, 4) OBP: 0.364, SLG: 0.364	x 0-0 ① F6		x 0-0 ② F2 1-2		x 0-0 ③ 4-3			x 0-0 ① FC4-6 1-2 1B		4	0	1	0	0	0	3
Jim Landis, R (1, 8) OBP: 0.365, SLG: 0.363	S S S 0-3 ② K 1-2		S S S 0-3 ③ K			x 0-0 ① F8		x 0-0 ② FC4-6 1-2f		4	0	0	0	0	2	3
Ken Harrelson, R (1, 3) OBP: 0.342, SLG: 0.457 Santiago Rosario, L (8, 3) OBP: 0.359, SLG: 0.500	x 0-0 E S 2-H 1B			x 0-0 ① 5-3		B B B 4-0 CS BB		x 0-0 ③ 4-3		3 0	0 0	1 0	1 0	1 0	0 0	1 0
Ed Charles, R (1, 5) OBP: 0.330, SLG: 0.390	x 0-0 ③ F8 1-3			x 0-0 ② 5-3		x 0-0 ② FC6-4 1-2 1B			x 0-0 ① 5-3	4	0	1	0	0	0	1
Mike Hershberger, R (1, 9) OBP: 0.288, SLG: 0.318		x 0-0 ① 5-3		S S S 0-3 ③ K		x 0-0 ③ FC6-4 1-2f			S S S 0-3 ② K	4	0	0	0	0	2	1
Tommie Reynolds, R (1, 7) OBP: 0.313, SLG: 0.280		S S S 0-3 ② K			S S S 0-3 ① K		x 0-0 ① F7		S S S 0-3 ③ K	4	0	0	0	0	3	0
Rene Lachemann, R (1, 2) OBP: 0.235, SLG: 0.394		x 0-0 ③ 5-3			x 0-0 1B SH1-4 1B		x 0-0 ② 5-3			3	1	1	0	0	0	0
Fred Talbot, R (1, 1) OBP: 0.288, SLG: 0.309 John Wyatt, R (7, 1)			x 0-0 ① 4-3		x 0-0 ② SH1-4 1-2		x 0-0 ③ L9			2 0	0 0	0 0	0 0	0 0	0 0	0 0
Inning Stats	R: 1 E: 0 K: 1 S: 7 H: 2 LOB: 1 BB: 0 P: 7	R: 0 E: 0 K: 1 S: 5 H: 0 LOB: 0 BB: 0 P: 5	R: 0 E: 0 K: 1 S: 6 H: 1 LOB: 1 BB: 0 P: 6	R: 0 E: 0 K: 1 S: 5 H: 0 LOB: 0 BB: 0 P: 5	R: 1 E: 0 K: 1 S: 7 H: 2 LOB: 1 BB: 0 P: 7	R: 0 E: 0 K: 0 S: 3 H: 1 LOB: 1 BB: 1 P: 7	R: 0 E: 0 K: 0 S: 3 H: 0 LOB: 0 BB: 0 P: 3	R: 0 E: 0 K: 0 S: 4 H: 2 LOB: 1 BB: 0 P: 4	R: 0 E: 0 K: 2 S: 7 H: 0 LOB: 0 BB: 0 P: 7	1B: 8 2B: 0 3B: 0 HR: 0		SF: 0 SAC: 1 DP: 0 HBP: 0				

PITCHER	IP	WLS	BF	H	R	ER	SO	BB	IBB	HBP	BLK	WP	HR	S	P	ERA	WHIP
Whitey Ford, L (1, 1) ERA: 3.52	7.0		27	6	2	2	5	1	0	0	0	0	0	36	40	2.57	1.000
Pedro Ramos, R (8, 1) ERA: 3.3	2.0	W	7	2	0	0	2	0	0	0	0	0	0	11	11	0.00	1.000

PITCHER	IP	WLS	BF	H	R	ER	SO	BB	IBB	HBP	BLK	WP	HR	S	P	ERA	WHIP

TOP

Kansas City Athletics @ New York Yankees

Yankee Stadium, Bronx, NY

Sat Aug 14 1965, 3:33 AM EDT
Att. 51,246 - Unknown - 84 F

livebaseballscorecards.com

AB	32
R	2
H	8
RBI	2
BB	1
SO	7
LOB	9

PA: 34

WP: 0 PB: 1 SB: 2 CS: 2

BOTTOM

Kansas City Athletics @ New York Yankees

Sat Aug 14 1965, 3:33 AM EDT
Yankee Stadium, Bronx, NY
Att. 51,246 - Unknown - 84 F

livebaseballscorecards.com

Batter	1	2	3	4	5	6	7	8	9	AB	R	H	RBI	BB	SO	LOB
Bobby Richardson, R (1, 4) OBP: 0.306, SLG: 0.337	F7		E5		F8		L6-4 2-3			4	0	0	0	0	0	2
Joe Pepitone, L (1, 3) OBP: 0.322, SLG: 0.429	CS 1B		K		F8			K		4	0	1	0	0	2	1
Mickey Mantle, S (1, 7) OBP: 0.397, SLG: 0.481	K			2B BB		3-1		4-3		3	0	0	0	1	1	1
Tom Tresh, S (1, 9) OBP: 0.343, SLG: 0.475	CS 1-2	K		1-3 2B		F4		G3		4	0	1	0	0	1	0
Elston Howard, R (1, 2) OBP: 0.266, SLG: 0.344		F8		B1-3		BB			F8	3	0	0	0	1	0	2
Roger Repoz, L (1, 8) OBP: 0.303, SLG: 0.495		HR		IBB		K			2B 1B	3	2	2	1	1	1	1
Clete Boyer, R (1, 5) (8, 6) OBP: 0.309, SLG: 0.412		K		F2			F7		1-3 1B 2B	4	1	1	0	0	1	3
Phil Linz, R (1, 6) OBP: 0.279, SLG: 0.270			F5	F5			L6-4 1B		IBB	2	0	0	0	0	0	3
Ray Barker, L (7, PH) OBP: 0.354, SLG: 0.423 (8, 5)										1	0	1	0	1	0	0
Whitey Ford, L (1, 1) OBP: 0.241, SLG: 0.204			K		K		1-2 1B		1-2 2-H 3-H 1B	2	0	0	0	0	2	0
Tony Kubek, L (7, PH) OBP: 0.273, SLG: 0.305										1	0	1	0	0	0	0
Al Downing, R (7, PR) OBP: 0.158, SLG: 0.218										0	0	0	0	0	0	0
Pedro Ramos, S (8, 1) OBP: 0.100, SLG: 0.100										0	0	0	0	0	0	0
Hector Lopez, R (9, PH) OBP: 0.314, SLG: 0.389										1	0	1	2	0	0	0
Inning Stats	R: 0 E: 0 K: 1 S: 5 H: 1 LOB: 0 BB: 0 P: 5	R: 1 E: 0 K: 2 S: 8 H: 1 LOB: 0 BB: 0 P: 8	R: 0 E: 1 K: 2 S: 8 H: 0 LOB: 1 BB: 0 P: 8	R: 0 E: 0 K: 0 S: 4 H: 1 LOB: 3 BB: 2 P: 12	R: 0 E: 0 K: 1 S: 5 H: 0 LOB: 0 BB: 0 P: 5	R: 0 E: 0 K: 1 S: 5 H: 0 LOB: 1 BB: 1 P: 9	R: 0 E: 0 K: 0 S: 4 H: 2 LOB: 1 BB: 0 P: 4	R: 0 E: 0 K: 1 S: 5 H: 0 LOB: 0 BB: 0 P: 5	R: 2 E: 0 K: 0 S: 4 H: 3 LOB: 2 BB: 1 P: 8	1B: 5 2B: 3 3B: 0 HR: 1 SF: 0 SAC: 0 DP: 1 HBP: 0						

	AB	32
	R	3
	H	8
	RBI	3
	BB	4
	SO	8
	LOB	13

WP: 0 PB: 0 SB: 0 CS: 1 PA: 37

PITCHER		IP	WLS	BF	H	R	ER	SO	BB	IBB	HBP	BLK	WP	HR	S	P	ERA	WHIP
Fred Talbot, R ERA: 3.62	(1, 1)	6.1		27	5	1	1	7	2	1	0	0	0	1	38	50	1.42	1.105
John Wyatt, R ERA: 2.54	(7, 1)	2.0	L	9	3	2	2	1	0	1	0	0	0	0	10	14	9.00	1.500

PITCHER	IP	WLS	BF	H	R	ER	SO	BB	IBB	HBP	BLK	WP	HR	S	P	ERA	WHIP

Batter	1	2	3	4	5	6	7	8	9	AB	R	H	RBI	BB	SO	LOB
Bert Campaneris, R (1, 6) OBP: 0.335, SLG: 0.405	6-3	CS 1B		F9		1-3		B3		5	0	1	0	0	0	2
Jose Tartabull, L (1, 7) OBP: 0.346, SLG: 0.403	WP S 1B 1B	1-2 FC1-5-4 BB		G3			K		F4	4	1	1	0	1	1	0
Wayne Causey, L (1, 5) OBP: 0.365, SLG: 0.365	K 1-3	FC1-5-4 FC6-4 1-2f		1B			G5-4-3 1B		F5	5	0	2	0	0	1	2
Ken Harrelson, R (1, 3) Santiago Rosario, L (7, 3) OBP: 0.341, SLG: 0.453 OBP: 0.350, SLG: 0.486	1B 1B BB	FC6-4 1-2f		K			G5-4-3 1-2f		4-3	3 1	1 0	0 0	0 0	1 0	1 0	3 0
Jim Landis, R (1, 8) OBP: 0.367, SLG: 0.363	1B 1B 1-2 3-H 1B	K	1-3					FC6-4 BB		3	1	1	1	1	1	0
Dick Green, R (1, 4) OBP: 0.312, SLG: 0.394	HBP 1B 1-3 2-H 1B	K	5-3					FC6-4 HBP 1B 1-2f SH4-3		4	1	1	1	0	1	1
Billy Bryan, L (1, 2) OBP: 0.322, SLG: 0.447	HBP 1-2 3-H 1B	1B 1B	L8					SH4-3 HBP 1-2 1B		4	0	3	1	0	0	0
Mike Hershberger, R (1, 9) OBP: 0.292, SLG: 0.319	1-2 2-3 HBP	1-2 1B			F4			SH4-3 1-2 2-3 HBP		2	0	1	0	0	0	0
Catfish Hunter, R (1, 1) OBP: 0.095, SLG: 0.095	K	4-1			1-3			SH4-3 1-2 2-3 3-H		3	0	0	1	0	1	5
Inning Stats	R: 3 E: 0 K: 2 S: 11 H: 4 LOB: 3 BB: 1 P: 16	R: 0 E: 0 K: 0 S: 3 H: 1 LOB: 1 BB: 1 P: 7	R: 0 E: 0 K: 2 S: 9 H: 2 LOB: 2 BB: 0 P: 9	R: 0 E: 0 K: 1 S: 6 H: 1 LOB: 1 BB: 0 P: 6	R: 0 E: 0 K: 0 S: 3 H: 0 LOB: 0 BB: 0 P: 3	R: 0 E: 0 K: 0 S: 3 H: 0 LOB: 0 BB: 0 P: 3	R: 0 E: 0 K: 1 S: 5 H: 1 LOB: 0 BB: 0 P: 5	R: 1 E: 0 K: 0 S: 4 H: 1 LOB: 2 BB: 1 P: 9	R: 0 E: 0 K: 0 S: 3 H: 0 LOB: 0 BB: 0 P: 3	1B: 10 2B: 0 3B: 0 HR: 0 SF: 0 SAC: 1 DP: 1 HBP: 2						

PITCHER	IP	WLS	BF	H	R	ER	SO	BB	IBB	HBP	BLK	WP	HR	S	P	ERA	WHIP
Mel Stottlemyre, R (1, 1) ERA: 2.73	7.0	L	31	9	3	3	6	2	0	1	0	1	0	40	49	3.86	1.571
Hal Reniff, R (8, 1) ERA: 3.52	2.0		9	1	1	1	0	1	0	1	0	0	0	7	12	4.50	1.000

PITCHER	IP	WLS	BF	H	R	ER	SO	BB	IBB	HBP	BLK	WP	HR	S	P	ERA	WHIP

TOP

Kansas City Athletics @ New York Yankees

Yankee Stadium, Bronx, NY

Sun Aug 15 1965, 3:33 AM EDT

Unknown - 88 F

livebaseballscorecards.com

AB	34
R	4
H	10
RBI	4
BB	3
SO	6
LOB	13

1B: 10	SF: 0	WP: 1	PA: 40
2B: 0	SAC: 1	PB: 0	
3B: 0	DP: 1	SB: 1	
HR: 0	HBP: 2	CS: 1	

Batter	1	2	3	4	5	6	7	8	9	AB	R	H	RBI	BB	SO	LOB
Bobby Richardson, R (1, 4) OBP: 0.304, SLG: 0.335	F7		5-3		1-3 2-3			4-3		4	0	0	0	0	0	1
Tony Kubek, L (1, 6) OBP: 0.272, SLG: 0.301	BBBB 1B BB		F5		F7			F7		3	0	0	0	1	0	1
Mickey Mantle, S (1, 7) OBP: 0.395, SLG: 0.476	F5		BBBB BB			4-3		F8		3	0	0	0	1	0	1
Tom Tresh, S (1, 9) OBP: 0.343, SLG: 0.473	1-3 FC6-4 1B		F9			4-3			3-1	4	0	1	0	0	0	1
Elston Howard, R (1, 2) OBP: 0.265, SLG: 0.342	FC6-4 1-2f			6-3		1B			6-3	4	0	1	0	0	0	2
Joe Pepitone, L (1, 3) OBP: 0.319, SLG: 0.425		F9		F3		1-3			SSS K	4	0	0	0	0	1	1
Roger Repoz, L (1, 8) OBP: 0.304, SLG: 0.518		HR		6-3			SSS K			3	1	1	1	0	1	0
Clete Boyer, R (1, 5) OBP: 0.309, SLG: 0.411		SSS K			1-3 SH3-4 1B		4-3			3	0	1	0	0	1	0
Mel Stottlemyre, R (1, 1) OBP: 0.149, SLG: 0.270 Ray Barker, L (7, PH) OBP: 0.352, SLG: 0.420 Hal Reniff, R (8, 1)		F9			SH3-4 1-2		F4			1 1 0	0 0 0	0 0 0	0 0 0	0 0 0	0 0 0	0 0 0
Inning Stats	R: 0 E: 0 K: 0 S: 4 H: 1 LOB: 2 BB: 1 P: 8	R: 1 E: 0 K: 1 S: 6 H: 1 LOB: 0 BB: 0 P: 6	R: 0 E: 0 K: 0 S: 3 H: 0 LOB: 1 BB: 1 P: 7	R: 0 E: 0 K: 0 S: 3 H: 0 LOB: 0 BB: 0 P: 3	R: 0 E: 0 K: 0 S: 4 H: 1 LOB: 1 BB: 0 P: 4	R: 0 E: 0 K: 0 S: 4 H: 1 LOB: 1 BB: 0 P: 4	R: 0 E: 0 K: 1 S: 5 H: 0 LOB: 0 BB: 0 P: 5	R: 0 E: 0 K: 0 S: 3 H: 0 LOB: 0 BB: 0 P: 3	R: 0 E: 0 K: 1 S: 5 H: 0 LOB: 0 BB: 0 P: 5	1B: 3 2B: 0 3B: 0 HR: 1	SF: 0 SAC: 1 DP: 0 HBP: 0	WP: 0 PB: 0 SB: 0 CS: 0	PA: 33				

PITCHER	IP	WLS	BF	H	R	ER	SO	BB	IBB	HBP	BLK	WP	HR	S	P	ERA	WHIP
Catfish Hunter, R (1, 1) ERA: 4.68	9.0	W	33	4	1	1	3	2	0	0	0	0	1	37	45	1.00	0.667

PITCHER	IP	WLS	BF	H	R	ER	SO	BB	IBB	HBP	BLK	WP	HR	S	P	ERA	WHIP

BOTTOM

Kansas City Athletics @ New York Yankees

Yankee Stadium, Bronx, NY

Sun Aug 15 1965, 3:33 AM EDT

Unknown - 88 F

livebaseballscorecards.com

AB	30
R	1
H	4
RBI	1
BB	2
SO	3
LOB	7

Kansas City Athletics @ New York Yankees

Yankee Stadium, Bronx, NY

Sun Aug 15 1965, 3:38 AM EDT

Att. 21,441 - Unknown - 86 F

TOP

livebaseballscorecards.com

Batter	1	2	3	4	5	6	7	8	9	AB	R	H	RBI	BB	SO	LOB
Bert Campaneris, R (1, 6) OBP: 0.333, SLG: 0.402	6-3		SH5-3 1-2		5-3		F9			3	0	0	0	0	0	0
Jose Tartabull, L (1, 7) OBP: 0.358, SLG: 0.413	CS 1B		2-3 1B		K			F3		3	0	2	0	0	1	0
Tommie Reynolds, R (8, PH) OBP: 0.311, SLG: 0.278 (8, 7)										1	0	0	0	0	0	0
Wayne Causey, L (1, 4) OBP: 0.361, SLG: 0.361	K 1-2		F7		1-4-3			K FC4-6		4	0	0	0	0	2	3
Billy Bryan, L (1, 2) OBP: 0.322, SLG: 0.445		F9		HR 1B		4-3		F8		3	1	1	0	0	0	0
Rene Lachemann, R (8, PH) OBP: 0.234, SLG: 0.391 (8, 2)										1	0	0	0	0	0	1
Jim Landis, R (1, 8) OBP: 0.362, SLG: 0.357		G3		K		F7		FC4-6 1-2f		4	0	0	0	0	1	2
Ed Charles, R (1, 5) OBP: 0.330, SLG: 0.398		5-3		1-H HR		E5			5-3	4	1	1	2	0	0	0
Santiago Rosario, L (1, 3) OBP: 0.349, SLG: 0.474			6-3 1B	K		F9			1B	3	1	1	0	0	1	1
Dick Green, R (9, PH) OBP: 0.314, SLG: 0.396										1	0	1	0	0	0	0
Mike Hershberger, R (1, 9) OBP: 0.292, SLG: 0.321			6-3 1-2	2B			F4		F8	4	0	1	0	0	0	2
Rollie Sheldon, R (1, 1) OBP: 0.128, SLG: 0.081			1B SH5-3 2-H 1B	4-3			F5		F9	2	0	1	1	0	0	1
Jim Dickson, L (6, 1)										0	0	0	0	0	0	0
Ken Harrelson, R (7, PH) OBP: 0.340, SLG: 0.451										1	0	0	0	0	0	0
Wes Stock, R (7, 1)										0	0	0	0	0	0	0
Skip Lockwood, R (9, PH) OBP: 0.250, SLG: 0.100										1	0	0	0	0	0	1

	AB	35
	R	3
	H	8
	RBI	3
	BB	0
	SO	5
	LOB	11

Inning Stats	1	2	3	4	5	6	7	8	9	1B: 6	SF: 0	WP: 0	PA: 36
R:	0	0	1	2	0	0	0	0	0	2B: 1	SAC: 1	PB: 1	
E:	0	0	0	0	0	1	0	0	0	3B: 0	DP: 0	SB: 0	
K:	1	0	0	2	1	0	0	1	0	HR: 1	HBP: 0	CS: 1	
S:	5	3	6	10	5	4	3	6	4				
H:	1	0	3	3	0	0	0	0	1				
LOB:	0	0	2	1	0	1	1	1	1				
BB:	0	0	0	0	0	0	0	0	0				
P:	5	3	6	10	5	4	3	6	4				

PITCHER		IP	WLS	BF	H	R	ER	SO	BB	IBB	HBP	BLK	WP	HR	S	P	ERA	WHIP
Bill Stafford, R	(1, 1)	5.0		21	7	3	3	4	0	0	0	0	0	1	29	29	5.40	1.400
ERA: 3.21																		
Steve Hamilton, L	(6, 1)	4.0	W	15	1	0	0	1	0	0	0	0	0	0	17	17	0.00	0.250
ERA: 1.41																		

PITCHER	IP	WLS	BF	H	R	ER	SO	BB	IBB	HBP	BLK	WP	HR	S	P	ERA	WHIP

Batter	1	2	3	4	5	6	7	8	9	AB	R	H	RBI	BB	SO	LOB
Bobby Richardson, R (1, 4) OBP: 0.303, SLG: 0.339	HR		5-3		6-3	FC6-4 1-2f		F2		5	1	1	1	0	0	3
Tony Kubek, L (1, 6) OBP: 0.276, SLG: 0.304	1B		F7		4-3		FC3-6 1B			4	0	2	0	0	0	1
Joe Pepitone, L (1, 9) OBP: 0.321, SLG: 0.433	F8		HR			1B 3B 1B	F5			4	2	2	1	0	0	2
Tom Tresh, S (1, 7) OBP: 0.340, SLG: 0.469	K		F9			K	FC3-6 1-2f			4	0	0	0	0	2	3
Ray Barker, L (1, 3) OBP: 0.350, SLG: 0.415	F8			F7		3B 1-2 1B	K			4	1	1	0	0	1	2
Roger Repoz, L (1, 8) OBP: 0.302, SLG: 0.526		L9		F2		1B 1-H 2-H 3B		K		4	1	1	2	0	1	0
Clete Boyer, R (1, 5) OBP: 0.313, SLG: 0.417		G3 2B		K		BB 3-H 1B		HR 1B		4	1	3	1	0	1	0
Jake Gibbs, L (1, 2) OBP: 0.258, SLG: 0.367		G3 2-3			SH1-4 1B	F6		1-H HR		4	1	2	2	0	0	2
Bill Stafford, R (1, 1) Phil Linz, R (5, PH) OBP: 0.279, SLG: 0.270 Steve Hamilton, L (6, 1) OBP: 0.400, SLG: 0.250		1-3			SH1-4 1-2	FC6-4 1-2 BB		F4		1 0 1	0 0 0	0 0 0	0 0 1	0 0 0	0 0 1	1 0 0
Inning Stats	R: 1 E: 0 K: 1 S: 7 H: 2 LOB: 1 BB: 0 P: 7	R: 0 E: 0 K: 0 S: 4 H: 1 LOB: 1 BB: 0 P: 4	R: 1 E: 0 K: 0 S: 4 H: 1 LOB: 0 BB: 0 P: 4	R: 0 E: 0 K: 1 S: 5 H: 0 LOB: 0 BB: 0 P: 5	R: 0 E: 0 K: 0 S: 4 H: 1 LOB: 1 BB: 0 P: 4	R: 3 E: 0 K: 1 S: 9 H: 4 LOB: 2 BB: 1 P: 13	R: 0 E: 0 K: 1 S: 6 H: 1 LOB: 1 BB: 0 P: 6	R: 2 E: 0 K: 1 S: 7 H: 2 LOB: 0 BB: 0 P: 7		1B: 7 2B: 1 3B: 1 HR: 3 SF: 0 SAC: 1 DP: 0 HBP: 0				WP: 0 PB: 0 SB: 0 CS: 0 PA: 37	

PITCHER		IP	WLS	BF	H	R	ER	SO	BB	IBB	HBP	BLK	WP	HR	S	P	ERA	WHIP
Rollie Sheldon, R ERA: 3.99	(1, 1)	5.1	L	25	9	5	5	3	0	0	0	0	0	2	31	31	8.44	1.688
Jim Dickson, R ERA: 3.9	(6, 1)	0.2		3	0	0	0	0	1	0	0	0	0	0	2	6	0.00	1.500
Wes Stock, R ERA: 4.86	(7, 1)	2.0		9	3	2	2	2	0	0	0	0	0	1	13	13	9.00	1.500

PITCHER	IP	WLS	BF	H	R	ER	SO	BB	IBB	HBP	BLK	WP	HR	S	P	ERA	WHIP

BOTTOM

Kansas City Athletics @ New York Yankees

Yankee Stadium, Bronx, NY

Sun Aug 15 1965, 3:38 AM EDT
Att. 21,441 - Unknown - 86 F

livebaseballscorecards.com

AB	35
R	7
H	12
RBI	7
BB	1
SO	5
LOB	14

Batter	1	2	3	4	5	6	7	8	9	AB	R	H	RBI	BB	SO	LOB
Jose Cardenal, R (1, 8) OBP: 0.296, SLG: 0.376	x 0-0 CS BB 1B		S S S 0-3 ③ K		x 0-0 ③ F4			S S S 0-3 ① K		4	0	1	0	0	2	2
Jim Piersall, R (1, 7) OBP: 0.288, SLG: 0.338	B B B B 4-0 1-2 BB			x 0-0 ① F9		x 0-0 G6-4-3 1B		x 0-0 ② F8		3	0	1	0	1	0	0
Jim Fregosi, R (1, 6) OBP: 0.322, SLG: 0.411	S S S 0-3 ① K			B B B B 4-0 1B BB		x 0-0 ① F8		x 0-0 3B		3	0	1	0	1	1	3
Joe Adcock, R (1, 3) OBP: 0.316, SLG: 0.439 Marcelino Lopez, R (8, PR) OBP: 0.213, SLG: 0.288 Tom Satriano, L (8, 3) OBP: 0.280, SLG: 0.311	S S S 0-3 ② ③ K 2-3			x 0-0 ② 1-3 1B		x 0-0 ② ③ G6-4-3 1-2f		B B B B 4-0 BB		3 0 0	0 0 0	1 0 0	0 0 0	1 0 0	1 0 0	3 0 0
Lou Clinton, R (1, 9) OBP: 0.319, SLG: 0.341		S S S 0-3 ① K		x 0-0 ③ F8			x 0-0 1B 2B	x 0-0 ③ F3		4	1	1	0	0	1	3
Bobby Knoop, R (1, 4) OBP: 0.315, SLG: 0.395		x 0-0 ② F8			S S S 0-3 ① K		x 0-0 WP 2-H 1B		x 0-0 ① F7	4	0	1	1	0	1	0
Paul Schaal, R (1, 5) OBP: 0.306, SLG: 0.338		x 0-0 ③ 5-3			x 0-0 1B 1B		S S S 0-3 ① K		x 0-0 G6-4-3 1B	4	0	2	0	0	1	1
Buck Rodgers, S (1, 2) OBP: 0.263, SLG: 0.267 Tom Egan, R (7, 2) OBP: 0.308, SLG: 0.308			x 0-0 ① F9		x 0-0 ② F8		x 0-0 ② F7		x 0-0 ② ③ G6-4-3 1-2f	3 1	0 0	0 0	0 0	0 0	0 0	2 1
Fred Newman, R (1, 1) OBP: 0.175, SLG: 0.127 George Brunet, R (2, 1) OBP: 0.114, SLG: 0.073 Joe Koppe, R (5, PH) OBP: 0.303, SLG: 0.367 Aubrey Gatewood, R (5, 1) OBP: 0.500, SLG: 0.500 Vic Power, R (7, PH) OBP: 0.286, SLG: 0.356 Ed Sukla, R (7, 1)			S S S 0-3 ② K		x 0-0 1-2 1B		S S S 0-3 ③ K 1-2			0 1 1 0 1 0	0 0 0 0 0 0	0 0 1 0 0 0	0 0 0 0 0 0	0 1 0 0 1 0	0 0 0 0 1 0	0 0 0 0 1 0
Inning Stats	R: 0 H: 1 E: 0 LOB: 2 K: 2 BB: 1 S: 7 P: 11	R: 0 H: 0 E: 0 LOB: 0 K: 1 BB: 0 S: 5 P: 5	R: 0 H: 0 E: 0 LOB: 0 K: 2 BB: 0 S: 7 P: 7	R: 0 H: 1 E: 0 LOB: 1 K: 0 BB: 1 S: 3 P: 7	R: 0 H: 2 E: 0 LOB: 2 K: 1 BB: 0 S: 7 P: 7	R: 0 H: 1 E: 0 LOB: 0 K: 0 BB: 0 S: 3 P: 3	R: 1 H: 2 E: 0 LOB: 1 K: 2 BB: 0 S: 9 P: 9	R: 0 H: 1 E: 0 LOB: 2 K: 1 BB: 1 S: 6 P: 10	R: 0 H: 1 E: 0 LOB: 0 K: 0 BB: 0 S: 3 P: 3	1B: 7 2B: 2 3B: 1 HR: 0	SF: 0 SAC: 0 DP: 3 HBP: 0			WP: 1 PB: 0 SB: 0 CS: 1	PA: 35		

PITCHER	IP	WLS	BF	H	R	ER	SO	BB	IBB	HBP	BLK	WP	HR	S	P	ERA	WHIP
Al Downing, L (1, 1) ERA: 3.82	9.0	W	35	9	1	1	9	3	0	0	0	1	0	50	62	1.00	1.333

PITCHER	IP	WLS	BF	H	R	ER	SO	BB	IBB	HBP	BLK	WP	HR	S	P	ERA	WHIP

TOP

Los Angeles Angels @ New York Yankees

Yankee Stadium, Bronx, NY

Tue Aug 17 1965, 7:05 PM EDT
Att. 14,858 - Unknown - 80 F

livebaseballscorecards.com

AB	32
R	1
H	9
RBI	1
BB	3
SO	9
LOB	16

Batter	1	2	3	4	5	6	7	8	9	AB	R	H	RBI	BB	SO	LOB
Bobby Richardson, R (1, 4) OBP: 0.302, SLG: 0.339	K	BB, 1B 1-2 2-H 3-H 1B		F2		1-3				4	1	1	2	0	1	2
Tony Kubek, L (1, 6) OBP: 0.275, SLG: 0.301	6-3	1B 1-2 2-3 BB			F8		L8			3	0	0	0	1	0	0
Mickey Mantle, S (1, 7) OBP: 0.395, SLG: 0.476 Hector Lopez, R (3, 9) OBP: 0.315, SLG: 0.390 Ross Moschitto, R (8, 9) OBP: 0.200, SLG: 0.333	5-3	FC6-4 1-3 2-H 3-H 1B			1-3 1B		5-3			2 2 0	0 0 0	1 1 0	2 0 0	0 0 0	0 0 0	0 0 0
Tom Tresh, S (1, 8) (3, 7) OBP: 0.341, SLG: 0.469	5-3, BB, 1B 1B	FC6-4 1-2f			1-3 1-2		FC4-6 1B			4	1	2	0	0	0	3
Elston Howard, R (1, 2) OBP: 0.262, SLG: 0.337	K	F3			5-3		FC4-6 1-2f			4	0	0	0	0	1	3
Joe Pepitone, L (1, 3) OBP: 0.323, SLG: 0.433	BB, 5-3, 1B 1-2 1B	F6				1B		4-3		4	1	2	0	0	0	0
Clete Boyer, R (1, 5) OBP: 0.311, SLG: 0.413	5-3 1-2 2-3	F2				F5		L4		4	0	0	0	0	0	3
Roger Repoz, L (1, 9) (3, 8) OBP: 0.308, SLG: 0.547	BB 1B IBB			K		F8		HR		3	2	1	1	1	1	1
Al Downing, R (1, 1) OBP: 0.180, SLG: 0.224	BB, 1B 1-2 2-3 3-H 1B BB			6-3		1-2 1B		K		3	1	1	1	1	1	0
Inning Stats	R: 0 E: 0 K: 1 S: 5 H: 0 LOB: 0 BB: 0 P: 5	R: 5 E: 0 K: 1 S: 9 H: 4 LOB: 2 BB: 3 P: 21	R: 0 E: 0 K: 0 S: 3 H: 0 LOB: 0 BB: 0 P: 3	R: 0 E: 0 K: 1 S: 5 H: 0 LOB: 0 BB: 0 P: 5	R: 0 E: 0 K: 0 S: 4 H: 1 LOB: 1 BB: 0 P: 4	R: 0 E: 0 K: 0 S: 5 H: 2 LOB: 2 BB: 0 P: 5	R: 0 E: 0 K: 0 S: 4 H: 1 LOB: 1 BB: 0 P: 4	R: 1 E: 0 K: 1 S: 6 H: 1 LOB: 0 BB: 0 P: 6		1B: 8 2B: 0 3B: 0 HR: 1 SF: 0 SAC: 0 DP: 0 HBP: 0						

PITCHER		IP	WLS	BF	H	R	ER	SO	BB	IBB	HBP	BLK	WP	HR	S	P	ERA	WHIP
Fred Newman, R ERA: 3.37	(1, 1)	1.2	L	12	4	5	5	2	2	1	0	0	0	0	13	25	27.00	3.600
George Brunet, L ERA: 2.39	(2, 1)	2.1		7	0	0	0	1	0	0	0	0	0	0	9	9	0.00	0.000
Aubrey Gatewood, R ERA: 4.0	(5, 1)	2.0		9	3	0	0	0	0	0	0	0	0	0	9	9	0.00	1.500
Ed Sukla, R ERA: 5.7	(7, 1)	2.0		8	2	1	1	1	0	0	0	0	0	1	10	10	4.50	1.000

PITCHER	IP	WLS	BF	H	R	ER	SO	BB	IBB	HBP	BLK	WP	HR	S	P	ERA	WHIP

BOTTOM

Los Angeles Angels @ New York Yankees

Yankee Stadium, Bronx, NY

Tue Aug 17 1965, 7:05 PM EDT
Att. 14,858 - Unknown - 80 F

livebaseballscorecards.com

AB	33
R	6
H	9
RBI	6
BB	3
SO	4
LOB	12

WP: 0 PB: 0 SB: 0 CS: 0 PA: 36

Los Angeles Angels @ New York Yankees

Yankee Stadium, Bronx, NY

Wed Aug 18 1965, 7:05 PM EDT

Att. 13,572 - Unknown - 80 F

livebaseballscorecards.com

TOP

Batter	1	2	3	4	5	6	7	8	9	AB	R	H	RBI	BB	SO	LOB
Lou Clinton, R (1, 9) OBP: 0.319, SLG: 0.338	F9		5-3		BB			1B 3B	CS 1B	2	0	0	0	1	0	1
Willie Smith, L (8, PH) OBP: 0.303, SLG: 0.449 (8, 7)										2	1	2	0	0	0	0
Jim Piersall, R (1, 7) OBP: 0.289, SLG: 0.338	HR 1B		4-3		K			1B SH3 1B 3-H	F9	3	1	1	0	0	1	2
Merritt Ranew, L (8, PH) OBP: 0.307, SLG: 0.318										1	0	1	1	0	0	0
Albie Pearson, L (8, PR) OBP: 0.317, SLG: 0.324 (8, 9)										1	1	0	0	0	0	1
Jim Fregosi, R (1, 6) OBP: 0.322, SLG: 0.414	K		2-H 3B			6-3		SH3 1-2	K 1-2	4	0	1	1	0	2	2
Joe Adcock, R (1, 3) OBP: 0.319, SLG: 0.452	1-H HR		K			F4		2B E 1B 2-H		4	1	2	3	0	1	1
Marcelino Lopez, R (8, PR) OBP: 0.213, SLG: 0.288										0	1	0	0	0	0	0
Bob Lee, R (8, 1) OBP: 0.188, SLG: 0.333										0	0	0	0	0	0	0
Jose Cardenal, R (1, 8) OBP: 0.294, SLG: 0.372	5-3			F7		F3		E4 2B 1-2		4	1	0	0	0	0	1
Bobby Knoop, R (1, 4) OBP: 0.314, SLG: 0.397		F9		K			6-3	4-1 1-3 2-H 2B		4	0	1	1	0	1	0
Paul Schaal, R (1, 5) OBP: 0.305, SLG: 0.335		K		6-3			6-3	4-1 IBB		3	0	0	0	1	1	0
Buck Rodgers, S (1, 2) OBP: 0.266, SLG: 0.270		F8			K 1B		WP 1B	4-1 1-2 2-3 3-H		4	0	2	1	0	0	2
Dean Chance, R (1, 1) OBP: 0.161, SLG: 0.098			3B 2B		K 1-2		K 1-2		4-3	3	1	1	0	0	2	2
Vic Power, R (8, PH) OBP: 0.294, SLG: 0.353 (8, 3)										1	0	0	0	0	0	3
Inning Stats	R: 2 E: 0 K: 1 S: 7 H: 2 LOB: 0 BB: 0 P: 7	R: 0 E: 0 K: 1 S: 5 H: 0 LOB: 0 BB: 0 P: 5	R: 1 E: 0 K: 1 S: 7 H: 2 LOB: 0 BB: 0 P: 7	R: 0 E: 0 K: 1 S: 5 H: 0 LOB: 0 BB: 0 P: 5	R: 0 E: 0 K: 2 S: 7 H: 1 LOB: 1 BB: 1 P: 11	R: 0 E: 0 K: 0 S: 3 H: 0 LOB: 0 BB: 0 P: 3	R: 0 E: 0 K: 1 S: 6 H: 1 LOB: 1 BB: 0 P: 6	R: 4 E: 1 K: 0 S: 8 H: 4 LOB: 3 BB: 1 P: 12	R: 0 E: 0 K: 1 S: 5 H: 1 LOB: 1 BB: 0 P: 5	1B: 6 2B: 3 3B: 2 HR: 1 SF: 0 SAC: 1 DP: 1 HBP: 0						

	AB	36
	R	7
	H	11
	RBI	7
	BB	2
	SO	8
	LOB	15

WP: 1 PB: 0 SB: 0 CS: 1 PA: 39

PITCHER		IP	WLS	BF	H	R	ER	SO	BB	IBB	HBP	BLK	WP	HR	S	P	ERA	WHIP
Whitey Ford, L ERA: 3.53	(1, 1)	7.0		27	6	3	3	7	1	0	0	0	1	1	40	44	3.86	1.000
Pedro Ramos, R ERA: 3.53	(8, 1)	0.1	L	4	3	3	2	0	0	0	0	0	0	0	4	4	54.00	9.000
Hal Reniff, R ERA: 3.44	(8, 1)	1.2		8	2	1	0	1	0	1	0	0	0	0	9	13	0.00	1.200

PITCHER		IP	WLS	BF	H	R	ER	SO	BB	IBB	HBP	BLK	WP	HR	S	P	ERA	WHIP

Batter	1	2	3	4	5	6	7	8	9	AB	R	H	RBI	BB	SO	LOB
Bobby Richardson, R (1, 4) OBP: 0.301, SLG: 0.343	1-3		F7		K		HR		FC5-4	5	1	1	2	0	1	1
Tony Kubek, L (1, 6) OBP: 0.274, SLG: 0.306	3B		1-3		1-6-3		4-3		F2	5	0	1	0	0	0	1
Mickey Mantle, S (1, 7) OBP: 0.397, SLG: 0.486	K		HR		B1-3		FC4-6			4	1	2	1	0	1	1
Tom Tresh, S (1, 9) OBP: 0.342, SLG: 0.469	BB		1B			K	FC4-6			3	0	1	0	1	1	1
Elston Howard, R (1, 2) OBP: 0.258, SLG: 0.332	K		L8			K		5-3		4	0	0	0	0	2	3
Joe Pepitone, L (1, 3) OBP: 0.322, SLG: 0.432		K		5-3		1B		F7		4	0	1	0	0	1	0
Ray Barker, L (1, 5) OBP: 0.341, SLG: 0.404		3-1		G3		G3		K		4	0	0	0	0	1	1
Roger Repoz, L (1, 8) OBP: 0.328, SLG: 0.555		BB		1B			BB		FC5-4	2	1	2	0	2	0	0
Whitey Ford, L (1, 1) OBP: 0.233, SLG: 0.196		K		K			K		K	2	0	0	0	0	2	2
Roger Maris, L (7, PH) OBP: 0.357, SLG: 0.441										1	0	0	0	0	1	1
Pedro Ramos, S (8, 1) OBP: 0.100, SLG: 0.100										0	0	0	0	0	0	0
Hal Reniff, R (8, 1)										0	0	0	0	0	0	0
Jake Gibbs, L (9, PH) OBP: 0.250, SLG: 0.355										1	0	0	0	0	1	1
Inning Stats	R: 0 E: 0 K: 2 S: 8 H: 1 LOB: 2 BB: 1 P: 12	R: 0 E: 0 K: 2 S: 7 H: 0 LOB: 1 BB: 1 P: 11	R: 1 E: 0 K: 0 S: 5 H: 2 LOB: 1 BB: 0 P: 5	R: 0 E: 0 K: 1 S: 6 H: 1 LOB: 1 BB: 0 P: 6	R: 0 E: 0 K: 1 S: 5 H: 0 LOB: 0 BB: 0 P: 5	R: 0 E: 0 K: 2 S: 8 H: 1 LOB: 1 BB: 0 P: 8	R: 2 E: 0 K: 1 S: 7 H: 2 LOB: 1 BB: 1 P: 11	R: 0 E: 0 K: 1 S: 5 H: 0 LOB: 0 BB: 0 P: 5	R: 0 E: 0 K: 1 S: 6 H: 1 LOB: 1 BB: 0 P: 6	1B: 5 2B: 0 3B: 1 HR: 2	SF: 0 SAC: 0 DP: 0 HBP: 0						

PITCHER		IP	WLS	BF	H	R	ER	SO	BB	IBB	HBP	BLK	WP	HR	S	P	ERA	WHIP
Dean Chance, R ERA: 3.79	(1, 1)	7.0	W	31	7	3	3	9	3	0	0	0	0	2	46	58	3.86	1.429
Bob Lee, R ERA: 2.0	(8, 1)	2.0	S	7	1	0	0	2	0	0	0	0	0	0	11	11	0.00	0.500

PITCHER	IP	WLS	BF	H	R	ER	SO	BB	IBB	HBP	BLK	WP	HR	S	P	ERA	WHIP

BOTTOM

Los Angeles Angels @ New York Yankees

Yankee Stadium, Bronx, NY

Wed Aug 18 1965, 7:05 PM EDT
Att. 13,572 - Unknown - 80 F

livebaseballscorecards.com

AB	35
R	3
H	8
RBI	3
BB	3
SO	11
LOB	12

1B: 5	SF: 0	WP: 0	PA: 38		
2B: 0	SAC: 0	PB: 0			
3B: 1	DP: 0	SB: 0			
HR: 2	HBP: 0	CS: 0			

Los Angeles Angels @ New York Yankees

Yankee Stadium, Bronx, NY

Thu Aug 19 1965, 3:33 AM EDT

Att. 21,897 - Unknown - 88 F

livebaseballscorecards.com

Batter	1	2	3	4	5	6	7	8	9	AB	R	H	RBI	BB	SO	LOB
Jose Cardenal, R (1, 8) OBP: 0.291, SLG: 0.369	6-3		K		F2			F9		4	0	0	0	0	1	2
Al Spangler, L (1, 9) OBP: 0.303, SLG: 0.260	G3		F8		3-1			L9		4	0	0	0	0	0	2
Jim Fregosi, R (1, 6) OBP: 0.321, SLG: 0.415	F6		G3			4-3 2B		L3		4	0	1	0	0	0	1
Willie Smith, L (1, 7) OBP: 0.300, SLG: 0.444		4-3		F8		F2			4-1	4	0	0	0	0	0	1
Merritt Ranew, L (1, 2) OBP: 0.316, SLG: 0.343		1B 2B		G3		4-3 2-3			1B 1B	4	1	2	0	0	0	1
Lou Clinton, R (9, PR) OBP: 0.319, SLG: 0.338										0	0	0	0	0	0	0
Vic Power, R (1, 3) OBP: 0.299, SLG: 0.357		1-3		1B		5-3			L5-4 1B 1-2	4	0	2	0	0	0	2
Bobby Knoop, R (1, 4) OBP: 0.317, SLG: 0.398		FC4-6 1B 2-H		K			K		1-2 2-3 1B	4	0	2	1	0	2	1
Paul Schaal, R (1, 5) OBP: 0.305, SLG: 0.333		FC4-6 1-2f			SH1-4 BB		6-3		L5-4 2-3	2	0	0	0	1	0	1
Joe Adcock, R (9, PH) OBP: 0.318, SLG: 0.450										1	0	0	0	0	0	3
Marcelino Lopez, R (1, 1) OBP: 0.222, SLG: 0.295			1B		SH1-4 1-2		G3			2	0	1	0	0	0	0
Aubrey Gatewood, R (8, 1) OBP: 0.500, SLG: 0.500										0	0	0	0	0	0	0
Inning Stats	R: 0 E: 0 K: 0 S: 3 H: 0 LOB: 0 BB: 0 P: 3	R: 1 E: 0 K: 0 S: 5 H: 2 LOB: 1 BB: 0 P: 5	R: 0 E: 0 K: 1 S: 6 H: 1 LOB: 1 BB: 0 P: 6	R: 0 E: 0 K: 1 S: 6 H: 1 LOB: 1 BB: 0 P: 6	R: 0 E: 0 K: 0 S: 3 H: 0 LOB: 1 BB: 1 P: 7	R: 0 E: 0 K: 0 S: 4 H: 1 LOB: 1 BB: 0 P: 4	R: 0 E: 0 K: 1 S: 5 H: 0 LOB: 0 BB: 0 P: 5	R: 0 E: 0 K: 0 S: 3 H: 0 LOB: 0 BB: 0 P: 3	R: 0 E: 0 K: 0 S: 5 H: 3 LOB: 2 BB: 0 P: 5	1B: 6 2B: 3 3B: 0 HR: 0	SF: 0 SAC: 1 DP: 1 HBP: 0						

TOP	
AB	33
R	1
H	8
RBI	1
BB	1
SO	3
LOB	14

WP: 0 PB: 0 SB: 0 CS: 0 PA: 35

PITCHER	IP	WLS	BF	H	R	ER	SO	BB	IBB	HBP	BLK	WP	HR	S	P	ERA	WHIP
Mel Stottlemyre, R (1, 1) ERA: 2.66	9.0	W	35	8	1	1	3	1	0	0	0	0	0	40	44	1.00	1.000

PITCHER	IP	WLS	BF	H	R	ER	SO	BB	IBB	HBP	BLK	WP	HR	S	P	ERA	WHIP

BOTTOM

Los Angeles Angels @ New York Yankees

Yankee Stadium, Bronx, NY

Thu Aug 19 1965, 3:33 AM EDT
Att. 21,897 - Unknown - 88 F

livebaseballscorecards.com

Batter	1	2	3	4	5	6	7	8	9	AB	R	H	RBI	BB	SO	LOB
Bobby Richardson, R (1, 4) OBP: 0.301, SLG: 0.342	1-3		F8		1B BB 1B 3-H		1-3			4	0	1	1	0	0	0
Tony Kubek, L (1, 6) OBP: 0.274, SLG: 0.303	5-3		K		1B BB 1-2		K			3	0	0	0	1	2	0
Mickey Mantle, S (1, 7) OBP: 0.403, SLG: 0.488	FC6-4 BB		1B BB		1-2 2-3 1B			SH1-4 1B BB		1	0	1	0	3	0	0
Ross Moschitto, R (8, PR) OBP: 0.200, SLG: 0.333 (9, 8)										0	1	0	0	0	0	0
Tom Tresh, S (1, 8) OBP: 0.342, SLG: 0.468 (9, 7)	FC6-4 1-2f			1-2 1B	1-3			SH1-4 1-2		3	0	1	0	0	0	4
Elston Howard, R (1, 2) OBP: 0.254, SLG: 0.327		K		F4		F9		L8		4	0	0	0	0	1	4
Joe Pepitone, L (1, 3) OBP: 0.321, SLG: 0.429		F4		F3		4-3		1B BB		3	0	0	0	1	0	2
Hector Lopez, R (1, 9) OBP: 0.318, SLG: 0.392		F8			2B 1B 1B	F9		1-2 2-H 1B		4	1	2	1	0	0	0
Roger Repoz, L (8, PR) OBP: 0.328, SLG: 0.555 (9, 9)										0	0	0	0	0	0	0
Clete Boyer, R (1, 5) OBP: 0.312, SLG: 0.424			6-3		1-3 2B		HR	1-3		4	1	2	1	0	0	2
Mel Stottlemyre, R (1, 1) OBP: 0.143, SLG: 0.260			K		1-3		F8			3	0	0	0	0	1	1

AB	29
R	3
H	7
RBI	3
BB	5
SO	4
LOB	13

Inning Stats	1	2	3	4	5	6	7	8	9
	R: 0 H: 0 E: 0 LOB: 1 K: 0 BB: 1 S: 3 P: 7	R: 0 H: 0 E: 0 LOB: 0 K: 1 BB: 0 S: 5 P: 5	R: 0 H: 0 E: 0 LOB: 0 K: 1 BB: 0 S: 5 P: 5	R: 0 H: 1 E: 0 LOB: 2 K: 1 BB: 1 S: 6 P: 10	R: 1 H: 4 E: 0 LOB: 3 K: 0 BB: 1 S: 6 P: 10	R: 0 H: 0 E: 0 LOB: 0 K: 0 BB: 0 S: 3 P: 3	R: 1 H: 1 E: 0 LOB: 0 K: 1 BB: 0 S: 6 P: 6	R: 1 H: 1 E: 0 LOB: 2 K: 0 BB: 2 S: 4 P: 12	

1B: 5	SF: 0	WP: 0 PA: 35
2B: 1	SAC: 1	PB: 0
3B: 0	DP: 0	SB: 0
HR: 1	HBP: 0	CS: 0

PITCHER		IP	WLS	BF	H	R	ER	SO	BB	IBB	HBP	BLK	WP	HR	S	P	ERA	WHIP
Marcelino Lopez, L ERA: 2.75	(1, 1)	7.2	L	34	7	3	3	4	5	0	0	0	0	1	37	57	3.52	1.565
Aubrey Gatewood, R ERA: 3.98	(8, 1)	0.1		1	0	0	0	0	0	0	0	0	0	0	1	1	0.00	0.000

PITCHER		IP	WLS	BF	H	R	ER	SO	BB	IBB	HBP	BLK	WP	HR	S	P	ERA	WHIP

Batter	1	2	3	4	5	6	7	8	9	AB	R	H	RBI	BB	SO	LOB
Bobby Richardson, R (1, 4) OBP: 0.301, SLG: 0.342	6-3		F6			CS 1B		FC6-4 1-2f		4	0	1	0	0	0	2
Tony Kubek, L (1, 6) OBP: 0.273, SLG: 0.306	L4		6-3			1-2 2B			F7	4	0	1	0	0	0	0
Mickey Mantel, S (1, 7) OBP: 0.399, SLG: 0.482 Ross Moschitto, R (9, 9) OBP: 0.200, SLG: 0.333	L9		K			L6			K	4 0	0 0	0 0	0 0	0 0	2 0	1 0
Tom Tresh, S (1, 9) (9, 7) OBP: 0.342, SLG: 0.472		F5		HR			K		F7	4	1	1	1	0	1	0
Joe Pepitone, L (1, 3) OBP: 0.319, SLG: 0.426		F8		F6			F5			3	0	0	0	0	0	0
Elston Howard, R (1, 2) OBP: 0.255, SLG: 0.327		K			G6-3 1B		F8			3	0	1	0	0	1	0
Clete Boyer, R (1, 5) OBP: 0.312, SLG: 0.423			4-3		G6-3 1-2f			FC3-6 1B		3	0	1	0	0	0	1
Roger Repoz, L (1, 8) OBP: 0.329, SLG: 0.549			1B		K			F9		3	0	1	0	0	1	1
Jack Cullen, R (1, 1)			K			6-3		FC3-6 1-2f FC6-4		3	0	0	0	0	1	2
Inning Stats	R: 0 E: 0 K: 0 S: 3 H: 0 LOB: 0 BB: 0 P: 3	R: 0 E: 0 K: 1 S: 5 H: 0 LOB: 0 BB: 0 P: 5	R: 0 E: 0 K: 1 S: 6 H: 1 LOB: 0 BB: 0 P: 6	R: 1 E: 0 K: 1 S: 6 H: 1 LOB: 0 BB: 0 P: 6	R: 0 E: 0 K: 1 S: 5 H: 1 LOB: 0 BB: 0 P: 5	R: 0 E: 0 K: 0 S: 4 H: 2 LOB: 1 BB: 0 P: 4	R: 0 E: 0 K: 1 S: 5 H: 0 LOB: 0 BB: 0 P: 5	R: 0 E: 0 K: 0 S: 4 H: 1 LOB: 1 BB: 0 P: 4	R: 0 E: 0 K: 1 S: 5 H: 0 LOB: 0 BB: 0 P: 5	1B: 4 2B: 1 3B: 0 HR: 1 SF: 0 SAC: 0 DP: 1 HBP: 0						

PITCHER		IP	WLS	BF	H	R	ER	SO	BB	IBB	HBP	BLK	WP	HR	S	P	ERA	WHIP
Milt Pappas, R ERA: 2.27	(1, 1)	8.0	L	28	6	1	1	5	0	0	0	0	0	1	38	38	1.12	0.750
Dick Hall, R ERA: 2.92	(9, 1)	1.0		3	0	0	0	1	0	0	0	0	0	0	5	5	0.00	0.000

PITCHER	IP	WLS	BF	H	R	ER	SO	BB	IBB	HBP	BLK	WP	HR	S	P	ERA	WHIP

TOP

New York Yankees @ Baltimore Orioles

Memorial Stadium, Baltimore, MD

Fri Aug 20 1965, 7:05 PM EDT
Att. 21,063 - Unknown - 80 F

livebaseballscorecards.com

AB	31
R	1
H	6
RBI	1
BB	0
SO	6
LOB	7

WP: 0 PA: 31
PB: 0
SB: 0
CS: 1

Batter	1	2	3	4	5	6	7	8	9	AB	R	H	RBI	BB	SO	LOB
Norm Siebern, L (1, 3) OBP: 0.371, SLG: 0.439	K		F8			F4		1-3		4	0	0	0	0	1	2
Paul Blair, R (1, 8) OBP: 0.289, SLG: 0.311	F4			G3		5-3			5-3	4	0	0	0	0	0	0
Boog Powell, L (1, 7) OBP: 0.324, SLG: 0.372 Jackie Brandt, R (9, PR) OBP: 0.307, SLG: 0.417	K			BB			F2		G5-4-3 BB	2 0	0 0	0 0	0 0	2 0	1 0	0 0
Brooks Robinson, R (1, 5) OBP: 0.373, SLG: 0.448		F9		F7			4-3		G5-4-3 1-2f	4	0	0	0	0	0	2
Curt Blefary, L (1, 9) OBP: 0.361, SLG: 0.436		G3-6 1B		1-3			E1			3	0	1	0	0	0	1
Charlie Lau, L (1, 2) OBP: 0.352, SLG: 0.451		G3-6 1-2f			F7		F6			3	0	0	0	0	0	2
Jerry Adair, R (1, 4) OBP: 0.297, SLG: 0.322			1-3		K			4-3		3	0	0	0	0	1	0
Luis Aparicio, R (1, 6) OBP: 0.281, SLG: 0.371			SH2-4 1B		1-3			1-3 1B		3	0	2	0	0	0	0
Milt Pappas, R (1, 1) OBP: 0.093, SLG: 0.148 Russ Snyder, L (8, PH) OBP: 0.317, SLG: 0.308 Dick Hall, R (9, 1) OBP: 0.583, SLG: 0.700			SH2-4 1-2			K		1-3 1-2		1 1 0	0 0 0	0 0 0	0 0 0	0 0 0	1 0 0	0 1 0
Inning Stats	R: 0 E: 0 K: 2 S: 7 H: 0 LOB: 0 BB: 0 P: 7	R: 0 E: 0 K: 0 S: 3 H: 1 LOB: 0 BB: 0 P: 3	R: 0 E: 0 K: 0 S: 4 H: 1 LOB: 1 BB: 0 P: 4	R: 0 E: 0 K: 0 S: 3 H: 0 LOB: 1 BB: 1 P: 7	R: 0 E: 0 K: 1 S: 5 H: 0 LOB: 0 BB: 0 P: 5	R: 0 E: 0 K: 1 S: 5 H: 0 LOB: 0 BB: 0 P: 5	R: 0 E: 1 K: 0 S: 4 H: 0 LOB: 1 BB: 0 P: 4	R: 0 E: 0 K: 0 S: 4 H: 1 LOB: 1 BB: 0 P: 4	R: 0 E: 0 K: 0 S: 2 H: 0 LOB: 1 BB: 1 P: 6	1B: 3 2B: 0 3B: 0 HR: 0 SF: 0 SAC: 1 DP: 2 HBP: 0						

PITCHER	IP	WLS	BF	H	R	ER	SO	BB	IBB	HBP	BLK	WP	HR	S	P	ERA	WHIP
Jack Cullen, R (1, 1) ERA: 2.04	9.0	W	31	3	0	0	4	2	0	0	0	0	0	37	45	0.00	0.556

PITCHER	IP	WLS	BF	H	R	ER	SO	BB	IBB	HBP	BLK	WP	HR	S	P	ERA	WHIP

BOTTOM

New York Yankees @ Baltimore Orioles

Memorial Stadium, Baltimore, MD

Fri Aug 20 1965, 7:05 PM EDT
Att. 21,063 - Unknown - 80 F

livebaseballscorecards.com

AB	28
R	0
H	3
RBI	0
BB	2
SO	4
LOB	8

Batter	1	2	3	4	5	6	7	8	9	10	AB	R	H	RBI	BB	SO	LOB
Bobby Richardson, R (1, 4) OBP: 0.302, SLG: 0.344	F3		F8			1-H 2B		3-1		BB BB 1B	5	0	2	1	0	0	1
Tony Kubek, L (1, 6) OBP: 0.272, SLG: 0.301	L4			L4		L7		G3		1-2 BB	4	0	0	0	1	0	1
Mickey Mantle, S (1, 7) OBP: 0.395, SLG: 0.475	F7			L9		F7		F7		P6	4	0	0	0	0	0	1
Ross Moschitto, R (8, 9) OBP: 0.200, SLG: 0.333											0	0	0	0	0	0	0
Roger Maris, L (10, PH) (10, 9) OBP: 0.355, SLG: 0.438											1	0	0	0	0	0	2
Tom Tresh, S (1, 9) (8, 7) OBP: 0.342, SLG: 0.469		F8		G3			K		G4-6-3 1B BB	1-2 2-3 BB	3	0	0	0	2	1	0
Elston Howard, R (1, 2) OBP: 0.254, SLG: 0.325		6-3			L7		4-3		1-2 G4-6-3 1B	K	5	0	1	0	0	1	3
Joe Pepitone, L (1, 3) OBP: 0.319, SLG: 0.424		F7			4-3		HR 1B		G4-6-3	1-2f 2-3	4	1	1	0	0	0	2
Clete Boyer, R (1, 5) OBP: 0.314, SLG: 0.430			6-3		5-3		1-H HR		S IBB		3	1	1	2	1	0	0
Roger Repoz, L (1, 8) OBP: 0.333, SLG: 0.548			K			2B 1B	1B		K		4	1	2	0	0	2	2
Whitey Ford, L (1, 1) OBP: 0.238, SLG: 0.203			1B			K	4-3			K	3	0	1	0	0	1	2
Pedro Ramos, S (9, 1) OBP: 0.100, SLG: 0.100											0	0	0	0	0	0	0
Steve Hamilton, L (9, 1) OBP: 0.400, SLG: 0.250											0	0	0	0	0	0	0
Pete Mikkelsen, R (9, 1) OBP: 0.111, SLG: 0.111											0	0	0	0	0	0	0
Ray Barker, L (10, PH) OBP: 0.339, SLG: 0.401											1	0	0	0	0	1	0
Jim Bouton, R (10, 1) OBP: 0.209, SLG: 0.105											0	0	0	0	0	0	0
Inning Stats	R: 0 E: 0 K: 0 S: 3 H: 0 LOB: 0 BB: 0 P: 3	R: 0 E: 0 K: 0 S: 3 H: 0 LOB: 0 BB: 0 P: 3	R: 0 E: 0 K: 1 S: 6 H: 1 LOB: 1 BB: 0 P: 6	R: 0 E: 0 K: 0 S: 3 H: 0 LOB: 0 BB: 0 P: 3	R: 0 E: 0 K: 0 S: 3 H: 0 LOB: 0 BB: 0 P: 3	R: 1 E: 0 K: 1 S: 7 H: 2 LOB: 1 BB: 0 P: 7	R: 2 E: 0 K: 1 S: 8 H: 3 LOB: 1 BB: 0 P: 8	R: 0 E: 0 K: 0 S: 3 H: 0 LOB: 0 BB: 0 P: 3	R: 0 E: 0 K: 1 S: 5 H: 1 LOB: 2 BB: 2 P: 13	R: 0 E: 0 K: 2 S: 8 H: 1 LOB: 3 BB: 2 P: 16	1B: 6 2B: 1 3B: 0 HR: 1	SF: 0 SAC: 0 DP: 1 HBP: 0	WP: 0 PB: 0 SB: 1 CS: 0	PA: 41			

PITCHER		IP	WLS	BF	H	R	ER	SO	BB	IBB	HBP	BLK	WP	HR	S	P	ERA	WHIP
Mudcat Grant, R ERA: 3.6	(1, 1)	8.0		32	7	3	3	3	1	0	0	0	0	1	37	41	3.38	1.000
Dick Stigman, L ERA: 4.48	(9, 1)	1.0		3	0	0	0	1	0	1	0	0	0	0	4	8	0.00	0.000
Al Worthington, R ERA: 2.08	(10, 1)	1.0	W	6	1	0	0	2	2	0	0	0	0	0	8	16	0.00	3.000

PITCHER	IP	WLS	BF	H	R	ER	SO	BB	IBB	HBP	BLK	WP	HR	S	P	ERA	WHIP

TOP

New York Yankees @ Minnesota Twins

Metropolitan Stadium, Bloomington , MI

Mon Aug 23 1965, 8:05 PM EDT
Att. 37,787 - Unknown - 73 F

livebaseballscorecards.com

AB	37
R	3
H	8
RBI	3
BB	4
SO	6
LOB	14

Batter	1	2	3	4	5	6	7	8	9	10	AB	R	H	RBI	BB	SO	LOB
Zoilo Versalles, R (1, 6) OBP: 0.297, SLG: 0.442	5-3		HR		BB, 1-2, 1B		4-3		1-3, 2B, 1B		5	2	3	1	0	0	0
Rich Rollins, R (1, 5) Jimmie Hall, L (9, PH) Al Worthington, R (10, 1) OBP: 0.299, SLG: 0.339 OBP: 0.346, SLG: 0.494 OBP: 0.300, SLG: 0.125	K		F8		BB, 1-2, 2-3		1B		1-3, 1-2		3 1 0	0 0 0	1 0 0	0 0 0	1 0 0	1 0 0	0 1 0
Tony Oliva, L (1, 8) OBP: 0.360, SLG: 0.479	4-3		4-3		F8		L8		2B, 2-H		5	0	1	1	0	0	4
Earl Battey, R (1, 2) OBP: 0.393, SLG: 0.443		6-3		F9		1B, 1B	L1		IBB		4	1	1	0	1	0	1
Andy Kosco, R (1, 9) Sandy Valdespino, L (9, PH) (10, 9) OBP: 0.273, SLG: 0.476 OBP: 0.326, SLG: 0.323		1B, 1B		K		K		F8	K		4 1	0 0	1 0	0 0	0 0	2 1	1 2
Bob Allison, R (1, 7) OBP: 0.355, SLG: 0.449		1-2, 1B		6-3		F5		E5, FC6		BB, 1B, BB	4	1	1	0	1	0	1
Don Mincher, L (1, 3) OBP: 0.332, SLG: 0.549		K			K	1B, 1-2, 1B		K		1B, 1-2, BB	4	0	1	0	1	3	3
Frank Quilici, R (1, 4) OBP: 0.259, SLG: 0.265		6-3			6-3	1-2, 2-H, 1B		FC6, 1-2f		K	5	0	1	1	0	1	5
Mudcat Grant, R (1, 1) Dick Stigman, R (9, 1) Joe Nossek, R (9, PH) Jerry Kindall, R (10, 5) OBP: 0.238, SLG: 0.260 OBP: 0.071, SLG: 0.071 OBP: 0.264, SLG: 0.331 OBP: 0.269, SLG: 0.314			L7		BB, 1B	L9			6-3	1-2, 2-H, 1B	3 0 1 1	0 0 0 0	1 0 0 1	0 0 0 1	0 0 0 0	0 0 0 0	2 0 0 0
Inning Stats	R: 0 E: 0 K: 1 S: 5 H: 0 LOB: 0 BB: 0 P: 5	R: 0 E: 0 K: 1 S: 7 H: 2 LOB: 2 BB: 0 P: 7	R: 1 E: 0 K: 0 S: 4 H: 1 LOB: 0 BB: 0 P: 4	R: 0 E: 0 K: 1 S: 5 H: 0 LOB: 0 BB: 0 P: 5	R: 0 E: 0 K: 1 S: 7 H: 2 LOB: 3 BB: 1 P: 11	R: 1 E: 0 K: 1 S: 8 H: 3 LOB: 2 BB: 0 P: 8	R: 0 E: 0 K: 0 S: 4 H: 1 LOB: 1 BB: 0 P: 4	R: 0 E: 1 K: 1 S: 6 H: 0 LOB: 1 BB: 0 P: 6	R: 1 E: 0 K: 1 S: 7 H: 2 LOB: 2 BB: 1 P: 11	R: 1 E: 0 K: 1 S: 4 H: 1 LOB: 2 BB: 2 P: 12	1B: 10 2B: 1 3B: 0 HR: 1	SF: 0 SAC: 0 DP: 0 HBP: 0						

PITCHER		IP	WLS	BF	H	R	ER	SO	BB	IBB	HBP	BLK	WP	HR	S	P	ERA	WHIP
Whitey Ford, L ERA: 3.52	(1, 1)	8.1		37	10	3	3	6	1	0	0	0	0	1	48	52	3.24	1.320
Pedro Ramos, R ERA: 3.51	(9, 1)	0.1		1	0	0	0	0	0	0	0	0	0	0	1	1	0.00	0.000
Steve Hamilton, L ERA: 1.41	(9, 1)	0.0		1	1	0	0	0	0	0	0	0	0	0	1	1	∞	∞
Pete Mikkelsen, R ERA: 3.42	(9, 1)	0.1		2	0	0	0	1	0	1	0	0	0	0	3	7	0.00	0.000
Jim Bouton, R ERA: 5.26	(10, 1)	0.1	L	4	1	1	1	1	2	0	0	0	0	0	4	12	27.00	9.000

PITCHER	IP	WLS	BF	H	R	ER	SO	BB	IBB	HBP	BLK	WP	HR	S	P	ERA	WHIP

BOTTOM

New York Yankees @ Minnesota Twins

Metropolitan Stadium, Bloomington , MI

Mon Aug 23 1965, 8:05 PM EDT
Att. 37,787 - Unknown - 73 F

livebaseballscorecards.com

AB	41
R	4
H	12
RBI	4
BB	4
SO	8
LOB	20

WP: 0	PA: 45						
PB: 0							
SB: 0							
CS: 0							

Batter	1	2	3	4	5	6	7	8	9	AB	R	H	RBI	BB	SO	LOB
Bobby Richardson, R (1, 4) OBP: 0.301, SLG: 0.344	F8		2-3 1B		1-3			6-3		4	0	1	0	0	0	0
Tony Kubek, L (1, 6) OBP: 0.269, SLG: 0.297	F6		K		4-3			1-3		4	0	0	0	0	1	2
Mickey Mantle, S (1, 7) OBP: 0.396, SLG: 0.474	1-3		L8			BBBB G6-4-3 BB		HR 1B		3	1	1	0	1	0	2
Ross Moschitto, R (8, 9) OBP: 0.200, SLG: 0.333										0	0	0	0	0	0	0
Tom Tresh, S (1, 9) (8, 7) OBP: 0.342, SLG: 0.474		SSS K		SSS K		G6-4-3 1-2f		1-H HR		4	1	1	2	0	2	1
Elston Howard, R (1, 2) OBP: 0.264, SLG: 0.336		BBBB FC6-4 BB		1B 1B		2B		1B		3	0	3	0	1	0	0
Joe Pepitone, L (1, 3) OBP: 0.316, SLG: 0.420		F8		F6		F9		4-3		4	0	0	0	0	0	4
Clete Boyer, R (1, 5) OBP: 0.313, SLG: 0.428		FC6-4 1-2f		1-2 1B			F8		SSS K	4	0	1	0	0	1	1
Roger Repoz, L (1, 8) OBP: 0.331, SLG: 0.538			1B SH3-4 1B	F8			SSS K		SSS K	4	0	1	0	0	2	2
Mel Stottlemyre, R (1, 1) OBP: 0.138, SLG: 0.250			SH3-4 1-2		SSS K		SSS K		6-3	3	0	0	0	0	2	0
Inning Stats	R: 0 E: 0 K: 0 S: 3 H: 0 LOB: 0 BB: 0 P: 3	R: 0 E: 0 K: 1 S: 5 H: 0 LOB: 1 BB: 1 P: 9	R: 0 E: 0 K: 1 S: 7 H: 2 LOB: 2 BB: 0 P: 7	R: 0 E: 0 K: 1 S: 7 H: 2 LOB: 2 BB: 0 P: 7	R: 0 E: 0 K: 1 S: 5 H: 0 LOB: 0 BB: 0 P: 5	R: 0 E: 0 K: 0 S: 3 H: 1 LOB: 1 BB: 1 P: 7	R: 0 E: 0 K: 2 S: 7 H: 0 LOB: 0 BB: 0 P: 7	R: 2 E: 0 K: 0 S: 6 H: 3 LOB: 1 BB: 0 P: 6	R: 0 E: 0 K: 2 S: 7 H: 0 LOB: 0 BB: 0 P: 7	1B: 6 2B: 1 3B: 0 HR: 1	SF: 0 SAC: 1 DP: 1 HBP: 0						

TOP

New York Yankees @ Minnesota Twins

Metropolitan Stadium, Bloomington , MI

Tue Aug 24 1965, 8:05 PM EDT

Att. 33,772 - Cloudy - 72 F

livebaseballscorecards.com

AB	33
R	2
H	8
RBI	2
BB	2
SO	8
LOB	12

PITCHER		IP	WLS	BF	H	R	ER	SO	BB	IBB	HBP	BLK	WP	HR	S	P	ERA	WHIP
Jim Perry, R ERA: 2.43	(1, 1)	7.2	L	32	8	2	2	6	2	0	0	0	0	1	42	50	2.35	1.304
Dick Stigman, L ERA: 4.39	(8, 1)	1.1		4	0	0	0	2	0	0	0	0	0	0	8	8	0.00	0.000

PITCHER	IP	WLS	BF	H	R	ER	SO	BB	IBB	HBP	BLK	WP	HR	S	P	ERA	WHIP

BOTTOM

New York Yankees @ Minnesota Twins

Metropolitan Stadium, Bloomington , MI

Tue Aug 24 1965, 8:05 PM EDT
Att. 33,772 - Cloudy - 72 F

livebaseballscorecards.com

Batter	1	2	3	4	5	6	7	8	9	AB	R	H	RBI	BB	SO	LOB
Zoilo Versalles, R (1, 6) OBP: 0.297, SLG: 0.440	0-0 G3 CI 1B		0-0 F6 ②		0-0 F8 ③			0-0 5-3 ①		4	0	1	0	0	0	1
Sandy Valdespino, L (1, 7) OBP: 0.326, SLG: 0.335	0-1 CI G3 1-2		0-0 5-3 ③			0-0 1B 3B		0-0 4-3 ②		3	1	1	0	0	0	0
Tony Oliva, L (1, 9) OBP: 0.361, SLG: 0.479	0-0 G3 ① 1-2 2-3			0-0 G1 S FC6-5-2-5-1 1B		0-0 3-H 1B		0-0 F8 ③		4	0	2	1	0	0	2
Jimmie Hall, L (1, 8) OBP: 0.345, SLG: 0.491	0-0 1-3 ②			0-0 G1 ① 1-3		0-0 F9 ①			B B B B 4-0 G4-6-3 SH BB	3	0	0	0	1	0	4
Earl Battey, R (1, 2) OBP: 0.390, SLG: 0.438 Jim Kaat, L (9, PR) OBP: 0.240, SLG: 0.254	0-0 6-3 ③			0-0 FC6-5-2-5-1 ② 3-H		0-0 L9 ②			0-0 SH G4-6-3 1-2	3 0	0 0	0 0	0 0	0 0	0 0	4 0
Don Mincher, L (1, 3) OBP: 0.327, SLG: 0.540		0-0 1-3 ①		0-0 F5 ③		0-0 1-3 ③			0-0 ①② G4-6-3 1-2f 2-3	4	0	0	0	0	0	4
Rich Rollins, R (1, 5) OBP: 0.298, SLG: 0.338		0-0 1-3 ②			0-0 SH3-4 1B		0-0 F7 ①		0-0 F6 ③	4	0	1	0	0	0	2
Frank Quilici, R (1, 4) OBP: 0.255, SLG: 0.260		0-0 6-3 ③			0-0 SH3-4 ① 1-2		0-0 F8 ②			2	0	0	0	0	0	0
Jim Perry, S (1, 1) OBP: 0.135, SLG: 0.167 Dick Stigman, R (8, 1) OBP: 0.071, SLG: 0.071			S S S 0-3 K ①		S S S 0-3 K ②		0-0 1-3 ③			3 0	0 0	0 0	0 0	0 0	2 0	1 0
Inning Stats	R: 0 E: 1 K: 0 S: 5 H: 1 LOB: 2 BB: 0 P: 5	R: 0 E: 0 K: 0 S: 3 H: 0 LOB: 0 BB: 0 P: 3	R: 0 E: 0 K: 1 S: 5 H: 0 LOB: 0 BB: 0 P: 5	R: 0 E: 0 K: 0 S: 4 H: 1 LOB: 1 BB: 0 P: 4	R: 0 E: 0 K: 1 S: 6 H: 1 LOB: 1 BB: 0 P: 6	R: 1 E: 0 K: 0 S: 5 H: 2 LOB: 1 BB: 0 P: 5	R: 0 E: 0 K: 0 S: 3 H: 0 LOB: 0 BB: 0 P: 3	R: 0 E: 0 K: 0 S: 3 H: 0 LOB: 0 BB: 0 P: 3	R: 0 E: 0 K: 0 S: 3 H: 0 LOB: 2 BB: 1 P: 7	1B: 4 2B: 0 3B: 1 HR: 0	SF: 0 SAC: 2 DP: 1 HBP: 0						

AB	30
R	1
H	5
RBI	1
BB	1
SO	2
LOB	18

WP: 0 PB: 0 SB: 1 CS: 0 PA: 34

PITCHER	IP	WLS	BF	H	R	ER	SO	BB	IBB	HBP	BLK	WP	HR	S	P	ERA	WHIP
Mel Stottlemyre, R (1, 1) ERA: 2.6	9.0	W	34	5	1	1	2	1	0	0	0	0	0	37	41	1.00	0.667

PITCHER	IP	WLS	BF	H	R	ER	SO	BB	IBB	HBP	BLK	WP	HR	S	P	ERA	WHIP

New York Yankees @ Minnesota Twins

Metropolitan Stadium, Bloomington , MI

Wed Aug 25 1965, 8:05 PM EDT

Att. 33,966 - Unknown - 71 F

TOP

livebaseballscorecards.com

Batter	1	2	3	4	5	6	7	8	9	AB	R	H	RBI	BB	SO	LOB
Bobby Richardson, R (1, 4) OBP: 0.301, SLG: 0.343	S S S 0-3 ① K			x 0-0 SH5-4 1B		x 0-0 ② F8		x 0-0 ② F9		4	0	1	0	0	1	0
Tony Kubek, L (1, 6) OBP: 0.266, SLG: 0.294	x 0-0 ② 4-3			x 0-0 ① SH5-4 1-2		x 0-0 ③ 4-3		x 0-0 ③ 6-3		3	0	0	0	0	0	0
Mickey Mantle, S (1, 7) OBP: 0.392, SLG: 0.468	x 0-0 ③ 5-3			x 0-0 ② L9			x 0-0 ① L6		x 0-0 ① F8	4	0	0	0	0	0	1
Tom Tresh, S (1, 8) OBP: 0.343, SLG: 0.480		x 0-0 ① F6		x 0-0 ③ 5-3			x 0-0 HR		x 0-0 HR 1B	4	2	2	1	0	0	1
Elston Howard, R (1, 2) OBP: 0.267, SLG: 0.346		S S S 0-3 ② K			B B B B 4-0 9-4-6 BB BB		x 0-0 E8 SF8		x 0-0 1-H HR	3	2	1	2	1	1	0
Hector Lopez, R (1, 9) OBP: 0.317, SLG: 0.388		x 0-0 ③ 5-3			B B B B 4-0 1-2 BB		x 0-0 ② SF8 3-H		S S S 0-3 ② K	2	0	0	1	1	1	0
Clete Boyer, R (1, 5) OBP: 0.315, SLG: 0.430			x 0-0 ① F9		x 0-0 ① ② 9-4-6 2-3f		B B B B 4-0 BB		x 0-0 2B	3	0	1	0	1	0	2
Ray Barker, L (1, 3) OBP: 0.331, SLG: 0.391			x 0-0 ② 2-3		x 0-0 ③ F4		x 0-0 ③ F4		S S S 0-3 ③ K	4	0	0	0	0	1	3
Al Downing, R (1, 1) OBP: 0.175, SLG: 0.217 Pedro Ramos, S (7, 1) OBP: 0.100, SLG: 0.100 Roger Repoz, L (8, PH) OBP: 0.329, SLG: 0.534 Bill Stafford, R (8, 1)			x 0-0 ③ 5-3			S S S 0-3 ① K		x 0-0 ① G3		2 0 1 0	0 0 0 0	0 0 0 0	0 0 0 0	0 0 0 0	1 0 0 0	0 0 0 0
Inning Stats	R: 0 E: 0 K: 1 S: 5 H: 0 LOB: 0 BB: 0 P: 5	R: 0 E: 0 K: 1 S: 5 H: 0 LOB: 0 BB: 0 P: 5	R: 0 E: 0 K: 0 S: 3 H: 0 LOB: 0 BB: 0 P: 3	R: 0 E: 0 K: 0 S: 4 H: 1 LOB: 1 BB: 0 P: 4	R: 0 E: 0 K: 0 S: 2 H: 0 LOB: 1 BB: 2 P: 10	R: 0 E: 0 K: 1 S: 5 H: 0 LOB: 0 BB: 0 P: 5	R: 2 E: 1 K: 0 S: 5 H: 1 LOB: 1 BB: 1 P: 9	R: 0 E: 0 K: 0 S: 3 H: 0 LOB: 0 BB: 0 P: 3	R: 2 E: 0 K: 2 S: 10 H: 3 LOB: 1 BB: 0 P: 10	1B: 2 2B: 2 3B: 0 HR: 2 SF: 1 SAC: 1 DP: 1 HBP: 0						

AB	30
R	4
H	5
RBI	4
BB	3
SO	5
LOB	7

WP: 0 PB: 0 SB: 0 CS: 0 PA: 35

PITCHER		IP	WLS	BF	H	R	ER	SO	BB	IBB	HBP	BLK	WP	HR	S	P	ERA	WHIP
Jim Merritt, L ERA: 3.14	(1, 1)	8.1	W	32	4	4	3	3	3	0	0	0	0	2	35	47	3.24	0.840
Al Worthington, R ERA: 2.05	(9, 1)	0.2	S	3	1	0	0	2	0	0	0	0	0	0	7	7	0.00	1.500

PITCHER	IP	WLS	BF	H	R	ER	SO	BB	IBB	HBP	BLK	WP	HR	S	P	ERA	WHIP

BOTTOM

New York Yankees @ Minnesota Twins

Metropolitan Stadium, Bloomington , MI

Wed Aug 25 1965, 8:05 PM EDT
Att. 33,966 - Unknown - 71 F

livebaseballscorecards.com

Batter	1	2	3	4	5	6	7	8	9	AB	R	H	RBI	BB	SO	LOB
Zoilo Versalles, R (1, 6) OBP: 0.298, SLG: 0.438	F8		BB		F3		3B BB			2	1	0	0	2	0	1
Rich Rollins, R (1, 5) OBP: 0.303, SLG: 0.346	K		1-2 BB		2B 1-2 1B		1-H 2-H 2B 3B			3	1	2	2	1	1	0
Tony Oliva, L (1, 8) OBP: 0.361, SLG: 0.478 Joe Nossek, R (2, 8) OBP: 0.266, SLG: 0.339	4-3		K		1-3 2-H 2B		K			1 3	0 0	0 1	0 1	0 0	0 2	0 3
Earl Battey, R (1, 2) OBP: 0.388, SLG: 0.439		5-3		F7	F3		3-H 2B			4	0	1	1	0	0	2
Bob Allison, R (1, 7) OBP: 0.354, SLG: 0.455		K		HR		F9	G1			4	1	1	1	0	1	1
Andy Kosco, R (1, 9) OBP: 0.231, SLG: 0.400		E6		K		F9		F7		4	0	0	0	0	1	0
Don Mincher, L (1, 3) OBP: 0.322, SLG: 0.531		4-3		F3		K		K		4	0	0	0	0	2	1
Jerry Kindall, R (1, 4) OBP: 0.266, SLG: 0.310			K	K			E7 3B	F8		4	1	0	0	0	2	0
Jim Merritt, L (1, 1) OBP: 0.125, SLG: 0.067 Al Worthington, R (9, 1) OBP: 0.300, SLG: 0.125			3-1	1B 2B BB			K			2 0	1 0	0 0	0 0	1 0	1 0	1 0
Inning Stats	R: 0 E: 0 K: 1 S: 5 H: 0 LOB: 0 BB: 0 P: 5	R: 0 E: 1 K: 1 S: 6 H: 0 LOB: 1 BB: 0 P: 6	R: 0 E: 0 K: 2 S: 7 H: 0 LOB: 2 BB: 2 P: 15	R: 1 E: 0 K: 1 S: 6 H: 1 LOB: 0 BB: 0 P: 6	R: 1 E: 0 K: 1 S: 7 H: 2 LOB: 2 BB: 1 P: 11	R: 0 E: 0 K: 1 S: 5 H: 0 LOB: 0 BB: 0 P: 5	R: 3 E: 1 K: 2 S: 10 H: 2 LOB: 1 BB: 1 P: 14	R: 0 E: 0 K: 1 S: 5 H: 0 LOB: 0 BB: 0 P: 5		1B: 1 2B: 2 3B: 1 HR: 1 SF: 0 SAC: 0 DP: 0 HBP: 0						

	AB	31
	R	5
	H	5
	RBI	5
	BB	4
	SO	10
	LOB	9

WP: 0 PB: 0 SB: 0 CS: 0 PA: 35

PITCHER		IP	WLS	BF	H	R	ER	SO	BB	IBB	HBP	BLK	WP	HR	S	P	ERA	WHIP
Al Downing, L ERA: 3.83	(1, 1)	6.1	L	29	4	5	3	8	4	0	0	0	0	1	41	57	4.26	1.263
Pedro Ramos, R ERA: 3.48	(7, 1)	0.2		3	1	0	0	1	0	0	0	0	0	0	5	5	0.00	1.500
Bill Stafford, R ERA: 3.17	(8, 1)	1.0		3	0	0	0	1	0	0	0	0	0	0	5	5	0.00	0.000

PITCHER	IP	WLS	BF	H	R	ER	SO	BB	IBB	HBP	BLK	WP	HR	S	P	ERA	WHIP

Batter	1	2	3	4	5	6	7	8	9	AB	R	H	RBI	BB	SO	LOB
Bobby Richardson, R (1, 4) OBP: 0.302, SLG: 0.344	F8		F8			FC6 1B		1-2 1B		4	0	2	0	0	0	0
Tony Kubek, L (1, 6) OBP: 0.263, SLG: 0.290	1-3			4-3		FC6 1-2f		1-3		4	0	0	0	0	0	3
Mickey Mantle, S (1, 7) OBP: 0.390, SLG: 0.465	F3			G6-4-3 1B			F7		6-3	4	0	1	0	0	0	0
Tom Tresh, S (1, 8) OBP: 0.346, SLG: 0.482 Ross Moschitto, R (9, PR) OBP: 0.200, SLG: 0.333		G6-4-3 1B		G6-4-3 1-2f			FC5-4 1B		1B 1B	4 0	0 1	3 0	0 0	0 0	0 0	1 0
Elston Howard, R (1, 2) OBP: 0.267, SLG: 0.345		G6-4-3 1-2f			F2		FC5-4 1-2f		1B 1-3 1B	4	0	1	0	0	0	2
Hector Lopez, R (1, 9) OBP: 0.316, SLG: 0.386		5-3			G2		F8		1-2 3-H 1B	4	0	1	1	0	0	1
Clete Boyer, R (1, 5) OBP: 0.315, SLG: 0.435			HR		5-3			1-6-3	F8	4	1	1	1	0	0	2
Ray Barker, L (1, 3) OBP: 0.330, SLG: 0.387			3-1			5-3		1B 1B	K	4	0	1	0	0	1	2
Jack Cullen, R (1, 1) Jim Bouton, R (4, 1) OBP: 0.209, SLG: 0.105 Phil Linz, R (6, PH) OBP: 0.278, SLG: 0.269 Pete Mikkelsen, R (6, 1) OBP: 0.111, SLG: 0.111 Roger Repoz, L (8, PH) OBP: 0.327, SLG: 0.530 Hal Reniff, R (8, 1) Gil Blanco, L (8, 1)			K			4-3		F9		1 0 1 0 1 0 0	0 0 0 0 0 0 0	0 0 0 0 0 0 0	0 0 0 0 0 0 0	1 0 0 0 0 0 0	0 0 0 0 1 0 0	0 0 0 0 1 0 0
Inning Stats	R: 0 E: 0 K: 0 S: 3 H: 0 LOB: 0 BB: 0 P: 3	R: 0 E: 0 K: 0 S: 3 H: 1 LOB: 0 BB: 0 P: 3	R: 1 E: 0 K: 1 S: 6 H: 1 LOB: 0 BB: 0 P: 6	R: 0 E: 0 K: 0 S: 3 H: 1 LOB: 0 BB: 0 P: 3	R: 0 E: 0 K: 0 S: 3 H: 0 LOB: 0 BB: 0 P: 3	R: 0 E: 0 K: 0 S: 4 H: 1 LOB: 1 BB: 0 P: 4	R: 0 E: 0 K: 0 S: 4 H: 1 LOB: 1 BB: 0 P: 4	R: 0 E: 0 K: 0 S: 5 H: 2 LOB: 2 BB: 0 P: 5	R: 1 E: 0 K: 1 S: 8 H: 3 LOB: 2 BB: 0 P: 8	1B: 9 2B: 0 3B: 0 HR: 1	SF: 0 SAC: 0 DP: 2 HBP: 0					

PITCHER	IP	W/L/S	BF	H	R	ER	SO	BB	IBB	HBP	BLK	WP	HR	S	P	ERA	WHIP
Jim Kaat, L (1, 1) ERA: 2.76	9.0	W	35	10	2	2	2	0	0	0	0	0	1	39	39	2.00	1.111

PITCHER	IP	W/L/S	BF	H	R	ER	SO	BB	IBB	HBP	BLK	WP	HR	S	P	ERA	WHIP

TOP

New York Yankees @ Minnesota Twins

Metropolitan Stadium, Bloomington , MI

Thu Aug 26 1965, 4:33 AM EDT
Att. 27,073 - Cloudy - 71 F

livebaseballscorecards.com

AB	35
R	2
H	10
RBI	2
BB	0
SO	2
LOB	12

WP: 0	PA: 35
PB: 0	
SB: 0	
CS: 0	

1B: 9 2B: 0 3B: 0 HR: 1 | SF: 0 SAC: 0 DP: 2 HBP: 0

Batter	1	2	3	4	5	6	7	8	9	AB	R	H	RBI	BB	SO	LOB
Zoilo Versalles, R (1, 6) OBP: 0.301, SLG: 0.439	SSS 0-3 K ①		x 0-0 1B 5-3 1B 1B	x 0-0 1-2 2-H 1B 1B	SSS 0-3 K ③			BBBB 4-0 HBP 2B BB		4	2	2	1	1	2	2
Sandy Valdespino, L (1, 9) OBP: 0.323, SLG: 0.328	x 0-0 L8 ②		x 0-0 5-3 ① 1-2	x 0-0 F5 ②		x 0-0 F4 ①		H 1-0 2B SH3-4 1-2 HBP		4	1	0	0	0	0	3
Jimmie Hall, L (1, 8) OBP: 0.350, SLG: 0.495	x 0-0 B1-3 ③		x 0-0 1B 1B 2-3 1B	x 0-0 FC6-4 1-2 2-3 1B		BBBB 4-0 G6-4-3 BB		x 0-0 SH3-4 SF9 1-3 2-H 2B		4	1	3	1	1	0	0
Earl Battey, R (1, 2) OBP: 0.388, SLG: 0.438 Jerry Zimmerman, R (6, 2) OBP: 0.262, SLG: 0.257		x 0-0 5-3 ①	x 0-0 1B 1-2 3-H 1B	x 0-0 FC6-4 ③ 1-2f		x 0-0 G6-4-3 ②③ 1-2f		x 0-0 SH3-4 ① 2-3 3-H		3 1	0 0	1 0	1 1	0 0	0 0	3 1
Don Mincher, L (1, 3) OBP: 0.320, SLG: 0.527		x 0-0 F4 ②	x 0-0 1-2 2-H 1B ②		x 0-0 F8 ①		x 0-0 E4 HR	x 0-0 SF9 ② 3-H		4	1	1	1	0	0	0
Bob Allison, R (1, 7) OBP: 0.356, SLG: 0.472		x 0-0 1B 2B	x 0-0 L5 ③		x 0-0 WP SF8 2B		x 0-0 1-H HR	x 0-0 F7 ③		5	3	3	2	0	0	2
Rich Rollins, R (1, 5) OBP: 0.302, SLG: 0.344		BBBB 4-0 1B BB		x 0-0 F3 ①	x 0-0 SF8 ② 2-H		x 0-0 F7 ①			2	0	0	1	1	0	0
Jerry Kindall, R (1, 4) OBP: 0.272, SLG: 0.313		x 0-0 1-3 2-H 1B		BBBB 4-0 1B 1B BB	x 0-0 1B 1B		x 0-0 6-3 ②			3	1	2	1	1	0	0
Jim Kaat, L (1, 1) OBP: 0.253, SLG: 0.267		x 0-0 F8 ③		x 0-0 1B 1B 1-2 1B	x 0-0 1-3 1B		x 0-0 F4 ③			4	0	2	0	0	0	2
Inning Stats	R: 0 H: 0 E: 0 LOB: 0 K: 1 BB: 0 S: 5 P: 5	R: 1 H: 2 E: 0 LOB: 2 K: 0 BB: 1 S: 5 P: 9	R: 1 H: 4 E: 0 LOB: 2 K: 0 BB: 0 S: 6 P: 6	R: 1 H: 3 E: 0 LOB: 3 K: 0 BB: 1 S: 6 P: 10	R: 1 H: 3 E: 0 LOB: 2 K: 1 BB: 0 S: 8 P: 8	R: 0 H: 0 E: 0 LOB: 0 K: 0 BB: 1 S: 2 P: 6	R: 2 H: 1 E: 1 LOB: 0 K: 0 BB: 0 S: 5 P: 5	R: 3 H: 1 E: 0 LOB: 0 K: 0 BB: 1 S: 4 P: 9		1B: 10 SF: 2 2B: 3 SAC: 1 3B: 0 DP: 1 HR: 1 HBP: 1						

PITCHER		IP	WLS	BF	H	R	ER	SO	BB	IBB	HBP	BLK	WP	HR	S	P	ERA	WHIP
Jack Cullen, R ERA: 2.56	(1, 1)	3.1	L	19	8	3	3	1	2	0	0	0	0	0	19	27	8.10	3.000
Jim Bouton, R ERA: 5.26	(4, 1)	1.2		9	4	1	1	1	0	0	0	0	1	0	11	11	5.40	2.400
Pete Mikkelsen, R ERA: 3.45	(6, 1)	2.0		8	1	2	1	0	1	0	0	0	0	1	7	11	4.50	1.000
Hal Reniff, R ERA: 3.8	(8, 1)	0.0		3	1	3	3	0	1	0	1	0	0	0	1	6	∞	∞
Gil Blanco, L ERA: 3.93	(8, 1)	1.0		3	0	0	0	0	0	0	0	0	0	0	3	3	0.00	0.000

PITCHER		IP	WLS	BF	H	R	ER	SO	BB	IBB	HBP	BLK	WP	HR	S	P	ERA	WHIP

BOTTOM

New York Yankees @ Minnesota Twins

Metropolitan Stadium, Bloomington , MI

Thu Aug 26 1965, 4:33 AM EDT

Att. 27,073 - Cloudy - 71 F

livebaseballscorecards.com

AB	34
R	9
H	14
RBI	9
BB	4
SO	2
LOB	13

Batter	1	2	3	4	5	6	7	8	9	AB	R	H	RBI	BB	SO	LOB
Bobby Richardson, R (1, 4) OBP: 0.302, SLG: 0.343	G4-6-3, 1B		FC4-6 1-2f 2-3			F7		1-3		4	0	1	0	0	0	2
Tony Kubek, L (1, 6) OBP: 0.260, SLG: 0.287	K		6-3			K			G3	4	0	0	0	0	2	3
Mickey Mantle, S (1, 7) OBP: 0.391, SLG: 0.464 Ross Moschitto, R (9, 7) OBP: 0.200, SLG: 0.333	G4-6-3 1-2f			G4-6-3, BB		1B			1-3	3 0	0 0	1 0	0 0	1 0	0 0	1 0
Elston Howard, R (1, 2) OBP: 0.267, SLG: 0.343		G4-6-3, 1B		G4-6-3 1-2f		5-3			E6	4	0	1	0	0	0	2
Hector Lopez, R (1, 9) OBP: 0.311, SLG: 0.379		F7		L9			F9		F8	4	0	0	0	0	0	2
Ray Barker, L (1, 3) OBP: 0.324, SLG: 0.380		G4-6-3 1-2f			K		F6			3	0	0	0	0	1	1
Clete Boyer, R (1, 5) OBP: 0.317, SLG: 0.435			FC1-5, WP, BB		1B		F8			2	0	1	0	1	0	0
Roger Repoz, L (1, 8) OBP: 0.327, SLG: 0.522			FC4-6, FC1-5 1-2 BB		F9			G3		2	0	0	0	1	0	1
Whitey Ford, L (1, 1) OBP: 0.227, SLG: 0.194			FC1-5, FC4-6 1-2 2-3f		K			K		3	0	0	0	0	2	3
Inning Stats	R: 0 E: 0 K: 1 S: 5 H: 1 LOB: 0 BB: 0 P: 5	R: 0 E: 0 K: 0 S: 3 H: 1 LOB: 0 BB: 0 P: 3	R: 0 E: 0 K: 0 S: 3 H: 0 LOB: 2 BB: 2 P: 11	R: 0 E: 0 K: 0 S: 2 H: 0 LOB: 0 BB: 1 P: 6	R: 0 E: 0 K: 2 S: 8 H: 1 LOB: 1 BB: 0 P: 8	R: 0 E: 0 K: 1 S: 6 H: 1 LOB: 1 BB: 0 P: 6	R: 0 E: 0 K: 0 S: 3 H: 0 LOB: 0 BB: 0 P: 3	R: 0 E: 0 K: 1 S: 5 H: 0 LOB: 0 BB: 0 P: 5	R: 0 E: 1 K: 0 S: 4 H: 0 LOB: 1 BB: 0 P: 4	1B: 4 2B: 0 3B: 0 HR: 0 SF: 0 SAC: 0 DP: 3 HBP: 0						

PITCHER	IP	WLS	BF	H	R	ER	SO	BB	IBB	HBP	BLK	WP	HR	S	P	ERA	WHIP
John O'Donoghue, L (1, 1) ERA: 3.67	9.0	W	32	4	0	0	5	3	0	0	0	1	0	39	51	0.00	0.778

PITCHER	IP	WLS	BF	H	R	ER	SO	BB	IBB	HBP	BLK	WP	HR	S	P	ERA	WHIP

TOP

New York Yankees @ Kansas City Athletics

Municipal Stadium, Kansas City, MO

Fri Aug 27 1965, 8:05 PM EDT
Att. 12,163 - Unknown - 80 F

livebaseballscorecards.com

AB	29
R	0
H	4
RBI	0
BB	3
SO	5
LOB	15

WP: 1	PA: 32		
PB: 0			
SB: 0			
CS: 0			

Batter	1	2	3	4	5	6	7	8	9	AB	R	H	RBI	BB	SO	LOB
Bert Campaneris, R (1, 6) OBP: 0.331, SLG: 0.402	F8			K		BB		1-3		3	0	0	0	1	1	1
Wayne Causey, L (1, 5) OBP: 0.357, SLG: 0.367	1-3			G4-6-3		G3			SH5-4	4	0	2	0	0	0	1
Skip Lockwood, R (9, PR) OBP: 0.282, SLG: 0.125				1B		1-2			1B	0	1	0	0	0	0	0
Jose Tartabull, L (1, 9) OBP: 0.422, SLG: 0.481	4-3			G4-6-3			SH3-4		1B 1-2	4	0	2	0	0	0	1
				1-2f			1B		SH5-4 1B							
Ken Harrelson, R (1, 3) OBP: 0.329, SLG: 0.438		K			E6 F8 WP		SH3-4		SH5-4	2	0	0	0	0	1	0
							1-2		1-2 2-3							
Jim Landis, R (1, 8) OBP: 0.364, SLG: 0.343		F7			F8		6-3		1B	3	0	0	0	1	0	2
					1-3				IBB							
Dick Green, R (1, 4) OBP: 0.317, SLG: 0.397		5-3			G6-4-3		K		1-2 2-3 3-H 1B	3	0	1	1	1	1	1
					BB											
Tommie Reynolds, R (1, 7) OBP: 0.313, SLG: 0.318			L6		G6-4-3			E5		3	0	0	0	0	0	2
					1-2f											
Rene Lachemann, R (1, 2) OBP: 0.241, SLG: 0.388			G6-3			K		F6		2	0	0	0	1	1	1
			BB													
John O'Donoghue, R (1, 1) OBP: 0.204, SLG: 0.271			G6-3			K		K		3	0	0	0	0	2	2
			1-2f													
Inning Stats	R: 0 E: 0 K: 0 S: 3 H: 0 LOB: 0 BB: 0 P: 3	R: 0 E: 0 K: 1 S: 5 H: 0 LOB: 0 BB: 0 P: 5	R: 0 E: 0 K: 0 S: 2 H: 0 LOB: 0 BB: 1 P: 6	R: 0 E: 0 K: 1 S: 5 H: 1 LOB: 0 BB: 0 P: 5	R: 0 E: 1 K: 0 S: 3 H: 0 LOB: 1 BB: 1 P: 7	R: 0 E: 0 K: 2 S: 7 H: 0 LOB: 1 BB: 1 P: 11	R: 0 E: 0 K: 1 S: 6 H: 1 LOB: 1 BB: 0 P: 6	R: 0 E: 1 K: 1 S: 6 H: 0 LOB: 1 BB: 0 P: 6	R: 1 E: 0 K: 0 S: 4 H: 3 LOB: 3 BB: 1 P: 8	1B: 5 2B: 0 3B: 0 HR: 0 SF: 0 SAC: 2 DP: 3 HBP: 0						

PITCHER	IP	WLS	BF	H	R	ER	SO	BB	IBB	HBP	BLK	WP	HR	S	P	ERA	WHIP
Whitey Ford, L (1, 1) ERA: 3.41	8.1	L	33	5	1	1	6	3	1	0	0	1	0	41	57	1.08	0.960

PITCHER	IP	WLS	BF	H	R	ER	SO	BB	IBB	HBP	BLK	WP	HR	S	P	ERA	WHIP

BOTTOM

New York Yankees @ Kansas City Athletics

Municipal Stadium, Kansas City, MO

Fri Aug 27 1965, 8:05 PM EDT

Att. 12,163 - Unknown - 80 F

livebaseballscorecards.com

AB	27
R	1
H	5
RBI	1
BB	4
SO	6
LOB	11

Batter	1	2	3	4	5	6	7	8	9	AB	R	H	RBI	BB	SO	LOB
Bobby Richardson, R (1, 4) OBP: 0.303, SLG: 0.344	4-3			FC4-6 1B		6-3			G3 1B	4	0	2	0	0	0	0
Tony Kubek, L (1, 6) OBP: 0.257, SLG: 0.283	F4			FC4-6 FC5-4 1-2f			F9		G3 1-2	4	0	0	0	0	0	2
Mickey Mantle, S (1, 7) OBP: 0.390, SLG: 0.463	K			FC5-4 1-2f			L9		K	1	0	0	0	0	1	0
Joe Pepitone, L (1, 7) OBP: 0.314, SLG: 0.417										3	0	0	0	0	1	2
Elston Howard, R (1, 2) OBP: 0.268, SLG: 0.343		F7		6-3			1B			3	0	1	0	0	0	1
Roger Repoz, L (1, 8) OBP: 0.321, SLG: 0.511		F2			4-3		F8			3	0	0	0	0	0	1
Hector Lopez, R (1, 9) OBP: 0.307, SLG: 0.374		K			L9			F3		3	0	0	0	0	1	0
Clete Boyer, R (1, 5) OBP: 0.315, SLG: 0.432			K		F9			K		3	0	0	0	0	2	0
Ray Barker, L (1, 3) OBP: 0.319, SLG: 0.373			4-3			3-1		F8		3	0	0	0	0	0	0
Mel Stottlemyre, R (1, 1) OBP: 0.136, SLG: 0.247			4-3			6-3			6-3	1	0	0	0	0	0	0
Roger Maris, L (6, PH) OBP: 0.353, SLG: 0.435										1	0	0	0	0	0	0
Hal Reniff, R (6, 1)										0	0	0	0	0	0	0
Jake Gibbs, L (9, PH) OBP: 0.242, SLG: 0.344										1	0	0	0	0	0	0

TOP

New York Yankees @ Kansas City Athletics

Municipal Stadium, Kansas City, MO

Sat Aug 28 1965, 8:05 PM EDT

Att. 16,792 - Unknown

livebaseballscorecards.com

AB	30
R	0
H	3
RBI	0
BB	0
SO	5
LOB	6

Inning Stats	1	2	3	4	5	6	7	8	9	1B: 3 SF: 0	WP: 0 PA: 30
R:	0	0	0	0	0	0	0	0	0	2B: 0 SAC: 0	PB: 0
E:	0	0	0	0	0	0	0	0	0	3B: 0 DP: 0	SB: 0
K:	1	1	1	0	0	0	0	1	1	HR: 0 HBP: 0	CS: 0
S:	5	5	5	4	3	3	4	5	6		
H:	0	0	0	1	0	0	1	0	1		
LOB:	0	0	0	1	0	0	1	0	1		
BB:	0	0	0	0	0	0	0	0	0		
P:	5	5	5	4	3	3	4	5	6		

PITCHER	IP	WLS	BF	H	R	ER	SO	BB	IBB	HBP	BLK	WP	HR	S	P	ERA	WHIP
Rollie Sheldon, R (1, 1) ERA: 3.83	9.0	W	30	3	0	0	5	0	0	0	0	0	0	40	40	0.00	0.333

PITCHER	IP	WLS	BF	H	R	ER	SO	BB	IBB	HBP	BLK	WP	HR	S	P	ERA	WHIP

Batter	1	2	3	4	5	6	7	8	9	AB	R	H	RBI	BB	SO	LOB
Bert Campaneris, R (1, 6) OBP: 0.334, SLG: 0.404	BBBB 4-0 G4-6-3 BB		x 0-0 1-H 2B		BBBB 4-0 1B 1B BB		SSS 0-3 ② K			2	1	1	1	2	1	0
Wayne Causey, L (1, 5) OBP: 0.356, SLG: 0.365	x 0-0 ①② G4-6-3 1-2f		x 0-0 ② F7		x 0-0 1B 1-2 2-H 3-H 1B		x 0-0 ③ 1-3			4	0	1	2	0	0	2
Jose Tartabull, L (1, 9) OBP: 0.417, SLG: 0.473	SSS 0-3 ③ K		x 0-0 ③ 4-3		x 0-0 1-2 2-H 1B			x 0-0 ① L4		4	0	1	1	0	1	1
Ken Harrelson, R (1, 3) OBP: 0.328, SLG: 0.436 Santiago Rosario, L (9, 3) OBP: 0.340, SLG: 0.413		x 0-0 1B		x 0-0 ① 6-3	SSS 0-3 ② K			x 0-0 ② 5-3		4 0	0 0	1 0	0 0	0 0	1 0	2 0
Jim Landis, R (1, 8) OBP: 0.360, SLG: 0.338	SSS 0-3 ① K			SSS 0-3 ② K	SSS 0-3 ③ K			x 0-0 ③ G1		4	0	0	0	0	3	3
Dick Green, R (1, 4) OBP: 0.315, SLG: 0.394	SSS 0-3 ② K			x 0-0 ③ F8		x 0-0 ① F7				3	0	0	0	0	1	1
Billy Bryan, L (1, 2) OBP: 0.309, SLG: 0.419	SSS 0-3 ③ K				x 0-0 SH2-4 BB 1B 1B	x 0-0 G4-6-3 1B				3	1	2	0	0	1	1
Tommie Reynolds, R (1, 7) OBP: 0.318, SLG: 0.320			x 0-0 WP S 2B 1B		BBBB 4-0 SH2-4 1-2 1B BB	x 0-0 ②③ G4-6-3 1-2f				2	2	1	0	1	0	1
Rollie Sheldon, R (1, 1) OBP: 0.116, SLG: 0.073			SSS 0-3 ① K		x 0-0 ① SH2-4 1-2 2-3		SSS 0-3 ① K			2	0	0	0	0	2	1
Inning Stats	R: 0 E: 0 K: 1 S: 4 H: 0 LOB: 0 BB: 1 P: 8	R: 0 E: 0 K: 3 S: 10 H: 1 LOB: 1 BB: 0 P: 10	R: 1 E: 0 K: 1 S: 7 H: 2 LOB: 1 BB: 0 P: 7	R: 0 E: 0 K: 1 S: 5 H: 0 LOB: 0 BB: 0 P: 5	R: 3 E: 0 K: 2 S: 10 H: 3 LOB: 2 BB: 2 P: 18	R: 0 E: 0 K: 0 S: 3 H: 1 LOB: 0 BB: 0 P: 3	R: 0 E: 0 K: 2 S: 7 H: 0 LOB: 0 BB: 0 P: 7	R: 0 E: 0 K: 0 S: 3 H: 0 LOB: 0 BB: 0 P: 3		1B: 6 2B: 1 3B: 0 HR: 0 SF: 0 SAC: 1 DP: 2 HBP: 0					WP: 1 PB: 0 SB: 1 CS: 0 PA: 32	

PITCHER		IP	WLS	BF	H	R	ER	SO	BB	IBB	HBP	BLK	WP	HR	S	P	ERA	WHIP
Mel Stottlemyre, R ERA: 2.7	(1, 1)	5.0	L	23	6	4	4	8	3	0	0	0	1	0	36	48	7.20	1.800
Hal Reniff, R ERA: 3.66	(6, 1)	3.0		9	1	0	0	2	0	0	0	0	0	0	13	13	0.00	0.333

PITCHER	IP	WLS	BF	H	R	ER	SO	BB	IBB	HBP	BLK	WP	HR	S	P	ERA	WHIP

BOTTOM

New York Yankees @ Kansas City Athletics

Municipal Stadium, Kansas City, MO

Sat Aug 28 1965, 8:05 PM EDT

Att. 16,792 - Unknown

livebaseballscorecards.com

AB	28
R	4
H	7
RBI	4
BB	3
SO	10
LOB	12

Batter	1	2	3	4	5	6	7	8	9	AB	R	H	RBI	BB	SO	LOB
Bobby Richardson, R (1, 4) OBP: 0.301, SLG: 0.342	L8		F7		6-3		F8			4	0	0	0	0	0	0
Tony Kubek, L (1, 6) OBP: 0.254, SLG: 0.279	K			4-3	F6		F7			4	0	0	0	0	1	0
Roger Repoz, L (1, 8) OBP: 0.325, SLG: 0.525	K			PB 3B	CS 1B			F2		4	1	2	0	0	1	0
Elston Howard, R (1, 7) (9, 3) OBP: 0.270, SLG: 0.359		K		1B 1B 2B 3-H	CS 1-2	HR		F8		4	2	2	1	0	1	0
Hector Lopez, R (1, 9) OBP: 0.314, SLG: 0.385		5-3 2B		3-1 1B 2-3		F8		WP 1B		4	0	3	0	0	0	0
Clete Boyer, R (1, 5) OBP: 0.314, SLG: 0.431		5-3 2-3		3-1 1-2 3-H 1B		5-3		K 1-2		4	0	1	1	0	1	2
Jake Gibbs, L (1, 2) OBP: 0.243, SLG: 0.417		K		3-1 1-2 2-3		HR			L7	4	1	1	1	0	1	3
Ray Barker, L (1, 3) OBP: 0.317, SLG: 0.366 Ross Moschitto, R (9, 7) OBP: 0.200, SLG: 0.333			4-3	IBB		K			F8	3 0	0 0	0 0	0 0	1 0	1 0	0 0
Al Downing, R (1, 1) OBP: 0.164, SLG: 0.203			6-3	F6			6-3		4-3	4	0	0	0	0	0	3
Inning Stats	R: 0 E: 0 K: 2 S: 7 H: 0 LOB: 0 BB: 0 P: 7	R: 0 E: 0 K: 2 S: 8 H: 1 LOB: 1 BB: 0 P: 8	R: 0 E: 0 K: 0 S: 3 H: 0 LOB: 0 BB: 0 P: 3	R: 2 E: 0 K: 0 S: 7 H: 4 LOB: 3 BB: 1 P: 11	R: 0 E: 0 K: 0 S: 3 H: 1 LOB: 0 BB: 0 P: 3	R: 2 E: 0 K: 1 S: 7 H: 2 LOB: 0 BB: 0 P: 7	R: 0 E: 0 K: 0 S: 3 H: 0 LOB: 0 BB: 0 P: 3	R: 0 E: 0 K: 1 S: 6 H: 1 LOB: 1 BB: 0 P: 6	R: 0 E: 0 K: 0 S: 3 H: 0 LOB: 0 BB: 0 P: 3	1B: 4 2B: 2 3B: 1 HR: 2 SF: 0 SAC: 0 DP: 0 HBP: 0						

TOP

New York Yankees @ Kansas City Athletics

Municipal Stadium, Kansas City, MO

Sun Aug 29 1965, 4:33 AM EDT
Att. 16,167 - Unknown

livebaseballscorecards.com

AB	35
R	4
H	9
RBI	3
BB	1
SO	6
LOB	8

WP: 1 PA: 37
PB: 1
SB: 0
CS: 1

PITCHER		IP	WLS	BF	H	R	ER	SO	BB	IBB	HBP	BLK	WP	HR	S	P	ERA	WHIP
Lew Krausse, R ERA: 6.59	(1, 1)	3.1	L	15	5	2	2	4	0	0	0	0	0	0	23	23	5.40	1.500
Jack Aker, R ERA: 3.51	(4, 1)	1.2		6	1	0	0	0	0	1	0	0	0	0	5	9	0.00	0.600
Wes Stock, R ERA: 4.95	(6, 1)	0.2		4	2	2	2	0	0	0	0	0	0	2	4	4	27.00	3.000
Don Mossi, L ERA: 2.64	(6, 1)	1.1		4	0	0	0	1	0	0	0	0	0	0	6	6	0.00	0.000
Jim Dickson, R ERA: 3.46	(8, 1)	2.0		7	1	0	0	1	0	0	0	0	1	0	9	9	0.00	0.500

PITCHER	IP	WLS	BF	H	R	ER	SO	BB	IBB	HBP	BLK	WP	HR	S	P	ERA	WHIP

Batter	1	2	3	4	5	6	7	8	9	AB	R	H	RBI	BB	SO	LOB
Bert Campaneris, R (1, 6) OBP: 0.333, SLG: 0.403	SH1-3 BB 6-3 1B		F9		FC6-4 1-2f		F8			4	1	1	0	0	0	2
Jose Tartabull, L (1, 7) OBP: 0.411, SLG: 0.460	6-3 SH1-3 1-2 BB		K			4-3		4-3		3	0	0	0	1	1	0
Jim Landis, R (1, 8) OBP: 0.360, SLG: 0.336	SH1-3 1-2 2-3		PO 1-2 BB			F7		4-3		2	0	0	0	1	0	0
Ed Charles, R (1, 5) OBP: 0.333, SLG: 0.389	6-3 2-3 3-H		PO 1-2	K		F8		K		4	0	0	1	0	2	1
Ken Harrelson, R (1, 3) OBP: 0.325, SLG: 0.432	K			K			K		K	4	0	0	0	0	4	1
Dick Green, R (1, 4) OBP: 0.317, SLG: 0.393		6-3 BB		K2-3			E 1B 1B		K	3	1	1	0	1	2	0
Mike Hershberger, R (1, 9) OBP: 0.294, SLG: 0.319		6-3 1-2			F8		E5 1-H 2B 1B		K	4	1	1	0	0	1	1
Rene Lachemann, R (1, 2) OBP: 0.247, SLG: 0.398		K			FC6-4 1B		2-H 2B			3	0	2	1	0	1	1
Fred Talbot, R (7, PR) OBP: 0.279, SLG: 0.298										0	0	0	0	0	0	0
Billy Bryan, L (8, 2) OBP: 0.309, SLG: 0.419										0	0	0	0	0	0	0
Lew Krausse, R (1, 1)		6-3			K		F8			1	0	0	0	0	0	1
Jack Aker, R (4, 1)										0	0	0	0	0	0	0
Tommie Reynolds, R (5, PH) OBP: 0.317, SLG: 0.318										1	0	0	0	0	1	1
Wes Stock, R (6, 1)										0	0	0	0	0	0	0
Don Mossi, L (6, 1)										0	0	0	0	0	0	0
Wayne Causey, L (7, PH) OBP: 0.355, SLG: 0.365										1	0	0	0	0	0	1
Jim Dickson, L (8, 1)										0	0	0	0	0	0	0
Inning Stats	R: 1 E: 0 K: 1 S: 6 H: 1 LOB: 1 BB: 1 P: 10	R: 0 E: 0 K: 1 S: 5 H: 0 LOB: 1 BB: 1 P: 9	R: 0 E: 0 K: 1 S: 4 H: 0 LOB: 1 BB: 1 P: 8	R: 0 E: 0 K: 3 S: 9 H: 0 LOB: 0 BB: 0 P: 9	R: 0 E: 0 K: 1 S: 6 H: 1 LOB: 1 BB: 0 P: 6	R: 0 E: 0 K: 0 S: 3 H: 0 LOB: 0 BB: 0 P: 3	R: 2 E: 1 K: 1 S: 8 H: 3 LOB: 1 BB: 0 P: 8	R: 0 E: 0 K: 1 S: 5 H: 0 LOB: 0 BB: 0 P: 5	R: 0 E: 0 K: 3 S: 9 H: 0 LOB: 0 BB: 0 P: 9	1B: 4 2B: 1 3B: 0 HR: 0	SF: 0 SAC: 1 DP: 0 HBP: 0						

PITCHER	IP	WLS	BF	H	R	ER	SO	BB	IBB	HBP	BLK	WP	HR	S	P	ERA	WHIP
Al Downing, L (1, 1) ERA: 3.74	9.0	W	34	5	3	2	12	3	0	0	0	0	0	55	67	2.00	0.889

PITCHER	IP	WLS	BF	H	R	ER	SO	BB	IBB	HBP	BLK	WP	HR	S	P	ERA	WHIP

BOTTOM

New York Yankees @ Kansas City Athletics

Municipal Stadium, Kansas City, MO

Sun Aug 29 1965, 4:33 AM EDT

Att. 16,167 - Unknown

livebaseballscorecards.com

AB	30
R	3
H	5
RBI	2
BB	3
SO	12
LOB	9

Batter	1	2	3	4	5	6	7	8	9	AB	R	H	RBI	BB	SO	LOB
Bobby Richardson, R (1, 4) OBP: 0.301, SLG: 0.343	F4	F9			1B 2B		F7			4	1	1	0	0	0	2
Tony Kubek, L (1, 6) OBP: 0.257, SLG: 0.282	K		1-3		K 1B 2-H			WP 1B		4	0	2	1	0	1	0
Tom Tresh, S (1, 7) OBP: 0.345, SLG: 0.479	HBP		F7		K 1-2			1-3 1-2		3	0	0	0	0	1	2
Elston Howard, R (1, 2) OBP: 0.270, SLG: 0.367	F8		HR			K		5-3		4	1	1	1	0	1	2
Hector Lopez, R (1, 9) OBP: 0.313, SLG: 0.382		K	F8			F8		1B		4	0	1	0	0	1	0
Roger Repoz, L (1, 8) OBP: 0.317, SLG: 0.510		4-3		F6		4-3		F7		4	0	0	0	0	0	2
Clete Boyer, R (1, 5) OBP: 0.314, SLG: 0.429		2B 1B		5-3			F3		5-3	4	1	1	0	0	0	0
Ray Barker, L (1, 3) OBP: 0.316, SLG: 0.369		1-H 1B 2B		K			4-3		K	4	1	1	1	0	2	0
Jack Cullen, R (1, 1) OBP: 0.111, SLG: 0.111		2-H 1B			K		1B		1-3	4	0	2	1	0	1	0
Inning Stats	R: 0 E: 0 K: 1 S: 5 H: 0 LOB: 1 BB: 0 P: 6	R: 2 E: 0 K: 1 S: 8 H: 3 LOB: 1 BB: 0 P: 8	R: 1 E: 0 K: 0 S: 4 H: 1 LOB: 0 BB: 0 P: 4	R: 0 E: 0 K: 1 S: 5 H: 0 LOB: 0 BB: 0 P: 5	R: 1 E: 0 K: 2 S: 8 H: 2 LOB: 0 BB: 0 P: 8	R: 0 E: 0 K: 1 S: 5 H: 0 LOB: 0 BB: 0 P: 5	R: 0 E: 0 K: 0 S: 4 H: 1 LOB: 1 BB: 0 P: 4	R: 0 E: 0 K: 0 S: 5 H: 2 LOB: 2 BB: 0 P: 5	R: 0 E: 0 K: 1 S: 5 H: 0 LOB: 0 BB: 0 P: 5	1B: 6 2B: 2 3B: 0 HR: 1 SF: 0 SAC: 0 DP: 0 HBP: 1						

PITCHER	IP	WLS	BF	H	R	ER	SO	BB	IBB	HBP	BLK	WP	HR	S	P	ERA	WHIP
George Brunet, L (1, 1) ERA: 2.48	7.0	L	28	7	4	4	6	0	0	1	0	0	1	39	40	5.14	1.000
Jim Coates, R (8, 1) ERA: 3.0	2.0		8	2	0	0	1	0	0	0	0	1	0	10	10	0.00	1.000

PITCHER	IP	WLS	BF	H	R	ER	SO	BB	IBB	HBP	BLK	WP	HR	S	P	ERA	WHIP

TOP

New York Yankees @ Los Angeles Angels

Dodger Stadium, Los Angeles, CA

Mon Aug 30 1965, 7:05 PM PDT

Att. 9,085 - Unknown - 70 F

livebaseballscorecards.com

AB	35
R	4
H	9
RBI	4
BB	0
SO	7
LOB	8

WP: 1 PB: 0 SB: 0 CS: 0 PA: 36

BOTTOM

New York Yankees @ Los Angeles Angels

Dodger Stadium, Los Angeles, CA

Mon Aug 30 1965, 7:05 PM PDT

Att. 9,085 - Unknown - 70 F

livebaseballscorecards.com

Batter	1	2	3	4	5	6	7	8	9	AB	R	H	RBI	BB	SO	LOB
Al Spangler, L (1, 8) OBP: 0.308, SLG: 0.269	FC3-6 1B		1-3		L9		1B 1B 2B		BBBB FC3-6 BB	4	1	2	0	1	0	0
Albie Pearson, L (1, 9) OBP: 0.356, SLG: 0.364	FC3-6 1-2f 1B		BBBB BB		4-3		1B 2-3 1B		FC3-6 1-2f	4	1	1	0	1	0	2
Jim Fregosi, R (1, 6) OBP: 0.322, SLG: 0.411	2-H 1B		F3		2B		1-2 3-H 1B		1-3	5	0	3	2	0	0	2
Joe Adcock, R (1, 3) OBP: 0.317, SLG: 0.446	F4			F5	F6		1-3			4	0	0	0	0	0	4
Willie Smith, L (1, 7) OBP: 0.305, SLG: 0.440	3-1			BBBB FC5-4 BB		L9		F8		3	0	0	0	1	0	1
Bobby Knoop, R (1, 4) OBP: 0.315, SLG: 0.392		6-3		FC5-4 1B 1-2f		F9		2B		4	0	1	0	0	0	1
Buck Rodgers, S (1, 2) OBP: 0.261, SLG: 0.264		4-3		1-3 1B		4-3		F8		4	0	1	0	0	0	1
Paul Schaal, R (1, 5) OBP: 0.306, SLG: 0.321 Merritt Ranew, L (8, PH) OBP: 0.280, SLG: 0.310 Joe Koppe, R (9, 5) OBP: 0.294, SLG: 0.355		F9		IBB			F4	K		2 1 0	0 0 0	0 0 0	0 0 0	1 0 0	0 1 0	0 1 0
George Brunet, R (1, 1) OBP: 0.098, SLG: 0.063 Tom Satriano, L (7, PH) OBP: 0.281, SLG: 0.294 Jim Coates, R (8, 1) Jim Piersall, R (9, PH) OBP: 0.309, SLG: 0.435			F8	L4			SSS K		5-3	2 1 0 1	0 0 0 0	0 0 0 0	0 0 0 0	0 1 0 0	0 0 0 0	3 0 0 0

Inning Stats	1	2	3	4	5	6	7	8	9
	R: 1 E: 1 K: 0 S: 5	R: 0 E: 0 K: 0 S: 3	R: 0 E: 0 K: 0 S: 3	R: 0 E: 0 K: 0 S: 4	R: 0 E: 0 K: 0 S: 4	R: 0 E: 0 K: 0 S: 3	R: 1 E: 0 K: 1 S: 8	R: 0 E: 0 K: 1 S: 6	R: 0 E: 1 K: 0 S: 3
	H: 2 LOB: 1 BB: 0 P: 5	H: 0 LOB: 0 BB: 0 P: 3	H: 0 LOB: 1 BB: 1 P: 7	H: 1 LOB: 3 BB: 2 P: 12	H: 1 LOB: 1 BB: 0 P: 4	H: 0 LOB: 0 BB: 0 P: 3	H: 3 LOB: 2 BB: 0 P: 8	H: 1 LOB: 1 BB: 0 P: 6	H: 0 LOB: 1 BB: 1 P: 7

	AB	35
	R	2
	H	8
	RBI	2
	BB	4
	SO	2
	LOB	15

	1B: 5	SF: 0	WP: 0	PA: 39
	2B: 3	SAC: 0	PB: 0	
	3B: 0	DP: 0	SB: 0	
	HR: 0	HBP: 0	CS: 0	

PITCHER	IP	WLS	BF	H	R	ER	SO	BB	IBB	HBP	BLK	WP	HR	S	P	ERA	WHIP
Jack Cullen, R (1, 1) ERA: 2.27	9.0	W	39	8	2	1	2	3	1	0	0	0	0	39	55	1.00	1.222

PITCHER	IP	WLS	BF	H	R	ER	SO	BB	IBB	HBP	BLK	WP	HR	S	P	ERA	WHIP

New York Yankees @ Los Angeles Angels

Dodger Stadium, Los Angeles, CA

Tue Aug 31 1965, 3:33 AM PDT
Att. 14,499 - Unknown - 67 F

livebaseballscorecards.com

Batter	1	2	3	4	5	6	7	8	9	AB	R	H	RBI	BB	SO	LOB
Bobby Richardson, R (1, 4) OBP: 0.302, SLG: 0.344	4-3		1-2 1B			F8		G6-4-3 1B		4	0	2	0	0	0	0
Tony Kubek, L (1, 6) OBP: 0.256, SLG: 0.280	K		F5			FC6-4 BB		G6-4-3 1-2f		3	0	0	0	1	1	3
Tom Tresh, S (1, 7) OBP: 0.343, SLG: 0.476	F8			K		F2			K	4	0	0	0	0	2	1
Elston Howard, R (1, 2) (8, 3)		K		1B 1B		FC6-4 1-2f			1-3	4	0	1	0	0	1	1
Roger Repoz, L (1, 8) OBP: 0.315, SLG: 0.503		G3		G6-4-3 1-2 1B			4-3		4-3	4	0	1	0	0	0	0
Hector Lopez, R (1, 9) OBP: 0.313, SLG: 0.386		6-3		G6-4-3 1-2f			2B			3	0	1	0	0	0	2
Clete Boyer, R (1, 5) OBP: 0.316, SLG: 0.429			1B 1B		G4-6-3 BB		F3			2	0	1	0	1	0	1
Ray Barker, L (1, 3) OBP: 0.311, SLG: 0.363			F2		G4-6-3 1-2f		F4			3	0	0	0	0	0	3
Steve Hamilton, L (8, 1) OBP: 0.400, SLG: 0.250										0	0	0	0	0	0	0
Bill Stafford, R (1, 1)			K		5-3			4-3		2	0	0	0	0	1	1
Jake Gibbs, L (8, PH) OBP: 0.237, SLG: 0.405 (8, 2)										1	0	0	0	0	0	0

AB	30
R	0
H	6
RBI	0
BB	2
SO	5
LOB	12

Inning Stats	1	2	3	4	5	6	7	8	9		
	R: 0 E: 0 K: 1 S: 5	R: 0 E: 0 K: 1 S: 5	R: 0 E: 0 K: 1 S: 7	R: 0 E: 0 K: 1 S: 6	R: 0 E: 0 K: 0 S: 2	R: 0 E: 0 K: 0 S: 3	R: 0 E: 0 K: 0 S: 4	R: 0 E: 0 K: 0 S: 3	R: 0 E: 0 K: 1 S: 5	1B: 5 2B: 1 3B: 0 HR: 0	SF: 0 SAC: 0 DP: 3 HBP: 0
	H: 0 LOB: 0 BB: 0 P: 5	H: 0 LOB: 0 BB: 0 P: 5	H: 2 LOB: 2 BB: 0 P: 7	H: 2 LOB: 1 BB: 0 P: 6	H: 0 LOB: 0 BB: 1 P: 6	H: 0 LOB: 1 BB: 1 P: 7	H: 1 LOB: 1 BB: 0 P: 4	H: 1 LOB: 0 BB: 0 P: 3	H: 0 LOB: 0 BB: 0 P: 5	WP: 0 PB: 0 SB: 0 CS: 0	PA: 32

PITCHER	IP	WLS	BF	H	R	ER	SO	BB	IBB	HBP	BLK	WP	HR	S	P	ERA	WHIP
Dean Chance, R (1, 1) ERA: 3.38	9.0	W	32	6	0	0	5	2	0	0	0	0	0	40	48	0.00	0.889

PITCHER	IP	WLS	BF	H	R	ER	SO	BB	IBB	HBP	BLK	WP	HR	S	P	ERA	WHIP

Batter	1	2	3	4	5	6	7	8	9	AB	R	H	RBI	BB	SO	LOB
Al Spangler, L (1, 8) (8, 7) OBP: 0.307, SLG: 0.268	F2		4-3			1B		F7		4	0	1	0	0	0	0
Albie Pearson, L (1, 9) OBP: 0.358, SLG: 0.375	HR			F5		FC6-4 1-3		K		4	1	2	1	0	1	0
Jim Fregosi, R (1, 6) OBP: 0.320, SLG: 0.409	F4			F9		FC6-4 1-2f				3	0	0	0	0	0	2
Joe Adcock, R (1, 3) OBP: 0.317, SLG: 0.448	F9			F7			SH3-4			3	0	1	0	0	0	0
Jose Cardenal, R (7, PR) (8, 8) OBP: 0.287, SLG: 0.369										0	0	0	0	0	0	0
Bobby Knoop, R (1, 4) OBP: 0.316, SLG: 0.393		G6-4-3 1B			F8		SH3-4 2-3			2	0	1	0	0	0	0
Jim Piersall, R (1, 7) OBP: 0.303, SLG: 0.426		G6-4-3 1-2f			F4		IBB			2	0	0	0	0	0	1
Willie Smith, L (7, PH) OBP: 0.307, SLG: 0.440										0	0	0	0	1	0	0
Vic Power, R (8, 3) OBP: 0.286, SLG: 0.329										0	0	0	0	0	0	0
Buck Rodgers, S (1, 2) OBP: 0.259, SLG: 0.262		4-3			F7		K			3	0	0	0	0	1	3
Paul Schaal, R (1, 5) OBP: 0.304, SLG: 0.318			6-3			L8	F9			3	0	0	0	0	0	3
Dean Chance, R (1, 1) OBP: 0.152, SLG: 0.098			K			K		1-3		3	0	0	0	0	2	0
Inning Stats	R: 1 E: 0 K: 0 S: 4 H: 1 LOB: 0 BB: 0 P: 4	R: 0 E: 0 K: 0 S: 3 H: 1 LOB: 0 BB: 0 P: 3	R: 0 E: 0 K: 1 S: 5 H: 0 LOB: 0 BB: 0 P: 5	R: 0 E: 0 K: 0 S: 3 H: 0 LOB: 0 BB: 0 P: 3	R: 0 E: 0 K: 0 S: 3 H: 0 LOB: 0 BB: 0 P: 3	R: 0 E: 0 K: 1 S: 7 H: 2 LOB: 2 BB: 0 P: 7	R: 0 E: 0 K: 1 S: 6 H: 1 LOB: 3 BB: 1 P: 10	R: 0 E: 0 K: 1 S: 5 H: 0 LOB: 0 BB: 0 P: 5		1B: 3 2B: 1 3B: 0 HR: 1 SF: 0 SAC: 1 DP: 1 HBP: 0						

PITCHER		IP	WLS	BF	H	R	ER	SO	BB	IBB	HBP	BLK	WP	HR	S	P	ERA	WHIP
Bill Stafford, R ERA: 3.03	(1, 1)	7.0	L	26	5	1	1	3	0	1	0	0	0	1	31	35	1.29	0.714
Steve Hamilton, L ERA: 1.38	(8, 1)	1.0		3	0	0	0	1	0	0	0	0	0	0	5	5	0.00	0.000

PITCHER	IP	WLS	BF	H	R	ER	SO	BB	IBB	HBP	BLK	WP	HR	S	P	ERA	WHIP

BOTTOM

New York Yankees @ Los Angeles Angels

Dodger Stadium, Los Angeles, CA

Tue Aug 31 1965, 3:33 AM PDT

Att. 14,499 - Unknown - 67 F

livebaseballscorecards.com

AB	27
R	1
H	5
RBI	1
BB	1
SO	4
LOB	9

Batter	1	2	3	4	5	6	7	8	9	10	11	12	AB	R	H	RBI	BB	SO	LOB
Bobby Richardson, R (1, 4) OBP: 0.303, SLG: 0.344	E G3 BLK 1B		1-3		1B 1B 1-2		K		6-3		L8		6	2	2	0	0	1	1
Tony Kubek, L (1, 6) OBP: 0.255, SLG: 0.277	G3 1-3			G3	1B FC5-2-5 1B 1-2 2-3		4-3		4-3		F9		6	0	1	0	0	0	2
Tom Tresh, S (1, 7) OBP: 0.344, SLG: 0.476	K 1B 3-H			K	FC5-2-5 1B 1-3 2-H 3-H			BB 1B FC6-2 1B		F9		F3	6	0	3	2	0	1	0
Elston Howard, R (1, 2) OBP: 0.271, SLG: 0.365 Jake Gibbs, L (6, 2) OBP: 0.268, SLG: 0.410	K 1-2			1B	FC5-2-5 1-2 3-H			FC6-2 BB SF8 1B 1-2		BB 1B		K	3	0	1	0	0	1	3
													2	1	1	0	1	1	0
Roger Repoz, L (1, 8) OBP: 0.316, SLG: 0.494		F6		4-3	K			FC6-2 BB 1-2 2-3		1B 1-3		L9	5	0	1	0	1	1	3
Hector Lopez, R (1, 9) OBP: 0.311, SLG: 0.380		F8 BB			5-3	K		FC6-2 1-2 2-3 3-Hf		K			4	0	0	0	1	2	5
Clete Boyer, R (1, 5) OBP: 0.315, SLG: 0.426		F8 1-2			E BB	6-3		SF8 3-H		F7			3	1	0	1	1	0	3
Ray Barker, L (1, 3)			F6		E9 1B 1-H	G3		G3			SH3-4 1B		5	1	1	0	0	0	2
Mel Stottlemyre, R (1, 1) OBP: 0.134, SLG: 0.244 Roger Maris, L (5, PH) OBP: 0.357, SLG: 0.439 Pete Mikkelsen, R (5, 1) OBP: 0.111, SLG: 0.111 Joe Pepitone, L (7, PH) OBP: 0.314, SLG: 0.416 Pedro Ramos, S (7, 1) OBP: 0.091, SLG: 0.091		K			1B 1B 1B 3-H		F9		K		SH3-4 1-2		1	0	0	0	0	1	0
													1	1	1	1	0	0	0
													0	0	0	0	0	0	0
													1	0	0	0	0	0	0
													1	0	0	0	0	1	0
Inning Stats	R: 1 E: 1 K: 1 S: 6 H: 2 LOB: 0 BB: 0 P: 6	R: 0 E: 0 K: 0 S: 2 H: 0 LOB: 0 BB: 1 P: 6	R: 0 E: 0 K: 1 S: 5 H: 0 LOB: 0 BB: 0 P: 5	R: 0 E: 0 K: 1 S: 6 H: 1 LOB: 1 BB: 0 P: 6	R: 4 E: 1 K: 1 S: 10 H: 4 LOB: 2 BB: 1 P: 14	R: 0 E: 0 K: 1 S: 5 H: 0 LOB: 0 BB: 0 P: 5	R: 0 E: 0 K: 1 S: 5 H: 0 LOB: 0 BB: 0 P: 5	R: 1 E: 0 K: 0 S: 5 H: 2 LOB: 2 BB: 1 P: 9	R: 0 E: 0 K: 1 S: 5 H: 0 LOB: 0 BB: 0 P: 5	R: 0 E: 0 K: 1 S: 6 H: 1 LOB: 2 BB: 1 P: 10	R: 0 E: 0 K: 0 S: 4 H: 1 LOB: 1 BB: 0 P: 4	R: 0 E: 0 K: 1 S: 5 H: 0 LOB: 0 BB: 0 P: 5							

PITCHER		IP	WLS	BF	H	R	ER	SO	BB	IBB	HBP	BLK	WP	HR	S	P	ERA	WHIP
Jack Sanford, R ERA: 3.99	(1, 1)	4.1		21	7	5	4	3	2	0	0	1	0	0	25	33	8.31	2.077
Jim Coates, R ERA: 3.09	(5, 1)	2.2		10	2	1	1	3	0	0	0	0	0	0	16	16	3.38	0.750
Bob Lee, R ERA: 1.95	(8, 1)	4.0		16	2	0	0	2	2	0	0	0	0	0	18	26	0.00	1.000
Aubrey Gatewood, R ERA: 3.88	(12, 1)	1.0	W	3	0	0	0	1	0	0	0	0	0	0	5	5	0.00	0.000

PITCHER	IP	WLS	BF	H	R	ER	SO	BB	IBB	HBP	BLK	WP	HR	S	P	ERA	WHIP

TOP

New York Yankees @ Los Angeles Angels

Dodger Stadium, Los Angeles, CA

Wed Sep 01 1965, 3:33 AM PDT

Att. 11,411 - Unknown

livebaseballscorecards.com

AB	44
R	6
H	11
RBI	4
BB	4
SO	9
LOB	19

1B: 11	SF: 1	WP: 0	PA: 50
2B: 0	SAC: 1	PB: 0	
3B: 0	DP: 0	SB: 0	
HR: 0	HBP: 0	CS: 0	

Batter	1	2	3	4	5	6	7	8	9	10	11	12	AB	R	H	RBI	BB	SO	LOB
Al Spangler, L (1, 8) OBP: 0.307, SLG: 0.267	5-3		1B E 1B	6-3 2-3		G3 1-2			F8 SH2-4 BB		2-4 1-2f		5	1	1	0	1	0	3
Aubrey Gatewood, R (12, 1) OBP: 0.500, SLG: 0.500													0	0	0	0	0	0	0
Albie Pearson, L (1, 9) OBP: 0.362, SLG: 0.377	1B 1B BB		E FC4-2 1-3 1B	F8		G3			SH2-4 1-2		1B 1B		4	1	2	0	1	0	2
Jim Fregosi, R (1, 6) OBP: 0.322, SLG: 0.408	1B 1-3 1B		E5 FC4-2 1-3 FC3-2 3-H		1B E BB		K		F8 2-3		1-2 1B		5	1	2	0	1	1	2
Willie Smith, L (1, 7) OBP: 0.310, SLG: 0.440	G4-6-3 1-3 3-H 1B		FC4-2 FC3-2 2-3 E 3-H		E1 1-H 1B 1B		L7		S IBB		4-1		5	2	2	1	1	0	4
Bobby Knoop, R (1, 4) OBP: 0.311, SLG: 0.386	G4-6-3 1-2f		FC3-2 2B 1-2 E 3-H		K		K		K 1-2			F6	6	1	0	0	0	3	7
Vic Power, R (1, 3) OBP: 0.287, SLG: 0.335		K	E7 1-H 2-H 2B		L4-6 WP 3-H 1B			F6		F2		L6	6	0	2	2	0	1	0
Buck Rodgers, S (1, 2) OBP: 0.258, SLG: 0.258		4-3	1-3		L4-6 1-3			E4		F5		BB 1B BB	5	1	0	0	1	0	2
Paul Schaal, R (1, 5) OBP: 0.307, SLG: 0.322		3B		6-3 SH2-6-3 BB		5-3		K		K		1B 1-2 BB	4	0	1	0	2	2	1
Jack Sanford, R (1, 1) OBP: 0.194, SLG: 0.138		K		SH2-6-3 1-2		E4 G3		F9			E9 2-4	1B 1-2 2-H	1	0	0	0	0	1	1
Jim Coates, R (5, 1)													1	0	0	0	0	0	0
Bob Lee, R (8, 1) OBP: 0.158, SLG: 0.278													2	0	0	0	0	0	1
Jose Cardenal, R (11, PR) OBP: 0.289, SLG: 0.371 (12, 8)													1	0	1	1	0	0	0
Inning Stats	R: 1 H: 2 E: 0 LOB: 1 K: 0 BB: 1 S: 4 P: 8	R: 0 H: 1 E: 0 LOB: 1 K: 2 BB: 0 S: 8 P: 8	R: 3 H: 3 E: 2 LOB: 1 K: 0 BB: 0 S: 7 P: 7	R: 0 H: 0 E: 0 LOB: 1 K: 0 BB: 1 S: 3 P: 7	R: 2 H: 2 E: 1 LOB: 0 K: 1 BB: 1 S: 6 P: 10	R: 0 H: 0 E: 1 LOB: 1 K: 0 BB: 0 S: 4 P: 4	R: 0 H: 0 E: 0 LOB: 0 K: 2 BB: 0 S: 7 P: 7	R: 0 H: 0 E: 1 LOB: 1 K: 1 BB: 0 S: 6 P: 6	R: 0 H: 0 E: 0 LOB: 2 K: 1 BB: 2 S: 5 P: 13	R: 0 H: 0 E: 0 LOB: 0 K: 1 BB: 0 S: 5 P: 5	R: 0 H: 2 E: 1 LOB: 2 K: 0 BB: 0 S: 5 P: 5	R: 1 H: 1 E: 0 LOB: 2 K: 0 BB: 2 S: 3 P: 11	1B: 9 SF: 0 2B: 3 SAC: 2 3B: 1 DP: 3 HR: 0 HBP: 0						

PITCHER	IP	WLS	BF	H	R	ER	SO	BB	IBB	HBP	BLK	WP	HR	S	P	ERA	WHIP
Mel Stottlemyre, R (1, 1) ERA: 2.69	4.0		20	6	4	1	2	2	0	0	0	0	0	22	30	2.25	2.000
Pete Mikkelsen, R (5, 1) ERA: 3.48	2.0		9	2	2	1	1	1	0	0	0	1	0	10	14	4.50	1.500
Pedro Ramos, R (7, 1) ERA: 3.35	5.2	L	25	3	1	1	5	3	1	0	0	0	0	31	47	1.59	1.059

PITCHER	IP	WLS	BF	H	R	ER	SO	BB	IBB	HBP	BLK	WP	HR	S	P	ERA	WHIP

BOTTOM

New York Yankees @ Los Angeles Angels

Dodger Stadium, Los Angeles, CA

Wed Sep 01 1965, 3:33 AM PDT

Att. 11,411 - Unknown

livebaseballscorecards.com

AB	45
R	7
H	11
RBI	4
BB	7
SO	8
LOB	23

Batter	1	2	3	4	5	6	7	8	9	AB	R	H	RBI	BB	SO	LOB
Bobby Richardson, R (1, 4) OBP: 0.302, SLG: 0.343	0-0 2B HR 1B	0-0 ① 5-3		0-0 ② F7		0-0 ③ F6		0-0 ① FC4-6 G4-6-3 1-2f		5	1	1	0	0	0	3
Tom Tresh, S (1, 8) OBP: 0.347, SLG: 0.480 (7, 7)	0-0 1-3 HR 2B	0-0 1B 2B		0-0 E5 FC4-6 1-2			BBBB 4-0 BB 2B BB	0-0 ②③ G4-6-3 1-2f		4	3	2	0	1	0	2
Mickey Mantle, S (1, 7) OBP: 0.394, SLG: 0.474 Ross Moschitto, R (7, PR) OBP: 0.192, SLG: 0.320 (7, 8)	0-0 2-H 3-H HR	0-0 G6-4-3 2-H 1B		0-0 ③ FC4-6 1-2f			BBBBB 4-0 2B 1B 1-2 BB		SSS 0-3 ① K	3 1	1 1	2 0	4 0	1 0	0 1	2 0
Elston Howard, R (1, 2) OBP: 0.269, SLG: 0.363	0-0 SH1-3 1B 1B	0-0 ②③ G6-4-3 1-2f			0-0 ① 5-3		0-0 ① F7		0-0 ② 6-3	5	1	1	0	0	0	3
Joe Pepitone, L (1, 3) OBP: 0.315, SLG: 0.418	0-0 ① SH1-3 1-2		0-0 ① G3		BBBB 4-0 G4-6-3 BB		0-0 1-3 2-H 1B 2B		0-0 ③ 4-3	3	1	1	1	1	0	0
Hector Lopez, R (1, 9) OBP: 0.310, SLG: 0.378 Roger Repoz, L (7, PR) OBP: 0.316, SLG: 0.494 (7, 9)	0-0 ② 4-3		0-0 ② F9		0-0 ②③ G4-6-3 1-2f		0-0 2-H 3-H 1B			4 0	0 0	1 0	2 0	0 0	0 0	2 0
Clete Boyer, R (1, 5) OBP: 0.314, SLG: 0.425	0-0 1B 2-H 1B		0-0 ③ F3			0-0 ① F7	0-0 ② F2			4	0	1	1	0	0	1
Phil Linz, R (1, 6) OBP: 0.282, SLG: 0.277	0-0 1-2 1B			0-0 ① L7		0-0 2B	0-0 ③ F4			4	0	2	0	0	0	1
Whitey Ford, L (1, 1) OBP: 0.243, SLG: 0.212	0-0 ③ G3			0-0 E 1B		0-0 ② F4		0-0 FC4-6 1B		4	0	2	0	0	0	3
Inning Stats	R: 4 E: 0 K: 0 S: 9 H: 6 LOB: 2 BB: 0 P: 9	R: 1 E: 0 K: 0 S: 4 H: 2 LOB: 0 BB: 0 P: 4	R: 0 E: 0 K: 0 S: 3 H: 0 LOB: 0 BB: 0 P: 3	R: 0 E: 1 K: 0 S: 5 H: 1 LOB: 2 BB: 0 P: 5	R: 0 E: 0 K: 0 S: 2 H: 0 LOB: 0 BB: 1 P: 6	R: 0 E: 0 K: 0 S: 4 H: 1 LOB: 1 BB: 0 P: 4	R: 3 E: 0 K: 0 S: 5 H: 2 LOB: 1 BB: 2 P: 13	R: 0 E: 0 K: 0 S: 3 H: 1 LOB: 0 BB: 0 P: 3	R: 0 E: 0 K: 1 S: 5 H: 0 LOB: 0 BB: 0 P: 5	1B: 8 2B: 4 3B: 0 HR: 1	SF: 0 SAC: 1 DP: 3 HBP: 0						

TOP

New York Yankees @ Los Angeles Angels

Dodger Stadium, Los Angeles, CA

Thu Sep 02 1965, 3:33 AM PDT

Att. 5,198 - Unknown

livebaseballscorecards.com

AB	37
R	8
H	13
RBI	8
BB	3
SO	1
LOB	17

WP: 0 PB: 0 SB: 0 CS: 0 PA: 41

PITCHER		IP	WLS	BF	H	R	ER	SO	BB	IBB	HBP	BLK	WP	HR	S	P	ERA	WHIP
Marcelino Lopez, L ERA: 2.97	(1, 1)	1.1	L	12	8	5	5	0	0	0	0	0	0	1	12	12	33.75	6.000
Rudy May, L ERA: 3.69	(2, 1)	5.0		20	3	3	3	0	3	0	0	0	0	0	17	29	5.40	1.200
Aubrey Gatewood, R ERA: 3.73	(7, 1)	2.2		9	2	0	0	1	0	0	0	0	0	0	11	11	0.00	0.750

PITCHER	IP	WLS	BF	H	R	ER	SO	BB	IBB	HBP	BLK	WP	HR	S	P	ERA	WHIP

Batter	1	2	3	4	5	6	7	8	9	AB	R	H	RBI	BB	SO	LOB
Jose Cardenal, R (1, 8) OBP: 0.288, SLG: 0.370	6-3		L8		2-H 1B			6-3		4	0	1	1	0	0	0
Jim Piersall, R (1, 7) OBP: 0.320, SLG: 0.433	1-3 1B		FC6-4 1B		K			BB FC6-4		3	0	2	0	1	1	1
Jim Fregosi, R (1, 6) OBP: 0.320, SLG: 0.405	1-3 1-2		FC6-4 1-2f			K		FC6-4 1-2f		4	0	0	0	0	1	3
Joe Adcock, R (1, 3) OBP: 0.313, SLG: 0.442	L9			6-3		F4			6-3	4	0	0	0	0	0	1
Bobby Knoop, R (1, 4) Aubrey Gatewood, R (7, 1) Vic Power, R (9, PH) OBP: 0.311, SLG: 0.389 OBP: 0.500, SLG: 0.500 OBP: 0.286, SLG: 0.333		F9 2B		L8		K			F2	3 0 1	0 0 0	1 0 0	0 0 0	0 0 0	1 0 0	0 0 0
Lou Clinton, R (1, 9) OBP: 0.313, SLG: 0.330		F9 2-3		5-3			K		F2	4	0	0	0	0	1	1
Tom Egan, R (1, 2) OBP: 0.296, SLG: 0.269		K			F7		K			3	0	0	0	0	2	1
Paul Schaal, R (1, 5) OBP: 0.307, SLG: 0.321		F9			4-0 SH2-3 1B BB		5-3			2	1	0	0	1	0	1
Marcelino Lopez, R (1, 1) Rudy May, L (2, 1) Joe Koppe, R (7, 4) OBP: 0.239, SLG: 0.297 OBP: 0.333, SLG: 0.321 OBP: 0.286, SLG: 0.344			K		SH2-3 1-2			L9		0 1 1	0 0 0	0 0 0	0 0 0	0 1 0	0 0 0	0 0 0
Inning Stats	R: 0 H: 1 E: 0 LOB: 1 K: 0 BB: 0 S: 4 P: 4	R: 0 H: 1 E: 0 LOB: 1 K: 1 BB: 0 S: 6 P: 6	R: 0 H: 1 E: 0 LOB: 1 K: 1 BB: 0 S: 6 P: 6	R: 0 H: 0 E: 0 LOB: 0 K: 0 BB: 0 S: 3 P: 3	R: 1 H: 1 E: 0 LOB: 1 K: 1 BB: 1 S: 6 P: 10	R: 0 H: 0 E: 0 LOB: 0 K: 2 BB: 0 S: 7 P: 7	R: 0 H: 0 E: 0 LOB: 0 K: 2 BB: 0 S: 7 P: 7	R: 0 H: 0 E: 0 LOB: 1 K: 0 BB: 1 S: 3 P: 7	R: 0 H: 0 E: 0 LOB: 0 K: 0 BB: 0 S: 3 P: 3	1B: 3 SF: 0 2B: 1 SAC: 1 3B: 0 DP: 0 HR: 0 HBP: 0						

PITCHER		IP	WLS	BF	H	R	ER	SO	BB	IBB	HBP	BLK	WP	HR	S	P	ERA	WHIP
Whitey Ford, L ERA: 3.3	(1, 1)	9.0	W	33	4	1	1	7	2	0	0	0	0	0	45	53	1.00	0.667

PITCHER	IP	WLS	BF	H	R	ER	SO	BB	IBB	HBP	BLK	WP	HR	S	P	ERA	WHIP

BOTTOM

New York Yankees @ Los Angeles Angels

Dodger Stadium, Los Angeles, CA

Thu Sep 02 1965, 3:33 AM PDT

Att. 5,198 - Unknown

livebaseballscorecards.com

AB	30
R	1
H	4
RBI	1
BB	2
SO	7
LOB	8

WP: 0 PA: 33
PB: 0
SB: 0
CS: 0

Batter	1	2	3	4	5	6	7	8	9	AB	R	H	RBI	BB	SO	LOB
Rico Petrocelli, R (1, 6) OBP: 0.305, SLG: 0.424	F3		F8			K			L7	4	0	0	0	0	1	1
Frank Malzone, R (1, 5) OBP: 0.300, SLG: 0.315	1B			K			5-3		F9	4	0	1	0	0	1	1
Carl Yastrzemski, L (1, 7) OBP: 0.399, SLG: 0.564	F8			CS 1B			6-3		1-2 1B	4	0	2	0	0	0	1
Felix Mantilla, R (1, 4) OBP: 0.393, SLG: 0.446	F7			6-3 1-2			F8		2-3f FC5	4	0	0	0	0	0	4
Tony Conigliaro, R (1, 9) OBP: 0.344, SLG: 0.524		G6-4-3 BB			1-3			FC6-4 1B		2	0	1	0	1	0	0
Tony Horton, R (1, 3) OBP: 0.377, SLG: 0.481		L6			K			K		3	0	0	0	0	2	2
Bob Tillman, R (1, 2) OBP: 0.288, SLG: 0.320		G6-4-3 1-2f			K			FC6-4 1-2f		3	0	0	0	0	1	2
Jim Gosger, L (1, 8) OBP: 0.333, SLG: 0.426			F3			K		F9		3	0	0	0	0	1	1
Bill Monbouquette, R (1, 1) OBP: 0.156, SLG: 0.086 Arnold Earley, L (6, 1) Chuck Schilling, R (9, PH) OBP: 0.303, SLG: 0.359			K			K			FC5 1B 1B	2 0 1	0 0 0	0 0 1	0 0 0	0 0 0	2 0 0	0 0 0
Inning Stats	R: 0 H: 1 E: 0 LOB: 1 K: 0 BB: 0 S: 4 P: 4	R: 0 H: 0 E: 0 LOB: 0 K: 0 BB: 1 S: 2 P: 6	R: 0 H: 0 E: 0 LOB: 0 K: 1 BB: 0 S: 5 P: 5	R: 0 H: 1 E: 0 LOB: 0 K: 1 BB: 0 S: 5 P: 5	R: 0 H: 0 E: 0 LOB: 0 K: 2 BB: 0 S: 7 P: 7	R: 0 H: 0 E: 0 LOB: 0 K: 3 BB: 0 S: 9 P: 9	R: 0 H: 0 E: 0 LOB: 0 K: 0 BB: 0 S: 3 P: 3	R: 0 H: 1 E: 0 LOB: 1 K: 1 BB: 0 S: 6 P: 6	R: 0 H: 2 E: 0 LOB: 2 K: 0 BB: 0 S: 5 P: 5	1B: 5 SF: 0 2B: 0 SAC: 0 3B: 0 DP: 1 HR: 0 HBP: 0				WP: 0 PA: 31 PB: 0 SB: 0 CS: 1		

PITCHER	IP	WLS	BF	H	R	ER	SO	BB	IBB	HBP	BLK	WP	HR	S	P	ERA	WHIP
Al Downing, L (1, 1) ERA: 3.56	9.0	W	31	5	0	0	8	1	0	0	0	0	0	46	50	0.00	0.667

PITCHER	IP	WLS	BF	H	R	ER	SO	BB	IBB	HBP	BLK	WP	HR	S	P	ERA	WHIP

TOP

Boston Red Sox @ New York Yankees

Yankee Stadium, Bronx, NY

Fri Sep 03 1965, 7:05 PM EDT

Att. 14,224 - Unknown

livebaseballscorecards.com

AB	30
R	0
H	5
RBI	0
BB	1
SO	8
LOB	12

Batter	1	2	3	4	5	6	7	8	9	AB	R	H	RBI	BB	SO	LOB
Horace Clarke, S (1, 4) OBP: 0.323, SLG: 0.298	1B		F8			SH1-4 1B 3-H 1B		F9		5	1	3	1	0	0	2
Art Lopez, L (1, 9) OBP: 0.143, SLG: 0.118	F9		K			SH1-4 1-2 4-3				3	0	0	0	0	1	3
Tom Tresh, S (1, 7) OBP: 0.346, SLG: 0.479 Ross Moschitto, R (7, 7) OBP: 0.185, SLG: 0.308	F7			F4		BB HR 2-H 1B	K			3 1	1 0	1 0	1 0	0 0	0 1	1 0
Joe Pepitone, L (1, 3) OBP: 0.315, SLG: 0.415	4-3			F6		BBBB 1-2 HR BB	F8			3	1	0	0	1	0	1
Roger Repoz, L (1, 8) OBP: 0.315, SLG: 0.506		K		F2		1-H 2-H HR	4-3			4	1	1	3	0	1	0
Clete Boyer, R (1, 5) OBP: 0.318, SLG: 0.439		5-3			SF8 3B	HR		E6 1B		4	3	3	1	0	0	0
Jake Gibbs, L (1, 2) OBP: 0.267, SLG: 0.405		K			SF8 3-H	E5 3B		FC6-4 2-H 1B		3	1	1	2	0	1	0
Phil Linz, R (1, 6) OBP: 0.285, SLG: 0.289			SH1-4 1B		6-3	1-H 1B 3B		FC6-4 1-2f		4	1	2	1	0	0	1
Al Downing, R (1, 1) OBP: 0.157, SLG: 0.194			SH1-4 1-2		L9	K		K		3	0	0	0	0	2	2
Inning Stats	R: 0 E: 0 K: 0 S: 4 H: 1 LOB: 1 BB: 0 P: 4	R: 0 E: 0 K: 2 S: 7 H: 0 LOB: 0 BB: 0 P: 7	R: 0 E: 0 K: 1 S: 6 H: 1 LOB: 1 BB: 0 P: 6	R: 0 E: 0 K: 0 S: 3 H: 0 LOB: 0 BB: 0 P: 3	R: 1 E: 0 K: 0 S: 4 H: 1 LOB: 0 BB: 0 P: 4	R: 7 E: 1 K: 1 S: 12 H: 6 LOB: 1 BB: 1 P: 16	R: 0 E: 0 K: 1 S: 5 H: 0 LOB: 0 BB: 0 P: 5	R: 1 E: 1 K: 1 S: 7 H: 2 LOB: 1 BB: 0 P: 7		1B: 7 2B: 0 3B: 2 HR: 2	SF: 1 SAC: 2 DP: 0 HBP: 0					

BOTTOM

Boston Red Sox @ New York Yankees

Yankee Stadium, Bronx, NY

Fri Sep 03 1965, 7:05 PM EDT

Att. 14,224 - Unknown

livebaseballscorecards.com

AB	33
R	9
H	11
RBI	9
BB	1
SO	6
LOB	10

WP: 0 PB: 0 SB: 0 CS: 0 PA: 37

PITCHER		IP	WLS	BF	H	R	ER	SO	BB	IBB	HBP	BLK	WP	HR	S	P	ERA	WHIP
Bill Monbouquette, R ERA: 3.86	(1, 1)	5.1	L	24	7	6	6	3	1	0	0	0	0	2	29	33	10.12	1.500
Arnold Earley, L ERA: 3.15	(6, 1)	2.2		13	4	3	1	3	0	0	0	0	0	0	19	19	3.38	1.500

PITCHER		IP	WLS	BF	H	R	ER	SO	BB	IBB	HBP	BLK	WP	HR	S	P	ERA	WHIP

Batter	1	2	3	4	5	6	7	8	9	AB	R	H	RBI	BB	SO	LOB
Jim Gosger, L (1, 8) OBP: 0.331, SLG: 0.425	F7		F2	4-3			G3		G5-3 2B	5	0	1	0	0	0	2
Dalton Jones, L (1, 5) OBP: 0.340, SLG: 0.379	F6		4-3		3-1		F9		K	5	0	0	0	0	1	1
Carl Yastrzemski, L (1, 7) OBP: 0.401, SLG: 0.564	1B		1B		6-3		K		IBB	4	0	2	0	1	1	0
Felix Mantilla, R (1, 4) OBP: 0.393, SLG: 0.445	F8		1-2 1B		K			1B 1B	G5-3 2-3f	5	1	2	0	0	1	3
Lee Thomas, L (1, 3) OBP: 0.357, SLG: 0.454		3-1	F9		K			F9		4	0	0	0	0	1	3
Tony Conigliaro, R (1, 9) OBP: 0.341, SLG: 0.520		F9		6-3		F6		F8		4	0	0	0	0	0	1
Russ Nixon, L (1, 2) OBP: 0.282, SLG: 0.303		BB 1B		SH5-4 1B		1B		WP 1-3 1B		4	0	4	0	0	0	0
Rico Petrocelli, R (1, 6) OBP: 0.313, SLG: 0.430		1-2 BB		1-2 SH5-4 1B		1-2 1B		1-2 WP 3-H 1B		3	0	3	1	1	0	0
Dave Morehead, R (1, 1) OBP: 0.238, SLG: 0.161		K		SH5-4 1-2 2-3		F7		5-3 1-2 2-3		3	0	0	0	0	1	6
Inning Stats	R: 0 H: 1 E: 0 LOB: 1 K: 0 BB: 0 S: 4 P: 4	R: 0 H: 1 E: 0 LOB: 2 K: 1 BB: 1 S: 6 P: 10	R: 0 H: 2 E: 0 LOB: 2 K: 0 BB: 0 S: 5 P: 5	R: 0 H: 2 E: 0 LOB: 2 K: 0 BB: 0 S: 5 P: 5	R: 0 H: 0 E: 0 LOB: 0 K: 1 BB: 0 S: 5 P: 5	R: 0 H: 2 E: 0 LOB: 2 K: 1 BB: 0 S: 7 P: 7	R: 0 H: 0 E: 0 LOB: 0 K: 1 BB: 0 S: 5 P: 5	R: 1 H: 3 E: 0 LOB: 2 K: 0 BB: 0 S: 6 P: 6	R: 0 H: 1 E: 0 LOB: 1 K: 1 BB: 1 S: 5 P: 9	1B: 11 SF: 0 2B: 1 SAC: 1 3B: 0 DP: 1 HR: 0 HBP: 0						

TOP

Boston Red Sox @ New York Yankees

Yankee Stadium, Bronx, NY

Sat Sep 04 1965, 7:05 PM EDT

Unknown - 70 F

livebaseballscorecards.com

AB	37
R	1
H	12
RBI	1
BB	2
SO	5
LOB	16

WP: 1 PA: 40
PB: 0
SB: 0
CS: 0

PITCHER		IP	WLS	BF	H	R	ER	SO	BB	IBB	HBP	BLK	WP	HR	S	P	ERA	WHIP
Jim Bouton, R ERA: 5.02	(1, 1)	8.0	L	36	11	1	1	4	1	0	0	0	1	0	43	47	1.12	1.500
Pedro Ramos, R ERA: 3.31	(9, 1)	1.0		4	1	0	0	1	0	1	0	0	0	0	5	9	0.00	1.000

PITCHER	IP	WLS	BF	H	R	ER	SO	BB	IBB	HBP	BLK	WP	HR	S	P	ERA	WHIP

BOTTOM

Batter	1	2	3	4	5	6	7	8	9	AB	R	H	RBI	BB	SO	LOB
Horace Clarke, S (1, 4) OBP: 0.303, SLG: 0.279	1-3		8-4-3 1-2f			3-1			F5	4	0	0	0	0	0	1
Art Lopez, L (1, 9) OBP: 0.158, SLG: 0.135	G4-6-3 1B			K		F5			F4	3	0	1	0	0	1	0
Ray Barker, L (9, PH) OBP: 0.307, SLG: 0.356										1	0	0	0	0	0	0
Tom Tresh, S (1, 7) OBP: 0.345, SLG: 0.476	G4-6-3 1-2f			K			F2			3	0	0	0	0	1	1
Joe Pepitone, L (1, 3) OBP: 0.313, SLG: 0.413		K		F8			4-3			3	0	0	0	0	1	0
Roger Repoz, L (1, 8) OBP: 0.309, SLG: 0.497		K			3-1		4-3			3	0	0	0	0	1	0
Clete Boyer, R (1, 5) OBP: 0.320, SLG: 0.442		2B			S 1B			6-3		3	0	2	0	0	0	0
Jake Gibbs, L (1, 2) OBP: 0.250, SLG: 0.378		F2			K 1-2			K		3	0	0	0	0	2	2
Phil Linz, R (1, 6) OBP: 0.283, SLG: 0.286			1-3		5-3			L9		2	0	0	0	0	0	1
Elston Howard, R (8, PH) OBP: 0.269, SLG: 0.361										1	0	0	0	0	0	0
Tony Kubek, L (9, 6) OBP: 0.255, SLG: 0.277										0	0	0	0	0	0	0
Jim Bouton, R (1, 1) OBP: 0.222, SLG: 0.103						K			L5	1	0	0	0	1	1	0
Pedro Ramos, S (9, 1) OBP: 0.091, SLG: 0.091										0	0	0	0	0	0	0
Bobby Richardson, R (9, PH) OBP: 0.301, SLG: 0.342			BB							1	0	0	0	0	0	0
Inning Stats	R: 0 E: 0 K: 0 S: 3 H: 1 LOB: 0 BB: 0 P: 3	R: 0 E: 0 K: 2 S: 8 H: 1 LOB: 1 BB: 0 P: 8	R: 0 E: 0 K: 0 S: 2 H: 0 LOB: 0 BB: 1 P: 6	R: 0 E: 0 K: 2 S: 7 H: 0 LOB: 0 BB: 0 P: 7	R: 0 E: 0 K: 1 S: 6 H: 1 LOB: 1 BB: 0 P: 6	R: 0 E: 0 K: 1 S: 5 H: 0 LOB: 0 BB: 0 P: 5	R: 0 E: 0 K: 0 S: 3 H: 0 LOB: 0 BB: 0 P: 3	R: 0 E: 0 K: 1 S: 5 H: 0 LOB: 0 BB: 0 P: 5	R: 0 E: 0 K: 0 S: 3 H: 0 LOB: 0 BB: 0 P: 3	1B: 2 2B: 2 3B: 0 HR: 0 SF: 0 SAC: 0 DP: 2 HBP: 0						

PITCHER	IP	WLS	BF	H	R	ER	SO	BB	IBB	HBP	BLK	WP	HR	S	P	ERA	WHIP
Dave Morehead, R (1, 1) ERA: 4.16	9.0	W	29	3	0	0	7	1	0	0	0	0	0	42	46	0.00	0.444

PITCHER	IP	WLS	BF	H	R	ER	SO	BB	IBB	HBP	BLK	WP	HR	S	P	ERA	WHIP

WP: 0 PB: 0 SB: 1 CS: 0 PA: 29

AB	28
R	0
H	3
RBI	0
BB	1
SO	7
LOB	5

Boston Red Sox @ New York Yankees

Yankee Stadium, Bronx, NY

Sat Sep 04 1965, 7:05 PM EDT

Unknown - 70 F

livebaseballscorecards.com

Batter	1	2	3	4	5	6	7	8	9	AB	R	H	RBI	BB	SO	LOB
Jim Gosger, L (1, 8) OBP: 0.340, SLG: 0.440	F2		G3 BB WP 1B		1-H 3B	1-2 2-3 3-H 1B		BBB S BB		4	1	3	2	1	0	0
Dalton Jones, L (1, 5) OBP: 0.344, SLG: 0.376	BBBB 2-3 BB		BBBB WP G3 1-2 BB		SSS K	SSS K		BBBB 1-2 BB		2	0	0	0	3	2	4
Carl Yastrzemski, L (1, 7) OBP: 0.399, SLG: 0.562	2-3 1-2		G3 1-2 2-3		F3		WP 1B 2B	3-1		5	1	1	0	0	0	6
Felix Mantilla, R (1, 4) OBP: 0.392, SLG: 0.443	6-3		5-3 2-3 3-H			F7	FC5-4 2-H 1B		SSS K	5	0	1	1	0	1	2
Lee Thomas, L (1, 3) OBP: 0.359, SLG: 0.461		BB 1B 1B		F8		BBBB 3B BB	F9		HR	4	3	2	1	1	0	1
Tony Conigliaro, R (1, 9) OBP: 0.342, SLG: 0.522		BBBB G5-4-3-5-4-3 1B 1-2 BB		SSS K		1-H 1B 3B	SSS K		5-3	4	1	1	1	1	2	1
Rico Petrocelli, R (1, 6) OBP: 0.312, SLG: 0.426		G5-4-3-5-4-3 1-2 2-H 1B		F6		5-3	FC5-4 1-2f		SSS K	5	0	1	1	0	1	2
Bob Tillman, R (1, 2) OBP: 0.290, SLG: 0.318		G5-4-3-5-4-3 1-2f 2-3f			BBBB FC3-6 BB	BBBB 1B HBP BB		SSS K		2	0	0	0	2	1	2
Dennis Bennett, L (1, 1) OBP: 0.250, SLG: 0.207			SSS K		FC3-6 1-2f 3B	H 1B 1-2 HBP		SSS K		2	1	0	0	0	1	1
Dick Radatz, R (6, 1) OBP: 0.250, SLG: 0.391										1	0	0	0	0	1	0
Inning Stats	R: 0 E: 0 K: 0 S: 3 H: 0 LOB: 1 BB: 1 P: 7	R: 1 E: 0 K: 0 S: 3 H: 2 LOB: 0 BB: 1 P: 7	R: 1 E: 0 K: 1 S: 6 H: 1 LOB: 1 BB: 1 P: 10	R: 0 E: 0 K: 1 S: 5 H: 0 LOB: 0 BB: 0 P: 5	R: 1 E: 0 K: 1 S: 6 H: 1 LOB: 1 BB: 1 P: 10	R: 2 E: 0 K: 1 S: 7 H: 2 LOB: 3 BB: 2 P: 16	R: 1 E: 0 K: 1 S: 7 H: 2 LOB: 1 BB: 0 P: 7	R: 0 E: 0 K: 2 S: 7 H: 0 LOB: 2 BB: 2 P: 15	R: 1 E: 0 K: 2 S: 8 H: 1 LOB: 0 BB: 0 P: 8	1B: 5 2B: 1 3B: 3 HR: 1	SF: 0 SAC: 0 DP: 0 HBP: 1						

TOP

Boston Red Sox @ New York Yankees

Yankee Stadium, Bronx, NY

Sat Sep 04 1965, 7:05 PM EDT

Att. 20,152 - Unknown - 68 F

livebaseballscorecards.com

AB	34
R	7
H	9
RBI	6
BB	8
SO	9
LOB	19

WP: 2 PB: 0 SB: 1 CS: 0 PA: 43

PITCHER		IP	WLS	BF	H	R	ER	SO	BB	IBB	HBP	BLK	WP	HR	S	P	ERA	WHIP
Jack Cullen, R ERA: 2.6	(1, 1)	4.1	L	19	4	3	3	2	4	0	0	0	1	0	19	35	6.23	1.846
Steve Hamilton, L ERA: 1.37	(5, 1)	0.2		2	0	0	0	1	0	0	0	0	0	0	4	4	0.00	0.000
Hal Reniff, R ERA: 3.96	(6, 1)	1.0		10	4	3	3	1	2	0	1	0	1	0	9	18	27.00	6.000
Pedro Ramos, R ERA: 3.27	(7, 1)	1.0		3	0	0	0	1	0	0	0	0	0	0	5	5	0.00	0.000
Pete Mikkelsen, R ERA: 3.51	(8, 1)	2.0		9	1	1	1	4	2	0	0	0	0	1	15	23	4.50	1.500

PITCHER	IP	WLS	BF	H	R	ER	SO	BB	IBB	HBP	BLK	WP	HR	S	P	ERA	WHIP

Boston Red Sox @ New York Yankees

Yankee Stadium, Bronx, NY

Sat Sep 04 1965, 7:05 PM EDT

Att. 20,152 - Unknown - 68 F

BOTTOM

Batter	1	2	3	4	5	6	7	8	9	AB	R	H	RBI	BB	SO	LOB
Bobby Richardson, R (1, 4) OBP: 0.299, SLG: 0.340	E1		G4-3 1-2f		F5			L8		4	0	0	0	0	0	2
Tom Tresh, S (1, 8) OBP: 0.342, SLG: 0.473	K		5-3			1-3		G3		4	0	0	0	0	1	1
Mickey Mantle, S (1, 7) OBP: 0.392, SLG: 0.480	4-3			6-3		HR		K		4	1	1	1	0	1	1
Art Lopez, L (9, 7) OBP: 0.158, SLG: 0.135										0	0	0	0	0	0	0
Elston Howard, R (1, 2) OBP: 0.271, SLG: 0.363	F7			1B		G1-6-3 1B			F5	4	0	2	0	0	0	1
Hector Lopez, R (1, 9) OBP: 0.310, SLG: 0.375		F9		F9		G1-6-3 1-2f			1B	4	0	1	0	0	0	2
Ross Moschitto, R (9, PR) OBP: 0.185, SLG: 0.308										0	0	0	0	0	0	0
Joe Pepitone, L (1, 3) OBP: 0.312, SLG: 0.416		5-3 3B		F8			G3		L9	4	1	1	0	0	0	2
Clete Boyer, R (1, 5) OBP: 0.319, SLG: 0.441		5-3 3-H			F8		1B		F4	4	0	1	1	0	0	1
Phil Linz, R (1, 6) OBP: 0.281, SLG: 0.284		K			F3		K			2	0	0	0	0	1	0
Ray Barker, L (7, PH) OBP: 0.305, SLG: 0.354										1	0	0	0	0	1	1
Tony Kubek, L (8, 6) OBP: 0.255, SLG: 0.277										0	0	0	0	0	0	0
Jack Cullen, R (1, 1) OBP: 0.158, SLG: 0.158			G4-3 1B		1B		K			1	0	1	0	0	0	0
Steve Hamilton, L (5, 1) OBP: 0.400, SLG: 0.250										0	0	0	0	0	0	0
Horace Clarke, S (5, PH) OBP: 0.313, SLG: 0.290										1	0	1	0	0	0	0
Hal Reniff, R (6, 1)										0	0	0	0	0	0	0
Pedro Ramos, S (7, 1) OBP: 0.091, SLG: 0.091										0	0	0	0	0	0	0
Roger Repoz, L (7, PH) OBP: 0.308, SLG: 0.494										1	0	0	0	0	1	1
Pete Mikkelsen, R (8, 1) OBP: 0.111, SLG: 0.111										0	0	0	0	0	0	0
Inning Stats	R: 0 E: 1 K: 1 S: 6 H: 0 LOB: 1 BB: 0 P: 6	R: 1 E: 0 K: 1 S: 6 H: 1 LOB: 0 BB: 0 P: 6	R: 0 E: 0 K: 0 S: 3 H: 1 LOB: 0 BB: 0 P: 3	R: 0 E: 0 K: 0 S: 4 H: 1 LOB: 1 BB: 0 P: 4	R: 0 E: 0 K: 0 S: 4 H: 1 LOB: 1 BB: 0 P: 4	R: 1 E: 0 K: 0 S: 4 H: 2 LOB: 0 BB: 0 P: 4	R: 0 E: 0 K: 2 S: 8 H: 1 LOB: 1 BB: 0 P: 8	R: 0 E: 0 K: 1 S: 5 H: 0 LOB: 0 BB: 0 P: 5	R: 0 E: 0 K: 0 S: 4 H: 1 LOB: 1 BB: 0 P: 4	1B: 6 2B: 0 3B: 1 HR: 1	SF: 0 SAC: 0 DP: 2 HBP: 0						

livebaseballscorecards.com

AB	34
R	2
H	8
RBI	2
BB	0
SO	5
LOB	12

PITCHER		IP	WLS	BF	H	R	ER	SO	BB	IBB	HBP	BLK	WP	HR	S	P	ERA	WHIP
Dennis Bennett, L ERA: 4.3	(1, 1)	5.1	W	22	6	2	2	2	0	0	0	0	0	1	26	26	3.38	1.125
Dick Radatz, R ERA: 4.18	(6, 1)	3.2	S	12	2	0	0	3	0	0	0	0	0	0	18	18	0.00	0.545

PITCHER	IP	WLS	BF	H	R	ER	SO	BB	IBB	HBP	BLK	WP	HR	S	P	ERA	WHIP

Batter	1	2	3	4	5	6	7	8	9	10	11	12	AB	R	H	RBI	BB	SO	LOB
Jim Gosger, L (1, 8) OBP: 0.340, SLG: 0.443	G3	F3			FC4 3B		G3		BB		F9		5	1	1	0	1	0	2
Dalton Jones, L (1, 5) OBP: 0.349, SLG: 0.379 Frank Malzone, R (9, PH) OBP: 0.299, SLG: 0.313 (9, 5)	1B		1B G5-4-3 1B		FC4 BB		1-3		K			F9	3	1	2	0	1	0	0
													2	0	0	0	0	1	1
Carl Yastrzemski, L (1, 7) OBP: 0.400, SLG: 0.561	K		1-3 G5-4-3 1B		1-2f FC4 3-H			G6-3 1B		K		S E 1B	6	1	3	1	0	2	2
Felix Mantilla, R (1, 4) OBP: 0.389, SLG: 0.439	K		1-2f G5-4-3 3-H		F6			1-2f G6-3		E 1B		F7	6	0	1	0	0	1	5
Lee Thomas, L (1, 3) OBP: 0.360, SLG: 0.463 Tony Horton, R (10, PH) OBP: 0.378, SLG: 0.482 (10, 3)		1B BB 1B	1-3		F7			2B		1-2 E5		1-H E1 1B	4	1	2	0	0	0	1
													2	0	1	0	0	0	1
Tony Conigliaro, R (1, 9) OBP: 0.342, SLG: 0.520		F7		FC6-5 2B		6-3		IBB		F6		5-3	5	0	1	0	1	0	4
Russ Nixon, L (1, 2) OBP: 0.279, SLG: 0.292		FC6 1B 1-2 BB		FC6-5 2-3		1-3		K		5-3			4	0	0	0	1	1	5
Rico Petrocelli, R (1, 6) OBP: 0.310, SLG: 0.422		FC6 1B 1-2 2-H		K		K			F7		K		5	0	1	1	0	3	1
Jim Lonborg, R (1, 1) OBP: 0.210, SLG: 0.193 Chuck Schilling, R (7, PH) OBP: 0.301, SLG: 0.357 Dick Radatz, R (7, 1) OBP: 0.231, SLG: 0.360		FC6 1-2 2-3f		K			1-3		5-3		G3		2	0	0	0	0	1	3
													1	0	0	0	0	0	0
													2	0	0	0	0	0	0
Inning Stats	R: 0 H: 1 E: 0 LOB: 1 K: 2 BB: 0 S: 8 P: 8	R: 1 H: 2 E: 0 LOB: 2 K: 0 BB: 1 S: 5 P: 9	R: 1 H: 2 E: 0 LOB: 0 K: 0 BB: 0 S: 4 P: 4	R: 0 H: 1 E: 0 LOB: 1 K: 2 BB: 0 S: 8 P: 8	R: 1 H: 1 E: 0 LOB: 1 K: 0 BB: 1 S: 4 P: 8	R: 0 H: 0 E: 0 LOB: 0 K: 1 BB: 0 S: 5 P: 5	R: 0 H: 0 E: 0 LOB: 0 K: 0 BB: 0 S: 3 P: 3	R: 0 H: 2 E: 0 LOB: 2 K: 1 BB: 1 S: 6 P: 10	R: 0 H: 0 E: 0 LOB: 1 K: 1 BB: 1 S: 5 P: 9	R: 0 H: 1 E: 1 LOB: 2 K: 1 BB: 0 S: 7 P: 7	R: 0 H: 0 E: 0 LOB: 0 K: 1 BB: 0 S: 5 P: 5	R: 1 H: 2 E: 1 LOB: 1 K: 0 BB: 0 S: 5 P: 5	1B: 9 2B: 2 3B: 1 HR: 0	SF: 0 SAC: 0 DP: 2 HBP: 0						

PITCHER	IP	WLS	BF	H	R	ER	SO	BB	IBB	HBP	BLK	WP	HR	S	P	ERA	WHIP
Mel Stottlemyre, R (1, 1) ERA: 2.72	7.0		29	7	3	3	5	2	0	0	0	0	0	37	45	3.86	1.286
Steve Hamilton, L (8, 1) ERA: 1.31	2.1		12	3	0	0	3	1	1	0	0	0	0	16	24	0.00	1.714
Pedro Ramos, R (10, 1) ERA: 3.16	2.2	L	10	2	1	0	1	0	0	0	0	0	0	12	12	0.00	0.750

PITCHER	IP	WLS	BF	H	R	ER	SO	BB	IBB	HBP	BLK	WP	HR	S	P	ERA	WHIP

TOP

Boston Red Sox @ New York Yankees

Yankee Stadium, Bronx, NY

Sun Sep 05 1965, 3:33 AM EDT

Att. 16,977 - Unknown - 70 F

livebaseballscorecards.com

AB	47
R	4
H	12
RBI	2
BB	4
SO	9
LOB	25

WP: 0	PA: 51		
PB: 0			
SB: 1			
CS: 0			

Batter	1	2	3	4	5	6	7	8	9	10	11	12	AB	R	H	RBI	BB	SO	LOB
Bobby Richardson, R (1, 4) OBP: 0.298, SLG: 0.340	F7		L9		B3			1B SF8 2B		K		F2	6	1	1	0	0	1	1
Art Lopez, L (1, 9) OBP: 0.186, SLG: 0.167	F7		F9			HR 1B		2-3 1B		F4			5	1	2	0	0	0	0
Tom Tresh, S (1, 7) OBP: 0.344, SLG: 0.479	1B 1B		BBBB BB			1-H HR		F6		F8			4	1	2	2	1	0	2
Elston Howard, R (1, 2) OBP: 0.270, SLG: 0.362	1-2 1B		SSS K			SSS K		SF8			SSS K2-3		4	0	1	1	0	3	1
Joe Pepitone, L (1, 3) OBP: 0.309, SLG: 0.411	F2			F9		G3		6-3			5-3		5	0	0	0	0	0	3
Roger Repoz, L (1, 8) OBP: 0.305, SLG: 0.482		SSS K2-3		SSS K		4-3			BBBB BB		F6		4	0	0	0	1	2	0
Clete Boyer, R (1, 5) OBP: 0.318, SLG: 0.437		BBBB 1-3 BB		F9			F6		F3			6-3	4	0	0	0	1	0	1
Phil Linz, R (1, 6) OBP: 0.277, SLG: 0.280		1-3			B1-3		SSS K		F2			BBBB BB	4	0	0	0	0	1	2
Horace Clarke, S (12, PH) OBP: 0.324, SLG: 0.290		1-2											0	0	0	0	1	0	0
Mel Stottlemyre, R (1, 1) OBP: 0.131, SLG: 0.238		F8			SSS K		SSS K		F9			SSS K	2	0	0	0	0	1	1
Ray Barker, L (7, PH) OBP: 0.303, SLG: 0.352													1	0	0	0	0	1	0
Steve Hamilton, L (8, 1) OBP: 0.333, SLG: 0.200													1	0	0	0	0	0	1
Pedro Ramos, S (10, 1) OBP: 0.091, SLG: 0.091													0	0	0	0	0	0	0
Hector Lopez, R (12, PH) OBP: 0.309, SLG: 0.374													1	0	0	0	0	1	1
Inning Stats	R: 0 E: 0 K: 0 S: 5 H: 2 LOB: 2 BB: 0 P: 5	R: 0 E: 0 K: 1 S: 5 H: 0 LOB: 1 BB: 1 P: 9	R: 0 E: 0 K: 1 S: 5 H: 0 LOB: 1 BB: 1 P: 9	R: 0 E: 0 K: 1 S: 5 H: 0 LOB: 0 BB: 0 P: 5	R: 0 E: 0 K: 1 S: 5 H: 0 LOB: 0 BB: 0 P: 5	R: 2 E: 0 K: 1 S: 7 H: 2 LOB: 0 BB: 0 P: 7	R: 0 E: 0 K: 2 S: 7 H: 0 LOB: 0 BB: 0 P: 7	R: 1 E: 0 K: 0 S: 5 H: 2 LOB: 1 BB: 0 P: 5	R: 0 E: 0 K: 0 S: 3 H: 0 LOB: 1 BB: 1 P: 7	R: 0 E: 0 K: 1 S: 5 H: 0 LOB: 0 BB: 0 P: 5	R: 0 E: 0 K: 1 S: 5 H: 0 LOB: 0 BB: 0 P: 5	R: 0 E: 0 K: 1 S: 5 H: 0 LOB: 1 BB: 1 P: 9							

PITCHER	IP	WLS	BF	H	R	ER	SO	BB	IBB	HBP	BLK	WP	HR	S	P	ERA	WHIP
Jim Lonborg, R (1, 1) ERA: 4.28	6.0		24	4	2	2	5	2	0	0	0	0	1	32	40	3.00	1.000
Dick Radatz, R (7, 1) ERA: 4.03	6.0	W	22	2	1	1	5	2	0	0	0	0	0	30	38	1.50	0.667

PITCHER	IP	WLS	BF	H	R	ER	SO	BB	IBB	HBP	BLK	WP	HR	S	P	ERA	WHIP

Boston Red Sox @ New York Yankees

Yankee Stadium, Bronx, NY

Sun Sep 05 1965, 3:33 AM EDT

Att. 16,977 - Unknown - 70 F

BOTTOM

livebaseballscorecards.com

AB	41
R	3
H	6
RBI	3
BB	4
SO	10
LOB	13

1B: 4	SF: 1	WP: 0	PA: 46
2B: 1	SAC: 0	PB: 0	
3B: 0	DP: 0	SB: 0	
HR: 1	HBP: 0	CS: 0	

Batter	1	2	3	4	5	6	7	8	9	AB	R	H	RBI	BB	SO	LOB
Luis Aparicio, R (1, 6) OBP: 0.290, SLG: 0.360	SSS 0-3 ① K		x 0-0 F9 S 1B		x 0-0 ② 5-3		x 0-0 ③ 4-3			4	0	1	0	0	1	0
Paul Blair, R (1, 8) OBP: 0.299, SLG: 0.321	x 0-0 ② L6		x 0-0 ① F8 1-2		x 0-0 1B			x 0-0 ① 3B		4	0	2	0	0	0	1
Curt Blefary, L (1, 9) OBP: 0.374, SLG: 0.470	BBBB 4-0 FC6-4 BB		x 0-0 ② F9 2-3		x 0-0 ③ 3-4-1			x 0-0 2B		3	0	1	0	1	0	2
Brooks Robinson, R (1, 5) OBP: 0.359, SLG: 0.450	x 0-0 ③ FC6-4 1-2f		x 0-0 ③ 5-3			x 0-0 ① 6-3		SSS 0-3 ② K		4	0	0	0	0	1	3
Bob Johnson, R (1, 3) OBP: 0.285, SLG: 0.360		x 0-0 SH1-3 5-3 2B		x 0-0 ① F7		x 0-0 ② 5-3		BBBB 4-0 BB		3	1	1	0	1	0	0
Sam Bowens, R (1, 7) OBP: 0.196, SLG: 0.256		x 0-0 ① SH1-3 2-3		x 0-0 HR		x 0-0 E6		SSS 0-3 ③ K		3	1	1	1	0	1	2
Jerry Adair, R (1, 4) OBP: 0.292, SLG: 0.323		x 0-0 ② 5-3 3-H		x 0-0 ② 4-3		x 0-0 ③ F2			x 0-0 ① 5-3	4	0	0	1	0	0	1
Dick Brown, R (1, 2) OBP: 0.310, SLG: 0.391		x 0-0 3B		x 0-0 ③ F4			x 0-0 ① 6-3		SSS 0-3 ② K	4	0	1	0	0	1	0
Milt Pappas, R (1, 1) OBP: 0.098, SLG: 0.133 Dick Hall, R (6, 1) OBP: 0.467, SLG: 0.538		x 0-0 ③ 6-3			SSS 0-3 ① K		x 0-0 ② F8		SSS 0-3 ③ K	2 2	0 0	0 0	0 0	0 0	1 1	1 0
Inning Stats	R: 0 E: 0 K: 1 S: 5 H: 0 LOB: 1 BB: 1 P: 9	R: 1 E: 0 K: 0 S: 5 H: 2 LOB: 1 BB: 0 P: 5	R: 0 E: 0 K: 0 S: 4 H: 1 LOB: 1 BB: 0 P: 4	R: 1 E: 0 K: 0 S: 4 H: 1 LOB: 0 BB: 0 P: 4	R: 0 E: 0 K: 1 S: 6 H: 1 LOB: 1 BB: 0 P: 6	R: 0 E: 1 K: 0 S: 4 H: 0 LOB: 1 BB: 0 P: 4	R: 0 E: 0 K: 0 S: 3 H: 0 LOB: 0 BB: 0 P: 3	R: 0 E: 0 K: 2 S: 8 H: 2 LOB: 2 BB: 1 P: 12	R: 0 E: 0 K: 2 S: 7 H: 0 LOB: 0 BB: 0 P: 7	1B: 2 2B: 2 3B: 2 HR: 1 SF: 0 SAC: 1 DP: 0 HBP: 0				WP: 0 PB: 0 SB: 1 CS: 0	PA: 36	

PITCHER		IP	WLS	BF	H	R	ER	SO	BB	IBB	HBP	BLK	WP	HR	S	P	ERA	WHIP
Whitey Ford, L ERA: 3.26	(1, 1)	8.0	L	33	7	2	2	4	2	0	0	0	0	1	39	47	2.25	1.125
Pete Mikkelsen, R ERA: 3.46	(9, 1)	1.0		3	0	0	0	2	0	0	0	0	0	0	7	7	0.00	0.000

PITCHER	IP	WLS	BF	H	R	ER	SO	BB	IBB	HBP	BLK	WP	HR	S	P	ERA	WHIP

TOP

Baltimore Orioles @ New York Yankees

Yankee Stadium, Bronx, NY

Mon Sep 06 1965, 3:33 AM EDT

Unknown - 75 F

livebaseballscorecards.com

AB	33
R	2
H	7
RBI	2
BB	2
SO	6
LOB	10

Batter	1	2	3	4	5	6	7	8	9	AB	R	H	RBI	BB	SO	LOB
Bobby Richardson, R (1, 4) OBP: 0.296, SLG: 0.337	5-3		5-3		6-3			F7		4	0	0	0	0	0	0
Art Lopez, L (1, 9) OBP: 0.170, SLG: 0.152	F2		F6		F8			F4		4	0	0	0	0	0	0
Tom Tresh, S (1, 7) OBP: 0.346, SLG: 0.485	1B 1B		HR			F8			L9	4	1	2	1	0	0	0
Joe Pepitone, L (1, 3) OBP: 0.309, SLG: 0.410	1-3 1B		F4			F9			4-3	4	0	1	0	0	0	0
Roger Repoz, L (1, 8) OBP: 0.298, SLG: 0.471	G3			5-3		L8			K	4	0	0	0	0	1	2
Clete Boyer, R (1, 5) OBP: 0.316, SLG: 0.434		5-3		K			6-3			3	0	0	0	0	1	0
Jake Gibbs, L (1, 2) OBP: 0.255, SLG: 0.362		F9		BB			K			2	0	0	0	1	1	0
Phil Linz, R (1, 6) OBP: 0.278, SLG: 0.279 Ray Barker, L (7, PH) OBP: 0.302, SLG: 0.350 Tony Kubek, L (8, 6) OBP: 0.255, SLG: 0.277		BB		F7			K			1 1 0	0 0 0	0 0 0	0 0 0	1 0 0	0 1 0	1 0 0
Whitey Ford, L (1, 1) OBP: 0.236, SLG: 0.206 Elston Howard, R (8, PH) OBP: 0.270, SLG: 0.361 Pete Mikkelsen, R (9, 1) OBP: 0.111, SLG: 0.111		F6			K			L6		2 1 0	0 0 0	0 0 0	0 0 0	1 0 0	1 0 0	1 0 0
Inning Stats	R: 0 E: 0 K: 0 S: 5 H: 2 LOB: 2 BB: 0 P: 5	R: 0 E: 0 K: 0 S: 3 H: 0 LOB: 1 BB: 1 P: 7	R: 1 E: 0 K: 0 S: 4 H: 1 LOB: 0 BB: 0 P: 4	R: 0 E: 0 K: 1 S: 5 H: 0 LOB: 1 BB: 1 P: 9	R: 0 E: 0 K: 1 S: 5 H: 0 LOB: 0 BB: 0 P: 5	R: 0 E: 0 K: 0 S: 3 H: 0 LOB: 0 BB: 0 P: 3	R: 0 E: 0 K: 2 S: 7 H: 0 LOB: 0 BB: 0 P: 7	R: 0 E: 0 K: 0 S: 3 H: 0 LOB: 0 BB: 0 P: 3	R: 0 E: 0 K: 1 S: 5 H: 0 LOB: 0 BB: 0 P: 5	1B: 2 2B: 0 3B: 0 HR: 1	SF: 0 SAC: 0 DP: 0 HBP: 0			WP: 0 PB: 0 SB: 0 CS: 0	PA: 32		

PITCHER	IP	WLS	BF	H	R	ER	SO	BB	IBB	HBP	BLK	WP	HR	S	P	ERA	WHIP
Milt Pappas, R (1, 1) ERA: 2.47	5.0	W	20	3	1	1	2	2	0	0	0	0	1	22	30	1.80	1.000
Dick Hall, R (6, 1) ERA: 2.98	4.0	S	12	0	0	0	3	0	0	0	0	0	0	18	18	0.00	0.000

PITCHER	IP	WLS	BF	H	R	ER	SO	BB	IBB	HBP	BLK	WP	HR	S	P	ERA	WHIP

BOTTOM

Baltimore Orioles @ New York Yankees

Yankee Stadium, Bronx, NY

Mon Sep 06 1965, 3:33 AM EDT

Unknown - 75 F

livebaseballscorecards.com

AB	30
R	1
H	3
RBI	1
BB	2
SO	5
LOB	4

Baltimore Orioles @ New York Yankees

Yankee Stadium, Bronx, NY

Mon Sep 06 1965, 3:38 AM EDT

Att. 23,601 - Unknown - 76 F

livebaseballscorecards.com

Batter	1	2	3	4	5	6	7	8	9	AB	R	H	RBI	BB	SO	LOB
Luis Aparicio, R (1, 6) OBP: 0.289, SLG: 0.359	5-3		1B		F9		4-3		L7	5	0	1	0	0	0	1
Russ Snyder, L (1, 7) OBP: 0.314, SLG: 0.312	6-3		F7		4-3			1-3		4	0	0	0	0	0	1
Boog Powell, L (1, 3) OBP: 0.332, SLG: 0.372	5-3			F7		HR 1B		K		4	1	1	0	0	1	0
Brooks Robinson, R (1, 5) OBP: 0.360, SLG: 0.451		4-3 S 1B		F8		L7			1B	4	0	2	0	0	0	1
Curt Blefary, L (1, 9) OBP: 0.373, SLG: 0.476		K 1-2		F7		1-H HR		4-3		4	1	1	2	0	1	2
Jerry Adair, R (1, 4) OBP: 0.293, SLG: 0.325		4-3 2-3			1B HR 2B	K			H SH3-4 2B HBP	3	2	1	0	0	1	1
Paul Blair, R (1, 8) OBP: 0.299, SLG: 0.321		K			2-3 HR 1B	F8			SH3-4 1-2	3	1	1	0	0	1	1
Andy Etchebarren, R (1, 2) OBP: 0.333, SLG: 1.333			K		1-H 3-H HR		1-3		L7	3	1	1	3	0	1	0
Dick Brown, R (7, 2) OBP: 0.308, SLG: 0.389										1	0	0	0	0	0	1
Frank Bertaina, L (1, 1)			K		F3		F5		2-H 2B	0	0	0	0	0	0	0
Jim Palmer, R (2, 1) OBP: 0.208, SLG: 0.304										2	0	0	0	0	1	0
Norm Siebern, L (7, PH) OBP: 0.367, SLG: 0.417										1	0	0	0	0	0	0
Stu Miller, R (7, 1) OBP: 0.133, SLG: 0.143										1	0	1	1	0	0	0

TOP

AB	35
R	6
H	9
RBI	6
BB	0
SO	6
LOB	8

Inning Stats	1	2	3	4	5	6	7	8	9	1B: 5	SF: 0	WP: 0	PA: 37
R	0	0	0	0	3	2	0	0	1	2B: 2	SAC: 1	PB: 0	
E	0	0	0	0	0	0	0	0	0	3B: 0	DP: 0	SB: 1	
K	0	2	2	0	0	1	0	1	0	HR: 2	HBP: 1	CS: 0	
S	3	8	8	3	6	7	3	6	4				
H	0	1	1	0	3	2	0	1	1				
LOB	0	1	1	0	0	0	0	1	1				
BB	0	0	0	0	0	0	0	0	0				
P	3	8	8	3	6	7	3	6	5				

PITCHER	IP	WLS	BF	H	R	ER	SO	BB	IBB	HBP	BLK	WP	HR	S	P	ERA	WHIP
Bill Stafford, R (1, 1) ERA: 3.26	7.0	L	28	7	5	5	5	0	0	0	0	0	2	38	38	6.43	1.000
Hal Reniff, R (8, 1) ERA: 3.97	2.0		9	2	1	1	1	0	0	1	0	0	0	10	11	4.50	1.000

PITCHER	IP	WLS	BF	H	R	ER	SO	BB	IBB	HBP	BLK	WP	HR	S	P	ERA	WHIP

Batter	1	2	3	4	5	6	7	8	9	AB	R	H	RBI	BB	SO	LOB
Horace Clarke, S (1, 4) OBP: 0.342, SLG: 0.303	BBBB 4-0 BB 1B SF8 BB	x 0-0 1B	x 0-0 ③ 4-3			x 0-0 1B	x 0-0 ② 4-3	4	1	2	0	1	0	0
Tom Tresh, S (1, 8) OBP: 0.346, SLG: 0.484	x 0-0 BB 1B 1-2 1B	SSS 0-3 ② K			x 0-0 G6-3 1B		SSS 0-3 ② K	x 0-0 ③ 4-3	5	1	2	0	0	2	3
Mickey Mantle, S (1, 7) OBP: 0.388, SLG: 0.474	x 0-0 ① F5	SSS 0-3 ③ K			x 0-0 ①② G6-3 1-2f		x 0-0 ③ B2-3		4	0	0	0	0	1	6
Elston Howard, R (1, 2) OBP: 0.272, SLG: 0.360	BBBB 4-0 1B 1-2 2-3 BB		SSS 0-3 ① K		x 0-0 ③ 1-3			x 0-0 1B 1B		3	0	1	0	1	1	0
Clete Boyer, R (1, 5) OBP: 0.314, SLG: 0.431	x 0-0 ② SF8 3-H		SSS 0-3 ② K			x 0-0 ① 4-3		SSS 0-3 ① K		3	0	0	1	0	2	1
Hector Lopez, R (1, 9) OBP: 0.318, SLG: 0.384	x 0-0 1-2 2-H 1B		x 0-0 1B			x 0-0 FC5-4 1B		x 0-0 1-2 1B		4	0	4	1	0	0	0
Joe Pepitone, L (1, 3) OBP: 0.306, SLG: 0.406	x 0-0 ③ F3		x 0-0 ③ 4-3			SSS 0-3 ② K		x 0-0 ② F9		4	0	0	0	0	1	6
Phil Linz, R (1, 6) OBP: 0.279, SLG: 0.279 Bobby Richardson, R (8, PH) OBP: 0.295, SLG: 0.337 Tony Kubek, L (9, 6) OBP: 0.255, SLG: 0.277		x 0-0 SH3-4 1B		SSS 0-3 ① K		x 0-0 ③ FC5-4 1-2f		x 0-0 ③ 5-3		3 1 0	0 0 0	1 0 0	0 0 0	0 0 0	1 0 0	1 2 0
Bill Stafford, R (1, 1) Ray Barker, L (7, PH) OBP: 0.300, SLG: 0.348 Hal Reniff, R (8, 1) Art Lopez, L (9, PH) OBP: 0.167, SLG: 0.149		x 0-0 ① SH3-4 1-2		SSS 0-3 ② K			x 0-0 ① L9		x 0-0 ① 5-3	1 1 0 1	0 0 0 0	0 0 0 0	0 0 0 0	1 0 0 0	0 0 0 0	0 0 0 0
Inning Stats	R: 2 E: 0 K: 0 S: 5 H: 2 LOB: 2 BB: 2 P: 13	R: 0 E: 0 K: 2 S: 9 H: 2 LOB: 2 BB: 0 P: 9	R: 0 E: 0 K: 2 S: 8 H: 1 LOB: 1 BB: 0 P: 8	R: 0 E: 0 K: 2 S: 7 H: 0 LOB: 0 BB: 0 P: 7	R: 0 E: 0 K: 0 S: 3 H: 1 LOB: 0 BB: 0 P: 3	R: 0 E: 0 K: 1 S: 6 H: 1 LOB: 1 BB: 0 P: 6	R: 0 E: 0 K: 1 S: 6 H: 1 LOB: 1 BB: 0 P: 6	R: 0 E: 0 K: 1 S: 7 H: 2 LOB: 2 BB: 0 P: 7	R: 0 E: 0 K: 0 S: 3 H: 0 LOB: 0 BB: 0 P: 3	1B: 10 2B: 0 3B: 0 HR: 0	SF: 1 SAC: 1 DP: 1 HBP: 0					

PITCHER	IP	WLS	BF	H	R	ER	SO	BB	IBB	HBP	BLK	WP	HR	S	P	ERA	WHIP
Frank Bertaina, L (1, 1) ERA: 18.0	1.0		8	3	2	2	0	2	0	0	0	0	0	6	14	18.00	5.000
Jim Palmer, R (2, 1) ERA: 3.35	5.0	W	18	4	0	0	7	0	0	0	0	0	0	32	32	0.00	0.800
Stu Miller, R (7, 1) ERA: 2.08	3.0	S	12	3	0	0	2	0	0	0	0	0	0	16	16	0.00	1.000

PITCHER	IP	WLS	BF	H	R	ER	SO	BB	IBB	HBP	BLK	WP	HR	S	P	ERA	WHIP

BOTTOM

Baltimore Orioles @ New York Yankees

Yankee Stadium, Bronx, NY

Mon Sep 06 1965, 3:38 AM EDT
Att. 23,601 - Unknown - 76 F

livebaseballscorecards.com

AB	34
R	2
H	10
RBI	2
BB	2
SO	9
LOB	19

WP: 0 PB: 0 SB: 0 CS: 0 PA: 38

Batter	1	2	3	4	5	6	7	8	9	AB	R	H	RBI	BB	SO	LOB
Luis Aparicio, R (1, 6) OBP: 0.290, SLG: 0.356	BBBB 4-0 S BB		x 0-0 ② F4	x 0-0 ③ G3		BBBB 4-0 BB		x 0-0 ③ 1-3		3	0	0	0	2	0	2
Paul Blair, R (1, 8) OBP: 0.301, SLG: 0.322	x 0-0 ① L7		x 0-0 BB 1B 1B		x 0-0 SH1-3 1B	x 0-0 ③ F7			x 0-0 ① F5	5	1	2	0	0	0	3
Curt Blefary, L (1, 9) OBP: 0.376, SLG: 0.475	BBBB 4-0 1-2 BB		BBBB 4-0 1B 1-2 E7 BB		x 0-0 ① SH1-3 1-2		BBBB 4-0 6-3 HR BB		x 0-0 ② L4	1	2	0	0	3	0	0
Brooks Robinson, R (1, 5) OBP: 0.358, SLG: 0.448	x 0-0 ② F8		x 0-0 1-2 2-H E7 1B		x 0-0 ② L9		x 0-0 ① 6-3 1-2		x 0-0 ③ F7	5	0	1	1	0	0	4
Bob Johnson, R (1, 3) OBP: 0.285, SLG: 0.356 Boog Powell, L (9, 3) OBP: 0.332, SLG: 0.372	x 0-0 ③ F3		x 0-0 ③ E7 1-H 2-H		BBBB 4-0 BB		x 0-0 ② 6-3			3 0	0 0	0 0	0 0	1 0	0 0	4 0
Sam Bowens, R (1, 7) OBP: 0.202, SLG: 0.278		x 0-0 ① F4		x 0-0 1B 1B	x 0-0 ③ F6		x 0-0 2-H HR			4	1	2	2	0	0	2
Jerry Adair, R (1, 4) OBP: 0.293, SLG: 0.329		x 0-0 ② F8		x 0-0 ① F3		x 0-0 3B	x 0-0 ③ L6			4	0	1	0	0	0	1
Dick Brown, R (1, 2) OBP: 0.307, SLG: 0.386		SSS 0-3 ③ K		x 0-0 1-2 1B		x 0-0 ① 4-3		SSS 0-3 ① K		4	0	1	0	0	2	1
Dave McNally, R (1, 1) OBP: 0.093, SLG: 0.058 Don Larsen, R (7, 1) OBP: 0.231, SLG: 0.308 Stu Miller, R (8, 1) OBP: 0.133, SLG: 0.143			SSS 0-3 ① K	SSS 0-3 ② K		x 0-0 ② F6		x 0-0 ② 1-3		3 1 0	0 0 0	0 0 0	0 0 0	0 0 0	2 0 0	3 0 0
Inning Stats	R: 0 E: 0 K: 0 S: 3 H: 0 LOB: 2 BB: 2 P: 11	R: 0 E: 0 K: 1 S: 5 H: 0 LOB: 0 BB: 0 P: 5	R: 2 E: 1 K: 1 S: 7 H: 2 LOB: 2 BB: 1 P: 11	R: 0 E: 0 K: 1 S: 7 H: 2 LOB: 2 BB: 0 P: 7	R: 0 E: 0 K: 0 S: 4 H: 1 LOB: 2 BB: 1 P: 8	R: 0 E: 0 K: 0 S: 4 H: 1 LOB: 0 BB: 1 P: 8	R: 2 E: 0 K: 0 S: 4 H: 1 LOB: 0 BB: 1 P: 8	R: 0 E: 0 K: 1 S: 5 H: 0 LOB: 0 BB: 0 P: 5	R: 0 E: 0 K: 0 S: 3 H: 0 LOB: 0 BB: 0 P: 3	1B: 5 2B: 0 3B: 1 HR: 1	SF: 0 SAC: 1 DP: 0 HBP: 0					

TOP

Baltimore Orioles @ New York Yankees

Yankee Stadium, Bronx, NY

Tue Sep 07 1965, 3:33 AM EDT

Unknown - 80 F

livebaseballscorecards.com

AB	33
R	4
H	7
RBI	3
BB	6
SO	4
LOB	20

WP: 0 PA: 40
PB: 0
SB: 1
CS: 0

PITCHER		IP	WLS	BF	H	R	ER	SO	BB	IBB	HBP	BLK	WP	HR	S	P	ERA	WHIP
Al Downing, L ERA: 3.57	(1, 1)	7.0	L	34	7	4	3	3	6	0	0	0	0	1	34	58	3.86	1.857
Pete Mikkelsen, R ERA: 3.42	(8, 1)	1.0		3	0	0	0	1	0	0	0	0	0	0	5	5	0.00	0.000
Pedro Ramos, R ERA: 3.13	(9, 1)	1.0		3	0	0	0	0	0	0	0	0	0	0	3	3	0.00	0.000

PITCHER	IP	WLS	BF	H	R	ER	SO	BB	IBB	HBP	BLK	WP	HR	S	P	ERA	WHIP

Batter	1	2	3	4	5	6	7	8	9	AB	R	H	RBI	BB	SO	LOB
Bobby Richardson, R (1, 4) OBP: 0.296, SLG: 0.337	L8		G4-6-3 1B		6-3		E5 1B 1-3 1B	F7		5	1	2	0	0	0	3
Tom Tresh, S (1, 8) OBP: 0.345, SLG: 0.481 (8, 7)	5-3		G4-6-3 1-2f			F7	BB 2-H 3-H 1B		G3	5	0	1	2	0	0	1
Mickey Mantle, S (1, 7) OBP: 0.387, SLG: 0.470 Ross Moschitto, R (7, PR) OBP: 0.185, SLG: 0.308 (8, 8) Jake Gibbs, L (9, PH) OBP: 0.269, SLG: 0.375 Art Lopez, L (9, PR) OBP: 0.167, SLG: 0.149	4-3		6-3			5-3 B B B B	BB 1-2		FC5-4 1B	3 0 1 0	0 0 0 0	0 0 1 0	0 0 0 0	1 0 0 0	0 0 0 0	0 0 0 0
Elston Howard, R (1, 2) OBP: 0.274, SLG: 0.359		B B B B BB 1B		4-3		1B 1B	F8		S S S K	4	0	1	0	1	1	3
Hector Lopez, R (1, 9) OBP: 0.320, SLG: 0.384		S S S K		1B		1-3 1B		1-3	1-2f FC5-4	5	0	2	0	0	1	2
Clete Boyer, R (1, 5) OBP: 0.313, SLG: 0.430		F8	S S S K			L7		BB BB 1B		4	0	1	0	0	1	4
Joe Pepitone, L (1, 3) OBP: 0.308, SLG: 0.406		BB 1-3 1B	S S S K				F9 B B B B	BB 1-2		3	0	1	0	1	1	1
Phil Linz, R (1, 6) OBP: 0.279, SLG: 0.277 Roger Repoz, L (8, PH) OBP: 0.297, SLG: 0.468 Pedro Ramos, S (9, 1) OBP: 0.091, SLG: 0.091		B B B B 1-2 BB			L4		L4 S S S	K		2 1 0	0 0 0	0 0 0	0 0 0	1 0 0	0 1 0	0 2 0
Al Downing, R (1, 1) OBP: 0.153, SLG: 0.188 Roy White, S (7, PH) OBP: 1.000, SLG: 1.000 Pete Mikkelsen, R (8, 1) OBP: 0.111, SLG: 0.111 Ray Barker, L (8, PH) OBP: 0.304, SLG: 0.348 Tony Kubek, L (8, PR) OBP: 0.255, SLG: 0.277 (9, 6)		6-3			S S S K		E 1B 1B	B B B B 1-2 2-3 BB		2 1 0 0 0	0 1 0 0 0	0 1 0 0 0	0 0 0 0 0	1 0 0 1 0	3 0 0 0 0	0 0 0 0 0
Inning Stats	R: 0 E: 0 K: 0 S: 3 H: 0 LOB: 0 BB: 0 P: 3	R: 0 E: 0 K: 1 S: 6 H: 1 LOB: 3 BB: 2 P: 14	R: 0 E: 0 K: 0 S: 3 H: 1 LOB: 0 BB: 0 P: 3	R: 0 E: 0 K: 2 S: 8 H: 1 LOB: 1 BB: 0 P: 8	R: 0 E: 0 K: 1 S: 5 H: 0 LOB: 0 BB: 0 P: 5	R: 0 E: 0 K: 0 S: 5 H: 2 LOB: 2 BB: 0 P: 5	R: 2 E: 1 K: 0 S: 6 H: 3 LOB: 2 BB: 1 P: 10	R: 0 E: 0 K: 1 S: 6 H: 1 LOB: 3 BB: 2 P: 14	R: 0 E: 0 K: 1 S: 6 H: 1 LOB: 1 BB: 0 P: 6	1B: 10 2B: 0 3B: 0 HR: 0	SF: 0 SAC: 0 DP: 1 HBP: 0		WP: 0 PB: 0 SB: 0 CS: 0	PA: 41			

BOTTOM

Baltimore Orioles @ New York Yankees

Yankee Stadium, Bronx, NY

Tue Sep 07 1965, 3:33 AM EDT

Unknown - 80 F

livebaseballscorecards.com

AB	36
R	2
H	10
RBI	2
BB	5
SO	6
LOB	19

PITCHER		IP	WLS	BF	H	R	ER	SO	BB	IBB	HBP	BLK	WP	HR	S	P	ERA	WHIP
Dave McNally, L ERA: 3.24	(1, 1)	6.2	W	29	8	2	1	4	2	0	0	0	0	0	35	43	1.35	1.500
Don Larsen, R ERA: 2.62	(7, 1)	1.0		7	1	0	0	1	3	0	0	0	0	0	6	18	0.00	4.000
Stu Miller, R ERA: 2.05	(8, 1)	1.1	S	5	1	0	0	1	0	0	0	0	0	0	7	7	0.00	0.750

PITCHER	IP	WLS	BF	H	R	ER	SO	BB	IBB	HBP	BLK	WP	HR	S	P	ERA	WHIP

Batter	1	2	3	4	5	6	7	8	9	AB	R	H	RBI	BB	SO	LOB
Luis Aparicio, R (1, 6) OBP: 0.290, SLG: 0.358	K	1B 3-H 1B		F8	F8		2B 3-H		FC3-6 E S 1-2f FC	6	1	2	2	0	1	1
Russ Snyder, L (1, 7) OBP: 0.314, SLG: 0.313	G3	FC6 1-3 1B		HR 1B	K		K		FC S 1-H	6	1	2	1	0	2	1
Boog Powell, L (1, 3) OBP: 0.332, SLG: 0.377	2B BB	FC6 1-2f		1-H HR	1-3			F7	F5 2-3	5	1	1	2	1	0	3
Brooks Robinson, R (1, 5) OBP: 0.360, SLG: 0.450	1-3 2B	L8	2B 1B 1B	1-3	1-3		BB	K	5	1	2	0	1	1	1
Curt Blefary, L (1, 9) OBP: 0.379, SLG: 0.478	IBB	2B 1B	1-3 1B 2B	4-3	K		4	2	2	0	1	1	1			
Charlie Lau, L (1, 2) OBP: 0.364, SLG: 0.419	F8	1-H 2B	FC6-4 2-H 3-H 1B	3-1	BB 1-2		4	0	2	3	1	0	3			
Jerry Adair, R (1, 4) OBP: 0.292, SLG: 0.329	4-3 1B 2B	6-3	FC6-4 2B 1-2f	6-3	4-3		5	1	1	0	0	0	4			
Paul Blair, R (1, 8) OBP: 0.309, SLG: 0.339	4-3 2-3	FC6-4 BB	1-3 2B	4-3 2B 2B	1B 2B		4	2	3	0	1	0	1			
Wally Bunker, R (1, 1) OBP: 0.224, SLG: 0.095 Sam Bowens, R (9, PH) OBP: 0.206, SLG: 0.282 Dick Hall, R (9, 1) OBP: 0.467, SLG: 0.538	L3	FC6-4 1-2f	K	4-3 2-3	FC3-6 2-H 1B		4	0	0	0	0	1	6			
							1	0	1	1	0	0	0			
							0	0	0	0	0	0	0			

| Inning Stats | | | | | | |

Batter	1	2	3	4	5	6	7	8	9	AB	R	H	RBI	BB	SO	LOB
Roy White, S (1, 4) OBP: 0.500, SLG: 0.667	F6			F7		2B		1B FC3-6 1B	S S S K	5	1	2	0	0	1	2
Ray Barker, L (1, 3) OBP: 0.306, SLG: 0.346	3-1			S S S K		B B B B BB		F7	1-3 2-H 1B	4	0	1	1	1	1	1
Joe Pepitone, L (1, 9) OBP: 0.307, SLG: 0.404	F3			S S S K		F4		1-3 FC3-6 1B	F6	5	0	1	0	0	1	4
Tom Tresh, S (1, 7) OBP: 0.344, SLG: 0.479		B3			F8		HR 1B	FC3-6 1-2f 3-H FC6-4		4	1	1	1	0	0	1
Clete Boyer, R (1, 5) OBP: 0.313, SLG: 0.428		1-3			1B		F4	1-2f FC6-4		4	0	1	0	0	0	2
Roger Repoz, L (1, 8) OBP: 0.296, SLG: 0.480		L7			F9		1-H HR		S S S K	4	1	1	2	0	1	1
Jake Gibbs, L (1, 2) OBP: 0.286, SLG: 0.385			F7		F5		3-1 1B		1B 1B 1B	4	1	2	0	0	0	1
Phil Linz, R (1, 6) OBP: 0.279, SLG: 0.276 Horace Clarke, S (6, PH) OBP: 0.342, SLG: 0.304 (7, 6)			F3			4-3	1-2 3-1		1-3 1B 1B 1B	1 3	0 1	0 1	0 0	0 0	0 0	0 1
Jack Cullen, R (1, 1) OBP: 0.150, SLG: 0.150 Hal Reniff, R (4, 1) Art Lopez, L (6, PH) OBP: 0.163, SLG: 0.146 Mike Jurewicz, S (7, 1) Elston Howard, R (7, PH) OBP: 0.273, SLG: 0.358 Gil Blanco, L (8, 1) Archie Moore, L (9, PH) OBP: 1.000, SLG: 1.000 Ross Moschitto, R (9, PR) OBP: 0.185, SLG: 0.308			F9			F7	F9		1B 1-2 3-H 1B	1 0 1 0 1 0 1 0	0 0 0 0 0 0 0 0	0 0 0 0 0 1 0 1	0 0 0 0 0 0 0 0	0 0 0 0 0 0 0 0	0 0 0 0 0 0 0 0	0 0 0 0 0 0 0 0
Inning Stats	R: 0 E: 0 K: 0 S: 3 H: 0 LOB: 0 BB: 0 P: 3	R: 0 E: 0 K: 0 S: 3 H: 0 LOB: 0 BB: 0 P: 3	R: 0 E: 0 K: 0 S: 3 H: 0 LOB: 0 BB: 0 P: 3	R: 0 E: 0 K: 2 S: 7 H: 0 LOB: 0 BB: 0 P: 7	R: 0 E: 0 K: 0 S: 4 H: 1 LOB: 1 BB: 0 P: 4	R: 0 E: 0 K: 0 S: 4 H: 1 LOB: 2 BB: 1 P: 8	R: 2 E: 0 K: 0 S: 6 H: 3 LOB: 1 BB: 0 P: 6	R: 1 E: 0 K: 0 S: 5 H: 2 LOB: 1 BB: 0 P: 5	R: 2 E: 0 K: 2 S: 11 H: 4 LOB: 2 BB: 0 P: 11	1B: 9 2B: 1 3B: 0 HR: 1 SF: 0 SAC: 0 DP: 0 HBP: 0						

PITCHER		IP	WLS	BF	H	R	ER	SO	BB	IBB	HBP	BLK	WP	HR	S	P	ERA	WHIP
Wally Bunker, R ERA: 3.68	(1, 1)	8.0	W	32	7	3	3	2	1	0	0	0	0	1	35	39	3.38	1.000
Dick Hall, R ERA: 3.16	(9, 1)	1.0	S	7	4	2	2	2	0	0	0	0	0	0	11	11	18.00	4.000

PITCHER	IP	WLS	BF	H	R	ER	SO	BB	IBB	HBP	BLK	WP	HR	S	P	ERA	WHIP

BOTTOM

Baltimore Orioles @ New York Yankees

Yankee Stadium, Bronx, NY

Tue Sep 07 1965, 3:38 AM EDT

Att. 9,244 - Unknown - 80 F

livebaseballscorecards.com

AB	38
R	5
H	11
RBI	5
BB	1
SO	4
LOB	14

Batter	1	2	3	4	5	6	7	8	9	AB	R	H	RBI	BB	SO	LOB
Don Blasingame, L (1, 4) OBP: 0.279, SLG: 0.295	G1	F8		FC6-4 BB		G4-6-3 1-2 1B		1B		4	0	2	0	1	0	3
Ken Hamlin, R (1, 6) OBP: 0.332, SLG: 0.362	1B		F9	FC6-4 1-2f		G4-6-3 1-2f 2-3		L7		5	0	1	0	0	0	6
Willie Kirkland, L (1, 9) OBP: 0.279, SLG: 0.424 Woodie Held, R (8, PH) OBP: 0.349, SLG: 0.475 Ron Kline, R (8, 1)	F7		K		HR	3-H 1B		K		4 1 0	1 0 0	2 0 0	2 0 0	0 0 0	1 1 0	1 2 0
Frank Howard, R (1, 7) OBP: 0.354, SLG: 0.486	F9		2B 1B		K	5-3			K	5	1	1	0	0	2	2
Dick Nen, L (1, 3) OBP: 0.322, SLG: 0.386		E3 1B	1-H 2B		F8		K		G3	5	0	1	1	0	1	0
Ken McMullen, R (1, 5) OBP: 0.330, SLG: 0.425		BB 1-3 1B	6-3		1B		K		HR	5	1	3	1	0	1	1
Mike Brumley, L (1, 2) OBP: 0.275, SLG: 0.266 Don Zimmer, R (9, PH) OBP: 0.289, SLG: 0.257 (9, 2)		BB 1-2		4-3	F8		F7		5-3	3 1	0 0	0 0	0 0	1 0	0 0	1 0
Don Lock, R (1, 8) OBP: 0.319, SLG: 0.385		K		2B		HR		6-3		4	1	2	1	0	1	3
Jim Duckworth, R (1, 1) Joe Cunningham, L (6, PH) OBP: 0.373, SLG: 0.328 Mike McCormick, L (6, 1) OBP: 0.205, SLG: 0.079 Jim King, L (8, PH) OBP: 0.333, SLG: 0.407 (8, 9)		K		F4		G4-6-3 1B 1B BB		1B BB		2 0 0 0	0 1 0 0	0 0 0 0	0 0 0 0	0 1 0 1	1 0 0 0	4 0 0 0
Inning Stats	R: 0 E: 0 K: 0 S: 4 H: 1 LOB: 1 BB: 0 P: 4	R: 0 E: 1 K: 2 S: 9 H: 1 LOB: 3 BB: 1 P: 13	R: 1 E: 0 K: 1 S: 7 H: 2 LOB: 1 BB: 0 P: 7	R: 0 E: 0 K: 0 S: 4 H: 1 LOB: 2 BB: 1 P: 8	R: 1 E: 0 K: 1 S: 7 H: 2 LOB: 1 BB: 0 P: 7	R: 2 E: 0 K: 0 S: 5 H: 3 LOB: 1 BB: 1 P: 9	R: 0 E: 0 K: 2 S: 7 H: 0 LOB: 0 BB: 0 P: 7	R: 0 E: 0 K: 1 S: 6 H: 1 LOB: 2 BB: 1 P: 10	R: 1 E: 0 K: 1 S: 6 H: 1 LOB: 0 BB: 0 P: 6	1B: 7 2B: 2 3B: 0 HR: 3 SF: 0 SAC: 0 DP: 1 HBP: 0						

PITCHER		IP	WLS	BF	H	R	ER	SO	BB	IBB	HBP	BLK	WP	HR	S	P	ERA	WHIP
Jim Bouton, R ERA: 5.09	(1, 1)	5.0		27	8	4	4	4	3	0	0	0	0	2	32	44	7.20	2.200
Pete Mikkelsen, R ERA: 3.3	(6, 1)	2.2		11	3	0	0	2	1	0	0	0	0	0	14	18	0.00	1.500
Steve Hamilton, L ERA: 1.44	(8, 1)	1.1	W	5	1	1	1	2	0	0	0	0	0	1	9	9	6.75	0.750

PITCHER	IP	WLS	BF	H	R	ER	SO	BB	IBB	HBP	BLK	WP	HR	S	P	ERA	WHIP

TOP

Washington Senators @ New York Yankees

Yankee Stadium, Bronx, NY

Wed Sep 08 1965, 7:05 PM EDT

Att. 7,156 - Overcast - 78 F

livebaseballscorecards.com

AB	39
R	5
H	12
RBI	5
BB	4
SO	8
LOB	23

WP: 0 PA: 43
PB: 0
SB: 0
CS: 0

Batter	1	2	3	4	5	6	7	8	9	AB	R	H	RBI	BB	SO	LOB
Bobby Richardson, R (1, 4) OBP: 0.296, SLG: 0.337	5-3		F7		S, IHR, 1B		4-3		SH3-4 (1-2)	4	1	1	0	0	0	0
Bobby Murcer, L (1, 6)	K		4-3		F3		BB		F7	4	0	0	0	1	1	2
Tom Tresh, S (1, 7) OBP: 0.346, SLG: 0.479	S, 1B		1B		K		L7		1B, IBB	4	0	2	0	1	1	2
Elston Howard, R (1, 2) OBP: 0.275, SLG: 0.357	F9 (1-2)		F4		IHR, BB (1-2)		F7		1B (1-2, 2-H)	4	1	1	1	1	0	3
Joe Pepitone, L (1, 3) OBP: 0.306, SLG: 0.403		K		F5	IHR (1-H, 2-H)			2B, SH3		1	0	0	0	0	1	0
Ray Barker, L (3, 3) OBP: 0.311, SLG: 0.372										3	1	2	3	0	0	0
Clete Boyer, R (1, 5) OBP: 0.313, SLG: 0.430		WP, HR, 2B		5-3	6-3			SH3 (2-3)		3	1	1	0	0	0	0
Roger Repoz, L (1, 8) OBP: 0.295, SLG: 0.472		F6		PB, BB		4-3		F9		3	0	0	0	1	0	2
Archie Moore, L (1, 9) OBP: 0.750, SLG: 1.667		2-H, HR		1-2, IBB		4-3		F7		2	1	1	2	1	0	0
Art Lopez, L (7, 9) OBP: 0.160, SLG: 0.143										1	0	0	0	0	0	1
Jim Bouton, R (1, 1) OBP: 0.213, SLG: 0.098		K		K		K			SH3-4, 1B	2	0	0	0	0	2	2
Pete Mikkelsen, R (6, 1) OBP: 0.100, SLG: 0.100										1	0	0	0	0	1	0
Steve Hamilton, L (8, 1) OBP: 0.333, SLG: 0.200										0	0	0	0	0	0	0
Roy White, S (9, PH) OBP: 0.571, SLG: 0.714										1	1	1	0	0	0	0
Inning Stats	R: 0 E: 0 K: 1 S: 6 H: 1 LOB: 1 BB: 0 P: 6	R: 2 E: 0 K: 2 S: 9 H: 2 LOB: 0 BB: 0 P: 9	R: 0 E: 0 K: 0 S: 4 H: 1 LOB: 1 BB: 0 P: 4	R: 0 E: 0 K: 1 S: 5 H: 0 LOB: 2 BB: 2 P: 13	R: 3 E: 0 K: 1 S: 7 H: 2 LOB: 0 BB: 1 P: 11	R: 0 E: 0 K: 1 S: 5 H: 0 LOB: 0 BB: 0 P: 5	R: 0 E: 0 K: 0 S: 3 H: 0 LOB: 1 BB: 1 P: 7	R: 0 E: 0 K: 0 S: 4 H: 1 LOB: 1 BB: 0 P: 4	R: 1 E: 0 K: 0 S: 4 H: 2 LOB: 2 BB: 1 P: 8	1B: 5 2B: 2 3B: 0 HR: 2 SF: 0 SAC: 2 DP: 0 HBP: 0	WP: 1 PB: 1 SB: 2 CS: 0 PA: 40					

PITCHER	IP	WLS	BF	H	R	ER	SO	BB	IBB	HBP	BLK	WP	HR	S	P	ERA	WHIP
Jim Duckworth, R (1, 1) ERA: 4.63	5.0		24	6	5	5	5	2	1	0	0	1	1	31	43	9.00	1.600
Mike McCormick, L (6, 1) ERA: 3.34	2.0		7	0	0	0	1	1	0	0	0	0	0	8	12	0.00	0.500
Ron Kline, R (8, 1) ERA: 2.29	1.2	L	9	3	1	1	0	0	1	0	0	0	0	8	12	5.40	1.800

PITCHER	IP	WLS	BF	H	R	ER	SO	BB	IBB	HBP	BLK	WP	HR	S	P	ERA	WHIP

BOTTOM

Washington Senators @ New York Yankees

Yankee Stadium, Bronx, NY

Wed Sep 08 1965, 7:05 PM EDT

Att. 7,156 - Overcast - 78 F

livebaseballscorecards.com

AB	33
R	6
H	9
RBI	6
BB	5
SO	6
LOB	12

Batter	1	2	3	4	5	6	7	8	9	AB	R	H	RBI	BB	SO	LOB
Bobby Richardson, R (1, 4) OBP: 0.294, SLG: 0.334	F8	F9		F7			L5			4	0	0	0	0	0	3
Tom Tresh, S (1, 8) (7, 7) OBP: 0.347, SLG: 0.484	K		5-3		HR		WP, BB			3	1	1	1	1	1	0
Mickey Mantle, S (1, 7) OBP: 0.386, SLG: 0.466	BB		5-3		F8		5-3 (1-2)			3	0	0	0	1	0	1
Roger Repoz, L (7, 8) OBP: 0.295, SLG: 0.472										0	0	0	0	0	0	0
Elston Howard, R (1, 2) OBP: 0.275, SLG: 0.354	L9		BB		1-3			K		3	0	0	0	1	1	1
Clete Boyer, R (1, 5) OBP: 0.312, SLG: 0.428		BB, 1B	K		L8			6-3		4	1	1	0	0	1	1
Hector Lopez, R (1, 9) OBP: 0.319, SLG: 0.380		BB (1-2)		L7		K		K		3	0	0	0	1	2	0
Ray Barker, L (8, 3) OBP: 0.311, SLG: 0.372										0	0	0	0	0	0	0
Joe Pepitone, L (1, 3) (8, 9) OBP: 0.304, SLG: 0.400		F5		5-3		G3			F6	4	0	0	0	0	0	2
Phil Linz, R (1, 6) OBP: 0.281, SLG: 0.279		1B (1-2, 2-H)		2B		K			4-3	4	1	2	1	0	1	0
Mel Stottlemyre, R (1, 1) OBP: 0.136, SLG: 0.250		K		2B (1-H)			F8		6-3	4	0	1	1	0	1	2
Inning Stats	R: 0 E: 0 K: 1 S: 5 H: 0 LOB: 1 BB: 1 P: 9	R: 1 E: 0 K: 1 S: 7 H: 2 LOB: 2 BB: 1 P: 11	R: 0 E: 0 K: 1 S: 5 H: 0 LOB: 1 BB: 1 P: 9	R: 1 E: 0 K: 0 S: 5 H: 2 LOB: 1 BB: 0 P: 5	R: 1 E: 0 K: 0 S: 4 H: 1 LOB: 0 BB: 0 P: 4	R: 0 E: 0 K: 2 S: 7 H: 0 LOB: 0 BB: 0 P: 7	R: 0 E: 0 K: 0 S: 3 H: 0 LOB: 1 BB: 1 P: 7	R: 0 E: 0 K: 2 S: 7 H: 0 LOB: 0 BB: 0 P: 7	R: 0 E: 0 K: 0 S: 3 H: 0 LOB: 0 BB: 0 P: 3	1B: 3 2B: 1 3B: 0 HR: 1 SF: 0 SAC: 0 DP: 0 HBP: 0	WP: 1 PB: 0 SB: 0 CS: 0 PA: 36					

PITCHER	IP	WLS	BF	H	R	ER	SO	BB	IBB	HBP	BLK	WP	HR	S	P	ERA	WHIP
Gary Peters, L (1, 1) ERA: 3.74	7.0	L	30	5	3	3	5	4	0	0	0	1	1	36	52	3.86	1.286
Hoyt Wilhelm, R (8, 1) ERA: 1.92	2.0		6	0	0	0	2	0	0	0	0	0	0	10	10	0.00	0.000

PITCHER	IP	WLS	BF	H	R	ER	SO	BB	IBB	HBP	BLK	WP	HR	S	P	ERA	WHIP

TOP

New York Yankees @ Chicago White Sox

Comiskey Park, Chicago, IL

Fri Sep 10 1965, 8:05 PM EDT

Att. 20,954 - Unknown - 64 F

livebaseballscorecards.com

AB	32
R	3
H	5
RBI	3
BB	4
SO	7
LOB	10

Batter	1	2	3	4	5	6	7	8	9	AB	R	H	RBI	BB	SO	LOB
Don Buford, S (1, 4) OBP: 0.353, SLG: 0.383	F6		G3		4-3		G4-6-3 1-2f			4	0	0	0	0	0	3
Floyd Robinson, L (1, 9) OBP: 0.347, SLG: 0.386	BB		CS 1B			K		5-3		3	0	1	0	1	1	0
John Romano, R (1, 2) OBP: 0.366, SLG: 0.450	L7		F2 1-2			3-1 2B		1B BB		3	0	1	0	1	0	2
Pete Ward, L (1, 5) OBP: 0.328, SLG: 0.370	4-3			1-3		3-1 2-3		G4-6-3 1-2 1B		4	0	1	0	0	0	2
Bill Skowron, R (1, 3) OBP: 0.328, SLG: 0.439		5-3		FC6-4 1B		5-3		G4-6-3 1-2f		4	0	1	0	0	0	3
Tom McCraw, L (1, 7) OBP: 0.305, SLG: 0.295		FC6-4 1B		FC6-4 1-2f			4-3		F6	4	0	1	0	0	0	1
Ron Hansen, R (1, 6) OBP: 0.303, SLG: 0.353		FC6-4 1-2f 2B		6-3			1B 2B		4-3	4	1	1	0	0	0	2
Ken Berry, R (1, 8) OBP: 0.271, SLG: 0.355		1-H 2B			K		1B BB		6-3	3	0	1	1	1	1	0
Gary Peters, L (1, 1) OBP: 0.208, SLG: 0.243		K			4-3		G4-6-3 1-2 2-3 1B			2	0	0	0	0	1	1
Smoky Burgess, L (7, PH) OBP: 0.363, SLG: 0.444										1	0	1	0	0	0	0
Hoyt Wilhelm, R (8, 1)										0	0	0	0	0	0	0
Inning Stats	R: 0 E: 0 K: 0 S: 3 H: 0 LOB: 1 BB: 1 P: 7	R: 1 E: 0 K: 1 S: 7 H: 2 LOB: 1 BB: 0 P: 7	R: 0 E: 0 K: 0 S: 3 H: 1 LOB: 0 BB: 0 P: 3	R: 0 E: 0 K: 0 S: 4 H: 1 LOB: 1 BB: 0 P: 4	R: 0 E: 0 K: 1 S: 5 H: 0 LOB: 0 BB: 0 P: 5	R: 0 E: 0 K: 1 S: 6 H: 1 LOB: 1 BB: 0 P: 6	R: 0 E: 0 K: 0 S: 4 H: 2 LOB: 2 BB: 1 P: 8	R: 0 E: 0 K: 0 S: 3 H: 1 LOB: 1 BB: 1 P: 7	R: 0 E: 0 K: 0 S: 3 H: 0 LOB: 0 BB: 0 P: 3	1B: 5 2B: 3 3B: 0 HR: 0	SF: 0 SAC: 0 DP: 2 HBP: 0					

PITCHER	IP	WLS	BF	H	R	ER	SO	BB	IBB	HBP	BLK	WP	HR	S	P	ERA	WHIP
Mel Stottlemyre, R (1, 1) ERA: 2.66	9.0	W	35	8	1	1	3	3	0	0	0	0	0	38	50	1.00	1.222

PITCHER	IP	WLS	BF	H	R	ER	SO	BB	IBB	HBP	BLK	WP	HR	S	P	ERA	WHIP

BOTTOM

New York Yankees @ Chicago White Sox

Comiskey Park, Chicago, IL

Fri Sep 10 1965, 8:05 PM EDT

Att. 20,954 - Unknown - 64 F

livebaseballscorecards.com

AB	32
R	1
H	8
RBI	1
BB	3
SO	3
LOB	14

1B: 5	SF: 0	WP: 0	PA: 35
2B: 3	SAC: 0	PB: 0	
3B: 0	DP: 2	SB: 0	
HR: 0	HBP: 0	CS: 1	

Batter	1	2	3	4	5	6	7	8	9	AB	R	H	RBI	BB	SO	LOB
Bobby Richardson, R (1, 4) OBP: 0.294, SLG: 0.334	1B		F8		4-3		L7			4	1	1	0	0	0	1
Tom Tresh, S (1, 7) OBP: 0.348, SLG: 0.483	1B 1-3 1B		BBBB 1B 1-2 FC6-4 BB		B1-3		1-3			3	1	1	0	1	0	0
Joe Pepitone, L (1, 3) (9, 9) OBP: 0.307, SLG: 0.402	G4-6-3 1-3 3-H 1B		FC6-4 1-3 2-H 1B		BB PB 1B		4-3			4	0	3	2	0	0	0
Elston Howard, R (1, 2) OBP: 0.277, SLG: 0.353	SSS K		FC6-4 FC4-6 1-2f 3-H		BBBB BB 1-2 BB			G6-4-3 1B		3	0	1	1	1	1	3
Roger Repoz, L (1, 8) OBP: 0.294, SLG: 0.464	G4-6-3 1-2f		FC4-6 1-2f		BBBB 1-2 2-3 BB			SSS K		3	0	0	0	1	1	4
Clete Boyer, R (1, 5) OBP: 0.310, SLG: 0.425		3-1		SSS K	SSS K			G6-4-3 1-2f		4	0	0	0	0	2	4
Archie Moore, L (1, 9) OBP: 0.429, SLG: 0.833 Ross Moschitto, R (7, 9) OBP: 0.185, SLG: 0.308 Mickey Mantle, S (9, PH) OBP: 0.385, SLG: 0.464 Ray Barker, L (9, 3) OBP: 0.311, SLG: 0.372		L7	SSS K			4-3			F5	3 0 1 0	0 0 0 0	0 0 0 0	0 0 0 0	0 0 0 0	1 0 0 0	0 0 0 0
Phil Linz, R (1, 6) OBP: 0.281, SLG: 0.279		5-3		1B		SSS K			L8	4	0	1	0	0	1	0
Whitey Ford, L (1, 1) OBP: 0.237, SLG: 0.208 Pedro Ramos, S (9, 1) OBP: 0.091, SLG: 0.091			BB 1B 1B	4-3		4-3			SSS K	4 0	1 0	1 0	0 0	0 0	1 0	1 0
Inning Stats	R: 1 E: 0 K: 1 S: 7 H: 3 LOB: 1 BB: 0 P: 7	R: 0 E: 0 K: 0 S: 3 H: 0 LOB: 0 BB: 0 P: 3	R: 2 E: 0 K: 0 S: 5 H: 2 LOB: 1 BB: 1 P: 9	R: 0 E: 0 K: 2 S: 8 H: 1 LOB: 1 BB: 0 P: 8	R: 0 E: 0 K: 1 S: 6 H: 1 LOB: 3 BB: 2 P: 14	R: 0 E: 0 K: 1 S: 5 H: 0 LOB: 0 BB: 0 P: 5	R: 0 E: 0 K: 0 S: 3 H: 0 LOB: 0 BB: 0 P: 3	R: 0 E: 0 K: 1 S: 5 H: 1 LOB: 0 BB: 0 P: 5	R: 0 E: 0 K: 1 S: 5 H: 0 LOB: 0 BB: 0 P: 5	1B: 8 2B: 0 3B: 0 HR: 0 SF: 0 SAC: 0 DP: 2 HBP: 0						

PITCHER	IP	WLS	BF	H	R	ER	SO	BB	IBB	HBP	BLK	WP	HR	S	P	ERA	WHIP
Bruce Howard, R (1, 1) ERA: 3.74	5.0	L	24	7	3	3	4	3	0	0	0	0	0	29	41	5.40	2.000
Frank Lary, R (6, 1) ERA: 3.33	2.0		6	0	0	0	1	0	0	0	0	0	0	8	8	0.00	0.000
Eddie Fisher, R (8, 1) ERA: 2.1	2.0		6	1	0	0	2	0	0	0	0	0	0	10	10	0.00	0.500

PITCHER	IP	WLS	BF	H	R	ER	SO	BB	IBB	HBP	BLK	WP	HR	S	P	ERA	WHIP

New York Yankees @ Chicago White Sox

Comiskey Park, Chicago, IL

Sat Sep 11 1965, 8:05 PM EDT

Att. 18,906 - Cloudy - 58 F

TOP

livebaseballscorecards.com

AB	33
R	3
H	8
RBI	3
BB	3
SO	7
LOB	13

WP: 0 PB: 1 SB: 0 CS: 0 PA: 36

Batter	1	2	3	4	5	6	7	8	9	AB	R	H	RBI	BB	SO	LOB
Don Buford, S (1, 4) OBP: 0.357, SLG: 0.386	2B 1B		F9 1B		K		1-2 1B		1-2 BB	4	0	3	0	1	1	1
Floyd Robinson, L (1, 9) OBP: 0.347, SLG: 0.388	1-H 2B		1-2 1B		6-3		G3		4-3	5	0	2	0	0	0	5
Danny Cater, R (1, 7) OBP: 0.308, SLG: 0.400	1-3		F9 2-3			FC1-4 1B		K		4	0	1	0	0	1	3
John Romano, R (1, 2) OBP: 0.365, SLG: 0.447	F7		F4			F8		G1-4-3 1B		4	0	1	0	0	0	4
Bill Skowron, R (1, 3) OBP: 0.325, SLG: 0.436		F9		6-3		FC1-4 1-2f		G1-4-3 1-2f		4	0	0	0	0	0	2
Pete Ward, L (1, 5) OBP: 0.327, SLG: 0.369		4-3		K		K			E8 1B FC1-6 1B	4	1	1	0	0	2	1
Ron Hansen, R (1, 6) OBP: 0.305, SLG: 0.356		FC5 2B		1-3			F6		FC1-6 2-3 1B	4	0	2	0	0	0	0
Ken Berry, R (1, 8) OBP: 0.270, SLG: 0.352		FC5 2-3			G3		K		F9	3	0	0	0	0	1	1
Smoky Burgess, L (9, PH) OBP: 0.358, SLG: 0.438										1	0	0	0	0	0	2
Bruce Howard, S (1, 1) OBP: 0.214, SLG: 0.211 Jim Hicks, R (5, PH) OBP: 0.250, SLG: 0.333 Frank Lary, R (6, 1) OBP: 0.238, SLG: 0.238 Gene Freese, R (7, PH) OBP: 0.350, SLG: 0.358 Eddie Fisher, R (8, 1) OBP: 0.172, SLG: 0.179 Tom McCraw, L (9, PH) OBP: 0.304, SLG: 0.294			K		G3 1B		1B 1B		FC1-6 1-2f 3-H BB	1 1 0 1 0 0 1	0 0 0 0 0 0 0	0 1 0 1 0 0 0	0 0 0 0 0 0 0	1 0 0 0 0 0 0	0 0 0 0 0 0 0	0 0 0 0 0 0 1
Inning Stats	R: 0 H: 2 E: 0 LOB: 1 K: 0 BB: 0 S: 4 P: 4	R: 0 H: 1 E: 0 LOB: 1 K: 0 BB: 0 S: 4 P: 4	R: 0 H: 2 E: 0 LOB: 2 K: 1 BB: 0 S: 7 P: 7	R: 0 H: 0 E: 0 LOB: 0 K: 1 BB: 0 S: 5 P: 5	R: 0 H: 1 E: 0 LOB: 1 K: 1 BB: 0 S: 6 P: 6	R: 0 H: 1 E: 0 LOB: 1 K: 1 BB: 0 S: 6 P: 6	R: 0 H: 2 E: 0 LOB: 2 K: 1 BB: 0 S: 7 P: 7	R: 0 H: 1 E: 0 LOB: 0 K: 1 BB: 0 S: 5 P: 5	R: 1 H: 2 E: 1 LOB: 2 K: 0 BB: 1 S: 5 P: 9	1B: 10 2B: 2 3B: 0 HR: 0	SF: 0 SAC: 0 DP: 1 HBP: 0			WP: 0 PB: 0 SB: 0 CS: 0	PA: 38		

PITCHER		IP	WLS	BF	H	R	ER	SO	BB	IBB	HBP	BLK	WP	HR	S	P	ERA	WHIP
Whitey Ford, L ERA: 3.14	(1, 1)	8.0	W	34	12	1	0	6	0	0	0	0	0	0	46	46	0.00	1.500
Pedro Ramos, R ERA: 3.09	(9, 1)	1.0	S	4	0	0	0	0	1	0	0	0	0	0	3	7	0.00	1.000

PITCHER	IP	WLS	BF	H	R	ER	SO	BB	IBB	HBP	BLK	WP	HR	S	P	ERA	WHIP

BOTTOM

New York Yankees @ Chicago White Sox

Comiskey Park, Chicago, IL

Sat Sep 11 1965, 8:05 PM EDT

Att. 18,906 - Cloudy - 58 F

livebaseballscorecards.com

AB	37
R	1
H	12
RBI	1
BB	1
SO	6
LOB	20

Batter	1	2	3	4	5	6	7	8	9	AB	R	H	RBI	BB	SO	LOB
Horace Clarke, S (1, 4) OBP: 0.329, SLG: 0.292	6-3		E4 FC4-6 1-2			1-3		F8		3	0	0	0	0	0	1
Bobby Richardson, R (8, PH) (8, 4) OBP: 0.293, SLG: 0.333										1	0	0	0	0	0	1
Roy White, S (1, 9) OBP: 0.364, SLG: 0.455	6-3		FC4-6 1-2f			6-3			F8	4	0	0	0	0	0	2
Mickey Mantle, S (1, 7) OBP: 0.381, SLG: 0.459	6-3			K			6-3		K	4	0	0	0	0	2	0
Tom Tresh, S (1, 8) OBP: 0.349, SLG: 0.489		F8		F9			HR		PB 1B	4	1	2	1	0	0	0
Elston Howard, R (1, 2) OBP: 0.277, SLG: 0.350		BBBB G6-4-3 BB		F6			6-3		K2-3 1-2	3	0	0	0	1	1	1
Clete Boyer, R (1, 5) OBP: 0.308, SLG: 0.422		G6-4-3 1-2f			K		F8			3	0	0	0	0	1	1
Joe Pepitone, L (1, 3) OBP: 0.307, SLG: 0.402			4-3		K			SH1-4 1B		3	0	1	0	0	1	0
Phil Linz, R (1, 6) OBP: 0.279, SLG: 0.277			F4		F6			SH1-4 1-2		2	0	0	0	0	0	0
Al Downing, R (1, 1) OBP: 0.147, SLG: 0.181			E6 E			K		6-3		3	0	0	0	0	1	1
Pete Mikkelsen, R (8, 1) OBP: 0.100, SLG: 0.100										0	0	0	0	0	0	0
Inning Stats	R: 0 E: 0 K: 0 S: 3 H: 0 LOB: 0 BB: 0 P: 3	R: 0 E: 0 K: 0 S: 2 H: 0 LOB: 0 BB: 1 P: 6	R: 0 E: 2 K: 0 S: 5 H: 0 LOB: 2 BB: 0 P: 5	R: 0 E: 0 K: 1 S: 5 H: 0 LOB: 0 BB: 0 P: 5	R: 0 E: 0 K: 2 S: 7 H: 0 LOB: 0 BB: 0 P: 7	R: 0 E: 0 K: 1 S: 5 H: 0 LOB: 0 BB: 0 P: 5	R: 1 E: 0 K: 0 S: 4 H: 1 LOB: 0 BB: 0 P: 4	R: 0 E: 0 K: 0 S: 4 H: 1 LOB: 1 BB: 0 P: 4	R: 0 E: 0 K: 2 S: 8 H: 1 LOB: 1 BB: 0 P: 8	1B: 2 2B: 0 3B: 0 HR: 1 SF: 0 SAC: 1 DP: 1 HBP: 0							

TOP

New York Yankees @ Chicago White Sox

Comiskey Park, Chicago, IL

Sun Sep 12 1965, 4:33 AM EDT

Att. 18,202 - Unknown - 64 F

livebaseballscorecards.com

AB	30
R	1
H	3
RBI	1
BB	1
SO	6
LOB	7

PITCHER		IP	WLS	BF	H	R	ER	SO	BB	IBB	HBP	BLK	WP	HR	S	P	ERA	WHIP
Tommy John, L ERA: 3.33	(1, 1)	8.0	W	28	2	1	1	4	1	0	0	0	0	1	35	39	1.12	0.375
Hoyt Wilhelm, R ERA: 1.9	(9, 1)	1.0	S	4	1	0	0	2	0	0	0	0	0	0	8	8	0.00	1.000

PITCHER	IP	WLS	BF	H	R	ER	SO	BB	IBB	HBP	BLK	WP	HR	S	P	ERA	WHIP

Batter	1	2	3	4	5	6	7	8	9	AB	R	H	RBI	BB	SO	LOB
Danny Cater, R (1, 7) OBP: 0.310, SLG: 0.400	BBBB 4-0 1B 1B BB BB		x 0-0 G3 1B		x 0-0 ③ 6-3			x 0-0 E6 FC4-6		3	1	1	0	1	0	0
Don Buford, S (1, 4) OBP: 0.358, SLG: 0.387	x 0-0 BB 1B 1B 1-2		x 0-0 ① F7			x 0-0 SH5-3 1B		x 0-0 ② FC4-6 BB BB 2B 1-2f		4	1	2	0	0	0	2
Floyd Robinson, L (1, 9) OBP: 0.349, SLG: 0.388	x 0-0 BB 1B 1-2 2-3		x 0-0 ② G3 1-2			x 0-0 ① SH5-3 1-2		BBBB 4-0 BB 2B 1-2 BB		2	1	1	0	1	0	1
John Romano, R (1, 2) OBP: 0.363, SLG: 0.443 J.C. Martin, L (9, 2) OBP: 0.325, SLG: 0.336	SSS 0-3 ① K		x 0-0 ③ F3			x 0-0 ② F9		BBBB 4-0 2B 1-2 2-3 BB		3 0	1 0	0 0	0 0	1 0	1 0	5 0
Bill Skowron, R (1, 3) OBP: 0.327, SLG: 0.437 Tom McCraw, L (8, PR) OBP: 0.304, SLG: 0.294 (9, 3)	BBBB 4-0 G1-6-3 1-2 2-3 3-H BB			x 0-0 ① L8		x 0-0 ③ F3		x 0-0 1-H 2-H 3-H 2B		3 0	0 0	1 0	4 0	1 0	0 0	1 0
Pete Ward, L (1, 5) OBP: 0.327, SLG: 0.366	x 0-0 ② ③ G1-6-3 1-2f			SSS 0-3 ② K			x 0-0 ① F2	BBBB 4-0 BB		3	0	0	0	1	1	3
Ron Hansen, R (1, 6) OBP: 0.303, SLG: 0.353		x 0-0 ① 6-3		SSS 0-3 ③ K			x 0-0 ② F6	SSS 0-3 ③ K		4	0	0	0	0	2	2
Ken Berry, R (1, 8) OBP: 0.268, SLG: 0.350		SSS 0-3 ② K			x 0-0 ① F8		SSS 0-3 ③ K			3	0	0	0	0	2	0
Tommy John, R (1, 1) OBP: 0.216, SLG: 0.188 Jim Hicks, R (8, PH) OBP: 0.231, SLG: 0.308 Hoyt Wilhelm, R (9, 1)		SSS 0-3 ③ K			x 0-0 ② F9			SSS 0-3 ① K		2 1 0	0 0 0	0 0 0	0 0 0	0 0 0	1 1 0	0 0 0
Inning Stats	R: 1 E: 0 K: 1 S: 6 H: 2 LOB: 2 BB: 2 P: 14	R: 0 E: 0 K: 2 S: 7 H: 0 LOB: 0 BB: 0 P: 7	R: 0 E: 0 K: 0 S: 4 H: 1 LOB: 1 BB: 0 P: 4	R: 0 E: 0 K: 2 S: 7 H: 0 LOB: 0 BB: 0 P: 7	R: 0 E: 0 K: 0 S: 3 H: 0 LOB: 0 BB: 0 P: 3	R: 0 E: 0 K: 0 S: 4 H: 1 LOB: 1 BB: 0 P: 4	R: 0 E: 0 K: 1 S: 5 H: 0 LOB: 0 BB: 0 P: 5	R: 3 E: 1 K: 2 S: 9 H: 1 LOB: 2 BB: 3 P: 21		1B: 4 2B: 1 3B: 0 HR: 0	SF: 0 SAC: 1 DP: 1 HBP: 0					

PITCHER		IP	WLS	BF	H	R	ER	SO	BB	IBB	HBP	BLK	WP	HR	S	P	ERA	WHIP
Al Downing, L ERA: 3.48	(1, 1)	7.2	L	33	5	4	1	7	5	0	0	0	0	0	42	62	1.17	1.304
Pete Mikkelsen, R ERA: 3.29	(8, 1)	0.1		1	0	0	0	1	0	0	0	0	0	0	3	3	0.00	0.000

PITCHER	IP	WLS	BF	H	R	ER	SO	BB	IBB	HBP	BLK	WP	HR	S	P	ERA	WHIP

BOTTOM

New York Yankees @ Chicago White Sox

Comiskey Park, Chicago, IL

Sun Sep 12 1965, 4:33 AM EDT
Att. 18,202 - Unknown - 64 F

livebaseballscorecards.com

AB	28
R	4
H	5
RBI	4
BB	5
SO	8
LOB	14

1B: 4	SF: 0	WP: 0	PA: 34
2B: 1	SAC: 1	PB: 0	
3B: 0	DP: 1	SB: 0	
HR: 0	HBP: 0	CS: 0	

New York Yankees @ Washington Senators

D.C. Stadium, Washington, DC

Tue Sep 14 1965, 7:05 PM EDT

Att. 7,240 - Unknown

TOP

livebaseballscorecards.com

Batter	1	2	3	4	5	6	7	8	9	AB	R	H	RBI	BB	SO	LOB
Bobby Richardson, R (1, 4) OBP: 0.293, SLG: 0.331	F3		F9		F9		HR BB		F7	4	1	0	0	1	0	0
Bobby Murcer, L (1, 6) OBP: 0.333, SLG: 0.571	FC6-7-5 BB BB		4-3		1-3		1-H HR			3	1	1	2	1	0	0
Roy White, S (1, 9) OBP: 0.400, SLG: 0.429	FC5 FC6-7-5 1-2 BB		4-3			K	CS 1B			3	0	1	0	1	1	0
Ray Barker, L (9, 3) OBP: 0.311, SLG: 0.372										0	0	0	0	0	0	0
Tom Tresh, S (1, 7) OBP: 0.349, SLG: 0.486	FC6-7-5 1-2 2-3f			3-1		FC3-6 1B E BB	CS 1-2	F8		3	1	0	0	1	0	2
Clete Boyer, R (1, 5) OBP: 0.308, SLG: 0.421	FC5 2-3f			K		FC3-6 1-2 1B		F6		4	0	1	0	0	1	2
Joe Pepitone, L (1, 3) (9, 9) OBP: 0.309, SLG: 0.402		K		PB BB		FC3-6 S 1-2f 2-3		1B		3	0	1	0	1	1	2
Roger Repoz, L (1, 8) OBP: 0.293, SLG: 0.457		4-3		1-2 BB		5-3 1-2 3-H		F9		3	0	0	0	1	0	2
Jake Gibbs, L (1, 2) OBP: 0.283, SLG: 0.364		BB		4-3			K		K	3	0	0	0	1	2	2
Rich Beck, S (1, 1)		K			K		F7		6-3	3	0	0	0	0	2	1
Steve Hamilton, L (8, 1) OBP: 0.286, SLG: 0.167										1	0	0	0	0	0	0
Pedro Ramos, S (9, 1) OBP: 0.091, SLG: 0.091										0	0	0	0	0	0	0

Inning Stats	1	2	3	4	5	6	7	8	9
	R: 0 E: 0 K: 0 S: 3	H: 0 LOB: 2 BB: 2 P: 11	R: 0 E: 0 K: 2 S: 7	H: 0 LOB: 1 BB: 1 P: 11	R: 0 E: 0 K: 0 S: 3	H: 0 LOB: 0 BB: 0 P: 3	R: 0 E: 0 K: 1 S: 5	H: 0 LOB: 2 BB: 2 P: 13	R: 0 E: 0 K: 1 S: 5	H: 0 LOB: 0 BB: 0 P: 5
	R: 1 E: 0 K: 1 S: 6	H: 1 LOB: 1 BB: 1 P: 10	R: 2 E: 0 K: 1 S: 6	H: 2 LOB: 0 BB: 1 P: 10	R: 0 E: 0 K: 0 S: 4	H: 1 LOB: 1 BB: 0 P: 4	R: 0 E: 0 K: 1 S: 5	H: 0 LOB: 0 BB: 0 P: 5	1B: 3 2B: 0 3B: 0 HR: 1	SF: 0 SAC: 0 DP: 0 HBP: 0

	WP: 0	PA: 38
	PB: 1	
	SB: 1	
	CS: 1	

PITCHER	IP	WLS	BF	H	R	ER	SO	BB	IBB	HBP	BLK	WP	HR	S	P	ERA	WHIP
Jim Duckworth, R (1, 1) ERA: 4.19	8.0	L	34	4	3	2	6	7	0	0	0	0	1	39	67	2.25	1.375
Mike McCormick, L (9, 1) ERA: 3.26	1.0		3	0	0	0	1	0	0	0	0	0	0	5	5	0.00	0.000

PITCHER	IP	WLS	BF	H	R	ER	SO	BB	IBB	HBP	BLK	WP	HR	S	P	ERA	WHIP

AB	30
R	3
H	4
RBI	2
BB	7
SO	7
LOB	11

Batter	1	2	3	4	5	6	7	8	9	AB	R	H	RBI	BB	SO	LOB
Fred Valentine, S (1, 8) OBP: 0.300, SLG: 0.222	1-3		4-3		K			K		4	0	0	0	0	2	3
Don Blasingame, L (1, 4) OBP: 0.275, SLG: 0.291	F6		K			1-3		G5-4-3		3	0	0	0	0	1	0
Brant Alyea, R (8, PH) OBP: 0.500, SLG: 2.000										1	0	0	0	0	0	2
Ed Brinkman, R (9, 6) OBP: 0.252, SLG: 0.252										0	0	0	0	0	0	0
Willie Kirkland, L (1, 9) OBP: 0.273, SLG: 0.413	WP 1B			4-3		K			G4-6-3 BB	3	0	1	0	0	1	0
Woodie Held, R (9, PH) OBP: 0.345, SLG: 0.463										0	0	0	0	1	0	0
Frank Howard, R (1, 7) OBP: 0.359, SLG: 0.494	4-3 1-2			K		K			K	4	0	0	0	0	3	2
Dick Nen, L (1, 3) OBP: 0.326, SLG: 0.376		G3		G3			F8		G4-6-3 1-2f	4	0	0	0	0	0	1
Ken McMullen, R (1, 5) OBP: 0.328, SLG: 0.419		F7			F9		6-3			3	0	0	0	0	0	0
Ken Hamlin, R (1, 6) OBP: 0.339, SLG: 0.381 (9, 4)		S 1B			1B 2B		K			3	1	2	0	0	1	0
Jim French, L (1, 2) OBP: 0.857, SLG: 0.800		K 1-2			2-H 1B			1B 1B		3	0	2	1	0	1	1
Jim Duckworth, R (1, 1)			K		1-3			G5-4-3 1-3 1B		2	0	0	0	0	1	1
Bob Chance, L (8, PH) OBP: 0.302, SLG: 0.351										1	0	1	0	0	0	0
Chuck Cottier, R (8, PR)										0	0	0	0	0	0	0
Mike McCormick, L (9, 1) OBP: 0.200, SLG: 0.077										0	0	0	0	0	0	0
Inning Stats	R: 0 E: 0 K: 0 S: 4 H: 1 LOB: 1 BB: 0 P: 4	R: 0 E: 0 K: 1 S: 6 H: 1 LOB: 1 BB: 0 P: 6	R: 0 E: 0 K: 2 S: 7 H: 0 LOB: 0 BB: 0 P: 7	R: 0 E: 0 K: 1 S: 5 H: 0 LOB: 0 BB: 0 P: 5	R: 1 E: 0 K: 1 S: 7 H: 2 LOB: 1 BB: 0 P: 7	R: 0 E: 0 K: 2 S: 7 H: 0 LOB: 0 BB: 0 P: 7	R: 0 E: 0 K: 1 S: 5 H: 0 LOB: 0 BB: 0 P: 5	R: 0 E: 0 K: 1 S: 6 H: 2 LOB: 2 BB: 0 P: 6	R: 0 E: 0 K: 1 S: 4 H: 0 LOB: 0 BB: 1 P: 8	1B: 5 2B: 1 3B: 0 HR: 0 SF: 0 SAC: 0 DP: 2 HBP: 0	WP: 1 PB: 0 SB: 1 CS: 0 PA: 32					

PITCHER		IP	WLS	BF	H	R	ER	SO	BB	IBB	HBP	BLK	WP	HR	S	P	ERA	WHIP
Rich Beck, R ERA: 1.29	(1, 1)	7.0	W	27	6	1	1	8	0	0	0	0	1	0	43	43	1.29	0.857
Steve Hamilton, L ERA: 1.41	(8, 1)	1.0		3	0	0	0	1	1	0	0	0	0	0	4	8	0.00	1.000
Pedro Ramos, R ERA: 3.06	(9, 1)	1.0	S	2	0	0	0	1	0	0	0	0	0	0	4	4	0.00	0.000

PITCHER	IP	WLS	BF	H	R	ER	SO	BB	IBB	HBP	BLK	WP	HR	S	P	ERA	WHIP

BOTTOM

New York Yankees @ Washington Senators

D.C. Stadium, Washington, DC

Tue Sep 14 1965, 7:05 PM EDT

Att. 7,240 - Unknown

livebaseballscorecards.com

AB	31
R	1
H	6
RBI	1
BB	1
SO	10
LOB	10

Batter	1	2	3	4	5	6	7	8	9	AB	R	H	RBI	BB	SO	LOB
Bobby Richardson, R (1, 4) OBP: 0.295, SLG: 0.333	F8		1B BB E 1B	2-H 1B			5-3		2-H 1B	5	1	3	2	0	0	0
Bobby Murcer, L (1, 6) OBP: 0.417, SLG: 0.556	BB 1B		B B B B 1-2 1B E BB	F7			3-1		F9	2	1	1	0	1	0	1
Mickey Mantle, S (7, PH) OBP: 0.380, SLG: 0.458										1	0	0	0	0	0	0
Tony Kubek, L (7, 6) OBP: 0.254, SLG: 0.277										1	0	0	0	0	0	1
Roy White, S (1, 9) OBP: 0.421, SLG: 0.412	B B B B 1-2 BB		1-2 2-3 FC4-6 1B		4-3		F7			3	0	1	0	1	0	0
Ross Moschitto, R (7, 9) OBP: 0.185, SLG: 0.308										0	0	0	0	0	0	0
Tom Tresh, S (1, 7) OBP: 0.350, SLG: 0.486	F5		1-2f 2-H 3-H FC4-6		1B			FC1-6 1B		4	0	2	1	0	0	3
Elston Howard, R (1, 2) OBP: 0.274, SLG: 0.346	4-1		F8		F8			1-2f FC1-6 G4-6-3		4	0	0	0	0	0	4
Joe Pepitone, L (1, 3) OBP: 0.306, SLG: 0.398		3-1		F7		1-3		1-2f G4-6-3		4	0	0	0	0	0	1
Clete Boyer, R (1, 5) OBP: 0.309, SLG: 0.426		6-3		HR		5-3			B B B B 1B SH3-4 BB	3	2	1	1	1	0	0
Roger Repoz, L (1, 8) OBP: 0.297, SLG: 0.455		S S S K	B B B 1B SH3-4 BB			1B			F8	3	1	1	0	1	1	1
Mel Stottlemyre, R (1, 1) OBP: 0.133, SLG: 0.244			F1	1-2 SH3-4		S S S K			1-2 SH3-4	2	0	0	0	0	1	1
Inning Stats	R: 0 E: 0 K: 0 S: 4 H: 1 LOB: 2 BB: 1 P: 8	R: 0 E: 0 K: 1 S: 5 H: 0 LOB: 0 BB: 0 P: 5	R: 2 E: 1 K: 0 S: 5 H: 2 LOB: 1 BB: 1 P: 9	R: 2 E: 0 K: 0 S: 5 H: 2 LOB: 1 BB: 1 P: 9	R: 0 E: 0 K: 0 S: 3 H: 1 LOB: 0 BB: 0 P: 3	R: 0 E: 0 K: 1 S: 6 H: 1 LOB: 1 BB: 0 P: 6	R: 0 E: 0 K: 0 S: 3 H: 0 LOB: 0 BB: 0 P: 3	R: 0 E: 0 K: 0 S: 3 H: 1 LOB: 0 BB: 0 P: 3	R: 1 E: 0 K: 0 S: 4 H: 1 LOB: 1 BB: 1 P: 8	1B: 8 2B: 0 3B: 0 HR: 1 SF: 0 SAC: 2 DP: 1 HBP: 0							

TOP

New York Yankees @ Washington Senators

D.C. Stadium, Washington, DC

Wed Sep 15 1965, 7:05 PM EDT

Att. 6,196 - Unknown - 85 F

livebaseballscorecards.com

AB	32
R	5
H	9
RBI	4
BB	4
SO	2
LOB	12

WP: 0 PB: 0 SB: 0 CS: 0 PA: 38

PITCHER	IP	WLS	BF	H	R	ER	SO	BB	IBB	HBP	BLK	WP	HR	S	P	ERA	WHIP
Pete Craig, R (1, 1) ERA: 6.55	7.0	L	30	7	4	3	2	3	0	0	0	0	1	31	43	3.86	1.429
Buster Narum, R (8, 1) ERA: 4.44	1.0		3	1	0	0	0	0	0	0	0	0	0	3	3	0.00	1.000
Ron Kline, R (9, 1) ERA: 2.32	1.0		5	1	1	1	0	1	0	0	0	0	0	4	8	9.00	2.000

PITCHER	IP	WLS	BF	H	R	ER	SO	BB	IBB	HBP	BLK	WP	HR	S	P	ERA	WHIP

Batter	1	2	3	4	5	6	7	8	9	AB	R	H	RBI	BB	SO	LOB
Fred Valentine, S (1, 8) OBP: 0.267, SLG: 0.154	L7	F9		FC4-6 1-2f			SH3-4 1-2 HBP		L7	4	0	0	0	0	0	5
Ken Hamlin, R (1, 4) (9, 6) OBP: 0.336, SLG: 0.376	5-3		K		1-3		SH3-4 1-2 2-3		F8	4	0	0	0	0	1	1
Willie Kirkland, L (1, 7) OBP: 0.269, SLG: 0.406	4-3		F5		G3		FC1-2 3-H		6-3	5	0	0	0	0	0	4
Dick Nen, L (1, 3) OBP: 0.329, SLG: 0.380		FC4-6 BB	2B		F6		F7			3	0	1	0	1	0	2
Jim King, L (1, 9) OBP: 0.331, SLG: 0.415		FC4-6 E 1-2f	F6			4-3		F5		4	1	0	0	0	0	2
Ken McMullen, R (1, 5) OBP: 0.331, SLG: 0.426		E6 E 1-2 G3		G4-6-3 BB		WP 1B		HR		3	2	2	1	1	0	1
Jim French, L (1, 2) OBP: 0.545, SLG: 0.444		E6 G3 1-2 2-H		G4-6-3 1-2f		K		F9		4	0	0	0	0	1	3
Ed Brinkman, R (1, 6) OBP: 0.253, SLG: 0.251 Frank Howard, R (8, PH) OBP: 0.358, SLG: 0.493 Ron Kline, R (9, 1)		G3 1-2 2-H		1B BB		5-3 1-2		4-3		2 1 0	0 0 0	0 0 0	1 0 0	1 0 0	0 0 0	2 0 0
Pete Craig, L (1, 1) OBP: 1.000, SLG: 1.000 Joe Cunningham, L (7, PH) OBP: 0.379, SLG: 0.332 Chuck Cottier, R (7, PR) Buster Narum, R (8, 1) OBP: 0.064, SLG: 0.089 Don Blasingame, L (9, 4) OBP: 0.277, SLG: 0.292		BB		FC4-6 1-2			SH3-4 HBP FC1-2 BB		1B	1 0 0 0 1	0 0 0 0 0	1 0 0 0 1	0 0 0 0 0	1 0 0 0 0	0 0 0 0 0	0 0 0 0 0
Inning Stats	R: 0 E: 0 K: 0 S: 3 H: 0 LOB: 0 BB: 0 P: 3	R: 2 E: 2 K: 0 S: 5 H: 0 LOB: 2 BB: 2 P: 13	R: 0 E: 0 K: 1 S: 6 H: 1 LOB: 1 BB: 0 P: 6	R: 0 E: 0 K: 0 S: 3 H: 1 LOB: 2 BB: 2 P: 11	R: 0 E: 0 K: 0 S: 3 H: 0 LOB: 0 BB: 0 P: 3	R: 0 E: 0 K: 1 S: 6 H: 1 LOB: 1 BB: 0 P: 6	R: 0 E: 0 K: 0 S: 3 H: 0 LOB: 2 BB: 1 P: 8	R: 1 E: 0 K: 0 S: 4 H: 1 LOB: 0 BB: 0 P: 4	R: 0 E: 0 K: 0 S: 4 H: 1 LOB: 1 BB: 0 P: 4	1B: 3 2B: 1 3B: 0 HR: 1 SF: 0 SAC: 1 DP: 1 HBP: 1						

PITCHER		IP	WLS	BF	H	R	ER	SO	BB	IBB	HBP	BLK	WP	HR	S	P	ERA	WHIP
Mel Stottlemyre, R ERA: 2.61	(1, 1)	9.0	W	39	5	3	1	2	5	0	1	0	1	1	37	58	1.00	1.111

PITCHER	IP	WLS	BF	H	R	ER	SO	BB	IBB	HBP	BLK	WP	HR	S	P	ERA	WHIP

BOTTOM

New York Yankees @ Washington Senators

D.C. Stadium, Washington, DC

Wed Sep 15 1965, 7:05 PM EDT

Att. 6,196 - Unknown - 85 F

livebaseballscorecards.com

AB	32
R	3
H	5
RBI	2
BB	5
SO	2
LOB	20

WASHINGTON SENATORS

WP: 1 PA: 39
PB: 0
SB: 0
CS: 0

Batter	1	2	3	4	5	6	7	8	9	10	AB	R	H	RBI	BB	SO	LOB
Mickey Stanley, R (1, 8) OBP: 0.308, SLG: 0.500	6-3 ①		1-3 ①		2-H 1B ①		F3 ③			6-3 ②	5	0	1	1	0	0	0
Jerry Lumpe, L (1, 4) OBP: 0.333, SLG: 0.321 George Smith, R (10, PR) OBP: 0.152, SLG: 0.163 (10, 4)	BBBB 4-0 1B BB		6-3 ②		5-3 ③			F8 ①		HR 1B	4	0	1	0	1	0	1
											0	1	0	0	0	0	0
Norm Cash, L (1, 3) OBP: 0.364, SLG: 0.496	L7 ②		4-3 ③			F7 ①		FC5-4 1B		1-H HR	5	1	2	2	0	0	1
Al Kaline, R (1, 9) OBP: 0.390, SLG: 0.476	1-2 1B			L7 ①		BBBB 4-0 1B FC6-4 BB		L9 ②		L9 ③	4	1	1	0	1	0	2
Don Wert, R (1, 5) OBP: 0.347, SLG: 0.369	F9 ③			6-3 ②		1-3 FC6-4 1B		1-2f FC5-4 ③			4	0	1	0	0	0	3
Willie Horton, R (1, 7) OBP: 0.340, SLG: 0.505		1B		F8 ③		1-2f FC6-4 ② 3-H FC6-4			F8 ①		4	0	1	1	0	0	1
Bill Freehan, R (1, 2) OBP: 0.300, SLG: 0.337		F3 ①			1-3 1B 1B	1-2f FC6-4 ③			BBBB 4-0 G6-3 BB		3	1	1	0	1	0	2
Ray Oyler, R (1, 6) OBP: 0.294, SLG: 0.349		F6 ②			SSS 0-3 K ①		F3 ①		1-2f G6-3 ②③		4	0	0	0	0	1	3
Mickey Lolich, S (1, 1) OBP: 0.089, SLG: 0.065 Terry Fox, R (10, 1)		F9 ③			1-2 1-3 ②		SSS 0-3 K ②			SSS 0-3 K ①	4	0	0	0	0	2	2
											0	0	0	0	0	0	0
Inning Stats	R: 0 E: 0 K: 0 S: 4 H: 1 LOB: 2 BB: 1 P: 8	R: 0 E: 0 K: 0 S: 4 H: 1 LOB: 1 BB: 0 P: 4	R: 0 E: 0 K: 0 S: 3 H: 0 LOB: 0 BB: 0 P: 3	R: 0 E: 0 K: 0 S: 3 H: 0 LOB: 0 BB: 0 P: 3	R: 1 E: 0 K: 1 S: 7 H: 2 LOB: 1 BB: 0 P: 7	R: 1 E: 0 K: 0 S: 4 H: 1 LOB: 1 BB: 1 P: 8	R: 0 E: 0 K: 1 S: 5 H: 0 LOB: 0 BB: 0 P: 5	R: 0 E: 0 K: 0 S: 4 H: 1 LOB: 1 BB: 0 P: 4	R: 0 E: 0 K: 0 S: 2 H: 0 LOB: 0 BB: 1 P: 6	R: 2 E: 0 K: 1 S: 7 H: 2 LOB: 1 BB: 0 P: 7	1B: 7 2B: 0 3B: 0 HR: 1 SF: 0 SAC: 0 DP: 1 HBP: 0						

PITCHER	IP	WLS	BF	H	R	ER	SO	BB	IBB	HBP	BLK	WP	HR	S	P	ERA	WHIP
Whitey Ford, L (1, 1) ERA: 3.16	10.0	L	40	8	4	4	3	3	0	0	0	0	1	43	55	3.60	1.100

PITCHER	IP	WLS	BF	H	R	ER	SO	BB	IBB	HBP	BLK	WP	HR	S	P	ERA	WHIP

TOP

Detroit Tigers @ New York Yankees

Yankee Stadium, Bronx, NY

Fri Sep 17 1965, 7:05 PM EDT
Att. 11,162 - Unknown - 68 F

livebaseballscorecards.com

AB	37
R	4
H	8
RBI	4
BB	3
SO	3
LOB	15

WP: 0 PA: 40
PB: 0
SB: 0
CS: 0

Batter	1	2	3	4	5	6	7	8	9	10	AB	R	H	RBI	BB	SO	LOB
Bobby Richardson, R (1, 4) OBP: 0.293, SLG: 0.331	6-3			6-3	F4			L8		L9	5	0	0	0	0	0	4
Roy White, S (1, 9) OBP: 0.364, SLG: 0.350	5-3			K	F7			K		FC4-6 1-2f 2-3	3	0	0	0	0	1	0
Ross Moschitto, R (7, 9) OBP: 0.179, SLG: 0.296											1	0	0	0	0	1	0
Ray Barker, L (10, PH) OBP: 0.310, SLG: 0.370											1	0	0	0	0	0	2
Tony Kubek, L (10, PR) OBP: 0.254, SLG: 0.277											0	0	0	0	0	0	0
Mickey Mantle, S (1, 7) OBP: 0.383, SLG: 0.457	F8			HR 1B	5-3				FC3-6 BB	FC5 1-2 BB	3	1	1	0	2	0	0
Tom Tresh, S (1, 8) OBP: 0.353, SLG: 0.493		G5-4-3 HBP		1-H HR	1B				FC3-6 FC6-4 1-2f	1-2 2-3 3-H BB	3	1	2	3	1	0	1
Elston Howard, R (1, 2) OBP: 0.270, SLG: 0.342		G5-4-3 1-2f		K	L9				E6 FC6-4 1-2	FC5 2-3f	5	0	0	0	0	1	6
Joe Pepitone, L (1, 3) OBP: 0.304, SLG: 0.395		4-3			3-1		K		FC6-4 1-2f 2-3		4	0	0	0	0	1	2
Clete Boyer, R (1, 5) OBP: 0.307, SLG: 0.423			L9		5-3		2-3		4-3		4	0	0	0	0	0	2
Bobby Murcer, L (1, 6) OBP: 0.400, SLG: 0.500			1-3		E9 1B		K			FC4-6 1B BB	3	0	1	0	0	1	0
Hector Lopez, R (10, PH) OBP: 0.321, SLG: 0.380											0	0	0	0	1	0	0
Art Lopez, L (10, PR) OBP: 0.160, SLG: 0.143											0	1	0	0	0	0	0
Whitey Ford, L (1, 1) OBP: 0.241, SLG: 0.203			K2-3		BB			K		FC4-6 1-2 1B	2	0	0	0	1	2	0
Horace Clarke, S (10, PH) OBP: 0.338, SLG: 0.301											1	0	1	0	0	0	0
Inning Stats	R: 0 E: 0 K: 0 S: 3 H: 0 LOB: 0 BB: 0 P: 3	R: 0 E: 0 K: 0 S: 2 H: 0 LOB: 0 BB: 0 P: 3	R: 0 E: 0 K: 1 S: 5 H: 0 LOB: 0 BB: 0 P: 5	R: 2 E: 0 K: 2 S: 9 H: 2 LOB: 0 BB: 0 P: 9	R: 0 E: 1 K: 0 S: 4 H: 1 LOB: 2 BB: 1 P: 8	R: 0 E: 0 K: 0 S: 4 H: 1 LOB: 1 BB: 0 P: 4	R: 0 E: 0 K: 2 S: 7 H: 0 LOB: 0 BB: 0 P: 7	R: 0 E: 0 K: 2 S: 7 H: 0 LOB: 0 BB: 0 P: 7	R: 0 E: 1 K: 0 S: 4 H: 0 LOB: 2 BB: 1 P: 8	R: 1 E: 0 K: 0 S: 4 H: 1 LOB: 3 BB: 3 P: 16	1B: 4 2B: 0 3B: 0 HR: 1	SF: 0 SAC: 0 DP: 1 HBP: 1					

PITCHER	IP	WLS	BF	H	R	ER	SO	BB	IBB	HBP	BLK	WP	HR	S	P	ERA	WHIP
Mickey Lolich, L (1, 1) ERA: 3.82	9.0	W	36	5	3	3	7	3	0	1	0	0	1	46	59	3.00	0.889
Terry Fox, R (10, 1) ERA: 2.94	1.0	S	5	0	0	0	0	2	0	0	0	0	0	3	11	0.00	2.000

PITCHER	IP	WLS	BF	H	R	ER	SO	BB	IBB	HBP	BLK	WP	HR	S	P	ERA	WHIP

BOTTOM

Detroit Tigers @ New York Yankees

Yankee Stadium, Bronx, NY

Fri Sep 17 1965, 7:05 PM EDT

Att. 11,162 - Unknown - 68 F

livebaseballscorecards.com

AB	35
R	3
H	5
RBI	3
BB	5
SO	7
LOB	17

WP: 0	PA: 41		
PB: 0			
SB: 0			
CS: 0			

Batter	1	2	3	4	5	6	7	8	9	10	AB	R	H	RBI	BB	SO	LOB
Mickey Stanley, R (1, 8) OBP: 0.314, SLG: 0.507	G4-6-3 1B		6-3		4-3			4-3 1B 2B		E6 1B 1B	5	2	2	0	0	0	0
Jerry Lumpe, L (1, 4) OBP: 0.332, SLG: 0.320 George Smith, R (10, PR) OBP: 0.152, SLG: 0.163 (10, 4)	K		F5		F8			4-3 2-3		1B 1-2 1B	5 0	0 0	1 0	0 0	0 0	1 0	2 0
Norm Cash, L (1, 3) OBP: 0.366, SLG: 0.502	G4-6-3 1-2f			E 3B	K			S 3-H 1B		L5-4-3 1-3 2-H 1B	5	1	3	2	0	1	1
Al Kaline, R (1, 9) OBP: 0.390, SLG: 0.472		E 1B BB		L7		G4-6-3 BB		K 1-2		L5-4-3 1-2	3	1	0	0	2	1	4
Don Wert, R (1, 5) OBP: 0.344, SLG: 0.367		E6 G4-3 1B 1-2		K		G4-6-3 1-2f		K			4	0	0	0	0	2	4
Willie Horton, R (1, 7) OBP: 0.342, SLG: 0.505		G4-3 1-2 2-H 1B		E6 2B 3-H 1B		K			F5		4	0	2	1	0	1	0
Bill Freehan, R (1, 2) OBP: 0.301, SLG: 0.339		G4-3 1-2f 2-3		1-3 2B		FC1-4 BB			F5		3	0	1	0	1	0	2
Ray Oyler, R (1, 6) OBP: 0.293, SLG: 0.342		K		IBB		FC1-4 G6-4-3 1-2f			1-3		3	0	0	0	1	1	2
Joe Sparma, R (1, 1) OBP: 0.189, SLG: 0.163 Don Demeter, R (7, PH) OBP: 0.323, SLG: 0.465 John Hiller, R (7, 1) Denny McLain, R (8, 1) OBP: 0.114, SLG: 0.062			F4	G3		G6-4-3 1-2f				6-3	2 1 0 1	0 0 0 0	0 0 0 0	0 0 0 0	0 0 0 0	0 0 0 0	3 1 0 0
Inning Stats	R: 0 H: 1 E: 0 LOB: 0 K: 1 BB: 0 S: 5 P: 5	R: 1 H: 1 E: 1 LOB: 1 K: 1 BB: 1 S: 6 P: 10	R: 0 H: 0 E: 0 LOB: 0 K: 0 BB: 0 S: 3 P: 3	R: 1 H: 3 E: 1 LOB: 3 K: 1 BB: 1 S: 8 P: 12	R: 0 H: 0 E: 0 LOB: 0 K: 1 BB: 0 S: 5 P: 5	R: 0 H: 0 E: 0 LOB: 0 K: 1 BB: 1 S: 4 P: 8	R: 0 H: 0 E: 0 LOB: 0 K: 0 BB: 1 S: 2 P: 6	R: 1 H: 2 E: 0 LOB: 1 K: 2 BB: 0 S: 9 P: 9	R: 0 H: 0 E: 0 LOB: 0 K: 0 BB: 0 S: 3 P: 3	R: 1 H: 2 E: 1 LOB: 2 K: 0 BB: 0 S: 5 P: 5	1B: 6 SF: 0 2B: 2 SAC: 0 3B: 1 DP: 5 HR: 0 HBP: 0						

PITCHER		IP	WLS	BF	H	R	ER	SO	BB	IBB	HBP	BLK	WP	HR	S	P	ERA	WHIP
Al Downing, L ERA: 3.44	(1, 1)	7.1		30	7	3	2	5	3	1	0	0	0	0	36	52	2.46	1.364
Pedro Ramos, R ERA: 3.03	(8, 1)	0.2		2	0	0	0	2	0	0	0	0	0	0	6	6	0.00	0.000
Pete Mikkelsen, R ERA: 3.21	(9, 1)	2.0	L	8	2	1	0	0	0	0	0	0	0	0	8	8	0.00	1.000

PITCHER	IP	WLS	BF	H	R	ER	SO	BB	IBB	HBP	BLK	WP	HR	S	P	ERA	WHIP

TOP

Detroit Tigers @ New York Yankees

Yankee Stadium, Bronx, NY

Sat Sep 18 1965, 3:33 AM EDT
Att. 51,664 - Unknown - 86 F

livebaseballscorecards.com

AB	36
R	4
H	9
RBI	3
BB	4
SO	7
LOB	19

WP: 0 PA: 40
PB: 0
SB: 1
CS: 0

Batter	1	2	3	4	5	6	7	8	9	10	AB	R	H	RBI	BB	SO	LOB
Bobby Richardson, R (1, 4) OBP: 0.291, SLG: 0.328	5-3		G3			K		F3			4	0	0	0	0	1	1
Bobby Murcer, L (1, 6) OBP: 0.333, SLG: 0.400	K		K			4-3			4-3		3	0	0	0	0	2	0
Tony Kubek, L (9, PH) OBP: 0.254, SLG: 0.276 (10, 6)											1	0	0	0	0	0	0
Mickey Mantle, S (1, 7) OBP: 0.382, SLG: 0.453	F7		K			4-3			BB		3	0	0	0	1	1	0
Ross Moschitto, R (9, PR) OBP: 0.179, SLG: 0.296 (10, 9)											0	0	0	0	0	0	0
Tom Tresh, S (1, 9) OBP: 0.353, SLG: 0.493 (10, 7)		2B 2B		G3			5-3		K		4	1	1	0	0	1	1
Roger Repoz, L (1, 8) OBP: 0.296, SLG: 0.455		HR 2-H 2B		L8			L9		L9		4	1	1	1	0	0	1
Clete Boyer, R (1, 5) OBP: 0.305, SLG: 0.419		K		G3			6-3			4-3	4	0	0	0	0	1	1
Ray Barker, L (1, 3) OBP: 0.312, SLG: 0.387		HR 2-H	4-3					FC1-6 1B	K		2	1	1	2	0	0	0
Hector Lopez, R (8, PH) OBP: 0.323, SLG: 0.382											1	0	1	0	0	0	0
Art Lopez, L (8, PR) OBP: 0.160, SLG: 0.143											0	0	0	0	0	0	0
Joe Pepitone, L (9, 3) OBP: 0.304, SLG: 0.394											1	0	0	0	0	1	0
Jake Gibbs, L (1, 2) OBP: 0.274, SLG: 0.351		3-1	4-3					FC1-6 1-2f	K		2	0	0	0	0	0	0
Horace Clarke, S (8, PH) OBP: 0.333, SLG: 0.297											1	0	0	0	0	0	1
Pete Mikkelsen, R (9, 1) OBP: 0.100, SLG: 0.100											0	0	0	0	0	0	0
Archie Moore, L (10, PH) OBP: 0.375, SLG: 0.714											1	0	0	0	0	1	0
Al Downing, R (1, 1) OBP: 0.143, SLG: 0.176		K	F4					K			2	0	0	0	0	1	0
Pedro Ramos, S (8, 1) OBP: 0.091, SLG: 0.091											0	0	0	0	0	0	0
Elston Howard, R (8, PH) OBP: 0.270, SLG: 0.341 (9, 2)											1	0	0	0	0	1	1
Inning Stats	R: 0 H: 0 E: 0 LOB: 0 K: 1 BB: 0 S: 5 P: 5	R: 3 H: 3 E: 0 LOB: 0 K: 2 BB: 0 S: 10 P: 10	R: 0 H: 0 E: 0 LOB: 0 K: 2 BB: 0 S: 7 P: 7	R: 0 H: 0 E: 0 LOB: 0 K: 0 BB: 0 S: 3 P: 3	R: 0 H: 0 E: 0 LOB: 0 K: 0 BB: 0 S: 3 P: 3	R: 0 H: 0 E: 0 LOB: 0 K: 1 BB: 0 S: 5 P: 5	R: 0 H: 0 E: 0 LOB: 0 K: 0 BB: 0 S: 3 P: 3	R: 0 H: 1 E: 0 LOB: 1 K: 1 BB: 0 S: 6 P: 6	R: 0 H: 0 E: 0 LOB: 1 K: 1 BB: 1 S: 5 P: 9	R: 0 H: 0 E: 0 LOB: 0 K: 2 BB: 0 S: 7 P: 7	1B: 1 SF: 0 2B: 2 SAC: 0 3B: 0 DP: 0 HR: 1 HBP: 0						

PITCHER		IP	WLS	BF	H	R	ER	SO	BB	IBB	HBP	BLK	WP	HR	S	P	ERA	WHIP
Joe Sparma, R ERA: 2.97	(1, 1)	6.0		21	3	3	3	6	0	0	0	0	0	1	33	33	4.50	0.500
John Hiller, L ERA:	(7, 1)	1.0		4	1	0	0	0	0	0	0	0	0	0	4	4	0.00	1.000
Denny McLain, R ERA: 2.84	(8, 1)	3.0	W	10	0	0	0	4	1	0	0	0	0	0	17	21	0.00	0.333

PITCHER	IP	WLS	BF	H	R	ER	SO	BB	IBB	HBP	BLK	WP	HR	S	P	ERA	WHIP

BOTTOM

Detroit Tigers @ New York Yankees

Yankee Stadium, Bronx, NY

Sat Sep 18 1965, 3:33 AM EDT
Att. 51,664 - Unknown - 86 F

livebaseballscorecards.com

AB	34
R	3
H	4
RBI	3
BB	1
SO	10
LOB	6

WP: 0 PA: 35
PB: 0
SB: 0
CS: 0

Batter	1	2	3	4	5	6	7	8	9	AB	R	H	RBI	BB	SO	LOB
Mickey Stanley, R (1, 8) OBP: 0.320, SLG: 0.500	F8		FC5 BB 1B		1B		F6		G4-6-3 1-2f	5	0	2	0	0	0	1
Jerry Lumpe, L (1, 4) OBP: 0.331, SLG: 0.317	F8		F8		F6		BBBB 1B BB			3	0	0	0	1	0	2
Norm Cash, L (1, 3) OBP: 0.371, SLG: 0.507	BBBB BB		BBBB 1-2 BB			SH2-4 2B	1-3 1B			2	0	2	0	2	0	0
Al Kaline, R (1, 9) OBP: 0.389, SLG: 0.471	L7		FC5 2-3f			SH2-4 1B	F6			1	0	0	0	0	0	1
Jim Northrup, L (2, 9) OBP: 0.258, SLG: 0.314										3	0	1	0	0	0	4
Don Wert, R (1, 5) OBP: 0.344, SLG: 0.367		1B 1B		5-3		SH2-4 1-2 2-3		6-3		3	0	1	0	0	0	0
Willie Horton, R (1, 7) OBP: 0.343, SLG: 0.504		F9		F9		IBB		CS 1B		3	0	1	0	1	0	1
Bill Freehan, R (1, 2) OBP: 0.301, SLG: 0.338		G6-4-3 1-3 1B		F4		F4		L5 1-2		4	0	1	0	0	0	4
Ray Oyler, R (1, 6) OBP: 0.294, SLG: 0.342		G6-4-3 1-2f			G1-6-3 1B	F6			L9	3	0	1	0	0	0	5
Bill Roman, L (9, PH) OBP: 0.125, SLG: 0.087										1	0	0	0	0	0	0
Dave Wickersham, R (1, 1) OBP: 0.086, SLG: 0.070			6-3		G1-6-3 1-2f		6-3		BBBB G4-6-3 BB	3	0	0	0	0	0	1
Ron Nischwitz, S (8, 1)										0	0	0	0	0	0	0
Orlando Pena, R (8, 1) OBP: 0.263, SLG: 0.176										0	0	0	0	0	0	0
Gates Brown, L (9, PH) OBP: 0.288, SLG: 0.444										0	0	0	0	1	0	0
Inning Stats	R: 0 E: 0 K: 0 S: 3 H: 0 LOB: 1 BB: 1 P: 7	R: 0 E: 0 K: 0 S: 4 H: 2 LOB: 1 BB: 0 P: 4	R: 0 E: 0 K: 0 S: 4 H: 1 LOB: 2 BB: 1 P: 8	R: 0 E: 0 K: 0 S: 3 H: 0 LOB: 0 BB: 0 P: 3	R: 0 E: 0 K: 0 S: 4 H: 2 LOB: 1 BB: 0 P: 4	R: 0 E: 0 K: 0 S: 5 H: 2 LOB: 3 BB: 1 P: 9	R: 0 E: 0 K: 0 S: 4 H: 1 LOB: 2 BB: 1 P: 8	R: 0 E: 0 K: 0 S: 3 H: 1 LOB: 0 BB: 0 P: 3	R: 0 E: 0 K: 0 S: 2 H: 0 LOB: 0 BB: 1 P: 6	1B: 8 2B: 1 3B: 0 HR: 0	SF: 0 SAC: 1 DP: 3 HBP: 0						

PITCHER	IP	WLS	BF	H	R	ER	SO	BB	IBB	HBP	BLK	WP	HR	S	P	ERA	WHIP
Rich Beck, R (1, 1) ERA: 0.56	9.0	W	37	9	0	0	0	4	1	0	0	0	0	32	52	0.00	1.444

PITCHER	IP	WLS	BF	H	R	ER	SO	BB	IBB	HBP	BLK	WP	HR	S	P	ERA	WHIP

TOP

Detroit Tigers @ New York Yankees

Yankee Stadium, Bronx, NY

Sun Sep 19 1965, 3:33 AM EDT

Att. 14,283 - Overcast - 68 F

livebaseballscorecards.com

AB	31
R	0
H	9
RBI	0
BB	5
SO	0
LOB	19

1B: 8	SF: 0	WP: 0	PA: 37
2B: 1	SAC: 1	PB: 0	
3B: 0	DP: 3	SB: 0	
HR: 0	HBP: 0	CS: 1	

Batter	1	2	3	4	5	6	7	8	9	AB	R	H	RBI	BB	SO	LOB
Bobby Richardson, R (1, 4) OBP: 0.289, SLG: 0.326	6-3		1-3	FC5 2-3f			1-3			4	0	0	0	0	0	2
Bobby Murcer, L (1, 6) OBP: 0.364, SLG: 0.526	3B		1B		4-3		K			4	0	2	0	0	1	0
Tom Tresh, S (1, 7) OBP: 0.354, SLG: 0.492	BB G4-6-3		1B 1-3		F8			L8		3	0	1	0	1	0	0
Joe Pepitone, L (1, 3) OBP: 0.303, SLG: 0.393	G4-6-3 1-2f		L8		E3			2B 1B		4	1	1	0	0	0	4
Roger Repoz, L (1, 8) OBP: 0.295, SLG: 0.456		K	F3		K			FC5-4 1-H	2B	4	1	1	1	0	2	3
Archie Moore, L (1, 9) OBP: 0.545, SLG: 0.889 Elston Howard, R (8, PH) OBP: 0.272, SLG: 0.341 (9, 2)	2B 4-1			FC4-6 1B		BB G6-3		IBB FC5-4		2 0	0 0	2 0	0 0	1 1	0 0	0 0
Horace Clarke, S (1, 5) OBP: 0.318, SLG: 0.282	4-1 2-3			FC4-6 FC5 BB 1-2f		G6-3 1-2f		FC5-4 1-2f 2-3 2B		4	1	0	0	0	0	5
Jake Gibbs, L (1, 2) OBP: 0.277, SLG: 0.339 Hector Lopez, R (8, PH) OBP: 0.323, SLG: 0.382 Ray Barker, L (8, PH) OBP: 0.315, SLG: 0.396 Ross Moschitto, R (9, 9) OBP: 0.179, SLG: 0.296	BB			F8		F7		2B 1-H 3-H		2 0 1 0	0 0 0 0	0 0 1 0	0 0 2 0	1 0 0 0	0 0 0 0	1 0 0 0
Rich Beck, S (1, 1)	K			BB 1-2			F8	F8		3	0	0	0	1	1	3
Inning Stats	R: 0 H: 1 E: 0 LOB: 1 K: 0 BB: 1 S: 3 P: 7	R: 0 H: 1 E: 0 LOB: 2 K: 2 BB: 1 S: 8 P: 12	R: 0 H: 2 E: 0 LOB: 2 K: 0 BB: 0 S: 5 P: 5	R: 0 H: 1 E: 0 LOB: 2 K: 0 BB: 1 S: 4 P: 8	R: 0 H: 0 E: 1 LOB: 1 K: 1 BB: 0 S: 6 P: 6	R: 0 H: 0 E: 0 LOB: 0 K: 0 BB: 1 S: 2 P: 6	R: 0 H: 0 E: 0 LOB: 0 K: 1 BB: 0 S: 5 P: 5	R: 3 H: 3 E: 0 LOB: 1 K: 0 BB: 1 S: 6 P: 10		1B: 4 SF: 0 2B: 3 SAC: 0 3B: 1 DP: 2 HR: 0 HBP: 0						

BOTTOM

Detroit Tigers @ New York Yankees

Yankee Stadium, Bronx, NY

Sun Sep 19 1965, 3:33 AM EDT

Att. 14,283 - Overcast - 68 F

livebaseballscorecards.com

AB	31
R	3
H	8
RBI	3
BB	5
SO	4
LOB	18

PITCHER		IP	WLS	BF	H	R	ER	SO	BB	IBB	HBP	BLK	WP	HR	S	P	ERA	WHIP
Dave Wickersham, R ERA: 3.87	(1, 1)	7.1	L	32	7	2	2	4	4	0	0	0	0	0	36	52	2.46	1.500
Ron Nischwitz, L ERA: 2.78	(8, 1)	0.1		2	0	0	0	0	0	1	0	0	0	0	1	5	0.00	0.000
Orlando Pena, R ERA: 4.28	(8, 1)	0.1		2	1	1	1	0	0	0	0	0	0	0	2	2	27.00	3.000

PITCHER	IP	WLS	BF	H	R	ER	SO	BB	IBB	HBP	BLK	WP	HR	S	P	ERA	WHIP

Batter	1	2	3	4	5	6	7	8	9	AB	R	H	RBI	BB	SO	LOB
Dick Howser, R (1, 4) OBP: 0.357, SLG: 0.284	6-3			1B 3B	SF9 (3-H)		5-3			3	1	1	1	0	0	0
Vic Davalillo, L (1, 8) OBP: 0.333, SLG: 0.361	F7			F5	L6		2-3			4	0	0	0	0	0	2
Leon Wagner, L (1, 7) OBP: 0.365, SLG: 0.494	1-3			HBP (3-H) 1B		G3		F7		4	0	1	1	0	0	0
Rocky Colavito, R (1, 9) OBP: 0.391, SLG: 0.486		6-3		G4-6-3 (1-2) HBP		1B 2B BB (BBB)		5-3		2	1	0	0	1	0	0
Fred Whitfield, L (1, 3) OBP: 0.328, SLG: 0.513		6-3		G4-6-3 (1-2f)		2B 1B (1-2)		L3		4	0	1	0	0	0	2
Max Alvis, R (1, 5) OBP: 0.311, SLG: 0.403		K (SSS)			SH1-3 E BB (BBB)	K (SSS)			K (SSS)	3	1	0	0	1	3	2
Larry Brown, R (1, 6) OBP: 0.325, SLG: 0.393 Ralph Gagliano, L (9, PR)			6-3	SH1-3 (1-2)	2B (1-3 2-H)				FC4-6 1B	3 0	0 0	2 0	1 0	0 0	0 0	0 0
Joe Azcue, R (1, 2) OBP: 0.291, SLG: 0.271 Richie Scheinblum, S (9, PH)		F8		E SF9 BB (BBB)		5-3			FC4-6 (1-2f)	2 1	1 0	0 0	0 0	1 0	0 0	2 1
Ralph Terry, R (1, 1) OBP: 0.226, SLG: 0.250 Floyd Weaver, R (3, 1) OBP: 0.167, SLG: 0.182 Jack Kralick, L (4, 1) OBP: 0.143, SLG: 0.150 Bill Davis, L (5, PH) OBP: 0.333, SLG: 0.500 Don McMahon, R (5, 1) OBP: 0.250, SLG: 0.250 Al Luplow, L (7, PH) OBP: 0.196, SLG: 0.256 Gary Bell, R (7, 1) OBP: 0.063, SLG: 0.250 Chuck Hinton, R (9, PH) OBP: 0.341, SLG: 0.460			5-3	E4 (1-3 2-H)		F8			F5	1 0 0 1 0 1 0 1 1	0 0 0 0 0 0 0 0 0	0 0 0 0 0 0 0 0 0	0 0 0 0 0 0 0 0 0	0 0 0 0 0 0 0 0 0	0 0 0 0 0 0 0 0 0	0 0 0 1 0 0 0 0 1
Inning Stats	R: 0 E: 0 K: 0 S: 3 H: 0 LOB: 0 BB: 0 P: 3	R: 0 E: 0 K: 1 S: 5 H: 0 LOB: 0 BB: 0 P: 5	R: 0 E: 0 K: 0 S: 3 H: 0 LOB: 0 BB: 0 P: 3	R: 1 E: 0 K: 0 S: 4 H: 2 LOB: 1 BB: 0 P: 5	R: 2 E: 1 K: 0 S: 4 H: 0 LOB: 1 BB: 2 P: 12	R: 1 E: 0 K: 1 S: 7 H: 2 LOB: 2 BB: 1 P: 11	R: 0 E: 0 K: 0 S: 3 H: 0 LOB: 0 BB: 0 P: 3	R: 0 E: 0 K: 0 S: 3 H: 0 LOB: 0 BB: 0 P: 3	R: 0 E: 0 K: 1 S: 6 H: 1 LOB: 1 BB: 0 P: 6	1B: 3 2B: 1 3B: 1 HR: 0	SF: 1 SAC: 1 DP: 1 HBP: 1			WP: 0 PB: 0 SB: 0 CS: 0	PA: 36	

PITCHER	IP	WLS	BF	H	R	ER	SO	BB	IBB	HBP	BLK	WP	HR	S	P	ERA	WHIP
Mel Stottlemyre, R (1, 1) ERA: 2.59	9.0	W	36	5	4	2	3	3	0	1	0	0	0	38	51	2.00	0.889

PITCHER	IP	WLS	BF	H	R	ER	SO	BB	IBB	HBP	BLK	WP	HR	S	P	ERA	WHIP

Cleveland Indians @ New York Yankees

Yankee Stadium, Bronx, NY

Tue Sep 21 1965, 7:05 PM EDT

Att. 7,222 - Unknown - 77 F

livebaseballscorecards.com

AB	30
R	4
H	5
RBI	3
BB	3
SO	3
LOB	11

Batter	1	2	3	4	5	6	7	8	9	AB	R	H	RBI	BB	SO	LOB
Bobby Richardson, R (1, 4) OBP: 0.292, SLG: 0.330	FC4-6 FC4 2B		1B 1B 1B	K	BB 1-2 1B		5-3			5	2	3	0	0	1	0
Bobby Murcer, L (1, 6) OBP: 0.370, SLG: 0.455	BBBB 4-0 FC4-6 BB		F8	G3	K		BBBB 4-0 G5-6-3 BB			3	0	0	0	2	1	3
Tom Tresh, S (1, 7) OBP: 0.354, SLG: 0.490	FC4-6 FC4 1-2f 2-3		1B 6-3 1B 1-3	BBBB 4-0 1B HR BB	F2		G5-6-3 1-2f			4	2	1	0	1	0	5
Joe Pepitone, L (1, 3) OBP: 0.308, SLG: 0.395	FC4 2B 1-2f 3-H		IIII 4-0 6-3 1B 1B IBB	0-0 HR BB 1-3 1B	BBBB 4-0 1-2 2-3 BB			0-0 FC4 1B		3	2	2	1	2	0	1
Roger Repoz, L (1, 8) OBP: 0.302, SLG: 0.462	1-3 2B		0-0 6-3 1B 1-2 2-3 3-H 1B	BBBB 4-0 1-2 HR BB	F6			SSS 0-3 K		4	2	2	1	1	1	4
Horace Clarke, S (1, 5) OBP: 0.311, SLG: 0.313	F8		6-3 1-2 2-3 3-H	1-H 2-H 3-H HR		F8		FC4 1-2f		5	1	1	5	0	0	5
Roy White, S (1, 9) OBP: 0.407, SLG: 0.375		L8	1B 2-H 3-H 1B	H 1-0 HBP		S 1B		4-3		4	0	2	2	0	0	1
Jake Gibbs, L (1, 2) OBP: 0.275, SLG: 0.333		SSS 0-3 K	1-3 1B	F8		1-2 F8				4	0	1	0	0	1	2
Mel Stottlemyre, R (1, 1) OBP: 0.138, SLG: 0.237		F7	SSS 0-3 K		BBBB 4-0 BB 1B BB	SSS 0-3 K				3	0	0	0	1	2	3
Inning Stats	R: 1 H: 2 E: 0 LOB: 2 K: 0 BB: 1 S: 5 P: 9	R: 0 H: 0 E: 0 LOB: 0 K: 1 BB: 0 S: 5 P: 5	R: 4 H: 5 E: 0 LOB: 2 K: 1 BB: 1 S: 10 P: 14	R: 4 H: 2 E: 0 LOB: 1 K: 1 BB: 2 S: 7 P: 16	R: 0 H: 1 E: 0 LOB: 3 K: 1 BB: 2 S: 6 P: 14	R: 0 H: 1 E: 0 LOB: 1 K: 1 BB: 0 S: 6 P: 6	R: 0 H: 0 E: 0 LOB: 0 K: 0 BB: 1 S: 2 P: 6	R: 0 H: 1 E: 0 LOB: 1 K: 1 BB: 0 S: 6 P: 6		1B: 9 SF: 0 2B: 2 SAC: 0 3B: 0 DP: 1 HR: 1 HBP: 1						

PITCHER		IP	WLS	BF	H	R	ER	SO	BB	IBB	HBP	BLK	WP	HR	S	P	ERA	WHIP
Ralph Terry, R ERA: 3.75	(1, 1)	2.2	L	16	6	5	5	1	1	1	0	0	0	0	16	24	16.88	2.625
Floyd Weaver, R ERA: 5.43	(3, 1)	1.0		9	3	4	4	2	2	0	1	0	0	1	10	19	36.00	5.000
Jack Kralick, L ERA: 4.79	(4, 1)	0.1		1	0	0	0	0	0	0	0	0	0	0	1	1	0.00	0.000
Don McMahon, R ERA: 3.44	(5, 1)	2.0		10	2	0	0	2	2	0	0	0	0	0	12	20	0.00	2.000
Gary Bell, R ERA: 3.2	(7, 1)	2.0		7	1	0	0	1	1	0	0	0	0	0	8	12	0.00	1.000

PITCHER	IP	WLS	BF	H	R	ER	SO	BB	IBB	HBP	BLK	WP	HR	S	P	ERA	WHIP

BOTTOM

Cleveland Indians @ New York Yankees

Yankee Stadium, Bronx, NY

Tue Sep 21 1965, 7:05 PM EDT
Att. 7,222 - Unknown - 77 F

livebaseballscorecards.com

AB	35
R	9
H	12
RBI	9
BB	7
SO	6
LOB	24

WP: 0 PA: 43
PB: 0
SB: 1
CS: 0

Cleveland Indians @ New York Yankees

Yankee Stadium, Bronx, NY

Wed Sep 22 1965, 7:05 PM EDT

Att. 5,541 - Cloudy - 78 F

TOP

livebaseballscorecards.com

Batter	1	2	3	4	5	6	7	8	9	AB	R	H	RBI	BB	SO	LOB
Dick Howser, R (1, 4) OBP: 0.354, SLG: 0.280	F9		1-3			5-3	BB 1-2 2-3 3-H			3	0	0	0	0	0	0
Leon Wagner, L (7, PH) OBP: 0.367, SLG: 0.494										0	0	0	1	1	0	0
Billy Moran, R (7, 4) OBP: 0.208, SLG: 0.136										0	0	0	0	0	0	0
Max Alvis, R (1, 5) OBP: 0.309, SLG: 0.400	K			K		F7	F5			4	0	0	0	0	2	3
Chuck Hinton, R (1, 8) OBP: 0.343, SLG: 0.463	1B			6-3			2B 4-3			4	1	2	0	0	0	3
Rocky Colavito, R (1, 9) OBP: 0.390, SLG: 0.485	L7			L7			HR 1B	F7		4	1	1	0	0	0	1
Fred Whitfield, L (1, 3) OBP: 0.327, SLG: 0.518		L8			4-3		1-H 2-H HR	F5		4	1	1	3	0	0	0
Lou Clinton, R (1, 7) OBP: 0.304, SLG: 0.333		6-3			6-3		SH1-4 BB 2B	F7		4	1	1	0	0	0	0
Larry Brown, R (1, 6) OBP: 0.325, SLG: 0.391		F5			BB FC4-6		SH1-4 2-3		6-3	2	0	0	0	1	0	0
Joe Azcue, R (1, 2) OBP: 0.291, SLG: 0.269			6-3		FC4-6 1-2f		IBB BB SH		1-5-3	2	0	0	0	1	0	1
Al Luplow, L (9, PH) OBP: 0.191, SLG: 0.250										1	0	0	0	0	0	0
Phil Roof, R (9, 2) OBP: 0.254, SLG: 0.197										0	0	0	0	0	0	0
Tom Kelley, R (1, 1)			K			B1-3	SH BB 1-2		F2	2	0	0	0	0	1	0
Steve Hargan, R (7, 1) OBP: 0.053, SLG: 0.053										1	0	0	0	0	0	0
Sam McDowell, L (9, 1) OBP: 0.151, SLG: 0.153										0	0	0	0	0	0	0
Inning Stats	R: 0 E: 0 K: 1 S: 6 H: 1 LOB: 1 BB: 0 P: 6	R: 0 E: 0 K: 0 S: 3 H: 0 LOB: 0 BB: 0 P: 3	R: 0 E: 0 K: 1 S: 5 H: 0 LOB: 0 BB: 0 P: 5	R: 0 E: 0 K: 1 S: 5 H: 0 LOB: 0 BB: 0 P: 5	R: 0 E: 0 K: 0 S: 3 H: 0 LOB: 1 BB: 1 P: 7	R: 0 E: 0 K: 0 S: 3 H: 0 LOB: 0 BB: 0 P: 3	R: 4 E: 1 K: 0 S: 8 H: 4 LOB: 3 BB: 2 P: 16	R: 0 E: 0 K: 0 S: 3 H: 0 LOB: 0 BB: 0 P: 3	R: 0 E: 0 K: 0 S: 3 H: 0 LOB: 0 BB: 0 P: 3	1B: 2 2B: 2 3B: 0 HR: 1 SF: 0 SAC: 2 DP: 0 HBP: 0						

	AB	31
	R	4
	H	5
	RBI	4
	BB	3
	SO	3
	LOB	8

WP: 0 PB: 0 SB: 0 CS: 0 PA: 36

PITCHER		IP	WLS	BF	H	R	ER	SO	BB	IBB	HBP	BLK	WP	HR	S	P	ERA	WHIP
Whitey Ford, L ERA: 3.19	(1, 1)	6.0	L	23	4	3	3	3	1	0	0	0	0	1	28	32	4.50	0.833
Pedro Ramos, R ERA: 3.02	(7, 1)	0.1		4	1	0	0	0	0	1	0	0	0	0	3	7	0.00	3.000
Steve Hamilton, L ERA: 1.4	(7, 1)	0.2		3	0	1	0	0	1	0	0	0	0	0	2	6	0.00	1.500
Jack Cullen, R ERA: 3.14	(8, 1)	2.0		6	0	0	0	0	0	0	0	0	0	0	6	6	0.00	0.000

PITCHER		IP	WLS	BF	H	R	ER	SO	BB	IBB	HBP	BLK	WP	HR	S	P	ERA	WHIP

Batter	1	2	3	4	5	6	7	8	9	AB	R	H	RBI	BB	SO	LOB
Bobby Richardson, R (1, 4) OBP: 0.294, SLG: 0.330	F9		BB			3B 1B	BB		6-3	3	1	1	0	2	0	2
Horace Clarke, S (1, 5) OBP: 0.298, SLG: 0.299	6-3		L8			F7	1-3			4	0	0	0	0	0	5
Tony Kubek, L (1, 6) OBP: 0.253, SLG: 0.281	K			4-3		3B		K		4	0	1	1	0	2	0
Tom Tresh, S (1, 7) OBP: 0.352, SLG: 0.487		F8		4-3		F5		3-1		4	0	0	0	0	0	1
Elston Howard, R (1, 2) OBP: 0.269, SLG: 0.337		L7		K			L8	K		4	0	0	0	0	2	0
Roger Repoz, L (1, 8) OBP: 0.306, SLG: 0.463		L7			K		HR 1B		2B 1B	4	1	2	0	0	1	0
Joe Pepitone, L (1, 9) OBP: 0.307, SLG: 0.400			F8		F2		HR		F5	4	1	1	2	0	0	1
Ray Barker, L (1, 3) OBP: 0.320, SLG: 0.405			BB 1B		K		2B		K	3	0	2	0	0	1	0
Mickey Mantle, S (9, PH) OBP: 0.381, SLG: 0.451										1	0	0	0	0	1	1
Whitey Ford, L (1, 1) OBP: 0.235, SLG: 0.197			K			K	F4		1-3 2B	2	0	0	0	0	2	1
Pedro Ramos, S (7, 1) OBP: 0.091, SLG: 0.091										0	0	0	0	0	0	0
Steve Hamilton, L (7, 1) OBP: 0.286, SLG: 0.167										0	0	0	0	0	0	0
Archie Moore, L (7, PH) OBP: 0.500, SLG: 0.800										1	0	0	0	0	0	1
Jack Cullen, R (8, 1) OBP: 0.150, SLG: 0.150										0	0	0	0	0	0	0
Hector Lopez, R (9, PH) OBP: 0.326, SLG: 0.388										1	0	1	0	0	0	0
Art Lopez, L (9, PR) OBP: 0.160, SLG: 0.143										0	0	0	0	0	0	0
Inning Stats	R: 0 E: 0 K: 1 S: 5 H: 0 LOB: 0 BB: 0 P: 5	R: 0 E: 0 K: 0 S: 3 H: 0 LOB: 0 BB: 0 P: 3	R: 0 E: 0 K: 1 S: 6 H: 1 LOB: 2 BB: 1 P: 10	R: 0 E: 0 K: 1 S: 5 H: 0 LOB: 0 BB: 0 P: 5	R: 0 E: 0 K: 2 S: 7 H: 0 LOB: 0 BB: 0 P: 7	R: 1 E: 0 K: 1 S: 7 H: 2 LOB: 1 BB: 0 P: 7	R: 2 E: 0 K: 0 S: 6 H: 3 LOB: 2 BB: 1 P: 10	R: 0 E: 0 K: 2 S: 7 H: 0 LOB: 0 BB: 0 P: 7	R: 0 E: 0 K: 1 S: 7 H: 2 LOB: 2 BB: 0 P: 7	1B: 4 2B: 2 3B: 1 HR: 1 SF: 0 SAC: 0 DP: 0 HBP: 0	WP: 0 PB: 0 SB: 0 CS: 0 PA: 37					

PITCHER		IP	WLS	BF	H	R	ER	SO	BB	IBB	HBP	BLK	WP	HR	S	P	ERA	WHIP
Tom Kelley, R ERA: 3.38	(1, 1)	6.1	W	26	6	3	3	6	1	0	0	0	0	1	37	41	4.26	1.105
Steve Hargan, R ERA: 3.65	(7, 1)	1.2		7	1	0	0	2	1	0	0	0	0	0	10	14	0.00	1.200
Sam McDowell, L ERA: 2.2	(9, 1)	1.0	S	4	1	0	0	1	0	0	0	0	0	0	6	6	0.00	1.000

PITCHER	IP	WLS	BF	H	R	ER	SO	BB	IBB	HBP	BLK	WP	HR	S	P	ERA	WHIP

BOTTOM

Cleveland Indians @ New York Yankees

Yankee Stadium, Bronx, NY

Wed Sep 22 1965, 7:05 PM EDT
Att. 5,541 - Cloudy - 78 F

livebaseballscorecards.com

AB	35
R	3
H	8
RBI	3
BB	2
SO	9
LOB	12

Batter	1	2	3	4	5	6	7	8	9	AB	R	H	RBI	BB	SO	LOB
Vic Davalillo, L (1, 8) OBP: 0.333, SLG: 0.362	6-3		B1-3		1-3			6-3 2B		4	0	1	0	0	0	0
Dick Howser, R (1, 4) OBP: 0.356, SLG: 0.281	FC3-6 1B		BBBB E 6-3 BB		L8			6-3 2-3		3	1	1	0	1	0	1
Leon Wagner, L (1, 7) OBP: 0.366, SLG: 0.492	FC3-6 1-2f		E9 1-3 1B			G3		3-1		4	0	1	0	0	0	2
Rocky Colavito, R (1, 9) OBP: 0.390, SLG: 0.483	F8		6-3 3-H			F4			FC3-6 1B	4	0	1	1	0	0	2
Fred Whitfield, L (1, 3) OBP: 0.327, SLG: 0.522		HR	4-3			3-1			FC3-6 1-2f	4	1	1	1	0	0	2
Chico Salmon, R (9, PR) (9, 3)										0	0	0	0	0	0	0
Max Alvis, R (1, 5) OBP: 0.311, SLG: 0.401		G1-6-3 1B		CS 1B			K		F8	4	0	2	0	0	1	1
Larry Brown, R (1, 6) OBP: 0.322, SLG: 0.387		G1-6-3 1-2f		F7			F7		5-3	4	0	0	0	0	0	3
Joe Azcue, R (1, 2) OBP: 0.291, SLG: 0.270		1B		L9 1-2			K			3	0	1	0	0	1	1
Sonny Siebert, R (1, 1) OBP: 0.098, SLG: 0.167		K		K				F7		3	0	0	0	0	2	1
Gary Bell, R (8, 1) OBP: 0.063, SLG: 0.250										0	0	0	0	0	0	0
Inning Stats	R: 0 E: 0 K: 0 S: 4 H: 1 LOB: 1 BB: 0 P: 4	R: 1 E: 0 K: 1 S: 7 H: 3 LOB: 1 BB: 0 P: 7	R: 1 E: 1 K: 0 S: 4 H: 1 LOB: 1 BB: 1 P: 8	R: 0 E: 0 K: 0 S: 3 H: 1 LOB: 0 BB: 0 P: 3	R: 0 E: 0 K: 1 S: 5 H: 0 LOB: 0 BB: 0 P: 5	R: 0 E: 0 K: 0 S: 3 H: 0 LOB: 0 BB: 0 P: 3	R: 0 E: 0 K: 2 S: 7 H: 0 LOB: 0 BB: 0 P: 7	R: 0 E: 0 K: 0 S: 4 H: 1 LOB: 1 BB: 0 P: 4	R: 0 E: 0 K: 0 S: 4 H: 1 LOB: 1 BB: 0 P: 4	1B: 6 2B: 1 3B: 0 HR: 1	SF: 0 SAC: 0 DP: 1 HBP: 0					

PITCHER		IP	WLS	BF	H	R	ER	SO	BB	IBB	HBP	BLK	WP	HR	S	P	ERA	WHIP
Jim Bouton, R ERA: 4.91	(1, 1)	7.0	L	26	6	2	1	4	1	0	0	0	0	1	33	37	1.29	1.000
Al Downing, L ERA: 3.41	(8, 1)	2.0		8	2	0	0	0	0	0	0	0	0	0	8	8	0.00	1.000

PITCHER	IP	WLS	BF	H	R	ER	SO	BB	IBB	HBP	BLK	WP	HR	S	P	ERA	WHIP

TOP

Cleveland Indians @ New York Yankees

Yankee Stadium, Bronx, NY

Thu Sep 23 1965, 3:33 AM EDT

Att. 3,004 - Unknown - 84 F

livebaseballscorecards.com

AB	33
R	2
H	8
RBI	2
BB	1
SO	4
LOB	13

WP: 0 PB: 0 SB: 0 CS: 1 PA: 34

Cleveland Indians @ New York Yankees

Yankee Stadium, Bronx, NY

Thu Sep 23 1965, 3:33 AM EDT

Att. 3,004 - Unknown - 84 F

livebaseballscorecards.com

BOTTOM

Batter	1	2	3	4	5	6	7	8	9	AB	R	H	RBI	BB	SO	LOB
Bobby Richardson, R (1, 4) OBP: 0.293, SLG: 0.329	F8		F9		5-3			WP BB 1B	6-3	5	0	1	0	0	0	1
Horace Clarke, S (1, 5) OBP: 0.306, SLG: 0.308	FC1-6 1B		1B		G1			F7		4	0	2	0	0	0	1
Archie Moore, L (1, 9) OBP: 0.500, SLG: 0.692	FC1-6 1B 1-2f		K			1B		BBB WP BB 1-2		3	0	1	0	1	1	2
Art Lopez, L (8, PR) OBP: 0.160, SLG: 0.143										0	0	0	0	0	0	0
Ross Moschitto, R (9, 9) OBP: 0.179, SLG: 0.296										0	0	0	0	0	0	0
Tom Tresh, S (1, 7) OBP: 0.353, SLG: 0.487	1-3 1B			1B SF7 1B		F4		F8 1-2 2-3		4	1	2	0	0	0	3
Joe Pepitone, L (1, 3) OBP: 0.309, SLG: 0.399	K			1-3 1B		L9		IBB		3	0	1	0	1	1	3
Roger Repoz, L (1, 8) OBP: 0.300, SLG: 0.454		K	K	K		G3		K		4	0	0	0	0	3	6
Jake Gibbs, L (1, 2) OBP: 0.274, SLG: 0.333		K		SF7 3-H			F9		FC6-4 1B	3	0	1	1	0	1	0
Phil Linz, R (9, PR) OBP: 0.279, SLG: 0.277										0	0	0	0	0	0	0
Bobby Murcer, L (1, 6) OBP: 0.323, SLG: 0.385		K		K2-3			K		K	4	0	0	0	0	4	2
Jim Bouton, R (1, 1) OBP: 0.204, SLG: 0.093			K		K					2	0	0	0	0	2	0
Ray Barker, L (7, PH) OBP: 0.318, SLG: 0.403										1	0	0	0	0	0	0
Al Downing, R (8, 1) OBP: 0.143, SLG: 0.176										0	0	0	0	0	0	0
Elston Howard, R (9, PH) OBP: 0.268, SLG: 0.336										1	0	0	0	0	0	1
Tony Kubek, L (9, PR) OBP: 0.253, SLG: 0.281							F9		FC6-4 1-2f	0	0	0	0	0	0	0
Inning Stats	R: 0 E: 0 K: 1 S: 7 H: 2 LOB: 2 BB: 0 P: 7	R: 0 E: 0 K: 3 S: 9 H: 0 LOB: 0 BB: 0 P: 9	R: 0 E: 0 K: 2 S: 8 H: 1 LOB: 1 BB: 0 P: 8	R: 1 E: 0 K: 2 S: 9 H: 2 LOB: 1 BB: 0 P: 9	R: 0 E: 0 K: 1 S: 5 H: 0 LOB: 0 BB: 0 P: 5	R: 0 E: 0 K: 0 S: 4 H: 1 LOB: 1 BB: 0 P: 4	R: 0 E: 0 K: 1 S: 5 H: 0 LOB: 0 BB: 0 P: 5	R: 0 E: 0 K: 1 S: 6 H: 1 LOB: 3 BB: 2 P: 14	R: 0 E: 0 K: 1 S: 6 H: 1 LOB: 1 BB: 0 P: 6	1B: 8 2B: 0 3B: 0 HR: 0 SF: 1 SAC: 0 DP: 0 HBP: 0							

	AB	34
	R	1
	H	8
	RBI	1
	BB	2
	SO	12
	LOB	19

WP: 1 PB: 0 SB: 0 CS: 0 PA: 37

PITCHER		IP	WLS	BF	H	R	ER	SO	BB	IBB	HBP	BLK	WP	HR	S	P	ERA	WHIP
Sonny Siebert, R ERA: 2.45	(1, 1)	7.0	W	28	7	1	1	10	0	0	0	0	0	0	48	48	1.29	1.000
Gary Bell, R ERA: 3.13	(8, 1)	2.0	S	9	1	0	0	2	1	1	0	0	1	0	11	19	0.00	1.000

PITCHER	IP	WLS	BF	H	R	ER	SO	BB	IBB	HBP	BLK	WP	HR	S	P	ERA	WHIP

Chicago White Sox @ New York Yankees

Yankee Stadium, Bronx, NY

Sat Sep 25 1965, 3:33 AM EDT

Unknown - 68 F

TOP

livebaseballscorecards.com

Batter	1	2	3	4	5	6	7	8	9	AB	R	H	RBI	BB	SO	LOB
Don Buford, S (1, 4) (8, 5) OBP: 0.353, SLG: 0.389	F8		K			BB		F8		3	0	0	0	1	1	0
Floyd Robinson, L (1, 7) OBP: 0.350, SLG: 0.388	HBP			HR		F1		1B HBP		2	2	1	1	0	0	1
Bill Skowron, R (1, 3) OBP: 0.318, SLG: 0.424	F5			2-3		F9		1B		4	0	1	0	0	0	2
Tom McCraw, L (8, PR) OBP: 0.299, SLG: 0.292										0	0	0	0	0	0	0
Pete Ward, L (1, 5) OBP: 0.330, SLG: 0.363	1-3			K		3-1		1B		3	0	0	0	0	1	2
Gene Freese, R (8, PH) OBP: 0.344, SLG: 0.355										1	0	1	1	0	0	0
Al Weis, S (8, PR) (8, 4) OBP: 0.356, SLG: 0.393								1B		0	0	0	0	0	0	0
John Romano, R (1, 2) OBP: 0.354, SLG: 0.425		5-3		K			1-3	5-3		4	0	0	0	0	1	2
Ron Hansen, R (1, 6) OBP: 0.308, SLG: 0.352		K			5-3		F8		1B	4	0	1	0	0	1	0
Bill Voss, L (1, 9) OBP: 0.333, SLG: 0.615		F7			3-1		1B		K	4	0	1	0	0	1	1
Tommie Agee, R (9, 9) OBP: 0.263, SLG: 0.235										0	0	0	0	0	0	0
Ken Berry, R (1, 8) OBP: 0.269, SLG: 0.353			1-3 1B		F7		G3		L9	4	0	1	0	0	0	2
Tommy John, R (1, 1) OBP: 0.207, SLG: 0.236			1-3 1-2f			HR		K	K	4	1	1	1	0	2	2

	AB	33
	R	3
	H	7
	RBI	3
	BB	1
	SO	7
	LOB	12

Inning Stats	1	2	3	4	5	6	7	8	9
	R: 0 E: 0 K: 0 S: 3 H: 0 LOB: 1 BB: 0 P: 4	R: 0 E: 0 K: 1 S: 5 H: 0 LOB: 0 BB: 0 P: 5	R: 0 E: 0 K: 1 S: 5 H: 1 LOB: 0 BB: 0 P: 5	R: 1 E: 0 K: 2 S: 8 H: 1 LOB: 0 BB: 0 P: 8	R: 0 E: 0 K: 0 S: 3 H: 0 LOB: 0 BB: 0 P: 3	R: 1 E: 0 K: 0 S: 4 H: 1 LOB: 1 BB: 1 P: 8	R: 0 E: 0 K: 0 S: 4 H: 1 LOB: 1 BB: 0 P: 4	R: 1 E: 0 K: 1 S: 7 H: 2 LOB: 2 BB: 0 P: 8	R: 0 E: 0 K: 2 S: 8 H: 1 LOB: 1 BB: 0 P: 8

		1B: 5	SF: 0	WP: 0	PA: 36
		2B: 1	SAC: 0	PB: 0	
		3B: 0	DP: 1	SB: 1	
		HR: 2	HBP: 2	CS: 0	

PITCHER		IP	WLS	BF	H	R	ER	SO	BB	IBB	HBP	BLK	WP	HR	S	P	ERA	WHIP
Bill Stafford, R ERA: 3.28	(1, 1)	7.2	L	30	5	3	3	5	1	0	2	0	0	2	37	43	3.52	0.783
Steve Hamilton, L ERA: 1.39	(8, 1)	0.1		2	1	0	0	0	0	0	0	0	0	0	2	2	0.00	3.000
Jack Cullen, R ERA: 3.09	(9, 1)	1.0		4	1	0	0	2	0	0	0	0	0	0	8	8	0.00	1.000

PITCHER		IP	WLS	BF	H	R	ER	SO	BB	IBB	HBP	BLK	WP	HR	S	P	ERA	WHIP

Batter	1	2	3	4	5	6	7	8	9	AB	R	H	RBI	BB	SO	LOB
Bobby Richardson, R (1, 4) OBP: 0.291, SLG: 0.327	6-3		K		F7			K		4	0	0	0	0	2	1
Bobby Murcer, L (1, 6) OBP: 0.371, SLG: 0.433	1B		1B 2-H			E 1B		G3		4	0	3	1	0	0	0
Mickey Mantle, S (1, 7) OBP: 0.379, SLG: 0.449	L8		1-2 1B			K			5-3	4	0	1	0	0	1	2
Tom Tresh, S (1, 8) OBP: 0.350, SLG: 0.484	F8		F4			E6 G6-4-3 1-2			6-3	4	0	0	0	0	0	4
Elston Howard, R (1, 2) OBP: 0.270, SLG: 0.336		6-3		FC1-6 BB		G6-4-3 1-2f			FC4-6 1B	3	0	1	0	1	0	2
Joe Pepitone, L (1, 3) OBP: 0.306, SLG: 0.396		F3		K			K		FC4-6 1-2f	4	0	0	0	0	2	2
Horace Clarke, S (1, 5) OBP: 0.297, SLG: 0.298		K		FC1-6 CS 1-2f			6-3			3	0	0	0	0	1	1
Roy White, S (1, 9) OBP: 0.400, SLG: 0.370			SH1-4 1B 1B	CS 1-2	6-3		4-3			3	1	1	0	0	0	0
Bill Stafford, R (1, 1) Steve Hamilton, L (8, 1) OBP: 0.286, SLG: 0.167 Hector Lopez, R (8, PH) OBP: 0.324, SLG: 0.387 Jack Cullen, R (9, 1) OBP: 0.150, SLG: 0.150			SH1-4 1-2		1-3			1-3		1 0 1 0	0 0 0 0	0 0 0 0	0 0 0 0	0 0 0 0	0 0 0 0	0 0 0 0
Inning Stats	R: 0 H: 1 E: 0 LOB: 1 K: 0 BB: 0 S: 4 P: 4	R: 0 H: 0 E: 0 LOB: 0 K: 1 BB: 0 S: 5 P: 5	R: 1 H: 3 E: 0 LOB: 2 K: 1 BB: 0 S: 8 P: 8	R: 0 H: 0 E: 0 LOB: 0 K: 1 BB: 1 S: 4 P: 8	R: 0 H: 0 E: 0 LOB: 0 K: 0 BB: 0 S: 3 P: 3	R: 0 H: 1 E: 1 LOB: 1 K: 1 BB: 0 S: 6 P: 6	R: 0 H: 0 E: 0 LOB: 0 K: 1 BB: 0 S: 5 P: 5	R: 0 H: 0 E: 0 LOB: 0 K: 1 BB: 0 S: 5 P: 5	R: 0 H: 1 E: 0 LOB: 1 K: 0 BB: 0 S: 4 P: 4	1B: 6 SF: 0 2B: 0 SAC: 1 3B: 0 DP: 1 HR: 0 HBP: 0						

PITCHER	IP	WLS	BF	H	R	ER	SO	BB	IBB	HBP	BLK	WP	HR	S	P	ERA	WHIP
Tommy John, L (1, 1) ERA: 3.25	9.0	W	33	6	1	1	6	1	0	0	0	0	0	44	48	1.00	0.778

PITCHER	IP	WLS	BF	H	R	ER	SO	BB	IBB	HBP	BLK	WP	HR	S	P	ERA	WHIP

BOTTOM

Chicago White Sox @ New York Yankees

Yankee Stadium, Bronx, NY

Sat Sep 25 1965, 3:33 AM EDT

Unknown - 68 F

livebaseballscorecards.com

AB	31
R	1
H	6
RBI	1
BB	1
SO	6
LOB	12

WP: 0	PA: 34		
PB: 0			
SB: 0			
CS: 1			

Batter	1	2	3	4	5	6	7	8	9	AB	R	H	RBI	BB	SO	LOB
Don Buford, S (1, 4) (8, 5) OBP: 0.352, SLG: 0.388	6-3		F8 E 1B		4-3		F6			4	0	1	0	0	0	2
Floyd Robinson, L (1, 7) OBP: 0.351, SLG: 0.387	1-3 1B BB		F5		G3		1-2 BB			2	1	0	0	2	0	1
Bill Skowron, R (1, 3) OBP: 0.316, SLG: 0.420	1-3 1-2		E6 1-2			6-3	F7			4	0	0	0	0	0	5
Tom McCraw, L (7, 3) OBP: 0.299, SLG: 0.292										0	0	0	0	0	0	0
Pete Ward, L (1, 5) OBP: 0.329, SLG: 0.362	2-H 1B		F8 2-3			K		6-3		4	0	1	1	0	1	2
Al Weis, S (8, 4) OBP: 0.356, SLG: 0.393										0	0	0	0	0	0	0
John Romano, R (1, 2) OBP: 0.351, SLG: 0.421	K		G3			L9		5-3		3	0	0	0	0	1	3
J.C. Martin, L (7, 2) OBP: 0.331, SLG: 0.336										1	0	0	0	0	0	0
Ron Hansen, R (1, 6) OBP: 0.310, SLG: 0.351		6-3 SH1-3 BB		K			1B SF9 BB	5-3		2	1	0	0	2	1	0
Bill Voss, L (1, 9) OBP: 0.333, SLG: 0.563		SH1-3 1-2		6-3			SF9 BB 1-3 1B		3-1	3	0	1	0	0	0	0
Ken Berry, R (1, 8) OBP: 0.267, SLG: 0.352		6-3 2-3		1-3			1-2 BB		1-3	2	0	0	0	0	0	1
Smoky Burgess, L (7, PH) OBP: 0.368, SLG: 0.421										0	0	0	0	1	0	0
Tommie Agee, R (7, PR) OBP: 0.250, SLG: 0.222										1	0	0	0	0	0	0
(7, 8)																
Gary Peters, L (1, 1) OBP: 0.200, SLG: 0.236		1-3			4-3		SF9 2-3 3-H		K	2	0	0	1	0	0	1
Hoyt Wilhelm, R (7, 1)										1	0	0	0	0	1	0
Inning Stats	R: 1 E: 0 K: 1 S: 6 / H: 1 LOB: 1 BB: 1 P: 10	R: 0 E: 0 K: 0 S: 3 / H: 0 LOB: 1 BB: 1 P: 7	R: 0 E: 1 K: 0 S: 5 / H: 1 LOB: 2 BB: 0 P: 5	R: 0 E: 0 K: 1 S: 5 / H: 0 LOB: 0 BB: 0 P: 5	R: 0 E: 0 K: 0 S: 3 / H: 0 LOB: 0 BB: 0 P: 3	R: 0 E: 0 K: 1 S: 5 / H: 0 LOB: 0 BB: 0 P: 5	R: 1 E: 0 K: 0 S: 4 / H: 1 LOB: 3 BB: 3 P: 16	R: 0 E: 0 K: 0 S: 3 / H: 0 LOB: 0 BB: 0 P: 3	R: 0 E: 0 K: 1 S: 5 / H: 0 LOB: 0 BB: 0 P: 5	1B: 3 2B: 0 3B: 0 HR: 0	SF: 1 SAC: 1 DP: 0 HBP: 0						

TOP

Chicago White Sox @ New York Yankees

Yankee Stadium, Bronx, NY

Sat Sep 25 1965, 3:38 AM EDT

Att. 19,331 - Unknown - 68 F

livebaseballscorecards.com

AB	29
R	2
H	3
RBI	2
BB	5
SO	4
LOB	15

WP: 0 PB: 0 SB: 0 CS: 0 PA: 36

PITCHER		IP	WLS	BF	H	R	ER	SO	BB	IBB	HBP	BLK	WP	HR	S	P	ERA	WHIP
Mel Stottlemyre, R ERA: 2.59	(1, 1)	7.0	L	30	3	2	2	3	5	0	0	0	0	0	31	51	2.57	1.143
Hal Reniff, R ERA: 3.86	(8, 1)	2.0		6	0	0	0	1	0	0	0	0	0	0	8	8	0.00	0.000

PITCHER	IP	WLS	BF	H	R	ER	SO	BB	IBB	HBP	BLK	WP	HR	S	P	ERA	WHIP

BOTTOM

Batter	1	2	3	4	5	6	7	8	9	AB	R	H	RBI	BB	SO	LOB
Bobby Richardson, R (1, 4) OBP: 0.291, SLG: 0.327	K		F9			4-3		G4-6-3 1B		4	0	1	0	0	1	0
Phil Linz, R (1, 6) OBP: 0.280, SLG: 0.275	K		K			BB		G4-6-3 1-2f		2	0	0	0	1	2	0
Archie Moore, L (8, PH) OBP: 0.471, SLG: 0.643										1	0	0	0	0	0	1
Tony Kubek, L (9, 6) OBP: 0.253, SLG: 0.281										0	0	0	0	0	0	0
Mickey Mantle, S (1, 7) OBP: 0.378, SLG: 0.445	2-3			F4		K		BB		3	0	0	0	1	1	1
Ross Moschitto, R (8, PR) OBP: 0.179, SLG: 0.296										0	0	0	0	0	0	0
(9, 8)																
Tom Tresh, S (1, 8) OBP: 0.348, SLG: 0.480		6-3		6-3		K		K		4	0	0	0	0	2	2
Art Lopez, L (9, 7) OBP: 0.160, SLG: 0.143										0	0	0	0	0	0	0
Elston Howard, R (1, 2) OBP: 0.275, SLG: 0.340		1B 1B		F9			E 1B		FC3-6 1B	4	0	3	0	0	0	0
Hector Lopez, R (1, 9) OBP: 0.323, SLG: 0.385		L9			6-3		E5 1-3 1B		F6	4	0	1	0	0	0	2
Horace Clarke, S (1, 5) OBP: 0.295, SLG: 0.296		1-2 1B			4-3		L6		FC3-6 PB 1-2f	4	0	1	0	0	0	3
Ray Barker, L (1, 3) OBP: 0.320, SLG: 0.401		F4			HBP		K		K 1-3	1	0	0	0	0	0	2
Roger Repoz, L (7, PH) OBP: 0.299, SLG: 0.452										1	0	0	0	0	1	2
Hal Reniff, R (8, 1)										0	0	0	0	0	0	0
Jake Gibbs, L (9, PH) OBP: 0.270, SLG: 0.328										1	0	0	0	0	1	1
Mel Stottlemyre, R (1, 1) OBP: 0.135, SLG: 0.232			4-3		K		K		K	2	0	0	0	0	1	1
Roy White, S (7, PH) OBP: 0.400, SLG: 0.370										0	0	0	0	0	0	0
Joe Pepitone, L (7, PH) OBP: 0.305, SLG: 0.395										2	0	0	0	0	2	4
(8, 3)																
Inning Stats	R: 0 H: 0 E: 0 LOB: 0 K: 2 BB: 0 S: 7 P: 7	R: 0 H: 2 E: 0 LOB: 2 K: 0 BB: 0 S: 5 P: 5	R: 0 H: 0 E: 0 LOB: 0 K: 1 BB: 0 S: 5 P: 5	R: 0 H: 0 E: 0 LOB: 0 K: 0 BB: 0 S: 3 P: 3	R: 0 H: 0 E: 0 LOB: 1 K: 1 BB: 0 S: 5 P: 6	R: 0 H: 0 E: 0 LOB: 1 K: 2 BB: 1 S: 7 P: 11	R: 0 H: 2 E: 1 LOB: 2 K: 2 BB: 0 S: 9 P: 9	R: 0 H: 1 E: 0 LOB: 1 K: 1 BB: 1 S: 5 P: 9	R: 0 H: 1 E: 1 LOB: 2 K: 2 BB: 0 S: 9 P: 9	1B: 6 SF: 0 2B: 0 SAC: 0 3B: 0 DP: 1 HR: 0 HBP: 1							

PITCHER		IP	WLS	BF	H	R	ER	SO	BB	IBB	HBP	BLK	WP	HR	S	P	ERA	WHIP
Gary Peters, L ERA: 3.62	(1, 1)	6.2	W	26	4	0	0	7	1	0	1	0	0	0	38	43	0.00	0.750
Hoyt Wilhelm, R ERA: 1.81	(7, 1)	2.1	S	10	2	0	0	4	1	0	0	0	0	0	17	21	0.00	1.286

PITCHER	IP	WLS	BF	H	R	ER	SO	BB	IBB	HBP	BLK	WP	HR	S	P	ERA	WHIP

Chicago White Sox @ New York Yankees

Yankee Stadium, Bronx, NY

Sat Sep 25 1965, 3:38 AM EDT
Att. 19,331 - Unknown - 68 F

livebaseballscorecards.com

AB	33
R	0
H	6
RBI	0
BB	2
SO	11
LOB	19

WP: 0	PA: 36		
PB: 1			
SB: 0			
CS: 0			

Batter	1	2	3	4	5	6	7	8	9	AB	R	H	RBI	BB	SO	LOB
Danny Cater, R (1, 7) OBP: 0.315, SLG: 0.400	4-3			G6-3			FC6-4 SF9 1B	1B 1B		4	2	3	0	0	0	0
Don Buford, S (1, 4) (8, 5) OBP: 0.353, SLG: 0.389	F2			G6-3 1-2f			FC6-4 1-2	1B E 1-2		4	1	2	0	0	0	1
Bill Skowron, R (1, 3) OBP: 0.315, SLG: 0.419	5-3			1-3			FC6-4 HR 1-2f 2-3	E8 1-H 2-H		4	1	1	1	0	0	2
Tom McCraw, L (8, PR) (8, 3) OBP: 0.299, SLG: 0.292										0	0	0	0	0	0	0
John Romano, R (1, 2) OBP: 0.353, SLG: 0.422		F7			G6-4-3		SF9 3-H	IBB		2	0	1	1	1	0	0
J.C. Martin, L (8, 2) OBP: 0.331, SLG: 0.336										0	0	0	0	0	0	0
Pete Ward, L (1, 5) OBP: 0.328, SLG: 0.368		F7			F8		HR 1-H	L6		4	1	1	2	0	0	3
Eddie Fisher, R (8, 1) OBP: 0.167, SLG: 0.172										0	0	0	0	0	0	0
Ron Hansen, R (1, 6) OBP: 0.308, SLG: 0.349		F8			G6-4-3 1-2f		E6		K	4	0	0	0	0	1	1
Jim Hicks, R (1, 9) OBP: 0.188, SLG: 0.250			6-3			5-3	K		K	3	0	0	0	0	1	1
Tommie Agee, R (7, 9) OBP: 0.238, SLG: 0.211										1	0	0	0	0	1	0
Ken Berry, R (1, 8) OBP: 0.265, SLG: 0.349			6-3			5-3		5-3	K	4	0	0	0	0	1	0
Juan Pizarro, L (1, 1) OBP: 0.278, SLG: 0.324			K			F5		K		1	0	0	0	0	1	0
Dick Kenworthy, R (6, PH)										1	0	0	0	0	0	0
Bruce Howard, S (6, 1) OBP: 0.214, SLG: 0.211										0	0	0	0	0	0	0
Gene Freese, R (8, PH) OBP: 0.341, SLG: 0.351										1	0	0	0	0	1	0
Al Weis, S (8, 4) OBP: 0.356, SLG: 0.393										0	0	0	0	0	0	0
Inning Stats	R: 0 E: 0 K: 0 S: 3 H: 0 LOB: 0 BB: 0 P: 3	R: 0 E: 0 K: 0 S: 3 H: 0 LOB: 0 BB: 0 P: 3	R: 0 E: 0 K: 1 S: 5 H: 0 LOB: 0 BB: 0 P: 5	R: 0 E: 0 K: 0 S: 3 H: 1 LOB: 0 BB: 0 P: 3	R: 0 E: 0 K: 0 S: 3 H: 1 LOB: 0 BB: 0 P: 3	R: 0 E: 0 K: 0 S: 3 H: 0 LOB: 0 BB: 0 P: 3	R: 3 E: 1 K: 1 S: 9 H: 3 LOB: 1 BB: 0 P: 9	R: 2 E: 1 K: 1 S: 8 H: 3 LOB: 2 BB: 1 P: 12	R: 0 E: 0 K: 3 S: 9 H: 0 LOB: 0 BB: 0 P: 9	1B: 7 2B: 0 3B: 0 HR: 1	SF: 1 SAC: 0 DP: 2 HBP: 0						

TOP

Chicago White Sox @ New York Yankees

Yankee Stadium, Bronx, NY

Sun Sep 26 1965, 3:33 AM EDT

Att. 10,419 - Unknown - 72 F

livebaseballscorecards.com

AB	33
R	5
H	8
RBI	4
BB	1
SO	6
LOB	8

PITCHER		IP	WLS	BF	H	R	ER	SO	BB	IBB	HBP	BLK	WP	HR	S	P	ERA	WHIP
Whitey Ford, L ERA: 3.22	(1, 1)	9.0	L	35	8	5	4	6	0	1	0	0	0	1	46	50	4.00	0.889

PITCHER	IP	WLS	BF	H	R	ER	SO	BB	IBB	HBP	BLK	WP	HR	S	P	ERA	WHIP

Batter	1	2	3	4	5	6	7	8	9	AB	R	H	RBI	BB	SO	LOB
Bobby Richardson, R (1, 4) OBP: 0.289, SLG: 0.325	5-3		4-3		4-3		6-3			4	0	0	0	0	0	0
Horace Clarke, S (1, 5) OBP: 0.284, SLG: 0.284	K			L8	F9			4-3		4	0	0	0	0	1	0
Mickey Mantle, S (1, 7) OBP: 0.380, SLG: 0.453	1B			2B 3B	F5			3-1		3	1	2	0	0	0	0
Ross Moschitto, R (6, 8) OBP: 0.179, SLG: 0.296										0	0	0	0	0	0	0
Roger Repoz, L (8, PH) (9, 8) OBP: 0.298, SLG: 0.450										1	0	0	0	0	0	0
Tom Tresh, S (1, 8) (6, 7) OBP: 0.348, SLG: 0.480	K			1B 2B 3-H		K		3-1		4	1	1	1	0	2	1
Elston Howard, R (1, 2) OBP: 0.275, SLG: 0.340		F8		G3 1B 2-H		K			L9	4	1	1	1	0	1	0
Joe Pepitone, L (1, 3) OBP: 0.305, SLG: 0.394		K		G3 1-2		FC6-4 1B			K	4	0	1	0	0	2	1
Hector Lopez, R (1, 9) OBP: 0.322, SLG: 0.380		K		1B IBB		FC6-4 1-2f			5-3	3	0	0	0	1	1	1
Bobby Murcer, L (1, 6) OBP: 0.368, SLG: 0.424			L8	1B 1-3 2-H			K			3	0	1	1	0	1	0
Whitey Ford, L (1, 1) OBP: 0.226, SLG: 0.190			K	K			K			3	0	0	0	0	3	2
Inning Stats	R: 0 H: 1 E: 0 LOB: 1 K: 2 BB: 0 S: 8 P: 8	R: 0 H: 0 E: 0 LOB: 0 K: 2 BB: 0 S: 7 P: 7	R: 0 H: 0 E: 0 LOB: 0 K: 1 BB: 0 S: 5 P: 5	R: 3 H: 4 E: 0 LOB: 2 K: 1 BB: 1 S: 9 P: 13	R: 0 H: 0 E: 0 LOB: 0 K: 0 BB: 0 S: 3 P: 3	R: 0 H: 1 E: 0 LOB: 1 K: 2 BB: 0 S: 8 P: 8	R: 0 H: 0 E: 0 LOB: 0 K: 2 BB: 0 S: 7 P: 7	R: 0 H: 0 E: 0 LOB: 0 K: 0 BB: 0 S: 3 P: 3	R: 0 H: 0 E: 0 LOB: 0 K: 1 BB: 0 S: 5 P: 5	1B: 4 SF: 0 2B: 1 SAC: 0 3B: 1 DP: 0 HR: 0 HBP: 0							

PITCHER		IP	WLS	BF	H	R	ER	SO	BB	IBB	HBP	BLK	WP	HR	S	P	ERA	WHIP
Juan Pizarro, L ERA: 3.43	(1, 1)	5.0		21	5	3	3	6	0	1	0	0	0	0	32	36	5.40	1.000
Bruce Howard, R ERA: 3.69	(6, 1)	2.0	W	7	1	0	0	4	0	0	0	0	0	0	15	15	0.00	0.500
Eddie Fisher, R ERA: 2.4	(8, 1)	2.0	S	6	0	0	0	1	0	0	0	0	0	0	8	8	0.00	0.000

PITCHER	IP	WLS	BF	H	R	ER	SO	BB	IBB	HBP	BLK	WP	HR	S	P	ERA	WHIP

BOTTOM

Chicago White Sox @ New York Yankees

Yankee Stadium, Bronx, NY

Sun Sep 26 1965, 3:33 AM EDT

Att. 10,419 - Unknown - 72 F

livebaseballscorecards.com

AB	33
R	3
H	6
RBI	3
BB	1
SO	11
LOB	5

Batter	1	2	3	4	5	6	7	8	9	AB	R	H	RBI	BB	SO	LOB
Bobby Richardson, R (1, 4) OBP: 0.289, SLG: 0.324	F3		F3			6-4-3-6 1-2f		1B 2B 1B	6-3	5	1	1	0	0	0	1
Horace Clarke, S (1, 5) OBP: 0.301, SLG: 0.302	K			1B		1B		2B 1-2 1B		4	0	3	0	0	1	0
Archie Moore, L (1, 9) (6, 7) OBP: 0.524, SLG: 0.706	BB			K		1-2 1B		1-3 2-H 2B		3	0	2	1	1	1	1
Tom Tresh, S (1, 7) OBP: 0.346, SLG: 0.478	K			K		K		K		3	0	0	0	0	3	4
Mike Jurewicz, S (6, 1)										0	0	0	0	0	0	0
Jack Cullen, R (7, 1) OBP: 0.150, SLG: 0.150										0	0	0	0	0	0	0
Jake Gibbs, L (8, PH) OBP: 0.267, SLG: 0.324										1	0	0	0	0	1	2
Pedro Ramos, S (8, 1) OBP: 0.091, SLG: 0.091										0	0	0	0	0	0	0
Elston Howard, R (1, 2) OBP: 0.275, SLG: 0.337		4-3		F4			HR BB	K		3	1	0	0	1	1	3
Ray Barker, L (1, 3) OBP: 0.319, SLG: 0.395		3-1			K		F9	BB		3	0	0	0	1	1	1
Roger Repoz, L (1, 8) OBP: 0.297, SLG: 0.460		F2			F9		1-H HR	K		4	1	1	2	0	1	3
Bobby Murcer, L (1, 6) OBP: 0.333, SLG: 0.378			K		3-1		6-3		F6	4	0	0	0	0	1	0
Rich Beck, S (1, 1)			K			6-4-3-6 BB	K		L8	1	0	0	0	0	1	0
Roy White, S (6, PH) OBP: 0.394, SLG: 0.345 (6, 9)										2	0	0	0	1	1	0
Inning Stats	R: 0 E: 0 K: 2 S: 7 H: 0 LOB: 1 BB: 1 P: 11	R: 0 E: 0 K: 0 S: 3 H: 0 LOB: 0 BB: 0 P: 3	R: 0 E: 0 K: 2 S: 7 H: 0 LOB: 0 BB: 0 P: 7	R: 0 E: 0 K: 2 S: 8 H: 1 LOB: 1 BB: 0 P: 8	R: 0 E: 0 K: 1 S: 5 H: 0 LOB: 0 BB: 0 P: 5	R: 0 E: 0 K: 1 S: 6 H: 2 LOB: 2 BB: 1 P: 10	R: 2 E: 0 K: 1 S: 6 H: 1 LOB: 0 BB: 1 P: 10	R: 1 E: 0 K: 3 S: 12 H: 3 LOB: 3 BB: 1 P: 16	R: 0 E: 0 K: 0 S: 3 H: 0 LOB: 0 BB: 0 P: 3	1B: 5 2B: 2 3B: 0 HR: 1 SF: 0 SAC: 0 DP: 1 HBP: 0	WP: 0 PB: 0 SB: 0 CS: 0 PA: 37					

PITCHER		IP	WLS	BF	H	R	ER	SO	BB	IBB	HBP	BLK	WP	HR	S	P	ERA	WHIP
Sonny Siebert, R ERA: 2.5	(1, 1)	7.0	W	29	6	3	3	9	3	0	0	0	0	1	44	56	3.86	1.286
Don McMahon, R ERA: 3.28	(8, 1)	2.0	S	8	1	0	0	3	1	0	0	0	0	0	13	17	0.00	1.000

PITCHER	IP	WLS	BF	H	R	ER	SO	BB	IBB	HBP	BLK	WP	HR	S	P	ERA	WHIP

New York Yankees @ Cleveland Indians

Cleveland Municipal Stadium, Cleveland, OH

Tue Sep 28 1965, 7:05 PM EDT

Att. 3,674 - Unknown - 70 F

TOP

livebaseballscorecards.com

AB	33
R	3
H	7
RBI	3
BB	4
SO	12
LOB	15

Batter	1	2	3	4	5	6	7	8	9	AB	R	H	RBI	BB	SO	LOB
Vic Davalillo, L (1, 8) OBP: 0.336, SLG: 0.367	E3	6-3			3-1 HR	F6		CS		5	2	2	0	0	0	1
Dick Howser, R (1, 6) OBP: 0.355, SLG: 0.281	1-2		F3		1-2		F3	CS 1-2		4	2	2	0	0	0	0
Leon Wagner, L (1, 7) OBP: 0.370, SLG: 0.499	1-H 2-H		4-3		1-2 2-3		BB			4	1	2	2	0	0	2
Rocky Colavito, R (1, 9) OBP: 0.385, SLG: 0.478	L8		BB		2-H 3-H HR		1-2 BB			2	1	1	3	2	0	1
Fred Whitfield, L (1, 3) OBP: 0.326, SLG: 0.518	1-3 FC6-4		F2		3-1		1-2 2-H			4	0	2	1	0	0	1
Max Alvis, R (1, 5) OBP: 0.306, SLG: 0.392	K			6-3	F4		F5			4	0	0	0	0	1	4
Billy Moran, R (1, 4) OBP: 0.222, SLG: 0.125 Bill Davis, L (7, PH) OBP: 0.222, SLG: 0.333 Chico Salmon, R (8, 4) OBP: 0.288, SLG: 0.393	FC6-4 1-2f			BB		F3	F5			2 1 0	0 0 0	0 0 0	0 0 0	1 0 0	0 0 0	2 2 0
Phil Roof, R (1, 2) OBP: 0.247, SLG: 0.194		F8		1-2		K		K		4	0	1	0	0	2	0
Sonny Siebert, R (1, 1) OBP: 0.109, SLG: 0.175 Don McMahon, R (8, 1) OBP: 0.222, SLG: 0.222		F3		K2-5-1-2 2-3f		1B		K		3 1	0 0	1 0	0 0	0 0	1 1	2 0
Inning Stats	R: 2 E: 1 K: 1 S: 9 H: 3 LOB: 2 BB: 0 P: 9	R: 0 E: 0 K: 0 S: 3 H: 0 LOB: 0 BB: 0 P: 3	R: 0 E: 0 K: 0 S: 3 H: 0 LOB: 1 BB: 1 P: 7	R: 0 E: 0 K: 1 S: 5 H: 1 LOB: 2 BB: 1 P: 9	R: 3 E: 0 K: 0 S: 6 H: 3 LOB: 0 BB: 0 P: 6	R: 0 E: 0 K: 1 S: 6 H: 1 LOB: 1 BB: 0 P: 6	R: 1 E: 0 K: 0 S: 5 H: 2 LOB: 2 BB: 1 P: 9	R: 0 E: 0 K: 2 S: 7 H: 1 LOB: 0 BB: 0 P: 7		1B: 10 2B: 1 3B: 0 HR: 1 SF: 0 SAC: 0 DP: 1 HBP: 0						

PITCHER		IP	WLS	BF	H	R	ER	SO	BB	IBB	HBP	BLK	WP	HR	S	P	ERA	WHIP
Rich Beck, R ERA: 2.14	(1, 1)	5.0	L	24	7	5	4	2	2	0	0	0	1	1	26	34	7.20	1.800
Mike Jurewicz, L ERA: 7.71	(6, 1)	1.1		8	3	1	1	1	1	0	0	0	0	0	9	13	6.75	3.000
Jack Cullen, R ERA: 3.05	(7, 1)	0.2		2	0	0	0	0	0	0	0	0	0	0	2	2	0.00	0.000
Pedro Ramos, R ERA: 2.99	(8, 1)	1.0		3	1	0	0	2	0	0	0	0	0	0	7	7	0.00	1.000

PITCHER	IP	WLS	BF	H	R	ER	SO	BB	IBB	HBP	BLK	WP	HR	S	P	ERA	WHIP

BOTTOM

New York Yankees @ Cleveland Indians

Cleveland Municipal Stadium, Cleveland, OH

Tue Sep 28 1965, 7:05 PM EDT
Att. 3,674 - Unknown - 70 F

livebaseballscorecards.com

AB	34
R	6
H	11
RBI	6
BB	3
SO	5
LOB	15

WP: 1 PB: 0 SB: 0 CS: 1
PA: 38

Batter	1	2	3	4	5	6	7	8	9	AB	R	H	RBI	BB	SO	LOB
Bobby Richardson, R (1, 4) OBP: 0.287, SLG: 0.322	5-3			L6		F7		5-3		4	0	0	0	0	0	0
Roy White, S (1, 9) OBP: 0.378, SLG: 0.333	K			1B		1-3		L6		4	0	1	0	0	1	0
Tom Tresh, S (1, 8) OBP: 0.346, SLG: 0.476	F5			K		WP HR 1B			F5	4	1	1	0	0	1	1
Elston Howard, R (1, 2) OBP: 0.277, SLG: 0.345		K		4-3		HR 1-H			BB	3	1	1	2	1	1	1
Art Lopez, L (9, PR) OBP: 0.160, SLG: 0.143										0	0	0	0	0	0	0
Hector Lopez, R (1, 7) OBP: 0.318, SLG: 0.375		K			K	K			K	4	0	0	0	0	4	1
Clete Boyer, R (1, 5) OBP: 0.304, SLG: 0.424		L7			HR		F5		K	4	1	1	1	0	1	1
Ray Barker, L (1, 3) OBP: 0.319, SLG: 0.394			G6-4-3 1B		4-3		K			3	0	1	0	0	1	0
Phil Linz, R (1, 6) OBP: 0.280, SLG: 0.273			G6-4-3 1-2f		BB		K			2	0	0	0	1	1	1
Al Downing, R (1, 1) OBP: 0.143, SLG: 0.176			K		K			6-3		0	0	0	0	0	0	0
Bill Stafford, R (2, 1)										1	0	0	0	0	1	0
Hal Reniff, R (3, 1)										0	0	0	0	0	0	0
Mickey Mantle, S (5, PH) OBP: 0.379, SLG: 0.452										1	0	0	0	0	1	1
Jim Bouton, R (5, 1) OBP: 0.204, SLG: 0.093										0	0	0	0	0	0	0
Horace Clarke, S (8, PH) OBP: 0.298, SLG: 0.299										1	0	0	0	0	0	0
Pete Mikkelsen, R (8, 1) OBP: 0.100, SLG: 0.100										0	0	0	0	0	0	0
Inning Stats	R: 0 E: 0 K: 1 S: 5 H: 0 LOB: 0 BB: 0 P: 5	R: 0 E: 0 K: 2 S: 7 H: 0 LOB: 0 BB: 0 P: 7	R: 0 E: 0 K: 1 S: 5 H: 1 LOB: 0 BB: 0 P: 5	R: 0 E: 0 K: 1 S: 6 H: 1 LOB: 1 BB: 0 P: 6	R: 1 E: 0 K: 2 S: 8 H: 1 LOB: 1 BB: 1 P: 12	R: 2 E: 0 K: 1 S: 7 H: 2 LOB: 0 BB: 0 P: 7	R: 0 E: 0 K: 2 S: 7 H: 0 LOB: 0 BB: 0 P: 7	R: 0 E: 0 K: 0 S: 3 H: 0 LOB: 0 BB: 0 P: 3	R: 0 E: 0 K: 2 S: 7 H: 0 LOB: 1 BB: 1 P: 11	1B: 3 2B: 0 3B: 0 HR: 2 SF: 0 SAC: 0 DP: 1 HBP: 0						

PITCHER	IP	WLS	BF	H	R	ER	SO	BB	IBB	HBP	BLK	WP	HR	S	P	ERA	WHIP
Sam McDowell, L (1, 1) ERA: 2.18	9.0	W	33	5	3	3	12	2	0	0	0	1	2	55	63	3.00	0.778

PITCHER	IP	WLS	BF	H	R	ER	SO	BB	IBB	HBP	BLK	WP	HR	S	P	ERA	WHIP

TOP

New York Yankees @ Cleveland Indians

Cleveland Municipal Stadium, Cleveland, OH

Wed Sep 29 1965, 7:05 PM EDT
Att. 4,150 - Unknown - 72 F

livebaseballscorecards.com

AB	31
R	3
H	5
RBI	3
BB	2
SO	12
LOB	6

WP: 1	PA: 33
PB: 0	
SB: 0	
CS: 0	

Batter	1	2	3	4	5	6	7	8	9	AB	R	H	RBI	BB	SO	LOB
Larry Brown, R (1, 6) OBP: 0.317, SLG: 0.376	S S S 0-3 ① K		B B B B 4-0 E S 1B BB	B B B B 4-0 WP 1B BB		x 0-0 ① F4		x 0-0 ① B2		3	1	0	0	2	1	0
Max Alvis, R (1, 5) OBP: 0.311, SLG: 0.401	B B B B 4-0 WP BB		x 0-0 1-3 1-H HR 1B	x 0-0 WP 1-2 1B		x 0-0 1B		x 0-0 HR		4	2	4	2	1	0	0
Chuck Hinton, R (1, 8) (6, 7) OBP: 0.338, SLG: 0.453	x 0-0 ② 5-3 1-2		x 0-0 ② 1-3 1-2	B B B B 4-0 1-2 2-3 BB		x 0-0 ② L4		S S S 0-3 ② K		4	0	0	0	1	1	3
Rocky Colavito, R (1, 9) OBP: 0.385, SLG: 0.476	B B B B 4-0 BB		B B B B 4-0 HR BB	S S S 0-3 ② K		x 0-0 ③ F3		S S S 0-3 ③ K		3	1	0	0	2	2	4
Fred Whitfield, L (1, 3) OBP: 0.325, SLG: 0.522	x 0-0 ③ F6		x 0-0 1-H 2-H HR	x 0-0 ③ F4			x 0-0 ① G3			4	1	1	3	0	0	5
Lou Clinton, R (1, 7) OBP: 0.308, SLG: 0.335 Vic Davalillo, L (5, PR) (6, 8) OBP: 0.337, SLG: 0.368		x 0-0 ① L5	B B B B 4-0 BB BB		x 0-0 SH1-3 1B		x 0-0 FC3-6 BB 1B			2 1	0 0	1 1	0 0	1 0	0 0	0 0
Dick Howser, R (1, 4) OBP: 0.357, SLG: 0.279		x 0-0 ② 6-3	B B B B 4-0 1-2 BB		x 0-0 ① L5		B B B 4-0 FC3-6 1-2 BB			2	0	0	0	2	0	1
Phil Roof, R (1, 2) OBP: 0.240, SLG: 0.188 Al Luplow, L (7, PH) OBP: 0.188, SLG: 0.244 Joe Azcue, R (8, 2) OBP: 0.291, SLG: 0.269		S S S 0-3 ③ K	x 0-0 ③ F5		x 0-0 ② SH1-3 1-2		x 0-0 ② FC3-6 1-2f 2-3			2 1 0	0 0 0	0 0 0	0 0 0	0 0 0	1 0 0	2 2 0
Sam McDowell, L (1, 1) OBP: 0.140, SLG: 0.141			x 0-0 ① G3	x 0-0 ① 3-1	x 0-0 ③ F8		S S S 0-3 ③ K			4	0	0	0	0	1	4
Inning Stats	R: 0 E: 0 K: 1 S: 5 H: 0 LOB: 2 BB: 2 P: 13	R: 0 E: 0 K: 1 S: 5 H: 0 LOB: 0 BB: 0 P: 5	R: 4 E: 0 K: 0 S: 5 H: 2 LOB: 2 BB: 4 P: 21	R: 0 E: 0 K: 1 S: 6 H: 1 LOB: 3 BB: 2 P: 14	R: 0 E: 0 K: 0 S: 4 H: 1 LOB: 2 BB: 0 P: 4	R: 0 E: 0 K: 0 S: 4 H: 1 LOB: 1 BB: 0 P: 4	R: 0 E: 0 K: 1 S: 6 H: 1 LOB: 2 BB: 1 P: 10	R: 1 E: 0 K: 2 S: 8 H: 1 LOB: 0 BB: 0 P: 8		1B: 5 2B: 0 3B: 0 HR: 2	SF: 0 SAC: 1 DP: 0 HBP: 0			WP: 2 PB: 0 SB: 1 CS: 0	PA: 40		

PITCHER		IP	WLS	BF	H	R	ER	SO	BB	IBB	HBP	BLK	WP	HR	S	P	ERA	WHIP
Al Downing, L ERA: 3.4	(1, 1)	1.0		5	0	0	0	1	2	0	0	0	1	0	5	13	0.00	2.000
Bill Stafford, R ERA: 3.56	(2, 1)	1.2	L	10	2	4	4	1	3	0	0	0	0	1	9	21	21.60	3.000
Hal Reniff, R ERA: 3.8	(3, 1)	1.1		8	1	0	0	1	3	0	0	0	1	0	7	19	0.00	3.000
Jim Bouton, R ERA: 4.82	(5, 1)	3.0		13	3	0	0	1	1	0	0	0	0	0	14	18	0.00	1.333
Pete Mikkelsen, R ERA: 3.28	(8, 1)	1.0		4	1	1	1	2	0	0	0	0	0	1	8	8	9.00	1.000

PITCHER	IP	WLS	BF	H	R	ER	SO	BB	IBB	HBP	BLK	WP	HR	S	P	ERA	WHIP

BOTTOM

New York Yankees @ Cleveland Indians

Cleveland Municipal Stadium, Cleveland, OH

Wed Sep 29 1965, 7:05 PM EDT
Att. 4,150 - Unknown - 72 F

livebaseballscorecards.com

AB	30
R	5
H	7
RBI	5
BB	9
SO	6
LOB	21

New York Yankees @ Boston Red Sox

Fenway Park, Boston, MA

Sat Oct 02 1965, 3:33 AM EDT

Att. 4,300 - Unknown

TOP

livebaseballscorecards.com

Batter	1	2	3	4	5	6	7	8	9	AB	R	H	RBI	BB	SO	LOB
Bobby Richardson, R (1, 4) OBP: 0.288, SLG: 0.324	0-0 2B 1B 1B	0-0 1-3 2-H 2B			0-0 ② 6-3		0-0 ② F4		0-0 ③ F4	5	1	2	1	0	0	1
Roy White, S (1, 8) (6, 9) OBP: 0.390, SLG: 0.378	0-0 1-3 1B 2B	0-3 ③ K			0-0 ③ F8		0-0 S 2-H 1B			4	1	2	1	0	1	2
Tom Tresh, S (1, 7) OBP: 0.346, SLG: 0.476	0-0 G4-6-3 2-H 3-H 1B		B B B B 4-0 G4-6-3 BB			0-0 ① 5-3	0-0 ③ 1-3 1-2			3	0	1	2	1	0	1
Elston Howard, R (1, 2) OBP: 0.277, SLG: 0.342	0-0 ①② G4-6-3 1-2f		0-0 ①② G4-6-3 1-2f			0-0 ② F9		B B B B 4-0 FC3-6 BB		3	0	0	0	1	0	2
Clete Boyer, R (1, 5) OBP: 0.302, SLG: 0.421	S S S 0-3 ③ K		S S S 0-3 ③ K			0-0 E5 HR		0-0 ① FC3-6 4-3 1-2f		4	1	0	0	0	2	1
Hector Lopez, R (1, 9) OBP: 0.322, SLG: 0.392 Roger Repoz, L (6, 8) OBP: 0.296, SLG: 0.458		0-0 2B 2B		0-0 ① 5-3		0-0 1-H HR		0-0 ② 4-3 2-3		3 1	2 0	2 0	2 0	0 0	0 0	0 1
Ray Barker, L (1, 3) OBP: 0.313, SLG: 0.386	S S S 0-3 ① K			S S S 0-3 ② K		0-0 ③ 4-3		0-0 ③ 3-1		4	0	0	0	0	2	2
Phil Linz, R (1, 6) OBP: 0.281, SLG: 0.277 Tony Kubek, L (9, PH) (9, 6) OBP: 0.253, SLG: 0.281	0-0 ② L7			0-0 ③ F8			0-0 1B 2B		S S S 0-3 ① K	3 1	1 0	1 0	0 0	0 1	0 0	1 0
Mel Stottlemyre, R (1, 1) OBP: 0.140, SLG: 0.232	0-0 2B 1B				S S S 0-3 ① K		0-0 ① F2		S S S 0-3 ② K	4	0	1	0	0	2	1

	AB	35
	R	6
	H	9
	RBI	6
	BB	2
	SO	8
	LOB	12

Inning Stats	1	2	3	4	5	6	7	8	9
	R: 2 E: 0 K: 1 S: 7	H: 3 LOB: 0 BB: 0 P: 7	R: 1 E: 0 K: 2 S: 10	H: 3 LOB: 2 BB: 0 P: 10	R: 0 E: 0 K: 1 S: 4	H: 0 LOB: 0 BB: 1 P: 8	R: 0 E: 0 K: 1 S: 5	H: 0 LOB: 0 BB: 0 P: 5	R: 0 E: 0 K: 1 S: 5	H: 0 LOB: 0 BB: 0 P: 5
	R: 2 E: 1 K: 0 S: 5	H: 1 LOB: 0 BB: 0 P: 5	R: 1 E: 0 K: 0 S: 5	H: 2 LOB: 1 BB: 0 P: 5	R: 0 E: 1 K: 0 S: 3	H: 0 LOB: 1 BB: 1 P: 7	R: 0 E: 0 K: 2 S: 7	H: 0 LOB: 0 BB: 0 P: 7		

	1B: 4	SF: 0
	2B: 4	SAC: 0
	3B: 0	DP: 2
	HR: 1	HBP: 0

	WP: 0	PA: 37
	PB: 0	
	SB: 1	
	CS: 0	

PITCHER		IP	WLS	BF	H	R	ER	SO	BB	IBB	HBP	BLK	WP	HR	S	P	ERA	WHIP
Dennis Bennett, L ERA: 4.38	(1, 1)	6.0	L	25	7	5	3	6	1	0	0	0	0	1	36	40	4.50	1.333
Dick Radatz, R ERA: 3.72	(7, 1)	3.0		12	2	1	1	2	1	0	0	0	0	0	15	19	3.00	1.000

PITCHER	IP	WLS	BF	H	R	ER	SO	BB	IBB	HBP	BLK	WP	HR	S	P	ERA	WHIP

New York Yankees @ Boston Red Sox

Fenway Park, Boston, MA

Sat Oct 02 1965, 3:33 AM EDT

Att. 4,300 - Unknown

livebaseballscorecards.com

Batter	1	2	3	4	5	6	7	8	9	AB	R	H	RBI	BB	SO	LOB
Chuck Schilling, R (1, 4) OBP: 0.294, SLG: 0.337	F8	BB			L6	FC4-6 BB			G5-4-3	2	0	0	0	1	0	0
Felix Mantilla, R (6, PH) OBP: 0.374, SLG: 0.416 (7, 4)										1	0	0	0	1	0	1
Dalton Jones, L (1, 5) OBP: 0.325, SLG: 0.373	HR	3-1			4-3	FC4-6			1B	5	1	2	1	0	0	6
Earl Wilson, R (9, PR) OBP: 0.308, SLG: 0.416										0	0	0	0	0	0	0
Carl Yastrzemski, L (1, 7) OBP: 0.394, SLG: 0.528	1-3 BB		6-3		6-3		3-1		K	4	0	0	0	1	1	1
Tony Conigliaro, R (1, 9) OBP: 0.336, SLG: 0.513	1-3		K			L8	F7			4	0	0	0	0	1	1
Lee Thomas, L (1, 3) OBP: 0.362, SLG: 0.465	F7		HR			4-1 2B 1B	3-1			4	2	2	1	0	0	1
Jim Gosger, L (1, 8) OBP: 0.317, SLG: 0.401		2B BB	K			4-1		4-3		3	0	0	0	1	1	1
Eddie Bressoud, R (1, 6) OBP: 0.296, SLG: 0.349		L1-5 2B		6-3		1B 2B		K		4	1	2	1	0	1	0
Mike Ryan, R (1, 2) OBP: 0.198, SLG: 0.269		L1-5		P3		BB 1B		6-3		4	0	1	1	0	0	2
Dennis Bennett, L (1, 1) OBP: 0.289, SLG: 0.205		BB BB		K		BB BB			G5-4-3 1B	1	0	0	0	1	1	0
Lenny Green, L (6, PH) OBP: 0.360, SLG: 0.429										0	0	0	0	1	0	0
Dick Radatz, R (7, 1) OBP: 0.207, SLG: 0.321										0	0	0	0	0	0	0
Russ Nixon, L (9, PH) OBP: 0.297, SLG: 0.324										1	0	1	0	0	0	0

Inning Stats	1	2	3	4	5	6	7	8	9						
	R: 1 H: 1	R: 0 H: 1	R: 1 H: 1	R: 0 H: 0	R: 0 H: 0	R: 2 H: 3	R: 0 H: 0	R: 0 H: 0	R: 0 H: 2	1B: 4	SF: 0	WP: 0	PA: 39
	E: 0 LOB: 1	E: 0 LOB: 3	E: 0 LOB: 0	E: 0 LOB: 0	E: 0 LOB: 0	E: 0 LOB: 3	E: 0 LOB: 0	E: 0 LOB: 0	E: 0 LOB: 1	2B: 3	SAC: 0	PB: 0	
	K: 0 BB: 1	K: 0 BB: 3	K: 2 BB: 0	K: 1 BB: 0	K: 0 BB: 0	K: 0 BB: 2	K: 0 BB: 0	K: 1 BB: 0	K: 1 BB: 0	3B: 0	DP: 2	SB: 0	
	S: 4 P: 8	S: 3 P: 15	S: 8 P: 8	S: 5 P: 5	S: 3 P: 3	S: 6 P: 14	S: 3 P: 3	S: 5 P: 5	S: 6 P: 6	HR: 2	HBP: 0	CS: 0	

PITCHER	IP	WLS	BF	H	R	ER	SO	BB	IBB	HBP	BLK	WP	HR	S	P	ERA	WHIP
Mel Stottlemyre, R (1, 1) ERA: 2.63	9.0	W	39	8	4	4	5	6	0	0	0	0	2	43	67	4.00	1.556

PITCHER	IP	WLS	BF	H	R	ER	SO	BB	IBB	HBP	BLK	WP	HR	S	P	ERA	WHIP

Batter	1	2	3	4	5	6	7	8	9	AB	R	H	RBI	BB	SO	LOB
Bobby Richardson, R (1, 4) OBP: 0.287, SLG: 0.322	F8	F6		G5-4-3 1-2f		5-3	5-3		2-H 1B	6	0	1	1	0	0	4
Roy White, S (1, 9) OBP: 0.404, SLG: 0.381	BB		E G3 1B 1B	1B E 1B		5-3		L8	F9	5	2	2	0	1	0	1
Tom Tresh, S (1, 7) OBP: 0.348, SLG: 0.477	K		F6	E 1-3		2B 1B		L4-3 1B		5	2	3	0	0	1	2
Ross Moschitto, R (8, PR) OBP: 0.179, SLG: 0.296 (8, 7)										0	0	0	0	0	0	0
Elston Howard, R (1, 2) OBP: 0.278, SLG: 0.345	4-3		E8 G3 1-3 2B 1B	E9 1-H 3-H		1-H 2B		L4-3 1-2		5	1	2	1	0	0	2
Roger Repoz, L (1, 8) OBP: 0.298, SLG: 0.454		FC5-4 1B	G3 1-2 3-H	K		5-3			BBBB SH3-4 HR BB	4	1	1	1	1	1	3
Clete Boyer, R (1, 5) OBP: 0.304, SLG: 0.423		FC5-4 1B 1B 1-2f	1B 2-H 2B		K		SH2-4 1B 1B		SH3-4 1-2	4	3	2	1	0	1	1
Tony Kubek, L (1, 6) OBP: 0.258, SLG: 0.295		1B 1-3 1B	1B 2-H 1B		B2-3		SH2-4 1-2		HR 2-H	4	1	3	3	0	0	0
Ray Barker, L (1, 3) OBP: 0.324, SLG: 0.398		1-3 1B 3-H	4-3		BB		SH5-3 2-H 1B		1B 2B	4	1	3	2	1	0	1
Whitey Ford, L (1, 1) OBP: 0.230, SLG: 0.195 Pedro Ramos, S (8, 1) OBP: 0.083, SLG: 0.083		F6		G5-4-3 1B	4-3		SH5-3 1-2		K	3	0	1	0	0	0	3
										1	0	0	0	0	1	1
Inning Stats	R: 0 E: 0 K: 1 S: 5 H: 0 LOB: 1 BB: 1 P: 9	R: 1 E: 0 K: 0 S: 6 H: 3 LOB: 2 BB: 0 P: 6	R: 3 E: 1 K: 0 S: 7 H: 4 LOB: 1 BB: 0 P: 7	R: 2 E: 1 K: 1 S: 8 H: 3 LOB: 1 BB: 0 P: 8	R: 0 E: 0 K: 1 S: 5 H: 0 LOB: 1 BB: 1 P: 9	R: 1 E: 0 K: 0 S: 5 H: 2 LOB: 1 BB: 0 P: 5	R: 1 E: 0 K: 0 S: 5 H: 2 LOB: 1 BB: 0 P: 5	R: 0 E: 0 K: 0 S: 3 H: 1 LOB: 1 BB: 0 P: 3	R: 3 E: 0 K: 1 S: 8 H: 3 LOB: 1 BB: 1 P: 12	1B: 14 2B: 4 3B: 0 HR: 1 SF: 0 SAC: 3 DP: 2 HBP: 0						

TOP

New York Yankees @ Boston Red Sox

Fenway Park, Boston, MA

Sun Oct 03 1965, 3:33 AM EDT

Att. 5,933 - Unknown - 71 F

livebaseballscorecards.com

AB	41
R	11
H	18
RBI	9
BB	3
SO	4
LOB	18

WP: 0 PB: 0 SB: 0 CS: 0 PA: 47

PITCHER		IP	WLS	BF	H	R	ER	SO	BB	IBB	HBP	BLK	WP	HR	S	P	ERA	WHIP
Earl Wilson, R ERA: 3.98	(1, 1)	2.2		16	7	4	4	1	1	0	0	0	0	0	17	21	13.50	3.000
Arnold Earley, L ERA: 3.63	(3, 1)	3.1	L	16	5	3	1	2	1	0	0	0	0	0	19	23	2.70	1.800
Bob Duliba, R ERA: 3.78	(7, 1)	2.0		8	3	1	1	0	0	0	0	0	0	0	8	8	4.50	1.500
Dick Radatz, R ERA: 3.91	(9, 1)	1.0		7	3	3	3	1	1	0	0	0	0	1	8	12	27.00	4.000

PITCHER	IP	WLS	BF	H	R	ER	SO	BB	IBB	HBP	BLK	WP	HR	S	P	ERA	WHIP

BOTTOM

New York Yankees @ Boston Red Sox

Fenway Park, Boston, MA

Sun Oct 03 1965, 3:33 AM EDT

Att. 5,933 - Unknown - 71 F

livebaseballscorecards.com

Batter	1	2	3	4	5	6	7	8	9	AB	R	H	RBI	BB	SO	LOB
Chuck Schilling, R (1, 4) OBP: 0.292, SLG: 0.333	F9		HR, 1B	F2			F3		F8	5	1	1	0	0	0	2
Frank Malzone, R (1, 5) OBP: 0.293, SLG: 0.319	4-3		F9		L7		1B, 2B		F8	5	1	1	0	0	0	1
Carl Yastrzemski, L (1, 7) OBP: 0.395, SLG: 0.536	E, 2B		1-H, HR		PB, 1B		F8		F7	5	2	3	2	0	0	1
Tony Conigliaro, R (1, 9) OBP: 0.337, SLG: 0.512	E5, 2-H, 1B		F7		F3, 1-2		FC5-4, 2-H, 1B			4	0	2	2	0	0	1
Tony Horton, R (1, 3) OBP: 0.361, SLG: 0.485	1-3		SSS, K		6-3		FC5-4, 1-2f			4	0	0	0	0	1	3
Jim Gosger, L (1, 8) OBP: 0.318, SLG: 0.410		HR	SSS, K	SSS, K				1-3, 1B		2	1	1	1	0	1	0
Lenny Green, L (6, 8) OBP: 0.361, SLG: 0.429										2	0	1	0	0	1	0
Eddie Bressoud, R (1, 6) OBP: 0.299, SLG: 0.351		F8		PB, 1B		FC5-4, 1B		1-3, 1-2		4	0	2	0	0	0	1
Mike Ryan, R (1, 2) OBP: 0.193, SLG: 0.262		6-3		L6		FC5-4, FC5-4, 1-2f		6-3		3	0	0	0	0	0	2
Russ Nixon, L (8, PH) OBP: 0.295, SLG: 0.321 (9, 2)										1	0	0	0	0	0	1
Earl Wilson, R (1, 1) OBP: 0.304, SLG: 0.410		5-3	SSS, K, 1-2			FC5-4, 1-2f		6-3		1	0	0	0	0	0	0
Arnold Earley, L (3, 1)										1	0	0	0	0	1	1
Rico Petrocelli, R (6, PH) OBP: 0.309, SLG: 0.412										1	0	0	0	0	0	1
Bob Duliba, R (7, 1)										0	0	0	0	0	0	0
Lee Thomas, L (8, PH) OBP: 0.361, SLG: 0.464										1	0	0	0	0	0	1
Dick Radatz, R (9, 1) OBP: 0.207, SLG: 0.321										0	0	0	0	0	0	0
Inning Stats	R: 1 E: 1 K: 0 S: 5 H: 2 LOB: 1 BB: 0 P: 5	R: 1 E: 0 K: 0 S: 4 H: 1 LOB: 0 BB: 0 P: 4	R: 2 E: 0 K: 1 S: 7 H: 2 LOB: 0 BB: 0 P: 7	R: 0 E: 0 K: 2 S: 9 H: 1 LOB: 2 BB: 0 P: 9	R: 0 E: 0 K: 0 S: 4 H: 1 LOB: 1 BB: 0 P: 4	R: 0 E: 0 K: 1 S: 6 H: 1 LOB: 1 BB: 0 P: 6	R: 1 E: 0 K: 0 S: 5 H: 2 LOB: 1 BB: 0 P: 5	R: 0 E: 0 K: 0 S: 4 H: 1 LOB: 1 BB: 0 P: 4	R: 0 E: 0 K: 0 S: 3 H: 0 LOB: 0 BB: 0 P: 3	1B: 7 2B: 2 3B: 0 HR: 2 SF: 0 SAC: 0 DP: 0 HBP: 0						

	AB	39
	R	5
	H	11
	RBI	5
	BB	0
	SO	4
	LOB	15

WP: 0 PB: 2 SB: 0 CS: 0 PA: 39

PITCHER		IP	WLS	BF	H	R	ER	SO	BB	IBB	HBP	BLK	WP	HR	S	P	ERA	WHIP
Whitey Ford, L ERA: 3.28	(1, 1)	7.0	W	33	11	5	4	4	0	0	0	0	0	2	41	41	5.14	1.571
Pedro Ramos, R ERA: 2.92	(8, 1)	2.0	S	6	0	0	0	0	0	0	0	0	0	0	6	6	0.00	0.000

PITCHER	IP	WLS	BF	H	R	ER	SO	BB	IBB	HBP	BLK	WP	HR	S	P	ERA	WHIP