


New York Yankees - 1965

Batter	1	2	3	4	5	6	7	8	9	10	11	AB	R	H	RBI	BB	SO	LOB	TOP			
Tom Tresh, S OBP: 0.200, SLG: 0.200 (1, 8)	F9			5-3		FC6-4 1B		5-3		1-3		5	0	1	0	0	0	1				
Bobby Richardson, R OBP: 0.400, SLG: 0.250 (1, 4)	6-3			SH5-3 1B		FC6-4 1-2		5-3		IBB		4	0	1	0	1	0	1				
Roger Maris, L (1, 9)	4-3			SH5-3		P4			F8	K		4	0	0	0	0	1	3				
Mickey Mantle, S Art Lopez, L OBP: 0.500, SLG: 0.333 (9, PR) (9, 7)		6-3									E4	3	1	1	0	1	0	1				
Elston Howard, R OBP: 0.400, SLG: 1.200 (1, 2)		1-3									G6-4-3	1	1	0	0	0	0	0				
Joe Pepitone, L (1, 3)		1-3			HR						G3	5	2	2	1	0	0	2				
Clete Boyer, R (1, 5)												3	0	0	1	0	1	1				
Tony Kubek, L (1, 6)												4	0	0	0	0	0	0				
Jim Bouton, R Phil Linz, R Hal Reniff, R Hector Lopez, R Pete Mikkelsen, R Pedro Gonzalez, R Pedro Ramos, S (1, 1) (8, PH) (8, 1) (8, PH) (8, 1) (10, PH) (10, 1)												1	0	0	0	0	0	0				
Inning Stats	R: 0 E: 0 K: 0 S: 3	H: 0 LOB: 0 BB: 0 P: 3	R: 0 E: 0 K: 0 S: 3	H: 0 LOB: 0 BB: 0 P: 3	R: 0 E: 0 K: 1 S: 5	H: 0 LOB: 0 BB: 0 P: 5	R: 0 E: 0 K: 0 S: 4	H: 1 LOB: 1 BB: 0 P: 4	R: 1 E: 0 K: 0 S: 4	H: 1 LOB: 0 BB: 1 P: 4	R: 0 E: 0 K: 1 S: 5	H: 0 LOB: 0 BB: 0 P: 5	R: 1 E: 1 K: 0 S: 5	H: 1 LOB: 1 BB: 0 P: 5	R: 0 E: 1 K: 1 S: 6	H: 0 LOB: 2 BB: 1 P: 10	R: 0 E: 1 K: 0 S: 3	H: 0 LOB: 0 BB: 0 P: 3	1B: 3 2B: 1 3B: 0 HR: 1	SF: 1 SAC: 2 DP: 1 HBP: 0	WP: 0 PB: 0 SB: 1 CS: 0	PA: 42
PITCHER	IP 9.0	WLS 34	BF 5	H 4	R 0	ER 3	SO 2	BB 1	IBB 0	HBP 0	BLK 0	WP 0	HR 1	S 37	P 41	ERA 3.00	WHIP 0.667					
Jim Kaat, L ERA: 3.0 (1, 1)																						
Jerry Fosnow, L ERA: (10, 1)	2.0	W	8	0	0	0	1	0	1	0	0	0	0	9	13	0.00	0.000					

New York Yankees @ Minnesota Twins
Metropolitan Stadium, Bloomington, MI
Mon Apr 12 1965, 4:33 AM EST
Alt. 15,388 - Overcast - 44 F

livebaseballscores.com

AB 37
R 4
H 5
RBI 3
BB 2
SO 3
LOB 11




Batter	1	2	3	4	5	6	7	8	9	10	11	AB	R	H	RBI	BB	SO	LOB	BOTTOM					
Zolo Versalles, R (1, 6)	K	K		P6							P7	6	0	0	0	2	6							
Jerry Kindall, R (1, 4)	WP 4-3 BB			F7	F8						K	4	1	0	0	2	2	5						
Rich Rollins, R Cesar Tovar, R OBP: 0.500, SLG: 0.500 (1, 5) (4, 5)	4-3 WP BB			F7								1	0	0	0	1	0	0						
Tony Oliva, L (1, 9)	4-3			L7								4	0	2	1	0	0	1						
Harmon Killebrew, R OBP: 0.800, SLG: 0.333 (1, 3)	F8											3	1	1	0	2	0	2						
Jimmie Hall, L (1, 8)												5	1	0	0	0	0	4						
Bob Allison, R OBP: 0.600, SLG: 0.500 (1, 7)												4	2	2	0	1	0	0						
Jerry Zimmerman, R Rich Reese, L (1, 2) (11, PH)												4	0	0	0	0	1	5						
Jim Kaat, L Don Mincher, R Jerry Fosnow, R Sandy Valdespino, L OBP: 0.333, SLG: 0.333 (9, PH) (10, 1) (11, PH)												3	0	1	2	0	2	1						
Inning Stats	R: 1 E: 0 K: 1 S: 5	H: 0 LOB: 1 BB: 2 P: 13	R: 1 E: 2 K: 2 S: 9	H: 1 LOB: 1 BB: 0 P: 9	R: 0 E: 0 K: 0 S: 3	H: 0 LOB: 0 BB: 0 P: 3	R: 2 E: 2 K: 0 S: 6	H: 2 LOB: 2 BB: 1 P: 10	R: 0 E: 0 K: 0 S: 4	H: 0 LOB: 0 BB: 0 P: 4	R: 0 E: 0 K: 1 S: 5	H: 0 LOB: 1 BB: 1 P: 7	R: 0 E: 0 K: 1 S: 5	H: 1 LOB: 2 BB: 1 P: 9	R: 0 E: 0 K: 1 S: 5	H: 0 LOB: 0 BB: 0 P: 5	R: 0 E: 0 K: 0 S: 3	H: 0 LOB: 1 BB: 1 P: 7	R: 1 E: 1 K: 1 S: 6	H: 1 LOB: 3 BB: 2 P: 14	1B: 6 2B: 1 3B: 0 HR: 0	SF: 0 SAC: 0 DP: 1 HBP: 0	WP: 3 PB: 0 SB: 2 CS: 0	PA: 48
PITCHER	IP 5.0	WLS 7	BF 4	H 4	R 4	ER 2	SO 3	BB 3	IBB 0	HBP 0	BLK 0	WP 2	HR 0	S 27	P 39	ERA 3.60	WHIP 1.400							
Jim Bouton, R ERA: 3.6 (6, 1)																								
Hal Reniff, R ERA: (8, 1)	2.0	7	0	0	0	1	1	0	0	0	0	1	0	8	12	0.00	0.500							
Pete Mikkelsen, R ERA: (8, 1)	2.0	7	1	0	0	2	1	0	0	0	0	0	0	10	14	0.00	1.000							
Pedro Ramos, R ERA: (10, 1)	1.2	L	10	1	1	0	1	1	2	0	0	0	0	9	21	0.00	1.200							

New York Yankees @ Minnesota Twins
Metropolitan Stadium, Bloomington, MI
Mon Apr 12 1965, 4:33 AM EST
Alt. 15,388 - Overcast - 44 F

livebaseballscores.com

AB 40
R 5
H 6
RBI 4
BB 8
SO 7
LOB 27



Batter	1	2	3	4	5	6	7	8	9	AB	R	H	RBI	BB	SO	LOB	TOP							
Tom Tresh, S OBP: 0.300, SLG: 0.600	F6		K					F6		5	2	2	2	0	1	1								
Bobby Richardson, R OBP: 0.444, SLG: 0.375	F8		6-3					SH3		4	0	2	0	0	0	1								
Roger Maris, L	F8							K		4	0	0	0	1	1	2								
Mickey Mantle, S OBP: 0.556, SLG: 0.333		F8						BB		3	0	1	0	2	0	2								
Joe Pepitone, L		K						SH3		3	0	0	0	2	2	1								
Tony Kubek, L								BB		3	0	0	1	2	0	4								
Johnny Blanchard, L Phil Linz, R		F2						F4		4	0	2	0	0	0	4								
Clete Boyer, R OBP: 0.375, SLG: 0.200								G4-3		2	0	1	0	2	0	1								
Whitey Ford, L								SH1-4		1	1	0	0	1	0	2								
Hal Reniff, R								SH1-4		0	0	0	0	0	0	0								
Pete Mikkelsen, R								1-3		0	0	0	0	0	0	0								
Hector Lopez, R								HR		1	0	0	0	0	0	1								
Bill Stafford, R								BB		0	0	0	0	0	0	0								
Inning Stats	R: 0 E: 0 K: 0 S: 3	H: 0 LOB: 0 BB: 0 P: 3	R: 0 E: 0 K: 1 S: 5	H: 0 LOB: 1 BB: 1 P: 9	R: 0 E: 0 K: 1 S: 6	H: 1 LOB: 1 BB: 0 P: 6	R: 0 E: 0 K: 1 S: 5	H: 0 LOB: 1 BB: 1 P: 9	R: 2 E: 0 K: 0 S: 5	H: 3 LOB: 2 BB: 2 P: 13	R: 0 E: 0 K: 0 S: 4	H: 1 LOB: 2 BB: 1 P: 8	R: 1 E: 0 K: 1 S: 6	H: 1 LOB: 3 BB: 3 P: 18	R: 0 E: 0 K: 0 S: 2	H: 0 LOB: 0 BB: 1 P: 6	R: 0 E: 0 K: 1 S: 7	H: 2 LOB: 3 BB: 1 P: 11	1B: 7 2B: 0 3B: 0 HR: 1	SF: 0 SAC: 2 DP: 2 HBP: 0	WP: 0 PB: 1 SB: 0 CS: 0	PA: 43		
PITCHER	IP	WLS	BF	H	R	ER	SO	BB	IBB	HBP	BLK	WP	HR	S	P	ERA	WHIP							
Dean Chance, R ERA: 3.0	(1, 1)	6.0	27	5	2	2	3	4	1	0	0	0	1	28	48	3.00	1.500							
Bob Lee, R ERA: 13.5	(7, 1)	0.2	6	1	1	1	1	2	1	0	0	0	0	5	17	13.50	4.500							
George Brunet, L ERA:	(7, 1)	2.1	W	10	2	0	0	1	2	0	0	0	0	10	18	0.00	1.714							

New York Yankees @ Los Angeles Angels
Dodger Stadium, Los Angeles, CA
Wed Apr 14 1965, 6:05 PM PST
Att: 24,637 - Unknown - 53 F

AB 31
R 3
H 8
RBI 3
BB 10
SO 5
LOB 22



Batter	1	2	3	4	5	6	7	8	9	AB	R	H	RBI	BB	SO	LOB	BOTTOM							
Jose Cardenal, R OBP: 0.667, SLG: 1.111	HR		6-3					1B		5	2	4	1	0	0	0								
Willie Smith, L OBP: 0.375, SLG: 0.375	1-3							1B		4	0	3	0	0	0	0								
Jim Piersall, R								2B		1	1	0	0	0	0	1								
Jim Fregosi, R OBP: 0.125, SLG: 0.250	K		FC4-6					L7		4	0	1	2	0	1	3								
Joe Adcock, R OBP: 0.200, SLG: 0.200								1-6-3		4	0	1	0	0	0	3								
Vic Power, R								F3		0	0	0	0	0	0	0								
Lou Clinton, R	6-3							5-3		3	1	0	0	1	1	3								
Buck Rodgers, S OBP: 0.286, SLG: 0.167								1B		3	0	1	0	1	0	0								
Paul Schaal, R OBP: 0.286, SLG: 0.429								F7		4	0	1	1	0	1	2								
Bobby Knoop, R OBP: 0.286, SLG: 0.167								5-3		4	0	1	0	0	1	2								
Dean Chance, R								K		2	0	0	0	0	1	1								
Albie Pearson, L								G3		1	0	0	0	0	0	2								
Bob Lee, R								K		0	0	0	0	0	0	0								
George Brunet, R								K		1	0	0	0	0	1	0								
Inning Stats	R: 1 E: 0 K: 1 S: 7	H: 2 LOB: 1 BB: 0 P: 7	R: 0 E: 0 K: 0 S: 4	H: 1 LOB: 1 BB: 0 P: 4	R: 0 E: 0 K: 2 S: 7	H: 0 LOB: 0 BB: 0 P: 7	R: 0 E: 0 K: 1 S: 7	H: 2 LOB: 2 BB: 0 P: 7	R: 1 E: 0 K: 1 S: 7	H: 2 LOB: 2 BB: 1 P: 11	R: 2 E: 0 K: 0 S: 6	H: 3 LOB: 2 BB: 1 P: 10	R: 0 E: 0 K: 1 S: 6	H: 1 LOB: 1 BB: 0 P: 6	R: 0 E: 0 K: 1 S: 6	H: 1 LOB: 1 BB: 0 P: 6	1B: 9 2B: 2 3B: 0 HR: 1	SF: 0 SAC: 0 DP: 0 HBP: 0	WP: 0 PB: 0 SB: 0 CS: 0	PA: 38				
PITCHER	IP	WLS	BF	H	R	ER	SO	BB	IBB	HBP	BLK	WP	HR	S	P	ERA	WHIP							
Whitey Ford, L ERA: 3.38	(1, 1)	5.1	25	8	2	2	4	1	0	0	0	0	0	7	7	27.00	4.500							
Hal Reniff, R ERA: 6.75	(6, 1)	0.2	L	5	3	2	1	0	0	0	0	0	0	7	7	27.00	4.500							
Pete Mikkelsen, R ERA:	(7, 1)	1.0		4	0	0	0	0	1	0	0	0	0	3	7	0.00	0.000							
Bill Stafford, R ERA:	(8, 1)	1.0		4	1	0	0	1	0	0	0	0	0	6	6	0.00	1.000							

New York Yankees @ Los Angeles Angels
Dodger Stadium, Los Angeles, CA
Wed Apr 14 1965, 6:05 PM PST
Att: 24,637 - Unknown - 53 F

AB 36
R 4
H 12
RBI 4
BB 2
SO 6
LOB 17



Batter	1	2	3	4	5	6	7	8	9	AB	R	H	RBI	BB	SO	LOB	TOP				
Tom Tresh, S OBP: 0.280, SLG: 0.458 (1, 8)										5	1	1	0	1	0	2					
Bobby Richardson, R OBP: 0.435, SLG: 0.554 (1, 4)										5	1	2	0	0	0	3					
Roger Maris, L OBP: 0.273, SLG: 0.500 (1, 9)										4	2	0	1	1	1	6					
Mickey Mantle, S OBP: 0.571, SLG: 0.857 Ross Moschitto, R (7, PR) (7, 8)										3	2	2	2	1	0	0					
Tony Kubek, L OBP: 0.227, SLG: 0.111 (1, 6)										4	1	1	2	1	0	1					
Joe Pepitone, L (1, 3)										4	1	0	0	1	1	2					
Clete Boyer, R OBP: 0.286, SLG: 0.389 (1, 5)										5	1	2	2	0	1	0					
Johnny Blanchard, L OBP: 0.462, SLG: 0.700 (1, 2)										2	0	1	1	2	0	0					
Jim Bouton, R OBP: 0.333, SLG: 0.200 (1, 1)										4	0	1	1	0	1	3					
Inning Stats	R: 3 E: 0 K: 1 S: 8	H: 3 LOB: 0 BB: 0 P: 8	R: 0 E: 0 K: 1 S: 5	H: 0 LOB: 0 BB: 0 P: 5	R: 2 E: 0 K: 0 S: 5	H: 2 LOB: 1 BB: 1 P: 9	R: 0 E: 0 K: 0 S: 5	H: 0 LOB: 3 BB: 2 P: 14	R: 0 E: 1 K: 0 S: 4	H: 1 LOB: 1 BB: 0 P: 4	R: 3 E: 0 K: 0 S: 5	H: 2 LOB: 2 BB: 3 P: 17	R: 0 E: 1 K: 2 S: 8	H: 0 LOB: 1 BB: 0 P: 8	R: 2 E: 0 K: 0 S: 5	H: 2 LOB: 1 BB: 1 P: 9	1B: 5 2B: 2 3B: 2 HR: 1	SF: 1 SAC: 0 DP: 0 HBP: 1	WP: 0 PA: 46 CS: 0		
PITCHER	IP WLS BF H R ER SO BB IBB HBP BLK WP HR S P ERA WHIP																				
Moe Drabowsky, R ERA: 6.97 (1, 1)	3.1 L 19 5 5 5 3 3 0 1 0 0 1 21 34 13.50 2.400																				
Jim Dickson, R ERA: (4, 1)	1.2 5 0 0 0 0 0 0 0 0 0 0 5 5 0.00 0.000																				
Wes Stock, R ERA: 12.46 (6, 1)	2.0 12 3 3 3 0 3 0 0 0 0 0 9 21 13.50 3.000																				
Fred Talbot, R ERA: 3.52 (8, 1)	2.0 10 2 2 2 2 1 0 0 0 0 0 13 17 9.00 1.500																				
Batter	1	2	3	4	5	6	7	8	9	AB	R	H	RBI	BB	SO	LOB	BOTTOM				
Bert Campaneris, R OBP: 0.333, SLG: 0.391 (1, 7)										4	0	1	0	0	1	0					
Dick Green, R OBP: 0.476, SLG: 0.400 (1, 4)										3	1	1	0	1	0	0					
Ed Charles, R OBP: 0.333, SLG: 0.450 (1, 5)										4	1	1	0	0	0	2					
Jim Gentile, L OBP: 0.467, SLG: 0.923 (1, 3)										4	1	1	3	0	0	0					
Tommy Reynolds, R OBP: 0.524, SLG: 0.438 (1, 9)										4	0	0	0	0	2	0					
Billy Bryan, L OBP: 0.167, SLG: 0.235 (1, 2)										3	0	0	0	1	0	0					
Wayne Causey, L OBP: 0.556, SLG: 0.429 (1, 6)										3	0	1	0	1	0	1					
Mike Hershberger, R OBP: 0.095, SLG: 0.200 (1, 8)										3	1	1	1	0	0	2					
Moe Drabowsky, R OBP: 0.333, SLG: 0.333 Jim Dickson, L (4, 1) Jim Landis, R OBP: 0.333, SLG: 0.333 Wes Stock, R (6, 1) Ken Harrelson, R OBP: 0.333, SLG: 0.333 Fred Talbot, R OBP: 0.500, SLG: 0.500 (8, 1)										1	0	0	0	0	1	0					
Inning Stats	R: 3 E: 0 K: 0 S: 6	H: 3 LOB: 0 BB: 0 P: 6	R: 0 E: 0 K: 1 S: 4	H: 0 LOB: 1 BB: 1 P: 8	R: 0 E: 0 K: 1 S: 5	H: 0 LOB: 0 BB: 0 P: 5	R: 0 E: 0 K: 0 S: 3	H: 0 LOB: 0 BB: 0 P: 3	R: 1 E: 0 K: 0 S: 5	H: 2 LOB: 2 BB: 1 P: 9	R: 0 E: 0 K: 1 S: 5	H: 0 LOB: 0 BB: 0 P: 5	R: 0 E: 0 K: 0 S: 3	H: 1 LOB: 0 BB: 0 P: 3	R: 0 E: 0 K: 0 S: 3	H: 0 LOB: 0 BB: 0 P: 3	R: 0 E: 0 K: 1 S: 5	H: 0 LOB: 1 BB: 1 P: 9	1B: 3 2B: 1 3B: 0 HR: 2	SF: 0 SAC: 0 DP: 2 HBP: 0	WP: 0 PA: 34 CS: 0
PITCHER	IP WLS BF H R ER SO BB IBB HBP BLK WP HR S P ERA WHIP																				
Jim Bouton, R ERA: 3.86 (1, 1)	9.0 W 34 6 4 4 4 3 0 0 0 0 2 39 51 4.00 1.000																				

New York Yankees @ Kansas City Athletics
Municipal Stadium, Kansas City, MO
Sun Apr 18 1965, 4:33 AM EST
Att. 9,056 - Unknown - 61 F

AB 37
R 10
H 10
RBI 9
BB 7
SO 5
LOB 18



New York Yankees @ Kansas City Athletics
Municipal Stadium, Kansas City, MO
Sun Apr 18 1965, 4:33 AM EST
Att. 9,056 - Unknown - 61 F

AB 31
R 4
H 6
RBI 4
BB 3
SO 4
LOB 6



Batter	1	2	3	4	5	6	7	8	9	AB	R	H	RBI	BB	SO	LOB	TOP			
Zoilo Versalles, R OBP: 0.292, SLG: 0.286 (1, 6)	0-0 S 1B		0-0 1-3		4-0 HR BB		0-0 F2		0-0 6-3	4	1	1	0	1	0	2	Minnesota Twins @ New York Yankees Yankee Stadium, Bronx, NY Wed Apr 21 1965, 3:33 AM EST Att: 38,212 - Unknown - 60 F			
Rich Rollins, R OBP: 0.297, SLG: 0.429 (1, 5)	0-0 F6 1-2		0-0 HR 1B		0-0 HR		0-3 K		0-0 6-3	5	2	2	3	0	1	2				
Tony Oliva, L OBP: 0.143, SLG: 0.333 (1, 9)	0-0 4-3		0-0 HR		0-0 F8				0-0 4-3	4	1	1	2	0	0	1				
Harmon Killebrew, R OBP: 0.381, SLG: 0.278 Rich Reese, L (8, 3)	0-0 L5		0-0 6-3		0-0 F3				4-0 HR BB	3	1	0	0	1	0	1				
Jimmie Hall, L OBP: 0.381, SLG: 0.737 (1, 8)		0-0 1-3		0-0 CS 1B		0-0 1B F4 1B			0-0 HR	4	1	3	2	0	0	0				
Bob Allison, R OBP: 0.524, SLG: 0.632 Joe Nosssek, R (8, 7)		0-0 6-3		0-3 K		0-0 1B			4-0 E S BB	3	0	1	0	1	1	1				
Earl Battey, R OBP: 0.188, SLG: 0.077 (1, 2)		0-0 F9		0-0 F8		0-0 F4			0-0 F4	4	0	0	0	0	0	3				
Jerry Kindall, R OBP: 0.273, SLG: 0.316 (1, 4)			0-0 1-3 SH3-4 1B		0-0 5-3		0-0 5-3		0-3 K	4	1	1	0	0	1	1				
Camilo Pascual, R OBP: 0.250, SLG: 0.500 Jerry Fosnow, R (8, 1)			0-0 SH3-4		0-0 1-3		0-0 2B		0-0 G3	2	0	1	0	0	0	0				
Inning Stats	R: 0 E: 0 K: 0 S: 4	H: 1 LOB: 1 BB: 0 P: 4	R: 0 E: 0 K: 0 S: 3	H: 0 LOB: 0 BB: 0 P: 3	R: 3 E: 0 K: 0 S: 6	H: 3 LOB: 0 BB: 0 P: 6	R: 0 E: 0 K: 1 S: 5	H: 1 LOB: 0 BB: 0 P: 5	R: 2 E: 0 K: 0 S: 4	H: 2 LOB: 2 BB: 0 P: 4	R: 0 E: 0 K: 1 S: 6	H: 1 LOB: 1 BB: 0 P: 6	R: 2 E: 0 K: 1 S: 6	H: 1 LOB: 1 BB: 2 P: 14	R: 0 E: 0 K: 0 S: 3	H: 0 LOB: 0 BB: 0 P: 3		1B: 6 2B: 1 3B: 0 HR: 3	SF: 0 SAC: 1 DP: 0 HBP: 0	WP: 0 PB: 0 CS: 1
PITCHER	IP WLS BF H R ER SO BB IBB HBP BLK WP HR S P ERA WHIP	5.0 L 21 6 5 5 1 1 0 0 0 0 2 22 26 9.00 1.400	2.0 8 3 0 0 1 0 0 0 0 0 0 10 10 0.00 1.500	2.0 9 1 2 2 1 2 0 0 0 0 1 9 17 9.00 1.500	PITCHER										IP WLS BF H R ER SO BB IBB HBP BLK WP HR S P ERA WHIP					

AB	34
R	7
H	10
RBI	7
BB	3
SO	3
LOB	11



Batter	1	2	3	4	5	6	7	8	9	AB	R	H	RBI	BB	SO	LOB	BOTTOM			
Tom Tresh, S OBP: 0.265, SLG: 0.394 (1, 8)	0-0 1B G4-6-3		0-3 K		0-0 F9		0-0 5-3		0-0 BB 1B	5	1	2	0	0	1	2	Minnesota Twins @ New York Yankees Yankee Stadium, Bronx, NY Wed Apr 21 1965, 3:33 AM EST Att: 38,212 - Unknown - 60 F			
Bobby Richardson, R OBP: 0.469, SLG: 0.517 (1, 4)	0-0 G4-6-3 1B		0-0 F8		0-0 1B				0-0 F8 1-2 BB	4	0	2	0	1	0	0				
Roger Maris, L OBP: 0.355, SLG: 0.520 (1, 9)	0-0 G4-6-3 1-2 3-H		0-3 K		0-0 1B				4-0 BB BB F8	4	0	1	0	1	1	4				
Mickey Mantle, S OBP: 0.517, SLG: 0.810 (1, 7)	0-0 HR		0-3 K		0-0 4-3				4-0 1-2 BB BB	3	1	1	1	1	1	2				
Tony Kubek, L OBP: 0.233, SLG: 0.154 (1, 6)	0-0 F7			0-0 1B		0-0 1-6-3			0-3 K	4	0	1	0	0	1	2				
Joe Pepitone, L OBP: 0.128, SLG: 0.036 (1, 3)		0-0 F9		0-0 F9		0-0 F5			0-0 F2	4	0	0	0	0	0	3				
Clete Boyer, R OBP: 0.241, SLG: 0.308 (1, 5)		0-3 K		0-3 K		0-3 K			0-0 L7	4	0	0	0	0	3	1				
Johnny Blanchard, L OBP: 0.400, SLG: 0.467 Hector Lopez, R (8, PH)		4-0 1B BB		0-0 F2		0-0 F5			0-0 1-3	2	0	0	0	1	0	1				
Mel Stottlemyre, R OBP: 0.333, SLG: 0.333 Art Loefer, L Bill Stafford, R Duke Carmel, L Pete Mikkelsen, R Phil Linz, R (8, PH)		0-0 1B		0-0 F5		0-0 F9			4-0 1B BB	1	0	1	0	0	0	0				
Inning Stats	R: 2 E: 0 K: 0 S: 5	H: 3 LOB: 0 BB: 0 P: 5	R: 0 E: 0 K: 2 S: 8	H: 1 LOB: 2 BB: 1 P: 12	R: 0 E: 0 K: 2 S: 7	H: 0 LOB: 0 BB: 0 P: 7	R: 0 E: 0 K: 1 S: 6	H: 1 LOB: 1 BB: 0 P: 6	R: 0 E: 0 K: 0 S: 5	H: 2 LOB: 2 BB: 0 P: 5	R: 0 E: 0 K: 1 S: 5	H: 0 LOB: 0 BB: 0 P: 5	R: 0 E: 0 K: 1 S: 3	H: 0 LOB: 2 BB: 2 P: 13	R: 0 E: 0 K: 0 S: 4	H: 1 LOB: 3 BB: 2 P: 12		1B: 7 2B: 0 3B: 0 HR: 1	SF: 0 SAC: 0 DP: 1 HBP: 0	WP: 0 PB: 0 CS: 0
PITCHER	IP WLS BF H R ER SO BB IBB HBP BLK WP HR S P ERA WHIP	7.0 W 28 7 2 2 6 1 0 0 0 0 1 39 43 2.57 1.143	2.0 S 11 1 0 0 1 4 0 0 0 0 0 9 25 0.00 2.500	PITCHER										IP WLS BF H R ER SO BB IBB HBP BLK WP HR S P ERA WHIP						



Batter	1	2	3	4	5	6	7	8	9	AB	R	H	RBI	BB	SO	LOB	TOP			
Zoilo Versalles, R OBP: 0.345, SLG: 0.500 (1, 6)	F8	E8		K					IHR	5	2	3	3	0	1	1	Minnesota Twins @ New York Yankees Yankee Stadium, Bronx, NY Thu Apr 22 1965, 3:33 AM EST Att: 14,046 - Unknown - 73 F			
Rich Rollins, R OBP: 0.250, SLG: 0.333 (1, 5)	F9	6-3			4-3		F8		IHR	4	1	0	0	1	0	3				
Tony Oliva, L OBP: 0.192, SLG: 0.577 (1, 9)	F8			K	4-3				IHR	5	2	2	4	0	1	0				
Harmon Killebrew, R OBP: 0.423, SLG: 0.348 Rich Reese, L (9, 3)		1B BB					F5		K	5	1	3	0	0	1	0				
Jimmie Hall, L OBP: 0.333, SLG: 0.636 Joe Nosssek, R (5, 8)		K		P6					K	3	0	0	0	0	2	3				
Bob Allison, R OBP: 0.520, SLG: 0.591 (1, 7)		1B BB		K					K	3	1	1	0	1	1	1				
Earl Batley, R OBP: 0.200, SLG: 0.118 (1, 2)		1B			4-3				L3	4	1	1	0	0	1	1				
Jerry Kindall, R OBP: 0.269, SLG: 0.304 (1, 4)		1B			4-3				L9	4	0	1	1	0	0	0				
Jim Kaat, L OBP: 0.300, SLG: 0.300 (1, 1)		FC6-4							4-3	4	0	1	0	0	1	3				
Inning Stats	R: 0 E: 0 K: 0 S: 3	H: 0 LOB: 0 BB: 0 P: 3	R: 3 E: 1 K: 1 S: 9	H: 4 LOB: 2 BB: 1 P: 13	R: 0 E: 0 K: 2 S: 8	H: 1 LOB: 1 BB: 0 P: 8	R: 0 E: 0 K: 1 S: 6	H: 1 LOB: 1 BB: 0 P: 6	R: 0 E: 0 K: 1 S: 5	H: 0 LOB: 0 BB: 0 P: 5	R: 2 E: 0 K: 1 S: 7	H: 2 LOB: 0 BB: 0 P: 7	R: 0 E: 0 K: 1 S: 5	H: 1 LOB: 0 BB: 0 P: 5	R: 3 E: 0 K: 1 S: 7	H: 2 LOB: 0 BB: 1 P: 11		1B: 8 2B: 2 3B: 0 HR: 3	SF: 0 SAC: 0 DP: 1 HBP: 0	WP: 0 PB: 0 CS: 1
PITCHER	IP WLS BF H R ER SO BB IBB HBP BLK WP HR S P ERA WHIP	IP WLS BF H R ER SO BB IBB HBP BLK WP HR S P ERA WHIP																		
Al Downing, L ERA: 4.5 (1, 1)	1.2	L	10	4	3	0	3	1	1	0	0	0	0	0	0	0	0	16.20	3.000	
Rollie Sheldon, R ERA: (2, 1)	3.1		13	3	0	0	4	0	0	0	0	0	0	0	0	0	0	0.00	0.900	
Hal Reniff, R ERA: 6.35 (6, 1)	2.0		8	2	2	2	2	0	0	0	0	0	0	1	12	21	9.00	1.000		
Pedro Ramos, R ERA: 5.88 (8, 1)	2.0		9	3	3	3	2	1	0	0	0	0	0	1	12	16	13.50	2.000		

Batter	1	2	3	4	5	6	7	8	9	AB	R	H	RBI	BB	SO	LOB	BOTTOM					
Tom Tresh, S OBP: 0.263, SLG: 0.361 (1, 8)	SH		L7		F2		K			3	1	0	0	1	1	4	Minnesota Twins @ New York Yankees Yankee Stadium, Bronx, NY Thu Apr 22 1965, 3:33 AM EST Att: 14,046 - Unknown - 73 F					
Bobby Richardson, R OBP: 0.429, SLG: 0.469 (1, 4)	SH		5-3				1-3		F2	3	0	0	0	0	0	0						
Roger Maris, L OBP: 0.314, SLG: 0.448 (1, 9)	1-4-3				K		F2		G3	4	0	0	1	0	1	1						
Mickey Mantle, S OBP: 0.485, SLG: 0.720 (1, 7)	5-3				L3		1-3			4	0	1	0	0	0	1						
Tony Kubek, L OBP: 0.206, SLG: 0.133 (1, 6)	1-3				F8				G3	4	0	0	0	0	0	2						
Clete Boyer, R OBP: 0.212, SLG: 0.267 (1, 5)		5-3			K		5-3		6-3	4	0	0	0	0	1	0						
Joe Pepitone, L OBP: 0.176, SLG: 0.067 Phil Linz, R (9, PH)		3-1							F9	2	1	1	0	0	0	0						
Bob Schmidt, R OBP: 0.375, SLG: 0.286 (1, 2)		F8							6-3	4	0	2	0	0	0	0						
Al Downing, R OBP: 0.333, SLG: 0.333 Rollie Sheldon, R Elston Howard, R Hal Reniff, R Hector Lopez, R Pedro Ramos, S (1, 1) (2, 1) (5, PH) (6, 1) (7, PH) (8, 1)					K					0	0	0	0	0	0	0						
Inning Stats	R: 1 E: 1 K: 0 S: 4	H: 0 LOB: 1 BB: 1 P: 8	R: 0 E: 0 K: 0 S: 3	H: 0 LOB: 0 BB: 0 P: 3	R: 0 E: 0 K: 1 S: 5	H: 0 LOB: 0 BB: 0 P: 5	R: 0 E: 0 K: 1 S: 5	H: 0 LOB: 0 BB: 0 P: 5	R: 0 E: 0 K: 2 S: 9	H: 2 LOB: 2 BB: 0 P: 9	R: 0 E: 0 K: 0 S: 3	H: 0 LOB: 0 BB: 0 P: 3	R: 1 E: 0 K: 1 S: 7	H: 2 LOB: 2 BB: 0 P: 8	R: 0 E: 0 K: 0 S: 4	H: 1 LOB: 1 BB: 0 P: 4		R: 0 E: 0 K: 0 S: 3	H: 0 LOB: 0 BB: 0 P: 3	1B: 5 2B: 0 3B: 0 HR: 0	SF: 0 SAC: 1 DP: 0 HBP: 1	WP: 0 PB: 0 CS: 0
PITCHER	IP WLS BF H R ER SO BB IBB HBP BLK WP HR S P ERA WHIP	IP WLS BF H R ER SO BB IBB HBP BLK WP HR S P ERA WHIP																				
Jim Kaat, L ERA: 1.33 (1, 1)	9.0	W	35	5	2	1	5	1	0	0	0	0	0	0	0	0	0	1.00	0.667			



Batter	1	2	3	4	5	6	7	8	9	AB	R	H	RBI	BB	SO	LOB	TOP										
Jose Cardenal, R (1, 8) OBP: 0.375, SLG: 0.526	5-3		5-3		6-3			6-3		4	0	0	0	0	0	1	Los Angeles Angels @ New York Yankees Yankee Stadium, Bronx, NY Sun Apr 25 1965, 3:33 AM EDT Overcast - 55 F livebaseballscorecards.com										
Willie Smith, L (1, 7) OBP: 0.282, SLG: 0.342	1-3 HR		K				K			4	1	2	0	0	2	0											
Jim Fregosi, R (1, 6) OBP: 0.150, SLG: 0.205	1-3			F3		F7		K		4	0	0	0	0	1	2											
Joe Adcock, R (1, 3) OBP: 0.400, SLG: 0.550	2H HR			1B		6-3				4	1	2	2	0	0	0											
Lou Clinton, R (1, 9) OBP: 0.281, SLG: 0.276	F3			F5			6-3	K		4	0	0	0	0	1	1											
Buck Rodgers, S (1, 2) OBP: 0.276, SLG: 0.269		F9		F3			3B	F4		4	0	1	0	0	0	1											
Julio Gotay, R (1, 5) OBP: 0.500, SLG: 0.500 Costen Shockley, L (7, PH) OBP: 0.200, SLG: 0.158 Bob Lee, R (7, 1)	G6-4-3 1B			SH1-3 1B		F5				2	0	2	0	0	0	0											
Bobby Knoop, R (1, 4) OBP: 0.400, SLG: 0.444	G6-4-3			F9		6-3				3	0	0	0	0	0	3											
Marcelino Lopez, R (1, 1) OBP: 0.143, SLG: 0.143 Paul Schaal, R (7, 5) OBP: 0.290, SLG: 0.467	F9			SH1-3				K		1	0	0	0	0	0	0											
	F9			1-2						1	0	0	0	0	1	0											
Inning Stats	R: 2 E: 0 K: 0 S: 5	H: 2 LOB: 0 BB: 0 P: 5	R: 0 E: 0 K: 0 S: 3	H: 1 LOB: 0 BB: 0 P: 3	R: 0 E: 0 K: 1 S: 5	H: 0 LOB: 0 BB: 0 P: 5	R: 0 E: 0 K: 0 S: 4	H: 1 LOB: 1 BB: 0 P: 4	R: 0 E: 0 K: 1 S: 5	H: 0 LOB: 0 BB: 0 P: 5	R: 0 E: 0 K: 0 S: 4	H: 1 LOB: 1 BB: 0 P: 4	R: 0 E: 0 K: 2 S: 8	H: 1 LOB: 1 BB: 0 P: 8	R: 0 E: 0 K: 1 S: 5	H: 0 LOB: 0 BB: 0 P: 5	1B: 4 2B: 1 3B: 1 HR: 1	SF: 0 SAC: 1 DP: 1 HBP: 0	WP: 0 PB: 0 SB: 0 CS: 0	PA: 33							
PITCHER	IP	WLS	BF	H	R	ER	SO	BB	IBB	HBP	BLK	WP	HR	S	P	ERA	WHIP										
Whitey Ford, L (1, 1) ERA: 6.14	6.1	W	24	6	2	2	2	0	0	0	0	0	1	28	28	2.84	0.947										
Pedro Ramos, R (7, 1) ERA: 4.0	2.2	S	9	1	0	0	3	0	0	0	0	0	0	15	15	0.00	0.375										

Batter	1	2	3	4	5	6	7	8	9	AB	R	H	RBI	BB	SO	LOB	BOTTOM										
Tom Tresh, S (1, 8) OBP: 0.261, SLG: 0.341	F4		K		FC6-5-4 1B		K			4	0	0	0	0	2	1	Los Angeles Angels @ New York Yankees Yankee Stadium, Bronx, NY Sun Apr 25 1965, 3:33 AM EDT Overcast - 55 F livebaseballscorecards.com										
Bobby Richardson, R (1, 4) OBP: 0.356, SLG: 0.410	1-3		4-3		1B		BB			3	0	1	0	1	0	0											
Roger Maris, L (1, 9) OBP: 0.326, SLG: 0.486	HR			1-3 BB	4-3		BB			2	1	1	1	2	0	2											
Mickey Mantle, S (1, 7) OBP: 0.488, SLG: 0.645	K			1-3		2B 1B	F4			4	1	1	0	0	1	3											
Elston Howard, R (1, 3) OBP: 0.273, SLG: 0.727 Duke Carmel, L (8, 3)	L6			F3		1-H 2B	F7			4	0	1	1	0	0	3											
Clete Boyer, R (1, 5) OBP: 0.195, SLG: 0.216	F4			F4		5-3		K2-3		4	0	0	0	0	1	2											
Tony Kubek, L (1, 6) OBP: 0.238, SLG: 0.243	BB				IHR	K		F8		3	1	1	1	1	1	1											
Johnny Blanchard, L (1, 2) OBP: 0.393, SLG: 0.429	5-3				K		IBB			2	0	0	0	2	1	1											
Whitey Ford, L (1, 1) OBP: 0.333, SLG: 0.200 Pedro Ramos, S (7, 1) ERA: 1.17	K				FC6-5-4 1B		L9			3	0	1	0	0	1	2											
								K		1	0	0	0	0	1	1											
Inning Stats	R: 1 E: 0 K: 1 S: 6	H: 1 LOB: 0 BB: 0 P: 6	R: 0 E: 0 K: 0 S: 3	H: 0 LOB: 1 BB: 1 P: 7	R: 0 E: 0 K: 2 S: 7	H: 0 LOB: 0 BB: 0 P: 7	R: 0 E: 0 K: 0 S: 3	H: 0 LOB: 1 BB: 1 P: 7	R: 1 E: 0 K: 1 S: 8	H: 3 LOB: 2 BB: 0 P: 8	R: 1 E: 0 K: 1 S: 7	H: 2 LOB: 2 BB: 1 P: 11	R: 0 E: 0 K: 1 S: 5	H: 0 LOB: 2 BB: 2 P: 13	R: 0 E: 0 K: 2 S: 7	H: 0 LOB: 1 BB: 1 P: 11	1B: 3 2B: 1 3B: 0 HR: 2	SF: 0 SAC: 0 DP: 0 HBP: 0	WP: 1 PB: 0 SB: 0 CS: 0	PA: 36							
PITCHER	IP	WLS	BF	H	R	ER	SO	BB	IBB	HBP	BLK	WP	HR	S	P	ERA	WHIP										
Marcelino Lopez, L (1, 1) ERA: 3.13	6.0	L	27	6	3	3	5	2	1	0	0	0	0	34	46	4.50	1.333										
Bob Lee, R (7, 1) ERA: 1.17	2.0		9	0	0	0	3	3	0	0	0	0	0	12	24	0.00	1.500										

Batter	1	2	3	4	5	6	7	8	9	AB	R	H	RBI	BB	SO	LOB	TOP					
Jose Cardenal, R (1, 8) OBP: 0.364, SLG: 0.488	4-0 L5-3 BB		0-0 FC5-4 CS		0-3 K			0-0 F7		3	0	0	0	1	1	2						
Jim Fregosi, R (1, 6) OBP: 0.136, SLG: 0.186	0-0 L5-3		0-0 CS	0-3 K		0-3 K		0-3 K		4	0	0	0	0	3	1						
Willie Smith, L (1, 7) OBP: 0.279, SLG: 0.333	0-0 F9			0-0 5-3		0-0 L9			0-0 6-3 3-1 1B	4	0	1	0	0	0	0						
Costen Shockley, L (1, 3) OBP: 0.208, SLG: 0.136		0-0 F9		4-0 2B BB		0-0 F8			0-0 3-1	3	0	0	0	1	0	1						
Buck Rodgers, S (1, 2) OBP: 0.273, SLG: 0.300		0-0 F6		0-0 BB			0-0 4-3		0-0 6-3	4	0	1	0	0	0	1						
Lou Clinton, R (1, 9) OBP: 0.276, SLG: 0.250	4-0 BB		0-0 BB	0-0 2B		0-0 5-3		0-0 5-3	0-3 K2-3	3	0	0	0	1	1	3						
Julio Gotay, R (1, 5) OBP: 0.429, SLG: 0.571 (7, 4)	0-0 2-3				0-0 F7		0-0 2B			3	0	1	0	0	0	1						
Bobby Knoop, R (1, 4) OBP: 0.406, SLG: 0.429 (7, PH)			4-0 FC5-4 BB		0-3 K		0-0 F5			1	0	0	0	1	1	0						
Albie Pearson, L (7, PH) OBP: 0.333, SLG: 0.200										1	0	0	0	0	0	1						
George Brunet, R (7, 1)										0	0	0	0	0	0	0						
Rudy May, L (1, 1) OBP: 0.400, SLG: 0.250			0-3 K		1-0 HBP				0-0 F4	1	0	0	0	0	1	1						
Paul Schaal, R (7, 5) OBP: 0.281, SLG: 0.452										1	0	0	0	0	0	0						
Inning Stats	R: 0 E: 0 K: 0 S: 2	H: 0 LOB: 0 BB: 1 P: 6	R: 0 E: 0 K: 0 S: 3	H: 0 LOB: 1 BB: 1 P: 7	R: 0 E: 0 K: 1 S: 4	H: 0 LOB: 0 BB: 1 P: 8	R: 0 E: 0 K: 1 S: 6	H: 1 LOB: 2 BB: 1 P: 10	R: 0 E: 0 K: 2 S: 7	H: 0 LOB: 1 BB: 0 P: 8	R: 0 E: 0 K: 1 S: 5	H: 0 LOB: 1 BB: 0 P: 5	R: 0 E: 0 K: 0 S: 4	H: 1 LOB: 1 BB: 0 P: 4	R: 0 E: 0 K: 1 S: 5	H: 0 LOB: 0 BB: 0 P: 5	R: 0 E: 0 K: 1 S: 6	H: 1 LOB: 1 BB: 0 P: 6	1B: 1 2B: 3 3B: 0 HR: 0	SF: 0 SAC: 0 DP: 1 HBP: 1	WP: 0 PB: 0 CS: 1	PA: 34
PITCHER Mel Stottlemyre, R (1, 1) ERA: 1.96	IP: 9.0 WLS: W BF: 33 H: 3 R: 0 ER: 0 SO: 7 BB: 4 IBB: 0 HBP: 1 BLK: 0 WP: 0 HR: 0 S: 42 P: 59 ERA: 0.00 WHIP: 0.778															PITCHER	IP: 9.0 WLS: W BF: 33 H: 3 R: 0 ER: 0 SO: 7 BB: 4 IBB: 0 HBP: 1 BLK: 0 WP: 0 HR: 0 S: 42 P: 59 ERA: 0.00 WHIP: 0.778					

Los Angeles Angels @ New York Yankees
Yankee Stadium, Bronx, NY
Sun Apr 25 1965, 3:38 AM EDT
Att: 17,310 - Overcast - 52 F


AB 28
R 0
H 3
RBI 0
BB 4
SO 7
LOB 11



Batter	1	2	3	4	5	6	7	8	9	AB	R	H	RBI	BB	SO	LOB	BOTTOM			
Tom Tresh, S (1, 8) OBP: 0.260, SLG: 0.354 (9, 7)	0-0 L5		0-0 2B		0-3 K			0-0 5-3		4	0	1	0	0	1	0				
Bobby Richardson, R (1, 4) OBP: 0.404, SLG: 0.405	0-0 BB 1B		0-0 F8			4-0 FC5 B1 BB		0-0 B4-3		3	0	1	0	1	0	1				
Roger Maris, L (1, 9) OBP: 0.340, SLG: 0.474	4-0 1-2 BB		0-0 L8			0-0 B1		0-0 FC6-4 1B		3	0	1	0	1	0	2				
Mickey Mantle, S (1, 7) OBP: 0.489, SLG: 0.706	0-3 K				0-0 HR		4-0 WP FC5 BB		0-0 FC6-4	3	1	1	1	1	1	3				
Ross Moschitto, R (9, 8)								0-0 1-2 BB		0	0	0	0	0	0	0				
Elston Howard, R (1, 3) OBP: 0.214, SLG: 0.571	0-0 F9			0-0 6-3		0-0 FC5 WP		0-0 1-2 2-3		3	0	0	0	0	0	4				
Tony Kubek, L (1, 6) OBP: 0.244, SLG: 0.231		4-0 CS BB		0-0 L6		0-0 4-3		0-0 1-2 2-3		2	0	0	0	1	0	2				
Phil Linz, R (1, 5) OBP: 0.195, SLG: 0.216	0-0 F9		0-0 L7		0-0 L4		0-0 5-3			3	0	0	0	0	0	1				
Clete Boyer, R (9, 5)	1-2 F9									0	0	0	0	0	0	0				
Johnny Blanchard, L (1, 2) OBP: 0.355, SLG: 0.375	0-0 L8				0-0 L4		0-0 F3			3	0	0	0	0	0	0				
Mel Stottlemyre, R (1, 1) OBP: 0.167, SLG: 0.167			0-0 F9		0-3 K		0-3 K			3	0	0	0	0	2	0				
Inning Stats	R: 0 E: 0 K: 1 S: 6	H: 1 LOB: 2 BB: 1 P: 10	R: 0 E: 0 K: 0 S: 2	H: 0 LOB: 0 BB: 1 P: 6	R: 0 E: 0 K: 0 S: 4	H: 1 LOB: 1 BB: 0 P: 4	R: 1 E: 0 K: 0 S: 4	H: 1 LOB: 0 BB: 0 P: 4	R: 0 E: 0 K: 2 S: 7	H: 0 LOB: 0 BB: 0 P: 7	R: 0 E: 0 K: 0 S: 3	H: 0 LOB: 2 BB: 2 P: 11	R: 0 E: 0 K: 1 S: 5	H: 0 LOB: 0 BB: 0 P: 5	R: 0 E: 0 K: 0 S: 4	H: 1 LOB: 1 BB: 0 P: 4	1B: 2 2B: 1 3B: 0 HR: 1	SF: 0 SAC: 0 DP: 0 HBP: 0	WP: 1 PB: 0 CS: 1	PA: 31
PITCHER Rudy May, L (1, 1) ERA: 0.6	IP: 6.0 WLS: L BF: 24 H: 3 R: 1 ER: 1 SO: 3 BB: 4 IBB: 0 HBP: 0 BLK: 0 WP: 1 HR: 1 S: 26 P: 42 ERA: 1.50 WHIP: 1.167															PITCHER	IP: 6.0 WLS: L BF: 24 H: 3 R: 1 ER: 1 SO: 3 BB: 4 IBB: 0 HBP: 0 BLK: 0 WP: 1 HR: 1 S: 26 P: 42 ERA: 1.50 WHIP: 1.167			
PITCHER George Brunet, L (7, 1) ERA: 1.59	IP: 2.0 WLS: 7 BF: 1 H: 0 R: 0 ER: 0 SO: 1 BB: 0 IBB: 0 HBP: 0 BLK: 0 WP: 0 HR: 0 S: 9 P: 9 ERA: 0.00 WHIP: 0.500															PITCHER	IP: 2.0 WLS: 7 BF: 1 H: 0 R: 0 ER: 0 SO: 1 BB: 0 IBB: 0 HBP: 0 BLK: 0 WP: 0 HR: 0 S: 9 P: 9 ERA: 0.00 WHIP: 0.500			

Los Angeles Angels @ New York Yankees
Yankee Stadium, Bronx, NY
Sun Apr 25 1965, 3:38 AM EDT
Att: 17,310 - Overcast - 52 F

AB 27
R 1
H 4
RBI 1
BB 4
SO 4
LOB 13



Batter	1	2	3	4	5	6	7	8	9	AB	R	H	RBI	BB	SO	LOB	TOP					
Bert Campaneris, R OBP: 0.333, SLG: 0.429 (1, 7)	E6 		F8 			K 	L9 		F8 	5	0	0	0	0	1	3						
Wayne Causey, L OBP: 0.357, SLG: 0.320 (1, 6)	F9 		F9 			1B BB 		K 		3	0	0	0	1	1	1						
Tommie Reynolds, R OBP: 0.368, SLG: 0.323 (1, 9)	5-3 			6-3 		K 		F9 WP 1B BB 		3	1	0	0	1	1	2						
Jim Gentile, L OBP: 0.343, SLG: 0.727 (1, 3)	K 			F8 		F8 		F9 		4	0	1	0	0	1	2						
Ed Charles, R OBP: 0.317, SLG: 0.351 (1, 5)		6-3 		1B 		F7 		1B 		4	0	2	1	0	0	2						
Jim Landis, R OBP: 0.375, SLG: 0.231 (1, 8)		4-3 		F8 				F5 		3	0	0	0	1	0	2						
Dick Green, R OBP: 0.390, SLG: 0.353 (1, 4)		1B 			5-3 			5-3 		4	0	2	0	0	0	0						
Doc Edwards, R OBP: 0.267, SLG: 0.214 (1, 2)		5-3 			K 			F2 		0	0	0	0	0	0	0						
Diego Segui, R OBP: 0.333, SLG: 0.667 (3, 1)						F6 				1	0	0	0	0	1	0						
Fred Talbot, R OBP: 0.500, SLG: 0.500 (4, 1)										0	0	0	0	0	0	0						
Mike Hershberger, R OBP: 0.143, SLG: 0.143 (5, PH)										0	0	0	0	0	0	0						
John Wyatt, R OBP: 0.143, SLG: 0.143 (5, 1)										0	0	0	0	0	0	0						
Ken Harrelson, R OBP: 0.143, SLG: 0.143 (7, PH)										1	0	0	0	0	0	2						
Wes Stock, R OBP: 0.143, SLG: 0.143 (7, 1)										0	0	0	0	0	0	0						
Nelson Mathews, R OBP: 0.143, SLG: 0.143 (9, PH)										0	0	0	0	1	0	0						
Inning Stats	R: 0 E: 1 K: 1 S: 6	H: 0 LOB: 1 BB: 0 P: 6	R: 0 E: 0 K: 0 S: 4	H: 1 LOB: 1 BB: 0 P: 4	R: 0 E: 0 K: 1 S: 5	H: 0 LOB: 0 BB: 0 P: 5	R: 0 E: 0 K: 0 S: 4	H: 1 LOB: 1 BB: 0 P: 4	R: 0 E: 0 K: 1 S: 5	H: 0 LOB: 0 BB: 0 P: 5	R: 0 E: 0 K: 2 S: 8	H: 1 LOB: 2 BB: 1 P: 12	R: 0 E: 0 K: 0 S: 4	H: 1 LOB: 2 BB: 1 P: 8	R: 1 E: 0 K: 1 S: 6	H: 1 LOB: 1 BB: 1 P: 10	R: 0 E: 0 K: 0 S: 3	H: 0 LOB: 1 BB: 1 P: 7	1B: 4 2B: 1 3B: 0 HR: 0	SF: 0 SAC: 0 DP: 0 HBP: 0	WP: 1 PB: 0 SB: 1 CS: 0	PA: 37
PITCHER	IP WLS BF H R ER SO BB IBB HBP BLK WP HR S P ERA WHIP																	PITCHER	IP WLS BF H R ER SO BB IBB HBP BLK WP HR S P ERA WHIP			
Al Downing, L ERA: 2.65 (1, 1)	9.0 W 37 5 1 1 6 4 0 0 0 1 0 45 61 1.00 1.000																					

Kansas City Athletics @ New York Yankees
Yankee Stadium, Bronx, NY
Wed Apr 28 1965, 3:33 AM EDT
Att. 3,001 - Overcast - 57 F


AB 29
R 1
H 5
RBI 1
BB 4
SO 5
LOB 14



Batter	1	2	3	4	5	6	7	8	9	AB	R	H	RBI	BB	SO	LOB	BOTTOM			
Tom Tresh, S OBP: 0.309, SLG: 0.373 (1, 8) (7, 7)	BB BB BB 		BB 1B 2B BB 	1B 2B 		WP SH3-4 1B 		K 		3	2	2	0	2	1	0				
Bobby Richardson, R OBP: 0.431, SLG: 0.422 (1, 4)	BB BB BB 		BB BB BB 	2B G5-2-3 1B 		SH3-4 		5-3 		3	1	2	0	1	0	0				
Roger Maris, L OBP: 0.500, SLG: 0.500 (1, 9)										2	1	1	1	2	1	1				
Joe Pepitone, L OBP: 0.200, SLG: 0.097 (7, 9)										1	0	1	0	0	0	0				
Mickey Mantle, S OBP: 0.510, SLG: 0.722 (1, 7)										2	1	1	2	2	1	3				
Ross Moschitto, R (6, PR) (7, 8)	K 		2B BB 	G5-2-3 IBB 		IBB 		FC6-4 1B 		1	0	0	0	0	0	1				
Elston Howard, R OBP: 0.222, SLG: 0.556 (1, 3)	G5-4-3 		BB FC 2B 	G5-2-3 		K 		K 		4	0	1	2	0	1	8				
Tony Kubek, L OBP: 0.224, SLG: 0.209 (1, 6)		K 	F9 	F9 		L8 				4	0	0	0	0	1	3				
Johnny Blanchard, L OBP: 0.343, SLG: 0.333 (1, 2)		F3 	FC BB IBB 		F6 	4-3 				3	0	0	0	1	0	0				
Clete Boyer, R OBP: 0.222, SLG: 0.205 (1, 5)		F7 	FC BB 	FC BB 		5-3 		FC5-4 BB 		2	0	0	0	2	0	0				
Al Downing, R OBP: 0.143, SLG: 0.143 (1, 1)			K 		K 		FC5-4 			4	0	0	0	0	2	4				
Inning Stats	R: 0 E: 0 K: 1 S: 4	H: 0 LOB: 3 BB: 3 P: 16	R: 0 E: 0 K: 1 S: 5	H: 0 LOB: 0 BB: 0 P: 5	R: 4 E: 0 K: 1 S: 10	H: 3 LOB: 3 BB: 4 P: 26	R: 1 E: 0 K: 0 S: 5	H: 3 LOB: 2 BB: 1 P: 9	R: 0 E: 0 K: 1 S: 5	H: 0 LOB: 0 BB: 0 P: 5	R: 0 E: 0 K: 2 S: 8	H: 1 LOB: 2 BB: 1 P: 12	R: 0 E: 0 K: 0 S: 3	H: 0 LOB: 1 BB: 1 P: 7	R: 0 E: 0 K: 1 S: 6	H: 1 LOB: 1 BB: 0 P: 6	1B: 5 2B: 3 3B: 0 HR: 0	SF: 0 SAC: 1 DP: 2 HBP: 0	WP: 1 PB: 0 SB: 0 CS: 0	PA: 40
PITCHER	IP WLS BF H R ER SO BB IBB HBP BLK WP HR S P ERA WHIP																	PITCHER	IP WLS BF H R ER SO BB IBB HBP BLK WP HR S P ERA WHIP	
Diego Segui, R ERA: 7.3 (3, 1)	0.2 L 8 3 1 1 1 1 2 0 0 0 0 7 19 13.50 6.000																			
Jose Santiago, R ERA: 12.0 (4, 1)	1.0 2 0 0 0 0 0 0 0 0 0 0 2 2 0.00 0.000																			
Fred Talbot, R ERA: 4.38 (5, 1)	2.0 8 1 0 0 3 0 1 0 0 1 0 13 17 0.00 0.500																			
John Wyatt, R ERA: 6.75 (7, 1)	2.0 8 1 0 0 1 1 0 0 0 0 0 9 13 0.00 1.000																			

Kansas City Athletics @ New York Yankees
Yankee Stadium, Bronx, NY
Wed Apr 28 1965, 3:33 AM EDT
Att. 3,001 - Overcast - 57 F

AB 29
R 5
H 8
RBI 5
BB 10
SO 7
LOB 20



Batter	1	2	3	4	5	6	7	8	9	AB	R	H	RBI	BB	SO	LOB	TOP					
Paul Blair, R OBP: 0.254, SLG: 0.309 (1, 8)	K	FC6-3															4 1 2 0 0 1 1					
Luis Aparicio, R OBP: 0.344, SLG: 0.492 (1, 6)	S 1B BB		F2		L5		F9		E9								4 1 1 1 1 1 0 3					
Boog Powell, L OBP: 0.266, SLG: 0.417 (1, 7)	K		K		1-3				F2								5 0 0 0 0 3 4					
Brooks Robinson, R OBP: 0.258, SLG: 0.400 (1, 5)			F9														4 0 2 1 0 0 0					
Jackie Brandt, R OBP: 0.304, SLG: 0.682 (1, 9)	K				5-3		F5		F3								4 0 0 0 0 1 2					
John Orsino, R OBP: 0.407, SLG: 0.660 (1, 2)					L6				F6								4 1 2 0 0 0 1					
Norm Siebern, L OBP: 0.288, SLG: 0.346 (1, 3)					K												4 0 0 0 0 2 2					
Jerry Adair, R OBP: 0.321, SLG: 0.340 (1, 4)	K								1-3								4 0 1 0 0 1 1					
Don Larsen, R Harvey Haddix, L Davey Johnson, R Darold Knowles, L Ken Rowe, R Bob Johnson, R					K												2 0 1 1 0 1 1 0 0 0 0 0 0 0 1 0 1 1 1 0 0 0 0					
Inning Stats	R: 1 E: 0 K: 3 S: 10	H: 1 LOB: 1 BB: 1 P: 14	R: 1 E: 0 K: 1 S: 7	H: 2 LOB: 1 BB: 0 P: 7	R: 0 E: 0 K: 1 S: 5	H: 0 LOB: 0 BB: 0 P: 5	R: 0 E: 0 K: 1 S: 5	H: 0 LOB: 0 BB: 0 P: 5	R: 0 E: 0 K: 1 S: 7	H: 2 LOB: 2 BB: 0 P: 7	R: 0 E: 0 K: 1 S: 6	H: 1 LOB: 1 BB: 0 P: 6	R: 0 E: 0 K: 1 S: 3	H: 0 LOB: 1 BB: 0 P: 4	R: 0 E: 0 K: 1 S: 6	H: 1 LOB: 1 BB: 0 P: 6	R: 2 E: 1 K: 0 S: 6	H: 3 LOB: 1 BB: 0 P: 6	1B: 8 2B: 2 3B: 0 HR: 0	SF: 0 SAC: 0 DP: 0 HBP: 1	WP: 0 PB: 0 SB: 1 CS: 0	PA: 39
PITCHER Whitey Ford, L ERA: 4.94 (1, 1)	IP: 9.0 WLS: W BF: 39 H: 10 R: 4 ER: 3 SO: 9 BB: 1 IBB: 0 HBP: 1 BLK: 0 WP: 0 HR: 0 S: 55 P: 60 ERA: 3.00 WHIP: 1.222															PITCHER						

Baltimore Orioles @ New York Yankees
Yankee Stadium, Bronx, NY
Sat May 01 1965, 3:33 AM EDT
Att: 11,948 - Unknown - 70 F

AB	37
R	4
H	10
RBI	3
BB	1
SO	9
LOB	15



Batter	1	2	3	4	5	6	7	8	9	AB	R	H	RBI	BB	SO	LOB	BOTTOM			
Tom Tresh, S OBP: 0.354, SLG: 0.492 (1, 8)	BB 1B BB	F7					1-3										5 2 3 1 0 0 0			
Bobby Richardson, R OBP: 0.433, SLG: 0.415 (1, 4)	BB BB SF7		5-3		SH1-4		2B BB		2B SF8								3 3 2 1 1 0 0			
Joe Pepitone, L OBP: 0.295, SLG: 0.289 (1, 3)	BB BB		3-1		BB BLK		BB FC5-2		SF8 2B								4 1 3 1 1 0 0			
Mickey Mantle, S OBP: 0.509, SLG: 0.650 Ross Moschitto, R	BB BB		3-1		BLK BB		FC5-2 BB		SF8								1 0 0 1 3 0 0 0 0 0 1 0 0 0			
Tony Kubek, L OBP: 0.276, SLG: 0.292 (1, 6)	SF7				HR		FC5-2		6-3								2 1 1 3 2 0 1			
Art Lopez, L OBP: 0.250, SLG: 0.250 Hector Lopez, R	F8				G3-6-1		FC5-2										3 0 1 0 0 1 4 1 0 0 0 0 0 3			
Johnny Blanchard, L OBP: 0.309, SLG: 0.290 (1, 2)	1-6-3				G3-6-1		F6		G3								4 0 0 0 0 0 6			
Phil Linz, R OBP: 0.250, SLG: 0.100 (1, 5)			K		F7		F7		SH5-4								4 1 1 0 0 1 0			
Whitey Ford, L OBP: 0.333, SLG: 0.250 (1, 1)	4-3				SH1-4		F8		SH5-4								3 1 1 0 0 0 0			
Inning Stats	R: 2 E: 0 K: 0 S: 5	H: 2 LOB: 2 BB: 2 P: 13	R: 0 E: 0 K: 1 S: 5	H: 0 LOB: 0 BB: 0 P: 5	R: 0 E: 0 K: 0 S: 3	H: 0 LOB: 0 BB: 0 P: 3	R: 1 E: 0 K: 0 S: 4	H: 2 LOB: 2 BB: 0 P: 4	R: 2 E: 0 K: 1 S: 7	H: 3 LOB: 2 BB: 2 P: 15	R: 0 E: 0 K: 0 S: 3	H: 0 LOB: 0 BB: 0 P: 3	R: 1 E: 0 K: 0 S: 4	H: 1 LOB: 3 BB: 3 P: 16	R: 3 E: 0 K: 0 S: 7	H: 4 LOB: 1 BB: 0 P: 7	1B: 8 2B: 3 3B: 0 HR: 1	SF: 2 SAC: 2 DP: 1 HBP: 0	WP: 1 PB: 0 SB: 0 CS: 0	PA: 41
PITCHER Don Larsen, R Harvey Haddix, L Darold Knowles, L Ken Rowe, R	IP: 4.2 WLS: L BF: 21 H: 7 R: 5 ER: 5 SO: 1 BB: 2 IBB: 0 HBP: 0 BLK: 1 WP: 0 HR: 1 S: 21 P: 29 ERA: 9.64 WHIP: 1.929															PITCHER				

Baltimore Orioles @ New York Yankees
Yankee Stadium, Bronx, NY
Sat May 01 1965, 3:33 AM EDT
Att: 11,948 - Unknown - 70 F

AB	30
R	9
H	12
RBI	8
BB	7
SO	2
LOB	14



Batter	1	2	3	4	5	6	7	8	9	10	AB	R	H	RBI	BB	SO	LOB	TOP	
Paul Blair, R OBP: 0.238, SLG: 0.288 (1, 8)	5-3		F8			L7			5-3		4	0	0	0	0	0	0		
Luis Aparicio, R OBP: 0.324, SLG: 0.460 (1, 6)	5-3		6-3			L7			6-3		4	0	0	0	0	0	0		
Boog Powell, L OBP: 0.250, SLG: 0.391 Jackie Brandt, R OBP: 0.304, SLG: 0.682 (1, 7) (9, 7) (10, 9)	6-3			4-3					K		4	0	0	0	0	1	0		
Brooks Robinson, R OBP: 0.258, SLG: 0.391 (1, 5)		F7		5-3		F7				PB 1B	4	1	1	0	0	0	0		
Norm Siebern, L OBP: 0.296, SLG: 0.339 (1, 3)		HR 1B		4-3		F9			F6		4	1	1	0	0	0	1		
Curt Blefary, L OBP: 0.364, SLG: 0.725 Russ Snyder, L (1, 9) (9, 8) (10, 7)		HR 1B				G1-4-3 1B			G4-6-3 BB		2	1	2	2	1	0	0		
John Orsino, R OBP: 0.397, SLG: 0.630 (1, 2)		HR 1B		L6		G1-4-3 1B			G4-6-3 BB		4	0	1	1	0	0	2		
Jerry Adair, R OBP: 0.333, SLG: 0.353 (1, 4)		HR 1B		F6		F9					4	0	2	1	0	0	0		
Dave McNally, R Stu Miller, R (1, 1) (9, 1)				4-3					1B		3	0	0	0	0	0	1		
						5-3			6-3		1	0	0	0	0	0	1		
Inning Stats	R: 0 E: 0 K: 0 S: 3	H: 0 LOB: 0 BB: 0 P: 3	R: 2 E: 0 K: 0 S: 5	H: 2 LOB: 0 BB: 0 P: 5	R: 0 E: 0 K: 0 S: 3	H: 0 LOB: 0 BB: 0 P: 3	R: 0 E: 0 K: 0 S: 3	H: 0 LOB: 0 BB: 0 P: 3	R: 0 E: 0 K: 1 S: 5	H: 0 LOB: 0 BB: 0 P: 5	R: 0 E: 0 K: 0 S: 3	H: 1 LOB: 1 BB: 1 P: 7	R: 0 E: 0 K: 0 S: 3	H: 0 LOB: 0 BB: 0 P: 3	R: 2 E: 0 K: 0 S: 5	H: 3 LOB: 1 BB: 1 P: 9	1B: 6 2B: 0 3B: 0 HR: 1	SF: 0 SAC: 0 DP: 2 HBP: 0	WP: 0 PA: 36 PB: 1 SB: 0 CS: 0
PITCHER	IP WLS BF H R ER SO BB IBB HBP BLK WP HR S P ERA WHIP	IP WLS BF H R ER SO BB IBB HBP BLK WP HR S P ERA WHIP	IP WLS BF H R ER SO BB IBB HBP BLK WP HR S P ERA WHIP	IP WLS BF H R ER SO BB IBB HBP BLK WP HR S P ERA WHIP	IP WLS BF H R ER SO BB IBB HBP BLK WP HR S P ERA WHIP	IP WLS BF H R ER SO BB IBB HBP BLK WP HR S P ERA WHIP	IP WLS BF H R ER SO BB IBB HBP BLK WP HR S P ERA WHIP	IP WLS BF H R ER SO BB IBB HBP BLK WP HR S P ERA WHIP	IP WLS BF H R ER SO BB IBB HBP BLK WP HR S P ERA WHIP	IP WLS BF H R ER SO BB IBB HBP BLK WP HR S P ERA WHIP	IP WLS BF H R ER SO BB IBB HBP BLK WP HR S P ERA WHIP	IP WLS BF H R ER SO BB IBB HBP BLK WP HR S P ERA WHIP	IP WLS BF H R ER SO BB IBB HBP BLK WP HR S P ERA WHIP	IP WLS BF H R ER SO BB IBB HBP BLK WP HR S P ERA WHIP	IP WLS BF H R ER SO BB IBB HBP BLK WP HR S P ERA WHIP	IP WLS BF H R ER SO BB IBB HBP BLK WP HR S P ERA WHIP	IP WLS BF H R ER SO BB IBB HBP BLK WP HR S P ERA WHIP	IP WLS BF H R ER SO BB IBB HBP BLK WP HR S P ERA WHIP	IP WLS BF H R ER SO BB IBB HBP BLK WP HR S P ERA WHIP
Mel Stottlemyre, R ERA: 2.03 Hal Reniff, R ERA: 6.0 (1, 1) (9, 1)	8.0 L	27 9	4 3	2 2	2 2	1 0	1 0	0 0	0 0	0 0	0 0	1 0	0 0	0 0	0 0	0 0	0 0	2.25 9.00	0.625 1.500

Baltimore Orioles @ New York Yankees
 Yankee Stadium, Bronx, NY
 Sun May 02 1966, 3:33 AM EDT
 Unknown - 70 F

AB 34
 R 4
 H 7
 RBI 4
 BB 2
 SO 1
 LOB 5



Batter	1	2	3	4	5	6	7	8	9	10	AB	R	H	RBI	BB	SO	LOB	BOTTOM			
Tom Tresh, S OBP: 0.343, SLG: 0.500 (1, 8)	F6		5-3			4-3 3B		5-3		L6	5	1	1	0	0	0	0				
Bobby Richardson, R OBP: 0.400, SLG: 0.379 (1, 4)	F4			F9		4-3		6-3		5-3	5	0	0	1	0	0	0				
Joe Pepitone, L OBP: 0.333, SLG: 0.341 (1, 3)	E1 FC5-4					G6-4-3 BB					3	1	2	0	1	0	0				
Mickey Mantle, S OBP: 0.475, SLG: 0.591 (1, 7)	FC5-4			G6-4-3		F9				F9	4	0	0	0	0	0	4				
Hector Lopez, R OBP: 0.296, SLG: 0.167 (1, 9)		5-3			5-3			FC1-6 BB		K	3	0	0	0	1	1	1				
Tony Kubek, L OBP: 0.274, SLG: 0.308 (1, 6)		K			F8			FC1-6 6-3			4	0	1	1	0	1	1				
Phil Linz, R OBP: 0.313, SLG: 0.154 (1, 5)		5-3						6-3			3	0	1	0	1	0	1				
Bob Schmidt, R OBP: 0.333, SLG: 0.500 Art Lopez, L OBP: 0.222, SLG: 0.222 Johnny Blanchard, L OBP: 0.308, SLG: 0.290 (1, 2) (9, PH) (10, 2)						L9		F9		4-1	3	0	0	0	0	1	2				
Mel Stottlemyre, R OBP: 0.125, SLG: 0.125 Pedro Gonzalez, R Hal Reniff, R Duke Carmel, L (1, 1) (8, PH) (9, 1) (10, PH)				6-3				F5		K	2	0	0	0	0	0	0				
										K	1	0	0	0	0	0	0				
Inning Stats	R: 0 E: 1 K: 0 S: 4	H: 0 LOB: 1 BB: 0 P: 4	R: 0 E: 0 K: 1 S: 5	H: 0 LOB: 0 BB: 0 P: 5	R: 0 E: 0 K: 1 S: 5	H: 0 LOB: 0 BB: 1 P: 6	R: 0 E: 0 K: 0 S: 2	H: 0 LOB: 0 BB: 0 P: 6	R: 0 E: 0 K: 0 S: 4	H: 1 LOB: 1 BB: 0 P: 4	R: 1 E: 0 K: 0 S: 5	H: 2 LOB: 1 BB: 0 P: 5	R: 0 E: 0 K: 0 S: 3	H: 0 LOB: 1 BB: 0 P: 7	R: 0 E: 0 K: 1 S: 7	H: 2 LOB: 2 BB: 0 P: 11	R: 0 E: 0 K: 1 S: 5	H: 0 LOB: 0 BB: 0 P: 5	1B: 2 2B: 2 3B: 1 HR: 0	SF: 0 SAC: 0 DP: 1 HBP: 0	WP: 0 PA: 38 PB: 0 SB: 0 CS: 0
PITCHER	IP WLS BF H R ER SO BB IBB HBP BLK WP HR S P ERA WHIP	IP WLS BF H R ER SO BB IBB HBP BLK WP HR S P ERA WHIP	IP WLS BF H R ER SO BB IBB HBP BLK WP HR S P ERA WHIP	IP WLS BF H R ER SO BB IBB HBP BLK WP HR S P ERA WHIP	IP WLS BF H R ER SO BB IBB HBP BLK WP HR S P ERA WHIP	IP WLS BF H R ER SO BB IBB HBP BLK WP HR S P ERA WHIP	IP WLS BF H R ER SO BB IBB HBP BLK WP HR S P ERA WHIP	IP WLS BF H R ER SO BB IBB HBP BLK WP HR S P ERA WHIP	IP WLS BF H R ER SO BB IBB HBP BLK WP HR S P ERA WHIP	IP WLS BF H R ER SO BB IBB HBP BLK WP HR S P ERA WHIP	IP WLS BF H R ER SO BB IBB HBP BLK WP HR S P ERA WHIP	IP WLS BF H R ER SO BB IBB HBP BLK WP HR S P ERA WHIP	IP WLS BF H R ER SO BB IBB HBP BLK WP HR S P ERA WHIP	IP WLS BF H R ER SO BB IBB HBP BLK WP HR S P ERA WHIP	IP WLS BF H R ER SO BB IBB HBP BLK WP HR S P ERA WHIP	IP WLS BF H R ER SO BB IBB HBP BLK WP HR S P ERA WHIP	IP WLS BF H R ER SO BB IBB HBP BLK WP HR S P ERA WHIP	IP WLS BF H R ER SO BB IBB HBP BLK WP HR S P ERA WHIP	IP WLS BF H R ER SO BB IBB HBP BLK WP HR S P ERA WHIP		
Dave McNally, L Stu Miller, R ERA: 3.8 ERA: 5.73 (1, 1) (9, 1)	8.2 W	34 4	5 0	2 0	2 0	4 1	4 0	0 0	0 0	0 0	0 0	0 0	0 0	0 0	0 0	0 0	0 0	2.08 0.000	0.808		

Baltimore Orioles @ New York Yankees
 Yankee Stadium, Bronx, NY
 Sun May 02 1966, 3:33 AM EDT
 Unknown - 70 F

AB 35
 R 2
 H 5
 RBI 2
 BB 3
 SO 5
 LOB 11



Batter	1	2	3	4	5	6	7	8	9	AB	R	H	RBI	BB	SO	LOB	TOP					
Paul Blair, R OBP: 0.254, SLG: 0.339	4-0 1B BB		0-0 HR		0-0 F4			0-0 E7 1B		3	3	1	1	1	0	1	Baltimore Orioles @ New York Yankees Yankee Stadium, Bronx, NY Sun May 02 1965, 3:38 AM EDT Att: 30,009 - Unknown - 74 F					
Luis Aparicio, R OBP: 0.333, SLG: 0.493	0-0 1B		0-0 F5		0-0 BLK 3B			0-0 6-3		4	1	2	2	0	0	1						
Boog Powell, L OBP: 0.250, SLG: 0.382 Russ Snyder, L (8, PR) (8, 7)	0-3 K		0-0 4-3		0-3 K			0-0 1B		4	0	1	1	0	2	1						
Brooks Robinson, R OBP: 0.257, SLG: 0.373	4-0 BB			0-0 L9				0-0 F7		3	0	0	0	1	0	1						
John Orsino, R OBP: 0.388, SLG: 0.603	0-0 G6-4-3			0-0 L5				0-0 5-3		4	0	1	0	0	0	2						
Jackie Brandt, R OBP: 0.296, SLG: 0.654				0-0 F5				0-0 5-3		4	0	1	0	0	0	2						
Bob Johnson, R OBP: 0.167, SLG: 0.167				0-0 F9				0-0 F3		4	0	0	0	0	1	1						
Jerry Adair, R OBP: 0.311, SLG: 0.327				0-0 1-3				0-0 L8		4	1	0	0	0	0	0						
Robin Roberts, S OBP: 0.250, SLG: 0.417				0-0 F9				0-0 F4		4	0	0	0	0	0	1						
Inning Stats	R: 1 E: 0 K: 1 S: 5	H: 1 LOB: 1 BB: 2 P: 13	R: 0 E: 0 K: 0 S: 3	H: 0 LOB: 0 BB: 0 P: 3	R: 1 E: 0 K: 0 S: 4	H: 1 LOB: 0 BB: 0 P: 4	R: 0 E: 0 K: 1 S: 6	H: 1 LOB: 1 BB: 0 P: 6	R: 2 E: 1 K: 1 S: 7	H: 1 LOB: 0 BB: 0 P: 7	R: 0 E: 0 K: 0 S: 3	H: 0 LOB: 0 BB: 0 P: 3	R: 0 E: 0 K: 0 S: 3	H: 0 LOB: 0 BB: 0 P: 3	R: 1 E: 1 K: 0 S: 6	H: 2 LOB: 2 BB: 0 P: 6		R: 0 E: 0 K: 0 S: 3	H: 0 LOB: 0 BB: 0 P: 3	1B: 3 2B: 1 3B: 1 HR: 1	SF: 0 SAC: 0 DP: 1 HBP: 0	WP: 0 PB: 0 SB: 0 CS: 0
PITCHER	IP WLS BF H R ER SO BB IBB HBP BLK WP HR S P ERA WHIP	5.0 L 21 4 4 2 3 2 0 0 0 0 1 25 33 3.60 1.200	3.0 12 2 1 0 0 0 0 0 0 0 0 0 12 12 0.00 0.667	1.0 3 0 0 0 0 0 0 0 0 0 0 0 3 3 0.00 0.000	PITCHER										IP WLS BF H R ER SO BB IBB HBP BLK WP HR S P ERA WHIP							

AB 34
R 5
H 6
RBI 4
BB 2
SO 3
LOB 10



Batter	1	2	3	4	5	6	7	8	9	AB	R	H	RBI	BB	SO	LOB	BOTTOM					
Art Lopez, L OBP: 0.231, SLG: 0.231	0-0 F7		0-0 1B		0-0 5-3			0-0 4-3		4	0	1	0	0	0	1	Baltimore Orioles @ New York Yankees Yankee Stadium, Bronx, NY Sun May 02 1965, 3:38 AM EDT Att: 30,009 - Unknown - 74 F					
Bobby Richardson, R OBP: 0.391, SLG: 0.371	0-0 F6		0-0 F6					0-0 F8		4	0	1	0	0	0	1						
Tom Tresh, S OBP: 0.351, SLG: 0.529	0-0 2B		0-0 L9					0-0 G3 2B		4	0	2	0	0	0	2						
Mickey Mantle, S OBP: 0.462, SLG: 0.553	4-0 BB			0-0 3-1				0-0 4-3		3	0	0	0	1	1	1						
Joe Pepitone, L OBP: 0.308, SLG: 0.311	0-0 F8			0-0 L9				0-0 G3		4	0	0	0	0	0	3						
Tony Kubek, L OBP: 0.273, SLG: 0.304				0-0 F4				0-0 L7		4	0	1	0	0	1	1						
Johnny Blanchard, L OBP: 0.286, SLG: 0.265				0-0 6-3				0-0 F3		3	0	0	0	0	0	1						
Phil Linz, R OBP: 0.263, SLG: 0.125				0-0 F6				0-0 F7		3	0	0	0	0	0	1						
AI Downing, R OBP: 0.125, SLG: 0.125 Pedro Gonzalez, R (5, PH) Steve Hamilton, L (6, 1) Hector Lopez, R (8, PH) Pedro Ramos, S (9, 1)				0-0 F7				0-3 K		1	0	0	0	0	0	0						
Inning Stats	R: 0 E: 0 K: 0 S: 4	H: 1 LOB: 2 BB: 1 P: 8	R: 0 E: 0 K: 0 S: 3	H: 0 LOB: 0 BB: 0 P: 3	R: 0 E: 0 K: 0 S: 4	H: 1 LOB: 1 BB: 0 P: 4	R: 0 E: 0 K: 0 S: 3	H: 0 LOB: 0 BB: 0 P: 3	R: 0 E: 0 K: 0 S: 4	H: 1 LOB: 1 BB: 0 P: 4	R: 0 E: 0 K: 0 S: 3	H: 1 LOB: 0 BB: 0 P: 3	R: 0 E: 0 K: 0 S: 4	H: 1 LOB: 1 BB: 0 P: 4	R: 0 E: 0 K: 1 S: 5	H: 0 LOB: 0 BB: 0 P: 5		R: 0 E: 0 K: 2 S: 8	H: 1 LOB: 1 BB: 0 P: 8	1B: 3 2B: 3 3B: 0 HR: 0	SF: 0 SAC: 0 DP: 1 HBP: 0	WP: 0 PB: 0 SB: 0 CS: 0
PITCHER	IP WLS BF H R ER SO BB IBB HBP BLK WP HR S P ERA WHIP	9.0 W 33 6 0 0 3 1 0 0 0 0 0 38 42 0.00 0.778	PITCHER										IP WLS BF H R ER SO BB IBB HBP BLK WP HR S P ERA WHIP									

AB 32
R 0
H 6
RBI 0
BB 1
SO 3
LOB 11




Batter	1	2	3	4	5	6	7	8	9	AB	R	H	RBI	BB	SO	LOB	TOP								
Art Lopez, L OBP: 0.235, SLG: 0.235 (1, 9)	5-3			2B			K			4	1	1	0	0	1	3	New York Yankees @ Cleveland Indians Cleveland Municipal Stadium, Cleveland, OH Tue May 04 1965, 7:05 PM EDT Att: 9,040 - Overcast livebaseballscores.com								
Bobby Richardson, R OBP: 0.384, SLG: 0.379 (1, 4)	F4			2B	5-3		6-3			4	1	1	0	0	0	0									
Joe Pepitone, L OBP: 0.304, SLG: 0.327 (1, 3)	F8			FC6-4	F8			F8		4	1	1	2	0	0	0									
Hector Lopez, R OBP: 0.263, SLG: 0.353 Ross Moschitto, R (8, 8)	K			4-3	HR		K			4	1	1	1	0	2	1									
Tom Tresh, S OBP: 0.346, SLG: 0.507 (8, 7)	F6			FC6-4	F7		F5			3	0	0	0	1	0	0									
Tony Kubek, L OBP: 0.297, SLG: 0.283 (1, 6)	F5			FC6-4	F9			K		4	1	0	1	0	1	1									
Doc Edwards, R OBP: 0.200, SLG: 0.167 (1, 2)				K	BB		K		4-3	4	0	1	0	0	2	0									
Clete Boyer, R OBP: 0.245, SLG: 0.239 (1, 5)	F3			BB	F3		F3			3	0	1	0	1	0	0									
Jim Bouton, R OBP: 0.273, SLG: 0.111 Pedro Ramos, S (8, 1)	K			BB	BB		K		K	2	0	0	1	1	2	0									
				BB	BB					1	0	0	0	0	1	1									
Inning Stats	R: 0 E: 0 K: 0 S: 3	H: 0 LOB: 0 BB: 0 P: 3	R: 0 E: 0 K: 1 S: 5	H: 0 LOB: 0 BB: 0 P: 5	R: 0 E: 0 K: 2 S: 7	H: 0 LOB: 0 BB: 0 P: 7	R: 4 E: 0 K: 0 S: 7	H: 4 LOB: 3 BB: 3 P: 19	R: 1 E: 0 K: 0 S: 4	H: 1 LOB: 0 BB: 0 P: 4	R: 0 E: 0 K: 1 S: 5	H: 0 LOB: 0 BB: 0 P: 5	R: 0 E: 0 K: 2 S: 7	H: 0 LOB: 0 BB: 0 P: 7	R: 0 E: 0 K: 1 S: 5	H: 0 LOB: 0 BB: 0 P: 5	R: 0 E: 0 K: 2 S: 8	H: 1 LOB: 1 BB: 0 P: 8	1B: 2 2B: 3 3B: 0 HR: 1	SF: 0 SAC: 0 DP: 0 HBP: 0	WP: 0 PB: 0 SB: 1 CS: 0	PA: 36			
PITCHER	IP	WLS	BF	H	R	ER	SO	BB	IBB	HBP	BLK	WP	HR	S	P	ERA	WHIP								
Sonny Siebert, R ERA: 2.81 (1, 1)	3.2	L	17	4	4	4	3	1	1	0	0	0	0	21	29	9.82	1.364								
Dick Donovan, R ERA: 5.09 (4, 1)	1.1		6	1	1	1	0	1	0	0	0	0	1	5	9	6.75	1.500								
Floyd Weaver, R ERA: 2.7 (6, 1)	2.0		6	0	0	0	3	0	0	0	0	0	0	12	12	0.00	0.000								
Gary Bell, R ERA: 1.93 (8, 1)	2.0		7	1	0	0	3	0	0	0	0	0	0	13	13	0.00	0.500								

Batter	1	2	3	4	5	6	7	8	9	AB	R	H	RBI	BB	SO	LOB	BOTTOM								
Dick Howser, R OBP: 0.317, SLG: 0.231 (1, 6)	L9		5-3		F8			BB		4	0	1	0	0	0	1	New York Yankees @ Cleveland Indians Cleveland Municipal Stadium, Cleveland, OH Tue May 04 1965, 7:05 PM EDT Att: 9,040 - Overcast livebaseballscores.com								
Chuck Hinton, R OBP: 0.295, SLG: 0.302 (1, 3) (4, 8) (8, 4)	F9			L8		K		F7		4	0	0	0	0	1	1									
Leon Wagner, L OBP: 0.333, SLG: 0.540 (1, 7)	F6			F6		1-3		K		4	0	0	0	0	1	1									
Rocky Colavito, R OBP: 0.431, SLG: 0.614 (1, 9)	K			HR		WP		BB		2	1	1	0	2	1	0									
Max Alvis, R OBP: 0.321, SLG: 0.471 (1, 5)	K			HR		F9		K		3	1	0	0	1	2	3									
Vic Davallito, L OBP: 0.320, SLG: 0.347 Fred Whitfield, L OBP: 0.333, SLG: 0.615 (1, 8) (4, 3)	6-3			HR				K		1	0	0	0	0	0	0									
Larry Brown, R OBP: 0.256, SLG: 0.286 Gary Bell, R Chico Salmon, R (9, PH) (8, 1)				6-3	F5		K		F7	3	0	0	0	0	1	1									
Joe Azcue, R OBP: 0.320, SLG: 0.292 Tony Martinez, R (9, PR) (1, 2)					F9		F4			3	0	1	0	1	0	1									
Sonny Siebert, R OBP: 0.206, SLG: 0.200 Dick Donovan, L Ray Barker, L Floyd Weaver, R Al Luplow, L OBP: 0.571, SLG: 0.833 (1, 1) (4, 1) (5, PH) (8, 1) (7, PH) (8, 8)	F9				K		K		F7	1	0	0	0	0	0	1									
										0	0	0	0	0	0	0									
										1	0	0	0	0	0	1									
										0	0	0	0	0	0	0									
										0	0	0	0	0	0	0									
										2	0	0	0	0	1	2									
Inning Stats	R: 0 E: 0 K: 0 S: 3	H: 0 LOB: 0 BB: 0 P: 3	R: 0 E: 0 K: 2 S: 7	H: 0 LOB: 0 BB: 0 P: 7	R: 0 E: 0 K: 0 S: 4	H: 1 LOB: 1 BB: 0 P: 4	R: 3 E: 0 K: 0 S: 5	H: 2 LOB: 2 BB: 1 P: 9	R: 0 E: 0 K: 1 S: 5	H: 0 LOB: 0 BB: 0 P: 5	R: 0 E: 0 K: 1 S: 5	H: 0 LOB: 1 BB: 1 P: 9	R: 0 E: 0 K: 2 S: 8	H: 1 LOB: 1 BB: 0 P: 8	R: 0 E: 0 K: 2 S: 8	H: 1 LOB: 2 BB: 1 P: 12	R: 0 E: 0 K: 1 S: 5	H: 0 LOB: 1 BB: 1 P: 9	1B: 3 2B: 1 3B: 0 HR: 1	SF: 0 SAC: 0 DP: 0 HBP: 0	WP: 1 PB: 0 SB: 0 CS: 0	PA: 36			
PITCHER	IP	WLS	BF	H	R	ER	SO	BB	IBB	HBP	BLK	WP	HR	S	P	ERA	WHIP								
Jim Bouton, R ERA: 5.64 Pedro Ramos, R ERA: 3.19 (1, 1) (8, 1)	7.2	W	31	5	3	3	7	3	0	0	0	0	0	8	12	0.00	0.750								

Batter	1	2	3	4	5	6	7	8	9	AB	R	H	RBI	BB	SO	LOB	TOP			
Art Lopez, L OBP: 0.190, SLG: 0.190 (1, 9)	0-0 4-3		0-0 4-3			0-0 F3			0-0 F6	4	0	0	0	0	0	1				
Bobby Richardson, R OBP: 0.377, SLG: 0.371 (1, 4)	0-0 1B		0-0 F8			0-0 F6			0-0 6-3	4	0	1	0	0	0	1				
Joe Pepitone, L OBP: 0.283, SLG: 0.302 (1, 3)	0-0 F7			0-0 F7		0-0 F9			0-0 F7	4	0	0	0	0	0	2				
Hector Lopez, R OBP: 0.227, SLG: 0.300 (1, 7)	0-0 F8			0-0 F9			0-0 F6			3	0	0	0	0	0	1				
Tom Tresh, S OBP: 0.346, SLG: 0.500 (1, 8)		0-0 FC6-4 1B		0-0 6-3			0-3 K			3	0	1	0	0	1	0				
Tony Kubek, L OBP: 0.247, SLG: 0.270 (1, 6)		0-0 L9			0-0 G3		0-0 F8			3	0	0	0	0	0	1				
Doc Edwards, R OBP: 0.179, SLG: 0.148 (1, 2)		0-0 FC6-4 1-2			0-0 4-3			0-0 F7		3	0	0	0	0	0	1				
Clete Boyer, R OBP: 0.232, SLG: 0.224 (1, 5)		0-0 L5			0-0 F2			0-0 4-3		3	0	0	0	0	0	1				
Whitey Ford, L OBP: 0.300, SLG: 0.222 (1, 1)			0-0 F8					0-0 4-3		1	0	0	0	0	0	0				
Pedro Gonzalez, R OBP: 0.500, SLG: 0.750 (6, PH)										1	0	1	0	0	0	0				
Gil Blanco, L (6, PH)										0	0	0	0	0	0	0				
Phil Linz, R OBP: 0.250, SLG: 0.118 (8, PH)										1	0	0	0	0	0	0				
Pete Mikkelsen, R (8, 1)										0	0	0	0	0	0	0				
Inning Stats	R: 0 E: 0 K: 0 S: 4	H: 1 LOB: 1 BB: 0 P: 4	R: 0 E: 0 K: 0 S: 4	H: 1 LOB: 0 BB: 0 P: 4	R: 0 E: 0 K: 0 S: 3	H: 0 LOB: 0 BB: 0 P: 3	R: 0 E: 0 K: 0 S: 3	H: 0 LOB: 0 BB: 0 P: 3	R: 0 E: 0 K: 0 S: 4	H: 1 LOB: 1 BB: 0 P: 4	R: 0 E: 0 K: 1 S: 5	H: 0 LOB: 0 BB: 0 P: 5	R: 0 E: 0 K: 0 S: 3	H: 0 LOB: 0 BB: 0 P: 3	R: 0 E: 0 K: 0 S: 3	H: 0 LOB: 0 BB: 0 P: 3	1B: 3 2B: 2 3B: 0 HR: 0	SF: 0 SAC: 0 DP: 0 HBP: 0	WP: 0 PB: 0 SB: 0 CS: 0	PA: 30
PITCHER Ralph Terry, R ERA: 1.66 (1, 1)	IP: 9.0 WLS: W BF: 30 H: 3 R: 0 ER: 0 SO: 1 BB: 0 IBB: 0 HBP: 0 BLK: 0 WP: 0 HR: 0 S: 32 P: 32 ERA: 0.00 WHIP: 0.333															PITCHER IP: 9.0 WLS: W BF: 30 H: 3 R: 0 ER: 0 SO: 1 BB: 0 IBB: 0 HBP: 0 BLK: 0 WP: 0 HR: 0 S: 32 P: 32 ERA: 0.00 WHIP: 0.333				

New York Yankees @ Cleveland Indians
Cleveland Municipal Stadium, Cleveland, OH
Wed May 05 1965, 7:05 PM EDT
Att: 10,737 - Unknown

AB 30
R 0
H 3
RBI 0
BB 0
SO 1
LOB 8



Batter	1	2	3	4	5	6	7	8	9	AB	R	H	RBI	BB	SO	LOB	BOTTOM	
Dick Howser, R OBP: 0.328, SLG: 0.268 (1, 6)	0-0 6-3	0-0 FC6-4 1B			0-0 SH1-3 2B					4	0	2	0	0	0	1		
Chuck Hinton, R OBP: 0.297, SLG: 0.304 (1, 8)	0-0 6-3	0-0 1-3 1B			0-0 SH1-3 2-3			0-0 F9		3	0	1	0	0	0	1		
Leon Wagner, L OBP: 0.322, SLG: 0.574 (1, 7)	0-0 HR	0-0 F8			0-0 F2			0-0 4-3		4	1	1	1	0	0	3		
Rocky Colavito, R OBP: 0.435, SLG: 0.596 (1, 9)			0-3 K		0-0 1-4-3			4-0 G3 BB		3	1	1	0	1	1	1		
Chico Salmon, R (8, PR) (9, 9)		BB HR 1B								0	0	0	0	0	0	0		
Max Alvis, R OBP: 0.333, SLG: 0.453 (1, 5)	4-0 1-2 HR BB		0-3 K		0-0 5-3			4-0 G3 BB		2	1	0	0	2	1	0		
Fred Whitfield, L OBP: 0.316, SLG: 0.706 (1, 3)	0-0 1-H 2-H HR		0-3 K		0-0 F8			0-0 G3		4	1	1	3	0	1	2		
Billy Moran, R (1, 4)	0-0 6-3				0-0 F9			0-3 K		4	0	0	0	0	1	2		
Cam Carreon, R OBP: 0.313, SLG: 0.310 (1, 2)		0-0 5-3			0-3 K			0-0 5-3		3	0	0	0	0	1	0		
Ralph Terry, R OBP: 0.182, SLG: 0.273 (1, 1)		0-0 FC6-4 2B			0-0 6-3			0-0 G3		3	0	1	0	0	0	0		
Inning Stats	R: 4 E: 0 K: 0 S: 6	H: 3 LOB: 0 BB: 1 P: 10	R: 0 E: 0 K: 0 S: 5	H: 2 LOB: 2 BB: 0 P: 5	R: 0 E: 0 K: 3 S: 9	H: 0 LOB: 0 BB: 0 P: 9	R: 0 E: 0 K: 1 S: 5	H: 0 LOB: 0 BB: 0 P: 5	R: 0 E: 0 K: 0 S: 4	H: 1 LOB: 1 BB: 0 P: 4	R: 0 E: 0 K: 0 S: 4	H: 1 LOB: 1 BB: 0 P: 4	R: 0 E: 0 K: 0 S: 3	H: 0 LOB: 2 BB: 2 P: 11	1B: 3 2B: 2 3B: 0 HR: 2	SF: 0 SAC: 1 DP: 0 HBP: 0	WP: 0 PB: 0 SB: 1 CS: 0	PA: 34
PITCHER Whitey Ford, L ERA: 5.34 (1, 1)	IP: 5.0 WLS: L BF: 22 H: 6 R: 4 ER: 4 SO: 4 BB: 1 IBB: 0 HBP: 0 BLK: 0 WP: 0 HR: 2 S: 29 P: 33 ERA: 7.20 WHIP: 1.400															PITCHER Gil Blanco, L ERA: (6, 1)		
PITCHER Pete Mikkelsen, R ERA: 4.0 (8, 1)	IP: 1.0 WLS: BF: 5 H: 0 R: 0 ER: 0 SO: 0 BB: 0 IBB: 0 HBP: 0 BLK: 0 WP: 0 HR: 0 S: 3 P: 11 ERA: 0.00 WHIP: 2.000															PITCHER G3 (2, 2)		

New York Yankees @ Cleveland Indians
Cleveland Municipal Stadium, Cleveland, OH
Wed May 05 1965, 7:05 PM EDT
Att: 10,737 - Unknown

AB 30
R 4
H 7
RBI 4
BB 3
SO 5
LOB 10



Batter	1	2	3	4	5	6	7	8	9	AB	R	H	RBI	BB	SO	LOB	TOP										
Art Lopez, L OBP: 0.154, SLG: 0.154 (1, 9)	F9	G3			F7		F7			4	0	0	0	0	0	2											
Bobby Richardson, R OBP: 0.376, SLG: 0.372 (1, 4)	6-3		1B		2B		F3			4	1	2	0	0	0	0											
Joe Pepitone, L OBP: 0.265, SLG: 0.279 (1, 3)	3-1		1B		F3			F9		4	0	1	0	0	0	1											
Tom Tresh, S OBP: 0.348, SLG: 0.506 (1, 8)		F6	F5		2B			4-3		4	0	1	1	0	0	2											
Hector Lopez, R OBP: 0.233, SLG: 0.259 (1, 7)	G3	G5-4-3			6-3			F8		4	0	0	0	0	0	3											
Tony Kubek, L OBP: 0.283, SLG: 0.286 (1, 6)		1B			4-3				L1-3	4	1	3	0	0	0	0											
Clete Boyer, R OBP: 0.238, SLG: 0.286 (1, 5)		1B			4-3		K		5-3	4	1	1	0	0	1	2											
Bob Schmidt, R OBP: 0.316, SLG: 0.444 (1, 2)		1B			K		K		L1-3	4	0	1	1	0	2	1											
Al Downing, R OBP: 0.182, SLG: 0.182 (1, 1)		WP			F6					3	0	1	1	0	1	1											
Pedro Ramos, S (7, 1)		WP					K			0	0	0	0	0	0	0											
Inning Stats	R: 0 E: 0 K: 0 S: 3	H: 0 LOB: 0 BB: 0 P: 3	R: 2 E: 0 K: 0 S: 7	H: 4 LOB: 2 BB: 0 P: 7	R: 0 E: 0 K: 0 S: 4	H: 2 LOB: 1 BB: 0 P: 4	R: 0 E: 0 K: 1 S: 6	H: 1 LOB: 1 BB: 0 P: 6	R: 1 E: 0 K: 0 S: 5	H: 2 LOB: 1 BB: 0 P: 5	R: 0 E: 0 K: 2 S: 7	H: 1 LOB: 0 BB: 0 P: 7	R: 0 E: 0 K: 1 S: 5	H: 0 LOB: 0 BB: 0 P: 5	R: 0 E: 0 K: 0 S: 3	H: 0 LOB: 0 BB: 0 P: 3	R: 0 E: 0 K: 0 S: 3	H: 0 LOB: 0 BB: 0 P: 3	1B: 9 2B: 1 3B: 0 HR: 0	SF: 0 SAC: 0 DP: 1 HBP: 0	WP: 1 PB: 0 SB: 0 CS: 1	PA: 35					
PITCHER	IP	WLS	BF	H	R	ER	SO	BB	IBB	HBP	BLK	WP	HR	S	P	ERA	WHIP										
Dallas Green, R ERA: 3.14 (1, 1)	2.0		12	6	2	2	0	0	0	0	0	1	0	12	12	9.00	3.000										
Steve Ridzik, R ERA: 3.22 (3, 1)	5.0	W	17	4	1	1	4	0	0	0	0	0	0	25	25	1.80	0.800										
Ron Kline, R ERA: 1.13 (8, 1)	2.0	S	6	0	0	0	0	0	0	0	0	0	0	6	6	0.00	0.000										

New York Yankees @ Washington Senators
D.C. Stadium, Washington, DC
Fri May 07 1965, 7:05 PM EDT
Att: 24,171 - Unknown

AB 35
R 3
H 10
RBI 3
BB 0
SO 4
LOB 12



Batter	1	2	3	4	5	6	7	8	9	AB	R	H	RBI	BB	SO	LOB	BOTTOM										
Don Blasingame, L OBP: 0.315, SLG: 0.419 (1, 4)	4-3	K			FC5-6		SH1-4	L8		5	1	1	0	0	1	1											
Ken McMullen, R OBP: 0.275, SLG: 0.377 (1, 5)	BB	F3			K		SH1-4			3	1	1	0	0	1	1											
Don Lock, R OBP: 0.306, SLG: 0.307 (1, 8)	BB				F2		3B			3	2	2	0	1	0	0											
Frank Howard, R OBP: 0.344, SLG: 0.430 (7, PR)	BB				6-3		BB			3	0	1	3	1	1	2											
Willie Kirkland, L OBP: 0.216, SLG: 0.314 (8, 9)	BB				K		HR			0	1	0	0	0	0	0											
Woodie Held, R OBP: 0.446, SLG: 0.545 (8, 7)	BB				L6		HR			3	1	2	4	1	0	0											
Roy Sievers, R OBP: 0.320, SLG: 0.238 (1, 3)	BB				BB		F7			2	0	0	0	2	0	3											
Ron Kline, R (8, 1)	BB				BB		F4			0	0	0	0	0	0	0											
Joe McCabe, R OBP: 0.276, SLG: 0.292 (1, 2)	K				K		F7			4	0	0	0	0	3	7											
Ed Brinkman, R OBP: 0.183, SLG: 0.172 (1, 6)	4-3				6-3		F5			4	0	0	0	0	0	4											
Dallas Green, L (1, 1)										1	0	0	0	0	1	0											
Steve Ridzik, R OBP: 0.200, SLG: 0.200 (3, 1)										1	0	1	0	0	0	0											
Don Zimmer, R OBP: 0.188, SLG: 0.333 (7, PH)										1	0	1	0	0	0	0											
Ken Hamlin, R OBP: 0.235, SLG: 0.188 (7, PR)										0	1	0	0	0	0	0											
Joe Cunningham, L (8, 3)										1	0	0	0	0	0	0											
Inning Stats	R: 2 E: 0 K: 1 S: 8	H: 3 LOB: 3 BB: 2 P: 16	R: 0 E: 0 K: 2 S: 7	H: 0 LOB: 0 BB: 0 P: 7	R: 0 E: 0 K: 0 S: 3	H: 0 LOB: 0 BB: 0 P: 3	R: 0 E: 0 K: 1 S: 4	H: 0 LOB: 0 BB: 1 P: 8	R: 0 E: 0 K: 2 S: 9	H: 2 LOB: 2 BB: 0 P: 9	R: 0 E: 0 K: 1 S: 5	H: 0 LOB: 1 BB: 1 P: 9	R: 0 E: 0 K: 0 S: 7	H: 4 LOB: 2 BB: 1 P: 11	R: 0 E: 0 K: 0 S: 3	H: 0 LOB: 0 BB: 0 P: 3	R: 0 E: 0 K: 0 S: 3	H: 0 LOB: 0 BB: 0 P: 3	1B: 7 2B: 0 3B: 1 HR: 1	SF: 0 SAC: 1 DP: 0 HBP: 0	WP: 0 PB: 0 SB: 0 CS: 0	PA: 37					
PITCHER	IP	WLS	BF	H	R	ER	SO	BB	IBB	HBP	BLK	WP	HR	S	P	ERA	WHIP										
Al Downing, L ERA: 3.49 (1, 1)	6.1	L	29	7	5	5	7	4	0	0	0	0	1	39	55	7.11	1.737										
Pedro Ramos, R ERA: 4.85 (7, 1)	1.2		8	2	2	2	0	1	0	0	0	0	1	7	11	10.80	1.800										

New York Yankees @ Washington Senators
D.C. Stadium, Washington, DC
Fri May 07 1965, 7:05 PM EDT
Att: 24,171 - Unknown

AB 31
R 7
H 9
RBI 7
BB 5
SO 7
LOB 18



Batter	1	2	3	4	5	6	7	8	9	AB	R	H	RBI	BB	SO	LOB	TOP					
Phil Linz, R OBP: 0.241, SLG: 0.083 (1, 9)										3	0	0	0	2	0	3	New York Yankees @ Washington Senators D.C. Stadium, Washington, DC Sat May 08 1965, 3:33 AM EDT Alt: 6,866 - Overcast					
Bobby Richardson, R OBP: 0.356, SLG: 0.349 (1, 4)										5	1	0	0	0	1	2						
Tony Kubek, L OBP: 0.271, SLG: 0.284 (1, 6)										4	1	1	0	1	0	1						
Joe Pepitone, L OBP: 0.260, SLG: 0.318 (1, 3)										5	1	1	3	0	1	2						
Tom Tresh, S OBP: 0.351, SLG: 0.517 (1, 8)										4	0	1	0	1	0	1						
Hector Lopez, R OBP: 0.314, SLG: 0.387 Ross Moschitto, R (9, 8)										4	2	3	0	1	1	1						
Clete Boyer, R OBP: 0.269, SLG: 0.373 (1, 5)										3	2	2	3	1	1	2						
Doc Edwards, R OBP: 0.229, SLG: 0.182 (1, 2)										3	0	1	1	1	0	2						
Jim Bouton, R OBP: 0.200, SLG: 0.077 (1, 1)										4	0	0	0	0	2	6						
Inning Stats	R: 5 E: 0 K: 0 S: 8	H: 5 LOB: 1 BB: 1 P: 12	R: 0 E: 0 K: 0 S: 3	H: 0 LOB: 1 BB: 1 P: 7	R: 0 E: 0 K: 2 S: 8	H: 1 LOB: 3 BB: 2 P: 16	R: 0 E: 0 K: 1 S: 5	H: 0 LOB: 1 BB: 1 P: 9	R: 0 E: 0 K: 1 S: 4	H: 0 LOB: 2 BB: 2 P: 12	R: 0 E: 0 K: 0 S: 3	H: 0 LOB: 0 BB: 0 P: 3	R: 2 E: 0 K: 1 S: 7	H: 2 LOB: 0 BB: 0 P: 7	R: 0 E: 0 K: 0 S: 3	H: 0 LOB: 0 BB: 0 P: 3		R: 0 E: 0 K: 1 S: 6	H: 1 LOB: 1 BB: 0 P: 6	1B: 3 2B: 3 3B: 1 HR: 2	SF: 0 SAC: 0 DP: 0 HBP: 0	WP: 1 PB: 0 CS: 2 SB: 0
PITCHER	IP WLS BF H R ER SO BB IBB HBP BLK WP HR S P ERA WHIP																	PITCHER	IP WLS BF H R ER SO BB IBB HBP BLK WP HR S P ERA WHIP			
Pete Richert, L ERA: 6.26 (1, 1)	0.2 L 7 4 5 5 0 1 0 0 0 0 0 1 6 10 67.50 7.500																					
Buster Narum, R ERA: 8.75 (1, 1)	2.1 12 2 0 0 2 2 1 0 0 0 0 0 13 25 0.00 1.714																					
Frank Kreuzer, L ERA: 2.84 (4, 1)	3.0 11 0 0 0 2 3 0 0 0 0 0 0 12 24 0.00 1.000																					
Nick Willhite, L ERA: 7.11 (7, 1)	3.0 12 3 2 2 2 0 0 0 0 0 1 1 16 16 6.00 1.000																					
Batter	1	2	3	4	5	6	7	8	9	AB	R	H	RBI	BB	SO	LOB	BOTTOM					
Don Blasingame, L OBP: 0.313, SLG: 0.404 (1, 4)										3	1	0	0	1	0	1	New York Yankees @ Washington Senators D.C. Stadium, Washington, DC Sat May 08 1965, 3:33 AM EDT Alt: 6,866 - Overcast					
Ken McMullen, R OBP: 0.288, SLG: 0.375 (1, 5)										3	1	1	0	1	0	0						
Bob Chance, L OBP: 0.296, SLG: 0.391 (1, 3)										4	0	0	0	0	2	4						
Frank Howard, R OBP: 0.330, SLG: 0.410 (1, 7)										4	0	0	0	0	2	3						
Don Lock, R OBP: 0.303, SLG: 0.295 (1, 8)										3	0	0	1	1	1	0						
Willie Kirkland, L OBP: 0.220, SLG: 0.333 (1, 9)										4	0	1	2	0	0	0						
Mike Brumley, L OBP: 0.139, SLG: 0.114 (1, 2)										3	0	0	0	0	1	2						
Ed Brinkman, R OBP: 0.190, SLG: 0.180 (1, 6)										3	0	1	0	0	0	1						
Pete Richert, L OBP: 0.167, SLG: 0.167 Buster Narum, R OBP: 0.167, SLG: 0.167 Joe Cunningham, L OBP: 0.167, SLG: 0.167 Frank Kreuzer, R OBP: 0.167, SLG: 0.167 Don Zimmer, R OBP: 0.167, SLG: 0.167 Nick Willhite, L OBP: 0.167, SLG: 0.167 Jim King, L OBP: 0.167, SLG: 0.167 (1, 1)										0	0	0	0	0	0	0						
Inning Stats	R: 0 E: 0 K: 0 S: 3	H: 1 LOB: 0 BB: 0 P: 3	R: 0 E: 0 K: 0 S: 3	H: 0 LOB: 0 BB: 0 P: 3	R: 0 E: 0 K: 2 S: 7	H: 0 LOB: 0 BB: 0 P: 7	R: 0 E: 0 K: 0 S: 3	H: 0 LOB: 0 BB: 0 P: 3	R: 0 E: 0 K: 1 S: 5	H: 0 LOB: 0 BB: 0 P: 5	R: 0 E: 0 K: 1 S: 5	H: 0 LOB: 0 BB: 0 P: 5	R: 0 E: 0 K: 1 S: 5	H: 0 LOB: 0 BB: 0 P: 5	R: 3 E: 0 K: 2 S: 9	H: 2 LOB: 2 BB: 3 P: 21		1B: 3 2B: 2 3B: 0 HR: 0	SF: 0 SAC: 0 DP: 1 HBP: 1	WP: 0 PB: 0 CS: 0 SB: 0	PA: 34	
PITCHER	IP WLS BF H R ER SO BB IBB HBP BLK WP HR S P ERA WHIP																	PITCHER	IP WLS BF H R ER SO BB IBB HBP BLK WP HR S P ERA WHIP			
Jim Bouton, R ERA: 5.03 (1, 1)	9.0 W 34 4 3 3 6 3 0 1 0 0 0 0 42 55 3.00 0.778																					

Batter	1	2	3	4	5	6	7	8	9	AB	R	H	RBI	BB	SO	LOB	TOP			
Phil Linz, R OBP: 0.242, SLG: 0.214 (1, 9)	6-3			HR		F8		F8		4	1	1	1	0	0	0	New York Yankees @ Washington Senators D.C. Stadium, Washington, DC Sun May 09, 1965, 3:33 AM EDT Att: 23,545 - Overcast - 60 F			
Bobby Richardson, R OBP: 0.351, SLG: 0.345 (1, 4)	F8			1-3				L6		4	0	1	0	0	0	0				
Tony Kubek, L OBP: 0.270, SLG: 0.308 (1, 6)	F9			5-3				4-3		4	1	1	0	0	0	1				
Joe Pepitone, L OBP: 0.273, SLG: 0.329 (1, 3)		F6						4-3		4	1	2	1	0	0	0				
Tom Tresh, S OBP: 0.347, SLG: 0.505 (1, 8)		F4						4-3		4	0	1	0	0	0	1				
Hector Lopez, R OBP: 0.308, SLG: 0.471 (1, 7)										3	1	1	2	0	0	0				
Clete Boyer, R OBP: 0.266, SLG: 0.355 (1, 5)										3	0	0	0	1	0	1				
Doc Edwards, R OBP: 0.216, SLG: 0.171 Mickey Mantle, S OBP: 0.448, SLG: 0.531 Bob Schmidt, R OBP: 0.350, SLG: 0.474 (1, 2) (7, PH) (7, 2)				5-3						2	0	0	0	0	0	0				
Whitley Ford, L OBP: 0.286, SLG: 0.182 Pete Mikkelsen, R OBP: 0.286, SLG: 0.182 Steve Hamilton, L OBP: 0.286, SLG: 0.182 Art Lopez, L OBP: 0.286, SLG: 0.182 Hal Reniff, R OBP: 0.286, SLG: 0.182 Gil Bianco, L OBP: 0.286, SLG: 0.182 Pedro Gonzalez, R OBP: 0.286, SLG: 0.182 (1, 1) (7, 1) (7, 1) (8, PH) (8, 1) (8, 1) (9, PH)				4-3				1-6-3		2	0	0	0	0	0	0				
Inning Stats	R: 0 E: 0 K: 0 S: 3	H: 0 LOB: 0 BB: 0 P: 3	R: 0 E: 0 K: 0 S: 3	H: 0 LOB: 0 BB: 0 P: 3	R: 0 E: 0 K: 0 S: 3	H: 0 LOB: 0 BB: 0 P: 3	R: 1 E: 0 K: 0 S: 5	H: 2 LOB: 1 BB: 0 P: 5	R: 0 E: 0 K: 0 S: 4	H: 1 LOB: 1 BB: 0 P: 4	R: 1 E: 0 K: 0 S: 4	H: 1 LOB: 1 BB: 1 P: 8	R: 0 E: 0 K: 1 S: 5	H: 0 LOB: 0 BB: 0 P: 5	R: 2 E: 0 K: 0 S: 7	H: 4 LOB: 2 BB: 0 P: 7		1B: 5 2B: 0 3B: 1 HR: 2	SF: 1 SAC: 0 DP: 0 HBP: 0	WP: 0 PB: 0 SB: 0 CS: 0
PITCHER	IP WLS BF H R ER SO BB IBB HBP BLK WP HR S P ERA WHIP																			
Phil Ortega, R ERA: 5.2 (1, 1)	7.0 W 26 4 2 2 0 1 0 0 0 0 0 2 25 29 2.57 0.714																			
Ron Kline, R ERA: 2.12 (8, 1)	1.0 S 5 2 2 2 1 0 0 0 0 0 0 0 7 7 18.00 2.000																			
Bennie Daniels, R ERA: 2.96 (9, 1)	1.0 S 5 2 0 0 0 0 0 0 0 0 0 0 5 5 0.00 2.000																			

Batter	1	2	3	4	5	6	7	8	9	AB	R	H	RBI	BB	SO	LOB	BOTTOM	
Ken Hamlin, R OBP: 0.250, SLG: 0.211 Don Blasingame, L OBP: 0.313, SLG: 0.404 Don Zimmer, R OBP: 0.167, SLG: 0.313 Ron Kline, R OBP: 0.167, SLG: 0.313 Bennie Daniels, L OBP: 0.429, SLG: 0.200 Ken McMullen, R OBP: 0.312, SLG: 0.412 Bob Chance, L OBP: 0.293, SLG: 0.373 Frank Howard, R OBP: 0.327, SLG: 0.402 Willie Kirkland, L OBP: 0.220, SLG: 0.333 Woodie Held, R OBP: 0.433, SLG: 0.511 Don Lock, R OBP: 0.312, SLG: 0.296 Doug Camilli, R OBP: 0.286, SLG: 0.346 Ed Brinkman, R OBP: 0.194, SLG: 0.185 Phil Ortega, R OBP: 0.320, SLG: 0.238 Roy Sievers, R OBP: 0.244, SLG: 0.278 (1, 4) (7, PH) (7, PH) (8, 1) (9, 1) (1, 5) (1, 3) (1, 7) (9, 7) (1, 9) (8, 4) (1, 8) (1, 2) (1, 6) (1, 1) (7, PH) (7, PH) (8, 9)	F8		2B 1B		5-3		SF9			3	1	1	0	0	0	0	New York Yankees @ Washington Senators D.C. Stadium, Washington, DC Sun May 09, 1965, 3:33 AM EDT Att: 23,545 - Overcast - 60 F	
Ken McMullen, R OBP: 0.312, SLG: 0.412 (1, 5)		FC3-6 1B		1B 2B		F7		G4-6-3 1B		4	1	3	1	0	0	0		
Bob Chance, L OBP: 0.293, SLG: 0.373 (1, 3)		FC3-6 1-2		G5-3 1B BB		F5		G4-6-3 1-2		3	0	0	0	1	0	3		
Frank Howard, R OBP: 0.327, SLG: 0.402 Willie Kirkland, L OBP: 0.220, SLG: 0.333 (1, 7) (9, 7)		6-3				5-3		F5		4	0	1	2	0	0	1		
Woodie Held, R OBP: 0.433, SLG: 0.511 (1, 9) (8, 4)				K		F8		HBP BB PB BB		3	1	0	0	1	2	2		
Don Lock, R OBP: 0.312, SLG: 0.296 (1, 8)						6-3		PB HBP BB		3	0	1	0	1	0	2		
Doug Camilli, R OBP: 0.286, SLG: 0.346 (1, 2)						5-3		1B SF9 1B		2	1	1	0	1	0	0		
Ed Brinkman, R OBP: 0.194, SLG: 0.185 (1, 6)						L9		SF9 BB 1B 1B		4	1	1	0	0	1	4		
Phil Ortega, R OBP: 0.320, SLG: 0.238 Roy Sievers, R OBP: 0.244, SLG: 0.278 (1, 1) (7, PH) (7, PH) (8, 9)						1-3		1B BB		2	0	0	0	0	1	2		
Inning Stats	R: 0 E: 0 K: 0 S: 4	H: 1 LOB: 1 BB: 0 P: 4	R: 0 E: 0 K: 2 S: 8	H: 1 LOB: 2 BB: 1 P: 12	R: 2 E: 0 K: 1 S: 7	H: 3 LOB: 1 BB: 1 P: 11	R: 0 E: 0 K: 0 S: 3	H: 0 LOB: 0 BB: 0 P: 3	R: 0 E: 0 K: 0 S: 3	H: 0 LOB: 0 BB: 0 P: 3	R: 2 E: 0 K: 0 S: 5	H: 3 LOB: 1 BB: 1 P: 9	R: 1 E: 0 K: 1 S: 5	H: 0 LOB: 2 BB: 2 P: 14	1B: 7 2B: 1 3B: 0 HR: 0	SF: 1 SAC: 0 DP: 2 HBP: 1		WP: 0 PB: 1 SB: 0 CS: 0
PITCHER	IP WLS BF H R ER SO BB IBB HBP BLK WP HR S P ERA WHIP																	
Whitey Ford, L ERA: 5.45 (1, 1)	6.0 L 26 4 4 4 3 2 0 0 0 0 0 0 0 4 6.00 1.500																	
Pete Mikkelsen, R ERA: 4.0 (7, 1)	0.0 1 0 0 0 0 1 0 0 0 0 0 0 0 4 0.00 1.000																	
Steve Hamilton, L ERA: 3.86 (7, 1)	1.0 3 1 0 0 0 0 0 0 0 0 0 0 3 3 0.00 1.000																	
Hal Reniff, R ERA: 5.23 (8, 1)	0.1 3 0 1 0 0 2 0 0 0 0 0 0 1 9 0.00 6.000																	
Gil Bianco, L ERA: (8, 1)	0.2 3 0 0 0 0 1 0 0 1 0 0 0 4 5 0.00 0.000																	



Batter	1	2	3	4	5	6	7	8	9	AB	R	H	RBI	BB	SO	LOB	TOP						
Tony Kubek, L OBP: 0.298, SLG: 0.293	0-0 4-3			0-0 3-1		0-0 F9		0-0 4-3		4	0	0	0	0	0	0							
Bobby Richardson, R OBP: 0.357, SLG: 0.356	4-0 G3-6 BB			0-0 1B 2B		0-0 1-3			0-0 6-3	3	1	1	0	1	0	0							
Joe Pepitone, L OBP: 0.259, SLG: 0.311	0-0 G3-6 1-2			0-3 K		0-0 G3			0-0 F9	4	0	0	0	0	1	2							
Mickey Mantle, S OBP: 0.465, SLG: 0.623 Art Lopez, L OBP: 0.146, SLG: 0.148		0-3 K		0-0 2H 1B		0-0 HR			0-0 2B	4	1	3	2	0	1	0							
Tom Tresh, S OBP: 0.333, SLG: 0.484		0-0 6-3		0-0 L8		0-0 F8			0-0 F3	4	0	0	0	0	0	2							
Hector Lopez, R OBP: 0.286, SLG: 0.432		0-0 5-3			0-0 F3		0-0 L5			3	0	0	0	0	0	0							
Clete Boyer, R OBP: 0.257, SLG: 0.338			0-0 E6 G5-4-3		0-3 K		0-0 6-3			3	0	0	0	0	1	0							
Doc Edwards, R OBP: 0.200, SLG: 0.158			0-0 G5-4-3 1-2		0-0 E5			0-0 4-3		3	0	0	0	0	0	1							
Bill Stafford, R OBP: 0.158, SLG: 0.158			0-3 K		0-0 4-3			0-0 5-3		3	0	0	0	0	1	1							
Inning Stats	R: 0 E: 0 K: 0 S: 2	H: 0 LOB: 0 BB: 1 P: 6	R: 0 E: 0 K: 1 S: 5	H: 0 LOB: 0 BB: 0 P: 5	R: 0 E: 1 K: 1 S: 5	H: 0 LOB: 0 BB: 0 P: 5	R: 1 E: 0 K: 1 S: 7	H: 2 LOB: 1 BB: 0 P: 7	R: 0 E: 1 K: 1 S: 6	H: 0 LOB: 1 BB: 0 P: 6	R: 0 E: 0 K: 0 S: 3	H: 0 LOB: 0 BB: 0 P: 3	R: 1 E: 0 K: 0 S: 4	H: 1 LOB: 0 BB: 0 P: 4	R: 0 E: 0 K: 0 S: 3	H: 0 LOB: 0 BB: 0 P: 3	R: 0 E: 0 K: 0 S: 4	H: 1 LOB: 1 BB: 0 P: 4	1B: 1 2B: 2 3B: 0 HR: 1	SF: 0 SAC: 0 DP: 2 HBP: 0	WP: 0 PB: 0 CS: 0	PA: 32	
PITCHER	IP	WLS	BF	H	R	ER	SO	BB	IBB	HBP	BLK	WP	HR	S	P	ERA	WHIP						
Jim Lonborg, R ERA: 3.52	(1, 1)	8.2	W	31	4	2	2	4	1	0	0	0	0	1	38	42	2.08	0.577					
Dick Radatz, R ERA: 6.86	(9, 1)	0.1	S	1	0	0	0	0	0	0	0	0	0	1	1	0.00	0.000						

New York Yankees @ Boston Red Sox
 Fenway Park, Boston, MA
 Mon May 10 1965, 7:05 PM EDT
 Att: 11,163 - Unknown - 61 F


AB 31
 R 2
 H 4
 RBI 2
 BB 1
 SO 4
 LOB 6



Batter	1	2	3	4	5	6	7	8	9	AB	R	H	RBI	BB	SO	LOB	BOTTOM					
Lenny Green, L OBP: 0.376, SLG: 0.512	0-0 E8 4-3 SF7		0-0 L8		0-0 F8			0-0 6-3		4	1	0	0	0	0	2						
Dalton Jones, L OBP: 0.457, SLG: 0.645	0-0 4-3 2-3			0-0 F4		0-0 E5 G1-6-3		0-3 K		4	0	0	0	0	1	1						
Carl Yastrzemski, L OBP: 0.359, SLG: 0.487	0-0 SF7 3H			0-0 HR		0-0 G1-6-3 1-2		0-0 HR		3	2	2	3	0	0	1						
Tony Conigliaro, R OBP: 0.326, SLG: 0.547	0-3 K			0-3 K		0-3 K		0-0 F6		4	0	0	0	0	3	0						
Lee Thomas, L OBP: 0.368, SLG: 0.579		0-0 G6-4-3 1B		0-0 G3			0-0 F6			3	0	1	0	0	0	0						
Felix Mantilla, R OBP: 0.376, SLG: 0.456		0-0 G6-4-3 1-2		0-3 K		0-3 K		0-0 1B		3	0	0	0	0	2	1						
Eddie Bressoud, R OBP: 0.413, SLG: 0.488		0-0 F3			0-0 6-3		0-0 1B			3	0	1	0	0	0	0						
Bob Tillman, R OBP: 0.286, SLG: 0.286			0-0 6-3		4-0 1B BB		0-0 1B			2	0	1	0	1	0	0						
Jim Lonborg, R OBP: 0.125, SLG: 0.125	(1, 1)		0-3 K		0-0 1B					3	0	1	0	0	1	2						
Dick Radatz, R OBP: 0.429, SLG: 0.500	(9, 1)				1-2 1B		0-0 F5			0	0	0	0	0	0	0						
Inning Stats	R: 1 E: 1 K: 1 S: 6	H: 0 LOB: 0 BB: 0 P: 6	R: 0 E: 0 K: 0 S: 3	H: 1 LOB: 0 BB: 0 P: 3	R: 0 E: 0 K: 1 S: 5	H: 0 LOB: 0 BB: 0 P: 5	R: 1 E: 0 K: 1 S: 6	H: 1 LOB: 0 BB: 0 P: 6	R: 0 E: 0 K: 1 S: 5	H: 1 LOB: 2 BB: 1 P: 10	R: 0 E: 1 K: 1 S: 5	H: 0 LOB: 0 BB: 0 P: 5	R: 0 E: 0 K: 1 S: 7	H: 2 LOB: 2 BB: 0 P: 7	R: 0 E: 0 K: 1 S: 6	H: 1 LOB: 0 BB: 0 P: 6	R: 1 E: 0 K: 1 S: 6	H: 1 LOB: 0 BB: 0 P: 6	1B: 4 2B: 0 3B: 0 HR: 2	SF: 1 SAC: 0 DP: 2 HBP: 0	WP: 0 PB: 0 CS: 0	PA: 31
PITCHER	IP	WLS	BF	H	R	ER	SO	BB	IBB	HBP	BLK	WP	HR	S	P	ERA	WHIP					
Bill Stafford, R ERA: 1.38	(1, 1)	8.0	L	31	6	3	2	7	1	0	0	0	2	44	48	2.25	0.875					

New York Yankees @ Boston Red Sox
 Fenway Park, Boston, MA
 Mon May 10 1965, 7:05 PM EDT
 Att: 11,163 - Unknown - 61 F

AB 29
 R 3
 H 6
 RBI 3
 BB 1
 SO 7
 LOB 7



Batter	1	2	3	4	5	6	7	8	9	AB	R	H	RBI	BB	SO	LOB	TOP		
Tom Tresh, S OBP: 0.391, SLG: 0.475 (1, 8)	F5		L8					F6		4	0	1	0	0	0	0	New York Yankees @ Boston Red Sox Fenway Park, Boston, MA Wed May 12 1965, 7:05 PM EDT Att: 16,593 - Unknown - 71 F		
Bobby Richardson, R OBP: 0.359, SLG: 0.367 (1, 4)	2B		2-3			6-3		6-3		4	0	1	0	0	0	1			
Ray Barker, L OBP: 0.353, SLG: 0.286 (1, 3)	K			K		1B		1B		4	0	1	0	0	2	1			
Mickey Mantle, S OBP: 0.468, SLG: 0.644 (1, 7)	K			F9		1B		F8		4	0	1	0	0	1	1			
Joe Pepitone, L OBP: 0.267, SLG: 0.325 (1, 9)		4-3				1B		F8		4	0	1	0	0	0	2			
Tony Kubek, L OBP: 0.248, SLG: 0.281 (1, 6)	F7			1-3				F8		3	0	0	0	0	0	1			
Clete Boyer, R OBP: 0.244, SLG: 0.315 (1, 5)	6-3					G5-4-3		5-3		3	0	1	0	0	0	0			
Doc Edwards, R OBP: 0.229, SLG: 0.227 (1, 2)			4-3			G5-4-3		1-3		3	0	0	0	0	0	1			
Jim Bouton, R OBP: 0.176, SLG: 0.067 (1, 1)						K				2	0	0	0	0	2	0			
Hector Lopez, R OBP: 0.279, SLG: 0.421 (8, PH)			K			K		5-3		1	0	0	0	0	0	0			
Pete Mikkelsen, R (8, 1)										0	0	0	0	0	0	0			
Inning Stats	R: 0 E: 0 K: 2 S: 8	H: 1 LOB: 1 BB: 0 P: 8	R: 0 E: 0 K: 0 S: 3	H: 0 LOB: 0 BB: 0 P: 3	R: 0 E: 0 K: 1 S: 6	H: 1 LOB: 1 BB: 0 P: 6	R: 0 E: 0 K: 1 S: 6	H: 1 LOB: 0 BB: 0 P: 6	R: 0 E: 0 K: 0 S: 5	H: 2 LOB: 2 BB: 0 P: 5	R: 0 E: 0 K: 0 S: 3	H: 0 LOB: 0 BB: 0 P: 3	R: 0 E: 0 K: 0 S: 3	H: 0 LOB: 0 BB: 0 P: 3	R: 0 E: 0 K: 0 S: 3	H: 0 LOB: 0 BB: 0 P: 3	1B: 5 2B: 1 3B: 0 HR: 0	SF: 0 SAC: 0 DP: 1 HBP: 0	WP: 0 PA: 32
PITCHER Bill Monbouquette, R ERA: 3.19 (1, 1)	IP: 9.0 WLS: W BF: 32 H: 6 R: 0 ER: 0 SO: 5 BB: 0 IBB: 0 HBP: 0 BLK: 0 WP: 0 HR: 0 S: 42 P: 42 ERA: 0.00 WHIP: 0.667															PITCHER Bill Monbouquette, R ERA: 3.19 (1, 1)	IP: 9.0 WLS: W BF: 32 H: 6 R: 0 ER: 0 SO: 5 BB: 0 IBB: 0 HBP: 0 BLK: 0 WP: 0 HR: 0 S: 42 P: 42 ERA: 0.00 WHIP: 0.667		

Batter	1	2	3	4	5	6	7	8	9	AB	R	H	RBI	BB	SO	LOB	BOTTOM		
Lenny Green, L OBP: 0.353, SLG: 0.484 (1, 8)	G3		L7					3-1		4	0	0	0	0	0	0	New York Yankees @ Boston Red Sox Fenway Park, Boston, MA Wed May 12 1965, 7:05 PM EDT Att: 16,593 - Unknown - 71 F		
Frank Malzone, R OBP: 0.391, SLG: 0.379 (1, 5)	BB			BB		BB		G5-3		3	0	3	0	1	0	0			
Carl Yastrzemski, L OBP: 0.370, SLG: 0.512 (1, 7)	F4			BB		BB		BB		2	1	0	0	2	0	2			
Tony Conigliaro, R OBP: 0.310, SLG: 0.511 (1, 9)	FC6-4			BB		BB		IBB		4	0	0	0	0	0	6			
Lee Thomas, L OBP: 0.362, SLG: 0.549 (1, 3)		F2				L7				3	0	1	1	0	0	2			
Felix Mantilla, R OBP: 0.371, SLG: 0.442 (1, 4)		5-3				4-3				3	0	0	0	0	1	3			
Eddie Bressoud, R OBP: 0.377, SLG: 0.500 (1, 6)			K					HR		3	1	1	1	0	1	0			
Bob Tillman, R OBP: 0.271, SLG: 0.317 (1, 2)			F2			1-3				3	0	0	0	0	0	0			
Bill Monbouquette, R OBP: 0.105, SLG: 0.158 (1, 1)			K			K		F3		3	0	0	0	0	2	0			
Inning Stats	R: 0 E: 0 K: 0 S: 3	H: 0 LOB: 1 BB: 1 P: 7	R: 0 E: 0 K: 1 S: 5	H: 0 LOB: 0 BB: 0 P: 5	R: 0 E: 0 K: 1 S: 5	H: 0 LOB: 0 BB: 0 P: 5	R: 0 E: 0 K: 0 S: 4	H: 1 LOB: 2 BB: 1 P: 8	R: 1 E: 0 K: 1 S: 6	H: 1 LOB: 0 BB: 0 P: 6	R: 1 E: 0 K: 1 S: 7	H: 2 LOB: 1 BB: 0 P: 7	R: 0 E: 0 K: 0 S: 3	H: 0 LOB: 0 BB: 0 P: 3	R: 0 E: 0 K: 0 S: 3	H: 1 LOB: 1 BB: 1 P: 7		1B: 3 2B: 1 3B: 0 HR: 1	SF: 0 SAC: 0 DP: 1 HBP: 0
PITCHER Jim Bouton, R ERA: 4.47 Pete Mikkelsen, R ERA: 3.6 (8, 1)	IP: 7.0 WLS: L BF: 27 H: 4 R: 2 ER: 1 SO: 4 BB: 2 IBB: 0 HBP: 0 BLK: 0 WP: 0 HR: 1 S: 33 P: 41 ERA: 1.29 WHIP: 0.857															PITCHER Bill Monbouquette, R ERA: 3.19 (1, 1)	IP: 9.0 WLS: W BF: 32 H: 6 R: 0 ER: 0 SO: 5 BB: 0 IBB: 0 HBP: 0 BLK: 0 WP: 0 HR: 0 S: 42 P: 42 ERA: 0.00 WHIP: 0.667		

Batter	1	2	3	4	5	6	7	8	9	AB	R	H	RBI	BB	SO	LOB	TOP								
Tom Tresh, S OBP: 0.353, SLG: 0.486 (1, 8)	F5		S BB				FC4-6 FC6-4		FC4-6	4	1	1	0	1	0	2									
Bobby Richardson, R OBP: 0.351, SLG: 0.369 (1, 4)	4-3		F7				FC6-4 BB		F8	5	0	1	1	0	0	3									
Ray Barker, L OBP: 0.333, SLG: 0.235 (1, 3)	F9			K	G3					3	0	0	0	1	1	1									
Mickey Mantle, S OBP: 0.458, SLG: 0.613 (1, 7)		K		K						3	0	0	0	1	3	2									
Joe Pepitone, L OBP: 0.266, SLG: 0.333 (1, 9)	1-3						F4		4-3	4	0	1	0	0	0	1									
Tony Kubek, L OBP: 0.257, SLG: 0.275 (1, 6)							K		K	2	0	0	0	2	2	1									
Clete Boyer, R OBP: 0.244, SLG: 0.303 (1, 5)									6-3	3	0	0	0	1	1	3									
Bob Schmidt, R OBP: 0.318, SLG: 0.429 (6, PH)										2	0	0	0	0	1	0									
Hector Lopez, R OBP: 0.273, SLG: 0.410 (6, 2)										1	0	0	0	0	0	2									
Doc Edwards, R OBP: 0.224, SLG: 0.222 (6, 2)										1	0	0	0	0	0	0									
Whitley Ford, L OBP: 0.231, SLG: 0.167 (5, PH)										1	0	0	0	0	0	0									
Art Ladd, L OBP: 0.173, SLG: 0.143 (5, 1)										0	0	0	0	0	0	0									
Hal Reniff, R OBP: 0.185, SLG: 0.090 (7, PH)										0	0	0	0	0	0	0									
Horace Clarke, S OBP: 0.160, SLG: 0.000 (7, 1)										0	0	0	0	0	0	0									
Pete Mikkelsen, R OBP: 0.205, SLG: 0.241 (5, PH)										1	0	1	0	0	0	0									
Inning Stats	R: 0 E: 0 K: 0 S: 3	H: 0 LOB: 0 BB: 0 P: 3	R: 0 E: 0 K: 2 S: 7	H: 0 LOB: 1 BB: 1 P: 11	R: 0 E: 0 K: 1 S: 5	H: 0 LOB: 1 BB: 1 P: 9	R: 0 E: 0 K: 2 S: 8	H: 1 LOB: 2 BB: 1 P: 12	R: 1 E: 0 K: 1 S: 7	H: 2 LOB: 1 BB: 0 P: 7	R: 0 E: 0 K: 1 S: 5	H: 0 LOB: 2 BB: 2 P: 13	R: 0 E: 0 K: 1 S: 6	H: 1 LOB: 2 BB: 1 P: 10	R: 0 E: 0 K: 1 S: 5	H: 0 LOB: 0 BB: 0 P: 5	R: 0 E: 0 K: 0 S: 4	H: 1 LOB: 1 BB: 0 P: 4	1B: 2 2B: 2 3B: 1 HR: 0	SF: 0 SAC: 0 DP: 0 HBP: 0	WP: 0 PB: 0 SB: 1 CS: 0	PA: 38			
PITCHER Dave Morehead, R ERA: 5.76 (1, 1)	IP: 9.0 WLS: W BF: 38	H: 5 R: 1 ER: 1 SO: 9	BB: 6 IBB: 0 HBP: 0 BLK: 0	WP: 0 HR: 0 S: 50 P: 74	ERA: 1.00 WHIP: 1.222																				

New York Yankees @ Boston Red Sox
Fenway Park, Boston, MA
Thu May 13 1965, 7:05 PM EDT
Att: 14,261 - Unknown - 56 F

AB 32
R 1
H 5
RBI 1
BB 6
SO 9
LOB 15



Batter	1	2	3	4	5	6	7	8	9	AB	R	H	RBI	BB	SO	LOB	BOTTOM								
Lenny Green, L OBP: 0.349, SLG: 0.468 (1, 8)	4-3		BB BB 3B	F3			F4			3	1	0	0	1	0	1									
Frank Malzone, R OBP: 0.397, SLG: 0.393 (1, 5)	5-3		BB BB 3B							3	1	1	0	1	1	0									
Carl Yastrzemski, L OBP: 0.356, SLG: 0.494 (1, 7)	F7		SF7				F9		F9	3	0	0	1	0	0	1									
Tony Conigliaro, R OBP: 0.327, SLG: 0.510 (1, 9)										2	1	1	0	2	1	0									
Felix Mantilla, R OBP: 0.376, SLG: 0.467 (1, 4)		G6-4-3								4	0	2	3	0	1	3									
Lee Thomas, L OBP: 0.371, SLG: 0.542 (1, 3)										1	0	0	0	2	0	1									
Eddie Bressoud, R OBP: 0.368, SLG: 0.471 (1, 6)										3	0	0	0	1	2	5									
Bob Tillman, R OBP: 0.284, SLG: 0.318 (1, 2)										3	1	1	0	1	0	1									
Dave Morehead, R OBP: 0.333, SLG: 0.143 (1, 1)										4	0	1	0	0	1	3									
Inning Stats	R: 0 E: 0 K: 0 S: 3	H: 1 LOB: 1 BB: 1 P: 7	R: 4 E: 0 K: 1 S: 7	H: 2 LOB: 3 BB: 3 P: 19	R: 0 E: 0 K: 0 S: 3	H: 1 LOB: 1 BB: 1 P: 7	R: 0 E: 0 K: 2 S: 8	H: 1 LOB: 3 BB: 2 P: 16	R: 0 E: 0 K: 0 S: 3	H: 0 LOB: 0 BB: 0 P: 3	R: 0 E: 0 K: 2 S: 7	H: 0 LOB: 0 BB: 0 P: 7	R: 0 E: 0 K: 1 S: 6	H: 1 LOB: 2 BB: 1 P: 10	R: 0 E: 0 K: 1 S: 6	H: 1 LOB: 1 BB: 1 P: 10	1B: 4 2B: 1 3B: 1 HR: 0	SF: 1 SAC: 1 DP: 2 HBP: 0	WP: 0 PB: 0 SB: 0 CS: 0	PA: 36					
PITCHER Whitey Ford, L ERA: 5.82 Hal Reniff, R ERA: 4.38 Pete Mikkelsen, R ERA: 3.0 (1, 1)	IP: 4.0 WLS: L BF: 19	H: 4 R: 4 ER: 4 SO: 4	BB: 5 IBB: 0 HBP: 0 BLK: 0	WP: 0 HR: 0 S: 16 P: 36	ERA: 9.00 WHIP: 2.250																				

New York Yankees @ Boston Red Sox
Fenway Park, Boston, MA
Thu May 13 1965, 7:05 PM EDT
Att: 14,261 - Unknown - 56 F

AB 26
R 4
H 6
RBI 4
BB 8
SO 6
LOB 15



Batter	1	2	3	4	5	6	7	8	9	AB	R	H	RBI	BB	SO	LOB	TOP																				
Horace Clarke, S OBP: 0.200, SLG: 0.200 Clete Boyer, R OBP: 0.241, SLG: 0.299	F5		F9		F7		F8		FC5-6-2 E	4	0	0	0	0	0	0	New York Yankees @ Baltimore Orioles Memorial Stadium, Baltimore, MD Fri May 14 1965, 7:05 PM EDT Att: 24,211 - Unknown - 70 F																				
Bobby Richardson, R OBP: 0.345, SLG: 0.370	2B		F4		B1-3		4-3		E9 HR	5	2	1	0	0	0	1																					
Tom Tresh, S OBP: 0.355, SLG: 0.518	1B		L8		F9			F7	HR	5	2	2	3	0	0	0																					
Mickey Mantle, S OBP: 0.448, SLG: 0.591 Ross Moschitto, R	F6			1B		K		F8	F9	4	1	1	0	0	1	1																					
Joe Pepitone, L OBP: 0.276, SLG: 0.341				1B		E1		F2		4	1	2	1	0	0	0																					
Ray Barker, L OBP: 0.360, SLG: 0.250	K			1B						3	1	1	0	0	1	3																					
Tony Kubek, L OBP: 0.257, SLG: 0.277		1-3		1B		SF8			F4	3	0	1	2	0	0	1																					
Doc Edwards, R OBP: 0.226, SLG: 0.208		L9		1B		F4			SH	3	0	0	0	1	0	3																					
Bill Stafford, R									SH	3	0	0	0	0	2	2																					
Al Downing, R OBP: 0.182, SLG: 0.182 Art Lopez, L OBP: 0.143, SLG: 0.143 Steve Hamilton, L	K						6-3		E	0	0	0	0	0	0	0																					
Inning Stats	R: 2 E: 0 K: 1 S: 8	H: 3 LOB: 1 BB: 0 P: 8	R: 0 E: 0 K: 1 S: 5	H: 0 LOB: 0 BB: 0 P: 5	R: 0 E: 0 K: 0 S: 3	H: 0 LOB: 0 BB: 0 P: 3	R: 1 E: 0 K: 1 S: 8	H: 3 LOB: 2 BB: 0 P: 8	R: 0 E: 0 K: 0 S: 3	H: 0 LOB: 0 BB: 0 P: 3	R: 1 E: 1 K: 1 S: 7	H: 1 LOB: 1 BB: 0 P: 7	R: 0 E: 0 K: 0 S: 3	H: 0 LOB: 0 BB: 0 P: 3	R: 0 E: 0 K: 0 S: 3	H: 0 LOB: 0 BB: 0 P: 3	R: 5 E: 2 K: 0 S: 6	H: 1 LOB: 1 BB: 1 P: 11	1B: 5 2B: 2 3B: 0 HR: 1	SF: 1 SAC: 1 DP: 0 HBP: 1	WP: 0 PB: 0 SB: 1 CS: 0	PA: 40															
PITCHER	IP	WLS	BF	H	R	ER	SO	BB	IBB	HBP	BLK	WP	HR	S	P	ERA	WHIP	PITCHER	IP	WLS	BF	H	R	ER	SO	BB	IBB	HBP	BLK	WP	HR	S	P	ERA	WHIP		
Robin Roberts, R ERA: 2.94	(1, 1)	7.0	L	29	7	4	3	4	0	0	0	0	0	37	37	3.86	1.000																				
Harvey Haddix, L ERA: 2.25	(8, 1)	2.0		11	1	5	0	0	0	1	1	0	0	1	9	14	0.00	0.500																			

AB	36
R	9
H	8
RBI	6
BB	1
SO	4
LOB	14



Batter	1	2	3	4	5	6	7	8	9	AB	R	H	RBI	BB	SO	LOB	BOTTOM																				
Paul Blair, R OBP: 0.289, SLG: 0.381	4-3 2B		5-3		5-3			K		4	1	1	0	0	1	0	New York Yankees @ Baltimore Orioles Memorial Stadium, Baltimore, MD Fri May 14 1965, 7:05 PM EDT Att: 24,211 - Unknown - 70 F																				
Luis Aparicio, R OBP: 0.339, SLG: 0.482	4-3					K		CS		4	0	2	0	0	1	1																					
Curt Blefary, L OBP: 0.377, SLG: 0.657 Jackie Brandt, R OBP: 0.283, SLG: 0.535	2-3 2B		F9				3-1 HR	1B		3	1	2	1	0	0	1																					
Boog Powell, L OBP: 0.252, SLG: 0.369	3-1 BB		L4			3-1			F7	3	0	0	0	1	0	2																					
Charlie Lau, L OBP: 0.333, SLG: 0.650 Dick Brown, R OBP: 0.333, SLG: 0.200	FC4-6			6-3			2-H HR		6-3	3	1	1	2	0	0	2																					
Norm Siebern, L OBP: 0.333, SLG: 0.372 Bob Johnson, R OBP: 0.286, SLG: 0.407	1-2 2-3 F9				G5-4-3 1B		G3		F7	3	0	1	0	0	0	2																					
Davey Johnson, R OBP: 0.286, SLG: 0.235			F3		G5-4-3 1B			L9 BB		2	0	0	0	1	0	1																					
Jerry Adair, R OBP: 0.302, SLG: 0.305			F3		B2-6-4 1B			L9		3	0	1	0	0	0	1																					
Robin Roberts, S OBP: 0.200, SLG: 0.300 John Orsino, R OBP: 0.316, SLG: 0.440 Harvey Haddix, L					B2-6-4 1B			K		2	0	0	0	0	1	1																					
Inning Stats	R: 1 E: 0 K: 0 S: 5	H: 2 LOB: 2 BB: 1 P: 9	R: 0 E: 0 K: 1 S: 5	H: 0 LOB: 0 BB: 0 P: 5	R: 0 E: 0 K: 0 S: 4	H: 1 LOB: 1 BB: 0 P: 4	R: 0 E: 0 K: 0 S: 3	H: 1 LOB: 0 BB: 0 P: 3	R: 0 E: 0 K: 1 S: 7	H: 2 LOB: 0 BB: 0 P: 7	R: 0 E: 0 K: 1 S: 4	H: 0 LOB: 0 BB: 1 P: 8	R: 0 E: 0 K: 2 S: 7	H: 1 LOB: 1 BB: 0 P: 7	R: 0 E: 0 K: 0 S: 3	H: 0 LOB: 0 BB: 0 P: 3		1B: 4 2B: 4 3B: 0 HR: 1	SF: 0 SAC: 0 DP: 3 HBP: 0	WP: 0 PB: 0 SB: 0 CS: 1	PA: 33																
PITCHER	IP	WLS	BF	H	R	ER	SO	BB	IBB	HBP	BLK	WP	HR	S	P	ERA	WHIP	PITCHER	IP	WLS	BF	H	R	ER	SO	BB	IBB	HBP	BLK	WP	HR	S	P	ERA	WHIP		
Bill Stafford, R ERA: 2.21	(1, 1)																																				
Al Downing, L ERA: 3.41	(8, 1)	0.2		1	0	0	0	1	0	0	0	0	0	3	3	0.00	0.000																				
Steve Hamilton, L ERA: 3.38	(9, 1)	1.0	S	3	0	0	0	0	0	0	0	0	0	3	3	0.00	0.000																				



Batter	1	2	3	4	5	6	7	8	9	AB	R	H	RBI	BB	SO	LOB	TOP			
Horace Clarke, S OBP: 0.182, SLG: 0.100 (1, 5)										3	1	0	0	1	0	0	New York Yankees @ Baltimore Orioles Memorial Stadium, Baltimore, MD Mon May 17 1965, 7:05 PM EDT Att: 18,601 - Unknown			
Bobby Richardson, R OBP: 0.323, SLG: 0.347 (1, 4)										4	1	1	0	0	0	1				
Tom Tresh, S OBP: 0.351, SLG: 0.492 (1, 8) (8, 7)										4	0	1	0	0	2	2				
Mickey Mantle, S OBP: 0.444, SLG: 0.592 Ross Moschitto, R (8, 8)										3	0	1	0	1	1	1				
Joe Pepitone, L OBP: 0.300, SLG: 0.359 (1, 9)										4	0	1	2	0	1	1				
Ray Barker, L OBP: 0.333, SLG: 0.240 (1, 3)										4	0	1	0	0	0	3				
Phil Linz, R OBP: 0.298, SLG: 0.282 (1, 6)										3	0	0	0	1	0	3				
Doc Edwards, R OBP: 0.231, SLG: 0.190 (1, 2)										4	0	0	0	0	0	2				
Whitey Ford, L OBP: 0.200, SLG: 0.143 Hal Reniff, R (5, 1)										2	0	0	0	0	0	0				
Hector Lopez, R OBP: 0.231, SLG: 0.340 Pedro Ramos, S (7, 1) Gil Blanco, L (8, 1)										0	0	0	0	0	0	0				
Inning Stats	R: 2 E: 0 K: 0 S: 5	H: 2 LOB: 2 BB: 2 P: 13	R: 0 E: 0 K: 0 S: 3	H: 0 LOB: 0 BB: 0 P: 3	R: 0 E: 0 K: 2 S: 7	H: 0 LOB: 0 BB: 0 P: 7	R: 0 E: 0 K: 0 S: 3	H: 0 LOB: 0 BB: 0 P: 3	R: 0 E: 1 K: 2 S: 8	H: 1 LOB: 1 BB: 0 P: 8	R: 0 E: 0 K: 0 S: 2	H: 0 LOB: 0 BB: 1 P: 6	R: 0 E: 0 K: 0 S: 4	H: 1 LOB: 1 BB: 0 P: 4	R: 0 E: 0 K: 0 S: 4	H: 1 LOB: 1 BB: 0 P: 4	1B: 5 2B: 0 3B: 0 HR: 0	SF: 0 SAC: 0 DP: 1 HBP: 0	WP: 0 PB: 0 SB: 0 CS: 0	PA: 35
PITCHER Mitt Pappas, R ERA: 1.83 (1, 1)	IP: 9.0 WLS: W BF: 35 H: 5 R: 2 ER: 2 SO: 4 BB: 3 IBB: 0 HBP: 0 BLK: 0 WP: 0 HR: 0 S: 40 P: 52 ERA: 2.00 WHIP: 0.889															PITCHER				

AB 32
R 2
H 5
RBI 2
BB 3
SO 4
LOB 13



Batter	1	2	3	4	5	6	7	8	9	AB	R	H	RBI	BB	SO	LOB	BOTTOM			
Paul Blair, R OBP: 0.305, SLG: 0.365 (1, 8)										5	1	1	1	0	1	2	New York Yankees @ Baltimore Orioles Memorial Stadium, Baltimore, MD Mon May 17 1965, 7:05 PM EDT Att: 18,601 - Unknown			
Luis Aparicio, R OBP: 0.326, SLG: 0.480 (1, 6)										4	1	1	1	1	2	0				
Jackie Brandt, R OBP: 0.333, SLG: 0.574 (1, 9)										4	2	3	0	1	0	1				
Bob Johnson, R OBP: 0.351, SLG: 0.457 (1, 5)										5	2	4	2	0	0	1				
John Orsino, R OBP: 0.346, SLG: 0.511 (1, 3) (6, 2)										5	1	3	3	0	1	3				
Davey Johnson, R OBP: 0.285, SLG: 0.267 (1, 4)										5	1	1	0	0	1	2				
Boog Powell, L OBP: 0.287, SLG: 0.407 (1, 7)										4	0	0	0	1	1	3				
Dick Brown, R OBP: 0.250, SLG: 0.143 Norm Siebern, L OBP: 0.339, SLG: 0.415 (5, PH) (6, 3)										2	0	0	0	0	0	1				
Mitt Pappas, R OBP: 0.214, SLG: 0.286 (1, 1)										3	0	1	1	0	1	2				
Inning Stats	R: 2 E: 1 K: 3 S: 12	H: 3 LOB: 1 BB: 0 P: 12	R: 0 E: 0 K: 0 S: 3	H: 0 LOB: 0 BB: 0 P: 3	R: 0 E: 0 K: 0 S: 4	H: 1 LOB: 1 BB: 0 P: 4	R: 1 E: 1 K: 0 S: 6	H: 2 LOB: 2 BB: 0 P: 6	R: 3 E: 1 K: 1 S: 8	H: 3 LOB: 2 BB: 2 P: 16	R: 0 E: 0 K: 2 S: 8	H: 1 LOB: 2 BB: 1 P: 12	R: 3 E: 0 K: 0 S: 6	H: 3 LOB: 1 BB: 1 P: 10	R: 0 E: 1 K: 1 S: 6	H: 1 LOB: 1 BB: 0 P: 6		1B: 9 2B: 5 3B: 0 HR: 1	SF: 0 SAC: 1 DP: 1 HBP: 0	WP: 1 PB: 1 SB: 0 CS: 0
PITCHER Whitey Ford, L ERA: 6.33 Hal Reniff, R ERA: 3.68 Pedro Ramos, R ERA: 5.4 Gil Blanco, L ERA:	IP: 4.0 WLS: L BF: 23 H: 9 R: 6 ER: 6 SO: 3 BB: 1 IBB: 0 HBP: 0 BLK: 0 WP: 1 HR: 1 S: 28 P: 32 ERA: 11.25 WHIP: 2.500															PITCHER				

AB 38
R 9
H 14
RBI 8
BB 4
SO 7
LOB 17



Batter	1	2	3	4	5	6	7	8	9	AB	R	H	RBI	BB	SO	LOB	TOP				
Lenny Green, L (1, 8) OBP: 0.370, SLG: 0.479	F5			4-3				L7		4	0	1	0	1	0	1					
Chuck Schilling, R (1, 4) OBP: 0.375, SLG: 0.864	FC5	F6				K				5	0	3	1	0	1	3					
Frank Malzone, R (1, 5) OBP: 0.348, SLG: 0.338	F3		1-3	2-3		K				5	0	0	0	0	1	4					
Felix Mantilla, R (1, 7) OBP: 0.385, SLG: 0.472	FC5				E7					3	0	2	0	0	0	1					
Gary Geiger, L (7, PR) (7, 8)				1B				6-3		0	0	0	0	1	0	0					
Tony Conigliaro, R (1, 9) OBP: 0.336, SLG: 0.491				HBP		K				5	1	2	0	0	2	4					
Lee Thomas, L (1, 3) OBP: 0.388, SLG: 0.495										4	1	1	1	1	1	6					
Mike Ryan, R (1, 2) OBP: 0.227, SLG: 0.349										4	0	0	0	0	0	7					
Rico Petrocelli, R (1, 6) OBP: 0.227, SLG: 0.225										4	1	2	1	0	0	2					
Jim Lonborg, R (1, 1) OBP: 0.143, SLG: 0.214										4	0	0	0	0	3	2					
Inning Stats	R: 0 E: 0 K: 0 S: 4	H: 1 LOB: 1 BB: 0 P: 4	R: 2 E: 0 K: 1 S: 8	H: 3 LOB: 2 BB: 1 P: 12	R: 0 E: 0 K: 1 S: 6	H: 1 LOB: 2 BB: 0 P: 7	R: 1 E: 0 K: 1 S: 7	H: 2 LOB: 1 BB: 0 P: 7	R: 0 E: 1 K: 1 S: 10	H: 1 LOB: 2 BB: 1 P: 10	R: 0 E: 0 K: 0 S: 4	H: 1 LOB: 2 BB: 0 P: 4	R: 0 E: 0 K: 0 S: 3	H: 0 LOB: 0 BB: 0 P: 3	R: 0 E: 1 K: 1 S: 6	H: 1 LOB: 2 BB: 1 P: 10	1B: 5 2B: 6 3B: 0 HR: 0	SF: 0 SAC: 0 DP: 0 HBP: 1	WP: 0 PB: 0 SB: 0 CS: 0	PA: 42	
PITCHER	IP	WLS	BF	H	R	ER	SO	BB	IBB	HBP	BLK	WP	HR	S	P	ERA	WHIP				
Al Downing, L (1, 1) ERA: 3.71	5.0	L	26	8	3	3	4	2	0	1	0	0	0	31	40	5.40	2.000				
Pete Mikkelsen, R (6, 1) ERA: 3.57	3.0		11	2	0	0	3	0	0	0	0	0	0	17	17	0.00	0.667				
Hal Reniff, R (9, 1) ERA: 3.45	0.2		4	1	0	0	1	1	0	0	0	0	0	5	9	0.00	3.000				
Steve Hamilton, L (9, 1) ERA: 2.38	0.1		1	0	0	0	0	0	0	0	0	0	0	1	1	0.00	0.000				

Boston Red Sox @ New York Yankees
 Yankee Stadium, Bronx, NY
 Wed May 19, 1965, 7:05 PM EDT
 Att: 10,352 - Unknown

AB 38
 R 3
 H 11
 RBI 3
 BB 3
 SO 8
 LOB 30



Batter	1	2	3	4	5	6	7	8	9	AB	R	H	RBI	BB	SO	LOB	BOTTOM					
Phil Linz, R (1, 6) OBP: 0.298, SLG: 0.239	FC4-6		1-3			L8		4-3		3	0	0	0	1	0	0						
Bobby Richardson, R (1, 4) OBP: 0.299, SLG: 0.341	FC4-6					6-3				3	0	1	0	1	0	0						
Tom Tresh, S (1, 8) OBP: 0.347, SLG: 0.489	FC4-6		F9							3	0	1	0	1	0	3						
Mickey Mantle, S (1, 7) OBP: 0.426, SLG: 0.548	G4-6-3			4-3		F9				4	0	1	0	0	0	3						
Jim Bouton, R (9, PR) OBP: 0.293, SLG: 0.067										0	0	0	0	0	0	0						
Joe Pepitone, L (1, 9) OBP: 0.277, SLG: 0.330										4	0	0	0	0	0	2						
Ray Barker, L (1, 3) OBP: 0.368, SLG: 0.355										3	0	0	0	0	0	0						
Clete Boyer, R (1, 5) OBP: 0.252, SLG: 0.278										3	0	1	0	0	0	0						
Doc Edwards, R (1, 2) OBP: 0.232, SLG: 0.180										2	0	0	0	0	0	1						
Hector Lopez, R (8, PH) OBP: 0.241, SLG: 0.347	FC5-4									1	0	0	0	0	0	0						
Bob Schmidt, R (9, 2) OBP: 0.333, SLG: 0.435										0	0	0	0	0	0	0						
Al Downing, R (1, 1) OBP: 0.167, SLG: 0.167										1	0	0	0	0	0	0						
Art Ladd, L (5, PH) OBP: 0.133, SLG: 0.133										1	0	0	0	0	0	0						
Pete Mikkelsen, R (8, 1)										0	0	0	0	0	0	0						
Horace Clarke, S (8, PH) OBP: 0.143, SLG: 0.167										1	0	0	0	0	0	0						
Hal Reniff, R (9, 1)										0	0	0	0	0	0	0						
Steve Hamilton, L (9, 1)										0	0	0	0	0	0	0						
Inning Stats	R: 0 E: 0 K: 0 S: 2	H: 0 LOB: 1 BB: 2 P: 10	R: 0 E: 0 K: 0 S: 4	H: 1 LOB: 1 BB: 0 P: 4	R: 0 E: 0 K: 0 S: 4	H: 1 LOB: 1 BB: 0 P: 4	R: 0 E: 0 K: 0 S: 3	H: 0 LOB: 0 BB: 0 P: 3	R: 0 E: 0 K: 0 S: 4	H: 1 LOB: 1 BB: 0 P: 4	R: 0 E: 0 K: 0 S: 3	H: 0 LOB: 0 BB: 0 P: 3	R: 0 E: 0 K: 0 S: 3	H: 0 LOB: 0 BB: 0 P: 3	R: 0 E: 0 K: 0 S: 3	H: 0 LOB: 0 BB: 0 P: 3	R: 0 E: 1 K: 0 S: 3	H: 1 LOB: 2 BB: 1 P: 7	1B: 4 2B: 0 3B: 0 HR: 0	SF: 0 SAC: 0 DP: 2 HBP: 0	WP: 0 PB: 0 SB: 0 CS: 0	PA: 32
PITCHER	IP	WLS	BF	H	R	ER	SO	BB	IBB	HBP	BLK	WP	HR	S	P	ERA	WHIP					
Jim Lonborg, R (1, 1) ERA: 2.54	9.0	W	32	4	0	0	0	3	0	0	0	0	0	29	41	0.00	0.778					

Boston Red Sox @ New York Yankees
 Yankee Stadium, Bronx, NY
 Wed May 19, 1965, 7:05 PM EDT
 Att: 10,352 - Unknown

AB 29
 R 0
 H 4
 RBI 0
 BB 3
 SO 0
 LOB 9



Batter	1	2	3	4	5	6	7	8	9	AB	R	H	RBI	BB	SO	LOB	TOP					
Don Blasingame, L (1,4) OBP: 0.296, SLG: 0.376	F8		K			4-3		F8		5	0	1	1	0	1	1	Washington Senators @ New York Yankees Yankee Stadium, Bronx, NY Fri May 21 1965, 7:05 PM EDT Att: 12,190 - Unknown - 60 F livebaseballscorecards.com					
Ken McMullen, R (1,5) OBP: 0.308, SLG: 0.402	K			1B SF8		F6			1B	5	1	2	0	0	2	1						
Bob Chance, L (1,3) OBP: 0.306, SLG: 0.378	K			BB				F7		4	1	2	0	0	1	1						
Frank Howard, R (1,7) OBP: 0.338, SLG: 0.462					SF8			F8		3	0	1	2	0	0	1						
Don Lock, R (8,8) OBP: 0.330, SLG: 0.309										0	0	0	0	0	0	0						
Woodie Held, R (1,8) OBP: 0.455, SLG: 0.628	5-3			BB	3-H					1	1	0	0	3	0	0						
Willie Kirkland, L (1,9) OBP: 0.238, SLG: 0.492	L6			BB	1-2					4	1	1	2	0	0	4						
Doug Camilli, R (1,2) OBP: 0.246, SLG: 0.370			K			4-3				4	0	0	0	0	1	0						
Ed Brinkman, R (1,6) OBP: 0.224, SLG: 0.235			6-3							2	0	0	0	0	1	0						
Mike Brumley, L (7,PH) OBP: 0.176, SLG: 0.125						K				1	0	0	0	0	0	0						
Ken Hamlin, R (7,6) OBP: 0.343, SLG: 0.394									1B	1	1	1	0	0	0	0						
Mike McCormick, L (1,1) OBP: 0.154, SLG: 0.083										1	0	0	0	1	0	0						
Jim Rind, L (7,PH) OBP: 0.271, SLG: 0.340										0	0	0	0	0	0	0						
Frank Kreuzer, R (7,1) OBP: 0.349, SLG: 0.515										0	0	0	0	0	0	0						
Bennie Daniels, L (8,1) OBP: 0.221, SLG: 0.417										0	0	0	0	0	0	0						
Don Zimmer, R (9,PH) OBP: 0.221, SLG: 0.417										1	0	0	0	0	1	1						
Ron Kline, R (9,1) OBP: 0.221, SLG: 0.417										0	0	0	0	0	0	0						
Inning Stats	R: 0 E: 0 K: 2 S: 7	H: 0 LOB: 0 BB: 0 P: 7	R: 0 E: 0 K: 0 S: 3	H: 0 LOB: 0 BB: 0 P: 3	R: 0 E: 0 K: 2 S: 7	H: 0 LOB: 1 BB: 1 P: 11	R: 1 E: 0 K: 0 S: 4	H: 2 LOB: 1 BB: 1 P: 8	R: 0 E: 0 K: 1 S: 5	H: 0 LOB: 0 BB: 0 P: 5	R: 1 E: 0 K: 0 S: 5	H: 2 LOB: 2 BB: 1 P: 9	R: 0 E: 0 K: 0 S: 3	H: 0 LOB: 0 BB: 0 P: 3	R: 0 E: 0 K: 0 S: 4	H: 1 LOB: 1 BB: 0 P: 4	R: 3 E: 0 K: 2 S: 10	H: 3 LOB: 1 BB: 1 P: 14	1B: 4 2B: 1 3B: 2 HR: 1	SF: 1 SAC: 0 DP: 1 HBP: 0	WP: 0 PB: 0 CS: 0	PA: 38
PITCHER	IP WLS BF H R ER SO BB IBB HBP BLK WP HR S P ERA WHIP																					
Jim Bouton, R (1,1) ERA: 4.76	8.1 L 35 7 5 5 5 4 0 0 0 0 0 1 41 57 5.40 1.320																					
Pedro Ramos, R (9,1) ERA: 4.35	0.2 3 1 0 0 2 0 0 0 0 0 0 0 7 7 0.00 1.500																					

Batter	1	2	3	4	5	6	7	8	9	AB	R	H	RBI	BB	SO	LOB	BOTTOM					
Phil Linz, R (1,6) OBP: 0.323, SLG: 0.278	E6	FC5-4								4	2	2	0	0	0	1	Washington Senators @ New York Yankees Yankee Stadium, Bronx, NY Fri May 21 1965, 7:05 PM EDT Att: 12,190 - Unknown - 60 F livebaseballscorecards.com					
Tony Kubek, L (9,PH) OBP: 0.277, SLG: 0.299	FC5-4	1B								1	0	1	0	0	0	0						
Bobby Richardson, R (1,4) OBP: 0.333, SLG: 0.353										4	1	2	1	0	0	1						
Tom Tresh, S (1,8) OBP: 0.340, SLG: 0.493	FC5-4	1B								5	1	1	0	0	1	3						
Mickey Mantle, S (1,7) OBP: 0.431, SLG: 0.544	FC5-4	1B								3	0	1	1	1	0	1						
Ross Moschitto, R (7,PR) OBP: 0.286, SLG: 0.231										0	0	0	0	0	0	0						
Horace Clarke, S (9,PH) OBP: 0.286, SLG: 0.231										1	0	1	0	0	0	0						
Hector Lopez, R (1,9) OBP: 0.220, SLG: 0.321	SF9									4	0	0	1	0	1	5						
Joe Pepitone, L (1,3) OBP: 0.283, SLG: 0.353	F2									3	0	0	0	1	1	3						
Clete Boyer, R (1,5) OBP: 0.243, SLG: 0.276										4	0	1	0	0	0	1						
Doc Edwards, R (1,2) OBP: 0.260, SLG: 0.194										3	0	0	0	1	1	0						
Jim Bouton, R (1,1) OBP: 0.261, SLG: 0.105										4	0	1	0	0	0	2						
Pedro Ramos, S (9,1) ERA: 4.35										0	0	0	0	0	0	0						
Inning Stats	R: 1 E: 1 K: 0 S: 5	H: 1 LOB: 2 BB: 1 P: 9	R: 0 E: 0 K: 1 S: 6	H: 1 LOB: 0 BB: 0 P: 6	R: 0 E: 0 K: 1 S: 5	H: 0 LOB: 0 BB: 0 P: 5	R: 0 E: 0 K: 0 S: 4	H: 1 LOB: 2 BB: 1 P: 8	R: 3 E: 1 K: 0 S: 6	H: 3 LOB: 1 BB: 1 P: 10	R: 0 E: 0 K: 0 S: 4	H: 1 LOB: 1 BB: 0 P: 4	R: 0 E: 0 K: 2 S: 8	H: 1 LOB: 2 BB: 0 P: 8	R: 0 E: 0 K: 0 S: 3	H: 0 LOB: 0 BB: 0 P: 3	R: 0 E: 0 K: 0 S: 5	H: 2 LOB: 2 BB: 0 P: 5	1B: 8 2B: 2 3B: 0 HR: 0	SF: 1 SAC: 1 DP: 1 HBP: 0	WP: 1 PB: 0 CS: 0	PA: 41
PITCHER	IP WLS BF H R ER SO BB IBB HBP BLK WP HR S P ERA WHIP																					
Mike McCormick, L (1,1) ERA: 2.72	6.0 4 1 0 0 2 0 0 0 0 0 1 0 8 8 0.00 1.000																					
Frank Kreuzer, L (7,1) ERA: 5.33	1.0 W 3 0 0 0 0 0 0 0 0 0 0 0 3 3 0.00 0.000																					
Bennie Daniels, R (8,1) ERA: 3.05	1.0 S 5 2 0 0 0 0 0 0 0 0 0 0 5 5 0.00 2.000																					
Ron Kline, R (9,1) ERA: 2.38																						


Batter	1	2	3	4	5	6	7	8	9	AB	R	H	RBI	BB	SO	LOB	TOP		
Don Blasingame, L (1,4) OBP: 0.288, SLG: 0.364	3-1		K			F8		FC3-6		4	0	0	0	0	1	1	Washington Senators @ New York Yankees Yankee Stadium, Bronx, NY Sat May 22 1965, 3:33 AM EDT Att. 9,097 - Overcast - 72 F		
Ken McMullen, R (1,9) OBP: 0.313, SLG: 0.400	FC1-6 1B		1-3			FC6-4 BB		K		3	0	1	0	1	1	1			
Bob Chance, L (1,3) OBP: 0.295, SLG: 0.363	FC1-6 1-2				F6	FC6-4 FC5-4 1-2		F7		4	0	0	0	0	2				
Frank Howard, R (1,7) OBP: 0.342, SLG: 0.459	6-3				WP 1B	FC5-4 1-2		BB		3	0	1	0	1	0	2			
Don Lock, R (1,8) OBP: 0.328, SLG: 0.300		K			G1-4-3 BB 1-2		F7		3	0	0	0	1	2	1				
Don Zimmer, R (1,5) OBP: 0.226, SLG: 0.370		S BB			G1-4-3 1-2		K		3	0	0	0	1	1	3				
Doug Camilli, R (1,2) OBP: 0.233, SLG: 0.351		F8			F6		1-3		3	0	0	0	0	0	1				
Ed Brinkman, R (1,6) OBP: 0.218, SLG: 0.229	5-3 1-2				6-3		K		3	0	0	0	0	1	1				
Pete Richert, L (1,1) OBP: 0.125, SLG: 0.125			K						2	0	0	0	0	2	0				
Steve Ritzik, R (6,1) OBP: 0.157, SLG: 0.167									0	0	0	0	0	0	0				
Joe McCabe, R (8,PH) OBP: 0.281, SLG: 0.296									1	0	1	0	0	0	0				
Marshall Bridges, S (8,1) OBP: 0.281, SLG: 0.296								FC3-6 1B	0	0	0	0	0	0	0				
Inning Stats	R: 0 E: 0 K: 0 S: 4	H: 1 LOB: 1 BB: 0 P: 4	R: 0 E: 0 K: 1 S: 5	H: 0 LOB: 1 BB: 1 P: 9	R: 0 E: 0 K: 2 S: 7	H: 0 LOB: 0 BB: 0 P: 7	R: 0 E: 0 K: 0 S: 3	H: 1 LOB: 1 BB: 1 P: 7	R: 0 E: 0 K: 1 S: 5	H: 0 LOB: 0 BB: 0 P: 5	R: 0 E: 0 K: 1 S: 8	H: 1 LOB: 1 BB: 0 P: 8	R: 0 E: 0 K: 1 S: 5	H: 0 LOB: 1 BB: 1 P: 9	1B: 3 2B: 0 3B: 0 HR: 0	SF: 0 SAC: 0 DP: 1 HBP: 0	WP: 1 PB: 0 SB: 1 CS: 0	PA: 33	
PITCHER	IP	WLS	BF	H	R	ER	SO	BB	IBB	HBP	BLK	WP	HR	S	P	ERA	WHIP		
Whitey Ford, L (1,1) ERA: 5.23	9.0	W	33	3	0	0	8	4	0	0	0	1	0	45	61	0.00	0.778		

Batter	1	2	3	4	5	6	7	8	9	AB	R	H	RBI	BB	SO	LOB	BOTTOM			
Phil Linz, R (1,6) OBP: 0.319, SLG: 0.298	5-3		SH5-4 1-2 2-3			SF8 4-3 1B 2B		F9		3	1	1	1	0	0	0	Washington Senators @ New York Yankees Yankee Stadium, Bronx, NY Sat May 22 1965, 3:33 AM EDT Att. 9,097 - Overcast - 72 F			
Bobby Richardson, R (1,4) OBP: 0.329, SLG: 0.348	1B		F9		4-3 2-3	K		6-3		5	0	1	0	0	1	4				
Tom Tresh, S (1,8) OBP: 0.335, SLG: 0.479	F5		4-3		K	F9		BB		4	0	0	0	1	5					
Mickey Mantle, S (1,7) OBP: 0.433, SLG: 0.538	F4				S 3B BB	1B		6-3		3	1	1	1	1	0	1				
Ross Moschitto, R (8,8)					3H 1B	1B				1	0	0	0	0	0	1				
Hector Lopez, R (1,9) OBP: 0.238, SLG: 0.333		K			K	1-2 1B		2B 1B 1B		4	1	2	0	0	2	1				
Ray Barker, L (1,3) OBP: 0.326, SLG: 0.333		K			K	K		1B 2B		4	1	1	0	0	3	3				
Clete Boyer, R (1,5) OBP: 0.261, SLG: 0.307	F8				2H 3B	SH 2B BB		5-3 1B		3	1	2	3	1	0	0				
Bob Schmidt, R (1,2) OBP: 0.370, SLG: 0.440			SH5-4 BB 1B		IBB	SH 2B SF8 1-2		5-3		2	1	1	0	1	0	1				
Whitey Ford, L (1,1) OBP: 0.263, SLG: 0.235			SH5-4 BB 1-2		K	SF8 1-3 2H 2B		F2		3	0	1	1	1	1	3				
Inning Stats	R: 0 E: 0 K: 0 S: 4	H: 1 LOB: 0 BB: 0 P: 4	R: 0 E: 0 K: 2 S: 7	H: 0 LOB: 0 BB: 0 P: 7	R: 0 E: 0 K: 0 S: 4	H: 1 LOB: 2 BB: 1 P: 8	R: 1 E: 0 K: 3 S: 10	H: 1 LOB: 2 BB: 2 P: 18	R: 1 E: 0 K: 2 S: 10	H: 3 LOB: 2 BB: 0 P: 10	R: 2 E: 1 K: 1 S: 7	H: 1 LOB: 1 BB: 1 P: 11	R: 2 E: 0 K: 0 S: 6	H: 3 LOB: 1 BB: 0 P: 6	R: 0 E: 0 K: 0 S: 3	H: 0 LOB: 1 BB: 1 P: 7	1B: 6 2B: 3 3B: 1 HR: 0	SF: 1 SAC: 2 DP: 0 HBP: 0	WP: 0 PB: 0 SB: 1 CS: 0	PA: 40
PITCHER	IP	WLS	BF	H	R	ER	SO	BB	IBB	HBP	BLK	WP	HR	S	P	ERA	WHIP			
Pete Richert, L (1,1) ERA: 5.93	5.0	L	25	6	3	3	7	3	1	0	0	0	0	35	51	9.00	1.800			
Steve Ritzik, R (6,1) ERA: 3.74	2.0		11	4	3	2	1	0	0	0	0	0	0	13	13	9.00	2.000			
Marshall Bridges, L (8,1) ERA: 4.15	1.0		4	0	0	0	0	1	0	0	0	0	0	3	7	0.00	1.000			

Batter	1	2	3	4	5	6	7	8	9	AB	R	H	RBI	BB	SO	LOB	TOP					
Don Blasingame, L (1,4) OBP: 0.278, SLG: 0.351	6-3		6-3		4-3	K			1-3	5	0	0	0	0	1	2						
Ken McMullen, R (1,5) OBP: 0.319, SLG: 0.427	2B FC4 1B		F2			HR	F3			4	2	2	1	0	0	0						
Bob Chance, L (1,3) OBP: 0.302, SLG: 0.377	FC4 SF8 2B		F8			FC2-4 1B	K			4	1	2	0	0	1	0						
Frank Howard, R (1,7) OBP: 0.333, SLG: 0.445	FC4			F7		FC2-4 2B	6-3			4	1	0	1	0	0	2						
Jim King, L (1,9) OBP: 0.286, SLG: 0.429	SF8			HR		BB 2B		G3		3	2	2	3	0	0	0						
Willie Kirkland, L (1,8) OBP: 0.231, SLG: 0.475	L9			K		BB 2B				2	0	0	0	0	1	1						
Don Lock, R (6, PH) OBP: 0.339, SLG: 0.307				K		BB IBB				1	1	1	0	1	0	0						
Mike Brumley, L (1,2) OBP: 0.170, SLG: 0.120		4-3		F6		K				2	0	0	0	0	0	0						
Doug Camilli, R (6, PH) OBP: 0.226, SLG: 0.339								G5-4-3		2	0	0	0	0	1	3						
Ed Brinkman, R (1,6) OBP: 0.219, SLG: 0.222		K			K	2B BB			L7	3	0	0	0	1	2	0						
Phil Ortega, R (1,1) OBP: 0.238, SLG: 0.300		K			K				K	4	0	1	2	0	3	0						
Ron Kline, R (9,1)						1-3 2-H 3-H	2B			0	0	0	0	0	0	0						
Inning Stats	R: 2 E: 0 K: 0 S: 6	H: 2 LOB: 1 P: 6	R: 0 E: 0 K: 2 S: 7	H: 0 LOB: 0 BB: 0 P: 7	R: 0 E: 0 K: 1 S: 3	H: 0 LOB: 0 BB: 0 P: 3	R: 1 E: 0 K: 1 S: 6	H: 1 LOB: 0 BB: 0 P: 6	R: 0 E: 0 K: 0 S: 7	H: 0 LOB: 0 BB: 0 P: 7	R: 4 E: 0 K: 2 S: 11	H: 4 LOB: 2 BB: 2 P: 19	R: 0 E: 0 K: 1 S: 5	H: 0 LOB: 0 BB: 0 P: 5	R: 0 E: 0 K: 0 S: 3	H: 1 LOB: 0 BB: 0 P: 3	R: 0 E: 0 K: 1 S: 5	H: 0 LOB: 0 BB: 0 P: 5	1B: 3 2B: 3 3B: 0 HR: 2	SF: 1 SAC: 0 DP: 1 HBP: 0	WP: 0 PB: 1 CS: 0	PA: 37
PITCHER	IP WLS BF H R ER SO BB IBB HBP BLK WP HR S P ERA WHIP																					
Bill Stafford, R (1,1) ERA: 3.58	5.1 L 22 5 5 5 5 0 0 0 0 0 2 32 32 8.44 0.938																					
Steve Hamilton, L (6,1) ERA: 3.75	0.2 6 2 2 2 2 1 1 0 0 0 0 8 16 27.00 4.500																					
Gil Blanco, L (7,1) ERA:	2.0 6 1 0 0 1 0 0 0 0 0 0 8 8 0.00 0.500																					
Pete Mikkelsen, R (9,1) ERA: 3.38	1.0 3 0 0 0 1 0 0 0 0 0 0 5 5 0.00 0.000																					

Washington Senators @ New York Yankees
 Yankee Stadium, Bronx, NY
 Sun May 23 1965, 3:33 AM EDT
 Cloudy - 78 F

AB	34
R	7
H	8
RBI	7
BB	2
SO	9
LOB	8



Batter	1	2	3	4	5	6	7	8	9	AB	R	H	RBI	BB	SO	LOB	BOTTOM					
Tony Kubek, L (1,6) OBP: 0.267, SLG: 0.287	1-3		G3			4-3		G4-3		4	0	0	0	0	0	1						
Bobby Richardson, R (1,4) OBP: 0.327, SLG: 0.352	4-3			HR		4-3			4-3	4	1	1	0	0	0	0						
Tom Tresh, S (1,8) OBP: 0.333, SLG: 0.493	K			K		HR			F4	4	1	1	1	0	2	1						
Mickey Mantle, S (1,7) OBP: 0.419, SLG: 0.515		K		F9		F8			F6	4	0	0	0	0	1	1						
Joe Pepitone, L (1,9) OBP: 0.300, SLG: 0.405		FC3-2 3B		HR		G6-3 BB				2	1	2	2	1	0	0						
Ray Barker, L (1,3) OBP: 0.306, SLG: 0.310		FC3-2 WP		F8		F8				3	0	0	0	0	0	2						
Clete Boyer, R (1,5) OBP: 0.254, SLG: 0.298		K			F6		G6-3			3	0	0	0	0	1	2						
Bob Schmidt, R (1,2) OBP: 0.345, SLG: 0.407										2	0	0	0	0	0	0						
Horace Clarke, S (8, PH) OBP: 0.297, SLG: 0.214			F9			6-3			F7	1	0	0	0	0	0	0						
Pete Mikkelsen, R (9,1)										0	0	0	0	0	0	0						
Bill Stafford, R (1,1)										2	0	0	0	0	1	0						
Steve Hamilton, L (6,1)										0	0	0	0	0	0	0						
Gil Blanco, L (7,1)										0	0	0	0	0	0	0						
Art Lopez, L (8, PH) OBP: 0.161, SLG: 0.133										0	0	0	0	1	0	0						
Doc Edwards, R (9,2) OBP: 0.260, SLG: 0.194										0	0	0	0	0	0	0						
Inning Stats	R: 0 E: 0 K: 1 S: 5	H: 0 LOB: 0 P: 5	R: 0 E: 0 K: 2 S: 8	H: 1 LOB: 0 BB: 0 P: 8	R: 0 E: 0 K: 1 S: 5	H: 0 LOB: 0 BB: 0 P: 5	R: 2 E: 0 K: 1 S: 7	H: 2 LOB: 0 BB: 0 P: 7	R: 0 E: 0 K: 0 S: 3	H: 0 LOB: 0 BB: 0 P: 3	R: 1 E: 0 K: 0 S: 4	H: 1 LOB: 0 BB: 0 P: 4	R: 0 E: 0 K: 0 S: 2	H: 0 LOB: 0 BB: 1 P: 6	R: 0 E: 0 K: 0 S: 2	H: 0 LOB: 0 BB: 1 P: 6	R: 0 E: 0 K: 0 S: 3	H: 0 LOB: 0 BB: 0 P: 3	1B: 0 2B: 1 3B: 1 HR: 2	SF: 0 SAC: 0 DP: 2 HBP: 0	WP: 1 PB: 0 CS: 0	PA: 31
PITCHER	IP WLS BF H R ER SO BB IBB HBP BLK WP HR S P ERA WHIP																					
Phil Ortega, R (1,1) ERA: 5.22	8.0 W 28 4 3 3 3 2 0 0 0 0 1 2 36 44 3.38 0.750																					
Ron Kline, R (9,1) ERA: 2.29	1.0 S 3 0 0 0 0 0 0 0 0 0 0 0 3 3 0.00 0.000																					

Washington Senators @ New York Yankees
 Yankee Stadium, Bronx, NY
 Sun May 23 1965, 3:33 AM EDT
 Cloudy - 78 F

AB	29
R	3
H	4
RBI	3
BB	2
SO	5
LOB	7

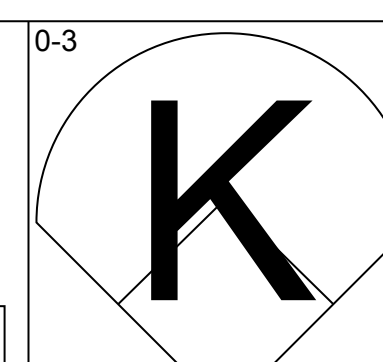
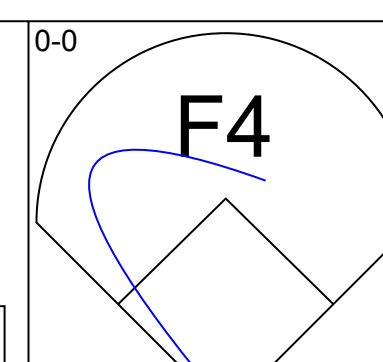
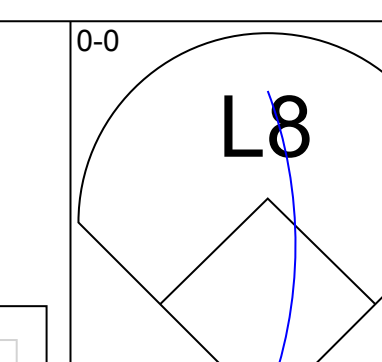
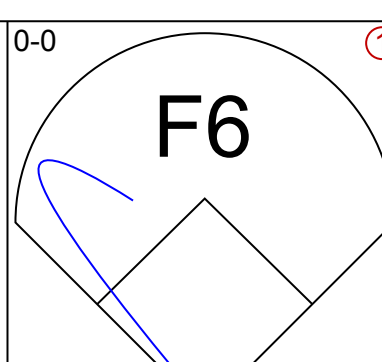
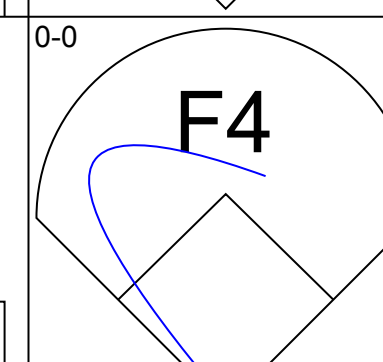
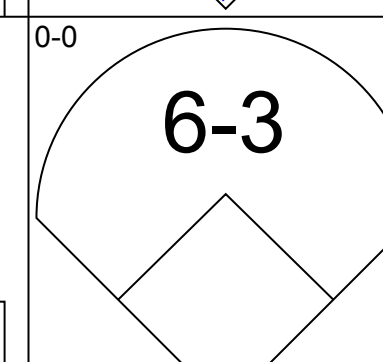
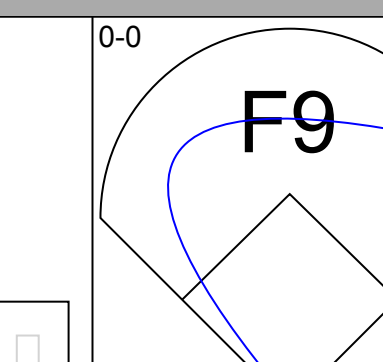
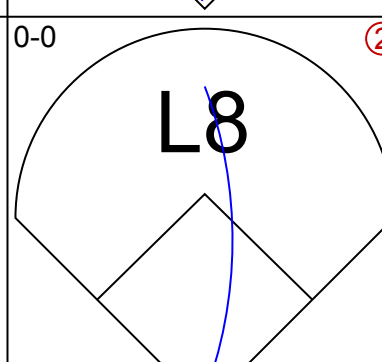
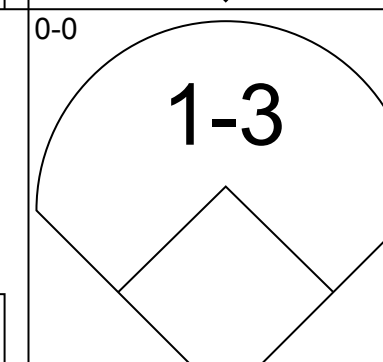
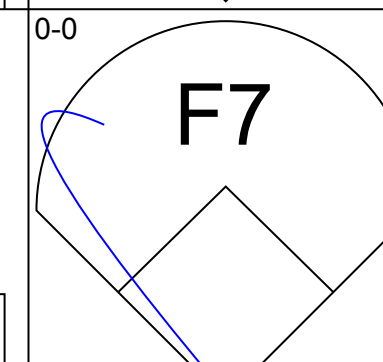
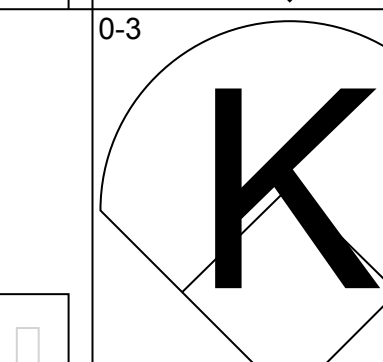
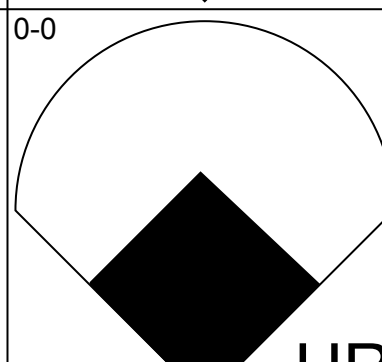
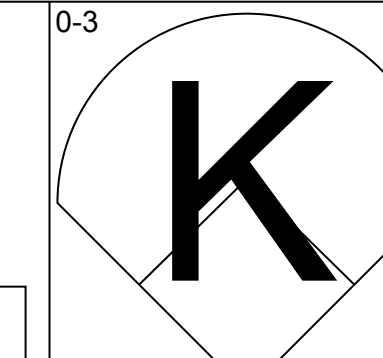
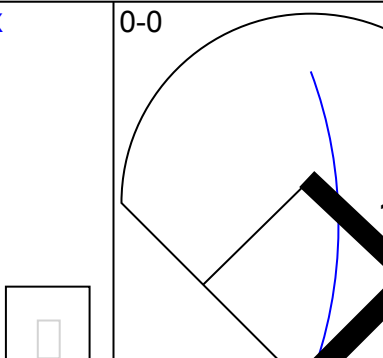
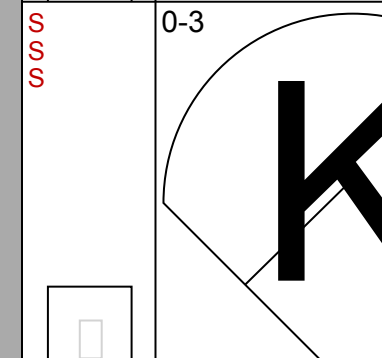
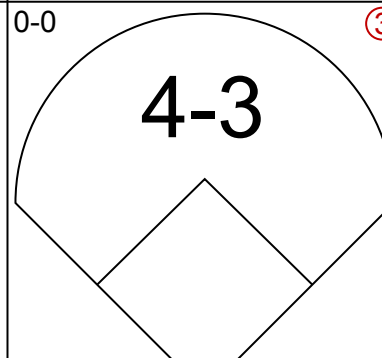
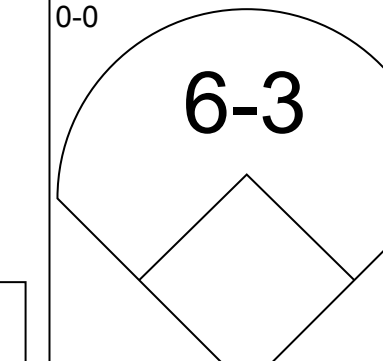
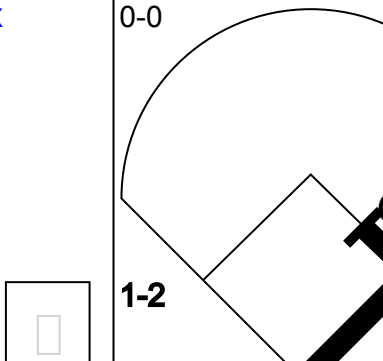
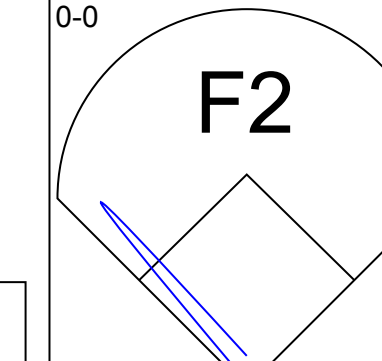
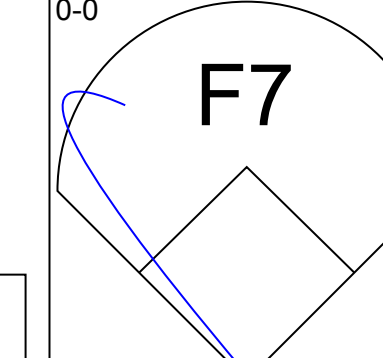
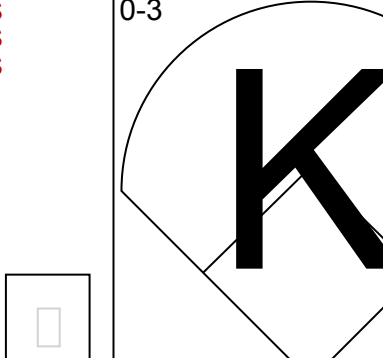
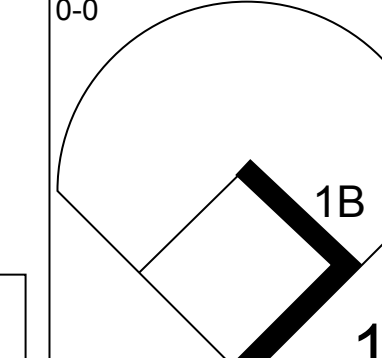
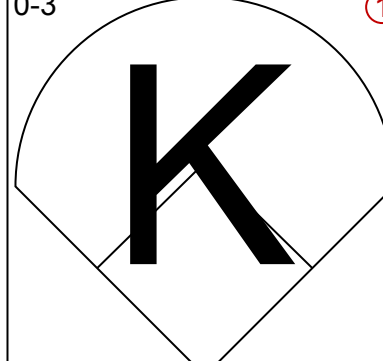
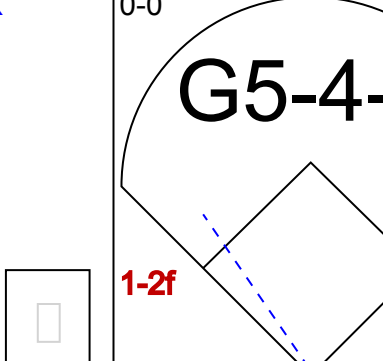
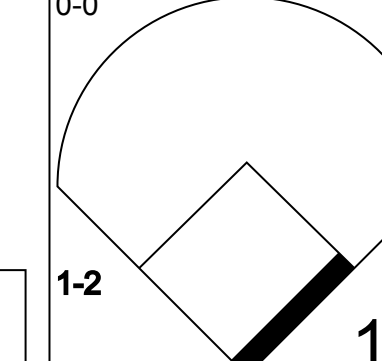
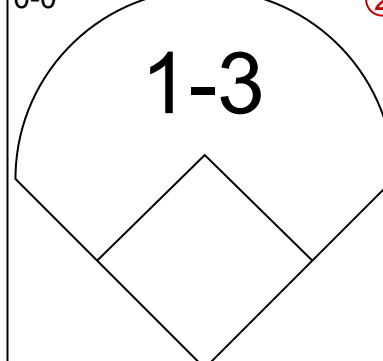
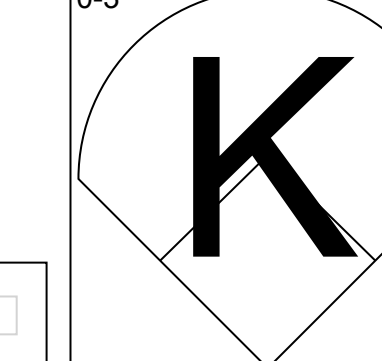
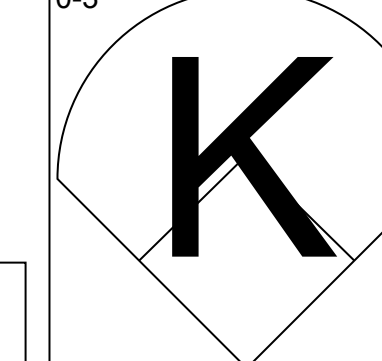
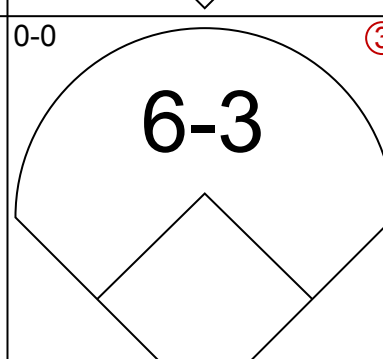
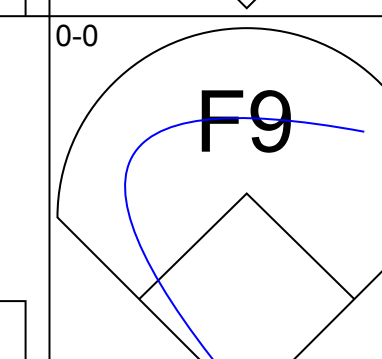
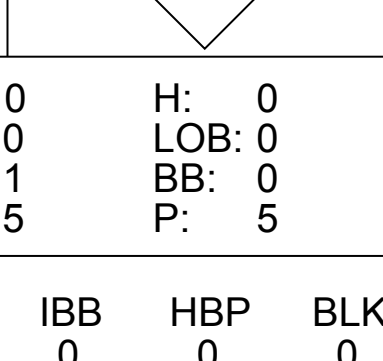
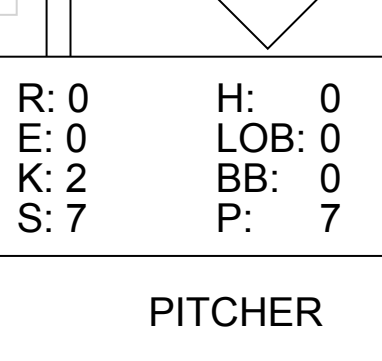
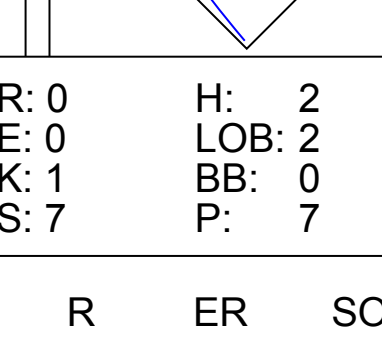


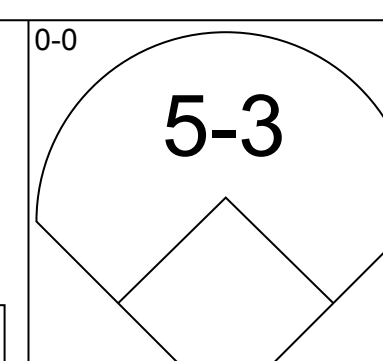
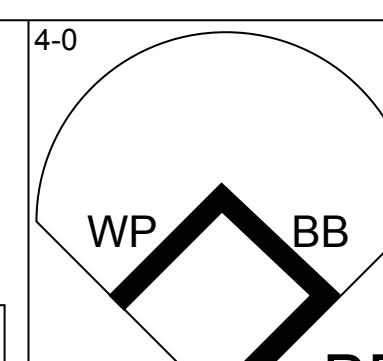
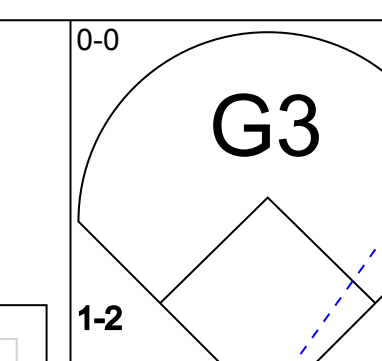
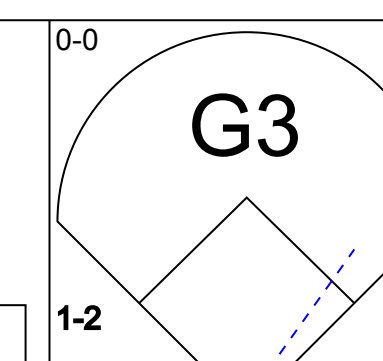
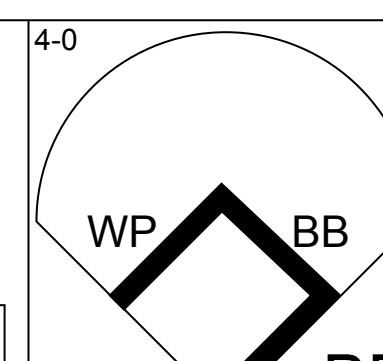
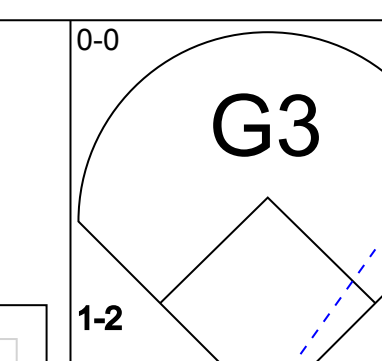
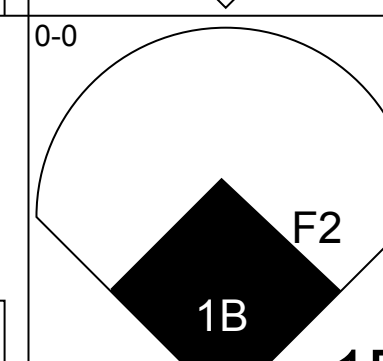
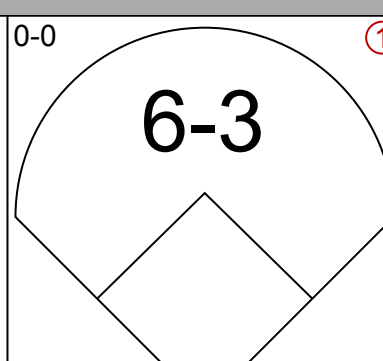
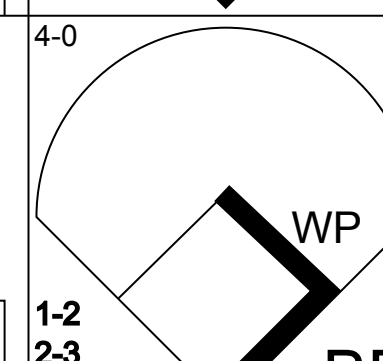
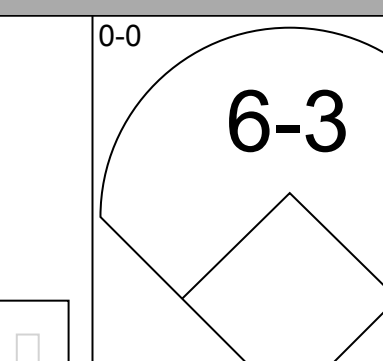
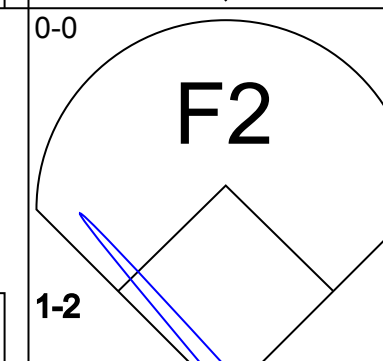
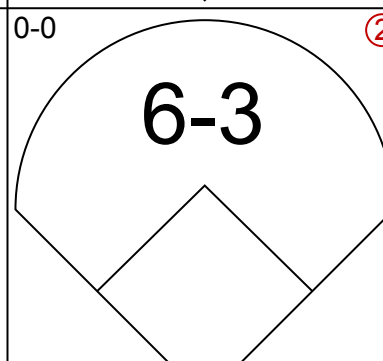
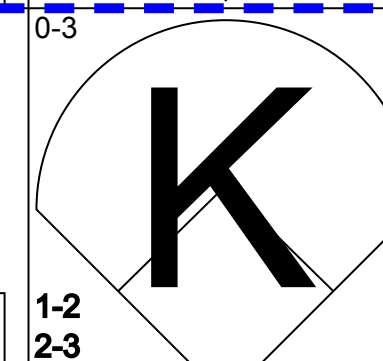
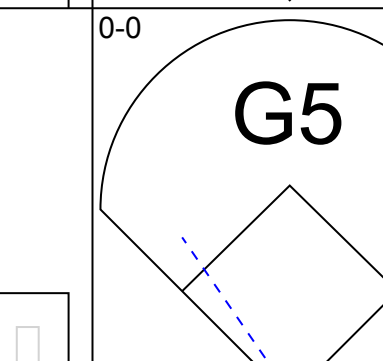
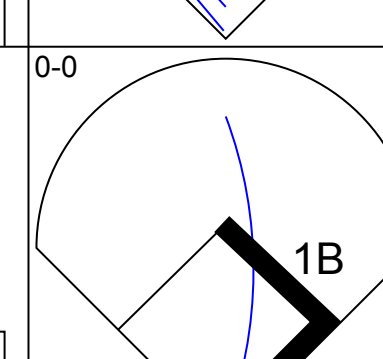
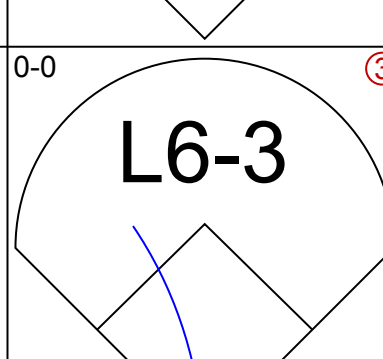
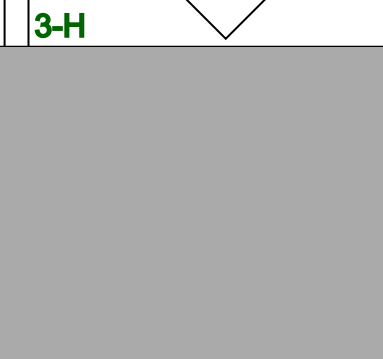

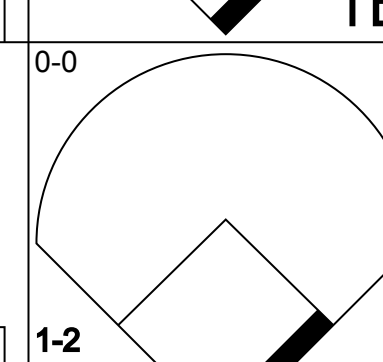
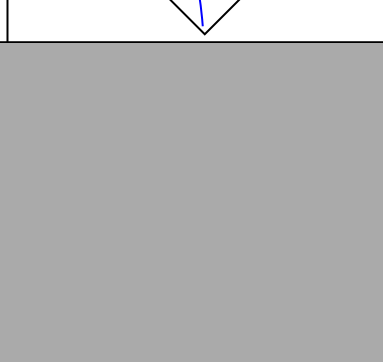

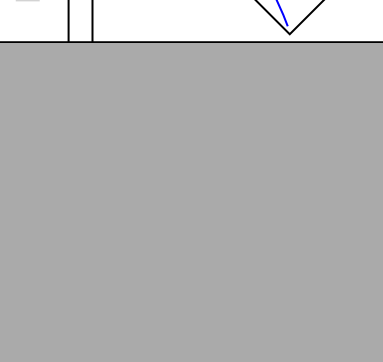
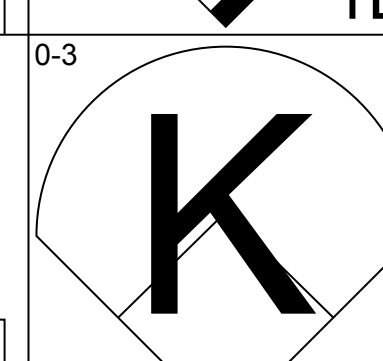
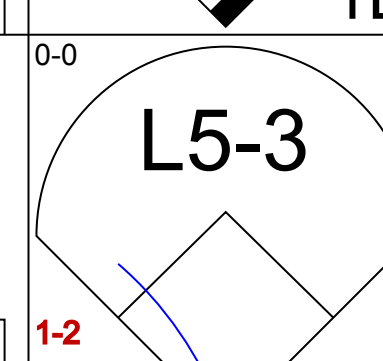
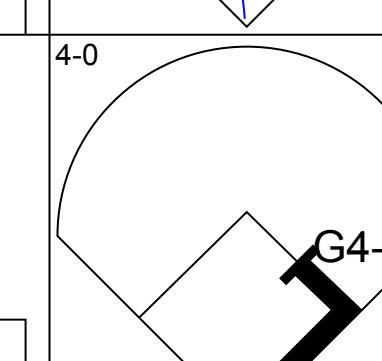

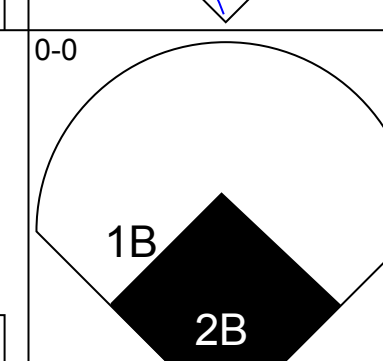
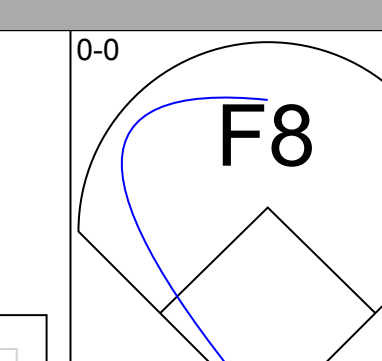
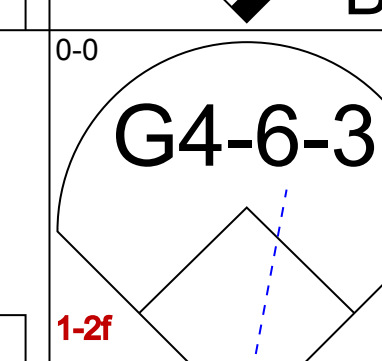
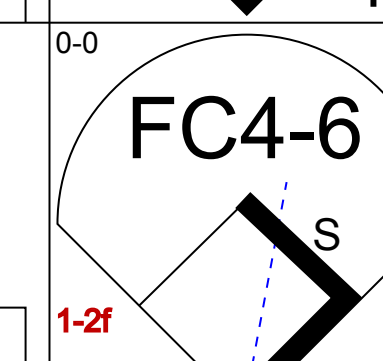
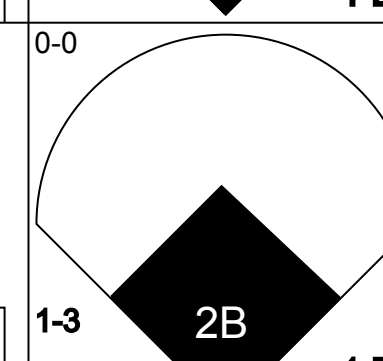
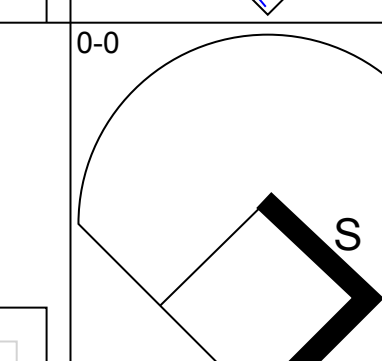

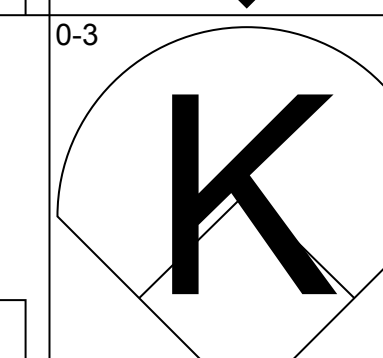
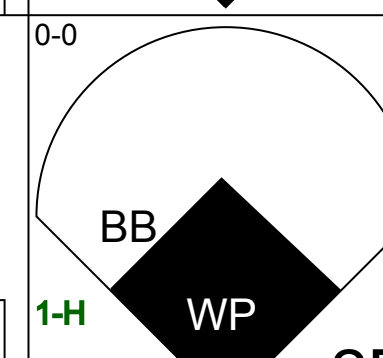
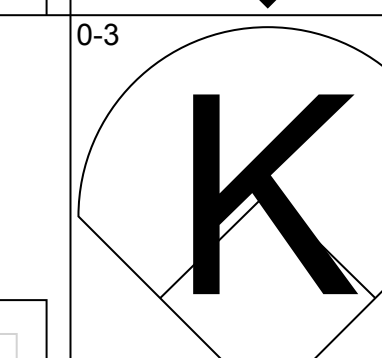
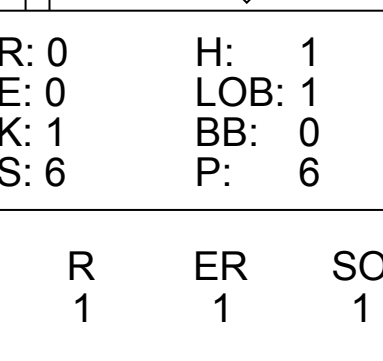
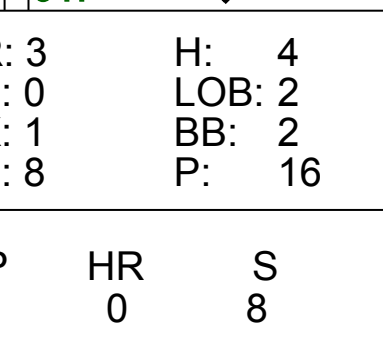
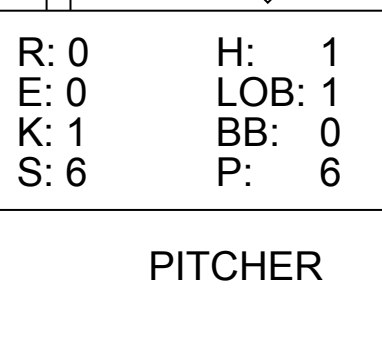
Batter	1	2	3	4	5	6	7	8	9	AB	R	H	RBI	BB	SO	LOB	TOP		
Dick Howser, R (1, 6) OBP: 0.395, SLG: 0.299 Pedro Gonzalez, R (9, FH) OBP: 0.300, SLG: 0.400	K	FC6-4		FC4		6-3			G3 1B	4	0	0	0	0	1	4	Cleveland Indians @ New York Yankees Yankee Stadium, Bronx, NY Mon May 24 1965, 7:05 PM EDT Att: 9,973 - Unknown - 64 F		
Fred Whitfield, L (1, 3) OBP: 0.385, SLG: 0.582	1-3		4-3		HR		1-3		G3	5	1	1	1	0	0	1			
Leon Wagner, L (1, 7) OBP: 0.360, SLG: 0.482	1B	2B		2B		L8			FC6 1B	5	1	3	1	0	0	0			
Rocky Colavito, R (1, 9) OBP: 0.419, SLG: 0.551	1B	BB		K		FC5-4 1B			F9	4	0	1	0	1	1	2			
Max Alvis, R (1, 5) OBP: 0.382, SLG: 0.488	1-3 2-H	1B		K		FC5-4 CS			6-3 FC6	5	0	1	1	0	1	3			
Vic Davallito, L (1, 8) OBP: 0.381, SLG: 0.479	L6			5-3 1B		CS			1B SF8 2B	4	2	3	0	0	0	2			
Larry Brown, R (1, 4) OBP: 0.280, SLG: 0.321				F3		SH1-3 1B			1B	4	0	2	0	0	0	1			
Joe Azcue, R (1, 2) OBP: 0.307, SLG: 0.291	1-3			5-3		K			SF8	3	0	0	1	0	1	3			
Jack Kralick, L (1, 1) OBP: 0.400, SLG: 0.400 Floyd Weaver, R (6, 1) Don McMahon, R (7, 1) OBP: 1.000, SLG: 1.000 Chico Salmon, R (8, FH) Lee Stange, R (8, 1) OBP: 1.000, SLG: 1.000				FC6-4 1B		SH1-3			F6	2	0	2	1	0	0	0			
Inning Stats	R: 1 E: 0 K: 1 S: 7	H: 2 LOB: 2 BB: 1 P: 11	R: 0 E: 0 K: 0 S: 4	H: 1 LOB: 1 BB: 0 P: 4	R: 0 E: 0 K: 2 S: 8	H: 1 LOB: 1 BB: 0 P: 8	R: 1 E: 0 K: 0 S: 5	H: 2 LOB: 1 BB: 0 P: 5	R: 1 E: 0 K: 0 S: 4	H: 2 LOB: 0 BB: 0 P: 4	R: 0 E: 0 K: 0 S: 3	H: 0 LOB: 0 BB: 0 P: 3	R: 1 E: 0 K: 0 S: 5	H: 2 LOB: 1 BB: 0 P: 5	R: 1 E: 0 K: 0 S: 5	H: 2 LOB: 1 BB: 0 P: 5		1B: 10 2B: 3 3B: 0 HR: 1	SF: 1 SAC: 1 DP: 0 HBP: 0
PITCHER Mel Stottlemyre, R (1, 1) ERA: 3.07	IP: 9.0 WLS: W BF: 41 H: 14 R: 5 ER: 5 SO: 4 BB: 1 IBB: 0 HBP: 0 BLK: 0 WP: 0 HR: 1 S: 48 P: 52 ERA: 5.00 WHIP: 1.667															PITCHER	IP: 9.0 WLS: W BF: 41 H: 14 R: 5 ER: 5 SO: 4 BB: 1 IBB: 0 HBP: 0 BLK: 0 WP: 0 HR: 1 S: 48 P: 52 ERA: 5.00 WHIP: 1.667		

Batter	1	2	3	4	5	6	7	8	9	AB	R	H	RBI	BB	SO	LOB	BOTTOM		
Phil Linz, R (1, 6) OBP: 0.338, SLG: 0.339	1-3	1B 2B		1B		FC BB FC HR	WP 1B			5	3	3	3	0	0	1	Cleveland Indians @ New York Yankees Yankee Stadium, Bronx, NY Mon May 24 1965, 7:05 PM EDT Att: 9,973 - Unknown - 64 F		
Bobby Richardson, R (1, 4) OBP: 0.327, SLG: 0.357	4-3	FC6-4 1B		5-3		FC BB HR	HR 1B			5	2	2	3	0	0	3			
Tom Tresh, S (1, 8) OBP: 0.351, SLG: 0.526	1B BB	FC6-4				F4	F2		HR	4	1	1	2	1	0	3			
Mickey Mantle, S (1, 7) OBP: 0.420, SLG: 0.500 Ross Moschitto, R (7, 8)	1-3 1B			L9		1-3	1-3		F4	3	1	1	0	1	0	0			
Joe Pepitone, L (1, 3) OBP: 0.309, SLG: 0.462	G3			4-3		4-3			2B 2B	5	2	2	4	0	0	2			
Hector Lopez, R (1, 9) OBP: 0.225, SLG: 0.323 Art Lopez, L (8, FR) OBP: 0.161, SLG: 0.133		E8 1B		F8		6-3			2B	5	1	1	1	0	0	0			
Clete Boyer, R (1, 5) OBP: 0.266, SLG: 0.336		4-3 2B 1B		K		2B 2B	1B 3B		L6	5	3	3	1	0	1	1			
Doc Edwards, R (1, 2) OBP: 0.279, SLG: 0.216		4-3		1B 2B		2B FC 1B	K		6-3	5	1	2	0	0	1	3			
Mel Stottlemyre, R (1, 1) OBP: 0.120, SLG: 0.160	F8			6-3		FC 2B	K		F8	5	1	1	1	0	1	4			
Inning Stats	R: 0 E: 0 K: 0 S: 4	H: 1 LOB: 2 BB: 1 P: 8	R: 3 E: 1 K: 0 S: 7	H: 3 LOB: 1 BB: 0 P: 7	R: 0 E: 0 K: 1 S: 7	H: 0 LOB: 0 BB: 0 P: 3	R: 0 E: 0 K: 1 S: 7	H: 2 LOB: 2 BB: 0 P: 7	R: 0 E: 0 K: 0 S: 3	H: 0 LOB: 0 BB: 0 P: 3	R: 7 E: 0 K: 0 S: 9	H: 4 LOB: 0 BB: 1 P: 13	R: 4 E: 0 K: 2 S: 11	H: 4 LOB: 0 BB: 0 P: 11	R: 1 E: 0 K: 0 S: 5	H: 2 LOB: 1 BB: 0 P: 5		1B: 7 2B: 6 3B: 1 HR: 2	SF: 0 SAC: 0 DP: 0 HBP: 0
PITCHER Jack Kralick, L (1, 1) ERA: 4.5 Floyd Weaver, R (6, 1) ERA: 6.35 Don McMahon, R (7, 1) ERA: 5.74 Lee Stange, R (8, 1) ERA: 2.55	IP: 5.1 WLS: L BF: 27 H: 9 R: 6 ER: 3 SO: 1 BB: 1 IBB: 0 HBP: 0 BLK: 0 WP: 0 HR: 0 S: 28 P: 32 ERA: 5.06 WHIP: 1.875															PITCHER	IP: 5.1 WLS: L BF: 27 H: 9 R: 6 ER: 3 SO: 1 BB: 1 IBB: 0 HBP: 0 BLK: 0 WP: 0 HR: 0 S: 28 P: 32 ERA: 5.06 WHIP: 1.875		

Batter	1	2	3	4	5	6	7	8	9	AB	R	H	RBI	BB	SO	LOB	TOP			
Dick Howser, R (1, 6) OBP: 0.373, SLG: 0.288										4	0	0	0	0	1	0	Cleveland Indians @ New York Yankees Yankee Stadium, Bronx, NY Tue May 25 1965, 3:33 AM EDT Att: 4,925 - Unknown			
Fred Whitfield, L (1, 3) OBP: 0.303, SLG: 0.600										4	1	1	1	0	1	0				
Leon Wagner, L (1, 7) OBP: 0.357, SLG: 0.475										4	1	1	0	0	0	0				
Rocky Colavito, R (1, 9) OBP: 0.408, SLG: 0.533										4	0	0	0	0	1	1				
Max Alvis, R (1, 5) OBP: 0.378, SLG: 0.476										3	1	0	0	1	1	0				
Vic Davallio, L (1, 8) OBP: 0.392, SLG: 0.536										4	2	3	4	0	0	0				
Larry Brown, R (1, 4) OBP: 0.279, SLG: 0.309										3	0	0	0	1	0	1				
Joe Azcue, R (1, 2) OBP: 0.315, SLG: 0.284										2	0	0	0	2	1	0				
Sonny Siebert, R (1, 1) OBP: 0.111, SLG: 0.294										3	0	0	0	0	2	3				
Sam McDowell, L (6, 1) OBP: 0.111, SLG: 0.059										1	0	0	0	0	1	0				
Inning Stats	R: 0 E: 0 K: 2 S: 7	H: 0 LOB: 0 BB: 7	R: 1 E: 0 K: 1 S: 6	H: 1 LOB: 2 BB: 14	R: 0 E: 0 K: 1 S: 3	H: 0 LOB: 1 BB: 0	R: 0 E: 0 K: 1 S: 6	H: 1 LOB: 1 BB: 0	R: 0 E: 0 K: 1 S: 3	H: 0 LOB: 0 BB: 0	R: 0 E: 0 K: 1 S: 5	H: 0 LOB: 0 BB: 0	R: 0 E: 0 K: 2 S: 7	H: 0 LOB: 0 BB: 0	R: 0 E: 0 K: 1 S: 7	H: 0 LOB: 0 BB: 7	1B: 2 2B: 0 3B: 0 HR: 3	SF: 0 SAC: 0 DP: 0 HBP: 0	WP: 0 PB: 0 SB: 1 CS: 0	PA: 36
PITCHER	IP WLS BF H R ER SO BB IBB HBP BLK WP HR S P ERA WHIP																			
Jim Bouton, R (1, 1) ERA: 5.06	5.1 L 24 5 5 5 4 3 0 0 0 0 3 29 41 8.44 1.500																			
Hal Reniff, R (6, 1) ERA: 3.12	1.2 6 0 0 0 1 1 0 0 0 0 0 7 11 0.00 0.600																			
Pete Mikkelsen, R (8, 1) ERA: 3.05	2.0 6 0 0 0 3 0 0 0 0 0 0 12 12 0.00 0.000																			

Batter	1	2	3	4	5	6	7	8	9	AB	R	H	RBI	BB	SO	LOB	BOTTOM					
Phil Linz, R (1, 6) OBP: 0.333, SLG: 0.333										4	1	1	0	0	1	0	Cleveland Indians @ New York Yankees Yankee Stadium, Bronx, NY Tue May 25 1965, 3:33 AM EDT Att: 4,925 - Unknown					
Bobby Richardson, R (1, 4) OBP: 0.355, SLG: 0.354										4	0	1	1	0	0	0						
Roger Maris, L (1, 9) OBP: 0.352, SLG: 0.465										3	0	0	0	0	3	1						
Art Lopez, L (7, 9) OBP: 0.161, SLG: 0.133										0	0	0	0	0	0	0						
Hector Lopez, R (8, PH) OBP: 0.222, SLG: 0.318										1	0	0	0	0	0	0						
Ross Moschitto, R (9, 9)										0	0	0	0	0	0	0						
Mickey Mantle, S (1, 7) OBP: 0.415, SLG: 0.486										3	0	0	0	1	0	1						
Joe Pepitone, L (1, 3) OBP: 0.315, SLG: 0.478										4	0	2	0	0	1	0						
Tom Tresh, S (1, 8) OBP: 0.348, SLG: 0.519										4	0	1	0	0	1	3						
Clete Boyer, R (1, 5) OBP: 0.266, SLG: 0.327										3	0	0	0	1	3	1						
Doc Edwards, R (1, 2) OBP: 0.281, SLG: 0.221										3	0	1	0	0	1	2						
Jim Bouton, R (1, 1) OBP: 0.240, SLG: 0.095										2	0	0	0	0	2	0						
Hal Reniff, R (6, 1) ERA: 2.13										0	0	0	0	0	0	0						
Horace Clarke, S (7, PH) OBP: 0.211, SLG: 0.167										1	0	0	0	0	0	1						
Pete Mikkelsen, R (8, 1) ERA: 3.09										0	0	0	0	0	0	0						
Inning Stats	R: 0 E: 0 K: 1 S: 5	H: 0 LOB: 0 BB: 0	R: 0 E: 0 K: 1 S: 6	H: 1 LOB: 1 BB: 1	R: 1 E: 1 K: 2 S: 9	H: 1 LOB: 1 BB: 0	R: 0 E: 0 K: 2 S: 7	H: 0 LOB: 0 BB: 0	R: 0 E: 0 K: 1 S: 5	H: 1 LOB: 0 BB: 0	R: 0 E: 0 K: 1 S: 6	H: 1 LOB: 2 BB: 1	R: 0 E: 0 K: 1 S: 5	H: 0 LOB: 0 BB: 0	R: 0 E: 0 K: 1 S: 5	H: 1 LOB: 1 BB: 0	R: 0 E: 0 K: 2 S: 8	H: 1 LOB: 1 BB: 0	1B: 4 2B: 2 3B: 0 HR: 0	SF: 0 SAC: 0 DP: 1 HBP: 0	WP: 0 PB: 0 SB: 1 CS: 0	PA: 35
PITCHER	IP WLS BF H R ER SO BB IBB HBP BLK WP HR S P ERA WHIP																					
Sonny Siebert, R (1, 1) ERA: 2.13	5.0 W 19 3 1 0 0 5 1 0 0 0 0 32 36 0.00 0.800																					
Sam McDowell, L (6, 1) ERA: 3.09	4.0 S 15 3 0 0 5 1 0 0 0 0 0 24 28 0.00 1.000																					

Batter	1	2	3	4	5	6	7	8	9	AB	R	H	RBI	BB	SO	LOB	TOP
Phil Linz, R OBP: 0.317, SLG: 0.314 (1, 6)										4	0	0	0	0	1	0	<p>New York Yankees @ Detroit Tigers Tiger Stadium, Detroit, MI Thu May 27 1965, 7:05 PM EDT Att: 18,257 - Unknown - 61 F</p>
Bobby Richardson, R OBP: 0.316, SLG: 0.346 (1, 4)										4	0	0	0	0	0	0	
Roger Maris, L OBP: 0.345, SLG: 0.511 (1, 9)										4	1	1	1	0	1	0	
Mickey Mantle, S OBP: 0.410, SLG: 0.477 (1, 7)										4	0	1	0	0	2	0	
Joe Pepitone, L OBP: 0.315, SLG: 0.474 (1, 3)										3	0	1	0	0	0	0	
Tom Tresh, S OBP: 0.348, SLG: 0.516 (1, 8)										3	0	1	0	0	1	2	
Clete Boyer, R OBP: 0.267, SLG: 0.328 (1, 5)										3	0	1	0	0	1	2	
Doc Edwards, R OBP: 0.275, SLG: 0.215 (8, PH)										2	0	0	0	0	1	0	
Horace Clarke, S OBP: 0.200, SLG: 0.158 (8, PH)										1	0	0	0	0	1	2	
Hal Reniff, R OBP: 0.314, SLG: 0.302 (8, 2)										0	0	0	0	0	0	0	
Inning Stats	R: 0 E: 0 K: 1 S: 5	H: 0 LOB: 0 BB: 0 P: 5	R: 0 E: 0 K: 1 S: 5	H: 0 LOB: 0 BB: 0 P: 5	R: 0 E: 0 K: 0 S: 3	H: 0 LOB: 0 BB: 0 P: 3	R: 0 E: 0 K: 2 S: 6	H: 2 LOB: 1 BB: 0 P: 6	R: 0 E: 0 K: 2 S: 7	H: 0 LOB: 0 BB: 0 P: 7	R: 0 E: 0 K: 1 S: 7	H: 2 LOB: 2 BB: 0 P: 7	R: 1 E: 0 K: 0 S: 4	H: 1 LOB: 0 BB: 0 P: 4	1B: 4 2B: 0 3B: 0 HR: 1	SF: 0 SAC: 0 DP: 1 HBP: 0	WP: 0 PA: 31 PB: 0 SB: 0 CS: 0
PITCHER Joe Sparma, R ERA: 3.86 (1, 1)	IP: 9.0 WLS: W BF: 31 H: 5 R: 1 ER: 1 SO: 9 BB: 0 IBB: 0 HBP: 0 BLK: 0 WP: 0 HR: 1 S: 49 P: 49 ERA: 1.00 WHIP: 0.556																

Batter	1	2	3	4	5	6	7	8	9	AB	R	H	RBI	BB	SO	LOB	BOTTOM
Jake Wood, R OBP: 0.333, SLG: 0.488 (1, 4)										2	0	0	0	1	0	1	<p>New York Yankees @ Detroit Tigers Tiger Stadium, Detroit, MI Thu May 27 1965, 7:05 PM EDT Att: 18,257 - Unknown - 61 F</p>
Jerry Lumpe, L OBP: 0.336, SLG: 0.347 (6, PH)										1	0	0	0	0	0	1	
Don Wert, R OBP: 0.335, SLG: 0.263 (1, 5)										3	1	1	0	1	0	0	
Don Demeter, R OBP: 0.326, SLG: 0.371 (1, 3)										3	0	0	0	0	1	3	
Norm Cash, L OBP: 0.317, SLG: 0.253 (7, 3)										1	0	0	0	0	0	0	
Al Kaline, R OBP: 0.419, SLG: 0.565 (1, 8)										4	0	1	1	0	0	0	
Willie Horton, R OBP: 0.417, SLG: 0.779 (1, 7)										4	0	3	0	0	0	0	
Jim Northrup, L OBP: 0.280, SLG: 0.337 (1, 9)										3	0	0	0	1	1	4	
Bill Freehan, R OBP: 0.289, SLG: 0.360 (1, 2)										4	1	2	0	0	0	1	
Dick McAuliffe, L OBP: 0.421, SLG: 0.576 (1, 6)										3	1	2	0	0	0	1	
Joe Sparma, R OBP: 0.200, SLG: 0.222 (1, 1)										3	1	1	2	0	2	2	
Inning Stats	R: 1 E: 0 K: 1 S: 8	H: 3 LOB: 2 BB: 0 P: 8	R: 0 E: 0 K: 1 S: 6	H: 1 LOB: 1 BB: 0 P: 6	R: 0 E: 0 K: 0 S: 3	H: 0 LOB: 0 BB: 0 P: 3	R: 3 E: 0 K: 1 S: 8	H: 4 LOB: 2 BB: 2 P: 16	R: 0 E: 0 K: 0 S: 3	H: 1 LOB: 0 BB: 0 P: 3	R: 0 E: 0 K: 1 S: 6	H: 1 LOB: 1 BB: 0 P: 6	R: 0 E: 0 K: 0 S: 3	H: 0 LOB: 0 BB: 1 P: 6	1B: 9 2B: 2 3B: 0 HR: 0	SF: 0 SAC: 0 DP: 3 HBP: 0	WP: 1 PA: 34 PB: 0 SB: 2 CS: 0
PITCHER Whitey Ford, L ERA: 5.3 (1, 1)	IP: 1.0 WLS: L BF: 6 H: 3 R: 1 ER: 3 SO: 1 BB: 0 IBB: 0 HBP: 0 BLK: 0 WP: 0 HR: 0 S: 8 P: 8 ERA: 9.00 WHIP: 3.000																
Pete Mikkelsen, R ERA: 3.86 (2, 1)	2.2 14 5 3 3 1 2 0 0 0 0 0 14 22 10.12 2.625																
Hal Reniff, R ERA: 2.61 (4, 1)	3.1 11 2 0 0 2 0 0 0 0 1 0 15 15 0.00 0.600																
Gil Blanco, L ERA: (8, 1)	1.0 3 0 0 0 0 1 0 0 0 0 0 2 6 0.00 1.000																

Batter	1	2	3	4	5	6	7	8	9	AB	R	H	RBI	BB	SO	LOB	TOP
Phil Linz, R OBP: 0.318, SLG: 0.315 Ray Barker, L OBP: 0.308, SLG: 0.295 Pedro Ramos, S (8, 1)	0-0 FC5-4 1B		0-0 E8		0-0 4-3			0-3 K		3	0	1	0	0	0	2	New York Yankees @ Chicago White Sox Comiskey Park, Chicago, IL Fri May 28, 1965, 8:05 PM EDT Att: 29,677 - Unknown - 47 F AB 32 R 0 H 6 RBI 0 BB 0 SO 4 LOB 11
Bobby Richardson, R OBP: 0.311, SLG: 0.337 (1, 4)	0-0 FC5-4 1B 1-2		0-0 F3			0-0 1-3		0-0 5-3		4	0	0	0	0	0	2	
Roger Maris, L OBP: 0.339, SLG: 0.490 (1, 9)	0-0 G4-6-3 1B 1-3			0-0 L9		0-0 F8			0-0 L9	4	0	1	0	0	0	0	
Mickey Mantle, S OBP: 0.406, SLG: 0.469 Ross Moschitto, R (9, PR)	0-0 G4-6-3 1-2			0-0 B6-3		0-0 F6			0-0 FC3-6 1B	4	0	1	0	0	0	2	
Joe Pepitone, L OBP: 0.307, SLG: 0.461 (1, 3)		0-0 L9		0-0 3-1			0-0 F8		0-0 FC3-6 1B 1-2	4	0	0	0	0	0	1	
Tom Tresh, S OBP: 0.352, SLG: 0.515 (1, 8)	0-3 K				0-0 FC5-4 1B		0-0 1B		0-0 L7	4	0	2	0	0	1	1	
Clete Boyer, R OBP: 0.269, SLG: 0.328 (1, 5)	0-0 5-3				0-0 FC5-4 1B 1-2		0-0 1B			3	0	1	0	0	0	1	
Doc Edwards, R OBP: 0.269, SLG: 0.210 Horace Clarke, S OBP: 0.190, SLG: 0.150 Bob Schmidt, R OBP: 0.345, SLG: 0.407 (7, 2)			0-0 6-3		0-0 E5 SH1-4		0-0 F8			2	0	0	0	0	0	1	
Bill Stafford, R (1, 1) Hector Lopez, R OBP: 0.219, SLG: 0.313 Tony Kubek, L OBP: 0.267, SLG: 0.279 (8, 6)			0-3 K		0-0 SH1-4			0-3 K		1	0	0	0	0	1	0	
Inning Stats	R: 0 E: 0 K: 0 S: 4	H: 2 LOB: 1 BB: 0 P: 4	R: 0 E: 0 K: 1 S: 5	H: 0 LOB: 0 BB: 0 P: 5	R: 0 E: 1 K: 1 S: 6	H: 0 LOB: 1 BB: 0 P: 6	R: 0 E: 0 K: 0 S: 3	H: 0 LOB: 0 BB: 0 P: 3	R: 0 E: 0 K: 0 S: 3	H: 2 LOB: 1 BB: 0 P: 4	R: 0 E: 0 K: 2 S: 7	H: 0 LOB: 0 BB: 0 P: 7	R: 0 E: 0 K: 0 S: 4	H: 1 LOB: 1 BB: 0 P: 4	1B: 6 2B: 0 3B: 0 HR: 0	SF: 0 SAC: 1 DP: 1 HBP: 0	
PITCHER Joe Horlen, R ERA: 2.17 (1, 1)	IP: 9.0 WLS: W BF: 33 H: 6 R: 0 ER: 0 SO: 4 BB: 0 IBB: 0 HBP: 0 BLK: 0 WP: 0 HR: 0 S: 41 P: 41 ERA: 0.00 WHIP: 0.667																

Batter	1	2	3	4	5	6	7	8	9	AB	R	H	RBI	BB	SO	LOB	BOTTOM
Danny Cater, R OBP: 0.352, SLG: 0.452 (1, 7)	4-0 G3-6-3 BB		0-0 5-3			0-3 K		0-0 F2		3	0	0	0	1	1	2	New York Yankees @ Chicago White Sox Comiskey Park, Chicago, IL Fri May 28, 1965, 8:05 PM EDT Att: 29,677 - Unknown - 47 F AB 26 R 2 H 5 RBI 2 BB 2 SO 4 LOB 8
Don Buford, S OBP: 0.366, SLG: 0.440 (1, 4)	0-0 F7			0-0 4-3		0-0 E2 1B 2H		0-0 3-1		4	0	1	1	0	0	1	
Floyd Robinson, L OBP: 0.275, SLG: 0.313 (1, 9)	0-0 G3-6-3 1-2			0-0 F7		0-0 1-3				3	0	0	0	0	0	2	
Pete Ward, L OBP: 0.377, SLG: 0.472 (1, 5)		0-0 6-3		0-3 K			0-0 1B 2B			3	1	1	0	0	1	0	
Bill Skowron, R OBP: 0.312, SLG: 0.404 Ken Berry, R OBP: 0.279, SLG: 0.333 (8, 8)		0-0 6-3			0-0 4-3		0-0 F8			3	0	0	0	0	0	1	
Tom McCraw, L OBP: 0.276, SLG: 0.229 (8, 3)		0-0 G3			0-0 F6		0-3 K			3	0	0	0	0	1	1	
Ron Hansen, R OBP: 0.329, SLG: 0.431 (1, 6)			0-0 F7		0-0 F6		0-0 1B 2H			3	0	1	1	0	0	0	
John Romano, R OBP: 0.336, SLG: 0.371 J.C. Martin, L OBP: 0.373, SLG: 0.417 (7, 2)			4-0 BB		0-0 F6		0-0 SH3-4 1B		0-0 1B 1-3	1	1	1	0	1	0	0	
Joe Horlen, R OBP: 0.238, SLG: 0.250 (1, 1)			0-3 K		0-0 SH3-4			0-0 1-3		2	0	0	0	0	1	1	
Inning Stats	R: 0 E: 0 K: 0 S: 2	H: 0 LOB: 0 BB: 1 P: 6	R: 0 E: 0 K: 0 S: 3	H: 0 LOB: 0 BB: 0 P: 3	R: 0 E: 0 K: 1 S: 5	H: 0 LOB: 1 BB: 1 P: 9	R: 0 E: 0 K: 1 S: 5	H: 0 LOB: 0 BB: 0 P: 5	R: 0 E: 0 K: 1 S: 7	H: 2 LOB: 1 BB: 0 P: 7	R: 1 E: 1 K: 1 S: 7	H: 3 LOB: 2 BB: 0 P: 7	R: 0 E: 0 K: 0 S: 3	H: 0 LOB: 0 BB: 0 P: 3	1B: 4 2B: 1 3B: 0 HR: 0	SF: 0 SAC: 1 DP: 1 HBP: 0	
PITCHER Bill Stafford, R ERA: 3.4 Pedro Ramos, R ERA: 4.09 (8, 1)	IP: 7.0 WLS: L BF: 26 H: 5 R: 2 ER: 2 SO: 2 BB: 2 IBB: 0 HBP: 0 BLK: 0 WP: 0 HR: 0 S: 32 P: 40 ERA: 2.57 WHIP: 1.000																

Batter	1	2	3	4	5	6	7	8	9	AB	R	H	RBI	BB	SO	LOB	TOP					
Phil Linz, R OBP: 0.311, SLG: 0.299 (1, 6)	5-3	FC6-4			F8				F7	4	0	0	0	1	0	1						
Bobby Richardson, R OBP: 0.308, SLG: 0.333 (1, 4)	BB		1-6-3		6-3				F9	5	1	1	0	0	1	2						
Roger Maris, L OBP: 0.328, SLG: 0.455 (1, 9)	BB		F6			K			K	4	0	0	0	1	2	2						
Mickey Mantle, S OBP: 0.415, SLG: 0.470 (1, 7)	G5-3					1-3			PB	2	1	1	0	2	0	0						
Joe Pepitone, L OBP: 0.312, SLG: 0.458 (1, 3)			L9			E5			F8	3	0	1	1	1	0	2						
Tom Tresh, S OBP: 0.348, SLG: 0.506 (1, 8)	G5-3					5-3			E3	3	0	0	0	1	0	5						
Clete Boyer, R OBP: 0.275, SLG: 0.322 (1, 5)			6-3		L8					2	1	0	0	2	0	1						
Bob Schmidt, R OBP: 0.313, SLG: 0.367 (8, PH)			K		F9				SF8	3	0	0	0	0	2	2						
Ray Barker, L OBP: 0.302, SLG: 0.295 (8, PH)										0	0	0	1	0	0	0						
Doc Edwards, R OBP: 0.269, SLG: 0.210 (8, 2)										0	0	0	0	0	0	0						
Al Downing, R OBP: 0.178, SLG: 0.125 (5, 1)										1	0	0	0	1	1	0						
Hal Reniff, R ERA: 2.79 (7, PH)										0	0	0	0	0	0	0						
Horace Clarke, S ERA: 3.27, SLG: 0.190 (7, 1)										1	0	1	1	0	0	0						
Pete Mikkelsen, R ERA: 3.7 (8, PH)										0	0	0	0	0	0	0						
Hector Lopez, R ERA: 0.309 (8, 1)										1	0	0	0	0	0	2						
Pedro Ramos, S ERA: 4.3 (8, 1)										0	0	0	0	0	0	0						
Inning Stats	R: 1 E: 0 K: 0 S: 3	H: 1 LOB: 2 BB: 3 P: 15	R: 0 E: 0 K: 1 S: 5	H: 0 LOB: 1 BB: 1 P: 9	R: 0 E: 0 K: 0 S: 3	H: 0 LOB: 1 BB: 1 P: 7	R: 0 E: 0 K: 0 S: 2	H: 0 LOB: 0 BB: 1 P: 6	R: 0 E: 0 K: 1 S: 5	H: 0 LOB: 0 BB: 0 P: 5	R: 0 E: 1 K: 1 S: 6	H: 1 LOB: 1 BB: 0 P: 6	R: 1 E: 1 K: 2 S: 8	H: 1 LOB: 2 BB: 2 P: 16	R: 1 E: 0 K: 0 S: 5	H: 1 LOB: 2 BB: 1 P: 9	R: 0 E: 0 K: 1 S: 5	H: 0 LOB: 0 BB: 0 P: 5	1B: 4 2B: 0 3B: 0 HR: 0	SF: 1 SAC: 0 DP: 1 HBP: 0	WP: 1 PB: 1 CS: 0	PA: 39
PITCHER	IP WLS BF H R ER SO BB IBB HBP BLK WP HR S P ERA WHIP	IP WLS BF H R ER SO BB IBB HBP BLK WP HR S P ERA WHIP																				
Tommy John, L ERA: 2.77 (1, 1)	6.1 W 27 3 2 2 4	2.2 S 12 1 1 0 2																				
Eddie Fisher, R ERA: 1.95 (7, 1)																						

New York Yankees @ Chicago White Sox
Comiskey Park, Chicago, IL
Sat May 29 1965, 4:33 AM EDT
Att. 17,009 - Overcast

AB 29
R 3
H 4
RBI 3
BB 9
SO 6
LOB 17



Batter	1	2	3	4	5	6	7	8	9	AB	R	H	RBI	BB	SO	LOB	BOTTOM					
Danny Cater, R OBP: 0.356, SLG: 0.475 (1, 7)	5-3			SH1-4					4-3	4	1	2	1	0	0	1						
Floyd Robinson, L OBP: 0.285, SLG: 0.325 (1, 9)	1-3			4-3						4	1	2	0	1	0	2						
Ron Hansen, R OBP: 0.325, SLG: 0.418 (1, 6)	1B		F3		F3				1-3	4	1	0	0	1	0	6						
Bill Skowron, R OBP: 0.314, SLG: 0.413 (1, 3)										4	2	2	1	0	0	1						
Tom McCraw, L OBP: 0.276, SLG: 0.229 (9, 3)	1B									0	0	0	0	0	0	0						
Pete Ward, L OBP: 0.383, SLG: 0.469 (1, 5)	1B									3	1	1	1	1	0	0						
Ken Berry, R OBP: 0.286, SLG: 0.339 (1, 8)										4	0	2	1	0	2	3						
Al Weis, S OBP: 0.358, SLG: 0.457 (1, 4)	F8								1-3	4	0	0	0	0	0	4						
Jimmie Schaffer, R OBP: 0.400, SLG: 0.286 (1, 2)										1	0	0	0	2	0	0						
J.C. Martin, L OBP: 0.385, SLG: 0.429 (7, 2)										1	0	1	0	0	0	0						
Tommy John, R OBP: 0.222, SLG: 0.176 (1, 1)										2	0	1	0	0	0	1						
Eddie Fisher, R ERA: 1.95 (7, 1)										1	0	0	0	0	1	1						
Inning Stats	R: 2 E: 0 K: 0 S: 6	H: 3 LOB: 2 BB: 1 P: 10	R: 0 E: 0 K: 0 S: 3	H: 1 LOB: 2 BB: 2 P: 11	R: 0 E: 0 K: 0 S: 4	H: 1 LOB: 1 BB: 0 P: 4	R: 0 E: 0 K: 0 S: 4	H: 1 LOB: 2 BB: 1 P: 8	R: 2 E: 1 K: 1 S: 7	H: 1 LOB: 1 BB: 1 P: 11	R: 1 E: 0 K: 1 S: 7	H: 2 LOB: 0 BB: 0 P: 8	R: 0 E: 0 K: 1 S: 6	H: 1 LOB: 1 BB: 0 P: 6	R: 1 E: 0 K: 0 S: 4	H: 1 LOB: 0 BB: 0 P: 4	R: 0 E: 0 K: 0 S: 3	H: 0 LOB: 0 BB: 0 P: 5	1B: 8 2B: 2 3B: 0 HR: 1	SF: 1 SAC: 2 DP: 0 HBP: 1	WP: 1 PB: 0 CS: 0	PA: 41
PITCHER	IP WLS BF H R ER SO BB IBB HBP BLK WP HR S P ERA WHIP	IP WLS BF H R ER SO BB IBB HBP BLK WP HR S P ERA WHIP																				
Al Downing, L ERA: 3.66 (5, 1)	2.0 L 10 2 1 1 2																					
Hal Reniff, R ERA: 2.79 (7, 1)																						
Pete Mikkelsen, R ERA: 3.7 (7, 1)	1.0 4 1 0 0 1																					
Pedro Ramos, R ERA: 4.3 (8, 1)	1.0 4 1 1 1 0																					

New York Yankees @ Chicago White Sox
Comiskey Park, Chicago, IL
Sat May 29 1965, 4:33 AM EDT
Att. 17,009 - Overcast

AB 32
R 6
H 11
RBI 4
BB 5
SO 3
LOB 19




Batter	1	2	3	4	5	6	7	8	9	10	11	12	AB	R	H	RBI	BB	SO	LOB			
Phil Linz, R OBP: 0.313, SLG: 0.293 (1, 6)	4-0 BB G6-4-3		0-0 F9		0-0 1B		0-0 L7			0-0 F4		0-0 F8	5	0	1	1	1	0	2			
Bobby Richardson, R OBP: 0.303, SLG: 0.328 (1, 4)	0-0 G6-4-3 1-2r		0-3 K		0-0 FC5-2-5		0-0 FC6-4			0-0 F4		0-0 1B	6	1	1	0	0	1	5			
Roger Maris, L OBP: 0.342, SLG: 0.441 (1, 9)	4-0 BB																					
Art Lopez, L OBP: 0.161, SLG: 0.133 (12, PR) (12, 9)																						
Mickey Mantle, S OBP: 0.417, SLG: 0.496 (8, 8)																						
Ross Moschitto, R (8, 8)																						
Ray Barker, L OBP: 0.309, SLG: 0.304 (10, PH) (10, 3)																						
Joe Pepitone, L OBP: 0.308, SLG: 0.450 (10, 8)																						
Tom Tresh, S OBP: 0.349, SLG: 0.494 (8, 7)																						
Clete Boyer, R OBP: 0.278, SLG: 0.323 (1, 5)																						
Doc Edwards, R OBP: 0.271, SLG: 0.214 (9, PH)																						
Horace Clarke, S OBP: 0.217, SLG: 0.182 (9, 2)																						
Bob Schmidt, R OBP: 0.303, SLG: 0.355 (9, 2)																						
Mel Stottlemyre, R OBP: 0.179, SLG: 0.214 (11, PH)																						
Hector Lopez, R OBP: 0.213, SLG: 0.304 (11, 1)																						
Steve Hamilton, L (11, 1)																						
Pete Mikkelsen, R (11, 1)																						
Inning Stats	R: 0 E: 0 K: 1 S: 4	H: 0 LOB: 1 BB: 2 P: 12	R: 0 E: 0 K: 0 S: 3	H: 0 LOB: 0 BB: 0 P: 3	R: 0 E: 0 K: 1 S: 6	H: 1 LOB: 1 BB: 0 P: 6	R: 1 E: 0 K: 0 S: 4	H: 1 LOB: 0 BB: 0 P: 4	R: 0 E: 0 K: 0 S: 3	H: 3 LOB: 2 BB: 0 P: 6	R: 0 E: 0 K: 0 S: 4	H: 1 LOB: 1 BB: 0 P: 4	R: 0 E: 0 K: 1 S: 5	H: 0 LOB: 0 BB: 0 P: 5	R: 0 E: 0 K: 0 S: 3	H: 1 LOB: 2 BB: 1 P: 8	R: 1 E: 0 K: 1 S: 8	H: 3 LOB: 3 BB: 1 P: 12	1B: 11 2B: 0 3B: 0 HR: 1	SF: 0 SAC: 2 DP: 1 HBP: 0	WP: 0 PB: 1 SB: 0 CS: 0	PA: 52
PITCHER	IP WLS BF H R ER SO BB IBB HBP BLK WP HR S P ERA WHIP	PITCHER												IP WLS BF H R ER SO BB IBB HBP BLK WP HR S P ERA WHIP								
Gary Peters, L ERA: 3.8 (1, 1)	3.2 L 18 4 1 1 2 2 1 0 0 0 0 0 19 31 2.46 1.636													0.1 1 0 0 0 0 0 0 0 0 0 0 0 0 1 1 0.00 0.000								
Hoyt Wilhelm, R ERA: 3.8 (9, 1)																						
Bob Locker, R ERA: 4.12 (12, 1)																						

TOP

New York Yankees @ Chicago White Sox
Comiskey Park, Chicago, IL
Sun May 30 1965, 4:33 AM EDT
Att. 33,561 - Unknown - 66 F

AB 45
R 3
H 12
RBI 3
BB 5
SO 5
LOB 23




Batter	1	2	3	4	5	6	7	8	9	10	11	12	AB	R	H	RBI	BB	SO	LOB			
Danny Cater, R OBP: 0.346, SLG: 0.462 (1, 7)	0-0 5-3		0-3 K		0-0 6-3			0-0 1B		0-0 F3		0-0 F8	6	0	1	1	0	1	2			
Don Buford, S OBP: 0.362, SLG: 0.434 (1, 4)	0-0 4-3		0-0					0-0 FC1-6-5		0-3 K		0-0 F4	4	0	1	0	0	0	2			
Hoyt Wilhelm, R ERA: 3.8 (9, 1)																						
Bob Locker, S (12, 1)																						
Juan Pizarro, L (12, PH)																						
Floyd Robinson, L OBP: 0.282, SLG: 0.316 (1, 9)	0-0 F2		0-0 G3																			
Pete Ward, L OBP: 0.390, SLG: 0.490 (1, 5)																						
Bill Skowron, R OBP: 0.311, SLG: 0.406 (1, 3)																						
Tom McCraw, L OBP: 0.259, SLG: 0.212 (1, 8)																						
Dave Nicholson, R OBP: 0.111, SLG: 0.278 (11, PH)																						
Ken Berry, R OBP: 0.286, SLG: 0.339 (12, 8)																						
Ron Hansen, R OBP: 0.321, SLG: 0.407 (1, 6)																						
J.C. Martin, L OBP: 0.368, SLG: 0.407 (1, 2)																						
Gary Peters, L OBP: 0.192, SLG: 0.160 (1, 1)																						
Smoky Burgess, L OBP: 0.368, SLG: 0.529 (8, PH)																						
Al Weis, S OBP: 0.364, SLG: 0.458 (8, PR) (9, 4)																						
Inning Stats	R: 0 E: 0 K: 0 S: 3	H: 0 LOB: 0 BB: 0 P: 3	R: 0 E: 0 K: 1 S: 6	H: 1 LOB: 1 BB: 1 P: 10	R: 0 E: 0 K: 1 S: 6	H: 1 LOB: 1 BB: 0 P: 6	R: 1 E: 0 K: 0 S: 4	H: 1 LOB: 0 BB: 0 P: 4	R: 0 E: 0 K: 0 S: 3	H: 0 LOB: 0 BB: 0 P: 3	R: 0 E: 0 K: 1 S: 7	H: 2 LOB: 3 BB: 2 P: 15	R: 0 E: 0 K: 0 S: 3	H: 0 LOB: 0 BB: 0 P: 3	R: 0 E: 0 K: 1 S: 6	H: 1 LOB: 1 BB: 0 P: 6	R: 0 E: 0 K: 0 S: 8	H: 1 LOB: 1 BB: 0 P: 8	1B: 6 2B: 1 3B: 0 HR: 1	SF: 0 SAC: 0 DP: 0 HBP: 0	WP: 0 PB: 0 SB: 2 CS: 0	PA: 47
PITCHER	IP WLS BF H R ER SO BB IBB HBP BLK WP HR S P ERA WHIP	PITCHER												IP WLS BF H R ER SO BB IBB HBP BLK WP HR S P ERA WHIP								
Mel Stottlemyre, R ERA: 2.91 (1, 1)	10.0 39 6 2 2 4 3 0 0 0 0 0 1 44 56 1.80 0.900													0.1 2 1 0 0 0 0 0 0 0 0 0 0 2 2 0.00 3.000								
Steve Hamilton, L ERA: 3.65 (11, 1)																						
Pete Mikkelsen, R ERA: 3.48 (11, 1)	1.2 W 6 1 0 0 2 0 0 0 0 0 0 10 10 0.00 0.600																					

BOTTOM

New York Yankees @ Chicago White Sox
Comiskey Park, Chicago, IL
Sun May 30 1965, 4:33 AM EDT
Att. 33,561 - Unknown - 66 F


AB 44
R 2
H 8
RBI 2
BB 3
SO 6
LOB 18



Batter	1	2	3	4	5	6	7	8	9	AB	R	H	RBI	BB	SO	LOB	TOP			
Jake Wood, R OBP: 0.345, SLG: 0.444 (1, 4)										4	1	1	0	0	2	2	Detroit Tigers @ New York Yankees Yankee Stadium, Bronx, NY Mon May 31 1965, 3:33 AM EDT Unknown - 72 F			
Don Wert, R OBP: 0.322, SLG: 0.275 (1, 5)										4	0	1	0	0	0	2				
Don Demeter, R OBP: 0.312, SLG: 0.346 (1, 3)										4	0	1	1	0	1	0				
Al Kaline, R OBP: 0.393, SLG: 0.514 (1, 8)										4	0	0	0	0	1	2				
Willie Horton, R OBP: 0.419, SLG: 0.759 (1, 7)										4	0	2	0	0	0	2				
Bill Freehan, R OBP: 0.277, SLG: 0.342 (1, 2)										3	0	0	0	0	0	2				
George Thomas, R OBP: 0.333, SLG: 0.475 (1, 9)										3	0	0	0	0	1	1				
Dick McAuliffe, L OBP: 0.409, SLG: 0.561 (1, 6)										3	0	0	0	0	0	0				
Denny McLain, R OBP: 0.200, SLG: 0.200 (1, 1)										2	0	1	0	0	0	0				
Jerry Lumpe, L OBP: 0.329, SLG: 0.333 (8, PH)										0	0	0	0	1	0	0				
Terry Fox, R (8, 1)										0	0	0	0	0	0	0				
Inning Stats	R: 1 E: 0 K: 0 S: 5	H: 3 LOB: 1 BB: 0 P: 5	R: 0 E: 0 K: 0 S: 3	H: 0 LOB: 0 BB: 0 P: 3	R: 0 E: 0 K: 1 S: 5	H: 1 LOB: 0 BB: 0 P: 5	R: 0 E: 0 K: 1 S: 6	H: 1 LOB: 1 BB: 0 P: 6	R: 0 E: 0 K: 0 S: 3	H: 0 LOB: 0 BB: 0 P: 3	R: 0 E: 0 K: 1 S: 6	H: 1 LOB: 1 BB: 0 P: 6	R: 0 E: 0 K: 1 S: 5	H: 0 LOB: 1 BB: 1 P: 9	R: 0 E: 0 K: 1 S: 5	H: 0 LOB: 0 BB: 0 P: 5	1B: 6 2B: 0 3B: 0 HR: 0	SF: 0 SAC: 0 DP: 2 HBP: 0	WP: 1 PB: 1 SB: 0 CS: 0	PA: 32
PITCHER	IP WLS BF H R ER SO BB IBB HBP BLK WP HR S P ERA WHIP	IP WLS BF H R ER SO BB IBB HBP BLK WP HR S P ERA WHIP																		
Whitey Ford, L ERA: 4.75 (1, 1)	8.0 W 29 6 1 1 4	1.0 S 3 0 0 0 1																		
Pedro Ramos, R ERA: 4.13 (9, 1)	1.0 S 3 0 0 0 1																			

Batter	1	2	3	4	5	6	7	8	9	AB	R	H	RBI	BB	SO	LOB	BOTTOM			
Phil Linz, R OBP: 0.300, SLG: 0.279 (1, 6)										4	0	0	0	0	1	1	Detroit Tigers @ New York Yankees Yankee Stadium, Bronx, NY Mon May 31 1965, 3:33 AM EDT Unknown - 72 F			
Bobby Richardson, R OBP: 0.313, SLG: 0.333 (1, 4)										3	0	2	0	1	0	0				
Roger Maris, L OBP: 0.338, SLG: 0.444 (1, 9)										4	0	1	0	0	0	2				
Ray Barker, L OBP: 0.309, SLG: 0.304 (8, 3)										0	0	0	0	0	0	0				
Mickey Mantle, S OBP: 0.419, SLG: 0.492 (1, 7)										3	1	1	0	1	1	1				
Clete Boyer, R OBP: 0.276, SLG: 0.323 (9, 5)										0	0	0	0	0	0	0				
Joe Pepitone, L OBP: 0.301, SLG: 0.438 (1, 3)										4	0	0	0	0	1	4				
Tom Tresh, S OBP: 0.352, SLG: 0.491 (1, 8)										3	1	1	0	1	0	0				
Horace Clarke, S OBP: 0.231, SLG: 0.200 (1, 5)										3	1	1	0	0	1	3				
Pedro Ramos, S (9, 1)										0	0	0	0	0	0	0				
Doc Edwards, R OBP: 0.283, SLG: 0.230 (1, 2)										3	0	2	1	0	0	1				
Whitey Ford, L OBP: 0.227, SLG: 0.200 (1, 1)										3	0	0	1	0	1	3				
Ross Moschitto, R (9, 8)										0	0	0	0	0	0	0				
Inning Stats	R: 0 E: 0 K: 0 S: 4	H: 1 LOB: 2 BB: 1 P: 8	R: 1 E: 0 K: 2 S: 9	H: 2 LOB: 1 BB: 0 P: 9	R: 0 E: 0 K: 1 S: 6	H: 2 LOB: 1 BB: 0 P: 6	R: 0 E: 0 K: 1 S: 6	H: 1 LOB: 1 BB: 0 P: 6	R: 0 E: 0 K: 0 S: 2	H: 0 LOB: 0 BB: 1 P: 6	R: 2 E: 0 K: 1 S: 7	H: 2 LOB: 1 BB: 1 P: 11	R: 0 E: 0 K: 0 S: 3	H: 0 LOB: 0 BB: 0 P: 3	R: 0 E: 0 K: 0 S: 3	H: 0 LOB: 0 BB: 0 P: 3	1B: 7 2B: 1 3B: 0 HR: 0	SF: 0 SAC: 0 DP: 0 HBP: 0	WP: 0 PB: 1 SB: 2 CS: 1	PA: 33
PITCHER	IP WLS BF H R ER SO BB IBB HBP BLK WP HR S P ERA WHIP	IP WLS BF H R ER SO BB IBB HBP BLK WP HR S P ERA WHIP																		
Denny McLain, R ERA: 3.77 (1, 1)	7.0 L 30 8 3 2 5	1.0 3 0 0 0 0																		
Terry Fox, R ERA: 0.75 (8, 1)	1.0 3 0 0 0 0																			

AB	31
R	1
H	6
RBI	1
BB	1
SO	5
LOB	11



Batter	1	2	3	4	5	6	7	8	9	AB R H RBI BB SO LOB	TOP									
Don Wert, R OBP: 0.324, SLG: 0.279 (1, 5)										5 2 2 0 0 2 0	Detroit Tigers @ New York Yankees Yankee Stadium, Bronx, NY Mon May 31 1965, 3:38 AM EDT Att: 31,442 - Unknown - 76 F									
Jerry Lumpe, L OBP: 0.324, SLG: 0.323 (1, 4)										4 1 0 0 1 1 1										
Don Demeter, R OBP: 0.308, SLG: 0.341 (1, 3) (7, 8)										5 1 1 1 0 2 1										
Al Kaline, R OBP: 0.395, SLG: 0.507 Norm Cash, L OBP: 0.325, SLG: 0.265 (7, 3)										2 1 0 0 2 1 0 0 0 0 0 0 0 0										
Willie Horton, R OBP: 0.413, SLG: 0.741 (1, 7)										4 0 1 1 0 0 3										
George Thomas, R OBP: 0.329, SLG: 0.469 (1, 9)										3 0 1 1 0 1 2										
Dick McAuliffe, L OBP: 0.416, SLG: 0.565 (1, 6)										4 0 3 2 0 0 0										
Bill Freehan, R OBP: 0.284, SLG: 0.341 (1, 2)										3 0 1 0 1 1 1										
Joe Sparna, R OBP: 0.143, SLG: 0.154 (1, 1)										4 0 0 0 0 3 6										
Inning Stats	R: 4 E: 0 K: 0 S: 7	H: 4 LOB: 2 BB: 2 P: 15	R: 1 E: 0 K: 1 S: 7	H: 2 LOB: 2 BB: 1 P: 11	R: 0 E: 0 K: 2 S: 7	H: 1 LOB: 0 BB: 0 P: 7	R: 0 E: 0 K: 0 S: 3	H: 0 LOB: 0 BB: 0 P: 3	R: 0 E: 0 K: 1 S: 7	H: 2 LOB: 3 BB: 1 P: 11		R: 0 E: 0 K: 2 S: 7	H: 0 LOB: 0 BB: 0 P: 7	R: 0 E: 0 K: 1 S: 5	H: 0 LOB: 0 BB: 0 P: 5	R: 0 E: 0 K: 2 S: 7	H: 0 LOB: 0 BB: 0 P: 7	1B: 9 2B: 0 3B: 0 HR: 0	SF: 1 SAC: 0 DP: 0 HBP: 0	WP: 0 PB: 1 SB: 0 CS: 1
PITCHER	IP WLS BF H R ER SO BB IBB HBP BLK WP HR S P ERA WHIP																			
Gil Blanco, L ERA: 4.15 (1, 1)	0.2 L 7 3 4 4 0 2 0 0 0 0 0 0 5 13 54.00 7.500																			
Jim Bouton, R ERA: 4.95 (5, 1)	3.1 14 4 1 1 3 1 0 0 0 0 0 0 19 23 2.70 1.500																			
Hal Reniff, R ERA: 2.45 (8, 1)	3.0 12 2 0 0 5 0 1 0 0 0 0 0 21 25 0.00 0.667																			
Pedro Ramos, R ERA: 3.81 (8, 1)	2.0 6 0 0 0 3 0 0 0 0 0 0 0 12 12 0.00 0.000																			

Batter	1	2	3	4	5	6	7	8	9	AB R H RBI BB SO LOB	BOTTOM									
Phil Linz, R OBP: 0.298, SLG: 0.270 (1, 6)										3 1 0 0 1 0 0	Detroit Tigers @ New York Yankees Yankee Stadium, Bronx, NY Mon May 31 1965, 3:38 AM EDT Att: 31,442 - Unknown - 76 F									
Bobby Richardson, R OBP: 0.313, SLG: 0.333 Clete Boyer, R OBP: 0.283, SLG: 0.336 (6, 5)										3 0 1 0 0 1 1 1 0 1 0 0 0 0										
Roger Maris, L OBP: 0.321, SLG: 0.418 (1, 9)										4 0 0 0 0 1 4										
Mickey Mantle, S OBP: 0.415, SLG: 0.484 (1, 7)										4 0 1 0 0 2 3										
Joe Pepitone, L OBP: 0.293, SLG: 0.427 (1, 3)										4 0 0 0 0 0 4										
Tom Tresh, S OBP: 0.345, SLG: 0.480 (1, 8)										4 0 0 0 0 0 0										
Horace Clarke, S OBP: 0.233, SLG: 0.241 (6, 4)										4 0 1 0 0 0 0										
Doc Edwards, R OBP: 0.282, SLG: 0.231 (1, 2)										4 0 1 0 0 1 1										
Gil Blanco, L OBP: 0.271, SLG: 0.291 Jim Bouton, R OBP: 0.295, SLG: 0.129 Art Ladd, L OBP: 0.304, SLG: 0.298 Hal Reniff, R OBP: 0.304, SLG: 0.298 Ray Barker, L OBP: 0.304, SLG: 0.298 Pedro Ramos, S OBP: 0.304, SLG: 0.298 (1, 1) (1, 1) (4, 9) (5, 1) (7, 9) (8, 1)										0 0 0 0 0 0 0 1 0 0 0 0 0 1 1 0 0 0 0 0 1 0 0 0 0 0 0 0 1 0 0 0 0 0 0 0 0 0 0 0 0 0										
Inning Stats	R: 0 E: 0 K: 0 S: 5	H: 2 LOB: 0 BB: 0 P: 5	R: 0 E: 0 K: 1 S: 6	H: 1 LOB: 1 BB: 0 P: 6	R: 1 E: 2 K: 1 S: 7	H: 0 LOB: 1 BB: 0 P: 7	R: 0 E: 0 K: 0 S: 4	H: 1 LOB: 1 BB: 0 P: 4	R: 0 E: 0 K: 2 S: 7	H: 0 LOB: 1 BB: 1 P: 11		R: 0 E: 0 K: 0 S: 3	H: 0 LOB: 0 BB: 0 P: 3	R: 0 E: 0 K: 1 S: 6	H: 1 LOB: 1 BB: 0 P: 6	R: 0 E: 0 K: 0 S: 3	H: 0 LOB: 0 BB: 0 P: 3	1B: 3 2B: 2 3B: 0 HR: 0	SF: 0 SAC: 0 DP: 0 HBP: 0	WP: 1 PB: 0 SB: 0 CS: 0
PITCHER	IP WLS BF H R ER SO BB IBB HBP BLK WP HR S P ERA WHIP																			
Joe Sparna, R ERA: 2.97 (1, 1)	9.0 W 35 5 1 0 5 1 0 0 0 1 0 44 48 0.00 0.667																			



Batter	1	2	3	4	5	6	7	8	9	10	AB	R	H	RBI	BB	SO	LOB	TOP		
Danny Cater, R OBP: 0.315, SLG: 0.429 (1, 7)	5-3			F5			K	FC5-4		5-3	6	0	1	0	0	1	1			
Don Buford, S OBP: 0.359, SLG: 0.434 (1, 5)	1B	4-3		4-3			1B		F7		4	2	1	0	1	0	1			
Floyd Robinson, L OBP: 0.319, SLG: 0.382 (1, 9)	1B			L5			1-3		BB	3-1	4	1	3	1	1	0	0			
Bill Skowron, R OBP: 0.319, SLG: 0.406 (1, 3)	E7			2B			K		1-3	3-1	4	0	1	1	1	1	3			
Tom McCraw, L OBP: 0.270, SLG: 0.227 (1, 8)	F7			2B			F7		1-2	BB	3	0	1	0	2	0	2			
Ron Hansen, R OBP: 0.315, SLG: 0.384 (1, 6)	FC5			BB			K		F2		2	0	0	0	3	1	3			
J.C. Martin, L OBP: 0.368, SLG: 0.400 (1, 2)	FC5			K			1-3		4-3	K	5	0	0	0	0	2	8			
Al Weis, S OBP: 0.344, SLG: 0.411 (1, 4)		4-3		K			1-3		FC5-4	F7	4	0	0	0	0	1	3			
Gary Peters, L OBP: 0.167, SLG: 0.138 Hoyt Wilhelm, R (6, 1)	1-3			3-1			F8		HBP	K	3	0	0	0	0	0	0			
Smoky Burgess, L OBP: 0.318, SLG: 0.450 Eddie Fisher, R (10, 1)										K	1	0	0	0	0	1	0			
										K	0	0	0	0	0	0	0			
Inning Stats	R: 2 E: 1 K: 0 S: 6	H: 3 LOB: 2 BB: 1 P: 10	R: 0 E: 0 K: 0 S: 4	H: 1 LOB: 1 BB: 0 P: 4	R: 0 E: 0 K: 2 S: 8	H: 1 LOB: 3 BB: 2 P: 16	R: 0 E: 0 K: 0 S: 3	H: 0 LOB: 0 BB: 0 P: 3	R: 0 E: 0 K: 2 S: 7	H: 0 LOB: 0 BB: 0 P: 11	R: 1 E: 0 K: 1 S: 6	H: 1 LOB: 2 BB: 0 P: 14	R: 0 E: 0 K: 1 S: 6	H: 1 LOB: 3 BB: 2 P: 14	R: 0 E: 0 K: 1 S: 5	H: 0 LOB: 0 BB: 0 P: 5	1B: 6 2B: 1 3B: 0 HR: 0	SF: 0 SAC: 0 DP: 0 HBP: 1	WP: 0 PB: 0 SB: 2 CS: 0	PA: 46
PITCHER Mel Stottlemyre, R ERA: 2.79 (1, 1)	IP: 10.0 WLS: 7 BF: 46 H: 7 R: 3 ER: 2 SO: 8 BB: 6 IBB: 2 HBP: 1 BLK: 0 WP: 0 HR: 0 S: 53 P: 86 ERA: 1.80 WHIP: 1.300																			

Chicago White Sox @ New York Yankees
 Yankee Stadium, Bronx, NY
 Sat Jun 05 1965, 3:33 AM EDT
 Alt. 15,722 - Sunny - 80 F

AB	37
R	3
H	7
RBI	2
BB	8
SO	8
LOB	22



Batter	1	2	3	4	5	6	7	8	9	10	AB	R	H	RBI	BB	SO	LOB	BOTTOM				
Phil Linz, R OBP: 0.310, SLG: 0.290 (1, 6)	5-3		B1-3		1B					2B	4	1	2	0	1	0	0					
Bobby Richardson, R OBP: 0.306, SLG: 0.330 (1, 4)	1-3		F7		F4		6-3			1B	5	0	1	0	0	0	2					
Roger Maris, L OBP: 0.326, SLG: 0.400 (1, 9)	BB			F7		3-1	F7			1B	3	0	0	0	2	0	1					
Mickey Mantle, S OBP: 0.413, SLG: 0.492 Ross Moschitto, R (9, 8)	F8			1B		HR		5-3		1B	3	1	1	1	1	0	1					
Eliston Howard, R OBP: 0.250, SLG: 0.550 (10, PH)				BB						1-2	1	0	1	1	0	0	0					
Tom Tresh, S OBP: 0.335, SLG: 0.460 (9, 7)		5-3		F9		6-3		G4-6-3		1B	4	0	1	0	0	0	1					
Clete Boyer, R OBP: 0.289, SLG: 0.348 (1, 5)		1-3		1-3	1B		PB	G4-6-3		1-2	4	1	2	0	0	0	1					
Ray Barker, L OBP: 0.288, SLG: 0.280 Hector Lopez, R OBP: 0.221, SLG: 0.300 Tony Kubek, L OBP: 0.262, SLG: 0.274 (7, 3)		P3		F9		2B				F9	2	0	0	0	0	0	2					
Bob Schmidt, R OBP: 0.263, SLG: 0.306 Horace Clarke, S OBP: 0.235, SLG: 0.242 Doc Edwards, R OBP: 0.276, SLG: 0.226 (10, 2)			K		F4		F8			6-3	3	0	0	0	0	1	1					
Mel Stottlemyre, R OBP: 0.188, SLG: 0.313 (1, 1)			HR		K					F8	4	1	1	1	0	1	0					
Inning Stats	R: 0 E: 0 K: 0 S: 3	H: 0 LOB: 1 BB: 1 P: 7	R: 0 E: 0 K: 0 S: 3	H: 0 LOB: 0 BB: 0 P: 3	R: 1 E: 0 K: 1 S: 6	H: 1 LOB: 0 BB: 0 P: 6	R: 0 E: 0 K: 0 S: 4	H: 1 LOB: 2 BB: 1 P: 8	R: 0 E: 0 K: 1 S: 6	H: 1 LOB: 1 BB: 0 P: 6	R: 2 E: 0 K: 0 S: 5	H: 2 LOB: 1 BB: 1 P: 9	R: 0 E: 0 K: 0 S: 3	H: 1 LOB: 0 BB: 0 P: 3	R: 0 E: 0 K: 0 S: 3	H: 0 LOB: 0 BB: 0 P: 3	R: 1 E: 0 K: 0 S: 2	H: 2 LOB: 3 BB: 2 P: 10	1B: 5 2B: 2 3B: 0 HR: 2	SF: 0 SAC: 0 DP: 1 HBP: 0	WP: 0 PB: 2 SB: 0 CS: 0	PA: 40
PITCHER Gary Peters, L ERA: 3.82 (1, 1)	IP: 5.2 WLS: 3.1 BF: 12 H: 2 R: 0 ER: 0 SO: 2 BB: 1 IBB: 0 HBP: 0 BLK: 0 WP: 0 HR: 2 S: 26 P: 34 ERA: 3.18 WHIP: 1.235																					

Chicago White Sox @ New York Yankees
 Yankee Stadium, Bronx, NY
 Sat Jun 05 1965, 3:33 AM EDT
 Alt. 15,722 - Sunny - 80 F

AB	35
R	4
H	9
RBI	3
BB	5
SO	2
LOB	9




Batter	1	2	3	4	5	6	7	8	9	AB	R	H	RBI	BB	SO	LOB	TOP			
Don Buford, S OBP: 0.359, SLG: 0.430										3	0	1	0	1	0	0	Chicago White Sox @ New York Yankees Yankee Stadium, Bronx, NY Sun Jun 06 1965, 3:38 AM EDT Att: 33,029 - Unknown - 82 F			
Floyd Robinson, L OBP: 0.317, SLG: 0.372										3	0	0	0	1	0	2				
Danny Cater, R OBP: 0.301, SLG: 0.409										4	0	0	0	0	3	4				
Bill Skowron, R OBP: 0.313, SLG: 0.396										3	0	1	0	0	1	2				
Tom McCraw, L OBP: 0.293, SLG: 0.221										1	0	0	0	0	1	0				
Ron Hansen, R OBP: 0.309, SLG: 0.392										3	0	0	0	0	0	1				
Al Weis, S OBP: 0.343, SLG: 0.397										1	0	0	0	0	0	0				
Dave Nicholson, R OBP: 0.160, SLG: 0.217										3	0	0	0	1	2	0				
Smoky Burgess, L OBP: 0.320, SLG: 0.435										3	0	1	0	0	1	2				
Ted Wills, L										0	0	0	0	0	0	0				
Ken Berry, R OBP: 0.279, SLG: 0.328										3	0	0	0	0	0	3				
Juan Pizarro, L OBP: 0.333, SLG: 0.333										0	0	0	0	0	0	0				
Bruce Howard, S OBP: 0.357, SLG: 0.200										1	0	0	0	0	1	0				
John Romano, R OBP: 0.333, SLG: 0.367										1	0	0	0	0	0	0				
Greg Bollo, R										0	0	0	0	0	0	0				
Jimmie Schaffer, R OBP: 0.333, SLG: 0.250										1	0	0	0	0	0	0				
Inning Stats	R: 0 E: 1 K: 1 S: 5	H: 0 LOB: 2 BB: 1 P: 9	R: 0 E: 0 K: 1 S: 6	H: 1 LOB: 1 BB: 0 P: 6	R: 0 E: 0 K: 1 S: 5	H: 0 LOB: 0 BB: 0 P: 5	R: 0 E: 0 K: 1 S: 5	H: 0 LOB: 0 BB: 0 P: 5	R: 0 E: 0 K: 1 S: 5	H: 0 LOB: 1 BB: 1 P: 9	R: 0 E: 0 K: 0 S: 4	H: 1 LOB: 2 BB: 1 P: 8	R: 0 E: 0 K: 1 S: 6	H: 1 LOB: 1 BB: 0 P: 7	R: 0 E: 0 K: 2 S: 7	H: 0 LOB: 0 BB: 0 P: 7	1B: 2 2B: 2 3B: 0 HR: 0	SF: 0 SAC: 0 DP: 1 HBP: 0	WP: 0 PB: 0 SB: 0 CS: 1	PA: 33
PITCHER Al Downing, L ERA: 3.07	IP: 9.0 WLS: W BF: 33 H: 3 R: 0 ER: 0 SO: 9 BB: 3 IBB: 0 HBP: 0 BLK: 0 WP: 0 HR: 0 S: 48 P: 60 ERA: 0.00 WHIP: 0.667															PITCHER				

Batter	1	2	3	4	5	6	7	8	9	AB	R	H	RBI	BB	SO	LOB	BOTTOM			
Phil Linz, R OBP: 0.312, SLG: 0.306										4	2	1	0	1	0	5	Chicago White Sox @ New York Yankees Yankee Stadium, Bronx, NY Sun Jun 06 1965, 3:38 AM EDT Att: 33,029 - Unknown - 82 F			
Bobby Richardson, R OBP: 0.312, SLG: 0.338										4	2	2	1	0	0	0				
Roger Maris, L OBP: 0.330, SLG: 0.390										3	1	2	3	1	0	0				
Tony Kubek, L OBP: 0.260, SLG: 0.271										1	0	0	0	0	1	0				
Mickey Mantle, S OBP: 0.414, SLG: 0.482										2	1	0	0	1	0	2				
Ross Moschitto, R										2	0	0	0	0	1	2				
Tom Tresh, S OBP: 0.352, SLG: 0.523										5	4	4	5	0	0	0				
Hector Lopez, R OBP: 0.244, SLG: 0.347										2	0	1	0	0	0	0				
Ray Barker, L OBP: 0.302, SLG: 0.283										2	0	0	1	1	1	1				
Clete Boyer, R OBP: 0.304, SLG: 0.348										3	1	1	1	2	2	1				
Doc Edwards, R OBP: 0.289, SLG: 0.230										3	0	0	0	2	0	3				
Al Downing, R OBP: 0.227, SLG: 0.150										4	1	1	1	1	2	6				
Inning Stats	R: 3 E: 0 K: 0 S: 5	H: 3 LOB: 0 BB: 1 P: 9	R: 0 E: 0 K: 2 S: 7	H: 0 LOB: 1 BB: 1 P: 11	R: 2 E: 0 K: 1 S: 7	H: 2 LOB: 1 BB: 1 P: 11	R: 2 E: 0 K: 0 S: 5	H: 2 LOB: 1 BB: 1 P: 9	R: 2 E: 1 K: 1 S: 7	H: 2 LOB: 3 BB: 2 P: 15	R: 0 E: 0 K: 2 S: 7	H: 0 LOB: 0 BB: 0 P: 7	R: 0 E: 0 K: 1 S: 5	H: 0 LOB: 2 BB: 2 P: 13	R: 0 E: 0 K: 2 S: 5	H: 0 LOB: 2 BB: 2 P: 13	1B: 6 2B: 3 3B: 0 HR: 3	SF: 1 SAC: 0 DP: 1 HBP: 0	WP: 0 PB: 0 SB: 0 CS: 0	PA: 45
PITCHER Juan Pizarro, L ERA: 9.9	IP: 0.2 WLS: L BF: 5 H: 3 R: 3 ER: 6 SO: 3 BB: 1 IBB: 0 HBP: 0 BLK: 0 WP: 0 HR: 1 S: 4 P: 8 ERA: 40.50 WHIP: 6.000															PITCHER				
PITCHER Bruce Howard, R ERA: 4.57	IP: 4.1 WLS: L BF: 23 H: 6 R: 6 ER: 6 SO: 4 BB: 4 IBB: 0 HBP: 0 BLK: 0 WP: 0 HR: 2 S: 27 P: 43 ERA: 12.46 WHIP: 2.308															PITCHER				
PITCHER Greg Bollo, R ERA: 3.0	IP: 1.0 WLS: L BF: 9 H: 3 R: 3 ER: 2 SO: 0 BB: 1 IBB: 0 HBP: 0 BLK: 0 WP: 0 HR: 0 S: 7 P: 15 ERA: 18.00 WHIP: 4.000															PITCHER				
PITCHER Ted Wills, L ERA: 2.7	IP: 2.0 WLS: L BF: 8 H: 0 R: 0 ER: 0 SO: 3 BB: 2 IBB: 0 HBP: 0 BLK: 0 WP: 0 HR: 0 S: 12 P: 20 ERA: 0.00 WHIP: 1.000															PITCHER				

Batter	1	2	3	4	5	6	7	8	9	AB	R	H	RBI	BB	SO	LOB	TOP										
Phil Linz, R OBP: 0.310, SLG: 0.304 (1, 6)	L6		F6			K		SH3 2-3 1B		4	0	1	0	0	0	1											
Bobby Richardson, R OBP: 0.312, SLG: 0.335 (1, 4)	HBP			5-3		F5		SH3 1-2 3-H		2	0	0	1	0	0	1											
Roger Maris, L OBP: 0.337, SLG: 0.424 (1, 9)	K			1-3 BB		1-H HR		F7		3	1	1	2	1	1	2											
Mickey Mantle, S OBP: 0.410, SLG: 0.471 Ross Moschitto, R OBP: 0.317, SLG: 0.335 (9, PR) (9, 8)	L5			1-3		K			3B BB	3	0	0	0	1	1	2											
Tom Tresh, S OBP: 0.350, SLG: 0.527 (1, 8) (9, 7)		K			1-3				BB	4	0	1	1	0	1	1											
Joe Pepitone, L OBP: 0.288, SLG: 0.410 (1, 3)		F7				F5			F6	4	0	0	0	0	0	1											
Clete Boyer, R OBP: 0.303, SLG: 0.345 (1, 5)		F7				K			1B	4	0	1	0	0	1	0											
Doc Edwards, R OBP: 0.284, SLG: 0.225 Ray Barker, L OBP: 0.313, SLG: 0.296 Pedro Ramos, S OBP: 0.167, SLG: 0.167 (8, PH) (8, 1)			6-3			F9		1B SH3 SH1-4 1B	S 1B	0	0	0	0	0	0	0											
Jim Bouton, R OBP: 0.222, SLG: 0.087 Horace Clarke, S OBP: 0.257, SLG: 0.265 Hal Reniff, R (6, PH) (6, 1) Tony Kubek, L OBP: 0.260, SLG: 0.271 Bob Schmidt, R OBP: 0.256, SLG: 0.297 (8, PH) (8, 2)			K			HR 1B		SH1-4 1-2 2-3	F8	1	0	0	0	0	1	0											
Inning Stats	R: 0 E: 0 K: 1 S: 5	H: 0 LOB: 1 BB: 0 P: 6	R: 0 E: 0 K: 1 S: 5	H: 0 LOB: 0 BB: 0 P: 5	R: 0 E: 0 K: 1 S: 5	H: 0 LOB: 1 BB: 1 P: 7	R: 0 E: 0 K: 1 S: 5	H: 0 LOB: 0 BB: 0 P: 5	R: 2 E: 0 K: 2 S: 9	H: 2 LOB: 0 BB: 0 P: 9	R: 0 E: 0 K: 0 S: 3	H: 0 LOB: 0 BB: 0 P: 3	R: 1 E: 0 K: 0 S: 5	H: 2 LOB: 1 BB: 0 P: 5	R: 1 E: 0 K: 0 S: 5	H: 3 LOB: 3 BB: 1 P: 9	1B: 5 2B: 0 3B: 1 HR: 1	SF: 0 SAC: 2 DP: 0 HBP: 1	WP: 0 PA: 36 SB: 0 CS: 2								
PITCHER	IP	WLS	BF	H	R	ER	SO	BB	IBB	HBP	BLK	WP	HR	S	P	ERA	WHIP										
Fred Talbot, R ERA: 4.0 (1, 1)	6.0		22	2	2	2	6	1	0	1	0	0	1	32	37	3.00	0.500										
Don Mossi, L ERA: 2.08 (7, 1)	1.0	L	3	0	0	0	0	0	0	0	0	0	0	3	3	0.00	0.000										
Moe Drabowsky, R ERA: 4.42 (8, 1)	0.1		3	2	1	1	0	0	0	0	0	0	0	3	3	27.00	6.000										
Jesse Hickman, R ERA: 6.75 (8, 1)	0.2		2	0	0	0	0	0	0	0	0	0	0	2	2	0.00	0.000										
John Wyatt, R ERA: 3.91 (9, 1)	1.0		6	3	1	1	0	1	0	0	0	0	0	5	9	9.00	4.000										

New York Yankees @ Kansas City Athletics
Municipal Stadium, Kansas City, MO
Mon Jun 07 1965, 8:05 PM EDT
Att. 7,815 - Unknown - 83 F

AB 29
R 4
H 7
RBI 4
BB 2
SO 6
LOB 10



Batter	1	2	3	4	5	6	7	8	9	AB	R	H	RBI	BB	SO	LOB	BOTTOM										
Mike Herschberger, R OBP: 0.219, SLG: 0.247 (1, 9) (7, 8)	F6		F9			F3			4-3	4	0	0	0	0	0	0											
Wayne Causey, L OBP: 0.361, SLG: 0.315 (1, 6) (7, 4)	F5		2B			F8		B2-3 3B		4	1	2	0	0	0	0											
Bert Campaneris, R OBP: 0.308, SLG: 0.417 (1, 8) (7, 6)	6-3		L6			K		B2-3		4	0	0	0	0	1	2											
Ken Harrelson, R OBP: 0.326, SLG: 0.442 (1, 3)		F8				K		K		4	0	1	1	0	2	0											
Dick Green, R OBP: 0.340, SLG: 0.427 (6, PH) Don Blushorn, R (7, 1) Moe Drabowsky, R OBP: 0.317, SLG: 0.335 (8, 1) Jesse Hickman, R (8, 1) Rene Lachemann, R OBP: 0.311, SLG: 0.443 John Wyatt, R (9, 1)			2B			BB E 1B		K		2	0	2	0	1	0	0											
Ed Charles, R OBP: 0.320, SLG: 0.404 (1, 5)		1B 3B		4-3		K		F9		4	1	1	0	0	1	3											
Billy Bryan, L OBP: 0.318, SLG: 0.537 (1, 2)		BB 1B			F6			E6 BB		4	0	1	1	0	1	1											
Nelson Mathews, R OBP: 0.360, SLG: 0.406 (1, 7)		3-H 1B		L6				1-2 2-3 BB		2	0	0	0	2	0	0											
Fred Talbot, R OBP: 0.320, SLG: 0.417 Johnny Blanchard, L OBP: 0.274, SLG: 0.266 (7, 9)			4-3			K		K		2	0	0	0	0	1	2											
Inning Stats	R: 0 E: 0 K: 0 S: 3	H: 3 LOB: 2 BB: 1 P: 9	R: 1 E: 0 K: 0 S: 5	H: 2 LOB: 1 BB: 1 P: 9	R: 0 E: 0 K: 1 S: 5	H: 0 LOB: 0 BB: 0 P: 5	R: 0 E: 1 K: 3 S: 11	H: 1 LOB: 3 BB: 1 P: 15	R: 0 E: 0 K: 2 S: 7	H: 0 LOB: 0 BB: 0 P: 7	R: 0 E: 0 K: 1 S: 5	H: 0 LOB: 0 BB: 0 P: 5	1B: 3 2B: 3 3B: 2 HR: 0	SF: 0 SAC: 0 DP: 1 HBP: 0	WP: 0 PA: 36 SB: 0 CS: 1												
PITCHER	IP	WLS	BF	H	R	ER	SO	BB	IBB	HBP	BLK	WP	HR	S	P	ERA	WHIP										
Jim Bouton, R ERA: 4.85 Hal Reniff, R ERA: 2.12 Pedro Ramos, R ERA: 3.49 (1, 1) (6, 1) (8, 1)	5.0		21	5	2	2	2	2	0	0	0	0	0	14	18	0.00	1.500										

New York Yankees @ Kansas City Athletics
Municipal Stadium, Kansas City, MO
Mon Jun 07 1965, 8:05 PM EDT
Att. 7,815 - Unknown - 83 F

AB 33
R 2
H 7
RBI 2
BB 3
SO 8
LOB 11



Batter	1	2	3	4	5	6	7	8	9	AB	R	H	RBI	BB	SO	LOB	TOP			
Phil Linz, R OBP: 0.301, SLG: 0.293 (1, 6)	0-0 5-3			0-3 K		0-3 K		0-0 6-3		4	0	0	0	0	2	0				
Bobby Richardson, R OBP: 0.311, SLG: 0.333 (1, 4)	0-0 6-3			0-0 6-3		0-0 FC4-6 1B			0-0 L7	4	0	1	0	0	0	0				
Roger Maris, L OBP: 0.324, SLG: 0.404 (1, 9)	0-0 4-3			0-3 K		0-0 FC4-6 1-2			0-0 4-3	4	0	0	0	0	1	1				
Mickey Mantle, S OBP: 0.409, SLG: 0.469 Ross Moschitto, R (6, 8)		0-0 6-3			0-0 BB 3B 1B	0-0 F9			0-0 6-3	3	1	1	0	0	0	1				
Elston Howard, R OBP: 0.238, SLG: 0.524 (9, PH)										0	0	0	0	0	0	0				
Tom Tresh, S OBP: 0.345, SLG: 0.520 (1, 8) (6, 7)		0-0 5-3			0-0 F7				0-0 6-3	3	0	0	0	0	0	1				
Joe Pepitone, L OBP: 0.289, SLG: 0.405 (1, 3)		0-0 B2-3			4-0 BB 1-2 3B				0-0 4-3	2	1	0	0	1	0	0				
Clete Boyer, R OBP: 0.304, SLG: 0.358 (1, 5)				0-0 F8		0-0 BB 1-2 3B			0-0 4-3	3	0	1	2	0	0	0				
Doc Edwards, R OBP: 0.280, SLG: 0.221 Horace Clarke, S OBP: 0.250, SLG: 0.257 Pedro Ramos, S OBP: 0.167, SLG: 0.167 (1, 2) (8, PH) (8, 1)				0-0 6-3		0-0 F8		0-0 6-3		0	0	0	0	0	0	0				
Bill Stafford, R (1, 1) Pete Mikkelsen, R (6, 1) Hector Lopez, R OBP: 0.241, SLG: 0.342 Bob Schmidt, R OBP: 0.256, SLG: 0.297 (8, PH) (8, 2)				0-0 5-3		0-0 6-3		0-0 F9		2	0	0	0	0	0	1				
Inning Stats	R: 0 E: 0 K: 0 S: 3	H: 0 LOB: 0 BB: 0 P: 3	R: 0 E: 0 K: 0 S: 3	H: 0 LOB: 0 BB: 0 P: 3	R: 0 E: 0 K: 2 S: 7	H: 0 LOB: 0 BB: 0 P: 7	R: 2 E: 0 K: 1 S: 5	H: 2 LOB: 1 BB: 1 P: 9	R: 0 E: 0 K: 0 S: 6	H: 1 LOB: 0 BB: 0 P: 6	R: 0 E: 0 K: 0 S: 3	H: 0 LOB: 0 BB: 0 P: 3	R: 0 E: 0 K: 0 S: 3	H: 0 LOB: 0 BB: 0 P: 3	R: 0 E: 0 K: 0 S: 3	H: 0 LOB: 0 BB: 0 P: 3	1B: 2 2B: 0 3B: 1 HR: 0	SF: 0 SAC: 0 DP: 0 HBP: 0	WP: 0 PB: 0 CS: 0	PA: 31
PITCHER John O'Donoghue, L ERA: 3.97 (1, 1)	IP: 9.0 WLS: W BF: 31 H: 3 R: 2 ER: 2 SO: 3 BB: 1 IBB: 0 HBP: 0 BLK: 0 WP: 0 HR: 0 S: 36 P: 40 ERA: 2.00 WHIP: 0.444															PITCHER				

New York Yankees @ Kansas City Athletics
Municipal Stadium, Kansas City, MO
Tue Jun 08 1965, 8:05 PM EDT
Att: 8,161 - Unknown - 75 F

AB	28
R	2
H	3
RBI	2
BB	1
SO	3
LOB	4



Batter	1	2	3	4	5	6	7	8	9	AB	R	H	RBI	BB	SO	LOB	BOTTOM			
Bert Campaneris, R OBP: 0.312, SLG: 0.416 (1, 6)	4-0 WP S 2B BB		0-0 S 1B			0-0 6-3	0-0 5-3			3	1	1	0	1	0	0				
Wayne Causey, L OBP: 0.356, SLG: 0.313 (1, 4)	0-0 L8		0-0 F6 1-2			0-0 BB E 1B	0-0 6-3			4	1	1	0	0	2					
Jim Landis, R OBP: 0.379, SLG: 0.344 (1, 8)	0-0 1-H 2B		0-0 6-3			0-0 BB E 1B		0-0 G5-4-3 1B		4	1	3	1	0	0	1				
Ken Harrelson, R OBP: 0.323, SLG: 0.427 (1, 3)	0-0 5-3			0-0 F2		4-0 BB E FC5-3 BB		0-0 G5-4-3 1-2 2-3		3	0	0	0	1	2					
Ed Charles, R OBP: 0.324, SLG: 0.403 (1, 5)	0-0 5-3			0-3 K		0-0 E9 FC5-3 1B		1-0 HBP		3	0	1	2	0	1	1				
Nelson Mathews, R OBP: 0.356, SLG: 0.394 (1, 7)		0-0 5-3		0-0 L7		4-0 BB FC5-3 BB		0-0 6-3		3	0	0	0	1	0	1				
Mike Hershberger, R OBP: 0.222, SLG: 0.250 (1, 9)		0-0 G4-6-3 1B			0-0 F4	0-0 FC5-3				3	0	1	0	0	0	3				
Rene Lachemann, R OBP: 0.292, SLG: 0.432 (1, 2)		0-0 G4-6-3 1-2			0-3 K	0-3 K				3	0	0	0	0	2	4				
John O'Donoghue, R OBP: 0.316, SLG: 0.278 (1, 1)			0-0 F5		0-0 5-3		0-0 F4			3	0	0	0	0	0	0				
Inning Stats	R: 1 E: 0 K: 0 S: 4	H: 1 LOB: 1 BB: 1 P: 8	R: 0 E: 0 K: 0 S: 3	H: 1 LOB: 0 BB: 0 P: 3	R: 0 E: 0 K: 1 S: 5	H: 1 LOB: 0 BB: 0 P: 5	R: 0 E: 0 K: 1 S: 5	H: 0 LOB: 0 BB: 0 P: 5	R: 2 E: 1 K: 1 S: 8	H: 3 LOB: 3 BB: 2 P: 16	R: 0 E: 0 K: 0 S: 3	H: 0 LOB: 0 BB: 0 P: 3	R: 0 E: 0 K: 0 S: 3	H: 1 LOB: 1 BB: 0 P: 4	R: 0 E: 0 K: 0 S: 3	H: 0 LOB: 0 BB: 0 P: 4	1B: 6 2B: 1 3B: 0 HR: 0	SF: 0 SAC: 0 DP: 2 HBP: 1	WP: 1 PB: 0 CS: 0	PA: 33
PITCHER Bill Stafford, R ERA: 2.95 Pete Mikkelsen, R ERA: 3.64 Pedro Ramos, R ERA: 3.38 (1, 1) (6, 1) (8, 1)	IP: 5.1 WLS: L BF: 24 H: 6 R: 3 ER: 3 SO: 2 BB: 3 IBB: 0 HBP: 0 BLK: 0 WP: 1 HR: 0 S: 25 P: 37 ERA: 5.06 WHIP: 1.688															PITCHER				

New York Yankees @ Kansas City Athletics
Municipal Stadium, Kansas City, MO
Tue Jun 08 1965, 8:05 PM EDT
Att: 8,161 - Unknown - 75 F

AB	29
R	3
H	7
RBI	3
BB	3
SO	3
LOB	14



Batter	1	2	3	4	5	6	7	8	9	AB	R	H	RBI	BB	SO	LOB	TOP		
Phil Linz, R OBP: 0.297, SLG: 0.286 (1, 6)										3	0	1	1	1	1	3			
Bobby Richardson, R OBP: 0.306, SLG: 0.327 (1, 4)										4	0	0	0	0	0	1			
Roger Maris, L OBP: 0.321, SLG: 0.398 (1, 9)										4	0	1	0	0	0	0			
Mickey Mantle, S OBP: 0.405, SLG: 0.463 Ross Moschitto, R (8, 8)										4	1	1	0	0	0	1			
Tom Tresh, S OBP: 0.348, SLG: 0.531 (8, 7)										3	2	1	2	1	0	1			
Joe Pepitone, L OBP: 0.293, SLG: 0.424 (1, 3)										4	1	2	2	0	0	0			
Clete Boyer, R OBP: 0.308, SLG: 0.362 (1, 5)										4	0	2	0	0	0	0			
Bob Schmidt, R OBP: 0.302, SLG: 0.350 (1, 2)										3	1	2	0	1	0	0			
Mel Stottlemyre, R OBP: 0.176, SLG: 0.294 (1, 1)										2	0	0	0	0	0	2			
Inning Stats	R: 0 E: 0 K: 0 S: 2	H: 0 LOB: 0 BB: 1 P: 6	R: 0 E: 0 K: 0 S: 4	H: 2 LOB: 2 BB: 0 P: 4	R: 1 E: 0 K: 0 S: 4	H: 1 LOB: 0 BB: 0 P: 4	R: 2 E: 0 K: 0 S: 4	H: 1 LOB: 2 BB: 1 P: 8	R: 0 E: 0 K: 1 S: 5	H: 0 LOB: 0 BB: 0 P: 5	R: 2 E: 0 K: 0 S: 5	H: 2 LOB: 1 BB: 0 P: 5	R: 0 E: 0 K: 0 S: 4	H: 1 LOB: 1 BB: 0 P: 4	R: 0 E: 0 K: 0 S: 4	H: 1 LOB: 2 BB: 1 P: 8	1B: 6 2B: 1 3B: 0 HR: 2	SF: 1 SAC: 2 DP: 1 HBP: 0	WP: 1 PA: 37 CS: 0
PITCHER	IP	WLS	BF	H	R	ER	SO	BB	IBB	HBP	BLK	WP	HR	S	P	ERA	WHIP		
Diego Segui, R ERA: 4.73 (1, 1)	6.0	L	25	6	5	5	1	2	0	0	0	0	2	24	32	7.50	1.333		
Wes Stock, R ERA: 6.0 (7, 1)	2.0		8	2	0	0	0	0	0	0	0	1	0	8	8	0.00	1.000		
Jim Dickson, R ERA: 4.32 (9, 1)	1.0		5	1	0	0	0	1	0	0	0	0	0	4	8	0.00	2.000		

New York Yankees @ Kansas City Athletics
Municipal Stadium, Kansas City, MO
Wed Jun 09 1965, 8:05 PM EDT
Att. 7,111 - Unknown - 74 F

AB	31
R	5
H	9
RBI	5
BB	3
SO	1
LOB	8



Batter	1	2	3	4	5	6	7	8	9	AB	R	H	RBI	BB	SO	LOB	BOTTOM				
Bert Campaneris, R OBP: 0.306, SLG: 0.407 (1, 6)										4	0	0	0	0	2	2					
Wayne Causey, L OBP: 0.368, SLG: 0.315 (1, 4)										2	0	1	0	2	1	0					
Jim Landis, R OBP: 0.374, SLG: 0.340 (1, 8)										4	0	1	0	0	2	3					
Ken Harrelson, R OBP: 0.320, SLG: 0.419 (1, 3)										4	0	1	0	0	2	3					
Ed Charles, R OBP: 0.317, SLG: 0.393 (1, 5)										4	0	0	0	0	0	3					
Nelson Mathews, R OBP: 0.352, SLG: 0.398 (1, 7)										4	1	1	0	0	1	2					
Mike Hershberger, R OBP: 0.223, SLG: 0.250 (1, 9)										4	0	1	1	0	0	0					
Rene Lachemann, R OBP: 0.288, SLG: 0.404 (1, 2)										3	0	0	0	1	0	1					
Diego Segui, R OBP: 0.333, SLG: 0.400 Wes Stock, R (7, 1)										2	0	1	0	0	1	0					
Billy Bryan, L OBP: 0.315, SLG: 0.531 Jim Dickson, L (9, 1)										0	0	0	0	0	0	0					
Inning Stats	R: 0 E: 0 K: 3 S: 9	H: 0 LOB: 0 BB: 0 P: 9	R: 0 E: 0 K: 2 S: 7	H: 0 LOB: 0 BB: 0 P: 7	R: 0 E: 0 K: 0 S: 4	H: 1 LOB: 1 BB: 0 P: 4	R: 0 E: 0 K: 0 S: 4	H: 1 LOB: 2 BB: 1 P: 8	R: 0 E: 0 K: 1 S: 5	H: 0 LOB: 0 BB: 0 P: 5	R: 0 E: 0 K: 1 S: 5	H: 0 LOB: 1 BB: 1 P: 9	R: 0 E: 0 K: 0 S: 3	H: 0 LOB: 0 BB: 0 P: 3	R: 0 E: 0 K: 3 S: 10	H: 1 LOB: 2 BB: 1 P: 14	R: 1 E: 0 K: 0 S: 5	H: 3 LOB: 1 BB: 0 P: 5	1B: 5 2B: 1 3B: 0 HR: 0	SF: 0 SAC: 0 DP: 1 HBP: 0	WP: 0 PA: 35 CS: 0
PITCHER	IP	WLS	BF	H	R	ER	SO	BB	IBB	HBP	BLK	WP	HR	S	P	ERA	WHIP				
Mel Stottlemyre, R ERA: 2.63 (1, 1)	9.0	W	35	6	1	1	10	3	0	0	0	0	0	52	64	1.00	1.000				

New York Yankees @ Kansas City Athletics
Municipal Stadium, Kansas City, MO
Wed Jun 09 1965, 8:05 PM EDT
Att. 7,111 - Unknown - 74 F

AB	32
R	1
H	6
RBI	1
BB	3
SO	10
LOB	15



Batter	1	2	3	4	5	6	7	8	9	AB	R	H	RBI	BB	SO	LOB	TOP					
Phil Linz, R OBP: 0.294, SLG: 0.282 (1, 6)										5	1	1	0	0	2	2						
Bobby Richardson, R OBP: 0.309, SLG: 0.357 (1, 4)										3	2	1	1	1	0	0						
Roger Maris, L OBP: 0.328, SLG: 0.423 (1, 9)										4	0	2	2	0	1	0						
Mickey Mantle, S OBP: 0.397, SLG: 0.450 Ross Moschitto, R (8, 8)										4	0	0	0	0	2	3						
Tom Tresh, S OBP: 0.346, SLG: 0.524 (8, 7)										3	0	0	1	1	1	1						
Joe Pepitone, L OBP: 0.293, SLG: 0.420 (1, 3)										4	1	1	0	0	2	2						
Clete Boyer, R OBP: 0.313, SLG: 0.372 (1, 5)										4	1	2	1	0	1	0						
Doc Edwards, R OBP: 0.287, SLG: 0.241 (1, 2)										4	1	2	1	0	1	1						
Al Downing, R OBP: 0.231, SLG: 0.167 (1, 1)										4	0	1	0	0	2	2						
Inning Stats	R: 2 E: 0 K: 2 S: 9	H: 2 LOB: 1 BB: 1 P: 13	R: 1 E: 0 K: 1 S: 6	H: 2 LOB: 0 BB: 0 P: 6	R: 0 E: 0 K: 2 S: 7	H: 0 LOB: 0 BB: 0 P: 7	R: 0 E: 0 K: 2 S: 7	H: 0 LOB: 0 BB: 0 P: 7	R: 2 E: 0 K: 1 S: 8	H: 3 LOB: 1 BB: 0 P: 8	R: 1 E: 0 K: 1 S: 6	H: 2 LOB: 0 BB: 0 P: 6	R: 0 E: 0 K: 2 S: 7	H: 0 LOB: 0 BB: 0 P: 7	R: 0 E: 0 K: 0 S: 3	H: 0 LOB: 1 BB: 1 P: 7	R: 0 E: 0 K: 1 S: 6	H: 1 LOB: 1 BB: 0 P: 6	1B: 6 2B: 4 3B: 0 HR: 0	SF: 0 SAC: 0 DP: 0 HBP: 0	WP: 1 PB: 0 SB: 0 CS: 2	PA: 37
PITCHER	IP WLS BF H R ER SO BB IBB HBP BLK WP HR S P ERA WHIP																					
George Brunet, L ERA: 2.78 Aubrey Gatewood, R ERA: 4.54 Barry Latman, R ERA: 1.54 Ron Piche, R ERA: 6.86	(1, 1) (5, 1) (7, 1) (9, 1)	4.2 1.1 2.0 1.0	L 6 7 4	20 3 0 1	6 1 0 0	5 1 0 0	5 1 0 1	8 1 0 2	8 0 0 1	0 0 0 0	0 0 0 0	0 1 0 0	0 8 10 6	39 8 14 6	0.00 9.64 6.75 0.00	1.000 1.500 2.250 0.500						



New York Yankees @ Los Angeles Angels
Dodger Stadium, Los Angeles, CA
Fri Jun 11 1965, 7:05 PM PDT
Att: 25,036 - Unknown - 60 F

AB 35
R 6
H 10
RBI 6
BB 2
SO 12
LOB 11

Batter	1	2	3	4	5	6	7	8	9	AB	R	H	RBI	BB	SO	LOB	BOTTOM					
Jose Cardenal, R OBP: 0.310, SLG: 0.432 (1, 8)										5	2	3	3	0	0	1						
Bobby Gene Smith, R OBP: 0.308, SLG: 0.371 (1, 7)										5	0	1	0	0	0	2						
Jim Fregosi, R OBP: 0.274, SLG: 0.366 (1, 6)										4	0	2	0	1	1	2						
Lou Clinton, R OBP: 0.257, SLG: 0.237 (1, 9)										5	0	0	0	0	1	5						
Paul Schaaf, R OBP: 0.287, SLG: 0.405 (1, 5)										5	0	2	1	0	1	1						
Buck Rodgers, S OBP: 0.271, SLG: 0.270 (1, 2)										4	0	0	0	0	0	4						
Vic Power, R OBP: 0.310, SLG: 0.379 (1, 3)										4	1	3	0	0	1	0						
Bobby Knoop, R OBP: 0.325, SLG: 0.380 Barry Latman, R (7, 1)										2	0	0	0	1	1	1						
Albie Pearson, L OBP: 0.348, SLG: 0.352 Ron Piche, R (8, PH) (9, 1)										1	0	0	0	0	0	1						
George Brunet, R OBP: 0.143, SLG: 0.077 Aubrey Gatewood, R OBP: 0.500, SLG: 0.667 Julio Gotay, R OBP: 0.280, SLG: 0.338 (1, 1) (5, 1) (6, PH) (7, 4)										2	0	0	0	0	1	3						
Inning Stats	R: 0 E: 0 K: 0 S: 3	H: 0 LOB: 1 BB: 1 P: 7	R: 0 E: 0 K: 0 S: 4	H: 1 LOB: 2 BB: 1 P: 8	R: 1 E: 0 K: 2 S: 10	H: 3 LOB: 2 BB: 0 P: 10	R: 0 E: 0 K: 2 S: 9	H: 2 LOB: 2 BB: 0 P: 9	R: 0 E: 0 K: 0 S: 4	H: 2 LOB: 1 BB: 0 P: 4	R: 0 E: 0 K: 1 S: 6	H: 1 LOB: 1 BB: 0 P: 6	R: 0 E: 0 K: 1 S: 6	H: 1 LOB: 1 BB: 0 P: 6	R: 3 E: 0 K: 0 S: 6	H: 3 LOB: 0 BB: 0 P: 6	R: 0 E: 0 K: 0 S: 3	H: 0 LOB: 0 BB: 0 P: 3	1B: 12 2B: 0 3B: 0 HR: 1	SF: 0 SAC: 0 DP: 1 HBP: 0	WP: 1 PB: 0 SB: 0 CS: 0	PA: 41
PITCHER	IP WLS BF H R ER SO BB IBB HBP BLK WP HR S P ERA WHIP																					
Al Downing, L ERA: 3.2	(1, 1)	9.0	W	41	13	4	4	4	6	2	0	0	0	0	1	1	51	59	4.00	1.667		



New York Yankees @ Los Angeles Angels
Dodger Stadium, Los Angeles, CA
Fri Jun 11 1965, 7:05 PM PDT
Att: 25,036 - Unknown - 60 F

AB 39
R 4
H 13
RBI 4
BB 2
SO 6
LOB 20

Batter	1	2	3	4	5	6	7	8	9	AB	R	H	RBI	BB	SO	LOB	TOP			
Phil Linz, R OBP: 0.297, SLG: 0.276 (1, 6)										3	1	0	0	2	1	0	New York Yankees @ Los Angeles Angels Dodger Stadium, Los Angeles, CA Sat Jun 12 1965, 7:05 PM PDT Att: 25,795 - Cloudy - 63 F			
Bobby Richardson, R OBP: 0.318, SLG: 0.330 Ross Moschitto, R OBP: 0.167, SLG: 0.182 (1, 4) (5, 8)										1	0	1	0	2	0	0				
Roger Maris, L OBP: 0.333, SLG: 0.420 Steve Hamilton, L (7, 1)										3	0	1	0	1	0	3				
Elston Howard, R OBP: 0.273, SLG: 0.545 (9, FH)										0	0	0	0	0	0	0				
Mickey Mantle, S OBP: 0.391, SLG: 0.442 Hal Reniff, R (5, 1)										3	0	0	0	0	0	5				
Hector Lopez, R OBP: 0.247, SLG: 0.346 (7, FH)										0	0	0	0	0	0	0				
Tom Tresh, S OBP: 0.356, SLG: 0.528 (1, 8) (5, 7)										2	0	1	1	3	0	2				
Joe Pepitone, L OBP: 0.290, SLG: 0.414 (1, 3)										5	0	1	1	0	0	5				
Clete Boyer, R OBP: 0.309, SLG: 0.363 (1, 5)										4	0	0	0	1	0	4				
Doc Edwards, R OBP: 0.278, SLG: 0.232 (1, 2)										4	0	0	0	0	0	3				
Jim Bouton, R OBP: 0.222, SLG: 0.087 Pete Mikkelsen, R (2, 1)										0	0	0	0	0	0	0				
Horace Clarke, S OBP: 0.231, SLG: 0.237 (5, FH) (5, 4)										1	0	0	0	0	0	0				
										3	0	0	0	0	0	0				
Inning Stats	R: 0 E: 0 K: 1 S: 4	H: 0 LOB: 0 BB: 1 P: 8	R: 0 E: 0 K: 0 S: 4	H: 1 LOB: 2 BB: 1 P: 8	R: 0 E: 0 K: 0 S: 4	H: 1 LOB: 2 BB: 1 P: 8	R: 0 E: 0 K: 0 S: 3	H: 0 LOB: 1 BB: 1 P: 7	R: 1 E: 0 K: 0 S: 3	H: 0 LOB: 3 BB: 4 P: 19	R: 0 E: 0 K: 0 S: 3	H: 0 LOB: 2 BB: 0 P: 5	R: 0 E: 0 K: 0 S: 3	H: 0 LOB: 0 BB: 0 P: 3	R: 2 E: 0 K: 0 S: 7	H: 4 LOB: 3 BB: 1 P: 11	1B: 7 2B: 1 3B: 0 HR: 0	SF: 0 SAC: 0 DP: 1 HBP: 0	WP: 1 PB: 0 SB: 1 CS: 0	PA: 43
PITCHER Rudy May, L ERA: 3.06 (1, 1)	IP: 9.0 WLS: W BF: 43	H: 8 R: 3 ER: 3 SO: 1	BB: 9 IBB: 0 HBP: 0 BLK: 0	WP: 1 HR: 0 S: 36 P: 72	ERA: 3.00 WHIP: 1.889	PITCHER														

AB	34
R	3
H	8
RBI	3
BB	9
SO	1
LOB	24



Batter	1	2	3	4	5	6	7	8	9	AB	R	H	RBI	BB	SO	LOB	BOTTOM				
Albie Pearson, L OBP: 0.366, SLG: 0.375 Lou Clinton, R OBP: 0.261, SLG: 0.242 (1, 9) (7, 9)										3	3	3	2	1	0	0	New York Yankees @ Los Angeles Angels Dodger Stadium, Los Angeles, CA Sat Jun 12 1965, 7:05 PM PDT Att: 25,795 - Cloudy - 63 F				
Jim Fregosi, R OBP: 0.281, SLG: 0.368 (1, 6)										4	2	2	0	1	0	2					
Jose Cardenal, R OBP: 0.313, SLG: 0.428 Al Spangler, L OBP: 0.296, SLG: 0.261 (1, 8) (7, 8)										2	1	0	0	2	1	2					
Willie Smith, L OBP: 0.271, SLG: 0.400 (1, 7)										5	1	3	3	0	2	4					
Vic Power, R OBP: 0.324, SLG: 0.382 (1, 3)										5	3	2	2	0	1	3					
Paul Schaaf, R OBP: 0.290, SLG: 0.402 (1, 5)										4	2	1	1	1	2	1					
Buck Rodgers, S OBP: 0.275, SLG: 0.280 (1, 2)										4	1	2	5	0	0	1					
Bobby Knoop, R OBP: 0.325, SLG: 0.375 Julio Gotay, R OBP: 0.300, SLG: 0.348 (1, 4) (6, PR) (7, 4)										2	0	0	0	1	1	1					
Rudy May, L OBP: 0.273, SLG: 0.211 (1, 1)										4	0	0	0	1	3	5					
Inning Stats	R: 0 E: 0 K: 1 S: 5	H: 1 LOB: 0 BB: 0 P: 5	R: 6 E: 0 K: 2 S: 14	H: 6 LOB: 2 BB: 1 P: 18	R: 0 E: 0 K: 1 S: 6	H: 1 LOB: 0 BB: 0 P: 6	R: 1 E: 0 K: 0 S: 3	H: 1 LOB: 1 BB: 2 P: 11	R: 0 E: 0 K: 1 S: 5	H: 0 LOB: 0 BB: 0 P: 5	R: 5 E: 0 K: 3 S: 13	H: 4 LOB: 2 BB: 3 P: 25	R: 0 E: 0 K: 2 S: 8	H: 1 LOB: 1 BB: 0 P: 8	R: 1 E: 1 K: 1 S: 7	H: 1 LOB: 2 BB: 1 P: 11		1B: 13 2B: 2 3B: 0 HR: 0	SF: 1 SAC: 1 DP: 1 HBP: 0	WP: 1 PB: 0 SB: 2 CS: 0	PA: 46
PITCHER Jim Bouton, R ERA: 5.35 Pete Mikkelsen, R ERA: 3.94 Hal Reniff, R ERA: 3.41 Steve Hamilton, L ERA: 2.85	IP: 1.2 WLS: L	BF: 10 H: 5 R: 5 ER: 5 SO: 2	BB: 0 IBB: 0 HBP: 0 BLK: 0	WP: 0 HR: 0 S: 14 P: 14	ERA: 27.00 WHIP: 3.000	PITCHER															

AB	37
R	13
H	15
RBI	13
BB	7
SO	11
LOB	22



Batter	1	2	3	4	5	6	7	8	9	AB	R	H	RBI	BB	SO	LOB	TOP										
Tony Kubek, L (1,6) OBP: 0.260, SLG: 0.264	4-0 BB		G3-6-3		G6-4-3			FC5-4		3	0	0	0	1	0	3	New York Yankees @ Los Angeles Angels Dodger Stadium, Los Angeles, CA Sun Jun 13 1965, 3:33 AM PDT Att: 21,842 - Unknown - 66 F livebaseballscorecards.com										
Bobby Richardson, R (1,4) OBP: 0.312, SLG: 0.324	4-3			5-3		F7		1-3		4	0	0	0	0	0	2											
Roger Maris, L (1,9) OBP: 0.339, SLG: 0.417	4-0 BB			BB 1B 1B		B1-3			K	3	1	1	0	1	1	0											
Elston Howard, R (1,2) OBP: 0.231, SLG: 0.462	G6-4-3		G6-4-3	K		F8			5-3	4	0	0	0	0	1	3											
Tom Tresh, S (1,8) OBP: 0.354, SLG: 0.523		4-3		BB 1B 1B			L9		L9	4	1	1	0	0	0	0											
Joe Pepitone, L (1,3) OBP: 0.291, SLG: 0.410	4-3			1B 2-6-3 BB			1-3			2	1	0	0	1	0	0											
Hector Lopez, R (1,7) OBP: 0.250, SLG: 0.346										3	0	1	2	0	1	0											
Ross Moschitto, R (7,8) OBP: 0.167, SLG: 0.182	K2-3			1-3 2-H 3-H 1B			L6			0	0	0	0	0	0	0											
Clete Boyer, R (1,5) OBP: 0.310, SLG: 0.362			G3-6-3 1B	2-6-3	4-3			K		3	0	1	0	0	1	0											
Whitey Ford, L (1,1) OBP: 0.241, SLG: 0.222			K							3	0	2	0	0	1	1											
Pedro Ramos, S (9,1) OBP: 0.167, SLG: 0.167			K		G6-4-3 1B			FC5-4 1B		0	0	0	0	0	0	0											
Inning Stats	R: 0 E: 0 K: 0 S: 2	H: 0 LOB: 1 BB: 2 P: 10	R: 0 E: 0 K: 1 S: 5	H: 0 LOB: 0 BB: 0 P: 5	R: 0 E: 0 K: 1 S: 5	H: 1 LOB: 0 BB: 0 P: 5	R: 3 E: 0 K: 1 S: 7	H: 3 LOB: 2 BB: 1 P: 11	R: 0 E: 0 K: 0 S: 3	H: 0 LOB: 0 BB: 0 P: 3	R: 0 E: 0 K: 0 S: 3	H: 0 LOB: 0 BB: 0 P: 3	R: 0 E: 0 K: 1 S: 6	H: 1 LOB: 1 BB: 0 P: 6	R: 0 E: 0 K: 1 S: 5	H: 0 LOB: 0 BB: 0 P: 5	1B: 6 2B: 0 3B: 0 HR: 0	SF: 0 SAC: 0 DP: 3 HBP: 0	WP: 0 PB: 0 SB: 0 CS: 0	PA: 32							
PITCHER	IP	WLS	BF	H	R	ER	SO	BB	IBB	HBP	BLK	WP	HR	S	P	ERA	WHIP										
Fred Newman, R (1,1) ERA: 3.46	8.0	L	30	6	3	3	4	3	0	0	0	0	0	34	46	3.38	1.125										
Bob Lee, R (9,1) ERA: 2.03	1.0	S	3	0	0	0	1	0	0	0	0	0	0	5	5	0.00	0.000										

Batter	1	2	3	4	5	6	7	8	9	AB	R	H	RBI	BB	SO	LOB	BOTTOM										
Jose Cardenal, R (1,8) OBP: 0.316, SLG: 0.429	CS 1B			FC1-6 1B		1-3			5-3	4	0	2	0	0	0	0	New York Yankees @ Los Angeles Angels Dodger Stadium, Los Angeles, CA Sun Jun 13 1965, 3:33 AM PDT Att: 21,842 - Unknown - 66 F livebaseballscorecards.com										
Albie Pearson, L (1,9) OBP: 0.361, SLG: 0.369	1-3			FC1-6 FC6-4		G5-4-3 BB			6-3	2	0	0	0	0	0	2											
Bobby Gene Smith, R (6,PH) OBP: 0.316, SLG: 0.361	1-2			FC6-4 BB		G5-4-3 BB				1	0	0	0	1	0	0											
Jim Fregosi, R (1,6) OBP: 0.280, SLG: 0.366	F4			FC6-4 BB		G5-4-3			1B	4	0	1	0	0	0	2											
Willie Smith, L (1,7) OBP: 0.272, SLG: 0.396			K				K			2	0	0	0	1	2	0											
Lou Clinton, R (9,PH) OBP: 0.266, SLG: 0.250			K				K			1	0	1	0	0	0	0											
Vic Power, R (1,3) OBP: 0.289, SLG: 0.342		F2			L9		F2		K2-3	4	0	0	0	0	1	4											
Paul Schaaf, R (1,5) OBP: 0.286, SLG: 0.396			K				K			3	0	0	0	0	2	0											
Buck Rodgers, S (1,2) OBP: 0.271, SLG: 0.276					1-3				4-3	3	0	0	0	0	1	0											
Bobby Knoop, R (1,4) OBP: 0.325, SLG: 0.374					6-3				1-3	3	0	1	0	0	0	0											
Fred Newman, R (1,1) OBP: 0.182, SLG: 0.036										2	0	0	0	0	1	1											
Julio Gotay, R (8,PH) OBP: 0.296, SLG: 0.343									4-3	1	0	0	0	0	0	0											
Bob Lee, R (9,1) OBP: 0.222, SLG: 0.500			K							0	0	0	0	0	0	0											
Inning Stats	R: 0 E: 0 K: 0 S: 3	H: 1 LOB: 0 BB: 0 P: 3	R: 0 E: 0 K: 2 S: 7	H: 0 LOB: 0 BB: 0 P: 7	R: 0 E: 0 K: 1 S: 5	H: 0 LOB: 0 BB: 0 P: 5	R: 0 E: 0 K: 0 S: 4	H: 1 LOB: 2 BB: 1 P: 8	R: 0 E: 0 K: 1 S: 6	H: 1 LOB: 1 BB: 0 P: 6	R: 0 E: 0 K: 0 S: 2	H: 0 LOB: 0 BB: 1 P: 6	R: 0 E: 0 K: 2 S: 7	H: 0 LOB: 0 BB: 0 P: 7	R: 0 E: 0 K: 0 S: 3	H: 0 LOB: 2 BB: 0 P: 7	1B: 5 2B: 0 3B: 0 HR: 0	SF: 0 SAC: 0 DP: 1 HBP: 0	WP: 0 PB: 0 SB: 0 CS: 1	PA: 32							
PITCHER	IP	WLS	BF	H	R	ER	SO	BB	IBB	HBP	BLK	WP	HR	S	P	ERA	WHIP										
Whitey Ford, L (1,1) ERA: 3.89	8.2	W	31	5	0	0	6	2	0	0	0	0	0	41	49	0.00	0.808										
Pedro Ramos, R (9,1) ERA: 3.34	0.1	S	1	0	0	0	1	0	0	0	0	0	0	3	3	0.00	0.000										

Batter	1	2	3	4	5	6	7	8	9	AB	R	H	RBI	BB	SO	LOB	TOP								
Tony Kubek, L (1,6) OBP: 0.258, SLG: 0.261	F7		E7	G3		F4			F7	5	0	1	0	0	0	4	New York Yankees @ Cleveland Indians Cleveland Municipal Stadium, Cleveland, OH Mon Jun 14 1965, 7:05 PM EDT Att: 16,421 - Unknown - 60 F livebaseballscores.com								
Bobby Richardson, R (1,4) OBP: 0.306, SLG: 0.317	F8		F3		4-3		F7		FC4-6	5	0	0	0	0	0	3									
Roger Maris, L (1,9) OBP: 0.344, SLG: 0.421	G1						K			4	0	2	1	0	1	0									
Mickey Mantle, S (1,7) OBP: 0.383, SLG: 0.430		4-3	F9		F6		K			4	0	0	0	0	1	3									
Elston Howard, R (1,2) OBP: 0.233, SLG: 0.433	F2				FC6-4				F9	4	1	1	0	0	0	1									
Tom Tresh, S (1,8) OBP: 0.352, SLG: 0.518	B3					3-1			K	4	1	1	0	0	1	0									
Joe Pepitone, L (1,3) OBP: 0.295, SLG: 0.412			FC1-5			K			F7	4	0	2	1	0	1	0									
Hal Reniff, R (8,1)										0	0	0	0	0	0	0									
Clete Boyer, R (1,5) OBP: 0.314, SLG: 0.367					SF9				K	3	1	2	1	0	1	0									
Bill Stafford, R (1,1)										1	1	0	0	0	0	2									
Horace Clarke, S (6,PH) OBP: 0.250, SLG: 0.256			FC1-5		SH3-4					1	0	1	0	0	0	0									
Pete Mikkelsen, L (6,1)										0	0	0	0	0	0	0									
Steve Hamilton, L (8,1)										0	0	0	0	0	0	0									
Ray Barker, L (8,3) OBP: 0.323, SLG: 0.309										1	0	1	0	0	0	0									
Inning Stats	R: 0 E: 0 K: 0 S: 3	H: 0 LOB: 0 BB: 0 P: 3	R: 0 E: 0 K: 0 S: 3	H: 0 LOB: 0 BB: 0 P: 3	R: 2 E: 1 K: 0 S: 7	H: 4 LOB: 2 BB: 0 P: 7	R: 2 E: 0 K: 0 S: 6	H: 3 LOB: 1 BB: 0 P: 6	R: 0 E: 0 K: 1 S: 4	H: 1 LOB: 1 BB: 0 P: 4	R: 0 E: 0 K: 1 S: 7	H: 2 LOB: 2 BB: 0 P: 7	R: 0 E: 0 K: 2 S: 7	H: 0 LOB: 0 BB: 0 P: 7	R: 0 E: 0 K: 1 S: 5	H: 0 LOB: 0 BB: 0 P: 5	R: 0 E: 0 K: 1 S: 6	H: 1 LOB: 1 BB: 0 P: 6	1B: 11 2B: 0 3B: 0 HR: 0	SF: 1 SAC: 1 DP: 0 HBP: 0	WP: 0 PB: 0 SB: 0 CS: 0	PA: 38			
PITCHER	IP	WLS	BF	H	R	ER	SO	BB	IBB	HBP	BLK	WP	HR	S	P	ERA	WHIP								
Ralph Terry, R (1,1) ERA: 3.21	3.0		16	7	4	3	0	0	0	0	0	0	0	16	16	9.00	2.333								
Floyd Weaver, R (4,1) ERA: 4.73	4.0	L	15	3	0	0	3	0	0	0	0	0	0	21	21	0.00	0.750								
Don McMahon, R (8,1) ERA: 3.51	2.0	W	7	1	0	0	2	0	0	0	0	0	0	11	11	0.00	0.500								

Batter	1	2	3	4	5	6	7	8	9	AB	R	H	RBI	BB	SO	LOB	BOTTOM								
Dick Howser, R (1,6) OBP: 0.362, SLG: 0.290						FC1-6			FC5-6	3	0	0	0	1	1	2	New York Yankees @ Cleveland Indians Cleveland Municipal Stadium, Cleveland, OH Mon Jun 14 1965, 7:05 PM EDT Att: 16,421 - Unknown - 60 F livebaseballscores.com								
Vic Davallilo, L (1,8) OBP: 0.382, SLG: 0.477	FC5-4		5-3		FC4-6		1-3			4	1	0	0	0	0	3									
Max Alvis, R (1,5) OBP: 0.353, SLG: 0.503	6-3				F7				E1	4	2	1	1	0	0	2									
Rocky Colavito, R (1,9) OBP: 0.389, SLG: 0.497						E5			G3-6-3	4	1	2	2	0	1	0									
Leon Wagner, L (1,7) OBP: 0.347, SLG: 0.465										3	1	1	0	1	2	2									
Fred Whitfield, L (1,3) OBP: 0.304, SLG: 0.504			4-3		F5				G3-6-3	4	0	0	0	0	1	4									
Joe Azcue, R (1,2) OBP: 0.289, SLG: 0.260			F8							4	0	2	2	0	1	1									
Pedro Gonzalez, R (1,4) OBP: 0.242, SLG: 0.323					FC5-4					4	0	2	0	0	1	1									
Ralph Terry, R (1,1) OBP: 0.160, SLG: 0.130										1	0	0	0	0	1	0									
Floyd Weaver, R (4,1)										0	0	0	0	1	0	0									
Larry Brown, R (7,PH) OBP: 0.288, SLG: 0.314										1	0	0	0	0	1	1									
Don McMahon, R (8,1) OBP: 0.500, SLG: 0.500										1	0	0	0	0	0	2									
Inning Stats	R: 1 E: 0 K: 1 S: 6	H: 1 LOB: 1 BB: 1 P: 10	R: 0 E: 0 K: 1 S: 5	H: 0 LOB: 0 BB: 0 P: 5	R: 0 E: 0 K: 2 S: 7	H: 0 LOB: 0 BB: 0 P: 7	R: 2 E: 0 K: 1 S: 8	H: 3 LOB: 1 BB: 0 P: 8	R: 0 E: 0 K: 0 S: 3	H: 0 LOB: 1 BB: 1 P: 7	R: 0 E: 1 K: 3 S: 10	H: 0 LOB: 1 BB: 0 P: 10	R: 0 E: 0 K: 1 S: 6	H: 1 LOB: 1 BB: 0 P: 6	R: 2 E: 1 K: 0 S: 6	H: 3 LOB: 2 BB: 1 P: 10	1B: 5 2B: 2 3B: 0 HR: 1	SF: 0 SAC: 0 DP: 1 HBP: 0	WP: 0 PB: 0 SB: 0 CS: 0	PA: 36					
PITCHER	IP	WLS	BF	H	R	ER	SO	BB	IBB	HBP	BLK	WP	HR	S	P	ERA	WHIP								
Bill Stafford, R (1,1) ERA: 3.15	5.0		21	4	3	3	5	2	0	0	0	0	0	18	18	5.40	1.200								
Pete Mikkelsen, R (6,1) ERA: 3.71	2.0	L	10	2	2	0	4	0	0	0	0	0	0	18	18	0.00	1.000								
Steve Hamilton, L (8,1) ERA: 2.55	0.2		2	0	0	0	0	1	0	0	0	0	0	1	5	0.00	1.500								
Hal Reniff, R (8,1) ERA: 3.38	0.1		3	2	0	0	0	0	0	0	0	0	0	3	3	0.00	6.000								

AB	36
R	4
H	11
RBI	3
BB	0
SO	5
LOB	13



Batter	1	2	3	4	5	6	7	8	9	10	AB	R	H	RBI	BB	SO	LOB	TOP	
Russ Snyder, L (1.8) OBP: 0.380, SLG: 0.333 (9, 9)	L7		4-3		4-3			SF7		6-3	4	0	1	2	0	0	0	Baltimore Orioles @ New York Yankees Yankee Stadium, Bronx, NY Tue Jun 15 1966, 7:05 PM EDT Att. 13,931 - Cloudy - 60 F	
Luis Aparicio, R (1.6) OBP: 0.275, SLG: 0.373	F3		K			K		F8		6-3	5	0	0	0	0	2			
Boog Powell, L (1.3) OBP: 0.307, SLG: 0.375	E6			FC5	1B	4-3		4-1		G3	5	0	1	0	0	2			
Brooks Robinson, R (1.5) OBP: 0.373, SLG: 0.466	1B			1B		K				5-3	4	0	2	0	0	1	0		
Curt Blefary, L (1.9) OBP: 0.397, SLG: 0.559 Paul Blair, R (8, 8) OBP: 0.306, SLG: 0.317	1B			K				E4		2B	4	0	2	0	0	1	2		
John Orsino, R (1.2) OBP: 0.329, SLG: 0.447		K		F8				G5-4-3		L7	4	0	0	0	0	1	4		
Sam Bowers, R (1.7) OBP: 0.135, SLG: 0.183		K		FC5				F7		F6	4	0	0	0	0	1	3		
Jerry Adair, R (1.4) OBP: 0.306, SLG: 0.307		G3								SH5-4	4	2	2	0	0	0	0		
Wally Bunker, R (1.1) OBP: 0.389, SLG: 0.214 Norm Siebern, L (8, PH) OBP: 0.359, SLG: 0.432 Stu Miller, R (8, 1)			K		K			1B		SH5-4	2	0	0	0	0	2	0		
								BB			0	0	0	0	1	0	0		
											0	0	0	0	0	0	0		
Inning Stats	R: 0 E: 1 K: 0 S: 5	H: 2 LOB: 2 BB: 0 P: 5	R: 0 E: 0 K: 2 S: 7	H: 0 LOB: 0 BB: 0 P: 7	R: 0 E: 0 K: 1 S: 7	H: 2 LOB: 2 BB: 0 P: 7	R: 0 E: 0 K: 1 S: 5	H: 0 LOB: 0 BB: 0 P: 5	R: 0 E: 1 K: 0 S: 3	H: 0 LOB: 0 BB: 0 P: 3	R: 0 E: 0 K: 0 S: 4	H: 1 LOB: 1 BB: 1 P: 8	R: 0 E: 0 K: 0 S: 4	H: 1 LOB: 1 BB: 0 P: 4	R: 1 E: 0 K: 0 S: 5	H: 2 LOB: 1 BB: 0 P: 5	1B: 6 2B: 2 3B: 0 HR: 0	SF: 1 SAC: 1 DP: 1 HBP: 0	WP: 0 PA: 39
PITCHER	IP WLS BF H R ER SO BB IBB HBP BLK WP HR S P ERA WHIP	IP WLS BF H R ER SO BB IBB HBP BLK WP HR S P ERA WHIP	IP WLS BF H R ER SO BB IBB HBP BLK WP HR S P ERA WHIP	IP WLS BF H R ER SO BB IBB HBP BLK WP HR S P ERA WHIP	IP WLS BF H R ER SO BB IBB HBP BLK WP HR S P ERA WHIP	IP WLS BF H R ER SO BB IBB HBP BLK WP HR S P ERA WHIP	IP WLS BF H R ER SO BB IBB HBP BLK WP HR S P ERA WHIP	IP WLS BF H R ER SO BB IBB HBP BLK WP HR S P ERA WHIP	IP WLS BF H R ER SO BB IBB HBP BLK WP HR S P ERA WHIP	IP WLS BF H R ER SO BB IBB HBP BLK WP HR S P ERA WHIP	IP WLS BF H R ER SO BB IBB HBP BLK WP HR S P ERA WHIP	IP WLS BF H R ER SO BB IBB HBP BLK WP HR S P ERA WHIP	IP WLS BF H R ER SO BB IBB HBP BLK WP HR S P ERA WHIP	IP WLS BF H R ER SO BB IBB HBP BLK WP HR S P ERA WHIP	IP WLS BF H R ER SO BB IBB HBP BLK WP HR S P ERA WHIP	IP WLS BF H R ER SO BB IBB HBP BLK WP HR S P ERA WHIP	IP WLS BF H R ER SO BB IBB HBP BLK WP HR S P ERA WHIP	IP WLS BF H R ER SO BB IBB HBP BLK WP HR S P ERA WHIP	
Mel Stottlemyre, R (1.1) ERA: 2.56	9.2																		
Steve Hamilton, L (10, 1) ERA: 2.5	0.1																		

AB	36
R	2
H	8
RBI	2
BB	1
SO	8
LOB	13





Batter	1	2	3	4	5	6	7	8	9	10	AB	R	H	RBI	BB	SO	LOB	BOTTOM					
Tony Kubek, L (1.6) OBP: 0.257, SLG: 0.269	F7			4-3		6-3					4	0	1	0	0	0	1	Baltimore Orioles @ New York Yankees Yankee Stadium, Bronx, NY Tue Jun 15 1966, 7:05 PM EDT Att. 13,931 - Cloudy - 60 F					
Bobby Richardson, R (1.4) OBP: 0.301, SLG: 0.311	6-3			F9		FC6-2		F7			4	1	0	0	0	2							
Roger Maris, L (1.9) OBP: 0.341, SLG: 0.414	4-3			F6		1B				G3	4	0	1	1	0	0							
Mickey Mantle, S (1.7) OBP: 0.380, SLG: 0.422 Ross Moschitto, R (10, 8) OBP: 0.167, SLG: 0.182		F7			FC6-4	BB		F8		K	3	0	0	0	1	1	1						
EIston Howard, R (1.2) OBP: 0.235, SLG: 0.412		F4			FC6-4					K	4	0	1	0	0	1	1						
Tom Tresh, S (1.8) OBP: 0.347, SLG: 0.509 (10, 7)		F3			FC4-6	1B		FC4-6		B1-3	4	0	0	0	0	2							
Joe Pepitone, L (1.3) OBP: 0.294, SLG: 0.408										G3	4	0	1	0	0	1							
Clete Boyer, R (1.5) OBP: 0.313, SLG: 0.365				1-3				K			4	0	1	0	0	1	2						
Mel Stottlemyre, R (1.1) OBP: 0.189, SLG: 0.351 Steve Hamilton, L (10, 1)				K				L6		4-3	3	0	1	0	0	1	0						
Ray Barker, L (10, PH) OBP: 0.318, SLG: 0.304						FC6-2					1	0	0	0	0	1							
Inning Stats	R: 0 E: 0 K: 0 S: 3	H: 0 LOB: 0 BB: 0 P: 3	R: 0 E: 0 K: 0 S: 3	H: 0 LOB: 0 BB: 0 P: 3	R: 0 E: 0 K: 1 S: 5	H: 0 LOB: 0 BB: 0 P: 5	R: 0 E: 0 K: 0 S: 3	H: 0 LOB: 0 BB: 0 P: 3	R: 0 E: 0 K: 0 S: 4	H: 1 LOB: 2 BB: 1 P: 8	R: 1 E: 0 K: 0 S: 5	H: 2 LOB: 1 BB: 0 P: 5	R: 0 E: 0 K: 0 S: 3	H: 1 LOB: 0 BB: 0 P: 3	R: 0 E: 0 K: 0 S: 6	H: 1 LOB: 1 BB: 0 P: 6	R: 0 E: 0 K: 2 S: 7	H: 0 LOB: 0 BB: 0 P: 7	R: 0 E: 0 K: 0 S: 4	H: 1 LOB: 1 BB: 0 P: 4	1B: 4 2B: 1 3B: 1 HR: 0	SF: 0 SAC: 0 DP: 1 HBP: 0	WP: 0 PA: 36
PITCHER	IP WLS BF H R ER SO BB IBB HBP BLK WP HR S P ERA WHIP	IP WLS BF H R ER SO BB IBB HBP BLK WP HR S P ERA WHIP	IP WLS BF H R ER SO BB IBB HBP BLK WP HR S P ERA WHIP	IP WLS BF H R ER SO BB IBB HBP BLK WP HR S P ERA WHIP	IP WLS BF H R ER SO BB IBB HBP BLK WP HR S P ERA WHIP	IP WLS BF H R ER SO BB IBB HBP BLK WP HR S P ERA WHIP	IP WLS BF H R ER SO BB IBB HBP BLK WP HR S P ERA WHIP	IP WLS BF H R ER SO BB IBB HBP BLK WP HR S P ERA WHIP	IP WLS BF H R ER SO BB IBB HBP BLK WP HR S P ERA WHIP	IP WLS BF H R ER SO BB IBB HBP BLK WP HR S P ERA WHIP	IP WLS BF H R ER SO BB IBB HBP BLK WP HR S P ERA WHIP	IP WLS BF H R ER SO BB IBB HBP BLK WP HR S P ERA WHIP	IP WLS BF H R ER SO BB IBB HBP BLK WP HR S P ERA WHIP	IP WLS BF H R ER SO BB IBB HBP BLK WP HR S P ERA WHIP	IP WLS BF H R ER SO BB IBB HBP BLK WP HR S P ERA WHIP	IP WLS BF H R ER SO BB IBB HBP BLK WP HR S P ERA WHIP	IP WLS BF H R ER SO BB IBB HBP BLK WP HR S P ERA WHIP	IP WLS BF H R ER SO BB IBB HBP BLK WP HR S P ERA WHIP					
Wally Bunker, R (1.1) ERA: 3.47	7.0																						
Stu Miller, R (8, 1) ERA: 1.61	3.0	W	11	2	0	0	3	0	0	0	0	0	17	17									



Batter	1	2	3	4	5	6	7	8	9	AB	R	H	RBI	BB	SO	LOB	TOP								
Jerry Adair, R OBP: 0.317, SLG: 0.335 (1, 4)										4	1	3	3	1	1	0	Baltimore Orioles @ New York Yankees Yankee Stadium, Bronx, NY Wed Jun 16 1965, 7:05 PM EDT Att: 10,911 - Unknown - 60 F								
Luis Aparicio, R OBP: 0.273, SLG: 0.369 (1, 6)										5	0	1	0	0	0	4									
Jackie Brandt, R OBP: 0.320, SLG: 0.478 (1, 7)										4	1	1	1	0	2	2									
Brooks Robinson, R OBP: 0.370, SLG: 0.461 (1, 5)										4	0	1	0	0	1	1									
Bob Johnson, R OBP: 0.284, SLG: 0.425 Boog Powell, L OBP: 0.305, SLG: 0.373 (8, PH) (8, 3)										3	0	0	0	0	1	2									
Sam Bowens, R OBP: 0.154, SLG: 0.253 (1, 9)										4	1	2	1	0	1	1									
Dick Brown, R OBP: 0.250, SLG: 0.303 (1, 2)										4	0	0	0	0	2	2									
Paul Blair, R OBP: 0.305, SLG: 0.315 (1, 8)										4	1	1	0	0	0	1									
Dave McNally, R OBP: 0.091, SLG: 0.048 Norm Siebern, L OBP: 0.364, SLG: 0.432 Dick Hall, R OBP: 0.714, SLG: 0.800 (9, PH) (9, 1)										3	0	0	0	0	3	0									
Inning Stats	R: 1 E: 0 K: 1 S: 7	H: 2 LOB: 1 BB: 0 P: 7	R: 1 E: 0 K: 2 S: 8	H: 1 LOB: 0 BB: 0 P: 8	R: 1 E: 0 K: 1 S: 6	H: 2 LOB: 0 BB: 0 P: 6	R: 0 E: 0 K: 0 S: 4	H: 1 LOB: 1 BB: 0 P: 4	R: 0 E: 0 K: 3 S: 10	H: 0 LOB: 1 BB: 0 P: 10	R: 0 E: 0 K: 1 S: 6	H: 1 LOB: 1 BB: 0 P: 6	R: 0 E: 0 K: 1 S: 5	H: 0 LOB: 1 BB: 1 P: 9	R: 0 E: 0 K: 1 S: 5	H: 0 LOB: 0 BB: 0 P: 5		R: 2 E: 0 K: 1 S: 7	H: 2 LOB: 1 BB: 1 P: 11	1B: 4 2B: 2 3B: 0 HR: 3	SF: 0 SAC: 0 DP: 1 HBP: 0	WP: 0 PB: 1 SB: 1 CS: 0	PA: 38		
PITCHER	IP	WLS	BF	H	R	ER	SO	BB	IBB	HBP	BLK	WP	HR	S	P	ERA	WHIP	PITCHER							
Al Downing, L ERA: 3.27 Pedro Ramos, R ERA: 3.69	(1, 1) (8, 1)	7.0 L	29 29	7 7	3 3	3 2	9 2	1 2	0 0	0 0	0 0	0 0	3 12	46 16	50 16	3.86 9.00	1.143 1.500								

Batter	1	2	3	4	5	6	7	8	9	AB	R	H	RBI	BB	SO	LOB	BOTTOM								
Phil Linz, R OBP: 0.296, SLG: 0.275 (1, 6)										4	0	1	0	0	0	0	Baltimore Orioles @ New York Yankees Yankee Stadium, Bronx, NY Wed Jun 16 1965, 7:05 PM EDT Att: 10,911 - Unknown - 60 F								
Bobby Richardson, R OBP: 0.300, SLG: 0.307 (1, 4)										3	0	0	0	1	1	1									
Roger Maris, L OBP: 0.338, SLG: 0.409 (1, 9)										4	0	1	0	0	0	2									
Mickey Mantle, S OBP: 0.377, SLG: 0.418 (1, 7)										4	0	1	0	0	0	1									
Elston Howard, R OBP: 0.237, SLG: 0.378 (1, 2)										3	0	0	0	0	0	1									
Tom Tresh, S OBP: 0.348, SLG: 0.511 (1, 8)										3	0	1	0	1	0	1									
Joe Pepitone, L OBP: 0.293, SLG: 0.405 (1, 3)										4	0	1	0	0	0	3									
Clete Boyer, R OBP: 0.316, SLG: 0.385 (1, 5)										4	1	2	1	0	1	2									
Al Downing, R OBP: 0.214, SLG: 0.154 Hector Lopez, R OBP: 0.247, SLG: 0.341 Pedro Ramos, S OBP: 0.167, SLG: 0.167 (1, 1) (7, PH) (8, 1)										2	0	0	0	0	0	0									
Inning Stats	R: 0 E: 0 K: 0 S: 4	H: 1 LOB: 1 BB: 0 P: 4	R: 0 E: 0 K: 0 S: 3	H: 1 LOB: 0 BB: 0 P: 4	R: 0 E: 0 K: 0 S: 3	H: 0 LOB: 1 BB: 1 P: 7	R: 0 E: 0 K: 0 S: 4	H: 1 LOB: 1 BB: 0 P: 4	R: 1 E: 0 K: 1 S: 7	H: 2 LOB: 1 BB: 0 P: 7	R: 0 E: 0 K: 0 S: 3	H: 0 LOB: 0 BB: 1 P: 7	R: 0 E: 0 K: 0 S: 3	H: 1 LOB: 0 BB: 0 P: 3	R: 0 E: 0 K: 0 S: 3	H: 0 LOB: 0 BB: 0 P: 3		R: 0 E: 0 K: 1 S: 6	H: 1 LOB: 1 BB: 0 P: 6	1B: 5 2B: 1 3B: 0 HR: 1	SF: 0 SAC: 0 DP: 1 HBP: 1	WP: 0 PB: 0 SB: 0 CS: 0	PA: 35		
PITCHER	IP	WLS	BF	H	R	ER	SO	BB	IBB	HBP	BLK	WP	HR	S	P	ERA	WHIP	PITCHER							
Dave McNally, L ERA: 3.71 Dick Hall, R ERA: 2.57	(1, 1) (9, 1)	8.0 S	31 4	6 1	1 0	1 0	1 1	2 0	0 0	0 0	0 0	0 0	6 6	39 6	39 6	0.00 0.00	1.000 1.000								

Batter	1	2	3	4	5	6	7	8	9	AB	R	H	RBI	BB	SO	LOB	TOP				
Zoilo Versalles, R OBP: 0.293, SLG: 0.451 (1, 6)	5-3		K	F7			6-3		K	5	0	0	0	0	2	2	Minnesota Twins @ New York Yankees Yankee Stadium, Bronx, NY Fri Jun 18 1965, 7:05 PM EDT Att: 22,241 - Unknown - 69 F 				
Tony Oliva, L OBP: 0.310, SLG: 0.471 (1, 9)	2B	1B	FC4-6	1B		6-3	1-3			4	1	2	0	0	0	0					
Jimmie Hall, L OBP: 0.377, SLG: 0.561 (1, 8)	F7	2B	FC4-6	BB		WP	F7			3	0	1	1	1	0	1					
Harmon Killebrew, R OBP: 0.353, SLG: 0.446 (1, 5)	F7					F3			5-3	3	0	0	0	1	0	2					
Don Mincher, L OBP: 0.327, SLG: 0.422 (1, 3)	G3		L9			K			1-3	4	0	0	0	0	1	4					
Bob Allison, R OBP: 0.380, SLG: 0.489 (1, 7)		F5			5-3	K			5-3	4	0	0	0	0	1	2					
Earl Battey, R John Sevcik, R (1, 2) (8, 2)		BB			K		F8		6-3	2	0	0	0	1	1	0					
Rich Rollins, R OBP: 0.282, SLG: 0.335 (1, 4)	F2			IHR		L8				4	1	2	1	0	0	1					
Mel Nelson, R Dick Stigman, R Sandy Valdespino, L Jerry Fosnow, R Joe Nossek, R Jim Perry, S Frank Kostro, R (1, 1) (1, 1) (4, PH) (4, 1) (6, PH) (6, 1) (9, PH)	K				E9		L5		K	0	0	0	0	0	0	0					
Inning Stats	R: 1 E: 0 K: 0 S: 5	H: 2 LOB: 1 BB: 0 P: 5	R: 0 E: 0 K: 1 S: 5	H: 0 LOB: 1 BB: 1 P: 9	R: 0 E: 0 K: 1 S: 6	H: 1 LOB: 2 BB: 1 P: 10	R: 1 E: 0 K: 1 S: 7	H: 2 LOB: 1 BB: 0 P: 7	R: 0 E: 0 K: 2 S: 8	H: 0 LOB: 2 BB: 1 P: 12	R: 0 E: 0 K: 0 S: 3	H: 0 LOB: 0 BB: 0 P: 3	R: 0 E: 0 K: 0 S: 3	H: 0 LOB: 0 BB: 0 P: 3	R: 0 E: 0 K: 2 S: 8	H: 1 LOB: 1 BB: 0 P: 8		1B: 4 2B: 1 3B: 0 HR: 1	SF: 0 SAC: 0 DP: 0 HBP: 0	WP: 1 PB: 0 CS: 0	PA: 37
PITCHER	IP	WLS	BF	H	R	ER	SO	BB	IBB	HBP	BLK	WP	HR	S	P	ERA	WHIP				
Bill Stafford, R ERA: 3.04 Bobby Tiefenauer, R ERA: 6.75 (1, 1) (9, 1)	8.0	W	33	5	2	2	5	3	0	0	0	1	0	40	52	2.25	1.000				

Batter	1	2	3	4	5	6	7	8	9	AB	R	H	RBI	BB	SO	LOB	BOTTOM				
Bobby Richardson, R OBP: 0.294, SLG: 0.302 (1, 4)	6-3	1B	F9			5-3		P4		5	1	1	0	0	0	2	Minnesota Twins @ New York Yankees Yankee Stadium, Bronx, NY Fri Jun 18 1965, 7:05 PM EDT Att: 22,241 - Unknown - 69 F 				
Tom Tresh, S OBP: 0.353, SLG: 0.506 (1, 8) (7, 7)	BB	HR	F4		K		K			4	1	1	0	0	2	1					
Roger Maris, L OBP: 0.340, SLG: 0.448 (1, 9)	HR	BB	F4		K		HR			3	2	1	1	1	1	1					
Elston Howard, R OBP: 0.279, SLG: 0.390 (1, 2)	HR	BB			5-3		HR			3	2	2	1	1	0	0					
Mickey Mantle, S OBP: 0.384, SLG: 0.444 Ross Moschitto, R OBP: 0.231, SLG: 0.500 (1, 7) (7, 8)	HR		K			6-3		HR		3	1	1	4	0	1	1					
Joe Pepitone, L OBP: 0.295, SLG: 0.402 (1, 3)	F6									4	0	3	0	0	0	0					
Clete Boyer, R OBP: 0.316, SLG: 0.379 (1, 5)	HR	HBP	FC5-4	1B		L6-3		G1-6-3		3	1	0	0	0	0	3					
Phil Linz, R OBP: 0.301, SLG: 0.304 (1, 6)	HR						F8		1-3	4	1	2	2	0	0	0					
Bill Stafford, R Jake Gibbs, L Bobby Tiefenauer, R (1, 1) (8, PH) (9, 1)	K								6-3	3	0	0	0	0	1	2					
Inning Stats	R: 6 E: 0 K: 1 S: 8	H: 3 LOB: 0 BB: 2 P: 17	R: 1 E: 0 K: 1 S: 7	H: 2 LOB: 1 BB: 0 P: 7	R: 0 E: 0 K: 0 S: 5	H: 2 LOB: 2 BB: 0 P: 5	R: 0 E: 0 K: 2 S: 7	H: 0 LOB: 0 BB: 0 P: 7	R: 0 E: 0 K: 0 S: 3	H: 1 LOB: 0 BB: 0 P: 3	R: 0 E: 0 K: 0 S: 3	H: 0 LOB: 0 BB: 0 P: 3	R: 3 E: 0 K: 1 S: 8	H: 4 LOB: 0 BB: 0 P: 8	R: 0 E: 0 K: 0 S: 3	H: 0 LOB: 0 BB: 0 P: 3		1B: 7 2B: 2 3B: 0 HR: 4	SF: 0 SAC: 0 DP: 2 HBP: 1	WP: 0 PB: 0 CS: 0	PA: 37
PITCHER	IP	WLS	BF	H	R	ER	SO	BB	IBB	HBP	BLK	WP	HR	S	P	ERA	WHIP				
Mel Nelson, L ERA: 4.76 Dick Stigman, L ERA: 4.45 Jerry Fosnow, L ERA: 3.53 Jim Perry, R ERA: 3.52 (1, 1) (1, 1) (4, 1) (6, 1)	0.2	L	7	5	2	5	0	2	0	0	0	0	1	16	16	7.71	2.143				

Batter	1	2	3	4	5	6	7	8	9	AB	R	H	RBI	BB	SO	LOB	TOP					
Zoilo Versalles, R OBP: 0.297, SLG: 0.452										4	2	3	0	1	0	2	Minnesota Twins @ New York Yankees Yankee Stadium, Bronx, NY Sun Jun 20 1965, 3:33 AM EDT Unknown - 85 F					
Sandy Valdespino, L OBP: 0.356, SLG: 0.352										5	1	2	1	0	1	2						
Tony Oliva, L OBP: 0.315, SLG: 0.465										4	0	1	0	1	1	2						
Don Mincher, L OBP: 0.304, SLG: 0.388										3	0	0	0	0	1	2						
Bob Allison, R OBP: 0.371, SLG: 0.476										2	0	0	0	0	0	2						
Harmon Killebrew, R OBP: 0.356, SLG: 0.472										4	2	2	1	1	0	1						
Jimmie Hall, L OBP: 0.382, SLG: 0.584										4	1	2	2	1	0	2						
Rich Rollins, R OBP: 0.285, SLG: 0.346										4	0	1	0	0	0	2						
Jerry Zimmerman, R OBP: 0.269, SLG: 0.301										4	0	0	0	0	1	3						
Camilo Pascual, R OBP: 0.256, SLG: 0.405										3	0	0	0	0	2	3						
Jerry Fosnow, R										0	0	0	0	0	0	0						
Al Worthington, R										0	0	0	0	0	0	0						
Joe Nosseck, R OBP: 0.238, SLG: 0.333										1	0	0	0	0	0	0						
Jim Kaat, L OBP: 0.195, SLG: 0.244										0	0	0	0	0	0	0						
Inning Stats	R: 0 E: 0 K: 1 S: 6	H: 2 LOB: 1 BB: 0 P: 6	R: 1 E: 0 K: 0 S: 5	H: 2 LOB: 1 BB: 0 P: 5	R: 1 E: 0 K: 0 S: 5	H: 2 LOB: 1 BB: 0 P: 5	R: 0 E: 1 K: 1 S: 6	H: 0 LOB: 2 BB: 1 P: 10	R: 0 E: 0 K: 0 S: 3	H: 0 LOB: 0 BB: 0 P: 3	R: 1 E: 0 K: 0 S: 4	H: 1 LOB: 0 BB: 0 P: 4	R: 0 E: 0 K: 3 S: 10	H: 1 LOB: 1 BB: 0 P: 10	R: 1 E: 0 K: 1 S: 7	H: 2 LOB: 1 BB: 0 P: 7	R: 2 E: 0 K: 0 S: 3	H: 1 LOB: 1 BB: 3 P: 15	1B: 5 2B: 3 3B: 1 HR: 2	SF: 0 SAC: 0 DP: 1 HBP: 0	WP: 1 PB: 1 CS: 3	PA: 42
PITCHER	IP WLS BF H R ER SO BB IBB HBP BLK WP HR S P ERA WHIP																					
Mel Stottlemyre, R ERA: 2.69	(1, 1) 6.0 26 7 3 3 2 1 0 0 0 0 0 1 29 33 4.50 1.333																					
Steve Hamilton, L ERA: 2.29	(7, 1) 1.0 4 1 0 0 3 0 0 0 0 0 0 0 10 10 0.00 1.000																					
Pedro Ramos, R ERA: 3.38	(8, 1) 1.0 5 2 1 1 1 0 0 0 0 0 0 1 7 7 9.00 2.000																					
Bobby Tiefenauer, R ERA: 8.31	(9, 1) 0.2 L 6 1 2 2 0 2 1 0 0 0 0 0 3 15 27.00 4.500																					
Hal Reniff, R ERA: 3.41	(9, 1) 0.1 1 0 0 0 0 0 0 0 0 0 1 0 0 0 0.00 0.000																					

Batter	1	2	3	4	5	6	7	8	9	AB	R	H	RBI	BB	SO	LOB	BOTTOM			
Bobby Richardson, R OBP: 0.294, SLG: 0.307										5	1	1	0	0	0	1	Minnesota Twins @ New York Yankees Yankee Stadium, Bronx, NY Sun Jun 20 1965, 3:33 AM EDT Unknown - 85 F			
Tom Tresh, S OBP: 0.355, SLG: 0.500										4	2	1	0	1	0	1				
Roger Maris, L OBP: 0.353, SLG: 0.470										4	1	2	3	1	0	0				
Elston Howard, R OBP: 0.269, SLG: 0.360										5	0	1	1	0	0	1				
Mickey Mantle, S OBP: 0.384, SLG: 0.444										4	0	1	0	0	1	2				
Ross Moschitto, R OBP: 0.231, SLG: 0.500										0	0	0	0	0	0	0				
Hector Lopez, R OBP: 0.253, SLG: 0.337										1	0	0	0	0	0	0				
Joe Pepitone, L OBP: 0.310, SLG: 0.419										4	0	2	0	1	0	3				
Clete Boyer, R OBP: 0.308, SLG: 0.368										4	0	0	0	0	1	6				
Phil Linz, R OBP: 0.313, SLG: 0.319										3	0	1	0	1	1	0				
Mel Stottlemyre, R ERA: 1.79, SLG: 0.333	(1, 1) 6.1 29 4 0 0 0 0 0 0 0 0 0 1 4 4 27.00 9.000																			
Horacio Clarifio, S OBP: 0.244, SLG: 0.280	(7, 1) 0.1 4 3 1 1 0 0 0 0 0 0 0 1 4 4 27.00 9.000																			
Steve Hamilton, L ERA: 3.75	(7, 1) 1.1 W 5 0 0 0 1 1 0 0 0 0 0 0 6 10 0.00 0.750																			
Pedro Ramos, S ERA: 3.15	(8, 1) 1.0 S 4 0 0 0 0 0 0 0 0 0 0 0 4 4 0.00 0.000																			
Ray Barker, L OBP: 0.193, SLG: 0.290	(8, PH) 1.0 S 4 0 0 0 0 0 0 0 0 0 0 0 4 4 0.00 0.000																			
Bobby Tiefenauer, R	(9, 1) 1.0 S 4 0 0 0 0 0 0 0 0 0 0 0 4 4 0.00 0.000																			
Hal Reniff, R	(9, 1) 1.0 S 4 0 0 0 0 0 0 0 0 0 0 0 4 4 0.00 0.000																			
Inning Stats	R: 2 E: 1 K: 0 S: 7	H: 4 LOB: 2 BB: 0 P: 7	R: 0 E: 0 K: 0 S: 3	H: 0 LOB: 0 BB: 0 P: 3	R: 0 E: 0 K: 0 S: 3	H: 0 LOB: 0 BB: 0 P: 3	R: 0 E: 0 K: 1 S: 7	H: 2 LOB: 2 BB: 0 P: 7	R: 0 E: 0 K: 0 S: 3	H: 0 LOB: 1 BB: 1 P: 7	R: 2 E: 0 K: 0 S: 6	H: 3 LOB: 2 BB: 1 P: 10	R: 0 E: 0 K: 1 S: 5	H: 0 LOB: 1 BB: 1 P: 9	R: 0 E: 1 K: 0 S: 4	H: 0 LOB: 1 BB: 0 P: 4	1B: 7 2B: 1 3B: 0 HR: 1	SF: 0 SAC: 0 DP: 0 HBP: 0	WP: 1 PB: 0 CS: 0	PA: 42
PITCHER	IP WLS BF H R ER SO BB IBB HBP BLK WP HR S P ERA WHIP																			
Camilo Pascual, R ERA: 3.16	(1, 1) 6.1 29 4 0 0 0 0 0 0 0 0 0 1 4 4 27.00 9.000																			
Jerry Fosnow, L ERA: 3.75	(7, 1) 1.1 W 5 0 0 0 1 1 0 0 0 0 0 0 6 10 0.00 0.750																			
Al Worthington, R ERA: 1.61	(7, 1) 1.0 S 4 0 0 0 0 0 0 0 0 0 0 0 4 4 0.00 0.000																			
Jim Kaat, L ERA: 2.0	(9, 1) 1.0 S 4 0 0 0 0 0 0 0 0 0 0 0 4 4 0.00 0.000																			

AB 38
R 6
H 11
RBI 4
BB 4
SO 6
LOB 21

AB 37
R 4
H 9
RBI 4
BB 5
SO 3
LOB 18

Batter	1	2	3	4	5	6	7	8	9	AB	R	H	RBI	BB	SO	LOB	TOP														
Zoilo Versalles, R OBP: 0.296, SLG: 0.451 (1, 6)	G3			K		F9			K	5	1	2	0	2	1		Minnesota Twins @ New York Yankees Yankee Stadium, Bronx, NY Sun Jun 20 1965, 7:05 PM EDT Att: 71,245 - Unknown - 85 F														
Rich Rollins, R OBP: 0.279, SLG: 0.338 (1, 4)	6-3			F8			K		K	5	0	0	0	0	3	2															
Tony Oliva, L OBP: 0.316, SLG: 0.476 (1, 9)	2B			K		K			P6	5	1	2	0	0	2	1															
Harmon Killebrew, R OBP: 0.357, SLG: 0.488 (1, 3)				F7		F3			K	5	1	2	3	0	1	1															
Bob Allison, R OBP: 0.372, SLG: 0.469 (1, 7)				1B		K			K	3	1	0	0	2	3	1															
Jimmie Hall, L OBP: 0.384, SLG: 0.587 (1, 8)				1B		6-3			K	4	1	2	0	0	1	2															
Earl Batley, R OBP: 0.365, SLG: 0.378 (1, 2)				1B		K			F7	4	1	1	1	0	1	1															
Joe Nosske, R OBP: 0.261, SLG: 0.372 (1, 5)				1B		K			F9	4	1	2	1	0	1	0															
Dave Boswell, R OBP: 0.333, SLG: 0.400 Dick Stigman, R (6, 1)				F9					F3	2	0	0	0	1	1	4															
										1	0	0	0	0	0	0															
Inning Stats	R: 1 E: 0 K: 1 S: 7	H: 2 LOB: 1 BB: 0 P: 7	R: 2 E: 0 K: 2 S: 10	H: 3 LOB: 1 BB: 0 P: 10	R: 2 E: 0 K: 1 S: 8	H: 3 LOB: 2 BB: 1 P: 12	R: 0 E: 0 K: 2 S: 7	H: 0 LOB: 0 BB: 0 P: 7	R: 0 E: 0 K: 1 S: 5	H: 0 LOB: 0 BB: 0 P: 5	R: 0 E: 0 K: 3 S: 10	H: 1 LOB: 2 BB: 1 P: 14	R: 0 E: 0 K: 0 S: 3	H: 0 LOB: 0 BB: 0 P: 3	R: 2 E: 0 K: 3 S: 11	H: 1 LOB: 0 BB: 0 P: 11	1B: 3 2B: 5 3B: 1 HR: 1	SF: 0 SAC: 0 DP: 0 HBP: 0	WP: 0 PB: 1 CS: 1	PA: 41											
PITCHER	IP WLS BF H R ER SO BB IBB HBP BLK WP HR S P ERA WHIP																														
Al Downing, L ERA: 3.74 Hal Reniff, R ERA: 3.13 Steve Hamilton, L ERA: 2.08 Bobby Tiefenauer, R ERA: 7.45	(1, 1) (4, 1) (7, 1) (9, 1)	3.0 3.0 2.0 1.0	L 10 8 5	18 10 1 2	8 0 0 2	5 0 0 0	5 5 3 0	1 1 0 0	0 0 1 0	0 0 0 0	0 0 0 1	25 19 13 11	29 23 17 11	15.00 0.00 0.00 0.00	3.000 0.333 0.500 1.000																

Batter	1	2	3	4	5	6	7	8	9	AB	R	H	RBI	BB	SO	LOB	BOTTOM																		
Bobby Richardson, R OBP: 0.293, SLG: 0.306 (1, 4)	F4					6-3			5-3	4	0	1	0	0	0	1	Minnesota Twins @ New York Yankees Yankee Stadium, Bronx, NY Sun Jun 20 1965, 7:05 PM EDT Att: 71,245 - Unknown - 85 F																		
Tom Trash, S ERA: 3.74 Horace Clarke, S ERA: 2.28 Steve Hamilton, L ERA: 2.08 Mickey Mantle, S OBP: 0.382, SLG: 0.441 Doc Edwards, R OBP: 0.281, SLG: 0.220						K			K	2	0	0	0	0	1	1																			
Roger Maris, L OBP: 0.350, SLG: 0.459 (1, 9)						G3-6-3			K	3	1	0	0	1	1	0																			
Euston Howard, R OBP: 0.286, SLG: 0.377 Tony Kubek, L OBP: 0.252, SLG: 0.262 Bobby Tiefenauer, R (9, 1)						F7			K	3	0	1	0	1	1	0																			
Joe Pepitone, L OBP: 0.304, SLG: 0.411 (4, 8)						L9			K	3	0	0	0	0	0	0																			
Hector Lopez, R OBP: 0.242, SLG: 0.322 (1, 7)						F4			K	4	0	0	0	0	0	1																			
Clete Boyer, R OBP: 0.307, SLG: 0.363 (1, 5)						E4			CS	4	0	0	0	0	0	1																			
Phil Linz, R OBP: 0.313, SLG: 0.319 (1, 6)						F4			F6	4	0	0	0	0	2	2																			
Al Downing, R OBP: 0.214, SLG: 0.154 Ray Barker, L OBP: 0.333, SLG: 0.350 (3, PH) (4, 3)						K			F8	3	1	0	0	1	1	0																			
										0	0	0	0	0	0	0																			
										2	1	1	3	1	0	0																			
Inning Stats	R: 0 E: 0 K: 1 S: 5	H: 0 LOB: 0 BB: 0 P: 5	R: 0 E: 0 K: 1 S: 5	H: 0 LOB: 0 BB: 0 P: 5	R: 3 E: 0 K: 0 S: 5	H: 3 LOB: 0 BB: 1 P: 9	R: 0 E: 0 K: 1 S: 5	H: 0 LOB: 0 BB: 0 P: 5	R: 0 E: 0 K: 2 S: 9	H: 1 LOB: 2 BB: 1 P: 13	R: 0 E: 0 K: 1 S: 5	H: 0 LOB: 1 BB: 1 P: 9	R: 0 E: 0 K: 2 S: 6	H: 0 LOB: 1 BB: 1 P: 10	R: 0 E: 0 K: 0 S: 3	H: 0 LOB: 0 BB: 0 P: 3	1B: 2 2B: 1 3B: 0 HR: 1	SF: 0 SAC: 0 DP: 1 HBP: 0	WP: 0 PB: 0 CS: 1	PA: 35															
PITCHER	IP WLS BF H R ER SO BB IBB HBP BLK WP HR S P ERA WHIP																																		
Dave Boswell, R ERA: 2.77 Dick Stigman, L ERA: 3.99	(1, 1) (6, 1)	5.2 3.1	W S	22 12	4 0	4 0	3 0	4 0	4 0	0 0	0 0	0 0	4 4	2 0	0 0	0 0	0 0	4 26	0.00 0.600																

Batter	1	2	3	4	5	6	7	8	9	AB	R	H	RBI	BB	SO	LOB	TOP					
Bert Campaneris, R OBP: 0.318, SLG: 0.410 (1, 7)	F9	F6		1B		4-3		L9		4	1	1	0	1	0	1	Kansas City Athletics @ New York Yankees Yankee Stadium, Bronx, NY Tue Jun 22 1965, 7:05 PM EDT Unknown - 90 F livebaseballscores.com					
Wayne Causey, L OBP: 0.365, SLG: 0.310 (1, 6)	1B	1B		G5-3		4-3		6-3		5	1	3	0	0	0	1						
Larry Stahl, L OBP: 0.143, SLG: 0.240 (1, 8)	K	K		1B		SF9		F8		3	0	0	1	1	2	3						
Ken Harrelson, R OBP: 0.349, SLG: 0.463 (1, 3)	3B	1B		G5-3		K		F7		5	1	2	2	0	1	3						
Ed Charles, R OBP: 0.341, SLG: 0.437 (1, 5)	1B	FC5-4		1B		1-3				4	1	2	1	0	0	2						
Mike Hershberger, R OBP: 0.270, SLG: 0.300 (1, 9)	BB			G3		1-3				3	0	1	1	1	0	0						
Dick Green, R OBP: 0.338, SLG: 0.412 Nelson Mathews, R OBP: 0.318, SLG: 0.363 (1, 4)	K			F6		K		F8		4	0	0	0	0	2	3						
Rene Lachemann, R OBP: 0.288, SLG: 0.452 (1, 2)		HR		6-3		FC5-4		F8		4	1	1	1	0	0	1						
John O'Donoghue, R OBP: 0.360, SLG: 0.375 Don Mossi, L (8, 1)	1B	1B		BB		G3		K		4	1	2	0	0	1	1						
Inning Stats	R: 2 E: 0 K: 2 S: 10	H: 3 LOB: 2 BB: 1 P: 14	R: 2 E: 0 K: 1 S: 9	H: 4 LOB: 2 BB: 0 P: 9	R: 0 E: 0 K: 0 S: 3	H: 0 LOB: 0 BB: 0 P: 3	R: 0 E: 0 K: 0 S: 3	H: 2 LOB: 2 BB: 2 P: 11	R: 1 E: 0 K: 1 S: 6	H: 1 LOB: 0 BB: 0 P: 6	R: 0 E: 0 K: 0 S: 3	H: 0 LOB: 0 BB: 0 P: 3	R: 0 E: 0 K: 0 S: 5	H: 0 LOB: 0 BB: 0 P: 5	R: 0 E: 0 K: 0 S: 3	H: 0 LOB: 0 BB: 0 P: 3	1B: 7 2B: 2 3B: 2 HR: 1	SF: 1 SAC: 0 DP: 1 HBP: 0	WP: 0 PB: 0 SB: 3 CS: 0	PA: 40		
PITCHER	IP	WLS	BF	H	R	ER	SO	BB	IBB	HBP	BLK	WP	HR	S	P	ERA	WHIP					
Jim Bouton, R ERA: 5.19 Hal Reniff, R ERA: 3.05 Bobby Tiefenauer, R ERA: 0.95 Gil Blanco, L ERA: 3.72	(1, 1)	1.0	L	9	5	4	2	1	0	0	0	0	0	1	12	16	36.00	6.000				

Batter	1	2	3	4	5	6	7	8	9	AB	R	H	RBI	BB	SO	LOB	BOTTOM					
Phil Linz, R OBP: 0.312, SLG: 0.318 (1, 6)	1-3		BB		F9			L7		4	0	1	0	0	0	1	Kansas City Athletics @ New York Yankees Yankee Stadium, Bronx, NY Tue Jun 22 1965, 7:05 PM EDT Unknown - 90 F livebaseballscores.com					
Bobby Richardson, R OBP: 0.296, SLG: 0.306 (1, 4)	1B		BB		FC6-4			F9		3	0	1	0	1	0	1						
Mickey Mantle, S OBP: 0.394, SLG: 0.456 Ross Moschitto, R OBP: 0.231, SLG: 0.500 (1, 7)	G6-4-3		BB		1-2		6-3	HR		3	1	1	1	1	0	1						
Elston Howard, R OBP: 0.283, SLG: 0.368 (1, 2)		L9		G5-4-3		5-3		1B		4	0	1	0	0	0	3						
Tom Tresh, S OBP: 0.351, SLG: 0.492 (9, 7)		BB		F8		5-3		L4		4	0	1	0	0	0	1						
Hector Lopez, R OBP: 0.232, SLG: 0.308 (1, 9)	F4		F8		F8		G3		E5	4	0	0	0	0	0	1						
Joe Pepitone, L OBP: 0.303, SLG: 0.406 (1, 3)		BB		F7		1-3		F5		3	0	0	0	1	0	1						
Clete Boyer, R OBP: 0.302, SLG: 0.355 (1, 5)	1-3		K		K		4-3	L7		4	0	0	0	0	1	3						
Jim Bouton, R ERA: 5.19 Hal Reniff, R ERA: 3.05 Horace Clarke, S Bobby Tiefenauer, R Ray Barker, L Gil Blanco, L Doc Edwards, R	(1, 1)	1.1	S	6	1	0	0	0	0	0	0	0	0	0	0	0	1					
Inning Stats	R: 0 E: 0 K: 0 S: 3	H: 1 LOB: 0 BB: 0 P: 3	R: 0 E: 0 K: 0 S: 4	H: 1 LOB: 2 BB: 1 P: 8	R: 0 E: 0 K: 1 S: 5	H: 1 LOB: 2 BB: 2 P: 13	R: 0 E: 0 K: 0 S: 3	H: 0 LOB: 0 BB: 0 P: 3	R: 0 E: 0 K: 0 S: 6	H: 1 LOB: 1 BB: 0 P: 6	R: 0 E: 0 K: 0 S: 3	H: 0 LOB: 0 BB: 0 P: 3	R: 0 E: 0 K: 0 S: 6	H: 3 LOB: 1 BB: 0 P: 6	R: 0 E: 1 K: 0 S: 4	H: 0 LOB: 1 BB: 0 P: 4	1B: 5 2B: 0 3B: 0 HR: 2	SF: 0 SAC: 0 DP: 2 HBP: 0	WP: 0 PB: 0 SB: 0 CS: 0	PA: 36		
PITCHER	IP	WLS	BF	H	R	ER	SO	BB	IBB	HBP	BLK	WP	HR	S	P	ERA	WHIP					
John O'Donoghue, L ERA: 4.06 Don Mossi, L ERA: 0.84	(1, 1)	7.2	W	30	6	2	2	3	0	0	0	0	0	2	31	43	2.35	1.174				

Batter	1	2	3	4	5	6	7	8	9	AB	R	H	RBI	BB	SO	LOB	TOP										
Bert Campaneris, R OBP: 0.316, SLG: 0.414 (1, 6)										5	1	1	0	0	0	3	Kansas City Athletics @ New York Yankees Yankee Stadium, Bronx, NY Tue Jun 22 1965, 7:05 PM EDT Att: 13,129 - Unknown - 85 F										
Wayne Causey, L OBP: 0.375, SLG: 0.310 (1, 4)										3	0	1	0	2	0	0											
Larry Stahl, L OBP: 0.156, SLG: 0.241 (1, 8)										4	0	1	0	0	1	3											
Ken Harrelson, R OBP: 0.346, SLG: 0.453 (1, 3)										3	1	0	0	1	2	4											
Ed Charles, R OBP: 0.343, SLG: 0.435 (1, 5)										3	0	1	1	1	0	3											
Billy Bryan, L OBP: 0.331, SLG: 0.491 (1, 2)										4	0	2	0	0	2	3											
Mike Hershberger, R OBP: 0.270, SLG: 0.299 (1, 9)										4	0	1	0	0	0	4											
Nelson Mathews, R OBP: 0.323, SLG: 0.358 (1, 7)										2	0	0	0	2	1	1											
Fred Talbot, R OBP: 0.313, SLG: 0.400 (1, 1)										2	0	0	1	1	0	3											
Wes Stock, R (7, 1)										0	0	0	0	0	0	0											
John Wyatt, R (7, 1)										0	0	0	0	0	0	0											
Rene Lachemann, R (9, PH) OBP: 0.284, SLG: 0.446										1	0	0	0	0	1	0											
Inning Stats	R: 1 E: 0 K: 2 S: 9	H: 2 LOB: 2 BB: 1 P: 13	R: 0 E: 0 K: 0 S: 3	H: 1 LOB: 0 BB: 0 P: 3	R: 0 E: 0 K: 0 S: 3	H: 0 LOB: 0 BB: 0 P: 3	R: 1 E: 0 K: 0 S: 4	H: 1 LOB: 3 BB: 3 P: 16	R: 0 E: 0 K: 1 S: 5	H: 0 LOB: 2 BB: 2 P: 13	R: 0 E: 0 K: 1 S: 6	H: 1 LOB: 2 BB: 1 P: 10	R: 0 E: 0 K: 1 S: 5	H: 1 LOB: 0 BB: 0 P: 5	R: 0 E: 0 K: 1 S: 5	H: 0 LOB: 0 BB: 0 P: 5	1B: 6 2B: 1 3B: 1 HR: 0	SF: 0 SAC: 0 DP: 2 HBP: 0	WP: 0 PB: 0 SB: 1 CS: 1	PA: 39							
PITCHER	IP	WLS	BF	H	R	ER	SO	BB	IBB	HBP	BLK	WP	HR	S	P	ERA	WHIP										
Bill Stafford, R ERA: 3.03 (1, 1)	6.1		30	6	2	2	4	5	2	0	0	0	0	31	59	2.84	1.737										
Pedro Ramos, R ERA: 3.32 (7, 1)	0.2	W	2	0	0	0	1	0	0	0	0	0	0	4	4	0.00	0.000										
Bobby Tiefenauer, R ERA: 5.52 (8, 1)	2.0	S	6	1	0	0	2	0	0	0	0	0	0	10	10	0.00	0.500										

Batter	1	2	3	4	5	6	7	8	9	AB	R	H	RBI	BB	SO	LOB	BOTTOM										
Horace Clarke, S OBP: 0.277, SLG: 0.289 (1, 5)										3	0	2	1	0	0	0	Kansas City Athletics @ New York Yankees Yankee Stadium, Bronx, NY Tue Jun 22 1965, 7:05 PM EDT Att: 13,129 - Unknown - 85 F										
Bobby Tiefenauer, R (8, 1)										0	0	0	0	0	0	0											
Bobby Richardson, R OBP: 0.226, SLG: 0.305 (1, 4)										4	0	1	1	0	1	2											
Mickey Mantle, S OBP: 0.389, SLG: 0.459 (1, 7)										1	0	1	0	1	0	0											
Ross Moschitto, R OBP: 0.200, SLG: 0.429 (5, 7)										2	0	0	0	0	1	2											
Tom Tresh, S OBP: 0.350, SLG: 0.500 (1, 8)										4	2	1	1	0	0	3											
Elston Howard, R OBP: 0.281, SLG: 0.361 (8, PR)										4	0	1	0	0	0	2											
Tony Kubek, L OBP: 0.252, SLG: 0.262 (8, PR)										0	0	0	0	0	0	0											
Doc Edwards, R OBP: 0.279, SLG: 0.228 (9, 2)										0	0	0	0	0	0	0											
Hector Lopez, R OBP: 0.245, SLG: 0.304 (1, 9)										1	1	0	0	2	1	0											
Ray Barker, L OBP: 0.364, SLG: 0.413 (1, 3)										2	1	1	1	1	0	0											
Phil Linz, R OBP: 0.306, SLG: 0.311 (1, 6)										3	0	0	0	0	1	4											
Bill Stafford, R (1, 1)										2	0	0	0	0	0	0											
Pedro Ramos, S OBP: 0.143, SLG: 0.143 (7, PH)										0	0	0	0	0	0	0											
Clete Boyer, R OBP: 0.304, SLG: 0.354 (8, 5)										1	0	0	0	1	0	2											
Inning Stats	R: 0 E: 0 K: 1 S: 6	H: 2 LOB: 1 BB: 0 P: 6	R: 0 E: 0 K: 1 S: 5	H: 0 LOB: 0 BB: 0 P: 5	R: 0 E: 0 K: 0 S: 4	H: 1 LOB: 1 BB: 0 P: 4	R: 1 E: 1 K: 0 S: 4	H: 1 LOB: 2 BB: 2 P: 12	R: 0 E: 0 K: 0 S: 3	H: 0 LOB: 0 BB: 0 P: 3	R: 0 E: 0 K: 0 S: 3	H: 0 LOB: 0 BB: 0 P: 3	R: 2 E: 0 K: 1 S: 6	H: 1 LOB: 2 BB: 2 P: 15	R: 1 E: 0 K: 1 S: 7	H: 2 LOB: 2 BB: 1 P: 11	1B: 6 2B: 0 3B: 0 HR: 1	SF: 1 SAC: 2 DP: 0 HBP: 1	WP: 1 PB: 0 SB: 0 CS: 0	PA: 36							
PITCHER	IP	WLS	BF	H	R	ER	SO	BB	IBB	HBP	BLK	WP	HR	S	P	ERA	WHIP										
Fred Talbot, R ERA: 3.56 (1, 1)	6.0		24	4	2	1	2	4	2	1	2	0	0	0	0	1.50	1.167										
Wes Stock, R ERA: 5.4 (7, 1)	0.1	L	3	0	0	0	0	0	1	1	0	0	0	1	6	0.00	0.000										
John Wyatt, R ERA: 3.58 (7, 1)	1.2		9	3	2	2	2	0	1	0	0	0	1	12	16	10.80	1.800										

Batter	1	2	3	4	5	6	7	8	9	AB	R	H	RBI	BB	SO	LOB	TOP																
Bert Campaneris, R OBP: 0.319, SLG: 0.419	B1-3	L7						F8 1B	5-3	5	1	2	0	0	0	0																	
Wayne Causey, L OBP: 0.372, SLG: 0.311	HR 2B		F8					F8	K	5	1	1	0	0	1	2																	
Jim Landis, R OBP: 0.370, SLG: 0.353	HR HBP		K					F8		0	1	0	0	0	0	0																	
Nelson Mathews, R OBP: 0.321, SLG: 0.354	HR		K					F8		3	1	1	1	0	1	0																	
Ken Harrelson, R OBP: 0.345, SLG: 0.480	HR		5-3					F7		4	2	2	3	0	0	0																	
Ed Charles, R OBP: 0.344, SLG: 0.438	K							6-3		4	0	1	1	0	2	0																	
Mike Hershberger, R OBP: 0.297, SLG: 0.311	BB							5-3		3	0	2	0	1	0	0																	
Billy Bryan, L OBP: 0.328, SLG: 0.483	K							K		4	0	1	1	0	3	2																	
Larry Stahl, L OBP: 0.139, SLG: 0.212			6-3					5-3		4	0	0	0	0	1	4																	
Rollie Sheldon, R OBP: 0.136, SLG: 0.050	1-3							K	F3	4	0	0	0	0	2	0																	
Inning Stats	R: 3 E: 0 K: 2 S: 9	H: 2 LOB: 1 BB: 1 P: 14	R: 0 E: 0 K: 0 S: 3	H: 0 LOB: 0 BB: 0 P: 3	R: 0 E: 0 K: 1 S: 5	H: 0 LOB: 0 BB: 0 P: 5	R: 0 E: 0 K: 2 S: 8	H: 1 LOB: 1 BB: 0 P: 8	R: 0 E: 0 K: 1 S: 5	H: 1 LOB: 0 BB: 0 P: 5	R: 0 E: 0 K: 0 S: 3	H: 0 LOB: 0 BB: 0 P: 3	R: 0 E: 0 K: 1 S: 5	H: 0 LOB: 0 BB: 0 P: 5	R: 3 E: 0 K: 2 S: 13	H: 6 LOB: 3 BB: 0 P: 13	R: 0 E: 0 K: 1 S: 5	H: 0 LOB: 0 BB: 0 P: 5	1B: 7 2B: 2 3B: 0 HR: 1	SF: 0 SAC: 0 DP: 0 HBP: 1	WP: 0 PB: 0 SB: 0 CS: 1	PA: 38											
PITCHER	IP WLS BF H R ER SO BB IBB HBP BLK WP HR S P ERA WHIP	IP WLS BF H R ER SO BB IBB HBP BLK WP HR S P ERA WHIP															IP WLS BF H R ER SO BB IBB HBP BLK WP HR S P ERA WHIP																
Mel Stottlemyre, R ERA: 2.73	7.0	L	26	4	3	3	7	1	0	0	0	0	0	0	1	38	43	3.86	0.714														
Pedro Ramos, R ERA: 3.83	2.0		12	6	3	3	3	0	0	0	0	0	0	0	0	18	18	13.50	3.000														

Kansas City Athletics @ New York Yankees
 Yankee Stadium, Bronx, NY
 Thu Jun 24 1965, 3:33 AM EDT
 Alt. 6, 191 - Unknown - 75 F

AB	36
R	6
H	10
RBI	6
BB	1
SO	10
LOB	8



Batter	1	2	3	4	5	6	7	8	9	AB	R	H	RBI	BB	SO	LOB	BOTTOM																
Horace Clarke, S OBP: 0.291, SLG: 0.275	4-3		WP 1B BB					F8		3	1	0	0	1	0	0																	
Bobby Richardson, R OBP: 0.366, SLG: 0.312	5-3		6-3					K2-3		4	0	1	0	0	1	1																	
Tom Tresh, S OBP: 0.354, SLG: 0.504	4-3							3-1		4	0	2	1	0	0	0																	
Elston Howard, R OBP: 0.250, SLG: 0.319			6-3					6-3		4	0	0	0	0	1	3																	
Joe Pepitone, L OBP: 0.302, SLG: 0.413								L8		3	1	1	1	1	0	1																	
Hector Lopez, R OBP: 0.250, SLG: 0.299			HR					BB		2	0	0	0	1	1	1																	
Jake Gibbs, L OBP: 0.200, SLG: 0.200			K					F8		1	0	1	0	0	0	0																	
Ray Barker, L OBP: 0.376, SLG: 0.449								F5		3	0	0	0	1	0	3																	
Phil Linz, R OBP: 0.298, SLG: 0.308			6-3					BB		4	0	1	0	0	0	2																	
Mel Stottlemyre, R OBP: 0.171, SLG: 0.317								F6		2	0	0	0	0	0	2																	
Tony Kubek, L OBP: 0.250, SLG: 0.260			6-3					5-3		1	0	0	0	0	0	0																	
Pedro Ramos, S OBP: 0.143, SLG: 0.143								F6		0	0	0	0	0	0	0																	
Clete Boyer, R OBP: 0.302, SLG: 0.352								F6		1	0	0	0	0	0	1																	
Inning Stats	R: 0 E: 0 K: 0 S: 3	H: 0 LOB: 0 BB: 0 P: 3	R: 1 E: 0 K: 1 S: 6	H: 1 LOB: 1 BB: 1 P: 10	R: 1 E: 0 K: 1 S: 6	H: 1 LOB: 1 BB: 1 P: 10	R: 0 E: 0 K: 0 S: 4	H: 1 LOB: 2 BB: 1 P: 8	R: 0 E: 0 K: 1 S: 5	H: 0 LOB: 0 BB: 0 P: 5	R: 0 E: 0 K: 0 S: 3	H: 0 LOB: 0 BB: 0 P: 7	R: 0 E: 0 K: 0 S: 3	H: 0 LOB: 0 BB: 0 P: 3	R: 0 E: 0 K: 0 S: 4	H: 2 LOB: 1 BB: 0 P: 4	R: 0 E: 0 K: 0 S: 4	H: 1 LOB: 1 BB: 0 P: 4	1B: 4 2B: 1 3B: 0 HR: 1	SF: 0 SAC: 0 DP: 1 HBP: 0	WP: 1 PB: 0 SB: 0 CS: 0	PA: 36											
PITCHER	IP WLS BF H R ER SO BB IBB HBP BLK WP HR S P ERA WHIP	IP WLS BF H R ER SO BB IBB HBP BLK WP HR S P ERA WHIP															IP WLS BF H R ER SO BB IBB HBP BLK WP HR S P ERA WHIP																
Rollie Sheldon, R ERA: 3.0	9.0	W	36	6	2	2	3	4	0	0	0	0	0	0	1	38	54	2.00	1.111														

Kansas City Athletics @ New York Yankees
 Yankee Stadium, Bronx, NY
 Thu Jun 24 1965, 3:33 AM EDT
 Alt. 6, 191 - Unknown - 75 F

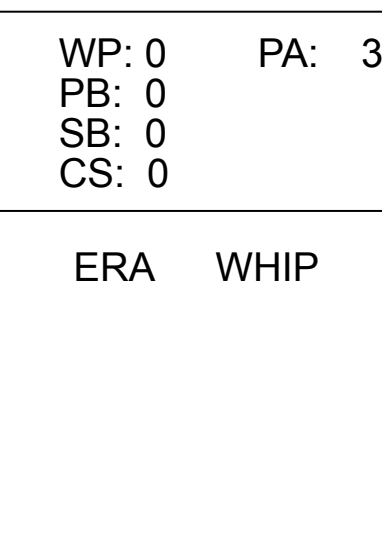
AB	32
R	2
H	6
RBI	2
BB	4
SO	3
LOB	14



Batter	1	2	3	4	5	6	7	8	9	AB	R	H	RBI	BB	SO	LOB	TOP					
Jose Cardenal, R OBP: 0.301, SLG: 0.391	0-0 6-3		0-0 2B		0-0 1B		0-0 F5		0-0 F8	5	0	2	1	0	0	0						
Albie Pearson, L OBP: 0.330, SLG: 0.335	0-0 F8		0-0 G3		0-0 L9		0-0 FC4-6 1B		0-0 4-3	5	0	1	0	0	0	3						
Jim Fregosi, R OBP: 0.288, SLG: 0.364	0-0 5-3			0-3 K	0-3 K		0-0 FC4-6 1B			4	0	0	0	0	2	3						
Willie Smith, L OBP: 0.288, SLG: 0.442		0-0 4-3		0-0 1B 2B		0-0 FC5-4 1B		0-0 6-3		4	1	2	0	0	0	1						
Joe Adcock, R OBP: 0.285, SLG: 0.412		0-0 F7		0-0 F5		0-0 FC5-4 1B		0-0 4-3 2B		4	0	2	0	0	0	1						
Julio Gotay, R OBP: 0.273, SLG: 0.315										0	0	0	0	0	0	0						
Vic Power, R OBP: 0.323, SLG: 0.431				0-0 1B		0-0 FC5-4 1B		0-0 F3		4	0	2	1	0	0	3						
Buck Rodgers, S OBP: 0.260, SLG: 0.264				0-0 4-3		0-0 K2-3		0-0 4-3		2	0	0	0	0	1	2						
Ken McBride, R										0	0	0	0	0	0	0						
Bobby Gene Smith, R OBP: 0.236, SLG: 0.264										1	0	0	0	0	0	1						
Aubrey Gatewood, R OBP: 0.500, SLG: 0.667										0	0	0	0	0	0	0						
Paul Schaal, R OBP: 0.279, SLG: 0.368				0-3 K		1-0 1B HBP		0-0 4-3		3	1	0	0	0	1	4						
Marcelino Lopez, R OBP: 0.212, SLG: 0.250				0-0 6-3		0-0 K 1B		0-0 5-3		1	0	0	0	0	0	0						
Barry Latman, R										0	0	0	0	0	0	0						
Merritt Ranew, L OBP: 0.250, SLG: 0.625						1-3 K 1B				3	1	2	1	0	0	0						
Al Spangler, L OBP: 0.261, SLG: 0.246										1	0	1	0	0	0	0						
Inning Stats	R: 0 E: 0 K: 0 S: 3	H: 0 LOB: 0 BB: 0 P: 3	R: 0 E: 0 K: 0 S: 4	H: 1 LOB: 1 BB: 0 P: 4	R: 0 E: 0 K: 1 S: 6	H: 1 LOB: 1 BB: 0 P: 6	R: 1 E: 0 K: 2 S: 9	H: 2 LOB: 1 BB: 0 P: 9	R: 1 E: 0 K: 1 S: 6	H: 2 LOB: 2 BB: 0 P: 7	R: 0 E: 0 K: 0 S: 5	H: 3 LOB: 2 BB: 0 P: 5	R: 1 E: 0 K: 0 S: 5	H: 2 LOB: 1 BB: 0 P: 5	R: 0 E: 0 K: 0 S: 4	H: 1 LOB: 2 BB: 0 P: 4	R: 0 E: 0 K: 0 S: 3	H: 0 LOB: 0 BB: 0 P: 3	1B: 8 2B: 3 3B: 0 HR: 1	SF: 0 SAC: 0 DP: 1 HBP: 1	WP: 0 PB: 0 SB: 0 CS: 0	PA: 38
PITCHER	IP WLS BF H R ER SO BB IBB HBP BLK WP HR S P ERA WHIP	IP WLS BF H R ER SO BB IBB HBP BLK WP HR S P ERA WHIP	IP WLS BF H R ER SO BB IBB HBP BLK WP HR S P ERA WHIP	IP WLS BF H R ER SO BB IBB HBP BLK WP HR S P ERA WHIP	IP WLS BF H R ER SO BB IBB HBP BLK WP HR S P ERA WHIP	IP WLS BF H R ER SO BB IBB HBP BLK WP HR S P ERA WHIP	IP WLS BF H R ER SO BB IBB HBP BLK WP HR S P ERA WHIP	IP WLS BF H R ER SO BB IBB HBP BLK WP HR S P ERA WHIP	IP WLS BF H R ER SO BB IBB HBP BLK WP HR S P ERA WHIP	IP WLS BF H R ER SO BB IBB HBP BLK WP HR S P ERA WHIP	IP WLS BF H R ER SO BB IBB HBP BLK WP HR S P ERA WHIP	IP WLS BF H R ER SO BB IBB HBP BLK WP HR S P ERA WHIP	IP WLS BF H R ER SO BB IBB HBP BLK WP HR S P ERA WHIP	IP WLS BF H R ER SO BB IBB HBP BLK WP HR S P ERA WHIP	IP WLS BF H R ER SO BB IBB HBP BLK WP HR S P ERA WHIP	IP WLS BF H R ER SO BB IBB HBP BLK WP HR S P ERA WHIP	IP WLS BF H R ER SO BB IBB HBP BLK WP HR S P ERA WHIP	IP WLS BF H R ER SO BB IBB HBP BLK WP HR S P ERA WHIP				
Jim Bouton, R ERA: 5.08	3.2	15	4	1	1	2	0	0	0	0	0	0	0	0	0	0	2.46	1.091				
Bobby Tiefenauer, R ERA: 5.5	3.1	16	7	2	2	2	0	0	1	0	0	1	19	20	5.40	2.100						
Hal Reniff, R ERA: 2.91	2.0	7	1	0	0	0	0	0	0	0	0	0	7	7	0.00	0.500						

Los Angeles Angels @ New York Yankees
Yankee Stadium, Bronx, NY

AB 37
R 3
H 12
RBI 3
BB 0
SO 4
LOB 18

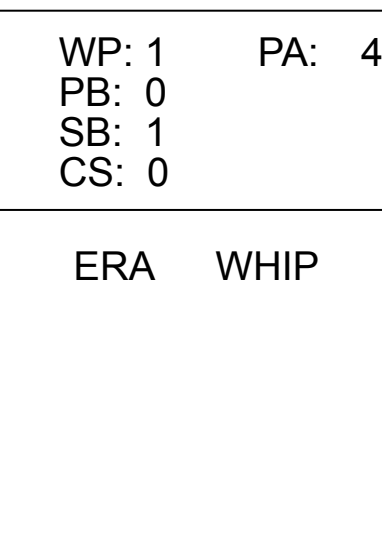


Sat Jun 26 1965, 3:33 AM EDT
Att: 13,256 - Unknown - 74 F

Batter	1	2	3	4	5	6	7	8	9	AB	R	H	RBI	BB	SO	LOB	BOTTOM					
Phil Linz, R OBP: 0.304, SLG: 0.311	4-0 1B BB	0-0 SH3-4		0-0 SH3	0-0 1B S		0-0 E5			2	2	1	2	1	0	1						
Bobby Richardson, R OBP: 0.315, SLG: 0.318	0-0 F7	0-0 1-3		0-0 BB 1B	0-0 1B E BB		0-0 5-3			4	1	1	1	1	0	4						
Hal Reniff, R										0	0	0	0	0	0	0						
Roger Maris, L OBP: 0.359, SLG: 0.451	0-0 BB 1B FC6-4	0-3 K		4-0 1B BB	0-0 E 1B		0-3 K			4	1	2	1	1	2	3						
Elston Howard, R OBP: 0.250, SLG: 0.312	0-0 FC6-4 1B BB		0-0 F9	0-3 K	0-0 E6		0-0 5-3			5	1	1	1	0	1	5						
Tom Tresh, S OBP: 0.352, SLG: 0.498	4-0 FC6-4 BB		0-3 K	0-3 K	0-0 F9		0-0 F4			4	0	0	0	1	2	5						
Hector Lopez, R OBP: 0.252, SLG: 0.300	0-0 FC6-4 1B		0-3 K		0-0 1B		0-3 K			3	0	1	1	0	1	2						
Ross Moschitto, R OBP: 0.167, SLG: 0.353					0-0 1B 1B		0-0 F8			2	1	0	0	0	1	0						
Joe Pepitone, L OBP: 0.311, SLG: 0.417	0-0 1B			0-0 HR 2B	0-0 F7		0-0 L8		0-0 F6	5	1	2	1	0	0	1						
Clete Boyer, R OBP: 0.313, SLG: 0.371	0-0 F9			0-0 HR 2B	0-0 F8		0-0 F8			4	2	2	2	0	0	2						
Jim Bouton, R OBP: 0.228, SLG: 0.111		0-0 SH3-4		4-0 WP SH3 1B BB	0-3 K		0-0 E 1B			1	0	1	0	0	0	0						
Bobby Tiefenauer, R										1	1	0	0	1	1	3						
Tony Kubek, L OBP: 0.253, SLG: 0.263										1	0	1	0	0	0	0						
Horace Clarke, S OBP: 0.304, SLG: 0.275										0	0	0	0	0	0	0						
Inning Stats	R: 3 E: 0 K: 0 S: 6	H: 3 LOB: 2 BB: 2 P: 14	R: 0 E: 0 K: 1 S: 6	H: 1 LOB: 1 BB: 0 P: 6	R: 0 E: 0 K: 2 S: 7	H: 0 LOB: 0 BB: 0 P: 7	R: 3 E: 0 K: 2 S: 10	H: 3 LOB: 2 BB: 2 P: 18	R: 4 E: 1 K: 1 S: 10	H: 4 LOB: 3 BB: 1 P: 14	R: 0 E: 0 K: 0 S: 3	H: 0 LOB: 0 BB: 0 P: 3	R: 0 E: 1 K: 1 S: 7	H: 1 LOB: 2 BB: 0 P: 7	R: 0 E: 0 K: 1 S: 5	H: 0 LOB: 0 BB: 0 P: 5	R: 0 E: 0 K: 1 S: 5	H: 0 LOB: 0 BB: 0 P: 5	1B: 10 2B: 1 3B: 0 HR: 1	SF: 0 SAC: 2 DP: 0 HBP: 0	WP: 1 PB: 0 SB: 1 CS: 0	PA: 43
PITCHER	IP WLS BF H R ER SO BB IBB HBP BLK WP HR S P ERA WHIP	IP WLS BF H R ER SO BB IBB HBP BLK WP HR S P ERA WHIP	IP WLS BF H R ER SO BB IBB HBP BLK WP HR S P ERA WHIP	IP WLS BF H R ER SO BB IBB HBP BLK WP HR S P ERA WHIP	IP WLS BF H R ER SO BB IBB HBP BLK WP HR S P ERA WHIP	IP WLS BF H R ER SO BB IBB HBP BLK WP HR S P ERA WHIP	IP WLS BF H R ER SO BB IBB HBP BLK WP HR S P ERA WHIP	IP WLS BF H R ER SO BB IBB HBP BLK WP HR S P ERA WHIP	IP WLS BF H R ER SO BB IBB HBP BLK WP HR S P ERA WHIP	IP WLS BF H R ER SO BB IBB HBP BLK WP HR S P ERA WHIP	IP WLS BF H R ER SO BB IBB HBP BLK WP HR S P ERA WHIP	IP WLS BF H R ER SO BB IBB HBP BLK WP HR S P ERA WHIP	IP WLS BF H R ER SO BB IBB HBP BLK WP HR S P ERA WHIP	IP WLS BF H R ER SO BB IBB HBP BLK WP HR S P ERA WHIP	IP WLS BF H R ER SO BB IBB HBP BLK WP HR S P ERA WHIP	IP WLS BF H R ER SO BB IBB HBP BLK WP HR S P ERA WHIP	IP WLS BF H R ER SO BB IBB HBP BLK WP HR S P ERA WHIP	IP WLS BF H R ER SO BB IBB HBP BLK WP HR S P ERA WHIP				
Marcelino Lopez, L ERA: 3.1	3.0	18	6	6	3	3	2	0	0	0	0	0	0	0	0	0	18.00	3.000				
Barry Latman, R ERA: 2.87	2.0	14	5	4	3	3	2	0	0	0	0	1	0	18	26	13.50	3.500					
Ken McBride, R ERA: 8.31	2.0	8	1	0	0	1	0	0	0	0	0	0	0	10	10	0.00	0.500					
Aubrey Gatewood, R ERA: 3.86	1.0	3	0	0	0	1	0	0	0	0	0	0	0	5	5	0.00	0.000					

Los Angeles Angels @ New York Yankees
Yankee Stadium, Bronx, NY

AB 36
R 10
H 12
RBI 9
BB 5
SO 8
LOB 26



Sat Jun 26 1965, 3:33 AM EDT
Att: 13,256 - Unknown - 74 F

Batter	1	2	3	4	5	6	7	8	9	AB	R	H	RBI	BB	SO	LOB	TOP					
Phil Linz, R OBP: 0.292, SLG: 0.296 Tony Kubek, L OBP: 0.250, SLG: 0.259 (7, PH) (7, 6)	F8		6-3		F4		F9		F8	3	0	0	0	0	0	0						
Bobby Richardson, R OBP: 0.321, SLG: 0.329	F9 BB CS 1B		6-3						E6 1B	5	0	3	0	0	0	0						
Roger Maris, L OBP: 0.361, SLG: 0.447				K	G3		F2			4	0	1	0	1	1	3						
Elston Howard, R OBP: 0.261, SLG: 0.329 Doc Edwards, R OBP: 0.277, SLG: 0.226 (8, 2)	F9					6-3		F7	L1-4-3	4	1	1	0	0	0	2						
Tom Tresh, S OBP: 0.353, SLG: 0.493 (8, 7)	CS					5-3		E6 1B		4	1	1	0	0	1	0						
Hector Lopez, R OBP: 0.280, SLG: 0.327 Ross Moschitto, R OBP: 0.158, SLG: 0.333 (8, PR)						F4		1B		4	0	2	1	0	0	0						
Joe Pepitone, L OBP: 0.317, SLG: 0.418								1B		4	0	2	1	0	0	2						
Clete Boyer, R OBP: 0.311, SLG: 0.380								1B		4	1	1	1	0	1	5						
Mel Stottlemyre, R OBP: 0.178, SLG: 0.311										4	0	1	0	0	2	2						
Inning Stats	R: 0 E: 0 K: 0 S: 3	H: 1 LOB: 1 BB: 1 P: 7	R: 0 E: 0 K: 2 S: 8	H: 1 LOB: 1 BB: 0 P: 8	R: 0 E: 0 K: 1 S: 5	H: 0 LOB: 0 BB: 0 P: 5	R: 1 E: 0 K: 1 S: 8	H: 3 LOB: 2 BB: 0 P: 8	R: 0 E: 0 K: 0 S: 4	H: 1 LOB: 1 BB: 0 P: 4	R: 0 E: 0 K: 0 S: 3	H: 0 LOB: 0 BB: 0 P: 3	R: 1 E: 0 K: 0 S: 6	H: 3 LOB: 2 BB: 0 P: 6	R: 1 E: 1 K: 1 S: 8	H: 2 LOB: 2 BB: 0 P: 8	R: 0 E: 1 K: 0 S: 4	H: 1 LOB: 1 BB: 0 P: 4	1B: 11 2B: 0 3B: 0 HR: 1	SF: 0 SAC: 0 DP: 1 HBP: 0	WP: 0 PB: 0 SB: 0 CS: 1	PA: 41
PITCHER	IP	WLS	BF	H	R	ER	SO	BB	IBB	HBP	BLK	WP	HR	S	P	ERA	WHIP					
Pete Richert, L ERA: 2.8	6.1	L	27	8	2	2	4	1	0	0	0	0	1	34	38	2.84	1.421					
Bennie Daniels, R ERA: 3.75	0.1		2	1	0	0	0	0	0	0	0	0	0	2	2	0.00	3.000					
Marshall Bridges, L ERA: 2.55	1.1		7	2	1	0	1	0	0	0	0	0	0	9	9	0.00	1.500					
Ron Kline, R ERA: 2.2	1.0		4	1	0	0	0	0	0	0	0	0	0	4	4	0.00	1.000					

New York Yankees @ Washington Senators
D.C. Stadium, Washington, DC
Mon Jun 28 1965, 7:05 PM EDT
Unknown - 91 F

AB	39
R	3
H	12
RBI	3
BB	1
SO	5
LOB	17



Batter	1	2	3	4	5	6	7	8	9	AB	R	H	RBI	BB	SO	LOB	BOTTOM				
Don Blasingame, L OBP: 0.283, SLG: 0.316 (1, 4)	F4		G4-6-3			4-3				4	0	1	0	0	0	1					
Ken McMullen, R OBP: 0.326, SLG: 0.435	FC1-6 BB					F5		FC6-4 1B		2	0	0	0	2	0	2					
Jim King, L OBP: 0.335, SLG: 0.441	FC1-6					3-1				4	0	0	0	0	0	2					
Frank Howard, R OBP: 0.337, SLG: 0.471	K					F6		F4		4	0	0	0	0	2	3					
Don Lock, R OBP: 0.311, SLG: 0.339						K		G3		4	0	0	0	0	1	2					
Bob Chance, L OBP: 0.299, SLG: 0.364						FC4-6		3-4-1		3	0	1	0	0	0	2					
Doug Camilli, R OBP: 0.281, SLG: 0.321										2	0	0	0	1	1	1					
Ed Brinkman, R OBP: 0.250, SLG: 0.297 Willie Kirkland, L OBP: 0.250, SLG: 0.462 Ron Kline, R (9, 1)										1	0	0	0	1	0	0					
Pete Richert, L OBP: 0.172, SLG: 0.077 Bennie Daniels, L OBP: 0.251, SLG: 0.150 Marshall Bridges, S OBP: 0.250, SLG: 0.750 Woodie Held, R OBP: 0.368, SLG: 0.459 (8, PH) (9, 6)										0	0	0	0	0	0	0					
Inning Stats	R: 0 E: 0 K: 1 S: 5	H: 0 LOB: 1 BB: 1 P: 9	R: 0 E: 0 K: 1 S: 5	H: 1 LOB: 1 BB: 0 P: 5	R: 0 E: 0 K: 0 S: 2	H: 0 LOB: 0 BB: 1 P: 6	R: 0 E: 1 K: 2 S: 8	H: 0 LOB: 2 BB: 1 P: 12	R: 0 E: 0 K: 0 S: 3	H: 0 LOB: 0 BB: 0 P: 3	R: 0 E: 0 K: 0 S: 3	H: 0 LOB: 0 BB: 0 P: 3	R: 0 E: 0 K: 0 S: 4	H: 1 LOB: 2 BB: 1 P: 8	R: 0 E: 0 K: 0 S: 3	H: 0 LOB: 0 BB: 0 P: 3	1B: 2 2B: 1 3B: 0 HR: 0	SF: 0 SAC: 0 DP: 2 HBP: 0	WP: 0 PB: 0 SB: 0 CS: 1	PA: 32	
PITCHER	IP	WLS	BF	H	R	ER	SO	BB	IBB	HBP	BLK	WP	HR	S	P	ERA	WHIP				
Mel Stottlemyre, R ERA: 2.54	9.0	W	32	2	0	0	4	4	0	0	0	0	0	36	52	0.00	0.667				

New York Yankees @ Washington Senators
D.C. Stadium, Washington, DC
Mon Jun 28 1965, 7:05 PM EDT
Unknown - 91 F

AB	28
R	0
H	2
RBI	0
BB	4
SO	4
LOB	16



Batter	1	2	3	4	5	6	7	8	9	AB	R	H	RBI	BB	SO	LOB	TOP											
Phil Linz, R OBP: 0.289, SLG: 0.289 (1, 6)	F9		1B		6-3		F4		4-3	4	0	0	0	1	0	0	New York Yankees @ Washington Senators D.C. Stadium, Washington, DC Mon Jun 28 1965, 7:05 PM EDT Att: 30,019 - Unknown - 85 F AB 35 R 4 H 10 RBI 3 BB 2 SO 5 LOB 14											
Bobby Richardson, R OBP: 0.323, SLG: 0.330 (1, 4)	F8		FC4-6		1B		F7			4	1	2	1	0	0	0												
Roger Maris, L OBP: 0.359, SLG: 0.444 Tony Kubek, L OBP: 0.252, SLG: 0.261 (1, 9)	K		K		1B				6-3	1	0	0	0	0	1	0												
Tom Tresh, S OBP: 0.354, SLG: 0.496 (8, 7)		F5	FC4-6		1B					4	0	2	0	0	0	2												
Hector Lopez, R OBP: 0.279, SLG: 0.351 Ross Moschitto, R OBP: 0.158, SLG: 0.333 (8, 8)	1-3				HR		K		F8	4	1	1	1	0	1	3												
Joe Pepitone, L OBP: 0.323, SLG: 0.421 (1, 3)	F6				L6					3	0	2	0	1	0	0												
Clete Boyer, R OBP: 0.310, SLG: 0.378 (1, 5)			2B		F2		F7		F7	4	1	1	0	0	0	4												
Doc Edwards, R OBP: 0.276, SLG: 0.235 (1, 2)			FC1-5-6		L6		G4-3		F8	4	0	1	1	0	0	2												
Bill Stafford, R Bobby Tiefenauer, R Ray Barker, L Steve Hamilton, L Pedro Ramos, S (1, 1) (6, 1) (9, PH) (9, 1) (9, 1)			FC1-5-6		6-3		K		K	2	1	0	0	0	0	1												
Inning Stats	R: 0 E: 0 K: 1 S: 5	H: 0 LOB: 0 BB: 0 P: 5	R: 0 E: 0 K: 0 S: 3	H: 0 LOB: 0 BB: 0 P: 3	R: 2 E: 0 K: 1 S: 8	H: 3 LOB: 2 BB: 1 P: 12	R: 1 E: 0 K: 0 S: 4	H: 2 LOB: 1 BB: 0 P: 4	R: 1 E: 0 K: 1 S: 8	H: 3 LOB: 2 BB: 0 P: 8	R: 0 E: 0 K: 0 S: 3	H: 1 LOB: 0 BB: 0 P: 3	R: 0 E: 0 K: 1 S: 5	H: 0 LOB: 0 BB: 0 P: 5	R: 0 E: 0 K: 0 S: 4	H: 1 LOB: 2 BB: 1 P: 8		R: 0 E: 0 K: 1 S: 5	H: 0 LOB: 0 BB: 0 P: 5	1B: 7 2B: 2 3B: 0 HR: 1	SF: 0 SAC: 0 DP: 1 HBP: 0	WP: 0 PB: 1 SB: 0 CS: 0	PA: 37					
PITCHER	IP	WLS	BF	H	R	ER	SO	BB	IBB	HBP	BLK	WP	HR	S	P	ERA		WHIP										
Mike McCormick, L ERA: 3.29	6.0	L	26	9	4	3	3	1	0	0	0	0	1	31	35	4.50		1.667										
Steve Ridzik, R ERA: 4.53	2.0		8	1	0	0	1	0	1	0	0	0	0	9	13	0.00		0.500										
Ron Kline, R ERA: 2.15	1.0		3	0	0	0	1	0	0	0	0	0	0	5	5	0.00		0.000										

Batter	1	2	3	4	5	6	7	8	9	AB	R	H	RBI	BB	SO	LOB	BOTTOM											
Ken Hamlin, R OBP: 0.330, SLG: 0.352 (1, 4)	L3				5-3					4	1	1	0	0	0	1	New York Yankees @ Washington Senators D.C. Stadium, Washington, DC Mon Jun 28 1965, 7:05 PM EDT Att: 30,019 - Unknown - 85 F AB 32 R 3 H 5 RBI 3 BB 1 SO 7 LOB 10											
Ken McMullen, R OBP: 0.322, SLG: 0.428 (1, 5)	L3				K		K		F6	4	0	0	0	0	2	2												
Willie Kirkland, L OBP: 0.260, SLG: 0.484 (1, 9)	K				3-1		HR		K	4	1	1	2	0	2	0												
Woodie Held, R OBP: 0.365, SLG: 0.472 (1, 7)		F5					HR		4-3	4	1	1	1	0	0	1												
Bob Chance, L OBP: 0.300, SLG: 0.360 Don Zimmer, R OBP: 0.296, SLG: 0.301 (1, 3)		5-3							1-3	2	0	0	0	1	0	0												
Don Lock, R OBP: 0.305, SLG: 0.332 (1, 8)		F9					BB		6-3	4	0	0	0	0	0	2												
Mike Brumley, L OBP: 0.224, SLG: 0.152 (1, 2)					K				F7	3	0	1	0	0	1	1												
Ed Brinkman, R OBP: 0.248, SLG: 0.294 Jim King, L OBP: 0.333, SLG: 0.438 (1, 6)					K				1-3	2	0	0	0	0	1	1												
Mike McCormick, L Don Blasingame, L Pete Richert, L Steve Ridzik, R Frank Howard, R Ron Kline, R (1, 1) (5, PH) (5, PH) (7, 1) (8, PH) (9, 1)					F7				6-3	1	0	0	0	0	0	0												
Inning Stats	R: 0 E: 0 K: 1 S: 5	H: 1 LOB: 0 BB: 0 P: 5	R: 0 E: 0 K: 0 S: 3	H: 0 LOB: 0 BB: 0 P: 3	R: 0 E: 0 K: 2 S: 7	H: 0 LOB: 0 BB: 0 P: 7	R: 0 E: 0 K: 1 S: 5	H: 0 LOB: 0 BB: 0 P: 5	R: 1 E: 0 K: 0 S: 4	H: 1 LOB: 1 BB: 1 P: 8	R: 2 E: 0 K: 1 S: 7	H: 2 LOB: 1 BB: 0 P: 7	R: 0 E: 0 K: 0 S: 4	H: 1 LOB: 1 BB: 0 P: 4	R: 0 E: 0 K: 0 S: 3	H: 0 LOB: 0 BB: 0 P: 3		R: 0 E: 1 K: 2 S: 8	H: 0 LOB: 1 BB: 0 P: 8	1B: 3 2B: 1 3B: 0 HR: 2	SF: 0 SAC: 0 DP: 1 HBP: 0	WP: 0 PB: 0 SB: 0 CS: 0	PA: 33					
PITCHER	IP	WLS	BF	H	R	ER	SO	BB	IBB	HBP	BLK	WP	HR	S	P	ERA		WHIP										
Bill Stafford, R ERA: 3.04	5.2	W	20	3	2	2	5	1	0	0	0	0	1	29	33	3.18		0.706										
Bobby Tiefenauer, R ERA: 5.31	2.1		9	2	1	1	0	0	0	0	0	0	1	9	9	3.86		0.857										
Steve Hamilton, L ERA: 1.8	0.1		2	0	0	0	1	0	0	0	0	0	0	4	4	0.00		0.000										
Pedro Ramos, R ERA: 3.53	0.2	S	2	0	0	0	1	0	0	0	0	0	0	4	4	0.00		0.000										

Batter	1	2	3	4	5	6	7	8	9	AB	R	H	RBI	BB	SO	LOB	TOP					
Bobby Richardson, R OBP: 0.321, SLG: 0.331 (1.4)	L8		5-3		F5			F8 E 2B	F7	5	1	1	0	0	0	1						
Tony Kubek, L OBP: 0.252, SLG: 0.261 (1.6)			F6			F5		F8		4	0	1	0	0	0	1						
Tom Tresh, S OBP: 0.350, SLG: 0.490 (1.8)	1B		F9			L9		K		4	0	0	0	0	2	2						
Elston Howard, R OBP: 0.261, SLG: 0.326 (8, PR)										4	0	1	0	0	1	1						
Phil Lintz, R OBP: 0.289, SLG: 0.289 (8, PR)										0	0	0	0	0	0	0						
Doc Edwards, R OBP: 0.276, SLG: 0.235 (8, 2)	K				E3 PB 1B			E5 WP		0	0	0	0	0	0	0						
Joe Pepitone, L OBP: 0.330, SLG: 0.419 (1.9)										1	0	0	0	3	0	1						
Hector Lopez, R OBP: 0.270, SLG: 0.339 (8, 7)																						
Ross Moschitto, R OBP: 0.158, SLG: 0.333 (8, 7)																						
Ray Barker, L OBP: 0.362, SLG: 0.423 (1.3)																						
Clete Boyer, R OBP: 0.309, SLG: 0.376 (1.5)																						
Al Downing, R OBP: 0.188, SLG: 0.133 (9, PH)																						
Horace Clarke, S OBP: 0.298, SLG: 0.269 (9, PH)																						
Inning Stats	R: 0 E: 0 K: 2 S: 8	H: 1 LOB: 1 BB: 0 P: 8	R: 0 E: 0 K: 1 S: 6	H: 1 LOB: 2 BB: 1 P: 10	R: 0 E: 0 K: 0 S: 3	H: 0 LOB: 0 BB: 0 P: 3	R: 0 E: 1 K: 0 S: 4	H: 1 LOB: 1 BB: 0 P: 4	R: 0 E: 0 K: 0 S: 3	H: 0 LOB: 0 BB: 0 P: 3	R: 0 E: 0 K: 1 S: 6	H: 0 LOB: 2 BB: 1 P: 10	R: 0 E: 0 K: 0 S: 7	H: 0 LOB: 0 BB: 0 P: 7	R: 1 E: 1 K: 2 S: 9	H: 1 LOB: 2 BB: 1 P: 13	R: 0 E: 0 K: 0 S: 4	H: 1 LOB: 1 BB: 0 P: 4	1B: 4 2B: 1 3B: 0 HR: 0	SF: 0 SAC: 0 DP: 0 HBP: 0	WP: 1 PB: 1 SB: 0 CS: 0	PA: 37
PITCHER Buster Narum, R ERA: 5.02 (1.1)	IP: 9.0 WLS: W BF: 37 H: 5 R: 1 ER: 0 SO: 8 BB: 2 IBB: 1 HBP: 0 BLK: 0 WP: 1 HR: 0 S: 50 P: 62 ERA: 0.00 WHIP: 0.778															PITCHER						

New York Yankees @ Washington Senators
D.C. Stadium, Washington, DC
Tue Jun 29 1965, 7:05 PM EDT
Att: 19,637 - Unknown

AB	34
R	1
H	5
RBI	0
BB	3
SO	8
LOB	18



Batter	1	2	3	4	5	6	7	8	9	AB	R	H	RBI	BB	SO	LOB	BOTTOM			
Ken Hamlin, R OBP: 0.337, SLG: 0.344 (1.4)			F9			6-3				2	0	0	0	1	0	0				
Ken McMullen, R OBP: 0.318, SLG: 0.422 (1.5)	HBP									4	0	0	0	0	2	3				
Woodie Held, R OBP: 0.360, SLG: 0.464 (8, 7)										3	0	0	0	0	0	1				
Frank Howard, R OBP: 0.336, SLG: 0.479 (8, 9)										3	1	1	1	0	0	1				
Jim King, L OBP: 0.333, SLG: 0.438 (8, 9)										0	0	0	0	0	0	0				
Don Lock, R OBP: 0.301, SLG: 0.326 (1.8)										3	0	0	0	0	2	0				
Doug Camilli, R OBP: 0.254, SLG: 0.312 (1.2)										3	1	0	0	0	0	0				
Bob Chance, L OBP: 0.301, SLG: 0.359 (1.3)										3	0	1	0	0	2	0				
Ed Brinkman, R OBP: 0.249, SLG: 0.293 (1.6)										1	0	0	1	1	1	0				
Buster Narum, R OBP: 0.050, SLG: 0.200 (1.1)										3	0	0	0	0	1	2				
Inning Stats	R: 0 E: 0 K: 0 S: 3	H: 0 LOB: 1 BB: 0 P: 4	R: 0 E: 0 K: 2 S: 7	H: 0 LOB: 0 BB: 0 P: 7	R: 0 E: 0 K: 1 S: 5	H: 0 LOB: 0 BB: 0 P: 5	R: 0 E: 0 K: 1 S: 5	H: 0 LOB: 0 BB: 0 P: 5	R: 0 E: 0 K: 1 S: 4	H: 0 LOB: 0 BB: 1 P: 8	R: 1 E: 0 K: 1 S: 6	H: 1 LOB: 0 BB: 0 P: 6	R: 1 E: 2 K: 1 S: 7	H: 1 LOB: 2 BB: 1 P: 11	R: 1 E: 2 K: 1 S: 7	H: 1 LOB: 2 BB: 1 P: 11	1B: 1 2B: 0 3B: 0 HR: 1	SF: 1 SAC: 0 DP: 0 HBP: 1	WP: 0 PB: 0 SB: 0 CS: 0	PA: 29
PITCHER Al Downing, L ERA: 3.28 (1.1)	IP: 8.0 WLS: L BF: 29 H: 2 R: 2 ER: 1 SO: 8 BB: 2 IBB: 0 HBP: 1 BLK: 0 WP: 0 HR: 1 S: 42 P: 51 ERA: 1.12 WHIP: 0.500															PITCHER				

New York Yankees @ Washington Senators
D.C. Stadium, Washington, DC
Tue Jun 29 1965, 7:05 PM EDT
Att: 19,637 - Unknown

AB	25
R	2
H	2
RBI	2
BB	2
SO	8
LOB	7



Batter	1	2	3	4	5	6	7	8	9	AB	R	H	RBI	BB	SO	LOB	TOP		
Bobby Richardson, R OBP: 0.322, SLG: 0.328 (1, 4)										3	1	0	0	2	0	1	New York Yankees @ Baltimore Orioles Memorial Stadium, Baltimore, MD Wed Jun 30 1965, 7:05 PM EDT Att: 18,519 - Unknown		
Tony Kubek, L OBP: 0.250, SLG: 0.259 (1, 6)										5	1	1	0	0	0	3			
Tom Tresh, S OBP: 0.351, SLG: 0.502 (1, 8) (8, 7)										5	1	2	3	0	1	0			
Elston Howard, R OBP: 0.250, SLG: 0.312 (1, 2)										4	0	0	1	0	2	1			
Hector Lopez, R OBP: 0.271, SLG: 0.347 Roger Repoz, L (8, PH) (8, 8)										3	0	1	0	0	1	2			
Joe Pepitone, L OBP: 0.328, SLG: 0.416 (1, 3)										4	0	1	0	0	1	4			
Clete Boyer, R OBP: 0.308, SLG: 0.387 (1, 5)										4	1	1	1	0	2	2			
Phil Linz, R OBP: 0.290, SLG: 0.290 Ray Barker, L OBP: 0.368, SLG: 0.423 Ross Moschitto, R OBP: 0.158, SLG: 0.333 (8, PH) (8, FR) (8, 9)										3	1	1	0	0	0	1			
Jim Bouton, R OBP: 0.235, SLG: 0.103 Steve Hamilton, L (8, 1) Pedro Ramos, S OBP: 0.143, SLG: 0.143 (9, 1)										2	0	0	0	1	0	2			
Inning Stats	R: 1 E: 1 K: 2 S: 10	H: 2 LOB: 2 BB: 0 P: 10	R: 0 E: 0 K: 0 S: 3	H: 0 LOB: 1 BB: 1 P: 7	R: 0 E: 0 K: 1 S: 5	H: 0 LOB: 0 BB: 0 P: 5	R: 0 E: 0 K: 1 S: 6	H: 1 LOB: 1 BB: 0 P: 6	R: 0 E: 0 K: 0 S: 2	H: 1 LOB: 1 BB: 0 P: 8	R: 4 E: 0 K: 0 S: 6	H: 3 LOB: 0 BB: 1 P: 10	R: 0 E: 0 K: 1 S: 5	H: 0 LOB: 2 BB: 2 P: 13	R: 0 E: 0 K: 0 S: 3	H: 0 LOB: 0 BB: 0 P: 3		1B: 3 2B: 2 3B: 0 HR: 2	SF: 0 SAC: 1 DP: 1 HBP: 0
PITCHER	IP	WLS	BF	H	R	ER	SO	BB	IBB	HBP	BLK	WP	HR	S	P	ERA	WHIP		
Dave McNally, L ERA: 3.51 Robin Roberts, R ERA: 3.33	(1, 1) (8, 1)	7.0 2.0	L 8	31 0	7 0	5 0	5 0	6 1	2 1	1 0	0 0	0 0	2 0	40 8	52 16	6.43 0.00	1.286 0.500		

Batter	1	2	3	4	5	6	7	8	9	AB	R	H	RBI	BB	SO	LOB	BOTTOM		
Luis Aparicio, R OBP: 0.278, SLG: 0.373 (1, 6)										3	1	1	0	1	1	1	New York Yankees @ Baltimore Orioles Memorial Stadium, Baltimore, MD Wed Jun 30 1965, 7:05 PM EDT Att: 18,519 - Unknown		
Russ Snyder, L OBP: 0.325, SLG: 0.304 (1, 8)										4	1	2	0	0	0	3			
John Orsino, R OBP: 0.335, SLG: 0.435 (1, 2)										3	1	1	1	0	0	1			
Brooks Robinson, R OBP: 0.359, SLG: 0.424 (1, 5)										3	0	0	0	1	1	3			
Curt Blefary, L OBP: 0.407, SLG: 0.512 (1, 7)										4	1	1	2	0	0	2			
Boog Powell, L OBP: 0.299, SLG: 0.338 Bob Johnson, R OBP: 0.286, SLG: 0.408 (8, PH) (9, 3)										3	0	0	0	0	1	2			
Sam Bowens, R OBP: 0.175, SLG: 0.248 (1, 9)										4	0	1	0	0	0	0			
Jerry Adair, R OBP: 0.305, SLG: 0.321 (1, 4)										4	0	1	0	0	0	1			
Dave McNally, R OBP: 0.074, SLG: 0.038 Norm Siebern, L OBP: 0.361, SLG: 0.439 Robin Roberts, S OBP: 0.226, SLG: 0.241 Charlie Lau, L OBP: 0.351, SLG: 0.509 Paul Blair, R OBP: 0.301, SLG: 0.309 (8, PH) (9, FR) (9, FR)										2	0	0	0	0	2	2			
Inning Stats	R: 2 E: 0 K: 0 S: 4	H: 2 LOB: 1 BB: 1 P: 9	R: 0 E: 0 K: 1 S: 6	H: 1 LOB: 2 BB: 1 P: 10	R: 0 E: 0 K: 1 S: 5	H: 0 LOB: 0 BB: 0 P: 5	R: 0 E: 1 K: 1 S: 6	H: 0 LOB: 1 BB: 0 P: 6	R: 0 E: 0 K: 0 S: 3	H: 0 LOB: 0 BB: 0 P: 4	R: 0 E: 0 K: 1 S: 5	H: 0 LOB: 0 BB: 0 P: 5	R: 0 E: 0 K: 1 S: 5	H: 2 LOB: 0 BB: 0 P: 5	R: 0 E: 0 K: 0 S: 4	H: 1 LOB: 1 BB: 0 P: 4		1B: 6 2B: 0 3B: 1 HR: 1	SF: 0 SAC: 0 DP: 2 HBP: 2
PITCHER	IP	WLS	BF	H	R	ER	SO	BB	IBB	HBP	BLK	WP	HR	S	P	ERA	WHIP		
Jim Bouton, R ERA: 5.04 Steve Hamilton, L ERA: 1.73 Pedro Ramos, R ERA: 3.45	(1, 1) (8, 1) (9, 1)	7.2 0.1 1.0	W 1 S	32 0 4	7 0 1	4 0 0	4 0 0	5 0 0	2 0 0	2 0 0	0 0 0	0 0 0	1 1 4	38 1 4	48 1 4	4.70 0.00 0.00	1.174 0.000 1.000		

Batter	1	2	3	4	5	6	7	8	9	AB	R	H	RBI	BB	SO	LOB	TOP			
Bobby Richardson, R OBP: 0.320, SLG: 0.328 (1, 4)	5-3		1B		F9		6-3		K	5	0	1	0	0	1	2				
Tony Kubek, L OBP: 0.266, SLG: 0.265 (1, 6)	4-3		1B		FC6-4			6-3		4	0	2	0	0	0	0				
Tom Tresh, S OBP: 0.350, SLG: 0.502 (1, 7)			K		FC6-4			L7		4	0	1	0	0	1	3				
Elston Howard, R OBP: 0.240, SLG: 0.299 (1, 2)	4-3		L5-3					6-3		4	0	0	0	0	1	3				
Hector Lopez, R OBP: 0.286, SLG: 0.388 (1, 9)										3	1	2	1	1	0	0				
Joe Pagan, L OBP: 0.324, SLG: 0.410 (1, 3)										4	0	0	0	0	1	2				
Clete Boyer, R OBP: 0.311, SLG: 0.393 (1, 5)										4	1	2	0	0	0	1				
Roger Repoz, L OBP: 0.600, SLG: 1.333 (1, 8)										3	1	1	2	1	1	1				
Whitey Ford, L OBP: 0.296, SLG: 0.222 (5, PH) Doc Edwards, R OBP: 0.279, SLG: 0.233 (5, 1) Hal Reniff, R OBP: 0.398, SLG: 0.457 (7, PH) Mickey Mantle, S OBP: 0.385, SLG: 0.437 (7, 1) Bobby Tiefenauer, R OBP: 0.320, SLG: 0.430 (9, PH) Ray Barker, L OBP: 0.320, SLG: 0.290 (9, PH)										1	0	0	0	0	1	2				
Inning Stats	R: 0 E: 0 K: 0 S: 4	H: 1 LOB: 1 BB: 0 P: 4	R: 0 E: 0 K: 1 S: 6	H: 1 LOB: 2 BB: 1 P: 10	R: 0 E: 0 K: 1 S: 6	H: 2 LOB: 1 BB: 0 P: 6	R: 1 E: 0 K: 2 S: 8	H: 1 LOB: 0 BB: 0 P: 8	R: 0 E: 0 K: 1 S: 6	H: 0 LOB: 0 BB: 0 P: 5	R: 0 E: 0 K: 1 S: 6	H: 1 LOB: 1 BB: 0 P: 6	R: 0 E: 0 K: 0 S: 3	H: 0 LOB: 0 BB: 0 P: 3	R: 2 E: 0 K: 1 S: 7	H: 3 LOB: 1 BB: 1 P: 11	1B: 5 2B: 4 3B: 0 HR: 2	SF: 0 SAC: 0 DP: 2 HBP: 0	WP: 0 PA: 37 CS: 0	
PITCHER	IP	WLS	BF	H	R	ER	SO	BB	IBB	HBP	BLK	WP	HR	S	P	ERA	WHIP			
Steve Barber, L ERA: 3.66 Stu Miller, R ERA: 1.46	(1, 1)	8.2	W	35	9	3	3	7	2	0	0	0	0	2	47	55	3.12	1.269		
	(9, 1)	0.1	S	2	1	0	0	1	0	0	0	0	0	4	4	0.00	3.000			

New York Yankees @ Baltimore Orioles
Memorial Stadium, Baltimore, MD
Thu Jul 01 1965, 7:05 PM EDT
Att: 17,744 - Unknown - 82 F

AB 35
R 3
H 10
RBI 3
BB 2
SO 8
LOB 15



Batter	1	2	3	4	5	6	7	8	9	AB	R	H	RBI	BB	SO	LOB	BOTTOM			
Luis Aparicio, R OBP: 0.275, SLG: 0.368 (1, 6)	6-3			FC6					K	4	0	0	0	0	2	3				
Jackie Brandt, R OBP: 0.306, SLG: 0.436 (8, 7)	K									3	0	0	0	1	2	0				
Curt Blefary, L OBP: 0.469, SLG: 0.542 Paul Blair, R OBP: 0.301, SLG: 0.309 (8, 8)										4	2	2	1	0	1	2				
Brooks Robinson, R OBP: 0.362, SLG: 0.435 (1, 5)										4	1	2	1	0	0	0				
Sam Bowens, R OBP: 0.169, SLG: 0.239 (1, 9)										4	0	0	0	0	1	2				
John Orsino, R OBP: 0.333, SLG: 0.431 (1, 2)										4	0	1	1	0	1	0				
Boog Powell, L OBP: 0.300, SLG: 0.338 (1, 3)										3	1	1	0	0	1	0				
Jerry Adair, R OBP: 0.305, SLG: 0.328 (1, 4)										3	0	1	1	0	1	0				
Steve Barber, L OBP: 0.200, SLG: 0.136 Stu Miller, R (9, 1)										1	0	0	0	2	1	1				
Inning Stats	R: 1 E: 0 K: 1 S: 7	H: 2 LOB: 1 BB: 0 P: 7	R: 1 E: 0 K: 2 S: 9	H: 2 LOB: 0 BB: 0 P: 9	R: 2 E: 0 K: 2 S: 9	H: 3 LOB: 1 BB: 0 P: 9	R: 0 E: 0 K: 1 S: 5	H: 0 LOB: 1 BB: 1 P: 9	R: 0 E: 0 K: 1 S: 5	H: 0 LOB: 0 BB: 0 P: 5	R: 0 E: 0 K: 2 S: 7	H: 0 LOB: 0 BB: 0 P: 7	R: 0 E: 0 K: 1 S: 5	H: 0 LOB: 2 BB: 2 P: 13	R: 0 E: 0 K: 0 S: 3	H: 0 LOB: 0 BB: 0 P: 3	1B: 2 2B: 2 3B: 2 HR: 1	SF: 0 SAC: 0 DP: 0 HBP: 0	WP: 0 PA: 33 CS: 0	
PITCHER	IP	WLS	BF	H	R	ER	SO	BB	IBB	HBP	BLK	WP	HR	S	P	ERA	WHIP			
Whitey Ford, L ERA: 3.91 Hal Reniff, R ERA: 2.78 Bobby Tiefenauer, R ERA: 4.84	(1, 1)	4.0	L	19	7	4	4	6	1	0	0	0	0	1	30	34	9.00	2.000		
	(5, 1)	2.0		6	0	0	0	3	0	0	0	0	0	12	12	0.00	0.000			
	(7, 1)	2.0		8	0	0	0	1	2	0	0	0	0	8	16	0.00	1.000			

New York Yankees @ Baltimore Orioles
Memorial Stadium, Baltimore, MD
Thu Jul 01 1965, 7:05 PM EDT
Att: 17,744 - Unknown - 82 F

AB 30
R 4
H 7
RBI 4
BB 3
SO 10
LOB 8



Batter	1	2	3	4	5	6	7	8	9	AB	R	H	RBI	BB	SO	LOB	TOP									
Bobby Richardson, R OBP: 0.321, SLG: 0.327 Phil Linz, R OBP: 0.289, SLG: 0.288	(1,4) 0-3 K		(1,4) 0-0 FC1 1B	(1,4) 0-0 F3		(1,4) 0-0 1B	(1,4) 0-0 WP 2B 1B	(1,4) 0-0 L9		5	1	2	1	0	1	2	1 2 1 0 1 2 1 0 0 0 0 0 0									
Tony Kubek, L OBP: 0.269, SLG: 0.268	(1,6) 0-0 5-3		(1,6) 0-0 F7	(1,6) 0-0 1B 3H		(1,6) 0-0 F7	(1,6) 0-0 WP 2B 1B		(1,6) 0-0 F4	6	1	2	3	0	0	3	6 1 2 3 0 0 3									
Tom Tresh, S OBP: 0.352, SLG: 0.505	(1,7) 0-0 L3		(1,7) 0-0 FC4 1B	(1,7) 0-0 1B 1-3		(1,7) 0-3 K	(1,7) 0-0 HR 2B		(1,7) 0-0 F7	6	1	3	3	0	1	1	6 1 3 3 0 1 1									
Elston Howard, R OBP: 0.238, SLG: 0.324 Jake Gibbs, L OBP: 0.333, SLG: 0.500	(1,2) 0-3 K		(1,2) 0-0 FC4 1B	(1,2) 0-0 5-3		(1,2) 0-0 K			(1,2) 0-0 1B 2B	5	1	1	2	0	2	4	5 1 1 2 0 2 4 1 1 1 0 0 0 0									
Joe Pepitone, L OBP: 0.331, SLG: 0.413	(1,3) 0-0 F9			(1,3) 0-0 1B HR		(1,3) 0-0 4-3			(1,3) 0-0 FC5-4 1B	5	2	3	1	1	0	0	5 2 3 1 1 0 0									
Hector Lopez, R OBP: 0.299, SLG: 0.411 Ross Moschitto, R OBP: 0.190, SLG: 0.350	(1,9) 0-0 6-3			(1,9) 0-0 1B HR		(1,9) 0-0 SF8 3B			(1,9) 0-0 FC5-4 1B	3	2	2	0	1	0	0	3 2 2 0 1 0 0 2 1 1 0 0 0 1									
Roger Repoz, L OBP: 0.500, SLG: 1.286			(1,8) 0-0 1B FC1	(1,8) 0-0 HR 2H		(1,8) 0-0 SF8				4	2	2	4	0	1	5	4 2 2 4 0 1 5									
Clete Boyer, R OBP: 0.317, SLG: 0.397	(1,5) 0-0 FC1 1B		(1,5) 0-0 F3 PB 1B	(1,5) 0-0 L6		(1,5) 0-0 1B 1B	(1,5) 0-0 F3		(1,5) 0-0 F3	5	3	3	1	0	0	0	5 3 3 1 0 0 0									
Mel Stottlemyre, R OBP: 0.180, SLG: 0.300	(1,1) 0-3 K		(1,1) 0-3 K			(1,1) 0-3 K	(1,1) 0-0 1B 1B		(1,1) 0-0 5-3	5	1	1	1	0	3	3	5 1 1 1 0 3 3									
Inning Stats	R: 0 E: 0 K: 1 S: 5	H: 0 LOB: 0 BB: 0 P: 5	R: 0 E: 0 K: 1 S: 5	H: 0 LOB: 0 BB: 0 P: 5	R: 2 E: 0 K: 1 S: 9	H: 3 LOB: 2 BB: 0 P: 9	R: 4 E: 0 K: 1 S: 11	H: 6 LOB: 1 BB: 0 P: 11	R: 1 E: 0 K: 0 S: 4	H: 1 LOB: 0 BB: 0 P: 4	R: 0 E: 0 K: 2 S: 8	H: 1 LOB: 1 BB: 0 P: 8	R: 8 E: 0 K: 2 S: 15	H: 8 LOB: 3 BB: 2 P: 23	R: 0 E: 0 K: 0 S: 3	H: 0 LOB: 0 BB: 0 P: 3	R: 1 E: 0 K: 0 S: 5	H: 2 LOB: 1 BB: 0 P: 5	1B: 16 2B: 2 3B: 1 HR: 2	SF: 1 SAC: 0 DP: 0 HBP: 0	WP: 1 PB: 1 SB: 0 CS: 0	PA: 51				
PITCHER	IP	WLS	BF	H	R	ER	SO	BB	IBB	HBP	BLK	WP	HR	S	P	ERA	WHIP									
Dave Morehead, R ERA: 4.7	(1,1) 3.0	L	16	6	5	5	3	0	0	0	0	0	1	22	22	15.00	2.000									
Jay Ritchie, R ERA: 2.89	(4,1) 0.2	5	3	1	1	1	1	0	0	0	0	0	0	7	7	13.50	4.500									
Jerry Stephenson, R ERA: 5.93	(4,1) 3.0	18	8	9	9	3	1	0	0	0	0	0	1	0	23	27	27.00	3.000								
Dennis Bennett, L ERA: 5.27	(7,1) 1.1	7	2	0	0	0	1	1	0	0	0	0	1	8	12	0.00	2.250									
Dick Radatz, R ERA: 5.6	(9,1) 1.0	5	2	1	1	0	0	0	0	0	0	0	0	5	5	9.00	2.000									

New York Yankees @ Boston Red Sox
Fenway Park, Boston, MA
Fri Jul 02 1965, 7:05 PM EDT
Att: 20,876 - Unknown - 75 F


AB 48
R 16
H 21
RBI 16
BB 2
SO 8
LOB 19



Batter	1	2	3	4	5	6	7	8	9	AB	R	H	RBI	BB	SO	LOB	BOTTOM								
Chuck Schilling, R OBP: 0.322, SLG: 0.414	(1,4) 0-0 6-3		(1,4) 0-0 L3			(1,4) 0-0 5-3		(1,4) 0-0 F6		4	0	0	0	0	0	1	4 0 0 0 0 0 1								
Dalton Jones, L OBP: 0.347, SLG: 0.406	(1,5) 0-0 6-3 2B			(1,5) 0-0 6-3		(1,5) 0-0 F9			(1,5) 0-0 4-3	4	0	1	0	0	0	0	4 0 1 0 0 0 0								
Carl Yastrzemski, L OBP: 0.409, SLG: 0.621 Tony Horton, R OBP: 0.283, SLG: 0.364	(1,7) 0-0 6-3			(1,7) 0-0 F2		(1,7) 0-3 K			(1,7) 0-0 1B E 1B	1	0	0	0	0	0	1	1 0 0 0 0 0 1 3 1 1 0 0 1 0								
Felix Mantilla, R OBP: 0.407, SLG: 0.514	(1,8) 0-0 L8			(1,8) 0-0 1B		(1,8) 0-0 6-3			(1,8) 0-0 E 1B	4	1	2	0	0	0	1	4 1 2 0 0 0 1								
Lee Thomas, L OBP: 0.378, SLG: 0.500	(1,3) 0-0 G5-4-3 1B			(1,3) 0-0 F9		(1,3) 0-0 1B			(1,3) 0-0 E9 1B	4	0	3	0	0	0	1	4 0 3 0 0 0 1								
Tony Conigliaro, R OBP: 0.319, SLG: 0.464	(1,9) 0-3 K			(1,9) 0-0 F7		(1,9) 0-3 K			(1,9) 0-3 K	4	0	0	0	0	3	4	4 0 0 0 0 3 4								
Eddie Bressoud, R OBP: 0.294, SLG: 0.368	(1,6) 0-0 G5-4-3			(1,6) 0-3 K		(1,6) 0-0 K			(1,6) 0-0 1-3 1B	4	0	2	1	0	1	1	4 0 2 1 0 1 1								
Bob Tillman, R OBP: 0.276, SLG: 0.332	(1,2) 0-0 4-3			(1,2) 0-3 K		(1,2) 0-3 K			(1,2) 0-0 1-3 1B	4	0	0	0	0	1	3	4 0 0 0 0 1 3								
Dave Morehead, R OBP: 0.228, SLG: 0.143 Jay Ritchie, R OBP: 0.067, SLG: 0.090 Jerry Stephenson, L OBP: 0.444, SLG: 0.275 Dennis Bennett, L OBP: 0.275, SLG: 0.275 Rico Petrocelli, R OBP: 0.307, SLG: 0.349 Dick Radatz, R OBP: 0.370, SLG: 0.600	(1,1) 0-3 K			(1,1) 0-0 F7		(1,1) 0-0 5-3				1	0	0	0	0	0	1	1 0 0 0 0 0 1 0 0 0 0 0 0 0 1 0 0 0 0 0 0 0 0 0 0 0 0 0 1 0 0 0 0 0 1 0 0 0 0 0 0 0								
Inning Stats	R: 0 E: 0 K: 0 S: 4	H: 1 LOB: 1 BB: 0 P: 4	R: 0 E: 0 K: 1 S: 5	H: 1 LOB: 0 BB: 0 P: 5	R: 0 E: 0 K: 1 S: 5	H: 0 LOB: 0 BB: 0 P: 5	R: 0 E: 0 K: 0 S: 4	H: 1 LOB: 1 BB: 0 P: 4	R: 0 E: 0 K: 2 S: 7	H: 0 LOB: 0 BB: 0 P: 7	R: 0 E: 0 K: 0 S: 3	H: 0 LOB: 0 BB: 0 P: 3	R: 0 E: 0 K: 2 S: 8	H: 1 LOB: 1 BB: 0 P: 8	R: 0 E: 0 K: 0 S: 4	H: 1 LOB: 1 BB: 0 P: 4	R: 2 E: 1 K: 1 S: 9	H: 4 LOB: 2 BB: 0 P: 9	1B: 8 2B: 1 3B: 0 HR: 0	SF: 0 SAC: 0 DP: 1 HBP: 0	WP: 0 PB: 0 SB: 0 CS: 0	PA: 35			
PITCHER	IP	WLS	BF	H	R	ER	SO	BB	IBB	HBP	BLK	WP	HR	S	P	ERA	WHIP								
Mel Stottlemyre, R ERA: 2.51	(1,1) 9.0	W	35	9	2	2	7	0	0	0	0	0	0	49	49	2.00	1.000								

New York Yankees @ Boston Red Sox
Fenway Park, Boston, MA
Fri Jul 02 1965, 7:05 PM EDT
Att: 20,876 - Unknown - 75 F

AB 35
R 2
H 9
RBI 1
BB 0
SO 7
LOB 13



Batter	1	2	3	4	5	6	7	8	9	AB	R	H	RBI	BB	SO	LOB	TOP								
Bobby Richardson, R OBP: 0.328, SLG: 0.351 (1, 4)										4	2	3	1	1	0	1									
Tony Kubek, L OBP: 0.257, SLG: 0.272 (1, 6)										5	2	1	1	0	2	3									
Tom Tresh, S OBP: 0.350, SLG: 0.500 (1, 7)										5	0	1	0	0	1	2									
Elston Howard, R OBP: 0.236, SLG: 0.346 (1, 2)										5	1	1	2	0	2	2									
Joe Pepitone, L OBP: 0.333, SLG: 0.419 (1, 3)										4	0	2	1	0	0	1									
Hector Lopez, R OBP: 0.298, SLG: 0.402 Ross Moschitto, R OBP: 0.190, SLG: 0.350 (7, PR)										3	0	0	0	1	2	2									
Roger Repoz, L OBP: 0.357, SLG: 0.818 (1, 8)										4	0	0	0	0	1	2									
Clete Boyer, R OBP: 0.323, SLG: 0.414 (1, 5)										3	1	2	1	1	0	0									
Al Downing, R OBP: 0.187, SLG: 0.118 Pedro Ramos, S OBP: 0.143, SLG: 0.143 (8, 1)										4	0	0	0	0	1	2									
Inning Stats	R: 2 E: 1 K: 2 S: 10	H: 2 LOB: 1 BB: 0 P: 10	R: 0 E: 0 K: 2 S: 8	H: 1 LOB: 2 BB: 1 P: 12	R: 0 E: 0 K: 0 S: 3	H: 0 LOB: 0 BB: 0 P: 3	R: 0 E: 0 K: 0 S: 3	H: 0 LOB: 0 BB: 0 P: 3	R: 3 E: 0 K: 1 S: 9	H: 4 LOB: 1 BB: 0 P: 9	R: 1 E: 0 K: 0 S: 5	H: 2 LOB: 1 BB: 0 P: 5	R: 0 E: 1 K: 1 S: 6	H: 1 LOB: 2 BB: 1 P: 10	R: 0 E: 0 K: 1 S: 4	H: 0 LOB: 0 BB: 1 P: 8	R: 0 E: 0 K: 2 S: 7	H: 0 LOB: 0 BB: 0 P: 7	1B: 3 2B: 3 3B: 1 HR: 3	SF: 0 SAC: 0 DP: 1 HBP: 0	WP: 0 PB: 0 SB: 0 CS: 0	PA: 40			
PITCHER	IP	WLS	BF	H	R	ER	SO	BB	IBB	HBP	BLK	WP	HR	S	P	ERA	WHIP								
Jim Lonborg, R ERA: 3.15 (1, 1)	5.0	L	24	7	5	4	5	1	0	0	0	0	2	33	37	7.20	1.600								
Dennis Bennett, L ERA: 5.24 (6, 1)	2.0		10	3	1	1	1	1	0	0	0	0	1	11	15	4.50	2.000								
Jay Ritchie, R ERA: 2.75 (8, 1)	2.0	S	6	0	0	0	3	1	0	0	0	0	0	11	15	0.00	0.500								

New York Yankees @ Boston Red Sox
Fenway Park, Boston, MA
Sat Jul 03 1965, 3:33 AM EDT
Alt. 8,690 - Unknown - 71 F

AB 37
R 6
H 10
RBI 6
BB 3
SO 9
LOB 15

Batter	1	2	3	4	5	6	7	8	9	AB	R	H	RBI	BB	SO	LOB	BOTTOM								
Chuck Schilling, R OBP: 0.317, SLG: 0.400 (1, 4)										4	0	0	0	1	1	3									
Eddie Brassoud, R OBP: 0.303, SLG: 0.367 (1, 6)										3	0	1	0	2	0	2									
Tony Horton, R OBP: 0.294, SLG: 0.354 (1, 3)										4	1	1	0	1	1	4									
Felix Mantilla, R OBP: 0.409, SLG: 0.514 (1, 8)										4	0	2	0	0	1	2									
Tony Conigliaro, R OBP: 0.318, SLG: 0.459 (1, 9)										3	0	0	0	1	2	3									
Lee Thomas, L OBP: 0.373, SLG: 0.492 (1, 7)										4	0	0	0	0	0	4									
Frank Malzone, R OBP: 0.276, SLG: 0.256 (1, 5)										4	1	2	1	0	0	1									
Bob Tillman, R OBP: 0.280, SLG: 0.345 (1, 2)										4	0	2	1	0	0	2									
Jim Lonborg, R OBP: 0.188, SLG: 0.226 Rico Petrocelli, R OBP: 0.262, SLG: 0.349 Dennis Bennett, L OBP: 0.273, SLG: 0.298 Earl Wilson, SLG: 0.279 Jay Ritchie, R OBP: 0.143, SLG: 0.143 Dalton Jones, L OBP: 0.336, SLG: 0.404 (5, PH)										1	0	0	0	0	0	0									
Inning Stats	R: 0 E: 0 K: 0 S: 3	H: 1 LOB: 1 BB: 1 P: 7	R: 0 E: 0 K: 0 S: 2	H: 0 LOB: 0 BB: 1 P: 6	R: 0 E: 0 K: 2 S: 7	H: 0 LOB: 0 BB: 0 P: 7	R: 1 E: 0 K: 1 S: 7	H: 2 LOB: 3 BB: 2 P: 15	R: 0 E: 0 K: 1 S: 6	H: 1 LOB: 1 BB: 0 P: 6	R: 0 E: 0 K: 0 S: 3	H: 1 LOB: 1 BB: 1 P: 7	R: 1 E: 0 K: 0 S: 5	H: 2 LOB: 2 BB: 1 P: 9	R: 0 E: 0 K: 1 S: 6	H: 1 LOB: 1 BB: 0 P: 6	1B: 7 2B: 0 3B: 1 HR: 0	SF: 0 SAC: 0 DP: 2 HBP: 0	WP: 0 PB: 0 SB: 0 CS: 0	PA: 39					
PITCHER	IP	WLS	BF	H	R	ER	SO	BB	IBB	HBP	BLK	WP	HR	S	P	ERA	WHIP								
Al Downing, L ERA: 3.2 (1, 1)	7.2		34	7	2	2	4	7	0	0	0	0	0	35	63	2.35	1.826								
Pedro Ramos, R ERA: 3.35 (8, 1)	1.1	S	5	1	0	0	1	0	0	0	0	0	0	7	7	0.00	0.750								

New York Yankees @ Boston Red Sox
Fenway Park, Boston, MA
Sat Jul 03 1965, 3:33 AM EDT
Alt. 8,690 - Unknown - 71 F

AB 32
R 2
H 8
RBI 2
BB 7
SO 5
LOB 21

Batter	1	2	3	4	5	6	7	8	9	AB	R	H	RBI	BB	SO	LOB	TOP			
Bobby Richardson, R OBP: 0.328, SLG: 0.350 (1, 4)										4	1	1	0	0	1	2	New York Yankees @ Boston Red Sox Fenway Park, Boston, MA Sun Jul 04 1965, 3:33 AM EDT Att: 17,291 - Unknown - 82 F			
Tony Kubek, L OBP: 0.282, SLG: 0.277 (1, 6)										4	1	2	0	0	0	0				
Tom Tresh, S OBP: 0.349, SLG: 0.497 (1, 7)										4	0	1	0	0	0	3				
Elston Howard, R OBP: 0.237, SLG: 0.342 (1, 2)										4	0	1	0	0	1	3				
Joe Pepitone, L OBP: 0.336, SLG: 0.424 (1, 3)										4	1	2	1	0	0	3				
Hector Lopez, R OBP: 0.297, SLG: 0.397 Ross Moschitto, R OBP: 0.190, SLG: 0.350 (1, 9) (8, 9)										4	0	1	2	0	0	3				
Roger Repoz, L OBP: 0.278, SLG: 0.600 (1, 8)										4	0	0	0	0	2	1				
Clete Boyer, R OBP: 0.330, SLG: 0.423 (1, 5)										4	0	3	0	0	0	0				
Jim Bouton, R OBP: 0.229, SLG: 0.100 Hal Reniff, R (4, 1)										1	0	0	0	0	0	1				
Ray Barker, L OBP: 0.371, SLG: 0.425 Bobby Tiefenauer, R (7, 1) Jake Gibbs, L OBP: 0.296, SLG: 0.429 (8, PH)										0	0	0	0	0	0	0				
Inning Stats	R: 3 E: 0 K: 1 S: 9	H: 4 LOB: 1 BB: 0 P: 9	R: 0 E: 0 K: 0 S: 3	H: 1 LOB: 0 BB: 0 P: 3	R: 0 E: 0 K: 1 S: 6	H: 1 LOB: 1 BB: 0 P: 6	R: 0 E: 0 K: 0 S: 4	H: 1 LOB: 0 BB: 0 P: 4	R: 0 E: 0 K: 0 S: 3	H: 0 LOB: 0 BB: 0 P: 3	R: 0 E: 0 K: 0 S: 3	H: 1 LOB: 0 BB: 0 P: 6	R: 0 E: 0 K: 0 S: 5	H: 2 LOB: 2 BB: 0 P: 5	R: 0 E: 0 K: 2 S: 7	H: 0 LOB: 0 BB: 0 P: 7	1B: 9 2B: 2 3B: 0 HR: 0	SF: 0 SAC: 1 DP: 2 HBP: 0	WP: 0 PB: 0 SB: 0 CS: 0	PA: 36
PITCHER	IP WLS BF H R ER SO BB IBB HBP BLK WP HR S P ERA WHIP																			
Bill Monbouquette, R ERA: 3.32 Dick Radatz, R ERA: 5.43 (1, 1) (8, 1)	7.1 W 31 11 3 3 3 0 0 0 0 0 0 0 37 37 3.68 1.500																			

AB	35
R	3
H	11
RBI	3
BB	0
SO	5
LOB	17



Batter	1	2	3	4	5	6	7	8	9	AB	R	H	RBI	BB	SO	LOB	BOTTOM			
Chuck Schilling, R OBP: 0.323, SLG: 0.403 (1, 4)										4	0	2	0	0	0	0	New York Yankees @ Boston Red Sox Fenway Park, Boston, MA Sun Jul 04 1965, 3:33 AM EDT Att: 17,291 - Unknown - 82 F			
Dalton Jones, L OBP: 0.337, SLG: 0.394 (1, 5)										4	0	0	0	0	1	2				
Tony Horton, R OBP: 0.309, SLG: 0.385 (1, 3)										4	2	2	0	0	0	0				
Felix Mantilla, R OBP: 0.410, SLG: 0.511 (1, 8)										3	1	1	1	1	1	0				
Lee Thomas, L OBP: 0.375, SLG: 0.500 (1, 7)										4	1	2	2	0	0	1				
Tony Conigliaro, R OBP: 0.317, SLG: 0.467 (1, 9)										4	1	1	2	0	2	1				
Eddie Bressoud, R OBP: 0.302, SLG: 0.364 (1, 6)										4	0	1	0	0	1	0				
Bob Tillman, R OBP: 0.284, SLG: 0.353 (1, 2)										4	0	2	0	0	0	1				
Bill Monbouquette, R OBP: 0.143, SLG: 0.121 Dick Radatz, R OBP: 0.353, SLG: 0.563 (1, 1) (8, 1)										1	0	0	0	1	1	1				
Inning Stats	R: 2 E: 0 K: 1 S: 7	H: 2 LOB: 1 BB: 1 P: 11	R: 0 E: 0 K: 0 S: 4	H: 2 LOB: 2 BB: 0 P: 4	R: 0 E: 0 K: 0 S: 3	H: 0 LOB: 0 BB: 0 P: 3	R: 2 E: 0 K: 1 S: 8	H: 3 LOB: 2 BB: 1 P: 12	R: 0 E: 0 K: 1 S: 5	H: 0 LOB: 0 BB: 0 P: 5	R: 0 E: 0 K: 3 S: 10	H: 1 LOB: 1 BB: 0 P: 10	R: 1 E: 0 K: 0 S: 5	H: 2 LOB: 1 BB: 0 P: 5	R: 0 E: 0 K: 1 S: 6	H: 1 LOB: 1 BB: 0 P: 6		1B: 6 2B: 4 3B: 0 HR: 1	SF: 0 SAC: 1 DP: 0 HBP: 0	WP: 0 PB: 0 SB: 0 CS: 0
PITCHER	IP WLS BF H R ER SO BB IBB HBP BLK WP HR S P ERA WHIP																			
Jim Bouton, R ERA: 5.26 Hal Reniff, R ERA: 2.61 Bobby Tiefenauer, R ERA: 4.81 (1, 1) (4, 1) (7, 1)	3.0 L 15 2 0 0 5 1 0 0 0 0 0 0 21 25 0.00 1.000																			



Batter	1	2	3	4	5	6	7	8	9	AB	R	H	RBI	BB	SO	LOB	TOP																																				
Bobby Richardson, R OBP: 0.345, SLG: 0.345 (1, 4)	L7	F6			L8	K		F9		5	0	0	0	0	1	3																																					
Tony Kubek, L OBP: 0.281, SLG: 0.275 (1, 6)	1B 2B		K		3-1	K		K		5	1	1	0	0	3	2																																					
Tom Tresh, S OBP: 0.350, SLG: 0.498 (1, 7)	1-2 2B		L7					E5 1B HR		5	2	2	0	0	0	0																																					
Elston Howard, R OBP: 0.227, SLG: 0.328 Doc Edwards, R OBP: 0.274, SLG: 0.233 (9, 2)	K		L9		F3			F4		5	0	0	0	0	1	4																																					
Hector Lopez, R OBP: 0.302, SLG: 0.407 Ross Moschitto, R OBP: 0.182, SLG: 0.333 (7, PR)	1-H 2-H 2B				K			F7		4	0	2	2	0	1	0																																					
Joe Pepitone, L OBP: 0.341, SLG: 0.444 (1, 3)	L3				1B 2B			1B 1B HR		4	2	3	3	0	0	1																																					
Clete Boyer, R OBP: 0.332, SLG: 0.424 (1, 5)			F6		FC4-6 1B			1B 1B L8		4	1	2	0	0	0	1																																					
Roger Repoz, L OBP: 0.273, SLG: 0.526 (1, 8)			K		K			1-2 1B 1B F9		4	0	1	1	0	2	3																																					
Whitey Ford, L OBP: 0.279, SLG: 0.250 (1, 1)					FC4-6 1B			1-2 3-H 1B K		4	0	2	1	0	1	2																																					
Inning Stats	R: 2 E: 0 K: 1 S: 8	H: 3 LOB: 1 BB: 0 P: 8	R: 0 E: 0 K: 1 S: 6	H: 1 LOB: 1 BB: 0 P: 6	R: 0 E: 0 K: 1 S: 5	H: 0 LOB: 0 BB: 0 P: 5	R: 0 E: 0 K: 2 S: 9	H: 2 LOB: 2 BB: 0 P: 9	R: 0 E: 0 K: 0 S: 4	H: 1 LOB: 1 BB: 0 P: 4	R: 2 E: 0 K: 2 S: 11	H: 4 LOB: 2 BB: 0 P: 11	R: 3 E: 1 K: 0 S: 6	H: 2 LOB: 1 BB: 0 P: 6	R: 0 E: 0 K: 2 S: 7	H: 0 LOB: 0 BB: 0 P: 7	R: 0 E: 0 K: 1 S: 5	H: 0 LOB: 0 BB: 0 P: 5	1B: 9 2B: 3 3B: 0 HR: 1	SF: 0 SAC: 0 DP: 0 HBP: 0	WP: 0 PB: 0 SB: 0 CS: 0	PA: 41																															
PITCHER	IP	WLS	BF	H	R	ER	SO	BB	IBB	HBP	BLK	WP	HR	S	P	ERA	WHIP	PITCHER				IP	WLS	BF	H	R	ER	SO	BB	IBB	HBP	BLK	WP	HR	S	P	ERA	WHIP															
Mickey Lolich, L ERA: 3.53 Orlando Pena, R ERA: 5.79 Ron Nischwitz, L ERA: 1.23	(1, 1)	6.1	L	33	13	7	6	7	0	0	0	0	1	47	47	8.53	2.053					(7, 1)	1.2	5	0	0	0	2	0	0	0	0	0	9	9	0.00	0.000	(9, 1)	1.0	3	0	0	0	1	0	0	0	0	0	5	5	0.00	0.000

New York Yankees @ Detroit Tigers
Tiger Stadium, Detroit, MI
Mon Jul 05 1965, 4:33 AM EDT
Overcast - 77 F

AB	41
R	7
H	13
RBI	7
BB	0
SO	10
LOB	16



Batter	1	2	3	4	5	6	7	8	9	AB	R	H	RBI	BB	SO	LOB	BOTTOM																																			
George Thomas, R OBP: 0.250, SLG: 0.351 (1, 9)	B5		5-3		K			1B 1B		4	0	1	0	0	1	0																																				
Jerry Lumpe, L OBP: 0.338, SLG: 0.339 (1, 4)	L5-3 1B		F7					L8 G5-4-3 1B		4	0	2	0	0	0	0																																				
Don Demeter, R OBP: 0.300, SLG: 0.383 (1, 3)	1-2 1B		1-3					6-3 G5-4-3 1-2		4	0	1	0	0	0	2																																				
Al Kaline, R OBP: 0.399, SLG: 0.538 (1, 8)	L5-3 2-3				L7			BB 5-3		3	0	0	0	1	0	2																																				
Willie Horton, R OBP: 0.366, SLG: 0.634 (1, 7)								1B SF9 1B		4	2	2	1	0	1	1																																				
Don Wert, R OBP: 0.316, SLG: 0.315 (1, 5)					F7			L8 2B		4	0	2	0	0	0	0																																				
Bill Freehan, R OBP: 0.255, SLG: 0.272 (1, 2)			SF9		F9			6-3 F7		3	0	0	1	0	0	1																																				
Dick McAuliffe, L OBP: 0.367, SLG: 0.473 (1, 6)			K					F3		3	0	0	0	0	2	1																																				
Mickey Lolich, S OBP: 0.143, SLG: 0.122 Orlando Pena, R OBP: 0.273, SLG: 0.200 Jake Wood, R OBP: 0.303, SLG: 0.366 Ron Nischwitz, S (9, 1)								K L1 F7		2	0	0	0	0	1	1																																				
Inning Stats	R: 0 E: 0 K: 0 S: 4	H: 2 LOB: 1 BB: 0 P: 4	R: 1 E: 0 K: 2 S: 9	H: 2 LOB: 1 BB: 0 P: 9	R: 0 E: 0 K: 0 S: 3	H: 0 LOB: 0 BB: 0 P: 3	R: 1 E: 0 K: 0 S: 4	H: 1 LOB: 0 BB: 0 P: 4	R: 0 E: 0 K: 2 S: 7	H: 0 LOB: 0 BB: 0 P: 7	R: 0 E: 0 K: 0 S: 3	H: 0 LOB: 1 BB: 1 P: 7	R: 0 E: 0 K: 0 S: 3	H: 0 LOB: 0 BB: 0 P: 3	R: 0 E: 0 K: 0 S: 4	H: 2 LOB: 1 BB: 0 P: 4	R: 0 E: 0 K: 1 S: 6	H: 1 LOB: 1 BB: 0 P: 6	1B: 6 2B: 1 3B: 0 HR: 1	SF: 1 SAC: 0 DP: 2 HBP: 0	WP: 0 PB: 0 SB: 0 CS: 0	PA: 34																														
PITCHER	IP	WLS	BF	H	R	ER	SO	BB	IBB	HBP	BLK	WP	HR	S	P	ERA	WHIP	PITCHER				IP	WLS	BF	H	R	ER	SO	BB	IBB	HBP	BLK	WP	HR	S	P	ERA	WHIP														
Whitey Ford, L ERA: 3.75	(1, 1)	9.0	W	34	8	2	2	5	1	0	0	0	1	43	47	2.00	1.000					(7, 1)	1.2	5	0	0	0	2	0	0	0	0	0	9	9	0.00	0.000	(9, 1)	1.0	3	0	0	0	1	0	0	0	0	5	5	0.00	0.000

New York Yankees @ Detroit Tigers
Tiger Stadium, Detroit, MI
Mon Jul 05 1965, 4:33 AM EDT
Overcast - 77 F

AB	32
R	2
H	8
RBI	2
BB	1
SO	5
LOB	8



Batter	1	2	3	4	5	6	7	8	9	AB	R	H	RBI	BB	SO	LOB	TOP				
Bobby Richardson, R OBP: 0.327, SLG: 0.349 (1, 4)	0-0 WP 1B		0-0 4-3		0-0 5-3		0-0 1B		0-0 1B	5	0	3	2	0	0	1					
Tony Kubek, L OBP: 0.259, SLG: 0.273 (1, 6)	0-3 K 1-2		0-3 K		0-0 L8		0-0 4-3		0-0 1B	5	0	1	1	0	2	2					
Tom Tresh, S OBP: 0.353, SLG: 0.495 (1, 7)	0-3 K			4-0 G3-6-3 BB		4-0 PB BB		4-0 G4-6-3 BB	0-0 F8	2	0	0	0	3	1	3					
Joe Pepitone, L OBP: 0.340, SLG: 0.439 (1, 9)	4-0 BB			0-0 G3-6-3 1-2		0-0 F9		0-0 G4-6-3 1-2		3	0	0	0	1	0	3					
Ray Barker, L OBP: 0.366, SLG: 0.410 (1, 3)	0-0 4-3			4-0 PB BB		0-3 K 1-2		0-0 L3		3	0	0	0	1	1	3					
Roger Repoz, L OBP: 0.308, SLG: 0.696 (1, 8)		0-0 4-3		0-3 K 1-2					0-0 HR	4	2	2	1	0	1	1					
Clete Boyer, R OBP: 0.331, SLG: 0.426 (1, 5)		0-3 K			0-0 6-3				0-0 SH3 1B	4	1	1	0	0	1	1					
Jake Gibbs, L OBP: 0.200, SLG: 0.300 (1, 2)		0-0 G3			0-0 F4				0-0 SH3	3	0	0	0	0	0	1					
Steve Hamilton, L OBP: 0.333, SLG: 0.333 (7, PH)			0-3 K						0-3 K	2	0	1	0	0	0	0					
Pedro Ramos, S OBP: 0.143 (7, 1)									4-0 1B	2	0	1	0	0	1	0					
Hector Lopez, R OBP: 0.357, SLG: 0.407 (9, PH)									0-0 1B	0	0	0	0	0	0	0					
Ross Moschitto, R OBP: 0.102, SLG: 0.333 (9, PH)									0-0 1B	0	1	0	0	0	0	0					
Inning Stats	R: 0 E: 0 K: 2 S: 8	H: 1 LOB: 2 BB: 1 P: 12	R: 0 E: 0 K: 1 S: 5	H: 0 LOB: 0 BB: 0 P: 5	R: 0 E: 0 K: 2 S: 7	H: 0 LOB: 0 BB: 0 P: 7	R: 0 E: 0 K: 1 S: 4	H: 0 LOB: 1 BB: 2 P: 12	R: 0 E: 0 K: 0 S: 5	H: 0 LOB: 1 BB: 1 P: 9	R: 2 E: 0 K: 1 S: 8	H: 3 LOB: 1 BB: 0 P: 8	R: 0 E: 0 K: 0 S: 2	H: 0 LOB: 0 BB: 1 P: 6	R: 2 E: 0 K: 0 S: 6	H: 3 LOB: 2 BB: 1 P: 10	1B: 5 2B: 2 3B: 0 HR: 1	SF: 0 SAC: 1 DP: 2 HBP: 0	WP: 1 PB: 2 SB: 0 CS: 0	PA: 39	
PITCHER	IP	WLS	BF	H	R	ER	SO	BB	IBB	HBP	BLK	WP	HR	S	P	ERA	WHIP				
Joe Sparna, R ERA: 3.31	7.0	W	29	5	2	2	8	4	0	0	0	1	1	41	57	2.57	1.286				
Terry Fox, R ERA: 2.27	1.0		4	1	1	1	0	1	0	0	0	0	0	3	7	9.00	2.000				
Fred Gladding, R ERA: 3.14	0.2		4	1	0	0	0	1	0	0	0	0	0	3	7	0.00	3.000				
Orlando Pena, R ERA: 5.74	0.1	S	2	1	1	1	0	0	0	0	0	0	0	2	2	27.00	3.000				

New York Yankees @ Detroit Tigers
Tiger Stadium, Detroit, MI
Mon Jul 05 1965, 4:38 AM EDT
Att: 40,153 - Unknown - 70 F

AB 32
R 4
H 8
RBI 4
BB 6
SO 8
LOB 16



Batter	1	2	3	4	5	6	7	8	9	AB	R	H	RBI	BB	SO	LOB	BOTTOM				
George Thomas, R OBP: 0.252, SLG: 0.351 (1, 8)	0-0 F8									3	1	1	0	0	0	0					
Gates Brown, L OBP: 0.273, SLG: 0.349 (7, PH)										1	1	1	1	0	0	0					
Norm Cash, L OBP: 0.343, SLG: 0.307 (8, 3)										0	0	0	0	0	0	0					
Jerry Lumpe, L OBP: 0.337, SLG: 0.335 (1, 4)	0-3 K		0-0 3B 1B		0-0 F5		0-0 4-3		0-0 2B BB	3	0	0	0	1	1	1					
Don Demeter, R OBP: 0.307, SLG: 0.404 (8, 8)	0-0 1B		0-0 1H 3B		0-0 F6		0-0 F6		0-0 1-3 2H 3H 2B	4	0	3	3	0	0	0					
Willie Horton, R OBP: 0.364, SLG: 0.626 (1, 7)	0-0 F5		0-0 F9			0-0 5-3			0-0 FC6-4 IBB	3	0	0	0	1	0	2					
Don Wert, R OBP: 0.315, SLG: 0.314 (1, 5)		0-0 1B		0-0 E6 1B G6-4-3		0-0 6-3		0-3 K		4	1	1	0	0	1	3					
Jim Northrup, L OBP: 0.275, SLG: 0.355 (1, 9)		0-3 K		0-0 E6 G6-4-3 1B		0-3 K		0-0 FC6-4		4	0	0	0	0	2	5					
Bill Freehan, R OBP: 0.260, SLG: 0.277 (1, 2)		0-0 L7		0-0 1-2 2-3 1B				0-0 FC5-6 1B	0-0 F4	4	0	2	0	0	0	1					
Ray Oyler, R OBP: 0.250, SLG: 0.222 (7, PH)		0-0 F8		0-0 G6-4-3				0-0 FC5-6 1B	0-0 1-3	2	0	0	0	0	0	3					
Dick McAuliffe, L OBP: 0.365, SLG: 0.469 (8, 6)				1-2 2-3 3H 1B				0-0 1B	0-0 K	2	1	0	0	0	0	1					
Joe Sparna, R OBP: 0.226, SLG: 0.217 (7, PH)									0-0 1B	2	0	0	0	0	1	1					
Al Kaline, R OBP: 0.401, SLG: 0.540 (7, PH)									0-0 1B	1	0	1	0	0	0	0					
Jake Wood, R OBP: 0.323, SLG: 0.396 (8, 1)									0-0 1B	0	1	0	0	0	0	0					
Terry Fox, R (8, 1)									0-0 1B	0	0	0	0	0	1	0					
Fred Gladding, L (9, 1)									0-0 1B	0	0	0	0	0	0	0					
Orlando Pena, R OBP: 0.275, SLG: 0.220 (9, 1)									0-0 1B	0	0	0	0	0	0	0					
Inning Stats	R: 0 E: 0 K: 1 S: 6	H: 1 LOB: 1 BB: 0 P: 6	R: 0 E: 0 K: 1 S: 6	H: 1 LOB: 0 BB: 0 P: 6	R: 1 E: 0 K: 1 S: 7	H: 2 LOB: 1 BB: 0 P: 7	R: 1 E: 2 K: 0 S: 5	H: 1 LOB: 1 BB: 0 P: 5	R: 0 E: 0 K: 0 S: 3	H: 0 LOB: 0 BB: 0 P: 3	R: 0 E: 0 K: 1 S: 5	H: 0 LOB: 0 BB: 0 P: 5	R: 3 E: 0 K: 1 S: 9	H: 4 LOB: 3 BB: 2 P: 17	R: 0 E: 0 K: 1 S: 5	H: 0 LOB: 0 BB: 0 P: 5	1B: 7 2B: 1 3B: 1 HR: 0	SF: 0 SAC: 0 DP: 1 HBP: 0	WP: 0 PB: 0 SB: 0 CS: 0	PA: 36	
PITCHER	IP	WLS	BF	H	R	ER	SO	BB	IBB	HBP	BLK	WP	HR	S	P	ERA	WHIP				
Steve Hamilton, L ERA: 1.72	6.0	L	3	2	2	2	0	0	0	0	0	0	0	3	3	54.00	6.000				
Hal Reniff, R ERA: 2.96	0.1		3	2	2	2	0	0	0	0	0	0	0	3	3	54.00	6.000				
Pedro Ramos, R ERA: 3.42	1.2		9	2	1	1	2	1	1	0	0	0	0	11	19	5.40	1.800				

New York Yankees @ Detroit Tigers
Tiger Stadium, Detroit, MI
Mon Jul 05 1965, 4:38 AM EDT
Att: 40,153 - Unknown - 70 F

AB 34
R 5
H 9
RBI 4
BB 2
SO 6
LOB 17



Batter	1	2	3	4	5	6	7	8	9	AB	R	H	RBI	BB	SO	LOB	TOP					
Bobby Richardson, R OBP: 0.326, SLG: 0.347 (1, 4)										4	0	1	0	0	0	1						
Tony Kubek, L OBP: 0.269, SLG: 0.272 (1, 6)										4	0	1	0	0	0	2	1					
Tom Tresh, S OBP: 0.349, SLG: 0.489 (1, 7)										4	0	0	0	0	2	2						
Elston Howard, R OBP: 0.228, SLG: 0.325 Ross Moschitto, R OBP: 0.182, SLG: 0.333 (9, PR)										4	0	1	0	0	0	1						
Joe Pepitone, L OBP: 0.342, SLG: 0.440 (1, 3)										4	0	2	0	0	0	0						
Hector Lopez, R OBP: 0.305, SLG: 0.399 (1, 9)										3	0	0	0	1	2	3						
Roger Repoz, L OBP: 0.345, SLG: 0.731 (1, 8)										3	0	2	0	0	1	1						
Clete Boyer, R OBP: 0.327, SLG: 0.421 (1, 5)										3	0	0	0	0	0	4						
Mel Stottlemyre, R OBP: 0.176, SLG: 0.294 Ray Barker, L OBP: 0.363, SLG: 0.495 Bobby Tiefenauer, R (5, PH) Jake Gibbs, L OBP: 0.273, SLG: 0.300 Gil Blanco, L (8, 1)										1	0	0	0	0	1	0						
Inning Stats	R: 0 E: 0 K: 2 S: 7	H: 1 LOB: 0 BB: 0 P: 7	R: 0 E: 0 K: 1 S: 7	H: 2 LOB: 2 BB: 0 P: 7	R: 0 E: 0 K: 1 S: 5	H: 0 LOB: 0 BB: 0 P: 5	R: 0 E: 0 K: 0 S: 3	H: 0 LOB: 0 BB: 0 P: 3	R: 0 E: 0 K: 1 S: 5	H: 0 LOB: 1 BB: 1 P: 9	R: 0 E: 0 K: 0 S: 4	H: 1 LOB: 1 BB: 0 P: 4	R: 0 E: 0 K: 1 S: 6	H: 1 LOB: 1 BB: 0 P: 6	R: 0 E: 0 K: 1 S: 4	H: 0 LOB: 0 BB: 0 P: 5	R: 0 E: 0 K: 1 S: 6	H: 2 LOB: 2 BB: 0 P: 6	1B: 6 2B: 1 3B: 0 HR: 0	SF: 0 SAC: 0 DP: 2 HBP: 1	WP: 0 PB: 0 SB: 0 CS: 1	PA: 34
PITCHER Denny McLain, R ERA: 3.2 (1, 1)	IP: 9.0 WLS: W BF: 33 H: 7 R: 0 ER: 0 SO: 8 BB: 1 IBB: 0 HBP: 1 BLK: 1 WP: 0 HR: 0 S: 47 P: 52 ERA: 0.00 WHIP: 0.889															PITCHER						

New York Yankees @ Detroit Tigers
Tiger Stadium, Detroit, MI
Tue Jul 06 1965, 7:05 PM EDT
Att: 22,052 - Unknown - 68 F

AB 31
R 0
H 7
RBI 0
BB 1
SO 8
LOB 14



Batter	1	2	3	4	5	6	7	8	9	AB	R	H	RBI	BB	SO	LOB	BOTTOM			
Dick McAuliffe, L OBP: 0.363, SLG: 0.473 (1, 6)										4	1	1	0	0	0	1				
Jerry Lumpe, L OBP: 0.336, SLG: 0.335 (1, 4)										3	0	1	1	0	0	1				
Jim Northrup, L OBP: 0.274, SLG: 0.360 (1, 9)										4	1	1	0	0	2	1				
Al Kaline, R OBP: 0.403, SLG: 0.544 (1, 8)										4	1	2	1	0	1	0				
Willie Horton, R OBP: 0.362, SLG: 0.623 Don Demeter, R OBP: 0.307, SLG: 0.404 (9, 7)										4	1	1	0	0	1	2				
Norm Cash, L OBP: 0.346, SLG: 0.329 (1, 3)										4	2	2	3	0	0	0				
Don Wert, R OBP: 0.321, SLG: 0.318 (1, 5)										3	1	2	0	1	1	0				
Bill Freehan, R OBP: 0.265, SLG: 0.304 (1, 2)										4	1	2	3	0	0	2				
Denny McLain, R OBP: 0.167, SLG: 0.118 (1, 1)										2	0	0	0	0	1	1				
Inning Stats	R: 0 E: 0 K: 0 S: 3	H: 1 LOB: 0 BB: 0 P: 3	R: 0 E: 0 K: 0 S: 3	H: 1 LOB: 0 BB: 0 P: 3	R: 2 E: 0 K: 1 S: 6	H: 1 LOB: 0 BB: 1 P: 10	R: 3 E: 0 K: 1 S: 9	H: 4 LOB: 0 BB: 0 P: 9	R: 1 E: 0 K: 1 S: 6	H: 1 LOB: 0 BB: 0 P: 6	R: 0 E: 0 K: 1 S: 5	H: 0 LOB: 0 BB: 0 P: 5	R: 0 E: 0 K: 0 S: 4	H: 1 LOB: 1 BB: 0 P: 4	R: 2 E: 0 K: 2 S: 10	H: 3 LOB: 1 BB: 0 P: 10	1B: 5 2B: 4 3B: 1 HR: 2	SF: 1 SAC: 1 DP: 1 HBP: 0	WP: 0 PB: 2 SB: 0 CS: 1	PA: 36
PITCHER Mel Stottlemyre, R ERA: 2.75 Bobby Tiefenauer, R ERA: 4.61 Gil Blanco, L ERA: 5.06 (1, 1)	IP: 4.0 WLS: L BF: 18 H: 7 R: 5 ER: 5 SO: 2 BB: 1 IBB: 0 HBP: 0 BLK: 0 WP: 0 HR: 1 S: 21 P: 25 ERA: 11.25 WHIP: 2.000															PITCHER				

New York Yankees @ Detroit Tigers
Tiger Stadium, Detroit, MI
Tue Jul 06 1965, 7:05 PM EDT
Att: 22,052 - Unknown - 68 F

AB 32
R 8
H 12
RBI 8
BB 1
SO 6
LOB 8



Batter	1	2	3	4	5	6	7	8	9	AB	R	H	RBI	BB	SO	LOB	TOP					
Bobby Richardson, R OBP: 0.327, SLG: 0.346 (1, 4)	F6																4 0 1 0 1 0 1					
Phil Linz, R OBP: 0.291, SLG: 0.291 (1, 6)	L5																5 1 2 0 0 1 2					
Tom Tresh, S OBP: 0.354, SLG: 0.489 (1, 7)																	2 1 1 0 1 1 1					
Elston Howard, R OBP: 0.228, SLG: 0.323 (1, 2)	F9																4 1 1 1 0 0 4					
Hector Lopez, R OBP: 0.297, SLG: 0.387 Ross Moschitto, R OBP: 0.182, SLG: 0.333 (8, 9)		K															4 0 0 0 0 2 4 0 0 0 0 0 0 0					
Joe Pepitone, L OBP: 0.341, SLG: 0.435 (1, 3)	4-3																3 0 0 0 1 0 2					
Clete Boyer, R OBP: 0.333, SLG: 0.441 (1, 5)	K																4 1 3 3 0 1 0					
Roger Repoz, L OBP: 0.303, SLG: 0.633 (1, 8)																	4 0 0 0 0 0 3					
Al Downing, R OBP: 0.150, SLG: 0.105 (1, 1)																	4 0 0 0 0 3 1					
Inning Stats	R: 0 E: 0 K: 0 S: 3	H: 0 LOB: 1 BB: 1 P: 7	R: 0 E: 0 K: 2 S: 7	H: 0 LOB: 0 BB: 0 P: 7	R: 0 E: 0 K: 1 S: 5	H: 0 LOB: 1 BB: 1 P: 9	R: 0 E: 0 K: 0 S: 3	H: 0 LOB: 1 BB: 0 P: 4	R: 1 E: 0 K: 1 S: 6	H: 1 LOB: 0 BB: 0 P: 6	R: 1 E: 0 K: 0 S: 5	H: 2 LOB: 1 BB: 0 P: 5	R: 0 E: 0 K: 0 S: 4	H: 1 LOB: 1 BB: 0 P: 4	R: 2 E: 0 K: 1 S: 8	H: 3 LOB: 2 BB: 1 P: 12	R: 0 E: 0 K: 3 S: 10	H: 1 LOB: 1 BB: 0 P: 10	1B: 6 2B: 1 3B: 0 HR: 1	SF: 0 SAC: 1 DP: 0 HBP: 1	WP: 0 PB: 0 SB: 1 CS: 0	PA: 39
PITCHER	IP	WLS	BF	H	R	ER	SO	BB	IBB	HBP	BLK	WP	HR	S	P	ERA	WHIP					
Hank Aguirre, L ERA: 3.16 Orlando Pena, R ERA: 5.89	(1, 1)	7.0	L	28	4	2	2	4	2	0	1	0	0	33	42	2.57	0.857					
(8, 1)	2.0	11	4	2	2	4	0	1	0	0	0	0	0	18	22	9.00	2.000					

New York Yankees @ Detroit Tigers
Tiger Stadium, Detroit, MI
Wed Jul 07 1965, 7:05 PM EDT
Att: 23,789 - Unknown - 71 F

AB	34
R	4
H	8
RBI	4
BB	3
SO	8
LOB	18



Batter	1	2	3	4	5	6	7	8	9	AB	R	H	RBI	BB	SO	LOB	BOTTOM					
George Thomas, R OBP: 0.252, SLG: 0.347 (1, 9)	5-3 1B																4 0 1 0 0 1 1					
Jerry Lumpe, L OBP: 0.331, SLG: 0.329 (1, 4)	5-3 1-2																4 0 0 0 0 0 1					
Don Demeter, R OBP: 0.306, SLG: 0.401 (1, 3)	6-3																4 0 1 0 0 1 0					
Al Kaline, R OBP: 0.401, SLG: 0.539 (1, 8)																	4 1 1 0 0 0 1					
Willie Horton, R OBP: 0.360, SLG: 0.615 (1, 7)																	3 0 0 0 1 1 1					
Don Wert, R OBP: 0.326, SLG: 0.317 (1, 5)																	1 1 0 0 3 1 1					
Bill Freehan, R OBP: 0.270, SLG: 0.304 (1, 2)																	3 0 1 1 1 1 2					
Dick McAuliffe, L OBP: 0.362, SLG: 0.481 (1, 6)																	4 1 1 2 0 1 4					
Hank Aguirre, R OBP: 0.195, SLG: 0.158 Jake Wood, R OBP: 0.299, SLG: 0.361 Orlando Pena, R OBP: 0.273, SLG: 0.200 Norm Cash, L OBP: 0.344, SLG: 0.327 (7, PH) (8, PH)																	2 0 0 0 0 1 0 1 0 0 0 0 0 1 0 0 0 0 0 0 0 1 0 0 0 0 1 0					
Inning Stats	R: 0 E: 0 K: 0 S: 3	H: 1 LOB: 0 BB: 0 P: 3	R: 0 E: 0 K: 2 S: 7	H: 0 LOB: 1 BB: 1 P: 11	R: 0 E: 0 K: 0 S: 3	H: 0 LOB: 0 BB: 0 P: 3	R: 1 E: 0 K: 0 S: 4	H: 1 LOB: 3 BB: 3 P: 16	R: 0 E: 0 K: 1 S: 5	H: 0 LOB: 0 BB: 0 P: 5	R: 0 E: 0 K: 1 S: 6	H: 1 LOB: 1 BB: 0 P: 6	R: 0 E: 0 K: 2 S: 8	H: 1 LOB: 1 BB: 0 P: 8	R: 0 E: 0 K: 1 S: 5	H: 0 LOB: 0 BB: 0 P: 5	R: 2 E: 0 K: 1 S: 6	H: 1 LOB: 0 BB: 1 P: 10	1B: 4 2B: 0 3B: 0 HR: 1	SF: 0 SAC: 0 DP: 0 HBP: 0	WP: 0 PB: 0 SB: 0 CS: 0	PA: 36
PITCHER	IP	WLS	BF	H	R	ER	SO	BB	IBB	HBP	BLK	WP	HR	S	P	ERA	WHIP					
Al Downing, L ERA: 3.19	(1, 1)	9.0	W	36	5	3	3	8	5	0	0	0	1	47	67	3.00	1.111					

New York Yankees @ Detroit Tigers
Tiger Stadium, Detroit, MI
Wed Jul 07 1965, 7:05 PM EDT
Att: 23,789 - Unknown - 71 F

AB	31
R	3
H	5
RBI	3
BB	5
SO	8
LOB	12



Batter	1	2	3	4	5	6	7	8	9	AB	R	H	RBI	BB	SO	LOB	TOP	
Bobby Richardson, R OBP: 0.332, SLG: 0.347										2	1	1	0	2	0	0	New York Yankees @ Detroit Tigers Tiger Stadium, Detroit, MI Thu Jul 08 1965, 7:05 PM EDT Att: 24,559 - Unknown - 78 F	
Phil Linz, R OBP: 0.286, SLG: 0.285										4	0	0	0	0	1	3		
Tom Tresh, S OBP: 0.352, SLG: 0.485										3	0	0	0	1	1	2		
Elston Howard, R OBP: 0.221, SLG: 0.313										4	0	0	1	0	0	3		
Hector Lopez, R OBP: 0.302, SLG: 0.390										4	0	2	0	0	1	1		
Joe Pepitone, L OBP: 0.340, SLG: 0.432										4	0	1	0	0	1	1		
Clete Boyer, R OBP: 0.336, SLG: 0.440										3	0	1	0	1	0	2		
Roger Repoz, L OBP: 0.270, SLG: 0.559										4	0	0	0	0	3	5		
Pete Mikkelsen, R (6, PH)										2	0	0	0	0	2	3		
Mickey Mantle, S OBP: 0.394, SLG: 0.452 Hal Reniff, R (6, 1) Pedro Ramos, S OBP: 0.143, SLG: 0.143 Ross Moschitto, R OBP: 0.174, SLG: 0.318 (9, PH)										1	0	0	0	0	1	2		
Inning Stats	R: 1 E: 0 K: 2 S: 7	H: 0 LOB: 1 BB: 2 P: 15	R: 0 E: 0 K: 3 S: 9	H: 0 LOB: 1 BB: 1 P: 13	R: 0 E: 0 K: 1 S: 5	H: 2 LOB: 2 BB: 1 P: 9	R: 0 E: 0 K: 2 S: 9	H: 1 LOB: 1 BB: 0 P: 4	R: 0 E: 0 K: 0 S: 3	H: 0 LOB: 0 BB: 0 P: 3	R: 0 E: 0 K: 0 S: 3	H: 0 LOB: 0 BB: 0 P: 3	R: 0 E: 0 K: 0 S: 3	H: 0 LOB: 0 BB: 0 P: 3	1B: 5 2B: 0 3B: 0 HR: 0	SF: 0 SAC: 0 DP: 0 HBP: 0	WP: 0 PB: 0 SB: 1 CS: 0	PA: 36
PITCHER Mickey Lolich, L ERA: 3.35	IP: 9.0 WLS: W BF: 36 H: 5 R: 1 ER: 1 SO: 10 BB: 4 IBB: 0 HBP: 0 BLK: 0 WP: 0 HR: 0 S: 52 P: 68 ERA: 1.00 WHIP: 1.000																	

AB	32
R	1
H	5
RBI	1
BB	4
SO	10
LOB	22



Batter	1	2	3	4	5	6	7	8	9	AB	R	H	RBI	BB	SO	LOB	BOTTOM	
Dick McAuliffe, L OBP: 0.363, SLG: 0.478										4	0	1	2	1	0	0	New York Yankees @ Detroit Tigers Tiger Stadium, Detroit, MI Thu Jul 08 1965, 7:05 PM EDT Att: 24,559 - Unknown - 78 F	
Jerry Lumpe, L OBP: 0.331, SLG: 0.327 Ray Oyler, R OBP: 0.267, SLG: 0.276										2	0	0	0	1	0	3		
Norm Cash, L OBP: 0.336, SLG: 0.318										5	0	0	0	0	2	3		
Al Kaline, R OBP: 0.402, SLG: 0.538										4	1	2	0	0	1	1		
Willie Horton, R OBP: 0.359, SLG: 0.609										4	1	1	0	0	0	1		
Jim Northrup, L OBP: 0.273, SLG: 0.357										4	0	1	0	0	1	1		
Don Wert, R OBP: 0.331, SLG: 0.330										4	1	3	2	0	1	0		
Bill Freehan, R OBP: 0.279, SLG: 0.326										3	2	2	1	1	0	2		
Mickey Lolich, S OBP: 0.152, SLG: 0.114										3	1	0	0	1	1	4		
Inning Stats	R: 0 E: 0 K: 1 S: 5	H: 0 LOB: 2 BB: 0 P: 5	R: 0 E: 0 K: 0 S: 3	H: 2 LOB: 0 BB: 0 P: 3	R: 2 E: 0 K: 0 S: 7	H: 4 LOB: 3 BB: 1 P: 11	R: 0 E: 0 K: 1 S: 6	H: 1 LOB: 1 BB: 0 P: 6	R: 1 E: 0 K: 2 S: 8	H: 1 LOB: 0 BB: 0 P: 8	R: 0 E: 0 K: 1 S: 5	H: 0 LOB: 0 BB: 0 P: 5	R: 3 E: 0 K: 1 S: 8	H: 3 LOB: 2 BB: 2 P: 16	1B: 7 2B: 3 3B: 0 HR: 1	SF: 0 SAC: 0 DP: 0 HBP: 0		WP: 0 PB: 0 SB: 1 CS: 0
PITCHER Pete Mikkelsen, R ERA: 3.69 Hal Reniff, R ERA: 3.51 Pedro Ramos, R ERA: 3.4	IP: 5.0 WLS: L BF: 24 H: 7 R: 2 ER: 2 SO: 2 BB: 2 IBB: 0 HBP: 0 BLK: 0 WP: 0 HR: 0 S: 26 P: 34 ERA: 3.60 WHIP: 1.800																	

AB	35
R	6
H	11
RBI	6
BB	4
SO	6
LOB	15



Batter	1	2	3	4	5	6	7	8	9	AB	R	H	RBI	BB	SO	LOB	TOP					
Bobby Richardson, R OBP: 0.331, SLG: 0.344	4-0 PB BB		0-0 F8			0-0 F4		0-0 FC5-4 1B		3	0	0	1	1	0	1						
Phil Lutz, R OBP: 0.290, SLG: 0.289	0-3 K			0-0 L7		0-0 1B		0-0 1B		4	0	2	0	0	1	1						
Joe Pepitone, L OBP: 0.335, SLG: 0.426	0-0 4-3			0-0 F9		0-0 F4		0-0 F9		4	0	0	0	0	0	3						
Elston Howard, R OBP: 0.230, SLG: 0.341 Ross Moschitto, R OBP: 0.174, SLG: 0.318	0-0 L5			0-0 HR				0-0 K		4	1	2	1	0	1	1						
Hector Lopez, R OBP: 0.295, SLG: 0.380		0-0 F8		0-0 F4				0-0 6-3		4	0	0	0	0	0	1						
Ray Barker, L OBP: 0.348, SLG: 0.386		0-3 K			0-3 K			0-0 4-3		4	0	0	0	0	2	1						
Clete Boyer, R OBP: 0.336, SLG: 0.439		0-3 K			0-3 K			0-0 F9 BB FC5-4 1B		3	1	1	0	0	2	0						
Roger Repoz, L OBP: 0.300, SLG: 0.639			0-0 1-3		0-0 IHR			4-0 FC5-4 BB		2	1	1	1	1	0	0						
Jim Bouton, R OBP: 0.216, SLG: 0.094 Jim Brennenman, R			0-3 K		0-3 K			0-0 F9		2	0	0	0	0	2	0						
Mickey Mantle, S OBP: 0.383, SLG: 0.449 Gil Blanco, L								2-3		0	0	0	0	0	0	2						
Inning Stats	R: 0 E: 0 K: 1 S: 5	H: 0 LOB: 1 BB: 1 P: 9	R: 0 E: 0 K: 2 S: 7	H: 0 LOB: 0 BB: 0 P: 7	R: 0 E: 0 K: 1 S: 5	H: 0 LOB: 0 BB: 0 P: 5	R: 1 E: 0 K: 0 S: 4	H: 1 LOB: 0 BB: 0 P: 4	R: 1 E: 0 K: 3 S: 10	H: 1 LOB: 0 BB: 0 P: 10	R: 0 E: 0 K: 0 S: 3	H: 0 LOB: 0 BB: 0 P: 3	R: 0 E: 0 K: 1 S: 5	H: 0 LOB: 0 BB: 0 P: 5	R: 1 E: 0 K: 0 S: 5	H: 2 LOB: 2 BB: 1 P: 9	R: 0 E: 0 K: 0 S: 3	H: 1 LOB: 1 BB: 0 P: 3	1B: 4 2B: 0 3B: 0 HR: 2	SF: 0 SAC: 0 DP: 1 HBP: 0	WP: 0 SB: 1 CS: 0	PA: 33
PITCHER Dave Boswell, R ERA: 3.24	IP: 9.0 WLS: W BF: 33 H: 6 R: 3 ER: 3 SO: 8 BB: 2 IBB: 0 HBP: 0 BLK: 0 WP: 0 HR: 1 S: 47 P: 55 ERA: 3.00 WHIP: 0.889															PITCHER						

New York Yankees @ Minnesota Twins
Metropolitan Stadium, Bloomington, MI
Fri Jul 09 1965, 8:05 PM EDT
Att: 30,373 - Unknown - 72 F

AB	31
R	3
H	6
RBI	3
BB	2
SO	8
LOB	10



Batter	1	2	3	4	5	6	7	8	9	AB	R	H	RBI	BB	SO	LOB	BOTTOM					
Zoilo Versalles, R OBP: 0.283, SLG: 0.407	1-0 E S HR HBP	0-3 K		0-0 5-3		0-0 FC5-4 CS		4-0 BB		3	1	0	0	1	1	3						
Tony Oliva, L OBP: 0.322, SLG: 0.475	0-0 P4	0-0 F5			0-0 E6 BB 1B	0-0 CS	0-0 HR 2B	0-3 K		5	2	1	0	0	1	3						
Jimmie Hall, L OBP: 0.374, SLG: 0.580	0-0 FC6 HR		0-0 6-3		0-3 K		0-3 K			4	1	0	0	0	2	3						
Harmon Killebrew, R OBP: 0.367, SLG: 0.482	0-0 HR		0-0 1B		4-0 1B BB		4-0 HR BB			2	2	2	3	2	0	0						
Don Mincher, L OBP: 0.336, SLG: 0.566	0-0 HR		0-3 K		0-0 F5		0-0 HR			4	2	2	4	0	1	3						
Sandy Valdespino, L OBP: 0.310, SLG: 0.308	0-0 6-3		0-0 G3		0-0 1B		0-0 F8			4	0	1	1	0	0	1						
Earl Batley, R OBP: 0.402, SLG: 0.434	0-0 L9			0-0 SH1-4 1B	0-0 L6		0-0 6-3			4	0	1	0	0	2							
Jerry Kindall, R OBP: 0.261, SLG: 0.285		0-0 F4		0-0 SH1-4		0-0 E6 FC5-4		0-0 F7		3	0	0	0	0	0	0						
Dave Boswell, R OBP: 0.333, SLG: 0.375		0-0 1B		0-0 F2		0-3 K		0-0 F9		4	0	1	0	0	1	2						
Inning Stats	R: 4 E: 1 K: 0 S: 6	H: 2 LOB: 0 BB: 0 P: 7	R: 0 E: 0 K: 1 S: 6	H: 1 LOB: 1 BB: 0 P: 6	R: 0 E: 0 K: 1 S: 6	H: 1 LOB: 1 BB: 0 P: 6	R: 0 E: 0 K: 0 S: 4	H: 1 LOB: 1 BB: 0 P: 4	R: 1 E: 1 K: 1 S: 7	H: 1 LOB: 2 BB: 1 P: 11	R: 0 E: 1 K: 1 S: 5	H: 0 LOB: 0 BB: 0 P: 5	R: 3 E: 0 K: 1 S: 7	H: 2 LOB: 0 BB: 1 P: 11	R: 0 E: 0 K: 1 S: 5	H: 0 LOB: 1 BB: 1 P: 9	R: 0 E: 0 K: 0 S: 3	H: 1 LOB: 1 BB: 0 P: 3	1B: 4 2B: 1 3B: 0 HR: 3	SF: 0 SAC: 1 DP: 0 HBP: 1	WP: 0 SB: 0 CS: 1	PA: 39
PITCHER Jim Bouton, R ERA: 5.26 Jim Brennenman, R ERA: 13.5 Gil Blanco, L ERA: 4.63	IP: 5.0 WLS: L BF: 25 H: 6 R: 5 ER: 5 SO: 3 BB: 1 IBB: 0 HBP: 0 BLK: 0 WP: 0 HR: 2 S: 29 P: 34 ERA: 5.40 WHIP: 1.400															PITCHER						


New York Yankees @ Minnesota Twins
Metropolitan Stadium, Bloomington, MI
Fri Jul 09 1965, 8:05 PM EDT
Att: 30,373 - Unknown - 72 F


AB	33
R	8
H	8
RBI	8
BB	3
SO	6
LOB	17



Batter	1	2	3	4	5	6	7	8	9	AB	R	H	RBI	BB	SO	LOB	TOP					
Bobby Richardson, R OBP: 0.327, SLG: 0.340 (1, 4)										4	1	0	0	0	0	1	New York Yankees @ Minnesota Twins Metropolitan Stadium, Bloomington, MI Sat Jul 10 1965, 4:33 AM EDT Att: 36,484 - Unknown - 69 F livebaseballscores.com					
Phil Linz, R OBP: 0.290, SLG: 0.290 (1, 6)										3	0	1	0	0	0	1						
Mickey Mantle, S OBP: 0.381, SLG: 0.447 (8, PH)										1	0	0	0	0	1	1						
Pedro Ramos, S OBP: 0.143, SLG: 0.143 (8, 1)										0	0	0	0	0	0	0						
Tom Tresh, S OBP: 0.351, SLG: 0.485 (1, 7)										4	0	1	1	0	0	2						
Elston Howard, R OBP: 0.230, SLG: 0.338 (1, 2)										4	0	1	0	0	0	1						
Joe Pepitone, L OBP: 0.331, SLG: 0.420 (1, 3)										4	0	0	0	0	1	3						
Hector Lopez, R OBP: 0.288, SLG: 0.370 (1, 9)										4	0	0	0	0	1	0						
Clete Boyer, R OBP: 0.332, SLG: 0.434 (8, 6)										3	0	0	0	0	1	0						
Roger Repoz, L OBP: 0.302, SLG: 0.605 (1, 8)										2	0	0	0	1	0	0						
Whitey Ford, L OBP: 0.267, SLG: 0.238 (8, PH)										2	0	0	0	0	0	1						
Ray Barker, L OBP: 0.355, SLG: 0.393 (8, 5)										1	0	1	0	0	0	0						
Inning Stats	R: 0 E: 0 K: 0 S: 5	H: 2 LOB: 2 BB: 0 P: 5	R: 0 E: 0 K: 0 S: 3	H: 0 LOB: 1 BB: 1 P: 7	R: 0 E: 0 K: 0 S: 3	H: 0 LOB: 0 BB: 0 P: 3	R: 0 E: 0 K: 1 S: 5	H: 0 LOB: 0 BB: 0 P: 5	R: 0 E: 0 K: 0 S: 3	H: 0 LOB: 0 BB: 0 P: 3	R: 1 E: 1 K: 0 S: 5	H: 1 LOB: 1 BB: 0 P: 5	R: 0 E: 0 K: 2 S: 7	H: 0 LOB: 0 BB: 0 P: 7	R: 0 E: 0 K: 1 S: 6	H: 1 LOB: 1 BB: 0 P: 6	R: 0 E: 0 K: 0 S: 3	H: 0 LOB: 0 BB: 0 P: 3	1B: 3 2B: 1 3B: 0 HR: 0	SF: 0 SAC: 0 DP: 0 HBP: 0	WP: 0 PB: 0 CS: 0	PA: 33
PITCHER	IP	WLS	BF	H	R	ER	SO	BB	IBB	HBP	BLK	WP	HR	S	P	ERA	WHIP					
Jim Perry, R ERA: 2.17	(1, 1)	8.0	W	30	4	1	0	4	1	0	0	0	0	37	41	0.00	0.625					
Al Worthington, R ERA: 1.5	(9, 1)	1.0	S	3	0	0	0	0	0	0	0	0	0	3	3	0.00	0.000					

Batter	1	2	3	4	5	6	7	8	9	AB	R	H	RBI	BB	SO	LOB	BOTTOM					
Zoilo Versalles, R OBP: 0.285, SLG: 0.417 (1, 6)										4	2	2	2	0	0	0	New York Yankees @ Minnesota Twins Metropolitan Stadium, Bloomington, MI Sat Jul 10 1965, 4:33 AM EDT Att: 36,484 - Unknown - 69 F livebaseballscores.com					
Rich Rollins, R OBP: 0.291, SLG: 0.332 (1, 5)										3	0	0	0	0	0	0						
Don Mincher, L OBP: 0.333, SLG: 0.560 (9, 3)										1	0	0	0	0	1	1						
Tony Oliva, L OBP: 0.324, SLG: 0.475 (1, 9)										4	0	2	0	0	0	0						
Harmon Killebrew, R OBP: 0.366, SLG: 0.477 (1, 3)										3	0	0	0	1	0	2						
Earl Battey, R OBP: 0.396, SLG: 0.426 (8, PH)										3	0	0	0	0	0	2						
Sandy Valdespino, L OBP: 0.316, SLG: 0.314 (8, PH)										1	0	1	1	0	0	0						
Jerry Zimmerman, R OBP: 0.214, SLG: 0.234 (9, 2)										0	0	0	0	0	0	0						
Jimmie Hall, L OBP: 0.375, SLG: 0.583 (1, 7)										4	1	3	0	0	0	2						
Joe Nossek, R OBP: 0.301, SLG: 0.368 (1, 8)										3	1	1	0	0	0	2						
Jerry Kindall, R OBP: 0.262, SLG: 0.286 (1, 4)										3	0	1	0	0	2	2						
Jim Perry, S (1, 1)										2	0	0	1	0	1	1						
Al Worthington, R OBP: 0.250, SLG: 0.250 (9, 1)										0	0	0	0	0	0	0						
Inning Stats	R: 0 E: 0 K: 0 S: 4	H: 1 LOB: 2 BB: 1 P: 8	R: 0 E: 0 K: 1 S: 5	H: 1 LOB: 0 BB: 0 P: 5	R: 0 E: 0 K: 1 S: 5	H: 0 LOB: 0 BB: 0 P: 5	R: 0 E: 0 K: 0 S: 3	H: 0 LOB: 0 BB: 0 P: 3	R: 3 E: 0 K: 1 S: 8	H: 3 LOB: 0 BB: 0 P: 8	R: 0 E: 0 K: 0 S: 3	H: 0 LOB: 0 BB: 0 P: 3	R: 0 E: 0 K: 0 S: 4	H: 2 LOB: 1 BB: 0 P: 4	R: 1 E: 0 K: 1 S: 8	H: 3 LOB: 2 BB: 0 P: 8	R: 0 E: 0 K: 0 S: 3	H: 0 LOB: 0 BB: 0 P: 3	1B: 8 2B: 1 3B: 0 HR: 1	SF: 0 SAC: 1 DP: 2 HBP: 0	WP: 0 PB: 1 CS: 0	PA: 33
PITCHER	IP	WLS	BF	H	R	ER	SO	BB	IBB	HBP	BLK	WP	HR	S	P	ERA	WHIP					
Whitey Ford, L ERA: 3.76	(1, 1)	7.0	L	27	7	3	3	3	1	0	0	0	0	32	36	3.86	1.143					
Pedro Ramos, R ERA: 3.51	(8, 1)	1.0		6	3	1	1	1	0	0	0	0	0	8	8	9.00	3.000					

Batter	1	2	3	4	5	6	7	8	9	AB	R	H	RBI	BB	SO	LOB	TOP											
Bobby Richardson, R OBP: 0.325, SLG: 0.338 (1, 4)	0-0 6-3		0-0 4-3		0-0 5-3		0-0 E 1B S 1B	0-0 4-3		5	1	1	0	0	0	0	New York Yankees @ Minnesota Twins Metropolitan Stadium, Bloomington, MI Sat Jul 10 1965, 8:05 PM EDT Att: 36,084 - Unknown - 73 F AB 41 R 8 H 13 RBI 8 BB 2 SO 11 LOB 15 											
Phil Linz, R OBP: 0.297, SLG: 0.298 (1, 6)	0-0 1B		0-0 F7		0-0 4-3		0-0 1B	0-0 1B		5	0	3	1	0	0	0												
Joe Pepitone, L OBP: 0.329, SLG: 0.416 (1, 9)	0-3 K		0-0 1B		0-0 F4		0-3 K	0-3 K		5	0	1	0	0	3	3												
Elston Howard, R OBP: 0.222, SLG: 0.326 (1, 2)	0-3 K		0-0 4-3			0-0 5-3	0-3 K2-3		0-0 F8	5	0	0	0	0	2	3												
Roger Repoz, L OBP: 0.354, SLG: 0.744 (1, 8)		0-0 HR		0-0 E 1B		0-0 3B		0-0 1B BB HR 1B	0-3 K	5	3	4	1	0	1	0												
Hector Lopez, R OBP: 0.297, SLG: 0.389 Ross Moschitto, R OBP: 0.174, SLG: 0.318 (9, PR) (9, 7)		0-0 HR		0-3 K		0-0 E3		4-0 1B BB HR BB	4-0 FC4-6 BB	3	2	1	1	2	1	2												
Ray Barker, L OBP: 0.357, SLG: 0.404 (1, 3)	0-0 4-3		0-0 E7 2B		0-3 K		0-0 K	0-0 HR 1B	0-0 FC4-6	5	1	2	1	0	1	3												
Clete Boyer, R OBP: 0.331, SLG: 0.442 (1, 5)	0-0 F7		0-0 F4		0-0 P6		0-0 P6	0-0 HR		4	1	1	4	0	0	3												
Mel Stottlemyre, R OBP: 0.170, SLG: 0.283 Jake Gibbs, L OBP: 0.250, SLG: 0.273 Pete Mikkelsen, R OBP: 0.333, SLG: 0.333 (7, PH) (7, 1) (9, 1)	0-3 K		0-3 K			0-0 4-1		0-3 K		2	0	0	0	0	2	1												
Inning Stats	R: 0 E: 0 K: 2 S: 8	H: 1 LOB: 1 BB: 0 P: 8	R: 2 E: 0 K: 1 S: 7	H: 2 LOB: 0 BB: 0 P: 7	R: 0 E: 0 K: 0 S: 4	H: 1 LOB: 1 BB: 0 P: 4	R: 1 E: 1 K: 2 S: 9	H: 2 LOB: 1 BB: 0 P: 9	R: 0 E: 0 K: 0 S: 3	H: 0 LOB: 0 BB: 0 P: 3	R: 0 E: 1 K: 1 S: 7	H: 1 LOB: 2 BB: 0 P: 7	R: 1 E: 0 K: 2 S: 9	H: 2 LOB: 1 BB: 0 P: 9	R: 4 E: 0 K: 2 S: 11	H: 4 LOB: 1 BB: 1 P: 15		R: 0 E: 0 K: 1 S: 5	H: 0 LOB: 1 BB: 1 P: 9	1B: 8 2B: 1 3B: 1 HR: 3	SF: 0 SAC: 0 DP: 0 HBP: 0	WP: 0 PB: 0 SB: 1 CS: 0	PA: 43					
PITCHER	IP	WLS	BF	H	R	ER	SO	BB	IBB	HBP	BLK	WP	HR	S	P	ERA	WHIP											
Mudcat Grant, R ERA: 3.3 Dick Stigman, L ERA: 5.11 Johnny Klippstein, R ERA: 2.55 Mel Nelson, L ERA: 5.7	(1, 1)	(7, 1)	(8, 1)	(9, 1)											(1, 1)	(7, 1)	(8, 1)	(9, 1)										

Batter	1	2	3	4	5	6	7	8	9	AB	R	H	RBI	BB	SO	LOB	BOTTOM														
Zoilo Versalles, R OBP: 0.286, SLG: 0.420 (1, 6)	0-0 2B	0-3 K			0-0 E 1B 3B	0-0 F3		0-0 4-3		5	2	2	0	0	1	2	New York Yankees @ Minnesota Twins Metropolitan Stadium, Bloomington, MI Sat Jul 10 1965, 8:05 PM EDT Att: 36,084 - Unknown - 73 F AB 41 R 6 H 14 RBI 6 BB 2 SO 3 LOB 23 														
Tony Oliva, L OBP: 0.331, SLG: 0.480 (1, 9)	0-0 5-3	0-0 1B			0-0 1-3 3B	0-0 S 1B			0-0 FC6-4 1B	5	1	4	0	0	0	1															
Jimmie Hall, L OBP: 0.376, SLG: 0.580 (1, 8)	0-0 1B 2B	0-0 6-3			0-0 1-3 1B	0-0 F9			0-0 FC6-4 1B	5	1	1	1	0	0	6															
Harmon Killebrew, R OBP: 0.363, SLG: 0.472 (1, 5)	0-0 BB 1B		0-0 5-3		0-0 FC5 3B		0-0 1-3		0-0 F6	5	1	1	0	0	0	3															
Don Mincher, L OBP: 0.336, SLG: 0.571 (1, 3)	0-0 F6		0-0 4-3		0-0 1B 3B		0-0 3-1		0-0 1B 1B	5	1	2	3	0	0	2															
Sandy Valdespino, L OBP: 0.328, SLG: 0.321 (1, 7)	4-0 1-2 BB		0-0 4-3		0-0 1B		0-0 F8		0-0 1-3 2H 1B	4	0	2	2	1	0	0															
Jerry Kindall, R OBP: 0.283, SLG: 0.286 Bernie Allen, L OBP: 0.349, SLG: 0.306 (6, PH) (9, 4)	0-0 L5			0-0 F8	0-0 1B			0-0 FC5-4 1B	0-3 K	3	0	1	0	0	0	3															
Jerry Zimmerman, R OBP: 0.217, SLG: 0.229 Rich Rollins, R OBP: 0.290, SLG: 0.331 John Sevcik, R (9, 2)		4-0 FC3-6 BB		0-3 K	0-0 6-3			0-0 FC5-4 1B		2	0	0	0	1	1	1															
Mudcat Grant, R OBP: 0.220, SLG: 0.205 Dick Stigman, R Johnny Klippstein, R Joe Nosssek, R OBP: 0.297, SLG: 0.362 Mel Nelson, R (9, 1)	(1, 1)	(7, 1)	(8, 1)	(8, PH)	(9, 1)											(1, 1)		(7, 1)	(8, 1)	(8, PH)	(9, 1)										
Inning Stats	R: 1 E: 0 K: 0 S: 6	H: 3 LOB: 3 BB: 1 P: 10	R: 0 E: 0 K: 1 S: 6	H: 1 LOB: 2 BB: 1 P: 10	R: 0 E: 0 K: 0 S: 3	H: 0 LOB: 0 BB: 0 P: 3	R: 0 E: 0 K: 1 S: 5	H: 0 LOB: 0 BB: 0 P: 5	R: 4 E: 1 K: 0 S: 8	H: 5 LOB: 1 BB: 0 P: 8	R: 0 E: 0 K: 0 S: 4	H: 1 LOB: 1 BB: 0 P: 4	R: 0 E: 0 K: 0 S: 3	H: 0 LOB: 0 BB: 0 P: 3	R: 0 E: 0 K: 0 S: 4	H: 1 LOB: 1 BB: 0 P: 4		R: 1 E: 0 K: 1 S: 8	H: 3 LOB: 2 BB: 0 P: 8	1B: 11 2B: 2 3B: 1 HR: 0	SF: 0 SAC: 0 DP: 0 HBP: 0	WP: 0 PB: 0 SB: 1 CS: 0	PA: 43								
PITCHER	IP	WLS	BF	H	R	ER	SO	BB	IBB	HBP	BLK	WP	HR	S	P	ERA	WHIP														
Mel Stottlemyre, R ERA: 2.88 Pete Mikkelsen, R ERA: 3.67 Steve Hamilton, L ERA: 1.71	(1, 1)	(7, 1)	(9, 1)											(1, 1)	(7, 1)	(9, 1)															

Batter	1	2	3	4	5	6	7	8	9	AB	R	H	RBI	BB	SO	LOB	TOP								
Bobby Richardson, R OBP: 0.326, SLG: 0.337 (1, 4)										4	0	1	0	1	0	2	New York Yankees @ Minnesota Twins Metropolitan Stadium, Bloomington, MI Sun Jul 11 1965, 4:33 AM EDT Att: 35,263 - Unknown - 74 F AB 38 R 5 H 10 RBI 2 BB 7 SO 6 LOB 28								
Phil Linz, R OBP: 0.295, SLG: 0.296 (1, 6)										5	1	1	0	0	1	4									
Mickey Mantle, S OBP: 0.386, SLG: 0.448 Pedro Ramos, S OBP: 0.143, SLG: 0.143 Pete Mikkelsen, R (8, 1)										4	2	2	0	1	1	1									
Elston Howard, R OBP: 0.242, SLG: 0.345 (1, 2)										4	2	3	2	1	1	1									
Hector Lopez, R OBP: 0.306, SLG: 0.391 (1, 9)										4	0	2	0	1	1	2									
Joe Pepitone, L OBP: 0.324, SLG: 0.409 (1, 3)										5	0	0	0	0	0	7									
Clete Boyer, R OBP: 0.332, SLG: 0.438 (1, 5)										3	0	0	0	2	0	3									
Roger Repoz, L OBP: 0.340, SLG: 0.681 (1, 8)										4	0	0	0	1	2	4									
Al Downing, R ERA: 2.27 Ray Baird, R ERA: 2.62 Hal Reniff, R ERA: 2.62 Steve Hamilton, L ERA: 2.51 Tom Tresh, S ERA: 4.2 Ross Moschillo, R ERA: 4.2 (11, 1)										2	0	0	0	0	0	2									
Inning Stats	R: 1 E: 1 K: 0 S: 6	H: 4 LOB: 2 BB: 0 P: 6	R: 0 E: 0 K: 0 S: 3	H: 0 LOB: 0 BB: 0 P: 3	R: 0 E: 0 K: 1 S: 6	H: 1 LOB: 1 BB: 0 P: 6	R: 0 E: 0 K: 0 S: 3	H: 0 LOB: 2 BB: 2 P: 11	R: 2 E: 1 K: 1 S: 7	H: 2 LOB: 1 BB: 1 P: 11	R: 0 E: 0 K: 1 S: 6	H: 1 LOB: 2 BB: 1 P: 10	R: 1 E: 0 K: 2 S: 6	H: 1 LOB: 2 BB: 2 P: 14	R: 0 E: 0 K: 2 S: 7	H: 0 LOB: 1 BB: 1 P: 11		R: 1 E: 2 K: 0 S: 6	H: 1 LOB: 2 BB: 0 P: 6	1B: 9 2B: 1 3B: 0 HR: 0	SF: 0 SAC: 0 DP: 1 HBP: 0	WP: 1 PB: 0 CS: 0	PA: 45		
PITCHER	IP WLS BF H R ER SO BB IBB HBP BLK WP HR S P ERA WHIP																								
Jim Kaat, L ERA: 2.27 Al Worthington, R ERA: 1.66 Bill Pleis, L ERA: 2.62 Johnny Klippstein, R ERA: 2.51 Jerry Fosnow, L ERA: 4.2 (1, 1)	4.1 2.0 1.0 0.2 1.0	22 10 5 2 6	7 2 0 0 1	3 1 0 0 1	2 1 0 0 0	2 0 1 0 0	1 0 0 0 0	0 0 0 0 0	0 0 0 0 0	0 0 0 0 0	0 0 0 0 0	21 12 5 6 6	33 20 13 6 6	4.15 4.50 0.00 0.00 0.00	2.077 2.000 1.000 0.000 1.000										

Batter	1	2	3	4	5	6	7	8	9	AB	R	H	RBI	BB	SO	LOB	BOTTOM								
Zoilo Versalles, R OBP: 0.291, SLG: 0.428 (1, 6)										3	2	1	1	2	1	0	New York Yankees @ Minnesota Twins Metropolitan Stadium, Bloomington, MI Sun Jul 11 1965, 4:33 AM EDT Att: 35,263 - Unknown - 74 F AB 35 R 6 H 11 RBI 6 BB 4 SO 10 LOB 21								
Rich Rollins, R OBP: 0.292, SLG: 0.333 (1, 5)										4	1	1	1	1	0	3									
Tony Oliva, L OBP: 0.331, SLG: 0.479 (1, 9)										5	1	2	0	0	2	2									
Harmon Killebrew, R OBP: 0.370, SLG: 0.486 (1, 3)										4	2	3	2	1	1	1									
Joe Nosssek, R OBP: 0.286, SLG: 0.347 Don Mincher, L OBP: 0.333, SLG: 0.566 (7, PH)										3	0	0	0	0	0	5									
Jimmie Hall, L OBP: 0.375, SLG: 0.577 (8, 8)										3	0	1	1	0	1	1									
Earl Batley, R OBP: 0.296, SLG: 0.434 Mudcat Grant, R OBP: 0.220, SLG: 0.205 Jerry Zimmerman, R OBP: 0.217, SLG: 0.229 (1, 2)										4	0	2	1	0	0	2									
Jerry Kindall, R OBP: 0.264, SLG: 0.291 Bernie Allen, L OBP: 0.341, SLG: 0.297 (8, PH)										3	0	1	0	0	2	1									
Jim Kaat, L ERA: 2.26, SLG: 0.275 Al Worthington, R ERA: 1.67 Bill Pleis, L ERA: 2.62 Johnny Klippstein, R ERA: 2.51 Sandy Valdespino, L ERA: 3.75 Jerry Fosnow, R ERA: 4.04 (11, 1)										1	0	0	0	0	1	0									
Inning Stats	R: 0 E: 0 K: 2 S: 7	H: 0 LOB: 0 BB: 0 P: 7	R: 0 E: 0 K: 0 S: 4	H: 1 LOB: 0 BB: 0 P: 4	R: 1 E: 0 K: 2 S: 8	H: 1 LOB: 0 BB: 0 P: 8	R: 2 E: 0 K: 1 S: 8	H: 3 LOB: 1 BB: 0 P: 8	R: 1 E: 0 K: 1 S: 6	H: 1 LOB: 2 BB: 2 P: 14	R: 0 E: 0 K: 1 S: 7	H: 2 LOB: 3 BB: 1 P: 11	R: 0 E: 0 K: 2 S: 7	H: 1 LOB: 0 BB: 0 P: 7	R: 0 E: 0 K: 1 S: 6	H: 1 LOB: 0 BB: 0 P: 6		R: 2 E: 0 K: 0 S: 3	H: 1 LOB: 0 BB: 1 P: 7	1B: 6 2B: 3 3B: 0 HR: 2	SF: 1 SAC: 0 DP: 0 HBP: 0	WP: 0 PB: 0 CS: 1	PA: 40		
PITCHER	IP WLS BF H R ER SO BB IBB HBP BLK WP HR S P ERA WHIP																								
Al Downing, L ERA: 3.36 Hal Reniff, R ERA: 3.42 Steve Hamilton, L ERA: 1.67 Pedro Ramos, R ERA: 3.44 Pete Mikkelsen, R ERA: 4.04 (6, 1)	5.0 1.1 0.2 1.0 0.2	23 8 1 4 4	6 3 0 1 2	4 0 0 0 2	0 0 0 0 0	1 0 0 0 0	0 1 0 0 0	0 0 0 0 0	0 0 0 0 0	0 0 0 0 0	0 0 0 0 0	11 3 3 6 7	15 3 3 6 7	0.00 0.00 0.00 0.00 27.00	2.250 1.400 0.000 1.000 3.000										

Batter	1	2	3	4	5	6	7	8	9	AB	R	H	RBI	BB	SO	LOB	TOP			
Joe Cunningham, L (1, 3) OBP: 0.378, SLG: 0.320										2	2	0	0	3	0	0	<p>Washington Senators @ New York Yankees Yankee Stadium, Bronx, NY Fri Jul 16 1965, 7:05 PM EDT Att: 16,026 - Unknown - 82 F</p> <p>livebaseballscorecards.com</p> <p>AB 32 R 5 H 9 RBI 5 BB 7 SO 6 LOB 16</p>			
Ken Hamlin, R (1, 4) OBP: 0.370, SLG: 0.356										3	0	1	0	0	1	1				
Steve Ridzik, R (7, 1) OBP: 0.182, SLG: 0.273										0	0	0	0	0	0	0				
Jim King, L (9, PH) OBP: 0.323, SLG: 0.409										0	1	0	0	1	0	0				
Ken McMullen, R (1, 5) OBP: 0.313, SLG: 0.430										5	1	3	3	0	0	2				
Frank Howard, R (1, 7) OBP: 0.342, SLG: 0.467										4	0	2	1	1	1	1				
Woodie Held, R (1, 9) OBP: 0.351, SLG: 0.439										3	0	1	1	1	1	2				
Don Lock, R (1, 8) OBP: 0.322, SLG: 0.368										3	0	1	0	1	0	4				
Doug Camilli, R (1, 2) OBP: 0.156, SLG: 0.270										3	0	0	0	0	0	3				
Willie Kirkland, L (8, PH) OBP: 0.281, SLG: 0.496										1	0	0	0	0	0	1				
Ed Brinkman, R (1, 6) OBP: 0.253, SLG: 0.273										3	0	0	0	0	2	1				
Don Blasingame, L (9, PH) OBP: 0.277, SLG: 0.303										1	1	1	0	0	0	0				
Pete Richert, L (1, 1) OBP: 0.156, SLG: 0.069										1	0	0	0	0	0	0				
Bennie Daniels, L (3, 1) OBP: 0.289, SLG: 0.174										1	0	0	0	0	1	0				
Don Zimmer, R (7, PH) OBP: 0.296, SLG: 0.293										1	0	0	0	0	0	0				
Dick Nen, L (9, PH) OBP: 0.200, SLG: 0.340										1	0	0	0	0	0	1				
Inning Stats	R: 2 E: 1 K: 0 S: 6	H: 3 LOB: 2 BB: 1 P: 10	R: 0 E: 0 K: 1 S: 5	H: 0 LOB: 0 BB: 0 P: 5	R: 0 E: 0 K: 1 S: 5	H: 1 LOB: 2 BB: 2 P: 13	R: 0 E: 0 K: 2 S: 7	H: 0 LOB: 0 BB: 0 P: 7	R: 0 E: 0 K: 0 S: 4	H: 1 LOB: 1 BB: 0 P: 4	R: 0 E: 0 K: 0 S: 3	H: 0 LOB: 1 BB: 1 P: 7	R: 0 E: 0 K: 2 S: 7	H: 0 LOB: 1 BB: 1 P: 11	R: 3 E: 0 K: 0 S: 5	H: 3 LOB: 1 BB: 2 P: 13	1B: 8 2B: 0 3B: 1 HR: 0	SF: 1 SAC: 1 DP: 2 HBP: 0	WP: 0 PB: 0 SB: 0 CS: 0	PA: 41
PITCHER	IP WLS BF H R ER SO BB IBB HBP BLK WP HR S P ERA WHIP																			
Al Downing, L (1, 1) ERA: 3.32	7.0 W 30 6 2 2 4 4 0 0 0 0 0 0 34 50 2.57 1.429																			
Hal Reniff, R (8, 1) ERA: 3.83	1.1 10 3 3 3 2 3 0 0 0 0 0 0 11 23 20.25 4.500																			
Pedro Ramos, R (9, 1) ERA: 3.25	0.2 S 1 0 0 0 0 0 0 0 0 0 0 0 1 1 0.00 0.000																			

Batter	1	2	3	4	5	6	7	8	9	AB	R	H	RBI	BB	SO	LOB	BOTTOM				
Bobby Richardson, R (1, 4) OBP: 0.322, SLG: 0.341										5	1	1	1	0	0	1	<p>Washington Senators @ New York Yankees Yankee Stadium, Bronx, NY Fri Jul 16 1965, 7:05 PM EDT Att: 16,026 - Unknown - 82 F</p> <p>livebaseballscorecards.com</p> <p>AB 33 R 9 H 10 RBI 9 BB 3 SO 3 LOB 10</p>				
Phil Linz, R (1, 6) OBP: 0.291, SLG: 0.288										3	1	1	1	1	0	0					
Mickey Mantle, S (1, 7) OBP: 0.398, SLG: 0.464										2	1	1	0	2	0	0					
Ross Moschitto, R (7, PR) OBP: 0.167, SLG: 0.304										0	1	0	0	0	0	0					
Elston Howard, R (1, 2) OBP: 0.252, SLG: 0.361										4	2	2	1	0	0	2					
Hal Reniff, R (8, 1) OBP: 0.125, SLG: 0.125										0	0	0	0	0	0	0					
Hector Lopez, R (1, 9) OBP: 0.308, SLG: 0.390										3	1	1	3	0	0	0					
Ray Barker, L (1, 3) OBP: 0.370, SLG: 0.416										4	0	2	1	0	1	1					
Clete Boyer, R (1, 5) OBP: 0.334, SLG: 0.438										4	1	1	1	0	0	4					
Roger Repoz, L (1, 8) OBP: 0.306, SLG: 0.582										4	0	0	0	0	1	2					
Al Downing, R (1, 1) ERA: 2.9	2.2 L 15 6 5 5 1 1 0 0 0 0 0 0 16 20 16.88 2.625																				
Bennie Daniels, R (3, 1) ERA: 4.46	3.1 14 3 2 1 1 1 0 0 0 0 0 1 15 19 2.70 1.200																				
Steve Ridzik, R (7, 1) ERA: 4.72	2.0 8 1 2 1 1 1 0 0 0 0 0 0 9 13 4.50 1.000																				
Inning Stats	R: 0 E: 0 K: 0 S: 3	H: 0 LOB: 0 BB: 0 P: 3	R: 0 E: 0 K: 0 S: 3	H: 0 LOB: 0 BB: 0 P: 3	R: 5 E: 0 K: 1 S: 11	H: 6 LOB: 2 BB: 1 P: 15	R: 1 E: 0 K: 1 S: 7	H: 2 LOB: 2 BB: 1 P: 11	R: 1 E: 0 K: 0 S: 4	H: 1 LOB: 0 BB: 0 P: 4	R: 0 E: 0 K: 0 S: 3	H: 0 LOB: 0 BB: 0 P: 3	R: 2 E: 1 K: 1 S: 6	H: 1 LOB: 1 BB: 1 P: 10	R: 0 E: 0 K: 0 S: 3	H: 0 LOB: 0 BB: 0 P: 3		1B: 6 2B: 3 3B: 0 HR: 1	SF: 1 SAC: 0 DP: 1 HBP: 0	WP: 0 PB: 0 SB: 0 CS: 0	PA: 37
PITCHER	IP WLS BF H R ER SO BB IBB HBP BLK WP HR S P ERA WHIP																				

Batter	1	2	3	4	5	6	7	8	9	AB	R	H	RBI	BB	SO	LOB	TOP																	
Joe Cunningham, L (1, 3) OBP: 0.380, SLG: 0.325										4	1	1	0	1	2	3	<p>Washington Senators @ New York Yankees Yankee Stadium, Bronx, NY Sat Jul 17 1965, 3:33 AM EDT Att: 20,196 - Unknown - 89 F</p> <p>livebaseballscorecards.com</p> <p>AB 34 R 4 H 11 RBI 4 BB 4 SO 8 LOB 17</p>																	
Ken Hamlin, R (1, 4) OBP: 0.369, SLG: 0.355 Don Blasingame, L (5, 4) OBP: 0.278, SLG: 0.305										3	1	1	0	0	1	1																		
Ken McMullen, R (1, 5) OBP: 0.311, SLG: 0.430										5	0	1	1	0	2	3																		
Frank Howard, R (1, 7) OBP: 0.347, SLG: 0.479 Jim King, L (7, PR) OBP: 0.322, SLG: 0.407										3	1	2	2	1	0	1																		
Woodie Held, R (1, 9) OBP: 0.353, SLG: 0.445										4	1	2	0	0	0	2																		
Don Lock, R (1, 8) OBP: 0.325, SLG: 0.365										2	0	0	0	2	0	1																		
Don Zimmer, R (1, 2) OBP: 0.303, SLG: 0.301										4	0	2	1	0	0	1																		
Ed Brinkman, R (1, 6) OBP: 0.252, SLG: 0.273										4	0	1	0	0	1	3																		
Buster Narum, R (1, 1) OBP: 0.077, SLG: 0.160 Ron Kline, R (9, 1)										2	0	0	0	0	2	0																		
										0	0	0	0	0	0	0																		
Inning Stats	R: 2 E: 0 K: 2 S: 10	H: 3 LOB: 1 BB: 0 P: 10	R: 0 E: 0 K: 0 S: 4	H: 1 LOB: 1 BB: 0 P: 4	R: 0 E: 0 K: 1 S: 6	H: 1 LOB: 0 BB: 0 P: 6	R: 0 E: 0 K: 0 S: 3	H: 1 LOB: 0 BB: 0 P: 3	R: 1 E: 0 K: 2 S: 9	H: 2 LOB: 1 BB: 0 P: 9	R: 0 E: 0 K: 0 S: 3	H: 0 LOB: 1 BB: 1 P: 7	R: 0 E: 0 K: 1 S: 4	H: 0 LOB: 0 BB: 1 P: 8	R: 0 E: 0 K: 1 S: 6	H: 1 LOB: 2 BB: 1 P: 10	1B: 7 2B: 3 3B: 0 HR: 1	SF: 0 SAC: 2 DP: 2 HBP: 0	WP: 0 PB: 0 CS: 0	PA: 40														
PITCHER	IP WLS BF H R ER SO BB IBB HBP BLK WP HR S P ERA WHIP																																	
Whitey Ford, L (1, 1) ERA: 3.84	4.2	21	8	3	3	5	0	0	0	0	0	0	0	1	31	31	5.79	1.714																
Pedro Ramos, R (5, 1) ERA: 3.23	0.1	1	0	0	0	0	0	0	0	0	0	0	0	0	1	1	0.00	0.000																
Jim Brennenan, R (6, 1) ERA: 18.0	0.0	3	2	1	1	0	1	0	0	0	1	0	0	2	6																			
Steve Hamilton, L (6, 1) ERA: 1.5	2.0	7	0	0	0	1	1	0	0	0	0	0	0	8	12	0.00	0.500																	
Gi Bianco, L (8, 1) ERA: 3.95	2.0	W	8	1	0	0	2	2	0	0	0	0	0	10	18	0.00	1.500																	

Batter	1	2	3	4	5	6	7	8	9	AB	R	H	RBI	BB	SO	LOB	BOTTOM																
Bobby Richardson, R (1, 4) OBP: 0.328, SLG: 0.347										5	2	4	0	0	0	0	<p>Washington Senators @ New York Yankees Yankee Stadium, Bronx, NY Sat Jul 17 1965, 3:33 AM EDT Att: 20,196 - Unknown - 89 F</p> <p>livebaseballscorecards.com</p> <p>AB 37 R 5 H 13 RBI 5 BB 4 SO 5 LOB 13</p>																
Tony Kubek, L (1, 6) OBP: 0.271, SLG: 0.285										5	1	4	1	0	0	1																	
Mickey Mantle, S (1, 7) OBP: 0.398, SLG: 0.465										4	0	1	2	1	1	3																	
Elston Howard, R (1, 2) OBP: 0.262, SLG: 0.361										3	0	1	1	2	0	4																	
Joe Pepitone, L (1, 9) OBP: 0.322, SLG: 0.401										5	0	1	1	0	1	2																	
Ray Barker, L (1, 3) OBP: 0.358, SLG: 0.400										4	0	0	0	0	0	1																	
Clete Boyer, R (1, 5) OBP: 0.336, SLG: 0.439										4	1	2	0	0	1	0																	
Roger Repoz, L (1, 8) OBP: 0.288, SLG: 0.542										4	0	0	0	0	1	2																	
Whitey Ford, L (1, 1) ERA: 3.84 Pedro Ramos, R (5, 1) ERA: 3.23 Jim Brennenan, R (6, 1) ERA: 18.0 Steve Hamilton, L (6, 1) ERA: 1.5 Gi Bianco, L (8, 1) ERA: 3.95 Hector Lopez, R Paul Lang, R										1	0	0	0	0	0	0																	
										0	0	0	0	0	0	0																	
Inning Stats	R: 1 E: 0 K: 1 S: 7	H: 3 LOB: 1 BB: 0 P: 7	R: 0 E: 0 K: 1 S: 5	H: 0 LOB: 0 BB: 0 P: 5	R: 0 E: 0 K: 0 S: 5	H: 2 LOB: 2 BB: 0 P: 5	R: 0 E: 0 K: 0 S: 4	H: 1 LOB: 1 BB: 0 P: 4	R: 0 E: 0 K: 1 S: 6	H: 1 LOB: 2 BB: 1 P: 10	R: 0 E: 0 K: 1 S: 5	H: 0 LOB: 1 BB: 0 P: 5	R: 0 E: 0 K: 0 S: 4	H: 1 LOB: 1 BB: 0 P: 4	R: 0 E: 0 K: 1 S: 5	H: 0 LOB: 1 BB: 1 P: 9	R: 4 E: 0 K: 0 S: 6	H: 5 LOB: 3 BB: 2 P: 14	1B: 12 2B: 1 3B: 0 HR: 0	SF: 0 SAC: 0 DP: 0 HBP: 0	WP: 1 PB: 0 CS: 0	PA: 41											
PITCHER	IP WLS BF H R ER SO BB IBB HBP BLK WP HR S P ERA WHIP																																
Buster Narum, R (1, 1) ERA: 4.94	8.1	36	9	3	3	5	3	0	0	0	0	0	0	43	55	3.24	1.440																
Ron Kline, R (9, 1) ERA: 1.97	0.0	L	5	4	2	2	0	0	1	0	0	0	0	4	8																		

Batter	1	2	3	4	5	6	7	8	9	AB	R	H	RBI	BB	SO	LOB	TOP								
Don Blasingame, L (1,4) OBP: 0.277, SLG: 0.303	5-3			4-3	BB 1B		F9		F7	5	0	1	2	0	0	1									
Ken McMullen, R (1,5) OBP: 0.310, SLG: 0.426	K			K	1-3 2-H 3-H 4-0		F8			3	0	0	0	1	2	1									
Willie Kirkland, L (1,9) OBP: 0.280, SLG: 0.489	F3			1B	1-2 BB		F2			4	0	1	0	0	1	4									
Frank Howard, R (1,7) OBP: 0.346, SLG: 0.486		K		K		HR		F8		4	1	1	1	0	2	1									
Woodie Held, R (8,7) OBP: 0.353, SLG: 0.445										0	0	0	0	0	0	0									
Dick Nen, L (1,3) OBP: 0.324, SLG: 0.364		F9			SH1-4 1B	G1-4-3 1B		4-3		4	1	2	0	0	0	0									
Don Lock, R (1,8) OBP: 0.327, SLG: 0.364		5-3			SH1-4 1B	G1-4-3 1B				3	1	1	0	1	0	1									
Don Zimmer, R (1,2) OBP: 0.303, SLG: 0.295			6-3		SH1-4 1B	FC6-4 HBP		6-3		2	0	0	0	0	0	1									
Ed Brinkman, R (1,6) OBP: 0.249, SLG: 0.269			4-3		F7	FC6-4		F8		4	0	0	0	0	0	3									
Mike McCormick, L (1,1) OBP: 0.214, SLG: 0.043			6-3		1B	BB		4-3		2	0	0	0	2	0	0									
Inning Stats	R: 0 E: 0 K: 1 S: 5	H: 0 LOB: 0 BB: 0 P: 5	R: 0 E: 0 K: 1 S: 5	H: 0 LOB: 0 BB: 0 P: 5	R: 0 E: 0 K: 2 S: 3	H: 0 LOB: 0 BB: 0 P: 3	R: 0 E: 0 K: 2 S: 8	H: 1 LOB: 1 BB: 0 P: 8	R: 2 E: 0 K: 1 S: 8	H: 3 LOB: 3 BB: 2 P: 16	R: 1 E: 0 K: 0 S: 4	H: 2 LOB: 1 BB: 0 P: 5	R: 0 E: 0 K: 0 S: 3	H: 0 LOB: 1 BB: 1 P: 7	R: 0 E: 0 K: 0 S: 3	H: 0 LOB: 1 BB: 1 P: 7	R: 0 E: 0 K: 0 S: 3	H: 0 LOB: 0 BB: 0 P: 3	1B: 5 2B: 0 3B: 0 HR: 1	SF: 0 SAC: 1 DP: 1 HBP: 1	WP: 0 PB: 0 SB: 0 CS: 0	PA: 37			
PITCHER	IP	WLS	BF	H	R	ER	SO	BB	IBB	HBP	BLK	WP	HR	S	P	ERA	WHIP								
Pete Mikkelsen, R (1,1) ERA: 4.01	6.0	L	26	6	3	3	5	2	0	1	0	0	1	33	42	4.50	1.333								
Hal Reniff, R (7,1) ERA: 3.7	2.0		8	0	0	0	0	2	0	0	0	0	0	6	14	0.00	1.000								
Al Downing, L (9,1) ERA: 3.29	1.0		3	0	0	0	0	0	0	0	0	0	0	3	3	0.00	0.000								

Washington Senators @ New York Yankees
 Yankee Stadium, Bronx, NY
 Sun Jul 18, 1965, 3:33 AM EDT
 Att: 13,119 - Unknown - 78 F

AB	31
R	3
H	6
RBI	3
BB	4
SO	5
LOB	12



Batter	1	2	3	4	5	6	7	8	9	AB	R	H	RBI	BB	SO	LOB	BOTTOM								
Bobby Richardson, R (1,4) OBP: 0.325, SLG: 0.343	F2		6-3			L9		L9		4	0	0	0	0	0	0									
Phil Linz, R (1,6) OBP: 0.290, SLG: 0.284	F9			F9		BB 1B BB		F8		3	0	0	0	1	0	0									
Tom Tresh, S (1,7) OBP: 0.351, SLG: 0.480	5-3			F8		BB 1B		F5		4	0	1	0	0	0	0									
Elston Howard, R (1,2) OBP: 0.256, SLG: 0.352		F3		4-3		F9		5-3		4	0	0	0	0	0	2									
Hector Lopez, R (1,9) OBP: 0.317, SLG: 0.392					6-3	BB BB BB	1-2 2-3 BB			2	0	1	0	1	0	0									
Joe Pepitone, L (1,3) OBP: 0.320, SLG: 0.397		F5			3-1		F4			3	0	0	0	0	0	4									
Clete Boyer, R (1,5) OBP: 0.333, SLG: 0.434		5-3			F7		F9			3	0	0	0	0	0	4									
Roger Repoz, L (1,8) OBP: 0.279, SLG: 0.525				4-3		F7		4-3		2	0	0	0	0	0	0									
Hal Reniff, R (7,1) ERA: 3.7										0	0	0	0	0	0	0									
Ray Barker, L (8,PH) OBP: 0.355, SLG: 0.396										1	0	0	0	0	0	0									
Al Downing, R (9,1) OBP: 0.156, SLG: 0.140										0	0	0	0	0	0	0									
Pete Mikkelsen, R (1,1) ERA: 4.01										1	0	0	0	0	1	0									
Mickey Mantle, S (6,PH) OBP: 0.394, SLG: 0.460				K		F1		L7		2	0	0	0	0	0	0									
Inning Stats	R: 0 E: 0 K: 0 S: 3	H: 0 LOB: 0 BB: 0 P: 3	R: 0 E: 0 K: 0 S: 4	H: 1 LOB: 1 BB: 0 P: 4	R: 0 E: 0 K: 1 S: 5	H: 0 LOB: 0 BB: 0 P: 5	R: 0 E: 0 K: 0 S: 3	H: 0 LOB: 0 BB: 0 P: 3	R: 0 E: 0 K: 0 S: 3	H: 0 LOB: 0 BB: 0 P: 3	R: 0 E: 0 K: 0 S: 4	H: 1 LOB: 3 BB: 2 P: 12	R: 0 E: 0 K: 0 S: 3	H: 0 LOB: 0 BB: 0 P: 3	R: 0 E: 0 K: 0 S: 3	H: 0 LOB: 0 BB: 0 P: 3	1B: 2 2B: 0 3B: 0 HR: 0	SF: 0 SAC: 0 DP: 0 HBP: 0	WP: 0 PB: 0 SB: 0 CS: 0	PA: 31					
PITCHER	IP	WLS	BF	H	R	ER	SO	BB	IBB	HBP	BLK	WP	HR	S	P	ERA	WHIP								
Mike McCormick, L (1,1) ERA: 3.03	9.0	W	31	2	0	0	1	2	0	0	0	0	0	31	39	0.00	0.444								

Washington Senators @ New York Yankees
 Yankee Stadium, Bronx, NY
 Sun Jul 18, 1965, 3:33 AM EDT
 Att: 13,119 - Unknown - 78 F

AB	29
R	0
H	2
RBI	0
BB	2
SO	1
LOB	10



Batter	1	2	3	4	5	6	7	8	9	AB	R	H	RBI	BB	SO	LOB	TOP										
Jim Gosger, L (1, 8) OBP: 0.225, SLG: 0.421	0-3 K	0-3 K			0-0 3-1		0-3 K		0-0 F5	5	0	0	0	0	3	3											
Frank Matzone, R (1, 5) OBP: 0.290, SLG: 0.259	0-0 F7		0-0 5-3		0-0 E 1B		0-0 FC4-6 1B		0-3 K	5	1	2	0	0	1	0											
Carl Yastrzemski, L (1, 7) OBP: 0.495, SLG: 0.602	0-0 F8		0-0 6-3		0-0 E9 1B		0-0 FC4-6 BB		0-0 6-3	5	0	1	0	0	0	2											
Felix Mantilla, R (1, 4) OBP: 0.414, SLG: 0.498		4-0 1B L5 BB			0-0		4-0 FC4-6 BB			1	0	1	0	3	0	0											
Chuck Schilling, R (7, 4) OBP: 0.294, SLG: 0.363										0	0	0	0	0	0	0											
Lee Thomas, L (1, 3) OBP: 0.381, SLG: 0.515		0-0 1B BB		0-0 G3		0-3 K		0-0 FC4-6		4	1	1	0	0	1	5											
Lee Thomas, L (1, 3) OBP: 0.381, SLG: 0.515		1-3 1B BB						1-2																			
Tony Conigliaro, R (1, 9) OBP: 0.320, SLG: 0.446		4-0 1B BB		0-0 F2		0-0 5-3		0-0 K 1B		3	1	1	0	1	0	0											
Bob Tillman, R (1, 2) OBP: 0.278, SLG: 0.338		0-0 L5		0-0 F8		0-0 L7		0-0 F8		4	0	0	0	0	0	4											
Rico Petrocelli, R (1, 6) OBP: 0.274, SLG: 0.354		0-0 1B 1B		0-0		0-0 F5		0-0		4	0	3	1	0	0	0											
Jim Lonborg, R (1, 1) OBP: 0.200, SLG: 0.211		0-0 1B		0-3 K			4-0 FC4-6 1B BB	0-3 K		3	0	1	1	1	2	3											
Inning Stats	R: 0 E: 0 K: 1 S: 5	H: 0 LOB: 0 BB: 5	R: 2 E: 0 K: 1 S: 7	H: 3 LOB: 2 BB: 15	R: 0 E: 0 K: 0 S: 3	H: 0 LOB: 1 BB: 7	R: 0 E: 0 K: 1 S: 6	H: 1 LOB: 1 BB: 0 P: 6	R: 1 E: 1 K: 1 S: 7	H: 3 LOB: 1 BB: 0 P: 7	R: 0 E: 0 K: 0 S: 3	H: 0 LOB: 0 BB: 3	R: 0 E: 0 K: 1 S: 6	H: 1 LOB: 3 BB: 2 P: 14	R: 0 E: 0 K: 1 S: 6	H: 2 LOB: 1 BB: 6	R: 0 E: 0 K: 1 S: 5	H: 0 LOB: 0 BB: 5	1B: 9 2B: 1 3B: 1 HR: 0	SF: 0 SAC: 0 DP: 1 HBP: 0	WP: 0 PB: 0 SB: 0 CS: 0	PA: 39					
PITCHER	IP	WLS	BF	H	R	ER	SO	BB	IBB	HBP	BLK	WP	HR	S	P	ERA	WHIP										
Jim Bouton, R (1, 1) ERA: 5.28	4.2	L	22	7	3	3	3	3	0	0	0	0	0	25	37	5.79	2.143										
Pedro Ramos, R (5, 1) ERA: 3.21	0.1		1	0	0	0	1	0	0	0	0	0	0	3	3	0.00	0.000										
Steve Hamilton, L (6, 1) ERA: 1.38	3.0		13	3	0	0	2	2	0	0	0	0	0	15	23	0.00	1.667										
Hal Reniff, R (9, 1) ERA: 3.63	1.0		3	0	0	0	1	0	0	0	0	0	0	5	5	0.00	0.000										

Boston Red Sox @ New York Yankees
 Yankee Stadium, Bronx, NY
 Mon Jul 19 1965, 7:05 PM EDT
 Att: 15,340 - Unknown - 76 F

AB 34
 R 3
 H 10
 RBI 2
 BB 5
 SO 7
 LOB 17




Batter	1	2	3	4	5	6	7	8	9	AB	R	H	RBI	BB	SO	LOB	BOTTOM										
Bobby Richardson, R (1, 4) OBP: 0.324, SLG: 0.345	0-0 1-3		0-0 L8			0-0 E4 G5-3 BB		0-0 6-3 1B		4	0	1	0	0	0	0											
Tony Kubek, L (1, 6) OBP: 0.275, SLG: 0.286	0-0 6-3					4-0		0-0 6-3		3	0	1	1	1	0	1											
Mickey Mantle, S (1, 7) OBP: 0.392, SLG: 0.456	0-0 1B		0-0 F8			0-0		0-0 6-3		4	0	1	0	0	0	4											
Elston Howard, R (1, 2) OBP: 0.256, SLG: 0.349	0-0 1B			0-0 6-3		0-0		0-0 4-3		4	0	1	0	0	0	3											
Tom Tresh, S (1, 9) OBP: 0.347, SLG: 0.474	0-3 K			0-0 F7		0-0		0-0 4-3		4	0	0	0	0	1	2											
Joe Pepitone, L (1, 3) OBP: 0.319, SLG: 0.395		0-0 F6		0-0 3-1		0-0		0-0 G3		4	0	1	0	0	0	0											
Clete Boyer, R (1, 5) OBP: 0.329, SLG: 0.428		0-0 1-3			0-0 F3		0-0 L9		0-0 4-3	4	0	0	0	0	0	1											
Roger Repoz, L (1, 8) OBP: 0.268, SLG: 0.500		0-0 3-1			0-0 F8		0-3 K			3	0	0	0	0	1	1											
Jim Bouton, R (1, 1) ERA: 5.28			0-3 K2-3		0-0 F8			4-0 2B 6-3 BB		1	0	0	0	0	1	0											
Pedro Ramos, S (5, 1) ERA: 3.21										0	0	0	0	0	0	0											
Jake Gibson, S (5, 1) ERA: 2.26										1	0	0	0	0	0	0											
Steve Hamilton, S (6, 1) ERA: 1.38										0	0	0	0	0	0	0											
Ray Barker, L (8, 1) ERA: 9.90										0	1	0	0	0	1	0											
Hal Reniff, R (9, 1) ERA: 3.63										0	0	0	0	0	0	0											
Inning Stats	R: 0 E: 0 K: 1 S: 7	H: 2 LOB: 2 BB: 0 P: 7	R: 0 E: 0 K: 0 S: 3	H: 0 LOB: 0 BB: 0 P: 3	R: 0 E: 0 K: 1 S: 6	H: 1 LOB: 1 BB: 0 P: 6	R: 0 E: 0 K: 0 S: 3	H: 0 LOB: 0 BB: 0 P: 3	R: 0 E: 1 K: 0 S: 3	H: 0 LOB: 1 BB: 1 P: 7	R: 0 E: 0 K: 1 S: 6	H: 1 LOB: 1 BB: 0 P: 6	R: 1 E: 0 K: 0 S: 4	H: 1 LOB: 1 BB: 8	R: 0 E: 0 K: 0 S: 3	H: 0 LOB: 0 BB: 0 P: 3	1B: 4 2B: 1 3B: 0 HR: 0	SF: 0 SAC: 0 DP: 1 HBP: 0	WP: 0 PB: 0 SB: 0 CS: 0	PA: 34							
PITCHER	IP	WLS	BF	H	R	ER	SO	BB	IBB	HBP	BLK	WP	HR	S	P	ERA	WHIP										
Jim Lonborg, R (1, 1) ERA: 3.23	9.0	W	34	5	1	1	3	2	0	0	0	0	0	38	46	1.00	0.778										

Boston Red Sox @ New York Yankees
 Yankee Stadium, Bronx, NY
 Mon Jul 19 1965, 7:05 PM EDT
 Att: 15,340 - Unknown - 76 F

AB 32
 R 1
 H 5
 RBI 1
 BB 2
 SO 3
 LOB 12




Batter	1	2	3	4	5	6	7	8	9	AB	R	H	RBI	BB	SO	LOB	TOP			
Jim Gosger, L (1, 8) OBP: 0.244, SLG: 0.488	0-0 HR		0-0 CS 1B			0-0 F7	0-3 K		0-0 1-3	5	1	2	1	0	1	2	Boston Red Sox @ New York Yankees Yankee Stadium, Bronx, NY Tue Jul 20 1965, 3:33 AM EDT Att: 24,594 - Unknown - 72 F livebaseballscorecards.com			
Frank Matzone, R (1, 5) OBP: 0.294, SLG: 0.264	0-0 6-3		0-0 4-3			0-0 BB 1B		0-0 1B E 1B		4	1	2	0	0	0	1				
Carl Yastrzemski, L (1, 7) OBP: 0.410, SLG: 0.693	0-0 FC5-4 1B			0-0 F7		4-0 BB 1-2 BB		0-0 FC3-6 E 1-3 SF8 1B		3	1	2	0	1	0	0				
Felix Mantilla, R (1, 4) OBP: 0.412, SLG: 0.495	0-0 FC5-4 1-2			0-0 G4-6-3 1B		0-3 K		0-0 FC6 FC3-6 1-2 3-H		4	0	1	1	0	1	4				
Lee Thomas, L (1, 3) OBP: 0.377, SLG: 0.508	0-0 G3			0-0 G4-6-3 1-2		0-0 F8		0-0 FC3-6 1-2 2-3		4	0	0	0	0	0	6				
Tony Conigliaro, R (1, 9) OBP: 0.317, SLG: 0.442		0-0 5-3			0-0 L9			0-0 F4 SF8		3	0	0	1	0	0	0				
Bob Tillman, R (1, 2) OBP: 0.278, SLG: 0.336		0-3 K			0-0 1B			0-0 5-3 4-3		4	0	1	0	0	1	1				
Rico Petrocelli, R (1, 6) OBP: 0.273, SLG: 0.351		0-0 F9			0-3 K			0-0 2B 1B L5		4	0	1	0	0	1	1				
Bill Monbouquette, R (1, 1) Arnold Earley, L (5, 1) Lenny Green, L (7, PH) Earl Wilson, R (7, PH) Bob Duliba, R (7, 1) Dalton Jones, L (8, PH)			0-0 4-3		0-0 F2		0-0 1-3 2B		0-3 K	2	0	0	0	0	0	1				
Inning Stats	R: 1 E: 0 K: 0 S: 5	H: 2 LOB: 1 BB: 0 P: 5	R: 0 E: 0 K: 1 S: 5	H: 0 LOB: 0 BB: 0 P: 5	R: 0 E: 0 K: 0 S: 3	H: 1 LOB: 0 BB: 0 P: 3	R: 0 E: 0 K: 0 S: 3	H: 1 LOB: 0 BB: 0 P: 3	R: 0 E: 0 K: 1 S: 6	H: 1 LOB: 2 BB: 1 P: 10	R: 0 E: 0 K: 1 S: 7	H: 2 LOB: 0 BB: 0 P: 7	R: 2 E: 1 K: 0 S: 6	H: 2 LOB: 1 BB: 0 P: 6	R: 0 E: 0 K: 1 S: 5	H: 0 LOB: 0 BB: 0 P: 5		1B: 8 2B: 1 3B: 0 HR: 1	SF: 1 SAC: 0 DP: 1 HBP: 0	WP: 0 PB: 0 SB: 0 CS: 1
PITCHER Mel Stottlemyre, R (1, 1) ERA: 2.77	IP: 9.0 WLS: W BF: 37 H: 10 R: 3 ER: 2 SO: 5 BB: 1 IBB: 0 HBP: 0 BLK: 0 WP: 0 HR: 1 S: 46 P: 50 ERA: 2.00 WHIP: 1.222															PITCHER	IP: 9.0 WLS: W BF: 37 H: 10 R: 3 ER: 2 SO: 5 BB: 1 IBB: 0 HBP: 0 BLK: 0 WP: 0 HR: 1 S: 46 P: 50 ERA: 2.00 WHIP: 1.222			

Batter	1	2	3	4	5	6	7	8	9	AB	R	H	RBI	BB	SO	LOB	BOTTOM			
Bobby Richardson, R (1, 4) OBP: 0.329, SLG: 0.347	4-0 G4-6-3 BB			0-0 HR 1B	0-0 4-3 1B		0-0 F8			3	1	2	0	1	0	0	Boston Red Sox @ New York Yankees Yankee Stadium, Bronx, NY Tue Jul 20 1965, 3:33 AM EDT Att: 24,594 - Unknown - 72 F livebaseballscorecards.com			
Tony Kubek, L (1, 6) OBP: 0.280, SLG: 0.306	0-0 G4-6-3 1-2			0-0 1-H HR	0-0 4-3 1-2		0-0 1B			4	1	2	2	0	0	2				
Mickey Mantle, S (1, 7) Ross Moschitto, R (8, 9) OBP: 0.167, SLG: 0.304	0-0 F4			0-0 F6	0-0 L8		0-0 F7			4	0	0	0	0	0	2				
Elaston Howard, R (1, 2) OBP: 0.250, SLG: 0.341		0-0 6-3		0-3 K	0-0 6-3			0-0 F8		4	0	0	0	0	1	1				
Tom Tresh, S (1, 9) (8, 7) OBP: 0.344, SLG: 0.469		0-3 K		0-0 F8		0-0 5-3		0-0 F8		4	0	0	0	0	1	0				
Joe Pepitone, L (1, 3) OBP: 0.321, SLG: 0.397		0-3 K			4-0 BB IHR BB	0-0 G3 2B		0-3 K		3	1	1	0	1	2	0				
Clete Boyer, R (1, 5) OBP: 0.329, SLG: 0.427			0-0 1-3		0-0 1-2 IHR 1B	0-0 G3 2-3				3	1	1	0	0	0	1				
Roger Repoz, L (1, 8) OBP: 0.270, SLG: 0.485			0-0 F6		4-0 1-2 2-3 IHR BB	0-3 K				2	1	0	0	1	1	1				
Mel Stottlemyre, R (1, 1) OBP: 0.172, SLG: 0.328			0-3 K		0-0 1-H 2-H 3-H IHR		0-3 K			3	1	1	4	0	2	0				
Inning Stats	R: 0 E: 0 K: 0 S: 2	H: 0 LOB: 0 BB: 1 P: 6	R: 0 E: 0 K: 2 S: 7	H: 0 LOB: 0 BB: 0 P: 7	R: 0 E: 0 K: 1 S: 5	H: 0 LOB: 0 BB: 0 P: 5	R: 2 E: 0 K: 1 S: 7	H: 2 LOB: 0 BB: 0 P: 7	R: 4 E: 0 K: 0 S: 6	H: 3 LOB: 1 BB: 2 P: 14	R: 0 E: 0 K: 1 S: 6	H: 1 LOB: 1 BB: 0 P: 6	R: 0 E: 0 K: 1 S: 5	H: 0 LOB: 0 BB: 0 P: 5	R: 0 E: 0 K: 1 S: 5	H: 0 LOB: 0 BB: 0 P: 5	1B: 4 2B: 1 3B: 0 HR: 2	SF: 0 SAC: 0 DP: 1 HBP: 0	WP: 0 PB: 0 SB: 0 CS: 0	PA: 33
PITCHER Bill Monbouquette, R (1, 1) Arnold Earley, L (5, 1) Bob Duliba, R (7, 1)	IP: 4.0 WLS: L BF: 19 H: 5 R: 6 ER: 6 SO: 4 BB: 3 IBB: 0 HBP: 0 BLK: 0 WP: 0 HR: 1 S: 24 P: 36 ERA: 13.50 WHIP: 2.000															PITCHER	IP: 4.0 WLS: L BF: 19 H: 5 R: 6 ER: 6 SO: 4 BB: 3 IBB: 0 HBP: 0 BLK: 0 WP: 0 HR: 1 S: 24 P: 36 ERA: 13.50 WHIP: 2.000			


Batter	1	2	3	4	5	6	7	8	9	AB	R	H	RBI	BB	SO	LOB	TOP						
Don Buford, S OBP: 0.355, SLG: 0.391	6-3		F8		6-3			K		4	0	0	0	0	1	2	Chicago White Sox @ New York Yankees Yankee Stadium, Bronx, NY Thu Jul 22 1965, 3:33 AM EDT Att: 23,159 - Overcast - 80 F						
Floyd Robinson, L OBP: 0.303, SLG: 0.375	1-3 1B		G6-4-3 1B		G6-4-3 BB			K		3	1	2	0	1	1	0							
Danny Cater, R OBP: 0.408 Jim Hicks, R OBP: 0.375	1-3		G6-4-3		G6-4-3			K		2	0	0	0	0	3								
Bill Skowron, R OBP: 0.319, SLG: 0.437	2H 1B			K		F7			4-3	4	0	1	1	0	1	0							
Pete Ward, L OBP: 0.368, SLG: 0.429	K			F7			F8		K	4	0	0	0	0	2	1							
Ron Hansen, R OBP: 0.310, SLG: 0.388		6-3		F7			E 1B		WP 1B	4	0	2	0	0	0	0							
Ken Berry, R OBP: 0.256, SLG: 0.315		L8			L7		K		K	4	0	0	0	0	2	2							
Jimmie Schaffer, R OBP: 0.265, SLG: 0.355 Al Weiss, S OBP: 0.323, SLG: 0.368 Bob Locker, S OBP: 0.368	K				WP 2B		E6			3	0	1	0	0	1	1							
Gary Peters, L OBP: 0.200, SLG: 0.265 Frank Lary, R OBP: 0.211, SLG: 0.211 John Romano, R OBP: 0.351, SLG: 0.387					L9			K		0	0	0	0	0	0	0							
										1	0	0	0	0	1	2							
Inning Stats	R: 1 E: 0 K: 1 S: 7	H: 2 LOB: 1 BB: 0 P: 7	R: 0 E: 0 K: 1 S: 5	H: 0 LOB: 0 BB: 0 P: 5	R: 0 E: 0 K: 0 S: 4	H: 2 LOB: 1 BB: 0 P: 4	R: 0 E: 0 K: 1 S: 5	H: 0 LOB: 0 BB: 0 P: 5	R: 0 E: 0 K: 0 S: 4	H: 1 LOB: 1 BB: 0 P: 4	R: 0 E: 0 K: 0 S: 2	H: 0 LOB: 0 BB: 1 P: 6	R: 0 E: 1 K: 2 S: 9	H: 1 LOB: 2 BB: 0 P: 9	R: 0 E: 0 K: 3 S: 9	H: 0 LOB: 0 BB: 0 P: 9	R: 0 E: 0 K: 2 S: 8	H: 1 LOB: 1 BB: 0 P: 8	1B: 6 2B: 1 3B: 0 HR: 0	SF: 0 SAC: 0 DP: 2 HBP: 0	WP: 2 PB: 2 CS: 0	PA: 34	
PITCHER Whitey Ford, L ERA: 3.64	IP: 9.0 WLS: W BF: 34 H: 7 R: 1 ER: 1 SO: 10 BB: 1 IBB: 0 HBP: 0 BLK: 0 WP: 2 HR: 0 S: 53 P: 57 ERA: 1.00 WHIP: 0.889											PITCHER	IP: 9.0 WLS: W BF: 34 H: 7 R: 1 ER: 1 SO: 10 BB: 1 IBB: 0 HBP: 0 BLK: 0 WP: 2 HR: 0 S: 53 P: 57 ERA: 1.00 WHIP: 0.889										

Batter	1	2	3	4	5	6	7	8	9	AB	R	H	RBI	BB	SO	LOB	BOTTOM						
Bobby Richardson, R OBP: 0.324, SLG: 0.350	5-3		L6-3			6-3				4	1	1	1	0	0	2	Chicago White Sox @ New York Yankees Yankee Stadium, Bronx, NY Thu Jul 22 1965, 3:33 AM EDT Att: 23,159 - Overcast - 80 F						
Phil Linz, R OBP: 0.296, SLG: 0.284	F8				HR			B5-3		3	1	1	0	1	0	0							
Mickey Mantle, S OBP: 0.386, SLG: 0.440 Ross Moschitto, R OBP: 0.167, SLG: 0.304	BB		F9		BB 1B			L8		2	0	0	0	2	0	1							
Tom Tresh, S OBP: 0.343, SLG: 0.480	BB				BB			L8		0	0	0	0	0	0	0							
Elston Howard, R OBP: 0.255, SLG: 0.343	L8				HR			1-3		3	1	1	1	1	1	2							
Hector Lopez, R OBP: 0.310, SLG: 0.379 Roger Repoz, L OBP: 0.270, SLG: 0.485		F8			HR			4-3		4	0	1	1	0	0	2							
					1-2 2H 1B			F6		0	0	0	0	0	0	0							
Joe Pepitone, L OBP: 0.322, SLG: 0.404	F3							G3		4	0	1	0	0	0	0							
Clete Boyer, R OBP: 0.328, SLG: 0.427	K				FC4 1B			F3		3	0	0	0	0	1	2							
Whitey Ford, L OBP: 0.265, SLG: 0.222					L6-3 BB			F5		2	0	0	0	1	0	1							
Inning Stats	R: 0 E: 0 K: 0 S: 3	H: 0 LOB: 2 BB: 2 P: 11	R: 0 E: 0 K: 1 S: 5	H: 0 LOB: 0 BB: 0 P: 5	R: 0 E: 0 K: 0 S: 2	H: 0 LOB: 1 BB: 2 P: 10	R: 1 E: 0 K: 0 S: 5	H: 2 LOB: 1 BB: 0 P: 5	R: 2 E: 0 K: 1 S: 8	H: 3 LOB: 2 BB: 1 P: 12	R: 0 E: 1 K: 0 S: 4	H: 0 LOB: 1 BB: 0 P: 4	R: 0 E: 0 K: 0 S: 3	H: 0 LOB: 0 BB: 0 P: 3	R: 0 E: 0 K: 0 S: 3	H: 0 LOB: 0 BB: 0 P: 3	1B: 3 2B: 1 3B: 0 HR: 2	SF: 0 SAC: 0 DP: 1 HBP: 0	WP: 0 PB: 0 CS: 0	PA: 34			
PITCHER Gary Peters, L ERA: 4.34 Frank Lary, R ERA: 3.29 Bob Locker, R ERA: 1.95	IP: 4.2 WLS: L BF: 23 H: 5 R: 3 ER: 3 SO: 3 BB: 0 IBB: 0 HBP: 0 BLK: 0 WP: 0 HR: 2 S: 22 P: 42 ERA: 5.79 WHIP: 2.143											PITCHER	IP: 4.2 WLS: L BF: 23 H: 5 R: 3 ER: 3 SO: 3 BB: 0 IBB: 0 HBP: 0 BLK: 0 WP: 0 HR: 2 S: 22 P: 42 ERA: 5.79 WHIP: 2.143										

AB 33
R 1
H 7
RBI 1
BB 1
SO 10
LOB 13




AB 29
R 3
H 5
RBI 3
BB 5
SO 2
LOB 12




Batter	1	2	3	4	5	6	7	8	9	AB	R	H	RBI	BB	SO	LOB	TOP					
Bobby Richardson, R OBP: 0.328, SLG: 0.350 (1,4)										2	1	1	0	2	1	1	New York Yankees @ Cleveland Indians Cleveland Municipal Stadium, Cleveland, OH Fri Jul 23 1965, 7:05 PM EDT Att: 30,132 - Unknown - 75 F					
Tony Kubek, L OBP: 0.274, SLG: 0.299 (1,6)										3	0	0	0	0	0	3						
Mickey Mantle, S OBP: 0.384, SLG: 0.438 (8, PH)										1	0	0	0	0	1	1						
Jim Brenneman, R OBP: 0.384, SLG: 0.438 (8, 1)										0	0	0	0	0	0	0						
Gil Blanco, L OBP: 0.384, SLG: 0.438 (8, 1)										0	0	0	0	0	0	0						
Joe Pepitone, L OBP: 0.324, SLG: 0.405 (1,9)										4	0	2	0	0	1	1						
Tom Tresh, S OBP: 0.342, SLG: 0.478 (1,7)										4	0	1	1	0	0	3						
Elston Howard, R OBP: 0.250, SLG: 0.335 (1,2)										4	0	0	0	0	1	2						
Ray Barker, L OBP: 0.354, SLG: 0.387 (1,3)										4	0	1	0	0	2	0						
Clete Boyer, R OBP: 0.324, SLG: 0.422 (1,5)										4	0	0	0	0	1	1						
Roger Repoz, L OBP: 0.273, SLG: 0.493 (1,8)										3	1	1	0	0	0	1						
Jim Bouton, R OBP: 0.200, SLG: 0.086 (1,1)										2	0	0	0	0	1	1						
Jake Gibbs, L OBP: 0.235, SLG: 0.250 (8, PH)										1	0	1	1	0	0	0						
Phil Linz, R OBP: 0.296, SLG: 0.284 (8, 6)										0	0	0	0	0	0	0						
Inning Stats	R: 1 E: 0 K: 1 S: 7	H: 3 LOB: 2 BB: 0 P: 7	R: 0 E: 0 K: 0 S: 4	H: 1 LOB: 1 BB: 0 P: 4	R: 0 E: 0 K: 0 S: 2	H: 0 LOB: 0 BB: 1 P: 6	R: 0 E: 0 K: 1 S: 5	H: 0 LOB: 0 BB: 0 P: 5	R: 0 E: 0 K: 2 S: 7	H: 0 LOB: 1 BB: 1 P: 7	R: 0 E: 0 K: 1 S: 5	H: 0 LOB: 0 BB: 0 P: 5	R: 0 E: 0 K: 1 S: 5	H: 0 LOB: 0 BB: 0 P: 5	R: 1 E: 0 K: 2 S: 10	H: 3 LOB: 2 BB: 0 P: 10	R: 0 E: 0 K: 0 S: 3	H: 0 LOB: 0 BB: 0 P: 3	1B: 6 2B: 2 3B: 0 HR: 0	SF: 0 SAC: 0 DP: 2 HBP: 0	WP: 0 PB: 0 SB: 0 CS: 2	PA: 34
PITCHER	IP	WLS	BF	H	R	ER	SO	BB	IBB	HBP	BLK	WP	HR	S	P	ERA	WHIP					
Luis Tiant, R ERA: 3.17 (1,1)	7.2	W	30	7	2	2	8	2	0	0	0	0	0	44	52	2.35	1.174					
Sonny Siebert, R ERA: 2.44 (8,1)	0.1		1	0	0	0	0	0	0	0	0	0	0	1	1	0.00	0.000					
Don McMahon, R ERA: 2.93 (9,1)	1.0	S	3	0	0	0	0	0	0	0	0	0	0	3	3	0.00	0.000					


Batter	1	2	3	4	5	6	7	8	9	AB	R	H	RBI	BB	SO	LOB	BOTTOM					
Larry Brown, R OBP: 0.313, SLG: 0.378 (1,6)										4	0	2	0	0	1	0	New York Yankees @ Cleveland Indians Cleveland Municipal Stadium, Cleveland, OH Fri Jul 23 1965, 7:05 PM EDT Att: 30,132 - Unknown - 75 F					
Max Alvis, R OBP: 0.330, SLG: 0.463 (1,5)										4	0	0	0	0	0	2						
Leon Wagner, L OBP: 0.341, SLG: 0.470 (1,7)										3	0	0	0	1	1	1						
Vic Davallilo, L OBP: 0.349, SLG: 0.390 (8, PR) (9,8)										0	1	0	0	0	0	0						
Rocky Colavito, R OBP: 0.406, SLG: 0.529 (1,9)										3	1	1	0	1	1	1						
Fred Whitfield, L OBP: 0.311, SLG: 0.504 (1,3)										4	1	1	0	0	0	3						
Chuck Hinton, R OBP: 0.335, SLG: 0.467 (1,8) (9,7)										4	0	0	0	0	2	3						
Duke Sims, L OBP: 0.212, SLG: 0.431 (1,2)										4	1	2	3	0	1	1						
Pedro Gonzalez, R OBP: 0.302, SLG: 0.411 (1,4)										3	0	0	0	0	0	2						
Luis Tiant, R OBP: 0.140, SLG: 0.171 (1,1)										3	1	1	1	0	1	0						
Sonny Siebert, R OBP: 0.109, SLG: 0.222 (8,1)										0	0	0	0	0	0	0						
Don McMahon, R OBP: 0.500, SLG: 0.500 (9,1)										0	0	0	0	0	0	0						
Inning Stats	R: 0 E: 0 K: 2 S: 7	H: 0 LOB: 0 BB: 0 P: 7	R: 2 E: 0 K: 0 S: 5	H: 2 LOB: 0 BB: 0 P: 5	R: 1 E: 0 K: 1 S: 7	H: 2 LOB: 1 BB: 0 P: 7	R: 0 E: 0 K: 1 S: 5	H: 0 LOB: 0 BB: 0 P: 5	R: 0 E: 0 K: 1 S: 6	H: 1 LOB: 1 BB: 0 P: 6	R: 1 E: 0 K: 0 S: 5	H: 1 LOB: 2 BB: 1 P: 9	R: 0 E: 0 K: 0 S: 3	H: 0 LOB: 0 BB: 0 P: 3	R: 1 E: 0 K: 2 S: 8	H: 1 LOB: 2 BB: 1 P: 12	R: 0 E: 0 K: 0 S: 3	H: 0 LOB: 0 BB: 0 P: 3	1B: 4 2B: 0 3B: 1 HR: 2	SF: 0 SAC: 0 DP: 1 HBP: 0	WP: 0 PB: 1 SB: 1 CS: 0	PA: 34
PITCHER	IP	WLS	BF	H	R	ER	SO	BB	IBB	HBP	BLK	WP	HR	S	P	ERA	WHIP					
Jim Bouton, R ERA: 5.2 (1,1)	7.0	L	29	6	4	3	5	1	0	0	0	0	0	1	5	3.86	1.000					
Jim Brenneman, R ERA: 18.0 (8,1)	0.0		2	1	1	0	0	1	0	0	0	0	0	1	5	∞	∞					
Gil Blanco, L ERA: 3.68 (8,1)	1.0		3	0	0	0	2	0	0	0	0	0	0	7	7	0.00	0.000					


AB 32
R 2
H 7
RBI 2
BB 2
SO 8
LOB 14

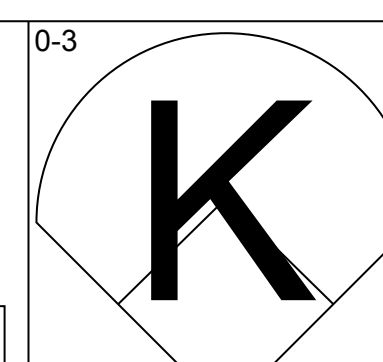
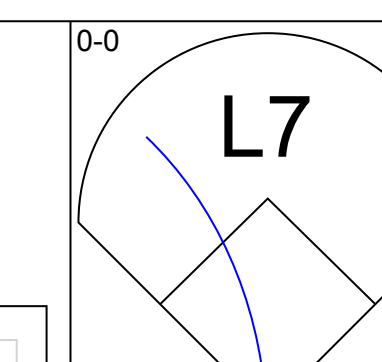
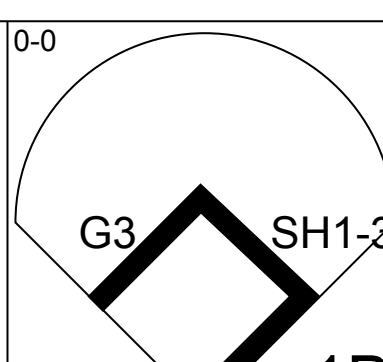
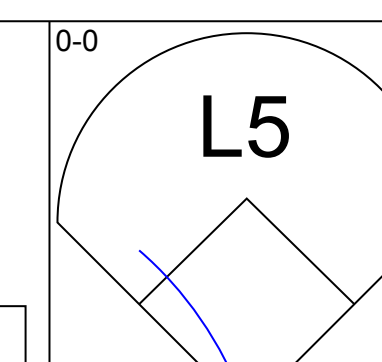
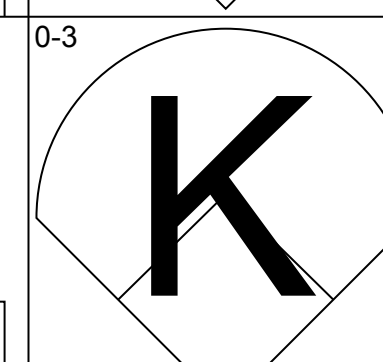
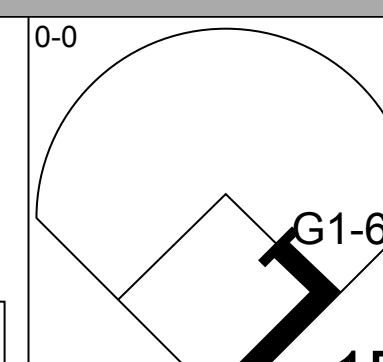
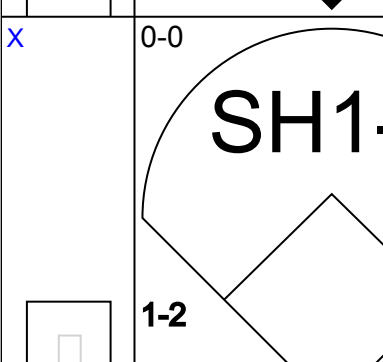
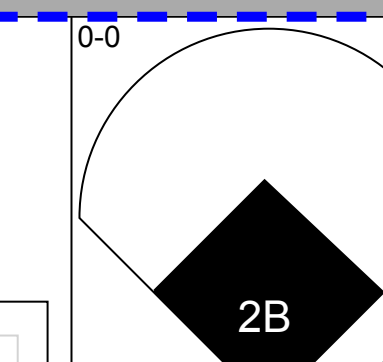
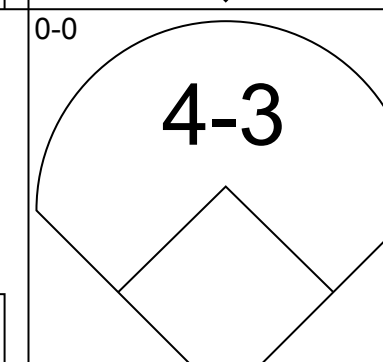
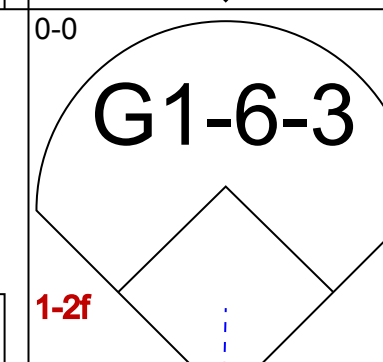
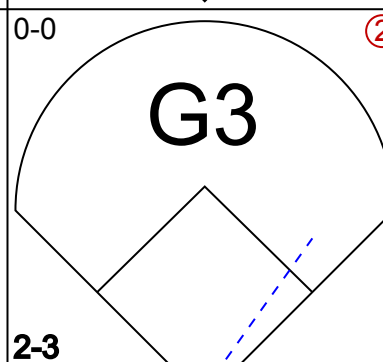
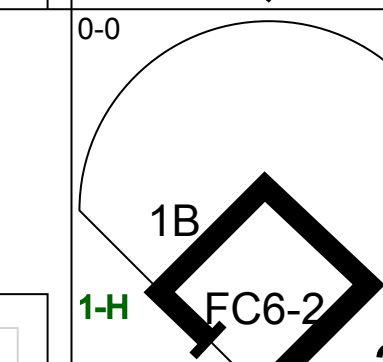
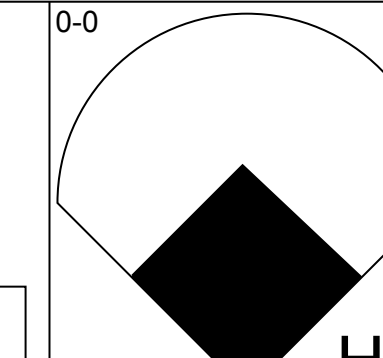
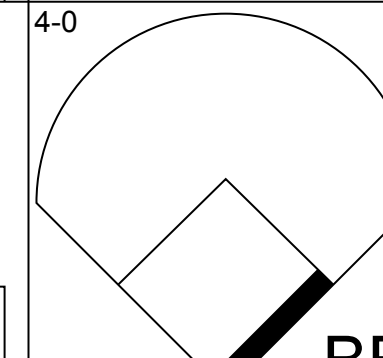
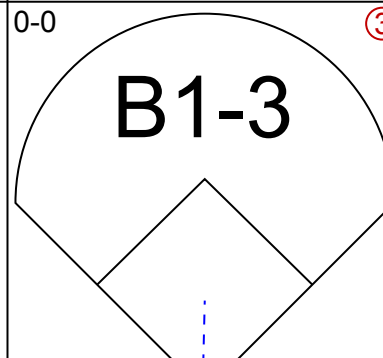
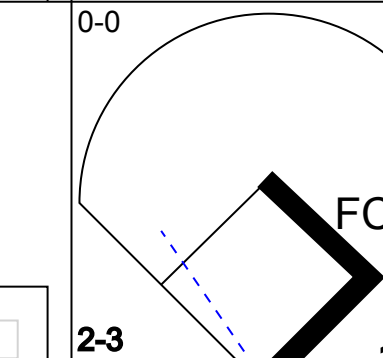
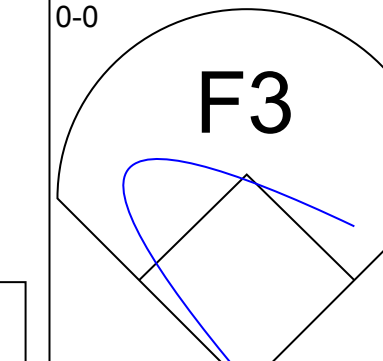
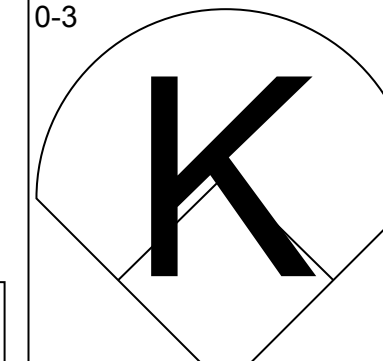
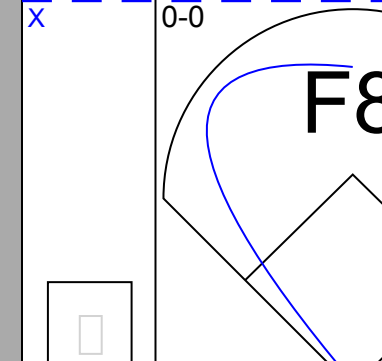
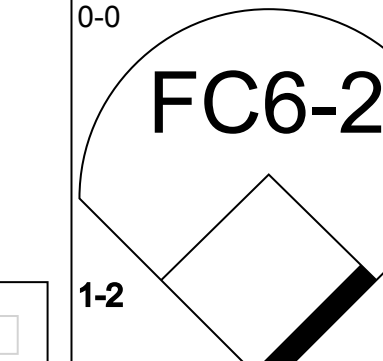
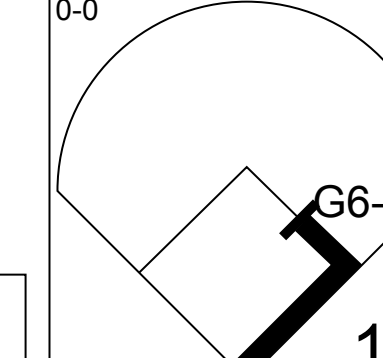
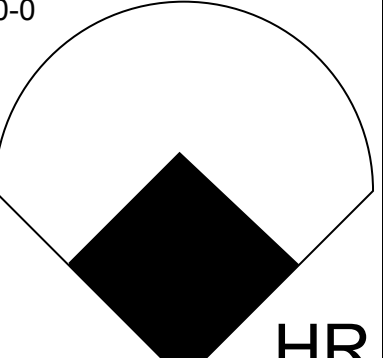
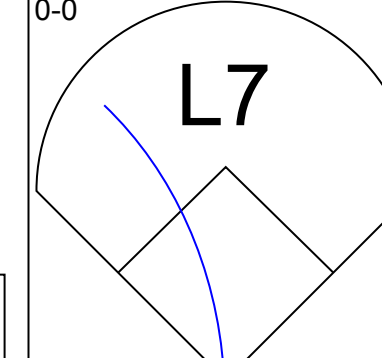
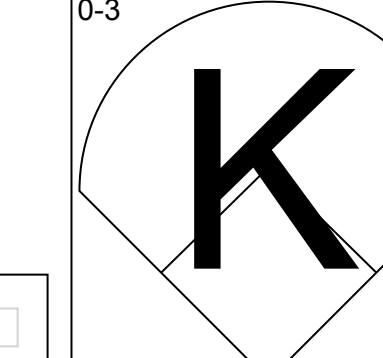
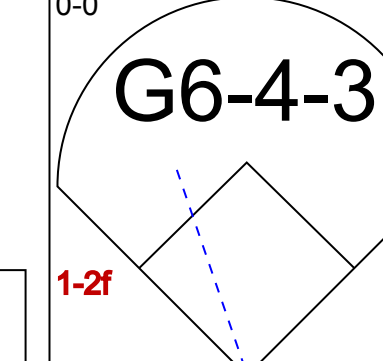
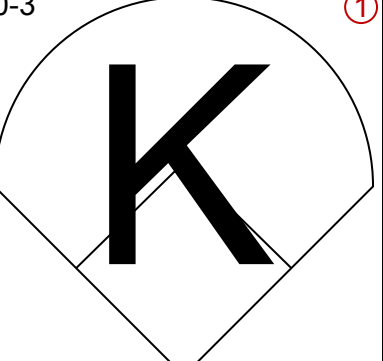
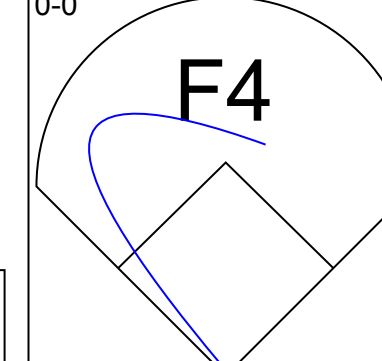
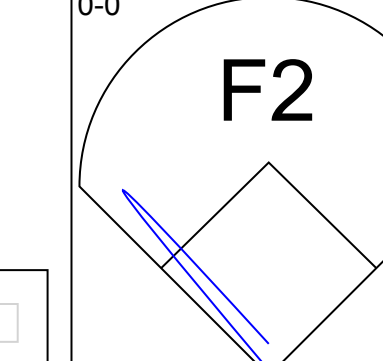
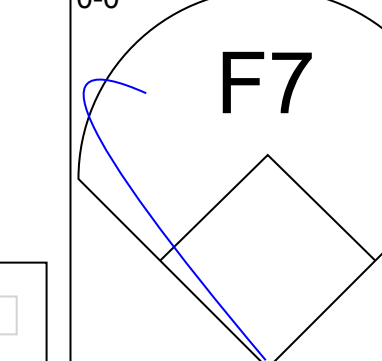
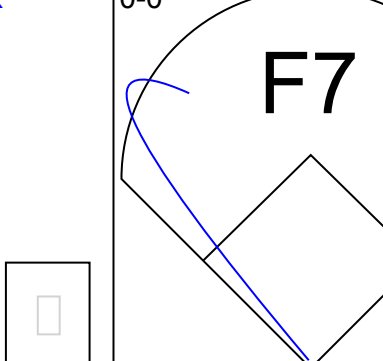
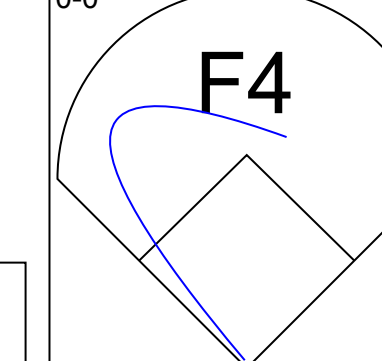
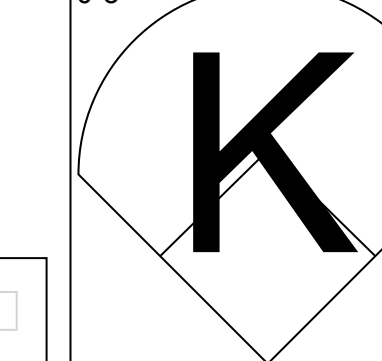
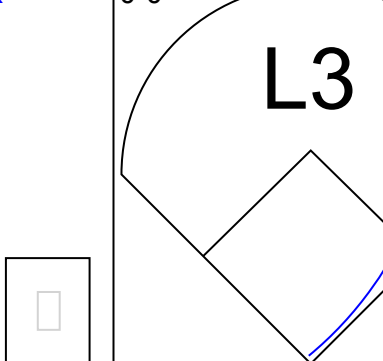
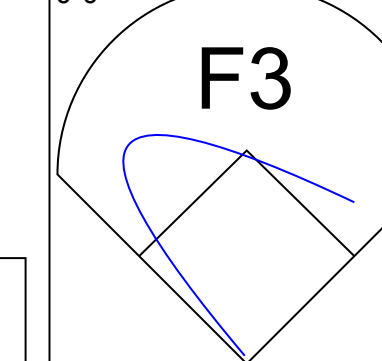


AB 32
R 5
H 7
RBI 4
BB 2
SO 7
LOB 13




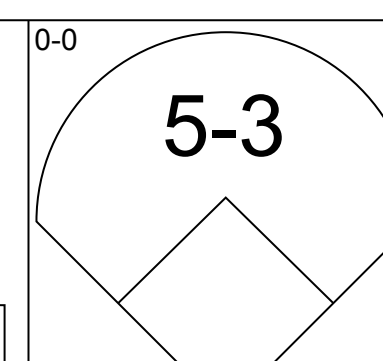
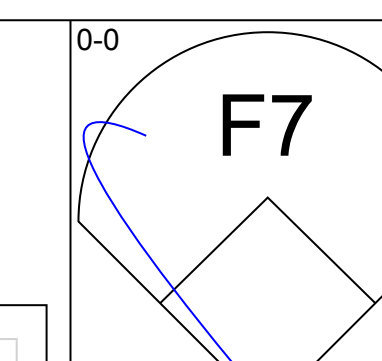
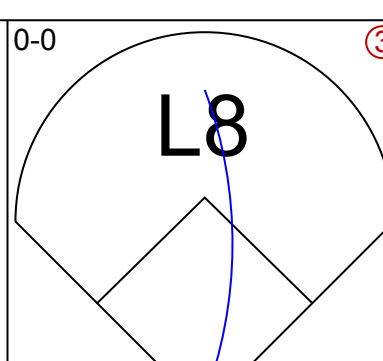
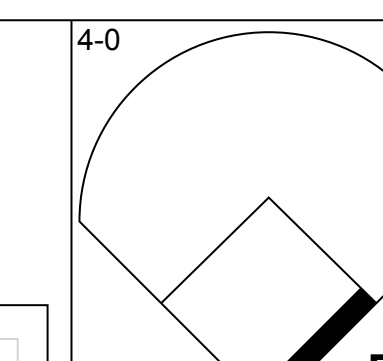
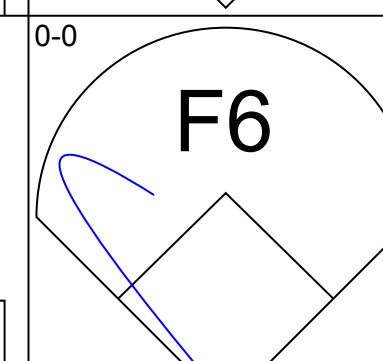
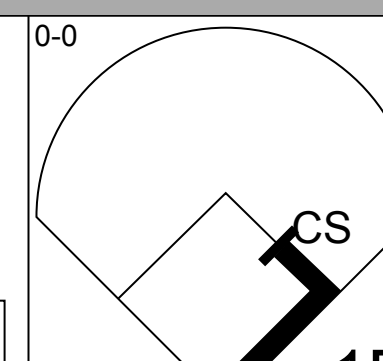
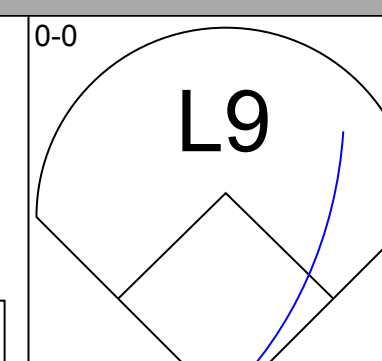
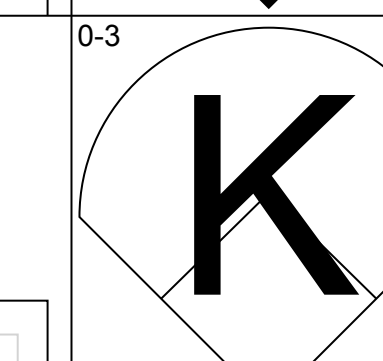

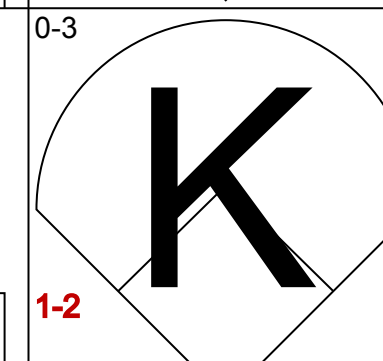
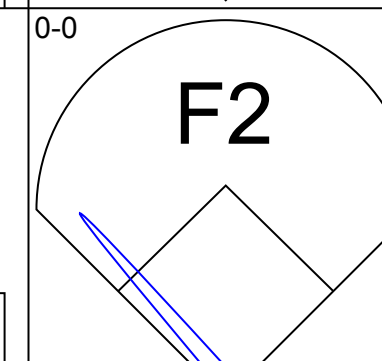
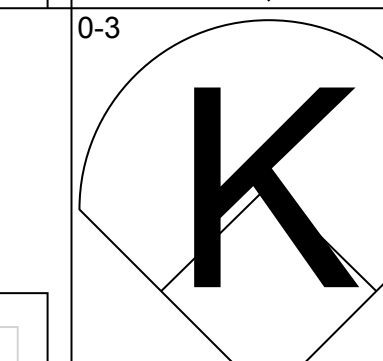
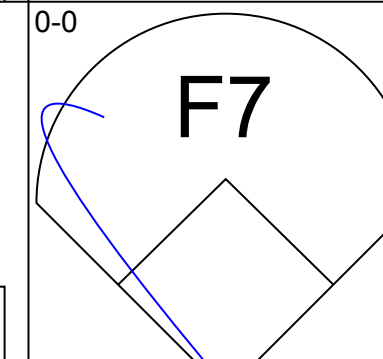
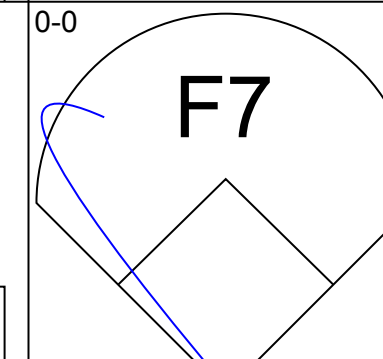
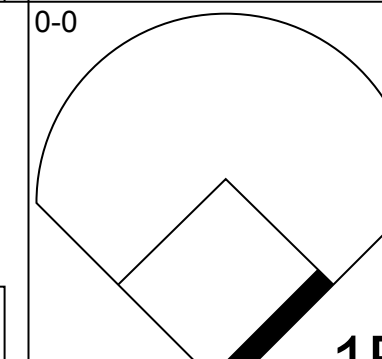
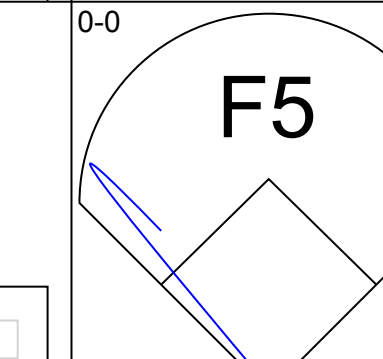
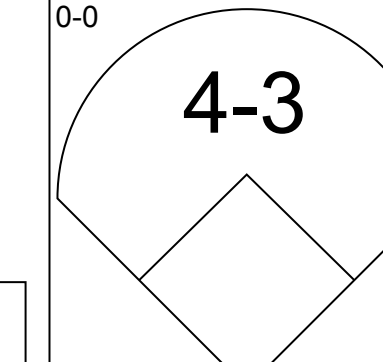
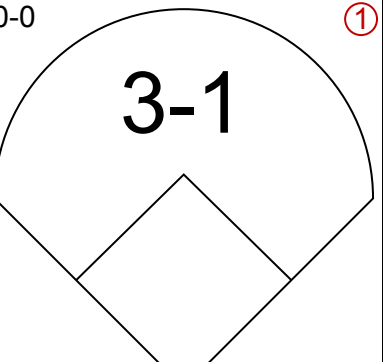
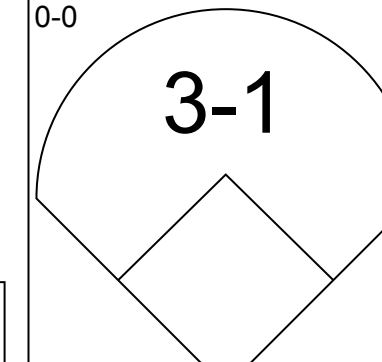
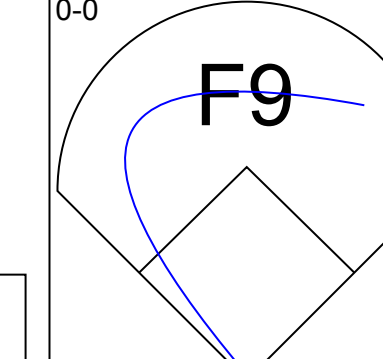
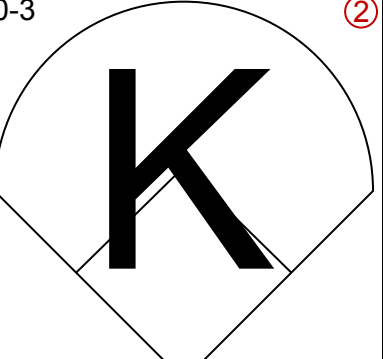
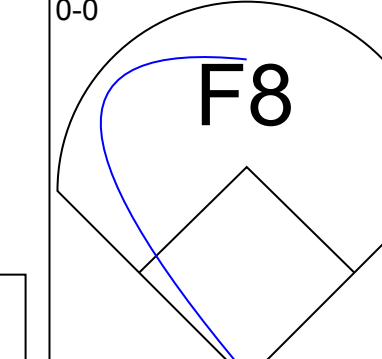
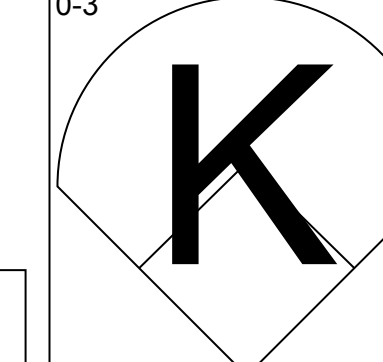
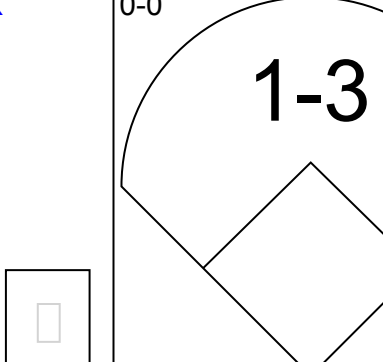
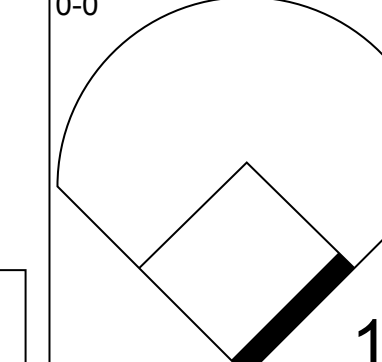
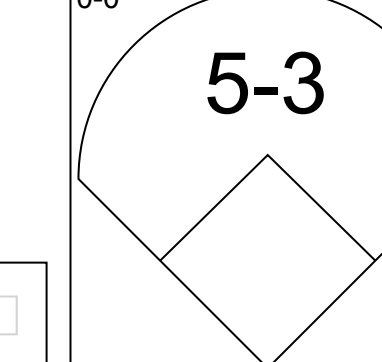
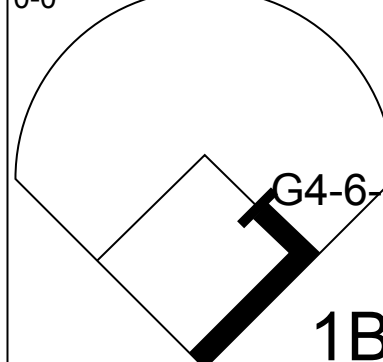
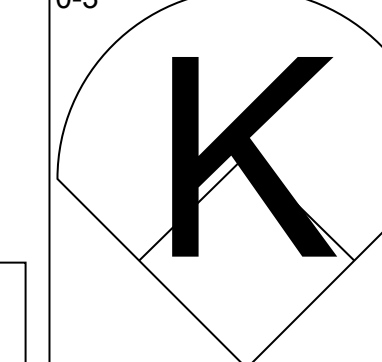
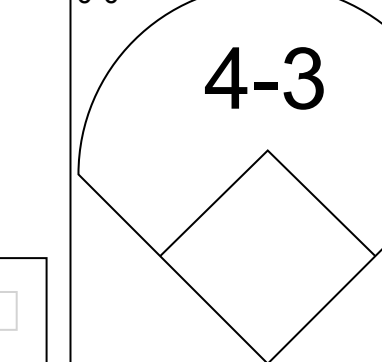
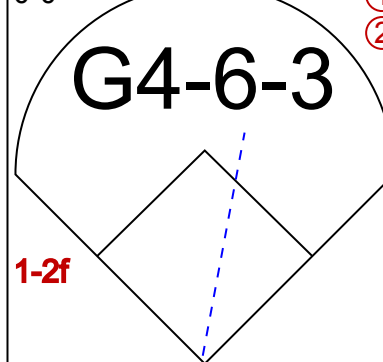
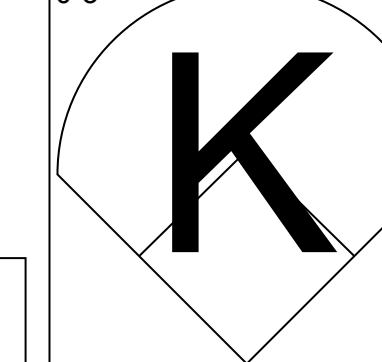
Batter	1	2	3	4	5	6	7	8	9	AB	R	H	RBI	BB	SO	LOB	TOP	
Bobby Richardson, R OBP: 0.327, SLG: 0.349 (1, 4)	0-0 FC6-4 1B		0-0 6-3		0-0 4-3		0-3 K			4	0	1	0	0	1	0	New York Yankees @ Cleveland Indians Cleveland Municipal Stadium, Cleveland, OH Sat Jul 24 1965, 7:05 PM EDT Att: 48,777 - Unknown - 90 F livebaseballscores.com AB 33 R 0 H 5 RBI 0 BB 2 SO 10 LOB 13 	
Phil Linz, R OBP: 0.291, SLG: 0.279 (1, 6)	0-0 FC6-4 FC5 1B 1-2		0-3 K		0-0 F4		0-0 6-3		4	0	0	0	0	1	1			
Mickey Mantle, S OBP: 0.379, SLG: 0.430 (1, 7)	0-3 K		0-0 6-3		0-3 K		0-3 K		4	0	0	0	0	3	1			
Tom Tresh, S OBP: 0.344, SLG: 0.478 (1, 8)	0-0 1-2 1B			0-0 5-3		0-0 F3		0-0 1B	4	0	2	0	0	0	0			
Elston Howard, R OBP: 0.250, SLG: 0.330 (1, 2)	0-0 FC5 2-3			4-0 PB 1B BB		0-3 K		0-0 F4	3	0	0	0	1	1	3			
Joe Pepitone, L OBP: 0.323, SLG: 0.404 (1, 3)		0-0 4-3		0-0 PB 1B 1-2		0-0 E1		0-0 6-3	4	0	1	0	0	0	0			
Hector Lopez, R OBP: 0.308, SLG: 0.376 (1, 9)				0-3 K 1-2 2-3		0-0 1-3		0-0 5-3	4	0	1	0	0	1	3			
Clete Boyer, R OBP: 0.324, SLG: 0.417 (1, 5)		0-0 L6		4-0 FC6-4 IBB		0-3 K		0-0 5-3	3	0	0	0	1	1	1			
Pete Mikkelsen, R (1, 1)	0-3 K			0-0 FC6-4		0-3 K			2	0	0	0	0	1	4			
Gil Blanco, L (6, 1)				0-0 FC6-4					0	0	0	0	0	0	0			
Tony Kubek, L OBP: 0.273, SLG: 0.298 (7, PH)				1-2					1	0	0	0	0	1	0			
Hal Reniff, R (7, 1)				1-2					0	0	0	0	0	0	0			
Inning Stats	R: 0 E: 0 K: 1 S: 7	H: 2 LOB: 2 BB: 0 P: 7	R: 0 E: 0 K: 1 S: 6	H: 1 LOB: 1 BB: 0 P: 6	R: 0 E: 0 K: 1 S: 5	H: 0 LOB: 0 BB: 0 P: 5	R: 0 E: 0 K: 1 S: 5	H: 1 LOB: 0 BB: 0 P: 5	R: 0 E: 0 K: 3 S: 9	H: 0 LOB: 0 BB: 0 P: 9	R: 0 E: 0 K: 0 S: 6	H: 1 LOB: 1 BB: 0 P: 6	R: 0 E: 0 K: 0 S: 3	H: 0 LOB: 0 BB: 0 P: 3	1B: 5 2B: 0 3B: 0 HR: 0	SF: 0 SAC: 0 DP: 0 HBP: 0	WP: 0 PB: 1 SB: 0 CS: 0	PA: 35
PITCHER Sam McDowell, L ERA: 2.14 (1, 1)	IP: 9.0 WLS: W BF: 35 H: 5 R: 0 ER: 0 SO: 10 BB: 1 IBB: 1 HBP: 0 BLK: 0 WP: 0 HR: 0 S: 53 P: 61 ERA: 0.00 WHIP: 0.667																	

Batter	1	2	3	4	5	6	7	8	9	AB	R	H	RBI	BB	SO	LOB	BOTTOM	
Larry Brown, R OBP: 0.315, SLG: 0.378 (1, 6)	0-0 F7		0-3 K		0-0 1B 2-3 3-H		0-3 K		0-0 1B	5	0	2	1	0	2	3	New York Yankees @ Cleveland Indians Cleveland Municipal Stadium, Cleveland, OH Sat Jul 24 1965, 7:05 PM EDT Att: 48,777 - Unknown - 90 F livebaseballscores.com AB 33 R 3 H 10 RBI 3 BB 2 SO 8 LOB 18 	
Max Alvis, R OBP: 0.333, SLG: 0.466 (1, 5)	0-0 1B 2B		0-3 K		0-0 1B 1-2 3-H		1-0 1-2 2-3 HBP		0-0 F1	4	0	2	1	0	1	1		
Leon Wagner, L OBP: 0.342, SLG: 0.479 (1, 7)	0-0 S 2-3 1B		0-0 HR		0-0 K		0-0 F6			4	1	2	1	0	1	5		
Rocky Colavito, R OBP: 0.401, SLG: 0.523 (1, 9)	0-3 K		0-0 L5		0-0 F7		0-0 4-3			4	0	0	0	0	1	2		
Fred Whitfield, L OBP: 0.310, SLG: 0.498 (1, 3)	4-0 IBB		0-0 4-3		0-0 F9		0-0 5-3			3	0	0	0	1	0	0		
Chuck Hinton, R OBP: 0.333, SLG: 0.461 (1, 8)	0-0 F5			0-0 5-3		0-0 6-3		4-0 BB	3	0	0	0	1	0	3			
Joe Azcue, R OBP: 0.286, SLG: 0.242 (1, 2)		0-3 K		0-0 SH5-4 1B 1B		1-0 HBP 1B HBP		0-0 F3	2	1	1	0	0	1	0			
Chico Salmon, R OBP: 0.230, SLG: 0.321 (6, PR)				0-0 1B SH5-4 1B 1B		0-0 HBP 1B			0	0	0	0	0	0	0			
Phil Roof, R OBP: 0.107, SLG: 0.107 (7, 2)				0-0 2B					1	0	0	0	0	0	1			
Pedro Gonzalez, R OBP: 0.311, SLG: 0.423 (1, 4)				0-0 1B SH5-4 1B 1B		0-0 HBP 1B		0-0 4-3	4	1	3	0	0	0	0			
Sam McDowell, L OBP: 0.096, SLG: 0.078 (1, 1)		0-3 K		0-0 SH5-4		0-3 K		0-0 4-3	3	0	0	0	0	2	3			
Inning Stats	R: 0 E: 0 K: 1 S: 7	H: 2 LOB: 3 BB: 1 P: 11	R: 0 E: 0 K: 3 S: 10	H: 1 LOB: 1 BB: 0 P: 10	R: 1 E: 0 K: 1 S: 6	H: 1 LOB: 0 BB: 0 P: 6	R: 2 E: 0 K: 1 S: 9	H: 4 LOB: 2 BB: 0 P: 9	R: 0 E: 0 K: 2 S: 8	H: 1 LOB: 3 BB: 0 P: 10	R: 0 E: 0 K: 0 S: 3	H: 0 LOB: 1 BB: 1 P: 7	R: 0 E: 0 K: 0 S: 4	H: 1 LOB: 1 BB: 0 P: 4	1B: 7 2B: 2 3B: 0 HR: 1	SF: 0 SAC: 1 DP: 0 HBP: 2	WP: 0 PB: 0 SB: 1 CS: 0	PA: 38
PITCHER Pete Mikkelsen, R ERA: 4.09 (1, 1)	IP: 5.2 WLS: L BF: 29 H: 9 R: 3 ER: 3 SO: 8 BB: 0 IBB: 1 HBP: 2 BLK: 0 WP: 0 HR: 1 S: 42 P: 48 ERA: 4.76 WHIP: 1.588																	
Gil Blanco, L ERA: 3.6 (6, 1)	0.1	1	0	0	0	0	0	0	0	0	0	1	1	0.00	0.000			
Hal Reniff, R ERA: 3.39 (7, 1)	2.0	8	1	0	0	0	1	0	0	0	0	7	11	0.00	1.000			

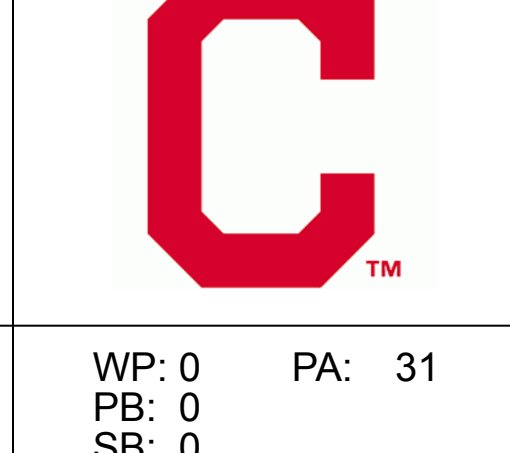
Batter	1	2	3	4	5	6	7	8	9	AB	R	H	RBI	BB	SO	LOB	TOP																					
Bobby Richardson, R OBP: 0.328, SLG: 0.348 (1, 4)										4	0	1	0	0	1	0	New York Yankees @ Cleveland Indians Cleveland Municipal Stadium, Cleveland, OH Sun Jul 25 1965, 3:33 AM EDT Unknown - 80 F																					
Tony Kubek, L OBP: 0.279, SLG: 0.303 (1, 6)										3	1	2	0	0	1	0																						
Mickey Mantle, S OBP: 0.377, SLG: 0.431 Ross Moschitto, R OBP: 0.167, SLG: 0.304 (9, PR) (9, 9)										4	0	1	1	0	0	2																						
Tom Tresh, S OBP: 0.348, SLG: 0.488 (9, 7)										3	1	2	1	1	0	1																						
Elston Howard, R OBP: 0.245, SLG: 0.323 (1, 2)										4	0	0	0	0	1	4																						
Joe Pepitone, L OBP: 0.325, SLG: 0.414 (1, 3)										4	1	2	1	0	1	2																						
Clete Boyer, R OBP: 0.320, SLG: 0.412 (1, 5)										4	0	0	0	0	1	3																						
Roger Repoz, L OBP: 0.263, SLG: 0.472 (1, 8)										3	0	0	0	0	0	0																						
Mel Stottlemyre, R OBP: 0.164, SLG: 0.311 (1, 1)										3	0	0	0	0	1	0																						
Inning Stats	R: 0 E: 0 K: 2 S: 7	H: 0 LOB: 0 BB: 0 P: 7	R: 1 E: 0 K: 0 S: 4	H: 2 LOB: 0 BB: 0 P: 4	R: 0 E: 0 K: 1 S: 5	H: 0 LOB: 0 BB: 0 P: 5	R: 0 E: 0 K: 1 S: 5	H: 1 LOB: 1 BB: 1 P: 9	R: 1 E: 0 K: 0 S: 6	H: 1 LOB: 0 BB: 0 P: 6	R: 0 E: 0 K: 0 S: 4	H: 0 LOB: 1 BB: 0 P: 4	R: 0 E: 0 K: 0 S: 3	H: 0 LOB: 0 BB: 0 P: 3	R: 0 E: 0 K: 0 S: 3	H: 0 LOB: 0 BB: 0 P: 3	R: 1 E: 0 K: 1 S: 8	H: 3 LOB: 3 BB: 0 P: 8	1B: 5 2B: 1 3B: 0 HR: 2	SF: 0 SAC: 1 DP: 2 HBP: 0	WP: 0 PB: 0 SB: 0 CS: 0	PA: 34																
PITCHER	IP	WLS	BF	H	R	ER	SO	BB	IBB	HBP	BLK	WP	HR	S	P	ERA	WHIP	PITCHER				IP	WLS	BF	H	R	ER	SO	BB	IBB	HBP	BLK	WP	HR	S	P	ERA	WHIP
Sonny Siebert, R ERA: 2.47 (1, 1)	6.0	L	22	5	2	2	5	1	0	0	0	0	2	31	35	3.00	1.000																					
Gary Bell, R ERA: 3.23 (7, 1)	2.0		6	0	0	0	0	0	0	0	0	0	0	6	6	0.00	0.000																					
Jack Spring, L ERA: 3.57 (9, 1)	1.0		6	3	1	1	1	0	0	0	0	0	0	8	8	9.00	3.000																					


AB	32
R	3
H	8
RBI	3
BB	1
SO	6
LOB	12




Batter	1	2	3	4	5	6	7	8	9	AB	R	H	RBI	BB	SO	LOB	BOTTOM																					
Larry Brown, R OBP: 0.314, SLG: 0.372 (1, 6)										3	0	0	0	1	0	0	New York Yankees @ Cleveland Indians Cleveland Municipal Stadium, Cleveland, OH Sun Jul 25 1965, 3:33 AM EDT Unknown - 80 F																					
Max Alvis, R OBP: 0.332, SLG: 0.464 (1, 5)										4	0	1	0	0	1	1																						
Leon Wagner, L OBP: 0.341, SLG: 0.475 (1, 7)										3	0	0	0	1	2	2																						
Rocky Colavito, R OBP: 0.400, SLG: 0.519 (1, 9)										4	0	1	0	0	0	2																						
Fred Whitfield, L OBP: 0.306, SLG: 0.491 (1, 3)										3	0	0	0	0	0	1																						
Chuck Hinton, R OBP: 0.330, SLG: 0.456 (1, 8)										3	0	0	0	0	1	0																						
Duke Sims, L OBP: 0.218, SLG: 0.426 (1, 2)										3	0	1	0	0	1	0																						
Pedro Gonzalez, R OBP: 0.311, SLG: 0.421 (1, 4)										3	0	1	0	0	1	1																						
Sonny Siebert, R OBP: 0.105, SLG: 0.216 (1, 1)										1	0	0	0	0	0	0																						
Al Luplow, L OBP: 0.286, SLG: 0.400 (6, PH)										1	0	0	0	0	0	1																						
Gary Bell, R OBP: 0.091, SLG: 0.364 (7, 1)										0	0	0	0	0	0	0																						
Vic Davalillo, L OBP: 0.348, SLG: 0.388 (8, PH)										1	0	0	0	0	1	1																						
Jack Spring, R OBP: 0.333, SLG: 0.333 (9, 1)										0	0	0	0	0	0	0																						
Inning Stats	R: 0 E: 0 K: 0 S: 3	H: 0 LOB: 1 BB: 1 P: 7	R: 0 E: 0 K: 1 S: 5	H: 0 LOB: 0 BB: 0 P: 5	R: 0 E: 0 K: 0 S: 3	H: 0 LOB: 0 BB: 0 P: 3	R: 0 E: 0 K: 1 S: 5	H: 1 LOB: 0 BB: 0 P: 5	R: 0 E: 0 K: 0 S: 3	H: 1 LOB: 0 BB: 0 P: 3	R: 0 E: 0 K: 0 S: 4	H: 1 LOB: 1 BB: 0 P: 4	R: 0 E: 0 K: 2 S: 8	H: 1 LOB: 1 BB: 0 P: 8	R: 0 E: 0 K: 2 S: 7	H: 0 LOB: 1 BB: 1 P: 11	1B: 4 2B: 1 3B: 0 HR: 0	SF: 0 SAC: 0 DP: 2 HBP: 0	WP: 0 PB: 0 SB: 0 CS: 1	PA: 31																		
PITCHER	IP	WLS	BF	H	R	ER	SO	BB	IBB	HBP	BLK	WP	HR	S	P	ERA	WHIP	PITCHER				IP	WLS	BF	H	R	ER	SO	BB	IBB	HBP	BLK	WP	HR	S	P	ERA	WHIP
Mel Stottlemyre, R ERA: 2.62 (1, 1)	9.0	W	31	4	0	0	7	2	0	0	0	0	0	43	51	0.00	0.667																					

AB	29
R	0
H	4
RBI	0
BB	2
SO	7
LOB	9



Batter	1	2	3	4	5	6	7	8	9	AB	R	H	RBI	BB	SO	LOB	TOP										
Bobby Richardson, R OBP: 0.325, SLG: 0.347 (1, 4)	F3	G3		F7			K			5	0	1	0	0	1	2	New York Yankees @ Cleveland Indians Cleveland Municipal Stadium, Cleveland, OH Sun Jul 25 1965, 3:38 AM EDT Att: 56,634 - Unknown - 80 F AB 38 R 4 H 11 RBI 4 BB 0 SO 5 LOB 12 										
Tony Kubek, L OBP: 0.281, SLG: 0.306 (1, 6)	1B		HR		K		L7		G3	5	2	2	0	0	1	2											
Mickey Mantle, S OBP: 0.381, SLG: 0.449 Hector Lopez, R OBP: 0.305, SLG: 0.372 (3, 7)	4-3		HR		K			F8		2	2	2	2	0	0	0											
Tom Tresh, S OBP: 0.345, SLG: 0.483 (1, 8)	4-3		F9		6-3			F7		4	0	0	1	0	0	1											
Joe Pepitone, L OBP: 0.330, SLG: 0.421 (1, 9)						F8		2B	1B	4	0	3	1	0	0	0											
Ray Barker, L OBP: 0.351, SLG: 0.391 (1, 3)	F7		F9			3-1			2B	4	0	1	0	0	0	2											
Clete Boyer, R OBP: 0.316, SLG: 0.407 (1, 5)		K	1-3			L5		F3		4	0	0	0	0	1	3											
Jake Gibbs, L OBP: 0.286, SLG: 0.300 (1, 2)				4-3					F9	4	0	2	0	0	0	0											
Al Downing, R OBP: 0.187, SLG: 0.174 Pedro Ramos, S OBP: 0.111, SLG: 0.111 Phil Linz, R OBP: 0.290, SLG: 0.278 Steve Hamilton, L OBP: 0.333, SLG: 0.333 Roger Repoz, L OBP: 0.259, SLG: 0.466 (7, PH)	F3			5-3			K		F4	1	0	0	0	0	0	1											
Inning Stats	R: 2 E: 0 K: 0 S: 6	H: 3 LOB: 1 BB: 0 P: 6	R: 0 E: 0 K: 1 S: 6	H: 1 LOB: 1 BB: 0 P: 6	R: 2 E: 0 K: 0 S: 6	H: 3 LOB: 1 BB: 0 P: 6	R: 0 E: 0 K: 0 S: 3	H: 0 LOB: 0 BB: 0 P: 3	R: 0 E: 0 K: 2 S: 7	H: 0 LOB: 0 BB: 0 P: 7	R: 0 E: 0 K: 0 S: 3	H: 1 LOB: 1 BB: 0 P: 8	R: 0 E: 0 K: 0 S: 5	H: 2 LOB: 2 BB: 0 P: 5	R: 0 E: 0 K: 0 S: 4	H: 1 LOB: 1 BB: 0 P: 4		1B: 8 2B: 2 3B: 0 HR: 1	SF: 0 SAC: 0 DP: 0 HBP: 0	WP: 0 PB: 0 SB: 0 CS: 0	PA: 38						
PITCHER	IP	WLS	BF	H	R	ER	SO	BB	IBB	HBP	BLK	WP	HR	S	P	ERA	WHIP										
Lee Stange, R ERA: 2.9 (1, 1)	2.0		12	6	4	4	1	0	0	0	0	0	1	14	14	18.00	3.000										
Jack Kralick, L ERA: 4.43 (3, 1)	5.2	W	21	4	0	0	4	0	0	0	0	0	0	29	29	0.00	0.706										
Don McMahon, R ERA: 2.84 (8, 1)	1.1	S	5	1	0	0	0	0	0	0	0	0	0	5	5	0.00	0.750										

Batter	1	2	3	4	5	6	7	8	9	AB	R	H	RBI	BB	SO	LOB	BOTTOM										
Larry Brown, R OBP: 0.316, SLG: 0.378 (1, 6)	F4	1B	FC6-4			K				5	1	2	1	0	1	2	New York Yankees @ Cleveland Indians Cleveland Municipal Stadium, Cleveland, OH Sun Jul 25 1965, 3:38 AM EDT Att: 56,634 - Unknown - 80 F AB 34 R 7 H 12 RBI 7 BB 4 SO 4 LOB 18 										
Pedro Gonzalez, R OBP: 0.308, SLG: 0.413 (1, 4)	F8	F2		1-3		5-3		E1		4	1	0	0	1	0	3											
Chuck Hinton, R OBP: 0.336, SLG: 0.458 (1, 8)	1B			6-3			1B	CS		3	1	2	1	1	0	0											
Rocky Colavito, R OBP: 0.399, SLG: 0.516 (1, 9)	F8			5-3			F8			4	0	1	1	0	0	3											
Max Alvis, R OBP: 0.332, SLG: 0.462 (1, 5)		G6-4-3			F7		F9			4	1	1	1	0	0	3											
Fred Whitfield, L OBP: 0.317, SLG: 0.517 (1, 3)										4	1	4	3	0	0	0											
Chico Salmon, R OBP: 0.246, SLG: 0.350 (1, 7)	L3							F7		4	0	2	0	0	0	2											
Joe Azcue, R OBP: 0.285, SLG: 0.239 (1, 2)								1-3		3	1	0	0	1	1	3											
Lee Stange, R OBP: 0.348, SLG: 0.167 Jack Kralick, L OBP: 0.133, SLG: 0.143 Don McMahon, R OBP: 0.400, SLG: 0.400 (8, 1)										0	1	0	0	1	0	0											
Inning Stats	R: 4 E: 0 K: 0 S: 5	H: 2 LOB: 0 BB: 2 P: 13	R: 3 E: 1 K: 0 S: 5	H: 3 LOB: 1 BB: 2 P: 13	R: 0 E: 0 K: 1 S: 7	H: 2 LOB: 2 BB: 0 P: 7	R: 0 E: 0 K: 0 S: 3	H: 0 LOB: 0 BB: 0 P: 3	R: 0 E: 0 K: 1 S: 6	H: 2 LOB: 1 BB: 0 P: 6	R: 0 E: 0 K: 1 S: 5	H: 0 LOB: 0 BB: 0 P: 5	R: 0 E: 1 K: 1 S: 6	H: 1 LOB: 1 BB: 0 P: 6	R: 0 E: 0 K: 0 S: 5	H: 2 LOB: 2 BB: 0 P: 5		1B: 8 2B: 3 3B: 0 HR: 1	SF: 0 SAC: 0 DP: 1 HBP: 0	WP: 0 PB: 0 SB: 2 CS: 1	PA: 39						
PITCHER	IP	WLS	BF	H	R	ER	SO	BB	IBB	HBP	BLK	WP	HR	S	P	ERA	WHIP										
Al Downing, L ERA: 3.87 (1, 1)	1.0	L	9	2	6	6	0	4	0	0	0	0	0	5	21	54.00	6.000										
Pedro Ramos, R ERA: 3.25 (2, 1)	5.0		20	7	1	1	3	0	0	0	0	0	0	26	26	1.80	1.400										
Steve Hamilton, L ERA: 1.29 (7, 1)	2.0		9	3	0	0	1	0	0	0	0	0	0	11	11	0.00	1.500										

Batter	1	2	3	4	5	6	7	8	9	AB	R	H	RBI	BB	SO	LOB	TOP										
Don Wert, R OBP: 0.337, SLG: 0.357 (1, 5)	F4		F9		HR		K		BB	4	1	1	1	1	1	2	Detroit Tigers @ New York Yankees Yankee Stadium, Bronx, NY Tue Jul 27 1965, 7:05 PM EDT Unknown - 78 F										
Jerry Lumpe, L OBP: 0.347, SLG: 0.352 (1, 4)	4-3		1B		BB		F3		5-3	4	1	1	0	1	0	3											
Norm Cash, L OBP: 0.343, SLG: 0.413 (1, 3)	4-3		1B		BB		F2			4	0	1	0	0	0	3											
Al Kaline, R OBP: 0.407, SLG: 0.537 (1, 8)		1B	FC6-4		L5-4-3				L4	4	0	2	1	0	0	1											
Willie Horton, R OBP: 0.366, SLG: 0.599 (1, 7)	F9		FC6-4				6-3		K	4	0	0	0	0	1	3											
Don Demeter, R OBP: 0.316, SLG: 0.456 (1, 9)	F7				HR		CS		BB	3	1	2	1	1	0	1											
Bill Freehan, R OBP: 0.269, SLG: 0.322 (1, 2)		1B			F3		F8		6-3	4	0	1	0	0	0	2											
Dick McAuliffe, L OBP: 0.371, SLG: 0.483 (1, 6)	L6				6-3				1B	4	0	1	0	0	0	2											
Hank Aquirre, R OBP: 0.163, SLG: 0.130 (1, 1)			L9		K				4-3	2	0	0	0	0	1	0											
Larry Sherry, R OBP: 0.429, SLG: 0.667 (6, 1)										0	0	0	0	0	0	0											
Jake Wood, R OBP: 0.313, SLG: 0.365 (7, PH)										1	0	1	0	0	0	0											
Orlando Pena, R OBP: 0.286, SLG: 0.231 (7, 1)										0	0	0	0	0	0	0											
Gates Brown, L OBP: 0.234, SLG: 0.324 (9, PH)										1	0	0	0	0	0	0											
Inning Stats	R: 0 E: 0 K: 0 S: 3	H: 0 LOB: 0 BB: 0 P: 3	R: 0 E: 0 K: 0 S: 5	H: 2 LOB: 2 BB: 0 P: 5	R: 1 E: 0 K: 0 S: 6	H: 3 LOB: 2 BB: 0 P: 6	R: 1 E: 0 K: 1 S: 6	H: 1 LOB: 0 BB: 0 P: 6	R: 1 E: 0 K: 0 S: 3	H: 1 LOB: 0 BB: 1 P: 7	R: 0 E: 0 K: 0 S: 2	H: 0 LOB: 0 BB: 1 P: 6	R: 0 E: 0 K: 1 S: 7	H: 2 LOB: 2 BB: 0 P: 7	R: 0 E: 0 K: 1 S: 6	H: 1 LOB: 1 BB: 0 P: 6	R: 0 E: 0 K: 0 S: 3	H: 0 LOB: 1 BB: 1 P: 7	1B: 7 2B: 0 3B: 1 HR: 2	SF: 0 SAC: 0 DP: 1 HBP: 0	WP: 0 PB: 0 SB: 0 CS: 1	PA: 38					
PITCHER	IP	WLS	BF	H	R	ER	SO	BB	IBB	HBP	BLK	WP	HR	S	P	ERA	WHIP										
Whitey Ford, L ERA: 3.65 (1, 1)	7.0	W	30	9	3	3	2	2	0	0	0	0	2	32	40	3.86	1.571										
Pedro Ramos, R ERA: 3.16 (8, 1)	1.2		7	1	0	0	1	1	0	0	0	0	0	8	12	0.00	1.200										
Steve Hamilton, L ERA: 1.28 (9, 1)	0.1	S	1	0	0	0	0	0	0	0	0	0	0	1	1	0.00	0.000										

AB	35
R	3
H	10
RBI	3
BB	3
SO	3
LOB	17




Batter	1	2	3	4	5	6	7	8	9	AB	R	H	RBI	BB	SO	LOB	BOTTOM										
Bobby Richardson, R OBP: 0.324, SLG: 0.346 (1, 4)	5-3				4-3		4-3			4	0	1	1	0	0	0	Detroit Tigers @ New York Yankees Yankee Stadium, Bronx, NY Tue Jul 27 1965, 7:05 PM EDT Unknown - 78 F										
Tony Kubek, L OBP: 0.281, SLG: 0.305 (1, 6)	6-3		2H	1B	4-3		L9		BB	4	0	1	0	0	0	1											
Mickey Mantle, S OBP: 0.397, SLG: 0.450 (1, 7)										2	2	1	0	2	1	0											
Ross Moschitto, R OBP: 0.167, SLG: 0.304 (7, PH)										0	0	0	0	0	0	0											
Tom Tresh, S OBP: 0.346, SLG: 0.489 (1, 8)		5-3			F6		HR		BB	3	1	1	2	1	0	1											
Elston Howard, R OBP: 0.250, SLG: 0.323 (1, 2)		1-3			FC5		G3		SH1-3	3	0	1	0	1	0	3											
Hector Lopez, R OBP: 0.306, SLG: 0.372 (1, 9)		5-3			1B		SH1-3		K	3	0	1	1	0	1	0											
Joe Pepitone, L OBP: 0.329, SLG: 0.422 (1, 3)					F9		G3		L9	4	0	1	0	0	0	3											
Clete Boyer, R OBP: 0.313, SLG: 0.402 (1, 5)					FC6-5		F5		K	4	1	0	0	0	1	4											
Whitey Ford, L OBP: 0.260, SLG: 0.217 (1, 1)					SH1-3				4-3	1	0	0	0	0	1	0											
Roger Repoz, L OBP: 0.256, SLG: 0.459 (7, PH)										1	0	0	0	0	0	0											
Pedro Ramos, S OBP: 0.111, SLG: 0.111 (8, 1)										0	0	0	0	0	0	0											
Steve Hamilton, L OBP: 0.333, SLG: 0.333 (9, 1)										0	0	0	0	0	0	0											
Inning Stats	R: 0 E: 0 K: 1 S: 5	H: 0 LOB: 0 BB: 0 P: 5	R: 0 E: 0 K: 0 S: 3	H: 0 LOB: 0 BB: 0 P: 3	R: 1 E: 0 K: 0 S: 5	H: 2 LOB: 1 BB: 0 P: 5	R: 1 E: 0 K: 0 S: 6	H: 3 LOB: 2 BB: 0 P: 6	R: 0 E: 0 K: 1 S: 5	H: 0 LOB: 0 BB: 0 P: 5	R: 2 E: 0 K: 0 S: 4	H: 1 LOB: 1 BB: 2 P: 12	R: 0 E: 0 K: 0 S: 4	H: 1 LOB: 3 BB: 2 P: 12	R: 0 E: 0 K: 2 S: 7	H: 0 LOB: 0 BB: 0 P: 7	1B: 5 2B: 1 3B: 0 HR: 1	SF: 0 SAC: 2 DP: 0 HBP: 0	WP: 0 PB: 0 SB: 0 CS: 0	PA: 35							
PITCHER	IP	WLS	BF	H	R	ER	SO	BB	IBB	HBP	BLK	WP	HR	S	P	ERA	WHIP										
Hank Aquirre, L ERA: 3.46 (1, 1)	5.0	L	23	6	4	4	2	2	0	0	0	0	1	25	33	7.20	1.600										
Larry Sherry, R ERA: 3.3 (6, 1)	1.0		3	0	0	0	0	0	0	0	0	0	0	3	3	0.00	0.000										
Orlando Pena, R ERA: 5.04 (7, 1)	2.0		9	1	0	0	2	2	0	0	0	0	0	11	19	0.00	1.500										



Batter	1	2	3	4	5	6	7	8	9	AB	R	H	RBI	BB	SO	LOB	TOP					
Don Wert, R (1.5) OBP: 0.340, SLG: 0.365	4-0 BB		0-0 2B			0-0 2B		0-0 SF8	0-0 F9	3	0	2	1	1	0	1						
Jerry Lumpe, L (1.4) OBP: 0.344, SLG: 0.348	0-3 K		0-0 L8			0-0 E6		0-0 SH		3	0	0	1	0	1	3						
Norm Cash, L (1.3) OBP: 0.342, SLG: 0.410	0-3 K			0-0 G3		0-0 G3-6-1		0-0 BB		4	0	1	0	0	1	3						
Willie Horton, R (1.7) OBP: 0.361, SLG: 0.591	0-0 F4			0-3 K			0-0 L8	0-3 K		4	0	0	0	0	2	4						
Dick McAuliffe, L (1.6) OBP: 0.370, SLG: 0.479		0-3 K		0-0 F3			0-0 4-3	4-0 BB		3	0	0	1	1	1	0						
Don Demeter, R (1.8) OBP: 0.314, SLG: 0.449		0-0 6-3			0-3 K		0-0 6-3	0-0 F6		4	0	0	0	0	1	3						
Jim Northrup, L (1.9) OBP: 0.261, SLG: 0.333		0-0 F2			0-0 4-3			0-0 2B	0-0 F8	4	1	1	0	0	0	0						
John Sullivan, L (1.2) OBP: 0.315, SLG: 0.375			0-3 K		0-0 F7			0-0 SF8	0-0 6-3	2	0	0	0	0	1	0						
Gates Brown, L (8, PH) OBP: 0.409, SLG: 0.340								1-3 SH		1	1	1	0	0	0	0						
Fred Gladding, L (8, 1) OBP: 0.272, SLG: 0.322								1-3 SH		1	0	0	0	0	0	0						
Joe Sparma, R (1, 1) OBP: 0.222, SLG: 0.231								4-0 1B	4-0 BB	2	0	1	0	0	0	0						
Al Kaline, R (8, PH) OBP: 0.409, SLG: 0.537								1B	SH	0	0	0	0	1	0	0						
Bill Freehan, R (8, PR) OBP: 0.272, SLG: 0.322								1B	SH	0	1	0	0	1	0	0						
								1B	BB	0	0	0	0	1	0	0						
									BB	0	0	0	0	1	0	0						
Inning Stats	R: 0 E: 0 K: 2 S: 7	H: 0 LOB: 1 BB: 1 P: 11	R: 0 E: 0 K: 1 S: 5	H: 0 LOB: 0 BB: 0 P: 5	R: 0 E: 0 K: 1 S: 6	H: 1 LOB: 1 BB: 0 P: 6	R: 0 E: 0 K: 1 S: 5	H: 0 LOB: 0 BB: 0 P: 5	R: 0 E: 0 K: 1 S: 5	H: 0 LOB: 0 BB: 0 P: 5	R: 0 E: 1 K: 0 S: 4	H: 2 LOB: 1 BB: 0 P: 4	R: 0 E: 0 K: 0 S: 3	H: 0 LOB: 0 BB: 0 P: 3	R: 3 E: 0 K: 1 S: 9	H: 3 LOB: 3 BB: 2 P: 17	R: 0 E: 0 K: 0 S: 3	H: 0 LOB: 1 BB: 1 P: 7	1B: 3 2B: 3 3B: 0 HR: 0	SF: 1 SAC: 1 DP: 1 HBP: 0	WP: 0 PB: 0 SB: 0 CS: 0	PA: 37
PITCHER	IP	WLS	BF	H	R	ER	SO	BB	IBB	HBP	BLK	WP	HR	S	P	ERA	WHIP					
Jim Bouton, R (1, 1) ERA: 5.11	7.1	L	28	5	3	3	6	1	1	0	0	0	0	38	46	3.68	0.818					
Steve Hamilton, L (8, 1) ERA: 1.29	0.0		2	1	0	0	0	0	0	0	0	0	0	2	2	∞	∞					
Pete Mikkelsen, R (8, 1) ERA: 3.97	1.2		7	0	0	0	1	2	0	0	0	0	0	7	15	0.00	1.200					

Detroit Tigers @ New York Yankees
 Yankee Stadium, Bronx, NY
 Tue Jul 27 1965, 7:05 PM EDT
 Att: 21,598 - Unknown - 80 F


AB 31
 R 3
 H 6
 RBI 3
 BB 4
 SO 7
 LOB 14



Batter	1	2	3	4	5	6	7	8	9	AB	R	H	RBI	BB	SO	LOB	BOTTOM					
Bobby Richardson, R (1.4) OBP: 0.324, SLG: 0.345	0-0 6-3		0-0 1B		0-0 FC4-6			0-3 K		4	0	1	0	0	1	1						
Tony Kubek, L (1.6) OBP: 0.280, SLG: 0.304	0-0 F7		0-0 F4		0-0 1B		0-0 1B	0-0 4-3		4	0	1	0	0	0	1						
Mickey Mantle, S (1.7) OBP: 0.388, SLG: 0.455	0-0 F6			0-0 1B	0-0 F7			0-0 2B		4	0	2	0	0	0	2						
Ross Moschitto, R (8, PR) OBP: 0.167, SLG: 0.304										0	0	0	0	0	0	0						
Tom Tresh, S (1.9) OBP: 0.343, SLG: 0.484		0-3 K		0-0 F9		0-0 4-3		0-0 4-3		4	0	0	0	0	1	2						
Joe Pepitone, L (1, 3) OBP: 0.325, SLG: 0.417		0-0 3-1		0-0 F8		0-0 4-3		0-0 F8		4	0	0	0	0	0	1						
Roger Repoz, L (1, 8) OBP: 0.267, SLG: 0.455		4-0 BB		0-0 1B		0-0 4-3		0-0 F8		3	0	1	0	1	0	0						
Clete Boyer, R (1, 5) OBP: 0.309, SLG: 0.397		0-3 K		0-0 6-3			0-0 L6		0-0 6-3	4	0	0	0	0	1	3						
Jake Gibbs, L (1, 2) OBP: 0.250, SLG: 0.261			0-0 4-1		0-3 K		0-0 F8			3	0	0	0	0	1	0						
Jim Bouton, R (1, 1) OBP: 0.209, SLG: 0.105			0-3 K		0-0 FC4-6			0-3 K		3	0	1	0	0	2	0						
Steve Hamilton, L (8, 1) OBP: 0.333, SLG: 0.333										0	0	0	0	0	0	0						
Pete Mikkelsen, R (8, 1) ERA: 3.12										0	0	0	0	0	0	0						
Inning Stats	R: 0 E: 0 K: 0 S: 3	H: 0 LOB: 0 BB: 0 P: 3	R: 0 E: 0 K: 2 S: 7	H: 0 LOB: 1 BB: 1 P: 11	R: 0 E: 0 K: 1 S: 6	H: 1 LOB: 0 BB: 0 P: 6	R: 0 E: 0 K: 0 S: 5	H: 2 LOB: 0 BB: 0 P: 5	R: 0 E: 0 K: 1 S: 7	H: 2 LOB: 2 BB: 0 P: 7	R: 0 E: 0 K: 0 S: 3	H: 0 LOB: 0 BB: 0 P: 3	R: 0 E: 0 K: 1 S: 5	H: 0 LOB: 0 BB: 0 P: 5	R: 0 E: 0 K: 1 S: 6	H: 1 LOB: 1 BB: 0 P: 6	R: 0 E: 0 K: 0 S: 3	H: 0 LOB: 0 BB: 0 P: 3	1B: 5 2B: 1 3B: 0 HR: 0	SF: 0 SAC: 0 DP: 0 HBP: 0	WP: 0 PB: 0 SB: 0 CS: 0	PA: 34
PITCHER	IP	WLS	BF	H	R	ER	SO	BB	IBB	HBP	BLK	WP	HR	S	P	ERA	WHIP					
Joe Sparma, R (1, 1) ERA: 3.1	7.0	W	27	5	0	0	5	1	0	0	0	0	0	36	40	0.00	0.857					
Fred Gladding, R (8, 1) ERA: 3.12	2.0	S	7	1	0	0	1	0	0	0	0	0	0	9	9	0.00	0.500					

Detroit Tigers @ New York Yankees
 Yankee Stadium, Bronx, NY
 Tue Jul 27 1965, 7:05 PM EDT
 Att: 21,598 - Unknown - 80 F


AB 33
 R 0
 H 6
 RBI 0
 BB 1
 SO 6
 LOB 10



Batter	1	2	3	4	5	6	7	8	9	AB	R	H	RBI	BB	SO	LOB	TOP			
Don Wert, R (1, 5) OBP: 0.341, SLG: 0.365	5-3		G6-3 1B			4-3 1B		6-3	G3	5	0	2	0	0	0	2				
Jerry Lumpe, L (1, 4) OBP: 0.344, SLG: 0.351			G6-3 1-2			4-3 1-2		HR BB		3	0	1	0	0	0	3				
Jake Wood, R (8, PH) OBP: 0.321, SLG: 0.365	2B									0	1	0	0	1	0	0				
Norm Cash, L (1, 3) OBP: 0.344, SLG: 0.421	L5-4-3 BB			G3		K		HR		3	1	1	3	1	1	1				
Al Kaline, R (1, 8) OBP: 0.410, SLG: 0.537	L5-4-3 1-2			L5-3				F8 1B	S 1B	4	0	2	0	0	0	2				
Willie Horton, R (1, 7) OBP: 0.357, SLG: 0.583		F8		4-3				F8 1-2	F5	4	0	0	0	0	0	2				
Dick McAuliffe, L (1, 6) OBP: 0.366, SLG: 0.473		F7				F5		K	L6 1-2	4	0	0	0	0	1	2				
Don Demeter, R (1, 9) OBP: 0.313, SLG: 0.450		6-3				5-3		F8		4	0	1	0	0	0	1				
Bill Freehan, R (1, 2) OBP: 0.275, SLG: 0.325				1B SH1-4 1B		5-3			3B 1B K	4	1	2	0	0	1	1				
Dave Wickersham, R (1, 1) OBP: 0.029, SLG: 0.029				SH1-4					K	1	0	0	0	0	1	0				
Gates Brown, L (8, PH) OBP: 0.248, SLG: 0.365									K	1	1	1	1	0	0	0				
Terry Fox, R (8, 1) OBP: 0.111, SLG: 0.111								HR 3B	K	1	0	0	0	0	1	1				
Inning Stats	R: 0 E: 0 K: 0 S: 3	H: 1 LOB: 1 BB: 1 P: 7	R: 0 E: 0 K: 0 S: 3	H: 0 LOB: 0 BB: 0 P: 3	R: 0 E: 0 K: 0 S: 4	H: 2 LOB: 1 BB: 0 P: 4	R: 0 E: 0 K: 0 S: 3	H: 0 LOB: 0 BB: 0 P: 3	R: 0 E: 0 K: 2 S: 8	H: 1 LOB: 1 BB: 0 P: 8	R: 0 E: 0 K: 1 S: 6	H: 1 LOB: 1 BB: 0 P: 6	R: 4 E: 0 K: 0 S: 7	H: 4 LOB: 1 BB: 1 P: 11	R: 0 E: 0 K: 2 S: 8	H: 1 LOB: 1 BB: 0 P: 8	1B: 6 2B: 2 3B: 1 HR: 1	SF: 0 SAC: 1 DP: 2 HBP: 0	WP: 0 PB: 0 SB: 1 CS: 0	PA: 37
PITCHER	IP	WLS	BF	H	R	ER	SO	BB	IBB	HBP	BLK	WP	HR	S	P	ERA	WHIP			
Jack Cullen, R (1, 1) ERA: 2.45	7.1		28	7	2	2	3	1	0	0	0	0	0	33	37	2.46	1.091			
Steve Hamilton, L (8, 1) ERA: 1.7	0.0	L	3	2	2	2	0	1	0	0	0	0	1	2	6	∞	∞			
Pedro Ramos, R (8, 1) ERA: 3.08	1.2		6	1	0	0	2	0	0	0	0	0	0	10	10	0.00	0.600			

Detroit Tigers @ New York Yankees
Yankee Stadium, Bronx, NY
Wed Jul 28 1965, 7:05 PM EDT
Att: 14,474 - Unknown - 80 F


AB 34
R 4
H 10
RBI 4
BB 2
SO 5
LOB 15



Batter	1	2	3	4	5	6	7	8	9	AB	R	H	RBI	BB	SO	LOB	BOTTOM			
Bobby Richardson, R (1, 4) OBP: 0.323, SLG: 0.344	5-3		4-3					F4		4	0	1	0	0	0	0				
Tony Kubek, L (1, 6) OBP: 0.280, SLG: 0.317	6-3		F2		L8			HR		4	1	1	1	0	0	2				
Mickey Mantle, S (1, 7) OBP: 0.386, SLG: 0.451	1B		K					4-3		4	0	1	0	0	1	0				
Tom Tresh, S (1, 9) OBP: 0.342, SLG: 0.480	L9				L8		F6	F4		3	1	0	0	0	0	1				
Euston Howard, R (1, 2) OBP: 0.250, SLG: 0.321		5-3			L8			6-3		4	0	1	1	0	0	0				
Joe Pepitone, L (1, 3) OBP: 0.325, SLG: 0.413		1B SF9 BB			F9			L8		3	1	0	0	1	0	1				
Clete Boyer, R (1, 5) OBP: 0.309, SLG: 0.395					L8		F3	5-3		4	0	1	0	0	0	1				
Roger Repoz, L (1, 8) OBP: 0.267, SLG: 0.443		SF9			1B BB			G3		2	0	0	1	1	0	0				
Jack Cullen, R (1, 1) ERA: 4.38					K					3	0	0	0	0	2	2				
Steve Hamilton, L (8, 1) OBP: 0.333, SLG: 0.333					K					0	0	0	0	0	0	0				
Pedro Ramos, S (8, 1) OBP: 0.111, SLG: 0.111					K					0	0	0	0	0	0	0				
Inning Stats	R: 0 E: 0 K: 0 S: 4	H: 1 LOB: 1 BB: 0 P: 4	R: 1 E: 0 K: 1 S: 6	H: 1 LOB: 1 BB: 1 P: 10	R: 0 E: 0 K: 1 S: 5	H: 0 LOB: 0 BB: 0 P: 5	R: 0 E: 0 K: 0 S: 3	H: 0 LOB: 0 BB: 0 P: 3	R: 0 E: 0 K: 0 S: 3	H: 0 LOB: 0 BB: 0 P: 3	R: 1 E: 0 K: 0 S: 4	H: 1 LOB: 0 BB: 0 P: 4	R: 0 E: 0 K: 0 S: 3	H: 0 LOB: 0 BB: 0 P: 3	R: 0 E: 0 K: 0 S: 3	H: 0 LOB: 0 BB: 0 P: 3	1B: 4 2B: 0 3B: 0 HR: 1	SF: 1 SAC: 0 DP: 0 HBP: 1	WP: 0 PB: 0 SB: 1 CS: 0	PA: 35
PITCHER	IP	WLS	BF	H	R	ER	SO	BB	IBB	HBP	BLK	WP	HR	S	P	ERA	WHIP			
Dave Wickersham, R (1, 1) ERA: 4.38	7.0		28	4	2	2	3	2	0	1	0	0	0	31	40	2.57	0.857			
Terry Fox, R (8, 1) ERA: 2.6	2.0	S	7	1	1	1	0	0	0	0	0	0	1	7	7	4.50	0.500			

Detroit Tigers @ New York Yankees
Yankee Stadium, Bronx, NY
Wed Jul 28 1965, 7:05 PM EDT
Att: 14,474 - Unknown - 80 F

AB 31
R 3
H 5
RBI 3
BB 2
SO 3
LOB 7



Batter	1	2	3	4	5	6	7	8	9	AB	R	H	RBI	BB	SO	LOB	TOP					
Don Wert, R OBP: 0.339, SLG: 0.363 (1, 5)	F3		K		K				G4-6-3	5	0	1	1	0	2	3	<p>Detroit Tigers @ New York Yankees Yankee Stadium, Bronx, NY Thu Jul 29 1965, 3:33 AM EDT Att: 22,714 - Unknown - 81 F</p> <p>livebaseballscores.com</p>					
Jerry Lumpe, L OBP: 0.342, SLG: 0.347 (1, 4)	1B BB		4-3			K	F3		5-3	4	0	0	0	1	1	2						
Norm Cash, L OBP: 0.349, SLG: 0.427 (1, 3)	1-2 1B			1-2 1B			3-1			4	0	3	0	0	0	2						
Al Kaline, R OBP: 0.408, SLG: 0.533 (1, 8)	L4			L8		L8		1B FC4-6		4	1	1	0	0	0	4						
Willie Horton, R OBP: 0.358, SLG: 0.582 (1, 7)		FC6-4 1B		L4-3		F6		1-3 1B		4	0	2	0	0	0	2						
Dick McAuliffe, L OBP: 0.394, SLG: 0.479 (1, 6)	F8				E4 1B		HR	FC4-6 FC5-4		4	1	1	2	0	0	2						
Don Demeter, R OBP: 0.312, SLG: 0.447 (1, 9)	FC6-4			1-2 1B		F7		F7		4	0	1	0	0	0	2						
Bill Freehan, R OBP: 0.275, SLG: 0.324 (1, 2)	F3				F6		1B 1B	FC5-4		4	1	1	0	0	0	4						
Denny McLain, R OBP: 0.118, SLG: 0.083 (5, PH)			K		K					1	0	0	0	0	1	0						
Jim Northrup, L OBP: 0.288, SLG: 0.331 (5, 1)										1	0	0	0	0	1	2						
Julio Navarro, R OBP: 0.256, SLG: 0.371 (7, PH)										0	0	0	0	0	0	0						
Gates Brown, L OBP: 0.238, SLG: 0.231 (7, 1)										0	0	0	0	0	0	0						
Orlando Pena, R OBP: 0.238, SLG: 0.231 (8, 1)										0	0	0	0	0	0	0						
Ron Nischwitz, S OBP: 0.238, SLG: 0.231 (8, 1)										0	0	0	0	0	0	0						
George Thomas, R OBP: 0.238, SLG: 0.231 (9, PH)									G4-6-3 BB	0	0	0	0	0	0	0						
Inning Stats	R: 0 E: 0 K: 0 S: 3	H: 1 LOB: 1 BB: 1 P: 7	R: 0 E: 0 K: 0 S: 4	H: 1 LOB: 1 BB: 0 P: 4	R: 0 E: 0 K: 2 S: 7	H: 0 LOB: 0 BB: 0 P: 7	R: 0 E: 0 K: 0 S: 3	H: 1 LOB: 0 BB: 0 P: 3	R: 0 E: 1 K: 2 S: 9	H: 1 LOB: 2 BB: 0 P: 9	R: 0 E: 0 K: 1 S: 6	H: 1 LOB: 1 BB: 0 P: 6	R: 2 E: 0 K: 0 S: 7	H: 4 LOB: 0 BB: 0 P: 7	R: 1 E: 0 K: 0 S: 5	H: 2 LOB: 1 BB: 0 P: 5	R: 0 E: 0 K: 0 S: 2	H: 0 LOB: 0 BB: 1 P: 6	1B: 10 2B: 2 3B: 0 HR: 1	SF: 0 SAC: 0 DP: 3 HBP: 0	WP: 0 PB: 0 SB: 0 CS: 0	PA: 38
PITCHER Mel Stottlemyre, R ERA: 2.64 (1, 1)	IP: 9.0 WLS: W BF: 38 H: 11 R: 3 ER: 3 SO: 5 BB: 2 IBB: 0 HBP: 0 BLK: 0 WP: 0 HR: 1 S: 46 P: 54 ERA: 3.00 WHIP: 1.444															PITCHER						

Batter	1	2	3	4	5	6	7	8	9	AB	R	H	RBI	BB	SO	LOB	BOTTOM			
Bobby Richardson, R OBP: 0.324, SLG: 0.347 (1, 4)	5-3				L7		1B FC3-6	F7		5	1	2	1	0	0	1	<p>Detroit Tigers @ New York Yankees Yankee Stadium, Bronx, NY Thu Jul 29 1965, 3:33 AM EDT Att: 22,714 - Unknown - 81 F</p> <p>livebaseballscores.com</p>			
Tony Kubek, L OBP: 0.279, SLG: 0.315 (1, 6)	1-3		L7		E4		FC3-6 BB 1B			4	1	1	0	0	0	1				
Mickey Mantle, S OBP: 0.394, SLG: 0.446 (7, PR)	B4-3				L8		FC3-6 BB			3	0	0	0	0	1	1				
Ross Moschitto, R OBP: 0.167, SLG: 0.304 (8, 9)			K				FC3-6 1-2 BB			0	0	0	0	0	0	0				
Tom Tresh, S OBP: 0.341, SLG: 0.478 (8, 7)		HR 1B			F9		FC3-6 1B			4	1	1	1	0	0	2				
Elston Howard, R OBP: 0.255, SLG: 0.330 (1, 2)		K			E6 HR					4	1	2	1	0	1	1				
Joe Pepitone, L OBP: 0.326, SLG: 0.431 (1, 3)		HR			HR		2B 1B			4	2	2	4	0	1	3				
Clete Boyer, R OBP: 0.308, SLG: 0.393 (1, 5)	F6				L8		K			4	0	1	0	0	1	1				
Roger Repoz, L OBP: 0.266, SLG: 0.434 (1, 8)	K				K					4	1	1	0	0	2	1				
Mel Stottlemyre, R OBP: 0.156, SLG: 0.297 (1, 1)			K		1-3		SH3-4 1B			3	0	0	0	0	2	1				
Inning Stats	R: 0 E: 0 K: 0 S: 3	H: 0 LOB: 0 BB: 0 P: 3	R: 2 E: 0 K: 2 S: 9	H: 2 LOB: 0 BB: 0 P: 9	R: 0 E: 0 K: 2 S: 8	H: 1 LOB: 1 BB: 0 P: 8	R: 2 E: 1 K: 1 S: 7	H: 1 LOB: 0 BB: 0 P: 7	R: 0 E: 1 K: 0 S: 4	H: 0 LOB: 1 BB: 0 P: 4	R: 0 E: 0 K: 2 S: 8	H: 1 LOB: 1 BB: 0 P: 8	R: 3 E: 1 K: 0 S: 7	H: 4 LOB: 2 BB: 1 P: 11	R: 0 E: 0 K: 1 S: 6	H: 1 LOB: 1 BB: 0 P: 6	1B: 6 2B: 2 3B: 0 HR: 2	SF: 0 SAC: 1 DP: 0 HBP: 0	WP: 0 PB: 0 SB: 0 CS: 0	PA: 37
PITCHER Denny McLain, R ERA: 2.95 (1, 1)	IP: 4.0 WLS: L BF: 17 H: 4 R: 4 ER: 3 SO: 5 BB: 0 IBB: 0 HBP: 0 BLK: 0 WP: 0 HR: 2 S: 27 P: 27 ERA: 6.75 WHIP: 1.000															PITCHER				
Julio Navarro, R ERA: 7.56 (5, 1)	2.0	8	1	0	0	2	0	0	0	0	0	12	12	0.00	0.500					
Orlando Pena, R ERA: 5.43 (7, 1)	1.0	8	4	3	3	0	1	0	0	0	0	7	11	27.00	5.000					
Ron Nischwitz, L ERA: 3.38 (8, 1)	1.0	4	1	0	0	1	0	0	0	0	0	6	6	0.00	1.000					

Batter	1	2	3	4	5	6	7	8	9	AB	R	H	RBI	BB	SO	LOB	TOP					
Larry Brown, R (1.6) OBP: 0.313, SLG: 0.381	6-3		K			F8			5-3	4	0	0	0	0	1	0	Cleveland Indians @ New York Yankees Yankee Stadium, Bronx, NY Fri Jul 30 1965, 7:05 PM EDT Att: 23,006 - Unknown - 76 F					
Chuck Hinton, R (1.8) OBP: 0.337, SLG: 0.474	5-3				F8	6-3			HR	4	1	1	1	0	0	0						
Leon Wagner, L (1.7) OBP: 0.339, SLG: 0.463	FC6-4 BB			3-1		K			F4	3	0	0	0	1	1	0						
Rocky Colavito, R (1.9) OBP: 0.393, SLG: 0.503	FC6-4 1-2			F3					5-3	4	1	1	0	0	0	1						
Fred Whitfield, L (1.3) OBP: 0.313, SLG: 0.524			K						HR	4	2	2	2	0	2	0						
Max Alvis, R (1.5) OBP: 0.336, SLG: 0.464			CS 1B			K			F8	4	0	1	0	0	1	1						
Pedro Gonzalez, R (1.4) OBP: 0.310, SLG: 0.409			K			F4			F8	3	0	0	0	0	1	2						
Joe Azcue, R (1.2) OBP: 0.290, SLG: 0.255									6-3	2	1	1	2	1	0	0						
Sonny Siebert, R (1.1) OBP: 0.100, SLG: 0.205 (8, PH)			G6-4-3 1-2			L4			F7	2	0	0	0	0	0	1						
Al Luplow, L (8, PH) OBP: 0.276, SLG: 0.385										1	0	0	0	0	0	0						
Don McMahon, R (8, 1) OBP: 0.400, SLG: 0.400										0	0	0	0	0	0	0						
Inning Stats	R: 0 E: 0 K: 0 S: 3	H: 0 LOB: 1 BB: 1 P: 7	R: 0 E: 0 K: 2 S: 7	H: 1 LOB: 0 BB: 0 P: 7	R: 0 E: 0 K: 1 S: 4	H: 0 LOB: 0 BB: 1 P: 8	R: 0 E: 0 K: 0 S: 3	H: 0 LOB: 0 BB: 0 P: 3	R: 2 E: 0 K: 1 S: 7	H: 2 LOB: 0 BB: 0 P: 7	R: 0 E: 0 K: 1 S: 5	H: 0 LOB: 0 BB: 0 P: 5	R: 0 E: 0 K: 1 S: 5	H: 0 LOB: 0 BB: 0 P: 5	R: 0 E: 0 K: 0 S: 3	H: 0 LOB: 0 BB: 0 P: 3	R: 3 E: 0 K: 0 S: 6	H: 3 LOB: 0 BB: 0 P: 6	1B: 3 2B: 0 3B: 0 HR: 3	SF: 0 SAC: 0 DP: 1 HBP: 0	WP: 0 PB: 0 SB: 0 CS: 1	PA: 33
PITCHER	IP WLS BF H R ER SO BB IBB HBP BLK WP HR S P ERA WHIP																					
Al Downing, L (1.1) ERA: 3.8	7.0 L 24 3 2 2 6 2 0 0 0 0 1 34 42 2.57 0.714																					
Pedro Ramos, R (8, 1) ERA: 3.39	2.0 9 3 3 3 0 0 0 0 0 0 2 9 9 13.50 1.500																					

Batter	1	2	3	4	5	6	7	8	9	AB	R	H	RBI	BB	SO	LOB	BOTTOM					
Bobby Richardson, R (1.4) OBP: 0.321, SLG: 0.344	F9		F7		6-3			F9		4	0	0	0	0	0	1	Cleveland Indians @ New York Yankees Yankee Stadium, Bronx, NY Fri Jul 30 1965, 7:05 PM EDT Att: 23,006 - Unknown - 76 F					
Tony Kubek, L (1.6) OBP: 0.275, SLG: 0.310	L8		F3		F7			3-1		4	0	0	0	0	0	1						
Mickey Mantle, S (1.7) OBP: 0.386, SLG: 0.444 (8, PR)	6-3		F2							3	0	1	0	1	0	0						
Ross Moschitto, R (9, 9) OBP: 0.167, SLG: 0.304						G3-6-3 1B		BB		0	0	0	0	0	0	0						
Tom Tresh, S (1.9) OBP: 0.340, SLG: 0.474 (9, 7)					K			F5		3	0	0	0	0	1	2						
Eliot Howard, R (1.2) OBP: 0.259, SLG: 0.333								G3		4	0	2	0	0	0	1						
Joe Pepitone, L (1.3) OBP: 0.326, SLG: 0.429									G1-6-3 1B	4	0	1	0	0	0	2						
Clete Boyer, R (1.5) OBP: 0.305, SLG: 0.389										4	0	0	0	0	1	5						
Roger Repoz, L (1.8) OBP: 0.278, SLG: 0.429										1	0	0	0	2	1	3						
Al Downing, R (1.1) OBP: 0.163, SLG: 0.170										1	0	0	0	0	1	3						
Ray Barker, L (7, PH) OBP: 0.348, SLG: 0.388										1	0	0	0	0	1	1						
Pedro Ramos, S (8, 1) OBP: 0.111, SLG: 0.111										0	0	0	0	0	0	0						
Inning Stats	R: 0 E: 0 K: 0 S: 3	H: 0 LOB: 0 BB: 0 P: 3	R: 0 E: 1 K: 2 S: 9	H: 1 LOB: 3 BB: 0 P: 10	R: 0 E: 0 K: 0 S: 3	H: 0 LOB: 0 BB: 0 P: 3	R: 0 E: 0 K: 2 S: 8	H: 1 LOB: 0 BB: 0 P: 8	R: 0 E: 0 K: 0 S: 3	H: 0 LOB: 1 BB: 1 P: 7	R: 0 E: 0 K: 0 S: 3	H: 1 LOB: 0 BB: 0 P: 3	R: 0 E: 0 K: 1 S: 5	H: 0 LOB: 1 BB: 1 P: 9	R: 0 E: 0 K: 0 S: 3	H: 0 LOB: 1 BB: 1 P: 7	R: 0 E: 0 K: 0 S: 3	H: 1 LOB: 0 BB: 0 P: 3	1B: 4 2B: 0 3B: 0 HR: 0	SF: 0 SAC: 1 DP: 2 HBP: 1	WP: 0 PB: 0 SB: 0 CS: 0	PA: 34
PITCHER	IP WLS BF H R ER SO BB IBB HBP BLK WP HR S P ERA WHIP																					
Sonny Siebert, R (1.1) ERA: 2.31	7.0 W 27 3 0 0 5 2 0 0 0 0 0 34 43 0.00 0.714																					
Don McMahon, R (8, 1) ERA: 2.72	2.0 S 7 1 0 0 0 1 0 0 0 0 0 6 10 0.00 1.000																					

Batter	1	2	3	4	5	6	7	8	9	AB	R	H	RBI	BB	SO	LOB	TOP					
Larry Brown, R OBP: 0.306, SLG: 0.372										5	0	0	0	0	3	2	Cleveland Indians @ New York Yankees Yankee Stadium, Bronx, NY Sat Jul 31 1965, 3:33 AM EDT Att: 42,170 - Unknown - 80 F					
Chuck Hinton, R OBP: 0.338, SLG: 0.472										5	1	2	1	0	1	0						
Leon Wagner, L OBP: 0.343, SLG: 0.464										4	1	2	0	1	1	0						
Rocky Colavito, R OBP: 0.393, SLG: 0.507										5	2	2	1	0	0	3						
Fred Whitfield, L OBP: 0.320, SLG: 0.539										4	1	3	3	0	0	0						
Max Alvis, R OBP: 0.337, SLG: 0.466										3	0	1	0	1	1	4						
Pedro Gonzalez, R OBP: 0.318, SLG: 0.416										4	1	3	1	0	1	1						
Joe Azcue, R OBP: 0.289, SLG: 0.255										4	0	1	0	0	1	4						
Luis Tiant, R OBP: 0.133, SLG: 0.163										2	0	0	0	0	1	0						
Jack Kralick, L OBP: 0.133, SLG: 0.143										0	0	0	0	0	0	0						
Lee Stange, R OBP: 0.320, SLG: 0.150										1	0	0	0	0	1	2						
Al Luplow, L OBP: 0.267, SLG: 0.370										1	0	0	0	0	0	1						
Jack Spring, R OBP: 0.333, SLG: 0.333										0	0	0	0	0	0	0						
Inning Stats	R: 3 E: 0 K: 2 S: 12	H: 5 LOB: 2 BB: 0 P: 12	R: 0 E: 0 K: 2 S: 7	H: 0 LOB: 0 BB: 0 P: 7	R: 2 E: 0 K: 0 S: 5	H: 3 LOB: 1 BB: 1 P: 9	R: 0 E: 0 K: 0 S: 3	H: 0 LOB: 0 BB: 0 P: 3	R: 0 E: 0 K: 0 S: 4	H: 2 LOB: 1 BB: 0 P: 4	R: 1 E: 0 K: 2 S: 9	H: 3 LOB: 2 BB: 0 P: 9	R: 0 E: 0 K: 0 S: 2	H: 0 LOB: 0 BB: 1 P: 6	R: 0 E: 0 K: 2 S: 8	H: 1 LOB: 1 BB: 0 P: 8	R: 0 E: 0 K: 2 S: 8	H: 0 LOB: 1 BB: 0 P: 8	1B: 11 2B: 1 3B: 1 HR: 1	SF: 0 SAC: 0 DP: 2 HBP: 0	WP: 1 PB: 1 SB: 1 CS: 0	PA: 40
PITCHER	IP WLS BF H R ER SO BB IBB HBP BLK WP HR S P ERA WHIP																					
Whitey Ford, L ERA: 3.91	(1, 1) 2.1 15 7 5 5 4 1 0 0 0 0 1 22 26 19.29 3.429																					
Pete Mikkelsen, R ERA: 3.88	(3, 1) 3.2 14 6 1 1 2 0 0 0 0 0 0 18 18 2.46 1.636																					
Hal Reniff, R ERA: 3.23	(7, 1) 3.0 W 11 1 0 0 4 1 0 0 0 1 0 18 22 0.00 0.667																					

AB	38
R	6
H	14
RBI	6
BB	2
SO	10
LOB	17



Batter	1	2	3	4	5	6	7	8	9	AB	R	H	RBI	BB	SO	LOB	BOTTOM					
Bobby Richardson, R OBP: 0.320, SLG: 0.342										5	1	1	2	0	0	3	Cleveland Indians @ New York Yankees Yankee Stadium, Bronx, NY Sat Jul 31 1965, 3:33 AM EDT Att: 42,170 - Unknown - 80 F					
Tony Kubek, L OBP: 0.277, SLG: 0.312										5	0	2	0	0	0	4						
Tom Tresh, S OBP: 0.343, SLG: 0.475										4	1	2	1	1	0	0						
Joe Pepitone, L OBP: 0.327, SLG: 0.445										5	2	2	3	0	0	4						
Elston Howard, R OBP: 0.258, SLG: 0.327										4	1	0	0	1	2	2						
Ray Barker, L OBP: 0.350, SLG: 0.397										5	0	2	1	0	1	0						
Clete Boyer, R OBP: 0.304, SLG: 0.387										4	1	1	0	0	0	1						
Roger Repoz, L OBP: 0.280, SLG: 0.425										3	1	1	0	0	1	2						
Hector Lopez, R OBP: 0.209, SLG: 0.372										0	0	0	0	1	0	0						
Phil Linz, R OBP: 0.290, SLG: 0.278										0	0	0	0	0	0	0						
Ross Moschitto, R OBP: 0.167, SLG: 0.304										0	0	0	0	0	0	0						
Whitey Ford, L OBP: 0.275, SLG: 0.234										1	0	1	0	0	0	0						
Pete Mikkelsen, R OBP: 0.111, SLG: 0.111										1	0	1	0	0	0	0						
Jake Gibbs, L OBP: 0.240, SLG: 0.250										1	0	0	0	0	0	0						
Hal Reniff, R ERA: 3.86										0	0	0	0	0	0	0						
Inning Stats	R: 0 E: 0 K: 0 S: 4	H: 1 LOB: 2 BB: 1 P: 8	R: 1 E: 0 K: 0 S: 6	H: 3 LOB: 2 BB: 0 P: 6	R: 1 E: 0 K: 1 S: 6	H: 1 LOB: 0 BB: 0 P: 6	R: 2 E: 0 K: 0 S: 7	H: 4 LOB: 2 BB: 0 P: 7	R: 0 E: 0 K: 2 S: 8	H: 1 LOB: 1 BB: 0 P: 8	R: 0 E: 0 K: 0 S: 3	H: 0 LOB: 0 BB: 0 P: 3	R: 2 E: 0 K: 1 S: 7	H: 2 LOB: 0 BB: 0 P: 7	R: 0 E: 0 K: 0 S: 3	H: 0 LOB: 2 BB: 1 P: 7	R: 1 E: 0 K: 0 S: 3	H: 1 LOB: 1 BB: 1 P: 7	1B: 10 2B: 1 3B: 0 HR: 2	SF: 0 SAC: 1 DP: 0 HBP: 0	WP: 0 PB: 0 SB: 0 CS: 0	PA: 42
PITCHER	IP WLS BF H R ER SO BB IBB HBP BLK WP HR S P ERA WHIP																					
Luis Tiant, R ERA: 3.52	(1, 1) 3.0 16 6 3 3 3 1 0 0 0 0 0 17 21 9.00 2.333																					
Jack Kralick, L ERA: 4.52	(4, 1) 0.2 5 3 1 1 1 0 0 0 0 0 0 5 5 13.50 4.500																					
Lee Stange, R ERA: 3.19	(4, 1) 3.1 13 3 2 2 3 0 0 0 0 0 1 19 19 5.40 0.900																					
Jack Spring, L ERA: 3.86	(8, 1) 1.2 L 8 1 1 1 0 2 0 0 0 0 0 6 14 5.40 1.800																					

AB	38
R	7
H	13
RBI	7
BB	3
SO	4
LOB	16



Batter	1	2	3	4	5	6	7	8	9	AB	R	H	RBI	BB	SO	LOB	TOP															
Larry Brown, R OBP: 0.311, SLG: 0.370 (1, 6)										4	1	1	0	2	0	4	Cleveland Indians @ New York Yankees Yankee Stadium, Bronx, NY Sun Aug 01 1965, 3:33 AM EDT Cloudy - 78 F															
Chuck Hinton, R OBP: 0.339, SLG: 0.469 (1, 8)										4	0	1	0	1	0	4																
Leon Wagner, L OBP: 0.346, SLG: 0.467 (1, 7)										4	2	3	1	0	0	1																
Rocky Colavito, R OBP: 0.395, SLG: 0.510 (1, 9)										4	1	2	1	1	0	2																
Fred Whitfield, L OBP: 0.318, SLG: 0.536 (1, 3)										5	1	1	2	0	1	4																
Max Alvis, R OBP: 0.343, SLG: 0.466 (1, 5)										2	1	1	0	2	0	2																
Pedro Gonzalez, R OBP: 0.328, SLG: 0.422 (1, 4)										4	0	3	0	1	1	2																
Duke Sims, L OBP: 0.266, SLG: 0.397 (1, 2)										1	0	0	1	3	1	1																
Chico Salmon, R OBP: 0.353, SLG: 0.350 (7, PR)										0	0	0	0	0	0	0																
Gary Bell, R OBP: 0.091, SLG: 0.364 (7, 1)										0	0	0	0	0	0	0																
Jack Spring, R OBP: 0.290, SLG: 0.393 (8, 1)										2	0	0	0	0	2	5																
Al Luplow, L OBP: 0.290, SLG: 0.393 (9, PH)										0	0	0	0	0	0	0																
Ralph Terry, R OBP: 0.196, SLG: 0.146 (1, 1)										0	0	0	0	0	0	0																
Dick Howser, R OBP: 0.359, SLG: 0.287 (7, PH)										0	0	0	0	0	0	0																
Phil Roof, R OBP: 0.103, SLG: 0.103 (7, 2)										1	0	0	0	0	1	1																
Inning Stats	R: 0 E: 0 K: 0 S: 4	H: 1 LOB: 1 BB: 0 P: 4	R: 0 E: 0 K: 1 S: 5	H: 1 LOB: 2 BB: 2 P: 13	R: 3 E: 0 K: 1 S: 8	H: 4 LOB: 3 BB: 2 P: 17	R: 1 E: 0 K: 0 S: 4	H: 1 LOB: 2 BB: 2 P: 12	R: 0 E: 0 K: 1 S: 5	H: 0 LOB: 1 BB: 1 P: 9	R: 1 E: 0 K: 2 S: 8	H: 2 LOB: 2 BB: 2 P: 16	R: 0 E: 0 K: 0 S: 3	H: 0 LOB: 2 BB: 1 P: 7	R: 0 E: 0 K: 0 S: 3	H: 1 LOB: 0 BB: 0 P: 3	R: 1 E: 0 K: 1 S: 7	H: 3 LOB: 1 BB: 0 P: 7	1B: 11 2B: 2 3B: 0 HR: 0	SF: 1 SAC: 2 DP: 1 HBP: 1	WP: 1 PB: 0 SB: 0 CS: 1	PA: 46										
PITCHER	IP WLS BF H R ER SO BB IBB HBP BLK WP HR S P ERA WHIP																															
Jim Bouton, R ERA: 5.2 (1, 1)	3.0	18	6	3	3	2	4	0	1	0	1	0	17	34	9.00	3.333																
Gil Blanco, L ERA: 4.15 (4, 1)	2.1	13	3	2	2	1	4	0	0	0	0	0	11	27	7.71	3.000																
Pete Mikkelsen, R ERA: 3.84 (6, 1)	0.2	3	0	0	0	2	1	0	0	0	0	0	6	10	0.00	1.500																
Pedro Ramos, R ERA: 3.38 (7, 1)	3.0	W 12	4	1	1	1	1	0	0	0	0	0	13	17	3.00	1.667																
Batter	1	2	3	4	5	6	7	8	9	AB	R	H	RBI	BB	SO	LOB	BOTTOM															
Bobby Richardson, R OBP: 0.317, SLG: 0.339 (1, 4)										4	0	0	0	0	0	0	Cleveland Indians @ New York Yankees Yankee Stadium, Bronx, NY Sun Aug 01 1965, 3:33 AM EDT Cloudy - 78 F															
Tony Kubek, L OBP: 0.281, SLG: 0.319 (1, 6)										4	2	2	0	0	1	0																
Tom Tresh, S OBP: 0.345, SLG: 0.476 (1, 7)										3	2	1	1	1	1	0																
Joe Pepitone, L OBP: 0.328, SLG: 0.452 (1, 9)										3	2	1	3	1	0	0																
Elston Howard, R OBP: 0.258, SLG: 0.335 (1, 2)										4	1	1	2	0	0	0																
Ray Barker, L OBP: 0.347, SLG: 0.392 (1, 3)										4	0	1	1	0	0	0																
Clete Boyer, R OBP: 0.306, SLG: 0.403 (1, 5)										4	2	2	1	0	0	1																
Roger Repoz, L OBP: 0.288, SLG: 0.462 (1, 8)										4	1	2	1	0	0	1																
Jim Bouton, R OBP: 0.209, SLG: 0.105 (3, PH)										0	0	0	0	0	0	0																
Mickey Martin, S OBP: 0.389, SLG: 0.444 (4, 1)										0	0	0	1	0	0	0																
Pete Mikkelsen, R OBP: 0.319, SLG: 0.411 (8, 1)										0	0	0	0	0	0	0																
Jake Gibbs, L OBP: 0.251, SLG: 0.260 (5, PH)										1	0	0	0	0	0	0																
Pedro Ramos, S OBP: 0.100, SLG: 0.100 (7, 1)										1	0	0	0	0	1	0																
Inning Stats	R: 0 E: 0 K: 1 S: 5	H: 0 LOB: 0 BB: 0 P: 5	R: 0 E: 0 K: 0 S: 3	H: 0 LOB: 0 BB: 0 P: 3	R: 1 E: 0 K: 0 S: 4	H: 1 LOB: 0 BB: 0 P: 4	R: 0 E: 0 K: 1 S: 5	H: 0 LOB: 0 BB: 0 P: 5	R: 0 E: 0 K: 0 S: 3	H: 0 LOB: 0 BB: 0 P: 3	R: 4 E: 0 K: 0 S: 6	H: 3 LOB: 1 BB: 1 P: 10	R: 1 E: 0 K: 1 S: 6	H: 1 LOB: 0 BB: 0 P: 6	R: 4 E: 0 K: 0 S: 7	H: 5 LOB: 2 BB: 1 P: 11	1B: 3 2B: 2 3B: 2 HR: 3	SF: 1 SAC: 0 DP: 0 HBP: 0	WP: 0 PB: 0 SB: 0 CS: 0	PA: 35												
PITCHER	IP WLS BF H R ER SO BB IBB HBP BLK WP HR S P ERA WHIP																															
Ralph Terry, R ERA: 3.37 (1, 1)	6.0	23	4	5	5	2	1	0	0	0	0	2	26	30	7.50	0.833																
Gary Bell, R ERA: 3.79 (7, 1)	1.1	L 9	4	5	5	1	0	1	0	0	0	1	10	14	33.75	3.000																
Jack Spring, L ERA: 3.74 (8, 1)	0.2	3	2	0	0	0	0	0	0	0	0	0	3	3	0.00	3.000																

Batter	1	2	3	4	5	6	7	8	9	AB	R	H	RBI	BB	SO	LOB	TOP								
Larry Brown, R (1, 6) OBP: 0.314, SLG: 0.372										4	0	2	1	0	0	1									
Vic Davallio, L (1, 8) OBP: 0.346, SLG: 0.386										4	0	1	0	0	0	2									
Chuck Hinton, R (1, 7) OBP: 0.334, SLG: 0.462										4	0	0	0	0	0	4									
Rocky Colavito, R (1, 9) OBP: 0.396, SLG: 0.518										4	2	2	1	0	0	0									
Fred Whitfield, L (1, 3) OBP: 0.320, SLG: 0.536										4	0	2	0	0	1	0									
Max Alvis, R (1, 5) OBP: 0.344, SLG: 0.465										3	1	1	0	1	0	0									
Pedro Gonzalez, R (1, 4) OBP: 0.326, SLG: 0.419										4	0	1	0	0	0	3									
Joe Azcue, R (1, 2) OBP: 0.289, SLG: 0.256										3	0	1	0	0	0	2									
Chico Salmon, R (8, PR) OBP: 0.246, SLG: 0.350										0	1	0	0	0	0	0									
Phil Roof, R (8, 2) OBP: 0.133, SLG: 0.133										1	0	1	1	0	0	0									
Sam McDowell, L (1, 1) OBP: 0.105, SLG: 0.107										3	0	1	0	0	0	2									
Inning Stats	R: 0 E: 0 K: 0 S: 3	H: 0 LOB: 0 BB: 0 P: 3	R: 1 E: 0 K: 0 S: 4	H: 2 LOB: 1 BB: 1 P: 8	R: 0 E: 0 K: 0 S: 4	H: 2 LOB: 0 BB: 0 P: 4	R: 0 E: 0 K: 0 S: 3	H: 0 LOB: 0 BB: 0 P: 3	R: 0 E: 0 K: 0 S: 4	H: 1 LOB: 1 BB: 0 P: 4	R: 0 E: 0 K: 0 S: 3	H: 0 LOB: 0 BB: 0 P: 5	R: 0 E: 0 K: 1 S: 5	H: 0 LOB: 0 BB: 0 P: 5	R: 1 E: 0 K: 0 S: 5	H: 2 LOB: 2 BB: 0 P: 5	R: 2 E: 0 K: 0 S: 6	H: 4 LOB: 1 BB: 0 P: 6	1B: 10 2B: 1 HR: 1	SF: 0 SAC: 1 DP: 2 HBP: 0	WP: 0 PB: 0 SB: 2 CS: 1	PA: 36			
PITCHER	IP	WLS	BF	H	R	ER	SO	BB	IBB	HBP	BLK	WP	HR	S	P	ERA	WHIP								
Jack Cullen, R (1, 1) ERA: 2.45	7.1	L	28	8	2	2	1	1	0	0	0	0	0	29	33	2.46	1.227								
Steve Hamilton, L (8, 1) ERA: 1.57	0.2		2	0	0	0	0	0	0	0	0	0	0	2	2	0.00	0.000								
Hal Reniff, R (9, 1) ERA: 3.46	1.0		6	4	2	2	0	0	0	0	0	0	1	6	6	18.00	4.000								

Cleveland Indians @ New York Yankees
Yankee Stadium, Bronx, NY
Sun Aug 01 1965, 3:38 AM EDT
Att: 34,978 - Unknown - 75 F


AB	34
R	4
H	12
RBI	3
BB	1
SO	1
LOB	14



Batter	1	2	3	4	5	6	7	8	9	AB	R	H	RBI	BB	SO	LOB	BOTTOM									
Bobby Richardson, R (1, 4) OBP: 0.316, SLG: 0.340										4	0	1	0	0	1	0										
Tony Kubek, L (1, 6) OBP: 0.276, SLG: 0.314										4	0	0	0	0	1	1										
Mickey Mantle, S (1, 7) OBP: 0.380, SLG: 0.437										4	0	0	0	0	2	1										
Elston Howard, R (1, 2) OBP: 0.259, SLG: 0.335										3	1	1	0	0	0	0										
Tom Tresh, S (1, 8) OBP: 0.342, SLG: 0.473										3	0	0	0	0	2	1										
Joe Pepitone, L (1, 3) OBP: 0.328, SLG: 0.450										2	0	0	0	1	1	0										
Hector Lopez, R (1, 9) OBP: 0.310, SLG: 0.371										3	0	1	1	0	2	0										
Clete Boyer, R (1, 5) OBP: 0.304, SLG: 0.399										3	0	0	0	0	0	1										
Jack Cullen, R (1, 1) ERA: 2.1	9.0	W	30	3	1	1	11	1	0	0	0	0	0	0	0	0	1.00	0.444								
Steve Hamilton, L (8, 1) ERA: 1.57	0.2		2	0	0	0	0	0	0	0	0	0	0	0	0	0	0.00	0.000								
Phil Linz, R (8, PH) OBP: 0.289, SLG: 0.276	0.0		0	0	0	0	0	0	0	0	0	0	0	0	0	0	0.00	0.000								
Hal Reniff, R (9, 1) ERA: 3.46	1.0		6	4	2	2	0	0	0	0	0	0	0	1	6	18.00	4.000									
Inning Stats	R: 0 E: 0 K: 2 S: 7	H: 0 LOB: 0 BB: 0 P: 7	R: 1 E: 0 K: 0 S: 4	H: 2 LOB: 1 BB: 1 P: 8	R: 0 E: 0 K: 2 S: 8	H: 1 LOB: 0 BB: 0 P: 8	R: 0 E: 0 K: 1 S: 5	H: 0 LOB: 0 BB: 0 P: 5	R: 0 E: 0 K: 2 S: 7	H: 0 LOB: 0 BB: 0 P: 7	R: 0 E: 0 K: 0 S: 3	H: 0 LOB: 0 BB: 0 P: 3	R: 0 E: 0 K: 2 S: 7	H: 0 LOB: 0 BB: 0 P: 7	R: 0 E: 0 K: 1 S: 5	H: 0 LOB: 0 BB: 0 P: 5	R: 0 E: 0 K: 1 S: 5	H: 0 LOB: 0 BB: 0 P: 5	1B: 2 2B: 1 HR: 0	SF: 0 SAC: 0 DP: 0 HBP: 0	WP: 0 PB: 0 SB: 0 CS: 0	PA: 30				
PITCHER	IP	WLS	BF	H	R	ER	SO	BB	IBB	HBP	BLK	WP	HR	S	P	ERA	WHIP									
Sam McDowell, L (1, 1) ERA: 2.1	9.0	W	30	3	1	1	11	1	0	0	0	0	0	0	0	1.00	0.444									

Cleveland Indians @ New York Yankees
Yankee Stadium, Bronx, NY
Sun Aug 01 1965, 3:38 AM EDT
Att: 34,978 - Unknown - 75 F

AB	29
R	1
H	3
RBI	1
BB	1
SO	11
LOB	4



Batter	1	2	3	4	5	6	7	8	9	AB	R	H	RBI	BB	SO	LOB	TOP			
Bobby Richardson, R OBP: 0.315, SLG: 0.341 (1,4)	F9		SF9 1B 2B		6-3		F8		6-3	5	1	1	0	0	0	3				
Tony Kubek, L OBP: 0.276, SLG: 0.314 (1,6)	4-3		SF9			1B	F8			3	0	1	1	0	0	2				
Mickey Mantle, S OBP: 0.384, SLG: 0.442 (1,7)	FC4-6 1B		FC4-6 1B			1-3 1B		K		4	0	3	1	0	1	0				
Tom Tresh, S OBP: 0.339, SLG: 0.468 (1,9)	FC4-6 1-2		FC4-6 1-2			1-3 1-2		1-3		4	0	0	0	0	0	4				
Elston Howard, R OBP: 0.263, SLG: 0.335 (1,2)		4-3		K		G4-6-3 BB		1B		3	0	1	0	1	1	0				
Joe Pepitone, L OBP: 0.352, SLG: 0.445 (1,3)	F6			K		G4-6-3 1-2		K2-3		4	0	0	0	0	2	4				
Clete Boyer, R OBP: 0.301, SLG: 0.395 (1,5)	1-3			K			F3		F8	4	0	0	0	0	1	0				
Roger Repoz, L OBP: 0.306, SLG: 0.479 (1,8)			FC2-5 2B		4-3		1B		PB BB	3	0	2	0	1	0	0				
Mel Stottlemyre, R OBP: 0.152, SLG: 0.288 (1,1)			FC2-5 2B SF9		K		1B		F9	2	1	0	0	0	1	1				
Ray Barker, L OBP: 0.352, SLG: 0.397 (7, PH)										1	0	1	0	0	0	0				
Pete Mikkelsen, R OBP: 0.111, SLG: 0.111 (7, 1)										0	0	0	0	0	0	0				
Hector Lopez, R OBP: 0.308, SLG: 0.369 (9, PH)							1-2 1B		1-2	1	0	0	0	0	0	1				
Inning Stats	R: 0 E: 0 K: 0 S: 4	H: 1 LOB: 1 BB: 0 P: 4	R: 0 E: 0 K: 0 S: 3	H: 0 LOB: 0 BB: 0 P: 3	R: 2 E: 0 K: 0 S: 6	H: 3 LOB: 1 BB: 0 P: 6	R: 0 E: 0 K: 3 S: 9	H: 0 LOB: 0 BB: 0 P: 9	R: 0 E: 0 K: 1 S: 5	H: 0 LOB: 0 BB: 0 P: 5	R: 0 E: 0 K: 0 S: 4	H: 2 LOB: 2 BB: 1 P: 8	R: 0 E: 0 K: 2 S: 8	H: 1 LOB: 1 BB: 0 P: 8	R: 0 E: 0 K: 0 S: 3	H: 0 LOB: 1 BB: 1 P: 7	1B: 7 2B: 2 3B: 0 HR: 0	SF: 1 SAC: 0 DP: 1 HBP: 0	WP: 0 PB: 1 CS: 0	PA: 37
PITCHER	IP	WLS	BF	H	R	ER	SO	BB	IBB	HBP	BLK	WP	HR	S	P	ERA	WHIP			
John Buzhardt, R ERA: 3.22 (1,1)	6.1	W	27	8	2	2	4	1	0	0	0	0	0	34	38	2.84	1.421			
Eddie Fisher, R ERA: 1.92 (7,1)	2.2	S	10	1	0	0	2	1	0	0	0	0	0	13	17	0.00	0.750			

New York Yankees @ Chicago White Sox
Comiskey Park, Chicago, IL
Tue Aug 03 1965, 8:05 PM EDT
Att: 25,570 - Unknown

AB 34
R 2
H 9
RBI 2
BB 2
SO 6
LOB 15



Batter	1	2	3	4	5	6	7	8	9	AB	R	H	RBI	BB	SO	LOB	BOTTOM			
Tom McCraw, L OBP: 0.277, SLG: 0.278 (1,9)	4-3		G3		F8			E S 1B		4	0	1	0	0	0	1				
Don Buford, S OBP: 0.338, SLG: 0.372 (1,4) (9,5)	4-3			L1	4-3			E4 IBB		4	0	0	0	0	0	1				
John Romano, R OBP: 0.355, SLG: 0.406 (1,2)				L6		F7		K		3	0	0	0	0	0	0				
Eddie Fisher, R OBP: 0.130, SLG: 0.091 (7,1)	F7								K	1	0	0	0	0	1	2				
Pete Ward, L OBP: 0.369, SLG: 0.438 (1,5)		L8		1B 3B 1B		F6		G6-4-3 IBB		3	1	1	0	1	0	0				
Al Weis, S OBP: 0.323, SLG: 0.368 (9, PR) (9,4)				HBP 3B 1B		5-3		G6-4-3 1-2		0	0	0	0	0	0	0				
Bill Skowron, R OBP: 0.320, SLG: 0.445 (1,3)	F7			HBP 3B 1B			5-3	G6-4-3 1-2		4	1	1	0	0	0	3				
Danny Cater, R OBP: 0.303, SLG: 0.399 (1,7)	F6			HBP 3B			FC5-6 BB			1	1	0	0	1	0	0				
Ron Hansen, R OBP: 0.303, SLG: 0.381 (1,6)			E6 FC3-6	1H 2H 3H 3B		FC5-6 1-2		FC5-6		3	0	1	3	0	0	1				
Ken Berry, R OBP: 0.247, SLG: 0.325 (1,8)			FC3-6 SH3-4	B1-3			K			3	0	0	0	0	1	3				
John Buzhardt, R OBP: 0.229, SLG: 0.129 (1,1)			SH3-4				1-3			1	0	0	0	0	0	0				
J.C. Martin, L OBP: 0.337, SLG: 0.319 (7,2)					6-3					1	0	0	0	0	0	1				
Inning Stats	R: 0 E: 0 K: 0 S: 3	H: 0 LOB: 0 BB: 0 P: 3	R: 0 E: 0 K: 0 S: 3	H: 0 LOB: 0 BB: 0 P: 3	R: 0 E: 1 K: 0 S: 4	H: 0 LOB: 1 BB: 0 P: 4	R: 3 E: 0 K: 0 S: 6	H: 3 LOB: 1 BB: 0 P: 7	R: 0 E: 0 K: 0 S: 3	H: 0 LOB: 0 BB: 0 P: 3	R: 0 E: 0 K: 1 S: 5	H: 0 LOB: 1 BB: 1 P: 9	R: 0 E: 1 K: 1 S: 6	H: 1 LOB: 3 BB: 1 P: 10	1B: 3 2B: 0 3B: 1 HR: 0	SF: 0 SAC: 1 DP: 1 HBP: 1	WP: 0 PB: 0 CS: 0	PA: 32		
PITCHER	IP	WLS	BF	H	R	ER	SO	BB	IBB	HBP	BLK	WP	HR	S	P	ERA	WHIP			
Mel Stottlemyre, R ERA: 2.7 (1,1)	6.0	L	23	3	3	3	0	0	0	1	0	0	0	22	23	4.50	0.500			
Pete Mikkelsen, R ERA: 3.71 (7,1)	2.0		9	1	0	0	2	1	1	0	0	0	0	11	19	0.00	1.000			

New York Yankees @ Chicago White Sox
Comiskey Park, Chicago, IL
Tue Aug 03 1965, 8:05 PM EDT
Att: 25,570 - Unknown

AB 28
R 3
H 4
RBI 3
BB 2
SO 2
LOB 12



Batter	1	2	3	4	5	6	7	8	9	10	11	12	13	AB	R	H	RBI	BB	SO	LOB	TOP				
Bobby Richardson, R (1.4) OBP: 0.311, SLG: 0.336	5-3		F6		6-3		6-3			F6		F9		6	0	0	0	0	0	0	1				
Tony Kubek, L (1.6) OBP: 0.261, SLG: 0.316	4-3		1-3		1-3 1B		6-3			FC3-6 1B				5	1	2	0	1	0	0					
Mickey Mantle, S (1.7) OBP: 0.385, SLG: 0.443					1-3									4	1	2	0	0	0	0					
Ross Moschitto, R (7.8) OBP: 0.167, SLG: 0.304					2B									0	0	0	0	0	0	0					
Ray Barker, L (10. PH) OBP: 0.347, SLG: 0.391					2B									2	0	0	0	0	0	0					
Tom Tresh, S (1.8) OBP: 0.341, SLG: 0.478	1-3				1B									6	2	3	2	0	0	2					
Elston Howard, R (1.2) OBP: 0.265, SLG: 0.339					2B									6	0	2	2	0	1	0					
Joe Pepitone, L (1.3) OBP: 0.325, SLG: 0.443					1B									6	0	2	0	0	0	2					
Hector Lopez, R (1.9) OBP: 0.308, SLG: 0.368					1B									3	0	1	0	0	1	2					
Roger Rasoz, L (9. PH) OBP: 0.257, SLG: 0.464					K									3	0	0	0	0	0	0					
Clete Boyer, R (1.5) OBP: 0.299, SLG: 0.392					K									5	0	1	0	0	1	3					
Al Downing, R (1.1) OBP: 0.151, SLG: 0.157					K									4	0	0	0	0	1	2					
Pedro Ramos, S (9.1) OBP: 0.100, SLG: 0.100					K									0	0	0	0	0	0	0					
Steve Hamilton, L (9.1) OBP: 0.333, SLG: 0.333					K									0	0	0	0	0	0	0					
Pete Mikkelsen, R (9.1) OBP: 0.111, SLG: 0.111					K									0	0	0	0	0	0	0					
Inning Stats	R: 0 E: 0 K: 0 S: 4	H: 1 LOB: 1 BB: 0 P: 4	R: 0 E: 0 K: 0 S: 4	H: 1 LOB: 1 BB: 0 P: 4	R: 0 E: 0 K: 0 S: 3	H: 0 LOB: 0 BB: 0 P: 3	R: 2 E: 0 K: 0 S: 13	H: 4 LOB: 2 BB: 0 P: 13	R: 1 E: 0 K: 0 S: 6	H: 3 LOB: 2 BB: 0 P: 6	R: 0 E: 0 K: 0 S: 3	H: 0 LOB: 0 BB: 0 P: 3	R: 0 E: 0 K: 0 S: 3	H: 1 LOB: 0 BB: 0 P: 3	R: 0 E: 0 K: 0 S: 4	H: 0 LOB: 0 BB: 0 P: 4	R: 0 E: 0 K: 0 S: 4	H: 1 LOB: 2 BB: 1 P: 8	R: 1 E: 0 K: 1 S: 6	H: 1 LOB: 0 BB: 0 P: 6	1B: 10 2B: 2 3B: 0 HR: 1	SF: 0 SAC: 1 DP: 0 HBP: 0	W/P: 0 PB: 0 SB: 0 CS: 0	PA: 53	
PITCHER	IP WLS BF H R ER SO BB IBB HBP BLK WP HR S P ERA WHIP	5.0 2.0 2.0 4.0	WLS BF H R ER SO BB IBB HBP BLK WP HR S P ERA WHIP	24 9 3 3 3 0 0 0 0 0 0 0 0 30 30 5.40 1.800	9 0 0 0 0 0 0 0 0 0 0 0 0 6 6 0.00 0.000	3 0 0 0 0 0 0 0 0 0 0 0 0 30 30 5.40 1.800	3 0 0 0 0 0 0 0 0 0 0 0 0 6 6 0.00 0.000	3 0 0 0 0 0 0 0 0 0 0 0 0 6 6 0.00 0.500	6 6 6 21 2.25 1.000	30 30 5.40 1.800	30 30 5.40 1.800	30 30 5.40 1.800	30 30 5.40 1.800	30 30 5.40 1.800	30 30 5.40 1.800	30 30 5.40 1.800	30 30 5.40 1.800	30 30 5.40 1.800	30 30 5.40 1.800	30 30 5.40 1.800	30 30 5.40 1.800	30 30 5.40 1.800	30 30 5.40 1.800	30 30 5.40 1.800	30 30 5.40 1.800

New York Yankees @ Chicago White Sox
Comiskey Park, Chicago, IL
Wed Aug 04 1965 8:05 PM EDT
Att: 36,005 - Unknown

AB 50
R 4
H 13
RBI 4
BB 1
SO 4
LOB 16



Batter	1	2	3	4	5	6	7	8	9	10	11	12	13	AB	R	H	RBI	BB	SO	LOB	BOTTOM					
Danny Cater, R (1.7) OBP: 0.304, SLG: 0.396			K		5-3		F8					FC5-4 FC3-6		5	0	1	1	1	1	1						
Don Buford, S (1.4) OBP: 0.336, SLG: 0.369			K									FC3-6		6	1	1	0	0	2	4						
John Romano, R (1.2) OBP: 0.359, SLG: 0.405														3	1	1	0	1	1	1						
J.C. Martin, L (9.2) OBP: 0.333, SLG: 0.315														2	0	0	0	0	0	1						
Bill Skowron, R (1.3) OBP: 0.322, SLG: 0.448														4	0	2	0	0	0	2						
Tom McCraw, L (8. PR) OBP: 0.274, SLG: 0.276														2	0	0	0	0	0	2						
Pete Ward, L (1.5) OBP: 0.366, SLG: 0.432														6	0	1	0	0	2	4						
Ron Hansen, R (1.6) OBP: 0.303, SLG: 0.380														4	0	1	2	1	1	0						
Dave Nicholson, R (1.9) OBP: 0.235, SLG: 0.286														5	1	1	0	0	1	5						
Ken Berry, R (1.8) OBP: 0.244, SLG: 0.322														3	0	0	0	0	0	1						
Smoky Burgess, L (9. PH) OBP: 0.363, SLG: 0.456														1	0	1	0	0	0	0						
John Buzhardt, R (9. PR) OBP: 0.229, SLG: 0.129														0	0	0	0	0	0	0						
Eddie Fisher, R (10.1) OBP: 0.125, SLG: 0.087														1	0	0	0	0	1	0						
Juan Pizarro, L (1.1) OBP: 0.252, SLG: 0.222														1	0	0	0	0	0	0						
Frank Lary, R (8.1) OBP: 0.305, SLG: 0.398														1	0	0	0	0	0	0						
Al Williams, S (7. PH) OBP: 0.311, SLG: 0.304														1	0	0	0	0	0	0						
Gary Peters, L (8. PH) OBP: 0.189, SLG: 0.241														0	0	0	0	0	0	0						
Jim Rice, L (8. PH) OBP: 0.189, SLG: 0.241														2	0	1	0	0	1	2						
Inning Stats	R: 0 E: 0 K: 1 S: 5	H: 0 LOB: 1 BB: 1 P: 9	R: 0 E: 0 K: 1 S: 5	H: 0 LOB: 1 BB: 1 P: 9	R: 0 E: 0 K: 2 S: 7	H: 0 LOB: 0 BB: 0 P: 7	R: 1 E: 0 K: 0 S: 5	H: 3 LOB: 1 BB: 0 P: 5	R: 0 E: 0 K: 1 S: 5	H: 0 LOB: 0 BB: 0 P: 5	R: 0 E: 0 K: 1 S: 6	H: 1 LOB: 1 BB: 0 P: 6	R: 1 E: 0 K: 2 S: 10	H: 3 LOB: 2 BB: 0 P: 10	R: 0 E: 0 K: 1 S: 5	H: 0 LOB: 0 BB: 0 P: 5	R: 0 E: 0 K: 2 S: 7	H: 0 LOB: 0 BB: 0 P: 7	R: 0 E: 0 K: 0 S: 4	H: 1 LOB: 1 BB: 0 P: 4	R: 0 E: 0 K: 1 S: 5	H: 0 LOB: 0 BB: 0 P: 5	1B: 10 2B: 0 3B: 0 HR: 0	SF: 1 SAC: 0 DP: 1 HBP: 0	W/P: 0 PB: 0 SB: 0 CS: 0	PA: 51
PITCHER	IP WLS BF H R ER SO BB IBB HBP BLK WP HR S P ERA WHIP	8.1 0.0 0.1 4.1	WLS BF H R ER SO BB IBB HBP BLK WP HR S P ERA WHIP	34 7 3 3 3 0 0 0 0 0 0 0 0 47 59 3.24 1.200	7 0 0 0 0 0 0 0 0 0 0 0 0 3 3 3.24 1.200	3 0 0 0 0 0 0 0 0 0 0 0 0 1 1 3.24 1.200	3 0 0 0 0 0 0 0 0 0 0 0 0 3 3 3.24 1.200	5 0 0 0 0 0 0 0 0 0 0 0 0 23 23 0.00 0.462	59 59 3.24 1.200	59 59 3.24 1.200	59 59 3.24 1.200	59 59 3.24 1.200	59 59 3.24 1.200	59 59 3.24 1.200	59 59 3.24 1.200	59 59 3.24 1.200	59 59 3.24 1.200	59 59 3.24 1.200	59 59 3.24 1.200	59 59 3.24 1.200	59 59 3.24 1.200	59 59 3.24 1.200	59 59 3.24 1.200	59 59 3.24 1.200	59 59 3.24 1.200	

New York Yankees @ Chicago White Sox
Comiskey Park, Chicago, IL
Wed Aug 04 1965 8:05 PM EDT
Att: 36,005 - Unknown

AB 47
R 3
H 10
RBI 3
BB 3
SO 13
LOB 21



Batter	1	2	3	4	5	6	7	8	9	AB	R	H	RBI	BB	SO	LOB	TOP				
Bobby Richardson, R OBP: 0.312, SLG: 0.339 (1, 4)										5	1	2	0	0	1	1	New York Yankees @ Chicago White Sox Comiskey Park, Chicago, IL Thu Aug 05 1965, 4:33 AM EDT Att: 19,954 - Unknown - 90 F				
Tony Kubek, L OBP: 0.280, SLG: 0.315 (1, 6)										4	1	1	0	0	0	2					
Mickey Mantle, S OBP: 0.390, SLG: 0.450 (7, PR)										3	0	2	0	1	0	1					
Roger Repoz, L OBP: 0.297, SLG: 0.464 (7, 9)										0	0	0	0	0	0	0					
Tom Tresh, S OBP: 0.341, SLG: 0.476 (6, 9)										4	0	1	1	0	2	4					
Elston Howard, R OBP: 0.269, SLG: 0.352 (1, 2)										3	1	1	2	1	1	2					
Joe Pepitone, L OBP: 0.322, SLG: 0.439 (1, 3)										4	0	0	0	0	0	3					
Hector Lopez, R OBP: 0.363, SLG: 0.363 (6, 8)										3	0	0	0	0	1	0					
Ross Moschitto, R OBP: 0.200, SLG: 0.333 (6, 8)										1	0	1	0	0	0	0					
Clete Boyer, R OBP: 0.301, SLG: 0.392 (1, 5)										3	0	1	0	1	0	0					
Whitey Ford, L OBP: 0.259, SLG: 0.220 (1, 1)										3	0	0	0	0	2	1					
Inning Stats	R: 0 E: 0 K: 0 S: 5	H: 2 LOB: 3 BB: 1 P: 9	R: 0 E: 0 K: 0 S: 4	H: 1 LOB: 1 BB: 0 P: 4	R: 2 E: 0 K: 1 S: 7	H: 2 LOB: 0 BB: 0 P: 7	R: 0 E: 0 K: 1 S: 5	H: 0 LOB: 0 BB: 0 P: 5	R: 1 E: 0 K: 0 S: 4	H: 2 LOB: 1 BB: 1 P: 8	R: 0 E: 0 K: 2 S: 8	H: 1 LOB: 1 BB: 0 P: 8	R: 0 E: 0 K: 1 S: 5	H: 1 LOB: 1 BB: 0 P: 5	R: 0 E: 0 K: 1 S: 5	H: 0 LOB: 0 BB: 0 P: 5	1B: 6 2B: 2 3B: 0 HR: 1	SF: 0 SAC: 1 DP: 0 HBP: 0	WP: 0 PA: 37 CS: 1		
PITCHER	IP WLS BF H R ER SO BB IBB HBP BLK WP HR S P ERA WHIP	IP WLS BF H R ER SO BB IBB HBP BLK WP HR S P ERA WHIP																			
Tommy John, L ERA: 3.18 (1, 1)	4.1 L 22 7 3 3 2	Bob Locker, R ERA: 2.54 (5, 1)	1.2 5 0 0 0 1	Bruce Howard, R ERA: 3.91 (7, 1)	2.0 7 2 0 0 3	Eddie Fisher, R ERA: 1.82 (9, 1)	1.0 3 0 0 0 1	0 0 0 0 0 0	0 0 0 0 0 0	0 0 0 0 0 0	0 0 0 0 0 0	0 0 0 0 0 0	0 0 0 0 0 0	0 0 0 0 0 0	0 0 0 0 0 0	0 0 0 0 0 0	0.00 0.600	0.00 1.000	0.00 0.000		
Batter	1	2	3	4	5	6	7	8	9	AB	R	H	RBI	BB	SO	LOB	BOTTOM				
Danny Cater, R OBP: 0.303, SLG: 0.394 (1, 7)										4	0	1	0	0	1	2	New York Yankees @ Chicago White Sox Comiskey Park, Chicago, IL Thu Aug 05 1965, 4:33 AM EDT Att: 19,954 - Unknown - 90 F				
Floyd Robinson, L OBP: 0.334, SLG: 0.366 (1, 9)										4	0	1	0	0	0	1					
John Romano, R OBP: 0.352, SLG: 0.397 (1, 2)										4	0	0	0	0	1	3					
Bill Skowron, R OBP: 0.321, SLG: 0.444 (1, 3)										4	0	1	0	0	0	0					
Pete Ward, L OBP: 0.362, SLG: 0.427 (1, 5)										4	0	0	0	0	1	1					
Ron Hansen, R OBP: 0.303, SLG: 0.378 (1, 6)										4	0	1	0	0	0	0					
Don Buford, S OBP: 0.336, SLG: 0.369 (1, 4)										3	0	1	0	0	0	1					
Ken Berry, R OBP: 0.242, SLG: 0.319 (1, 8)										3	0	0	0	0	0	1					
Tommy John, R OBP: 0.132, SLG: 0.083 (5, 1)										0	0	0	0	0	0	0					
Dave Nicholson, R OBP: 0.244, SLG: 0.296 (5, PR)										0	0	0	0	0	0	0					
Bruce Howard, S OBP: 0.297, SLG: 0.200 (7, 1)										0	0	0	0	0	0	0					
Smoky Burgess, S OBP: 0.287, SLG: 0.248 (8, PR)										1	0	0	0	0	0	0					
Eddie Fisher, R OBP: 0.125, SLG: 0.087 (9, 1)										0	0	0	0	0	0	0					
Inning Stats	R: 0 E: 0 K: 1 S: 5	H: 0 LOB: 0 BB: 0 P: 5	R: 0 E: 0 K: 0 S: 3	H: 0 LOB: 0 BB: 0 P: 3	R: 0 E: 1 K: 0 S: 4	H: 0 LOB: 1 BB: 0 P: 4	R: 0 E: 0 K: 2 S: 8	H: 1 LOB: 0 BB: 0 P: 8	R: 0 E: 0 K: 0 S: 3	H: 1 LOB: 0 BB: 0 P: 3	R: 0 E: 0 K: 0 S: 3	H: 0 LOB: 1 BB: 1 P: 7	R: 0 E: 0 K: 0 S: 4	H: 1 LOB: 1 BB: 0 P: 4	R: 0 E: 0 K: 0 S: 5	H: 2 LOB: 2 BB: 0 P: 5	R: 0 E: 0 K: 0 S: 3	H: 0 LOB: 0 BB: 0 P: 3	1B: 5 2B: 0 3B: 0 HR: 0	SF: 0 SAC: 1 DP: 1 HBP: 0	WP: 1 PA: 33 CS: 0
PITCHER	IP WLS BF H R ER SO BB IBB HBP BLK WP HR S P ERA WHIP	IP WLS BF H R ER SO BB IBB HBP BLK WP HR S P ERA WHIP																			
Whitey Ford, L ERA: 3.68 (1, 1)	9.0 W 33 5 0 0 3																				

Batter	1	2	3	4	5	6	7	8	9	AB	R	H	RBI	BB	SO	LOB	TOP					
Bobby Richardson, R OBP: 0.313, SLG: 0.338 (1, 4)										4	0	1	0	1	0	1						
Tony Kubek, L OBP: 0.276, SLG: 0.310 (1, 6)										4	0	0	1	0	1	2						
Mickey Mantle, S OBP: 0.392, SLG: 0.466 (1, 7)										4	1	2	1	0	0	2						
Tom Tresh, S OBP: 0.342, SLG: 0.475 (1, 8)										3	0	1	0	1	1	1						
Elston Howard, R OBP: 0.269, SLG: 0.351 (1, 2)										4	0	1	0	0	0	3						
Joe Pepitone, L OBP: 0.322, SLG: 0.437 (1, 3) (7, 9)										4	1	1	0	0	3	2						
Hector Lopez, R OBP: 0.305, SLG: 0.362 (7, 1)										3	1	1	0	0	1	0						
Pedro Ramos, S OBP: 0.100, SLG: 0.100 (8, FH)										0	0	0	0	0	0	0						
Roger Repoz, L OBP: 0.295, SLG: 0.459 (8, 1)										1	0	0	0	0	1	1						
Hal Reniff, R (8, 1)										0	0	0	0	0	0	0						
Clete Boyer, R OBP: 0.303, SLG: 0.393 (1, 5)										4	1	2	1	0	0	0						
Jack Cullen, R (1, 1)										2	0	0	0	0	0	0						
Steve Hamilton, L OBP: 0.333, SLG: 0.333 (7, PH)										0	0	0	0	0	0	0						
Phil Linz, R OBP: 0.289, SLG: 0.276 (7, PH)										0	0	0	0	0	0	0						
Ray Barker, L OBP: 0.342, SLG: 0.385 (7, 3)										2	0	0	0	0	0	3						
Inning Stats	R: 0 E: 0 K: 1 S: 6	H: 1 LOB: 1 BB: 0 P: 6	R: 0 E: 0 K: 2 S: 7	H: 0 LOB: 0 BB: 0 P: 7	R: 0 E: 0 K: 0 S: 3	H: 0 LOB: 0 BB: 0 P: 3	R: 1 E: 0 K: 1 S: 6	H: 1 LOB: 1 BB: 1 P: 10	R: 0 E: 0 K: 0 S: 3	H: 0 LOB: 0 BB: 0 P: 3	R: 0 E: 0 K: 1 S: 7	H: 2 LOB: 2 BB: 0 P: 7	R: 3 E: 0 K: 0 S: 6	H: 3 LOB: 1 BB: 1 P: 10	R: 0 E: 0 K: 2 S: 8	H: 1 LOB: 1 BB: 0 P: 8	R: 0 E: 0 K: 0 S: 3	H: 1 LOB: 0 BB: 0 P: 3	1B: 7 2B: 1 3B: 0 HR: 1	SF: 0 SAC: 0 DP: 1 HBP: 0	WP: 1 PB: 0 SB: 0 CS: 0	PA: 37
PITCHER	IP	WLS	BF	H	R	ER	SO	BB	IBB	HBP	BLK	WP	HR	S	P	ERA	WHIP					
Mickey Lolich, L ERA: 3.79	(1, 1)	6.0	26	7	4	4	5	1	0	0	0	0	1	35	39	6.00	1.333					
Orlando Pena, R ERA: 5.07	(7, 1)	3.0	W	11	2	0	0	2	1	0	0	0	1	0	14	18	0.00	1.000				

New York Yankees @ Detroit Tigers
Tiger Stadium, Detroit, MI
Fri Aug 06 1965, 7:05 PM EDT
Att: 33,653 - Unknown

AB 35
R 4
H 9
RBI 3
BB 2
SO 7
LOB 15



Batter	1	2	3	4	5	6	7	8	9	AB	R	H	RBI	BB	SO	LOB	BOTTOM				
Don Wert, R OBP: 0.340, SLG: 0.358 (1, 5)										3	2	1	0	1	1	0					
Jerry Lumpe, L OBP: 0.336, SLG: 0.337 (1, 4)										3	1	2	0	0	0	0					
Norm Cash, L OBP: 0.352, SLG: 0.431 (1, 3)										3	0	1	1	1	1	3					
Al Kaline, R OBP: 0.406, SLG: 0.509 (1, 9)										3	1	0	0	1	0	2					
Willie Horton, R OBP: 0.347, SLG: 0.543 (1, 7)										4	1	1	2	0	1	2					
Don Demeter, R OBP: 0.310, SLG: 0.443 (1, 8)										3	0	1	1	0	1	0					
Dick McAuliffe, L OBP: 0.342, SLG: 0.443 (1, 6)										4	0	0	0	0	1	2					
Bill Freehan, R OBP: 0.289, SLG: 0.331 (1, 2)										3	0	1	0	1	0	0					
Mickey Lolich, S OBP: 0.115, SLG: 0.085 (1, 1)										3	0	0	0	0	1	2					
Orlando Pena, R OBP: 0.267, SLG: 0.214 (7, 1)										1	0	0	0	0	0	1					
Inning Stats	R: 3 E: 0 K: 2 S: 10	H: 3 LOB: 1 BB: 1 P: 14	R: 0 E: 0 K: 1 S: 5	H: 0 LOB: 0 BB: 0 P: 5	R: 0 E: 0 K: 1 S: 5	H: 0 LOB: 1 BB: 1 P: 9	R: 0 E: 0 K: 0 S: 3	H: 0 LOB: 0 BB: 0 P: 3	R: 0 E: 0 K: 0 S: 4	H: 1 LOB: 1 BB: 0 P: 4	R: 1 E: 2 K: 1 S: 7	H: 1 LOB: 2 BB: 1 P: 11	R: 1 E: 0 K: 0 S: 4	H: 1 LOB: 1 BB: 1 P: 8	R: 0 E: 0 K: 1 S: 6	H: 1 LOB: 1 BB: 0 P: 6	1B: 7 2B: 0 3B: 0 HR: 0	SF: 1 SAC: 1 DP: 0 HBP: 0	WP: 0 PB: 0 SB: 2 CS: 0	PA: 36	
PITCHER	IP	WLS	BF	H	R	ER	SO	BB	IBB	HBP	BLK	WP	HR	S	P	ERA	WHIP				
Jack Cullen, R ERA: 3.15	(1, 1)	5.1	24	5	4	3	4	2	0	0	0	0	0	4	8	5.06	1.312				
Steve Hamilton, L ERA: 1.64	(6, 1)	0.2	3	0	0	0	1	0	1	0	0	0	0	4	8	0.00	0.000				
Pedro Ramos, R ERA: 3.45	(7, 1)	1.0	L	5	1	1	1	0	1	0	0	0	0	4	8	9.00	2.000				
Hal Reniff, R ERA: 3.41	(8, 1)	1.0	4	1	0	0	1	0	0	0	0	0	0	6	6	0.00	1.000				

New York Yankees @ Detroit Tigers
Tiger Stadium, Detroit, MI
Fri Aug 06 1965, 7:05 PM EDT
Att: 33,653 - Unknown

AB 30
R 5
H 7
RBI 4
BB 4
SO 6
LOB 12



Batter	1	2	3	4	5	6	7	8	9	AB	R	H	RBI	BB	SO	LOB	TOP								
Bobby Richardson, R OBP: 0.314, SLG: 0.341 (1, 4)	0-0 WP HR 1B		0-0 F7		0-0 5-3		0-0 L7		0-0 1B SF9 2B	5	2	2	0	0	0	0									
Tony Kubek, L OBP: 0.275, SLG: 0.308 (1, 6)	0-3 K		0-0 L8		0-0 F6		0-0 4-3		0-0 1B 2-3 1B	5	0	1	0	0	1	1									
Mickey Mantle, S OBP: 0.393, SLG: 0.477 Ross Moschitto, R OBP: 0.200, SLG: 0.333 (7, PR) (7, 8)	0-3 K			0-3 K	0-0 HR		0-0 1B		0-0 SF9	4	1	2	1	0	2	1									
Ray Barker, L OBP: 0.340, SLG: 0.385 (9, PH) (9, 3)	1-2 K				HR		0-0 1B		0-0 SF9	0	0	0	0	0	0	0									
Tom Tresh, S OBP: 0.349, SLG: 0.487 (1, 8) (7, 7)	0-0 HR			0-0 2B 1B	4-0 BB		0-0 FC6-4 1B		0-0 3-H 1-2 1B	4	2	4	2	1	0	0									
Elston Howard, R OBP: 0.267, SLG: 0.352 (1, 2)	0-0 L9			0-0 1B 1-3 1B	0-0 1-3		0-0 FC6-4 1-2 1B		0-0 K	5	1	1	0	0	1	5									
Joe Pepitone, L OBP: 0.323, SLG: 0.436 (1, 3) (9, 9)		0-0 F6		0-0 1B	4-0 BB		0-0 L9 SH1-3 BB		0-0 F7	3	0	1	1	1	0	0									
Hector Lopez, R OBP: 0.364 Roger Repoz, L OBP: 0.292, SLG: 0.455 (1, 9) (6, 9) (9, 8)	0-0 F8			0-0 FC4-6 1B	0-0 SH1-3		0-0 L9		0-0 L9	2	0	1	1	0	0	0									
Clete Boyer, R OBP: 0.300, SLG: 0.389 (1, 5)	0-0 6-3			0-0 F5	0-0 L9		0-0 L9		0-0 6-3	4	0	0	0	0	0	3									
Mel Stottlemyre, R OBP: 0.143, SLG: 0.271 Steve Hamilton, L OBP: 0.333, SLG: 0.333 Hal Reniff, R (9, 1) Whitley Ford, L OBP: 0.259, SLG: 0.220 (9, 1)			0-3 K	0-0 FC4-6	0-0 5-3		0-0 K		0-3 K	4	0	0	0	0	2	3									
Inning Stats	R: 2 E: 0 K: 2 S: 9	H: 2 LOB: 0 BB: 9	R: 0 E: 0 K: 0 S: 3	H: 0 LOB: 0 BB: 3	R: 0 E: 0 K: 1 S: 5	H: 0 LOB: 0 BB: 0 P: 5	R: 2 E: 0 K: 1 S: 9	H: 4 LOB: 2 BB: 0 P: 9	R: 1 E: 0 K: 0 S: 4	H: 1 LOB: 1 BB: 1 P: 8	R: 0 E: 0 K: 0 S: 3	H: 0 LOB: 1 BB: 7	R: 0 E: 0 K: 0 S: 5	H: 2 LOB: 2 BB: 0 P: 5	R: 0 E: 0 K: 0 S: 3	H: 0 LOB: 0 BB: 3	R: 1 E: 0 K: 2 S: 10	H: 3 LOB: 2 BB: 0 P: 10	1B: 8 2B: 2 3B: 0 HR: 2	SF: 1 SAC: 1 DP: 0 HBP: 0	WP: 1 PB: 0 SB: 0 CS: 0	PA: 41			
PITCHER	IP	WLS	BF	H	R	ER	SO	BB	IBB	HBP	BLK	WP	HR	S	P	ERA	WHIP								
Hank Aguirre, L ERA: 3.52 (1, 1)	3.1	L	16	6	4	4	4	0	0	0	0	1	1	24	24	10.80	1.800								
Fred Gladding, R ERA: 3.07 (4, 1)	1.2		7	1	1	1	0	1	0	0	0	0	1	6	10	5.40	1.200								
Terry Fox, R ERA: 2.52 (6, 1)	3.0		12	2	0	0	0	1	0	0	0	0	0	11	15	0.00	1.000								
Larry Sherry, R ERA: 3.32 (9, 1)	1.0		6	3	1	1	2	0	0	0	0	0	0	10	10	9.00	3.000								

New York Yankees @ Detroit Tigers
Tiger Stadium, Detroit, MI
Sat Aug 07 1965, 7:05 PM EDT
Att: 34,625 - Unknown

AB 37
R 6
H 12
RBI 6
BB 2
SO 6
LOB 13



Batter	1	2	3	4	5	6	7	8	9	AB	R	H	RBI	BB	SO	LOB	BOTTOM								
Don Wert, R OBP: 0.341, SLG: 0.355 (1, 5)	4-0 CS BB		0-0 F7			0-0 F9		0-0 F9	4-0 FC4-6 BB	3	0	0	0	2	0	1									
Jerry Lumpe, L OBP: 0.337, SLG: 0.350 (1, 4)	0-3 K		0-0 L1			0-0 4-3 2B		0-0 HR	0-0 FC4-6	5	1	2	2	0	1	4									
Norm Cash, L OBP: 0.351, SLG: 0.426 (1, 3)	4-0 2B BB		0-0 F5			0-0 4-3		0-0 4-3		3	1	0	0	1	0	1									
Al Kaline, R OBP: 0.409, SLG: 0.514 (1, 9)	0-0 2B			4-0 G5-4-3 BB		0-0 L8			0-0 1B 2B 1B	3	1	2	1	1	0	1									
Willie Horton, R OBP: 0.346, SLG: 0.540 (1, 7)	0-3 K			0-0 G5-4-3		0-0 1-3		0-0 1-3	0-0 2B 1B 1B	4	1	1	0	0	1	2									
Don Demeter, R OBP: 0.305, SLG: 0.444 (1, 8)		0-0 E5 6-3		0-0 1-3		0-0 5-3			0-0 1B 1-3 3-H 2B	4	0	1	1	0	0	0									
Dick McAuliffe, L OBP: 0.339, SLG: 0.439 Jake Wood, R OBP: 0.351, SLG: 0.395 (9, PH)		0-0 6-3			0-0 F6		0-0 F8		0-0 BB 2-3 3-H 1B	3	0	0	0	0	0	1									
Bill Freehan, R OBP: 0.288, SLG: 0.327 (1, 2)		0-0 L3			0-0 6-3			4-0 HR BB	0-0 K	3	1	0	0	1	1	3									
Hank Aguirre, R OBP: 0.154, SLG: 0.122 Fred Gladding, L (5, PH) Jim Northrup, L OBP: 0.282, SLG: 0.327 Terry Fox, R (8, PH) Gates Brown, L OBP: 0.244, SLG: 0.363 Larry Sherry, R OBP: 0.425, SLG: 0.667 John Sullivan, L OBP: 0.111, SLG: 0.358 (9, PH)		0-3 K			0-0 1-3			0-0 F4	0-0 L7	1	0	0	0	0	1	1									
Inning Stats	R: 1 E: 0 K: 2 S: 7	H: 1 LOB: 1 BB: 2 P: 15	R: 0 E: 1 K: 1 S: 6	H: 0 LOB: 1 BB: 0 P: 6	R: 0 E: 0 K: 0 S: 3	H: 0 LOB: 0 BB: 1 P: 6	R: 0 E: 0 K: 0 S: 2	H: 0 LOB: 0 BB: 1 P: 6	R: 0 E: 0 K: 0 S: 3	H: 0 LOB: 0 BB: 0 P: 3	R: 0 E: 0 K: 0 S: 4	H: 1 LOB: 1 BB: 0 P: 4	R: 0 E: 0 K: 0 S: 3	H: 0 LOB: 0 BB: 0 P: 3	R: 2 E: 0 K: 0 S: 4	H: 1 LOB: 0 BB: 1 P: 8	R: 2 E: 0 K: 1 S: 9	H: 4 LOB: 3 BB: 1 P: 13	1B: 3 2B: 3 3B: 0 HR: 1	SF: 0 SAC: 0 DP: 1 HBP: 0	WP: 0 PB: 0 SB: 0 CS: 1	PA: 38			
PITCHER	IP	WLS	BF	H	R	ER	SO	BB	IBB	HBP	BLK	WP	HR	S	P	ERA	WHIP								
Mel Stottlemyre, R ERA: 2.82 (1, 1)	8.0	W	33	6	5	5	3	4	0	0	0	0	0	1	35	5.62	1.250								
Steve Hamilton, L ERA: 1.64 (9, 1)	0.0		1	1	0	0	0	0	0	0	0	0	0	1	1	∞	∞								
Hal Reniff, R ERA: 3.38 (9, 1)	0.2		3	0	0	0	1	1	0	0	0	0	0	4	8	0.00	1.500								
Whitley Ford, L ERA: 3.67 (9, 1)	0.1	S	1	0	0	0	0	0	0	0	0	0	0	1	1	0.00	0.000								

New York Yankees @ Detroit Tigers
Tiger Stadium, Detroit, MI
Sat Aug 07 1965, 7:05 PM EDT
Att: 34,625 - Unknown

AB 33
R 5
H 7
RBI 5
BB 5
SO 4
LOB 17



Batter	1	2	3	4	5	6	7	8	9	AB	R	H	RBI	BB	SO	LOB	TOP					
Bobby Richardson, R OBP: 0.315, SLG: 0.348 (1, 4)	F2		K	K			HR	5-3-5		5	1	2	1	0	1	1						
Tony Kubek, L OBP: 0.270, SLG: 0.302 (1, 6)	L8		K		F7		4-3		L8	5	0	0	0	0	1	1						
Mickey Mantle, S OBP: 0.396, SLG: 0.478 Ross Moschitto, R OBP: 0.200, SLG: 0.333 (1, 7) (9, 8)	E4				F2		1B		FC4-6 BB	4	0	2	0	1	0	0						
Tom Tresh, S OBP: 0.347, SLG: 0.484 (1, 9) (9, 7)	F4		F8		F2		1B	FC4-6 1B	5	1	1	0	0	0	4							
Elston Howard, R OBP: 0.266, SLG: 0.349 (1, 2)		F3		L9		5-3	K		1B	5	0	1	0	0	1	2						
Joe Pepitone, L OBP: 0.323, SLG: 0.442 (1, 3)		F4		1B	HR				1B	4	1	3	1	1	0	0						
Clete Boyer, R OBP: 0.301, SLG: 0.389 (1, 5)				1B	HR				1B	5	1	2	0	0	2	6						
Roger Repoz, L OBP: 0.291, SLG: 0.466 (1, 8) (9, 9)		F6		K		5-3			5-3-5 3B	4	0	1	0	0	1	4						
Al Downing, R OBP: 0.184, SLG: 0.226 (7, PH) Ray Barker, L OBP: 0.344, SLG: 0.412 Pedro Ramos, S OBP: 0.100, SLG: 0.100 Hector Lopez, R OBP: 0.305, SLG: 0.362 Hal Reniff, R (8, 1)			K		HR				K	2	1	1	3	0	1	0						
Inning Stats	R: 0 E: 1 K: 0 S: 4	H: 0 LOB: 1 BB: 0 P: 4	R: 0 E: 0 K: 0 S: 4	H: 1 LOB: 1 BB: 0 P: 4	R: 0 E: 0 K: 2 S: 9	H: 2 LOB: 2 BB: 0 P: 9	R: 3 E: 0 K: 2 S: 10	H: 3 LOB: 0 BB: 0 P: 10	R: 0 E: 0 K: 0 S: 3	H: 0 LOB: 0 BB: 0 P: 3	R: 0 E: 0 K: 0 S: 4	H: 1 LOB: 1 BB: 0 P: 4	R: 2 E: 0 K: 2 S: 11	H: 4 LOB: 3 BB: 1 P: 15	R: 0 E: 0 K: 1 S: 5	H: 1 LOB: 0 BB: 0 P: 5	R: 1 E: 0 K: 1 S: 7	H: 2 LOB: 2 BB: 1 P: 11	1B: 9 2B: 2 3B: 1 HR: 3	SF: 0 SAC: 0 DP: 1 HBP: 0	WP: 1 PB: 0 SB: 0 CS: 0	PA: 43
PITCHER	IP	WLS	BF	H	R	ER	SO	BB	IBB	HBP	BLK	WP	HR	S	P	ERA	WHIP					
Denny McLain, R ERA: 3.11 Orlando Pena, R ERA: 4.97	(1, 1) (7, 1)	6.0 L	28 15	9 5	5 1	5 1	4 4	0 1	0 1	0 0	0 0	0 1	3 0	36 21	36 29	7.50 3.00	1.500 2.000					

New York Yankees @ Detroit Tigers
Tiger Stadium, Detroit, MI
Sun Aug 08 1965, 4:33 AM EDT
Att: 23,684 - Overcast

AB	41
R	6
H	14
RBI	6
BB	2
SO	8
LOB	19



Batter	1	2	3	4	5	6	7	8	9	AB	R	H	RBI	BB	SO	LOB	BOTTOM					
Jake Wood, R OBP: 0.364, SLG: 0.400 (1, 4)	F8		1B	HR		L7			FC6-4 BB	4	1	2	0	1	0	0						
Don Wert, R OBP: 0.339, SLG: 0.352 (1, 5)	K		F9			F3			K	4	0	0	0	1	2	2						
Don Demeter, R OBP: 0.311, SLG: 0.443 (1, 8)				HR		K			FC6-4 1-2	5	1	2	0	0	2	4						
Al Kaline, R OBP: 0.408, SLG: 0.520 (1, 9)	F3				L5		L7			4	1	1	3	0	0	1						
Willie Horton, R OBP: 0.342, SLG: 0.534 (1, 7)		5-3		HR		K			F8	4	0	0	0	0	2	0						
Bill Freehan, R OBP: 0.291, SLG: 0.330 (1, 2)					6-3		F2		FC6 1B	4	0	2	0	0	0	0						
Norm Cash, L OBP: 0.349, SLG: 0.434 (1, 3)		FC3-6 1-2			K				F3	4	1	1	1	0	1	2						
Ray Oyler, R OBP: 0.239, SLG: 0.313 Gates Brown, L OBP: 0.244, SLG: 0.360 Dick McAuliffe, L OBP: 0.339, SLG: 0.439 (1, 6) (9, PH) (9, 6)									FC6 1-2	3	1	1	1	0	1	1						
Denny McLain, R OBP: 0.125, SLG: 0.077 Orlando Pena, R OBP: 0.287, SLG: 0.214 Jerry Lumpe, L OBP: 0.336, SLG: 0.349 (1, 1) (7, 1) (9, PH)					F8				5-3	2	0	0	0	1	0	0						
Inning Stats	R: 0 E: 0 K: 1 S: 6	H: 1 LOB: 1 BB: 0 P: 6	R: 0 E: 0 K: 1 S: 6	H: 1 LOB: 1 BB: 0 P: 6	R: 3 E: 0 K: 1 S: 8	H: 3 LOB: 0 BB: 0 P: 8	R: 1 E: 0 K: 2 S: 9	H: 2 LOB: 3 BB: 2 P: 17	R: 0 E: 0 K: 1 S: 5	H: 0 LOB: 0 BB: 0 P: 5	R: 1 E: 0 K: 0 S: 4	H: 1 LOB: 0 BB: 0 P: 4	R: 0 E: 0 K: 1 S: 5	H: 0 LOB: 0 BB: 0 P: 5	R: 0 E: 0 K: 0 S: 4	H: 1 LOB: 1 BB: 0 P: 4	R: 0 E: 0 K: 1 S: 5	H: 0 LOB: 1 BB: 1 P: 9	1B: 6 2B: 0 3B: 0 HR: 3	SF: 0 SAC: 0 DP: 0 HBP: 0	WP: 0 PB: 0 SB: 0 CS: 0	PA: 39
PITCHER	IP	WLS	BF	H	R	ER	SO	BB	IBB	HBP	BLK	WP	HR	S	P	ERA	WHIP					
Al Downing, L ERA: 3.92 Pedro Ramos, R ERA: 3.41 Hal Reniff, R ERA: 3.28	(1, 1) (7, 1) (8, 1)	6.0 3 2.0	28 3 8	8 0 1	5 0 0	5 0 0	6 1 1	2 0 1	0 0 0	0 0 0	0 0 0	0 0 0	0 0 0	3 5 9	38 5 13	7.50 0.00 0.00	1.667 0.000 1.000					

New York Yankees @ Detroit Tigers
Tiger Stadium, Detroit, MI
Sun Aug 08 1965, 4:33 AM EDT
Att: 23,684 - Overcast

AB	36
R	5
H	9
RBI	5
BB	3
SO	8
LOB	11



Batter	1	2	3	4	5	6	7	8	9	AB	R	H	RBI	BB	SO	LOB	TOP								
Zoilo Versalles, R OBP: 0.285, SLG: 0.426	E6 2B	1-3			F6			1-3 E 2B	FC6 SH1-4 1-2 1B	5	2	2	0	0	0	1	Minnesota Twins @ New York Yankees Yankee Stadium, Bronx, NY Tue Aug 10 1965, 7:05 PM EDT Att: 29,529 - Overcast - 84 F								
Rich Rollins, R OBP: 0.309, SLG: 0.348	1B 2B		F8		P4			1-3 2-3	SH1-4 1-2 2-3	4	1	1	1	0	0	1									
Tony Oliva, L OBP: 0.360, SLG: 0.483	2H 1B		F8			K		E 1B IBB	IBB	3	1	1	1	2	1	0									
Bob Allison, R OBP: 0.370, SLG: 0.485	L7		5-3			F7		E1 1B 2B	K	5	1	0	0	0	1	5									
Jimmie Hall, L OBP: 0.353, SLG: 0.516	L8				P4			E 1B IBB	FC6	5	1	1	1	0	1	4									
Earl Battey, R OBP: 0.385, SLG: 0.436	5-3							E 1B 2B		4	1	2	2	0	0	1									
Don Mincher, L OBP: 0.337, SLG: 0.589		E9 4-3 1B			F8			1-3		4	0	2	1	0	0	1									
Jerry Kindall, R OBP: 0.272, SLG: 0.309		K			K			1-3	K	4	0	0	0	0	3	3									
Jim Kaat, L OBP: 0.235, SLG: 0.250		4-3			F8			3-1	SH1-4 1B BB	3	0	0	0	0	0	1									
Al Worthington, R OBP: 0.222, SLG: 0.125	2-3									0	0	0	0	1	0	0									
Inning Stats	R: 2 E: 1 K: 0 S: 6	H: 2 LOB: 1 BB: 0 P: 6	R: 0 E: 1 K: 1 S: 6	H: 1 LOB: 1 BB: 0 P: 6	R: 0 E: 0 K: 0 S: 3	H: 0 LOB: 0 BB: 0 P: 3	R: 0 E: 0 K: 1 S: 6	H: 1 LOB: 1 BB: 0 P: 6	R: 0 E: 0 K: 0 S: 3	H: 0 LOB: 0 BB: 0 P: 3	R: 0 E: 0 K: 0 S: 7	H: 0 LOB: 0 BB: 0 P: 7	R: 0 E: 0 K: 0 S: 3	H: 0 LOB: 0 BB: 0 P: 3	R: 5 E: 1 K: 1 S: 10	H: 4 LOB: 1 BB: 2 P: 14	R: 0 E: 0 K: 1 S: 6	H: 1 LOB: 3 BB: 2 P: 14	1B: 5 2B: 4 3B: 0 HR: 0	SF: 0 SAC: 1 DP: 0 HBP: 0	WP: 0 PB: 0 CS: 0	PA: 41			
PITCHER	IP WLS BF H R ER SO BB IBB HBP BLK WP HR S P ERA WHIP	7.0 L 26 4 2 1 4 0 0 0 0 0 0 34 34 1.29 0.571	0.2 L 7 3 5 0 0 0 1 0 0 0 0 6 10 0.00 4.500	0.1 L 2 1 0 0 1 0 0 0 0 0 0 4 4 0.00 3.000	0.0 L 2 1 0 0 0 1 0 0 0 0 0 1 5 ∞ ∞	1.0 L 4 0 0 0 1 0 1 0 0 0 0 5 9 0.00 0.000																			
Bobby Richardson, R OBP: 0.312, SLG: 0.345	F8		F8		G5-4-3 1-2			K		4	0	0	0	0	1	4	Minnesota Twins @ New York Yankees Yankee Stadium, Bronx, NY Tue Aug 10 1965, 7:05 PM EDT Att: 29,529 - Overcast - 84 F								
Phil Linz, R OBP: 0.288, SLG: 0.276	K				PB 1B 1B			4-3	L1	4	0	1	0	0	1	0									
Mickey Mantle, S OBP: 0.395, SLG: 0.485	L6				K			5-3	HR	4	1	1	1	0	1	1									
Tom Tresh, S OBP: 0.349, SLG: 0.484		L5			PB 1B			K	1B	4	0	2	0	0	1	0									
Elston Howard, R OBP: 0.262, SLG: 0.343		5-3			L9			6-3	K	4	0	0	0	0	1	3									
Joe Pepitone, L OBP: 0.326, SLG: 0.437		4-3			4-3			G3	F2	4	0	0	0	0	0	3									
Hector Lopez, R OBP: 0.313, SLG: 0.376					FC3-6 BB			E5 1B	7-4 1B	3	2	2	0	1	0	0									
Clete Boyer, R OBP: 0.303, SLG: 0.388		L7			L7			1B IBB	7-4	3	0	1	1	1	0	2									
Whitey Ford, L OBP: 0.250, SLG: 0.212					FC3-6					2	0	0	0	0	0	2									
Ray Barker, R OBP: 0.349, SLG: 0.417					B1-4			1-3 2H 1B	K	1	0	0	0	0	0	0									
Inning Stats	R: 0 E: 0 K: 1 S: 5	H: 0 LOB: 0 BB: 0 P: 5	R: 0 E: 0 K: 0 S: 3	H: 0 LOB: 0 BB: 0 P: 3	R: 0 E: 0 K: 0 S: 3	H: 0 LOB: 1 BB: 1 P: 7	R: 0 E: 0 K: 1 S: 7	H: 2 LOB: 2 BB: 0 P: 7	R: 1 E: 0 K: 0 S: 4	H: 2 LOB: 0 BB: 0 P: 4	R: 0 E: 0 K: 1 S: 5	H: 0 LOB: 0 BB: 0 P: 5	R: 1 E: 1 K: 1 S: 7	H: 1 LOB: 2 BB: 1 P: 11	R: 1 E: 0 K: 1 S: 7	H: 2 LOB: 1 BB: 0 P: 7	R: 0 E: 0 K: 1 S: 5	H: 1 LOB: 0 BB: 0 P: 5	1B: 6 2B: 1 3B: 1 HR: 1	SF: 0 SAC: 0 DP: 2 HBP: 0	WP: 0 PB: 1 CS: 0	PA: 36			
PITCHER	IP WLS BF H R ER SO BB IBB HBP BLK WP HR S P ERA WHIP	7.1 W 31 7 3 2 4 1 0 0 0 0 0 37 45 2.46 1.091	1.2 S 5 1 0 0 2 0 0 0 0 0 0 9 9 0.00 0.600																						

AB	37
R	7
H	9
RBI	6
BB	3
SO	6
LOB	17



AB	34
R	3
H	8
RBI	3
BB	2
SO	6
LOB	15



Batter	1	2	3	4	5	6	7	8	9	AB	R	H	RBI	BB	SO	LOB	TOP					
Zoilo Versalles, R OBP: 0.286, SLG: 0.427										4	1	2	0	0	0	0	Minnesota Twins @ New York Yankees Yankee Stadium, Bronx, NY Wed Aug 11 1965, 7:05 PM EDT Att: 30,205 - Cloudy - 80 F					
Tony Oliva, L OBP: 0.359, SLG: 0.481										4	1	1	0	0	1	2						
Jimmie Hall, L OBP: 0.350, SLG: 0.510										4	0	0	0	0	3							
Bob Allison, R OBP: 0.369, SLG: 0.481										3	0	0	0	1	2	3						
Don Mincher, L OBP: 0.340, SLG: 0.590										3	2	1	0	1	0	1						
Earl Battey, R OBP: 0.390, SLG: 0.444										2	0	2	2	0	0	0						
Jerry Zimmerman, R OBP: 0.266, SLG: 0.267										2	0	1	0	0	0	1						
Rich Rollins, R OBP: 0.309, SLG: 0.347										4	0	1	1	0	0	2						
Jerry Kindall, R OBP: 0.268, SLG: 0.304										4	0	0	0	0	1	3						
Mudcat Grant, R OBP: 0.243, SLG: 0.254										2	0	0	0	0	1	1						
Gary Roggenburk, R OBP: 0.329, SLG: 0.321										0	0	0	0	0	0	0						
Sandy Valdespino, L OBP: 0.274, SLG: 0.345										0	0	0	0	0	0	0						
Dick Stigman, R OBP: 0.274, SLG: 0.345										0	0	0	0	0	0	0						
Joe Nossak, R OBP: 0.274, SLG: 0.345										1	0	0	0	0	1	0						
Inning Stats	R: 3 E: 1 K: 2 S: 11	H: 3 LOB: 2 BB: 1 P: 15	R: 0 E: 0 K: 2 S: 7	H: 0 LOB: 0 BB: 0 P: 7	R: 0 E: 0 K: 1 S: 5	H: 0 LOB: 0 BB: 0 P: 5	R: 0 E: 0 K: 0 S: 4	H: 1 LOB: 1 BB: 0 P: 4	R: 0 E: 0 K: 0 S: 4	H: 1 LOB: 1 BB: 0 P: 4	R: 1 E: 1 K: 0 S: 4	H: 2 LOB: 0 BB: 0 P: 4	R: 0 E: 0 K: 0 S: 3	H: 1 LOB: 0 BB: 0 P: 3	R: 0 E: 0 K: 0 S: 3	H: 0 LOB: 1 BB: 1 P: 7	R: 0 E: 0 K: 1 S: 5	H: 0 LOB: 0 BB: 0 P: 5	1B: 6 2B: 3 3B: 0 HR: 0	SF: 0 SAC: 0 DP: 2 HBP: 0	WP: 0 PB: 0 CS: 0	PA: 36
PITCHER Mel Stottlemyre, R ERA: 2.7	IP: 9.0 WLS: W BF: 36 H: 8 R: 4 ER: 0 SO: 6 BB: 1 IBB: 1 HBP: 0 BLK: 0 WP: 0 HR: 0 S: 46 P: 54 ERA: 0.00 WHIP: 1.000															PITCHER	IP: 9.0 WLS: W BF: 36 H: 8 R: 4 ER: 0 SO: 6 BB: 1 IBB: 1 HBP: 0 BLK: 0 WP: 0 HR: 0 S: 46 P: 54 ERA: 0.00 WHIP: 1.000					

Batter	1	2	3	4	5	6	7	8	9	AB	R	H	RBI	BB	SO	LOB	BOTTOM			
Bobby Richardson, R OBP: 0.312, SLG: 0.345										4	0	1	2	0	0	0	Minnesota Twins @ New York Yankees Yankee Stadium, Bronx, NY Wed Aug 11 1965, 7:05 PM EDT Att: 30,205 - Cloudy - 80 F			
Joe Pappone, L OBP: 0.325, SLG: 0.435										4	0	1	1	0	1	0				
Mickey Mantle, S OBP: 0.393, SLG: 0.482										4	0	1	0	0	2	2				
Ross Moschitto, R OBP: 0.200, SLG: 0.333										0	0	0	0	0	0	0				
Tom Tresh, S OBP: 0.346, SLG: 0.479										4	0	0	0	0	0	2				
Euston Howard, R OBP: 0.263, SLG: 0.343										3	1	1	0	0	0	0				
Ray Barker, L OBP: 0.348, SLG: 0.422										3	1	1	0	0	1	0				
Clete Boyer, R OBP: 0.304, SLG: 0.388										3	1	1	1	0	0	0				
Phil Linz, R OBP: 0.285, SLG: 0.272										3	1	0	0	0	1	1				
Mel Stottlemyre, R OBP: 0.151, SLG: 0.274										3	1	1	0	0	2	0				
Inning Stats	R: 0 E: 0 K: 0 S: 4	H: 1 LOB: 1 BB: 0 P: 4	R: 0 E: 0 K: 0 S: 3	H: 0 LOB: 0 BB: 0 P: 3	R: 0 E: 0 K: 1 S: 5	H: 0 LOB: 0 BB: 0 P: 5	R: 0 E: 0 K: 1 S: 5	H: 0 LOB: 0 BB: 0 P: 5	R: 5 E: 1 K: 0 S: 9	H: 6 LOB: 1 BB: 0 P: 9	R: 0 E: 0 K: 1 S: 5	H: 0 LOB: 0 BB: 0 P: 5	R: 0 E: 0 K: 2 S: 7	H: 0 LOB: 0 BB: 0 P: 7	R: 0 E: 0 K: 2 S: 7	H: 0 LOB: 0 BB: 0 P: 7	1B: 6 2B: 1 3B: 0 HR: 0	SF: 0 SAC: 0 DP: 1 HBP: 0	WP: 1 PB: 0 CS: 0	PA: 31
PITCHER Mudcat Grant, R ERA: 3.7	IP: 4.0 WLS: L BF: 19 H: 6 R: 5 ER: 4 SO: 2 BB: 0 IBB: 0 HBP: 0 BLK: 0 WP: 1 HR: 0 S: 23 P: 23 ERA: 9.00 WHIP: 1.500															PITCHER	IP: 4.0 WLS: L BF: 19 H: 6 R: 5 ER: 4 SO: 2 BB: 0 IBB: 0 HBP: 0 BLK: 0 WP: 1 HR: 0 S: 23 P: 23 ERA: 9.00 WHIP: 1.500			
Gary Roggenburk, L ERA: 1.15	IP: 2.0 WLS: 0 BF: 6 H: 1 R: 0 ER: 0 SO: 1 BB: 0 IBB: 0 HBP: 0 BLK: 0 WP: 0 HR: 0 S: 8 P: 8 ERA: 0.00 WHIP: 0.500															PITCHER	IP: 2.0 WLS: 0 BF: 6 H: 1 R: 0 ER: 0 SO: 1 BB: 0 IBB: 0 HBP: 0 BLK: 0 WP: 0 HR: 0 S: 8 P: 8 ERA: 0.00 WHIP: 0.500			
Dick Stigman, L ERA: 4.85	IP: 2.0 WLS: 0 BF: 6 H: 0 R: 0 ER: 0 SO: 4 BB: 0 IBB: 0 HBP: 0 BLK: 0 WP: 0 HR: 0 S: 14 P: 14 ERA: 0.00 WHIP: 0.000															PITCHER	IP: 2.0 WLS: 0 BF: 6 H: 0 R: 0 ER: 0 SO: 4 BB: 0 IBB: 0 HBP: 0 BLK: 0 WP: 0 HR: 0 S: 14 P: 14 ERA: 0.00 WHIP: 0.000			

Batter	1	2	3	4	5	6	7	8	9	AB	R	H	RBI	BB	SO	LOB	TOP								
Bert Campaneris, R (1.6) OBP: 0.331, SLG: 0.402	4-3		6-3		4-3		G6-4-3			3	0	1	0	1	0	0	Kansas City Athletics @ New York Yankees Yankee Stadium, Bronx, NY Fri Aug 13 1965, 7:05 PM EDT Att: 10,764 - Unknown - 78 F								
Jose Tartabull, L (1.7) OBP: 0.342, SLG: 0.412	6-3		1-3		4-3		G6-4-3			3	0	0	0	0	0	1									
Dick Green, R (7. PH) OBP: 0.313, SLG: 0.396	6-3		1-3		4-3		G6-4-3			1	0	0	0	0	0	3									
Don Mossi, L (7.1)	6-3		1-3		4-3		G6-4-3			0	0	0	0	0	0	0									
Wayne Causey, L (1.4) OBP: 0.365, SLG: 0.365	1B		6-3		6-3			E4		4	0	2	0	0	0	1									
Ken Harrelson, R (1.3) OBP: 0.340, SLG: 0.458	F8		F7		5-3			K		4	0	0	0	0	1	2									
Ed Charles, R (1.5) OBP: 0.331, SLG: 0.392	K		1B		5-3			5-3		3	0	0	0	1	1	1									
Jim Landis, R (1.8) OBP: 0.370, SLG: 0.369	FC3-6		1B		5-3			L8		4	0	2	0	0	0	1									
Billy Bryan, L (1.2) OBP: 0.315, SLG: 0.441	FC3-6		4-3					4-3		3	0	1	0	0	0	3									
Rene Lachemann, R (9. PH) OBP: 0.233, SLG: 0.395	1-2		4-3					4-3		1	0	0	0	0	0	0									
Mike Hershberger, R (1.9) OBP: 0.291, SLG: 0.322	K				HR			F8		4	1	1	1	0	2	2									
John O'Donoghue, R (1.1) OBP: 0.227, SLG: 0.302			K					K		2	0	0	0	0	2	0									
Jim Dickson, L (6.1)										0	0	0	0	0	0	0									
Santiago Rosario, L (7. PH) OBP: 0.399, SLG: 0.500										1	0	0	0	0	0	1									
Tommie Reynolds, R (7.7) OBP: 0.320, SLG: 0.287										1	0	0	0	0	1	0									
Inning Stats	R: 0 E: 0 K: 0 S: 4	H: 1 LOB: 1 BB: 0 P: 4	R: 0 E: 0 K: 2 S: 8	H: 1 LOB: 1 BB: 0 P: 8	R: 0 E: 0 K: 1 S: 5	H: 0 LOB: 0 BB: 0 P: 5	R: 0 E: 0 K: 0 S: 4	H: 1 LOB: 2 BB: 0 P: 8	R: 1 E: 0 K: 1 S: 7	H: 2 LOB: 1 BB: 0 P: 7	R: 0 E: 0 K: 0 S: 3	H: 0 LOB: 0 BB: 0 P: 3	R: 0 E: 1 K: 1 S: 6	H: 1 LOB: 1 BB: 1 P: 10	R: 0 E: 1 K: 1 S: 6	H: 1 LOB: 1 BB: 0 P: 6	R: 0 E: 0 K: 1 S: 5	H: 0 LOB: 0 BB: 0 P: 5	1B: 5 2B: 1 3B: 0 HR: 1	SF: 0 SAC: 0 DP: 1 HBP: 0	WP: 0 PB: 0 SB: 0 CS: 0	PA: 36			
PITCHER	IP	WLS	BF	H	R	ER	SO	BB	IBB	HBP	BLK	WP	HR	S	P	ERA	WHIP								
Jack Cullen, R (1.1) ERA: 2.73	6.1	W	28	6	1	1	5	2	0	0	0	0	1	36	44	1.42	1.263								
Steve Hamilton, L (7.1) ERA: 1.53	2.2	S	8	1	0	0	2	0	0	0	0	0	0	12	12	0.00	0.375								


Batter	1	2	3	4	5	6	7	8	9	AB	R	H	RBI	BB	SO	LOB	BOTTOM								
Bobby Richardson, R (1.4) OBP: 0.308, SLG: 0.340	4-3		5-3		4-3	FC5				4	1	1	0	0	0	2	Kansas City Athletics @ New York Yankees Yankee Stadium, Bronx, NY Fri Aug 13 1965, 7:05 PM EDT Att: 10,764 - Unknown - 78 F								
Joe Pepitone, L (1.3) OBP: 0.323, SLG: 0.431	FC6-4		S		4-3			F8		4	0	2	0	0	0	1									
Mickey Mantle, S (1.7) OBP: 0.398, SLG: 0.486	FC6-4		1B		4-3			F8		3	0	1	1	1	0	1									
Tom Tresh, S (1.8) OBP: 0.344, SLG: 0.475	FC4-6		1B		5-3			F8		4	0	2	0	0	0	3									
Elston Howard, R (1.2) OBP: 0.266, SLG: 0.348	FC4-6		F7		5-3			CS		4	1	1	0	0	1	2									
Hector Lopez, R (1.9) OBP: 0.311, SLG: 0.386			6-3					K		4	0	0	0	0	0	1									
Ross Moschitto, R (9.9) OBP: 0.200, SLG: 0.333	5-3		F9		E1			F9		0	0	0	0	0	0	0									
Clete Boyer, R (1.5) OBP: 0.310, SLG: 0.411	6-3		HR		FC5			K		4	1	2	2	0	1	0									
Phil Linz, R (1.6) OBP: 0.281, SLG: 0.273	5-3		6-3		6-3			K		3	0	0	0	0	0	2									
Jack Cullen, R (1.1) OBP: 0.333, SLG: 0.333			L4		K			K		3	0	0	0	0	2	2									
Inning Stats	R: 0 E: 0 K: 0 S: 5	H: 2 LOB: 2 BB: 0 P: 5	R: 0 E: 0 K: 0 S: 3	H: 0 LOB: 0 BB: 0 P: 3	R: 0 E: 0 K: 0 S: 4	H: 1 LOB: 2 BB: 1 P: 8	R: 1 E: 0 K: 0 S: 4	H: 1 LOB: 0 BB: 0 P: 4	R: 1 E: 1 K: 1 S: 8	H: 2 LOB: 2 BB: 0 P: 8	R: 0 E: 0 K: 0 S: 3	H: 1 LOB: 0 BB: 0 P: 3	R: 0 E: 0 K: 2 S: 7	H: 0 LOB: 0 BB: 0 P: 7	R: 0 E: 0 K: 1 S: 5	H: 0 LOB: 0 BB: 0 P: 5	1B: 8 2B: 0 3B: 0 HR: 1	SF: 0 SAC: 0 DP: 0 HBP: 0	WP: 0 PB: 0 SB: 1 CS: 1	PA: 35					
PITCHER	IP	WLS	BF	H	R	ER	SO	BB	IBB	HBP	BLK	WP	HR	S	P	ERA	WHIP								
John O'Donoghue, L (1.1) ERA: 4.01	5.0	L	25	8	3	2	1	0	0	0	0	0	0	26	30	3.60	1.800								
Jim Dickson, R (6.1) ERA: 3.95	1.0		3	0	0	0	1	0	0	0	0	0	0	5	5	0.00	0.000								
Don Mossi, L (7.1) ERA: 2.93	2.0		6	1	0	0	2	0	0	0	0	0	0	10	10	0.00	0.500								

Batter	1	2	3	4	5	6	7	8	9	AB	R	H	RBI	BB	SO	LOB	TOP			
Bert Campaneris, R OBP: 0.337, SLG: 0.407 (1, 6)										4	1	4	1	0	0	0	Kansas City Athletics @ New York Yankees Yankee Stadium, Bronx, NY Sat Aug 14 1965, 3:33 AM EDT Att: 51,246 - Unknown - 84 F livebaseballscores.com			
Wayne Causey, L OBP: 0.364, SLG: 0.364 (1, 4)										4	0	1	0	0	0	3				
Jim Landis, R OBP: 0.365, SLG: 0.363 (1, 8)										4	0	0	0	0	2	3				
Ken Harrelson, R OBP: 0.342, SLG: 0.457 Santiago Rosario, L OBP: 0.359, SLG: 0.500 (1, 3) (8, 3)										3	0	1	1	1	0	1				
Ed Charles, R OBP: 0.330, SLG: 0.390 (1, 5)										4	0	1	0	0	0	1				
Mike Hershberger, R OBP: 0.269, SLG: 0.318 (1, 9)										4	0	0	0	0	2	1				
Tommie Reynolds, R OBP: 0.313, SLG: 0.280 (1, 7)										4	0	0	0	0	3	0				
Rene Lachemann, R OBP: 0.235, SLG: 0.394 (1, 2)										3	1	1	0	0	0	0				
Fred Talbot, R OBP: 0.288, SLG: 0.309 John Wyatt, R (7, 1)										2	0	0	0	0	0	0				
Inning Stats	R: 1 E: 0 K: 1 S: 7	H: 2 LOB: 1 BB: 7	R: 0 E: 0 K: 1 S: 5	H: 0 LOB: 0 BB: 5	R: 0 E: 0 K: 1 S: 6	H: 1 LOB: 1 BB: 6	R: 0 E: 0 K: 1 S: 5	H: 0 LOB: 0 BB: 5	R: 1 E: 0 K: 0 S: 3	H: 2 LOB: 1 BB: 7	R: 0 E: 0 K: 0 S: 3	H: 0 LOB: 0 BB: 3	R: 0 E: 0 K: 0 S: 4	H: 2 LOB: 1 BB: 4	R: 0 E: 0 K: 2 S: 7	H: 0 LOB: 0 BB: 7		1B: 8 2B: 0 3B: 0 HR: 0	SF: 0 SAC: 1 DP: 0 HBP: 0	WP: 0 PB: 1 SB: 2 CS: 2
PITCHER	IP WLS BF H R ER SO BB IBB HBP BLK WP HR S P ERA WHIP	7.0 2 27 6 2 2 5 1 0 0 0 0 0 0 36 40 2.57 1.000	2.0 W 7 2 0 0 2 0 0 0 0 0 0 0 0 11 11 0.00 1.000																	

Batter	1	2	3	4	5	6	7	8	9	AB	R	H	RBI	BB	SO	LOB	BOTTOM					
Bobby Richardson, R OBP: 0.306, SLG: 0.337 (1, 4)										4	0	0	0	0	0	2	Kansas City Athletics @ New York Yankees Yankee Stadium, Bronx, NY Sat Aug 14 1965, 3:33 AM EDT Att: 51,246 - Unknown - 84 F livebaseballscores.com					
Joe Pepitone, L OBP: 0.322, SLG: 0.429 (1, 3)										4	0	1	0	0	2	1						
Mickey Mantle, S OBP: 0.397, SLG: 0.481 (1, 7)										3	0	0	0	1	1	1						
Tom Tresh, S OBP: 0.343, SLG: 0.475 (1, 9)										4	0	1	0	0	1	0						
Euston Howard, R OBP: 0.266, SLG: 0.344 (1, 2)										3	0	0	0	1	0	2						
Roger Repoz, L OBP: 0.303, SLG: 0.495 (1, 8)										3	2	2	1	1	1	1						
Clete Boyer, R OBP: 0.309, SLG: 0.412 (1, 5) (8, 6)										4	1	1	0	0	1	3						
Phil Linz, R OBP: 0.279, SLG: 0.270 Ray Barker, R OBP: 0.354, SLG: 0.423 (1, 6) (7, PH) (8, 5)										2	0	0	0	0	0	3						
Whitey Ford, L OBP: 0.241, SLG: 0.204 Tony Kubek, L OBP: 0.273, SLG: 0.305 Al Downing, R OBP: 0.158, SLG: 0.218 Pedro Ramos, S OBP: 0.100, SLG: 0.100 Hector Lopez, R OBP: 0.314, SLG: 0.389 (1, 1) (7, PH) (8, 1) (8, PH)										2	0	0	0	0	2	0						
Inning Stats	R: 0 E: 0 K: 1 S: 5	H: 1 LOB: 0 BB: 5	R: 1 E: 0 K: 2 S: 8	H: 1 LOB: 0 BB: 8	R: 0 E: 1 K: 2 S: 8	H: 0 LOB: 1 BB: 8	R: 0 E: 0 K: 0 S: 4	H: 1 LOB: 3 BB: 12	R: 0 E: 0 K: 1 S: 5	H: 0 LOB: 0 BB: 5	R: 0 E: 0 K: 1 S: 5	H: 0 LOB: 1 BB: 9	R: 0 E: 0 K: 0 S: 4	H: 2 LOB: 1 BB: 4	R: 0 E: 0 K: 1 S: 5	H: 0 LOB: 0 BB: 5		R: 2 E: 0 K: 0 S: 4	H: 3 LOB: 2 BB: 8	1B: 5 2B: 3 3B: 0 HR: 1	SF: 0 SAC: 0 DP: 1 HBP: 0	WP: 0 PB: 0 SB: 0 CS: 1
PITCHER	IP WLS BF H R ER SO BB IBB HBP BLK WP HR S P ERA WHIP	6.1 1 27 5 1 1 7 2 1 0 0 0 0 0 10 14 9.00 1.500																				

Batter	1	2	3	4	5	6	7	8	9	AB R H RBI BB SO LOB	TOP										
Bert Campaneris, R OBP: 0.335, SLG: 0.405	0-0 6-3	0-0 CS 1B		0-0 F9		0-0 1-3		0-0 B3		5 0 1 0 0 0 2	Kansas City Athletics @ New York Yankees Yankee Stadium, Bronx, NY Sun Aug 15 1965, 3:33 AM EDT Unknown - 88 F livebaseballscorecards.com										
Jose Tartabull, L OBP: 0.346, SLG: 0.403	0-0 WP S 1B	4-0 CS BB		0-0 G3		0-3 K		0-0 F4		4 1 1 0 1 1 0											
Wayne Causey, L OBP: 0.365, SLG: 0.365	0-3 K	0-0 FC1-5-4 FC6-4		0-0 1B		0-0 G5-4-3 1B		0-0 F5		5 0 2 0 0 1 2											
Ken Harrelson, R OBP: 0.341, SLG: 0.453 Santiago Rosario, L OBP: 0.350, SLG: 0.486	4-0 1B BB	0-0 FC6-4		0-3 K		0-0 G5-4-3		0-0 4-3		3 1 0 0 1 1 3 1 0 0 0 0 0 0											
Jim Landis, R OBP: 0.367, SLG: 0.363	0-0 1B 1-2 3H 1B		0-3 K		0-0 1-3		4-0 FC6-4 BB			3 1 1 1 1 1 0											
Dick Green, R OBP: 0.312, SLG: 0.394	0-0 HBP 1-3 2H 1B		0-3 K		0-0 5-3		0-0 FC6-4 HBP SH4-3 1B			4 1 1 1 0 1 1											
Billy Bryan, L OBP: 0.322, SLG: 0.447	0-0 HBP 1-2 3H 1B		0-0 1B		0-0 L8		0-0 SH4-3 HBP 1-2 1B			4 0 3 1 0 0 0											
Mike Hershberger, R OBP: 0.292, SLG: 0.319	1-0 HBP 1-2 2-3		0-0 1B		0-0 F4		1-0 SH4-3 HBP 1-2 2-3			2 0 1 0 0 0 0											
Caffish Hunter, R OBP: 0.095, SLG: 0.095	0-3 K		0-0 4-1		0-0 1-3		0-0 SH4-3 1-2 2-3 3H			3 0 0 1 0 1 5											
Inning Stats	R: 3 E: 0 K: 2 S: 11	H: 4 LOB: 3 BB: 1 P: 16	R: 0 E: 0 K: 0 S: 3	H: 1 LOB: 1 BB: 1 P: 7	R: 0 E: 0 K: 2 S: 9	H: 2 LOB: 2 BB: 0 P: 9	R: 0 E: 0 K: 1 S: 6	H: 1 LOB: 1 BB: 0 P: 6	R: 0 E: 0 K: 0 S: 3	H: 0 LOB: 0 BB: 0 P: 3		R: 0 E: 0 K: 1 S: 5	H: 1 LOB: 0 BB: 0 P: 5	R: 0 E: 0 K: 0 S: 4	H: 1 LOB: 2 BB: 0 P: 9	R: 0 E: 0 K: 0 S: 3	H: 0 LOB: 0 BB: 0 P: 3	1B: 10 2B: 0 3B: 0 HR: 0	SF: 0 SAC: 1 DP: 1 HBP: 2	WP: 1 PB: 0 SB: 1 CS: 1	PA: 40
PITCHER	IP WLS BF H R ER SO BB IBB HBP BLK WP HR S P ERA WHIP																				
Mel Stottlemyre, R ERA: 2.73	(1, 1)	7.0 L 31 9 3 3 6 2 0 1 0 0 1 0 40 49 3.86 1.571																			
Hal Reniff, R ERA: 3.52	(8, 1)	2.0 9 1 1 1 0 1 0 1 0 0 0 7 12 4.50 1.000																			

Batter	1	2	3	4	5	6	7	8	9	AB R H RBI BB SO LOB	BOTTOM											
Bobby Richardson, R OBP: 0.304, SLG: 0.335	0-0 F7		0-0 5-3		0-0 1-3			0-0 4-3		4 0 0 0 0 0 1	Kansas City Athletics @ New York Yankees Yankee Stadium, Bronx, NY Sun Aug 15 1965, 3:33 AM EDT Unknown - 88 F livebaseballscorecards.com											
Tony Kubek, L OBP: 0.272, SLG: 0.301	4-0 1B BB		0-0 F5		0-0 F7		0-0 F7			3 0 0 0 1 0 1												
Mickey Mantle, S OBP: 0.395, SLG: 0.476	0-0 F5		4-0 BB		0-0 4-3		0-0 F8			3 0 0 0 1 0 1												
Tom Tresh, S OBP: 0.343, SLG: 0.473	0-0 FC6-4 1B		0-0 F9		0-0 4-3		0-0 4-3		0-0 3-1	4 0 1 0 0 0 1												
Elston Howard, R OBP: 0.265, SLG: 0.342	0-0 FC6-4		0-0 6-3		0-0 1B		0-0 6-3		0-0 6-3	4 0 1 0 0 0 2												
Joe Pepitone, L OBP: 0.319, SLG: 0.425		0-0 F9		0-0 F3		0-0 1-3		0-3 K		4 0 0 0 0 1 1												
Roger Repoz, L OBP: 0.304, SLG: 0.518		0-0 HR		0-0 6-3		0-3 K				3 1 1 1 0 1 0												
Clete Boyer, R OBP: 0.309, SLG: 0.411		0-3 K		0-0 SH3-4 1B		0-0 4-3				3 0 1 0 0 1 0												
Mel Stottlemyre, R OBP: 0.149, SLG: 0.270	(1, 1)	0-0 F9		0-0 SH3-4		0-0 F4				1 0 0 0 0 0 0												
Ray Barker, L OBP: 0.352, SLG: 0.420 Hal Reniff, R ERA: 3.52	(7, PH) (8, 1)			0-0 F9		0-0 F4				1 0 0 0 0 0 0 0 0 0 0 0 0 0												
Inning Stats	R: 0 E: 0 K: 0 S: 4	H: 1 LOB: 2 BB: 1 P: 8	R: 1 E: 0 K: 1 S: 6	H: 1 LOB: 0 BB: 0 P: 6	R: 0 E: 0 K: 0 S: 3	H: 0 LOB: 1 BB: 1 P: 7	R: 0 E: 0 K: 0 S: 3	H: 0 LOB: 0 BB: 0 P: 3	R: 0 E: 0 K: 0 S: 4	H: 1 LOB: 1 BB: 0 P: 4	R: 0 E: 0 K: 0 S: 4	H: 1 LOB: 1 BB: 0 P: 4	R: 0 E: 0 K: 1 S: 5	H: 0 LOB: 0 BB: 0 P: 5	R: 0 E: 0 K: 0 S: 3	H: 0 LOB: 0 BB: 0 P: 3	R: 0 E: 0 K: 1 S: 5	H: 0 LOB: 0 BB: 0 P: 5	1B: 3 2B: 0 3B: 0 HR: 1	SF: 0 SAC: 1 DP: 0 HBP: 0	WP: 0 PB: 0 SB: 0 CS: 0	PA: 33
PITCHER	IP WLS BF H R ER SO BB IBB HBP BLK WP HR S P ERA WHIP																					
Caffish Hunter, R ERA: 4.68	(1, 1)	9.0 W 33 4 1 1 3 2 0 0 0 0 0 1 37 45 1.00 0.667																				



Batter	1	2	3	4	5	6	7	8	9	AB	R	H	RBI	BB	SO	LOB	TOP							
Bert Campaneris, R (1, 6) OBP: 0.333, SLG: 0.402	6-3		SH5-3		5-3		F9			3	0	0	0	0	0	0	Kansas City Athletics @ New York Yankees Yankee Stadium, Bronx, NY Sun Aug 15 1965, 3:38 AM EDT Att: 21,441 - Unknown - 86 F livebaseballscores.com							
Jose Tartabull, L (1, 7) OBP: 0.358, SLG: 0.413								F3		3	0	2	0	0	1	0								
Tommie Reynolds, R (8, PH) OBP: 0.311, SLG: 0.278					K					1	0	0	0	0	0	0								
Wayne Causey, L (1, 4) OBP: 0.361, SLG: 0.361					1-4-3			K		4	0	0	0	0	2	3								
Billy Bryan, L (1, 2) OBP: 0.322, SLG: 0.445										3	1	1	0	0	0	0								
Rene Lachemann, R (8, PH) OBP: 0.294, SLG: 0.391										1	0	0	0	0	0	1								
Jim Landis, R (1, 8) OBP: 0.362, SLG: 0.357										4	0	0	0	0	1	2								
Ed Charles, R (1, 5) OBP: 0.330, SLG: 0.398										4	1	1	2	0	0	0								
Santiago Rosario, L (1, 3) OBP: 0.349, SLG: 0.474										3	1	1	0	0	1	1								
Dick Green, R (9, PH) OBP: 0.314, SLG: 0.396										1	0	1	0	0	0	0								
Mike Hershberger, R (1, 9) OBP: 0.292, SLG: 0.321										4	0	1	0	0	0	2								
Rollie Sheldon, R (1, 1) OBP: 0.128, SLG: 0.081										2	0	1	1	0	0	1								
Jim Dickson, L (6, 1)										0	0	0	0	0	0	0								
Ken Harrelson, R (7, PH) OBP: 0.340, SLG: 0.451										1	0	0	0	0	0	0								
Wes Stock, R (7, 1)										0	0	0	0	0	0	0								
Skip Lockwood, R (9, PH) OBP: 0.250, SLG: 0.100										1	0	0	0	0	0	1								
Inning Stats	R: 0 E: 0 K: 1 S: 5	H: 1 LOB: 0 BB: 0 P: 5	R: 0 E: 0 K: 0 S: 3	H: 0 LOB: 0 BB: 0 P: 3	R: 1 E: 0 K: 0 S: 6	H: 3 LOB: 2 BB: 0 P: 6	R: 2 E: 0 K: 2 S: 10	H: 3 LOB: 1 BB: 0 P: 10	R: 0 E: 0 K: 1 S: 5	H: 0 LOB: 0 BB: 0 P: 5	R: 0 E: 1 K: 0 S: 4	H: 0 LOB: 1 BB: 0 P: 4	R: 0 E: 0 K: 0 S: 3	H: 0 LOB: 0 BB: 0 P: 3	R: 0 E: 0 K: 1 S: 6	H: 1 LOB: 1 BB: 0 P: 4	R: 0 E: 0 K: 0 S: 4	H: 1 LOB: 1 BB: 0 P: 4	1B: 6 2B: 1 3B: 0 HR: 1	SF: 0 SAC: 1 DP: 0 HBP: 0	WP: 0 PB: 1 SB: 0 CS: 1	PA: 36		
PITCHER	IP WLS BF H R ER SO BB IBB HBP BLK WP HR S P ERA WHIP																							
Bill Stafford, R (1, 1) ERA: 3.21	5.0	21	7	3	3	4	0	0	0	0	0	0	0	1	29	29	5.40	1.400						
Steve Hamilton, L (6, 1) ERA: 1.41	4.0	W 15	1	0	0	1	0	0	0	0	0	0	0	0	17	17	0.00	0.250						

Batter	1	2	3	4	5	6	7	8	9	AB	R	H	RBI	BB	SO	LOB	BOTTOM							
Bobby Richardson, R (1, 4) OBP: 0.303, SLG: 0.339										5	1	1	1	0	0	3	Kansas City Athletics @ New York Yankees Yankee Stadium, Bronx, NY Sun Aug 15 1965, 3:38 AM EDT Att: 21,441 - Unknown - 86 F livebaseballscores.com							
Tony Kubek, L (1, 6) OBP: 0.276, SLG: 0.304										4	0	2	0	0	0	1								
Joe Pepitone, L (1, 9) OBP: 0.321, SLG: 0.433										4	2	2	1	0	0	2								
Tom Tresh, S (1, 7) OBP: 0.340, SLG: 0.469										4	0	0	0	0	2	3								
Ray Barker, L (1, 3) OBP: 0.350, SLG: 0.415										4	1	1	0	0	1	2								
Roger Repoz, L (1, 8) OBP: 0.302, SLG: 0.526										4	1	1	2	0	1	0								
Clete Boyer, R (1, 5) OBP: 0.313, SLG: 0.417										4	1	3	1	0	1	0								
Jake Gibbs, L (1, 2) OBP: 0.258, SLG: 0.367										4	1	2	2	0	0	2								
Bill Stafford, R (1, 1) ERA: 3.99										1	0	0	0	0	0	1								
Phil Linz, R (5, PH) ERA: 3.9										0	0	0	0	0	0	0								
Steve Hamilton, L (6, 1) OBP: 0.400, SLG: 0.250										1	0	0	0	1	0	0								
Inning Stats	R: 1 E: 0 K: 1 S: 7	H: 2 LOB: 1 BB: 0 P: 7	R: 0 E: 0 K: 0 S: 4	H: 1 LOB: 1 BB: 0 P: 4	R: 1 E: 0 K: 0 S: 4	H: 1 LOB: 0 BB: 0 P: 4	R: 0 E: 0 K: 1 S: 5	H: 0 LOB: 0 BB: 0 P: 5	R: 0 E: 0 K: 0 S: 4	H: 1 LOB: 1 BB: 0 P: 4	R: 3 E: 0 K: 1 S: 9	H: 4 LOB: 2 BB: 1 P: 13	R: 0 E: 0 K: 1 S: 6	H: 1 LOB: 1 BB: 0 P: 6	R: 2 E: 0 K: 1 S: 7	H: 2 LOB: 0 BB: 0 P: 7	1B: 7 2B: 1 3B: 1 HR: 3	SF: 0 SAC: 1 DP: 0 HBP: 0	WP: 0 PB: 0 SB: 0 CS: 0	PA: 37				
PITCHER	IP WLS BF H R ER SO BB IBB HBP BLK WP HR S P ERA WHIP																							
Rollie Sheldon, R (1, 1) ERA: 3.99	5.1	L 25	9	5	5	3	0	0	0	0	0	0	0	0	31	31	8.44	1.688						
Jim Dickson, R (6, 1) ERA: 3.9	0.2	3	0	0	0	0	1	0	0	0	0	0	0	2	6	0.00	1.500							
Wes Stock, R (7, 1) ERA: 4.86	2.0	9	3	2	2	2	0	0	0	0	0	1	13	13	9.00	1.500								

Batter	1	2	3	4	5	6	7	8	9	AB	R	H	RBI	BB	SO	LOB	TOP		
Jose Cardenal, R OBP: 0.296, SLG: 0.376 (1, 8)										4	0	1	0	0	2	2	Los Angeles Angels @ New York Yankees Yankee Stadium, Bronx, NY Tue Aug 17 1965, 7:05 PM EDT Att: 14,858 - Unknown - 80 F		
Jim Piersall, R OBP: 0.286, SLG: 0.338 (1, 7)										3	0	1	0	1	0	0			
Jim Fregosi, R OBP: 0.322, SLG: 0.411 (1, 6)										3	0	1	0	1	1	3			
Joe Adcock, R OBP: 0.316, SLG: 0.439 Marcelino Lopez, R OBP: 0.213, SLG: 0.288 Tom Satriano, L OBP: 0.280, SLG: 0.311 (1, 3)										3	0	1	0	1	1	3			
Lou Clinton, R OBP: 0.319, SLG: 0.341 (1, 9)										4	1	1	0	0	1	3			
Bobby Knoop, R OBP: 0.315, SLG: 0.395 (1, 4)											4	0	1	1	0	1		0	
Paul Schaal, R OBP: 0.306, SLG: 0.338 (1, 5)											4	0	2	0	0	1		1	
Buck Rodgers, S OBP: 0.263, SLG: 0.267 Tom Egan, R OBP: 0.308, SLG: 0.308 (1, 2)											3	0	0	0	0	2		2	
Fred Newman, R OBP: 0.175, SLG: 0.127 George Brunet, L OBP: 0.114, SLG: 0.073 Joe Koppe, R OBP: 0.302, SLG: 0.359 Aubrey Gatewood, R OBP: 0.280, SLG: 0.342 Vic Power, R OBP: 0.285, SLG: 0.359 Ed Sukia, R OBP: 0.285, SLG: 0.359 (1, 1)											0	0	0	0	0	0		0	
Inning Stats	R: 0 E: 0 K: 2 S: 7	H: 1 LOB: 2 BB: 1 P: 11	R: 0 E: 0 K: 1 S: 5	H: 0 LOB: 0 BB: 0 P: 5	R: 0 E: 0 K: 0 S: 3	H: 0 LOB: 0 BB: 0 P: 7	R: 0 E: 0 K: 0 S: 3	H: 2 LOB: 2 BB: 0 P: 7	R: 0 E: 0 K: 0 S: 3	H: 1 LOB: 1 BB: 0 P: 3	R: 1 E: 0 K: 2 S: 9	H: 2 LOB: 1 BB: 0 P: 9	R: 0 E: 0 K: 1 S: 6	H: 1 LOB: 2 BB: 1 P: 10	R: 0 E: 0 K: 0 S: 3	H: 1 LOB: 0 BB: 0 P: 3		1B: 7 2B: 2 3B: 1 HR: 0	SF: 0 SAC: 0 DP: 3 HBP: 0
PITCHER	IP WLS BF H R ER SO BB IBB HBP BLK WP HR S P ERA WHIP																		
Al Downing, L ERA: 3.82 (1, 1)	9.0 W 35 9 1 1 9 3 0 0 0 1 0 50 62 1.00 1.333																		

Batter	1	2	3	4	5	6	7	8	9	AB	R	H	RBI	BB	SO	LOB	BOTTOM		
Bobby Richardson, R OBP: 0.302, SLG: 0.339 (1, 4)										4	1	1	2	0	1	2	Los Angeles Angels @ New York Yankees Yankee Stadium, Bronx, NY Tue Aug 17 1965, 7:05 PM EDT Att: 14,858 - Unknown - 80 F		
Tony Kubek, L OBP: 0.275, SLG: 0.301 (1, 6)										3	0	0	0	1	0	0			
Mickey Mantle, S OBP: 0.395, SLG: 0.476 Hector Lopez, R OBP: 0.315, SLG: 0.390 Ross Moschitto, R OBP: 0.200, SLG: 0.333 (1, 7)										2	0	1	2	0	0	0			
Tom Tresh, S OBP: 0.341, SLG: 0.469 (3, 7)										4	1	2	0	0	0	3			
Elston Howard, R OBP: 0.262, SLG: 0.337 (1, 2)										4	0	0	0	0	1	3			
Joe Pepitone, L OBP: 0.323, SLG: 0.433 (1, 3)										4	1	2	0	0	0	0			
Clete Boyer, R OBP: 0.311, SLG: 0.413 (1, 5)										4	0	0	0	0	0	3			
Roger Repoz, L OBP: 0.308, SLG: 0.547 (3, 8)										3	2	1	1	1	1	1			
Al Downing, R OBP: 0.180, SLG: 0.224 (1, 1)										3	1	1	1	1	1	0			
Inning Stats	R: 0 E: 0 K: 1 S: 5	H: 0 LOB: 0 BB: 0 P: 5	R: 5 E: 0 K: 1 S: 9	H: 4 LOB: 2 BB: 3 P: 21	R: 0 E: 0 K: 0 S: 3	H: 0 LOB: 0 BB: 0 P: 3	R: 0 E: 0 K: 1 S: 5	H: 0 LOB: 0 BB: 0 P: 5	R: 0 E: 0 K: 0 S: 4	H: 1 LOB: 1 BB: 0 P: 4	R: 0 E: 0 K: 0 S: 4	H: 1 LOB: 1 BB: 0 P: 4	R: 1 E: 0 K: 1 S: 6	H: 1 LOB: 0 BB: 0 P: 6	R: 0 E: 0 K: 0 S: 3	H: 1 LOB: 0 BB: 0 P: 3		1B: 8 2B: 0 3B: 0 HR: 1	SF: 0 SAC: 0 DP: 0 HBP: 0
PITCHER	IP WLS BF H R ER SO BB IBB HBP BLK WP HR S P ERA WHIP																		
Fred Newman, R ERA: 3.37 George Brunet, L ERA: 2.39 Aubrey Gatewood, R ERA: 4.0 Ed Sukia, R ERA: 5.7 (1, 1)	1.2 L 12 4 5 0 0 1 0 0 0 0 0 0 9 9 0.00 0.000																		

Batter	1	2	3	4	5	6	7	8	9	AB	R	H	RBI	BB	SO	LOB	TOP										
Lou Clinton, R OBP: 0.319, SLG: 0.338 Willie Smith, L OBP: 0.303, SLG: 0.449 (8, 7)	F9		5-3		BB			1B 3B		2	0	0	0	1	0	1	Los Angeles Angels @ New York Yankees Yankee Stadium, Bronx, NY Wed Aug 18 1965, 7:05 PM EDT Att: 13,572 - Unknown - 80 F livebaseballscorecards.com										
Jim Piersall, R OBP: 0.289, SLG: 0.338 Merritt Ranew, L OBP: 0.307, SLG: 0.318 Albie Pearson, L OBP: 0.317, SLG: 0.324 (8, 9)	HR 1B		4-3					SH3 1B	F9	3	1	1	0	0	1	2											
Jim Fregosi, R OBP: 0.322, SLG: 0.414	K							SH3 1B	K	4	0	1	1	1	0	2											
Joe Adcock, R OBP: 0.319, SLG: 0.452 Marcelino Lopez, R OBP: 0.219, SLG: 0.299 Bob Lee, R OBP: 0.188, SLG: 0.333 (8, 1)	HR		K					E 2B 1B		4	1	2	3	0	1	1											
Jose Cardenal, R OBP: 0.294, SLG: 0.372	5-3							E4 2B 4-1		4	1	0	0	0	0	1											
Bobby Knoop, R OBP: 0.314, SLG: 0.397		F9		K				4-1 2B		4	0	1	1	0	1	0											
Paul Schaal, R OBP: 0.305, SLG: 0.335		K		6-3				4-1 IBB		3	0	0	0	1	1	0											
Buck Rodgers, S OBP: 0.266, SLG: 0.270		F8						4-1		4	0	2	1	0	0	2											
Dean Chance, R OBP: 0.161, SLG: 0.098 Vic Power, R OBP: 0.294, SLG: 0.353 (8, 3)								4-1 3B 2B	K	3	1	1	0	0	2	2											
								4-3		1	0	0	0	0	0	3											
Inning Stats	R: 2 E: 0 K: 1 S: 7	H: 2 LOB: 0 BB: 0 P: 7	R: 0 E: 0 K: 1 S: 5	H: 0 LOB: 0 BB: 0 P: 5	R: 1 E: 0 K: 1 S: 7	H: 2 LOB: 1 BB: 0 P: 7	R: 0 E: 0 K: 1 S: 5	H: 0 LOB: 0 BB: 0 P: 5	R: 0 E: 0 K: 0 S: 3	H: 1 LOB: 1 BB: 0 P: 11	R: 0 E: 0 K: 0 S: 3	H: 0 LOB: 0 BB: 0 P: 3	R: 0 E: 0 K: 1 S: 6	H: 1 LOB: 1 BB: 0 P: 6	R: 4 E: 1 K: 0 S: 8	H: 4 LOB: 3 BB: 1 P: 12	R: 0 E: 0 K: 1 S: 5	H: 1 LOB: 1 BB: 0 P: 5	1B: 6 2B: 3 3B: 2 HR: 1	SF: 0 SAC: 1 DP: 1 HBP: 0	WP: 1 PB: 0 CS: 0	PA: 39					
PITCHER	IP	WLS	BF	H	R	ER	SO	BB	IBB	HBP	BLK	WP	HR	S	P	ERA	WHIP										
Whitey Ford, L ERA: 3.53	(1, 1)	7.0	27	6	3	3	7	1	0	0	0	1	1	40	44	3.86	1.000										
Pedro Ramos, R ERA: 3.53	(8, 1)	0.1	L	4	3	3	2	0	0	0	0	0	0	4	4	54.00	9.000										
Hal Reniff, R ERA: 3.44	(8, 1)	1.2		8	2	1	0	1	0	1	0	0	0	9	13	0.00	1.200										

Batter	1	2	3	4	5	6	7	8	9	AB	R	H	RBI	BB	SO	LOB	BOTTOM										
Bobby Richardson, R OBP: 0.301, SLG: 0.343 (1, 4)	1-3		F7		K				FC5-4	5	1	1	2	0	1	1	Los Angeles Angels @ New York Yankees Yankee Stadium, Bronx, NY Wed Aug 18 1965, 7:05 PM EDT Att: 13,572 - Unknown - 80 F livebaseballscorecards.com										
Tony Kubek, L OBP: 0.274, SLG: 0.306 (1, 6)			1-3		1-6-3		HR 4-3		F2	5	0	1	0	0	0	1											
Mickey Mantle, S OBP: 0.397, SLG: 0.486 (1, 7)			K		HR B1-3		FC4-6 1B			4	1	2	1	0	1	1											
Tom Tresh, S OBP: 0.342, SLG: 0.469 (1, 9)							FC4-6			3	0	1	0	1	1	1											
Euston Howard, R OBP: 0.258, SLG: 0.332 (1, 2)			L8					5-3		4	0	0	0	0	2	3											
Joe Pepitone, L OBP: 0.322, SLG: 0.432 (1, 3)			K		5-3			F7		4	0	1	0	0	1	0											
Ray Barker, L OBP: 0.341, SLG: 0.404 (1, 5)					G3		G3	K		4	0	0	0	0	1	1											
Roger Repoz, L OBP: 0.328, SLG: 0.555 (1, 8)							HR BB	FC5-4 1B		2	1	2	0	2	0	0											
Whitey Ford, L OBP: 0.233, SLG: 0.196 Roger Maris, L OBP: 0.357, SLG: 0.441 Pedro Ramos, S OBP: 0.100, SLG: 0.100 Hal Reniff, R (8, 1) Jake Gibbs, L OBP: 0.250, SLG: 0.355 (8, PH)			K		K			K		2	0	0	0	0	2	2											
										1	0	0	0	0	1	1											
										0	0	0	0	0	0	0											
										1	0	0	0	0	1	1											
Inning Stats	R: 0 E: 0 K: 2 S: 8	H: 1 LOB: 2 BB: 1 P: 12	R: 0 E: 0 K: 2 S: 7	H: 0 LOB: 1 BB: 1 P: 11	R: 1 E: 0 K: 0 S: 5	H: 2 LOB: 1 BB: 0 P: 5	R: 0 E: 0 K: 1 S: 6	H: 1 LOB: 1 BB: 0 P: 6	R: 0 E: 0 K: 2 S: 8	H: 1 LOB: 1 BB: 0 P: 8	R: 2 E: 0 K: 1 S: 7	H: 2 LOB: 1 BB: 1 P: 11	R: 0 E: 0 K: 1 S: 5	H: 0 LOB: 0 BB: 0 P: 5	R: 0 E: 0 K: 1 S: 6	H: 1 LOB: 1 BB: 0 P: 6	1B: 5 2B: 0 3B: 1 HR: 2	SF: 0 SAC: 0 DP: 0 HBP: 0	WP: 0 PB: 0 CS: 0	PA: 38							
PITCHER	IP	WLS	BF	H	R	ER	SO	BB	IBB	HBP	BLK	WP	HR	S	P	ERA	WHIP										
Dean Chance, R ERA: 3.79	(1, 1)	7.0	31	7	3	3	9	3	0	0	0	0	2	46	58	3.86	1.429										
Bob Lee, R ERA: 2.0	(8, 1)	2.0	S	7	1	0	0	2	0	0	0	0	0	11	11	0.00	0.500										

Batter	1	2	3	4	5	6	7	8	9	AB	R	H	RBI	BB	SO	LOB	TOP										
Bobby Richardson, R OBP: 0.301, SLG: 0.342 (1.4)	0-0 6-3		0-0 F6			0-0 CS 1B		0-0 1-2		4	0	1	0	0	0	2	New York Yankees @ Baltimore Orioles Memorial Stadium, Baltimore, MD Fri Aug 20 1965, 7:05 PM EDT Att: 21,063 - Unknown - 80 F livebaseballscorecards.com										
Tony Kubek, L OBP: 0.273, SLG: 0.306 (1.6)	0-0 L4			0-0 6-3		0-0 1-2 2B			0-0 F7	4	0	1	0	0	0	0											
Mickey Mantle, S OBP: 0.399, SLG: 0.482 (1.7)	0-0 L9			0-3 K		0-0 L6			0-3 K	4	0	0	0	0	2	1											
Ross Moschitto, R OBP: 0.200, SLG: 0.333 (9.9)										0	0	0	0	0	0	0											
Tom Tresh, S OBP: 0.342, SLG: 0.472 (9.7)		0-0 F5		0-0 HR			0-3 K		0-0 F7	4	1	1	1	0	1	0											
Joe Pepitone, L OBP: 0.319, SLG: 0.426 (1.3)		0-0 F8		0-0 F6			0-0 F5			3	0	0	0	0	0	0											
Elston Howard, R OBP: 0.255, SLG: 0.327 (1.2)		0-3 K				0-0 G6-3 1B		0-0 F8		3	0	1	0	0	1	0											
Clete Boyer, R OBP: 0.312, SLG: 0.423 (1.5)			0-0 4-3			0-0 G6-3 1-2		0-0 FC3-6 1B		3	0	1	0	0	0	1											
Roger Repoz, L OBP: 0.329, SLG: 0.549 (1.8)			0-0 K			0-3 K		0-0 F9		3	0	1	0	0	1	1											
Jack Cullen, R (1.1)			0-3 K			0-0 6-3		0-0 FC3-6 FC6-4		3	0	0	0	0	1	2											
Inning Stats	R: 0 E: 0 K: 0 S: 3	H: 0 LOB: 0 BB: 0 P: 3	R: 0 E: 0 K: 1 S: 5	H: 0 LOB: 0 BB: 0 P: 5	R: 0 E: 0 K: 1 S: 6	H: 1 LOB: 1 BB: 0 P: 6	R: 1 E: 0 K: 1 S: 6	H: 1 LOB: 0 BB: 0 P: 6	R: 0 E: 0 K: 1 S: 5	H: 1 LOB: 0 BB: 0 P: 5	R: 0 E: 0 K: 0 S: 4	H: 2 LOB: 1 BB: 0 P: 4	R: 0 E: 0 K: 1 S: 5	H: 0 LOB: 0 BB: 0 P: 5	R: 0 E: 0 K: 0 S: 4	H: 1 LOB: 1 BB: 0 P: 4	R: 0 E: 0 K: 1 S: 5	H: 0 LOB: 0 BB: 0 P: 5	1B: 4 2B: 1 3B: 0 HR: 1	SF: 0 SAC: 0 DP: 1 HBP: 0	WP: 0 PB: 0 SB: 0 CS: 1	PA: 31					
PITCHER	IP	WLS	BF	H	R	ER	SO	BB	IBB	HBP	BLK	WP	HR	S	P	ERA	WHIP										
Mitt Pappas, R ERA: 2.27 (1.1)	8.0	L	28	6	1	1	5	0	0	0	0	0	1	38	38	1.12	0.750										
Dick Hall, R ERA: 2.92 (9.1)	1.0		3	0	0	0	1	0	0	0	0	0	0	5	5	0.00	0.000										

Batter	1	2	3	4	5	6	7	8	9	AB	R	H	RBI	BB	SO	LOB	BOTTOM										
Norm Siebern, L OBP: 0.371, SLG: 0.439 (1.3)	0-3 K		0-0 F8			0-0 F4		0-0 1-3		4	0	0	0	0	1	2	New York Yankees @ Baltimore Orioles Memorial Stadium, Baltimore, MD Fri Aug 20 1965, 7:05 PM EDT Att: 21,063 - Unknown - 80 F livebaseballscorecards.com										
Paul Blair, R OBP: 0.289, SLG: 0.311 (1.8)	0-0 F4			0-0 G3		0-0 5-3			0-0 5-3	4	0	0	0	0	0	0											
Boog Powell, L OBP: 0.324, SLG: 0.372 (1.7)	0-3 K			4-0 BB			0-0 F2		4-0 G5-4-3 BB	2	0	0	0	2	1	0											
Jackie Brandt, R OBP: 0.307, SLG: 0.417 (9. PR)										0	0	0	0	0	0	0											
Brooks Robinson, R OBP: 0.373, SLG: 0.448 (1.5)		0-0 F9		0-0 F7		0-0 4-3		0-0 G5-4-3		4	0	0	0	0	0	2											
Curt Blefary, L OBP: 0.361, SLG: 0.436 (1.9)		0-0 G3-6 1B		0-0 1-3		0-0 E1				3	0	1	0	0	0	1											
Charlie Lau, L OBP: 0.352, SLG: 0.451 (1.2)		0-0 G3-6				0-0 F7		0-0 F6		3	0	0	0	0	0	2											
Jerry Adair, R OBP: 0.297, SLG: 0.322 (1.4)			0-0 1-3		0-3 K			0-0 4-3		3	0	0	0	0	1	0											
Luis Aparicio, R OBP: 0.281, SLG: 0.371 (1.6)			0-0 SH2-4 1B		0-0 1-3			0-0 1-3 1B		3	0	2	0	0	0	0											
Mitt Pappas, R OBP: 0.093, SLG: 0.148 (1.1)						0-3 K		0-0 1-3		1	0	0	0	0	1	0											
Russ Snyder, L OBP: 0.317, SLG: 0.308 (8. PH)										1	0	0	0	0	0	1											
Dick Hall, R OBP: 0.583, SLG: 0.700 (9.1)								1-2		0	0	0	0	0	0	0											
Inning Stats	R: 0 E: 0 K: 2 S: 7	H: 0 LOB: 0 BB: 0 P: 7	R: 0 E: 0 K: 0 S: 3	H: 1 LOB: 0 BB: 0 P: 3	R: 0 E: 0 K: 0 S: 4	H: 1 LOB: 1 BB: 0 P: 4	R: 0 E: 0 K: 0 S: 3	H: 0 LOB: 1 BB: 1 P: 7	R: 0 E: 0 K: 1 S: 5	H: 0 LOB: 0 BB: 0 P: 5	R: 0 E: 0 K: 0 S: 4	H: 0 LOB: 1 BB: 0 P: 4	R: 0 E: 0 K: 0 S: 4	H: 1 LOB: 1 BB: 0 P: 4	R: 0 E: 0 K: 0 S: 2	H: 0 LOB: 1 BB: 1 P: 6	R: 0 E: 0 K: 0 S: 2	H: 0 LOB: 1 BB: 1 P: 6	1B: 3 2B: 0 3B: 0 HR: 0	SF: 0 SAC: 1 DP: 2 HBP: 0	WP: 0 PB: 0 SB: 0 CS: 0	PA: 31					
PITCHER	IP	WLS	BF	H	R	ER	SO	BB	IBB	HBP	BLK	WP	HR	S	P	ERA	WHIP										
Jack Cullen, R ERA: 2.04 (1.1)	9.0	W	31	3	0	0	4	2	0	0	0	0	0	37	45	0.00	0.556										

Batter	1	2	3	4	5	6	7	8	9	10	AB	R	H	RBI	BB	SO	LOB	TOP					
Bobby Richardson, R OBP: 0.302, SLG: 0.344 (1, 4)	F3		F8					3-1		BB BB 1B	5	0	2	1	0	0	1						
Tony Kubek, L OBP: 0.272, SLG: 0.301 (1, 6)	L4			L4		L7		G3		BB BB 1B	4	0	0	0	1	0	1						
Mickey Mantle, S OBP: 0.359, SLG: 0.475 (8, 9) Ross Moschitto, R OBP: 0.200, SLG: 0.333 (10, PH) Roger Maris, L OBP: 0.355, SLG: 0.438 (10, 9)	F7			L9		F7		F7		P6	4	0	0	0	0	0	1						
Tom Tresh, S OBP: 0.342, SLG: 0.469 (8, 7)		F8		G3			K		G4-6-3 BB 1B	3	0	0	0	2	1	0							
Elston Howard, R OBP: 0.324, SLG: 0.325 (1, 2)		6-3			L7		4-3		G4-6-3 BB 1B	5	0	1	0	0	1	3							
Jos Peiponen, L OBP: 0.219, SLG: 0.424 (1, 3)		F7			4-3		HR		G4-6-3 BB 1B	4	1	1	0	0	0	2							
Clete Boyer, R OBP: 0.314, SLG: 0.430 (1, 5)			6-3		5-3		HR		S IBB	3	1	1	2	1	0	0							
Roger Repoz, L OBP: 0.333, SLG: 0.548 (1, 8)			K			2B 1B			K	4	1	2	0	0	2	2							
Whitey Ford, L OBP: 0.238, SLG: 0.283 (9, 1) Pedro Ramos, R OBP: 0.106, SLG: 0.100 (9, 1) Steve Hamilton, L OBP: 0.040, SLG: 0.260 (9, 1) Pete Mikkelsen, R OBP: 0.111, SLG: 0.111 (10, PH) Ray Barker, L OBP: 0.206, SLG: 0.401 (10, 1) Jim Bouton, R OBP: 0.209, SLG: 0.105 (10, 1)							4-3			3	0	1	0	0	1	2							
Inning Stats	R: 0 E: 0 K: 0 S: 3	H: 0 LOB: 0 BB: 0 P: 3	R: 0 E: 0 K: 0 S: 3	H: 0 LOB: 0 BB: 0 P: 3	R: 0 E: 0 K: 1 S: 6	H: 1 LOB: 1 BB: 0 P: 6	R: 0 E: 0 K: 0 S: 3	H: 0 LOB: 0 BB: 0 P: 3	R: 0 E: 0 K: 1 S: 3	H: 0 LOB: 0 BB: 0 P: 3	R: 1 E: 0 K: 1 S: 7	H: 2 LOB: 1 BB: 0 P: 7	R: 2 E: 0 K: 1 S: 8	H: 3 LOB: 1 BB: 0 P: 8	R: 0 E: 0 K: 0 S: 3	H: 0 LOB: 0 BB: 0 P: 3	R: 0 E: 0 K: 1 S: 5	H: 1 LOB: 2 BB: 2 P: 13	R: 0 E: 0 K: 2 S: 8	H: 1 LOB: 3 BB: 2 P: 16	1B: 6 2B: 1 3B: 0 HR: 1	SF: 0 SAC: 0 DP: 1 HBP: 0	WP: 0 PA: 41
PITCHER	IP WLS BF H R ER SO	IP WLS BF H R ER SO	IP WLS BF H R ER SO	IP WLS BF H R ER SO	IP WLS BF H R ER SO	IP WLS BF H R ER SO	IP WLS BF H R ER SO	IP WLS BF H R ER SO	IP WLS BF H R ER SO	IP WLS BF H R ER SO	IP WLS BF H R ER SO	IP WLS BF H R ER SO	IP WLS BF H R ER SO	IP WLS BF H R ER SO	IP WLS BF H R ER SO	IP WLS BF H R ER SO	IP WLS BF H R ER SO	IP WLS BF H R ER SO	IP WLS BF H R ER SO	IP WLS BF H R ER SO	ERA WHIP	ERA WHIP	
Mudcat Grant, R ERA: 3.6 (1, 1)	8.0	32	7	3	3	3	BB: 1 IBB: 0 HBP: 0 BLK: 0	WP: 0 HR: 1 S: 37 P: 41	3.38	1.000													
Dick Stigman, L ERA: 4.49 (9, 1)	1.0	3	0	0	0	1	BB: 0 IBB: 0 HBP: 0 BLK: 0	WP: 0 HR: 0 S: 4 P: 8	0.00	0.000													
Al Worthington, R ERA: 2.68 (10, 1)	1.0	W	6	1	0	0	BB: 2 IBB: 0 HBP: 0 BLK: 0	WP: 0 HR: 0 S: 8 P: 16	0.00	3.000													

New York Yankees @ Minnesota Twins
Metropolitan Stadium, Bloomington, MI
Mon Aug 23 1965, 8:05 PM EDT
Att: 37,787 - Unknown - 73 F

AB	37
R	3
H	8
RBI	3
BB	4
SO	6
LOB	14



Batter	1	2	3	4	5	6	7	8	9	10	AB	R	H	RBI	BB	SO	LOB	BOTTOM				
Zoilo Versalles, R OBP: 0.297, SLG: 0.442 (1, 6)	5-3						4-3			1-3 2B 1B	5	2	3	1	0	0	0					
Rich Rollins, R OBP: 0.299, SLG: 0.339 (1, 5) Jimmie Hall, L OBP: 0.346, SLG: 0.494 (9, PH) Al Worthington, R OBP: 0.300, SLG: 0.125 (10, 1)	K		HR		F8		1B		1-3 1B	3	0	1	0	1	1	0						
Tony Oliva, L OBP: 0.360, SLG: 0.479 (1, 8)	4-3		4-3		F8		1B		2B	5	0	1	1	0	0	4						
Earl Battey, R OBP: 0.393, SLG: 0.443 (1, 2)		6-3			F9		1B 1B		L1	4	1	1	0	1	0	1						
Andy Kosco, R OBP: 0.273, SLG: 0.476 (9, PH) Sandy Valdespino, L OBP: 0.326, SLG: 0.323 (10, 9)		1B 1B			K		K		F8	4	0	1	0	0	2	1						
Bob Allison, R OBP: 0.355, SLG: 0.449 (1, 7)		1B		6-3		F5		E5 FC6	BB 1B BB	4	1	1	0	1	0	1						
Don Mincher, L OBP: 0.332, SLG: 0.549 (1, 3)		K				K		K		4	0	1	0	1	3	3						
Frank Quilici, R OBP: 0.259, SLG: 0.265 (1, 4)		6-3			6-3		1B		FC6	5	0	1	1	0	1	5						
Mudcat Grant, R OBP: 0.238, SLG: 0.260 (1, 1) Dick Stigman, R OBP: 0.071, SLG: 0.071 (9, 1) Joe Nosssek, R OBP: 0.264, SLG: 0.331 (9, PH) Jerry Kindall, R OBP: 0.269, SLG: 0.314 (10, 5)			L7			BB 1B	L9		6-3	3	0	1	0	0	0	2						
Inning Stats	R: 0 E: 0 K: 1 S: 5	H: 2 LOB: 2 BB: 0 P: 7	R: 1 E: 0 K: 0 S: 4	H: 1 LOB: 0 BB: 0 P: 4	R: 0 E: 0 K: 1 S: 5	H: 0 LOB: 0 BB: 0 P: 5	R: 0 E: 0 K: 1 S: 7	H: 2 LOB: 3 BB: 1 P: 11	R: 1 E: 0 K: 1 S: 8	H: 3 LOB: 0 BB: 0 P: 8	R: 0 E: 0 K: 0 S: 4	H: 1 LOB: 1 BB: 0 P: 4	R: 0 E: 1 K: 1 S: 6	H: 0 LOB: 1 BB: 0 P: 6	R: 1 E: 0 K: 1 S: 7	H: 2 LOB: 2 BB: 1 P: 11	R: 1 E: 0 K: 1 S: 4	H: 1 LOB: 2 BB: 2 P: 12	1B: 10 2B: 1 3B: 0 HR: 1	SF: 0 SAC: 0 DP: 0 HBP: 0	WP: 0 PA: 45	
PITCHER	IP WLS BF H R ER SO	IP WLS BF H R ER SO	IP WLS BF H R ER SO	IP WLS BF H R ER SO	IP WLS BF H R ER SO	IP WLS BF H R ER SO	IP WLS BF H R ER SO	IP WLS BF H R ER SO	IP WLS BF H R ER SO	IP WLS BF H R ER SO	IP WLS BF H R ER SO	IP WLS BF H R ER SO	IP WLS BF H R ER SO	IP WLS BF H R ER SO	IP WLS BF H R ER SO	IP WLS BF H R ER SO	IP WLS BF H R ER SO	IP WLS BF H R ER SO	IP WLS BF H R ER SO	IP WLS BF H R ER SO	ERA WHIP	ERA WHIP
Whitey Ford, L ERA: 3.52 (9, 1)	8.1	37	10	3	3	6	BB: 1 IBB: 0 HBP: 0 BLK: 0	WP: 0 HR: 1 S: 48 P: 52	3.24	1.320												
Pedro Ramos, R ERA: 3.51 (9, 1)	0.1	1	0	0	0	0	BB: 0 IBB: 0 HBP: 0 BLK: 0	WP: 0 HR: 0 S: 1 P: 1	0.00	0.000												
Steve Hamilton, L ERA: 1.41 (9, 1)	0.0	1	1	0	0	0	BB: 0 IBB: 0 HBP: 0 BLK: 0	WP: 0 HR: 0 S: 1 P: 1	∞	∞												
Pete Mikkelsen, R ERA: 3.42 (10, 1)	0.1	L	4	1	1	1	BB: 2 IBB: 0 HBP: 0 BLK: 0	WP: 0 HR: 0 S: 4 P: 12	0.00	0.000												


New York Yankees @ Minnesota Twins
Metropolitan Stadium, Bloomington, MI
Mon Aug 23 1965, 8:05 PM EDT
Att: 37,787 - Unknown - 73 F


AB	41
R	4
H	12
RBI	4
BB	4
SO	8
LOB	20



Batter	1	2	3	4	5	6	7	8	9	AB	R	H	RBI	BB	SO	LOB	TOP				
Bobby Richardson, R OBP: 0.301, SLG: 0.344 (1, 4)										4	0	1	0	0	0	0	New York Yankees @ Minnesota Twins Metropolitan Stadium, Bloomington, MI Tue Aug 24 1965, 8:05 PM EDT Att: 33,772 - Cloudy - 72 F				
Tony Kubek, L OBP: 0.269, SLG: 0.297 (1, 6)										4	0	0	0	0	1	2					
Mickey Mantle, S OBP: 0.396, SLG: 0.474 Ross Moschitto, R OBP: 0.200, SLG: 0.333 (1, 7) (8, 9)										3	1	1	0	1	0	2					
Tom Tresh, S OBP: 0.342, SLG: 0.474 (1, 9) (8, 7)										4	1	1	2	0	2	1					
Elston Howard, R OBP: 0.264, SLG: 0.336 (1, 2)										3	0	3	0	1	0	0					
Joe Pepitone, L OBP: 0.316, SLG: 0.420 (1, 3)										4	0	0	0	0	0	4					
Clete Boyer, R OBP: 0.313, SLG: 0.428 (1, 5)										4	0	1	0	0	1	1					
Roger Repoz, L OBP: 0.331, SLG: 0.538 (1, 8)										4	0	1	0	0	2	2					
Mel Stottlemyre, R OBP: 0.138, SLG: 0.250 (1, 1)										3	0	0	0	0	2	0					
Inning Stats	R: 0 E: 0 K: 0 S: 3	H: 0 LOB: 0 BB: 0 P: 3	R: 0 E: 0 K: 1 S: 5	H: 0 LOB: 1 BB: 1 P: 9	R: 0 E: 0 K: 1 S: 7	H: 2 LOB: 2 BB: 0 P: 7	R: 0 E: 0 K: 1 S: 7	H: 2 LOB: 2 BB: 0 P: 7	R: 0 E: 0 K: 2 S: 5	H: 1 LOB: 1 BB: 1 P: 7	R: 0 E: 0 K: 0 S: 7	H: 0 LOB: 0 BB: 0 P: 7	R: 2 E: 0 K: 0 S: 6	H: 3 LOB: 1 BB: 0 P: 6	R: 0 E: 0 K: 2 S: 7	H: 0 LOB: 0 BB: 0 P: 7	1B: 6 2B: 1 3B: 0 HR: 1	SF: 0 SAC: 1 DP: 1 HBP: 0	WP: 0 SB: 0 CS: 0	PA: 36	
PITCHER	IP	WLS	BF	H	R	ER	SO	BB	IBB	HBP	BLK	WP	HR	S	P	ERA	WHIP				
Jim Perry, R ERA: 2.43 Dick Stigman, L ERA: 4.39	(1, 1) (8, 1)	7.2 1.1	32 4	8 0	2 0	2 0	6 2	2 0	0 0	0 0	0 0	0 0	1 0	42 8	50 8	2.35 0.00	1.304 0.000				

Batter	1	2	3	4	5	6	7	8	9	AB	R	H	RBI	BB	SO	LOB	BOTTOM				
Zoilo Versalles, R OBP: 0.297, SLG: 0.440 (1, 6)										4	0	1	0	0	0	1	New York Yankees @ Minnesota Twins Metropolitan Stadium, Bloomington, MI Tue Aug 24 1965, 8:05 PM EDT Att: 33,772 - Cloudy - 72 F				
Sandy Valdespino, L OBP: 0.330, SLG: 0.335 (1, 7)										3	1	1	0	0	0	0					
Tony Oliva, L OBP: 0.361, SLG: 0.479 (1, 9)										4	0	2	1	0	0	2					
Jimmie Hall, L OBP: 0.345, SLG: 0.491 (1, 8)										3	0	0	0	1	0	4					
Earl Battey, R OBP: 0.390, SLG: 0.438 Jim Kaat, L OBP: 0.240, SLG: 0.254 (9, PR)										3	0	0	0	0	0	4					
Don Mincher, L OBP: 0.327, SLG: 0.540 (1, 3)										4	0	0	0	0	0	4					
Rich Rollins, R OBP: 0.298, SLG: 0.338 (1, 5)										4	0	1	0	0	0	2					
Frank Quilici, R OBP: 0.255, SLG: 0.260 (1, 4)										2	0	0	0	0	0	0					
Jim Perry, S OBP: 0.135, SLG: 0.167 Dick Stigman, R OBP: 0.071, SLG: 0.071 (8, 1)										3	0	0	0	0	2	1					
Inning Stats	R: 0 E: 1 K: 0 S: 5	H: 1 LOB: 2 BB: 0 P: 5	R: 0 E: 0 K: 0 S: 3	H: 0 LOB: 0 BB: 0 P: 3	R: 0 E: 0 K: 1 S: 5	H: 0 LOB: 0 BB: 0 P: 5	R: 0 E: 0 K: 0 S: 4	H: 1 LOB: 1 BB: 0 P: 4	R: 0 E: 0 K: 1 S: 6	H: 1 LOB: 1 BB: 0 P: 6	R: 1 E: 0 K: 0 S: 5	H: 2 LOB: 1 BB: 0 P: 5	R: 0 E: 0 K: 0 S: 3	H: 0 LOB: 0 BB: 0 P: 3	R: 0 E: 0 K: 0 S: 3	H: 0 LOB: 2 BB: 1 P: 7	1B: 4 2B: 0 3B: 1 HR: 0	SF: 0 SAC: 2 DP: 1 HBP: 0	WP: 0 SB: 0 CS: 0	PA: 34	
PITCHER	IP	WLS	BF	H	R	ER	SO	BB	IBB	HBP	BLK	WP	HR	S	P	ERA	WHIP				
Mel Stottlemyre, R ERA: 2.6	(1, 1)	9.0 W	34 34	5 5	1 1	1 1	2 2	1 1	0 0	0 0	0 0	0 0	0 0	37 37	41 41	1.00 1.00	0.667 0.667				

Batter	1	2	3	4	5	6	7	8	9	AB	R	H	RBI	BB	SO	LOB	TOP									
Bobby Richardson, R OBP: 0.301, SLG: 0.343 (1, 4)	0-3 K			0-0 SH5-4 1B		0-0 F8		0-0 F9		4	0	1	0	0	1	0	New York Yankees @ Minnesota Twins Metropolitan Stadium, Bloomington, MI Wed Aug 25 1965, 8:05 PM EDT Att: 33,966 - Unknown - 71 F AB 30 R 4 H 5 RBI 4 BB 3 SO 5 LOB 7 									
Tony Kubek, L OBP: 0.266, SLG: 0.294 (1, 6)	0-0 4-3			0-0 SH5-4 1-2		0-0 4-3		0-0 6-3		3	0	0	0	0	0	0										
Mickey Mantle, S OBP: 0.392, SLG: 0.468 (1, 7)	0-0 5-3			0-0 L9				0-0 L6		4	0	0	0	0	0	1										
Tom Tresh, S OBP: 0.343, SLG: 0.480 (1, 8)		0-0 F6		0-0 5-3				0-0 HR		4	2	2	1	0	0	1										
Elston Howard, R OBP: 0.267, SLG: 0.346 (1, 2)	0-3 K				4-0 9-4-6 BB			0-0 E8 SF8		3	2	1	2	1	1	0										
Hector Lopez, R OBP: 0.317, SLG: 0.388 (1, 9)	0-0 5-3				4-0 1-2 BB			0-0 SF8		2	0	0	1	1	1	0										
Clete Boyer, R OBP: 0.315, SLG: 0.430 (1, 5)			0-0 F9		0-0 9-4-6 2-3f			0-0 BB		3	0	1	0	1	0	2										
Ray Barker, L OBP: 0.331, SLG: 0.391 (1, 3)			0-0 2-3		0-0 F4			0-0 F4		4	0	0	0	0	1	3										
Al Downing, R OBP: 0.175, SLG: 0.217 Pedro Ramos, S OBP: 0.100, SLG: 0.100 Roger Repoz, L OBP: 0.329, SLG: 0.534 Bill Stafford, R (8, 1)	0-0 5-3					0-3 K		0-0 G3		2	0	0	0	0	1	0										
Inning Stats	R: 0 E: 0 K: 1 S: 5	H: 0 LOB: 0 BB: 0 P: 5	R: 0 E: 0 K: 1 S: 5	H: 0 LOB: 0 BB: 0 P: 5	R: 0 E: 0 K: 0 S: 3	H: 0 LOB: 0 BB: 0 P: 3	R: 0 E: 0 K: 0 S: 4	H: 1 LOB: 1 BB: 0 P: 4	R: 0 E: 0 K: 0 S: 2	H: 0 LOB: 1 BB: 2 P: 10	R: 0 E: 0 K: 0 S: 5	H: 0 LOB: 0 BB: 0 P: 5	R: 2 E: 1 K: 0 S: 5	H: 1 LOB: 1 BB: 1 P: 9	R: 0 E: 0 K: 0 S: 3	H: 0 LOB: 0 BB: 0 P: 3		R: 2 E: 0 K: 2 S: 10	H: 3 LOB: 1 BB: 0 P: 10	1B: 2 2B: 2 3B: 0 HR: 2	SF: 1 SAC: 1 DP: 1 HBP: 0	WP: 0 PB: 0 CS: 0	PA: 35			
PITCHER	IP	WLS	BF	H	R	ER	SO	BB	IBB	HBP	BLK	WP	HR	S	P	ERA	WHIP									
Jim Merritt, L ERA: 3.14 Al Worthington, R ERA: 2.05	(1, 1)	8.1	W	32	4	4	3	3	3	0	0	0	0	2	35	47	3.24	0.840								
	(9, 1)	0.2	S	3	1	0	0	2	0	0	0	0	0	7	7	0.00	1.500									

Batter	1	2	3	4	5	6	7	8	9	AB	R	H	RBI	BB	SO	LOB	BOTTOM								
Zoilo Versalles, R OBP: 0.298, SLG: 0.438 (1, 6)	0-0 F8		4-0 BB BB		0-0 F3		4-0 3B BB			2	1	0	0	2	0	1	New York Yankees @ Minnesota Twins Metropolitan Stadium, Bloomington, MI Wed Aug 25 1965, 8:05 PM EDT Att: 33,966 - Unknown - 71 F AB 31 R 5 H 5 RBI 5 BB 4 SO 10 LOB 9 								
Rich Rollins, R OBP: 0.303, SLG: 0.346 (1, 5)	0-3 K		4-0 1-2 BB		0-0 2B 1-2 1B		0-0 1-1 2-H 3B			3	1	2	2	1	1	0									
Tony Oliva, L OBP: 0.361, SLG: 0.478 Joe Nosssek, R OBP: 0.266, SLG: 0.339 (2, 8)	0-0 4-3		0-3 K		0-0 1-3 2-H 2B		0-3 K			1	0	0	0	0	0	0									
Earl Batley, R OBP: 0.388, SLG: 0.439 (1, 2)		0-0 5-3		0-0 F7		0-0 F3		0-0 2B		4	0	1	1	0	0	2									
Bob Allison, R OBP: 0.354, SLG: 0.455 (1, 7)	0-3 K			0-0 HR		0-0 F9		0-0 G1		4	1	1	1	0	1	1									
Andy Kosco, R OBP: 0.231, SLG: 0.400 (1, 9)	0-0 E6			0-3 K		0-0 F9		0-0 F7		4	0	0	0	0	1	0									
Don Mincher, L OBP: 0.322, SLG: 0.531 (1, 3)	0-0 4-3			0-0 F3		0-3 K		0-3 K		4	0	0	0	0	2	1									
Jerry Kindall, R OBP: 0.266, SLG: 0.310 (1, 4)			0-3 K		0-3 K		0-0 E7 3B		0-0 F8	4	1	0	0	0	2	0									
Jim Merritt, L OBP: 0.125, SLG: 0.067 Al Worthington, R OBP: 0.300, SLG: 0.125 (9, 1)	0-0 3-1			0-0 1B 2B BB		0-3 K				2	1	0	0	1	1	1									
Inning Stats	R: 0 E: 0 K: 1 S: 5	H: 0 LOB: 0 BB: 0 P: 5	R: 0 E: 1 K: 1 S: 6	H: 0 LOB: 1 BB: 0 P: 6	R: 0 E: 0 K: 2 S: 7	H: 0 LOB: 2 BB: 2 P: 15	R: 1 E: 0 K: 1 S: 6	H: 1 LOB: 0 BB: 0 P: 6	R: 1 E: 0 K: 1 S: 7	H: 2 LOB: 2 BB: 1 P: 11	R: 0 E: 0 K: 1 S: 5	H: 0 LOB: 0 BB: 0 P: 5	R: 3 E: 1 K: 2 S: 10	H: 2 LOB: 1 BB: 1 P: 14	R: 0 E: 0 K: 1 S: 5	H: 0 LOB: 0 BB: 0 P: 5		1B: 1 2B: 2 3B: 1 HR: 1	SF: 0 SAC: 0 DP: 0 HBP: 0	WP: 0 PB: 0 CS: 0	PA: 35				
PITCHER	IP	WLS	BF	H	R	ER	SO	BB	IBB	HBP	BLK	WP	HR	S	P	ERA	WHIP								
Al Downing, L ERA: 3.83 Pedro Ramos, R ERA: 3.48 Bill Stafford, R ERA: 3.17	(1, 1)	6.1	L	29	4	5	3	8	4	0	0	0	0	5	5	0.00	1.263								
	(7, 1)	0.2		3	1	0	0	1	0	0	0	0	0	5	5	0.00	1.500								
	(8, 1)	1.0		3	0	0	0	1	0	0	0	0	0	5	5	0.00	0.000								

Batter	1	2	3	4	5	6	7	8	9	AB	R	H	RBI	BB	SO	LOB	TOP		
Bobby Richardson, R OBP: 0.302, SLG: 0.344 (1, 4)										4	0	2	0	0	0	0	New York Yankees @ Minnesota Twins Metropolitan Stadium, Bloomington, MI Thu Aug 26 1965, 4:33 AM EDT Att: 27,073 - Cloudy - 71 F		
Tony Kubek, L OBP: 0.283, SLG: 0.290 (1, 6)										4	0	0	0	0	0	3			
Mickey Mantle, S OBP: 0.390, SLG: 0.465 (1, 7)										4	0	1	0	0	0	0			
Tom Tresh, S OBP: 0.346, SLG: 0.482 Ross Moschitto, R OBP: 0.200, SLG: 0.333 (9, PR)										4	0	3	0	0	0	1			
Elston Howard, R OBP: 0.267, SLG: 0.345 (1, 2)										4	0	1	0	0	0	2			
Hector Lopez, R OBP: 0.316, SLG: 0.386 (1, 9)										4	0	1	1	0	0	1			
Clete Boyer, R OBP: 0.315, SLG: 0.435 (1, 5)										4	1	1	1	0	0	2			
Ray Barker, L OBP: 0.330, SLG: 0.387 (1, 3)										4	0	1	0	0	1	2			
Jack Cullen, R Jim Bouton, R Phil Lutz, R Pete Mikkelsen, R Roger Repoz, L Hal Reniff, R Gil Blanco, L (1, 1) (4, 1) (6, PR) (6, 1) (8, PR) (8, 1) (8, 1)										1	0	0	0	0	1	0			
Inning Stats	R: 0 E: 0 K: 0 S: 3	H: 0 LOB: 0 BB: 0 P: 3	R: 0 E: 0 K: 0 S: 3	H: 1 LOB: 0 BB: 0 P: 3	R: 1 E: 0 K: 1 S: 6	H: 1 LOB: 0 BB: 0 P: 6	R: 0 E: 0 K: 0 S: 3	H: 1 LOB: 0 BB: 0 P: 3	R: 0 E: 0 K: 0 S: 4	H: 1 LOB: 1 BB: 0 P: 4	R: 0 E: 0 K: 0 S: 4	H: 1 LOB: 1 BB: 0 P: 4	R: 0 E: 0 K: 0 S: 5	H: 2 LOB: 2 BB: 0 P: 5	R: 1 E: 0 K: 1 S: 8	H: 3 LOB: 2 BB: 0 P: 8	1B: 9 2B: 0 3B: 0 HR: 1	SF: 0 SAC: 0 DP: 2 HBP: 0	WP: 0 PA: 35
PITCHER Jim Kaat, L ERA: 2.76 (1, 1)	IP: 9.0 WLS: W BF: 35 H: 10 R: 2 ER: 2 SO: 2 BB: 0 IBB: 0 HBP: 0 BLK: 0 WP: 0 HR: 1 S: 39 P: 39 ERA: 2.00 WHIP: 1.111															PITCHER IP: WLS: BF: H: R: ER: SO: BB: IBB: HBP: BLK: WP: HR: S: P: ERA: WHIP			

AB 35
R 2
H 10
RBI 2
BB 0
SO 2
LOB 12



Batter	1	2	3	4	5	6	7	8	9	AB	R	H	RBI	BB	SO	LOB	BOTTOM		
Zoilo Versalles, R OBP: 0.301, SLG: 0.439 (1, 6)										4	2	2	1	1	2	2	New York Yankees @ Minnesota Twins Metropolitan Stadium, Bloomington, MI Thu Aug 26 1965, 4:33 AM EDT Att: 27,073 - Cloudy - 71 F		
Sandy Valdespino, L OBP: 0.323, SLG: 0.328 (1, 9)										4	1	0	0	0	0	3			
Jimmie Hall, L OBP: 0.350, SLG: 0.495 (1, 8)										4	1	3	1	1	0	0			
Earl Battey, R OBP: 0.388, SLG: 0.438 Jerry Zimmerman, R OBP: 0.292, SLG: 0.257 (6, 2)										3	0	1	1	0	0	3			
Don Mincher, L OBP: 0.320, SLG: 0.527 (1, 3)										4	1	1	1	0	0	0			
Bob Allison, R OBP: 0.356, SLG: 0.472 (1, 7)										5	3	3	2	0	0	2			
Rich Rollins, R OBP: 0.302, SLG: 0.344 (1, 5)										2	0	0	1	1	0	0			
Jerry Kindall, R OBP: 0.272, SLG: 0.313 (1, 4)										3	1	2	1	1	0	0			
Jim Kaat, L OBP: 0.253, SLG: 0.267 (1, 1)										4	0	2	0	0	0	2			
Inning Stats	R: 0 E: 0 K: 1 S: 5	H: 0 LOB: 0 BB: 0 P: 5	R: 1 E: 0 K: 0 S: 5	H: 2 LOB: 1 BB: 1 P: 9	R: 1 E: 0 K: 0 S: 6	H: 4 LOB: 0 BB: 0 P: 6	R: 1 E: 0 K: 0 S: 6	H: 3 LOB: 3 BB: 1 P: 10	R: 1 E: 0 K: 1 S: 8	H: 3 LOB: 2 BB: 0 P: 8	R: 0 E: 0 K: 0 S: 2	H: 0 LOB: 1 BB: 1 P: 6	R: 2 E: 1 K: 0 S: 5	H: 1 LOB: 0 BB: 0 P: 5	R: 3 E: 0 K: 0 S: 4	H: 1 LOB: 0 BB: 1 P: 9	1B: 10 2B: 3 3B: 0 HR: 1	SF: 2 SAC: 1 DP: 1 HBP: 1	WP: 1 PA: 42
PITCHER Jack Cullen, R ERA: 2.56 Jim Bouton, R ERA: 5.99 Pete Mikkelsen, R ERA: 3.45 Hal Reniff, R ERA: 3.8 Gil Blanco, L ERA: 3.93 (1, 1) (4, 1) (6, 1) (8, 1) (8, 1)	IP: 3.1 WLS: L BF: 19 H: 8 R: 3 ER: 3 SO: 1 BB: 0 IBB: 0 HBP: 0 BLK: 0 WP: 1 HR: 0 S: 19 P: 27 ERA: 8.10 WHIP: 3.000															PITCHER IP: WLS: BF: H: R: ER: SO: BB: IBB: HBP: BLK: WP: HR: S: P: ERA: WHIP			

AB 34
R 9
H 14
RBI 9
BB 4
SO 2
LOB 13



Batter	1	2	3	4	5	6	7	8	9	AB	R	H	RBI	BB	SO	LOB	TOP			
Bobby Richardson, R OBP: 0.302, SLG: 0.343 (1, 4)										4	0	1	0	0	0	2				
Tony Kubek, L OBP: 0.280, SLG: 0.287 (1, 6)										4	0	0	0	0	2	3				
Mickey Mantle, S OBP: 0.391, SLG: 0.464 (1, 7)										3	0	1	0	1	0	1				
Ross Moschitto, R OBP: 0.200, SLG: 0.333 (9, 7)										0	0	0	0	0	0	0				
Elston Howard, R OBP: 0.267, SLG: 0.343 (1, 2)										4	0	1	0	0	0	2				
Hector Lopez, R OBP: 0.311, SLG: 0.379 (1, 9)										4	0	0	0	0	0	2				
Ray Barker, L OBP: 0.324, SLG: 0.380 (1, 3)										3	0	0	0	0	1	1				
Clete Boyer, R OBP: 0.317, SLG: 0.435 (1, 5)										2	0	1	0	1	0	0				
Roger Repoz, L OBP: 0.327, SLG: 0.522 (1, 8)										2	0	0	0	1	0	1				
Whitey Ford, L OBP: 0.227, SLG: 0.194 (1, 1)										3	0	0	0	0	2	3				
Inning Stats	R: 0 E: 0 K: 1 S: 5	H: 1 LOB: 0 BB: 0 P: 5	R: 0 E: 0 K: 0 S: 3	H: 1 LOB: 0 BB: 0 P: 3	R: 0 E: 0 K: 0 S: 3	H: 0 LOB: 2 BB: 2 P: 11	R: 0 E: 0 K: 0 S: 2	H: 0 LOB: 0 BB: 1 P: 6	R: 0 E: 0 K: 2 S: 8	H: 1 LOB: 1 BB: 0 P: 8	R: 0 E: 0 K: 0 S: 3	H: 0 LOB: 0 BB: 0 P: 3	R: 0 E: 0 K: 1 S: 5	H: 0 LOB: 0 BB: 0 P: 5	R: 0 E: 1 K: 0 S: 4	H: 0 LOB: 1 BB: 0 P: 4	1B: 4 2B: 0 3B: 0 HR: 0	SF: 0 SAC: 0 DP: 3 HBP: 0	WP: 1 PB: 0 CS: 0	PA: 32
PITCHER John O'Donoghue, L ERA: 3.67 (1, 1)	IP: 9.0 WLS: W BF: 32	H: 4 R: 0 ER: 0	SO: 5 BB: 3 IBB: 0 HBP: 0 BLK: 0	WP: 1 HR: 0 S: 39 P: 51	ERA: 0.00 WHIP: 0.778															

New York Yankees @ Kansas City Athletics
Municipal Stadium, Kansas City, MO
Fri Aug 27 1965, 8:05 PM EDT
Att: 12,163 - Unknown - 80 F

AB	29
R	0
H	4
RBI	0
BB	3
SO	5
LOB	15



Batter	1	2	3	4	5	6	7	8	9	AB	R	H	RBI	BB	SO	LOB	BOTTOM			
Bert Campaneris, R OBP: 0.331, SLG: 0.402 (1, 6)										3	0	0	0	1	1	1				
Wayne Causey, L OBP: 0.357, SLG: 0.367 (1, 5)										4	0	2	0	0	0	1				
Skip Lockwood, R OBP: 0.282, SLG: 0.125 (9, FR)										0	1	0	0	0	0	0				
Jose Tartabull, L OBP: 0.422, SLG: 0.481 (1, 9)										4	0	2	0	0	0	1				
Ken Harrelson, R OBP: 0.329, SLG: 0.438 (1, 3)										2	0	0	0	0	1	0				
Jim Landis, R OBP: 0.364, SLG: 0.343 (1, 8)										3	0	0	0	1	0	2				
Dick Green, R OBP: 0.317, SLG: 0.397 (1, 4)										3	0	1	1	1	1	1				
Tommie Reynolds, R OBP: 0.313, SLG: 0.318 (1, 7)										3	0	0	0	0	0	2				
Rene Lachemann, R OBP: 0.241, SLG: 0.388 (1, 2)										2	0	0	0	1	1	1				
John O'Donoghue, R OBP: 0.204, SLG: 0.271 (1, 1)										3	0	0	0	0	2	2				
Inning Stats	R: 0 E: 0 K: 0 S: 3	H: 0 LOB: 0 BB: 0 P: 3	R: 0 E: 0 K: 1 S: 5	H: 0 LOB: 0 BB: 0 P: 5	R: 0 E: 0 K: 1 S: 5	H: 0 LOB: 1 BB: 1 P: 6	R: 0 E: 0 K: 1 S: 5	H: 1 LOB: 0 BB: 0 P: 5	R: 0 E: 0 K: 0 S: 3	H: 0 LOB: 1 BB: 1 P: 7	R: 0 E: 0 K: 2 S: 7	H: 0 LOB: 1 BB: 1 P: 11	R: 0 E: 0 K: 1 S: 6	H: 1 LOB: 1 BB: 0 P: 6	R: 0 E: 1 K: 1 S: 6	H: 0 LOB: 3 BB: 1 P: 8	1B: 5 2B: 0 3B: 0 HR: 0	SF: 0 SAC: 2 DP: 3 HBP: 0	WP: 1 PB: 0 CS: 0	PA: 33
PITCHER Whitey Ford, L ERA: 3.41 (1, 1)	IP: 8.1 WLS: L BF: 33	H: 5 R: 1 ER: 1	SO: 6 BB: 3 IBB: 1 HBP: 0 BLK: 0	WP: 1 HR: 0 S: 41 P: 57	ERA: 1.08 WHIP: 0.960															

New York Yankees @ Kansas City Athletics
Municipal Stadium, Kansas City, MO
Fri Aug 27 1965, 8:05 PM EDT
Att: 12,163 - Unknown - 80 F

AB	27
R	1
H	5
RBI	1
BB	4
SO	6
LOB	11



Batter	1	2	3	4	5	6	7	8	9	AB	R	H	RBI	BB	SO	LOB	TOP		
Bobby Richardson, R OBP: 0.303, SLG: 0.344 (1.4)	4-3			FC4-6 1B		6-3			G3 1B	4	0	2	0	0	0	0			
Tony Kubek, L OBP: 0.257, SLG: 0.283 (1.6)	F4			FC4-6 FC5-4 1-2			F9		G3 1-2	4	0	0	0	0	0	2			
Mickey Mantle, S OBP: 0.390, SLG: 0.463 (1.7) Joe Pepitone, L OBP: 0.314, SLG: 0.417 (1.7)	K			FC5-4 1-2			L9		K	1	0	0	0	0	1	0			
Elston Howard, R OBP: 0.268, SLG: 0.343 (1.2)		F7		6-3			1B			3	0	1	0	0	0	1			
Roger Repoz, L OBP: 0.321, SLG: 0.511 (1.8)		F2			4-3		F8			3	0	0	0	0	0	1			
Hector Lopez, R OBP: 0.307, SLG: 0.374 (1.9)		K			L9			F3		3	0	0	0	0	1	0			
Clete Boyer, R OBP: 0.315, SLG: 0.432 (1.5)			K		F9			K		3	0	0	0	0	2	0			
Ray Barker, L OBP: 0.319, SLG: 0.373 (1.3)			4-3		3-1			F8		3	0	0	0	0	0	0			
Mel Stottlemyre, R OBP: 0.136, SLG: 0.247 (1.1) Roger Maris, L OBP: 0.353, SLG: 0.435 (6, PH) Hal Reniff, R OBP: 0.242, SLG: 0.344 (9, PH)			4-3		6-3			6-3		1	0	0	0	0	0	0			
Inning Stats	R: 0 E: 0 K: 1 S: 5	H: 0 LOB: 0 BB: 0 P: 5	R: 0 E: 0 K: 1 S: 5	H: 0 LOB: 0 BB: 0 P: 5	R: 0 E: 0 K: 1 S: 5	H: 0 LOB: 0 BB: 0 P: 5	R: 0 E: 0 K: 0 S: 4	H: 1 LOB: 1 BB: 0 P: 4	R: 0 E: 0 K: 0 S: 3	H: 0 LOB: 0 BB: 0 P: 3	R: 0 E: 0 K: 0 S: 4	H: 1 LOB: 1 BB: 0 P: 4	R: 0 E: 0 K: 1 S: 5	H: 0 LOB: 0 BB: 0 P: 5	R: 0 E: 0 K: 1 S: 6	H: 1 LOB: 1 BB: 0 P: 6	1B: 3 2B: 0 3B: 0 HR: 0	SF: 0 SAC: 0 DP: 0 HBP: 0	WP: 0 PA: 30
PITCHER Rollie Sheldon, R ERA: 3.83 (1.1)	IP: 9.0 WLS: W BF: 30 H: 3 R: 0 ER: 0 SO: 5 BB: 0 IBB: 0 HBP: 0 BLK: 0 WP: 0 HR: 0 S: 40 P: 40 ERA: 0.00 WHIP: 0.333															PITCHER Rollie Sheldon, R ERA: 3.83 (1.1)	IP: 9.0 WLS: W BF: 30 H: 3 R: 0 ER: 0 SO: 5 BB: 0 IBB: 0 HBP: 0 BLK: 0 WP: 0 HR: 0 S: 40 P: 40 ERA: 0.00 WHIP: 0.333		

New York Yankees @ Kansas City Athletics
Municipal Stadium, Kansas City, MO
Sat Aug 28 1965, 8:05 PM EDT
Att: 16,792 - Unknown

AB 30
R 0
H 3
RBI 0
BB 0
SO 5
LOB 6



Batter	1	2	3	4	5	6	7	8	9	AB	R	H	RBI	BB	SO	LOB	BOTTOM		
Bert Campaneris, R OBP: 0.334, SLG: 0.404 (1.6)	G4-6-3 BB				1B BB				K	2	1	1	1	2	1	0			
Wayne Causey, L OBP: 0.356, SLG: 0.365 (1.5)	G4-6-3 1-2		F7		1B 1-2 2-H 3-H		1-3			4	0	1	2	0	0	2			
Jose Tartabull, L OBP: 0.417, SLG: 0.473 (1.9)	K		4-3		1B 1-2 2-H			L4		4	0	1	1	0	1	1			
Ken Harrelson, R OBP: 0.328, SLG: 0.436 (1.3) Santiago Rossario, L OBP: 0.340, SLG: 0.413 (9.3)				6-3	K			5-3		4	0	1	0	0	1	2			
Jim Landis, R OBP: 0.360, SLG: 0.338 (1.8)		1B K		K	K			G1		4	0	0	0	0	3	3			
Dick Green, R OBP: 0.315, SLG: 0.394 (1.4)		K		F8			F7			3	0	0	0	0	1	1			
Billy Bryan, L OBP: 0.309, SLG: 0.419 (1.2)		K			SH2-4 1B BB		G4-6-3 1B			3	1	2	0	0	1	1			
Tommie Reynolds, R OBP: 0.318, SLG: 0.320 (1.7)			WP S 2B 1B		SH2-4 1B BB		G4-6-3 1-2			2	2	1	0	1	0	1			
Rollie Sheldon, R OBP: 0.116, SLG: 0.073 (1.1)			K		SH2-4 1-2 2-3		K			2	0	0	0	0	2	1			
Inning Stats	R: 0 E: 0 K: 1 S: 4	H: 0 LOB: 0 BB: 1 P: 8	R: 0 E: 0 K: 3 S: 10	H: 1 LOB: 1 BB: 0 P: 10	R: 1 E: 0 K: 1 S: 7	H: 2 LOB: 1 BB: 0 P: 7	R: 0 E: 0 K: 1 S: 5	H: 0 LOB: 0 BB: 0 P: 5	R: 3 E: 0 K: 2 S: 10	H: 3 LOB: 2 BB: 2 P: 18	R: 0 E: 0 K: 0 S: 3	H: 1 LOB: 0 BB: 0 P: 3	R: 0 E: 0 K: 2 S: 7	H: 0 LOB: 0 BB: 0 P: 7	R: 0 E: 0 K: 0 S: 3	H: 0 LOB: 0 BB: 0 P: 3	1B: 6 2B: 1 3B: 0 HR: 0	SF: 0 SAC: 1 DP: 2 HBP: 0	WP: 1 PA: 32
PITCHER Mel Stottlemyre, R ERA: 2.7 (6.1) Hal Reniff, R ERA: 3.66 (1.1)	IP: 5.0 WLS: L BF: 23 H: 6 R: 4 ER: 4 SO: 8 BB: 3 IBB: 0 HBP: 0 BLK: 0 WP: 1 HR: 0 S: 36 P: 48 ERA: 7.20 WHIP: 1.800															PITCHER Mel Stottlemyre, R ERA: 2.7 (6.1) Hal Reniff, R ERA: 3.66 (1.1)	IP: 3.0 WLS: 9 BF: 1 H: 0 R: 0 ER: 0 SO: 2 BB: 0 IBB: 0 HBP: 0 BLK: 0 WP: 0 HR: 0 S: 13 P: 13 ERA: 0.00 WHIP: 0.333		

New York Yankees @ Kansas City Athletics
Municipal Stadium, Kansas City, MO
Sat Aug 28 1965, 8:05 PM EDT
Att: 16,792 - Unknown

AB 28
R 4
H 7
RBI 4
BB 3
SO 10
LOB 12



Batter	1	2	3	4	5	6	7	8	9	AB	R	H	RBI	BB	SO	LOB	TOP					
Bobby Richardson, R OBP: 0.301, SLG: 0.342	L8		F7		6-3		F8			4	0	0	0	0	0	0						
Tony Kubek, L OBP: 0.254, SLG: 0.279	K			4-3	F6		F7			4	0	0	0	0	1	0						
Roger Repoz, L OBP: 0.325, SLG: 0.525	K			PB	CS			F2		4	1	2	0	0	1	0						
Elston Howard, R OBP: 0.270, SLG: 0.359		K		1B	CS	HR		F8		4	2	2	1	0	1	0						
Hector Lopez, R OBP: 0.314, SLG: 0.385		5-3		3-1	F8			WP		4	0	3	0	0	0	0						
Clete Boyer, R OBP: 0.314, SLG: 0.431		5-3		3-1	5-3			K		4	0	1	1	0	1	2						
Jake Gibbs, L OBP: 0.243, SLG: 0.417	K			3-1		HR		L7		4	1	1	1	0	1	3						
Ray Barker, L OBP: 0.317, SLG: 0.366			4-3					F8		3	0	0	0	1	1	0						
Ross Moschitto, R OBP: 0.200, SLG: 0.333				IBB				K		0	0	0	0	0	0	0						
Al Downing, R OBP: 0.184, SLG: 0.203			6-3		F6			6-3		4	0	0	0	0	0	3						
Inning Stats	R: 0 E: 0 K: 2 S: 7	H: 0 LOB: 0 BB: 0 P: 7	R: 0 E: 0 K: 2 S: 8	H: 1 LOB: 1 BB: 0 P: 8	R: 0 E: 0 K: 0 S: 3	H: 0 LOB: 0 BB: 0 P: 3	R: 2 E: 0 K: 0 S: 7	H: 4 LOB: 3 BB: 1 P: 11	R: 0 E: 0 K: 0 S: 3	H: 1 LOB: 0 BB: 0 P: 3	R: 2 E: 0 K: 1 S: 7	H: 2 LOB: 0 BB: 0 P: 7	R: 0 E: 0 K: 0 S: 3	H: 0 LOB: 0 BB: 0 P: 3	R: 0 E: 0 K: 1 S: 6	H: 1 LOB: 1 BB: 0 P: 6	R: 0 E: 0 K: 0 S: 3	H: 0 LOB: 0 BB: 0 P: 3	1B: 4 2B: 2 3B: 1 HR: 2	SF: 0 SAC: 0 DP: 0 HBP: 0	WP: 1 PB: 1 CS: 0	PA: 37
PITCHER	IP	WLS	BF	H	R	ER	SO	BB	IBB	HBP	BLK	WP	HR	S	P	ERA	WHIP					
Lew Krausse, R ERA: 6.59	3.1	L	15	5	2	2	4	0	0	0	0	0	0	23	23	5.40	1.500					
Jack Aker, R ERA: 3.51	1.2		6	1	0	0	0	0	1	0	0	0	0	5	9	0.00	0.600					
Wes Stock, R ERA: 4.95	0.2		4	2	2	2	0	0	0	0	0	0	2	4	4	27.00	3.000					
Don Mossi, L ERA: 2.64	1.1		4	0	0	0	1	0	0	0	0	0	0	6	6	0.00	0.000					
Jim Dickson, R ERA: 3.46	2.0		7	1	0	0	1	0	0	0	0	1	0	9	9	0.00	0.500					

New York Yankees @ Kansas City Athletics
Municipal Stadium, Kansas City, MO
Sun Aug 29 1965, 4:33 AM EDT
Att: 16,167 - Unknown

AB	35
R	4
H	9
RBI	3
BB	1
SO	6
LOB	8



Batter	1	2	3	4	5	6	7	8	9	AB	R	H	RBI	BB	SO	LOB	BOTTOM					
Bert Campaneris, R OBP: 0.333, SLG: 0.403	SH1-3		F9		FC6-4		F8			4	1	1	0	0	0	2						
Jose Tartabull, L OBP: 0.411, SLG: 0.460	6-3		K			4-3		4-3		3	0	0	0	1	1	0						
Jim Landis, R OBP: 0.360, SLG: 0.336	SH1-3		PO			F7		4-3		2	0	0	0	1	0	0						
Ed Charles, R OBP: 0.333, SLG: 0.389	6-3		PO		K		F8			4	0	0	1	0	2	1						
Ken Harrelson, R OBP: 0.325, SLG: 0.432	K				K			K		4	0	0	0	0	4	1						
Dick Green, R OBP: 0.317, SLG: 0.393		6-3		K2-3			1B			3	1	1	0	1	2	0						
Mike Hershberger, R OBP: 0.294, SLG: 0.319		6-3			F8		E5			4	1	1	0	0	1	1						
Rene Lachemann, R OBP: 0.247, SLG: 0.398										3	0	2	1	0	1	1						
Fred Talbot, R OBP: 0.279, SLG: 0.298		K								0	0	0	0	0	0	0						
Billy Bryan, L OBP: 0.309, SLG: 0.419					FC6-4					0	0	0	0	0	0	0						
Lew Krausse, R ERA: 6.59										1	0	0	0	0	0	1						
Jack Aker, R ERA: 3.51										0	0	0	0	0	0	0						
Tommye Reynolds, R OBP: 0.254, SLG: 0.318										1	0	0	0	0	0	1						
Wes Stock, R ERA: 4.95										0	0	0	0	0	0	0						
Don Mossi, L ERA: 2.64										0	0	0	0	0	0	0						
Wayne Causey, L OBP: 0.305, SLG: 0.395										1	0	0	0	0	0	1						
Jim Dickson, L ERA: 3.46										0	0	0	0	0	0	0						
Inning Stats	R: 1 E: 0 K: 1 S: 6	H: 1 LOB: 1 BB: 1 P: 10	R: 0 E: 0 K: 1 S: 5	H: 0 LOB: 1 BB: 1 P: 9	R: 0 E: 0 K: 1 S: 4	H: 0 LOB: 0 BB: 1 P: 8	R: 0 E: 0 K: 3 S: 9	H: 0 LOB: 0 BB: 0 P: 9	R: 0 E: 0 K: 1 S: 6	H: 1 LOB: 1 BB: 0 P: 6	R: 0 E: 0 K: 0 S: 3	H: 0 LOB: 0 BB: 0 P: 3	R: 2 E: 1 K: 1 S: 8	H: 3 LOB: 1 BB: 0 P: 8	R: 0 E: 0 K: 1 S: 5	H: 0 LOB: 0 BB: 0 P: 5	R: 0 E: 0 K: 3 S: 9	H: 0 LOB: 0 BB: 0 P: 9	1B: 4 2B: 1 3B: 0 HR: 0	SF: 0 SAC: 1 DP: 0 HBP: 0	WP: 0 PB: 0 CS: 0	PA: 35
PITCHER	IP	WLS	BF	H	R	ER	SO	BB	IBB	HBP	BLK	WP	HR	S	P	ERA	WHIP					
Al Downing, L ERA: 3.74	9.0	W	34	5	3	2	12	3	0	0	0	0	0	55	67	2.00	0.889					

New York Yankees @ Kansas City Athletics
Municipal Stadium, Kansas City, MO
Sun Aug 29 1965, 4:33 AM EDT
Att: 16,167 - Unknown

AB	30
R	3
H	5
RBI	2
BB	3
SO	12
LOB	9



Batter	1	2	3	4	5	6	7	8	9	AB	R	H	RBI	BB	SO	LOB	TOP					
Bobby Richardson, R OBP: 0.301, SLG: 0.343	F4	F9			1B		F7			4	1	1	0	0	0	2						
Tony Kubek, L OBP: 0.257, SLG: 0.282	K		1-3		2H			WP		4	0	2	1	0	1	0						
Tom Tresh, S OBP: 0.345, SLG: 0.479	HBP		F7		1-2			1-3		3	0	0	0	0	1	2						
Elston Howard, R OBP: 0.270, SLG: 0.367	F8			HR				5-3		4	1	1	1	0	1	2						
Hector Lopez, R OBP: 0.313, SLG: 0.382		K	F8							4	0	1	0	0	1	0						
Roger Repoz, L OBP: 0.317, SLG: 0.510		4-3			F6		4-3	F7		4	0	0	0	0	0	2						
Clete Boyer, R OBP: 0.314, SLG: 0.429					5-3			F3		4	1	1	0	0	0	0						
Ray Barker, L OBP: 0.316, SLG: 0.369					K			4-3		4	1	1	1	0	2	0						
Jack Cullen, R OBP: 0.111, SLG: 0.111									1-3	4	0	2	1	0	1	0						
Inning Stats	R: 0 E: 0 K: 1 S: 5	H: 0 LOB: 1 BB: 0 P: 6	R: 2 E: 0 K: 1 S: 8	H: 3 LOB: 1 BB: 0 P: 8	R: 1 E: 0 K: 0 S: 4	H: 1 LOB: 0 BB: 0 P: 4	R: 0 E: 0 K: 1 S: 5	H: 0 LOB: 0 BB: 0 P: 5	R: 1 E: 0 K: 2 S: 8	H: 2 LOB: 0 BB: 0 P: 8	R: 0 E: 0 K: 1 S: 5	H: 1 LOB: 0 BB: 0 P: 4	R: 0 E: 0 K: 0 S: 5	H: 2 LOB: 2 BB: 0 P: 5	R: 0 E: 0 K: 1 S: 5	H: 0 LOB: 0 BB: 0 P: 5	R: 0 E: 0 K: 1 S: 5	H: 0 LOB: 0 BB: 0 P: 5	1B: 6 2B: 2 3B: 0 HR: 1	SF: 0 SAC: 0 DP: 0 HBP: 1	WP: 1 PB: 0 SB: 0 CS: 0	PA: 36
PITCHER	IP	WLS	BF	H	R	ER	SO	BB	IBB	HBP	BLK	WP	HR	S	P	ERA	WHIP					
George Brunet, L ERA: 2.48	(1, 1)	7.0	L	28	7	4	4	6	0	0	1	0	1	39	40	5.14	1.000					
Jim Coates, R ERA: 3.0	(8, 1)	2.0		8	2	0	0	1	0	0	0	1	0	10	10	0.00	1.000					

New York Yankees @ Los Angeles Angels
Dodger Stadium, Los Angeles, CA
 Mon Aug 30 1965, 7:05 PM PDT
 Att: 9,085 - Unknown - 70 F

AB	35
R	4
H	9
RBI	4
BB	0
SO	7
LOB	8



Batter	1	2	3	4	5	6	7	8	9	AB	R	H	RBI	BB	SO	LOB	BOTTOM					
Al Spangler, L OBP: 0.308, SLG: 0.269	FC3-6		1-3		L9		1B		FC3-6	4	1	2	0	1	0	0						
Albie Pearson, L OBP: 0.356, SLG: 0.364	FC3-6				4-3		1B		FC3-6	4	1	1	0	1	0	2						
Jim Fregosi, R OBP: 0.322, SLG: 0.411			F3						1-3	5	0	3	2	0	0	2						
Joe Adcock, R OBP: 0.317, SLG: 0.446	F4				F5		F6		1-3	4	0	0	0	0	0	4						
Willie Smith, L OBP: 0.305, SLG: 0.440	3-1				L9				F8	3	0	0	0	1	0	1						
Bobby Knoop, R OBP: 0.315, SLG: 0.392		6-3			FC5-4		F9			4	0	1	0	0	0	1						
Buck Rodgers, S OBP: 0.281, SLG: 0.264		4-3					4-3		F8	4	0	1	0	0	0	1						
Paul Schaal, R OBP: 0.306, SLG: 0.321										2	0	0	0	1	0	0						
Merritt Ranaw, L OBP: 0.280, SLG: 0.310										1	0	0	0	0	1	1						
Joe Koppe, R OBP: 0.294, SLG: 0.355										0	0	0	0	0	0	0						
George Brunet, R OBP: 0.098, SLG: 0.063										2	0	0	0	0	0	3						
Tom Satirano, L OBP: 0.281, SLG: 0.294										1	0	0	0	0	1	0						
Jim Coates, R OBP: 0.309, SLG: 0.435										0	0	0	0	0	0	0						
Jim Piersall, R OBP: 0.309, SLG: 0.435										1	0	0	0	0	0	0						
Inning Stats	R: 1 E: 1 K: 0 S: 5	H: 2 LOB: 1 BB: 0 P: 5	R: 0 E: 0 K: 0 S: 3	H: 0 LOB: 0 BB: 0 P: 3	R: 0 E: 0 K: 0 S: 3	H: 0 LOB: 1 BB: 1 P: 7	R: 0 E: 0 K: 0 S: 4	H: 1 LOB: 3 BB: 2 P: 12	R: 0 E: 0 K: 0 S: 4	H: 1 LOB: 1 BB: 0 P: 4	R: 0 E: 0 K: 0 S: 3	H: 0 LOB: 0 BB: 0 P: 3	R: 1 E: 0 K: 1 S: 8	H: 3 LOB: 2 BB: 0 P: 8	R: 0 E: 0 K: 1 S: 6	H: 1 LOB: 1 BB: 0 P: 6	R: 0 E: 1 K: 0 S: 3	H: 0 LOB: 1 BB: 1 P: 7	1B: 5 2B: 3 3B: 0 HR: 0	SF: 0 SAC: 0 DP: 0 HBP: 0	WP: 0 PB: 0 SB: 0 CS: 0	PA: 39
PITCHER	IP	WLS	BF	H	R	ER	SO	BB	IBB	HBP	BLK	WP	HR	S	P	ERA	WHIP					
Jack Cullen, R ERA: 2.27	(1, 1)	9.0	W	39	8	2	1	2	3	1	0	0	0	39	55	1.00	1.222					

New York Yankees @ Los Angeles Angels
Dodger Stadium, Los Angeles, CA
 Mon Aug 30 1965, 7:05 PM PDT
 Att: 9,085 - Unknown - 70 F

AB	35
R	2
H	8
RBI	2
BB	4
SO	2
LOB	15



Batter	1	2	3	4	5	6	7	8	9	AB	R	H	RBI	BB	SO	LOB	TOP			
Bobby Richardson, R OBP: 0.302, SLG: 0.344 (1, 4)	0-0 4-3		0-0 1B			0-0 F8		0-0 1B		4	0	2	0	0	0	0	New York Yankees @ Los Angeles Angels Dodger Stadium, Los Angeles, CA Tue Aug 31 1965, 3:33 AM PDT Att: 14,499 - Unknown - 67 F livebaseballscorecards.com			
Tony Kubek, L OBP: 0.256, SLG: 0.280 (1, 6)	0-3 K		0-0 F5			4-0 FC6-4 BB		0-0 G6-4-3 1B		3	0	0	0	1	1	3				
Tom Tresh, S OBP: 0.343, SLG: 0.476 (1, 7)	0-0 F8			0-3 K		0-0 F2			0-3 K	4	0	0	0	0	2	1				
Elston Howard, R OBP: 0.270, SLG: 0.365 (8, 3)		0-3 K		0-0 1B		0-0 FC6-4 1-2		0-0 1-3		4	0	1	0	0	1	1				
Roger Repoz, L OBP: 0.315, SLG: 0.503 (1, 8)		0-0 G3		0-0 1B			0-0 4-3		0-0 4-3	4	0	1	0	0	0	0				
Hector Lopez, R OBP: 0.313, SLG: 0.386 (1, 9)		0-0 6-3		0-0 G6-4-3 1-2			0-0 2B			3	0	1	0	0	0	2				
Clete Boyer, R OBP: 0.316, SLG: 0.429 (1, 5)			0-0 1B		4-0 BB		0-0 F3			2	0	1	0	1	0	1				
Ray Barker, L OBP: 0.311, SLG: 0.363 Steve Hamilton, L OBP: 0.400, SLG: 0.250 (8, 1)			0-0 F2		0-0 G4-6-3 1-2		0-0 F4			3	0	0	0	0	0	3				
Bill Stafford, R Jake Gibbs, L (8, PH)		0-3 K		0-0 5-3				0-0 4-3		0	0	0	0	0	0	0				
Inning Stats	R: 0 E: 0 K: 1 S: 5	H: 0 LOB: 0 BB: 0 P: 5	R: 0 E: 0 K: 1 S: 5	H: 0 LOB: 0 BB: 0 P: 5	R: 0 E: 0 K: 1 S: 7	H: 2 LOB: 2 BB: 0 P: 7	R: 0 E: 0 K: 1 S: 6	H: 2 LOB: 1 BB: 0 P: 6	R: 0 E: 0 K: 0 S: 2	H: 0 LOB: 0 BB: 1 P: 6	R: 0 E: 0 K: 0 S: 3	H: 1 LOB: 1 BB: 0 P: 4	R: 0 E: 0 K: 0 S: 3	H: 1 LOB: 0 BB: 0 P: 3	R: 0 E: 0 K: 1 S: 5	H: 0 LOB: 0 BB: 0 P: 5		1B: 5 2B: 1 3B: 0 HR: 0	SF: 0 SAC: 0 DP: 3 HBP: 0	WP: 0 PB: 0 SB: 0 CS: 0
PITCHER Dean Chance, R ERA: 3.38 (1, 1)	IP: 9.0 WLS: W BF: 32 H: 6 R: 0 ER: 0 SO: 5 BB: 2 IBB: 0 HBP: 0 BLK: 0 WP: 0 HR: 0 S: 40 P: 48 ERA: 0.00 WHIP: 0.889															PITCHER IP: WLS: BF: H: R: ER: SO: BB: IBB: HBP: BLK: WP: HR: S: P: ERA: WHIP:				


Batter	1	2	3	4	5	6	7	8	9	AB	R	H	RBI	BB	SO	LOB	BOTTOM			
Al Spangler, L OBP: 0.307, SLG: 0.268 (8, 7)	0-0 F2		0-0 4-3			0-0 1B		0-0 F7		4	0	1	0	0	0	0	New York Yankees @ Los Angeles Angels Dodger Stadium, Los Angeles, CA Tue Aug 31 1965, 3:33 AM PDT Att: 14,499 - Unknown - 67 F livebaseballscorecards.com			
Albie Pearson, L OBP: 0.356, SLG: 0.375 (1, 9)	0-0 HR			0-0 F5		0-0 FC6-4 1B		0-3 K		4	1	2	1	0	1	0				
Jim Fregosi, R OBP: 0.320, SLG: 0.409 (1, 6)	0-0 F4			0-0 F9		0-0 FC6-4 1-2				3	0	0	0	0	0	2				
Joe Adcock, R OBP: 0.317, SLG: 0.448 Jose Cardenal, R OBP: 0.297, SLG: 0.369 (7, PR)	0-0 F9			0-0 F7			0-0 SH3-4 2B			3	0	1	0	0	0	0				
Bobby Knoop, R OBP: 0.316, SLG: 0.393 (1, 4)		0-0 G6-4-3 1B			0-0 F8		0-0 SH3-4 2-3			2	0	1	0	0	0	0				
Jim Piersall, R OBP: 0.303, SLG: 0.426 Willie Smith, L OBP: 0.307, SLG: 0.440 Vic Power, R OBP: 0.296, SLG: 0.329 (8, 3)		0-0 G6-4-3 1-2			0-0 F4		4-0 IBB			2	0	0	0	0	0	1				
Buck Rodgers, S OBP: 0.259, SLG: 0.262 (1, 2)		0-0 4-3			0-0 F7		0-3 K			3	0	0	0	0	1	3				
Paul Schaal, R OBP: 0.304, SLG: 0.318 (1, 5)			0-0 6-3			0-0 L8		0-0 F9		3	0	0	0	0	0	3				
Dean Chance, R OBP: 0.152, SLG: 0.098 (1, 1)			0-3 K			0-3 K		0-0 1-3		3	0	0	0	0	2	0				
Inning Stats	R: 1 E: 0 K: 0 S: 4	H: 1 LOB: 0 BB: 0 P: 4	R: 0 E: 0 K: 0 S: 3	H: 1 LOB: 0 BB: 0 P: 3	R: 0 E: 0 K: 1 S: 5	H: 0 LOB: 0 BB: 0 P: 5	R: 0 E: 0 K: 0 S: 3	H: 0 LOB: 0 BB: 0 P: 3	R: 0 E: 0 K: 1 S: 7	H: 2 LOB: 2 BB: 0 P: 7	R: 0 E: 0 K: 1 S: 6	H: 1 LOB: 3 BB: 1 P: 10	R: 0 E: 0 K: 1 S: 5	H: 0 LOB: 0 BB: 0 P: 5	R: 0 E: 0 K: 1 S: 5	H: 0 LOB: 0 BB: 0 P: 5		1B: 3 2B: 1 3B: 0 HR: 1	SF: 0 SAC: 1 DP: 1 HBP: 0	WP: 0 PB: 0 SB: 0 CS: 0
PITCHER Bill Stafford, R ERA: 3.03 Steve Hamilton, L ERA: 1.35 (8, 1)	IP: 7.0 WLS: L BF: 26 H: 5 R: 1 ER: 1 SO: 3 BB: 0 IBB: 1 HBP: 0 BLK: 0 WP: 0 HR: 1 S: 31 P: 35 ERA: 1.29 WHIP: 0.714															PITCHER IP: WLS: BF: H: R: ER: SO: BB: IBB: HBP: BLK: WP: HR: S: P: ERA: WHIP:				

Batter	1	2	3	4	5	6	7	8	9	AB	R	H	RBI	BB	SO	LOB	TOP											
Bobby Richardson, R OBP: 0.302, SLG: 0.343 (1, 4)	0-0 2B HR 1B	0-0 5-3		0-0 F7		0-0 F6		0-0 FC4-6 G4-6-3		5	1	1	0	0	0	3												
Tom Tresh, S OBP: 0.347, SLG: 0.480 (1, 8) (7, 7)	0-0 HR 2B	0-0 1B 2B		0-0 E5 FC4-6			4-0 2B BB	0-0 G4-6-3		4	3	2	0	1	0	2												
Mickey Mantle, S OBP: 0.394, SLG: 0.474 Ross Moschitto, R OBP: 0.192, SLG: 0.320 (7, PR) (7, 8)	0-0 HR 2H 3H	0-0 G6-4-3 1B		0-0 FC4-6			4-0 2B 1B BB		0-3 K	3	1	2	4	1	0	2												
Elston Howard, R OBP: 0.269, SLG: 0.363 (1, 2)	0-0 SH1-3 1B	0-0 G6-4-3		0-0 5-3			0-0 F7		0-0 6-3	5	1	1	0	0	0	3												
Joe Pepitone, L OBP: 0.315, SLG: 0.418 (1, 3)	0-0 SH1-3		0-0 G3		4-0 BB G4-6-3		0-0 1B 2B		0-0 4-3	3	1	1	1	1	0	0												
Hector Lopez, R OBP: 0.310, SLG: 0.378 Roger Repoz, L OBP: 0.316, SLG: 0.494 (7, PR) (7, 9)	0-0 4-3		0-0 F9		0-0 G4-6-3		0-0 2H 1B			4	0	1	2	0	0	2												
Clete Boyer, R OBP: 0.314, SLG: 0.425 (1, 5)	0-0 1B		0-0 F3		0-0 F7		0-0 F2			4	0	1	1	0	0	1												
Phil Linz, R OBP: 0.282, SLG: 0.277 (1, 6)	0-0 1B		0-0 L7		0-0 2B		0-0 F4			4	0	2	0	0	0	1												
Whitey Ford, L OBP: 0.243, SLG: 0.212 (1, 1)	0-0 G3		0-0 E 1B		0-0 F4			0-0 FC4-6 1B		4	0	2	0	0	0	3												
Inning Stats	R: 4 E: 0 K: 0 S: 9	H: 6 LOB: 2 BB: 0 P: 9	R: 1 E: 0 K: 0 S: 4	H: 2 LOB: 0 BB: 0 P: 4	R: 0 E: 0 K: 0 S: 3	H: 0 LOB: 0 BB: 0 P: 3	R: 0 E: 1 K: 0 S: 5	H: 1 LOB: 2 BB: 0 P: 5	R: 0 E: 0 K: 0 S: 2	H: 0 LOB: 0 BB: 1 P: 6	R: 0 E: 0 K: 0 S: 4	H: 1 LOB: 1 BB: 0 P: 4	R: 3 E: 0 K: 0 S: 5	H: 2 LOB: 1 BB: 2 P: 13	R: 0 E: 0 K: 0 S: 3	H: 1 LOB: 0 BB: 0 P: 3	R: 0 E: 0 K: 1 S: 5	H: 0 LOB: 0 BB: 0 P: 5	1B: 8 2B: 4 3B: 0 HR: 1	SF: 0 SAC: 1 DP: 3 HBP: 0	WP: 0 PB: 0 SB: 0 CS: 0	PA: 41						
PITCHER	IP	WLS	BF	H	R	ER	SO	BB	IBB	HBP	BLK	WP	HR	S	P	ERA	WHIP											
Marcelino Lopez, L ERA: 2.97 Rudy May, L ERA: 3.69 Aubrey Gatewood, R ERA: 3.73	(1, 1)	1.1	L	12	8	5	5	0	0	0	0	0	0	1	12	12	33.75	6.000										
(2, 1)	5.0		20	3	3	3	0	3	0	0	0	0	0	0	17	29	5.40	1.200										
(7, 1)	2.2		9	2	0	0	1	0	0	0	0	0	0	0	11	11	0.00	0.750										

New York Yankees @ Los Angeles Angels
Dodger Stadium, Los Angeles, CA
Thu Sep 02 1965, 3:33 AM PDT
Att: 5,198 - Unknown

livebaseballscorecards.com

AB 37
R 8
H 13
RBI 8
BB 3
SO 1
LOB 17




Batter	1	2	3	4	5	6	7	8	9	AB	R	H	RBI	BB	SO	LOB	BOTTOM											
Jose Cardenal, R OBP: 0.288, SLG: 0.370 (1, 8)	0-0 6-3		0-0 L8		0-0 2H 1B			0-0 6-3		4	0	1	1	0	0	0												
Jim Piersall, R OBP: 0.320, SLG: 0.433 (1, 7)	0-0 1-3 1B		0-0 FC6-4 1B		0-3 K		4-0 FC6-4 BB			3	0	2	0	1	1	1												
Jim Fregosi, R OBP: 0.320, SLG: 0.405 (1, 6)	0-0 1-3		0-0 FC6-4		0-3 K		0-0 FC6-4			4	0	0	0	0	1	3												
Joe Adcock, R OBP: 0.313, SLG: 0.442 (1, 3)	0-0 L9		0-0 6-3		0-0 F4		0-0 6-3			4	0	0	0	0	0	1												
Bobby Knoop, R OBP: 0.311, SLG: 0.389 Aubrey Gatewood, R OBP: 0.500, SLG: 0.500 Vic Power, R OBP: 0.286, SLG: 0.333 (9, PH)		0-0 F9 2B		0-0 L8		0-3 K		0-0 F2		3	0	1	0	0	1	0												
Lou Clinton, R OBP: 0.313, SLG: 0.330 (1, 9)		0-0 F9 2-3		0-0 5-3		0-3 K		0-0 F2		4	0	0	0	0	1	1												
Tom Egan, R OBP: 0.296, SLG: 0.269 (1, 2)		0-3 K			0-0 F7		0-3 K			3	0	0	0	0	2	1												
Paul Schaal, R OBP: 0.307, SLG: 0.321 (1, 5)		0-0 F9			4-0 SH2-3 1B BB		0-0 5-3			2	1	0	0	1	0	1												
Marcelino Lopez, R OBP: 0.239, SLG: 0.297 Rudy May, L OBP: 0.333, SLG: 0.321 Joe Koppe, R OBP: 0.286, SLG: 0.344 (7, 4)			0-3 K		0-0 SH2-3 1B			0-0 L9		0	0	0	0	0	0	0												
Inning Stats	R: 0 E: 0 K: 0 S: 4	H: 1 LOB: 1 BB: 0 P: 4	R: 0 E: 0 K: 1 S: 6	H: 1 LOB: 1 BB: 0 P: 6	R: 0 E: 0 K: 1 S: 6	H: 1 LOB: 1 BB: 0 P: 6	R: 0 E: 0 K: 0 S: 3	H: 0 LOB: 0 BB: 0 P: 3	R: 0 E: 0 K: 1 S: 6	H: 1 LOB: 1 BB: 1 P: 10	R: 0 E: 0 K: 2 S: 7	H: 0 LOB: 0 BB: 0 P: 7	R: 0 E: 0 K: 2 S: 7	H: 0 LOB: 0 BB: 0 P: 7	R: 0 E: 0 K: 0 S: 3	H: 0 LOB: 1 BB: 1 P: 7	R: 0 E: 0 K: 0 S: 3	H: 0 LOB: 0 BB: 0 P: 3	1B: 3 2B: 1 3B: 0 HR: 0	SF: 0 SAC: 1 DP: 0 HBP: 0	WP: 0 PB: 0 SB: 0 CS: 0	PA: 33						
PITCHER	IP	WLS	BF	H	R	ER	SO	BB	IBB	HBP	BLK	WP	HR	S	P	ERA	WHIP											
Whitey Ford, L ERA: 3.3	(1, 1)	9.0	W	33	4	1	1	7	2	0	0	0	0	0	45	53	1.00	0.667										

New York Yankees @ Los Angeles Angels
Dodger Stadium, Los Angeles, CA
Thu Sep 02 1965, 3:33 AM PDT
Att: 5,198 - Unknown

livebaseballscorecards.com

AB 30
R 1
H 4
RBI 1
BB 2
SO 7
LOB 8



Batter	1	2	3	4	5	6	7	8	9	AB	R	H	RBI	BB	SO	LOB	TOP					
Rico Petrocelli, R OBP: 0.305, SLG: 0.424 (1, 6)	F3		F8			K			L7	4	0	0	0	0	1	1						
Frank Matzone, R OBP: 0.300, SLG: 0.315 (1, 5)	1B			K			5-3		F9	4	0	1	0	0	1	1						
Carl Yastrzemski, L OBP: 0.399, SLG: 0.564 (1, 7)	F8			CS 1B			6-3		1B	4	0	2	0	0	0	1						
Felix Mantilla, R OBP: 0.393, SLG: 0.446 (1, 4)	F7			6-3			F8		FC5	4	0	0	0	0	0	4						
Tony Conigliaro, R OBP: 0.344, SLG: 0.524 (1, 9)		G6-4-3 BB			1-3				FC6-4 1B	2	0	1	0	1	0	0						
Tony Horton, R OBP: 0.377, SLG: 0.481 (1, 3)	L6				K				K	3	0	0	0	0	2	2						
Bob Tillman, R OBP: 0.288, SLG: 0.320 (1, 2)	G6-4-3				K				FC6-4	3	0	0	0	0	1	2						
Jim Gosger, L OBP: 0.333, SLG: 0.426 (1, 8)			F3			K			F9	3	0	0	0	0	1	1						
Bill Monbouquette, R OBP: 0.196, SLG: 0.086 Arnold Earley, L OBP: 0.303, SLG: 0.359 (6, 1)			K			K			FC5 1B	2	0	0	0	0	2	0						
Chuck Schilling, R OBP: 0.303, SLG: 0.359 (9, PH)						K			1B	0	0	0	0	0	0	0						
										1	0	1	0	0	0	0						
Inning Stats	R: 0 E: 0 K: 0 S: 4	H: 1 LOB: 1 BB: 0 P: 4	R: 0 E: 0 K: 0 S: 2	H: 0 LOB: 0 BB: 1 P: 6	R: 0 E: 0 K: 1 S: 5	H: 0 LOB: 0 BB: 0 P: 5	R: 0 E: 0 K: 2 S: 5	H: 1 LOB: 0 BB: 0 P: 5	R: 0 E: 0 K: 2 S: 7	H: 0 LOB: 0 BB: 0 P: 7	R: 0 E: 0 K: 3 S: 9	H: 0 LOB: 0 BB: 0 P: 9	R: 0 E: 0 K: 0 S: 3	H: 0 LOB: 0 BB: 0 P: 3	R: 0 E: 0 K: 1 S: 6	H: 1 LOB: 1 BB: 0 P: 6	R: 0 E: 0 K: 0 S: 5	H: 2 LOB: 2 BB: 0 P: 5	1B: 5 2B: 0 3B: 0 HR: 0	SF: 0 SAC: 0 DP: 1 HBP: 0	WP: 0 PB: 0 SB: 0 CS: 1	PA: 31
PITCHER Al Downing, L ERA: 3.56 (1, 1)	IP: 9.0 WLS: W BF: 31 H: 5 R: 0 ER: 0 SO: 8 BB: 1 IBB: 0 HBP: 0 BLK: 0 WP: 0 HR: 0 S: 46 P: 50 ERA: 0.00 WHIP: 0.667																					

Boston Red Sox @ New York Yankees
Yankee Stadium, Bronx, NY
Fri Sep 03 1965, 7:05 PM EDT
Att: 14,224 - Unknown

AB 30
R 0
H 5
RBI 0
BB 1
SO 8
LOB 12



Batter	1	2	3	4	5	6	7	8	9	AB	R	H	RBI	BB	SO	LOB	BOTTOM			
Horace Clarke, S OBP: 0.323, SLG: 0.298 (1, 4)	1B		F8			SH1-4 1B		F9		5	1	3	1	0	0	2				
Art Lopez, L OBP: 0.143, SLG: 0.118 (1, 9)	F9		K			SH1-4 4-3				3	0	0	0	0	1	3				
Tom Tresh, S OBP: 0.346, SLG: 0.479 Ross Moschitto, R OBP: 0.185, SLG: 0.308 (7, 7)	F7			F4		HR 1B	K			3	1	1	1	0	0	1				
Joe Pepitone, L OBP: 0.315, SLG: 0.415 (1, 3)	4-3			F6		HR BB	F8			1	0	0	0	0	1	0				
Roger Repoz, L OBP: 0.315, SLG: 0.506 (1, 8)		K		F2		HR	4-3			4	1	1	3	0	1	0				
Clete Boyer, R OBP: 0.316, SLG: 0.439 (1, 5)	5-3				SF8 3B	HR		E6 1B		4	3	3	1	0	0	0				
Jake Gibbs, L OBP: 0.267, SLG: 0.405 (1, 2)	K				SF8	E5 3B		FC6-4 1B		3	1	1	2	0	1	0				
Phil Linz, R OBP: 0.285, SLG: 0.289 (1, 6)					6-3	HR 3B		FC6-4		4	1	2	1	0	0	1				
Al Downing, R OBP: 0.157, SLG: 0.194 (1, 1)	SH1-4 1B		SH1-4 1B		L9	K		K		3	0	0	0	0	2	2				
Inning Stats	R: 0 E: 0 K: 0 S: 4	H: 1 LOB: 1 BB: 0 P: 4	R: 0 E: 0 K: 2 S: 7	H: 0 LOB: 0 BB: 0 P: 7	R: 0 E: 0 K: 1 S: 6	H: 1 LOB: 1 BB: 0 P: 6	R: 0 E: 0 K: 0 S: 3	H: 0 LOB: 0 BB: 0 P: 3	R: 1 E: 0 K: 0 S: 4	H: 1 LOB: 0 BB: 0 P: 4	R: 7 E: 1 K: 1 S: 12	H: 6 LOB: 1 BB: 1 P: 16	R: 0 E: 0 K: 1 S: 5	H: 0 LOB: 0 BB: 0 P: 5	R: 1 E: 1 K: 1 S: 7	H: 2 LOB: 1 BB: 0 P: 7	1B: 7 2B: 0 3B: 2 HR: 2	SF: 1 SAC: 2 DP: 0 HBP: 0	WP: 0 PB: 0 SB: 0 CS: 0	PA: 37
PITCHER Bill Monbouquette, R ERA: 3.98 Arnold Earley, L ERA: 3.15 (6, 1)	IP: 5.1 WLS: L BF: 24 H: 7 R: 6 ER: 6 SO: 3 BB: 1 IBB: 0 HBP: 0 BLK: 0 WP: 0 HR: 2 S: 29 P: 33 ERA: 10.12 WHIP: 1.500																			

Boston Red Sox @ New York Yankees
Yankee Stadium, Bronx, NY
Fri Sep 03 1965, 7:05 PM EDT
Att: 14,224 - Unknown

AB 33
R 9
H 11
RBI 9
BB 1
SO 6
LOB 10

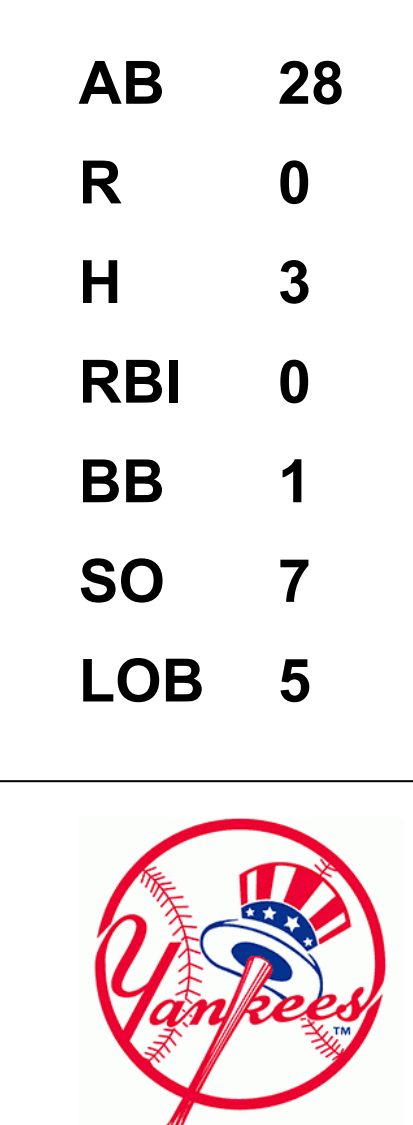


Batter	1	2	3	4	5	6	7	8	9	AB	R	H	RBI	BB	SO	LOB	TOP					
Jim Gosger, L (1, 8) OBP: 0.331, SLG: 0.425	F7		F2	4-3			G3		G5-3 2B	5	0	1	0	0	0	2	Boston Red Sox @ New York Yankees Yankee Stadium, Bronx, NY Sat Sep 04 1965, 7:05 PM EDT Unknown - 70 F					
Dalton Jones, L (1, 5) OBP: 0.340, SLG: 0.379	F6		4-3		3-1		F9		K	5	0	0	0	0	1	1						
Carl Yastrzemski, L (1, 7) OBP: 0.491, SLG: 0.564				1B	6-3		K			4	0	2	0	1	1	0						
Felix Mantilla, R (1, 4) OBP: 0.393, SLG: 0.445	F8			1B						5	1	2	0	0	1	3						
Lee Thomas, L (1, 3)		3-1	F9				K		F9	4	0	0	0	0	1	3						
Tony Conigliaro, R (1, 9) OBP: 0.341, SLG: 0.520	F9				6-3		F6		F8	4	0	0	0	0	0	1						
Russ Nixon, L (1, 2) OBP: 0.282, SLG: 0.303				1B	SH5-4 1B		1B		WP 1B	4	0	4	0	0	0	0						
Rico Petrocelli, R (1, 6) OBP: 0.313, SLG: 0.430				1B	SH5-4 1B		1B		WP 1B	3	0	3	1	1	0	0						
Dave Morehead, R (1, 1) OBP: 0.238, SLG: 0.161				1B	SH5-4		F7		5-3	3	0	0	0	0	1	6						
Inning Stats	R: 0 E: 0 K: 0 S: 4	H: 1 LOB: 1 BB: 0 P: 4	R: 0 E: 0 K: 1 S: 6	H: 1 LOB: 2 BB: 1 P: 10	R: 0 E: 0 K: 0 S: 5	H: 2 LOB: 2 BB: 0 P: 5	R: 0 E: 0 K: 0 S: 5	H: 0 LOB: 0 BB: 0 P: 5	R: 0 E: 0 K: 1 S: 7	H: 2 LOB: 2 BB: 0 P: 7	R: 0 E: 0 K: 1 S: 5	H: 0 LOB: 0 BB: 0 P: 5	R: 1 E: 0 K: 0 S: 6	H: 3 LOB: 2 BB: 0 P: 6	R: 0 E: 0 K: 1 S: 5	H: 1 LOB: 1 BB: 1 P: 9	1B: 11 2B: 1 3B: 0 HR: 0	SF: 0 SAC: 1 DP: 1 HBP: 0	WP: 1 PB: 0 CS: 0	PA: 40		
PITCHER	IP WLS BF H R ER SO BB IBB HBP BLK WP HR S P ERA WHIP	IP WLS BF H R ER SO BB IBB HBP BLK WP HR S P ERA WHIP	IP WLS BF H R ER SO BB IBB HBP BLK WP HR S P ERA WHIP	IP WLS BF H R ER SO BB IBB HBP BLK WP HR S P ERA WHIP	IP WLS BF H R ER SO BB IBB HBP BLK WP HR S P ERA WHIP	IP WLS BF H R ER SO BB IBB HBP BLK WP HR S P ERA WHIP	IP WLS BF H R ER SO BB IBB HBP BLK WP HR S P ERA WHIP	IP WLS BF H R ER SO BB IBB HBP BLK WP HR S P ERA WHIP	IP WLS BF H R ER SO BB IBB HBP BLK WP HR S P ERA WHIP	IP WLS BF H R ER SO BB IBB HBP BLK WP HR S P ERA WHIP	IP WLS BF H R ER SO BB IBB HBP BLK WP HR S P ERA WHIP	IP WLS BF H R ER SO BB IBB HBP BLK WP HR S P ERA WHIP	IP WLS BF H R ER SO BB IBB HBP BLK WP HR S P ERA WHIP	IP WLS BF H R ER SO BB IBB HBP BLK WP HR S P ERA WHIP	IP WLS BF H R ER SO BB IBB HBP BLK WP HR S P ERA WHIP	IP WLS BF H R ER SO BB IBB HBP BLK WP HR S P ERA WHIP	IP WLS BF H R ER SO BB IBB HBP BLK WP HR S P ERA WHIP	IP WLS BF H R ER SO BB IBB HBP BLK WP HR S P ERA WHIP	IP WLS BF H R ER SO BB IBB HBP BLK WP HR S P ERA WHIP	IP WLS BF H R ER SO BB IBB HBP BLK WP HR S P ERA WHIP	IP WLS BF H R ER SO BB IBB HBP BLK WP HR S P ERA WHIP	IP WLS BF H R ER SO BB IBB HBP BLK WP HR S P ERA WHIP
Jim Bouton, R (1, 1) ERA: 5.02	8.0	L	36	11	1	1	4	1	0	0	0	0	0	0	0	0	1.12	1.500				
Pedro Ramos, R (9, 1) ERA: 3.31	1.0	4	1	0	0	1	0	1	0	0	0	0	0	0	5	9	0.00	1.000				

AB	37
R	1
H	12
RBI	1
BB	2
SO	5
LOB	16



Batter	1	2	3	4	5	6	7	8	9	AB	R	H	RBI	BB	SO	LOB	BOTTOM					
Horace Clarke, S (1, 4) OBP: 0.303, SLG: 0.279	1-3		8-4-3			3-1			F5	4	0	0	0	0	0	1	Boston Red Sox @ New York Yankees Yankee Stadium, Bronx, NY Sat Sep 04 1965, 7:05 PM EDT Unknown - 70 F					
Art Lopez, L (1, 9) OBP: 0.158, SLG: 0.135										3	0	1	0	0	1	0						
Ray Barker, L (9, PH) OBP: 0.307, SLG: 0.356										1	0	0	0	0	0	0						
Tom Tresh, S (1, 7) OBP: 0.345, SLG: 0.476										3	0	0	0	0	1	1						
Joe Pepitone, L (1, 3) OBP: 0.313, SLG: 0.413										3	0	0	0	0	1	0						
Roger Repoz, L (1, 8) OBP: 0.309, SLG: 0.497										3	0	0	0	0	1	0						
Clete Boyer, R (1, 5) OBP: 0.320, SLG: 0.442										3	0	2	0	0	0	0						
Jake Gibbs, L (1, 2) OBP: 0.250, SLG: 0.378										3	0	0	0	0	2	2						
Phil Linz, R (1, 6) OBP: 0.283, SLG: 0.286										2	0	0	0	0	0	1						
Elston Howard, R (9, PH) OBP: 0.091, SLG: 0.091										1	0	0	0	0	0	0						
Tony Kubek, L (9, 6) OBP: 0.255, SLG: 0.277										0	0	0	0	0	0	0						
Jim Bouton, R (1, 1) OBP: 0.222, SLG: 0.103										1	0	0	0	1	1	0						
Pedro Ramos, S (9, 1) OBP: 0.091, SLG: 0.091										0	0	0	0	0	0	0						
Bobby Richardson, R (9, PH) OBP: 0.301, SLG: 0.342										1	0	0	0	0	0	0						
Inning Stats	R: 0 E: 0 K: 0 S: 3	H: 1 LOB: 0 BB: 0 P: 3	R: 0 E: 0 K: 2 S: 8	H: 1 LOB: 1 BB: 0 P: 8	R: 0 E: 0 K: 0 S: 2	H: 0 LOB: 0 BB: 1 P: 6	R: 0 E: 0 K: 2 S: 7	H: 0 LOB: 0 BB: 0 P: 7	R: 0 E: 0 K: 1 S: 6	H: 1 LOB: 1 BB: 0 P: 6	R: 0 E: 0 K: 1 S: 5	H: 0 LOB: 0 BB: 0 P: 5	R: 0 E: 0 K: 1 S: 3	H: 0 LOB: 0 BB: 0 P: 3	R: 0 E: 0 K: 1 S: 5	H: 0 LOB: 0 BB: 0 P: 5	R: 0 E: 0 K: 0 S: 3	H: 0 LOB: 0 BB: 0 P: 3	1B: 2 2B: 2 3B: 0 HR: 0	SF: 0 SAC: 0 DP: 2 HBP: 0	WP: 0 PB: 0 CS: 0	PA: 29
PITCHER	IP WLS BF H R ER SO BB IBB HBP BLK WP HR S P ERA WHIP	IP WLS BF H R ER SO BB IBB HBP BLK WP HR S P ERA WHIP	IP WLS BF H R ER SO BB IBB HBP BLK WP HR S P ERA WHIP	IP WLS BF H R ER SO BB IBB HBP BLK WP HR S P ERA WHIP	IP WLS BF H R ER SO BB IBB HBP BLK WP HR S P ERA WHIP	IP WLS BF H R ER SO BB IBB HBP BLK WP HR S P ERA WHIP	IP WLS BF H R ER SO BB IBB HBP BLK WP HR S P ERA WHIP	IP WLS BF H R ER SO BB IBB HBP BLK WP HR S P ERA WHIP	IP WLS BF H R ER SO BB IBB HBP BLK WP HR S P ERA WHIP	IP WLS BF H R ER SO BB IBB HBP BLK WP HR S P ERA WHIP	IP WLS BF H R ER SO BB IBB HBP BLK WP HR S P ERA WHIP	IP WLS BF H R ER SO BB IBB HBP BLK WP HR S P ERA WHIP	IP WLS BF H R ER SO BB IBB HBP BLK WP HR S P ERA WHIP	IP WLS BF H R ER SO BB IBB HBP BLK WP HR S P ERA WHIP	IP WLS BF H R ER SO BB IBB HBP BLK WP HR S P ERA WHIP	IP WLS BF H R ER SO BB IBB HBP BLK WP HR S P ERA WHIP	IP WLS BF H R ER SO BB IBB HBP BLK WP HR S P ERA WHIP	IP WLS BF H R ER SO BB IBB HBP BLK WP HR S P ERA WHIP	IP WLS BF H R ER SO BB IBB HBP BLK WP HR S P ERA WHIP	IP WLS BF H R ER SO BB IBB HBP BLK WP HR S P ERA WHIP	IP WLS BF H R ER SO BB IBB HBP BLK WP HR S P ERA WHIP	IP WLS BF H R ER SO BB IBB HBP BLK WP HR S P ERA WHIP
Dave Morehead, R (1, 1) ERA: 4.16	9.0	W	29	3	0	0	7	1	0	0	0	0	0	0	0	0	0.00	0.444				



Batter	1	2	3	4	5	6	7	8	9	10	11	12	AB	R	H	RBI	BB	SO	LOB	TOP						
Jim Gosger, L OBP: 0.340, SLG: 0.443 (1.8)	G3	F3			FC4 3B		G3		BB		F9		5	1	1	0	1	0	2							
Dalton Jones, L OBP: 0.349, SLG: 0.379 (9, PH) Frank Matzons, R OBP: 0.289, SLG: 0.313 (9, 5)	1B		1B G5-4-3		FC4 BB		1-3		K			F9	3	1	2	0	1	0	0							
Carl Yaztrzemski, L OBP: 0.400, SLG: 0.561 (1.7)	K		G5-4-3 1B		FC4				G6-3 1B				6	1	3	1	0	2	2							
Felix Mantilla, R OBP: 0.389, SLG: 0.439 (1.4)	K		G5-4-3 1B		F6				G6-3 1B				6	0	1	0	0	1	5							
Lee Thomas, L OBP: 0.360, SLG: 0.463 (10, PH) Tony Horton, R OBP: 0.378, SLG: 0.452 (10, 3)		BB 1B	1-3		F7						E5 1B		4	1	2	0	0	0	1							
Tony Conigliaro, R OBP: 0.342, SLG: 0.520 (1.9)		F7			FC6-5 2B		6-3				F6		5	0	1	0	1	0	4							
Russ Nixon, L OBP: 0.279, SLG: 0.292 (1.2)		FC6 1B BB			FC6-5		1-3				5-3		4	0	0	0	1	1	5							
Rico Petrocelli, R OBP: 0.310, SLG: 0.422 (1.6)		FC6 1B			K		K						5	0	1	1	0	3	1							
Jim Lonborg, R OBP: 0.210, SLG: 0.193 (7, PH) Chuck Schilling, R OBP: 0.301, SLG: 0.357 (7, 1) Dick Radatz, R OBP: 0.231, SLG: 0.360 (7, 1)	FC6		K		K		1-3				G3		2	0	0	0	0	1	3							
Inning Stats	R: 0 E: 0 K: 2 S: 8	H: 1 LOB: 1 BB: 0 P: 8	R: 1 E: 0 K: 5 S: 5	H: 2 LOB: 2 BB: 1 P: 9	R: 1 E: 0 K: 0 S: 4	H: 2 LOB: 0 BB: 1 P: 4	R: 0 E: 0 K: 2 S: 8	H: 1 LOB: 1 BB: 0 P: 8	R: 1 E: 0 K: 1 S: 4	H: 1 LOB: 1 BB: 1 P: 6	R: 0 E: 0 K: 1 S: 5	H: 0 LOB: 0 BB: 0 P: 5	R: 0 E: 0 K: 1 S: 3	H: 0 LOB: 0 BB: 0 P: 3	R: 0 E: 0 K: 1 S: 6	H: 2 LOB: 1 BB: 1 P: 10	R: 0 E: 0 K: 1 S: 5	H: 0 LOB: 0 BB: 0 P: 9	R: 0 E: 1 K: 1 S: 5	H: 0 LOB: 0 BB: 0 P: 5	R: 1 E: 1 K: 0 S: 5	H: 2 LOB: 1 BB: 0 P: 6	1B: 9 2B: 2 3B: 1 HR: 0	SF: 0 SAC: 0 DP: 2 HBP: 0	WP: 0 PB: 0 SB: 1 CS: 0	PA: 51
PITCHER	IP WLS BF H R ER SO BB IBB HBP BLK WP HR S P ERA WHIP	PITCHER												IP WLS BF H R ER SO BB IBB HBP BLK WP HR S P ERA WHIP												
Mel Stottlemyre, R ERA: 2.72 (1.1)	7.0	29	3	0	0	3	1	1	0	0	0	0	0	0	16	24	0.00	1.714								
Steve Hamilton, L ERA: 1.31 (8, 1)	2.1	12	3	0	0	3	1	1	0	0	0	0	0	0	16	24	0.00	1.714								
Pedro Ramos, R ERA: 3.16 (10, 1)	2.2	L	10	2	1	0	1	0	0	0	0	0	0	0	12	12	0.00	0.750								

Boston Red Sox @ New York Yankees
Yankee Stadium, Bronx, NY

Sun Sep 05 1965, 3:33 AM EDT
Att. 16,977 - Unknown - 70 F

AB 47
R 4
H 12
RBI 2
BB 4
SO 9
LOB 25



Batter	1	2	3	4	5	6	7	8	9	10	11	12	AB	R	H	RBI	BB	SO	LOB	BOTTOM						
Bobby Richardson, R OBP: 0.298, SLG: 0.340 (1.4)	F7		L9		B3			1B SF8 2B		K		F2	6	1	1	0	0	1	1							
Art Lopez, L OBP: 0.186, SLG: 0.167 (1.9)	F7		F9			HR 1B		2-3 1B		F4			5	1	2	0	0	0	0							
Tom Tresh, S OBP: 0.344, SLG: 0.479 (1.7)	1B 1B		BB			HR		F6		F8			4	1	2	2	1	0	2							
Elston Howard, R OBP: 0.270, SLG: 0.362 (1.2)	1-2 1B		K			K		SF8			K2-3		4	0	1	1	0	3	1							
Joe Pepitone, L OBP: 0.309, SLG: 0.411 (1.3)	F2				F9		G3		6-3		5-3		5	0	0	0	0	0	3							
Roger Repoz, L OBP: 0.309, SLG: 0.482 (1.8)		K2-3			K		4-3			BB		F6	4	0	0	0	1	2	0							
Clete Boyer, R OBP: 0.318, SLG: 0.437 (1.5)		1-3 BB			F9			F6		F3		6-3	4	0	0	0	1	0	1							
Phil Linz, R OBP: 0.277, SLG: 0.280 (1.6) Horace Clarke, S OBP: 0.324, SLG: 0.290 (12, PH)	1-3		1-3		B1-3			K		F2			4	0	0	0	0	1	2							
Mel Stottlemyre, R ERA: 4.28, SLG: 0.238 (7, PH) Ray Barker, L OBP: 0.303, SLG: 0.352 (8, 1) Steve Hamilton, L OBP: 0.333, SLG: 0.200 (10, 1) Pedro Ramos, S OBP: 0.091, SLG: 0.091 (12, PH) Hector Lopez, R OBP: 0.309, SLG: 0.374 (7, 1)	F8		K		K			K		F9			2	0	0	0	0	1	1							
Inning Stats	R: 0 E: 0 K: 0 S: 5	H: 2 LOB: 2 BB: 0 P: 5	R: 0 E: 0 K: 1 S: 5	H: 0 LOB: 1 BB: 1 P: 9	R: 0 E: 0 K: 1 S: 5	H: 0 LOB: 1 BB: 1 P: 9	R: 0 E: 0 K: 1 S: 5	H: 0 LOB: 0 BB: 0 P: 6	R: 0 E: 0 K: 1 S: 5	H: 0 LOB: 0 BB: 0 P: 5	R: 1 E: 0 K: 0 S: 5	H: 2 LOB: 1 BB: 1 P: 7	R: 0 E: 0 K: 0 S: 3	H: 0 LOB: 1 BB: 1 P: 5	R: 0 E: 0 K: 1 S: 5	H: 0 LOB: 0 BB: 0 P: 5	R: 0 E: 0 K: 1 S: 5	H: 0 LOB: 0 BB: 0 P: 5	R: 0 E: 0 K: 1 S: 5	H: 0 LOB: 0 BB: 0 P: 5	R: 0 E: 0 K: 1 S: 5	H: 0 LOB: 1 BB: 1 P: 9	1B: 4 2B: 1 3B: 0 HR: 1	SF: 1 SAC: 0 DP: 0 HBP: 0	WP: 0 PB: 0 SB: 0 CS: 0	PA: 46
PITCHER	IP WLS BF H R ER SO BB IBB HBP BLK WP HR S P ERA WHIP	PITCHER												IP WLS BF H R ER SO BB IBB HBP BLK WP HR S P ERA WHIP												
Jim Lonborg, R ERA: 4.28 (1.1)	6.0	24	4	2	2	5	2	0	0	0	0	0	0	1	32	40	3.00	1.000								
Dick Radatz, R ERA: 4.03 (7, 1)	6.0	W	22	2	1	1	5	2	0	0	0	0	0	0	30	38	1.50	0.667								

Boston Red Sox @ New York Yankees
Yankee Stadium, Bronx, NY

Sun Sep 05 1965, 3:33 AM EDT
Att. 16,977 - Unknown - 70 F

AB 41
R 3
H 6
RBI 3
BB 4
SO 10
LOB 13



Batter	1	2	3	4	5	6	7	8	9	AB	R	H	RBI	BB	SO	LOB	TOP										
Luis Aparicio, R (1, 6) OBP: 0.290, SLG: 0.360	0-3 K		0-0 F9 S 1B		0-0 5-3		0-0 4-3			4	0	1	0	0	1	0	<p>Baltimore Orioles @ New York Yankees Yankee Stadium, Bronx, NY Mon Sep 06 1965, 3:33AM EDT Unknown - 75 F</p> <p>livebaseballscorecards.com</p>										
Paul Blair, R (1, 8) OBP: 0.299, SLG: 0.321	0-0 L6		0-0 F8 1-2		0-0 1B			0-0 3B		4	0	2	0	0	0	1											
Curt Blefary, L (1, 9) OBP: 0.374, SLG: 0.470	4-0 FC6-4 BB		0-0 F9 2-3		0-0 3-4-1			0-0 2B		3	0	1	0	1	0	2											
Brooks Robinson, R (1, 5) OBP: 0.359, SLG: 0.450	0-0 FC6-4 1-2		0-0 5-3		0-0 6-3			0-3 K		4	0	0	0	0	1	3											
Bob Johnson, R (1, 3) OBP: 0.285, SLG: 0.360		0-0 SH1-3 5-3 2B		0-0 F7		0-0 5-3		4-0 BB		3	1	1	0	1	0	0											
Sam Bowers, R (1, 7) OBP: 0.196, SLG: 0.256		0-0 SH1-3 2-3		0-0 HR		0-0 E6		0-3 K		3	1	1	1	0	1	2											
Jerry Adair, R (1, 4) OBP: 0.292, SLG: 0.323		0-0 5-3		0-0 4-3		0-0 F2			0-0 5-3	4	0	0	1	0	0	1											
Dick Brown, R (1, 2) OBP: 0.310, SLG: 0.391		0-0 3B		0-0 F4			0-0 6-3		0-3 K	4	0	1	0	0	1	0											
Mitt Pappas, R (1, 1) OBP: 0.098, SLG: 0.133		0-0 6-3			0-3 K				0-3 K	2	0	0	0	0	1	1											
Dick Hall, R (6, 1) OBP: 0.467, SLG: 0.538										2	0	0	0	0	1	0											
Inning Stats	R: 0 E: 0 K: 1 S: 5	H: 0 LOB: 1 BB: 1 P: 9	R: 1 E: 0 K: 0 S: 5	H: 2 LOB: 1 BB: 0 P: 5	R: 0 E: 0 K: 0 S: 4	H: 1 LOB: 1 BB: 0 P: 4	R: 1 E: 0 K: 0 S: 4	H: 1 LOB: 0 BB: 0 P: 4	R: 0 E: 0 K: 1 S: 6	H: 1 LOB: 1 BB: 0 P: 6	R: 0 E: 1 K: 0 S: 4	H: 0 LOB: 1 BB: 0 P: 4	R: 0 E: 0 K: 0 S: 3	H: 0 LOB: 0 BB: 0 P: 3	R: 0 E: 0 K: 2 S: 8	H: 2 LOB: 2 BB: 1 P: 12	R: 0 E: 0 K: 2 S: 7	H: 0 LOB: 0 BB: 0 P: 7	1B: 2 2B: 2 3B: 2 HR: 1	SF: 0 SAC: 1 DP: 0 HBP: 0	WP: 0 PB: 0 SB: 1 CS: 0	PA: 36					
PITCHER	IP	WLS	BF	H	R	ER	SO	BB	IBB	HBP	BLK	WP	HR	S	P	ERA	WHIP	PITCHER									
Whitely Ford, L (1, 1) ERA: 3.26	8.0	L	33	7	2	2	4	2	0	0	0	0	1	39	47	2.25	1.125										
Pete Mikkelsen, R (9, 1) ERA: 3.46	1.0	S	3	0	0	0	2	0	0	0	0	0	0	7	7	0.00	0.000										

Batter	1	2	3	4	5	6	7	8	9	AB	R	H	RBI	BB	SO	LOB	BOTTOM										
Bobby Richardson, R (1, 4) OBP: 0.298, SLG: 0.337	0-0 5-3		0-0 5-3		0-0 6-3			0-0 F7		4	0	0	0	0	0	0	<p>Baltimore Orioles @ New York Yankees Yankee Stadium, Bronx, NY Mon Sep 06 1965, 3:33AM EDT Unknown - 75 F</p> <p>livebaseballscorecards.com</p>										
Art Lopez, L (1, 9) OBP: 0.170, SLG: 0.152	0-0 F2		0-0 F6		0-0 F8			0-0 F4		4	0	0	0	0	0	0											
Tom Tresh, S (1, 7) OBP: 0.346, SLG: 0.485	0-0 1B		0-0 HR		0-0 F8			0-0 L9		4	1	2	1	0	0	0											
Joe Pepitone, L (1, 3) OBP: 0.309, SLG: 0.410	0-0 1B		0-0 F4		0-0 F9			0-0 4-3		4	0	1	0	0	0	0											
Roger Repoz, L (1, 8) OBP: 0.298, SLG: 0.471	0-0 G3			0-0 5-3		0-0 L8		0-3 K		4	0	0	0	0	1	2											
Clete Boyer, R (1, 5) OBP: 0.316, SLG: 0.434		0-0 5-3		0-3 K		0-0 6-3				3	0	0	0	0	1	0											
Jake Gibbs, L (1, 2) OBP: 0.295, SLG: 0.362		0-0 F9		4-0 BB		0-3 K		0-3 K		2	0	0	0	1	1	0											
Phil Linz, R (1, 6) OBP: 0.278, SLG: 0.279		4-0 BB		0-0 F7			0-3 K			1	0	0	0	1	0	1											
Ray Barker, L (7, PH) OBP: 0.302, SLG: 0.350										1	0	0	0	0	1	0											
Tony Kubek, L (8, 6) OBP: 0.255, SLG: 0.277										0	0	0	0	0	0	0											
Whitely Ford, L (1, 1) OBP: 0.236, SLG: 0.206		0-0 F6			0-3 K			0-0 L6		2	0	0	0	0	1	1											
Elston Howard, R (8, PH) OBP: 0.270, SLG: 0.361										1	0	0	0	0	0	0											
Pete Mikkelsen, R (9, 1) OBP: 0.111, SLG: 0.111										0	0	0	0	0	0	0											
Inning Stats	R: 0 E: 0 K: 0 S: 5	H: 2 LOB: 2 BB: 0 P: 5	R: 0 E: 0 K: 0 S: 3	H: 0 LOB: 1 BB: 1 P: 7	R: 1 E: 0 K: 0 S: 4	H: 1 LOB: 0 BB: 0 P: 4	R: 0 E: 0 K: 1 S: 5	H: 0 LOB: 1 BB: 1 P: 9	R: 0 E: 0 K: 1 S: 5	H: 0 LOB: 0 BB: 0 P: 5	R: 0 E: 0 K: 0 S: 3	H: 0 LOB: 0 BB: 0 P: 3	R: 0 E: 0 K: 2 S: 7	H: 0 LOB: 0 BB: 0 P: 7	R: 0 E: 0 K: 0 S: 3	H: 0 LOB: 0 BB: 0 P: 3	R: 0 E: 0 K: 1 S: 5	H: 0 LOB: 0 BB: 0 P: 5	1B: 2 2B: 0 3B: 0 HR: 1	SF: 0 SAC: 0 DP: 0 HBP: 0	WP: 0 PB: 0 SB: 0 CS: 0	PA: 32					
PITCHER	IP	WLS	BF	H	R	ER	SO	BB	IBB	HBP	BLK	WP	HR	S	P	ERA	WHIP	PITCHER									
Mitt Pappas, R (1, 1) ERA: 2.47	5.0	W	20	3	1	1	2	2	0	0	0	0	1	22	30	1.80	1.000										
Dick Hall, R (6, 1) ERA: 2.96	4.0	S	12	0	0	0	3	0	0	0	0	0	0	18	18	0.00	0.000										

Batter	1	2	3	4	5	6	7	8	9	AB	R	H	RBI	BB	SO	LOB	TOP								
Luis Aparicio, R (1, 6) OBP: 0.289, SLG: 0.359	5-3		1B		F9		4-3		L7	5	0	1	0	0	0	1									
Russ Snyder, L (1, 7) OBP: 0.314, SLG: 0.312	6-3		F7		4-3				1-3	4	0	0	0	0	0	1									
Boog Powell, L (1, 3) OBP: 0.332, SLG: 0.372	5-3			F7		HR		K		4	1	1	0	0	1	0									
Brooks Robinson, R (1, 5) OBP: 0.360, SLG: 0.451		4-3	1B	F8		L7		1B		4	0	2	0	0	0	1									
Curt Blefary, L (1, 9) OBP: 0.373, SLG: 0.476		K		F7		HR		4-3		4	1	1	2	0	1	2									
Jerry Adair, R (1, 4) OBP: 0.293, SLG: 0.325	4-3				1B	HR	K		SH3-4	3	2	1	0	0	1	1									
Paul Blair, R (1, 8) OBP: 0.299, SLG: 0.321		K			HR		F8		SH3-4	3	1	1	0	0	1	1									
Andy Etchebarren, R (1, 2) OBP: 0.333, SLG: 1.333			K				1-3		L7	3	1	1	3	0	1	0									
Dick Brown, R (7, 2) OBP: 0.308, SLG: 0.389					HR					1	0	0	0	0	0	1									
Frank Bertaina, L (1, 1) OBP: 0.208, SLG: 0.304					F3					0	0	0	0	0	0	0									
Jim Palmer, R (7, PH) OBP: 0.367, SLG: 0.417							F5			2	0	0	0	0	1	0									
Stu Miller, R (7, 1) OBP: 0.133, SLG: 0.143								2B		1	0	1	1	0	0	0									
Inning Stats	R: 0 E: 0 K: 0 S: 3	H: 0 LOB: 0 BB: 0 P: 3	R: 0 E: 0 K: 2 S: 8	H: 1 LOB: 1 BB: 0 P: 8	R: 0 E: 0 K: 2 S: 8	H: 1 LOB: 1 BB: 0 P: 8	R: 0 E: 0 K: 0 S: 3	H: 0 LOB: 0 BB: 0 P: 3	R: 3 E: 0 K: 0 S: 6	H: 3 LOB: 0 BB: 0 P: 6	R: 2 E: 0 K: 1 S: 7	H: 2 LOB: 0 BB: 0 P: 7	R: 0 E: 0 K: 0 S: 3	H: 0 LOB: 1 BB: 0 P: 3	R: 0 E: 0 K: 1 S: 6	H: 1 LOB: 1 BB: 0 P: 6	R: 1 E: 0 K: 0 S: 4	H: 1 LOB: 0 BB: 0 P: 5	1B: 5 2B: 2 3B: 0 HR: 2	SF: 0 SAC: 1 DP: 0 HBP: 1	WP: 0 PB: 0 SB: 1 CS: 0	PA: 37			
PITCHER	IP	WLS	BF	H	R	ER	SO	BB	IBB	HBP	BLK	WP	HR	S	P	ERA	WHIP								
Bill Stafford, R (1, 1) ERA: 3.26	7.0	L	28	7	5	5	5	0	0	0	0	0	2	38	38	6.43	1.000								
Hal Reniff, R (8, 1) ERA: 3.97	2.0		9	2	1	1	1	0	0	1	0	0	0	10	11	4.50	1.000								

Baltimore Orioles @ New York Yankees
 Yankee Stadium, Bronx, NY
 Mon Sep 06 1965, 3:38 AM EDT
 Att: 23,601 - Unknown - 76 F

AB 35
 R 6
 H 9
 RBI 6
 BB 0
 SO 6
 LOB 8



Batter	1	2	3	4	5	6	7	8	9	AB	R	H	RBI	BB	SO	LOB	BOTTOM								
Horace Clarke, S (1, 4) OBP: 0.342, SLG: 0.303	BB	1B		4-3					4-3	4	1	2	0	1	0	0									
Tom Tresh, S (1, 8) OBP: 0.346, SLG: 0.484	BB	1B	K		G6-3	1B	K		4-3	5	1	2	0	0	2	3									
Mickey Mantle, S (1, 7) OBP: 0.388, SLG: 0.474	F5	K			G6-3	1B	B2-3			4	0	0	0	0	1	6									
Elston Howard, R (1, 2) OBP: 0.272, SLG: 0.360	1B	BB	K		1-3				1B	3	0	1	0	1	1	0									
Clete Boyer, R (1, 5) OBP: 0.314, SLG: 0.431	SF8		K		4-3				K	3	0	0	1	0	2	1									
Hector Lopez, R (1, 9) OBP: 0.318, SLG: 0.384	1B				FC5-4	1B			1B	4	0	4	1	0	0	0									
Joe Pepitone, L (1, 3) OBP: 0.306, SLG: 0.406	F3		4-3		K				F9	4	0	0	0	0	1	6									
Phil Linz, R (1, 6) OBP: 0.279, SLG: 0.279					K				5-3	3	0	1	0	0	1	1									
Bobby Richardson, R (8, PH) OBP: 0.295, SLG: 0.337										1	0	0	0	0	0	2									
Tony Kubek, L (9, 6) OBP: 0.255, SLG: 0.277		SH3-4	1B		K		FC5-4			0	0	0	0	0	0	0									
Bill Stafford, R (1, 1) ERA: 18.0		SH3-4			K					1	0	0	0	0	1	0									
Ray Barker, L (7, PH) ERA: 3.35										1	0	0	0	0	0	0									
Hal Reniff, R (8, 1) ERA: 3.97										0	0	0	0	0	0	0									
Art Lopez, L (8, PH) ERA: 2.08		1-2								1	0	0	0	0	0	0									
Inning Stats	R: 2 E: 0 K: 0 S: 5	H: 2 LOB: 2 BB: 2 P: 13	R: 0 E: 0 K: 2 S: 9	H: 2 LOB: 0 BB: 0 P: 9	R: 0 E: 0 K: 2 S: 8	H: 1 LOB: 1 BB: 0 P: 8	R: 0 E: 0 K: 2 S: 7	H: 0 LOB: 0 BB: 0 P: 7	R: 0 E: 0 K: 1 S: 6	H: 1 LOB: 1 BB: 0 P: 6	R: 0 E: 0 K: 1 S: 6	H: 1 LOB: 1 BB: 0 P: 6	R: 0 E: 0 K: 1 S: 7	H: 2 LOB: 2 BB: 0 P: 7	R: 0 E: 0 K: 0 S: 3	H: 0 LOB: 0 BB: 0 P: 3	1B: 10 2B: 0 3B: 0 HR: 0	SF: 1 SAC: 1 DP: 1 HBP: 0	WP: 0 PB: 0 SB: 0 CS: 0	PA: 38					
PITCHER	IP	WLS	BF	H	R	ER	SO	BB	IBB	HBP	BLK	WP	HR	S	P	ERA	WHIP								
Frank Bertaina, L (1, 1) ERA: 18.0	1.0		18	4	0	0	7	0	0	0	0	0	0	32	32	0.00	0.800								
Jim Palmer, R (2, 1) ERA: 3.35	5.0	W	18	4	0	0	7	0	0	0	0	0	0	32	32	0.00	0.800								
Stu Miller, R (7, 1) ERA: 2.08	3.0	S	12	3	0	0	2	0	0	0	0	0	0	16	16	0.00	1.000								

Baltimore Orioles @ New York Yankees
 Yankee Stadium, Bronx, NY
 Mon Sep 06 1965, 3:38 AM EDT
 Att: 23,601 - Unknown - 76 F

AB 34
 R 2
 H 10
 RBI 2
 BB 2
 SO 9
 LOB 19



Batter	1	2	3	4	5	6	7	8	9	AB	R	H	RBI	BB	SO	LOB	TOP			
Luis Aparicio, R (1.6) OBP: 0.290, SLG: 0.358										6	1	2	2	0	1	1	<p>Baltimore Orioles @ New York Yankees Yankee Stadium, Bronx, NY Tue Sep 07 1965, 3:38 AM EDT Att. 9,244 - Unknown - 80 F</p> <p>livebaseballscores.com</p>			
Russ Snyder, L (1.7) OBP: 0.314, SLG: 0.313										6	1	2	1	0	2	1				
Boog Powell, L (1.3) OBP: 0.332, SLG: 0.377										5	1	1	2	1	0	3				
Brooks Robinson, R (1.5) OBP: 0.360, SLG: 0.450										5	1	2	0	1	1	1				
Curt Blefary, L (1.9) OBP: 0.379, SLG: 0.478										4	2	2	0	1	1	1				
Charlie Lau, L (1.2) OBP: 0.364, SLG: 0.419										4	0	2	3	1	0	3				
Jerry Adair, R (1.4) OBP: 0.292, SLG: 0.329										5	1	1	0	0	0	4				
Paul Blair, R (1.8) OBP: 0.309, SLG: 0.339										4	2	3	0	1	0	1				
Wally Bunker, R (1.1) OBP: 0.224, SLG: 0.095										4	0	0	0	0	1	6				
Sam Bowers, R (9, PH) OBP: 0.206, SLG: 0.282										1	0	1	1	0	0	0				
Dick Hall, R (9, 1) OBP: 0.467, SLG: 0.538										0	0	0	0	0	0	0				
Inning Stats	R: 0 E: 0 K: 1 S: 6	H: 1 LOB: 3 BB: 2 P: 14	R: 1 E: 0 K: 0 S: 6	H: 3 LOB: 2 BB: 0 P: 6	R: 1 E: 0 K: 0 S: 5	H: 2 LOB: 2 BB: 1 P: 9	R: 4 E: 0 K: 1 S: 11	H: 6 LOB: 2 BB: 0 P: 11	R: 0 E: 0 K: 0 S: 3	H: 0 LOB: 0 BB: 0 P: 3	R: 1 E: 0 K: 1 S: 7	H: 2 LOB: 1 BB: 0 P: 7	R: 0 E: 0 K: 1 S: 5	H: 0 LOB: 2 BB: 0 P: 13	R: 2 E: 0 K: 1 S: 8	H: 2 LOB: 1 BB: 0 P: 8	1B: 7 2B: 8 3B: 0 HR: 1	SF: 0 SAC: 0 DP: 0 HBP: 0	WP: 0 PB: 0 SB: 2 CS: 0	PA: 49
PITCHER	IP WLS BF H R ER SO BB IBB HBP BLK WP HR S P ERA WHIP	3.1 L 22 9 5 5 1 2 2 1 0 0 0 0 1 21 33 13.50 3.300	2.2 11 3 1 1 2 0 0 0 0 0 0 0 15 15 3.38 1.125	1.0 5 2 1 1 1 0 0 0 0 0 0 0 7 7 9.00 2.000	2.0 11 2 2 1 2 2 0 0 0 0 0 0 13 21 4.50 2.000															

Batter	1	2	3	4	5	6	7	8	9	AB	R	H	RBI	BB	SO	LOB	BOTTOM			
Roy White, S (1.4) OBP: 0.500, SLG: 0.667										5	1	2	0	0	1	2	<p>Baltimore Orioles @ New York Yankees Yankee Stadium, Bronx, NY Tue Sep 07 1965, 3:38 AM EDT Att. 9,244 - Unknown - 80 F</p> <p>livebaseballscores.com</p>			
Ray Barker, L (1.3) OBP: 0.306, SLG: 0.346										4	0	1	1	1	1	1				
Joe Pepitone, L (1.9) OBP: 0.307, SLG: 0.404										5	0	1	0	0	1	4				
Tom Tresh, S (1.7) OBP: 0.344, SLG: 0.479										4	1	1	1	0	0	1				
Clete Boyer, R (1.5) OBP: 0.313, SLG: 0.428										4	0	1	0	0	0	2				
Roger Repoz, L (1.8) OBP: 0.296, SLG: 0.480										4	1	1	2	0	1	1				
Jake Gibbs, L (1.2) OBP: 0.286, SLG: 0.385										4	1	2	0	0	0	1				
Phil Linz, R (1.6) OBP: 0.279, SLG: 0.276										1	0	0	0	0	0	0				
Horace Clarke, S (6, PH) OBP: 0.342, SLG: 0.304										3	1	1	0	0	0	1				
Jack Cullen, R (1.1) OBP: 0.159, SLG: 0.150										1	0	0	0	0	0	0				
Art Lopez, L (6, PH) OBP: 0.163, SLG: 0.146										0	0	0	0	0	0	0				
Mike Jurewicz, S (7, 1) OBP: 0.271, SLG: 0.336										0	0	0	0	0	0	0				
Eliot Howard, R (7, PH) OBP: 0.271, SLG: 0.336										0	0	0	0	0	0	0				
Archie Moore, L (8, PH) OBP: 0.206, SLG: 1.000										1	0	1	1	0	0	0				
Ross Moschitto, R (9, PH) OBP: 0.165, SLG: 0.206										0	0	0	0	0	0	0				
Inning Stats	R: 0 E: 0 K: 0 S: 3	H: 0 LOB: 0 BB: 0 P: 3	R: 0 E: 0 K: 0 S: 3	H: 0 LOB: 0 BB: 0 P: 3	R: 0 E: 0 K: 2 S: 7	H: 0 LOB: 0 BB: 0 P: 7	R: 0 E: 0 K: 0 S: 4	H: 1 LOB: 1 BB: 0 P: 4	R: 0 E: 0 K: 0 S: 4	H: 0 LOB: 2 BB: 1 P: 8	R: 2 E: 0 K: 0 S: 6	H: 3 LOB: 1 BB: 0 P: 6	R: 1 E: 0 K: 0 S: 5	H: 2 LOB: 1 BB: 0 P: 5	R: 2 E: 0 K: 2 S: 11	H: 4 LOB: 2 BB: 0 P: 11	1B: 9 2B: 1 3B: 0 HR: 1	SF: 0 SAC: 0 DP: 0 HBP: 0	WP: 0 PB: 0 SB: 0 CS: 0	PA: 39
PITCHER	IP WLS BF H R ER SO BB IBB HBP BLK WP HR S P ERA WHIP	8.0 W 32 3 3 3 2 1 0 0 0 0 0 1 35 39 3.38 1.000	1.0 S 7 4 2 2 2 0 0 0 0 0 0 0 11 11 18.00 4.000																	

Batter	1	2	3	4	5	6	7	8	9	AB	R	H	RBI	BB	SO	LOB	TOP					
Don Blasingame, L (1,4) OBP: 0.279, SLG: 0.295	G1	F8		FC6-4 BB		G4-6-3 1B		1B		4	0	2	0	1	0	3	Washington Senators @ New York Yankees Yankee Stadium, Bronx, NY Wed Sep 08 1965, 7:05 PM EDT Att. 7,156 - Overcast - 78 F					
Ken Hamlin, R (1,6) OBP: 0.332, SLG: 0.362	1B		F9	FC6-4		G4-6-3 1B		L7		5	0	1	0	0	0	6						
Willie Kirkland, L (1,9) Woodie Held, R (6,PH) Ron Kline, R (8,1)	F7		K					K		4	1	2	2	0	1	1						
Frank Howard, R (1,7) OBP: 0.354, SLG: 0.486	F9		2B	1B		HR		5-3		1	0	0	0	0	0	0						
Dick Nen, L (1,3) OBP: 0.322, SLG: 0.386		E3 1B		2B		F8		K		5	0	1	1	0	1	0						
Ken McMullen, R (1,5) OBP: 0.330, SLG: 0.425		1B	6-3					K		5	1	3	1	0	1	1						
Mike Brumley, L (1,2) Don Zimmer, R (9,PH)		1B			4-3	F8		5-3		3	0	0	0	1	0	1						
Don Lock, R (1,8) OBP: 0.319, SLG: 0.385		K						6-3		4	1	2	1	0	1	3						
Jim Duckworth, R (1,1) Joe Cunningham, L (6,PH) Mike McCormick, L (6,1) Jim King, L (8,PH)		K			F4			1B		2	0	0	0	0	1	4						
Inning Stats	R: 0 E: 0 K: 0 S: 4	H: 1 LOB: 1 BB: 0 P: 4	R: 0 E: 1 K: 2 S: 9	H: 1 LOB: 3 BB: 1 P: 13	R: 1 E: 0 K: 1 S: 7	H: 2 LOB: 1 BB: 0 P: 7	R: 0 E: 0 K: 0 S: 4	H: 1 LOB: 2 BB: 1 P: 8	R: 1 E: 0 K: 1 S: 7	H: 2 LOB: 1 BB: 0 P: 7	R: 2 E: 0 K: 0 S: 5	H: 3 LOB: 1 BB: 1 P: 9	R: 0 E: 0 K: 2 S: 7	H: 0 LOB: 0 BB: 0 P: 7	R: 0 E: 0 K: 1 S: 6	H: 1 LOB: 2 BB: 1 P: 10		R: 1 E: 0 K: 0 S: 6	H: 1 LOB: 0 BB: 0 P: 6	1B: 7 2B: 2 3B: 0 HR: 3	SF: 0 SAC: 0 DP: 1 HBP: 0	WP: 0 PB: 0 CS: 0
PITCHER	IP	WLS	BF	H	R	ER	SO	BB	IBB	HBP	BLK	WP	HR	S	P	ERA	WHIP					
Jim Bouton, R (1,1) ERA: 5.09	5.0		27	8	4	4	4	3	0	0	0	0	2	32	44	7.20	2.200					
Pete Mikkelsen, R (6,1) ERA: 3.3	2.2		11	3	0	0	2	1	0	0	0	0	0	14	18	0.00	1.500					
Steve Hamilton, L (8,1) ERA: 1.44	1.1	W	5	1	1	1	2	0	0	0	0	0	1	9	9	6.75	0.750					

Batter	1	2	3	4	5	6	7	8	9	AB	R	H	RBI	BB	SO	LOB	BOTTOM					
Bobby Richardson, R (1,4) OBP: 0.296, SLG: 0.337	5-3		F7		IHR 1B		4-3		SH3-4	4	1	1	0	0	0	0	Washington Senators @ New York Yankees Yankee Stadium, Bronx, NY Wed Sep 08 1965, 7:05 PM EDT Att. 7,156 - Overcast - 78 F					
Bobby Murcer, L (1,6)	K		4-3		F3		BB		F7	4	0	0	0	1	1	2						
Tom Tresh, S (1,7) OBP: 0.346, SLG: 0.479	1B				K		L7		1B IBB	4	0	2	0	1	1	2						
Elston Howard, R (1,2) OBP: 0.275, SLG: 0.357	F9		F4		IHR BB		F7		1B	4	1	1	1	1	0	3						
Joe Peipitone, L (1,3) Ray Barker, L (3,3)	K				F5		IHR		SH3 2B	1	0	0	0	0	1	0						
Clete Boyer, R (1,5) OBP: 0.313, SLG: 0.430	WP HR 2B				5-3		6-3		SH3	3	1	1	0	0	0	0						
Roger Repoz, L (1,8) OBP: 0.295, SLG: 0.472			F6		PB BB		4-3		F9	3	0	0	0	1	0	2						
Archie Moore, L (1,9) Art Lopez, L (7,9)							4-3		F7	2	1	1	2	1	0	0						
Jim Bouton, R (1,1) Pete Mikkelsen, R (6,1) Steve Hamilton, L (8,1) Roy White, S (9,PH)			HR				4-3			1	0	0	0	0	0	0						
Inning Stats	R: 0 E: 0 K: 1 S: 6	H: 1 LOB: 1 BB: 0 P: 6	R: 2 E: 0 K: 2 S: 9	H: 2 LOB: 0 BB: 0 P: 9	R: 0 E: 0 K: 0 S: 4	H: 1 LOB: 1 BB: 0 P: 4	R: 0 E: 0 K: 1 S: 5	H: 0 LOB: 2 BB: 2 P: 13	R: 3 E: 0 K: 1 S: 7	H: 2 LOB: 0 BB: 1 P: 11	R: 0 E: 0 K: 1 S: 5	H: 0 LOB: 0 BB: 0 P: 5	R: 0 E: 0 K: 0 S: 3	H: 0 LOB: 1 BB: 1 P: 7	R: 0 E: 0 K: 0 S: 4	H: 1 LOB: 1 BB: 0 P: 4		R: 1 E: 0 K: 0 S: 4	H: 2 LOB: 2 BB: 1 P: 8	1B: 5 2B: 2 3B: 0 HR: 2	SF: 0 SAC: 2 DP: 0 HBP: 0	WP: 1 PB: 1 CS: 0
PITCHER	IP	WLS	BF	H	R	ER	SO	BB	IBB	HBP	BLK	WP	HR	S	P	ERA	WHIP					
Jim Duckworth, R (1,1) ERA: 4.63	5.0		24	6	5	5	5	2	1	0	0	0	1	31	43	9.00	1.600					
Mike McCormick, L (6,1) ERA: 3.34	2.0		7	0	0	0	1	1	0	0	0	0	0	8	12	0.00	0.500					
Ron Kline, R (8,1) ERA: 2.29	1.2	L	9	3	1	1	0	0	1	0	0	0	0	8	12	5.40	1.800					

Batter	1	2	3	4	5	6	7	8	9	AB	R	H	RBI	BB	SO	LOB	TOP										
Bobby Richardson, R OBP: 0.294, SLG: 0.334 (1, 4)										4	0	0	0	0	0	3	New York Yankees @ Chicago White Sox Comiskey Park, Chicago, IL Fri Sep 10 1965, 8:05 PM EDT Att: 20,954 - Unknown - 64 F livebaseballscorecards.com										
Tom Tresh, S OBP: 0.347, SLG: 0.484 (1, 8) (7, 7)										3	1	1	1	1	1	0											
Mickey Mantle, S OBP: 0.386, SLG: 0.466 Roger Repoz, L OBP: 0.295, SLG: 0.472 (1, 7) (7, 8)										3	0	0	0	1	0	1											
Elston Howard, R OBP: 0.275, SLG: 0.354 (1, 2)										3	0	0	0	1	1	1											
Clete Boyer, R OBP: 0.312, SLG: 0.428 (1, 5)										4	1	1	0	0	1	1											
Hector Lopez, R OBP: 0.319, SLG: 0.380 Ray Barker, L OBP: 0.311, SLG: 0.372 (1, 9) (8, 3)										3	0	0	0	1	2	0											
Joe Pepitone, L OBP: 0.304, SLG: 0.400 (1, 3) (8, 9)										4	0	0	0	0	2												
Phil Linz, R OBP: 0.281, SLG: 0.279 (1, 6)										4	1	2	1	0	1	0											
Mel Stottlemyre, R OBP: 0.136, SLG: 0.250 (1, 1)										4	0	1	1	0	1	2											
Inning Stats	R: 0 E: 0 K: 1 S: 5	H: 0 LOB: 1 BB: 1 P: 9	R: 1 E: 0 K: 1 S: 7	H: 2 LOB: 2 BB: 1 P: 11	R: 0 E: 0 K: 1 S: 5	H: 0 LOB: 1 BB: 1 P: 9	R: 1 E: 0 K: 0 S: 4	H: 2 LOB: 0 BB: 0 P: 5	R: 1 E: 0 K: 0 S: 4	H: 1 LOB: 0 BB: 0 P: 4	R: 0 E: 0 K: 2 S: 7	H: 0 LOB: 0 BB: 0 P: 7	R: 0 E: 0 K: 0 S: 3	H: 0 LOB: 1 BB: 1 P: 7	R: 0 E: 0 K: 2 S: 7	H: 0 LOB: 0 BB: 0 P: 3		1B: 3 2B: 1 3B: 0 HR: 1	SF: 0 SAC: 0 DP: 0 HBP: 0	WP: 1 PB: 0 CS: 0	PA: 36						
PITCHER	IP	WLS	BF	H	R	ER	SO	BB	IBB	HBP	BLK	WP	HR	S	P	ERA	WHIP										
Gary Peters, L ERA: 3.74 Hoyt Wilhelm, R ERA: 1.92 (1, 1) (8, 1)	7.0	L	30	5	3	3	5	4	0	0	0	1	1	36	52	3.86	1.286										

Batter	1	2	3	4	5	6	7	8	9	AB	R	H	RBI	BB	SO	LOB	BOTTOM										
Don Buford, S OBP: 0.353, SLG: 0.383 (1, 4)										4	0	0	0	0	0	3	New York Yankees @ Chicago White Sox Comiskey Park, Chicago, IL Fri Sep 10 1965, 8:05 PM EDT Att: 20,954 - Unknown - 64 F livebaseballscorecards.com										
Floyd Robinson, L OBP: 0.347, SLG: 0.386 (1, 9)										3	0	1	0	1	1	0											
John Romano, R OBP: 0.366, SLG: 0.450 (1, 2)										3	0	1	0	1	0	2											
Pete Ward, L OBP: 0.328, SLG: 0.370 (1, 5)										4	0	1	0	0	0	2											
Bill Skowron, R OBP: 0.328, SLG: 0.439 (1, 3)										4	0	1	0	0	0	3											
Tom McCraw, L OBP: 0.305, SLG: 0.295 (1, 7)										4	0	1	0	0	0	1											
Ron Hansen, R OBP: 0.303, SLG: 0.353 (1, 6)										4	1	1	0	0	0	2											
Ken Berry, R OBP: 0.271, SLG: 0.355 (1, 8)										3	0	1	1	1	1	0											
Gary Peters, L OBP: 0.208, SLG: 0.243 Smoky Burgess, L OBP: 0.363, SLG: 0.444 Hoyt Wilhelm, R (1, 1) (7, PH) (8, 1)										2	0	0	0	0	1	1											
Inning Stats	R: 0 E: 0 K: 0 S: 3	H: 0 LOB: 1 BB: 1 P: 7	R: 1 E: 0 K: 1 S: 7	H: 2 LOB: 1 BB: 0 P: 7	R: 0 E: 0 K: 0 S: 3	H: 1 LOB: 0 BB: 0 P: 3	R: 0 E: 0 K: 1 S: 4	H: 1 LOB: 1 BB: 0 P: 4	R: 0 E: 0 K: 1 S: 5	H: 0 LOB: 0 BB: 0 P: 5	R: 0 E: 0 K: 1 S: 6	H: 1 LOB: 1 BB: 0 P: 6	R: 0 E: 0 K: 0 S: 4	H: 2 LOB: 2 BB: 1 P: 8	R: 0 E: 0 K: 0 S: 3	H: 1 LOB: 1 BB: 1 P: 7		R: 0 E: 0 K: 0 S: 3	H: 0 LOB: 0 BB: 0 P: 3	1B: 5 2B: 3 3B: 0 HR: 0	SF: 0 SAC: 0 DP: 2 HBP: 0	WP: 0 PB: 0 CS: 1	PA: 35				
PITCHER	IP	WLS	BF	H	R	ER	SO	BB	IBB	HBP	BLK	WP	HR	S	P	ERA	WHIP										
Mel Stottlemyre, R ERA: 2.66 (1, 1)	9.0	W	35	8	1	1	3	3	0	0	0	0	0	38	50	1.00	1.222										

Batter	1	2	3	4	5	6	7	8	9	AB	R	H	RBI	BB	SO	LOB	TOP			
Bobby Richardson, R OBP: 0.294, SLG: 0.334 (1, 4)										4	1	1	0	0	0	1	New York Yankees @ Chicago White Sox Comiskey Park, Chicago, IL Sat Sep 11 1965, 8:05 PM EDT Att: 18,906 - Cloudy - 58 F			
Tom Tresh, S OBP: 0.348, SLG: 0.483 (1, 7)										3	1	1	0	1	0	0				
Joe Pepitone, L OBP: 0.307, SLG: 0.402 (1, 3) (9, 9)										4	0	3	2	0	0	0				
Elston Howard, R OBP: 0.277, SLG: 0.353 (1, 2)										3	0	1	1	1	1	3				
Roger Repoz, L OBP: 0.294, SLG: 0.464 (1, 8)										3	0	0	0	1	1	4				
Clete Boyer, R OBP: 0.310, SLG: 0.425 (1, 5)										4	0	0	0	0	2	4				
Archie Moore, L OBP: 0.429, SLG: 0.833 (1, 9)										3	0	0	0	0	1	0		AB 33 R 3 H 8 RBI 3 BB 3 SO 7 LOB 13		
Ross Moschitto, R OBP: 0.185, SLG: 0.308 (7, 9)										0	0	0	0	0	0	0				
Mickey Mantle, S OBP: 0.385, SLG: 0.464 (9, PH)										1	0	0	0	0	0	0				
Ray Barker, L OBP: 0.311, SLG: 0.372 (9, 3)										0	0	0	0	0	0	0				
Phil Linz, R OBP: 0.281, SLG: 0.279 (1, 6)										4	0	1	0	0	1	0				
Whitey Ford, L OBP: 0.237, SLG: 0.208 (1, 1)										4	1	1	0	0	1	1				
Pedro Ramos, S OBP: 0.091, SLG: 0.091 (9, 1)										0	0	0	0	0	0	0				
Inning Stats	R: 1 E: 0 K: 1 S: 7	H: 3 LOB: 1 BB: 0 P: 7	R: 0 E: 0 K: 0 S: 3	H: 0 LOB: 0 BB: 0 P: 3	R: 2 E: 0 K: 0 S: 5	H: 2 LOB: 1 BB: 1 P: 9	R: 0 E: 0 K: 2 S: 8	H: 1 LOB: 1 BB: 0 P: 8	R: 0 E: 0 K: 1 S: 6	H: 0 LOB: 0 BB: 0 P: 5	R: 0 E: 0 K: 0 S: 3	H: 0 LOB: 0 BB: 0 P: 3	R: 0 E: 0 K: 1 S: 5	H: 1 LOB: 0 BB: 0 P: 5	R: 0 E: 0 K: 1 S: 5	H: 0 LOB: 0 BB: 0 P: 5	1B: 8 2B: 0 3B: 0 HR: 0	SF: 0 SAC: 0 DP: 2 HBP: 0	WP: 0 PB: 1 CS: 0	PA: 36
PITCHER	IP WLS BF H R ER SO BB IBB HBP BLK WP HR S P ERA WHIP																			
Bruce Howard, R ERA: 3.74 (1, 1)	5.0 L 24 7 3 3 4 3 0 0 0 0 0 0 29 41 5.40 2.000																			
Frank Lary, R ERA: 3.53 (6, 1)	2.0 6 0 0 0 1 0 0 0 0 0 0 0 8 8 0.00 0.000																			
Eddie Fisher, R ERA: 2.1 (8, 1)	2.0 6 1 0 0 2 0 0 0 0 0 0 0 10 10 0.00 0.500																			



Batter	1	2	3	4	5	6	7	8	9	AB	R	H	RBI	BB	SO	LOB	BOTTOM					
Don Buford, S OBP: 0.397, SLG: 0.386 (1, 4)										4	0	3	0	1	1	1	New York Yankees @ Chicago White Sox Comiskey Park, Chicago, IL Sat Sep 11 1965, 8:05 PM EDT Att: 18,906 - Cloudy - 58 F					
Floyd Robinson, L OBP: 0.347, SLG: 0.388 (1, 9)										5	0	2	0	0	0	5						
Danny Cater, R OBP: 0.308, SLG: 0.400 (1, 7)										4	0	1	0	0	1	3						
John Romano, R OBP: 0.365, SLG: 0.447 (1, 2)										4	0	1	0	0	0	4						
Bill Skowron, R OBP: 0.325, SLG: 0.436 (1, 3)										4	0	0	0	0	0	2						
Pete Ward, L OBP: 0.327, SLG: 0.369 (1, 5)										4	1	1	0	0	2	1						
Ron Hansen, R OBP: 0.305, SLG: 0.356 (1, 6)										4	0	2	0	0	0	0						
Ken Berry, R OBP: 0.270, SLG: 0.352 (1, 8)										3	0	0	0	0	1	1						
Smoky Burgess, L OBP: 0.355, SLG: 0.438 (9, PH)										1	0	0	0	0	0	2						
Bruce Howard, S OBP: 0.214, SLG: 0.211 (5, PH)										1	0	0	0	0	1	0						
Jim Hickox, R OBP: 0.297, SLG: 0.333 (6, 1)										1	0	1	0	0	0	0						
Frank Lary, L OBP: 0.226, SLG: 0.298 (7, PH)										0	0	0	0	0	0	0						
Gene Fressano, R OBP: 0.266, SLG: 0.358 (9, 1)										1	0	1	0	0	0	0						
Eddie Fisher, R OBP: 0.172, SLG: 0.175 (9, 1)										0	0	0	0	0	0	0						
Tom McCraw, L OBP: 0.304, SLG: 0.294 (9, PH)										1	0	0	1	0	0	1						
Inning Stats	R: 0 E: 0 K: 0 S: 4	H: 2 LOB: 1 BB: 0 P: 4	R: 0 E: 0 K: 0 S: 4	H: 1 LOB: 0 BB: 0 P: 4	R: 0 E: 0 K: 1 S: 7	H: 2 LOB: 2 BB: 0 P: 7	R: 0 E: 0 K: 1 S: 5	H: 0 LOB: 0 BB: 0 P: 5	R: 0 E: 0 K: 1 S: 6	H: 1 LOB: 1 BB: 0 P: 6	R: 0 E: 0 K: 1 S: 6	H: 1 LOB: 0 BB: 0 P: 6	R: 0 E: 0 K: 1 S: 7	H: 2 LOB: 2 BB: 0 P: 7	R: 0 E: 0 K: 1 S: 5	H: 1 LOB: 0 BB: 0 P: 5	R: 1 E: 1 K: 0 S: 5	H: 2 LOB: 2 BB: 1 P: 9	1B: 10 2B: 2 3B: 0 HR: 0	SF: 0 SAC: 0 DP: 1 HBP: 0	WP: 0 PB: 0 CS: 0	PA: 38
PITCHER	IP WLS BF H R ER SO BB IBB HBP BLK WP HR S P ERA WHIP																					
Whitey Ford, L ERA: 3.14 (1, 1)	8.0 W 34 12 1 0 6 0 0 0 0 0 0 0 46 46 0.00 1.500																					
Pedro Ramos, R ERA: 3.09 (9, 1)	1.0 S 4 0 0 0 0 1 0 0 0 0 0 0 3 7 0.00 1.000																					



Batter	1	2	3	4	5	6	7	8	9	AB	R	H	RBI	BB	SO	LOB	TOP				
Horace Clarke, S OBP: 0.329, SLG: 0.292 Bobby Richardson, R OBP: 0.260, SLG: 0.333 (8, PH)	6-3		E4 FC4-6			1-3		F8		3	0	0	0	0	0	1					
Roy White, S OBP: 0.364, SLG: 0.455 (1, 9)	6-3		FC4-6			6-3			F8	4	0	0	0	0	0	2					
Mickey Mantle, S OBP: 0.381, SLG: 0.459 (1, 7)	6-3			K					K	4	0	0	0	0	2	0					
Tom Tresh, S OBP: 0.349, SLG: 0.489 (1, 8)		F8		F9					HR	4	1	2	1	0	0	0					
Elston Howard, R OBP: 0.277, SLG: 0.350 (1, 2)		G6-4-3 BB		F6					6-3	3	0	0	0	1	1	1					
Clete Boyer, R OBP: 0.306, SLG: 0.422 (1, 5)		G6-4-3							F8	3	0	0	0	0	1	1					
Joe Pepitone, L OBP: 0.307, SLG: 0.402 (1, 3)			4-3			K			SH1-4 1B	3	0	1	0	0	1	0					
Phil Linz, R OBP: 0.279, SLG: 0.277 (1, 6)			F4			F6			SH1-4	2	0	0	0	0	0	0					
Al Downing, R OBP: 0.147, SLG: 0.181 Pete Mikkelsen, R OBP: 0.100, SLG: 0.100 (8, 1)			E6			K			6-3	3	0	0	0	0	1	1					
										0	0	0	0	0	0	0					
Inning Stats	R: 0 E: 0 K: 0 S: 3	H: 0 LOB: 0 BB: 0 P: 3	R: 0 E: 0 K: 0 S: 2	H: 0 LOB: 0 BB: 1 P: 6	R: 0 E: 2 K: 0 S: 5	H: 0 LOB: 2 BB: 0 P: 5	R: 0 E: 0 K: 1 S: 5	H: 0 LOB: 0 BB: 0 P: 7	R: 0 E: 0 K: 2 S: 7	H: 0 LOB: 0 BB: 0 P: 5	R: 1 E: 0 K: 0 S: 4	H: 1 LOB: 0 BB: 0 P: 4	R: 0 E: 0 K: 0 S: 4	H: 1 LOB: 1 BB: 0 P: 4	R: 0 E: 0 K: 2 S: 8	H: 1 LOB: 1 BB: 0 P: 8	1B: 2 2B: 0 3B: 0 HR: 1	SF: 0 SAC: 1 DP: 1 HBP: 0	WP: 0 PB: 1 CS: 0	PA: 32	
PITCHER	IP	WLS	BF	H	R	ER	SO	BB	IBB	HBP	BLK	WP	HR	S	P	ERA	WHIP				
Tommy John, L ERA: 3.33 Hoyt Wilhelm, R ERA: 1.9	(1, 1)	8.0	W	28	2	1	1	4	1	0	0	0	1	35	39	1.12	0.375				
	(9, 1)	1.0	S	4	1	0	0	2	0	0	0	0	0	8	8	0.00	1.000				

New York Yankees @ Chicago White Sox
Comiskey Park, Chicago, IL
Sun Sep 12 1965, 4:33 AM EDT
Att: 18,202 - Unknown - 64 F

AB 30
R 1
H 3
RBI 1
BB 1
SO 6
LOB 7



Batter	1	2	3	4	5	6	7	8	9	AB	R	H	RBI	BB	SO	LOB	BOTTOM				
Danny Cater, R OBP: 0.310, SLG: 0.400 (1, 7)	1B BB		G3 1B			6-3		E6 FC4-6		3	1	1	0	1	0	0					
Don Buford, S OBP: 0.356, SLG: 0.387 (1, 4)	BB 1B		F7			SH5-3 1B		FC4-6 BB 2B		4	1	2	0	0	0	2					
Floyd Robinson, L OBP: 0.349, SLG: 0.388 (1, 9)	BB 1B		G3			SH5-3		BB 2B BB		2	1	1	0	1	0	1					
John Romano, R OBP: 0.363, SLG: 0.443 J.C. Martin, L OBP: 0.325, SLG: 0.336 (9, 2)	K		F3			F9		BB 2B BB		3	1	0	0	1	1	5					
								1-2 2-3 3-H		0	0	0	0	0	0	0					
Bill Skowron, R OBP: 0.327, SLG: 0.437 Tom McCraw, L OBP: 0.304, SLG: 0.294 (8, FR)	G1-6-3 BB		L8			F3		1-1 2-H 3-H		3	0	1	4	1	0	1					
Pete Ward, L OBP: 0.327, SLG: 0.366 (1, 5)	G1-6-3		K			F2		BB		3	0	0	0	1	1	3					
Ron Hansen, R OBP: 0.303, SLG: 0.353 (1, 6)		6-3		K		F6		K		4	0	0	0	0	2	2					
Ken Berry, R OBP: 0.268, SLG: 0.350 (1, 8)		K				F8		K		3	0	0	0	0	2	0					
Tommy John, R OBP: 0.216, SLG: 0.188 Jim Hicks, R OBP: 0.231, SLG: 0.308 Hoyt Wilhelm, R ERA: 3.29 (9, 1)		K				F9		K		2	0	0	0	0	1	0					
										0	0	0	0	0	0	0					
Inning Stats	R: 1 E: 0 K: 1 S: 6	H: 2 LOB: 2 BB: 2 P: 14	R: 0 E: 0 K: 2 S: 7	H: 0 LOB: 0 BB: 0 P: 7	R: 0 E: 0 K: 0 S: 4	H: 1 LOB: 1 BB: 0 P: 4	R: 0 E: 0 K: 2 S: 7	H: 0 LOB: 0 BB: 0 P: 7	R: 0 E: 0 K: 0 S: 3	H: 0 LOB: 0 BB: 0 P: 3	R: 0 E: 0 K: 0 S: 4	H: 1 LOB: 1 BB: 0 P: 4	R: 0 E: 0 K: 1 S: 5	H: 0 LOB: 0 BB: 0 P: 5	R: 3 E: 1 K: 2 S: 9	H: 1 LOB: 2 BB: 3 P: 21	1B: 4 2B: 1 3B: 0 HR: 0	SF: 0 SAC: 1 DP: 1 HBP: 0	WP: 0 PB: 0 CS: 0	PA: 34	
PITCHER	IP	WLS	BF	H	R	ER	SO	BB	IBB	HBP	BLK	WP	HR	S	P	ERA	WHIP				
Al Downing, L ERA: 3.48 Pete Mikkelsen, R ERA: 3.29	(1, 1)	7.2	L	33	5	4	1	7	5	0	0	0	0	42	62	1.17	1.304				
	(8, 1)	0.1		1	0	0	0	1	0	0	0	0	0	3	3	0.00	0.000				

New York Yankees @ Chicago White Sox
Comiskey Park, Chicago, IL
Sun Sep 12 1965, 4:33 AM EDT
Att: 18,202 - Unknown - 64 F

AB 28
R 4
H 5
RBI 4
BB 5
SO 8
LOB 14



Batter	1	2	3	4	5	6	7	8	9	AB	R	H	RBI	BB	SO	LOB	TOP										
Bobby Richardson, R OBP: 0.293, SLG: 0.331 (1, 4)										4	1	0	0	1	0	0	New York Yankees @ Washington Senators D.C. Stadium, Washington, DC Tue Sep 14 1965, 7:05 PM EDT Att: 7,240 - Unknown livebaseballscorecards.com										
Bobby Murcer, L OBP: 0.333, SLG: 0.571 (1, 6)										3	1	1	2	1	0	0											
Roy White, S OBP: 0.400, SLG: 0.429 Ray Barker, L OBP: 0.311, SLG: 0.372 (1, 9) (9, 3)										3	0	1	0	1	1	0											
Tom Tresh, S OBP: 0.349, SLG: 0.486 (1, 7)										3	1	0	0	1	0	2											
Clete Boyer, R OBP: 0.308, SLG: 0.421 (1, 5)										4	0	1	0	0	1	2											
Joe Pepitone, L OBP: 0.309, SLG: 0.402 (1, 3) (9, 9)										3	0	1	0	1	1	2											
Roger Repoz, L OBP: 0.293, SLG: 0.457 (1, 8)										3	0	0	0	1	0	2											
Jake Gibbs, L OBP: 0.283, SLG: 0.364 (1, 2)										3	0	0	0	1	2	2											
Rich Beck, S Steve Hamilton, L OBP: 0.286, SLG: 0.167 Pedro Ramos, S OBP: 0.091, SLG: 0.091 (1, 1) (8, 1) (9, 1)											3	0	0	0	0	2		1									
Inning Stats	R: 0 E: 0 K: 0 S: 3	H: 0 LOB: 2 BB: 2 P: 11	R: 0 E: 0 K: 2 S: 7	H: 0 LOB: 1 BB: 1 P: 11	R: 0 E: 0 K: 1 S: 3	H: 0 LOB: 0 BB: 0 P: 3	R: 0 E: 0 K: 1 S: 5	H: 0 LOB: 2 BB: 2 P: 13	R: 0 E: 0 K: 1 S: 5	H: 0 LOB: 0 BB: 0 P: 5	R: 1 E: 0 K: 1 S: 6	H: 1 LOB: 0 BB: 1 P: 10	R: 2 E: 0 K: 1 S: 6	H: 2 LOB: 0 BB: 1 P: 10	R: 0 E: 0 K: 0 S: 4	H: 1 LOB: 1 BB: 0 P: 4		R: 0 E: 0 K: 1 S: 5	H: 0 LOB: 0 BB: 0 P: 5	1B: 3 2B: 0 3B: 0 HR: 1	SF: 0 SAC: 0 DP: 0 HBP: 0	WP: 0 PB: 1 SB: 1 CS: 1	PA: 38				
PITCHER	IP	WLS	BF	H	R	ER	SO	BB	IBB	HBP	BLK	WP	HR	S	P	ERA	WHIP										
Jim Duckworth, R ERA: 4.19 Mike McCormick, L ERA: 3.26 (1, 1) (9, 1)	8.0	L	34	4	3	2	6	7	0	0	0	0	1	39	67	2.25	1.375										

Batter	1	2	3	4	5	6	7	8	9	AB	R	H	RBI	BB	SO	LOB	BOTTOM										
Fred Valentine, S OBP: 0.300, SLG: 0.222 (1, 8)										4	0	0	0	0	2	3	New York Yankees @ Washington Senators D.C. Stadium, Washington, DC Tue Sep 14 1965, 7:05 PM EDT Att: 7,240 - Unknown livebaseballscorecards.com										
Don Blasingame, L OBP: 0.275, SLG: 0.291 Brant Aylea, R OBP: 0.500, SLG: 2.000 Ed Brinkman, R OBP: 0.252, SLG: 0.252 (1, 4) (8, PH) (9, 6)										3	0	0	0	0	1	0											
Willie Kirkland, L OBP: 0.273, SLG: 0.413 Woodie Held, R OBP: 0.345, SLG: 0.463 (1, 9) (9, PH)										3	0	1	0	0	1	0											
Frank Howard, R OBP: 0.359, SLG: 0.494 (1, 7)										4	0	0	0	0	3	2											
Dick Nen, L OBP: 0.326, SLG: 0.376 (1, 3)										4	0	0	0	0	0	1											
Ken McMullen, R OBP: 0.328, SLG: 0.419 (1, 5)										3	0	0	0	0	0	0											
Ken Hamlin, R OBP: 0.339, SLG: 0.381 (1, 6) (9, 4)										3	1	2	0	0	1	0											
Jim French, L OBP: 0.857, SLG: 0.800 (1, 2)										3	0	2	1	0	1	1											
Jim Duckworth, R Bob Chance, L Chuck Cottier, R Mike McCormick, L OBP: 0.200, SLG: 0.077 (1, 1) (8, PH) (8, PR) (9, 1)										2	0	0	0	0	1	1											
Inning Stats	R: 0 E: 0 K: 0 S: 4	H: 1 LOB: 1 BB: 0 P: 4	R: 0 E: 0 K: 1 S: 6	H: 1 LOB: 0 BB: 0 P: 6	R: 0 E: 0 K: 2 S: 7	H: 0 LOB: 0 BB: 0 P: 7	R: 0 E: 0 K: 1 S: 5	H: 0 LOB: 0 BB: 0 P: 5	R: 1 E: 0 K: 1 S: 7	H: 2 LOB: 1 BB: 0 P: 7	R: 0 E: 0 K: 2 S: 7	H: 0 LOB: 0 BB: 0 P: 7	R: 0 E: 0 K: 1 S: 5	H: 0 LOB: 0 BB: 0 P: 5	R: 0 E: 0 K: 1 S: 6	H: 2 LOB: 2 BB: 0 P: 6		R: 0 E: 0 K: 1 S: 4	H: 0 LOB: 0 BB: 1 P: 8	1B: 5 2B: 1 3B: 0 HR: 0	SF: 0 SAC: 0 DP: 2 HBP: 0	WP: 1 PB: 0 SB: 1 CS: 0	PA: 32				
PITCHER	IP	WLS	BF	H	R	ER	SO	BB	IBB	HBP	BLK	WP	HR	S	P	ERA	WHIP										
Rich Beck, R ERA: 1.29 Steve Hamilton, L ERA: 1.41 Pedro Ramos, R ERA: 3.06 (1, 1) (8, 1) (9, 1)	7.0	W	27	6	1	1	8	1	0	0	0	0	0	4	43	1.29	0.857										

Batter	1	2	3	4	5	6	7	8	9	AB	R	H	RBI	BB	SO	LOB	TOP					
Bobby Richardson, R OBP: 0.295, SLG: 0.333 (1,4)	F8		1B BB	2H 1B			5-3		2H 1B	5	1	3	2	0	0	0	New York Yankees @ Washington Senators D.C. Stadium, Washington, DC Wed Sep 15 1965, 7:05 PM EDT Att: 6,196 - Unknown - 85 F livebaseballscorecards.com					
Bobby Murcer, L OBP: 0.417, SLG: 0.556 (1,6)			1B				3-1		F9	2	1	1	0	1	0	1						
Mickey Mantle, S OBP: 0.380, SLG: 0.458 (7, PH)			1B							1	0	0	0	0	0	0						
Tony Kubek, L OBP: 0.254, SLG: 0.277 (7,6)			1B							1	0	0	0	0	0	1						
Roy White, S OBP: 0.421, SLG: 0.412 (1,9)										3	0	1	0	1	0	0						
Ross Moschitto, R OBP: 0.185, SLG: 0.308 (7,9)										0	0	0	0	0	0	0						
Tom Tresh, S OBP: 0.350, SLG: 0.486 (1,7)										4	0	2	1	0	0	3						
Elston Howard, R OBP: 0.274, SLG: 0.346 (1,2)										4	0	0	0	0	0	4						
Joe Pepitone, L OBP: 0.306, SLG: 0.398 (1,3)										4	0	0	0	0	0	1						
Clete Boyer, R OBP: 0.309, SLG: 0.426 (1,5)										3	2	1	1	1	0	0						
Roger Repoz, L OBP: 0.297, SLG: 0.455 (1,8)										3	1	1	0	1	1	1						
Mel Stottlemyre, R OBP: 0.133, SLG: 0.244 (1,1)										2	0	0	0	0	1	1						
Inning Stats	R: 0 E: 0 K: 0 S: 4	H: 1 LOB: 2 BB: 1 P: 8	R: 0 E: 0 K: 1 S: 5	H: 0 LOB: 0 BB: 0 P: 5	R: 2 E: 1 K: 0 S: 5	H: 2 LOB: 1 BB: 1 P: 9	R: 2 E: 0 K: 0 S: 5	H: 2 LOB: 1 BB: 0 P: 9	R: 0 E: 0 K: 1 S: 6	H: 1 LOB: 1 BB: 0 P: 6	R: 0 E: 0 K: 0 S: 3	H: 0 LOB: 0 BB: 0 P: 3	R: 0 E: 0 K: 0 S: 3	H: 1 LOB: 0 BB: 0 P: 3	R: 1 E: 0 K: 0 S: 4	H: 1 LOB: 1 BB: 1 P: 8	1B: 8 2B: 0 3B: 0 HR: 1	SF: 0 SAC: 2 DP: 1 HBP: 0	WP: 0 PB: 0 SB: 0 CS: 0	PA: 38		
PITCHER	IP WLS BF H R ER SO BB IBB HBP BLK WP HR S P ERA WHIP																					
Pete Craig, R ERA: 6.55 (1,1)	7.0 L 30 7 4 3 2 3 0 0 0 0 1 31 43 3.86 1.429																					
Buster Narum, R ERA: 4.44 (8,1)	1.0 3 1 0 0 0 0 0 0 0 0 0 3 3 0.00 1.000																					
Ron Kline, R ERA: 2.32 (9,1)	1.0 5 1 1 1 0 1 0 0 0 0 0 4 8 9.00 2.000																					
Batter	1	2	3	4	5	6	7	8	9	AB	R	H	RBI	BB	SO	LOB	BOTTOM					
Fred Valentine, S OBP: 0.267, SLG: 0.154 (1,8)	L7	F9		FC4-6					L7	4	0	0	0	0	0	5	New York Yankees @ Washington Senators D.C. Stadium, Washington, DC Wed Sep 15 1965, 7:05 PM EDT Att: 6,196 - Unknown - 85 F livebaseballscorecards.com					
Ken Hamlin, R OBP: 0.336, SLG: 0.376 (1,4)	5-3		K		1-3				F8	4	0	0	0	0	1	1						
Willie Kirkland, L OBP: 0.269, SLG: 0.406 (1,7)	4-3		F5		G3				6-3	5	0	0	0	0	4							
Dick Nen, L OBP: 0.329, SLG: 0.380 (1,3)					F6				F7	3	0	1	0	1	0	2						
Jim King, L OBP: 0.331, SLG: 0.415 (1,9)					F6				F5	4	1	0	0	0	2							
Ken McMullen, R OBP: 0.331, SLG: 0.426 (1,5)									HR	3	2	2	1	1	0	1						
Jim French, L OBP: 0.545, SLG: 0.444 (1,2)									F9	4	0	0	0	0	1	3						
Ed Brinkman, R OBP: 0.253, SLG: 0.251 (1,6)										2	0	0	1	1	0	2						
Frank Howard, R OBP: 0.379, SLG: 0.493 (8, PH)										1	0	0	0	0	0	0						
Ron Kline, R (9,1)										0	0	0	0	0	0	0						
Pete Craig, L OBP: 1.000, SLG: 1.000 (1,1)										1	0	1	0	1	0	0						
Joe Cunningham, L OBP: 0.379, SLG: 0.332 (7, PH)										0	0	0	0	1	0	0						
Chuck Cottier, R (7, PR)										0	0	0	0	0	0	0						
Buster Narum, R OBP: 0.064, SLG: 0.089 (8,1)										0	0	0	0	0	0	0						
Don Blasingame, L OBP: 0.277, SLG: 0.292 (9,4)										1	0	1	0	0	0	0						
Inning Stats	R: 0 E: 0 K: 0 S: 3	H: 0 LOB: 0 BB: 0 P: 3	R: 2 E: 2 K: 0 S: 5	H: 0 LOB: 2 BB: 2 P: 13	R: 0 E: 0 K: 1 S: 6	H: 1 LOB: 1 BB: 0 P: 6	R: 0 E: 0 K: 0 S: 3	H: 1 LOB: 2 BB: 2 P: 11	R: 0 E: 0 K: 1 S: 6	H: 1 LOB: 1 BB: 0 P: 6	R: 0 E: 0 K: 0 S: 3	H: 0 LOB: 0 BB: 0 P: 3	R: 0 E: 0 K: 0 S: 3	H: 1 LOB: 2 BB: 1 P: 8	R: 1 E: 0 K: 0 S: 4	H: 1 LOB: 0 BB: 0 P: 4	R: 0 E: 0 K: 0 S: 4	H: 1 LOB: 1 BB: 0 P: 4	1B: 3 2B: 1 3B: 0 HR: 1	SF: 0 SAC: 1 DP: 1 HBP: 1	WP: 1 PB: 0 SB: 0 CS: 0	PA: 39
PITCHER	IP WLS BF H R ER SO BB IBB HBP BLK WP HR S P ERA WHIP																					
Mel Stottlemyre, R ERA: 2.61 (1,1)	9.0 W 39 5 3 1 2 5 0 0 1 0 1 1 37 58 1.00 1.111																					

Batter	1	2	3	4	5	6	7	8	9	10	AB	R	H	RBI	BB	SO	LOB	TOP	
Mickey Stanley, R OBP: 0.308, SLG: 0.500 (1, 8)	0-0 6-3		0-0 1-3		0-0 2H 1B		0-0 F3			0-0 6-3	5	0	1	1	0	0	0		
Jerry Lumpe, L OBP: 0.333, SLG: 0.321 George Smith, R OBP: 0.152, SLG: 0.163 (10, PR)	4-0 1B BB		0-0 6-3		0-0 5-3			0-0 F8		0-0 HR 1B	4	0	1	0	1	0	1		
Norm Cash, L OBP: 0.364, SLG: 0.496 (1, 3)	0-0 L7		0-0 4-3			0-0 F7		0-0 FC5-4 1B		0-0 HR	5	1	2	2	0	0	1		
Al Kaline, R OBP: 0.390, SLG: 0.476 (1, 9)	0-0 1B		0-0 L7		0-0 1B FC6-4 BB	4-0	0-0 L9		0-0 L9	4	1	1	0	1	0	2			
Don Wert, R OBP: 0.347, SLG: 0.369 (1, 5)	0-0 F9		0-0 6-3		0-0 6-3	0-0	0-0 FC6-4 1B		0-0 FC5-4	4	0	1	0	0	0	3			
Willie Horton, R OBP: 0.340, SLG: 0.505 (1, 7)		0-0 1B	0-0 F8		0-0 FC6-4 FC6-4	0-0	0-0 F8		0-0 F8	4	0	1	1	0	0	1			
Bill Freehan, R OBP: 0.300, SLG: 0.337 (1, 2)		0-0 F3		0-0 1-3 1B	0-0	0-0 FC6-4		0-0 FC6-4		0-0 G6-3 BB	3	1	1	0	1	0	2		
Ray Oyler, R OBP: 0.294, SLG: 0.349 (1, 6)		0-0 F6		0-3 K			0-0 F3		0-0 G6-3	4	0	0	0	0	1	3			
Mickey Lolich, S OBP: 0.089, SLG: 0.065 Terry Fox, R (10, 1)		0-0 F9		0-0 1-3			0-3 K		0-3 K	4	0	0	0	0	2	2			
Inning Stats	R: 0 E: 0 K: 0 S: 4	H: 1 LOB: 2 BB: 1 P: 8	R: 0 E: 0 K: 0 S: 4	H: 1 LOB: 1 BB: 0 P: 4	R: 0 E: 0 K: 0 S: 3	H: 0 LOB: 0 BB: 0 P: 3	R: 0 E: 0 K: 1 S: 7	H: 2 LOB: 1 BB: 0 P: 7	R: 1 E: 0 K: 1 S: 4	H: 1 LOB: 1 BB: 1 P: 8	R: 0 E: 0 K: 1 S: 5	H: 0 LOB: 0 BB: 0 P: 5	R: 0 E: 0 K: 0 S: 2	H: 0 LOB: 0 BB: 1 P: 6	R: 2 E: 0 K: 1 S: 7	H: 2 LOB: 1 BB: 0 P: 7	1B: 7 2B: 0 3B: 0 HR: 1	SF: 0 SAC: 0 DP: 1 HBP: 0	WP: 0 PA: 40 PB: 0 SB: 0 CS: 0
PITCHER Whitey Ford, L ERA: 3.16 (1, 1)	IP 10.0	WLS L	BF 40	H 8	R 4	ER 4	SO 3	BB 3	IBB 0	HBP 0	BLK 0	WP 0	HR 1	S 43	P 55	ERA 3.60	WHIP 1.100		

Detroit Tigers @ New York Yankees
 Yankee Stadium, Bronx, NY
 Fri Sep 17 1965, 7:05 PM EDT
 Att: 11,162 - Unknown - 68 F

AB	37
R	4
H	8
RBI	4
BB	3
SO	3
LOB	15



Batter	1	2	3	4	5	6	7	8	9	10	AB	R	H	RBI	BB	SO	LOB	BOTTOM	
Bobby Richardson, R OBP: 0.293, SLG: 0.331 (1, 4)	0-0 6-3			0-0 6-3	0-0 F4			0-0 L8		0-0 L9	5	0	0	0	0	0	4		
Roy White, S OBP: 0.364, SLG: 0.390 Ross Moschitto, R OBP: 0.179, SLG: 0.296 Ray Barker, L OBP: 0.310, SLG: 0.370 Tony Kubek, L OBP: 0.254, SLG: 0.277 (10, PR)	0-0 5-3			0-3 K		0-0 F7		0-3 K		0-0 FC4-6 BB BB	3	0	0	0	0	1	0		
Mickey Mantle, S OBP: 0.363, SLG: 0.457 (1, 7)	0-0 F8			0-0 HR 1B		0-0 5-3			4-0 FC3-6 BB	3	1	1	0	2	0	0			
Tom Tresh, S OBP: 0.353, SLG: 0.493 (1, 8)		1-0 G5-4-3 HBP		0-0 HR 1B		0-0 1B			0-0 FC3-6 FC6-4 E	4-0 FC5 BB	3	1	2	3	1	0	1		
Elston Howard, R OBP: 0.270, SLG: 0.342 (1, 2)		0-0 G5-4-3		0-3 K		0-0 L9			0-0 E6 FC6-4	0-0 FC5	5	0	0	0	0	1	6		
Jos Peptonis, L OBP: 0.304, SLG: 0.395 (1, 3)		0-0 4-3			0-0 3-1				0-0 FC6-4		4	0	0	0	0	1	2		
Clete Boyer, R OBP: 0.307, SLG: 0.423 (1, 5)			0-0 L9		0-0 5-3			0-0 2-3		0-0 4-3	4	0	0	0	0	2			
Bobby Murcer, L OBP: 0.400, SLG: 0.500 Hector Lopez, R OBP: 0.321, SLG: 0.380 Art Lopez, L OBP: 0.160, SLG: 0.143 (10, PR)			0-0 1-3		0-0 E9 1B		0-3 K			4-0 FC4-6 1B BB	3	0	1	0	0	1	0		
Whitey Ford, L OBP: 0.241, SLG: 0.203 Horace Clarke, S OBP: 0.338, SLG: 0.301 (10, PH)			0-3 K2-3		4-0 BB			0-3 K		0-0 FC4-6 1B	2	0	0	0	1	2	0		
Inning Stats	R: 0 E: 0 K: 0 S: 3	H: 0 LOB: 0 BB: 0 P: 3	R: 0 E: 0 K: 0 S: 2	H: 0 LOB: 0 BB: 0 P: 3	R: 0 E: 0 K: 1 S: 5	H: 0 LOB: 0 BB: 0 P: 5	R: 2 E: 0 K: 2 S: 9	H: 2 LOB: 0 BB: 0 P: 9	R: 0 E: 1 K: 0 S: 4	H: 1 LOB: 2 BB: 1 P: 8	R: 0 E: 0 K: 2 S: 7	H: 0 LOB: 0 BB: 0 P: 7	R: 0 E: 0 K: 0 S: 4	H: 0 LOB: 2 BB: 1 P: 8	R: 1 E: 0 K: 0 S: 4	H: 1 LOB: 3 BB: 3 P: 16	1B: 4 2B: 0 3B: 0 HR: 1	SF: 0 SAC: 0 DP: 1 HBP: 1	WP: 0 PA: 41 PB: 0 SB: 0 CS: 0
PITCHER Mickey Lolich, L ERA: 3.82 Terry Fox, R ERA: 2.94 (10, 1)	IP 9.0	WLS W	BF 36	H 5	R 3	ER 3	SO 7	BB 3	IBB 0	HBP 1	BLK 0	WP 0	HR 1	S 46	P 59	ERA 3.00	WHIP 0.889		

Detroit Tigers @ New York Yankees
 Yankee Stadium, Bronx, NY
 Fri Sep 17 1965, 7:05 PM EDT
 Att: 11,162 - Unknown - 68 F

AB	35
R	3
H	5
RBI	3
BB	5
SO	7
LOB	17



Batter	1	2	3	4	5	6	7	8	9	AB	R	H	RBI	BB	SO	LOB	TOP			
Mickey Stanley, R (1, 8) OBP: 0.320, SLG: 0.500	F8		FC5 BB 1B				F6		G4-6-3	5	0	2	0	0	0	1	Detroit Tigers @ New York Yankees Yankee Stadium, Bronx, NY Sun Sep 19 1965, 3:33 AM EDT Att: 14,283 - Overcast - 68 F			
Jerry Lumpe, L (1, 4) OBP: 0.331, SLG: 0.317	F8		F8				F6			3	0	0	0	1	0	2				
Norm Cash, L (1, 3) OBP: 0.371, SLG: 0.507										2	0	2	0	2	0	0				
Al Kaline, R (1, 9) OBP: 0.389, SLG: 0.471										1	0	0	0	0	0	1				
Jim Northrup, L (2, 9) OBP: 0.256, SLG: 0.314	L7		FC5							3	0	1	0	0	0	4				
Don Wert, R (1, 5) OBP: 0.344, SLG: 0.367										3	0	1	0	0	0	0				
Willie Horton, R (1, 7) OBP: 0.343, SLG: 0.504										3	0	1	0	1	0	1				
Bill Freehan, R (1, 2) OBP: 0.301, SLG: 0.338										4	0	1	0	0	0	4				
Ray Oyler, R (1, 6) OBP: 0.294, SLG: 0.342										3	0	1	0	0	0	5				
Bill Roman, L (9, PH) OBP: 0.125, SLG: 0.087	G6-4-3									1	0	0	0	0	0	0				
Dave Wickersham, R (1, 1) OBP: 0.086, SLG: 0.070										3	0	0	0	0	0	1				
Ron Nischwitz, S (8, 1)										0	0	0	0	0	0	0				
Orlando Pena, R (8, 1) OBP: 0.263, SLG: 0.176										0	0	0	0	0	0	0				
Gates Brown, L (9, PH) OBP: 0.288, SLG: 0.444										0	0	0	0	1	0	0				
Inning Stats	R: 0 E: 0 K: 0 S: 3	H: 0 LOB: 1 BB: 1 P: 7	R: 0 E: 0 K: 0 S: 4	H: 2 LOB: 1 BB: 0 P: 4	R: 0 E: 0 K: 0 S: 4	H: 1 LOB: 2 BB: 1 P: 8	R: 0 E: 0 K: 0 S: 3	H: 0 LOB: 0 BB: 0 P: 3	R: 0 E: 0 K: 0 S: 4	H: 2 LOB: 3 BB: 1 P: 9	R: 0 E: 0 K: 0 S: 4	H: 1 LOB: 2 BB: 1 P: 8	R: 0 E: 0 K: 0 S: 3	H: 1 LOB: 0 BB: 1 P: 6	R: 0 E: 0 K: 0 S: 2	H: 0 LOB: 0 BB: 1 P: 6	1B: 8 2B: 1 3B: 0 HR: 0	SF: 0 SAC: 1 DP: 3 HBP: 0	WP: 0 PB: 0 SB: 0 CS: 1	PA: 37
PITCHER Rich Beck, R (1, 1) ERA: 0.56	IP: 9.0 WLS: W BF: 37 H: 9 R: 0 ER: 0 SO: 0 BB: 4 IBB: 1 HBP: 0 BLK: 0 WP: 0 HR: 0 S: 32 P: 52 ERA: 0.00 WHIP: 1.444															PITCHER				

Batter	1	2	3	4	5	6	7	8	9	AB	R	H	RBI	BB	SO	LOB	BOTTOM									
Bobby Richardson, R (1, 4) OBP: 0.289, SLG: 0.326	6-3		1-3	FC5			1-3			4	0	0	0	0	0	2	Detroit Tigers @ New York Yankees Yankee Stadium, Bronx, NY Sun Sep 19 1965, 3:33 AM EDT Att: 14,283 - Overcast - 68 F									
Bobby Murcer, L (1, 6) OBP: 0.364, SLG: 0.526			1B				4-3			4	0	2	0	0	1	0										
Tom Tresh, S (1, 7) OBP: 0.354, SLG: 0.492			1B				F8			3	0	1	0	1	0	0										
Joe Pepitone, L (1, 3) OBP: 0.303, SLG: 0.393	G4-6-3		L8				E3			4	1	1	0	0	0	4										
Roger Repoz, L (1, 8) OBP: 0.295, SLG: 0.456			F3				K			4	1	1	1	0	2	3										
Archie Moore, L (1, 9) OBP: 0.277, SLG: 0.889										2	0	2	0	1	0	0										
Elston Howard, R (8, PH) OBP: 0.272, SLG: 0.341										0	0	0	0	1	0	0										
Horace Clarke, S (1, 5) OBP: 0.318, SLG: 0.282										4	1	0	0	0	0	5										
Jake Gibbs, L (1, 2) OBP: 0.277, SLG: 0.339										2	0	0	0	1	0	1										
Hector Lopez, R (8, PH) OBP: 0.323, SLG: 0.382										0	0	0	0	0	0	0										
Ray Barker, L (8, PH) OBP: 0.315, SLG: 0.396										1	0	1	2	0	0	0										
Ross Moschitto, R (9, 9) OBP: 0.179, SLG: 0.296										0	0	0	0	0	0	0										
Rich Beck, S (1, 1)										3	0	0	0	1	1	3										
Inning Stats	R: 0 E: 0 K: 0 S: 3	H: 1 LOB: 1 BB: 1 P: 7	R: 0 E: 0 K: 2 S: 8	H: 1 LOB: 2 BB: 1 P: 12	R: 0 E: 0 K: 0 S: 5	H: 2 LOB: 2 BB: 0 P: 5	R: 0 E: 0 K: 0 S: 4	H: 1 LOB: 2 BB: 1 P: 8	R: 0 E: 0 K: 1 S: 6	H: 0 LOB: 1 BB: 0 P: 6	R: 0 E: 0 K: 0 S: 2	H: 0 LOB: 0 BB: 1 P: 6	R: 0 E: 0 K: 1 S: 5	H: 0 LOB: 0 BB: 0 P: 5	R: 3 E: 0 K: 0 S: 6	H: 3 LOB: 1 BB: 1 P: 10	1B: 4 2B: 3 3B: 1 HR: 0	SF: 0 SAC: 0 DP: 2 HBP: 0	WP: 0 PB: 0 SB: 0 CS: 0	PA: 36						
PITCHER Dave Wickersham, R (1, 1) ERA: 3.87	IP: 7.1 WLS: L BF: 32 H: 7 R: 2 ER: 2 SO: 4 BB: 4 IBB: 0 HBP: 0 BLK: 0 WP: 0 HR: 0 S: 36 P: 52 ERA: 2.46 WHIP: 1.500															PITCHER										
Ron Nischwitz, L (8, 1) ERA: 2.78	0.1	2	0	0	0	0	0	1	0	0	0	1	5	0.00	0.000											
Orlando Pena, R (8, 1) ERA: 4.28	0.1	2	1	1	1	0	0	0	0	0	2	2	27.00	3.000												

AB	31
R	0
H	9
RBI	0
BB	5
SO	0
LOB	19



Batter	1	2	3	4	5	6	7	8	9	AB	R	H	RBI	BB	SO	LOB	TOP	
Dick Howser, R OBP: 0.397, SLG: 0.284 (1, 4)	0-0 6-3			0-0 1B	0-0 SF9		0-0 5-3			3	1	1	1	0	0	0	Cleveland Indians @ New York Yankees Yankee Stadium, Bronx, NY Tue Sep 21 1965, 7:05 PM EDT Att. 7,222 - Unknown - 77 F	
Vic Davallio, L OBP: 0.333, SLG: 0.361 (1, 8)	0-0 F7		0-0 F5	0-0 L6		0-0 2-3				4	0	0	0	0	0	2		
Leon Wagner, L OBP: 0.365, SLG: 0.494 (1, 7)	0-0 1-3		0-0 HBP 1B		0-0 G3		0-0 F7			4	0	1	1	0	0	0		
Rocky Colavito, R OBP: 0.391, SLG: 0.486 (1, 9)		0-0 6-3		0-0 G4-6-3 HBP		4-0 1B 2B BB		0-0 5-3		2	1	0	0	1	0	0		
Fred Whitfield, L OBP: 0.328, SLG: 0.513 (1, 3)		0-0 6-3		0-0 G4-6-3		0-0 2B 1B		0-0 L3		4	0	1	0	0	0	2		
Max Alvis, R OBP: 0.311, SLG: 0.403 (1, 5)		0-3 K			4-0 SH1-3 E BB		0-3 K		0-3 K	3	1	0	0	1	3	2		
Larry Brown, R OBP: 0.325, SLG: 0.393 Ralph Gagliano, L (9, PR)			0-0 6-3		0-0 SH1-3		0-0 1-3 2-H 2B		0-0 FC4-6 1B	3	0	2	1	0	0	0		
Joe Azcue, R OBP: 0.291, SLG: 0.271 Richie Scheinblum, S (9, PH)			0-0 F8		4-0 E SF9 BB		0-0 5-3		0-0 FC4-6 1-2	2	1	0	0	1	0	2		
Ralph Terry, R ERA: 2.59 Floyd Weaver, R ERA: 5.43 Jack Kralick, L ERA: 4.79 Don McMahon, R ERA: 3.44 Al Luplow, L ERA: 3.2 Gary Bell, R ERA: 3.2 Chuck Hinton, R ERA: 4.60			0-0 5-3		0-0 E4 1-3 2-H		0-0 F8		0-0 F5	1	0	0	0	0	0	0		
Inning Stats	R: 0 E: 0 K: 0 S: 3	H: 0 LOB: 0 BB: 0 P: 3	R: 0 E: 0 K: 1 S: 5	H: 0 LOB: 0 BB: 0 P: 5	R: 0 E: 0 K: 0 S: 3	H: 0 LOB: 1 BB: 0 P: 5	R: 2 E: 1 K: 0 S: 4	H: 0 LOB: 1 BB: 2 P: 12	R: 1 E: 0 K: 1 S: 7	H: 2 LOB: 2 BB: 1 P: 11	R: 0 E: 0 K: 0 S: 3	H: 0 LOB: 0 BB: 0 P: 3	R: 0 E: 0 K: 1 S: 6	H: 1 LOB: 1 BB: 0 P: 6	1B: 3 2B: 1 3B: 1 HR: 0	SF: 1 SAC: 1 DP: 1 HBP: 1		WP: 0 PB: 0 SB: 0 CS: 0
PITCHER Mel Stottlemyre, R ERA: 2.59 (1, 1)	IP: 9.0 WLS: W BF: 36 H: 5 R: 4 ER: 2 SO: 3 BB: 3 IBB: 0 HBP: 1 BLK: 0 WP: 0 HR: 0 S: 38 P: 51 ERA: 2.00 WHIP: 0.889											PITCHER	IP: 9.0 WLS: W BF: 36 H: 5 R: 4 ER: 2 SO: 3 BB: 3 IBB: 0 HBP: 1 BLK: 0 WP: 0 HR: 0 S: 38 P: 51 ERA: 2.00 WHIP: 0.889					

AB	30
R	4
H	5
RBI	3
BB	3
SO	3
LOB	11



Batter	1	2	3	4	5	6	7	8	9	AB	R	H	RBI	BB	SO	LOB	BOTTOM	
Bobby Richardson, R OBP: 0.292, SLG: 0.330 (1, 4)	0-0 FC4-6 FC4 2B		0-0 1B 1B	0-3 K	0-0 BB 1B		0-0 5-3			5	2	3	0	0	1	0	Cleveland Indians @ New York Yankees Yankee Stadium, Bronx, NY Tue Sep 21 1965, 7:05 PM EDT Att. 7,222 - Unknown - 77 F	
Bobby Murcer, L OBP: 0.370, SLG: 0.455 (1, 6)	4-0 FC4-6 BB		0-0 F8	0-0 G3	0-3 K		4-0 G5-6-3 BB			3	0	0	0	2	1	3		
Tom Tresh, S OBP: 0.354, SLG: 0.490 (1, 7)	0-0 FC4-6 FC4 1-2 2-3		0-0 1B 6-3 1B	4-0 1B HR BB	0-0 F2		0-0 G5-6-3 1-2			4	2	1	0	1	0	5		
Joe Pepitone, L OBP: 0.308, SLG: 0.395 (1, 3)	0-0 FC4 2B 1-2 3-H		4-0 6-3 1B IBB	0-0 1B HR 1B	4-0 1-2 2-3 BB		0-0 FC4 1B			3	2	2	1	2	0	1		
Roger Repoz, L OBP: 0.302, SLG: 0.462 (1, 8)	0-0 1-3 2B		0-0 1B 6-3 1B	4-0 1-2 HR BB	0-0 F6		0-3 K			4	2	2	1	1	1	4		
Horace Clarke, S OBP: 0.311, SLG: 0.313 (1, 5)	0-0 F8		0-0 6-3	0-0 HR		0-0 F8		0-0 FC4 1-2		5	1	1	5	0	0	5		
Roy White, S OBP: 0.407, SLG: 0.375 (1, 9)		0-0 L8	0-0 1B 2-H 3-H	0-0 1B HBP		0-0 1B		0-0 4-3		4	0	2	2	0	0	1		
Jake Gibbs, L OBP: 0.275, SLG: 0.333 (1, 2)		0-3 K	0-0 1B	0-0 F8		0-0 F8				4	0	1	0	0	1	2		
Mel Stottlemyre, R OBP: 0.138, SLG: 0.237 (1, 1)		0-0 F7	0-3 K		4-0 BB 1B BB		0-3 K			3	0	0	0	1	2	3		
Inning Stats	R: 1 E: 0 K: 0 S: 5	H: 2 LOB: 2 BB: 1 P: 9	R: 0 E: 0 K: 1 S: 5	H: 0 LOB: 0 BB: 0 P: 5	R: 4 E: 0 K: 1 S: 10	H: 5 LOB: 2 BB: 1 P: 14	R: 4 E: 0 K: 1 S: 7	H: 2 LOB: 1 BB: 2 P: 16	R: 0 E: 0 K: 1 S: 6	H: 1 LOB: 3 BB: 0 P: 6	R: 0 E: 0 K: 0 S: 2	H: 0 LOB: 0 BB: 1 P: 6	R: 0 E: 0 K: 1 S: 6	H: 1 LOB: 1 BB: 0 P: 6	1B: 9 2B: 2 3B: 0 HR: 1	SF: 0 SAC: 0 DP: 1 HBP: 1		WP: 0 PB: 0 SB: 1 CS: 0
PITCHER Ralph Terry, R ERA: 3.75 Floyd Weaver, R ERA: 5.43 Jack Kralick, L ERA: 4.79 Don McMahon, R ERA: 3.44 Gary Bell, R ERA: 3.2 Chuck Hinton, R ERA: 4.60	IP: 2.2 WLS: L BF: 16 H: 6 R: 5 ER: 5 SO: 1 BB: 1 IBB: 0 HBP: 0 BLK: 0 WP: 0 HR: 1 S: 16 P: 24 ERA: 36.00 WHIP: 5.000											PITCHER	IP: 2.2 WLS: L BF: 16 H: 6 R: 5 ER: 5 SO: 1 BB: 1 IBB: 0 HBP: 0 BLK: 0 WP: 0 HR: 1 S: 16 P: 24 ERA: 36.00 WHIP: 5.000					



Batter	1	2	3	4	5	6	7	8	9	AB	R	H	RBI	BB	SO	LOB	TOP				
Dick Howser, R (1,4) OBP: 0.354, SLG: 0.280 Leon Wagner, L (7,PH) OBP: 0.367, SLG: 0.494 Billy Moran, R (7,4) OBP: 0.208, SLG: 0.136	F9		1-3			5-3	BB			3	0	0	0	0	0	0	Cleveland Indians @ New York Yankees Yankee Stadium, Bronx, NY Wed Sep 22 1965, 7:05 PM EDT Att: 5,541 - Cloudy - 78 F				
Max Alvis, R (1,5) OBP: 0.309, SLG: 0.400	K			K		F7	F5			4	0	0	0	0	2	3					
Chuck Hinton, R (1,8) OBP: 0.343, SLG: 0.463	1B			6-3			HR	4-3		4	1	2	0	0	0	3					
Rocky Colavito, R (1,9) OBP: 0.390, SLG: 0.485	L7			L7			HR	F7		4	1	1	0	0	0	1					
Fred Whitfield, L (1,3) OBP: 0.327, SLG: 0.518	L8			4-3			HR	F5		4	1	1	3	0	0	0					
Lou Clinton, R (1,7) OBP: 0.304, SLG: 0.333	6-3			6-3			SH1-4	F7		4	1	1	0	0	0	0					
Larry Brown, R (1,6) OBP: 0.325, SLG: 0.391	F5			FC4-6			SH1-4	6-3		2	0	0	0	1	0	0					
Joe Azcue, R (1,2) OBP: 0.291, SLG: 0.269 Al Luplow, L (9,PH) OBP: 0.191, SLG: 0.250 Phil Roof, R (9,2) OBP: 0.254, SLG: 0.197	6-3			FC4-6			BB	1-5-3		2	0	0	0	1	0	1					
Tom Kelley, R (1,1) Steve Hargan, R (7,1) OBP: 0.053, SLG: 0.053 Sam McDowell, L (9,1) OBP: 0.151, SLG: 0.153	K			B1-3			SH	F2		2	0	0	0	0	1	0					
Inning Stats	R: 0 E: 0 K: 1 S: 6	H: 1 LOB: 1 BB: 0 P: 6	R: 0 E: 0 K: 0 S: 3	H: 0 LOB: 0 BB: 0 P: 3	R: 0 E: 0 K: 1 S: 5	H: 0 LOB: 0 BB: 0 P: 5	R: 0 E: 0 K: 0 S: 5	H: 0 LOB: 0 BB: 0 P: 5	R: 0 E: 0 K: 0 S: 3	H: 0 LOB: 1 BB: 1 P: 7	R: 4 E: 1 K: 0 S: 8	H: 4 LOB: 3 BB: 2 P: 16	R: 0 E: 0 K: 0 S: 3	H: 0 LOB: 0 BB: 0 P: 3	R: 0 E: 0 K: 0 S: 3	H: 0 LOB: 0 BB: 0 P: 3		1B: 2 2B: 2 3B: 0 HR: 1	SF: 0 SAC: 2 DP: 0 HBP: 0	WP: 0 PB: 0 SB: 0 CS: 0	PA: 36
PITCHER	IP	WLS	BF	H	R	ER	SO	BB	IBB	HBP	BLK	WP	HR	S	P	ERA	WHIP				
Whitey Ford, L (1,1) ERA: 3.19	6.0	L	23	4	3	3	3	1	0	0	0	0	1	28	32	4.50	0.833				
Pedro Ramos, R (7,1) ERA: 3.02	0.1		4	1	0	0	0	0	1	0	0	0	0	3	7	0.00	3.000				
Steve Hamilton, L (7,1) ERA: 1.4	0.2		3	0	1	0	0	1	0	0	0	0	0	2	6	0.00	1.500				
Jack Cullen, R (8,1) ERA: 3.14	2.0		6	0	0	0	0	0	0	0	0	0	0	6	6	0.00	0.000				

Batter	1	2	3	4	5	6	7	8	9	AB	R	H	RBI	BB	SO	LOB	BOTTOM					
Bobby Richardson, R (1,4) OBP: 0.294, SLG: 0.330	F9		BB	4-0		3B	1B		6-3	3	1	1	0	2	0	2	Cleveland Indians @ New York Yankees Yankee Stadium, Bronx, NY Wed Sep 22 1965, 7:05 PM EDT Att: 5,541 - Cloudy - 78 F					
Horace Clarke, S (1,5) OBP: 0.298, SLG: 0.299	6-3		L8			F7	1-3			4	0	0	0	0	0	5						
Tony Kubek, L (1,6) OBP: 0.253, SLG: 0.281	K			4-3		1-H	3B			4	0	1	1	0	2	0						
Tom Tresh, S (1,7) OBP: 0.352, SLG: 0.487	F8			4-3		F5		3-1		4	0	0	0	0	0	1						
Elston Howard, R (1,2) OBP: 0.269, SLG: 0.337	L7			K			L8	K		4	0	0	0	0	2	0						
Roger Repoz, L (1,8) OBP: 0.306, SLG: 0.463	L7			K			HR	1B		4	1	2	0	0	1	0						
Joe Pepitone, L (1,9) OBP: 0.307, SLG: 0.400	F8			F2			HR	2B	F5	4	1	1	2	0	0	1						
Ray Barker, L (1,3) OBP: 0.320, SLG: 0.405 Mickey Mantle, S (9,PH) OBP: 0.381, SLG: 0.451	BB			BB			HR	1B	K	3	0	2	0	0	1	0						
Whitey Ford, L (1,1) ERA: 3.19 Pedro Ramos, R (7,1) ERA: 3.02 Steve Hamilton, L (7,1) ERA: 1.4 Jack Cullen, R (8,1) ERA: 3.14 Hector Lopez, R (9,PH) OBP: 0.192, SLG: 0.308 Art Lopez, L (9,PH) OBP: 0.143, SLG: 0.143	K			K			F4		2B	2	0	0	0	0	2	1						
Inning Stats	R: 0 E: 0 K: 1 S: 5	H: 0 LOB: 0 BB: 0 P: 5	R: 0 E: 0 K: 0 S: 3	H: 0 LOB: 0 BB: 0 P: 3	R: 0 E: 0 K: 1 S: 6	H: 1 LOB: 2 BB: 1 P: 10	R: 0 E: 0 K: 1 S: 5	H: 0 LOB: 0 BB: 0 P: 5	R: 0 E: 0 K: 2 S: 7	H: 0 LOB: 0 BB: 0 P: 7	R: 1 E: 0 K: 1 S: 7	H: 2 LOB: 1 BB: 0 P: 7	R: 2 E: 0 K: 0 S: 6	H: 3 LOB: 2 BB: 1 P: 10	R: 0 E: 0 K: 2 S: 7	H: 0 LOB: 0 BB: 0 P: 7		R: 0 E: 0 K: 1 S: 7	H: 2 LOB: 2 BB: 0 P: 7	1B: 4 2B: 2 3B: 1 HR: 1	SF: 0 SAC: 0 DP: 0 HBP: 0	WP: 0 PB: 0 SB: 0 CS: 0
PITCHER	IP	WLS	BF	H	R	ER	SO	BB	IBB	HBP	BLK	WP	HR	S	P	ERA	WHIP					
Tom Kelley, R (1,1) ERA: 3.38	6.1	W	26	6	3	3	6	1	0	0	0	0	1	37	41	4.26	1.105					
Steve Hargan, R (7,1) ERA: 3.05	1.2		7	1	0	0	2	1	0	0	0	0	0	10	14	0.00	1.200					
Sam McDowell, L (9,1) ERA: 2.2	1.0	S	4	1	0	0	1	0	0	0	0	0	0	6	6	0.00	1.000					

Batter	1	2	3	4	5	6	7	8	9	AB	R	H	RBI	BB	SO	LOB	TOP
Vic Davallo, L (1, 8) OBP: 0.333, SLG: 0.362	6-3		B1-3		1-3			6-3 2B		4	0	1	0	0	0	0	Cleveland Indians @ New York Yankees Yankee Stadium, Bronx, NY Thu Sep 23 1965, 3:33 AM EDT Alt. 3,004 - Unknown - 84 F
Dick Howser, R (1, 4) OBP: 0.356, SLG: 0.281	FC3-6 1B		F 6-3 BB		L8			6-3 2-3		3	1	1	0	1	0	1	
Leon Wagner, L (1, 7) OBP: 0.366, SLG: 0.492	FC3-6 1-2		E9 1-3 1B			G3		3-1		4	0	1	0	0	2		
Rocky Colavito, R (1, 9) OBP: 0.390, SLG: 0.483	F8		6-3			F4		FC3-6 1B		4	0	1	1	0	2		
Fred Whitfield, L (1, 3) OBP: 0.327, SLG: 0.522			4-3			3-1		FC3-6 1-2		4	1	1	1	0	2		
Chico Salmon, R (9, PR) OBP: 0.282, SLG: 0.388		HR						FC3-6 1-2		0	0	0	0	0	0	0	
Max Alvis, R (1, 5) OBP: 0.311, SLG: 0.401		G1-6-3 1B					K	F8		4	0	2	0	0	1	1	
Larry Brown, R (1, 6) OBP: 0.322, SLG: 0.387		G1-6-3 1-2			F7		F7	5-3		4	0	0	0	0	3		
Joe Azcue, R (1, 2) OBP: 0.291, SLG: 0.270					L9		K			3	0	1	0	0	1	1	
Sonny Siebert, R (1, 1) OBP: 0.098, SLG: 0.167							K	F7		3	0	0	0	0	2	1	
Gary Bell, R (8, 1) OBP: 0.063, SLG: 0.250	K									0	0	0	0	0	0	0	
Inning Stats	R: 0 E: 0 K: 0 S: 4	H: 1 LOB: 1 BB: 0 P: 4	R: 1 E: 0 K: 1 S: 7	H: 3 LOB: 1 BB: 0 P: 7	R: 1 E: 1 K: 0 S: 4	H: 1 LOB: 0 BB: 1 P: 8	R: 0 E: 0 K: 0 S: 3	H: 1 LOB: 0 BB: 0 P: 3	R: 0 E: 0 K: 2 S: 7	H: 0 LOB: 0 BB: 0 P: 7	R: 0 E: 0 K: 0 S: 4	H: 1 LOB: 1 BB: 0 P: 4	R: 0 E: 0 K: 0 S: 4	H: 1 LOB: 1 BB: 0 P: 4	1B: 6 2B: 1 3B: 0 HR: 1	SF: 0 SAC: 0 DP: 1 HBP: 0	WP: 0 PA: 34
PITCHER	IP WLS BF H R ER SO BB IBB HBP BLK WP HR S P ERA WHIP																
Jim Bouton, R (1, 1) ERA: 4.91	7.0 L 26 6 2 1 4 1 0 0 0 0 1 33 37 1.29 1.000																
Al Downing, L (8, 1) ERA: 3.41	2.0 8 2 0 0 0 0 0 0 0 0 0 8 8 0.00 1.000																

Batter	1	2	3	4	5	6	7	8	9	AB	R	H	RBI	BB	SO	LOB	BOTTOM				
Bobby Richardson, R (1, 4) OBP: 0.293, SLG: 0.329	F8		F9		5-3			WP BB 1B	6-3	5	0	1	0	0	0	1	Cleveland Indians @ New York Yankees Yankee Stadium, Bronx, NY Thu Sep 23 1965, 3:33 AM EDT Alt. 3,004 - Unknown - 84 F				
Horace Clarke, S (1, 5) OBP: 0.306, SLG: 0.308	FC1-6 1B				G1			F7		4	0	2	0	0	0	1					
Archie Moore, L (1, 9) OBP: 0.274, SLG: 0.692	FC1-6 1B							WP BB		3	0	1	0	1	1	2					
Art Lopez, L (6, PR) OBP: 0.160, SLG: 0.143	1B		K					1B		0	0	0	0	0	0	0					
Ross Moschitto, R (9, 9) OBP: 0.179, SLG: 0.296	1-2							WP BB		0	0	0	0	0	0	0					
Tom Tresh, S (1, 7) OBP: 0.353, SLG: 0.487					1B SF7 1B			F8		4	1	2	0	0	3						
Joe Pepitone, L (1, 3) OBP: 0.309, SLG: 0.399	K				1B			L9		3	0	1	0	1	1	3					
Roger Repoz, L (1, 8) OBP: 0.300, SLG: 0.454		K			K			F8		4	0	0	0	0	3	6					
Jake Gibbs, L (1, 2) OBP: 0.274, SLG: 0.333		K			SF7			G3		4	0	0	0	0	3	6					
Phil Linz, R (9, PR) OBP: 0.279, SLG: 0.277		K						F9		3	0	1	1	0	1	0					
Bobby Murcer, L (1, 6) OBP: 0.323, SLG: 0.385		K			K2-3			FC6-4 1B		0	0	0	0	0	0	0					
Jim Bouton, R (1, 1) OBP: 0.204, SLG: 0.093								F9		2	0	0	0	0	2	0					
Ray Barker, L (7, PH) OBP: 0.318, SLG: 0.403									FC6-4	1	0	0	0	0	0	0					
Al Downing, R (8, 1) OBP: 0.143, SLG: 0.176					K					0	0	0	0	0	0	0					
Elston Howard, R (9, PH) OBP: 0.268, SLG: 0.336										1	0	0	0	0	0	1					
Tony Kubek, L (9, PR) OBP: 0.253, SLG: 0.281								1-2		0	0	0	0	0	0	0					
Inning Stats	R: 0 E: 0 K: 1 S: 7	H: 2 LOB: 2 BB: 0 P: 7	R: 0 E: 0 K: 3 S: 9	H: 0 LOB: 0 BB: 0 P: 9	R: 0 E: 0 K: 2 S: 8	H: 1 LOB: 1 BB: 0 P: 8	R: 1 E: 0 K: 2 S: 9	H: 2 LOB: 1 BB: 0 P: 9	R: 0 E: 0 K: 1 S: 5	H: 0 LOB: 0 BB: 0 P: 5	R: 0 E: 0 K: 0 S: 4	H: 1 LOB: 1 BB: 0 P: 4	R: 0 E: 0 K: 1 S: 5	H: 0 LOB: 0 BB: 0 P: 5	R: 0 E: 0 K: 1 S: 6	H: 1 LOB: 3 BB: 2 P: 14	R: 0 E: 0 K: 1 S: 6	H: 1 LOB: 1 BB: 0 P: 6	1B: 8 2B: 0 3B: 0 HR: 0	SF: 1 SAC: 0 DP: 0 HBP: 0	WP: 1 PA: 37
PITCHER	IP WLS BF H R ER SO BB IBB HBP BLK WP HR S P ERA WHIP																				
Sonny Siebert, R (1, 1) ERA: 2.45	7.0 W 28 7 1 1 10 0 0 0 0 0 1 48 48 1.29 1.000																				
Gary Bell, R (8, 1) ERA: 3.13	2.0 S 9 1 0 0 2 1 1 0 0 1 0 11 19 0.00 1.000																				

Batter	1	2	3	4	5	6	7	8	9	AB	R	H	RBI	BB	SO	LOB	TOP								
Don Buford, S OBP: 0.353, SLG: 0.389 (1, 4)	F8		K			F9 S BB		F8		3	0	0	0	1	1	0									
Floyd Robinson, L OBP: 0.350, SLG: 0.388 (1, 7)	HBP			HR		F1		1B HBP		2	2	1	1	0	0	1									
Bill Skowron, R OBP: 0.424 Tom McCraw, L OBP: 0.299, SLG: 0.292 (1, 3) (6, PR) (8, 3)	F5			2-3		F9		1B 1-3 1B		4	0	1	0	0	0	2									
Pete Ward, L OBP: 0.333, SLG: 0.363 Gene Freese, R OBP: 0.344, SLG: 0.355 Al Weis, S OBP: 0.356, SLG: 0.393 (1, 5) (8, PH) (8, PR) (8, 4)	1-3			K		3-1		1B 1-3 1B		3	0	0	0	0	1	2									
John Romano, R OBP: 0.354, SLG: 0.425 (1, 2)		5-3		K			1-3	5-3		4	0	0	0	0	1	2									
Ron Hansen, R OBP: 0.308, SLG: 0.352 (1, 6)		K			5-3		F8		1B	4	0	1	0	0	1	0									
Bill Voss, L OBP: 0.333, SLG: 0.615 Tommie Agee, R OBP: 0.283, SLG: 0.235 (1, 9) (9, 9)			F7		3-1			K		4	0	1	0	0	1	1									
Ken Berry, R OBP: 0.269, SLG: 0.353 (1, 8)					F7		G3	L9		4	0	1	0	0	0	2									
Tommy John, R OBP: 0.207, SLG: 0.236 (1, 1)			1-3					K	K	4	1	1	1	0	2	2									
Inning Stats	R: 0 E: 0 K: 0 S: 3	H: 0 LOB: 1 BB: 0 P: 4	R: 0 E: 0 K: 1 S: 5	H: 0 LOB: 0 BB: 0 P: 5	R: 0 E: 0 K: 1 S: 5	H: 1 LOB: 0 BB: 0 P: 5	R: 1 E: 0 K: 2 S: 8	H: 1 LOB: 0 BB: 0 P: 8	R: 0 E: 0 K: 0 S: 3	H: 0 LOB: 0 BB: 0 P: 3	R: 1 E: 0 K: 0 S: 4	H: 1 LOB: 1 BB: 1 P: 8	R: 0 E: 0 K: 0 S: 4	H: 1 LOB: 1 BB: 0 P: 4	R: 1 E: 0 K: 1 S: 7	H: 2 LOB: 2 BB: 0 P: 8	R: 0 E: 0 K: 2 S: 8	H: 1 LOB: 1 BB: 0 P: 8	1B: 5 2B: 1 3B: 0 HR: 2	SF: 0 SAC: 0 DP: 1 HBP: 2	WP: 0 PB: 0 SB: 1 CS: 0	PA: 36			
PITCHER	IP	WLS	BF	H	R	ER	SO	BB	IBB	HBP	BLK	WP	HR	S	P	ERA	WHIP								
Bill Stafford, R ERA: 3.28 (1, 1)	7.2	L	30	5	3	3	5	1	0	2	0	0	2	37	43	3.52	0.783								
Steve Hamilton, L ERA: 1.39 (8, 1)	0.1		2	1	0	0	0	0	0	0	0	0	0	2	2	0.00	3.000								
Jack Cullen, R ERA: 3.09 (9, 1)	1.0		4	1	0	0	2	0	0	0	0	0	0	8	8	0.00	1.000								

Chicago White Sox @ New York Yankees
Yankee Stadium, Bronx, NY
Sat Sep 25 1965, 3:33 AM EDT
Unknown - 68 F


AB 33
R 3
H 7
RBI 3
BB 1
SO 7
LOB 12



Batter	1	2	3	4	5	6	7	8	9	AB	R	H	RBI	BB	SO	LOB	BOTTOM								
Bobby Richardson, R OBP: 0.291, SLG: 0.327 (1, 4)	6-3		K		F7			K		4	0	0	0	0	2	1									
Bobby Murcer, L OBP: 0.371, SLG: 0.433 (1, 6)			1B			E 1B		G3		4	0	3	1	0	0	0									
Mickey Mantle, S OBP: 0.379, SLG: 0.449 (1, 7)	L8					K			5-3	4	0	1	0	0	1	2									
Tom Tresh, S OBP: 0.350, SLG: 0.484 (1, 8)	F8		F4			E6 G6-4-3			6-3	4	0	0	0	0	0	4									
Elston Howard, R OBP: 0.270, SLG: 0.336 (1, 2)		6-3		FC1-6 BB		G6-4-3 1-2			FC4-6 1B	3	0	1	0	1	0	2									
Joe Pepitone, L OBP: 0.306, SLG: 0.396 (1, 3)		F3		K			K		FC4-6	4	0	0	0	0	2	2									
Horace Clarke, S OBP: 0.297, SLG: 0.298 (1, 5)		K		FC1-6 CS			6-3			3	0	0	0	0	1	1									
Roy White, S OBP: 0.400, SLG: 0.370 (1, 9)			SH1-4 1B	CS	6-3		4-3			3	1	1	0	0	0	0									
Bill Stafford, R (1, 1)			SH1-4		1-3			1-3		1	0	0	0	0	0	0									
Steve Hamilton, L OBP: 0.286, SLG: 0.167 (8, 1)										0	0	0	0	0	0	0									
Hector Lopez, R OBP: 0.324, SLG: 0.387 (6, PH)										1	0	0	0	0	0	0									
Jack Cullen, R OBP: 0.150, SLG: 0.150 (9, 1)										0	0	0	0	0	0	0									
Inning Stats	R: 0 E: 0 K: 0 S: 4	H: 1 LOB: 1 BB: 0 P: 4	R: 0 E: 0 K: 1 S: 5	H: 0 LOB: 0 BB: 0 P: 5	R: 1 E: 0 K: 1 S: 8	H: 3 LOB: 2 BB: 0 P: 8	R: 0 E: 0 K: 1 S: 4	H: 0 LOB: 0 BB: 1 P: 8	R: 0 E: 0 K: 1 S: 3	H: 0 LOB: 0 BB: 0 P: 3	R: 0 E: 1 K: 1 S: 6	H: 1 LOB: 1 BB: 0 P: 6	R: 0 E: 0 K: 1 S: 5	H: 0 LOB: 0 BB: 0 P: 5	R: 0 E: 0 K: 1 S: 5	H: 0 LOB: 0 BB: 0 P: 5	R: 0 E: 0 K: 0 S: 4	H: 1 LOB: 1 BB: 0 P: 4	1B: 6 2B: 0 3B: 0 HR: 0	SF: 0 SAC: 1 DP: 1 HBP: 0	WP: 0 PB: 0 SB: 0 CS: 1	PA: 34			
PITCHER	IP	WLS	BF	H	R	ER	SO	BB	IBB	HBP	BLK	WP	HR	S	P	ERA	WHIP								
Tommy John, L ERA: 3.25 (1, 1)	9.0	W	33	6	1	1	6	1	0	0	0	0	0	44	48	1.00	0.778								

Chicago White Sox @ New York Yankees
Yankee Stadium, Bronx, NY
Sat Sep 25 1965, 3:33 AM EDT
Unknown - 68 F

AB 31
R 1
H 6
RBI 1
BB 1
SO 6
LOB 12



Batter	1	2	3	4	5	6	7	8	9	AB	R	H	RBI	BB	SO	LOB	TOP			
Don Buford, S OBP: 0.352, SLG: 0.388 (1, 4)	0-0 6-3		0-0 F8 E 1B		0-0 4-3		0-0 F6			4	0	1	0	0	0	2				
Floyd Robinson, L OBP: 0.351, SLG: 0.387 (1, 7)	4-0 1-3 1B BB		0-0 F5		0-0 G3		4-0 1-2 BB			2	1	0	0	2	0	1				
Bill Skowron, R OBP: 0.316, SLG: 0.420 Tom McCraw, L OBP: 0.299, SLG: 0.292 (7, 3)	0-0 1-3		0-0 E6		0-0 6-3		0-0 F7			4	0	0	0	0	0	5				
Pete Ward, L OBP: 0.329, SLG: 0.362 Al Weis, S OBP: 0.356, SLG: 0.393 (8, 4)	0-0 2H 1B		0-0 F8		0-3 K		0-0 6-3			4	0	1	1	0	1	2				
John Romano, R OBP: 0.351, SLG: 0.421 J.C. Martin, L OBP: 0.331, SLG: 0.336 (7, 2)	0-3 K		0-0 G3		0-0 L9		0-0 5-3			3	0	0	0	0	1	3				
Ron Hansen, R OBP: 0.310, SLG: 0.351 (1, 6)		4-0 6-3 SH1-3 BB		0-3 K		4-0 1B SF9 BB		0-0 5-3		2	1	0	0	2	1	0				
Bill Voss, L OBP: 0.333, SLG: 0.563 (1, 9)		0-0 SH1-3		0-0 6-3		0-0 SF9 BB 1B		0-0 3-1		3	0	1	0	0	0	0				
Ken Berry, R OBP: 0.267, SLG: 0.352 Smoky Burgess, L OBP: 0.368, SLG: 0.421 Tommie Agee, R OBP: 0.250, SLG: 0.222 (7, 8)	0-0 6-3		0-0 1-3		0-0 1-3		4-0 BB BB		0-0 1-3	2	0	0	0	0	0	1				
Gary Peters, L OBP: 0.200, SLG: 0.236 Hoyt Wilhelm, R (7, 1)	0-0 1-3		0-0 1-3		0-0 4-3		0-0 SF9		0-3 K	2	0	0	1	0	0	1				
Inning Stats	R: 1 E: 0 K: 1 S: 6	H: 1 LOB: 1 BB: 1 P: 10	R: 0 E: 0 K: 0 S: 3	H: 0 LOB: 1 BB: 1 P: 7	R: 0 E: 1 K: 0 S: 5	H: 1 LOB: 2 BB: 0 P: 5	R: 0 E: 0 K: 1 S: 5	H: 0 LOB: 0 BB: 0 P: 5	R: 0 E: 0 K: 0 S: 3	H: 0 LOB: 0 BB: 0 P: 3	R: 0 E: 0 K: 1 S: 4	H: 1 LOB: 3 BB: 3 P: 16	R: 0 E: 0 K: 0 S: 3	H: 0 LOB: 0 BB: 0 P: 3	R: 0 E: 0 K: 1 S: 5	H: 0 LOB: 0 BB: 0 P: 5	1B: 3 2B: 0 3B: 0 HR: 0	SF: 1 SAC: 1 DP: 0 HBP: 0	WP: 0 PB: 0 SB: 0 CS: 0	PA: 36
PITCHER	IP WLS BF H R ER SO BB IBB HBP BLK WP HR S P ERA WHIP	IP WLS BF H R ER SO BB IBB HBP BLK WP HR S P ERA WHIP																		
Mel Stottlemyre, R ERA: 2.59 Hal Reniff, R ERA: 3.95 (8, 1)	7.0 L 30 3 2 2 3 5 0 0 0 0 0 0 31 51 2.57 1.143	2.0 6 0 0 0 1 0 0 0 0 0 0 0 0 8 8 0.00 0.000																		

Chicago White Sox @ New York Yankees
Yankee Stadium, Bronx, NY
Sat Sep 25 1965, 3:38 AM EDT
Att: 19,331 - Unknown - 68 F

AB 29
R 2
H 3
RBI 2
BB 5
SO 4
LOB 15



Batter	1	2	3	4	5	6	7	8	9	AB	R	H	RBI	BB	SO	LOB	BOTTOM			
Bobby Richardson, R OBP: 0.291, SLG: 0.327 (1, 4)	0-3 K		0-0 F9			0-0 4-3		0-0 G4-6-3 1B		4	0	1	0	0	1	0				
Phil Linz, R OBP: 0.280, SLG: 0.275 Archie Moore, L OBP: 0.471, SLG: 0.643 Tony Kubek, L OBP: 0.253, SLG: 0.281 (8, 6)	0-3 K		0-3 K			4-0 BB		0-0 G4-6-3 1-2 BB		2	0	0	0	1	2	0				
Mickey Mantle, S OBP: 0.378, SLG: 0.445 Ross Moschitto, R OBP: 0.179, SLG: 0.296 (9, 8)	0-0 2-3				0-0 F4		0-3 K		4-0 BB	3	0	0	0	1	1	1				
Tom Tresh, S OBP: 0.348, SLG: 0.480 Art Lopez, L OBP: 0.160, SLG: 0.143 (9, 7)		0-0 6-3			0-0 6-3		0-3 K		0-3 K	4	0	0	0	0	2	2				
Elston Howard, R OBP: 0.275, SLG: 0.340 (1, 2)		0-0 1B 1B			0-0 F9				0-0 E 1B					FC3-6 1B						
Hector Lopez, R OBP: 0.323, SLG: 0.385 (1, 9)		0-0 L9				0-0 6-3		0-0 E5 1B		4	0	1	0	0	0	2				
Horace Clarke, S OBP: 0.295, SLG: 0.296 (1, 5)		0-0 1-2 1B				0-0 4-3		0-0 L6		4	0	1	0	0	0	3				
Ray Barker, L OBP: 0.320, SLG: 0.401 Roger Repoz, L OBP: 0.299, SLG: 0.452 Hal Reniff, R Jake Gibbs, L OBP: 0.270, SLG: 0.328 (9, PH)		0-0 F4				1-0 HBP		0-3 K		1	0	0	0	0	0	2				
Mel Stottlemyre, R OBP: 0.135, SLG: 0.232 Roy White, S OBP: 0.400, SLG: 0.370 Joe Pepitone, L OBP: 0.305, SLG: 0.395 (8, 3)			0-0 4-3			0-3 K		0-3 K		2	0	0	0	0	1	1				
Inning Stats	R: 0 E: 0 K: 2 S: 7	H: 0 LOB: 0 BB: 0 P: 7	R: 0 E: 0 K: 0 S: 5	H: 2 LOB: 2 BB: 0 P: 5	R: 0 E: 0 K: 1 S: 5	H: 0 LOB: 0 BB: 0 P: 5	R: 0 E: 0 K: 0 S: 3	H: 0 LOB: 0 BB: 0 P: 3	R: 0 E: 0 K: 1 S: 5	H: 0 LOB: 1 BB: 0 P: 6	R: 0 E: 0 K: 2 S: 7	H: 2 LOB: 2 BB: 1 P: 11	R: 0 E: 1 K: 2 S: 9	H: 1 LOB: 1 BB: 1 P: 9	R: 0 E: 1 K: 2 S: 9	H: 1 LOB: 2 BB: 0 P: 9	1B: 6 2B: 0 3B: 0 HR: 0	SF: 0 SAC: 0 DP: 1 HBP: 1	WP: 0 PB: 1 SB: 0 CS: 0	PA: 36
PITCHER	IP WLS BF H R ER SO BB IBB HBP BLK WP HR S P ERA WHIP	IP WLS BF H R ER SO BB IBB HBP BLK WP HR S P ERA WHIP																		
Gary Peters, L ERA: 3.62 Hoyt Wilhelm, R ERA: 1.81 (7, 1)	6.2 W 26 4 0 0 7 1 0 0 0 0 0 17 21 0.00 1.286	2.1 S 10 2 0 0 4 1 0 0 0 0 0 17 21 0.00 1.286																		

Chicago White Sox @ New York Yankees
Yankee Stadium, Bronx, NY
Sat Sep 25 1965, 3:38 AM EDT
Att: 19,331 - Unknown - 68 F

AB 33
R 0
H 6
RBI 0
BB 2
SO 11
LOB 19



Batter	1	2	3	4	5	6	7	8	9	AB	R	H	RBI	BB	SO	LOB	TOP	
Danny Cater, R OBP: 0.315, SLG: 0.400 (1, 7)	4-3			G6-3 1B			FC6-4 1B SF9	1B		4	2	3	0	0	0	0		
Don Buford, S OBP: 0.353, SLG: 0.389 (1, 4) (8, 5)	F2			G6-3 1-2			FC6-4 1B	1B E		4	1	2	0	0	0	1		
Bill Skowron, R OBP: 0.419, SLG: 0.419 Tom McCraw, L OBP: 0.299, SLG: 0.292 (6, PR) (8, 3)	5-3			1-3			FC6-4 HR	E8 1B		4	1	1	1	0	0	2		
John Romano, R OBP: 0.168, SLG: 0.422 J.C. Martin, L OBP: 0.351, SLG: 0.336 (1, 2) (8, 2)		F7			G6-4-3 1B		SF9			2	0	1	1	1	0	0		
Pete Ward, L OBP: 0.328, SLG: 0.368 Eddie Fisher, R OBP: 0.167, SLG: 0.172 (1, 5) (8, 1)		F7			F8		3-H	IBB		4	1	1	2	0	0	3		
Ron Hansen, R OBP: 0.308, SLG: 0.349 (1, 6)		F8			G6-4-3 1-2		1-H	HR		4	0	0	0	0	1	1		
Jim Hicks, R OBP: 0.168, SLG: 0.250 Tommy Agee, R OBP: 0.238, SLG: 0.211 (1, 9) (7, 9)			6-3		5-3		K			3	0	0	0	0	1	1	AB 33	
Ken Berry, R OBP: 0.265, SLG: 0.349 (1, 8)		6-3			5-3					4	0	0	0	0	1	0	R 5	
Juan Pizarro, L OBP: 0.278, SLG: 0.324 Dick Kenworthy, R (6, PH)			K							1	0	0	0	0	1	0	H 8	
Bruce Howard, S OBP: 0.214, SLG: 0.211 Gene Freese, R OBP: 0.341, SLG: 0.351 Al Weiss, S OBP: 0.356, SLG: 0.393 (8, 1) (8, PH) (8, 4)					F5					1	0	0	0	0	0	0	RBI 4	
Inning Stats	R: 0 E: 0 K: 0 S: 3	H: 0 LOB: 0 BB: 0 P: 3	R: 0 E: 0 K: 0 S: 3	H: 0 LOB: 0 BB: 0 P: 3	R: 0 E: 0 K: 1 S: 5	H: 1 LOB: 0 BB: 0 P: 3	R: 0 E: 0 K: 0 S: 3	H: 1 LOB: 0 BB: 0 P: 3	R: 3 E: 1 K: 1 S: 9	H: 3 LOB: 1 BB: 0 P: 9	R: 2 E: 1 K: 1 S: 8	H: 3 LOB: 2 BB: 1 P: 12	R: 0 E: 0 K: 3 S: 9	H: 0 LOB: 0 BB: 0 P: 9	1B: 7 2B: 0 3B: 0 HR: 1	SF: 1 SAC: 0 DP: 2 HBP: 0	WP: 0 PB: 0 SB: 0 CS: 0	PA: 35
PITCHER Whitey Ford, L ERA: 3.22 (1, 1)	IP: 9.0 WLS: L BF: 35 H: 8 R: 5 ER: 4 SO: 6 BB: 0 IBB: 1 HBP: 0 BLK: 0 WP: 0 HR: 1 S: 46 P: 50 ERA: 4.00 WHIP: 0.889											PITCHER	IP: 9.0 WLS: L BF: 35 H: 8 R: 5 ER: 4 SO: 6 BB: 0 IBB: 1 HBP: 0 BLK: 0 WP: 0 HR: 1 S: 46 P: 50 ERA: 4.00 WHIP: 0.889	ERA: 4.00 WHIP: 0.889				

Chicago White Sox @ New York Yankees
Yankee Stadium, Bronx, NY
Sun Sep 26 1965, 3:33 AM EDT
Att: 10,419 - Unknown - 72 F

AB 33
R 5
H 8
RBI 4
BB 1
SO 6
LOB 8



Batter	1	2	3	4	5	6	7	8	9	AB	R	H	RBI	BB	SO	LOB	BOTTOM			
Bobby Richardson, R OBP: 0.289, SLG: 0.325 (1, 4)	5-3		4-3		4-3		6-3			4	0	0	0	0	0	0				
Horace Clarke, S OBP: 0.284, SLG: 0.284 (1, 5)	K			L8	F9			4-3		4	0	0	0	0	1	0				
Mickey Mantle, S OBP: 0.380, SLG: 0.453 Ross Moschitto, R OBP: 0.179, SLG: 0.296 Roger Repoz, L OBP: 0.298, SLG: 0.450 (8, PH) (8, 8)				2B 3B	F5			3-1		3	1	2	0	0	0	0				
Tom Tresh, S OBP: 0.348, SLG: 0.480 (1, 8) (6, 7)				1B 2B			K	3-1		4	1	1	1	0	2	1				
Elston Howard, R OBP: 0.275, SLG: 0.340 (1, 2)		F8		G3 1B 1B			K			4	1	1	1	0	1	0				
Joe Pepitone, L OBP: 0.305, SLG: 0.394 (1, 3)		K		G3			FC6-4 1B			4	0	1	0	0	2	1				
Hector Lopez, R OBP: 0.322, SLG: 0.380 (1, 9)		K		1B IBB			FC6-4 1-2			3	0	0	0	1	1	1	AB 33			
Bobby Murcer, L OBP: 0.368, SLG: 0.424 (1, 6)			L8							3	0	1	1	0	1	0	R 3			
Whitey Ford, L OBP: 0.226, SLG: 0.190 (1, 1)			K		K					3	0	0	0	0	3	2	H 6			
Inning Stats	R: 0 E: 0 K: 2 S: 8	H: 1 LOB: 1 BB: 0 P: 8	R: 0 E: 0 K: 2 S: 7	H: 0 LOB: 0 BB: 0 P: 7	R: 0 E: 0 K: 1 S: 5	H: 0 LOB: 0 BB: 0 P: 5	R: 3 E: 0 K: 1 S: 9	H: 4 LOB: 2 BB: 1 P: 13	R: 0 E: 0 K: 0 S: 3	H: 0 LOB: 0 BB: 0 P: 3	R: 0 E: 0 K: 2 S: 8	H: 1 LOB: 1 BB: 0 P: 8	R: 0 E: 0 K: 0 S: 7	H: 0 LOB: 0 BB: 0 P: 7	R: 0 E: 0 K: 1 S: 3	H: 0 LOB: 0 BB: 0 P: 3	1B: 4 2B: 1 3B: 1 HR: 0	SF: 0 SAC: 0 DP: 0 HBP: 0	WP: 0 PB: 0 SB: 0 CS: 0	PA: 34
PITCHER Juan Pizarro, L ERA: 3.43 Bruce Howard, R ERA: 3.69 Eddie Fisher, R ERA: 2.4 (1, 1) (6, 1) (8, 1)	IP: 5.0 WLS: W BF: 7 H: 1 R: 0 ER: 0 SO: 4 BB: 0 IBB: 0 HBP: 0 BLK: 0 WP: 0 HR: 0 S: 15 P: 15 ERA: 0.00 WHIP: 0.500											PITCHER	IP: 5.0 WLS: W BF: 7 H: 1 R: 0 ER: 0 SO: 4 BB: 0 IBB: 0 HBP: 0 BLK: 0 WP: 0 HR: 0 S: 15 P: 15 ERA: 0.00 WHIP: 0.500	ERA: 0.00 WHIP: 0.500						

Chicago White Sox @ New York Yankees
Yankee Stadium, Bronx, NY
Sun Sep 26 1965, 3:33 AM EDT
Att: 10,419 - Unknown - 72 F

AB 33
R 3
H 6
RBI 3
BB 1
SO 11
LOB 5



Batter	1	2	3	4	5	6	7	8	9	AB	R	H	RBI	BB	SO	LOB	TOP								
Bobby Richardson, R OBP: 0.289, SLG: 0.324	(1, 4) X 0-0 F3		X 0-0 F3			X 0-0 6-4-3-6		X 0-0 1B 2B 1B	X 0-0 6-3	5	1	1	0	0	0	1									
Horace Clarke, S OBP: 0.301, SLG: 0.302	(1, 5) S 0-3 K			X 0-0 1B		X 0-0 1B 1B		X 0-0 1-2 2B 1B		4	0	3	0	0	0	1									
Archie Moore, L OBP: 0.524, SLG: 0.706	(1, 9) B (6, 7) B 4-0 BB			X 0-3 K		X 0-0 1-2 1B		X 0-0 1-3 2-H 2B		3	0	2	1	1	1	1									
Tom Tresh, S OBP: 0.346, SLG: 0.478	(1, 7) S 0-3 K			X 0-3 K		X 0-3 K		X 0-3 K		3	0	0	0	0	3	4									
Mike Jurewicz, S OBP: 0.267, SLG: 0.324	(6, 1) S 0-3 K			X 0-3 K		X 0-3 K		X 0-3 K		0	0	0	0	0	0	0									
Jack Cullen, R OBP: 0.150, SLG: 0.150	(7, 1) S 0-3 K			X 0-3 K		X 0-3 K		X 0-3 K		0	0	0	0	0	0	0									
Jake Gibbs, L OBP: 0.091, SLG: 0.091	(8, PH) S 0-3 K			X 0-3 K		X 0-3 K		X 0-3 K		1	0	0	0	0	1	2									
Pedro Ramos, S OBP: 0.091, SLG: 0.091	(8, 1) S 0-3 K			X 0-3 K		X 0-3 K		X 0-3 K		0	0	0	0	0	0	0									
Elston Howard, R OBP: 0.275, SLG: 0.337	(1, 2) X 0-0 4-3		X 0-0 F4			X 4-0 HR BB		X 0-3 K		3	1	0	0	1	1	3									
Ray Barker, L OBP: 0.318, SLG: 0.395	(1, 3) X 0-0 3-1			X 0-3 K		X 0-0 F9		X 4-0 BB		3	0	0	0	1	1	1									
Roger Repoz, L OBP: 0.297, SLG: 0.460	(1, 8) X 0-0 F2			X 0-0 F9		X 0-0 1-H HR		X 0-3 K		4	1	1	2	0	1	3									
Bobby Murcer, L OBP: 0.333, SLG: 0.378	(1, 6) X 0-3 K		X 0-0 3-1			X 0-0 6-3		X 0-0 F6		4	0	0	0	0	1	0									
Rich Beck, S OBP: 0.394, SLG: 0.345	(1, 1) X 0-3 K		X 0-3 K			X 4-0 4-3-6 BB		X 0-0 L8		1	0	0	0	0	1	0									
Roy White, S OBP: 0.394, SLG: 0.345	(6, PH) X (6, 9) X 0-0 L8			X 0-0 L8				X 0-0 L8		2	0	0	0	1	1	0									
Inning Stats	R: 0 E: 0 K: 2 S: 7	H: 0 LOB: 1 BB: 1 P: 11	R: 0 E: 0 K: 0 S: 3	H: 0 LOB: 0 BB: 0 P: 3	R: 0 E: 0 K: 2 S: 7	H: 0 LOB: 0 BB: 0 P: 7	R: 0 E: 0 K: 1 S: 8	H: 1 LOB: 1 BB: 0 P: 8	R: 0 E: 0 K: 1 S: 5	H: 0 LOB: 0 BB: 0 P: 5	R: 0 E: 0 K: 1 S: 6	H: 2 LOB: 2 BB: 1 P: 10	R: 2 E: 0 K: 1 S: 6	H: 1 LOB: 0 BB: 1 P: 10	R: 1 E: 0 K: 3 S: 12	H: 3 LOB: 3 BB: 1 P: 16	R: 0 E: 0 K: 0 S: 3	H: 0 LOB: 0 BB: 0 P: 3	1B: 5 2B: 2 3B: 0 HR: 1	SF: 0 SAC: 0 DP: 1 HBP: 0	WP: 0 PB: 0 SB: 0 CS: 0	PA: 37			
PITCHER	IP WLS BF H R ER SO BB IBB HBP BLK WP HR S P ERA WHIP	7.0 W 29 6 3 3 9 3 0 0 0 0 1 44 56 3.86 1.286	2.0 S 8 1 0 0 3 1 0 0 0 0 0 13 17 0.00 1.000																						

New York Yankees @ Cleveland Indians
Cleveland Municipal Stadium, Cleveland, OH
Tue Sep 28 1965, 7:05 PM EDT
Att. 3,674 - Unknown - 70 F

AB 33
R 3
H 7
RBI 3
BB 4
SO 12
LOB 15



Batter	1	2	3	4	5	6	7	8	9	AB	R	H	RBI	BB	SO	LOB	BOTTOM							
Vic Davallo, L OBP: 0.336, SLG: 0.367	(1, 8) X 0-0 E3 WP 1B 1B		X 0-0 6-3			X 0-0 3-1 HR 1B		X 0-0 F6	X 0-0 CS 1B	5	2	2	0	0	0	1								
Dick Howser, R OBP: 0.355, SLG: 0.281	(1, 6) X 0-0 WP 1-2 1B 1B		X 0-0 F3		X 0-0 3-1 HR 1B		X 0-0 F3	X 0-0 CS 1-2		4	2	2	0	0	0	0								
Leon Wagner, L OBP: 0.370, SLG: 0.499	(1, 7) X 0-0 1B 1-H 2-H 1B		X 0-0 4-3		X 0-0 3-1		X 0-0 BB 1B			4	1	2	2	0	0	2								
Rocky Colavito, R OBP: 0.385, SLG: 0.478	(1, 9) X 0-0 L8		X 4-0 BB		X 0-0 HR		X 4-0 1B BB			2	1	1	3	2	0	1								
Fred Whitfield, L OBP: 0.326, SLG: 0.518	(1, 3) X 0-0 FC6-4 1-3 1B		X 0-0 F2		X 0-0 3-1		X 0-0 1-2 2-H 1B			4	0	2	1	0	0	1								
Max Alvis, R OBP: 0.306, SLG: 0.392	(1, 5) S 0-3 K			X 0-0 6-3		X 0-0 F4		X 0-0 F5		4	0	0	0	0	1	4								
Billy Moran, R OBP: 0.222, SLG: 0.125	(1, 4) X 0-0 FC6-4			X 4-0 BB		X 0-0 F3		X 0-0 F5		2	0	0	0	1	0	2								
Bill Davis, L OBP: 0.222, SLG: 0.333	(7, PH) X 0-0 FC6-4			X 0-0 K2-5-1-2 BB		X 0-0 F3		X 0-0 F5		1	0	0	0	0	0	2								
Chico Salmon, R OBP: 0.288, SLG: 0.393	(8, 4) X 1-2 1B			X 0-0 K2-5-1-2 2-3f		X 0-0 1B		X 0-0 K		0	0	0	0	0	0	0								
Phil Roof, R OBP: 0.247, SLG: 0.194	(1, 2) X 0-0 F8		X 0-0 F3		X 0-0 K		X 0-3 K		X 0-3 K	4	0	1	0	0	2	0								
Sonny Siebert, R OBP: 0.109, SLG: 0.175	(1, 1) X 0-0 F3		X 0-0 F3		X 0-0 K		X 0-0 K		X 0-3 K	3	0	1	0	0	1	2								
Don McMahon, R OBP: 0.222, SLG: 0.222	(8, 1) X 0-0 F3		X 0-0 F3		X 0-0 K		X 0-0 K		X 0-3 K	1	0	0	0	0	1	0								
Inning Stats	R: 2 E: 1 K: 1 S: 9	H: 3 LOB: 2 BB: 0 P: 9	R: 0 E: 0 K: 0 S: 3	H: 0 LOB: 0 BB: 0 P: 3	R: 0 E: 0 K: 0 S: 3	H: 0 LOB: 1 BB: 1 P: 7	R: 0 E: 0 K: 1 S: 5	H: 1 LOB: 2 BB: 1 P: 9	R: 3 E: 0 K: 0 S: 6	H: 3 LOB: 0 BB: 0 P: 6	R: 0 E: 0 K: 1 S: 6	H: 1 LOB: 1 BB: 0 P: 6	R: 1 E: 0 K: 0 S: 5	H: 2 LOB: 2 BB: 1 P: 9	R: 0 E: 0 K: 2 S: 7	H: 1 LOB: 0 BB: 0 P: 7	1B: 10 2B: 1 3B: 0 HR: 1	SF: 0 SAC: 0 DP: 1 HBP: 0	WP: 1 PB: 0 SB: 0 CS: 1	PA: 38				
PITCHER	IP WLS BF H R ER SO BB IBB HBP BLK WP HR S P ERA WHIP	5.0 L 24 7 5 4 2 2 0 0 0 0 0 9 26 34 6.75 3.000	1.1 8 3 1 1 1 1 1 0 0 0 0 0 9 13 6.75 3.000	0.2 2 0 0 0 0 0 0 0 0 0 0 0 2 2 0.00 0.000	1.0 3 1 0 0 2 0 0 0 0 0 0 0 7 7 0.00 1.000																			

New York Yankees @ Cleveland Indians
Cleveland Municipal Stadium, Cleveland, OH
Tue Sep 28 1965, 7:05 PM EDT
Att. 3,674 - Unknown - 70 F

AB 34
R 6
H 11
RBI 6
BB 3
SO 5
LOB 15



Batter	1	2	3	4	5	6	7	8	9	AB	R	H	RBI	BB	SO	LOB	TOP					
Bobby Richardson, R OBP: 0.287, SLG: 0.322 (1, 4)	5-3			L6		F7		5-3		4	0	0	0	0	0	0	New York Yankees @ Cleveland Indians Cleveland Municipal Stadium, Cleveland, OH Wed Sep 29 1965, 7:05 PM EDT Att. 4,150 - Unknown - 72 F					
Roy White, S OBP: 0.378, SLG: 0.333 (1, 9)	K			1B		1-3		L6		4	0	1	0	0	1	0						
Tom Tresh, S OBP: 0.346, SLG: 0.476 (1, 8)	F5			K		WP HR 1B		F5		4	1	1	0	0	1	1						
Elston Howard, R OBP: 0.277, SLG: 0.345 Art Lopez, L OBP: 0.160, SLG: 0.143 (9, PR)		K		4-3		HR		BB		3	1	1	2	1	1	1						
Hector Lopez, R OBP: 0.318, SLG: 0.375 (1, 7)	K			K		K		K		4	0	0	0	0	4	1						
Clete Boyer, R OBP: 0.304, SLG: 0.424 (1, 5)	L7			HR		F5		K		4	1	1	1	0	1	1						
Ray Barker, L OBP: 0.319, SLG: 0.394 (1, 3)			G6-4-3 1B	4-3		K		K		3	0	1	0	0	1	0						
Phil Linz, R OBP: 0.280, SLG: 0.273 (1, 6)			G6-4-3 1-2	BB		K		6-3		2	0	0	0	1	1	1						
Al Downing, R OBP: 0.141, SLG: 0.176 (2, 1)			K	K						0	0	0	0	0	0	0						
Bill Stafford, R OBP: 0.199, SLG: 0.142 (3, 1)										1	0	0	0	0	1	0						
Hal Reniff, R OBP: 0.250, SLG: 0.250 (5, PH)										0	0	0	0	0	0	0						
Mickey Mantle, S OBP: 0.399, SLG: 0.442 (5, PH)										1	0	0	0	0	1	1						
Jim Bouton, R OBP: 0.250, SLG: 0.250 (5, PH)										0	0	0	0	0	0	0						
Horace Clarke, S OBP: 0.250, SLG: 0.250 (8, PH)										1	0	0	0	0	0	0						
Pete Mikkelsen, R OBP: 0.100, SLG: 0.100 (8, 1)										0	0	0	0	0	0	0						
Inning Stats	R: 0 E: 0 K: 1 S: 5	H: 0 LOB: 0 BB: 0 P: 5	R: 0 E: 0 K: 2 S: 7	H: 0 LOB: 0 BB: 0 P: 7	R: 0 E: 0 K: 1 S: 5	H: 1 LOB: 0 BB: 0 P: 5	R: 0 E: 0 K: 1 S: 6	H: 1 LOB: 1 BB: 0 P: 6	R: 1 E: 0 K: 2 S: 8	H: 1 LOB: 1 BB: 1 P: 12	R: 2 E: 0 K: 1 S: 7	H: 2 LOB: 0 BB: 0 P: 7	R: 0 E: 0 K: 2 S: 7	H: 0 LOB: 0 BB: 0 P: 7	R: 0 E: 0 K: 0 S: 3	H: 0 LOB: 0 BB: 0 P: 3	R: 0 E: 0 K: 2 S: 7	H: 0 LOB: 1 BB: 1 P: 11	1B: 3 2B: 0 3B: 0 HR: 2	SF: 0 SAC: 0 DP: 1 HBP: 0	WP: 1 PB: 0 SB: 0 CS: 0	PA: 33
PITCHER Sam McDowell, L ERA: 2.18 (1, 1)	IP: 9.0 WLS: W BF: 33 H: 5 R: 3 ER: 3 SO: 12 BB: 2 IBB: 0 HBP: 0 BLK: 0 WP: 1 HR: 2 S: 55 P: 63 ERA: 3.00 WHIP: 0.778															PITCHER IP: WLS: BF: H: R: ER: SO: BB: IBB: HBP: BLK: WP: HR: S: P: ERA: WHIP						



AB	31
R	3
H	5
RBI	3
BB	2
SO	12
LOB	6

Batter	1	2	3	4	5	6	7	8	9	AB	R	H	RBI	BB	SO	LOB	BOTTOM			
Larry Brown, R OBP: 0.317, SLG: 0.376 (1, 6)	K		E S 1B BB	WP 1B BB		F4		B2		3	1	0	0	2	1	0	New York Yankees @ Cleveland Indians Cleveland Municipal Stadium, Cleveland, OH Wed Sep 29 1965, 7:05 PM EDT Att. 4,150 - Unknown - 72 F			
Max Alvis, R OBP: 0.311, SLG: 0.401 (1, 5)	WP BB		HR 1B	WP 1B		1B		HR		4	2	4	2	1	0	0				
Chuck Hinton, R OBP: 0.338, SLG: 0.453 (6, 7)	5-3 1-2		1-3 1-2	1B 2-3 BB		L4		K		4	0	0	0	1	1	3				
Rocky Colavito, R OBP: 0.385, SLG: 0.476 (1, 9)	BB		HR BB	K		F3		K		3	1	0	0	2	2	4				
Fred Whitfield, L OBP: 0.325, SLG: 0.522 (1, 3)	F6		HR	F4		G3				4	1	1	3	0	0	5				
Lou Clinton, R OBP: 0.308, SLG: 0.335 (1, 7)		L5	BB BB	SH1-3 1B		FC3-6 BB 1B				2	0	1	0	1	0	0				
Vic Davallillo, L OBP: 0.337, SLG: 0.368 (5, PR)		6-3	BB	L5		L5		FC3-6 BB		2	0	0	0	2	0	1				
Dick Howser, R OBP: 0.357, SLG: 0.279 (1, 4)			BB	BB		L5		FC3-6 BB		2	0	0	0	2	0	1				
Phil Roof, R OBP: 0.240, SLG: 0.188 (1, 2)		K	F5	SH1-3		FC3-6		FC3-6		2	0	0	0	0	1	2				
Al Luplow, L OBP: 0.188, SLG: 0.244 (7, PH)										1	0	0	0	0	0	2				
Joe Azcue, R OBP: 0.291, SLG: 0.269 (8, 2)										0	0	0	0	0	0	0				
Sam McDowell, L OBP: 0.140, SLG: 0.141 (1, 1)			G3	3-1		F8		K		4	0	0	0	0	1	4				
Inning Stats	R: 0 E: 0 K: 1 S: 5	H: 0 LOB: 2 BB: 2 P: 13	R: 0 E: 0 K: 1 S: 5	H: 0 LOB: 0 BB: 0 P: 5	R: 4 E: 0 K: 0 S: 5	H: 2 LOB: 4 BB: 4 P: 21	R: 0 E: 0 K: 1 S: 6	H: 1 LOB: 3 BB: 2 P: 14	R: 0 E: 0 K: 0 S: 4	H: 1 LOB: 2 BB: 0 P: 4	R: 0 E: 0 K: 0 S: 4	H: 1 LOB: 1 BB: 0 P: 4	R: 0 E: 0 K: 1 S: 6	H: 1 LOB: 2 BB: 1 P: 10	R: 1 E: 0 K: 2 S: 8	H: 1 LOB: 0 BB: 0 P: 8	1B: 5 2B: 0 3B: 0 HR: 2	SF: 0 SAC: 1 DP: 0 HBP: 0	WP: 2 PB: 0 SB: 1 CS: 0	PA: 40
PITCHER Al Downing, L ERA: 3.4 (1, 1)	IP: 1.0 WLS: L BF: 10 H: 2 R: 4 ER: 4 SO: 1 BB: 3 IBB: 0 HBP: 0 BLK: 0 WP: 0 HR: 1 S: 9 P: 21 ERA: 21.60 WHIP: 3.000															PITCHER IP: WLS: BF: H: R: ER: SO: BB: IBB: HBP: BLK: WP: HR: S: P: ERA: WHIP				
Bill Stafford, R ERA: 3.56 (2, 1)	1.2																			
Hal Reniff, R ERA: 3.8 (3, 1)	1.1																			
Jim Bouton, R ERA: 4.62 (5, 1)	3.0																			
Pete Mikkelsen, R ERA: 3.28 (8, 1)	1.0																			



AB	30
R	5
H	7
RBI	5
BB	9
SO	6
LOB	21

Batter	1	2	3	4	5	6	7	8	9	AB	R	H	RBI	BB	SO	LOB	TOP					
Bobby Richardson, R OBP: 0.288, SLG: 0.324 (1, 4)										5	1	2	1	0	0	1	New York Yankees @ Boston Red Sox Fenway Park, Boston, MA Sat Oct 02 1965, 3:33 AM EDT Att: 4,300 - Unknown					
Roy White, S OBP: 0.390, SLG: 0.378 (1, 8) (6, 9)										4	1	2	1	0	1	2						
Tom Tresh, S OBP: 0.346, SLG: 0.476 (1, 7)										3	0	1	2	1	0	1						
Elston Howard, R OBP: 0.277, SLG: 0.342 (1, 2)										3	0	0	0	1	0	2						
Clete Boyer, R OBP: 0.302, SLG: 0.421 (1, 5)										4	1	0	0	0	2	1						
Hector Lopez, R OBP: 0.281, SLG: 0.392 Roger Repoz, L OBP: 0.296, SLG: 0.458 (1, 9) (6, 8)										3	2	2	2	0	0	0						
Ray Barker, L OBP: 0.313, SLG: 0.386 (1, 3)										4	0	0	0	0	2	2						
Phil Linz, R OBP: 0.281, SLG: 0.277 Tony Kubek, L OBP: 0.253, SLG: 0.281 (9, PH) (9, 6)										3	1	1	0	0	0	1						
Mel Stottlemyre, R OBP: 0.140, SLG: 0.232 (1, 1)										1	0	0	0	0	1	0						
Inning Stats	R: 2 E: 0 K: 1 S: 7	H: 3 LOB: 0 BB: 0 P: 7	R: 1 E: 0 K: 2 S: 10	H: 3 LOB: 2 BB: 0 P: 10	R: 0 E: 0 K: 1 S: 4	H: 0 LOB: 0 BB: 1 P: 8	R: 0 E: 0 K: 1 S: 5	H: 0 LOB: 0 BB: 0 P: 5	R: 0 E: 0 K: 0 S: 5	H: 1 LOB: 0 BB: 0 P: 5	R: 1 E: 0 K: 0 S: 5	H: 2 LOB: 1 BB: 0 P: 5	R: 0 E: 1 K: 0 S: 3	H: 0 LOB: 1 BB: 1 P: 7	R: 0 E: 0 K: 2 S: 7	H: 0 LOB: 0 BB: 0 P: 7		1B: 4 2B: 4 3B: 0 HR: 1	SF: 0 SAC: 0 DP: 2 HBP: 0	WP: 0 PB: 0 SB: 1 CS: 0	PA: 37	
PITCHER	IP WLS BF H R ER SO BB IBB HBP BLK WP HR S P ERA WHIP	IP WLS BF H R ER SO BB IBB HBP BLK WP HR S P ERA WHIP	IP WLS BF H R ER SO BB IBB HBP BLK WP HR S P ERA WHIP	IP WLS BF H R ER SO BB IBB HBP BLK WP HR S P ERA WHIP	IP WLS BF H R ER SO BB IBB HBP BLK WP HR S P ERA WHIP	IP WLS BF H R ER SO BB IBB HBP BLK WP HR S P ERA WHIP	IP WLS BF H R ER SO BB IBB HBP BLK WP HR S P ERA WHIP	IP WLS BF H R ER SO BB IBB HBP BLK WP HR S P ERA WHIP	IP WLS BF H R ER SO BB IBB HBP BLK WP HR S P ERA WHIP	IP WLS BF H R ER SO BB IBB HBP BLK WP HR S P ERA WHIP	IP WLS BF H R ER SO BB IBB HBP BLK WP HR S P ERA WHIP	IP WLS BF H R ER SO BB IBB HBP BLK WP HR S P ERA WHIP	IP WLS BF H R ER SO BB IBB HBP BLK WP HR S P ERA WHIP	IP WLS BF H R ER SO BB IBB HBP BLK WP HR S P ERA WHIP	IP WLS BF H R ER SO BB IBB HBP BLK WP HR S P ERA WHIP	IP WLS BF H R ER SO BB IBB HBP BLK WP HR S P ERA WHIP	IP WLS BF H R ER SO BB IBB HBP BLK WP HR S P ERA WHIP	IP WLS BF H R ER SO BB IBB HBP BLK WP HR S P ERA WHIP	IP WLS BF H R ER SO BB IBB HBP BLK WP HR S P ERA WHIP	IP WLS BF H R ER SO BB IBB HBP BLK WP HR S P ERA WHIP	IP WLS BF H R ER SO BB IBB HBP BLK WP HR S P ERA WHIP	IP WLS BF H R ER SO BB IBB HBP BLK WP HR S P ERA WHIP

AB 35
R 6
H 9
RBI 6
BB 2
SO 8
LOB 12



Batter	1	2	3	4	5	6	7	8	9	AB	R	H	RBI	BB	SO	LOB	BOTTOM					
Chuck Schilling, R OBP: 0.294, SLG: 0.337 Felix Mantilla, R OBP: 0.374, SLG: 0.416 (1, 4) (6, PH) (7, 4)										2	0	0	0	1	0	0	New York Yankees @ Boston Red Sox Fenway Park, Boston, MA Sat Oct 02 1965, 3:33 AM EDT Att: 4,300 - Unknown					
Dalton Jones, L OBP: 0.325, SLG: 0.373 Earl Wilson, R OBP: 0.308, SLG: 0.416 (1, 5) (9, FR)										5	1	2	1	0	0	6						
Carl Yastrzemski, L OBP: 0.394, SLG: 0.528 (1, 7)										4	0	0	0	1	1	1						
Tony Conigliaro, R OBP: 0.336, SLG: 0.513 (1, 9)										4	0	0	0	0	1	1						
Lee Thomas, L OBP: 0.362, SLG: 0.465 (1, 3)										4	2	2	1	0	0	1						
Jim Gosger, L OBP: 0.317, SLG: 0.401 (1, 8)										3	0	0	0	1	1	1						
Eddie Bressoud, R OBP: 0.296, SLG: 0.349 (1, 6)										4	1	2	1	0	1	0						
Mike Ryan, R OBP: 0.198, SLG: 0.269 (1, 2)										4	0	1	1	0	0	2						
Dennis Bennett, L OBP: 0.289, SLG: 0.205 Lenny Green, L OBP: 0.360, SLG: 0.429 Dick Radatz, R OBP: 0.207, SLG: 0.321 Russ Nixon, L OBP: 0.297, SLG: 0.324 (1, 1) (6, PH) (7, 1) (9, PH)										1	0	0	0	1	1	0						
Inning Stats	R: 1 E: 0 K: 0 S: 4	H: 1 LOB: 1 BB: 1 P: 8	R: 0 E: 0 K: 0 S: 3	H: 1 LOB: 3 BB: 3 P: 15	R: 0 E: 0 K: 2 S: 8	H: 1 LOB: 0 BB: 0 P: 8	R: 0 E: 0 K: 1 S: 5	H: 0 LOB: 0 BB: 0 P: 5	R: 0 E: 0 K: 0 S: 3	H: 0 LOB: 0 BB: 2 P: 14	R: 0 E: 0 K: 0 S: 3	H: 0 LOB: 0 BB: 0 P: 3	R: 0 E: 0 K: 1 S: 5	H: 0 LOB: 1 BB: 0 P: 5	R: 0 E: 0 K: 1 S: 6	H: 2 LOB: 1 BB: 0 P: 6		1B: 4 2B: 3 3B: 0 HR: 2	SF: 0 SAC: 0 DP: 2 HBP: 0	WP: 0 PB: 0 SB: 0 CS: 0	PA: 39	
PITCHER	IP WLS BF H R ER SO BB IBB HBP BLK WP HR S P ERA WHIP	IP WLS BF H R ER SO BB IBB HBP BLK WP HR S P ERA WHIP	IP WLS BF H R ER SO BB IBB HBP BLK WP HR S P ERA WHIP	IP WLS BF H R ER SO BB IBB HBP BLK WP HR S P ERA WHIP	IP WLS BF H R ER SO BB IBB HBP BLK WP HR S P ERA WHIP	IP WLS BF H R ER SO BB IBB HBP BLK WP HR S P ERA WHIP	IP WLS BF H R ER SO BB IBB HBP BLK WP HR S P ERA WHIP	IP WLS BF H R ER SO BB IBB HBP BLK WP HR S P ERA WHIP	IP WLS BF H R ER SO BB IBB HBP BLK WP HR S P ERA WHIP	IP WLS BF H R ER SO BB IBB HBP BLK WP HR S P ERA WHIP	IP WLS BF H R ER SO BB IBB HBP BLK WP HR S P ERA WHIP	IP WLS BF H R ER SO BB IBB HBP BLK WP HR S P ERA WHIP	IP WLS BF H R ER SO BB IBB HBP BLK WP HR S P ERA WHIP	IP WLS BF H R ER SO BB IBB HBP BLK WP HR S P ERA WHIP	IP WLS BF H R ER SO BB IBB HBP BLK WP HR S P ERA WHIP	IP WLS BF H R ER SO BB IBB HBP BLK WP HR S P ERA WHIP	IP WLS BF H R ER SO BB IBB HBP BLK WP HR S P ERA WHIP	IP WLS BF H R ER SO BB IBB HBP BLK WP HR S P ERA WHIP	IP WLS BF H R ER SO BB IBB HBP BLK WP HR S P ERA WHIP	IP WLS BF H R ER SO BB IBB HBP BLK WP HR S P ERA WHIP	IP WLS BF H R ER SO BB IBB HBP BLK WP HR S P ERA WHIP	IP WLS BF H R ER SO BB IBB HBP BLK WP HR S P ERA WHIP

AB 33
R 4
H 8
RBI 4
BB 6
SO 5
LOB 13



Batter	1	2	3	4	5	6	7	8	9	AB	R	H	RBI	BB	SO	LOB	TOP								
Bobby Richardson, R OBP: 0.287, SLG: 0.322 (1, 4)	F8	F6	G5-4-3			5-3	5-3			6	0	1	1	0	0	4	New York Yankees @ Boston Red Sox Fenway Park, Boston, MA Sun Oct 03 1965, 3:33 AM EDT Att: 5,933 - Unknown - 71 F								
Roy White, S OBP: 0.404, SLG: 0.381 (1, 9)						5-3		L8	F9	5	2	2	0	1	0	1									
Tom Tresh, S OBP: 0.348, SLG: 0.477 Ross Moschitto, R OBP: 0.179, SLG: 0.296 (6, PR) (8, 7)	BB		F6							5	2	3	0	0	1	2									
Elston Howard, R OBP: 0.278, SLG: 0.345 (1, 2)	4-3		F6							0	0	0	0	0	0	0									
Roger Repoz, L OBP: 0.298, SLG: 0.454 (1, 8)			E8							5	1	2	1	0	0	2									
Clete Boyer, R OBP: 0.304, SLG: 0.423 (1, 5)			E9							4	1	1	1	1	1	3									
Tony Kubek, L OBP: 0.258, SLG: 0.295 (1, 6)			G3							4	3	2	1	0	1	1									
Ray Barker, L OBP: 0.324, SLG: 0.398 (1, 3)			K							4	1	3	3	0	0	0									
Whitey Ford, L OBP: 0.230, SLG: 0.195 Pedro Ramos, S OBP: 0.083, SLG: 0.083 (8, 1)			K							4	1	3	2	1	0	1									
Inning Stats	R: 0 E: 0 K: 1 S: 5	H: 0 LOB: 1 BB: 1 P: 9	R: 1 E: 0 K: 0 S: 6	H: 3 LOB: 2 BB: 0 P: 6	R: 3 E: 1 K: 0 S: 7	H: 4 LOB: 0 BB: 0 P: 7	R: 2 E: 1 K: 1 S: 8	H: 3 LOB: 1 BB: 0 P: 8	R: 0 E: 0 K: 1 S: 5	H: 0 LOB: 1 BB: 1 P: 9	R: 1 E: 0 K: 0 S: 5	H: 2 LOB: 1 BB: 0 P: 5	R: 1 E: 0 K: 0 S: 5	H: 2 LOB: 1 BB: 0 P: 5	R: 0 E: 0 K: 0 S: 3	H: 1 LOB: 1 BB: 0 P: 3		R: 3 E: 0 K: 1 S: 8	H: 3 LOB: 1 BB: 1 P: 12	1B: 14 2B: 4 3B: 0 HR: 1	SF: 0 SAC: 3 DP: 2 HBP: 0	WP: 0 PB: 0 SB: 0 CS: 0	PA: 47		
PITCHER	IP	WLS	BF	H	R	ER	SO	BB	IBB	HBP	BLK	WP	HR	S	P	ERA	WHIP								
Earl Wilson, R ERA: 3.98 (1, 1)	2.2		16	7	4	4	1	1	0	0	0	0	0	17	21	13.50	3.000								
Arnold Earley, L ERA: 3.53 (3, 1)	3.1	L	16	5	3	1	2	1	0	0	0	0	0	8	8	2.70	1.800								
Bob Duliba, R ERA: 3.78 (7, 1)	2.0		8	3	1	1	0	0	0	0	0	0	0	8	8	4.50	1.500								
Dick Radatz, R ERA: 3.91 (9, 1)	1.0		7	3	3	3	1	1	0	0	0	0	1	8	12	27.00	4.000								
Batter	1	2	3	4	5	6	7	8	9	AB	R	H	RBI	BB	SO	LOB	BOTTOM								
Chuck Schilling, R OBP: 0.292, SLG: 0.333 (1, 4)	F9									5	1	1	0	0	0	2	New York Yankees @ Boston Red Sox Fenway Park, Boston, MA Sun Oct 03 1965, 3:33 AM EDT Att: 5,933 - Unknown - 71 F								
Frank Malzone, R OBP: 0.293, SLG: 0.319 (1, 5)	4-3									5	1	1	0	0	0	1									
Carl Yastrzemski, L OBP: 0.385, SLG: 0.536 (1, 7)										5	2	3	2	0	0	1									
Tony Conigliaro, R OBP: 0.337, SLG: 0.512 (1, 9)										4	0	2	2	0	0	1									
Tony Horton, R OBP: 0.361, SLG: 0.485 (1, 3)										4	0	0	0	0	1	3									
Jim Gosger, L OBP: 0.318, SLG: 0.410 Lenny Green, L OBP: 0.361, SLG: 0.429 (6, 8)										2	1	1	1	0	1	0									
Eddie Bressoud, R OBP: 0.299, SLG: 0.351 (1, 6)										2	0	1	0	0	1	0									
Mike Ryan, R OBP: 0.193, SLG: 0.262 Russ Nixon, L OBP: 0.295, SLG: 0.321 (8, PH) (9, 2)										3	0	0	0	0	0	2									
Earl Wilson, R OBP: 0.304, SLG: 0.410 Arnold Earley, L OBP: 0.329, SLG: 0.412 Rico Petrocelli, R OBP: 0.329, SLG: 0.412 Bob Duliba, R OBP: 0.329, SLG: 0.412 Lee Thomas, L OBP: 0.329, SLG: 0.412 Dick Radatz, R OBP: 0.329, SLG: 0.412 (1, 1) (3, 1) (6, PH) (7, 1) (8, PH) (9, 1)										1	0	0	0	0	0	0									
Inning Stats	R: 1 E: 1 K: 0 S: 5	H: 2 LOB: 1 BB: 0 P: 5	R: 1 E: 0 K: 0 S: 4	H: 1 LOB: 0 BB: 0 P: 4	R: 2 E: 0 K: 1 S: 7	H: 2 LOB: 0 BB: 0 P: 7	R: 0 E: 0 K: 2 S: 9	H: 1 LOB: 2 BB: 0 P: 9	R: 0 E: 0 K: 0 S: 4	H: 1 LOB: 1 BB: 0 P: 4	R: 0 E: 0 K: 1 S: 6	H: 1 LOB: 1 BB: 0 P: 6	R: 1 E: 0 K: 0 S: 5	H: 2 LOB: 1 BB: 0 P: 5	R: 0 E: 0 K: 0 S: 4	H: 1 LOB: 1 BB: 0 P: 4		R: 0 E: 0 K: 0 S: 3	H: 0 LOB: 0 BB: 0 P: 3	1B: 7 2B: 2 3B: 0 HR: 2	SF: 0 SAC: 0 DP: 0 HBP: 0	WP: 0 PB: 2 SB: 0 CS: 0	PA: 39		
PITCHER	IP	WLS	BF	H	R	ER	SO	BB	IBB	HBP	BLK	WP	HR	S	P	ERA	WHIP								
Whitey Ford, L ERA: 3.28 (1, 1)	7.0		33	11	5	4	4	0	0	0	0	0	0	6	6	0.00	0.000								
Pedro Ramos, R ERA: 2.92 (8, 1)	2.0	S	6	0	0	0	0	0	0	0	0	0	0	6	6	0.00	0.000								

