

New York Yankees - 1966

Batter	1	2	3	4	5	6	7	8	9	AB	R	H	RBI	BB	SO	LOB	TOP								
Don Wert, R OBP: 0.500, SLG: 0.500 (1, 5)	L7		G5-3			L1-3			4-3	4	1	2	1	0	0	2									
Jerry Lumpe, L OBP: 0.250, SLG: 0.250 (1, 4)	F6					L1-3			4-3	4	0	1	0	0	0	2									
Norm Cash, L OBP: 0.250, SLG: 0.250 (1, 3)	K					G1-6-3			4-3	4	0	1	1	0	1	1									
Al Kaline, R (1, 9)		L7				L7			4-3	3	0	0	0	1	0	0									
Willie Horton, R (1, 7)		F4				F8			F4	4	0	0	0	0	1	2									
Bill Freehan, R (1, 2)		1-4-3				F3			F3	3	0	0	0	0	0	0									
Dick McAuliffe, L (1, 6)						1-3			K	2	0	0	0	1	1	0									
Mickey Stanley, R OBP: 0.333, SLG: 0.667 (1, 8)						L5			5-3	3	1	1	0	0	0	1									
Mickey Lolich, S OBP: 0.333, SLG: 0.333 (1, 1)						FC1			1B	3	0	1	0	0	1	2									
Inning Stats	R: 0 E: 0 K: 1 S: 5	H: 0 LOB: 0 BB: 0 P: 5	R: 0 E: 0 K: 0 S: 3	H: 0 LOB: 0 BB: 0 P: 3	R: 0 E: 1 K: 0 S: 3	H: 0 LOB: 1 BB: 1 P: 7	R: 0 E: 0 K: 0 S: 3	H: 1 LOB: 0 BB: 0 P: 3	R: 0 E: 0 K: 0 S: 3	H: 0 LOB: 0 BB: 0 P: 3	R: 1 E: 0 K: 1 S: 6	H: 2 LOB: 0 BB: 0 P: 6	R: 0 E: 0 K: 1 S: 5	H: 0 LOB: 0 BB: 0 P: 5	R: 0 E: 0 K: 1 S: 5	H: 0 LOB: 0 BB: 0 P: 5	R: 1 E: 0 K: 0 S: 5	H: 3 LOB: 2 BB: 1 P: 9	1B: 5 2B: 2 3B: 0 HR: 0	SF: 0 SAC: 0 DP: 3 HBP: 0	WP: 0 PB: 0 SB: 1 CS: 0	PA: 32			
PITCHER	IP	WLS	BF	H	R	ER	SO	BB	IBB	HBP	BLK	WP	HR	S	P	ERA	WHIP								
Whitey Ford, L ERA: 2.08 (1, 1)	8.2	L	30	6	2	2	4	1	0	0	0	0	0	37	41	2.08	0.808								
Pedro Ramos, R ERA: (9, 1)	0.1		2	0	0	0	0	1	0	0	0	0	0	1	5	0.00	3.000								

Detroit Tigers @ New York Yankees
Yankee Stadium, Bronx, NY
Tue Apr 12 1966, 3:33 AM EST
Att: 40,006 - Unknown - 56 F

AB	30
R	2
H	6
RBI	2
BB	2
SO	4
LOB	10





Batter	1	2	3	4	5	6	7	8	9	AB	R	H	RBI	BB	SO	LOB	BOTTOM								
Bobby Richardson, R OBP: 0.500, SLG: 0.333 (1, 4)	L6		5-3			CS				3	0	1	0	1	0	0									
Tom Tresh, S (1, 7)	K					K				4	0	0	0	0	3	2									
Roger Maris, L OBP: 0.500, SLG: 0.333 (1, 9)						1B			F5	3	0	1	0	1	1	1									
Mickey Mantle, S OBP: 0.667, SLG: 1.000 (6, PR)										3	0	2	0	0	1	1									
Roger Repoz, L (7, 8)										0	0	0	0	0	0	0									
Lou Clinton, R (9, PH)										0	0	0	0	1	0	0									
Clete Boyer, R (1, 5)		L7				L9			FC1-6	4	0	0	0	0	0	4									
Joe Pepitone, L OBP: 0.500, SLG: 1.250 (1, 3)		L8				HR			1B	4	1	2	1	0	1	0									
Elston Howard, R (1, 2)		K				P6			P6	3	0	0	0	1	1	2									
Ruben Amaro, R (1, 6)						F4			P6	3	0	0	0	0	0	1									
Roy White, S (9, PH)						G4-6-3			P6	1	0	0	0	0	0	2									
Whitey Ford, L (1, 1)						K				3	0	0	0	0	3	0									
Pedro Ramos, S (9, 1)						K				0	0	0	0	0	0	0									
Inning Stats	R: 0 E: 0 K: 2 S: 8	H: 1 LOB: 1 BB: 0 P: 8	R: 0 E: 0 K: 1 S: 5	H: 0 LOB: 0 BB: 0 P: 5	R: 0 E: 0 K: 1 S: 6	H: 1 LOB: 1 BB: 0 P: 6	R: 1 E: 0 K: 1 S: 5	H: 1 LOB: 0 BB: 1 P: 9	R: 0 E: 0 K: 1 S: 5	H: 2 LOB: 2 BB: 1 P: 10	R: 0 E: 0 K: 1 S: 7	H: 0 LOB: 1 BB: 1 P: 11	R: 0 E: 0 K: 2 S: 4	H: 0 LOB: 2 BB: 1 P: 8	R: 0 E: 0 K: 0 S: 4	H: 1 LOB: 2 BB: 1 P: 8	1B: 4 2B: 2 3B: 0 HR: 1	SF: 0 SAC: 0 DP: 2 HBP: 0	WP: 0 PB: 0 SB: 0 CS: 1	PA: 35					
PITCHER	IP	WLS	BF	H	R	ER	SO	BB	IBB	HBP	BLK	WP	HR	S	P	ERA	WHIP								
Mickey Lolich, L ERA: 1.0 (1, 1)	9.0	W	35	6	1	1	10	4	0	0	0	0	1	51	67	1.00	1.111								

Detroit Tigers @ New York Yankees
Yankee Stadium, Bronx, NY
Tue Apr 12 1966, 3:33 AM EST
Att: 40,006 - Unknown - 56 F

AB	31
R	1
H	6
RBI	1
BB	4
SO	10
LOB	13



Batter	1	2	3	4	5	6	7	8	9	AB	R	H	RBI	BB	SO	LOB	TOP								
Dick McAuliffe, L (1,6) OBP: 0.500, SLG: 0.571	4-3		F8				FC3-6		E BB	5	0	3	1	0	0	0	<p>Detroit Tigers @ New York Yankees Yankee Stadium, Bronx, NY Thu Apr 14 1966, 3:33 AM EST Unknown - 56 F</p> <p>livebaseballscores.com</p> <p>AB 35 R 3 H 8 RBI 3 BB 6 SO 1 LOB 28</p> 								
Jerry Lumpe, L (1,4) OBP: 0.250, SLG: 0.143 Willie Horton, R (9,PH) (9,7)	6-3		1-3				FC3-6		E BB	3	0	0	0	1	0	2									
Norm Cash, L (1,3) OBP: 0.222, SLG: 0.222			F8				4-3		E6	5	0	1	1	0	0	7									
Al Kaline, R (1,9) OBP: 0.222, SLG: 0.125	L6-3			L6	FC5				L3	5	0	1	0	0	0	7									
Jim Northrup, L (1,7) Don Demeter, R (9,PH) Dick Tracewski, R (9,4)		5-3					F7		F6	3	0	0	0	1	0	1									
Don Wert, R (1,5) OBP: 0.500, SLG: 0.429				G1-6-3			5-3			3	1	1	0	1	0	1									
Bill Freehan, R (1,2) OBP: 0.143, SLG: 0.286							6-3			4	0	1	0	0	0	3									
Mickey Stanley, R (1,8) OBP: 0.286, SLG: 0.333									F8	3	1	0	1	1	0	1									
Denny McLain, R (1,1) OBP: 0.333, SLG: 0.333 Gates Brown, L (9,PH) Larry Sherry, R (9,1)										3	0	1	0	0	1	3									
Inning Stats	R: 0 E: 0 K: 0 S: 4	H: 1 LOB: 1 BB: 0 P: 4	R: 1 E: 1 K: 1 S: 7	H: 1 LOB: 1 BB: 0 P: 7	R: 0 E: 0 K: 0 S: 3	H: 0 LOB: 0 BB: 1 P: 3	R: 0 E: 0 K: 0 S: 2	H: 0 LOB: 0 BB: 1 P: 6	R: 1 E: 0 K: 0 S: 5	H: 2 LOB: 3 BB: 2 P: 13	R: 0 E: 0 K: 0 S: 3	H: 0 LOB: 0 BB: 0 P: 3	R: 0 E: 0 K: 0 S: 5	H: 2 LOB: 2 BB: 0 P: 5	R: 0 E: 0 K: 0 S: 3	H: 1 LOB: 1 BB: 1 P: 7		R: 1 E: 2 K: 0 S: 5	H: 1 LOB: 3 BB: 2 P: 13	1B: 6 2B: 3 3B: 0 HR: 0	SF: 0 SAC: 0 DP: 2 HBP: 0	WP: 0 PB: 0 SB: 1 CS: 0	PA: 41		
PITCHER	IP	WLS	BF	H	R	ER	SO	BB	IBB	HBP	BLK	WP	HR	S	P	ERA	WHIP								
Mel Stottlemyre, R (1,1) ERA: 1.29	7.0		30	6	2	1	1	3	0	0	0	0	0	29	41	1.29	1.286								
Pedro Ramos, R (8,1) ERA: 5.4	1.1	L	7	2	1	1	0	2	0	0	0	0	0	5	13	6.75	3.000								
Steve Hamilton, L (9,1) ERA:	0.1		3	0	0	0	0	1	0	0	0	0	0	2	6	0.00	3.000								
Hal Reniff, R (9,1) ERA:	0.1		1	0	0	0	0	0	0	0	0	0	0	1	1	0.00	0.000								

Batter	1	2	3	4	5	6	7	8	9	AB	R	H	RBI	BB	SO	LOB	BOTTOM								
Bobby Richardson, R (1,4) OBP: 0.444, SLG: 0.286	F5		F8				WP BB		F7	4	0	1	0	1	0	0	<p>Detroit Tigers @ New York Yankees Yankee Stadium, Bronx, NY Thu Apr 14 1966, 3:33 AM EST Unknown - 56 F</p> <p>livebaseballscores.com</p> <p>AB 31 R 2 H 6 RBI 2 BB 6 SO 4 LOB 17</p> 								
Roy White, S (1,8) OBP: 0.667, SLG: 0.667	L8-6						WP BB		K	2	0	1	0	3	1	0									
Roger Maris, L (1,9) OBP: 0.375, SLG: 0.167			F2				L9		F2	3	0	0	0	1	0	5									
Joe Pepitone, L (1,3) OBP: 0.375, SLG: 0.714	L8-6						L9		L9	3	1	0	0	1	0	6									
Tom Tresh, S (1,7) OBP: 0.250, SLG: 0.250									F8	4	0	2	0	0	0	0									
Clete Boyer, R (1,5) OBP: 0.143, SLG: 0.571										3	1	1	2	0	0	1									
Elston Howard, R (1,2) OBP: 0.250, SLG: 0.143									L8	4	0	1	0	0	0	2									
Ruben Amaro, R (1,6) Roger Repoz, L (6,PH) Horace Clarke, S (7,6)									F6	2	0	0	0	0	0	2									
Mel Stottlemyre, R (1,1) Ray Barker, L (7,PH) Pedro Ramos, S (8,1) Steve Hamilton, L (9,1) Hal Reniff, R (9,1) Mickey Mantle, S (9,PH) OBP: 0.500, SLG: 0.750									K	2	0	0	0	0	0	0									
Inning Stats	R: 0 E: 0 K: 0 S: 3	H: 1 LOB: 1 BB: 1 P: 7	R: 0 E: 0 K: 0 S: 4	H: 1 LOB: 1 BB: 0 P: 4	R: 0 E: 0 K: 0 S: 3	H: 0 LOB: 1 BB: 1 P: 7	R: 1 E: 0 K: 0 S: 4	H: 1 LOB: 1 BB: 1 P: 8	R: 0 E: 0 K: 1 S: 6	H: 1 LOB: 2 BB: 0 P: 6	R: 0 E: 0 K: 1 S: 6	H: 1 LOB: 2 BB: 1 P: 10	R: 0 E: 0 K: 0 S: 4	H: 1 LOB: 0 BB: 0 P: 4	R: 1 E: 0 K: 2 S: 7	H: 0 LOB: 0 BB: 0 P: 7		1B: 4 2B: 2 3B: 0 HR: 1	SF: 0 SAC: 1 DP: 1 HBP: 0	WP: 1 PB: 0 SB: 0 CS: 0	PA: 38				
PITCHER	IP	WLS	BF	H	R	ER	SO	BB	IBB	HBP	BLK	WP	HR	S	P	ERA	WHIP								
Denny McLain, R (1,1) ERA: 2.25	8.0		35	6	2	2	2	6	0	0	0	0	0	33	57	2.25	1.500								
Larry Sherry, R (9,1) ERA:	1.0	S	3	0	0	0	2	0	0	0	0	0	0	7	7	0.00	0.000								

Batter	1	2	3	4	5	6	7	8	9	AB	R	H	RBI	BB	SO	LOB	TOP																										
Dick McAuliffe, L (1,6) OBP: 0.462, SLG: 0.455	4-0 CS 1-3 BB		0-0 1B 1B	0-0 L5		0-0 G3-6-1			0-0 3-1	4	1	1	0	1	0	1																											
Jerry Lumpe, L (1,4) OBP: 0.231, SLG: 0.091	0-0 1-3		0-0 F6		0-0 E4 1B		0-0 6-3		4-0 2B 1B BB	4	2	0	0	1	0	2																											
Norm Cash, L (1,3) OBP: 0.429, SLG: 0.417	4-0 1B 2-3 BB		0-0 1B FC1-6-4 1B		4-0 1B 1-2 BB		0-3 K		0-0 1B 1-3 2B	3	1	2	0	2	1	0																											
Al Kaline, R (1,9) OBP: 0.500, SLG: 0.364	0-0 1-2 1B		0-0 1-3 3-H 1B		0-0 1-3 2-H 1B		1-0 HBP HBP		4-0 1B IBB	3	0	3	2	1	0	0																											
Willie Horton, R (1,7) OBP: 0.300, SLG: 0.125	0-3 K		0-0 FC1-6-4		0-0 F2		1-0 HBP		0-0 1-2 2-3 3-H 1B	4	0	1	2	0	1	5																											
Don Wert, R (1,5) OBP: 0.385, SLG: 0.273		0-3 K		0-0 5-3		4-0 1-2 BB		0-0 F6	0-0 F4	4	0	0	0	1	1	6																											
Mickey Stanley, R (1,8) OBP: 0.167, SLG: 0.182		0-0 5-3		0-0 F7		0-0 G3		0-0 6-3	0-3 K	5	0	0	0	0	1	5																											
Orlando McFarlane, R (1,2) OBP: 0.500, SLG: 1.500		0-0 2B		0-0 HR		0-0 F6		0-0 F8		4	1	2	1	0	0	0																											
Bill Monbouquette, R (1,1) OBP: 0.250, SLG: 0.250		0-3 K		0-3 K		0-0 G3-6-1 1B		0-0 1-3		4	0	1	0	0	2	1																											
Inning Stats	R: 0 E: 0 K: 1 S: 5	H: 1 LOB: 2 BB: 2 P: 13	R: 0 E: 0 K: 2 S: 8	H: 1 LOB: 1 BB: 0 P: 8	R: 2 E: 0 K: 0 S: 6	H: 3 LOB: 1 BB: 0 P: 6	R: 1 E: 0 K: 1 S: 6	H: 1 LOB: 0 BB: 0 P: 6	R: 1 E: 1 K: 0 S: 4	H: 1 LOB: 2 BB: 2 P: 12	R: 0 E: 0 K: 0 S: 3	H: 1 LOB: 0 BB: 0 P: 3	R: 0 E: 0 K: 1 S: 5	H: 0 LOB: 2 BB: 0 P: 7	R: 0 E: 0 K: 0 S: 3	H: 0 LOB: 0 BB: 0 P: 3	R: 1 E: 0 K: 1 S: 7	H: 2 LOB: 3 BB: 2 P: 15	1B: 7 2B: 2 3B: 0 HR: 1	SF: 0 SAC: 0 DP: 1 HBP: 2	WP: 0 PB: 0 SB: 0 CS: 2	PA: 43																					
PITCHER	IP	WLS	BF	H	R	ER	SO	BB	IBB	HBP	BLK	WP	HR	S	P	ERA	WHIP	PITCHER								IP	WLS	BF	H	R	ER	SO	BB	IBB	HBP	BLK	WP	HR	S	P	ERA	WHIP	
Bob Friend, R (1,1) ERA: 6.75	4.0	L	22	7	4	3	4	3	0	0	0	0	1	27	39	6.75	2.500																										
Pedro Ramos, R (5,1) ERA: 3.39	1.0		3	0	0	0	0	1	0	0	0	0	0	2	6	0.00	1.000																										
Dooley Womack, R (6,1) ERA:	3.0		11	1	0	0	1	0	0	2	0	0	0	11	13	0.00	0.333																										
Jack Cullen, R (9,1) ERA: 9.0	1.0		7	2	1	1	1	1	1	0	0	0	0	7	15	9.00	3.000																										

Detroit Tigers @ New York Yankees
Yankee Stadium, Bronx, NY
Thu Apr 14 1966, 3:38 AM EST
Att: 13,659 - Unknown - 56 F

AB	35
R	5
H	10
RBI	5
BB	6
SO	6
LOB	20



Batter	1	2	3	4	5	6	7	8	9	AB	R	H	RBI	BB	SO	LOB	BOTTOM																										
Bobby Richardson, R (1,4) OBP: 0.385, SLG: 0.273	0-0 L5		0-0 E3 1B			0-0 6-3		0-0 L4-3		4	0	1	0	0	0	1																											
Tom Tresh, S (1,7) OBP: 0.250, SLG: 0.250	0-0 F2		0-0 G3			0-0 FC1-6 BB 1B		0-3 K		4	0	1	0	0	1	1																											
Roger Maris, L (1,9) OBP: 0.333, SLG: 0.111	0-3 K		0-0 3-1			4-0 FC1-6 BB		0-3 K		3	0	0	0	1	2	1																											
Mickey Mantle, S (1,8) OBP: 0.250, SLG: 0.375		0-0 L1		0-0 F2		0-0 FC1-6 1-2 2-3		0-3 K		4	0	0	0	0	1	2																											
Joe Pepitone, L (1,3) OBP: 0.417, SLG: 0.636		0-0 HR 1B		0-0 4-3		0-0 F5		0-0 1B		4	1	2	0	0	0	2																											
Clete Boyer, R (1,5) OBP: 0.091, SLG: 0.364		0-0 L9		0-0 5-3			0-0 L1		0-0 F7	4	0	0	0	0	0	2																											
Jake Gibbs, L (1,2) OBP: 0.333, SLG: 1.333		0-0 HR			0-3 K		0-0 4-3			3	1	1	2	0	1	0																											
Ruben Amaro, R (1,6)		0-0 L9			0-0 F7		0-0 F4			3	0	0	0	0	0	0																											
Bob Friend, R (1,1) Pedro Ramos, S (5,1) Bobby Murcer, L (6,1) Dooley Womack, L (8,1) Roy White, S (8,1) Jack Cullen, R (9,1)			0-3 K		0-0 4-3		0-0 L4-3 1B			1	0	0	0	0	0	1	0																										
Inning Stats	R: 0 E: 0 K: 1 S: 5	H: 0 LOB: 0 BB: 0 P: 5	R: 2 E: 0 K: 0 S: 5	H: 2 LOB: 0 BB: 0 P: 5	R: 0 E: 1 K: 1 S: 6	H: 1 LOB: 1 BB: 0 P: 6	R: 0 E: 0 K: 0 S: 3	H: 0 LOB: 0 BB: 0 P: 3	R: 0 E: 0 K: 1 S: 5	H: 0 LOB: 0 BB: 0 P: 5	R: 0 E: 0 K: 0 S: 4	H: 1 LOB: 2 BB: 1 P: 8	R: 0 E: 0 K: 0 S: 3	H: 0 LOB: 0 BB: 0 P: 3	R: 0 E: 0 K: 1 S: 5	H: 1 LOB: 0 BB: 0 P: 5	R: 0 E: 0 K: 2 S: 8	H: 1 LOB: 1 BB: 0 P: 8	1B: 5 2B: 1 3B: 0 HR: 1	SF: 0 SAC: 0 DP: 1 HBP: 0	WP: 0 PB: 0 SB: 0 CS: 0	PA: 33																					
PITCHER	IP	WLS	BF	H	R	ER	SO	BB	IBB	HBP	BLK	WP	HR	S	P	ERA	WHIP	PITCHER								IP	WLS	BF	H	R	ER	SO	BB	IBB	HBP	BLK	WP	HR	S	P	ERA	WHIP	
Bill Monbouquette, R (1,1) ERA: 2.0	9.0	W	33	6	2	2	6	1	0	0	0	0	1	44	48	2.00	0.778																										

Detroit Tigers @ New York Yankees
Yankee Stadium, Bronx, NY
Thu Apr 14 1966, 3:38 AM EST
Att: 13,659 - Unknown - 56 F

AB	32
R	2
H	6
RBI	2
BB	1
SO	6
LOB	9



Batter	1	2	3	4	5	6	7	8	9	AB	R	H	RBI	BB	SO	LOB	TOP											
Bobby Richardson, R OBP: 0.294, SLG: 0.200 (1, 4)	0-0 6-3		0-0 G4-6-3		0-0 F8			0-0 F8		4	0	0	0	0	0	1	New York Yankees @ Baltimore Orioles Memorial Stadium, Baltimore, MD Fri Apr 15 1966, 3:33 AM EST Att: 35,624 - Unknown AB 31 R 3 H 6 RBI 3 BB 2 SO 4 LOB 8											
Roy White, S OBP: 0.636, SLG: 0.571 (1, 8)	0-0 F2			4-0 1B BB		0-0 F8		0-0 1B		3	1	1	0	1	0	0												
Roger Maris, L OBP: 0.313, SLG: 0.083 (1, 9)	0-3 K			0-0 G3		4-0 G4-6-3 BB		0-0 G3		3	0	0	0	1	1	2												
Tom Tresh, S OBP: 0.250, SLG: 0.250 (1, 7)		0-0 F7		0-0 2B 1B		0-0 G4-6-3			0-0 L3	4	1	1	1	0	0	1												
Joe Pepitone, L OBP: 0.438, SLG: 0.800 (1, 3)		0-0 FC6-4 1B		0-0 F7			0-0 HR		0-0 4-3	4	1	2	1	0	0	1												
Clete Boyer, R OBP: 0.133, SLG: 0.400 (1, 5)	0-3 K			0-0 1B		0-0 F7		0-3 K		4	0	1	1	0	2	1												
Elston Howard, R OBP: 0.182, SLG: 0.100 (1, 2)	0-0 FC6-4			0-0 6-3			0-3 K			3	0	0	0	0	1	2												
Bobby Murcer, L Ruben Amaro, R (7, 6)			0-0 F6		0-0 L8		0-0 F6			3	0	0	0	0	0	0												
Fritz Peterson, S OBP: 0.333, SLG: 0.333 (1, 1)			0-0 G4-6-3 1B		0-0 F8			0-0 6-3		3	0	1	0	0	0	0												
Inning Stats	R: 0 E: 0 K: 1 S: 5	H: 0 LOB: 0 BB: 0 P: 5	R: 0 E: 0 K: 1 S: 6	H: 1 LOB: 1 BB: 0 P: 6	R: 0 E: 0 K: 0 S: 3	H: 1 LOB: 0 BB: 0 P: 3	R: 2 E: 0 K: 0 S: 5	H: 2 LOB: 1 BB: 1 P: 9	R: 0 E: 0 K: 0 S: 3	H: 0 LOB: 0 BB: 0 P: 3	R: 0 E: 0 K: 0 S: 2	H: 0 LOB: 0 BB: 0 P: 6	R: 1 E: 0 K: 1 S: 6	H: 1 LOB: 0 BB: 0 P: 6	R: 0 E: 0 K: 0 S: 4	H: 1 LOB: 1 BB: 0 P: 4	R: 0 E: 0 K: 1 S: 5	H: 0 LOB: 0 BB: 0 P: 5	1B: 4 2B: 1 3B: 0 HR: 1	SF: 0 SAC: 0 DP: 2 HBP: 0	WP: 0 PB: 0 SB: 0 CS: 0	PA: 33						
PITCHER	IP	WLS	BF	H	R	ER	SO	BB	IBB	HBP	BLK	WP	HR	S	P	ERA	WHIP											
Wally Bunker, R ERA: 3.38 Moe Drabowsky, R ERA: 3.38	(1, 1)	8.0	L	30	6	3	3	3	2	0	0	0	0	1	34	42	3.38	1.000										

Batter	1	2	3	4	5	6	7	8	9	AB	R	H	RBI	BB	SO	LOB	BOTTOM										
Luis Aparicio, R OBP: 0.188, SLG: 0.250 (1, 6)	0-0 1B 1B		0-0 6-3			0-0 4-3 SH3-4 1B		0-0 G6-4-3		4	1	2	0	0	0	1	New York Yankees @ Baltimore Orioles Memorial Stadium, Baltimore, MD Fri Apr 15 1966, 3:33 AM EST Att: 35,624 - Unknown AB 31 R 2 H 6 RBI 2 BB 0 SO 3 LOB 7										
Curt Blefary, L (1, 7)	0-0 F7		0-0 4-3			0-0 SH3-4		0-0 B4-3		3	0	0	0	0	0	1											
Frank Robinson, R OBP: 0.467, SLG: 1.083 (1, 9)	0-0 1-3			0-0 F7		0-0 4-3		0-0 HR		4	1	1	1	0	0	2											
Brooks Robinson, R OBP: 0.400, SLG: 0.786 (1, 5)	0-0 1B			0-0 6-3		0-0 L8		0-0 F7		4	0	1	1	0	0	1											
Boog Powell, L OBP: 0.417, SLG: 0.222 (1, 3)	0-0 1-3			0-0 L3			0-0 F2		0-0 G3	4	0	0	0	0	0	1											
Davey Johnson, R OBP: 0.167, SLG: 0.091 (1, 4)		0-0 5-3			0-0 L6		0-0 F7			3	0	0	0	0	0	0											
Paul Blair, R OBP: 0.308, SLG: 0.462 (1, 8)		0-3 K			0-0 F8		0-0 F9			3	0	0	0	0	1	0											
Andy Etchebarren, R OBP: 0.111, SLG: 0.111 Bob Johnson, R OBP: 0.333, SLG: 0.333 Vic Roznovsky, L (8, PH) (9, 2)		0-3 K			0-0 1B		0-0 F7		0-0 F7	2	0	1	0	0	1	0											
Wally Bunker, R Woodie Held, R OBP: 1.000, SLG: 1.000 Moe Drabowsky, R (9, 1)			0-3 K		0-0 F8			0-0 G6-4-3 1B		2	0	0	0	0	1	1											
Inning Stats	R: 1 E: 0 K: 0 S: 5	H: 2 LOB: 1 BB: 0 P: 5	R: 0 E: 0 K: 2 S: 7	H: 0 LOB: 0 BB: 0 P: 7	R: 0 E: 0 K: 1 S: 5	H: 0 LOB: 0 BB: 0 P: 5	R: 0 E: 0 K: 0 S: 3	H: 0 LOB: 0 BB: 0 P: 3	R: 0 E: 0 K: 0 S: 4	H: 1 LOB: 1 BB: 0 P: 4	R: 0 E: 0 K: 0 S: 4	H: 1 LOB: 1 BB: 0 P: 4	R: 0 E: 0 K: 0 S: 3	H: 0 LOB: 0 BB: 0 P: 3	R: 0 E: 0 K: 0 S: 3	H: 1 LOB: 0 BB: 0 P: 3	R: 0 E: 0 K: 0 S: 4	H: 1 LOB: 0 BB: 0 P: 4	1B: 5 2B: 0 3B: 0 HR: 1	SF: 0 SAC: 1 DP: 1 HBP: 0	WP: 0 PB: 0 SB: 0 CS: 0	PA: 32					
PITCHER	IP	WLS	BF	H	R	ER	SO	BB	IBB	HBP	BLK	WP	HR	S	P	ERA	WHIP										
Fritz Peterson, L ERA: 2.0	(1, 1)	9.0	W	32	6	2	2	3	0	0	0	0	1	38	38	2.00	0.667										

Batter	1	2	3	4	5	6	7	8	9	AB	R	H	RBI	BB	SO	LOB	TOP		
Bobby Richardson, R (1,4) Horace Clarke, S (7,4)	0-0 1B		4-0 S BB		0-0 BB 1B		0-0 2B FC6-4 1B		0-0 4-3	3	1	3	0	1	0	0			
Tom Tresh, S (1,7) OBP: 0.360, SLG: 0.375	0-0 1B		0-3 K		0-0 1B		0-0 1B		0-0 4-3	5	1	3	0	0	1	1			
Mickey Mantle, S (1,8) Roger Repoz, L (7,8) OBP: 0.500, SLG: 0.500	0-0 B4			0-0 E 1B G6-4-3	4-0 1B		0-3 K		0-0 BB 1B	3	1	1	0	1	1	4			
Joe Pepitone, L (1,3) OBP: 0.400, SLG: 0.609	0-0 G4-6-3			0-0 E 1B G6-4-3	0-0 1B		4-0 FC6-4 IBB		0-0 BB 1B	4	0	2	0	1	0	5			
Clete Boyer, R (1,5) OBP: 0.167, SLG: 0.273		0-0 L6		0-0 E1 G6-4-3			0-0 F8 FC6-4		4-0 BB 1B	4	0	0	1	1	0	3			
Elston Howard, R (1,2) OBP: 0.200, SLG: 0.316		0-3 K		0-0 G6-4-3			0-0 2B 4-3 1B		0-0 BB	5	1	1	0	0	2	6			
Lou Clinton, R (1,9) OBP: 0.400, SLG: 0.500		0-3 K		0-0 6-3			0-0 4-3 2B		0-0 F4	4	0	1	0	0	1	1			
Bobby Murcer, L (1,6)			0-0 5-3		0-0 F5		0-0 4-3		0-0 F8	4	0	0	1	0	0	1			
Whitey Ford, L (1,1) Roger Maris, L (8,PH) Pedro Ramos, S (8,1)		0-0 1-3		0-0 F5			0-3 K		0-0 L4	3	0	0	0	0	1	1			
Inning Stats	R: 0 E: 0 K: 0 S: 4	H: 2 LOB: 1 BB: 0 P: 4	R: 0 E: 0 K: 2 S: 7	H: 0 LOB: 0 BB: 0 P: 7	R: 0 E: 0 K: 1 S: 5	H: 0 LOB: 1 BB: 1 P: 9	R: 1 E: 1 K: 0 S: 5	H: 2 LOB: 1 BB: 0 P: 5	R: 0 E: 0 K: 1 S: 5	H: 2 LOB: 3 BB: 1 P: 9	R: 2 E: 1 K: 2 S: 9	H: 2 LOB: 1 BB: 1 P: 13	R: 0 E: 0 K: 0 S: 3	H: 0 LOB: 0 BB: 0 P: 3	R: 0 E: 0 K: 0 S: 5	H: 2 LOB: 3 BB: 1 P: 9	1B: 10 2B: 2 3B: 0 HR: 0	SF: 0 SAC: 0 DP: 2 HBP: 0	WP: 0 PA: 42 PB: 0 SB: 1 CS: 0
PITCHER	IP WLS BF H R ER SO BB IBB HBP BLK WP HR S P ERA WHIP																		
Steve Barber, L (1,1) ERA: 3.65	6.0	29	10	4	2	4	2	0	0	0	0	0	0	35	43	3.00	2.000		
Dick Hall, R (7,1) ERA:	2.0	7	0	0	0	2	0	1	0	0	0	0	0	10	14	0.00	0.000		
Stu Miller, R (9,1) ERA:	1.0	6	2	0	0	0	1	0	0	0	0	0	0	5	9	0.00	3.000		

New York Yankees @ Baltimore Orioles
Memorial Stadium, Baltimore, MD
Sun Apr 17 1966, 3:33 AM EST
Att: 27,802 - Unknown

AB	38
R	4
H	12
RBI	2
BB	4
SO	6
LOB	22



Batter	1	2	3	4	5	6	7	8	9	AB	R	H	RBI	BB	SO	LOB	BOTTOM		
Luis Aparicio, R (1,6) OBP: 0.192, SLG: 0.231	0-0 G5-4-3 1B		0-3 K		0-0 SH1-4 E 1B		0-0 6-3		0-0 B3	5	1	2	0	0	1	5			
Curt Blefary, L (1,7) OBP: 0.291, SLG: 0.400	0-0 G5-4-3 1-2		0-0 4-3		0-0 SH1-4 1-2		0-0 3-1		0-0 1B	4	0	1	1	0	0	1			
Frank Robinson, R (1,9) OBP: 0.583, SLG: 1.000	4-0 1B BB		4-0 BB		0-0 E6 SF7 1B		0-0 FC5-4 1B		0-0 1-3	3	1	2	0	2	0	2			
Brooks Robinson, R (1,5) OBP: 0.391, SLG: 0.810	0-0 1B		0-0 F8		0-0 SF7		0-0 FC5-4			3	0	1	1	0	0	2			
Boog Powell, L (1,3) OBP: 0.300, SLG: 0.125	0-0 F9		0-0 F6		0-0 F9		0-0 4-3			4	0	0	0	0	0	4			
Davey Johnson, R (1,4) OBP: 0.200, SLG: 0.158		0-0 F5		0-0 L1		0-0 5-3		0-0 E SH SF8 1B		4	1	1	0	0	0	0			
Paul Blair, R (1,8) OBP: 0.350, SLG: 0.737		0-0 E1 SH2-4 1B		0-0 6-3		0-0 HR		0-0 SH SF8 E 1B		3	2	1	1	0	0	0			
Andy Etchebarren, R (1,2) OBP: 0.294, SLG: 0.313		0-0 SH2-4 1B		0-0 E6		0-0 2B		0-0 E6 1B		4	0	2	0	0	0	2			
Steve Barber, L (1,1) Dick Hall, R (7,1) Charlie Lau, L (8,PH) Stu Miller, R (9,1)		0-0 SH2-4		0-0 K		0-3 K		0-0 SF8		2	0	0	0	0	2	2			
Inning Stats	R: 0 E: 0 K: 0 S: 4	H: 2 LOB: 2 BB: 1 P: 8	R: 0 E: 1 K: 1 S: 7	H: 1 LOB: 2 BB: 0 P: 7	R: 0 E: 0 K: 0 S: 3	H: 0 LOB: 1 BB: 1 P: 7	R: 0 E: 1 K: 1 S: 6	H: 0 LOB: 0 BB: 0 P: 6	R: 2 E: 1 K: 0 S: 5	H: 2 LOB: 0 BB: 0 P: 5	R: 1 E: 0 K: 1 S: 7	H: 2 LOB: 1 BB: 0 P: 7	R: 0 E: 0 K: 0 S: 4	H: 1 LOB: 1 BB: 0 P: 4	R: 2 E: 1 K: 0 S: 7	H: 2 LOB: 2 BB: 0 P: 7	1B: 8 2B: 1 3B: 0 HR: 1	SF: 2 SAC: 3 DP: 1 HBP: 0	WP: 0 PA: 39 PB: 0 SB: 0 CS: 0
PITCHER	IP WLS BF H R ER SO BB IBB HBP BLK WP HR S P ERA WHIP																		
Whitey Ford, L (1,1) ERA: 1.72	7.0	32	8	3	1	3	2	0	0	0	0	0	0	36	44	1.29	1.429		
Pedro Ramos, R (8,1) ERA: 4.91	1.0	7	2	2	1	0	0	0	0	0	0	0	0	7	7	9.00	2.000		


New York Yankees @ Baltimore Orioles
Memorial Stadium, Baltimore, MD
Sun Apr 17 1966, 3:33 AM EST
Att: 27,802 - Unknown


AB	32
R	5
H	10
RBI	4
BB	2
SO	3
LOB	18





Batter	1	2	3	4	5	6	7	8	9	AB	R	H	RBI	BB	SO	LOB	TOP					
Bobby Richardson, R OBP: 0.400, SLG: 0.370 (1.4)										5	0	2	0	0	1	0	New York Yankees @ Cleveland Indians Cleveland Municipal Stadium, Cleveland, OH Tue Apr 19 1966, 6:05 PM EST Att: 6,541 - Unknown livebaseballscorecards.com					
Roy White, S OBP: 0.688, SLG: 0.909 (1.8)										4	1	3	1	0	0	1						
Roger Maris, L OBP: 0.280, SLG: 0.100 (1.9)										3	0	1	0	1	1	3						
Tom Tresh, S OBP: 0.310, SLG: 0.321 (1.5)										4	0	0	0	0	3	8						
Clete Boyer, R OBP: 0.214, SLG: 0.250 (1.6)										2	0	0	0	2	1	2						
Joe Pepitone, L OBP: 0.345, SLG: 0.519 (1.3)										4	0	0	0	0	0	3						
Elston Howard, R OBP: 0.167, SLG: 0.261 (1.2)										4	0	0	0	0	2	2						
Lou Clinton, R OBP: 0.444, SLG: 0.429 (1.7)										3	0	1	0	1	0	0						
Mel Stottlemyre, R (7, PH)										2	0	0	0	0	2	2						
Mickey Mantle, S OBP: 0.284, SLG: 0.267 (7, PH)										1	0	0	0	0	1	0						
Hal Reniff, R (8, PH)										0	0	0	0	0	0	0						
Hector Lopez, R (9, PH)										1	0	0	0	0	1	0						
Inning Stats	R: 0 E: 0 K: 2 S: 8	H: 1 LOB: 2 BB: 1 P: 12	R: 0 E: 0 K: 2 S: 8	H: 1 LOB: 1 BB: 0 P: 8	R: 0 E: 0 K: 1 S: 6	H: 2 LOB: 1 BB: 0 P: 6	R: 0 E: 0 K: 0 S: 3	H: 0 LOB: 0 BB: 0 P: 3	R: 0 E: 0 K: 3 S: 11	H: 2 LOB: 3 BB: 1 P: 15	R: 0 E: 0 K: 0 S: 2	H: 0 LOB: 0 BB: 1 P: 6	R: 0 E: 0 K: 1 S: 5	H: 0 LOB: 0 BB: 0 P: 5	R: 1 E: 2 K: 2 S: 9	H: 1 LOB: 2 BB: 1 P: 13	R: 0 E: 0 K: 1 S: 5	H: 0 LOB: 0 BB: 0 P: 5	1B: 6 2B: 0 3B: 0 HR: 1	SF: 0 SAC: 0 DP: 2 HBP: 0	WP: 0 PB: 0 SB: 1 CS: 0	PA: 37
PITCHER Sam McDowell, L ERA: 2.78 (1.1)	IP: 9.0 WLS: W BF: 37 H: 7 R: 1 ER: 1 SO: 12 BB: 4 IBB: 0 HBP: 0 BLK: 0 WP: 0 HR: 1 S: 57 P: 73 ERA: 1.00 WHIP: 1.222															PITCHER						

Batter	1	2	3	4	5	6	7	8	9	AB	R	H	RBI	BB	SO	LOB	BOTTOM			
Vic Davallo, L OBP: 0.375, SLG: 0.278 (1.8)										4	0	0	0	0	0	1	New York Yankees @ Cleveland Indians Cleveland Municipal Stadium, Cleveland, OH Tue Apr 19 1966, 6:05 PM EST Att: 6,541 - Unknown livebaseballscorecards.com			
Max Alvis, R OBP: 0.480, SLG: 0.478 (1.5)										4	0	0	0	0	2	0				
Leon Wagner, L OBP: 0.263, SLG: 0.235 (1.7)										4	1	2	0	0	0	0				
Rocky Colavito, R OBP: 0.478, SLG: 0.550 (1.9)										2	1	1	0	2	1	0				
Fred Whitfield, L OBP: 0.500, SLG: 1.250 (1.3)										3	1	2	3	0	0	2				
Pedro Gonzalez, R OBP: 0.333, SLG: 0.333 (1.4)										3	0	0	0	0	1	3				
Larry Brown, R OBP: 0.095, SLG: 0.050 (1.6)										3	0	0	0	0	1	2				
Del Crandall, R (1.2)										3	0	0	0	0	0	2				
Sam McDowell, L OBP: 0.286, SLG: 0.286 (1.1)										3	0	1	0	0	1	0				
Inning Stats	R: 0 E: 0 K: 0 S: 3	H: 0 LOB: 0 BB: 0 P: 3	R: 0 E: 0 K: 1 S: 6	H: 1 LOB: 2 BB: 1 P: 10	R: 0 E: 0 K: 2 S: 7	H: 0 LOB: 0 BB: 0 P: 7	R: 3 E: 0 K: 0 S: 5	H: 2 LOB: 0 BB: 1 P: 9	R: 0 E: 0 K: 0 S: 4	H: 2 LOB: 1 BB: 0 P: 4	R: 0 E: 0 K: 1 S: 6	H: 1 LOB: 1 BB: 0 P: 6	R: 0 E: 0 K: 2 S: 7	H: 0 LOB: 0 BB: 0 P: 7	R: 0 E: 0 K: 0 S: 7	H: 0 LOB: 0 BB: 0 P: 7		1B: 5 2B: 0 3B: 0 HR: 1	SF: 0 SAC: 0 DP: 1 HBP: 0	WP: 0 PB: 1 SB: 0 CS: 0
PITCHER Mel Stottlemyre, R ERA: 2.77 (7, 1)	IP: 6.0 WLS: L BF: 24 H: 5 R: 3 ER: 3 SO: 3 BB: 2 IBB: 0 HBP: 0 BLK: 0 WP: 0 HR: 1 S: 28 P: 36 ERA: 4.50 WHIP: 1.167															PITCHER				
Hal Reniff, R (7, 1)	IP: 2.0 WLS: 7 BF: 1 H: 0 R: 0 ER: 0 SO: 3 BB: 0 IBB: 0 HBP: 0 BLK: 0 WP: 0 HR: 0 S: 13 P: 13 ERA: 0.00 WHIP: 0.500															PITCHER				

Batter	1	2	3	4	5	6	7	8	9	AB	R	H	RBI	BB	SO	LOB	TOP				
Bobby Richardson, R OBP: 0.382, SLG: 0.355 (1, 4)	F5							F8		4	0	1	0	0	0	0	New York Yankees @ Cleveland Indians Cleveland Municipal Stadium, Cleveland, OH Wed Apr 20 1966, 6:05 PM EST Att: 11,482 - Unknown - 70 F AB 30 R 2 H 6 RBI 2 BB 1 SO 4 LOB 6 				
Roy White, S OBP: 0.600, SLG: 0.714 Roger Repoz, L OBP: 0.500, SLG: 0.500 (1, 8) (8, 8)	1B	2-3	1B					6-3		3	1	0	0	1	1	2					
Roger Maris, L OBP: 0.276, SLG: 0.125 (1, 9)	SF8	1B						4-3		4	1	1	0	0	0	0					
Tom Tresh, S OBP: 0.273, SLG: 0.290 (1, 7)	SF8									3	0	0	1	0	0	0					
Joe Pepitone, L OBP: 0.364, SLG: 0.548 (1, 3)										4	0	2	1	0	0	0					
Clete Boyer, R OBP: 0.186, SLG: 0.214 (1, 5)	K									4	0	0	0	0	2	2					
Elston Howard, R OBP: 0.185, SLG: 0.269 (1, 2)										3	0	1	0	0	0	0					
Bobby Murcer, L OBP: 0.071, SLG: 0.071 (1, 6)										3	0	1	0	0	0	1					
Bob Friend, R Steve Hamilton, L Pedro Ramos, S (1, 1) (7, 1) (7, 1)	SH1-4									2	0	0	0	0	1	1					
Inning Stats	R: 2 E: 0 K: 1 S: 7	H: 2 LOB: 1 BB: 1 P: 11	R: 0 E: 0 K: 1 S: 7	H: 2 LOB: 2 BB: 0 P: 7	R: 0 E: 0 K: 0 S: 3	H: 0 LOB: 0 BB: 0 P: 3	R: 0 E: 0 K: 0 S: 3	H: 0 LOB: 0 BB: 0 P: 3	R: 0 E: 0 K: 0 S: 4	H: 1 LOB: 1 BB: 0 P: 4	R: 0 E: 0 K: 0 S: 3	H: 0 LOB: 0 BB: 0 P: 3	R: 0 E: 0 K: 1 S: 5	H: 0 LOB: 0 BB: 0 P: 5	R: 0 E: 0 K: 0 S: 3	H: 0 LOB: 0 BB: 0 P: 5	1B: 5 2B: 1 3B: 0 HR: 0	SF: 1 SAC: 1 DP: 1 HBP: 0	WP: 0 PB: 0 SB: 0 CS: 0	PA: 33	
PITCHER	IP	WLS	BF	H	R	ER	SO	BB	IBB	HBP	BLK	WP	HR	S	P	ERA	WHIP				
Sonny Siebert, R ERA: 1.8 John O'Donoghue, L ERA:	(1, 1)	7.0	27	6	2	2	3	1	0	0	0	0	0	32	36	2.57	1.000				
John O'Donoghue, L ERA:	(8, 1)	2.0	W 6	0	0	0	1	0	0	0	0	0	0	8	8	0.00	0.000				

Batter	1	2	3	4	5	6	7	8	9	AB	R	H	RBI	BB	SO	LOB	BOTTOM					
Vic Davallillo, L OBP: 0.393, SLG: 0.318 (1, 8)	1B									4	1	2	0	0	0	0	New York Yankees @ Cleveland Indians Cleveland Municipal Stadium, Cleveland, OH Wed Apr 20 1966, 6:05 PM EST Att: 11,482 - Unknown - 70 F AB 32 R 4 H 10 RBI 3 BB 1 SO 3 LOB 12 					
Max Alvis, R OBP: 0.448, SLG: 0.444 (1, 5)	1B									4	0	1	0	0	0	1						
Leon Wagner, L OBP: 0.261, SLG: 0.238 (1, 7)	1B									4	0	1	0	0	1	2						
Rocky Colavito, R OBP: 0.481, SLG: 0.522 (1, 9)	1B									3	2	1	0	1	0	2						
Fred Whitfield, L OBP: 0.375, SLG: 1.125 (1, 3)	1B									4	1	1	2	0	0	3						
Pedro Gonzalez, R OBP: 0.320, SLG: 0.320 (1, 4)										4	0	1	0	0	1	0						
Larry Brown, R OBP: 0.130, SLG: 0.091 Bill Davis, L OBP: 0.286, SLG: 0.200 George Banks, R OBP: 0.500, SLG: 0.500 John O'Donoghue, R (1, 6) (7, PH) (7, PH) (8, 1)										2	0	1	0	0	0	0						
Duke Sims, L OBP: 0.273, SLG: 0.500 (1, 2)	1B									3	0	1	0	0	1	1						
Sonny Siebert, R Dick Howser, R (1, 1) (7, PH) (8, 6)	4-3									2	0	0	0	0	0	1						
Inning Stats	R: 0 E: 0 K: 0 S: 5	H: 2 LOB: 2 BB: 0 P: 5	R: 0 E: 0 K: 1 S: 6	H: 1 LOB: 1 BB: 0 P: 6	R: 0 E: 0 K: 1 S: 5	H: 0 LOB: 0 BB: 0 P: 5	R: 0 E: 0 K: 0 S: 3	H: 0 LOB: 0 BB: 0 P: 3	R: 0 E: 0 K: 0 S: 3	H: 0 LOB: 0 BB: 0 P: 3	R: 1 E: 0 K: 0 S: 6	H: 4 LOB: 2 BB: 0 P: 6	R: 3 E: 1 K: 1 S: 7	H: 3 LOB: 0 BB: 1 P: 11	1B: 9 2B: 0 3B: 0 HR: 1	SF: 0 SAC: 0 DP: 0 HBP: 0		WP: 0 PB: 0 SB: 0 CS: 0	PA: 33			
PITCHER	IP	WLS	BF	H	R	ER	SO	BB	IBB	HBP	BLK	WP	HR	S	P	ERA		WHIP				
Bob Friend, R ERA: 3.48 Steve Hamilton, L ERA: Pedro Ramos, R ERA: 9.0	(1, 1)	6.1	24	5	1	1	2	0	0	0	0	0	0	28	28	1.42		0.789				
Steve Hamilton, L ERA:	(7, 1)	0.1	2	2	0	0	0	0	0	0	0	0	0	2	2	0.00	6.000					
Pedro Ramos, R ERA: 9.0	(7, 1)	1.1	L 7	3	3	3	1	1	0	0	0	0	1	8	12	20.25	3.000					

Batter	1	2	3	4	5	6	7	8	9	AB	R	H	RBI	BB	SO	LOB	TOP			
Luis Aparicio, R OBP: 0.300, SLG: 0.342	0-0 S 1B		0-0 6-3		0-0 FC1-6 1B		0-0 G3		0-0 F9	5	1	2	0	0	0	1	<p>Baltimore Orioles @ New York Yankees Yankee Stadium, Bronx, NY</p> <p>Sat Apr 23 1966, 3:33 AM EST Att: 17,099 - Unknown</p> <p>livebaseballscorecards.com</p> <p>AB 35 R 4 H 10 RBI 4 BB 2 SO 5 LOB 18</p> 			
Curt Blefary, L OBP: 0.314, SLG: 0.467 Woodie Held, R OBP: 0.667, SLG: 0.667	0-3 K		0-3 K		0-0 FC1-6 2B		0-0 G3		0-0 F3	4	1	0	0	0	2	2				
Frank Robinson, R OBP: 0.595, SLG: 1.000	0-3 K			4-0 S 1B BB	0-0 1-H 2B			0-0 4-3 2B	3	1	2	1	1	1	1					
Brooks Robinson, R OBP: 0.417, SLG: 0.667	0-0 WP 2H 1B			0-0 1B 1B	0-0 F9			0-0 4-3	4	1	2	2	0	0	2					
Boog Powell, L OBP: 0.303, SLG: 0.154	0-0 4-3			0-3 K	0-0 4-3			4-0 BB	3	0	0	0	1	1	3					
Davey Johnson, R OBP: 0.212, SLG: 0.188		0-0 6-3		0-0 F7		0-0 F8		0-0 L6	4	0	0	0	0	0	3					
Paul Blair, R OBP: 0.303, SLG: 0.563		0-0 1-3		0-0 1B 1-2 1B		0-0 CS 1B		0-0 1-3	4	0	2	0	0	0	2					
Andy Etchebarren, R OBP: 0.433, SLG: 0.607		0-0 F9		0-0 1-2 2H 1B		0-3 K		0-0 SH1-3 E 1B	4	0	2	1	0	1	1					
Dave McNally, R Dick Hall, R Bob Johnson, R OBP: 0.333, SLG: 0.333 Stu Miller, R			0-0 5-3	0-0 F9			0-0 F8	0-0 SH1-3	3	0	0	0	0	0	2					
Inning Stats	R: 1 E: 0 K: 2 S: 9	H: 2 LOB: 1 BB: 0 P: 9	R: 0 E: 0 K: 0 S: 3	H: 0 LOB: 0 BB: 0 P: 3	R: 0 E: 0 K: 1 S: 5	H: 0 LOB: 0 BB: 0 P: 5	R: 2 E: 0 K: 1 S: 8	H: 3 LOB: 2 BB: 1 P: 12	R: 1 E: 0 K: 0 S: 5	H: 2 LOB: 1 BB: 0 P: 5	R: 0 E: 0 K: 0 S: 3	H: 0 LOB: 0 BB: 0 P: 3	R: 0 E: 0 K: 0 S: 4	H: 1 LOB: 2 BB: 0 P: 8	R: 0 E: 1 K: 0 S: 4	H: 1 LOB: 1 BB: 0 P: 4		1B: 8 2B: 3 3B: 0 HR: 0	SF: 0 SAC: 1 DP: 1 HBP: 0	WP: 1 PB: 0 CS: 2 SB: 1
PITCHER	IP WLS BF H R ER SO BB IBB HBP BLK WP HR S P ERA WHIP																			
Fritz Peterson, L ERA: 3.86	5.0 L 23 7 4 4 4 4 1 0 0 0 0 1 0 30 34 7.20 1.600																			
Hal Reniff, R ERA:	2.0 6 1 0 0 1 0 0 0 0 0 0 0 0 8 8 0.00 0.500																			
Dooley Womack, R ERA:	0.1 2 1 0 0 0 0 0 0 0 0 0 0 0 2 2 0.00 3.000																			
Steve Hamilton, L ERA:	1.2 7 1 0 0 0 1 0 0 0 0 0 0 0 6 10 0.00 1.200																			

Batter	1	2	3	4	5	6	7	8	9	AB	R	H	RBI	BB	SO	LOB	BOTTOM					
Bobby Richardson, R OBP: 0.342, SLG: 0.314	0-0 1-3		0-0 F9			0-0 F7	0-0 F6			4	0	0	0	0	0	1	<p>Baltimore Orioles @ New York Yankees Yankee Stadium, Bronx, NY</p> <p>Sat Apr 23 1966, 3:33 AM EST Att: 17,099 - Unknown</p> <p>livebaseballscorecards.com</p> <p>AB 33 R 3 H 7 RBI 3 BB 1 SO 5 LOB 9</p> 					
Roy White, S OBP: 0.542, SLG: 0.611	0-0 1-3			0-3 K		0-0 1B		0-0 F8	4	0	1	0	0	1	0							
Roger Maris, L OBP: 0.273, SLG: 0.143	0-0 1B			0-0 F6		0-0 F5		0-0 F6	4	0	1	0	0	0	1							
Tom Tresh, S OBP: 0.270, SLG: 0.314	0-3 K			0-0 2B		0-0 F8		0-0 F8	4	0	1	0	0	1	2							
Mickey Mantle, S OBP: 0.333, SLG: 0.278 Roger Repoz, L OBP: 0.500, SLG: 0.500		0-3 K		0-0 F4		4-0 FC4-6 BB		0-0 G4-6-3 1B	3	0	1	0	1	1	1							
Joe Pepitone, L OBP: 0.324, SLG: 0.486		0-0 L5			0-0 F9	0-0 FC4-6 2B		0-0 G4-6-3	4	1	0	0	0	0	2							
Clete Boyer, R OBP: 0.194, SLG: 0.313		0-0 F8			0-0 HR		0-0 F8		0-0 F7	4	1	1	1	0	2							
Elston Howard, R OBP: 0.200, SLG: 0.310			0-0 5-3		0-0 1-3		0-0 3B 2B			3	1	1	1	0	0							
Fritz Peterson, S OBP: 0.256, SLG: 0.250 Hector Lopez, R Hal Reniff, R Lou Clinton, R OBP: 0.366, SLG: 0.750 Dooley Womack, L Steve Hamilton, L			0-3 K		0-3 K		0-0 2H 3B			1	0	0	0	0	1	0						
Inning Stats	R: 0 E: 1 K: 1 S: 6	H: 1 LOB: 1 BB: 0 P: 6	R: 0 E: 0 K: 1 S: 5	H: 0 LOB: 0 BB: 0 P: 5	R: 0 E: 0 K: 1 S: 5	H: 0 LOB: 0 BB: 0 P: 5	R: 0 E: 0 K: 1 S: 6	H: 1 LOB: 1 BB: 0 P: 6	R: 1 E: 0 K: 1 S: 6	H: 1 LOB: 0 BB: 0 P: 6	R: 0 E: 0 K: 0 S: 4	H: 1 LOB: 1 BB: 0 P: 4	R: 2 E: 0 K: 0 S: 5	H: 2 LOB: 1 BB: 1 P: 9	R: 0 E: 0 K: 0 S: 3	H: 0 LOB: 0 BB: 0 P: 3		R: 0 E: 0 K: 0 S: 3	H: 1 LOB: 1 BB: 0 P: 3	1B: 3 2B: 2 3B: 1 HR: 1	SF: 0 SAC: 0 DP: 1 HBP: 0	WP: 0 PB: 0 CS: 0 SB: 0
PITCHER	IP WLS BF H R ER SO BB IBB HBP BLK WP HR S P ERA WHIP																					
Dave McNally, L ERA: 3.21	6.2 W 27 6 3 3 5 1 0 0 0 0 0 0 36 40 4.05 1.050																					
Dick Hall, R ERA:	1.1 4 0 0 0 0 0 0 0 0 0 0 0 4 4 0.00 0.000																					
Stu Miller, R ERA:	1.0 S 3 1 0 0 0 0 0 0 0 0 0 0 3 3 0.00 1.000																					

Batter	1	2	3	4	5	6	7	8	9	AB	R	H	RBI	BB	SO	LOB	TOP			
Luis Aparicio, R OBP: 0.273, SLG: 0.310 (1, 6)	0-0 4-3		0-0 6-3		0-3 K			0-0 6-3		4	0	0	0	0	1	0	<p>Baltimore Orioles @ New York Yankees Yankee Stadium, Bronx, NY Sun Apr 24 1966, 3:33 AM EDT Att: 13,104 - Unknown</p>			
Curt Blefary, L OBP: 0.306, SLG: 0.424 Russ Snyder, L (8, 7)	4-0 2B BB		0-0 4-3		0-0 1-3			0-0 3-1		3	1	0	0	1	0	0				
Frank Robinson, R OBP: 0.610, SLG: 1.000 (1, 9)	0-0 F9			0-0 CS 1B		0-0 2B 2B		4-0 BB		3	1	2	0	1	0	1				
Brooks Robinson, R OBP: 0.425, SLG: 0.703 (1, 5)	0-0 1-H 2B			0-0 F2 1-2		0-0 2B 2B		0-0 F2		4	0	2	2	0	0	2				
Boog Powell, L OBP: 0.297, SLG: 0.167 (1, 3)	0-3 K			0-0 FC5-4 1B		0-0 1-3			0-0 4-3	4	0	1	0	0	1	2				
Davey Johnson, R OBP: 0.216, SLG: 0.194 (1, 4)		0-0 L8		0-0 1-2 1B		0-0 F8			0-3 K	4	0	1	0	0	1	1				
Paul Blair, R OBP: 0.273, SLG: 0.500 (1, 8)		0-0 1-3		0-0 FC5-4 2-3f			0-3 K		0-3 K	4	0	0	0	0	2	2				
Andy Etchebarren, R OBP: 0.394, SLG: 0.548 (1, 2)		0-3 K			0-0 F9		0-0 1-3			3	0	0	0	0	1	0				
Steve Barber, L (1, 1)			0-0 4-3		0-0 4-3		0-0 4-3			3	0	0	0	0	0	0				
Inning Stats	R: 1 E: 0 K: 1 S: 6	H: 1 LOB: 1 BB: 1 P: 10	R: 0 E: 0 K: 1 S: 5	H: 0 LOB: 0 BB: 0 P: 5	R: 0 E: 0 K: 0 S: 3	H: 3 LOB: 2 BB: 0 P: 5	R: 0 E: 0 K: 0 S: 5	H: 0 LOB: 0 BB: 0 P: 5	R: 1 E: 0 K: 0 S: 5	H: 2 LOB: 1 BB: 0 P: 5	R: 0 E: 0 K: 1 S: 5	H: 0 LOB: 0 BB: 0 P: 5	R: 0 E: 0 K: 2 S: 7	H: 0 LOB: 1 BB: 0 P: 7	R: 0 E: 0 K: 2 S: 7	H: 0 LOB: 0 BB: 0 P: 7	1B: 3 2B: 3 3B: 0 HR: 0	SF: 0 SAC: 0 DP: 0 HBP: 0	WP: 0 PB: 0 SB: 0 CS: 1	PA: 34
PITCHER	IP WLS BF H R ER SO BB IBB HBP BLK WP HR S P ERA WHIP	8.0 L 31 6 2 2 4 2 0 0 0 0 0 0 37 45 2.25 1.000	1.0 3 0 0 0 2 0 0 0 0 0 0 0 7 7 0.00 0.000																	

AB 32
R 2
H 6
RBI 2
BB 2
SO 6
LOB 8



Batter	1	2	3	4	5	6	7	8	9	AB	R	H	RBI	BB	SO	LOB	BOTTOM			
Bobby Richardson, R OBP: 0.341, SLG: 0.316 (1, 4)	0-0 G6-4-3 1B		0-0 4-3			0-3 K		0-0 SH1-4		3	0	1	0	0	1	1	<p>Baltimore Orioles @ New York Yankees Yankee Stadium, Bronx, NY Sun Apr 24 1966, 3:33 AM EDT Att: 13,104 - Unknown</p>			
Roy White, S OBP: 0.464, SLG: 0.500 (1, 7)	0-0 G6-4-3 1-2f			0-0 4-3		0-3 K		0-0 6-3		4	0	0	0	0	1	3				
Roger Maris, L OBP: 0.270, SLG: 0.156 (1, 9)	0-0 4-3			0-0 G3		0-0 1B 1-2		0-0 F9		4	0	1	0	0	0	1				
Tom Tresh, S OBP: 0.293, SLG: 0.316 (1, 5)		4-0 G5-3 WP BB		0-0 6-3		0-0 1B 1-3 2H			0-0 L5	3	0	1	1	1	0	0				
Mickey Mantle, S OBP: 0.360, SLG: 0.250 Roger Repoz, L OBP: 0.500, SLG: 0.500 (9, PR)		4-0 1-2 BB			0-0 6-3	0-0 1-3		0-0 FC4-6 BB		2	0	0	0	2	0	2				
Joe Pepitone, L OBP: 0.293, SLG: 0.436 (1, 3)		0-3 K			0-0 1-3		0-0 G3		0-0 FC4-6 1-2f	4	0	0	0	0	1	3				
Clete Boyer, R OBP: 0.200, SLG: 0.286 (1, 6)		0-0 G5-3 2-3f			4-0 FC6-4 BB		0-0 5-3		0-3 K	3	0	0	0	1	1	3				
Elston Howard, R OBP: 0.182, SLG: 0.281 (1, 2)			0-0 1-3		0-0 FC6-4 1-2f		0-0 1-3			3	0	0	0	0	0	1				
Mel Stottlemyre, R Lou Clinton, R OBP: 0.545, SLG: 0.889 Pedro Ramos, S (8, PH) (9, 1)			0-0 1-3			4-0 1B BB		0-0 SH1-4 2B		1	1	0	0	1	0	0				
Inning Stats	R: 0 E: 0 K: 0 S: 3	H: 1 LOB: 0 BB: 0 P: 3	R: 0 E: 0 K: 1 S: 4	H: 0 LOB: 1 BB: 2 P: 12	R: 0 E: 0 K: 0 S: 3	H: 0 LOB: 0 BB: 0 P: 3	R: 0 E: 0 K: 0 S: 3	H: 0 LOB: 0 BB: 0 P: 3	R: 0 E: 0 K: 2 S: 9	H: 2 LOB: 2 BB: 1 P: 13	R: 0 E: 0 K: 0 S: 3	H: 0 LOB: 0 BB: 0 P: 3	R: 0 E: 0 K: 0 S: 4	H: 1 LOB: 1 BB: 0 P: 4	R: 0 E: 0 K: 1 S: 5	H: 0 LOB: 1 BB: 1 P: 9	1B: 3 2B: 1 3B: 0 HR: 0	SF: 0 SAC: 1 DP: 2 HBP: 0	WP: 2 PB: 0 SB: 0 CS: 0	PA: 34
PITCHER	IP WLS BF H R ER SO BB IBB HBP BLK WP HR S P ERA WHIP	9.0 W 34 4 1 1 4 5 0 0 0 2 0 37 57 1.00 1.000																		

AB 28
R 1
H 4
RBI 1
BB 5
SO 4
LOB 14



Batter	1	2	3	4	5	6	7	8	9	AB	R	H	RBI	BB	SO	LOB	TOP											
Lenny Green, L OBP: 0.367, SLG: 0.320	K		2B 1B BB		E 1B		3-1	F8		4	2	1	0	1	1	1	Boston Red Sox @ New York Yankees Yankee Stadium, Bronx, NY Mon Apr 25 1966, 3:33 AM EDT Att. 3,370 - Unknown - 68 F											
Joe Foy, R OBP: 0.400, SLG: 0.625	1-3		1B 2B		E BB		K		4	2	2	1	1	1	0													
Carl Yastrzemski, L OBP: 0.362, SLG: 0.535			1B FC6-4		E4 1B 2B		3B 2B		5	2	4	3	0	0	1													
Tony Conigliaro, R OBP: 0.326, SLG: 0.289	F7		FC6-4 CS		5-3		3B BB		4	1	0	0	1	0	4													
George Scott, R OBP: 0.476, SLG: 0.667			L7		1B		3B 1H 2H		4	0	3	3	1	0	1													
Bob Tillman, R OBP: 0.389, SLG: 0.313	6-3		CS	F4	5-3		K	F9	5	0	0	0	0	1	5													
Rico Petrocelli, R OBP: 0.244, SLG: 0.118	5-3			F3		K		SH3-4 1B	4	0	1	0	0	1	1													
George Smith, R OBP: 0.231, SLG: 0.194	F8			K		G3		F7	4	0	0	0	0	1	2													
Earl Wilson, R OBP: 0.429, SLG: 0.333					K		6-3	SH3-4	2	1	1	0	0	1	0													
Ken Sanders, R (5, 1)			BB 2B 1B					1-2	1	0	0	0	0	0	0													
Inning Stats	R: 0 E: 0 K: 1 S: 6	H: 1 LOB: 1 BB: 0 P: 6	R: 0 E: 0 K: 0 S: 4	H: 1 LOB: 1 BB: 0 P: 4	R: 3 E: 0 K: 0 S: 5	H: 3 LOB: 0 BB: 1 P: 9	R: 0 E: 0 K: 1 S: 5	H: 0 LOB: 0 BB: 0 P: 5	R: 3 E: 1 K: 1 S: 8	H: 3 LOB: 1 BB: 1 P: 12	R: 0 E: 0 K: 1 S: 5	H: 0 LOB: 0 BB: 0 P: 5	R: 2 E: 0 K: 2 S: 9	H: 2 LOB: 1 BB: 1 P: 13	R: 0 E: 0 K: 0 S: 4	H: 1 LOB: 1 BB: 0 P: 4	R: 0 E: 0 K: 0 S: 4	H: 1 LOB: 2 BB: 1 P: 8	1B: 6 2B: 4 3B: 2 HR: 0	SF: 0 SAC: 1 DP: 0 HBP: 0	WP: 0 PB: 0 SB: 0 CS: 1	PA: 43						
PITCHER	IP	WLS	BF	H	R	ER	SO	BB	IBB	HBP	BLK	WP	HR	S	P	ERA	WHIP	PITCHER										
Bob Friend, R ERA: 6.14	(1, 1)	4.1	L	21	7	6	6	3	2	0	0	0	0	0	25	33	12.46	2.077										
Hal Reniff, R ERA: 2.57	(5, 1)	2.2		12	3	2	2	3	1	0	0	0	0	0	17	21	6.75	1.500										
Pedro Ramos, R ERA: 5.63	(8, 1)	2.0		9	2	0	0	0	0	1	0	0	0	0	8	12	0.00	1.000										
Batter	1	2	3	4	5	6	7	8	9	AB	R	H	RBI	BB	SO	LOB	BOTTOM											
Bobby Richardson, R OBP: 0.326, SLG: 0.372	L7				F8		4-3		L7	5	1	1	1	0	0	0	Boston Red Sox @ New York Yankees Yankee Stadium, Bronx, NY Mon Apr 25 1966, 3:33 AM EDT Att. 3,370 - Unknown - 68 F											
Roy White, S OBP: 0.531, SLG: 0.667				G4-6-3 BB	HR					2	1	2	1	2	0	0												
Roger Maris, L OBP: 0.268, SLG: 0.143	F2		G4-6-3		1B BB		K			3	0	0	0	1	1	3												
Mickey Mantle, S OBP: 0.379, SLG: 0.261	4-3				G4-6-3 1B			E8 SF8		3	1	1	0	1	0	1												
Tom Tresh, S OBP: 0.267, SLG: 0.286		4-3	F7		G4-6-3			4-3		4	0	0	0	0	0	4												
Clete Boyer, R OBP: 0.205, SLG: 0.270		HR BB			5-3		L4	SF8		2	1	0	1	1	0	0												
Ray Barker, L OBP: 0.400, SLG: 1.000		HR			FC5-4 BB		F6	F8		3	1	1	2	1	0	0												
Jake Gibbs, L OBP: 0.143, SLG: 0.571			F9		F7		G3			4	0	0	0	0	0	1												
Bob Friend, R ERA: 6.35	(1, 1)	0-3			FC5-4					2	0	0	0	0	1	1												
Hal Reniff, R ERA: 0.47	(5, 1)				1-2		K			0	0	0	0	0	0	0												
Roger Repoz, L OBP: 0.333, SLG: 0.333	(7, PH)									1	0	0	0	0	1	0												
Pedro Ramos, S	(8, 1)									0	0	0	0	0	0	0												
Lou Clinton, R OBP: 0.200, SLG: 0.800	(9, PH)									1	0	0	0	0	0	0												
Inning Stats	R: 0 E: 0 K: 0 S: 4	H: 1 LOB: 1 BB: 0 P: 4	R: 2 E: 0 K: 1 S: 6	H: 1 LOB: 1 BB: 1 P: 10	R: 1 E: 0 K: 0 S: 3	H: 1 LOB: 1 BB: 2 P: 11	R: 0 E: 0 K: 0 S: 3	H: 0 LOB: 1 BB: 1 P: 7	R: 1 E: 0 K: 0 S: 4	H: 2 LOB: 1 BB: 1 P: 8	R: 0 E: 0 K: 2 S: 7	H: 0 LOB: 0 BB: 0 P: 3	R: 0 E: 1 K: 0 S: 4	H: 0 LOB: 0 BB: 0 P: 4	R: 1 E: 0 K: 0 S: 3	H: 0 LOB: 0 BB: 0 P: 3	1B: 2 2B: 0 3B: 0 HR: 3	SF: 1 SAC: 0 DP: 2 HBP: 0	WP: 0 PB: 0 SB: 0 CS: 0	PA: 37								
PITCHER	IP	WLS	BF	H	R	ER	SO	BB	IBB	HBP	BLK	WP	HR	S	P	ERA	WHIP	PITCHER										
Earl Wilson, R ERA: 6.35	(1, 1)	4.1		21	4	4	4	2	5	0	0	0	0	0	18	38	8.31	2.077										
Ken Sanders, R ERA: 0.47	(5, 1)	4.2	W	16	1	1	0	2	1	0	0	0	0	0	19	23	0.00	0.429										

Batter	1	2	3	4	5	6	7	8	9	AB	R	H	RBI	BB	SO	LOB	TOP																	
George Thomas, R (1, 8) OBP: 0.400, SLG: 0.333 Lenny Green, L (9, PH) OBP: 0.387, SLG: 0.346										3	0	2	0	1	0	1																		
Joe Foy, R (1, 5) OBP: 0.397, SLG: 0.455 Jim Gosger, L (9, PH) OBP: 0.421, SLG: 0.375 Joe Christopher, R (9, PH) Dan Osinski, R (9, 1) Ken Sanders, R (9, 1)										3	1	0	0	1	0	3																		
Carl Yastrzemski, L (1, 7) OBP: 0.346, SLG: 0.499										4	1	0	0	1	0	3																		
Tony Conigliaro, R (1, 9) OBP: 0.353, SLG: 0.395										5	0	3	3	0	0	0																		
George Scott, R (1, 3) OBP: 0.468, SLG: 0.703										4	1	1	1	1	0	2																		
Bob Tillman, R (1, 2) OBP: 0.364, SLG: 0.263										3	0	0	0	1	0	4																		
Rico Petrocelli, R (1, 6) OBP: 0.244, SLG: 0.132										4	1	1	0	0	1	5																		
George Smith, R (1, 4) OBP: 0.238, SLG: 0.256 Tony Horton, R (9, PH) OBP: 0.136, SLG: 0.136										3	0	1	0	0	0	2																		
Jim Lonborg, R (1, 1) Jose Santiago, R (4, 1) Eddie Kasko, R (7, PH) Dick Radatz, R (7, 1) Dalton Jones, L (9, PH) OBP: 0.354, SLG: 0.250										2	0	0	0	0	0	1																		
Inning Stats	R: 1 E: 0 K: 0 S: 5	H: 2 LOB: 3 BB: 2 P: 13	R: 0 E: 0 K: 0 S: 4	H: 1 LOB: 1 BB: 0 P: 4	R: 1 E: 0 K: 0 S: 4	H: 1 LOB: 0 BB: 0 P: 4	R: 0 E: 0 K: 0 S: 3	H: 0 LOB: 2 BB: 0 P: 3	R: 0 E: 0 K: 1 S: 6	H: 0 LOB: 0 BB: 1 P: 10	R: 0 E: 0 K: 0 S: 2	H: 0 LOB: 0 BB: 1 P: 6	R: 0 E: 0 K: 0 S: 4	H: 1 LOB: 1 BB: 0 P: 4	R: 4 E: 0 K: 1 S: 8	H: 3 LOB: 1 BB: 2 P: 16	1B: 5 2B: 1 3B: 2 HR: 1	SF: 0 SAC: 0 DP: 2 HBP: 0	WP: 1 PB: 0 SB: 1 CS: 0	PA: 41														
PITCHER	IP WLS BF H R ER SO BB IBB HBP BLK WP HR S P ERA WHIP																																	
Whitey Ford, L (1, 1) ERA: 2.28	8.0	34	7	3	3	1	3	1	0	0	0	0	0	1	32	48	3.38	1.250																
Pedro Ramos, R (9, 1) ERA: 7.59	0.1	3	1	0	0	1	1	0	0	0	0	0	0	4	8	0.00	6.000																	
Steve Hamilton, L (9, 1) ERA: 3.38	0.1	2	0	0	0	1	0	0	0	0	0	0	1	5	0.00	3.000																		
Dooley Womack, R (9, 1) ERA:	0.1	W 2	1	3	3	0	0	0	0	0	1	0	2	2	81.00	3.000																		

Boston Red Sox @ New York Yankees
Yankee Stadium, Bronx, NY
Tue Apr 26 1966, 3:33 AM EDT
Att. 9,457 - Unknown - 70 F

AB	35
R	6
H	9
RBI	5
BB	6
SO	2
LOB	24



Batter	1	2	3	4	5	6	7	8	9	AB	R	H	RBI	BB	SO	LOB	BOTTOM																
Bobby Richardson, R (1, 4) OBP: 0.333, SLG: 0.396										5	2	2	0	0	1	2																	
Roy White, S (1, 7) OBP: 0.528, SLG: 0.667										3	1	1	1	1	0	2																	
Roger Maris, L (1, 9) OBP: 0.304, SLG: 0.179										4	0	2	1	1	0	0																	
Mickey Mantle, S (1, 8) OBP: 0.424, SLG: 0.333 Roger Repoz, L (7, PR) OBP: 0.250, SLG: 0.250										4	0	3	1	0	1	2																	
Tom Tresh, S (1, 5) OBP: 0.300, SLG: 0.304										4	1	2	0	1	1	3																	
Joe Pepitone, L (1, 3) OBP: 0.326, SLG: 0.455										5	1	3	1	0	0	2																	
Clete Boyer, R (1, 6) OBP: 0.208, SLG: 0.268										4	0	1	1	0	0	2																	
Elston Howard, R (1, 2) OBP: 0.189, SLG: 0.257										3	0	0	0	1	1	0																	
Whitey Ford, L (1, 1) Pedro Ramos, S (9, 1) Steve Hamilton, L (9, 1) Dooley Womack, L (9, 1) Lou Clinton, R (9, PH) OBP: 0.536, SLG: 0.800										3	0	0	0	0	1	2																	
Inning Stats	R: 0 E: 0 K: 0 S: 3	H: 0 LOB: 0 BB: 0 P: 3	R: 0 E: 0 K: 1 S: 6	H: 2 LOB: 1 BB: 0 P: 6	R: 1 E: 0 K: 2 S: 9	H: 2 LOB: 1 BB: 1 P: 13	R: 2 E: 0 K: 0 S: 6	H: 3 LOB: 2 BB: 1 P: 10	R: 0 E: 0 K: 0 S: 3	H: 0 LOB: 0 BB: 1 P: 7	R: 0 E: 0 K: 1 S: 5	H: 0 LOB: 0 BB: 0 P: 5	R: 1 E: 0 K: 1 S: 6	H: 2 LOB: 2 BB: 1 P: 10	R: 0 E: 0 K: 0 S: 3	H: 0 LOB: 0 BB: 0 P: 3	R: 3 E: 0 K: 0 S: 6	H: 4 LOB: 2 BB: 1 P: 10	1B: 12 2B: 2 3B: 0 HR: 0	SF: 0 SAC: 1 DP: 2 HBP: 0	WP: 2 PB: 0 SB: 0 CS: 0	PA: 42											
PITCHER	IP WLS BF H R ER SO BB IBB HBP BLK WP HR S P ERA WHIP																																
Jim Lonborg, R (1, 1) ERA: 4.85	3.0	17	7	3	3	3	2	0	0	0	0	0	0	11	15	9.00	3.000																
Jose Santiago, R (4, 1) ERA:	3.0	10	1	0	0	1	1	0	0	0	0	0	11	15	0.00	0.667																	
Dick Radatz, R (7, 1) ERA: 2.79	2.0	9	2	1	1	1	1	0	0	0	0	0	9	13	4.50	1.500																	
Dan Osinski, R (9, 1) ERA: 6.75	0.0	2	1	2	2	0	1	0	0	0	0	0	1	5	∞	∞																	
Ken Sanders, R (9, 1) ERA: 0.9	0.2	L 5	3	1	1	0	0	0	0	0	0	0	5	5	13.50	4.500																	

Boston Red Sox @ New York Yankees
Yankee Stadium, Bronx, NY
Tue Apr 26 1966, 3:33 AM EDT
Att. 9,457 - Unknown - 70 F

AB	36
R	7
H	14
RBI	6
BB	5
SO	5
LOB	16



Batter	1	2	3	4	5	6	7	8	9	AB	R	H	RBI	BB	SO	LOB	TOP			
Jose Tartabull, L (1,8) OBP: 0.184, SLG: 0.188	0-0 6-3		0-0 4-3			0-0 L8		0-0 E 1B		4	0	1	0	0	0	1				
Bert Campaneris, R (1,6) OBP: 0.211, SLG: 0.270	0-3 K		0-0 1-3			0-0 FC6-4 1-2		0-0 E5 G5-4-3		4	0	0	0	0	0	1				
Manny Jimenez, L (1,9) Ralph Terry, R (6,1) Ed Charles, R (8, FH) Jesse Hickman, R (8,1)	0-0 1-3			0-0 G6-3 1B		0-0 1-3		0-0 G5-4-3 1-2		3	0	1	0	0	0	1				
Dick Green, R (1,4) OBP: 0.256, SLG: 0.262		0-3 K		0-0 G6-3 1-2			0-0 1-3		0-0 L9	4	0	0	0	0	1	1				
Billy Bryan, L (1,2) OBP: 0.107, SLG: 0.077		0-0 1B		0-0 F6			0-0 1B		0-0 4-3	0	0	0	0	0	0	0				
Ken Harrelson, R (1,3) OBP: 0.233, SLG: 0.179		0-3 K			0-0 G4-6-3 1B		0-3 K		0-3 K	4	0	1	0	0	3	2				
Wayne Causey, L (1,5) OBP: 0.414, SLG: 0.346		4-0 BB			0-0 G4-6-3 1-2 BB		4-0 1-2 BB			1	0	0	0	2	0	1				
Mike Hershberger, R (1,7) OBP: 0.342, SLG: 0.375		0-0 F8			0-0 6-3		0-3 K			3	0	0	0	0	1	4				
Fred Talbot, R (1,1) Aurelio Monteaugudo, R (3,1) Larry Stahl, L (6, FH) OBP: 0.159, SLG: 0.278			0-0 1-3			0-0 FC6-4 1B		0-0 4-3		1	0	0	0	0	0	0				
Inning Stats	R: 0 E: 0 K: 1 S: 5	H: 0 LOB: 0 BB: 0 P: 5	R: 0 E: 0 K: 2 S: 8	H: 1 LOB: 2 BB: 1 P: 12	R: 0 E: 0 K: 0 S: 3	H: 0 LOB: 0 BB: 0 P: 3	R: 0 E: 0 K: 0 S: 3	H: 1 LOB: 0 BB: 0 P: 3	R: 0 E: 0 K: 0 S: 4	H: 1 LOB: 2 BB: 1 P: 4	R: 0 E: 1 K: 2 S: 8	H: 1 LOB: 1 BB: 0 P: 12	R: 0 E: 1 K: 0 S: 4	H: 1 LOB: 1 BB: 0 P: 4	R: 0 E: 0 K: 1 S: 5	H: 0 LOB: 0 BB: 0 P: 5	1B: 6 2B: 0 3B: 0 HR: 0	SF: 0 SAC: 0 DP: 3 HBP: 0	WP: 0 PB: 0 SB: 0 CS: 0	PA: 33
PITCHER Mel Stottlemyre, R (1,1) ERA: 1.8	IP: 9.0 WLS: W BF: 33 H: 6 R: 0 ER: 0 SO: 6 BB: 2 IBB: 0 HBP: 0 BLK: 0 WP: 0 HR: 0 S: 43 P: 51 ERA: 0.00 WHIP: 0.889																			

Kansas City Athletics @ New York Yankees
Yankee Stadium, Bronx, NY
Sat Apr 30 1966, 3:33 AM EDT
Att: 11,416 - Unknown - 55 F

AB	27
R	0
H	4
RBI	0
BB	2
SO	6
LOB	14



Batter	1	2	3	4	5	6	7	8	9	AB	R	H	RBI	BB	SO	LOB	BOTTOM			
Bobby Richardson, R (1,4) OBP: 0.322, SLG: 0.382	4-0 1B G4-6-3 BB			0-0 F2		0-0 E5				3	1	0	0	1	0	3				
Roy White, S (1,7) OBP: 0.500, SLG: 0.588	0-0 G4-6-3 1-3 1B		4-0 F7 S BB	0-0 FC3-6 S		0-0 F5				3	1	1	0	1	0	3				
Roger Maris, L (1,9) OBP: 0.280, SLG: 0.163	0-0 G4-6-3 1-2 3-H		0-0 F9	0-0 F4			0-0 F8			4	0	0	0	0	0	3				
Mickey Mantle, S (1,8) OBP: 0.450, SLG: 0.424 Lou Clinton, R (6, PR) OBP: 0.500, SLG: 0.733	0-0 L1		4-0 S BB		0-0 2B		0-0 2B			2	0	1	0	1	0	0				
Joe Pepitone, L (1,3) OBP: 0.278, SLG: 0.385		0-0 F9	0-0 F7		0-0 F2		0-0 F6			4	0	0	0	0	0	4				
Clete Boyer, R (1,6) OBP: 0.200, SLG: 0.250		0-0 E 1B	0-0 6-3		0-0 6-3		0-0 6-3			4	1	1	0	0	0	3				
Horace Clarke, S (1,5)		0-0 E5 1B SH3-4		4-0 1B BB		0-0 3-1		4-0 G5-4-3 BB		2	2	0	0	2	0	2				
Jake Gibbs, L (1,2) OBP: 0.273, SLG: 0.545		0-0 SH3-4 1B		0-0 FC3-6 1B S 1B		0-0 F3		0-0 F8		4	1	2	1	0	0	1				
Mel Stottlemyre, R (1,1) OBP: 0.222, SLG: 0.125		0-0 SH3-4		0-0 FC3-6 1B		0-0 4-3		0-0 G5-4-3 1-2		3	0	1	2	0	0	1				
Inning Stats	R: 1 E: 0 K: 0 S: 3	H: 1 LOB: 1 BB: 1 P: 7	R: 2 E: 1 K: 0 S: 6	H: 2 LOB: 1 BB: 0 P: 6	R: 1 E: 0 K: 0 S: 3	H: 0 LOB: 1 BB: 2 P: 11	R: 2 E: 0 K: 0 S: 5	H: 2 LOB: 1 BB: 1 P: 9	R: 0 E: 0 K: 0 S: 4	H: 1 LOB: 1 BB: 0 P: 4	R: 0 E: 1 K: 0 S: 4	H: 0 LOB: 1 BB: 0 P: 4	R: 0 E: 0 K: 0 S: 2	H: 0 LOB: 0 BB: 1 P: 6	R: 0 E: 0 K: 0 S: 2	H: 0 LOB: 0 BB: 1 P: 6	1B: 5 2B: 2 3B: 0 HR: 0	SF: 0 SAC: 1 DP: 2 HBP: 0	WP: 0 PB: 0 SB: 4 CS: 0	PA: 36
PITCHER Fred Talbot, R (1,1) ERA: 6.75 Aurelio Monteaugudo, R (3,1) ERA: 2.57 Ralph Terry, R (6,1) ERA: Jesse Hickman, R (8,1) ERA:	IP: 2.0 WLS: L BF: 11 H: 3 R: 4 ER: 3 SO: 0 BB: 2 IBB: 0 HBP: 0 BLK: 0 WP: 0 HR: 0 S: 9 P: 17 ERA: 13.50 WHIP: 2.500																			
PITCHER	IP: 3.0 WLS: L BF: 14 H: 3 R: 2 ER: 2 SO: 0 BB: 2 IBB: 0 HBP: 0 BLK: 0 WP: 0 HR: 0 S: 12 P: 20 ERA: 6.00 WHIP: 1.667																			
PITCHER	IP: 2.0 WLS: L BF: 8 H: 1 R: 0 ER: 0 SO: 0 BB: 0 IBB: 0 HBP: 0 BLK: 0 WP: 0 HR: 0 S: 8 P: 8 ERA: 0.00 WHIP: 0.500																			
PITCHER	IP: 1.0 WLS: L BF: 3 H: 0 R: 0 ER: 0 SO: 0 BB: 0 IBB: 0 HBP: 0 BLK: 0 WP: 0 HR: 0 S: 2 P: 6 ERA: 0.00 WHIP: 1.000																			

Kansas City Athletics @ New York Yankees
Yankee Stadium, Bronx, NY
Sat Apr 30 1966, 3:33 AM EDT
Att: 11,416 - Unknown - 55 F

AB	30
R	6
H	7
RBI	3
BB	5
SO	0
LOB	20



Batter	1	2	3	4	5	6	7	8	9	AB	R	H	RBI	BB	SO	LOB	TOP																			
Bert Campaneris, R OBP: 0.239, SLG: 0.311										4	2	3	1	0	1	1	Kansas City Athletics @ New York Yankees Yankee Stadium, Bronx, NY Sun May 01, 1966, 3:38 AM EDT Att: 17,387 - Overcast - 67 F																			
Jose Tartabull, L OBP: 0.175, SLG: 0.179										4	0	1	1	0	0	2																				
Ed Charles, R OBP: 0.278, SLG: 0.250										4	0	1	0	0	0	1																				
Dick Green, R OBP: 0.216, SLG: 0.220										4	0	0	0	0	0	2																				
Ken Harrelson, R OBP: 0.196, SLG: 0.149										4	0	0	0	0	1	2																				
Mike Hershberger, R OBP: 0.371, SLG: 0.333										4	0	0	0	0	0	1																				
Ossie Chavarria, R OBP: 0.318, SLG: 0.333										4	1	2	0	0	1	0																				
Ken Suarez, R OBP: 0.308, SLG: 0.217										3	0	1	0	0	0	1																				
Wayne Causey, L OBP: 0.400, SLG: 0.333										1	0	0	0	0	1	0																				
Chuck Dobson, R										1	1	0	1	0	0	1																				
Lew Krausse, R										0	0	0	0	0	0	0																				
Ron Stone, L										1	0	0	0	0	0	0																				
Jim Dickson, L										0	0	0	0	0	0	0																				
Billy Bryan, L OBP: 0.103, SLG: 0.074										0	0	0	0	0	0	0																				
Inning Stats	R: 1 E: 1 K: 0 S: 5	H: 1 LOB: 1 BB: 0 P: 5	R: 3 E: 1 K: 0 S: 7	H: 4 LOB: 1 BB: 0 P: 7	R: 0 E: 0 K: 0 S: 3	H: 0 LOB: 0 BB: 0 P: 3	R: 0 E: 0 K: 1 S: 6	H: 1 LOB: 1 BB: 0 P: 6	R: 0 E: 0 K: 0 S: 3	H: 0 LOB: 0 BB: 0 P: 3	R: 0 E: 0 K: 2 S: 7	H: 0 LOB: 0 BB: 0 P: 7	R: 0 E: 1 K: 0 S: 4	H: 1 LOB: 1 BB: 0 P: 4	R: 0 E: 0 K: 0 S: 4	H: 1 LOB: 1 BB: 0 P: 4	R: 0 E: 0 K: 0 S: 7	H: 0 LOB: 0 BB: 0 P: 7	1B: 6 2B: 2 3B: 0 HR: 0	SF: 0 SAC: 1 DP: 0 HBP: 0	WP: 0 PB: 0 SB: 0 CS: 0	PA: 36														
PITCHER	IP WLS BF H R ER SO BB IBB HBP BLK WP HR S P ERA WHIP																																			
Fritz Peterson, L ERA: 5.06	(1, 1) 2.0	W 12	BF 5	H 4	R 4	ER 3	SO 0	BB 0	IBB 0	HBP 0	BLK 0	WP 0	HR 0	S 12	P 12	ERA 13.50	WHIP 2.500																			
Jack Cullen, R ERA: 1.74	(3, 1) 7.0	W 24	BF 3	H 0	R 0	ER 0	SO 5	BB 0	IBB 0	HBP 0	BLK 0	WP 0	HR 0	S 34	P 34	ERA 0.00	WHIP 0.429																			

Batter	1	2	3	4	5	6	7	8	9	AB	R	H	RBI	BB	SO	LOB	BOTTOM																			
Bobby Richardson, R OBP: 0.309, SLG: 0.359										5	1	2	1	0	0	2	Kansas City Athletics @ New York Yankees Yankee Stadium, Bronx, NY Sun May 01, 1966, 3:38 AM EDT Att: 17,387 - Overcast - 67 F																			
Roy White, S OBP: 0.472, SLG: 0.595										4	1	1	1	1	0	2																				
Roger Maris, L OBP: 0.305, SLG: 0.260										4	2	2	2	1	0	1																				
Joe Pepitone, L OBP: 0.274, SLG: 0.417										5	2	2	0	0	0	1																				
Tom Tresh, S OBP: 0.310, SLG: 0.275										2	2	0	0	2	1	0																				
Lou Clinton, R OBP: 0.500, SLG: 0.706										2	1	1	3	1	0	0																				
Clete Boyer, R OBP: 0.213, SLG: 0.259										3	0	2	0	0	0	0																				
Jake Gibbs, L OBP: 0.333, SLG: 0.571										3	1	1	2	1	0	2																				
Fritz Peterson, S OBP: 0.250, SLG: 0.250										0	0	0	0	0	0	0																				
Mickey Mantle, S OBP: 0.400, SLG: 0.368										1	0	0	0	0	1	2																				
Jack Cullen, R ERA: 9.0	(3, 1)									3	0	0	0	0	2	3																				
Inning Stats	R: 2 E: 0 K: 1 S: 7	H: 2 LOB: 0 BB: 0 P: 7	R: 0 E: 0 K: 1 S: 6	H: 1 LOB: 2 BB: 1 P: 10	R: 0 E: 0 K: 0 S: 2	H: 0 LOB: 0 BB: 1 P: 6	R: 0 E: 0 K: 0 S: 3	H: 0 LOB: 0 BB: 0 P: 3	R: 0 E: 0 K: 1 S: 10	H: 5 LOB: 1 BB: 2 P: 18	R: 2 E: 0 K: 1 S: 7	H: 2 LOB: 2 BB: 2 P: 15	R: 0 E: 0 K: 0 S: 4	H: 1 LOB: 1 BB: 0 P: 4	1B: 5 2B: 3 3B: 1 HR: 2	SF: 1 SAC: 1 DP: 1 HBP: 0	WP: 0 PB: 0 SB: 3 CS: 0	PA: 40																		
PITCHER	IP WLS BF H R ER SO BB IBB HBP BLK WP HR S P ERA WHIP																																			
Chuck Dobson, R ERA: 4.58	(1, 1) 5.0	L 21	BF 4	H 4	R 4	ER 4	SO 2	BB 3	IBB 0	HBP 0	BLK 0	WP 0	HR 2	S 22	P 34	ERA 7.20	WHIP 1.400																			
Lew Krausse, R ERA: 3.97	(6, 1) 1.0	L 8	BF 4	H 4	R 4	ER 4	SO 1	BB 0	IBB 1	HBP 0	BLK 0	WP 0	HR 9	S 13	P 13	ERA 36.00	WHIP 4.000																			
Jim Dickson, R ERA: 9.0	(7, 1) 2.0	11	BF 3	H 2	R 2	ER 2	SO 1	BB 1	IBB 1	HBP 0	BLK 0	WP 0	HR 11	S 19	P 19	ERA 9.00	WHIP 2.000																			



Batter	1	2	3	4	5	6	7	8	9	AB	R	H	RBI	BB	SO	LOB	TOP										
Vic Davallilo, L OBP: 0.284, SLG: 0.361 (1, 8)	0-0 4-3		0-0 FC4-5			0-0 4-3		0-0 SF9 3B	0-0 FC6-2 WP	5	1	1	0	0	0	2											
Max Alvis, R OBP: 0.493, SLG: 0.509 (1, 5)	0-0 5-3		0-0 F3			0-0 FC5-4 1B		4-0 BB	0-0 1-3	4	0	1	0	1	0	2											
Chuck Hinton, R OBP: 0.389, SLG: 0.286 (1, 7)	0-0 1B			0-3 K		0-0 FC5-4 1-2		0-0 SF9		3	0	1	1	0	1	1											
Rocky Colavito, R OBP: 0.286, SLG: 0.345 (1, 9)	0-0 4-3		0-0 F7			0-0 F5		0-0 F4		4	0	0	0	0	0	3											
Fred Whitfield, L OBP: 0.279, SLG: 0.537 (1, 3)		0-0 F5		0-0 G3				0-0 SF8 3B	0-0 4-3	4	1	1	0	0	0	1											
Pedro Gonzalez, R OBP: 0.326, SLG: 0.296 (1, 4)		0-3 K			0-0 1-3 1B			0-0 1-3	0-0 1B 3B	4	1	2	0	0	1	1											
Dick Howser, R OBP: 0.400, SLG: 0.444 (1, 6)		0-0 F3			0-0 1-3			0-0 SF8	0-0 1-3 3B	3	1	1	1	0	0	1											
Duke Sims, L OBP: 0.364, SLG: 0.810 (1, 2)			0-0 FC4-5 3B			0-0 F7		0-0 1B	0-0 FC6-2 3B	4	0	3	2	0	0	1											
John O'Donoghue, R Bob Allen, L (8, 1)			0-0 1-3			0-0 F3		0-0 1-3	0-0 K	3	0	0	0	0	0	3											
										1	0	0	0	0	1	1											
Inning Stats	R: 0 E: 0 K: 0 S: 4	H: 1 LOB: 1 BB: 0 P: 4	R: 0 E: 0 K: 1 S: 5	H: 0 LOB: 0 BB: 0 P: 5	R: 0 E: 0 K: 0 S: 4	H: 1 LOB: 1 BB: 0 P: 4	R: 0 E: 0 K: 0 S: 5	H: 0 LOB: 0 BB: 0 P: 5	R: 0 E: 0 K: 0 S: 4	H: 1 LOB: 1 BB: 0 P: 4	R: 1 E: 0 K: 0 S: 5	H: 2 LOB: 1 BB: 0 P: 5	R: 1 E: 0 K: 0 S: 4	H: 1 LOB: 1 BB: 1 P: 8	R: 2 E: 0 K: 1 S: 8	H: 3 LOB: 1 BB: 0 P: 8	1B: 6 2B: 0 3B: 4 HR: 0	SF: 2 SAC: 0 DP: 0 HBP: 0	WP: 2 PB: 0 SB: 0 CS: 0	PA: 38							
PITCHER	IP	WLS	BF	H	R	ER	SO	BB	IBB	HBP	BLK	WP	HR	S	P	ERA	WHIP										
Bob Friend, R ERA: 4.57 (1, 1)	7.0	L	27	6	1	1	2	0	0	0	0	0	0	31	31	1.29	0.857										
Jack Cullen, R ERA: 3.97 (8, 1)	1.0		8	4	3	3	0	1	0	0	0	0	0	7	11	27.00	5.000										
Dooley Womack, R ERA: (9, 1)	1.0		3	0	0	0	1	0	0	0	0	1	0	5	5	0.00	0.000										

Cleveland Indians @ New York Yankees
Yankee Stadium, Bronx, NY
Thu May 05 1966, 3:33 AM EDT
Att: 12,730 - Unknown - 64 F

AB 35
R 4
H 10
RBI 4
BB 1
SO 3
LOB 16



Batter	1	2	3	4	5	6	7	8	9	AB	R	H	RBI	BB	SO	LOB	BOTTOM										
Bobby Richardson, R OBP: 0.288, SLG: 0.329 (1, 4)	0-0 5-3		0-0 F3		0-0 6-3		0-0 F7			4	0	0	0	0	0	4											
Roy White, S OBP: 0.415, SLG: 0.491 (1, 7)	0-0 6-3		0-0 FC6-4			0-0 E6		4-0 BB		3	0	0	0	1	0	2											
Mickey Mantle, S OBP: 0.377, SLG: 0.370 Roger Repoz, L OBP: 0.200, SLG: 0.200 (9, 8)	0-3 K			0-0 5-3 1B		0-0 F5		0-3 K	0-3 K	4	0	1	0	0	2	2											
Tom Tresh, S OBP: 0.300, SLG: 0.246 (1, 5)		0-0 F4		0-0 5-3 1B		0-3 K		0-3 K		4	0	1	0	0	2	2											
Lou Clinton, R OBP: 0.400, SLG: 0.520 (1, 9)		0-3 K		0-0 5-3		0-0 F6		0-0 F7		4	0	0	0	0	1	4											
Joe Pepitone, L OBP: 0.243, SLG: 0.361 (1, 3)		0-0 F3		0-0 F4			0-0 G3		0-0 F8	4	0	0	0	0	0	2											
Clete Boyer, R OBP: 0.200, SLG: 0.238 (1, 6)			0-0 F7		0-0 5-3		0-0 6-3		0-0 5-3	4	0	0	0	0	0	2											
Elston Howard, R OBP: 0.220, SLG: 0.255 (1, 2)			0-0 SH 1B		0-0 F8		4-0 BB		0-0 1-3	3	0	1	0	1	0	0											
Bob Friend, R Hector Lopez, R (7, PH)			0-0 SH		0-0 F8		4-0 BB			1	0	0	0	0	0	0											
Bobby Murcer, L OBP: 0.071, SLG: 0.071 Jack Cullen, R Dooley Womack, L (8, 1)			0-0 FC6-4		0-0 F8		4-0 BB			0	0	0	0	0	0	0											
			1-2							0	0	0	0	0	0	0											
Inning Stats	R: 0 E: 0 K: 1 S: 5	H: 0 LOB: 0 BB: 0 P: 5	R: 0 E: 0 K: 1 S: 5	H: 0 LOB: 0 BB: 0 P: 5	R: 0 E: 0 K: 0 S: 5	H: 1 LOB: 2 BB: 0 P: 5	R: 0 E: 0 K: 0 S: 3	H: 0 LOB: 0 BB: 0 P: 3	R: 0 E: 1 K: 1 S: 6	H: 0 LOB: 1 BB: 0 P: 6	R: 0 E: 0 K: 0 S: 3	H: 0 LOB: 2 BB: 2 P: 11	R: 0 E: 0 K: 2 S: 7	H: 0 LOB: 1 BB: 1 P: 11	R: 0 E: 0 K: 0 S: 3	H: 0 LOB: 0 BB: 0 P: 3	1B: 3 2B: 0 3B: 0 HR: 0	SF: 0 SAC: 1 DP: 0 HBP: 0	WP: 0 PB: 0 SB: 0 CS: 0	PA: 35							
PITCHER	IP	WLS	BF	H	R	ER	SO	BB	IBB	HBP	BLK	WP	HR	S	P	ERA	WHIP										
John O'Donoghue, L ERA: Bob Allen, L ERA: (8, 1)	7.0	S	29	3	0	0	3	3	0	0	0	0	0	10	10	0.00	0.000										

Cleveland Indians @ New York Yankees
Yankee Stadium, Bronx, NY
Thu May 05 1966, 3:33 AM EDT
Att: 12,730 - Unknown - 64 F

AB 31
R 0
H 3
RBI 0
BB 3
SO 5
LOB 18



Batter	1	2	3	4	5	6	7	8	9	AB	R	H	RBI	BB	SO	LOB	TOP																	
Bobby Richardson, R OBP: 0.298, SLG: 0.338 (1.4)										4	0	2	0	0	0	2	New York Yankees @ California Angels Anaheim Stadium, Anaheim, CA Fri May 06 1966, 10:05 PM EDT Att: 31,690 - Unknown - 70 F																	
Roy White, S OBP: 0.391, SLG: 0.456 (1.7)										4	0	0	0	0	0	2																		
Mickey Mantle, S Dooley Womack, L (1.8) (8.1)										4	1	1	0	0	1	1																		
Lou Clinton, R OBP: 0.382, SLG: 0.464 (1.9)										3	1	0	0	1	0	1																		
Tom Tresh, S OBP: 0.284, SLG: 0.231 (1.5)										4	0	0	0	0	0	2																		
Joe Pepitone, L OBP: 0.256, SLG: 0.408 (1.3)										4	1	2	3	0	1	0																		
Clete Boyer, R OBP: 0.216, SLG: 0.299 (1.6)										4	1	2	1	0	1	1																		
Elston Howard, R OBP: 0.241, SLG: 0.260 (1.2)										3	0	1	0	1	1	1																		
Whitey Ford, L Pedro Ramos, S Roger Maris, L Hal Reniff, R Roger Repoz, L (1.1) (6.1) (7, PH) (7.1) (8.8)										2	0	0	0	0	0	1																		
Inning Stats	R: 0 E: 0 K: 1 S: 6	H: 1 LOB: 1 P: 6	R: 0 E: 0 K: 2 S: 7	H: 0 LOB: 0 BB: 0 P: 7	R: 0 E: 0 K: 0 S: 3	H: 1 LOB: 1 BB: 1 P: 7	R: 3 E: 0 K: 0 S: 5	H: 3 LOB: 0 BB: 1 P: 9	R: 0 E: 0 K: 0 S: 3	H: 0 LOB: 0 BB: 0 P: 3	R: 0 E: 0 K: 1 S: 7	H: 2 LOB: 2 BB: 0 P: 7	R: 0 E: 0 K: 0 S: 3	H: 0 LOB: 0 BB: 0 P: 3	R: 1 E: 0 K: 1 S: 6	H: 1 LOB: 0 BB: 0 P: 6		1B: 6 2B: 0 3B: 0 HR: 2	SF: 0 SAC: 0 DP: 2 HBP: 0	WP: 0 PB: 0 SB: 1 CS: 0	PA: 35													
PITCHER	IP WLS BF H R ER SO BB IBB HBP BLK WP HR S P ERA WHIP																																	
George Brunet, L ERA: 4.5 Jack Sanford, R ERA: 4.2 Dick Egan, L ERA: 2.45 Lew Burdette, R ERA: 1.74	(1.1) (6.1) (7.1) (7.1)	5.0 1.1 0.1 2.1	WLS W S	BF 6	H 2	R 0	ER 0	SO 3	BB 2	IBB 0	HBP 0	BLK 0	WP 0	HR 1	S 24	P 32	ERA 5.40	WHIP 1.400																

AB 33
R 4
H 8
RBI 4
BB 2
SO 5
LOB 13



Batter	1	2	3	4	5	6	7	8	9	AB	R	H	RBI	BB	SO	LOB	BOTTOM																	
Paul Schaal, R OBP: 0.429, SLG: 0.385 (1.5)										4	1	1	0	1	0	1	New York Yankees @ California Angels Anaheim Stadium, Anaheim, CA Fri May 06 1966, 10:05 PM EDT Att: 31,690 - Unknown - 70 F																	
Jim Fregosi, R OBP: 0.244, SLG: 0.282 (1.6)										3	0	0	0	0	0	3																		
Bobby Knoop, R OBP: 0.295, SLG: 0.464 (1.4)										3	1	0	0	1	1	0																		
Rick Reichardt, R OBP: 0.432, SLG: 0.623 (1.8)										3	2	2	0	0	0	0																		
Jackie Warner, R OBP: 0.380, SLG: 0.613 (1.9)										4	1	0	0	0	2	5																		
Norm Siebern, L OBP: 0.456, SLG: 0.478 Jackie Hernandez, R Tom Satriano, L (1.3) (7, PR) (8.3)										3	1	3	4	1	0	0																		
Jim Piersall, R OBP: 0.429, SLG: 0.333 (1.7)										4	1	1	1	0	0	3																		
Buck Rodgers, S OBP: 0.247, SLG: 0.324 (1.2)										3	0	0	1	0	0	2																		
George Brunet, R Frank Malzone, R Marcelino Lonser, R Jack Sanford, R Dick Egan, L Lew Burdette, R (1.1) (5, PR) (5, PR) (8.1) (7.1) (7.1)										1	0	0	0	0	1	0																		
Inning Stats	R: 0 E: 0 K: 1 S: 5	H: 0 LOB: 0 P: 5	R: 0 E: 0 K: 1 S: 5	H: 0 LOB: 1 BB: 1 P: 9	R: 0 E: 0 K: 0 S: 3	H: 1 LOB: 0 BB: 0 P: 3	R: 2 E: 1 K: 0 S: 6	H: 2 LOB: 2 BB: 0 P: 6	R: 2 E: 1 K: 1 S: 9	H: 3 LOB: 2 BB: 0 P: 9	R: 3 E: 0 K: 1 S: 7	H: 2 LOB: 1 BB: 1 P: 12	R: 0 E: 0 K: 0 S: 3	H: 0 LOB: 0 BB: 0 P: 3	1B: 5 2B: 3 3B: 0 HR: 0	SF: 1 SAC: 1 DP: 0 HBP: 1		WP: 0 PB: 0 SB: 0 CS: 0	PA: 38															
PITCHER	IP WLS BF H R ER SO BB IBB HBP BLK WP HR S P ERA WHIP																																	
Whitey Ford, L ERA: 2.19 Pedro Ramos, R ERA: 6.1 Hal Reniff, R ERA: 4.66 Dooley Womack, R ERA:	(1.1) (6.1) (7.1) (8.1)	5.1 0.2 1.0 1.0	L	BF 25	H 6	R 4	ER 2	SO 3	BB 2	IBB 0	HBP 0	BLK 0	WP 0	HR 0	S 29	P 37	ERA 3.38	WHIP 1.500																



Batter	1	2	3	4	5	6	7	8	9	AB	R	H	RBI	BB	SO	LOB	TOP			
Roy White, S OBP: 0.430, SLG: 0.484	F8 5-3 BB		2-3 BB		1B BB	G4-6-3			1B 2B	2	2	1	0	3	0	1	New York Yankees @ California Angels Anaheim Stadium, Anaheim, CA Sun May 08 1966, 6:33 AM EDT Att: 26,260 - Overcast - 66 F			
Bobby Richardson, R OBP: 0.360, SLG: 0.382	5-3		2-3		1B BB					5	0	3	1	0	0	2				
Mickey Mantle, S OBP: 0.364, SLG: 0.351	F8		K		1B BB				F5	5	0	1	1	0	1	4				
Roger Repoz, L OBP: 0.167, SLG: 0.167	2-3				1B BB					0	0	0	0	0	0	0				
Joe Pepitone, L OBP: 0.227, SLG: 0.360	F7		F9		FC4-2-5				4-3	5	0	0	0	0	0	6				
Tom Tresh, S OBP: 0.280, SLG: 0.211		G3		G5-3 BB	K				F7	3	0	0	0	1	1	3				
Roger Maris, L OBP: 0.303, SLG: 0.262		1B E		G5-3 BB	F3				F6	3	1	1	0	1	0	2				
Clete Boyer, R OBP: 0.220, SLG: 0.293		1B E		G5-3	F9				F8	4	1	1	0	0	0	2				
Elston Howard, R OBP: 0.274, SLG: 0.286		1B E		1-2 2-3f					F8	3	1	1	0	1	0	0				
Al Downing, R OBP: 0.125, SLG: 0.125	G1-6-3				1B 2B					3	0	1	1	0	1	3				
Pedro Ramos, S OBP: 0.125, SLG: 0.125				K		G4-6-3			K	1	0	0	0	0	1	0				
Inning Stats	R: 0 E: 0 K: 0 S: 3	H: 0 LOB: 1 BB: 1 P: 7	R: 2 E: 2 K: 0 S: 5	H: 2 LOB: 0 BB: 0 P: 5	R: 0 E: 0 K: 1 S: 5	H: 0 LOB: 1 BB: 1 P: 9	R: 0 E: 0 K: 1 S: 4	H: 0 LOB: 2 BB: 3 P: 16	R: 1 E: 0 K: 0 S: 7	H: 2 LOB: 0 BB: 0 P: 4	R: 0 E: 0 K: 0 S: 4	H: 1 LOB: 1 BB: 0 P: 4	R: 0 E: 0 K: 0 S: 3	H: 0 LOB: 0 BB: 0 P: 3	R: 1 E: 0 K: 1 S: 7	H: 2 LOB: 1 BB: 0 P: 7	1B: 7 2B: 2 3B: 0 HR: 0	SF: 0 SAC: 0 DP: 3 HBP: 0	WP: 0 PB: 0 CS: 0	PA: 40
PITCHER	IP WLS BF H R ER SO BB IBB HBP BLK WP HR S P ERA WHIP																			
Dean Chance, R ERA: 2.64	(1, 1) 4.0 L 21 4 3 1 2 5 1 0 0 0 0 0 0 19 43 2.25 2.250																			
Jack Sanford, R ERA: 3.94	(5, 1) 1.0 3 0 0 0 1 0 0 0 0 0 0 0 5 5 0.00 0.000																			
Lew Burdette, R ERA: 2.19	(6, 1) 2.0 8 3 1 1 1 0 0 0 0 0 0 0 8 8 4.50 1.500																			
Bob Lee, R ERA: 1.29	(8, 1) 2.0 8 2 1 1 1 0 0 0 0 0 0 0 10 10 4.50 1.000																			

AB	34
R	5
H	9
RBI	3
BB	6
SO	4
LOB	23

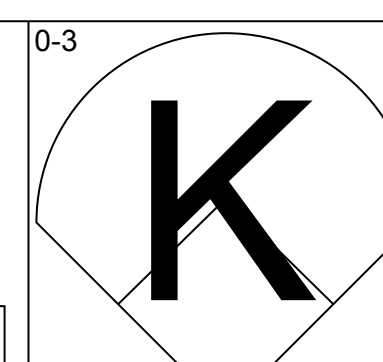
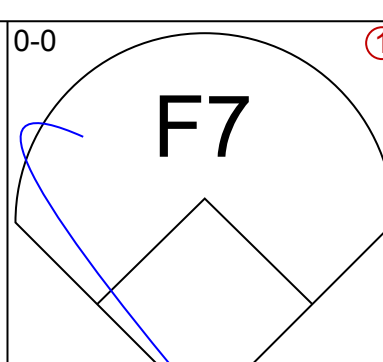
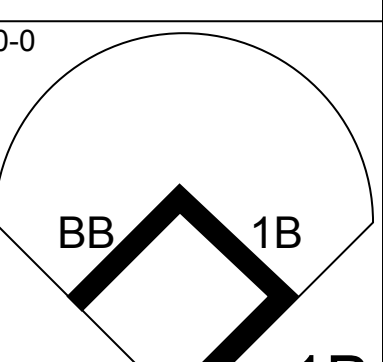
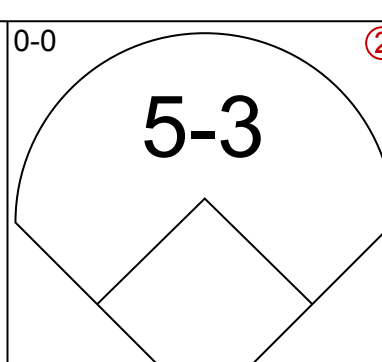
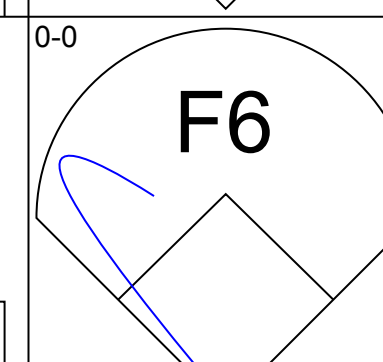
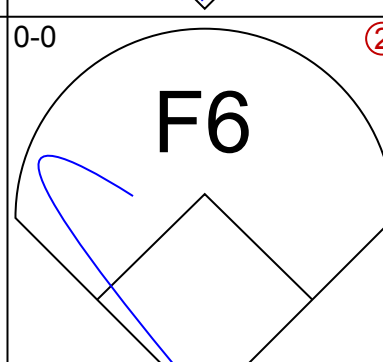
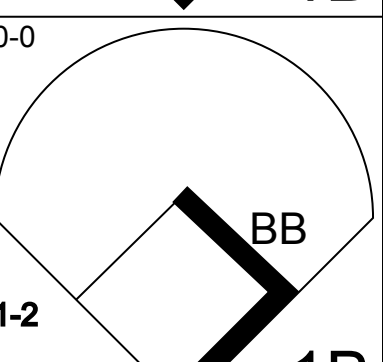
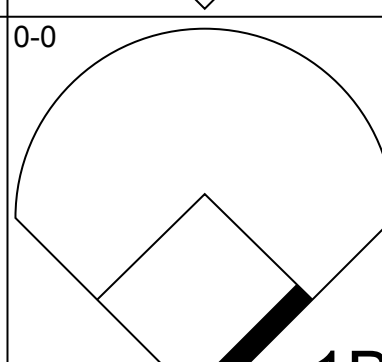
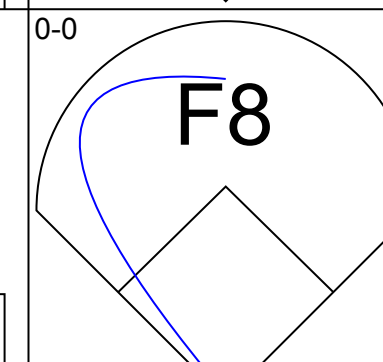
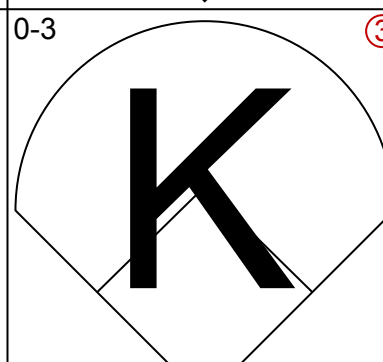
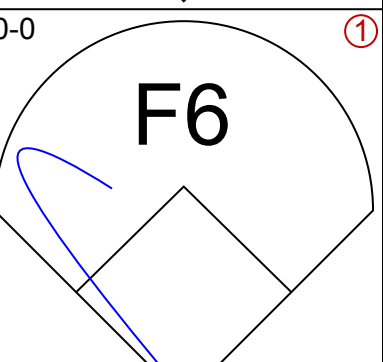
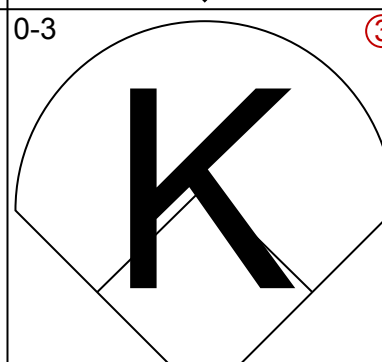
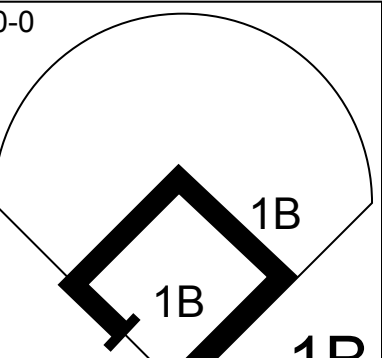
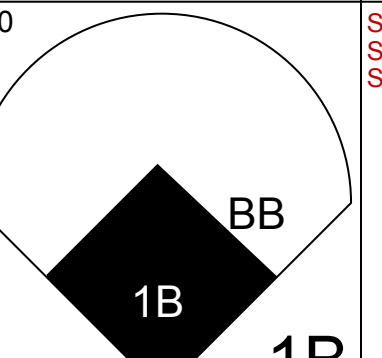
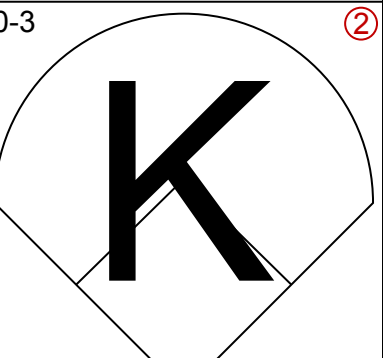

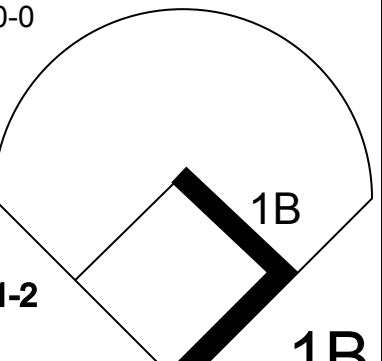
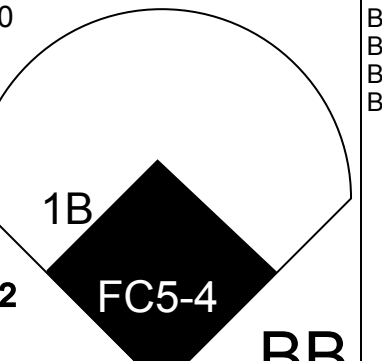
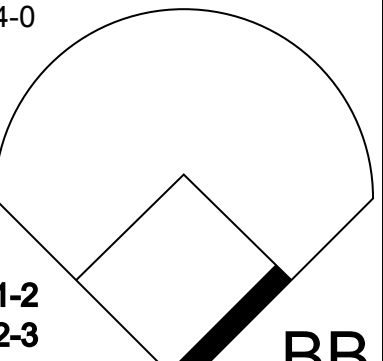

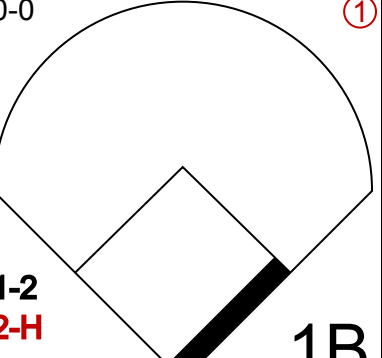
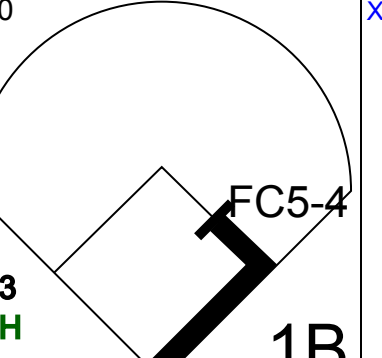
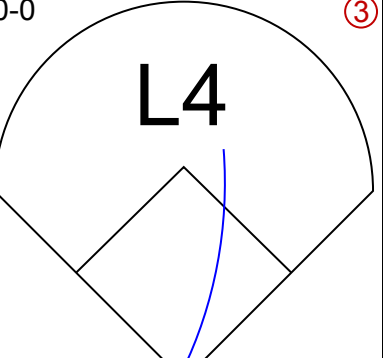









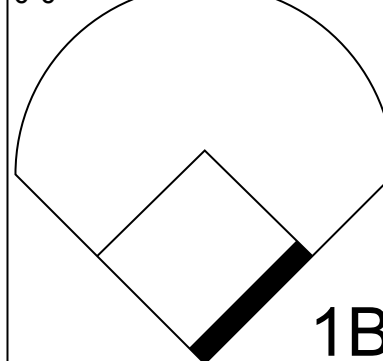




Batter	1	2	3	4	5	6	7	8	9	AB	R	H	RBI	BB	SO	LOB	BOTTOM					
Paul Schaaf, R OBP: 0.387, SLG: 0.338	K		6-3		K		G3		5-3	5	0	0	0	0	2	3	New York Yankees @ California Angels Anaheim Stadium, Anaheim, CA Sun May 08 1966, 6:33 AM EDT Att: 26,260 - Overcast - 66 F					
Bobby Knoop, R OBP: 0.289, SLG: 0.440	E5 FC6-4				1B		SF4		3-1	3	0	1	2	1	0	0						
Jim Fregosi, R OBP: 0.223, SLG: 0.256	F2		F5		F7		5-3			4	0	0	0	0	0	5						
Rick Reichardt, R OBP: 0.404, SLG: 0.597	FC6-4				F9				6-3	4	0	0	0	0	0	3						
Jackie Warner, R OBP: 0.346, SLG: 0.551			K		K		F3		K	4	0	0	0	0	3	0						
Norm Siebern, L OBP: 0.453, SLG: 0.491			K				G3			4	0	2	0	0	1	0						
Jackie Hernandez, R OBP: 0.571, SLG: 0.857			K						1B	0	0	0	0	0	0	0						
Tom Satriano, L OBP: 0.571, SLG: 0.857					2B				1B	0	0	0	0	0	0	0						
Jose Cardenal, R OBP: 0.254, SLG: 0.283					6-3					4	0	3	0	0	0	1						
Buck Rodgers, S OBP: 0.250, SLG: 0.333									1B	4	1	1	0	0	2	4						
Dean Chance, R ERA: 2.64	(1, 1) 4.0 L 21 4 3 1 2 5 1 0 0 0 0 0 0 19 43 2.25 2.250																					
Jack Sanford, R ERA: 3.94	(5, 1) 1.0 3 0 0 0 1 0 0 0 0 0 0 0 5 5 0.00 0.000																					
Jim Piersall, R OBP: 0.346, SLG: 0.300	(6, 1) 2.0 8 3 1 1 1 0 0 0 0 0 0 0 8 8 4.50 1.500																					
Lew Burdette, R ERA: 2.19	(8, 1) 2.0 8 2 1 1 1 0 0 0 0 0 0 0 10 10 4.50 1.000																					
Frank Matzone, R OBP: 0.271, SLG: 0.262	(1, 1) 4.0 L 21 4 3 1 2 5 1 0 0 0 0 0 0 19 43 2.25 2.250																					
Marcelino Lopez, R OBP: 0.271, SLG: 0.262	(7, PH) 0.0 0 0 0 0 0 0 0 0 0 0 0 0 0 0 0 0																					
Bob Lee, R ERA: 1.29	(8, 1) 2.0 8 2 1 1 1 0 0 0 0 0 0 0 10 10 4.50 1.000																					
Willie Smith, L OBP: 0.250, SLG: 0.250	(9, PH) 0.0 0 0 0 0 0 0 0 0 0 0 0 0 0 0 0 0																					
Inning Stats	R: 0 E: 1 K: 1 S: 6	H: 0 LOB: 1 BB: 0 P: 6	R: 0 E: 0 K: 3 S: 10	H: 1 LOB: 1 BB: 0 P: 10	R: 0 E: 0 K: 1 S: 5	H: 0 LOB: 1 BB: 1 P: 9	R: 0 E: 0 K: 1 S: 6	H: 1 LOB: 1 BB: 0 P: 6	R: 1 E: 0 K: 1 S: 8	H: 3 LOB: 2 BB: 0 P: 8	R: 0 E: 0 K: 1 S: 6	H: 1 LOB: 1 BB: 0 P: 6	R: 1 E: 0 K: 0 S: 4	H: 1 LOB: 1 BB: 0 P: 4	R: 0 E: 0 K: 1 S: 7	H: 2 LOB: 2 BB: 0 P: 7	R: 0 E: 0 K: 0 S: 3	H: 0 LOB: 0 BB: 0 P: 3	1B: 5 2B: 4 3B: 0 HR: 0	SF: 1 SAC: 0 DP: 0 HBP: 0	WP: 0 PB: 0 CS: 0	PA: 38
PITCHER	IP WLS BF H R ER SO BB IBB HBP BLK WP HR S P ERA WHIP																					
Al Downing, L ERA: 3.04	(1, 1) 6.0 W 27 7 2 2 8 1 0 0 0 0 0 0 0 0 0 13 13 3.00 1.333																					
Pedro Ramos, R ERA: 4.73	(7, 1) 3.0 S 11 2 0 0 1 0 0 0 0 0 0 0 0 0 0 13 13 0.00 0.667																					




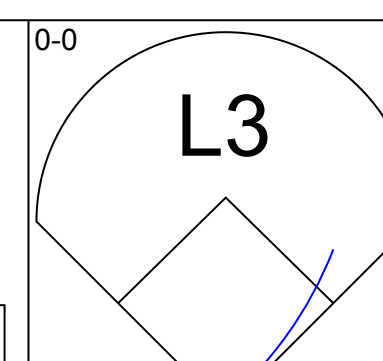
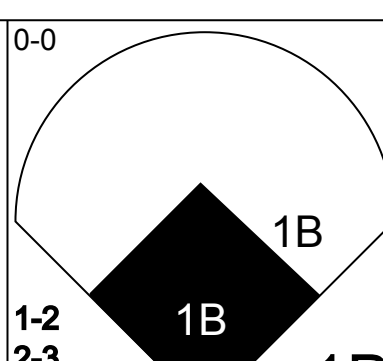
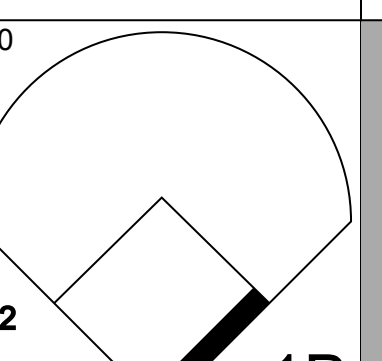
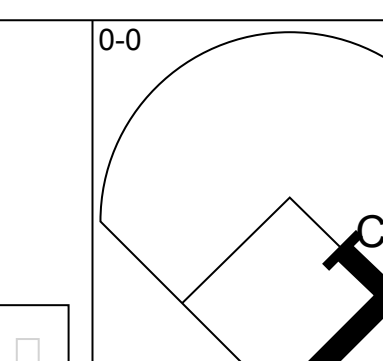
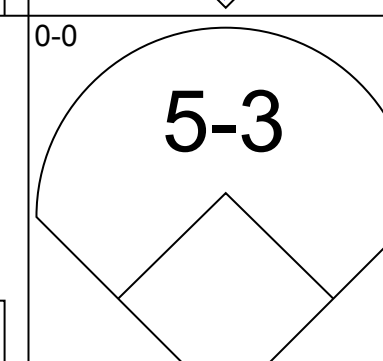
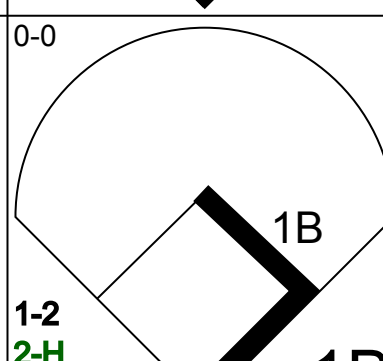
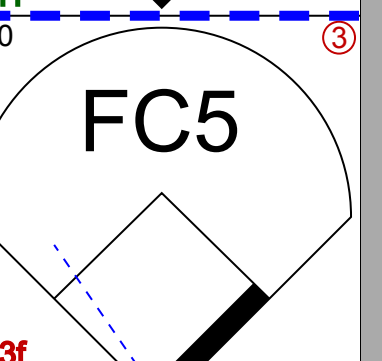
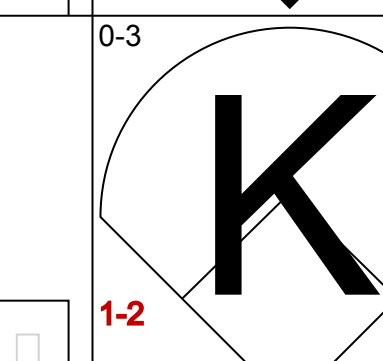
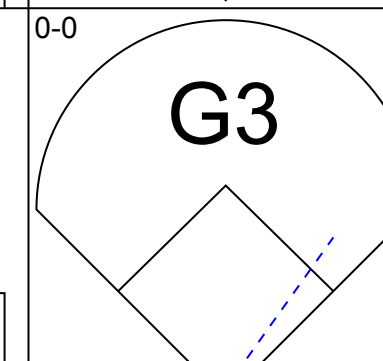
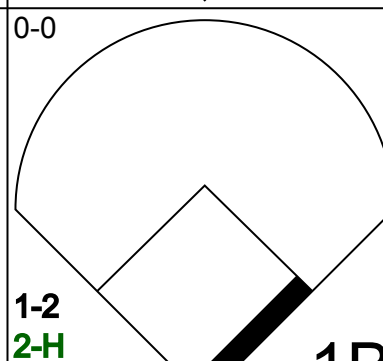
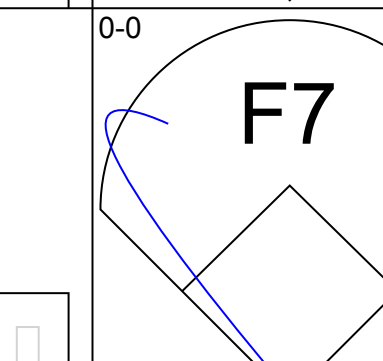
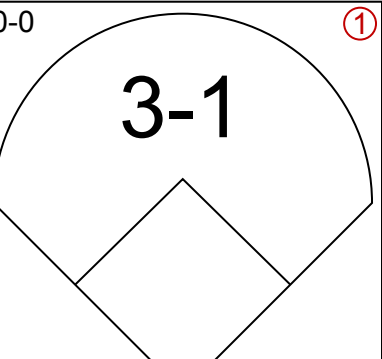
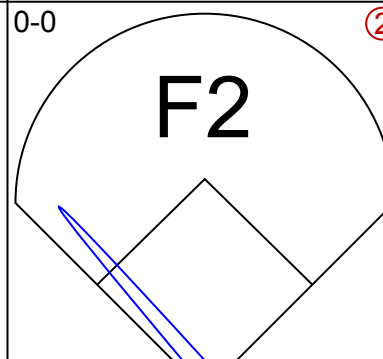
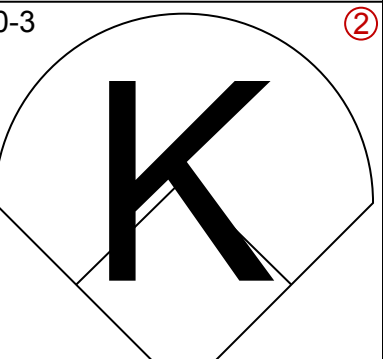
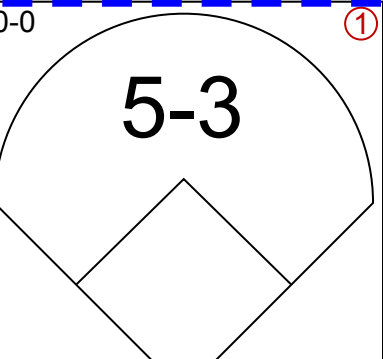

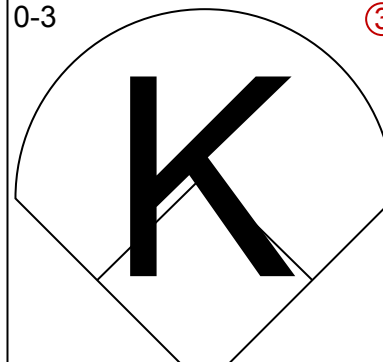
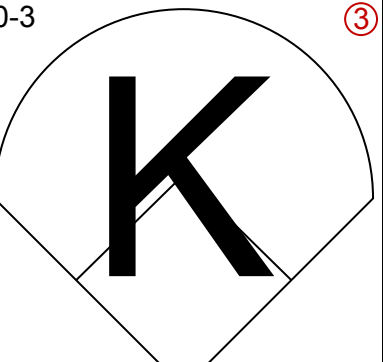
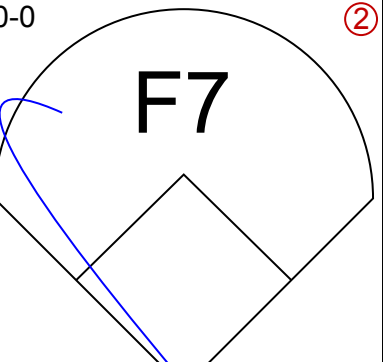

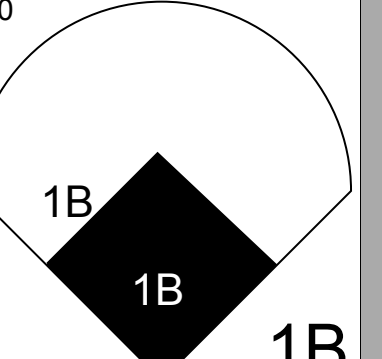

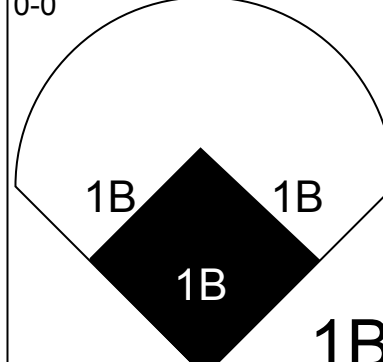
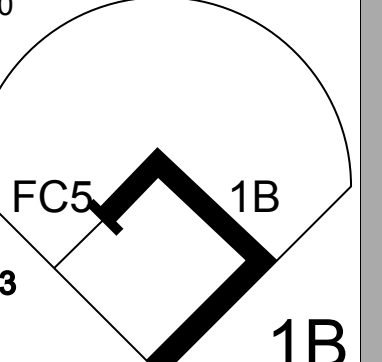

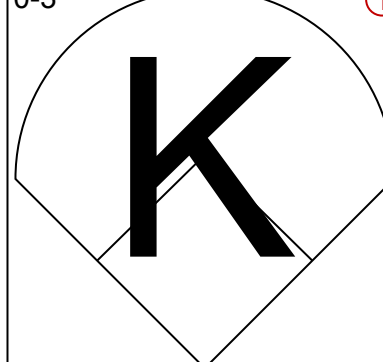


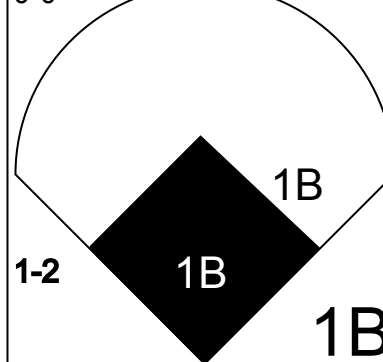


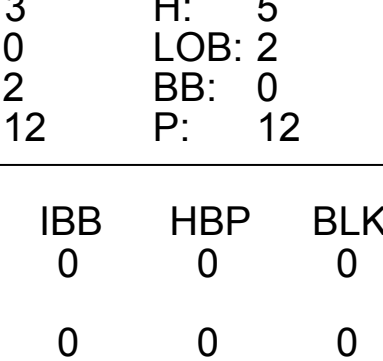
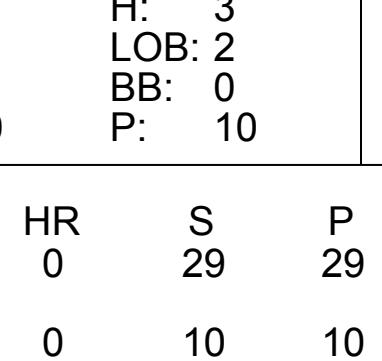
Batter	1	2	3	4	5	6	7	8	9	AB	R	H	RBI	BB	SO	LOB	TOP										
Roy White, S OBP: 0.410, SLG: 0.456 (1, 7)	F6		K		F7			K		4	0	0	0	0	2	0	New York Yankees @ Minnesota Twins Metropolitan Stadium, Bloomington, MI Mon May 09 1966, 8:05 PM EDT Att: 10,129 - Unknown - 43 F										
Bobby Richardson, R OBP: 0.337, SLG: 0.376 (1, 4)			F8			F7		B1-3		4	0	1	0	0	0	0											
Mickey Mantle, S OBP: 0.357, SLG: 0.393 Roger Repoz, L OBP: 0.167, SLG: 0.167 (8, 8)	1B					3-1		G3		4	1	1	1	0	1	1											
Joe Pepitone, L OBP: 0.228, SLG: 0.389 (1, 3)					HR					4	1	1	1	0	0	0											
Tom Tresh, S OBP: 0.279, SLG: 0.213 (1, 5)										4	0	1	0	0	0	0											
Roger Maris, L OBP: 0.313, SLG: 0.333 (1, 9)										4	1	2	1	0	1	1											
Clete Boyer, R OBP: 0.221, SLG: 0.291 (1, 6)										4	0	1	0	0	1	2											
Elston Howard, R OBP: 0.262, SLG: 0.271 (1, 2)										3	0	0	0	0	2	3											
Mel Stottlemyre, R OBP: 0.143, SLG: 0.077 (1, 1)										3	0	0	0	0	1	1											
Inning Stats	R: 0 E: 0 K: 1 S: 5	H: 1 LOB: 0 BB: 0 P: 5	R: 0 E: 1 K: 1 S: 7	H: 1 LOB: 2 BB: 0 P: 7	R: 0 E: 0 K: 1 S: 5	H: 0 LOB: 0 BB: 0 P: 5	R: 1 E: 0 K: 0 S: 5	H: 2 LOB: 1 BB: 0 P: 5	R: 0 E: 0 K: 2 S: 7	H: 0 LOB: 0 BB: 0 P: 7	R: 0 E: 0 K: 0 S: 3	H: 0 LOB: 0 BB: 0 P: 3	R: 1 E: 0 K: 0 S: 5	H: 2 LOB: 1 BB: 0 P: 5	R: 0 E: 0 K: 1 S: 5	H: 0 LOB: 0 BB: 0 P: 5	R: 1 E: 0 K: 2 S: 8	H: 1 LOB: 0 BB: 0 P: 8	1B: 3 2B: 1 3B: 0 HR: 3	SF: 0 SAC: 0 DP: 0 HBP: 0	WP: 1 PB: 0 CS: 0	PA: 34					
PITCHER	IP	WLS	BF	H	R	ER	SO	BB	IBB	HBP	BLK	WP	HR	S	P	ERA	WHIP										
Jim Perry, R ERA: 1.59 Al Worthington, R ERA: 2.38	(1, 1)	7.0	27	6	2	2	5	0	0	0	0	1	2	37	37	2.57	0.857										

Batter	1	2	3	4	5	6	7	8	9	AB	R	H	RBI	BB	SO	LOB	BOTTOM										
Cesar Tovar, R OBP: 0.333, SLG: 0.417 (1, 6)		FC3-6			F6		F6			4	1	1	0	0	0	3	New York Yankees @ Minnesota Twins Metropolitan Stadium, Bloomington, MI Mon May 09 1966, 8:05 PM EDT Att: 10,129 - Unknown - 43 F										
Ted Uhlhaender, L OBP: 0.176, SLG: 0.125 (1, 7)										4	0	0	0	0	1	2											
Jimmie Hall, L OBP: 0.170, SLG: 0.182 (1, 8)										4	0	1	0	0	0	0											
Andy Kosco, R OBP: 0.292, SLG: 0.292 (1, 9)										4	1	2	0	0	1	1											
Don Mincher, L OBP: 0.338, SLG: 0.352 (1, 3)										3	0	0	0	1	1	2											
Harmon Killebrew, R OBP: 0.368, SLG: 0.403 Joe Nosssek, R (9, PR)										4	0	3	1	0	0	1											
Bernie Allen, L OBP: 0.296, SLG: 0.313 (1, 4)										0	0	0	0	0	0	0											
Earl Batley, R OBP: 0.340, SLG: 0.340 (1, 2)										3	0	1	0	1	0	3											
Jim Perry, S Sandy Valdespino, L OBP: 0.171, SLG: 0.235 Al Worthington, R (8, PH) Russ Nixon, L OBP: 0.375, SLG: 0.429 (9, PH)										1	0	0	0	1	1	1											
										1	0	0	0	0	0	1											
										0	0	0	0	0	0	0											
										1	0	0	0	0	0	2											
Inning Stats	R: 2 E: 0 K: 1 S: 8	H: 3 LOB: 2 BB: 1 P: 12	R: 0 E: 0 K: 0 S: 3	H: 1 LOB: 1 BB: 1 P: 7	R: 0 E: 0 K: 1 S: 5	H: 0 LOB: 0 BB: 0 P: 5	R: 0 E: 0 K: 1 S: 6	H: 2 LOB: 1 BB: 0 P: 6	R: 0 E: 0 K: 0 S: 3	H: 0 LOB: 0 BB: 0 P: 3	R: 0 E: 0 K: 0 S: 3	H: 1 LOB: 1 BB: 0 P: 3	R: 0 E: 0 K: 0 S: 3	H: 0 LOB: 1 BB: 1 P: 7	R: 0 E: 0 K: 1 S: 6	H: 1 LOB: 1 BB: 0 P: 6	R: 0 E: 0 K: 0 S: 4	H: 1 LOB: 2 BB: 0 P: 4	1B: 8 2B: 2 3B: 0 HR: 0	SF: 0 SAC: 0 DP: 3 HBP: 0	WP: 1 PB: 0 CS: 0	PA: 36					
PITCHER	IP	WLS	BF	H	R	ER	SO	BB	IBB	HBP	BLK	WP	HR	S	P	ERA	WHIP										
Mel Stottlemyre, R ERA: 1.53	(1, 1)	9.0	36	9	2	2	4	3	0	0	0	1	0	41	53	2.00	1.333										

Batter	1	2	3	4	5	6	7	8	9	AB	R	H	RBI	BB	SO	LOB	TOP		
Roy White, S OBP: 0.409, SLG: 0.466 (1, 7)										5	0	2	1	0	1	1	New York Yankees @ Minnesota Twins Metropolitan Stadium, Bloomington, MI Thu May 12, 1966, 8:05 PM EDT Att: 10,743 - Overcast - 51 F		
Bobby Richardson, R OBP: 0.360, SLG: 0.375 (1, 4)										5	0	2	0	0	0	2			
Mickey Mantle, S OBP: 0.333, SLG: 0.364 (1, 8)										5	0	0	0	0	2	4			
Joe Pepitone, L OBP: 0.240, SLG: 0.394 (1, 3)										4	1	2	0	0	2	2			
Tom Tresh, S OBP: 0.300, SLG: 0.221 (1, 5)										2	1	1	0	2	0	0			
Roger Maris, L OBP: 0.321, SLG: 0.342 (1, 9)										4	0	2	1	0	1	3			
Clete Boyer, R OBP: 0.211, SLG: 0.277 (1, 6)										4	0	0	1	0	1	3			
Elston Howard, R OBP: 0.246, SLG: 0.254 (1, 2)										4	0	0	0	0	2	3			
Fritz Peterson, S OBP: 0.206, SLG: 0.200 (1, 1)										2	0	1	0	0	1	1			
Doolley Womack, L OBP: 0.266, SLG: 0.429 (6, Ph)										0	0	0	0	0	0	0			
Roger Repoz, L OBP: 0.266, SLG: 0.429 (6, Ph)										0	0	0	0	0	0	0			
Bob Friend, R OBP: 0.266, SLG: 0.429 (6, Ph)										0	0	0	0	0	0	0			
Hal Reniff, R OBP: 0.266, SLG: 0.429 (6, Ph)										0	0	0	0	0	0	0			
Lou Clinton, R OBP: 0.266, SLG: 0.429 (6, Ph)										0	0	0	0	0	0	0			
Inning Stats	R: 0 E: 0 K: 1 S: 5	H: 0 LOB: 0 BB: 0 P: 5	R: 0 E: 0 K: 1 S: 7	H: 3 LOB: 2 BB: 0 P: 7	R: 0 E: 0 K: 1 S: 6	H: 1 LOB: 1 BB: 0 P: 6	R: 2 E: 0 K: 1 S: 7	H: 2 LOB: 1 BB: 1 P: 11	R: 0 E: 0 K: 1 S: 7	H: 2 LOB: 3 BB: 1 P: 11	R: 0 E: 0 K: 1 S: 5	H: 0 LOB: 0 BB: 0 P: 5	R: 0 E: 0 K: 2 S: 7	H: 0 LOB: 0 BB: 0 P: 7	R: 0 E: 0 K: 2 S: 8	H: 1 LOB: 1 BB: 0 P: 8	1B: 9 2B: 2 3B: 0 HR: 0	SF: 0 SAC: 0 DP: 0 HBP: 0	WP: 0 PA: 39 SB: 0 CS: 0
PITCHER	IP WLS BF H R ER SO BB IBB HBP BLK WP HR S P ERA WHIP																		
Camilo Pascual, R ERA: 2.85 (1, 1)	5.2 W 28 10 3 3 6 2 0 0 0 0 0 0 38 46 4.76 2.118																		
Jim Merritt, L ERA: 3.24 (6, 1)	3.1 S 11 1 0 0 5 0 0 0 0 0 0 0 21 21 0.00 0.300																		



AB	37
R	3
H	11
RBI	3
BB	2
SO	11
LOB	19

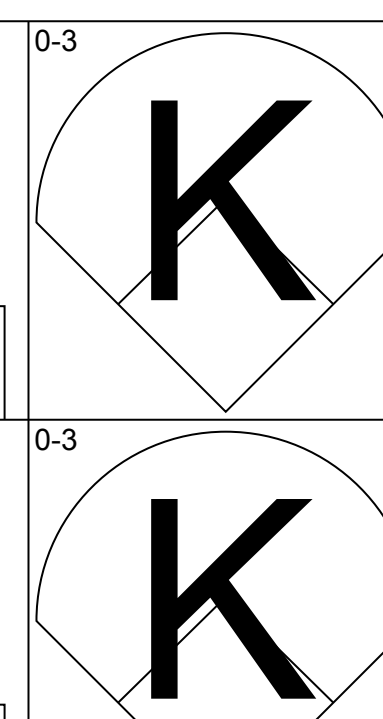
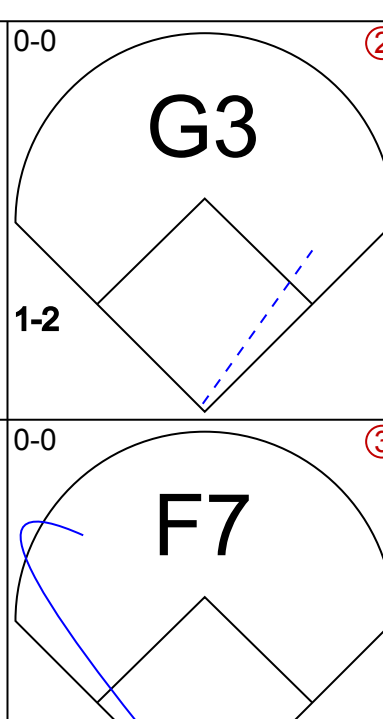
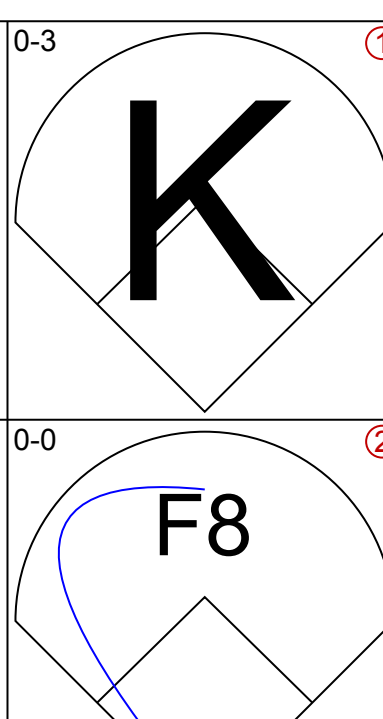
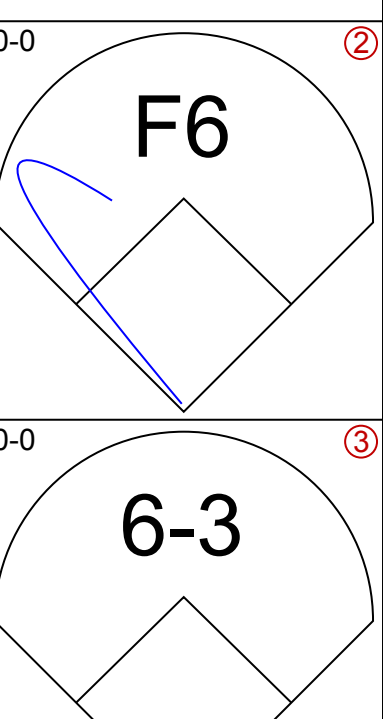
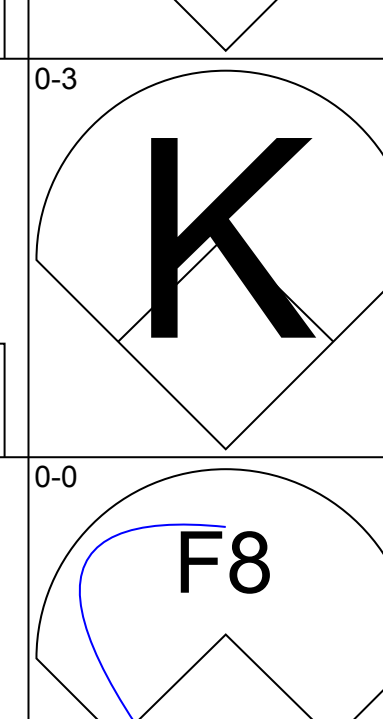
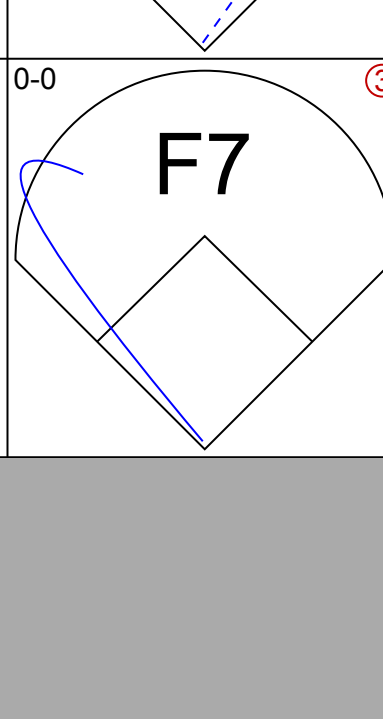
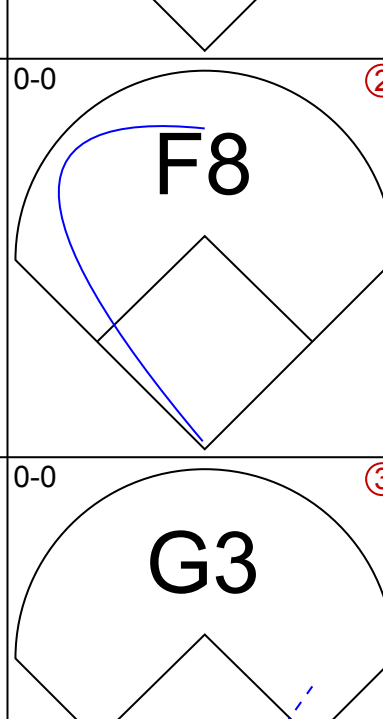
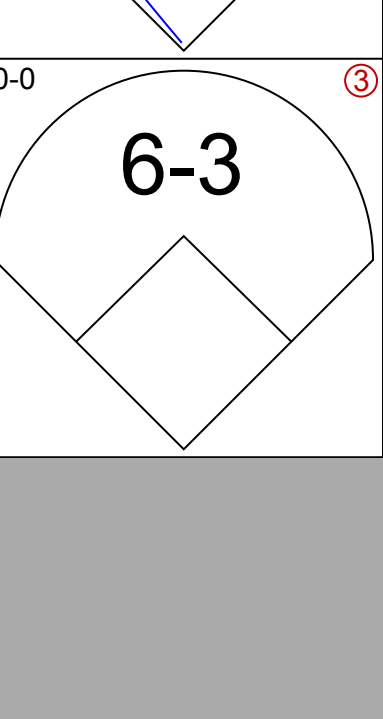
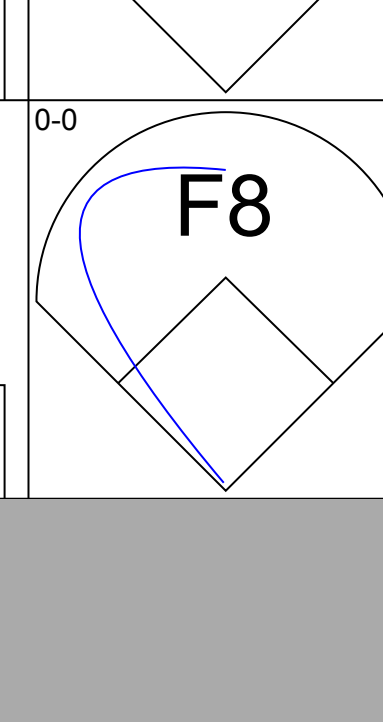
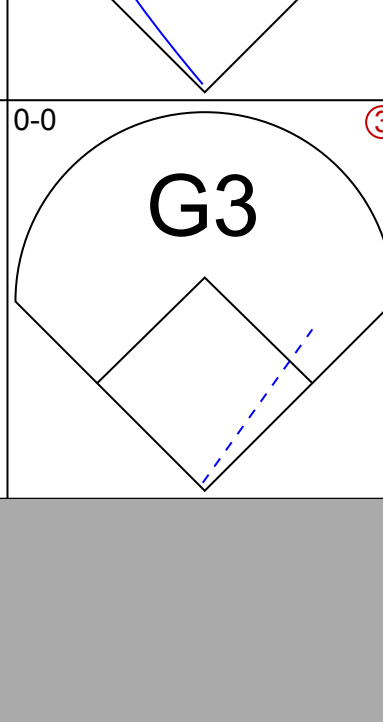
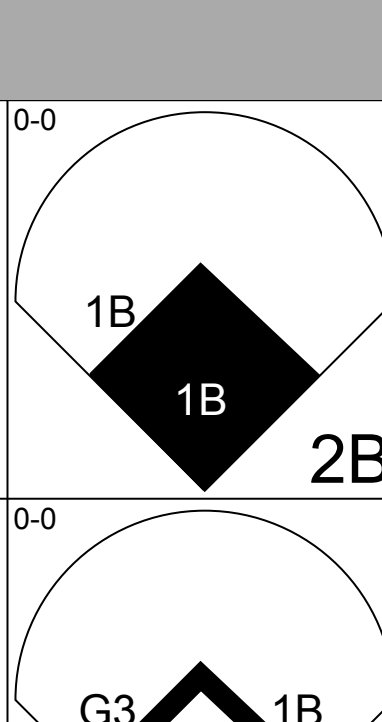
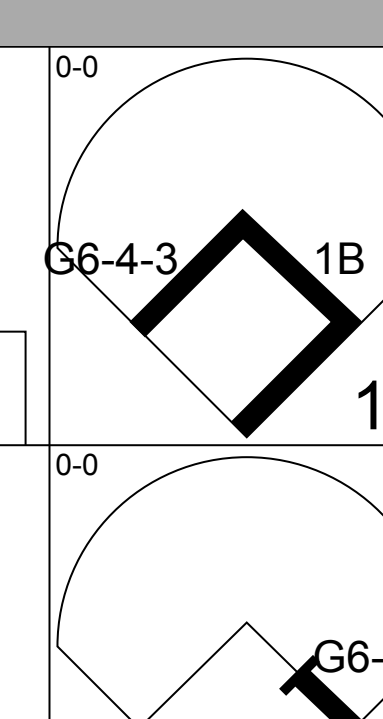
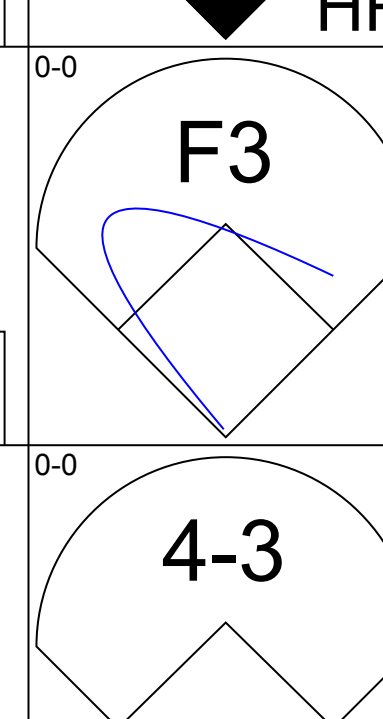
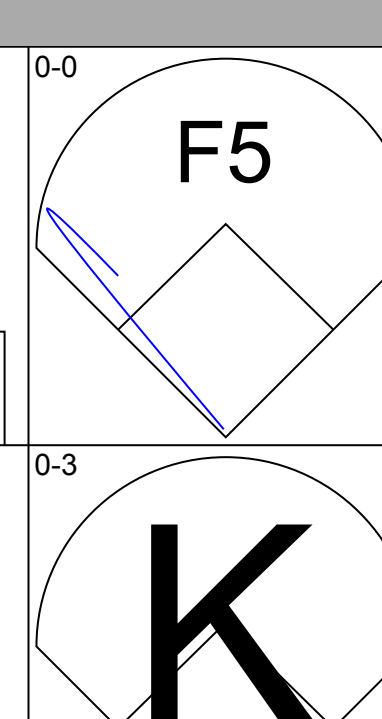
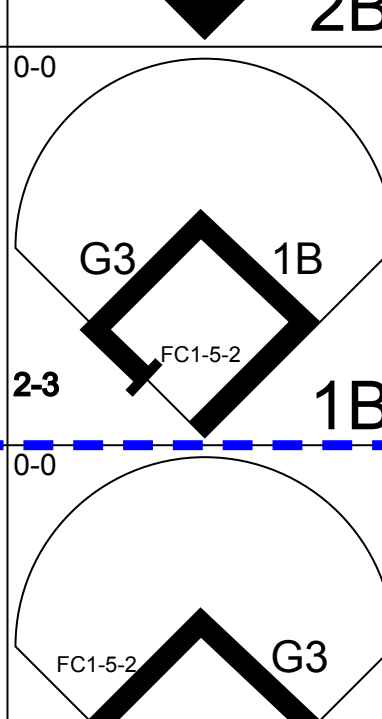
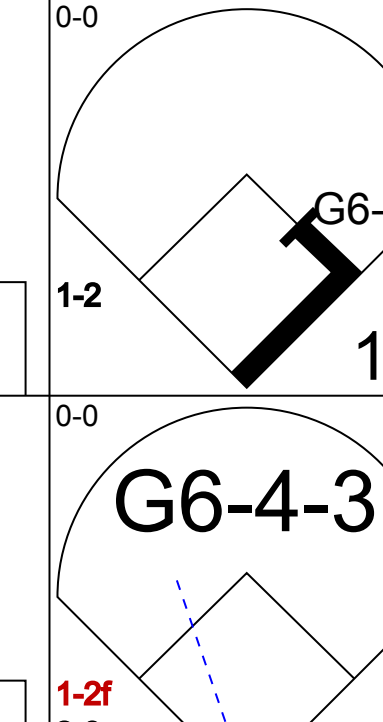
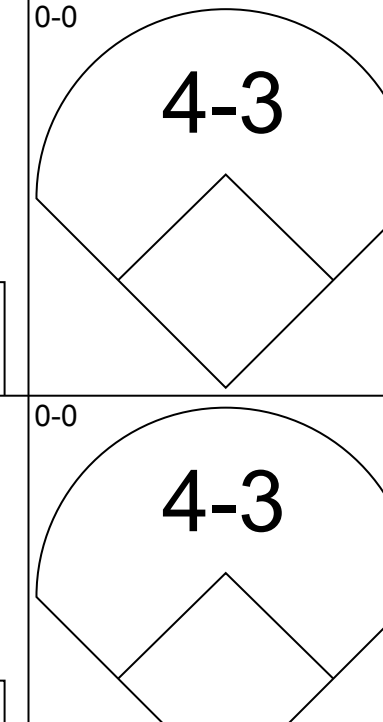
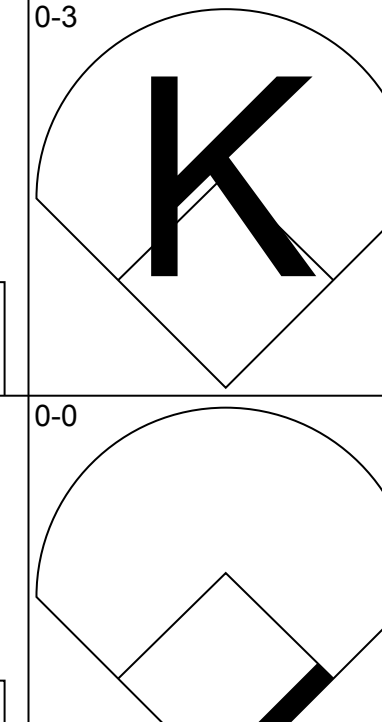
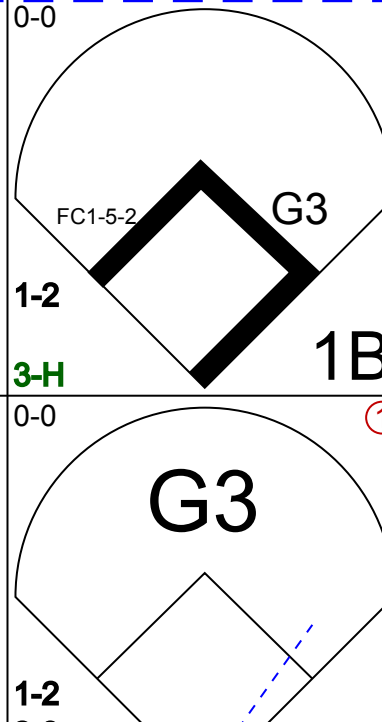
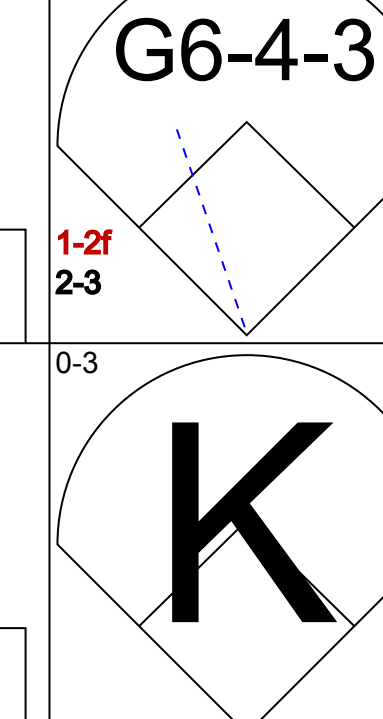
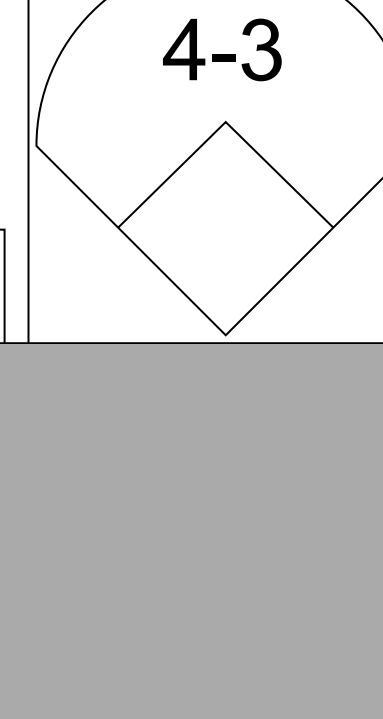
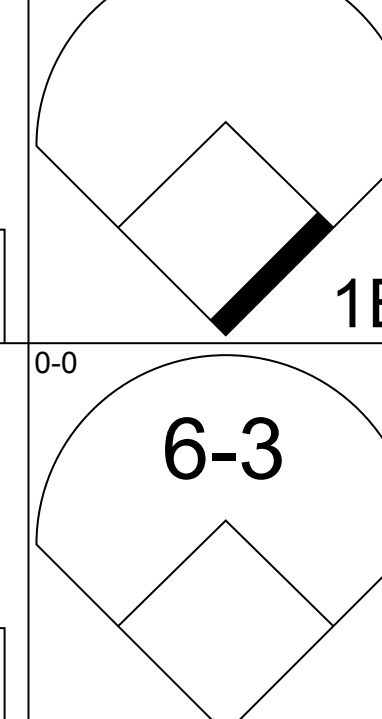
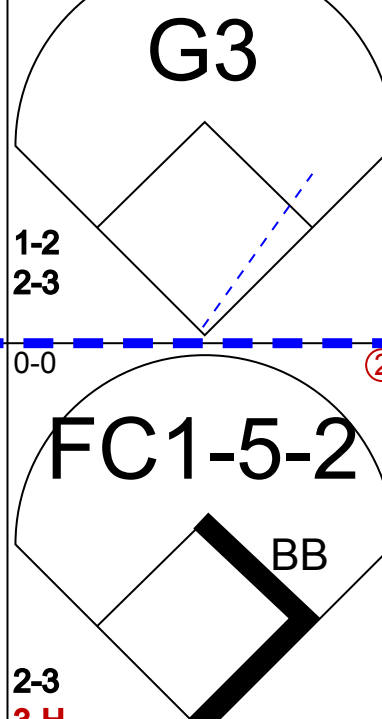
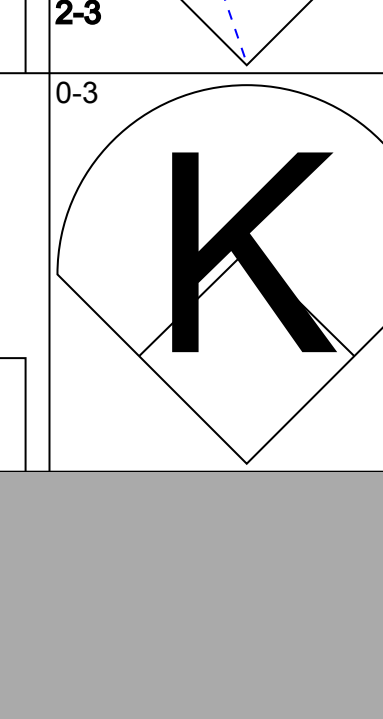
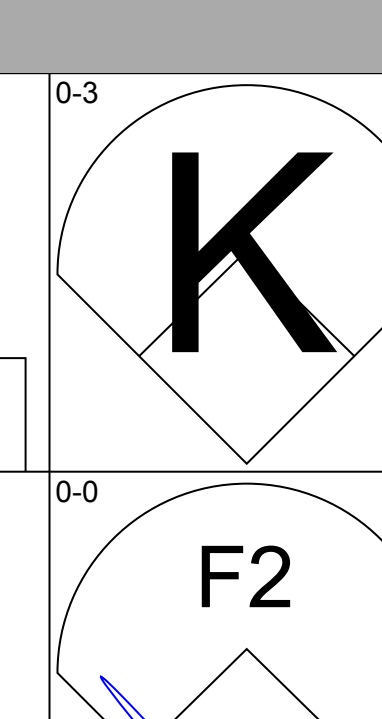
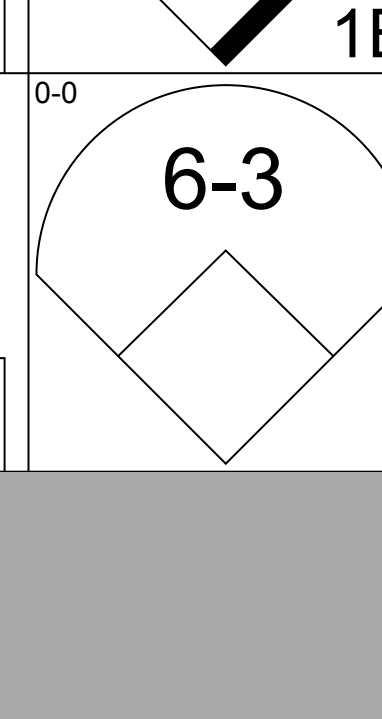
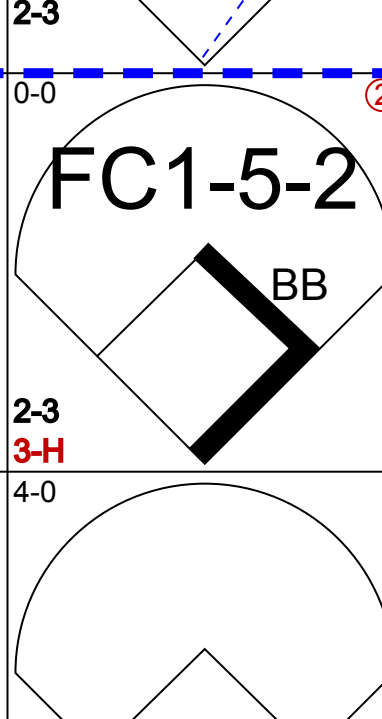
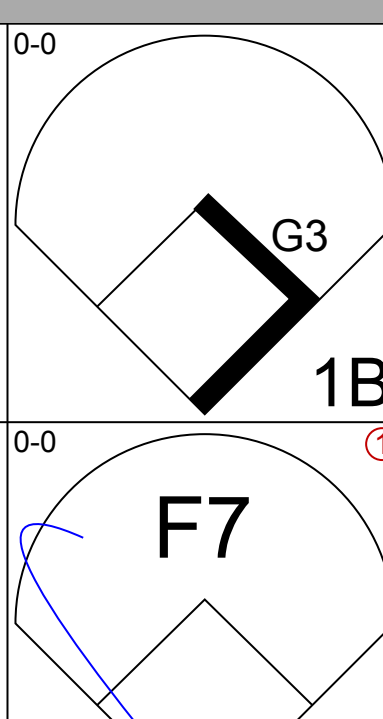
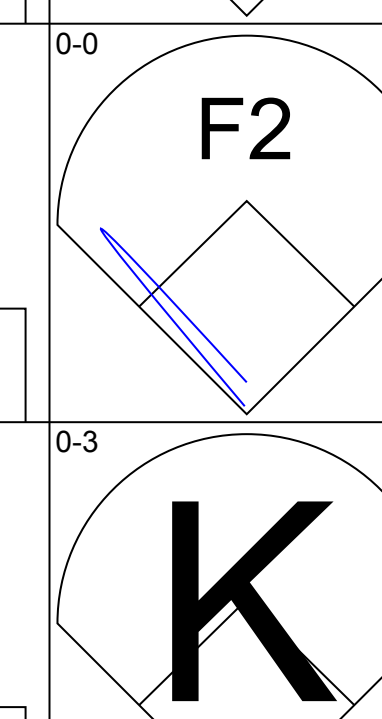
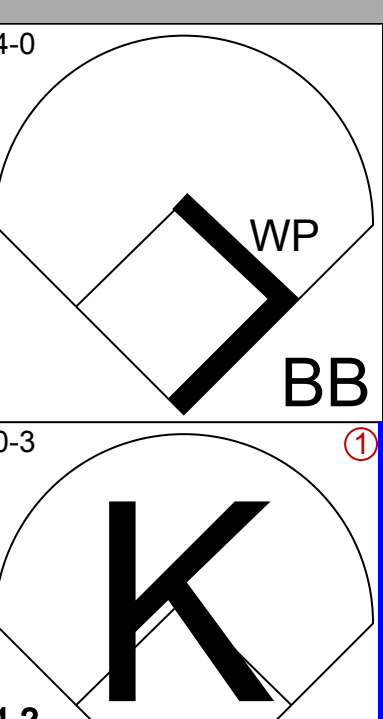
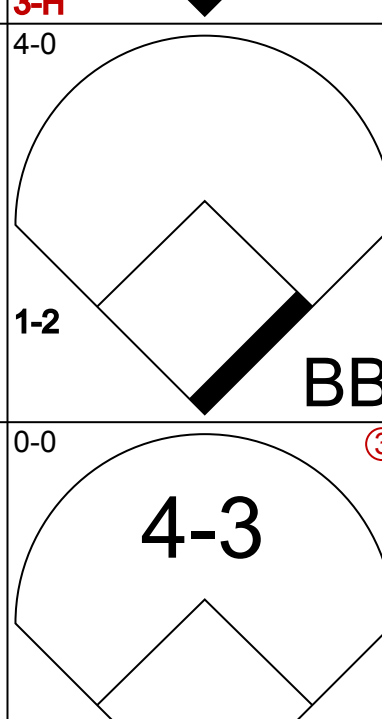
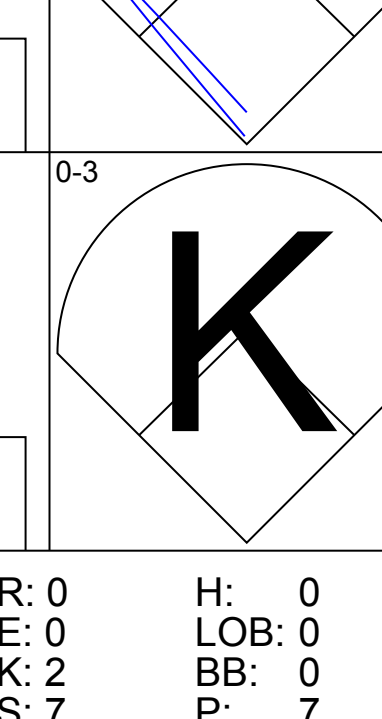
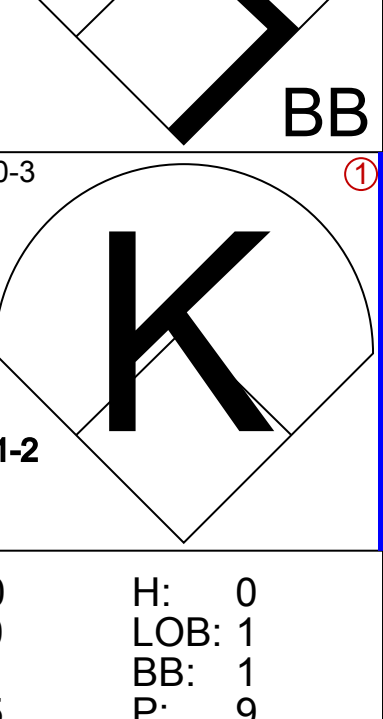
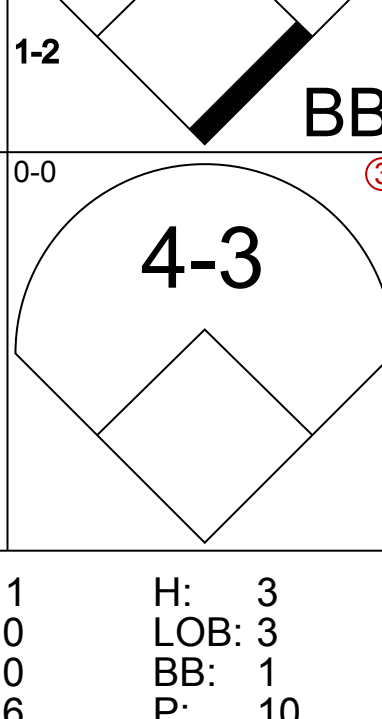
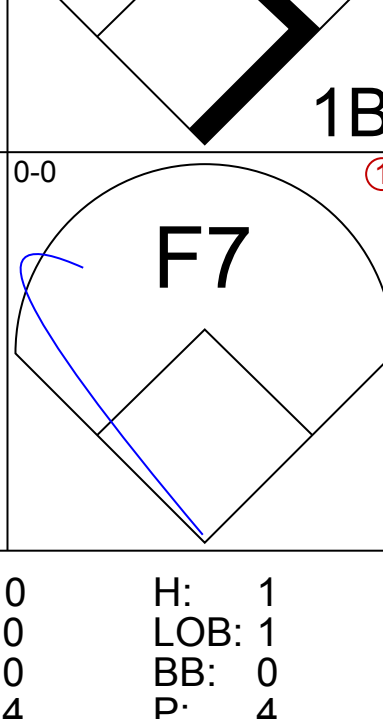


Batter	1	2	3	4	5	6	7	8	9	AB	R	H	RBI	BB	SO	LOB	BOTTOM		
Cesar Tovar, R OBP: 0.387, SLG: 0.464 (1, 6)										4	1	3	1	0	0	0	New York Yankees @ Minnesota Twins Metropolitan Stadium, Bloomington, MI Thu May 12, 1966, 8:05 PM EDT Att: 10,743 - Overcast - 51 F		
Rich Rollins, R OBP: 0.333, SLG: 0.333 (1, 5)										4	0	1	2	0	1	3			
Tony Oliva, L OBP: 0.442, SLG: 0.743 (1, 9)										4	0	1	1	0	1	0			
Andy Kosco, R OBP: 0.250, SLG: 0.250 (1, 8)										4	0	0	0	0	1	2			
Harmon Killebrew, R OBP: 0.350, SLG: 0.380 (1, 3)										4	0	0	0	0	3	2			
Bob Allison, R OBP: 0.176, SLG: 0.313 (1, 7)										4	1	2	0	0	0	0			
Earl Batley, R OBP: 0.368, SLG: 0.373 (1, 2)										4	1	3	0	0	0	1			
Bernie Allen, L OBP: 0.284, SLG: 0.299 (1, 4)										3	0	0	0	0	2	4			
Camilo Pascual, R OBP: 0.250, SLG: 0.250 (1, 1)										2	1	1	0	0	1	2			
Jim Merritt, L (6, 1)									1	0	0	0	0	0	1				
Inning Stats	R: 0 E: 0 K: 0 S: 3	H: 0 LOB: 0 BB: 0 P: 3	R: 0 E: 0 K: 1 S: 5	H: 0 LOB: 0 BB: 0 P: 5	R: 3 E: 0 K: 2 S: 12	H: 5 LOB: 2 BB: 0 P: 12	R: 1 E: 0 K: 2 S: 10	H: 3 LOB: 2 BB: 0 P: 10	R: 0 E: 0 K: 3 S: 9	H: 0 LOB: 0 BB: 0 P: 9	R: 0 E: 0 K: 0 S: 4	H: 1 LOB: 0 BB: 0 P: 4	R: 0 E: 0 K: 1 S: 5	H: 1 LOB: 0 BB: 0 P: 5	R: 0 E: 0 K: 0 S: 4	H: 1 LOB: 1 BB: 0 P: 4	1B: 11 2B: 0 3B: 0 HR: 0	SF: 0 SAC: 0 DP: 0 HBP: 0	WP: 0 PA: 34 SB: 0 CS: 1
PITCHER	IP WLS BF H R ER SO BB IBB HBP BLK WP HR S P ERA WHIP																		
Fritz Peterson, L ERA: 4.4 (4, 1)	1.1 L 4 0 0 0 3 0 0 0 0 0 0 0 10 10 0.00 0.000																		
Doolley Womack, R ERA: 4.18 (6, 1)	2.0 7 2 0 0 1 0 0 0 0 0 0 0 9 9 0.00 1.000																		
Hal Reniff, R ERA: 4.22 (8, 1)	1.0 4 1 0 0 0 0 0 0 0 0 0 0 4 4 0.00 1.000																		

AB	34
R	4
H	11
RBI	4
BB	0
SO	9
LOB	15

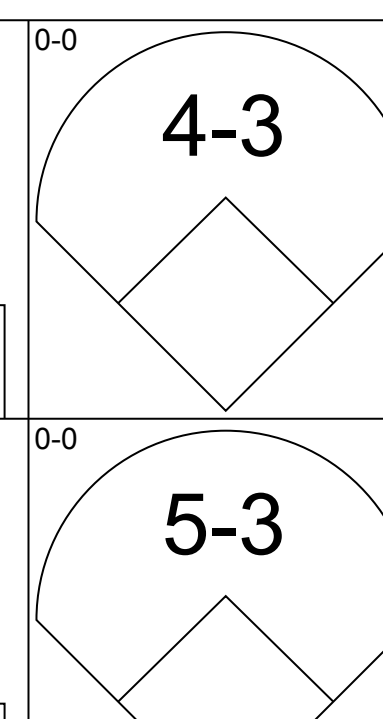
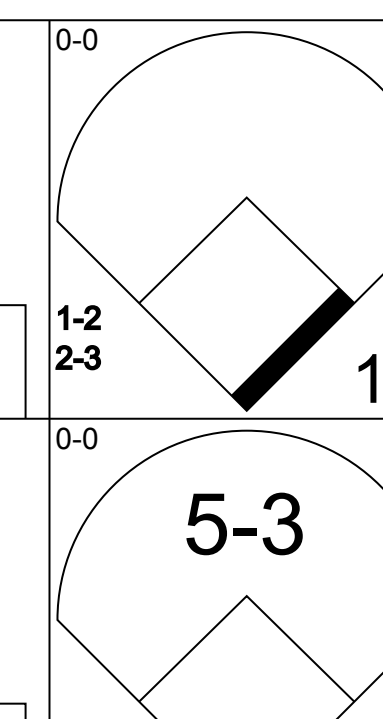
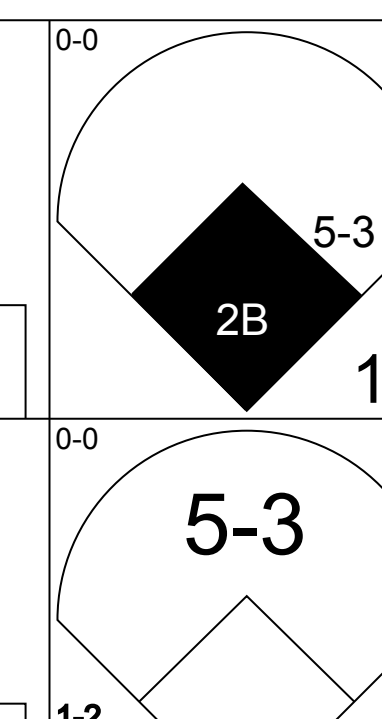
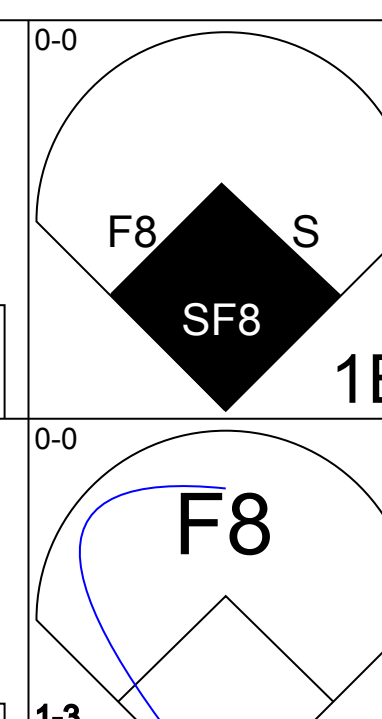
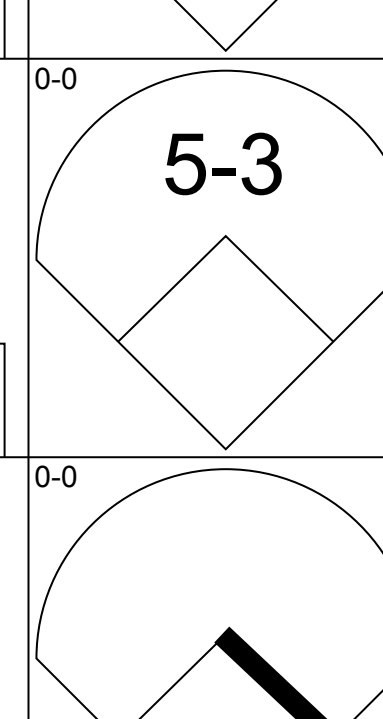
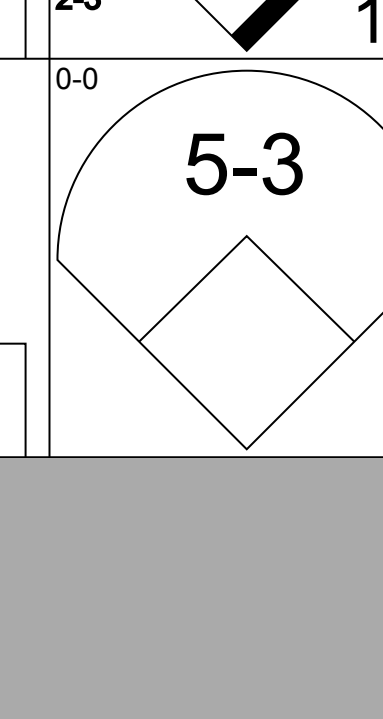
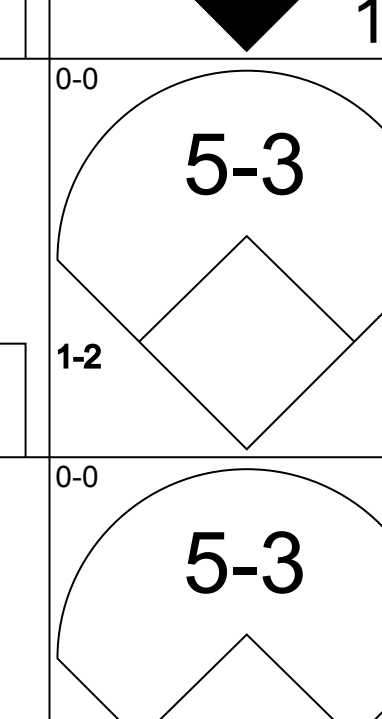
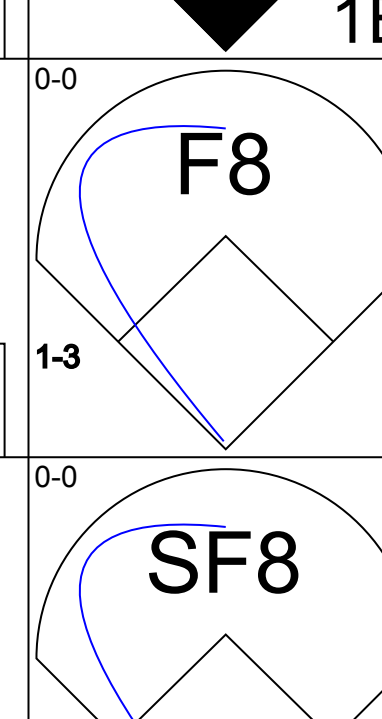
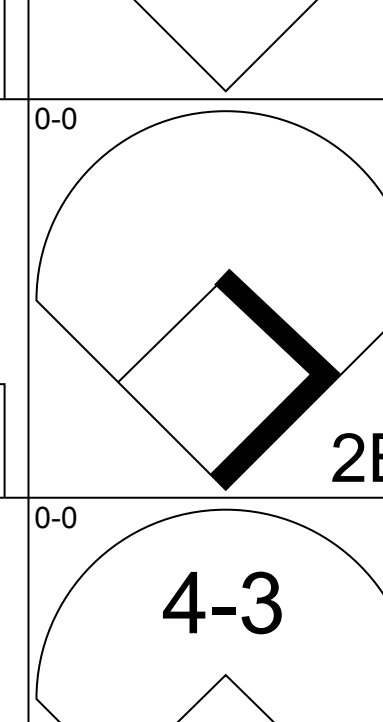
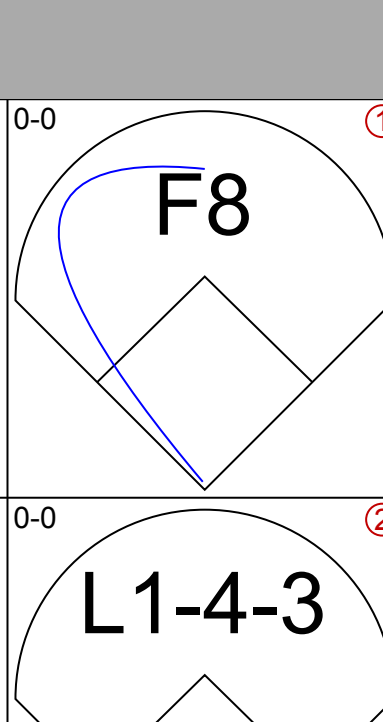
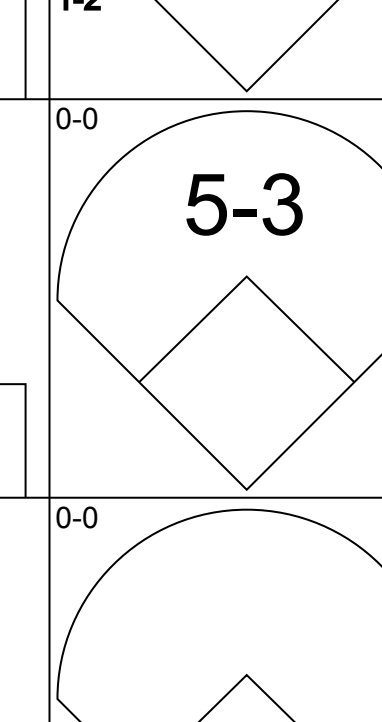
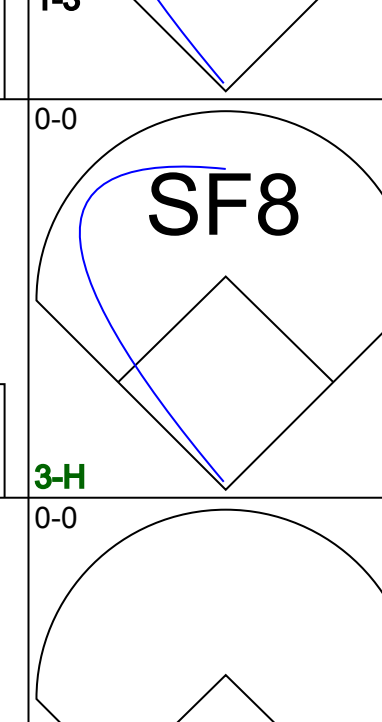
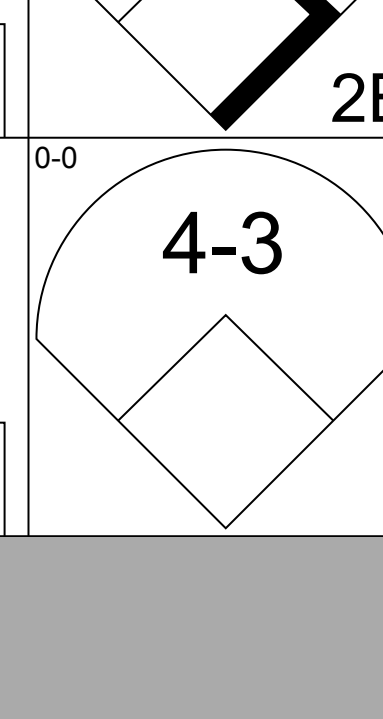
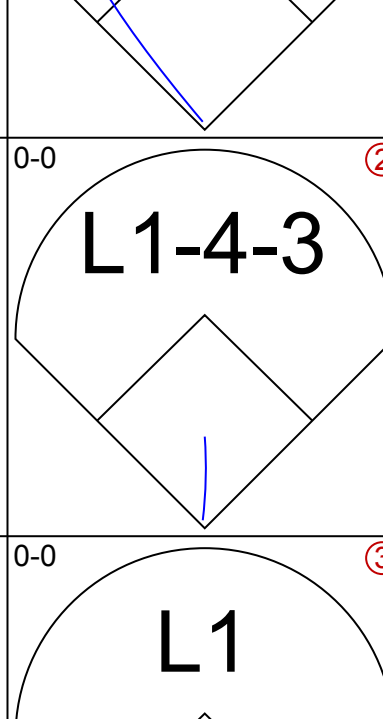
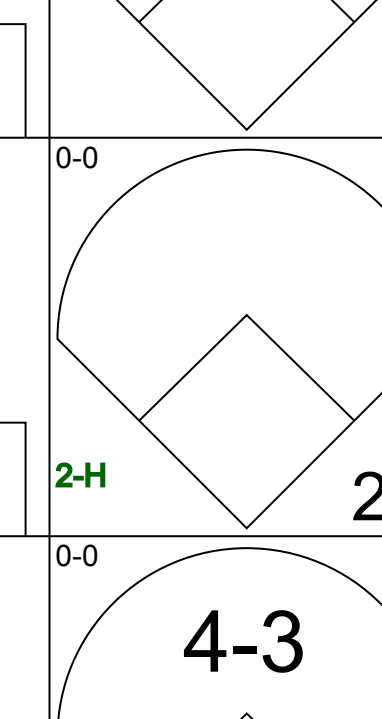
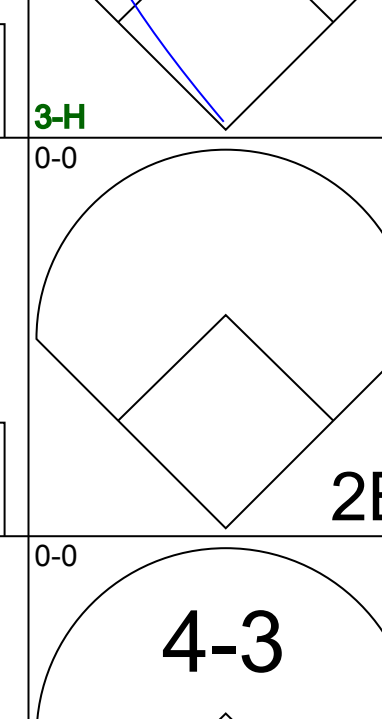
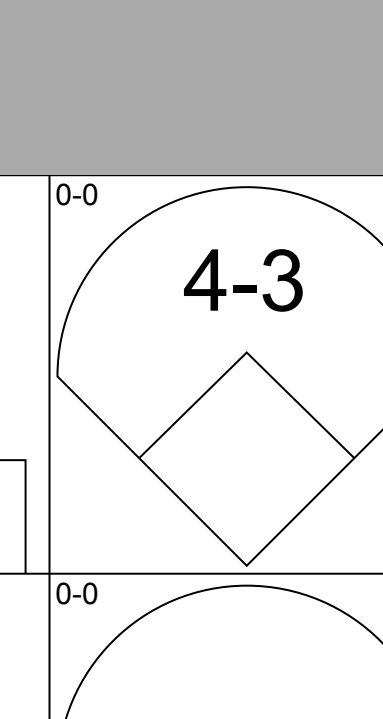
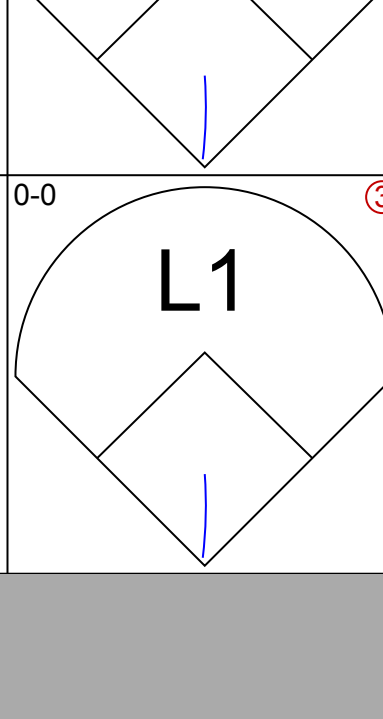
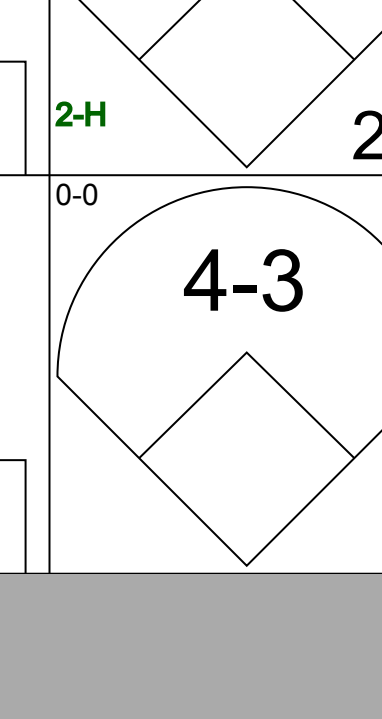
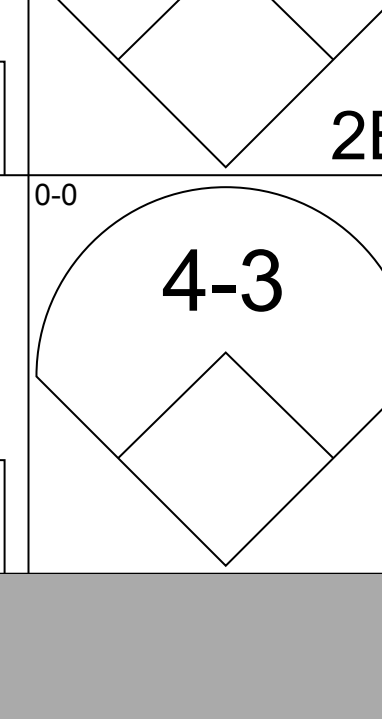
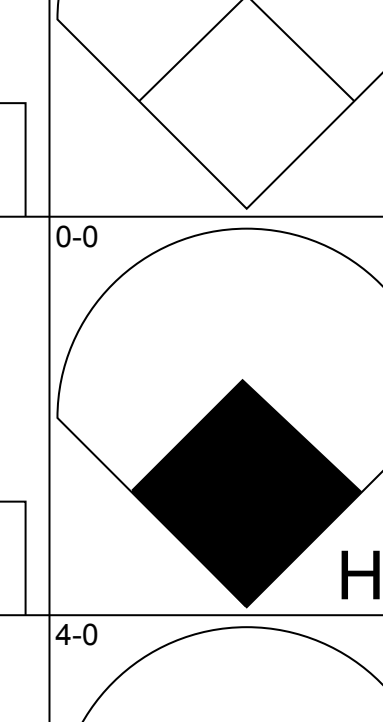
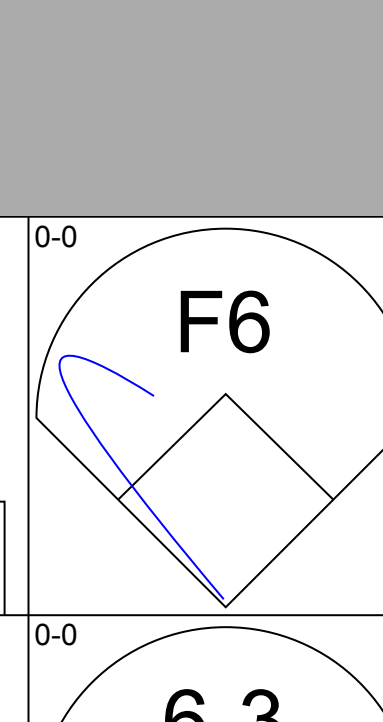
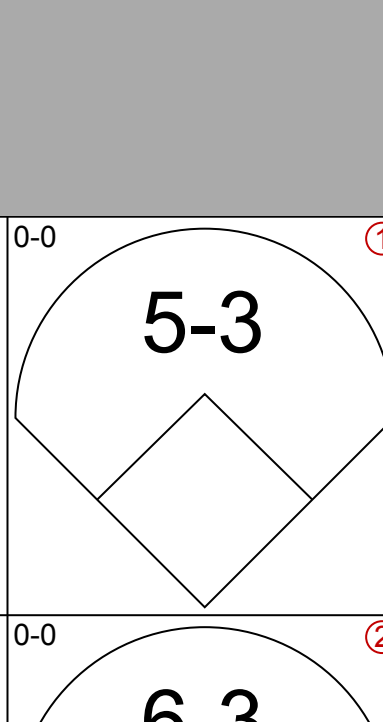
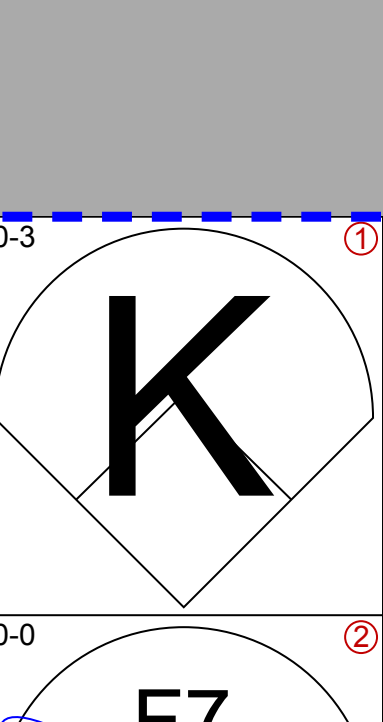
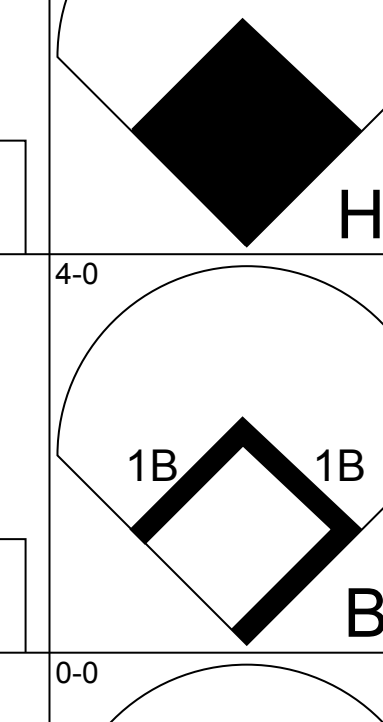
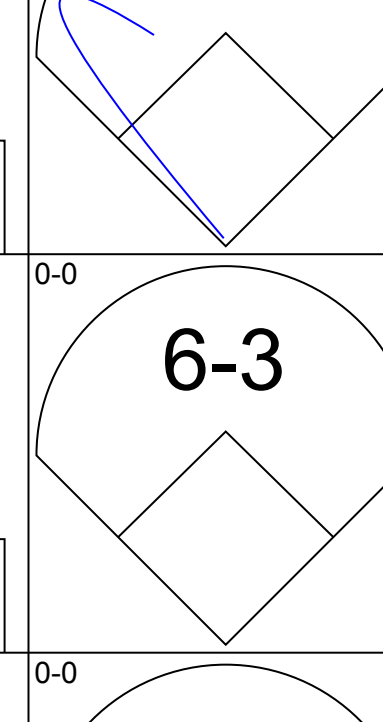
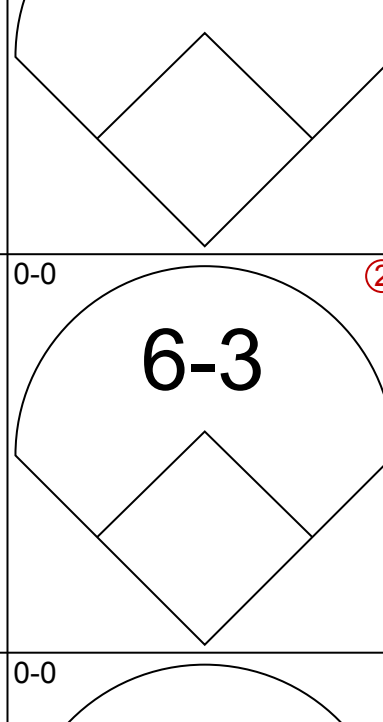
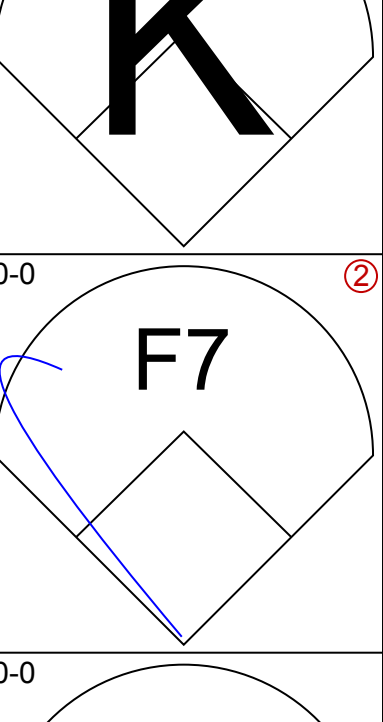
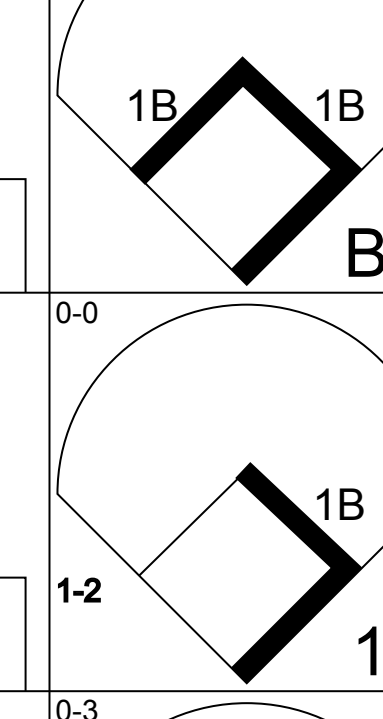
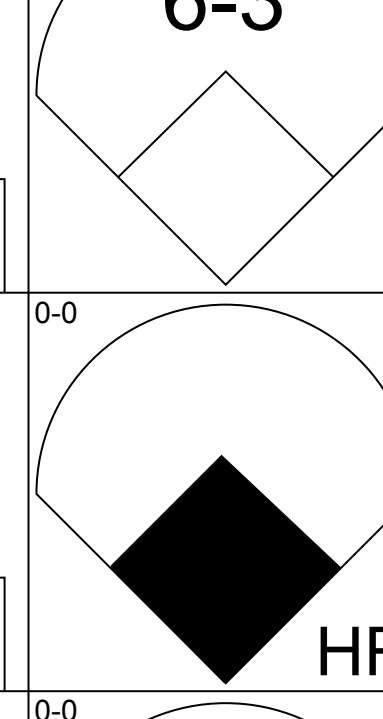
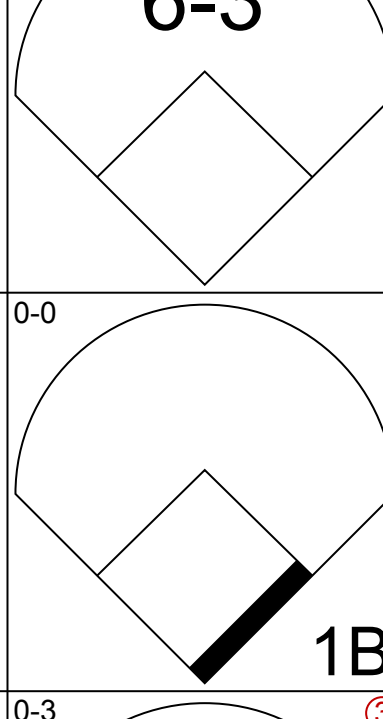
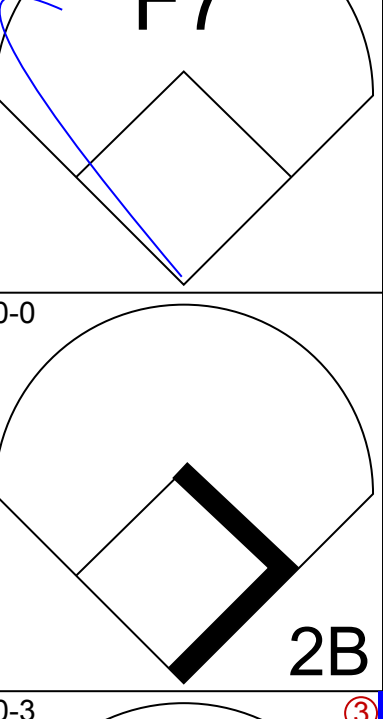

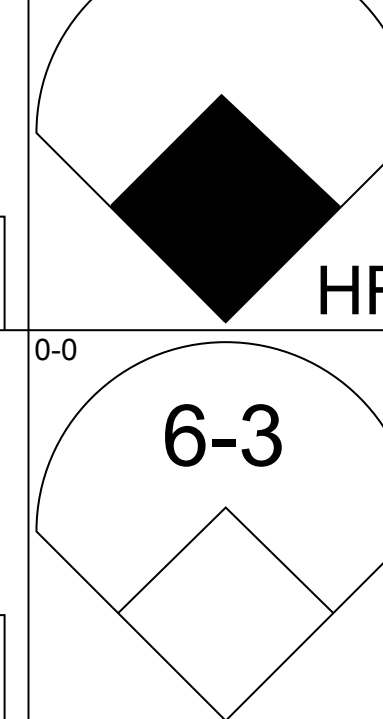
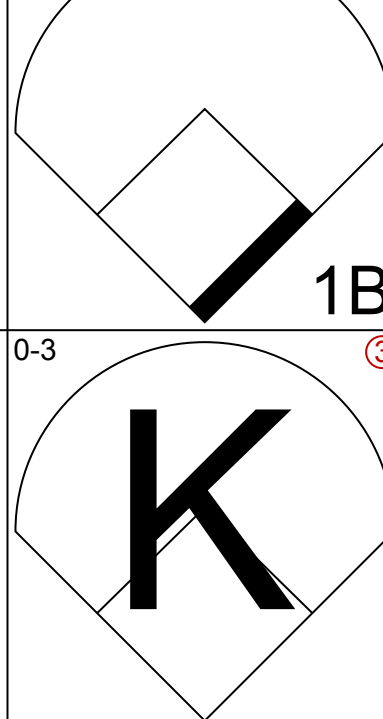
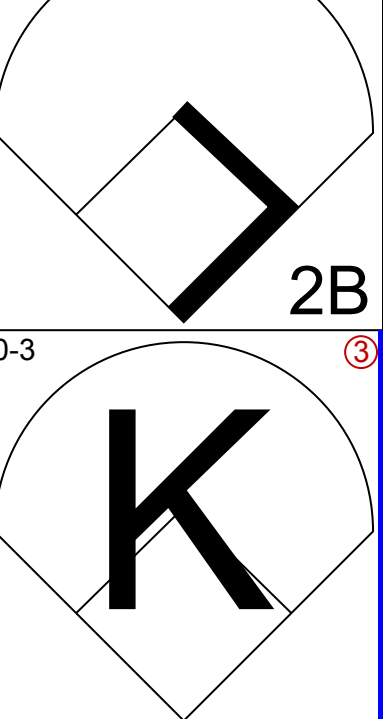


Batter	1	2	3	4	5	6	7	8	9	AB	R	H	RBI	BB	SO	LOB	TOP				
Roy White, S OBP: 0.419, SLG: 0.494 (1, 7)	4-0 2B BB		1-3		0-0 FC6-2 3B		0-0 CS 1B		0-0 FC6-4 CS	4	1	2	0	1	0	1	New York Yankees @ Kansas City Athletics Municipal Stadium, Kansas City, MO Fri May 13 1966, 8:05 PM EDT Att. 9,619 - Unknown - 60 F AB 31 R 4 H 8 RBI 2 BB 6 SO 6 LOB 19 				
Bobby Richardson, R OBP: 0.336, SLG: 0.366 (1, 4)	0-3 K		4-0 1-3 BB		0-0 FC6-2 PO		0-0 G3		0-0 CS	3	0	0	0	1	1	3					
Mickey Mantle, S OBP: 0.342, SLG: 0.377 Roger Repoz, L OBP: 0.286, SLG: 0.429 (7, 8)	0-0 F9 WP 2B		1-3		0-0 PO		4-0 FC4-6 BB		0-0 F4	3	1	1	1	1	0	1					
Joe Pepitone, L OBP: 0.230, SLG: 0.378 (1, 3)	0-0 F9 2-3		4-3		0-0 FC4-6 BB 1B				0-0 F9	4	1	0	0	0	0	3					
Tom Tresh, S OBP: 0.330, SLG: 0.241 (1, 5)	4-0 CS BB				0-0 CS 1B		4-0 1B BLK BB		0-0 FC5-4 1B	2	1	2	0	2	0	0					
Roger Maris, L OBP: 0.318, SLG: 0.338 (1, 9)	0-3 K				0-3 K		0-0 BLK BB 1B		0-3 K	4	0	1	1	0	3	3					
Clete Boyer, R OBP: 0.234, SLG: 0.291 (1, 6)					0-0 G6-4-3 1B		4-0 BLK BB		0-0 FC5-4	3	0	2	0	1	0	1					
Elston Howard, R OBP: 0.233, SLG: 0.239 (1, 2)					0-0 G6-4-3		0-0 1-3		0-0 F3	4	0	0	0	0	0	5					
Whitey Ford, L Steve Hamilton, L Ray Barker, L Pedro Ramos, S (1, 1) (3, 1) (6, PH) (6, 1)					0-0 5-3		0-0 6-3		0-3 K	1	0	0	0	0	0	0					
					0-0 K		1-2 2-3 3-H		0-0 FC6-4	1	0	0	0	1	2	1					
Inning Stats	R: 2 E: 0 K: 2 S: 8	H: 1 LOB: 1 BB: 2 P: 16	R: 0 E: 0 K: 0 S: 3	H: 1 LOB: 0 BB: 0 P: 3	R: 0 E: 0 K: 0 S: 3	H: 0 LOB: 1 BB: 1 P: 7	R: 0 E: 0 K: 1 S: 6	H: 2 LOB: 1 BB: 0 P: 6	R: 0 E: 0 K: 0 S: 3	H: 1 LOB: 2 BB: 3 P: 18	R: 0 E: 0 K: 0 S: 3	H: 1 LOB: 1 BB: 0 P: 6	R: 0 E: 0 K: 1 S: 6	H: 1 LOB: 1 BB: 0 P: 6	R: 0 E: 0 K: 1 S: 5	H: 0 LOB: 0 BB: 5 P: 5	1B: 6 2B: 2 3B: 1 HR: 0	SF: 0 SAC: 0 DP: 2 HBP: 0	WP: 1 PB: 1 CS: 0	PA: 39	
PITCHER	IP WLS BF H R ER SO BB IBB HBP BLK WP HR S P ERA WHIP	IP WLS BF H R ER SO BB IBB HBP BLK WP HR S P ERA WHIP																			
Chuck Dobson, R ERA: 3.94 John Wyatt, R ERA: 2.7 Jim Dickson, R ERA: 9.25 Aurelio Monteaquedo, R ERA: 2.79 Jack Aker, R ERA: 1.98 (1, 1) (6, 1) (6, 1) (8, 1) (9, 1)	5.1 L 24 6 4 4 3 5 0 0 0 0 1 0 25 45 6.75 2.062	1 0 0 0 0 0 0 0 0 0 0 0 0 0 4 -	0 0 0 0 0 0 0 0 0 0 0 0 0 0 7 7 0.00 0.600	1.0 4 1 0 0 1 0 0 0 0 0 0 0 0 6 6 0.00 1.000	1.0 3 0 0 0 0 1 0 0 0 0 0 0 0 5 5 0.00 0.000																
Bert Campaneris, R OBP: 0.264, SLG: 0.393 (1, 6)	0-0 B1-3		0-0 FC5-2-5 3B		0-0 L7		0-0 L8		0-0 FC3-6 1B	5	0	2	0	0	0	1	New York Yankees @ Kansas City Athletics Municipal Stadium, Kansas City, MO Fri May 13 1966, 8:05 PM EDT Att. 9,619 - Unknown - 60 F AB 36 R 2 H 10 RBI 2 BB 2 SO 6 LOB 23 				
Jose Tartabull, L OBP: 0.270, SLG: 0.309 (1, 8)	0-0 5-3 1B		0-0 FC5-2-5 2B		0-3 K		0-0 5-3		0-0 FC3-6	5	1	1	0	0	1	4					
Mike Hershberger, R OBP: 0.295, SLG: 0.348 (1, 9)	0-0 5-3 1-2		0-0 2B		1-0 FC6-4 HBP		0-0 FC3-6 1B		0-0 SF7	3	0	2	2	0	0	1					
Ed Charles, R OBP: 0.281, SLG: 0.321 (1, 5)	0-0 L8		0-0 5-3		0-0 FC6-4		0-0 FC3-6 1B		0-0 1-3	5	0	1	0	0	0	4					
Ken Harrelson, R OBP: 0.261, SLG: 0.183 (9, 7)			0-0 S 5-3 1B		0-0 F7		0-3 K		0-0 F7	4	0	1	0	0	1	2					
Dick Green, R OBP: 0.198, SLG: 0.184 (1, 4)	0-0 5-3 1-2		0-0 K		0-3 K		0-0 F3		0-0 FC3-6 BB	4	0	0	0	0	1	3					
Joe Nosske, R Billy Bryan, L OBP: 0.209, SLG: 0.158 (1, 7) (8, PH) (9, 3)	0-3 K		0-0 2-3		4-0 1B BB		0-3 K		4-0 BB	2	0	0	0	1	2	1					
Ken Suarez, R Wayne Causey, L Aurelio Monteaquedo, R Ossie Chavarria, R Jack Aker, R OBP: 0.396, SLG: 0.237 OBP: 0.283, SLG: 0.229 OBP: 0.341, SLG: 0.306 (1, 2) (7, PH) (8, 1) (8, PH) (9, 1)	0-0 F3		0-0 F3		0-0 1B		0-0 1B		0-0 F3	2	0	1	0	0	0	1					
Chuck Dobson, R John Wyatt, R Jim Dickson, L Larry Stahl, L Phil Roof, R Ron Stone, L OBP: 0.126, SLG: 0.100 OBP: 0.289, SLG: 0.289 OBP: 0.250, SLG: 0.250 (1, 1) (6, 1) (6, 1) (7, PH) (8, 2) (9, PH)	0-0 F6		0-0 5-3		0-0 5-3		0-3 K		0-0 FC3-6 1B SF7	2	0	0	0	0	0	2					
	R: 0 E: 0 K: 0 S: 4	H: 1 LOB: 1 BB: 0 P: 4	R: 0 E: 0 K: 1 S: 6	H: 1 LOB: 0 BB: 0 P: 6	R: 1 E: 0 K: 0 S: 5	H: 2 LOB: 1 BB: 0 P: 5	R: 0 E: 0 K: 1 S: 6	H: 1 LOB: 2 BB: 1 P: 10	R: 0 E: 0 K: 2 S: 7	H: 0 LOB: 0 BB: 0 P: 7	R: 0 E: 0 K: 1 S: 6	H: 1 LOB: 1 BB: 0 P: 6	R: 0 E: 0 K: 0 S: 5	H: 2 LOB: 3 BB: 1 P: 9	R: 1 E: 0 K: 0 S: 5	H: 2 LOB: 1 BB: 0 P: 5		1B: 8 2B: 1 3B: 1 HR: 0	SF: 1 SAC: 0 DP: 0 HBP: 1	WP: 0 PB: 0 CS: 0	PA: 40
PITCHER	IP WLS BF H R ER SO BB IBB HBP BLK WP HR S P ERA WHIP	IP WLS BF H R ER SO BB IBB HBP BLK WP HR S P ERA WHIP																			
Whitey Ford, L ERA: 2.08 Steve Hamilton, L ERA: 4.05 Pedro Ramos, R ERA: 4.15 (1, 1) (3, 1) (6, 1)	2.0 W 14 3 1 1 2 1 0 0 0 0 0 0 10 10 0.00 1.000	3.0 W 14 3 1 1 2 1 0 1 0 0 0 0 16 21 3.00 1.333	4.0 S 18 5 1 1 3 1 0 0 0 0 0 0 23 27 2.25 1.500																		

Batter	1	2	3	4	5	6	7	8	9	AB	R	H	RBI	BB	SO	LOB	TOP			
Roy White, S OBP: 0.402, SLG: 0.469 (1, 7)										4	0	0	0	0	2	2	New York Yankees @ Kansas City Athletics Municipal Stadium, Kansas City, MO Sat May 14 1966, 8:05 PM EDT Att: 12,258 - Unknown - 70 F			
Bobby Richardson, R OBP: 0.324, SLG: 0.332 (1, 4)										4	0	0	0	0	1	2				
Mickey Mantle, S OBP: 0.341, SLG: 0.417 (1, 8)										3	1	1	1	0	0	0				
Roger Repoz, L OBP: 0.375, SLG: 0.625 (6, 8)										1	1	1	0	0	0	0				
Joe Pepitone, L OBP: 0.240, SLG: 0.382 (1, 3)										4	0	2	0	0	0	0				
Tom Tresh, S OBP: 0.337, SLG: 0.253 (1, 5)										4	0	2	1	0	1	0				
Roger Maris, L OBP: 0.315, SLG: 0.333 (1, 9)										4	0	1	0	0	0	4				
Clete Boyer, R OBP: 0.224, SLG: 0.278 (1, 6)											4	0	0	0	0	2		4		
Jake Gibbs, L OBP: 0.409, SLG: 0.500 (1, 2)											2	0	1	0	2	0		0		
Mel Stottlemyre, R OBP: 0.125, SLG: 0.067 (1, 1)											2	0	0	0	0	1		1		
Horace Clarke, S OBP: 0.300, SLG: 0.250 (8, PH)										1	0	0	0	0	1	1				
Hal Reniff, R OBP: 0.361, SLG: 0.433 (8, PH)										1	0	0	0	0	0	0				
Lou Clinton, R OBP: 0.361, SLG: 0.433 (8, PH)										1	0	0	0	0	0	3				
Inning Stats	R: 0 E: 0 K: 2 S: 7	H: 0 LOB: 0 BB: 0 P: 7	R: 0 E: 0 K: 1 S: 6	H: 2 LOB: 1 BB: 0 P: 6	R: 0 E: 0 K: 0 S: 4	H: 1 LOB: 1 BB: 0 P: 4	R: 1 E: 0 K: 0 S: 4	H: 1 LOB: 0 BB: 0 P: 4	R: 0 E: 0 K: 2 S: 7	H: 0 LOB: 0 BB: 0 P: 7	R: 0 E: 0 K: 1 S: 5	H: 1 LOB: 1 BB: 0 P: 6	R: 0 E: 0 K: 1 S: 6	H: 0 LOB: 1 BB: 1 P: 9	R: 1 E: 0 K: 0 S: 6	H: 3 LOB: 3 BB: 1 P: 10	1B: 6 2B: 1 3B: 0 HR: 1	SF: 0 SAC: 0 DP: 1 HBP: 0	WP: 1 PB: 0 CS: 0	PA: 36
PITCHER	IP WLS BF H R ER SO BB IBB HBP BLK WP HR S P ERA WHIP																			
Fred Talbot, R ERA: 6.0 (1, 1)	8.0 W 31 7 2 2 8 1 0 0 0 1 1 46 50 2.25 1.000																			
Paul Lindblad, L ERA: 6.75 (9, 1)	0.1 2 1 0 0 0 0 0 0 0 0 0 2 2 0.00 3.000																			
Jack Aker, R ERA: 1.0 (9, 1)	0.2 S 3 0 0 0 0 1 0 0 0 0 0 2 6 0.00 1.500																			

AB	34
R	2
H	8
RBI	2
BB	2
SO	8
LOB	17




Batter	1	2	3	4	5	6	7	8	9	AB	R	H	RBI	BB	SO	LOB	BOTTOM			
Jose Tartabull, L OBP: 0.288, SLG: 0.327 (1, 8)										4	2	3	0	0	0	0	New York Yankees @ Kansas City Athletics Municipal Stadium, Kansas City, MO Sat May 14 1966, 8:05 PM EDT Att: 12,258 - Unknown - 70 F			
Bert Campaneris, R OBP: 0.253, SLG: 0.376 (1, 6)										4	0	0	0	0	0	5				
Mike Hershberger, R OBP: 0.293, SLG: 0.361 (1, 7)										3	0	1	1	0	0	1				
Billy Bryan, L OBP: 0.234, SLG: 0.238 (1, 2)										4	0	2	1	0	0	1				
Larry Stahl, L OBP: 0.140, SLG: 0.262 (1, 9)										4	0	0	0	0	0	2				
Ken Harrelson, R OBP: 0.260, SLG: 0.221 (1, 3)										4	1	1	1	0	1	0				
Wayne Causey, L OBP: 0.281, SLG: 0.216 (1, 5)										3	0	0	0	1	0	0				
Dick Green, R OBP: 0.232, SLG: 0.264 (1, 4)										4	1	4	1	0	0	0				
Fred Talbot, R OBP: 0.100, SLG: 0.100 (1, 1)										4	0	0	0	0	3	4				
Paul Lindblad, L OBP: 0.281, SLG: 0.216 (9, 1)										0	0	0	0	0	0	0				
Jack Aker, R OBP: 0.281, SLG: 0.216 (9, 1)										0	0	0	0	0	0	0				
Inning Stats	R: 0 E: 0 K: 0 S: 4	H: 1 LOB: 1 BB: 0 P: 4	R: 1 E: 0 K: 1 S: 8	H: 3 LOB: 3 BB: 1 P: 12	R: 0 E: 0 K: 0 S: 3	H: 0 LOB: 0 BB: 0 P: 3	R: 1 E: 0 K: 0 S: 4	H: 1 LOB: 0 BB: 0 P: 4	R: 1 E: 0 K: 0 S: 5	H: 2 LOB: 1 BB: 0 P: 5	R: 0 E: 0 K: 1 S: 6	H: 1 LOB: 1 BB: 0 P: 6	R: 1 E: 0 K: 0 S: 5	H: 2 LOB: 1 BB: 0 P: 5	R: 0 E: 0 K: 2 S: 8	H: 1 LOB: 1 BB: 0 P: 8	1B: 5 2B: 4 3B: 0 HR: 2	SF: 1 SAC: 0 DP: 0 HBP: 0	WP: 0 PB: 0 CS: 0	PA: 36
PITCHER	IP WLS BF H R ER SO BB IBB HBP BLK WP HR S P ERA WHIP																			
Mel Stottlemyre, R ERA: 2.0 (1, 1)	7.0 L 32 10 4 4 2 1 0 0 0 0 0 2 35 39 5.14 1.571																			
Hal Reniff, R ERA: 3.66 (8, 1)	1.0 4 1 0 0 2 0 0 0 0 0 0 8 8 0.00 1.000																			

AB	34
R	4
H	11
RBI	4
BB	1
SO	4
LOB	13



Batter	1	2	3	4	5	6	7	8	9	AB	R	H	RBI	BB	SO	LOB	TOP					
Roy White, S OBP: 0.406, SLG: 0.472 (1, 7)										3	1	2	0	1	0	1	New York Yankees @ Kansas City Athletics Municipal Stadium, Kansas City, MO Sun May 15 1966, 4:38 AM EDT Att: 32,088 - Cloudy - 70 F					
Bobby Richardson, R OBP: 0.342, SLG: 0.363 (1, 4)										4	1	1	0	0	0	3						
Tom Tresh, S OBP: 0.336, SLG: 0.247 (1, 5)										1	0	0	1	2	0	0						
Joe Pepitone, L OBP: 0.239, SLG: 0.367 (1, 3)										4	1	0	0	0	0	3						
Roger Maris, L OBP: 0.347, SLG: 0.364 (1, 9)										4	0	1	0	0	1	0						
Roger Repoz, L OBP: 0.471, SLG: 0.625 (1, 8)										4	0	2	1	0	0	0						
Clete Boyer, R OBP: 0.215, SLG: 0.263 (1, 6)										4	0	0	0	0	0	3						
Jake Gibbs, L OBP: 0.385, SLG: 0.455 (1, 2)										4	0	1	0	0	0	1						
Bob Friend, R Pedro Ramos, S (7, 1)										2	0	0	0	0	1	0						
										1	0	0	0	0	1	1						
Inning Stats	R: 2 E: 1 K: 1 S: 7	H: 2 LOB: 0 BB: 0 P: 7	R: 0 E: 0 K: 0 S: 3	H: 0 LOB: 0 BB: 0 P: 3	R: 0 E: 0 K: 1 S: 5	H: 0 LOB: 2 BB: 2 P: 13	R: 0 E: 0 K: 0 S: 3	H: 0 LOB: 0 BB: 0 P: 3	R: 0 E: 0 K: 0 S: 4	H: 1 LOB: 1 BB: 0 P: 4	R: 1 E: 0 K: 0 S: 4	H: 2 LOB: 1 BB: 1 P: 8	R: 0 E: 0 K: 0 S: 4	H: 1 LOB: 1 BB: 0 P: 4	R: 0 E: 0 K: 0 S: 3	H: 0 LOB: 0 BB: 0 P: 3		R: 0 E: 0 K: 1 S: 6	H: 1 LOB: 1 BB: 0 P: 6	1B: 6 2B: 1 3B: 0 HR: 0	SF: 1 SAC: 1 DP: 1 HBP: 0	WP: 0 PB: 0 CS: 1
PITCHER	IP WLS BF H R ER SO BB IBB HBP BLK WP HR S P ERA WHIP																					
Ralph Terry, R (1, 1)	5.0 L 20 3 2 0 2 2 0 0 0 0 0 0 22 30 0.00 1.000																					
Paul Lindblad, L (6, 1)	0.1 4 2 1 1 0 1 0 0 0 0 0 0 3 7 27.00 9.000																					
Jack Aker, R (6, 1)	2.2 8 1 0 0 0 0 0 0 0 0 0 0 8 8 0.00 0.375																					
Lew Krausse, R (9, 1)	1.0 4 1 0 0 1 0 0 0 0 0 0 0 6 6 0.00 1.000																					

Batter	1	2	3	4	5	6	7	8	9	AB	R	H	RBI	BB	SO	LOB	BOTTOM					
Jose Tartabull, L OBP: 0.295, SLG: 0.324 (1, 8)										4	0	2	0	0	0	1	New York Yankees @ Kansas City Athletics Municipal Stadium, Kansas City, MO Sun May 15 1966, 4:38 AM EDT Att: 32,088 - Cloudy - 70 F					
Bert Campaneris, R OBP: 0.282, SLG: 0.370 (1, 6)										4	0	1	0	0	0	1						
Mike Hershberger, R OBP: 0.289, SLG: 0.350 (1, 7)										4	0	0	0	0	0	2						
Billy Bryan, L OBP: 0.216, SLG: 0.217 (1, 2)										4	0	0	0	0	0	2						
Larry Stahl, L OBP: 0.191, SLG: 0.304 (1, 9)										4	1	3	0	0	0	0						
Ken Harrelson, R OBP: 0.260, SLG: 0.215 (1, 3)										3	0	1	0	1	1	2						
Wayne Causey, L OBP: 0.274, SLG: 0.214 (1, 5)										4	0	1	1	0	0	3						
Dick Green, R OBP: 0.216, SLG: 0.245 (1, 4)										4	0	0	0	0	1	4						
Ralph Terry, R (1, 1)										1	0	0	0	0	1	0						
Ossie Chavarria, R (5, PH)										1	0	0	0	0	1	2						
Paul Lindblad, L (6, 1)										0	0	0	0	0	0	0						
Jack Aker, R (6, 1)										0	0	0	0	0	0	0						
Joe Nossok, R (8, PH)										1	0	1	0	0	0	0						
Lew Krausse, R (9, 1)										0	0	0	0	0	0	0						
Inning Stats	R: 0 E: 0 K: 0 S: 3	H: 1 LOB: 0 BB: 0 P: 3	R: 0 E: 0 K: 1 S: 6	H: 1 LOB: 1 BB: 0 P: 6	R: 0 E: 0 K: 2 S: 7	H: 0 LOB: 0 BB: 0 P: 7	R: 0 E: 0 K: 0 S: 3	H: 0 LOB: 0 BB: 0 P: 3	R: 1 E: 0 K: 1 S: 8	H: 4 LOB: 2 BB: 0 P: 8	R: 0 E: 0 K: 0 S: 3	H: 0 LOB: 0 BB: 1 P: 3	R: 0 E: 0 K: 0 S: 3	H: 0 LOB: 1 BB: 1 P: 7	R: 0 E: 0 K: 0 S: 5	H: 2 LOB: 2 BB: 0 P: 5	R: 0 E: 0 K: 0 S: 4	H: 1 LOB: 1 BB: 0 P: 4	1B: 9 2B: 0 3B: 0 HR: 0	SF: 0 SAC: 0 DP: 0 HBP: 0	WP: 0 PB: 0 CS: 0	PA: 35
PITCHER	IP WLS BF H R ER SO BB IBB HBP BLK WP HR S P ERA WHIP																					
Bob Friend, R (1, 1)	6.1 W 24 6 1 1 4 6 0 0 0 0 0 0 31 35 1.42 1.105																					
Pedro Ramos, R (7, 1)	2.2 S 11 3 0 0 0 0 0 0 0 0 0 0 11 11 0.00 1.125																					



Batter	1	2	3	4	5	6	7	8	9	AB	R	H	RBI	BB	SO	LOB	TOP			
Roy White, S (1, 7) OBP: 0.391, SLG: 0.452	0-3 K	0-3 K			0-0 F9			0-3 K		4	0	0	0	0	3	0	New York Yankees @ Detroit Tigers Tiger Stadium, Detroit, MI Tue May 17 1966, 7:05 PM EDT Att: 9,935 - Unknown - 65 F			
Bobby Richardson, R (1, 4) OBP: 0.339, SLG: 0.363	4-0 BB SF9 BB		0-0 5-3		0-0 6-3			0-0 F9		3	1	0	0	1	0	0				
Tom Tresh, S (1, 5) OBP: 0.342, SLG: 0.242	4-0 BB 1B BB		4-0 CS BB		0-0 4-3			0-0 F2		2	1	0	0	2	0	0				
Joe Pepitone, L (1, 3) OBP: 0.239, SLG: 0.357	4-0 BB 1B BB		0-3 K		0-0 F2			0-0 F5		3	0	0	0	1	1	1				
Roger Maris, L (1, 9) OBP: 0.343, SLG: 0.374	0-0 SF9			0-0 2B	0-3 K			0-3 K		3	0	1	1	0	2	0				
Roger Repoz, L (1, 8) OBP: 0.429, SLG: 0.550	0-0 1B			0-3 K	0-3 K			0-0 4-3		4	0	1	1	0	2	1				
Clete Boyer, R (1, 6) OBP: 0.209, SLG: 0.255	0-0 1-3-4			0-0 F3				0-0 L7		3	0	0	0	0	0	3				
Elston Howard, R (1, 2) OBP: 0.235, SLG: 0.222		0-0 F8		4-0 IBB	0-0 6-3			0-0 6-3		2	0	0	0	1	0	0				
Fritz Peterson, S (1, 1) OBP: 0.167, SLG: 0.167		0-0 6-3		0-0 1-3				0-0 G3		2	0	0	0	0	0	2				
Ray Barker, L (7, PH) OBP: 0.286, SLG: 0.667										1	0	0	0	0	0	0				
Dooley Womack, L (7, 1)										0	0	0	0	0	0	0				
Inning Stats	R: 2 E: 0 K: 1 S: 6	H: 1 LOB: 2 BB: 3 P: 18	R: 0 E: 0 K: 1 S: 5	H: 0 LOB: 0 BB: 0 P: 5	R: 0 E: 0 K: 1 S: 4	H: 0 LOB: 1 BB: 1 P: 8	R: 0 E: 0 K: 1 S: 6	H: 1 LOB: 2 BB: 1 P: 10	R: 0 E: 0 K: 0 S: 3	H: 0 LOB: 0 BB: 0 P: 3	R: 0 E: 0 K: 0 S: 7	H: 0 LOB: 0 BB: 0 P: 7	R: 0 E: 0 K: 0 S: 3	H: 0 LOB: 0 BB: 0 P: 3	R: 0 E: 0 K: 1 S: 5	H: 0 LOB: 0 BB: 0 P: 5	1B: 1 2B: 2 3B: 0 HR: 0	SF: 1 SAC: 0 DP: 1 HBP: 0	WP: 0 PB: 0 SB: 0 CS: 1	PA: 33
PITCHER Denny McLain, R (1, 1) ERA: 2.06	IP: 9.0 WLS: W BF: 33 H: 2 R: 2 ER: 2 SO: 8 BB: 4 IBB: 1 HBP: 0 BLK: 0 WP: 0 HR: 0 S: 44 P: 64 ERA: 2.00 WHIP: 0.667															PITCHER				


Batter	1	2	3	4	5	6	7	8	9	AB	R	H	RBI	BB	SO	LOB	BOTTOM			
Don Wert, R (1, 5) OBP: 0.372, SLG: 0.368	0-0 5-3		4-0 BB BB		0-0 SF9		0-0 CS 1B			2	0	1	1	1	0	0	New York Yankees @ Detroit Tigers Tiger Stadium, Detroit, MI Tue May 17 1966, 7:05 PM EDT Att: 9,935 - Unknown - 65 F			
Jerry Lumpe, L (1, 4) OBP: 0.342, SLG: 0.350	0-0 6-3		4-0 BB		0-0 F8		0-0 CS	0-0 1B		3	0	1	0	1	0	0				
Dick Tracewski, R (8, FR) OBP: 0.167, SLG: 0.167			1-2 BB				1-2	1B		0	1	0	0	0	0	0				
Norm Cash, L (1, 3) OBP: 0.315, SLG: 0.475	0-3 K		0-0 G3		0-0 4-3 HR 2B			0-0 F8		4	1	1	0	0	1	3				
Al Kaline, R (1, 9) OBP: 0.431, SLG: 0.600		0-0 6-3 2B		0-0 L9		0-3 K		0-0 HR 1B		2	0	1	0	0	0	0				
Jim Northrup, L (5, 9) OBP: 0.391, SLG: 0.438		0-0 L9		0-0 F6		0-0 4-3		1-2 HR 1B		2	1	1	0	0	1	1				
Willie Horton, R (1, 7) OBP: 0.304, SLG: 0.406		0-0 L9		0-0 F3		0-0 2-3 HR		1-2 HR		4	1	1	3	0	0	2				
Don Demeter, R (1, 8) OBP: 0.226, SLG: 0.364		0-0 6-3		0-0 F3		0-0 HR		0-0 5-3		4	1	1	2	0	0	2				
Bill Freehan, R (1, 2) OBP: 0.293, SLG: 0.416	0-3 K		0-0 HR		0-0 HR		0-3 HR	0-3 K		4	1	1	1	0	3	2				
Ray Oyler, R (1, 6) OBP: 0.450, SLG: 0.684			0-0 CS 1B		0-0 SH5-4 SF9 2B			0-0 F7		3	1	2	0	0	0	0				
Denny McLain, R (1, 1) OBP: 0.300, SLG: 0.263		0-0 G3-6-1		0-0 SH5-4				0-0 5-3		2	0	0	0	0	0	1				
Inning Stats	R: 0 E: 0 K: 1 S: 5	H: 0 LOB: 0 BB: 0 P: 5	R: 0 E: 0 K: 1 S: 6	H: 1 LOB: 1 BB: 0 P: 6	R: 0 E: 0 K: 0 S: 3	H: 1 LOB: 2 BB: 2 P: 11	R: 0 E: 0 K: 0 S: 3	H: 0 LOB: 0 BB: 0 P: 3	R: 2 E: 0 K: 0 S: 5	H: 2 LOB: 0 BB: 0 P: 5	R: 2 E: 0 K: 2 S: 9	H: 2 LOB: 0 BB: 0 P: 9	R: 0 E: 0 K: 0 S: 3	H: 1 LOB: 0 BB: 0 P: 3	R: 3 E: 0 K: 1 S: 8	H: 3 LOB: 1 BB: 0 P: 8	1B: 4 2B: 3 3B: 0 HR: 3	SF: 1 SAC: 1 DP: 1 HBP: 0	WP: 0 PB: 0 SB: 0 CS: 1	PA: 35
PITCHER Fritz Peterson, L (1, 1) ERA: 4.67	IP: 6.0 WLS: L BF: 25 H: 6 R: 4 ER: 4 SO: 4 BB: 2 IBB: 0 HBP: 0 BLK: 0 WP: 0 HR: 2 S: 31 P: 39 ERA: 6.00 WHIP: 1.333															PITCHER				
Dooley Womack, R (7, 1) ERA: 3.0	IP: 2.0 WLS: L BF: 9 H: 4 R: 3 ER: 3 SO: 1 BB: 0 IBB: 0 HBP: 0 BLK: 0 WP: 0 HR: 1 S: 11 P: 11 ERA: 13.50 WHIP: 2.000															PITCHER				



Batter	1	2	3	4	5	6	7	8	9	AB	R	H	RBI	BB	SO	LOB	TOP					
Roy White, S OBP: 0.383, SLG: 0.469 (1, 7)	E5 S E 1B	L8		K 1-H		K		4-1		5	2	1	2	0	1	2						
Bobby Richardson, R OBP: 0.333, SLG: 0.364 (1, 4)	E1 1B S 1B	F8		F8			F9		SF7 3B	5	2	1	0	0	0	1						
Tom Tresh, S OBP: 0.362, SLG: 0.287 (1, 5)	K									3	1	2	1	2	1	2						
Joe Pepitone, L OBP: 0.238, SLG: 0.350 (1, 3)	1B 1B 1B			K			F9		F6	5	1	1	1	0	1	4						
Roger Maris, L OBP: 0.349, SLG: 0.380 (1, 8)	1B 1B																					
Hector Lopez, R OBP: 0.400, SLG: 0.250 (3, PH)	1B FC5-2 1B						K		SF7	1	0	1	1	0	0	0						
Roger Repoz, L OBP: 0.417, SLG: 0.545 (3, 8)	1B FC5-2 1B									2	0	1	1	0	1	1						
Lou Clinton, R OBP: 0.341, SLG: 0.400 (1, 9)	FC5-2 1B									5	0	1	1	0	0	5						
Clete Boyer, R OBP: 0.202, SLG: 0.245 (1, 6)	FC5-2 1B									4	0	0	0	0	0	2						
Elston Howard, R OBP: 0.247, SLG: 0.237 (1, 2)	K									4	0	2	0	0	1	2						
Mel Stottlemyre, R OBP: 0.158, SLG: 0.059 (1, 1)										2	1	0	0	1	2	1						
Inning Stats	R: 3 E: 2 K: 2 S: 12	H: 3 LOB: 2 BB: 0 P: 12	R: 0 E: 0 K: 1 S: 5	H: 0 LOB: 0 BB: 0 P: 5	R: 0 E: 0 K: 1 S: 6	H: 2 LOB: 1 BB: 0 P: 6	R: 2 E: 0 K: 0 S: 4	H: 1 LOB: 0 BB: 1 P: 8	R: 0 E: 0 K: 1 S: 5	H: 0 LOB: 1 BB: 0 P: 9	R: 1 E: 0 K: 0 S: 5	H: 2 LOB: 1 BB: 0 P: 5	R: 0 E: 0 K: 1 S: 6	H: 1 LOB: 1 BB: 0 P: 6	R: 1 E: 0 K: 0 S: 4	H: 1 LOB: 1 BB: 1 P: 8	1B: 8 2B: 0 3B: 1 HR: 2	SF: 1 SAC: 1 DP: 1 HBP: 0	WP: 0 PB: 0 SB: 2 CS: 0	PA: 42		
PITCHER	IP WLS BF H R ER SO BB IBB HBP BLK WP HR S P ERA WHIP																					
Mickey Lolich, L ERA: 3.72 (1, 1)	4.0 L 20 6 5 2 4 1 0 0 0 0 1 27 31 4.50 1.750																					
Orlando Pena, R ERA: 3.32 (5, 1)	3.0 13 3 1 1 2 1 0 0 0 0 1 16 20 3.00 1.333																					
Dave Wickersham, R ERA: 4.5 (8, 1)	2.0 9 2 1 1 1 1 0 0 0 0 0 10 14 4.50 1.500																					
Batter	1	2	3	4	5	6	7	8	9	AB	R	H	RBI	BB	SO	LOB	BOTTOM					
Dick McAuliffe, L OBP: 0.385, SLG: 0.402 (1, 6)	4-3 1-3 BB									2	0	1	0	2	0	0						
Jerry Lumpe, L OBP: 0.331, SLG: 0.336 (1, 4)	1-3 1-2									4	0	0	0	0	0	3						
Norm Cash, L OBP: 0.304, SLG: 0.457 (1, 3)	4-3 2-3									4	0	0	0	0	0	3						
Willie Horton, R OBP: 0.289, SLG: 0.384 (1, 7)	K									4	0	0	0	0	1	3						
Jim Northrup, L OBP: 0.350, SLG: 0.444 (1, 9)										4	1	1	0	0	0	0						
Don Demeter, R OBP: 0.230, SLG: 0.345 (1, 8)	1B BB									3	0	0	0	1	1	1						
Bill Freehan, R OBP: 0.302, SLG: 0.457 (1, 2)	K									4	1	2	2	0	1	1						
Don Wert, R OBP: 0.371, SLG: 0.367 (1, 5)										3	0	1	0	0	0	1						
Mickey Lolich, S OBP: 0.133, SLG: 0.071 (1, 1)										1	0	0	0	0	0	2						
Jake Wood, R OBP: 0.300, SLG: 0.333 (4, PH)	4-3									1	0	0	0	0	0	0						
Orlando Pena, R OBP: 0.345, SLG: 0.261 (7, PH)										0	0	0	0	0	0	0						
Dave Wickersham, R ERA: 4.5 (8, 1)										0	0	0	0	0	0	1						
Inning Stats	R: 0 E: 0 K: 1 S: 5	H: 0 LOB: 1 BB: 1 P: 9	R: 0 E: 0 K: 1 S: 6	H: 1 LOB: 2 BB: 1 P: 10	R: 0 E: 0 K: 0 S: 4	H: 1 LOB: 1 BB: 0 P: 4	R: 0 E: 0 K: 1 S: 7	H: 2 LOB: 0 BB: 0 P: 7	R: 0 E: 0 K: 0 S: 3	H: 0 LOB: 0 BB: 0 P: 3	R: 0 E: 0 K: 0 S: 3	H: 0 LOB: 0 BB: 0 P: 3	R: 0 E: 0 K: 0 S: 3	H: 1 LOB: 0 BB: 0 P: 3	R: 0 E: 0 K: 0 S: 3	H: 0 LOB: 1 BB: 1 P: 7	R: 0 E: 0 K: 0 S: 3	H: 0 LOB: 0 BB: 0 P: 3	1B: 3 2B: 1 3B: 0 HR: 1	SF: 0 SAC: 0 DP: 1 HBP: 0	WP: 0 PB: 0 SB: 0 CS: 0	PA: 34
PITCHER	IP WLS BF H R ER SO BB IBB HBP BLK WP HR S P ERA WHIP																					
Mel Stottlemyre, R ERA: 2.0 (1, 1)	9.0 W 34 5 2 2 3 3 0 0 0 0 1 37 49 2.00 0.889																					


New York Yankees @ Detroit Tigers
Tiger Stadium, Detroit, MI
Wed May 18, 1966, 7:05 PM EDT
Att: 14,010 - Unknown - 62 F

AB 37
R 7
H 11
RBI 7
BB 3
SO 7
LOB 20



New York Yankees @ Detroit Tigers
Tiger Stadium, Detroit, MI
Wed May 18, 1966, 7:05 PM EDT
Att: 14,010 - Unknown - 62 F

AB 31
R 2
H 5
RBI 2
BB 3
SO 3
LOB 15



Batter	1	2	3	4	5	6	7	8	9	AB	R	H	RBI	BB	SO	LOB	TOP					
Zoilo Versalles, R OBP: 0.248, SLG: 0.366	6-3		L8		L8		6-3		K	5	0	1	0	0	1	3	Minnesota Twins @ New York Yankees Yankee Stadium, Bronx, NY Fri May 20 1966, 7:05 PM EDT Att: 21,908 - Overcast					
Cesar Tovar, R OBP: 0.358, SLG: 0.407	F3		K		K			1B	2B	4	1	1	0	0	2	2						
Tony Oliva, L OBP: 0.423, SLG: 0.738	F9		BB		6-3			K		3	0	0	0	1	1							
Harmon Killebrew, R OBP: 0.372, SLG: 0.418		K	K		K			1B		4	0	1	1	0	3	3						
Don Mincher, L OBP: 0.329, SLG: 0.365		K			K		F4	F9		4	0	0	0	0	2	1						
Andy Kosco, R OBP: 0.250, SLG: 0.256		1B			F7		WP	L5		3	0	1	0	1	0	1						
Earl Batley, R OBP: 0.333, SLG: 0.316		K			1B		L7	F2		4	0	1	0	0	1	2						
Bernie Allen, L OBP: 0.321, SLG: 0.371			F8		1-3		BB	K		3	0	0	0	1	1							
Camilo Pascual, R OBP: 0.238, SLG: 0.238			1B				F3		BB	2	0	1	0	0	1	0						
Rich Rollins, R OBP: 0.387, SLG: 0.370					K					1	0	0	0	0	0	2						
Dave Boswell, R OBP: 0.286, SLG: 0.286										0	0	0	0	0	0	0						
Bob Allison, R OBP: 0.218, SLG: 0.320										0	0	0	0	1	0	0						
Sandy Valdespino, L OBP: 0.189, SLG: 0.250										0	0	0	0	0	0	0						
Inning Stats	R: 0 E: 0 K: 0 S: 3	H: 0 LOB: 0 BB: 0 P: 3	R: 0 E: 0 K: 3 S: 10	H: 1 LOB: 1 BB: 0 P: 10	R: 0 E: 0 K: 2 S: 9	H: 2 LOB: 3 BB: 1 P: 13	R: 0 E: 0 K: 1 S: 6	H: 1 LOB: 1 BB: 0 P: 6	R: 0 E: 0 K: 2 S: 7	H: 0 LOB: 0 BB: 0 P: 7	R: 0 E: 0 K: 1 S: 5	H: 0 LOB: 0 BB: 0 P: 5	R: 0 E: 0 K: 0 S: 3	H: 0 LOB: 2 BB: 2 P: 11	R: 1 E: 0 K: 1 S: 7	H: 2 LOB: 1 BB: 0 P: 7	R: 0 E: 0 K: 2 S: 7	H: 0 LOB: 1 BB: 1 P: 11	1B: 5 2B: 1 3B: 0 HR: 0	SF: 0 SAC: 0 DP: 0 HBP: 0	WP: 1 PB: 0 CS: 1	PA: 37
PITCHER	IP WLS BF H R ER SO BB IBB HBP BLK WP HR S P ERA WHIP																					
Al Downing, L ERA: 2.49	(1, 1) 8.2 W 36 6 1 1 11 4 0 0 0 1 0 54 70 1.04 1.154																					
Pedro Ramos, R ERA: 3.35	(9, 1) 0.1 S 1 0 0 0 1 0 0 0 0 0 0 0 3 3 0.00 0.000																					

AB 33
R 1
H 6
RBI 1
BB 4
SO 12
LOB 16



Batter	1	2	3	4	5	6	7	8	9	AB	R	H	RBI	BB	SO	LOB	BOTTOM			
Roy White, S OBP: 0.378, SLG: 0.480	6-3		K					G3		4	0	1	1	0	1	0	Minnesota Twins @ New York Yankees Yankee Stadium, Bronx, NY Fri May 20 1966, 7:05 PM EDT Att: 21,908 - Overcast			
Bobby Richardson, R OBP: 0.353, SLG: 0.352	L4		L8		5-3			F9		4	0	0	0	0	0	1				
Mickey Mantle, S OBP: 0.349, SLG: 0.405	4-0		K		F5					2	0	0	0	2	1	1				
Roger Repoz, L OBP: 0.417, SLG: 0.545	BB							BB		0	0	0	0	0	0	0				
Joe Pepitone, L OBP: 0.238, SLG: 0.347	0-0				K			F9		4	0	1	0	0	1	1				
Tom Tresh, S OBP: 0.361, SLG: 0.281	4-0				4-3			F8		2	0	0	0	1	0	0				
Roger Maris, L OBP: 0.338, SLG: 0.368	0-0				K			K		3	0	0	0	0	2	3				
Clete Boyer, R OBP: 0.205, SLG: 0.257			F4					1B		3	1	1	0	0	1	0				
Elston Howard, R OBP: 0.250, SLG: 0.241			F5					1-3		3	1	1	1	0	0	0				
Al Downing, R OBP: 0.133, SLG: 0.133			F8							2	0	0	0	0	1	0				
Pedro Ramos, S ERA: 3.12					SH1-4			K		0	0	0	0	0	0	0				
Inning Stats	R: 0 E: 0 K: 0 S: 4	H: 1 LOB: 3 BB: 2 P: 12	R: 0 E: 0 K: 0 S: 3	H: 0 LOB: 0 BB: 0 P: 3	R: 0 E: 0 K: 2 S: 7	H: 0 LOB: 0 BB: 0 P: 7	R: 0 E: 0 K: 2 S: 7	H: 0 LOB: 0 BB: 0 P: 7	R: 2 E: 0 K: 0 S: 6	H: 3 LOB: 1 BB: 0 P: 6	R: 0 E: 0 K: 1 S: 5	H: 0 LOB: 0 BB: 0 P: 5	R: 0 E: 0 K: 2 S: 7	H: 0 LOB: 0 BB: 0 P: 7	R: 0 E: 0 K: 0 S: 3	H: 0 LOB: 1 BB: 1 P: 7	1B: 2 2B: 1 3B: 1 HR: 0	SF: 0 SAC: 1 DP: 0 HBP: 0	WP: 0 PB: 0 CS: 0	PA: 31
PITCHER	IP WLS BF H R ER SO BB IBB HBP BLK WP HR S P ERA WHIP																			
Camilo Pascual, R ERA: 2.57	(1, 1) 6.0 L 24 4 2 2 5 2 0 0 0 0 0 0 10 40 3.00 1.000																			
Dave Boswell, R ERA: 3.12	(7, 1) 2.0 7 0 0 0 2 1 0 0 0 0 0 0 14 0.00 0.500																			

AB 27
R 2
H 4
RBI 2
BB 3
SO 7
LOB 6



Batter	1	2	3	4	5	6	7	8	9	AB	R	H	RBI	BB	SO	LOB	TOP					
Zoilo Versalles, R OBP: 0.237, SLG: 0.345 (1, 6)	L9		1B		F8		6-3		5-3	5	0	1	0	0	0	0	Minnesota Twins @ New York Yankees Yankee Stadium, Bronx, NY Sun May 22 1966, 3:33 AM EDT Overcast - 68 F livebaseballscores.com					
Sandy Valdespino, L OBP: 0.267, SLG: 0.362 (1, 7)	K		1B		4-3		G4-6-3		FC4-6	4	0	2	1	1	1	0						
Tony Oliva, L OBP: 0.417, SLG: 0.714 (1, 9)	4-3		F8				G4-6-3		FC4-6	5	1	1	0	0	0	4						
Don Mincher, L OBP: 0.322, SLG: 0.366 (1, 3)		1-3	4-3				P5		G4-6-3	4	1	2	0	0	0	3						
Harmon Killebrew, R OBP: 0.372, SLG: 0.438 (1, 5)	5-3			K		SF7	BB		G4-6-3	3	0	1	0	1	1	1						
Jimmie Hall, L OBP: 0.234, SLG: 0.281 (1, 8)	1-3			1B		FC5	SF7		G4-6-3	2	0	0	0	2	0	3						
Earl Batley, R OBP: 0.341, SLG: 0.341 (1, 2)	4-3					SF7				3	0	2	2	0	0	1						
Bernie Allen, L OBP: 0.315, SLG: 0.363 (6, PH)										2	1	1	0	0	0	2						
Rich Rollins, R OBP: 0.382, SLG: 0.345 (6, 4)			1B	SH3	G4-6-3				P3	1	0	0	0	1	0	1						
Mudcat Grant, R OBP: 0.198, SLG: 0.263 Gary Roggenburk, R OBP: 0.341, SLG: 0.341 Russ Nixon, L OBP: 0.300, SLG: 0.333 (1, 1) (7, 1) (9, PH)			SH3		F7		FC5		4-3	2	0	0	0	0	0	3						
Inning Stats	R: 0 E: 0 K: 1 S: 5	H: 0 LOB: 0 BB: 0 P: 5	R: 0 E: 0 K: 0 S: 4	H: 1 LOB: 1 BB: 0 P: 4	R: 1 E: 0 K: 0 S: 6	H: 3 LOB: 2 BB: 0 P: 6	R: 0 E: 0 K: 1 S: 5	H: 1 LOB: 1 BB: 1 P: 9	R: 0 E: 0 K: 0 S: 3	H: 0 LOB: 0 BB: 0 P: 3	R: 1 E: 0 K: 0 S: 4	H: 1 LOB: 3 BB: 3 P: 16	R: 0 E: 0 K: 0 S: 3	H: 1 LOB: 1 BB: 0 P: 3	R: 1 E: 0 K: 0 S: 5	H: 3 LOB: 1 BB: 0 P: 5	R: 0 E: 0 K: 0 S: 3	H: 0 LOB: 1 BB: 1 P: 7	1B: 8 2B: 2 3B: 0 HR: 0	SF: 1 SAC: 1 DP: 3 HBP: 0	WP: 0 PB: 0 CS: 0	PA: 39
PITCHER	IP	WLS	BF	H	R	ER	SO	BB	IBB	HBP	BLK	WP	HR	S	P	ERA	WHIP					
Mel Stottlemyre, R ERA: 2.15 Pedro Ramos, R ERA: 3.22 (1, 1) (9, 1)	8.0	W	35	10	3	3	2	3	1	0	0	0	0	35	51	3.38	1.625					

Batter	1	2	3	4	5	6	7	8	9	AB	R	H	RBI	BB	SO	LOB	BOTTOM				
Roy White, S OBP: 0.367, SLG: 0.455 (1, 7)	1-3		SF7	SH1-4	F2		E1		K	4	1	0	0	0	1	2	Minnesota Twins @ New York Yankees Yankee Stadium, Bronx, NY Sun May 22 1966, 3:33 AM EDT Overcast - 68 F livebaseballscores.com				
Bobby Richardson, R OBP: 0.314, SLG: 0.341 (1, 4)	6-3		SH1-4		4-3		F7			3	0	0	0	0	0	2					
Tom Tresh, S OBP: 0.357, SLG: 0.277 (1, 5)	F8		SF7				SF8			2	0	1	1	1	0	0					
Joe Pepitone, L OBP: 0.241, SLG: 0.370 (1, 3)		F9	SF7		F9		HR			3	1	1	3	0	0	1					
Roger Maris, L OBP: 0.336, SLG: 0.356 Lou Clinton, R OBP: 0.341, SLG: 0.400 (7, PR) (8, 9)		P6	K			F7				3	0	0	0	1	1	2					
							BB			0	0	0	0	0	0	0					
Roger Repoz, L OBP: 0.393, SLG: 0.480 (1, 8)				L8		L4		F9		3	0	0	0	1	0	1					
Clete Boyer, R OBP: 0.218, SLG: 0.267 (1, 6)									FC4-6	4	0	3	0	0	0	1					
Jake Gibbs, L OBP: 0.367, SLG: 0.538 (1, 2)					P6		3-1		FC4-6	4	1	1	1	0	0	3					
Mel Stottlemyre, R ERA: 2.44 Hector Lopez, R OBP: 0.500, SLG: 0.600 Pedro Ramos, S ERA: 9.0 (1, 1) (8, PH) (9, 1)										3	2	2	0	0	0	1					
				SH1-4	6-3					1	0	1	0	0	0	0					
										0	0	0	0	0	0	0					
Inning Stats	R: 0 E: 0 K: 0 S: 3	H: 0 LOB: 0 BB: 0 P: 3	R: 0 E: 0 K: 0 S: 3	H: 0 LOB: 1 BB: 1 P: 7	R: 2 E: 0 K: 1 S: 7	H: 2 LOB: 2 BB: 1 P: 12	R: 0 E: 0 K: 0 S: 4	H: 1 LOB: 1 BB: 0 P: 4	R: 0 E: 0 K: 0 S: 4	H: 1 LOB: 1 BB: 0 P: 4	R: 3 E: 1 K: 0 S: 6	H: 2 LOB: 1 BB: 1 P: 10	R: 0 E: 0 K: 1 S: 6	H: 2 LOB: 1 BB: 0 P: 6	1B: 6 2B: 1 3B: 0 HR: 2	SF: 2 SAC: 1 DP: 0 HBP: 1	WP: 0 PB: 0 CS: 0	PA: 37			
PITCHER	IP	WLS	BF	H	R	ER	SO	BB	IBB	HBP	BLK	WP	HR	S	P	ERA	WHIP				
Mudcat Grant, R ERA: 2.44 Gary Roggenburk, L ERA: 9.0 (1, 1) (7, 1)	6.2	L	31	7	5	2	1	2	0	1	0	0	0	7	11	0.00	2.250				

Batter	1	2	3	4	5	6	7	8	9	AB	R	H	RBI	BB	SO	LOB	TOP
Zoilo Versalles, R OBP: 0.246, SLG: 0.345	5-3		1B		6-3			F7 SH5-4 HBP		3	0	1	0	0	0	1	Minnesota Twins @ New York Yankees Yankee Stadium, Bronx, NY Sun May 22 1966, 3:38 AM EDT Att: 36,261 - Unknown - 72 F
Cesar Tovar, R OBP: 0.336, SLG: 0.381	3-1		F9		6-3			SH5-4		3	0	0	0	0	0	1	
Tony Oliva, L OBP: 0.419, SLG: 0.722	1-6-3				SF8 3B		F3	F7 IBB		3	1	1	0	1	0	0	
Harmon Killebrew, R OBP: 0.360, SLG: 0.422		4-3			6-3		F7	F7		4	0	0	0	0	0	3	
Bob Allison, R OBP: 0.254, SLG: 0.320					SF8					0	0	0	1	3	0	0	
Jimmie Hall, L OBP: 0.234, SLG: 0.281		BB			3H		G5-3 SH BB	BB		0	0	0	0	0	0	0	
Don Mincher, L OBP: 0.311, SLG: 0.351		P5			P2		SH G5-3	K		3	0	0	0	0	1	4	
Rich Rollins, R OBP: 0.342, SLG: 0.303		F9			5-3		G5-3			4	0	0	0	0	0	3	
Jerry Zimmerman, R OBP: 0.476, SLG: 0.375			F9							2	0	1	0	1	0	0	
Sandy Valdespino, L OBP: 0.281, SLG: 0.295					FC6-4 1B			IBB		1	0	0	0	0	1	0	
Jim Merritt, L OBP: 0.273, SLG: 0.300			6-3		FC6-4		2-3			3	0	0	0	0	0	3	
Dave Boswell, R OBP: 0.286, SLG: 0.286										0	0	0	0	0	0	0	
Russ Nixon, L OBP: 0.273, SLG: 0.300										1	0	0	0	0	1	0	
Inning Stats	R: 0 E: 0 K: 0 S: 3	H: 0 LOB: 0 BB: 0 P: 3	R: 0 E: 0 K: 0 S: 3	H: 0 LOB: 1 BB: 1 P: 7	R: 0 E: 0 K: 0 S: 4	H: 1 LOB: 1 BB: 0 P: 4	R: 1 E: 0 K: 0 S: 4	H: 1 LOB: 0 BB: 0 P: 4	R: 0 E: 0 K: 0 S: 3	H: 0 LOB: 2 BB: 2 P: 11	R: 0 E: 1 K: 1 S: 5	H: 0 LOB: 3 BB: 2 P: 14	R: 0 E: 0 K: 2 S: 7	H: 0 LOB: 0 BB: 0 P: 7	1B: 2 2B: 0 3B: 1 HR: 0	SF: 1 SAC: 2 DP: 1 HBP: 1	WP: 0 PA: 36 CS: 0
PITCHER	IP WLS BF H R ER SO BB IBB HBP BLK WP HR S P ERA WHIP																
Fritz Peterson, L ERA: 4.01	(1, 1) 8.0 W 33 3 1 1 1 3 2 1 0 0 0 29 50 1.12 0.750																
Pedro Ramos, R ERA: 3.09	(9, 1) 1.0 S 3 0 0 0 2 0 0 0 0 0 0 7 7 0.00 0.000																

Batter	1	2	3	4	5	6	7	8	9	AB	R	H	RBI	BB	SO	LOB	BOTTOM
Roy White, S OBP: 0.364, SLG: 0.447	K		F7		FC5-4 CS			1B 2B 1B		4	1	1	1	0	1	1	Minnesota Twins @ New York Yankees Yankee Stadium, Bronx, NY Sun May 22 1966, 3:38 AM EDT Att: 36,261 - Unknown - 72 F
Bobby Richardson, R OBP: 0.370, SLG: 0.346	G3 1B		G3		CS		F2	2B 1B		4	0	2	0	0	0	0	
Mickey Mantle, S OBP: 0.340, SLG: 0.383							6-3			3	0	1	0	1	1	2	
Pedro Ramos, S OBP: 0.429, SLG: 0.250	1-2 1B				BB			K		0	0	0	0	0	0	0	
Joe Pepitone, L OBP: 0.241, SLG: 0.374	G3		F8				F8			4	0	1	1	0	0	3	
Tom Tresh, S OBP: 0.354, SLG: 0.269	5-3						K			3	0	0	0	1	2	2	
Lou Clinton, R OBP: 0.318, SLG: 0.368							K			3	0	0	0	0	3	0	
Roger Maris, L OBP: 0.333, SLG: 0.353			K				K			1	0	0	0	0	0	3	
Clete Boyer, R OBP: 0.213, SLG: 0.261		F8			L5		F9			3	0	0	0	0	0	0	
Elston Howard, R OBP: 0.266, SLG: 0.274										2	0	1	0	1	0	0	
Horace Clarke, S OBP: 0.300, SLG: 0.250										0	1	0	0	0	0	0	
Roger Repoz, L OBP: 0.393, SLG: 0.480								F8 1B 2B		0	0	0	0	0	0	0	
Fritz Peterson, S OBP: 0.214, SLG: 0.214										2	0	1	0	0	1	1	
Hector Lopez, R OBP: 0.429, SLG: 0.500								F8		1	0	0	0	0	0	1	
Jake Gibbs, L OBP: 0.367, SLG: 0.538								FC5-4 1B		0	0	0	0	0	0	0	
Inning Stats	R: 0 E: 0 K: 1 S: 7	H: 2 LOB: 2 BB: 0 P: 7	R: 0 E: 0 K: 2 S: 7	H: 0 LOB: 1 BB: 1 P: 11	R: 0 E: 0 K: 0 S: 3	H: 0 LOB: 0 BB: 1 P: 7	R: 0 E: 0 K: 2 S: 7	H: 0 LOB: 0 BB: 0 P: 7	R: 0 E: 0 K: 0 S: 3	H: 0 LOB: 0 BB: 0 P: 3	R: 0 E: 0 K: 2 S: 7	H: 0 LOB: 0 BB: 0 P: 7	R: 2 E: 0 K: 1 S: 9	H: 4 LOB: 3 BB: 1 P: 13	1B: 5 2B: 2 3B: 0 HR: 0	SF: 0 SAC: 0 DP: 0 HBP: 0	WP: 0 PA: 34 CS: 1
PITCHER	IP WLS BF H R ER SO BB IBB HBP BLK WP HR S P ERA WHIP																
Jim Merritt, L ERA: 2.75	(1, 1) 7.1 L 29 6 2 2 7 2 0 0 0 0 0 41 49 2.46 1.091																
Dave Boswell, R ERA: 3.04	(8, 1) 0.2 4 1 0 0 1 0 1 0 0 0 0 5 9 0.00 1.500																

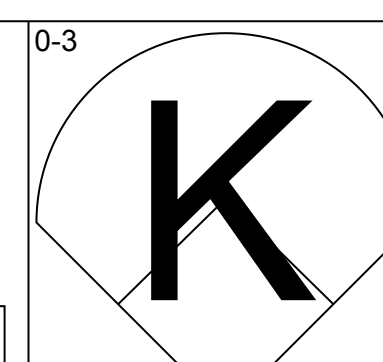
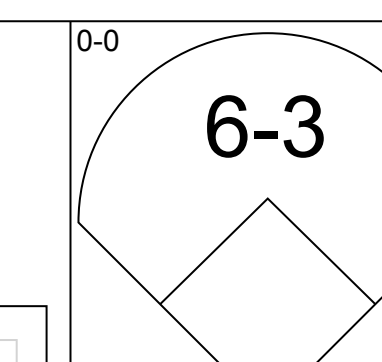
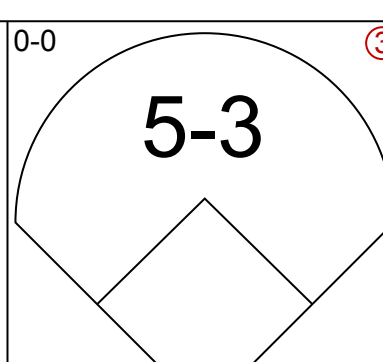
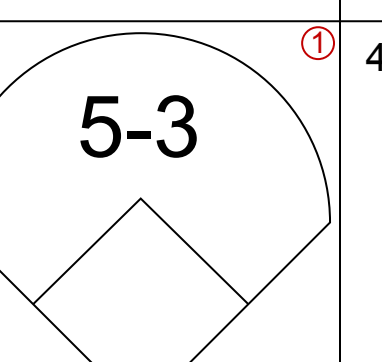
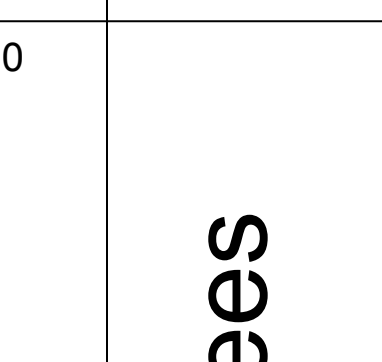
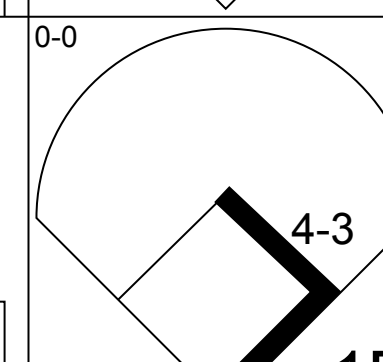
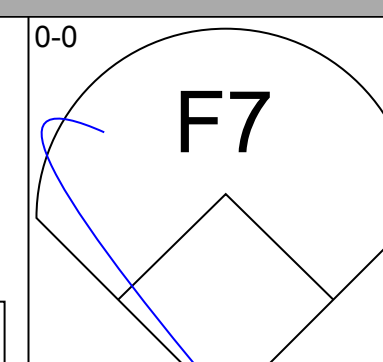
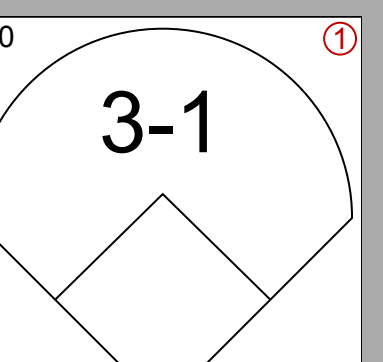
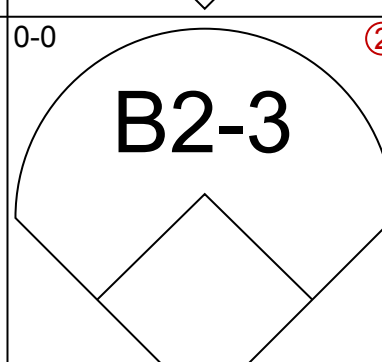

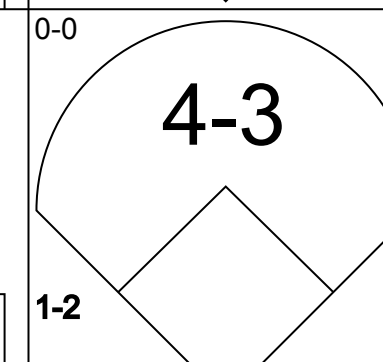
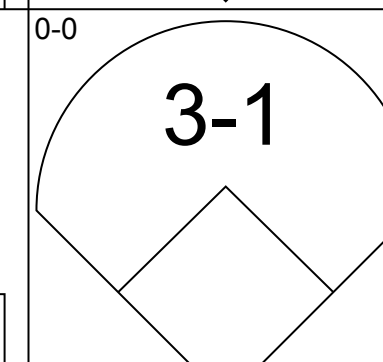
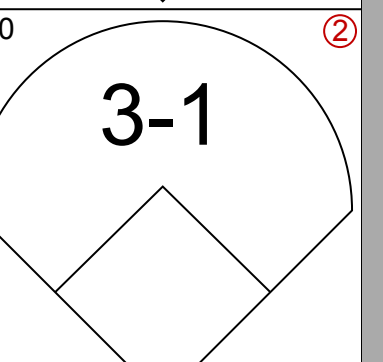
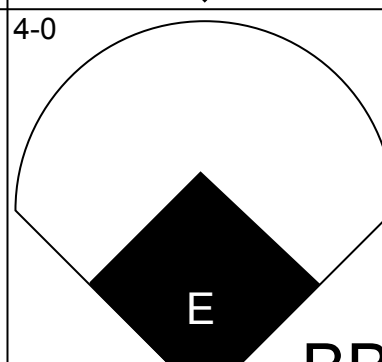

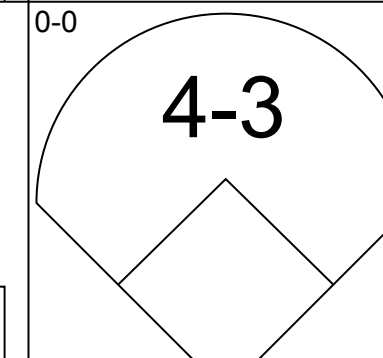
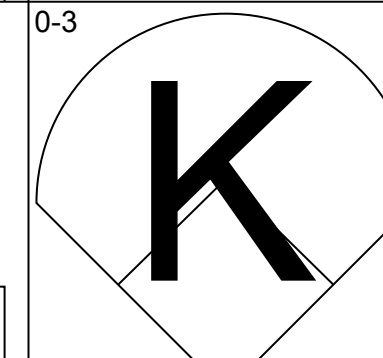
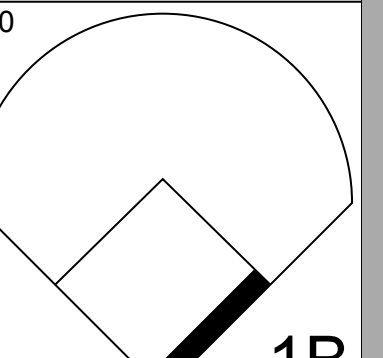
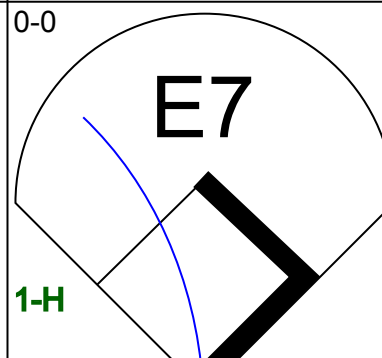

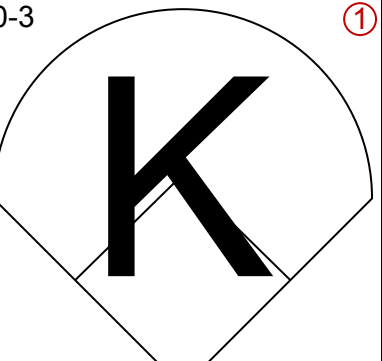
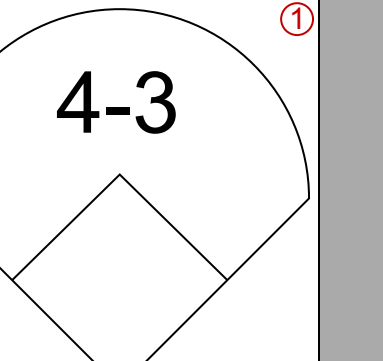
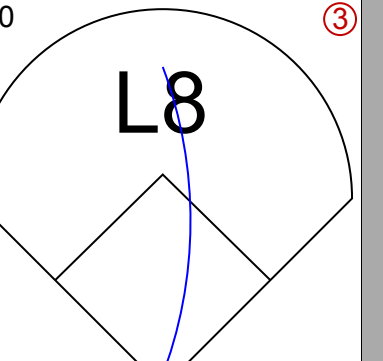
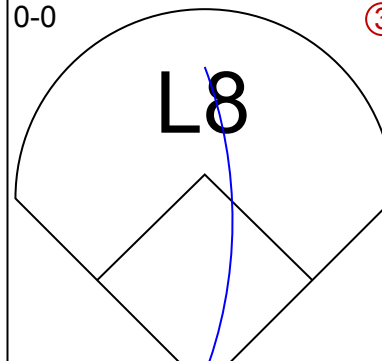
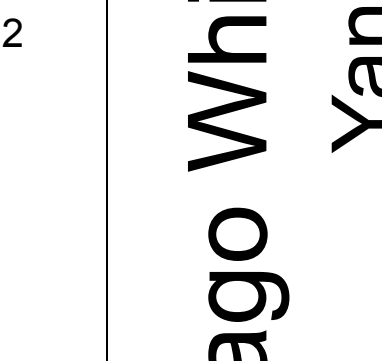
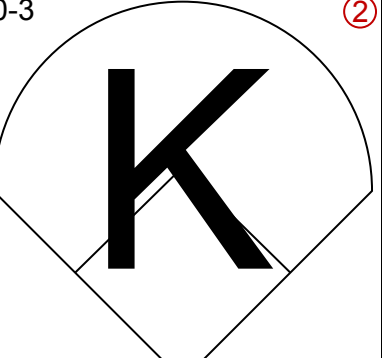
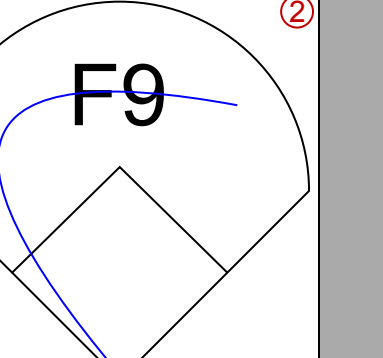
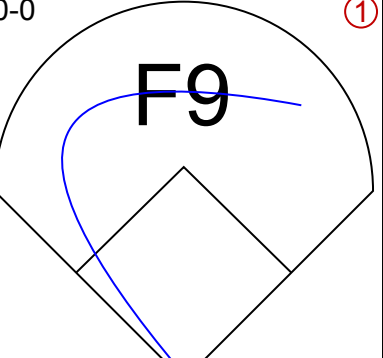

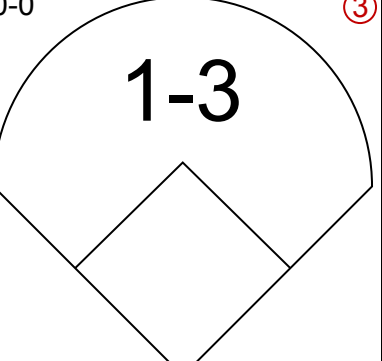

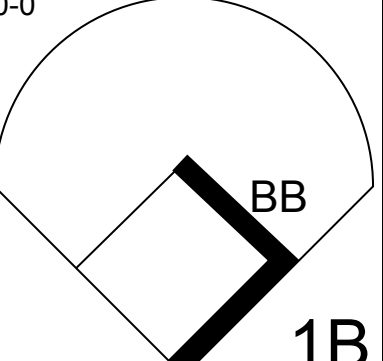
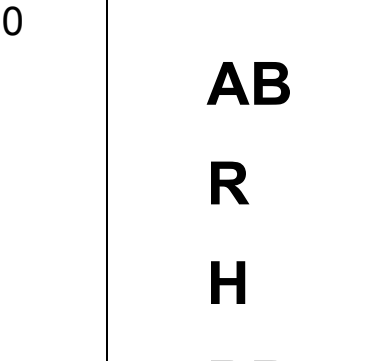
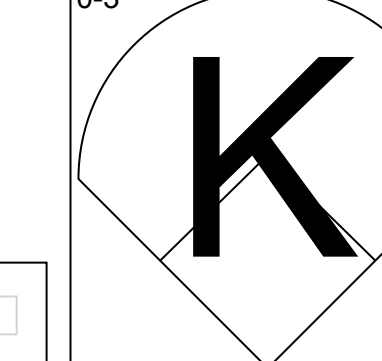
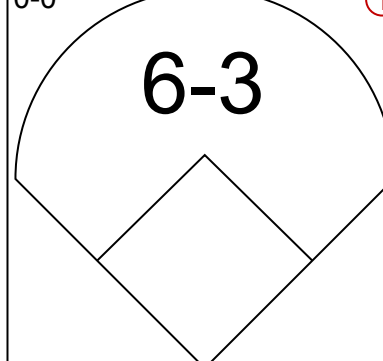
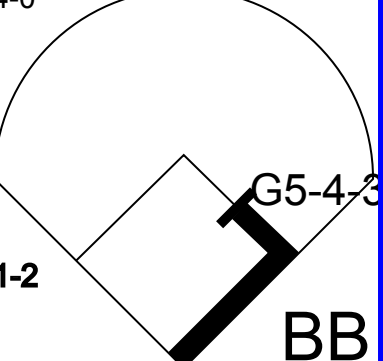
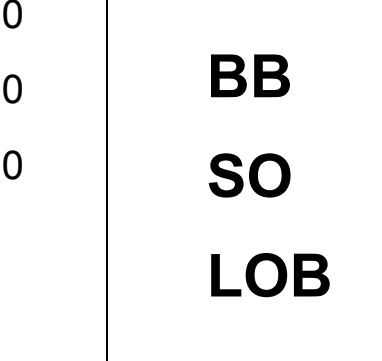
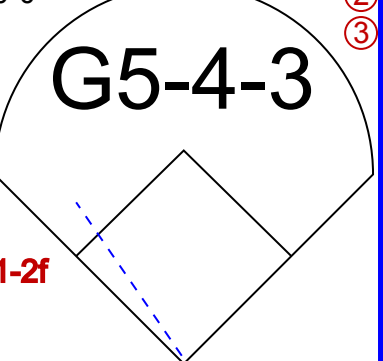

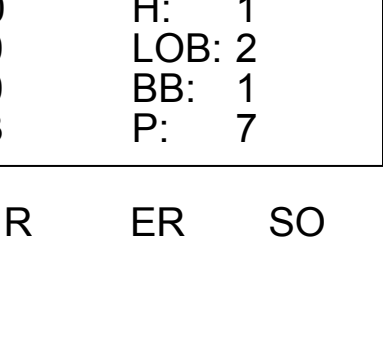
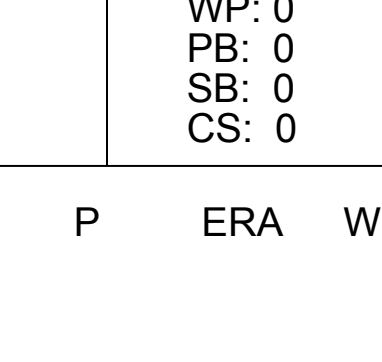
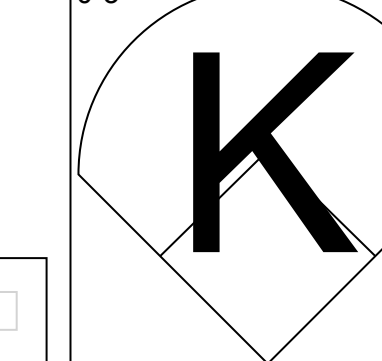

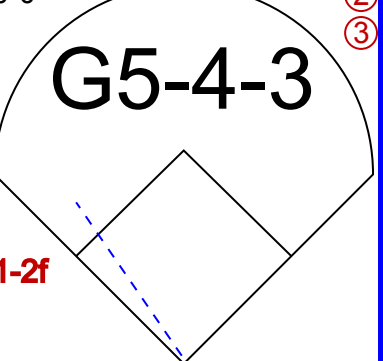

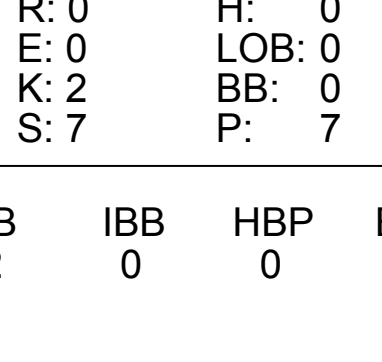
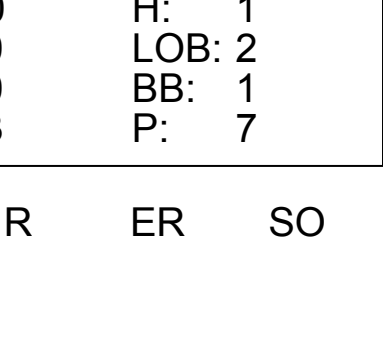
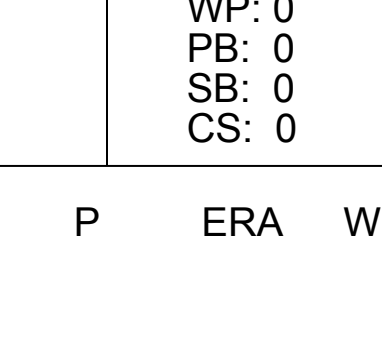


Batter	1	2	3	4	5	6	7	8	9	AB	R	H	RBI	BB	SO	LOB	TOP										
Jim Piersall, R OBP: 0.289, SLG: 0.292 Ed Kirkpatrick, L OBP: 0.357, SLG: 0.345 George Brunet, R OBP: 0.286, SLG: 0.714	5-3		4-3		FC1-2 2B BB		F7		1-2 1B	2	0	0	0	0	0	1	California Angels @ New York Yankees Yankee Stadium, Bronx, NY Tue May 24 1966, 7:05 PM EDT Att: 12,187 - Unknown - 70 F										
Jim Fregosi, R OBP: 0.291, SLG: 0.275	5-3 BB		6-3		FC5 2B 1-2 2-3 3-H		F2		0-3 K	4	1	0	1	1	1	5											
Rick Reichardt, R OBP: 0.392, SLG: 0.589	5-3			G6-4-3 BB	FC1-2 2B		K		0-3 K	3	0	0	0	1	1	4											
Joe Adcock, R OBP: 0.382, SLG: 0.688	F7			G6-4-3 1-2	2B				0-0 6-3	4	0	1	2	0	0	2											
Bobby Knoop, R OBP: 0.292, SLG: 0.470		K			2B				0-0 6-3	3	0	0	0	1	2	2											
Jose Cardenal, R OBP: 0.274, SLG: 0.360		6-3		5-3	6-3				0-0 CS 1B	4	0	1	0	0	0	3											
Paul Schaal, R OBP: 0.392, SLG: 0.407		K			E 2B BB		F8		0-0 CS 1-2	3	1	0	0	1	1	0											
Buck Rodgers, S OBP: 0.248, SLG: 0.376			3-1		E1 2B FC5		6-3		0-0 F8	4	1	0	0	0	0	1											
Jack Sanford, R OBP: 0.300, SLG: 0.500 Willie Smith, L OBP: 0.265, SLG: 0.281					FC5 FC1-2 2B		F2		0-0 1B	1	0	1	0	0	0	0	livebaseballscores.com										
Inning Stats	R: 0 E: 0 K: 0 S: 3	H: 0 LOB: 1 BB: 1 P: 7	R: 0 E: 0 K: 2 S: 7	H: 0 LOB: 0 BB: 0 P: 7	R: 0 E: 0 K: 0 S: 4	H: 1 LOB: 1 BB: 0 P: 4	R: 0 E: 0 K: 0 S: 2	H: 0 LOB: 1 BB: 2 P: 10	R: 4 E: 1 K: 1 S: 9	H: 2 LOB: 2 BB: 2 P: 17	R: 0 E: 0 K: 0 S: 3	H: 0 LOB: 0 BB: 0 P: 3	R: 0 E: 0 K: 1 S: 5	H: 0 LOB: 0 BB: 0 P: 5	R: 0 E: 0 K: 0 S: 3	H: 1 LOB: 0 BB: 0 P: 3		R: 0 E: 0 K: 1 S: 7	H: 2 LOB: 2 BB: 0 P: 7	1B: 3 2B: 3 3B: 0 HR: 0	SF: 0 SAC: 0 DP: 1 HBP: 0	WP: 0 PB: 0 SB: 0 CS: 1	PA: 39				
PITCHER	IP	WLS	BF	H	R	ER	SO	BB	IBB	HBP	BLK	WP	HR	S	P	ERA	WHIP										
Whitey Ford, L ERA: 2.03	1.0		4	0	0	0	0	1	0	0	0	0	0	3	7	0.00	1.000										
Doolley Womack, R ERA: 4.38	3.1	L	18	3	4	3	2	4	0	0	0	0	0	18	34	8.10	2.100										
Hal Reniff, R ERA: 3.14	2.2		8	0	0	0	2	0	0	0	0	0	0	12	12	0.00	0.000										
Bob Friend, R ERA: 3.47	2.0		8	3	0	0	1	0	0	0	0	0	0	10	10	0.00	1.500										

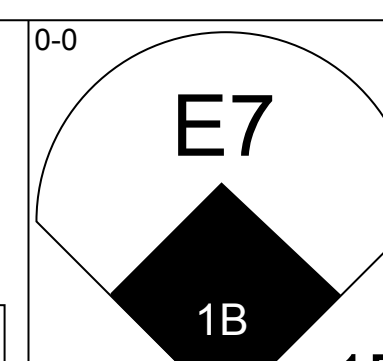
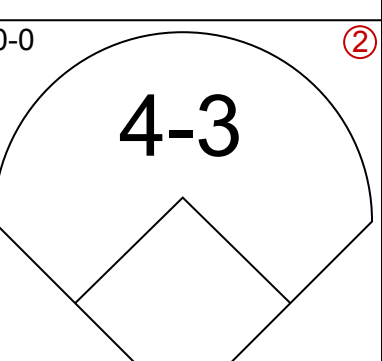
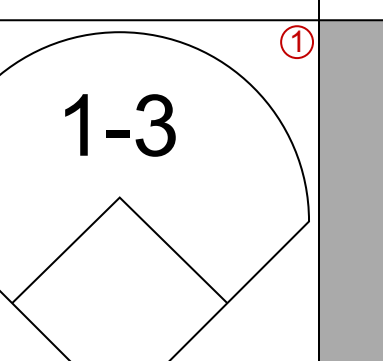
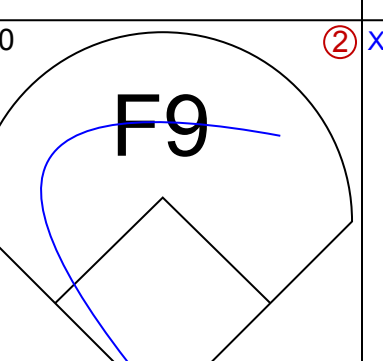
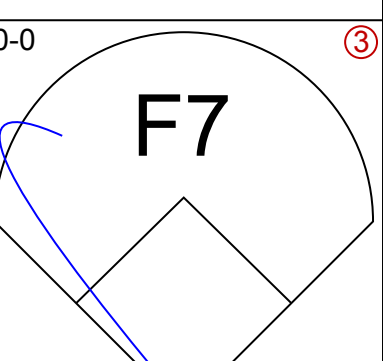
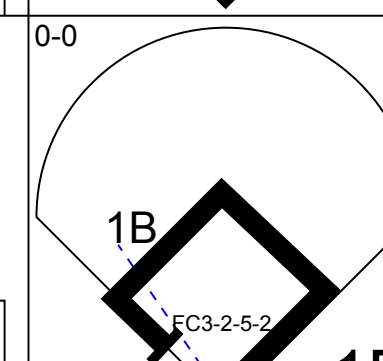
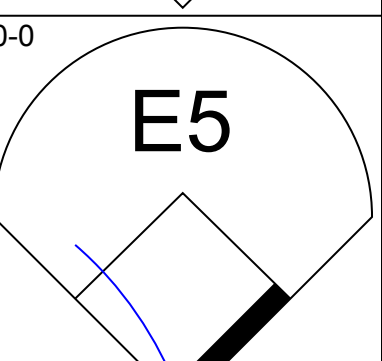
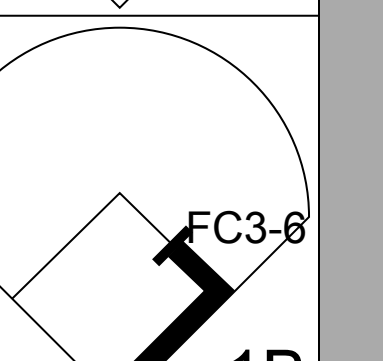
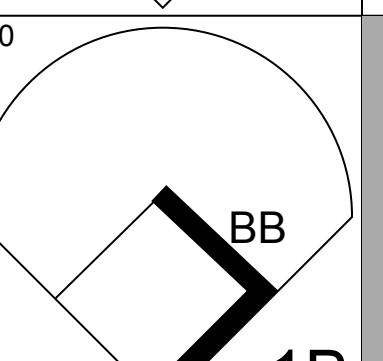

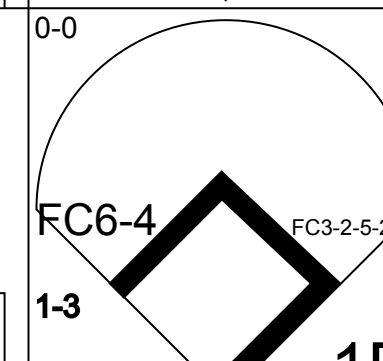
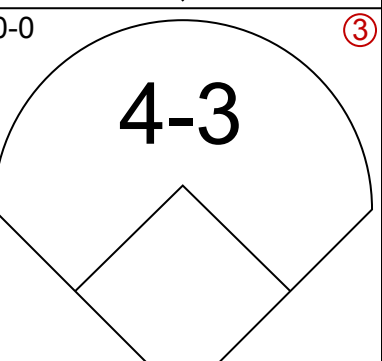
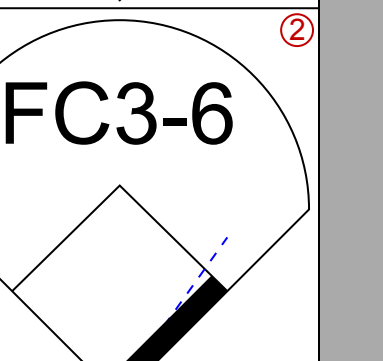
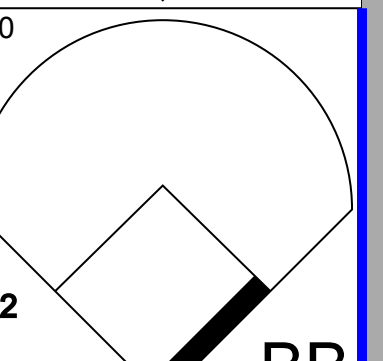

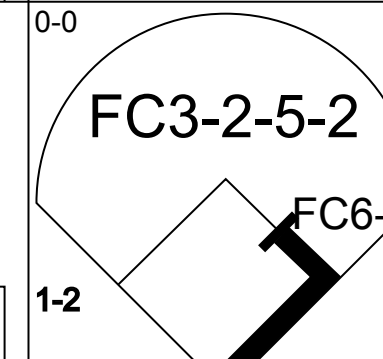

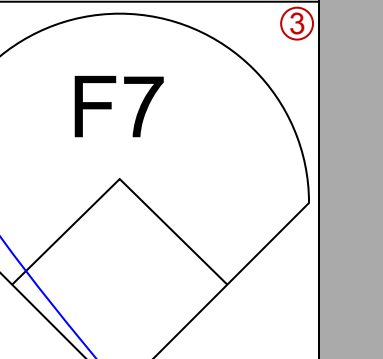
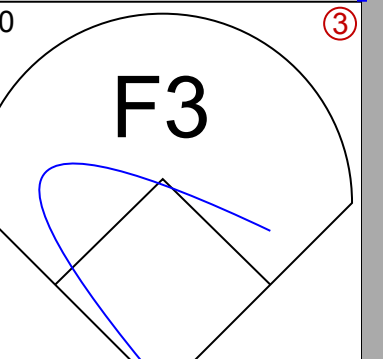

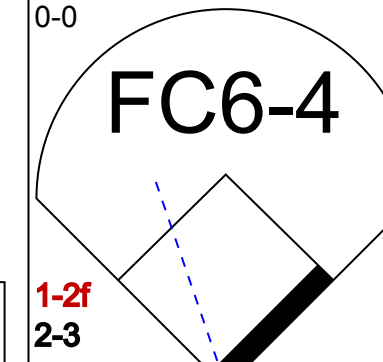
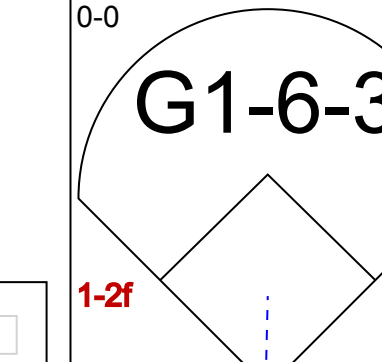


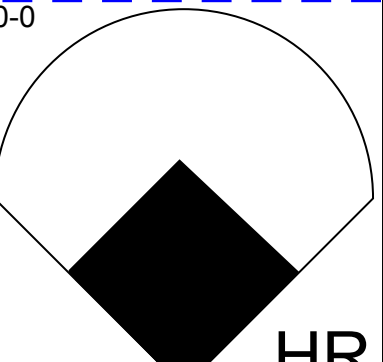
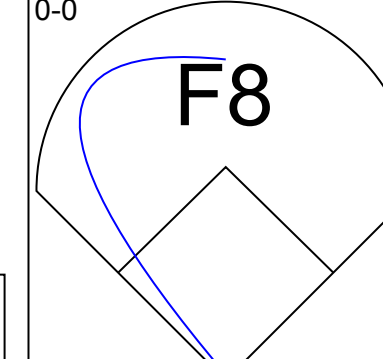
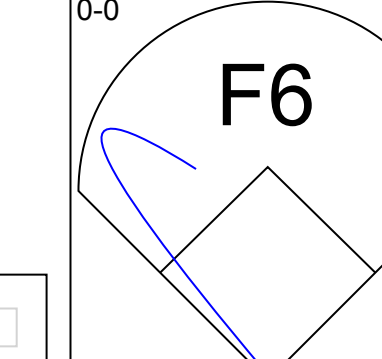

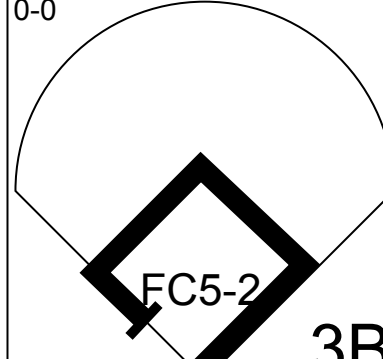
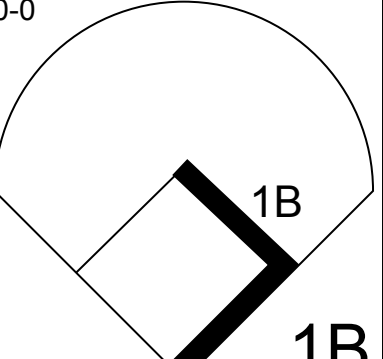



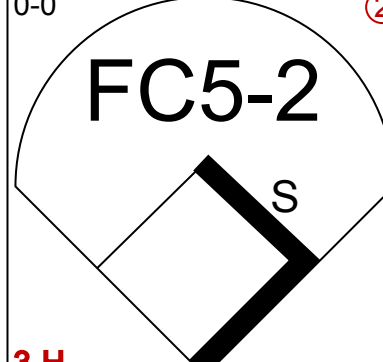
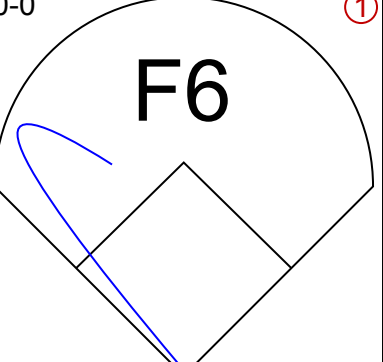
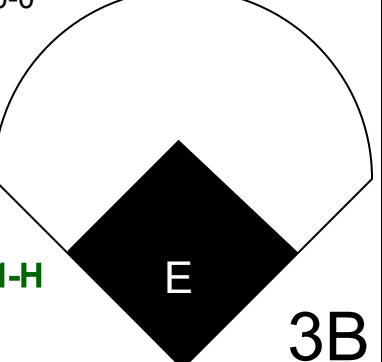

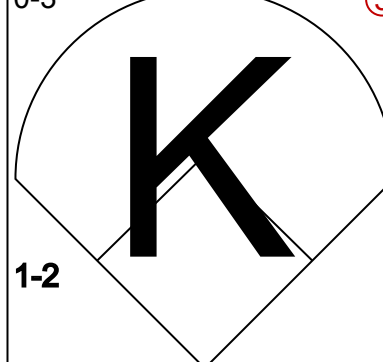
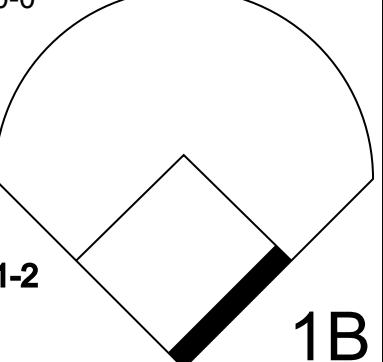
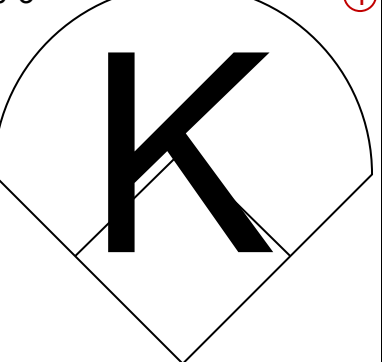


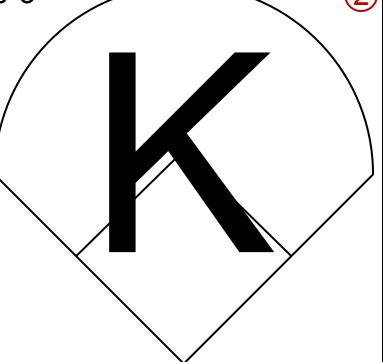
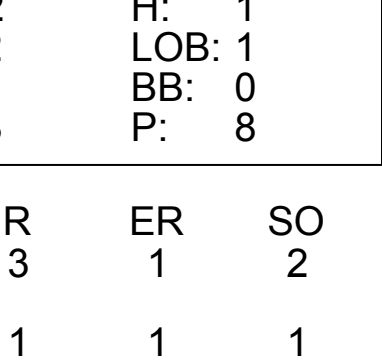
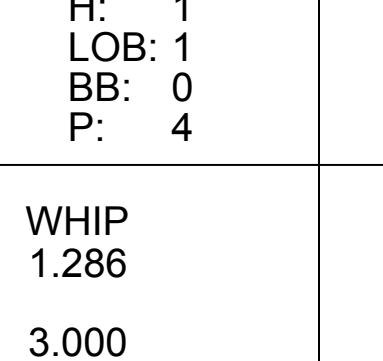
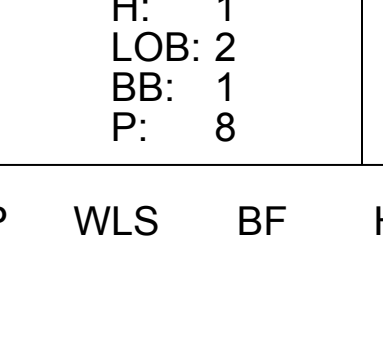
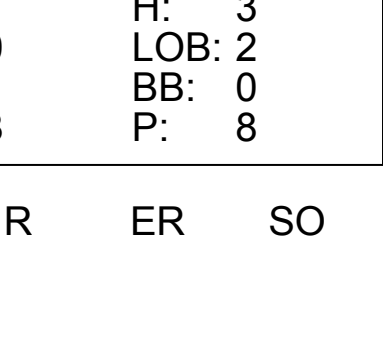
Batter	1	2	3	4	5	6	7	8	9	AB	R	H	RBI	BB	SO	LOB	BOTTOM										
Roy White, S OBP: 0.353, SLG: 0.432	F6		F7		K		F8			4	0	0	0	0	1	2	California Angels @ New York Yankees Yankee Stadium, Bronx, NY Tue May 24 1966, 7:05 PM EDT Att: 12,187 - Unknown - 70 F										
Bobby Richardson, R OBP: 0.318, SLG: 0.343	F7		1-2 1B		5-3			6-3		4	0	1	0	0	0	1											
Mickey Mantle, S OBP: 0.337, SLG: 0.376	G3		F7			BB 1B		K		4	0	1	0	0	1	2											
Joe Pepitone, L OBP: 0.241, SLG: 0.385		F5		SF8 3B		P3		F8		4	1	1	0	0	0	1											
Tom Tresh, S OBP: 0.343, SLG: 0.259		L8		4-3		F3		6-3		4	0	0	0	0	0	2											
Roger Maris, L OBP: 0.338, SLG: 0.385		HR		SF8		BB		3-1		2	1	1	2	1	0	0											
Clete Boyer, R OBP: 0.206, SLG: 0.252		1-3		1-3		F4		6-3		4	0	0	0	0	0	2											
Elston Howard, R OBP: 0.268, SLG: 0.276			6-3		SH3 1B		K			3	0	1	0	0	1	0											
Whitey Ford, L					SH3 1B		5-3			0	0	0	0	0	0	0	livebaseballscores.com										
Doolley Womack, L OBP: 1.000, SLG: 1.000 Hal Reniff, R ERA: 3.14 Lou Clinton, R OBP: 0.311, SLG: 0.359 Bob Friend, R ERA: 3.47					1B					1	0	0	0	0	0	0											
Inning Stats	R: 0 E: 0 K: 0 S: 3	H: 0 LOB: 0 BB: 0 P: 3	R: 1 E: 0 K: 0 S: 4	H: 1 LOB: 0 BB: 0 P: 4	R: 0 E: 0 K: 0 S: 5	H: 2 LOB: 2 BB: 0 P: 5	R: 1 E: 0 K: 0 S: 4	H: 1 LOB: 0 BB: 0 P: 4	R: 0 E: 0 K: 1 S: 6	H: 1 LOB: 1 BB: 0 P: 6	R: 0 E: 0 K: 0 S: 4	H: 1 LOB: 2 BB: 1 P: 8	R: 0 E: 0 K: 1 S: 5	H: 0 LOB: 0 BB: 0 P: 5	R: 0 E: 0 K: 1 S: 5	H: 0 LOB: 0 BB: 0 P: 5	R: 0 E: 0 K: 0 S: 3	H: 0 LOB: 0 BB: 0 P: 3	1B: 4 2B: 0 3B: 1 HR: 1	SF: 1 SAC: 1 DP: 0 HBP: 0	WP: 0 PB: 0 SB: 0 CS: 0	PA: 34					
PITCHER	IP	WLS	BF	H	R	ER	SO	BB	IBB	HBP	BLK	WP	HR	S	P	ERA	WHIP										
Jack Sanford, R ERA: 2.65	4.0		16	4	2	2	0	0	0	0	0	0	0	16	16	4.50	1.000										
George Brunet, L ERA: 4.34	5.0	W	18	2	0	0	3	1	0	0	0	0	0	23	27	0.00	0.600										



Batter	1	2	3	4	5	6	7	8	9	AB	R	H	RBI	BB	SO	LOB	TOP	
Jim Piersall, R OBP: 0.241, SLG: 0.259 Willie Smith, L OBP: 0.297, SLG: 0.273	1-3	F9			F8		K			3	0	0	0	0	0	1	California Angels @ New York Yankees Yankee Stadium, Bronx, NY Wed May 25 1966, 7:05 PM EDT Att: 11,643 - Unknown - 76 F	
Jim Fregosi, R OBP: 0.276, SLG: 0.276	1B BB		L7		F2		1B			3	1	1	0	1	0	1		
Rick Reichardt, R OBP: 0.388, SLG: 0.579	1B 1-2 1B		5-3		L8		L4			4	1	1	0	0	0	1		
Joe Adcock, R OBP: 0.390, SLG: 0.673	1B 1-3 2H 1B		L6		L6	FC4-6 1B HR		5-3		4	2	2	1	0	0	0		
Frank Matzone, R OBP: 0.333, SLG: 0.318	1B 1-2 3H 1B			F7		FC4-6 1B		G3		4	0	2	1	0	0	0		
Jose Cardenal, R OBP: 0.273, SLG: 0.357	1-3 2H 1B			K		FC4-6 HR		F8		4	1	1	1	0	1	2		
Bobby Knoop, R OBP: 0.291, SLG: 0.484	P2-6 1-2H			F9		HR			4-3	4	1	1	3	0	0	2		
Buck Rodgers, S OBP: 0.256, SLG: 0.380		5-3				1B		F6		4	0	2	0	0	0	0		
Dean Chance, R OBP: 0.042, SLG: 0.042 Lew Burdette, R (6, 1)		6-3			K			K		2	0	0	0	0	1	1		
Norm Siebern, L OBP: 0.374, SLG: 0.381 Dick Egan, L (7, 1) Ed Kirkpatrick, L OBP: 0.352, SLG: 0.339 (9, PH)									K	0	0	0	0	0	0	0		
Inning Stats	R: 3 E: 0 K: 0 S: 6	H: 4 LOB: 1 BB: 1 P: 10	R: 0 E: 0 K: 0 S: 3	H: 0 LOB: 0 BB: 0 P: 3	R: 0 E: 0 K: 1 S: 5	H: 0 LOB: 0 BB: 0 P: 5	R: 0 E: 0 K: 1 S: 6	H: 1 LOB: 1 BB: 0 P: 6	R: 3 E: 0 K: 2 S: 8	H: 4 LOB: 1 BB: 0 P: 8	R: 0 E: 0 K: 0 S: 3	H: 0 LOB: 0 BB: 0 P: 3	R: 0 E: 0 K: 1 S: 5	H: 0 LOB: 0 BB: 0 P: 5	1B: 9 2B: 1 3B: 0 HR: 1	SF: 0 SAC: 0 DP: 1 HBP: 0	WP: 0 PB: 0 SB: 0 CS: 0	PA: 36
PITCHER	IP WLS BF H R ER SO BB IBB HBP BLK WP HR S P ERA WHIP	5.0 W 20 5 3 3 2 1 0 0 0 0 0 23 27 5.40 1.200	4.0 S 16 5 3 3 3 0 0 0 0 0 0 1 22 22 6.75 1.250															

Batter	1	2	3	4	5	6	7	8	9	AB	R	H	RBI	BB	SO	LOB	BOTTOM	
Roy White, S OBP: 0.348, SLG: 0.423	G3		K	E2 CS		1B HR		K		5	1	1	0	0	2	1	California Angels @ New York Yankees Yankee Stadium, Bronx, NY Wed May 25 1966, 7:05 PM EDT Att: 11,643 - Unknown - 76 F	
Bobby Richardson, R OBP: 0.333, SLG: 0.354	HR BB		PB 1B	CS	5-3	HR 1B		1B		4	3	3	0	1	0	0		
Mickey Mantle, S OBP: 0.369, SLG: 0.466 Lou Clinton, R OBP: 0.311, SLG: 0.359	HR		PB 1B		2B 2B	HR 1B		1B IBB		3	3	3	5	2	0	0		
Joe Pepitone, L OBP: 0.247, SLG: 0.393	4-3		3-1		2B	G3		1B		5	1	2	1	0	0	2		
Tom Tresh, S OBP: 0.338, SLG: 0.250	G3			4-3	2B FC9-2 IBB		E5 FC5 BB	K		4	0	0	0	1	1	2		
Roger Maris, L OBP: 0.338, SLG: 0.385 Roger Repoz, L OBP: 0.438, SLG: 0.536		K2-3		2B 1B	2B	BB	FC5 BB			0	0	0	0	0	0	0		
Clete Boyer, R OBP: 0.207, SLG: 0.252		5-3		2B 1B	FC9-2		FC5 G6-4-3			3	1	2	2	1	1	0		
Elston Howard, R OBP: 0.267, SLG: 0.286		K		E 2B		F9	G6-4-3			4	1	1	2	0	1	2		
Al Downing, R OBP: 0.116, SLG: 0.118 Pedro Ramos, S OBP: 0.200, SLG: 0.200			1-3	1-3		F7		1B		2	0	0	0	0	0	1		
Inning Stats	R: 2 E: 0 K: 0 S: 4	H: 1 LOB: 0 BB: 1 P: 8	R: 0 E: 0 K: 2 S: 7	H: 0 LOB: 0 BB: 0 P: 7	R: 0 E: 1 K: 0 S: 6	H: 3 LOB: 0 BB: 0 P: 6	R: 2 E: 0 K: 0 S: 4	H: 2 LOB: 1 BB: 2 P: 12	R: 3 E: 0 K: 0 S: 6	H: 3 LOB: 0 BB: 0 P: 6	R: 0 E: 1 K: 0 S: 3	H: 0 LOB: 1 BB: 1 P: 7	R: 1 E: 0 K: 2 S: 9	H: 3 LOB: 2 BB: 1 P: 13	1B: 9 2B: 4 3B: 0 HR: 2	SF: 0 SAC: 0 DP: 2 HBP: 0		WP: 0 PB: 1 SB: 0 CS: 1
PITCHER	IP WLS BF H R ER SO BB IBB HBP BLK WP HR S P ERA WHIP	5.0 L 25 8 7 6 3 2 1 0 0 0 0 1 28 40 10.80 2.000	1.0 6 3 3 3 0 0 0 0 0 0 0 1 6 6 27.00 3.000	2.0 10 3 1 1 2 1 1 0 0 0 0 0 12 20 4.50 2.000														

Batter	1	2	3	4	5	6	7	8	9	AB	R	H	RBI	BB	SO	LOB	TOP
Tommie Agee, R OBP: 0.325, SLG: 0.377 (1, 8)										4	0	0	0	0	1	0	Chicago White Sox @ New York Yankees Yankee Stadium, Bronx, NY Fri May 27 1966, 7:05 PM EDT Att: 14,240 - Unknown - 72 F livebaseballscorecards.com
Don Buford, S OBP: 0.285, SLG: 0.299 (1, 4)										4	0	1	0	0	0	0	
Tom McCraw, L OBP: 0.287, SLG: 0.282 (1, 3)										3	1	0	0	1	0	1	
Floyd Robinson, L OBP: 0.366, SLG: 0.441 (1, 9)										4	0	1	0	0	1	1	
Pete Ward, L OBP: 0.247, SLG: 0.203 (1, 7)										4	0	0	0	0	1	2	
John Romano, R OBP: 0.427, SLG: 0.476 (1, 2)										3	0	0	0	0	1	0	
Gene Freese, R OBP: 0.313, SLG: 0.392 (1, 5)										3	0	1	0	0	1	0	
Al Weis, S OBP: 0.257, SLG: 0.141 (8, PH)										2	0	0	0	0	1	0	
Smoky Burgess, L OBP: 0.263, SLG: 0.176 (8, FR)										0	0	0	0	1	0	0	
Lee Elia, R (8, 6)										0	0	0	0	0	0	0	
Joe Horlen, R (1, 1)										2	0	0	0	0	2	0	
J.C. Martin, L OBP: 0.327, SLG: 0.340 (8, PH)										1	0	0	0	0	0	2	
Bob Locker, S OBP: 0.333, SLG: 0.200 (8, 1)										0	0	0	0	0	0	0	
Inning Stats	R: 0 E: 0 K: 1 S: 6	H: 1 LOB: 1 BB: 0 P: 6	R: 0 E: 0 K: 2 S: 7	H: 0 LOB: 0 BB: 0 P: 7	R: 0 E: 0 K: 1 S: 5	H: 0 LOB: 0 BB: 0 P: 5	R: 0 E: 0 K: 1 S: 5	H: 0 LOB: 0 BB: 0 P: 5	R: 0 E: 0 K: 0 S: 4	H: 1 LOB: 1 BB: 0 P: 4	R: 0 E: 0 K: 0 S: 3	H: 1 LOB: 2 BB: 1 P: 7	R: 1 E: 1 K: 0 S: 4	H: 0 LOB: 1 BB: 1 P: 8	1B: 3 2B: 0 3B: 0 HR: 0	SF: 0 SAC: 0 DP: 1 HBP: 0	WP: 0 PA: 32 PB: 0 SB: 0 CS: 0
PITCHER Mel Stottlemyre, R ERA: 1.91 (1, 1)	IP: 9.0 WLS: W BF: 32 H: 3 R: 1 ER: 0 SO: 8 BB: 2 IBB: 0 HBP: 0 BLK: 0 WP: 0 HR: 0 S: 46 P: 54 ERA: 0.00 WHIP: 0.556											PITCHER IP: WLS: BF: H: R: ER: SO: BB: IBB: HBP: BLK: WP: HR: S: P: ERA: WHIP					

Batter	1	2	3	4	5	6	7	8	9	AB	R	H	RBI	BB	SO	LOB	BOTTOM
Roy White, S OBP: 0.342, SLG: 0.414 (1, 7)										5	1	1	0	0	0	3	Chicago White Sox @ New York Yankees Yankee Stadium, Bronx, NY Fri May 27 1966, 7:05 PM EDT Att: 14,240 - Unknown - 72 F livebaseballscorecards.com
Bobby Richardson, R OBP: 0.344, SLG: 0.365 (1, 4)										4	0	3	0	0	0	0	
Mickey Mantle, S OBP: 0.374, SLG: 0.462 (1, 8)										3	0	1	1	1	0	2	
Lou Clinton, R OBP: 0.311, SLG: 0.359 (8, 9)										0	0	0	0	0	0	0	
Joe Pepitone, L OBP: 0.247, SLG: 0.385 (1, 3)										3	0	0	0	1	0	5	
Tom Tresh, S OBP: 0.336, SLG: 0.276 (1, 5)										4	1	1	1	0	0	3	
Roger Repoz, L OBP: 0.444, SLG: 0.594 (1, 9)										4	0	2	0	0	0	2	
Clete Boyer, R OBP: 0.201, SLG: 0.244 (1, 6)										4	1	0	0	0	0	2	
Elston Howard, R OBP: 0.276, SLG: 0.316 (1, 2)										4	1	2	1	0	1	1	
Mel Stottlemyre, R OBP: 0.192, SLG: 0.125 (1, 1)										4	0	0	0	0	2	3	
Inning Stats	R: 1 E: 1 K: 0 S: 6	H: 3 LOB: 2 BB: 0 P: 6	R: 2 E: 2 K: 1 S: 8	H: 1 LOB: 1 BB: 0 P: 8	R: 0 E: 0 K: 0 S: 2	H: 0 LOB: 0 BB: 1 P: 6	R: 0 E: 0 K: 0 S: 3	H: 0 LOB: 0 BB: 0 P: 3	R: 0 E: 0 K: 1 S: 4	H: 1 LOB: 1 BB: 0 P: 4	R: 0 E: 0 K: 1 S: 6	H: 1 LOB: 2 BB: 1 P: 6	R: 0 E: 0 K: 1 S: 4	H: 3 LOB: 2 BB: 0 P: 8	1B: 7 2B: 0 3B: 2 HR: 1	SF: 0 SAC: 0 DP: 1 HBP: 0	WP: 0 PA: 37 PB: 0 SB: 2 CS: 0
PITCHER Joe Horlen, R ERA: 2.82 (8, 1)	IP: 7.0 WLS: L BF: 31 H: 7 R: 3 ER: 1 SO: 2 BB: 2 IBB: 0 HBP: 0 BLK: 0 WP: 0 HR: 0 S: 33 P: 41 ERA: 1.29 WHIP: 1.286											PITCHER IP: WLS: BF: H: R: ER: SO: BB: IBB: HBP: BLK: WP: HR: S: P: ERA: WHIP					

Batter	1	2	3	4	5	6	7	8	9	AB	R	H	RBI	BB	SO	LOB	TOP						
Tommy Agee, R OBP: 0.325, SLG: 0.376 (1, 8)										3	0	1	0	0	0	3	Chicago White Sox @ New York Yankees Yankee Stadium, Bronx, NY Sat May 28 1966, 7:05 PM EDT Att: 14,622 - Unknown - 74 F livebaseballscorecards.com						
Don Buford, S OBP: 0.302, SLG: 0.308 (1, 5)										2	0	2	0	1	0	0							
Floyd Robinson, L OBP: 0.368, SLG: 0.442 (1, 9)										2	0	1	0	0	0	1							
Bill Skowron, R OBP: 0.250, SLG: 0.303 (1, 3)										3	0	0	0	0	0	4							
Jerry McNertney, R OBP: 0.417, SLG: 0.333 (1, 2)										3	0	0	0	0	0	3							
Pete Ward, L OBP: 0.253, SLG: 0.210 (1, 7)										2	1	1	0	0	0	0							
Lee Elia, R OBP: 0.333, SLG: 0.333 (1, 6)										2	1	1	0	0	0	0							
Al Weis, S OBP: 0.267, SLG: 0.154 (1, 4)										1	0	1	2	0	0	0							
Bruce Howard, S (1, 1)										1	0	0	0	0	0	1							
Inning Stats	R: 0 E: 0 K: 0 S: 3	H: 1 LOB: 1 BB: 1 P: 7	R: 1 E: 0 K: 0 S: 6	H: 2 LOB: 2 BB: 0 P: 6	R: 0 E: 0 K: 0 S: 4	H: 2 LOB: 1 BB: 0 P: 4	R: 1 E: 1 K: 0 S: 5	H: 1 LOB: 1 BB: 0 P: 5	R: 0 E: 0 K: 0 S: 4	H: 1 LOB: 1 BB: 0 P: 4													
PITCHER Fritz Peterson, L ERA: 3.78 (1, 1)	IP: 5.0	WLS: 23	BF: 7	H: 2	R: 2	ER: 1	SO: 0	BB: 1	IBB: 0	HBP: 0	BLK: 0	WP: 0	HR: 0	S: 22	P: 26	ERA: 1.80	WHIP: 1.600						

Batter	1	2	3	4	5	6	7	8	9	AB	R	H	RBI	BB	SO	LOB	BOTTOM						
Roy White, S OBP: 0.342, SLG: 0.435 (1, 7)										3	1	1	1	0	0	1	Chicago White Sox @ New York Yankees Yankee Stadium, Bronx, NY Sat May 28 1966, 7:05 PM EDT Att: 14,622 - Unknown - 74 F livebaseballscorecards.com						
Bobby Richardson, R OBP: 0.344, SLG: 0.364 (1, 4)										3	0	1	0	0	0	1							
Mickey Mantle, S OBP: 0.373, SLG: 0.468 (1, 8)										3	1	1	0	0	1	1							
Joe Pepitone, L OBP: 0.248, SLG: 0.379 (1, 3)										2	0	0	0	1	0	0							
Tom Tresh, S OBP: 0.336, SLG: 0.271 (1, 5)										2	0	0	0	1	0	0							
Roger Repoz, L OBP: 0.474, SLG: 0.618 (1, 9)										2	0	2	1	0	0	0							
Clete Boyer, R OBP: 0.199, SLG: 0.241 (1, 6)										2	0	0	0	0	0	4							
Elston Howard, R OBP: 0.271, SLG: 0.309 (1, 2)										2	0	0	0	0	0	0							
Fritz Peterson, S OBP: 0.250, SLG: 0.250 (1, 1)										2	0	1	0	0	0	0							
Inning Stats	R: 1 E: 0 K: 0 S: 5	H: 2 LOB: 3 BB: 2 P: 13	R: 1 E: 0 K: 1 S: 7	H: 2 LOB: 1 BB: 0 P: 7	R: 0 E: 0 K: 0 S: 4	H: 1 LOB: 1 BB: 0 P: 4	R: 0 E: 0 K: 0 S: 4	H: 1 LOB: 1 BB: 0 P: 4	R: 0 E: 0 K: 0 S: 3	H: 0 LOB: 0 BB: 0 P: 3													
PITCHER Bruce Howard, R ERA: 4.19 (1, 1)	IP: 5.0	WLS: 23	BF: 6	H: 2	R: 2	ER: 2	SO: 1	BB: 2	IBB: 0	HBP: 0	BLK: 0	WP: 1	HR: 1	S: 23	P: 31	ERA: 3.60	WHIP: 1.600						

AB 19
R 2
H 7
RBI 2
BB 1
SO 0
LOB 12



AB 21
R 2
H 6
RBI 2
BB 2
SO 1
LOB 7



Batter	1	2	3	4	5	6	7	8	9	AB	R	H	RBI	BB	SO	LOB	TOP								
Tommie Agee, R OBP: 0.323, SLG: 0.372 (1, 8)										4	0	1	0	0	1	2									
Don Buford, S OBP: 0.301, SLG: 0.320 (1, 5)										4	1	1	1	0	0	2									
Tom McCraw, L OBP: 0.286, SLG: 0.281 (1, 3)										4	0	1	1	0	1	0									
Floyd Robinson, L OBP: 0.364, SLG: 0.431 (1, 9)										3	0	0	0	1	0	1									
Pete Ward, L OBP: 0.258, SLG: 0.207 Ken Berry, R OBP: 0.213, SLG: 0.239 (4, PR) (4, 7)										1	0	0	0	1	0	1									
John Romano, R OBP: 0.430, SLG: 0.470 (1, 2)										3	0	1	0	1	1	2									
Lee Elia, R OBP: 0.167, SLG: 0.167 (1, 6)										3	0	0	0	0	1	3									
Wayne Causey, L OBP: 0.297, SLG: 0.235 Al Weis, S OBP: 0.273, SLG: 0.164 (6, 4)										2	1	1	0	0	0	3									
Tommy John, R OBP: 0.150, SLG: 0.300 (1, 1)										3	0	0	0	0	2	5									
Inning Stats	R: 0 E: 0 K: 0 S: 3	H: 1 LOB: 0 BB: 0 P: 3	R: 0 E: 0 K: 0 S: 3	H: 0 LOB: 1 BB: 1 P: 7	R: 2 E: 0 K: 0 S: 6	H: 3 LOB: 1 BB: 0 P: 6	R: 0 E: 0 K: 1 S: 6	H: 1 LOB: 3 BB: 1 P: 10	R: 0 E: 0 K: 2 S: 7	H: 0 LOB: 0 BB: 0 P: 7	R: 0 E: 1 K: 2 S: 8	H: 0 LOB: 1 BB: 0 P: 8	R: 0 E: 0 K: 0 S: 4	H: 1 LOB: 1 BB: 0 P: 4	R: 0 E: 0 K: 0 S: 3	H: 0 LOB: 0 BB: 0 P: 3	R: 0 E: 0 K: 2 S: 7	H: 0 LOB: 1 BB: 1 P: 11	1B: 5 2B: 0 3B: 1 HR: 0	SF: 0 SAC: 2 DP: 0 HBP: 0	WP: 0 PB: 0 SB: 0 CS: 1	PA: 36			
PITCHER	IP	WLS	BF	H	R	ER	SO	BB	IBB	HBP	BLK	WP	HR	S	P	ERA	WHIP								
Bob Friend, R ERA: 3.63 (1, 1)	3.1	L	16	5	2	2	0	2	0	0	0	0	0	14	22	5.40	2.100								
Steve Hamilton, L ERA: 1.99 (4, 1)	4.2		16	1	0	0	5	0	0	0	0	0	0	26	26	0.00	0.214								
Hal Reniff, R ERA: 2.93 (9, 1)	1.0		4	0	0	0	2	1	0	0	0	0	0	7	11	0.00	1.000								

Chicago White Sox @ New York Yankees
Yankee Stadium, Bronx, NY
Sun May 29 1966, 3:33 AM EDT
Att: 32,989 - Unknown - 75 F

AB 31
R 2
H 6
RBI 2
BB 3
SO 7
LOB 20



Batter	1	2	3	4	5	6	7	8	9	AB	R	H	RBI	BB	SO	LOB	BOTTOM								
Roy White, S OBP: 0.333, SLG: 0.422 (1, 7)										4	0	0	0	0	2	0									
Bobby Richardson, R OBP: 0.336, SLG: 0.355 (1, 4)										4	0	0	0	0	1	0									
Mickey Mantle, S OBP: 0.368, SLG: 0.459 (1, 8)										4	0	1	0	0	0	0									
Joe Pepitone, L OBP: 0.250, SLG: 0.378 (1, 3)										3	0	1	0	0	0	1									
Tom Tresh, S OBP: 0.329, SLG: 0.264 (1, 5)										3	0	0	0	0	1	2									
Elston Howard, R OBP: 0.273, SLG: 0.310 (1, 2)										3	0	1	0	0	1	2									
Clete Boyer, R OBP: 0.194, SLG: 0.235 (1, 6)										3	0	0	0	0	0	1									
Lou Clinton, R OBP: 0.292, SLG: 0.333 (1, 9)										3	0	0	0	0	1	2									
Bob Friend, R (1, 1)										1	0	0	0	0	0	0									
Steve Hamilton, L (4, 1)										1	0	0	0	0	0	0									
Hector Lopez, R OBP: 0.375, SLG: 0.429 (6, PH)										1	0	0	0	0	0	0									
Hal Reniff, R (9, 1)										0	0	0	0	0	0	0									
Inning Stats	R: 0 E: 0 K: 0 S: 3	H: 0 LOB: 0 BB: 0 P: 3	R: 0 E: 1 K: 0 S: 5	H: 1 LOB: 2 BB: 0 P: 5	R: 0 E: 0 K: 2 S: 7	H: 0 LOB: 0 BB: 0 P: 7	R: 0 E: 0 K: 0 S: 4	H: 1 LOB: 1 BB: 0 P: 4	R: 0 E: 0 K: 1 S: 5	H: 0 LOB: 0 BB: 0 P: 5	R: 0 E: 0 K: 0 S: 3	H: 0 LOB: 0 BB: 0 P: 3	R: 0 E: 0 K: 2 S: 7	H: 1 LOB: 1 BB: 0 P: 7	R: 0 E: 0 K: 0 S: 3	H: 0 LOB: 0 BB: 0 P: 3	R: 0 E: 0 K: 1 S: 5	H: 0 LOB: 0 BB: 0 P: 5	1B: 3 2B: 1 3B: 0 HR: 0	SF: 0 SAC: 0 DP: 1 HBP: 0	WP: 0 PB: 0 SB: 0 CS: 0	PA: 30			
PITCHER	IP	WLS	BF	H	R	ER	SO	BB	IBB	HBP	BLK	WP	HR	S	P	ERA	WHIP								
Tommy John, L ERA: 1.69 (1, 1)	9.0	W	30	3	0	0	6	0	0	0	0	0	0	42	42	0.00	0.333								

Chicago White Sox @ New York Yankees
Yankee Stadium, Bronx, NY
Sun May 29 1966, 3:33 AM EDT
Att: 32,989 - Unknown - 75 F

AB 30
R 0
H 3
RBI 0
BB 0
SO 6
LOB 8



Batter	1	2	3	4	5	6	7	8	9	AB	R	H	RBI	BB	SO	LOB	TOP	
Roy White, S OBP: 0.335, SLG: 0.417 (1, 7)	4-0 2B BB	0-0 F3		0-0 F7			0-0 S 1B		0-0 F7	4	1	1	0	1	0	1		
Bobby Richardson, R OBP: 0.333, SLG: 0.388 (1, 4)	0-0 5-3 1-H E 2B	0-0 F8			0-0 F3		0-0 4-3			4	1	1	1	0	0	1		
Mickey Mantle, S OBP: 0.364, SLG: 0.461 Roger Repoz, L OBP: 0.474, SLG: 0.618 (8, PR) (8, 8)	0-0 5-3 2-3		0-0 L8		0-0 F3			0-0 F9 2B		4	0	1	0	0	0	1		
Joe Pepitone, L OBP: 0.244, SLG: 0.368 (1, 3)	0-0 FC3 BB 1B		0-0 4-3		0-0 F4			0-0 F9 2-3		4	1	0	0	0	0	1		
Tom Tresh, S OBP: 0.333, SLG: 0.260 (1, 5)	4-0 1-2 BB		0-0 5-3			0-3 K		4-0 FC6-4 BB		2	0	0	0	2	1	0		
Elston Howard, R OBP: 0.272, SLG: 0.308 (1, 2)	0-0 1-2 2-H 1B			0-0 F4		0-0 3-1		0-3 K		4	0	1	1	0	1	3		
Clete Boyer, R OBP: 0.189, SLG: 0.229 (1, 6)	0-0 F7			0-0 F7		0-0 F7		0-0 FC6-4 1-2		4	0	0	0	0	0	5		
Lou Clinton, R OBP: 0.288, SLG: 0.326 (1, 9)	0-3 K			0-0 E6 1B			0-0 F7		0-0 F4	4	1	1	0	0	1	2		
Al Downing, R OBP: 0.158, SLG: 0.158 Hal Reniff, R (6, 1)		0-3 K		0-0 K 2-H 1B			0-3 K		0-0 L9	2	0	1	1	0	1	0		
Inning Stats	R: 3 E: 1 K: 1 S: 8	H: 2 LOB: 2 BB: 2 P: 16	R: 0 E: 0 K: 0 S: 5	H: 0 LOB: 0 BB: 0 P: 5	R: 0 E: 0 K: 0 S: 3	H: 0 LOB: 0 BB: 0 P: 3	R: 1 E: 1 K: 0 S: 5	H: 2 LOB: 1 BB: 0 P: 5	R: 0 E: 0 K: 1 S: 6	H: 1 LOB: 1 BB: 0 P: 6	R: 0 E: 0 K: 1 S: 6	H: 1 LOB: 3 BB: 0 P: 10	R: 0 E: 0 K: 0 S: 3	H: 0 LOB: 0 BB: 0 P: 3	1B: 4 2B: 2 3B: 0 HR: 0	SF: 0 SAC: 0 DP: 0 HBP: 0	WP: 0 PA: 37 SB: 0 CS: 1	
PITCHER	IP WLS BF H R ER SO BB IBB HBP BLK WP HR S P ERA WHIP																	
Mike McCormick, L ERA: 3.73 Bob Humphreys, R ERA: 2.21 Casey Cox, R ERA: 3.12	(1, 1) (6, 1) (8, 1)	5.0 2.0 2.0	L 7 8	22 1 1	4 0 0	4 0 0	2 2 1	2 0 0	2 0 0	0 0 0	0 0 0	0 0 0	0 0 0	0 0 0	24 11 9	32 11 13	3.60 0.00 0.00	1.200 0.500 1.000

New York Yankees @ Washington Senators
 D.C. Stadium, Washington, DC
 Mon May 30 1966, 3:33 AM EDT
 Unknown


AB	34
R	4
H	6
RBI	3
BB	3
SO	5
LOB	14



Batter	1	2	3	4	5	6	7	8	9	AB	R	H	RBI	BB	SO	LOB	BOTTOM		
Fred Valentine, S OBP: 0.355, SLG: 0.462 (1, 9)	0-3 K		0-3 K		0-0 F3		0-0 4-3			4	0	0	0	0	2	2			
Bob Saverine, S OBP: 0.288, SLG: 0.351 (1, 5)	0-3 K		0-0 F8		0-0 F2			0-0 1B		4	0	1	0	0	1	2			
Don Lock, R OBP: 0.365, SLG: 0.506 (1, 8)	0-0 6-3			0-0 6-3		4-0 SH5-4 1B BB		0-3 K		3	0	0	0	1	1	1			
Frank Howard, R OBP: 0.327, SLG: 0.435 (1, 7)		0-0 1B SF8 1B		0-3 K		0-0 SH5-4 1-2 1B		0-0 L8		4	1	2	0	0	1	1			
Ken McMullen, R OBP: 0.286, SLG: 0.351 (1, 3)		0-0 FC6-4 1-3 1B		0-0 F3		0-0 SH5-4		0-0 F3		3	0	1	0	0	0	1			
Ken Hamlin, R OBP: 0.281, SLG: 0.245 Willie Kirkland, L OBP: 0.243, SLG: 0.125 Don Blasingame, L OBP: 0.305, SLG: 0.250 (7, 4)		0-0 SF8		0-0 WP 1B BB		4-0 K		0-3 K		0	1	0	1	1	0	0			
Ed Brinkman, R OBP: 0.253, SLG: 0.283 (1, 6)		3-H 0-0 L8		0-0 2B 1-H 1B		0-0 F9		0-0 4-3		4	0	1	1	0	0	3			
Doug Camilli, R OBP: 0.238, SLG: 0.250 (1, 2)		0-0 FC6-4 1-2		0-0 2B			0-0 F3		0-0 L8	4	0	1	0	0	0	1			
Mike McCormick, L OBP: 0.350, SLG: 0.444 Paul Casanova, R OBP: 0.279, SLG: 0.438 Bob Humphreys, R (6, 1) Dick Nen, L OBP: 0.291, SLG: 0.276 Casey Cox, R (8, 1)			0-0 F6		0-3 K		0-0 F5			1	0	0	0	0	0	0			
Inning Stats	R: 0 E: 0 K: 2 S: 7	H: 0 LOB: 0 BB: 0 P: 7	R: 1 E: 0 K: 0 S: 5	H: 2 LOB: 1 BB: 0 P: 5	R: 0 E: 0 K: 1 S: 5	H: 0 LOB: 0 BB: 0 P: 5	R: 0 E: 0 K: 1 S: 5	H: 0 LOB: 0 BB: 0 P: 5	R: 1 E: 0 K: 1 S: 7	H: 2 LOB: 2 BB: 1 P: 11	R: 0 E: 0 K: 1 S: 6	H: 1 LOB: 1 BB: 0 P: 10	R: 0 E: 0 K: 1 S: 6	H: 1 LOB: 0 BB: 0 P: 6	R: 0 E: 0 K: 1 S: 5	H: 0 LOB: 0 BB: 0 P: 5	1B: 5 2B: 1 3B: 0 HR: 0	SF: 1 SAC: 1 DP: 0 HBP: 0	WP: 1 PA: 35 SB: 0 CS: 0
PITCHER	IP WLS BF H R ER SO BB IBB HBP BLK WP HR S P ERA WHIP																		
Al Downing, L ERA: 2.8 Hal Reniff, R ERA: 2.33	(1, 1) (6, 1)	5.0 4.0	W S	22 13	5 1	2 0	2 0	5 3	2 0	0 0	0 0	0 0	0 0	0 0	30 19	38 19	3.60 0.00	1.400 0.250	

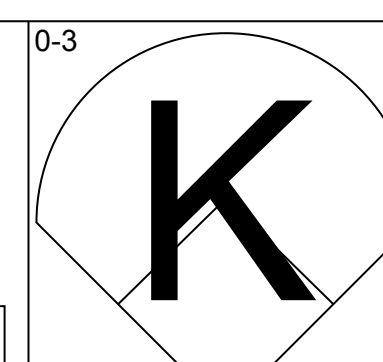
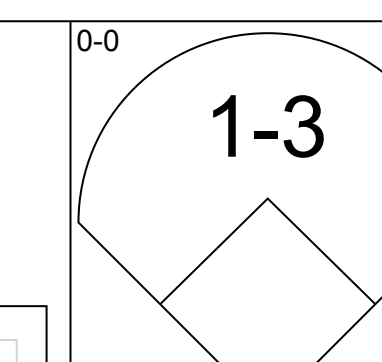
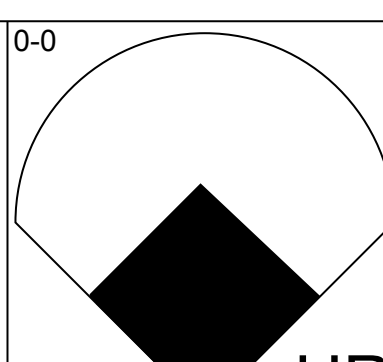
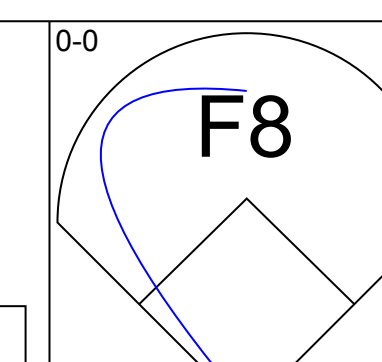
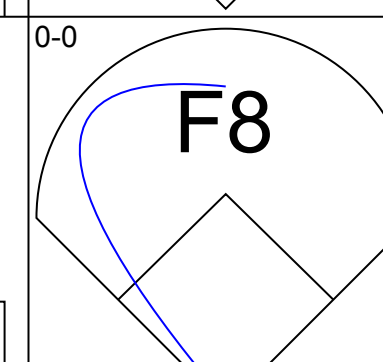
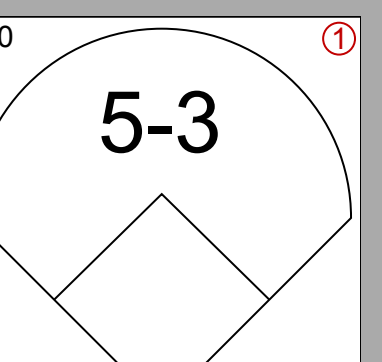
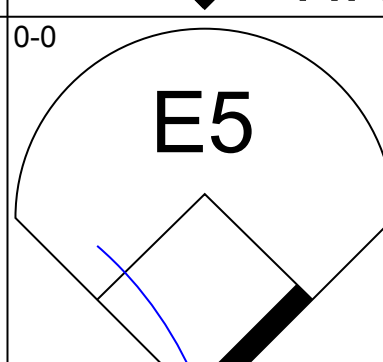
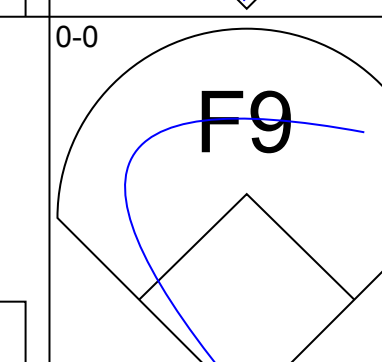
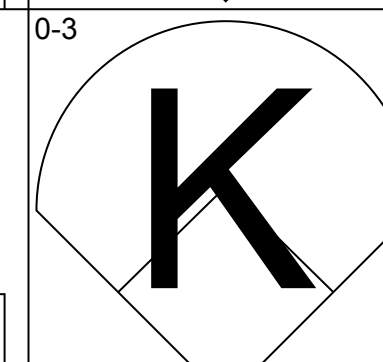
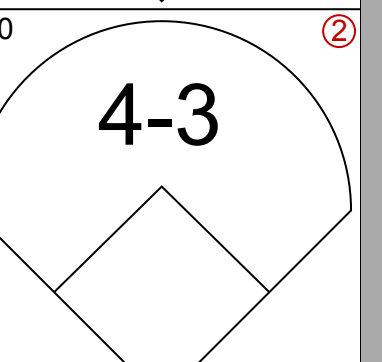
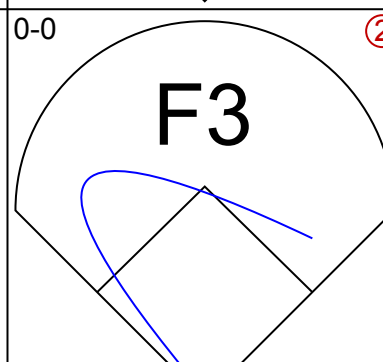
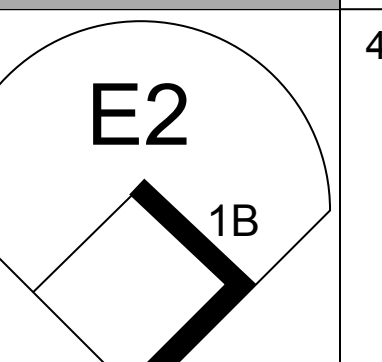
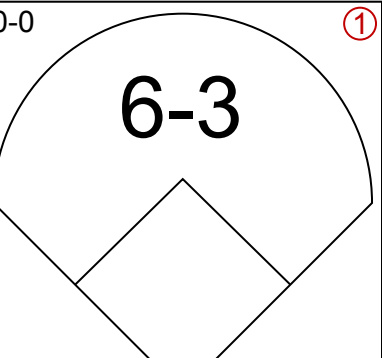
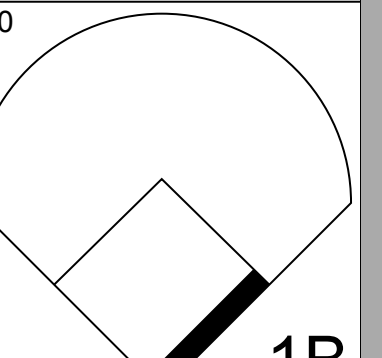
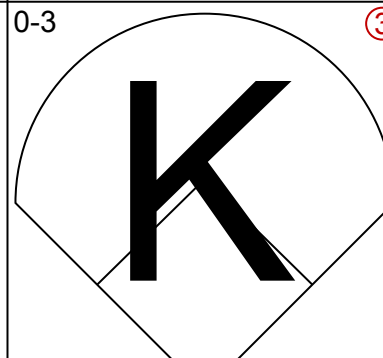
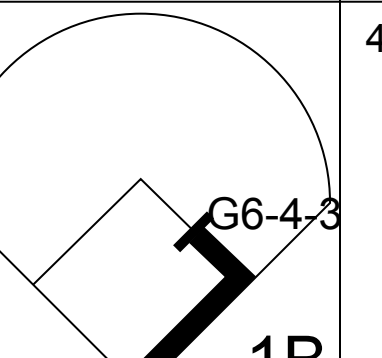
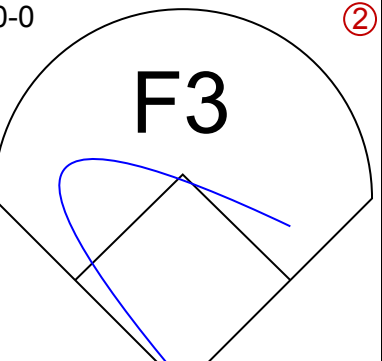
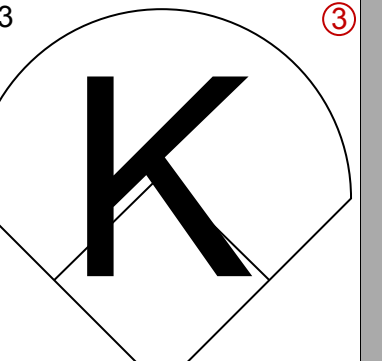
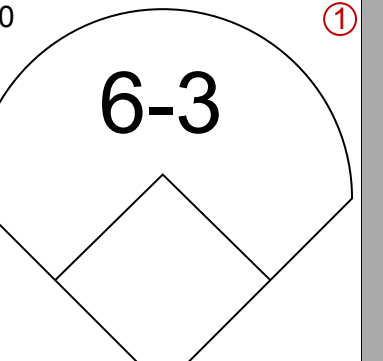
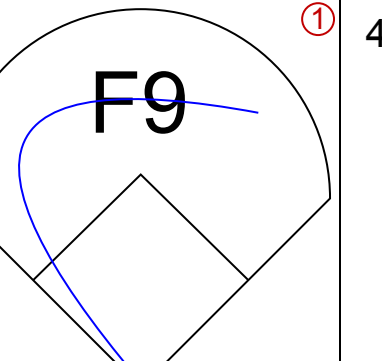
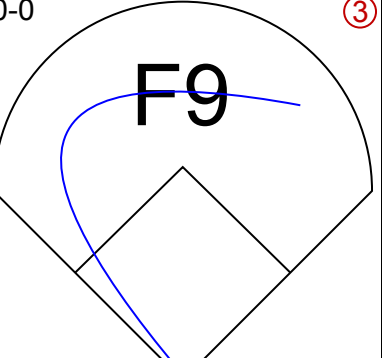
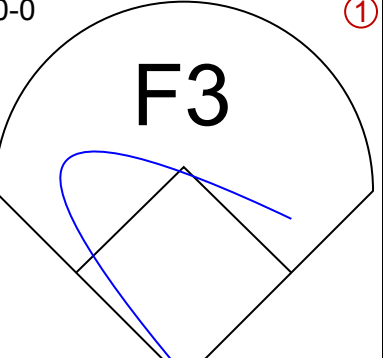
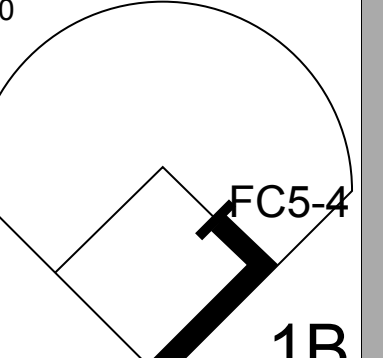
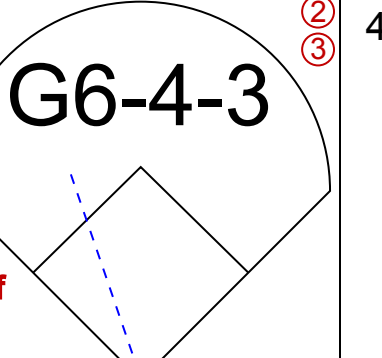
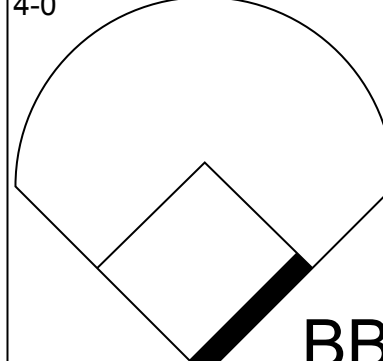
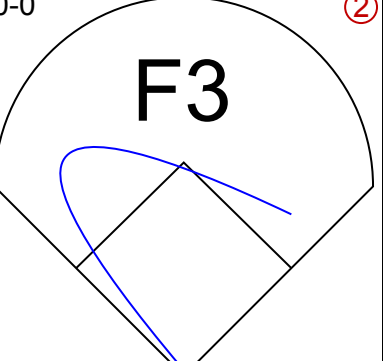
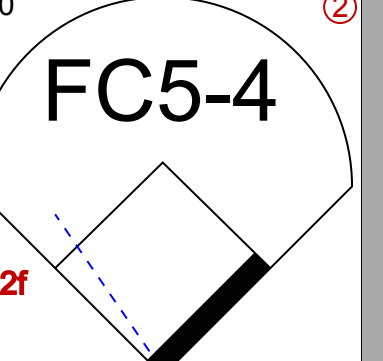
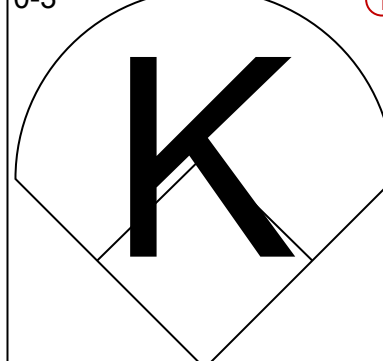
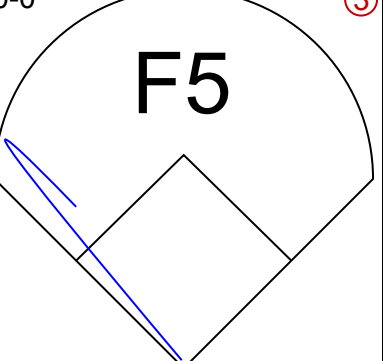



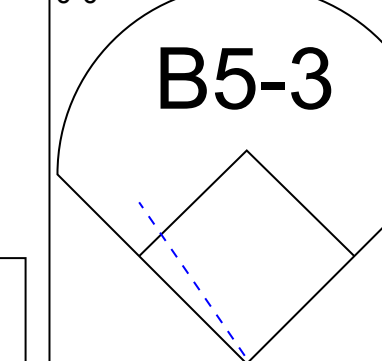
New York Yankees @ Washington Senators
 D.C. Stadium, Washington, DC
 Mon May 30 1966, 3:33 AM EDT
 Unknown

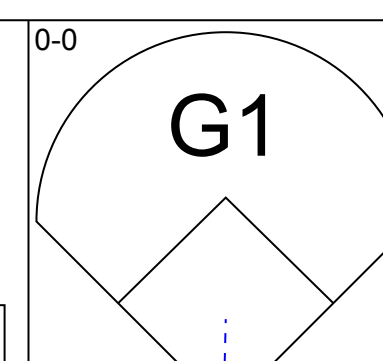
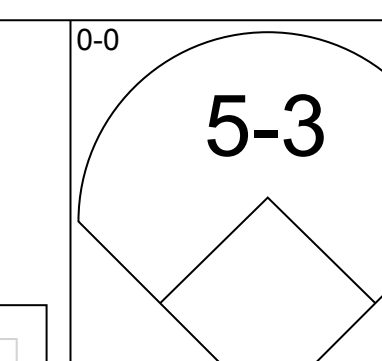
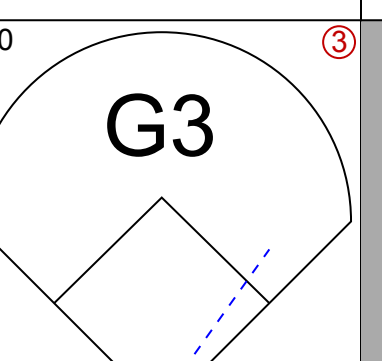
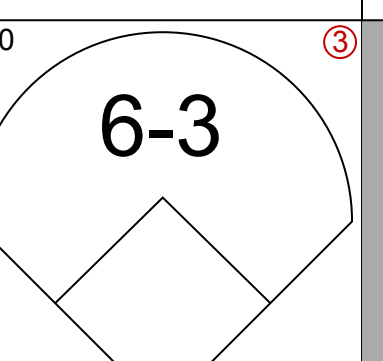
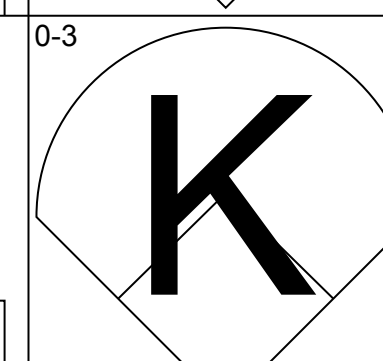
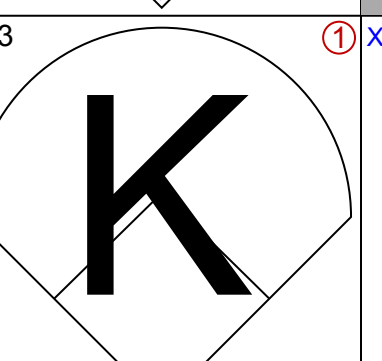
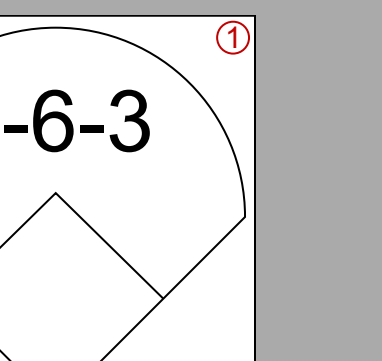
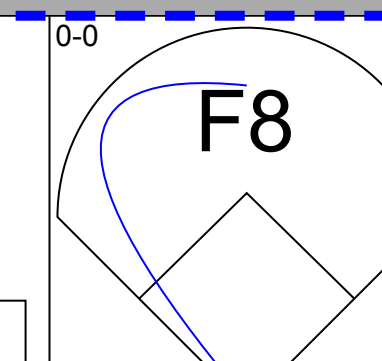
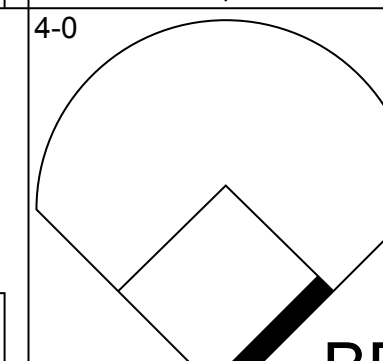
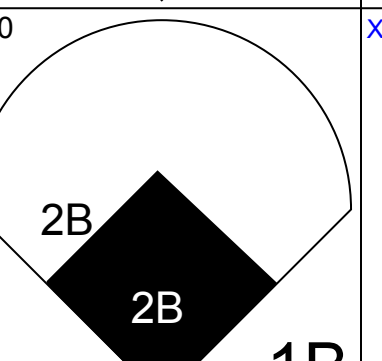
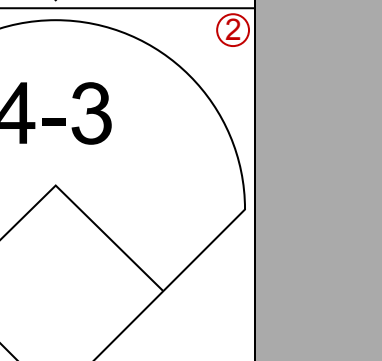
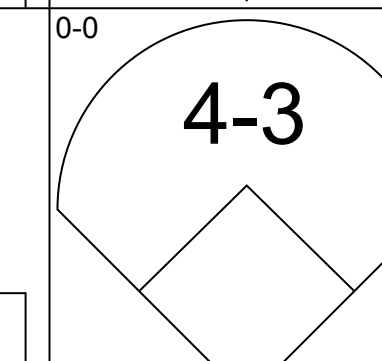
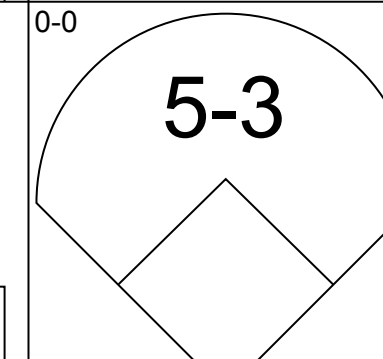
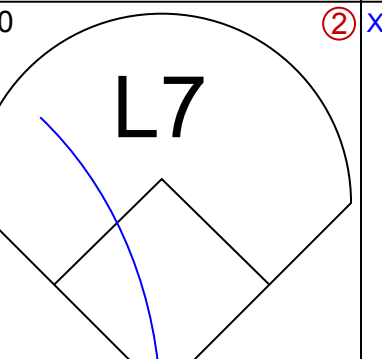
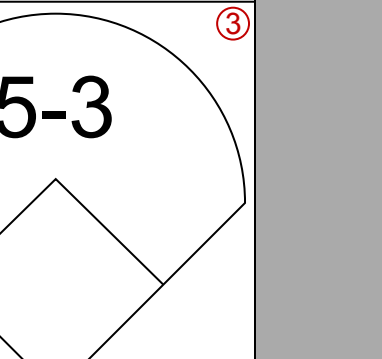
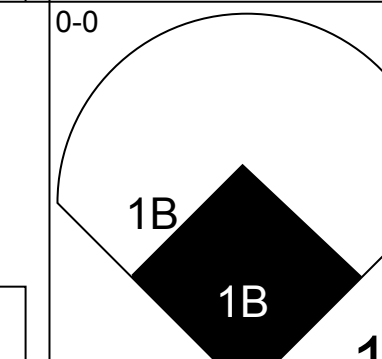
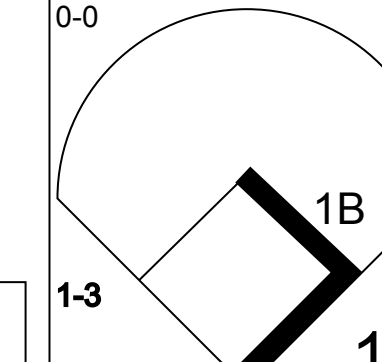
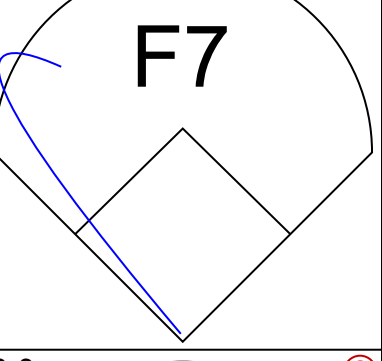
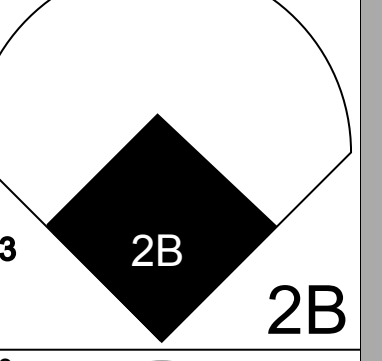
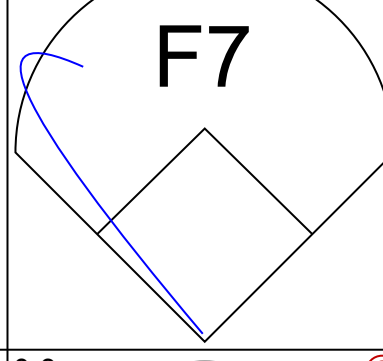
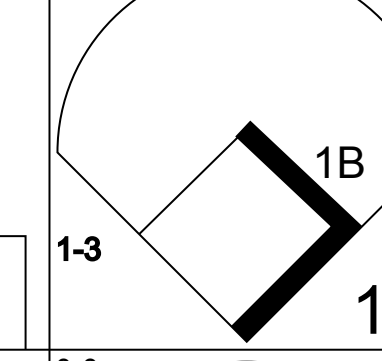
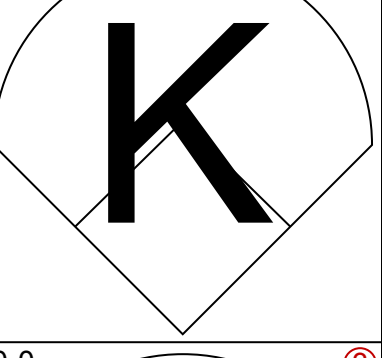
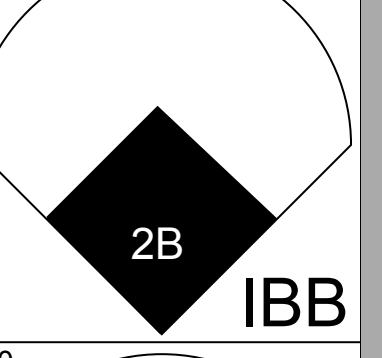
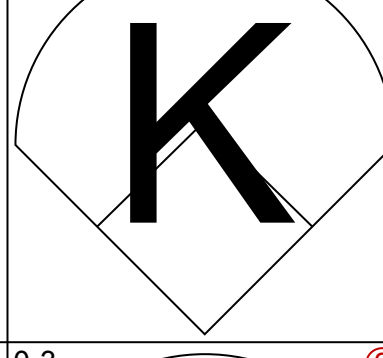
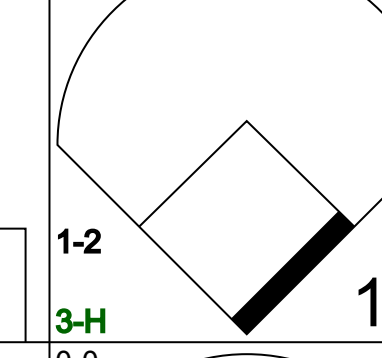
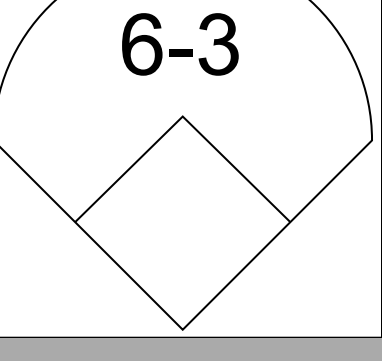
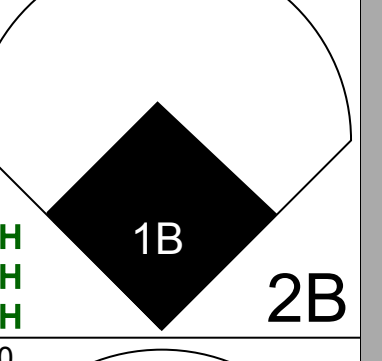
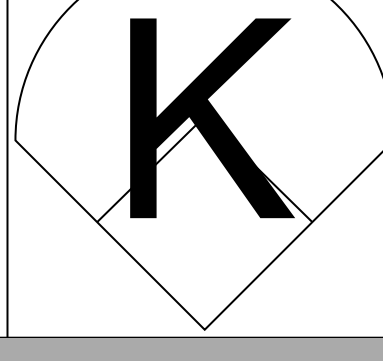
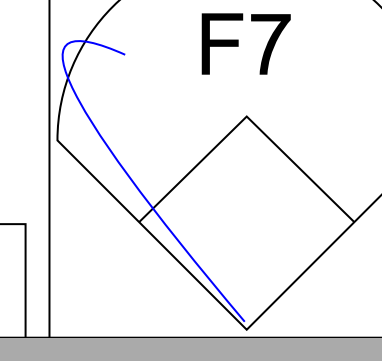
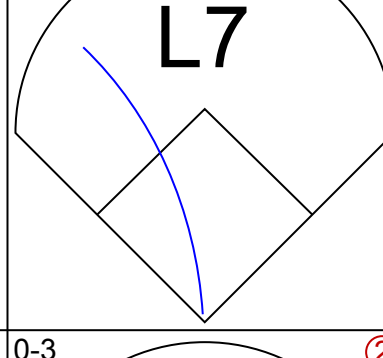
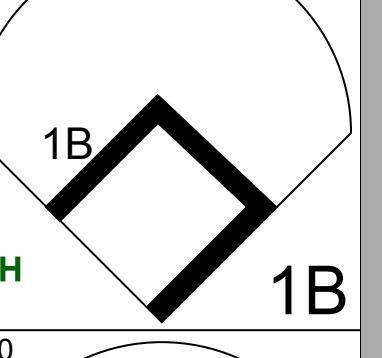
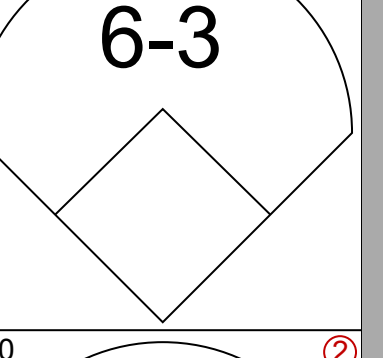
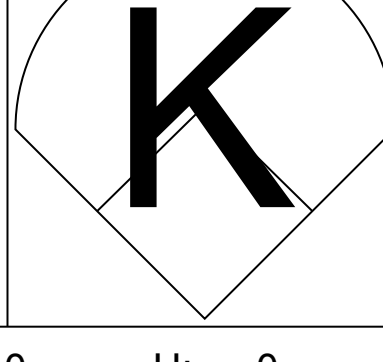
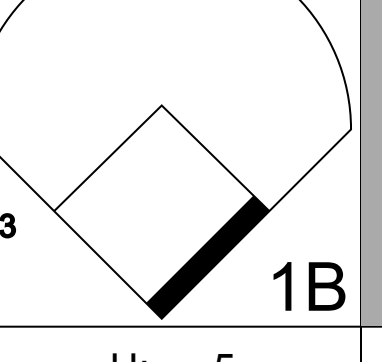
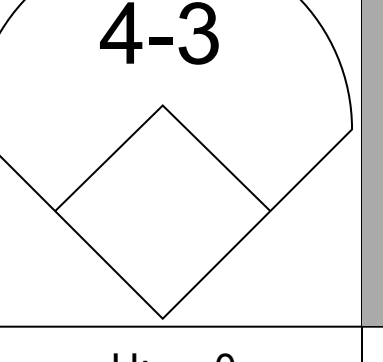
AB	31
R	2
H	6
RBI	2
BB	2
SO	8
LOB	15



Batter	1	2	3	4	5	6	7	8	9	AB	R	H	RBI	BB	SO	LOB	TOP										
Roy White, S OBP: 0.333, SLG: 0.413 (1, 7)	3-1		F9			F8		1B		4	0	1	0	0	0	0	New York Yankees @ Washington Senators D.C. Stadium, Washington, DC Mon May 30 1966, 3:38 AM EDT Att: 31,764 - Unknown - 63 F livebaseballscorecards.com										
Bobby Richardson, R OBP: 0.363, SLG: 0.368 (1, 4)	1B		CS			6-3		1B		4	0	3	1	0	0	0											
Mickey Mantle, S OBP: 0.361, SLG: 0.453 (1, 8)	1B		K			F6		F8		4	0	1	0	0	1	3											
Joe Pepitone, L OBP: 0.244, SLG: 0.365 (1, 3)	F6			4-3			K		1B	4	0	1	0	0	1	2											
Tom Tresh, S OBP: 0.325, SLG: 0.252 (1, 5)	F9			F8			K		K	4	0	0	0	0	2	3											
Roger Repoz, L OBP: 0.439, SLG: 0.568 (9, PH)		4-3		4-3			G3		F3	3	0	0	0	0	0	0											
Elston Howard, R OBP: 0.270, SLG: 0.305 (9, PH)										1	0	0	0	0	0	1											
Clete Boyer, R OBP: 0.191, SLG: 0.229 (1, 6)						F3		6-3	F8	4	0	1	0	0	0	1											
Jake Gibbs, L OBP: 0.364, SLG: 0.500 (1, 2)						4-3		1B	BB	2	1	0	0	1	0	1											
Jim Bouton, R OBP: 0.336, SLG: 0.381 (8, PH)						K		F8		2	0	0	0	0	2	1											
Roger Maris, L OBP: 0.200, SLG: 0.200 (8, PH)										1	0	0	0	0	0	1											
Pedro Ramos, S OBP: 0.200, SLG: 0.200 (8, 1)										0	0	0	0	0	0	0											
Inning Stats	R: 0 E: 0 K: 0 S: 5	H: 2 LOB: 2 BB: 0 P: 5	R: 0 E: 0 K: 1 S: 6	H: 1 LOB: 1 BB: 0 P: 6	R: 0 E: 0 K: 1 S: 5	H: 1 LOB: 1 BB: 0 P: 5	R: 0 E: 0 K: 0 S: 3	H: 0 LOB: 0 BB: 0 P: 3	R: 0 E: 0 K: 1 S: 5	H: 0 LOB: 0 BB: 0 P: 5	R: 0 E: 0 K: 0 S: 3	H: 0 LOB: 0 BB: 0 P: 3	R: 0 E: 0 K: 2 S: 7	H: 0 LOB: 0 BB: 0 P: 7	R: 1 E: 0 K: 0 S: 5	H: 2 LOB: 2 BB: 1 P: 9	R: 0 E: 0 K: 1 S: 6	H: 1 LOB: 1 BB: 0 P: 6	1B: 7 2B: 1 3B: 0 HR: 0	SF: 0 SAC: 0 DP: 1 HBP: 0	WP: 0 PB: 0 SB: 0 CS: 1	PA: 34					
PITCHER	IP	WLS	BF	H	R	ER	SO	BB	IBB	HBP	BLK	WP	HR	S	P	ERA	WHIP										
Diego Segui, R ERA: 3.9 (1, 1)	8.0	W	30	6	1	1	5	1	0	0	0	0	0	39	43	1.12	0.875										
Dick Lines, L ERA: 2.0 (9, 1)	0.1		2	1	0	0	1	0	0	0	0	0	0	4	4	0.00	3.000										
Ron Kline, R ERA: 3.54 (9, 1)	0.2	S	2	0	0	0	0	0	0	0	0	0	0	2	2	0.00	0.000										

Batter	1	2	3	4	5	6	7	8	9	AB	R	H	RBI	BB	SO	LOB	BOTTOM										
Don Blasingame, L OBP: 0.306, SLG: 0.253 (1, 4)	G3-6-3			K		B1-3		SH3		3	0	1	0	0	1	1	New York Yankees @ Washington Senators D.C. Stadium, Washington, DC Mon May 30 1966, 3:38 AM EDT Att: 31,764 - Unknown - 63 F livebaseballscorecards.com										
Bob Saverine, S OBP: 0.286, SLG: 0.346 (1, 5)	F4			F8		1-3		1B		4	0	1	1	0	0	1											
Jim King, L OBP: 0.362, SLG: 0.427 (1, 9)	G3-6-3			1B			K	G4-6-3		4	0	1	0	0	1	3											
Frank Howard, R OBP: 0.333, SLG: 0.440 (1, 7)							F7			3	0	2	0	0	0	0											
Dick Nen, L OBP: 0.292, SLG: 0.277 (1, 3)		G3-6		G3			BB	1B		3	1	1	0	0	0	3											
Don Lock, R OBP: 0.374, SLG: 0.500 (1, 8)		6-3					BB	1B		1	0	0	0	2	0	0											
Paul Casanova, R OBP: 0.271, SLG: 0.424 (1, 2)								BB		2	0	0	0	0	0	1											
Fred Valentine, S OBP: 0.358, SLG: 0.465 (7, PH)				5-3		G5-4-3				1	0	1	1	0	0	0											
Doug Camilli, R OBP: 0.238, SLG: 0.250 (8, 2)								1B		0	0	0	0	0	0	0											
Ed Brinkman, R OBP: 0.248, SLG: 0.277 (1, 6)										3	0	0	0	0	1	2											
Diego Segui, R OBP: 0.429, SLG: 0.333 (1, 1)										2	0	1	0	0	0	0											
Bob Chance, L OBP: 0.189, SLG: 0.314 (8, PH)										1	0	1	0	0	0	0											
Pete Richert, L OBP: 0.138, SLG: 0.138 (8, PR)										0	1	0	0	0	0	0											
Dick Lines, R OBP: 0.300, SLG: 0.250 (9, 1)										0	0	0	0	0	0	0											
Inning Stats	R: 0 E: 0 K: 0 S: 3	H: 1 LOB: 0 BB: 0 P: 3	R: 0 E: 0 K: 1 S: 5	H: 0 LOB: 0 BB: 0 P: 5	R: 0 E: 0 K: 1 S: 7	H: 2 LOB: 2 BB: 0 P: 7	R: 0 E: 0 K: 0 S: 2	H: 0 LOB: 0 BB: 1 P: 6	R: 0 E: 0 K: 0 S: 3	H: 1 LOB: 0 BB: 0 P: 3	R: 1 E: 0 K: 1 S: 7	H: 2 LOB: 2 BB: 1 P: 11	R: 1 E: 0 K: 0 S: 4	H: 2 LOB: 1 BB: 0 P: 4	R: 0 E: 0 K: 0 S: 3	H: 0 LOB: 0 BB: 0 P: 3	1B: 8 2B: 1 3B: 0 HR: 0	SF: 0 SAC: 1 DP: 4 HBP: 0	WP: 0 PB: 0 SB: 0 CS: 0	PA: 30							
PITCHER	IP	WLS	BF	H	R	ER	SO	BB	IBB	HBP	BLK	WP	HR	S	P	ERA	WHIP										
Jim Bouton, R ERA: 3.38 (1, 1)	7.0		26	7	1	1	3	2	0	0	0	0	0	30	38	1.29	1.286										
Pedro Ramos, R ERA: 3.81 (8, 1)	1.0	L	4	2	1	1	0	0	0	0	0	0	0	4	4	9.00	2.000										

Batter	1	2	3	4	5	6	7	8	9	AB	R	H	RBI	BB	SO	LOB	TOP					
Roy White, S OBP: 0.331, SLG: 0.429 (1, 7)										4	1	1	1	0	1	1	New York Yankees @ Washington Senators D.C. Stadium, Washington, DC Tue May 31 1966, 7:05 PM EDT Att: 10,726 - Unknown - 60 F livebaseballscores.com					
Bobby Richardson, R OBP: 0.336, SLG: 0.369 (1, 4)										4	0	0	0	0	0	0						
Mickey Mantle, S OBP: 0.349, SLG: 0.436 (1, 8)										4	0	0	0	0	1	1						
Joe Pepitone, L OBP: 0.250, SLG: 0.369 (1, 3)										4	0	2	0	0	1	1						
Tom Tresh, S OBP: 0.317, SLG: 0.244 (1, 5)										4	0	0	0	0	1	3						
Elston Howard, R OBP: 0.266, SLG: 0.303 (1, 2)										4	0	1	0	0	0	2						
Hector Lopez, R OBP: 0.364, SLG: 0.333 (1, 9)										2	0	0	0	1	0	1						
Clete Boyer, R OBP: 0.187, SLG: 0.224 (1, 6)										3	0	0	0	0	2	2						
Mel Stottlemyre, R OBP: 0.179, SLG: 0.115 (1, 1)										2	0	0	0	0	2	1						
Horace Clarke, S OBP: 0.273, SLG: 0.222 (8, PH)										1	0	0	0	0	0	0						
Dooley Womack, L OBP: 1.000, SLG: 1.000 (8, 1)										0	0	0	0	0	0	0						
Inning Stats	R: 0 E: 0 K: 2 S: 7	H: 0 LOB: 0 BB: 0 P: 7	R: 0 E: 0 K: 0 S: 3	H: 0 LOB: 0 BB: 0 P: 3	R: 0 E: 0 K: 2 S: 7	H: 0 LOB: 1 BB: 1 P: 11	R: 0 E: 0 K: 1 S: 6	H: 1 LOB: 1 BB: 0 P: 6	R: 0 E: 0 K: 0 S: 3	H: 0 LOB: 0 BB: 0 P: 3	R: 1 E: 1 K: 2 S: 9	H: 1 LOB: 1 BB: 0 P: 9	R: 0 E: 0 K: 1 S: 6	H: 1 LOB: 1 BB: 0 P: 6	R: 0 E: 0 K: 0 S: 3	H: 0 LOB: 0 BB: 0 P: 3	R: 0 E: 1 K: 0 S: 4	H: 1 LOB: 1 BB: 0 P: 4	1B: 3 2B: 0 3B: 0 HR: 1	SF: 0 SAC: 0 DP: 1 HBP: 0	WP: 0 PB: 0 SB: 0 CS: 0	PA: 33
PITCHER Pete Richert, L ERA: 2.23 (1, 1)	IP: 9.0 WLS: W BF: 33 H: 4 R: 1 ER: 1 SO: 8 BB: 1 IBB: 0 HBP: 0 BLK: 0 WP: 0 HR: 1 S: 48 P: 52 ERA: 1.00 WHIP: 0.556															PITCHER Pete Richert, L ERA: 2.23 (1, 1)	IP: 9.0 WLS: W BF: 33 H: 4 R: 1 ER: 1 SO: 8 BB: 1 IBB: 0 HBP: 0 BLK: 0 WP: 0 HR: 1 S: 48 P: 52 ERA: 1.00 WHIP: 0.556					

Batter	1	2	3	4	5	6	7	8	9	AB	R	H	RBI	BB	SO	LOB	BOTTOM			
Don Blasingame, L OBP: 0.292, SLG: 0.241 (1, 4)										4	0	0	0	0	0	2	New York Yankees @ Washington Senators D.C. Stadium, Washington, DC Tue May 31 1966, 7:05 PM EDT Att: 10,726 - Unknown - 60 F livebaseballscores.com			
Bob Saverine, S OBP: 0.273, SLG: 0.329 (1, 5)										4	0	0	0	0	2	0				
Jim King, L OBP: 0.367, SLG: 0.424 (1, 9)										3	1	1	0	1	0	0				
Frank Howard, R OBP: 0.331, SLG: 0.434 (1, 7)										4	0	1	0	0	0	2				
Fred Valentine, S OBP: 0.356, SLG: 0.465 (8, PR) (9, 7)										0	1	0	0	0	0	0				
Dick Nen, L OBP: 0.299, SLG: 0.295 (1, 3)										4	1	2	0	0	0	0				
Don Lock, R OBP: 0.379, SLG: 0.494 (1, 8)										3	1	1	1	1	2	0				
Paul Casanova, R OBP: 0.270, SLG: 0.429 (1, 2)										4	1	1	3	0	1	2				
Ed Brinkman, R OBP: 0.250, SLG: 0.278 (1, 6)										3	0	1	1	0	0	0				
Pete Richert, L OBP: 0.156, SLG: 0.156 (1, 1)										3	0	1	0	0	1	0				
Inning Stats	R: 0 E: 0 K: 1 S: 5	H: 0 LOB: 1 BB: 1 P: 9	R: 0 E: 0 K: 1 S: 5	H: 0 LOB: 0 BB: 0 P: 5	R: 0 E: 0 K: 1 S: 5	H: 0 LOB: 0 BB: 0 P: 5	R: 4 E: 0 K: 1 S: 10	H: 5 LOB: 2 BB: 1 P: 14	R: 0 E: 0 K: 0 S: 3	H: 0 LOB: 0 BB: 0 P: 3	R: 0 E: 0 K: 2 S: 7	H: 0 LOB: 0 BB: 0 P: 7	R: 0 E: 0 K: 0 S: 3	H: 0 LOB: 0 BB: 0 P: 3	R: 1 E: 0 K: 0 S: 6	H: 3 LOB: 2 BB: 0 P: 6	1B: 6 2B: 2 3B: 0 HR: 0	SF: 0 SAC: 0 DP: 0 HBP: 0	WP: 0 PB: 0 SB: 0 CS: 0	PA: 34
PITCHER Mel Stottlemyre, R ERA: 2.17 (1, 1)	IP: 7.0 WLS: L BF: 28 H: 5 R: 4 ER: 4 SO: 6 BB: 1 IBB: 1 HBP: 0 BLK: 0 WP: 0 HR: 0 S: 38 P: 46 ERA: 5.14 WHIP: 0.857															PITCHER Dooley Womack, R ERA: 4.73 (8, 1)	IP: 1.0 WLS: L BF: 6 H: 3 R: 1 ER: 1 SO: 0 BB: 0 IBB: 0 HBP: 0 BLK: 0 WP: 0 HR: 0 S: 6 P: 6 ERA: 9.00 WHIP: 3.000			

Batter	1	2	3	4	5	6	7	8	9	AB	R	H	RBI	BB	SO	LOB	TOP																				
Roy White, S OBP: 0.320, SLG: 0.406 (1, 7)	5-3		1-3	2B BB		K			F9	4	1	0	0	1	1	1																					
Bobby Richardson, R OBP: 0.324, SLG: 0.332 (1, 4)	K		6-3	1B 2B			F7		G5-4-3	5	0	1	3	0	1	1																					
Mickey Mantle, S OBP: 0.358, SLG: 0.470 Lou Clinton, R OBP: 0.288, SLG: 0.326 (1, 8) (8, 9)	F9			1B			K			3	0	1	0	1	1	0																					
Joe Pepitone, L OBP: 0.244, SLG: 0.357 (1, 3)		1-3	F6	1B			F9			4	0	1	0	0	0	1																					
Tom Tresh, S OBP: 0.325, SLG: 0.248 (1, 5)		2B BB		1B	F5				6-3	3	1	1	0	1	0	0																					
Elston Howard, R OBP: 0.283, SLG: 0.325 (1, 2)		1B 2B		1B	F8				5-3	4	1	1	1	0	0	1																					
Hector Lopez, R OBP: 0.438, SLG: 0.385 Roger Repoz, L OBP: 0.439, SLG: 0.568 (1, 9) (8, PH) (8, 8)		1B		1B	F8					3	1	2	0	1	0	0																					
Clete Boyer, R OBP: 0.196, SLG: 0.227 (1, 6)		F4		1B					F7	4	1	1	1	0	0	3																					
Bob Friend, R Steve Hamilton, L (1, 1) (3, 1)		F4		1B					E4	1	0	0	0	0	0	2																					
Inning Stats	R: 0 E: 0 K: 1 S: 5	H: 0 LOB: 0 BB: 0 P: 5	R: 1 E: 0 K: 0 S: 5	H: 2 LOB: 2 BB: 1 P: 9	R: 0 E: 0 K: 0 S: 4	H: 1 LOB: 1 BB: 0 P: 4	R: 4 E: 0 K: 0 S: 7	H: 5 LOB: 3 BB: 2 P: 15	R: 0 E: 0 K: 0 S: 3	H: 0 LOB: 0 BB: 0 P: 3	R: 0 E: 0 K: 1 S: 5	H: 0 LOB: 0 BB: 0 P: 5	R: 0 E: 0 K: 0 S: 3	H: 0 LOB: 1 BB: 0 P: 7	R: 0 E: 1 K: 0 S: 3	H: 0 LOB: 0 BB: 0 P: 3	1B: 6 2B: 2 3B: 0 HR: 0	SF: 0 SAC: 1 DP: 1 HBP: 0	WP: 0 PB: 0 SB: 0 CS: 0	PA: 38																	
PITCHER	IP	WLS	BF	H	R	ER	SO	BB	IBB	HBP	BLK	WP	HR	S	P	ERA	WHIP	PITCHER			IP	WLS	BF	H	R	ER	SO	BB	IBB	HBP	BLK	WP	HR	S	P	ERA	WHIP
Tommy John, L ERA: 2.21 (1, 1)	4.0	L	22	8	5	5	1	2	1	0	0	0	0	21	33	11.25	2.500																				
Dennis Higgins, R ERA: 2.14 (5, 1)	3.0		9	0	0	0	2	0	0	0	0	0	0	13	13	0.00	0.000																				
Bruce Howard, R ERA: 3.8 (8, 1)	2.0		7	0	0	0	0	1	0	0	0	0	0	6	10	0.00	0.500																				

New York Yankees @ Chicago White Sox
Comiskey Park, Chicago, IL

AB 33
R 5
H 8
RBI 5
BB 4
SO 3
LOB 9



Thu Jun 02 1966, 8:05 PM EDT
Att: 8,650 - Unknown - 68 F

Batter	1	2	3	4	5	6	7	8	9	AB	R	H	RBI	BB	SO	LOB	BOTTOM																				
Ken Berry, R OBP: 0.242, SLG: 0.250 (1, 8)	K	L1							L3	4	0	0	0	0	1	1																					
Don Buford, S OBP: 0.305, SLG: 0.320 (1, 5)	F7		1B				CS		6-3	4	0	2	0	0	0	0																					
Tommie Agee, R OBP: 0.330, SLG: 0.380 (1, 7)	5-3		1B				K		F7	4	0	1	0	0	1	1																					
Floyd Robinson, L OBP: 0.366, SLG: 0.418 (1, 9)		1-3	K				6-3		G5-4-3	4	0	1	0	0	1	2																					
Tom McCraw, L OBP: 0.309, SLG: 0.310 Bill Skowron, R OBP: 0.261, SLG: 0.308 (1, 3) (9, PH)		1B			F6		F9		K	3	1	1	0	0	0	2																					
John Romano, R OBP: 0.436, SLG: 0.449 (1, 2)		L6					F5		G5-4-3	4	0	0	0	0	1	2																					
Lee Elia, R OBP: 0.208, SLG: 0.174 (1, 6)		1B					F2			3	1	1	1	0	0	0																					
Wayne Causey, L OBP: 0.294, SLG: 0.239 (1, 4)		1B					F9			3	1	2	0	0	0	0																					
Tommy John, R OBP: 0.190, SLG: 0.333 Gene Freese, R OBP: 0.309, SLG: 0.387 Dennis Higgins, R OBP: 0.200, SLG: 0.200 Jerry McNertney, R OBP: 0.385, SLG: 0.304 Bruce Howard, S (1, 1) (4, PH) (5, 1) (7, PH) (8, 1)		1B			5-3		K			1	0	1	2	0	0	0																					
Inning Stats	R: 0 E: 0 K: 1 S: 5	H: 4 LOB: 1 BB: 0 P: 7	R: 0 E: 0 K: 0 S: 6	H: 2 LOB: 1 BB: 0 P: 6	R: 0 E: 0 K: 1 S: 6	H: 1 LOB: 0 BB: 0 P: 6	R: 0 E: 0 K: 0 S: 3	H: 0 LOB: 0 BB: 0 P: 3	R: 0 E: 0 K: 1 S: 5	H: 0 LOB: 0 BB: 0 P: 5	R: 0 E: 0 K: 0 S: 3	H: 0 LOB: 0 BB: 0 P: 3	R: 0 E: 0 K: 1 S: 5	H: 1 LOB: 0 BB: 0 P: 5	R: 0 E: 0 K: 0 S: 3	H: 0 LOB: 0 BB: 0 P: 3	1B: 9 2B: 0 3B: 0 HR: 0	SF: 0 SAC: 0 DP: 1 HBP: 0	WP: 0 PB: 0 SB: 1 CS: 2	PA: 33																	
PITCHER	IP	WLS	BF	H	R	ER	SO	BB	IBB	HBP	BLK	WP	HR	S	P	ERA	WHIP	PITCHER			IP	WLS	BF	H	R	ER	SO	BB	IBB	HBP	BLK	WP	HR	S	P	ERA	WHIP
Bob Friend, R ERA: 4.1 (1, 1)	2.0		11	5	3	3	1	0	0	0	0	0	0	13	13	13.50	2.500																				
Steve Hamilton, L ERA: 1.17 (3, 1)	7.0	W	22	4	0	0	5	0	0	0	0	0	0	32	32	0.00	0.571																				

New York Yankees @ Chicago White Sox
Comiskey Park, Chicago, IL

AB 33
R 3
H 9
RBI 3
BB 0
SO 6
LOB 10



Thu Jun 02 1966, 8:05 PM EDT
Att: 8,650 - Unknown - 68 F

Batter	1	2	3	4	5	6	7	8	9	10	11	12	13	14	15	16	AB	R	H	RBI	BB	SO	LOB	TOP						
Tom Tresh, S OBP: 0.337, SLG: 0.285 Horace Clarke, S OBP: 0.297, SLG: 0.231	B1		K		K		SF8 1B		L7			4-3			4-3		3	0	0	0	0	2	0							
Bobby Richardson, R OBP: 0.318, SLG: 0.351	3B 1B		2B		K		SF8		F7			F9			F8		6	1	2	1	0	1	0							
Mickey Mantle, S OBP: 0.340, SLG: 0.437 Joe Pepitone, L OBP: 0.238, SLG: 0.349	L7		F7		G3		CS BB		CS BB			F4			L8		4	0	0	0	1	1	3							
Roger Maris, L OBP: 0.326, SLG: 0.375	3B		4-3		4-3		G3		L3			F6			G3		7	0	1	1	0	1	3							
Elton Howard, R OBP: 0.208, SLG: 0.339	K		G5-4-3 1B		1B SF8 BB		1-3		1-3			FC4-6 1B			K		6	1	2	0	1	3	1							
Hector Lopez, R OBP: 0.484, SLG: 0.609	K		G5-4-3		1B		K		K			5-3 BB			BB BB		5	0	1	0	2	3	2							
Ray Barker, L OBP: 0.284, SLG: 0.500	F8		1B		SF8		F7		F7			FC4-6			F7		5	0	1	1	1	0	2							
Clete Boyer, R OBP: 0.211, SLG: 0.256	1B		E6		F5		F9		F9			5-3			5-3		7	0	1	0	0	0	6							
Mel Stottlemyre, R OBP: 0.250, SLG: 0.187 Roy White, S OBP: 0.320, SLG: 0.406 Pete Rose, S OBP: 0.320, SLG: 0.290 Hal Reniff, R OBP: 0.250, SLG: 0.453 Lee Carter, R OBP: 0.250, SLG: 0.319 Dwight Gooden, L OBP: 0.250, SLG: 1.000	5-3		K		1B SF8 BB		P3		P3			K			K		2	0	0	0	0	1	3							
Inning Stats	R: 1 E: 0 K: 1 S: 7	H: 2 LOB: 1 BB: 0 P: 7	R: 0 E: 0 K: 1 S: 6	H: 1 LOB: 1 BB: 0 P: 6	R: 0 E: 1 K: 1 S: 6	H: 2 LOB: 2 BB: 0 P: 7	R: 0 E: 0 K: 2 S: 7	H: 0 LOB: 0 BB: 0 P: 7	R: 1 E: 0 K: 0 S: 4	H: 1 LOB: 1 BB: 1 P: 6	R: 0 E: 0 K: 1 S: 6	H: 1 LOB: 1 BB: 1 P: 10	R: 0 E: 0 K: 0 S: 3	H: 0 LOB: 0 BB: 0 P: 3	R: 0 E: 0 K: 1 S: 6	H: 1 LOB: 1 BB: 1 P: 6	R: 0 E: 0 K: 1 S: 5	H: 0 LOB: 0 BB: 0 P: 5	R: 0 E: 0 K: 1 S: 5	H: 0 LOB: 0 BB: 0 P: 5	R: 0 E: 0 K: 1 S: 3	H: 0 LOB: 0 BB: 0 P: 3	R: 0 E: 0 K: 1 S: 5	H: 0 LOB: 0 BB: 0 P: 3	R: 0 E: 0 K: 1 S: 5	H: 0 LOB: 0 BB: 0 P: 13	1B: 7 2B: 2 3B: 1 HR: 0	SF: 2 DP: 2 HBP: 0	WP: 0 PB: 0 SB: 0 CS: 1	PA: 62
PITCHER	IP WLS BF H R ER SO BB IBB HBP BLK WP HR S P ERA WHIP	Jose Santiago, R ERA: 3.17	Don McMahon, R ERA: 2.2	Dan Oelski, R ERA: 1.9	Jerry Stephenson, R ERA: 5.4	Lee Stange, R ERA: 4.29	PITCHER	IP WLS BF H R ER SO BB IBB HBP BLK WP HR S P ERA WHIP	Dick Stigman, L ERA: 3.22	Ken Sanders, R ERA: 3.55																				

New York Yankees @ Boston Red Sox
Fenway Park, Boston, MA
Sat Jun 04 1966, 7:05 PM EDT
Att: 21,897 - Unknown - 87 F

AB 54
R 3
H 9
RBI 3
BB 6
SO 14
LOB 21



Batter	1	2	3	4	5	6	7	8	9	10	11	12	13	14	15	16	AB	R	H	RBI	BB	SO	LOB	BOTTOM						
Rico Petrocelli, R OBP: 0.303, SLG: 0.439	6-3		FC4-6 1B		F8		F6		1B			F4		K		HR 1B	8	1	3	0	0	1	1							
Jim Gosger, L OBP: 0.126, SLG: 0.379	1B		FC4-6 2B SF9		F3		2B		P8			K			F6		8	2	3	3	0	1	3							
Carl Yastrzemski, L OBP: 0.360, SLG: 0.469	F8		2B		G3		G3		4-3			4-3			F7		7	0	1	0	0	0	4							
George Scott, R OBP: 0.350, SLG: 0.580	K		SF9		E6 2B SF8		SH1-4 1B		SH2-4 BB			6-3			F3		5	1	1	1	1	1	1							
Tony Conigliaro, R OBP: 0.272, SLG: 0.411	K		5-3		SF8 2B		SH1-4		SH2-4			4-3			1B		5	0	2	0	0	1	1							
Joe Foy, R OBP: 0.385, SLG: 0.393	3B 1B		6-3		FC6-4 1B		F7		K			L8			6-3		6	1	1	0	1	1	3							
George Smith, R OBP: 0.273, SLG: 0.337	3B		K		SF8		G3		G3			6-3 2B			1-3		5	0	2	2	1	1	1							
Mike Ryan, R OBP: 0.231, SLG: 0.262 George Thomas, R OBP: 0.268, SLG: 0.213 Bob Tillman, R OBP: 0.262, SLG: 0.304	6-3		6-3		FC6-4		1B BB		K			K			K		3	0	0	0	1	0	3							
Joe Mauer, R OBP: 0.250, SLG: 0.319 Don Orsatti, R OBP: 0.250, SLG: 0.319 Pete Rose, S OBP: 0.320, SLG: 0.290 Hal Reniff, R OBP: 0.250, SLG: 0.453 Lee Carter, R OBP: 0.250, SLG: 0.319 Dwight Gooden, L OBP: 0.250, SLG: 1.000	5-3		5-3		5-3		6-3		K			F3			6-3		3	0	0	0	0	0	3							
Inning Stats	R: 0 E: 0 K: 1 S: 6	H: 1 LOB: 1 BB: 0 P: 6	R: 1 E: 0 K: 1 S: 7	H: 2 LOB: 1 BB: 0 P: 7	R: 1 E: 0 K: 0 S: 5	H: 2 LOB: 1 BB: 0 P: 6	R: 0 E: 0 K: 1 S: 5	H: 0 LOB: 0 BB: 0 P: 5	R: 0 E: 0 K: 0 S: 4	H: 1 LOB: 1 BB: 1 P: 4	R: 0 E: 0 K: 0 S: 3	H: 1 LOB: 2 BB: 1 P: 10	R: 0 E: 0 K: 2 S: 7	H: 0 LOB: 2 BB: 2 P: 15	R: 0 E: 0 K: 1 S: 5	H: 0 LOB: 0 BB: 0 P: 5	R: 0 E: 0 K: 0 S: 4	H: 1 LOB: 1 BB: 0 P: 4	R: 0 E: 0 K: 2 S: 6	H: 1 LOB: 1 BB: 0 P: 8	R: 0 E: 0 K: 0 S: 3	H: 0 LOB: 0 BB: 0 P: 3	R: 0 E: 0 K: 0 S: 3	H: 0 LOB: 0 BB: 0 P: 3	R: 3 E: 0 K: 0 S: 4	H: 3 LOB: 2 BB: 0 P: 4	1B: 7 2B: 5 3B: 1 HR: 1	SF: 2 SAC: 2 DP: 0 HBP: 0	WP: 0 PB: 0 SB: 0 CS: 0	PA: 65
PITCHER	IP WLS BF H R ER SO BB IBB HBP BLK WP HR S P ERA WHIP	Mel Stottlemyre, R ERA: 2.23	Pedro Ramos, R ERA: 3.56	Hal Reniff, R ERA: 1.8	Dwight Gooden, L ERA: 5.4	PITCHER	IP WLS BF H R ER SO BB IBB HBP BLK WP HR S P ERA WHIP																							

New York Yankees @ Boston Red Sox
Fenway Park, Boston, MA
Sat Jun 04 1966, 7:05 PM EDT
Att: 21,897 - Unknown - 87 F

AB 57
R 6
H 14
RBI 6
BB 4
SO 9
LOB 24



Batter	1	2	3	4	5	6	7	8	9	AB	R	H	RBI	BB	SO	LOB	TOP								
Tom Tresh, S OBP: 0.333, SLG: 0.270 (1, 5)	F9		F9		K	F5		1B BB		4	1	0	0	2	1	1	New York Yankees @ Cleveland Indians Cleveland Municipal Stadium, Cleveland, OH Tue Jun 07 1966, 7:05 PM EDT Att: 12,572 - Unknown - 78 F								
Bobby Richardson, R OBP: 0.321, SLG: 0.372 (1, 4)	K		1B 2B		HR	F3		1B 1B	F7	6	3	3	2	0	1	2									
Mickey Mantle, S OBP: 0.355, SLG: 0.444 Roger Repoz, L OBP: 0.391, SLG: 0.500 (6, PR) (8, 8)	1-3				L6			1B		4	0	2	2	1	0	0									
Roger Maris, L OBP: 0.331, SLG: 0.395 (1, 9)		P5	P3		HR	F5		1B FC5-4		5	1	2	1	0	0	2									
Joe Pepitone, L OBP: 0.243, SLG: 0.365 (1, 3)	1-3				1B HR			F8	P3	5	1	2	2	0	0	2									
Elston Howard, R OBP: 0.313, SLG: 0.341 (1, 2)					L9			1-3	FC5-4	5	0	2	0	0	0	3									
Roy White, S OBP: 0.339, SLG: 0.421 (1, 7)					F8			BB		3	0	1	0	2	0	2									
Clete Boyer, R OBP: 0.223, SLG: 0.267 (1, 6)			6-3		1-3 1B			F6	F3	4	0	1	0	1	0	2									
Fritz Peterson, S OBP: 0.238, SLG: 0.238 (1, 1)			2B 1B		P5			L6	SH1-4	4	1	1	0	0	0	5									
Inning Stats	R: 0 E: 0 K: 1 S: 5	H: 0 LOB: 0 BB: 0 P: 5	R: 0 E: 0 K: 0 S: 4	H: 1 LOB: 1 BB: 0 P: 4	R: 2 E: 0 K: 0 S: 6	H: 3 LOB: 1 BB: 0 P: 6	R: 0 E: 0 K: 0 S: 5	H: 2 LOB: 2 BB: 0 P: 5	R: 3 E: 0 K: 1 S: 10	H: 5 LOB: 3 BB: 1 P: 14	R: 0 E: 0 K: 0 S: 3	H: 0 LOB: 1 BB: 1 P: 7	R: 0 E: 0 K: 0 S: 3	H: 0 LOB: 1 BB: 1 P: 7	R: 2 E: 0 K: 0 S: 6	H: 3 LOB: 2 BB: 2 P: 10		R: 0 E: 0 K: 0 S: 3	H: 0 LOB: 2 BB: 2 P: 11	1B: 10 2B: 2 3B: 0 HR: 2	SF: 0 SAC: 1 DP: 0 HBP: 0	WP: 0 PB: 0 SB: 0 CS: 0	PA: 47		
PITCHER	IP	WLS	BF	H	R	ER	SO	BB	IBB	HBP	BLK	WP	HR	S	P	ERA	WHIP								
John O'Donoghue, L ERA: 2.88 (1, 1)	4.2	L	23	9	5	5	2	0	0	0	0	0	2	27	7	9.64	1.929								
Jack Kralick, L ERA: 4.57 (5, 1)	0.1		4	2	0	0	0	0	1	0	0	0	0	3	7	0.00	6.000								
Tom Kelley, R ERA: 3.53 (6, 1)	2.0		8	0	0	0	0	2	0	0	0	0	0	6	14	0.00	1.000								
Steve Hargan, R ERA: 2.31 (8, 1)	0.1		5	3	2	2	0	1	0	0	0	0	0	4	8	54.00	12.000								
Dick Radatz, R ERA: 6.09 (8, 1)	1.2		7	0	0	0	0	2	0	0	0	0	0	5	13	0.00	1.200								

AB	40
R	7
H	14
RBI	7
BB	6
SO	2
LOB	19




Batter	1	2	3	4	5	6	7	8	9	AB	R	H	RBI	BB	SO	LOB	BOTTOM								
Jim Landis, R OBP: 0.397, SLG: 0.397 (1, 8)	5-3		6-3		F9			1B		4	0	1	0	0	0	2	New York Yankees @ Cleveland Indians Cleveland Municipal Stadium, Cleveland, OH Tue Jun 07 1966, 7:05 PM EDT Att: 12,572 - Unknown - 78 F								
Chico Salmon, R OBP: 0.283, SLG: 0.316 (1, 6)	L6		K		5-3			F8		4	0	0	0	0	1	3									
Leon Wagner, L OBP: 0.313, SLG: 0.404 (1, 7)	F4				L7			F6		4	0	0	0	0	1	1									
Rocky Colavito, R OBP: 0.329, SLG: 0.344 (1, 9)					HR			F3		3	1	1	0	1	1	0									
Fred Whitfield, L OBP: 0.274, SLG: 0.392 (1, 3)					F9			K		4	0	0	0	0	2	2									
Max Alvis, R OBP: 0.332, SLG: 0.346 (1, 5)					HR			F6		4	1	1	2	0	2	1									
Tony Martinez, R OBP: 0.357, SLG: 0.308 (1, 4)					5-3			1-3		2	0	0	0	0	1	1									
Tom Kelley, R OBP: 0.091, SLG: 0.091 (6, 1)										0	0	0	0	0	0	0									
Pedro Gonzalez, R OBP: 0.269, SLG: 0.302 (7, PH) Steve Hargan, R (8, 1)										1	0	0	0	0	0	0									
Dick Radatz, R (8, 1)										0	0	0	0	0	0	0									
Joe Azcue, R OBP: 0.359, SLG: 0.379 (1, 2)					F8			6-3		3	0	1	0	0	0	0									
John O'Donoghue, R OBP: 0.167, SLG: 0.250 (1, 1)										1	0	1	0	0	0	0									
Jack Kralick, L OBP: 0.250, SLG: 0.250 (5, 1)										0	0	0	0	0	0	0									
Chuck Hinton, R OBP: 0.291, SLG: 0.237 (6, 4)										2	0	0	0	0	1	1									
Inning Stats	R: 0 E: 0 K: 0 S: 3	H: 0 LOB: 0 BB: 0 P: 3	R: 0 E: 0 K: 3 S: 10	H: 1 LOB: 0 BB: 0 P: 10	R: 0 E: 0 K: 1 S: 6	H: 1 LOB: 1 BB: 0 P: 6	R: 2 E: 0 K: 0 S: 4	H: 1 LOB: 0 BB: 1 P: 8	R: 0 E: 0 K: 1 S: 6	H: 1 LOB: 1 BB: 0 P: 6	R: 0 E: 0 K: 3 S: 9	H: 0 LOB: 0 BB: 0 P: 9	R: 0 E: 0 K: 0 S: 3	H: 0 LOB: 0 BB: 0 P: 3	R: 0 E: 0 K: 0 S: 4	H: 1 LOB: 1 BB: 0 P: 4	R: 0 E: 0 K: 1 S: 5	H: 0 LOB: 0 BB: 0 P: 5	1B: 2 2B: 2 3B: 0 HR: 1	SF: 0 SAC: 0 DP: 0 HBP: 0	WP: 0 PB: 0 SB: 0 CS: 0	PA: 33			
PITCHER	IP	WLS	BF	H	R	ER	SO	BB	IBB	HBP	BLK	WP	HR	S	P	ERA	WHIP								
Fritz Peterson, L ERA: 3.57 (1, 1)	9.0	W	33	5	2	2	9	1	0	0	0	0	1	50	54	2.00	0.667								



Batter	1	2	3	4	5	6	7	8	9	AB	R	H	RBI	BB	SO	LOB	TOP					
Tom Tresh, S OBP: 0.326, SLG: 0.263 (1, 5)	4-3		6-3			F8		F8		4	0	0	0	0	0	1	New York Yankees @ Cleveland Indians Cleveland Municipal Stadium, Cleveland, OH Wed Jun 08 1966, 7:05 PM EDT Att: 15,191 - Overcast - 67 F					
Bobby Richardson, R OBP: 0.316, SLG: 0.365 (1, 4)	P6		F8			F9		F4		4	0	0	0	0	0	1						
Mickey Mantle, S OBP: 0.359, SLG: 0.445 Horace Clarke, S OBP: 0.250, SLG: 0.214 (9, PR)	1B			4-3		F7		1B		4	0	2	0	0	0	0						
Roger Maris, L OBP: 0.336, SLG: 0.398 (1, 9)	6-3			1B		2B		1B		4	1	2	0	0	0	2						
Joe Pepitone, L OBP: 0.249, SLG: 0.373 (1, 3)		6-3		1B		2B		P8		4	0	2	1	0	0	1						
Elston Howard, R OBP: 0.304, SLG: 0.331 (1, 2)	4-3			1B		K		F9		4	0	0	0	0	2	3						
Roy White, S OBP: 0.333, SLG: 0.414 (1, 7)	L3					P6		L7		3	0	0	0	0	0	1						
Clete Boyer, R OBP: 0.225, SLG: 0.269 (1, 6)						K		F8		3	0	1	0	0	1	1						
Mel Stottlemyre, R OBP: 0.161, SLG: 0.103 Roger Repoz, L OBP: 0.363, SLG: 0.488 (8, PH) Steve Hamilton, L (8, 1)						K		P6		1	0	0	0	0	1	0						
						K				1	0	0	0	0	0	0						
										0	0	0	0	0	0	0						
Inning Stats	R: 0 E: 0 K: 0 S: 4	H: 1 LOB: 1 BB: 0 P: 4	R: 0 E: 0 K: 0 S: 3	H: 0 LOB: 0 BB: 0 P: 3	R: 0 E: 0 K: 0 S: 4	H: 1 LOB: 1 BB: 0 P: 4	R: 0 E: 0 K: 1 S: 6	H: 2 LOB: 1 BB: 0 P: 6	R: 0 E: 0 K: 2 S: 7	H: 0 LOB: 0 BB: 0 P: 7	R: 0 E: 0 K: 0 S: 3	H: 0 LOB: 0 BB: 0 P: 3	R: 1 E: 0 K: 1 S: 7	H: 2 LOB: 1 BB: 0 P: 7	R: 0 E: 0 K: 0 S: 3	H: 0 LOB: 1 BB: 0 P: 3	R: 0 E: 0 K: 0 S: 4	H: 1 LOB: 1 BB: 0 P: 4	1B: 6 2B: 1 3B: 0 HR: 0	SF: 0 SAC: 1 DP: 0 HBP: 0	WP: 0 PB: 1 SB: 0 CS: 0	PA: 33
PITCHER	IP	WLS	BF	H	R	ER	SO	BB	IBB	HBP	BLK	WP	HR	S	P	ERA	WHIP					
Gary Bell, R ERA: 2.53 Sam McDowell, L ERA: 2.09	(1, 1)	8.0	W	30	7	1	4	0	0	0	0	0	0	38	38	1.12	0.875					
(9, 1)	1.0	S	3	0	0	0	0	0	0	0	0	0	0	3	3	0.00	0.000					

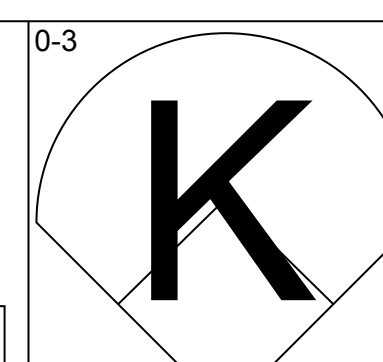
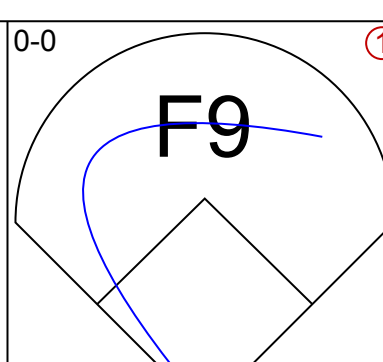
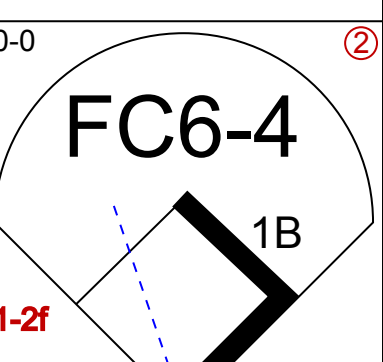
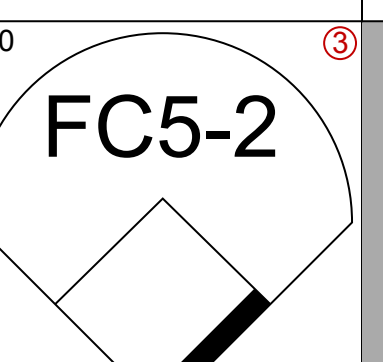
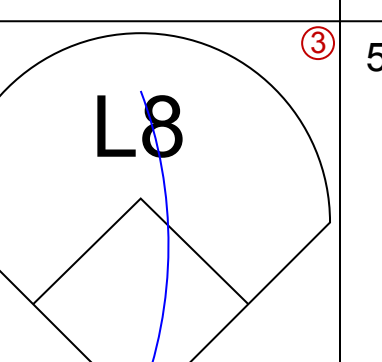
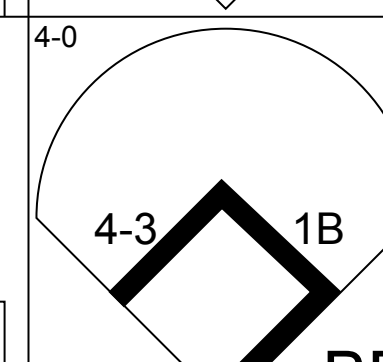
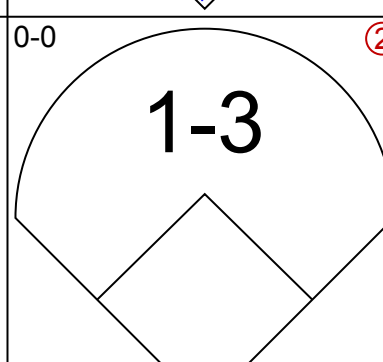
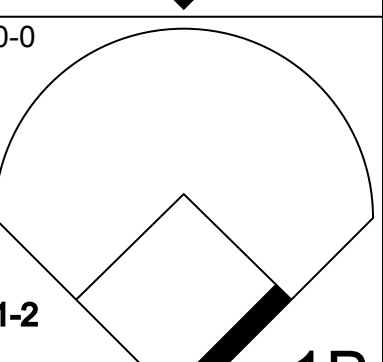
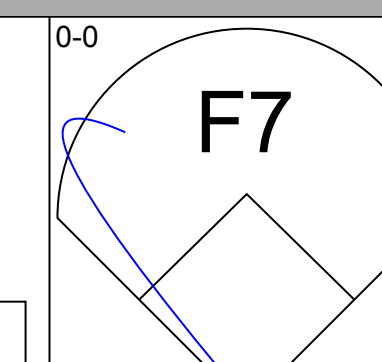
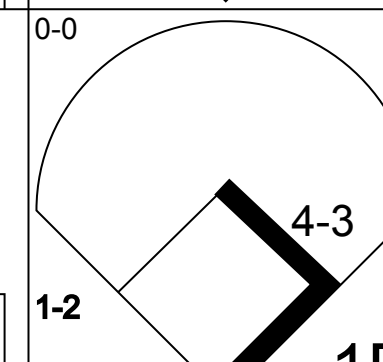
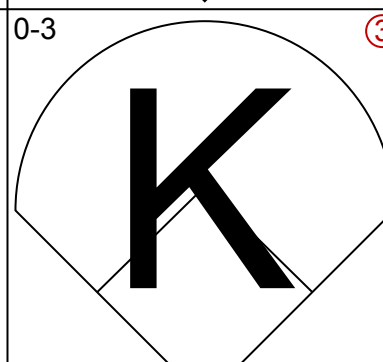
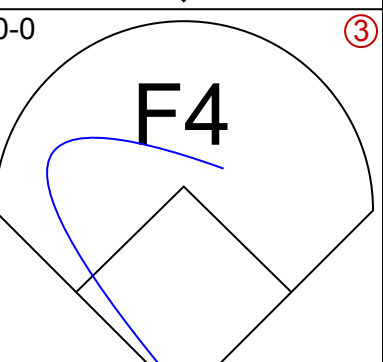
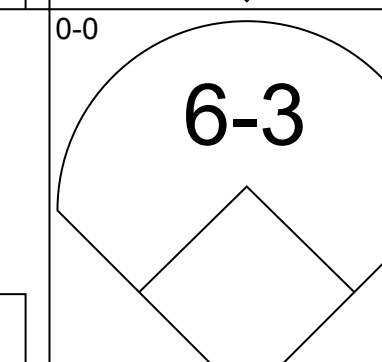
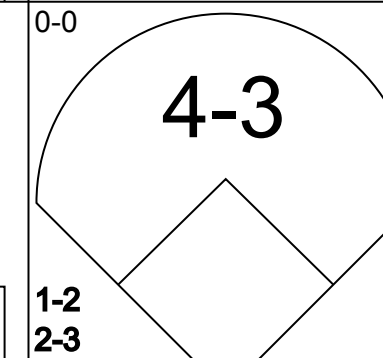
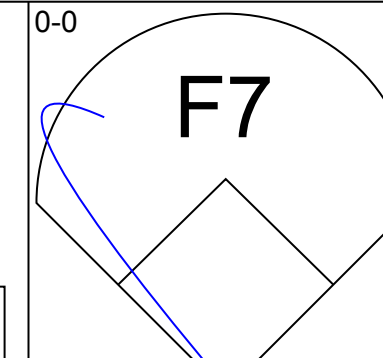
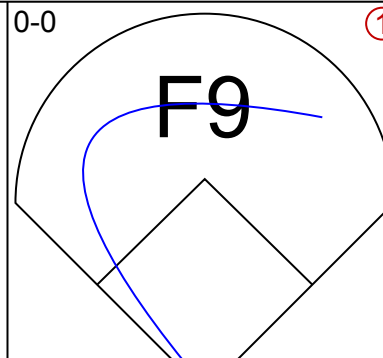
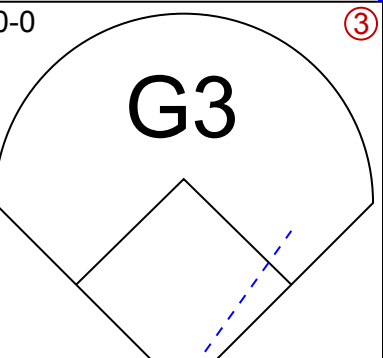
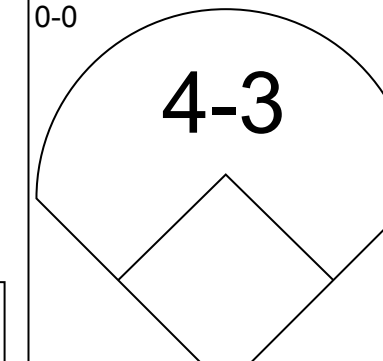
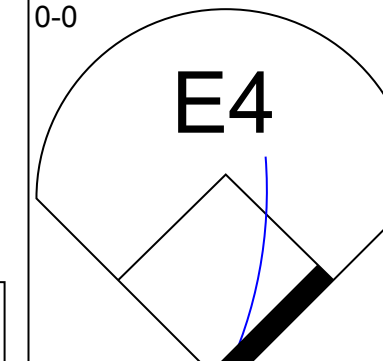
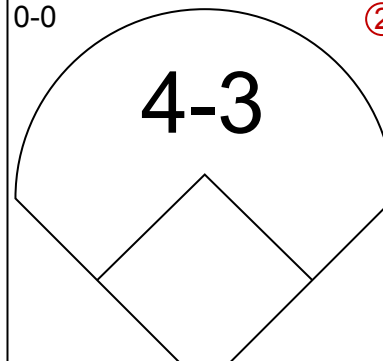
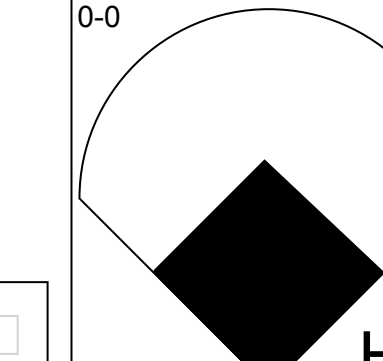
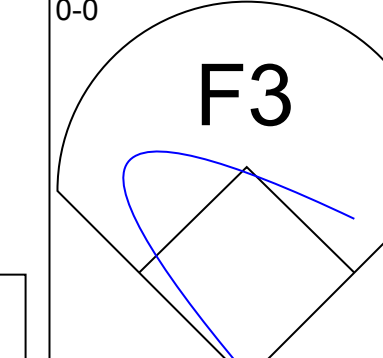
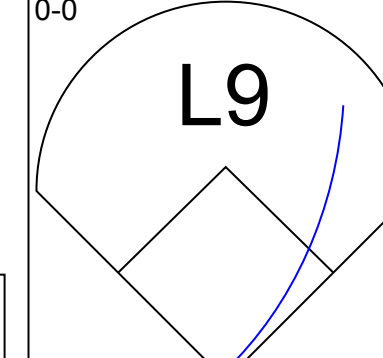
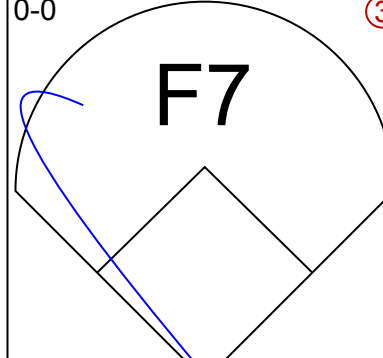
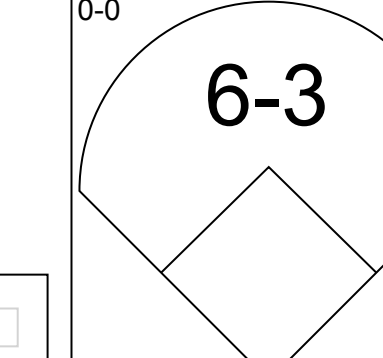
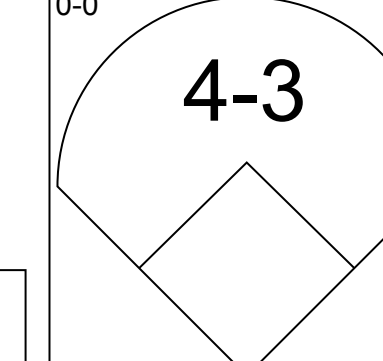
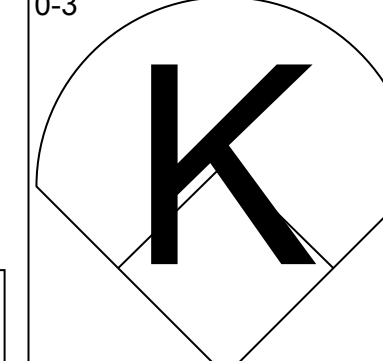
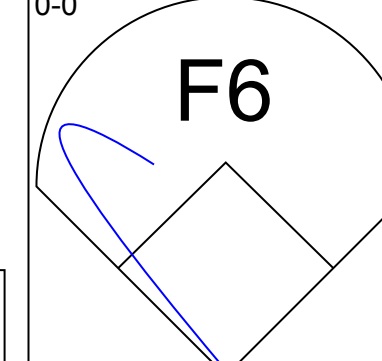
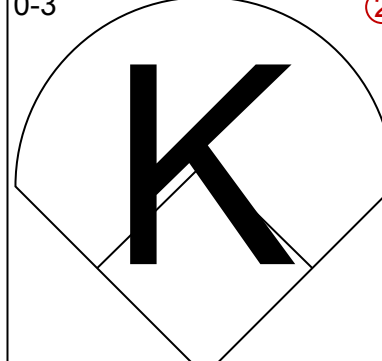
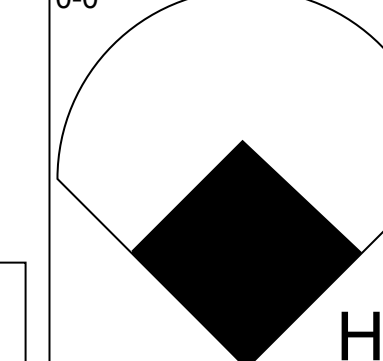
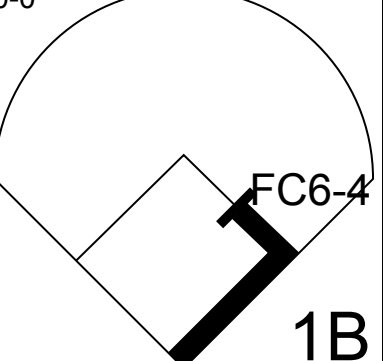
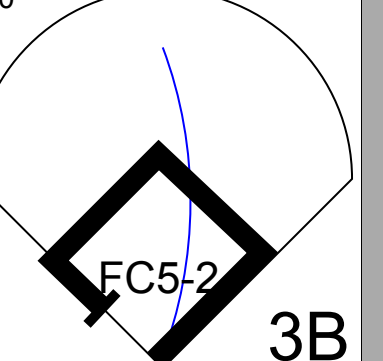
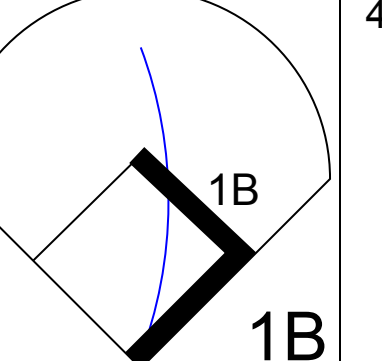
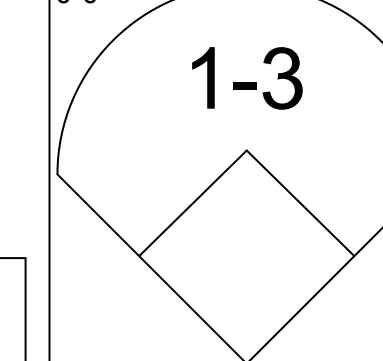
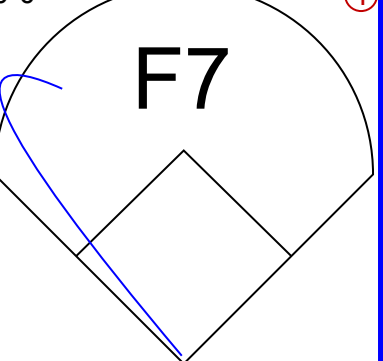
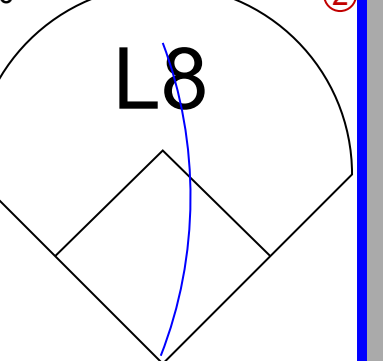
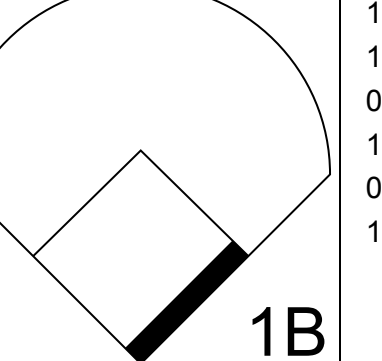
AB	32
R	1
H	7
RBI	1
BB	0
SO	4
LOB	10



Batter	1	2	3	4	5	6	7	8	9	AB	R	H	RBI	BB	SO	LOB	BOTTOM					
Vic Davallo, L OBP: 0.286, SLG: 0.314 (1, 8)	L8		F7			5-3		FC6-4		4	0	0	0	0	0	1	New York Yankees @ Cleveland Indians Cleveland Municipal Stadium, Cleveland, OH Wed Jun 08 1966, 7:05 PM EDT Att: 15,191 - Overcast - 67 F					
Chico Salmon, R OBP: 0.272, SLG: 0.323 (1, 6)						5-3		L7		4	0	2	0	0	0	0						
Leon Wagner, L OBP: 0.307, SLG: 0.396 Chuck Hinton, R OBP: 0.298, SLG: 0.237 (8, 7)	1B					FC4-6				3	0	0	0	0	1	2						
Rocky Colavito, R OBP: 0.322, SLG: 0.335 Jim Landis, R OBP: 0.397, SLG: 0.397 (9, 9)	K					4-3				0	0	0	0	1	0	0						
										4	0	0	0	0	2	3						
										0	0	0	0	0	0	0						
Fred Whitfield, L OBP: 0.275, SLG: 0.391 (1, 3)										3	1	1	0	0	1	0						
Max Alvis, R OBP: 0.336, SLG: 0.353 (1, 5)										2	1	1	0	1	0	0						
Tony Martinez, R OBP: 0.353, SLG: 0.313 (1, 4)										3	0	1	0	0	1	1						
Joe Azcue, R OBP: 0.358, SLG: 0.393 (1, 2)										3	0	1	1	0	0	2						
Gary Bell, R OBP: 0.208, SLG: 0.136 Sam McDowell, L OBP: 0.238, SLG: 0.238 (9, 1)										3	0	1	0	0	0	2						
										0	0	0	0	0	0	0						
Inning Stats	R: 0 E: 0 K: 1 S: 6	H: 1 LOB: 1 BB: 0 P: 6	R: 1 E: 0 K: 0 S: 5	H: 2 LOB: 1 BB: 0 P: 5	R: 0 E: 0 K: 1 S: 6	H: 1 LOB: 1 BB: 0 P: 6	R: 1 E: 0 K: 0 S: 4	H: 2 LOB: 1 BB: 1 P: 8	R: 0 E: 0 K: 0 S: 3	H: 0 LOB: 0 BB: 0 P: 3	R: 0 E: 0 K: 2 S: 7	H: 0 LOB: 0 BB: 0 P: 7	R: 0 E: 0 K: 1 S: 6	H: 1 LOB: 1 BB: 0 P: 6	R: 0 E: 0 K: 0 S: 2	H: 0 LOB: 0 BB: 1 P: 6	R: 0 E: 0 K: 0 S: 6	H: 0 LOB: 0 BB: 1 P: 6	1B: 5 2B: 2 3B: 0 HR: 0	SF: 0 SAC: 0 DP: 2 HBP: 0	WP: 0 PB: 0 SB: 1 CS: 0	PA: 31
PITCHER	IP	WLS	BF	H	R	ER	SO	BB	IBB	HBP	BLK	WP	HR	S	P	ERA	WHIP					
Mel Stottlemyre, R ERA: 2.25 Steve Hamilton, L ERA: 1.11	(1, 1)	7.0	L	28	7	2	5	1	0	0	0	0	0	2	6	0.00	1.000					
(8, 1)	1.0		3	0	0	0	0	1	0	0	0	0	0	2	6	0.00	1.000					


AB	29
R	2
H	7
RBI	1
BB	2
SO	5
LOB	11

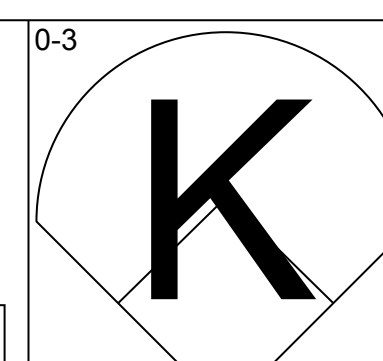
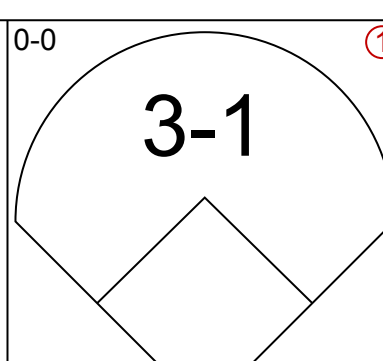
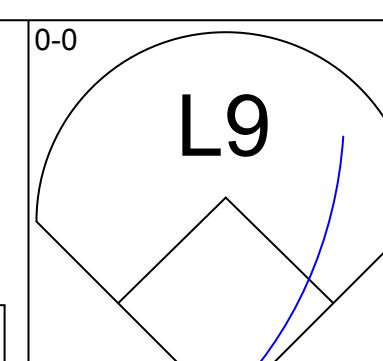
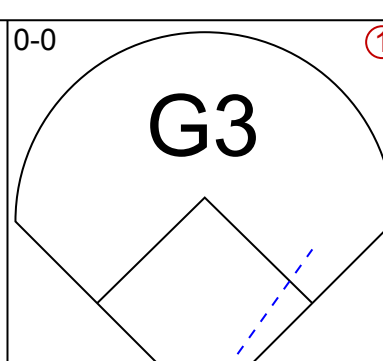

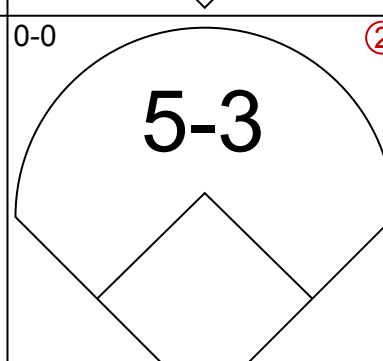
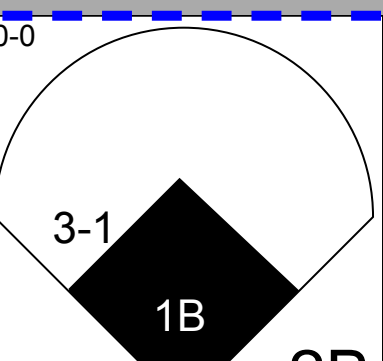
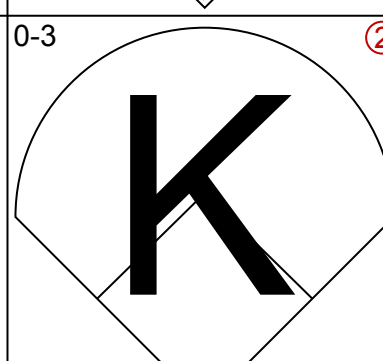

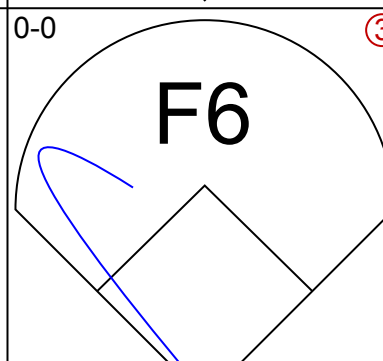
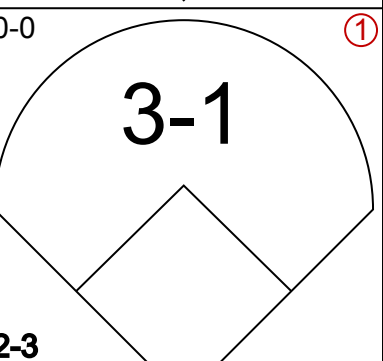
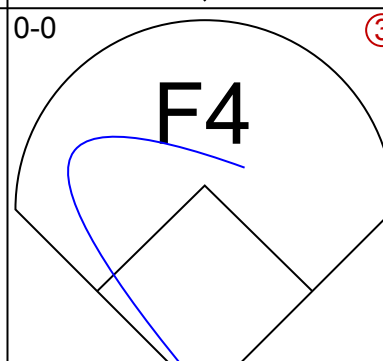

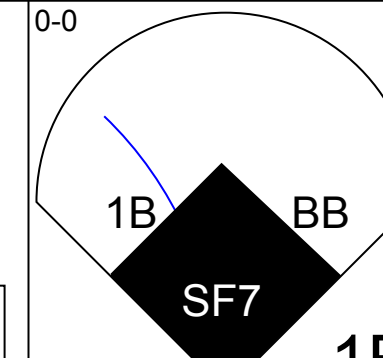
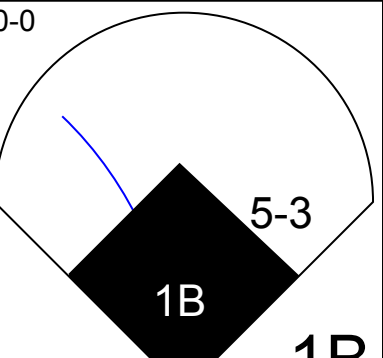
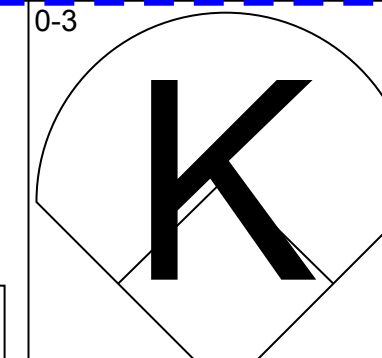
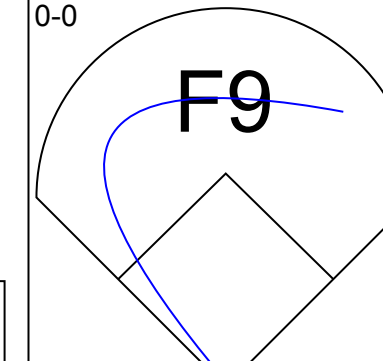
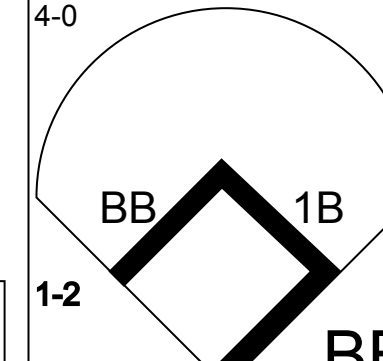
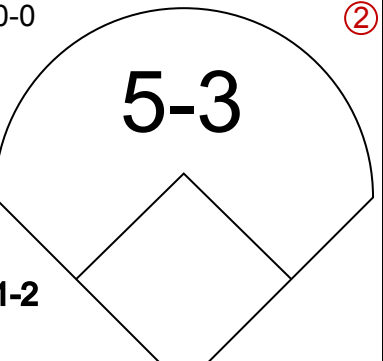
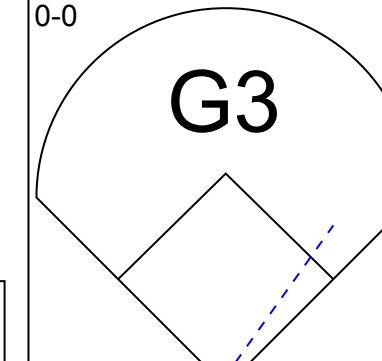
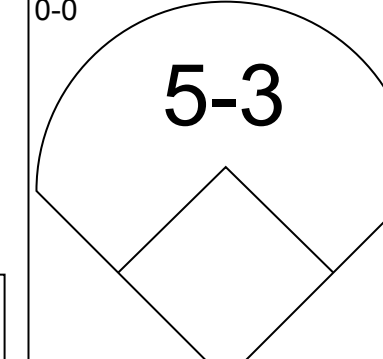
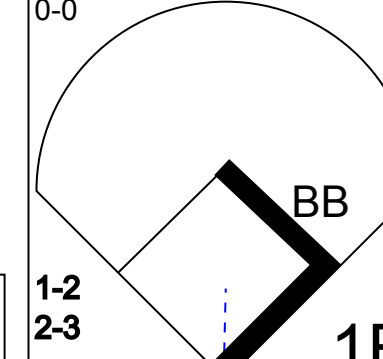
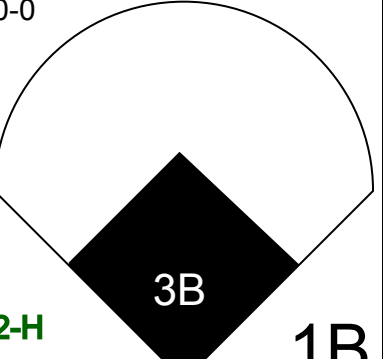
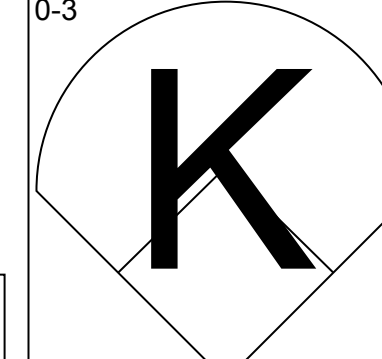
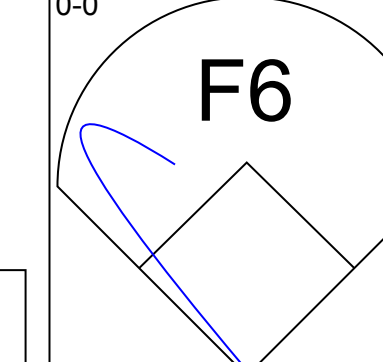
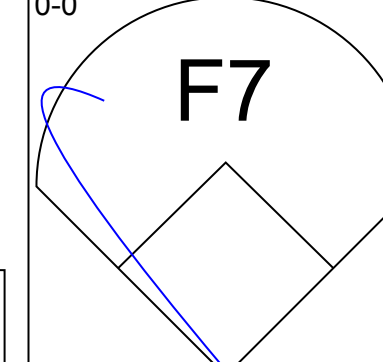
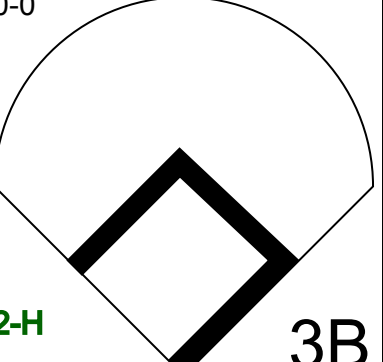
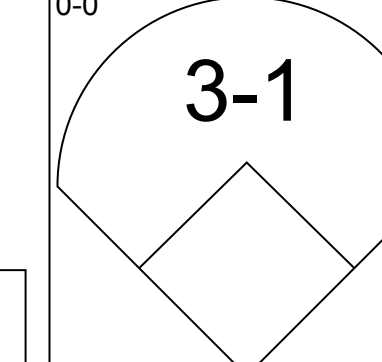
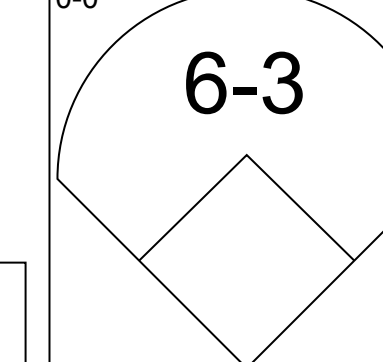
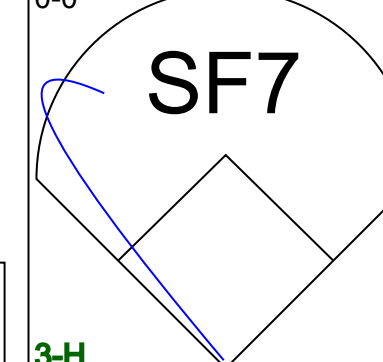
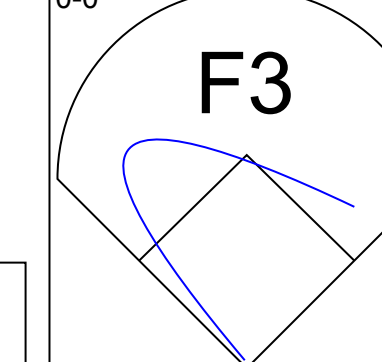
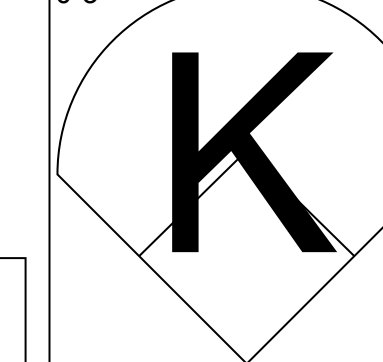
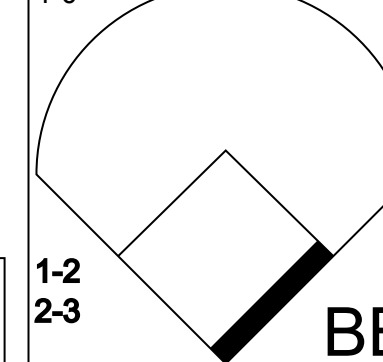
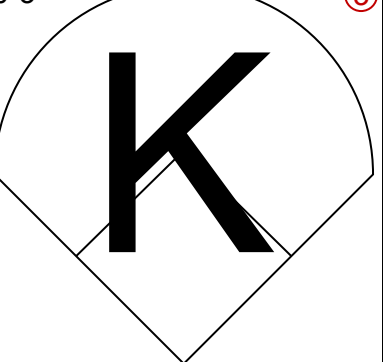
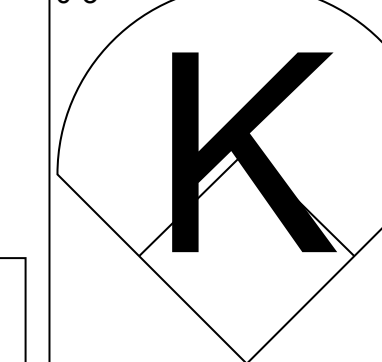


Batter	1	2	3	4	5	6	7	8	9	AB	R	H	RBI	BB	SO	LOB	TOP				
Tom Tresh, S OBP: 0.318, SLG: 0.255 (1, 5)										5	0	0	0	0	1	4					
Bobby Richardson, R OBP: 0.318, SLG: 0.364 (1, 4)										3	0	1	0	1	0	0					
Mickey Mantle, S OBP: 0.356, SLG: 0.440 Ray Barker, L OBP: 0.294, SLG: 0.500 (1, 8) (8, 3)										4	0	1	0	0	1	2					
Roger Maris, L OBP: 0.327, SLG: 0.387 (1, 9)										4	0	0	0	0	0	2					
Joe Pepitone, L OBP: 0.249, SLG: 0.386 (1, 3) (8, 8)										4	1	1	1	0	0	2					
Elston Howard, R OBP: 0.296, SLG: 0.321 (1, 2)										4	0	0	0	0	0	1					
Roy White, S OBP: 0.326, SLG: 0.404 (1, 7)										4	0	0	0	0	2	1					
Clete Boyer, R OBP: 0.241, SLG: 0.313 (1, 6)										4	1	4	1	0	0	0					
Jim Bouton, R OBP: 0.200, SLG: 0.200 Horacio Cordero, S OBP: 0.229, SLG: 0.200 Bob Friend, R OBP: 0.200, SLG: 0.200 Hector Lopez, R OBP: 0.143, SLG: 0.000 Dooley Womack, L OBP: 0.100, SLG: 0.100 Lou Clinton, R OBP: 0.296, SLG: 0.333 (1, 1) (5, PH) (5, 1) (7, PH) (7, 1) (8, PH)										1	0	0	0	0	0	0					
Inning Stats	R: 0 E: 0 K: 1 S: 6	H: 1 LOB: 2 BB: 1 P: 10	R: 1 E: 0 K: 0 S: 4	H: 1 LOB: 0 BB: 0 P: 4	R: 0 E: 0 K: 1 S: 5	H: 0 LOB: 0 BB: 0 P: 5	R: 0 E: 1 K: 1 S: 6	H: 0 LOB: 1 BB: 0 P: 6	R: 0 E: 0 K: 0 S: 5	H: 2 LOB: 2 BB: 0 P: 5	R: 0 E: 0 K: 0 S: 3	H: 0 LOB: 0 BB: 0 P: 3	R: 0 E: 0 K: 0 S: 4	H: 1 LOB: 1 BB: 0 P: 4	R: 0 E: 0 K: 0 S: 3	H: 0 LOB: 0 BB: 0 P: 3	R: 1 E: 0 K: 1 S: 8	H: 3 LOB: 2 BB: 0 P: 8	1B: 5 2B: 0 3B: 1 HR: 2	SF: 0 SAC: 0 DP: 0 HBP: 0	WP: 0 PA: 37 PB: 0 SB: 0 CS: 0
PITCHER Hank Aguirre, L ERA: 2.3 (1, 1)	IP: 9.0 WLS: W BF: 37 H: 8 R: 2 ER: 2 SO: 4 BB: 1 IBB: 0 HBP: 0 BLK: 0 WP: 0 HR: 2 S: 44 P: 48 ERA: 2.00 WHIP: 1.000															PITCHER IP: 9.0 WLS: W BF: 37 H: 8 R: 2 ER: 2 SO: 4 BB: 1 IBB: 0 HBP: 0 BLK: 0 WP: 0 HR: 2 S: 44 P: 48 ERA: 2.00 WHIP: 1.000					

New York Yankees @ Detroit Tigers
Tiger Stadium, Detroit, MI
Fri Jun 10 1966, 7:05 PM EDT
Att: 29,674 - Unknown - 57 F


AB 36
R 2
H 8
RBI 2
BB 1
SO 4
LOB 14



Batter	1	2	3	4	5	6	7	8	9	AB	R	H	RBI	BB	SO	LOB	BOTTOM		
Dick McAuliffe, L OBP: 0.392, SLG: 0.457 (1, 6)										4	0	0	0	0	1	3			
Jake Wood, R OBP: 0.357, SLG: 0.474 (1, 4)										4	2	2	1	0	1	0			
Norm Cash, L OBP: 0.322, SLG: 0.487 (1, 3)										4	1	1	1	0	0	1			
Al Kaline, R OBP: 0.385, SLG: 0.494 (1, 8)										3	2	2	1	1	1	0			
Jim Northrup, L OBP: 0.321, SLG: 0.390 (1, 9)										3	0	0	0	1	0	2			
Bill Freehan, R OBP: 0.315, SLG: 0.436 (1, 2)										4	1	2	1	0	1	1			
Gates Brown, L OBP: 0.338, SLG: 0.328 (1, 7)										4	0	1	1	0	0	3			
Don Wert, R OBP: 0.363, SLG: 0.362 (1, 5)										2	0	0	1	1	0	0			
Hank Aguirre, R (1, 1)										3	0	0	0	1	3	2			
Inning Stats	R: 2 E: 0 K: 1 S: 7	H: 2 LOB: 1 BB: 1 P: 11	R: 0 E: 0 K: 1 S: 5	H: 0 LOB: 0 BB: 0 P: 5	R: 0 E: 0 K: 0 S: 3	H: 0 LOB: 0 BB: 0 P: 3	R: 1 E: 0 K: 0 S: 5	H: 2 LOB: 2 BB: 2 P: 13	R: 3 E: 0 K: 1 S: 9	H: 4 LOB: 2 BB: 1 P: 13	R: 0 E: 0 K: 1 S: 5	H: 0 LOB: 0 BB: 0 P: 5	R: 0 E: 0 K: 2 S: 7	H: 0 LOB: 0 BB: 0 P: 7	R: 0 E: 0 K: 1 S: 5	H: 0 LOB: 0 BB: 0 P: 5	1B: 4 2B: 1 3B: 1 HR: 2	SF: 1 SAC: 0 DP: 0 HBP: 0	WP: 0 PA: 36 PB: 0 SB: 0 CS: 0
PITCHER Jim Bouton, R ERA: 4.34 Bob Friend, R ERA: 4.53 Dooley Womack, R ERA: 4.82 (1, 1) (5, 1) (7, 1)	IP: 4.0 WLS: L BF: 19 H: 4 R: 3 ER: 3 SO: 2 BB: 3 IBB: 0 HBP: 0 BLK: 0 WP: 0 HR: 2 S: 20 P: 32 ERA: 6.75 WHIP: 1.750															PITCHER IP: 4.0 WLS: L BF: 19 H: 4 R: 3 ER: 3 SO: 2 BB: 3 IBB: 0 HBP: 0 BLK: 0 WP: 0 HR: 2 S: 20 P: 32 ERA: 6.75 WHIP: 1.750			

New York Yankees @ Detroit Tigers
Tiger Stadium, Detroit, MI
Fri Jun 10 1966, 7:05 PM EDT
Att: 29,674 - Unknown - 57 F

AB 31
R 6
H 8
RBI 6
BB 4
SO 7
LOB 12



Batter	1	2	3	4	5	6	7	8	9	AB	R	H	RBI	BB	SO	LOB	TOP					
Tom Tresh, S OBP: 0.320, SLG: 0.255										4	1	1	0	1	1	2						
Bobby Richardson, R OBP: 0.317, SLG: 0.362										4	1	1	0	0	0	1						
Mickey Mantle, S OBP: 0.354, SLG: 0.431										3	0	0	0	1	1	2						
Ray Barker, L OBP: 0.294, SLG: 0.500										0	0	0	0	0	0	0						
Roger Maris, L OBP: 0.319, SLG: 0.376										4	0	0	1	0	0	2						
Joe Pepitone, L OBP: 0.259, SLG: 0.415										4	2	3	2	0	1	0						
Elston Howard, R OBP: 0.295, SLG: 0.340										4	1	1	2	0	1	1						
Roy White, S OBP: 0.325, SLG: 0.396										3	0	0	0	1	0	0						
Clete Boyer, R OBP: 0.241, SLG: 0.311										4	1	1	0	0	0	0						
Fritz Peterson, S OBP: 0.217, SLG: 0.217										2	0	0	0	0	0	1						
Hal Reniff, R OBP: 0.200, SLG: 0.200										2	0	1	1	0	1	0						
Inning Stats	R: 2 E: 0 K: 0 S: 5	H: 2 LOB: 1 BB: 1 P: 9	R: 0 E: 0 K: 0 S: 4	H: 1 LOB: 1 BB: 0 P: 4	R: 0 E: 0 K: 0 S: 3	H: 0 LOB: 0 BB: 0 P: 3	R: 0 E: 0 K: 2 S: 6	H: 0 LOB: 0 BB: 0 P: 10	R: 0 E: 0 K: 0 S: 4	H: 1 LOB: 1 BB: 0 P: 4	R: 2 E: 0 K: 0 S: 4	H: 2 LOB: 0 BB: 1 P: 8	R: 0 E: 0 K: 1 S: 7	H: 0 LOB: 0 BB: 0 P: 7	R: 0 E: 0 K: 1 S: 5	H: 0 LOB: 0 BB: 0 P: 5	R: 2 E: 1 K: 0 S: 6	H: 2 LOB: 1 BB: 0 P: 6	1B: 5 2B: 1 3B: 0 HR: 2	SF: 0 SAC: 0 DP: 1 HBP: 0	WP: 0 PB: 0 SB: 1 CS: 1	PA: 38
PITCHER	IP WLS BF H R ER SO BB IBB HBP BLK WP HR S P ERA WHIP																					
Joe Sparma, R ERA: 5.03	(1, 1) 6.0 L 25 6 4 4 2 3 0 0 0 0 0 1 26 38 6.00 1.500																					
Johnny Podres, L ERA: 2.13	(7, 1) 3.0 12 2 2 1 3 0 0 0 0 0 0 1 18 18 3.00 0.667																					

New York Yankees @ Detroit Tigers
Tiger Stadium, Detroit, MI
Sat Jun 11 1966, 4:33 AM EDT
Att: 17,104 - Unknown - 68 F

AB 34
R 6
H 8
RBI 6
BB 3
SO 5
LOB 9

Batter	1	2	3	4	5	6	7	8	9	AB	R	H	RBI	BB	SO	LOB	BOTTOM					
Don Wert, R OBP: 0.367, SLG: 0.364										2	1	1	0	1	0	1						
Dick Tracewski, R OBP: 0.188, SLG: 0.133										1	0	0	0	0	0	0						
Gates Brown, L OBP: 0.333, SLG: 0.322										1	0	0	0	0	1	1						
Jake Wood, R OBP: 0.356, SLG: 0.450										2	0	0	0	0	1	0						
Norm Cash, L OBP: 0.316, SLG: 0.477										4	0	0	0	0	2	4						
Al Kaline, R OBP: 0.377, SLG: 0.481										4	0	0	0	0	2							
Don Demeter, R OBP: 0.240, SLG: 0.423										4	1	2	2	0	1	0						
Bill Freehan, R OBP: 0.313, SLG: 0.432										4	0	1	0	0	0	2						
Willie Horton, R OBP: 0.291, SLG: 0.323										4	0	1	0	0	1	1						
Dick McAuliffe, L OBP: 0.394, SLG: 0.475										3	1	1	1	1	2	1						
Joe Sparma, R OBP: 0.294, SLG: 0.353										2	0	1	0	0	0	0						
Jerry Lumpe, L OBP: 0.333, SLG: 0.367										1	0	0	0	0	0	2						
Johnny Podres, L OBP: 0.667, SLG: 0.500										0	0	0	0	0	0	0						
Jim Northrup, L OBP: 0.318, SLG: 0.387										1	0	0	0	0	0	1						
Inning Stats	R: 1 E: 0 K: 0 S: 4	H: 1 LOB: 2 BB: 1 P: 9	R: 0 E: 0 K: 1 S: 6	H: 1 LOB: 0 BB: 0 P: 6	R: 0 E: 0 K: 2 S: 7	H: 0 LOB: 0 BB: 0 P: 7	R: 0 E: 0 K: 0 S: 3	H: 0 LOB: 0 BB: 0 P: 3	R: 1 E: 0 K: 0 S: 5	H: 2 LOB: 2 BB: 0 P: 5	R: 1 E: 0 K: 1 S: 7	H: 2 LOB: 0 BB: 1 P: 11	R: 0 E: 0 K: 1 S: 5	H: 0 LOB: 0 BB: 0 P: 5	R: 0 E: 0 K: 1 S: 5	H: 0 LOB: 0 BB: 0 P: 5	R: 0 E: 0 K: 2 S: 8	H: 1 LOB: 1 BB: 0 P: 8	1B: 5 2B: 0 3B: 0 HR: 2	SF: 0 SAC: 1 DP: 0 HBP: 1	WP: 0 PB: 0 SB: 0 CS: 0	PA: 37
PITCHER	IP WLS BF H R ER SO BB IBB HBP BLK WP HR S P ERA WHIP																					
Fritz Peterson, L ERA: 3.69	(1, 1) 5.1 W 23 5 3 3 3 1 0 0 0 0 0 2 27 32 5.06 1.125																					
Hal Reniff, R ERA: 1.57	(6, 1) 3.2 S 14 2 0 0 5 1 0 0 0 0 0 0 23 27 0.00 0.818																					

New York Yankees @ Detroit Tigers
Tiger Stadium, Detroit, MI
Sat Jun 11 1966, 4:33 AM EDT
Att: 17,104 - Unknown - 68 F

AB 33
R 3
H 7
RBI 3
BB 2
SO 8
LOB 15

Batter	1	2	3	4	5	6	7	8	9	AB	R	H	RBI	BB	SO	LOB	TOP										
Tom Tresh, S OBP: 0.319, SLG: 0.254 (1, 5)	4-3			1B		L9		K		4	0	1	0	0	1	0											
Bobby Richardson, R OBP: 0.320, SLG: 0.369 (1, 4)	F2			L8			3B	1B	HR	4	2	2	0	0	0	1											
Ray Barker, L OBP: 0.286, SLG: 0.611 (1, 3)	K			K			K		HR	4	1	1	2	0	3	2											
Roger Maris, L OBP: 0.317, SLG: 0.386 (1, 9)		4-3		F2			HR	3B	F9	4	1	1	1	0	0	1											
Joe Pepitone, L OBP: 0.259, SLG: 0.426 (1, 8)		F9			F9			HR	L8	4	1	1	2	0	0	0											
Clete Boyer, R OBP: 0.241, SLG: 0.316 (1, 6)		6-3			K		L8		1B	4	0	1	0	0	1	0											
Roy White, S OBP: 0.328, SLG: 0.399 (1, 7)				G3-6-3	F4		F3		FC5-4	4	0	2	0	0	0	0											
Jake Gibbs, L OBP: 0.375, SLG: 0.471 (1, 2)				G3-6-3			L8		F9	3	0	0	0	0	0	1											
Elston Howard, R OBP: 0.293, SLG: 0.338 (9, PH)				1-2					FC5-4	1	0	0	0	0	0	2											
Mel Stottlemyre, R OBP: 0.196, SLG: 0.100 (5, PH)				F6			K			1	0	0	0	0	0	0											
Doolley Womack, R OBP: 0.222, SLG: 0.186 (6, 1)										0	0	0	0	0	0	0											
Steve Hamilton, L OBP: 0.209, SLG: 1.000 (7, 1)										0	0	0	0	0	0	0											
Mickey Mantle, S OBP: 0.359, SLG: 0.628 (8, PH)										1	0	0	0	0	1	0											
Bob Friend, R OBP: 0.199, SLG: 0.048 (8, 1)										0	0	0	0	0	0	0											
Inning Stats	R: 0 E: 0 K: 1 S: 5	H: 0 LOB: 0 BB: 0 P: 5	R: 0 E: 0 K: 0 S: 3	H: 0 LOB: 0 BB: 0 P: 3	R: 0 E: 0 K: 0 S: 3	H: 1 LOB: 0 BB: 0 P: 3	R: 0 E: 0 K: 1 S: 6	H: 1 LOB: 1 BB: 0 P: 6	R: 0 E: 0 K: 1 S: 5	H: 0 LOB: 0 BB: 0 P: 5	R: 3 E: 0 K: 1 S: 8	H: 3 LOB: 0 BB: 0 P: 8	R: 0 E: 0 K: 2 S: 7	H: 0 LOB: 2 BB: 0 P: 7	R: 2 E: 0 K: 0 S: 7	H: 4 LOB: 2 BB: 0 P: 7	1B: 4 2B: 2 3B: 1 HR: 2	SF: 0 SAC: 0 DP: 1 HBP: 0	WP: 0 PA: 35 PB: 0 SB: 0 CS: 0								
PITCHER	IP	WLS	BF	H	R	ER	SO	BB	IBB	HBP	BLK	WP	HR	S	P	ERA	WHIP	PITCHER									
Denny McLain, R ERA: 3.21 (1, 1)	8.0	W	30	7	5	5	7	0	0	0	0	0	2	44	44	5.62	0.875										
Johnny Podres, L ERA: 2.03 (9, 1)	0.2		4	2	0	0	0	0	0	0	0	0	0	4	4	0.00	3.000										
Larry Sherry, R ERA: 2.35 (9, 1)	0.1	S	1	0	0	0	0	0	0	0	0	0	0	1	1	0.00	0.000										

New York Yankees @ Detroit Tigers
Tiger Stadium, Detroit, MI
Sun Jun 12 1966, 4:33 AM EDT
Unknown

AB 35
R 5
H 9
RBI 5
BB 0
SO 7
LOB 7



Batter	1	2	3	4	5	6	7	8	9	AB	R	H	RBI	BB	SO	LOB	BOTTOM										
Dick McAuliffe, L OBP: 0.389, SLG: 0.462 (1, 5)	4-3		6-3		F8		4-3	FC3-6		4	0	0	0	1	0	1											
Jake Wood, R OBP: 0.367, SLG: 0.455 (1, 4)	L8		F8	CS	1B		SH1-4	K		4	2	2	0	0	1	1											
Norm Cash, L OBP: 0.315, SLG: 0.472 (1, 3)	4-3		F8		1B		4-3			4	0	1	1	0	0	2											
Al Kaline, R OBP: 0.385, SLG: 0.481 (1, 8)		L5-3	1B	BB	FC3-2		4-0	IBB		2	0	1	0	2	0	0											
Jim Northrup, L OBP: 0.326, SLG: 0.393 (7, PH)					FC3-2					3	1	2	1	0	0	2											
Don Demeter, R OBP: 0.238, SLG: 0.418 (8, 9)		1B	HR	1B	1-3		K			1	0	0	0	0	1	2											
Bill Freehan, R OBP: 0.317, SLG: 0.434 (1, 2)		HR	1B	L1	F6					4	1	2	0	0	0	4											
Gates Brown, L OBP: 0.329, SLG: 0.365 (1, 7)		HR		G3			1-3	FC1-5-6		4	2	1	3	0	0	1											
Ray Oyler, R OBP: 0.431, SLG: 0.488 (1, 6)		5-3		K			K			4	1	1	1	0	2	0											
Denny McLain, R OBP: 0.237, SLG: 0.216 (1, 1)										4	0	1	1	0	2	0											
Johnny Podres, L OBP: 0.697, SLG: 0.500 (9, 1)										0	0	0	0	0	0	0											
Larry Sherry, R OBP: 0.667, SLG: 0.667 (9, 1)										0	0	0	0	0	0	0											
Inning Stats	R: 0 E: 0 K: 0 S: 3	H: 3 LOB: 0 BB: 0 P: 3	R: 3 E: 0 K: 1 S: 8	H: 3 LOB: 0 BB: 0 P: 8	R: 1 E: 0 K: 0 S: 5	H: 2 LOB: 1 BB: 1 P: 9	R: 0 E: 0 K: 2 S: 7	H: 0 LOB: 0 BB: 0 P: 7	R: 1 E: 0 K: 0 S: 6	H: 3 LOB: 2 BB: 0 P: 6	R: 0 E: 0 K: 1 S: 5	H: 0 LOB: 2 BB: 2 P: 13	R: 2 E: 0 K: 1 S: 8	H: 3 LOB: 1 BB: 0 P: 8	R: 0 E: 0 K: 1 S: 8	H: 3 LOB: 1 BB: 0 P: 8	1B: 9 2B: 0 3B: 1 HR: 1	SF: 0 SAC: 1 DP: 0 HBP: 0	WP: 0 PA: 38 PB: 0 SB: 2 CS: 1								
PITCHER	IP	WLS	BF	H	R	ER	SO	BB	IBB	HBP	BLK	WP	HR	S	P	ERA	WHIP	PITCHER									
Mel Stottlemyre, R ERA: 2.49 (6, 1)	1.1	L	5	0	0	0	1	1	0	0	0	0	0	6	10	0.00	0.750										
Steve Hamilton, L ERA: 1.08 (7, 1)	0.2		3	0	0	0	1	0	1	0	0	0	0	4	8	0.00	0.000										
Bob Friend, R ERA: 4.84 (8, 1)	1.0		6	3	2	2	1	0	0	0	0	0	0	8	8	18.00	3.000										

New York Yankees @ Detroit Tigers
Tiger Stadium, Detroit, MI
Sun Jun 12 1966, 4:33 AM EDT
Unknown

AB 34
R 7
H 11
RBI 7
BB 3
SO 6
LOB 13



Batter	1	2	3	4	5	6	7	8	9	AB	R	H	RBI	BB	SO	LOB	TOP					
Tom Tresh, S OBP: 0.324, SLG: 0.276	L8	1B		HR		BB	4-3		F5	5	2	2	1	1	0	1						
Bobby Richardson, R OBP: 0.312, SLG: 0.359	F2	L8		F9				5-3	F9	6	0	0	0	0	0	4						
Mickey Mantle, S OBP: 0.361, SLG: 0.432	HR	2B							F9	3	1	2	1	1	0	1						
Ray Barker, L OBP: 0.304, SLG: 0.650	HR	1B						HR	F9	2	1	1	0	0	0	1						
Joe Pepitone, L OBP: 0.267, SLG: 0.450	HR			F9				HR		5	2	3	3	0	0	2						
Elston Howard, R OBP: 0.296, SLG: 0.361										2	1	1	3	0	0	2						
Roger Maris, L OBP: 0.315, SLG: 0.384		F9								1	0	0	0	0	1	1						
Jake Gibbs, L OBP: 0.405, SLG: 0.486	HR			K				HBP	1B	1	1	1	0	1	0	0						
Hector Lopez, R OBP: 0.412, SLG: 0.500	K			K			6-3		F9	4	1	0	0	0	2	1						
Clete Boyer, R OBP: 0.250, SLG: 0.339		HR					5-3		F7	5	1	3	1	0	0	2						
Lou Clinton, R OBP: 0.305, SLG: 0.385		5-3		K					FC6-4	4	1	1	3	1	1	3						
Fred Talbot, R OBP: 0.217, SLG: 0.273										2	1	1	0	0	1	1						
Steve Hamilton, L OBP: 0.200, SLG: 0.200	1B						F2			2	0	0	0	0	0	1						
Pedro Ramos, S OBP: 0.200, SLG: 0.200	1B									0	0	0	0	0	0	0						
Hal Reniff, R OBP: 0.333, SLG: 0.333	1B								1B	1	0	1	0	0	0	0						
Inning Stats	R: 3 E: 0 K: 1 S: 8	H: 3 LOB: 0 BB: 0 P: 8	R: 3 E: 0 K: 0 S: 8	H: 5 LOB: 2 BB: 0 P: 8	R: 0 E: 0 K: 3 S: 10	H: 1 LOB: 1 BB: 0 P: 10	R: 1 E: 0 K: 1 S: 6	H: 1 LOB: 1 BB: 1 P: 10	R: 0 E: 0 K: 0 S: 3	H: 0 LOB: 1 BB: 1 P: 7	R: 0 E: 0 K: 0 S: 3	H: 0 LOB: 1 BB: 1 P: 7	R: 3 E: 0 K: 0 S: 4	H: 1 LOB: 0 BB: 1 P: 9	R: 2 E: 0 K: 0 S: 7	H: 4 LOB: 2 BB: 0 P: 7	R: 0 E: 0 K: 0 S: 4	H: 1 LOB: 1 BB: 0 P: 4	1B: 9 2B: 2 3B: 0 HR: 5	SF: 0 SAC: 0 DP: 0 HBP: 1	WP: 0 PA: 48	
PITCHER	IP WLS BF H R ER SO BB IBB HBP BLK WP HR S P ERA WHIP	IP WLS BF H R ER SO BB IBB HBP BLK WP HR S P ERA WHIP	IP WLS BF H R ER SO BB IBB HBP BLK WP HR S P ERA WHIP	IP WLS BF H R ER SO BB IBB HBP BLK WP HR S P ERA WHIP	IP WLS BF H R ER SO BB IBB HBP BLK WP HR S P ERA WHIP	IP WLS BF H R ER SO BB IBB HBP BLK WP HR S P ERA WHIP	IP WLS BF H R ER SO BB IBB HBP BLK WP HR S P ERA WHIP	IP WLS BF H R ER SO BB IBB HBP BLK WP HR S P ERA WHIP	IP WLS BF H R ER SO BB IBB HBP BLK WP HR S P ERA WHIP	IP WLS BF H R ER SO BB IBB HBP BLK WP HR S P ERA WHIP	IP WLS BF H R ER SO BB IBB HBP BLK WP HR S P ERA WHIP	IP WLS BF H R ER SO BB IBB HBP BLK WP HR S P ERA WHIP	IP WLS BF H R ER SO BB IBB HBP BLK WP HR S P ERA WHIP	IP WLS BF H R ER SO BB IBB HBP BLK WP HR S P ERA WHIP	IP WLS BF H R ER SO BB IBB HBP BLK WP HR S P ERA WHIP	IP WLS BF H R ER SO BB IBB HBP BLK WP HR S P ERA WHIP	IP WLS BF H R ER SO BB IBB HBP BLK WP HR S P ERA WHIP	IP WLS BF H R ER SO BB IBB HBP BLK WP HR S P ERA WHIP	IP WLS BF H R ER SO BB IBB HBP BLK WP HR S P ERA WHIP	IP WLS BF H R ER SO BB IBB HBP BLK WP HR S P ERA WHIP	IP WLS BF H R ER SO BB IBB HBP BLK WP HR S P ERA WHIP	IP WLS BF H R ER SO BB IBB HBP BLK WP HR S P ERA WHIP

New York Yankees @ Detroit Tigers
Tiger Stadium, Detroit, MI
Sun Jun 12 1966, 4:38 AM EDT
Att: 41,421 - Unknown - 84 F

AB 43
R 12
H 16
RBI 12
BB 4
SO 5
LOB 20



Batter	1	2	3	4	5	6	7	8	9	AB	R	H	RBI	BB	SO	LOB	BOTTOM					
Dick McAuliffe, L OBP: 0.389, SLG: 0.460	F7		4-3	F4				1B		5	2	2	0	0	0	2						
Jake Wood, R OBP: 0.407, SLG: 0.510	F4		HR					1B		5	2	4	3	0	0	0						
Norm Cash, L OBP: 0.312, SLG: 0.480	F8		HR	G3					F2	5	1	1	2	0	1	5						
Al Kaline, R OBP: 0.391, SLG: 0.482		1B		L8				E7		4	2	2	1	1	0	0						
Jim Northrup, L OBP: 0.336, SLG: 0.421		BLK		4-3				HR		4	1	2	3	1	1	2						
Bill Freehan, R OBP: 0.305, SLG: 0.421	F2								F3	5	0	0	0	0	1	3						
Gates Brown, L OBP: 0.333, SLG: 0.368		BLK		FC5-4					F4	5	1	2	1	0	0	0						
Ray Oyler, R OBP: 0.411, SLG: 0.444	F3			FC5-4					K	4	0	0	0	1	1	2						
Mickey Lolich, S ERA: 5.05	F7			FC5-4						0	0	0	0	0	0	0						
Steve Hamilton, L ERA: 2.22										0	0	0	0	0	0	0						
Pedro Ramos, R ERA: 3.78										0	0	0	0	0	0	0						
Hal Reniff, R ERA: 1.48										0	0	0	0	0	0	0						
Inning Stats	R: 0 E: 0 K: 0 S: 3	H: 0 LOB: 0 BB: 0 P: 3	R: 1 E: 0 K: 0 S: 6	H: 3 LOB: 2 BB: 0 P: 6	R: 2 E: 0 K: 1 S: 7	H: 2 LOB: 1 BB: 1 P: 11	R: 1 E: 0 K: 0 S: 5	H: 2 LOB: 2 BB: 1 P: 9	R: 0 E: 0 K: 0 S: 3	H: 0 LOB: 0 BB: 0 P: 3	R: 0 E: 0 K: 0 S: 3	H: 0 LOB: 0 BB: 0 P: 3	R: 4 E: 1 K: 1 S: 9	H: 4 LOB: 0 BB: 0 P: 9	R: 2 E: 0 K: 1 S: 8	H: 3 LOB: 2 BB: 1 P: 12	R: 0 E: 0 K: 1 S: 5	H: 0 LOB: 0 BB: 0 P: 5	1B: 10 2B: 2 3B: 0 HR: 2	SF: 0 SAC: 0 DP: 0 HBP: 0	WP: 1 PA: 44	
PITCHER	IP WLS BF H R ER SO BB IBB HBP BLK WP HR S P ERA WHIP	IP WLS BF H R ER SO BB IBB HBP BLK WP HR S P ERA WHIP	IP WLS BF H R ER SO BB IBB HBP BLK WP HR S P ERA WHIP	IP WLS BF H R ER SO BB IBB HBP BLK WP HR S P ERA WHIP	IP WLS BF H R ER SO BB IBB HBP BLK WP HR S P ERA WHIP	IP WLS BF H R ER SO BB IBB HBP BLK WP HR S P ERA WHIP	IP WLS BF H R ER SO BB IBB HBP BLK WP HR S P ERA WHIP	IP WLS BF H R ER SO BB IBB HBP BLK WP HR S P ERA WHIP	IP WLS BF H R ER SO BB IBB HBP BLK WP HR S P ERA WHIP	IP WLS BF H R ER SO BB IBB HBP BLK WP HR S P ERA WHIP	IP WLS BF H R ER SO BB IBB HBP BLK WP HR S P ERA WHIP	IP WLS BF H R ER SO BB IBB HBP BLK WP HR S P ERA WHIP	IP WLS BF H R ER SO BB IBB HBP BLK WP HR S P ERA WHIP	IP WLS BF H R ER SO BB IBB HBP BLK WP HR S P ERA WHIP	IP WLS BF H R ER SO BB IBB HBP BLK WP HR S P ERA WHIP	IP WLS BF H R ER SO BB IBB HBP BLK WP HR S P ERA WHIP	IP WLS BF H R ER SO BB IBB HBP BLK WP HR S P ERA WHIP	IP WLS BF H R ER SO BB IBB HBP BLK WP HR S P ERA WHIP	IP WLS BF H R ER SO BB IBB HBP BLK WP HR S P ERA WHIP	IP WLS BF H R ER SO BB IBB HBP BLK WP HR S P ERA WHIP	IP WLS BF H R ER SO BB IBB HBP BLK WP HR S P ERA WHIP	IP WLS BF H R ER SO BB IBB HBP BLK WP HR S P ERA WHIP

New York Yankees @ Detroit Tigers
Tiger Stadium, Detroit, MI
Sun Jun 12 1966, 4:38 AM EDT
Att: 41,421 - Unknown - 84 F

AB 41
R 10
H 14
RBI 10
BB 3
SO 4
LOB 18



Batter	1	2	3	4	5	6	7	8	9	AB	R	H	RBI	BB	SO	LOB	TOP										
Tom Tresh, S OBP: 0.332, SLG: 0.278 (1, 5)										2	0	1	0	2	0	0	New York Yankees @ Baltimore Orioles Memorial Stadium, Baltimore, MD Mon Jun 13 1966, 7:05 PM EDT Att: 28,225 - Unknown										
Bobby Richardson, R OBP: 0.311, SLG: 0.354 (1, 4)										3	0	0	0	1	1	4											
Mickey Mantle, S OBP: 0.358, SLG: 0.424 Ray Barker, L OBP: 0.304, SLG: 0.650 (1, 8)										3	0	0	0	1	3	4											
Roger Maris, L OBP: 0.314, SLG: 0.376 (1, 9)										3	0	0	0	1	0	5											
Joe Pepitone, L OBP: 0.262, SLG: 0.442 (8, 8)										4	0	0	0	0	0	1											
Elston Howard, R OBP: 0.288, SLG: 0.351 (1, 2)										4	0	0	0	0	1	1											
Roy White, S OBP: 0.327, SLG: 0.395 (1, 7)										4	0	1	0	0	0	1											
Clete Boyer, R OBP: 0.251, SLG: 0.338 (1, 6)										3	0	1	0	0	1	0											
Al Downing, R OBP: 0.240, SLG: 0.292 (1, 1)										0	0	0	0	1	0	0											
Billy Bryan, L OBP: 0.190, SLG: 0.182 (7, PH)										1	0	0	0	0	1	0											
Pedro Ramos, S OBP: 0.200, SLG: 0.200 (7, 1)										0	0	0	0	0	0	0											
Inning Stats	R: 0 E: 0 K: 1 S: 4	H: 0 LOB: 1 BB: 2 P: 12	R: 0 E: 0 K: 1 S: 5	H: 1 LOB: 0 BB: 0 P: 5	R: 0 E: 0 K: 1 S: 6	H: 1 LOB: 2 BB: 1 P: 10	R: 0 E: 0 K: 0 S: 3	H: 0 LOB: 1 BB: 1 P: 7	R: 0 E: 0 K: 0 S: 3	H: 0 LOB: 0 BB: 0 P: 3	R: 0 E: 0 K: 2 S: 7	H: 0 LOB: 0 BB: 0 P: 7	R: 0 E: 0 K: 2 S: 7	H: 0 LOB: 0 BB: 0 P: 7	R: 0 E: 0 K: 0 S: 3	H: 0 LOB: 0 BB: 0 P: 3	1B: 3 2B: 0 3B: 0 HR: 0	SF: 0 SAC: 1 DP: 1 HBP: 0	WP: 0 PB: 0 SB: 0 CS: 1	PA: 35							
PITCHER	IP	WLS	BF	H	R	ER	SO	BB	IBB	HBP	BLK	WP	HR	S	P	ERA	WHIP										
Jim Palmer, R ERA: 3.44 Eddie Watt, R ERA: 3.02	(1, 1) (6, 1)	5.0 S	22 12	3 0	0 0	0 0	3 4	6 0	0 0	0 0	0 0	0 0	0 0	22 20	46 20	0.00 0.00	1.800 0.000										

Batter	1	2	3	4	5	6	7	8	9	AB	R	H	RBI	BB	SO	LOB	BOTTOM										
Luis Aparicio, R OBP: 0.275, SLG: 0.340 (1, 6)										4	1	1	0	0	0	1	New York Yankees @ Baltimore Orioles Memorial Stadium, Baltimore, MD Mon Jun 13 1966, 7:05 PM EDT Att: 28,225 - Unknown										
Bob Johnson, R OBP: 0.321, SLG: 0.271 (1, 3)										4	0	1	1	0	0	2											
Frank Robinson, R OBP: 0.465, SLG: 0.682 Russ Snyder, L OBP: 0.406, SLG: 0.446 (1, 9)										4	1	2	3	0	0	1											
Brooks Robinson, R OBP: 0.346, SLG: 0.496 (1, 5)										4	1	1	2	0	0	2											
Sam Bowens, R OBP: 0.320, SLG: 0.380 (1, 7)										4	0	2	0	0	0	0											
Davey Johnson, R OBP: 0.313, SLG: 0.395 (1, 4)										4	1	1	0	0	0	2											
Paul Blair, R OBP: 0.267, SLG: 0.351 (1, 8)										4	1	1	0	0	1	0											
Andy Etchebarren, R OBP: 0.301, SLG: 0.395 (1, 2)										4	0	1	1	0	1	2											
Jim Palmer, R OBP: 0.226, SLG: 0.286 Curt Blefary, L OBP: 0.349, SLG: 0.470 Eddie Watt, R OBP: 0.214, SLG: 0.286 (1, 1)										0	1	0	0	1	0	0											
Inning Stats	R: 0 E: 0 K: 0 S: 3	H: 0 LOB: 0 BB: 0 P: 3	R: 0 E: 1 K: 0 S: 5	H: 2 LOB: 2 BB: 0 P: 5	R: 3 E: 0 K: 0 S: 5	H: 2 LOB: 0 BB: 1 P: 9	R: 0 E: 0 K: 2 S: 7	H: 0 LOB: 0 BB: 0 P: 7	R: 1 E: 1 K: 0 S: 4	H: 1 LOB: 1 BB: 1 P: 8	R: 2 E: 1 K: 0 S: 5	H: 1 LOB: 0 BB: 0 P: 5	R: 2 E: 0 K: 0 S: 6	H: 3 LOB: 1 BB: 0 P: 6	R: 0 E: 0 K: 0 S: 4	H: 1 LOB: 1 BB: 0 P: 4	1B: 8 2B: 0 3B: 0 HR: 2	SF: 0 SAC: 1 DP: 1 HBP: 0	WP: 0 PB: 0 SB: 0 CS: 0	PA: 37							
PITCHER	IP	WLS	BF	H	R	ER	SO	BB	IBB	HBP	BLK	WP	HR	S	P	ERA	WHIP										
Al Downing, L ERA: 3.29 Pedro Ramos, R ERA: 4.05	(1, 1) (7, 1)	6.0 L	27 10	6 4	6 2	4 2	4 0	2 0	0 0	0 0	0 0	0 0	0 1	29 10	37 10	6.00 9.00	1.333 2.000										

Batter	1	2	3	4	5	6	7	8	9	AB	R	H	RBI	BB	SO	LOB	TOP										
Tom Tresh, S OBP: 0.330, SLG: 0.274 (1, 5)	0-3 K		0-3 K							3	0	0	0	1	3	0	New York Yankees @ Baltimore Orioles Memorial Stadium, Baltimore, MD Tue Jun 14 1966, 7:05 PM EDT Att: 37,891 - Unknown - 70 F										
Bobby Richardson, R OBP: 0.310, SLG: 0.362 (1, 4)	0-0 6-3		0-0 6-3							4	0	1	0	0	0	0											
Mickey Mantle, S OBP: 0.350, SLG: 0.413 Ray Barker, L OBP: 0.304, SLG: 0.650 (8, 3)	0-3 K		0-0 F9							4	0	0	0	0	1	2											
Roger Maris, L OBP: 0.306, SLG: 0.366 (1, 9)		0-3 K		0-3 K						4	0	0	0	0	2	0											
Joe Pepitone, L OBP: 0.257, SLG: 0.433 (8, 8)		0-0 3-1		0-3 K						4	0	0	0	0	1	0											
Elston Howard, R OBP: 0.293, SLG: 0.357 (1, 2)		0-0 1B		0-0 F2						3	0	1	0	1	0	0											
Roy White, S OBP: 0.325, SLG: 0.392 (1, 7)		0-0 2B								4	0	1	0	0	0	1											
Clete Boyer, R OBP: 0.257, SLG: 0.355 (1, 6)		4-0 1B								2	1	1	1	1	0	0											
Jim Bouton, R OBP: 0.125, SLG: 0.125 (1, 1)		0-0 FC6-4		0-3 K						3	0	0	0	0	2	3											
Inning Stats	R: 0 E: 0 K: 2 S: 7	H: 0 LOB: 0 BB: 0 P: 7	R: 0 E: 0 K: 1 S: 7	H: 2 LOB: 3 BB: 1 P: 11	R: 0 E: 0 K: 1 S: 5	H: 0 LOB: 0 BB: 0 P: 5	R: 0 E: 0 K: 2 S: 7	H: 0 LOB: 0 BB: 0 P: 7	R: 1 E: 0 K: 1 S: 7	H: 2 LOB: 2 BB: 1 P: 11	R: 0 E: 0 K: 0 S: 3	H: 0 LOB: 1 BB: 1 P: 7	R: 0 E: 0 K: 2 S: 7	H: 0 LOB: 0 BB: 0 P: 7	R: 0 E: 0 K: 0 S: 3	H: 0 LOB: 0 BB: 0 P: 3		R: 0 E: 0 K: 0 S: 3	H: 0 LOB: 0 BB: 0 P: 3	1B: 2 2B: 1 3B: 0 HR: 1	SF: 0 SAC: 0 DP: 0 HBP: 0	WP: 0 PB: 0 SB: 0 CS: 0	PA: 34				
PITCHER	IP	WLS	BF	H	R	ER	SO	BB	IBB	HBP	BLK	WP	HR	S	P	ERA	WHIP										
Dave McNally, L ERA: 3.0 Stu Miller, R ERA: 1.47	(1, 1)	6.0	25	4	1	1	7	3	0	0	0	0	1	36	48	1.50	1.167										
(7, 1)	3.0	W	9	0	0	0	2	0	0	0	0	0	0	13	13	0.00	0.000										

Batter	1	2	3	4	5	6	7	8	9	AB	R	H	RBI	BB	SO	LOB	BOTTOM										
Luis Aparicio, R OBP: 0.275, SLG: 0.339 (1, 6)	0-0 F9		0-0 F7							4	0	1	1	0	0	1	New York Yankees @ Baltimore Orioles Memorial Stadium, Baltimore, MD Tue Jun 14 1966, 7:05 PM EDT Att: 37,891 - Unknown - 70 F										
Russ Snyder, L OBP: 0.394, SLG: 0.431 (9, 7)	0-0 1-3		0-3 K							4	0	0	0	0	1	2											
Frank Robinson, R OBP: 0.461, SLG: 0.673 (1, 9)	0-0 5-3									4	0	1	0	0	0	1											
Brooks Robinson, R OBP: 0.346, SLG: 0.494 (1, 5)		0-0 4-3		0-0 5-3						4	0	1	0	0	0	2											
Boog Powell, L OBP: 0.378, SLG: 0.480 (1, 3)		0-0 3-1		0-0 4-3						3	0	0	0	0	0	1											
Curt Blefary, L OBP: 0.347, SLG: 0.467 Paul Blair, R OBP: 0.267, SLG: 0.351 (9, 8)		0-0 1B								3	0	1	0	0	0	1											
Davey Johnson, R OBP: 0.318, SLG: 0.396 (1, 4)		0-0 1B								2	1	1	0	1	0	0											
Andy Etchebarren, R OBP: 0.301, SLG: 0.404 (1, 2)		0-0 F8								3	1	1	1	0	0	3											
Dave McNally, R OBP: 0.154, SLG: 0.125 Sam Bowens, R OBP: 0.329, SLG: 0.389 Stu Miller, R OBP: 0.111, SLG: 0.111 (6, PH)			0-0 F3							1	0	0	0	0	0	0											
(7, 1)										1	0	0	0	0	0	1											
Inning Stats	R: 0 E: 0 K: 0 S: 3	H: 0 LOB: 0 BB: 0 P: 3	R: 0 E: 0 K: 0 S: 5	H: 2 LOB: 2 BB: 0 P: 5	R: 0 E: 0 K: 1 S: 5	H: 0 LOB: 0 BB: 0 P: 5	R: 0 E: 0 K: 0 S: 3	H: 0 LOB: 0 BB: 0 P: 3	R: 0 E: 0 K: 0 S: 2	H: 0 LOB: 0 BB: 1 P: 6	R: 0 E: 0 K: 0 S: 4	H: 1 LOB: 1 BB: 0 P: 4	R: 0 E: 0 K: 0 S: 3	H: 1 LOB: 0 BB: 0 P: 3	R: 2 E: 1 K: 0 S: 6	H: 3 LOB: 2 BB: 0 P: 6	1B: 6 2B: 0 3B: 1 HR: 0	SF: 0 SAC: 0 DP: 2 HBP: 0	WP: 0 PB: 0 SB: 1 CS: 0	PA: 31							
PITCHER	IP	WLS	BF	H	R	ER	SO	BB	IBB	HBP	BLK	WP	HR	S	P	ERA	WHIP										
Jim Bouton, R ERA: 3.38	(1, 1)	8.0	L	31	7	2	1	1	1	0	0	0	0	31	35	1.12	1.000										

Batter	1	2	3	4	5	6	7	8	9	AB	R	H	RBI	BB	SO	LOB	TOP																	
Jim Landis, R OBP: 0.368, SLG: 0.415 (1, 8)										4	1	1	0	1	0	2	Cleveland Indians @ New York Yankees Yankee Stadium, Bronx, NY Wed Jun 15 1966, 7:05 PM EDT Att: 18,215 - Unknown - 83 F																	
Max Alvis, R OBP: 0.337, SLG: 0.344 (1, 5)										5	1	1	0	0	0	1																		
Chico Salmon, R OBP: 0.338, SLG: 0.424 (1, 6)										5	3	4	1	0	0	1																		
Rocky Colavito, R OBP: 0.333, SLG: 0.358 Vic Davallio, L OBP: 0.295, SLG: 0.307 (1, 9)										5	1	2	2	0	0	2																		
Fred Whitfield, L OBP: 0.287, SLG: 0.432 (1, 3)										4	2	1	2	1	1	1																		
Chuck Hinton, R OBP: 0.286, SLG: 0.220 (1, 7)										4	0	0	0	1	1	2																		
Joe Azcue, R OBP: 0.374, SLG: 0.386 (1, 2)										4	0	3	2	0	0	0																		
Dick Howser, R OBP: 0.326, SLG: 0.346 (1, 4)										3	0	1	0	0	0	1																		
John O'Donoghue, R OBP: 0.133, SLG: 0.200 Dick Radatz, R Bob Allen, L (1, 1)										3	0	0	0	0	1	3																		
										1	0	0	0	0	1	1																		
										0	0	0	0	0	0	0																		
Inning Stats	R: 2 E: 0 K: 0 S: 5	H: 3 LOB: 0 BB: 0 P: 5	R: 0 E: 0 K: 1 S: 5	H: 0 LOB: 0 BB: 0 P: 5	R: 0 E: 0 K: 1 S: 5	H: 0 LOB: 1 BB: 1 P: 9	R: 0 E: 0 K: 0 S: 3	H: 0 LOB: 0 BB: 0 P: 3	R: 0 E: 0 K: 0 S: 3	H: 0 LOB: 1 BB: 0 P: 4	R: 3 E: 0 K: 0 S: 8	H: 5 LOB: 2 BB: 0 P: 8	R: 1 E: 0 K: 0 S: 5	H: 2 LOB: 2 BB: 1 P: 9	R: 0 E: 0 K: 1 S: 6	H: 1 LOB: 1 BB: 0 P: 6	R: 2 E: 0 K: 1 S: 7	H: 2 LOB: 2 BB: 1 P: 11	1B: 9 2B: 3 3B: 0 HR: 1	SF: 0 SAC: 1 DP: 1 HBP: 1	WP: 0 PB: 1 SB: 0 CS: 0	PA: 43												
PITCHER	IP WLS BF H R ER SO BB IBB HBP BLK WP HR S P ERA WHIP																																	
Fritz Peterson, L ERA: 4.03 Hal Reniff, R ERA: 1.69 Pedro Ramos, R ERA: 3.86	(1, 1) (6, 1) (8, 1)	5.1 1.2 2.0	L 10 10	23 4 3	6 1 2	5 1 0	5 0 2	2 0 2	1 0 1	0 0 0	0 0 0	0 0 0	0 0 0	0 9 13	25 13 17	30 13 17	8.44 5.40 0.00	1.312 2.400 2.000																
Batter	1	2	3	4	5	6	7	8	9	AB	R	H	RBI	BB	SO	LOB	BOTTOM																	
Tom Tresh, S OBP: 0.332, SLG: 0.273 (1, 5)										4	0	1	0	1	0	3	Cleveland Indians @ New York Yankees Yankee Stadium, Bronx, NY Wed Jun 15 1966, 7:05 PM EDT Att: 18,215 - Unknown - 83 F																	
Bobby Richardson, R OBP: 0.326, SLG: 0.346 (1, 4)										4	0	0	0	0	0	2																		
Mickey Mantle, S OBP: 0.348, SLG: 0.405 Ray Barker, L OBP: 0.304, SLG: 0.650 (1, 8)										3	0	0	0	1	3	1																		
Roger Maris, L OBP: 0.299, SLG: 0.357 (1, 9)										4	0	0	0	0	1	2																		
Joe Pepitone, L OBP: 0.261, SLG: 0.435 (1, 3)										4	1	2	0	0	0	0																		
Elston Howard, R OBP: 0.298, SLG: 0.367 (1, 2)										4	3	2	1	0	0	1																		
Roy White, S OBP: 0.321, SLG: 0.386 (1, 7)										3	0	0	0	0	1	2																		
Clete Boyer, R OBP: 0.262, SLG: 0.375 (1, 6)										3	1	2	4	0	0	0																		
Fritz Peterson, S OBP: 0.246, SLG: 0.280 Hal Reniff, R OBP: 0.337, SLG: 0.333 Billy Boyan, L OBP: 0.186, SLG: 0.179 Pedro Ramos, R OBP: 0.295, SLG: 0.290 Jake Gibbs, L OBP: 0.262, SLG: 0.486 Hector Lopez, R OBP: 0.420, SLG: 0.517 (1, 1)										2	0	1	0	0	0	0																		
										0	0	0	0	0	0	0																		
										1	0	0	0	0	0	0																		
										0	0	0	0	0	0	0																		
										0	0	0	0	0	0	0																		
										1	0	1	0	0	0	0																		
Inning Stats	R: 0 E: 0 K: 1 S: 6	H: 1 LOB: 1 BB: 0 P: 6	R: 0 E: 0 K: 1 S: 5	H: 0 LOB: 0 BB: 0 P: 5	R: 0 E: 0 K: 2 S: 7	H: 0 LOB: 0 BB: 0 P: 7	R: 0 E: 0 K: 0 S: 6	H: 0 LOB: 0 BB: 0 P: 6	R: 0 E: 0 K: 1 S: 5	H: 0 LOB: 0 BB: 0 P: 5	R: 2 E: 0 K: 0 S: 5	H: 2 LOB: 0 BB: 0 P: 5	R: 0 E: 0 K: 0 S: 2	H: 0 LOB: 2 BB: 2 P: 10	R: 1 E: 0 K: 0 S: 6	H: 3 LOB: 3 BB: 0 P: 6	1B: 6 2B: 2 3B: 0 HR: 1	SF: 1 SAC: 1 DP: 1 HBP: 0	WP: 0 PB: 1 SB: 0 CS: 0	PA: 37														
PITCHER	IP WLS BF H R ER SO BB IBB HBP BLK WP HR S P ERA WHIP																																	
John O'Donoghue, L ERA: 3.12 Dick Radatz, R ERA: 5.83 Bob Allen, L ERA: 3.91	(1, 1) (7, 1) (9, 1)	6.0 2.2 0.1	W 12 S	23 3 2	5 2 1	3 2 0	3 2 0	5 0 0	3 0 0	5 0 0	0 0 0	0 0 0	0 0 0	0 1 0	10 18 2	18 18 2	4.50 6.75 0.00	0.833 1.875 3.000																

Batter	1	2	3	4	5	6	7	8	9	AB	R	H	RBI	BB	SO	LOB	TOP											
Vic Davallio, L (1, 8) OBP: 0.284, SLG: 0.306 Chuck Hinton, R (9, PH) OBP: 0.292, SLG: 0.257	1-3		1B SF7	G3			F8		HR	4	1	1	0	0	0	1	Cleveland Indians @ New York Yankees Yankee Stadium, Bronx, NY Thu Jun 16 1966, 7:05 PM EDT Att: 12,530 - Unknown											
Leon Wagner, L (1, 7) OBP: 0.305, SLG: 0.390	F9		FC1-4-6 SF7		F9		L1		BB	4	0	1	1	1	0	0												
Chico Salmon, R (1, 6) OBP: 0.326, SLG: 0.411	K		SF7		6-3			F8	K	4	0	0	1	0	2	1												
Rocky Colavito, R (1, 9) OBP: 0.337, SLG: 0.354	CS				K			F3		2	0	0	0	2	1	0												
Fred Whitfield, L (1, 3) OBP: 0.282, SLG: 0.423		F8	FC1-4-6			6-3		G3		4	0	0	0	0	0	3												
Max Alvis, R (1, 5) OBP: 0.332, SLG: 0.338		L8	F8			F6			F7	4	0	0	0	0	0	3												
Joe Azcue, R (1, 2) OBP: 0.389, SLG: 0.402		F8								4	0	3	0	0	0	1												
Dick Howser, R (1, 4) OBP: 0.326, SLG: 0.383 Luis Tiant, R (7, 1) OBP: 0.133, SLG: 0.071 Tony Curry, L (9, PH) OBP: 0.500, SLG: 0.500			HR		F9		L8		FC6-5 HR	3	1	1	1	0	0	2												
Sam McDowell, L (1, 1) OBP: 0.292, SLG: 0.292 Steve Hargan, R (5, 1) Larry Brown, R (7, PH) OBP: 0.319, SLG: 0.326 Jim Landis, R (9, PH) OBP: 0.365, SLG: 0.410			1B	SH1-4			K		FC6-5 HR	0	0	0	0	0	0	0												
Inning Stats	R: 0 E: 0 K: 1 S: 5	H: 0 LOB: 0 BB: 0 P: 5	R: 0 E: 0 K: 0 S: 3	H: 0 LOB: 1 BB: 1 P: 7	R: 3 E: 0 K: 0 S: 7	H: 4 LOB: 2 BB: 1 P: 11	R: 0 E: 0 K: 0 S: 4	H: 1 LOB: 1 BB: 0 P: 4	R: 0 E: 0 K: 1 S: 5	H: 0 LOB: 0 BB: 0 P: 5	R: 0 E: 0 K: 0 S: 4	H: 1 LOB: 1 BB: 0 P: 4	R: 0 E: 0 K: 1 S: 5	H: 0 LOB: 0 BB: 0 P: 5	R: 0 E: 0 K: 0 S: 3	H: 0 LOB: 0 BB: 0 P: 3		R: 3 E: 0 K: 1 S: 8	H: 3 LOB: 1 BB: 1 P: 12	1B: 7 2B: 0 3B: 0 HR: 2	SF: 1 SAC: 1 DP: 0 HBP: 0	WP: 1 PB: 0 SB: 0 CS: 1	PA: 40					
PITCHER	IP	WLS	BF	H	R	ER	SO	BB	IBB	HBP	BLK	WP	HR	S	P	ERA		WHIP										
Fred Talbot, R (1, 1) ERA: 5.08	8.1	W	35	8	5	5	3	2	0	0	0	1	1	39	47	5.40		1.200										
Steve Hamilton, L (9, 1) ERA: 2.51	0.1		3	1	1	1	0	1	0	0	0	0	1	2	6	27.00		6.000										
Hal Reniff, R (9, 1) ERA: 1.67	0.1	S	1	0	0	0	1	0	0	0	0	0	0	3	3	0.00		0.000										

Batter	1	2	3	4	5	6	7	8	9	AB	R	H	RBI	BB	SO	LOB	BOTTOM											
Tom Tresh, S (1, 5) OBP: 0.338, SLG: 0.280	FC3-6 BB		HR		1B 2B	F8		F2		3	2	1	0	2	0	0	Cleveland Indians @ New York Yankees Yankee Stadium, Bronx, NY Thu Jun 16 1966, 7:05 PM EDT Att: 12,530 - Unknown											
Bobby Richardson, R (1, 4) OBP: 0.302, SLG: 0.343	FC3-6		F7		1B	5-3		4-3		5	1	1	1	0	0	2												
Mickey Mantle, S (1, 8) OBP: 0.346, SLG: 0.420 Ray Barker, L (7, 3) OBP: 0.292, SLG: 0.619	L9		HR		K	K		E4		4	1	1	2	0	2	3												
Roger Maris, L (1, 9) OBP: 0.297, SLG: 0.352	F9		F3		1B		F4	4-3		5	1	1	1	0	0	2												
Joe Pepitone, L (1, 3) OBP: 0.261, SLG: 0.431		K		F6	1B		F8			4	1	1	1	0	1	0												
Clete Boyer, R (1, 6) OBP: 0.261, SLG: 0.377		K		F8	F3		BB	2B		4	0	1	0	0	1	2												
Roy White, S (1, 7) OBP: 0.333, SLG: 0.392										2	0	2	1	2	0	0												
Jake Gibbs, L (1, 2) OBP: 0.413, SLG: 0.474										3	0	1	1	1	1	2												
Fred Talbot, R (1, 1) OBP: 0.222, SLG: 0.240 Steve Hamilton, L (9, 1) Hal Reniff, R (9, 1) OBP: 0.333, SLG: 0.333										3	1	0	0	1	2	5												
Inning Stats	R: 0 E: 0 K: 0 S: 3	H: 0 LOB: 1 BB: 1 P: 7	R: 0 E: 0 K: 3 S: 10	H: 1 LOB: 0 BB: 0 P: 10	R: 2 E: 0 K: 1 S: 6	H: 1 LOB: 0 BB: 1 P: 10	R: 0 E: 0 K: 0 S: 3	H: 0 LOB: 1 BB: 1 P: 7	R: 5 E: 1 K: 1 S: 11	H: 6 LOB: 2 BB: 1 P: 15	R: 0 E: 0 K: 1 S: 5	H: 0 LOB: 0 BB: 0 P: 5	R: 0 E: 0 K: 1 S: 6	H: 1 LOB: 3 BB: 2 P: 14	R: 0 E: 1 K: 0 S: 4	H: 0 LOB: 1 BB: 0 P: 4		1B: 6 2B: 2 3B: 0 HR: 1	SF: 0 SAC: 0 DP: 0 HBP: 0	WP: 0 PB: 0 SB: 0 CS: 0	PA: 40							
PITCHER	IP	WLS	BF	H	R	ER	SO	BB	IBB	HBP	BLK	WP	HR	S	P	ERA		WHIP										
Sam McDowell, L (1, 1) ERA: 2.52	4.0	L	20	4	5	5	4	4	0	0	0	0	0	14	14	9.00		2.000										
Steve Hargan, R (5, 1) ERA: 2.57	2.0		10	4	2	2	2	0	0	0	0	0	0	10	18	0.00		1.500										
Luis Tiant, R (7, 1) ERA: 2.66	2.0		10	1	0	0	1	2	0	0	0	0	0	10	18	0.00		1.500										

Batter	1	2	3	4	5	6	7	8	9	AB	R	H	RBI	BB	SO	LOB	TOP					
Dick McAuliffe, L (1, 5) OBP: 0.397, SLG: 0.518	F7		4-3		1B BB			HR 1B		3	1	1	0	1	0	0	Detroit Tigers @ New York Yankees Yankee Stadium, Bronx, NY Fri Jun 17 1966, 7:05 PM EDT Att: 18,357 - Overcast - 78 F					
Dick Tracewski, R (1, 4) OBP: 0.299, SLG: 0.200	K		FC3-6 1B		1-3 1B			F9		4	0	2	0	0	1	1						
Norm Cash, L (1, 3) OBP: 0.307, SLG: 0.458	BB BB		FC3-6 1-2		G3			F7		3	0	0	0	1	0	4						
Al Kaline, R (1, 8) OBP: 0.402, SLG: 0.530	1-2 BB			L7		L5-3		HR		3	1	1	2	1	0	0						
Jim Northrup, L (1, 9) OBP: 0.344, SLG: 0.459	4-3			G3		4-3		F8		4	0	0	0	0	0	2						
Willie Horton, R (1, 7) OBP: 0.303, SLG: 0.396		F8		WP 2B		F8			L1	4	0	1	0	0	0	0						
Bill Freehan, R (1, 2) OBP: 0.302, SLG: 0.414		6-3		K 2-3			F6		K	4	0	0	0	0	2	1						
Ray Oyler, R (1, 6) OBP: 0.373, SLG: 0.371		6-3			K		5-3		F7	3	0	0	0	0	1	0						
Gates Brown, L (9, PH) OBP: 0.319, SLG: 0.390					K					1	0	0	0	0	0	0						
Earl Wilson, R (1, 1) OBP: 0.300, SLG: 0.400			L4		K		G3			2	0	0	0	0	1	0						
Johnny Podres, L (5, 1) OBP: 0.957, SLG: 0.500										0	0	0	0	0	0	0						
Orlando McFarlane, R (7, PH) OBP: 0.298, SLG: 0.375										1	0	0	0	0	0	0						
Orlando Pena, R (7, 1) OBP: 0.143, SLG: 0.143										0	0	0	0	0	0	0						
Inning Stats	R: 0 E: 0 K: 1 S: 5	H: 0 LOB: 2 BB: 2 P: 13	R: 0 E: 0 K: 0 S: 3	H: 0 LOB: 0 BB: 0 P: 3	R: 0 E: 0 K: 0 S: 4	H: 1 LOB: 1 BB: 0 P: 4	R: 0 E: 0 K: 1 S: 6	H: 1 LOB: 2 BB: 0 P: 6	R: 0 E: 0 K: 0 S: 8	H: 0 LOB: 0 BB: 0 P: 12	R: 0 E: 0 K: 0 S: 3	H: 0 LOB: 0 BB: 0 P: 3	R: 0 E: 0 K: 0 S: 3	H: 0 LOB: 0 BB: 0 P: 3	R: 2 E: 0 K: 0 S: 5	H: 2 LOB: 0 BB: 0 P: 5	R: 0 E: 0 K: 1 S: 5	H: 0 LOB: 0 BB: 0 P: 5	1B: 3 2B: 1 3B: 0 HR: 1	SF: 0 SAC: 0 DP: 0 HBP: 0	WP: 1 PB: 0 SB: 0 CS: 0	PA: 35
PITCHER Mel Stottlemyre, R (1, 1) ERA: 2.45	IP: 9.0 WLS: W BF: 35 H: 5 R: 2 ER: 2 SO: 5 BB: 3 IBB: 0 HBP: 0 BLK: 0 WP: 1 HR: 1 S: 42 P: 54 ERA: 2.00 WHIP: 0.889															PITCHER						

Batter	1	2	3	4	5	6	7	8	9	AB	R	H	RBI	BB	SO	LOB	BOTTOM			
Tom Tresh, S (1, 5) OBP: 0.339, SLG: 0.293	4-3			L9	E9 2B 1B	F7		3B		5	1	2	1	0	0	1	Detroit Tigers @ New York Yankees Yankee Stadium, Bronx, NY Fri Jun 17 1966, 7:05 PM EDT Att: 18,357 - Overcast - 78 F			
Bobby Richardson, R (1, 4) OBP: 0.308, SLG: 0.353	L8			L8 2B BB	1B 4-3 2B		WP BB	5-3		5	2	3	1	0	0	1				
Mickey Mantle, S (1, 8) OBP: 0.354, SLG: 0.417				2B BB	4-3 1B		WP			1	0	0	0	3	1	0				
Ray Barker, L (7, PR) OBP: 0.292, SLG: 0.619	K			2B BB	4-3 1B		WP BB			0	0	0	0	0	0	0				
Roger Maris, L (1, 9) OBP: 0.296, SLG: 0.349		4-3		L8	4-3 1B		6-3			4	0	1	1	0	0	4				
Joe Pepitone, L (1, 3) OBP: 0.265, SLG: 0.434		1-3			4-3					3	0	1	2	1	0	2				
Clete Boyer, R (1, 6) OBP: 0.257, SLG: 0.370				1-3 3-H	2B		1-2 2-3 3-H	1B		4	0	0	0	0	1	7				
Roy White, S (1, 7) OBP: 0.332, SLG: 0.389			3-1		L9		L8	L9		4	0	1	0	0	0	3				
Jake Gibbs, L (1, 2) OBP: 0.420, SLG: 0.500				L9				F2		4	1	2	0	0	0	0				
Mel Stottlemyre, R (1, 1) OBP: 0.139, SLG: 0.088			5-3		FC1-5 1B		FC1-5 1B	F5		4	1	0	0	0	1	3				
Inning Stats	R: 0 E: 0 K: 1 S: 5	H: 0 LOB: 0 BB: 0 P: 5	R: 0 E: 0 K: 1 S: 5	H: 0 LOB: 0 BB: 0 P: 5	R: 0 E: 0 K: 0 S: 3	H: 0 LOB: 0 BB: 0 P: 3	R: 1 E: 0 K: 0 S: 5	H: 2 LOB: 2 BB: 1 P: 9	R: 4 E: 1 K: 0 S: 8	H: 5 LOB: 2 BB: 1 P: 12	R: 0 E: 0 K: 0 S: 4	H: 1 LOB: 1 BB: 0 P: 4	R: 0 E: 0 K: 0 S: 4	H: 1 LOB: 3 BB: 2 P: 12	R: 0 E: 0 K: 1 S: 6	H: 1 LOB: 1 BB: 0 P: 6	1B: 6 2B: 3 3B: 1 HR: 0	SF: 0 SAC: 0 DP: 0 HBP: 0	WP: 1 PB: 0 SB: 0 CS: 0	PA: 38
PITCHER Earl Wilson, R (1, 1) ERA: 4.11	IP: 4.1 WLS: L BF: 20 H: 6 R: 5 ER: 5 SO: 2 BB: 1 IBB: 0 HBP: 0 BLK: 0 WP: 0 HR: 0 S: 23 P: 27 ERA: 10.38 WHIP: 1.615															PITCHER				
Johnny Podres, L (5, 1) ERA: 1.79	IP: 1.2 WLS: L BF: 8 H: 2 R: 0 ER: 0 SO: 0 BB: 0 IBB: 0 HBP: 0 BLK: 0 WP: 0 HR: 0 S: 7 P: 11 ERA: 0.00 WHIP: 1.200																			
Orlando Pena, R (7, 1) ERA: 2.35	IP: 2.0 WLS: L BF: 10 H: 2 R: 0 ER: 0 SO: 1 BB: 1 IBB: 1 HBP: 0 BLK: 0 WP: 1 HR: 0 S: 10 P: 18 ERA: 0.00 WHIP: 1.500																			

Batter	1	2	3	4	5	6	7	8	9	AB	R	H	RBI	BB	SO	LOB	TOP		
Dick McAuliffe, L (1,5) OBP: 0.392, SLG: 0.514	F3		F9 2B		F9	3-1			K	5	0	1	0	0	1	3			
Dick Tracewski, R (1,4) OBP: 0.219, SLG: 0.167	F7		F9 2-3		F3		5-3		1-3	5	0	0	0	0	0	1			
Norm Cash, L (1,3) OBP: 0.313, SLG: 0.461	BB 1B		F5			1B 1B			F7	5	2	3	0	0	0	1			
Al Kaline, R (1,8) OBP: 0.404, SLG: 0.524	1B BB					K 1B			L5-4-3	2	0	0	0	2	1	2			
Willie Horton, R (1,7) OBP: 0.314, SLG: 0.412	FC4-6 1B		F7			1B E 1B			F8 1B 2B	4	2	3	1	0	0	2			
Jim Northrup, L (1,9) OBP: 0.341, SLG: 0.454	FC4-6 1-2				5-3	E 1B			F8	4	0	1	1	0	0	3			
Bill Freehan, R (1,2) OBP: 0.306, SLG: 0.416			5-3		F9	E7 1B			HBP 1B	4	0	2	2	0	0	0			
Ray Oyler, R (1,6) OBP: 0.380, SLG: 0.359	F6				K	1-3 2-H BB			HBP	2	0	0	0	1	1	0			
Hank Aguirre, R (1,1) Gates Brown, L (5, PH) Orlando Pena, R (5, PH) Bill Monbouquette, R (5, PH) Jake Wood, R (5, PH) Johnny Podres, L (5, PH) Larry Sherry, R (5, PH)	K				K	F9			F9	2	0	0	0	0	0	0			
Inning Stats	R: 1 E: 0 K: 0 S: 5	H: 2 LOB: 2 BB: 1 P: 9	R: 0 E: 0 K: 0 S: 5	H: 0 LOB: 0 BB: 0 P: 5	R: 0 E: 0 K: 1 S: 4	H: 1 LOB: 2 BB: 1 P: 8	R: 0 E: 0 K: 1 S: 5	H: 0 LOB: 0 BB: 0 P: 5	R: 0 E: 0 K: 1 S: 5	H: 4 LOB: 3 BB: 1 P: 13	R: 0 E: 0 K: 0 S: 3	H: 1 LOB: 1 BB: 0 P: 3	R: 1 E: 0 K: 0 S: 4	H: 2 LOB: 1 BB: 0 P: 5	R: 0 E: 0 K: 1 S: 5	H: 0 LOB: 0 BB: 0 P: 5	1B: 8 2B: 2 3B: 0 HR: 0	SF: 0 SAC: 0 DP: 1 HBP: 1	WP: 0 PA: 39 PB: 0 SB: 0 CS: 0
PITCHER	IP WLS BF H R ER SO BB IBB HBP BLK WP HR S P ERA WHIP																		
Al Downing, L (1,1) ERA: 3.42	5.1	26	7	3	3	4	3	0	0	0	0	0	0	0	31	43	5.06	1.875	
Pedro Ramos, R (6,1) ERA: 3.73	3.2	L 13	3	1	1	1	0	0	1	0	0	0	0	14	15	2.46	0.818		

Detroit Tigers @ New York Yankees
Yankee Stadium, Bronx, NY
Sat Jun 18 1966, 3:33 AM EDT
Att: 26,565 - Unknown - 85 F

AB	35
R	4
H	10
RBI	4
BB	3
SO	5
LOB	16



Batter	1	2	3	4	5	6	7	8	9	AB	R	H	RBI	BB	SO	LOB	BOTTOM				
Tom Tresh, S (1,5) OBP: 0.346, SLG: 0.314			5-3							3	1	2	1	1	0	0					
Lou Clinton, R (9, PH) OBP: 0.305, SLG: 0.385	BB 1B					HR				0	0	0	0	0	0	0					
Jake Gibbs, L (9, PH) OBP: 0.431, SLG: 0.500										0	0	0	0	1	0	0					
Horace Clarke, S (9, PR) OBP: 0.222, SLG: 0.188										0	0	0	0	0	0	0					
Bobby Richardson, R (1,4) OBP: 0.502, SLG: 0.346	F7		6-3		L8		4-3		L8	5	0	0	0	0	0	5					
Mickey Mantle, S (1,8) OBP: 0.352, SLG: 0.410	BB		L8		F7				L6	3	0	0	0	1	0	0					
Roger Maris, L (1,9) OBP: 0.295, SLG: 0.365	K				HR				F4	4	1	1	1	0	2	2					
Joe Pepitone, L (1,3) OBP: 0.265, SLG: 0.429	K				F7		1B BB		K	3	1	0	0	1	2	2					
Elston Howard, R (1,2) OBP: 0.306, SLG: 0.377			FC4-6 1B						6-3	4	0	3	0	0	0	0					
Clete Boyer, R (1,6) OBP: 0.257, SLG: 0.367			FC4-6 S						1-3	2	0	0	1	1	0	1					
Roy White, S (1,7) OBP: 0.330, SLG: 0.392			5-3		G5-4-3				BB 2B	4	0	1	0	0	1	3					
Al Downing, R (1,1) ERA: 2.35			5-3						BB	2	0	0	0	0	0	1					
Pedro Ramos, S (6,1) ERA: 1.59					6-3				BB	1	0	0	0	0	1	0					
Hector Lopez, R (9, PH) ERA: 3.44									BB	0	0	0	0	1	0	0					
Inning Stats	R: 0 E: 0 K: 2 S: 8	H: 1 LOB: 1 BB: 0 P: 12	R: 0 E: 0 K: 0 S: 4	H: 1 LOB: 1 BB: 0 P: 4	R: 0 E: 0 K: 0 S: 3	H: 0 LOB: 0 BB: 0 P: 3	R: 1 E: 0 K: 0 S: 4	H: 2 LOB: 1 BB: 1 P: 8	R: 1 E: 0 K: 0 S: 4	H: 1 LOB: 0 BB: 0 P: 4	R: 1 E: 0 K: 1 S: 5	H: 1 LOB: 1 BB: 1 P: 9	R: 0 E: 0 K: 2 S: 7	H: 0 LOB: 1 BB: 1 P: 11	R: 0 E: 0 K: 1 S: 5	H: 0 LOB: 0 BB: 0 P: 5	R: 0 E: 0 K: 0 S: 4	H: 1 LOB: 3 BB: 2 P: 12	1B: 4 2B: 2 3B: 0 HR: 2	SF: 1 SAC: 0 DP: 2 HBP: 0	WP: 0 PA: 38 PB: 0 SB: 2 CS: 0
PITCHER	IP WLS BF H R ER SO BB IBB HBP BLK WP HR S P ERA WHIP																				
Hank Aguirre, L (1,1) ERA: 2.53	5.0	21	5	2	2	2	2	0	0	0	0	0	0	4	8	27.00	6.000				
Orlando Pena, R (6,1) ERA: 5.33	0.1	3	1	1	1	1	1	0	0	0	0	0	0	8	12	0.00	0.600				
Bill Monbouquette, R (6,1) ERA: 5.33	1.2	W 5	0	0	0	2	1	0	0	0	0	0	0	8	12	0.00	1.200				
Johnny Podres, L (8,1) ERA: 1.59	1.2	7	1	0	0	1	1	0	0	0	0	0	0	8	12	0.00	1.200				
Larry Sherry, R (9,1) ERA: 3.44	0.1	S 2	0	0	0	0	1	0	0	0	0	0	1	5	0.00	3.000					


Detroit Tigers @ New York Yankees
Yankee Stadium, Bronx, NY
Sat Jun 18 1966, 3:33 AM EDT
Att: 26,565 - Unknown - 85 F


AB	31
R	3
H	7
RBI	3
BB	6
SO	6
LOB	14



Batter	1	2	3	4	5	6	7	8	9	AB	R	H	RBI	BB	SO	LOB	TOP								
Dick McAuliffe, L (1, 5) OBP: 0.404, SLG: 0.556 (9, 6)	0-0 CI 1B		0-0 HR		4-0 BB			0-0 HR		3	2	3	2	1	0	0	Detroit Tigers @ New York Yankees Yankee Stadium, Bronx, NY Sun Jun 19 1966, 3:33 AM EDT Att: 61,071 - Unknown - 78 F								
Dick Tracewski, R (1, 4) OBP: 0.222, SLG: 0.176	0-0 F3		0-0 FC4-6 1B		0-0 1-3			0-0 F8		4	0	1	0	0	0	2									
Norm Cash, L (1, 3) OBP: 0.310, SLG: 0.455	0-1 CI L5-4-3		0-0 FC4-6 1-2			0-3 K		0-0 4-3		3	0	0	0	0	1	1									
Al Kaline, R (1, 8) OBP: 0.401, SLG: 0.524	0-0 L5-4-3 1-2			0-0 L7		0-0 L6		0-0 SH1-4 8-2 2B		4	0	1	0	0	0	2									
Jim Northrup, L (1, 9) OBP: 0.339, SLG: 0.445		0-0 F5		0-0 L7		0-0 4-3		4-0 SH1-4 BB		3	0	0	0	1	0	0									
Willie Horton, R (1, 7) OBP: 0.308, SLG: 0.404		0-0 F7		0-0 E6			0-0 6-3	0-0 SH1-4 1-2 2-3		3	0	0	0	0	0	0									
Bill Freehan, R (1, 2) OBP: 0.305, SLG: 0.410		0-3 K		0-0 4-3			0-0 4-3	4-0 IBB		3	0	0	0	1	1	1									
Ray Oyler, R (1, 6) OBP: 0.366, SLG: 0.343 Gates Brown, L (9, PH) OBP: 0.315, SLG: 0.385 Jake Wood, R (9, PH) OBP: 0.369, SLG: 0.441 (9, 5)			0-0 F6		0-3 K		0-3 K	0-0 8-2 3-H		3	0	0	0	0	2	0									
Dave Wickersham, R (1, 1) OBP: 0.053, SLG: 0.105			0-3 K		0-3 K			0-0 B1-3		3	0	0	0	0	2	0									
Inning Stats	R: 0 E: 1 K: 0 S: 4	H: 1 LOB: 1 BB: 0 P: 4	R: 0 E: 0 K: 1 S: 5	H: 0 LOB: 0 BB: 0 P: 5	R: 1 E: 0 K: 1 S: 7	H: 2 LOB: 1 BB: 0 P: 7	R: 0 E: 1 K: 0 S: 4	H: 0 LOB: 1 BB: 0 P: 4	R: 0 E: 0 K: 2 S: 7	H: 0 LOB: 0 BB: 1 P: 11	R: 0 E: 0 K: 1 S: 5	H: 0 LOB: 0 BB: 0 P: 5	R: 0 E: 0 K: 1 S: 5	H: 0 LOB: 0 BB: 0 P: 5	R: 1 E: 0 K: 0 S: 4	H: 1 LOB: 2 BB: 2 P: 11		1B: 2 2B: 2 3B: 0 HR: 2	SF: 0 SAC: 1 DP: 2 HBP: 0	WP: 0 PB: 0 SB: 0 CS: 0	PA: 35				
PITCHER	IP	WLS	BF	H	R	ER	SO	BB	IBB	HBP	BLK	WP	HR	S	P	ERA	WHIP								
Jim Bouton, R (1, 1) ERA: 3.12	8.0	L	32	5	2	2	6	2	0	0	0	0	2	42	50	2.25	0.875								
Hal Reniff, R (9, 1) ERA: 1.65	0.1		2	0	0	0	0	0	1	0	0	0	0	1	5	0.00	0.000								
Steve Hamilton, L (9, 1) ERA: 2.45	0.2		1	0	0	0	0	0	0	0	0	0	0	1	1	0.00	0.000								

Batter	1	2	3	4	5	6	7	8	9	AB	R	H	RBI	BB	SO	LOB	BOTTOM								
Horace Clarke, S (1, 5) OBP: 0.273, SLG: 0.250	0-0 L7		0-0 1B		0-0 1B			0-0 E4 SH1-4		4	0	2	0	0	0	0	Detroit Tigers @ New York Yankees Yankee Stadium, Bronx, NY Sun Jun 19 1966, 3:33 AM EDT Att: 61,071 - Unknown - 78 F								
Bobby Richardson, R (1, 4) OBP: 0.299, SLG: 0.341	0-0 1-3		0-0 L5		0-0 1-3			0-0 SH1-4 1-2		3	0	0	0	0	0	2									
Mickey Mantle, S (1, 8) OBP: 0.354, SLG: 0.423 Ray Barker, L (4, PR) OBP: 0.269, SLG: 0.565 (5, 3)	0-3 K			0-0 1B 3B		0-0 6-3		0-3 K		2	0	1	0	0	1	0									
Roger Maris, L (1, 9) OBP: 0.294, SLG: 0.362		0-0 F5		0-0 1-3 1B		0-0 3-1		0-0 3-1		4	0	1	1	0	0	1									
Joe Pepitone, L (1, 3) OBP: 0.269, SLG: 0.427 (5, 8)		0-0 1B		0-0 1-3		4-0 PO BB		0-0 F3		3	0	1	0	1	0	2									
Jake Gibbs, L (1, 2) OBP: 0.400, SLG: 0.457		0-0 F6		0-0 F7		0-0 PO	0-0 3-1	0-0 F9		4	0	0	0	0	0	3									
Clete Boyer, R (1, 6) OBP: 0.257, SLG: 0.362		0-0 L9		0-0 5-3		4-0 PO BB	4-0 4-3 BB	0-0 F6		3	0	0	0	1	0	3									
Roy White, S (1, 7) OBP: 0.326, SLG: 0.386			0-0 L8		0-0 3-1		0-0 4-3			3	0	0	0	0	0	1									
Jim Bouton, R (1, 1) OBP: 0.091, SLG: 0.091 Hal Reniff, R (9, 1) OBP: 0.333, SLG: 0.333 Steve Hamilton, L (9, 1)			0-3 K		0-3 K2-3		0-3 K			3	0	0	0	0	3	1									
Inning Stats	R: 0 E: 0 K: 1 S: 5	H: 0 LOB: 0 BB: 0 P: 5	R: 0 E: 0 K: 0 S: 4	H: 1 LOB: 0 BB: 0 P: 4	R: 0 E: 0 K: 1 S: 6	H: 1 LOB: 0 BB: 0 P: 6	R: 1 E: 0 K: 0 S: 5	H: 2 LOB: 2 BB: 0 P: 5	R: 0 E: 0 K: 0 S: 2	H: 0 LOB: 1 BB: 1 P: 6	R: 0 E: 0 K: 1 S: 5	H: 0 LOB: 1 BB: 1 P: 9	R: 0 E: 1 K: 1 S: 6	H: 0 LOB: 1 BB: 0 P: 6	R: 0 E: 0 K: 0 S: 3	H: 0 LOB: 0 BB: 0 P: 3		1B: 4 2B: 0 3B: 1 HR: 0	SF: 0 SAC: 1 DP: 0 HBP: 0	WP: 0 PB: 0 SB: 0 CS: 0	PA: 35				
PITCHER	IP	WLS	BF	H	R	ER	SO	BB	IBB	HBP	BLK	WP	HR	S	P	ERA	WHIP								
Dave Wickersham, R (1, 1) ERA: 2.88	9.0	W	34	5	1	1	5	2	0	0	0	0	0	42	50	1.00	0.778								

Batter	1	2	3	4	5	6	7	8	9	AB	R	H	RBI	BB	SO	LOB	TOP			
Luis Aparicio, R OBP: 0.275, SLG: 0.335	5-3	1B E BB		L5		F9 SF7 2B		4-3		4	2	1	0	1	0	0	<p>Baltimore Orioles @ New York Yankees Yankee Stadium, Bronx, NY Tue Jun 21 1966, 3:33 AM EDT Unknown</p> <p>AB 37 R 7 H 11 RBI 6 BB 2 SO 4 LOB 13</p> 			
Russ Snyder, L OBP: 0.400, SLG: 0.433	F7	E7 1B 1-H 2-H		F7		F9		WP 4-3 1B	5	0	2	1	0	0	1					
Frank Robinson, R OBP: 0.451, SLG: 0.659	K			1B HBP		SF7		4-3	2	0	0	1	1	1	1					
Brooks Robinson, R OBP: 0.333, SLG: 0.496		5-3 K		1B		6-3		5-3	5	0	1	0	0	1	3					
Boog Powell, L OBP: 0.397, SLG: 0.536		1B E 1B		HR		3-1		4-3	5	2	2	1	0	0	3					
Curt Blefary, L OBP: 0.351, SLG: 0.461		1B E 1B		1B		4-3		F7	4	1	2	0	0	0	0					
Paul Blair, R OBP: 0.258, SLG: 0.339		1B E 1B		1B		5-3		4-3	0	0	0	0	0	0	0					
Davey Johnson, R OBP: 0.303, SLG: 0.378		E7 1B 1-3 2-H		F9		5-3		4-3	4	1	1	1	0	0	1					
Vic Roznovsky, L OBP: 0.615, SLG: 0.500		1B E 1B		K		4-3		4-3	4	1	2	2	0	1	1					
Wally Bunker, R OBP: 0.188, SLG: 0.172		5-3		P6		K		8-4-6-3	3	0	0	0	0	1	3					
Moe Drabowsky, R OBP: 0.429, SLG: 0.200		5-3		P6		K			0	0	0	0	0	0	0					
Eddie Watt, R OBP: 0.200, SLG: 0.267									1	0	0	0	0	0	0					
Stu Miller, R OBP: 0.111, SLG: 0.111									0	0	0	0	0	0	0					
Inning Stats	R: 0 E: 0 K: 1 S: 5	H: 0 LOB: 0 BB: 0 P: 5	R: 5 E: 2 K: 1 S: 10	H: 5 LOB: 2 BB: 2 P: 18	R: 1 E: 0 K: 1 S: 7	H: 2 LOB: 1 BB: 0 P: 7	R: 0 E: 0 K: 0 S: 4	H: 1 LOB: 2 BB: 0 P: 5	R: 0 E: 0 K: 0 S: 6	H: 1 LOB: 1 BB: 0 P: 6	R: 1 E: 0 K: 0 S: 4	H: 1 LOB: 0 BB: 0 P: 4	R: 0 E: 0 K: 0 S: 3	H: 0 LOB: 0 BB: 0 P: 3	R: 0 E: 0 K: 0 S: 3	H: 1 LOB: 1 BB: 0 P: 4	1B: 9 2B: 1 3B: 0 HR: 1	SF: 1 SAC: 0 DP: 0 HBP: 1	WP: 1 PB: 0 SB: 0 CS: 0	PA: 41
PITCHER	IP WLS BF H R ER SO BB IBB HBP BLK WP HR S P ERA WHIP																			
Mel Stottlemyre, R ERA: 2.72	(1, 1)	5.0 L 27 9 6 5 4 2 0 0 1 0 0 1 32 41 9.00 2.200																		
Steve Hamilton, L ERA: 2.07	(6, 1)	1.0 4 1 1 1 0 0 0 0 0 0 0 4 4 9.00 1.000																		
Pedro Ramos, R ERA: 3.48	(7, 1)	3.0 10 1 0 0 0 0 0 0 0 0 1 0 10 10 0.00 0.333																		

Batter	1	2	3	4	5	6	7	8	9	AB	R	H	RBI	BB	SO	LOB	BOTTOM					
Tom Tresh, S OBP: 0.343, SLG: 0.312	F7		F7		F8	3-1			BB 1B	5	0	1	0	0	0	3	<p>Baltimore Orioles @ New York Yankees Yankee Stadium, Bronx, NY Tue Jun 21 1966, 3:33 AM EDT Unknown</p> <p>AB 35 R 5 H 9 RBI 5 BB 3 SO 6 LOB 12</p> 					
Bobby Richardson, R OBP: 0.301, SLG: 0.337	6-3		P4			HR BB	5-3		1-2 BB	3	1	0	0	2	0	1						
Roy White, S OBP: 0.323, SLG: 0.396	6-3		L7			HR	F8		F9	5	1	1	2	0	0	3						
Roger Maris, L OBP: 0.293, SLG: 0.360		F5		3-1		1B 1B	K			4	1	1	0	0	1	0						
Joe Pepitone, L OBP: 0.277, SLG: 0.446		HR		1B		BB SF7 1B	P4		1-3 1B	4	2	3	1	0	0	0						
Elston Howard, R OBP: 0.307, SLG: 0.373		K		F7		BB 1B	K		1-2 1B	4	0	1	1	0	2	1						
Ray Barker, L OBP: 0.300, SLG: 0.538		1B		K		3-H 4-0 1B	K		1-2 2-3 BB	3	0	1	0	1	2	1						
Clete Boyer, R OBP: 0.252, SLG: 0.356		1-3		K		SF7	P5			3	0	0	1	0	1	1						
Mel Stottlemyre, R OBP: 0.185, SLG: 0.143	(1, 1)									1	0	1	0	0	0	0						
Horacio Clarifio, S OBP: 0.201, SLG: 0.236	(5, PH)									1	0	0	0	0	0	0						
Steve Hamilton, L ERA: 2.72	(6, 1)									0	0	0	0	0	0	0						
Mickey Mantle, S OBP: 0.352, SLG: 0.420	(6, PH)									1	0	0	0	0	2	0						
Pedro Ramos, S OBP: 0.197, SLG: 0.167	(7, 1)									0	0	0	0	0	0	0						
Dick Schofield, S OBP: 0.158, SLG: 0.259	(9, PH)									1	0	0	0	0	0	0						
Inning Stats	R: 0 E: 0 K: 0 S: 3	H: 0 LOB: 0 BB: 0 P: 3	R: 1 E: 0 K: 1 S: 7	H: 2 LOB: 1 BB: 0 P: 7	R: 0 E: 0 K: 0 S: 4	H: 1 LOB: 1 BB: 0 P: 4	R: 0 E: 0 K: 1 S: 6	H: 1 LOB: 0 BB: 0 P: 6	R: 0 E: 0 K: 0 S: 5	H: 0 LOB: 0 BB: 0 P: 5	R: 4 E: 0 K: 0 S: 7	H: 4 LOB: 2 BB: 2 P: 15	R: 0 E: 0 K: 1 S: 5	H: 0 LOB: 0 BB: 0 P: 5	R: 0 E: 0 K: 2 S: 7	H: 0 LOB: 0 BB: 0 P: 7	R: 0 E: 0 K: 0 S: 4	H: 1 LOB: 2 BB: 1 P: 8	1B: 6 2B: 1 3B: 0 HR: 2	SF: 1 SAC: 0 DP: 0 HBP: 0	WP: 0 PB: 0 SB: 0 CS: 0	PA: 39
PITCHER	IP WLS BF H R ER SO BB IBB HBP BLK WP HR S P ERA WHIP																					
Wally Bunker, R ERA: 4.35	(1, 1)	5.0 W 23 7 5 5 3 1 0 0 0 0 0 2 28 32 9.00 1.600																				
Moe Drabowsky, R ERA: 2.7	(6, 1)	0.0 2 1 0 0 0 1 0 0 0 0 0 0 1 5 9.00 1.600																				
Eddie Watt, R ERA: 3.04	(6, 1)	3.2 13 1 0 0 3 1 0 0 0 0 0 0 18 22 0.00 0.545																				
Stu Miller, R ERA: 1.38	(9, 1)	0.1 S 1 0 0 0 0 0 0 0 0 0 0 0 1 1 0.00 0.000																				

Batter	1	2	3	4	5	6	7	8	9	AB	R	H	RBI	BB	SO	LOB	TOP			
Luis Aparicio, R OBP: 0.275, SLG: 0.341										4	1	1	0	0	0	1	Baltimore Orioles @ New York Yankees Yankee Stadium, Bronx, NY Tue Jun 21 1966, 7:05 PM EDT Att: 29,449 - Unknown - 86 F			
Boog Powell, L OBP: 0.399, SLG: 0.548										3	1	1	2	1	1	1				
Frank Robinson, R OBP: 0.448, SLG: 0.652										4	0	1	1	0	1	1				
Brooks Robinson, R OBP: 0.332, SLG: 0.491										3	0	0	0	0	0	1				
Sam Bowens, R OBP: 0.314, SLG: 0.378										4	0	1	0	0	1	2				
Davey Johnson, R OBP: 0.302, SLG: 0.376										4	0	1	0	0	0	1				
Paul Blair, R OBP: 0.258, SLG: 0.331										3	0	0	0	1	1	1				
Andy Etchebarren, R OBP: 0.300, SLG: 0.406										3	0	0	0	0	1	2				
Frank Bertaina, L OBP: 0.143, SLG: 0.077										2	1	1	0	0	0	0				
Gene Brabender, R (7, 1)										0	0	0	0	0	0	0				
Curt Blefary, L OBP: 0.350, SLG: 0.459										1	0	0	0	0	0	0				
Dick Hall, R OBP: 0.250, SLG: 0.250										0	0	0	0	0	0	0				
Inning Stats	R: 1 E: 0 K: 1 S: 7	H: 2 LOB: 1 BB: 0 P: 7	R: 0 E: 0 K: 0 S: 3	H: 0 LOB: 0 BB: 0 P: 3	R: 2 E: 0 K: 1 S: 7	H: 2 LOB: 0 BB: 0 P: 7	R: 0 E: 0 K: 2 S: 7	H: 1 LOB: 2 BB: 1 P: 11	R: 0 E: 0 K: 0 S: 3	H: 0 LOB: 0 BB: 0 P: 3	R: 0 E: 0 K: 1 S: 5	H: 0 LOB: 0 BB: 0 P: 5	R: 0 E: 0 K: 0 S: 3	H: 0 LOB: 1 BB: 0 P: 7	R: 0 E: 0 K: 0 S: 4	H: 1 LOB: 1 BB: 0 P: 4	1B: 4 2B: 1 3B: 1 HR: 1	SF: 0 SAC: 0 DP: 2 HBP: 1	WP: 0 PB: 0 SB: 0 CS: 1	PA: 34
PITCHER	IP WLS BF H R ER SO BB IBB HBP BLK WP HR S P ERA WHIP																			
Fritz Peterson, L ERA: 4.21	(1, 1) 3.1 0 16 5 3 3 3 1 0 0 0 0 1 21 25 8.10 1.800																			
Hal Reniff, R ERA: 1.41	(4, 1) 5.2 W 18 1 0 0 2 1 0 1 0 0 0 0 20 25 0.00 0.353																			

Batter	1	2	3	4	5	6	7	8	9	AB	R	H	RBI	BB	SO	LOB	BOTTOM			
Tom Tresh, S OBP: 0.352, SLG: 0.335										4	1	3	3	0	0	0	Baltimore Orioles @ New York Yankees Yankee Stadium, Bronx, NY Tue Jun 21 1966, 7:05 PM EDT Att: 29,449 - Unknown - 86 F			
Bobby Richardson, R OBP: 0.299, SLG: 0.335										5	1	1	0	0	0	5				
Mickey Mantle, S OBP: 0.350, SLG: 0.415										2	0	0	1	1	0	2				
Ray Barker, L OBP: 0.300, SLG: 0.538										0	0	0	0	0	0	0				
Roger Maris, L OBP: 0.297, SLG: 0.359										3	1	1	0	1	1	2				
Joe Pepitone, L OBP: 0.276, SLG: 0.443										4	1	1	1	0	0	3				
Elston Howard, R OBP: 0.306, SLG: 0.371										4	1	1	1	0	0	1				
Clete Boyer, R OBP: 0.261, SLG: 0.365										3	1	2	1	0	0	0				
Roy White, S OBP: 0.322, SLG: 0.390										3	1	0	0	1	1	2				
Fritz Peterson, S OBP: 0.240, SLG: 0.280										0	0	0	0	0	0	0				
Hal Reniff, R OBP: 0.333, SLG: 0.333										3	1	1	0	0	2	0				
Inning Stats	R: 0 E: 0 K: 0 S: 3	H: 0 LOB: 0 BB: 0 P: 3	R: 0 E: 0 K: 1 S: 5	H: 0 LOB: 0 BB: 0 P: 5	R: 2 E: 1 K: 0 S: 5	H: 2 LOB: 1 BB: 1 P: 9	R: 0 E: 0 K: 0 S: 4	H: 1 LOB: 2 BB: 0 P: 5	R: 1 E: 0 K: 1 S: 7	H: 2 LOB: 2 BB: 1 P: 11	R: 0 E: 0 K: 0 S: 3	H: 0 LOB: 0 BB: 0 P: 3	R: 5 E: 1 K: 0 S: 7	H: 5 LOB: 1 BB: 1 P: 11	R: 0 E: 0 K: 2 S: 7	H: 0 LOB: 1 BB: 0 P: 8	1B: 8 2B: 1 3B: 0 HR: 1	SF: 1 SAC: 1 DP: 1 HBP: 2	WP: 1 PB: 0 SB: 0 CS: 0	PA: 38
PITCHER	IP WLS BF H R ER SO BB IBB HBP BLK WP HR S P ERA WHIP																			
Frank Bertaina, L ERA: 2.76	(1, 1) 6.0 L 27 6 4 4 2 2 0 1 0 0 0 1 1 28 37 6.00 1.333																			
Gene Brabender, R ERA: 4.03	(7, 1) 1.0 7 4 4 3 0 1 0 0 0 0 1 0 6 10 27.00 5.000																			
Dick Hall, R ERA: 2.73	(8, 1) 1.0 4 0 0 0 0 2 0 0 1 0 0 0 7 8 0.00 0.000																			

Batter	1	2	3	4	5	6	7	8	9	AB	R	H	RBI	BB	SO	LOB	TOP			
Luis Aparicio, R OBP: 0.275, SLG: 0.339 (1, 6)	0-0 6-3		0-0 5-3			0-0 F8		0-0 1-2 1B		4	0	1	0	0	0	1				
Russ Snyder, L OBP: 0.396, SLG: 0.428 (1, 8) (9, 7)	0-0 G5-4-3 1B			0-0 4-3		0-0 L7		0-0 B5		4	0	1	0	0	0	3				
Frank Robinson, R OBP: 0.442, SLG: 0.641 (1, 9)	0-0 G5-4-3 1-2			0-0 F7		0-0 F7		0-0 F3		4	0	0	0	0	0	3				
Brooks Robinson, R OBP: 0.331, SLG: 0.487 (1, 5)		0-0 F7		0-0 4-3		0-0 BB HR 1B		0-0 F8		4	1	1	0	0	0	2				
Boog Powell, L OBP: 0.397, SLG: 0.540 (1, 3)		0-0 G3			0-0 F8		4-0 BB HR 1B		0-3 K	3	1	0	0	1	1	0				
Curt Blefary, L OBP: 0.352, SLG: 0.471 Paul Blair, R OBP: 0.258, SLG: 0.331 (1, 7) (9, 8)	4-0 BB			0-0 F8		0-0 F8		0-0 BB HR 1-2 1H 2H		0-3 K	3	1	1	3	1	1	0			
Davey Johnson, R OBP: 0.298, SLG: 0.370 (1, 4)	0-0 F8			0-0 F9		0-0 6-3		0-0 5-3		4	0	0	0	0	0	1				
Andy Etchebarren, R OBP: 0.297, SLG: 0.401 (1, 2)			0-3 K		0-0 2-3		0-0 F9			3	0	0	0	0	1	0				
Steve Barber, L OBP: 0.097, SLG: 0.097 (1, 1)			0-0 F8		0-0 1B		0-0 1B		0-0 1B	3	0	2	0	0	0	0				
Inning Stats	R: 0 E: 0 K: 0 S: 3	H: 1 LOB: 0 BB: 0 P: 3	R: 0 E: 0 K: 0 S: 3	H: 0 LOB: 1 BB: 1 P: 7	R: 0 E: 0 K: 1 S: 5	H: 0 LOB: 0 BB: 0 P: 5	R: 0 E: 0 K: 0 S: 3	H: 0 LOB: 0 BB: 0 P: 3	R: 0 E: 0 K: 0 S: 4	H: 1 LOB: 1 BB: 0 P: 4	R: 3 E: 0 K: 0 S: 5	H: 2 LOB: 0 BB: 1 P: 9	R: 0 E: 0 K: 0 S: 5	H: 2 LOB: 2 BB: 0 P: 5	R: 0 E: 0 K: 2 S: 7	H: 0 LOB: 0 BB: 0 P: 7	1B: 5 2B: 0 3B: 0 HR: 1	SF: 0 SAC: 0 DP: 1 HBP: 0	WP: 0 PB: 0 SB: 0 CS: 0	PA: 34
PITCHER	IP WLS BF H R ER SO BB IBB HBP BLK WP HR S P ERA WHIP	8.0 L 31 6 3 3 1 2 0 0 0 0 1 31 39 3.38 1.000	1.0 3 0 0 0 2 0 0 0 0 0 0 7 7 0.00 0.000	PITCHER																

Baltimore Orioles @ New York Yankees
Yankee Stadium, Bronx, NY
Wed Jun 22 1966, 7:05 PM EDT
Att: 17,239 - Unknown

AB 32
R 3
H 6
RBI 3
BB 2
SO 3
LOB 10





Batter	1	2	3	4	5	6	7	8	9	AB	R	H	RBI	BB	SO	LOB	BOTTOM			
Tom Tresh, S OBP: 0.346, SLG: 0.329 (1, 5)	0-0 F4		0-0 F8			0-0 4-3		0-0 F7		4	0	0	0	0	0	1				
Bobby Richardson, R OBP: 0.286, SLG: 0.330 (1, 4)	0-0 6-3		0-0 5-3			0-0 B5-3		0-0 F9		4	0	0	0	0	0	0				
Mickey Mantle, S OBP: 0.353, SLG: 0.410 (1, 8)	4-0 BB			0-0 F9		4-0 BB G1-6-3		0-0 6-3		2	0	0	0	2	0	0				
Joe Pepitone, L OBP: 0.276, SLG: 0.439 (1, 3)	0-0 F5			0-0 P6		0-0 G1-6-3 1-2		0-0 1B		4	0	1	0	0	0	2				
Elston Howard, R OBP: 0.305, SLG: 0.374 (1, 2)		0-3 K		0-0 G3		0-0 2B		0-3 K		4	0	1	0	0	2	1				
Hector Lopez, R OBP: 0.436, SLG: 0.500 (1, 9)		0-0 FC5-4 1B		0-0 1-3		0-3 K				3	0	1	0	0	1	1				
Clete Boyer, R OBP: 0.261, SLG: 0.365 (1, 6)	0-0 FC5-4 1-2			0-0 P4		0-0 FC1-6 1B		0-0 FC1-6 1B		3	0	1	0	0	0	1				
Roy White, S OBP: 0.318, SLG: 0.385 (1, 7)	0-0 L8			0-0 6-3		0-0 FC1-6 1-2		0-0 K		3	0	0	0	0	0	2				
Fred Talbot, R OBP: 0.207, SLG: 0.222 Lou Clinton, R OBP: 0.300, SLG: 0.377 Steve Hamilton, L (8, PH) (9, 1)		0-3 K		0-3 K		0-3 K		0-3 K		2	0	0	0	0	2	0				
Inning Stats	R: 0 E: 0 K: 0 S: 3	H: 0 LOB: 1 BB: 0 P: 7	R: 0 E: 0 K: 1 S: 6	H: 1 LOB: 1 BB: 0 P: 6	R: 0 E: 0 K: 1 S: 5	H: 0 LOB: 0 BB: 0 P: 5	R: 0 E: 0 K: 0 S: 3	H: 0 LOB: 0 BB: 0 P: 3	R: 0 E: 0 K: 1 S: 5	H: 0 LOB: 0 BB: 0 P: 5	R: 0 E: 0 K: 1 S: 5	H: 1 LOB: 1 BB: 1 P: 9	R: 0 E: 0 K: 1 S: 6	H: 1 LOB: 1 BB: 0 P: 6	R: 0 E: 0 K: 1 S: 6	H: 1 LOB: 1 BB: 0 P: 6	1B: 3 2B: 1 3B: 0 HR: 0	SF: 0 SAC: 0 DP: 1 HBP: 0	WP: 0 PB: 0 SB: 0 CS: 0	PA: 32
PITCHER	IP WLS BF H R ER SO BB IBB HBP BLK WP HR S P ERA WHIP	9.0 W 32 4 0 0 6 2 0 0 0 0 0 42 50 0.00 0.667	PITCHER																	

Baltimore Orioles @ New York Yankees
Yankee Stadium, Bronx, NY
Wed Jun 22 1966, 7:05 PM EDT
Att: 17,239 - Unknown

AB 30
R 0
H 4
RBI 0
BB 2
SO 6
LOB 9



Batter	1	2	3	4	5	6	7	8	9	AB	R	H	RBI	BB	SO	LOB	TOP			
Luis Aparicio, R (1, 6) OBP: 0.271, SLG: 0.334	F8		F6			F9		F9		4	0	0	0	0	0	0	<p>Baltimore Orioles @ New York Yankees Yankee Stadium, Bronx, NY Thu Jun 23 1966, 3:33 AM EDT Att: 10,640 - Unknown</p> <p>livebaseballscorecards.com</p> <p>AB 33 R 5 H 7 RBI 5 BB 1 SO 7 LOB 3</p> 			
Boog Powell, L (1, 3) OBP: 0.394, SLG: 0.532	4-1		K			G6-4-3 BB		K		3	0	0	0	1	2	0				
Frank Robinson, R (1, 9) OBP: 0.436, SLG: 0.630	F7		L7			G6-4-3 1-2			F8	4	0	0	0	0	0	1				
Brooks Robinson, R (1, 5) OBP: 0.333, SLG: 0.509		HR		5-3			6-3		HR	4	2	2	2	0	0	0				
Sam Bowens, R (1, 7) OBP: 0.311, SLG: 0.407	F8		K				6-3		HR	4	1	1	1	0	1	0				
Davey Johnson, R (1, 4) OBP: 0.297, SLG: 0.368	K		F6				1B		K	4	0	1	0	0	2	0				
Paul Blair, R (1, 8) OBP: 0.258, SLG: 0.336	2B			5-3			F8		F2	4	1	1	0	0	0	1				
Andy Etchebarren, R (1, 2) OBP: 0.301, SLG: 0.422	2B		F2					HR		3	1	2	2	0	0	0				
Jim Palmer, R (1, 1) OBP: 0.184, SLG: 0.229	F9			K						3	0	0	0	0	2	1				
Eddie Fisher, R (9, 1)										0	0	0	0	0	0	0				
Inning Stats	R: 0 E: 0 K: 0 S: 3	H: 0 LOB: 0 BB: 0 P: 3	R: 2 E: 0 K: 1 S: 8	H: 3 LOB: 1 BB: 0 P: 8	R: 0 E: 0 K: 1 S: 5	H: 0 LOB: 0 BB: 0 P: 5	R: 0 E: 0 K: 1 S: 5	H: 0 LOB: 0 BB: 0 P: 5	R: 0 E: 0 K: 0 S: 2	H: 0 LOB: 0 BB: 1 P: 6	R: 0 E: 0 K: 0 S: 4	H: 1 LOB: 1 BB: 0 P: 4	R: 1 E: 0 K: 2 S: 8	H: 1 LOB: 0 BB: 0 P: 8	R: 2 E: 0 K: 1 S: 7	H: 2 LOB: 0 BB: 0 P: 7	1B: 1 2B: 2 3B: 0 HR: 4	SF: 0 SAC: 0 DP: 1 HBP: 0	WP: 0 PB: 0 SB: 0 CS: 0	PA: 34
PITCHER	IP WLS BF H R ER SO BB IBB HBP BLK WP HR S P ERA WHIP																			
Al Downing, L (1, 1) ERA: 3.35	7.0 L 25 4 2 2 4 1 0 0 0 0 1 32 36 2.57 0.714																			
Pedro Ramos, R (8, 1) ERA: 3.91	2.0 9 3 3 3 3 0 0 0 0 0 3 15 15 13.50 1.500																			

Batter	1	2	3	4	5	6	7	8	9	AB	R	H	RBI	BB	SO	LOB	BOTTOM			
Tom Tresh, S (1, 5) OBP: 0.347, SLG: 0.330	G6-3 1B		1-2 1B		4-3		4-3		K	5	0	2	0	0	1	2	<p>Baltimore Orioles @ New York Yankees Yankee Stadium, Bronx, NY Thu Jun 23 1966, 3:33 AM EDT Att: 10,640 - Unknown</p> <p>livebaseballscorecards.com</p> <p>AB 36 R 2 H 10 RBI 2 BB 1 SO 5 LOB 19</p> 			
Bobby Richardson, R (1, 4) OBP: 0.280, SLG: 0.325	G6-3 1-2		F8 2-3		6-3			F5		4	0	0	0	0	0	3				
Mickey Mantle, S (1, 8) OBP: 0.351, SLG: 0.424	K2-3		K			F3		HR		4	1	1	1	0	2	2				
Ray Barker, L (9, 3) OBP: 0.300, SLG: 0.538										0	0	0	0	0	0	0				
Joe Pepitone, L (1, 3) OBP: 0.280, SLG: 0.453		L6-4 E 1B		HR		F7		L7		4	1	2	1	0	0	0				
Roger Maris, L (1, 9) OBP: 0.296, SLG: 0.357	E3 1-2			4-3			1B		K	4	0	1	0	0	1	1				
Elston Howard, R (1, 2) OBP: 0.306, SLG: 0.376	F4			5-3			1B		FC3-6 1B	4	0	2	0	0	0	2				
Roy White, S (1, 7) OBP: 0.317, SLG: 0.382	L6-4 2-3					F7			FC3-6 4-1 BB	4	0	1	0	0	0	5				
Clete Boyer, R (1, 6) OBP: 0.265, SLG: 0.364			FC1-6 1B		G3		6-3		4-1 BB	3	0	1	0	1	0	1				
Al Downing, R (1, 1) OBP: 0.207, SLG: 0.250			FC1-6 F8 1B				F8		4-1	2	0	0	0	0	1	1				
Billy Bryan, L (7, PH) OBP: 0.186, SLG: 0.177										1	0	0	0	0	0	0				
Pedro Ramos, S (8, 1) OBP: 0.167, SLG: 0.167										0	0	0	0	0	0	0				
Jake Gibbs, L (9, PH) OBP: 0.393, SLG: 0.447									1-2 2-3	1	0	0	0	0	0	2				
Inning Stats	R: 0 E: 0 K: 1 S: 5	H: 1 LOB: 0 BB: 0 P: 5	R: 0 E: 1 K: 0 S: 4	H: 1 LOB: 1 BB: 0 P: 4	R: 0 E: 0 K: 1 S: 7	H: 2 LOB: 2 BB: 0 P: 7	R: 1 E: 0 K: 0 S: 5	H: 2 LOB: 1 BB: 0 P: 5	R: 0 E: 0 K: 0 S: 5	H: 2 LOB: 2 BB: 0 P: 5	R: 0 E: 0 K: 0 S: 3	H: 0 LOB: 0 BB: 0 P: 3	R: 1 E: 0 K: 1 S: 6	H: 1 LOB: 0 BB: 0 P: 6	R: 0 E: 0 K: 1 S: 6	H: 1 LOB: 2 BB: 1 P: 10	1B: 8 2B: 1 3B: 0 HR: 2	SF: 0 SAC: 0 DP: 2 HBP: 0	WP: 0 PB: 0 SB: 0 CS: 0	PA: 37
PITCHER	IP WLS BF H R ER SO BB IBB HBP BLK WP HR S P ERA WHIP																			
Jim Palmer, R (1, 1) ERA: 3.58	8.1 W 35 10 2 2 4 1 0 0 0 0 2 42 46 2.16 1.320																			
Eddie Fisher, R (9, 1) ERA: 2.17	0.2 S 2 0 0 0 1 0 0 0 0 0 0 4 4 0.00 0.000																			

Batter	1	2	3	4	5	6	7	8	9	AB	R	H	RBI	BB	SO	LOB	TOP								
Ken Berry, R (1, 7) OBP: 0.272, SLG: 0.347	0-0 6-3		0-0 HR		0-0 6-3		0-0 6-3		0-0 F9	5	1	1	1	0	0	2									
Tommie Agee, R (1, 8) OBP: 0.330, SLG: 0.409	0-0 B1-3		0-0 1B		0-0 CS		0-0 1B		0-0 SH1-4	4	1	3	0	0	0	0									
Don Buford, S (1, 5) OBP: 0.322, SLG: 0.336	0-0 1B		0-0 F8		0-0 F9		0-0 SH1-4		0-0 SH1-4	3	0	1	0	0	0	2									
John Romano, R (1, 2) OBP: 0.392, SLG: 0.435	0-0 F8		0-0 F7		0-0 CS		0-0 2B		0-0 3-1	4	0	1	0	0	0	3									
Floyd Robinson, L (1, 9) OBP: 0.350, SLG: 0.372		0-0 3-1	0-0 1B		0-0 4-3		0-0 F8		0-0 F8	4	0	1	1	0	0	2									
Jerry Adair, R (1, 4) OBP: 0.345, SLG: 0.356	0-0 4-3		0-0 5-3		0-0 5-3		0-0 FC4-6		0-0 1B	4	0	1	0	0	0	2									
Tom McCraw, L (1, 3) OBP: 0.308, SLG: 0.339	0-0 2B		0-0 L4		0-0 G3		0-0 F6		0-0 F6	4	0	1	0	0	0	2									
Lee Elia, R (1, 6) OBP: 0.291, SLG: 0.353	4-0 BB		0-0 F7		0-0 5-3		0-0 FC4-6		0-0 BB	2	0	0	0	0	1	0									
Smoky Burgess, L (9, PH) OBP: 0.364, SLG: 0.321	0-0 BB		0-0 F7		0-0 5-3		0-0 FC4-6		0-0 BB	1	0	0	0	0	0	1									
Joe Horlen, R (9, FR) OBP: 0.083, SLG: 0.043	0-0 BB		0-0 F7		0-0 5-3		0-0 FC4-6		0-0 BB	0	0	0	0	0	0	0									
Juan Pizarro, L (1, 1) OBP: 0.158, SLG: 0.118	0-3 K		0-0 F9		0-0 4-3		0-0 4-3		4-0 BB	3	0	0	0	0	1	2									
Wayne Causey, L (9, PH) OBP: 0.304, SLG: 0.220	0-0 K		0-0 F9		0-0 4-3		0-0 4-3		1-2 BB	0	0	0	0	0	1	0									
Inning Stats	R: 0 E: 0 K: 0 S: 4	H: 1 LOB: 1 BB: 0 P: 4	R: 0 E: 0 K: 1 S: 6	H: 1 LOB: 2 BB: 1 P: 10	R: 2 E: 0 K: 0 S: 6	H: 3 LOB: 1 BB: 0 P: 6	R: 0 E: 0 K: 0 S: 3	H: 0 LOB: 0 BB: 0 P: 3	R: 0 E: 0 K: 0 S: 3	H: 1 LOB: 0 BB: 0 P: 3	R: 0 E: 0 K: 0 S: 4	H: 0 LOB: 0 BB: 0 P: 4	R: 0 E: 0 K: 0 S: 3	H: 0 LOB: 0 BB: 0 P: 3	R: 0 E: 0 K: 0 S: 4	H: 1 LOB: 1 BB: 0 P: 4	R: 0 E: 0 K: 0 S: 4	H: 1 LOB: 2 BB: 1 P: 8	1B: 6 2B: 2 3B: 0 HR: 1	SF: 0 SAC: 1 DP: 0 HBP: 0	WP: 0 PB: 0 SB: 2 CS: 1	PA: 38			
PITCHER	IP	WLS	BF	H	R	ER	SO	BB	IBB	HBP	BLK	WP	HR	S	P	ERA	WHIP								
Jim Bouton, R (1, 1) ERA: 3.44	2.0		11	4	2	2	1	1	0	0	0	0	1	12	16	9.00	2.500								
Steve Hamilton, L (3, 1) ERA: 2.17	6.0	W	21	4	0	0	0	0	0	0	0	0	0	21	21	0.00	0.667								
Hal Reniff, R (9, 1) ERA: 1.37	1.0	S	5	1	0	0	0	1	0	0	0	0	0	4	8	0.00	2.000								

Chicago White Sox @ New York Yankees
Yankee Stadium, Bronx, NY
Fri Jun 24 1966, 7:05 PM EDT
Att: 16,834 - Unknown - 90 F

AB	34
R	2
H	9
RBI	2
BB	2
SO	1
LOB	16





Batter	1	2	3	4	5	6	7	8	9	AB	R	H	RBI	BB	SO	LOB	BOTTOM								
Tom Tresh, S (1, 5) OBP: 0.346, SLG: 0.326	4-0 1B		0-0 F8		0-0 5-3		0-0 F9		0-0 F9	3	1	0	0	1	0	1									
Bobby Richardson, R (1, 4) OBP: 0.297, SLG: 0.331	0-0 1B		0-0 CS		0-0 F7		0-0 BB		0-0 HR	4	1	3	0	0	0	0									
Mickey Mantle, S (1, 8) OBP: 0.354, SLG: 0.422	0-0 1B		0-0 F8		0-0 F9		0-0 BB		4-0 HR	3	0	1	1	1	0	1									
Ray Barker, L (9, PR) OBP: 0.300, SLG: 0.538	0-0 1B		0-0 F8		0-0 F9		0-0 BB		1-2 HR	0	1	0	0	0	0	0									
Elston Howard, R (1, 2) OBP: 0.313, SLG: 0.401	0-0 G6-4-3		0-0 CS		0-0 6-3		0-0 2B		0-0 HR	4	1	2	4	0	0	2									
Joe Pepitone, L (1, 3) OBP: 0.275, SLG: 0.445	0-0 4-3		0-0 4-3		0-0 L7		0-0 G3		0-0 G3	4	0	0	0	0	0	3									
Roger Maris, L (1, 9) OBP: 0.292, SLG: 0.351		0-0 E4		0-0 F8		0-0 6-3		0-0 6-3		3	0	0	0	0	0	1									
Hector Lopez, R (1, 7) OBP: 0.405, SLG: 0.457		0-0 F6		0-0 F6		0-0 6-3		0-0 6-3		3	0	0	0	0	0	2									
Clete Boyer, R (1, 6) OBP: 0.262, SLG: 0.360		0-0 F5		0-3 K		0-0 6-3		0-0 6-3		3	0	0	0	0	1	1									
Jim Bouton, R (1, 1) OBP: 0.083, SLG: 0.083		0-3 K		0-0 5-1		0-0 1B		4-0 HR		1	0	0	0	0	1	1									
Steve Hamilton, L (3, 1) OBP: 0.311, SLG: 0.377		0-0 K		0-0 5-1		0-0 1B		4-0 HR		1	0	0	0	0	0	0									
Lou Clinton, R (9, PH) OBP: 0.311, SLG: 0.377		0-0 K		0-0 5-1		0-0 1B		4-0 HR		0	1	0	0	1	0	0									
Hal Reniff, R (9, 1) OBP: 0.333, SLG: 0.333		0-0 K		0-0 5-1		0-0 1B		4-0 HR		0	0	0	0	0	0	0									
Inning Stats	R: 1 E: 0 K: 0 S: 4	H: 2 LOB: 1 BB: 1 P: 8	R: 0 E: 1 K: 1 S: 6	H: 0 LOB: 1 BB: 0 P: 6	R: 0 E: 0 K: 0 S: 3	H: 1 LOB: 0 BB: 0 P: 3	R: 0 E: 0 K: 0 S: 3	H: 0 LOB: 0 BB: 0 P: 3	R: 0 E: 0 K: 0 S: 3	H: 0 LOB: 0 BB: 0 P: 3	R: 0 E: 0 K: 0 S: 4	H: 1 LOB: 1 BB: 0 P: 4	R: 0 E: 0 K: 0 S: 5	H: 0 LOB: 0 BB: 0 P: 5	R: 0 E: 0 K: 0 S: 3	H: 1 LOB: 1 BB: 0 P: 4	R: 4 E: 0 K: 0 S: 5	H: 2 LOB: 1 BB: 2 P: 13	1B: 4 2B: 1 3B: 0 HR: 1	SF: 0 SAC: 0 DP: 1 HBP: 0	WP: 0 PB: 0 SB: 0 CS: 1	PA: 33			
PITCHER	IP	WLS	BF	H	R	ER	SO	BB	IBB	HBP	BLK	WP	HR	S	P	ERA	WHIP								
Juan Pizarro, L (1, 1) ERA: 2.34	8.0	L	32	6	5	5	2	3	0	0	0	0	1	33	45	5.62	1.125								

Chicago White Sox @ New York Yankees
Yankee Stadium, Bronx, NY
Fri Jun 24 1966, 7:05 PM EDT
Att: 16,834 - Unknown - 90 F

AB	29
R	5
H	6
RBI	5
BB	3
SO	2
LOB	12



Batter	1	2	3	4	5	6	7	8	9	AB	R	H	RBI	BB	SO	LOB	TOP			
Ken Berry, R OBP: 0.271, SLG: 0.368 (1,7)	5-3		K			5-3		HR		4	1	1	1	0	1	0	Chicago White Sox @ New York Yankees Yankee Stadium, Bronx, NY Sat Jun 25 1966, 3:33 AM EDT Att: 27,098 - Unknown			
Tommie Agee, R OBP: 0.329, SLG: 0.407 (1,8)	3-1		6-3			5-3 1B		5-3		4	0	1	0	0	0	0				
Don Buford, S OBP: 0.321, SLG: 0.335 (1,5)	1B				F9	5-3		F3		4	0	1	0	0	0	1				
Floyd Robinson, L OBP: 0.348, SLG: 0.370 (1,9)	4-3				F4	6-3				4	0	1	0	0	0	2				
Tom McCraw, L OBP: 0.307, SLG: 0.333 (1,3)					G1					3	0	0	0	1	1	1				
Jerry Adair, R OBP: 0.342, SLG: 0.362 (1,4)					F9	5-3		F3		4	0	1	0	0	0	1				
J.C. Martin, L OBP: 0.343, SLG: 0.417 (1,2)					FC5-4 1B	3-1		G3		4	0	1	0	0	0	3				
Lee Elia, R OBP: 0.298, SLG: 0.381 (1,6)					FC5-4			5-3		3	1	1	1	1	0	2				
Gary Peters, L OBP: 0.278, SLG: 0.389 (1,1)					1-2															
Bob Locker, S OBP: 0.375, SLG: 0.167 (9,1)			1-3			F8				4	0	1	0	0	1	3				
										0	0	0	0	0	0	0				
Inning Stats	R: 0 E: 0 K: 0 S: 4	H: 1 LOB: 1 BB: 0 P: 4	R: 0 E: 0 K: 0 S: 4	H: 1 LOB: 1 BB: 0 P: 4	R: 0 E: 0 K: 1 S: 5	H: 0 LOB: 0 BB: 0 P: 5	R: 0 E: 0 K: 0 S: 3	H: 0 LOB: 0 BB: 0 P: 3	R: 1 E: 0 K: 0 S: 4	H: 1 LOB: 0 BB: 0 P: 4	R: 0 E: 0 K: 0 S: 3	H: 0 LOB: 1 BB: 1 P: 7	R: 1 E: 0 K: 0 S: 4	H: 2 LOB: 0 BB: 0 P: 4	R: 0 E: 0 K: 2 S: 9	H: 2 LOB: 3 BB: 1 P: 13		1B: 5 2B: 1 3B: 0 HR: 2	SF: 0 SAC: 0 DP: 0 HBP: 0	WP: 0 PB: 0 SB: 1 CS: 0
PITCHER	IP WLS BF H R ER SO BB IBB HBP BLK WP HR S P ERA WHIP																			
Mel Stottlemyre, R ERA: 2.64 (1,1)	7.0 L 26 4 1 1 1 1 1 0 0 0 0 1 27 31 1.29 0.714																			
Whitey Ford, L ERA: 2.14 (8,1)	2.0 10 4 1 1 2 0 1 0 0 0 0 1 13 17 4.50 2.000																			

Batter	1	2	3	4	5	6	7	8	9	AB	R	H	RBI	BB	SO	LOB	BOTTOM			
Tom Tresh, S OBP: 0.345, SLG: 0.324 (1,5)	K		F6			SH1-3 1B		L7		4	0	1	0	0	1	0	Chicago White Sox @ New York Yankees Yankee Stadium, Bronx, NY Sat Jun 25 1966, 3:33 AM EDT Att: 27,098 - Unknown			
Bobby Richardson, R OBP: 0.294, SLG: 0.327 (1,4)	5-3		F7			SH1-3		F7		3	0	0	0	0	0	0				
Mickey Mantle, S OBP: 0.352, SLG: 0.418 (1,8)					F9	F4		L4		4	0	1	0	0	0	1				
Elston Howard, R OBP: 0.317, SLG: 0.403 (1,2)					F8	6-3				4	1	2	0	0	0	2				
Joe Pepitone, L OBP: 0.275, SLG: 0.440 (1,3)										3	0	0	0	1	1	1				
Clete Boyer, R OBP: 0.282, SLG: 0.360 (1,6)										0	0	0	0	0	0	0				
Dick Schofield, S OBP: 0.182, SLG: 0.053 (2,6)										2	0	0	0	1	1	1				
Roger Maris, L OBP: 0.290, SLG: 0.349 (9,PH)										1	0	0	0	0	0	2				
Hector Lopez, R OBP: 0.391, SLG: 0.436 (1,7)										4	0	1	0	0	0	3				
Lou Clinton, R OBP: 0.308, SLG: 0.357 (1,9)										3	0	0	0	1	0	2				
Mel Stottlemyre, R OBP: 0.154, SLG: 0.135 (1,1)										2	0	0	0	0	1	0				
Roy White, S OBP: 0.315, SLG: 0.380 (7,PH)										1	0	0	0	0	0	2				
Whitey Ford, L ERA: 1.69 (8,1)										0	0	0	0	0	0	0				
Inning Stats	R: 0 E: 0 K: 1 S: 6	H: 1 LOB: 1 BB: 0 P: 6	R: 0 E: 0 K: 2 S: 8	H: 1 LOB: 1 BB: 0 P: 8	R: 0 E: 0 K: 1 S: 5	H: 0 LOB: 0 BB: 0 P: 5	R: 0 E: 0 K: 0 S: 4	H: 1 LOB: 1 BB: 0 P: 4	R: 0 E: 0 K: 0 S: 3	H: 0 LOB: 0 BB: 0 P: 3	R: 0 E: 0 K: 0 S: 3	H: 0 LOB: 2 BB: 2 P: 11	R: 0 E: 0 K: 0 S: 3	H: 0 LOB: 0 BB: 0 P: 3	R: 1 E: 1 K: 0 S: 4	H: 1 LOB: 1 BB: 1 P: 8		1B: 5 2B: 0 3B: 0 HR: 0	SF: 0 SAC: 1 DP: 1 HBP: 0	WP: 2 PB: 0 SB: 0 CS: 0
PITCHER	IP WLS BF H R ER SO BB IBB HBP BLK WP HR S P ERA WHIP																			
Gary Peters, L ERA: 2.82 (1,1)	8.0 W 32 5 1 1 4 3 0 0 0 0 0 0 37 49 1.12 1.000																			
Bob Locker, R ERA: 1.69 (9,1)	1.0 S 3 0 0 0 0 0 0 0 0 0 0 0 3 3 0.00 0.000																			

Batter	1	2	3	4	5	6	7	8	9	AB	R	H	RBI	BB	SO	LOB	TOP					
Ken Berry, R OBP: 0.293, SLG: 0.402 (1, 7)	0-0 5-3-5 1B		4-0 1-2 BB			0-0 HR		4-0 BB		2	1	2	1	2	0	0	Chicago White Sox @ New York Yankees Yankee Stadium, Bronx, NY Sun Jun 26 1966, 3:33 AM EDT Overcast - 73 F					
Tommie Agee, R OBP: 0.324, SLG: 0.401 (1, 8)	0-0 5-3-5 1-2		0-3 K			0-0 4-3		0-0 F2		4	0	0	0	0	1	4						
Don Buford, S OBP: 0.320, SLG: 0.341 (1, 5)	0-0 G1					0-0 F8		0-0 F2		4	1	1	0	0	0	1						
Bill Skowron, R OBP: 0.279, SLG: 0.325 (1, 3)		0-0 5-3				0-0 F7		0-0 L5		4	0	1	1	0	0	0						
Tom McCraw, L OBP: 0.306, SLG: 0.331 (1, 9)		0-3 K				0-0 F7		0-0 F4		4	0	1	0	0	1	1						
Jerry Adair, R OBP: 0.339, SLG: 0.367 (1, 4)	0-0 F6					0-0 G6-4-3		0-0 1B		4	0	1	0	0	0	2						
J.C. Martin, L OBP: 0.352, SLG: 0.424 (1, 2)						0-0 F6		0-0 1B		3	0	2	0	0	0	0						
Lee Elia, R OBP: 0.291, SLG: 0.370 (1, 6)						0-0 F8		0-0 G1-4-3		3	0	0	0	0	0	3						
Dennis Higgins, R OBP: 0.250, SLG: 0.143 (7, 1)						0-0 F8		0-0 G1-4-3		0	0	0	0	0	0	0						
Tommy John, R OBP: 0.172, SLG: 0.310 (1, 1)						0-3 K		0-0 F8		0	0	0	0	0	0	0						
John Buzhardt, R OBP: 0.148, SLG: 0.080 (2, 1)								0-0 4-3		2	0	0	0	0	1	1						
Wayne Causey, L OBP: 0.302, SLG: 0.218 (7, 6)										1	0	0	0	0	0	0						
Inning Stats	R: 0 E: 0 K: 0 S: 3	H: 1 LOB: 0 BB: 0 P: 3	R: 0 E: 0 K: 1 S: 5	H: 0 LOB: 0 BB: 0 P: 5	R: 0 E: 0 K: 2 S: 8	H: 1 LOB: 2 BB: 1 P: 12	R: 1 E: 0 K: 0 S: 4	H: 2 LOB: 0 BB: 0 P: 4	R: 0 E: 0 K: 0 S: 3	H: 0 LOB: 0 BB: 0 P: 3	R: 1 E: 0 K: 0 S: 4	H: 1 LOB: 1 BB: 0 P: 4	R: 0 E: 0 K: 0 S: 4	H: 2 LOB: 1 BB: 0 P: 4	R: 0 E: 0 K: 0 S: 3	H: 0 LOB: 1 BB: 1 P: 7	R: 0 E: 0 K: 0 S: 3	H: 1 LOB: 0 BB: 0 P: 3	1B: 5 2B: 2 3B: 1 HR: 1	SF: 0 SAC: 0 DP: 4 HBP: 0	WP: 0 PB: 0 SB: 0 CS: 0	PA: 33
PITCHER Fred Talbot, R ERA: 4.66 (1, 1)	IP: 9.0 WLS: W BF: 33 H: 8 R: 2 ER: 2 SO: 3 BB: 2 IBB: 0 HBP: 0 BLK: 0 WP: 0 HR: 1 S: 37 P: 45 ERA: 2.00 WHIP: 1.111																					


Batter	1	2	3	4	5	6	7	8	9	AB	R	H	RBI	BB	SO	LOB	BOTTOM					
Tom Tresh, S OBP: 0.346, SLG: 0.339 (1, 5)	0-0 FC6-4 1B		0-0 F5			0-0 1-3		0-0 3-1		5	1	2	2	0	0	1	Chicago White Sox @ New York Yankees Yankee Stadium, Bronx, NY Sun Jun 26 1966, 3:33 AM EDT Overcast - 73 F					
Bobby Richardson, R OBP: 0.299, SLG: 0.332 (1, 4)	0-0 F3					0-0 2B		0-0 6-3		5	1	3	0	0	0	1						
Mickey Mantle, S OBP: 0.353, SLG: 0.429 (1, 8)	0-0 FC6-4					0-0 E		0-0 2B		5	0	2	1	0	2	3						
Ray Barker, L OBP: 0.300, SLG: 0.538 (6, PR) (9, 3)	0-0 BB					0-0 1-H		0-0 2B		0	0	0	0	0	0	0						
Elston Howard, R OBP: 0.319, SLG: 0.397 (1, 2)	4-0 1-2 BB		1-0 1B			0-0 F7		0-0 L9		3	1	0	0	1	0	3						
Joe Pepitone, L OBP: 0.274, SLG: 0.437 (1, 3) (9, 8)	0-0 F5		0-0 HR			0-0 4-3		0-0 F9		4	1	1	0	0	0	3						
Roger Maris, L OBP: 0.294, SLG: 0.365 (1, 9)			0-0 3-1			0-0 3-1		0-0 3-1		3	1	1	3	1	0	0						
Hector Lopez, R OBP: 0.360, SLG: 0.395 (1, 7)			0-0 F9			0-0 G5-4-3		0-0 E6		4	0	0	0	0	0	1						
Dick Schofield, S OBP: 0.231, SLG: 0.091 (1, 6)			4-0 BLK			0-0 F7		0-0 1B		3	1	1	0	1	0	0						
Fred Talbot, R OBP: 0.242, SLG: 0.258 (1, 1)			0-0 1B			0-0 3-1		0-3 K		4	1	2	1	0	1	2						
Inning Stats	R: 0 E: 0 K: 0 S: 4	H: 1 LOB: 2 BB: 1 P: 8	R: 3 E: 0 K: 1 S: 8	H: 3 LOB: 1 BB: 1 P: 12	R: 3 E: 0 K: 0 S: 6	H: 3 LOB: 1 BB: 0 P: 7	R: 0 E: 0 K: 1 S: 6	H: 1 LOB: 0 BB: 0 P: 6	R: 0 E: 0 K: 0 S: 2	H: 0 LOB: 0 BB: 1 P: 6	R: 1 E: 1 K: 0 S: 5	H: 2 LOB: 1 BB: 0 P: 5	R: 0 E: 1 K: 1 S: 7	H: 1 LOB: 2 BB: 0 P: 7	R: 0 E: 0 K: 0 S: 4	H: 1 LOB: 1 BB: 0 P: 4	R: 0 E: 0 K: 0 S: 4	H: 1 LOB: 1 BB: 0 P: 4	1B: 8 2B: 2 3B: 0 HR: 2	SF: 0 SAC: 0 DP: 1 HBP: 1	WP: 0 PB: 0 SB: 1 CS: 0	PA: 40
PITCHER Tommy John, L ERA: 2.5 (1, 1)	IP: 1.2 WLS: L BF: 11 H: 4 R: 3 ER: 3 SO: 0 BB: 2 IBB: 0 HBP: 0 BLK: 1 WP: 0 HR: 1 S: 9 P: 17 ERA: 16.20 WHIP: 3.600																					
John Buzhardt, R ERA: 3.48 (2, 1)	4.1 20 6 4 4 2 1 0 1 0 0 0 1 22 27 8.31 1.615																					
Dennis Higgins, R ERA: 3.24 (7, 1)	2.0 9 2 0 0 0 1 0 0 0 0 0 0 11 11 0.00 1.000																					

Batter	1	2	3	4	5	6	7	8	9	AB	R	H	RBI	BB	SO	LOB	TOP			
Ken Berry, R OBP: 0.292, SLG: 0.405 (1, 7)	F9		E6					FC6-4		4	0	1	0	0	0	1				
Tommie Agee, R OBP: 0.323, SLG: 0.396 (1, 8)	4-1		CS	1-3				G4-6-3		3	0	0	0	1	0	1				
Don Buford, S OBP: 0.319, SLG: 0.340 (1, 5)				G3					L8	4	0	1	0	0	0	2				
John Romano, R OBP: 0.382, SLG: 0.422 (1, 2)	5-3			F8					K	4	0	0	0	0	1	3				
Bill Skowron, R OBP: 0.284, SLG: 0.335 (1, 3)		5-3			F8					4	0	2	0	0	0	0				
Jerry Adair, R OBP: 0.328, SLG: 0.354 (1, 4)		K			K					4	0	0	0	0	2	2				
Tom McCraw, L OBP: 0.306, SLG: 0.337 (1, 9)		4-3								3	0	1	0	0	1	1				
Lee Elia, R OBP: 0.283, SLG: 0.360 (1, 6)			K							3	0	0	0	0	1	2				
Joe Horlen, R OBP: 0.077, SLG: 0.040 Gene Freese, R OBP: 0.305, SLG: 0.356 Hoyt Wilhelm, R (8, 1)			5-3							2	0	0	0	0	0	0				
				1-3						1	0	1	0	0	0	0				
										0	0	0	0	0	0	0				
Inning Stats	R: 0 E: 0 K: 0 S: 4	H: 1 LOB: 1 BB: 0 P: 4	R: 0 E: 0 K: 1 S: 5	H: 0 LOB: 0 BB: 0 P: 5	R: 0 E: 1 K: 1 S: 5	H: 0 LOB: 0 BB: 0 P: 5	R: 0 E: 0 K: 0 S: 3	H: 0 LOB: 0 BB: 0 P: 3	R: 0 E: 0 K: 1 S: 6	H: 1 LOB: 1 BB: 1 P: 8	R: 0 E: 0 K: 1 S: 6	H: 1 LOB: 1 BB: 0 P: 6	R: 0 E: 0 K: 0 S: 3	H: 1 LOB: 0 BB: 0 P: 3	R: 0 E: 0 K: 1 S: 6	H: 1 LOB: 1 BB: 0 P: 6	1B: 3 2B: 3 3B: 0 HR: 0	SF: 0 SAC: 0 DP: 1 HBP: 0	WP: 0 PB: 0 SB: 0 CS: 1	PA: 34
PITCHER Fritz Peterson, L ERA: 3.77 (1, 1)	IP: 9.0 WLS: W BF: 33 H: 6 R: 0 ER: 0 SO: 5 BB: 1 IBB: 0 HBP: 0 BLK: 0 WP: 0 HR: 0 S: 42 P: 46 ERA: 0.00 WHIP: 0.778															PITCHER Fritz Peterson, L ERA: 3.77 (1, 1)	IP: 9.0 WLS: W BF: 33 H: 6 R: 0 ER: 0 SO: 5 BB: 1 IBB: 0 HBP: 0 BLK: 0 WP: 0 HR: 0 S: 42 P: 46 ERA: 0.00 WHIP: 0.778			

Chicago White Sox @ New York Yankees
Yankee Stadium, Bronx, NY
Sun Jun 26 1966, 3:38 AM EDT
Att: 27,893 - Unknown - 80 F

livebaseballscores.com

AB 32
R 0
H 6
RBI 0
BB 1
SO 5
LOB 12



Batter	1	2	3	4	5	6	7	8	9	AB	R	H	RBI	BB	SO	LOB	BOTTOM			
Roy White, S OBP: 0.314, SLG: 0.378 (1, 7)	K									4	1	1	0	0	1	0				
Bobby Richardson, R OBP: 0.366, SLG: 0.336 (1, 4)										3	1	2	0	1	0	0				
Tom Tresh, S OBP: 0.348, SLG: 0.342 (1, 5)										4	0	2	1	0	2	1				
Joe Pepitone, L OBP: 0.270, SLG: 0.430 (1, 8)										4	0	0	0	0	0	5				
Roger Maris, L OBP: 0.295, SLG: 0.361 (1, 9)										2	0	0	0	1	0	0				
Ray Barker, L OBP: 0.273, SLG: 0.483 (1, 3)										3	0	0	1	0	0	2				
Jake Gibbs, L OBP: 0.373, SLG: 0.420 (1, 2)										3	0	0	0	0	0	2				
Dick Schofield, S OBP: 0.207, SLG: 0.080 (1, 6)										3	0	0	0	0	0	0				
Fritz Peterson, S OBP: 0.214, SLG: 0.250 (1, 1)										3	0	0	0	0	1	0				
Inning Stats	R: 0 E: 0 K: 2 S: 8	H: 1 LOB: 1 BB: 0 P: 8	R: 0 E: 0 K: 0 S: 3	H: 0 LOB: 0 BB: 0 P: 3	R: 1 E: 0 K: 1 S: 7	H: 2 LOB: 2 BB: 1 P: 11	R: 0 E: 0 K: 0 S: 3	H: 0 LOB: 0 BB: 0 P: 3	R: 0 E: 0 K: 0 S: 5	H: 2 LOB: 2 BB: 1 P: 9	R: 0 E: 0 K: 0 S: 3	H: 0 LOB: 0 BB: 0 P: 3	R: 0 E: 0 K: 1 S: 5	H: 0 LOB: 0 BB: 0 P: 5	R: 0 E: 0 K: 1 S: 5	H: 0 LOB: 0 BB: 0 P: 5	1B: 5 2B: 0 3B: 0 HR: 0	SF: 0 SAC: 0 DP: 0 HBP: 0	WP: 0 PB: 0 SB: 1 CS: 0	PA: 31
PITCHER Joe Horlen, R ERA: 2.27 Hoyt Wilhelm, R ERA: 4.26 (8, 1)	IP: 7.0 WLS: L BF: 28 H: 5 R: 2 ER: 2 SO: 3 BB: 5 IBB: 2 HBP: 2 BLK: 3 WP: 0 HR: 0 S: 32 P: 40 ERA: 2.57 WHIP: 0.857															PITCHER Fritz Peterson, S ERA: 3.77 (1, 1)	IP: 9.0 WLS: W BF: 33 H: 6 R: 0 ER: 0 SO: 5 BB: 1 IBB: 0 HBP: 0 BLK: 0 WP: 0 HR: 0 S: 42 P: 46 ERA: 0.00 WHIP: 0.778			

Chicago White Sox @ New York Yankees
Yankee Stadium, Bronx, NY
Sun Jun 26 1966, 3:38 AM EDT
Att: 27,893 - Unknown - 80 F

livebaseballscores.com

AB 29
R 2
H 5
RBI 2
BB 2
SO 4
LOB 10



Batter	1	2	3	4	5	6	7	8	9	AB	R	H	RBI	BB	SO	LOB	TOP					
Tom Tresh, S OBP: 0.350, SLG: 0.342 (1, 5)	B3-1		L5-3 BB		1-2 1B			4-3		3	0	1	0	1	0	0	New York Yankees @ Boston Red Sox Fenway Park, Boston, MA Tue Jun 28 1966, 7:05 PM EDT Att: 14,922 - Unknown					
Bobby Richardson, R OBP: 0.304, SLG: 0.332 (1, 4)	HR BB		L5-3		L7			F7		3	1	0	0	1	0	3						
Mickey Mantle, S OBP: 0.360, SLG: 0.464 (1, 7)	HR			1B BB	K			HR		3	2	2	3	1	1	2						
Joe Pepitone, L OBP: 0.266, SLG: 0.424 (1, 3)	G3			F8 BB				K		4	0	0	0	0	1	1						
Elston Howard, R OBP: 0.313, SLG: 0.389 (1, 2)	6-3			K				K		4	0	0	0	0	3	1						
Roger Maris, L OBP: 0.294, SLG: 0.359 (1, 9)		F7						4-3		4	0	1	0	0	0	0						
Roy White, S OBP: 0.313, SLG: 0.380 (1, 8)		F5		1B				2B		4	0	1	0	0	0	2						
Dick Schofield, S OBP: 0.212, SLG: 0.103 (1, 6)		K			FC1-6 1B			F5		4	0	1	0	0	1	1						
Al Downing, R OBP: 0.194, SLG: 0.233 (7, PH)			1-3		FC1-6 1B			F9		2	0	0	0	0	0	1						
Billy Bryan, L OBP: 0.184, SLG: 0.175 (7, 1)					1-2					1	0	0	0	0	0	0						
Pedro Ramos, S OBP: 0.167, SLG: 0.167 (7, 1)										0	0	0	0	0	0	0						
Inning Stats	R: 2 E: 0 K: 0 S: 4	H: 1 LOB: 0 BB: 1 P: 8	R: 0 E: 0 K: 1 S: 5	H: 0 LOB: 0 BB: 0 P: 5	R: 0 E: 0 K: 0 S: 2	H: 0 LOB: 0 BB: 1 P: 6	R: 0 E: 0 K: 1 S: 6	H: 1 LOB: 2 BB: 1 P: 10	R: 0 E: 0 K: 1 S: 7	H: 2 LOB: 0 BB: 0 P: 7	R: 0 E: 0 K: 1 S: 5	H: 0 LOB: 0 BB: 0 P: 5	R: 0 E: 0 K: 0 S: 3	H: 0 LOB: 0 BB: 0 P: 3	R: 1 E: 0 K: 1 S: 6	H: 1 LOB: 0 BB: 0 P: 6	R: 0 E: 0 K: 1 S: 6	H: 1 LOB: 1 BB: 0 P: 6	1B: 3 2B: 2 3B: 0 HR: 2	SF: 0 SAC: 0 DP: 1 HBP: 0	WP: 0 PB: 0 CS: 0	PA: 35
PITCHER Jose Santiago, R ERA: 3.4 (1, 1)	IP: 9.0 WLS: W BF: 35 H: 6 R: 3 ER: 3 SO: 6 BB: 3 IBB: 0 HBP: 0 BLK: 0 WP: 0 HR: 2 S: 44 P: 56 ERA: 3.00 WHIP: 1.000																	PITCHER IP: 9.0 WLS: W BF: 35 H: 6 R: 3 ER: 3 SO: 6 BB: 3 IBB: 0 HBP: 0 BLK: 0 WP: 0 HR: 2 S: 44 P: 56 ERA: 3.00 WHIP: 1.000				

Batter	1	2	3	4	5	6	7	8	9	AB	R	H	RBI	BB	SO	LOB	BOTTOM					
Rico Petrocelli, R OBP: 0.300, SLG: 0.435 (1, 6)	K		FC5-4 1B		F4			F4		4	0	1	0	0	1	2	New York Yankees @ Boston Red Sox Fenway Park, Boston, MA Tue Jun 28 1966, 7:05 PM EDT Att: 14,922 - Unknown					
Joe Foy, R OBP: 0.326, SLG: 0.363 (1, 5)	4-3 E 1B		K		L9			6-3		4	0	1	0	0	1	3						
Carl Yastrzemski, L OBP: 0.334, SLG: 0.418 (1, 7)	4-3		FC5-4		FC4-6			E3 WP 1B		4	1	0	0	0	0	3						
George Scott, R OBP: 0.341, SLG: 0.540 (1, 3)	K			6-3				K 1B		4	0	0	0	0	2	2						
Don Demeter, R OBP: 0.264, SLG: 0.471 (1, 8)		F3		E5 E				G6-4-3 1B		4	1	1	1	0	1	0						
George Thomas, R OBP: 0.310, SLG: 0.329 (1, 9)		F4		E6 SF8 2B				K		4	2	2	2	0	1	2						
George Smith, R OBP: 0.286, SLG: 0.388 (1, 4)		F8		SF8				G6-4-3		3	0	0	1	0	0	2						
Mike Ryan, R OBP: 0.247, SLG: 0.263 (1, 2)				HR	6-3			FC3-6 1B		3	1	2	1	0	0	0						
Jose Santiago, R OBP: 0.161, SLG: 0.133 (1, 1)			K		FC4-6 1B			FC3-6		3	0	1	0	0	1	1						
Inning Stats	R: 0 E: 1 K: 2 S: 8	H: 1 LOB: 1 BB: 0 P: 8	R: 0 E: 0 K: 0 S: 3	H: 0 LOB: 0 BB: 0 P: 3	R: 1 E: 0 K: 2 S: 9	H: 2 LOB: 1 BB: 0 P: 9	R: 2 E: 2 K: 0 S: 5	H: 1 LOB: 0 BB: 0 P: 5	R: 0 E: 0 K: 0 S: 4	H: 1 LOB: 1 BB: 0 P: 4	R: 1 E: 0 K: 1 S: 6	H: 1 LOB: 0 BB: 0 P: 6	R: 0 E: 0 K: 0 S: 4	H: 1 LOB: 1 BB: 0 P: 4	R: 1 E: 1 K: 2 S: 9	H: 1 LOB: 1 BB: 0 P: 9	R: 1 E: 1 K: 2 S: 9	H: 1 LOB: 1 BB: 0 P: 9	1B: 5 2B: 1 3B: 0 HR: 2	SF: 1 SAC: 0 DP: 1 HBP: 0	WP: 1 PB: 0 CS: 0	PA: 34
PITCHER Al Downing, L ERA: 3.32 Pedro Ramos, R ERA: 3.75 (1, 1)	IP: 6.0 WLS: L BF: 25 H: 6 R: 4 ER: 2 SO: 5 BB: 0 IBB: 0 HBP: 0 BLK: 0 WP: 1 HR: 2 S: 35 P: 35 ERA: 3.00 WHIP: 1.000																	PITCHER IP: 6.0 WLS: L BF: 25 H: 6 R: 4 ER: 2 SO: 5 BB: 0 IBB: 0 HBP: 0 BLK: 0 WP: 1 HR: 2 S: 35 P: 35 ERA: 3.00 WHIP: 1.000				

Batter	1	2	3	4	5	6	7	8	9	AB	R	H	RBI	BB	SO	LOB	TOP										
Tom Tresh, S OBP: 0.347, SLG: 0.339 (1, 5)										5	1	1	0	0	2	1											
Bobby Richardson, R OBP: 0.316, SLG: 0.368 (1, 4)										5	2	5	1	0	0	0											
Mickey Mantle, S OBP: 0.367, SLG: 0.500 Lou Clinton, R OBP: 0.303, SLG: 0.351 (1, 7) (6, 9)										4	2	3	4	0	1	1											
Joe Pepitone, L OBP: 0.266, SLG: 0.432 (1, 3) (6, 8)										4	1	1	1	0	1	2											
Roger Maris, L OBP: 0.295, SLG: 0.358 Ray Barker, L OBP: 0.265, SLG: 0.467 (1, 9) (6, 3)										3	0	1	0	0	1	0											
Elston Howard, R OBP: 0.311, SLG: 0.391 (1, 2)										4	0	1	0	0	0	1											
Roy White, S OBP: 0.308, SLG: 0.373 (1, 8) (6, 7)										4	0	0	0	0	0	2											
Dick Schofield, S OBP: 0.189, SLG: 0.091 (1, 6)										4	0	0	0	0	0	2											
Mel Stottlemyre, R OBP: 0.167, SLG: 0.150 Hal Reniff, R OBP: 0.300, SLG: 0.300 (1, 1) (7, 1)										3	0	1	0	0	1	0											
Inning Stats	R: 3 E: 0 K: 0 S: 6	H: 3 LOB: 0 BB: 0 P: 6	R: 0 E: 0 K: 0 S: 4	H: 1 LOB: 1 BB: 0 P: 4	R: 3 E: 0 K: 0 S: 7	H: 4 LOB: 1 BB: 0 P: 7	R: 0 E: 0 K: 2 S: 9	H: 2 LOB: 2 BB: 0 P: 9	R: 0 E: 0 K: 1 S: 6	H: 1 LOB: 1 BB: 0 P: 6	R: 0 E: 0 K: 2 S: 8	H: 0 LOB: 0 BB: 0 P: 3	R: 0 E: 0 K: 1 S: 5	H: 0 LOB: 0 BB: 0 P: 5	R: 0 E: 0 K: 1 S: 5	H: 1 LOB: 0 BB: 0 P: 5	1B: 7 2B: 2 3B: 0 HR: 4	SF: 0 SAC: 0 DP: 1 HBP: 0	WP: 0 PB: 0 SB: 0 CS: 0	PA: 39							
PITCHER	IP	WLS	BF	H	R	ER	SO	BB	IBB	HBP	BLK	WP	HR	S	P	ERA	WHIP										
Rollie Sheldon, R ERA: 3.9 Lee Stange, R ERA: 5.75 Dick Stigman, L ERA: 4.7 Don McMahon, R ERA: 3.03 John Wyatt, R ERA: 3.89	2.0	L	12	6	5	5	0	0	0	0	0	0	3	12	12	22.50	3.000										
PITCHER	IP	WLS	BF	H	R	ER	SO	BB	IBB	HBP	BLK	WP	HR	S	P	ERA	WHIP										
Dan Osinski, R ERA: 7.04	1.0		3	1	0	0	1	0	0	0	0	0	0	5	5	0.00	1.000										

New York Yankees @ Boston Red Sox
Fenway Park, Boston, MA
Wed Jun 29 1966, 7:05 PM EDT
Att: 14,614 - Unknown - 86 F

AB	39
R	6
H	13
RBI	6
BB	0
SO	7
LOB	10



Batter	1	2	3	4	5	6	7	8	9	AB	R	H	RBI	BB	SO	LOB	BOTTOM										
Rico Petrocelli, R OBP: 0.305, SLG: 0.438 (1, 6)										3	1	1	1	2	1	1											
Joe Foy, R OBP: 0.324, SLG: 0.360 (1, 5)										5	1	1	0	0	2	3											
Carl Yastrzemski, L OBP: 0.335, SLG: 0.419 (1, 7)										4	0	1	1	1	1	4											
George Scott, R OBP: 0.339, SLG: 0.538 (1, 3)										5	0	1	2	0	2	2											
Don Demeter, R OBP: 0.269, SLG: 0.468 (1, 8)										5	0	2	0	0	1	2											
George Thomas, R OBP: 0.303, SLG: 0.333 (1, 9)										5	0	1	0	0	1	5											
George Smith, R OBP: 0.293, SLG: 0.396 (1, 4)										4	2	2	0	1	1	1											
Mike Ryan, R OBP: 0.247, SLG: 0.258 (1, 2)										3	0	0	0	1	0	3											
Rollie Sheldon, R Lee Stange, R Dick Stigman, L Don McMahon, R John Wyatt, R Dan Osinski, R										0	0	0	0	0	0	0											
Inning Stats	R: 0 E: 0 K: 2 S: 7	H: 0 LOB: 1 BB: 1 P: 11	R: 0 E: 0 K: 0 S: 4	H: 1 LOB: 1 BB: 0 P: 4	R: 0 E: 0 K: 1 S: 5	H: 0 LOB: 0 BB: 0 P: 5	R: 0 E: 0 K: 2 S: 8	H: 1 LOB: 1 BB: 0 P: 8	R: 4 E: 1 K: 2 S: 11	H: 3 LOB: 2 BB: 2 P: 19	R: 0 E: 0 K: 2 S: 7	H: 0 LOB: 1 BB: 1 P: 11	R: 0 E: 0 K: 0 S: 5	H: 2 LOB: 2 BB: 0 P: 5	R: 1 E: 0 K: 0 S: 5	H: 3 LOB: 2 BB: 1 P: 9	R: 0 E: 0 K: 0 S: 4	H: 1 LOB: 1 BB: 0 P: 4	1B: 5 2B: 6 3B: 0 HR: 0	SF: 0 SAC: 0 DP: 1 HBP: 0	WP: 1 PB: 0 SB: 0 CS: 0	PA: 43					
PITCHER	IP	WLS	BF	H	R	ER	SO	BB	IBB	HBP	BLK	WP	HR	S	P	ERA	WHIP										
Mel Stottlemyre, R ERA: 2.71 Hal Reniff, R ERA: 1.51	6.2	W	32	7	4	3	9	4	0	0	0	0	0	46	62	4.05	1.650										
PITCHER	IP	WLS	BF	H	R	ER	SO	BB	IBB	HBP	BLK	WP	HR	S	P	ERA	WHIP										
	2.1	S	11	4	1	1	0	1	0	0	0	1	0	10	14	3.86	2.143										


New York Yankees @ Boston Red Sox
Fenway Park, Boston, MA
Wed Jun 29 1966, 7:05 PM EDT
Att: 14,614 - Unknown - 86 F

AB	38
R	5
H	11
RBI	5
BB	5
SO	9
LOB	22



Batter	1	2	3	4	5	6	7	8	9	AB	R	H	RBI	BB	SO	LOB	TOP								
Tom Tresh, S OBP: 0.345, SLG: 0.333 (1, 5)	G3		K		F7				4-3	4	0	0	0	1	1	1	New York Yankees @ Boston Red Sox Fenway Park, Boston, MA Thu Jun 30 1966, 7:05 PM EDT Att: 12,727 - Unknown								
Bobby Richardson, R OBP: 0.314, SLG: 0.355 (1, 4)	6-3		1-3		F8					5	0	1	0	0	0	2									
Mickey Mantle, S OBP: 0.372, SLG: 0.495 Roy White, S OBP: 0.308, SLG: 0.373 (9, PR)	F7		F9							2	0	0	0	3	0	0									
Joe Pepitone, L OBP: 0.269, SLG: 0.441 (1, 8)		2B 4-3 HBP			F7					4	2	1	1	0	0	6									
Billy Bryan, L OBP: 0.198, SLG: 0.214 Ray Barker, L OBP: 0.265, SLG: 0.467 (8, 3)					F9					4	0	2	0	0	1	0									
Lou Clinton, R OBP: 0.286, SLG: 0.328 (1, 9)										0	0	0	0	0	0	0									
Jake Gibbs, L OBP: 0.397, SLG: 0.463 (1, 2)										4	0	0	1	0	0	2									
Dick Schofield, S OBP: 0.195, SLG: 0.083 (1, 6)										4	0	3	0	0	0	1									
Jim Bouton, R OBP: 0.143, SLG: 0.143 Dooley Womack, L OBP: 1.000, SLG: 1.000 Horace Clarke, S OBP: 0.250, SLG: 0.227 Hal Reniff, R OBP: 0.300, SLG: 0.300 Elston Howard, R OBP: 0.310, SLG: 0.389 (9, PH)										3	0	0	0	1	1	3									
										2	0	1	0	0	0	2									
										0	0	0	0	0	0	0									
										1	0	0	0	0	0	0									
										1	0	0	0	0	0	0									
Inning Stats	R: 0 E: 0 K: 0 S: 3	H: 0 LOB: 0 BB: 0 P: 3	R: 1 E: 0 K: 0 S: 4	H: 1 LOB: 2 BB: 1 P: 9	R: 0 E: 0 K: 1 S: 5	H: 0 LOB: 0 BB: 0 P: 5	R: 1 E: 0 K: 1 S: 7	H: 2 LOB: 1 BB: 0 P: 7	R: 0 E: 0 K: 0 S: 4	H: 1 LOB: 2 BB: 1 P: 8	R: 0 E: 0 K: 0 S: 4	H: 2 LOB: 1 BB: 0 P: 4	R: 0 E: 0 K: 0 S: 3	H: 0 LOB: 2 BB: 2 P: 11	R: 0 E: 0 K: 1 S: 6	H: 1 LOB: 1 BB: 0 P: 6	R: 0 E: 0 K: 0 S: 4	H: 1 LOB: 2 BB: 1 P: 8	1B: 4 2B: 3 3B: 0 HR: 1	SF: 0 SAC: 0 DP: 0 HBP: 1	WP: 1 PB: 0 SB: 1 CS: 0	PA: 40			
PITCHER	IP	WLS	BF	H	R	ER	SO	BB	IBB	HBP	BLK	WP	HR	S	P	ERA	WHIP	PITCHER							
Jim Lonborg, R ERA: 4.46 Don McMahon, R ERA: 2.78	6.0		26	6	2	2	2	2	0	1	0	1	1	27	36	3.00	1.333								
	3.0	W	14	2	0	0	1	3	0	0	0	0	0	13	25	0.00	1.667								

AB	34
R	2
H	8
RBI	2
BB	5
SO	3
LOB	17



Batter	1	2	3	4	5	6	7	8	9	AB	R	H	RBI	BB	SO	LOB	BOTTOM								
Rico Petrocelli, R OBP: 0.308, SLG: 0.436 (1, 6)	L7		SH1-3							3	1	1	0	1	1	0	New York Yankees @ Boston Red Sox Fenway Park, Boston, MA Thu Jun 30 1966, 7:05 PM EDT Att: 12,727 - Unknown								
Joe Foy, R OBP: 0.325, SLG: 0.361 (1, 5)			6-3							5	1	2	0	0	0	6									
Carl Yastrzemski, L OBP: 0.339, SLG: 0.427 (1, 7)										4	1	2	1	1	0	2									
George Scott, R OBP: 0.338, SLG: 0.534 (1, 3)										4	0	1	1	0	1	4									
Don Demeter, R OBP: 0.275, SLG: 0.469 (1, 8)										4	0	2	1	0	1	2									
George Thomas, R OBP: 0.312, SLG: 0.325 (1, 9)										2	0	0	0	1	1	3									
George Smith, R OBP: 0.292, SLG: 0.393 (1, 4)										4	0	1	0	0	2	4									
Mike Ryan, R OBP: 0.247, SLG: 0.258 (1, 2)										4	0	1	0	0	0	4									
Jim Lonborg, R OBP: 0.074, SLG: 0.077 Dalton Jones, L OBP: 0.279, SLG: 0.371 Don McMahon, R (7, 1)										2	0	1	0	0	0	0									
										1	0	0	0	0	0	2									
										1	0	0	0	0	1	0									
Inning Stats	R: 0 E: 0 K: 1 S: 6	H: 1 LOB: 1 BB: 0 P: 6	R: 0 E: 0 K: 2 S: 7	H: 0 LOB: 1 BB: 1 P: 11	R: 0 E: 0 K: 0 S: 4	H: 1 LOB: 2 BB: 1 P: 8	R: 0 E: 1 K: 0 S: 4	H: 2 LOB: 1 BB: 0 P: 4	R: 2 E: 1 K: 0 S: 6	H: 3 LOB: 1 BB: 0 P: 6	R: 0 E: 0 K: 0 S: 4	H: 1 LOB: 3 BB: 1 P: 9	R: 1 E: 1 K: 2 S: 10	H: 2 LOB: 2 BB: 0 P: 10	R: 0 E: 0 K: 2 S: 8	H: 1 LOB: 1 BB: 0 P: 8		1B: 8 2B: 4 3B: 0 HR: 0	SF: 0 SAC: 1 DP: 2 HBP: 1	WP: 0 PB: 0 SB: 0 CS: 0	PA: 39				
PITCHER	IP	WLS	BF	H	R	ER	SO	BB	IBB	HBP	BLK	WP	HR	S	P	ERA	WHIP	PITCHER							
Jim Bouton, R ERA: 3.29 Dooley Womack, R ERA: 4.15 Hal Reniff, R ERA: 1.65	4.1		22	7	2	1	3	2	0	0	0	0	0	5	10	0.00	0.600								
	2.0	L	10	3	1	1	4	0	0	0	0	0	0	18	18	4.50	1.500								


AB	34
R	3
H	11
RBI	3
BB	3
SO	7
LOB	27



Batter	1	2	3	4	5	6	7	8	9	AB	R	H	RBI	BB	SO	LOB	TOP					
Roy White, S OBP: 0.313, SLG: 0.371 (1, 7)	F8		2B 1B			5-3		5-3-2		4	1	1	0	0	0	0						
Bobby Richardson, R OBP: 0.308, SLG: 0.351 (1, 4)	E5 G6-4-3		2B 1-H			F8		F8		4	0	1	1	0	0	0						
Mickey Mantle, S OBP: 0.384, SLG: 0.546 (1, 8)	G6-4-3 1-2		F8			HR		HR		4	2	2	2	0	0	2						
Joe Pepitone, L OBP: 0.267, SLG: 0.444 (1, 3)		F1		F2		L8		4-3		4	0	0	0	0	0	0						
Tom Tresh, S OBP: 0.342, SLG: 0.351 (1, 5)		HR		5-3				5-3		4	1	1	1	0	0	0						
Elston Howard, R OBP: 0.305, SLG: 0.385 (1, 2)		4-3		F4				6-3		3	0	0	0	0	0	0						
Hector Lopez, R OBP: 0.333, SLG: 0.490 Dooley Womack, L OBP: 1.000, SLG: 1.000 (7, 1)		5-3				L7		5-3		3	0	0	0	0	0	0						
Dick Schofield, S OBP: 0.188, SLG: 0.119 (1, 6)			F4		5-3			F9		3	0	0	0	0	0	0						
Whitey Ford, L Lou Clinton, R OBP: 0.282, SLG: 0.323 (7, 9)			1-3		K			F5		2	0	0	0	0	1	0						
Inning Stats	R: 0 E: 1 K: 0 S: 3	H: 0 LOB: 0 BB: 0 P: 3	R: 1 E: 0 K: 0 S: 4	H: 1 LOB: 0 BB: 0 P: 4	R: 1 E: 0 K: 0 S: 5	H: 2 LOB: 1 BB: 0 P: 5	R: 0 E: 0 K: 0 S: 3	H: 0 LOB: 0 BB: 0 P: 3	R: 0 E: 0 K: 1 S: 5	H: 0 LOB: 0 BB: 0 P: 5	R: 1 E: 0 K: 0 S: 4	H: 1 LOB: 0 BB: 0 P: 4	R: 0 E: 0 K: 0 S: 3	H: 0 LOB: 0 BB: 0 P: 3	R: 0 E: 0 K: 0 S: 3	H: 0 LOB: 0 BB: 0 P: 3	R: 1 E: 0 K: 0 S: 4	H: 1 LOB: 0 BB: 0 P: 4	1B: 1 2B: 1 3B: 0 HR: 3	SF: 0 SAC: 0 DP: 1 HBP: 0	WP: 0 PB: 0 SB: 0 CS: 0	PA: 32
PITCHER Mike McCormick, L ERA: 3.77 (1, 1)	IP: 9.0 WLS: W BF: 32 H: 5 R: 4 ER: 4 SO: 1 BB: 0 IBB: 0 HBP: 0 BLK: 0 WP: 0 HR: 3 S: 34 P: 34 ERA: 4.00 WHIP: 0.556															PITCHER IP: 9.0 WLS: W BF: 32 H: 5 R: 4 ER: 4 SO: 1 BB: 0 IBB: 0 HBP: 0 BLK: 0 WP: 0 HR: 3 S: 34 P: 34 ERA: 4.00 WHIP: 0.556						

New York Yankees @ Washington Senators
D.C. Stadium, Washington, DC
Sat Jul 02 1966, 3:33 AM EDT
Att. 7,197 - Overcast - 92 F


AB	32
R	4
H	5
RBI	4
BB	0
SO	1
LOB	2



Batter	1	2	3	4	5	6	7	8	9	AB	R	H	RBI	BB	SO	LOB	BOTTOM					
Fred Valentine, S OBP: 0.346, SLG: 0.442 (1, 9)	F2	5-3		5-3		SF7				4	0	1	1	0	0	2						
Ken Hamlin, R OBP: 0.284, SLG: 0.298 (1, 4)	FC6-4 1B		L8		6-3	E6 FC6-4	G6-4-3 1B			5	0	1	1	0	0	3						
Ken Harrelson, R OBP: 0.317, SLG: 0.343 (1, 3)	FC6-4 WP 1-2		HR		5-3	FC6-4 HR				5	2	2	2	0	0	2						
Frank Howard, R OBP: 0.348, SLG: 0.464 Willie Kirkland, L OBP: 0.270, SLG: 0.296 (7, 7)	L7 1-2		6-3		1B	1B HR		G3-6-1		4	1	2	2	0	0	1						
Don Lock, R OBP: 0.382, SLG: 0.508 (1, 8)		1B 2B		2B		1B HR		FC6-4 1B		5	2	5	1	0	0	0						
Ken McMullen, R OBP: 0.283, SLG: 0.336 (1, 5)		1B PB 1B		5-3		F8		FC6-4		5	2	2	2	0	0	4						
Paul Casanova, R OBP: 0.255, SLG: 0.419 (1, 2)		4-3 1-H 1B		6-3		1B 5-3				4	1	2	1	0	0	0						
Ed Brinkman, R OBP: 0.258, SLG: 0.320 (1, 6)		1-3				1B E 1B	6-3			4	1	2	0	0	0	1						
Mike McCormick, L OBP: 0.294, SLG: 0.419 (1, 1)		4-3		F6		1B E SF7 FC6-4 1B	E3 1B			4	1	1	0	0	0	2						
Inning Stats	R: 0 E: 0 K: 0 S: 4	H: 1 LOB: 1 BB: 0 P: 4	R: 2 E: 0 K: 0 S: 6	H: 3 LOB: 1 BB: 0 P: 6	R: 1 E: 0 K: 0 S: 5	H: 2 LOB: 1 BB: 0 P: 5	R: 0 E: 0 K: 0 S: 4	H: 1 LOB: 1 BB: 0 P: 4	R: 0 E: 0 K: 0 S: 5	H: 2 LOB: 2 BB: 0 P: 5	R: 7 E: 2 K: 0 S: 10	H: 6 LOB: 0 BB: 0 P: 10	R: 0 E: 1 K: 0 S: 4	H: 1 LOB: 1 BB: 0 P: 4	R: 0 E: 0 K: 0 S: 4	H: 2 LOB: 1 BB: 0 P: 4	R: 1 E: 0 K: 0 S: 4	H: 1 LOB: 1 BB: 0 P: 4	1B: 11 2B: 2 3B: 1 HR: 4	SF: 1 SAC: 0 DP: 2 HBP: 0	WP: 1 PB: 1 SB: 0 CS: 0	PA: 42
PITCHER Whitey Ford, L ERA: 2.44 Dooley Womack, R ERA: 3.6 (7, 1)	IP: 6.0 WLS: L BF: 34 H: 15 R: 10 ER: 3 SO: 0 BB: 0 IBB: 0 HBP: 0 BLK: 0 WP: 0 HR: 4 S: 34 P: 34 ERA: 4.50 WHIP: 2.500															PITCHER IP: 2.0 WLS: L BF: 8 H: 3 R: 0 ER: 0 SO: 0 BB: 0 IBB: 0 HBP: 0 BLK: 0 WP: 0 HR: 0 S: 8 P: 8 ERA: 0.00 WHIP: 1.500						

New York Yankees @ Washington Senators
D.C. Stadium, Washington, DC
Sat Jul 02 1966, 3:33 AM EDT
Att. 7,197 - Overcast - 92 F


AB	41
R	10
H	18
RBI	10
BB	0
SO	0
LOB	16



Batter	1	2	3	4	5	6	7	8	9	AB	R	H	RBI	BB	SO	LOB	TOP					
Ken Berry, R OBP: 0.293, SLG: 0.382 (1, 7)	B1-3		4-3		L6		K		SH1-4	4	0	0	0	0	1	1	Chicago White Sox @ New York Yankees Yankee Stadium, Bronx, NY Mon Jul 04 1966, 3:33 AM EDT Overcast - 96 F					
Don Buford, S OBP: 0.317, SLG: 0.343 (1, 5)	1B		K		4-1		IHR		7-2-6	5	1	2	2	0	1	2						
Tommie Agee, R OBP: 0.321, SLG: 0.418 (1, 8)	K				3-1		K			4	0	1	0	0	2	1						
Floyd Robinson, L OBP: 0.342, SLG: 0.357 (1, 9)	6-3				FC4-6 2B		L7		6-3	4	1	0	0	0	2							
Tom McCraw, L OBP: 0.307, SLG: 0.358 (1, 3)		1-3			1B 2B		1B		F2	4	2	1	0	0	0							
J.C. Martin, L OBP: 0.381, SLG: 0.409 (1, 2)	1B				1B		1B		F6	4	0	3	2	0	0							
Jerry Adair, R OBP: 0.301, SLG: 0.319 Al Weis, S OBP: 0.229, SLG: 0.147 (8, 4)	FC6-4 1-2				F8		1B		F9	4	0	1	0	0	2							
Lee Elia, R OBP: 0.266, SLG: 0.348 (1, 6)	K				1-2 1B		5-3		SH1-4 7-2-6 HBP	3	0	1	0	0	1	2						
Gary Peters, L OBP: 0.282, SLG: 0.385 (1, 1)			1-6-3		4-3		IHR 1B		SH SH1-4 1-2	3	1	1	0	0	2							
Inning Stats	R: 0 E: 0 K: 1 S: 6	H: 1 LOB: 1 BB: 0 P: 6	R: 0 E: 0 K: 1 S: 6	H: 1 LOB: 1 BB: 0 P: 6	R: 0 E: 0 K: 1 S: 5	H: 0 LOB: 0 BB: 0 P: 5	R: 2 E: 0 K: 0 S: 7	H: 4 LOB: 2 BB: 0 P: 7	R: 0 E: 0 K: 0 S: 3	H: 0 LOB: 0 BB: 0 P: 3	R: 1 E: 0 K: 0 S: 5	H: 3 LOB: 1 BB: 0 P: 5	R: 2 E: 0 K: 2 S: 9	H: 2 LOB: 0 BB: 0 P: 9	R: 0 E: 0 K: 0 S: 3	H: 0 LOB: 0 BB: 0 P: 3	R: 0 E: 1 K: 0 S: 3	H: 0 LOB: 1 BB: 0 P: 4	1B: 9 2B: 2 3B: 0 HR: 1	SF: 0 SAC: 2 DP: 1 HBP: 1	WP: 0 PB: 0 SB: 1 CS: 0	PA: 38
PITCHER	IP	WLS	BF	H	R	ER	SO	BB	IBB	HBP	BLK	WP	HR	S	P	ERA	WHIP					
Mel Stottlemyre, R ERA: 2.9 Steve Hamilton, L ERA: 2.18 (8, 1)	7.0	L	31	11	5	5	5	0	0	0	0	0	0	41	41	6.43	1.571					

Batter	1	2	3	4	5	6	7	8	9	AB	R	H	RBI	BB	SO	LOB	BOTTOM					
Tom Tresh, S OBP: 0.342, SLG: 0.352 (1, 7)	FC5 S 1B		L5		FC5-4 1-2 BB		K			3	0	1	0	1	1	0	Chicago White Sox @ New York Yankees Yankee Stadium, Bronx, NY Mon Jul 04 1966, 3:33 AM EDT Overcast - 96 F					
Bobby Richardson, R OBP: 0.303, SLG: 0.354 (1, 4)	5-3 1-2		K		F7		L9			4	0	0	0	0	1	3						
Mickey Mantle, S OBP: 0.376, SLG: 0.545 (1, 8)	FC5 1B 2-3		L7		FC5-4 1-2		5-3			4	0	0	0	0	0	3						
Elston Howard, R OBP: 0.310, SLG: 0.402 (1, 2)	1-2 1B				5-3		1B 1B		1B	4	0	3	0	0	0							
Hector Lopez, R OBP: 0.338, SLG: 0.466 (1, 9)	F7				5-3		1B 1-3		L7	4	0	1	0	0	0	3						
Clete Boyer, R OBP: 0.286, SLG: 0.359 (1, 5)		SH5-3 1B			BB		6-3		K	3	0	1	0	1	1							
Ray Barker, L OBP: 0.225, SLG: 0.389 Lou Clinton, R OBP: 0.274, SLG: 0.313 Billy Bryan, L OBP: 0.196, SLG: 0.212 (7, 3)		SH5-3 1-2			K		F7		F5	1	0	0	0	0	1	1						
Dick Schofield, S OBP: 0.179, SLG: 0.120 (1, 6)	1-3						F8		6-3	4	0	0	0	0	0	1						
Mel Stottlemyre, R OBP: 0.182, SLG: 0.146 Horace Clarke, S OBP: 0.240, SLG: 0.217 Steve Hamilton, L (8, 1)		G3			BB BB		F9			1	0	0	0	1	0	1						
Inning Stats	R: 0 E: 0 K: 0 S: 5	H: 2 LOB: 2 BB: 0 P: 5	R: 0 E: 0 K: 0 S: 4	H: 1 LOB: 1 BB: 0 P: 4	R: 0 E: 0 K: 1 S: 5	H: 0 LOB: 0 BB: 0 P: 5	R: 0 E: 0 K: 1 S: 5	H: 0 LOB: 1 BB: 1 P: 9	R: 0 E: 0 K: 0 S: 3	H: 0 LOB: 2 BB: 2 P: 11	R: 0 E: 0 K: 0 S: 4	H: 2 LOB: 1 BB: 0 P: 4	R: 0 E: 0 K: 1 S: 5	H: 0 LOB: 0 BB: 0 P: 5	R: 0 E: 0 K: 0 S: 4	H: 1 LOB: 1 BB: 0 P: 4	R: 0 E: 0 K: 1 S: 5	H: 0 LOB: 0 BB: 0 P: 5	1B: 6 2B: 0 3B: 0 HR: 0	SF: 0 SAC: 1 DP: 0 HBP: 0	WP: 0 PB: 0 SB: 1 CS: 0	PA: 35
PITCHER	IP	WLS	BF	H	R	ER	SO	BB	IBB	HBP	BLK	WP	HR	S	P	ERA	WHIP					
Gary Peters, L ERA: 2.56 (1, 1)	9.0	W	35	6	0	0	4	3	0	0	0	0	0	40	52	0.00	1.000					

AB	35
R	5
H	11
RBI	5
BB	0
SO	5
LOB	12



Batter	1	2	3	4	5	6	7	8	9	AB	R	H	RBI	BB	SO	LOB	TOP					
Tom McCraw, L (1,3) OBP: 0.301, SLG: 0.350	0-0 4-3			0-0 4-3			0-0 4-3		0-0 4-3	4	0	0	0	0	0	0						
Don Buford, S (1,9) OBP: 0.313, SLG: 0.339	0-0 F8			0-0 B1-3			0-0 F9		0-0 F4	4	0	0	0	0	0	0						
Tommie Agee, R (1,8) OBP: 0.317, SLG: 0.412	0-0 F8			0-3 K			0-3 K		0-0 5-3	4	0	0	0	0	2	0						
Gene Freese, R (1,5) OBP: 0.284, SLG: 0.330		0-0 6-3			0-3 K			0-0 F7		3	0	0	0	0	1	0						
Jerry Adair, R (1,4) OBP: 0.295, SLG: 0.312		0-0 6-3			0-0 6-3			0-0 E1 1B 2B		3	1	0	0	0	0	0						
John Romano, R (1,2) OBP: 0.373, SLG: 0.403		0-0 F7			0-3 K			0-0 2B 1-2 SF8 1B		3	0	1	0	0	1	0						
Al Weis, S (8, PR) OBP: 0.229, SLG: 0.147										0	1	0	0	0	0	0						
J.C. Martin, L (8,2) OBP: 0.361, SLG: 0.409										0	0	0	0	0	0	0						
Ken Berry, R (1,7) OBP: 0.293, SLG: 0.388			0-0 5-3			0-0 6-3		0-0 1-3 2-H 2B		3	0	1	1	0	0	0						
Lee Elia, R (1,6) OBP: 0.260, SLG: 0.343			0-0 F3			0-0 L8		0-0 SF8		2	0	0	1	0	0	0						
Juan Pizarro, L (1,1) OBP: 0.150, SLG: 0.111			0-0 5-3			0-0 5-3		0-0 3-H 3-1		1	0	0	0	0	0	0						
Dennis Higgins, R (4,1) OBP: 0.222, SLG: 0.125										1	0	0	0	0	0	0						
Bill Skowron, R (6, PH) OBP: 0.303, SLG: 0.368										1	0	0	0	0	0	2						
Hoyt Wilhelm, R (8,1) OBP: 0.303, SLG: 0.368										0	0	0	0	0	0	0						
Inning Stats	R: 0 E: 0 K: 0 S: 3	H: 0 LOB: 0 BB: 0 P: 3	R: 0 E: 0 K: 0 S: 3	H: 0 LOB: 0 BB: 0 P: 3	R: 0 E: 0 K: 0 S: 3	H: 0 LOB: 2 BB: 0 P: 3	R: 0 E: 0 K: 1 S: 5	H: 0 LOB: 0 BB: 0 P: 5	R: 0 E: 0 K: 2 S: 7	H: 0 LOB: 0 BB: 0 P: 7	R: 0 E: 0 K: 0 S: 3	H: 0 LOB: 0 BB: 0 P: 3	R: 0 E: 0 K: 1 S: 5	H: 0 LOB: 0 BB: 0 P: 5	R: 2 E: 1 K: 0 S: 6	H: 2 LOB: 2 BB: 0 P: 6	R: 0 E: 0 K: 0 S: 3	H: 0 LOB: 0 BB: 0 P: 3	1B: 1 2B: 1 3B: 0 HR: 0	SF: 1 SAC: 0 DP: 0 HBP: 0	WP: 0 PB: 0 SB: 0 CS: 0	PA: 30
PITCHER Fritz Peterson, L (1,1) ERA: 3.41	IP: 9.0 WLS: W BF: 30 H: 2 R: 2 ER: 0 SO: 4 BB: 0 IBB: 0 HBP: 0 BLK: 0 WP: 0 HR: 0 S: 38 P: 38 ERA: 0.00 WHIP: 0.222															PITCHER	IP: 9.0 WLS: W BF: 30 H: 2 R: 2 ER: 0 SO: 4 BB: 0 IBB: 0 HBP: 0 BLK: 0 WP: 0 HR: 0 S: 38 P: 38 ERA: 0.00 WHIP: 0.222					

Chicago White Sox @ New York Yankees
 Yankee Stadium, Bronx, NY
 Mon Jul 04 1966, 3:38 AM EDT
 Att: 18,313 - Overcast - 93 F

AB	29
R	2
H	2
RBI	2
BB	0
SO	4
LOB	2



Batter	1	2	3	4	5	6	7	8	9	AB	R	H	RBI	BB	SO	LOB	BOTTOM			
Dick Schofield, S (1,6) OBP: 0.180, SLG: 0.111	0-0 1-3		0-0 E5 2B 1-2 1B	4-0 1B BB	0-3 K		0-0 G3			4	1	0	0	1	1	5				
Bobby Richardson, R (1,4) OBP: 0.304, SLG: 0.358	0-0 F7		0-0 1B 1-3 2-H 2B	0-0 1B		0-0 5-3		0-0 F9		5	1	2	1	0	0	0				
Mickey Mantle, S (1,8) OBP: 0.392, SLG: 0.544	4-0 BB		4-0 1B IBB	0-3 K		0-0 4-3 1B		0-3 K		2	0	1	0	2	1	2				
Roy White, S (6, PR) OBP: 0.313, SLG: 0.364										1	0	0	0	0	1	0				
Tom Tresh, S (1,7) OBP: 0.340, SLG: 0.346	0-0 L7		0-0 F2		4-0 2B 1B BB	0-0 4-3		0-0 G3		4	1	0	0	1	0	5				
Lou Clinton, R (1,9) OBP: 0.286, SLG: 0.338		0-3 K	0-0 1-2 2-H 3-H 1B	0-0 1B	0-0 1-3 1B 2B	0-3 K				4	1	2	2	0	2	2				
Clete Boyer, R (1,5) OBP: 0.286, SLG: 0.357		0-0 1B	0-0 F7		0-0 F4		0-0 F7			4	0	1	0	0	0	4				
Jake Gibbs, L (1,2) OBP: 0.403, SLG: 0.466	0-0 F4		0-0 G3		0-0 1B 2-H 3-H 1B		0-0 1B		0-0 1B	4	0	2	2	0	0	3				
Ray Barker, L (1,3) OBP: 0.250, SLG: 0.400	0-0 F9			0-3 K	0-0 SH1-4 1B		0-0 1B		0-0 1B	4	0	2	0	0	1	1				
Fritz Peterson, S (1,1) OBP: 0.226, SLG: 0.258			0-0 E 2B 1B	0-3 K2-3	0-0 SH1-4		0-3 K			3	1	1	0	0	2	2				
Inning Stats	R: 0 E: 0 K: 0 S: 3	H: 0 LOB: 1 BB: 1 P: 7	R: 0 E: 0 K: 1 S: 6	H: 1 LOB: 0 BB: 0 P: 6	R: 3 E: 1 K: 0 S: 7	H: 3 LOB: 2 BB: 1 P: 11	R: 0 E: 0 K: 3 S: 10	H: 1 LOB: 2 BB: 1 P: 14	R: 2 E: 0 K: 1 S: 8	H: 3 LOB: 2 BB: 1 P: 12	R: 0 E: 0 K: 1 S: 6	H: 1 LOB: 0 BB: 0 P: 6	R: 0 E: 0 K: 1 S: 7	H: 2 LOB: 2 BB: 0 P: 7	R: 0 E: 0 K: 1 S: 5	H: 0 LOB: 0 BB: 0 P: 5	1B: 9 2B: 2 3B: 0 HR: 0	SF: 0 SAC: 1 DP: 0 HBP: 0	WP: 0 PB: 0 SB: 0 CS: 0	PA: 40
PITCHER Juan Pizarro, L (1,1) ERA: 2.55	IP: 3.0 WLS: L BF: 16 H: 4 R: 3 ER: 2 SO: 1 BB: 1 IBB: 0 HBP: 0 BLK: 0 WP: 0 HR: 0 S: 16 P: 24 ERA: 6.00 WHIP: 1.667															PITCHER Dennis Higgins, R (4,1) ERA: 2.56	IP: 4.0 WLS: 21 BF: 7 H: 2 R: 2 ER: 2 SO: 6 BB: 2 IBB: 0 HBP: 0 BLK: 0 WP: 0 HR: 31 P: 39 ERA: 4.50 WHIP: 2.250			
PITCHER Hoyt Wilhelm, R (8,1) ERA: 3.0	IP: 1.0 WLS: 3 BF: 0 H: 0 R: 0 ER: 0 SO: 1 BB: 0 IBB: 0 HBP: 0 BLK: 0 WP: 0 HR: 5 S: 5 P: 5 ERA: 0.00 WHIP: 0.000															PITCHER	IP: 1.0 WLS: 3 BF: 0 H: 0 R: 0 ER: 0 SO: 1 BB: 0 IBB: 0 HBP: 0 BLK: 0 WP: 0 HR: 5 S: 5 P: 5 ERA: 0.00 WHIP: 0.000			

Chicago White Sox @ New York Yankees
 Yankee Stadium, Bronx, NY
 Mon Jul 04 1966, 3:38 AM EDT
 Att: 18,313 - Overcast - 93 F

AB	35
R	5
H	11
RBI	5
BB	4
SO	8
LOB	24



Batter	1	2	3	4	5	6	7	8	9	AB	R	H	RBI	BB	SO	LOB	TOP										
Rico Petrocelli, R OBP: 0.290, SLG: 0.417 (1, 6)	0-3 K	0-0 2B		0-3 K			0-0 HR		0-0 G5-4-3 1B	5	1	3	3	0	2	2											
Eddie Kasko, R OBP: 0.261, SLG: 0.175 (1, 5)	0-0 L7	0-3 K		0-3 K			0-0 F9		0-0 G5-4-3	5	0	0	0	0	2	4											
Carl Yastrzemski, L OBP: 0.342, SLG: 0.419 (1, 7)	0-0 F8			0-0 1B WP			0-0 3-1			4	1	1	0	0	1	0											
Don Demeter, R OBP: 0.271, SLG: 0.440 (1, 8)		0-0 F4	0-0 F6		0-0 1B		0-0 K			4	0	1	0	0	1	1											
George Scott, R OBP: 0.338, SLG: 0.526 (1, 3)		0-0 HR	0-0 1-3 1B		0-3 K			0-0 F8		4	1	2	0	0	1	1											
George Thomas, R OBP: 0.311, SLG: 0.320 (1, 9)		4-0 HR BB	0-3 K		0-0 5-3			0-3 K		3	1	0	0	1	2	1											
George Smith, R OBP: 0.284, SLG: 0.381 (1, 4)		0-0 HR		0-0 1B		0-0 F4		0-3 K		4	1	2	3	0	1	0											
Mike Ryan, R OBP: 0.254, SLG: 0.264 (1, 2)		0-0 SH2-4 2B 1B		0-0 1B		0-0 F8			0-0 5-3	4	1	2	0	0	0	0											
Darrell Brandon, R OBP: 0.300, SLG: 0.600 (1, 1)		0-0 SH2-4		0-0 1B		0-3 K			0-0 1B 3B	3	1	2	0	0	1	0											
Inning Stats	R: 0 E: 0 K: 1 S: 5	H: 0 LOB: 0 BB: 0 P: 5	R: 4 E: 0 K: 1 S: 9	H: 4 LOB: 1 BB: 1 P: 13	R: 1 E: 0 K: 1 S: 6	H: 2 LOB: 0 BB: 0 P: 6	R: 0 E: 0 K: 2 S: 9	H: 3 LOB: 2 BB: 0 P: 9	R: 0 E: 0 K: 1 S: 6	H: 1 LOB: 1 BB: 0 P: 6	R: 0 E: 0 K: 1 S: 5	H: 0 LOB: 0 BB: 0 P: 5	R: 1 E: 0 K: 2 S: 8	H: 1 LOB: 0 BB: 0 P: 8	R: 0 E: 0 K: 2 S: 7	H: 0 LOB: 0 BB: 0 P: 7	R: 1 E: 0 K: 0 S: 4	H: 2 LOB: 0 BB: 0 P: 4	1B: 8 2B: 1 3B: 2 HR: 2	SF: 0 SAC: 1 DP: 1 HBP: 0	WP: 1 PB: 0 CS: 0	PA: 38					
PITCHER	IP	WLS	BF	H	R	ER	SO	BB	IBB	HBP	BLK	WP	HR	S	P	ERA	WHIP										
Fred Talbot, R ERA: 5.14 (1, 1)	3.1	L	18	9	5	5	3	1	0	0	0	1	1	23	27	13.50	3.000										
Doolley Womack, R ERA: 3.55 (4, 1)	1.2		6	1	0	0	3	0	0	0	0	0	0	12	12	0.00	0.600										
Pedro Ramos, R ERA: 3.4 (6, 1)	3.0		10	1	1	1	5	0	0	0	0	0	1	20	20	3.00	0.333										
Steve Hamilton, L ERA: 2.34 (9, 1)	1.0		4	2	1	1	0	0	0	0	0	0	0	4	4	9.00	2.000										

Boston Red Sox @ New York Yankees
 Yankee Stadium, Bronx, NY
 Tue Jul 05 1966, 3:33 AM EDT
 Att: 12,629 - Overcast - 84 F

AB 36
 R 7
 H 13
 RBI 6
 BB 1
 SO 11
 LOB 9



Batter	1	2	3	4	5	6	7	8	9	AB	R	H	RBI	BB	SO	LOB	BOTTOM										
Horace Clarke, S OBP: 0.207, SLG: 0.192 (1, 6)	0-0 4-3		0-0 SF8			0-0 6-3		0-0 G3		3	0	0	1	0	0	2											
Bobby Richardson, R OBP: 0.301, SLG: 0.353 (1, 4)	0-0 F8		0-0 5-3			0-0 F4		0-0 1-3		4	0	0	0	0	0	2											
Mickey Mantle, S OBP: 0.380, SLG: 0.537 (1, 8)	4-0 BB			0-0 3-1		0-3 K			0-3 K	3	0	0	0	1	2	0											
Joe Pepitone, L OBP: 0.269, SLG: 0.444 (1, 3)	0-0 4-3			0-0 L4-3 1B		0-0 4-3			0-0 1B	4	0	2	0	0	0	1											
Tom Tresh, S OBP: 0.335, SLG: 0.341 (1, 7)		0-0 G3		0-0 L4-3		0-3 K			0-0 L7	4	0	0	0	0	1	2											
Roger Maris, L OBP: 0.301, SLG: 0.365 (1, 9)		0-0			0-0 SH5-3 1B		0-0 6-3		0-0 1-3	2	0	2	0	0	0	0											
Hector Lopez, R OBP: 0.328, SLG: 0.450 (5, FR) (6, 9)		G3-6-3 1B								2	0	0	0	0	0	1											
Jake Gibbs, L OBP: 0.400, SLG: 0.459 (1, 2)	0-0 G3-6-3				0-0 L8				0-0 G3 E 1B	3	0	1	0	0	0	2											
Clete Boyer, R OBP: 0.267, SLG: 0.363 (1, 5)			0-0 E7 SF8 2B		0-0 SH5-3			0-0 E4 G3		2	1	1	0	0	0	1											
Fred Talbot, R OBP: 0.216, SLG: 0.220 (1, 1)				0-0 1-4-3					0-0 L9	1	0	0	0	0	0	1											
Doolley Womack, L OBP: 1.000, SLG: 1.000 (4, 1)										0	0	0	0	0	0	0											
Billy Evans, L OBP: 0.194, SLG: 0.143 (5, PH)										1	0	0	0	0	0	2											
Pedro Ramos, S OBP: 0.299, SLG: 0.143 (6, 1)										0	0	0	0	0	0	0											
Ray Barker, L OBP: 0.244, SLG: 0.290 (8, PH)										1	0	0	0	0	0	2											
Steve Hamilton, L (9, 1)										0	0	0	0	0	0	0											
Inning Stats	R: 0 E: 0 K: 0 S: 3	H: 0 LOB: 1 BB: 1 P: 7	R: 0 E: 0 K: 0 S: 3	H: 1 LOB: 0 BB: 0 P: 3	R: 1 E: 1 K: 0 S: 4	H: 1 LOB: 0 BB: 0 P: 4	R: 0 E: 0 K: 0 S: 3	H: 1 LOB: 0 BB: 0 P: 3	R: 0 E: 0 K: 1 S: 5	H: 0 LOB: 0 BB: 0 P: 5	R: 0 E: 0 K: 1 S: 5	H: 0 LOB: 0 BB: 0 P: 5	R: 0 E: 1 K: 0 S: 5	H: 1 LOB: 2 BB: 0 P: 5	R: 0 E: 0 K: 0 S: 6	H: 1 LOB: 1 BB: 0 P: 6	1B: 5 2B: 2 3B: 0 HR: 0	SF: 1 SAC: 1 DP: 2 HBP: 0	WP: 0 PB: 0 CS: 0	PA: 33							
PITCHER	IP	WLS	BF	H	R	ER	SO	BB	IBB	HBP	BLK	WP	HR	S	P	ERA	WHIP										
Darrell Brandon, R ERA: 3.29 (1, 1)	9.0	W	33	6	1	1	3	1	0	0	0	0	0	38	42	1.00	0.778										

Boston Red Sox @ New York Yankees
 Yankee Stadium, Bronx, NY
 Tue Jul 05 1966, 3:33 AM EDT
 Att: 12,629 - Overcast - 84 F

AB 30
 R 1
 H 6
 RBI 1
 BB 1
 SO 3
 LOB 16



Batter	1	2	3	4	5	6	7	8	9	AB	R	H	RBI	BB	SO	LOB	TOP			
Rico Petrocelli, R OBP: 0.284, SLG: 0.410 (1, 6)	F9		F5		F8	F8		2H 2B		5	0	1	1	0	0	4	Boston Red Sox @ New York Yankees Yankee Stadium, Bronx, NY Wed Jul 06 1966, 3:38 AM EDT Att: 20,476 - Overcast - 87 F			
Jose Tartabull, L OBP: 0.291, SLG: 0.304 (1, 8)	K		FC6-4 IHR				1B	F2		5	2	2	0	0	1	2				
Carl Yastrzemski, L OBP: 0.347, SLG: 0.426 (1, 7)	BB		IHR		4-3		F8 1B	3-1		4	1	2	3	1	0	1				
George Scott, R OBP: 0.335, SLG: 0.514 (1, 3)	K		1B BB			E6 1B SF8	F9		K	4	1	0	0	1	2	2				
George Thomas, R OBP: 0.313, SLG: 0.321 (1, 9)		F7		1-3 1B		E FC3-2 1B		F5		5	0	3	0	0	0	0				
George Smith, R OBP: 0.282, SLG: 0.369 (1, 4)	K		F8		FC3-2 IBB		F8		4-3	4	0	0	0	1	1	4				
Joe Foy, R OBP: 0.315, SLG: 0.343 (1, 5)		1B		4-0 BB		SF8		5-3		2	0	1	1	1	0	2				
Bob Tillman, R OBP: 0.280, SLG: 0.284 (1, 2)	F2		G4-3			3H 4-0 FC3-2 BB		F9		2	0	0	0	0	0	2				
Mike Ryan, R OBP: 0.291, SLG: 0.267 (5, 2)				1-2 2-3 BB		FC3-2 BB				1	0	0	0	1	0	0				
Dave Morehead, R OBP: 0.288, SLG: 0.352 (5, 1)										2	0	1	0	0	0	0				
Dan O'Sinski, R OBP: 0.300, SLG: 0.300 (6, PH)										0	0	0	0	0	0	0				
Dalton J. Lewis, R OBP: 0.295, SLG: 0.404 (6, PH)										0	0	0	0	0	0	3				
Don McMahon, R OBP: 0.307, SLG: 0.365 (6, PH)										0	0	0	0	0	0	0				
Tony Conigliaro, R OBP: 0.313, SLG: 0.364 (6, PR)										1	0	1	0	0	0	0				
Darrell Brandon, R OBP: 0.309, SLG: 0.400 (6, PR)										0	1	0	0	0	0	0				
John Wyatt, R ERA: 3.27 (8, 1)										0	0	0	0	0	0	0				
Inning Stats	R: 0 E: 0 K: 2 S: 7	H: 0 LOB: 1 BB: 1 P: 11	R: 0 E: 0 K: 1 S: 6	H: 1 LOB: 1 BB: 0 P: 6	R: 2 E: 0 K: 0 S: 6	H: 3 LOB: 2 BB: 1 P: 10	R: 0 E: 0 K: 0 S: 2	H: 0 LOB: 0 BB: 1 P: 6	R: 0 E: 0 K: 0 S: 3	H: 1 LOB: 0 BB: 0 P: 3	R: 1 E: 0 K: 0 S: 6	H: 3 LOB: 2 BB: 0 P: 6	R: 1 E: 0 K: 0 S: 5	H: 2 LOB: 1 BB: 0 P: 5	R: 0 E: 0 K: 1 S: 5	H: 0 LOB: 0 BB: 0 P: 5	1B: 8 2B: 2 3B: 0 HR: 1	SF: 1 SAC: 0 DP: 1 HBP: 0	WP: 0 PB: 0 SB: 1 CS: 0	PA: 42
PITCHER	IP WLS BF H R ER SO BB IBB HBP BLK WP HR S P ERA WHIP	IP WLS BF H R ER SO BB IBB HBP BLK WP HR S P ERA WHIP	IP WLS BF H R ER SO BB IBB HBP BLK WP HR S P ERA WHIP	IP WLS BF H R ER SO BB IBB HBP BLK WP HR S P ERA WHIP	IP WLS BF H R ER SO BB IBB HBP BLK WP HR S P ERA WHIP	IP WLS BF H R ER SO BB IBB HBP BLK WP HR S P ERA WHIP	IP WLS BF H R ER SO BB IBB HBP BLK WP HR S P ERA WHIP	IP WLS BF H R ER SO BB IBB HBP BLK WP HR S P ERA WHIP	IP WLS BF H R ER SO BB IBB HBP BLK WP HR S P ERA WHIP	IP WLS BF H R ER SO BB IBB HBP BLK WP HR S P ERA WHIP	IP WLS BF H R ER SO BB IBB HBP BLK WP HR S P ERA WHIP	IP WLS BF H R ER SO BB IBB HBP BLK WP HR S P ERA WHIP	IP WLS BF H R ER SO BB IBB HBP BLK WP HR S P ERA WHIP	IP WLS BF H R ER SO BB IBB HBP BLK WP HR S P ERA WHIP	IP WLS BF H R ER SO BB IBB HBP BLK WP HR S P ERA WHIP	IP WLS BF H R ER SO BB IBB HBP BLK WP HR S P ERA WHIP	IP WLS BF H R ER SO BB IBB HBP BLK WP HR S P ERA WHIP			
Jim Bouton, R ERA: 3.26 (1, 1)	6.0	28	6	3	2	3	4	1	0	0	0	0	0	0	29	49	3.00	1.667		
Hal Reniff, R ERA: 2.39 (7, 1)	2.0	L 11	5	2	2	0	0	0	0	0	0	0	0	0	11	11	9.00	2.500		
Dooley Womack, R ERA: 3.42 (9, 1)	1.0	3	0	0	0	1	0	0	0	0	0	0	0	5	5	0.00	0.000			


AB 36
R 5
H 11
RBI 5
BB 5
SO 4
LOB 20




Batter	1	2	3	4	5	6	7	8	9	AB	R	H	RBI	BB	SO	LOB	BOTTOM					
Tom Tresh, S OBP: 0.335, SLG: 0.338 (1, 7)	G3		K		G3-6-3			G4-3 1B		4	0	1	0	0	1	3	Boston Red Sox @ New York Yankees Yankee Stadium, Bronx, NY Wed Jul 06 1966, 3:38 AM EDT Att: 20,476 - Overcast - 87 F					
Bobby Richardson, R OBP: 0.299, SLG: 0.360 (1, 4)	F9			HR 2B		5-3		G4-3		4	1	1	0	0	0	1						
Jake Gibbs, L OBP: 0.387, SLG: 0.485 (1, 2)	L6			2H HR		3-1		K		4	1	1	2	0	1	1						
Joe Pepitone, L OBP: 0.269, SLG: 0.459 (1, 8)		F6			F9		HR		4-3	4	1	1	1	0	0	0						
Clete Boyer, R OBP: 0.267, SLG: 0.357 (1, 5)		F4			K		F5		FC4-6 BB	3	0	0	0	1	1	0						
Ray Barker, L OBP: 0.220, SLG: 0.348 (1, 3)		F9			L7				FC4-6	4	0	0	0	0	1	1						
Lou Clinton, R OBP: 0.288, SLG: 0.352 (1, 9)					F3				L7	3	0	1	0	0	0	0						
Mickey Mantle, S OBP: 0.373, SLG: 0.525 (9, PH)						1B 2B		F5		1	0	0	0	0	0	1						
Dick Schofield, S OBP: 0.209, SLG: 0.150 (1, 6)					F8			L9		3	0	1	0	0	0	0						
Jim Bouton, R OBP: 0.188, SLG: 0.133 (1, 1)										1	0	0	0	1	0	2						
Hal Reniff, R OBP: 0.300, SLG: 0.300 (7, 1)										0	0	0	0	0	0	0						
Roger Maris, L OBP: 0.307, SLG: 0.365 (6, PH)										0	0	0	0	1	0	0						
Roy White, S OBP: 0.313, SLG: 0.364 (6, PR)										0	1	0	0	0	0	0						
Dooley Womack, L OBP: 0.290, SLG: 1.000 (9, 1)								1B G4-3 BB		0	0	0	0	0	0	0						
Inning Stats	R: 0 E: 0 K: 0 S: 3	H: 0 LOB: 0 BB: 0 P: 3	R: 0 E: 0 K: 0 S: 3	H: 0 LOB: 0 BB: 0 P: 3	R: 0 E: 0 K: 1 S: 5	H: 0 LOB: 1 BB: 1 P: 9	R: 2 E: 0 K: 1 S: 7	H: 2 LOB: 0 BB: 0 P: 7	R: 0 E: 0 K: 0 S: 4	H: 2 LOB: 1 BB: 0 P: 4	R: 1 E: 0 K: 0 S: 4	H: 1 LOB: 0 BB: 0 P: 4	R: 0 E: 0 K: 1 S: 5	H: 0 LOB: 0 BB: 0 P: 5	R: 1 E: 0 K: 1 S: 5	H: 1 LOB: 1 BB: 1 P: 9	R: 0 E: 0 K: 0 S: 3	H: 0 LOB: 1 BB: 1 P: 7	1B: 2 2B: 2 3B: 0 HR: 2	SF: 0 SAC: 0 DP: 2 HBP: 0	WP: 0 PB: 0 SB: 0 CS: 0	PA: 34
PITCHER	IP WLS BF H R ER SO BB IBB HBP BLK WP HR S P ERA WHIP	IP WLS BF H R ER SO BB IBB HBP BLK WP HR S P ERA WHIP	IP WLS BF H R ER SO BB IBB HBP BLK WP HR S P ERA WHIP	IP WLS BF H R ER SO BB IBB HBP BLK WP HR S P ERA WHIP	IP WLS BF H R ER SO BB IBB HBP BLK WP HR S P ERA WHIP	IP WLS BF H R ER SO BB IBB HBP BLK WP HR S P ERA WHIP	IP WLS BF H R ER SO BB IBB HBP BLK WP HR S P ERA WHIP	IP WLS BF H R ER SO BB IBB HBP BLK WP HR S P ERA WHIP	IP WLS BF H R ER SO BB IBB HBP BLK WP HR S P ERA WHIP	IP WLS BF H R ER SO BB IBB HBP BLK WP HR S P ERA WHIP	IP WLS BF H R ER SO BB IBB HBP BLK WP HR S P ERA WHIP	IP WLS BF H R ER SO BB IBB HBP BLK WP HR S P ERA WHIP	IP WLS BF H R ER SO BB IBB HBP BLK WP HR S P ERA WHIP	IP WLS BF H R ER SO BB IBB HBP BLK WP HR S P ERA WHIP	IP WLS BF H R ER SO BB IBB HBP BLK WP HR S P ERA WHIP	IP WLS BF H R ER SO BB IBB HBP BLK WP HR S P ERA WHIP	IP WLS BF H R ER SO BB IBB HBP BLK WP HR S P ERA WHIP					
Dave Morehead, R ERA: 4.38 (5, 1)	1.0	4	2	0	0	0	0	0	0	0	0	4	4	0.00	2.000							
Don McMahon, R ERA: 2.55 (6, 1)	2.0	W 7	1	1	1	1	0	0	0	0	1	9	9	4.50	0.500							
John Wyatt, R ERA: 3.27 (8, 1)	2.0	S 8	1	1	1	1	2	0	0	0	0	8	16	4.50	1.500							

AB 31
R 4
H 6
RBI 3
BB 3
SO 4
LOB 9



Batter	1	2	3	4	5	6	7	8	9	AB	R	H	RBI	BB	SO	LOB	TOP			
Rico Petrocelli, R OBP: 0.286, SLG: 0.408 (1, 6)	6-3		L5-3 BB		FC4-6 1B		5-3		F5 1-2 2-3	4	0	1	0	1	0	2	Boston Red Sox @ New York Yankees Yankee Stadium, Bronx, NY Thu Jul 07 1966, 7:05 PM EDT Att: 12,711 - Unknown - 86 F AB 36 R 2 H 12 RBI 2 BB 4 SO 7 LOB 22 			
Eddie Kasko, R OBP: 0.320, SLG: 0.320 (1, 5)	1B		L5-3		FC4-6 1B		FC6-4 1B		K	5	0	2	0	0	1	4				
Carl Yastrzemski, L OBP: 0.349, SLG: 0.424 (1, 7)	1B		4-3		K		F7		1B IBB	4	0	1	0	1	1	2				
Don Demeter, R OBP: 0.263, SLG: 0.427 Tony Congiario, R OBP: 0.325, SLG: 0.487 Jose Tartabull, L OBP: 0.291, SLG: 0.304 (1, 8)	K			1B FC6-4 BB	1B		FC6-4		1B	1	0	0	0	0	1	2				
George Scott, R OBP: 0.340, SLG: 0.516 (1, 3)	1-2 BB			FC6-4 1B	K				G4-6-3 1B	3	0	2	0	1	1	2				
George Thomas, R OBP: 0.304, SLG: 0.310 (1, 9)	FC5-2			FC6-4 1B			4-3		G4-6-3	4	0	0	1	0	0	5				
George Smith, R OBP: 0.277, SLG: 0.362 (1, 4)	1-2		L3	L9	4-3				K	4	0	0	0	0	1	1				
Mike Ryan, R OBP: 0.271, SLG: 0.277 (1, 2)	F7								WP 1B 1B	4	1	3	0	0	0	0				
Rollie Sheldon, R OBP: 0.125, SLG: 0.125 Don McMahon, R (9, 1)	5-3			K	K				WP 1B 1B	4	0	1	0	0	2	3				
Inning Stats	R: 0 E: 0 K: 1 S: 7	H: 2 LOB: 3 BB: 1 P: 11	R: 0 E: 0 K: 0 S: 3	H: 0 LOB: 0 BB: 0 P: 3	R: 0 E: 0 K: 0 S: 2	H: 0 LOB: 0 BB: 1 P: 6	R: 1 E: 0 K: 1 S: 7	H: 2 LOB: 2 BB: 1 P: 11	R: 0 E: 0 K: 2 S: 9	H: 1 LOB: 1 BB: 0 P: 6	R: 0 E: 0 K: 0 S: 4	H: 1 LOB: 1 BB: 0 P: 4	R: 0 E: 0 K: 1 S: 5	H: 1 LOB: 0 BB: 0 P: 5	R: 1 E: 0 K: 1 S: 7	H: 3 LOB: 2 BB: 1 P: 11		1B: 12 2B: 1 3B: 0 HR: 0	SF: 0 SAC: 0 DP: 2 HBP: 0	WP: 1 PB: 0 SB: 0 CS: 0
PITCHER	IP WLS BF H R ER SO BB IBB HBP BLK WP HR S P ERA WHIP	7.0 W 9 4 1 1 2 0 1 0 0 0 0 12 16 1.29 1.571	2.0 W 9 4 1 1 2 0 1 0 0 1 0 12 16 4.50 2.000	PITCHER																

Batter	1	2	3	4	5	6	7	8	9	AB	R	H	RBI	BB	SO	LOB	BOTTOM					
Tom Tresh, S OBP: 0.339, SLG: 0.348 (1, 7)	L6		2B		SH1-3 1B		S 1B		SF7	4	0	3	1	0	0	0	Boston Red Sox @ New York Yankees Yankee Stadium, Bronx, NY Thu Jul 07 1966, 7:05 PM EDT Att: 12,711 - Unknown - 86 F AB 33 R 5 H 9 RBI 5 BB 4 SO 4 LOB 14 					
Bobby Richardson, R OBP: 0.362, SLG: 0.361 (1, 4)	5-3		1B		SH1-3		L7		HR 1B	4	1	2	0	0	0	1						
Mickey Mantle, S OBP: 0.373, SLG: 0.533 (1, 8)	BB		F3		F7		F8		HR	4	1	1	3	1	0	4						
Joe Pepitone, L OBP: 0.265, SLG: 0.453 (1, 3)	G3		K		G3		K			4	0	0	0	0	2	3						
Elston Howard, R OBP: 0.316, SLG: 0.407 (1, 2)			4-3 2B		F7		L7			4	0	2	0	0	0	0						
Hector Lopez, R OBP: 0.307, SLG: 0.412 (1, 9)			4-3		F7		F8		K	4	0	0	0	0	1	2						
Clete Boyer, R OBP: 0.267, SLG: 0.352 (1, 5)			F2		6-3		K		BB 1B BB	3	1	0	0	1	1	2						
Dick Schofield, S OBP: 0.225, SLG: 0.145 Horace Clarke, S OBP: 0.207, SLG: 0.192 (9, PR)	L9				1B BB		L4		1B SF7 BB	2	0	0	0	2	0	1						
Al Downing, R OBP: 0.184, SLG: 0.229 Roger Maris, L OBP: 0.306, SLG: 0.363 Dooley Womack, L OBP: 1.000, SLG: 1.000 Jake Gibbs, L OBP: 0.395, SLG: 0.493 (1, 1)	F8				F1		F8		1B HR 1B	2	0	0	0	0	0	1						
Inning Stats	R: 0 E: 0 K: 0 S: 3	H: 0 LOB: 1 BB: 1 P: 7	R: 0 E: 0 K: 0 S: 4	H: 1 LOB: 1 BB: 0 P: 4	R: 0 E: 0 K: 1 S: 7	H: 2 LOB: 2 BB: 0 P: 7	R: 0 E: 0 K: 0 S: 3	H: 0 LOB: 0 BB: 0 P: 3	R: 0 E: 0 K: 0 S: 4	H: 1 LOB: 1 BB: 0 P: 8	R: 0 E: 0 K: 1 S: 6	H: 1 LOB: 1 BB: 0 P: 6	R: 0 E: 0 K: 0 S: 4	H: 1 LOB: 1 BB: 0 P: 4	R: 0 E: 0 K: 1 S: 5	H: 0 LOB: 0 BB: 0 P: 5		R: 5 E: 0 K: 1 S: 7	H: 3 LOB: 1 BB: 2 P: 15	1B: 6 2B: 2 3B: 0 HR: 1	SF: 1 SAC: 1 DP: 0 HBP: 0	WP: 0 PB: 0 SB: 1 CS: 0
PITCHER	IP WLS BF H R ER SO BB IBB HBP BLK WP HR S P ERA WHIP	8.1 L 4 3 3 3 0 0 0 0 0 0 1 4 4 81.00 9.000	PITCHER																			

Batter	1	2	3	4	5	6	7	8	9	AB	R	H	RBI	BB	SO	LOB	TOP			
Don Blasingame, L (1,4) OBP: 0.300, SLG: 0.307	0-0 1B	0-0 1-3			0-0 BB	0-0 SF9			0-0 1-3	3	2	0	0	0	0	0	Washington Senators @ New York Yankees Yankee Stadium, Bronx, NY Fri Jul 08 1966, 7:05 PM EDT Unknown - 87 F livebaseballscorecards.com			
Frank Howard, R (6,PH) OBP: 0.340, SLG: 0.449	0-0 1B				0-0 1B	0-3 2-3 3-H			0-0 F9	0	0	0	1	0	0	0				
Ken Hamlin, R (6,4) OBP: 0.283, SLG: 0.272	0-0 1B				0-0 1B				0-0 F9	1	1	0	0	0	1	3				
Fred Valentine, S (1,7) OBP: 0.346, SLG: 0.452	0-0 1B	0-0 G3			0-0 F8	0-3 K			0-0 F9	5	1	1	0	0	1	3				
Jim King, L (1,9) OBP: 0.345, SLG: 0.406	0-0 1B	0-0 3-1			4-0 1B	0-3 K			4-0 BB	3	1	1	1	2	1	2				
Don Lock, R (1,8) OBP: 0.385, SLG: 0.514	0-0 1B		4-0 BB		0-3 K				0-3 K	4	1	1	1	1	2	3				
Dick Nen, L (1,3) OBP: 0.283, SLG: 0.285	0-0 1B		4-0 BB		0-0 K				0-0 3-1	3	1	1	1	1	0	1				
Paul Casanova, R (1,2) OBP: 0.270, SLG: 0.428	0-0 1B		4-0 BB		0-0 FC4				0-0 3-1	4	0	0	1	0	0	4				
Ken McMullen, R (1,5) OBP: 0.284, SLG: 0.331	0-0 1B		0-0 F6		0-0 SH				0-0 6-3	3	1	1	0	1	0	0				
Ed Brinkman, R (1,6) OBP: 0.273, SLG: 0.337	0-0 1B		4-0 BB		0-0 K				0-0 5-3	3	0	2	2	1	0	0				
Dick Bosman, R (1,1) OBP: 0.200, SLG: 0.200	0-0 1B		0-3 K		0-3 K				0-0 L9	1	0	0	0	0	1	1				
Dick Lines, R (3,1)										2	0	0	0	0	1	1				
Ron Kline, R (9,1) OBP: 0.400, SLG: 0.250										0	0	0	0	0	0	0				
Inning Stats	R: 5 E: 0 K: 1 S: 9	H: 5 LOB: 1 BB: 2 P: 17	R: 0 E: 0 K: 0 S: 3	H: 0 LOB: 0 BB: 0 P: 3	R: 0 E: 0 K: 0 S: 2	H: 0 LOB: 0 BB: 1 P: 6	R: 0 E: 0 K: 1 S: 4	H: 0 LOB: 1 BB: 1 P: 8	R: 1 E: 0 K: 2 S: 7	H: 2 LOB: 2 BB: 0 P: 11	R: 0 E: 0 K: 0 S: 3	H: 0 LOB: 0 BB: 0 P: 3	R: 0 E: 0 K: 0 S: 3	H: 0 LOB: 0 BB: 0 P: 3	R: 0 E: 0 K: 1 S: 5	H: 0 LOB: 1 BB: 1 P: 9	1B: 9 2B: 0 3B: 0 HR: 0	SF: 1 SAC: 1 DP: 1 HBP: 0	WP: 1 PB: 0 SB: 0 CS: 0	PA: 40
PITCHER	IP WLS BF H R ER SO BB IBB HBP BLK WP HR S P ERA WHIP																			
Mel Stottlemyre, R (1,1) ERA: 3.24	5.0 L 26 9 7 7 3 4 1 0 0 0 1 0 27 47 12.60 2.600																			
Steve Hamilton, L (6,1) ERA: 2.29	1.0 4 0 0 0 2 0 0 0 0 0 0 0 8 8 0.00 0.000																			
Hal Reniff, R (7,1) ERA: 2.25	3.0 10 0 0 0 1 1 0 0 0 0 0 0 11 15 0.00 0.333																			


Batter	1	2	3	4	5	6	7	8	9	AB	R	H	RBI	BB	SO	LOB	BOTTOM					
Tom Tresh, S (1,7) OBP: 0.334, SLG: 0.342	0-0 4-3	0-0 G3		0-0 5-3		0-0 F4			0-0 F7	5	0	0	1	0	0	0	Washington Senators @ New York Yankees Yankee Stadium, Bronx, NY Fri Jul 08 1966, 7:05 PM EDT Unknown - 87 F livebaseballscorecards.com					
Bobby Richardson, R (1,4) OBP: 0.303, SLG: 0.362	0-0 F8	0-0 6-3		0-0 F4					0-0 BB	5	0	2	0	0	0	0						
Mickey Mantle, S (1,8) OBP: 0.374, SLG: 0.543	0-0 1B		0-0 HR		0-3 K				0-0 F8	5	1	2	1	0	1	2						
Joe Pepitone, L (1,9) OBP: 0.272, SLG: 0.465	0-0 1B		4-0 2B		0-0 HR				0-3 K2-3	3	2	2	1	1	1	0						
Jake Gibbs, L (1,2) OBP: 0.375, SLG: 0.465	0-0 6-3		0-0 F3		0-0 F2				0-0 L9	4	0	0	0	0	0	3						
Ray Barker, L (1,3) OBP: 0.216, SLG: 0.340		0-0 F5		0-0 2B		0-0 5-3			0-0 1B	1	0	0	0	0	0	0						
Lou Clinton, R (3,PH) OBP: 0.301, SLG: 0.378			0-0 1B		0-0 F9				0-0 F7	3	0	2	1	0	0	0						
Horace Clarke, S (1,6) OBP: 0.212, SLG: 0.200		0-0 E7		0-0 5-3		0-0 F9			0-0 F7	4	1	1	0	0	0	2						
Clete Boyer, R (1,5) OBP: 0.270, SLG: 0.352		0-0 3B		4-0 IBB		0-0 6-3			0-0 F7	3	1	1	1	1	0	1						
Mel Stottlemyre, R (1,1) Steve Hamilton, L (6,1) Elston Howard, R (6,PH) Hal Reniff, R (7,1) Hector Lopez, R (6,PH) Roger Maris, L (6,PH)		0-0 G3		0-3 3B		0-0 F6			0-3 K	2	1	1	1	0	1	2						
Inning Stats	R: 0 E: 0 K: 0 S: 5	H: 2 LOB: 0 BB: 0 P: 5	R: 3 E: 1 K: 0 S: 6	H: 3 LOB: 0 BB: 0 P: 6	R: 2 E: 0 K: 1 S: 7	H: 2 LOB: 2 BB: 2 P: 15	R: 0 E: 0 K: 1 S: 5	H: 0 LOB: 0 BB: 0 P: 5	R: 1 E: 0 K: 0 S: 4	H: 1 LOB: 0 BB: 0 P: 4	R: 0 E: 0 K: 0 S: 3	H: 0 LOB: 0 BB: 0 P: 3	R: 0 E: 0 K: 1 S: 5	H: 1 LOB: 0 BB: 0 P: 5	R: 0 E: 0 K: 0 S: 4	H: 1 LOB: 1 BB: 0 P: 4	R: 0 E: 0 K: 1 S: 6	H: 1 LOB: 1 BB: 0 P: 6	1B: 7 2B: 1 3B: 1 HR: 2	SF: 0 SAC: 0 DP: 1 HBP: 0	WP: 0 PB: 0 SB: 0 CS: 0	PA: 39
PITCHER	IP WLS BF H R ER SO BB IBB HBP BLK WP HR S P ERA WHIP																					
Dick Bosman, R (1,1) ERA: 7.42	2.0 13 5 5 5 0 1 0 0 0 0 1 27 31 1.50 0.667																					
Dick Lines, L (3,1) ERA: 2.4	6.0 W 22 4 1 1 3 0 1 0 0 0 0 1 27 31 1.50 0.667																					
Ron Kline, R (9,1) ERA: 3.14	1.0 S 4 1 0 0 1 0 0 0 0 0 0 0 6 6 0.00 1.000																					


Batter	1	2	3	4	5	6	7	8	9	AB	R	H	RBI	BB	SO	LOB	TOP						
Fred Valentine, S OBP: 0.344, SLG: 0.449 (1, 9)										4	1	1	0	0	0	3	Washington Senators @ New York Yankees Yankee Stadium, Bronx, NY Fri Jul 08 1966, 7:05 PM EDT Att: 14,863 - Unknown - 82 F						
Ken Hamlin, R OBP: 0.273, SLG: 0.292 (1, 4)										3	0	2	1	0	0	0							
Ken Harrelson, R OBP: 0.316, SLG: 0.349 (1, 3)										4	1	1	1	0	0	2							
Frank Howard, R OBP: 0.339, SLG: 0.453 Willie Kirkland, L OBP: 0.271, SLG: 0.287 (8, 7)										4	0	1	1	0	1	0							
Don Lock, R OBP: 0.382, SLG: 0.509 (1, 8)										4	0	1	0	0	0	1							
Ken McMullen, R OBP: 0.284, SLG: 0.330 (1, 5)										4	0	1	0	0	0	2							
Doug Camilli, R OBP: 0.252, SLG: 0.323 Paul Casanova, R OBP: 0.272, SLG: 0.429 (6, 2)										2	0	0	0	0	0	0							
Ed Brinkman, R OBP: 0.273, SLG: 0.337 (1, 6)										3	1	1	0	0	0	1							
Jim Hannan, R OBP: 0.182, SLG: 0.100 Casey Cox, R (5, 1)										1	1	0	0	1	1	0							
Bob Saverine, S OBP: 0.258, SLG: 0.291 Dick Bosman, R OBP: 0.200, SLG: 0.200 Ron Kline, R OBP: 0.400, SLG: 0.250 (8, 1)										0	0	0	0	0	0	0							
Inning Stats	R: 2 E: 0 K: 0 S: 6	H: 3 LOB: 1 BB: 0 P: 6	R: 2 E: 0 K: 0 S: 5	H: 2 LOB: 1 BB: 1 P: 9	R: 0 E: 0 K: 0 S: 3	H: 1 LOB: 0 BB: 0 P: 3	R: 0 E: 0 K: 1 S: 5	H: 0 LOB: 0 BB: 0 P: 5	R: 0 E: 0 K: 1 S: 4	H: 2 LOB: 0 BB: 0 P: 4	R: 0 E: 0 K: 0 S: 3	H: 1 LOB: 1 BB: 0 P: 4	R: 0 E: 0 K: 0 S: 4	H: 1 LOB: 1 BB: 0 P: 4	1B: 7 2B: 2 3B: 1 HR: 0	SF: 0 SAC: 2 DP: 2 HBP: 0	WP: 1 PB: 0 SB: 0 CS: 0	PA: 36					
PITCHER Fritz Peterson, L ERA: 3.55 (1, 1)	IP: 9.0 WLS: W BF: 35 H: 10 R: 5 ER: 5 SO: 2 BB: 1 IBB: 0 HBP: 0 BLK: 0 WP: 1 HR: 0 S: 38 P: 42 ERA: 5.00 WHIP: 1.222											PITCHER	IP: 9.0 WLS: W BF: 35 H: 10 R: 5 ER: 5 SO: 2 BB: 1 IBB: 0 HBP: 0 BLK: 0 WP: 1 HR: 0 S: 38 P: 42 ERA: 5.00 WHIP: 1.222										


Batter	1	2	3	4	5	6	7	8	9	AB	R	H	RBI	BB	SO	LOB	BOTTOM						
Tom Tresh, S OBP: 0.338, SLG: 0.342 (1, 7)										3	1	1	0	2	0	3	Washington Senators @ New York Yankees Yankee Stadium, Bronx, NY Fri Jul 08 1966, 7:05 PM EDT Att: 14,863 - Unknown - 82 F						
Bobby Richardson, R OBP: 0.229, SLG: 0.357 (1, 4)										5	1	0	1	0	0	3							
Mickey Mantle, S OBP: 0.380, SLG: 0.562 Hector Lopez, R OBP: 0.303, SLG: 0.406 (6, 9)										3	1	3	1	0	0	0							
Joe Pepitone, L OBP: 0.278, SLG: 0.470 (6, 8)										3	1	2	0	1	0	1							
Elston Howard, R OBP: 0.314, SLG: 0.403 (1, 2)										4	0	1	0	0	1	5							
Ray Barker, L OBP: 0.236, SLG: 0.373 (1, 3)										4	1	2	3	0	0	2							
Horace Clarke, S OBP: 0.243, SLG: 0.212 (1, 6)										3	0	1	0	1	0	2							
Clete Boyer, R OBP: 0.270, SLG: 0.358 (1, 5)										4	1	1	0	0	1	2							
Fritz Peterson, S OBP: 0.229, SLG: 0.235 (1, 1)										3	0	0	0	1	2	1							
Inning Stats	R: 0 E: 0 K: 0 S: 4	H: 1 LOB: 1 BB: 0 P: 4	R: 0 E: 0 K: 1 S: 6	H: 1 LOB: 3 BB: 2 P: 14	R: 3 E: 2 K: 1 S: 8	H: 4 LOB: 0 BB: 0 P: 8	R: 0 E: 0 K: 1 S: 6	H: 1 LOB: 1 BB: 0 P: 6	R: 1 E: 0 K: 0 S: 4	H: 2 LOB: 1 BB: 0 P: 4	R: 0 E: 0 K: 1 S: 5	H: 0 LOB: 0 BB: 0 P: 5	R: 2 E: 1 K: 0 S: 5	H: 1 LOB: 2 BB: 2 P: 13	R: 1 E: 0 K: 1 S: 6	H: 1 LOB: 1 BB: 1 P: 10		1B: 7 2B: 2 3B: 1 HR: 1	SF: 0 SAC: 1 DP: 1 HBP: 0	WP: 0 PB: 0 SB: 0 CS: 1	PA: 40		
PITCHER Jim Hannan, R ERA: 5.47 Casey Cox, R ERA: 3.51 Dick Bosman, R ERA: 7.39 Ron Kline, R ERA: 3.1 (8, 1)	IP: 4.0 WLS: L BF: 9 H: 9 R: 4 ER: 3 SO: 3 BB: 0 IBB: 0 HBP: 0 BLK: 0 WP: 0 HR: 1 S: 26 P: 34 ERA: 6.75 WHIP: 2.750											PITCHER	IP: 4.0 WLS: L BF: 9 H: 9 R: 4 ER: 3 SO: 3 BB: 0 IBB: 0 HBP: 0 BLK: 0 WP: 0 HR: 1 S: 26 P: 34 ERA: 6.75 WHIP: 2.750										


Batter	1	2	3	4	5	6	7	8	9	AB	R	H	RBI	BB	SO	LOB	TOP			
Don Blasingame, L (1,4) OBP: 0.299, SLG: 0.302	F4		F2		5-3			3B BB		3	1	0	0	1	0	0	<p>Washington Senators @ New York Yankees</p> <p>Yankee Stadium, Bronx, NY</p> <p>Sat Jul 09 1966, 3:33 AM EDT</p> <p>Att: 23,716 - Unknown - 86 F</p> <p>livebaseballscorecards.com</p>			
Bob Saverine, S (1,5) OBP: 0.297, SLG: 0.290	B1-3		BB 1B		4-3			K		4	1	1	0	0	1	1				
Ken McMullen, R (8,5) OBP: 0.284, SLG: 0.330										0	0	0	0	0	0	0				
Jim King, L (1,9) OBP: 0.349, SLG: 0.403										1	0	0	0	2	0	0				
Fred Valentine, S (8,PH) OBP: 0.347, SLG: 0.458			FC5 1B		4-3			FC6-4 3B		1	1	1	1	0	0	0				
Frank Howard, R (1,7) OBP: 0.341, SLG: 0.452										3	0	1	1	1	1	1				
Willie Kirkland, L (8,PR) OBP: 0.271, SLG: 0.287	K									0	0	0	0	0	0	0				
Don Lock, R (1,8) OBP: 0.380, SLG: 0.505		5-3	FC5							4	0	1	1	0	0	3				
Ken Harrelson, R (1,3) OBP: 0.312, SLG: 0.344					5-3					4	0	0	0	0	0	2				
Paul Casanova, R (1,2) OBP: 0.266, SLG: 0.419										4	0	0	0	0	0	0				
Ed Brinkman, R (1,6) OBP: 0.273, SLG: 0.339										4	0	1	0	0	0	1				
Diego Segui, R (1,1) OBP: 0.158, SLG: 0.111			6-3							4	0	0	0	0	2	1				
Inning Stats	R: 0 E: 0 K: 1 S: 5	H: 0 LOB: 1 BB: 1 P: 9	R: 0 E: 1 K: 0 S: 4	H: 0 LOB: 1 BB: 0 P: 4	R: 1 E: 0 K: 0 S: 5	H: 2 LOB: 2 BB: 1 P: 9	R: 0 E: 0 K: 1 S: 6	H: 1 LOB: 1 BB: 0 P: 6	R: 0 E: 0 K: 0 S: 3	H: 0 LOB: 0 BB: 0 P: 3	R: 0 E: 0 K: 0 S: 3	H: 0 LOB: 0 BB: 0 P: 3	R: 0 E: 0 K: 1 S: 6	H: 1 LOB: 1 BB: 2 P: 14	R: 0 E: 0 K: 1 S: 5	H: 0 LOB: 0 BB: 0 P: 5	1B: 3 2B: 1 3B: 1 HR: 0	SF: 0 SAC: 0 DP: 0 HBP: 0	WP: 0 PB: 0 SB: 0 CS: 1	PA: 37
PITCHER	IP WLS BF H R ER SO BB IBB HBP BLK WP HR S P ERA WHIP																			
Fred Talbot, R (1,1) ERA: 4.9	7.0 L 27 4 1 1 2 2 2 0 0 0 0 0 0 29 37 1.29 0.857																			
Whitey Ford, L (8,1) ERA: 2.78	2.0 9 1 2 2 2 1 1 0 0 0 0 0 0 11 19 9.00 1.000																			

Batter	1	2	3	4	5	6	7	8	9	AB	R	H	RBI	BB	SO	LOB	BOTTOM			
Tom Tresh, S (1,7) OBP: 0.340, SLG: 0.339	G5-4-3 BB		4-3		G3			FC6-4 BB		2	0	0	0	2	0	1	<p>Washington Senators @ New York Yankees</p> <p>Yankee Stadium, Bronx, NY</p> <p>Sat Jul 09 1966, 3:33 AM EDT</p> <p>Att: 23,716 - Unknown - 86 F</p> <p>livebaseballscorecards.com</p>			
Bobby Richardson, R (1,4) OBP: 0.296, SLG: 0.353	G5-4-3 1-2		F5				F9	FC6-4 1B 1-2		4	0	0	0	0	0	2				
Jake Gibbs, L (1,2) OBP: 0.381, SLG: 0.467					F4			K		4	0	2	0	0	1	1				
Joe Pepitone, L (1,8) OBP: 0.280, SLG: 0.471	L3						L7			4	0	2	0	0	0	2				
Ray Barker, L (1,3) OBP: 0.220, SLG: 0.345			3-1		FC3-6			K		4	0	0	0	0	1	4				
Lou Clinton, R (1,9) OBP: 0.299, SLG: 0.372					F7					4	0	1	0	0	1	1				
Clete Boyer, R (1,5) OBP: 0.270, SLG: 0.357			L6					K		4	0	1	0	0	1	1				
Dick Schofield, S (1,6) OBP: 0.219, SLG: 0.141										2	0	0	0	0	1	2				
Roger Maris, L (7,PH) OBP: 0.307, SLG: 0.364										1	0	1	0	0	0	0				
Roy White, S (7,PR) OBP: 0.313, SLG: 0.364										0	0	0	0	0	0	0				
Whitey Ford, L (8,1) OBP: 0.317, SLG: 0.405										1	0	1	0	0	0	0				
Fred Talbot, R (1,1) OBP: 0.211, SLG: 0.222										1	0	0	0	0	0	0				
Horace Clarke, S (7,PH) OBP: 0.231, SLG: 0.200			5-3		SH1-4					2	0	0	0	0	0	2				
Inning Stats	R: 0 E: 0 K: 0 S: 3	H: 1 LOB: 1 BB: 1 P: 7	R: 0 E: 0 K: 1 S: 6	H: 1 LOB: 0 BB: 0 P: 6	R: 0 E: 0 K: 0 S: 3	H: 0 LOB: 0 BB: 0 P: 3	R: 0 E: 0 K: 0 S: 4	H: 1 LOB: 1 BB: 0 P: 4	R: 0 E: 0 K: 1 S: 6	H: 1 LOB: 1 BB: 0 P: 6	R: 0 E: 0 K: 1 S: 6	H: 1 LOB: 2 BB: 1 P: 10	R: 0 E: 0 K: 1 S: 6	H: 1 LOB: 1 BB: 0 P: 6	R: 0 E: 0 K: 1 S: 6	H: 1 LOB: 0 BB: 0 P: 6	1B: 8 2B: 0 3B: 0 HR: 0	SF: 0 SAC: 1 DP: 1 HBP: 0	WP: 0 PB: 0 SB: 0 CS: 0	PA: 36
PITCHER	IP WLS BF H R ER SO BB IBB HBP BLK WP HR S P ERA WHIP																			
Diego Segui, R (1,1) ERA: 4.61	9.0 W 36 8 0 0 5 2 0 0 0 0 0 0 0 44 52 0.00 1.111																			

Batter	1	2	3	4	5	6	7	8	9	AB	R	H	RBI	BB	SO	LOB	TOP			
Don Blasingame, L (1,4) OBP: 0.302, SLG: 0.307	4-0 FC3-6 BB	0-0 4-3		0-0 6-3 HR		0-0 F9		0-3 K		4	1	1	1	1	1	1	<p>Washington Senators @ New York Yankees Yankee Stadium, Bronx, NY Sun Jul 10 1966, 3:38 AM EDT Att: 16,471 - Unknown - 88 F</p> <p>livebaseballscores.com</p> <p>AB 39 R 9 H 13 RBI 9 BB 1 SO 8 LOB 14</p> 			
Bob Saverine, S (1,5) OBP: 0.271, SLG: 0.321	0-0 FC3-6 FC6-4 1-2	0-0 L7		0-0 6-3		0-0 E6		0-0 FC6-4 1B		5	0	1	0	0	0	3				
Fred Valentine, S (1,9) OBP: 0.344, SLG: 0.464	0-0 FC6-4 E S 1-2		0-3 K	0-0 HR		0-0 F4		0-0 FC6-4 1-2		5	1	1	2	0	1	3				
Don Lock, R (1,8) OBP: 0.379, SLG: 0.507	0-3 K		0-0 HR	0-0 1B				0-0 5-3		5	2	3	0	0	1	1				
Dick Nen, L (1,3) OBP: 0.281, SLG: 0.282		0-0 E3 1B 2B	0-3 K	0-0 3-1		0-0 1B		0-3 K		5	1	1	1	0	2	2				
Willie Kirkland, L (1,7) OBP: 0.287, SLG: 0.337		0-0 2B 1B	0-0 HR		0-0 F9		0-0 G4-6-3 1B	0-3 K		5	2	3	2	0	1	0				
Paul Casanova, R (1,2) OBP: 0.271, SLG: 0.422		0-0 1B 2B	0-0 F7		0-0 F9		0-3 K			4	1	1	1	0	1	2				
Ed Brinkman, R (1,6) OBP: 0.276, SLG: 0.353		0-0 4-3 SH1-4 1B		0-0 SH2-4 2B		0-0 4-3		0-0 G4-6-3 1-2		4	1	2	2	0	0	2				
Bob Humphreys, R (1,1) OBP: 0.750, SLG: 0.500		0-0 SH1-4		0-0 SH2-4		0-0 F7		0-3 K		0	0	0	0	0	0	0				
Ken Hamlin, R (6,PH) OBP: 0.296, SLG: 0.284										1	0	0	0	0	0	0				
Pete Richert, L (6,1) OBP: 0.093, SLG: 0.093										1	0	0	0	0	1	0				
Casey Cox, R (9,1)										0	0	0	0	0	0	0				
Inning Stats	R: 0 E: 0 K: 1 S: 5	H: 0 LOB: 1 BB: 1 P: 9	R: 3 E: 1 K: 0 S: 7	H: 3 LOB: 1 BB: 0 P: 7	R: 2 E: 0 K: 2 S: 9	H: 2 LOB: 0 BB: 0 P: 9	R: 3 E: 0 K: 0 S: 7	H: 4 LOB: 1 BB: 0 P: 7	R: 0 E: 0 K: 0 S: 3	H: 0 LOB: 0 BB: 0 P: 3	R: 1 E: 0 K: 1 S: 7	H: 3 LOB: 1 BB: 0 P: 7	R: 0 E: 0 K: 2 S: 8	H: 1 LOB: 1 BB: 0 P: 8	R: 0 E: 0 K: 2 S: 7	H: 0 LOB: 0 BB: 0 P: 7	1B: 6 2B: 5 3B: 0 HR: 2	SF: 0 SAC: 2 DP: 1 HBP: 0	WP: 0 PB: 0 SB: 1 CS: 0	PA: 42
PITCHER	IP WLS BF H R ER SO BB IBB HBP BLK WP HR S P ERA WHIP																			
Dooley Womack, R (1,1) ERA: 4.31	3.0 L 16 5 5 4 3 1 0 0 0 0 0 1 21 25 12.00 2.000																			
Pedro Ramos, R (4,1) ERA: 3.59	1.0 7 4 3 3 0 0 0 0 0 0 0 1 7 7 27.00 4.000																			
Fritz Peterson, L (5,1) ERA: 3.48	2.0 7 0 0 0 0 0 0 0 0 0 0 0 7 7 0.00 0.000																			
Whitey Ford, L (7,1) ERA: 2.79	3.0 12 4 1 1 5 0 0 0 0 0 0 0 22 22 3.00 1.333																			

Batter	1	2	3	4	5	6	7	8	9	AB	R	H	RBI	BB	SO	LOB	BOTTOM			
Roy White, S (1,7) OBP: 0.319, SLG: 0.373	0-0 F6		0-0 2B		0-0 1-2 2-3 1B			0-0 F8		4	0	2	0	0	0	0	<p>Washington Senators @ New York Yankees Yankee Stadium, Bronx, NY Sun Jul 10 1966, 3:38 AM EDT Att: 16,471 - Unknown - 88 F</p> <p>livebaseballscores.com</p> <p>AB 33 R 2 H 6 RBI 2 BB 2 SO 6 LOB 10</p> 			
Bobby Richardson, R (1,4) OBP: 0.292, SLG: 0.347	0-0 4-3		0-0 6-3		0-0 FC6-4 1-2		0-0 F3			4	0	0	0	0	0	5				
Jake Gibbs, L (1,2) OBP: 0.364, SLG: 0.443	0-0 4-3			0-0 F9		0-3 K		0-3 K		4	0	0	0	0	2	0				
Joe Pepitone, L (1,8) OBP: 0.283, SLG: 0.478		0-0 F7		0-0 F9		0-3 K		0-0 HR		4	1	1	1	0	1	0				
Hector Lopez, R (1,9) OBP: 0.293, SLG: 0.427		0-0 6-3		0-0 F2		0-0 F7		0-0 F8		2	0	0	0	0	0	0				
Fritz Peterson, S (5,1) OBP: 0.229, SLG: 0.235										0	0	0	0	0	0	0				
Tom Tresh, S (6,PH) OBP: 0.337, SLG: 0.333										1	0	0	0	0	0	0				
Whitey Ford, L (7,1)										0	0	0	0	0	0	0				
Elston Howard, R (9,PH) OBP: 0.315, SLG: 0.405										1	0	0	0	0	0	0				
Ray Barker, L (1,3) OBP: 0.238, SLG: 0.362	0-3 K				4-0 FC6-4 BB		0-3 K		0-0 1B 2B	3	1	1	0	1	2	0				
Clete Boyer, R (1,5) OBP: 0.269, SLG: 0.353			0-0 F7		0-0 FC6-4 1B BB		0-0 F3		0-0 2B 1B	4	0	1	1	0	0	1				
Dick Schofield, S (1,6) OBP: 0.234, SLG: 0.149			0-0 2B 1B		4-0 1-2 BB		0-0 F4		0-0 4-3	3	0	1	0	1	0	1				
Dooley Womack, L (1,1) OBP: 1.000, SLG: 1.000										0	0	0	0	0	0	0				
Horace Clarke, S (3,PH) OBP: 0.250, SLG: 0.225										1	0	0	0	0	0	1				
Pedro Ramos, S (4,1) OBP: 0.143, SLG: 0.143										0	0	0	0	0	0	0				
Lou Clinton, R (5,9) OBP: 0.280, SLG: 0.345										2	0	0	0	0	1	2				
Inning Stats	R: 0 E: 0 K: 0 S: 3	H: 0 LOB: 0 BB: 0 P: 3	R: 0 E: 0 K: 1 S: 5	H: 0 LOB: 0 BB: 0 P: 5	R: 0 E: 0 K: 0 S: 5	H: 2 LOB: 2 BB: 0 P: 5	R: 0 E: 0 K: 0 S: 3	H: 0 LOB: 0 BB: 0 P: 3	R: 0 E: 0 K: 2 S: 7	H: 0 LOB: 0 BB: 0 P: 7	R: 0 E: 0 K: 1 S: 5	H: 0 LOB: 0 BB: 0 P: 5	R: 0 E: 0 K: 1 S: 5	H: 0 LOB: 1 BB: 0 P: 5	R: 2 E: 0 K: 1 S: 8	H: 3 LOB: 1 BB: 0 P: 8	1B: 3 2B: 2 3B: 0 HR: 1	SF: 0 SAC: 0 DP: 0 HBP: 0	WP: 0 PB: 0 SB: 0 CS: 0	PA: 35
PITCHER	IP WLS BF H R ER SO BB IBB HBP BLK WP HR S P ERA WHIP																			
Bob Humphreys, R (1,1) ERA: 2.91	5.0 W 20 3 0 0 1 2 0 0 0 0 0 0 20 28 0.00 1.000																			
Pete Richert, L (6,1) ERA: 3.21	3.2 14 3 2 2 5 0 0 0 0 0 0 1 24 24 4.91 0.818																			
Casey Cox, R (9,1) ERA: 3.49	0.1 S 1 0 0 0 0 0 0 0 0 0 0 0 1 1 0.00 0.000																			

Batter	1	2	3	4	5	6	7	8	9	AB	R	H	RBI	BB	SO	LOB	TOP																		
Horace Clarke, S (1, 6) OBP: 0.265, SLG: 0.267	0-0 1B		0-0 2B		0-0 6-3		0-0 1-3	0-0 F5		5	0	2	0	0	0	4	New York Yankees @ Kansas City Athletics Municipal Stadium, Kansas City, MO Thu Jul 14 1966, 8:05 PM EDT Att: 20,197 - Unknown - 95 F AB 36 R 5 H 10 RBI 5 BB 2 SO 3 LOB 15 																		
Bobby Richardson, R (1, 4) OBP: 0.291, SLG: 0.345	0-0 1B		0-0 5-3		0-0 F8		0-0 F8	0-0 F8	0-0 5-3	5	0	1	0	0	0	1																			
Jake Gibbs, L (1, 2) OBP: 0.355, SLG: 0.429	0-0 F6		0-0 L9		0-0 3-1		0-0 3-1	0-0 E BB SF8	0-0 6-3	5	1	1	0	0	0	3																			
Joe Peppone, L (1, 9) OBP: 0.287, SLG: 0.494	0-0 L4-3		0-0 L4-3		0-0 4-3 3B		0-0 HR	4-0 SF8 E HBP BB	0-3 K	4	3	2	1	1	1	2																			
Tom Tresh, S (1, 8) OBP: 0.333, SLG: 0.329		0-0 F9		0-0 4-3		0-0 F6		0-0 FC4 HBP SF8 1B		4	1	0	1	0	0	2																			
Elston Howard, R (1, 3) OBP: 0.313, SLG: 0.404		0-0 F7		0-0 3-H 1B		0-0 6-3		0-0 SF8		3	0	1	1	0	0	0																			
Ray Barker, L (8, 3) OBP: 0.238, SLG: 0.362								1-2 2-3 3-H		0	0	0	0	0	0	0																			
Roy White, S (1, 7) OBP: 0.321, SLG: 0.377								1-2 2-3 3-H 4-0		3	0	1	0	1	1	1																			
Clete Boyer, R (1, 5) OBP: 0.269, SLG: 0.349								1-2 2-3 3-H 4-0		3	0	0	1	0	0	2																			
Al Downing, R (1, 1) OBP: 0.184, SLG: 0.216								1-2 2-3 3-H		2	0	0	0	0	1	0																			
Roger Maris, L (7, PH) OBP: 0.313, SLG: 0.367								1-2 2-3 3-H		1	0	1	0	0	0	0																			
Lou Clinton, R (7, PR) OBP: 0.280, SLG: 0.345								1-2 2-3 3-H		0	0	0	0	0	0	0																			
Hal Reniff, R (7, 1) OBP: 0.364, SLG: 0.364								1-2 2-3 3-H		1	0	1	1	0	0	0																			
Pedro Ramos, S (8, 1) OBP: 0.143, SLG: 0.143								1-2 2-3 3-H		0	0	0	0	0	0	0																			
Inning Stats	R: 0 E: 0 K: 0 S: 4	H: 2 LOB: 1 BB: 0 P: 4	R: 0 E: 0 K: 0 S: 4	H: 1 LOB: 1 BB: 0 P: 4	R: 0 E: 0 K: 1 S: 6	H: 1 LOB: 1 BB: 0 P: 6	R: 1 E: 0 K: 1 S: 7	H: 2 LOB: 1 BB: 0 P: 7	R: 0 E: 0 K: 0 S: 3	H: 0 LOB: 0 BB: 0 P: 3	R: 1 E: 0 K: 0 S: 4	H: 1 LOB: 0 BB: 0 P: 4	R: 0 E: 0 K: 0 S: 4	H: 1 LOB: 1 BB: 0 P: 4	R: 3 E: 1 K: 0 S: 6	H: 2 LOB: 2 BB: 2 P: 15		R: 0 E: 0 K: 1 S: 5	H: 0 LOB: 0 BB: 0 P: 5	1B: 6 2B: 3 3B: 1 HR: 1	SF: 1 SAC: 0 DP: 1 HBP: 1	WP: 0 PA: 40 CS: 0													
PITCHER	IP WLS BF H R ER SO BB IBB HBP BLK WP HR S P ERA WHIP																																		
Catfish Hunter, R (1, 1) ERA: 3.88	7.1	30	9	3	2	2	2	0	0	0	0	0	0	0	1	34	34	2.46	1.227																
Guido Grilli, L (8, 1) ERA: 7.32	0.0	L	1	0	0	0	0	1	0	0	0	0	0	0	0	0	4	∞	∞																
Jack Aker, R (8, 1) ERA: 1.47	1.2	9	1	2	0	1	1	0	1	1	0	0	0	0	0	9	14	0.00	0.600																

Batter	1	2	3	4	5	6	7	8	9	AB	R	H	RBI	BB	SO	LOB	BOTTOM																		
Bert Campaneris, R (1, 6) OBP: 0.303, SLG: 0.392	0-0 5-3		0-0 F8 SF7		0-0 E8 1B		0-0 1B	0-0 BB 1B		4	3	3	0	0	0	0	New York Yankees @ Kansas City Athletics Municipal Stadium, Kansas City, MO Thu Jul 14 1966, 8:05 PM EDT Att: 20,197 - Unknown - 95 F AB 33 R 4 H 8 RBI 4 BB 2 SO 7 LOB 12 																		
Roger Repoz, L (1, 3) OBP: 0.340, SLG: 0.424	0-0 3B		0-0 F8		0-0 1B		0-0 1B	4-0 FC3-5 1B BB		3	1	2	1	1	0	1																			
Mike Hershberger, R (1, 9) OBP: 0.322, SLG: 0.355	0-0 FC5-2 3B		0-0 SF7		0-0 F9		0-0 F9	0-0 FC3-5 1B		3	0	2	3	0	0	1																			
Ed Charles, R (1, 5) OBP: 0.313, SLG: 0.442	0-0 FC5-2 FC5-4		0-0 6-3		0-0 5-3		0-0 5-3	0-0 FC3-5		4	0	0	0	0	0	3																			
Danny Cater, R (1, 7) OBP: 0.293, SLG: 0.348	0-0 FC5-4		0-0 6-3		0-3 K		0-0 6-3	0-0 F3		4	0	0	0	0	1	3																			
Dick Green, R (1, 4) OBP: 0.286, SLG: 0.342		0-3 K		0-0 L7-4 2B		0-3 K		0-0 F6		4	0	1	0	0	2	2																			
Joe Nosssek, R (1, 8) OBP: 0.293, SLG: 0.369		0-0 F6		0-0 L7-4		0-0 L7-4		0-0 G3		2	0	0	0	0	0	1																			
Jim Gosger, L (7, PH) OBP: 0.313, SLG: 0.330								0-0 K		2	0	0	0	0	1	0																			
Phil Roof, R (1, 2) OBP: 0.287, SLG: 0.381		4-0 BB		0-0 5-3		0-0 5-3		0-3 K		2	0	0	0	1	0	0																			
Larry Stahl, L (9, PH) OBP: 0.276, SLG: 0.382								0-0 K		1	0	0	0	0	1	0																			
Catfish Hunter, R (1, 1) OBP: 0.189, SLG: 0.216		0-3 K		0-0 F2		0-0 F2		0-0 F8		3	0	0	0	0	2	1																			
Guido Grilli, L (8, 1) OBP: 0.500, SLG: 0.500								0-0 F8		0	0	0	0	0	0	0																			
Jack Aker, R (8, 1) OBP: 0.111, SLG: 0.222								0-0 F8		0	0	0	0	0	0	0																			
Tim Talton, L (9, PH) OBP: 0.400, SLG: 1.000								0-0 F8		1	0	0	0	0	0	0																			
Inning Stats	R: 1 E: 0 K: 0 S: 5	H: 2 LOB: 1 BB: 0 P: 5	R: 0 E: 0 K: 2 S: 7	H: 0 LOB: 1 BB: 1 P: 11	R: 1 E: 0 K: 0 S: 4	H: 1 LOB: 0 BB: 0 P: 4	R: 0 E: 0 K: 1 S: 5	H: 1 LOB: 0 BB: 0 P: 5	R: 1 E: 1 K: 0 S: 5	H: 2 LOB: 1 BB: 0 P: 5	R: 0 E: 0 K: 1 S: 5	H: 0 LOB: 0 BB: 0 P: 5	R: 0 E: 0 K: 1 S: 5	H: 0 LOB: 0 BB: 0 P: 5	R: 3 E: 0 K: 0 S: 5	H: 2 LOB: 2 BB: 1 P: 9		R: 0 E: 0 K: 2 S: 7	H: 0 LOB: 0 BB: 0 P: 7	1B: 4 2B: 4 3B: 1 HR: 0	SF: 1 SAC: 0 DP: 1 HBP: 0	WP: 0 PA: 36 CS: 0													
PITCHER	IP WLS BF H R ER SO BB IBB HBP BLK WP HR S P ERA WHIP																																		
Al Downing, L (1, 1) ERA: 3.12	6.0	24	6	3	2	4	4	1	0	0	0	0	0	0	0	31	35	3.00	1.167																
Hal Reniff, R (7, 1) ERA: 2.29	1.0	6	2	1	1	1	1	1	0	0	0	0	0	0	7	11	9.00	3.000																	
Pedro Ramos, R (8, 1) ERA: 3.86	2.0	W	6	0	0	0	2	0	0	0	0	0	0	0	10	10	0.00	0.000																	

Batter	1	2	3	4	5	6	7	8	9	AB	R	H	RBI	BB	SO	LOB	TOP					
Horace Clarke, S OBP: 0.241, SLG: 0.240 (1, 6)	G3		F6		K		F9		F9	5	0	0	0	0	1	1						
Bobby Richardson, R OBP: 0.252, SLG: 0.347 (1, 4)	G4-6-3 BB		1B 2B		4-3		K		K	4	1	1	1	1	2	0						
Jake Gibbs, L OBP: 0.367, SLG: 0.425 (1, 2)	G4-6-3		1B			E 1B BB	F6		1B BB	3	1	1	1	2	0	1						
Joe Pepitone, L OBP: 0.289, SLG: 0.495 (1, 9)		F8 2B	F8			FC1 1B 1-2 1B		4-3	1B BB	5	1	2	0	0	0	2						
Tom Tresh, S OBP: 0.329, SLG: 0.323 (1, 8)	F9			G3		F7		L4	4-3	5	0	0	0	0	0	5						
Elston Howard, R OBP: 0.316, SLG: 0.401 Ray Barker, L OBP: 0.238, SLG: 0.362 (8, PR) (8, 3)	F8			FC4-6 BB		F9		BB 1B BB		2	0	0	0	2	0	3						
Roy White, S OBP: 0.324, SLG: 0.379 (1, 7)	F5			FC4-6 E S 1-2		1B 1B		BB 1B		4	0	2	1	0	0	2						
Clete Boyer, R OBP: 0.272, SLG: 0.349 (1, 5)			6-3	F8		FC4-6 1B		1B BB		3	0	1	1	1	0	1						
Mel Stottlemyre, R OBP: 0.200, SLG: 0.213 Steve Hamilton, L (8, 1)			2B 1B		K	FC4-6 1-2		K		4	1	1	0	0	2	5						
Inning Stats	R: 0 E: 0 K: 0 S: 2	H: 0 LOB: 0 BB: 1 P: 6	R: 0 E: 0 K: 0 S: 4	H: 1 LOB: 1 BB: 0 P: 4	R: 2 E: 0 K: 0 S: 6	H: 3 LOB: 1 BB: 0 P: 6	R: 0 E: 0 K: 0 S: 3	H: 0 LOB: 1 BB: 0 P: 7	R: 0 E: 0 K: 2 S: 7	H: 0 LOB: 0 BB: 0 P: 7	R: 2 E: 1 K: 0 S: 6	H: 2 LOB: 2 BB: 1 P: 10	R: 0 E: 0 K: 1 S: 5	H: 0 LOB: 0 BB: 0 P: 5	R: 0 E: 0 K: 1 S: 6	H: 1 LOB: 3 BB: 2 P: 14	R: 0 E: 0 K: 1 S: 6	H: 1 LOB: 2 BB: 1 P: 10	1B: 6 2B: 2 3B: 0 HR: 0	SF: 0 SAC: 0 DP: 1 HBP: 0	WP: 0 PB: 0 CS: 1	PA: 41
PITCHER	IP	WLS	BF	H	R	ER	SO	BB	IBB	HBP	BLK	WP	HR	S	P	ERA	WHIP					
Lew Krausse, R ERA: 2.79 Wes Stock, R ERA: 8.75 Ken Sanders, R ERA: 4.01 Jack Aker, R ERA: 1.44	5.2		26	6	4	2	2	3	0	0	0	0	0	27	39	3.18	1.588					

New York Yankees @ Kansas City Athletics
Municipal Stadium, Kansas City, MO
Fri Jul 15 1966, 8:05 PM EDT
Att: 23,229 - Unknown - 80 F


AB	35
R	4
H	8
RBI	4
BB	6
SO	5
LOB	20



Batter	1	2	3	4	5	6	7	8	9	AB	R	H	RBI	BB	SO	LOB	BOTTOM					
Bert Campaneris, R OBP: 0.302, SLG: 0.390 (1, 6)	1B FC4-6	F8		F7			6-3			4	1	1	0	0	0	1						
Jim Gosger, L OBP: 0.316, SLG: 0.333 (9, 7)	FC4-6 1B	4-3				G4-6-3 1B		F4		4	0	2	0	0	0	1						
Mike Hershberger, R OBP: 0.324, SLG: 0.360 (1, 9)	FC4-6 E BB 1-2 3-H		1B SF9 2B		G4-6-3 1-2			BB 2B 1B		4	3	2	1	0	0	2						
Roger Repoz, L OBP: 0.349, SLG: 0.425 (1, 3)	1B BB		FC3-6 1B		K			2B BB		2	1	1	0	2	1	0						
Danny Cater, R OBP: 0.292, SLG: 0.352 Jack Aker, R OBP: 0.111, SLG: 0.222 (9, 1)	F8		SF9		5-3			WP 2B		3	0	1	3	0	0	2						
Larry Stahl, L OBP: 0.277, SLG: 0.381 Ed Charles, R OBP: 0.311, SLG: 0.440 (8, PH) (9, 5)	FC3-6 1B		FC3-6 E S 1-2		4-3			F7		3	0	1	1	0	0	1						
Dick Green, R OBP: 0.286, SLG: 0.338 (1, 4)	3-1		5-3		F7			K		4	0	0	0	0	1	4						
Phil Roof, R OBP: 0.283, SLG: 0.376 Osste Chavarria, R OBP: 0.270, SLG: 0.258 Ken Sanders, R OBP: 0.364, SLG: 0.222 Joe Nosssek, R OBP: 0.293, SLG: 0.369 (7, PH) (8, 1) (9, 8)		K		5-3				6-3		2	0	0	0	0	1	0						
Lew Krausse, R OBP: 0.174, SLG: 0.050 Wes Stock, R OBP: 0.333, SLG: 0.833 (7, PH) (8, 2)				K				F7		2	0	1	0	0	1	0						
Inning Stats	R: 2 E: 1 K: 0 S: 6	H: 3 LOB: 2 BB: 1 P: 10	R: 0 E: 0 K: 1 S: 6	H: 1 LOB: 0 BB: 0 P: 6	R: 1 E: 0 K: 0 S: 5	H: 2 LOB: 1 BB: 0 P: 5	R: 0 E: 0 K: 1 S: 5	H: 0 LOB: 0 BB: 0 P: 5	R: 0 E: 0 K: 0 S: 3	H: 0 LOB: 0 BB: 0 P: 3	R: 0 E: 0 K: 0 S: 3	H: 0 LOB: 0 BB: 0 P: 3	R: 2 E: 0 K: 1 S: 7	H: 2 LOB: 1 BB: 1 P: 11	R: 0 E: 0 K: 1 S: 6	H: 1 LOB: 2 BB: 1 P: 10	1B: 7 2B: 2 3B: 0 HR: 0	SF: 1 SAC: 0 DP: 1 HBP: 0	WP: 1 PB: 0 CS: 0	PA: 34		
PITCHER	IP	WLS	BF	H	R	ER	SO	BB	IBB	HBP	BLK	WP	HR	S	P	ERA	WHIP					
Mel Stottlemyre, R ERA: 3.38 Steve Hamilton, L ERA: 2.02	7.1	L	32	9	5	5	3	2	0	0	0	0	1	0	4	4	0.00	0.000				

New York Yankees @ Kansas City Athletics
Municipal Stadium, Kansas City, MO
Fri Jul 15 1966, 8:05 PM EDT
Att: 23,229 - Unknown - 80 F

AB	31
R	5
H	9
RBI	5
BB	2
SO	4
LOB	12



Batter	1	2	3	4	5	6	7	8	9	10	AB	R	H	RBI	BB	SO	LOB																			
Horace Clarke, S OBP: 0.267, SLG: 0.321 (1, 6)											6	1	3	4	0	1	5																			
Bobby Richardson, R OBP: 0.295, SLG: 0.348 (1, 4)											4	0	1	0	2	0	2																			
Roy White, S OBP: 0.324, SLG: 0.378 (1, 7)											6	1	2	0	0	2	6																			
Joe Pepitone, L OBP: 0.287, SLG: 0.498 (1, 3)											6	1	1	2	0	0	4																			
Elston Howard, R OBP: 0.318, SLG: 0.402 (1, 2)											4	2	1	0	1	1	1																			
Tom Tresh, S OBP: 0.331, SLG: 0.333 (1, 8)											3	1	1	2	1	1	0																			
Lou Clinton, R OBP: 0.286, SLG: 0.341 (1, 9)											4	1	1	0	1	1	1																			
Clete Boyer, R OBP: 0.277, SLG: 0.359 (1, 5)											4	1	2	1	1	0	0																			
Fritz Peterson, S Hal Reniff, R Whitley Ford, L Roger Maris, R Ray Barker, R Pedro Ramos, S (1, 11) (5, 1) (7, 1) (10, PH) (10, PH) (10, 1)											2	0	0	0	0	0	2																			
Inning Stats	R: 0 E: 0 K: 1 S: 6	H: 1 LOB: 1 BB: 0 P: 6	R: 1 E: 0 K: 1 S: 7	H: 2 LOB: 2 BB: 1 P: 11	R: 2 E: 0 K: 1 S: 7	H: 2 LOB: 0 BB: 0 P: 7	R: 0 E: 0 K: 1 S: 5	H: 0 LOB: 0 BB: 0 P: 5	R: 0 E: 0 K: 0 S: 4	H: 2 LOB: 1 BB: 0 P: 4	R: 2 E: 0 K: 0 S: 5	H: 1 LOB: 3 BB: 3 P: 17	R: 0 E: 0 K: 0 S: 3	H: 0 LOB: 1 BB: 1 P: 7	R: 0 E: 0 K: 0 S: 2	H: 0 LOB: 0 BB: 1 P: 6	R: 0 E: 0 K: 1 S: 5	H: 0 LOB: 1 BB: 1 P: 9	R: 4 E: 0 K: 1 S: 9	H: 4 LOB: 1 BB: 1 P: 13	1B: 6 2B: 3 3B: 0 HR: 3	SF: 0 SAC: 2 DP: 2 HBP: 0	WP: 0 PB: 0 SB: 2 CS: 0	PA: 49												
PITCHER	IP	WLS	BF	H	R	ER	SO	BB	IBB	HBP	BLK	WP	HR	S	P	ERA	WHIP	PITCHER	IP	WLS	BF	H	R	ER	SO	BB	IBB	HBP	BLK	WP	HR	S	P	ERA	WHIP	
Paul Lindblad, L ERA: 5.27	(1, 1)	5.1	26	8	5	5	4	3	0	0	0	0	2	31	43	8.44	2.062	Jack Aker, R ERA: 1.98	(0, 1)	1.1	9	4	4	4	2	0	1	0	0	0	1	12	16	27.00	3.000	
Wes Stock, R ERA: 6.23	(6, 1)	0.2	4	0	0	0	0	1	0	0	0	0	0	3	7	0.00	1.500																			
Ken Sanders, R ERA: 3.95	(7, 1)	1.0	4	0	0	0	0	1	0	0	0	0	0	3	7	0.00	1.000																			
Jim Duckworth, R ERA: 6.2	(8, 1)	1.0	4	0	0	0	0	2	0	0	0	0	0	2	10	0.00	2.000																			
Guido Grilli, L ERA: 7.88	(9, 1)	0.2	2	0	0	0	0	0	0	0	0	0	0	2	2	0.00	0.000																			

TOP

New York Yankees @ Kansas City Athletics
Municipal Stadium, Kansas City, MO

Sat Jul 16 1966, 4:33 AM EDT
Att: 18,615 - Unknown - 75 F

AB	39
R	9
H	12
RBI	9
BB	8
SO	6
LOB	21

Batter	1	2	3	4	5	6	7	8	9	10	AB	R	H	RBI	BB	SO	LOB																			
Joe Nosske, R OBP: 0.291, SLG: 0.366 (1, 8)											4	0	1	1	0	0	3																			
Roger Repoz, L OBP: 0.345, SLG: 0.413 (1, 3)											4	0	0	0	1	1	4																			
Mike Hershberger, R OBP: 0.326, SLG: 0.381 (1, 9)											5	0	2	2	0	0	2																			
Danny Cater, R OBP: 0.294, SLG: 0.354 (1, 7)											4	1	1	0	1	0	2																			
Ed Charles, R OBP: 0.314, SLG: 0.439 (1, 5)											5	0	2	0	0	0	1																			
Dick Green, R OBP: 0.284, SLG: 0.336 (1, 4)											5	1	1	1	0	0	3																			
Ossie Chavarria, R OBP: 0.276, SLG: 0.265 (1, 6)											2	1	1	0	0	0	1																			
Larry Stahl, L OBP: 0.275, SLG: 0.379 (6, PH)											1	0	0	0	0	0	1																			
Ernie Fazio, R OBP: 0.310, SLG: 0.333 (7, 6)											1	0	1	0	0	0	1																			
Jack Aker, R OBP: 0.111, SLG: 0.222 (9, 1)											0	0	0	0	0	0	0																			
Phil Roof, R OBP: 0.288, SLG: 0.375 (1, 2)											3	1	1	1	1	0	1																			
Paul Lindblad, L Wes Stock, R Ken Sanders, R Tim Tallon, L Lew Kautoss, R Jim Duckworth, R Guido Grilli, L Bert Campaneris, R (1, 11) (6, 1) (7, 1) (7, PH) (7, PH) (8, 1) (9, 1) (9, 1)											2	0	1	0	0	1	2																			
Inning Stats	R: 0 E: 0 K: 0 S: 3	H: 0 LOB: 0 BB: 0 P: 3	R: 1 E: 0 K: 0 S: 4	H: 2 LOB: 0 BB: 0 P: 4	R: 0 E: 0 K: 1 S: 6	H: 1 LOB: 1 BB: 0 P: 6	R: 0 E: 0 K: 0 S: 3	H: 0 LOB: 0 BB: 0 P: 3	R: 2 E: 0 K: 1 S: 9	H: 4 LOB: 2 BB: 0 P: 9	R: 0 E: 0 K: 0 S: 3	H: 2 LOB: 1 BB: 1 P: 7	R: 1 E: 0 K: 0 S: 4	H: 2 LOB: 2 BB: 2 P: 12	R: 0 E: 0 K: 0 S: 4	H: 2 LOB: 1 BB: 0 P: 4	R: 0 E: 0 K: 0 S: 4	H: 2 LOB: 1 BB: 0 P: 4	R: 0 E: 0 K: 0 S: 3	H: 0 LOB: 0 BB: 0 P: 3	1B: 11 2B: 2 3B: 0 HR: 0	SF: 0 SAC: 1 DP: 1 HBP: 0	WP: 0 PB: 0 SB: 0 CS: 1	PA: 43												
PITCHER	IP	WLS	BF	H	R	ER	SO	BB	IBB	HBP	BLK	WP	HR	S	P	ERA	WHIP	PITCHER	IP	WLS	BF	H	R	ER	SO	BB	IBB	HBP	BLK	WP	HR	S	P	ERA	WHIP	
Fritz Peterson, L ERA: 3.58	(1, 1)	4.2	20	7	3	3	2	0	0	0	0	0	0	24	24	5.79	1.500																			
Hal Reniff, R ERA: 2.37	(5, 1)	2.0	9	1	1	1	0	3	0	0	0	0	0	6	18	4.50	2.000																			
Whitley Ford, L ERA: 2.83	(7, 1)	2.1	W	10	5	1	1	0	0	0	0	0	0	10	10	3.86	2.143																			
Pedro Ramos, R ERA: 3.79	(10, 1)	1.0	S	3	0	0	0	0	0	0	0	0	0	3	3	0.00	0.000																			

BOTTOM

New York Yankees @ Kansas City Athletics
Municipal Stadium, Kansas City, MO

Sat Jul 16 1966, 4:33 AM EDT
Att: 18,615 - Unknown - 75 F

AB	38
R	5
H	13
RBI	5
BB	3
SO	2
LOB	20

Batter	1	2	3	4	5	6	7	8	9	AB R H RBI BB SO LOB	TOP									
Horace Clarke, S OBP: 0.281, SLG: 0.373 (1, 6)	1-3		F4			HR		BB		3 1 1 1 1 0 0	New York Yankees @ Minnesota Twins Metropolitan Stadium, Bloomington, MI Sun Jul 17 1966, 4:33 AM EDT Unknown - 87 F									
Bobby Richardson, R OBP: 0.292, SLG: 0.342 (1, 4)	6-3		F7			F5		L5		4 0 0 0 0 0 2										
Hector Lopez, R OBP: 0.291, SLG: 0.410 (1, 7)	HR		K			F8		6-3		3 1 0 0 1 1 0										
Joe Pepitone, L OBP: 0.289, SLG: 0.506 (1, 3) (9, 8)	HR		G3			F6		BB		3 1 1 2 1 0 0										
Elston Howard, R OBP: 0.313, SLG: 0.396 (1, 2)	K		F9			F4		K		4 0 0 0 0 2 1										
Tom Tresh, S OBP: 0.330, SLG: 0.332 (1, 8)	F5		L1			F6		3-1		1 0 0 0 0 0 0										
Roy White, S OBP: 0.321, SLG: 0.374 (2, 8)										3 0 0 0 0 0 1										
Ray Barker, L OBP: 0.238, SLG: 0.362 (9, 3)										0 0 0 0 0 0 0										
Lou Clinton, R OBP: 0.287, SLG: 0.374 (1, 9)	HR		6-3			K				3 1 1 1 0 1 0										
Clete Boyer, R OBP: 0.278, SLG: 0.358 (1, 5)	F6		F7			L5	SH1-4 1B			3 0 1 0 0 0 0										
Fred Talbot, R OBP: 0.200, SLG: 0.211 (1, 1)	K		K			SH1-4				2 0 0 0 0 2 0										
Hal Reniff, R OBP: 0.364, SLG: 0.364 (9, 1)							1-2			0 0 0 0 0 0 0										
Inning Stats	R: 2 E: 0 K: 1 S: 6	H: 1 LOB: 0 BB: 1 P: 10	R: 1 E: 0 K: 1 S: 6	H: 1 LOB: 0 BB: 0 P: 6	R: 0 E: 0 K: 1 S: 5	H: 0 LOB: 0 BB: 0 P: 5	R: 0 E: 0 K: 0 S: 3	H: 0 LOB: 0 BB: 0 P: 3	R: 0 E: 0 K: 1 S: 5	H: 0 LOB: 0 BB: 0 P: 5	R: 0 E: 0 K: 0 S: 4	H: 0 LOB: 0 BB: 0 P: 4	R: 0 E: 0 K: 1 S: 5	H: 1 LOB: 1 BB: 1 P: 7	R: 0 E: 0 K: 1 S: 5	H: 0 LOB: 1 BB: 1 P: 9	1B: 1 2B: 1 3B: 0 HR: 3	SF: 0 SAC: 1 DP: 1 HBP: 0	WP: 0 PB: 0 SB: 1 CS: 0	PA: 33
PITCHER	IP WLS BF H R ER SO BB IBB HBP BLK WP HR S P ERA WHIP																			
Jim Merritt, L ERA: 4.12 (1, 1)	6.0 L 22 3 4 4 4 1 0 0 0 0 3 29 33 6.00 0.667																			
Dwight Siebler, R ERA: 3.12 (7, 1)	2.0 7 1 0 0 1 1 0 0 0 0 0 8 12 0.00 1.000																			
Johnny Klippstein, R ERA: 3.45 (9, 1)	1.0 4 0 0 0 1 1 0 0 0 0 0 5 9 0.00 1.000																			

Batter	1	2	3	4	5	6	7	8	9	AB R H RBI BB SO LOB	BOTTOM									
Zoilo Versalles, R OBP: 0.288, SLG: 0.361 (1, 6)	F2		F8			G4-6-3 1B		F8		4 0 1 0 0 0 2	New York Yankees @ Minnesota Twins Metropolitan Stadium, Bloomington, MI Sun Jul 17 1966, 4:33 AM EDT Unknown - 87 F									
Ted Uhlhaender, L OBP: 0.248, SLG: 0.259 (1, 8)	F6		L5-3			G4-6-3		BB FC4-6 1B		4 1 1 0 0 0 2										
Tony Oliva, L OBP: 0.369, SLG: 0.551 (1, 9)	PB E 1B		1-2			3-1		FC4-6 BB 1B		4 1 2 0 0 0 0										
Harmon Killebrew, R OBP: 0.384, SLG: 0.480 (1, 5)	E6 PB		5-3			F3		FC4-6 BB		3 0 0 0 1 0 1										
Don Mincher, L OBP: 0.300, SLG: 0.398 (1, 3)	K		1B			G4-6-3 BB		FC4-6 1B		3 0 1 1 1 1 4										
Jimmie Hall, L OBP: 0.291, SLG: 0.389 (1, 7)	F7		F7			G4-6-3		1-2 2-3 3-1		4 0 1 1 0 0 2										
Earl Batley, R OBP: 0.338, SLG: 0.328 (1, 2)	L8		5-3			F9		G4-6-3		4 0 0 0 0 0 2										
Cesar Tovar, R OBP: 0.299, SLG: 0.335 (1, 4)	F7		6-3			1B				3 0 1 0 0 0 0										
Jim Merritt, L OBP: 0.231, SLG: 0.308 (1, 1)			L5-3 1B			F1				2 0 1 0 0 1 0										
Rich Rollins, R OBP: 0.289, SLG: 0.400 (8, PH)										0 0 0 0 0 0 0										
Johnny Klippstein, R (9, 1)										1 0 0 0 0 0 1										
Inning Stats	R: 0 E: 1 K: 1 S: 7	H: 1 LOB: 2 BB: 0 P: 7	R: 0 E: 0 K: 0 S: 3	H: 0 LOB: 0 BB: 0 P: 3	R: 0 E: 0 K: 0 S: 4	H: 1 LOB: 1 BB: 0 P: 4	R: 0 E: 0 K: 0 S: 3	H: 0 LOB: 0 BB: 0 P: 3	R: 0 E: 0 K: 0 S: 2	H: 0 LOB: 0 BB: 1 P: 6	R: 0 E: 0 K: 0 S: 4	H: 1 LOB: 1 BB: 0 P: 4	R: 2 E: 0 K: 0 S: 5	H: 3 LOB: 1 BB: 1 P: 9	1B: 8 2B: 1 3B: 0 HR: 0	SF: 0 SAC: 0 DP: 4 HBP: 0	WP: 0 PB: 1 SB: 0 CS: 0	PA: 34		
PITCHER	IP WLS BF H R ER SO BB IBB HBP BLK WP HR S P ERA WHIP																			
Fred Talbot, R ERA: 4.73 (1, 1)	8.0 W 31 7 2 2 2 2 0 0 0 0 0 33 41 2.25 1.125																			
Hal Reniff, R ERA: 2.33 (9, 1)	1.0 S 3 1 0 0 0 0 0 0 0 0 0 3 3 0.00 1.000																			

Batter	1	2	3	4	5	6	7	8	9	AB	R	H	RBI	BB	SO	LOB	TOP					
Horace Clarke, S OBP: 0.286, SLG: 0.369 (1, 6)	6-3	F6		E7 1B		4-3		SH1-4 2B	4-3	6	2	2	0	0	0	2	New York Yankees @ Minnesota Twins Metropolitan Stadium, Bloomington, MI Sun Jul 17 1966, 4:38 AM EDT Att: 37,207 - Unknown - 89 F livebaseballscores.com					
Bobby Richardson, R OBP: 0.289, SLG: 0.339 (1, 4)	F9		F8	F7		F8		SH1-4		4	0	0	0	0	0	1						
Jake Gibbs, L OBP: 0.379, SLG: 0.446 (1, 2)			2B E	4-3 1B		E6		F7		5	1	3	1	0	0	1						
Joe Pepitone, L OBP: 0.294, SLG: 0.507 (1, 8)			E	4-3		K		2B	IBB	3	2	1	0	2	1	2						
Elston Howard, R OBP: 0.312, SLG: 0.391 Ray Barker, L OBP: 0.250, SLG: 0.390 (7, 3)	F9		E	6-3			6-3			3	1	0	0	1	0	3						
Roy White, S OBP: 0.319, SLG: 0.370 (1, 7)			E4 E			G3		F6		5	2	1	1	0	0	3						
Lou Clinton, R OBP: 0.292, SLG: 0.362 (1, 9)		F3	F2			6-3				3	1	0	0	2	0	4						
Clete Boyer, R OBP: 0.286, SLG: 0.373 (1, 5)			E9							5	0	4	4	0	1	1						
Jim Bouton, R OBP: 0.158, SLG: 0.111 Steve Hamilton, L (4, 1)										2	0	0	0	0	1	2						
Pedro Ramos, S OBP: 0.125, SLG: 0.125 (7, 1)	K		G3			L8		F8		2	0	0	0	0	1	1						
Inning Stats	R: 0 E: 0 K: 0 S: 4	H: 1 LOB: 2 BB: 1 P: 8	R: 1 E: 0 K: 1 S: 7	H: 2 LOB: 1 BB: 0 P: 7	R: 4 E: 2 K: 0 S: 7	H: 3 LOB: 1 BB: 1 P: 11	R: 1 E: 1 K: 0 S: 5	H: 2 LOB: 1 BB: 0 P: 5	R: 0 E: 0 K: 1 S: 6	H: 0 LOB: 1 BB: 0 P: 6	R: 1 E: 0 K: 0 S: 4	H: 1 LOB: 1 BB: 1 P: 8	R: 2 E: 0 K: 0 S: 5	H: 2 LOB: 1 BB: 1 P: 9	R: 0 E: 0 K: 2 S: 7	H: 0 LOB: 1 BB: 1 P: 11	1B: 7 2B: 5 3B: 0 HR: 0	SF: 0 SAC: 1 DP: 0 HBP: 0	WP: 0 PB: 0 CS: 0	PA: 46		
PITCHER	IP WLS BF H R ER SO	IP WLS BF H R ER SO	IP WLS BF H R ER SO	IP WLS BF H R ER SO	IP WLS BF H R ER SO	IP WLS BF H R ER SO	IP WLS BF H R ER SO	IP WLS BF H R ER SO	IP WLS BF H R ER SO	IP WLS BF H R ER SO	IP WLS BF H R ER SO	IP WLS BF H R ER SO	IP WLS BF H R ER SO	IP WLS BF H R ER SO	IP WLS BF H R ER SO	IP WLS BF H R ER SO	ERA WHIP	ERA WHIP				
Jim Perry, R ERA: 3.31 Ron Ketter, R ERA: 5.06 Pete Cimino, R ERA: 3.0 Al Worthington, R ERA: 2.7 Johnny Klippstein, R ERA: 3.34	2.2 L 17 6 5 2 1	3.1 10 3 1 0 0	6.1 9 1 1 1 1	8.1 6 2 2 2 0	9.1 4 0 0 0 2	17 3 1 0 0 0	25 10 10 10 14 4.50	25 10 10 14 9 18.00	25 10 10 14 9 18.00	25 10 10 14 9 18.00	25 10 10 14 9 18.00	25 10 10 14 9 18.00	25 10 10 14 9 18.00	25 10 10 14 9 18.00	25 10 10 14 9 18.00	25 10 10 14 9 18.00	6.75 3.000	6.75 3.000				
Batter	1	2	3	4	5	6	7	8	9	AB	R	H	RBI	BB	SO	LOB	BOTTOM					
Zoilo Versalles, R OBP: 0.290, SLG: 0.362 (1, 6)	F8 SH3 1B		4-3 E 1B		F3		K		F8	5	1	2	1	0	1	0	New York Yankees @ Minnesota Twins Metropolitan Stadium, Bloomington, MI Sun Jul 17 1966, 4:38 AM EDT Att: 37,207 - Unknown - 89 F livebaseballscores.com					
Ted Uhlhaender, L OBP: 0.235, SLG: 0.250 (1, 8)	SH3		4-3		L9		G3		5-3	4	0	0	0	0	0	1						
Tony Oliva, L OBP: 0.372, SLG: 0.557 (1, 9)	F8		E9			F6				5	0	3	1	0	0	1						
Harmon Killebrew, R OBP: 0.384, SLG: 0.487 (1, 5)	5-3		F6							4	1	1	1	1	0	3						
Don Mincher, L OBP: 0.299, SLG: 0.394 (1, 3)		F8				F9				3	0	0	0	1	0	2						
Jimmie Hall, L OBP: 0.285, SLG: 0.385 Bob Allison, R OBP: 0.323, SLG: 0.370 (6, FH) (7, 7)		K				K				2	0	0	0	0	2	1						
Russ Nixon, L OBP: 0.348, SLG: 0.293 (1, 2)										2	0	0	0	0	0	0						
Cesar Tovar, R OBP: 0.303, SLG: 0.343 (1, 4)										4	1	2	0	0	0	1						
Jim Perry, S OBP: 0.226, SLG: 0.318 Ron Ketter, R ERA: 5.06 Rich Rollins, R ERA: 3.98 Pete Cimino, R ERA: 3.0 Andy Kosco, R ERA: 2.6 Al Worthington, R ERA: 2.6 Bernie Allen ERA: 3.32 Johnny Klippstein, R ERA: 3.34	3.0 W 13 4 4 4 2	3.0 S 13 3 0 0 1	3.0 S 13 3 0 0 1	3.0 S 13 3 0 0 1	3.0 S 13 3 0 0 1	15 2 17 17	15 2 17 17	15 2 17 17	15 2 17 17	15 2 17 17	15 2 17 17	15 2 17 17	15 2 17 17	15 2 17 17	15 2 17 17	15 2 17 17		12.00 1.333	12.00 1.333			
Inning Stats	R: 0 E: 0 K: 0 S: 4	H: 1 LOB: 0 BB: 0 P: 4	R: 0 E: 0 K: 1 S: 5	H: 0 LOB: 0 BB: 0 P: 5	R: 2 E: 1 K: 0 S: 6	H: 3 LOB: 1 BB: 0 P: 6	R: 0 E: 0 K: 1 S: 5	H: 0 LOB: 0 BB: 1 P: 9	R: 0 E: 0 K: 1 S: 5	H: 0 LOB: 0 BB: 0 P: 5	R: 1 E: 0 K: 0 S: 4	H: 1 LOB: 0 BB: 0 P: 4	R: 3 E: 0 K: 1 S: 9	H: 4 LOB: 2 BB: 1 P: 13	R: 0 E: 0 K: 0 S: 4	H: 1 LOB: 1 BB: 0 P: 4		R: 0 E: 0 K: 0 S: 4	H: 1 LOB: 1 BB: 0 P: 4	1B: 6 2B: 3 3B: 0 HR: 2	SF: 0 SAC: 1 DP: 0 HBP: 0	WP: 0 PB: 0 CS: 0
PITCHER	IP WLS BF H R ER SO	IP WLS BF H R ER SO	IP WLS BF H R ER SO	IP WLS BF H R ER SO	IP WLS BF H R ER SO	IP WLS BF H R ER SO	IP WLS BF H R ER SO	IP WLS BF H R ER SO	IP WLS BF H R ER SO	IP WLS BF H R ER SO	IP WLS BF H R ER SO	IP WLS BF H R ER SO	IP WLS BF H R ER SO	IP WLS BF H R ER SO	IP WLS BF H R ER SO	IP WLS BF H R ER SO	ERA WHIP	ERA WHIP				
Jim Bouton, R ERA: 3.81 Steve Hamilton, L ERA: 2.6 Pedro Ramos, R ERA: 3.62	3.0 W 13 4 4 4 2	3.0 S 13 3 0 0 1	3.0 S 13 3 0 0 1	3.0 S 13 3 0 0 1	3.0 S 13 3 0 0 1	15 2 17 17	15 2 17 17	15 2 17 17	15 2 17 17	15 2 17 17	15 2 17 17	15 2 17 17	15 2 17 17	15 2 17 17	15 2 17 17	15 2 17 17	12.00 1.333	12.00 1.333				

Batter	1	2	3	4	5	6	7	8	9	AB	R	H	RBI	BB	SO	LOB	TOP			
Horace Clarke, S OBP: 0.307, SLG: 0.400										5	0	3	0	0	0	0				
Bobby Richardson, R OBP: 0.288, SLG: 0.337										5	0	1	1	0	0	3				
Jake Gibbs, L OBP: 0.361, SLG: 0.423										5	0	0	0	0	1	2				
Joe Pepitone, L OBP: 0.295, SLG: 0.509										5	0	2	0	0	2	3				
Elston Howard, R OBP: 0.311, SLG: 0.389										4	0	1	0	0	0	1				
Ray Barker, L OBP: 0.250, SLG: 0.390										0	0	0	0	0	0	0				
Roy White, S OBP: 0.318, SLG: 0.368										4	1	1	0	0	0	2				
Clete Boyer, R OBP: 0.292, SLG: 0.380										3	2	2	0	1	0	2				
Lou Clinton, R OBP: 0.287, SLG: 0.354										2	0	0	0	0	1	1				
Mickey Mantle, S OBP: 0.393, SLG: 0.568										1	0	1	1	0	0	0				
Hector Lopez, R OBP: 0.299, SLG: 0.456										1	2	1	3	0	0	0				
Al Downing, R OBP: 0.175, SLG: 0.205										2	0	0	0	0	0	1				
Roger Maris, L OBP: 0.319, SLG: 0.370										1	0	1	1	0	0	0				
Dick Schofield, S OBP: 0.234, SLG: 0.149										0	1	0	0	0	0	0				
Hal Reniff, R OBP: 0.333, SLG: 0.333										1	0	0	0	0	0	0				
Inning Stats	R: 0 E: 0 K: 0 S: 3	H: 1 LOB: 0 BB: 0 P: 3	R: 0 E: 0 K: 1 S: 5	H: 0 LOB: 0 BB: 0 P: 5	R: 0 E: 0 K: 0 S: 5	H: 2 LOB: 2 BB: 0 P: 5	R: 0 E: 0 K: 0 S: 5	H: 2 LOB: 2 BB: 0 P: 5	R: 0 E: 0 K: 1 S: 4	H: 1 LOB: 1 BB: 0 P: 4	R: 3 E: 0 K: 1 S: 10	H: 5 LOB: 3 BB: 0 P: 10	R: 3 E: 0 K: 0 S: 5	H: 2 LOB: 0 BB: 1 P: 9	R: 0 E: 0 K: 1 S: 5	H: 0 LOB: 0 BB: 0 P: 5	1B: 8 2B: 4 3B: 0 HR: 1	SF: 0 SAC: 0 DP: 1 HBP: 0	WP: 0 PB: 0 SB: 0 CS: 0	PA: 40
PITCHER	IP WLS BF H R ER SO BB IBB HBP BLK WP HR S P ERA WHIP																			
Mudcat Grant, R ERA: 3.2	(1, 1) 6.1 29 11 3 3 2 0 0 0 0 0 0 33 33 4.26 1.737																			
Bill Plets, L ERA:	(7, 1) 0.2 2 0 0 0 1 0 0 0 0 0 0 4 4 0.00 0.000																			
Pete Cimino, R ERA: 3.43	(8, 1) 0.1 L 3 1 2 2 0 1 0 0 0 0 0 0 2 6 54.00 6.000																			
Al Worthington, R ERA: 2.28	(8, 1) 1.2 6 1 1 1 1 0 0 0 0 0 0 1 8 8 5.40 0.600																			

New York Yankees @ Minnesota Twins
 Metropolitan Stadium, Bloomington, MI
 Mon Jul 18 1966, 4:33 AM EDT
 Att: 18,604 - Unknown - 91 F

AB	39
R	6
H	13
RBI	6
BB	1
SO	4
LOB	15



Batter	1	2	3	4	5	6	7	8	9	AB	R	H	RBI	BB	SO	LOB	BOTTOM					
Zoilo Versalles, R OBP: 0.292, SLG: 0.366										5	1	2	0	0	0	2						
Cesar Tovar, R OBP: 0.305, SLG: 0.346										4	0	2	1	1	0	3						
Tony Oliva, L OBP: 0.371, SLG: 0.555										3	0	1	1	0	0	3						
Harmon Killebrew, R OBP: 0.385, SLG: 0.495										3	1	1	1	1	0	2						
Earl Battey, R OBP: 0.341, SLG: 0.328										3	0	1	0	1	0	1						
Don Mincher, L OBP: 0.300, SLG: 0.393										3	0	1	0	0	0	1						
Andy Kosco, R OBP: 0.284, SLG: 0.330										4	0	0	0	0	1	2						
Ted Uhaender, L OBP: 0.256, SLG: 0.293										4	2	3	1	0	0	1						
Mudcat Grant, R OBP: 0.205, SLG: 0.238										1	0	0	0	0	0	0						
Bill Plets, L OBP: 0.287, SLG: 0.383										0	0	0	0	0	0	0						
Jimmie Hall, L OBP: 0.267, SLG: 0.350										0	0	0	0	0	0	0						
Pete Cimino, R OBP: 0.299, SLG: 0.456										0	0	0	0	0	0	0						
Al Worthington, R OBP: 0.234, SLG: 0.149										0	0	0	0	0	0	0						
Russ Nixon, L OBP: 0.292, SLG: 0.423										1	0	1	0	0	0	0						
Dave Boswell, R OBP: 0.165, SLG: 0.205										0	0	0	0	0	0	0						
Inning Stats	R: 1 E: 0 K: 0 S: 4	H: 1 LOB: 1 BB: 1 P: 8	R: 1 E: 0 K: 0 S: 4	H: 1 LOB: 0 BB: 0 P: 4	R: 0 E: 0 K: 0 S: 3	H: 1 LOB: 1 BB: 1 P: 7	R: 0 E: 0 K: 0 S: 3	H: 1 LOB: 0 BB: 0 P: 3	R: 1 E: 0 K: 0 S: 5	H: 3 LOB: 1 BB: 0 P: 5	R: 1 E: 0 K: 0 S: 4	H: 1 LOB: 1 BB: 1 P: 8	R: 0 E: 0 K: 1 S: 6	H: 1 LOB: 1 BB: 0 P: 6	R: 0 E: 0 K: 1 S: 6	H: 2 LOB: 2 BB: 0 P: 6	R: 0 E: 0 K: 0 S: 4	H: 2 LOB: 2 BB: 0 P: 4	1B: 9 2B: 1 3B: 0 HR: 2	SF: 1 SAC: 2 DP: 2 HBP: 0	WP: 0 PB: 0 SB: 0 CS: 1	PA: 38
PITCHER	IP WLS BF H R ER SO BB IBB HBP BLK WP HR S P ERA WHIP																					
Al Downing, L ERA: 3.28	(1, 1) 6.0 26 8 4 4 4 0 0 0 0 0 0 2 23 35 6.00 1.833																					
Hal Reniff, R ERA: 2.21	(7, 1) 3.0 W 12 4 0 0 2 0 0 0 0 0 0 0 16 16 0.00 1.333																					

New York Yankees @ Minnesota Twins
 Metropolitan Stadium, Bloomington, MI
 Mon Jul 18 1966, 4:33 AM EDT
 Att: 18,604 - Unknown - 91 F

AB	32
R	4
H	12
RBI	4
BB	3
SO	2
LOB	15



Batter	1	2	3	4	5	6	7	8	9	AB	R	H	RBI	BB	SO	LOB	TOP					
Jim Gosger, L (1, 8) OBP: 0.316, SLG: 0.331										3	0	0	0	1	1	2						
Roger Repoz, L (1, 3) OBP: 0.342, SLG: 0.398										4	0	1	0	0	1	1						
Mike Hershberger, R (1, 9) OBP: 0.322, SLG: 0.360											4	0	0	0	0	2						
Larry Stahl, L (1, 7) OBP: 0.292, SLG: 0.400											3	0	2	0	1	1	0					
Danny Cater, R (1, 5) OBP: 0.288, SLG: 0.346											4	0	0	0	0	5						
Dick Green, R (1, 4) OBP: 0.283, SLG: 0.332											3	0	1	0	0	1						
Ossie Chavarria, R (1, 6) OBP: 0.270, SLG: 0.250										3	0	1	0	0	0	1						
Phil Roof, R (1, 2) OBP: 0.294, SLG: 0.379 (8, PH)										2	0	0	0	0	1	0						
Tim Talton, L (8, PH) OBP: 0.400, SLG: 0.700 (8, 2)										1	0	0	0	0	0	1						
Caffish Hunter, R (1, 1) OBP: 0.200, SLG: 0.226										2	0	1	0	0	0	0						
Ed Charles, R (8, PH) OBP: 0.311, SLG: 0.432										1	0	0	0	0	1	1						
Ken Sanders, R (8, 1) OBP: 0.364, SLG: 0.222										0	0	0	0	0	0	0						
Inning Stats	R: 0 E: 0 K: 0 S: 3	H: 1 LOB: 2 BB: 2 P: 11	R: 0 E: 0 K: 0 S: 3	H: 1 LOB: 0 BB: 0 P: 3	R: 0 E: 0 K: 2 S: 7	H: 0 LOB: 0 BB: 0 P: 7	R: 0 E: 0 K: 1 S: 5	H: 0 LOB: 0 BB: 0 P: 5	R: 0 E: 0 K: 1 S: 5	H: 0 LOB: 0 BB: 0 P: 5	R: 0 E: 0 K: 0 S: 3	H: 1 LOB: 0 BB: 0 P: 3	R: 0 E: 0 K: 0 S: 4	H: 1 LOB: 1 BB: 0 P: 4	R: 0 E: 0 K: 1 S: 6	H: 1 LOB: 1 BB: 0 P: 6	R: 0 E: 0 K: 0 S: 4	H: 1 LOB: 1 BB: 0 P: 4	1B: 5 2B: 1 3B: 0 HR: 0	SF: 0 SAC: 0 DP: 3 HBP: 0	WP: 0 PB: 0 SB: 0 CS: 0	PA: 32
PITCHER Mel Stottlemyre, R (1, 1) ERA: 3.19	IP: 9.0 WLS: W BF: 32 H: 6 R: 0 ER: 0 SO: 5 BB: 2 IBB: 0 HBP: 0 BLK: 0 WP: 0 HR: 0 S: 40 P: 48 ERA: 0.00 WHIP: 0.889															PITCHER	IP: 9.0 WLS: W BF: 32 H: 6 R: 0 ER: 0 SO: 5 BB: 2 IBB: 0 HBP: 0 BLK: 0 WP: 0 HR: 0 S: 40 P: 48 ERA: 0.00 WHIP: 0.889					

Kansas City Athletics @ New York Yankees
Yankee Stadium, Bronx, NY
Wed Jul 20 1966, 7:05 PM EDT
Att: 14,871 - Unknown - 76 F

AB	30
R	0
H	6
RBI	0
BB	2
SO	5
LOB	14

Batter	1	2	3	4	5	6	7	8	9	AB	R	H	RBI	BB	SO	LOB	BOTTOM			
Horace Clarke, S (1, 6) OBP: 0.316, SLG: 0.438										3	1	1	2	1	0	0				
Bobby Richardson, R (1, 4) OBP: 0.286, SLG: 0.339										4	1	1	0	0	0	1				
Mickey Mantle, S (1, 8) OBP: 0.382, SLG: 0.563 (8, PH)										2	0	0	0	1	1	1				
Lou Clinton, R (7, 9) OBP: 0.284, SLG: 0.351										1	0	0	0	0	1	0				
Joe Pepitone, L (1, 9) OBP: 0.295, SLG: 0.506 (7, 8)										4	0	1	1	0	0	1				
Tom Tresh, S (1, 7) OBP: 0.329, SLG: 0.341										4	1	1	1	0	0	1				
Elston Howard, R (1, 3) OBP: 0.318, SLG: 0.392 (8, FR)										3	0	2	0	1	0	0				
Ray Barker, L (9, 3) OBP: 0.250, SLG: 0.390										0	0	0	0	0	0	0				
Jake Gibbs, L (1, 2) OBP: 0.348, SLG: 0.406										4	0	0	0	0	0	4				
Clete Boyer, R (1, 5) OBP: 0.292, SLG: 0.377										2	1	0	0	1	0	0				
Mel Stottlemyre, R (1, 1) OBP: 0.192, SLG: 0.204										2	0	0	0	0	1	0				
Inning Stats	R: 0 E: 0 K: 0 S: 3	H: 0 LOB: 1 BB: 1 P: 7	R: 0 E: 0 K: 0 S: 3	H: 0 LOB: 0 BB: 0 P: 3	R: 2 E: 0 K: 1 S: 6	H: 1 LOB: 0 BB: 1 P: 10	R: 0 E: 0 K: 0 S: 4	H: 1 LOB: 1 BB: 0 P: 4	R: 0 E: 0 K: 0 S: 3	H: 0 LOB: 0 BB: 0 P: 3	R: 1 E: 0 K: 0 S: 5	H: 2 LOB: 2 BB: 1 P: 9	R: 0 E: 0 K: 1 S: 5	H: 0 LOB: 1 BB: 1 P: 9	R: 1 E: 0 K: 1 S: 7	H: 2 LOB: 1 BB: 0 P: 7	1B: 3 2B: 1 3B: 0 HR: 2	SF: 0 SAC: 1 DP: 0 HBP: 0	WP: 0 PB: 0 SB: 1 CS: 0	PA: 34
PITCHER Caffish Hunter, R (1, 1) ERA: 3.68	IP: 7.0 WLS: L BF: 29 H: 4 R: 3 ER: 3 SO: 2 BB: 4 IBB: 3 HBP: 3 BLK: 0 WP: 0 HR: 1 S: 29 P: 45 ERA: 3.86 WHIP: 1.143															PITCHER	IP: 1.0 WLS: L BF: 5 H: 2 R: 1 ER: 1 SO: 1 BB: 0 IBB: 0 HBP: 0 BLK: 0 WP: 0 HR: 0 S: 7 P: 7 ERA: 9.00 WHIP: 2.000			

Kansas City Athletics @ New York Yankees
Yankee Stadium, Bronx, NY
Wed Jul 20 1966, 7:05 PM EDT
Att: 14,871 - Unknown - 76 F


AB	29
R	4
H	6
RBI	4
BB	4
SO	3
LOB	8

Batter	1	2	3	4	5	6	7	8	9	10	11	AB	R	H	RBI	BB	SO	LOB
Ossie Chavarria, R OBP: 0.277, SLG: 0.250 (1, 6)	F9		K		6-3			1B		BB		4	0	1	0	1	1	0
Roger Repoz, L OBP: 0.333, SLG: 0.386 (1, 3)	K			E1 1B		K		K		3-1		5	1	0	0	0	3	2
Mike Hershberger, R OBP: 0.320, SLG: 0.358 (1, 7)	F2			F9		F8		FC4-6 1B			L4	5	0	1	0	0	0	1
Danny Cater, R OBP: 0.285, SLG: 0.341 (8, PH)		6-3		L8		6-3		FC4-6 1B			CS 1B	3	0	0	0	0	0	1
Tim Talton, L OBP: 0.417, SLG: 0.667 (8, 2)								1-2				2	0	1	0	0	0	2
Ed Charles, R OBP: 0.308, SLG: 0.425 (1, 5)		F8		1B		5-3				6-3		5	0	1	0	0	1	1
Dick Green, R OBP: 0.238, SLG: 0.341 (1, 4)		1B		2B		1-3						4	1	3	1	0	0	0
Joe Nossek, R OBP: 0.288, SLG: 0.360 (1, 8)		2B		1B		6-3		G6-4-3 1B				4	0	1	1	0	0	3
Phil Roof, R OBP: 0.295, SLG: 0.378 (8, PR)												3	0	1	0	0	1	0
Bert Campanaris, R OBP: 0.304, SLG: 0.392 (8, 9)				L9		K		S E 1B		1-3		0	1	0	0	0	0	0
Larry Stahl, L OBP: 0.291, SLG: 0.398 (8, 9)												1	0	0	0	0	0	0
Lew Krausse, R OBP: 0.100, SLG: 0.045 (7, 1)				6-3		L8		K		F7		2	0	0	0	0	0	0
Wes Stock, R OBP: 0.290, SLG: 0.310 (8, PH)												1	0	0	0	0	1	0
Ernie Fazio, R OBP: 0.100, SLG: 0.200 (8, 1)												1	0	0	0	0	0	0

Kansas City Athletics @ New York Yankees
 Yankee Stadium, Bronx, NY
 Thu Jul 21 1966, 3:33 AM EDT
 Att: 18,413 - Unknown - 80 F

livebaseballscores.com

AB 40
 R 3
 H 9
 RBI 2
 BB 1
 SO 7
 LOB 10



WP: 0 PA: 41
 FB: 0
 SB: 1
 CS: 1


Inning Stats	R: 0	H: 0	E: 0	K: 1	S: 5	LOB: 0	BB: 0	P: 5									
PITCHER	IP	WLS	BF	H	R	ER	SO	BB	IBB	HBP	BLK	WP	HR	S	P	ERA	WHIP
Fritz Peterson, L ERA: 3.44	7.0		25	4	2	1	2	0	0	0	0	0	0	9	9	13.50	4.500
Whitey Ford, L ERA: 2.95	0.2		5	3	1	1	2	0	0	0	0	0	0	9	9	13.50	4.500
Hal Reniff, R ERA: 2.17	1.1		4	1	0	0	0	0	0	0	0	0	0	4	4	0.00	0.750
Pedro Ramos, R ERA: 3.51	2.0	W	7	1	0	0	1	1	0	0	0	0	0	8	12	0.00	1.000

Batter	1	2	3	4	5	6	7	8	9	10	11	AB	R	H	RBI	BB	SO	LOB
Horace Clarke, S OBP: 0.310, SLG: 0.423 (1, 6)	1-3		F8		F4		2B 1B		F8			5	0	1	1	0	0	1
Bobby Richardson, R OBP: 0.287, SLG: 0.339 (1, 4)	F7		F7			F7		1-3 2B		B1-3		5	0	1	1	0	0	0
Mickey Mantle, S OBP: 0.380, SLG: 0.556 (8, 9)	E1		F8			F2		4-0 BB		6-3		3	0	0	0	1	0	0
Lou Clinton, R OBP: 0.282, SLG: 0.347 (7, PR)												1	0	0	0	0	0	0
Joe Pepitone, L OBP: 0.291, SLG: 0.499 (8, 8)	F2				K	F6		F8		G3		5	0	0	0	0	1	4
Tom Tresh, S OBP: 0.330, SLG: 0.340 (1, 7)		BB		L6			E SF7 1B	6-3			F2	4	1	1	0	1	0	0
Elston Howard, R OBP: 0.316, SLG: 0.396 (1, 3)		F7		6-3			F5	5-3			1B	5	0	1	0	0	0	2
Dick Schofield, S OBP: 0.234, SLG: 0.149 (11, PR)											3B	0	1	0	0	0	0	0
Jake Gibbs, L OBP: 0.380, SLG: 0.400 (1, 2)					K		E7 1B	6-3				4	1	1	1	1	1	1
Clete Boyer, R OBP: 0.292, SLG: 0.373 (1, 5)							1B 2B BB		1-3			3	1	0	0	1	0	2
Fritz Peterson, S OBP: 0.100, SLG: 0.045 (7, PH)												2	0	1	0	0	1	2
Whitey Ford, L OBP: 0.290, SLG: 0.310 (8, 1)												0	0	0	0	0	0	0
Hal Reniff, R OBP: 0.303, SLG: 0.333 (8, PH)												0	0	0	0	0	0	0
Billy Ripstein, L OBP: 0.125, SLG: 0.125 (10, 1)												0	0	0	0	0	1	0
Pedro Ramos, S OBP: 0.125, SLG: 0.125 (10, 1)												0	0	0	0	0	0	0

Kansas City Athletics @ New York Yankees
 Yankee Stadium, Bronx, NY
 Thu Jul 21 1966, 3:33 AM EDT
 Att: 18,413 - Unknown - 80 F

livebaseballscores.com

AB 38
 R 4
 H 6
 RBI 4
 BB 4
 SO 4
 LOB 12



WP: 0 PA: 43
 FB: 0
 SB: 0
 CS: 0

Inning Stats	R: 0	H: 0	E: 0	K: 1	S: 4	LOB: 1	BB: 0	P: 4									
PITCHER	IP	WLS	BF	H	R	ER	SO	BB	IBB	HBP	BLK	WP	HR	S	P	ERA	WHIP
Lew Krausse, R ERA: 2.58	6.2		29	4	3	0	3	3	0	0	0	0	0	32	44	0.00	1.050
Wes Stock, R ERA: 6.0	0.1		2	0	0	0	0	1	0	0	0	0	0	1	5	0.00	3.000
Jack Aker, R ERA: 2.01	3.1	L	12	2	1	1	1	0	0	0	0	0	0	14	14	2.70	0.600

Batter	1	2	3	4	5	6	7	8	9	AB	R	H	RBI	BB	SO	LOB	TOP								
Jose Cardenal, R (1, 8) OBP: 0.326, SLG: 0.406	0-0 1B 9-2 2B		0-0 FC6-4 1B	4-0 FC4-6 BB		0-0 E5 SF8 WP		0-0 F9		4	1	2	1	1	0	1									
Willie Smith, L (1, 9) OBP: 0.240, SLG: 0.261	0-0		0-0 F9	0-0 FC4-6		0-0 SF8		0-0		4	0	2	1	0	0	4									
Jim Piersall, R (8, 9) OBP: 0.275, SLG: 0.250	2-3 1B		0-0 FC6-4	1-2 2-3 BB		2-3 3-H 4-0		0-0 1B		0	0	0	0	0	0	0									
Jim Fregosi, R (1, 6) OBP: 0.307, SLG: 0.359	0-0 L9		0-0 FC6-4	1-2	0-0 F3	0-0 FC4-6 BB		0-0 F7		4	0	0	0	1	0	4									
Norm Siebern, L (1, 3) OBP: 0.386, SLG: 0.396	0-0 9-2		0-0 G3	0-0	0-3 K	0-0 FC4-6		0-0 1-3		5	0	0	0	0	1	4									
Rick Reichardt, R (1, 7) OBP: 0.362, SLG: 0.480		0-0 E6		0-0 5-3	1-0 2B HBP	0-0 F7		0-0 3B		4	1	1	0	0	0	1									
Buck Rodgers, S (1, 2) OBP: 0.283, SLG: 0.326		0-0 F7		0-0 HR	1-3 2B		0-0 4-3		4-0 3B	4	2	2	1	1	0	1									
Tom Satirano, L (1, 5) OBP: 0.353, SLG: 0.314		4-0 1-2 BB		0-0 1-3	0-0 L5		0-0 3-1		0-0 3B	4	0	1	2	1	0	2									
Bobby Knoop, R (1, 4) OBP: 0.264, SLG: 0.380		0-3 K		0-0 BB E 1B		0-0 E 3B		0-0 L9		5	1	2	0	0	2	3									
Clyde Wright, R (1, 1) OBP: 0.167, SLG: 0.167		0-3 K		0-0 E6		4-0 E SF8 BB		0-0 5-3		2	0	0	0	0	1	3									
Ed Kirkpatrick, L (6, PH) OBP: 0.313, SLG: 0.345										0	1	0	0	0	1	0									
Jack Sanford, R (6, PH) OBP: 0.190, SLG: 0.263										0	0	0	0	0	0	0									
Frank Malzone, R (8, PH) OBP: 0.306, SLG: 0.360										1	0	0	0	0	0	0									
Lew Burdette, R (8, 1) OBP: 0.306, SLG: 0.360										1	0	0	0	0	1	1									
Inning Stats	R: 0 E: 0 K: 0 S: 4	H: 2 LOB: 1 BB: 0 P: 4	R: 0 E: 1 K: 2 S: 8	H: 0 LOB: 2 BB: 1 P: 12	R: 0 E: 0 K: 0 S: 4	H: 1 LOB: 1 BB: 0 P: 4	R: 1 E: 1 K: 0 S: 6	H: 2 LOB: 3 BB: 1 P: 10	R: 0 E: 0 K: 1 S: 6	H: 1 LOB: 2 BB: 0 P: 7	R: 3 E: 1 K: 0 S: 5	H: 1 LOB: 1 BB: 2 P: 13	R: 0 E: 0 K: 1 S: 5	H: 0 LOB: 0 BB: 0 P: 5	R: 0 E: 0 K: 0 S: 4	H: 1 LOB: 1 BB: 1 P: 4	R: 2 E: 0 K: 1 S: 7	H: 2 LOB: 1 BB: 1 P: 11	1B: 4 2B: 3 3B: 3 HR: 1	SF: 1 SAC: 0 DP: 1 HBP: 1	WP: 1 PB: 0 SB: 1 CS: 0	PA: 45			
PITCHER	IP WLS BF H R ER SO BB IBB HBP BLK WP HR S P ERA WHIP	5.0 28 7 4 3 3 3 0 1 0 0 1 1 30 43 5.40 2.000	1.0 4 0 0 0 0 1 0 0 0 1 0 3 7 0.00 1.000	3.0 L 13 3 2 2 2 0 1 0 0 0 0 16 20 6.00 1.000																					

California Angels @ New York Yankees
Yankee Stadium, Bronx, NY
Fri Jul 22 1966, 7:05 PM EDT
Att: 16,450 - Unknown - 81 F

AB	38
R	6
H	10
RBI	5
BB	5
SO	5
LOB	24



Batter	1	2	3	4	5	6	7	8	9	AB	R	H	RBI	BB	SO	LOB	BOTTOM							
Horace Clarke, S (1, 6) OBP: 0.292, SLG: 0.398	0-0 6-3			0-0 5-3	0-0 F3		0-0 6-3		0-0 F8	5	0	0	0	0	0	3								
Bobby Richardson, R (1, 4) OBP: 0.289, SLG: 0.341	0-0 6-3			0-0 1B	1-3 2-H 3-H 1B		0-0 E8 PO			4	0	2	2	0	0	0								
Mickey Mantle, S (1, 8) OBP: 0.333, SLG: 0.549	0-3 K			0-0 F6	0-0 5-3		0-0 F8			3	0	0	0	0	1	3								
Roy White, S (7, 7) OBP: 0.317, SLG: 0.367										1	0	0	0	0	0	1								
Joe Pepitone, L (1, 9) OBP: 0.290, SLG: 0.499		0-3 K		0-0 F4		0-0 WP E 2B	0-0 PO	0-0 F9		4	1	1	0	0	1	1								
Elston Howard, R (1, 3) OBP: 0.315, SLG: 0.394		0-0 L9			0-0 2B FC1-2 1B	0-0 4-3		0-0 6-3		4	0	1	0	0	0	1								
Tom Tresh, S (1, 7) OBP: 0.334, SLG: 0.349		0-0 4-3			0-0 FC1-2 1-3 BB 2B	4-0 E BB		0-0 2B		3	1	2	0	1	0	0								
Clete Boyer, R (1, 5) OBP: 0.291, SLG: 0.372			0-0 5-3		0-0 BB FC1-2 1B 1B	0-0 E1		0-0 F2		4	1	1	1	0	0	2								
Jake Gibbs, L (1, 2) OBP: 0.339, SLG: 0.385			0-0 F5		0-0 FC1-2 1B 1B	1-2 2-3 3-H 2B	0-0 F7		0-0 4-3	4	1	0	0	0	0	5								
Fred Talbot, R (1, 1) OBP: 0.214, SLG: 0.205			0-0 L4		0-0 1B 1B	4-0 1-3 3-H BB	0-0 1-3		0-0 F6	1	0	0	1	1	0	0								
Hal Reniff, R (6, 1) OBP: 0.333, SLG: 0.333										0	0	0	0	0	0	0								
Roger Maris, L (6, PH) OBP: 0.316, SLG: 0.368										1	0	0	0	0	0	2								
Jim Bouton, R (7, 1) OBP: 0.158, SLG: 0.111										0	0	0	0	0	0	0								
Ray Barker, L (8, PH) OBP: 0.246, SLG: 0.383										1	0	0	0	0	0	0								
Inning Stats	R: 0 E: 0 K: 1 S: 5	H: 0 LOB: 0 BB: 0 P: 5	R: 0 E: 0 K: 1 S: 5	H: 0 LOB: 0 BB: 0 P: 5	R: 0 E: 0 K: 0 S: 3	H: 0 LOB: 0 BB: 0 P: 3	R: 0 E: 0 K: 0 S: 4	H: 1 LOB: 1 BB: 0 P: 4	R: 3 E: 0 K: 0 S: 7	H: 4 LOB: 2 BB: 1 P: 11	R: 1 E: 1 K: 0 S: 5	H: 1 LOB: 2 BB: 1 P: 9	R: 0 E: 1 K: 0 S: 3	H: 0 LOB: 0 BB: 0 P: 3	R: 0 E: 0 K: 0 S: 4	H: 1 LOB: 1 BB: 0 P: 4	R: 0 E: 0 K: 0 S: 3	H: 0 LOB: 0 BB: 0 P: 3	1B: 4 2B: 3 3B: 0 HR: 0	SF: 0 SAC: 0 DP: 0 HBP: 0	WP: 1 PB: 0 SB: 0 CS: 0	PA: 38		
PITCHER	IP WLS BF H R ER SO BB IBB HBP BLK WP HR S P ERA WHIP	5.0 21 5 3 3 3 2 1 0 0 0 1 0 8 12 4.50 1.200	2.0 9 1 1 1 0 1 0 0 0 1 0 8 12 4.50 1.000	2.0 W 7 1 0 0 0 0 0 0 0 0 0 7 7 0.00 0.500																				

California Angels @ New York Yankees
Yankee Stadium, Bronx, NY
Fri Jul 22 1966, 7:05 PM EDT
Att: 16,450 - Unknown - 81 F

AB	35
R	4
H	7
RBI	4
BB	2
SO	2
LOB	18



Batter	1	2	3	4	5	6	7	8	9	AB	R	H	RBI	BB	SO	LOB	TOP					
Jose Cardenal, R OBP: 0.332, SLG: 0.424 (1, 8)										5	2	4	1	0	0	0						
Tom Satriano, L OBP: 0.350, SLG: 0.320 (1, 5)										4	1	1	1	0	1	1						
Jim Fregosi, R OBP: 0.306, SLG: 0.360 (1, 6)										5	0	1	1	0	0	1						
Rick Reichardt, R OBP: 0.363, SLG: 0.477 (1, 7)										4	1	1	0	1	0	1						
Norm Siebern, L OBP: 0.382, SLG: 0.389 (1, 3)										4	1	0	0	1	3	4						
Jackie Warner, R OBP: 0.269, SLG: 0.442 Howie Reed, R (4, 1)										2	0	0	0	0	0	2						
Paul Schaal, R OBP: 0.356, SLG: 0.326 (6, PH)										0	0	0	0	0	0	0						
Willie Smith, L OBP: 0.250, SLG: 0.266 (6, PH)										1	1	1	0	1	0	0						
Buck Rodgers, S OBP: 0.282, SLG: 0.322 (1, 2)										3	0	0	0	1	1	3						
Bobby Knoop, R OBP: 0.269, SLG: 0.391 (1, 4)										3	1	2	3	1	0	1						
Marcelino Lopez, R OBP: 0.289, SLG: 0.286 (1, 1)										1	0	0	0	0	1	0						
Jim Piersall, R OBP: 0.268, SLG: 0.243 (4, 9)										2	0	0	0	0	0	1						
Bob Lee, R (6, 1)										0	0	0	0	0	0	0						
Minnie Rojas, R OBP: 0.083, SLG: 0.167 (7, 1)										1	0	0	0	0	1	2						
Inning Stats	R: 2 E: 0 K: 2 S: 10	H: 3 LOB: 1 BB: 0 P: 10	R: 1 E: 0 K: 1 S: 7	H: 2 LOB: 1 BB: 0 P: 7	R: 0 E: 0 K: 1 S: 5	H: 0 LOB: 0 BB: 0 P: 5	R: 0 E: 0 K: 1 S: 4	H: 0 LOB: 0 BB: 1 P: 8	R: 1 E: 0 K: 0 S: 4	H: 1 LOB: 0 BB: 0 P: 4	R: 2 E: 0 K: 1 S: 6	H: 1 LOB: 1 BB: 2 P: 14	R: 0 E: 0 K: 1 S: 5	H: 0 LOB: 0 BB: 0 P: 5	R: 1 E: 1 K: 2 S: 9	H: 2 LOB: 2 BB: 1 P: 13	R: 0 E: 0 K: 0 S: 4	H: 1 LOB: 2 BB: 1 P: 8	1B: 5 2B: 3 3B: 0 HR: 2	SF: 0 SAC: 1 DP: 1 HBP: 0	WP: 1 PB: 0 SB: 1 CS: 0	PA: 41
PITCHER	IP WLS BF H R ER SO BB IBB HBP BLK WP HR S P ERA WHIP																					
Al Downing, L ERA: 3.51 (1, 1)	5.1	23	6	5	5	5	2	0	0	0	0	2	31	39	8.44	1.500						
Pedro Ramos, R ERA: 3.51 (6, 1)	0.2	4	1	1	1	1	1	0	0	0	1	0	5	9	13.50	3.000						
Whitey Ford, L ERA: 2.81 (7, 1)	3.0	L	14	3	1	0	3	0	2	0	0	0	0	18	26	0.00	1.000					

California Angels @ New York Yankees
 Yankee Stadium, Bronx, NY
 Sat Jul 23 1966, 3:33 AM EDT
 Att: 34,042 - Unknown - 85 F

livebaseballscores.com

AB 35
 R 7
 H 10
 RBI 6
 BB 5
 SO 9
 LOB 15

Batter	1	2	3	4	5	6	7	8	9	AB	R	H	RBI	BB	SO	LOB	BOTTOM					
Horace Clarke, S OBP: 0.277, SLG: 0.375 (1, 6)										5	0	0	0	0	0	3						
Bobby Richardson, R OBP: 0.293, SLG: 0.341 (1, 4)										3	1	1	0	2	0	1						
Mickey Mantle, S OBP: 0.384, SLG: 0.565 (1, 8)										4	1	3	4	1	0	0						
Joe Pepitone, L OBP: 0.286, SLG: 0.492 (1, 3)										5	0	0	0	0	0	5						
Elston Howard, R OBP: 0.314, SLG: 0.392 (1, 2)										4	1	1	0	0	2	2						
Tom Tresh, S OBP: 0.333, SLG: 0.357 (1, 7)										4	1	1	2	0	0	0						
Hector Lopez, R OBP: 0.286, SLG: 0.434 (1, 9)										4	0	0	0	0	0	0						
Clete Boyer, R OBP: 0.297, SLG: 0.370 (1, 5)										1	1	0	0	3	0	0						
Al Downing, R OBP: 0.195, SLG: 0.225 Pedro Ramos, S OBP: 0.125, SLG: 0.125 (6, 1)										1	1	1	0	0	0	0						
Roger Maris, L OBP: 0.315, SLG: 0.367 (6, PH)										1	0	0	0	1	1							
Whitey Ford, L (7, 1)										0	0	0	0	0	0	0						
Roy White, S OBP: 0.316, SLG: 0.366 (9, PH)										1	0	0	0	1	0							
Inning Stats	R: 0 E: 0 K: 0 S: 4	H: 1 LOB: 1 BB: 0 P: 4	R: 0 E: 0 K: 0 S: 3	H: 0 LOB: 0 BB: 0 P: 3	R: 6 E: 0 K: 0 S: 8	H: 5 LOB: 0 BB: 1 P: 12	R: 0 E: 0 K: 0 S: 3	H: 0 LOB: 1 BB: 1 P: 7	R: 0 E: 0 K: 1 S: 5	H: 0 LOB: 0 BB: 0 P: 5	R: 0 E: 0 K: 1 S: 5	H: 0 LOB: 1 BB: 1 P: 9	R: 0 E: 0 K: 1 S: 5	H: 0 LOB: 2 BB: 2 P: 13	R: 0 E: 0 K: 0 S: 3	H: 0 LOB: 0 BB: 0 P: 3	R: 0 E: 0 K: 1 S: 6	H: 1 LOB: 2 BB: 1 P: 10	1B: 5 2B: 0 3B: 0 HR: 2	SF: 0 SAC: 1 DP: 0 HBP: 0	WP: 0 PB: 0 SB: 0 CS: 0	PA: 40
PITCHER	IP WLS BF H R ER SO BB IBB HBP BLK WP HR S P ERA WHIP																					
Marcelino Lopez, L ERA: 3.98 (1, 1)	3.0	16	6	6	6	0	1	0	0	0	0	0	8	12	0.00	0.500						
Howie Reed, R ERA: 2.43 (4, 1)	2.0	7	0	0	0	1	1	0	0	0	0	0	8	12	0.00	0.500						
Bob Lee, R ERA: 2.69 (6, 1)	1.1	7	0	0	0	1	3	0	0	0	0	0	6	18	0.00	2.250						
Minnie Rojas, R ERA: 1.71 (7, 1)	2.2	W	10	1	0	0	2	1	0	0	0	0	13	17	0.00	0.750						

California Angels @ New York Yankees
 Yankee Stadium, Bronx, NY
 Sat Jul 23 1966, 3:33 AM EDT
 Att: 34,042 - Unknown - 85 F

livebaseballscores.com

AB 33
 R 6
 H 7
 RBI 6
 BB 6
 SO 4
 LOB 12

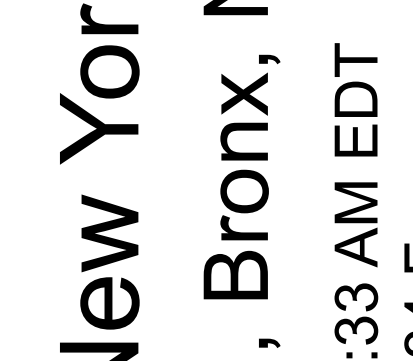
Batter	1	2	3	4	5	6	7	8	9	AB	R	H	RBI	BB	SO	LOB	TOP			
Jose Cardenal, R (1, 8) OBP: 0.334, SLG: 0.425 Jim Piersall, R (7, 8) OBP: 0.268, SLG: 0.243										4	0	2	0	0	0	2	California Angels @ New York Yankees Yankee Stadium, Bronx, NY Sun Jul 24 1966, 3:33 AM EDT Unknown - 84 F			
Willie Smith, L (1, 9) OBP: 0.244, SLG: 0.259										4	0	0	0	0	3	2				
Jim Fregosi, R (1, 6) OBP: 0.369, SLG: 0.365 Jackie Hernandez, R (7, 6) OBP: 0.105, SLG: 0.059										3	1	1	0	0	0	1				
Rick Reichardt, R (1, 7) OBP: 0.359, SLG: 0.472 Jackie Warner, R (7, 9) OBP: 0.297, SLG: 0.438										3	0	0	1	0	0	1				
Norm Siebern, L (1, 3) OBP: 0.385, SLG: 0.390 Howie Reed, R (6, 1)										2	0	1	0	1	0	0				
Frank Malzone, R (9, PH) OBP: 0.303, SLG: 0.356										1	0	0	0	0	0	0				
Buck Rodgers, S (1, 2) OBP: 0.282, SLG: 0.321										4	0	1	0	0	1	2				
Tom Satriano, L (1, 5) OBP: 0.340, SLG: 0.310											4	0	0	0	0	1				
Bobby Knoop, R (1, 4) OBP: 0.272, SLG: 0.396 Paul Schaaf, R (7, 5) OBP: 0.356, SLG: 0.326										3	0	2	0	0	0	0				
George Brunet, R (1, 1) OBP: 0.190, SLG: 0.268 Lew Burdette, R (5, 1) Ed Kirkpatrick, L (6, 3) OBP: 0.312, SLG: 0.343										2	0	0	0	0	0	1				
Inning Stats	R: 0 E: 0 K: 1 S: 6	H: 1 LOB: 1 BB: 0 P: 6	R: 0 E: 0 K: 0 S: 3	H: 1 LOB: 0 BB: 0 P: 3	R: 0 E: 0 K: 1 S: 6	H: 1 LOB: 1 BB: 0 P: 6	R: 0 E: 0 K: 0 S: 4	H: 1 LOB: 1 BB: 0 P: 4	R: 1 E: 0 K: 2 S: 8	H: 1 LOB: 1 BB: 0 P: 12	R: 0 E: 0 K: 1 S: 6	H: 1 LOB: 1 BB: 0 P: 6	R: 0 E: 0 K: 2 S: 7	H: 0 LOB: 0 BB: 0 P: 7	R: 0 E: 0 K: 0 S: 3	H: 0 LOB: 0 BB: 0 P: 3	1B: 5 2B: 1 3B: 1 HR: 0	SF: 0 SAC: 0 DP: 1 HBP: 0	WP: 0 PB: 0 SB: 0 CS: 0	PA: 34
PITCHER Mel Stottlemyre, R (1, 1) ERA: 3.07	IP: 9.0 WLS: W BF: 34 H: 7 R: 1 ER: 1 SO: 7 BB: 1 IBB: 0 HBP: 0 BLK: 0 WP: 0 HR: 0 S: 47 P: 51 ERA: 1.00 WHIP: 0.889															PITCHER				

Batter	1	2	3	4	5	6	7	8	9	AB	R	H	RBI	BB	SO	LOB	BOTTOM			
Horace Clarke, S (1, 6) OBP: 0.283, SLG: 0.370										4	1	1	1	1	0	2	California Angels @ New York Yankees Yankee Stadium, Bronx, NY Sun Jul 24 1966, 3:33 AM EDT Unknown - 84 F			
Bobby Richardson, R (1, 4) OBP: 0.290, SLG: 0.338 Dick Schofield, S (6, 6) OBP: 0.231, SLG: 0.147										4	0	0	0	0	1	5				
Mickey Mantle, S (1, 8) OBP: 0.389, SLG: 0.578 Ray Barker, L (6, PR) OBP: 0.242, SLG: 0.377										3	2	2	1	1	0	0				
Joe Pepitone, L (1, 3) OBP: 0.293, SLG: 0.506										4	2	3	2	1	0	0				
Elston Howard, R (1, 2) OBP: 0.315, SLG: 0.387										3	1	0	0	2	2	3				
Tom Tresh, S (1, 7) OBP: 0.334, SLG: 0.365										4	2	1	4	1	0	1				
Lou Clinton, R (1, 9) OBP: 0.289, SLG: 0.347										3	0	1	0	1	0	0				
Clete Boyer, R (1, 5) OBP: 0.299, SLG: 0.370										3	0	1	0	1	0	3				
Mel Stottlemyre, R (1, 1) OBP: 0.179, SLG: 0.189										4	0	0	0	0	2	6				
Inning Stats	R: 1 E: 0 K: 1 S: 7	H: 2 LOB: 1 BB: 0 P: 7	R: 0 E: 1 K: 0 S: 3	H: 0 LOB: 0 BB: 0 P: 3	R: 1 E: 1 K: 1 S: 6	H: 0 LOB: 2 BB: 2 P: 14	R: 1 E: 0 K: 2 S: 8	H: 1 LOB: 2 BB: 2 P: 16	R: 4 E: 0 K: 0 S: 6	H: 3 LOB: 2 BB: 3 P: 18	R: 2 E: 0 K: 0 S: 6	H: 3 LOB: 2 BB: 1 P: 10	R: 0 E: 0 K: 1 S: 5	H: 0 LOB: 0 BB: 0 P: 5	R: 0 E: 0 K: 1 S: 5	H: 0 LOB: 0 BB: 0 P: 5		1B: 5 2B: 1 3B: 0 HR: 3	SF: 0 SAC: 0 DP: 1 HBP: 0	WP: 0 PB: 0 SB: 0 CS: 0
PITCHER George Brunet, L (1, 1) ERA: 2.85 Lew Burdette, R (5, 1) ERA: 3.08 Howie Reed, R (6, 1) ERA: 2.7	IP: 4.0 WLS: L BF: 23 H: 4 R: 6 ER: 5 SO: 4 BB: 6 IBB: 0 HBP: 0 BLK: 0 WP: 0 HR: 1 S: 25 P: 49 ERA: 11.25 WHIP: 2.500															PITCHER				

AB 33
R 1
H 7
RBI 1
BB 1
SO 7
LOB 11



AB 34
R 9
H 9
RBI 8
BB 8
SO 5
LOB 20



Batter	1	2	3	4	5	6	7	8	9	AB	R	H	RBI	BB	SO	LOB	TOP										
Jose Cardenal, R OBP: 0.333, SLG: 0.423 (1, 8)										4	0	1	0	0	1	2	California Angels @ New York Yankees Yankee Stadium, Bronx, NY Sun Jul 24 1966, 3:38 AM EDT Att: 23,534 - Unknown - 82 F										
Tom Satriano, L OBP: 0.344, SLG: 0.311 (1, 2) (8, 5)										3	0	1	0	1	1												
Jim Fregosi, R OBP: 0.308, SLG: 0.375 (1, 6)										4	1	2	1	0	1	2											
Rick Reichardt, R OBP: 0.361, SLG: 0.469 (1, 7)										2	0	0	0	2	0	1											
Frank Matzone, R OBP: 0.295, SLG: 0.346 Paul Schaal, R OBP: 0.356, SLG: 0.326 Buck Rodgers, S OBP: 0.281, SLG: 0.320 (6, PH) (8, 2)										3	0	0	0	0	0	1											
Bobby Knopp, R OBP: 0.272, SLG: 0.397 (1, 4)											4	0	1	0	0	0											
Jim Piersall, R OBP: 0.267, SLG: 0.244 (1, 9)											4	0	1	0	0	1											
Ed Kirkpatrick, L OBP: 0.311, SLG: 0.342 (1, 3)											4	0	1	0	0	2											
Dean Chance, R OBP: 0.041, SLG: 0.021 Norm Siebern, L OBP: 0.388, SLG: 0.390 Jackie Hernandez, R OBP: 0.183, SLG: 0.059 Jack Sanford, R OBP: 0.190, SLG: 0.263 (8, PH) (8, PR) (8, 1)										1	0	0	0	0	1	0											
Inning Stats	R: 0 E: 0 K: 2 S: 8	H: 1 LOB: 1 BB: 0 P: 8	R: 0 E: 0 K: 0 S: 4	H: 1 LOB: 1 BB: 0 P: 4	R: 0 E: 0 K: 2 S: 7	H: 0 LOB: 0 BB: 0 P: 7	R: 1 E: 0 K: 0 S: 4	H: 1 LOB: 0 BB: 0 P: 4	R: 0 E: 0 K: 0 S: 3	H: 1 LOB: 1 BB: 1 P: 7	R: 0 E: 0 K: 0 S: 3	H: 1 LOB: 0 BB: 0 P: 3	R: 0 E: 0 K: 1 S: 5	H: 3 LOB: 3 BB: 3 P: 17	R: 0 E: 0 K: 1 S: 5	H: 0 LOB: 0 BB: 0 P: 5		1B: 5 2B: 1 3B: 0 HR: 1	SF: 0 SAC: 1 DP: 1 HBP: 0	WP: 0 PB: 0 SB: 2 CS: 1	PA: 35						
PITCHER	IP	WLS	BF	H	R	ER	SO	BB	IBB	HBP	BLK	WP	HR	S	P	ERA	WHIP										
Steve Hamilton, L ERA: 2.53 Hal Reniff, R ERA: 2.1 Dooley Womack, R ERA: 4.09 Pedro Ramos, R ERA: 3.54	(1, 1) (6, 1) (7, 1) (8, 1)	5.0 1.0 1.2 1.1	20 3 8 4	5 0 2 0	1 0 0 0	1 0 0 0	4 0 0 2	0 1 3 0	0 0 0 0	0 0 0 0	0 0 0 0	0 0 0 0	0 0 0 0	1 2 5 8	28 2 17 8	28 0.00 0.00 0.00	1.000 1.000 3.000 0.000										

Batter	1	2	3	4	5	6	7	8	9	AB	R	H	RBI	BB	SO	LOB	BOTTOM										
Horace Clarke, S OBP: 0.272, SLG: 0.354 (1, 6)										4	0	0	0	0	0	1	California Angels @ New York Yankees Yankee Stadium, Bronx, NY Sun Jul 24 1966, 3:38 AM EDT Att: 23,534 - Unknown - 82 F										
Bobby Richardson, R OBP: 0.289, SLG: 0.342 (1, 4)										4	1	1	1	0	2	0											
Mickey Mantle, S OBP: 0.388, SLG: 0.575 Ray Barker, L OBP: 0.254, SLG: 0.387 (7, PR) (8, 3)										3	0	1	0	0	1	0											
Joe Pepitone, L OBP: 0.290, SLG: 0.500 (1, 3) (8, 8)										4	1	0	0	0	1	2											
Roger Maris, L OBP: 0.315, SLG: 0.371 (1, 9)										3	0	1	0	0	1	1											
Jake Gibbs, L OBP: 0.339, SLG: 0.384 (1, 2)										3	0	1	1	0	0	1											
Roy White, S OBP: 0.313, SLG: 0.362 (1, 7)										3	0	0	0	0	1	2											
Clete Boyer, R OBP: 0.300, SLG: 0.373 (1, 5)										3	1	1	0	0	0	0											
Steve Hamilton, L Hal Reniff, R Tom Tresh, S Dooley Womack, L Pedro Ramos, S (1, 1) (6, 1) (6, PH) (7, 1) (8, 1)	(1, 1) (6, 1) (6, PH) (7, 1) (8, 1)	7.0 1.0	25 6	4 3	2 2	2 2	7 0	0 0	0 0	0 0	0 0	0 0	0 0	0 0	0 0	0 1											
Inning Stats	R: 0 E: 0 K: 1 S: 5	H: 0 LOB: 0 BB: 0 P: 5	R: 0 E: 0 K: 2 S: 7	H: 0 LOB: 0 BB: 0 P: 7	R: 0 E: 0 K: 1 S: 5	H: 0 LOB: 0 BB: 0 P: 5	R: 0 E: 0 K: 1 S: 6	H: 1 LOB: 1 BB: 0 P: 6	R: 1 E: 0 K: 0 S: 5	H: 2 LOB: 1 BB: 0 P: 5	R: 1 E: 0 K: 0 S: 6	H: 3 LOB: 1 BB: 0 P: 6	R: 2 E: 0 K: 0 S: 6	H: 3 LOB: 1 BB: 0 P: 6	R: 0 E: 0 K: 1 S: 5	H: 0 LOB: 0 BB: 0 P: 5		1B: 3 2B: 2 3B: 1 HR: 1	SF: 0 SAC: 0 DP: 0 HBP: 0	WP: 0 PB: 0 SB: 1 CS: 0	PA: 31						
PITCHER	IP	WLS	BF	H	R	ER	SO	BB	IBB	HBP	BLK	WP	HR	S	P	ERA	WHIP										
Dean Chance, R ERA: 3.45 Jack Sanford, R ERA: 3.6	(1, 1) (8, 1)	7.0 1.0	25 6	4 3	2 2	2 2	7 0	0 0	0 0	0 0	0 0	0 0	0 0	6 6	6 6	2.57 18.00	0.571 3.000										

Batter	1	2	3	4	5	6	7	8	9	AB	R	H	RBI	BB	SO	LOB	TOP		
Zoilo Versalles, R OBP: 0.302, SLG: 0.372										4	1	1	0	0	0	1	Minnesota Twins @ New York Yankees Yankee Stadium, Bronx, NY Wed Jul 27 1966, 7:05 PM EDT Att: 19,960 - Unknown - 78 F		
Jimmie Hall, L OBP: 0.296, SLG: 0.402										4	1	2	1	0	0	0			
Tony Oliva, L OBP: 0.378, SLG: 0.576										4	0	1	0	0	0	2			
Harmon Killebrew, R OBP: 0.384, SLG: 0.493										4	0	0	0	0	0	2			
Don Mincher, L OBP: 0.309, SLG: 0.400										3	0	0	1	0	0	0			
Earl Battey, R OBP: 0.327, SLG: 0.314										3	0	0	0	0	0	1			
Russ Nixon, L OBP: 0.370, SLG: 0.298										1	0	0	0	0	0	0			
Cesar Tovar, R OBP: 0.328, SLG: 0.370										4	0	0	0	0	0	2			
Ted Uhlaender, L OBP: 0.230, SLG: 0.271										3	0	1	0	0	0	0			
Jim Kaat, L OBP: 0.225, SLG: 0.279										1	0	0	0	0	1	1			
Dwight Siebler, R										1	0	0	0	0	0	0			
Jim Perry, S OBP: 0.258, SLG: 0.296										0	0	0	0	0	0	0			
Bernie Allen, L OBP: 0.306, SLG: 0.339										1	1	1	1	0	0	0			
Pete Cimino, R										0	0	0	0	0	0	0			
Inning Stats	R: 2 E: 1 K: 0 S: 7	H: 3 LOB: 2 BB: 0 P: 7	R: 0 E: 0 K: 1 S: 7	H: 2 LOB: 2 BB: 0 P: 7	R: 0 E: 0 K: 0 S: 3	H: 0 LOB: 0 BB: 0 P: 3	R: 0 E: 0 K: 0 S: 3	H: 0 LOB: 0 BB: 0 P: 3	R: 1 E: 0 K: 0 S: 4	H: 1 LOB: 0 BB: 0 P: 4	R: 0 E: 0 K: 0 S: 3	H: 0 LOB: 0 BB: 0 P: 3	R: 0 E: 0 K: 0 S: 3	H: 0 LOB: 0 BB: 0 P: 3	R: 0 E: 0 K: 0 S: 3	H: 0 LOB: 0 BB: 0 P: 3	1B: 3 2B: 1 3B: 1 HR: 1	SF: 1 SAC: 0 DP: 0 HBP: 0	WP: 0 PA: 34 CS: 0
PITCHER Fred Talbot, R ERA: 4.63	IP: 9.0 WLS: W BF: 34 H: 6 R: 3 ER: 3 SO: 1 BB: 0 IBB: 0 HBP: 0 BLK: 0 WP: 0 HR: 1 S: 36 P: 36 ERA: 3.00 WHIP: 0.667															PITCHER	IP: 9.0 WLS: W BF: 34 H: 6 R: 3 ER: 3 SO: 1 BB: 0 IBB: 0 HBP: 0 BLK: 0 WP: 0 HR: 1 S: 36 P: 36 ERA: 3.00 WHIP: 0.667		

Batter	1	2	3	4	5	6	7	8	9	AB	R	H	RBI	BB	SO	LOB	BOTTOM			
Tom Tresh, S OBP: 0.336, SLG: 0.373										4	1	2	0	1	0	1	Minnesota Twins @ New York Yankees Yankee Stadium, Bronx, NY Wed Jul 27 1966, 7:05 PM EDT Att: 19,960 - Unknown - 78 F			
Bobby Richardson, R OBP: 0.291, SLG: 0.348										5	1	1	2	0	1	3				
Mickey Mantle, S OBP: 0.394, SLG: 0.571										3	1	2	0	1	0	1				
Ray Barker, L OBP: 0.246, SLG: 0.375										1	0	0	0	0	0	1				
Joe Pepitone, L OBP: 0.291, SLG: 0.504										5	2	2	2	0	0	4				
Elston Howard, R OBP: 0.320, SLG: 0.391										4	1	3	0	0	0	0				
Roger Maris, L OBP: 0.317, SLG: 0.385										4	0	1	0	0	0	4				
Horace Clarke, S OBP: 0.297, SLG: 0.382										3	0	1	2	1	0	1				
Clete Boyer, R OBP: 0.301, SLG: 0.379										4	0	2	0	0	0	3				
Fred Talbot, R OBP: 0.217, SLG: 0.209										4	0	1	0	0	2	5				
Inning Stats	R: 4 E: 0 K: 0 S: 8	H: 5 LOB: 1 BB: 0 P: 8	R: 0 E: 0 K: 0 S: 5	H: 2 LOB: 2 BB: 0 P: 5	R: 0 E: 0 K: 0 S: 5	H: 2 LOB: 1 BB: 1 P: 9	R: 2 E: 0 K: 0 S: 5	H: 2 LOB: 1 BB: 1 P: 9	R: 0 E: 0 K: 1 S: 6	H: 1 LOB: 2 BB: 1 P: 10	R: 0 E: 0 K: 1 S: 5	H: 1 LOB: 1 BB: 1 P: 9	R: 0 E: 0 K: 1 S: 5	H: 1 LOB: 1 BB: 1 P: 9	R: 0 E: 0 K: 1 S: 5	H: 1 LOB: 1 BB: 1 P: 9		1B: 11 2B: 2 3B: 1 HR: 2	SF: 0 SAC: 0 DP: 1 HBP: 0	WP: 0 PA: 40 CS: 0
PITCHER Jim Kaat, L ERA: 3.03	IP: 1.0 WLS: L BF: 9 H: 6 R: 4 ER: 2 SO: 0 BB: 0 IBB: 0 HBP: 0 BLK: 0 WP: 0 HR: 1 S: 9 P: 9 ERA: 36.00 WHIP: 6.000															PITCHER		IP: 1.0 WLS: L BF: 9 H: 6 R: 4 ER: 2 SO: 0 BB: 0 IBB: 0 HBP: 0 BLK: 0 WP: 0 HR: 1 S: 9 P: 9 ERA: 36.00 WHIP: 6.000		
PITCHER Dwight Siebler, R ERA: 3.52	IP: 3.0 WLS: 15 BF: 5 H: 2 R: 2 ER: 2 SO: 0 BB: 1 IBB: 0 HBP: 0 BLK: 0 WP: 0 HR: 1 S: 14 P: 18 ERA: 6.00 WHIP: 2.000															PITCHER		IP: 3.0 WLS: 15 BF: 5 H: 2 R: 2 ER: 2 SO: 0 BB: 1 IBB: 0 HBP: 0 BLK: 0 WP: 0 HR: 1 S: 14 P: 18 ERA: 6.00 WHIP: 2.000		
PITCHER Jim Perry, R ERA: 2.88	IP: 2.0 WLS: 7 BF: 2 H: 2 R: 0 ER: 0 SO: 1 BB: 0 IBB: 0 HBP: 0 BLK: 0 WP: 0 HR: 0 S: 9 P: 9 ERA: 0.00 WHIP: 1.000															PITCHER	IP: 2.0 WLS: 7 BF: 2 H: 2 R: 0 ER: 0 SO: 1 BB: 0 IBB: 0 HBP: 0 BLK: 0 WP: 0 HR: 0 S: 9 P: 9 ERA: 0.00 WHIP: 1.000			
PITCHER Pete Cimino, R ERA: 3.12	IP: 2.0 WLS: 9 BF: 2 H: 2 R: 0 ER: 0 SO: 2 BB: 0 IBB: 0 HBP: 0 BLK: 0 WP: 0 HR: 0 S: 11 P: 19 ERA: 0.00 WHIP: 2.000															PITCHER	IP: 2.0 WLS: 9 BF: 2 H: 2 R: 0 ER: 0 SO: 2 BB: 0 IBB: 0 HBP: 0 BLK: 0 WP: 0 HR: 0 S: 11 P: 19 ERA: 0.00 WHIP: 2.000			

Batter	1	2	3	4	5	6	7	8	9	AB	R	H	RBI	BB	SO	LOB	TOP							
Horace Clarke, S OBP: 0.296, SLG: 0.377 (1, 6)	3-1		F7		E 8-2 S 1B		F8			4	0	1	0	0	0	1								
Bobby Richardson, R OBP: 0.289, SLG: 0.345 (1, 4)	6-3			6-3	8-2			K		4	0	0	0	0	1	1								
Mickey Mantle, S OBP: 0.395, SLG: 0.580 (1, 8)		BB		HR		L8		F5		3	1	1	1	1	0	0								
Joe Pepitone, L OBP: 0.291, SLG: 0.500 (1, 3)	3-1			1B BB 1B		1-3		G3		3	1	0	0	1	0	1								
Tom Tresh, S OBP: 0.340, SLG: 0.376 (1, 7)		L5-3 1B		BB 1B 7-2 1B		BB			E3 PB SH3	3	0	2	0	1	0	0								
Roger Maris, L OBP: 0.317, SLG: 0.384 (1, 9)		L5-3		BB 1-2 2-3 1B		4-3			SH3	3	0	1	0	0	0	2								
Lou Clinton, R OBP: 0.289, SLG: 0.347 (6, 9)										0	0	0	0	0	0	0								
Elston Howard, R OBP: 0.322, SLG: 0.388 (1, 2)	5-3			BB 1-2 2-3 3-H BB			K			2	0	0	1	2	1	0								
Clete Boyer, R OBP: 0.301, SLG: 0.378 (1, 5)			L7	7-2					K	4	0	1	0	0	1	5								
Al Downing, R OBP: 0.178, SLG: 0.205 (1, 1)				3-H																				
Hal Reniff, R OBP: 0.333, SLG: 0.333 (9, 1)			K		1-3					4	0	0	0	0	1	3								
										0	0	0	0	0	0	0								
Inning Stats	R: 0 E: 0 K: 0 S: 3	H: 0 LOB: 1 BB: 1 P: 7	R: 0 E: 0 K: 0 S: 3	H: 1 LOB: 0 BB: 0 P: 3	R: 0 E: 0 K: 1 S: 5	H: 0 LOB: 0 BB: 0 P: 5	R: 2 E: 0 K: 0 S: 5	H: 3 LOB: 2 BB: 2 P: 13	R: 0 E: 1 K: 0 S: 3	H: 1 LOB: 0 BB: 0 P: 3	R: 0 E: 0 K: 0 S: 3	H: 0 LOB: 1 BB: 1 P: 7	R: 0 E: 0 K: 1 S: 6	H: 1 LOB: 1 BB: 0 P: 6	R: 0 E: 0 K: 1 S: 5	H: 0 LOB: 0 BB: 0 P: 5	R: 0 E: 1 K: 1 S: 6	H: 0 LOB: 2 BB: 1 P: 10	1B: 5 2B: 3 3B: 0 HR: 1	SF: 0 SAC: 1 DP: 3 HBP: 0	WP: 0 PB: 1 CS: 1	PA: 36		
PITCHER	IP WLS BF H R ER SO BB IBB HBP BLK WP HR S P ERA WHIP	7.0 L 28 6 2 2 2 4 0 0 0 0 1 28 44 2.57 1.429	2.0 8 0 0 0 0 2 0 1 0 0 0 0 11 15 0.00 0.000																					

New York Yankees @ Chicago White Sox
Comiskey Park, Chicago, IL
Fri Jul 29 1966, 8:05 PM EDT
Att: 30,364 - Unknown - 70 F

AB 30
R 2
H 6
RBI 2
BB 5
SO 4
LOB 13



Batter	1	2	3	4	5	6	7	8	9	AB	R	H	RBI	BB	SO	LOB	BOTTOM					
Ken Berry, R OBP: 0.318, SLG: 0.406 (1, 9)	5-3		L6		G4-6-3 1B				G4-6-3	5	0	2	0	0	0	3						
Don Buford, S OBP: 0.327, SLG: 0.354 (1, 5)	FC4-6 BB		K		G4-6-3 1-2		K			3	0	0	0	1	2	4						
Pete Ward, L OBP: 0.250, SLG: 0.200 (1, 7)	FC4-6 1-2		BB 1B		K					4	1	2	0	0	1	1						
Bill Skowron, R OBP: 0.310, SLG: 0.351 (1, 3)						5-3				3	0	1	0	1	1	1						
Al Weiss, S OBP: 0.211, SLG: 0.135 (9, PR)										0	0	0	0	0	0	0						
Tom McCraw, L OBP: 0.304, SLG: 0.352 (9, 3)	K									0	0	0	0	0	0	0						
Tommy Agee, R OBP: 0.315, SLG: 0.404 (1, 8)			K		F7		F9		F6	4	0	0	0	0	1	5						
Jerry Adair, R OBP: 0.290, SLG: 0.347 (1, 4)							6-3		5-3-4	4	0	2	1	0	0	1						
Lee Elia, R OBP: 0.256, SLG: 0.305 (1, 6)			F5		1-3				F7	4	0	0	0	0	2							
J.C. Martin, L OBP: 0.323, SLG: 0.385 (1, 2)			F9		G3					2	0	0	0	0	2							
John Romano, R OBP: 0.321, SLG: 0.415 (6, 2)							F7			2	0	1	0	0	0	0						
Floyd Robinson, L OBP: 0.342, SLG: 0.353 (9, PR)										0	0	0	0	0	0	0						
Bruce Howard, S OBP: 0.148, SLG: 0.043 (1, 1)										2	0	1	0	0	0	1						
Wayne Causey, L OBP: 0.321, SLG: 0.278 (7, PH)										0	0	0	0	1	0	0						
Hoyt Wilhelm, R OBP: 0.408, SLG: 0.390 (9, PH)			BB 1B							0	0	0	0	0	0	0						
Smoky Burgess, L OBP: 0.408, SLG: 0.390 (9, PH)										1	0	1	0	0	0	0						
Joe Horlan, R OBP: 0.154, SLG: 0.108 (9, PR)										0	0	0	0	0	0	0						
Inning Stats	R: 0 E: 0 K: 1 S: 5	H: 0 LOB: 1 BB: 1 P: 9	R: 0 E: 0 K: 1 S: 6	H: 1 LOB: 0 BB: 0 P: 6	R: 0 E: 0 K: 1 S: 7	H: 2 LOB: 3 BB: 1 P: 11	R: 0 E: 0 K: 0 S: 4	H: 1 LOB: 1 BB: 0 P: 4	R: 0 E: 0 K: 0 S: 5	H: 1 LOB: 0 BB: 0 P: 5	R: 0 E: 0 K: 0 S: 3	H: 0 LOB: 0 BB: 0 P: 3	R: 0 E: 0 K: 1 S: 6	H: 1 LOB: 2 BB: 1 P: 10	R: 0 E: 0 K: 0 S: 4	H: 2 LOB: 1 BB: 0 P: 4	R: 0 E: 0 K: 0 S: 4	H: 2 LOB: 2 BB: 0 P: 4	1B: 9 2B: 2 3B: 0 HR: 0	SF: 0 SAC: 0 DP: 3 HBP: 0	WP: 0 PB: 0 CS: 0	PA: 37
PITCHER	IP WLS BF H R ER SO BB IBB HBP BLK WP HR S P ERA WHIP	8.1 W 36 10 1 1 1 3 0 0 0 0 0 43 55 1.08 1.560	0.2 S 1 0 0 0 0 0 0 0 0 0 0 1 1 0.00 0.000																			

New York Yankees @ Chicago White Sox
Comiskey Park, Chicago, IL
Fri Jul 29 1966, 8:05 PM EDT
Att: 30,364 - Unknown - 70 F

AB 34
R 1
H 10
RBI 1
BB 3
SO 5
LOB 20



Batter	1	2	3	4	5	6	7	8	9	AB	R	H	RBI	BB	SO	LOB	TOP			
Horace Clarke, S OBP: 0.286, SLG: 0.364 (1, 6)	0-0 1-3		0-0 6-3			0-3 K			0-0 5-3	4	0	0	0	0	1	1				
Bobby Richardson, R OBP: 0.288, SLG: 0.344 (1, 4)	0-0 G6-4-3 1B			0-0 L8			0-0 6-3		0-0 F9	4	0	1	0	0	0	0				
Mickey Mantle, S OBP: 0.395, SLG: 0.577 (1, 8)	0-0 G6-4-3 1-2			0-0 F5			0-0 1B			3	0	1	0	0	0	1				
Elston Howard, R OBP: 0.319, SLG: 0.384 (1, 2)		0-0 6-3		0-0 F9			0-0 F9			3	0	0	0	0	0	1				
Tom Tresh, S OBP: 0.337, SLG: 0.373 (1, 7)		0-3 K			0-0 L5		0-0 F7			3	0	0	0	0	1	1				
Joe Pepitone, L OBP: 0.285, SLG: 0.496 (1, 3)		0-0 F3			0-0 4-3			0-0 F8		3	0	0	0	0	0	0				
Hector Lopez, R OBP: 0.280, SLG: 0.424 (1, 9)			0-3 K		0-0 F4			0-0 F7		2	0	0	0	0	1	0				
Jim Bouton, R OBP: 0.158, SLG: 0.111 (5, 1)										0	0	0	0	0	0	0				
Roy White, S OBP: 0.311, SLG: 0.360 (8, PH)										1	0	0	0	0	0	0				
Dooley Womack, L OBP: 1.000, SLG: 1.000 (8, 1)										0	0	0	0	0	0	0				
Clete Boyer, R OBP: 0.301, SLG: 0.381 (1, 5)			0-0 2B		0-0 L5			0-0 5-3		3	0	1	0	0	0	0				
Mel Stottlemyre, R OBP: 0.175, SLG: 0.185 (1, 1)				0-0 F7			0-0 F9			1	0	0	0	0	0	1				
Lou Clinton, R OBP: 0.284, SLG: 0.340 (5, 9)									0-0 1-3	2	0	0	0	0	0	0				
Inning Stats	R: 0 E: 0 K: 1 S: 3	H: 1 LOB: 0 BB: 0 P: 3	R: 0 E: 0 K: 1 S: 5	H: 0 LOB: 0 BB: 0 P: 5	R: 0 E: 0 K: 1 S: 6	H: 1 LOB: 0 BB: 0 P: 6	R: 0 E: 0 K: 0 S: 3	H: 0 LOB: 0 BB: 0 P: 3	R: 0 E: 0 K: 1 S: 5	H: 0 LOB: 0 BB: 0 P: 5	R: 0 E: 0 K: 0 S: 4	H: 1 LOB: 1 BB: 0 P: 4	R: 0 E: 0 K: 0 S: 3	H: 0 LOB: 0 BB: 0 P: 3	R: 0 E: 0 K: 0 S: 3	H: 0 LOB: 0 BB: 0 P: 3	1B: 2 2B: 1 3B: 0 HR: 0	SF: 0 SAC: 0 DP: 1 HBP: 0	WP: 0 PB: 0 CS: 0	PA: 29
PITCHER Gary Peters, L ERA: 2.37 (1, 1)	IP: 9.0 WLS: W BF: 29 H: 3 R: 0 ER: 0 SO: 3 BB: 0 IBB: 0 HBP: 0 BLK: 0 WP: 0 HR: 0 S: 35 P: 35 ERA: 0.00 WHIP: 0.333															IP: 9.0 WLS: W BF: 29 H: 3 R: 0 ER: 0 SO: 3 BB: 0 IBB: 0 HBP: 0 BLK: 0 WP: 0 HR: 0 S: 35 P: 35 ERA: 0.00 WHIP: 0.333				

New York Yankees @ Chicago White Sox
Comiskey Park, Chicago, IL

AB 29
R 0
H 3
RBI 0
BB 0
SO 3
LOB 5



WP: 0
PB: 0
CS: 0

Sat Jul 30 1966, 4:33 AM EDT
Att: 16,767 - Unknown - 70 F

Batter	1	2	3	4	5	6	7	8	9	AB	R	H	RBI	BB	SO	LOB	BOTTOM			
Don Buford, S OBP: 0.328, SLG: 0.354 (1, 5)	0-3 K		4-0 4-3 BB		0-0 CS 1B		0-0 3-1			3	0	1	0	1	1	0				
Wayne Causey, L OBP: 0.324, SLG: 0.285 (1, 4)	0-0 5-3		2-3 3-H BB		4-0 1-3 E 2B BB					3	1	1	1	1	0	1				
Al Weis, S OBP: 0.211, SLG: 0.135 (7, PR) (8, 4)			1-2 3-H BB		1-2 2B BB					0	0	0	0	0	0	0				
Tommie Agee, R OBP: 0.312, SLG: 0.399 (1, 8)	0-0 F8		0-0 F7		0-0 E5 1-3 2B		0-0 L7			4	1	0	0	0	0	3				
Pete Ward, L OBP: 0.252, SLG: 0.196 (1, 7)		0-3 K		4-0 2B BB		0-0 1-3		0-3 K		2	1	0	0	1	1	2				
Floyd Robinson, L OBP: 0.341, SLG: 0.352 (6, 9)				1-2 2-3 BB		1-2 2-3				1	0	0	0	0	1	1				
Tom McCraw, L OBP: 0.303, SLG: 0.354 (1, 3)		0-0 F5		1-2 4-1		0-0 2B			0-3 K	4	0	1	2	0	1	1				
John Romano, R OBP: 0.382, SLG: 0.417 (1, 2)		0-0 4-3		2-H 1B 2B		0-0 F7			0-0 5-3	4	1	1	1	0	0	1				
Jerry Adair, R OBP: 0.302, SLG: 0.353 (1, 6)			0-0 1B WP		0-0 1B	4-0 G6-3 BB			4-0 1B BB	2	1	2	1	2	0	0				
Ken Berry, R OBP: 0.321, SLG: 0.408 (1, 9) (6, 7)			0-0 WP 1-3 4-3 1B		0-0 F7		0-0 G6-3		0-0 1B	4	1	2	0	0	0	2				
Gary Peters, L OBP: 0.259, SLG: 0.370 (1, 1)			0-0 1-3 1-2		0-0 1-3		0-3 K		0-0 4-3	4	0	0	0	0	1	5				
Inning Stats	R: 0 E: 0 K: 1 S: 5	H: 0 LOB: 0 BB: 0 P: 5	R: 0 E: 0 K: 1 S: 5	H: 0 LOB: 0 BB: 0 P: 5	R: 2 E: 0 K: 0 S: 5	H: 2 LOB: 1 BB: 1 P: 9	R: 2 E: 0 K: 0 S: 5	H: 2 LOB: 1 BB: 1 P: 9	R: 0 E: 0 K: 1 S: 4	H: 0 LOB: 0 BB: 1 P: 8	R: 0 E: 0 K: 1 S: 6	H: 1 LOB: 1 BB: 0 P: 6	R: 0 E: 0 K: 1 S: 6	H: 1 LOB: 2 BB: 1 P: 10	R: 0 E: 0 K: 1 S: 6	H: 1 LOB: 1 BB: 1 P: 10	1B: 5 2B: 3 3B: 0 HR: 0	SF: 0 SAC: 0 DP: 1 HBP: 0	WP: 1 PB: 0 CS: 1	PA: 36
PITCHER Mel Stottlemyre, R ERA: 3.21 (1, 1)	IP: 4.0 WLS: L BF: 18 H: 4 R: 4 ER: 4 SO: 2 BB: 2 IBB: 0 HBP: 0 BLK: 0 WP: 1 HR: 0 S: 20 P: 28 ERA: 9.00 WHIP: 1.500															IP: 4.0 WLS: L BF: 18 H: 4 R: 4 ER: 4 SO: 2 BB: 2 IBB: 0 HBP: 0 BLK: 0 WP: 1 HR: 0 S: 20 P: 28 ERA: 9.00 WHIP: 1.500				
Jim Bouton, R ERA: 3.72 (5, 1)	3.0 13 3 2 0 2 2 0 0 0 0 0 15 23 0.00 1.667															3.0 13 3 2 0 2 2 0 0 0 0 0 15 23 0.00 1.667				
Dooley Womack, R ERA: 3.97 (8, 1)	1.0 5 1 0 0 1 1 0 0 0 0 0 6 10 0.00 2.000															1.0 5 1 0 0 1 1 0 0 0 0 0 6 10 0.00 2.000				

New York Yankees @ Chicago White Sox
Comiskey Park, Chicago, IL

AB 31
R 6
H 8
RBI 5
BB 5
SO 5
LOB 16



WP: 1
PB: 0
CS: 1

Sat Jul 30 1966, 4:33 AM EDT
Att: 16,767 - Unknown - 70 F

Batter	1	2	3	4	5	6	7	8	9	AB	R	H	RBI	BB	SO	LOB	TOP			
Horace Clarke, S OBP: 0.276, SLG: 0.351 (1, 6)										4	0	0	1	0	0	2	New York Yankees @ Chicago White Sox Comiskey Park, Chicago, IL Sun Jul 31 1966, 4:33 AM EDT Unknown - 83 F livebaseballscores.com			
Bobby Richardson, R OBP: 0.288, SLG: 0.343 (1, 4)										4	0	1	0	0	0	2				
Mickey Mantle, S OBP: 0.390, SLG: 0.569 (1, 8)										4	0	0	0	0	1					
Joe Pepitone, L OBP: 0.288, SLG: 0.494 (1, 3)										4	0	1	0	0	0					
Tom Tresh, S OBP: 0.334, SLG: 0.368 (1, 7)										4	0	0	0	0	2					
Roger Maris, L OBP: 0.318, SLG: 0.383 (1, 9)										3	1	1	0	0	0					
Jake Gibbs, L OBP: 0.328, SLG: 0.370 (1, 2)										3	0	1	0	0	1					
Clete Boyer, R OBP: 0.301, SLG: 0.380 (1, 5)										3	0	1	0	0	0					
Fritz Peterson, S OBP: 0.209, SLG: 0.238 Whitey Ford, L (6, 1)										2	0	0	0	0	1					
Billy Bryan, L OBP: 0.189, SLG: 0.205 Dooley Womack, L OBP: 1.000, SLG: 1.000 (8, 1)										0	0	0	0	0	0					
Inning Stats	R: 0 E: 0 K: 0 S: 5	H: 2 LOB: 2 BB: 0 P: 5	R: 1 E: 0 K: 1 S: 8	H: 3 LOB: 2 BB: 0 P: 8	R: 0 E: 0 K: 1 S: 5	H: 0 LOB: 0 BB: 0 P: 5	R: 0 E: 0 K: 1 S: 5	H: 0 LOB: 0 BB: 0 P: 5	R: 0 E: 0 K: 0 S: 3	H: 0 LOB: 0 BB: 0 P: 3	R: 0 E: 0 K: 0 S: 3	H: 0 LOB: 0 BB: 0 P: 3	R: 0 E: 0 K: 1 S: 5	H: 0 LOB: 0 BB: 0 P: 5	R: 0 E: 0 K: 1 S: 5	H: 0 LOB: 0 BB: 0 P: 5	1B: 5 2B: 0 3B: 0 HR: 0	SF: 0 SAC: 0 DP: 0 HBP: 0	WP: 0 PB: 0 CS: 0	PA: 32
PITCHER Joe Horlen, R ERA: 2.17 (1, 1)	IP: 9.0 WLS: W BF: 32 H: 5 R: 1 ER: 1 SO: 5 BB: 0 IBB: 0 HBP: 0 BLK: 0 WP: 0 HR: 0 S: 42 P: 42 ERA: 1.00 WHIP: 0.556															PITCHER Joe Horlen, R ERA: 2.17 (1, 1)	IP: 9.0 WLS: W BF: 32 H: 5 R: 1 ER: 1 SO: 5 BB: 0 IBB: 0 HBP: 0 BLK: 0 WP: 0 HR: 0 S: 42 P: 42 ERA: 1.00 WHIP: 0.556			

Batter	1	2	3	4	5	6	7	8	9	AB	R	H	RBI	BB	SO	LOB	BOTTOM			
Don Buford, S OBP: 0.328, SLG: 0.353 (1, 5)										4	0	1	0	0	0	1	New York Yankees @ Chicago White Sox Comiskey Park, Chicago, IL Sun Jul 31 1966, 4:33 AM EDT Unknown - 83 F livebaseballscores.com			
Tommie Agee, R OBP: 0.313, SLG: 0.399 (1, 8)										3	0	1	1	1	0	0				
Pete Ward, L OBP: 0.188, SLG: 0.188 Floyd Robinson, L OBP: 0.341, SLG: 0.352 (8, 9)										4	0	0	0	0	0	3				
Bill Skowron, R OBP: 0.315, SLG: 0.352 Tom McCraw, L OBP: 0.302, SLG: 0.352 (6, PR) (7, 3)										2	0	1	0	1	0	0				
Jerry Adair, R OBP: 0.301, SLG: 0.356 (1, 6)										4	1	1	1	0	0	1				
Ken Berry, R OBP: 0.324, SLG: 0.411 (8, 7)										3	1	1	1	1	0	0				
John Romano, R OBP: 0.362, SLG: 0.415 (1, 2)										3	0	1	0	0	0	3				
Wayne Causey, L OBP: 0.325, SLG: 0.286 Al Weis, S OBP: 0.211, SLG: 0.135 (7, 4)										3	1	1	0	0	0	2				
Joe Horlen, R OBP: 0.146, SLG: 0.105 (1, 1)										1	0	0	1	0	0	2				
Inning Stats	R: 0 E: 0 K: 0 S: 3	H: 0 LOB: 0 BB: 0 P: 3	R: 0 E: 0 K: 0 S: 3	H: 0 LOB: 0 BB: 0 P: 3	R: 0 E: 0 K: 0 S: 4	H: 1 LOB: 1 BB: 0 P: 4	R: 0 E: 0 K: 0 S: 3	H: 0 LOB: 1 BB: 1 P: 7	R: 2 E: 0 K: 0 S: 6	H: 3 LOB: 2 BB: 1 P: 10	R: 0 E: 0 K: 0 S: 2	H: 0 LOB: 0 BB: 1 P: 6	R: 0 E: 0 K: 0 S: 3	H: 0 LOB: 0 BB: 0 P: 3	R: 0 E: 0 K: 0 S: 3	H: 0 LOB: 0 BB: 0 P: 3		1B: 5 2B: 2 3B: 0 HR: 0	SF: 1 SAC: 1 DP: 0 HBP: 0	WP: 0 PB: 0 CS: 0
PITCHER Fritz Peterson, L ERA: 3.68 Whitey Ford, L ERA: 2.73 Dooley Womack, R ERA: 3.86	IP: 5.0 WLS: L BF: 24 H: 7 R: 4 ER: 4 SO: 4 BB: 2 IBB: 0 HBP: 0 BLK: 0 WP: 0 HR: 0 S: 22 P: 30 ERA: 7.20 WHIP: 1.800															PITCHER Fritz Peterson, L ERA: 3.68 Whitey Ford, L ERA: 2.73 Dooley Womack, R ERA: 3.86	IP: 5.0 WLS: L BF: 24 H: 7 R: 4 ER: 4 SO: 4 BB: 2 IBB: 0 HBP: 0 BLK: 0 WP: 0 HR: 0 S: 22 P: 30 ERA: 7.20 WHIP: 1.800			

Batter	1	2	3	4	5	6	7	8	9	AB	R	H	RBI	BB	SO	LOB	TOP								
Tom Tresh, S OBP: 0.333, SLG: 0.366 (1, 7)	5-3		K			G6-4-3 1B	K2-3			4	0	1	0	0	2	2	New York Yankees @ California Angels Anaheim Stadium, Anaheim, CA Mon Aug 01 1966, 10:05 PM EDT Att: 21,967 - Unknown - 85 F								
Bobby Richardson, R OBP: 0.285, SLG: 0.339 (1, 4)	1-3			F7		G6-4-3 1B		5-3		4	0	0	0	0	0	2									
Mickey Mantle, S OBP: 0.387, SLG: 0.562 (1, 8)				5-3		K		K		4	0	1	0	0	2	1									
Joe Pepitone, L OBP: 0.285, SLG: 0.494 (1, 3)	3-1				HR			4-3	6-3	4	1	1	1	0	0	1									
Elston Howard, R OBP: 0.317, SLG: 0.381 (1, 2)		1-3			6-3			6-3		4	0	0	0	0	0	0									
Roger Maris, L OBP: 0.317, SLG: 0.378 (1, 9)		K				F8		BB 1B HBP		3	1	0	0	0	1	0									
Clete Boyer, R OBP: 0.300, SLG: 0.377 (1, 5)			F6			L7		BB 1B		4	1	1	0	0	0	0									
Horace Clarke, S OBP: 0.271, SLG: 0.336 (1, 6)				F8		4-3		1B BB		2	0	0	0	1	0	0									
Fred Talbot, R OBP: 0.229, SLG: 0.205 (7, PH)						5-3				1	0	0	0	1	0	0									
Hector Lopez, R OBP: 0.266, SLG: 0.416 (7, PH)										1	0	1	2	0	0	0									
Hal Reniff, R OBP: 0.333, SLG: 0.333 (7, 1)										0	0	0	0	0	0	0									
Steve Hamilton, L OBP: 0.333, SLG: 0.333 (7, 1)										0	0	0	0	0	0	0									
Inning Stats	R: 0 E: 0 K: 0 S: 4	H: 1 LOB: 1 BB: 0 P: 4	R: 0 E: 0 K: 1 S: 5	H: 0 LOB: 0 BB: 0 P: 5	R: 0 E: 0 K: 1 S: 5	H: 0 LOB: 0 BB: 0 P: 5	R: 1 E: 0 K: 0 S: 4	H: 1 LOB: 0 BB: 0 P: 4	R: 0 E: 0 K: 0 S: 3	H: 0 LOB: 0 BB: 0 P: 3	R: 0 E: 0 K: 1 S: 5	H: 1 LOB: 1 BB: 1 P: 9	R: 2 E: 0 K: 1 S: 7	H: 2 LOB: 2 BB: 1 P: 12	R: 0 E: 0 K: 1 S: 5	H: 0 LOB: 0 BB: 0 P: 5	R: 0 E: 0 K: 0 S: 3	H: 0 LOB: 0 BB: 0 P: 3	1B: 4 2B: 0 3B: 0 HR: 1	SF: 0 SAC: 0 DP: 1 HBP: 1	WP: 0 PB: 0 CS: 0	PA: 34			
PITCHER	IP WLS BF H R ER SO BB IBB HBP BLK WP HR S P ERA WHIP	IP WLS BF H R ER SO BB IBB HBP BLK WP HR S P ERA WHIP	IP WLS BF H R ER SO BB IBB HBP BLK WP HR S P ERA WHIP	IP WLS BF H R ER SO BB IBB HBP BLK WP HR S P ERA WHIP	IP WLS BF H R ER SO BB IBB HBP BLK WP HR S P ERA WHIP	IP WLS BF H R ER SO BB IBB HBP BLK WP HR S P ERA WHIP	IP WLS BF H R ER SO BB IBB HBP BLK WP HR S P ERA WHIP	IP WLS BF H R ER SO BB IBB HBP BLK WP HR S P ERA WHIP	IP WLS BF H R ER SO BB IBB HBP BLK WP HR S P ERA WHIP	IP WLS BF H R ER SO BB IBB HBP BLK WP HR S P ERA WHIP	IP WLS BF H R ER SO BB IBB HBP BLK WP HR S P ERA WHIP	IP WLS BF H R ER SO BB IBB HBP BLK WP HR S P ERA WHIP	IP WLS BF H R ER SO BB IBB HBP BLK WP HR S P ERA WHIP	IP WLS BF H R ER SO BB IBB HBP BLK WP HR S P ERA WHIP	IP WLS BF H R ER SO BB IBB HBP BLK WP HR S P ERA WHIP	IP WLS BF H R ER SO BB IBB HBP BLK WP HR S P ERA WHIP	IP WLS BF H R ER SO BB IBB HBP BLK WP HR S P ERA WHIP	IP WLS BF H R ER SO BB IBB HBP BLK WP HR S P ERA WHIP	IP WLS BF H R ER SO BB IBB HBP BLK WP HR S P ERA WHIP	IP WLS BF H R ER SO BB IBB HBP BLK WP HR S P ERA WHIP	IP WLS BF H R ER SO BB IBB HBP BLK WP HR S P ERA WHIP	IP WLS BF H R ER SO BB IBB HBP BLK WP HR S P ERA WHIP	IP WLS BF H R ER SO BB IBB HBP BLK WP HR S P ERA WHIP	IP WLS BF H R ER SO BB IBB HBP BLK WP HR S P ERA WHIP	IP WLS BF H R ER SO BB IBB HBP BLK WP HR S P ERA WHIP

AB 31
R 3
H 5
RBI 3
BB 2
SO 5
LOB 6



Batter	1	2	3	4	5	6	7	8	9	AB	R	H	RBI	BB	SO	LOB	BOTTOM								
Jay Johnstone, L OBP: 0.500, SLG: 0.583 (1, 8)	F7									4	0	3	1	0	0	0	New York Yankees @ California Angels Anaheim Stadium, Anaheim, CA Mon Aug 01 1966, 10:05 PM EDT Att: 21,967 - Unknown - 85 F								
Willie Smith, L OBP: 0.250, SLG: 0.250 (1, 7)										2	1	0	0	1	0	2									
Lew Burdette, R (8, 1)	3B BB									0	0	0	0	0	0	0									
Jim Fregosi, R OBP: 0.299, SLG: 0.365 (1, 6)										4	0	1	1	0	1	4									
Norm Siebern, L OBP: 0.394, SLG: 0.389 (1, 3)										3	1	1	0	1	1	3									
Buck Rodgers, S OBP: 0.265, SLG: 0.347 (1, 2)										4	1	1	2	0	0	2									
Ed Kirkpatrick, L OBP: 0.322, SLG: 0.359 (1, 9)										4	0	1	0	0	2	0									
Tom Satriano, L OBP: 0.143, SLG: 0.311 (1, 5)										3	0	1	0	0	0	1									
Jackie Hernandez, R OBP: 0.105, SLG: 0.059 (7, PR)										0	1	0	0	0	0	0									
Jose Cardenal, R OBP: 0.323, SLG: 0.407 (8, 7)										1	0	0	0	0	0	0									
Bobby Knoop, R OBP: 0.268, SLG: 0.384 (1, 4)										3	0	0	0	0	1	2									
Clyde Wright, R OBP: 0.143, SLG: 0.143 (7, 1)										2	0	0	0	0	0	0									
Howie Reed, R (7, 1)										0	0	0	0	0	0	0									
Jack Sanford, R OBP: 0.195, SLG: 0.263 (7, PH)										0	0	0	0	0	0	0									
Joe Adcock, R OBP: 0.195, SLG: 0.554 (7, PR)										0	0	0	0	1	0	0									
Paul Schaal, R OBP: 0.358, SLG: 0.328 (8, 5)										0	0	0	0	0	0	0									
Inning Stats	R: 1 E: 0 K: 0 S: 3	H: 1 LOB: 2 BB: 2 P: 11	R: 0 E: 0 K: 0 S: 3	H: 0 LOB: 0 BB: 0 P: 3	R: 0 E: 0 K: 0 S: 3	H: 1 LOB: 0 BB: 0 P: 3	R: 2 E: 0 K: 0 S: 6	H: 3 LOB: 1 BB: 0 P: 6	R: 0 E: 0 K: 0 S: 4	H: 1 LOB: 1 BB: 0 P: 4	R: 0 E: 0 K: 1 S: 5	H: 0 LOB: 0 BB: 0 P: 5	R: 1 E: 0 K: 3 S: 11	H: 2 LOB: 3 BB: 1 P: 16	R: 0 E: 0 K: 1 S: 5	H: 0 LOB: 0 BB: 0 P: 5	R: 0 E: 0 K: 0 S: 3	H: 0 LOB: 0 BB: 0 P: 3	1B: 4 2B: 2 3B: 1 HR: 1	SF: 0 SAC: 0 DP: 1 HBP: 1	WP: 0 PB: 0 CS: 1	PA: 35			
PITCHER	IP WLS BF H R ER SO BB IBB HBP BLK WP HR S P ERA WHIP	IP WLS BF H R ER SO BB IBB HBP BLK WP HR S P ERA WHIP	IP WLS BF H R ER SO BB IBB HBP BLK WP HR S P ERA WHIP	IP WLS BF H R ER SO BB IBB HBP BLK WP HR S P ERA WHIP	IP WLS BF H R ER SO BB IBB HBP BLK WP HR S P ERA WHIP	IP WLS BF H R ER SO BB IBB HBP BLK WP HR S P ERA WHIP	IP WLS BF H R ER SO BB IBB HBP BLK WP HR S P ERA WHIP	IP WLS BF H R ER SO BB IBB HBP BLK WP HR S P ERA WHIP	IP WLS BF H R ER SO BB IBB HBP BLK WP HR S P ERA WHIP	IP WLS BF H R ER SO BB IBB HBP BLK WP HR S P ERA WHIP	IP WLS BF H R ER SO BB IBB HBP BLK WP HR S P ERA WHIP	IP WLS BF H R ER SO BB IBB HBP BLK WP HR S P ERA WHIP	IP WLS BF H R ER SO BB IBB HBP BLK WP HR S P ERA WHIP	IP WLS BF H R ER SO BB IBB HBP BLK WP HR S P ERA WHIP	IP WLS BF H R ER SO BB IBB HBP BLK WP HR S P ERA WHIP	IP WLS BF H R ER SO BB IBB HBP BLK WP HR S P ERA WHIP	IP WLS BF H R ER SO BB IBB HBP BLK WP HR S P ERA WHIP	IP WLS BF H R ER SO BB IBB HBP BLK WP HR S P ERA WHIP	IP WLS BF H R ER SO BB IBB HBP BLK WP HR S P ERA WHIP	IP WLS BF H R ER SO BB IBB HBP BLK WP HR S P ERA WHIP	IP WLS BF H R ER SO BB IBB HBP BLK WP HR S P ERA WHIP	IP WLS BF H R ER SO BB IBB HBP BLK WP HR S P ERA WHIP	IP WLS BF H R ER SO BB IBB HBP BLK WP HR S P ERA WHIP	IP WLS BF H R ER SO BB IBB HBP BLK WP HR S P ERA WHIP	IP WLS BF H R ER SO BB IBB HBP BLK WP HR S P ERA WHIP

AB 30
R 4
H 8
RBI 4
BB 3
SO 5
LOB 14



Batter	1	2	3	4	5	6	7	8	9	10	11	AB	R	H	RBI	BB	SO	LOB	TOP					
Tom Tresh, S OBP: 0.333, SLG: 0.367 (1, 7)												4	1	1	0	1	0	1						
Bobby Richardson, R OBP: 0.287, SLG: 0.340 (1, 4)												4	2	2	0	0	1	1						
Mickey Mantle, S OBP: 0.387, SLG: 0.556 (1, 8)												3	1	0	0	2	0	3						
Joe Pepitone, L OBP: 0.289, SLG: 0.500 (1, 3)												5	1	3	2	0	0	2						
Elston Howard, R OBP: 0.316, SLG: 0.376 Roy White, S OBP: 0.310, SLG: 0.359 Jake Gibbs, L OBP: 0.320, SLG: 0.367 (1, 2)												5	0	1	0	0	0	3						
Roger Maris, L OBP: 0.311, SLG: 0.370 (1, 9)												5	0	0	0	0	2	3						
Clete Boyer, R OBP: 0.299, SLG: 0.374 (1, 5)												5	0	1	0	0	1	0						
Horace Clarke, S OBP: 0.276, SLG: 0.333 (1, 6)												4	0	1	0	1	0	1						
Al Downing, R OBP: 0.191 Pedro Ramos, S OBP: 0.200, SLG: 0.200 Whitey Ford, L OBP: 0.333, SLG: 0.333 (1, 1)												3	0	0	0	1	2	1						
Inning Stats	R: 1 E: 0 K: 1 S: 7	H: 2 LOB: 1 BB: 0 P: 7	R: 0 E: 0 K: 1 S: 5	H: 0 LOB: 0 BB: 0 P: 5	R: 3 E: 2 K: 2 S: 10	H: 1 LOB: 1 BB: 1 P: 14	R: 0 E: 0 K: 2 S: 7	H: 0 LOB: 0 BB: 0 P: 7	R: 1 E: 0 K: 0 S: 5	H: 2 LOB: 1 BB: 0 P: 5	R: 0 E: 0 K: 0 S: 4	H: 1 LOB: 1 BB: 0 P: 4	R: 0 E: 0 K: 0 S: 2	H: 0 LOB: 0 BB: 1 P: 6	R: 0 E: 0 K: 0 S: 3	H: 1 LOB: 0 BB: 2 P: 10	R: 0 E: 0 K: 0 S: 2	H: 0 LOB: 1 BB: 1 P: 6	R: 0 E: 0 K: 0 S: 4	H: 2 LOB: 1 BB: 0 P: 4	1B: 6 2B: 4 3B: 0 HR: 0	SF: 0 SAC: 1 DP: 4 HBP: 0	WP: 0 PB: 0 SB: 0 CS: 1	PA: 44
PITCHER	IP ERA WLS BF H R ER SO BB IBB HBP BLK WP HR S P ERA WHIP	George Brunet, L ERA: 2.78	Bob Lee, R ERA: 2.84	Jack Sanford, R ERA: 3.48	Minnie Rojas, R ERA: 1.56	PITCHER	IP ERA WLS BF H R ER SO BB IBB HBP BLK WP HR S P ERA WHIP	George Brunet, L ERA: 2.78	Bob Lee, R ERA: 2.84	Jack Sanford, R ERA: 3.48	Minnie Rojas, R ERA: 1.56													

New York Yankees @ California Angels
Anaheim Stadium, Anaheim, CA
Tue Aug 02 1966, 10:05 PM EDT
Att: 25,465 - Unknown - 82 F

AB	38
R	5
H	9
RBI	2
BB	5
SO	6
LOB	15



Batter	1	2	3	4	5	6	7	8	9	10	11	AB	R	H	RBI	BB	SO	LOB	BOTTOM					
Jay Johnstone, L OBP: 0.471, SLG: 0.529 (1, 9)												5	0	2	1	0	0	2						
Jim Fregosi, R OBP: 0.300, SLG: 0.363 (1, 6)												4	1	1	1	1	0	3						
Jose Cardenal, R OBP: 0.318, SLG: 0.401 (1, 8)												5	0	0	0	0	1	5						
Joe Adcock, R OBP: 0.367, SLG: 0.591 (1, 3)												5	1	1	2	0	1	0						
Buck Rodgers, S OBP: 0.283, SLG: 0.342 (1, 2)												4	0	0	0	1	0	0						
Tom Satriano, L OBP: 0.339, SLG: 0.311 Marcelino Lopez, R OBP: 0.289, SLG: 0.286 Minnie Rojas, R OBP: 0.154, SLG: 0.167 (1, 5)												3	0	1	0	1	1	1						
Bobby Knoop, R OBP: 0.267, SLG: 0.389 (1, 4)												5	2	1	1	0	2	3						
Ed Kirkpatrick, L OBP: 0.319, SLG: 0.356 (1, 7)												5	0	1	0	0	1	2						
George Brunet, R ERA: 3.35 Jim Fregosi, R ERA: 3.42 Frank Matzone, R ERA: 2.77 Jack Sanford, R ERA: 3.48 Paul Schaal, R ERA: 2.47 (1, 1)	IP ERA WLS BF H R ER SO BB IBB HBP BLK WP HR S P ERA WHIP	Al Downing, L ERA: 3.35	Pedro Ramos, R ERA: 3.42	Whitey Ford, L ERA: 2.77	Hal Reniff, R ERA: 2.47	PITCHER	IP ERA WLS BF H R ER SO BB IBB HBP BLK WP HR S P ERA WHIP	Al Downing, L ERA: 3.35	Pedro Ramos, R ERA: 3.42	Whitey Ford, L ERA: 2.77	Hal Reniff, R ERA: 2.47													
Inning Stats	R: 0 E: 0 K: 0 S: 3	H: 0 LOB: 0 BB: 0 P: 3	R: 0 E: 0 K: 1 S: 6	H: 1 LOB: 1 BB: 0 P: 6	R: 0 E: 0 K: 0 S: 4	H: 1 LOB: 1 BB: 0 P: 4	R: 0 E: 0 K: 2 S: 7	H: 0 LOB: 1 BB: 1 P: 11	R: 1 E: 0 K: 1 S: 7	H: 2 LOB: 2 BB: 1 P: 11	R: 0 E: 0 K: 0 S: 3	H: 0 LOB: 0 BB: 1 P: 3	R: 0 E: 0 K: 0 S: 4	H: 1 LOB: 0 BB: 1 P: 8	R: 2 E: 2 K: 2 S: 10	H: 2 LOB: 2 BB: 1 P: 14	R: 0 E: 0 K: 1 S: 5	H: 0 LOB: 1 BB: 1 P: 9	R: 1 E: 0 K: 0 S: 2	H: 1 LOB: 0 BB: 0 P: 2	1B: 5 2B: 0 3B: 0 HR: 3	SF: 0 SAC: 0 DP: 0 HBP: 0	WP: 0 PB: 0 SB: 0 CS: 0	PA: 45

New York Yankees @ California Angels
Anaheim Stadium, Anaheim, CA
Tue Aug 02 1966, 10:05 PM EDT
Att: 25,465 - Unknown - 82 F

AB	40
R	6
H	8
RBI	6
BB	5
SO	7
LOB	19



Batter	1	2	3	4	5	6	7	8	9	AB	R	H	RBI	BB	SO	LOB	TOP					
Tom Tresh, S OBP: 0.335, SLG: 0.367										5	1	2	0	0	0	1						
Bobby Richardson, R OBP: 0.287, SLG: 0.338										5	0	1	1	0	0	2						
Mickey Mantle, S OBP: 0.396, SLG: 0.559										2	0	2	1	1	0	0						
Roy White, S OBP: 0.309, SLG: 0.358										0	1	0	0	0	0	0						
Ray Barker, L OBP: 0.243, SLG: 0.369										1	0	0	0	0	0	0						
Joe Pepitone, L OBP: 0.283, SLG: 0.489										4	0	0	0	0	0	4						
Elston Howard, R OBP: 0.318, SLG: 0.387										3	2	1	2	1	0	2						
Clete Boyer, R OBP: 0.302, SLG: 0.387										4	2	2	1	0	0	1						
Hector Lopez, R OBP: 0.413										3	0	1	1	0	0	0						
Lou Clinton, R OBP: 0.286, SLG: 0.340										0	0	0	0	0	0	0						
Horace Clarke, S OBP: 0.299, SLG: 0.346										3	1	2	1	0	0	0						
Fritz Peterson, S OBP: 0.205, SLG: 0.233										1	0	0	0	0	1	0						
Dooley Womack, L OBP: 0.500, SLG: 0.500										1	0	0	0	0	0	0						
Jake Gibbs, L OBP: 0.333, SLG: 0.381										1	0	0	0	0	0	1						
Pedro Ramos, S OBP: 0.182, SLG: 0.182										1	0	0	0	0	1	2						
Hal Reniff, R OBP: 0.333, SLG: 0.333										0	0	0	0	0	0	0						
Inning Stats	R: 0 E: 0 K: 0 S: 5	H: 2 LOB: 2 BB: 0 P: 5	R: 1 E: 0 K: 1 S: 6	H: 1 LOB: 0 BB: 0 P: 6	R: 0 E: 0 K: 0 S: 3	H: 0 LOB: 1 BB: 1 P: 7	R: 2 E: 0 K: 0 S: 4	H: 1 LOB: 0 BB: 1 P: 8	R: 1 E: 0 K: 0 S: 4	H: 1 LOB: 0 BB: 0 P: 4	R: 0 E: 0 K: 0 S: 3	H: 0 LOB: 0 BB: 0 P: 3	R: 1 E: 0 K: 0 S: 4	H: 2 LOB: 0 BB: 0 P: 4	R: 2 E: 0 K: 1 S: 9	H: 4 LOB: 2 BB: 0 P: 9	R: 0 E: 0 K: 0 S: 3	H: 0 LOB: 0 BB: 0 P: 3	1B: 7 2B: 2 3B: 0 HR: 2	SF: 3 SAC: 0 DP: 0 HBP: 0	WP: 0 PB: 0 SB: 0 CS: 1	PA: 40
PITCHER	IP WLS BF H R ER SO BB IBB HBP BLK WP HR S P ERA WHIP																					
Marcelino Lopez, L ERA: 4.06	(1, 1) 5.0 22 5 4 4 1 2 0 0 0 0 0 1 22 30 7.20 1.400																					
Lew Burdette, R ERA: 2.87	(6, 1) 2.0 7 2 1 1 0 0 0 0 0 0 0 0 7 7 4.50 1.000																					
Minnie Rojas, R ERA: 1.84	(8, 1) 1.0 7 4 2 2 1 0 0 0 0 0 0 1 9 9 18.00 4.000																					
Jack Sanford, R ERA: 3.44	(9, 1) 1.0 W 3 0 0 0 0 0 0 0 0 0 0 0 3 3 0.00 0.000																					

New York Yankees @ California Angels
Anaheim Stadium, Anaheim, CA
Thu Aug 04 1966, 6:33 AM EDT
Att: 19,512 - Unknown - 85 F

AB 34
R 7
H 11
RBI 7
BB 2
SO 2
LOB 13



Batter	1	2	3	4	5	6	7	8	9	AB	R	H	RBI	BB	SO	LOB	BOTTOM					
Jose Cardenal, R OBP: 0.320, SLG: 0.407										5	1	2	3	0	1	0						
Jay Johnstone, L OBP: 0.385, SLG: 0.423										5	1	2	1	0	0	2						
Jim Fregosi, R OBP: 0.304, SLG: 0.369										4	2	3	1	0	0	1						
Joe Adcock, R OBP: 0.365, SLG: 0.599										3	0	1	2	0	0	2						
Jackie Hernandez, R OBP: 0.095, SLG: 0.053										0	1	0	0	0	0	0						
Frank Matzone, R OBP: 0.271, SLG: 0.316										3	0	0	0	0	0	1						
Lew Burdette, R OBP: 0.352, SLG: 0.394										0	0	0	0	0	0	0						
Minnie Rojas, R OBP: 0.167										0	0	0	0	0	0	0						
Norm Siebert, L OBP: 0.396, SLG: 0.394										0	0	0	0	0	0	0						
Paul Schaal, R OBP: 0.309, SLG: 0.340										0	1	0	0	0	0	0						
Jack Sanford, R OBP: 0.191, SLG: 0.263										0	0	0	0	0	0	0						
Buck Rodgers, S OBP: 0.288, SLG: 0.347										3	2	2	1	1	0	0						
Bobby Knoop, R OBP: 0.270, SLG: 0.391										3	1	1	1	0	0	1						
Ed Kirkpatrick, L OBP: 0.311, SLG: 0.345										4	0	0	0	0	3	4						
Marcelino Lopez, R OBP: 0.300, SLG: 0.297										2	1	1	1	0	0	0						
Tom Satriano, L OBP: 0.335, SLG: 0.303										1	1	0	0	1	0	0						
Inning Stats	R: 2 E: 0 K: 0 S: 5	H: 2 LOB: 0 BB: 0 P: 5	R: 4 E: 0 K: 0 S: 8	H: 5 LOB: 1 BB: 0 P: 8	R: 0 E: 0 K: 2 S: 2	H: 0 LOB: 0 BB: 1 P: 6	R: 0 E: 0 K: 2 S: 7	H: 0 LOB: 0 BB: 0 P: 7	R: 0 E: 0 K: 1 S: 5	H: 0 LOB: 0 BB: 0 P: 5	R: 0 E: 0 K: 0 S: 3	H: 0 LOB: 0 BB: 0 P: 3	R: 0 E: 0 K: 1 S: 9	H: 0 LOB: 0 BB: 0 P: 3	R: 5 E: 1 K: 1 S: 9	H: 4 LOB: 2 BB: 2 P: 17	R: 0 E: 0 K: 0 S: 0	H: 0 LOB: 0 BB: 0 P: 0	1B: 8 2B: 1 3B: 3 HR: 0	SF: 2 SAC: 0 DP: 1 HBP: 0	WP: 0 PB: 0 SB: 0 CS: 0	PA: 38
PITCHER	IP WLS BF H R ER SO BB IBB HBP BLK WP HR S P ERA WHIP																					
Fritz Peterson, L ERA: 4.05	(1, 1) 1.1 11 7 6 6 0 0 0 0 0 0 0 11 11 40.50 5.250																					
Dooley Womack, R ERA: 3.24	(2, 1) 4.2 15 1 0 0 3 1 0 0 0 0 0 0 20 24 0.00 0.429																					
Pedro Ramos, R ERA: 3.63	(7, 1) 1.0 L 5 2 2 2 0 0 0 0 0 0 0 5 5 18.00 2.000																					
Hal Reniff, R ERA: 2.89	(8, 1) 1.0 7 2 3 2 1 1 1 0 0 0 0 0 7 15 18.00 3.000																					

New York Yankees @ California Angels
Anaheim Stadium, Anaheim, CA
Thu Aug 04 1966, 6:33 AM EDT
Att: 19,512 - Unknown - 85 F

AB 33
R 11
H 12
RBI 10
BB 3
SO 4
LOB 11

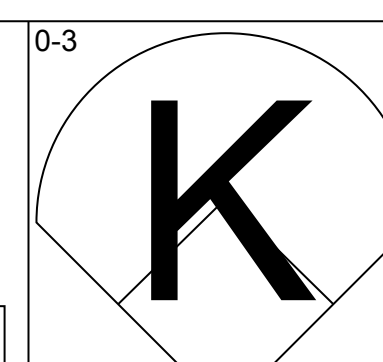
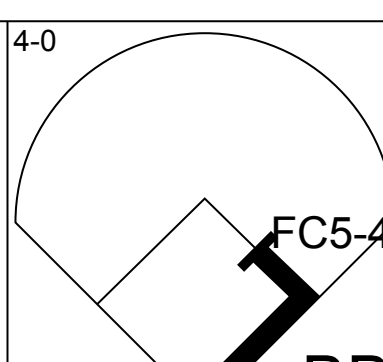
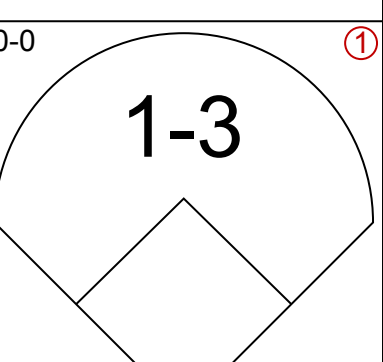
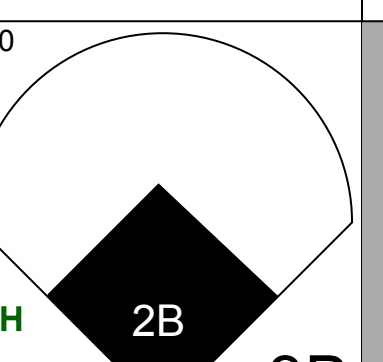
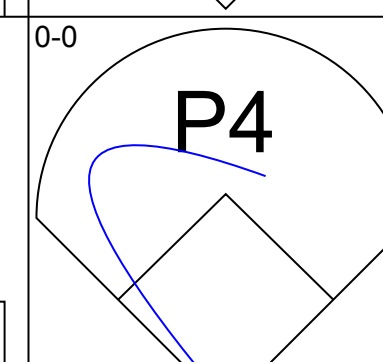
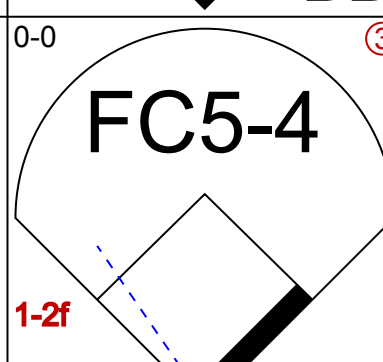
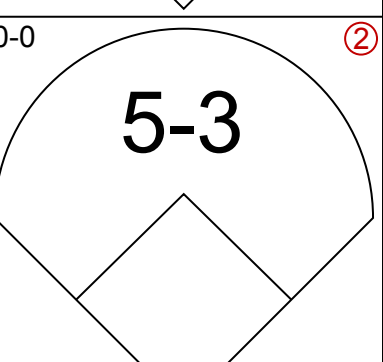
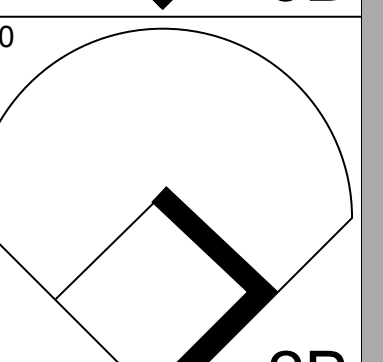
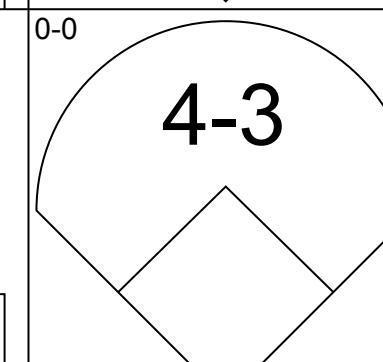
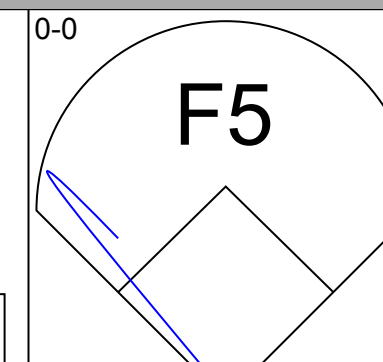
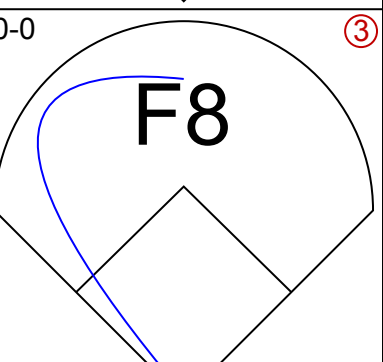
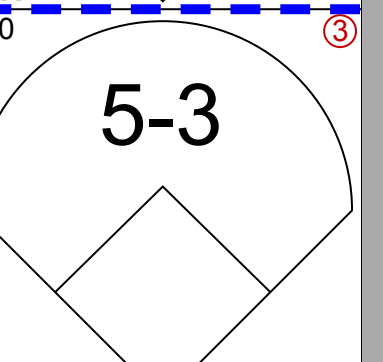
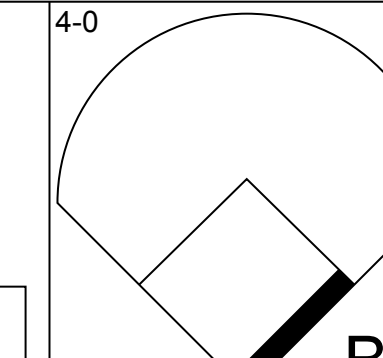
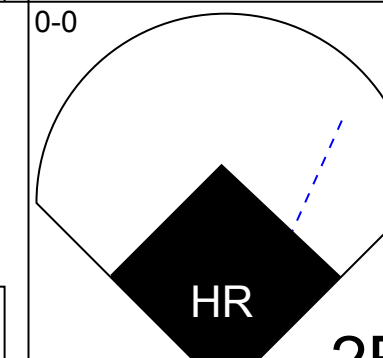
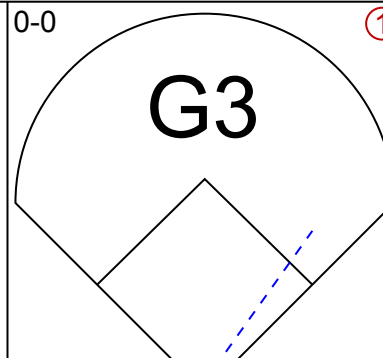
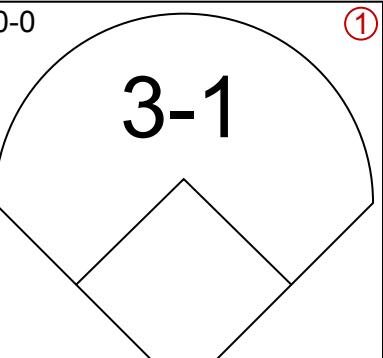
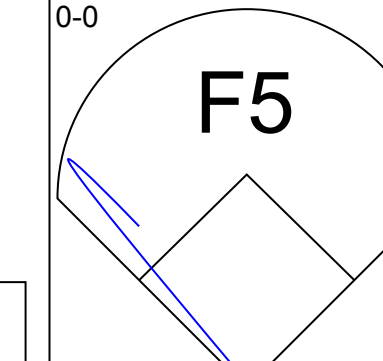
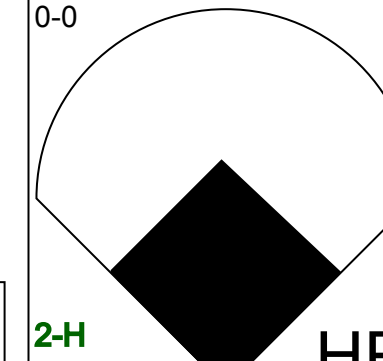
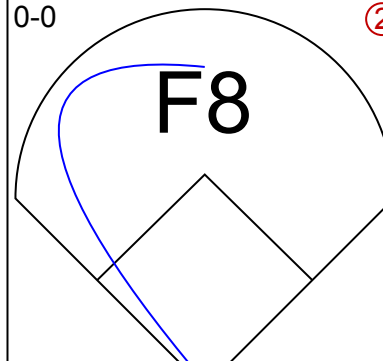
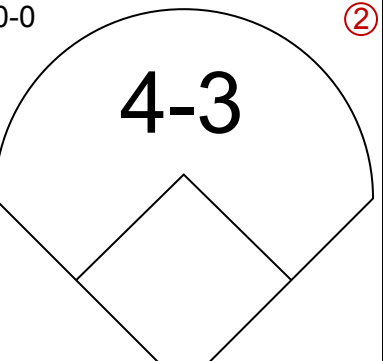
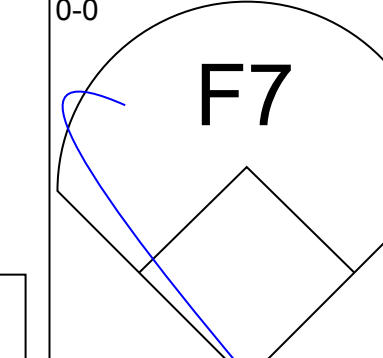
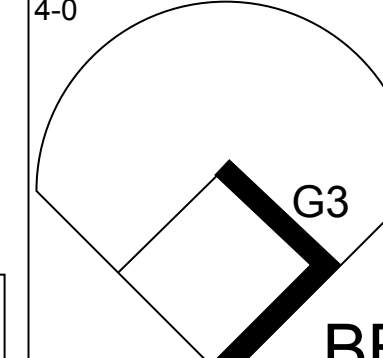
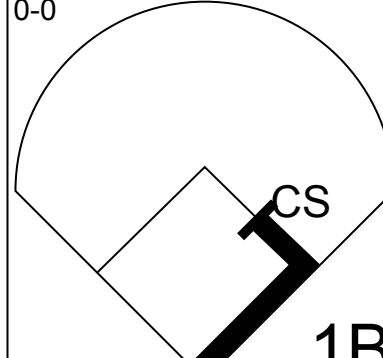
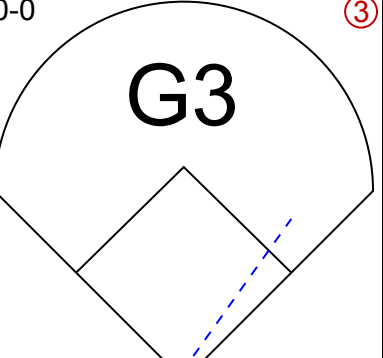
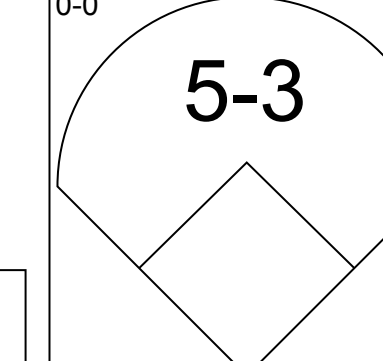
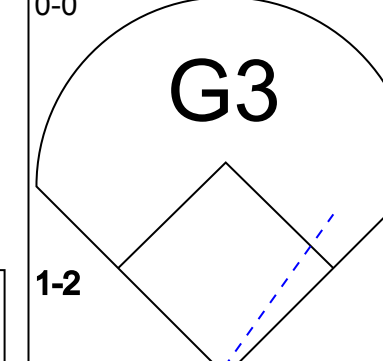
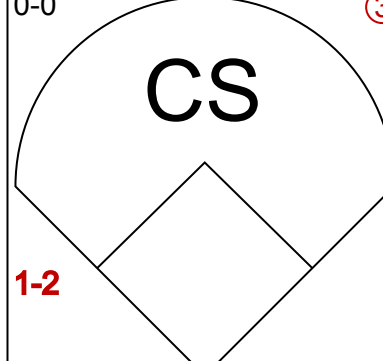
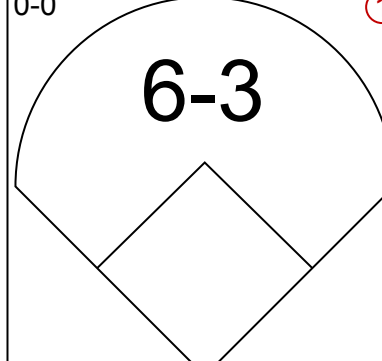
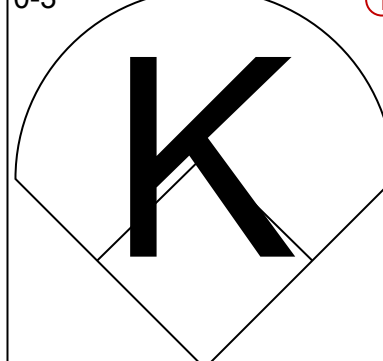
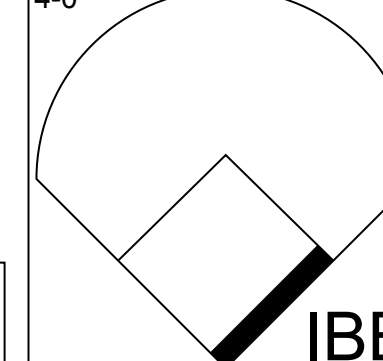
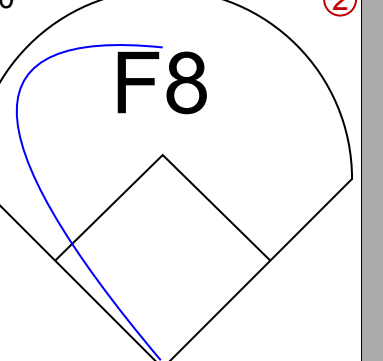
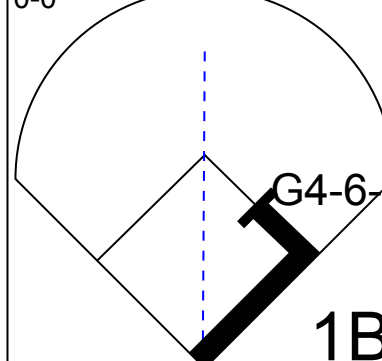

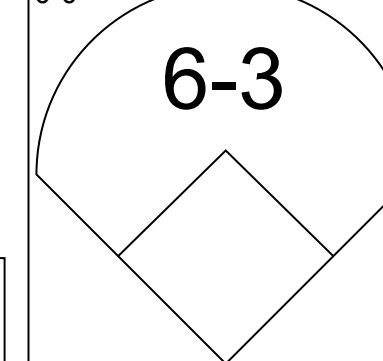
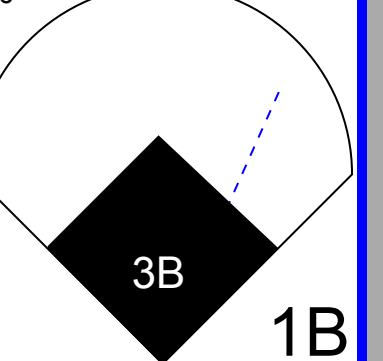
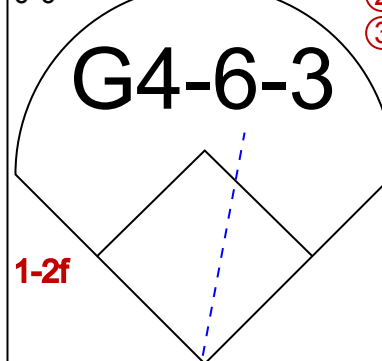


Batter	1	2	3	4	5	6	7	8	9	AB	R	H	RBI	BB	SO	LOB	TOP		
Horace Clarke, S OBP: 0.295, SLG: 0.341 (1,4)	4-3		F6			5-3	BB 1B		F5	5	0	1	0	0	0	1	New York Yankees @ Cleveland Indians Cleveland Municipal Stadium, Cleveland, OH Fri Aug 05 1966, 7:05 PM EDT Unknown - 72 F		
Jake Gibbs, L OBP: 0.336, SLG: 0.377 (1,2)	F6		4-3			E9 1B	BB 1B		4-3	4	0	1	1	1	0	0			
Mickey Mantle, S OBP: 0.390, SLG: 0.549 (1,8)	K				K	K	K		4-3	5	0	0	0	0	4	4			
Joe Pepitone, L OBP: 0.285, SLG: 0.488 (1,3)		1-3 BB 1B			F6	F5		4-0 BB 1B BB		3	1	1	0	1	0	1			
Roger Maris, L OBP: 0.315, SLG: 0.365 (1,9)		4-0 BB 1-3 BB			F5			4-0 BB 1-2 BB		2	0	0	0	2	0	0			
Tom Tresh, S OBP: 0.334, SLG: 0.366 (1,7)		0-0 F7			1-4-3		HR 1B	0-0 F5		4	1	1	0	0	0	4			
Clete Boyer, R OBP: 0.304, SLG: 0.397 (1,5)		1-3 1-2 2-3			5-3		1-H HR	0-0 1-2 2-H 1B		4	1	2	3	0	0	2			
Dick Schofield, S OBP: 0.235, SLG: 0.143 (8, PH)		4-3			4-3		BB 1B BB	0-3 K		2	0	0	0	1	0	2			
Ray Barker, L OBP: 0.230, SLG: 0.364 (8, PH)								0-3 K		1	0	0	0	0	1	2			
Fritz Peterson, S OBP: 0.205, SLG: 0.233 (8, 1)								0-0 0		0	0	0	0	0	0	0			
Fred Talbot, R OBP: 0.240, SLG: 0.200 (1, 1)			0-3 K			4-0 E BB		0-3 K		1	1	0	0	1	1	0			
Elston Howard, R OBP: 0.317, SLG: 0.396 (7, 1)								0-0 0		1	0	0	0	0	1	1			
Whitey Ford, L (7, 1)								0-0 0		0	0	0	0	0	0	0			
Bobby Richardson, R OBP: 0.286, SLG: 0.337 (8, 4)								0-0 0		1	0	0	0	0	1	2			
Inning Stats	R: 0 E: 0 K: 1 S: 5	H: 0 LOB: 0 BB: 0 P: 5	R: 0 E: 0 K: 0 S: 4	H: 1 LOB: 2 BB: 1 P: 8	R: 0 E: 0 K: 1 S: 5	H: 0 LOB: 0 BB: 0 P: 5	R: 0 E: 0 K: 1 S: 5	H: 0 LOB: 0 BB: 0 P: 3	R: 1 E: 1 K: 2 S: 6	H: 1 LOB: 1 BB: 1 P: 10	R: 2 E: 0 K: 2 S: 10	H: 3 LOB: 3 BB: 2 P: 18	R: 1 E: 0 K: 2 S: 8	H: 1 LOB: 2 BB: 2 P: 16	R: 0 E: 0 K: 0 S: 3	H: 0 LOB: 0 BB: 0 P: 3	1B: 5 2B: 0 3B: 0 HR: 1	SF: 0 SAC: 0 DP: 0 HBP: 0	WP: 0 PA: 39 PB: 0 SB: 0 CS: 0
PITCHER	IP WLS BF H R ER SO BB IBB HBP BLK WP HR S P ERA WHIP	6.2 W 28 5 3 3 5 3 0 0 0 0 1 35 47 4.05 1.200	0.1 4 0 1 1 1 3 0 0 0 0 0 0 3 15 27.00 9.000	2.0 S 7 1 0 0 2 0 0 0 0 0 0 11 11 0.00 0.500															

Batter	1	2	3	4	5	6	7	8	9	AB	R	H	RBI	BB	SO	LOB	BOTTOM		
Larry Brown, R OBP: 0.337, SLG: 0.362 (1,6)	4-3 BB		F7		5-3	SH1-3		4-3		3	0	0	0	1	0	2	New York Yankees @ Cleveland Indians Cleveland Municipal Stadium, Cleveland, OH Fri Aug 05 1966, 7:05 PM EDT Unknown - 72 F		
Leon Wagner, L OBP: 0.342, SLG: 0.482 (1,7)	4-3		FC6-4 BB		HR	1B		F9		4	1	2	3	1	0	2			
Vic Davallo, L OBP: 0.300, SLG: 0.308 (9, 8)	1-2		FC6-4 BB		2-H HR	2-H 1B				0	0	0	0	0	0	0			
Chuck Hinton, R OBP: 0.331, SLG: 0.407 (1,8)	F4		FC6-4 1-2		1B HBP	5-3				3	0	0	0	0	0	3			
Fred Whitfield, L OBP: 0.281, SLG: 0.444 (1,3)	1-6-3		F5		1-3 1B		K			4	0	1	0	0	1	2			
Max Alvis, R OBP: 0.315, SLG: 0.365 (1,5)		2B		6-3	F3		5-3			4	0	1	0	0	0	2			
Rocky Colavito, R OBP: 0.345, SLG: 0.472 (1,9)	L8		K			5-3	BB			3	0	0	0	1	1	1			
Chico Salmon, R OBP: 0.309, SLG: 0.372 (1,4)	5-3		F7			1B 2B	K			4	1	1	0	0	1	2			
Joe Azcue, R OBP: 0.338, SLG: 0.418 (1,2)		FC6-4 IBB			SH1-4 HR 1B	PB 1B 1B		6-3		3	2	2	1	1	0	0			
Steve Hargan, R OBP: 0.179, SLG: 0.148 (1, 1)			FC6-4		SH1-4	SH1-3 1B 1B		4-3 1B		2	1	1	1	0	0	2			
Dick Radatz, R OBP: 0.111, SLG: 0.111 (7, 1)										0	0	0	0	0	0	0			
Luis Tiant, R OBP: 0.083, SLG: 0.043 (8, 1)										0	0	0	0	0	0	0			
Pedro Gonzalez, R OBP: 0.271, SLG: 0.290 (8, 4)										1	0	1	0	0	0	0			
Inning Stats	R: 0 E: 0 K: 0 S: 3	H: 0 LOB: 1 BB: 1 P: 7	R: 0 E: 0 K: 0 S: 4	H: 1 LOB: 2 BB: 1 P: 8	R: 0 E: 0 K: 1 S: 5	H: 0 LOB: 0 BB: 0 P: 5	R: 2 E: 0 K: 0 S: 6	H: 3 LOB: 2 BB: 0 P: 7	R: 3 E: 0 K: 2 S: 7	H: 4 LOB: 1 BB: 0 P: 7	R: 0 E: 0 K: 2 S: 7	H: 0 LOB: 1 BB: 1 P: 11	R: 0 E: 0 K: 0 S: 4	H: 1 LOB: 1 BB: 0 P: 4	R: 0 E: 0 K: 0 S: 3	H: 0 LOB: 0 BB: 0 P: 3	1B: 6 2B: 2 3B: 0 HR: 1	SF: 0 SAC: 2 DP: 0 HBP: 1	WP: 0 PA: 38 PB: 1 SB: 0 CS: 0
PITCHER	IP WLS BF H R ER SO BB IBB HBP BLK WP HR S P ERA WHIP	6.0 L 30 8 5 5 1 2 1 0 0 0 0 7 28 41 7.50 1.667	1.0 4 0 0 0 2 1 0 0 0 0 0 0 7 11 0.00 1.000	1.0 4 1 0 0 0 0 0 0 0 0 0 4 4 0.00 1.000															

Batter	1	2	3	4	5	6	7	8	9	AB	R	H	RBI	BB	SO	LOB	TOP										
Tom Tresh, S (1, 8) OBP: 0.333, SLG: 0.373	K		5-3		HR			K		4	1	1	3	0	2	0	New York Yankees @ Cleveland Indians Cleveland Municipal Stadium, Cleveland, OH Fri Aug 05 1966, 7:05 PM EDT Att: 26,623 - Unknown - 68 F livebaseballscorecards.com										
Bobby Richardson, R (1, 4) OBP: 0.284, SLG: 0.334	1-3			4-3	F8			L8		4	0	0	0	0	0	0											
Clete Boyer, R (1, 5) OBP: 0.309, SLG: 0.407				2B		F6		2B		4	0	3	0	0	0	0											
Elston Howard, R (1, 2) OBP: 0.316, SLG: 0.382	K			BB	4-3	4-3		F9		3	0	0	0	1	1	2											
Hector Lopez, R (1, 7) OBP: 0.283, SLG: 0.406				BB	G5-4-3	F9			F9	4	0	1	0	0	0	2											
Joe Pepitone, L (1, 3) OBP: 0.284, SLG: 0.486									K	4	0	1	0	0	1	1											
Lou Clinton, R (1, 9) OBP: 0.285, SLG: 0.336									L8	4	1	1	0	0	0	0											
Horace Clarke, S (1, 6) OBP: 0.303, SLG: 0.348										3	1	2	0	0	0	0											
Steve Hamilton, L (1, 1) OBP: 0.285, SLG: 0.336										3	0	0	0	0	0	3											
Inning Stats	R: 0 E: 0 K: 2 S: 8	H: 1 LOB: 1 BB: 0 P: 8	R: 0 E: 0 K: 0 S: 3	H: 1 LOB: 0 BB: 0 P: 3	R: 0 E: 0 K: 0 S: 3	H: 0 LOB: 0 BB: 0 P: 3	R: 0 E: 0 K: 0 S: 3	H: 1 LOB: 1 BB: 1 P: 7	R: 3 E: 0 K: 0 S: 6	H: 4 LOB: 0 BB: 0 P: 6	R: 0 E: 0 K: 0 S: 4	H: 1 LOB: 1 BB: 0 P: 4	R: 0 E: 0 K: 1 S: 6	H: 1 LOB: 1 BB: 0 P: 6	R: 0 E: 0 K: 1 S: 5	H: 0 LOB: 0 BB: 0 P: 5		1B: 6 2B: 2 3B: 0 HR: 1	SF: 0 SAC: 0 DP: 2 HBP: 0	WP: 0 PB: 0 SB: 0 CS: 1	PA: 34						
PITCHER	IP	WLS	BF	H	R	ER	SO	BB	IBB	HBP	BLK	WP	HR	S	P	ERA	WHIP										
John O'Donoghue, L (1, 1) ERA: 3.86	5.0	L	20	7	3	3	2	1	0	0	0	0	1	23	27	5.40	1.600										
Jack Kralick, L (6, 1) ERA: 4.09	3.0		11	2	0	0	1	0	0	0	0	0	0	13	13	0.00	0.667										
Bob Allen, L (9, 1) ERA: 4.28	1.0		3	0	0	0	1	0	0	0	0	0	0	5	5	0.00	0.000										

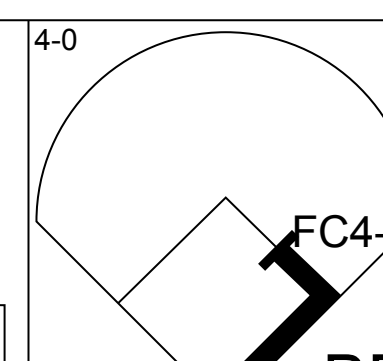
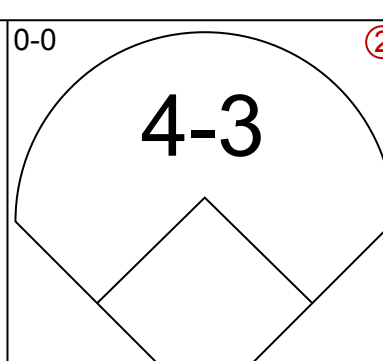
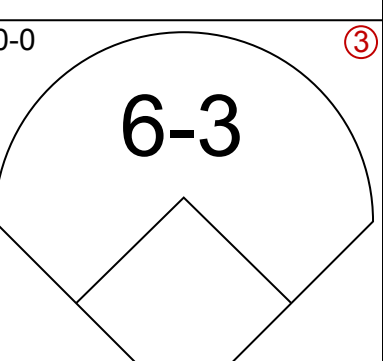
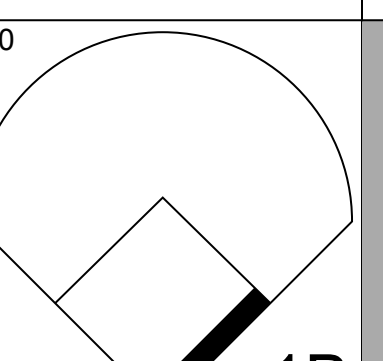
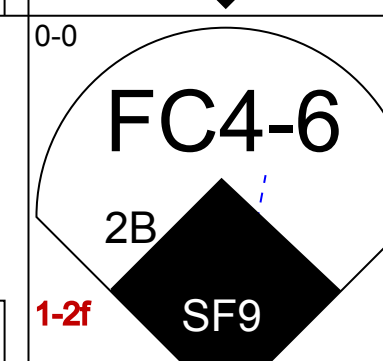
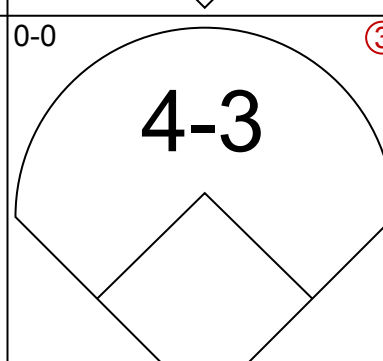
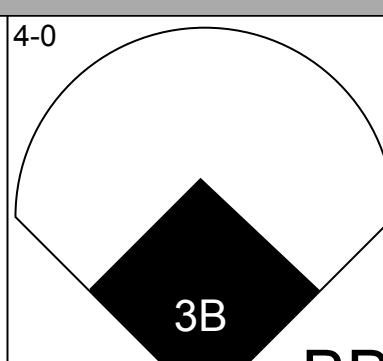
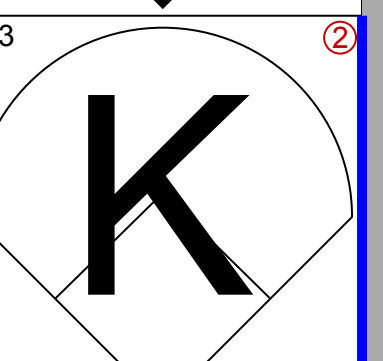
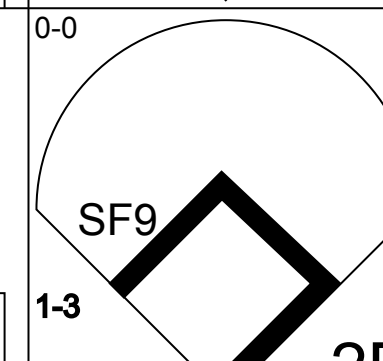
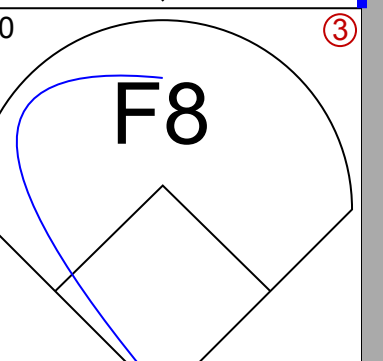
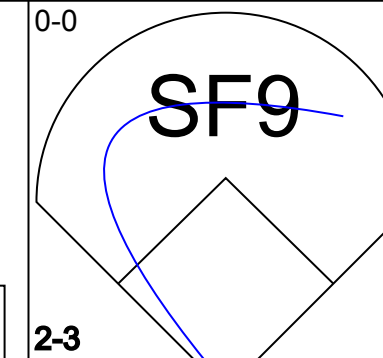
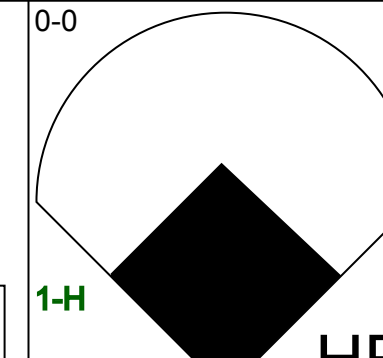
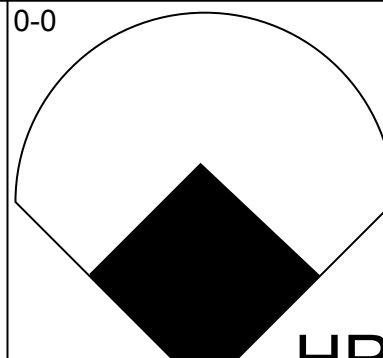

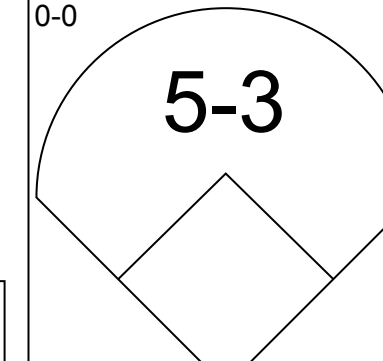
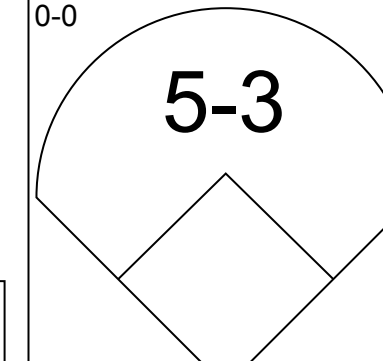
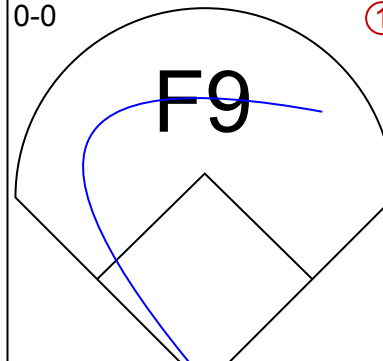
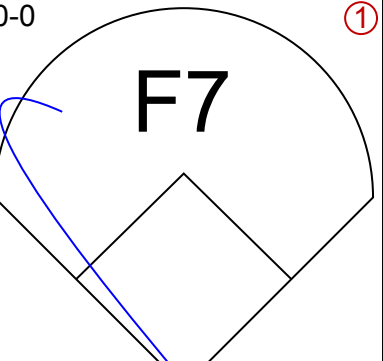

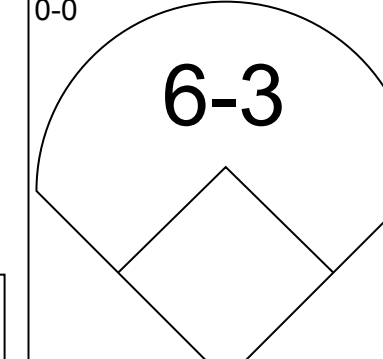
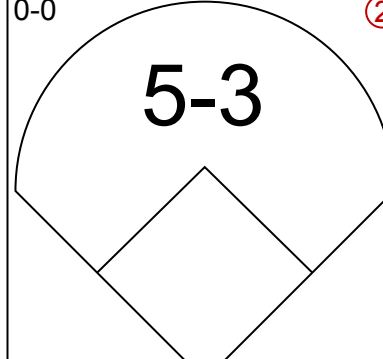
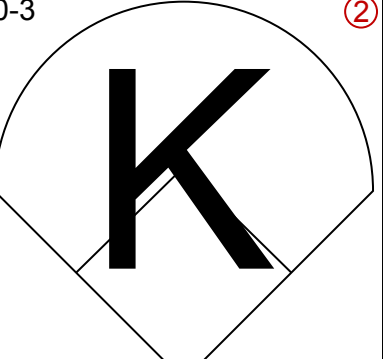
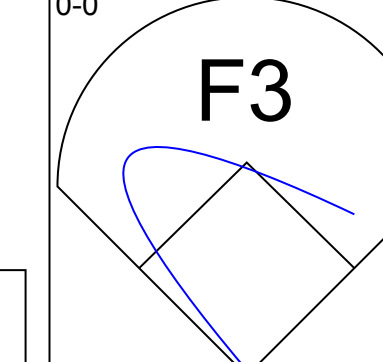
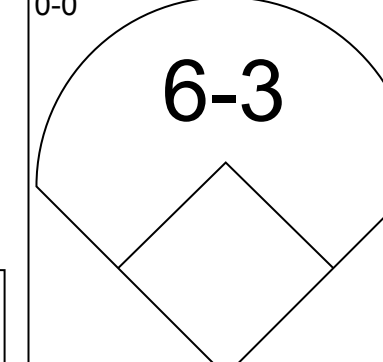
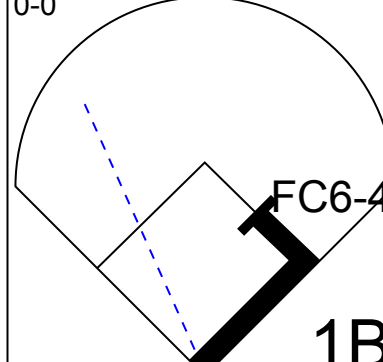
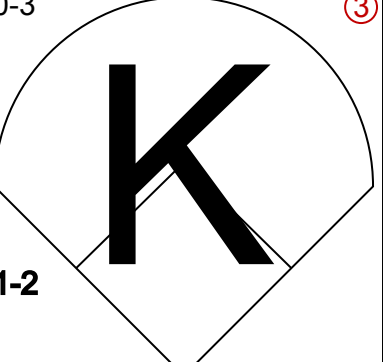
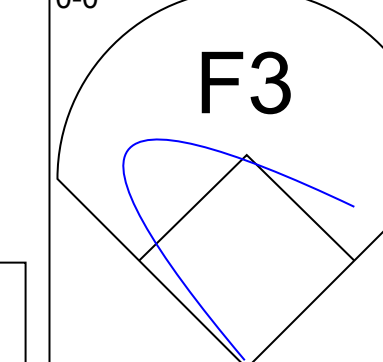

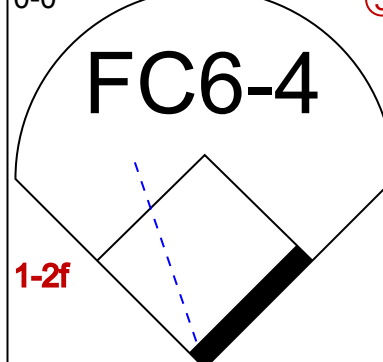


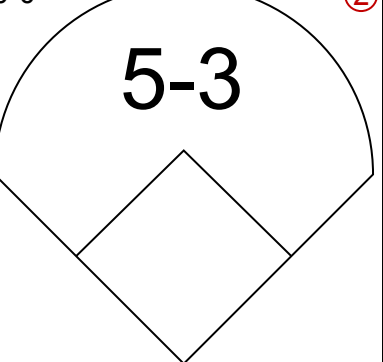

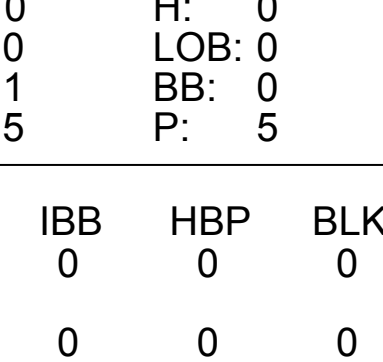
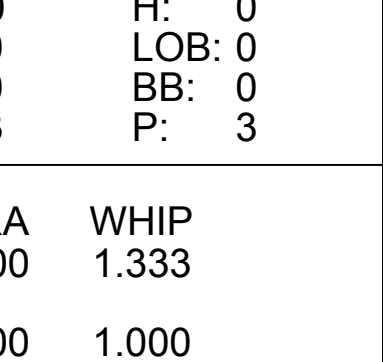
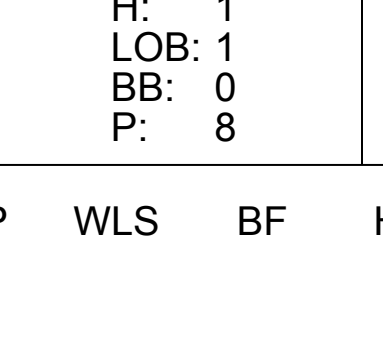
Batter	1	2	3	4	5	6	7	8	9	AB	R	H	RBI	BB	SO	LOB	BOTTOM										
Larry Brown, R (1, 6) OBP: 0.329, SLG: 0.353	L5		F6			5-3			F8	4	0	0	0	0	0	0	New York Yankees @ Cleveland Indians Cleveland Municipal Stadium, Cleveland, OH Fri Aug 05 1966, 7:05 PM EDT Att: 26,623 - Unknown - 68 F livebaseballscorecards.com										
Leon Wagner, L (1, 7) OBP: 0.324, SLG: 0.483			F9			L8-4	2B		4-3	3	0	1	0	1	0	0											
Chuck Hinton, R (1, 8) OBP: 0.329, SLG: 0.404						L8-4			F8	4	0	1	0	0	0	2											
Fred Whitfield, L (1, 3) OBP: 0.282, SLG: 0.443										3	0	1	0	0	1	2											
Max Alvis, R (1, 5) OBP: 0.313, SLG: 0.363										3	0	0	0	0	0	1											
Rocky Colavito, R (1, 9) OBP: 0.344, SLG: 0.474										3	0	1	0	0	1	1											
Pedro Gonzalez, R (1, 4) OBP: 0.272, SLG: 0.290										3	0	1	0	0	0	1											
Del Crandall, R (1, 2) OBP: 0.347, SLG: 0.422										3	0	0	0	0	0	2											
John O'Donoghue, R (1, 1) OBP: 0.167, SLG: 0.200										1	0	0	0	0	1	0											
Dick Howser, R (5, PH) OBP: 0.324, SLG: 0.387										1	0	0	0	0	0	1											
Jack Kralick, L (6, 1) OBP: 0.100, SLG: 0.100										0	0	0	0	0	0	0											
Jim Landis, R (8, PH) OBP: 0.336, SLG: 0.361										1	0	0	0	0	0	0											
Bob Allen, L (9, 1) OBP: 0.250, SLG: 0.143										0	0	0	0	0	0	0											
Inning Stats	R: 0 E: 0 K: 1 S: 5	H: 0 LOB: 1 BB: 1 P: 9	R: 0 E: 0 K: 1 S: 6	H: 1 LOB: 1 BB: 0 P: 6	R: 0 E: 0 K: 1 S: 5	H: 0 LOB: 0 BB: 0 P: 5	R: 0 E: 0 K: 0 S: 3	H: 1 LOB: 0 BB: 0 P: 3	R: 0 E: 0 K: 0 S: 4	H: 1 LOB: 1 BB: 0 P: 4	R: 0 E: 0 K: 0 S: 3	H: 1 LOB: 0 BB: 0 P: 3	R: 0 E: 0 K: 0 S: 3	H: 1 LOB: 0 BB: 0 P: 3	R: 0 E: 0 K: 0 S: 3	H: 0 LOB: 0 BB: 0 P: 3	1B: 3 2B: 4 3B: 0 HR: 0	SF: 0 SAC: 0 DP: 3 HBP: 0	WP: 0 PB: 0 SB: 0 CS: 0	PA: 30							
PITCHER	IP	WLS	BF	H	R	ER	SO	BB	IBB	HBP	BLK	WP	HR	S	P	ERA	WHIP										
Steve Hamilton, L (1, 1) ERA: 2.61	9.0	W	30	5	0	0	3	1	0	0	0	0	0	35	39	0.00	0.667										

Batter	1	2	3	4	5	6	7	8	9	AB	R	H	RBI	BB	SO	LOB	TOP			
Tom Tresh, S OBP: 0.336, SLG: 0.378 (1, 7)										3	1	1	1	1	1	0				
Bobby Richardson, R OBP: 0.287, SLG: 0.339 (1, 4)										4	0	1	1	0	0	1				
Mickey Mantle, S OBP: 0.386, SLG: 0.541 (1, 8)										4	0	0	0	0	0	1				
Joe Pepitone, L OBP: 0.286, SLG: 0.487 (1, 3)										3	1	1	0	1	0	0				
Roger Maris, L OBP: 0.314, SLG: 0.376 (1, 9)										4	1	1	2	0	0	1				
Jake Gibbs, L OBP: 0.338, SLG: 0.368 (1, 2)										3	0	1	0	1	0	1				
Clete Boyer, R OBP: 0.307, SLG: 0.409 (1, 5)										4	0	0	0	0	0	2				
Horace Clarke, S OBP: 0.313, SLG: 0.368 (1, 6)										3	0	1	0	1	1	0				
Mel Stottlemyre, R OBP: 0.172, SLG: 0.233 (1, 1)										2	0	0	0	0	1	2				
Roy White, S OBP: 0.311, SLG: 0.359 (7, PH)										1	1	1	0	0	0	0				
Hal Reniff, R OBP: 0.333, SLG: 0.333 (7, 1)										0	0	0	0	0	0	0				
Elston Howard, R OBP: 0.317, SLG: 0.380 (8, PH)										1	0	0	0	0	0	1				
Inning Stats	R: 0 E: 0 K: 1 S: 5	H: 0 LOB: 0 BB: 0 P: 5	R: 0 E: 0 K: 0 S: 3	H: 0 LOB: 1 BB: 1 P: 7	R: 0 E: 0 K: 2 S: 7	H: 0 LOB: 1 BB: 1 P: 11	R: 2 E: 0 K: 0 S: 5	H: 2 LOB: 2 BB: 2 P: 13	R: 0 E: 0 K: 0 S: 3	H: 1 LOB: 0 BB: 0 P: 3	R: 2 E: 0 K: 0 S: 6	H: 3 LOB: 1 BB: 0 P: 6	R: 0 E: 0 K: 0 S: 3	H: 0 LOB: 0 BB: 0 P: 3	R: 0 E: 0 K: 0 S: 3	H: 1 LOB: 0 BB: 0 P: 3	1B: 3 2B: 2 3B: 1 HR: 1	SF: 0 SAC: 0 DP: 1 HBP: 0	WP: 0 PB: 0 SB: 0 CS: 1	PA: 37
PITCHER	IP WLS BF H R ER SO BB IBB HBP BLK WP HR S P ERA WHIP																			
Sonny Siebert, R ERA: 3.07 (1, 1)	6.2 W 29 6 4 4 3 3 1 0 0 0 1 31 47 5.40 1.350																			
Bob Allen, L ERA: 4.04 (7, 1)	2.1 S 7 1 0 0 0 0 0 0 0 0 0 7 7 0.00 0.429																			

New York Yankees @ Cleveland Indians
Cleveland Municipal Stadium, Cleveland, OH
Sun Aug 07 1966, 3:33 AM EDT
Overcast - 80 F

AB 32
R 4
H 7
RBI 4
BB 4
SO 3
LOB 9





Batter	1	2	3	4	5	6	7	8	9	AB	R	H	RBI	BB	SO	LOB	BOTTOM			
Larry Brown, R OBP: 0.343, SLG: 0.358 (1, 6)										3	0	1	0	1	0	0				
Leon Wagner, L OBP: 0.346, SLG: 0.479 (1, 7)										3	2	0	0	1	1	2				
Vic Davallilo, L OBP: 0.302, SLG: 0.308 (8, 8)										0	0	0	0	0	0	0				
Chuck Hinton, R OBP: 0.337, SLG: 0.436 (1, 8)										4	2	3	1	0	0	1				
Fred Whitfield, L OBP: 0.283, SLG: 0.457 (1, 3)										3	2	3	4	0	0	0				
Rocky Colavito, R OBP: 0.340, SLG: 0.465 (1, 9)										4	0	0	0	0	0	2				
Max Alvis, R OBP: 0.309, SLG: 0.358 (1, 5)										4	0	0	0	0	1	1				
Pedro Gonzalez, R OBP: 0.274, SLG: 0.292 (1, 4)										4	0	1	0	0	1	1				
Joe Azcue, R OBP: 0.332, SLG: 0.410 (1, 2)										3	0	0	0	0	0	1				
Sonny Siebert, R OBP: 0.159, SLG: 0.180 (1, 1)										2	0	0	0	0	1	0				
Bob Allen, L OBP: 0.222, SLG: 0.125 (7, 1)										1	0	0	0	0	1	0				
Inning Stats	R: 1 E: 0 K: 0 S: 4	H: 1 LOB: 1 BB: 1 P: 8	R: 0 E: 0 K: 0 S: 3	H: 0 LOB: 0 BB: 0 P: 3	R: 0 E: 0 K: 1 S: 5	H: 0 LOB: 0 BB: 0 P: 5	R: 2 E: 0 K: 0 S: 5	H: 2 LOB: 0 BB: 0 P: 5	R: 0 E: 0 K: 0 S: 3	H: 0 LOB: 0 BB: 0 P: 3	R: 3 E: 0 K: 0 S: 6	H: 3 LOB: 1 BB: 1 P: 10	R: 0 E: 0 K: 2 S: 8	H: 1 LOB: 1 BB: 0 P: 8	R: 0 E: 0 K: 2 S: 8	H: 1 LOB: 1 BB: 0 P: 8	1B: 4 2B: 1 3B: 1 HR: 2	SF: 1 SAC: 0 DP: 0 HBP: 0	WP: 2 PB: 0 SB: 0 CS: 0	PA: 34
PITCHER	IP WLS BF H R ER SO BB IBB HBP BLK WP HR S P ERA WHIP																			
Mel Stottlemyre, R ERA: 3.24 (1, 1)	6.0 L 26 6 6 6 1 2 0 0 0 0 1 26 34 9.00 1.333																			
Hal Reniff, R ERA: 2.65 (7, 1)	2.0 8 2 0 0 4 0 0 0 0 0 1 0 16 16 0.00 1.000																			


New York Yankees @ Cleveland Indians
Cleveland Municipal Stadium, Cleveland, OH
Sun Aug 07 1966, 3:33 AM EDT
Overcast - 80 F

AB 31
R 6
H 8
RBI 5
BB 2
SO 5
LOB 8



Batter	1	2	3	4	5	6	7	8	9	AB	R	H	RBI	BB	SO	LOB	TOP			
Tom Tresh, S OBP: 0.334, SLG: 0.376	6-3	F5			1B	FC5-2-5		F8		5	1	1	0	0	0	4	New York Yankees @ Cleveland Indians Cleveland Municipal Stadium, Cleveland, OH Sun Aug 07 1966, 3:38 AM EDT Att: 37,668 - Overcast - 78 F			
Bobby Richardson, R OBP: 0.288, SLG: 0.342	G3	L1			1B	F9		F3		5	2	2	0	0	0	4				
Mickey Mantle, S OBP: 0.383, SLG: 0.536	G3				K			5-3		5	0	1	0	0	2	3				
Joe Pepitone, L OBP: 0.288, SLG: 0.487	BB				F7	FC6-4		G4-6-3		4	0	2	2	0	0	1				
Roger Maris, L OBP: 0.318, SLG: 0.377	BB				FC6-4			F3		2	0	1	1	1	0	1				
Lou Clinton, R OBP: 0.297, SLG: 0.345	BB				FC6-4			F3		1	0	0	0	0	0	0				
Elston Howard, R OBP: 0.317, SLG: 0.379	L8				F9			FC5-6		4	0	1	0	0	0	4				
Clete Boyer, R OBP: 0.307, SLG: 0.406		F7			L8	SH1-4		FC5-6		3	0	0	0	1	0	1				
Horace Clarke, S OBP: 0.317, SLG: 0.367		BB			L7	SH1-4		L9		3	0	1	0	1	0	1				
Al Downing, R OBP: 0.192, SLG: 0.184		BB			K	SH1-4		FC6-4		2	0	0	0	1	1	1				
Dooley Womack, L OBP: 0.500, SLG: 0.500	BB									0	0	0	0	0	0	0				
Inning Stats	R: 1 E: 0 K: 0 S: 5	H: 2 LOB: 2 BB: 1 P: 9	R: 0 E: 0 K: 0 S: 3	H: 0 LOB: 2 BB: 2 P: 11	R: 0 E: 0 K: 1 S: 6	H: 1 LOB: 1 BB: 0 P: 6	R: 0 E: 0 K: 1 S: 5	H: 0 LOB: 0 BB: 0 P: 5	R: 2 E: 0 K: 1 S: 8	H: 3 LOB: 1 BB: 1 P: 8	R: 0 E: 0 K: 0 S: 3	H: 1 LOB: 0 BB: 0 P: 3	R: 0 E: 0 K: 0 S: 4	H: 1 LOB: 1 BB: 0 P: 4	R: 0 E: 0 K: 0 S: 3	H: 0 LOB: 0 BB: 0 P: 3	1B: 8 2B: 1 3B: 0 HR: 0	SF: 0 SAC: 1 DP: 1 HBP: 0	WP: 0 PB: 0 SB: 0 CS: 0	PA: 39
PITCHER	IP WLS BF H R ER SO BB IBB HBP BLK WP HR S P ERA WHIP																			
Tom Kelley, R ERA: 4.13	(1, 1) 4.1 22 6 3 3 3 3 0 0 0 0 0 25 37 6.23 2.077																			
Jack Kratlick, L ERA: 3.74	(5, 1) 4.2 W 17 3 0 0 0 1 0 0 0 0 0 16 20 0.00 0.857																			
Batter	1	2	3	4	5	6	7	8	9	AB	R	H	RBI	BB	SO	LOB	BOTTOM			
Jim Landis, R OBP: 0.338, SLG: 0.362	1B		5-3		F9			1B		4	2	2	0	0	0	0	New York Yankees @ Cleveland Indians Cleveland Municipal Stadium, Cleveland, OH Sun Aug 07 1966, 3:38 AM EDT Att: 37,668 - Overcast - 78 F			
Chico Salmon, R OBP: 0.306, SLG: 0.368	HR		L9		K			B3		4	1	1	0	0	1	1				
Chuck Hinton, R OBP: 0.343, SLG: 0.451	HR		BB		1-3			2B		3	2	2	3	1	0	0				
Rocky Colavito, R OBP: 0.344, SLG: 0.469	P5		BB		1B			4-3		3	0	2	2	1	0	0				
Vic Davallio, L OBP: 0.302, SLG: 0.308			1B		BB			1-H		0	0	0	0	0	0	0				
Fred Whitfield, L OBP: 0.283, SLG: 0.455	5-3		F7		FC6-4			4-3		4	0	1	0	0	0	3				
Max Alvis, R OBP: 0.307, SLG: 0.355	K		P4		FC6-4			F8		4	0	0	0	0	1	3				
Pedro Gonzalez, R OBP: 0.271, SLG: 0.289			K		K			F6		3	0	0	0	0	2	0				
Joe Azcue, R OBP: 0.327, SLG: 0.403			5-3		P3			F7		3	0	0	0	0	0	0				
Tom Kelley, R OBP: 0.120, SLG: 0.120			K		K			K		1	0	0	0	0	1	0				
Jack Kratlick, L OBP: 0.083, SLG: 0.083										2	0	0	0	0	2	0				
Inning Stats	R: 3 E: 0 K: 1 S: 8	H: 3 LOB: 0 BB: 0 P: 8	R: 0 E: 0 K: 2 S: 7	H: 0 LOB: 0 BB: 0 P: 7	R: 0 E: 0 K: 0 S: 4	H: 1 LOB: 1 BB: 1 P: 8	R: 0 E: 0 K: 1 S: 5	H: 0 LOB: 0 BB: 0 P: 5	R: 0 E: 0 K: 2 S: 7	H: 0 LOB: 0 BB: 0 P: 7	R: 0 E: 0 K: 0 S: 3	H: 1 LOB: 1 BB: 1 P: 7	R: 0 E: 0 K: 1 S: 5	H: 0 LOB: 0 BB: 0 P: 5	R: 2 E: 0 K: 0 S: 6	H: 3 LOB: 2 BB: 0 P: 6	1B: 6 2B: 1 3B: 0 HR: 1	SF: 0 SAC: 0 DP: 0 HBP: 0	WP: 0 PB: 0 SB: 0 CS: 0	PA: 33
PITCHER	IP WLS BF H R ER SO BB IBB HBP BLK WP HR S P ERA WHIP																			
Al Downing, L ERA: 3.49	(1, 1) 7.1 L 30 7 5 5 7 2 0 0 0 0 0 1 42 50 6.14 1.227																			
Dooley Womack, R ERA: 3.19	(8, 1) 0.2 3 1 0 0 0 0 0 0 0 0 0 3 3 0.00 1.500																			

Batter	1	2	3	4	5	6	7	8	9	AB	R	H	RBI	BB	SO	LOB	TOP			
Luis Aparicio, R (1,6) OBP: 0.296, SLG: 0.380	4-3		F8			5-3		1-H 2B		4	0	1	0	0	0	0	<p>Baltimore Orioles @ New York Yankees Yankee Stadium, Bronx, NY Tue Aug 09 1966, 7:05 PM EDT Att: 21,109 - Overcast - 75 F</p> <p>livebaseballscorecards.com</p> <p>AB 31 R 1 H 6 RBI 1 BB 1 SO 2 LOB 7</p> 			
Boog Powell, L (1,3) OBP: 0.376, SLG: 0.533	1B			HR		FC5-4 BB		4-3		3	1	2	1	1	0	1				
Frank Robinson, R (1,7) OBP: 0.409, SLG: 0.623	F7			P6		FC5-4			F9	4	0	0	0	0	0	2				
Brooks Robinson, R (1,5) OBP: 0.351, SLG: 0.495	F8			F9				5-3	F8	4	0	0	0	0	0	1				
Sam Bowens, R (1,9) OBP: 0.271, SLG: 0.374		P4		L7				F6	F8	4	0	0	0	0	0	0				
Davey Johnson, R (1,4) OBP: 0.294, SLG: 0.341		FC5-4 1B			F8					3	0	2	0	0	0	0				
Paul Blair, R (1,8) OBP: 0.266, SLG: 0.359		FC5-4 PO			K			1B	L5	3	0	0	0	0	1	2				
Larry Haney, R (1,2) OBP: 0.222, SLG: 0.346		PO	F2		F3			FC2-6 1B		2	0	0	0	0	0	0				
Bob Johnson, R (8, PH) OBP: 0.319, SLG: 0.266										1	0	1	0	0	0	0				
Andy Etchebarren, R (8, 2) OBP: 0.315, SLG: 0.413										0	0	0	0	0	0	0				
Jim Palmer, R (1,1) OBP: 0.130, SLG: 0.157										2	0	0	0	0	1	0				
Stu Miller, R (7, 1) OBP: 0.063, SLG: 0.083										0	0	0	0	0	0	0				
Woodie Held, R (8, PH) OBP: 0.302, SLG: 0.304										1	0	0	0	0	0	1				
Eddie Fisher, R (8, 1) OBP: 0.302, SLG: 0.304										0	0	0	0	0	0	0				
Inning Stats	R: 0 E: 0 K: 0 S: 4	H: 1 LOB: 1 BB: 0 P: 4	R: 0 E: 0 K: 0 S: 3	H: 1 LOB: 0 BB: 0 P: 3	R: 0 E: 0 K: 1 S: 5	H: 0 LOB: 0 BB: 0 P: 5	R: 1 E: 0 K: 0 S: 4	H: 1 LOB: 0 BB: 0 P: 4	R: 0 E: 0 K: 1 S: 5	H: 0 LOB: 0 BB: 0 P: 5	R: 0 E: 0 K: 0 S: 3	H: 1 LOB: 1 BB: 1 P: 7	R: 0 E: 0 K: 0 S: 4	H: 2 LOB: 1 BB: 0 P: 4	R: 0 E: 0 K: 0 S: 3	H: 0 LOB: 0 BB: 0 P: 3	1B: 4 2B: 1 3B: 0 HR: 1	SF: 0 SAC: 0 DP: 0 HBP: 0	WP: 0 PB: 0 SB: 0 CS: 0	PA: 33
PITCHER Fritz Peterson, L (1,1) ERA: 3.83	IP: 9.0 WLS: W BF: 32 H: 6 R: 1 ER: 1 SO: 2 BB: 1 IBB: 0 HBP: 0 BLK: 0 WP: 0 HR: 1 S: 35 P: 39 ERA: 1.00 WHIP: 0.778															PITCHER				

Batter	1	2	3	4	5	6	7	8	9	AB	R	H	RBI	BB	SO	LOB	BOTTOM			
Tom Tresh, S (1,7) OBP: 0.338, SLG: 0.380	4-3 1-3 1B		CS 1B		4-3			1B		4	0	3	0	0	0	0	<p>Baltimore Orioles @ New York Yankees Yankee Stadium, Bronx, NY Tue Aug 09 1966, 7:05 PM EDT Att: 21,109 - Overcast - 75 F</p> <p>livebaseballscorecards.com</p> <p>AB 34 R 4 H 11 RBI 4 BB 1 SO 4 LOB 12</p> 			
Bobby Richardson, R (1,4) OBP: 0.292, SLG: 0.345	1-3 1-2		1-2 1B			FC3-6 1B	1-2 1B			4	0	3	0	0	0	1				
Jake Gibbs, L (1,2) OBP: 0.329, SLG: 0.357	4-3 2-3		F8			FC3-6 HR	F7			4	1	0	0	0	0	5				
Joe Pepitone, L (1,8) OBP: 0.290, SLG: 0.493	K			K		1-H HR		4-0 HR BB		3	2	1	2	1	2	1				
Roger Maris, L (1,9) OBP: 0.320, SLG: 0.390										4	1	2	2	0	0	0				
Lou Clinton, R (9,9) OBP: 0.297, SLG: 0.345		WP 1B		F7		4-3		1-H HR		0	0	0	0	0	0	0				
Elston Howard, R (1,3) OBP: 0.318, SLG: 0.380		L4								4	0	2	0	0	0	1				
Ray Barker, L (9,3) OBP: 0.236, SLG: 0.358										0	0	0	0	0	0	0				
Clete Boyer, R (1,5) OBP: 0.303, SLG: 0.401		F8		F2		P6		F8		4	0	0	0	0	0	3				
Horace Clarke, S (1,6) OBP: 0.310, SLG: 0.358		K								4	0	0	0	0	1	1				
Fritz Peterson, S (1,1) OBP: 0.191, SLG: 0.217			K							3	0	0	0	0	1	0				
Inning Stats	R: 0 E: 0 K: 1 S: 6	H: 1 LOB: 1 BB: 0 P: 6	R: 0 E: 0 K: 1 S: 6	H: 1 LOB: 1 BB: 0 P: 6	R: 0 E: 0 K: 1 S: 6	H: 2 LOB: 1 BB: 0 P: 6	R: 0 E: 0 K: 1 S: 6	H: 1 LOB: 1 BB: 0 P: 6	R: 0 E: 0 K: 0 S: 5	H: 2 LOB: 2 BB: 0 P: 5	R: 2 E: 0 K: 0 S: 6	H: 3 LOB: 1 BB: 0 P: 6	R: 0 E: 0 K: 0 S: 5	H: 2 LOB: 0 BB: 1 P: 8	R: 2 E: 0 K: 0 S: 4	H: 1 LOB: 0 BB: 1 P: 8	1B: 9 2B: 0 3B: 0 HR: 2	SF: 0 SAC: 0 DP: 0 HBP: 0	WP: 1 PB: 0 SB: 0 CS: 1	PA: 35
PITCHER Jim Palmer, R (1,1) ERA: 3.38	IP: 6.2 WLS: L BF: 29 H: 10 R: 2 ER: 2 SO: 4 BB: 0 IBB: 0 HBP: 0 BLK: 0 WP: 1 HR: 1 S: 37 P: 37 ERA: 2.70 WHIP: 1.500															PITCHER				
Stu Miller, R (7,1) ERA: 1.91	0.1	1	0	0	0	0	0	0	0	0	0	1	1	0.00	0.000					
Eddie Fisher, R (8,1) ERA: 2.2	1.0	5	1	2	2	0	1	0	0	0	0	1	4	8	18.00	2.000				

Batter	1	2	3	4	5	6	7	8	9	10	11	AB	R	H	RBI	BB	SO	LOB	TOP							
Luis Aparicio, R OBP: 0.297, SLG: 0.382 (1, 6)		4-3		F7			6-3		L8			6	2	2	0	0	0	3								
Russ Snyder, L OBP: 0.378, SLG: 0.419 (1, 8)			5-3	L6			K				F7	5	1	1	0	1	1	2								
Frank Robinson, R OBP: 0.409, SLG: 0.622 (1, 9) (9, 7)			1-3					K	K		K	6	1	2	1	0	3	3								
Brooks Robinson, R OBP: 0.354, SLG: 0.493 (1, 5)	4-3						G6-4-3		FC5	BB	1B	4	1	1	1	2	0	2								
Boog Powell, L OBP: 0.379, SLG: 0.544 (1, 3)			E7				K2-3		P6		K	2	1	2	1	0	0	0								
Sam Bowers, R OBP: 0.271, SLG: 0.372 (3, 7) (9, 9)												4	0	1	1	0	2	1								
Curt Blefary, L OBP: 0.394, SLG: 0.480 (1, 7) (3, 3)							B1-3					2	0	0	0	4	0	2								
Davey Johnson, R OBP: 0.291, SLG: 0.335 (1, 4)	G6-4-3						2-3		FC5			5	0	1	0	0	0	5								
Vic Roznovsky, L OBP: 0.344, SLG: 0.333 (1, 2)		4-3					F9					3	0	1	0	1	0	0								
Paul Blair, R OBP: 0.286, SLG: 0.359 (9, PR)												0	0	0	0	0	0	0								
Larry Haney, R OBP: 0.250, SLG: 0.370 (9, 2)												1	0	1	0	0	0	0								
Dave McNally, R OBP: 0.295, SLG: 0.296 (5, 1)			K								SH3-4	1	0	0	0	0	1	0								
Stu Miller, R OBP: 0.077, SLG: 0.077 (9, 1)				SH2-4							F9	1	0	0	0	0	1	0								
Eddie Fisher, R (9, 1)												0	0	0	0	0	0	0								
Bob Johnson, R OBP: 0.315, SLG: 0.262 (10, PH)												1	0	0	0	0	0	3								
Gene Brabender, R OBP: 0.091, SLG: 0.091 (10, 1)												0	0	0	0	0	0	0								
Inning Stats	R: 3 E: 0 K: 0 S: 6	H: 4 LOB: 1 BB: 1 P: 10	R: 0 E: 0 K: 1 S: 5	H: 0 LOB: 0 BB: 0 P: 5	R: 2 E: 1 K: 0 S: 4	H: 1 LOB: 1 BB: 2 P: 12	R: 0 E: 0 K: 0 S: 4	H: 1 LOB: 1 BB: 0 P: 4	R: 0 E: 0 K: 1 S: 5	H: 1 LOB: 0 BB: 0 P: 5	R: 0 E: 0 K: 2 S: 7	H: 0 LOB: 0 BB: 0 P: 7	R: 0 E: 0 K: 1 S: 6	H: 1 LOB: 2 BB: 1 P: 10	R: 0 E: 0 K: 1 S: 5	H: 0 LOB: 3 BB: 2 P: 13	R: 0 E: 0 K: 1 S: 7	H: 2 LOB: 3 BB: 1 P: 11	R: 1 E: 0 K: 1 S: 7	H: 2 LOB: 2 BB: 1 P: 11	1B: 10 2B: 2 3B: 0 HR: 0	SF: 0 SAC: 2 DP: 2 HBP: 0	WP: 0 PB: 0 SB: 0 CS: 0	PA: 51		
PITCHER	IP ERA WLS BF H R ER SO BB IBB HBP BLK WP HR S P ERA WHIP	5 3.29 2 6 0 0 3 2 0 0 0 0 0 0 10 10 0.00 2.000	6 2.77 10 1 0 2 3 0 0 0 0 0 0 11 23 0.00 2.000	8 3.05 2 4 1 1 2 1 1 0 0 0 0 13 21 5.40 3.000	10 3.81 1 0 0 0 0 0 0 0 0 0 0 1 1 0.00 0.000	11 3.03	PITCHER	IP ERA WLS BF H R ER SO BB IBB HBP BLK WP HR S P ERA WHIP	4.0 2.88 2 6 0 0 2 3 0 0 0 0 0 0 10 10 0.00 2.000	6.0 2.77 10 1 0 2 3 0 0 0 0 0 0 11 23 0.00 2.000	8.0 3.05 2 4 1 1 2 1 1 0 0 0 0 13 21 5.40 3.000	10.0 3.81 1 0 0 0 0 0 0 0 0 0 0 1 1 0.00 0.000	11.0 3.03													
Tom Tresh, S OBP: 0.336, SLG: 0.384 (1, 8)	F8		F7				G3	4-3			F9	6	1	1	0	0	0	3								
Bobby Richardson, R OBP: 0.297, SLG: 0.349 (1, 4)	F8		G3				FC1-2-5				K	6	1	1	0	0	2	2								
Clete Boyer, R OBP: 0.303, SLG: 0.397 (1, 5)	P6		5-3				5-3				6-3	5	0	1	0	1	0	1								
Joe Pepitone, L OBP: 0.293, SLG: 0.494 (1, 9)		L8					SF8				F9	5	0	2	2	0	1	1								
Elston Howard, R OBP: 0.323, SLG: 0.378 (1, 3)		F8					FC6-4					2	0	0	0	3	0	1								
Hector Lopez, R OBP: 0.295, SLG: 0.375 (1, 7)							E4				F8	3	1	0	0	0	0	3								
Hal Reniff, R OBP: 0.213, SLG: 0.333 (7, PH)												0	0	0	0	0	0	2								
Roger Maris, L OBP: 0.315, SLG: 0.383 (8, PH)												1	0	0	0	0	0	0								
Doolley Womack, L OBP: 0.213, SLG: 0.309 (8, PH)												1	0	0	0	0	0	2								
Diek Schofield, S OBP: 0.185, SLG: 0.182 (10, 1)												0	0	0	0	0	0	0								
Pedro Ramos, S OBP: 0.185, SLG: 0.182 (10, 1)												0	0	0	0	0	0	0								
Steve Hamilton, L OBP: 0.091, SLG: 0.091 (11, 1)												0	0	0	0	0	0	0								
Jake Gibbs, L OBP: 0.329, SLG: 0.356 (1, 2)												5	1	2	0	0	0	0								
Horace Clarke, S OBP: 0.311, SLG: 0.358 (1, 6)			F8				BLK				L9	5	1	2	1	0	0	1								
Mel Stottlemyre, R OBP: 0.169, SLG: 0.230 (5, PH)												1	0	0	0	0	1	1								
Lou Clinton, R OBP: 0.302, SLG: 0.368 (6, 7)												1	0	1	1	0	0	0								
Roy White, S OBP: 0.310, SLG: 0.355 (6, 7)												2	0	0	0	1	0	1								
Inning Stats	R: 0 E: 0 K: 0 S: 3	H: 0 LOB: 0 BB: 0 P: 3	R: 0 E: 0 K: 0 S: 3	H: 0 LOB: 0 BB: 0 P: 3	R: 0 E: 0 K: 1 S: 6	H: 1 LOB: 1 BB: 0 P: 6	R: 0 E: 0 K: 0 S: 4	H: 1 LOB: 1 BB: 0 P: 4	R: 4 E: 1 K: 0 S: 9	H: 5 LOB: 3 BB: 1 P: 13	R: 0 E: 0 K: 0 S: 3	H: 0 LOB: 0 BB: 0 P: 3	R: 1 E: 0 K: 0 S: 5	H: 2 LOB: 2 BB: 1 P: 9	R: 0 E: 0 K: 0 S: 4	H: 1 LOB: 1 BB: 0 P: 4	R: 0 E: 0 K: 1 S: 5	H: 0 LOB: 2 BB: 2 P: 13	R: 0 E: 0 K: 0 S: 3	H: 0 LOB: 1 BB: 1 P: 7	R: 0 E: 0 K: 2 S: 7	H: 0 LOB: 0 BB: 0 P: 7	1B: 8 2B: 1 3B: 1 HR: 0	SF: 1 SAC: 0 DP: 0 HBP: 0	WP: 0 PB: 0 SB: 3 CS: 0	PA: 49
PITCHER	IP ERA WLS BF H R ER SO BB IBB HBP BLK WP HR S P ERA WHIP	4.0 2.8 4 19 6 4 1 1 1 2 1 0 0 0 0 21 21 4.50 1.500	6.0 2.77 10 1 0 2 3 0 0 0 0 0 0 11 23 0.00 2.000	8.0 3.05 2 4 1 1 2 1 1 0 0 0 0 13 21 5.40 3.000	10.0 3.81 1 0 0 0 0 0 0 0 0 0 0 1 1 0.00 0.000	11.0 3.03	PITCHER	IP ERA WLS BF H R ER SO BB IBB HBP BLK WP HR S P ERA WHIP	4.0 2.88 2 6 0 0 2 3 0 0 0 0 0 0 10 10 0.00 2.000	6.0 2.77 10 1 0 2 3 0 0 0 0 0 0 11 23 0.00 2.000	8.0 3.05 2 4 1 1 2 1 1 0 0 0 0 13 21 5.40 3.000	10.0 3.81 1 0 0 0 0 0 0 0 0 0 0 1 1 0.00 0.000	11.0 3.03													

Baltimore Orioles @ New York Yankees
Yankee Stadium, Bronx, NY
Thu Aug 11 1966, 7:05 PM EDT
Att. 14,481 - Unknown - 80 F

AB 41
R 6
H 12
RBI 4
BB 8
SO 8
LOB 21



Baltimore Orioles @ New York Yankees
Yankee Stadium, Bronx, NY
Thu Aug 11 1966, 7:05 PM EDT
Att. 14,481 - Unknown - 80 F

AB 43
R 5
H 10
RBI 4
BB 5
SO 4
LOB 18



Batter	1	2	3	4	5	6	7	8	9	AB	R	H	RBI	BB	SO	LOB	TOP					
Larry Brown, R (1, 6) OBP: 0.335, SLG: 0.353	6-3		FC1-5 1B		E1 1B		5-6-3			4	1	2	0	0	0	0						
Leon Wagner, L (1, 7) OBP: 0.352, SLG: 0.483	FC5 BB		FC1-5 1B		K			HR		3	1	2	1	1	1	1						
Vic Davalillo, L (8, 8) OBP: 0.302, SLG: 0.307	FC5 BB		FC1-5 1B		K					0	0	0	0	0	0	0						
Chuck Hinton, R (1, 8) OBP: 0.344, SLG: 0.437	FC5 1B		FC1-5		2H 1B			F2		3	1	1	1	1	0	2						
Rocky Colavito, R (1, 9) OBP: 0.344, SLG: 0.460	FC5 1B		F7		P6			L7		4	0	0	0	0	0	5						
Fred Whitfield, L (1, 3) OBP: 0.281, SLG: 0.453	FC6 1B		K					L4		4	0	1	1	0	1	2						
Max Alvis, R (1, 5) OBP: 0.308, SLG: 0.369	FC6 1-2f				K			K		4	0	1	0	0	2	2						
Pedro Gonzalez, R (1, 4) OBP: 0.267, SLG: 0.284		F8		F9		6-3		G3		4	0	0	0	0	0	1						
Joe Azcue, R (1, 2) OBP: 0.317, SLG: 0.398		P4		F9				F7		4	0	0	0	0	1	1						
Gary Bell, R (1, 1) OBP: 0.182, SLG: 0.161										3	0	0	0	0	3	0						
Bob Allen, L (8, 1) OBP: 0.222, SLG: 0.125										0	0	0	0	0	0	0						
Chico Salmon, R (9, PH) OBP: 0.298, SLG: 0.357										1	0	0	0	0	0	1						
Luis Tiant, R (9, 1) OBP: 0.083, SLG: 0.043										0	0	0	0	0	0	0						
Inning Stats	R: 1 E: 0 K: 0 S: 4	H: 1 LOB: 2 BB: 2 P: 12	R: 0 E: 0 K: 1 S: 5	H: 0 LOB: 0 BB: 0 P: 5	R: 0 E: 0 K: 1 S: 7	H: 2 LOB: 2 BB: 0 P: 7	R: 0 E: 0 K: 1 S: 5	H: 0 LOB: 0 BB: 0 P: 5	R: 1 E: 1 K: 2 S: 9	H: 2 LOB: 1 BB: 0 P: 9	R: 0 E: 0 K: 1 S: 5	H: 0 LOB: 0 BB: 0 P: 5	R: 0 E: 0 K: 1 S: 5	H: 0 LOB: 0 BB: 0 P: 5	R: 1 E: 0 K: 0 S: 4	H: 1 LOB: 0 BB: 0 P: 4	R: 0 E: 0 K: 1 S: 6	H: 1 LOB: 1 BB: 0 P: 6	1B: 5 2B: 1 3B: 0 HR: 1	SF: 0 SAC: 0 DP: 0 HBP: 0	WP: 0 PB: 0 SB: 0 CS: 0	PA: 36
PITCHER	IP WLS BF H R ER SO BB IBB HBP BLK WP HR S P ERA WHIP																					
Al Downing, L (1, 1) ERA: 3.43	8.0 L 32 6 3 2 7 2 0 0 0 0 0 1 44 52 2.25 1.000																					
Whitey Ford, L (9, 1) ERA: 2.49	1.0 4 1 0 0 1 0 0 0 0 0 0 0 6 6 0.00 1.000																					

Cleveland Indians @ New York Yankees
Yankee Stadium, Bronx, NY
Fri Aug 12 1966, 7:05 PM EDT
Att: 16,980 - Unknown

AB	34
R	3
H	7
RBI	3
BB	2
SO	8
LOB	15



Batter	1	2	3	4	5	6	7	8	9	AB	R	H	RBI	BB	SO	LOB	BOTTOM					
Tom Tresh, S (1, 7) OBP: 0.341, SLG: 0.386	1B BB		CS BB			SH1-3 1B		4-3	1-2 1B	3	0	2	0	2	0	0						
Horace Clarke, S (1, 4) OBP: 0.305, SLG: 0.356	F4		CS 1-2		4-3	SH1-3 1-2		1B 1B	4-1	4	1	1	0	0	0	3						
Mickey Mantle, S (1, 8) OBP: 0.387, SLG: 0.537	G3-6-3 1B				1B BB	K		1B 1B		3	1	2	0	1	1	1						
Joe Pepitone, L (1, 3) OBP: 0.292, SLG: 0.492	G3-6-3 1-2f				L8	F8		1B 2H 1B		4	0	1	1	0	0	4						
Roger Maris, L (1, 9) OBP: 0.317, SLG: 0.385		4-3		1-3 1B			P5	FC6 1B		4	0	2	1	0	0	0						
Jake Gibbs, L (1, 2) OBP: 0.327, SLG: 0.353		F8		K				FC6 1-2f		4	0	1	0	0	1	4						
Clete Boyer, R (1, 5) OBP: 0.303, SLG: 0.394		L8				F2 2-3-6-4 BB		P4		3	0	0	0	1	0	1						
Dick Schofield, S (1, 6) OBP: 0.244, SLG: 0.162										2	0	0	0	1	1	2						
Elston Howard, P (9, PH) OBP: 0.325, SLG: 0.380										1	0	1	0	0	0	0						
Bobby Richardson, R (9, PR) OBP: 0.287, SLG: 0.340			B1-4-6 BB			K				0	0	0	0	0	0	0						
Al Downing, R (1, 1) OBP: 0.185, SLG: 0.176										2	0	0	0	0	0	2						
Roy White, S (8, PH) OBP: 0.309, SLG: 0.353			B1-4-6			B2-3-6-4				1	0	0	0	0	0	0						
Whitey Ford, L (9, 1) ERA: 4.43										0	0	0	0	0	0	0						
Billy Bryan, L (9, PH) OBP: 0.196, SLG: 0.244										1	0	0	0	0	0	1						
Inning Stats	R: 0 E: 0 K: 0 S: 3	H: 1 LOB: 1 BB: 1 P: 7	R: 0 E: 0 K: 0 S: 3	H: 0 LOB: 0 BB: 0 P: 3	R: 0 E: 0 K: 0 S: 1	H: 0 LOB: 0 BB: 2 P: 9	R: 0 E: 0 K: 1 S: 6	H: 1 LOB: 2 BB: 1 P: 10	R: 0 E: 0 K: 1 S: 4	H: 0 LOB: 0 BB: 1 P: 8	R: 0 E: 0 K: 1 S: 6	H: 1 LOB: 1 BB: 0 P: 6	R: 0 E: 0 K: 0 S: 4	H: 1 LOB: 0 BB: 0 P: 4	R: 2 E: 0 K: 0 S: 7	H: 4 LOB: 2 BB: 0 P: 7	R: 0 E: 0 K: 0 S: 5	H: 2 LOB: 2 BB: 0 P: 5	1B: 10 2B: 1 3B: 0 HR: 0	SF: 0 SAC: 1 DP: 3 HBP: 0	WP: 0 PB: 0 SB: 0 CS: 1	PA: 39
PITCHER	IP WLS BF H R ER SO BB IBB HBP BLK WP HR S P ERA WHIP																					
Gary Bell, R (1, 1) ERA: 2.97	7.2 W 31 7 2 2 3 5 0 0 0 0 0 0 2 2 2.35 1.565																					
Bob Allen, L (8, 1) ERA: 4.43	0.1 2 1 0 0 0 0 0 0 0 0 0 0 2 2 0.00 3.000																					
Luis Tiant, R (9, 1) ERA: 3.2	1.0 S 5 2 0 0 0 0 0 0 0 0 0 0 5 5 0.00 2.000																					

Cleveland Indians @ New York Yankees
Yankee Stadium, Bronx, NY
Fri Aug 12 1966, 7:05 PM EDT
Att: 16,980 - Unknown

AB	32
R	2
H	10
RBI	2
BB	5
SO	3
LOB	18



Batter	1	2	3	4	5	6	7	8	9	AB	R	H	RBI	BB	SO	LOB	TOP																	
Larry Brown, R (1,6) OBP: 0.335, SLG: 0.358			5-3			SH3-4		5-3		3	0	1	0	0	0	0	Cleveland Indians @ New York Yankees Yankee Stadium, Bronx, NY Sat Aug 13 1966, 3:33 AM EDT Att: 38,202 - Unknown - 80 F																	
Leon Wagner, L (1,7) Vic Davallillo, L (8,8) OBP: 0.345, SLG: 0.478 OBP: 0.302, SLG: 0.307	F5			F8		G3		4-3		4	0	0	0	0	0	2																		
Chuck Hinton, R (1,8) OBP: 0.346, SLG: 0.438	L8			F8		1B		1B		4	1	2	1	0	0	1																		
Fred Whitfield, L (1,3) OBP: 0.281, SLG: 0.451	F1			F9		F5		1B		4	0	1	1	0	0	2																		
Rocky Colavito, R (1,9) OBP: 0.344, SLG: 0.457		F3			1-3		3-1 BB	F4		3	0	0	0	1	0	1																		
Duke Sims, L (1,2) OBP: 0.341, SLG: 0.476	F7			FC5-4 1B			3-1	F5		4	0	1	0	0	0	1																		
Max Alvis, R (1,5) OBP: 0.306, SLG: 0.366	F3			F7		F4		K		4	0	0	0	0	1	2																		
Chico Salmon, R (1,4) OBP: 0.298, SLG: 0.354			L5		FC5-4			E5		3	0	0	0	1	0	1																		
Steve Hargan, R (1,1) OBP: 0.194, SLG: 0.147			K			G3 1B SH3-4 BB		K		3	1	0	0	1	3	3																		
Inning Stats	R: 0 E: 0 K: 0 S: 4	H: 1 LOB: 1 BB: 0 P: 4	R: 0 E: 0 K: 0 S: 3	H: 0 LOB: 0 BB: 0 P: 3	R: 0 E: 0 K: 1 S: 5	H: 0 LOB: 0 BB: 0 P: 5	R: 0 E: 0 K: 0 S: 3	H: 0 LOB: 0 BB: 0 P: 3	R: 0 E: 0 K: 0 S: 4	H: 1 LOB: 1 BB: 0 P: 4	R: 1 E: 0 K: 0 S: 4	H: 1 LOB: 1 BB: 1 P: 8	R: 0 E: 0 K: 1 S: 5	H: 0 LOB: 2 BB: 2 P: 13	R: 1 E: 1 K: 2 S: 8	H: 2 LOB: 1 BB: 0 P: 5		R: 0 E: 1 K: 2 S: 8	H: 0 LOB: 1 BB: 0 P: 8	1B: 4 2B: 1 3B: 0 HR: 0	SF: 0 SAC: 1 DP: 0 HBP: 0	WP: 0 PB: 0 SB: 1 CS: 0	PA: 36											
PITCHER	IP WLS BF H R ER SO BB IBB HBP BLK WP HR S P ERA WHIP																																	
Jim Bouton, R (1,1) ERA: 3.38	6.0	23	3	1	1	1	1	2	0	0	0	0	0	0	23	31	1.50	0.833																
Hal Reniff, R (7,1) ERA: 2.78	3.0	L 13	2	1	1	3	0	1	0	0	0	0	0	18	22	3.00	0.667																	

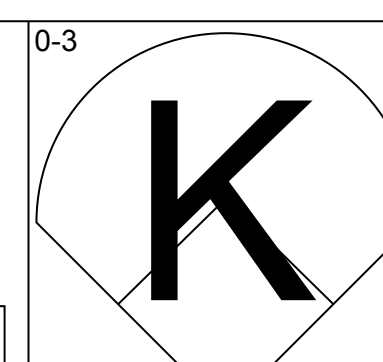
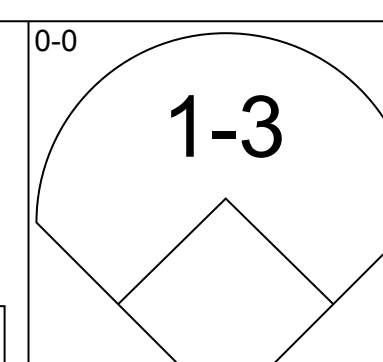
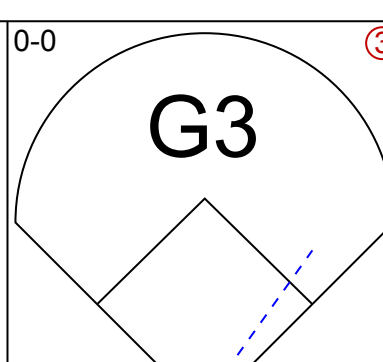
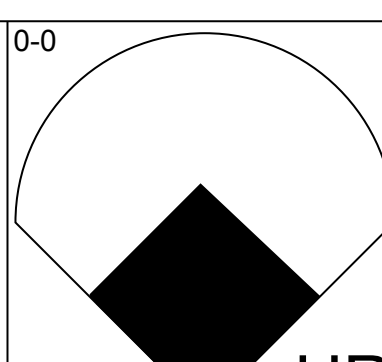
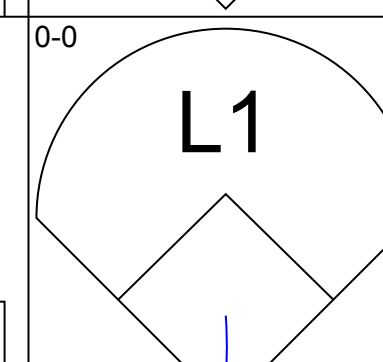
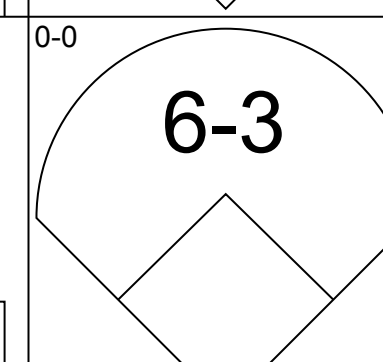
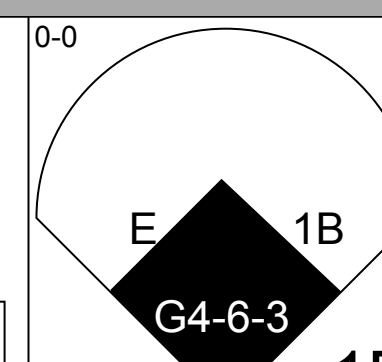
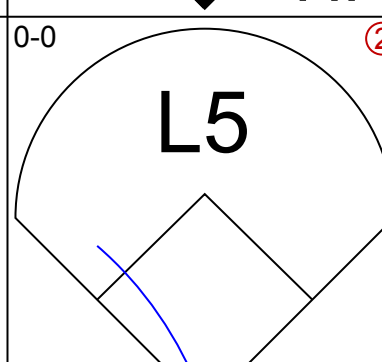
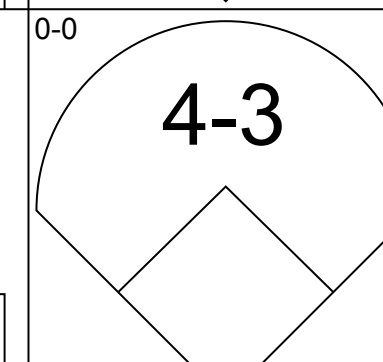
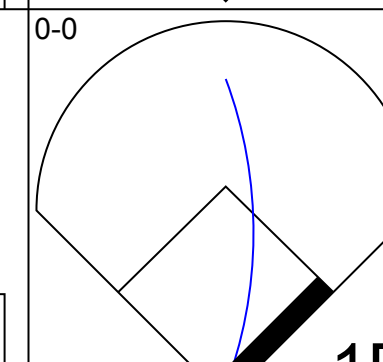
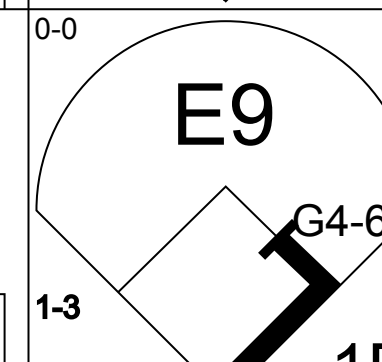
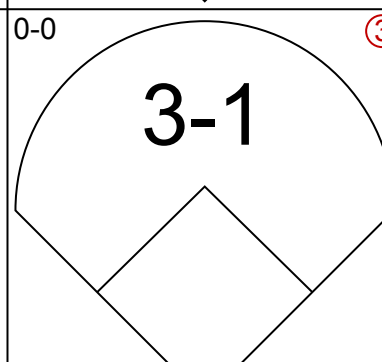
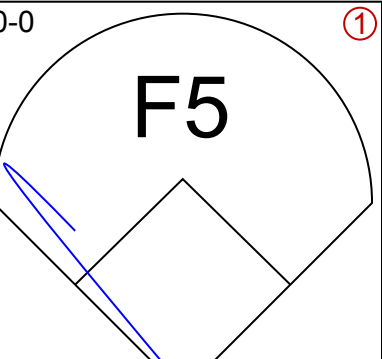
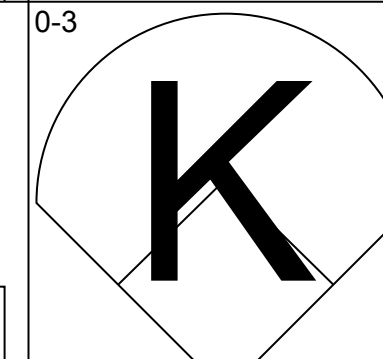
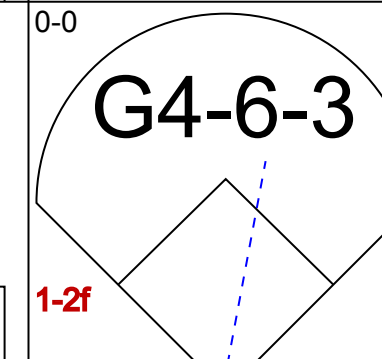
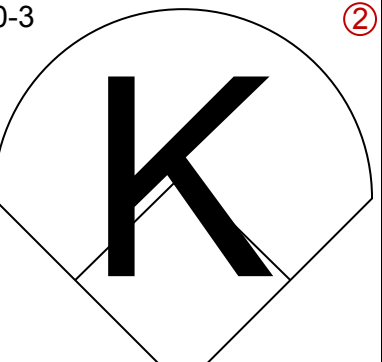
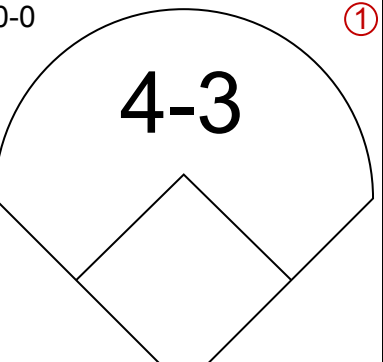
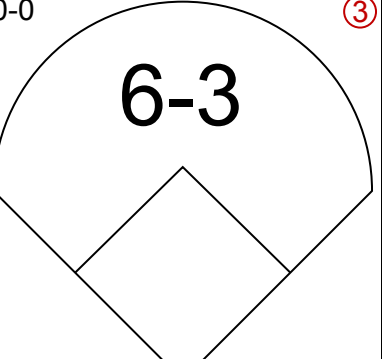
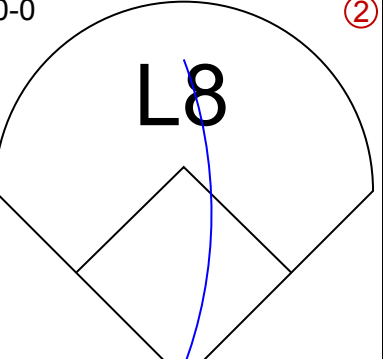
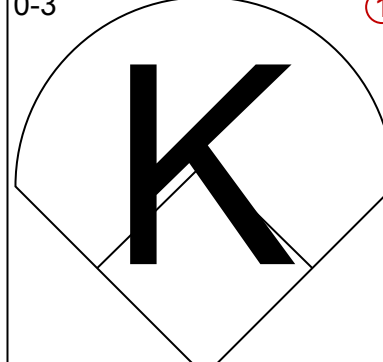
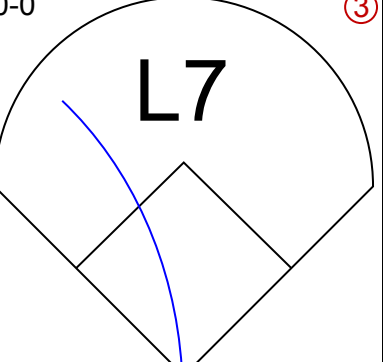
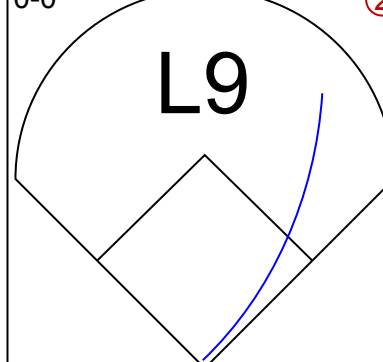
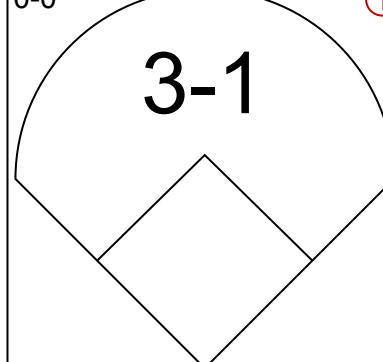
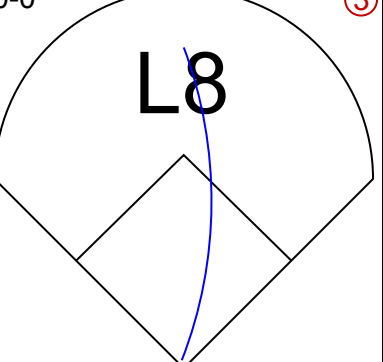

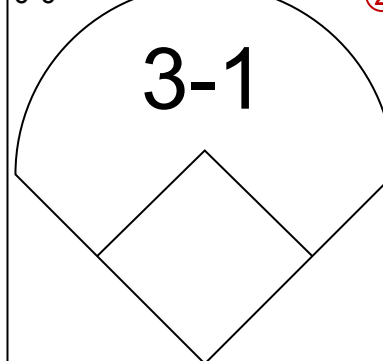
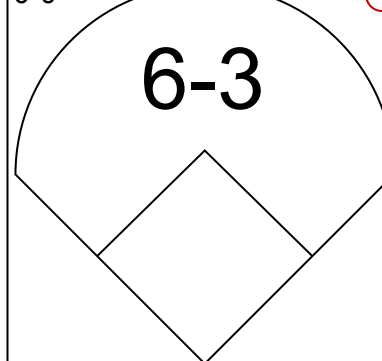
Batter	1	2	3	4	5	6	7	8	9	AB	R	H	RBI	BB	SO	LOB	BOTTOM																
Tom Tresh, S (1,7) OBP: 0.340, SLG: 0.383	F8		L9			1B BB		4-3		3	1	0	0	1	0	2	Cleveland Indians @ New York Yankees Yankee Stadium, Bronx, NY Sat Aug 13 1966, 3:33 AM EDT Att: 38,202 - Unknown - 80 F																
Bobby Richardson, R (1,4) OBP: 0.287, SLG: 0.339	F8		F9			1B		F3		4	0	1	0	0	0	2																	
Mickey Mantle, S (1,8) OBP: 0.385, SLG: 0.533	B1			F5		1B		F9		4	0	1	1	0	0	0																	
Joe Pepitone, L (1,3) OBP: 0.290, SLG: 0.488		F4		F9		K		4-3		4	0	0	0	0	1	2																	
Roger Maris, L (1,9) OBP: 0.313, SLG: 0.379		4-1		E4		L8		F3		4	0	0	0	0	0	2																	
Elston Howard, R (1,2) Roy White, S (8, FR) OBP: 0.327, SLG: 0.379 OBP: 0.309, SLG: 0.353		6-3		L8		L8		G5-4-3 1B		3	0	1	0	1	0	1																	
Clete Boyer, R (1,5) OBP: 0.300, SLG: 0.389			1-3		F8	L7		G5-4-3 1B		4	0	0	0	0	0	4																	
Horace Clarke, S (1,6) OBP: 0.310, SLG: 0.355			SH 1B		F8			K		3	0	1	0	0	1	0																	
Jim Bouton, R (1,1) Hal Reniff, R (7,1) OBP: 0.136, SLG: 0.095 OBP: 0.308, SLG: 0.308			SH		K			K		1	0	0	0	0	1	0																	
Inning Stats	R: 0 E: 0 K: 0 S: 3	H: 0 LOB: 0 BB: 0 P: 3	R: 0 E: 1 K: 0 S: 5	H: 1 LOB: 2 BB: 0 P: 5	R: 0 E: 1 K: 0 S: 4	H: 0 LOB: 1 BB: 0 P: 4	R: 0 E: 0 K: 1 S: 5	H: 0 LOB: 0 BB: 0 P: 5	R: 1 E: 0 K: 1 S: 7	H: 2 LOB: 3 BB: 2 P: 15	R: 0 E: 0 K: 2 S: 7	H: 0 LOB: 0 BB: 0 P: 7	R: 0 E: 0 K: 0 S: 3	H: 0 LOB: 0 BB: 0 P: 3	R: 0 E: 0 K: 0 S: 3	H: 1 LOB: 1 BB: 0 P: 3		1B: 4 2B: 0 3B: 0 HR: 0	SF: 0 SAC: 1 DP: 1 HBP: 0	WP: 0 PB: 0 SB: 0 CS: 0	PA: 34												
PITCHER	IP WLS BF H R ER SO BB IBB HBP BLK WP HR S P ERA WHIP																																
Steve Hargan, R (1,1) ERA: 2.66	9.0	W 34	4	1	1	4	1	1	0	0	0	0	0	40	48	1.00	0.556																

Batter	1	2	3	4	5	6	7	8	9	AB	R	H	RBI	BB	SO	LOB	TOP			
Larry Brown, R OBP: 0.333, SLG: 0.356		5-3		1-3			F8			4	1	1	0	0	0	1	Cleveland Indians @ New York Yankees Yankee Stadium, Bronx, NY Sun Aug 14 1966, 3:33 AM EDT Unknown - 82 F			
Jim Landis, R OBP: 0.338, SLG: 0.362 Vic Davallio, L OBP: 0.300, SLG: 0.306		K				K		K		3	1	1	0	0	2	0				
Chuck Hinton, R OBP: 0.345, SLG: 0.435				6-3			F8		K	4	1	1	0	0	1	0				
Rocky Colavito, R OBP: 0.345, SLG: 0.457							5-3		K	4	0	2	2	0	1	0				
Fred Whitfield, L OBP: 0.280, SLG: 0.448	F4			FC3-6			F8			3	0	0	0	1	0	3				
Max Alvis, R OBP: 0.305, SLG: 0.363				5-3			K			3	0	0	0	1	1	2				
Chico Salmon, R OBP: 0.297, SLG: 0.357	SF7						L7		F9	3	0	1	1	0	0	1				
Del Crandall, R OBP: 0.343, SLG: 0.411 Duke Sims, L OBP: 0.344, SLG: 0.476	F2			6-3			G3			2	0	0	0	0	0	3				
Sam McDowell, L OBP: 0.194, SLG: 0.200 John O'Donoghue, R OBP: 0.167, SLG: 0.200 Dick Howser, R OBP: 0.309, SLG: 0.367 Dick Radatz, R OBP: 0.111, SLG: 0.111 Jim Gentile, L OBP: 0.333, SLG: 0.401		B4-3					K		F4	2	0	0	0	0	1	1				
Inning Stats	R: 3 E: 0 K: 0 S: 7	H: 4 LOB: 2 BB: 1 P: 11	R: 0 E: 0 K: 1 S: 5	H: 0 LOB: 0 BB: 0 P: 5	R: 0 E: 0 K: 0 S: 4	H: 1 LOB: 1 BB: 0 P: 4	R: 0 E: 1 K: 1 S: 6	H: 1 LOB: 1 BB: 0 P: 6	R: 0 E: 0 K: 1 S: 5	H: 0 LOB: 0 BB: 0 P: 5	R: 0 E: 0 K: 1 S: 5	H: 0 LOB: 0 BB: 0 P: 5	R: 0 E: 0 K: 3 S: 9	H: 0 LOB: 0 BB: 0 P: 9	R: 0 E: 0 K: 0 S: 4	H: 1 LOB: 2 BB: 1 P: 8		1B: 6 2B: 1 3B: 0 HR: 0	SF: 1 SAC: 0 DP: 0 HBP: 0	WP: 0 PB: 0 CS: 0
PITCHER	IP WLS BF H R ER SO BB IBB HBP BLK WP HR S P ERA WHIP																			
Fritz Peterson, L ERA: 3.91	(1, 1) 4.0 W 19 6 3 3 2 1 0 0 0 0 0 0 22 26 6.75 1.750																			
Doolley Womack, R ERA: 2.74	(5, 1) 5.0 W 17 1 0 0 6 1 0 0 0 0 0 0 28 32 0.00 0.400																			

Batter	1	2	3	4	5	6	7	8	9	AB	R	H	RBI	BB	SO	LOB	BOTTOM			
Tom Tresh, S OBP: 0.339, SLG: 0.381	K			FC5-4			K			5	0	1	1	0	3	2	Cleveland Indians @ New York Yankees Yankee Stadium, Bronx, NY Sun Aug 14 1966, 3:33 AM EDT Unknown - 82 F			
Bobby Richardson, R OBP: 0.286, SLG: 0.340	F6						1B			5	1	2	0	0	0	1				
Mickey Mantle, S OBP: 0.386, SLG: 0.534 Ray Barker, L OBP: 0.233, SLG: 0.353	K			1B			F9			5	1	2	0	0	2	2				
Joe Pepitone, L OBP: 0.295, SLG: 0.497				F8						4	2	3	2	1	0	2				
Elston Howard, R OBP: 0.328, SLG: 0.378	L8			FC4-6			K		K	4	0	1	0	1	2	4				
Lou Clinton, R OBP: 0.301, SLG: 0.368				FC4-6			F6			3	0	1	1	0	0	1				
Clete Boyer, R OBP: 0.297, SLG: 0.386	K			FC5-4			SF8			3	1	0	1	0	1	3				
Horace Clarke, S OBP: 0.319, SLG: 0.365	K									4	2	3	0	0	1	2				
Fritz Peterson, S OBP: 0.208, SLG: 0.234 Hector Lopez, R OBP: 0.270, SLG: 0.381 Doolley Womack, L OBP: 0.250, SLG: 0.250				E4			4-3			1	0	1	0	0	0	0				
Inning Stats	R: 0 E: 0 K: 2 S: 7	H: 0 LOB: 0 BB: 0 P: 7	R: 0 E: 0 K: 2 S: 9	H: 2 LOB: 0 BB: 0 P: 9	R: 0 E: 0 K: 0 S: 9	H: 2 LOB: 2 BB: 0 P: 9	R: 2 E: 1 K: 0 S: 6	H: 3 LOB: 1 BB: 0 P: 6	R: 3 E: 0 K: 0 S: 7	H: 4 LOB: 1 BB: 1 P: 11	R: 0 E: 0 K: 1 S: 5	H: 0 LOB: 0 BB: 0 P: 5	R: 1 E: 0 K: 1 S: 6	H: 1 LOB: 0 BB: 0 P: 6	R: 1 E: 0 K: 1 S: 8	H: 3 LOB: 3 BB: 1 P: 12		1B: 13 2B: 1 3B: 0 HR: 1	SF: 2 SAC: 0 DP: 0 HBP: 0	WP: 0 PB: 0 CS: 0
PITCHER	IP WLS BF H R ER SO BB IBB HBP BLK WP HR S P ERA WHIP																			
Sam McDowell, L ERA: 3.18	(1, 1) 4.0 L 23 10 5 4 6 1 0 0 0 0 0 0 34 38 9.00 2.750																			
John O'Donoghue, L ERA: 3.75	(5, 1) 2.0 7 1 0 0 1 0 0 0 0 0 0 9 9 0.00 0.500																			
Dick Radatz, R ERA: 5.28	(7, 1) 2.0 11 4 2 2 2 0 1 0 0 0 0 1 14 18 9.00 2.000																			

Batter	1	2	3	4	5	6	7	8	9	AB	R	H	RBI	BB	SO	LOB	TOP																	
Dick Howser, R (1, 6) OBP: 0.298, SLG: 0.353 Rocky Colavito, R (9, PH) OBP: 0.344, SLG: 0.456	K		G6-4-3		E3 BB 1B	5-3			5-3	4	1	0	0	0	1	2	Cleveland Indians @ New York Yankees Yankee Stadium, Bronx, NY Sun Aug 14 1966, 3:38 AM EDT Att: 31,948 - Overcast - 80 F																	
Leon Wagner, L (1, 7) OBP: 0.345, SLG: 0.473	K			4-3	F3					4	0	0	0	0	2	1																		
Chuck Hinton, R (1, 9) OBP: 0.347, SLG: 0.434	1-3			1B 1B	1B 1-2 1B BB				F8	3	2	1	0	1	0	0																		
Fred Whitfield, L (1, 3) OBP: 0.282, SLG: 0.449		F5		1B 1-2 2B 1B	1B 1-3 2H 1B				3-1	4	1	2	1	0	0	0																		
Vic Davalillo, L (1, 8) OBP: 0.300, SLG: 0.305	K			2B 1-2 2H 1B	F2				F4	4	0	1	1	0	1	2																		
Max Alvis, R (1, 5) OBP: 0.305, SLG: 0.362	K			L9	1-2 3H 1B				6-3	4	0	1	1	0	1	2																		
Pedro Gonzalez, R (1, 4) OBP: 0.287, SLG: 0.287			6-3	1-3 2H 2B	F2				F8	4	0	1	1	0	0	2																		
Joe Azcue, R (1, 2) OBP: 0.320, SLG: 0.397				SH 1B	IBB				6-3	3	0	1	0	1	0	0																		
Jack Kralick, L (1, 1) OBP: 0.083, SLG: 0.083 Jim Landis, R (4, PH) OBP: 0.335, SLG: 0.359 Tom Kelley, R (4, 1) OBP: 0.115, SLG: 0.115 Bob Allen, L (4, 1) OBP: 0.200, SLG: 0.111 Chico Salmon, R (9, PH) OBP: 0.295, SLG: 0.356	SH			SH 1-2 G6-4-3	F7				F8	0	0	0	0	0	0	0		AB 34 R 4 H 7 RBI 4 BB 2 SO 6 LOB 12																
										1	0	0	0	0	0	3																		
Inning Stats	R: 0 E: 0 K: 2 S: 7	H: 0 LOB: 0 BB: 0 P: 7	R: 0 E: 0 K: 2 S: 7	H: 0 LOB: 0 BB: 0 P: 7	R: 0 E: 1 K: 0 S: 4	H: 1 LOB: 1 BB: 0 P: 4	R: 2 E: 0 K: 0 S: 7	H: 4 LOB: 3 BB: 1 P: 11	R: 2 E: 1 K: 0 S: 6	H: 2 LOB: 2 BB: 1 P: 10	R: 0 E: 0 K: 1 S: 5	H: 0 LOB: 0 BB: 0 P: 5	R: 0 E: 0 K: 1 S: 5	H: 0 LOB: 0 BB: 0 P: 5	R: 0 E: 0 K: 0 S: 3	H: 0 LOB: 0 BB: 0 P: 3	R: 0 E: 0 K: 0 S: 3	H: 0 LOB: 0 BB: 0 P: 3	1B: 6 2B: 1 3B: 0 HR: 0	SF: 0 SAC: 1 DP: 1 HBP: 0	WP: 0 PB: 0 SB: 0 CS: 0	PA: 37												
PITCHER	IP WLS BF H R ER SO BB IBB HBP BLK WP HR S P ERA WHIP																																	
Fred Talbot, R (1, 1) ERA: 4.8	3.2		17	5	2	2	4	0	1	0	0	0	0	0	24	28	4.91	1.364																
Steve Hamilton, L (4, 1) ERA: 2.82	5.1	W	20	2	2	0	2	1	0	0	0	0	0	0	23	27	0.00	0.562																

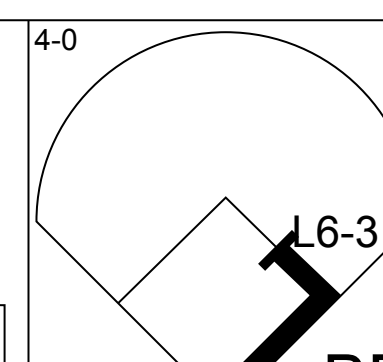
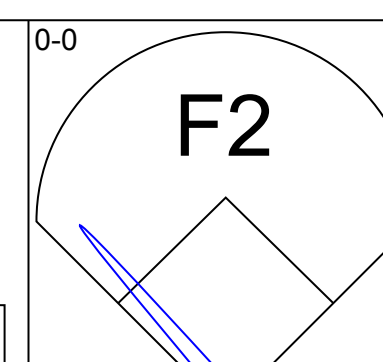
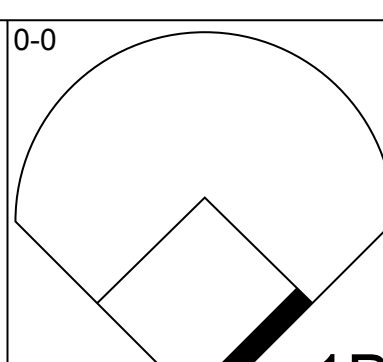
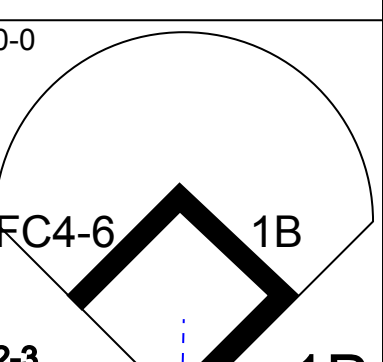
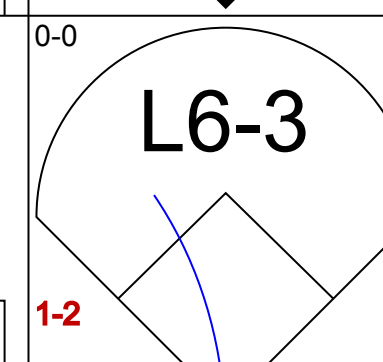
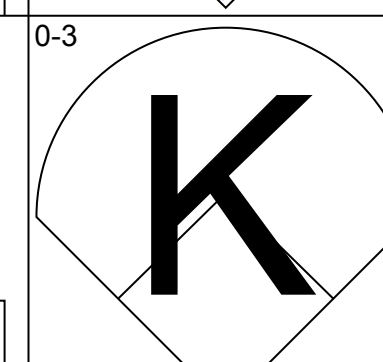
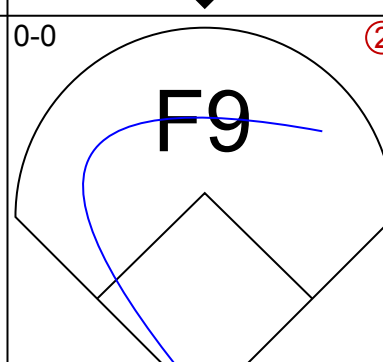
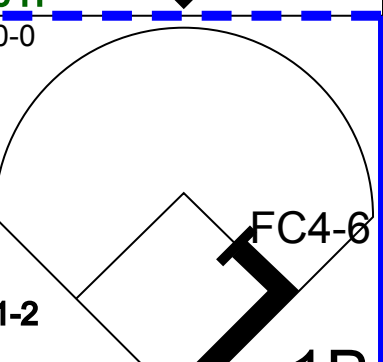
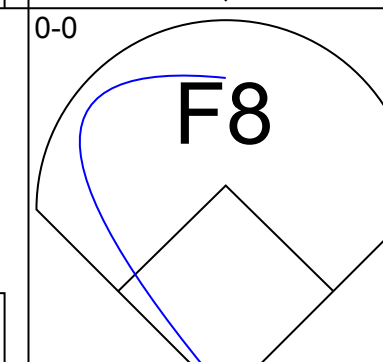
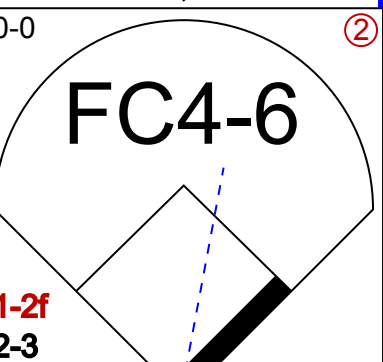
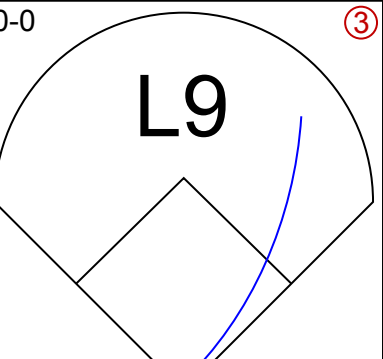

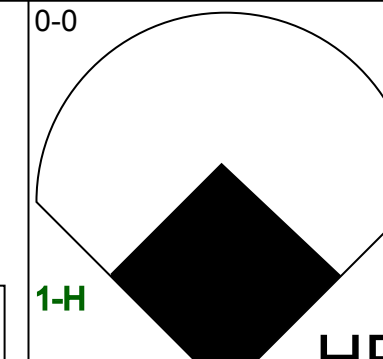

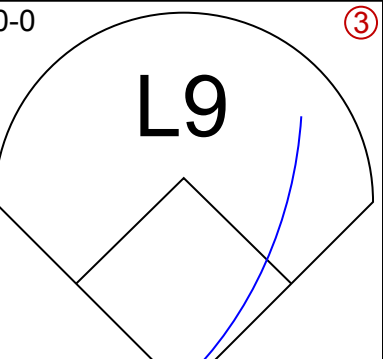
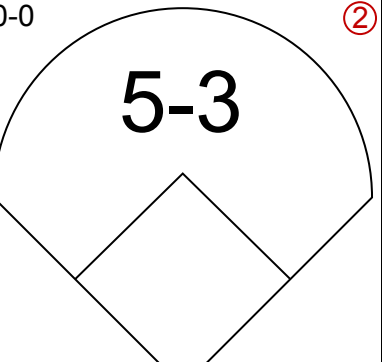
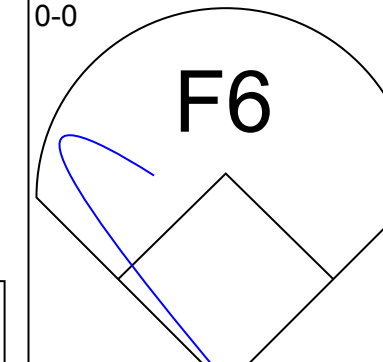
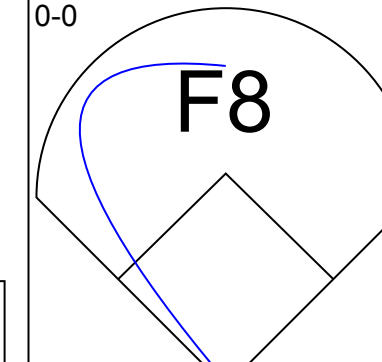

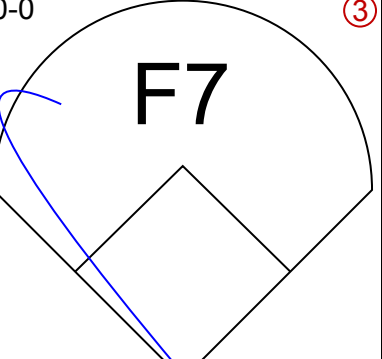

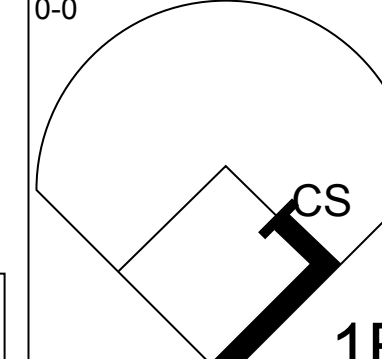

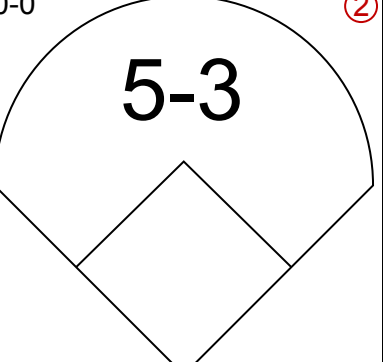
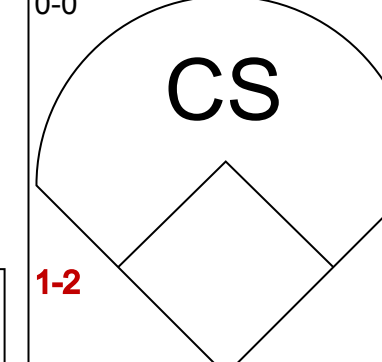
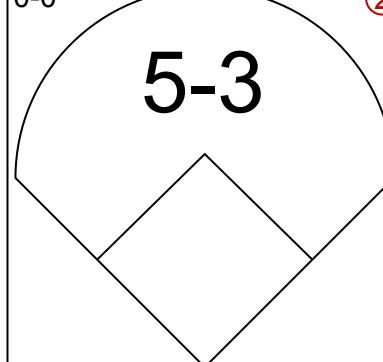
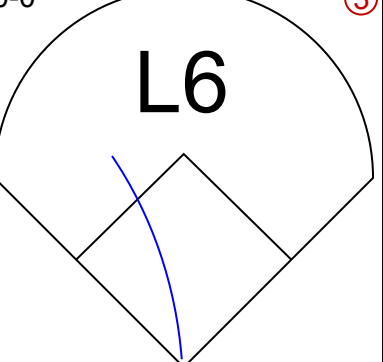

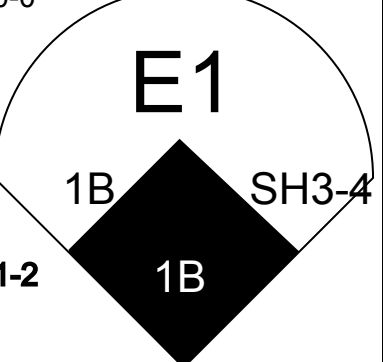
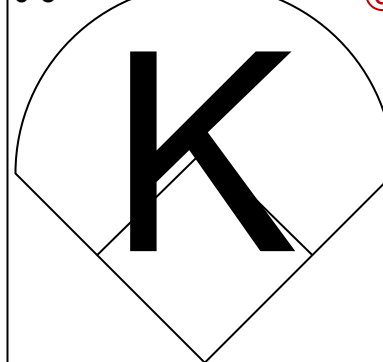

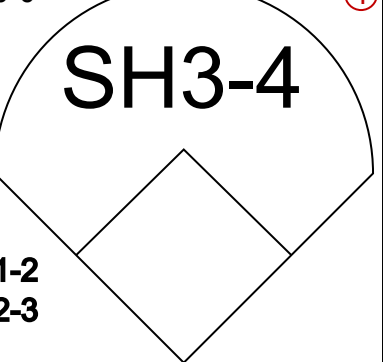
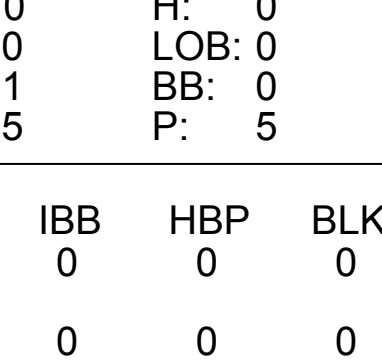
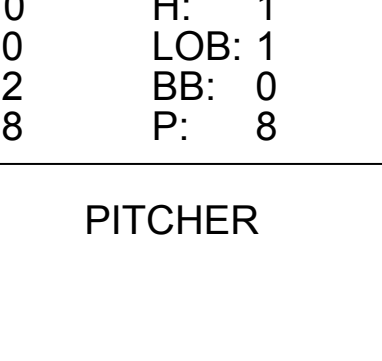
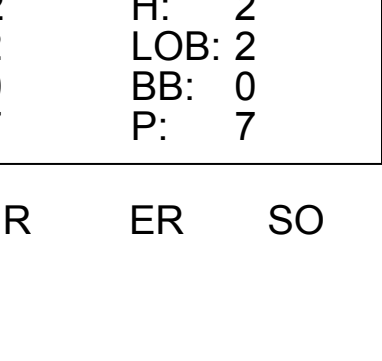
Batter	1	2	3	4	5	6	7	8	9	AB	R	H	RBI	BB	SO	LOB	BOTTOM																	
Tom Tresh, S (1, 7) OBP: 0.340, SLG: 0.389	HR		L5	FC4 1-1H 2H 1B		6-3				4	1	2	2	0	0	0	Cleveland Indians @ New York Yankees Yankee Stadium, Bronx, NY Sun Aug 14 1966, 3:38 AM EDT Att: 31,948 - Overcast - 80 F																	
Bobby Richardson, R (1, 4) OBP: 0.288, SLG: 0.339	F5		F3	FC4 1-2H						4	0	1	0	0	0	2																		
Mickey Mantle, S (1, 8) OBP: 0.390, SLG: 0.545 Ray Barker, L (8, 3) OBP: 0.233, SLG: 0.353	1B			HR	BB				G6-4-3 1-2H	3	1	2	1	1	0	1																		
Joe Pepitone, L (1, 3) OBP: 0.295, SLG: 0.494	1B		F8	L4					K	4	0	1	0	0	1	2																		
Clete Boyer, R (1, 5) OBP: 0.294, SLG: 0.382	F9			E6 1B E	F8				5-3	4	1	0	0	0	0	2																		
Roger Maris, L (1, 9) OBP: 0.312, SLG: 0.377	G3			E 1-3 1B 1B	K				F8	4	1	1	0	0	1	2																		
Horace Clarke, S (1, 6) OBP: 0.313, SLG: 0.356		F8		K	4-3				F8	4	0	0	0	0	1	2																		
Jake Gibbs, L (1, 2) OBP: 0.322, SLG: 0.346	K			E3 1-2 E 1B					F9	3	1	0	1	0	1	1																		
Fred Talbot, R (1, 1) OBP: 0.231, SLG: 0.191 Steve Hamilton, L (4, 1) OBP: 0.096, SLG: 0.056	K			E 1-2 2H 1B 1B					4-3	1	0	0	0	0	1	0		AB 33 R 6 H 8 RBI 5 BB 1 SO 5 LOB 12																
										2	1	1	1	0	0	0																		
Inning Stats	R: 1 E: 0 K: 0 S: 6	H: 3 LOB: 2 BB: 0 P: 6	R: 0 E: 0 K: 2 S: 7	H: 0 LOB: 0 BB: 0 P: 7	R: 1 E: 0 K: 0 S: 4	H: 1 LOB: 0 BB: 0 P: 4	R: 4 E: 4 K: 1 S: 10	H: 3 LOB: 2 BB: 1 P: 14	R: 0 E: 0 K: 1 S: 5	H: 0 LOB: 0 BB: 0 P: 5	R: 0 E: 0 K: 1 S: 5	H: 1 LOB: 0 BB: 0 P: 5	R: 0 E: 0 K: 0 S: 3	H: 0 LOB: 0 BB: 0 P: 3	R: 0 E: 0 K: 0 S: 3	H: 0 LOB: 0 BB: 0 P: 3	1B: 6 2B: 0 3B: 0 HR: 2	SF: 0 SAC: 0 DP: 1 HBP: 0	WP: 0 PB: 0 SB: 0 CS: 0	PA: 34														
PITCHER	IP WLS BF H R ER SO BB IBB HBP BLK WP HR S P ERA WHIP																																	
Jack Kralick, L (1, 1) ERA: 3.86	3.0		13	4	2	2	2	0	0	0	0	0	0	0	8	8	0.00	9.000																
Tom Kelley, R (4, 1) ERA: 4.54	0.1	L	6	3	4	0	1	0	0	0	0	0	0	0	8	8	0.00	9.000																
Bob Allen, L (4, 1) ERA: 4.2	4.2		15	1	0	0	2	1	0	0	0	0	0	0	18	22	0.00	0.429																

Batter	1	2	3	4	5	6	7	8	9	AB	R	H	RBI	BB	SO	LOB	TOP		
Tom Tresh, S OBP: 0.341, SLG: 0.408										4	1	1	1	0	1	0			
Bobby Richardson, R OBP: 0.256, SLG: 0.351										4	1	1	0	0	0	0			
Jake Gibbs, L OBP: 0.333, SLG: 0.356										4	0	2	0	0	0	0			
Joe Pepitone, L OBP: 0.294, SLG: 0.489										3	0	0	0	0	1	2			
Roger Maris, L OBP: 0.308, SLG: 0.378										3	0	0	0	0	2	0			
Roy White, S OBP: 0.305, SLG: 0.348										3	0	0	0	0	0	0			
Clete Boyer, R OBP: 0.294, SLG: 0.387										3	0	0	0	0	1	0			
Horace Clarke, S OBP: 0.305, SLG: 0.351										3	0	0	0	0	0	0			
Jim Bouton, R OBP: 0.125, SLG: 0.087										2	0	0	0	0	1	0			
Whitey Ford, L (8, 1)										0	0	0	0	0	0	0			
Hector Lopez, R OBP: 0.274, SLG: 0.377										1	0	0	0	0	0	0			
Inning Stats	R: 0 E: 0 K: 1 S: 5	H: 0 LOB: 0 BB: 0 P: 5	R: 0 E: 0 K: 1 S: 5	H: 0 LOB: 0 BB: 0 P: 5	R: 0 E: 0 K: 2 S: 7	H: 0 LOB: 0 BB: 0 P: 7	R: 0 E: 0 K: 1 S: 6	H: 1 LOB: 1 BB: 0 P: 6	R: 0 E: 0 K: 0 S: 3	H: 0 LOB: 0 BB: 0 P: 3	R: 1 E: 1 K: 1 S: 6	H: 2 LOB: 0 BB: 0 P: 6	R: 0 E: 0 K: 0 S: 3	H: 0 LOB: 0 BB: 0 P: 3	R: 1 E: 0 K: 0 S: 4	H: 1 LOB: 0 BB: 0 P: 4	1B: 3 2B: 0 3B: 0 HR: 1	SF: 0 SAC: 0 DP: 1 HBP: 0	WP: 0 PA: 30 PB: 0 SB: 0 CS: 0
PITCHER Earl Wilson, R ERA: 3.28	IP: 9.0 WLS: W BF: 30 H: 4 R: 2 ER: 1 SO: 6 BB: 0 IBB: 0 HBP: 0 BLK: 0 WP: 0 HR: 1 S: 42 P: 42 ERA: 1.00 WHIP: 0.444															PITCHER			

New York Yankees @ Detroit Tigers
Tiger Stadium, Detroit, MI
Wed Aug 17 1966, 7:05 PM EDT
Att: 18,823 - Unknown - 76 F

AB 30
R 2
H 4
RBI 1
BB 0
SO 6
LOB 2

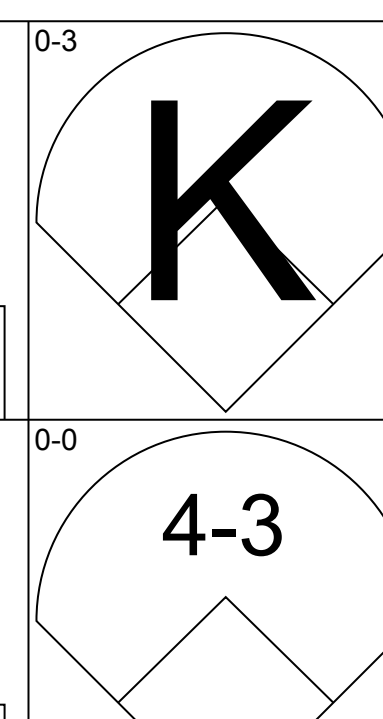
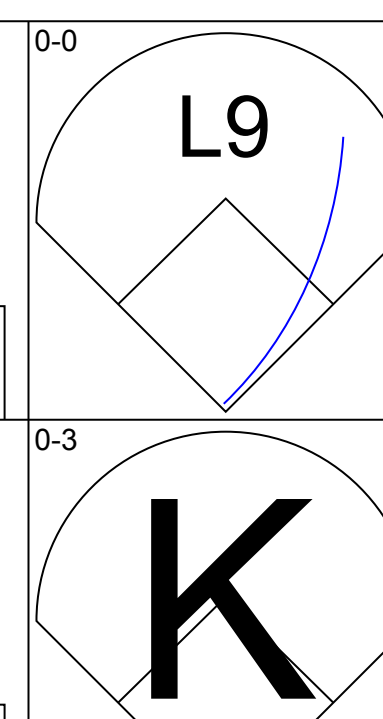
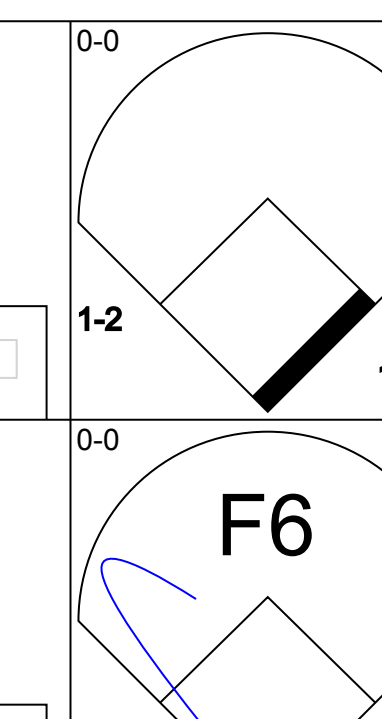
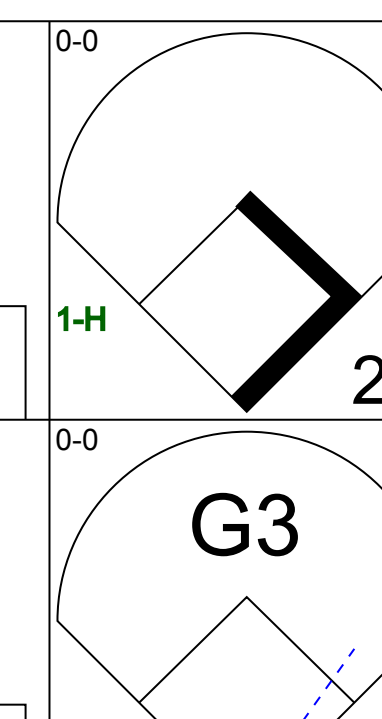
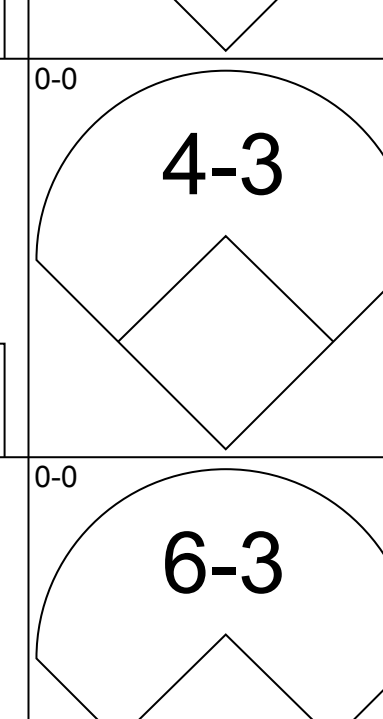
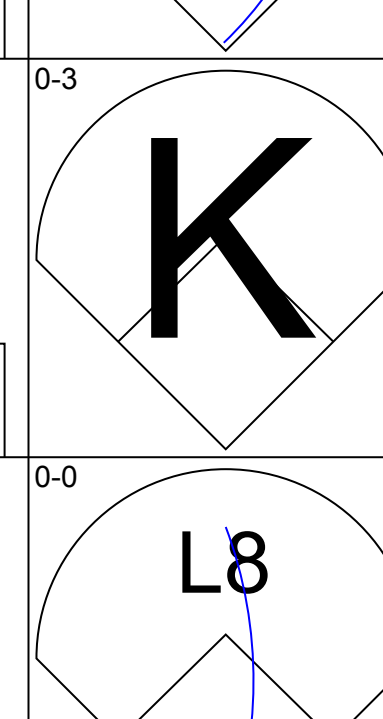
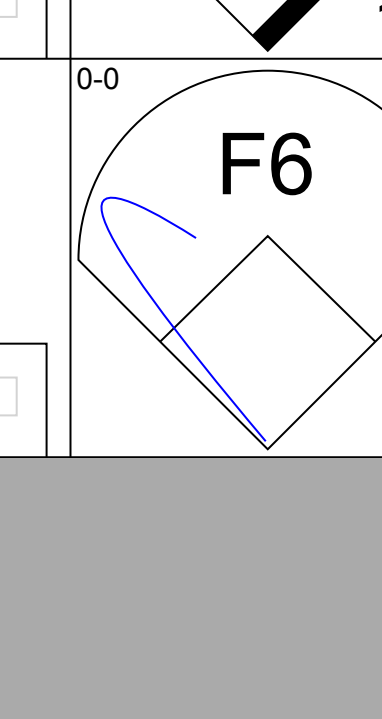
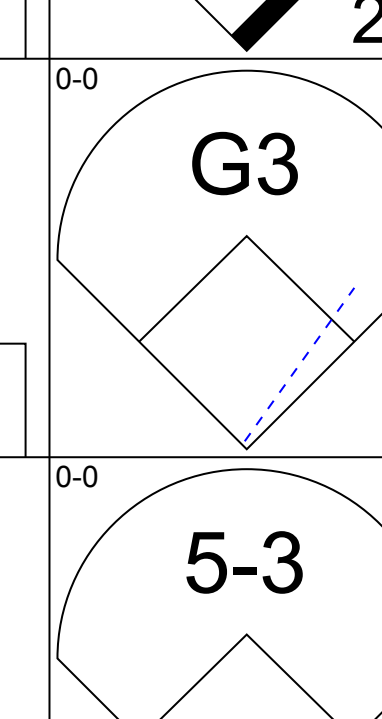
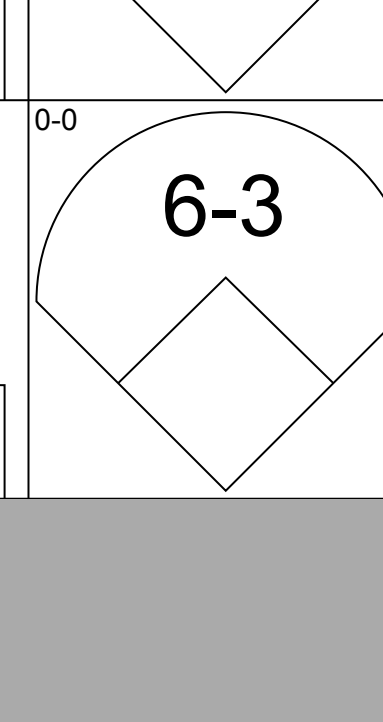
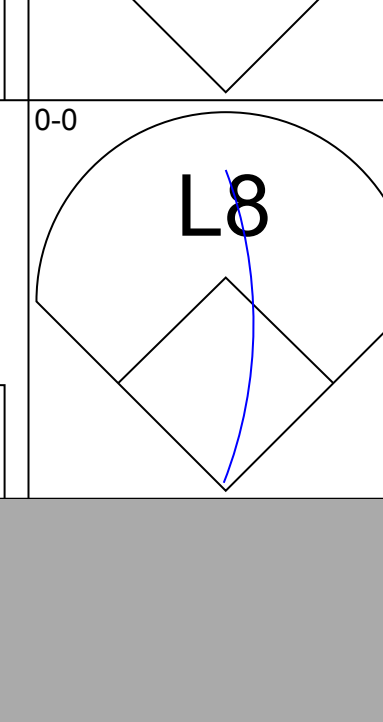
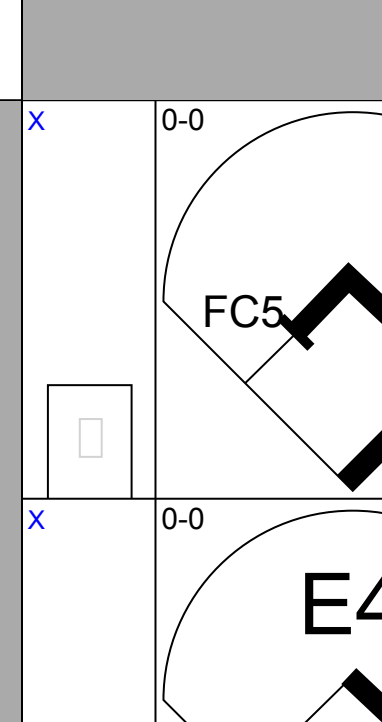
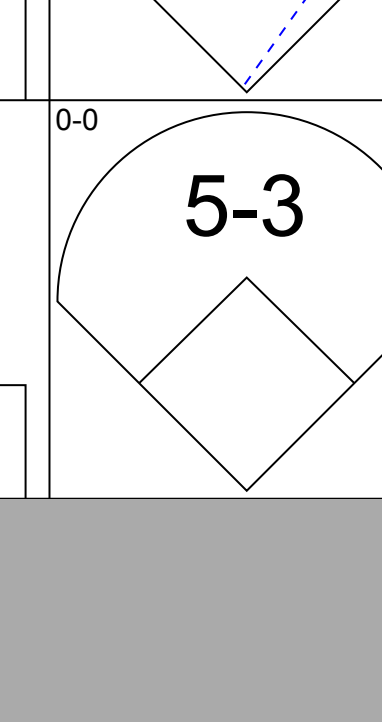
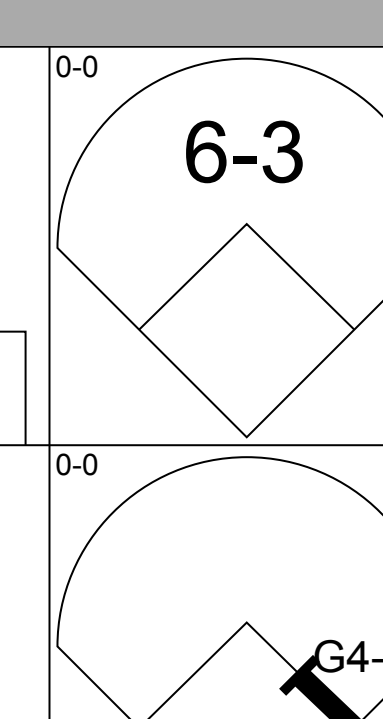
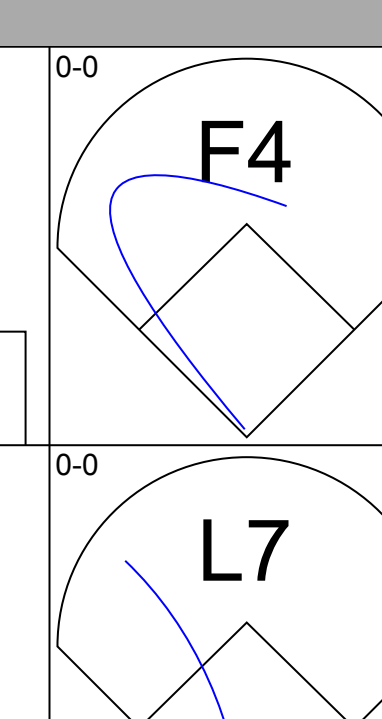
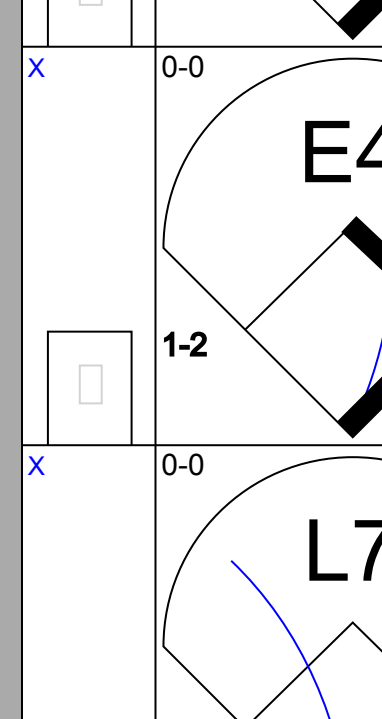
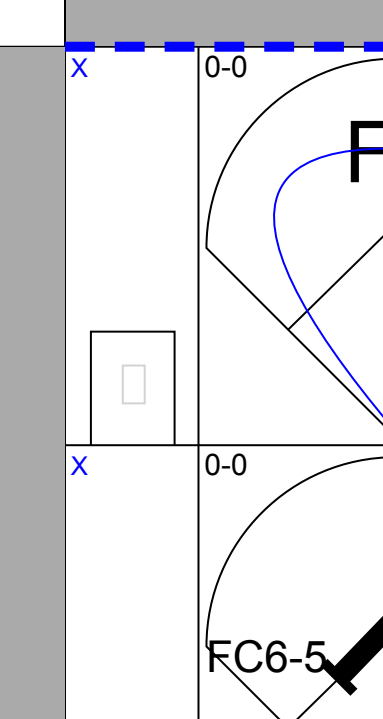
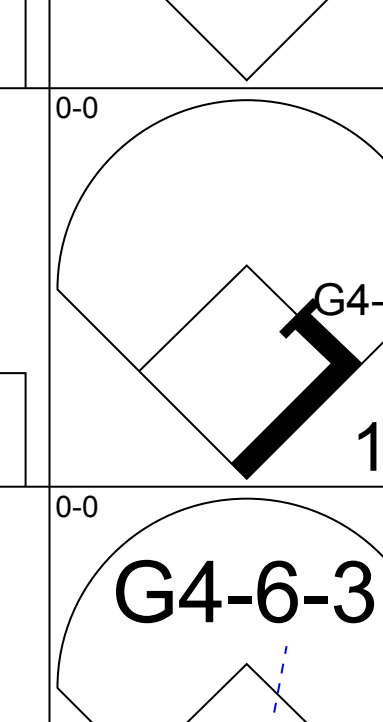
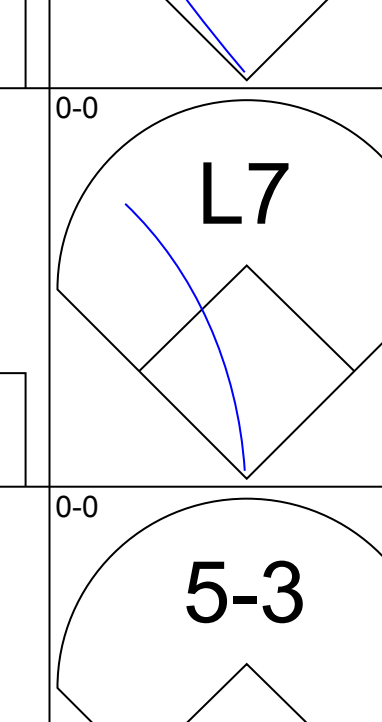
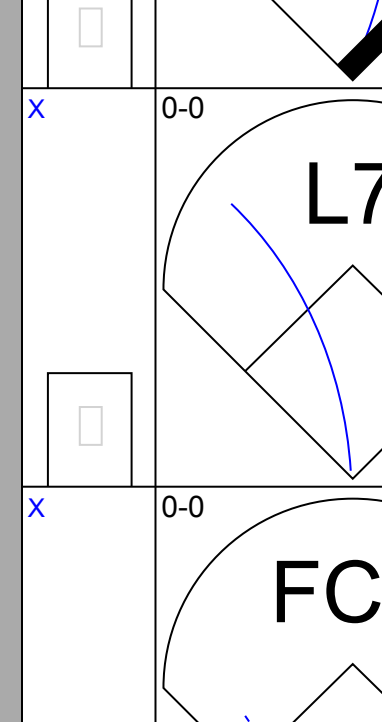
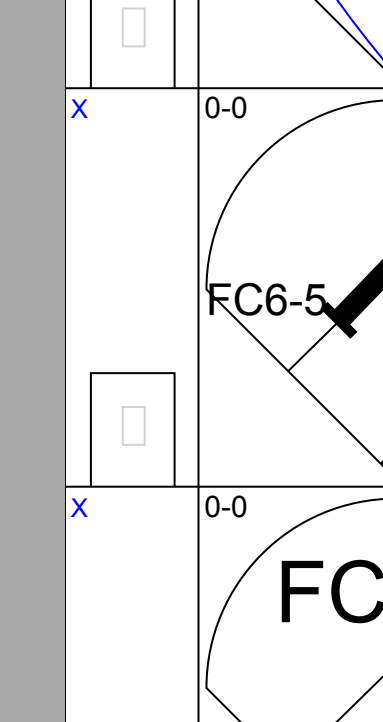
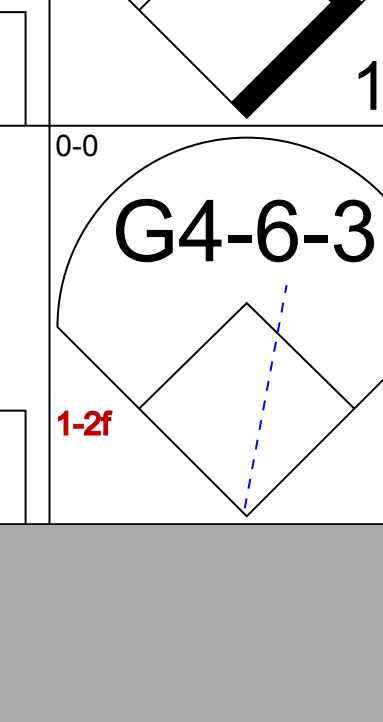
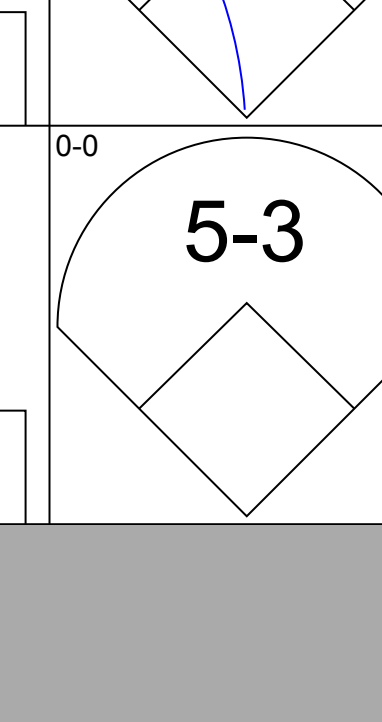
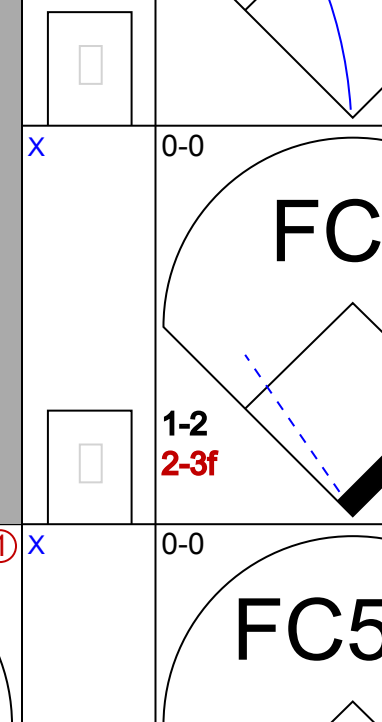
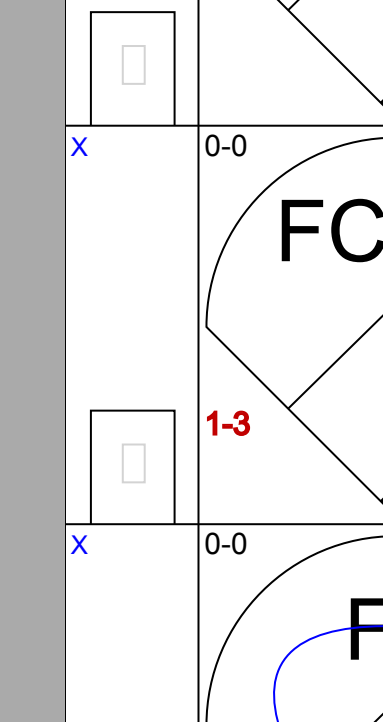
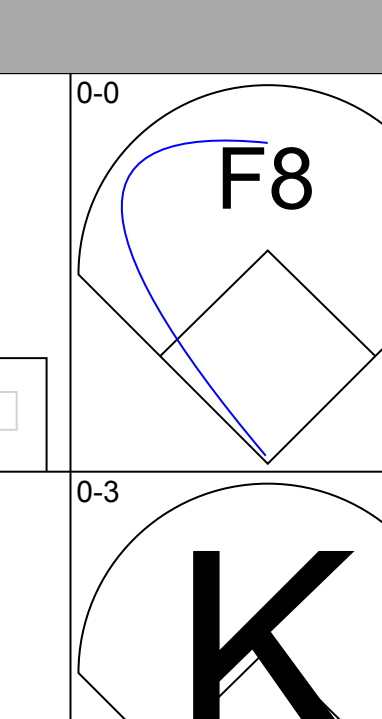
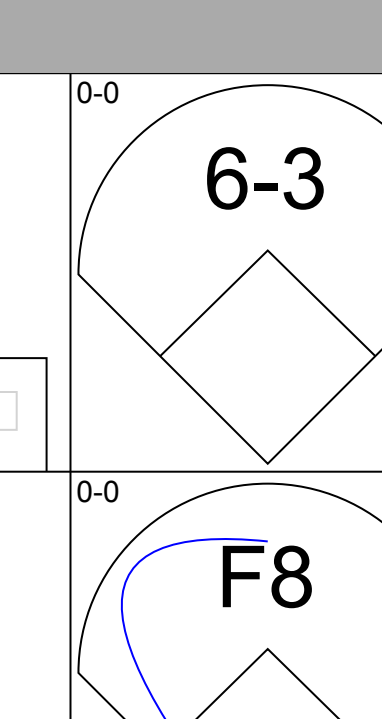
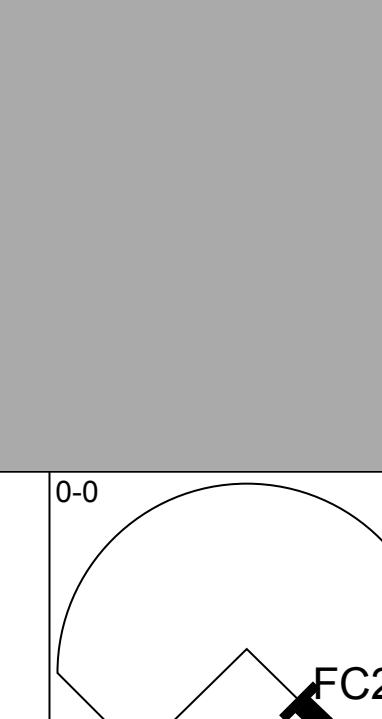
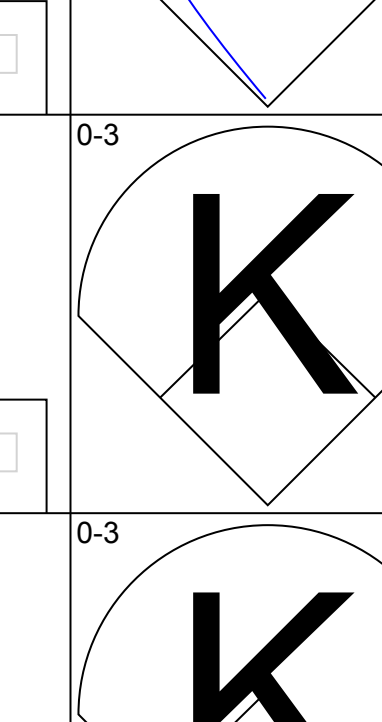
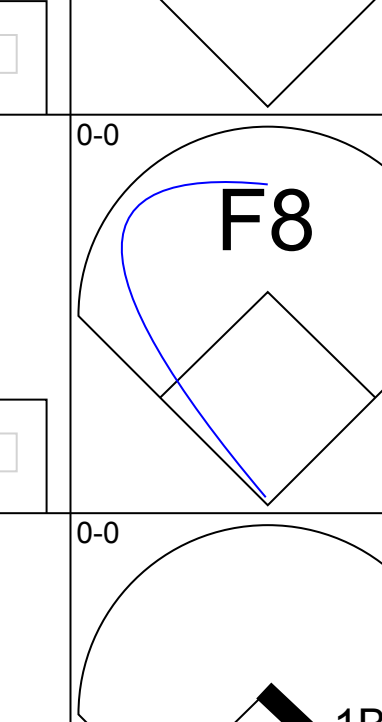
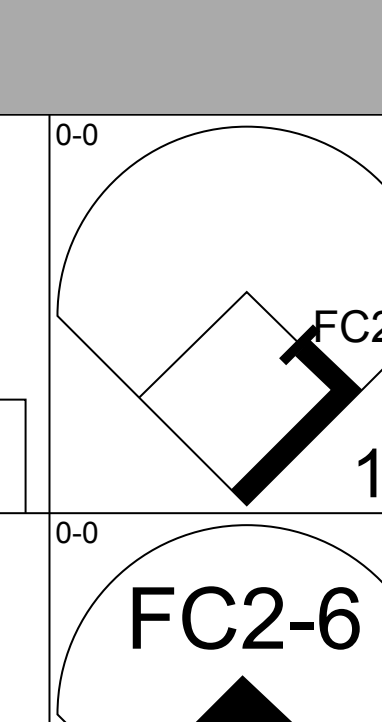
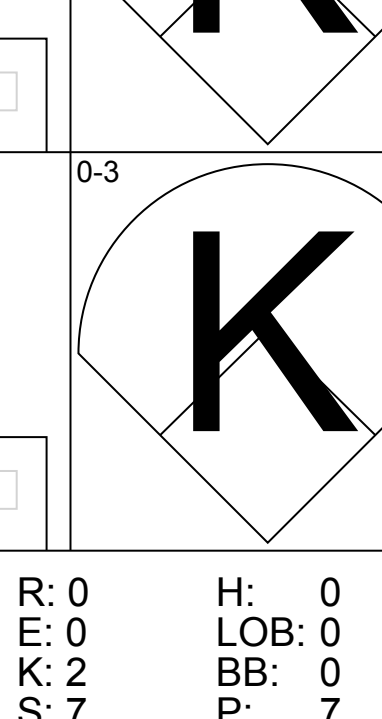
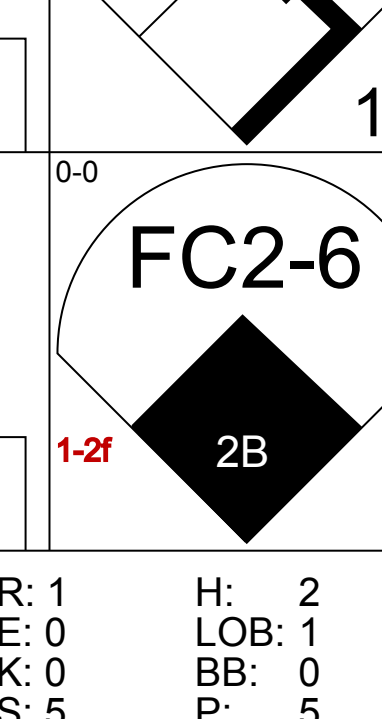
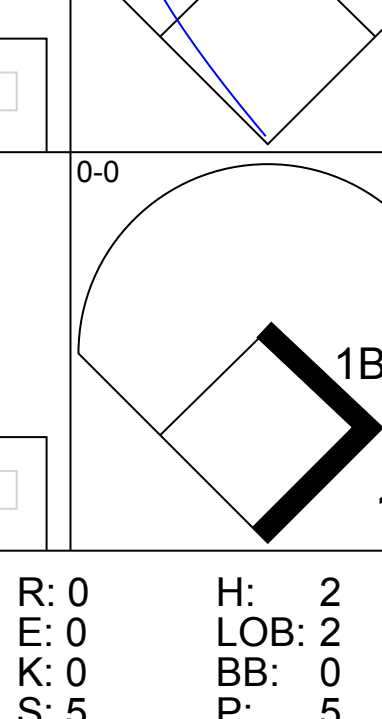
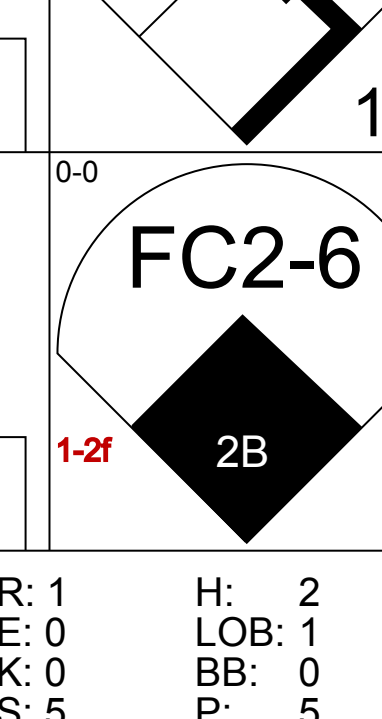


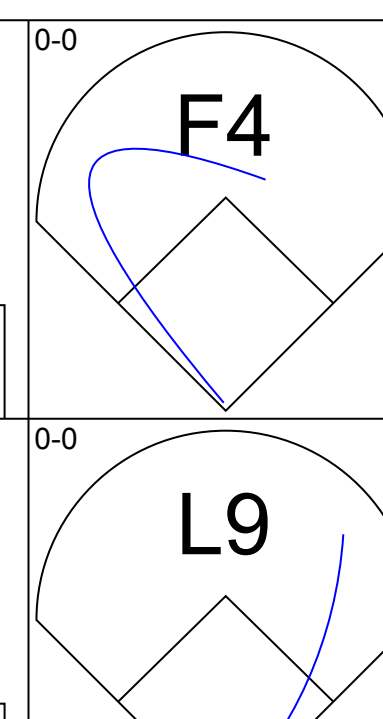
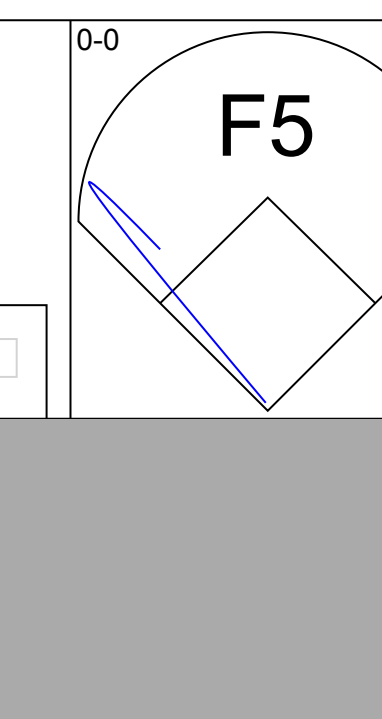
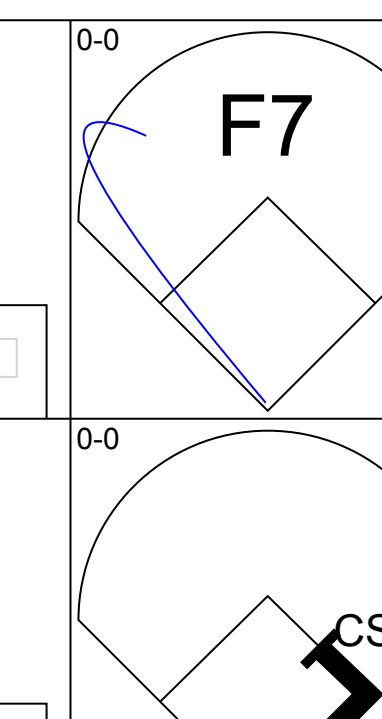
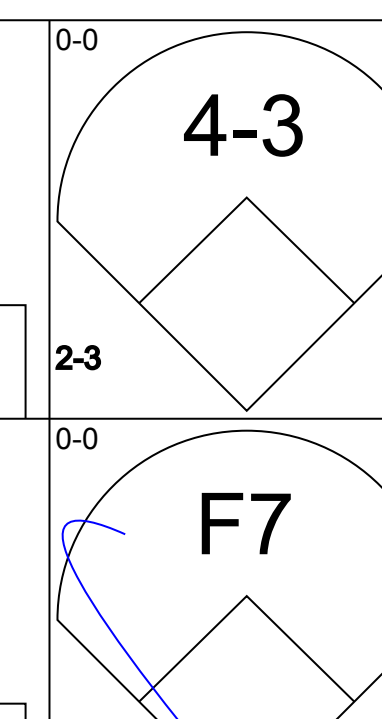
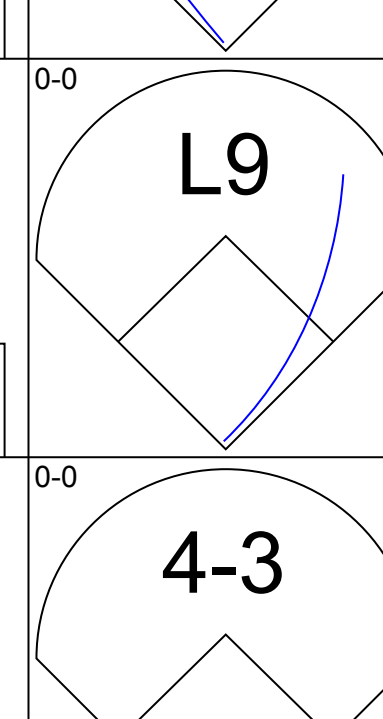
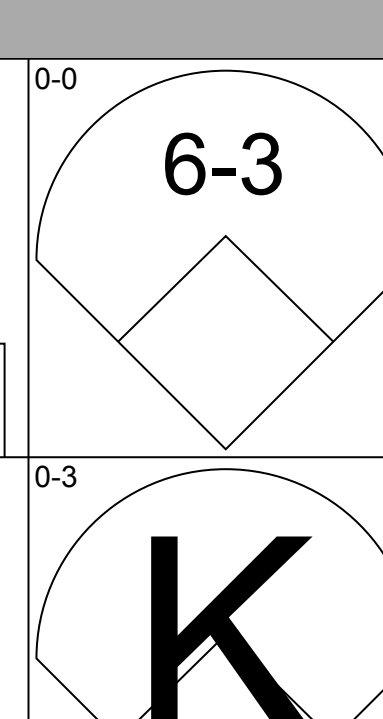
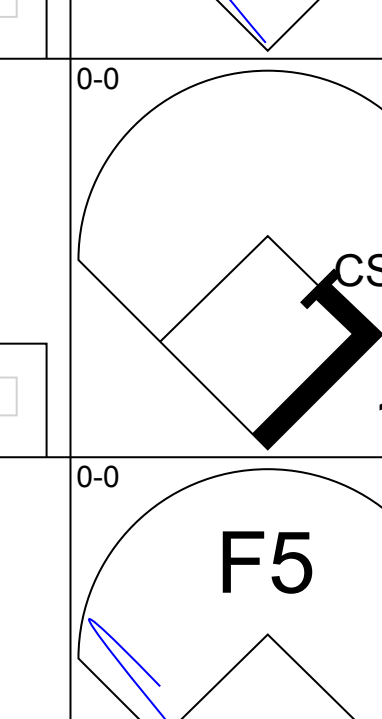
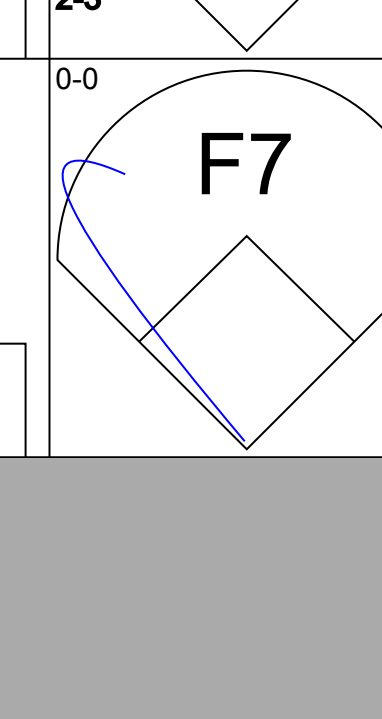
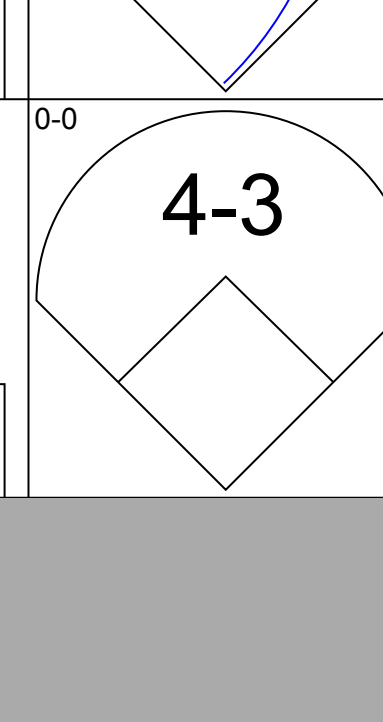
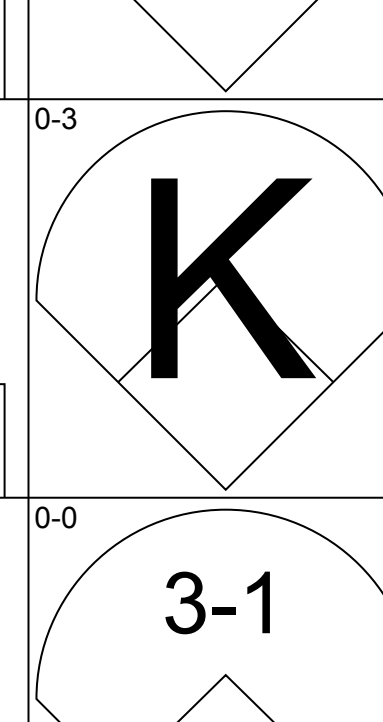
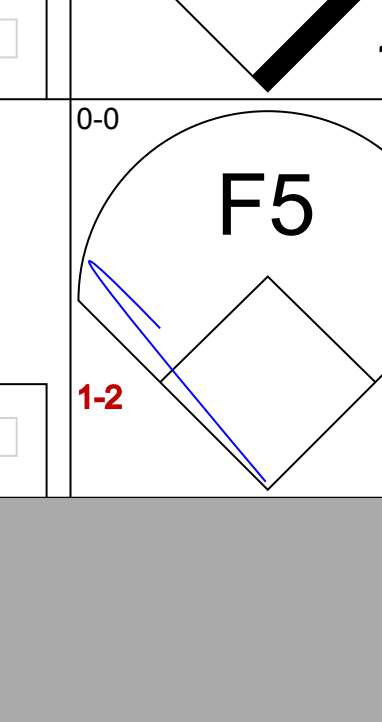
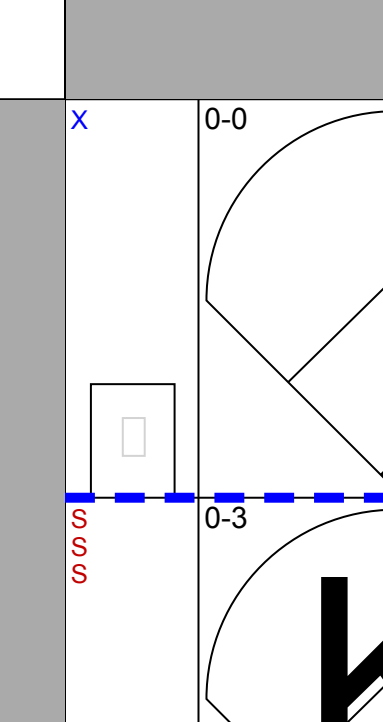
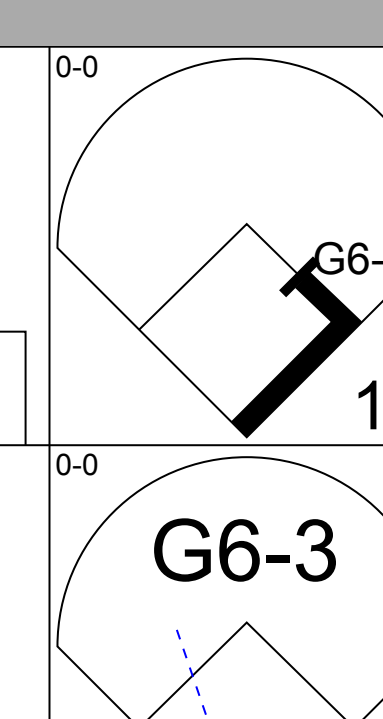
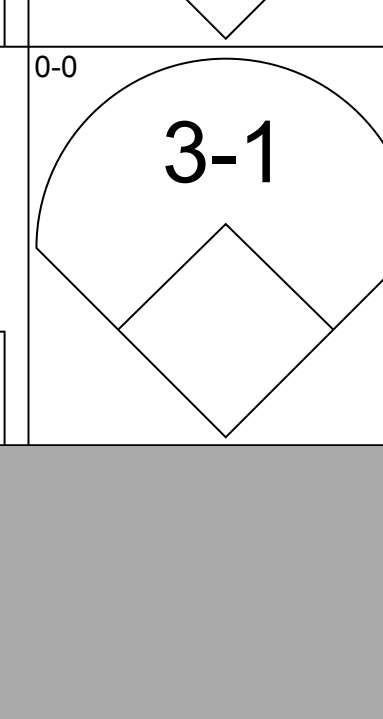
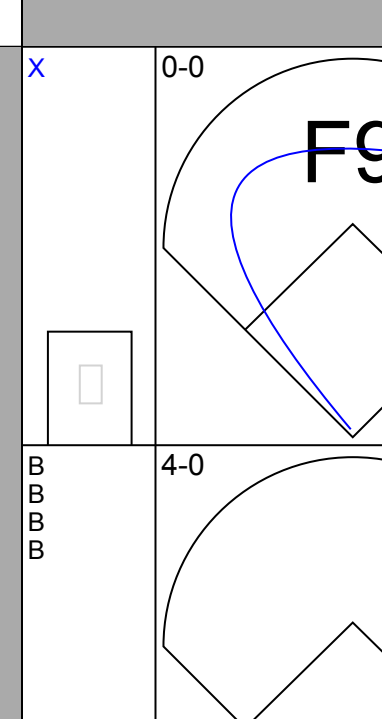
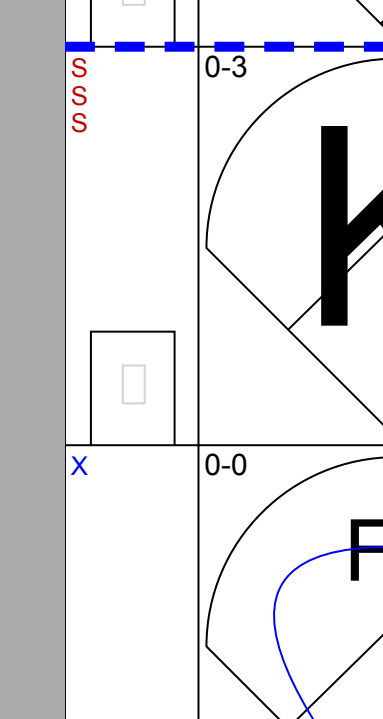
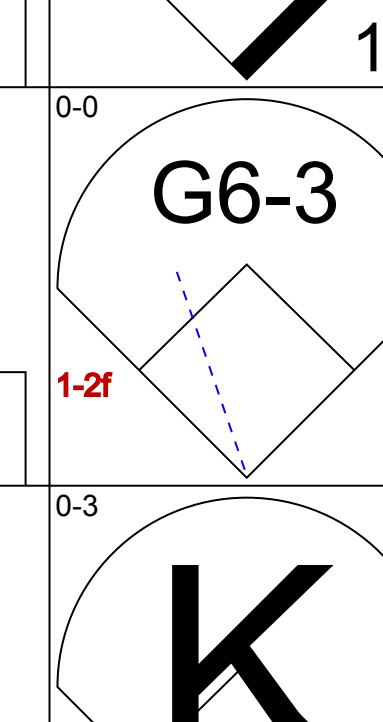
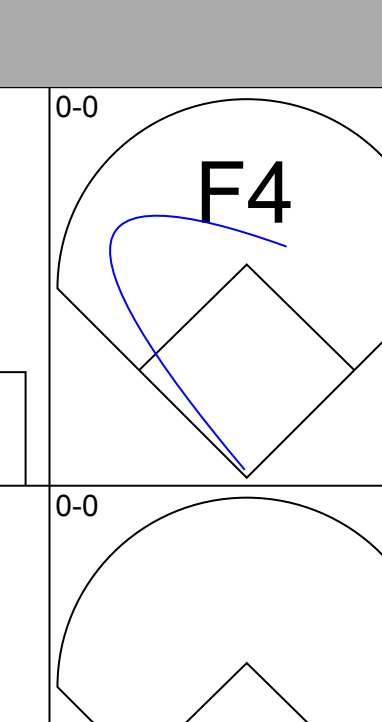
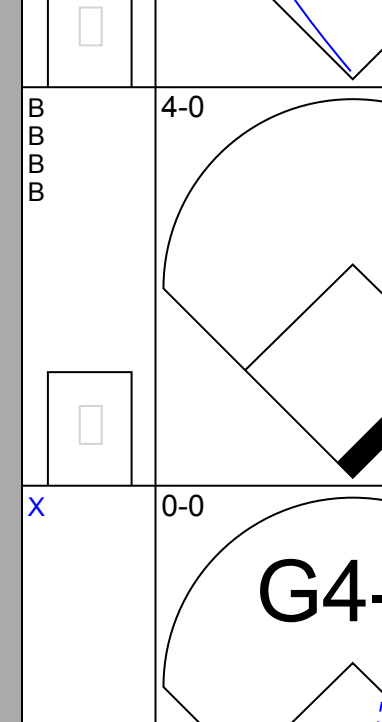
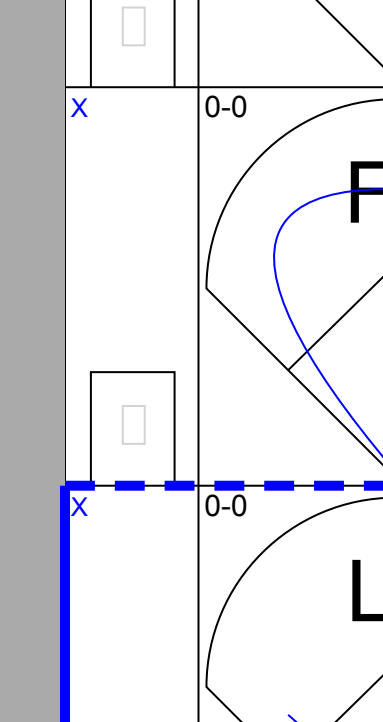
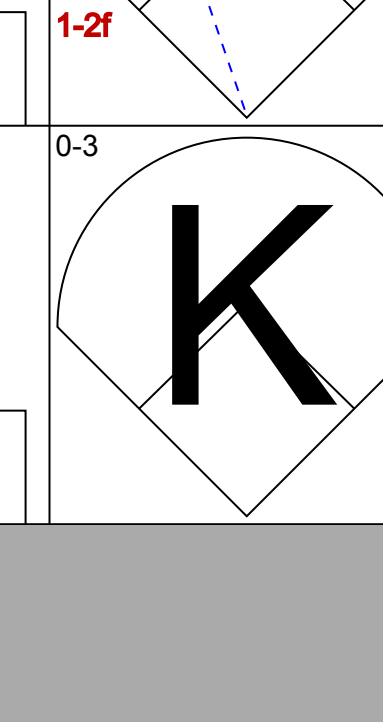
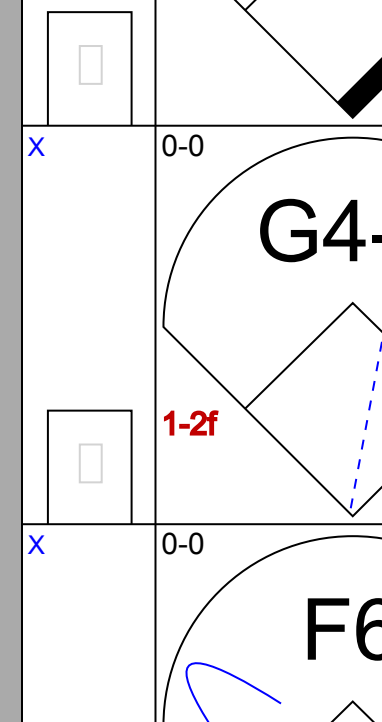
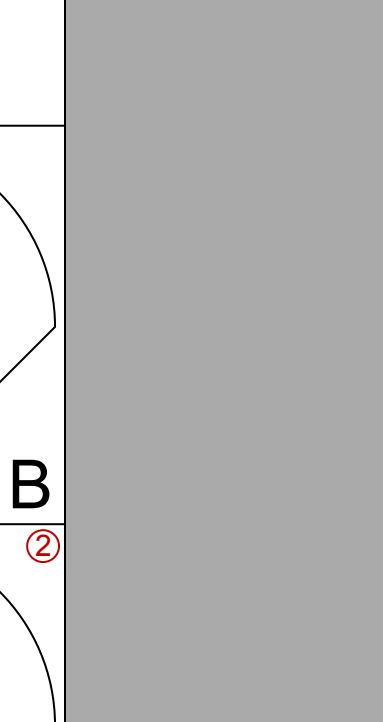
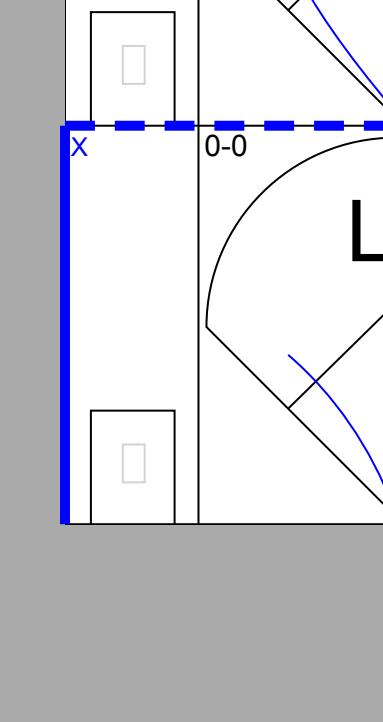
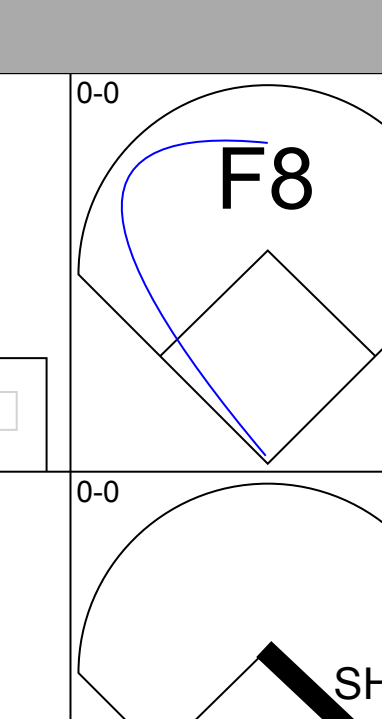
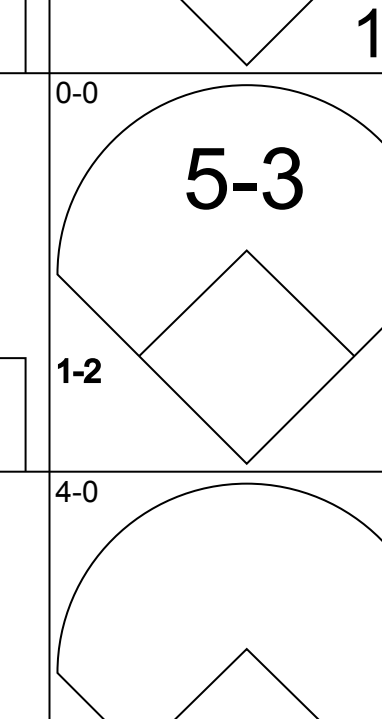
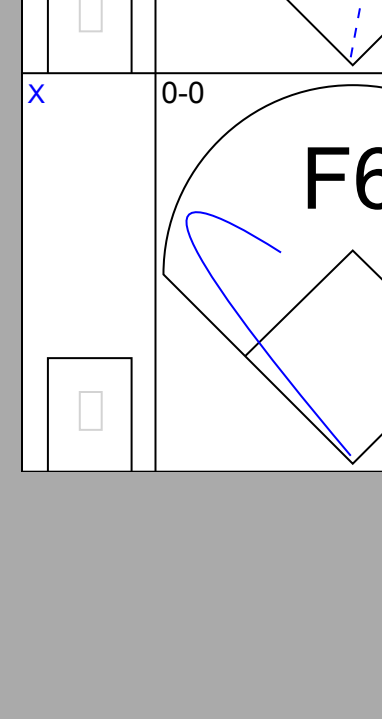
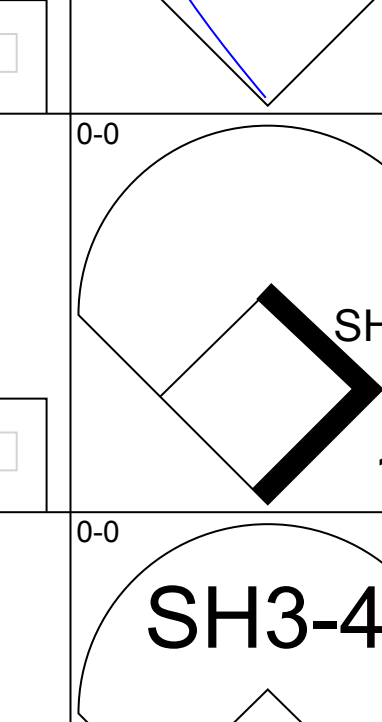
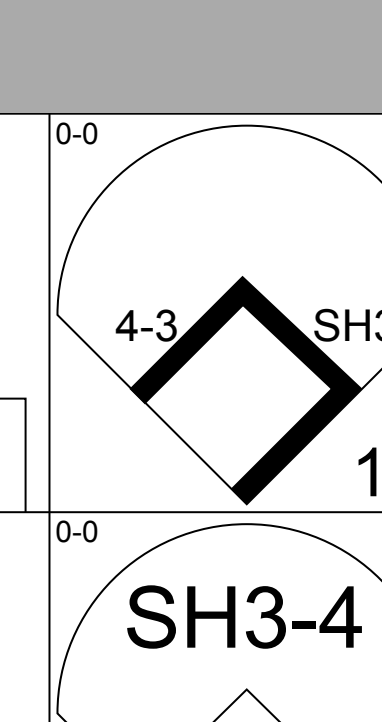
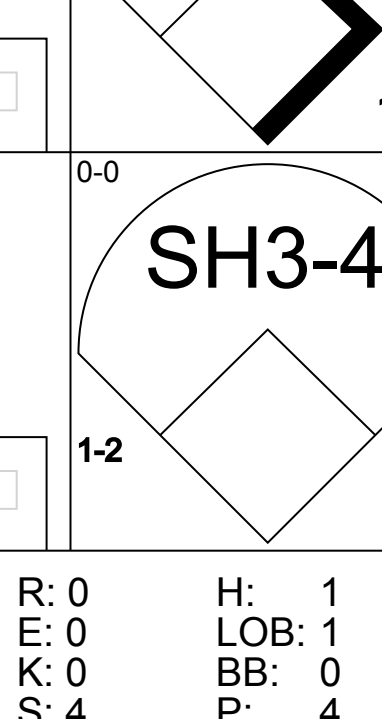
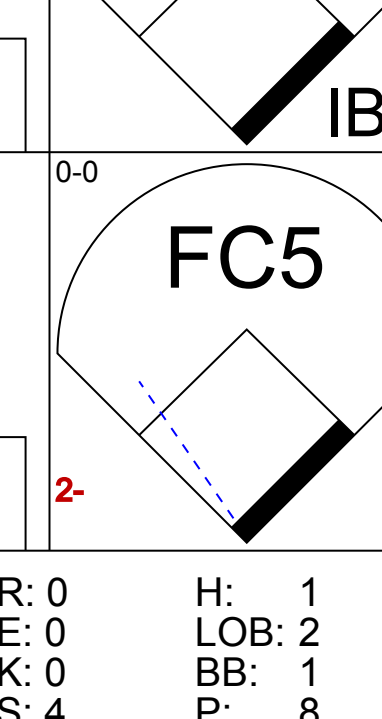
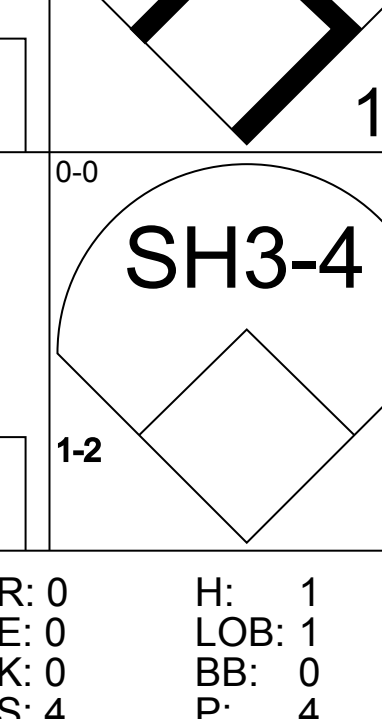
Batter	1	2	3	4	5	6	7	8	9	AB	R	H	RBI	BB	SO	LOB	BOTTOM
Don Wert, R OBP: 0.349, SLG: 0.361										3	0	2	1	1	0	0	
Jerry Lumpe, L OBP: 0.291, SLG: 0.308										3	0	0	0	0	1	2	
Jake Wood, R OBP: 0.352, SLG: 0.399										1	0	1	1	0	0	0	
Dick Tracewski, R OBP: 0.240, SLG: 0.181										0	0	0	0	0	0	0	
Norm Cash, L OBP: 0.337, SLG: 0.440										4	1	1	0	0	1	3	
Al Kaline, R OBP: 0.395, SLG: 0.575										4	1	1	2	0	1	2	
Willie Horton, R OBP: 0.340, SLG: 0.499										3	0	0	0	0	0	0	
Jim Northrup, L OBP: 0.321, SLG: 0.462										3	0	1	0	0	0	0	
Bill Freehan, R OBP: 0.291, SLG: 0.348										3	1	0	0	0	0	0	
Ray Oyler, R OBP: 0.264, SLG: 0.259										3	1	0	0	0	0	1	
Earl Wilson, R OBP: 0.313, SLG: 0.479										2	0	0	0	0	2	0	
Inning Stats	R: 0 E: 0 K: 0 S: 2	H: 0 LOB: 1 BB: 1 P: 6	R: 0 E: 0 K: 1 S: 5	H: 0 LOB: 0 BB: 0 P: 5	R: 0 E: 0 K: 1 S: 5	H: 0 LOB: 0 BB: 0 P: 5	R: 2 E: 0 K: 1 S: 7	H: 2 LOB: 0 BB: 0 P: 7	R: 0 E: 0 K: 2 S: 8	H: 1 LOB: 1 BB: 0 P: 8	R: 0 E: 0 K: 0 S: 3	H: 1 LOB: 0 BB: 0 P: 3	R: 2 E: 2 K: 0 S: 7	H: 2 LOB: 2 BB: 0 P: 7	1B: 5 2B: 1 3B: 0 HR: 1	SF: 0 SAC: 1 DP: 1 HBP: 0	WP: 0 PA: 32 PB: 0 SB: 0 CS: 1
PITCHER Jim Bouton, R ERA: 3.29	IP: 7.1 WLS: L BF: 28 H: 5 R: 4 ER: 2 SO: 5 BB: 1 IBB: 0 HBP: 0 BLK: 0 WP: 0 HR: 1 S: 37 P: 41 ERA: 2.46 WHIP: 0.818															PITCHER	
Whitey Ford, L ERA: 2.47	IP: 0.2 WLS: L BF: 3 H: 1 R: 0 ER: 0 SO: 0 BB: 0 IBB: 0 HBP: 0 BLK: 0 WP: 0 HR: 0 S: 3 P: 3 ERA: 0.00 WHIP: 1.500															PITCHER	

New York Yankees @ Detroit Tigers
Tiger Stadium, Detroit, MI
Wed Aug 17 1966, 7:05 PM EDT
Att: 18,823 - Unknown - 76 F

AB 29
R 4
H 6
RBI 4
BB 1
SO 5
LOB 8



Batter	1	2	3	4	5	6	7	8	9	AB	R	H	RBI	BB	SO	LOB	TOP			
Bert Campaneris, R OBP: 0.307, SLG: 0.397										4	0	2	1	0	1	0	Kansas City Athletics @ New York Yankees Yankee Stadium, Bronx, NY Fri Aug 19 1966, 7:05 PM EDT Att: 12,338 - Unknown - 88 F livebaseballscorecards.com			
Roger Repoz, L OBP: 0.317, SLG: 0.374										4	0	0	0	0	1	3				
Mike Hershberger, R OBP: 0.314, SLG: 0.363										4	0	1	0	0	0	1				
Danny Cater, R OBP: 0.286, SLG: 0.359										4	0	0	0	0	0	1				
Ed Charles, R OBP: 0.319, SLG: 0.432										4	0	2	0	0	0	2				
Ossie Chavarria, R OBP: 0.295, SLG: 0.282										4	0	0	0	0	0	4				
Joe Nossek, R OBP: 0.259, SLG: 0.323										4	0	0	0	0	0	3				
Phil Roof, R OBP: 0.293, SLG: 0.335										3	0	1	0	0	1	0				
Lew Krausse, R OBP: 0.237, SLG: 0.200										3	1	1	0	0	1	1				
Jack Aker, R OBP: 0.083, SLG: 0.167										0	0	0	0	0	0	0				
Inning Stats	R: 0 E: 0 K: 1 S: 5	H: 0 LOB: 0 BB: 0 P: 5	R: 0 E: 0 K: 0 S: 3	H: 1 LOB: 0 BB: 0 P: 3	R: 0 E: 0 K: 2 S: 7	H: 0 LOB: 0 BB: 0 P: 7	R: 0 E: 0 K: 1 S: 5	H: 0 LOB: 0 BB: 0 P: 5	R: 0 E: 0 K: 0 S: 5	H: 2 LOB: 2 BB: 0 P: 5	R: 0 E: 1 K: 0 S: 5	H: 1 LOB: 2 BB: 0 P: 5	R: 1 E: 0 K: 0 S: 5	H: 2 LOB: 1 BB: 0 P: 5	R: 0 E: 0 K: 0 S: 4	H: 1 LOB: 1 BB: 0 P: 4	1B: 6 2B: 1 3B: 0 HR: 0	SF: 0 SAC: 0 DP: 1 HBP: 0	WP: 0 PB: 0 SB: 1 CS: 0	PA: 34
PITCHER	IP WLS BF H R ER SO BB IBB HBP BLK WP HR S P ERA WHIP																			
Fritz Peterson, L ERA: 3.76	(1, 1) 8.0 L 30 6 1 1 4 0 0 0 0 0 0 0 38 38 1.12 0.750																			
Pedro Ramos, R ERA: 3.66	(9, 1) 1.0 4 1 0 0 0 0 0 0 0 0 0 0 4 4 0.00 1.000																			

Batter	1	2	3	4	5	6	7	8	9	AB	R	H	RBI	BB	SO	LOB	BOTTOM			
Roy White, S OBP: 0.304, SLG: 0.347										4	0	0	0	0	0	2	Kansas City Athletics @ New York Yankees Yankee Stadium, Bronx, NY Fri Aug 19 1966, 7:05 PM EDT Att: 12,338 - Unknown - 88 F livebaseballscorecards.com			
Bobby Richardson, R OBP: 0.297, SLG: 0.350										4	0	1	0	0	0	1				
Tom Tresh, S OBP: 0.339, SLG: 0.412										4	0	1	0	0	1	1				
Roger Maris, L OBP: 0.309, SLG: 0.381										4	0	1	0	0	1	1				
Jake Gibbs, L OBP: 0.332, SLG: 0.349										3	0	0	0	1	0	2				
Billy Bryan, L OBP: 0.200, SLG: 0.247										3	0	1	0	0	1	1				
Elston Howard, R OBP: 0.322, SLG: 0.366										0	0	0	0	0	0	0				
Ray Barker, L OBP: 0.230, SLG: 0.348										1	0	0	0	0	0	1				
Clete Boyer, R OBP: 0.291, SLG: 0.383										3	0	0	0	0	0	2				
Horace Clarke, S OBP: 0.319, SLG: 0.376										2	0	2	0	1	0	0				
Fritz Peterson, S OBP: 0.204, SLG: 0.229										1	0	0	0	0	0	2				
Hector Lopez, R OBP: 0.274, SLG: 0.377										0	0	0	0	0	0	0				
Pedro Ramos, S OBP: 0.182, SLG: 0.182										0	0	0	0	0	0	0				
Inning Stats	R: 0 E: 0 K: 0 S: 3	H: 0 LOB: 0 BB: 0 P: 3	R: 0 E: 0 K: 1 S: 5	H: 1 LOB: 0 BB: 0 P: 5	R: 0 E: 0 K: 0 S: 4	H: 1 LOB: 1 BB: 0 P: 4	R: 0 E: 0 K: 1 S: 5	H: 0 LOB: 0 BB: 0 P: 5	R: 0 E: 0 K: 0 S: 4	H: 1 LOB: 2 BB: 1 P: 8	R: 0 E: 0 K: 0 S: 3	H: 0 LOB: 1 BB: 1 P: 7	R: 0 E: 0 K: 0 S: 4	H: 1 LOB: 1 BB: 0 P: 4	R: 0 E: 0 K: 1 S: 6	H: 1 LOB: 1 BB: 0 P: 6	1B: 6 2B: 0 3B: 0 HR: 0	SF: 0 SAC: 2 DP: 1 HBP: 0	WP: 0 PB: 0 SB: 0 CS: 1	PA: 33
PITCHER	IP WLS BF H R ER SO BB IBB HBP BLK WP HR S P ERA WHIP																			
Lew Krausse, R ERA: 3.21	(1, 1) 8.0 W 30 6 0 0 2 1 1 0 0 0 0 0 32 40 0.00 0.875																			
Joe Grzenda, L ERA: 4.05	(9, 1) 0.2 2 0 0 0 1 0 0 0 0 0 0 0 4 4 0.00 0.000																			
Jack Aker, R ERA: 1.67	(9, 1) 0.1 S 1 0 0 0 0 0 0 0 0 0 0 0 1 1 0.00 0.000																			

Batter	1	2	3	4	5	6	7	8	9	AB	R	H	RBI	BB	SO	LOB	TOP											
Bert Campaneris, R OBP: 0.306, SLG: 0.397 (1, 6)	0-0 5-3		0-0 6-3		0-0 FC5-3		0-0 4-3 2B		0-0 5-3	5	0	1	0	0	0	3												
Don Blasingame, L OBP: 0.275, SLG: 0.264 Joe Grzenda, R (7, 1)	4-0 1B			0-0 4-3		0-0 BB WP G3 1B	0-0 4-3		0-0 F4	3	1	1	1	1	0	1												
Ed Charles, R OBP: 0.318, SLG: 0.431 (9, PH)	0-0 BB			0-0 6-3		4-0 G3 BB 1B	0-0 F5		0-0 G3	4	0	1	0	1	0	1												
Roger Repoz, L OBP: 0.318, SLG: 0.372 (1, 8)	0-0 1B			0-0 4-3		4-0 G3 BB			0-0 6-3	3	0	0	0	1	0	2												
Danny Cater, R OBP: 0.285, SLG: 0.356 (7, 5)	0-0 F7			0-0 4-3		1-2 2-3 3-H BB			0-0 6-3	4	2	2	1	0	0	2												
Jim Gosger, L OBP: 0.320, SLG: 0.356 (1, 7)		0-0 4-3			0-0 1B FC4-6 1B	0-0 G3			0-0 E 2B	4	0	2	0	0	1	2												
Larry Stahl, L OBP: 0.296, SLG: 0.385 (1, 9)	4-0 1B			0-0 G6-4-3 1B	0-0 FC4-6 1B	0-3 K			0-0 E4	4	0	2	0	0	1	2												
Ossie Chavarria, R OBP: 0.293, SLG: 0.281 (7, 4)	0-0 G6-4-3			0-0 1B	0-0 FC4-6 1B	0-0 6-3			0-0 F8	4	0	1	0	0	0	4												
Phil Roof, R OBP: 0.292, SLG: 0.333 (7, 3)			0-0 6-3		0-0 FC4-6 FC5-3 BB		0-0 FC4-6 1B		0-3 K	4	0	1	1	0	1	3												
Gil Blanco, L Ken Sanders, R Mike Handrahan, R Vern Handrahan, R Tim Talton, L OBP: 0.417, SLG: 0.708 (7, 2)			0-0 4-1		0-0 FC5-3 BB		0-0 FC4-6 2B 4-3		0-0 HR	0	0	0	0	0	0	0												
Inning Stats	R: 0 E: 0 K: 0 S: 3	H: 1 LOB: 2 BB: 1 P: 7	R: 0 E: 0 K: 0 S: 3	H: 1 LOB: 0 BB: 0 P: 3	R: 0 E: 0 K: 0 S: 3	H: 0 LOB: 0 BB: 0 P: 3	R: 0 E: 0 K: 0 S: 3	H: 0 LOB: 0 BB: 0 P: 3	R: 1 E: 0 K: 1 S: 5	H: 3 LOB: 2 BB: 1 P: 9	R: 1 E: 0 K: 1 S: 6	H: 1 LOB: 2 BB: 2 P: 14	R: 1 E: 0 K: 0 S: 5	H: 2 LOB: 1 BB: 0 P: 5	R: 1 E: 0 K: 1 S: 7	H: 1 LOB: 1 BB: 0 P: 7	R: 1 E: 0 K: 0 S: 4	H: 1 LOB: 0 BB: 0 P: 4	1B: 7 2B: 2 3B: 0 HR: 1	SF: 0 SAC: 0 DP: 2 HBP: 0	WP: 1 PB: 0 SB: 0 CS: 0	PA: 39						
PITCHER	IP	WLS	BF	H	R	ER	SO	BB	IBB	HBP	BLK	WP	HR	S	P	ERA	WHIP											
Mel Stottlemyre, R ERA: 3.5 Doolley Womack, R ERA: 2.66	(1, 1)	8.0	W	36	10	5	4	2	4	0	0	0	1	1	36	52	4.50	1.750										
(9, 1)	1.0	S	3	0	0	0	0	0	0	0	0	0	0	0	3	3	0.00	0.000										

Kansas City Athletics @ New York Yankees
Yankee Stadium, Bronx, NY
Sat Aug 20 1966, 7:05 PM EDT
Att: 10,448 - Unknown - 80 F

AB	35
R	5
H	10
RBI	4
BB	4
SO	2
LOB	19



Batter	1	2	3	4	5	6	7	8	9	AB	R	H	RBI	BB	SO	LOB	BOTTOM											
Roy White, S OBP: 0.305, SLG: 0.343 (1, 7)	HBP 1B BB		4-0 6-3 BB		0-3 K		0-0 G6-4-3			3	1	0	1	2	1	5												
Bobby Richardson, R OBP: 0.298, SLG: 0.351 (1, 4)	HBP 1B		0-0 6-3		0-0 F7				0-0 6-3	5	1	2	1	0	0	2												
Tom Tresh, S OBP: 0.340, SLG: 0.411 (1, 8)	HBP 1B		0-0 4-3		0-0 4-3				0-0 1B	4	1	1	0	0	0	3												
Clete Boyer, R OBP: 0.290, SLG: 0.380 (1, 5)	1B 2B 1B	0-0 G3		0-0 F7		0-0 1-3			0-0 F5	5	1	1	2	0	0	1												
Elston Howard, R OBP: 0.329, SLG: 0.371 Ray Barker, L OBP: 0.230, SLG: 0.348 (8, PR)	2B BB 1B	0-0 4-3		0-0 FC3-6 1B		4-0 FC6-4 BB			0-0 1B	4	1	3	1	1	0	0												
Lou Clinton, R OBP: 0.304, SLG: 0.402 (1, 9)	BB FC4-6 2B	0-0 HR		0-0 FC3-6 1B		0-0 FC6-4			0-3 K	5	2	2	2	0	1	4												
Horace Clarke, S OBP: 0.327, SLG: 0.377 (1, 6)	FC4-6 BB 1B	4-0 IBB		0-0 F7					0-0 1B	2	1	1	0	2	0	1												
Jake Gibbs, L OBP: 0.324, SLG: 0.341 (1, 2)	F7	0-0 F8			0-3 K		0-0 F8			4	0	0	0	0	1	5												
Mel Stottlemyre, R OBP: 0.197, SLG: 0.242 Doolley Womack, L OBP: 0.250, SLG: 0.250 (9, 1)	FC4-6 BB		0-3 K		0-0 1B		0-0 G6-4-3 1B			3	0	2	1	1	1	0												
Inning Stats	R: 7 E: 0 K: 0 S: 8	H: 5 LOB: 2 BB: 3 P: 21	R: 1 E: 0 K: 0 S: 4	H: 1 LOB: 1 BB: 1 P: 8	R: 0 E: 0 K: 1 S: 5	H: 0 LOB: 1 BB: 1 P: 9	R: 0 E: 0 K: 0 S: 4	H: 1 LOB: 1 BB: 0 P: 4	R: 0 E: 0 K: 2 S: 8	H: 1 LOB: 1 BB: 0 P: 8	R: 0 E: 0 K: 0 S: 3	H: 0 LOB: 1 BB: 1 P: 7	R: 0 E: 0 K: 0 S: 4	H: 2 LOB: 1 BB: 0 P: 4	R: 0 E: 0 K: 1 S: 7	H: 2 LOB: 2 BB: 0 P: 7	1B: 10 2B: 1 3B: 0 HR: 1	SF: 0 SAC: 0 DP: 1 HBP: 1	WP: 0 PB: 0 SB: 0 CS: 0	PA: 42								
PITCHER	IP	WLS	BF	H	R	ER	SO	BB	IBB	HBP	BLK	WP	HR	S	P	ERA	WHIP											
Gil Blanco, L ERA: 7.58 Ken Sanders, R ERA: 3.57 Vern Handrahan, R ERA: 5.54 Joe Grzenda, L ERA: 3.52	(1, 1)	0.0	L	6	4	6	6	0	1	0	0	0	0	1	17	33	4.50	1.500										
(1, 1)	4.0		19	3	2	2	1	3	1	0	0	0	0	1	17	33	4.50	1.500										
(5, 1)	2.0		8	1	0	0	2	1	0	0	0	0	0	11	15	0.00	1.000											
(7, 1)	2.0		9	4	0	0	1	0	0	0	0	0	0	11	11	0.00	2.000											

Kansas City Athletics @ New York Yankees
Yankee Stadium, Bronx, NY
Sat Aug 20 1966, 7:05 PM EDT
Att: 10,448 - Unknown - 80 F

AB	35
R	8
H	12
RBI	8
BB	6
SO	4
LOB	21



Batter	1	2	3	4	5	6	7	8	9	AB	R	H	RBI	BB	SO	LOB	TOP										
Jose Cardenal, R OBP: 0.308, SLG: 0.381 (1, 8)	0-0 6-3		0-0 L7		0-0 SH5-4 1B		0-0 6-3		0-0 CS 1B	5	0	2	0	0	0	0	California Angels @ New York Yankees Yankee Stadium, Bronx, NY Tue Aug 23 1966, 7:05 PM EDT Att: 10,926 - Overcast - 82 F										
Jay Johnstone, L OBP: 0.307, SLG: 0.434 (1, 7)	0-0 3-1		0-0 1B		0-0 SH5-4 1-2		0-0 E3 2B		0-0 CS 1-2	3	0	1	0	0	0	0											
Jim Fregosi, R OBP: 0.298, SLG: 0.373 (1, 6)	4-0 BB		0-3 K		0-0 F9		0-0 1-3 2B			3	0	1	0	1	1	2											
Norm Siebern, L OBP: 0.377, SLG: 0.371 (1, 3)	0-0 F4			0-0 3-1	0-0 F9		0-0 G3			4	0	0	0	0	0	4											
Buck Rodgers, S OBP: 0.272, SLG: 0.339 (1, 2)		0-3 K		0-0 6-3 1B		0-0 F8		0-0 G3		4	1	1	0	0	1	0											
Bobby Knoop, R OBP: 0.294, SLG: 0.379 (1, 4)		0-0 1-3		0-0 6-3		0-3 K		0-3 K		4	0	0	0	0	2	1											
Paul Schaal, R OBP: 0.304, SLG: 0.340 (1, 5)				0-0 S 1B				0-0 6-3		4	0	3	1	0	0	0											
Ed Kirkpatrick, L OBP: 0.309, SLG: 0.325 (1, 9)		0-0 4-3		4-0 1-2 IBB		0-0 L6			0-0 4-3	3	0	0	0	1	0	2											
Dean Chance, R OBP: 0.066, SLG: 0.034 (1, 1)			0-3 K	0-3 K			0-3 K		0-3 K	4	0	0	0	0	4	2											
Inning Stats	R: 0 E: 0 K: 0 S: 3	H: 0 LOB: 1 BB: 1 P: 7	R: 0 E: 0 K: 1 S: 6	H: 1 LOB: 1 BB: 0 P: 6	R: 0 E: 0 K: 2 S: 8	H: 1 LOB: 1 BB: 0 P: 8	R: 1 E: 0 K: 1 S: 7	H: 2 LOB: 2 BB: 1 P: 11	R: 0 E: 0 K: 0 S: 4	H: 1 LOB: 1 BB: 0 P: 4	R: 0 E: 0 K: 1 S: 6	H: 1 LOB: 2 BB: 0 P: 7	R: 0 E: 0 K: 1 S: 5	H: 0 LOB: 0 BB: 0 P: 5	R: 0 E: 0 K: 1 S: 5	H: 1 LOB: 0 BB: 0 P: 5		1B: 7 2B: 1 3B: 0 HR: 0	SF: 0 SAC: 1 DP: 0 HBP: 0	WP: 0 PB: 0 SB: 1 CS: 1	PA: 38						
PITCHER	IP	WLS	BF	H	R	ER	SO	BB	IBB	HBP	BLK	WP	HR	S	P	ERA	WHIP										
Fritz Peterson, L ERA: 3.66 (1, 1)	7.0	L	31	7	1	1	6	1	1	0	0	0	0	41	49	1.29	1.143										
Doolley Womack, R ERA: 2.96 (8, 1)	2.0		6	1	0	0	2	0	0	0	0	0	0	10	10	0.00	0.500										

AB	34
R	1
H	8
RBI	1
BB	2
SO	8
LOB	11



Batter	1	2	3	4	5	6	7	8	9	AB	R	H	RBI	BB	SO	LOB	BOTTOM										
Tom Tresh, S OBP: 0.342, SLG: 0.409 (1, 7)	4-0 BB BB		0-0 1-3		0-0 L6			0-3 K		3	0	0	0	1	1	2	California Angels @ New York Yankees Yankee Stadium, Bronx, NY Tue Aug 23 1966, 7:05 PM EDT Att: 10,926 - Overcast - 82 F										
Bobby Richardson, R OBP: 0.298, SLG: 0.349 (1, 5) (8, 4)	0-0 L7		0-0 6-3		0-0 6-3			0-0 6-3		4	0	0	0	0	0	3											
Steve Whitaker, L OBP: 0.250, SLG: 0.250 (1, 8)	0-3 K		0-0 1-3			0-0 F7		0-0 1B		4	0	1	0	0	1	1											
Joe Pepitone, L OBP: 0.295, SLG: 0.486 (1, 3)	4-0 1-2 BB			0-3 K		0-0 4-3		0-0 F8		3	0	0	0	1	1	1											
Roger Maris, L OBP: 0.305, SLG: 0.372 (1, 9)	0-0 G3			0-3 K		0-3 K			0-0 F8	4	0	0	0	0	2	2											
Jake Gibbs, L OBP: 0.332, SLG: 0.347 (1, 2)		0-0 2B		0-0 1-3			4-0 4-3 S BB		0-0 4-3	3	0	1	0	1	0	0											
Roy White, S OBP: 0.309, SLG: 0.220 (1, 4)		0-0 F5			4-0 1B BB		0-3 K		0-0 6-3	2	0	0	0	1	1	2											
Clete Boyer, R OBP: 0.289, SLG: 0.378 (8, 5)										1	0	0	0	0	0	0											
Horace Clarke, S OBP: 0.330, SLG: 0.376 (1, 6)		0-0 4-3			0-0 1-3 1B		0-0 4-3			3	0	1	0	0	0	2											
Fritz Peterson, S OBP: 0.196, SLG: 0.220 (1, 1)		0-0 5-3			0-3 K		0-0 6-3			2	0	0	0	0	1	3											
Elston Howard, R OBP: 0.325, SLG: 0.367 (7, PH)										1	0	0	0	0	0	1											
Doolley Womack, L OBP: 0.250, SLG: 0.250 (8, 1)										0	0	0	0	0	0	0											
Inning Stats	R: 0 E: 0 K: 1 S: 5	H: 0 LOB: 2 BB: 2 P: 13	R: 0 E: 0 K: 0 S: 4	H: 1 LOB: 1 BB: 0 P: 4	R: 0 E: 0 K: 2 S: 7	H: 0 LOB: 0 BB: 0 P: 3	R: 0 E: 0 K: 2 S: 7	H: 0 LOB: 0 BB: 0 P: 7	R: 0 E: 0 K: 1 S: 6	H: 1 LOB: 2 BB: 1 P: 10	R: 0 E: 0 K: 1 S: 5	H: 0 LOB: 0 BB: 0 P: 5	R: 0 E: 0 K: 1 S: 5	H: 0 LOB: 1 BB: 1 P: 9	R: 0 E: 0 K: 1 S: 6	H: 1 LOB: 1 BB: 0 P: 6	R: 0 E: 0 K: 0 S: 3	H: 0 LOB: 0 BB: 0 P: 3	1B: 2 2B: 1 3B: 0 HR: 0	SF: 0 SAC: 0 DP: 0 HBP: 0	WP: 0 PB: 0 SB: 1 CS: 0	PA: 34					
PITCHER	IP	WLS	BF	H	R	ER	SO	BB	IBB	HBP	BLK	WP	HR	S	P	ERA	WHIP										
Dean Chance, R ERA: 3.44 (1, 1)	9.0	W	34	3	0	0	7	4	0	0	0	0	0	44	60	0.00	0.778										

AB	30
R	0
H	3
RBI	0
BB	4
SO	7
LOB	17



Batter	1	2	3	4	5	6	7	8	9	AB	R	H	RBI	BB	SO	LOB	TOP					
Jose Cardenal, R (1.8) OBP: 0.308, SLG: 0.380	6-3			G4-6-3 1B		FC5-2-5 FC5		5-3		4	0	1	0	0	0	1	California Angels @ New York Yankees Yankee Stadium, Bronx, NY Wed Aug 24 1966, 7:05 PM EDT Att: 14,070 - Unknown - 78 F					
Jay Johnstone, L (1.7) OBP: 0.314, SLG: 0.441	4-3			G4-6-3 1-2f		3-H 4-0 BB		2B		3	0	1	0	1	0	1						
Jim Fregosi, R (1.6) OBP: 0.298, SLG: 0.371	5-3			1-3		FC5 2-3f		BB		3	0	0	0	1	0	2						
Norm Siebern, L (1.3) OBP: 0.375, SLG: 0.367	1-3					FC4-6 BB		F9		3	0	0	0	1	0	2						
Tom Satriano, L (8.3) OBP: 0.329, SLG: 0.299								G3		0	0	0	0	0	0	0						
Buck Rodgers, S (1.2) OBP: 0.289, SLG: 0.335	K					FC4-6 1-2f		F8		4	0	0	0	0	1	1						
Bobby Knoop, R (1.4) OBP: 0.294, SLG: 0.378	5-3					K 1B		F8		4	0	1	0	0	1	1						
Paul Schaal, R (1.5) OBP: 0.365, SLG: 0.340						F7		1-2 BB 1B		3	1	1	0	1	0	1						
Ed Kirkpatrick, L (1.9) OBP: 0.312, SLG: 0.346						G3		6-3		4	1	2	2	0	0	2						
Fred Newman, R (1.1) OBP: 0.250, SLG: 0.217						K 3B		6-3		3	0	0	0	0	2	1						
Willie Smith, L (9, PH) OBP: 0.251, SLG: 0.243								6-3		1	0	0	0	0	1	0						
Minnie Rojas, R (9, PH) OBP: 0.133, SLG: 0.143								K		0	0	0	0	0	0	0						
Jack Sanford, R (9, 1) OBP: 0.227, SLG: 0.263								K		0	0	0	0	0	0	0						
Inning Stats	R: 0 E: 0 K: 0 S: 3	H: 0 LOB: 0 BB: 0 P: 3	R: 0 E: 0 K: 1 S: 5	H: 0 LOB: 0 BB: 0 P: 5	R: 0 E: 0 K: 1 S: 5	H: 0 LOB: 0 BB: 0 P: 5	R: 0 E: 0 K: 0 S: 3	H: 1 LOB: 0 BB: 0 P: 3	R: 0 E: 0 K: 1 S: 5	H: 0 LOB: 1 BB: 1 P: 9	R: 0 E: 0 K: 0 S: 6	H: 1 LOB: 2 BB: 1 P: 10	R: 0 E: 0 K: 0 S: 4	H: 1 LOB: 2 BB: 1 P: 8	R: 0 E: 0 K: 0 S: 4	H: 1 LOB: 2 BB: 1 P: 8	R: 2 E: 0 K: 1 S: 7	H: 2 LOB: 0 BB: 0 P: 7	1B: 3 2B: 1 3B: 1 HR: 1	SF: 0 SAC: 0 DP: 1 HBP: 0	WP: 0 PB: 0 SB: 0 CS: 0	PA: 36
PITCHER Fred Talbot, R (1.1) ERA: 4.61	IP: 9.0 WLS: L BF: 36 H: 6 R: 2 ER: 2 SO: 5 BB: 4 IBB: 0 HBP: 0 BLK: 0 WP: 0 HR: 1 S: 42 P: 58 ERA: 2.00 WHIP: 1.111															PITCHER	IP: 9.0 WLS: L BF: 36 H: 6 R: 2 ER: 2 SO: 5 BB: 4 IBB: 0 HBP: 0 BLK: 0 WP: 0 HR: 1 S: 42 P: 58 ERA: 2.00 WHIP: 1.111					

AB	32
R	2
H	6
RBI	2
BB	4
SO	5
LOB	12



Batter	1	2	3	4	5	6	7	8	9	AB	R	H	RBI	BB	SO	LOB	BOTTOM			
Tom Tresh, S (1.7) OBP: 0.345, SLG: 0.410	G6-4-3 BB					4-3		FC6-4 IBB		2	0	1	0	2	0	0	California Angels @ New York Yankees Yankee Stadium, Bronx, NY Wed Aug 24 1966, 7:05 PM EDT Att: 14,070 - Unknown - 78 F			
Bobby Richardson, R (1.4) OBP: 0.286, SLG: 0.347	G6-4-3 1-2f					L9		FC6-4 1-2f		4	0	0	0	0	1	4				
Steve Whitaker, L (1.8) OBP: 0.125, SLG: 0.125	4-3					4-3		F4		4	0	0	0	0	0	0				
Joe Pepitone, L (1.3) OBP: 0.295, SLG: 0.491						F7		4-3		4	1	1	1	0	0	0				
Roger Maris, L (1.9) OBP: 0.307, SLG: 0.377						F8		K		4	0	2	0	0	1	0				
Jake Gibbs, L (1.2) OBP: 0.330, SLG: 0.344						L7		6-3		4	0	1	0	0	0	2				
Clete Boyer, R (1.5) OBP: 0.289, SLG: 0.377						1B		F9		4	0	1	0	0	1	2				
Horace Clarke, S (1.6) OBP: 0.326, SLG: 0.370						1-3		5-3		4	0	1	0	0	1	2				
Fred Talbot, R (1.1) OBP: 0.228, SLG: 0.192						6-3		K		3	0	0	0	0	1	1				
								F6		2	0	0	0	0	0	0				
Inning Stats	R: 0 E: 0 K: 0 S: 2	H: 0 LOB: 1 BB: 1 P: 6	R: 0 E: 0 K: 0 S: 4	H: 1 LOB: 1 BB: 0 P: 4	R: 0 E: 0 K: 1 S: 6	H: 1 LOB: 1 BB: 0 P: 6	R: 0 E: 0 K: 1 S: 5	H: 0 LOB: 0 BB: 0 P: 5	R: 0 E: 0 K: 0 S: 3	H: 0 LOB: 0 BB: 0 P: 3	R: 0 E: 0 K: 0 S: 4	H: 1 LOB: 1 BB: 0 P: 4	R: 0 E: 0 K: 0 S: 4	H: 1 LOB: 2 BB: 1 P: 8	R: 1 E: 0 K: 1 S: 7	H: 2 LOB: 1 BB: 0 P: 7	1B: 4 2B: 1 3B: 0 HR: 1	SF: 0 SAC: 1 DP: 1 HBP: 0	WP: 0 PB: 0 SB: 0 CS: 0	PA: 34
PITCHER Fred Newman, R (1.1) ERA: 4.96	IP: 8.0 WLS: W BF: 29 H: 4 R: 0 ER: 0 SO: 3 BB: 1 IBB: 0 HBP: 0 BLK: 0 WP: 0 HR: 0 S: 33 P: 41 ERA: 0.00 WHIP: 0.625															PITCHER	IP: 8.0 WLS: W BF: 29 H: 4 R: 0 ER: 0 SO: 3 BB: 1 IBB: 0 HBP: 0 BLK: 0 WP: 0 HR: 0 S: 33 P: 41 ERA: 0.00 WHIP: 0.625			
Minnie Rojas, R (9, 1) ERA: 2.12	0.1	3	2	1	1	0	0	0	0	0	0	0	0	0	0	0	27.00	6.000		
Jack Sanford, R (9, 1) ERA: 3.67	0.2	S	2	0	0	0	1	0	0	0	0	0	0	0	0	0	0.00	0.000		



Batter	1	2	3	4	5	6	7	8	9	AB	R	H	RBI	BB	SO	LOB	TOP
Jose Cardenal, R (1, 8) OBP: 0.313, SLG: 0.383										4	2	3	0	1	0	0	California Angels @ New York Yankees Yankee Stadium, Bronx, NY Thu Aug 25 1966, 3:33 AM EDT Att: 19,843 - Unknown
Jay Johnstone, L (1, 7) OBP: 0.327, SLG: 0.462										4	1	2	2	1	0	0	
Jim Fregosi, R (1, 6) OBP: 0.298, SLG: 0.372										4	0	1	2	0	0	3	
Norm Siebern, L (1, 3) OBP: 0.374, SLG: 0.364										2	0	0	1	1	1	2	
Ed Kirkpatrick, L (1, 9) OBP: 0.311, SLG: 0.344										4	0	1	0	0	1	3	
Bobby Knoop, R (1, 4) OBP: 0.286, SLG: 0.379										4	0	2	0	0	0	3	
Tom Satriano, L (1, 2) OBP: 0.327, SLG: 0.298										4	1	1	0	0	1	2	
Paul Schaal, R (1, 5) OBP: 0.364, SLG: 0.342										4	1	1	0	0	2	2	
George Brunet, R (1, 1) OBP: 0.138, SLG: 0.193										4	0	0	0	0	3	2	
Inning Stats	R: 2 H: 2 E: 0 K: 1 S: 7	H: 2 R: 0 ER: 0 LOB: 1 BB: 0 P: 7	R: 0 H: 0 E: 0 K: 2 S: 7	H: 1 R: 0 ER: 0 LOB: 1 BB: 0 P: 7	R: 0 H: 0 E: 0 K: 0 S: 3	H: 1 R: 0 ER: 0 LOB: 1 BB: 0 P: 4	R: 0 H: 0 E: 0 K: 1 S: 5	H: 3 R: 0 ER: 0 LOB: 2 BB: 1 P: 9	R: 2 H: 2 E: 0 K: 2 S: 9	H: 1 R: 0 ER: 0 LOB: 1 BB: 0 P: 6	R: 0 H: 1 E: 0 K: 1 S: 5	H: 1 R: 0 ER: 0 LOB: 0 BB: 0 P: 5	1B: 8 2B: 3 3B: 1 HR: 0	SF: 1 SAC: 0 DP: 2 HBP: 0	WP: 0 PB: 0 SB: 1 CS: 1	PA: 38	
PITCHER	IP WLS BF H R ER SO BB IBB HBP BLK WP HR S P ERA WHIP																
Mel Stottlemyre, R (1, 1) ERA: 3.61	6.1 L 28 9 5 5 5 0 2 0 0 0 0 0 36 44 7.11 1.421																
Steve Hamilton, L (7, 1) ERA: 2.99	0.2 3 0 0 0 1 1 0 0 0 0 0 0 4 8 0.00 1.500																
Pedro Ramos, R (8, 1) ERA: 3.57	2.0 7 2 0 0 2 0 0 0 0 0 0 0 11 11 0.00 1.000																

Batter	1	2	3	4	5	6	7	8	9	AB	R	H	RBI	BB	SO	LOB	BOTTOM	
Tom Tresh, S (1, 7) OBP: 0.344, SLG: 0.410										4	0	1	0	0	0	0	California Angels @ New York Yankees Yankee Stadium, Bronx, NY Thu Aug 25 1966, 3:33 AM EDT Att: 19,843 - Unknown	
Bobby Richardson, R (1, 4) OBP: 0.294, SLG: 0.344										4	0	0	0	0	0	1		
Steve Whitaker, L (1, 8) OBP: 0.250, SLG: 0.182										3	0	1	0	1	0	1		
Joe Pepitone, L (1, 3) OBP: 0.292, SLG: 0.486										4	0	0	0	0	0	3		
Elston Howard, R (1, 2) OBP: 0.326, SLG: 0.374										4	1	2	0	0	0	0		
Clete Boyer, R (1, 5) OBP: 0.287, SLG: 0.374										4	0	0	0	0	0	3		
Lou Clinton, R (1, 9) OBP: 0.296, SLG: 0.389										4	0	0	0	0	0	3		
Horace Clarke, S (1, 6) OBP: 0.329, SLG: 0.377										4	0	2	1	0	1	2		
Mel Stottlemyre, R (1, 1) OBP: 0.192, SLG: 0.235										2	0	0	0	0	1	1		
Steve Hamilton, L (7, 1) OBP: 0.053, SLG: 0.053										0	0	0	0	0	0	0		
Hector Lopez, R (7, PH) OBP: 0.271, SLG: 0.374										1	0	0	0	0	0	1		
Pedro Ramos, S (8, 1) OBP: 0.182, SLG: 0.182										0	0	0	0	0	0	0		
Inning Stats	R: 0 H: 1 E: 0 K: 0 S: 4	H: 2 R: 1 ER: 1 LOB: 1 BB: 0 P: 5	R: 0 H: 0 E: 0 K: 0 S: 3	H: 0 R: 0 ER: 0 LOB: 1 BB: 1 P: 7	R: 0 H: 0 E: 1 K: 1 S: 6	H: 0 R: 0 ER: 0 LOB: 1 BB: 0 P: 6	R: 0 H: 0 E: 0 K: 1 S: 5	H: 0 R: 0 ER: 0 LOB: 0 BB: 0 P: 5	R: 0 H: 0 E: 0 K: 0 S: 3	H: 1 R: 0 ER: 0 LOB: 1 BB: 0 P: 4	R: 0 H: 1 E: 0 K: 0 S: 4	H: 1 R: 0 ER: 0 LOB: 1 BB: 0 P: 4	R: 0 H: 1 E: 0 K: 0 S: 4	R: 0 H: 1 E: 0 K: 0 S: 4	1B: 2 2B: 4 3B: 0 HR: 0	SF: 0 SAC: 0 DP: 0 HBP: 0	WP: 0 PB: 0 SB: 0 CS: 0	PA: 35
PITCHER	IP WLS BF H R ER SO BB IBB HBP BLK WP HR S P ERA WHIP																	
George Brunet, L (1, 1) ERA: 3.03	9.0 W 35 6 1 1 2 1 0 0 0 0 0 0 38 42 1.00 0.778																	


Batter	1	2	3	4	5	6	7	8	9	AB	R	H	RBI	BB	SO	LOB	TOP																						
Don Wert, R OBP: 0.341, SLG: 0.349 (1, 5)	F7		FC5-4 BB		2-3		5-3	1B		4	0	1	0	1	0	0	Detroit Tigers @ New York Yankees Yankee Stadium, Bronx, NY Fri Aug 26 1966, 7:05 PM EDT Att: 14,856 - Unknown - 80 F																						
Jake Wood, R OBP: 0.344, SLG: 0.388 Hank Aguirre, R (8, 1)	K		FC5-4 1-2		F7		1B	K		5	0	1	0	0	2	2																							
Norm Cash, L OBP: 0.346, SLG: 0.459 (1, 3)	K					6-3	FC6-4 1B		F9	5	1	2	1	0	1	0																							
Al Kaline, R OBP: 0.397, SLG: 0.566 (1, 9)		BB				L7	F5		L5-3	3	0	0	0	2	0	2																							
Willie Horton, R OBP: 0.334, SLG: 0.494 (1, 7)	F9				F7	E5 1B	FC6-4 1-2		K	5	1	0	0	0	1	4																							
Bill Freehan, R OBP: 0.295, SLG: 0.351 (1, 2)	F4				L8	E 1-2 1B		F8		4	0	1	0	0	0	2																							
Mickey Stanley, R OBP: 0.322, SLG: 0.348 (1, 8)	L9				5-3	E8 1-3 2-H 1B		FC3-6 BB		3	0	1	1	1	0	2																							
Dick McAuliffe, L OBP: 0.386, SLG: 0.523 (1, 6)			F7			HR	IBB	FC3-6 1-2 HR		3	2	1	1	1	0	1																							
Earl Wilson, R OBP: 0.318, SLG: 0.538 Dick Tracewski, R OBP: 0.238, SLG: 0.179 (8, 4)	F2				K		F3	HR		4	1	1	2	0	1	3																							
								HR		0	0	0	0	0	0	0																							
Inning Stats	R: 0 E: 0 K: 2 S: 7	H: 0 LOB: 0 BB: 0 P: 7	R: 0 E: 0 K: 0 S: 3	H: 0 LOB: 1 BB: 1 P: 7	R: 0 E: 0 K: 0 S: 3	H: 0 LOB: 1 BB: 1 P: 7	R: 1 E: 0 K: 0 S: 4	H: 1 LOB: 1 BB: 1 P: 8	R: 1 E: 0 K: 1 S: 6	H: 1 LOB: 0 BB: 0 P: 6	R: 1 E: 2 K: 0 S: 6	H: 2 LOB: 3 BB: 1 P: 10	R: 0 E: 0 K: 0 S: 5	H: 2 LOB: 2 BB: 0 P: 5	R: 2 E: 0 K: 1 S: 7	H: 2 LOB: 1 BB: 1 P: 11	R: 0 E: 0 K: 1 S: 5	H: 0 LOB: 0 BB: 0 P: 5	1B: 5 2B: 0 3B: 0 HR: 3	SF: 0 SAC: 0 DP: 0 HBP: 0	WP: 0 PB: 0 SB: 0 CS: 0	PA: 41																	
PITCHER	IP WLS BF H R ER SO BB IBB HBP BLK WP HR S P ERA WHIP																																						
Al Downing, L ERA: 3.54 Hal Reniff, R ERA: 3.01 (8, 1)	(1, 1)	7.2	37	8	5	4	3	4	1	0	0	0	0	0	0	0	0	0	0	8	8	0.00	0.000																

Batter	1	2	3	4	5	6	7	8	9	AB	R	H	RBI	BB	SO	LOB	BOTTOM																					
Horace Clarke, S OBP: 0.328, SLG: 0.375 (1, 6)	3-1		G3		4-3		G6-3 1B			4	0	1	0	0	0	1	Detroit Tigers @ New York Yankees Yankee Stadium, Bronx, NY Fri Aug 26 1966, 7:05 PM EDT Att: 14,856 - Unknown - 80 F																					
Bobby Richardson, R OBP: 0.292, SLG: 0.341 (1, 4)	F3		L9		F8		G6-3 1-2			4	0	0	0	0	0	3																						
Tom Tresh, S OBP: 0.343, SLG: 0.409 (1, 7)	2B 1B		4-3			F6		F5		4	0	1	0	0	0	0																						
Joe Pepitone, L OBP: 0.294, SLG: 0.495 (1, 3)	1-H 2B				L8		HR	F8		4	1	2	1	0	0	0																						
Roger Maris, L OBP: 0.304, SLG: 0.372 (1, 9)		F3			F7		3-1	E4		4	0	0	0	0	0	0																						
Steve Whitaker, L OBP: 0.375, SLG: 0.667 (1, 8)		E 3B			1B		HR	G3		4	2	3	1	0	0	1																						
Jake Gibbs, L OBP: 0.327, SLG: 0.341 Elston Howard, R OBP: 0.327, SLG: 0.378 (5, 2)		F8			4-3		K		WP 1B 2B	2	0	0	0	0	0	1																						
Clete Boyer, R OBP: 0.291, SLG: 0.376 (1, 5)	3-H 1B					4-3 BB		K FC1-6 1B		3	1	2	1	1	1	0																						
Al Downing, R OBP: 0.159, SLG: 0.150 Hal Reniff, R OBP: 0.308, SLG: 0.308 Mickey Mantle, S OBP: 0.391, SLG: 0.552 (9, PH)		K			L3		FC1-6 1B		HR	3	0	0	0	0	1	3																						
										1	1	1	2	0	0	0																						
Inning Stats	R: 0 E: 0 K: 0 S: 4	H: 2 LOB: 2 BB: 0 P: 4	R: 1 E: 1 K: 1 S: 7	H: 2 LOB: 1 BB: 0 P: 7	R: 0 E: 0 K: 0 S: 3	H: 0 LOB: 0 BB: 0 P: 3	R: 0 E: 0 K: 0 S: 4	H: 1 LOB: 1 BB: 0 P: 4	R: 0 E: 0 K: 0 S: 3	H: 0 LOB: 1 BB: 1 P: 7	R: 2 E: 0 K: 1 S: 7	H: 2 LOB: 0 BB: 0 P: 7	R: 0 E: 0 K: 1 S: 6	H: 1 LOB: 1 BB: 0 P: 6	R: 0 E: 1 K: 0 S: 4	H: 0 LOB: 1 BB: 0 P: 4	R: 3 E: 0 K: 0 S: 3	H: 3 LOB: 3 BB: 0 P: 3	1B: 5 2B: 2 3B: 1 HR: 3	SF: 0 SAC: 0 DP: 1 HBP: 0	WP: 1 PB: 1 SB: 0 CS: 0	PA: 36																
PITCHER	IP WLS BF H R ER SO BB IBB HBP BLK WP HR S P ERA WHIP																																					
Earl Wilson, R ERA: 3.29 Hank Aguirre, L ERA: 3.79 (8, 1)	(1, 1)	7.0	29	8	3	2	3	1	0	0	0	0	0	0	0	0	1	1	7	7	27.00	3.000																

Batter	1	2	3	4	5	6	7	8	9	AB	R	H	RBI	BB	SO	LOB	TOP			
Dick McAuliffe, L (1, 6) OBP: 0.387, SLG: 0.531	4-0 FC4-6 BB		0-3 K		0-0 HR		0-0 F2			3	1	1	1	1	1	3				
Jerry Lumpe, L (1, 4) OBP: 0.293, SLG: 0.309	0-0 FC4-6 FC4-6 1-2		0-0 F8		0-0 F7		0-0 F4			4	0	0	0	0	0	2				
Norm Cash, L (1, 3) OBP: 0.343, SLG: 0.455	0-0 FC4-6 1-2		0-0 1-3			0-0 L8		0-0 4-3		4	0	0	0	0	0	2				
Al Kaline, R (1, 8) OBP: 0.396, SLG: 0.563	0-0 L8			0-0 WP 1B		0-0 L6-3		0-0 L6		4	0	1	0	0	0	1				
Jim Northrup, L (1, 9) OBP: 0.321, SLG: 0.459		4-0 WP BB		0-0 F9		0-0 F7			0-0 FC5-4 1B	3	0	1	0	1	0	1				
Willie Horton, R (1, 7) OBP: 0.331, SLG: 0.489		0-3 K 1-2		0-3 K 1-2			0-0 L6		0-0 L9	4	0	0	0	0	0	3				
Don Wert, R (1, 5) OBP: 0.338, SLG: 0.346		0-0 F4		0-0 L6			0-0 F9		0-0 FC5-4 FC5 1B 1-2	4	0	0	0	0	0	3				
Bill Freehan, R (1, 2) OBP: 0.297, SLG: 0.353		0-0 6-3			0-3 K		0-0 1B 1B		0-0 1B 1-2 1B	4	0	2	0	0	1	1				
Johnny Podres, L (1, 1) OBP: 0.333, SLG: 0.313			0-0 1B		0-0 4-3		0-0 1B 1-3 1B		0-0 FC5 2-3	2	0	1	0	0	0	0				
Dave Wickersham, R (6, 1) OBP: 0.056, SLG: 0.063										0	0	0	0	0	0	0				
Gates Brown, L (7, PH) OBP: 0.353, SLG: 0.414										1	0	1	0	0	0	0				
Bill Monbouquette, R (7, 1) OBP: 0.192, SLG: 0.160										0	0	0	0	0	0	0				
Jake Wood, R (9, PH) OBP: 0.342, SLG: 0.386										1	0	0	0	0	0	2				
Inning Stats	R: 0 E: 0 K: 0 S: 3	H: 0 LOB: 1 BB: 1 P: 7	R: 0 E: 0 K: 1 S: 5	H: 0 LOB: 1 BB: 1 P: 9	R: 0 E: 0 K: 1 S: 6	H: 1 LOB: 1 BB: 0 P: 6	R: 0 E: 0 K: 1 S: 6	H: 1 LOB: 1 BB: 0 P: 6	R: 1 E: 0 K: 0 S: 3	H: 0 LOB: 0 BB: 0 P: 3	R: 0 E: 0 K: 0 S: 5	H: 2 LOB: 2 BB: 0 P: 5	R: 0 E: 0 K: 0 S: 3	H: 0 LOB: 0 BB: 0 P: 3	R: 0 E: 0 K: 0 S: 5	H: 2 LOB: 2 BB: 0 P: 5	1B: 6 2B: 0 3B: 0 HR: 1	SF: 0 SAC: 0 DP: 0 HBP: 0	WP: 2 PB: 0 SB: 0 CS: 0	PA: 36
PITCHER Jim Bouton, R (1, 1) ERA: 3.06	IP: 9.0 WLS: W BF: 36 H: 7 R: 1 ER: 1 SO: 4 BB: 2 IBB: 0 HBP: 0 BLK: 0 WP: 2 HR: 1 S: 42 P: 50 ERA: 1.00 WHIP: 1.000															PITCHER	IP: 9.0 WLS: W BF: 36 H: 7 R: 1 ER: 1 SO: 4 BB: 2 IBB: 0 HBP: 0 BLK: 0 WP: 2 HR: 1 S: 42 P: 50 ERA: 1.00 WHIP: 1.000			

Detroit Tigers @ New York Yankees
Yankee Stadium, Bronx, NY
Sat Aug 27 1966, 7:05 PM EDT
Att: 13,757 - Unknown - 84 F


AB	34
R	1
H	7
RBI	1
BB	2
SO	4
LOB	18



Batter	1	2	3	4	5	6	7	8	9	AB	R	H	RBI	BB	SO	LOB	BOTTOM			
Horace Clarke, S (1, 6) OBP: 0.329, SLG: 0.385	0-0 L8		0-0 SF8 3B		0-0 L9	0-0 E 1B	0-0 4-3			5	2	2	1	0	0	1				
Bobby Richardson, R (1, 4) OBP: 0.250, SLG: 0.344	0-0 G6-4-3 1B		0-0 SF8		0-0 F7	0-0 E6 1B 1-1		0-0 2B		4	0	2	1	0	0	0				
Mickey Mantle, S (1, 8) OBP: 0.390, SLG: 0.549	0-0 G6-4-3		0-0 3H 1B		0-0 6-3	0-0 L8 1B		0-3 K		4	0	1	0	0	0	2				
Lou Clinton, R (7, 9) OBP: 0.294, SLG: 0.386	0-0 1-2		0-0 1B					0-0 K		1	0	0	0	0	1	1				
Joe Pepitone, L (1, 3) OBP: 0.291, SLG: 0.490		0-0 L8	0-0 L8			G3 L9		0-0 F7		5	0	0	0	0	0	3				
Tom Tresh, S (1, 7) OBP: 0.346, SLG: 0.413		0-0 L9		0-0 4-3 1B		0-0 2B 2B 1B	0-0 2B 2B	0-0 F4		5	2	3	0	0	0	1				
Steve Whitaker, L (1, 9) OBP: 0.450, SLG: 0.947		0-0 IHR		0-3 K		0-0 2B 2B 1B 2B	0-0 2B 2B			4	3	3	2	0	1	1				
Elston Howard, R (1, 2) OBP: 0.329, SLG: 0.377		0-0 6-3		0-0 4-3		0-0 2B 1B IBB	0-0 2B 1B			3	1	1	1	1	0	1				
Clete Boyer, R (1, 5) OBP: 0.294, SLG: 0.380			0-0 3B 1B	0-0 BB		0-0 1B 2B	0-0 F6			3	2	2	2	1	0	1				
Jim Bouton, R (1, 1) OBP: 0.143, SLG: 0.111			0-0 F3	0-3 K2-3		0-0 1B E 1B	0-3 K			4	1	1	2	0	2	4				
Inning Stats	R: 0 E: 0 K: 0 S: 3	H: 1 LOB: 0 BB: 0 P: 3	R: 1 E: 0 K: 0 S: 4	H: 1 LOB: 0 BB: 0 P: 4	R: 2 E: 0 K: 0 S: 6	H: 3 LOB: 1 BB: 0 P: 6	R: 0 E: 0 K: 2 S: 8	H: 1 LOB: 2 BB: 1 P: 12	R: 0 E: 0 K: 0 S: 3	H: 0 LOB: 0 BB: 0 P: 3	R: 6 E: 1 K: 0 S: 9	H: 5 LOB: 1 BB: 1 P: 13	R: 2 E: 0 K: 1 S: 8	H: 3 LOB: 1 BB: 0 P: 8	R: 0 E: 0 K: 1 S: 6	H: 1 LOB: 1 BB: 0 P: 6	1B: 8 2B: 5 3B: 1 HR: 1	SF: 1 SAC: 0 DP: 1 HBP: 0	WP: 0 PB: 0 SB: 0 CS: 0	PA: 41
PITCHER Johnny Podres, L (1, 1) ERA: 3.33	IP: 0.2 WLS: L BF: 5 H: 2 R: 2 ER: 0 SO: 0 BB: 0 IBB: 0 HBP: 0 BLK: 0 WP: 0 HR: 0 S: 5 P: 5 ERA: 0.00 WHIP: 3.000															PITCHER	IP: 0.2 WLS: L BF: 5 H: 2 R: 2 ER: 0 SO: 0 BB: 0 IBB: 0 HBP: 0 BLK: 0 WP: 0 HR: 0 S: 5 P: 5 ERA: 0.00 WHIP: 3.000			
Dave Wickersham, R (6, 1) ERA: 3.57	IP: 2.0 WLS: L BF: 10 H: 4 R: 2 ER: 2 SO: 2 BB: 2 IBB: 0 HBP: 0 BLK: 0 WP: 0 HR: 0 S: 14 P: 14 ERA: 9.00 WHIP: 2.000															PITCHER	IP: 2.0 WLS: L BF: 10 H: 4 R: 2 ER: 2 SO: 2 BB: 2 IBB: 0 HBP: 0 BLK: 0 WP: 0 HR: 0 S: 14 P: 14 ERA: 9.00 WHIP: 2.000			

Detroit Tigers @ New York Yankees
Yankee Stadium, Bronx, NY
Sat Aug 27 1966, 7:05 PM EDT
Att: 13,757 - Unknown - 84 F

AB	38
R	11
H	15
RBI	9
BB	2
SO	4
LOB	15



Batter	1	2	3	4	5	6	7	8	9	AB	R	H	RBI	BB	SO	LOB	TOP	
Don Wert, R OBP: 0.337, SLG: 0.344 (1, 5)										3	0	0	0	1	0	0	Detroit Tigers @ New York Yankees Yankee Stadium, Bronx, NY Sun Aug 28 1966, 3:33 AM EDT Att: 22,797 - Unknown - 87 F	
Jerry Lumpe, L OBP: 0.289, SLG: 0.305 (1, 4)										4	0	0	0	0	1	3		
Norm Cash, L OBP: 0.345, SLG: 0.464 (1, 3)										4	1	2	1	0	1	3		
Al Kaline, R OBP: 0.392, SLG: 0.557 (1, 9)										4	0	0	0	0	0	2		
Willie Horton, R OBP: 0.328, SLG: 0.484 (1, 7)										4	0	0	0	0	0	0		
Mickey Stanley, R OBP: 0.326, SLG: 0.352 (1, 8)										4	0	2	0	0	0	0		
Bill Freehan, R OBP: 0.294, SLG: 0.349 (1, 2)										4	0	0	0	0	0	3		
Dick McAuliffe, L OBP: 0.383, SLG: 0.524 (1, 6)										4	0	0	0	0	1	3		
Mickey Lolich, S OBP: 0.241, SLG: 0.192 (1, 1)										2	0	1	0	0	1	2		
Orlando Pena, R OBP: 0.071, SLG: 0.071 (7, PH)										0	0	0	0	0	0	0		
Jake Wood, R OBP: 0.340, SLG: 0.384 (7, PH)										1	0	0	0	0	0	0		
Joe Sparma, R OBP: 0.227, SLG: 0.273 (7, 1)										0	0	0	0	0	0	0		
Inning Stats	R: 0 E: 1 K: 1 S: 6	H: 0 LOB: 1 BB: 0 P: 6	R: 0 E: 1 K: 2 S: 9	H: 1 LOB: 2 BB: 0 P: 9	R: 0 E: 0 K: 1 S: 6	H: 1 LOB: 1 BB: 0 P: 6	R: 0 E: 0 K: 0 S: 3	H: 0 LOB: 0 BB: 0 P: 3	R: 0 E: 0 K: 0 S: 3	H: 0 LOB: 0 BB: 0 P: 3	R: 1 E: 0 K: 0 S: 4	H: 1 LOB: 0 BB: 0 P: 4	R: 0 E: 0 K: 0 S: 4	H: 1 LOB: 1 BB: 0 P: 4	1B: 3 2B: 1 3B: 0 HR: 1	SF: 0 SAC: 0 DP: 0 HBP: 0	WP: 0 PB: 0 SB: 0 CS: 0	PA: 35
PITCHER Fritz Peterson, L ERA: 3.51 (1, 1)	IP: 9.0 WLS: W BF: 35 H: 5 R: 1 ER: 1 SO: 4 BB: 1 IBB: 0 HBP: 0 BLK: 0 WP: 0 HR: 1 S: 42 P: 46 ERA: 1.00 WHIP: 0.667											PITCHER IP: WLS: BF: H: R: ER: SO: BB: IBB: HBP: BLK: WP: HR: S: P: ERA: WHIP						

Batter	1	2	3	4	5	6	7	8	9	AB	R	H	RBI	BB	SO	LOB	BOTTOM			
Horace Clarke, S OBP: 0.326, SLG: 0.381 (1, 6)										5	2	1	0	0	1	0	Detroit Tigers @ New York Yankees Yankee Stadium, Bronx, NY Sun Aug 28 1966, 3:33 AM EDT Att: 22,797 - Unknown - 87 F			
Bobby Richardson, R OBP: 0.294, SLG: 0.345 (1, 4)										5	2	2	0	0	0	1				
Mickey Mantle, S OBP: 0.388, SLG: 0.545 (1, 8)										2	0	0	0	0	1	1				
Lou Clinton, R OBP: 0.297, SLG: 0.388 (4, 9)										2	0	1	0	0	0	1				
Joe Pepitone, L OBP: 0.294, SLG: 0.496 (1, 3)										4	1	2	2	1	2	2				
Tom Tresh, S OBP: 0.346, SLG: 0.410 (1, 7)										3	1	0	0	2	1	2				
Steve Whitaker, L OBP: 0.417, SLG: 0.957 (4, 8)										4	1	1	4	0	1	2				
Elston Howard, R OBP: 0.333, SLG: 0.380 (1, 2)										3	0	2	0	1	0	0				
Clete Boyer, R OBP: 0.294, SLG: 0.377 (1, 5)										3	0	0	0	1	0	2				
Fritz Peterson, S OBP: 0.200, SLG: 0.241 (1, 1)										4	1	1	0	0	0	4				
Inning Stats	R: 0 E: 0 K: 1 S: 5	H: 0 LOB: 0 BB: 0 P: 5	R: 0 E: 1 K: 1 S: 7	H: 1 LOB: 3 BB: 1 P: 11	R: 2 E: 0 K: 1 S: 7	H: 2 LOB: 0 BB: 0 P: 7	R: 0 E: 0 K: 1 S: 5	H: 0 LOB: 1 BB: 1 P: 9	R: 4 E: 0 K: 1 S: 9	H: 4 LOB: 1 BB: 1 P: 13	R: 2 E: 1 K: 0 S: 5	H: 1 LOB: 2 BB: 2 P: 13	R: 0 E: 0 K: 0 S: 3	H: 0 LOB: 0 BB: 0 P: 3	R: 0 E: 0 K: 1 S: 7	H: 2 LOB: 2 BB: 0 P: 7	1B: 7 2B: 1 3B: 0 HR: 2	SF: 0 SAC: 1 DP: 0 HBP: 0	WP: 0 PB: 0 SB: 0 CS: 0	PA: 41
PITCHER Mickey Lolich, L ERA: 4.52 (1, 1)	IP: 5.0 WLS: L BF: 27 H: 8 R: 7 ER: 6 SO: 5 BB: 2 IBB: 1 HBP: 0 BLK: 0 WP: 0 HR: 2 S: 34 P: 46 ERA: 10.80 WHIP: 2.000											PITCHER IP: WLS: BF: H: R: ER: SO: BB: IBB: HBP: BLK: WP: HR: S: P: ERA: WHIP								
Orlando Pena, R ERA: 3.1 (6, 1)	1.0	6	0	1	0	0	2	0	0	1	0	0	4	12	0.00	2.000				
Joe Sparma, R ERA: 5.06 (7, 1)	2.0	8	2	0	0	1	0	0	0	0	0	0	10	10	0.00	1.000				

AB	34
R	1
H	5
RBI	1
BB	1
SO	4
LOB	16



AB	35
R	8
H	10
RBI	6
BB	5
SO	6
LOB	15



Batter	1	2	3	4	5	6	7	8	9	AB	R	H	RBI	BB	SO	LOB	TOP										
Horace Clarke, S OBP: 0.328, SLG: 0.390 (1, 6)										5	1	2	1	0	0	0	New York Yankees @ Kansas City Athletics Municipal Stadium, Kansas City, MO Mon Aug 29 1966, 8:05 PM EDT Att: 15,894 - Unknown - 86 F AB 31 R 7 H 11 RBI 6 BB 4 SO 2 LOB 7										
Bobby Richardson, R OBP: 0.293, SLG: 0.345 (1, 4)										3	0	1	1	0	0	1											
Mickey Mantle, S OBP: 0.389, SLG: 0.545 Steve Hamilton, L OBP: 0.053, SLG: 0.053 (8, 1)										4	1	2	0	0	1	0											
Joe Pepitone, L OBP: 0.296, SLG: 0.498 (1, 3)										4	1	2	0	0	0	1											
Tom Tresh, S OBP: 0.346, SLG: 0.414 (1, 7)										3	1	1	2	0	0	0											
Steve Whitaker, L OBP: 0.429, SLG: 0.885 (8, 8)										3	0	1	0	1	0	1											
Elston Howard, R OBP: 0.330, SLG: 0.375 (1, 2)										4	0	0	0	0	1	2											
Clete Boyer, R OBP: 0.296, SLG: 0.378 (1, 5)										2	1	1	0	2	0	0											
Fred Talbot, R OBP: 0.224, SLG: 0.189 Doolley Womack, L OBP: 0.200, SLG: 0.200 Roger Maris, L OBP: 0.306, SLG: 0.372 Lou Clinton, R OBP: 0.301, SLG: 0.415 (8, 9)										1	0	0	0	0	0	1											
Inning Stats	R: 0 E: 0 K: 0 S: 3	H: 1 LOB: 0 BB: 0 P: 3	R: 0 E: 0 K: 0 S: 3	H: 0 LOB: 1 BB: 1 P: 7	R: 0 E: 0 K: 0 S: 3	H: 1 LOB: 0 BB: 0 P: 3	R: 1 E: 0 K: 0 S: 5	H: 3 LOB: 1 BB: 0 P: 5	R: 0 E: 0 K: 1 S: 4	H: 0 LOB: 0 BB: 1 P: 8	R: 0 E: 0 K: 0 S: 4	H: 1 LOB: 1 BB: 0 P: 4	R: 0 E: 0 K: 0 S: 3	H: 0 LOB: 0 BB: 0 P: 3	R: 2 E: 0 K: 1 S: 6	H: 1 LOB: 0 BB: 1 P: 10		R: 4 E: 0 K: 0 S: 6	H: 4 LOB: 0 BB: 1 P: 10	1B: 7 2B: 1 3B: 2 HR: 1	SF: 2 SAC: 0 DP: 4 HBP: 0	WP: 1 PB: 0 CS: 0	PA: 37				
PITCHER	IP	WLS	BF	H	R	ER	SO	BB	IBB	HBP	BLK	WP	HR	S	P	ERA	WHIP										
Law Krausse, R ERA: 3.34 (1, 1)	8.0	L	32	9	5	5	2	3	0	0	0	1	0	33	45	5.62	1.500										
Joe Grzenda, L ERA: 4.32 (9, 1)	0.0		1	1	0	0	0	0	0	0	1	0	0	1	1	∞	∞										
Vern Handrahan, R ERA: 5.09 (9, 1)	1.0		4	1	2	2	0	1	0	0	0	0	1	3	7	18.00	2.000										

Batter	1	2	3	4	5	6	7	8	9	AB	R	H	RBI	BB	SO	LOB	BOTTOM										
Bert Campaneris, R OBP: 0.305, SLG: 0.390 (1, 6)										3	0	0	0	0	0	0	New York Yankees @ Kansas City Athletics Municipal Stadium, Kansas City, MO Mon Aug 29 1966, 8:05 PM EDT Att: 15,894 - Unknown - 86 F AB 27 R 2 H 3 RBI 1 BB 5 SO 6 LOB 7										
Jim Gosger, L OBP: 0.322, SLG: 0.355 (1, 7)										3	0	0	0	1	0	1											
Mike Hershberger, R OBP: 0.317, SLG: 0.362 (1, 9)										3	0	1	0	1	0	1											
Danny Cater, R OBP: 0.293, SLG: 0.356 (1, 3)										3	0	0	0	1	1	1											
Roger Repoz, L OBP: 0.320, SLG: 0.373 (1, 8)										2	1	0	0	2	1	0											
Ed Charles, R OBP: 0.330, SLG: 0.449 (1, 5)										4	1	1	0	0	0	3											
Ossie Chavarria, R OBP: 0.302, SLG: 0.317 (1, 4)										3	0	1	1	0	1	0											
Phil Roof, R OBP: 0.291, SLG: 0.341 (1, 2)										3	0	0	0	0	1	1											
Lew Krausse, R OBP: 0.217, SLG: 0.186 Joe Grzenda, R Vern Handrahan, L (9, 1)										3	0	0	0	0	2	0											
Inning Stats	R: 0 E: 0 K: 1 S: 5	H: 0 LOB: 1 BB: 1 P: 9	R: 2 E: 0 K: 0 S: 4	H: 2 LOB: 0 BB: 1 P: 8	R: 0 E: 0 K: 0 S: 3	H: 1 LOB: 3 BB: 2 P: 12	R: 0 E: 0 K: 3 S: 9	H: 0 LOB: 0 BB: 0 P: 9	R: 0 E: 0 K: 0 S: 2	H: 0 LOB: 0 BB: 1 P: 6	R: 0 E: 0 K: 0 S: 3	H: 0 LOB: 0 BB: 0 P: 3	R: 0 E: 0 K: 1 S: 5	H: 0 LOB: 0 BB: 0 P: 5	R: 0 E: 0 K: 0 S: 3	H: 0 LOB: 0 BB: 0 P: 3		R: 0 E: 0 K: 1 S: 5	H: 0 LOB: 0 BB: 0 P: 5	1B: 3 3B: 0 HR: 0	SF: 0 SAC: 0 DP: 3 HBP: 1	WP: 0 PB: 0 CS: 0	PA: 33				
PITCHER	IP	WLS	BF	H	R	ER	SO	BB	IBB	HBP	BLK	WP	HR	S	P	ERA	WHIP										
Fred Talbot, R ERA: 4.65 (1, 1)	2.2		14	3	2	2	1	4	0	1	0	0	0	11	28	6.75	2.625										
Doolley Womack, R ERA: 2.37 (3, 1)	4.1	W	13	0	0	0	4	1	0	0	0	0	0	20	24	0.00	0.231										
Steve Hamilton, L ERA: 2.81 (8, 1)	2.0	S	6	0	0	0	1	0	0	0	0	0	0	8	8	0.00	0.000										

Batter	1	2	3	4	5	6	7	8	9	AB	R	H	RBI	BB	SO	LOB	TOP			
Horace Clarke, S OBP: 0.333, SLG: 0.383	4-0 1B BB		0-0 1-3		0-0 F5			4-0 1-2 BB		2	0	0	0	2	0	1				
Bobby Richardson, R OBP: 0.292, SLG: 0.342	0-0 1-3 G1-6-3 1B		0-0 F8		0-0 6-3			0-0 E6 1-2 2-3		4	0	1	0	0	0	2				
Roger Maris, L OBP: 0.304, SLG: 0.370	0-3 K		0-3 K		0-0 F6			0-0 F7		4	0	0	0	0	2	5				
Joe Pepitone, L OBP: 0.293, SLG: 0.492	0-0 G1-6-3 1-2			0-0 G4-3 1B		0-0 F7		0-0 L4		4	0	1	0	0	0	5				
Tom Tresh, S OBP: 0.342, SLG: 0.408		0-3 K		0-0 G4-3 1-2		0-0 F7		0-0 F6		4	0	0	0	0	1	1				
Steve Whitaker, L OBP: 0.389, SLG: 0.794	0-0 E PB 1B		0-0 F8		0-3 K			0-0 6-3 3B		4	2	2	0	0	1	0				
Elaston Howard, R OBP: 0.326, SLG: 0.370	0-0 E3 4-3 1-3 PB			0-0 F8		0-3 K		0-0 6-3		4	0	0	1	0	1	1				
Clete Boyer, R OBP: 0.299, SLG: 0.374	0-0 4-3 1-3 3-H			0-0 K		0-0 K		0-0 1-3		3	0	0	0	1	0	1				
Al Downing, R OBP: 0.154, SLG: 0.145	0-0 L3			0-3 K				0-0 E BB 1B		2	0	0	0	0	1	2				
Hal Reniff, R OBP: 0.308, SLG: 0.308										0	0	0	0	0	0	0				
Roy White, S OBP: 0.310, SLG: 0.345										1	0	1	0	0	0	0				
Pedro Ramos, S OBP: 0.182, SLG: 0.182										0	0	0	0	0	0	0				
Inning Stats	R: 0 E: 0 K: 1 S: 5	H: 1 LOB: 1 BB: 1 P: 9	R: 1 E: 1 K: 1 S: 7	H: 1 LOB: 1 BB: 0 P: 7	R: 0 E: 0 K: 1 S: 5	H: 0 LOB: 0 BB: 0 P: 5	R: 0 E: 0 K: 0 S: 3	H: 1 LOB: 1 BB: 1 P: 9	R: 0 E: 0 K: 0 S: 3	H: 0 LOB: 0 BB: 0 P: 3	R: 0 E: 0 K: 2 S: 7	H: 0 LOB: 0 BB: 0 P: 7	R: 0 E: 1 K: 0 S: 5	H: 1 LOB: 3 BB: 1 P: 9	R: 1 E: 0 K: 0 S: 4	H: 1 LOB: 0 BB: 0 P: 4	1B: 4 2B: 0 3B: 1 HR: 0	SF: 0 SAC: 0 DP: 2 HBP: 0	WP: 0 PB: 1 SB: 1 CS: 0	PA: 35
PITCHER Dean Chance, R ERA: 3.38	IP: 9.0 WLS: W BF: 35 H: 5 R: 2 ER: 1 SO: 6 BB: 3 IBB: 0 HBP: 0 BLK: 0 WP: 0 HR: 0 S: 44 P: 56 ERA: 1.00 WHIP: 0.889															PITCHER	IP: 9.0 WLS: W BF: 35 H: 5 R: 2 ER: 1 SO: 6 BB: 3 IBB: 0 HBP: 0 BLK: 0 WP: 0 HR: 0 S: 44 P: 56 ERA: 1.00 WHIP: 0.889			

New York Yankees @ California Angels
Anaheim Stadium, Anaheim, CA
Wed Aug 31 1966, 10:05 PM EDT
Att: 21,163 - Unknown

AB 32
R 2
H 5
RBI 1
BB 3
SO 6
LOB 18



Batter	1	2	3	4	5	6	7	8	9	AB	R	H	RBI	BB	SO	LOB	BOTTOM			
Jose Cardenal, R OBP: 0.319, SLG: 0.398	0-0 F7		0-0 L8		0-0 HR	4-0 BB E BB		0-0 SH1-3 1B 1B		4	1	2	1	1	0	0				
Willie Smith, L OBP: 0.247, SLG: 0.238						1-2 2-3 BB		0-0 SH1-3 1B		0	0	0	0	0	0	0				
Jay Johnstone, L OBP: 0.309, SLG: 0.433	0-0 BB 1B		0-0 F4		0-0 4-3	0-0 E4 BB		0-0 SH1-3 1B		5	0	2	0	0	0	2				
Jim Fregosi, R OBP: 0.395, SLG: 0.375	4-0 1-2 BB		0-0 L7		1-0 HR HBP	0-0 HR HBP		0-0 SH1-3		1	0	0	0	1	0	0				
Jackie Hernandez, R OBP: 0.125, SLG: 0.048						1-2 2-3 3-H BB		1-2 2-3		0	1	0	1	1	0	0				
Joe Adcock, R OBP: 0.367, SLG: 0.598	0-3 K			0-0 F9	0-0 HR	0-0 5-3		4-0 IBB		4	1	1	2	1	1	5				
Buck Rodgers, S OBP: 0.278, SLG: 0.345	0-0 F4		0-0 L7	0-0 L7	0-0 F2		0-3 K	0-3 K		5	0	0	0	0	2	6				
Bobby Knoop, R OBP: 0.271, SLG: 0.377		0-0 G4-6-3 1B		4-0 BB BB		0-0 5-3	0-0 6-3	0-3 K		4	0	1	0	1	1	3				
Paul Schaal, R OBP: 0.376, SLG: 0.359		0-0 G4-6-3 1-2		4-0 BB BB		0-0 BB WP E 1B	4-0 S BB			2	1	1	0	2	0	1				
Jim Piersall, R OBP: 0.271, SLG: 0.245			0-0 1B		0-0 F9		4-0 E BB BB	4-0 1-2 IBB		2	1	1	0	1	0	2				
Ed Kirkpatrick, L OBP: 0.310, SLG: 0.334							1-2 BB BB			0	0	0	0	1	0	0				
Dean Chance, R OBP: 0.061, SLG: 0.031		0-3 K		0-0 K	0-3 K	0-3 K	0-3 K			4	0	0	0	0	4	5				
Inning Stats	R: 0 E: 0 K: 1 S: 6	H: 1 LOB: 2 BB: 1 P: 10	R: 0 E: 0 K: 1 S: 6	H: 2 LOB: 1 BB: 0 P: 6	R: 0 E: 0 K: 0 S: 3	H: 0 LOB: 0 BB: 0 P: 3	R: 0 E: 0 K: 0 S: 3	H: 0 LOB: 2 BB: 2 P: 11	R: 3 E: 0 K: 1 S: 7	H: 2 LOB: 1 BB: 0 P: 8	R: 2 E: 1 K: 1 S: 7	H: 1 LOB: 3 BB: 3 P: 19	R: 0 E: 0 K: 2 S: 7	H: 0 LOB: 2 BB: 2 P: 15	R: 0 E: 0 K: 2 S: 9	H: 2 LOB: 3 BB: 1 P: 13	1B: 6 2B: 0 3B: 0 HR: 2	SF: 0 SAC: 1 DP: 1 HBP: 1	WP: 1 PB: 0 SB: 1 CS: 0	PA: 42
PITCHER Al Downing, L ERA: 3.58	IP: 5.2 WLS: L BF: 30 H: 6 R: 5 ER: 3 SO: 4 BB: 6 IBB: 0 HBP: 1 BLK: 0 WP: 1 HR: 2 S: 31 P: 56 ERA: 4.76 WHIP: 2.118															PITCHER	IP: 5.2 WLS: L BF: 30 H: 6 R: 5 ER: 3 SO: 4 BB: 6 IBB: 0 HBP: 1 BLK: 0 WP: 1 HR: 2 S: 31 P: 56 ERA: 4.76 WHIP: 2.118			
Hal Reniff, R ERA: 2.96	1.1 6 0 0 0 2 1 1 0 0 0 0 8 16 0.00 0.750															PITCHER	1.1 6 0 0 0 2 1 1 0 0 0 0 8 16 0.00 0.750			
Pedro Ramos, R ERA: 3.44	1.0 6 2 0 0 2 0 1 0 0 0 0 9 13 0.00 2.000															PITCHER	1.0 6 2 0 0 2 0 1 0 0 0 0 9 13 0.00 2.000			

New York Yankees @ California Angels
Anaheim Stadium, Anaheim, CA
Wed Aug 31 1966, 10:05 PM EDT
Att: 21,163 - Unknown

AB 31
R 5
H 8
RBI 4
BB 9
SO 8
LOB 24




Batter	1	2	3	4	5	6	7	8	9	AB	R	H	RBI	BB	SO	LOB	TOP									
Horace Clarke, S OBP: 0.327, SLG: 0.375	6-3		F8		F8		F6		F8	5	0	0	0	0	0	5	New York Yankees @ California Angels Anaheim Stadium, Anaheim, CA Thu Sep 01 1966, 10:05 PM EDT Att: 21,254 - Unknown - 72 F									
Bobby Richardson, R OBP: 0.291, SLG: 0.341	6-3		F8		5-3		F9		F7	5	1	1	1	0	0	3										
Clete Boyer, R OBP: 0.297, SLG: 0.370	5-3		E6		6-3		F7			4	0	0	0	0	0	3										
Joe Pepitone, L OBP: 0.295, SLG: 0.492			E4						F8	4	1	2	0	0	0	1										
Tom Tresh, S OBP: 0.342, SLG: 0.413			K						F8	4	1	1	2	0	1	3										
Steve Whitaker, L OBP: 0.350, SLG: 0.711					G3		5-3		4-3	4	0	0	0	0	0	1										
Elston Howard, R OBP: 0.323, SLG: 0.366					F9		6-3		K	4	0	0	0	0	1	1										
Lou Clinton, R OBP: 0.300, SLG: 0.406					F3		F8		E5	3	2	0	0	1	0	0										
Fritz Peterson, S OBP: 0.224, SLG: 0.263			SH3-4						E1	3	0	2	0	0	0	1										
Dooley Womack, L OBP: 0.200, SLG: 0.200					5-3					0	0	0	0	0	0	0										
Inning Stats	R: 0 E: 0 K: 0 S: 3	H: 0 LOB: 0 BB: 0 P: 3	R: 0 E: 0 K: 0 S: 4	H: 1 LOB: 1 BB: 0 P: 4	R: 2 E: 2 K: 1 S: 8	H: 1 LOB: 2 BB: 1 P: 12	R: 0 E: 0 K: 0 S: 3	H: 0 LOB: 0 BB: 0 P: 3	R: 0 E: 0 K: 0 S: 4	H: 1 LOB: 1 BB: 0 P: 4	R: 2 E: 0 K: 0 S: 5	H: 2 LOB: 1 BB: 0 P: 5	R: 0 E: 0 K: 0 S: 4	H: 1 LOB: 1 BB: 0 P: 4	R: 0 E: 0 K: 0 S: 3	H: 0 LOB: 0 BB: 0 P: 3	R: 1 E: 2 K: 1 S: 7	H: 0 LOB: 1 BB: 0 P: 7	1B: 5 2B: 0 3B: 0 HR: 1	SF: 0 SAC: 1 DP: 0 HBP: 0	WP: 1 PB: 0 SB: 0 CS: 0	PA: 38				
PITCHER	IP	WLS	BF	H	R	ER	SO	BB	IBB	HBP	BLK	WP	HR	S	P	ERA	WHIP									
Marcelino Lopez, L ERA: 4.15	(1, 1)	6.0	L	26	5	4	3	1	1	0	0	0	0	1	27	31	4.50	1.000								
Lew Burdette, R ERA: 3.39	(7, 1)	2.0		7	1	0	0	0	0	0	0	0	0	7	7	0.00	0.500									
Ramon Lopez, R ERA: 9.0	(9, 1)	1.0		5	0	1	0	1	0	0	0	1	1	0	7	7	0.00	0.000								

AB	36
R	5
H	6
RBI	3
BB	1
SO	2
LOB	18



Batter	1	2	3	4	5	6	7	8	9	AB	R	H	RBI	BB	SO	LOB	BOTTOM								
Jose Cardenal, R OBP: 0.318, SLG: 0.397	4-3		F6			4-3			K	1	0	0	0	0	0	0	New York Yankees @ California Angels Anaheim Stadium, Anaheim, CA Thu Sep 01 1966, 10:05 PM EDT Att: 21,254 - Unknown - 72 F								
Ed Kirkpatrick, L OBP: 0.308, SLG: 0.332			F7						1-3	2	0	0	0	0	0	2									
Norm Siebern, L OBP: 0.374, SLG: 0.361										1	0	1	0	0	0	0									
Jackie Hernandez, R OBP: 0.125, SLG: 0.048										0	1	0	0	0	0	0									
Jay Johnstone, L OBP: 0.308, SLG: 0.428	K								1-3	4	0	1	0	0	1	3									
Jim Fregosi, R OBP: 0.305, SLG: 0.376	F9				6-3		F9			4	1	1	1	0	0	1									
Joe Adcock, R OBP: 0.365, SLG: 0.591					F4				L4	4	0	1	0	0	0	2									
Buck Rodgers, S OBP: 0.278, SLG: 0.344					F4		G6-4-3			4	0	1	1	0	0	1									
Bobby Knoop, R OBP: 0.271, SLG: 0.376							6-3			4	0	1	0	0	0	1									
Paul Schaal, R OBP: 0.376, SLG: 0.359					FC6-4				K	3	0	1	0	0	1	1									
Jim Piersall, R OBP: 0.264, SLG: 0.239			E6		G5-4-3					3	0	0	0	0	0	2									
Marcelino Lopez, R OBP: 0.250, SLG: 0.244										1	0	0	0	0	1	2									
Tom Egan, R										1	0	0	0	0	1	0									
Lew Burdette, R OBP: 0.143, SLG: 0.143										0	0	0	0	0	0	0									
Frank Malzone, R OBP: 0.252, SLG: 0.283										1	0	0	0	0	0	0									
Ramon Lopez, R										0	0	0	0	0	0	0									
Inning Stats	R: 0 E: 0 K: 1 S: 5	H: 0 LOB: 0 BB: 0 P: 5	R: 0 E: 0 K: 0 S: 3	H: 0 LOB: 0 BB: 0 P: 3	R: 0 E: 1 K: 1 S: 7	H: 1 LOB: 2 BB: 0 P: 7	R: 0 E: 0 K: 0 S: 3	H: 0 LOB: 0 BB: 0 P: 3	R: 0 E: 0 K: 0 S: 3	H: 0 LOB: 0 BB: 0 P: 3	R: 0 E: 0 K: 1 S: 6	H: 1 LOB: 1 BB: 0 P: 6	R: 0 E: 0 K: 0 S: 3	H: 1 LOB: 0 BB: 0 P: 3	R: 0 E: 0 K: 1 S: 5	H: 0 LOB: 0 BB: 0 P: 5	R: 2 E: 0 K: 0 S: 6	H: 3 LOB: 1 BB: 0 P: 6	1B: 6 2B: 1 3B: 0 HR: 0	SF: 0 SAC: 0 DP: 2 HBP: 0	WP: 0 PB: 0 SB: 0 CS: 0	PA: 33			
PITCHER	IP	WLS	BF	H	R	ER	SO	BB	IBB	HBP	BLK	WP	HR	S	P	ERA	WHIP								
Fritz Peterson, L ERA: 3.44	(1, 1)	8.2	W	32	7	2	2	4	0	0	0	0	0	40	40	2.08	0.808								
Dooley Womack, R ERA: 2.35	(9, 1)	0.1	S	1	0	0	0	0	0	0	0	0	0	1	1	0.00	0.000								



Batter	1	2	3	4	5	6	7	8	9	AB	R	H	RBI	BB	SO	LOB	TOP					
Horace Clarke, S OBP: 0.328, SLG: 0.376 (1, 6)										5	0	2	1	0	1	1						
Bobby Richardson, R OBP: 0.290, SLG: 0.340 (1, 4)										5	0	1	0	0	0	3						
Tom Tresh, S OBP: 0.344, SLG: 0.414 (1, 7)										4	0	2	0	1	1	1						
Joe Pepitone, L OBP: 0.293, SLG: 0.488 (1, 3)										4	0	0	0	0	0	3						
Roger Maris, L OBP: 0.304, SLG: 0.369 (1, 9)										4	1	1	0	0	0	0						
Steve Whitaker, L OBP: 0.318, SLG: 0.643 (1, 8)										4	1	0	0	0	0	1						
Elston Howard, R OBP: 0.324, SLG: 0.368 (1, 2)										4	1	2	1	0	0	0						
Clete Boyer, R OBP: 0.296, SLG: 0.369 (1, 5)										4	1	1	1	0	0	2						
Jim Bouton, R Roy White, S Steve Hamilton, L Ray Barkentzen, R Hal Reniff, R Billy Bryan, L (1, 1) (4, PH) (4, 1) (6, PH) (6, 1) (6, PH)										1	0	0	0	0	0	1						
Inning Stats	R: 0 E: 0 K: 1 S: 5	H: 0 LOB: 1 BB: 1 P: 9	R: 2 E: 1 K: 0 S: 6	H: 2 LOB: 1 BB: 0 P: 6	R: 0 E: 0 K: 0 S: 3	H: 1 LOB: 0 BB: 0 P: 3	R: 2 E: 0 K: 0 S: 7	H: 4 LOB: 2 BB: 0 P: 7	R: 0 E: 0 K: 0 S: 3	H: 0 LOB: 0 BB: 0 P: 3	R: 0 E: 1 K: 0 S: 4	H: 0 LOB: 1 BB: 0 P: 4	R: 0 E: 0 K: 0 S: 4	H: 2 LOB: 1 BB: 0 P: 4	R: 0 E: 0 K: 0 S: 3	H: 0 LOB: 0 BB: 0 P: 3	R: 1 E: 0 K: 1 S: 7	H: 2 LOB: 1 BB: 0 P: 7	1B: 10 2B: 1 3B: 0 HR: 1	SF: 0 SAC: 0 DP: 1 HBP: 0	WP: 0 PB: 0 CS: 0	PA: 39
PITCHER	IP WLS BF H R ER SO BB IBB HBP BLK WP HR S P ERA WHIP																					
Mudcat Grant, R ERA: 3.0 (1, 1)	8.2 W 38 H 11 R 5 ER 4 SO 1 BB 1 IBB 0 HBP 0 BLK 0 WP 0 HR 1 S 39 P 43 ERA 4.15 WHIP 1.385																					
Al Worthington, R ERA: 2.09 (9, 1)	0.1 S 1 H 0 R 0 ER 0 SO 1 BB 0 IBB 0 HBP 0 BLK 0 WP 0 HR 0 S 3 P 3 ERA 0.00 WHIP 0.000																					

New York Yankees @ Minnesota Twins
Metropolitan Stadium, Bloomington, MI
Fri Sep 02 1966, 8:05 PM EDT
Att: 18,999 - Unknown - 73 F

AB 38
R 5
H 11
RBI 5
BB 1
SO 2
LOB 13



Batter	1	2	3	4	5	6	7	8	9	AB	R	H	RBI	BB	SO	LOB	BOTTOM			
Cesar Tovar, R OBP: 0.339, SLG: 0.356 (1, 6)										5	1	1	0	0	0	3				
Jimmie Hall, L OBP: 0.298, SLG: 0.422 (1, 7)										4	2	2	0	1	1	1				
Tony Oliva, L OBP: 0.360, SLG: 0.521 (1, 9)										5	1	3	1	0	1	3				
Harmon Killebrew, R OBP: 0.394, SLG: 0.520 (1, 5)										5	1	1	1	0	0	3				
Don Mincher, L OBP: 0.331, SLG: 0.408 (1, 3)										4	1	0	0	1	1	2				
Earl Battey, R OBP: 0.335, SLG: 0.331 (1, 2)										2	1	1	3	2	1	1				
Ted Uhlaender, L OBP: 0.266, SLG: 0.278 (1, 8)										3	1	3	0	1	0	0				
Bernie Allen, L OBP: 0.301, SLG: 0.358 (1, 4)										4	0	1	1	0	0	6				
Mudcat Grant, R OBP: 0.191, SLG: 0.215 (1, 1)										4	0	1	1	0	0	4				
Al Worthington, R OBP: 0.290, SLG: 0.500 (9, 1)										0	0	0	0	0	0	0				
Inning Stats	R: 4 E: 1 K: 1 S: 9	H: 3 LOB: 2 BB: 2 P: 17	R: 0 E: 0 K: 0 S: 3	H: 1 LOB: 0 BB: 0 P: 3	R: 0 E: 1 K: 1 S: 5	H: 0 LOB: 0 BB: 0 P: 5	R: 1 E: 0 K: 1 S: 7	H: 2 LOB: 1 BB: 0 P: 7	R: 1 E: 0 K: 0 S: 5	H: 3 LOB: 1 BB: 1 P: 11	R: 1 E: 0 K: 0 S: 5	H: 2 LOB: 1 BB: 0 P: 5	R: 1 E: 0 K: 0 S: 4	H: 1 LOB: 2 BB: 2 P: 12	R: 0 E: 0 K: 0 S: 4	H: 1 LOB: 1 BB: 0 P: 4	1B: 10 2B: 4 3B: 0 HR: 0	SF: 0 SAC: 0 DP: 2 HBP: 0	WP: 0 PB: 0 CS: 1	PA: 41
PITCHER	IP WLS BF H R ER SO BB IBB HBP BLK WP HR S P ERA WHIP																			
Jim Bouton, R ERA: 3.25 (1, 1)	3.0 L 15 H 4 R 4 ER 3 SO 2 BB 1 IBB 0 HBP 0 BLK 0 WP 0 HR 14 S 18 P 25 ERA 9.00 WHIP 1.667																			
Steve Hamilton, L ERA: 2.95 (4, 1)	2.0 L 11 H 5 R 2 ER 2 SO 0 BB 1 IBB 0 HBP 0 BLK 0 WP 0 HR 14 S 18 P 18 ERA 9.00 WHIP 2.500																			
Hal Reniff, R ERA: 3.07 (6, 1)	3.0 15 H 4 R 2 ER 2 SO 2 BB 0 IBB 0 HBP 0 BLK 0 WP 0 HR 13 S 21 P 21 ERA 6.00 WHIP 2.000																			


New York Yankees @ Minnesota Twins
Metropolitan Stadium, Bloomington, MI
Fri Sep 02 1966, 8:05 PM EDT
Att: 18,999 - Unknown - 73 F


AB 36
R 8
H 13
RBI 7
BB 5
SO 4
LOB 23



Batter	1	2	3	4	5	6	7	8	9	AB	R	H	RBI	BB	SO	LOB	TOP										
Roy White, S OBP: 0.308, SLG: 0.343 (1, 4)	F9		L8-4-6			L7		E1		4	0	0	0	0	0	1	New York Yankees @ Minnesota Twins Metropolitan Stadium, Bloomington, MI Sat Sep 03 1966, 4:33 AM EDT Att: 19,630 - Unknown - 71 F livebaseballscorecards.com										
Tom Tresh, S OBP: 0.347, SLG: 0.414 (1, 7)	BB			FC3-6		G3		3-1		2	0	1	0	2	0												
Steve Whitaker, L OBP: 0.313, SLG: 0.600 (1, 8)	F8			FC3-6		BB		3-1		3	0	0	0	1	0	4											
Joe Pepitone, L OBP: 0.294, SLG: 0.487 (1, 3)	F4			F5		BB				3	0	1	0	1	0	2											
Roger Maris, L OBP: 0.303, SLG: 0.367 (1, 9)	F8			1B		G3		F4		4	0	1	0	0	0	5											
Billy Bryan, L OBP: 0.204, SLG: 0.270 (1, 2)	K			L8			4-3	K		4	0	0	0	0	2	5											
Clete Boyer, R OBP: 0.296, SLG: 0.375 (1, 5)	1-3					F7		F7		4	1	1	1	0	0	0											
Ruben Amaro, R OBP: 0.083, SLG: 0.083 (1, 6)			L8-4-6	SH3-4		F9		L6		4	0	1	0	0	0	0											
Fred Talbot, R OBP: 0.220, SLG: 0.185 (1, 1)			SH3-4			5-3		K		1	0	0	0	0	0	0											
Hector Lopez, R OBP: 0.269, SLG: 0.370 (7, PH)										1	0	0	0	0	0	0											
Dooley Womack, L OBP: 0.200, SLG: 0.200 (7, 1)										0	0	0	0	0	0	0											
Horace Clarke, S OBP: 0.327, SLG: 0.374 (9, PH)										1	0	0	0	0	1	0											
Inning Stats	R: 0 E: 0 K: 0 S: 3	H: 0 LOB: 1 BB: 1 P: 7	R: 0 E: 0 K: 1 S: 5	H: 0 LOB: 0 BB: 0 P: 5	R: 0 E: 0 K: 0 S: 3	H: 1 LOB: 0 BB: 0 P: 3	R: 0 E: 0 K: 0 S: 5	H: 2 LOB: 2 BB: 0 P: 5	R: 0 E: 0 K: 0 S: 4	H: 0 LOB: 0 BB: 0 P: 3	R: 0 E: 0 K: 0 S: 4	H: 1 LOB: 2 BB: 1 P: 8	R: 1 E: 0 K: 0 S: 4	H: 1 LOB: 0 BB: 0 P: 4	R: 0 E: 1 K: 1 S: 6	H: 0 LOB: 3 BB: 2 P: 14	R: 0 E: 0 K: 1 S: 5	H: 0 LOB: 0 BB: 0 P: 5	1B: 4 2B: 1 3B: 0 HR: 1	SF: 0 SAC: 1 DP: 1 HBP: 0	WP: 0 SB: 0 CS: 0	PA: 36					
PITCHER	IP	WLS	BF	H	R	ER	SO	BB	IBB	HBP	BLK	WP	HR	S	P	ERA	WHIP										
Jim Perry, R ERA: 2.55 (1, 1)	7.0	W	27	5	1	1	1	2	0	0	0	0	1	27	35	1.29	1.000										
Al Worthington, R ERA: 2.03 (8, 1)	2.0	S	9	0	0	0	2	2	0	0	0	0	0	11	19	0.00	1.000										


Batter	1	2	3	4	5	6	7	8	9	AB	R	H	RBI	BB	SO	LOB	BOTTOM										
Cesar Tovar, R OBP: 0.340, SLG: 0.356 (1, 6)	E7	F9		F3			IBB	5-3		5	2	2	0	0	0	3	New York Yankees @ Minnesota Twins Metropolitan Stadium, Bloomington, MI Sat Sep 03 1966, 4:33 AM EDT Att: 19,630 - Unknown - 71 F livebaseballscorecards.com										
Jimmie Hall, L OBP: 0.306, SLG: 0.435 (1, 7)	FC5-4			HR		CS	1B	F8		3	2	2	1	2	0	0											
Tony Oliva, L OBP: 0.363, SLG: 0.521 (1, 9)	BB						1B			2	1	1	0	2	0	0											
Harmon Killebrew, R OBP: 0.393, SLG: 0.524 (1, 5)	FC5-4		G3			6-3	HR			4	1	1	5	0	0	4											
Don Mincher, L OBP: 0.333, SLG: 0.410 (1, 3)	G6-4-3		F8			6-3	HR			3	0	1	0	1	0	3											
Earl Battey, R OBP: 0.335, SLG: 0.331 (1, 2)		F8		1-3						3	0	1	0	0	0	1											
Jerry Zimmerman, R OBP: 0.322, SLG: 0.305 (8, 2)						FC6-4	5-3			1	0	0	0	0	0	1											
Ted Uhlaender, L OBP: 0.266, SLG: 0.275 (1, 8)	K			L7		FC6-4				3	0	0	0	1	1	1											
Bernie Allen, L OBP: 0.303, SLG: 0.358 (1, 4)						G6-4-3	1-3			3	0	1	0	1	0	3											
Jim Perry, S OBP: 0.304, SLG: 0.380 (1, 1)										1	0	0	0	1	1	1											
Rich Rollins, R OBP: 0.291, SLG: 0.383 (7, PH)										1	0	0	0	0	0	0											
Al Worthington, R OBP: 0.222, SLG: 0.444 (8, 1)										1	0	0	0	0	1	0											
Inning Stats	R: 1 E: 1 K: 0 S: 3	H: 1 LOB: 1 BB: 2 P: 11	R: 0 E: 0 K: 1 S: 5	H: 0 LOB: 2 BB: 2 P: 13	R: 1 E: 0 K: 0 S: 4	H: 1 LOB: 1 BB: 1 P: 8	R: 0 E: 0 K: 1 S: 6	H: 1 LOB: 0 BB: 0 P: 6	R: 0 E: 0 K: 0 S: 3	H: 1 LOB: 1 BB: 0 P: 7	R: 0 E: 0 K: 0 S: 3	H: 1 LOB: 0 BB: 0 P: 3	R: 4 E: 0 K: 0 S: 7	H: 4 LOB: 2 BB: 2 P: 15	R: 0 E: 0 K: 1 S: 5	H: 0 LOB: 0 BB: 0 P: 5	1B: 6 2B: 1 3B: 0 HR: 2	SF: 0 SAC: 0 DP: 2 HBP: 0	WP: 0 SB: 0 CS: 1	PA: 38							
PITCHER	IP	WLS	BF	H	R	ER	SO	BB	IBB	HBP	BLK	WP	HR	S	P	ERA	WHIP										
Fred Talbot, R ERA: 4.59 (1, 1)	6.0	L	26	5	2	2	2	6	0	0	0	0	1	24	48	3.00	1.833										
Dooley Womack, R ERA: 2.86 (7, 1)	2.0		12	4	4	4	1	1	1	0	0	0	1	12	20	18.00	2.500										


Batter	1	2	3	4	5	6	7	8	9	AB	R	H	RBI	BB	SO	LOB	TOP					
Horace Clarke, S OBP: 0.321, SLG: 0.366 (1, 6)	6-3		6-3		6-3	F8		6-3		5	0	0	0	0	0	3	New York Yankees @ Minnesota Twins Metropolitan Stadium, Bloomington, MI Sat Sep 03 1966, 8:05 PM EDT Att: 24,661 - Unknown - 73 F AB 37 R 7 H 11 RBI 7 BB 3 SO 8 LOB 12 					
Bobby Richardson, R OBP: 0.289, SLG: 0.339 (1, 4)	1B		F3		F7		6-3		F7	5	1	1	0	0	0	0						
Clete Boyer, R OBP: 0.299, SLG: 0.374 (1, 5)	1B						K		6-3	3	1	1	0	2	1	0						
Joe Pepitone, L OBP: 0.296, SLG: 0.486 Ray Barker, L OBP: 0.237, SLG: 0.394 (8, 3)	1B						HR		HR	3	1	1	1	1	1	2						
Tom Tresh, S OBP: 0.349, SLG: 0.429 (1, 7)	SF7						HR		K	4	3	3	4	0	1	0						
Steve Whitaker, L OBP: 0.308, SLG: 0.571 (1, 8)	K						HR			4	0	1	0	0	2	1						
Elston Howard, R OBP: 0.321, SLG: 0.364 (1, 2)										4	0	0	0	0	1	2						
Lou Clinton, R OBP: 0.303, SLG: 0.415 Roger Maris, L OBP: 0.304, SLG: 0.368 (6, PH) (6, 9)										2	0	1	0	0	0	0						
Mel Stottlemyre, R OBP: 0.190, SLG: 0.230 Steve Hamilton, L OBP: 0.053, SLG: 0.053 (8, 1)										4	0	1	1	0	2	2						
										0	0	0	0	0	0	0						
Inning Stats	R: 2 E: 0 K: 1 S: 8	H: 3 LOB: 1 BB: 0 P: 8	R: 0 E: 0 K: 0 S: 3	H: 0 LOB: 0 BB: 0 P: 3	R: 0 E: 0 K: 1 S: 5	H: 0 LOB: 1 BB: 1 P: 9	R: 1 E: 0 K: 1 S: 7	H: 2 LOB: 1 BB: 0 P: 7	R: 0 E: 0 K: 0 S: 3	H: 0 LOB: 1 BB: 1 P: 7	R: 1 E: 0 K: 1 S: 8	H: 3 LOB: 2 BB: 0 P: 8	R: 2 E: 0 K: 2 S: 8	H: 1 LOB: 0 BB: 1 P: 12	R: 0 E: 0 K: 1 S: 6	H: 1 LOB: 1 BB: 0 P: 6	R: 1 E: 0 K: 1 S: 6	H: 1 LOB: 0 BB: 0 P: 6	1B: 7 2B: 1 3B: 0 HR: 3	SF: 1 SAC: 0 DP: 0 HBP: 0	WP: 0 PB: 0 SB: 0 CS: 0	PA: 41
PITCHER	IP WLS BF H R ER SO BB IBB HBP BLK WP HR S P ERA WHIP																					
Jim Merritt, L ERA: 3.56 Johnny Kippstein, R ERA: 3.08 Jim Ollom, L ERA: 9.0 Pete Cimino, R ERA: 3.02	(1, 1) (6, 1) (7, 1) (9, 1)	5.0 1.0 2.0 1.0	L 4 9 4	24 7 2 1	7 1 2 1	4 0 2 1	4 0 2 1	3 1 3 1	2 0 1 0	0 0 0 0	0 0 0 0	0 0 1 1	28 6 14 6	36 6 18 6	7.20 0.00 9.00 9.00	1.800 1.000 1.500 1.000						

Batter	1	2	3	4	5	6	7	8	9	AB	R	H	RBI	BB	SO	LOB	BOTTOM			
Cesar Tovar, R OBP: 0.339, SLG: 0.358 (1, 6)	6-3						F8			4	0	1	1	0	0	0	New York Yankees @ Minnesota Twins Metropolitan Stadium, Bloomington, MI Sat Sep 03 1966, 8:05 PM EDT Att: 24,661 - Unknown - 73 F AB 33 R 4 H 7 RBI 4 BB 2 SO 2 LOB 9 			
Jimmie Hall, L OBP: 0.306, SLG: 0.443 Pete Cimino, R (9, 1)	6-3									4	1	1	1	0	0	1				
Tony Oliva, L OBP: 0.362, SLG: 0.518 (1, 9)	G3									3	1	0	0	1	1	1				
Harmon Killebrew, R OBP: 0.393, SLG: 0.523 (1, 5)										3	1	1	0	1	0	0				
Don Mincher, L OBP: 0.332, SLG: 0.408 (1, 3)										4	0	1	1	0	1	2				
Ted Uhlhaender, L OBP: 0.262, SLG: 0.271 (1, 8)										4	0	0	0	0	0	2				
Bernie Allen, L OBP: 0.303, SLG: 0.356 (1, 4)										4	0	1	1	0	0	0				
Russ Nixon, L OBP: 0.329, SLG: 0.289 (1, 2)										4	0	1	0	0	0	3				
Jim Merritt, L OBP: 0.296, SLG: 0.492 Johnny Kippstein, R Rich Rollins, R Jim Ollom, R Bob Allison, R (6, PH) (7, 1) (8, PH) (9, 7)										1	0	0	0	0	0	0				
										0	0	0	0	0	0	0				
Inning Stats	R: 0 E: 0 K: 0 S: 3	H: 0 LOB: 0 BB: 0 P: 3	R: 0 E: 0 K: 1 S: 5	H: 0 LOB: 0 BB: 0 P: 5	R: 0 E: 0 K: 0 S: 3	H: 1 LOB: 0 BB: 0 P: 3	R: 0 E: 0 K: 0 S: 3	H: 0 LOB: 0 BB: 0 P: 3	R: 0 E: 0 K: 0 S: 3	H: 0 LOB: 0 BB: 0 P: 3	R: 3 E: 0 K: 0 S: 7	H: 4 LOB: 2 BB: 1 P: 11	R: 1 E: 0 K: 1 S: 7	H: 2 LOB: 2 BB: 1 P: 11	R: 0 E: 0 K: 0 S: 3	H: 0 LOB: 0 BB: 0 P: 3	1B: 5 2B: 1 3B: 0 HR: 1	SF: 0 SAC: 0 DP: 1 HBP: 0	WP: 0 PB: 0 SB: 0 CS: 0	PA: 35
PITCHER	IP WLS BF H R ER SO BB IBB HBP BLK WP HR S P ERA WHIP																			
Mel Stottlemyre, R Steve Hamilton, L ERA: 3.72 ERA: 2.69	(1, 1) (8, 1)	7.0 2.0	W S	28 7	4 0	4 0	1 0	1 1	0 0	0 0	0 0	0 0	29 8	33 12	5.14 0.00	1.143 0.500				

Batter	1	2	3	4	5	6	7	8	9	AB	R	H	RBI	BB	SO	LOB	TOP
Horace Clarke, S OBP: 0.327, SLG: 0.389										4	1	3	1	0	0	0	New York Yankees @ Minnesota Twins Metropolitan Stadium, Bloomington, MI Sun Sep 04 1966, 4:33 AM EDT Att: 29,244 - Unknown - 69 F
Bobby Richardson, R OBP: 0.297, SLG: 0.339										4	0	0	0	0	1	2	
Clete Boyer, R OBP: 0.297, SLG: 0.371										4	0	0	0	0	1	1	
Elston Howard, R OBP: 0.318, SLG: 0.360										4	0	0	0	0	1	1	
Tom Tresh, S OBP: 0.347, SLG: 0.426										4	0	0	0	0	2	1	
Hector Lopez, R OBP: 0.288, SLG: 0.366										4	0	1	0	0	1	2	
Lou Clinton, R OBP: 0.308, SLG: 0.446										4	1	2	1	0	2	2	
Ray Barker, L OBP: 0.225, SLG: 0.373										4	0	0	0	0	1	2	
Pedro Ramos, S OBP: 0.154, SLG: 0.154										2	0	0	0	0	1	0	
Hal Reniff, R OBP: 0.308, SLG: 0.308										0	0	0	0	0	0	0	
Roy White, S OBP: 0.307, SLG: 0.342										1	0	0	0	0	0	0	
Dooley Womack, L OBP: 0.200, SLG: 0.200										0	0	0	0	0	0	0	
Inning Stats	R: 1 E: 0 K: 1 S: 6	H: 1 LOB: 0 BB: 0 P: 6	R: 0 E: 0 K: 1 S: 6	H: 1 LOB: 1 BB: 0 P: 6	R: 0 E: 0 K: 2 S: 8	H: 1 LOB: 1 BB: 0 P: 8	R: 0 E: 0 K: 1 S: 6	H: 0 LOB: 1 BB: 0 P: 4	R: 1 E: 0 K: 0 S: 3	H: 1 LOB: 0 BB: 0 P: 3	R: 0 E: 0 K: 2 S: 8	H: 0 LOB: 0 BB: 0 P: 8	R: 0 E: 1 K: 2 S: 8	H: 0 LOB: 1 BB: 0 P: 8	1B: 2 2B: 2 3B: 0 HR: 2	SF: 0 SAC: 0 DP: 0 HBP: 0	WP: 1 PA: 35
PITCHER Jim Kaat, L ERA: 2.73	IP: 9.0 WLS: W BF: 35 H: 6 R: 2 ER: 2 SO: 10 BB: 0 IBB: 0 HBP: 0 BLK: 0 WP: 1 HR: 2 S: 55 P: 55 ERA: 2.00 WHIP: 0.667																

Batter	1	2	3	4	5	6	7	8	9	AB	R	H	RBI	BB	SO	LOB	BOTTOM		
Cesar Tovar, R OBP: 0.340, SLG: 0.357										4	0	1	1	1	0	2	New York Yankees @ Minnesota Twins Metropolitan Stadium, Bloomington, MI Sun Sep 04 1966, 4:33 AM EDT Att: 29,244 - Unknown - 69 F		
Jimmie Hall, L OBP: 0.307, SLG: 0.440										4	1	1	0	1	0	5			
Tony Oliva, L OBP: 0.364, SLG: 0.523										5	2	3	1	0	1	2			
Harmon Killebrew, R OBP: 0.395, SLG: 0.528										5	1	3	2	0	1	1			
Don Mincher, L OBP: 0.330, SLG: 0.408										5	1	1	0	0	2	3			
Earl Battey, R OBP: 0.336, SLG: 0.332										5	1	2	0	0	1	2			
Ted Uhlhaender, L OBP: 0.282, SLG: 0.277										4	2	1	0	0	1	2			
Bernie Allen, L OBP: 0.308, SLG: 0.362										4	1	3	1	0	1	1			
Jim Kaat, L OBP: 0.255, SLG: 0.320										4	0	1	1	0	1	4			
Inning Stats	R: 2 E: 1 K: 1 S: 8	H: 3 LOB: 1 BB: 0 P: 8	R: 1 E: 0 K: 1 S: 7	H: 2 LOB: 1 BB: 0 P: 7	R: 0 E: 0 K: 1 S: 5	H: 1 LOB: 0 BB: 0 P: 5	R: 0 E: 0 K: 1 S: 7	H: 2 LOB: 3 BB: 1 P: 11	R: 5 E: 1 K: 1 S: 11	H: 5 LOB: 2 BB: 1 P: 15	R: 0 E: 0 K: 2 S: 7	H: 0 LOB: 0 BB: 0 P: 7	R: 1 E: 0 K: 0 S: 5	H: 2 LOB: 1 BB: 0 P: 5	R: 0 E: 0 K: 1 S: 6	H: 1 LOB: 1 BB: 0 P: 6		1B: 9 2B: 6 3B: 1 HR: 0	SF: 0 SAC: 0 DP: 1 HBP: 0
PITCHER Pedro Ramos, R ERA: 3.7	IP: 4.0 WLS: L BF: 23 H: 11 R: 6 ER: 4 SO: 4 BB: 1 IBB: 0 HBP: 0 BLK: 0 WP: 0 HR: 0 S: 30 P: 34 ERA: 9.00 WHIP: 3.000																		
PITCHER Hal Reniff, R ERA: 3.0	IP: 2.0 WLS: L BF: 10 H: 2 R: 2 ER: 0 SO: 3 BB: 1 IBB: 0 HBP: 0 BLK: 0 WP: 1 HR: 0 S: 15 P: 19 ERA: 0.00 WHIP: 1.500																		
PITCHER Dooley Womack, R ERA: 2.93	IP: 2.0 WLS: L BF: 9 H: 3 R: 1 ER: 1 SO: 1 BB: 0 IBB: 0 HBP: 0 BLK: 0 WP: 0 HR: 0 S: 11 P: 11 ERA: 4.50 WHIP: 1.500																		

Batter	1	2	3	4	5	6	7	8	9	AB R H RBI BB SO LOB	TOP																
Horace Clarke, S (1, 6) OBP: 0.325, SLG: 0.385	0-0 3-1	0-0 FC3-6			0-0 CS 1B		0-0 1-3	0-0 4-3		5 0 1 1 0 0 3	New York Yankees @ Baltimore Orioles Memorial Stadium, Baltimore, MD Mon Sep 05 1966, 3:33 AM EDT Sunny - 80 F livebaseballscores.com AB 32 R 4 H 5 RBI 4 BB 7 SO 8 LOB 19 																
Bobby Richardson, R (1, 4) OBP: 0.285, SLG: 0.333	0-0 F3	0-3 K			0-0 F5		0-3 K	0-0 1-3	5 0 0 0 0 2 3																		
Tom Tresh, S (1, 7) OBP: 0.347, SLG: 0.423	4-0 E BB				0-3 K		4-0 1B BB	0-0 6-3	3 0 0 0 2 1 0																		
Joe Pepitone, L (1, 3) OBP: 0.295, SLG: 0.484	0-0 E4				0-0 G3		0-0 G3	0-0 4-3	5 0 1 0 0 0 1																		
Roger Maris, L (1, 9) OBP: 0.304, SLG: 0.364	0-3 K				0-3 K		4-0 5-3 E 1B BB	0-0 F5	3 1 0 0 1 2 4																		
Steve Whitaker, L (1, 8) OBP: 0.321, SLG: 0.615		4-0 BB FC3-6 1B BB			0-0 3-1		0-0 E4	0-0 HR	3 3 1 1 1 0 1																		
Elston Howard, R (1, 2) OBP: 0.320, SLG: 0.360		0-0 FC3-6 BB 1-2 1B			0-3 K		0-0 5-3	4-0 SH3-4 BB	3 0 1 0 1 1 2																		
Clete Boyer, R (1, 5) OBP: 0.298, SLG: 0.371		0-3 K			4-0 BB		0-0 F5	0-0 F5	3 0 1 2 1 1 3																		
Fritz Peterson, S (1, 1) OBP: 0.230, SLG: 0.254		4-0 1-2 2-3 BB			0-3 K		0-0 2H 3H F4	0-0 SH3-4	2 0 0 0 1 1 2																		
Inning Stats	R: 0 E: 1 K: 1 S: 6	H: 0 LOB: 2 BB: 1 P: 10	R: 1 E: 0 K: 2 S: 8	H: 1 LOB: 2 BB: 2 P: 16	R: 0 E: 0 K: 1 S: 5	H: 0 LOB: 0 BB: 0 P: 5	R: 0 E: 0 K: 2 S: 7	H: 0 LOB: 1 BB: 1 P: 11	R: 0 E: 0 K: 1 S: 5	H: 1 LOB: 0 BB: 0 P: 5	R: 2 E: 1 K: 0 S: 5	H: 1 LOB: 1 BB: 1 P: 9	R: 0 E: 0 K: 1 S: 6	H: 1 LOB: 2 BB: 1 P: 10	R: 1 E: 0 K: 0 S: 4	H: 1 LOB: 1 BB: 1 P: 8	R: 0 E: 0 K: 0 S: 3	H: 0 LOB: 0 BB: 0 P: 3	1B: 4 2B: 0 3B: 0 HR: 1	SF: 0 SAC: 1 DP: 0 HBP: 0	WP: 0 PB: 0 SB: 0 CS: 1	PA: 40					
PITCHER	IP WLS BF H R ER SO BB IBB HBP BLK WP HR S P ERA WHIP											PITCHER	IP WLS BF H R ER SO BB IBB HBP BLK WP HR S P ERA WHIP														
John Miller, R (1, 1) ERA: 4.25	7.0	33	5	4	2	8	6	0	0	0	0	0	1	43	67	2.57	1.571										
Moe Drabowsky, R (8, 1) ERA: 2.51	1.0	4	0	0	0	0	1	0	0	0	0	0	0	3	7	0.00	1.000										
Eddie Fisher, R (9, 1) ERA: 2.45	1.0	W	3	0	0	0	0	0	0	0	0	0	0	3	3	0.00	0.000										

Batter	1	2	3	4	5	6	7	8	9	AB R H RBI BB SO LOB	BOTTOM																
Luis Aparicio, R (1, 6) OBP: 0.310, SLG: 0.378	0-0 6-3		0-0 6-3			0-0 5-3		0-0 F9		4 0 0 0 0 0 0	New York Yankees @ Baltimore Orioles Memorial Stadium, Baltimore, MD Mon Sep 05 1966, 3:33 AM EDT Sunny - 80 F livebaseballscores.com AB 32 R 5 H 7 RBI 5 BB 1 SO 3 LOB 3 																
Curt Blefary, L (1, 3) OBP: 0.373, SLG: 0.457	0-0 3-1			0-0 HR		0-3 K		0-0 3-1	4 1 1 1 0 1 0																		
Frank Robinson, R (1, 9) OBP: 0.408, SLG: 0.632	0-0 6-3			0-0 5-3		0-0 1-3		0-0 SH1-4 1B	4 1 1 0 0 0 0																		
Brooks Robinson, R (1, 5) OBP: 0.327, SLG: 0.444		0-0 5-3		0-0 F9		0-0 F8		0-0 SH1-4	3 0 0 0 0 0 0																		
Sam Bowens, R (1, 7) OBP: 0.294, SLG: 0.353		0-0 F3		0-0 1B		0-3 K		4-0 1B IBB	3 0 1 0 1 1 0																		
Davey Johnson, R (1, 4) OBP: 0.287, SLG: 0.340		0-0 HR		0-0 G3		0-0 HR		0-0 F7	4 2 2 1 0 0 3																		
Paul Blair, R (1, 8) OBP: 0.285, SLG: 0.384		0-0 F5			0-0 F9		0-0 HR	0-0 1B	4 1 2 3 0 0 0																		
Andy Etchebarren, R (1, 2) OBP: 0.307, SLG: 0.403			0-0 6-3		0-0 6-3		0-0 1-3		3 0 0 0 0 0 0																		
John Miller, R (1, 1) OBP: 0.097, SLG: 0.097					0-3 K		0-0 F8		2 0 0 0 0 1 0																		
Moe Drabowsky, R (8, 1) OBP: 0.400, SLG: 0.444									0 0 0 0 0 0 0																		
Bob Johnson, R (6, PH) OBP: 0.275, SLG: 0.262									1 0 0 0 0 0 0																		
Eddie Fisher, R (9, 1) OBP: 0.077, SLG: 0.077									0 0 0 0 0 0 0																		
Inning Stats	R: 0 E: 0 K: 0 S: 3	H: 0 LOB: 0 BB: 0 P: 3	R: 1 E: 0 K: 0 S: 4	H: 1 LOB: 0 BB: 0 P: 4	R: 0 E: 0 K: 0 S: 3	H: 0 LOB: 0 BB: 0 P: 3	R: 1 E: 0 K: 0 S: 5	H: 2 LOB: 1 BB: 0 P: 5	R: 0 E: 0 K: 1 S: 5	H: 0 LOB: 0 BB: 0 P: 5	R: 2 E: 0 K: 1 S: 7	H: 2 LOB: 2 BB: 0 P: 7	R: 0 E: 0 K: 0 S: 3	H: 0 LOB: 0 BB: 0 P: 3	R: 1 E: 0 K: 0 S: 4	H: 2 LOB: 2 BB: 1 P: 8	R: 0 E: 0 K: 0 S: 3	H: 0 LOB: 0 BB: 0 P: 3	1B: 3 2B: 1 3B: 0 HR: 3	SF: 0 SAC: 1 DP: 0 HBP: 0	WP: 0 PB: 0 SB: 0 CS: 0	PA: 34					
PITCHER	IP WLS BF H R ER SO BB IBB HBP BLK WP HR S P ERA WHIP											PITCHER	IP WLS BF H R ER SO BB IBB HBP BLK WP HR S P ERA WHIP														
Fritz Peterson, L (1, 1) ERA: 3.53	8.2	L	34	7	5	5	3	0	1	0	0	0	3	39	43	5.19	0.808										

Batter	1	2	3	4	5	6	7	8	9	AB	R	H	RBI	BB	SO	LOB	TOP					
Horace Clarke, S OBP: 0.319, SLG: 0.377 (1, 4)	5-3		K				5-3			4	0	1	0	0	1	0	New York Yankees @ Baltimore Orioles Memorial Stadium, Baltimore, MD Tue Sep 06 1966, 7:05 PM EDT Att: 15,540 - Unknown					
Mike Ferraro, R (1, 5)	F9		E6			FC5-4 1B		4-3		4	0	0	0	0	0	1						
Tom Tresh, S OBP: 0.346, SLG: 0.433 (1, 7)	HR		F4				5-3	F8		4	1	1	1	0	0	1						
Joe Pepitone, L OBP: 0.294, SLG: 0.479 (1, 3)	1B			4-3				F3	HBP	3	0	1	0	0	0	0						
Elston Howard, R OBP: 0.319, SLG: 0.358 (1, 2)	5-3			4-3				F9		4	0	1	0	0	0	2						
Steve Whitaker, L OBP: 0.344, SLG: 0.644 (1, 8)		G3		1B				F3		4	0	2	0	0	0	0						
Lou Clinton, R OBP: 0.300, SLG: 0.434 (1, 9)	4-3			F7				5-3		4	0	0	0	0	0	3						
Ruben Amaro, R OBP: 0.071, SLG: 0.071 (7, PH)					F7			F5		2	0	0	0	0	1	0						
Bobby Richardson, R OBP: 0.284, SLG: 0.330 (7, 4)										2	0	0	0	0	0	0						
Jim Bouton, R OBP: 0.129, SLG: 0.100 (5, 1)										0	0	0	0	0	0	0						
Steve Hamilton, L OBP: 0.053, SLG: 0.053 (7, PH)										1	0	0	0	0	0	0						
Hector Lopez, R OBP: 0.266, SLG: 0.363 (7, 1)										0	0	0	0	0	0	0						
Fred Talbot, R OBP: 0.220, SLG: 0.185 (7, 1)										0	0	0	0	0	0	0						
Inning Stats	R: 1 E: 0 K: 0 S: 5	H: 2 LOB: 1 BB: 0 P: 5	R: 0 E: 0 K: 1 S: 5	H: 0 LOB: 0 BB: 0 P: 5	R: 0 E: 1 K: 2 S: 8	H: 0 LOB: 1 BB: 0 P: 8	R: 0 E: 0 K: 0 S: 4	H: 1 LOB: 1 BB: 0 P: 4	R: 0 E: 0 K: 1 S: 6	H: 1 LOB: 1 BB: 0 P: 6	R: 0 E: 0 K: 0 S: 5	H: 2 LOB: 2 BB: 0 P: 5	R: 0 E: 0 K: 0 S: 3	H: 0 LOB: 0 BB: 0 P: 3	R: 0 E: 0 K: 0 S: 3	H: 0 LOB: 1 BB: 0 P: 4	R: 0 E: 0 K: 0 S: 3	H: 0 LOB: 0 BB: 0 P: 3	1B: 5 2B: 0 3B: 0 HR: 1	SF: 0 SAC: 0 DP: 0 HBP: 1	WP: 0 PB: 0 SB: 0 CS: 0	PA: 35
PITCHER Dave McNally, L ERA: 2.95 (1, 1)	IP: 9.0 WLS: W BF: 35 H: 6 R: 1 ER: 1 SO: 4 BB: 0 IBB: 0 HBP: 1 BLK: 0 WP: 0 HR: 1 S: 42 P: 43 ERA: 1.00 WHIP: 0.667															PITCHER						

Batter	1	2	3	4	5	6	7	8	9	AB	R	H	RBI	BB	SO	LOB	BOTTOM					
Luis Aparicio, R OBP: 0.312, SLG: 0.379 (1, 6)	F9									4	1	3	1	0	0	0	New York Yankees @ Baltimore Orioles Memorial Stadium, Baltimore, MD Tue Sep 06 1966, 7:05 PM EDT Att: 15,540 - Unknown					
Russ Snyder, L OBP: 0.373, SLG: 0.411 (9, 7)	1B		G4-6-3							3	0	1	0	0	0	2						
Frank Robinson, R OBP: 0.406, SLG: 0.625 (1, 9)	K			6-3	E5			5-3		4	0	0	0	0	1	2						
Brooks Robinson, R OBP: 0.330, SLG: 0.443 (1, 5)	FC6-4			BB	F8			L8		4	1	1	0	0	0	3						
Boog Powell, L OBP: 0.380, SLG: 0.566 (1, 3)		1-3		4-3	BB			4-3		3	0	1	1	1	0	0						
Curt Blefary, L OBP: 0.377, SLG: 0.465 (9, 8)				BB	BB			4-3		3	1	1	0	1	1	2						
Paul Blair, R OBP: 0.288, SLG: 0.391 (9, 8)	1B	2B		4-3	K					0	0	0	0	0	0	0						
Davey Johnson, R OBP: 0.295, SLG: 0.350 (1, 4)	1B			4-3				1B		4	0	3	2	0	0	2						
Andy Etchebarren, R OBP: 0.306, SLG: 0.398 (1, 2)	1-3							K		3	1	0	0	1	1	2						
Dave McNally, R OBP: 0.232, SLG: 0.284 (1, 1)										3	0	0	0	0	1	4						
Inning Stats	R: 0 E: 0 K: 1 S: 6	H: 1 LOB: 1 BB: 0 P: 6	R: 1 E: 0 K: 0 S: 4	H: 2 LOB: 0 BB: 0 P: 4	R: 0 E: 0 K: 1 S: 5	H: 1 LOB: 0 BB: 0 P: 5	R: 1 E: 0 K: 0 S: 4	H: 1 LOB: 3 BB: 3 P: 16	R: 1 E: 1 K: 1 S: 8	H: 2 LOB: 2 BB: 0 P: 8	R: 1 E: 0 K: 0 S: 5	H: 2 LOB: 1 BB: 0 P: 5	R: 0 E: 0 K: 0 S: 3	H: 0 LOB: 0 BB: 0 P: 3	R: 0 E: 0 K: 1 S: 6	H: 1 LOB: 1 BB: 0 P: 6	R: 0 E: 0 K: 1 S: 6	H: 1 LOB: 1 BB: 0 P: 6	1B: 9 2B: 1 3B: 0 HR: 0	SF: 0 SAC: 2 DP: 1 HBP: 0	WP: 0 PB: 0 SB: 0 CS: 0	PA: 36
PITCHER Jim Bouton, R ERA: 3.28 Steve Hamilton, L ERA: 2.94 Fred Talbot, R ERA: 4.54 (1, 1)	IP: 4.2 WLS: L BF: 23 H: 7 R: 3 ER: 2 SO: 2 BB: 2 IBB: 0 HBP: 0 BLK: 0 WP: 0 HR: 0 S: 24 P: 36 ERA: 3.86 WHIP: 1.929															PITCHER						

Batter	1	2	3	4	5	6	7	8	9	AB	R	H	RBI	BB	SO	LOB	TOP				
Horace Clarke, S OBP: 0.317, SLG: 0.374 (1, 6)	0-0 1-3 1B		0-0 F7			0-0 1-3	0-0 FC		0-0 G1-6-3	5	0	1	0	0	0	2					
Bobby Richardson, R OBP: 0.284, SLG: 0.330 (1, 4)	0-0 1-3			0-0 L6		0-0 FC3-6 1B	0-3 K			4	0	1	0	0	1	3					
Tom Tresh, S OBP: 0.345, SLG: 0.430 (1, 7)	0-0 F9			4-0 FC4-6 BB		0-0 FC3-6 1B	0-0 F8			3	1	0	0	1	0	4					
Joe Pepitone, L OBP: 0.294, SLG: 0.478 (1, 3)	0-0 F7			0-0 FC4-6		0-0 1B 1B		0-0 F6		4	1	1	0	0	0	2					
Roger Maris, L OBP: 0.305, SLG: 0.363 (1, 9)		0-0 3-1		0-3 K		0-0 1B 1B	0-0 F4			4	0	1	1	0	1	1					
Steve Whitaker, L OBP: 0.353, SLG: 0.629 (1, 8)		0-3 K			0-0 G3	0-0 1B	0-0 FC4-6 BB			3	0	1	1	1	1	0					
Elston Howard, R OBP: 0.318, SLG: 0.356 (1, 2)		0-0 6-3			0-0 1B	0-0 L1	0-0 FC4-6			4	0	1	0	0	0	3					
Clete Boyer, R OBP: 0.299, SLG: 0.373 (1, 5)			0-0 F9		0-3 K		0-0 E 1B	0-0 G1-6-3 1B		4	0	2	0	0	1	1					
Mel Stottlemyre, R OBP: 0.183, SLG: 0.221 Mickey Mantle, S OBP: 0.388, SLG: 0.543 (9, PH)			0-3 K		0-0 F8		0-3 K		0-3 K	3	0	0	0	0	2	2					
Inning Stats	R: 0 E: 0 K: 0 S: 4	H: 1 LOB: 1 BB: 0 P: 4	R: 0 E: 0 K: 1 S: 5	H: 0 LOB: 0 BB: 0 P: 5	R: 0 E: 0 K: 1 S: 5	H: 0 LOB: 0 BB: 0 P: 5	R: 0 E: 0 K: 1 S: 6	H: 1 LOB: 1 BB: 0 P: 6	R: 2 E: 0 K: 0 S: 7	H: 4 LOB: 2 BB: 0 P: 7	R: 0 E: 1 K: 2 S: 9	H: 1 LOB: 2 BB: 0 P: 9	R: 0 E: 0 K: 0 S: 3	H: 0 LOB: 1 BB: 1 P: 7	R: 0 E: 0 K: 1 S: 5	H: 1 LOB: 0 BB: 0 P: 5	1B: 8 2B: 0 3B: 0 HR: 0	SF: 0 SAC: 0 DP: 1 HBP: 0	WP: 0 PB: 0 SB: 0 CS: 0	PA: 37	
PITCHER	IP	WLS	BF	H	R	ER	SO	BB	IBB	HBP	BLK	WP	HR	S	P	ERA	WHIP				
Wally Bunker, R ERA: 4.23 Eddie Fisher, R ERA: 2.34 Stu Miller, R ERA: 2.0	(1, 1)	6.0	25	6	2	2	4	1	0	0	0	0	0	32	36	3.00	1.167				
	(7, 1)	2.0	W	9	1	0	0	2	1	0	0	0	0	12	16	0.00	1.000				
	(9, 1)	1.0	S	3	1	0	0	1	0	0	0	0	0	5	5	0.00	1.000				

New York Yankees @ Baltimore Orioles
Memorial Stadium, Baltimore, MD
Wed Sep 07 1966, 7:05 PM EDT
Att: 13,703 - Unknown

AB 35
R 2
H 8
RBI 2
BB 2
SO 7
LOB 19



Batter	1	2	3	4	5	6	7	8	9	AB	R	H	RBI	BB	SO	LOB	BOTTOM					
Luis Aparicio, R OBP: 0.310, SLG: 0.377 (1, 6)	0-0 5-3		0-3 K			0-0 4-3		0-0 SH FC5-4 SH5-4		3	0	0	0	0	1	0						
Russ Snyder, L OBP: 0.370, SLG: 0.407 (1, 8) (9, 7)	0-0 B1-3			0-0 G3		0-0 6-3		0-0 SH5-4		3	0	0	0	0	0	0						
Frank Robinson, R OBP: 0.408, SLG: 0.624 (1, 9)	4-0 FC6-4 BB			0-3 K		0-0 5-3 1B	0-0 FC5-4 IBB			2	1	1	0	2	1	0						
Brooks Robinson, R OBP: 0.329, SLG: 0.447 (1, 5)	0-0 FC6-4			0-0 HR		0-0 5-3	0-0 FC5-4			4	1	1	2	0	0	4						
Boog Powell, L OBP: 0.379, SLG: 0.563 Stu Miller, R OBP: 0.118, SLG: 0.118 (9, 1)	0-0 F7			0-3 K		0-0 1B 1B	0-0 F7			4	0	1	1	0	1	2						
Curt Blefary, L OBP: 0.374, SLG: 0.461 (1, 7) (9, 3)	0-0 F7				0-0 F9		0-3 K			3	0	0	0	0	1	1						
Davey Johnson, R OBP: 0.295, SLG: 0.350 (1, 4)		0-3 K			0-3 K		0-0 1B			3	0	1	0	0	2	0						
Andy Etchebarren, R OBP: 0.303, SLG: 0.395 (1, 2)			0-0 5-3		0-3 K		0-3 K			3	0	0	0	0	2	2						
Wally Bunker, R OBP: 0.156, SLG: 0.143 Vic Roznovsky, L OBP: 0.325, SLG: 0.345 Eddie Fisher, R OBP: 0.277, SLG: 0.077 Charlie Lau, S OBP: 0.100, SLG: 0.033 Jim Palmer, R OBP: 0.141, SLG: 0.160 Paul Blair, R OBP: 0.226, SLG: 0.291 (9, 8)				0-0 1-3		0-0 4-3		4-0 SH5-4 FC5-4 BB		1	0	0	0	0	0	0						
Inning Stats	R: 0 E: 0 K: 0 S: 3	H: 0 LOB: 1 BB: 1 P: 7	R: 0 E: 0 K: 1 S: 5	H: 0 LOB: 0 BB: 0 P: 5	R: 0 E: 0 K: 1 S: 5	H: 0 LOB: 0 BB: 0 P: 5	R: 1 E: 0 K: 2 S: 8	H: 1 LOB: 0 BB: 0 P: 8	R: 0 E: 0 K: 2 S: 7	H: 0 LOB: 0 BB: 0 P: 7	R: 0 E: 0 K: 0 S: 3	H: 0 LOB: 0 BB: 0 P: 3	R: 1 E: 0 K: 2 S: 10	H: 3 LOB: 2 BB: 0 P: 10	R: 1 E: 0 K: 0 S: 4	H: 0 LOB: 2 BB: 2 P: 12	1B: 3 2B: 0 3B: 0 HR: 1	SF: 0 SAC: 2 DP: 0 HBP: 0	WP: 0 PB: 0 SB: 0 CS: 0	PA: 32		
PITCHER	IP	WLS	BF	H	R	ER	SO	BB	IBB	HBP	BLK	WP	HR	S	P	ERA	WHIP					
Mel Stottlemyre, R ERA: 3.71	(1, 1)	8.0	L	32	4	3	3	8	2	1	0	0	0	1	45	57	3.38	0.750				

New York Yankees @ Baltimore Orioles
Memorial Stadium, Baltimore, MD
Wed Sep 07 1966, 7:05 PM EDT
Att: 13,703 - Unknown

AB 27
R 3
H 4
RBI 3
BB 3
SO 8
LOB 9



Batter	1	2	3	4	5	6	7	8	9	AB	R	H	RBI	BB	SO	LOB	TOP									
Horace Clarke, S OBP: 0.320, SLG: 0.379	0-3 K		0-0 1B		0-0 2B		0-0 L7-3			4	0	2	1	0	1	1	New York Yankees @ Boston Red Sox Fenway Park, Boston, MA Fri Sep 09 1966, 7:05 PM EDT Att: 17,398 - Unknown									
Bobby Murcer, L OBP: 0.111, SLG: 0.059 Stan Bahnsen, R (8, 1)	4-0 BB		0-0 6-3		0-3 K			0-0 E4		3	0	0	0	1	1	4										
Tom Tresh, S OBP: 0.343, SLG: 0.427	0-0 G3-6-3			0-0 F8	4-3			0-0 4-3		4	0	0	0	0	0	4										
Joe Pepitone, L OBP: 0.293, SLG: 0.480		0-3 K		0-0 SF8		0-0 L9		0-3 K		4	1	1	0	0	2	1										
Roger Maris, L OBP: 0.305, SLG: 0.361		0-0 F5		0-0 SF8		4-0 BB		0-0 G3		2	0	0	1	1	0	1										
Steve Whitaker, L OBP: 0.333, SLG: 0.591		0-3 K		0-0 3-1		0-0 F8			0-0 4-3	4	0	0	0	0	1	1										
Billy Bryan, L OBP: 0.216, SLG: 0.264			4-0 1B BB		0-0 F9	0-0 F5			0-3 K	3	0	0	0	1	1	1										
Mike Ferraro, R OBP: 0.125, SLG: 0.125			0-0 F3		0-0 HBP 2B 1B		0-0 6-3		0-0 F4	4	1	1	0	0	0	1										
Fred Talbot, R OBP: 0.242, SLG: 0.182 Ruben Amaro, R OBP: 0.071, SLG: 0.071			0-3 K		1-0 2B HBP		4-0 L7-3 BB			1	0	0	0	1	1	1										
										0	0	0	0	0	0	0	AB 29 R 2 H 4 RBI 2 BB 4 SO 7 LOB 15									
Inning Stats	R: 0 E: 0 K: 1 S: 4	H: 0 LOB: 0 BB: 1 P: 8	R: 0 E: 0 K: 2 S: 7	H: 0 LOB: 0 BB: 0 P: 7	R: 0 E: 0 K: 1 S: 6	H: 1 LOB: 2 BB: 1 P: 10	R: 1 E: 0 K: 0 S: 4	H: 1 LOB: 0 BB: 0 P: 4	R: 1 E: 0 K: 1 S: 7	H: 2 LOB: 2 BB: 0 P: 8	R: 0 E: 0 K: 0 S: 3	H: 0 LOB: 1 BB: 1 P: 7	R: 0 E: 0 K: 0 S: 2	H: 0 LOB: 0 BB: 1 P: 6	R: 0 E: 1 K: 1 S: 6	H: 0 LOB: 1 BB: 0 P: 6		R: 0 E: 0 K: 1 S: 5	H: 0 LOB: 0 BB: 0 P: 5	1B: 2 2B: 2 3B: 1 HR: 0	SF: 1 SAC: 0 DP: 2 HBP: 1	WP: 0 PB: 0 SB: 0 CS: 0	PA: 35			
PITCHER	IP	WLS	BF	H	R	ER	SO	BB	IBB	HBP	BLK	WP	HR	S	P	ERA	WHIP	PITCHER								
Darrell Brandon, R ERA: 3.53	(1, 1)	7.0	L	28	4	2	2	5	4	0	1	0	0	0	33	50	2.57	1.143								
Don McMahon, R ERA: 2.76	(8, 1)	2.0		7	0	0	0	2	0	0	0	0	0	0	11	11	0.00	0.000								

Batter	1	2	3	4	5	6	7	8	9	AB	R	H	RBI	BB	SO	LOB	BOTTOM									
Jose Tartabull, L OBP: 0.287, SLG: 0.322	0-0 6-3		0-0 6-3		0-0 F6		0-0 4-3			4	0	0	0	0	0	2	New York Yankees @ Boston Red Sox Fenway Park, Boston, MA Fri Sep 09 1966, 7:05 PM EDT Att: 17,398 - Unknown									
Joe Foy, R OBP: 0.365, SLG: 0.421	0-0 F9 BB 1B		0-0 6-3			0-0 L8		0-3 K2-3		4	0	1	0	0	1	0										
Carl Yastrzemski, L OBP: 0.394, SLG: 0.416	4-0 FC5-4 1-2 BB		4-0 BB		0-0 F8			0-3 K		2	0	0	0	2	1	0										
Tony Conigliaro, R OBP: 0.340, SLG: 0.510	0-0 F9 2-3		0-0 F9			0-0 1-3		0-3 K		4	0	0	0	0	1	3										
George Scott, R OBP: 0.331, SLG: 0.448	0-0 FC5-4 1-2			0-3 K		0-0 1B SF9 1B			0-0 L7	4	1	1	0	0	1	2										
Rico Petrocelli, R OBP: 0.286, SLG: 0.377		0-0 F9		0-0 G6-4-3 1B		0-3 K		0-3 K		4	0	1	0	0	2	1										
Mike Ryan, R OBP: 0.267, SLG: 0.279		0-0 F9		0-0 G6-4-3 1-2		0-0 SF9 1B 1B		0-0 5-3		4	0	1	0	0	0	1										
George Smith, R OBP: 0.288, SLG: 0.349 Dalton Jones, L OBP: 0.331, SLG: 0.320 Don McMahon, R OBP: 0.143, SLG: 0.154		4-0 BB			0-0 6-3		0-0 1B			1	0	0	0	1	0	0										
Darrell Brandon, R OBP: 0.195, SLG: 0.263 Lenny Green, L OBP: 0.330, SLG: 0.367		0-0 BB			0-0 5-3		0-0 SF9			2	0	0	0	0	0	0										
										0	0	0	0	0	0	0	AB 30 R 1 H 5 RBI 1 BB 3 SO 6 LOB 10									
Inning Stats	R: 0 E: 0 K: 0 S: 4	H: 1 LOB: 2 BB: 1 P: 8	R: 0 E: 0 K: 0 S: 3	H: 0 LOB: 1 BB: 1 P: 7	R: 0 E: 0 K: 1 S: 5	H: 1 LOB: 0 BB: 0 P: 5	R: 0 E: 0 K: 0 S: 3	H: 0 LOB: 0 BB: 0 P: 3	R: 0 E: 0 K: 1 S: 8	H: 3 LOB: 2 BB: 0 P: 8	R: 0 E: 0 K: 3 S: 9	H: 0 LOB: 0 BB: 0 P: 9	R: 0 E: 0 K: 1 S: 5	H: 0 LOB: 0 BB: 0 P: 5	1B: 5 2B: 0 3B: 0 HR: 0	SF: 1 SAC: 0 DP: 1 HBP: 0		WP: 0 PB: 0 SB: 0 CS: 0	PA: 34							
PITCHER	IP	WLS	BF	H	R	ER	SO	BB	IBB	HBP	BLK	WP	HR	S	P	ERA	WHIP	PITCHER								
Fred Talbot, R ERA: 4.42	(1, 1)	7.0		28	5	1	1	2	3	0	0	0	0	0	29	41	1.29	1.143								
Stan Bahnsen, R ERA:	(8, 1)	2.0	S	6	0	0	0	4	0	0	0	0	0	14	14	0.00	0.000									

Batter	1	2	3	4	5	6	7	8	9	AB	R	H	RBI	BB	SO	LOB	TOP										
Mike Hegan, L (1,3)	L7		L7				F8		G3	4	0	0	0	1	0	0	New York Yankees @ Boston Red Sox Fenway Park, Boston, MA Sat Sep 10 1966, 7:05 PM EDT Att: 21,018 - Unknown - 75 F										
Horace Clarke, S (1,4) OBP: 0.318, SLG: 0.374	4-3		1-3				F3		F8	4	0	0	1	1	0	0											
Bobby Murcer, L (1,6) Mel Stottlemyre, R (8,1) OBP: 0.091, SLG: 0.048 OBP: 0.183, SLG: 0.221	4-3			K	4-3				F6	4	0	0	0	0	1	3											
Joe Pepitone, L (1,8) OBP: 0.293, SLG: 0.478		K			F2				F9	4	0	1	0	0	1	0											
Roger Maris, L (1,9) OBP: 0.307, SLG: 0.369					3-1				E4	3	3	1	1	0	0	1											
Steve Whitaker, L (1,7) OBP: 0.342, SLG: 0.643									E4	4	1	2	2	0	1	1											
Elston Howard, R (1,2) OBP: 0.322, SLG: 0.360									E4	4	1	3	1	0	1	1											
Mike Ferraro, R (1,5) OBP: 0.167, SLG: 0.091									FC6-4	3	0	0	0	1	0	3											
Al Downing, R (1,1) Ruben Amaro, R (8,6) OBP: 0.143, SLG: 0.134 OBP: 0.067, SLG: 0.067				K					FC6-4	3	0	0	0	0	3	2											
									1-3	1	0	0	0	0	0	0											
Inning Stats	R: 0 E: 0 K: 0 S: 3	H: 0 LOB: 0 BB: 0 P: 3	R: 1 E: 0 K: 2 S: 9	H: 2 LOB: 1 BB: 0 P: 9	R: 0 E: 0 K: 1 S: 5	H: 0 LOB: 0 BB: 0 P: 5	R: 0 E: 0 K: 1 S: 5	H: 0 LOB: 0 BB: 0 P: 5	R: 1 E: 0 K: 2 S: 8	H: 1 LOB: 3 BB: 3 P: 20	R: 1 E: 0 K: 0 S: 4	H: 1 LOB: 1 BB: 0 P: 5	R: 0 E: 0 K: 1 S: 5	H: 0 LOB: 0 BB: 0 P: 5	R: 2 E: 1 K: 0 S: 6	H: 3 LOB: 1 BB: 0 P: 6	R: 0 E: 0 K: 0 S: 3	H: 0 LOB: 0 BB: 0 P: 3	1B: 4 2B: 1 3B: 0 HR: 2	SF: 0 SAC: 0 DP: 0 HBP: 1	WP: 1 PB: 0 SB: 0 CS: 0	PA: 38					
PITCHER	IP	WLS	BF	H	R	ER	SO	BB	IBB	HBP	BLK	WP	HR	S	P	ERA	WHIP										
Jose Santiago, R (1,1) ERA: 3.66	5.0	L	21	3	2	2	6	3	0	0	0	1	1	30	42	3.60	1.200										
Dick Stigman, L (8,1) ERA: 5.44	2.0		8	1	1	1	1	0	0	1	0	0	0	9	10	4.50	0.500										
Bill Short, L (8,1) ERA: 3.13	0.2		5	3	2	2	0	0	0	0	0	0	1	5	5	27.00	4.500										
Rollie Sheldon, R (8,1) ERA: 4.23	1.1		4	0	0	0	0	0	0	0	0	0	0	4	4	0.00	0.000										

AB 34
R 5
H 7
RBI 5
BB 3
SO 7
LOB 11



Batter	1	2	3	4	5	6	7	8	9	AB	R	H	RBI	BB	SO	LOB	BOTTOM										
George Thomas, R (1,8) OBP: 0.326, SLG: 0.323	F9									2	1	1	0	2	0	0	New York Yankees @ Boston Red Sox Fenway Park, Boston, MA Sat Sep 10 1966, 7:05 PM EDT Att: 21,018 - Unknown - 75 F										
Joe Foy, R (1,5) OBP: 0.364, SLG: 0.418	K		F3							3	0	0	0	1	1	2											
Tony Conigliaro, R (1,9) OBP: 0.341, SLG: 0.508										2	0	0	0	2	0	2											
George Scott, R (1,3) OBP: 0.329, SLG: 0.445	K									4	0	0	1	0	2	3											
Rico Petrocelli, R (1,6) OBP: 0.287, SLG: 0.378		6-3								4	0	2	0	0	1	1											
Carl Yastrzemski, L (1,7) OBP: 0.354, SLG: 0.415		K								4	0	1	0	0	1	2											
Mike Ryan, R (1,2) OBP: 0.266, SLG: 0.281			F6							4	0	1	0	0	1	2											
George Smith, R (1,4) Dalton Jones, L (9,PH) OBP: 0.289, SLG: 0.349 OBP: 0.303, SLG: 0.370			4-3							3	0	1	0	0	1	1											
Jose Santiago, R (1,1) Eddie Kasko, R (5,PH) Dick Stigman, L (8,1) Bob Fillion, R (7,PH) Bill Short, L (8,1) Rollie Sheldon, R (8,1) Lenny Green, L (9,PH) OBP: 0.247, SLG: 0.214 OBP: 0.291, SLG: 0.287 OBP: 0.118, SLG: 0.330 OBP: 0.091, SLG: 0.083 OBP: 0.068, SLG: 0.208 OBP: 0.326, SLG: 0.318			4-3							1	0	0	0	0	0	0											
										1	0	0	0	0	1	1											
Inning Stats	R: 0 E: 0 K: 2 S: 7	H: 0 LOB: 1 BB: 1 P: 11	R: 0 E: 0 K: 1 S: 5	H: 0 LOB: 0 BB: 0 P: 5	R: 0 E: 0 K: 2 S: 6	H: 0 LOB: 0 BB: 1 P: 10	R: 0 E: 0 K: 2 S: 8	H: 1 LOB: 1 BB: 0 P: 8	R: 0 E: 0 K: 0 S: 3	H: 1 LOB: 0 BB: 0 P: 3	R: 0 E: 0 K: 0 S: 6	H: 3 LOB: 3 BB: 0 P: 6	R: 1 E: 0 K: 0 S: 4	H: 1 LOB: 2 BB: 2 P: 12	R: 0 E: 0 K: 1 S: 5	H: 1 LOB: 0 BB: 0 P: 5	1B: 6 2B: 1 3B: 0 HR: 0	SF: 0 SAC: 0 DP: 2 HBP: 0	WP: 0 PB: 0 SB: 0 CS: 1	PA: 36							
PITCHER	IP	WLS	BF	H	R	ER	SO	BB	IBB	HBP	BLK	WP	HR	S	P	ERA	WHIP										
Al Downing, L (1,1) ERA: 3.61	7.0		27	5	0	0	7	3	0	0	0	0	0	38	50	0.00	1.143										
Mel Stottlemyre, R (8,1) ERA: 3.72	2.0	S	9	2	1	1	1	2	0	0	0	0	0	9	17	4.50	2.000										

AB 31
R 1
H 7
RBI 1
BB 5
SO 8
LOB 18

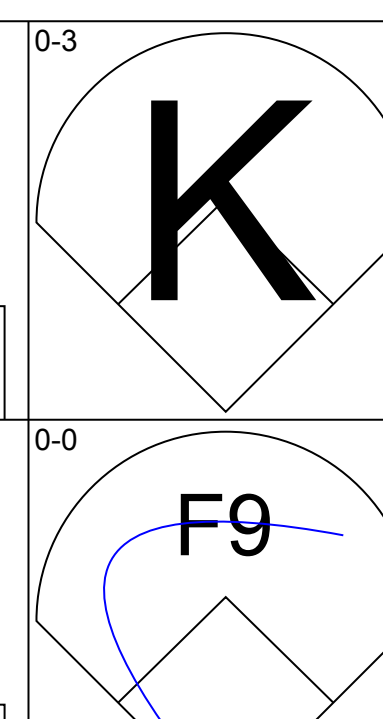
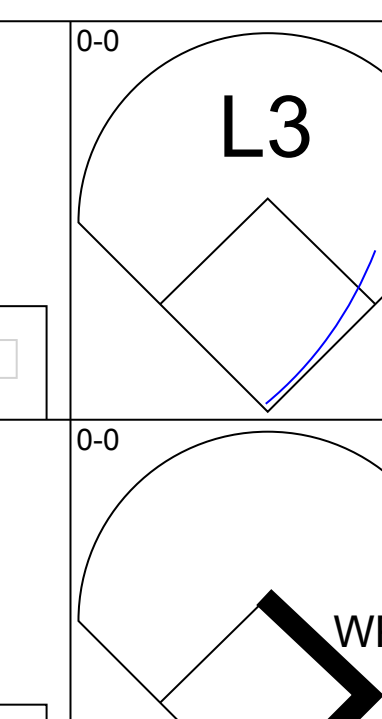
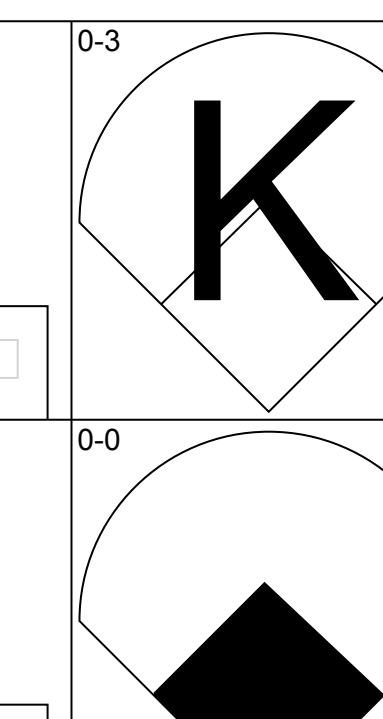
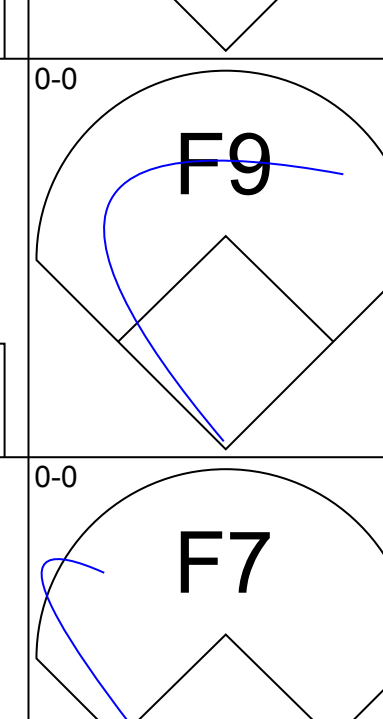
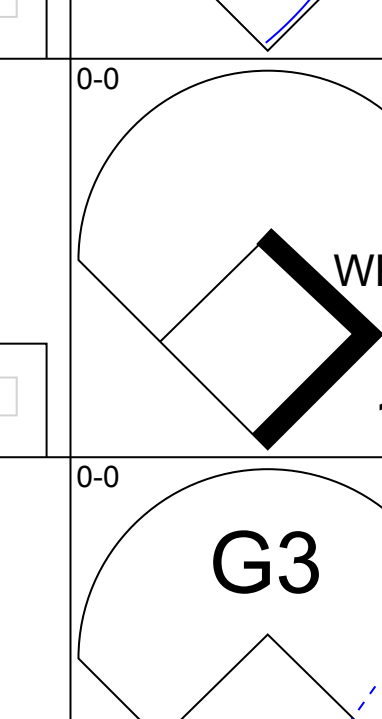
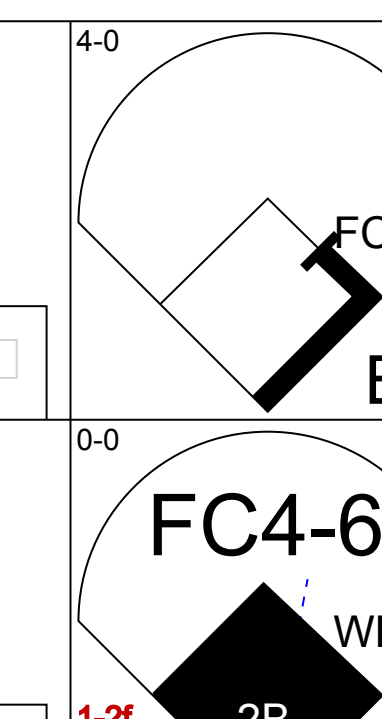
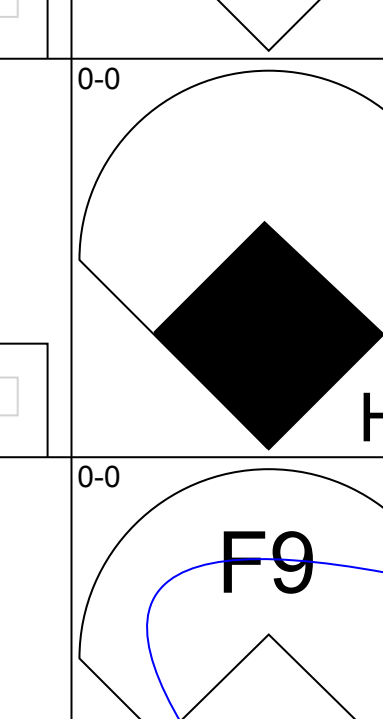
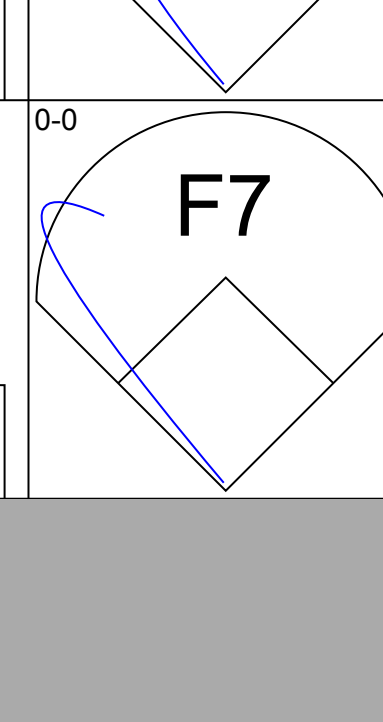
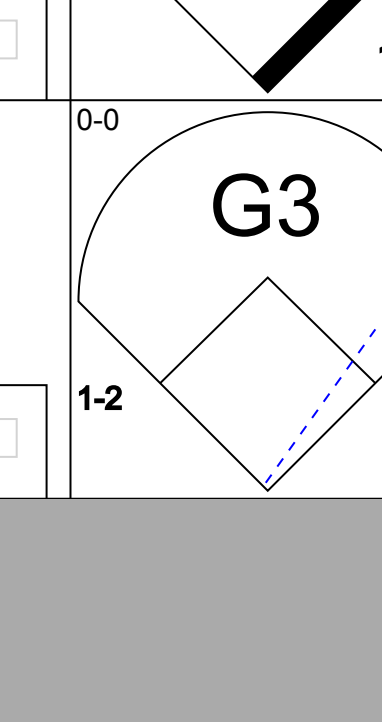
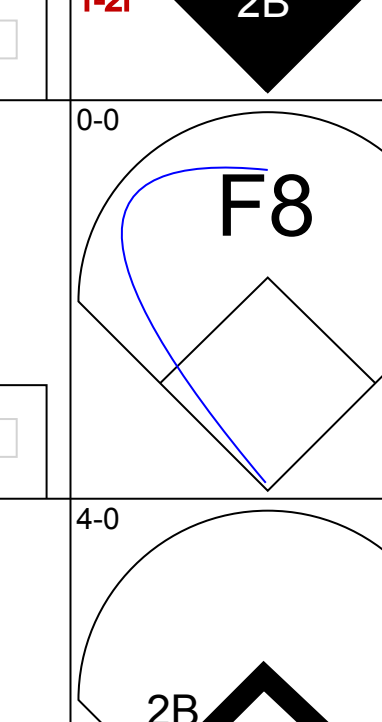
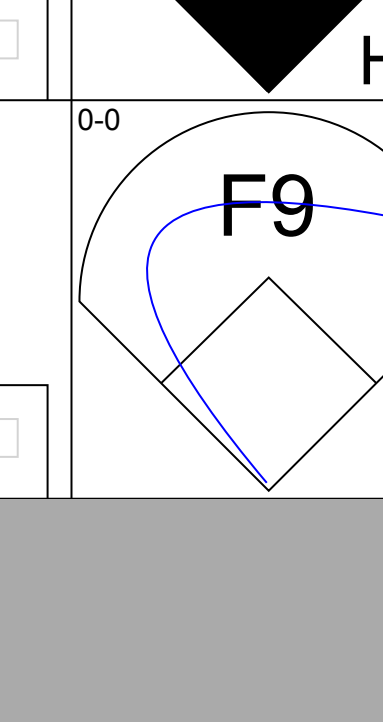
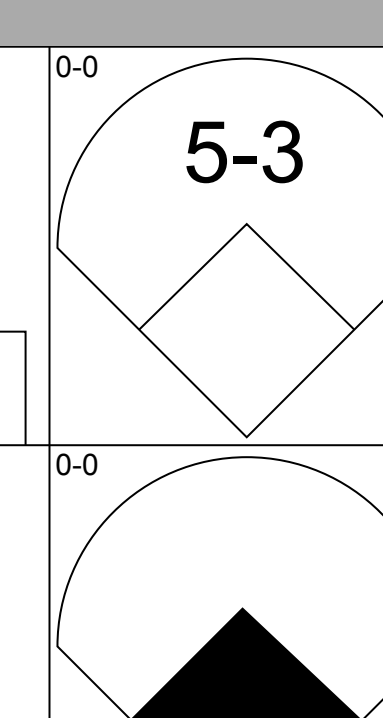
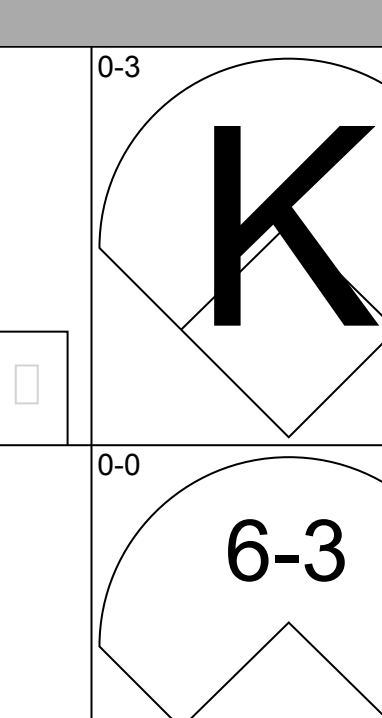
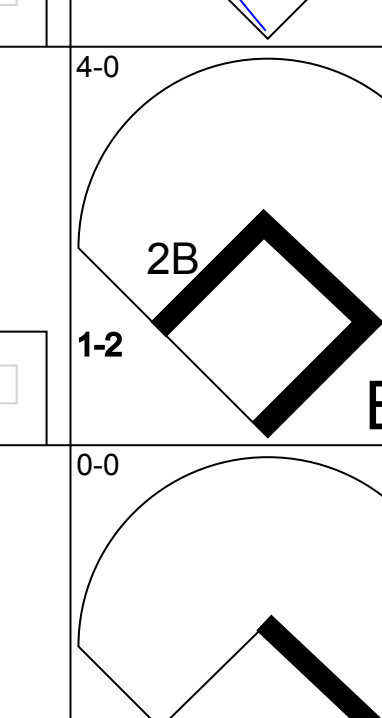

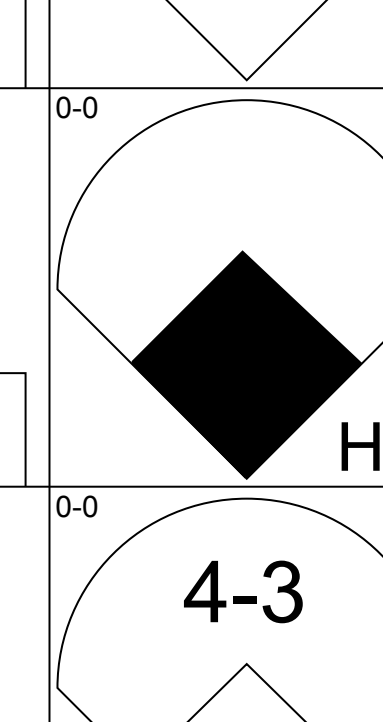
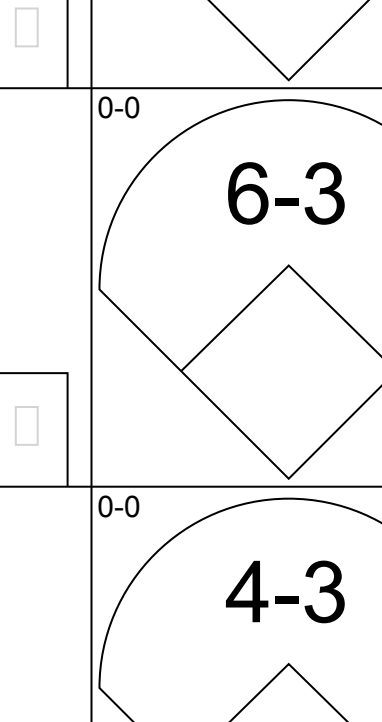
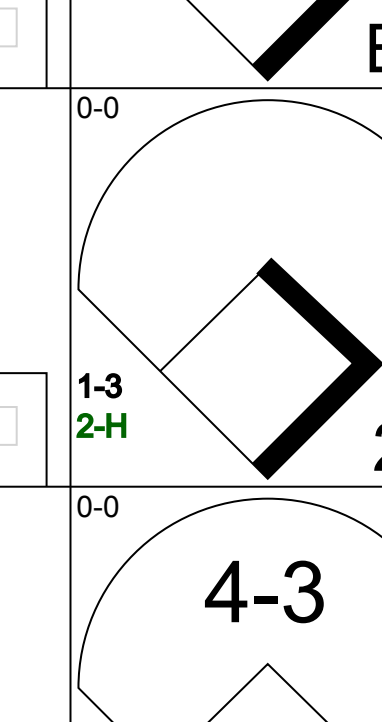

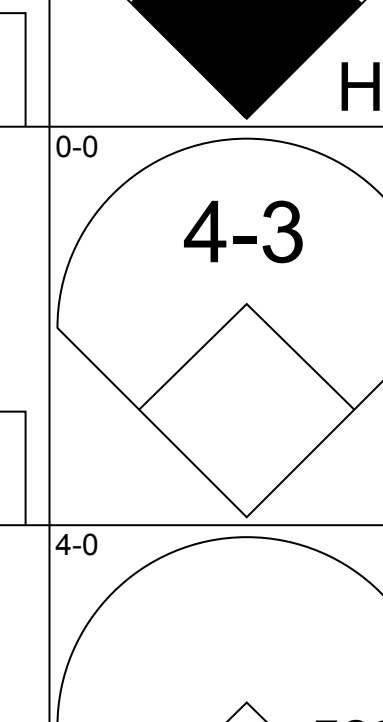
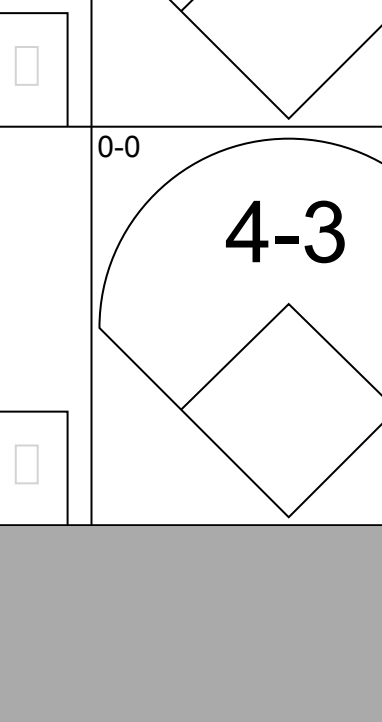
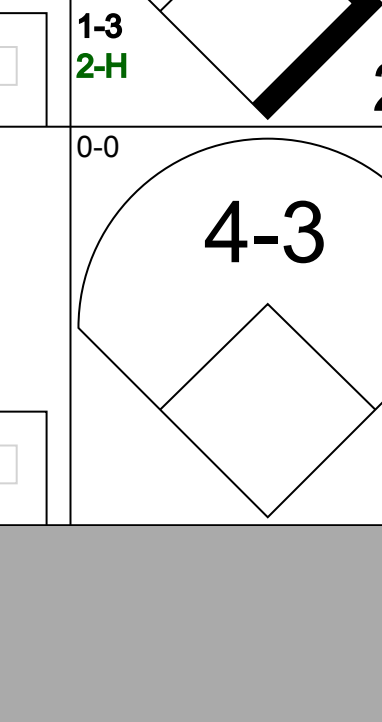

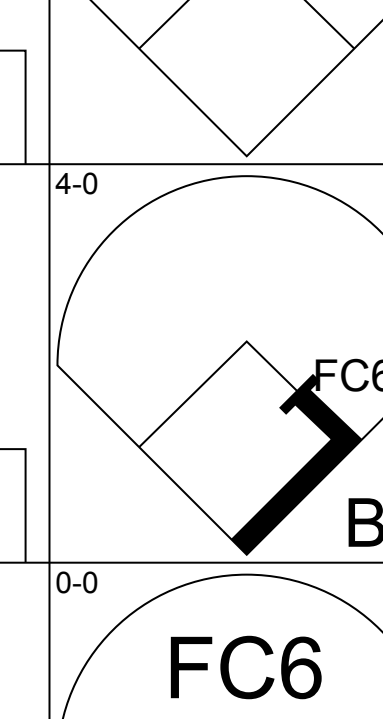
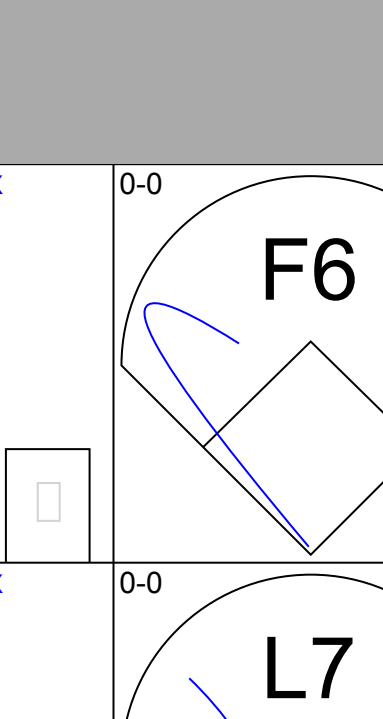
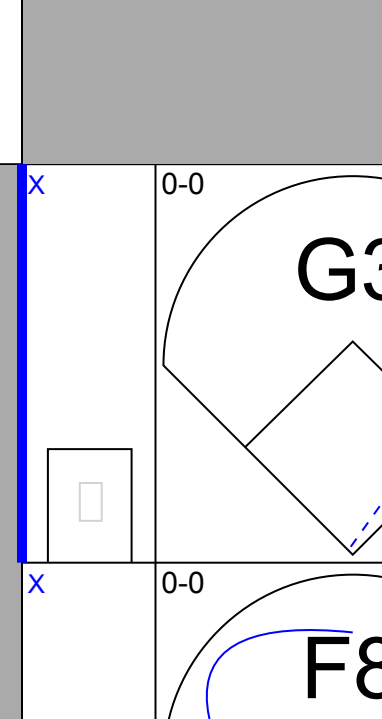
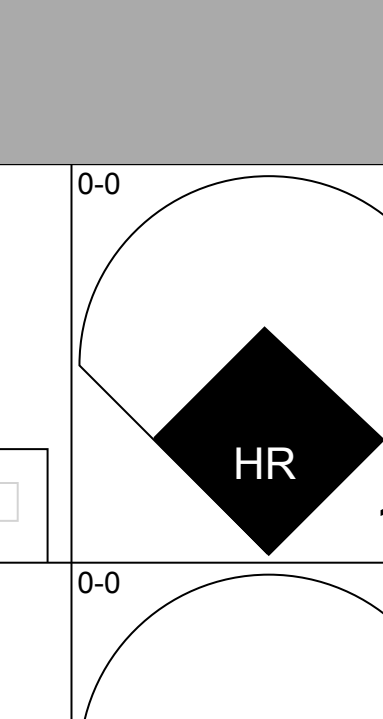
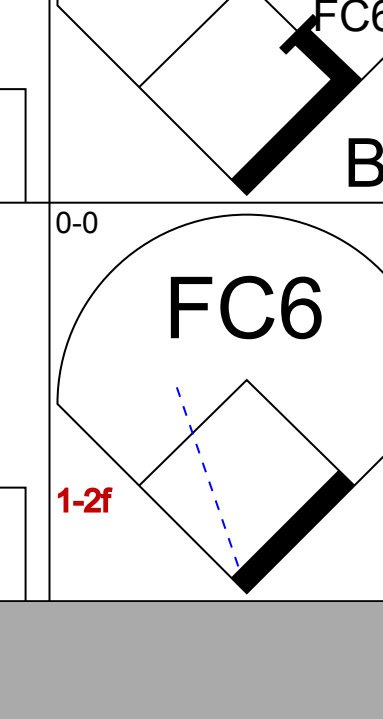
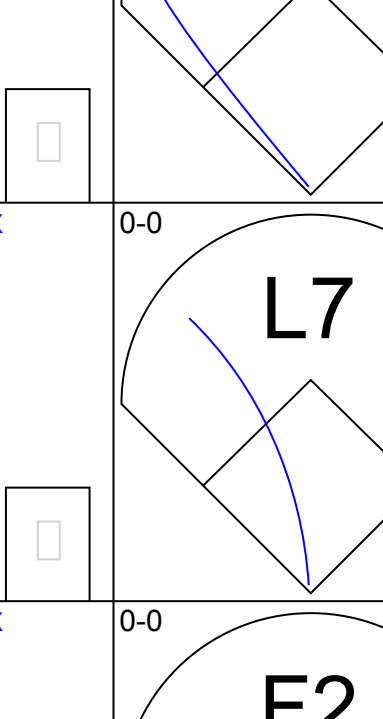
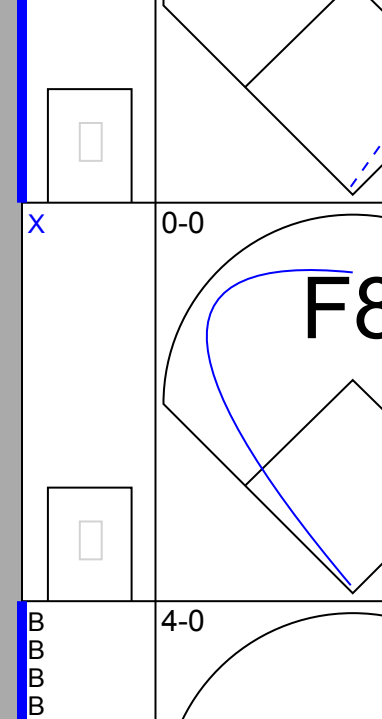
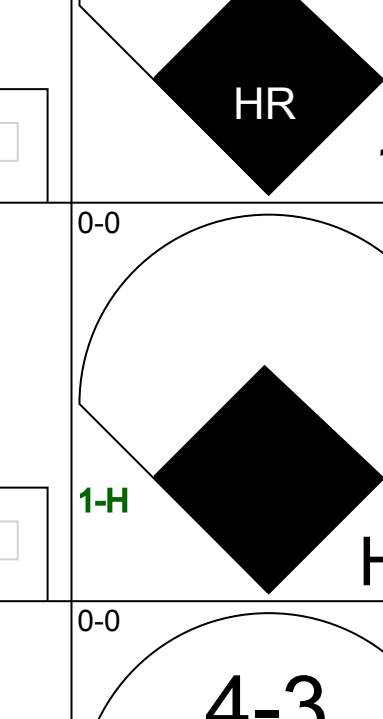
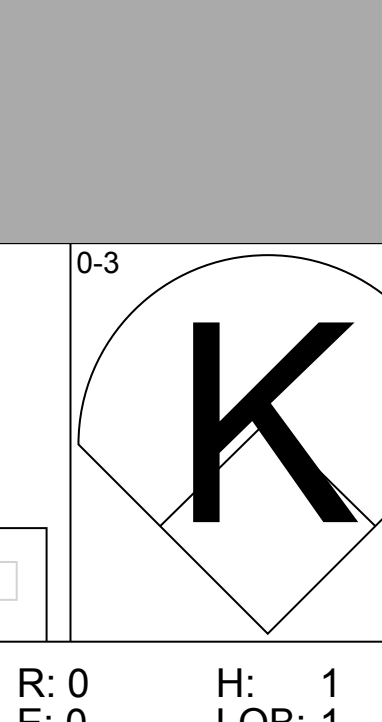
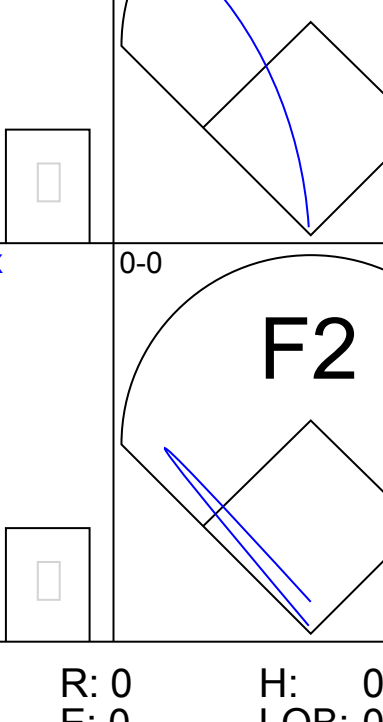
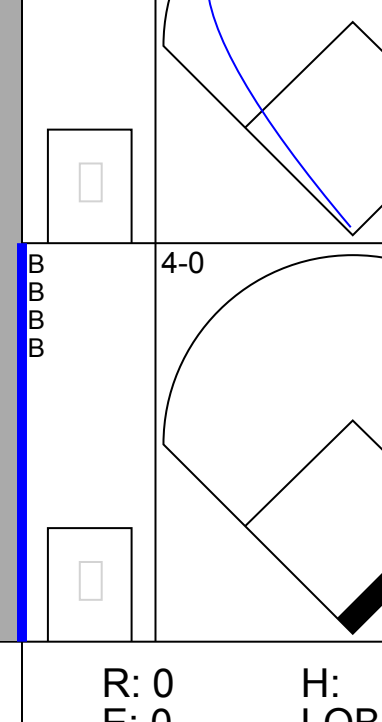
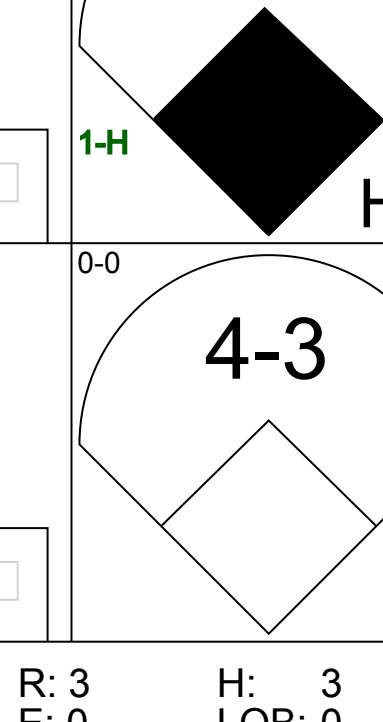


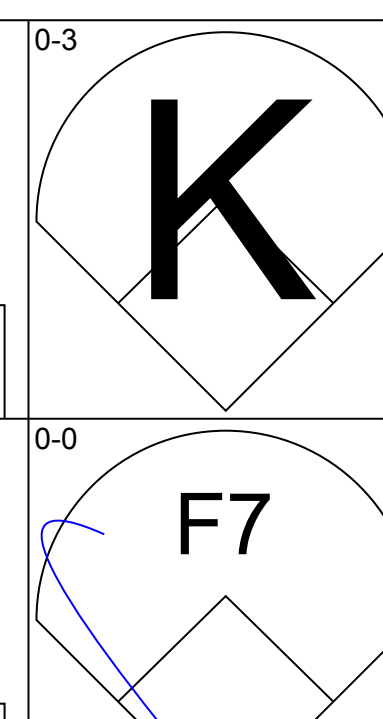
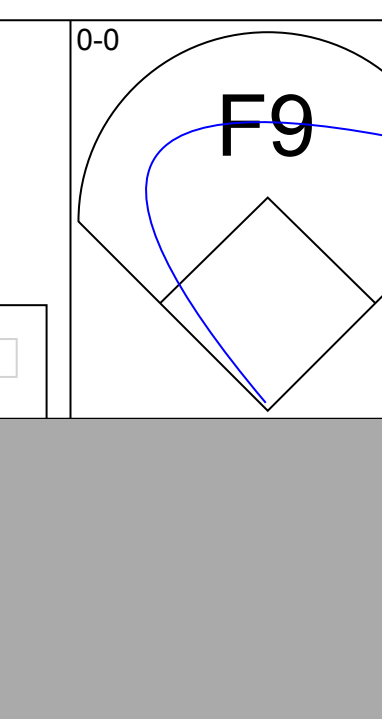
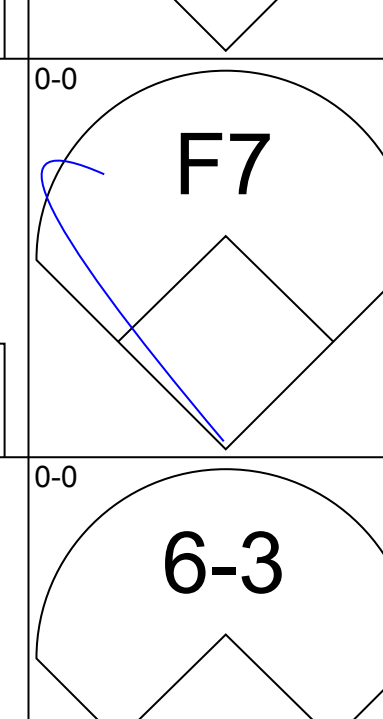
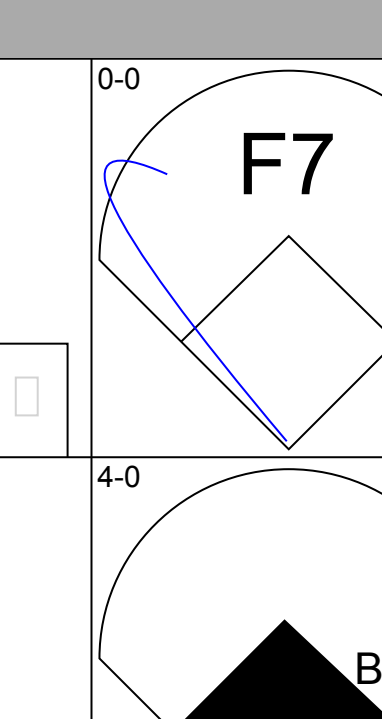
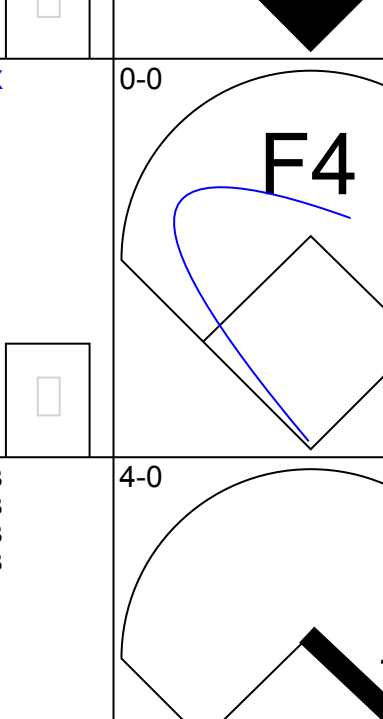
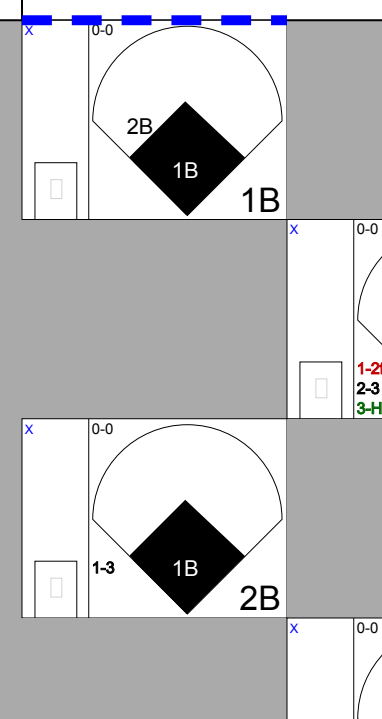
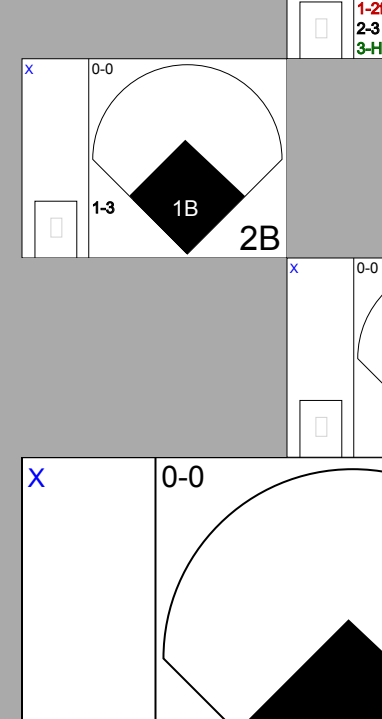

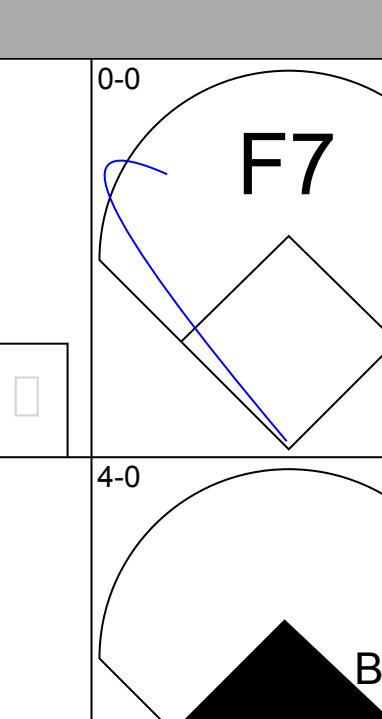
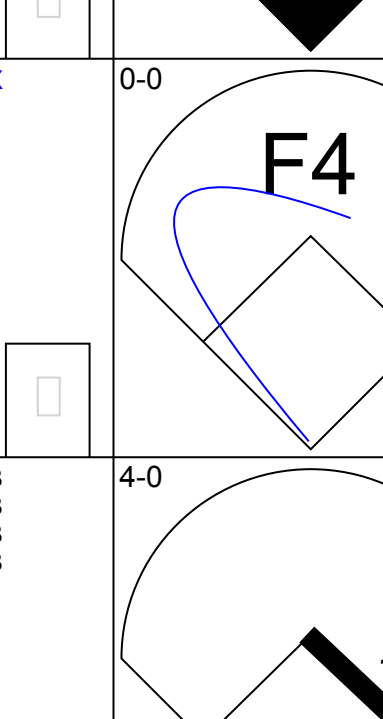
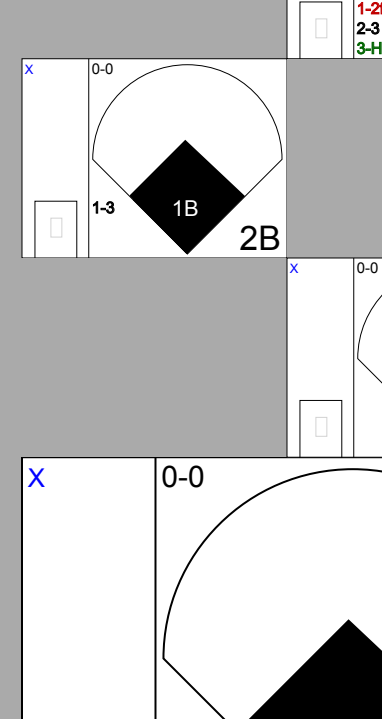

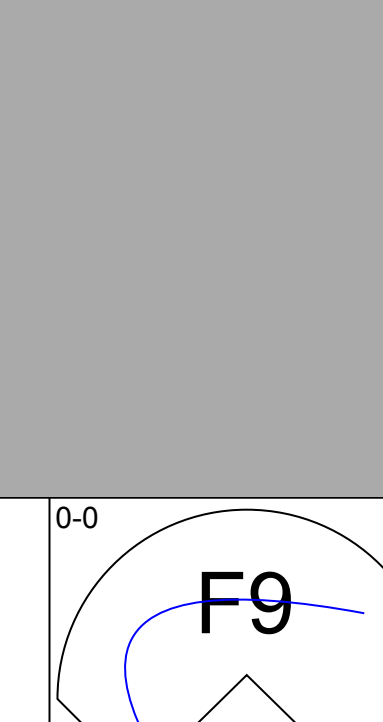
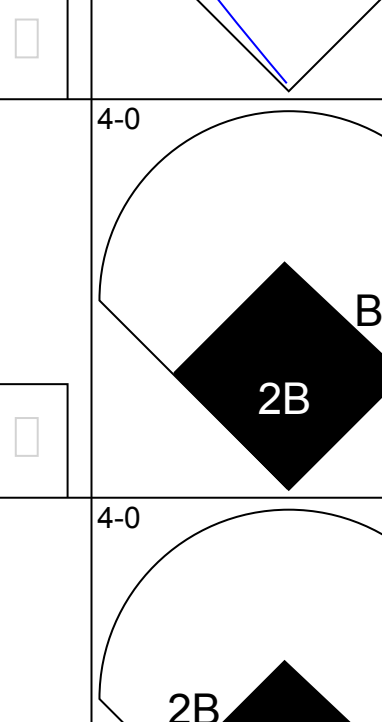
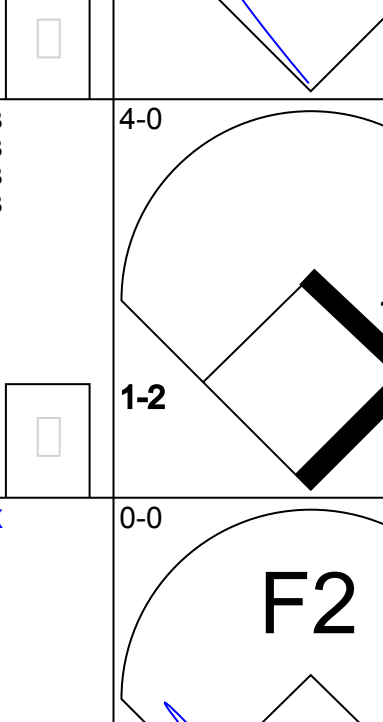
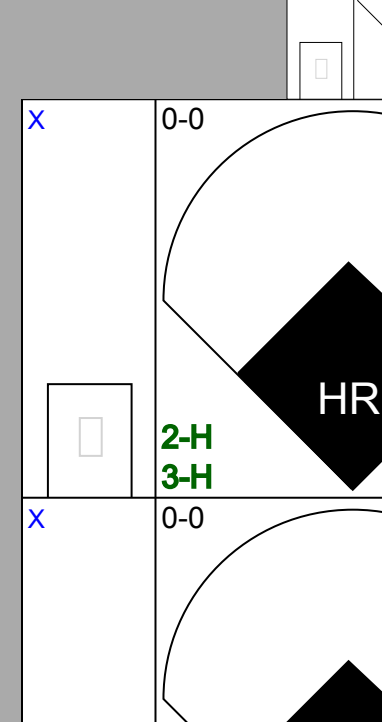

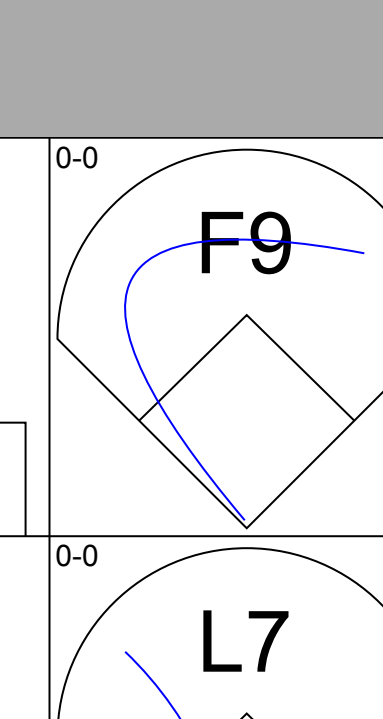
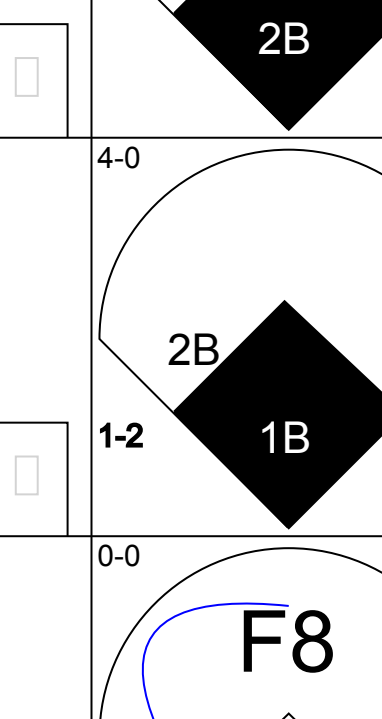
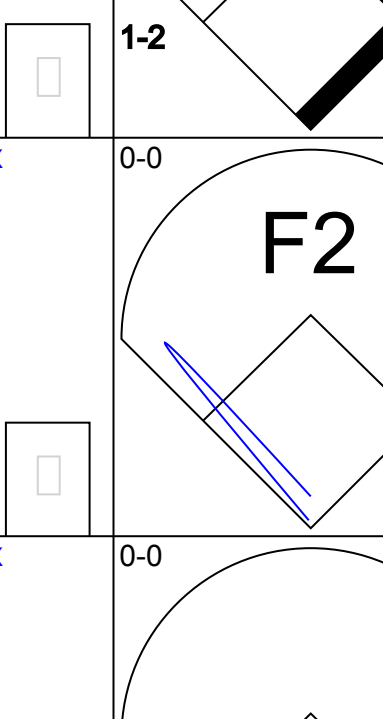
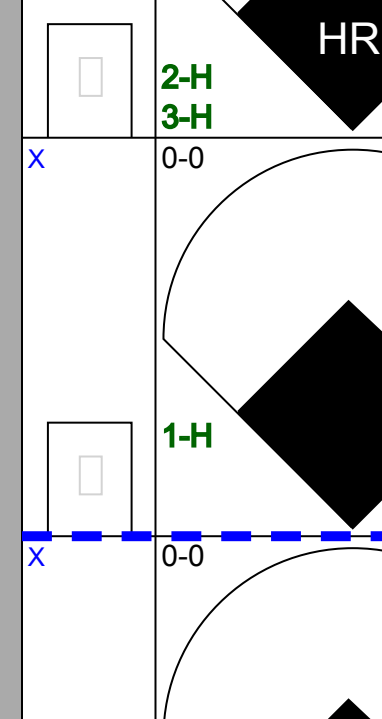

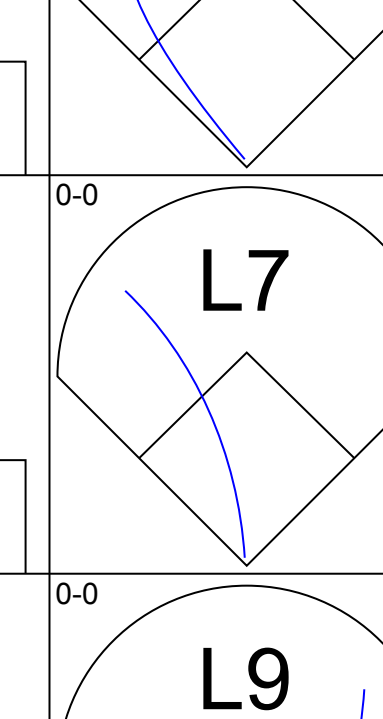
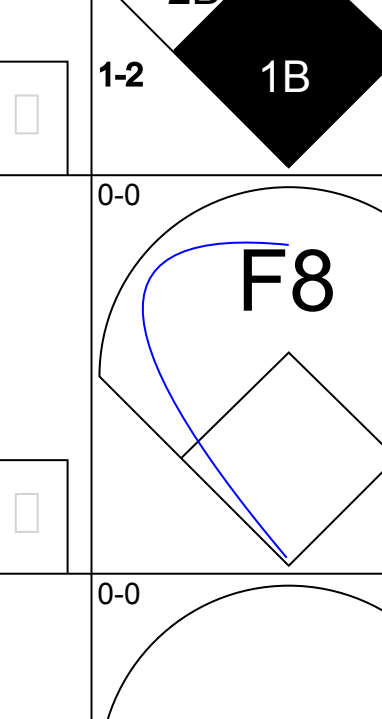
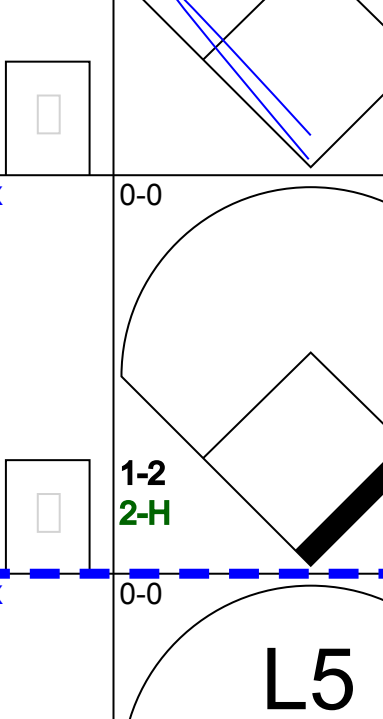
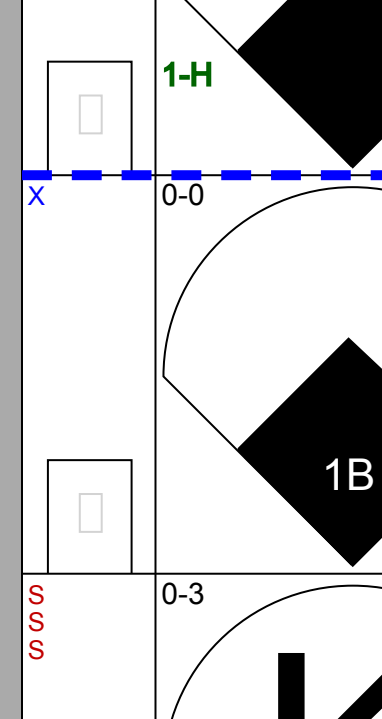


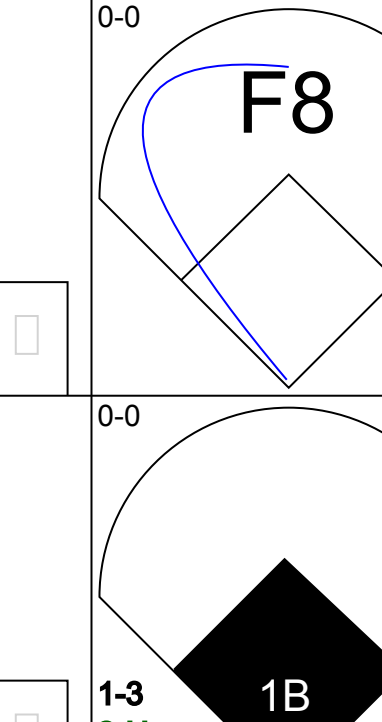

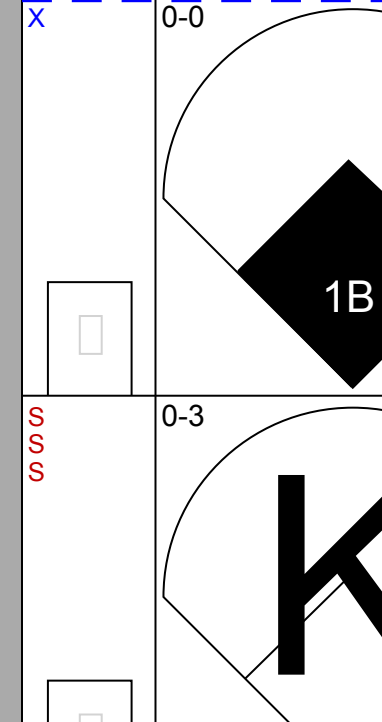

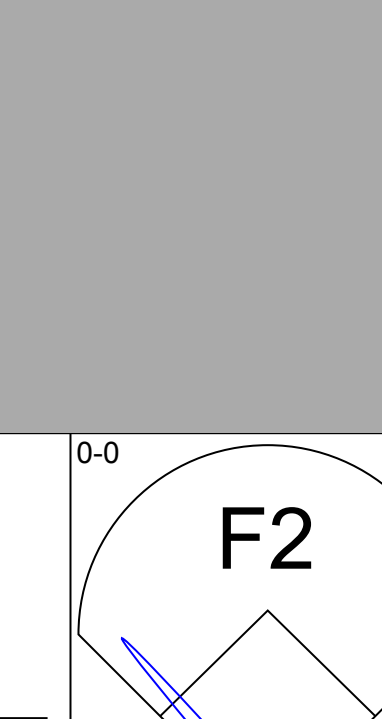
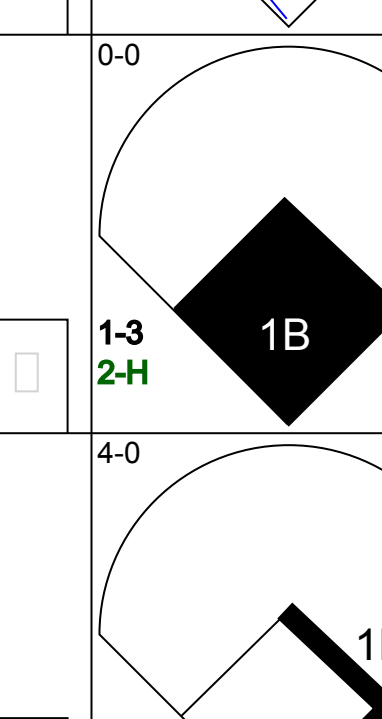
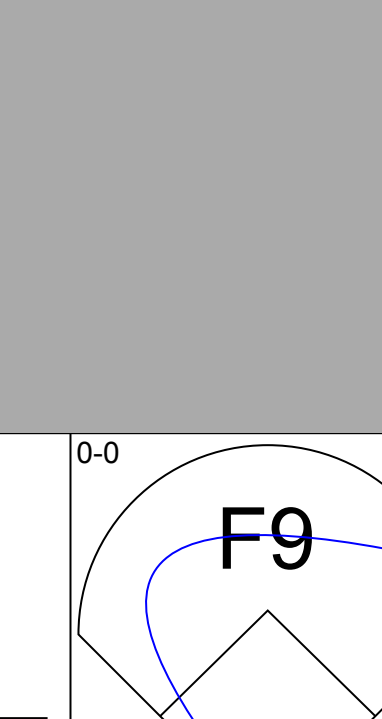
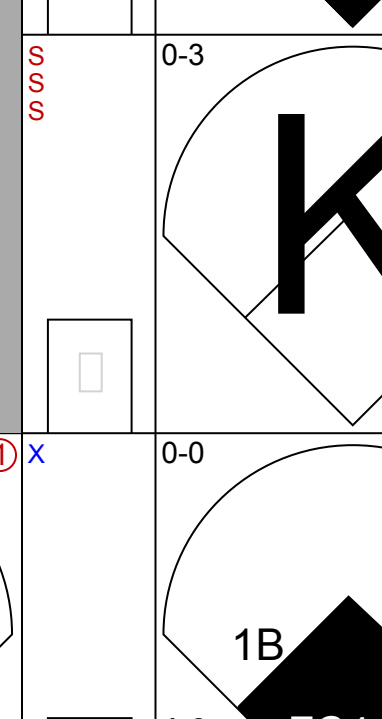
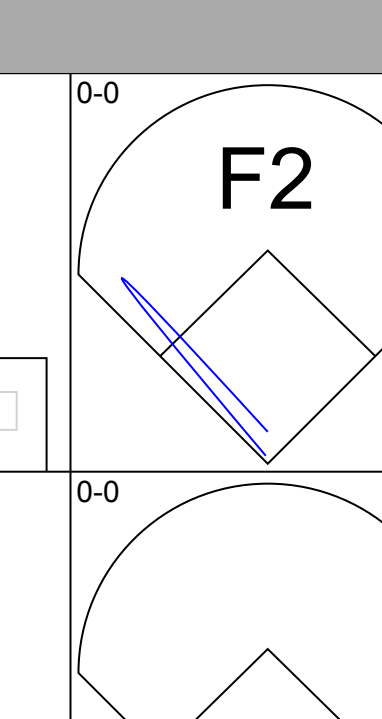
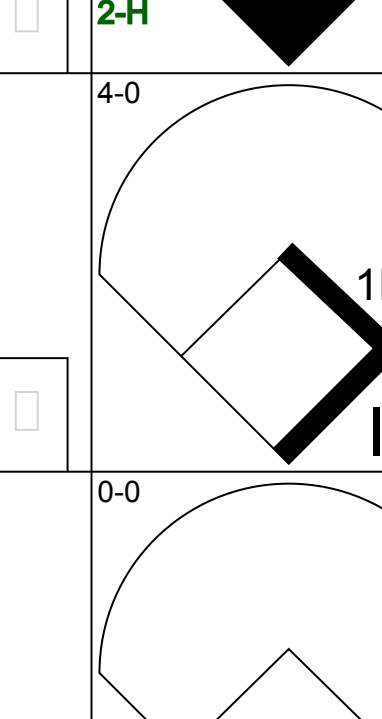
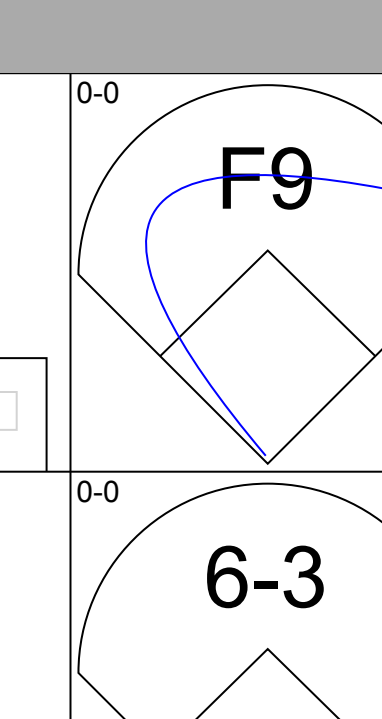
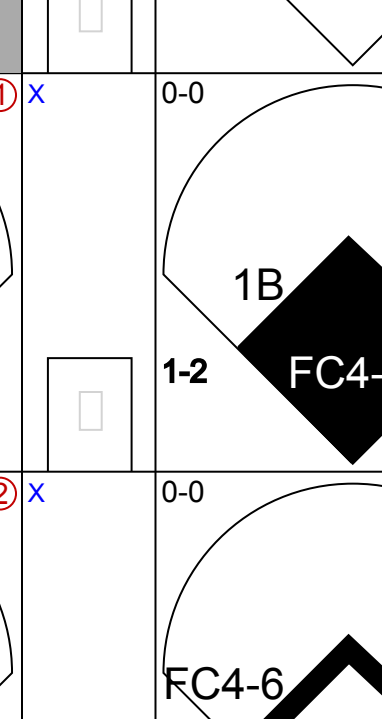
Batter	1	2	3	4	5	6	7	8	9	AB	R	H	RBI	BB	SO	LOB	TOP								
Bob Saverine, S OBP: 0.307, SLG: 0.344 (1, 4)	G1	F8		1-3			FC6-4			4	0	0	0	0	0	3	Washington Senators @ New York Yankees Yankee Stadium, Bronx, NY Thu Sep 15 1966, 3:33 AM EDT Overcast - 77 F								
Dick Nen, L OBP: 0.291, SLG: 0.307 (1, 3)	PB 1B BB	HR			K		K			3	2	1	2	1	2	1									
Fred Valentine, S OBP: 0.360, SLG: 0.469 (1, 8) (8, 7)	HR	1B			K			K		4	1	1	1	0	3	0									
Jim King, L OBP: 0.328, SLG: 0.375 (1, 9)	HR			F6				L8		4	1	1	2	0	1	0									
Willie Kirkland, L OBP: 0.259, SLG: 0.335 Don Lock, R OBP: 0.333, SLG: 0.388 (1, 7) (8, 8)	K			G3			K			4	0	0	0	0	2	0									
Ken McMullen, R OBP: 0.285, SLG: 0.356 (1, 5)	BB			K			5-3			3	0	0	0	1	2	0									
Paul Casanova, R OBP: 0.275, SLG: 0.404 (1, 2)	F4			K			6-3			4	0	0	0	0	1	1									
Ed Brinkman, R OBP: 0.265, SLG: 0.327 (1, 6)		FC2-6 BB		6-3			FC6-4 BLK BB		F7	2	0	0	0	2	0	0									
Pete Richert, L OBP: 0.174, SLG: 0.238 Ron Kline, R OBP: 0.400, SLG: 0.250 (1, 1) (8, 1)	FC2-6 HR						K			3	1	1	0	0	1	2									
Inning Stats	R: 3 E: 0 K: 1 S: 7	H: 2 LOB: 1 P: 15	R: 2 E: 0 K: 1 S: 6	H: 1 LOB: 0 BB: 1 P: 10	R: 0 E: 0 K: 1 S: 5	H: 0 LOB: 0 BB: 0 P: 5	R: 0 E: 0 K: 0 S: 4	H: 1 LOB: 1 BB: 0 P: 4	R: 0 E: 0 K: 3 S: 9	H: 0 LOB: 0 BB: 0 P: 9	R: 0 E: 0 K: 1 S: 5	H: 0 LOB: 0 BB: 0 P: 5	R: 0 E: 0 K: 2 S: 7	H: 0 LOB: 0 BB: 1 P: 11	R: 0 E: 0 K: 1 S: 5	H: 0 LOB: 0 BB: 0 P: 5		R: 0 E: 0 K: 2 S: 7	H: 0 LOB: 0 BB: 0 P: 7	1B: 1 2B: 1 3B: 0 HR: 2	SF: 0 SAC: 0 DP: 0 HBP: 0	WP: 0 PB: 1 CS: 0	PA: 35		
PITCHER	IP	WLS	BF	H	R	ER	SO	BB	IBB	HBP	BLK	WP	HR	S	P	ERA	WHIP								
Mel Stottlemyre, R ERA: 3.83 Bill Henry, L ERA: Pedro Ramos, R ERA: 3.61	(1, 1) (6, 1) (8, 1)	5.0 2.0 2.0	L 7 6	22 0 0	4 0 0	5 0 0	5 3 3	6 1 0	0 0 0	0 0 0	0 1 0	0 0 0	0 12 12	31 16 12	43 16 12	9.00 0.00 0.00	1.400 0.500 0.000								

Batter	1	2	3	4	5	6	7	8	9	AB	R	H	RBI	BB	SO	LOB	BOTTOM								
Bobby Richardson, R OBP: 0.282, SLG: 0.333 (1, 4)	F9		F8				F8		5-3	5	0	1	0	0	0	1	Washington Senators @ New York Yankees Yankee Stadium, Bronx, NY Thu Sep 15 1966, 3:33 AM EDT Overcast - 77 F								
Bobby Murcer, L OBP: 0.171, SLG: 0.212 (1, 6)	3-1		BB		1B		G3			3	0	0	0	1	0	2									
Tom Tresh, S OBP: 0.342, SLG: 0.429 (1, 7)	HR		F8		F4			K		4	1	1	1	0	1	4									
Joe Pepitone, L OBP: 0.294, SLG: 0.473 (1, 8)	F2			K	K			E4 1B		4	0	1	0	0	2	2									
Steve Whitaker, L OBP: 0.315, SLG: 0.556 (1, 9)		F5		K			K	K		4	0	0	0	0	3	1									
Elston Howard, R OBP: 0.321, SLG: 0.359 (1, 2)		6-3			FC6-4 1B		F6	F5		4	0	1	0	0	0	1									
John Miller, R OBP: 0.222, SLG: 0.556 (1, 3)			F3		FC6-4		F8		L5	4	0	0	0	0	0	1									
Clete Boyer, R OBP: 0.302, SLG: 0.382 (1, 5)			BB 1B					K		4	2	3	1	0	1	0									
Mel Stottlemyre, R OBP: 0.181, SLG: 0.218 Hector Lopez, R OBP: 0.272, SLG: 0.308 Bill Henry, L Lou Clinton, R OBP: 0.286, SLG: 0.431 Pedro Ramos, S OBP: 0.154, SLG: 0.154 Roger Maris, L OBP: 0.304, SLG: 0.375 (1, 1) (5, PH) (8, 1) (7, PH) (8, 1) (8, PH)			K		1B 2B		F8		HR	1	0	0	0	0	1	1									
Inning Stats	R: 1 E: 0 K: 0 S: 4	H: 1 LOB: 0 BB: 0 P: 4	R: 0 E: 0 K: 0 S: 3	H: 0 LOB: 0 BB: 0 P: 3	R: 0 E: 0 K: 1 S: 6	H: 1 LOB: 2 BB: 1 P: 10	R: 0 E: 0 K: 2 S: 8	H: 1 LOB: 1 BB: 0 P: 8	R: 1 E: 0 K: 1 S: 8	H: 3 LOB: 2 BB: 0 P: 8	R: 0 E: 0 K: 1 S: 5	H: 0 LOB: 0 BB: 0 P: 5	R: 1 E: 0 K: 0 S: 4	H: 1 LOB: 0 BB: 0 P: 4	R: 0 E: 1 K: 2 S: 8	H: 1 LOB: 1 BB: 0 P: 8		R: 1 E: 0 K: 1 S: 6	H: 1 LOB: 0 BB: 0 P: 6	1B: 5 2B: 1 3B: 0 HR: 3	SF: 0 SAC: 0 DP: 0 HBP: 0	WP: 0 PB: 0 CS: 0	PA: 37		
PITCHER	IP	WLS	BF	H	R	ER	SO	BB	IBB	HBP	BLK	WP	HR	S	P	ERA	WHIP								
Pete Richert, L ERA: 3.33 Ron Kline, R ERA: 2.4	(1, 1) (8, 1)	7.0 2.0	W S	29 8	2 1	3 1	3 1	5 3	0 0	0 0	0 0	0 0	1 14	2 14	42 14	3.86 4.50	1.143 1.000								

AB	31
R	5
H	4
RBI	5
BB	4
SO	12
LOB	7

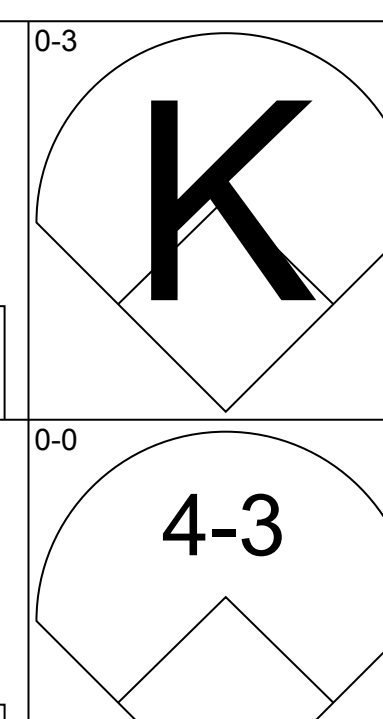
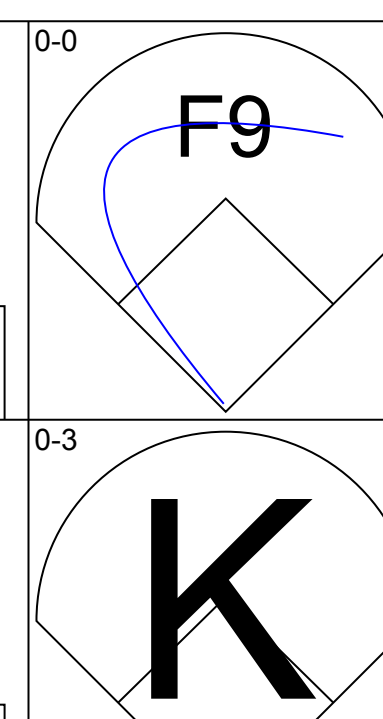
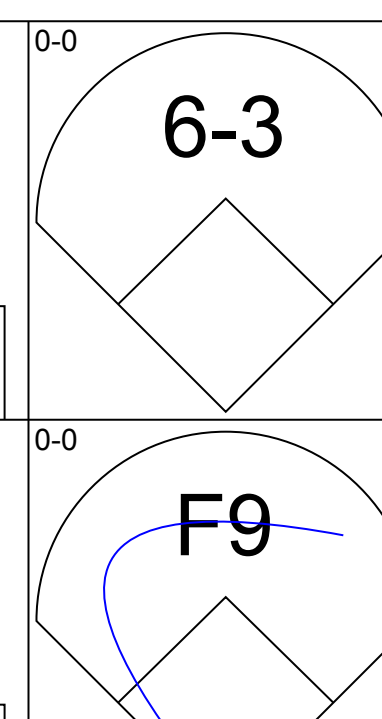
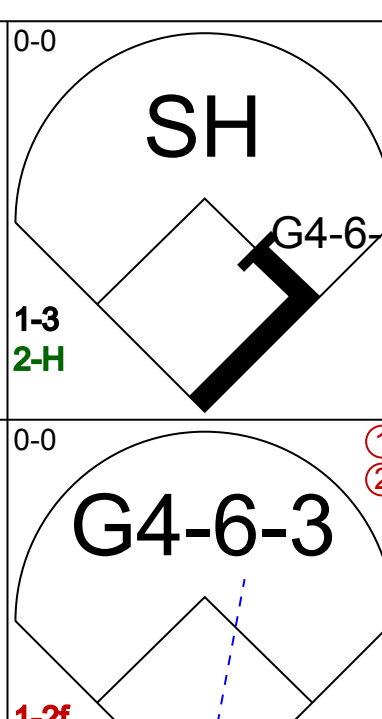
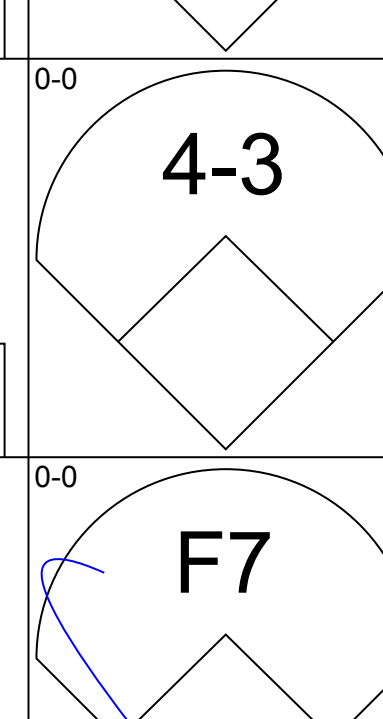
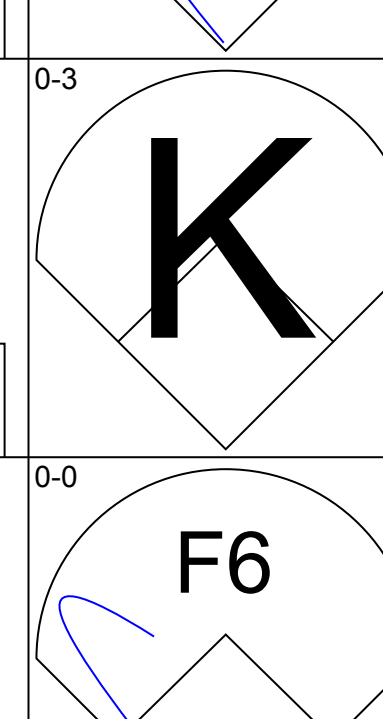
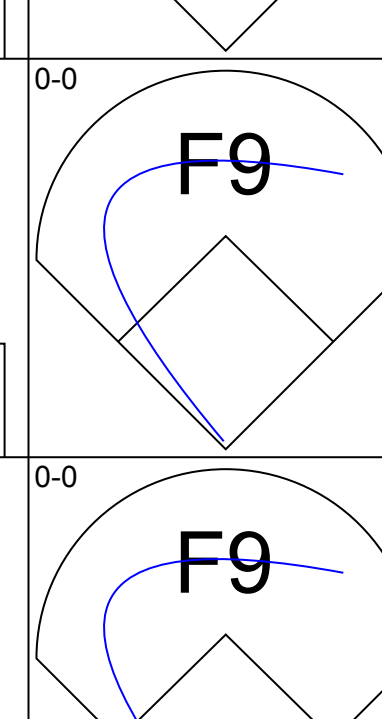
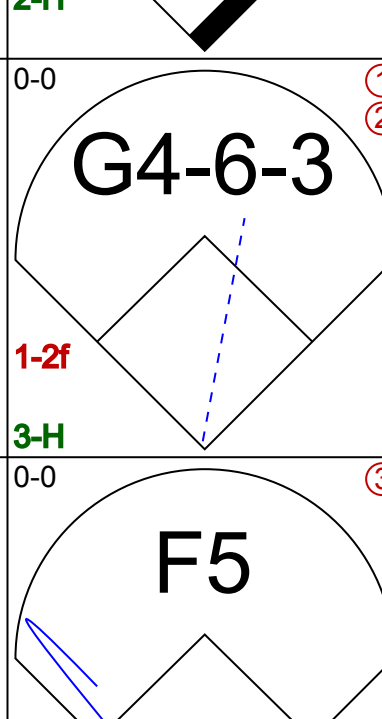
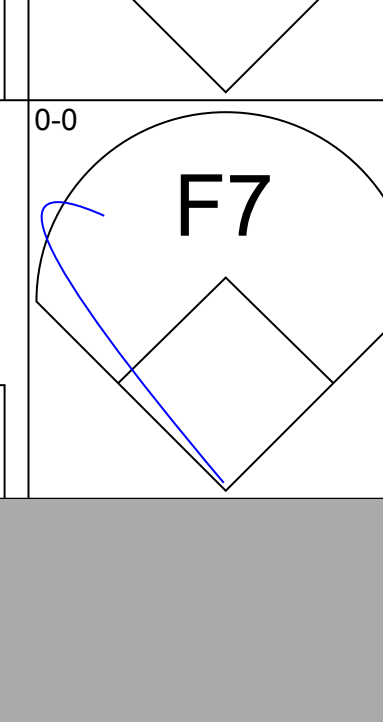
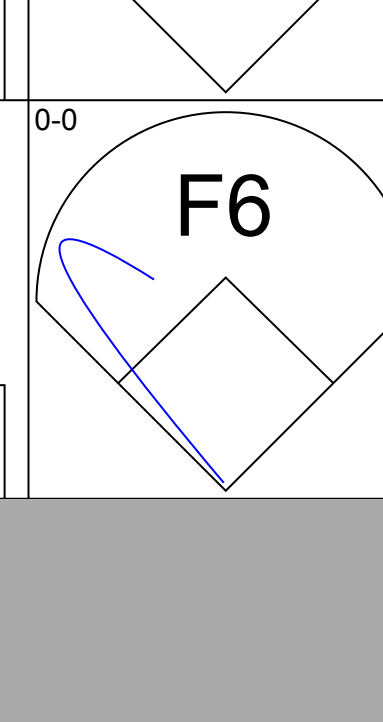
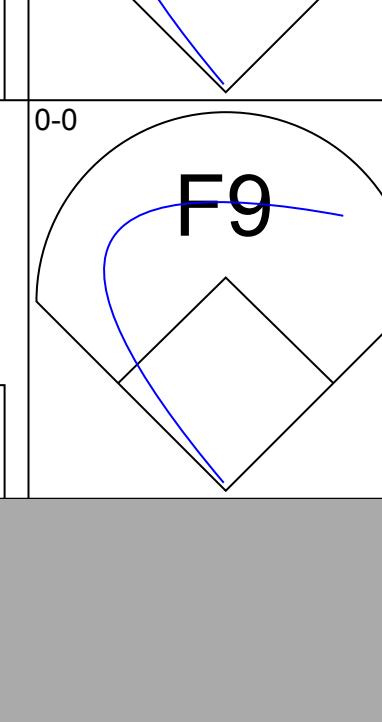
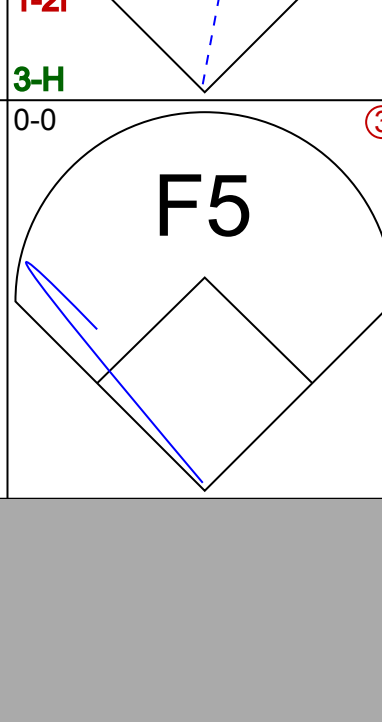
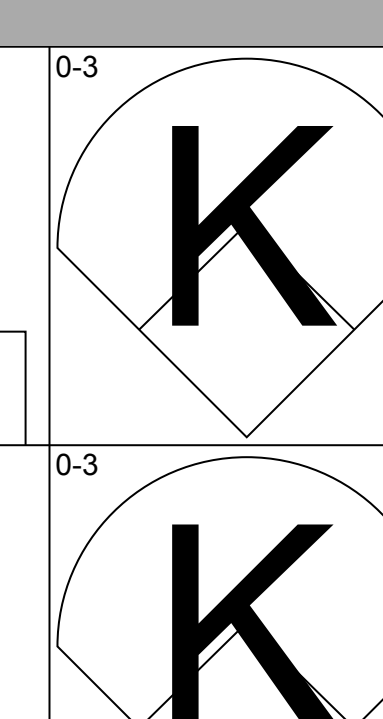
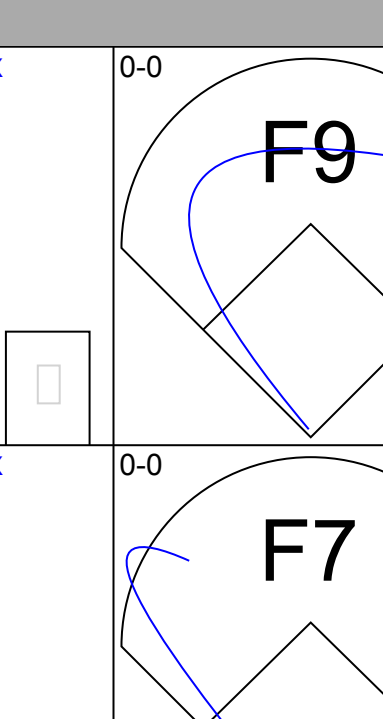
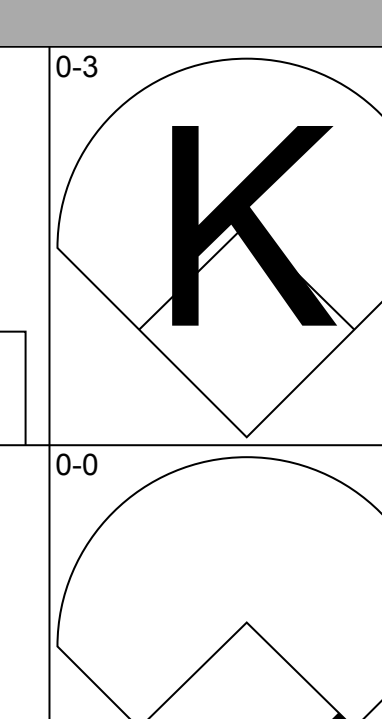
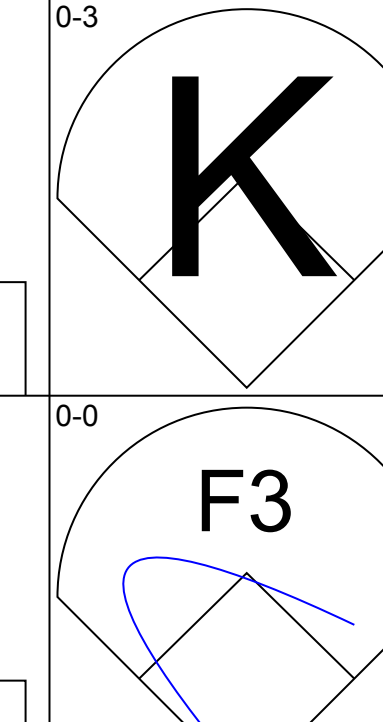
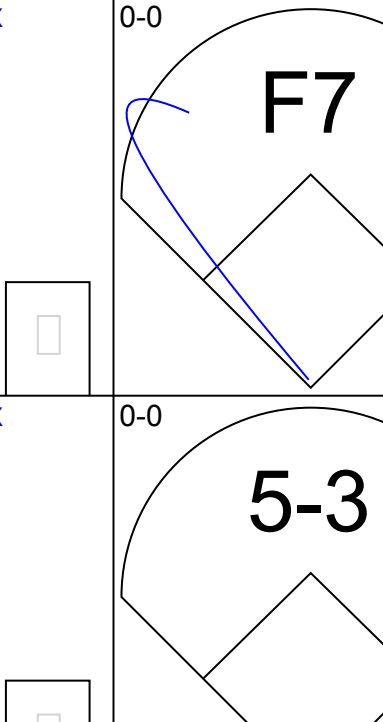
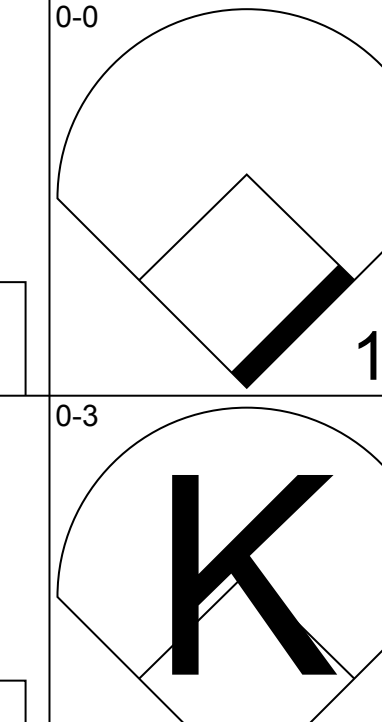
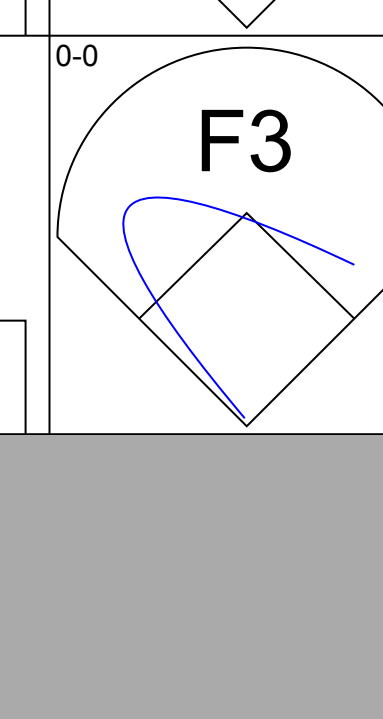
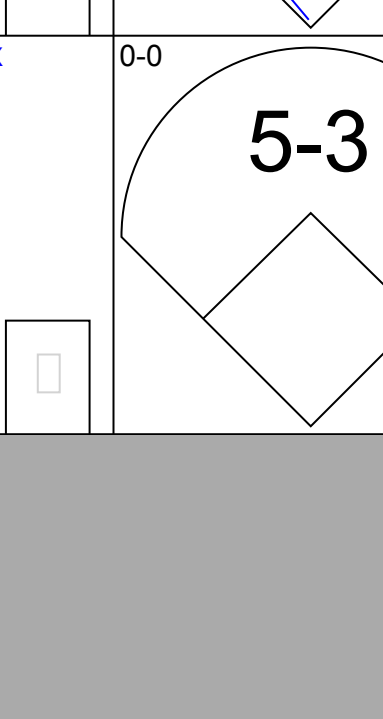
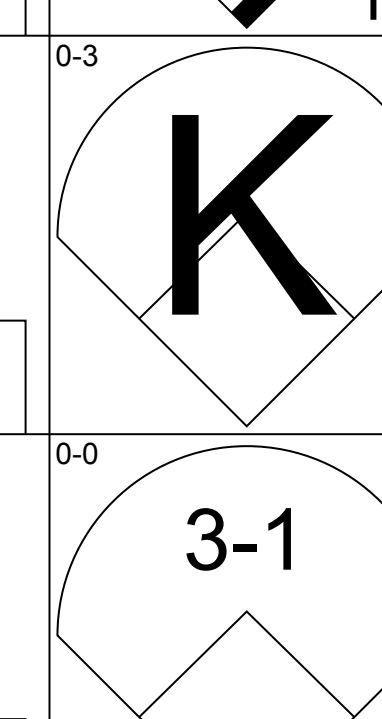
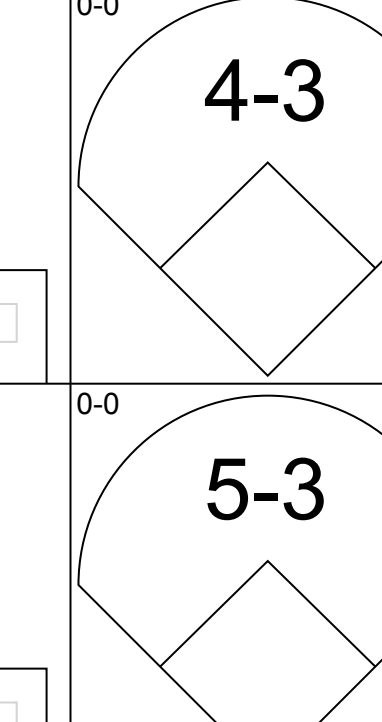
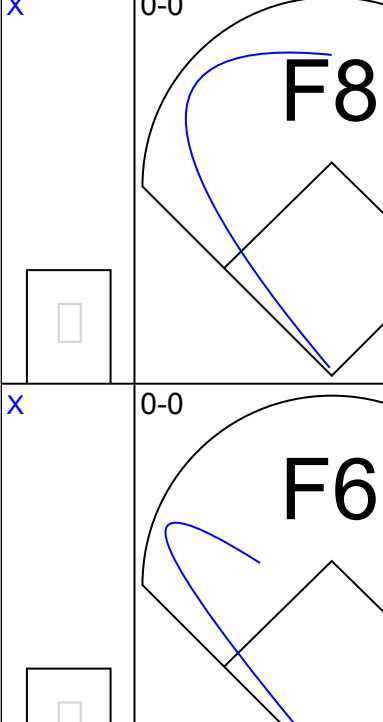
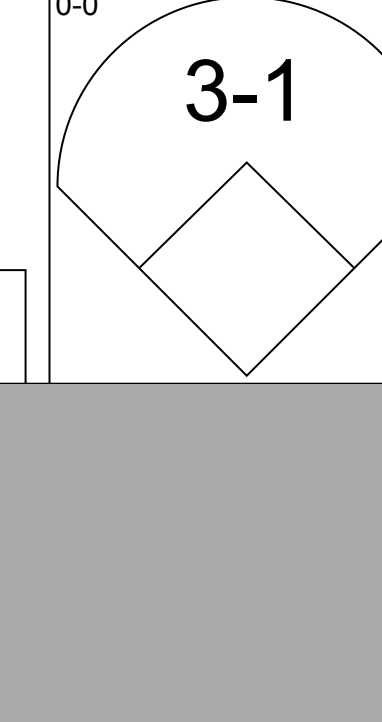
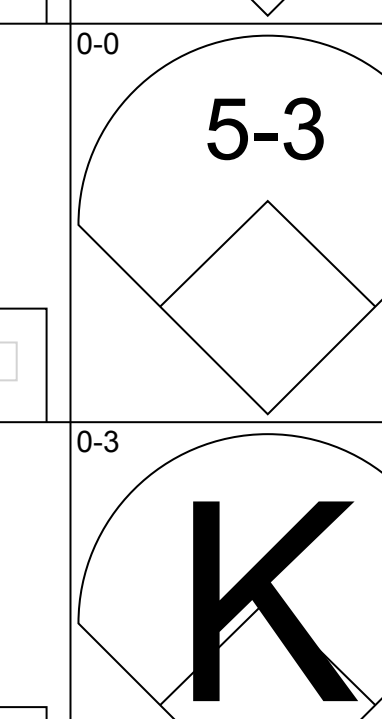
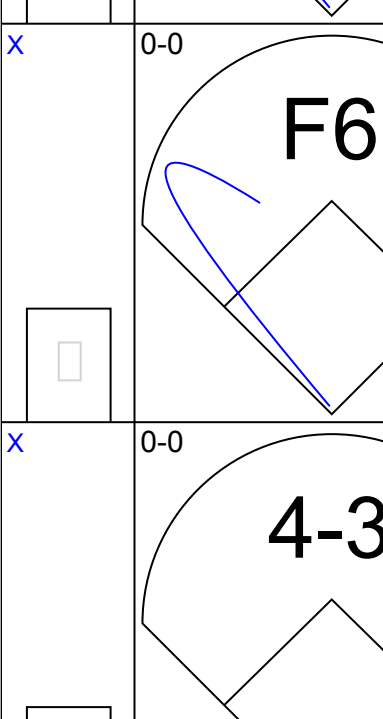
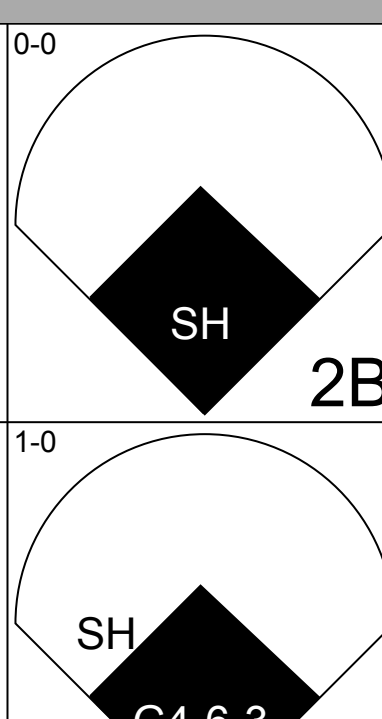
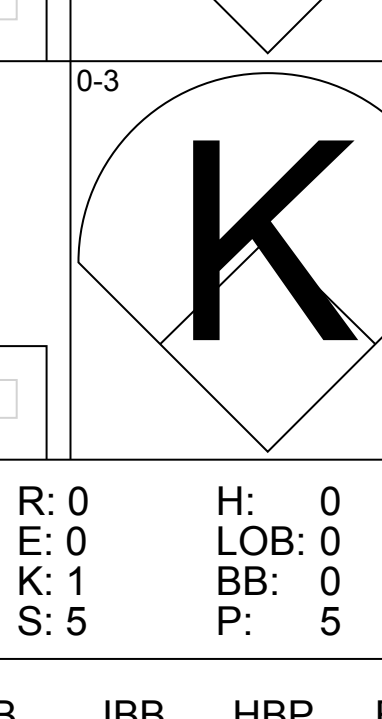
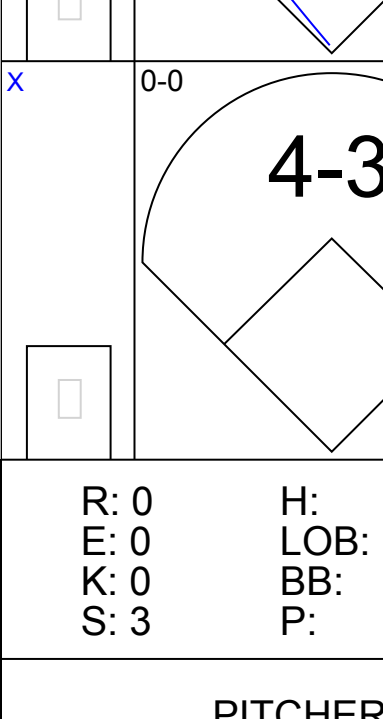
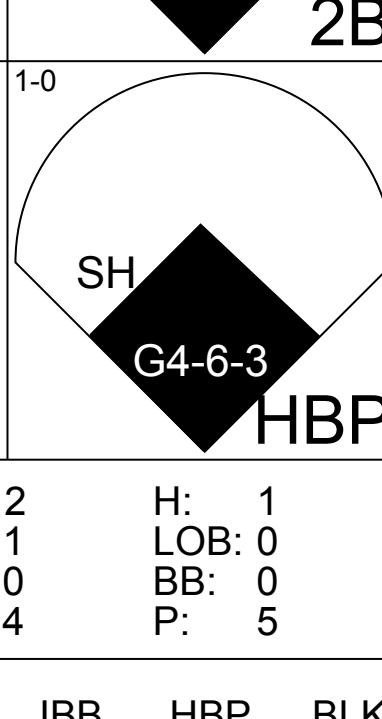
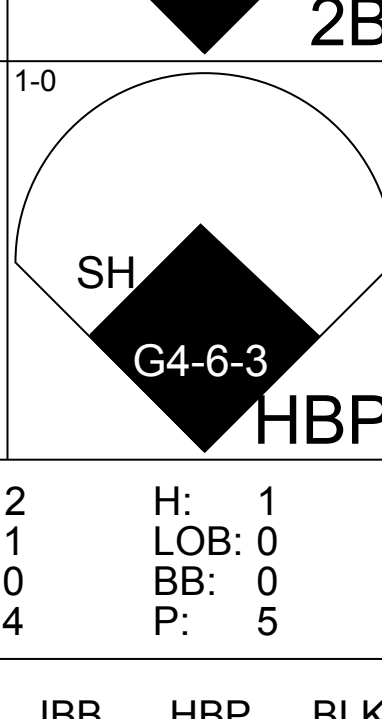
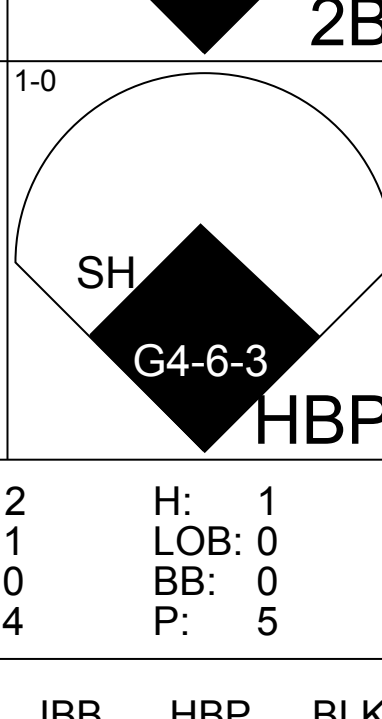


Batter	1	2	3	4	5	6	7	8	9	AB	R	H	RBI	BB	SO	LOB	TOP					
Bob Saverine, S OBP: 0.306, SLG: 0.340 (1, 4)										4	0	0	0	1	2	1	Washington Senators @ New York Yankees Yankee Stadium, Bronx, NY Thu Sep 15 1966, 3:38 AM EDT Att. 3,456 - Unknown - 72 F					
Dick Nen L OBP: 0.298, SLG: 0.324 (1, 3)										4	2	2	1	1	0	1						
Fred Valentine, S OBP: 0.357, SLG: 0.464 (1, 8)										5	0	0	0	0	0	3						
Frank Howard, R OBP: 0.351, SLG: 0.449 (1, 7)										3	0	1	0	1	1	0						
Jim King, L OBP: 0.330, SLG: 0.390 (1, 9)										4	1	2	2	0	0	2						
Mike Brumley, L OBP: 0.311, SLG: 0.167 (1, 2)										4	0	0	0	0	0	4						
Ken McMullen, R OBP: 0.289, SLG: 0.355 Dick Phillips, L OBP: 0.243, SLG: 0.176 Tim Cullen, R OBP: 0.211, SLG: 0.222 (7, PH) (7, 5)										1	0	0	0	1	0	0						
Ed Brinkman, R OBP: 0.265, SLG: 0.332 (1, 6)										4	1	1	2	0	0	1						
Mike McCormick, L OBP: 0.246, SLG: 0.300 Bob Humphreys, R OBP: 0.333, SLG: 0.167 Willie Kirtland, L OBP: 0.263, SLG: 0.335 Frank Kreutzer, L OBP: 0.250, SLG: 0.290 Dave Baldwin, R OBP: 0.211, SLG: 0.290 Bob Chance, L OBP: 0.207, SLG: 0.290 (1, 1) (5, 1) (7, PH) (7, 1) (7, 1) (9, PH)										2	0	0	0	0	1	0						
Inning Stats	R: 0 E: 0 K: 1 S: 5	H: 0 LOB: 0 BB: 0 P: 5	R: 1 E: 0 K: 0 S: 4	H: 1 LOB: 1 BB: 1 P: 8	R: 0 E: 0 K: 1 S: 6	H: 1 LOB: 1 BB: 0 P: 6	R: 0 E: 0 K: 1 S: 5	H: 0 LOB: 0 BB: 0 P: 5	R: 0 E: 0 K: 0 S: 3	H: 0 LOB: 0 BB: 0 P: 3	R: 1 E: 0 K: 0 S: 4	H: 1 LOB: 2 BB: 2 P: 12	R: 0 E: 0 K: 0 S: 3	H: 0 LOB: 1 BB: 1 P: 7	R: 0 E: 0 K: 0 S: 4	H: 1 LOB: 2 BB: 1 P: 8		R: 3 E: 0 K: 1 S: 8	H: 3 LOB: 0 BB: 0 P: 8	1B: 3 2B: 1 3B: 0 HR: 3	SF: 0 SAC: 0 DP: 0 HBP: 0	WP: 2 PB: 0 SB: 0 CS: 0
PITCHER Stan Bahnsen, R ERA: 4.09 (1, 1)	IP: 9.0 WLS: W BF: 39 H: 7 R: 5 ER: 5 SO: 4 BB: 5 IBB: 0 HBP: 0 BLK: 0 WP: 2 HR: 3 S: 42 P: 62 ERA: 5.00 WHIP: 1.333															PITCHER						

Batter	1	2	3	4	5	6	7	8	9	AB	R	H	RBI	BB	SO	LOB	BOTTOM			
Mike Hegan, L OBP: 0.250, SLG: 0.143 (1, 3)										5	2	2	1	0	1	3	Washington Senators @ New York Yankees Yankee Stadium, Bronx, NY Thu Sep 15 1966, 3:38 AM EDT Att. 3,456 - Unknown - 72 F			
Horace Clarke, S OBP: 0.322, SLG: 0.383 (1, 4)										5	1	1	0	0	0	3				
Mickey Mantle, S OBP: 0.390, SLG: 0.541 Joe Pepitone, L OBP: 0.294, SLG: 0.473 (1, 8) (5, PR) (6, 8)										1	1	0	0	2	0	0				
Tom Tresh, S OBP: 0.342, SLG: 0.433 (1, 7)										4	2	1	2	1	0	2				
Clete Boyer, R OBP: 0.304, SLG: 0.383 Mike Ferraro, R OBP: 0.188, SLG: 0.071 (1, 5) (7, PR) (8, 5)										4	0	2	1	0	0	2				
Elston Howard, R OBP: 0.320, SLG: 0.360 (1, 2)										5	1	1	1	0	1	4				
Lou Clinton, R OBP: 0.301, SLG: 0.426 (1, 9)										4	1	1	0	1	0	2				
Ruben Amaro, R OBP: 0.211, SLG: 0.211 (1, 6)										4	0	3	3	0	0	0				
Stan Bahnsen, R OBP: 0.250, SLG: 0.250 (1, 1)										4	0	1	0	0	3	3				
Inning Stats	R: 0 E: 0 K: 1 S: 5	H: 0 LOB: 0 BB: 0 P: 5	R: 0 E: 0 K: 0 S: 3	H: 0 LOB: 0 BB: 0 P: 3	R: 0 E: 0 K: 1 S: 6	H: 1 LOB: 1 BB: 0 P: 6	R: 3 E: 0 K: 1 S: 7	H: 2 LOB: 3 P: 19	R: 1 E: 0 K: 0 S: 5	H: 2 LOB: 2 BB: 1 P: 9	R: 0 E: 0 K: 1 S: 5	H: 0 LOB: 0 BB: 0 P: 5	R: 6 E: 0 K: 1 S: 13	H: 8 LOB: 2 BB: 0 P: 13	R: 0 E: 1 K: 0 S: 4	H: 0 LOB: 2 BB: 1 P: 8		1B: 10 2B: 2 3B: 0 HR: 1	SF: 0 SAC: 0 DP: 0 HBP: 0	WP: 0 PB: 0 SB: 0 CS: 0
PITCHER Mike McCormick, L ERA: 3.48 Bob Humphreys, R ERA: 2.66 Frank Kreutzer, L ERA: 6.03 Dave Baldwin, R ERA: 4.5 (1, 1) (5, 1) (7, 1) (7, 1)	IP: 4.2 WLS: L BF: 23 H: 5 R: 4 ER: 4 SO: 3 BB: 3 IBB: 1 HBP: 0 BLK: 0 WP: 0 HR: 0 S: 25 P: 41 ERA: 7.71 WHIP: 1.714															PITCHER				

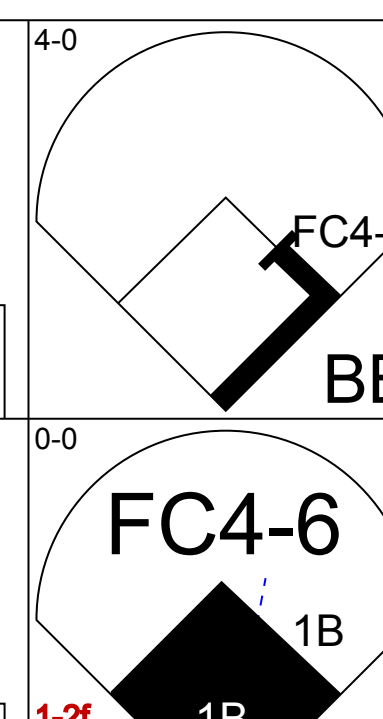
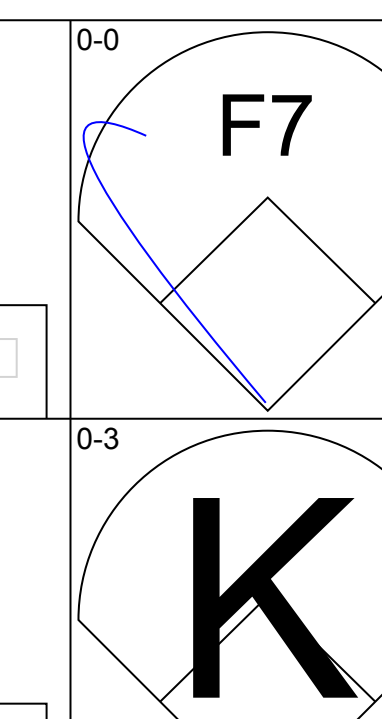
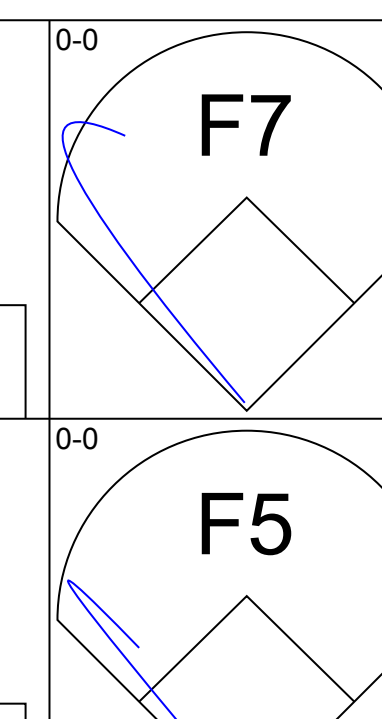
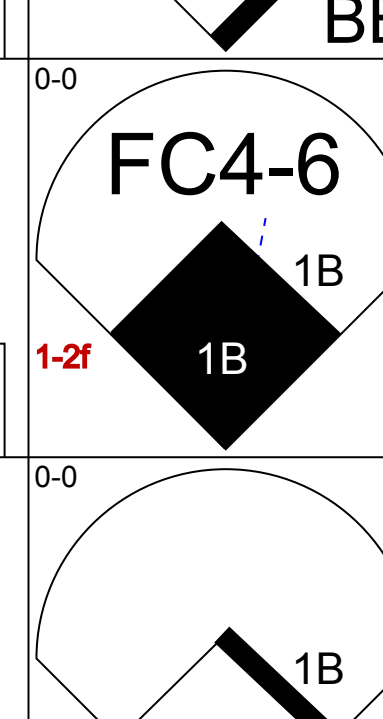
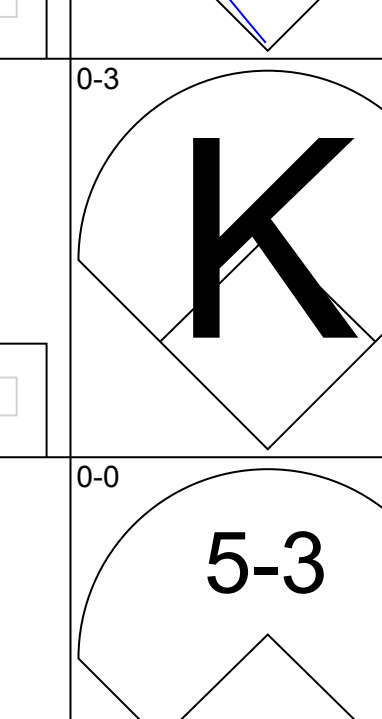
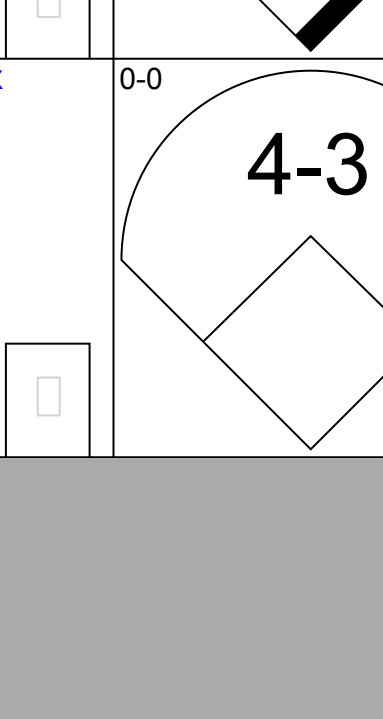
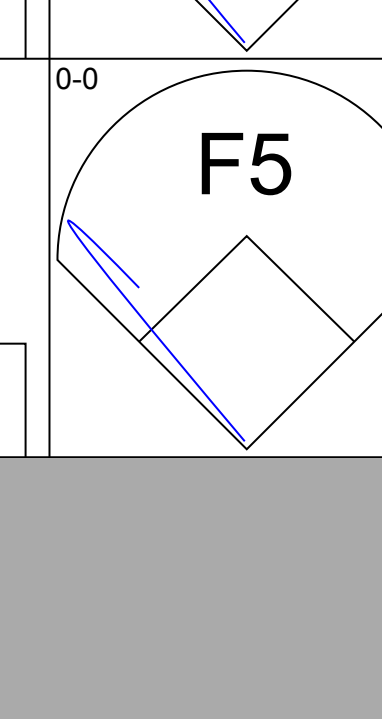
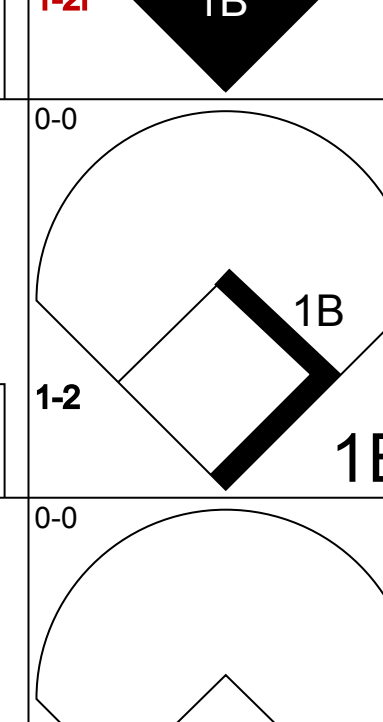
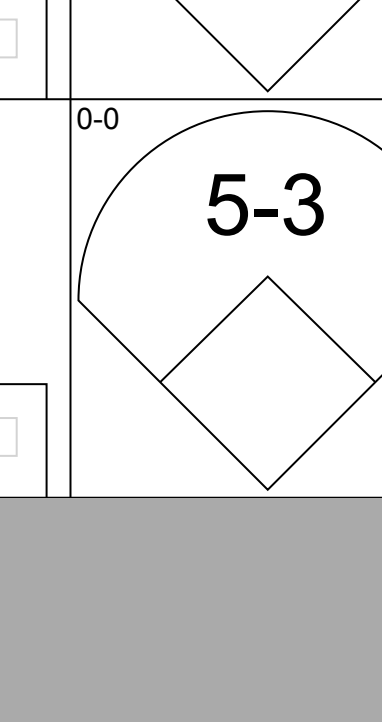
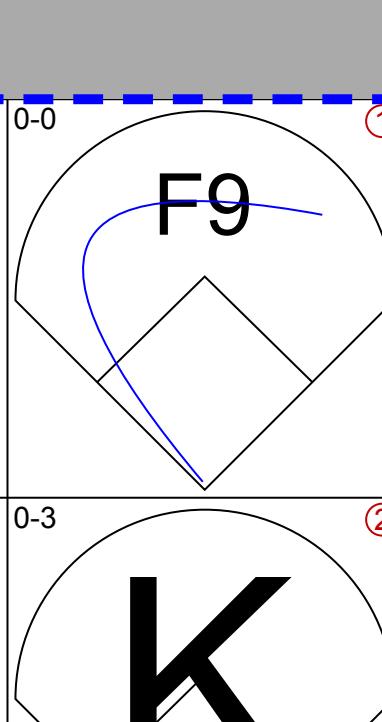
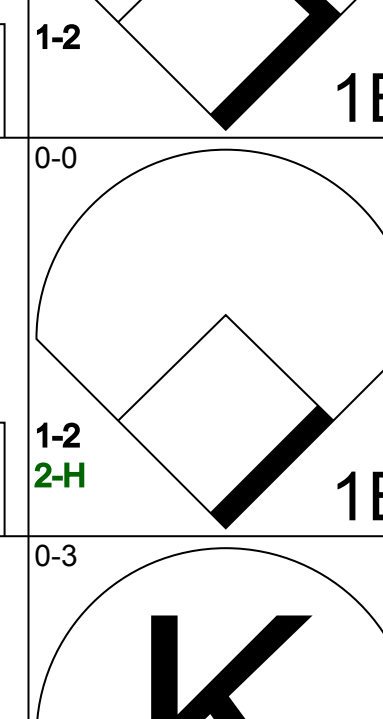
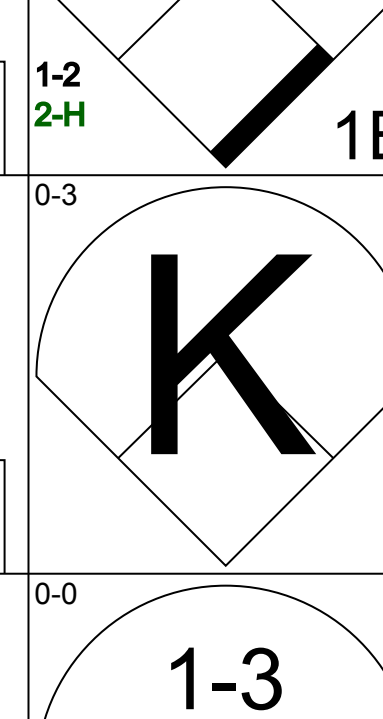
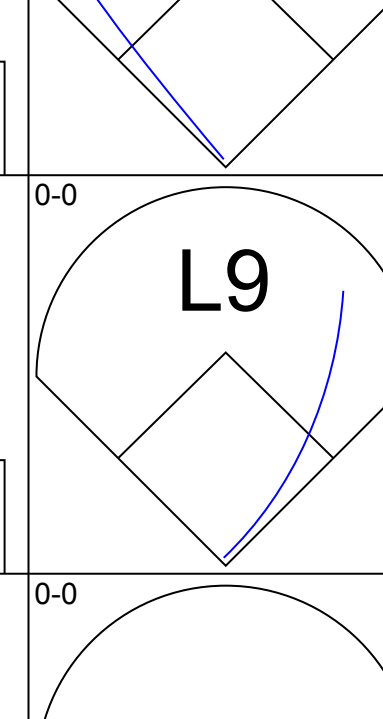
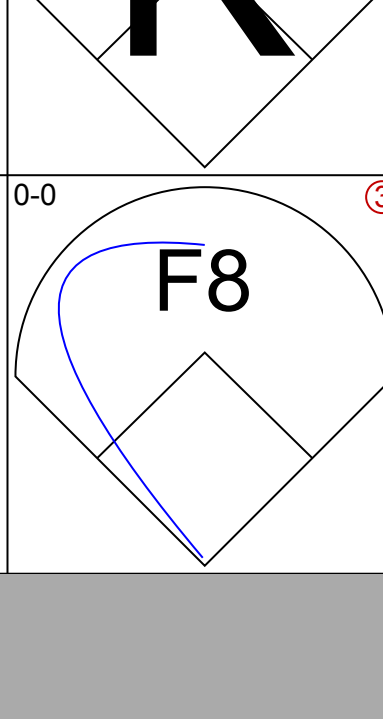
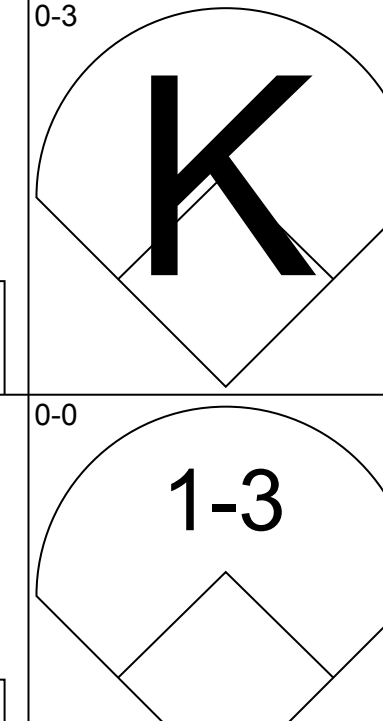
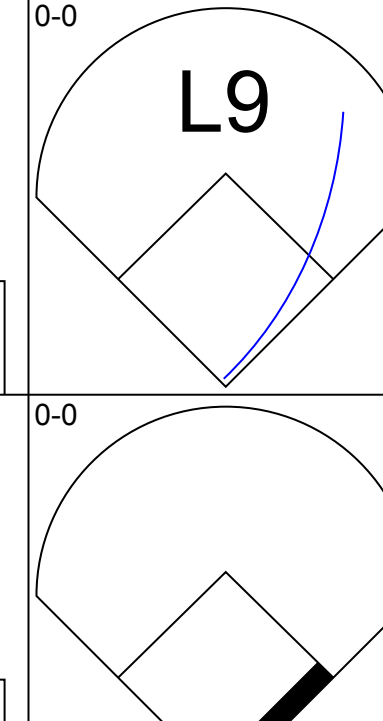
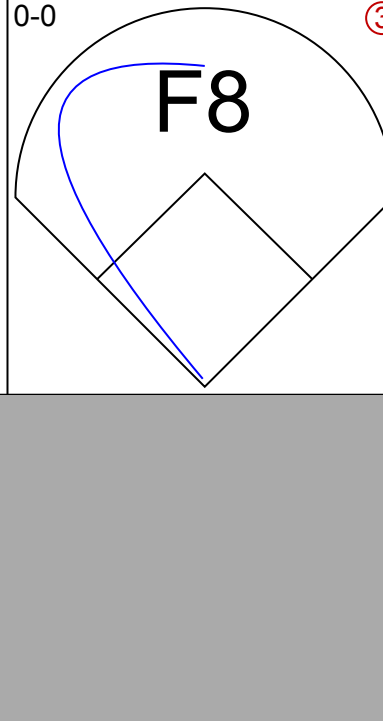
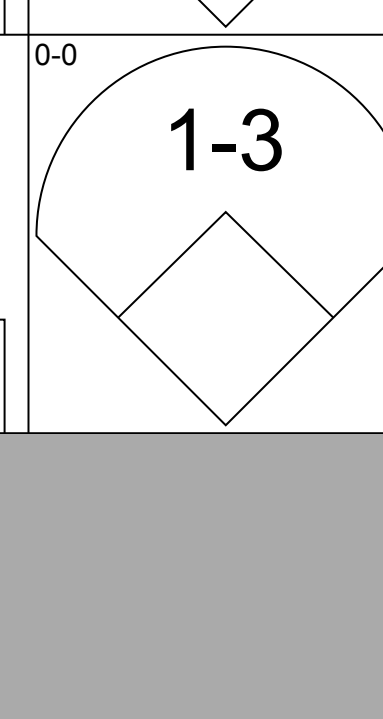
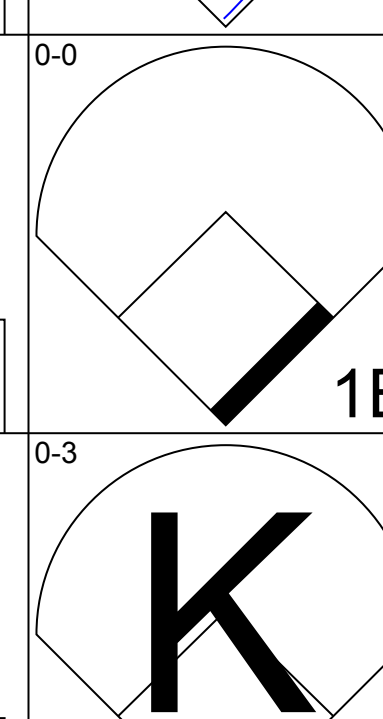
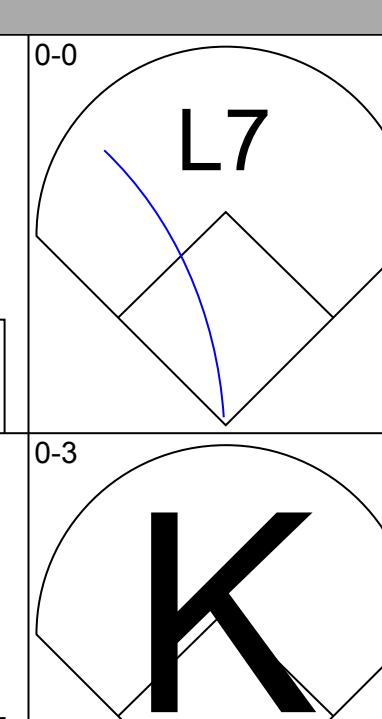
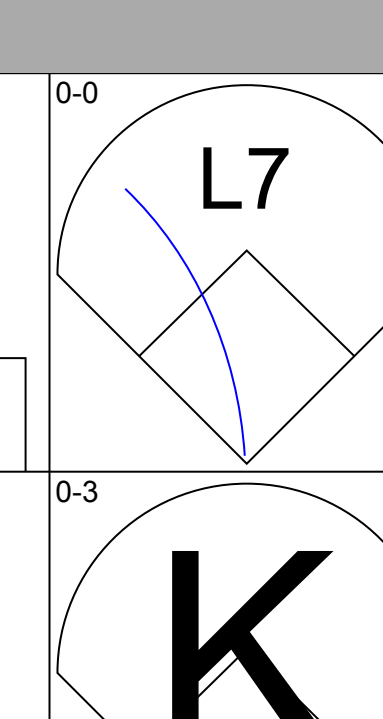
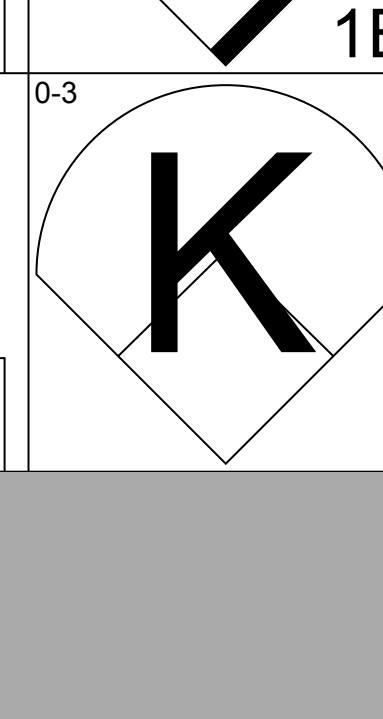
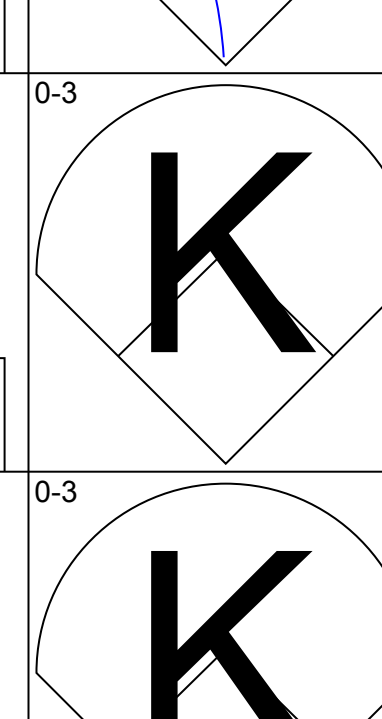
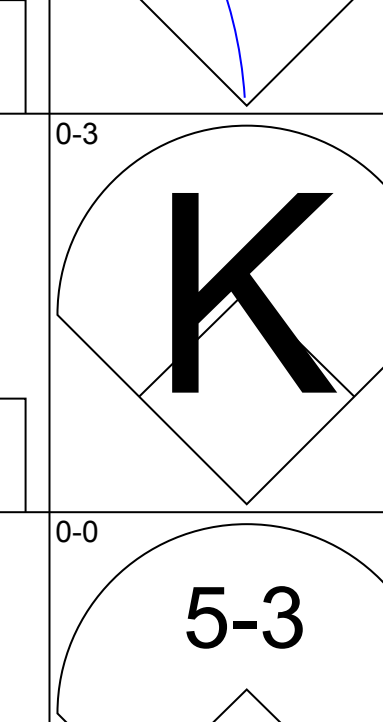
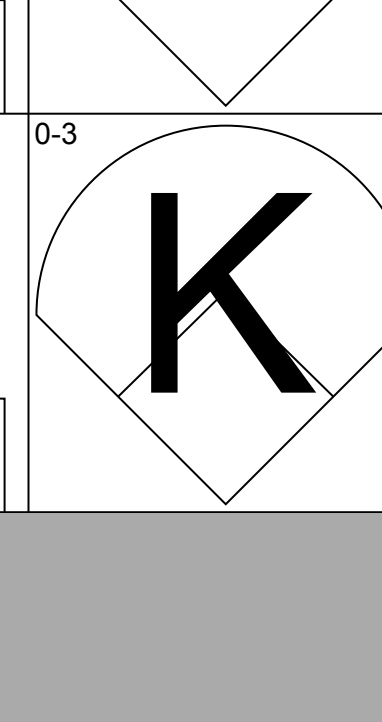
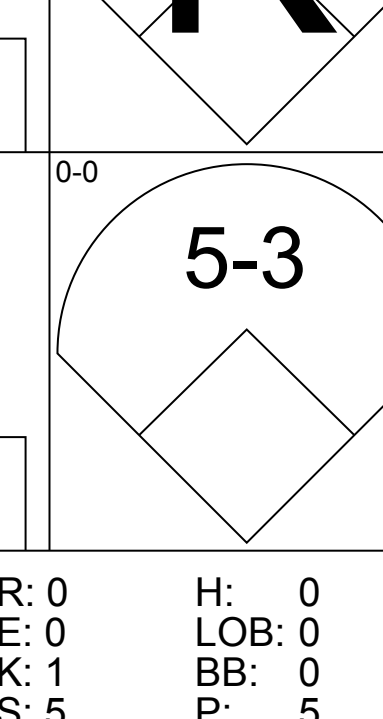
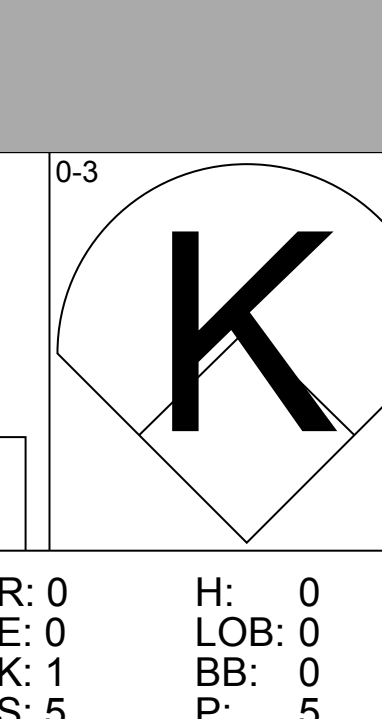
AB	34
R	5
H	7
RBI	5
BB	5
SO	4
LOB	12



Batter	1	2	3	4	5	6	7	8	9	AB	R	H	RBI	BB	SO	LOB	TOP		
Cesar Tovar, R OBP: 0.338, SLG: 0.351 (1, 4)										3	0	0	0	0	1	0	Minnesota Twins @ New York Yankees Yankee Stadium, Bronx, NY Fri Sep 16 1966, 7:05 PM EDT Alt. 9,306 - Unknown - 66 F		
Jimmie Hall, L OBP: 0.312, SLG: 0.480 (1, 7)										4	0	0	0	0	1	1			
Tony Oliva, L OBP: 0.361, SLG: 0.516 (1, 9)										4	0	0	0	0	0	0			
Harmon Killebrew, R OBP: 0.393, SLG: 0.545 (1, 5)										3	0	0	0	0	2	0			
Don Mincher, L OBP: 0.332, SLG: 0.401 (1, 3)										3	0	1	0	0	1	0			
Earl Battey, R OBP: 0.332, SLG: 0.323 (1, 2)										3	0	0	0	0	1	1			
Ted Uhlhaender, L OBP: 0.289, SLG: 0.277 (1, 8)										3	0	0	0	0	0	1			
Zolio Versalles, R OBP: 0.305, SLG: 0.358 (1, 6)										3	1	1	0	0	0	0			
Jim Merritt, L OBP: 0.295, SLG: 0.143 (1, 1)										2	0	0	0	0	1	0			
Sandy Valdespino, L OBP: 0.221, SLG: 0.258 (9, PH)										0	1	0	0	0	0	0			
Al Worthington, R OBP: 0.273, SLG: 0.545 (9, 1)										0	0	0	0	0	0	0			
Inning Stats	R: 0 E: 0 K: 1 S: 5	H: 0 LOB: 0 BB: 0 P: 5	R: 0 E: 0 K: 2 S: 7	H: 0 LOB: 0 BB: 0 P: 7	R: 0 E: 0 K: 1 S: 5	H: 0 LOB: 0 BB: 0 P: 5	R: 0 E: 0 K: 1 S: 5	H: 0 LOB: 0 BB: 0 P: 5	R: 0 E: 0 K: 0 S: 3	H: 0 LOB: 0 BB: 0 P: 3	R: 0 E: 0 K: 0 S: 3	H: 0 LOB: 0 BB: 0 P: 3	R: 0 E: 0 K: 2 S: 8	H: 1 LOB: 1 BB: 0 P: 8	R: 2 E: 1 K: 0 S: 4	H: 1 LOB: 0 BB: 0 P: 5	1B: 1 2B: 1 3B: 0 HR: 0	SF: 0 SAC: 1 DP: 1 HBP: 1	WP: 0 PA: 30 CS: 0
PITCHER	IP	WLS	BF	H	R	ER	SO	BB	IBB	HBP	BLK	WP	HR	S	P	ERA	WHIP		
Jim Bouton, R ERA: 2.87 (1, 1)	9.0	L	30	2	2	0	7	0	0	1	0	0	0	43	44	0.00	0.222		


AB	28
R	2
H	2
RBI	0
BB	0
SO	7
LOB	3




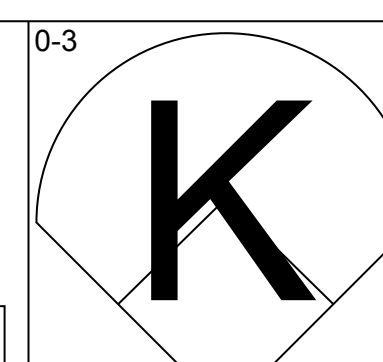
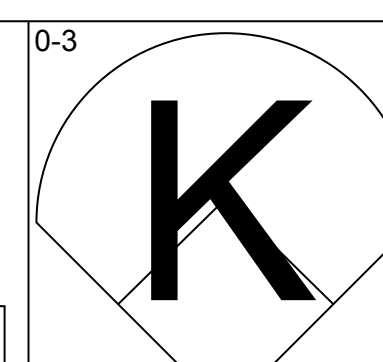
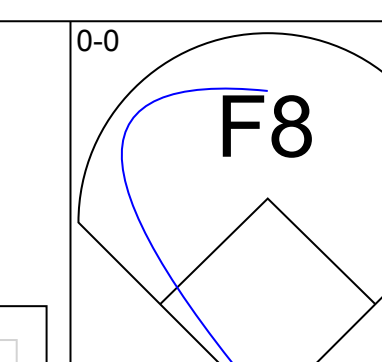
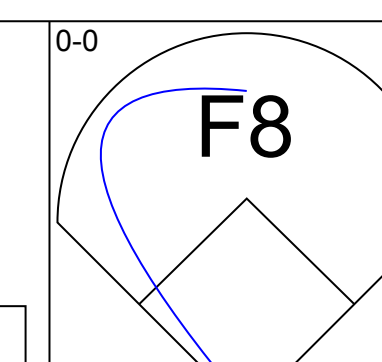
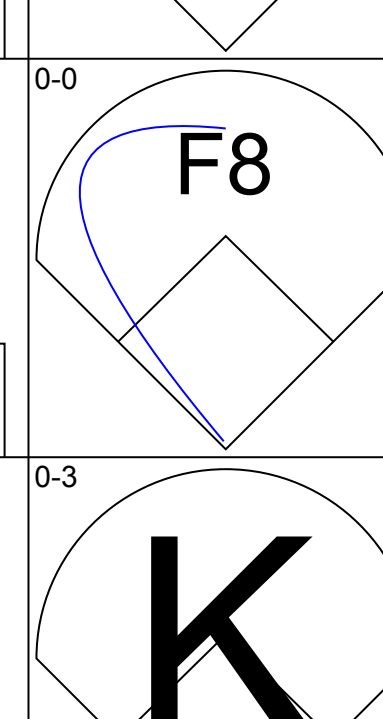
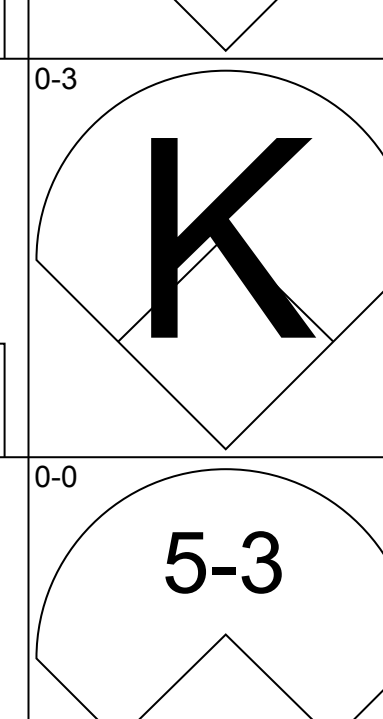
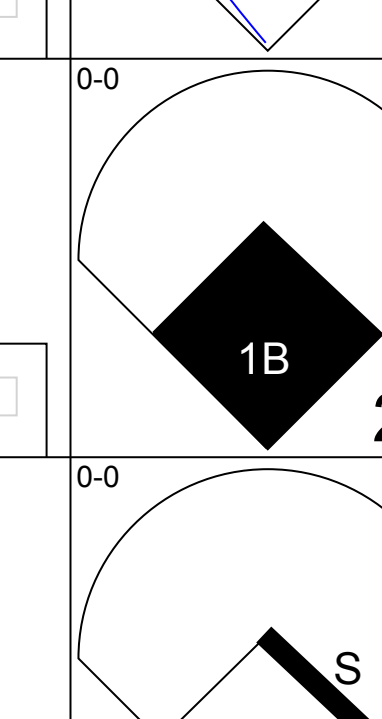
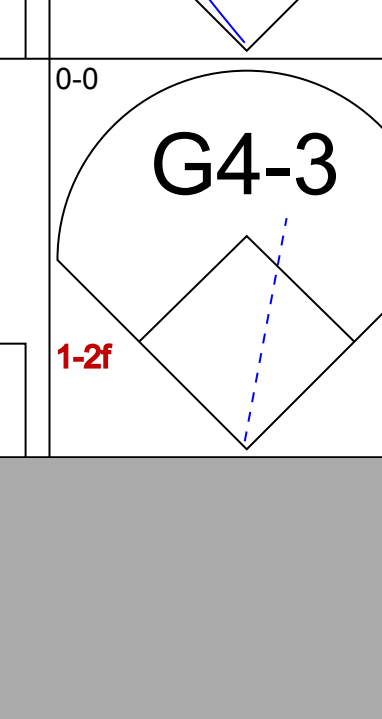
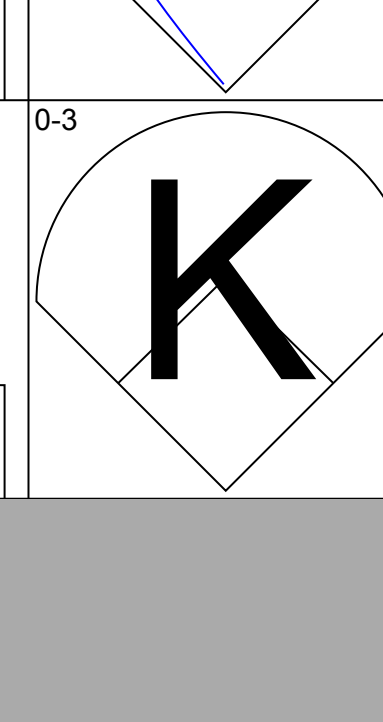
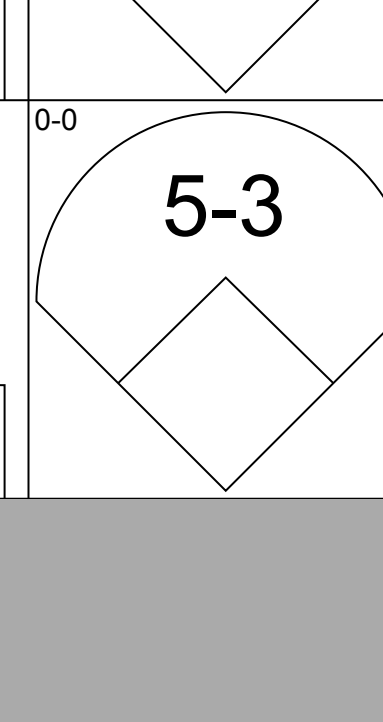
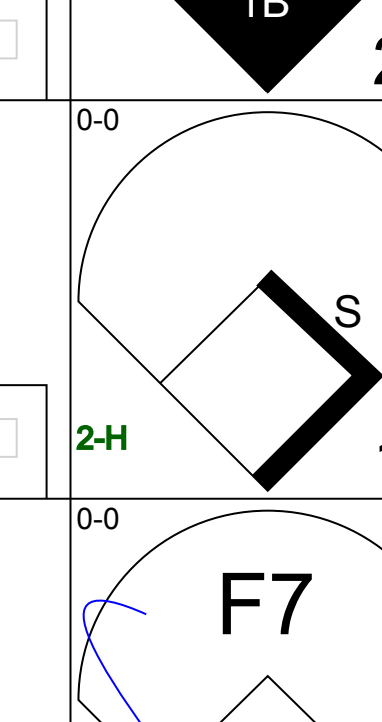
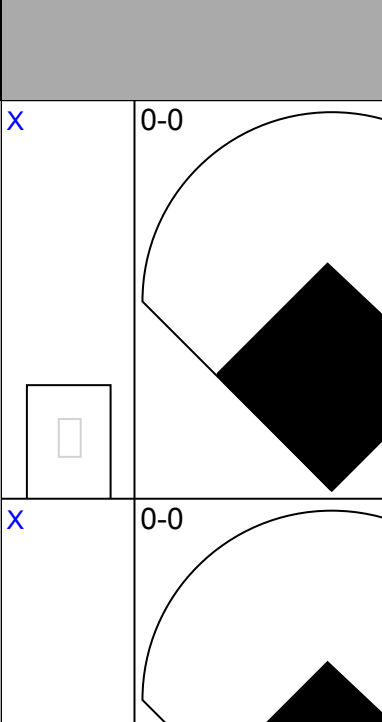
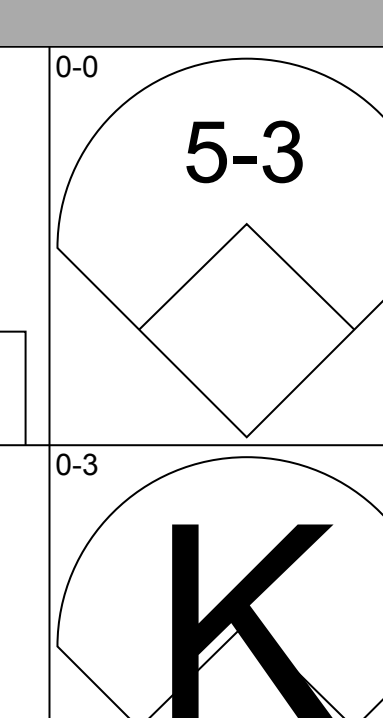
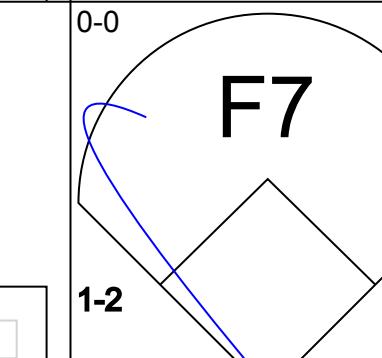
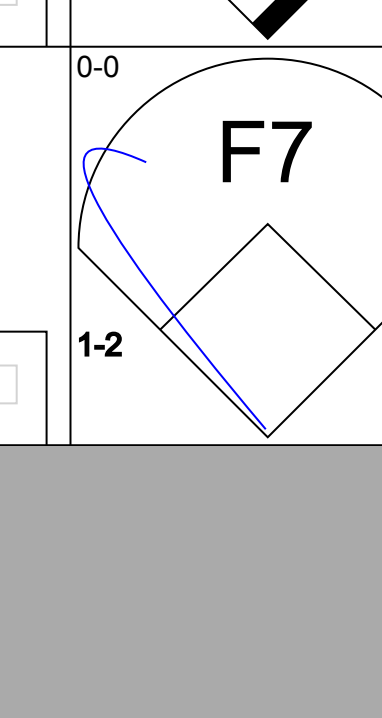
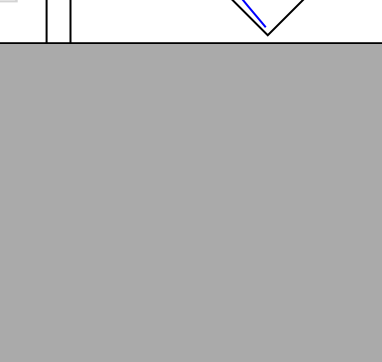
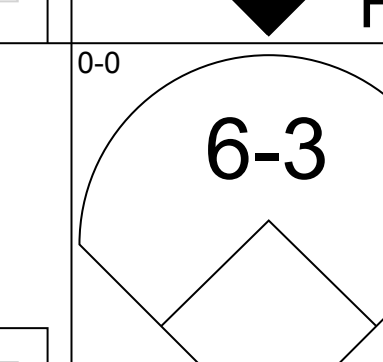
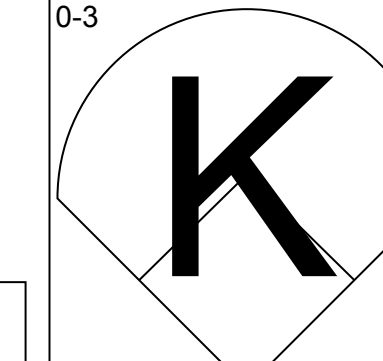
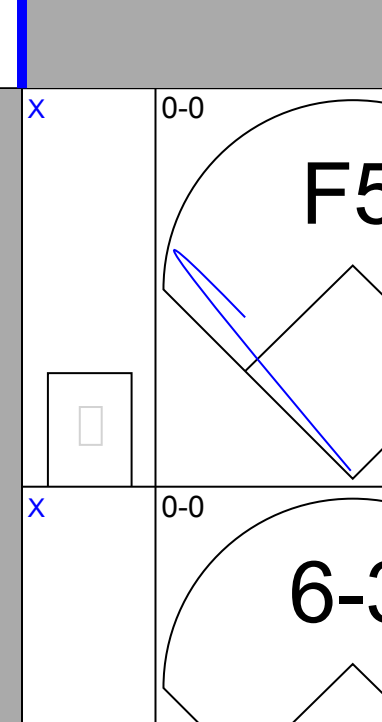

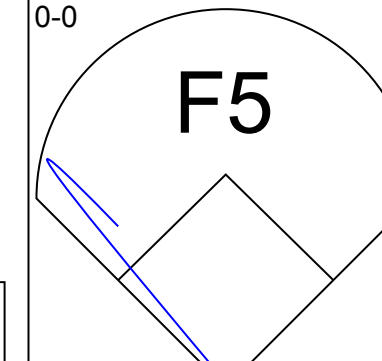
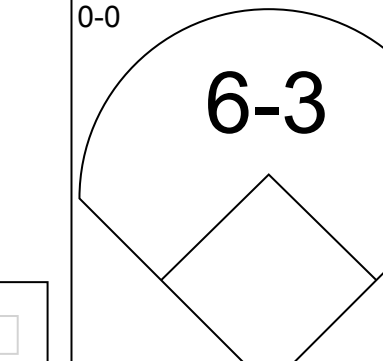
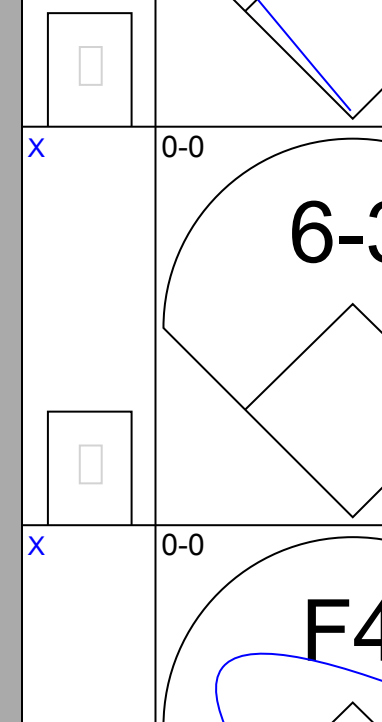
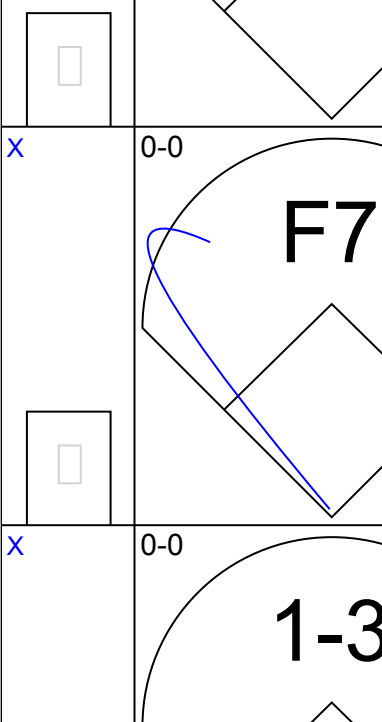
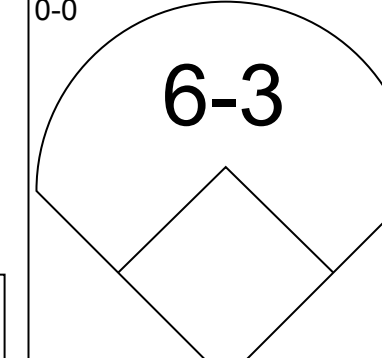
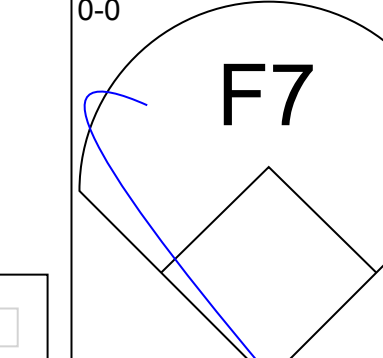
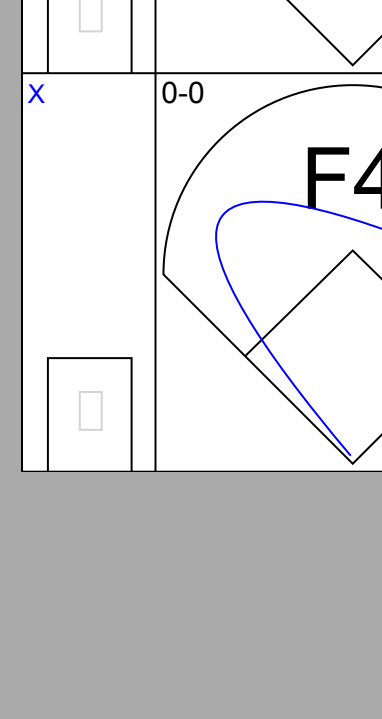
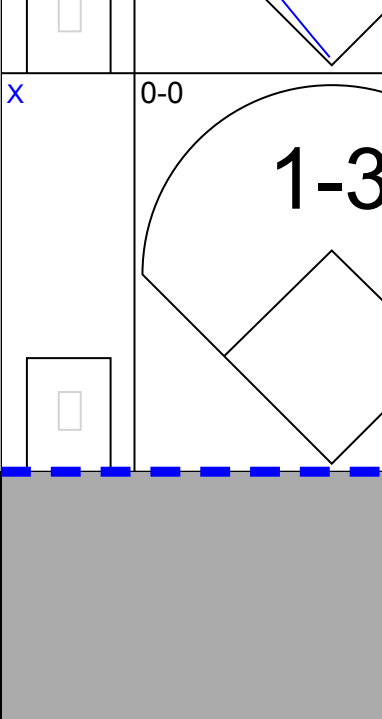
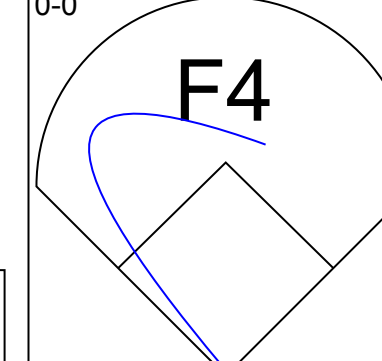
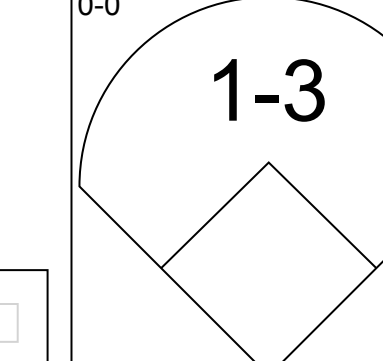
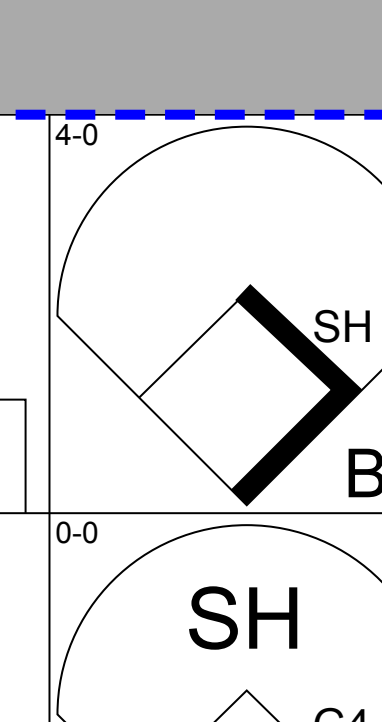
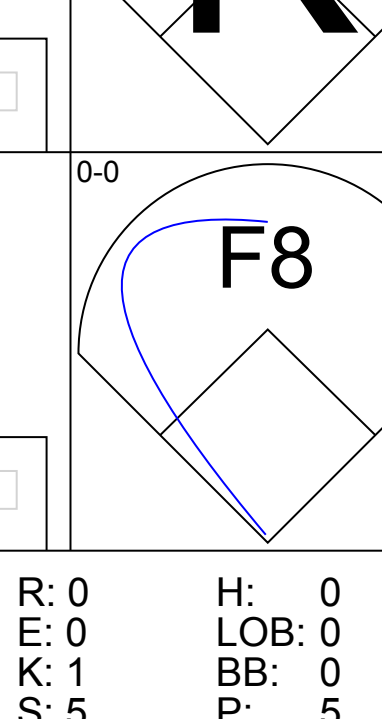
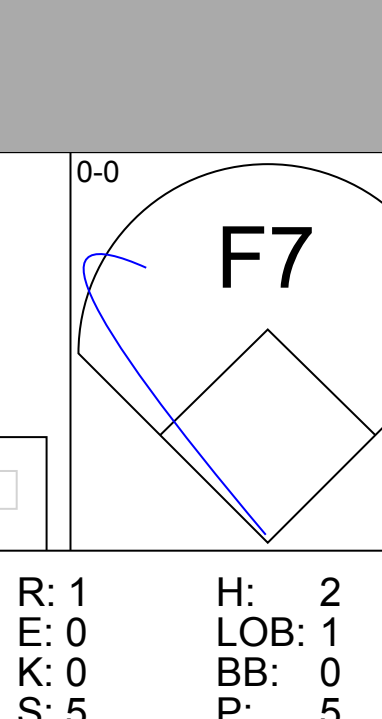
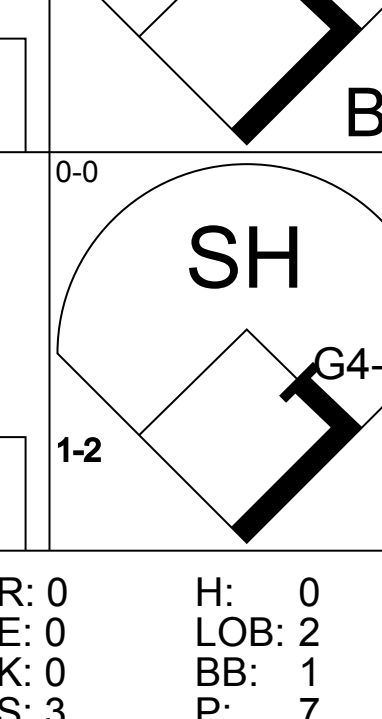
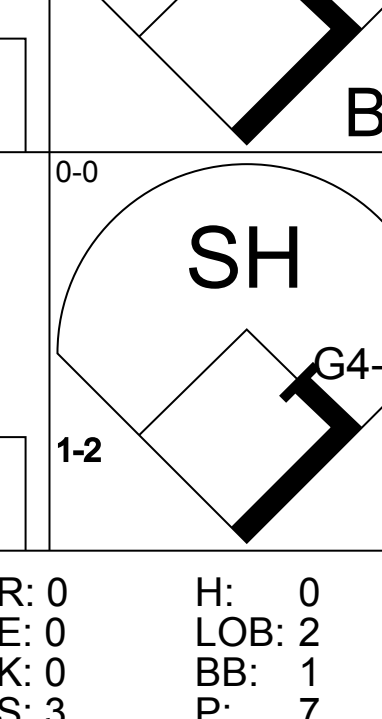
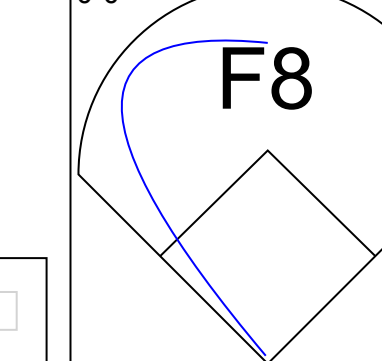
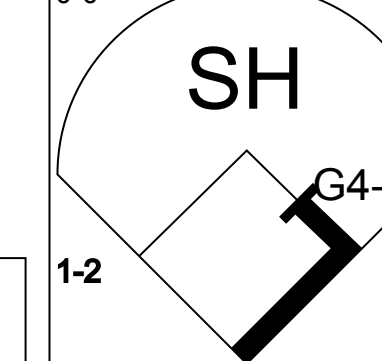

Batter	1	2	3	4	5	6	7	8	9	AB	R	H	RBI	BB	SO	LOB	BOTTOM		
Horace Clarke, S OBP: 0.324, SLG: 0.382 (1, 4)										3	0	1	0	1	0	0	Minnesota Twins @ New York Yankees Yankee Stadium, Bronx, NY Fri Sep 16 1966, 7:05 PM EDT Alt. 9,306 - Unknown - 66 F		
Bobby Murcer, L OBP: 0.154, SLG: 0.189 (1, 6)										4	1	0	0	0	1	2			
Mickey Mantle, S OBP: 0.390, SLG: 0.539 (1, 8)										3	0	1	0	0	1	0			
Joe Pepitone, L OBP: 0.294, SLG: 0.472 (7, 8)										1	0	0	0	0	0	0			
Tom Tresh, S OBP: 0.342, SLG: 0.432 (1, 7)										4	0	1	1	0	2	0			
Elston Howard, R OBP: 0.317, SLG: 0.356 (1, 2)										4	0	0	0	0	2	2			
Lou Clinton, R OBP: 0.302, SLG: 0.424 (1, 9)										3	0	1	0	0	0	2			
John Miller, R OBP: 0.167, SLG: 0.417 (1, 3)										3	0	0	0	0	2	1			
Mike Hegan, L OBP: 0.250, SLG: 0.143 (8, 3)										0	0	0	0	0	0	0			
Mike Ferraro, R OBP: 0.211, SLG: 0.118 (1, 5)										3	0	1	0	0	2	0			
Jim Bouton, R OBP: 0.139, SLG: 0.114 (1, 1)										3	0	0	0	0	2	0			
Inning Stats	R: 1 E: 0 K: 1 S: 7	H: 2 LOB: 2 BB: 1 P: 11	R: 0 E: 0 K: 1 S: 5	H: 0 LOB: 0 BB: 0 P: 5	R: 0 E: 0 K: 1 S: 6	H: 1 LOB: 1 BB: 0 P: 6	R: 0 E: 0 K: 1 S: 6	H: 2 LOB: 1 BB: 0 P: 6	R: 0 E: 0 K: 2 S: 7	H: 0 LOB: 0 BB: 0 P: 7	R: 0 E: 0 K: 2 S: 7	H: 0 LOB: 0 BB: 0 P: 7	R: 0 E: 0 K: 1 S: 5	H: 0 LOB: 0 BB: 0 P: 5	R: 0 E: 0 K: 2 S: 7	H: 0 LOB: 0 BB: 0 P: 7	1B: 5 2B: 0 3B: 0 HR: 0	SF: 0 SAC: 0 DP: 0 HBP: 0	WP: 0 PA: 32 CS: 0
PITCHER	IP	WLS	BF	H	R	ER	SO	BB	IBB	HBP	BLK	WP	HR	S	P	ERA	WHIP		
Jim Merritt, L ERA: 3.29 (1, 1)	8.0	W	29	5	1	1	10	1	0	0	0	0	0	48	52	1.12	0.750		
Al Worthington, R ERA: 2.37 (9, 1)	1.0	S	3	0	0	0	2	0	0	0	0	0	0	7	7	0.00	0.000		

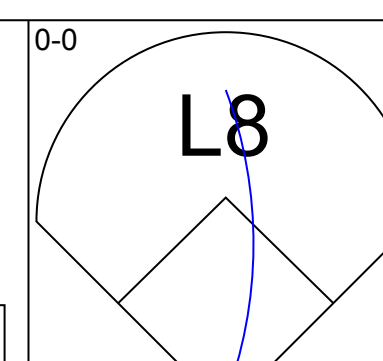
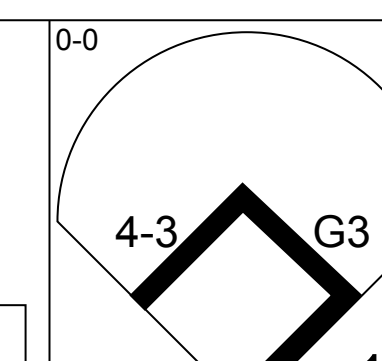

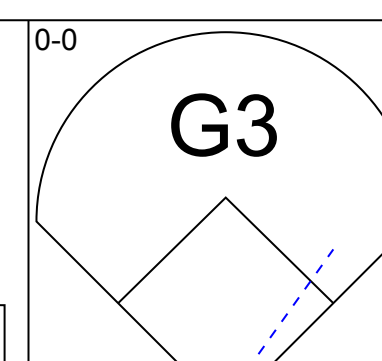
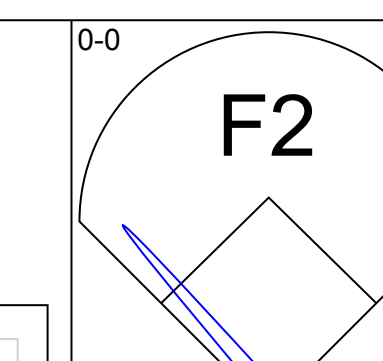
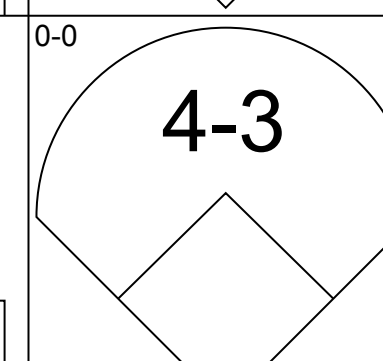
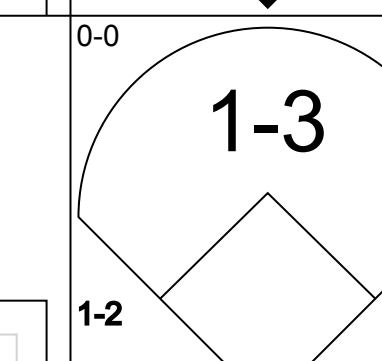
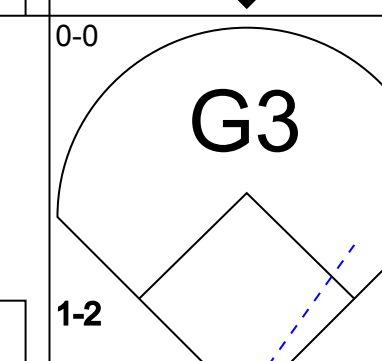
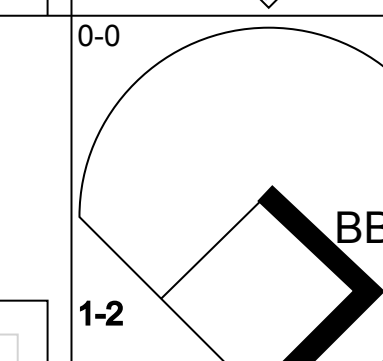
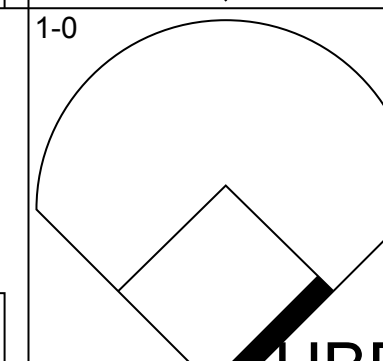
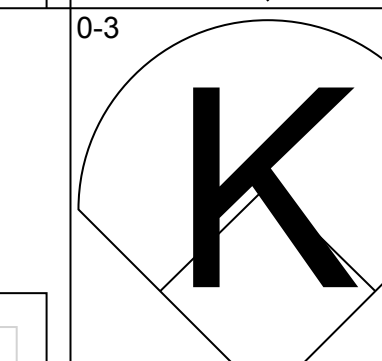
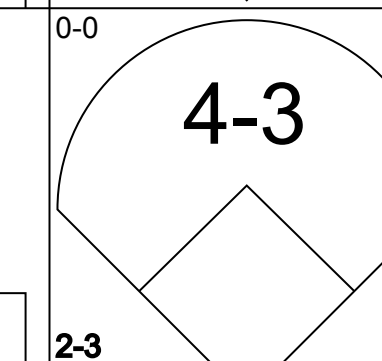
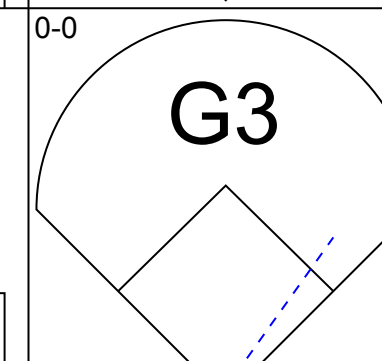
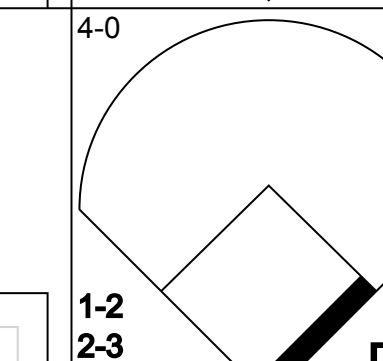
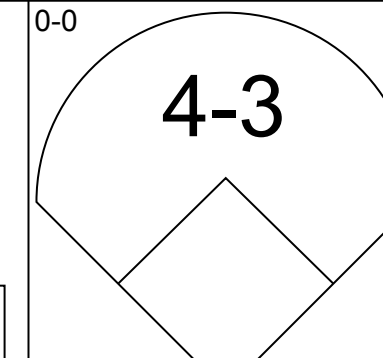
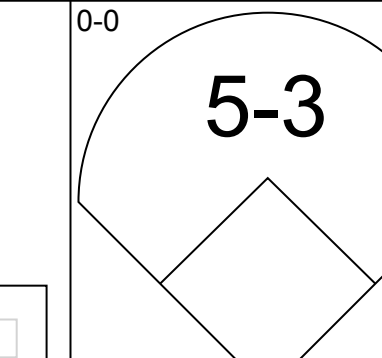
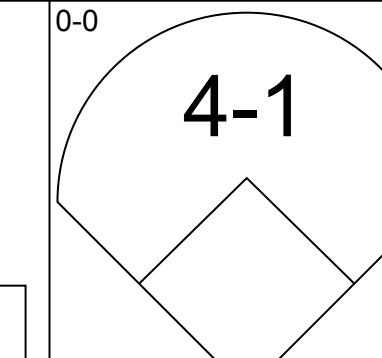
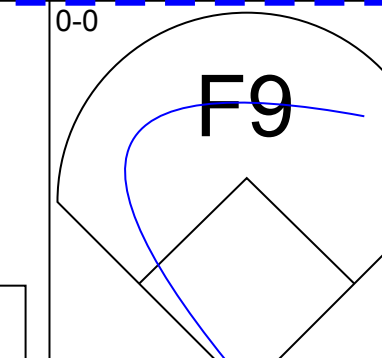
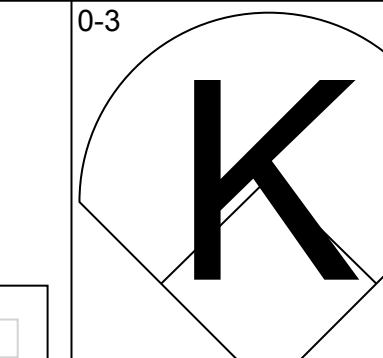
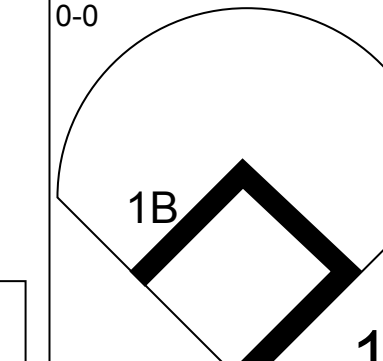
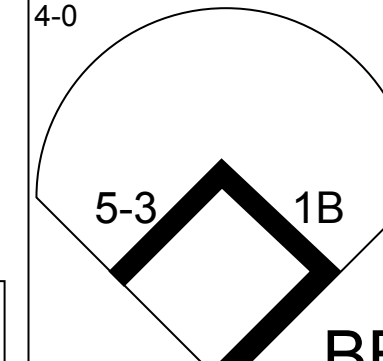
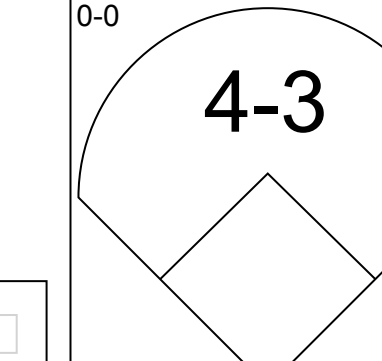
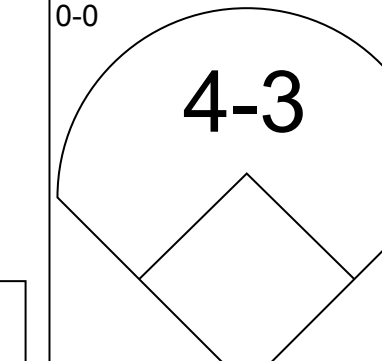
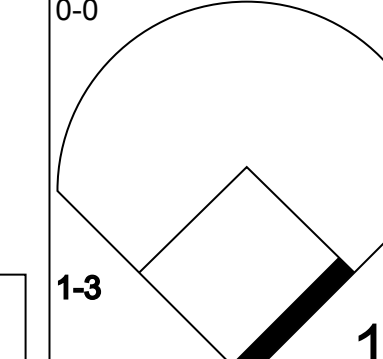
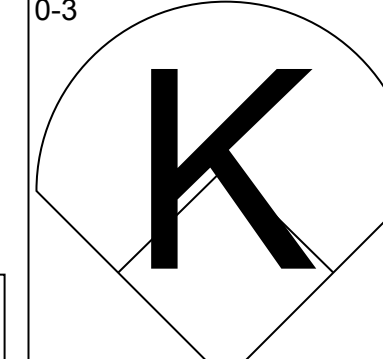
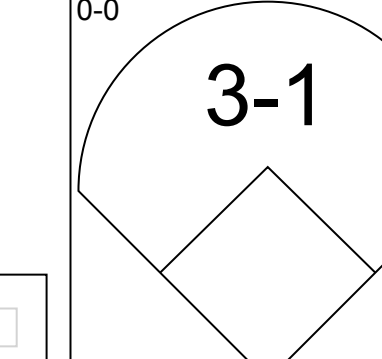
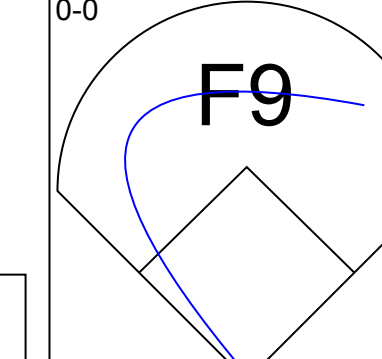
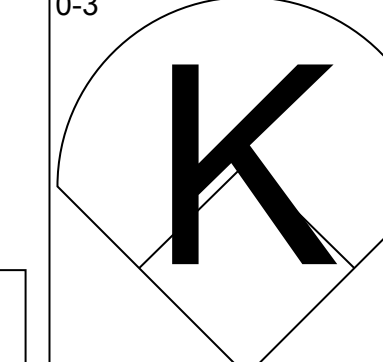
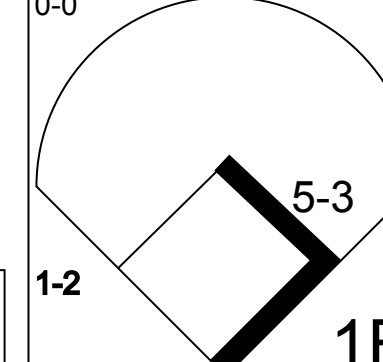
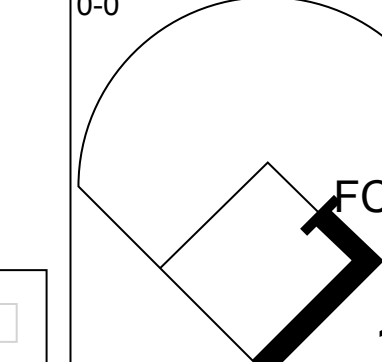
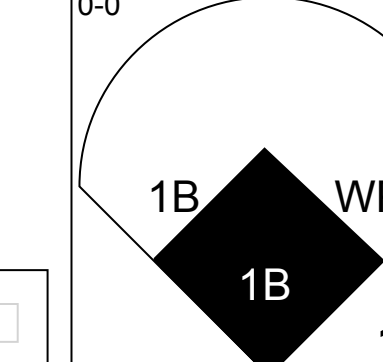
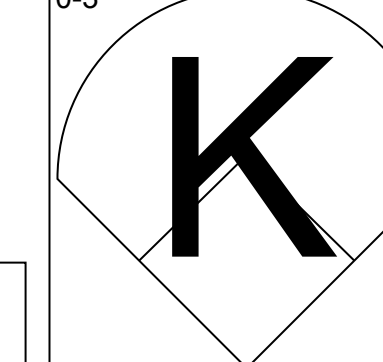
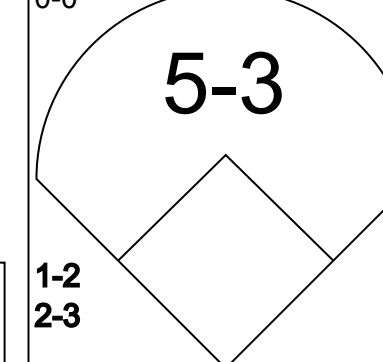
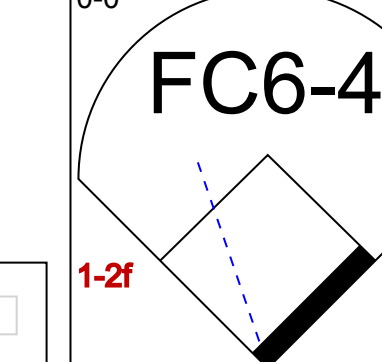
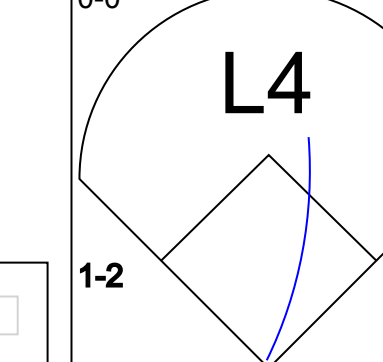
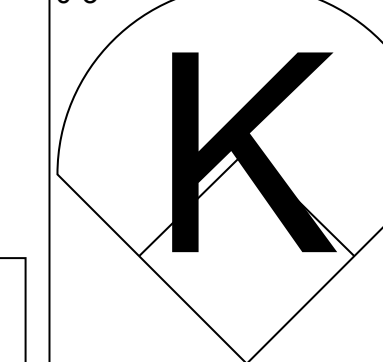
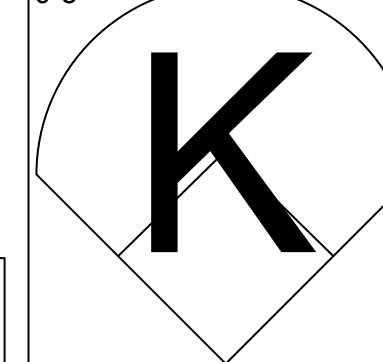
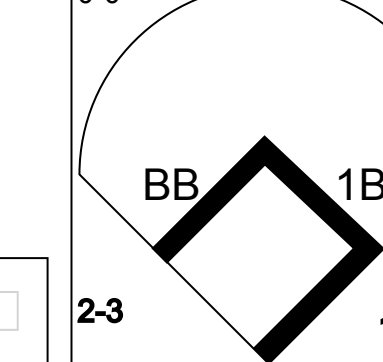
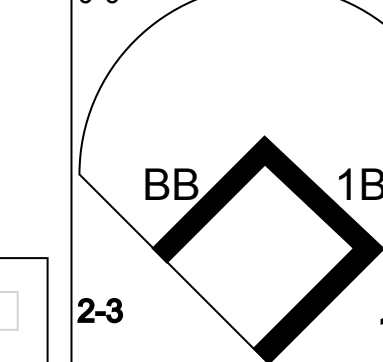
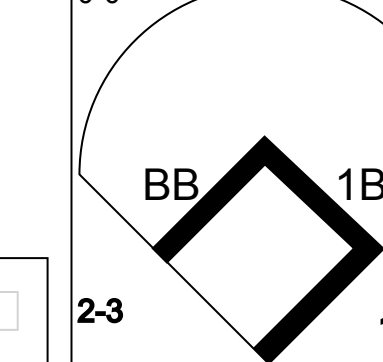
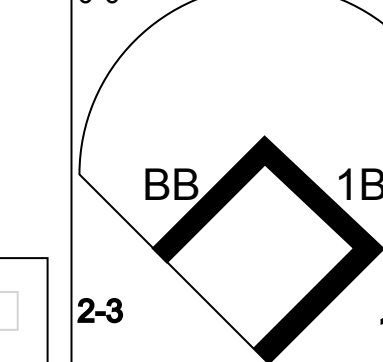
AB	31
R	1
H	5
RBI	1
BB	1
SO	12
LOB	7




Batter	1	2	3	4	5	6	7	8	9	AB	R	H	RBI	BB	SO	LOB	TOP										
Cesar Tovar, R OBP: 0.341, SLG: 0.351 (1, 4)	5-3		CS	CS 1B		WP 2B BB	K		BB	3	1	1	0	2	1	0	Minnesota Twins @ New York Yankees Yankee Stadium, Bronx, NY Sat Sep 17 1966, 3:33 AM EDT Att: 21,135 - Unknown - 74 F AB 32 R 4 H 6 RBI 3 BB 6 SO 9 LOB 19 										
Rich Rollins, R OBP: 0.297, SLG: 0.382 (1, 5)	5-3			K		4-3 1B 2B		F7	FC6-5	5	1	1	2	0	1	3											
Tony Oliva, L OBP: 0.360, SLG: 0.514 (1, 9)	K			F8		4-3		E 1B		4	0	1	0	0	1	1											
Harmon Killebrew, R OBP: 0.394, SLG: 0.543 (1, 3)		5-3			4-0 BB	4-0 1B IBB		E9		2	0	0	0	2	0	1											
Earl Battey, R OBP: 0.331, SLG: 0.322 (1, 2)		F6			K	1-2 1B		F8		4	0	1	1	0	1	3											
Bob Allison, R OBP: 0.335, SLG: 0.363 (1, 7)		K			F8	K		1-3		4	0	0	0	0	2	5											
Zolo Versalles, R OBP: 0.305, SLG: 0.356 (1, 6)			4-0 CS BB		F9	F7			F9	3	0	0	0	1	0	3											
Ted Uhlhaender, L OBP: 0.272, SLG: 0.281 (1, 8)			K		1-3	1B WP BB		FC6-5 2B		3	1	1	0	1	1	1											
Jim Kaat, L OBP: 0.248, SLG: 0.306 (1, 1)			K		4-3	WP BB 2B 1B		K		4	1	1	0	0	2	2											
Inning Stats	R: 0 E: 0 K: 1 S: 5	H: 0 LOB: 0 BB: 0 P: 5	R: 0 E: 0 K: 1 S: 5	H: 0 LOB: 0 BB: 0 P: 5	R: 0 E: 0 K: 2 S: 6	H: 1 LOB: 0 BB: 1 P: 10	R: 0 E: 0 K: 1 S: 5	H: 0 LOB: 1 BB: 1 P: 9	R: 4 E: 0 K: 1 S: 8	H: 3 LOB: 2 BB: 3 P: 20	R: 0 E: 0 K: 0 S: 5	H: 0 LOB: 0 BB: 0 P: 5	R: 0 E: 1 K: 0 S: 5	H: 1 LOB: 2 BB: 0 P: 5	R: 0 E: 0 K: 1 S: 6	H: 1 LOB: 2 BB: 1 P: 10	1B: 4 2B: 2 3B: 0 HR: 0	SF: 0 SAC: 0 DP: 0 HBP: 0	WP: 1 PB: 0 CS: 2	PA: 39							
PITCHER	IP	WLS	BF	H	R	ER	SO	BB	IBB	HBP	BLK	WP	HR	S	P	ERA	WHIP										
Al Downing, L ERA: 3.7 (1, 1)	5.1	L	23	4	4	4	6	4	1	0	0	1	0	30	50	6.75	1.500										
Fred Talbot, R ERA: 4.4 (6, 1)	0.2		2	0	0	0	1	0	0	0	0	0	0	4	4	0.00	0.000										
Doolley Womack, R ERA: 2.67 (7, 1)	2.0		8	1	0	0	1	0	0	0	0	0	0	10	10	0.00	0.500										
Hal Reniff, R ERA: 3.03 (9, 1)	1.0		5	1	0	0	1	1	0	0	0	0	0	6	10	0.00	2.000										

Batter	1	2	3	4	5	6	7	8	9	AB	R	H	RBI	BB	SO	LOB	BOTTOM										
Mike Hegan, L OBP: 0.200, SLG: 0.111 (1, 3)	K		K			K		L7		4	0	0	0	0	3	2	Minnesota Twins @ New York Yankees Yankee Stadium, Bronx, NY Sat Sep 17 1966, 3:33 AM EDT Att: 21,135 - Unknown - 74 F AB 33 R 2 H 7 RBI 2 BB 0 SO 11 LOB 8 										
Bobby Richardson, R OBP: 0.281, SLG: 0.331 (1, 4)	F2			F8		1-6-3		1-3		4	0	0	0	0	0	0											
Tom Tresh, S OBP: 0.341, SLG: 0.430 (1, 7)	6-3			K		G4-6-3 1B		F8		4	0	1	0	0	1	0											
Joe Pepitone, L OBP: 0.293, SLG: 0.476 (1, 8)		K		L8		G4-6-3 1-2		HR		4	1	1	1	0	1	1											
Clete Boyer, R OBP: 0.307, SLG: 0.393 (1, 5)		1-3			1B 1B	HR		1B		4	1	3	1	0	0	0											
Steve Whitaker, L OBP: 0.301, SLG: 0.529 (1, 9)		K			K	1-3		K		4	0	0	0	0	3	2											
Elston Howard, R OBP: 0.317, SLG: 0.356 (1, 2)			6-3		G6-4-3 1B			K		3	0	1	0	0	1	0											
Ruben Amaro, R OBP: 0.227, SLG: 0.227 (1, 6)				WP 1B	G6-4-3			K		3	0	1	0	0	1	2											
Al Downing, R OBP: 0.241, SLG: 0.132 (6, 1)						4-3		E6		1	0	0	0	0	1	1											
Fred Talbot, R OBP: 0.242, SLG: 0.182 (6, 1)										0	0	0	0	0	0	0											
Hector Lopez, R OBP: 0.295, SLG: 0.398 (6, 1)										1	0	0	0	0	0	0											
Doolley Womack, L OBP: 0.296, SLG: 0.398 (7, 1)										0	0	0	0	0	0	0											
Mickey Mantle, S OBP: 0.369, SLG: 0.538 (8, 1)										1	0	0	0	0	0	0											
Roy White, S OBP: 0.309, SLG: 0.346 (8, 1)										0	0	0	0	0	0	0											
Hal Reniff, R OBP: 0.326, SLG: 0.308 (9, 1)										0	0	0	0	0	0	0											
Inning Stats	R: 0 E: 0 K: 1 S: 5	H: 0 LOB: 0 BB: 0 P: 5	R: 0 E: 0 K: 2 S: 7	H: 0 LOB: 0 BB: 0 P: 7	R: 0 E: 0 K: 2 S: 8	H: 1 LOB: 1 BB: 0 P: 8	R: 0 E: 0 K: 1 S: 5	H: 0 LOB: 0 BB: 0 P: 5	R: 0 E: 0 K: 1 S: 5	H: 2 LOB: 1 BB: 0 P: 6	R: 1 E: 0 K: 0 S: 4	H: 2 LOB: 0 BB: 0 P: 4	R: 0 E: 1 K: 2 S: 8	H: 0 LOB: 1 BB: 0 P: 8	R: 1 E: 0 K: 1 S: 7	H: 2 LOB: 1 BB: 0 P: 7	1B: 5 2B: 0 3B: 0 HR: 2	SF: 0 SAC: 0 DP: 2 HBP: 0	WP: 1 PB: 0 CS: 0	PA: 33							
PITCHER	IP	WLS	BF	H	R	ER	SO	BB	IBB	HBP	BLK	WP	HR	S	P	ERA	WHIP										
Jim Kaat, L ERA: 2.75 (1, 1)	9.0	W	33	7	2	2	11	0	0	0	0	1	2	55	55	2.00	0.778										


Batter	1	2	3	4	5	6	7	8	9	AB	R	H	RBI	BB	SO	LOB	TOP				
Ed Stroud, L (1, 9) OBP: 0.238, SLG: 0.300										4	0	0	0	0	2	2	Chicago White Sox @ New York Yankees Yankee Stadium, Bronx, NY Thu Sep 22 1966, 3:33 AM EDT Att: 413 - Unknown - 68 F				
Don Buford, S (1, 5) OBP: 0.329, SLG: 0.355										4	1	1	0	0	1	2					
Tommie Agee, R (1, 8) OBP: 0.324, SLG: 0.443										4	1	2	2	0	1	0					
Bill Skowron, R (1, 3) OBP: 0.312, SLG: 0.364										3	0	0	0	0	0	1					
Tom McCraw, L (6, 3) OBP: 0.294, SLG: 0.336										1	1	1	1	0	0	0					
Duane Josephson, R (1, 2) OBP: 0.400, SLG: 0.429										4	1	1	0	0	1	0					
Ken Berry, R (1, 7) OBP: 0.308, SLG: 0.376										4	0	0	0	0	0	1					
Jerry Adair, R (1, 6) OBP: 0.291, SLG: 0.343										4	0	1	1	0	0	0					
Al Weis, S (1, 4) OBP: 0.225, SLG: 0.178										2	0	0	0	1	1	1					
Joe Horlen, R (1, 1) OBP: 0.105, SLG: 0.074										2	0	0	0	0	0	0					
Wayne Causey, L (8, PH) OBP: 0.320, SLG: 0.288										0	0	0	0	0	0	0					
Buddy Bradford, R (8, PR) OBP: 0.333, SLG: 0.200										0	0	0	0	0	0	0					
Hoyt Wilhelm, R (8, 1) OBP: 0.276, SLG: 0.371										0	0	0	0	0	0	0					
Inning Stats	R: 0 E: 0 K: 2 S: 7	H: 0 LOB: 0 BB: 0 P: 7	R: 0 E: 0 K: 1 S: 5	H: 0 LOB: 0 BB: 0 P: 5	R: 0 E: 0 K: 1 S: 5	H: 0 LOB: 0 BB: 0 P: 5	R: 1 E: 0 K: 0 S: 5	H: 2 LOB: 1 BB: 0 P: 5	R: 1 E: 0 K: 0 S: 5	H: 2 LOB: 1 BB: 0 P: 5	R: 0 E: 0 K: 0 S: 3	H: 0 LOB: 0 BB: 0 P: 3	R: 0 E: 0 K: 0 S: 3	H: 0 LOB: 2 BB: 1 P: 7	R: 2 E: 0 K: 0 S: 5	H: 2 LOB: 2 BB: 0 P: 5	1B: 2 2B: 2 3B: 0 HR: 2	SF: 0 SAC: 1 DP: 1 HBP: 0	WP: 0 PB: 0 SB: 1 CS: 0	PA: 34	
PITCHER	IP	WLS	BF	H	R	ER	SO	BB	IBB	HBP	BLK	WP	HR	S	P	ERA	WHIP				
Stan Bahnsen, R (1, 1) ERA: 3.5	7.0	L	25	4	2	2	6	0	0	0	0	0	0	37	37	2.57	0.571				
Doolley Womack, R (8, 1) ERA: 2.78	2.0	S	9	2	2	2	0	1	0	0	0	0	1	8	12	9.00	1.500				


Batter	1	2	3	4	5	6	7	8	9	AB	R	H	RBI	BB	SO	LOB	BOTTOM				
Horace Clarke, S (1, 4) OBP: 0.323, SLG: 0.380											5	0	2	0	0	2	Chicago White Sox @ New York Yankees Yankee Stadium, Bronx, NY Thu Sep 22 1966, 3:33 AM EDT Att: 413 - Unknown - 68 F				
Bobby Murcer, L (1, 6) OBP: 0.167, SLG: 0.196										5	0	2	1	0	0	2					
Tom Tresh, S (1, 7) OBP: 0.342, SLG: 0.427										3	0	0	0	1	1	3					
Joe Pepitone, L (1, 3) OBP: 0.290, SLG: 0.470										5	0	0	0	0	1	6					
Roger Maris, L (1, 9) OBP: 0.308, SLG: 0.376										3	0	1	0	1	0	0					
Steve Whitaker, L (1, 8) OBP: 0.293, SLG: 0.505										4	0	1	0	0	1	1					
Billy Bryan, L (1, 2) OBP: 0.233, SLG: 0.295										4	1	3	0	0	1	2					
Clete Boyer, R (1, 5) OBP: 0.305, SLG: 0.388										4	0	0	0	0	1	6					
Stan Bahnsen, R (1, 1) OBP: 0.167, SLG: 0.167										2	0	0	0	0	2	4					
Roy White, S (7, PH) OBP: 0.308, SLG: 0.345										1	0	0	0	0	0	0					
Doolley Womack, L (8, 1) OBP: 0.200, SLG: 0.200										0	0	0	0	0	0	0					
Hector Lopez, R (8, PH) OBP: 0.276, SLG: 0.371										1	0	1	0	0	0	0					
Inning Stats	R: 0 E: 0 K: 0 S: 3	H: 0 LOB: 1 BB: 0 P: 4	R: 0 E: 0 K: 3 S: 11	H: 2 LOB: 2 BB: 0 P: 11	R: 0 E: 0 K: 1 S: 6	H: 1 LOB: 1 BB: 0 P: 6	R: 0 E: 0 K: 2 S: 8	H: 1 LOB: 2 BB: 1 P: 12	R: 0 E: 0 K: 0 S: 4	H: 1 LOB: 1 BB: 0 P: 4	R: 0 E: 0 K: 0 S: 4	H: 1 LOB: 1 BB: 0 P: 4	R: 0 E: 0 K: 0 S: 3	H: 0 LOB: 0 BB: 0 P: 3	R: 1 E: 0 K: 1 S: 8	H: 3 LOB: 3 BB: 1 P: 12	1B: 10 2B: 0 3B: 0 HR: 0	SF: 0 SAC: 0 DP: 0 HBP: 1	WP: 1 PB: 0 SB: 0 CS: 0	PA: 40	
PITCHER	IP	WLS	BF	H	R	ER	SO	BB	IBB	HBP	BLK	WP	HR	S	P	ERA	WHIP				
Joe Horlen, R (1, 1) ERA: 2.45	7.0	W	30	7	0	0	6	1	0	1	0	0	0	40	45	0.00	1.143				
Hoyt Wilhelm, R (8, 1) ERA: 1.5	2.0	S	10	3	1	1	1	1	0	0	0	1	0	11	15	4.50	2.000				


AB	32
R	4
H	6
RBI	4
BB	1
SO	6
LOB	7



AB	37
R	1
H	10
RBI	1
BB	2
SO	7
LOB	26



Batter	1	2	3	4	5	6	7	8	9	AB	R	H	RBI	BB	SO	LOB	TOP					
Reggie Smith, S (1, 8) OBP: 0.231, SLG: 0.308	0-0 4-3 1B		0-0 2B			0-3 K		0-0 1B		4	0	3	0	0	1	0	Boston Red Sox @ New York Yankees Yankee Stadium, Bronx, NY Sat Sep 24 1966, 7:05 PM EDT Att. 5,897 - Unknown - 62 F AB 33 R 0 H 6 RBI 0 BB 0 SO 7 LOB 9 					
Joe Foy, R (1, 5) OBP: 0.365, SLG: 0.415	0-0 4-3 1-2		0-0 F8			0-0 6-3		0-0 1-3		4	0	0	0	0	0	3						
Carl Yastrzemski, L (1, 7) OBP: 0.369, SLG: 0.436	0-3 K			0-0 F8		0-0 2B			0-0 4-3	4	0	1	0	0	1	1						
Tony Conigliaro, R (1, 9) OBP: 0.331, SLG: 0.492	0-3 K			0-0 F7		0-0 L5			0-0 F3	4	0	0	0	0	1	2						
George Scott, R (1, 3) OBP: 0.327, SLG: 0.436		0-3 K		0-3 K					0-0 5-3	4	0	1	0	0	2	0						
Rico Petrocelli, R (1, 6) OBP: 0.297, SLG: 0.390		0-0 F8				0-0 L4			0-0 F4	4	0	0	0	0	0	1						
Mike Andrews, R (1, 4) OBP: 0.091, SLG: 0.091		0-0 F7				0-0 5-3 1B			0-0 6-3	3	0	1	0	0	0	0						
Mike Ryan, R (1, 2) OBP: 0.271, SLG: 0.287			0-3 K			0-0 5-3			0-3 K	2	0	0	0	0	1	1						
Bob Tillman, R (6, 2) OBP: 0.301, SLG: 0.321						1-2 K				1	0	0	0	0	1	0						
Jim Lonborg, R (1, 1) OBP: 0.127, SLG: 0.170						0-0 L7			0-0 L5	2	0	0	0	0	0	1						
Don Demeter, R (8, PH) OBP: 0.295, SLG: 0.460										1	0	0	0	0	0	0						
Don McMahon, R (8, 1) OBP: 0.143, SLG: 0.154										0	0	0	0	0	0	0						
Inning Stats	R: 0 E: 0 K: 2 S: 8	H: 1 LOB: 1 BB: 0 P: 8	R: 0 E: 0 K: 1 S: 5	H: 0 LOB: 0 BB: 0 P: 5	R: 0 E: 0 K: 1 S: 6	H: 1 LOB: 1 BB: 0 P: 6	R: 0 E: 0 K: 0 S: 5	H: 0 LOB: 0 BB: 0 P: 5	R: 0 E: 0 K: 1 S: 4	H: 1 LOB: 1 BB: 0 P: 4	R: 0 E: 0 K: 0 S: 6	H: 1 LOB: 1 BB: 0 P: 6	R: 0 E: 0 K: 1 S: 3	H: 0 LOB: 0 BB: 0 P: 3	R: 0 E: 0 K: 1 S: 6	H: 1 LOB: 1 BB: 0 P: 6	R: 0 E: 0 K: 0 S: 4	H: 1 LOB: 1 BB: 0 P: 4	1B: 4 2B: 2 3B: 0 HR: 0	SF: 0 SAC: 0 DP: 0 HBP: 0	WP: 0 PB: 0 SB: 0 CS: 0	PA: 33
PITCHER Fritz Peterson, L (1, 1) ERA: 3.33	IP: 9.0 WLS: W BF: 33 H: 6 R: 0 ER: 0 SO: 7 BB: 0 IBB: 0 HBP: 0 BLK: 0 WP: 0 HR: 0 S: 47 P: 47 ERA: 0.00 WHIP: 0.667															PITCHER Fritz Peterson, L (1, 1) ERA: 3.33	IP: 9.0 WLS: W BF: 33 H: 6 R: 0 ER: 0 SO: 7 BB: 0 IBB: 0 HBP: 0 BLK: 0 WP: 0 HR: 0 S: 47 P: 47 ERA: 0.00 WHIP: 0.667					

Batter	1	2	3	4	5	6	7	8	9	AB	R	H	RBI	BB	SO	LOB	BOTTOM				
Mike Hegan, L (1, 3) OBP: 0.207, SLG: 0.115	0-0 E3 FC6-4		0-3 K			0-0 1B 4-1 1B		0-0 SH1-3		3	1	1	0	0	1	1	Boston Red Sox @ New York Yankees Yankee Stadium, Bronx, NY Sat Sep 24 1966, 7:05 PM EDT Att. 5,897 - Unknown - 62 F AB 26 R 1 H 4 RBI 1 BB 2 SO 6 LOB 9 				
Horace Clarke, S (1, 4) OBP: 0.321, SLG: 0.376	0-0 FC6-4 1-2			0-0 G3		0-0 WP 4-1 1B		0-3 K		4	0	1	0	0	1	2					
Bobby Murcer, L (1, 6) OBP: 0.161, SLG: 0.185	0-0 FC4-6 1-2			0-0 F3		0-0 4-1		0-0 F4		4	0	0	1	0	0	3					
Joe Pepitone, L (1, 8) OBP: 0.290, SLG: 0.468	0-0 CS	0-0 3-1		0-0 1B		0-0 2-3 BB				2	0	1	0	1	0	0					
Roger Maris, L (1, 9) OBP: 0.305, SLG: 0.372		0-0 4-3		0-0 F4		0-0 4-3				3	0	0	0	0	0	3					
Lou Clinton, R (7, 9) OBP: 0.295, SLG: 0.413										0	0	0	0	0	0	0					
Steve Whitaker, L (1, 7) OBP: 0.283, SLG: 0.474		0-3 K				0-0 F8				3	0	0	0	0	2	0					
Billy Bryan, L (1, 2) OBP: 0.223, SLG: 0.281			0-0 3-1		0-0 4-3		0-3 K			3	0	0	0	0	1	0					
Clete Boyer, R (1, 5) OBP: 0.303, SLG: 0.384			4-0 SH3-4 BB		0-0 F8		0-0 F7			2	0	0	0	1	0	0					
Fritz Peterson, S (1, 1) OBP: 0.227, SLG: 0.266			0-0 SH3-4		0-3 K		0-0 SH1-3 2B			2	0	1	0	0	1	0					
Inning Stats	R: 0 E: 1 K: 0 S: 3	H: 0 LOB: 0 BB: 0 P: 3	R: 0 E: 0 K: 1 S: 5	H: 0 LOB: 0 BB: 0 P: 5	R: 0 E: 0 K: 1 S: 5	H: 0 LOB: 1 BB: 1 P: 9	R: 0 E: 0 K: 0 S: 4	H: 1 LOB: 1 BB: 0 P: 4	R: 0 E: 0 K: 1 S: 5	H: 0 LOB: 0 BB: 0 P: 5	R: 1 E: 0 K: 1 S: 7	H: 2 LOB: 2 BB: 1 P: 11	R: 0 E: 0 K: 1 S: 5	H: 0 LOB: 0 BB: 0 P: 5	R: 0 E: 0 K: 1 S: 6	H: 1 LOB: 1 BB: 0 P: 6		1B: 3 2B: 1 3B: 0 HR: 0	SF: 0 SAC: 2 DP: 0 HBP: 0	WP: 1 PB: 0 SB: 0 CS: 1	PA: 31
PITCHER Jim Lonborg, R (1, 1) ERA: 3.93	IP: 7.0 WLS: L BF: 26 H: 3 R: 1 ER: 1 SO: 5 BB: 2 IBB: 0 HBP: 0 BLK: 0 WP: 1 HR: 0 S: 34 P: 42 ERA: 1.29 WHIP: 0.714															PITCHER Don McMahon, R (8, 1) ERA: 2.55		IP: 1.0 WLS: L BF: 4 H: 1 R: 0 ER: 0 SO: 1 BB: 0 IBB: 0 HBP: 0 BLK: 0 WP: 0 HR: 0 S: 6 P: 6 ERA: 0.00 WHIP: 1.000			

Batter	1	2	3	4	5	6	7	8	9	AB	R	H	RBI	BB	SO	LOB	TOP						
Mike Hegan, L (1, 3) OBP: 0.286, SLG: 0.243	4-0 CS BB		0-0 4-3		0-0 1B		0-0 BB 1B		0-0 SH3-4	3	0	2	0	1	0	1							
Horace Clarke, S (1, 4) OBP: 0.324, SLG: 0.381	0-0 F7		0-0 F1		0-0 G3		4-0 BB 1B		0-0 E3 1B	4	1	0	1	1	0	5							
Bobby Murcer, L (1, 6) OBP: 0.232, SLG: 0.231	0-0 6-3			4-0 FC4-6 BB		0-0 CS 1B		0-0 G3	0-0 1B 1B	4	0	2	1	1	0	3							
Jim Bouton, R (9, 1) OBP: 0.128, SLG: 0.105									0-0 1B 1B	0	0	0	0	0	0	0							
Joe Pepitone, L (1, 8) OBP: 0.290, SLG: 0.463		0-0 1B WP 1B		0-0 FC4-6 1B		0-0 F8		0-0 1-3	0-0 F3	5	2	1	0	0	0	4							
Steve Whitaker, L (1, 9) OBP: 0.300, SLG: 0.495		0-0 G4-6-3 1B		0-0 4-3		0-0 1B		0-0 F9	0-0 1B	5	0	3	1	0	0	1							
Billy Bryan, L (1, 2) OBP: 0.229, SLG: 0.303		0-0 G4-6-3 1B		0-0 1B		0-3 K		0-0 1B	0-0 F8	5	0	2	1	0	1	4							
John Miller, R (1, 7) OBP: 0.105, SLG: 0.263									0-0 F8	4	0	0	0	0	2	2							
Mike Ferraro, R (1, 5) OBP: 0.280, SLG: 0.167									1-0 SH3-4 1B E HBP	3	0	0	0	0	0	0							
Bobby Richardson, R (9, PR) OBP: 0.280, SLG: 0.330									0-0 SH3-4 1B	0	1	0	0	0	0	0							
Fritz Peterson, S (1, 1) OBP: 0.246, SLG: 0.299									0-0 SH3-4 1B	3	0	2	0	0	0	0							
Dooley Womack, L (7, 1) OBP: 0.200, SLG: 0.200									0-0 SH3-4 1B	0	0	0	0	0	0	0							
Roy White, S (9, PH) OBP: 0.308, SLG: 0.345									1-2 1B	0	1	1	0	0	0	0							
Ruben Amaro, R (9, 6) OBP: 0.217, SLG: 0.217									1-2 1B	0	0	0	0	0	0	0							
Inning Stats	R: 0 E: 0 K: 0 S: 2	H: 0 LOB: 0 BB: 1 P: 6	R: 1 E: 0 K: 1 S: 6	H: 2 LOB: 0 BB: 0 P: 6	R: 0 E: 0 K: 1 S: 4	H: 1 LOB: 1 BB: 0 P: 4	R: 1 E: 0 K: 1 S: 6	H: 1 LOB: 1 BB: 1 P: 10	R: 0 E: 0 K: 0 S: 4	H: 1 LOB: 1 BB: 0 P: 4	R: 0 E: 0 K: 1 S: 6	H: 2 LOB: 1 BB: 0 P: 6	R: 0 E: 0 K: 0 S: 5	H: 2 LOB: 3 BB: 1 P: 9	R: 0 E: 0 K: 0 S: 4	H: 1 LOB: 1 BB: 0 P: 4	R: 3 E: 1 K: 0 S: 7	H: 3 LOB: 2 BB: 0 P: 8	1B: 12 2B: 1 3B: 0 HR: 0	SF: 0 SAC: 1 DP: 1 HBP: 1	WP: 1 PB: 0 SB: 1 CS: 2	PA: 42	
PITCHER	IP WLS BF H R ER SO BB IBB HBP BLK WP HR S P ERA WHIP	8.1 L 37 11 5 4 3 3 0 1 0 1 0 39 52 4.32 1.680	0.1 4 2 0 0 0 0 0 0 0 0 0 0 4 4 0.00 6.000	0.1 1 0 0 0 0 0 0 0 0 0 0 0 1 1 0.00 0.000																			

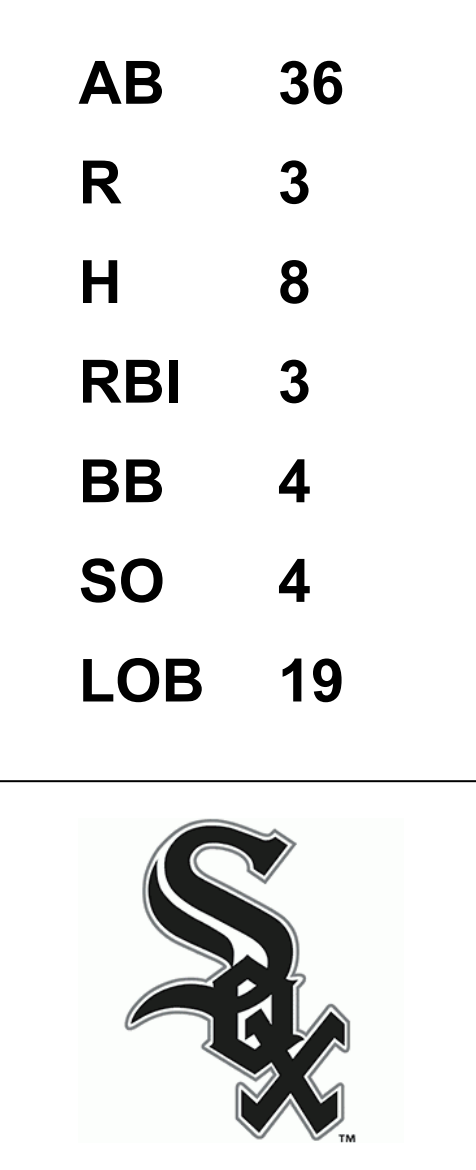
Batter	1	2	3	4	5	6	7	8	9	AB	R	H	RBI	BB	SO	LOB	BOTTOM						
Buddy Bradford, R (1, 7) OBP: 0.231, SLG: 0.167	0-0 FC1-4 1B		0-0 F9		0-0 1B 1B		0-0 6-3		0-3 K	5	1	2	0	0	1	0							
Dick Kaworthy, R (1, 5) OBP: 0.238, SLG: 0.238	0-0 FC1-4 G3 BB		0-0 1-3		0-0 1B		0-0 6-3		0-0 3-1	4	0	1	0	0	0	1							
Don Buford, S (9, 5) OBP: 0.323, SLG: 0.349	1-2 G3 BB		0-3 K		1-3 1B		0-0 6-3		0-0 1-3	3	0	2	1	1	1	0							
Jim Hicks, R (1, 3) OBP: 0.208, SLG: 0.174	4-0 G3 BB				1-2 3-H 1B		0-0 2B BB 1B		0-0 1-3	1	1	0	0	0	0	0							
Tom McCraw, L (7, PR) OBP: 0.290, SLG: 0.332									0-0 5-3	5	1	2	0	0	1	4							
Tommie Agee, R (1, 8) OBP: 0.326, SLG: 0.447	0-0 G3			0-0 E 6-3 1B		0-0 K		0-0 BB 2B	0-0 5-3	3	0	0	0	1	0	5							
Ken Berry, R (1, 9) OBP: 0.314, SLG: 0.380	0-0 4-3			0-0 E3 6-3 1B		0-0 4-3		4-0 BB IBB		3	0	0	0	1	0	5							
Duane Josephson, R (1, 2) OBP: 0.316, SLG: 0.266									0-0 F7	3	0	0	2	1	0	1							
Lee Elia, R (1, 6) OBP: 0.269, SLG: 0.302									0-0 F3	3	0	1	0	0	0	1							
Deacon Jones, L (7, PH) OBP: 0.400, SLG: 0.400									0-0 F7	1	0	0	0	0	0	3							
Jerry Adair, R (8, 6) OBP: 0.282, SLG: 0.332									0-0 F7	0	0	0	0	0	0	0							
Mary Staehle, L (1, 4) OBP: 0.333, SLG: 0.143									0-0 F7	3	0	0	0	1	0	2							
Al Weis, S (9, 4) OBP: 0.227, SLG: 0.178									0-0 4-3	0	0	0	0	0	0	0							
Joe Horlen, R (1, 1) OBP: 0.095, SLG: 0.067									0-0 F8	4	0	0	0	0	1	2							
Hoyt Wilhelm, R (9, 1) OBP: 0.125, SLG: 0.250									0-0 F8	0	0	0	0	0	0	0							
Juan Pizarro, L (9, 1) OBP: 0.178, SLG: 0.192									0-0 F8	0	0	0	0	0	0	0							
Inning Stats	R: 0 E: 0 K: 0 S: 4	H: 1 LOB: 2 BB: 1 P: 8	R: 0 E: 0 K: 0 S: 3	H: 0 LOB: 1 BB: 1 P: 7	R: 0 E: 0 K: 1 S: 5	H: 0 LOB: 0 BB: 0 P: 5	R: 1 E: 1 K: 0 S: 5	H: 1 LOB: 1 BB: 0 P: 5	R: 1 E: 0 K: 1 S: 8	H: 3 LOB: 2 BB: 0 P: 8	R: 0 E: 0 K: 0 S: 4	H: 1 LOB: 1 BB: 0 P: 4	R: 1 E: 0 K: 0 S: 5	H: 2 LOB: 3 BB: 2 P: 13	R: 0 E: 0 K: 2 S: 7	H: 0 LOB: 0 BB: 0 P: 7	R: 0 E: 0 K: 0 S: 3	H: 0 LOB: 0 BB: 0 P: 3	1B: 7 2B: 1 3B: 0 HR: 0	SF: 0 SAC: 0 DP: 0 HBP: 0	WP: 0 PB: 0 SB: 0 CS: 0	PA: 40	
PITCHER	IP WLS BF H R ER SO BB IBB HBP BLK WP HR S P ERA WHIP	6.2 W 4 0 0 0 2 0 0 0 0 0 0 8 8 0.00 0.000	1.1 S 3 0 0 0 0 0 0 0 0 0 0 3 3 0.00 0.000																				

New York Yankees @ Chicago White Sox
Comiskey Park, Chicago, IL
Sat Oct 01 1966, 4:33 AM EDT
Att: 5,537 - Unknown

AB 37
R 5
H 13
RBI 4
BB 3
SO 3
LOB 20



New York Yankees @ Chicago White Sox
Comiskey Park, Chicago, IL
Sat Oct 01 1966, 4:33 AM EDT
Att: 5,537 - Unknown



AB 36
R 3
H 8
RBI 3
BB 4
SO 4
LOB 19

Batter	1	2	3	4	5	6	7	8	9	AB	R	H	RBI	BB	SO	LOB	TOP					
Mike Hegan, L (1, 3) OBP: 0.326, SLG: 0.256										2	0	1	0	2	0	2	New York Yankees @ Chicago White Sox Comiskey Park, Chicago, IL Sun Oct 02 1966, 4:33 AM EDT Att: 7,832 - Unknown					
Bobby Murcer, L (1, 6) OBP: 0.219, SLG: 0.217										4	0	0	0	0	5							
Bobby Richardson, R (1, 4) OBP: 0.280, SLG: 0.330										4	1	1	1	0	0	1						
Lou Clinton, R (1, 9) OBP: 0.288, SLG: 0.403										4	0	0	0	0	4							
John Miller, R (1, 7) OBP: 0.087, SLG: 0.217										4	0	0	0	0	2	1						
Steve Whitaker, L (1, 8) OBP: 0.306, SLG: 0.491										3	0	1	1	0	0	0						
Billy Bryan, L (1, 2) OBP: 0.229, SLG: 0.297										3	0	0	0	1	1							
Mike Ferraro, R (1, 5) OBP: 0.281, SLG: 0.179										4	0	1	0	0	0	2						
Al Downing, R (1, 1) OBP: 0.149, SLG: 0.129										2	1	0	0	1	1	1						
Dooley Womack, L (8, 1) OBP: 0.200, SLG: 0.200										0	0	0	0	0	0	0						
Inning Stats	R: 0 E: 0 K: 0 S: 4	H: 2 LOB: 1 BB: 0 P: 4	R: 0 E: 0 K: 1 S: 4	H: 0 LOB: 1 BB: 1 P: 9	R: 1 E: 0 K: 0 S: 3	H: 0 LOB: 1 BB: 2 P: 11	R: 0 E: 0 K: 1 S: 5	H: 0 LOB: 0 BB: 0 P: 5	R: 0 E: 0 K: 1 S: 5	H: 0 LOB: 1 BB: 1 P: 9	R: 1 E: 1 K: 1 S: 7	H: 1 LOB: 1 BB: 0 P: 7	R: 0 E: 1 K: 0 S: 4	H: 1 LOB: 1 BB: 0 P: 4	R: 0 E: 0 K: 0 S: 3	H: 0 LOB: 0 BB: 0 P: 3	R: 0 E: 0 K: 0 S: 3	H: 0 LOB: 0 BB: 0 P: 3	1B: 4 2B: 0 3B: 0 HR: 0	SF: 0 SAC: 0 DP: 3 HBP: 1	WP: 1 PB: 0 CS: 0	PA: 35
PITCHER	IP WLS BF H R ER SO BB IBB HBP BLK WP HR S P ERA WHIP																					
Greg Bollo, R (1, 1) ERA: 2.57	4.0 L 16 2 1 1 2 3 0 1 0 0 0 0 0 0 16 29 2.25 1.250																					
Tommy John, L (5, 1) ERA: 2.52	2.0 9 1 1 0 2 1 0 0 0 0 1 0 12 16 0.00 1.000																					
Jack Lamabe, R (7, 1) ERA: 3.93	2.0 7 1 0 0 2 0 0 0 0 0 0 0 7 7 0.00 0.500																					
John Buzhardt, R (9, 1) ERA: 3.83	1.0 3 0 0 0 0 0 0 0 0 0 0 0 3 3 0.00 0.000																					
Batter	1	2	3	4	5	6	7	8	9	AB	R	H	RBI	BB	SO	LOB	BOTTOM					
Buddy Bradford, R (1, 9) OBP: 0.200, SLG: 0.143										4	0	0	0	0	1	1	New York Yankees @ Chicago White Sox Comiskey Park, Chicago, IL Sun Oct 02 1966, 4:33 AM EDT Att: 7,832 - Unknown					
Dick Kenworthy, R (1, 5) OBP: 0.200, SLG: 0.200										4	0	0	0	0	0	0						
Jim Hicks, R (1, 7) OBP: 0.222, SLG: 0.269										3	0	1	0	0	1	0						
Ken Berry, R (1, 8) OBP: 0.316, SLG: 0.379										1	0	0	0	2	0	1						
Duane Josephson, R (1, 2) OBP: 0.293, SLG: 0.263										3	0	0	0	0	1	3						
Lee Elia, R (1, 6) OBP: 0.285, SLG: 0.297										3	0	0	0	0	2	0						
Tom McCraw, L (1, 3) OBP: 0.288, SLG: 0.329										3	0	0	0	0	0	0						
Al Weis, S (1, 4) OBP: 0.233, SLG: 0.187										2	0	1	0	1	0	0						
Don Buford, S (8, PR) OBP: 0.323, SLG: 0.349										0	0	0	0	0	0	0						
Greg Bollo, R (1, 1) ERA: 2.57										1	0	0	0	0	1	0						
Tommy John, R (5, 1) ERA: 2.52										0	0	0	0	0	0	0						
John Nottens, R (6, PR) ERA: 3.93										1	0	0	0	0	0	1						
Jack Lamabe, R (7, 1) ERA: 3.93										0	0	0	0	0	0	0						
Bill Skowron, R (9, 1) ERA: 3.83										0	0	0	0	0	0	0						
John Buzhardt, R (9, 1) ERA: 3.83										0	0	0	0	0	0	0						
Marv Stachenko, L (9, PR) ERA: 3.83										1	0	0	0	0	1	0						
Inning Stats	R: 0 E: 0 K: 1 S: 5	H: 0 LOB: 0 BB: 0 P: 5	R: 0 E: 0 K: 1 S: 4	H: 0 LOB: 0 BB: 1 P: 8	R: 0 E: 0 K: 1 S: 5	H: 0 LOB: 0 BB: 0 P: 5	R: 0 E: 0 K: 1 S: 5	H: 0 LOB: 0 BB: 0 P: 5	R: 0 E: 0 K: 0 S: 4	H: 1 LOB: 1 BB: 0 P: 4	R: 0 E: 0 K: 0 S: 4	H: 1 LOB: 1 BB: 0 P: 4	R: 0 E: 0 K: 1 S: 4	H: 0 LOB: 1 BB: 1 P: 8	R: 0 E: 0 K: 1 S: 5	H: 0 LOB: 0 BB: 0 P: 5	R: 0 E: 0 K: 1 S: 5	H: 0 LOB: 0 BB: 0 P: 5	1B: 0 2B: 1 3B: 1 HR: 0	SF: 0 SAC: 0 DP: 0 HBP: 0	WP: 0 PB: 0 CS: 3	PA: 30
PITCHER	IP WLS BF H R ER SO BB IBB HBP BLK WP HR S P ERA WHIP																					
Al Downing, L (1, 1) ERA: 3.56	7.2 W 26 2 0 0 6 3 0 0 0 0 0 0 0 35 47 0.00 0.652																					
Dooley Womack, R (8, 1) ERA: 2.64	1.1 S 3 0 0 0 1 0 0 0 0 0 0 0 5 5 0.00 0.000																					