

New York Yankees - 1968

Batter	1	2	3	4	5	6	7	8	9	AB	R	H	RBI	BB	SO	LOB	TOP		
Paul Schaal, R (1.5)	E5 		F7 			K 			P6 	4	0	0	0	0	1	0			
Jim Fregosi, R (1.6) OBP: 0.250, SLG: 0.500	K 			F8 			K 		2B 	4	0	1	0	0	2	1			
Don Mincher, L (1.3)	1B 			3-1 			3-1 		4-3 	4	0	1	0	0	0	1			
Chuck Hinton, R (1.9) OBP: 0.250, SLG: 0.250	K 			5-3 			1B 		6-3 	4	0	1	0	0	1	2			
Rick Reichardt, R (1.7)		5-3 			F6 		F8 			3	0	0	0	0	0	1			
Roger Repoz, L (1.8) OBP: 0.333, SLG: 0.333		F6 			4-1 			FC5-4 1B 		3	0	1	0	0	0	0			
Buck Rodgers, S (1.2)		F8 			1-3 			B2 		3	0	0	0	0	0	1			
Bobby Knoop, R (1.4)			F2 			F4 		F8 		2	0	0	0	0	0	0			
Jay Johnstone, L (8, PH)										1	0	0	0	0	0	1			
Tom Satriano, L (8, 4)										0	0	0	0	0	0	0			
George Brunet, R (1, 1)										2	0	0	0	0	2	0			
Jimmie Hall, L (8, PH)										1	0	0	0	0	0	1			
Tom Burgmeier, L (8, 1)								FC5-4 1-2 		0	0	0	0	0	0	0			
Inning Stats	R: 0 E: 1 K: 2 S: 8	H: 1 LOB: 1 BB: 0 P: 8	R: 0 E: 0 K: 0 S: 3	H: 0 LOB: 0 BB: 0 P: 3	R: 0 E: 0 K: 1 S: 5	H: 0 LOB: 0 BB: 0 P: 5	R: 0 E: 0 K: 0 S: 3	H: 0 LOB: 0 BB: 0 P: 3	R: 0 E: 0 K: 2 S: 7	H: 0 LOB: 0 BB: 0 P: 7	R: 0 E: 0 K: 1 S: 6	H: 1 LOB: 1 BB: 0 P: 6	R: 0 E: 0 K: 0 S: 4	H: 1 LOB: 1 BB: 0 P: 4	R: 0 E: 0 K: 0 S: 4	H: 1 LOB: 1 BB: 0 P: 4	1B: 3 2B: 1 3B: 0 HR: 0	SF: 0 SAC: 0 DP: 0 HBP: 0	WP: 0 PA: 31 SB: 0 CS: 1
PITCHER Mel Stottlemyre, R (1, 1) ERA:	IP: 9.0 WLS: W BF: 31 H: 4 R: 0 ER: 0 SO: 6 BB: 0 IBB: 0 HBP: 0 BLK: 0 WP: 0 HR: 0 S: 43 P: 43 ERA: 0.00 WHIP: 0.444																		

California Angels @ New York Yankees
Yankee Stadium, Bronx, NY
Wed Apr 10 1968, 3:33 AM EST
Att: 15,744 - Unknown - 68 F

AB 31
R 0
H 4
RBI 0
BB 0
SO 6
LOB 8



Batter	1	2	3	4	5	6	7	8	9	AB	R	H	RBI	BB	SO	LOB	BOTTOM		
Horace Clarke, S (1.4)	F8 		F8 			F7 				3	0	0	0	0	0	0			
Mike Ferraro, R (1.5)	F4 		F9 			6-3 				3	0	0	0	0	0	0			
Mickey Mantle, S (1.3) OBP: 0.667, SLG: 0.667	1B 			6-3 			CS 1B 			3	0	2	0	0	0	0			
Tom Tresh, S (1.7)	P6 			6-3 			F8 			3	0	0	0	0	2				
Bill Robinson, R (1.9)		F5 		L7 			K 			3	0	0	0	0	1	1			
Joe Pepitone, L (1.8)		F5 			P4 			3-1 		3	0	0	0	0	0	0			
Frank Fernandez, R (1.2) OBP: 0.333, SLG: 1.333		HR 			P6 			6-3 		3	1	1	1	0	0	0			
Gene Michael, S (1.6)		P4 			6-3 			1-3 		3	0	0	0	0	0	0			
Mel Stottlemyre, R (1, 1)			K 			F3 				2	0	0	0	0	1	0			
Inning Stats	R: 0 E: 0 K: 0 S: 4	H: 1 LOB: 1 BB: 0 P: 4	R: 1 E: 0 K: 0 S: 4	H: 1 LOB: 0 BB: 0 P: 4	R: 0 E: 0 K: 1 S: 5	H: 0 LOB: 0 BB: 0 P: 5	R: 0 E: 0 K: 0 S: 3	H: 0 LOB: 0 BB: 0 P: 3	R: 0 E: 0 K: 0 S: 3	H: 0 LOB: 0 BB: 0 P: 3	R: 0 E: 0 K: 1 S: 5	H: 1 LOB: 1 BB: 0 P: 5	R: 0 E: 0 K: 0 S: 3	H: 0 LOB: 0 BB: 0 P: 3	R: 0 E: 0 K: 0 S: 3	H: 0 LOB: 0 BB: 0 P: 3	1B: 2 2B: 1 3B: 0 HR: 1	SF: 0 SAC: 0 DP: 1 HBP: 0	WP: 0 PA: 26 SB: 0 CS: 1
PITCHER George Brunet, L (1, 1) ERA: 1.29 Tom Burgmeier, L (8, 1) ERA:	IP: 7.0 WLS: L BF: 23 H: 3 R: 1 ER: 1 SO: 2 BB: 0 IBB: 0 HBP: 0 BLK: 0 WP: 0 HR: 1 S: 27 P: 27 ERA: 1.29 WHIP: 0.429																		

California Angels @ New York Yankees
Yankee Stadium, Bronx, NY
Wed Apr 10 1968, 3:33 AM EST
Att: 15,744 - Unknown - 68 F

AB 26
R 1
H 3
RBI 1
BB 0
SO 2
LOB 3



Batter	1	2	3	4	5	6	7	8	9	AB	R	H	RBI	BB	SO	LOB	TOP										
Cesar Tovar, R OBP: 0.100, SLG: 0.100 (1, 5)	F7		HBP 1B	4-3		5-3			S 1B	5	1	2	0	0	0	1											
Rod Carew, L OBP: 0.222, SLG: 0.294 (1, 4)	6-3		1B HBP	4-3		1-3			K	4	1	0	0	0	1	2											
Tony Oliva, L OBP: 0.444, SLG: 0.438 (1, 9)			3B 1B		4-3				F8	4	1	1	1	1	0	1											
Harmon Killebrew, R OBP: 0.500, SLG: 1.000 Rich Reese, L (1, 3) (9, 3)	F8		2B 3B		BB FC5-2 1B				F4	4	1	2	2	0	0	1											
Bob Allison, R OBP: 0.563, SLG: 0.867 Ron Clark, R (1, 7) (8, 5)		G5-3 2B	4-3 CS 2B		FC5-2 BB 1B				6-3	4	0	3	1	0	0	0											
John Roseboro, L OBP: 0.313, SLG: 0.083 (1, 2)		G5-3 BB	4-3		FC5-2 BB				B1-3	2	0	0	0	2	0	1											
Jackie Hernandez, R OBP: 0.125, SLG: 0.125 (1, 6)		G5-3	1-3		FC5-2				F7	4	0	0	0	0	0	6											
Ted Uhlaender, L OBP: 0.438, SLG: 0.571 (1, 8)				4-3 SH2-4 1B		L9			F2	3	0	1	0	1	0	3											
Dean Chance, R Ron Perranoski, L Al Worthington, R (1, 1) (9, 1) (9, 1)		B1-3		SH2-4		K			K	3	0	0	0	0	2	2											
Inning Stats	R: 0 E: 0 K: 0 S: 3	H: 0 LOB: 1 BB: 1 P: 7	R: 0 E: 0 K: 0 S: 3	H: 1 LOB: 2 BB: 11	R: 4 E: 0 K: 0 S: 6	H: 4 LOB: 0 BB: 7	R: 0 E: 0 K: 0 S: 4	H: 1 LOB: 1 BB: 0 P: 4	R: 0 E: 0 K: 1 S: 5	H: 2 LOB: 3 BB: 1 P: 9	R: 0 E: 0 K: 0 S: 3	H: 0 LOB: 0 BB: 0 P: 3	R: 0 E: 0 K: 0 S: 3	H: 0 LOB: 0 BB: 0 P: 3	R: 0 E: 0 K: 2 S: 8	H: 1 LOB: 1 BB: 8	1B: 6 2B: 2 3B: 1 HR: 0	SF: 0 SAC: 1 DP: 1 HBP: 1	WP: 0 PB: 0 CS: 1	PA: 39							
PITCHER	IP	WLS	BF	H	R	ER	SO	BB	IBB	HBP	BLK	WP	HR	S	P	ERA	WHIP										
Fred Talbot, R ERA: 18.0 (1, 1)	2.0	L	14	5	4	4	0	2	1	1	0	0	0	10	23	18.00	3.500										
Joe Verbanic, R ERA (3, 1)	3.0		12	3	0	0	0	1	0	0	0	0	0	11	15	0.00	1.333										
Steve Hamilton, L ERA (6, 1)	3.0		9	0	0	0	1	0	0	0	0	0	0	11	11	0.00	0.000										
Stan Bahnsen, R ERA: 4.5 (9, 1)	1.0		4	1	0	0	2	0	0	0	0	0	0	8	8	0.00	1.000										

Minnesota Twins @ New York Yankees
Yankee Stadium, Bronx, NY
Sun Apr 14 1968, 3:33 AM EST
Att: 12,410 - Unknown - 71 F

AB 33
R 4
H 9
RBI 4
BB 4
SO 3
LOB 17



Batter	1	2	3	4	5	6	7	8	9	AB	R	H	RBI	BB	SO	LOB	BOTTOM										
Horace Clarke, S Dick Howser, R (1, 4) (5, PH) (6, 4)	F6		1-3		K				1-3	2	0	0	0	0	0	1											
Mike Ferraro, R OBP: 0.182, SLG: 0.182 (1, 5)	4-3				1B				5-3	4	1	2	0	0	0	0											
Mickey Mantle, S OBP: 0.364, SLG: 0.300 (1, 3)	K				K				4-3	4	1	1	0	0	2	1											
Joe Pepitone, L OBP: 0.125, SLG: 0.125 Bill Robinson, R (1, 8) (4, 9)		G3			K				4-3	1	0	0	0	0	0	0											
Joe Pepitone, L OBP: 0.125, SLG: 0.125 Bill Robinson, R (1, 8) (4, 9)		G3			K				4-3	3	1	0	0	0	1	2											
Tom Tresh, S OBP: 0.100, SLG: 0.100 (1, 7)		G3			1-3				F8	4	0	0	1	0	0	2											
Steve Whitaker, L OBP: 0.286, SLG: 0.167 (1, 9) (4, 8)		4-3			FC4-6 BB				4-3	3	0	1	1	1	0	0											
Jake Gibbs, L Frank Fernandez, R (1, 2) (9, PH)		B1-3			FC4-6 BB				1-3	2	0	0	0	1	0	0											
Gene Michael, S OBP: 0.125, SLG: 0.125 Bobby Cox, R (1, 6) (9, PH)		E1			F8				4-3	3	0	1	0	0	0	2											
Gene Michael, S OBP: 0.125, SLG: 0.125 Bobby Cox, R (1, 6) (9, PH)		F8			FC4-6				K	1	0	0	0	1	2												
Fred Talbot, R Joe Verbanic, R Roy White, S Steve Hamilton, L Andy Kosco, R Stan Bahnsen, R Ruben Amaro, R (1, 1) (3, 1) (5, PH) (6, 1) (8, PH) (9, 1) (9, PH)					F8				FC5	0	0	0	0	0	0	0											
Inning Stats	R: 0 E: 0 K: 1 S: 5	H: 0 LOB: 0 BB: 0 P: 5	R: 0 E: 0 K: 0 S: 3	H: 0 LOB: 0 BB: 0	R: 0 E: 1 K: 0 S: 4	H: 1 LOB: 1 BB: 0 P: 4	R: 0 E: 0 K: 2 S: 8	H: 1 LOB: 1 BB: 0 P: 8	R: 0 E: 0 K: 1 S: 5	H: 0 LOB: 2 BB: 2 P: 13	R: 0 E: 0 K: 0 S: 3	H: 0 LOB: 0 BB: 0 P: 3	R: 0 E: 0 K: 1 S: 5	H: 0 LOB: 0 BB: 0 P: 5	R: 3 E: 1 K: 1 S: 9	H: 3 LOB: 2 BB: 1 P: 13	1B: 5 2B: 0 3B: 0 HR: 0	SF: 0 SAC: 0 DP: 0 HBP: 0	WP: 1 PB: 0 CS: 0	PA: 36							
PITCHER	IP	WLS	BF	H	R	ER	SO	BB	IBB	HBP	BLK	WP	HR	S	P	ERA	WHIP										
Dean Chance, R ERA: 1.04 (1, 1)	8.1	W	33	5	3	2	5	2	0	0	0	0	0	41	49	2.16	0.840										
Ron Perranoski, L ERA (9, 1)	0.0		1	0	0	0	0	1	0	0	0	1	0	0	4	∞	∞										
Al Worthington, R ERA (9, 1)	0.2	S	2	0	0	0	1	0	0	0	0	0	0	4	4	0.00	0.000										

Minnesota Twins @ New York Yankees
Yankee Stadium, Bronx, NY
Sun Apr 14 1968, 3:33 AM EST
Att: 12,410 - Unknown - 71 F

AB 33
R 3
H 5
RBI 2
BB 3
SO 6
LOB 17



Batter	1	2	3	4	5	6	7	8	9	AB	R	H	RBI	BB	SO	LOB	TOP					
Bert Campaneris, R OBP: 0.333, SLG: 0.375 (1, 6)	K			F2		K		5-3		4	0	0	0	0	2	1						
Reggie Jackson, L OBP: 0.500, SLG: 1.000 (1, 9)	1-3			HR		4-3		HR		4	2	2	2	0	0	0						
Sal Bando, R OBP: 0.389, SLG: 0.600 (1, 5)	F7			E8				F8		3	1	1	0	1	0	1						
Ray Webster, L OBP: 0.294, SLG: 0.625 (1, 3)		6-3		4-3				HR		4	2	2	3	0	0	1						
John Donaldson, L OBP: 0.235, SLG: 0.235 (1, 4)	K			K				G3		4	0	0	0	0	2	2						
Jim Gosger, L (1, 7)	4-3									4	0	0	0	0	0	1						
Phil Roof, R OBP: 0.250, SLG: 0.250 (1, 2)			5-3							4	0	1	1	0	0	0						
Rick Monday, L OBP: 0.077, SLG: 0.231 (1, 8)			4-3							4	0	0	0	0	0	1						
Blue Moon Odom, R OBP: 0.333, SLG: 0.333 (1, 1)			K							3	1	1	0	0	2	0						
Inning Stats	R: 0 E: 0 K: 1 S: 5	H: 0 LOB: 0 BB: 0 P: 5	R: 0 E: 0 K: 1 S: 5	H: 0 LOB: 0 BB: 0 P: 5	R: 0 E: 0 K: 1 S: 5	H: 0 LOB: 0 BB: 0 P: 5	R: 1 E: 1 K: 1 S: 7	H: 2 LOB: 1 BB: 0 P: 7	R: 0 E: 0 K: 0 S: 3	H: 0 LOB: 0 BB: 0 P: 3	R: 0 E: 0 K: 2 S: 7	H: 0 LOB: 0 BB: 0 P: 7	R: 2 E: 0 K: 0 S: 5	H: 2 LOB: 1 BB: 1 P: 9	R: 3 E: 0 K: 0 S: 6	H: 3 LOB: 0 BB: 0 P: 6	R: 0 E: 0 K: 0 S: 3	H: 0 LOB: 0 BB: 0 P: 3	1B: 3 2B: 1 3B: 1 HR: 2	SF: 0 SAC: 0 DP: 0 HBP: 0	WP: 0 PB: 0 SB: 0 CS: 0	PA: 35
PITCHER	IP	WLS	BF	H	R	ER	SO	BB	IBB	HBP	BLK	WP	HR	S	P	ERA	WHIP					
Mel Stottlemyre, R ERA: 3.24 (1, 1)	7.2	L	31	7	6	6	6	1	0	0	0	0	2	42	46	7.04	1.043					
Dootley Womack, R ERA (8, 1)	1.1		4	0	0	0	0	0	0	0	0	0	0	4	4	0.00	0.000					

Oakland Athletics @ New York Yankees
 Yankee Stadium, Bronx, NY
 Mon Apr 15 1968, 3:33 AM EST
 Att. 8,579 - Overcast - 68 F

AB 34
R 6
H 7
RBI 6
BB 1
SO 6
LOB 7



Batter	1	2	3	4	5	6	7	8	9	AB	R	H	RBI	BB	SO	LOB	BOTTOM					
Dick Howser, R OBP: 0.333, SLG: 0.200 (1, 4)	E5		SH3-4			FC3-6		G6-4-3		2	1	1	0	1	0	1						
Mike Ferraro, R OBP: 0.200, SLG: 0.200 (1, 5)	WP		FC4-2			K		6-3		4	0	1	0	0	1	2						
Mickey Mantle, S OBP: 0.333, SLG: 0.231 (1, 3)	1-3		FC6			FC3-6				3	1	0	0	1	0	4						
Tom Tresh, S OBP: 0.214, SLG: 0.429 (1, 7)	L8-2				3-1					4	1	2	2	0	0	1						
Steve Whitaker, L OBP: 0.273, SLG: 0.111 (1, 8)					5-3			4-3		3	0	0	0	1	0	2						
Bill Robinson, R (1, 9)					1-3					4	0	0	0	0	1	1						
Jake Gibbs, L OBP: 0.300, SLG: 0.125 (1, 2)										3	0	1	0	1	0	1						
Gene Michael, S OBP: 0.091, SLG: 0.091 (1, 6)										3	0	0	0	0	0	2						
Dootley Womack, L (8, 1)										0	0	0	0	0	0	0						
Roy White, S OBP: 0.333, SLG: 0.333 (9, PH)										1	0	0	0	0	1	1						
Mel Stottlemyre, R OBP: 0.250, SLG: 0.500 (1, 1)										2	0	1	0	0	0	1						
Ruben Amaro, R OBP: 0.500, SLG: 0.500 (8, 6)										1	0	1	0	0	0	0						
Inning Stats	R: 1 E: 1 K: 0 S: 4	H: 2 LOB: 0 BB: 0 P: 4	R: 0 E: 0 K: 0 S: 3	H: 0 LOB: 1 BB: 1 P: 7	R: 0 E: 0 K: 0 S: 4	H: 1 LOB: 1 BB: 0 P: 4	R: 0 E: 0 K: 0 S: 3	H: 0 LOB: 0 BB: 0 P: 3	R: 0 E: 0 K: 1 S: 2	H: 0 LOB: 0 BB: 1 P: 6	R: 0 E: 0 K: 1 S: 6	H: 1 LOB: 2 BB: 1 P: 10	R: 0 E: 0 K: 0 S: 3	H: 0 LOB: 0 BB: 0 P: 3	R: 0 E: 0 K: 0 S: 3	H: 1 LOB: 0 BB: 0 P: 3	R: 2 E: 0 K: 2 S: 9	H: 2 LOB: 1 BB: 1 P: 13	1B: 5 2B: 2 3B: 0 HR: 1	SF: 0 SAC: 1 DP: 2 HBP: 0	WP: 1 PB: 0 SB: 0 CS: 1	PA: 35
PITCHER	IP	WLS	BF	H	R	ER	SO	BB	IBB	HBP	BLK	WP	HR	S	P	ERA	WHIP					
Blue Moon Odom, R ERA: 3.0 (1, 1)	9.0	W	35	7	3	3	3	4	0	0	0	1	1	37	53	3.00	1.222					

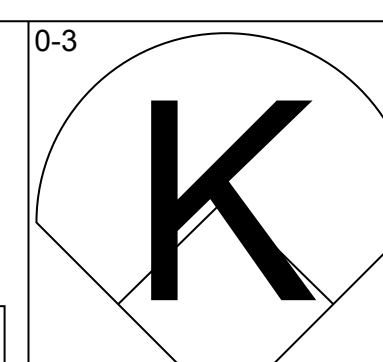
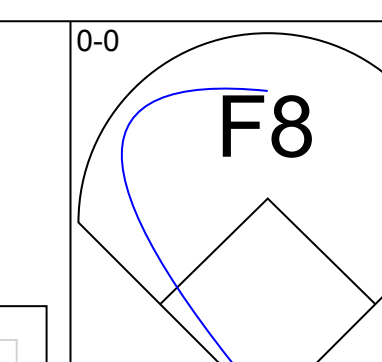
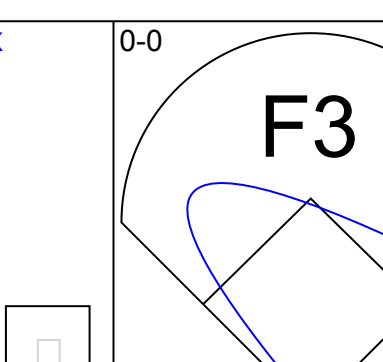
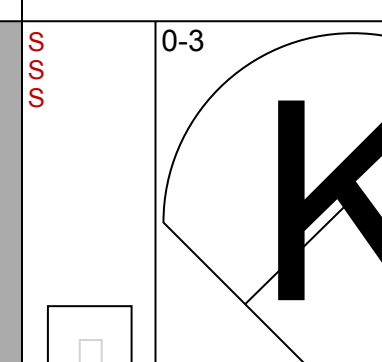
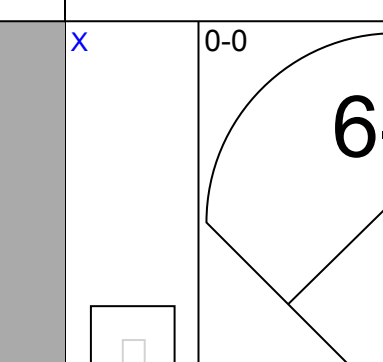
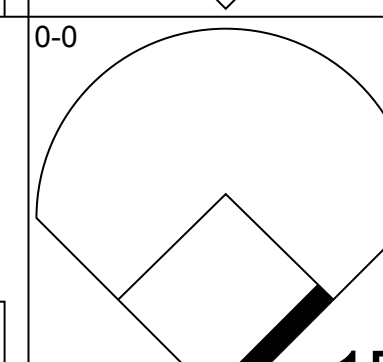
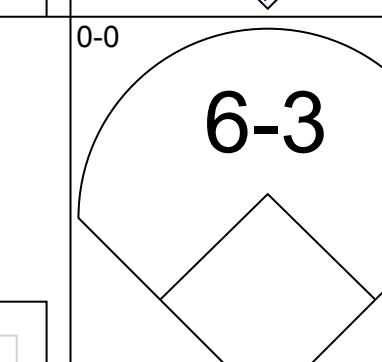
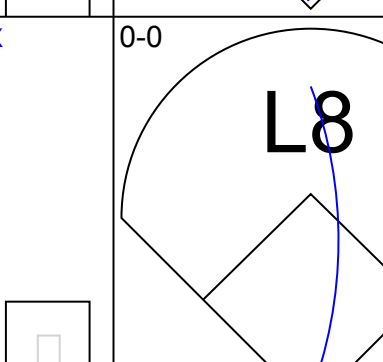
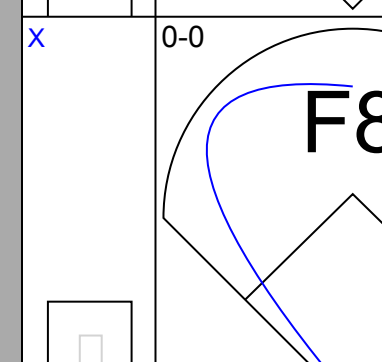
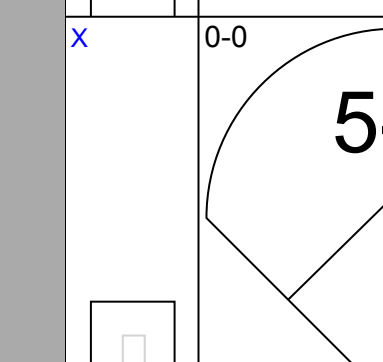
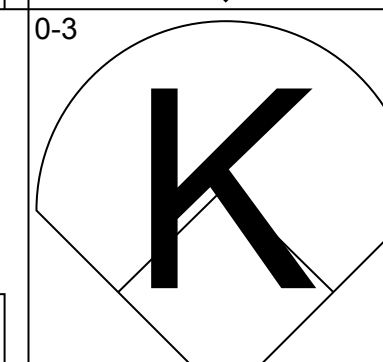
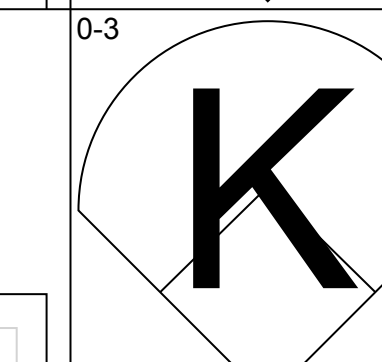
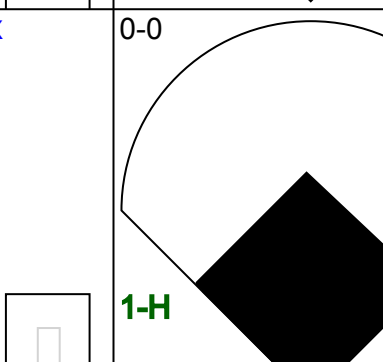
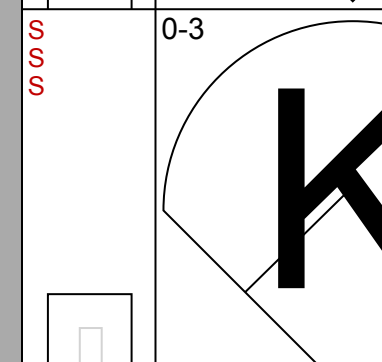
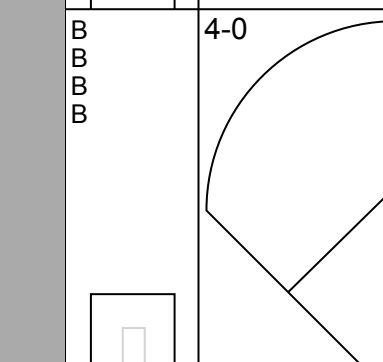
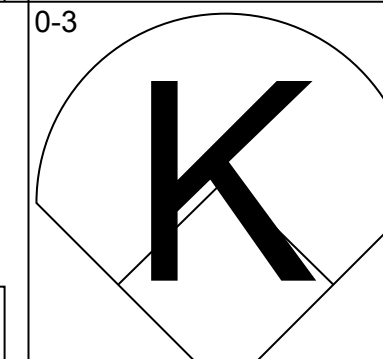
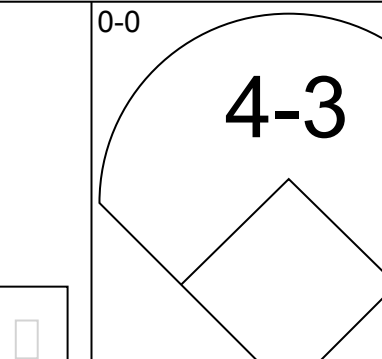
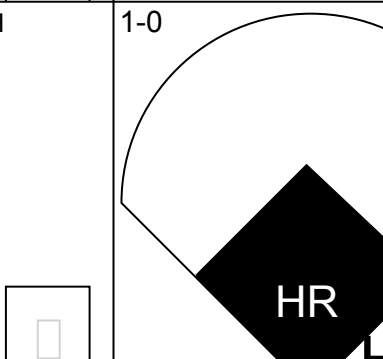
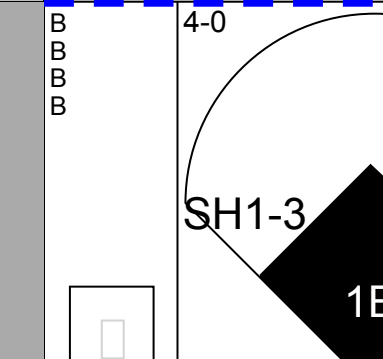
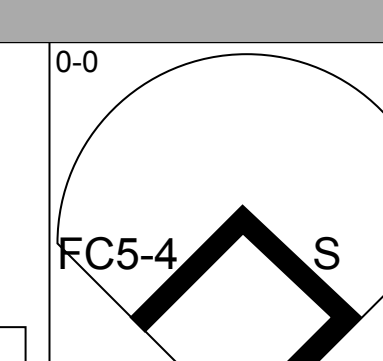
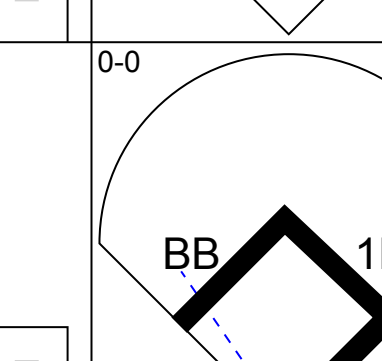
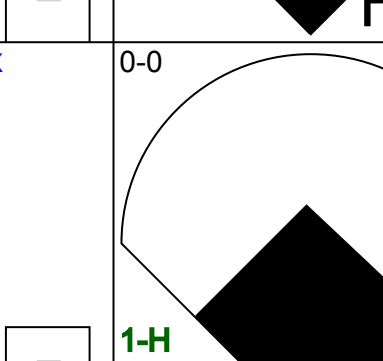
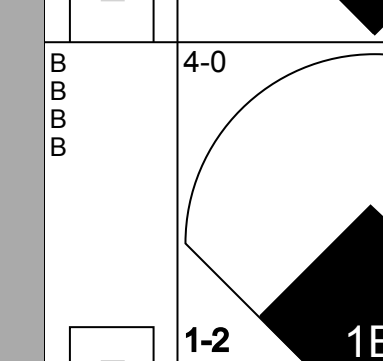
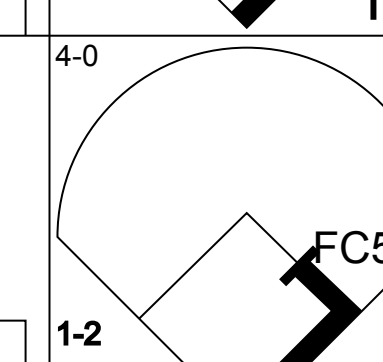
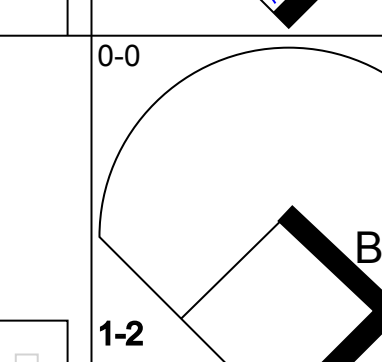
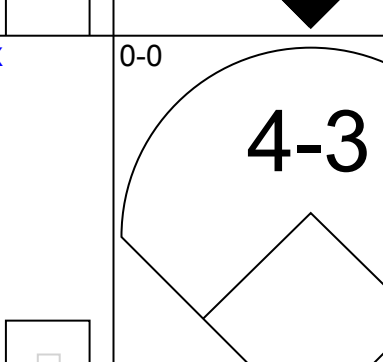
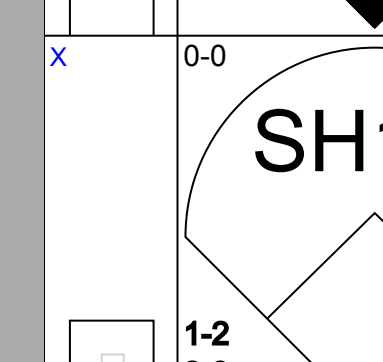

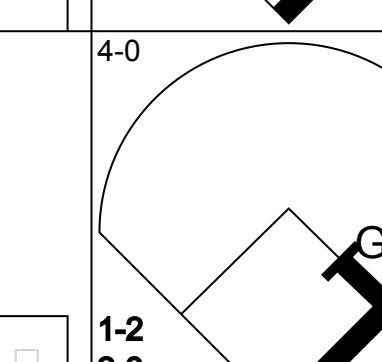

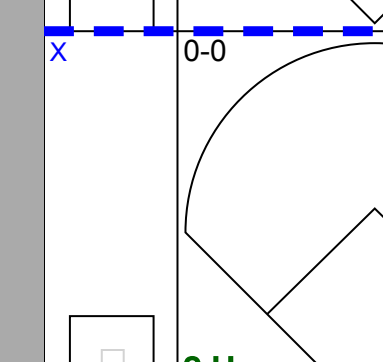
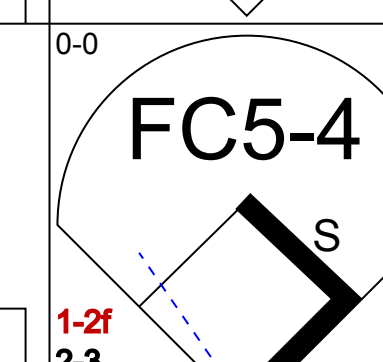
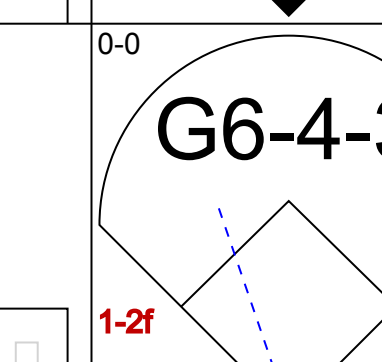

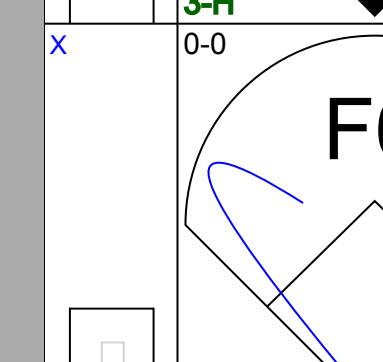

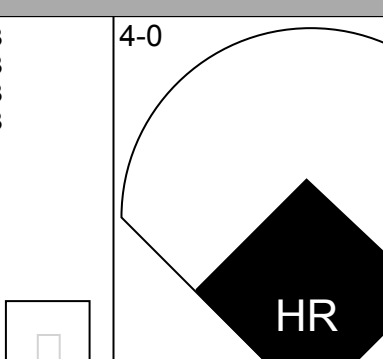

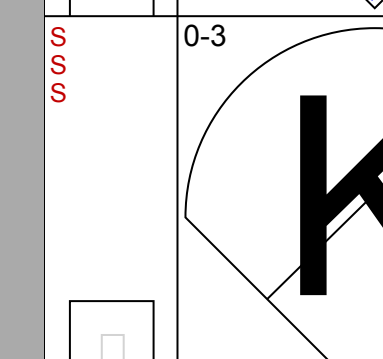
Oakland Athletics @ New York Yankees
 Yankee Stadium, Bronx, NY
 Mon Apr 15 1968, 3:33 AM EST
 Att. 8,579 - Overcast - 68 F

AB 30
R 3
H 7
RBI 2
BB 4
SO 3
LOB 16




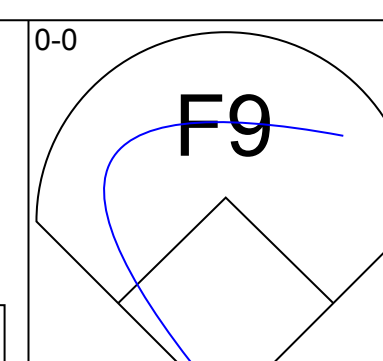
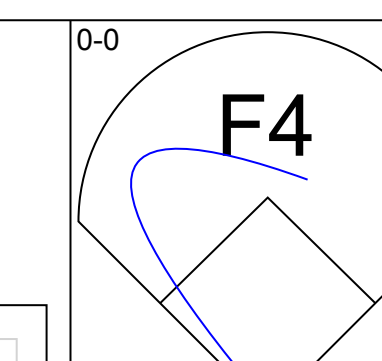
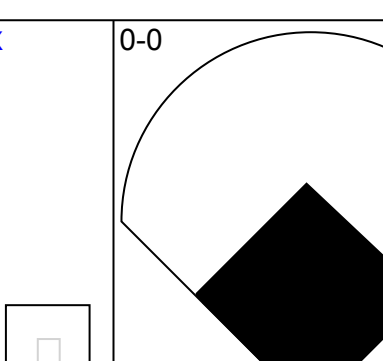
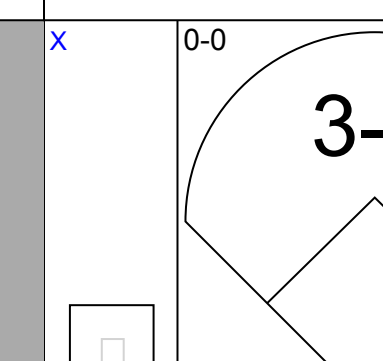
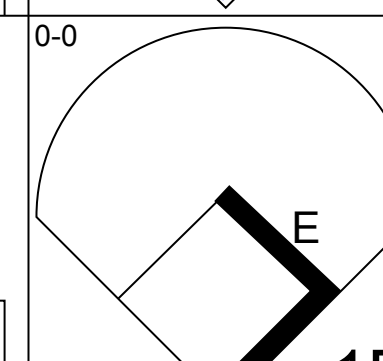
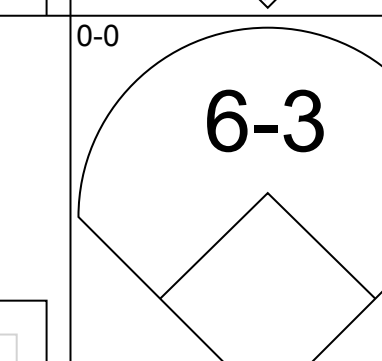
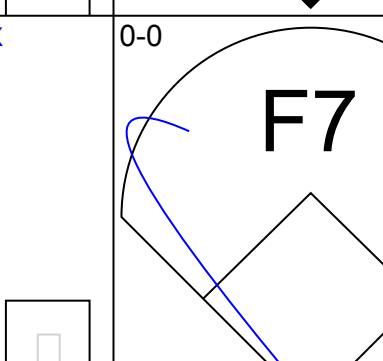
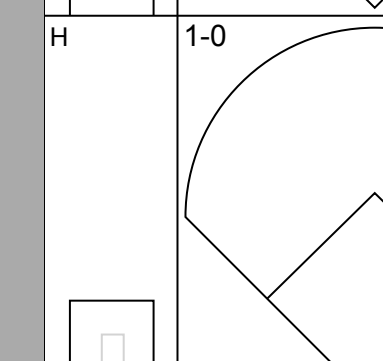
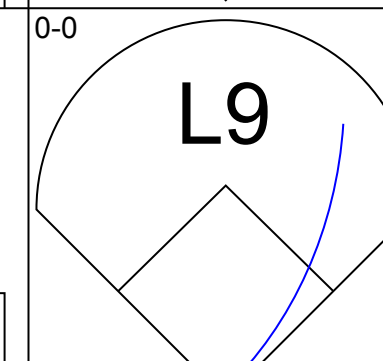
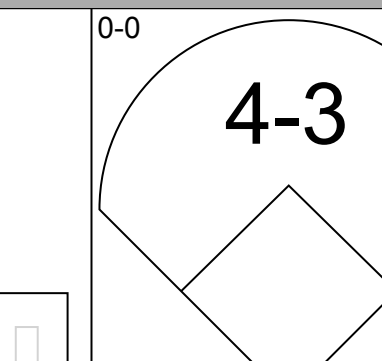
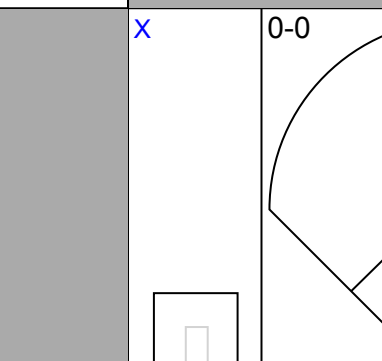
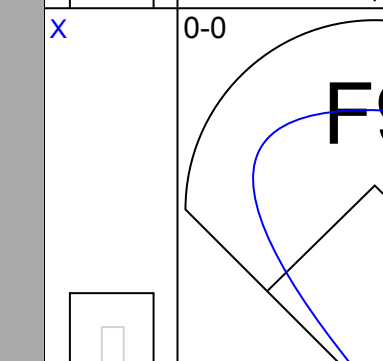
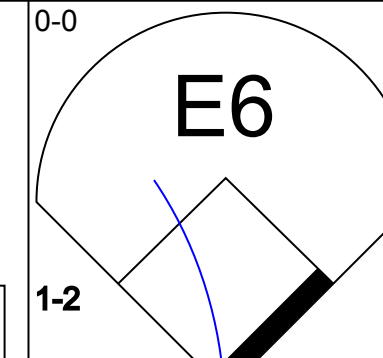
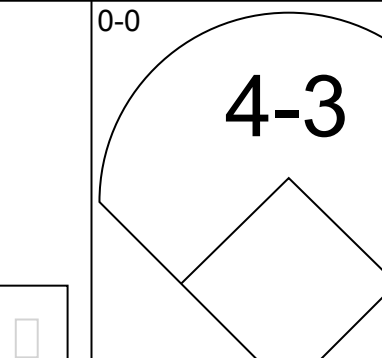
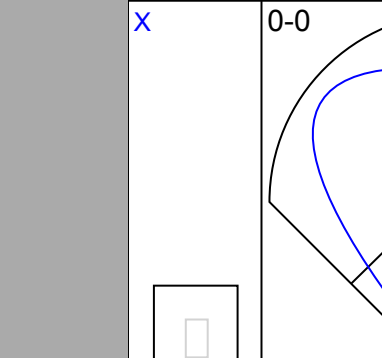
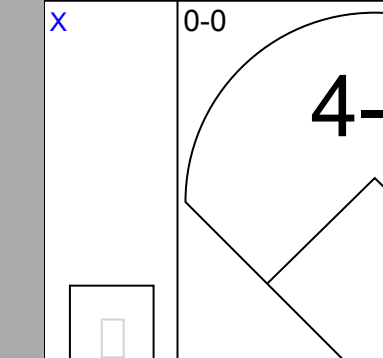
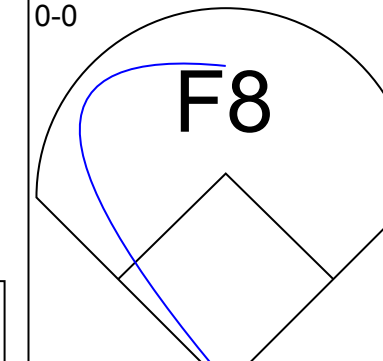
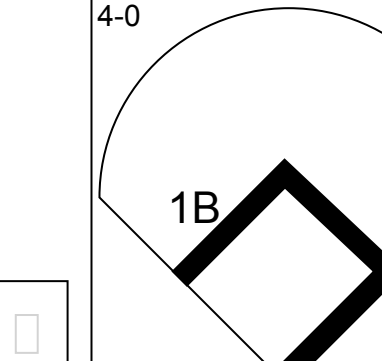
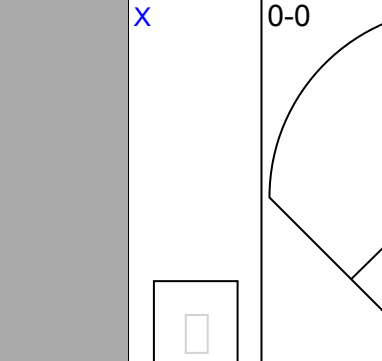

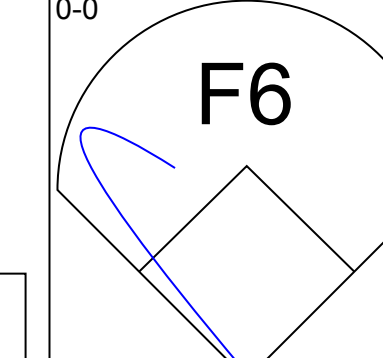
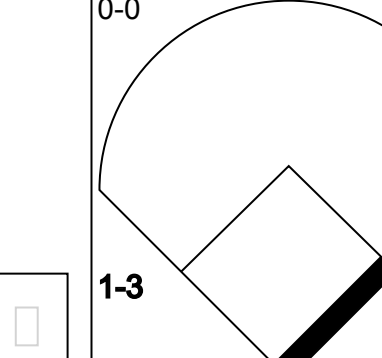
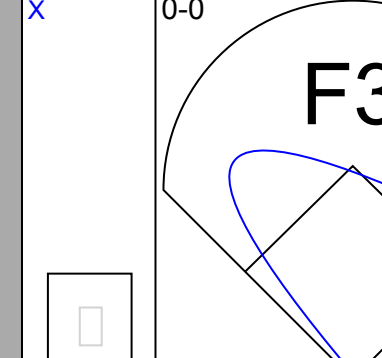
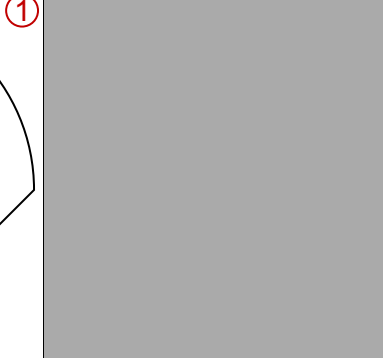
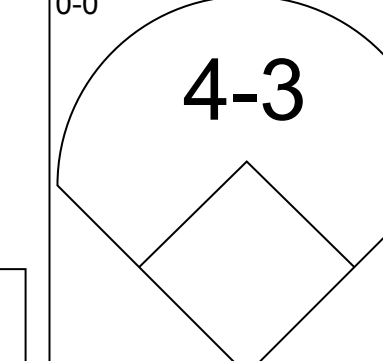
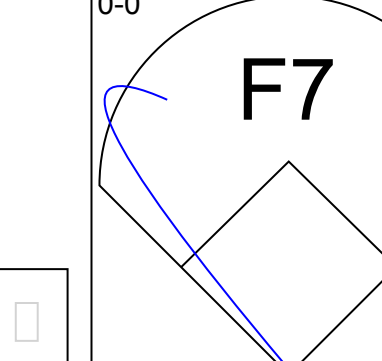
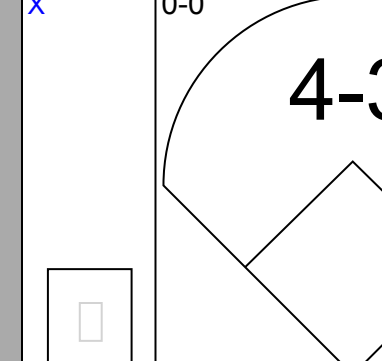

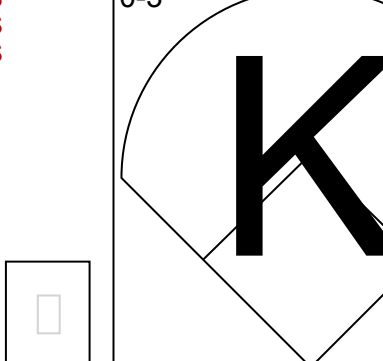
Batter	1	2	3	4	5	6	7	8	9	AB	R	H	RBI	BB	SO	LOB	TOP					
Bert Campaneris, R OBP: 0.348, SLG: 0.381	B1-3		F9		1B			1B	5-3	5	1	2	0	0	0	0	Oakland Athletics @ New York Yankees Yankee Stadium, Bronx, NY Tue Apr 16 1968, 3:33 AM EST Att: 10,406 - Unknown - 61 F livebaseballscores.com					
Reggie Jackson, L OBP: 0.591, SLG: 1.167	HBP		HR		1B			1-3		3	1	3	1	0	0	0						
Sal Bando, R OBP: 0.318, SLG: 0.474	F9		6-3		5-3			1-3		4	0	0	1	0	0	4						
Ray Webster, L OBP: 0.238, SLG: 0.500	F6		4-3				1-3	F8		4	0	0	0	0	0	2						
Danny Cater, R OBP: 0.167, SLG: 0.167		K		5-3				6-3		4	0	0	0	0	1	1						
John Donaldson, L OBP: 0.238, SLG: 0.238	FC1-6		F3		L6				HR	4	1	1	0	0	0	1						
Phil Roof, R OBP: 0.143, SLG: 0.143		K		1-3			6-3			3	0	0	0	0	1	1						
Floyd Robinson, L OBP: 0.333, SLG: 1.333								HR		1	1	1	2	0	0	0						
Jim Pagliaroni, R OBP: 0.385, SLG: 0.200										0	0	0	0	0	0	0						
Rick Monday, L OBP: 0.059, SLG: 0.176	E1				K			1-3		4	0	0	0	0	1	1						
Catfish Hunter, R OBP: 0.250, SLG: 0.250	F4				K					2	0	0	0	0	1	2						
Mike Hershberger, R OBP: 0.157, SLG: 0.157										1	0	0	0	0	0	0						
Ed Sprague, R								F7		1	0	0	0	0	0	0						
Inning Stats	R: 0 E: 0 K: 0 S: 3	H: 0 LOB: 1 BB: 0 P: 4	R: 0 E: 1 K: 2 S: 9	H: 0 LOB: 0 BB: 0 P: 9	R: 1 E: 0 K: 0 S: 4	H: 1 LOB: 0 BB: 0 P: 4	R: 0 E: 0 K: 0 S: 3	H: 0 LOB: 0 BB: 0 P: 3	R: 0 E: 0 K: 0 S: 3	H: 2 LOB: 2 BB: 0 P: 9	R: 0 E: 0 K: 0 S: 3	H: 0 LOB: 0 BB: 0 P: 3	R: 0 E: 0 K: 0 S: 3	H: 0 LOB: 1 BB: 0 P: 5	R: 1 E: 0 K: 0 S: 5	H: 2 LOB: 1 BB: 0 P: 5	R: 2 E: 0 K: 0 S: 5	H: 2 LOB: 2 BB: 0 P: 5	1B: 5 2B: 0 3B: 0 HR: 2	SF: 0 SAC: 0 DP: 0 HBP: 1	WP: 1 PB: 0 SB: 0 CS: 0	PA: 37
PITCHER	IP WLS BF H R ER SO BB IBB HBP BLK WP HR S P ERA WHIP																					
Fritz Peterson, L ERA: 2.57	(1, 1) 7.0 29 5 2 2 4 0 0 1 0 1 1 36 37 2.57 0.714																					
Dooley Womack, R ERA: 5.4	(8, 1) 2.0 L 8 2 2 2 0 0 0 0 0 0 0 1 8 8 9.00 1.000																					

Batter	1	2	3	4	5	6	7	8	9	AB	R	H	RBI	BB	SO	LOB	BOTTOM					
Dick Howser, R OBP: 0.364, SLG: 0.222	1B	K		5-3			1-3		4-3	4	1	1	0	1	1	2	Oakland Athletics @ New York Yankees Yankee Stadium, Bronx, NY Tue Apr 16 1968, 3:33 AM EST Att: 10,406 - Unknown - 61 F livebaseballscores.com					
Mike Ferraro, R OBP: 0.211, SLG: 0.211	BB	5-3			6-3		1-3			4	1	1	0	0	0	1						
Mickey Mantle, S OBP: 0.421, SLG: 0.313	BB						F7			3	1	2	0	1	0	1						
Tom Tresh, S OBP: 0.222, SLG: 0.353	BB				L3					3	0	0	1	1	0	2						
Steve Whitaker, L OBP: 0.200, SLG: 0.077	K			F4			F6		K2-3	4	0	0	0	0	2	4						
Bill Robinson, R OBP: 0.071, SLG: 0.071	K			K					6-3	4	0	1	0	0	2	4						
Jake Gibbs, L OBP: 0.286, SLG: 0.167					F9			K		4	0	1	2	0	1	1						
Gene Michael, S OBP: 0.143, SLG: 0.214									L8	3	0	1	0	0	1	3						
Roy White, S OBP: 0.250, SLG: 0.250	K			4-3			G3		4-3	1	0	0	0	0	0	0						
Fritz Peterson, S										3	0	0	0	0	1	1						
Dooley Womack, L		K			4-3					0	0	0	0	0	0	0						
Andy Kosco, R OBP: 0.667, SLG: 0.667										1	0	1	0	0	0	0						
Horace Clarke, S										0	0	0	0	0	0	0						
Inning Stats	R: 3 E: 0 K: 3 S: 12	H: 3 LOB: 2 BB: 2 P: 20	R: 0 E: 0 K: 2 S: 7	H: 0 LOB: 0 BB: 0 P: 7	R: 0 E: 0 K: 1 S: 6	H: 1 LOB: 1 BB: 0 P: 6	R: 0 E: 0 K: 0 S: 4	H: 1 LOB: 1 BB: 0 P: 4	R: 0 E: 0 K: 0 S: 3	H: 1 LOB: 0 BB: 0 P: 3	R: 0 E: 0 K: 1 S: 6	H: 1 LOB: 1 BB: 0 P: 6	R: 0 E: 0 K: 0 S: 3	H: 0 LOB: 1 BB: 1 P: 7	R: 0 E: 0 K: 1 S: 5	H: 0 LOB: 0 BB: 0 P: 5	R: 0 E: 0 K: 0 S: 4	H: 1 LOB: 2 BB: 0 P: 4	1B: 7 2B: 2 3B: 0 HR: 0	SF: 0 SAC: 0 DP: 1 HBP: 0	WP: 0 PB: 0 SB: 0 CS: 0	PA: 37
PITCHER	IP WLS BF H R ER SO BB IBB HBP BLK WP HR S P ERA WHIP																					
Catfish Hunter, R ERA: 3.75	(1, 1) 6.0 26 7 3 3 7 2 0 0 0 0 0 0 38 46 4.50 1.500																					
Ed Sprague, R ERA: 1.8	(7, 1) 3.0 W 11 1 0 0 1 1 0 0 0 0 0 0 12 16 0.00 0.667																					


Batter	1	2	3	4	5	6	7	8	9	AB	R	H	RBI	BB	SO	LOB	TOP					
Dick Howser, R OBP: 0.238, SLG: 0.158 (1, 4)										5	0	0	0	0	2	1	New York Yankees @ California Angels Anaheim Stadium, Anaheim, CA Thu Apr 18 1968, 9:05 PM EST Att: 11,170 - Unknown - 62 F					
Mike Ferraro, R OBP: 0.241, SLG: 0.241 (1, 5)										5	0	1	0	0	0	1						
Mickey Mantle, S OBP: 0.414, SLG: 0.435 (1, 3)										4	1	1	2	1	3	1						
Tom Tresh, S OBP: 0.286, SLG: 0.261 (1, 7)										2	2	0	0	2	1	1						
Roy White, S OBP: 0.600, SLG: 0.875 (1, 9)										4	2	3	2	1	0	2						
Bill Robinson, R OBP: 0.238, SLG: 0.211 (1, 8)										2	0	1	0	1	0	0						
Frank Fernandez, R OBP: 0.417, SLG: 0.556 (1, 2)										3	0	1	2	1	2	2						
Gene Michael, S OBP: 0.100, SLG: 0.150 (1, 6)										4	0	0	0	0	0	6						
Bill Monbouquette, R (1, 1)										3	1	0	0	1	1	3						
Inning Stats	R: 0 E: 0 K: 3 S: 10	H: 1 LOB: 1 BB: 0 P: 10	R: 0 E: 0 K: 1 S: 6	H: 1 LOB: 2 BB: 1 P: 10	R: 0 E: 0 K: 1 S: 5	H: 0 LOB: 0 BB: 0 P: 5	R: 0 E: 0 K: 0 S: 4	H: 2 LOB: 2 BB: 1 P: 8	R: 4 E: 0 K: 0 S: 5	H: 2 LOB: 0 BB: 1 P: 10	R: 0 E: 0 K: 1 S: 5	H: 0 LOB: 0 BB: 0 P: 5	R: 0 E: 0 K: 0 S: 7	H: 0 LOB: 0 BB: 0 P: 7	R: 2 E: 0 K: 1 S: 6	H: 1 LOB: 1 BB: 2 P: 14	R: 0 E: 0 K: 0 S: 3	H: 0 LOB: 2 BB: 2 P: 11	1B: 5 2B: 0 3B: 0 HR: 2	SF: 0 SAC: 1 DP: 1 HBP: 1	WP: 0 PB: 0 CS: 0	PA: 41
PITCHER	IP WLS BF H R ER SO BB IBB HBP BLK WP HR S P ERA WHIP																					
Jim McGlothlin, R ERA: 3.75 (1, 1)	5.0 L 24 6 4 4 5 3 0 0 0 0 0 2 30 43 7.20 1.800																					
Jack Hamilton, R ERA: 1.5 (6, 1)	2.0 6 0 0 0 3 0 0 0 0 0 0 0 12 12 0.00 0.000																					
Tom Burgmeier, L ERA: 9.0 (8, 1)	0.1 3 0 2 2 0 2 0 0 0 0 0 0 1 9 54.00 6.000																					
Bobby Locke, R ERA: 1.93 (8, 1)	1.2 8 1 0 0 1 2 0 0 0 0 0 0 8 16 0.00 1.800																					

AB	32
R	6
H	7
RBI	6
BB	7
SO	9
LOB	17



Batter	1	2	3	4	5	6	7	8	9	AB	R	H	RBI	BB	SO	LOB	BOTTOM					
Roger Repoz, L OBP: 0.385, SLG: 0.565 (1, 8)										4	1	1	1	0	0	0	New York Yankees @ California Angels Anaheim Stadium, Anaheim, CA Thu Apr 18 1968, 9:05 PM EST Att: 11,170 - Unknown - 62 F					
Jim Fregosi, R OBP: 0.367, SLG: 0.360 (1, 6)										3	0	1	0	0	0	0						
Jimmie Hall, L OBP: 0.222, SLG: 0.176 (1, 9)										4	0	0	0	0	0	2						
Chuck Hinton, R OBP: 0.200, SLG: 0.276 (1, 3)										4	0	0	0	0	0	2						
Rick Reichardt, R OBP: 0.207, SLG: 0.240 (1, 7)										3	0	0	0	1	1	2						
Paul Schaaf, R OBP: 0.379, SLG: 0.346 (1, 5)										4	0	2	0	0	0	0						
Buck Rodgers, S OBP: 0.280, SLG: 0.208 (1, 2)										4	0	0	0	0	0	3						
Bobby Knoop, R OBP: 0.318, SLG: 0.471 (7, PH)										2	0	0	0	0	2	0						
Ed Kirkpatrick, L OBP: 0.500, SLG: 1.000 (8, 1)										1	0	1	0	0	0	0						
Tom Burgmeier, L (8, 1)										0	0	0	0	0	0	0						
Bobby Locke, R (8, 1)										0	0	0	0	0	0	0						
Jim McGlothlin, R (1, 1)										1	0	0	0	0	0	0						
Jay Johnstone, L OBP: 0.222, SLG: 0.125 (5, PH)										1	0	0	0	0	0	0						
Jack Hamilton, R (7, PH)										0	0	0	0	0	0	0						
Woodie Held, R (8, 4)										1	0	0	0	0	1	1						
Inning Stats	R: 0 E: 1 K: 0 S: 5	H: 1 LOB: 2 BB: 0 P: 5	R: 0 E: 0 K: 1 S: 5	H: 0 LOB: 0 BB: 0 P: 5	R: 0 E: 0 K: 0 S: 3	H: 0 LOB: 0 BB: 0 P: 3	R: 0 E: 0 K: 0 S: 4	H: 1 LOB: 2 BB: 1 P: 8	R: 1 E: 0 K: 1 S: 6	H: 1 LOB: 0 BB: 0 P: 6	R: 0 E: 0 K: 0 S: 3	H: 0 LOB: 0 BB: 0 P: 3	R: 0 E: 0 K: 1 S: 6	H: 1 LOB: 1 BB: 0 P: 6	R: 0 E: 0 K: 0 S: 3	H: 0 LOB: 1 BB: 0 P: 4	R: 0 E: 0 K: 1 S: 5	H: 1 LOB: 0 BB: 0 P: 5	1B: 3 2B: 1 3B: 0 HR: 1	SF: 0 SAC: 0 DP: 1 HBP: 1	WP: 0 PB: 0 CS: 0	PA: 34
PITCHER	IP WLS BF H R ER SO BB IBB HBP BLK WP HR S P ERA WHIP																					
Bill Monbouquette, R ERA: 1.2 (1, 1)	9.0 W 34 5 1 1 4 1 0 0 0 0 1 40 45 1.00 0.667																					

AB	32
R	1
H	5
RBI	1
BB	1
SO	4
LOB	10



Batter	1	2	3	4	5	6	7	8	9	AB	R	H	RBI	BB	SO	LOB	TOP		
Dick Howser, R OBP: 0.200, SLG: 0.130 (1, 4)	F5		F3		9-2-5			K		4	0	0	0	0	1	2			
Mike Ferraro, R OBP: 0.212, SLG: 0.212 (1, 5)	K			E4		L4		F7		4	0	0	0	0	1	0			
Mickey Mantle, S OBP: 0.394, SLG: 0.385 Ruben Amaro, R OBP: 0.333, SLG: 0.333 (1, 3)	3-1			L7					K	3	0	0	0	1	1	1			
Tom Tresh, S OBP: 0.250, SLG: 0.222 (1, 7)		F4		G4-6-3		F6		F7		4	0	0	0	0	2				
Roy White, S OBP: 0.571, SLG: 0.833 (1, 9)	K					F3				4	2	2	0	0	1	1			
Bill Robinson, R OBP: 0.280, SLG: 0.261 (1, 8)	L8									4	1	2	0	0	0	0			
Jake Gibbs, L OBP: 0.222, SLG: 0.125 (1, 2)			4-3		2-3		3-1		L9	4	0	0	1	0	2				
Gene Michael, S OBP: 0.130, SLG: 0.304 (1, 6)					FC6		K			3	1	1	1	0	1	1			
Mel Stottlemyre, R OBP: 0.143, SLG: 0.286 (1, 1)			6-3		E1			L6		3	0	0	0	0	1				
Inning Stats	R: 0 E: 0 K: 1 S: 5	H: 0 LOB: 0 BB: 0 P: 5	R: 0 E: 0 K: 1 S: 5	H: 0 LOB: 0 BB: 0 P: 5	R: 1 E: 0 K: 0 S: 4	H: 1 LOB: 0 BB: 0 P: 4	R: 0 E: 1 K: 0 S: 3	H: 0 LOB: 0 BB: 0 P: 3	R: 2 E: 2 K: 0 S: 6	H: 2 LOB: 1 BB: 0 P: 6	R: 0 E: 0 K: 1 S: 5	H: 0 LOB: 0 BB: 0 P: 5	R: 0 E: 0 K: 1 S: 5	H: 0 LOB: 0 BB: 0 P: 5	R: 1 E: 1 K: 1 S: 7	H: 2 LOB: 1 BB: 0 P: 7	1B: 3 2B: 2 3B: 0 HR: 1	SF: 0 SAC: 0 DP: 2 HBP: 0	WP: 0 PA: 34 CS: 0
PITCHER	IP WLS BF H R ER SO BB IBB HBP BLK WP HR S P ERA WHIP																		
Jim Perry, R ERA: 1.13 Al Worthington, R ERA: 3.35	(1, 1)	7.0 L 26 3 3 2 3 1 0 0 0 0 0 1 31 35 2.57 0.571																	
(8, 1)	2.0 8 2 1 1 2 0 0 0 0 1 0 0 12 12 4.50 1.000																		

New York Yankees @ Minnesota Twins
Metropolitan Stadium, Bloomington, MI
Sat Apr 20 1968, 4:33 AM EST
Att: 14,029 - Unknown - 62 F

AB 33
R 4
H 5
RBI 2
BB 1
SO 5
LOB 10



Batter	1	2	3	4	5	6	7	8	9	AB	R	H	RBI	BB	SO	LOB	BOTTOM		
Cesar Tovar, R OBP: 0.333, SLG: 0.343 (1, 5)	FC5-4		6-3		FC4-6		G1-6-3			4	0	3	0	0	0	0			
Rod Carew, L OBP: 0.306, SLG: 0.343 (1, 4)	FC5-4			WP	FC4-6		G1-6-3			4	0	1	0	0	0	3			
Tony Oliva, L OBP: 0.351, SLG: 0.303 (1, 9)	G4-6-3		4-3		4-3			F7		4	0	0	0	0	0	3			
Harmon Killebrew, R OBP: 0.514, SLG: 0.929 (1, 3)		K			F2			5-3		4	1	1	1	0	1	0			
Bob Allison, R OBP: 0.576, SLG: 0.933 (1, 7)				4-3	E5			6-3		3	1	2	0	1	0	0			
John Roseboro, L OBP: 0.273, SLG: 0.148 (1, 2)		4-3			4-3		F8		F8	4	0	0	0	0	0	3			
Ted Uhlaender, L OBP: 0.394, SLG: 0.600 (1, 8)						FC6-4		F9		3	0	1	1	1	0	1			
Jackie Hernandez, R OBP: 0.250, SLG: 0.310 Rich Reese, L (8, PH)					FC6-4				3-1	3	0	0	0	0	2	4			
Jim Perry, S OBP: 0.200, SLG: 0.800 Jim Holt, L (7, PH) Al Worthington, R (8, 1)			4-3				F8		5-3	2	0	0	0	0	0	0			
Inning Stats	R: 0 E: 0 K: 0 S: 3	H: 1 LOB: 2 BB: 1 P: 12	R: 0 E: 0 K: 2 S: 8	H: 1 LOB: 1 BB: 0 P: 4	R: 0 E: 1 K: 0 S: 5	H: 1 LOB: 1 BB: 0 P: 5	R: 1 E: 0 K: 1 S: 6	H: 1 LOB: 1 BB: 1 P: 10	R: 0 E: 0 K: 0 S: 3	H: 1 LOB: 0 BB: 0 P: 3	R: 0 E: 0 K: 0 S: 3	H: 0 LOB: 0 BB: 0 P: 3	R: 0 E: 0 K: 0 S: 3	H: 0 LOB: 0 BB: 0 P: 3	R: 0 E: 0 K: 0 S: 3	H: 0 LOB: 0 BB: 0 P: 3	1B: 7 2B: 0 3B: 0 HR: 1	SF: 0 SAC: 0 DP: 2 HBP: 0	WP: 1 PA: 35 CS: 0
PITCHER	IP WLS BF H R ER SO BB IBB HBP BLK WP HR S P ERA WHIP																		
Mel Stottlemyre, R ERA: 2.45	(1, 1)	9.0 W 35 8 2 1 3 2 0 0 0 0 1 1 39 47 1.00 1.111																	

New York Yankees @ Minnesota Twins
Metropolitan Stadium, Bloomington, MI
Sat Apr 20 1968, 4:33 AM EST
Att: 14,029 - Unknown - 62 F


AB 33
R 2
H 8
RBI 2
BB 2
SO 3
LOB 14



Batter	1	2	3	4	5	6	7	8	9	AB	R	H	RBI	BB	SO	LOB	TOP								
Dick Howser, R (1,4) OBP: 0.167, SLG: 0.107	F3		F7		F3		F6		L9	5	0	0	0	0	0	1									
Mike Ferraro, R (1,5) OBP: 0.216, SLG: 0.194	F9		5-3				F8			3	0	0	0	1	0	1									
Mickey Mantle, S (1,3) Andy Kosco, R (5,3) OBP: 0.500, SLG: 0.500	K			1B BB	4-3				5-3	2	0	0	0	1	1	1									
Tom Tresh, S (1,7) OBP: 0.250, SLG: 0.226		K		F6		F4			2B 1B	4	0	1	0	0	1	1									
Roy White, S (1,9) OBP: 0.556, SLG: 0.813		3-1			3-1				1B	4	0	2	0	0	0	0									
Bill Robinson, R (1,8) OBP: 0.310, SLG: 0.269		E5 2B 1B			K				F3	3	1	1	0	1	1	4									
Jake Gibbs, L (1,2) OBP: 0.227, SLG: 0.200				F4					4-3	4	0	1	1	0	1	5									
Gene Michael, S (1,6) OBP: 0.111, SLG: 0.259					F5				F9	4	0	0	0	0	1	1									
Fred Talbot, R (1,1) Horace Clarke, S (7,PH) Jim Bouton, R (7,PH) Bobby Cox, R (9,PH) OBP: 0.500, SLG: 2.000 OBP: 0.100, SLG: 0.100				F9					4-3	2	1	1	1	0	0	0									
Inning Stats	R: 0 E: 0 K: 1 S: 5	H: 0 LOB: 0 BB: 0 P: 5	R: 1 E: 1 K: 2 S: 9	H: 2 LOB: 1 BB: 0 P: 9	R: 0 E: 0 K: 1 S: 3	H: 0 LOB: 0 BB: 0 P: 3	R: 0 E: 0 K: 1 S: 6	H: 1 LOB: 2 BB: 1 P: 10	R: 1 E: 0 K: 0 S: 4	H: 1 LOB: 1 BB: 1 P: 8	R: 0 E: 0 K: 1 S: 5	H: 0 LOB: 1 BB: 0 P: 9	R: 0 E: 0 K: 0 S: 4	H: 1 LOB: 1 BB: 0 P: 4	R: 0 E: 0 K: 0 S: 5	H: 2 LOB: 2 BB: 0 P: 5	R: 0 E: 0 K: 0 S: 3	H: 0 LOB: 0 BB: 0 P: 3	1B: 4 2B: 2 3B: 0 HR: 1	SF: 0 SAC: 0 DP: 0 HBP: 0	WP: 0 PB: 0 CS: 0	PA: 37			
PITCHER	IP	WLS	BF	H	R	ER	SO	BB	IBB	HBP	BLK	WP	HR	S	P	ERA	WHIP								
Dave Boswell, R (1,1) ERA: 2.81	7.0	W	29	5	2	2	5	3	0	0	0	0	1	36	48	2.57	1.143								
Al Worthington, R (8,1) ERA: 1.93	2.0	S	8	2	0	0	0	0	0	0	0	0	0	8	8	0.00	1.000								

New York Yankees @ Minnesota Twins
Metropolitan Stadium, Bloomington, MI
Sun Apr 21 1968, 4:33 AM EST
Att: 19,220 - Sunny - 60 F

AB	34
R	2
H	7
RBI	2
BB	3
SO	5
LOB	14



Batter	1	2	3	4	5	6	7	8	9	AB	R	H	RBI	BB	SO	LOB	BOTTOM								
Cesar Tovar, R (1,5) OBP: 0.333, SLG: 0.368	4-3						F7		SH1-4	3	1	1	0	0	0	0									
Rod Carew, L (1,4) OBP: 0.375, SLG: 0.410										4	1	4	1	0	0	0									
Tony Oliva, L (1,9) OBP: 0.341, SLG: 0.389										3	1	1	3	0	0	2									
Harmon Killebrew, R (1,3) Rich Reese, L (9,3) OBP: 0.462, SLG: 0.813										4	0	0	0	0	1	2									
Bob Allison, R (1,7) Ron Clark, R (9,5) OBP: 0.514, SLG: 0.824 OBP: 1.000, SLG: 1.500										4	0	0	0	0	4	0									
Ted Uhlhaender, L (1,8) OBP: 0.376, SLG: 0.618										4	1	1	0	0	1	0									
John Roseboro, L (1,2) OBP: 0.270, SLG: 0.133										3	0	0	0	1	2	0									
Jackie Hernandez, R (1,6) OBP: 0.257, SLG: 0.313										3	0	1	1	0	1	0									
Dave Boswell, R (1,1) Al Worthington, R (8,1) ERA: 9.0 ERA: 6.75										2	1	0	0	1	1	2									
Inning Stats	R: 0 E: 0 K: 0 S: 4	H: 1 LOB: 1 BB: 0 P: 4	R: 0 E: 0 K: 3 S: 9	H: 0 LOB: 0 BB: 0 P: 9	R: 1 E: 1 K: 1 S: 7	H: 2 LOB: 1 BB: 0 P: 7	R: 1 E: 0 K: 3 S: 11	H: 2 LOB: 2 BB: 1 P: 15	R: 2 E: 0 K: 1 S: 7	H: 2 LOB: 0 BB: 0 P: 7	R: 0 E: 0 K: 0 S: 3	H: 0 LOB: 0 BB: 0 P: 3	R: 1 E: 0 K: 0 S: 4	H: 1 LOB: 1 BB: 1 P: 8	R: 0 E: 0 K: 2 S: 7	H: 0 LOB: 0 BB: 0 P: 7	1B: 5 2B: 1 3B: 1 HR: 1	SF: 1 SAC: 1 DP: 0 HBP: 0	WP: 0 PB: 0 CS: 0	PA: 34					
PITCHER	IP	WLS	BF	H	R	ER	SO	BB	IBB	HBP	BLK	WP	HR	S	P	ERA	WHIP								
Fred Talbot, R (1,1) ERA: 9.0	6.0	L	26	7	4	4	8	1	0	0	0	0	1	41	45	6.00	1.333								
Jim Bouton, R (7,1) ERA: 6.75	2.0		8	1	1	1	2	1	0	0	0	0	0	11	15	4.50	1.000								

New York Yankees @ Minnesota Twins
Metropolitan Stadium, Bloomington, MI
Sun Apr 21 1968, 4:33 AM EST
Att: 19,220 - Sunny - 60 F

AB	30
R	5
H	8
RBI	5
BB	2
SO	10
LOB	6



Batter	1	2	3	4	5	6	7	8	9	AB	R	H	RBI	BB	SO	LOB	TOP																		
Horace Clarke, S OBP: 0.143, SLG: 0.143 (1,4)	4-3		6-3			1B SF9 1B		F5		4	1	1	0	0	0	0	New York Yankees @ Oakland Athletics Oakland-Alameda County Coliseum, Oakland, CA Mon Apr 22 1968, 6:05 PM PST Att: 11,714 - Unknown																		
Mike Ferraro, R OBP: 0.220, SLG: 0.200 (1,5)	6-3		5-3			1B		F7		4	0	1	0	0	0	0																			
Mickey Mantle, S OBP: 0.375, SLG: 0.344 Dick Howser, R OBP: 0.167, SLG: 0.107 Ruben Amaro, R OBP: 0.333, SLG: 0.333 (1,3)	4-3					K				4	0	1	0	0	2	2																			
Tom Tresh, S OBP: 0.225, SLG: 0.206 (1,7)						K				3	0	0	1	0	3	1																			
Roy White, S OBP: 0.545, SLG: 0.737 (9,8)						1-3				3	1	1	0	1	0	1																			
Bill Robinson, R OBP: 0.281, SLG: 0.241 Steve Whitaker, L OBP: 0.158, SLG: 0.059 Andy Kosco, R OBP: 0.400, SLG: 0.400 (9,9)										3	0	0	0	0	1	1																			
Jake Gibbs, L OBP: 0.269, SLG: 0.217 (1,2)										3	0	1	1	1	1	2																			
Gene Michael, S OBP: 0.100, SLG: 0.233 (1,6)										3	0	0	0	0	1	2																			
Fritz Peterson, S Dooley Womack, L (8,1)										3	0	0	0	0	1	1																			
Inning Stats	R: 0 E: 0 K: 0 S: 3	H: 0 LOB: 0 BB: 0 P: 3	R: 1 E: 0 K: 3 S: 11	H: 2 LOB: 1 BB: 0 P: 11	R: 0 E: 0 K: 1 S: 5	H: 0 LOB: 0 BB: 0 P: 5	R: 0 E: 0 K: 2 S: 7	H: 0 LOB: 0 BB: 0 P: 7	R: 0 E: 0 K: 0 S: 3	H: 0 LOB: 0 BB: 0 P: 3	R: 0 E: 0 K: 0 S: 3	H: 0 LOB: 0 BB: 0 P: 3	R: 0 E: 0 K: 2 S: 8	H: 1 LOB: 2 BB: 1 P: 12	1B: 5 2B: 0 3B: 0 HR: 0	SF: 1 SAC: 0 DP: 0 HBP: 0	WP: 1 PB: 0 SB: 1 CS: 0	PA: 34																	
PITCHER	IP	WLS	BF	H	R	ER	SO	BB	IBB	HBP	BLK	WP	HR	S	P	ERA	WHIP	PITCHER	IP	WLS	BF	H	R	ER	SO	BB	IBB	HBP	BLK	WP	HR	S	P	ERA	WHIP
Low Krausse, R ERA: 4.05 (1,1)	8.0	L	29	4	2	2	7	1	0	0	0	0	0	42	46	2.25	0.625																		
Ed Sprague, R ERA: 2.94 (9,1)	0.1		3	1	0	0	1	0	1	0	0	1	0	4	8	0.00	3.000																		
Tony Pierce, L ERA: 7.11 (9,1)	0.2		2	0	0	0	1	0	0	0	0	0	0	4	4	0.00	0.000																		

AB	31
R	2
H	5
RBI	2
BB	2
SO	9
LOB	12



Batter	1	2	3	4	5	6	7	8	9	AB	R	H	RBI	BB	SO	LOB	BOTTOM																			
Bert Campaneris, R OBP: 0.300, SLG: 0.233 (1,7)	K		K			F9		E		4	0	1	0	0	2	0	New York Yankees @ Oakland Athletics Oakland-Alameda County Coliseum, Oakland, CA Mon Apr 22 1968, 6:05 PM PST Att: 11,714 - Unknown																			
Reggie Jackson, L OBP: 0.435, SLG: 0.650 Tony La Russa, R OBP: 0.333, SLG: 0.333 Ed Sprague, R Tony Pierce, R (1,9)	F7							E3		3	0	1	0	0	1	0																				
Sal Bando, R OBP: 0.217, SLG: 0.279 (1,5)								1B		0	0	0	0	0	0	0																				
Rene Lachemann, R OBP: 0.250, SLG: 0.250 (1,2)								1B		4	0	1	0	0	3	3																				
Ray Webster, L OBP: 0.178, SLG: 0.279 (1,3)										4	0	0	0	0	2	1																				
Mike Hershberger, R OBP: 0.167, SLG: 0.091 Floyd Robinson, L OBP: 0.286, SLG: 0.714 Jim Gosger, L (1,8)										3	0	0	0	0	2	2																				
John Donaldson, L OBP: 0.200, SLG: 0.195 (1,4)										1	0	1	0	0	0	0																				
Ted Kubiak, S OBP: 0.429, SLG: 0.429 (1,6)										3	0	1	0	0	1	0																				
Lew Krausse, R Danny Cater, R OBP: 0.261, SLG: 0.190 (8,9)										2	0	0	0	0	1	0																				
Inning Stats	R: 0 E: 0 K: 2 S: 8	H: 1 LOB: 1 BB: 0 P: 8	R: 0 E: 0 K: 0 S: 3	H: 0 LOB: 0 BB: 0 P: 3	R: 0 E: 0 K: 1 S: 5	H: 0 LOB: 0 BB: 0 P: 5	R: 0 E: 0 K: 3 S: 9	H: 0 LOB: 0 BB: 0 P: 9	R: 1 E: 0 K: 1 S: 6	H: 1 LOB: 0 BB: 0 P: 6	R: 0 E: 0 K: 1 S: 5	H: 1 LOB: 1 BB: 0 P: 5	R: 0 E: 1 K: 1 S: 8	H: 2 LOB: 3 BB: 0 P: 8	R: 0 E: 0 K: 0 S: 4	H: 1 LOB: 1 BB: 0 P: 4	1B: 7 2B: 0 3B: 0 HR: 0	SF: 1 SAC: 0 DP: 0 HBP: 0	WP: 0 PB: 0 SB: 1 CS: 0	PA: 35																
PITCHER	IP	WLS	BF	H	R	ER	SO	BB	IBB	HBP	BLK	WP	HR	S	P	ERA	WHIP	PITCHER	IP	WLS	BF	H	R	ER	SO	BB	IBB	HBP	BLK	WP	HR	S	P	ERA	WHIP	
Fritz Peterson, L ERA: 1.84 (1,1)	7.2	W	29	6	1	1	9	0	0	0	0	0	0	47	47	1.17	0.783																			
Dooley Womack, R ERA: 3.66 (8,1)	1.1	S	5	1	0	0	1	0	0	0	0	0	0	7	7	0.00	0.750																			



Batter	1	2	3	4	5	6	7	8	9	AB	R	H	RBI	BB	SO	LOB	TOP												
Horace Clarke, S OBP: 0.158, SLG: 0.111 (1, 4)										4	1	0	0	1	0	3													
Mike Ferraro, R OBP: 0.196, SLG: 0.178 (1, 5)										5	0	0	0	0	2	2													
Mickey Mantle, S OBP: 0.364, SLG: 0.361 Ruben Amaro, R OBP: 0.333, SLG: 0.333 (1, 3) (7, 3)										4	1	1	0	0	0	1													
Tom Tresh, S OBP: 0.250, SLG: 0.194 (1, 7)										2	1	0	0	2	1	1													
Roy White, S OBP: 0.500, SLG: 0.667 (1, 9)										2	1	0	1	1	0	1													
Bill Robinson, R OBP: 0.306, SLG: 0.303 (1, 8)										4	2	2	2	0	0	2													
Jake Gibbs, L OBP: 0.300, SLG: 0.259 (1, 2)										4	0	2	2	0	0	0													
Gene Michael, S OBP: 0.118, SLG: 0.265 (1, 6)										4	0	1	0	0	1	3													
Al Downing, R Bobby Cox, R Bill Monbouquette, R OBP: 0.250, SLG: 0.143 (1, 1) (2, PH) (2, 1)										0	0	0	0	0	0	0													
Inning Stats	R: 4 E: 1 K: 1 S: 8	H: 2 LOB: 1 BB: 2 P: 16	R: 0 E: 0 K: 1 S: 5	H: 0 LOB: 0 BB: 0 P: 5	R: 0 E: 0 K: 0 S: 3	H: 1 LOB: 1 BB: 1 P: 7	R: 0 E: 0 K: 0 S: 3	H: 0 LOB: 0 BB: 0 P: 3	R: 0 E: 0 K: 0 S: 3	H: 0 LOB: 0 BB: 0 P: 3	R: 2 E: 0 K: 1 S: 8	H: 3 LOB: 2 BB: 1 P: 12	R: 0 E: 0 K: 0 S: 5	H: 0 LOB: 0 BB: 0 P: 5	R: 0 E: 0 K: 0 S: 3	H: 0 LOB: 0 BB: 0 P: 3	R: 0 E: 0 K: 1 S: 6	H: 1 LOB: 1 BB: 0 P: 6	1B: 4 2B: 3 3B: 0 HR: 0	SF: 1 SAC: 0 DP: 1 HBP: 0	WP: 0 PB: 0 SB: 4 CS: 0	PA: 38							
PITCHER	IP WLS BF H R ER SO BB IBB HBP BLK WP HR S P ERA WHIP	5.1 L 25 5 6 2 2 4 0 0 0 0 0 25 41 3.38 1.688	1.2 6 1 0 0 2 0 0 0 0 0 0 10 10 0.00 0.600	2.0 7 1 0 0 1 0 0 0 0 0 0 9 9 0.00 0.500	PITCHER											IP WLS BF H R ER SO BB IBB HBP BLK WP HR S P ERA WHIP													
Chuck Dobson, R ERA: 2.66 (1, 1)												5.1	L	25	5	6	2	2	4	0	0	0	0	0	25	41	3.38	1.688	
Diego Segui, R ERA: (6, 1)												1.2		6	1	0	0	2	0	0	0	0	0	10	10	0.00	0.600		
Paul Lindblad, L ERA: 0.77 (8, 1)												2.0		7	1	0	0	1	0	0	0	0	0	9	9	0.00	0.500		
Batter	1	2	3	4	5	6	7	8	9	AB	R	H	RBI	BB	SO	LOB	BOTTOM												
Bert Campaneris, R OBP: 0.315, SLG: 0.277 (1, 7)										4	1	2	0	0	0	0													
Reggie Jackson, L OBP: 0.420, SLG: 0.636 (1, 9)										4	1	1	1	0	0	1													
Sal Bando, R OBP: 0.240, SLG: 0.319 (1, 5)										4	1	2	1	0	1	0													
Rene Lachemann, R OBP: 0.167, SLG: 0.167 (1, 2)										4	0	0	0	0	1	2													
Ray Webster, L OBP: 0.184, SLG: 0.277 (1, 3)										4	0	1	0	0	0	1													
Mike Hershberger, R OBP: 0.125, SLG: 0.071 (1, 8)										3	0	0	1	0	0	1													
John Donaldson, L OBP: 0.188, SLG: 0.182 (1, 4)										3	0	0	0	0	0	1													
Ted Kubiak, S OBP: 0.300, SLG: 0.300 (1, 6)										3	0	0	0	0	1	0													
Chuck Dobson, R OBP: 0.125, SLG: 0.125 Diego Segui, R ERA: (1, 1) (6, 1)												1.0	W	26	2	0	0	3	0	0	0	0	0	0	0	0	0	0	0
Floyd Robinson, L OBP: 0.250, SLG: 0.625 Paul Lindblad, L OBP: 0.500, SLG: 0.500 (7, PH) (8, 1)												8.0		26	2	0	0	3	0	0	0	0	0	32	32	0.00	0.250		
Inning Stats	R: 3 E: 0 K: 1 S: 9	H: 4 LOB: 1 BB: 0 P: 9	R: 0 E: 0 K: 0 S: 3	H: 0 LOB: 0 BB: 0 P: 3	R: 0 E: 0 K: 0 S: 3	H: 0 LOB: 0 BB: 0 P: 3	R: 0 E: 0 K: 0 S: 3	H: 0 LOB: 0 BB: 0 P: 3	R: 0 E: 0 K: 2 S: 8	H: 1 LOB: 1 BB: 0 P: 8	R: 0 E: 0 K: 0 S: 4	H: 1 LOB: 1 BB: 0 P: 4	R: 0 E: 0 K: 0 S: 3	H: 0 LOB: 0 BB: 0 P: 3	R: 0 E: 0 K: 1 S: 5	H: 0 LOB: 0 BB: 0 P: 5	R: 0 E: 0 K: 0 S: 3	H: 0 LOB: 0 BB: 0 P: 3	1B: 3 2B: 3 3B: 0 HR: 0	SF: 1 SAC: 0 DP: 0 HBP: 0	WP: 0 PB: 0 SB: 0 CS: 0	PA: 33							
PITCHER	IP WLS BF H R ER SO BB IBB HBP BLK WP HR S P ERA WHIP	1.0 7 4 3 3 1 0 0 0 0 0 0 9 9 27.00 4.000	PITCHER											IP WLS BF H R ER SO BB IBB HBP BLK WP HR S P ERA WHIP															
Al Downing, L ERA: 27.0 (1, 1)												1.0		7	4	3	3	1	0	0	0	0	9	9	27.00	4.000			
Bill Monbouquette, R ERA: 0.78 (2, 1)												8.0	W	26	2	0	0	3	0	0	0	0	0	32	32	0.00	0.250		

New York Yankees @ Oakland Athletics
Oakland-Alameda County Coliseum, Oakland, CA

AB 33
R 6
H 7
RBI 6
BB 4
SO 5
LOB 14



WP: 0 PA: 38
PB: 0
SB: 4
CS: 0

New York Yankees @ Oakland Athletics
Oakland-Alameda County Coliseum, Oakland, CA

AB 32
R 3
H 6
RBI 3
BB 0
SO 4
LOB 6



WP: 0 PA: 33
PB: 0
SB: 0
CS: 0


Tue Apr 23 1968, 6:05 PM PST
Att: 9,381 - Unknown

Tue Apr 23 1968, 6:05 PM PST
Att: 9,381 - Unknown

Batter	1	2	3	4	5	6	7	8	9	AB	R	H	RBI	BB	SO	LOB	TOP			
Dick McAuliffe, L (1,4) OBP: 0.379, SLG: 0.400	0-0 6-3		0-3 K2-3		0-0 F6			0-3 K		4	0	0	0	0	2	3				
Mickey Stanley, R (1,8) OBP: 0.395, SLG: 0.433	0-3 K		0-3 K			0-0 6-3			0-0 1-3	4	0	0	0	0	2	1				
Al Kaline, R (1,9) OBP: 0.302, SLG: 0.283	0-0 L8			0-3 K		0-0 L4-3			0-0 L5	4	0	0	0	0	1	0				
Bill Freehan, R (1,2) OBP: 0.451, SLG: 0.476	0-0 F7			0-3 K		0-0 F7			0-0 6-3	4	0	0	0	0	1	1				
Norm Cash, L (1,3) OBP: 0.333, SLG: 0.130		4-0 G1-6-3 BB		0-0 3-1					0-0 4-3	2	0	0	0	1	0	0				
Don Wert, R (1,5) OBP: 0.277, SLG: 0.289		0-3 K			0-0 E 1B				0-0 4-3	3	0	1	0	0	1	1				
Jim Northrup, L (1,7) OBP: 0.277, SLG: 0.175		0-0 G1-6-3 1-2f			0-0 F8				0-0 6-3	3	0	0	0	0	0	2				
Ray Oyler, R (1,6) OBP: 0.220, SLG: 0.216					0-0 F3				0-0 4-3	2	0	1	0	0	0	1				
Eddie Mathews, L (8,PH) (8,5)				4-3 2B						1	0	0	0	0	0	0				
Earl Wilson, R (1,1) OBP: 0.462, SLG: 0.692				4-3					0-0 F8	2	0	1	0	0	0	1				
Gates Brown, L (8,PH) OBP: 0.500, SLG: 1.250				4-3						1	0	0	0	0	0	0				
John Hillier, R (8,1)				2-3		1-3 1B				0	0	0	0	0	0	0				
Inning Stats	R: 0 E: 1 K: 1 S: 6	H: 0 LOB: 1 BB: 0 P: 6	R: 0 E: 0 K: 1 S: 4	H: 0 LOB: 0 BB: 1 P: 8	R: 0 E: 0 K: 2 S: 8	H: 1 LOB: 1 BB: 0 P: 8	R: 0 E: 0 K: 2 S: 7	H: 0 LOB: 0 BB: 0 P: 7	R: 0 E: 1 K: 0 S: 5	H: 2 LOB: 2 BB: 0 P: 5	R: 0 E: 0 K: 0 S: 3	H: 0 LOB: 0 BB: 0 P: 3	R: 0 E: 0 K: 0 S: 3	H: 0 LOB: 0 BB: 0 P: 3	R: 0 E: 0 K: 0 S: 3	H: 0 LOB: 0 BB: 0 P: 3	1B: 2 2B: 1 3B: 0 HR: 0	SF: 0 SAC: 0 DP: 1 HBP: 0	WP: 0 PB: 0 SB: 0 CS: 0	PA: 31
PITCHER Mel Stottlemyre, R (1,1) ERA: 1.82	IP: 9.0 WLS: W BF: 31 H: 3 R: 0 ER: 0 SO: 7 BB: 1 IBB: 0 HBP: 0 BLK: 0 WP: 0 HR: 0 S: 44 P: 48 ERA: 0.00 WHIP: 0.444																			

Detroit Tigers @ New York Yankees
Yankee Stadium, Bronx, NY
Fri Apr 26 1968, 6:05 PM EST
Att: 12,836 - Unknown - 62 F


AB	30
R	0
H	3
RBI	0
BB	1
SO	7
LOB	10



Batter	1	2	3	4	5	6	7	8	9	AB	R	H	RBI	BB	SO	LOB	BOTTOM			
Horace Clarke, S (1,4) OBP: 0.179, SLG: 0.148	0-0 WP S 1B		0-0 F6		0-0 4-3			0-0 G1		4	1	1	0	0	0	0				
Jake Gibbs, L (1,2) OBP: 0.333, SLG: 0.265	0-3 K		4-0 4-3 S BB		0-0 F5			0-0 HR 1B		3	1	1	0	1	1	1				
Mickey Mantle, S (1,3) OBP: 0.377, SLG: 0.500	0-3 K		0-0 4-3		0-0 F5			0-0 HR		4	1	1	2	0	1	2				
Ruben Amaro, R (8,3) OBP: 0.250, SLG: 0.250			1-3					1-H HR		0	0	0	0	0	0	0				
Tom Tresh, S (1,7) OBP: 0.302, SLG: 0.238	0-0 3-H 1B		0-0 F2			4-0 S BB 6-3		4-0 FC6 BB		2	1	1	1	2	0	1				
Roy White, S (1,9) OBP: 0.514, SLG: 0.621		0-0 FC3-5 S 1B		0-0 3-1 1B		4-0 6-3 S BB 1-2		0-0 FC6 1-2f		3	1	2	0	1	0	1				
Steve Whitaker, L (1,8) OBP: 0.167, SLG: 0.048		4-0 FC3-5 BB		0-0 3-1		0-3 K		0-3 K		3	0	0	0	1	2	3				
Mike Ferraro, R (1,5) OBP: 0.164, SLG: 0.148		0-0 FC3-5 1-2 2-3		0-3 K		0-0 6-3		0-3 K		4	0	0	1	0	2	4				
Gene Michael, S (1,6) OBP: 0.146, SLG: 0.268		0-3 K		0-0 2-H 1B		0-3 K		0-0 K		4	0	2	1	0	2	3				
Mel Stottlemyre, R (1,1) OBP: 0.091, SLG: 0.182		0-3 K		0-3 K				0-0 F6		4	0	0	0	0	2	4				
Inning Stats	R: 1 E: 0 K: 2 S: 8	H: 2 LOB: 1 BB: 0 P: 8	R: 0 E: 0 K: 2 S: 8	H: 1 LOB: 2 BB: 1 P: 12	R: 0 E: 0 K: 0 S: 3	H: 0 LOB: 1 BB: 1 P: 7	R: 1 E: 0 K: 2 S: 9	H: 2 LOB: 1 BB: 0 P: 9	R: 0 E: 0 K: 0 S: 3	H: 0 LOB: 0 BB: 0 P: 3	R: 1 E: 0 K: 2 S: 7	H: 0 LOB: 1 BB: 2 P: 15	R: 2 E: 0 K: 0 S: 5	H: 2 LOB: 1 BB: 1 P: 9	R: 0 E: 0 K: 2 S: 8	H: 1 LOB: 1 BB: 0 P: 8	1B: 7 2B: 0 3B: 0 HR: 1	SF: 0 SAC: 0 DP: 0 HBP: 0	WP: 1 PB: 0 SB: 5 CS: 0	PA: 36
PITCHER Earl Wilson, R (1,1) ERA: 3.9 John Hillier, L (8,1) ERA:	IP: 7.0 WLS: L BF: 32 H: 7 R: 5 ER: 5 SO: 8 BB: 5 IBB: 0 HBP: 0 BLK: 0 WP: 0 HR: 1 S: 43 P: 63 ERA: 6.43 WHIP: 1.714																			

Detroit Tigers @ New York Yankees
Yankee Stadium, Bronx, NY
Fri Apr 26 1968, 6:05 PM EST
Att: 12,836 - Unknown - 62 F

AB	31
R	5
H	8
RBI	5
BB	5
SO	10
LOB	19



Batter	1	2	3	4	5	6	7	8	9	AB	R	H	RBI	BB	SO	LOB	TOP			
Mickey Stanley, R OBP: 0.389, SLG: 0.424	FC1-6 1B	BB		1B		5-3		F9		3	0	1	0	2	0	0	Detroit Tigers @ New York Yankees Yankee Stadium, Bronx, NY Sat Apr 27 1968, 3:33 AM EST Att: 11,078 - Overcast - 66 F			
Dick McAuliffe, L OBP: 0.381, SLG: 0.460	FC1-6 1B	1-3		FC6-4 1B		HR		4-3		5	2	2	3	0	0	3				
Al Kaline, R OBP: 0.293, SLG: 0.275	FC6 1B		L5	FC6-4 1B		L8		L6 2B		5	1	1	0	0	0	2				
Bill Freehan, R OBP: 0.446, SLG: 0.511	FC6 1B		F9		F9 1B	F8		F8 2B		5	1	2	2	0	0	1				
Don Wert, R OBP: 0.269, SLG: 0.280	FC6 1B		5-3		F9 2B		1-3	F9		5	0	1	0	0	0	2				
Norm Cash, L OBP: 0.314, SLG: 0.143	F6			SH2-3 1B	F8		6-3		K	5	1	1	0	0	1	3				
Jim Northrup, L OBP: 0.308, SLG: 0.289		6-3		SH2-3 1B	1B			F7		5	2	3	2	0	0	0				
Ray Oyler, R OBP: 0.267, SLG: 0.293				SH2-3 1B	1B		HR		F3	4	0	3	0	0	0	0				
Denny McLain, R OBP: 0.231, SLG: 0.231		K		4-3	1-3		6-3			4	0	0	0	0	1	6				
Inning Stats	R: 1 E: 0 K: 0 S: 6	H: 3 LOB: 2 BB: 0 P: 6	R: 0 E: 0 K: 1 S: 6	H: 1 LOB: 2 BB: 1 P: 10	R: 0 E: 0 K: 0 S: 3	H: 0 LOB: 0 BB: 0 P: 3	R: 2 E: 0 K: 0 S: 6	H: 3 LOB: 2 BB: 1 P: 10	R: 1 E: 0 K: 0 S: 4	H: 3 LOB: 1 BB: 0 P: 4	R: 1 E: 0 K: 0 S: 5	H: 2 LOB: 1 BB: 0 P: 5	R: 1 E: 1 K: 0 S: 5	H: 1 LOB: 1 BB: 0 P: 5	R: 0 E: 0 K: 1 S: 5	H: 0 LOB: 0 BB: 0 P: 5	1B: 9 2B: 3 3B: 0 HR: 2	SF: 0 SAC: 1 DP: 0 HBP: 0	WP: 0 PB: 1 SB: 0 CS: 0	PA: 44
PITCHER	IP WLS BF H R ER SO BB IBB HBP BLK WP HR S P ERA WHIP																			
Fritz Peterson, L ERA: 3.2	(1, 1) 5.0 L 27 10 4 4 4 1 1 1 0 0 0 0 0 0 27 35 7.20 2.200																			
Jim Bouton, R ERA: 6.43	(6, 1) 3.0 14 4 3 2 0 0 0 0 0 0 0 2 14 14 6.00 1.333																			
Al Downing, L ERA: 13.5	(9, 1) 1.0 3 0 0 0 0 1 0 0 0 0 0 0 0 5 5 0.00 0.000																			
Batter	1	2	3	4	5	6	7	8	9	AB	R	H	RBI	BB	SO	LOB	BOTTOM			
Horace Clarke, S OBP: 0.219, SLG: 0.167	G1		FC1-6 1B		BB			G4-6-3 1B		3	0	1	0	1	0	1	Detroit Tigers @ New York Yankees Yankee Stadium, Bronx, NY Sat Apr 27 1968, 3:33 AM EST Att: 11,078 - Overcast - 66 F			
Jake Gibbs, L OBP: 0.302, SLG: 0.237	K		4-3		F8			G4-6-3 1B		4	0	0	0	0	1	4				
Mickey Mantle, S OBP: 0.368, SLG: 0.468	F8			K		F6		BB		3	0	0	0	1	1	0				
Ruben Amaro, R OBP: 0.250, SLG: 0.250										0	0	0	0	0	0	0				
Tom Tresh, S OBP: 0.298, SLG: 0.239		K				F8		K		4	0	1	0	0	2	1				
Roy White, S OBP: 0.487, SLG: 0.576				F7		F4		F2		4	0	1	0	0	0	2				
Bill Robinson, R OBP: 0.267, SLG: 0.310					F8		5-3	L9		4	0	0	0	0	0	3				
Bobby Cox, R						F8		F8		3	0	0	0	0	1	1				
Gene Michael, S OBP: 0.182, SLG: 0.295								F7		3	0	2	0	0	0	0				
Fritz Peterson, S ERA: 1.97	(1, 1) 9.0 W 33 5 0 0 6 2 0 0 0 0 0 0 43 51 0.00 0.778																			
Steve Whitaker, L OBP: 0.160, SLG: 0.045	(5, PH) FC1-6 1B					K		5-3		1	0	0	0	0	1	1	Detroit Tigers @ New York Yankees Yankee Stadium, Bronx, NY Sat Apr 27 1968, 3:33 AM EST Att: 11,078 - Overcast - 66 F			
Jim Bouton, R ERA: 6.43	(6, 1) FC1-6 1B									0	0	0	0	0	0	0				
Dick Howser, R OBP: 0.161, SLG: 0.103	(8, PH) FC1-6 1B									1	0	0	0	0	0	0				
Al Downing, R ERA: 13.5	(9, 1) FC1-6 1B									0	0	0	0	0	0	0				
Inning Stats	R: 0 E: 0 K: 1 S: 5	H: 0 LOB: 0 BB: 0 P: 5	R: 0 E: 0 K: 2 S: 8	H: 1 LOB: 1 BB: 0 P: 8	R: 0 E: 0 K: 0 S: 4	H: 1 LOB: 1 BB: 0 P: 4	R: 0 E: 0 K: 1 S: 6	H: 1 LOB: 1 BB: 0 P: 6	R: 0 E: 0 K: 1 S: 6	H: 1 LOB: 2 BB: 1 P: 10	R: 0 E: 0 K: 0 S: 3	H: 0 LOB: 0 BB: 0 P: 3	R: 0 E: 0 K: 0 S: 3	H: 1 LOB: 0 BB: 0 P: 3	R: 0 E: 0 K: 1 S: 5	H: 0 LOB: 1 BB: 1 P: 9	1B: 5 2B: 0 3B: 0 HR: 0	SF: 0 SAC: 0 DP: 1 HBP: 0	WP: 0 PB: 0 SB: 1 CS: 0	PA: 33
PITCHER	IP WLS BF H R ER SO BB IBB HBP BLK WP HR S P ERA WHIP																			

Batter	1	2	3	4	5	6	7	8	9	AB	R	H	RBI	BB	SO	LOB	TOP			
Dick McAuliffe, L (1,4) OBP: 0.358, SLG: 0.426										4	0	0	0	0	1	0	<p>Detroit Tigers @ New York Yankees Yankee Stadium, Bronx, NY Sun Apr 28 1968, 3:33 AM EDT Unknown - 58 F</p>			
Mickey Stanley, R (1,8) OBP: 0.375, SLG: 0.405										4	0	1	0	0	1	0				
Al Kaline, R (1,9) OBP: 0.290, SLG: 0.273										4	0	1	0	0	0	2				
Bill Freehan, R (1,2) OBP: 0.433, SLG: 0.510										4	0	1	0	0	1	2				
Norm Cash, L (1,3) OBP: 0.282, SLG: 0.125										4	0	0	0	0	1	2				
Jim Northrup, L (1,7) OBP: 0.304, SLG: 0.286										4	1	1	0	0	0	0				
Don Wert, R (1,5) OBP: 0.268, SLG: 0.278										4	0	1	0	0	1	0				
Ray Oyler, R (1,6) OBP: 0.271, SLG: 0.302										2	0	1	1	0	0	0				
Joe Sparma, R (1,1) OBP: 0.111, SLG: 0.111 Jon Warden, S (8,1)										3	0	0	0	0	0	2				
										0	0	0	0	0	0	0				
Inning Stats	R: 0 E: 0 K: 2 S: 9	H: 2 LOB: 2 BB: 0 P: 9	R: 0 E: 0 K: 1 S: 6	H: 1 LOB: 1 BB: 0 P: 6	R: 0 E: 0 K: 0 S: 4	H: 1 LOB: 1 BB: 0 P: 4	R: 1 E: 0 K: 0 S: 5	H: 2 LOB: 1 BB: 0 P: 5	R: 0 E: 1 K: 1 S: 6	H: 0 LOB: 1 BB: 0 P: 6	R: 0 E: 0 K: 0 S: 3	H: 0 LOB: 0 BB: 0 P: 3	R: 0 E: 0 K: 0 S: 3	H: 0 LOB: 0 BB: 0 P: 3	R: 0 E: 0 K: 0 S: 3	H: 0 LOB: 0 BB: 0 P: 3	1B: 5 2B: 1 3B: 0 HR: 0	SF: 1 SAC: 0 DP: 0 HBP: 0	WP: 0 PB: 0 SB: 0 CS: 0	PA: 34
PITCHER	IP: 8.0 WLS: W BF: 31 ERA: 0.87	H: 6 R: 1 ER: 1 SO: 5	BB: 0 IBB: 0 HBP: 0 BLK: 0	WP: 0 HR: 0 S: 41 P: 41	ERA: 1.12 WHIP: 0.750	IP: 1.0 WLS: S BF: 3 ERA: 0.00	H: 0 R: 0 ER: 0 SO: 0	BB: 0 IBB: 0 HBP: 0 BLK: 0	WP: 0 HR: 0 S: 3 P: 3	ERA: 0.00 WHIP: 0.000										

Batter	1	2	3	4	5	6	7	8	9	AB	R	H	RBI	BB	SO	LOB	BOTTOM			
Horace Clarke, S (1,4) OBP: 0.200, SLG: 0.152										3	0	0	0	0	0	0	<p>Detroit Tigers @ New York Yankees Yankee Stadium, Bronx, NY Sun Apr 28 1968, 3:33 AM EDT Unknown - 58 F</p>			
Jake Gibbs, L (1,2) OBP: 0.277, SLG: 0.214										4	0	0	0	0	1	0				
Mickey Mantle, S (1,3) OBP: 0.377, SLG: 0.480										3	1	1	1	1	0	0				
Roy White, S (1,9) OBP: 0.465, SLG: 0.541										4	0	1	1	0	0	2				
Bill Robinson, R (1,8) OBP: 0.306, SLG: 0.318										2	0	1	0	2	0	0				
Steve Whitaker, L (1,7) OBP: 0.207, SLG: 0.042										2	0	0	0	2	0	2				
Bobby Cox, R (1,5) OBP: 0.111, SLG: 0.111										3	0	1	0	0	0	3				
Gene Michael, S (1,6) OBP: 0.174, SLG: 0.283 Tom Tresh, S (7, PH) OBP: 0.293, SLG: 0.234 Ruben Amaro, R (8,6) OBP: 0.250, SLG: 0.250										2	0	0	0	0	0	2				
Bill Monbouquette, R (1,1) OBP: 0.200, SLG: 0.111 Andy Kosco, R (8, PH) OBP: 0.429, SLG: 0.429 Steve Hamilton, L (9,1)										1	1	1	0	0	0	0				
										0	0	0	0	0	0	0				
Inning Stats	R: 0 E: 0 K: 0 S: 3	H: 0 LOB: 1 BB: 1 P: 7	R: 0 E: 0 K: 0 S: 3	H: 0 LOB: 2 BB: 2 P: 11	R: 0 E: 1 K: 0 S: 4	H: 0 LOB: 1 BB: 0 P: 4	R: 0 E: 0 K: 0 S: 2	H: 0 LOB: 0 BB: 1 P: 6	R: 0 E: 0 K: 0 S: 3	H: 0 LOB: 0 BB: 0 P: 3	R: 0 E: 0 K: 1 S: 6	H: 2 LOB: 1 BB: 0 P: 6	R: 2 E: 0 K: 0 S: 6	H: 3 LOB: 2 BB: 1 P: 10	1B: 4 2B: 1 3B: 0 HR: 0	SF: 0 SAC: 1 DP: 1 HBP: 0	WP: 0 PB: 0 SB: 0 CS: 0	PA: 33		
PITCHER	IP: 7.2 WLS: L BF: 30 ERA: 1.24	H: 4 R: 2 ER: 2 SO: 1	BB: 4 IBB: 0 HBP: 0 BLK: 0	WP: 0 HR: 0 S: 28 P: 44	ERA: 2.35 WHIP: 1.043	IP: 0.1 WLS: S BF: 3 ERA: 0.00	H: 1 R: 0 ER: 0 SO: 0	BB: 1 IBB: 0 HBP: 0 BLK: 0	WP: 0 HR: 0 S: 2 P: 6	ERA: 0.00 WHIP: 3.000										

AB	33
R	1
H	6
RBI	1
BB	0
SO	5
LOB	8



AB	27
R	2
H	5
RBI	2
BB	5
SO	1
LOB	13



Batter	1	2	3	4	5	6	7	8	9	AB	R	H	RBI	BB	SO	LOB	TOP			
Dick McAuliffe, L (1,4)	F9		F3			K		F8		4	0	0	0	0	1	0				
Mickey Stanley, R (1,8)	2B		F9			F3		5-3		4	0	1	0	0	0	0				
Al Kaline, R (1,9)	L9			L7			1B	L6-3		4	1	1	0	0	0	1				
Bill Freehan, R (1,2)	5-3			K			F3	HR		4	1	1	1	0	1	2				
Norm Cash, L (1,3)		F8		K			1-3	G1		4	0	0	0	0	1	1				
Jim Northrup, L (1,7)	4-3				3-1		1B	HR		3	1	1	1	1	0	0				
Don Wert, R (1,5)				5-3			1B	1-3		4	0	2	1	0	0	0				
Ray Oyler, R (1,6)			K		6-3		F7			3	0	0	0	0	1	3				
Les Cain, L (1,1)						K		F7		3	0	1	0	0	1	0				
Pat Dobson, R (8,1)										0	0	0	0	0	0	0				
John Hiller, R (8,1)										0	0	0	0	0	0	0				
Fred Lasher, R (9,1)			2B							0	0	0	0	0	0	0				
Inning Stats	R: 0 E: 0 K: 1 S: 4	H: 1 LOB: 1 BB: 0 P: 4	R: 0 E: 0 K: 1 S: 6	H: 1 LOB: 1 BB: 0 P: 6	R: 0 E: 0 K: 0 S: 3	H: 1 LOB: 0 BB: 0 P: 3	R: 0 E: 0 K: 2 S: 7	H: 0 LOB: 0 BB: 0 P: 7	R: 0 E: 0 K: 0 S: 3	H: 0 LOB: 0 BB: 0 P: 3	R: 1 E: 0 K: 0 S: 5	H: 2 LOB: 2 BB: 1 P: 9	R: 0 E: 0 K: 0 S: 3	H: 0 LOB: 0 BB: 0 P: 3	R: 2 E: 0 K: 0 S: 5	H: 2 LOB: 2 BB: 0 P: 5	1B: 3 2B: 2 3B: 0 HR: 2	SF: 0 SAC: 0 DP: 0 HBP: 0	WP: 0 PB: 0 SB: 0 CS: 0	PA: 34
PITCHER	IP WLS BF H R ER SO BB IBB HBP BLK WP HR S P ERA WHIP																			
Fred Talbot, R (1,1)	7.0		26	5	1	1	5	0	0	0	0	0	0	0	35	39	1.29	0.714		
Dooley Womack, R (8,1)	2.0	L	8	2	2	2	0	0	0	0	0	0	0	2	8	8	9.00	1.000		

Detroit Tigers @ New York Yankees
 Yankee Stadium, Bronx, NY
 Sun Apr 28 1968, 3:38 AM EDT
 Att: 38,734 - Sunny - 65 F

AB 33
 R 3
 H 7
 RBI 3
 BB 1
 SO 5
 LOB 7



Batter	1	2	3	4	5	6	7	8	9	AB	R	H	RBI	BB	SO	LOB	BOTTOM					
Dick Howser, R (1,4)	F5		SH3-4 BB	5-3			F2	L6		4	0	0	0	1	0	5						
Roy White, S (1,9)	L9		SH3-4		F6		F7	F7		4	0	0	0	0	0	1						
Tom Tresh, S (1,7)	K		BB		1-3 2B		F7	K		4	0	1	0	1	2	1						
Andy Kosco, R (1,3)		L9	L9		1-3			HR	FC6 BB	4	1	1	1	1	0	4						
Bill Robinson, R (1,8)		BB 1B	F8		5-3			WP 1B BB	FC6 1-2	4	1	1	0	1	0	5						
Frank Fernandez, R (1,2)		K		F5		F6		FC6 1B S 1-H		4	0	1	1	0	1	1						
Bobby Cox, R (1,5)		BB		6-3 1B	1B	F6		FC6		3	0	1	0	1	0	1						
Ruben Amaro, R (1,6)										3	0	1	0	0	0	2						
Steve Whitaker, L (8, PH)		6-3								1	0	0	0	0	1	2						
Gene Michael, S (9,6)										0	0	0	0	0	0	0						
Fred Talbot, R (1,1)										2	0	1	0	0	0	2						
Mickey Mantle, S (7, PH)										0	0	0	0	1	0	0						
Horace Clarke, S (7, PR)			SH3-4 BB							0	0	0	0	0	0	0						
Dooley Womack, L (8,1)			1B		1-2 2-3					1	0	0	0	0	1	2						
Inning Stats	R: 0 E: 0 K: 1 S: 5	H: 0 LOB: 0 BB: 0 P: 5	R: 0 E: 0 K: 1 S: 6	H: 1 LOB: 2 BB: 1 P: 10	R: 0 E: 0 K: 0 S: 4	H: 1 LOB: 3 BB: 2 P: 12	R: 0 E: 0 K: 0 S: 5	H: 2 LOB: 2 BB: 0 P: 5	R: 0 E: 0 K: 0 S: 4	H: 1 LOB: 1 BB: 0 P: 4	R: 0 E: 0 K: 0 S: 3	H: 0 LOB: 0 BB: 0 P: 3	R: 0 E: 0 K: 0 S: 3	H: 0 LOB: 1 BB: 1 P: 7	R: 2 E: 0 K: 2 S: 10	H: 2 LOB: 2 BB: 1 P: 14	R: 0 E: 0 K: 1 S: 5	H: 0 LOB: 1 BB: 1 P: 9	1B: 5 2B: 1 3B: 0 HR: 1	SF: 0 SAC: 1 DP: 0 HBP: 0	WP: 2 PB: 0 SB: 1 CS: 0	PA: 41
PITCHER	IP WLS BF H R ER SO BB IBB HBP BLK WP HR S P ERA WHIP																					
Les Cain, L (1,1)	7.0		31	6	1	1	2	4	0	0	0	0	0	1	0	2	6	1.29	1.429			
Pat Dobson, R (8,1)	0.0		3	1	1	1	0	1	0	0	0	0	0	1	0	2	6	∞	∞			
John Hiller, L (8,1)	1.2	W	6	0	0	0	3	1	0	0	0	0	0	0	11	15	0.00	0.600				
Fred Lasher, R (9,1)	0.1	S	1	0	0	0	0	0	0	0	0	0	0	0	1	1	0.00	0.000				

Detroit Tigers @ New York Yankees
 Yankee Stadium, Bronx, NY
 Sun Apr 28 1968, 3:38 AM EDT
 Att: 38,734 - Sunny - 65 F

AB 34
 R 2
 H 7
 RBI 2
 BB 6
 SO 5
 LOB 26




Batter	1	2	3	4	5	6	7	8	9	AB	R	H	RBI	BB	SO	LOB	TOP			
Horace Clarke, S OBP: 0.205, SLG: 0.167	L6		G4-6-3 1B		4-3			F8		4	0	1	0	0	0	2	New York Yankees @ Baltimore Orioles Memorial Stadium, Baltimore, MD Wed May 01 1968, 7:05 PM EDT Att: 7,493 - Unknown livebaseballscorecards.com			
Jake Gibbs, L OBP: 0.288, SLG: 0.200			G4-6-3 1B				F7	F9		4	0	1	0	0	0	2				
Mickey Mantle, S OBP: 0.423, SLG: 0.481			F2				FC4-6 BB	K2-3		2	0	0	0	2	1	1				
Tom Tresh, S OBP: 0.333, SLG: 0.250	2-3			FC3-6 BB			K		F6	3	0	0	0	1	1	2				
Roy White, S OBP: 0.429, SLG: 0.468				FC3-6 CS			FC4-6			4	1	2	0	0	0	2				
Bill Robinson, R OBP: 0.317, SLG: 0.291				F4					F5	3	0	0	0	1	0	2				
Bobby Cox, R OBP: 0.238, SLG: 0.158							K		F6	3	0	1	1	0	1	0				
Gene Michael, S OBP: 0.176, SLG: 0.260			F6				5-3		4-3	3	0	0	0	0	0	2				
Steve Hamilton, L (7, 1)										0	0	0	0	0	0	0				
Mel Stottlemyre, R OBP: 0.154, SLG: 0.167			G6-4-3							1	0	0	0	1	0	2				
Ruben Amaro, R OBP: 0.333, SLG: 0.250										0	0	0	0	1	0	0				
Inning Stats	R: 0 E: 0 K: 0 S: 3	H: 1 LOB: 1 BB: 1 P: 7	R: 1 E: 0 K: 0 S: 4	H: 2 LOB: 1 BB: 1 P: 8	R: 0 E: 0 K: 0 S: 3	H: 1 LOB: 0 BB: 0 P: 3	R: 0 E: 0 K: 0 S: 2	H: 0 LOB: 0 BB: 1 P: 6	R: 0 E: 0 K: 1 S: 5	H: 0 LOB: 1 BB: 1 P: 9	R: 0 E: 0 K: 0 S: 3	H: 0 LOB: 0 BB: 0 P: 3	R: 0 E: 0 K: 1 S: 5	H: 0 LOB: 1 BB: 1 P: 9	R: 0 E: 0 K: 0 S: 3	H: 1 LOB: 0 BB: 0 P: 3	1B: 5 2B: 0 3B: 0 HR: 0	SF: 0 SAC: 0 DP: 3 HBP: 0	WP: 0 PB: 0 SB: 1 CS: 1	PA: 33
PITCHER Dave Leonhard, R ERA: 3.46	IP: 9.0 WLS: W BF: 33 H: 5 R: 1 ER: 1 SO: 3 BB: 6 IBB: 0 HBP: 0 BLK: 0 WP: 0 HR: 0 S: 33 P: 57 ERA: 1.00 WHIP: 1.222															PITCHER				

Batter	1	2	3	4	5	6	7	8	9	AB	R	H	RBI	BB	SO	LOB	BOTTOM			
Paul Blair, R OBP: 0.266, SLG: 0.295	6-3		K				F9	L6		5	1	1	0	0	1	1	New York Yankees @ Baltimore Orioles Memorial Stadium, Baltimore, MD Wed May 01 1968, 7:05 PM EDT Att: 7,493 - Unknown livebaseballscorecards.com			
Curt Matton, R OBP: 0.370, SLG: 0.342	6-3			F8	L7		SH2-4 1B			5	1	2	0	0	0	1				
Curt Bielefy, L OBP: 0.338, SLG: 0.284	F9			2B SF8 1B			SH2-4 1B	K		4	2	2	0	0	1	1				
Brooks Robinson, R OBP: 0.306, SLG: 0.415		E6 5-3					WP SF9 1B	1B IBB		3	2	2	0	1	0	0				
Boog Powell, L OBP: 0.389, SLG: 0.459		K					L8	1B		3	0	1	2	1	1	3				
Davey Johnson, R OBP: 0.382, SLG: 0.439		5-3			SF8		SF9 WP 1B	1B		3	0	2	3	0	0	1				
Dave May, L OBP: 0.273, SLG: 0.184	F8			4-3			1B	L7		3	0	0	0	1	0	5				
Mark Belanger, R OBP: 0.185, SLG: 0.260			F3				SH1-4 1B	K		3	0	1	1	0	1	2				
Dave Leonhard, R (1, 1)			K				SH1-4 1B	L1		3	0	0	0	0	1	2				
Inning Stats	R: 0 E: 0 K: 0 S: 3	H: 0 LOB: 0 BB: 0 P: 3	R: 0 E: 1 K: 1 S: 6	H: 0 LOB: 0 BB: 0 P: 6	R: 0 E: 0 K: 2 S: 7	H: 0 LOB: 0 BB: 0 P: 7	R: 1 E: 0 K: 0 S: 5	H: 2 LOB: 2 BB: 1 P: 9	R: 0 E: 0 K: 0 S: 4	H: 1 LOB: 1 BB: 0 P: 4	R: 2 E: 0 K: 0 S: 6	H: 3 LOB: 2 BB: 1 P: 10	R: 3 E: 0 K: 1 S: 9	H: 4 LOB: 2 BB: 1 P: 13	R: 0 E: 0 K: 1 S: 6	H: 1 LOB: 1 BB: 0 P: 6		1B: 10 2B: 1 3B: 0 HR: 0	SF: 2 SAC: 2 DP: 0 HBP: 0	WP: 1 PB: 0 SB: 0 CS: 0
PITCHER Mel Stottlemyre, R ERA: 2.21	IP: 6.0 WLS: L BF: 27 H: 6 R: 3 ER: 3 SO: 3 BB: 0 IBB: 2 HBP: 0 BLK: 0 WP: 0 HR: 0 S: 31 P: 39 ERA: 4.50 WHIP: 1.000															PITCHER				
Steve Hamilton, L ERA: 4.5	IP: 2.0 WLS: L BF: 12 H: 5 R: 3 ER: 3 SO: 2 BB: 0 IBB: 1 HBP: 0 BLK: 0 WP: 0 HR: 0 S: 15 P: 19 ERA: 13.50 WHIP: 2.500															PITCHER				

Batter	1	2	3	4	5	6	7	8	9	AB	R	H	RBI	BB	SO	LOB	TOP			
Horace Clarke, S OBP: 0.204, SLG: 0.170	0-0 4-3		0-0 1B		0-0 1-2		0-0 F8		0-0 F8	5	0	1	1	0	0	2	New York Yankees @ Baltimore Orioles Memorial Stadium, Baltimore, MD Thu May 02 1968, 7:05 PM EDT Att: 7,630 - Unknown			
Roy White, S OBP: 0.417, SLG: 0.451	0-3 K		0-0 1-2		0-3 K		0-0 F9			4	0	1	0	0	2	2				
Mickey Mantle, S OBP: 0.400, SLG: 0.448	0-3 K		0-3 K		0-3 K				0-3 K	4	0	0	0	0	4	3				
Steve Whitaker, L OBP: 0.229, SLG: 0.100		0-0 4-3	0-0 3-1			0-3 K		0-0 HR	1B	4	1	1	0	0	1	2				
Andy Kosco, R OBP: 0.412, SLG: 0.750	0-0 F7			0-0 F7		0-0 1B		0-0 HR	1B	4	1	2	2	0	0	0				
Frank Fernandez, R OBP: 0.381, SLG: 0.375	4-0 BB			4-0 BB		0-3 K		0-0 1-3	2B	2	0	0	0	2	1	1				
Bobby Cox, R OBP: 0.200, SLG: 0.130	0-0 F3			0-0 FC6-4		0-3 K		0-3 K	3B	4	0	0	0	0	2	3				
Ruben Amaro, R OBP: 0.417, SLG: 0.400			4-0 2-3		0-0 L6		0-0 2B		0-0 4-3	2	1	1	0	1	0	1				
Jake Gibbs, L OBP: 0.263, SLG: 0.196			0-0 1B					0-3 K	2B	1	0	0	0	0	0	1				
Fritz Peterson, S Dick Howser, R Jim Bouton, K Bill Robinson, R Dooley Womack, L Tom Trash, S	0-0 2-3		0-0 2-3		4-0 PB		0-0 6-3		0-3 K	1	0	0	0	0	0	1				
Inning Stats	R: 0 E: 2 K: 2 S: 7	H: 0 LOB: 0 BB: 0 P: 7	R: 0 E: 0 K: 0 S: 3	H: 0 LOB: 1 BB: 1 P: 7	R: 1 E: 0 K: 1 S: 7	H: 2 LOB: 2 BB: 1 P: 11	R: 0 E: 0 K: 0 S: 3	H: 0 LOB: 1 BB: 1 P: 7	R: 0 E: 0 K: 3 S: 10	H: 1 LOB: 1 BB: 0 P: 10	R: 0 E: 0 K: 0 S: 4	H: 1 LOB: 1 BB: 0 P: 4	R: 2 E: 0 K: 2 S: 9	H: 2 LOB: 0 BB: 0 P: 9	R: 0 E: 0 K: 1 S: 5	H: 0 LOB: 0 BB: 0 P: 5	1B: 4 2B: 1 3B: 0 HR: 1	SF: 0 SAC: 0 DP: 0 HBP: 0	WP: 0 PB: 1 SB: 0 CS: 0	PA: 37
PITCHER Tom Phoebus, R ERA: 1.86	IP: 9.0 WLS: W BF: 37 H: 6 R: 3 ER: 3 SO: 11 BB: 4 IBB: 0 HBP: 0 BLK: 0 WP: 0 HR: 1 S: 55 P: 71 ERA: 3.00 WHIP: 1.111															PITCHER				

AB	33
R	3
H	6
RBI	3
BB	4
SO	11
LOB	16



Batter	1	2	3	4	5	6	7	8	9	AB	R	H	RBI	BB	SO	LOB	BOTTOM			
Curt Blefary, L OBP: 0.346, SLG: 0.286	0-0 4-3	0-0 SH1-3		0-0 FC4-2		4-0 BB		0-0 FC5	1B	3	0	1	0	1	0	2	New York Yankees @ Baltimore Orioles Memorial Stadium, Baltimore, MD Thu May 02 1968, 7:05 PM EDT Att: 7,630 - Unknown			
Paul Blair, R OBP: 0.290, SLG: 0.318	0-0 6-3	0-0 1B		0-0 1B		0-0 F6		0-0 1B	1B	5	0	3	3	0	0	2				
Curt Motton, R OBP: 0.373, SLG: 0.333	4-0 1B	0-0 F9		0-0 F7		0-0 CS		0-0 FC5	1B	4	1	1	0	1	0	5				
Brooks Robinson, R OBP: 0.289, SLG: 0.391	0-0 E5		0-0 F8		0-0 6-3		0-3 K			4	1	0	0	0	1	2				
Boog Powell, L OBP: 0.395, SLG: 0.453	0-0 E9		4-0 G6-4-3		0-0 4-3		0-0 4-3			3	0	1	1	1	0	0				
Davey Johnson, R OBP: 0.381, SLG: 0.410	0-0 F9		0-0 G6-4-3		0-3 K			0-0 6-3	1B	4	0	0	0	0	1	2				
Andy Etchebarren, R OBP: 0.457, SLG: 0.774		0-0 1B		0-0 SH2-4		4-0 WP		0-0 HR	1B	3	2	3	1	1	0	0				
Mark Belanger, R OBP: 0.224, SLG: 0.296		0-0 SH1-3		0-0 FC4-2		0-3 K		0-0 1B	1B	4	3	3	0	0	1	1				
Tom Phoebus, R OBP: 0.200, SLG: 0.200		0-0 SH1-3		0-0 SH2-4		0-3 K		0-3 K	2B	3	0	1	1	0	2	2				
Inning Stats	R: 2 E: 2 K: 0 S: 5	H: 1 LOB: 1 BB: 1 P: 9	R: 2 E: 0 K: 0 S: 6	H: 4 LOB: 1 BB: 0 P: 6	R: 0 E: 0 K: 0 S: 2	H: 0 LOB: 0 BB: 1 P: 6	R: 1 E: 0 K: 0 S: 6	H: 3 LOB: 2 BB: 0 P: 6	R: 0 E: 0 K: 1 S: 5	H: 0 LOB: 0 BB: 0 P: 5	R: 0 E: 0 K: 2 S: 7	H: 0 LOB: 2 BB: 2 P: 15	R: 0 E: 0 K: 1 S: 5	H: 1 LOB: 0 BB: 0 P: 5	R: 2 E: 0 K: 1 S: 9	H: 4 LOB: 2 BB: 0 P: 9		1B: 11 2B: 1 3B: 0 HR: 1	SF: 0 SAC: 2 DP: 1 HBP: 0	WP: 1 PB: 0 SB: 0 CS: 1
PITCHER Fritz Peterson, L Jim Bouton, R Dooley Womack, R	IP: 4.0 WLS: L BF: 21 H: 8 R: 5 ER: 3 SO: 3 BB: 2 IBB: 0 HBP: 0 BLK: 0 WP: 1 HR: 0 S: 19 P: 27 ERA: 6.75 WHIP: 2.500															PITCHER				


AB	33
R	7
H	13
RBI	6
BB	4
SO	5
LOB	16



Batter	1	2	3	4	5	6	7	8	9	AB	R	H	RBI	BB	SO	LOB	TOP			
Horace Clarke, S (1,4) OBP: 0.226, SLG: 0.196	F6		E 1B	CS 1B			4-3			4	1	2	0	0	0	0				
Roy White, S (1,8) OBP: 0.406, SLG: 0.436	4-3		E3 1B	CS 1-2	1-6-3			5-3 S 1B		4	1	1	1	0	0	1				
Mickey Mantle, S (1,3) OBP: 0.405, SLG: 0.433	FC5-4 BB		BB 1B IBB		F4			F8		2	0	0	0	2	0	1				
Andy Kosco, R (1,9) OBP: 0.381, SLG: 0.650	FC5-4		FC5 BB 1B		6-3			5-3		4	0	1	2	0	0	2				
Tom Tresh, S (1,7) OBP: 0.312, SLG: 0.230		F2	K			3-1		F7		4	0	0	0	0	1	3				
Jake Gibbs, L (1,2) OBP: 0.295, SLG: 0.222		F2-3 1B	1-2 2-3 BB			3-1			CS 1B	3	0	2	0	1	0	0				
Bobby Cox, R (1,5) OBP: 0.172, SLG: 0.111	F2-3		FC5			6-3			F9	4	0	0	0	0	0	5				
Gene Michael, S (1,6) OBP: 0.182, SLG: 0.245			E3 1B SH2-1 E	CS HBP			G3		5-3	3	1	0	0	0	0	1				
Bill Monbouquette, R (1,1) OBP: 0.167, SLG: 0.091			SH2-1	K			4-3			2	0	0	0	0	1	1				
Inning Stats	R: 0 E: 0 K: 0 S: 3	H: 0 LOB: 1 BB: 1 P: 7	R: 0 E: 0 K: 0 S: 3	H: 1 LOB: 0 BB: 0 P: 3	R: 3 E: 2 K: 1 S: 9	H: 2 LOB: 3 BB: 2 P: 17	R: 0 E: 0 K: 1 S: 4	H: 1 LOB: 0 BB: 0 P: 5	R: 0 E: 0 K: 0 S: 3	H: 0 LOB: 0 BB: 0 P: 3	R: 0 E: 0 K: 0 S: 3	H: 0 LOB: 0 BB: 0 P: 3	R: 0 E: 0 K: 0 S: 4	H: 1 LOB: 1 BB: 0 P: 4	R: 0 E: 0 K: 0 S: 3	H: 1 LOB: 0 BB: 0 P: 3	1B: 6 2B: 1 3B: 0 HR: 0	SF: 0 SAC: 1 DP: 1 HBP: 1	WP: 0 PB: 0 CS: 1	PA: 36
PITCHER	IP	WLS	BF	H	R	ER	SO	BB	IBB	HBP	BLK	WP	HR	S	P	ERA	WHIP			
Joe Horlen, R (1,1) ERA: 3.8	8.0	L	32	5	3	0	2	2	1	1	0	0	0	32	45	0.00	0.875			
Wilbur Wood, L (9,1) ERA: 1.88	1.0		3	1	0	0	0	0	0	0	0	0	0	3	3	0.00	1.000			

New York Yankees @ Chicago White Sox
Comiskey Park, Chicago, IL
Fri May 03 1968, 8:05 PM EDT
Att. 8,686 - Unknown - 51 F


AB 30
R 3
H 6
RBI 3
BB 3
SO 2
LOB 14



Batter	1	2	3	4	5	6	7	8	9	AB	R	H	RBI	BB	SO	LOB	BOTTOM			
Luis Aparicio, R (1,6) OBP: 0.221, SLG: 0.277	L4		L3 1B		3-1			F7		4	0	1	0	0	0	1				
Bill Voss, L (1,9) Wilbur Wood, R (9,1)	F4		F5			F5		3-1		4	0	0	0	0	0	1				
Pete Ward, L (1,5) OBP: 0.373, SLG: 0.492			L3			F2			F2	4	0	1	0	0	0	1				
Tommy Davis, R (1,7) OBP: 0.206, SLG: 0.322	K				4-3				F2	4	0	1	0	0	1	1				
Tom McCraw, L (1,3) OBP: 0.266, SLG: 0.241			3B 2B		G5-4-3 1B				4-3	4	1	2	0	0	0	1				
Duane Josephson, R (1,2) OBP: 0.357, SLG: 0.360			1B 3B		G5-4-3			F9		3	1	1	1	0	0	1				
Ken Berry, R (1,8) OBP: 0.328, SLG: 0.327			CS 1B					F2		3	0	2	1	0	0	0				
Tim Cullen, R (1,4) OBP: 0.257, SLG: 0.188			3-H 1B		1-3 1-3 1B					2	0	0	0	0	0	2				
Wayne Causey, L (7,PH) OBP: 0.227, SLG: 0.056			1-2					6-3		1	0	0	0	0	0	0				
Joe Horlen, R (1,1) Russ Snyder, L (8,PH) OBP: 0.129, SLG: 0.100			K		1-3				3-1	2	0	0	0	0	1	1				
Inning Stats	R: 0 E: 0 K: 1 S: 6	H: 1 LOB: 0 BB: 0 P: 6	R: 2 E: 0 K: 1 S: 7	H: 3 LOB: 0 BB: 0 P: 7	R: 0 E: 0 K: 0 S: 3	H: 1 LOB: 0 BB: 0 P: 3	R: 0 E: 0 K: 0 S: 3	H: 1 LOB: 0 BB: 0 P: 3	R: 0 E: 0 K: 0 S: 4	H: 1 LOB: 1 BB: 0 P: 4	R: 0 E: 0 K: 0 S: 4	H: 0 LOB: 0 BB: 0 P: 4	R: 0 E: 0 K: 0 S: 3	H: 0 LOB: 0 BB: 0 P: 3	R: 0 E: 0 K: 0 S: 3	H: 0 LOB: 0 BB: 0 P: 3	1B: 6 2B: 2 3B: 1 HR: 0	SF: 0 SAC: 0 DP: 2 HBP: 0	WP: 0 PB: 0 CS: 1	PA: 32
PITCHER	IP	WLS	BF	H	R	ER	SO	BB	IBB	HBP	BLK	WP	HR	S	P	ERA	WHIP			
Bill Monbouquette, R (1,1) ERA: 1.13	9.0	W	32	8	2	2	2	0	0	0	0	0	0	36	36	2.00	0.889			

New York Yankees @ Chicago White Sox
Comiskey Park, Chicago, IL
Fri May 03 1968, 8:05 PM EDT
Att. 8,686 - Unknown - 51 F

AB 32
R 2
H 8
RBI 2
BB 0
SO 2
LOB 9



Batter	1	2	3	4	5	6	7	8	9	AB	R	H	RBI	BB	SO	LOB	TOP			
Horace Clarke, S (1,4) OBP: 0.211, SLG: 0.185	F6			6-3			3-1		SF7	3	0	0	1	0	0	0	New York Yankees @ Chicago White Sox Comiskey Park, Chicago, IL Sat May 04 1968, 4:33 AM EDT Alt. 3,872 - Unknown - 64 F livebaseballscorecards.com			
Roy White, S (1,8) OBP: 0.382, SLG: 0.407	F3			F4			F9		L3-6	4	0	0	0	0	0	1				
Mickey Mantle, S (1,3) OBP: 0.402, SLG: 0.429	4-3			F2			1B			3	0	1	0	0	0	0				
Andy Kosco, R (1,9) OBP: 0.333, SLG: 0.565		5-3			1-3		F7			3	0	0	0	0	0	1				
Tom Tresh, S (1,7) OBP: 0.300, SLG: 0.219		G3			F7				G3	3	0	0	0	0	0	0				
Jake Gibbs, L (1,2) OBP: 0.297, SLG: 0.214		CS		BB	1-3				L3	2	0	0	0	1	0	0				
Bobby Cox, R (1,5) OBP: 0.156, SLG: 0.100		CS		K			L8		F2	3	0	0	0	0	1	0				
Gene Michael, S (1,6) OBP: 0.175, SLG: 0.236				4-3			F7			2	0	0	0	0	0	0				
Dick Howser, R (9, PH) OBP: 0.231, SLG: 0.091									2B	0	1	0	0	1	0	0				
Fred Talbot, R (1,1) OBP: 0.333, SLG: 0.833				1-3			F8			2	0	0	0	0	0	0				
Steve Whitaker, L (9, PH) OBP: 0.250, SLG: 0.161									L3-6	1	0	1	0	0	0	0				
Inning Stats	R: 0 E: 0 K: 0 S: 3	H: 0 LOB: 0 BB: 0 P: 3	R: 0 E: 0 K: 0 S: 2	H: 0 LOB: 0 BB: 1 P: 6	R: 0 E: 0 K: 1 S: 5	H: 0 LOB: 0 BB: 0 P: 5	R: 0 E: 0 K: 0 S: 3	H: 0 LOB: 0 BB: 0 P: 3	R: 0 E: 0 K: 0 S: 3	H: 0 LOB: 0 BB: 0 P: 3	R: 0 E: 0 K: 0 S: 4	H: 1 LOB: 1 BB: 0 P: 4	R: 0 E: 0 K: 0 S: 3	H: 0 LOB: 0 BB: 1 P: 7	R: 1 E: 0 K: 0 S: 3	H: 1 LOB: 0 BB: 1 P: 7	1B: 1 2B: 2 3B: 0 HR: 0	SF: 1 SAC: 0 DP: 1 HBP: 0	WP: 0 PB: 0 CS: 1	PA: 30
PITCHER	IP WLS BF H R ER SO BB IBB HBP BLK WP HR S P ERA WHIP																			
Cisco Carlos, R (1,1) ERA: 1.89	8.0 W 26 1 1 1 1 2 0 0 0 0 0 0 26 34 1.12 0.375																			
Bob Locker, R (9,1) ERA: 2.89	1.0 S 3 1 0 0 0 0 0 0 0 0 0 0 0 3 3 0.00 1.000																			

Batter	1	2	3	4	5	6	7	8	9	AB	R	H	RBI	BB	SO	LOB	BOTTOM			
Luis Aparicio, R (1,6) OBP: 0.236, SLG: 0.290	K			1-4-3			K			4	0	2	1	0	2	1	New York Yankees @ Chicago White Sox Comiskey Park, Chicago, IL Sat May 04 1968, 4:33 AM EDT Alt. 3,872 - Unknown - 64 F livebaseballscorecards.com			
Ken Berry, R (1,8) OBP: 0.323, SLG: 0.339	K		1-4-3		G3				5-3	4	0	1	0	0	1	2				
Pete Ward, L (1,3) OBP: 0.366, SLG: 0.524	3-1		1-3				HR		5-3	4	1	1	1	0	0	2				
Tommy Davis, R (1,7) OBP: 0.197, SLG: 0.306		E6		1-3			4-3		FC5-2-5	3	1	0	0	0	0	0				
Buddy Bradford, R (7,7) OBP: 0.214, SLG: 0.385		2B							HBP	1	0	0	0	0	0	1				
Duane Josephson, R (1,2) OBP: 0.367, SLG: 0.377		4-3		F7			5-3		3H	3	1	1	0	0	0	0				
Bill Voss, L (1,9)		SF9							1-2	4	0	0	1	0	0	3				
Bill Melton, R (1,5) OBP: 0.333, SLG: 0.500		4-3		5-3			F7			2	0	1	1	0	0	0				
Tim Cullen, R (1,4) OBP: 0.289, SLG: 0.206		SF9					F6		CS	2	0	1	1	0	0	0				
Tim Cullen, R (1,4) OBP: 0.289, SLG: 0.206		3H							1B	2	1	1	0	1	1	0				
Cisco Carlos, R (1,1) Bob Locker, S (9,1)		K		SH3-4			1B		SH3-4	1	0	0	0	0	0	0				
				1B			1B		BB	0	0	0	0	0	0	0				
				5-3			SH3-4		SH3-4	1	0	0	0	0	0	0				
							1-2		1-2	0	0	0	0	0	0	0				
Inning Stats	R: 0 E: 0 K: 2 S: 7	H: 1 LOB: 0 BB: 0 P: 7	R: 2 E: 1 K: 1 S: 7	H: 1 LOB: 0 BB: 0 P: 7	R: 0 E: 0 K: 0 S: 4	H: 1 LOB: 1 BB: 0 P: 4	R: 0 E: 0 K: 0 S: 3	H: 0 LOB: 0 BB: 0 P: 3	R: 1 E: 0 K: 0 S: 5	H: 2 LOB: 1 BB: 0 P: 5	R: 1 E: 0 K: 0 S: 4	H: 1 LOB: 0 BB: 0 P: 4	R: 0 E: 0 K: 1 S: 5	H: 1 LOB: 1 BB: 1 P: 9	R: 0 E: 0 K: 0 S: 4	H: 1 LOB: 2 BB: 0 P: 5	1B: 4 2B: 2 3B: 0 HR: 1	SF: 1 SAC: 2 DP: 0 HBP: 1	WP: 0 PB: 0 CS: 1	PA: 33
PITCHER	IP WLS BF H R ER SO BB IBB HBP BLK WP HR S P ERA WHIP																			
Fred Talbot, R (1,1) ERA: 4.18	8.0 L 33 7 4 2 4 1 0 1 0 0 0 1 39 44 2.25 1.000																			

Batter	1	2	3	4	5	6	7	8	9	AB	R	H	RBI	BB	SO	LOB	TOP					
Horace Clarke, S OBP: 0.226, SLG: 0.203 (1, 4)	0-0 6-3		0-0 1-3		0-0 F7		0-0 1B		0-0 1B	5	0	2	0	0	0	1						
Roy White, S OBP: 0.370, SLG: 0.406 (1, 8)	0-0 F8		0-3 K		0-0 2B		0-3 K		0-0 L9	5	0	1	1	0	2	2						
Mickey Mantle, S OBP: 0.407, SLG: 0.415 (1, 3)	0-0 F6			4-0 BB	4-0 BB		0-0 F7			2	0	0	0	2	0	1						
Andy Kosco, R OBP: 0.286, SLG: 0.481 (1, 9)		0-0 F2		0-0 F6	0-3 K				0-3 K	4	0	0	0	0	2	3						
Tom Tresh, S OBP: 0.298, SLG: 0.221 (1, 7)		0-0 WP 1B 1B		0-0 L8		0-3 K		0-0 5-3		4	0	1	0	0	1	1						
Frank Fernandez, R OBP: 0.360, SLG: 0.316 (1, 2)		0-3 K		0-0 E4 1B		0-0 F7		4-0 FC5-4 BB		3	0	0	0	1	1	2						
Bobby Cox, R OBP: 0.222, SLG: 0.152 (1, 5)		0-0 WP 1B		0-0 2-3 1B		4-0 BB		0-0 FC5-4 1-2		3	0	2	0	1	0	1						
Ruben Amaro, R OBP: 0.313, SLG: 0.286 (1, 6)		0-0 F4 1-2 2-3			0-0 F9	0-0 5-3			0-0 4-3	4	0	0	0	0	0	3						
Al Downing, R Dick Howser, R Fritz Peterson, S Bill Robinson, R Dooley Womack, L Steve Whitaker, L (1, 1) (5, PH) (5, 1) (7, PH) (7, 1) (5, PH)			0-3 K		4-0 2B BB		0-3 K		0-3 K	1	0	0	0	0	1	0						
Inning Stats	R: 0 E: 0 K: 0 S: 3	H: 0 LOB: 0 BB: 0 P: 3	R: 0 E: 0 K: 1 S: 7	H: 2 LOB: 2 BB: 0 P: 7	R: 0 E: 0 K: 2 S: 7	H: 0 LOB: 0 BB: 0 P: 7	R: 0 E: 1 K: 0 S: 4	H: 1 LOB: 3 BB: 1 P: 8	R: 1 E: 0 K: 1 S: 6	H: 1 LOB: 2 BB: 2 P: 14	R: 0 E: 0 K: 1 S: 5	H: 0 LOB: 1 BB: 1 P: 9	R: 0 E: 0 K: 2 S: 8	H: 1 LOB: 1 BB: 0 P: 8	R: 0 E: 0 K: 1 S: 5	H: 0 LOB: 1 BB: 1 P: 9	R: 0 E: 0 K: 1 S: 6	H: 1 LOB: 1 BB: 0 P: 6	1B: 5 2B: 1 3B: 0 HR: 0	SF: 0 SAC: 0 DP: 0 HBP: 0	WP: 1 PB: 0 CS: 0	PA: 38
PITCHER Gary Peters, L ERA: 3.75 (1, 1)	IP 9.0	WLS W	BF 38	H 6	R 1	ER 1	SO 9	BB 5	IBB 0	HBP 0	BLK 0	WP 1	HR 0	S 51	P 71	ERA 1.00	WHIP 1.222					

New York Yankees @ Chicago White Sox
Comiskey Park, Chicago, IL
Sun May 05 1968, 4:33 AM EDT
Unknown - 47 F

AB	33
R	1
H	6
RBI	1
BB	5
SO	9
LOB	14



Batter	1	2	3	4	5	6	7	8	9	AB	R	H	RBI	BB	SO	LOB	BOTTOM					
Luis Aparicio, R OBP: 0.237, SLG: 0.288 (1, 6)	0-0 5-3		0-0 CS 1B		0-0 F4		0-3 K			4	0	1	0	0	1	0						
Ken Berry, R OBP: 0.333, SLG: 0.397 (1, 8)	0-3 K		0-0 1-2 HR		0-0 F8		0-0 1B 1B			4	1	2	1	0	1	0						
Pete Ward, L OBP: 0.373, SLG: 0.515 (1, 3)	4-0 1B BB		0-0 4-3		0-3 K		0-0 1-2 1B			3	0	1	0	1	1	0						
Tommy Davis, R OBP: 0.229, SLG: 0.348 Bill Voss, L (1, 7) (8, 9)	0-0 1-2 1B		0-0 1B HR 2B		0-0 1B 1B		0-0 L1			4	1	3	0	0	0	2						
Duane Josephson, R OBP: 0.359, SLG: 0.357 (1, 2)	0-0 1-3		4-0 1B HR BB		0-0 L9			0-0 F9		3	1	0	0	1	0	3						
Bill Melton, R OBP: 0.143, SLG: 0.167 (1, 5)		0-3 K		0-0 F4		0-0 1-3		0-0 F7		4	0	0	0	0	1	2						
Buddy Bradford, R OBP: 0.222, SLG: 0.353 (1, 9) (8, 7)		0-3 K		0-0 1-2 2-3 HR 1B		0-0 F8		0-3 K		4	1	1	0	0	2	0						
Tim Cullen, R OBP: 0.268, SLG: 0.189 (1, 4)		0-0 5-3		0-3 K		0-0 F4				3	0	0	0	0	1	3						
Gary Peters, L OBP: 0.333, SLG: 0.571 (1, 1)			0-0 L8		0-0 1-1 2-4 HR		0-0 G3			3	1	1	4	0	0	0						
Inning Stats	R: 0 E: 0 K: 1 S: 6	H: 1 LOB: 2 BB: 1 P: 10	R: 0 E: 0 K: 2 S: 7	H: 0 LOB: 0 BB: 0 P: 7	R: 1 E: 0 K: 0 S: 4	H: 2 LOB: 0 BB: 0 P: 4	R: 4 E: 0 K: 1 S: 8	H: 3 LOB: 0 BB: 1 P: 12	R: 0 E: 0 K: 0 S: 3	H: 0 LOB: 0 BB: 0 P: 3	R: 0 E: 0 K: 1 S: 7	H: 2 LOB: 2 BB: 0 P: 7	R: 0 E: 0 K: 1 S: 5	H: 0 LOB: 0 BB: 0 P: 5	1B: 6 2B: 1 3B: 0 HR: 2	SF: 0 SAC: 0 DP: 0 HBP: 0	WP: 0 PB: 0 CS: 1	PA: 34				
PITCHER Al Downing, L ERA: 8.31 Fritz Peterson, L ERA: 3.51 Dooley Womack, R ERA: 4.73 (1, 1) (5, 1) (7, 1)	IP 4.0	WLS L	BF 19	H 6	R 5	ER 5	SO 4	BB 2	IBB 0	HBP 0	BLK 0	WP 0	HR 2	S 25	P 33	ERA 11.25	WHIP 2.000					

New York Yankees @ Chicago White Sox
Comiskey Park, Chicago, IL
Sun May 05 1968, 4:33 AM EDT
Unknown - 47 F

AB	32
R	5
H	9
RBI	5
BB	2
SO	7
LOB	10





Batter	1	2	3	4	5	6	7	8	9	AB	R	H	RBI	BB	SO	LOB	TOP					
Jose Cardenal, R OBP: 0.281, SLG: 0.247 (1, 8)	F9		FC5 1B	4-3			6-3			4	0	1	0	0	0	2	Cleveland Indians @ New York Yankees Yankee Stadium, Bronx, NY Mon May 06 1968, 7:05 PM EDT Att. 6,237 - Unknown - 57 F					
Vic Davallio, L OBP: 0.289, SLG: 0.367 (1, 7) (8, 9)	K		1B	4-3			L8			4	0	1	0	0	1	2						
Max Alvis, R OBP: 0.391, SLG: 0.487 (1, 5)	K		FC5 2-3F		F7			6-3		4	0	0	0	0	1	2						
Leon Wagner, L OBP: 0.276, SLG: 0.269 Tommy Harper, R OBP: 0.214, SLG: 0.231 (8, 7)		5-3		1B 1B	4-3			4-3		4	1	1	0	0	0	0						
Tony Horton, R OBP: 0.345, SLG: 0.500 (1, 3)		FC4-6 BB		1B 2B 1B	K			4-3		0	0	0	0	0	0	0						
Duke Sims, L OBP: 0.389, SLG: 0.525 (1, 2)	F4			BB 1B		K			K	4	1	1	1	0	2	1						
Chico Salmon, R OBP: 0.176, SLG: 0.200 (1, 4)	FC4-6 1-2F			F4		4-3			5-3	4	0	0	0	0	0	3						
Larry Brown, R OBP: 0.280, SLG: 0.234 (1, 6)			6-3	4-3 1B		K			K	3	0	0	0	1	2	0						
Sam McDowell, L OBP: 0.267, SLG: 0.267 (1, 1)			K	1-2 4-3 1B			4-3			3	0	1	2	0	1	0						
Inning Stats	R: 0 E: 0 K: 2 S: 7	H: 0 LOB: 0 BB: 7	R: 0 E: 0 K: 0 S: 3	H: 0 LOB: 1 BB: 1 P: 7	R: 0 E: 0 K: 1 S: 7	H: 2 LOB: 2 BB: 0 P: 7	R: 3 E: 0 K: 0 S: 7	H: 4 LOB: 2 BB: 1 P: 11	R: 0 E: 0 K: 1 S: 5	H: 0 LOB: 0 BB: 0 P: 5	R: 0 E: 0 K: 0 S: 3	H: 0 LOB: 0 BB: 0 P: 3	R: 0 E: 0 K: 2 S: 7	H: 0 LOB: 0 BB: 0 P: 7	R: 0 E: 0 K: 0 S: 3	H: 0 LOB: 0 BB: 0 P: 3	R: 0 E: 0 K: 2 S: 7	H: 0 LOB: 0 BB: 0 P: 7	1B: 5 2B: 1 3B: 0 HR: 0	SF: 0 SAC: 0 DP: 0 HBP: 0	WP: 0 PB: 0 SB: 0 CS: 0	PA: 35
PITCHER	IP WLS BF H R ER SO BB IBB HBP BLK WP HR S P ERA WHIP	8.0 L 32 6 3 3 6 2 0 0 0 0 0 42 50 3.38 1.000	1.0 3 0 0 0 2 0 0 0 0 0 0 7 7 0.00 0.000												IP WLS BF H R ER SO BB IBB HBP BLK WP HR S P ERA WHIP							
Mel Stottlemyre, R ERA: 2.4 Joe Verbanic, R ERA:																						


Batter	1	2	3	4	5	6	7	8	9	AB	R	H	RBI	BB	SO	LOB	BOTTOM					
Horace Clarke, S OBP: 0.239, SLG: 0.221 (1, 4)	5-3		K2-6-2 1B		B5-3			F8		4	0	1	0	0	0	1	Cleveland Indians @ New York Yankees Yankee Stadium, Bronx, NY Mon May 06 1968, 7:05 PM EDT Att. 6,237 - Unknown - 57 F					
Roy White, S OBP: 0.378, SLG: 0.431 (1, 8)	HR 1B		K2-6-2 1-2F			F4		K		4	1	1	0	0	2	2						
Mickey Mantle, S OBP: 0.400, SLG: 0.449 (1, 3)	1H HR		6-3			K		FC5-4 1-2F		4	1	1	2	0	1	1						
Andy Kosco, R OBP: 0.361, SLG: 0.500 (1, 9)	BB			F7		1B			BB 1B	3	0	2	0	1	0	0						
Tom Tresh, S OBP: 0.284, SLG: 0.208 (1, 7)	K			K		1-3			F2	4	0	0	0	0	2	3						
Bobby Cox, R OBP: 0.250, SLG: 0.154 (1, 5)	K			1B			K		BB BB	3	0	1	0	1	2	1						
Jake Gibbs, L OBP: 0.282, SLG: 0.194 Frank Fernandez, R OBP: 0.385, SLG: 0.316 (9, PH)		G3		K			K		BB BB	3	0	0	0	0	2	1						
Gene Michael, S OBP: 0.175, SLG: 0.230 Bill Robinson, R OBP: 0.286, SLG: 0.258 Ruben Amaro, R OBP: 0.313, SLG: 0.286 Mike Ferraro, L OBP: 0.161, SLG: 0.145 (9, PH)		K			K		K		1-2 2-3 BB	0	0	0	0	1	0	0						
Mel Stottlemyre, R OBP: 0.133, SLG: 0.143 Dick Howser, R OBP: 0.268, SLG: 0.118 Joe Verbanic, R Steve Whitaker, L OBP: 0.238, SLG: 0.189 (9, PH)		K			K			FC5-4 1B	F8	2	0	0	0	0	2	0						
Inning Stats	R: 2 E: 0 K: 2 S: 9	H: 2 LOB: 1 BB: 1 P: 13	R: 0 E: 0 K: 2 S: 7	H: 0 LOB: 0 BB: 0 P: 7	R: 0 E: 0 K: 1 S: 5	H: 1 LOB: 0 BB: 0 P: 5	R: 0 E: 0 K: 2 S: 8	H: 1 LOB: 1 BB: 0 P: 8	R: 0 E: 0 K: 2 S: 7	H: 0 LOB: 0 BB: 0 P: 7	R: 0 E: 0 K: 1 S: 6	H: 1 LOB: 1 BB: 0 P: 6	R: 0 E: 0 K: 3 S: 9	H: 0 LOB: 0 BB: 0 P: 9	R: 0 E: 0 K: 1 S: 6	H: 1 LOB: 1 BB: 0 P: 6	R: 0 E: 0 K: 0 S: 4	H: 1 LOB: 3 BB: 2 P: 12	1B: 6 2B: 1 3B: 0 HR: 1	SF: 0 SAC: 0 DP: 1 HBP: 0	WP: 0 PB: 0 SB: 0 CS: 0	PA: 36
PITCHER	IP WLS BF H R ER SO BB IBB HBP BLK WP HR S P ERA WHIP	9.0 W 36 7 2 2 14 3 0 0 0 0 1 61 73 2.00 1.111												IP WLS BF H R ER SO BB IBB HBP BLK WP HR S P ERA WHIP								
Sam McDowell, L ERA: 1.79																						





Batter	1	2	3	4	5	6	7	8	9	AB R H RBI BB SO LOB	TOP												
Jose Cardenal, R (1.8) X OBP: 0.258, SLG: 0.278	0-0 1-3	0-0 F8		0-0 6-3		0-0 IHR	0-3 K			5 1 1 2 0 1 4	Cleveland Indians @ New York Yankees Yankee Stadium, Bronx, NY Tue May 07 1968, 7:05 PM EDT Alt. 6,630 - Unknown - 63 F livebaseballscores.com												
Chico Salmon, R (1.4) X OBP: 0.195, SLG: 0.218	0-0 1B 2B	0-0 F8			0-0 F7	0-0 F9		0-0 FC1-4 1B		5 1 2 0 0 0 1													
Max Alvis, R (1.5) X OBP: 0.402, SLG: 0.506	0-0 FC 2B 1B			0-0 CS 1B		0-0 F6	0-0 2B 2B	0-0 FC1-4 FC5-4 1-2		5 2 3 0 0 0 1													
Leon Wagner, L (1.9) X OBP: 0.281, SLG: 0.250	0-0 FC 2B 1-2		0-0 L9		4-0 BB BB		4-0 2B 1B BB	0-0 F9		2 0 0 0 1 0 3 1 1 0 0 1 0 1													
Tommy Harper, R (6.7) X OBP: 0.224, SLG: 0.226																							
Tony Horton, R (1.3) X OBP: 0.348, SLG: 0.500	0-0 1-3 2H 3-H 2B		0-3 K		4-0 BB BB		0-3 K	0-0 FC5-4 1-2		4 0 1 2 1 2 4													
Vic Davallo, L (1.7) X OBP: 0.284, SLG: 0.357	0-0 F9		0-0 CS	0-0 1B 6-3 1B	0-0 4-3		0-0 L7		0-3 K	5 1 1 0 0 1 6													
Joe Azcue, R (1.2) X OBP: 0.273, SLG: 0.429	0-0 F8			0-0 6-3 1B		0-0 5-3	0-0 1B 2B		0-0 5-3	5 1 2 1 0 0 2													
Larry Brown, R (1.6) X OBP: 0.286, SLG: 0.235		0-0 F6		0-0 6-3		0-0 SH3-4 IHR 1B	4-0 1B IBB		0-3 K	4 1 1 1 1 1 1													
Luis Tiant, R (1.1) X OBP: 0.214, SLG: 0.286			0-0 K		0-3 SH3-4		0-0 1B			3 0 2 2 0 1 1													
Inning Stats		R: 2 E: 0 K: 0 S: 7	H: 3 LOB: 2 BB: 0 P: 7	R: 0 E: 0 K: 0 S: 4	H: 1 LOB: 1 BB: 0 P: 4	R: 0 E: 0 K: 1 S: 5	H: 1 LOB: 1 BB: 0 P: 5	R: 1 E: 0 K: 1 S: 7	H: 2 LOB: 1 BB: 0 P: 7	R: 0 E: 0 K: 0 S: 3	H: 0 LOB: 2 BB: 2 P: 11	R: 2 E: 0 K: 0 S: 5	H: 2 LOB: 0 BB: 0 P: 5	R: 3 E: 0 K: 2 S: 10	H: 3 LOB: 2 BB: 2 P: 18	R: 0 E: 0 K: 0 S: 4	H: 1 LOB: 1 BB: 0 P: 4	R: 0 E: 0 K: 2 S: 7	H: 0 LOB: 0 BB: 0 P: 7	1B: 9 2B: 3 3B: 0 HR: 1	SF: 0 SAC: 1 DP: 0 HBP: 0	WP: 0 PB: 0 SB: 0 CS: 1	PA: 45
PITCHER Jim Bouton, R (1.1) ERA: 5.27 Doolley Womack, R (5.1) ERA: 4.51 Fritz Peterson, L (6.1) ERA: 4.71 Steve Hamilton, L (9.1) ERA: 3.86											PITCHER (Empty)											ERA 5.79	WHIP 1.929
PITCHER (Empty)											PITCHER (Empty)											ERA 0.00	WHIP 0.000
PITCHER (Empty)											PITCHER (Empty)											ERA 15.00	WHIP 2.333
PITCHER (Empty)											PITCHER (Empty)											ERA 0.00	WHIP 0.000
Batter	1	2	3	4	5	6	7	8	9	AB R H RBI BB SO LOB	BOTTOM												
Horace Clarke, S (1.4) X OBP: 0.240, SLG: 0.222	0-0 G3		0-0 L9			0-0 1B		0-0 G3		4 0 1 0 0 0 1	Cleveland Indians @ New York Yankees Yankee Stadium, Bronx, NY Tue May 07 1968, 7:05 PM EDT Alt. 6,630 - Unknown - 63 F livebaseballscores.com												
Roy White, S (1.8) X OBP: 0.372, SLG: 0.413	0-0 F4		0-0 F5			0-0 F4		1-0 HBP		3 0 0 0 0 0 1													
Mickey Mantle, S (1.3) X OBP: 0.394, SLG: 0.431	4-0 FC6-4 BB			0-0 F2		0-3 K		0-3 K		3 0 0 0 1 2 3 0 0 0 0 0 0 0													
Ruben Amaro, R (9.3) X OBP: 0.313, SLG: 0.286	0-0 FC6-4			0-0 F6		0-0 F8		0-0 F4		4 0 0 0 0 0 4													
Andy Kosco, R (1.9) X OBP: 0.325, SLG: 0.447																							
Tom Tresh, S (1.7) X OBP: 0.283, SLG: 0.224		0-0 4-3		0-0 2B		0-3 K		0-0 4-3		4 0 1 0 0 1 0													
Jake Gibbs, L (1.2) X OBP: 0.280, SLG: 0.185		1-0 HBP		0-3 K		0-3 K		0-3 K		3 0 0 0 0 3 1													
Bobby Cox, R (1.5) X OBP: 0.271, SLG: 0.186		0-0 F7			0-0 F6		0-0 FC4-6 1B		0-0 1B 1B	4 0 2 0 0 0 1													
Gene Michael, S (1.6) X OBP: 0.179, SLG: 0.231		0-3 K			0-3 K		0-0 FC4-6 1-2		0-0 1B	4 0 1 0 0 2 2													
Inning Stats		R: 0 E: 0 K: 0 S: 3	H: 0 LOB: 1 BB: 1 P: 7	R: 0 E: 0 K: 1 S: 5	H: 0 LOB: 0 BB: 0 P: 6	R: 0 E: 0 K: 1 S: 6	H: 1 LOB: 1 BB: 0 P: 6	R: 0 E: 0 K: 2 S: 7	H: 0 LOB: 0 BB: 0 P: 7	R: 0 E: 0 K: 1 S: 6	H: 1 LOB: 1 BB: 0 P: 6	R: 0 E: 0 K: 1 S: 8	H: 1 LOB: 1 BB: 0 P: 8	R: 0 E: 0 K: 1 S: 5	H: 0 LOB: 2 BB: 1 P: 10	R: 0 E: 0 K: 1 S: 7	H: 2 LOB: 2 BB: 0 P: 7	1B: 4 2B: 1 3B: 0 HR: 0	SF: 0 SAC: 0 DP: 0 HBP: 2	WP: 0 PB: 0 SB: 0 CS: 0	PA: 36		
PITCHER Luis Tiant, R (1.1) ERA: 1.25											PITCHER (Empty)											ERA 0.00	WHIP 0.778
PITCHER (Empty)											PITCHER (Empty)											ERA 0.00	WHIP 0.000
PITCHER (Empty)											PITCHER (Empty)											ERA 0.00	WHIP 0.000
PITCHER (Empty)											PITCHER (Empty)											ERA 0.00	WHIP 0.000


Batter	1	2	3	4	5	6	7	8	9	AB	R	H	RBI	BB	SO	LOB	TOP				
Mike Andrews, R OBP: 0.337, SLG: 0.354 (1,4)	4-3		5-3			1B BB		1-3		3	1	0	0	1	0	0	Boston Red Sox @ New York Yankees Yankee Stadium, Bronx, NY Fri May 10 1968, 7:05 PM EDT Att: 19,620 - Unknown - 76 F				
Joe Foy, R OBP: 0.415, SLG: 0.409 (1,5)	1B CS 1B			K		F2		F9		4	0	1	0	0	1						
Carl Yastrzemski, L OBP: 0.389, SLG: 0.430 (1,7)				L7		1B 1-2 1B			BB	3	0	2	0	1	0						
Reggie Smith, S OBP: 0.320, SLG: 0.398 (1,8)			K	FC6 1B		1-3 2H 1B		F9		4	0	2	1	0	1						
Ken Harrelson, R OBP: 0.371, SLG: 0.455 (1,9)	CS	K		FC6 1-2f		1-2f FC6-4		F7		4	0	0	0	0	1						
George Scott, R OBP: 0.384, SLG: 0.104 (1,3)																					
Dalton Jones, L OBP: 0.174, SLG: 0.156 (9, PH)		K						K		3	0	0	0	0	2						
Rico Petrocelli, R OBP: 0.293, SLG: 0.373 (1,6)			6-3			L4		F9		3	0	0	0	0	0						
Elston Howard, R OBP: 0.340, SLG: 0.300 (1,2)				F4		5-3		F8		3	0	0	0	0	0						
Gary Waslewski, R OBP: 0.125, SLG: 0.067 (1,1)			K			F7		K		3	0	0	0	0	2						
Inning Stats		R: 0 E: 0 K: 1 S: 6	H: 2 LOB: 1 BB: 6 P: 6	R: 0 E: 0 K: 2 S: 7	H: 0 LOB: 0 BB: 0 P: 7	R: 0 E: 0 K: 1 S: 5	H: 0 LOB: 0 BB: 0 P: 5	R: 0 E: 0 K: 1 S: 6	H: 1 LOB: 1 BB: 0 P: 6	R: 0 E: 0 K: 1 S: 5	H: 0 LOB: 0 BB: 0 P: 5	R: 1 E: 0 K: 0 S: 5	H: 2 LOB: 2 BB: 1 P: 9	R: 0 E: 0 K: 0 S: 3	H: 0 LOB: 0 BB: 0 P: 3	R: 0 E: 0 K: 1 S: 5	H: 0 LOB: 1 BB: 1 P: 9	1B: 5 2B: 0 3B: 0 HR: 0	SF: 0 SAC: 0 DP: 0 HBP: 0	WP: 0 PB: 0 SB: 0 CS: 1	PA: 34
PITCHER		IP	WLS	BF	H	R	ER	SO	BB	IBB	HBP	BLK	WP	HR	S	P	ERA	WHIP			
Stan Bahnsen, R ERA: 2.23 (1,1)		8.2	W	32	5	1	1	7	2	0	0	0	0	0	44	52	1.04	0.808			
Joe Verbanic, R ERA: (9,1)		0.1	S	1	0	0	0	1	0	0	0	0	0	0	3	3	0.00	0.000			


Batter	1	2	3	4	5	6	7	8	9	AB	R	H	RBI	BB	SO	LOB	BOTTOM				
Horace Clarke, S OBP: 0.253, SLG: 0.238 (1,4)	K		FC4-6 1-2 1B		4-1		4-3			4	0	1	0	0	1	1	Boston Red Sox @ New York Yankees Yankee Stadium, Bronx, NY Fri May 10 1968, 7:05 PM EDT Att: 19,620 - Unknown - 76 F				
Roy White, S OBP: 0.351, SLG: 0.410 (1,8)	3-1		FC4-6 1-2f		6-3			SF8 3B		4	1	1	0	0	0						
Mickey Mantle, S OBP: 0.373, SLG: 0.392 (1,3)	4-3		4-3			K		K		4	0	0	0	0	2						
Ruben Amaro, R OBP: 0.313, SLG: 0.286 (9,3)										0	0	0	0	0	0						
Andy Kosco, R OBP: 0.333, SLG: 0.467 (1,9)		K		1B S		1B		SF8		3	1	2	1	0	1						
Tom Tresh, S OBP: 0.290, SLG: 0.238 (1,7)		G3 S 1B		K		F9		2-6 1B		4	0	2	0	0	1						
Jake Gibbs, L OBP: 0.272, SLG: 0.183 (1,2)		G3 1-3		1-3		F8		2-6 1-2		3	0	0	0	0	0						
Bobby Cox, R OBP: 0.315, SLG: 0.234 (1,5)		F9		2H 1B				FC2-6 BB		2	0	1	1	1	0						
Gene Michael, S OBP: 0.181, SLG: 0.229 (1,6)			F7		4-3			FC2-6 S		3	0	0	0	0	0						
Stan Bahnsen, R OBP: 0.286, SLG: 0.167 (1,1)					5-3			K		3	0	1	0	0	1						
Joe Verbanic, R ERA: (9,1)			1B 1B			1-2				0	0	0	0	0	0						
Inning Stats		R: 0 E: 0 K: 1 S: 5	H: 0 LOB: 0 BB: 0 P: 5	R: 0 E: 0 K: 1 S: 6	H: 1 LOB: 1 BB: 0 P: 6	R: 0 E: 0 K: 0 S: 5	H: 2 LOB: 2 BB: 0 P: 5	R: 1 E: 0 K: 1 S: 7	H: 2 LOB: 1 BB: 0 P: 7	R: 0 E: 0 K: 0 S: 3	H: 0 LOB: 0 BB: 0 P: 3	R: 0 E: 0 K: 1 S: 6	H: 1 LOB: 1 BB: 0 P: 6	R: 0 E: 0 K: 1 S: 5	H: 0 LOB: 1 BB: 1 P: 9	R: 1 E: 0 K: 1 S: 6	H: 2 LOB: 1 BB: 0 P: 6	1B: 7 2B: 0 3B: 1 HR: 0	SF: 1 SAC: 0 DP: 0 HBP: 0	WP: 0 PB: 0 SB: 3 CS: 0	PA: 32
PITCHER		IP	WLS	BF	H	R	ER	SO	BB	IBB	HBP	BLK	WP	HR	S	P	ERA	WHIP			
Gary Waslewski, R ERA: 2.3 (1,1)		8.0	L	33	8	2	2	6	1	0	0	0	0	0	43	47	2.25	1.125			


Batter	1	2	3	4	5	6	7	8	9	AB	R	H	RBI	BB	SO	LOB	TOP			
Jose Tartabull, L OBP: 0.208, SLG: 0.208 (1,9)	0-0 5-3		0-0 1-3		0-0 4-3		0-0 4-3			4	0	0	0	0	0	1	<p>Boston Red Sox @ New York Yankees Yankee Stadium, Bronx, NY Sat May 11 1968, 3:33 AM EDT Att: 15,751 - Unknown - 64 F</p> <p>AB 33 R 0 H 7 RBI 0 BB 2 SO 10 LOB 12</p> 			
Mike Andrews, R OBP: 0.343, SLG: 0.353 (1,4)	4-0 G3 1B BB		0-0 4-3		0-0 4-3			0-3 K		3	0	1	0	1	1	0				
Carl Yastrzemski, L OBP: 0.492, SLG: 0.433 (1,7)	0-0 G3 1B		0-0 1B		0-0 4-3			0-0 6-3		4	0	2	0	0	0	1				
Reggie Smith, S OBP: 0.317, SLG: 0.391 (1,8)	0-0 G3		0-3 K			0-0 F7		0-0 BB 1B		4	0	1	0	0	1	3				
Ken Harrelson, R OBP: 0.364, SLG: 0.431 (1,3)	0-3 K			0-0 5-3		0-3 K		4-0 1B		3	0	0	0	1	2	2				
Joe Foy, R OBP: 0.395, SLG: 0.386 (1,5)		0-3 K		0-0 6-3		0-3 K		0-3 K		4	0	0	0	0	3	2				
Rico Petrocelli, R OBP: 0.302, SLG: 0.379 (1,6)		0-3 K		0-0 FC6 1B			0-0 SH2-3 1B		0-0 5-3	4	0	2	0	0	1	0				
Russ Gibson, R OBP: 0.217, SLG: 0.286 (1,2)		0-0 FC4-6 1B		0-0 FC6 1-2			0-0 L9		0-3 K	4	0	1	0	0	1	2				
Jose Santiago, R OBP: 0.176, SLG: 0.133 (1,1)		0-0 FC4-6 1-2			0-0 F7			0-0 SH2-3 1-2		2	0	0	0	0	0	1				
Dalton Jones, L OBP: 0.170, SLG: 0.152 (9, PH)									0-3 K	1	0	0	0	0	1	0				
Inning Stats	R: 0 E: 0 K: 1 S: 6	H: 1 LOB: 2 BB: 1 P: 10	R: 0 E: 0 K: 2 S: 8	H: 1 LOB: 1 BB: 0 P: 8	R: 0 E: 0 K: 1 S: 6	H: 1 LOB: 1 BB: 0 P: 6	R: 0 E: 0 K: 0 S: 4	H: 1 LOB: 1 BB: 0 P: 4	R: 0 E: 0 K: 2 S: 7	H: 0 LOB: 0 BB: 0 P: 7	R: 0 E: 0 K: 0 S: 4	H: 1 LOB: 1 BB: 0 P: 4	R: 0 E: 0 K: 2 S: 8	H: 1 LOB: 2 BB: 1 P: 12	R: 0 E: 0 K: 2 S: 7	H: 0 LOB: 0 BB: 0 P: 7	1B: 7 2B: 0 3B: 0 HR: 0	SF: 0 SAC: 1 DP: 0 HBP: 0	WP: 0 PB: 0 SB: 0 CS: 0	PA: 36
PITCHER Mel Stottlemyre, R ERA: 2.03 (1,1)	IP: 9.0 WLS: W BF: 36 H: 7 R: 0 ER: 0 SO: 10 BB: 2 IBB: 0 HBP: 0 BLK: 0 WP: 0 HR: 0 S: 54 P: 62 ERA: 0.00 WHIP: 1.000															PITCHER				


Batter	1	2	3	4	5	6	7	8	9	AB	R	H	RBI	BB	SO	LOB	BOTTOM			
Horace Clarke, S OBP: 0.241, SLG: 0.226 (1,4)	0-0 F4			0-3 K		0-0 G3-6 1-2		0-0 L7		4	0	0	0	0	1	2	<p>Boston Red Sox @ New York Yankees Yankee Stadium, Bronx, NY Sat May 11 1968, 3:33 AM EDT Att: 15,751 - Unknown - 64 F</p> <p>AB 26 R 1 H 5 RBI 1 BB 2 SO 7 LOB 7</p> 			
Roy White, S OBP: 0.381, SLG: 0.453 (1,8)	0-0 CS 1B			0-0 F2			0-0 HR			3	1	2	1	0	0	0				
Joe Pepitone, L OBP: 0.167, SLG: 0.091 (1,3)	0-3 K			4-0 BB			0-0 F7			2	0	0	0	1	1	1				
Ruben Amaro, R OBP: 0.313, SLG: 0.286 (8,3)	1-2 K				0-0 F9					0	0	0	0	0	0	0				
Andy Kosco, R OBP: 0.333, SLG: 0.458 (1,9)		0-3 K			0-0 F9					3	0	1	0	0	1	1				
Steve Whitaker, L OBP: 0.217, SLG: 0.171 (1,7)		0-3 K			0-0 B1-3			0-0 L8		3	0	0	0	0	1	1				
Bobby Cox, R OBP: 0.298, SLG: 0.220 (1,5)		0-3 K			0-3 K			0-3 K		3	0	0	0	0	3	1				
Jake Gibbs, L OBP: 0.274, SLG: 0.203 (1,2)			0-0 F9		0-0 G3			0-0 FC3-5 2B		3	0	1	0	0	0	0				
Gene Michael, S OBP: 0.173, SLG: 0.219 (1,6)			0-0 5-3			0-0 F9		0-0 FC3-5 BB		3	0	0	0	0	0	1				
Mel Stottlemyre, R OBP: 0.222, SLG: 0.188 (1,1)			0-0 F6			0-0 G3-6 1B		4-0 BB		2	0	1	0	1	0	0				
Inning Stats	R: 0 E: 0 K: 1 S: 5	H: 1 LOB: 0 BB: 0 P: 5	R: 0 E: 0 K: 3 S: 9	H: 0 LOB: 0 BB: 0 P: 9	R: 0 E: 0 K: 0 S: 3	H: 0 LOB: 0 BB: 0 P: 3	R: 0 E: 0 K: 1 S: 5	H: 0 LOB: 0 BB: 1 P: 9	R: 0 E: 0 K: 0 S: 3	H: 1 LOB: 0 BB: 0 P: 3	R: 1 E: 0 K: 1 S: 7	H: 2 LOB: 1 BB: 0 P: 7	R: 0 E: 0 K: 0 S: 3	H: 1 LOB: 1 BB: 1 P: 7	R: 0 E: 0 K: 0 S: 3	H: 1 LOB: 1 BB: 1 P: 7	1B: 3 2B: 2 3B: 0 HR: 1	SF: 0 SAC: 0 DP: 2 HBP: 0	WP: 0 PB: 0 SB: 0 CS: 1	PA: 28
PITCHER Jose Santiago, R ERA: 1.29 (1,1)	IP: 8.0 WLS: L BF: 28 H: 5 R: 1 ER: 1 SO: 7 BB: 2 IBB: 0 HBP: 0 BLK: 0 WP: 0 HR: 1 S: 40 P: 48 ERA: 1.12 WHIP: 0.875															PITCHER				

Batter	1	2	3	4	5	6	7	8	9	AB R H RBI BB SO LOB	TOP											
Jose Tartabull, L OBP: 0.192, SLG: 0.192 George Scott, R OBP: 0.189, SLG: 0.101 (3, 3, FH)	F8	F5	1B IBB			K		F4		2 0 0 0 0 0 0 2 0 0 0 1 1 0	Boston Red Sox @ New York Yankees Yankee Stadium, Bronx, NY Sun May 12 1968, 3:33AM EDT Overcast - 64 F											
Mike Andrews, R OBP: 0.356, SLG: 0.367	2B	6-3	1-3 2-H 3-H 1B			1B		K		5 1 3 2 0 1 0												
Carl Yastrzemski, L OBP: 0.419, SLG: 0.457	S 2B	HBP BB		G1-6-3 1B		K		1B 1B		4 2 3 1 1 1 1												
Reggie Smith, S OBP: 0.330, SLG: 0.406	2B	HBP		G1-6-3		G1		WP 1B 1B		4 1 2 1 0 0 2												
Ken Harrelson, R OBP: 0.352, SLG: 0.429 (3, 9)	1B 2B	F8		F8		5-3		K		5 1 1 1 0 1 4												
Joe Foy, R OBP: 0.418, SLG: 0.405	4-3 1B		1B 1B G1-2-3		K	FC6-4 BB		WP 1B		4 1 3 2 1 1 0												
Rico Petrocelli, R OBP: 0.297, SLG: 0.370	4-3		G1-2-3 1B 1B		F5	F2		F8		5 1 1 0 0 0 4												
Elston Howard, R OBP: 0.373, SLG: 0.341	1B		G1-2-3 1B 1B		FC6-4 1B	FC6-4				4 1 3 1 0 0 1												
Dick Ellsworth, L OBP: 0.111, SLG: 0.059	K		G1-2-3		FC6-4	4-3		4-3		4 0 0 0 0 1 5												
Inning Stats	R: 5 E: 0 K: 1 S: 11	H: 6 LOB: 1 BB: 0 P: 11	R: 0 E: 0 K: 0 S: 3	H: 0 LOB: 2 BB: 1 P: 8	R: 2 E: 0 K: 0 S: 5	H: 4 LOB: 3 BB: 1 P: 9	R: 0 E: 0 K: 0 S: 3	H: 1 LOB: 0 BB: 0 P: 3	R: 0 E: 0 K: 1 S: 6	H: 1 LOB: 1 BB: 0 P: 6		R: 0 E: 0 K: 2 S: 8	H: 0 LOB: 1 BB: 1 P: 7	R: 0 E: 0 K: 1 S: 5	H: 0 LOB: 0 BB: 0 P: 5	R: 1 E: 0 K: 0 S: 7	H: 3 LOB: 1 BB: 0 P: 7	1B: 13 2B: 3 3B: 0 HR: 0	SF: 0 SAC: 0 DP: 2 HBP: 1	WP: 2 PB: 0 SB: 1 CS: 0	PA: 43	
PITCHER	IP WLS BF H R ER SO BB IBB HBP BLK WP HR S P ERA WHIP											PITCHER	IP WLS BF H R ER SO BB IBB HBP BLK WP HR S P ERA WHIP									
Bill Monbouquette, R ERA: 2.99	(1, 1)	2.0 L 17 9 7 7 1 1 1 0 1 0 0 0 17 22 31.50 5.000																				
Fritz Peterson, L ERA: 4.26	(3, 1)	3.0 10 3 0 0 1 0 1 0 0 0 0 11 15 0.00 1.000																				
Jim Bouton, R ERA: 4.32	(6, 1)	3.0 11 1 0 0 3 1 0 0 0 0 0 16 20 0.00 0.667																				
Dooley Womack, R ERA: 4.91	(9, 1)	1.0 5 3 1 1 1 0 0 0 0 0 1 0 7 7 9.00 3.000																				
Horace Clarke, S OBP: 0.231, SLG: 0.216	6-3		F8		FC6-4			F8		4 0 0 0 0 0 2	Boston Red Sox @ New York Yankees Yankee Stadium, Bronx, NY Sun May 12 1968, 3:33AM EDT Overcast - 64 F											
Roy White, S OBP: 0.356, SLG: 0.444	6-3			6-3		6-3		BB FC 1B		4 0 1 0 0 0 0												
Mickey Mantle, S OBP: 0.368, SLG: 0.378	BB			K		6-3		L9		3 0 0 0 1 1 1												
Andy Kosco, R OBP: 0.309, SLG: 0.423	K			K		K		FC BB		4 0 0 0 0 3 2												
Frank Fernandez, R OBP: 0.333, SLG: 0.261	K			K		F7		F7		4 0 0 0 0 2 2												
Bobby Cox, R OBP: 0.311, SLG: 0.245	6-3			6-3		6-3		BB BB		3 1 1 0 1 0 0												
Bill Robinson, R OBP: 0.280, SLG: 0.254	L6			E 1B		F8		F8		4 0 1 0 0 0 3												
Gene Michael, S OBP: 0.167, SLG: 0.211			K		E5 FC6-4		6-3			3 0 0 1 0 1 1												
Bill Monbouquette, R ERA: 2.24 Fritz Peterson, S Charley Smith, R Jim Bouton, R Dick Howser, R Dooley Womack, L	(1, 1) (3, 1) (5, PH) (6, 1) (8, PH) (9, 1)	9.0 W 34 3 1 1 9 2 0 0 0 0 0 50 58 1.00 0.556																				
Inning Stats	R: 0 E: 0 K: 1 S: 5	H: 0 LOB: 0 BB: 1 P: 9	R: 0 E: 0 K: 1 S: 5	H: 0 LOB: 0 BB: 0 P: 5	R: 0 E: 0 K: 2 S: 7	H: 0 LOB: 0 BB: 0 P: 7	R: 0 E: 0 K: 2 S: 7	H: 0 LOB: 0 BB: 0 P: 7	R: 1 E: 1 K: 2 S: 10	H: 2 LOB: 2 BB: 0 P: 10		R: 0 E: 0 K: 1 S: 5	H: 0 LOB: 0 BB: 0 P: 5	R: 0 E: 0 K: 0 S: 3	H: 0 LOB: 0 BB: 0 P: 3	R: 0 E: 0 K: 0 S: 3	H: 0 LOB: 3 BB: 1 P: 9	1B: 2 2B: 1 3B: 0 HR: 0	SF: 0 SAC: 0 DP: 0 HBP: 0	WP: 0 PB: 0 SB: 0 CS: 0	PA: 34	
PITCHER	IP WLS BF H R ER SO BB IBB HBP BLK WP HR S P ERA WHIP											PITCHER	IP WLS BF H R ER SO BB IBB HBP BLK WP HR S P ERA WHIP									
Dick Ellsworth, L ERA: 2.54	(1, 1)	9.0 W 34 3 1 1 9 2 0 0 0 0 0 50 58 1.00 0.556																				
AB 39												AB 32										
R 8												R 1										
H 16												H 3										
RBI 8											RBI 1											
BB 3											BB 2											
SO 6											SO 9											
LOB 17											LOB 13											

Batter	1	2	3	4	5	6	7	8	9	AB	R	H	RBI	BB	SO	LOB	TOP
Horace Clarke, S OBP: 0.212, SLG: 0.190 (1, 4)	F5	4-3		6-3			F2			4	0	0	0	0	0	4	New York Yankees @ Cleveland Indians Cleveland Municipal Stadium, Cleveland, OH Wed May 15 1968, 3:33 AM EDT Att: 5,476 - Unknown - 77 F AB 32 R 2 H 8 RBI 2 BB 2 SO 7 LOB 19 
Roy White, S OBP: 0.342, SLG: 0.417 (1, 8)	BB 1B		4-3		6-3		FC9-6 2B			4	2	1	0	0	0	1	
Joe Pepitone, L OBP: 0.429, SLG: 0.500 (1, 3)	1B BB									2	0	2	1	2	0	0	
Andy Kosco, R OBP: 0.313, SLG: 0.492 (1, 9)	1B BB									4	0	1	1	0	2	3	
Steve Whitaker, L OBP: 0.196, SLG: 0.152 (1, 7)	F8									4	0	0	0	0	1	4	
Bobby Cox, R OBP: 0.301, SLG: 0.234 (1, 5)	K									4	0	1	0	0	1	2	
Jake Gibbs, L OBP: 0.292, SLG: 0.214 (1, 2)										4	0	2	0	0	0	0	
Ruben Amaro, R OBP: 0.238, SLG: 0.211 (1, 6)										3	0	0	0	0	1	2	
Stan Bahnsen, R OBP: 0.250, SLG: 0.143 (1, 1)										2	0	0	0	0	2	3	
Dick Howser, R OBP: 0.277, SLG: 0.128 (7, PH)										1	0	1	0	0	0	0	
Dooley Womack, L (7, 1)										0	0	0	0	0	0	0	
Inning Stats	R: 1 E: 0 K: 1 S: 7	H: 2 LOB: 2 BB: 1 P: 11	R: 0 E: 0 K: 2 S: 8	H: 1 LOB: 1 BB: 0 P: 8	R: 0 E: 0 K: 2 S: 8	H: 1 LOB: 1 BB: 0 P: 8	R: 0 E: 1 K: 1 S: 7	H: 0 LOB: 2 BB: 0 P: 7	R: 0 E: 0 K: 1 S: 5	H: 0 LOB: 0 BB: 1 P: 9	R: 0 E: 0 K: 0 S: 3	H: 0 LOB: 0 BB: 0 P: 3	R: 1 E: 0 K: 0 S: 5	H: 2 LOB: 1 BB: 0 P: 5	R: 0 E: 0 K: 0 S: 3	H: 1 LOB: 0 BB: 0 P: 3	1B: 7 SF: 0 2B: 1 SAC: 0 3B: 0 DP: 0 HR: 0 HBP: 0 WP: 0 PA: 34 PB: 0 SB: 0 CS: 1
PITCHER	IP WLS BF H R ER SO BB IBB HBP BLK WP HR S P ERA WHIP																
Sonny Siebert, R ERA: 2.61 (1, 1)	8.0 34 8 2 2 7 2 0 0 0 0 0 46 54 2.25 1.250																

Batter	1	2	3	4	5	6	7	8	9	AB	R	H	RBI	BB	SO	LOB	BOTTOM
Jose Cardenal, R OBP: 0.274, SLG: 0.296 (1, 8)	L7		L9							3	0	1	1	0	0	0	New York Yankees @ Cleveland Indians Cleveland Municipal Stadium, Cleveland, OH Wed May 15 1968, 3:33 AM EDT Att: 5,476 - Unknown - 77 F AB 25 R 2 H 6 RBI 2 BB 1 SO 3 LOB 7 
Chico Salmon, R OBP: 0.250, SLG: 0.275 (1, 4)			6-3							3	0	1	0	0	0	2	
Max Alvis, R OBP: 0.387, SLG: 0.505 (1, 5)	2B									3	0	0	0	0	2	1	
Lee Maye, L OBP: 0.192, SLG: 0.200 (1, 7)										2	1	0	0	1	0	0	
Tommy Harper, R OBP: 0.276, SLG: 0.348 (7, 7)	BB									0	0	0	0	0	0	0	
Tony Horton, R OBP: 0.331, SLG: 0.433 (1, 3)	F6									3	0	1	1	0	0	2	
Vic Davallo, L OBP: 0.304, SLG: 0.387 (1, 9)										3	0	1	0	0	0	0	
Duke Sims, L OBP: 0.379, SLG: 0.479 (1, 2)										3	0	0	0	0	0	1	
Larry Brown, R OBP: 0.277, SLG: 0.227 (1, 6)										1	0	1	0	0	0	0	
Willie Smith, L OBP: 0.214, SLG: 0.167 (5, PH)										1	0	1	0	0	0	0	
Davey Nelson, R OBP: 0.250, SLG: 0.200 (5, FR)										1	1	0	0	0	0	0	
Sonny Siebert, R OBP: 0.200, SLG: 0.158 (1, 1)										2	0	0	0	0	1	1	
Inning Stats	R: 0 E: 0 K: 1 S: 6	H: 1 LOB: 2 BB: 1 P: 10	R: 0 E: 0 K: 0 S: 4	H: 1 LOB: 0 BB: 0 P: 4	R: 0 E: 0 K: 1 S: 5	H: 0 LOB: 0 BB: 0 P: 5	R: 0 E: 0 K: 0 S: 4	H: 1 LOB: 1 BB: 0 P: 4	R: 1 E: 0 K: 0 S: 4	H: 2 LOB: 1 BB: 0 P: 4	R: 1 E: 1 K: 0 S: 4	H: 1 LOB: 0 BB: 0 P: 4	R: 0 E: 0 K: 1 S: 5	H: 0 LOB: 0 BB: 0 P: 5	R: 0 E: 0 K: 0 S: 5	H: 0 LOB: 0 BB: 0 P: 5	1B: 3 SF: 0 2B: 3 SAC: 1 3B: 0 DP: 0 HR: 0 HBP: 0 WP: 0 PA: 28 PB: 0 SB: 0 CS: 1
PITCHER	IP WLS BF H R ER SO BB IBB HBP BLK WP HR S P ERA WHIP																
Stan Bahnsen, R ERA: 2.13 (1, 1)	6.0 24 6 2 1 2 1 0 0 0 0 0 27 31 1.50 1.167																
Dooley Womack, R ERA: 4.6 (7, 1)	1.0 3 0 0 0 1 0 0 0 0 0 0 5 5 0.00 0.000																

Batter	1	2	3	4	5	6	7	8	9	AB	R	H	RBI	BB	SO	LOB	TOP					
Horace Clarke, S OBP: 0.235, SLG: 0.211 (1,4)	K		K			F5	F5			4	0	0	0	0	2	4	<p>New York Yankees @ Washington Senators D.C. Stadium, Washington, DC Tue May 21 1968, 7:05 PM EDT Att: 7,685 - Unknown</p> <p>livebaseballscorecards.com</p>					
Roy White, S OBP: 0.365, SLG: 0.430 (1,8)	4-3			G3		1B	1B	5-3		4	0	1	0	0	0	0						
Mickey Mantle, S OBP: 0.373, SLG: 0.362 (1,3)	K			K		K		K		4	0	0	0	0	4	2						
Joe Pepitone, L OBP: 0.465, SLG: 0.500 (1,7)		CS		4-3		FC6-4		F8		3	0	1	1	1	0	0						
Andy Kosco, R OBP: 0.309, SLG: 0.511 (1,9)	K			K		FC6-4			HR	4	1	1	1	0	2	3						
Tom Tresh, S OBP: 0.269, SLG: 0.221 (1,6)	F7					F9		L9	FC6-4	3	0	0	0	1	0	1						
Jake Gibbs, L OBP: 0.319, SLG: 0.275 (1,2)			6-3			1B		E4	P6	4	0	1	0	0	0	1						
Bobby Cox, R OBP: 0.289, SLG: 0.212 (1,5)			1-3			F9		L5	K	4	0	0	0	0	1	3						
Mel Stottlemyre, R OBP: 0.308, SLG: 0.304 (1,1)						1B			FC6-4	4	1	3	0	0	0	1						
Inning Stats	R: 0 E: 0 K: 2 S: 7	H: 0 LOB: 0 BB: 0 P: 7	R: 0 E: 0 K: 1 S: 4	H: 0 LOB: 0 BB: 1 P: 8	R: 0 E: 0 K: 1 S: 6	H: 1 LOB: 1 BB: 0 P: 6	R: 0 E: 0 K: 1 S: 5	H: 0 LOB: 0 BB: 0 P: 5	R: 0 E: 0 K: 1 S: 6	H: 1 LOB: 1 BB: 0 P: 6	R: 1 E: 0 K: 1 S: 8	H: 3 LOB: 2 BB: 0 P: 8	R: 0 E: 1 K: 0 S: 5	H: 1 LOB: 2 BB: 0 P: 5	R: 0 E: 0 K: 1 S: 5	H: 0 LOB: 0 BB: 0 P: 5	R: 1 E: 0 K: 1 S: 6	H: 1 LOB: 1 BB: 1 P: 10	1B: 5 2B: 1 3B: 0 HR: 1	SF: 0 SAC: 0 DP: 0 HBP: 0	WP: 0 PB: 0 SB: 0 CS: 1	PA: 36
PITCHER Joe Coleman, R ERA: 2.01 (1,1)	IP: 9.0 WLS: L BF: 36 H: 7 R: 2 ER: 2 SO: 9 BB: 2 IBB: 0 HBP: 0 BLK: 0 WP: 0 HR: 1 S: 52 P: 60 ERA: 2.00 WHIP: 1.000															PITCHER Joe Coleman, R ERA: 2.01 (1,1)	IP: 9.0 WLS: W BF: 36 H: 6 R: 1 ER: 0 SO: 7 BB: 2 IBB: 0 HBP: 0 BLK: 0 WP: 0 HR: 0 S: 48 P: 56 ERA: 0.00 WHIP: 0.889					

Batter	1	2	3	4	5	6	7	8	9	AB	R	H	RBI	BB	SO	LOB	BOTTOM					
Del Unser, L OBP: 0.292, SLG: 0.320 (1,8)	5-3	1-3			4-3			1-3		4	0	0	0	0	0	2	<p>New York Yankees @ Washington Senators D.C. Stadium, Washington, DC Tue May 21 1968, 7:05 PM EDT Att: 7,685 - Unknown</p> <p>livebaseballscorecards.com</p>					
Ed Stroud, L OBP: 0.279, SLG: 0.379 (1,9)	E		E4		F8			4-3		4	1	1	0	0	0	0						
Frank Howard, R OBP: 0.397, SLG: 0.781 (1,7)	F2		1B		F9			1B	BB	3	0	1	0	1	0	1						
Ken McMullen, R OBP: 0.351, SLG: 0.521 (1,5)	E5		K			6-3			1B	4	0	1	0	0	1	3						
Mike Epstein, L OBP: 0.163, SLG: 0.165 (1,3)	K		G6-4-3		F5			K		4	0	1	1	0	2	4						
Ron Hansen, R OBP: 0.266, SLG: 0.326 (1,6)		K	G6-4-3		K				5-3	4	0	0	0	0	2	2						
Frank Coggins, S OBP: 0.243, SLG: 0.279 (1,4)		6-3		K		4-3			6-3	3	0	1	0	1	1	0						
Paul Casanova, R OBP: 0.124, SLG: 0.125 (1,2)		6-3		5-3		F2		6-3		4	0	1	0	0	0	1						
Joe Coleman, R OBP: 0.222, SLG: 0.235 Billy Bryan, L OBP: 0.310, SLG: 0.320 (8,PH)	6-3			K		1-3			F8	3	0	0	0	0	1	2						
Inning Stats	R: 0 E: 1 K: 1 S: 7	H: 1 LOB: 2 BB: 1 P: 7	R: 0 E: 0 K: 1 S: 6	H: 1 LOB: 1 BB: 1 P: 10	R: 1 E: 1 K: 1 S: 7	H: 2 LOB: 1 BB: 0 P: 7	R: 0 E: 0 K: 2 S: 7	H: 0 LOB: 0 BB: 0 P: 7	R: 0 E: 0 K: 0 S: 3	H: 0 LOB: 0 BB: 0 P: 3	R: 0 E: 0 K: 1 S: 5	H: 0 LOB: 0 BB: 0 P: 5	R: 0 E: 0 K: 0 S: 3	H: 0 LOB: 0 BB: 0 P: 3	R: 0 E: 0 K: 1 S: 6	H: 1 LOB: 2 BB: 1 P: 10	R: 0 E: 0 K: 0 S: 4	H: 1 LOB: 1 BB: 0 P: 4	1B: 5 2B: 1 3B: 0 HR: 0	SF: 0 SAC: 0 DP: 1 HBP: 0	WP: 0 PB: 0 SB: 0 CS: 0	PA: 36
PITCHER Mel Stottlemyre, R ERA: 2.44 (1,1)	IP: 9.0 WLS: W BF: 36 H: 6 R: 1 ER: 0 SO: 7 BB: 2 IBB: 0 HBP: 0 BLK: 0 WP: 0 HR: 0 S: 48 P: 56 ERA: 0.00 WHIP: 0.889															PITCHER Mel Stottlemyre, R ERA: 2.44 (1,1)	IP: 9.0 WLS: W BF: 36 H: 6 R: 1 ER: 0 SO: 7 BB: 2 IBB: 0 HBP: 0 BLK: 0 WP: 0 HR: 0 S: 48 P: 56 ERA: 0.00 WHIP: 0.889					

Batter	1	2	3	4	5	6	7	8	9	10	AB	R	H	RBI	BB	SO	LOB					
Luis Aparicio, R OBP: 0.278, SLG: 0.342 (1, 6)	F3		F7		6-3		4-3			F9	5	0	0	0	0	0	2					
Bill Voss, L OBP: 0.224, SLG: 0.147 Bob Locker, S (1, 9)	4-3		K			4-3		L8		F2	5	0	0	0	0	1	0					
Pete Ward, L OBP: 0.392, SLG: 0.477 (1, 5)	BB		F9								3	0	2	0	1	0	0					
Tommy Davis, R OBP: 0.237, SLG: 0.326 (1, 7)	6-3				F8		F6			G6-4-3 1B	4	0	0	0	0	0	3					
Tom McCraw, L OBP: 0.259, SLG: 0.357 (1, 3)		5-3								F5	2	0	0	0	2	0	0					
Ken Berry, R OBP: 0.268, SLG: 0.341 (1, 8)					G4-6-3 BB					6-3	4	0	1	0	0	1	3					
Tim Cullen, R OBP: 0.310, SLG: 0.261 (1, 4)											3	0	1	0	1	0	0					
Jerry McNertney, R OBP: 0.394, SLG: 0.259 (1, 2)											4	0	1	0	0	0	3					
Joe Horlen, R Wilbur Wood, R Buddy Bradford, R OBP: 0.125, SLG: 0.194 (10, 9)											2	0	0	0	1	0	3					
											0	0	0	0	0	0	0					
											1	0	0	0	0	0	0					
Inning Stats	R: 0 E: 0 K: 0 S: 3	H: 0 LOB: 1 BB: 1 P: 7	R: 0 E: 0 K: 0 S: 4	H: 1 LOB: 2 BB: 1 P: 8	R: 0 E: 0 K: 1 S: 5	H: 0 LOB: 0 BB: 0 P: 5	R: 0 E: 0 K: 0 S: 2	H: 0 LOB: 0 BB: 1 P: 6	R: 0 E: 0 K: 0 S: 4	H: 1 LOB: 1 BB: 0 P: 4	R: 0 E: 0 K: 0 S: 6	H: 1 LOB: 2 BB: 1 P: 10	R: 0 E: 0 K: 0 S: 3	H: 1 LOB: 0 BB: 0 P: 3	R: 0 E: 0 K: 0 S: 4	H: 1 LOB: 1 BB: 0 P: 4	R: 0 E: 0 K: 0 S: 3	H: 0 LOB: 0 BB: 0 P: 3	1B: 4 2B: 1 3B: 0 HR: 0	SF: 0 SAC: 0 DP: 2 HBP: 0	WP: 0 PB: 0 SB: 1 CS: 0	PA: 38
PITCHER	IP 7.0	WLS 0	BF 28	H 3	R 0	ER 0	SO 2	BB 4	IBB 1	HBP 0	BLK 0	WP 0	HR 0	S 27	P 47	ERA 0.00	WHIP 1.000					
Fred Talbot, R ERA: 3.18 Fritz Peterson, L ERA: 3.68 (8, 1)	3.0	W	10	2	0	0	0	0	0	0	0	0	0	10	10	0.00	0.667					

TOP

Chicago White Sox @ New York Yankees
Yankee Stadium, Bronx, NY

Sat May 25 1968, 3:33 AM EDT
Att: 11,196 - Unknown - 76 F

livebaseballscores.com

AB	33
R	0
H	5
RBI	0
BB	5
SO	2
LOB	14

Batter	1	2	3	4	5	6	7	8	9	10	AB	R	H	RBI	BB	SO	LOB					
Horace Clarke, S OBP: 0.241, SLG: 0.213 (1, 4)	4-3		L7								4	0	0	0	0	1						
Roy White, S OBP: 0.353, SLG: 0.417 (1, 7)	F8										3	0	1	0	1	0						
Tom Tresh, S OBP: 0.252, SLG: 0.214 (1, 6)	L9										4	0	0	0	0	2						
Joe Pepitone, L OBP: 0.375, SLG: 0.370 (1, 3)		L4									4	0	0	0	0	2						
Andy Kosco, R OBP: 0.308, SLG: 0.490 (1, 9)											4	0	1	0	0	1						
Steve Whitaker, L OBP: 0.228, SLG: 0.148 (1, 8)											3	1	1	0	1	1						
Jake Gibbs, L OBP: 0.323, SLG: 0.291 (1, 2)											4	0	3	1	0	0						
Bobby Cox, R OBP: 0.296, SLG: 0.240 (1, 5)											3	0	0	0	0	1						
Fred Talbot, R OBP: 0.200, SLG: 0.500 Fritz Peterson, S (8, 1)											2	0	0	0	0	1						
											1	0	0	0	0	1						
Inning Stats	R: 0 E: 0 K: 0 S: 3	H: 0 LOB: 0 BB: 0 P: 3	R: 0 E: 0 K: 0 S: 3	H: 1 LOB: 1 BB: 0 P: 3	R: 0 E: 0 K: 2 S: 8	H: 1 LOB: 1 BB: 0 P: 8	R: 0 E: 0 K: 0 S: 4	H: 1 LOB: 1 BB: 0 P: 4	R: 0 E: 0 K: 0 S: 3	H: 0 LOB: 0 BB: 0 P: 3	R: 0 E: 0 K: 0 S: 3	H: 0 LOB: 0 BB: 0 P: 3	R: 0 E: 0 K: 0 S: 3	H: 1 LOB: 1 BB: 1 P: 7	R: 0 E: 0 K: 0 S: 3	H: 0 LOB: 1 BB: 0 P: 7	R: 1 E: 0 K: 0 S: 3	H: 2 LOB: 1 BB: 0 P: 3	1B: 5 2B: 2 3B: 0 HR: 0	SF: 0 SAC: 0 DP: 1 HBP: 0	WP: 0 PB: 0 SB: 0 CS: 1	PA: 35
PITCHER	IP 8.1	WLS 0	BF 29	H 4	R 0	ER 0	SO 2	BB 2	IBB 0	HBP 0	BLK 0	WP 0	HR 0	S 31	P 39	ERA 0.00	WHIP 0.720					
Joe Horlen, R ERA: 1.6 Wilbur Wood, L ERA: 2.03 Bob Locker, R ERA: 4.2 (10, 1)	0.2	L	3	2	1	1	0	0	0	0	0	0	0	3	3	27.00	6.000					

BOTTOM

Chicago White Sox @ New York Yankees
Yankee Stadium, Bronx, NY

Sat May 25 1968, 3:33 AM EDT
Att: 11,196 - Unknown - 76 F

livebaseballscores.com

AB	32
R	1
H	6
RBI	1
BB	2
SO	2
LOB	12

Batter	1	2	3	4	5	6	7	8	9	AB	R	H	RBI	BB	SO	LOB	TOP			
Ken Berry, R (1, 8) OBP: 0.275, SLG: 0.346	0-0 CS 1B		0-0 6-3			0-0 6-3		0-0 1-3 2-H 1B		4	0	2	1	0	0	0	Chicago White Sox @ New York Yankees Yankee Stadium, Bronx, NY Sun May 26 1968, 3:33 AM EDT Overcast - 78 F			
Bill Voss, L (1, 9) OBP: 0.213, SLG: 0.139	0-0 F7		0-0 F9			0-0 F7		0-3 K		4	0	0	0	0	1	3				
Pete Ward, L (1, 5) OBP: 0.395, SLG: 0.469	1-0 1B HBP			4-0 1B BB		0-0 F6		0-0 4-3		2	0	0	0	1	0	2				
Tom McCraw, L (1, 3) OBP: 0.259, SLG: 0.353	0-0 1-2 1B			0-3 K BB		0-3 K		0-0 4-3		4	0	1	0	0	2	1				
Tommy Davis, R (1, 7) OBP: 0.238, SLG: 0.323	0-0 5-3			0-0 1-3 1B		0-0 L7		0-0 F7		4	0	1	0	0	0	2				
Gary Peters, L (1, 1) OBP: 0.313, SLG: 0.483		0-0 5-3		0-0 4-3		0-0 4-1		0-0 L6		2	0	0	0	0	0	1				
Jack Fisher, R (4, 1) OBP: 0.200, SLG: 0.200										0	0	0	0	0	0	0				
Russ Snyder, L (7, PH) OBP: 0.311, SLG: 0.094										1	0	0	0	0	0	0				
Bob Priddy, R (7, 1) OBP: 0.311, SLG: 0.094										0	0	0	0	0	0	0				
Wayne Causey, L (9, PH) OBP: 0.303, SLG: 0.115										1	0	0	0	0	0	0				
Duane Josephson, R (1, 2) OBP: 0.307, SLG: 0.311		0-3 K			0-0 F5			4-0 BB 1B BB		2	0	0	0	1	1	0				
Sandy Alomar Sr., S (8, PR) OBP: 0.429, SLG: 0.385										0	1	0	0	0	0	0				
Buddy Booker, L (8, 2) OBP: 0.429, SLG: 0.385										0	0	0	0	0	0	0				
Luis Aparicio, R (1, 6) OBP: 0.279, SLG: 0.338		0-0 F6			0-0 5-3			4-0 1B 1-2 BB		2	0	0	0	1	0	0				
Tim Cullen, R (1, 4) OBP: 0.301, SLG: 0.253			0-0 6-3			0-0 6-3		0-0 F8		3	0	0	0	0	0	2				
Inning Stats	R: 0 E: 0 K: 0 S: 4	H: 2 LOB: 2 BB: 0 P: 5	R: 0 E: 0 K: 1 S: 5	H: 0 LOB: 0 BB: 0 P: 5	R: 0 E: 0 K: 0 S: 3	H: 0 LOB: 1 BB: 1 P: 9	R: 0 E: 0 K: 0 S: 3	H: 0 LOB: 0 BB: 0 P: 3	R: 0 E: 0 K: 0 S: 3	H: 0 LOB: 0 BB: 0 P: 3	R: 0 E: 0 K: 1 S: 5	H: 0 LOB: 0 BB: 0 P: 5	R: 1 E: 0 K: 1 S: 6	H: 1 LOB: 2 BB: 2 P: 14	R: 0 E: 0 K: 0 S: 3	H: 0 LOB: 0 BB: 0 P: 3	1B: 4 2B: 0 3B: 0 HR: 0	SF: 0 SAC: 0 DP: 0 HBP: 1	WP: 0 PB: 0 SB: 0 CS: 1	PA: 33
PITCHER	IP WLS BF H R ER SO BB IBB HBP BLK WP HR S P ERA WHIP																			
Mel Stottlemyre, R (1, 1) ERA: 2.29	9.0 W 33 4 1 1 4 3 0 1 0 0 0 37 50 1.00 0.778																			

Batter	1	2	3	4	5	6	7	8	9	AB	R	H	RBI	BB	SO	LOB	BOTTOM			
Horace Clarke, S (1, 4) OBP: 0.248, SLG: 0.221	0-0 HR 1B		0-0 L8			0-0 E9 4-3 1-H 1B		0-0 F7		4	2	2	0	0	0	0	Chicago White Sox @ New York Yankees Yankee Stadium, Bronx, NY Sun May 26 1968, 3:33 AM EDT Overcast - 78 F			
Roy White, S (1, 7) OBP: 0.350, SLG: 0.408	0-0 F6		0-0 L3		0-0 F9		1-0 HBP			3	0	0	0	0	0	2				
Tom Tresh, S (1, 6) OBP: 0.252, SLG: 0.238	0-0 1-H HR		0-0 6-3		0-0 4-3		0-0 F4			4	1	1	2	0	0	2				
Andy Kosco, R (1, 9) OBP: 0.306, SLG: 0.481	0-3 K			0-0 F7		0-0 2-3		0-0 L5		4	0	1	1	0	1	0				
Joe Pepitone, L (1, 3) OBP: 0.367, SLG: 0.360	0-0 G3			0-0 2B 1B		0-0 F9		0-0 4-3		4	0	1	0	0	0	1				
Bobby Cox, R (1, 5) OBP: 0.304, SLG: 0.273		0-0 HR		0-0 B1		1-0 G5-4-3 HBP		0-0 5-3		3	1	1	1	0	0	1				
Bill Robinson, R (1, 8) OBP: 0.265, SLG: 0.253		0-0 6-3		0-0 1-3 2B		0-0 G5-4-3		0-0 4-3		3	0	1	0	0	0	1				
Ellie Rodriguez, R (1, 2) OBP: 0.367, SLG: 0.360		0-0 F8		0-0 5-3		0-0 5-3		0-0 K		3	0	0	0	0	0	2				
Mel Stottlemyre, R (1, 1) OBP: 0.310, SLG: 0.308		0-0 F8			0-0 1B E 1B		0-3 K			3	1	1	0	0	1	0				
Inning Stats	R: 2 E: 0 K: 1 S: 7	H: 2 LOB: 0 BB: 0 P: 7	R: 1 E: 0 K: 0 S: 4	H: 1 LOB: 0 BB: 0 P: 4	R: 0 E: 0 K: 0 S: 3	H: 2 LOB: 2 BB: 0 P: 5	R: 2 E: 1 K: 0 S: 6	H: 3 LOB: 1 BB: 0 P: 6	R: 0 E: 0 K: 0 S: 2	H: 0 LOB: 0 BB: 0 P: 3	R: 0 E: 0 K: 1 S: 5	H: 0 LOB: 1 BB: 0 P: 6	R: 0 E: 0 K: 0 S: 3	H: 0 LOB: 0 BB: 0 P: 3	R: 0 E: 0 K: 0 S: 3	H: 0 LOB: 0 BB: 0 P: 3		1B: 5 2B: 1 3B: 0 HR: 2	SF: 0 SAC: 0 DP: 1 HBP: 2	WP: 0 PB: 0 SB: 0 CS: 0
PITCHER	IP WLS BF H R ER SO BB IBB HBP BLK WP HR S P ERA WHIP																			
Gary Peters, L (1, 1) ERA: 3.71	3.2 L 16 5 3 3 1 0 0 0 0 0 0 2 18 7.36 1.364																			
Jack Fisher, R (4, 1) ERA: 4.15	2.1 10 3 2 2 0 0 0 1 0 0 0 9 10 7.71 1.286																			
Bob Priddy, R (7, 1) ERA: 2.25	2.0 7 0 0 0 0 1 0 0 1 0 0 0 8 9 0.00 0.000																			

AB 29
R 1
H 4
RBI 1
BB 3
SO 4
LOB 11




AB 31
R 5
H 8
RBI 4
BB 0
SO 2
LOB 9



Batter	1	2	3	4	5	6	7	8	9	AB	R	H	RBI	BB	SO	LOB	TOP					
Del Unser, L OBP: 0.304, SLG: 0.322 (1, 8)	0-0 1B		4-0 BB		0-0 1B			0-0 6-3		3	0	2	0	1	0	0	Washington Senators @ New York Yankees Yankee Stadium, Bronx, NY Thu May 30 1968, 3:33 AM EDT Sunny - 71 F					
Fred Valentine, S OBP: 0.227, SLG: 0.292 (1, 9)	0-0 1B		0-0 F5		0-3 K			0-0 P5		4	0	1	0	0	1	2						
Frank Howard, R OBP: 0.409, SLG: 0.775 (1, 3)	0-3 K		0-0 F7					0-0 F8		4	0	0	0	0	1	3						
Ken McMullen, R OBP: 0.333, SLG: 0.486 (1, 5)	0-3 K			0-0 6-3				0-0 F8		4	1	1	1	0	1	2						
Ron Hansen, R OBP: 0.256, SLG: 0.299 (1, 6)	0-0 P3			0-0 P6				0-0 1B		4	0	1	0	0	0	2						
Bernie Allen, L OBP: 0.385, SLG: 0.486 (1, 4)				0-0 K				0-0 G3		4	1	1	0	0	1	1						
Ed Stroud, L OBP: 0.291, SLG: 0.458 (1, 7)								0-0 HR		4	2	2	2	0	0	0						
Paul Casanova, R OBP: 0.115, SLG: 0.117 (1, 2)								0-3 K		4	0	0	1	0	1	0						
Joe Coleman, R OBP: 0.285, SLG: 0.283 (5, PH)								0-0 G3		1	0	0	0	0	1	0						
Sam Sowers, R OBP: 0.283, SLG: 0.283 (5, PH)								0-0 G3		1	0	0	0	0	1	0						
Bob Humphreys, R OBP: 0.300, SLG: 0.300 (5, PH)								0-0 G3		0	0	0	0	0	0	0						
Frank Casanova, R OBP: 0.115, SLG: 0.117 (7, PH)								0-0 G3		0	0	0	0	0	0	0						
Jim Hannan, R OBP: 0.192, SLG: 0.192 (7, PH)								0-0 G3		0	0	0	0	0	0	0						
Billy Bryan, L OBP: 0.311, SLG: 0.328 (9, PH)								0-0 G3		1	0	0	0	0	0	0						
Inning Stats	R: 0 E: 0 K: 2 S: 9	H: 2 LOB: 2 BB: 0 P: 9	R: 0 E: 0 K: 0 S: 3	H: 0 LOB: 0 BB: 0 P: 3	R: 0 E: 0 K: 1 S: 5	H: 0 LOB: 1 BB: 1 P: 9	R: 0 E: 0 K: 1 S: 5	H: 0 LOB: 0 BB: 0 P: 5	R: 1 E: 0 K: 3 S: 11	H: 2 LOB: 1 BB: 0 P: 11	R: 0 E: 0 K: 0 S: 4	H: 1 LOB: 1 BB: 0 P: 4	R: 0 E: 0 K: 0 S: 3	H: 0 LOB: 0 BB: 0 P: 3	R: 0 E: 0 K: 0 S: 3	H: 0 LOB: 0 BB: 0 P: 3	R: 3 E: 0 K: 0 S: 6	H: 3 LOB: 0 BB: 0 P: 6	1B: 5 2B: 0 3B: 1 HR: 2	SF: 0 SAC: 0 DP: 0 HBP: 0	WP: 0 PB: 0 SB: 0 CS: 0	PA: 36
PITCHER Stan Bahnsen, R ERA: 2.31 (1, 1)	IP: 9.0 WLS: W BF: 36 H: 8 R: 4 ER: 4 SO: 7 BB: 1 IBB: 0 HBP: 0 BLK: 0 WP: 0 HR: 2 S: 49 P: 53 ERA: 4.00 WHIP: 1.000																					

AB	35
R	4
H	8
RBI	4
BB	1
SO	7
LOB	10



Batter	1	2	3	4	5	6	7	8	9	AB	R	H	RBI	BB	SO	LOB	BOTTOM	
Dick Howser, R OBP: 0.329, SLG: 0.130 (1, 4)	0-0 5-3	0-0 FC6-4		4-0 BB		4-0 1B 2B		4-0 BB		2	2	0	0	3	0	1	Washington Senators @ New York Yankees Yankee Stadium, Bronx, NY Thu May 30 1968, 3:33 AM EDT Sunny - 71 F	
Roy White, S OBP: 0.355, SLG: 0.403 (1, 7)	4-0 HR		0-0 F8	0-0 F2		0-0 2B 1B		4-0 1B BB		3	2	1	1	2	0	2		
Mickey Mantle, S OBP: 0.395, SLG: 0.458 (6, PR)	0-0 HR		0-0 2B		0-0 HR		0-0 2B		0-0 1B 1B	5	3	5	5	0	0	0		
Ruben Amaro, R OBP: 0.240, SLG: 0.182 (9, 3)	1-H HR		0-0 1B		0-0 HR		1-3 2-H		1-3 2-H	0	1	0	0	0	0	0		
Joe Pepitone, L OBP: 0.406, SLG: 0.509 (1, 8)	0-0 3-1		0-0 2B		0-3 K		4-0 IBB		0-0 1B 1B	4	1	2	2	1	1	0		
Andy Kosco, R OBP: 0.317, SLG: 0.487 (1, 9)	0-0 2B		0-0 L5		0-0 P4		0-0 F8		1-2 3-H	5	1	2	1	0	0	3		
Tom Tresh, S OBP: 0.283, SLG: 0.248 (1, 6)	0-0 6-3			4-0 1B SF9	0-3 K		4-0 G4-3	1-3 2-H	0-0 1B 2B	3	2	1	1	2	1	1		
Jake Gibbs, L OBP: 0.331, SLG: 0.305 (1, 2)			0-0 4-3	0-0 SH3-4		0-3 K		0-0 G4-3	0-0 G5-4-3	5	0	2	2	0	1	1		
Bobby Cox, R OBP: 0.306, SLG: 0.274 (1, 5)			0-0 FC6-4	0-0 SF9		0-0 SH1-4		0-0 P5	0-0 G5-4-3	4	1	2	1	0	0	1		
Stan Bahnsen, R OBP: 0.261, SLG: 0.150 (1, 1)			0-0 P3	0-0 SH3-4		0-0 SH1-4		0-0 1-3		2	0	0	0	0	0	1		
Inning Stats	R: 2 E: 0 K: 0 S: 5	H: 2 LOB: 1 BB: 1 P: 9	R: 0 E: 0 K: 0 S: 4	H: 1 LOB: 1 BB: 0 P: 4	R: 1 E: 0 K: 0 S: 4	H: 2 LOB: 2 BB: 2 P: 12	R: 1 E: 0 K: 2 S: 8	H: 1 LOB: 0 BB: 0 P: 8	R: 2 E: 0 K: 1 S: 8	H: 3 LOB: 3 BB: 2 P: 16	R: 0 E: 0 K: 0 S: 2	H: 0 LOB: 0 BB: 1 P: 6	R: 6 E: 0 K: 0 S: 7	H: 5 LOB: 1 BB: 2 P: 15	1B: 9 2B: 4 3B: 0 HR: 2	SF: 1 SAC: 2 DP: 2 HBP: 0	WP: 0 PB: 0 SB: 0 CS: 0	PA: 44
PITCHER Joe Coleman, R ERA: 2.77 (5, 1)	IP: 2.0 WLS: L BF: 12 H: 4 R: 3 ER: 3 SO: 3 BB: 1 IBB: 0 HBP: 0 BLK: 0 WP: 0 HR: 1 S: 16 P: 29 ERA: 13.50 WHIP: 2.250																	
Bob Humphreys, R ERA: 4.71 (7, 1)	IP: 2.0 WLS: L BF: 12 H: 5 R: 6 ER: 6 SO: 0 BB: 3 IBB: 0 HBP: 0 BLK: 0 WP: 0 HR: 0 S: 9 P: 21 ERA: 27.00 WHIP: 4.000																	



Batter	1	2	3	4	5	6	7	8	9	AB	R	H	RBI	BB	SO	LOB	TOP										
Del Unser, L OBP: 0.296, SLG: 0.315 (1.8)	F7		G1	1-3		SF9		G6-3		4	0	1	0	0	1												
Ed Stroud, L OBP: 0.308, SLG: 0.511 (1.7)	F7		2B		HR				F9	5	2	3	1	0	0	0											
Frank Howard, R OBP: 0.403, SLG: 0.764 (1.3)	6-3					F7	FC5		F8	5	0	1	1	0	0	2											
Ken McMullen, R OBP: 0.323, SLG: 0.469 (1.5)		L5	P6			F7			1-3	5	0	0	0	0	1												
Billy Bryan, L OBP: 0.324, SLG: 0.344 (1.2)		1B				4-3				3	0	1	0	1	0	0											
Bernie Allen, L OBP: 0.395, SLG: 0.550 (1.4)		1B	4-3				P4			3	1	1	1	1	0	2											
Fred Valentine, S OBP: 0.241, SLG: 0.333 (1.9)	F5				HR					3	2	1	1	0	1	2											
Ron Hansen, R OBP: 0.268, SLG: 0.302 (1.6)					F5					2	1	1	0	1	0	0											
Camilo Pascual, R OBP: 0.176, SLG: 0.176 (1.1)										4	0	1	1	0	1	4											
Darold Knowles, L (9.1)	1-3				6-3					0	0	0	0	0	0	0											
Inning Stats	R: 0 E: 0 K: 0 S: 3	H: 0 LOB: 0 BB: 0 P: 3	R: 0 E: 0 K: 0 S: 5	H: 2 LOB: 3 BB: 1 P: 9	R: 1 E: 0 K: 0 S: 5	H: 2 LOB: 2 BB: 1 P: 9	R: 1 E: 0 K: 0 S: 4	H: 1 LOB: 0 BB: 0 P: 4	R: 1 E: 0 K: 0 S: 4	H: 1 LOB: 0 BB: 0 P: 4	R: 2 E: 0 K: 0 S: 5	H: 2 LOB: 2 BB: 1 P: 10	R: 1 E: 0 K: 1 S: 6	H: 1 LOB: 0 BB: 0 P: 6	R: 0 E: 0 K: 1 S: 4	H: 0 LOB: 0 BB: 0 P: 5	R: 0 E: 0 K: 0 S: 3	H: 0 LOB: 0 BB: 0 P: 3	1B: 3 2B: 3 3B: 0 HR: 3	SF: 1 SAC: 0 DP: 1 HBP: 2	WP: 0 PB: 0 SB: 0 CS: 0	PA: 40					
PITCHER	IP	WLS	BF	H	R	ER	SO	BB	IBB	HBP	BLK	WP	HR	S	P	ERA	WHIP										
Fred Talbot, R ERA: 3.43 (1.1)	5.0	L	23	6	3	3	0	2	0	0	0	0	2	21	29	5.40	1.600										
Jim Bouton, R ERA: 3.55 (6.1)	2.0		11	3	3	3	1	1	0	1	0	0	1	11	16	13.50	2.000										
Fritz Peterson, L ERA: 3.58 (8.1)	1.0		3	0	0	0	1	0	0	1	0	0	0	4	5	0.00	0.000										
Doolley Womack, R ERA: 4.34 (9.1)	1.0		3	0	0	0	0	0	0	0	0	0	0	3	3	0.00	0.000										

Washington Senators @ New York Yankees
 Yankee Stadium, Bronx, NY
 Thu May 30 1968, 3:38 AM EDT
 Att: 28,197 - Sunny - 71 F

AB 34
 R 6
 H 9
 RBI 6
 BB 3
 SO 2
 LOB 12



Batter	1	2	3	4	5	6	7	8	9	AB	R	H	RBI	BB	SO	LOB	BOTTOM										
Dick Howser, R OBP: 0.324, SLG: 0.138 (1.4)	G6-3 1B WP		F8		FC6-4			5-3		4	1	1	0	0	0	1											
Roy White, S OBP: 0.359, SLG: 0.425 (1.7)			F7					P4		4	1	2	1	0	0	0											
Joe Pepitone, L OBP: 0.397, SLG: 0.492 (1.3)	G6-3		4-3							4	0	1	0	0	1	2											
Andy Kosco, R OBP: 0.323, SLG: 0.496 (1.9)	1B							F8		4	0	2	0	0	0	1											
Steve Whitaker, L OBP: 0.227, SLG: 0.155 (1.8)										4	0	1	0	0	2	1											
Jake Gibbs, L OBP: 0.321, SLG: 0.295 (1.2)	F4				L9-3					4	0	0	0	0	1	3											
Bobby Cox, R OBP: 0.304, SLG: 0.273 (1.5)										4	0	1	0	0	1	0											
Gene Michael, S OBP: 0.178, SLG: 0.216 (1.6)		4-3								4	0	1	0	0	1	1											
Fred Talbot, R OBP: 0.182, SLG: 0.455 (1.1)										1	0	0	0	0	1	0											
Tom Seaver, S OBP: 0.208, SLG: 0.254 (5. P#)										1	0	1	0	0	0	0											
Jim Bouton, R OBP: 0.292, SLG: 0.290 (5.1)										0	0	0	0	0	0	0											
Bill Robinson, R OBP: 0.292, SLG: 0.290 (7. P#)										1	0	0	0	0	0	1											
Fritz Peterson, S (8.1)										0	0	0	0	0	0	0											
Doolley Womack, L (9.1)										0	0	0	0	0	0	0											
Inning Stats	R: 1 E: 0 K: 0 S: 6	H: 4 LOB: 2 BB: 0 P: 6	R: 0 E: 0 K: 1 S: 5	H: 0 LOB: 0 BB: 0 P: 5	R: 0 E: 0 K: 1 S: 5	H: 0 LOB: 0 BB: 0 P: 3	R: 0 E: 0 K: 1 S: 5	H: 1 LOB: 0 BB: 0 P: 5	R: 0 E: 0 K: 0 S: 4	H: 1 LOB: 1 BB: 0 P: 4	R: 1 E: 0 K: 1 S: 6	H: 1 LOB: 0 BB: 0 P: 6	R: 0 E: 0 K: 0 S: 6	H: 1 LOB: 1 BB: 0 P: 6	R: 0 E: 0 K: 0 S: 4	H: 1 LOB: 1 BB: 0 P: 4	R: 0 E: 0 K: 3 S: 10	H: 1 LOB: 1 BB: 0 P: 10	1B: 8 2B: 2 3B: 0 HR: 1	SF: 0 SAC: 0 DP: 2 HBP: 0	WP: 1 PB: 0 SB: 0 CS: 0	PA: 35					
PITCHER	IP	WLS	BF	H	R	ER	SO	BB	IBB	HBP	BLK	WP	HR	S	P	ERA	WHIP										
Camilo Pascual, R ERA: 1.97 (1.1)	8.0	W	31	9	2	2	4	0	0	0	0	0	1	1	39	2.25	1.125										
Darold Knowles, L ERA: 2.45 (9.1)	1.0	S	4	1	0	0	3	0	0	0	0	0	0	10	10	0.00	1.000										

Washington Senators @ New York Yankees
 Yankee Stadium, Bronx, NY
 Thu May 30 1968, 3:38 AM EDT
 Att: 28,197 - Sunny - 71 F

AB 35
 R 2
 H 10
 RBI 1
 BB 0
 SO 7
 LOB 10



Batter	1	2	3	4	5	6	7	8	9	AB	R	H	RBI	BB	SO	LOB	TOP					
Horace Clarke, S (1,4) OBP: 0.243, SLG: 0.217	0-3 K		0-0 6-3			0-3 K		0-3 K		4	0	0	0	0	3	2	<p>New York Yankees @ Detroit Tigers</p> <p>Tiger Stadium, Detroit, MI</p> <p>Fri May 31 1968, 7:05 PM EDT</p> <p>Att: 31,155 - Cloudy - 70 F</p>					
Roy White, S (1,7) OBP: 0.351, SLG: 0.414	0-0 F9		0-0 F8			0-0 F8		0-0 F9		4	0	0	0	0	2							
Mickey Mantle, S (1,3) OBP: 0.397, SLG: 0.450	4-0 BB			0-0 6-3		0-3 K		4-0 IBB		2	0	0	0	2	1	0						
Andy Kosco, R (1,9) OBP: 0.313, SLG: 0.480	0-0 F3			0-0 F8			0-0 5-3	0-0 L9		4	0	0	0	0	4							
Joe Pepitone, L (1,8) OBP: 0.377, SLG: 0.462		0-0 1-3		0-0 3-1			0-0 6-3		0-3 K	4	0	0	0	0	1	0						
Tom Tresh, S (1,6) OBP: 0.267, SLG: 0.248		0-0 F9			0-0 F4		4-0 BB	0-3 K		3	0	0	0	1	1	0						
Bobby Cox, R (1,5) OBP: 0.318, SLG: 0.292					0-0 2B		0-0 5-3	4-0 BB		3	0	2	0	1	0	1						
Ellie Rodriguez, R (1,2) OBP: 0.143, SLG: 0.143	0-3 K			0-0 1-3				0-0 1B	0-0 F4	4	0	1	0	0	1	3						
Mel Stottlemyre, R (1,1) OBP: 0.290, SLG: 0.286			0-3 K							2	0	0	0	0	1	1						
Charley Smith, R (8, PH) OBP: 0.750, SLG: 0.667						0-0 F8				1	0	1	0	0	0	0						
Gene Michael, S (8, PR) OBP: 0.178, SLG: 0.216								0-0 F9		0	0	0	0	0	0	0						
John Wyatt, R (8, 1)								1-3 1B		0	0	0	0	0	0	0						
Inning Stats	R: 0 E: 0 K: 1 S: 5	H: 0 LOB: 1 BB: 1 P: 9	R: 0 E: 0 K: 1 S: 6	H: 1 LOB: 1 BB: 0 P: 6	R: 0 E: 0 K: 1 S: 5	H: 0 LOB: 0 BB: 0 P: 5	R: 0 E: 0 K: 0 S: 3	H: 0 LOB: 0 BB: 0 P: 3	R: 0 E: 0 K: 0 S: 4	H: 1 LOB: 1 BB: 0 P: 4	R: 0 E: 0 K: 2 S: 7	H: 0 LOB: 0 BB: 0 P: 7	R: 0 E: 0 K: 0 S: 3	H: 0 LOB: 1 BB: 1 P: 7	R: 0 E: 0 K: 1 S: 7	H: 2 LOB: 3 BB: 1 P: 11	R: 0 E: 0 K: 2 S: 7	H: 0 LOB: 1 BB: 1 P: 11	1B: 3 2B: 1 3B: 0 HR: 0	SF: 0 SAC: 0 DP: 0 HBP: 0	WP: 0 PB: 0 SB: 0 CS: 0	PA: 35
PITCHER Mickey Lolich, L (1,1) ERA: 3.32	IP: 9.0 WLS: W BF: 35 H: 4 R: 0 ER: 0 SO: 8 BB: 3 IBB: 1 HBP: 0 BLK: 0 WP: 0 HR: 0 S: 47 P: 63 ERA: 0.00 WHIP: 0.778															PITCHER	IP: 9.0 WLS: W BF: 35 H: 4 R: 0 ER: 0 SO: 8 BB: 3 IBB: 1 HBP: 0 BLK: 0 WP: 0 HR: 0 S: 47 P: 63 ERA: 0.00 WHIP: 0.778					

Batter	1	2	3	4	5	6	7	8	9	AB	R	H	RBI	BB	SO	LOB	BOTTOM	
Dick McAuliffe, L (1,4) OBP: 0.304, SLG: 0.390	0-0 1-3		0-0 FC4-6		0-0 4-3		0-0 4-3			4	0	0	0	0	4		<p>New York Yankees @ Detroit Tigers</p> <p>Tiger Stadium, Detroit, MI</p> <p>Fri May 31 1968, 7:05 PM EDT</p> <p>Att: 31,155 - Cloudy - 70 F</p>	
Mickey Stanley, R (1,8) OBP: 0.285, SLG: 0.346			0-0 6-3			0-0 4-3		0-0 4-3		4	0	1	0	0	1			
Jim Northrup, L (1,9) OBP: 0.331, SLG: 0.421			0-0 L7		0-0 4-3		0-0 G1		0-0 3-1	4	0	0	0	0	2			
Bill Freehan, R (1,2) OBP: 0.357, SLG: 0.518		0-0 6-3			0-3 K		0-0 1-3		4-0 WP	3	0	0	0	1	1	1		
Willie Horton, R (1,7) OBP: 0.384, SLG: 0.662			0-0 L7		0-0 5-3		0-0 HR	0-3 K		4	1	1	1	0	1	1		
Norm Cash, L (1,3) OBP: 0.247, SLG: 0.264		0-0 F7		0-3 K			0-0 SH1-4		1-2 1B	3	0	1	0	0	1	0		
Don Wert, R (1,5) OBP: 0.272, SLG: 0.366		4-0 BB					0-0 L8		1-2 SH1-4	1	0	0	0	1	0	0		
Ray Oyler, R (1,6) OBP: 0.230, SLG: 0.237		0-0 FC5-4					0-0 L5		0-0 F5	3	0	0	0	0	2			
Mickey Lolich, S (1,1) OBP: 0.318, SLG: 0.118			4-0 FC4-6				0-0 1B		0-0 E4	2	0	1	0	1	0	1		
Inning Stats	R: 0 E: 0 K: 0 S: 4	H: 1 LOB: 1 BB: 0 P: 4	R: 0 E: 0 K: 0 S: 3	H: 0 LOB: 1 BB: 1 P: 7	R: 0 E: 0 K: 2 S: 7	H: 0 LOB: 0 BB: 0 P: 7	R: 0 E: 0 K: 0 S: 4	H: 1 LOB: 1 BB: 0 P: 4	R: 0 E: 0 K: 0 S: 3	H: 0 LOB: 0 BB: 0 P: 3	R: 1 E: 1 K: 0 S: 6	H: 2 LOB: 2 BB: 0 P: 6	R: 0 E: 0 K: 1 S: 5	H: 0 LOB: 1 BB: 1 P: 9	1B: 3 2B: 0 3B: 0 HR: 1	SF: 0 SAC: 1 DP: 0 HBP: 0	WP: 1 PB: 0 SB: 0 CS: 0	PA: 32
PITCHER Mel Stottlemyre, R (1,1) ERA: 2.21	IP: 7.0 WLS: L BF: 28 H: 4 R: 1 ER: 1 SO: 2 BB: 2 IBB: 0 HBP: 0 BLK: 0 WP: 1 HR: 1 S: 30 P: 38 ERA: 1.29 WHIP: 0.857															PITCHER John Wyatt, R (8, 1) ERA: 4.61	IP: 1.0 WLS: 4 BF: 4 H: 0 R: 0 ER: 0 SO: 1 BB: 1 IBB: 0 HBP: 0 BLK: 0 WP: 0 HR: 0 S: 5 P: 9 ERA: 0.00 WHIP: 1.000	

AB 31
R 0
H 4
RBI 0
BB 4
SO 8
LOB 13



Batter	1	2	3	4	5	6	7	8	9	AB	R	H	RBI	BB	SO	LOB	TOP
Horace Clarke, S OBP: 0.243, SLG: 0.218 (1, 4)										4	0	1	0	0	1	0	New York Yankees @ Detroit Tigers Tiger Stadium, Detroit, MI Sat Jun 01 1968, 4:33 AM EDT Att: 11,237 - Unknown - 61 F
Roy White, S OBP: 0.343, SLG: 0.404 (1, 7)										4	1	0	0	0	1	1	
Mickey Mantle, S OBP: 0.394, SLG: 0.444 (1, 3)										4	1	1	0	0	2	0	
Andy Kosco, R OBP: 0.311, SLG: 0.472 (1, 9)										4	1	1	1	0	0	0	
Joe Pepitone, L OBP: 0.383, SLG: 0.464 (1, 8)										4	1	2	1	0	0	0	
Tom Tresh, S OBP: 0.273, SLG: 0.250 (1, 6)										3	0	1	1	1	1	1	
Bobby Cox, R OBP: 0.316, SLG: 0.291 (1, 5)										4	0	1	1	0	0	2	
Jake Gibbs, L OBP: 0.312, SLG: 0.286 (1, 2)										4	0	0	0	0	0	3	
Bill Monbouquette, R OBP: 0.208, SLG: 0.182 Dooley Womack, L Steve Hamilton, L (1, 1) (6, 1) (7, 1)										2	0	0	0	0	1	2	
Inning Stats	R: 4 E: 0 K: 0 S: 9	H: 6 LOB: 2 BB: 0 P: 9	R: 0 E: 0 K: 0 S: 3	H: 0 LOB: 0 BB: 0 P: 3	R: 0 E: 0 K: 1 S: 5	H: 0 LOB: 0 BB: 0 P: 5	R: 0 E: 0 K: 3 S: 9	H: 0 LOB: 1 BB: 1 P: 7	R: 0 E: 0 K: 0 S: 3	H: 0 LOB: 0 BB: 0 P: 3	R: 0 E: 0 K: 1 S: 4	H: 1 LOB: 1 BB: 0 P: 4	R: 0 E: 0 K: 0 S: 4	H: 1 LOB: 1 BB: 0 P: 4	1B: 7 2B: 0 3B: 0 HR: 0	SF: 0 SAC: 0 DP: 0 HBP: 0	WP: 0 PA: 35 PB: 0 SB: 0 CS: 0
PITCHER	IP WLS BF H R ER SO BB IBB HBP BLK WP HR S P ERA WHIP	IP WLS BF H R ER SO BB IBB HBP BLK WP HR S P ERA WHIP															
Les Cain, L ERA: 2.45 (1, 1)	0.1 6 5 4 4 0 0 0 0 0 0 0 6 6 108.00 15.000																
Pat Dobson, R ERA: 2.55 (1, 1)	5.2 19 1 0 0 5 1 0 0 0 0 0 28 32 0.00 0.353																
Fred Lasher, R ERA: 2.37 (7, 1)	3.0 W 10 1 0 0 1 0 0 0 0 0 0 12 12 0.00 0.333																

Batter	1	2	3	4	5	6	7	8	9	AB	R	H	RBI	BB	SO	LOB	BOTTOM		
Dick McAuliffe, L OBP: 0.307, SLG: 0.391 (1, 4)										5	1	2	0	0	2	2	New York Yankees @ Detroit Tigers Tiger Stadium, Detroit, MI Sat Jun 01 1968, 4:33 AM EDT Att: 11,237 - Unknown - 61 F		
Mickey Stanley, R OBP: 0.293, SLG: 0.353 (1, 8)										3	1	2	0	0	0	2			
Jim Northrup, L OBP: 0.330, SLG: 0.417 (1, 9)										4	1	1	0	0	1	5			
Bill Freehan, R OBP: 0.360, SLG: 0.518 (1, 2)										4	0	2	3	0	0	3			
Willie Horton, R OBP: 0.393, SLG: 0.692 (1, 7)										4	1	3	1	0	0	1			
Norm Cash, L OBP: 0.297, SLG: 0.300 (1, 3)										3	1	1	1	1	1	1			
Don Wert, R OBP: 0.271, SLG: 0.363 (1, 5)										4	0	1	0	0	0	3			
Ray Oyler, R OBP: 0.227, SLG: 0.233 Eddie Mathews, L OBP: 0.275, SLG: 0.500 Dick Tracewski, R OBP: 0.190, SLG: 0.184 (1, 6) (6, PH) (7, 6)										2	0	0	0	0	0	1			
Les Cain, L OBP: 0.143, SLG: 0.286 Pat Dobson, R OBP: 0.333, SLG: 0.333 Gates Brown, L OBP: 0.529, SLG: 0.800 Fred Lasher, R OBP: 0.333, SLG: 0.333 (1, 1) (1, 1) (6, PH) (7, 1)										2	0	1	0	0	0	1			
Inning Stats	R: 0 E: 0 K: 2 S: 8	H: 1 LOB: 1 BB: 0 P: 8	R: 0 E: 0 K: 0 S: 3	H: 1 LOB: 1 BB: 1 P: 7	R: 2 E: 0 K: 0 S: 6	H: 3 LOB: 1 BB: 0 P: 6	R: 0 E: 0 K: 0 S: 3	H: 0 LOB: 0 BB: 0 P: 3	R: 0 E: 0 K: 0 S: 5	H: 2 LOB: 2 BB: 0 P: 5	R: 2 E: 0 K: 0 S: 6	H: 3 LOB: 2 BB: 1 P: 10	R: 1 E: 0 K: 1 S: 7	H: 3 LOB: 1 BB: 0 P: 7	R: 0 E: 0 K: 2 S: 7	H: 0 LOB: 0 BB: 0 P: 7	1B: 10 2B: 1 3B: 0 HR: 2	SF: 0 SAC: 1 DP: 1 HBP: 0	WP: 1 PA: 37 PB: 0 SB: 1 CS: 0
PITCHER	IP WLS BF H R ER SO BB IBB HBP BLK WP HR S P ERA WHIP	IP WLS BF H R ER SO BB IBB HBP BLK WP HR S P ERA WHIP																	
Bill Monbouquette, R ERA: 4.5 (1, 1)	5.0 25 10 4 4 2 1 0 0 0 0 1 0 6 10 6.75 3.000																		
Dooley Womack, R ERA: 4.5 (6, 1)	1.1 L 7 3 1 1 0 1 0 0 0 0 1 0 6 10 6.75 3.000																		
Steve Hamilton, L ERA: 2.77 (7, 1)	1.2 5 0 0 0 3 0 0 0 0 0 0 0 11 11 0.00 0.000																		

AB	34
R	4
H	7
RBI	4
BB	1
SO	6
LOB	9



Batter	1	2	3	4	5	6	7	8	9	AB R H RBI BB SO LOB	TOP																									
Horace Clarke, S OBP: 0.242, SLG: 0.218 (1, 4)										5 0 1 0 0 0 1	New York Yankees @ Detroit Tigers Tiger Stadium, Detroit, MI Sun Jun 02 1968, 4:33 AM EDT Cloudy - 71 F																									
Roy White, S OBP: 0.335, SLG: 0.394 (1, 7)										4 0 0 0 0 0 2 1																										
Mickey Mantle, S OBP: 0.390, SLG: 0.438 (1, 3)										4 0 1 0 0 0 1 0																										
Joe Pepitone, L OBP: 0.388, SLG: 0.507 (1, 8)										4 1 2 1 0 0 2																										
Andy Kosco, R OBP: 0.309, SLG: 0.462 Bill Robinson, R OBP: 0.262, SLG: 0.250 (1, 9) (8, 9)										3 0 0 0 1 0 3 0 0 0 0 0 0 0																										
Tom Tresh, S OBP: 0.284, SLG: 0.271 (1, 6)										4 2 3 0 0 0 1																										
Jake Gibbs, L OBP: 0.317, SLG: 0.308 (1, 2)										4 0 2 1 0 1 1																										
Bobby Cox, R OBP: 0.314, SLG: 0.314 (1, 5)										4 1 1 2 0 0 2																										
Fritz Peterson, S Dick Howser, R Joe Verbanic, R (7, PH) (7, 1)										2 0 0 0 0 0 1 1 0 0 0 0 0 0 1 0 0 0 0 0 1																										
Inning Stats	R: 0 E: 0 K: 0 S: 5	H: 2 LOB: 2 BB: 0 P: 5	R: 0 E: 0 K: 1 S: 4	H: 2 LOB: 1 BB: 0 P: 4	R: 0 E: 0 K: 1 S: 5	H: 0 LOB: 0 BB: 0 P: 5	R: 1 E: 0 K: 0 S: 5	H: 3 LOB: 1 BB: 0 P: 5	R: 0 E: 0 K: 0 S: 3	H: 0 LOB: 0 BB: 0 P: 3		R: 1 E: 0 K: 1 S: 6	H: 1 LOB: 0 BB: 1 P: 6	R: 1 E: 0 K: 0 S: 6	H: 1 LOB: 0 BB: 0 P: 6	R: 1 E: 0 K: 0 S: 5	H: 1 LOB: 1 BB: 0 P: 5	1B: 5 2B: 3 3B: 0 HR: 2	SF: 0 SAC: 0 DP: 1 HBP: 0	WP: 0 PB: 0 SB: 1 CS: 0	PA: 37															
PITCHER	IP WLS BF H R ER SO BB IBB HBP BLK WP HR S P ERA WHIP																																			
Denny McLain, R ERA: 2.04 Jon Warden, L ERA: 5.29 Daryl Patterson, R ERA: 3.0	(1, 1) (9, 1) (9, 1)	8.0 0.1 0.2	L L W	32 2 3	9 1 0	3 1 0	3 1 0	4 0 0	1 0 0	0 0 0	0 0 0	0 0 0	0 0 0	0 2 3	2 2 3	43 27.00 0.00	1.250 3.000 0.000																			

AB	36
R	4
H	10
RBI	4
BB	1
SO	4
LOB	13



Batter	1	2	3	4	5	6	7	8	9	AB R H RBI BB SO LOB	BOTTOM																									
Dick McAuliffe, L OBP: 0.317, SLG: 0.400 (1, 4)										4 1 3 1 0 0 0	New York Yankees @ Detroit Tigers Tiger Stadium, Detroit, MI Sun Jun 02 1968, 4:33 AM EDT Cloudy - 71 F																									
Mickey Stanley, R OBP: 0.291, SLG: 0.350 (1, 8)										4 1 1 1 0 0 2																										
Jim Northrup, L OBP: 0.333, SLG: 0.421 (1, 9)										3 0 1 1 1 0 1																										
Willie Horton, R OBP: 0.383, SLG: 0.673 (1, 7)										4 0 0 0 0 3 2																										
Bill Freehan, R OBP: 0.352, SLG: 0.506 (1, 3)										4 0 0 0 0 0 1																										
Jim Price, R OBP: 0.200, SLG: 0.130 (1, 2)										3 0 0 0 0 0 0																										
Dick Tracewski, R OBP: 0.222, SLG: 0.200 (1, 5)										2 1 1 0 1 0 0																										
Ray Oyler, R OBP: 0.221, SLG: 0.227 (1, 6)										3 0 0 0 0 2 2																										
Denny McLain, R Eddie Mathews, L Jon Warden, S Daryl Patterson, L (8, PH) (9, 1)										1 0 0 0 0 0 0 1 0																										
Inning Stats	R: 0 E: 0 K: 0 S: 3	H: 1 LOB: 0 BB: 0 P: 3	R: 0 E: 0 K: 1 S: 5	H: 0 LOB: 0 BB: 0 P: 5	R: 0 E: 0 K: 1 S: 5	H: 0 LOB: 0 BB: 0 P: 5	R: 0 E: 0 K: 0 S: 3	H: 0 LOB: 0 BB: 0 P: 3	R: 3 E: 1 K: 2 S: 10	H: 3 LOB: 1 BB: 1 P: 14		R: 0 E: 0 K: 0 S: 4	H: 1 LOB: 1 BB: 0 P: 4	R: 0 E: 0 K: 0 S: 3	H: 1 LOB: 0 BB: 0 P: 3	R: 0 E: 0 K: 1 S: 4	H: 0 LOB: 0 BB: 1 P: 8	1B: 5 2B: 1 3B: 0 HR: 0	SF: 0 SAC: 1 DP: 3 HBP: 0	WP: 0 PB: 0 SB: 0 CS: 0	PA: 32															
PITCHER	IP WLS BF H R ER SO BB IBB HBP BLK WP HR S P ERA WHIP																																			
Fritz Peterson, L Joe Verbanic, R ERA: 3.71 ERA: 1.44	(1, 1) (7, 1)	6.0 3.0	W W	22 10	4 2	3 0	3 0	4 1	1 0	0 0	0 0	0 0	0 11	29 15	33 15	4.50 0.00	0.833 1.000																			



Batter	1	2	3	4	5	6	7	8	9	AB	R	H	RBI	BB	SO	LOB	TOP					
Horace Clarke, S OBP: 0.236, SLG: 0.212	(1, 4) 0-3 K		(2) 0-0 FC6-4		(3) 0-0 F7			(2) 0-0 F5		4	0	0	0	0	1	4						
Roy White, S OBP: 0.333, SLG: 0.391	(1, 7) 0-0 1-3		(3) 0-0 5-3			(1) 0-0 F8		(1-2) 0-0 1B		4	0	1	0	0	0	2						
Mickey Mantle, S OBP: 0.383, SLG: 0.427 Ruben Amaro, R OBP: 0.231, SLG: 0.174	(1, 3) 0-0 6-3			(1) 0-0 5-3		(2) 0-0 6-3		(3) 0-0 F7		3	0	0	0	0	0	0						
Joe Pepitone, L OBP: 0.382, SLG: 0.494		(1) 0-0 G3		(2) 0-0 1B		(3) 0-3 K		(1) 0-0 4-3		4	0	1	0	0	1	0						
Bobby Cox, R OBP: 0.312, SLG: 0.312		(2) 0-0 L5		(2) 0-0 F7			(1) 0-0 4-3	(1-2) 0-0 1B		4	1	1	0	0	0	1						
Bill Robinson, R OBP: 0.250, SLG: 0.238		(3) 0-3 K		(3) 0-0 F3			(2) 0-0 6-3	(2) 0-0 F9		4	0	0	0	0	1	2						
Elie Rodriguez, R OBP: 0.273, SLG: 0.200			(1) 4-0 1B WP BB		(1) 0-0 F3		(3) 0-0 5-3	(1-2) 0-0 1B		3	0	1	0	1	0	0						
Gene Michael, S OBP: 0.202, SLG: 0.231			(2) 0-0 WP 1B		(2) 0-0 F9			(4-0) 0-0 1B BB		3	0	2	1	1	0	0						
Steve Barber, L Fred Talbot, R Charley Smith, R OBP: 0.600, SLG: 0.500	(1, 1) 4-0 1-2 3-H BB		(1) 4-0 1B FC6-4 BB		(4-0) 0-0 BB		(1) 0-0 F3	(1) 0-0 F6		0	0	0	0	2	0	0						
Inning Stats	R: 0 E: 0 K: 1 S: 5	H: 0 LOB: 0 BB: 0 P: 5	R: 0 E: 0 K: 1 S: 5	H: 0 LOB: 0 BB: 0 P: 5	R: 0 E: 0 K: 0 S: 3	H: 1 LOB: 2 BB: 2 P: 11	R: 0 E: 0 K: 0 S: 4	H: 1 LOB: 1 BB: 0 P: 4	R: 0 E: 0 K: 1 S: 3	H: 0 LOB: 1 BB: 1 P: 7	R: 0 E: 0 K: 1 S: 5	H: 0 LOB: 0 BB: 0 P: 5	R: 0 E: 0 K: 0 S: 3	H: 0 LOB: 0 BB: 0 P: 3	R: 0 E: 0 K: 0 S: 4	H: 1 LOB: 2 BB: 1 P: 8	R: 1 E: 0 K: 0 S: 6	H: 3 LOB: 2 BB: 0 P: 6	1B: 6 2B: 0 3B: 0 HR: 0	SF: 0 SAC: 0 DP: 0 HBP: 0	WP: 1 PB: 0 SB: 0 CS: 0	PA: 36
PITCHER John Hiller, L ERA: 1.3	IP: 9.0 WLS: W BF: 36 H: 6 R: 1 ER: 1 SO: 3 BB: 4 IBB: 0 HBP: 0 BLK: 0 WP: 1 HR: 0 S: 38 P: 54 ERA: 1.00 WHIP: 1.111															PITCHER	IP: 9.0 WLS: W BF: 36 H: 6 R: 1 ER: 1 SO: 3 BB: 4 IBB: 0 HBP: 0 BLK: 0 WP: 1 HR: 0 S: 38 P: 54 ERA: 1.00 WHIP: 1.111					

New York Yankees @ Detroit Tigers
Tiger Stadium, Detroit, MI
Sun Jun 02 1968, 4:38 AM EDT
Att: 43,912 - Sunny - 71 F

AB	32
R	1
H	6
RBI	1
BB	4
SO	3
LOB	14





Batter	1	2	3	4	5	6	7	8	9	AB	R	H	RBI	BB	SO	LOB	BOTTOM	
Dick McAuliffe, L OBP: 0.314, SLG: 0.394	(1, 4) 0-0 L6		(3) 0-0 F8		(2) 0-3 K		(2) 0-0 SH5-4 1B	(2) 0-3 K		5	1	1	0	0	2	1		
Wayne Comer, R OBP: 0.167, SLG: 0.167	(1, 7) 0-0 F9			(1) 0-0 F9	(1-2) 0-0 HR 1B		(1) 0-0 SH5-4	(3) 0-0		4	1	1	0	0	0	0		
Jim Northrup, L OBP: 0.337, SLG: 0.423	(1, 9) 0-0 1B			(2) 0-0 F7	(1-3 2-H) 0-0 HR BB		(2) 0-0 1B	(2-H) 0-0 1B		4	2	2	1	0	0	1		
Bill Freehan, R OBP: 0.355, SLG: 0.500	(1, 3) 0-0 F9			(4-0) 0-0 BB	(4-0) 0-0 HR BB		(2) 0-0 L7			2	1	0	0	2	0	2		
Mickey Stanley, R OBP: 0.297, SLG: 0.374	(1, 8) 0-0 1-3			(1) 0-0 E5	(1-2) 0-0 HR BB		(1-2) 0-0 BB 1B	(1-2) 0-0 1B		4	1	2	4	0	0	1		
Jim Price, R OBP: 0.207, SLG: 0.148	(1, 2) 0-0 5-3			(1-2) 0-0 F8	(1-H 2-H 2-H) 0-0 HR		(1-2) 0-0 BB 1B	(1-2 2-H) 0-0 1B		4	0	1	1	0	0	2		
Dick Tracewski, R OBP: 0.245, SLG: 0.190	(1, 5) 0-0 F6			(3) 0-0 F6	(4-0) 0-0 1B BB		(1) 0-0 6-3	(4-0) 0-0 1-2 2-3 BB		2	1	0	0	2	0	0		
Ray Oyler, R OBP: 0.215, SLG: 0.220	(1, 6) 0-0 6-3			(1) 0-0 6-3	(0-3 1-2) 0-0 K		(2) 0-3 K	(3) 0-0 F4		4	0	0	0	0	2	4		
John Hiller, R OBP: 0.143, SLG: 0.143	(1, 1) 0-0 5-3		(2) 0-3 K		(2) 0-0 1B		(3) 0-0 1-3	(1) 0-0 5-3		4	1	1	1	0	1	0		
Inning Stats	R: 0 E: 0 K: 0 S: 4	H: 1 LOB: 1 BB: 0 P: 4	R: 0 E: 0 K: 0 S: 3	H: 0 LOB: 0 BB: 0 P: 3	R: 0 E: 1 K: 0 S: 4	H: 0 LOB: 2 BB: 1 P: 8	R: 0 E: 0 K: 0 S: 4	H: 0 LOB: 0 BB: 1 P: 5	R: 2 E: 0 K: 0 S: 7	H: 4 LOB: 3 BB: 1 P: 11	R: 0 E: 0 K: 1 S: 5	H: 0 LOB: 0 BB: 0 P: 5	R: 0 E: 0 K: 1 S: 5	H: 0 LOB: 0 BB: 0 P: 5	1B: 7 2B: 0 3B: 0 HR: 1	SF: 0 SAC: 1 DP: 0 HBP: 0	WP: 0 PB: 0 SB: 1 CS: 0	PA: 38
PITCHER Steve Barber, L ERA: 4.05 Fred Talbot, R ERA: 3.33	IP: 6.2 WLS: L BF: 34 H: 8 R: 8 ER: 3 SO: 4 BB: 4 IBB: 0 HBP: 0 BLK: 0 WP: 0 HR: 1 S: 38 P: 54 ERA: 4.05 WHIP: 1.800															PITCHER	IP: 1.1 WLS: L BF: 4 H: 0 R: 0 ER: 0 SO: 1 BB: 0 IBB: 0 HBP: 0 BLK: 0 WP: 0 HR: 0 S: 6 P: 6 ERA: 0.00 WHIP: 0.000	

New York Yankees @ Detroit Tigers
Tiger Stadium, Detroit, MI
Sun Jun 02 1968, 4:38 AM EDT
Att: 43,912 - Sunny - 71 F

AB	33
R	8
H	8
RBI	7
BB	4
SO	5
LOB	11



Batter	1	2	3	4	5	6	7	8	9	AB	R	H	RBI	BB	SO	LOB	TOP									
Ted Uhlaender, L (1,8) OBP: 0.304, SLG: 0.398	0-0 G6-4-3 1B		0-0 S 1B		0-0 F7		0-3 K		0-3 K	5	1	2	0	0	2	2	Minnesota Twins @ New York Yankees Yankee Stadium, Bronx, NY Mon Jun 03 1968, 7:05 PM EDT Att: 7,238 - Unknown									
Cesar Tovar, R (1,6) OBP: 0.294, SLG: 0.318	0-0 G6-4-3 1-2		0-0 1-H 1B		0-0 F8		0-0 E6		0-3 K	5	0	1	1	0	1	3										
Rod Carew, L (1,4) OBP: 0.322, SLG: 0.380	0-3 K		0-0 4-3		0-0 G3		0-0 3-1			4	0	0	0	0	1	4										
Harmon Killebrew, R (1,3) OBP: 0.377, SLG: 0.467		0-0 F7		0-3 K		0-0 1B		4-0 BB E BB		3	1	1	0	1	1	0										
Tony Oliva, L (1,9) OBP: 0.317, SLG: 0.393	0-0 CS 1B		0-0 4-1		0-0 F9		4-0 E 1-5-3 BB			3	0	1	0	1	0	1										
Rich Rollins, R (1,5) Jackie Hernandez, R (8,PR) OBP: 0.291, SLG: 0.434 OBP: 0.227, SLG: 0.257	0-0 F8 1-2		0-0 FC5-4 1B		0-0 HR		0-0 E5 1-3 2-H			4	1	2	1	0	0	2										
Bob Allison, R (1,7) OBP: 0.345, SLG: 0.432		0-0 1B		0-0 2B		0-0 F7		4-0 1-5-3 BB		3	1	1	0	1	0	1										
John Roseboro, L (1,2) OBP: 0.283, SLG: 0.261		0-0 2-H 1B		0-0 3-1		0-0 E E 1B		0-0 1-5-3 1-2 3-H		4	0	2	1	0	0	3	AB 35 R 4 H 10 RBI 3 BB 3 SO 5 LOB 17									
Jim Kaat, L (1,1) Ron Perranoski, L (6,1) OBP: 0.077, SLG: 0.077	0-0 3-1		0-0 3-1		0-0 5-3		0-0 E1 E		0-0 F7	2	0	0	0	0	0	0	livebaseballscores.com 									
Inning Stats		R: 0 E: 0 K: 1 S: 5	H: 1 LOB: 0 BB: 0 P: 5	R: 0 E: 0 K: 0 S: 3	H: 1 LOB: 0 BB: 0 P: 3	R: 2 E: 0 K: 0 S: 6	H: 4 LOB: 1 BB: 0 P: 6	R: 0 E: 0 K: 1 S: 6	H: 1 LOB: 1 BB: 0 P: 6	R: 0 E: 0 K: 0 S: 4	H: 0 LOB: 0 BB: 0 P: 3	R: 1 E: 2 K: 1 S: 9	H: 2 LOB: 3 BB: 0 P: 9	R: 1 E: 1 K: 0 S: 2	H: 0 LOB: 1 BB: 3 P: 14	R: 0 E: 0 K: 2 S: 7	H: 0 LOB: 0 BB: 0 P: 7	1B: 8 2B: 1 3B: 1 HR: 1	SF: 0 SAC: 0 DP: 1 HBP: 0	WP: 0 PB: 0 CS: 1	PA: 38					
PITCHER		IP	WLS	BF	H	R	ER	SO	BB	IBB	HBP	BLK	WP	HR	S	P	ERA	WHIP								
Jim Bouton, R (1,1) ERA: 3.46	6.0		23	8	2	2	2	2	0	0	0	0	0	0	27	27	3.00	1.333								
Joe Verbanic, R (7,1) ERA: 1.73	0.1		4	2	1	1	0	0	0	0	0	0	0	1	4	4	27.00	6.000								
Steve Hamilton, L (7,1) ERA: 2.7	0.1		1	0	0	0	1	0	0	0	0	0	0	0	3	3	0.00	0.000								
John Wyatt, R (7,1) ERA: 4.5	0.1	L	4	0	1	0	0	2	0	0	0	0	0	0	2	10	0.00	6.000								
Doolley Womack, R (8,1) ERA: 4.09	2.0		6	0	0	0	2	1	0	0	0	0	0	0	9	13	0.00	0.500								

Batter	1	2	3	4	5	6	7	8	9	AB	R	H	RBI	BB	SO	LOB	BOTTOM									
Horace Clarke, S (1,4) OBP: 0.230, SLG: 0.206	0-0 6-3		0-0 F4		0-0 FC6-4 BB 1B		0-0 4-3		0-0 FC6-4	4	1	0	0	0	0	1	Minnesota Twins @ New York Yankees Yankee Stadium, Bronx, NY Mon Jun 03 1968, 7:05 PM EDT Att: 7,238 - Unknown									
Roy White, S (1,7) OBP: 0.337, SLG: 0.393	0-0 L9		0-0 PB 1B		0-0 1B		0-0 2-3		0-0 FC6-4	4	1	2	0	0	0	0										
Mickey Mantle, S (1,3) OBP: 0.380, SLG: 0.418	0-0 5-3		0-0 F8		0-0 1B		0-0 F3		0-0 1B	3	1	0	0	1	0	1										
Andy Kosco, R (1,9) OBP: 0.307, SLG: 0.455		0-0 4-3		0-3 K		0-0 1B		0-0 L7		4	0	1	2	0	1	1										
Joe Pepitone, L (1,8) OBP: 0.376, SLG: 0.481		0-3 K		0-0 F9		0-0 1B		0-0 4-3		4	0	1	1	0	1	0										
Tom Tresh, S (1,6) OBP: 0.277, SLG: 0.264		0-0 5-3		0-0 F9		0-0 L7		0-0 6-3		4	0	0	0	0	0	2										
Bobby Cox, R (1,5) OBP: 0.306, SLG: 0.305			0-3 K		0-0 F9		0-0 5-3			3	0	0	0	0	1	0										
Jake Gibbs, L (1,2) OBP: 0.311, SLG: 0.301			0-3 K		0-0 K		0-3 K			3	0	0	0	0	2	0										
Jim Bouton, R (1,1) Dick Howser, R (6,PR) Joe Verbanic, R (7,1) Steve Hamilton, L (7,1) John Wyatt, R (7,1) Doolley Womack, L (8,1)			0-3 K		4-0 FC6-4 BB		0-3 K			1	0	0	0	0	1	0										
Inning Stats		R: 0 E: 0 K: 0 S: 3	H: 0 LOB: 0 BB: 0 P: 3	R: 0 E: 0 K: 3 S: 9	H: 0 LOB: 0 BB: 0 P: 9	R: 0 E: 0 K: 1 S: 6	H: 1 LOB: 1 BB: 0 P: 6	R: 0 E: 0 K: 0 S: 3	H: 0 LOB: 0 BB: 0 P: 3	R: 3 E: 0 K: 0 S: 6	H: 3 LOB: 2 BB: 2 P: 14	R: 0 E: 0 K: 2 S: 7	H: 0 LOB: 0 BB: 0 P: 7	R: 0 E: 0 K: 0 S: 3	H: 0 LOB: 0 BB: 0 P: 3	R: 0 E: 0 K: 0 S: 3	H: 0 LOB: 0 BB: 0 P: 3	1B: 4 2B: 0 3B: 0 HR: 0	SF: 0 SAC: 0 DP: 0 HBP: 0	WP: 0 PB: 1 CS: 0	PA: 33					
PITCHER		IP	WLS	BF	H	R	ER	SO	BB	IBB	HBP	BLK	WP	HR	S	P	ERA	WHIP								
Jim Kaat, L (1,1) ERA: 2.56	5.2		23	4	3	3	5	2	0	0	0	0	0	0	31	39	4.76	1.059								
Ron Perranoski, L (6,1) ERA: 1.53	3.1	W	10	0	0	0	2	0	0	0	0	0	0	0	14	14	0.00	0.000								

Batter	1	2	3	4	5	6	7	8	9	AB	R	H	RBI	BB	SO	LOB	TOP																		
Ted Uhlhaender, L OBP: 0.303, SLG: 0.395	F7		K		3-1			1B SF9 1B		4	1	1	0	0	1	1	Minnesota Twins @ New York Yankees Yankee Stadium, Bronx, NY Tue Jun 04 1968, 7:05 PM EDT Alt. 9, 131 - Unknown - 78 F																		
Cesar Tovar, R OBP: 0.290, SLG: 0.328	CS 1B			1B SF7 2B		L7		SH 1B		3	1	2	0	0	0	0																			
Rod Carew, L OBP: 0.326, SLG: 0.383	K			SF7 SF7 1B		L4		G4-6-3 1B		4	1	2	0	0	1	1																			
Harmon Killebrew, R OBP: 0.374, SLG: 0.464		F8		SF7		BB		SF9		1	0	0	2	1	0	0																			
Tony Oliva, L OBP: 0.311, SLG: 0.387	3-1			SF7		F8		G4-6-3		3	0	0	1	0	0	3																			
Rich Rollins, R OBP: 0.291, SLG: 0.434				E5						0	0	0	0	0	0	0																			
Ron Clark, R OBP: 0.262, SLG: 0.237							F7		6-3	4	0	0	0	0	1	0																			
Bob Allison, R OBP: 0.349, SLG: 0.434				FC2-6 1B	5-3				F7	4	0	2	0	0	0	1																			
John Roseboro, L OBP: 0.276, SLG: 0.254				F9			F9		4-3	4	0	0	0	0	0	2																			
Jim Merritt, L OBP: 0.207, SLG: 0.080				FC2-6			F7			3	0	0	0	0	0	2																			
Inning Stats	R: 0 E: 0 K: 1 S: 5	H: 1 LOB: 0 BB: 0 P: 5	R: 0 E: 0 K: 1 S: 5	H: 0 LOB: 0 BB: 0 P: 5	R: 0 E: 0 K: 1 S: 6	H: 1 LOB: 1 BB: 0 P: 6	R: 2 E: 1 K: 0 S: 6	H: 2 LOB: 1 BB: 0 P: 6	R: 0 E: 0 K: 0 S: 3	H: 0 LOB: 0 BB: 0 P: 3	R: 0 E: 0 K: 0 S: 3	H: 0 LOB: 1 BB: 1 P: 7	R: 0 E: 0 K: 0 S: 4	H: 1 LOB: 1 BB: 0 P: 4	R: 1 E: 1 K: 0 S: 5	H: 2 LOB: 1 BB: 0 P: 5	R: 0 E: 0 K: 0 S: 3	H: 0 LOB: 0 BB: 0 P: 3	1B: 6 2B: 1 3B: 0 HR: 0	SF: 3 SAC: 1 DP: 1 HBP: 0	WP: 0 PB: 0 CS: 1	PA: 35													
PITCHER	IP WLS BF H R ER SO BB IBB HBP BLK WP HR S P ERA WHIP																																		
Stan Bahnsen, R ERA: 2.42	(1, 1)	8.0	L	32	7	3	3	3	1	0	0	0	0	0	0	37	41	3.38	1.000																
Bill Monbouquette, R ERA: 3.36	(9, 1)	1.0		3	0	0	0	0	0	0	0	0	0	0	0	3	3	0.00	0.000																

Batter	1	2	3	4	5	6	7	8	9	AB	R	H	RBI	BB	SO	LOB	BOTTOM																	
Horace Clarke, S OBP: 0.236, SLG: 0.214	FC4-6 1B				F4			F8		4	0	2	0	0	0	0	Minnesota Twins @ New York Yankees Yankee Stadium, Bronx, NY Tue Jun 04 1968, 7:05 PM EDT Alt. 9, 131 - Unknown - 78 F																	
Roy White, S OBP: 0.335, SLG: 0.390	FC4-6 1B					L3			K	4	0	1	0	0	1	1																		
Mickey Mantle, S OBP: 0.371, SLG: 0.406	F3			5-3		5-3			F7	4	0	0	0	0	0	2																		
Andy Kosco, R OBP: 0.306, SLG: 0.449	1-2 1B				F7			L4		4	0	1	0	0	1	0																		
Joe Pepitone, L OBP: 0.375, SLG: 0.470	F8								K	2	0	0	0	1	1	2																		
Tom Tresh, S OBP: 0.273, SLG: 0.258			F7		K					3	0	0	0	0	2	1																		
Bobby Cox, R OBP: 0.299, SLG: 0.298	L9				5-3					3	0	0	0	0	1	1																		
Ellie Rodriguez, R OBP: 0.214, SLG: 0.154									F9	3	0	0	0	0	0	0																		
Stan Bahnsen, R OBP: 0.240, SLG: 0.136					5-3					2	0	0	0	0	1	0																		
Dick Howser, R OBP: 0.335, SLG: 0.133										1	0	0	0	0	0	0																		
Bill Monbouquette, R OBP: 0.268, SLG: 0.162										0	0	0	0	0	0	0																		
Inning Stats	R: 0 E: 0 K: 0 S: 5	H: 2 LOB: 2 BB: 0 P: 5	R: 0 E: 0 K: 0 S: 3	H: 0 LOB: 0 BB: 0 P: 3	R: 0 E: 0 K: 0 S: 4	H: 2 LOB: 1 BB: 0 P: 4	R: 0 E: 0 K: 1 S: 5	H: 0 LOB: 1 BB: 1 P: 9	R: 0 E: 0 K: 1 S: 5	H: 0 LOB: 0 BB: 0 P: 5	R: 0 E: 0 K: 0 S: 3	H: 0 LOB: 0 BB: 0 P: 3	R: 0 E: 0 K: 3 S: 9	H: 0 LOB: 0 BB: 0 P: 9	R: 0 E: 0 K: 0 S: 3	H: 0 LOB: 0 BB: 0 P: 3	R: 0 E: 0 K: 2 S: 7	H: 0 LOB: 0 BB: 0 P: 7	1B: 4 2B: 0 3B: 0 HR: 0	SF: 0 SAC: 0 DP: 0 HBP: 0	WP: 0 PB: 0 CS: 0	PA: 31												
PITCHER	IP WLS BF H R ER SO BB IBB HBP BLK WP HR S P ERA WHIP																																	
Jim Merritt, L ERA: 2.4	(1, 1)	9.0	W	31	4	0	0	7	1	0	0	0	0	0	44	48	0.00	0.556																

Batter	1	2	3	4	5	6	7	8	9	AB	R	H	RBI	BB	SO	LOB	TOP					
Ted Uhlhaender, L (1, 8) OBP: 0.302, SLG: 0.388	0-0 4-3			0-3 K		0-0 F8		4-0 BB		3	0	0	0	1	1	0	Minnesota Twins @ New York Yankees Yankee Stadium, Bronx, NY Wed Jun 05 1968, 7:05 PM EDT Att: 10,042 - Unknown - 83 F					
Cesar Tovar, R (1, 6) OBP: 0.299, SLG: 0.332	0-0 5-3			0-0 5-3		0-0 2B		0-0 5-3		4	0	1	0	0	0	1						
Rod Carew, L (1, 4) OBP: 0.319, SLG: 0.374	0-0 6-3			0-3 K		0-0 4-3			0-0 4-3	4	0	0	0	0	1	1						
Harmon Killebrew, R (1, 3) OBP: 0.377, SLG: 0.480		4-0 BB			0-0 HR		0-0 F9		0-3 K	3	1	1	1	1	1	0						
Tony Oliva, L (1, 9) OBP: 0.315, SLG: 0.409		0-0 G4-6-3			0-0 HR		0-0 F8		0-0 2B	4	1	2	1	0	0	1						
Ron Clark, R (1, 5) OBP: 0.261, SLG: 0.238		0-0 1-3			0-0 F9		0-0 1B		0-0 F6	4	0	1	0	0	0	1						
Bob Allison, R (1, 7) OBP: 0.342, SLG: 0.424			0-3 K		0-3 K		0-0 1-3			3	0	0	0	0	2	1						
John Roseboro, L (1, 2) OBP: 0.270, SLG: 0.248			0-0 4-3		0-0 4-3			0-0 G3		3	0	0	0	0	0	0						
Dean Chance, R (1, 1) Jim Holt, L (3, PH) Bob Miller, R (3, 1) Bruce Lock, L (6, PH) Jim Roland, R (6, 1) Rich Reese, L (6, PH) Ron Perranoski, L (8, 1)			0-0 2B			0-0 1-3		0-0 6-3		0	0	0	0	0	0	0						
Inning Stats	R: 0 E: 0 K: 0 S: 3	H: 0 LOB: 0 BB: 0 P: 3	R: 0 E: 0 K: 0 S: 2	H: 0 LOB: 0 BB: 1 P: 6	R: 0 E: 0 K: 1 S: 5	H: 1 LOB: 1 BB: 0 P: 5	R: 0 E: 0 K: 2 S: 7	H: 0 LOB: 0 BB: 0 P: 7	R: 2 E: 0 K: 1 S: 7	H: 2 LOB: 0 BB: 0 P: 7	R: 0 E: 0 K: 0 S: 4	H: 1 LOB: 1 BB: 0 P: 4	R: 0 E: 0 K: 0 S: 4	H: 1 LOB: 1 BB: 0 P: 4	R: 0 E: 0 K: 0 S: 3	H: 0 LOB: 1 BB: 1 P: 7	R: 0 E: 0 K: 1 S: 6	H: 1 LOB: 1 BB: 0 P: 6	1B: 1 2B: 3 3B: 0 HR: 2	SF: 0 SAC: 0 DP: 1 HBP: 0	WP: 0 PB: 0 CS: 0	PA: 33
PITCHER Mel Stottlemyre, R (1, 1) ERA: 2.19	IP: 9.0 WLS: W BF: 33 H: 6 R: 2 ER: 2 SO: 5 BB: 2 IBB: 0 HBP: 0 BLK: 0 WP: 0 HR: 2 S: 41 P: 49 ERA: 2.00 WHIP: 0.889																					

Batter	1	2	3	4	5	6	7	8	9	AB	R	H	RBI	BB	SO	LOB	BOTTOM					
Horace Clarke, S (1, 4) OBP: 0.243, SLG: 0.221	0-0 BB HR	0-0 1B			0-0 F7		0-0 1-3			4	1	2	0	0	0	0	Minnesota Twins @ New York Yankees Yankee Stadium, Bronx, NY Wed Jun 05 1968, 7:05 PM EDT Att: 10,042 - Unknown - 83 F					
Roy White, S (1, 7) OBP: 0.338, SLG: 0.385	4-0 HR	0-0 L8			4-0 3B		0-0 4-3			2	2	0	0	2	0	1						
Mickey Mantle, S (1, 3) Ruben Amaro, R (6, 3) OBP: 0.231, SLG: 0.174	4-0 HR		4-0 G6-4-3		4-0 3B		0-0 6-3			1	2	0	0	3	0	0						
Joe Pepitone, L (1, 8) OBP: 0.380, SLG: 0.529	0-0 HR		0-0 F7		0-0 3B		0-0 4-3			4	2	2	6	0	0	1						
Andy Kosco, R (1, 9) OBP: 0.297, SLG: 0.437	0-0 1-3		0-0 G6-4-3		0-0 5-3		0-3 K			4	0	0	1	0	1	1						
Tom Tresh, S (1, 6) OBP: 0.283, SLG: 0.261	0-0 CS		4-0 FC6		0-0 F2		4-0 BB			2	0	1	0	2	0	0						
Jake Gibbs, L (1, 2) OBP: 0.303, SLG: 0.292	0-0 4-3		0-0 FC6		0-0 4-3		0-3 K2-3			4	0	0	0	0	1	3						
Bobby Cox, R (1, 5) OBP: 0.293, SLG: 0.291		0-0 F4		0-0 5-3		0-0 F8				3	0	0	0	0	0	1						
Mel Stottlemyre, R (1, 1) OBP: 0.265, SLG: 0.258		0-3 K		0-0 F4		0-3 K				3	0	0	0	0	2	1						
Inning Stats	R: 4 E: 0 K: 0 S: 5	H: 3 LOB: 0 BB: 2 P: 13	R: 0 E: 0 K: 1 S: 6	H: 1 LOB: 0 BB: 0 P: 6	R: 0 E: 0 K: 0 S: 2	H: 0 LOB: 0 BB: 1 P: 6	R: 0 E: 0 K: 0 S: 3	H: 0 LOB: 1 BB: 1 P: 7	R: 3 E: 0 K: 0 S: 4	H: 1 LOB: 0 BB: 2 P: 12	R: 0 E: 0 K: 1 S: 5	H: 0 LOB: 0 BB: 0 P: 5	R: 0 E: 0 K: 0 S: 3	H: 0 LOB: 0 BB: 0 P: 3	R: 0 E: 0 K: 2 S: 7	H: 0 LOB: 1 BB: 1 P: 11	R: 0 E: 0 K: 2 S: 7	H: 0 LOB: 1 BB: 1 P: 11	1B: 3 2B: 0 3B: 1 HR: 1	SF: 0 SAC: 0 DP: 1 HBP: 0	WP: 0 PB: 0 CS: 1	PA: 34
PITCHER Dean Chance, R (1, 1) ERA: 2.98 Bob Miller, R (3, 1) ERA: 5.4 Jim Roland, L (6, 1) ERA: 1.93 Ron Perranoski, L (8, 1) ERA: 1.49	IP: 2.0 WLS: L BF: 11 H: 4 R: 4 ER: 4 SO: 4 BB: 2 IBB: 0 HBP: 0 BLK: 0 WP: 0 HR: 1 S: 11 P: 19 ERA: 18.00 WHIP: 3.000																					



Batter	1	2	3	4	5	6	7	8	9	AB	R	H	RBI	BB	SO	LOB	TOP			
Paul Schaaf, R (1.5) OBP: 0.290, SLG: 0.270	F9		F8			1B		5-3		4	1	1	0	0	0	0				
Jim Fregosi, R (1.6) OBP: 0.347, SLG: 0.368	L4-3 1B		5-3			1B		F8		4	0	2	0	0	0	0				
Chuck Hinton, R (1.3) OBP: 0.226, SLG: 0.363	L4-3 1-2			K		F9			6-3	4	0	0	0	0	1	3				
Rick Reichardt, R (1.7) OBP: 0.321, SLG: 0.395		6-3		K						4	0	2	1	0	1	0				
Bubba Morton, R (1.9) OBP: 0.311, SLG: 0.283																				
Jack Hamilton, R (6.1) OBP: 0.143, SLG: 0.143																				
Jim Weaver, L (8.1)																				
Don Mincher, L (9, PH) OBP: 0.331, SLG: 0.348																				
Bobby Trevino, R (1.8) OBP: 0.333, SLG: 0.375																				
Buck Rodgers, S (1.2) OBP: 0.253, SLG: 0.255																				
Tom Satriano, L (7, PH) OBP: 0.353, SLG: 0.426																				
Bobby Knoop, R (1.4) OBP: 0.288, SLG: 0.294																				
George Brunet, R (1.1) OBP: 0.250, SLG: 0.217																				
Woodie Held, R (6, PH) OBP: 0.162, SLG: 0.133																				
Roger Repoz, L (6.8) OBP: 0.347, SLG: 0.463																				
Inning Stats	R: 0 E: 0 K: 0 S: 3	H: 1 LOB: 0 BB: 0 P: 3	R: 0 E: 0 K: 1 S: 7	H: 2 LOB: 2 BB: 0 P: 7	R: 0 E: 0 K: 2 S: 7	H: 0 LOB: 0 BB: 0 P: 3	R: 0 E: 0 K: 2 S: 7	H: 0 LOB: 0 BB: 0 P: 7	R: 1 E: 0 K: 1 S: 8	H: 3 LOB: 2 BB: 0 P: 8	R: 0 E: 0 K: 0 S: 3	H: 0 LOB: 0 BB: 0 P: 3	R: 0 E: 0 K: 1 S: 5	H: 0 LOB: 0 BB: 0 P: 5	R: 0 E: 0 K: 0 S: 5	H: 2 LOB: 2 BB: 0 P: 5	1B: 8 2B: 1 3B: 0 HR: 0	SF: 0 SAC: 0 DP: 1 HBP: 0	WP: 0 PB: 0 SB: 0 CS: 0	PA: 34
PITCHER Fritz Peterson, L (1.1) ERA: 3.25	IP: 9.0 WLS: W BF: 34 H: 8 R: 1 ER: 1 SO: 7 BB: 0 IBB: 0 HBP: 0 BLK: 0 WP: 0 HR: 0 S: 48 P: 48 ERA: 1.00 WHIP: 0.889															PITCHER				

California Angels @ New York Yankees
Yankee Stadium, Bronx, NY
Fri Jun 07 1968, 7:05 PM EDT
Unknown - 92 F

AB	34
R	1
H	8
RBI	1
BB	0
SO	7
LOB	13



Batter	1	2	3	4	5	6	7	8	9	AB	R	H	RBI	BB	SO	LOB	BOTTOM			
Horace Clarke, S (1.4) OBP: 0.247, SLG: 0.228	F5				E2 S 5-3 2H BB			F8		3	0	1	0	1	0	0				
Roy White, S (1.7) OBP: 0.340, SLG: 0.387	5-3				5-3					4	1	1	0	0	1	2				
Tom Tresh, S (1.6) OBP: 0.282, SLG: 0.261	G3				L5					4	1	1	1	0	0	1				
Andy Kosco, R (1.9) OBP: 0.288, SLG: 0.420		F4			L5			G1-4-3 2H 1B		4	0	0	0	0	0	2				
Joe Pepitone, L (1.3) OBP: 0.370, SLG: 0.500		1-3			SF8 1B			F5 BB		3	0	1	0	1	0	0				
Bobby Cox, R (1.5) OBP: 0.304, SLG: 0.307					SF8					2	0	1	1	1	1	0				
Bill Robinson, R (1.8) OBP: 0.247, SLG: 0.271					K					4	1	1	1	0	2	4				
Ellie Rodriguez, R (1.2) OBP: 0.235, SLG: 0.188					K					3	1	1	0	0	0	0				
Fritz Peterson, S (1.1)					K					2	0	0	0	0	1	0				
Inning Stats	R: 0 E: 0 K: 0 S: 3	H: 0 LOB: 0 BB: 0 P: 3	R: 0 E: 0 K: 1 S: 5	H: 0 LOB: 0 BB: 0 P: 5	R: 1 E: 0 K: 2 S: 9	H: 2 LOB: 1 BB: 0 P: 9	R: 1 E: 1 K: 1 S: 7	H: 1 LOB: 1 BB: 0 P: 7	R: 1 E: 0 K: 0 S: 4	H: 1 LOB: 1 BB: 1 P: 8	R: 0 E: 0 K: 1 S: 5	H: 0 LOB: 1 BB: 1 P: 9	R: 0 E: 0 K: 0 S: 3	H: 0 LOB: 0 BB: 0 P: 3	R: 1 E: 0 K: 0 S: 5	H: 3 LOB: 2 BB: 1 P: 9	1B: 5 2B: 1 3B: 0 HR: 1	SF: 1 SAC: 1 DP: 1 HBP: 0	WP: 1 PB: 0 SB: 1 CS: 0	PA: 34
PITCHER George Brunet, L (1.1) ERA: 3.08	IP: 5.0 WLS: L BF: 21 H: 4 R: 3 ER: 1 SO: 4 BB: 1 IBB: 0 HBP: 0 BLK: 0 WP: 1 HR: 1 S: 28 P: 32 ERA: 1.80 WHIP: 1.000															PITCHER				
Jack Hamilton, R (6.1) ERA: 3.31	2.2 10 2 1 1 1 1 0 0 0 0 0 11 15 3.38 1.125																			
Jim Weaver, L (8.1) ERA: 1.45	0.1 3 1 0 0 0 1 0 0 0 0 0 2 6 0.00 6.000																			

California Angels @ New York Yankees
Yankee Stadium, Bronx, NY
Fri Jun 07 1968, 7:05 PM EDT
Unknown - 92 F

AB	29
R	4
H	7
RBI	3
BB	3
SO	5
LOB	9



Batter	1	2	3	4	5	6	7	8	9	AB	R	H	RBI	BB	SO	LOB	TOP										
Paul Schaaf, R OBP: 0.292, SLG: 0.269 (1, 5)										4	2	1	0	1	0	2											
Jim Fregosi, R OBP: 0.352, SLG: 0.394 (1, 6)										5	2	3	1	0	0	0											
Roger Repoz, L OBP: 0.348, SLG: 0.458 (1, 8)										4	0	1	1	1	1	2											
Don Mincher, L OBP: 0.345, SLG: 0.380 (1, 3)										4	1	3	3	1	0	2											
Rick Reichardt, R OBP: 0.328, SLG: 0.401 Chuck Hinton, R OBP: 0.226, SLG: 0.363 (1, 7) (8, 7)										5	1	3	0	0	0	1											
Jimmie Hall, L OBP: 0.299, SLG: 0.252 (1, 9)										4	1	2	0	1	1	4											
Tom Satriono, L OBP: 0.370, SLG: 0.477 (1, 2)										4	1	2	2	1	0	2											
Bobby Knoop, R OBP: 0.286, SLG: 0.291 (1, 4)										5	0	1	0	0	0	2											
Jim McGlothlin, R OBP: 0.100, SLG: 0.100 (1, 1)										5	0	0	0	0	2	3											
Inning Stats	R: 3 E: 0 K: 0 S: 7	H: 4 LOB: 1 BB: 0 P: 7	R: 2 E: 0 K: 1 S: 7	H: 3 LOB: 2 BB: 1 P: 11	R: 2 E: 0 K: 0 S: 6	H: 3 LOB: 1 BB: 0 P: 6	R: 0 E: 0 K: 1 S: 7	H: 2 LOB: 2 BB: 0 P: 7	R: 1 E: 0 K: 1 S: 6	H: 1 LOB: 0 BB: 0 P: 6	R: 0 E: 0 K: 0 S: 6	H: 1 LOB: 2 BB: 1 P: 10	R: 0 E: 0 K: 0 S: 3	H: 0 LOB: 1 BB: 1 P: 7	R: 0 E: 0 K: 0 S: 3	H: 1 LOB: 1 BB: 1 P: 7	R: 0 E: 0 K: 0 S: 3	H: 1 LOB: 1 BB: 1 P: 7	1B: 12 2B: 2 3B: 2 HR: 2	SF: 0 SAC: 0 DP: 2 HBP: 0	WP: 1 PB: 2 SB: 0 CS: 0	PA: 45					
PITCHER	IP	WLS	BF	H	R	ER	SO	BB	IBB	HBP	BLK	WP	HR	S	P	ERA	WHIP										
Bill Monbouquette, R ERA: 3.84 (1, 1)	2.0	L	13	7	5	5	1	1	0	0	0	0	1	14	18	22.50	4.000										
Jim Bouton, R ERA: 3.86 (3, 1)	3.0		15	6	3	3	2	0	0	0	0	1	1	19	19	9.00	2.000										
John Wyatt, R ERA: 3.71 (6, 1)	3.0		13	2	0	0	1	3	0	0	0	0	0	12	24	0.00	1.667										
Dooley Wornack, R ERA: 3.91 (9, 1)	1.0		4	1	0	0	0	1	0	0	0	0	0	3	7	0.00	2.000										

California Angels @ New York Yankees
Yankee Stadium, Bronx, NY
Fri Jun 07 1968, 7:05 PM EDT
Att: 19,791 - Unknown - 91 F

AB 40
R 8
H 16
RBI 7
BB 5
SO 4
LOB 18



Batter	1	2	3	4	5	6	7	8	9	AB	R	H	RBI	BB	SO	LOB	BOTTOM										
Horace Clarke, S OBP: 0.242, SLG: 0.223 (1, 4)										4	0	0	0	0	1	1											
Roy White, S OBP: 0.348, SLG: 0.397 (1, 7)										3	1	2	0	1	0	0											
Mickey Mantle, S OBP: 0.374, SLG: 0.415 (1, 3)										4	1	1	2	0	0	2											
Joe Pepitone, L OBP: 0.357, SLG: 0.480 (1, 8)										4	0	0	0	0	0	1											
Andy Kosco, R OBP: 0.281, SLG: 0.409 (1, 9)										4	0	0	0	0	1	0											
Jake Gibbs, L OBP: 0.300, SLG: 0.303 (1, 2)										4	1	1	0	0	2	0											
Bobby Cox, R OBP: 0.298, SLG: 0.303 (1, 5)										2	0	0	1	0	0	0											
Gene Michael, S OBP: 0.206, SLG: 0.234 (1, 6)										3	1	1	0	0	1	0											
Bill Monbouquette, R ERA: 3.84 (2, PH) Chargy Smith, R OBP: 0.174, SLG: 1.000 (3, 1) Jim Bouton, R ERA: 3.86 (5, PH) Dick Howser, R OBP: 0.285, SLG: 0.129 (8, 1) John Wyatt, R ERA: 3.71 (9, 1) Tom Trash, S OBP: 0.250, SLG: 0.259 (9, 1) Dooley Wornack, L (9, 1)										0	0	0	0	0	0	0											
Inning Stats	R: 2 E: 0 K: 1 S: 7	H: 2 LOB: 0 BB: 0 P: 7	R: 1 E: 0 K: 1 S: 7	H: 2 LOB: 1 BB: 0 P: 7	R: 0 E: 0 K: 0 S: 3	H: 0 LOB: 0 BB: 0 P: 3	R: 0 E: 0 K: 0 S: 3	H: 0 LOB: 0 BB: 0 P: 3	R: 0 E: 0 K: 2 S: 7	H: 0 LOB: 0 BB: 0 P: 7	R: 0 E: 0 K: 0 S: 3	H: 1 LOB: 0 BB: 0 P: 3	R: 1 E: 0 K: 0 S: 4	H: 1 LOB: 0 BB: 0 P: 4	R: 0 E: 0 K: 0 S: 3	H: 0 LOB: 1 BB: 1 P: 7	R: 0 E: 0 K: 1 S: 5	H: 0 LOB: 0 BB: 0 P: 5	1B: 2 2B: 1 3B: 2 HR: 1	SF: 1 SAC: 0 DP: 1 HBP: 0	WP: 0 PB: 0 SB: 0 CS: 0	PA: 33					
PITCHER	IP	WLS	BF	H	R	ER	SO	BB	IBB	HBP	BLK	WP	HR	S	P	ERA	WHIP										
Jim McGlothlin, R ERA: 3.5 (1, 1)	9.0	W	33	6	4	4	5	1	0	0	0	0	1	42	46	4.00	0.778										


California Angels @ New York Yankees
Yankee Stadium, Bronx, NY
Fri Jun 07 1968, 7:05 PM EDT
Att: 19,791 - Unknown - 91 F

AB 31
R 4
H 6
RBI 4
BB 1
SO 5
LOB 4



Batter	1	2	3	4	5	6	7	8	9	AB	R	H	RBI	BB	SO	LOB	TOP				
Paul Schaaf, R (1.5) OBP: 0.303, SLG: 0.280	SH1-3 2B		4-0 BB		4-0 BB		F9		0-0 1B	3	0	2	0	2	0	0	California Angels @ New York Yankees Yankee Stadium, Bronx, NY Sun Jun 09 1968, 3:33 AM EDT Unknown - 87 F				
Jim Fregosi, R (1.6) OBP: 0.355, SLG: 0.396	SH1-3 2-3		F3		4-3			0-0 1B	0-0 1B	4	0	2	1	0	0	3					
Roger Repoz, L (1.8) OBP: 0.344, SLG: 0.449	K		F7		3-1			0-0 1B	0-0 G3	5	0	1	0	0	1	6					
Don Mincher, L (1.3) OBP: 0.343, SLG: 0.377	F4			F5		G6-4-3 1B		0-0 F9		4	0	1	0	0	0	3					
Rick Reichardt, R (1.7) OBP: 0.323, SLG: 0.394 Jim Weaver, L (6.1)		6-3		E5 1B		G6-4-3 1-2		0-0 F4		3	0	0	0	0	0	1					
Chuck Hinton, R (8. PH) OBP: 0.224, SLG: 0.360 Marty Pattin, R (8.1)										0	0	0	0	0	0	0					
Jimmie Hall, L (1.9) OBP: 0.298, SLG: 0.252	L8			F7				0-0 G3		4	0	1	0	0	0	3					
Tom Satriono, L (1.2) OBP: 0.364, SLG: 0.464	K					4-3			0-0 G3	4	0	1	0	0	1	1					
Bobby Knoop, R (1.4) OBP: 0.286, SLG: 0.292 Woodie Held, R (7.4) OBP: 0.176, SLG: 0.129					F9			0-0 F9	0-0 1-3	3	0	1	0	0	0	2					
Rickey Clark, R (1.1) OBP: 0.063, SLG: 0.063 Tom Burgmeier, L (5.1)										1	0	0	0	0	1	0					
Jack Hamilton, R (6.1) OBP: 0.143, SLG: 0.143 Ed Kirkpatrick, L (6.7) OBP: 0.353, SLG: 0.379			SH1-4 1B		K			0-0 F5	0-0 1B	0	0	0	0	0	0	0					
									0-0 1B	2	1	1	0	0	0	0					
Inning Stats	R: 0 E: 0 K: 1 S: 6	H: 1 LOB: 1 BB: 0 P: 6	R: 0 E: 0 K: 1 S: 5	H: 0 LOB: 0 BB: 0 P: 5	R: 0 E: 0 K: 0 S: 4	H: 1 LOB: 2 BB: 1 P: 8	R: 0 E: 1 K: 0 S: 5	H: 0 LOB: 1 BB: 1 P: 9	R: 0 E: 0 K: 0 S: 4	H: 2 LOB: 1 BB: 0 P: 4	R: 0 E: 0 K: 0 S: 3	H: 0 LOB: 0 BB: 0 P: 3	R: 0 E: 0 K: 0 S: 5	H: 2 LOB: 2 BB: 0 P: 5	R: 1 E: 0 K: 0 S: 6	H: 3 LOB: 2 BB: 0 P: 6		1B: 9 2B: 1 3B: 0 HR: 0	SF: 0 SAC: 2 DP: 1 HBP: 0	WP: 0 PB: 0 SB: 0 CS: 0	PA: 39
PITCHER Stan Bahnsen, R (1.1) ERA: 2.27	IP: 9.0 WLS: W BF: 39 H: 10 R: 1 ER: 1 SO: 3 BB: 2 IBB: 0 HBP: 0 BLK: 0 WP: 0 HR: 0 S: 43 P: 51 ERA: 1.00 WHIP: 1.333															PITCHER					

AB	35
R	1
H	10
RBI	1
BB	2
SO	3
LOB	21



Batter	1	2	3	4	5	6	7	8	9	AB	R	H	RBI	BB	SO	LOB	BOTTOM				
Horace Clarke, S (1.4) OBP: 0.242, SLG: 0.223	6-3		4-3		SH1-3 1-2	G4-6-3 1B		4-3		4	0	1	2	0	0	1	California Angels @ New York Yankees Yankee Stadium, Bronx, NY Sun Jun 09 1968, 3:33 AM EDT Unknown - 87 F				
Roy White, S (1.7) OBP: 0.349, SLG: 0.397	1-3		1B S		CS E	G4-6-3 1-2 2H 2-3		F7		5	0	2	2	0	0	2					
Mickey Mantle, S (1.3) OBP: 0.382, SLG: 0.416	F7		3H 4-0 1B		2H 1-2 BB	1-2 BB				2	0	1	1	2	0	0					
Joe Pepitone, L (1.8) OBP: 0.371, SLG: 0.505		SF7 3B	1-2 2-3 1B		G3 2-3	1-2 BB				3	1	2	0	1	0	2					
Andy Kosco, R (1.9) OBP: 0.280, SLG: 0.414		SF7 3H	K			1B 2B		F4		3	1	1	1	0	1	5					
Tom Tresh, S (1.6) OBP: 0.280, SLG: 0.259		G3		B1-3		1B 2-3 FC6 1B		F7		4	1	1	0	0	0	0					
Jake Gibbs, L (1.2) OBP: 0.299, SLG: 0.302		K		F7		SH 1-3 1B 1B		F3		4	1	1	1	0	1	0					
Bobby Cox, R (1.5) OBP: 0.297, SLG: 0.308				5-3		SH 1-2 FC6 1B		K		4	2	1	1	0	1	1					
Stan Bahnsen, R (1.1) OBP: 0.259, SLG: 0.130			SH1-4 2-3		SH1-3 1B	G4-6-3 1-2 2-3 1B		K		1	2	0	0	1	1	0					
Inning Stats	R: 0 E: 0 K: 0 S: 3	H: 0 LOB: 0 BB: 0 P: 3	R: 1 E: 0 K: 1 S: 6	H: 1 LOB: 0 BB: 0 P: 6	R: 1 E: 0 K: 1 S: 8	H: 3 LOB: 3 BB: 1 P: 12	R: 0 E: 0 K: 0 S: 3	H: 0 LOB: 0 BB: 0 P: 3	R: 1 E: 1 K: 0 S: 3	H: 1 LOB: 1 BB: 2 P: 11	R: 5 E: 1 K: 0 S: 9	H: 5 LOB: 2 BB: 1 P: 13	R: 0 E: 0 K: 1 S: 5	H: 0 LOB: 0 BB: 0 P: 5	R: 0 E: 0 K: 1 S: 5	H: 0 LOB: 0 BB: 0 P: 5		1B: 7 2B: 2 3B: 1 HR: 0	SF: 1 SAC: 3 DP: 1 HBP: 0	WP: 0 PB: 0 SB: 1 CS: 1	PA: 38
PITCHER Rickey Clark, R (1.1) ERA: 3.19 Tom Burgmeier, L (5.1) ERA: 5.29 Jack Hamilton, R (6.1) ERA: 3.24 Jim Weaver, L (6.1) ERA: 1.35 Marty Pattin, R (8.1) ERA: 3.28	IP: 4.1 WLS: L BF: 21 H: 5 R: 3 ER: 3 SO: 2 BB: 3 IBB: 0 HBP: 0 BLK: 0 WP: 0 HR: 0 S: 22 P: 34 ERA: 6.23 WHIP: 1.846															PITCHER					

AB	30
R	8
H	10
RBI	8
BB	4
SO	4
LOB	11



Batter	1	2	3	4	5	6	7	8	9	AB	R	H	RBI	BB	SO	LOB	TOP																	
Paul Schaaf, R (1,5) OBP: 0.301, SLG: 0.278	F4		F3			F8		FC1-4 FC6-4 1B	F4	5	1	1	0	0	0	2	California Angels @ New York Yankees Yankee Stadium, Bronx, NY Sun Jun 09 1968, 3:38 AM EDT Att: 56,614 - Unknown - 89 F livebaseballscorecards.com																	
Jim Fregosi, R (1,6) OBP: 0.382, SLG: 0.397	BB		BB			K		FC1-4 1B		2	0	1	0	2	1	0																		
Rick Reichardt, R (1,7) OBP: 0.322, SLG: 0.388	BB		4-3			K		FC1-4 FC6-4		3	0	0	0	1	1	3																		
Bubba Morton, R (1,9) OBP: 0.308, SLG: 0.281	K							F8 FC6-4		4	0	1	1	0	1	3																		
Don Mincher, L (1,3)	4-3							F8 K		4	0	0	0	0	2	4																		
Bobby Trevino, R (1,8) OBP: 0.333, SLG: 0.346										2	1	0	0	1	0	0																		
Roger Repoz, L (9,8) OBP: 0.348, SLG: 0.453										1	0	1	0	0	0	0																		
Bobby Knoop, R (1,4) OBP: 0.286, SLG: 0.291										4	0	1	0	0	2	2																		
Buck Rodgers, S (1,2) OBP: 0.250, SLG: 0.252										2	0	0	0	0	0	0																		
Chuck Hinton, R (7,PH) OBP: 0.222, SLG: 0.357										1	0	0	0	0	0	1																		
Minnie Rojas, R (7,1) OBP: 0.111, SLG: 0.111										0	0	0	0	0	0	0																		
Jimmie Hall, L (9,PH) OBP: 0.295, SLG: 0.250										1	0	0	0	0	1	1																		
Marty Pattin, R (9,1)										0	0	0	0	0	0	0																		
Sammy Ellis, L (1,1) OBP: 0.115, SLG: 0.080										2	0	0	0	0	2	0																		
Tom Satriono, L (7,PH) OBP: 0.367, SLG: 0.457										1	0	0	0	1	0	2																		
Inning Stats	R: 0 E: 0 K: 1 S: 5	H: 0 LOB: 2 BB: 2 P: 13	R: 0 E: 0 K: 1 S: 4	H: 0 LOB: 0 BB: 1 P: 8	R: 0 E: 0 K: 1 S: 5	H: 0 LOB: 1 BB: 1 P: 9	R: 0 E: 0 K: 0 S: 3	H: 1 LOB: 0 BB: 0 P: 3	R: 0 E: 0 K: 1 S: 5	H: 0 LOB: 0 BB: 0 P: 5	R: 0 E: 0 K: 2 S: 7	H: 0 LOB: 0 BB: 0 P: 7	R: 1 E: 2 K: 1 S: 8	H: 1 LOB: 2 BB: 0 P: 8	R: 1 E: 0 K: 1 S: 7	H: 2 LOB: 1 BB: 1 P: 7		R: 0 E: 0 K: 2 S: 8	H: 1 LOB: 2 BB: 1 P: 12	1B: 5 2B: 0 3B: 0 HR: 0	SF: 0 SAC: 0 DP: 1 HBP: 0	WP: 0 PB: 0 SB: 0 CS: 1	PA: 37											
PITCHER	IP WLS BF H R ER SO BB IBB HBP BLK WP HR S P ERA WHIP																																	
Steve Barber, L (1,1) ERA: 2.45	8.0	32	4	2	1	8	4	0	0	0	0	0	0	0	44	60	1.12	1.000																
Joe Verbanic, R (9,1) ERA: 1.53	0.1	2	1	0	0	1	0	0	0	0	0	0	0	0	4	4	0.00	3.000																
Steve Hamilton, L (9,1) ERA: 2.25	0.2	W	3	0	0	0	1	1	0	0	0	0	0	0	4	8	0.00	1.500																

Batter	1	2	3	4	5	6	7	8	9	AB	R	H	RBI	BB	SO	LOB	BOTTOM																
Horace Clarke, S (1,4) OBP: 0.247, SLG: 0.225	4-3 S 1B BB		6-3			SH5-4 SF8 1B	F7			3	2	1	0	1	0	1	California Angels @ New York Yankees Yankee Stadium, Bronx, NY Sun Jun 09 1968, 3:38 AM EDT Att: 56,614 - Unknown - 89 F livebaseballscorecards.com																
Roy White, S (1,7) OBP: 0.347, SLG: 0.394	4-3		4-3			SH5-4 1B		F6		4	0	1	0	0	0	1																	
Tom Tresh, S (1,6) OBP: 0.281, SLG: 0.260	9-6 HBP 1B		F8			SH5-4		F8		3	0	1	1	0	0	0																	
Joe Pepitone, L (1,3) OBP: 0.378, SLG: 0.500	1-0									1	0	0	0	1	0	0																	
Ruben Amaro, R (7,3) OBP: 0.231, SLG: 0.174										0	0	0	0	0	0	0																	
Mickey Mantle, S (8,PH) OBP: 0.385, SLG: 0.416	1-2 HBP									0	0	0	0	1	0	0																	
Andy Kosco, R (1,9) OBP: 0.274, SLG: 0.406	9-6					SF8		F7		3	0	0	1	0	0	3																	
Bill Robinson, R (1,8) OBP: 0.247, SLG: 0.270			F4			F9				4	1	1	0	0	0	2																	
Bobby Cox, R (1,5) OBP: 0.304, SLG: 0.315										3	0	2	0	0	1	0																	
Ellie Rodriguez, R (1,2) OBP: 0.250, SLG: 0.167										2	0	0	0	1	0	1																	
Jake Gibbs, L (9,PH) OBP: 0.303, SLG: 0.302										0	0	0	0	1	0	0																	
Steve Barber, L (1,1)										3	0	0	0	0	2	2																	
Joe Verbanic, R (9,1)										0	0	0	0	0	0	0																	
Steve Hamilton, L (9,1)										0	0	0	0	0	0	0																	
Charley Smith, R (9,PH) OBP: 0.750, SLG: 1.000										1	0	1	1	0	0	0																	
Inning Stats	R: 1 E: 0 K: 0 S: 3	H: 1 LOB: 1 BB: 1 P: 8	R: 0 E: 0 K: 1 S: 5	H: 1 LOB: 1 BB: 1 P: 9	R: 0 E: 0 K: 0 S: 3	H: 0 LOB: 0 BB: 0 P: 3	R: 0 E: 0 K: 0 S: 3	H: 0 LOB: 0 BB: 0 P: 3	R: 0 E: 0 K: 1 S: 5	H: 0 LOB: 0 BB: 0 P: 5	R: 1 E: 0 K: 0 S: 5	H: 2 LOB: 2 BB: 1 P: 9	R: 0 E: 0 K: 1 S: 6	H: 1 LOB: 1 BB: 0 P: 6	R: 0 E: 0 K: 0 S: 3	H: 0 LOB: 1 BB: 1 P: 7		R: 1 E: 0 K: 0 S: 3	H: 2 LOB: 2 BB: 1 P: 7	1B: 7 2B: 1 3B: 0 HR: 0	SF: 1 SAC: 2 DP: 1 HBP: 1	WP: 0 PB: 0 SB: 2 CS: 0	PA: 36										
PITCHER	IP WLS BF H R ER SO BB IBB HBP BLK WP HR S P ERA WHIP																																
Sammy Ellis, R (1,1) ERA: 3.52	6.0	24	4	2	2	2	2	1	1	0	0	0	0	24	37	3.00	1.000																
Minnie Rojas, R (7,1) ERA: 4.31	2.0	8	1	0	0	1	0	1	0	0	0	0	0	9	13	0.00	0.500																
Marty Pattin, R (9,1) ERA: 3.66	0.1	L	4	2	1	1	0	0	1	0	0	0	0	3	7	27.00	6.000																

Batter	1	2	3	4	5	6	7	8	9	AB	R	H	RBI	BB	SO	LOB	TOP										
Buddy Bradford, R OBP: 0.196, SLG: 0.247 (1, 8)	6-3		5-3		G6-4-3			6-3	K	5	0	0	0	0	1	3											
Russ Snyder, L OBP: 0.169, SLG: 0.141 (1, 9)	G3		4-3			L6		F7	6-3	5	0	0	0	0	0	2											
Tommy Davis, R OBP: 0.239, SLG: 0.287 Sandy Alomar Sr., S OBP: 0.268, SLG: 0.282 (1, 7) (6, 5)	E4		4-3				K	4-3		3	0	0	0	0	1	0											
Pete Ward, L OBP: 0.382, SLG: 0.440 Ken Berry, R OBP: 0.293, SLG: 0.313 (1, 5) (6, 8)	4-3			F8		F7			SH1-3 2B	3	0	0	0	0	0	1											
Tom McCraw, L OBP: 0.279, SLG: 0.391 (1, 3)		HR		4-3			E 5-3 1B		SH1-3	3	1	2	1	0	0	0											
Duane Josephson, R OBP: 0.280, SLG: 0.333 (1, 2)		5-3		F6			F6		2B 1B	3	1	0	0	1	0	1											
Luis Aparicio, R OBP: 0.284, SLG: 0.330 (1, 6)		6-3			1B FC4-6 1B		5-3		1B 2B	4	2	2	1	0	0	1											
Tim Cullen, R OBP: 0.296, SLG: 0.283 (1, 4)					1B FC4-6 1B		E5		1B IBB	2	0	1	0	2	0	1											
Bob Priddy, R (1, 1)					1B FC4-6 1B		6-3		1B	1	0	0	0	0	1	1											
Wayne Causey, L OBP: 0.250, SLG: 0.156 (5, PH)	K				1-2 3H				1-2 2H 3H	1	0	0	1	0	0	1											
Wilbur Wood, R (5, 1)							6-3			1	0	0	0	0	0	2											
Bill Voss, L OBP: 0.231, SLG: 0.148 (9, PH)										1	0	1	2	0	0	0											
Bob Locker, S (9, 1)										0	0	0	0	0	0	0											
Inning Stats	R: 0 E: 1 K: 0 S: 4	H: 0 LOB: 1 BB: 0 P: 4	R: 1 E: 0 K: 1 S: 6	H: 1 LOB: 1 BB: 1 P: 10	R: 0 E: 0 K: 0 S: 3	H: 0 LOB: 0 BB: 0 P: 3	R: 0 E: 0 K: 0 S: 3	H: 0 LOB: 0 BB: 0 P: 3	R: 1 E: 0 K: 0 S: 4	H: 2 LOB: 0 BB: 0 P: 4	R: 0 E: 0 K: 1 S: 5	H: 0 LOB: 0 BB: 0 P: 5	R: 0 E: 1 K: 0 S: 5	H: 1 LOB: 2 BB: 0 P: 5	R: 0 E: 0 K: 0 S: 3	H: 0 LOB: 0 BB: 0 P: 3	R: 3 E: 0 K: 1 S: 8	H: 3 LOB: 2 BB: 2 P: 16	1B: 5 2B: 1 3B: 0 HR: 1	SF: 0 SAC: 1 DP: 1 HBP: 0	WP: 0 PB: 0 SB: 0 CS: 0	PA: 38					
PITCHER	IP	WLS	BF	H	R	ER	SO	BB	IBB	HBP	BLK	WP	HR	S	P	ERA	WHIP										
Mel Stottlemyre, R ERA: 2.21 (1, 1)	7.0		27	4	2	2	2	1	0	0	0	0	1	30	34	2.57	0.714										
Doolley Womack, R ERA: 4.51 (8, 1)	1.1	L	9	3	3	3	0	0	2	0	0	0	0	7	15	20.25	2.250										
John Wyatt, R ERA: 3.57 (9, 1)	0.2		2	0	0	0	1	0	0	0	0	0	0	4	4	0.00	0.000										

Chicago White Sox @ New York Yankees
Yankee Stadium, Bronx, NY
Mon Jun 10 1968, 7:05 PM EDT
Att: 5,340 - Cloudy - 61 F

AB 34
R 5
H 7
RBI 5
BB 3
SO 3
LOB 13



Batter	1	2	3	4	5	6	7	8	9	AB	R	H	RBI	BB	SO	LOB	BOTTOM										
Horace Clarke, S OBP: 0.247, SLG: 0.226 (1, 4)	6-3				FC6-4		G6-4-3			4	0	1	0	0	0	2											
Roy White, S OBP: 0.350, SLG: 0.398 (1, 7)					FC5-4			F7		3	0	1	0	1	0	1											
Mickey Mantle, S OBP: 0.382, SLG: 0.408 (1, 3)	6-3				FC5-4					3	0	0	0	1	0	4											
Joe Pepitone, L OBP: 0.366, SLG: 0.481 (1, 8)	4-3				5-3			FC5-4 BB		4	0	0	0	0	1	4											
Andy Kosco, R OBP: 0.279, SLG: 0.427 (1, 9)		G3 1B			HR		F2	FC5-4		4	1	2	1	0	0	1											
Tom Tresh, S OBP: 0.275, SLG: 0.254 (1, 6)		F6			K		K		4-3	4	0	0	0	0	2	1											
Jake Gibbs, L OBP: 0.302, SLG: 0.301 (1, 2)		G3			5-3			SH3-4 1B	6-3	4	1	1	0	0	0	1											
Bobby Cox, R OBP: 0.298, SLG: 0.309 (1, 5)		F3			5-3			SH3-4	K	3	0	0	0	0	1	1											
Mel Stottlemyre, R OBP: 0.278, SLG: 0.273 Charley Smith, R OBP: 0.778, SLG: 1.000 Gene Michael, S OBP: 0.206, SLG: 0.234 Doolley Womack, L (8, 1) John Wyatt, R (9, 1)					K		FC6-4 1B			2	0	1	0	0	1	0											
Inning Stats	R: 0 E: 0 K: 0 S: 4	H: 1 LOB: 1 BB: 0 P: 4	R: 0 E: 0 K: 0 S: 4	H: 1 LOB: 1 BB: 0 P: 4	R: 0 E: 0 K: 2 S: 8	H: 1 LOB: 2 BB: 1 P: 15	R: 1 E: 0 K: 1 S: 6	H: 1 LOB: 0 BB: 0 P: 6	R: 0 E: 0 K: 0 S: 4	H: 1 LOB: 1 BB: 0 P: 4	R: 0 E: 0 K: 1 S: 5	H: 0 LOB: 0 BB: 0 P: 5	R: 1 E: 0 K: 0 S: 4	H: 2 LOB: 1 BB: 0 P: 4	R: 0 E: 0 K: 0 S: 3	H: 0 LOB: 1 BB: 1 P: 7	R: 0 E: 0 K: 1 S: 5	H: 0 LOB: 0 BB: 0 P: 5	1B: 5 2B: 1 3B: 0 HR: 1	SF: 0 SAC: 1 DP: 1 HBP: 0	WP: 0 PB: 0 SB: 0 CS: 0	PA: 35					
PITCHER	IP	WLS	BF	H	R	ER	SO	BB	IBB	HBP	BLK	WP	HR	S	P	ERA	WHIP										
Bob Priddy, R ERA: 2.65 (1, 1)	4.0		17	4	1	1	3	1	0	0	0	0	0	16	20	2.25	1.000										
Wilbur Wood, L ERA: 2.05 (5, 1)	4.0	W	15	3	1	1	1	1	0	0	0	0	0	16	20	2.25	1.000										
Bob Locker, R ERA: 3.12 (9, 1)	1.0	S	3	0	0	0	1	0	0	0	0	0	0	5	5	0.00	0.000										

Chicago White Sox @ New York Yankees
Yankee Stadium, Bronx, NY
Mon Jun 10 1968, 7:05 PM EDT
Att: 5,340 - Cloudy - 61 F

AB 32
R 2
H 7
RBI 2
BB 2
SO 5
LOB 15



Batter	1	2	3	4	5	6	7	8	9	AB	R	H	RBI	BB	SO	LOB	TOP								
Buddy Bradford, R OBP: 0.196, SLG: 0.244 (1, 8)	0-0 4-3		0-0 BB HR 1B		0-3 K	0-3 K		0-0 FC6-4		5	1	1	0	0	2	3									
Bill Voss, L OBP: 0.238, SLG: 0.159 (1, 9)	0-0 CS 1B		0-3 K		0-0 1B	0-0 1B		0-0 1-3		5	1	2	0	0	1	4									
Tom McCraw, L OBP: 0.286, SLG: 0.394 (1, 3)	0-0 F7		4-0 BB HR BB		0-0 1B	0-0 1B		0-0 E3 FC4-6		4	3	2	0	1	0	1									
Pete Ward, L OBP: 0.388, SLG: 0.442 (9, PR)		0-0 1-3	4-0 HR BB		0-0 2B	4-3 2B		0-0 FC4-6 FC3-6		4	2	2	3	1	0	1									
Ken Berry, R OBP: 0.263, SLG: 0.313 (9, 8)			1-2 2-3 3-H		0-0 1B	0-0 1B		0-0 1-3		0	0	0	0	0	0	0									
Russ Snyder, L OBP: 0.172, SLG: 0.195 (9, 5)		0-0 1B	0-0 HR		0-0 2-3	4-3		0-0 FC3-6		4	1	2	5	0	0	2									
Dick Kenworthy, R OBP: 0.290, SLG: 0.276 (1, 2)		0-3 K	1-H 2-H 3-H		0-0 2B	0-0 2B		0-0 F2		5	0	1	1	0	2	3									
Duane Josephson, R OBP: 0.276, SLG: 0.336 (1, 6)		0-3 K	0-0 1-3		0-0 6-3	0-0 6-3		0-0 F4		4	0	0	0	0	1	2									
Luis Aparicio, R OBP: 0.279, SLG: 0.324 (1, 4)			0-0 F6		0-0 F7	0-0 SH1 1B		0-0 1-3		3	0	1	0	0	0	0									
Tim Cullen, R OBP: 0.297, SLG: 0.285 (6, PR)			0-0 F7		0-0 SH1	0-0 SH1		0-0 FC6-4		1	0	1	0	0	0	0									
Sandy Alomar Sr., S OBP: 0.262, SLG: 0.275 (6, 4)			BB 1B BB		0-0 L4	0-0 1-2		0-0 1B		0	0	0	0	0	0	0									
Joe Horlen, R OBP: 0.074, SLG: 0.038 (6, 1)			0-0 1B							2	1	1	0	0	0	0									
Don McMahon, R OBP: 0.500, SLG: 0.500 (8, 1)			BB 1B BB							1	0	1	0	0	0	0									
Wilbur Wood, R (8, 1)			BB 1B							0	0	0	0	0	0	0									
Inning Stats	R: 0 E: 0 K: 0 S: 3	H: 1 LOB: 0 BB: 0 P: 3	R: 0 E: 0 K: 2 S: 8	H: 1 LOB: 1 BB: 0 P: 8	R: 5 E: 0 K: 1 S: 8	H: 3 LOB: 0 BB: 2 P: 16	R: 0 E: 0 K: 0 S: 3	H: 0 LOB: 0 BB: 0 P: 3	R: 3 E: 0 K: 1 S: 9	H: 4 LOB: 1 BB: 0 P: 9	R: 0 E: 0 K: 1 S: 6	H: 1 LOB: 2 BB: 0 P: 6	R: 0 E: 1 K: 1 S: 6	H: 0 LOB: 1 BB: 0 P: 6	R: 0 E: 0 K: 0 S: 4	H: 1 LOB: 1 BB: 0 P: 4	R: 1 E: 0 K: 0 S: 5	H: 2 LOB: 1 BB: 0 P: 5	1B: 11 2B: 1 3B: 0 HR: 1	SF: 1 SAC: 1 DP: 0 HBP: 0	WP: 0 PB: 0 SB: 0 CS: 1	PA: 42			
PITCHER	IP	WLS	BF	H	R	ER	SO	BB	IBB	HBP	BLK	WP	HR	S	P	ERA	WHIP								
Fred Talbot, R ERA: 3.98	2.2	L	13	4	4	4	3	2	0	0	0	0	0	17	25	13.50	2.250								
Bill Monbouquette, R ERA: 4.17	2.1		12	5	4	4	1	0	0	0	0	0	1	14	14	15.43	2.143								
Jim Bouton, R ERA: 3.68	2.0		8	1	0	0	2	0	0	0	0	0	0	12	12	0.00	0.500								
Joe Verbanic, R ERA: 1.82	2.0		9	3	1	1	0	0	0	0	0	0	0	9	9	4.50	1.500								

Chicago White Sox @ New York Yankees
Yankee Stadium, Bronx, NY
Tue Jun 11 1968, 7:05 PM EDT
Att: 4,825 - Cloudy - 61 F

AB	38
R	9
H	13
RBI	9
BB	2
SO	6
LOB	16





Batter	1	2	3	4	5	6	7	8	9	AB	R	H	RBI	BB	SO	LOB	BOTTOM								
Horace Clarke, S OBP: 0.247, SLG: 0.222 (1, 4)	4-0 CS BB			0-0 5-3	0-0 4-3			0-0 F5		3	0	0	0	1	0	2									
Roy White, S OBP: 0.332, SLG: 0.397 (1, 7)	0-0 L7			0-0 F8		4-0 HR BB		0-0 1B		3	1	1	0	1	0	1									
Mickey Mantle, S OBP: 0.379, SLG: 0.423 (1, 3)	0-0 6-3			0-0 F7		0-0 HR		0-0 F6		4	1	1	2	0	0	1									
Joe Pepitone, L OBP: 0.362, SLG: 0.473 (1, 8)		0-0 6-3			0-0 1B	0-3 K		0-0 F9		4	1	1	0	0	1	1									
Andy Kosco, R OBP: 0.278, SLG: 0.423 (1, 9)		0-0 F2			0-0 1B	0-0 F8		0-0 F8		4	1	1	0	0	0	1									
Tom Tresh, S OBP: 0.275, SLG: 0.271 (1, 6)		0-0 F7			0-0 HR	0-0 F8		0-0 F8		4	1	1	3	0	0	0									
Jake Gibbs, L OBP: 0.295, SLG: 0.293 (1, 2)			0-0 6-3		0-0 6-3		0-3 K		0-0 4-3	4	0	0	0	0	1	0									
Bobby Cox, R OBP: 0.291, SLG: 0.301 (1, 5)			0-0 L8		0-3 K		0-0 6-3		0-3 K	4	0	0	0	0	2	0									
Fred Talbot, R ERA: 2.11	1.1		0-0 1-3		0-0 1B		0-0 2B			0	0	0	0	0	0	0									
Bill Monbouquette, R ERA: 2.74	1.1									1	0	0	0	0	0	0									
Dick Howser, R ERA: 2.14	1.1									0	0	0	0	0	0	0									
Jim Bouton, R ERA: 1.77	1.1									0	0	0	0	0	0	0									
Charley Smith, R ERA: 2.74	1.1									0	0	0	0	0	0	0									
Gene Michael, S ERA: 2.74	1.1									0	0	0	0	0	0	0									
Joe Verbanic, R ERA: 1.96	1.1									0	0	0	0	0	0	0									
Inning Stats	R: 0 E: 0 K: 0 S: 2	H: 0 LOB: 1 BB: 1 P: 6	R: 0 E: 0 K: 0 S: 3	H: 0 LOB: 0 BB: 0 P: 3	R: 0 E: 0 K: 0 S: 3	H: 0 LOB: 0 BB: 0 P: 3	R: 0 E: 0 K: 0 S: 3	H: 0 LOB: 0 BB: 0 P: 3	R: 3 E: 0 K: 1 S: 9	H: 4 LOB: 1 BB: 0 P: 9	R: 2 E: 0 K: 1 S: 6	H: 1 LOB: 1 BB: 1 P: 10	R: 0 E: 0 K: 0 S: 4	H: 1 LOB: 1 BB: 0 P: 4	R: 0 E: 0 K: 1 S: 5	H: 0 LOB: 0 BB: 0 P: 5	1B: 4 2B: 1 3B: 0 HR: 2	SF: 0 SAC: 0 DP: 0 HBP: 0	WP: 0 PB: 0 SB: 0 CS: 1	PA: 35					
PITCHER	IP	WLS	BF	H	R	ER	SO	BB	IBB	HBP	BLK	WP	HR	S	P	ERA	WHIP								
Joe Horlen, R ERA: 2.11	5.1	W	22	5	5	5	2	2	0	0	0	0	0	24	32	8.44	1.312								
Don McMahon, R ERA: 2.74	1.2		7	2	0	0	1	0	0	0	0	0	0	9	9	0.00	1.200								
Wilbur Wood, L ERA: 1.96	2.0	S	6	0	0	0	1	0	0	0	0	0	0	8	8	0.00	0.000								

Chicago White Sox @ New York Yankees
Yankee Stadium, Bronx, NY
Tue Jun 11 1968, 7:05 PM EDT
Att: 4,825 - Cloudy - 61 F

AB	33
R	5
H	7
RBI	5
BB	2
SO	4
LOB	6



Batter	1	2	3	4	5	6	7	8	9	10	AB	R	H	RBI	BB	SO	LOB	TOP										
Horace Clarke, S (1, 4) OBP: 0.246, SLG: 0.222	F7		4-3		4-3			F8		E8 F9 1B	5	1	1	0	0	0	1	New York Yankees @ Oakland Athletics Oakland-Alameda County Coliseum, Oakland, CA Fri Jun 14 1968, 7:05 PM PDT Att: 16,414 - Unknown AB 36 R 5 H 6 RBI 4 BB 5 SO 9 LOB 12 										
Roy White, S (1, 7) OBP: 0.349, SLG: 0.392	F7			E9 1-4-3 4-3 1B		1-3		K		F9	5	1	1	0	0	1												
Mickey Mantle, S (1, 3) OBP: 0.390, SLG: 0.424				1-4-3							2	2	1	1	3	0	1											
Joe Pepitone, L (1, 8) OBP: 0.356, SLG: 0.487	4-3			4-3				E9		FC3-4-6 S 1B	5	1	1	3	0	0	2											
Andy Kosco, R (1, 9) OBP: 0.276, SLG: 0.416								F3		4-3	5	0	1	0	0	2	2											
Tom Tresh, S (1, 6) OBP: 0.274, SLG: 0.267								F6			3	0	0	0	1	2	1											
Jake Gibbs, L (1, 2) OBP: 0.288, SLG: 0.286	F8							1-3		F8	4	0	0	0	0	1	1											
Bobby Cox, R (1, 5) OBP: 0.296, SLG: 0.308								6-3			3	0	1	0	1	1	0											
Steve Barber, L Charley Smith, R John Wyatt, R Steve Hamilton, L Dick Howser, R Dooley Womack, L								6-3		G4-6-3 BB	2	0	0	0	0	2	1											
Inning Stats	R: 0 E: 0 K: 0 S: 3	H: 0 LOB: 1 BB: 1 P: 7	R: 0 E: 0 K: 2 S: 7	H: 0 LOB: 0 BB: 0 P: 7	R: 0 E: 0 K: 2 S: 7	H: 0 LOB: 0 BB: 0 P: 7	R: 1 E: 1 K: 1 S: 7	H: 2 LOB: 1 BB: 0 P: 7	R: 0 E: 0 K: 2 S: 8	H: 1 LOB: 1 BB: 0 P: 8	R: 2 E: 0 K: 1 S: 6	H: 1 LOB: 0 BB: 1 P: 10	R: 0 E: 0 K: 0 S: 3	H: 0 LOB: 0 BB: 0 P: 3	R: 1 E: 1 K: 1 S: 6	H: 0 LOB: 1 BB: 1 P: 10	R: 0 E: 0 K: 0 S: 2		H: 0 LOB: 1 BB: 2 P: 10	R: 1 E: 1 K: 0 S: 5	H: 2 LOB: 1 BB: 0 P: 5	1B: 4 2B: 1 3B: 0 HR: 1	SF: 0 SAC: 0 DP: 1 HBP: 0	WP: 0 PB: 0 SB: 3 CS: 0	PA: 41			
PITCHER	IP	WLS	BF	H	R	ER	SO	BB	IBB	HBP	BLK	WP	HR	S	P	ERA	WHIP											
Catfish Hunter, R ERA: 3.76	(1, 1)	7.2		30	4	4	2	9	3	0	0	0	0	0	2	2	2.35	0.913										
Paul Lindblad, L ERA: 1.32	(8, 1)	0.1		2	0	0	0	0	0	0	0	0	0	2	2	0.00	0.000											
Ed Sprague, R ERA: 1.48	(9, 1)	2.0	L	9	2	1	1	0	2	0	0	0	0	7	15	4.50	2.000											

Batter	1	2	3	4	5	6	7	8	9	10	AB	R	H	RBI	BB	SO	LOB	BOTTOM									
Bert Campaneris, R (1, 6) OBP: 0.307, SLG: 0.308	6-3		FC4 E 1B					G3		4-3	5	1	0	0	0	1	4	New York Yankees @ Oakland Athletics Oakland-Alameda County Coliseum, Oakland, CA Fri Jun 14 1968, 7:05 PM PDT Att: 16,414 - Unknown AB 37 R 4 H 10 RBI 4 BB 4 SO 5 LOB 16 									
John Donaldson, L (1, 4) OBP: 0.250, SLG: 0.231	4-3		E3 1B		B3			F9		K	5	1	1	1	0	1	2										
Danny Cater, R (1, 3) OBP: 0.331, SLG: 0.328	5-3		1B		6-3			1B		1-3	5	0	2	2	0	0	2										
Sal Bando, R (1, 5) OBP: 0.290, SLG: 0.333		F7	6-3					F7		1-3	5	0	0	0	0	0	1										
Joe Rudi, R Mike Hershberger, R		5-3			5-3			K		F3	3	0	0	0	0	1	0										
Rick Monday, L (1, 8) OBP: 0.381, SLG: 0.449											3	1	3	0	2	0	0										
Dave Duncan, R Ray Webster, L		5-3								F8	3	0	1	1	0	1	2										
Reggie Jackson, L (1, 9) OBP: 0.311, SLG: 0.398			FC4 SH E 1B		SH			K			3	1	2	0	1	1	2										
Catfish Hunter, R Paul Lindblad, L Floyd Robinson, L Ed Sprague, R			SH		SH			6-3			1	0	1	1	0	0	0										
Inning Stats	R: 0 E: 0 K: 0 S: 3	H: 0 LOB: 0 BB: 0 P: 3	R: 0 E: 0 K: 0 S: 3	H: 0 LOB: 1 BB: 1 P: 7	R: 3 E: 2 K: 0 S: 6	H: 3 LOB: 0 BB: 0 P: 6	R: 0 E: 0 K: 1 S: 5	H: 1 LOB: 0 BB: 0 P: 5	R: 0 E: 1 K: 1 S: 6	H: 0 LOB: 2 BB: 1 P: 10	R: 1 E: 0 K: 1 S: 7	H: 3 LOB: 3 BB: 1 P: 11	R: 0 E: 0 K: 0 S: 4	H: 1 LOB: 1 BB: 0 P: 4	R: 0 E: 0 K: 1 S: 7	H: 2 LOB: 2 BB: 0 P: 7	R: 0 E: 0 K: 1 S: 5		H: 0 LOB: 0 BB: 0 P: 5	R: 0 E: 0 K: 0 S: 3	H: 0 LOB: 1 BB: 1 P: 7	1B: 10 2B: 0 3B: 0 HR: 0	SF: 0 SAC: 2 DP: 0 HBP: 0	WP: 0 PB: 0 SB: 0 CS: 1	PA: 43		
PITCHER	IP	WLS	BF	H	R	ER	SO	BB	IBB	HBP	BLK	WP	HR	S	P	ERA	WHIP										
Steve Barber, L ERA: 2.61	(1, 1)	6.0		27	7	4	2	3	3	0	0	0	0	30	4	3.00	1.667										
John Wyatt, R ERA: 3.32	(7, 1)	1.1		7	3	0	0	0	0	0	0	0	0	7	7	0.00	2.250										
Steve Hamilton, L ERA: 2.16	(8, 1)	0.2		2	0	0	0	1	0	0	0	0	0	4	4	0.00	0.000										
Dooley Womack, R ERA: 4.44	(9, 1)	2.0	W	7	0	0	0	1	1	0	0	0	0	8	12	0.00	0.500										

Batter	1	2	3	4	5	6	7	8	9	AB	R	H	RBI	BB	SO	LOB	TOP								
Horace Clarke, S OBP: 0.251, SLG: 0.227 (1,4)	F5		HR 1B		F8		1-2 1B			4	1	2	0	0	0	0									
Roy White, S OBP: 0.352, SLG: 0.408 (1,7)	6-3		HR 1B			F7 1B	F6			4	2	2	2	0	0	2									
Mickey Mantle, S OBP: 0.387, SLG: 0.420 (1,3)	L6					F7 1-2		K		4	0	1	0	0	1	1									
Andy Kosco, R OBP: 0.276, SLG: 0.412 (1,9)		5-3	F7			FC3-2 1B		F7		4	0	1	1	0	0	1									
Joe Pepitone, L OBP: 0.346, SLG: 0.471 (1,8)		K			F7	FC3-2 1B		F9		4	0	0	0	0	1	1									
Tom Tresh, S OBP: 0.278, SLG: 0.277 (1,6)					5-3		4-3		G1 S 1B	4	0	2	0	0	0	1									
Bobby Cox, R OBP: 0.290, SLG: 0.301 (1,5)		L9			6-3			5-3		4	0	0	0	0	1	2									
Ellie Rodriguez, R OBP: 0.250, SLG: 0.167 Jake Gibbs, L OBP: 0.287, SLG: 0.280 (1,2) (2,2)			F9			F9		1B BB	G1	0	0	0	0	0	0	0									
Mel Stottlemyre, R OBP: 0.250, SLG: 0.243 (1,1)			F9			K		F4	4-3	3	0	0	0	1	1										
Inning Stats	R: 0 E: 0 K: 0 S: 3	H: 0 LOB: 0 BB: 0 P: 3	R: 0 E: 0 K: 1 S: 6	H: 1 LOB: 1 BB: 0 P: 6	R: 2 E: 0 K: 0 S: 6	H: 3 LOB: 1 BB: 0 P: 6	R: 0 E: 0 K: 0 S: 3	H: 0 LOB: 0 BB: 0 P: 3	R: 0 E: 0 K: 1 S: 5	H: 0 LOB: 0 BB: 0 P: 5	R: 1 E: 1 K: 0 S: 5	H: 2 LOB: 1 BB: 0 P: 5	R: 0 E: 0 K: 0 S: 4	H: 1 LOB: 2 BB: 1 P: 8	R: 0 E: 0 K: 1 S: 5	H: 0 LOB: 0 BB: 0 P: 5	R: 0 E: 0 K: 1 S: 6	H: 1 LOB: 1 BB: 0 P: 6	1B: 6 2B: 1 3B: 0 HR: 1	SF: 0 SAC: 0 DP: 0 HBP: 0	WP: 0 PB: 0 SB: 1 CS: 0	PA: 36			
PITCHER	IP	WLS	BF	H	R	ER	SO	BB	IBB	HBP	BLK	WP	HR	S	P	ERA	WHIP								
Tony Pierce, L ERA: 4.02 (1,1)	6.2	L	28	7	3	3	2	1	0	0	0	0	1	31	35	4.05	1.200								
Diego Segui, R ERA: 1.13 (7,1)	1.1		4	0	0	0	1	0	0	0	0	0	0	6	6	0.00	0.000								
Paul Lindblad, L ERA: 1.29 (9,1)	1.0		4	1	0	0	1	0	0	0	0	0	0	6	6	0.00	1.000								

New York Yankees @ Oakland Athletics
Oakland-Alameda County Coliseum, Oakland, CA
Sat Jun 15 1968, 7:05 PM PDT
Att: 26,345 - Unknown

AB 35
R 3
H 8
RBI 3
BB 1
SO 4
LOB 11



Batter	1	2	3	4	5	6	7	8	9	AB	R	H	RBI	BB	SO	LOB	BOTTOM								
Bert Campaneris, R OBP: 0.305, SLG: 0.305 (1,6)	L9		F9		6-3		1B 1-2 1B		6-3	5	0	1	0	0	0	0									
John Donaldson, L OBP: 0.255, SLG: 0.256 (1,4)	3-1		HR		F7		FC6 1-3 2H 1B			4	1	2	2	0	0	0									
Rick Monday, L OBP: 0.377, SLG: 0.440 (1,8)			K		3-1		FC6 1-2			3	0	0	0	1	1	2									
Sal Bando, R OBP: 0.289, SLG: 0.332 (1,5)	K		5-3			1-3		6-3 SH1 1B		4	0	1	0	0	1	1									
Ray Webster, L OBP: 0.245, SLG: 0.344 Diego Segui, R (7,1)					5-3 1B		6-3		SH1	3	0	2	0	0	0	0									
Floyd Robinson, L OBP: 0.258, SLG: 0.328 (8, PH)										0	0	0	0	0	0	0									
Paul Lindblad, L OBP: 0.400, SLG: 0.400 (9,1)										0	0	0	0	0	0	0									
Reggie Jackson, L OBP: 0.309, SLG: 0.395 (1,9)		L8			5-3 1B		4-3		6-3	4	0	1	0	0	0	2									
Joe Rudi, R OBP: 0.278, SLG: 0.292 (1,7)					F8			K	5-3	4	0	1	0	0	1	3									
Dave Duncan, R OBP: 0.190, SLG: 0.316 (1,2)		F9			5-3			6-3		4	0	0	0	0	1	4									
Tony Pierce, R OBP: 0.333, SLG: 0.331 (7,3)		F4			1-3			1B 1B	F8	2	0	0	0	0	0	4									
Inning Stats	R: 0 E: 0 K: 1 S: 5	H: 0 LOB: 1 BB: 1 P: 9	R: 0 E: 0 K: 0 S: 5	H: 2 LOB: 2 BB: 0 P: 5	R: 1 E: 0 K: 1 S: 6	H: 1 LOB: 0 BB: 0 P: 6	R: 0 E: 0 K: 0 S: 5	H: 2 LOB: 2 BB: 0 P: 5	R: 0 E: 0 K: 0 S: 3	H: 0 LOB: 0 BB: 0 P: 3	R: 1 E: 0 K: 1 S: 8	H: 3 LOB: 2 BB: 0 P: 8	R: 0 E: 0 K: 0 S: 4	H: 1 LOB: 1 BB: 0 P: 4	R: 0 E: 0 K: 1 S: 5	H: 0 LOB: 0 BB: 0 P: 5	1B: 8 2B: 0 3B: 0 HR: 1	SF: 0 SAC: 1 DP: 0 HBP: 0	WP: 0 PB: 0 SB: 1 CS: 0	PA: 37					
PITCHER	IP	WLS	BF	H	R	ER	SO	BB	IBB	HBP	BLK	WP	HR	S	P	ERA	WHIP								
Mel Stottlemyre, R ERA: 2.2 (1,1)	9.0	W	37	9	2	2	4	1	0	0	0	0	1	44	48	2.00	1.111								

New York Yankees @ Oakland Athletics
Oakland-Alameda County Coliseum, Oakland, CA
Sat Jun 15 1968, 7:05 PM PDT
Att: 26,345 - Unknown

AB 35
R 2
H 9
RBI 2
BB 1
SO 4
LOB 16




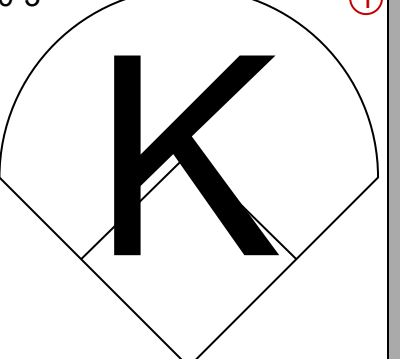
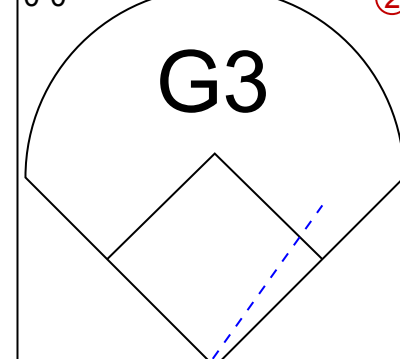
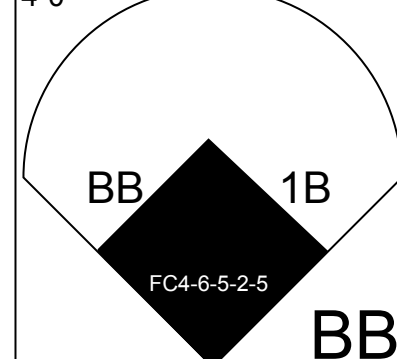
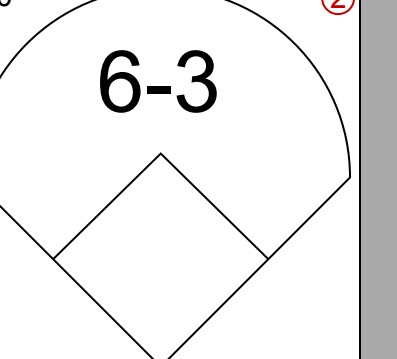
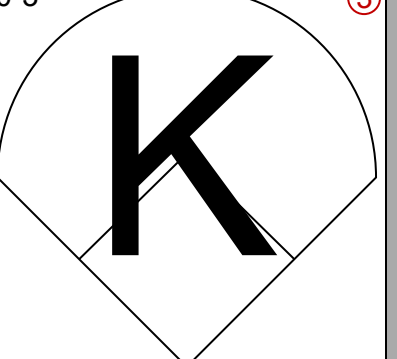
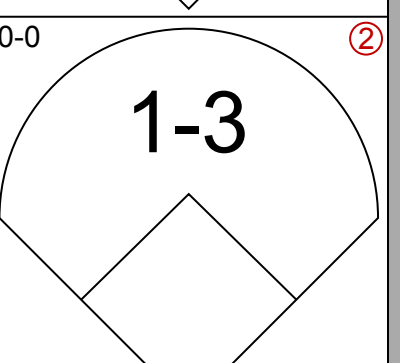
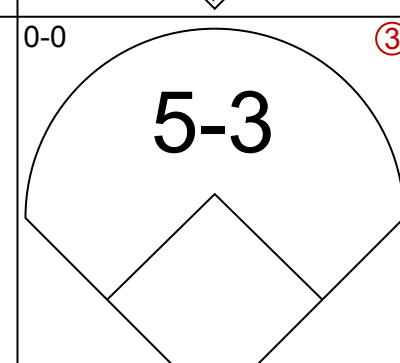
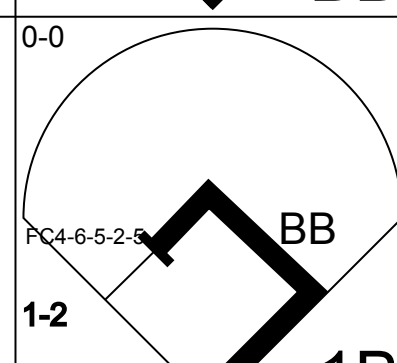
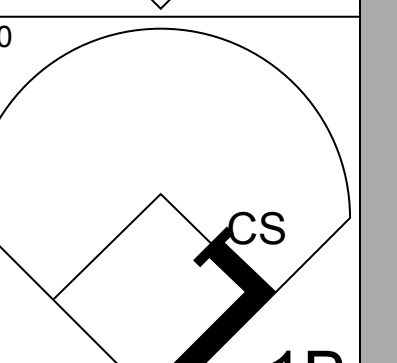
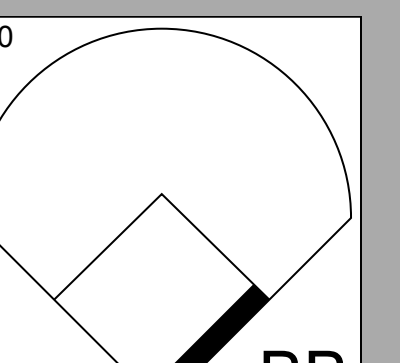
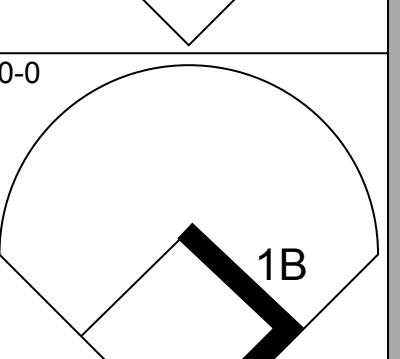
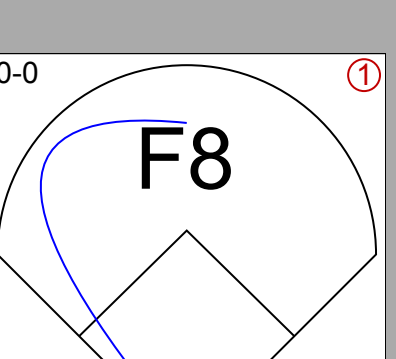
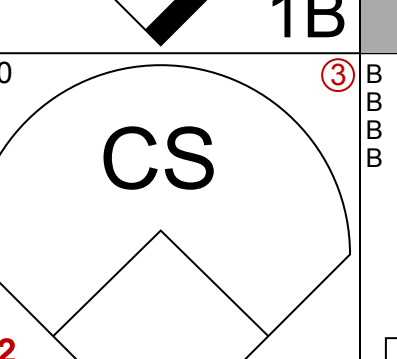
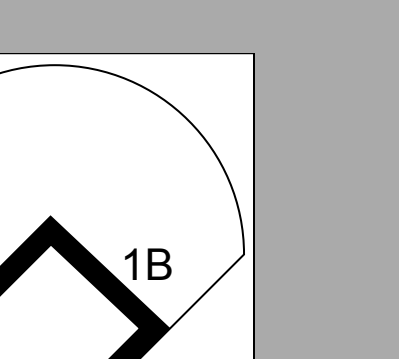
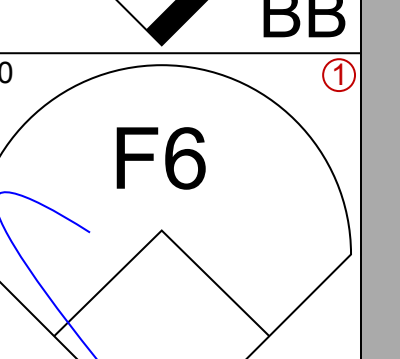
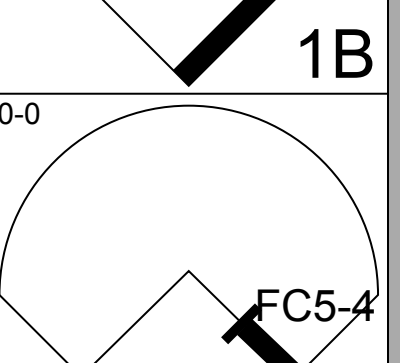
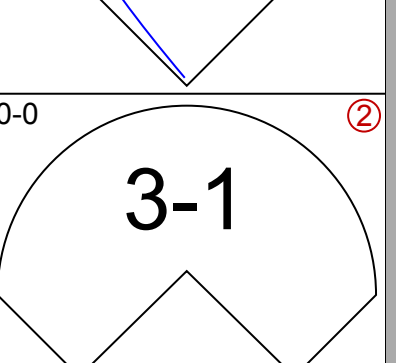
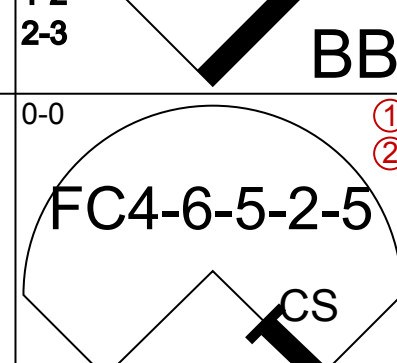
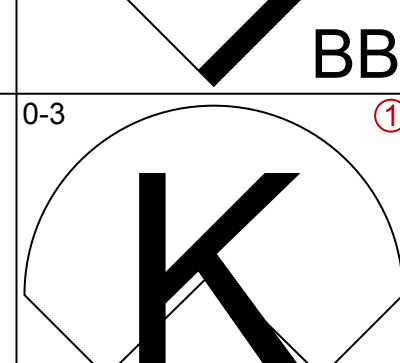
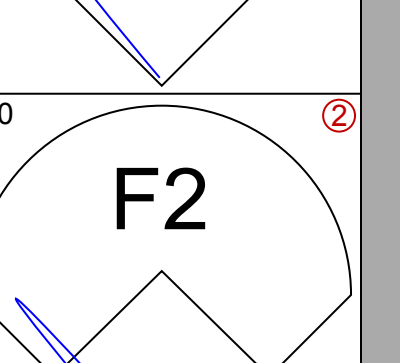
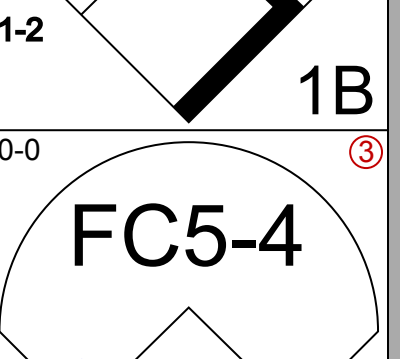
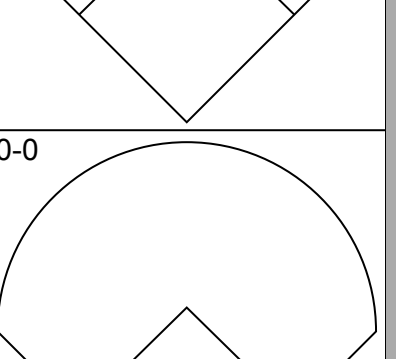
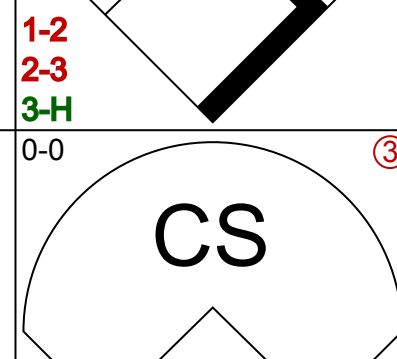
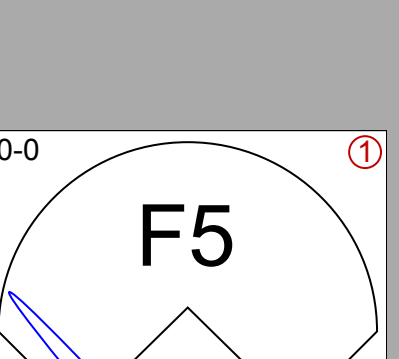
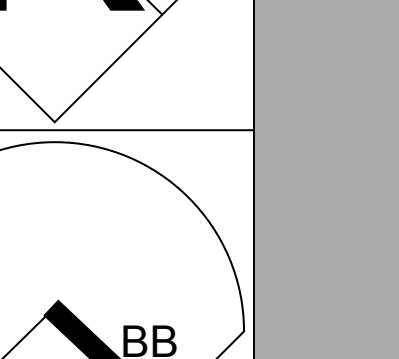
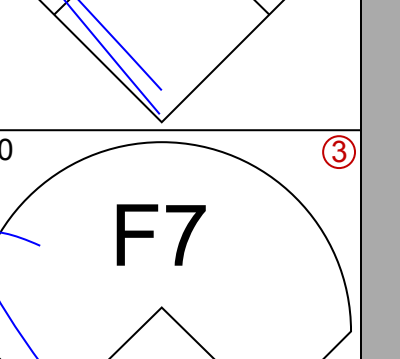
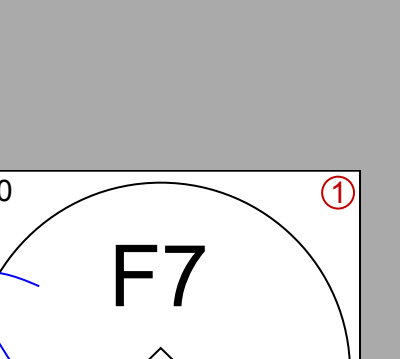
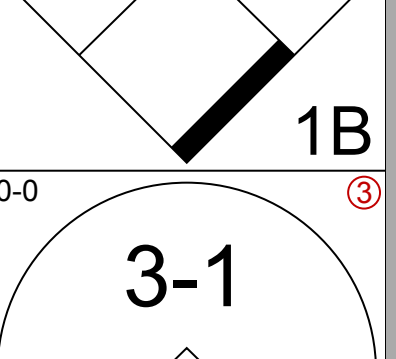
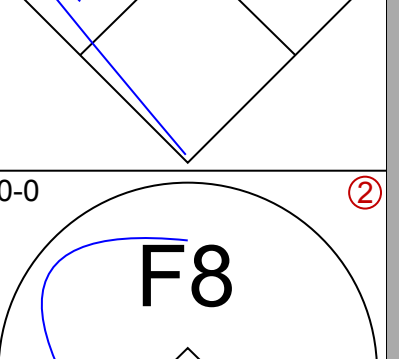
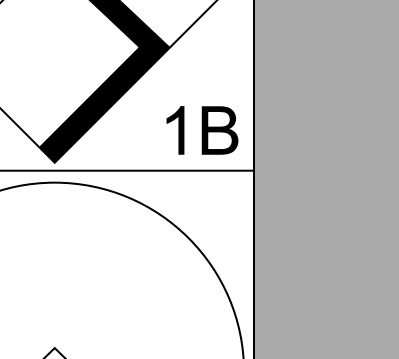
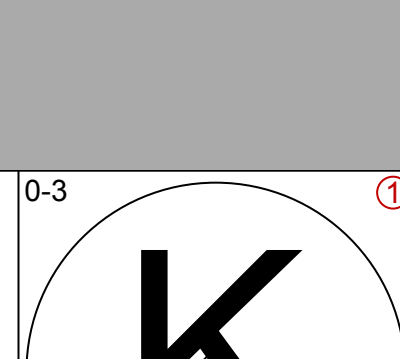
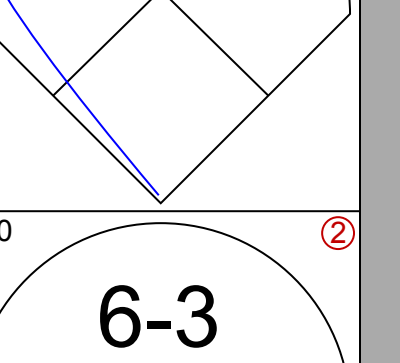
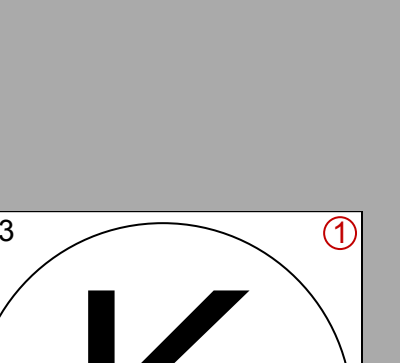
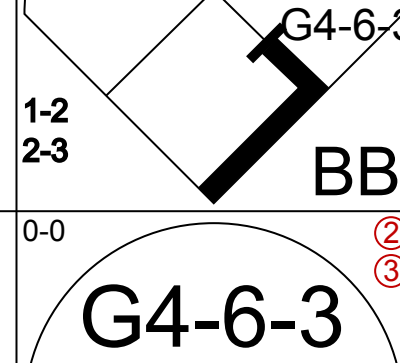
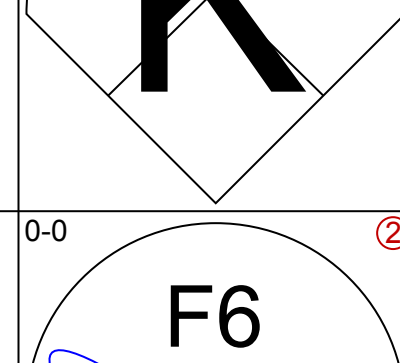
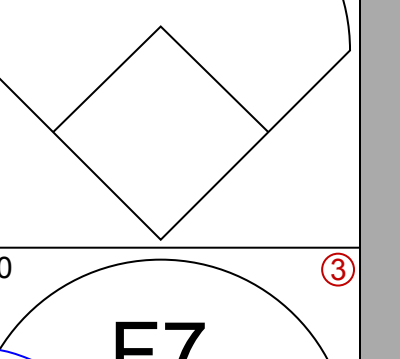
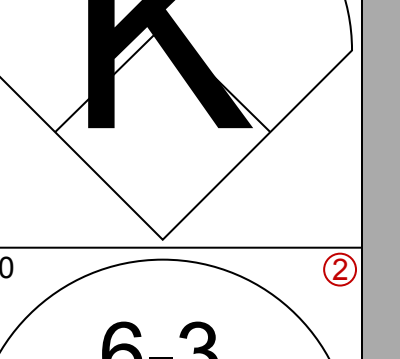
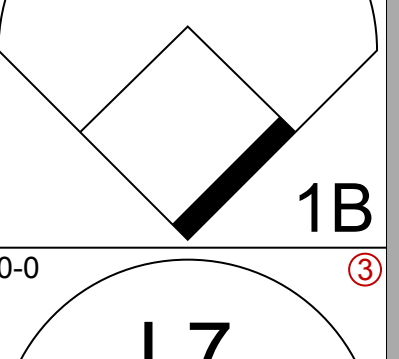
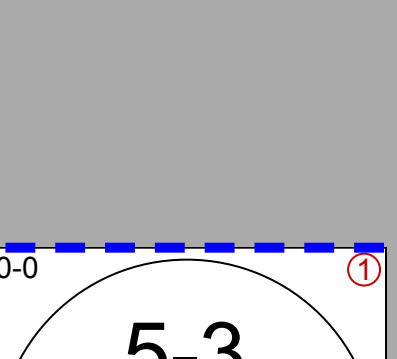
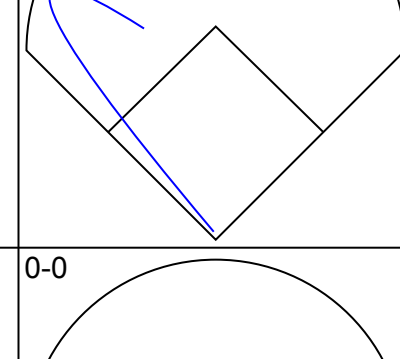
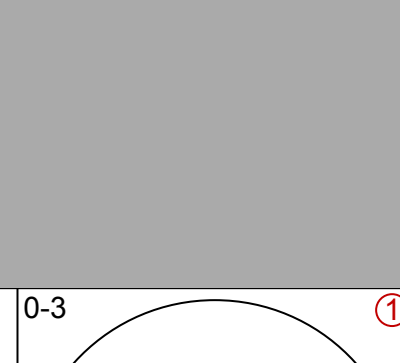
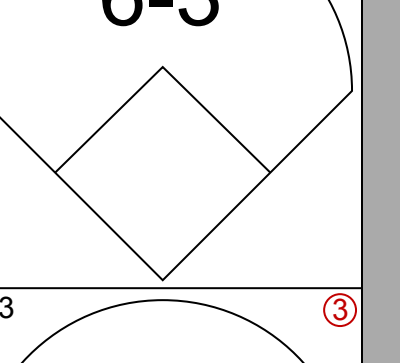
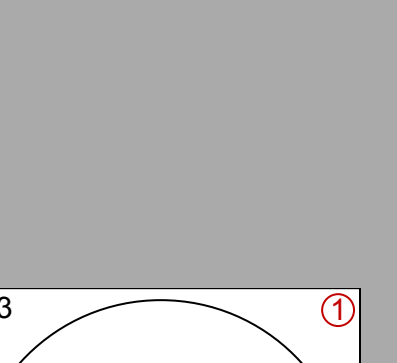
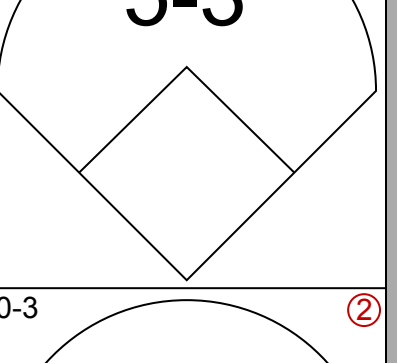
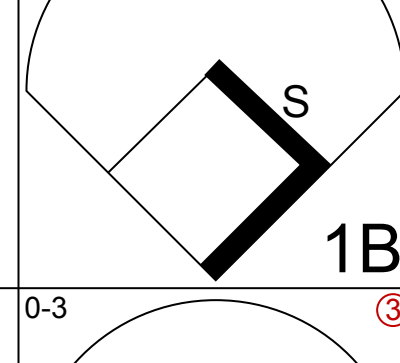
Batter	1	2	3	4	5	6	7	8	9	AB	R	H	RBI	BB	SO	LOB	TOP							
Horace Clarke, S OBP: 0.251, SLG: 0.243 (1, 4)										4	1	1	2	0	0	1	New York Yankees @ California Angels Anaheim Stadium, Anaheim, CA Sun Jun 16 1968, 6:33 AM EDT Att: 22,176 - Unknown - 83 F							
Roy White, S OBP: 0.350, SLG: 0.403 (1, 7)										3	1	0	0	1	0	1								
Mickey Mantle, S OBP: 0.394, SLG: 0.439 (1, 3)										2	1	1	2	2	0	0								
Joe Pepitone, L OBP: 0.336, SLG: 0.455 (1, 8)										4	0	0	0	0	0	2								
Andy Kosco, R OBP: 0.270, SLG: 0.403 (1, 9)										4	0	0	0	0	1	1								
Tom Tresh, S OBP: 0.273, SLG: 0.271 (1, 6)										4	0	0	0	0	0	1								
Jake Gibbs, L OBP: 0.286, SLG: 0.280 (1, 2)										4	0	1	0	0	0	1								
Bobby Cox, R OBP: 0.299, SLG: 0.307 (1, 5)										3	1	2	0	1	0	0								
Fritz Peterson, S (1, 1)										1	0	0	0	0	0	1								
Dick Howser, R OBP: 0.317, SLG: 0.138 (8, PH)										1	0	0	0	0	0	1								
Dooley Womack, L (8, 1)										0	0	0	0	0	0	0								
Steve Hamilton, L (9, 1)										0	0	0	0	0	0	0								
Inning Stats	R: 0 E: 0 K: 0 S: 3	H: 0 LOB: 0 BB: 0 P: 3	R: 0 E: 1 K: 0 S: 4	H: 0 LOB: 1 BB: 0 P: 4	R: 0 E: 0 K: 0 S: 4	H: 1 LOB: 1 BB: 0 P: 4	R: 0 E: 0 K: 0 S: 2	H: 0 LOB: 0 BB: 1 P: 6	R: 0 E: 0 K: 0 S: 3	H: 1 LOB: 1 BB: 1 P: 7	R: 0 E: 0 K: 1 S: 5	H: 0 LOB: 0 BB: 0 P: 5	R: 0 E: 0 K: 0 S: 6	H: 3 LOB: 0 BB: 1 P: 10	R: 0 E: 0 K: 0 S: 3	H: 0 LOB: 0 BB: 0 P: 3	1B: 3 2B: 0 3B: 0 HR: 2	SF: 0 SAC: 1 DP: 1 HBP: 0	WP: 0 PB: 0 SB: 0 CS: 1	PA: 35				
PITCHER	IP	WLS	BF	H	R	ER	SO	BB	IBB	HBP	BLK	WP	HR	S	P	ERA	WHIP							
Rickey Clark, R ERA: 3.25 (1, 1)	7.1	L	29	4	3	3	1	4	0	0	0	0	1	27	43	3.68	1.091							
Clyde Wright, L ERA: 4.31 (8, 1)	0.2		3	1	1	1	0	0	0	0	0	0	1	3	3	13.50	1.500							
Tom Burgmeier, L ERA: 5.13 (9, 1)	1.0		3	0	0	0	0	0	0	0	0	0	0	3	3	0.00	0.000							

AB	30
R	4
H	5
RBI	4
BB	4
SO	1
LOB	9



Batter	1	2	3	4	5	6	7	8	9	AB	R	H	RBI	BB	SO	LOB	BOTTOM							
Aurelio Rodriguez, R OBP: 0.185, SLG: 0.231 (1, 5)										4	0	0	0	0	1	0	New York Yankees @ California Angels Anaheim Stadium, Anaheim, CA Sun Jun 16 1968, 6:33 AM EDT Att: 22,176 - Unknown - 83 F							
Roger Repoz, L OBP: 0.335, SLG: 0.432 (1, 8)										4	0	0	0	0	2	0								
Jim Fregosi, R OBP: 0.350, SLG: 0.389 (1, 6)										4	1	1	0	0	0	0								
Rick Reichardt, R OBP: 0.327, SLG: 0.420 (1, 7)										4	2	2	1	0	1	0								
Don Mincher, L OBP: 0.325, SLG: 0.339 (1, 3)										3	0	0	0	0	1	0								
Bubba Morton, R OBP: 0.338, SLG: 0.317 (9, PH)										1	0	1	1	0	0	0								
Bobby Trevino, R OBP: 0.294, SLG: 0.303 (1, 9)										4	0	1	0	0	0	2								
Bobby Knoop, R OBP: 0.285, SLG: 0.300 (1, 4)										4	0	2	1	0	0	1								
Buck Rodgers, S OBP: 0.253, SLG: 0.250 (1, 2)										1	0	0	0	1	0	0								
Tom Satriano, L OBP: 0.362, SLG: 0.422 (8, PH) (9, 2)										1	0	0	0	0	0	0								
Rickey Clark, R OBP: 0.056, SLG: 0.056 (1, 1)										2	0	0	0	0	2	2								
Clyde Wright, R OBP: 0.287, SLG: 0.286 (8, 1)										0	0	0	0	0	0	0								
Vic Davalillo, L OBP: 0.253, SLG: 0.315 (8, PH)										1	0	0	0	1	1	0								
Tom Burgmeier, L (9, 1)										0	0	0	0	0	0	0								
Inning Stats	R: 0 E: 0 K: 0 S: 3	H: 0 LOB: 0 BB: 0 P: 3	R: 0 E: 0 K: 1 S: 5	H: 0 LOB: 0 BB: 0 P: 5	R: 0 E: 0 K: 1 S: 5	H: 0 LOB: 0 BB: 0 P: 5	R: 1 E: 0 K: 2 S: 9	H: 2 LOB: 2 BB: 1 P: 13	R: 0 E: 0 K: 0 S: 3	H: 0 LOB: 0 BB: 0 P: 3	R: 0 E: 0 K: 0 S: 4	H: 1 LOB: 1 BB: 0 P: 4	R: 0 E: 0 K: 2 S: 7	H: 0 LOB: 0 BB: 0 P: 7	R: 2 E: 0 K: 1 S: 8	H: 4 LOB: 2 BB: 0 P: 8	1B: 4 2B: 2 3B: 0 HR: 1	SF: 0 SAC: 0 DP: 0 HBP: 0	WP: 0 PB: 0 SB: 0 CS: 0	PA: 34				
PITCHER	IP	WLS	BF	H	R	ER	SO	BB	IBB	HBP	BLK	WP	HR	S	P	ERA	WHIP							
Fritz Peterson, L ERA: 3.02 (1, 1)	7.0		25	3	1	1	5	0	0	0	0	0	0	34	38	1.29	0.429							
Dooley Womack, R ERA: 4.88 (8, 1)	1.1		6	2	2	2	3	0	0	0	0	0	0	12	12	13.50	1.500							
Steve Hamilton, L ERA: 2.08 (9, 1)	0.2	S	3	2	0	0	0	0	0	0	0	0	0	3	3	0.00	3.000							




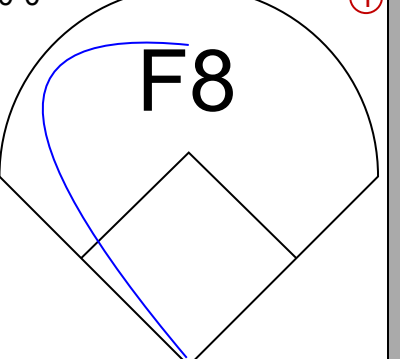
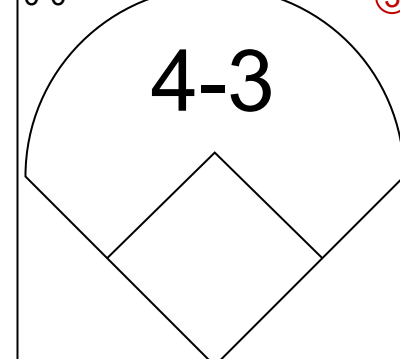
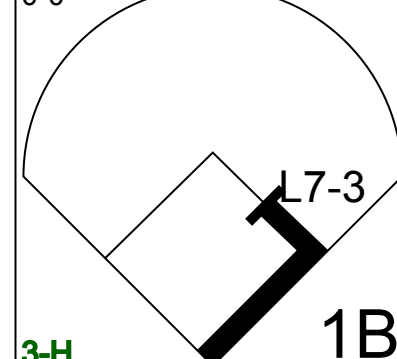
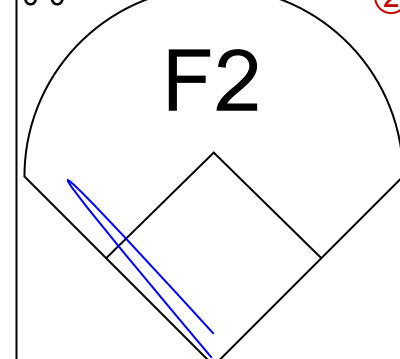
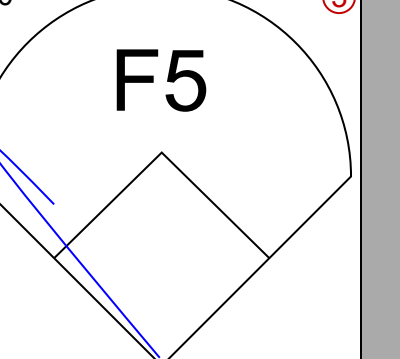
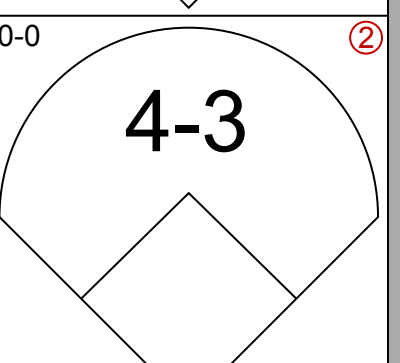
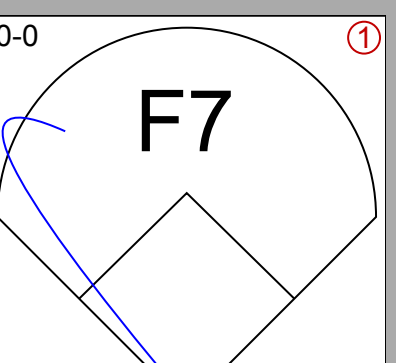
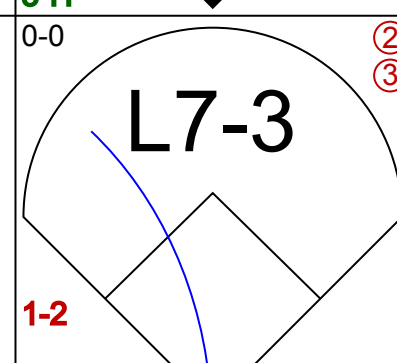
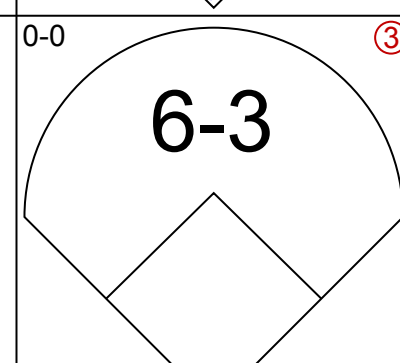
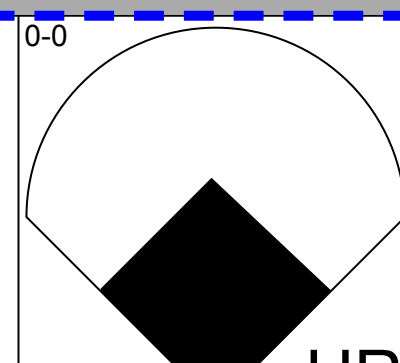
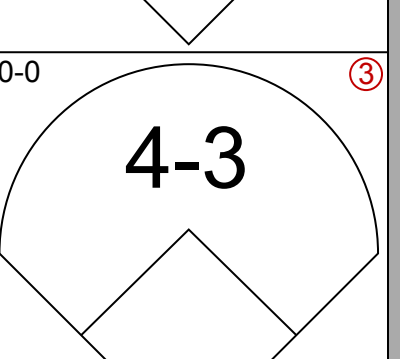
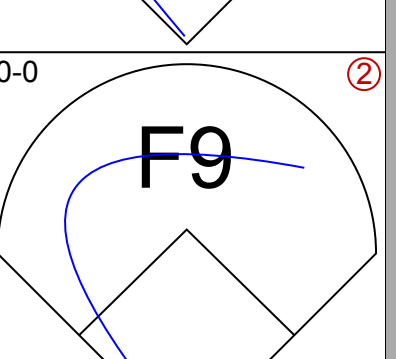
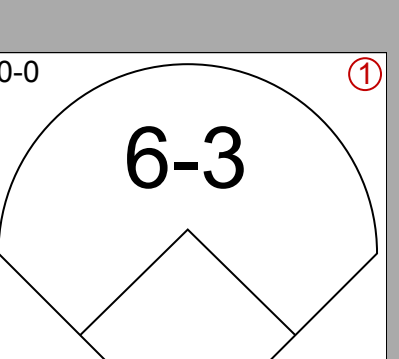
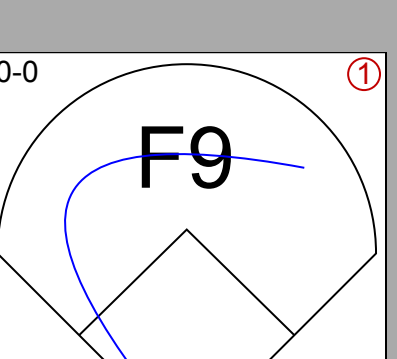
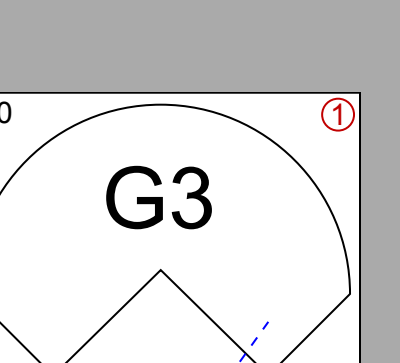
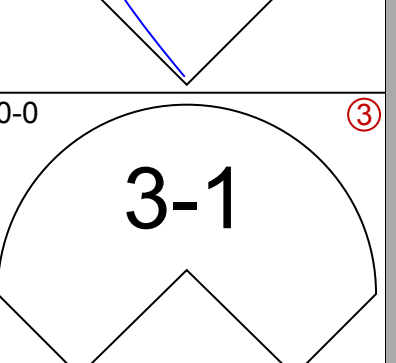
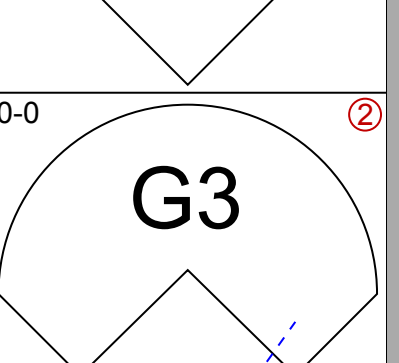
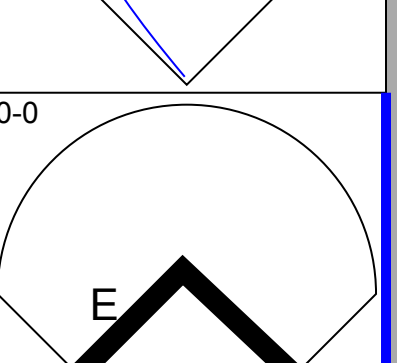
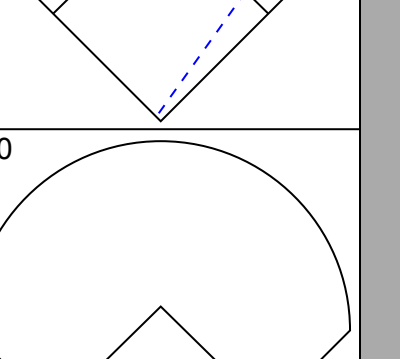
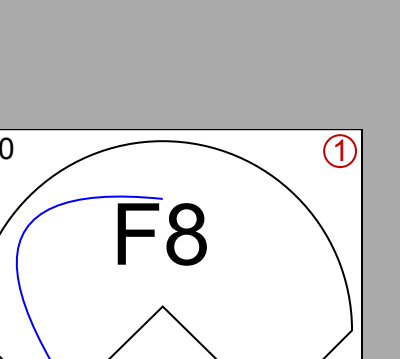
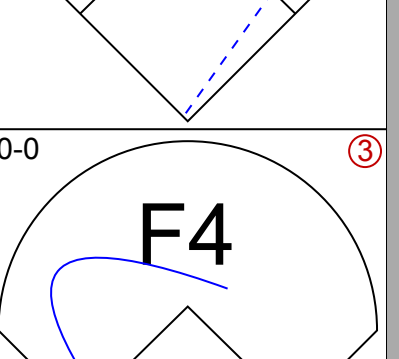
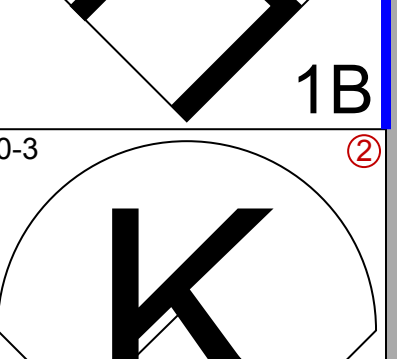
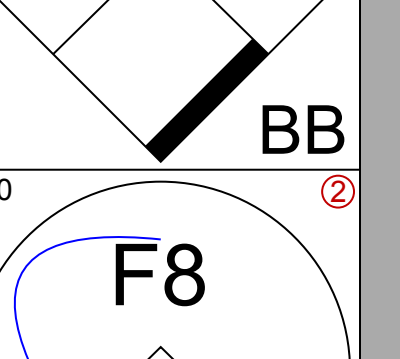
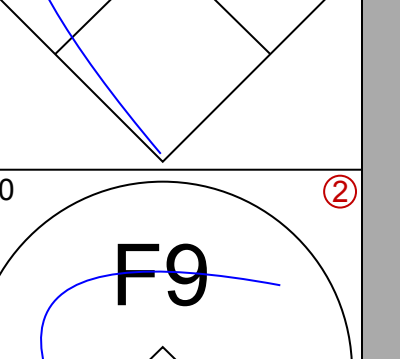

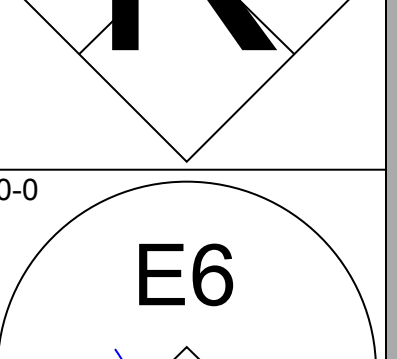
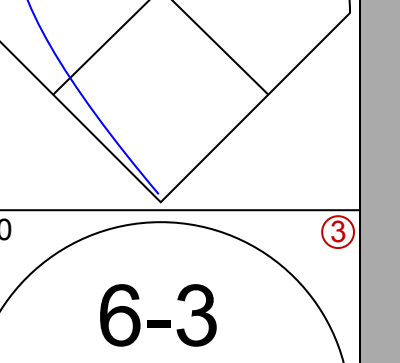
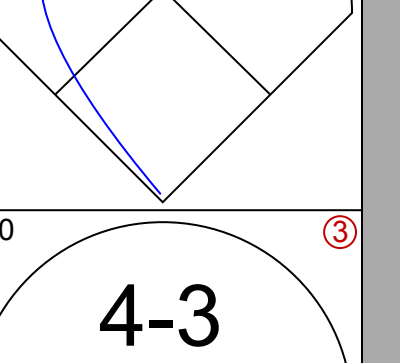
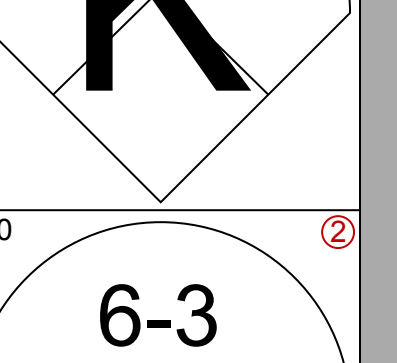
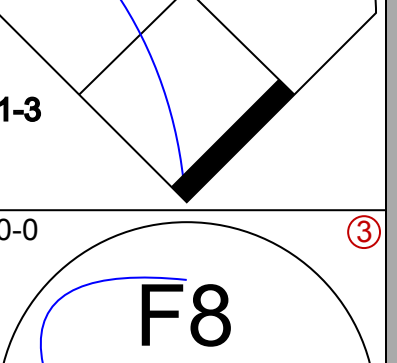
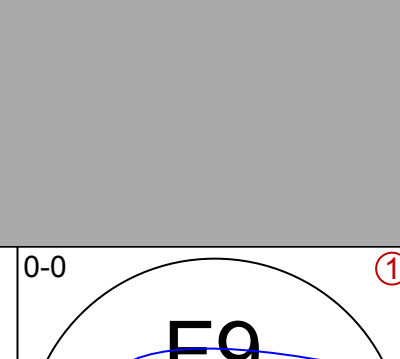
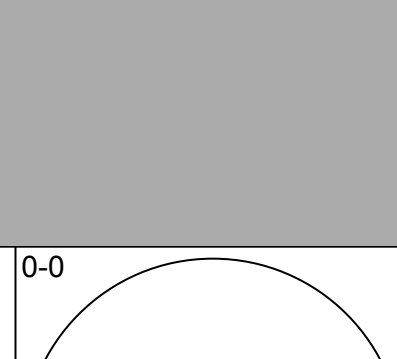
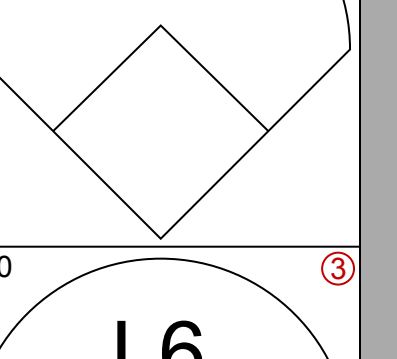
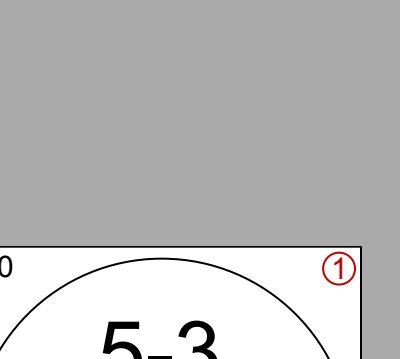
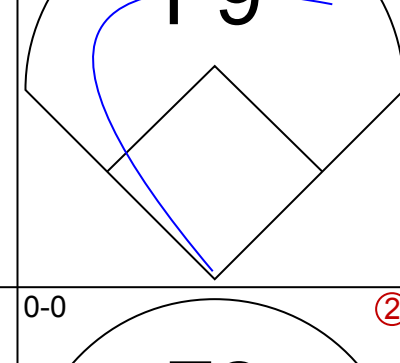
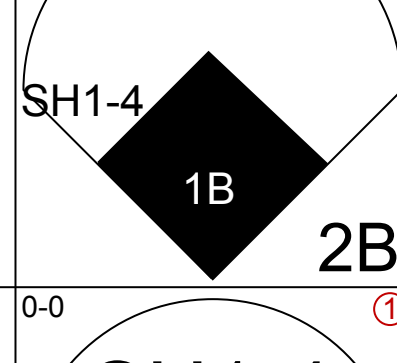
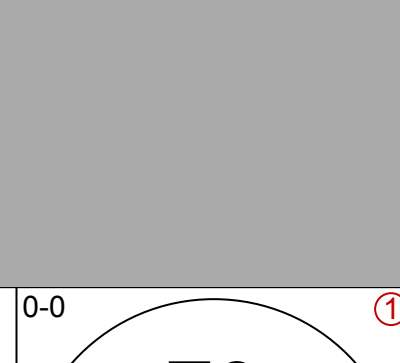
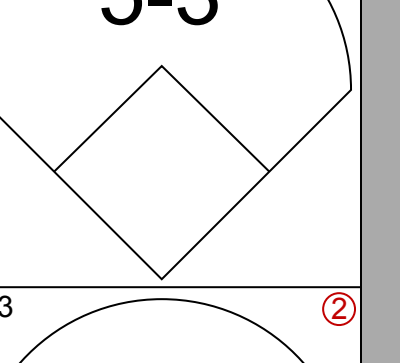
Batter	1	2	3	4	5	6	7	8	9	10	11	12	AB	R	H	RBI	BB	SO	LOB																		
Horace Clarke, S OBP: 0.230, SLG: 0.238 (1.4)													4	1	0	0	1	2	0																		
Roy White, S OBP: 0.355, SLG: 0.405 (1.7)													4	0	2	0	1	0	0																		
Mickey Mantle, S OBP: 0.399, SLG: 0.437 (1.3)													3	0	1	0	2	0	1																		
Joe Pepitone, L OBP: 0.331, SLG: 0.445 (1.8)													5	0	1	1	0	1	4																		
Andy Kosco, R OBP: 0.273, SLG: 0.403 (1.9)													5	0	2	0	0	0	3																		
Tom Tresh, S OBP: 0.271, SLG: 0.266 (1.6)													4	0	0	0	1	1	1																		
Jake Gibbs, L OBP: 0.284, SLG: 0.277 (1.2)													5	0	1	0	0	1	3																		
Bobby Cox, R OBP: 0.297, SLG: 0.304 (1.5)													5	0	1	0	0	0	1																		
Stan Bahnsen, R OBP: 0.219, SLG: 0.107 Charley Smith, R OBP: 0.727, SLG: 1.000 Joe Verbanic, R OBP: 0.273, SLG: 0.403 (1.1)													4	0	0	0	0	4	0																		
Inning Stats	R: 0 E: 0 K: 1 S: 7	H: 2 LOB: 2 BB: 0 P: 7	R: 0 E: 0 K: 0 S: 3	H: 0 LOB: 0 BB: 0 P: 3	R: 0 E: 0 K: 1 S: 5	H: 0 LOB: 0 BB: 0 P: 5	R: 0 E: 0 K: 0 S: 4	H: 1 LOB: 1 BB: 0 P: 4	R: 0 E: 0 K: 2 S: 7	H: 0 LOB: 0 BB: 0 P: 7	R: 0 E: 0 K: 1 S: 5	H: 1 LOB: 2 BB: 2 P: 13	R: 0 E: 0 K: 2 S: 8	H: 1 LOB: 1 BB: 1 P: 7	R: 0 E: 0 K: 2 S: 8	H: 1 LOB: 1 BB: 0 P: 8	1B: 8 2B: 1 3B: 0 HR: 0	SF: 0 SAC: 0 DP: 2 HBP: 0	WP: 0 PB: 0 SB: 1 CS: 2	PA: 47																	
PITCHER	IP WLS BF H R ER SO BB IBB HBP BLK WP HR S P ERA WHIP																																				
Jim McGlothlin, R ERA: 3.17 Minnie Rojas, R ERA: 3.77 (1.1)	9.0	34	7	1	0	0	4	1	0	0	0	0	0	0	18	22	0.00	0.667																			

TOP

New York Yankees @ California Angels
Anaheim Stadium, Anaheim, CA
Mon Jun 17 1968, 10:05 PM EDT
Att. 15,502 - Unknown - 75 F

AB 40
R 1
H 8
RBI 1
BB 5
SO 10
LOB 14




Batter	1	2	3	4	5	6	7	8	9	10	11	12	AB	R	H	RBI	BB	SO	LOB	
Vic Davallo, L OBP: 0.291, SLG: 0.312 (1.9)													5	0	1	1	0	0	0	
Jim Fregosi, R OBP: 0.347, SLG: 0.398 (1.6)													5	1	1	1	0	0	1	
Roger Repoz, L OBP: 0.329, SLG: 0.422 (1.8)													4	0	0	0	0	0	0	
Don Mincher, L OBP: 0.323, SLG: 0.337 Chuck Hinton, R OBP: 0.216, SLG: 0.346 (1.3)													4	0	1	0	0	0	0	
Rick Reichardt, R OBP: 0.326, SLG: 0.414 (1.7)													3	0	0	0	1	1	1	
Tom Satriano, L OBP: 0.347, SLG: 0.402 (1.2)													4	0	0	0	0	1	2	
Aurelio Rodriguez, R OBP: 0.161, SLG: 0.200 (1.5)													4	0	0	0	0	0	3	
Bobby Knoop, R OBP: 0.284, SLG: 0.304 (1.4)													4	1	1	0	0	0	0	
Jim McGlothlin, R ERA: 2.1 Ed Kirkpatrick, L OBP: 0.385, SLG: 0.375 Minnie Rojas, R OBP: 0.100, SLG: 0.100 (1.1)													1	0	0	0	0	0	0	
Inning Stats	R: 0 E: 0 K: 0 S: 3	H: 0 LOB: 0 BB: 0 P: 3	R: 0 E: 0 K: 0 S: 3	H: 0 LOB: 1 BB: 1 P: 7	R: 0 E: 0 K: 0 S: 3	H: 0 LOB: 0 BB: 0 P: 3	R: 0 E: 0 K: 0 S: 3	H: 0 LOB: 0 BB: 0 P: 3	R: 0 E: 0 K: 1 S: 5	H: 0 LOB: 0 BB: 0 P: 5	R: 0 E: 0 K: 0 S: 3	H: 1 LOB: 2 BB: 0 P: 7	R: 0 E: 0 K: 1 S: 5	H: 0 LOB: 0 BB: 0 P: 5	R: 1 E: 0 K: 0 S: 1	H: 1 LOB: 0 BB: 0 P: 1	1B: 2 2B: 2 3B: 0 HR: 1	SF: 0 SAC: 1 DP: 1 HBP: 0	WP: 0 PB: 0 SB: 0 CS: 0	PA: 38
PITCHER	IP WLS BF H R ER SO BB IBB HBP BLK WP HR S P ERA WHIP																			
Stan Bahnsen, R ERA: 2.12 Joe Verbanic, R ERA: 2.12 (1.1)	11.0	37	3	1	1	1	3	1	0	0	0	0	0	0	1	1	1	1	1	1

BOTTOM


New York Yankees @ California Angels
Anaheim Stadium, Anaheim, CA
Mon Jun 17 1968, 10:05 PM EDT
Att. 15,502 - Unknown - 75 F


AB 36
R 2
H 4
RBI 2
BB 1
SO 3
LOB 7



Batter	1	2	3	4	5	6	7	8	9	AB	R	H	RBI	BB	SO	LOB	TOP			
Horace Clarke, S OBP: 0.245, SLG: 0.233 (1, 4)	4-3		E1 3-6		F9		L4			4	0	0	0	0	0	3	<p>New York Yankees @ California Angels Anaheim Stadium, Anaheim, CA Tue Jun 18 1968, 10:05 PM EDT Att: 14,168 - Unknown</p> <p>livebaseballscores.com</p>			
Roy White, S OBP: 0.353, SLG: 0.402 (1, 7)	4-3		K					K		4	0	1	0	0	2	2				
Mickey Mantle, S OBP: 0.396, SLG: 0.429 (1, 3)	BB		3-6		K			4-3		3	0	0	0	1	1	4				
Joe Pepitone, L OBP: 0.322, SLG: 0.432 (1, 8)	4-3						L8	L7		4	0	0	0	0	0	1				
Andy Kosco, R OBP: 0.273, SLG: 0.397 (1, 9)		6-3		E5			L3 BB	6-3		3	0	0	0	1	0	0				
Tom Tresh, S OBP: 0.267, SLG: 0.260 (1, 6)	B1-3			L9			L3	F8		4	0	0	0	0	0	2				
Jake Gibbs, L OBP: 0.284, SLG: 0.277 (1, 2)				F7				L5		4	0	1	0	0	0	1				
Bobby Cox, R OBP: 0.308, SLG: 0.312 (1, 5)		CS 1B		BB E 1B			1B	BB		2	1	2	0	1	0	0				
Al Downing, R (1, 1)										0	0	0	0	0	0	0				
Dick Howser, R OBP: 0.355, SLG: 0.138 (3, PH)										0	0	0	0	1	0	0				
Bill Monbouquette, R OBP: 0.192, SLG: 0.167 (3, 1)										1	0	0	0	0	1	1				
Charley Smith, R OBP: 0.687, SLG: 0.909 (7, PH)										1	0	0	0	0	1	1				
Fred Talbot, R OBP: 0.154, SLG: 0.385 (7, 1)										0	0	0	0	0	0	0				
Inning Stats	R: 0 E: 0 K: 0 S: 3	H: 0 LOB: 1 BB: 1 P: 7	R: 0 E: 0 K: 0 S: 3	H: 1 LOB: 0 BB: 0 P: 3	R: 1 E: 1 K: 1 S: 6	H: 1 LOB: 1 BB: 1 P: 10	R: 0 E: 1 K: 0 S: 4	H: 0 LOB: 1 BB: 0 P: 4	R: 0 E: 0 K: 2 S: 9	H: 2 LOB: 2 BB: 0 P: 9	R: 0 E: 0 K: 1 S: 5	H: 0 LOB: 1 BB: 1 P: 9	R: 0 E: 0 K: 1 S: 5	H: 0 LOB: 0 BB: 0 P: 5	R: 0 E: 0 K: 0 S: 3	H: 0 LOB: 0 BB: 0 P: 3	1B: 4 2B: 2 3B: 0 HR: 0	SF: 0 SAC: 0 DP: 2 HBP: 0	WP: 0 PB: 0 SB: 0 CS: 1	PA: 35
PITCHER Tom Murphy, R ERA: 1.2 (1, 1)	IP: 9.0 WLS: W BF: 34 H: 4 R: 1 ER: 0 SO: 5 BB: 4 IBB: 0 HBP: 0 BLK: 0 WP: 0 HR: 0 S: 40 P: 56 ERA: 0.00 WHIP: 0.889															PITCHER				

Batter	1	2	3	4	5	6	7	8	9	AB	R	H	RBI	BB	SO	LOB	BOTTOM			
Vic Davallo, L OBP: 0.246, SLG: 0.305 (1, 8) (9, 9)	4-3		E4 3B		F3		K			4	1	0	0	0	1	1	<p>New York Yankees @ California Angels Anaheim Stadium, Anaheim, CA Tue Jun 18 1968, 10:05 PM EDT Att: 14,168 - Unknown</p> <p>livebaseballscores.com</p>			
Jim Fregosi, R OBP: 0.346, SLG: 0.404 (1, 6)	B1-3		SF8 3B		F6			5-3		4	1	1	1	0	0	0				
Rick Reichardt, R OBP: 0.325, SLG: 0.413 (1, 7)	K		SF8		6-3			BB 1B		3	0	1	1	0	1	0				
Bubba Morton, R OBP: 0.352, SLG: 0.323 (8, PH)					L7			4-0 CS BB		2	0	1	0	1	0	0				
Roger Repoz, L OBP: 0.332, SLG: 0.422 (9, 8)		FC6-4 1B						1-2 BB		0	0	0	0	1	0	0				
Chuck Hinton, R OBP: 0.213, SLG: 0.341 (6, PH)		FC6-4 1B BLK			K			F8		2	1	0	0	0	1	1				
Don Mincher, L OBP: 0.320, SLG: 0.333 (7, 3)								F8		2	0	0	0	0	0	3				
Aurelio Rodriguez, R OBP: 0.171, SLG: 0.206 (1, 5)					6-3			F9		4	0	1	0	0	0	3				
Tom Satriano, L OBP: 0.356, SLG: 0.404 (1, 2)										2	0	1	0	1	0	0				
Bobby Knoop, R OBP: 0.285, SLG: 0.301 (1, 4)					K			F7		2	0	0	0	1	1	3				
Tom Murphy, R (1, 1)										3	0	0	0	0	0	4				
Inning Stats	R: 0 E: 0 K: 1 S: 5	H: 0 LOB: 0 BB: 0 P: 5	R: 1 E: 0 K: 1 S: 7	H: 2 LOB: 2 BB: 1 P: 11	R: 2 E: 1 K: 1 S: 7	H: 1 LOB: 0 BB: 0 P: 7	R: 0 E: 0 K: 0 S: 4	H: 1 LOB: 1 BB: 0 P: 4	R: 0 E: 0 K: 0 S: 3	H: 0 LOB: 0 BB: 0 P: 3	R: 0 E: 0 K: 0 S: 2	H: 0 LOB: 1 BB: 1 P: 6	R: 0 E: 0 K: 1 S: 5	H: 0 LOB: 1 BB: 1 P: 9	R: 0 E: 0 K: 0 S: 4	H: 1 LOB: 2 BB: 1 P: 8	1B: 4 2B: 0 3B: 1 HR: 0	SF: 1 SAC: 0 DP: 0 HBP: 0	WP: 0 PB: 0 SB: 0 CS: 1	PA: 33
PITCHER Al Downing, L ERA: 7.71 Bill Monbouquette, R ERA: 4.08 Fred Talbot, R ERA: 3.72 (1, 1) (3, 1) (7, 1)	IP: 2.0 WLS: L BF: 15 H: 2 R: 2 ER: 1 SO: 1 BB: 1 IBB: 0 HBP: 0 BLK: 0 WP: 0 HR: 0 S: 16 P: 20 ERA: 2.25 WHIP: 0.750															PITCHER				

Batter	1	2	3	4	5	6	7	8	9	AB	R	H	RBI	BB	SO	LOB	TOP					
Horace Clarke, S OBP: 0.246, SLG: 0.234 (1,4)	F5		L8			FC3-6 1B		L9		4	0	1	0	0	0	0	New York Yankees @ California Angels Anaheim Stadium, Anaheim, CA Wed Jun 19 1968, 10:05 PM EDT Att: 13,787 - Unknown					
Roy White, S OBP: 0.349, SLG: 0.396 Bill Robinson, R OBP: 0.245, SLG: 0.267 (1,7) (6,7)	1-4-3			F4		FC3-6 4-3 E 1-2		F5		3	0	0	0	0	0	1						
Mickey Mantle, S OBP: 0.389, SLG: 0.420 (1,3)	F8			F4		E4 4-3 1-2		4-3		4	0	0	0	0	0	1						
Joe Pepitone, L OBP: 0.320, SLG: 0.449 (1,8)		F8		HR		4-3 1-2 2-3		F8		4	1	1	1	0	0	2						
Andy Kosco, R OBP: 0.277, SLG: 0.399 (1,9)						F4		6-3		4	0	2	0	0	0	2						
Tom Tresh, S OBP: 0.266, SLG: 0.260 (1,6)		1B		1B						4	0	1	0	0	0	2						
Jake Gibbs, L OBP: 0.283, SLG: 0.293 (1,2)								1B		4	1	1	1	0	0	2						
Bobby Cox, R OBP: 0.303, SLG: 0.307 (1,5)										3	0	0	0	0	0	0						
Steve Barber, L (1,1)										3	0	0	0	0	2	0						
Inning Stats	R: 0 E: 0 K: 0 S: 3	H: 0 LOB: 0 BB: 0 P: 3	R: 0 E: 0 K: 0 S: 4	H: 1 LOB: 1 BB: 0 P: 4	R: 0 E: 0 K: 0 S: 3	H: 0 LOB: 0 BB: 0 P: 3	R: 1 E: 0 K: 0 S: 5	H: 2 LOB: 1 BB: 0 P: 5	R: 0 E: 0 K: 1 S: 5	H: 0 LOB: 0 BB: 0 P: 5	R: 0 E: 1 K: 0 S: 5	H: 1 LOB: 2 BB: 0 P: 5	R: 1 E: 0 K: 1 S: 6	H: 1 LOB: 0 BB: 0 P: 6	R: 0 E: 0 K: 0 S: 3	H: 0 LOB: 0 BB: 0 P: 3		R: 0 E: 0 K: 0 S: 4	H: 1 LOB: 1 BB: 0 P: 4	1B: 4 2B: 0 3B: 0 HR: 2	SF: 0 SAC: 0 DP: 0 HBP: 0	WP: 0 PB: 0 CS: 0
PITCHER Sammy Ellis, R ERA: 3.14 (1,1)	IP: 9.0 WLS: W BF: 34 H: 6 R: 2 ER: 2 SO: 2 BB: 0 IBB: 0 HBP: 0 BLK: 0 WP: 0 HR: 2 S: 38 P: 38 ERA: 2.00 WHIP: 0.667															PITCHER						

Batter	1	2	3	4	5	6	7	8	9	AB	R	H	RBI	BB	SO	LOB	BOTTOM					
Vic Davallo, L OBP: 0.250, SLG: 0.313 (1,8)		6-3		L3		F8			E9 1-H 2B	5	0	2	0	0	0	3	New York Yankees @ California Angels Anaheim Stadium, Anaheim, CA Wed Jun 19 1968, 10:05 PM EDT Att: 13,787 - Unknown					
Jim Fregosi, R OBP: 0.348, SLG: 0.401 (1,6)		1B		6-3		G6-4-3 BB				2	0	0	0	2	0	1						
Rick Reichardt, R OBP: 0.323, SLG: 0.407 (1,7)		F9		G6-4-3 BB		G6-4-3 BB				3	1	0	0	1	0	3						
Bubba Morton, R OBP: 0.347, SLG: 0.318 (1,9)		F2		1B BB		G6-4-3 1-2				4	1	1	0	0	0	1						
Chuck Hinton, R OBP: 0.228, SLG: 0.338 (1,3)		L9		1B BB		F8				4	1	1	0	0	0	1						
Aurelio Rodriguez, R OBP: 0.205, SLG: 0.216 (1,5)				BB 1B		K FC5-4 BB				1	0	0	0	3	1	0						
Tom Satriono, L OBP: 0.343, SLG: 0.387 (1,2)		BB BB BB		BB BB BB		FC5-4 BB				3	0	1	2	1	0	1						
Bobby Knoop, R OBP: 0.289, SLG: 0.298 (1,4)		BB BB BB		BB BB BB		K FC5-4 BB				4	0	0	0	0	2	5						
Sammy Ellis, L OBP: 0.097, SLG: 0.067 Woodie Held, R OBP: 0.225, SLG: 0.143 Tom Burgmeier, L (9, PR)		BB BB BB		BB BB BB		K FC6-4 BB				2	0	0	0	2	1	0						
Inning Stats	R: 0 E: 0 K: 0 S: 4	H: 1 LOB: 1 BB: 0 P: 4	R: 0 E: 0 K: 0 S: 3	H: 0 LOB: 3 BB: 3 P: 15	R: 2 E: 0 K: 1 S: 7	H: 2 LOB: 3 BB: 3 P: 19	R: 0 E: 0 K: 0 S: 2	H: 0 LOB: 0 BB: 1 P: 6	R: 0 E: 0 K: 1 S: 5	H: 0 LOB: 0 BB: 1 P: 9	R: 0 E: 0 K: 1 S: 5	H: 0 LOB: 0 BB: 0 P: 5	R: 0 E: 0 K: 0 S: 2	H: 0 LOB: 0 BB: 1 P: 6	R: 0 E: 0 K: 1 S: 5	H: 0 LOB: 2 BB: 0 P: 5		R: 1 E: 1 K: 0 S: 2	H: 1 LOB: 2 BB: 1 P: 6	1B: 3 2B: 1 3B: 0 HR: 0	SF: 0 SAC: 0 DP: 2 HBP: 0	WP: 0 PB: 0 CS: 0
PITCHER Steve Barber, L ERA: 2.48 (1,1)	IP: 8.1 WLS: L BF: 37 H: 4 R: 3 ER: 2 SO: 4 BB: 9 IBB: 1 HBP: 0 BLK: 0 WP: 0 HR: 0 S: 35 P: 75 ERA: 2.16 WHIP: 1.560															PITCHER						

Batter	1	2	3	4	5	6	7	8	9	AB	R	H	RBI	BB	SO	LOB	TOP							
Horace Clarke, S OBP: 0.252, SLG: 0.241 (1, 4)										6	1	3	2	0	0	3	New York Yankees @ Minnesota Twins Metropolitan Stadium, Bloomington, MI Fri Jun 21 1968, 8:05 PM EDT Att: 27,456 - Unknown - 75 F AB 39 R 11 H 15 RBI 11 BB 5 SO 6 LOB 26 							
Roy White, S OBP: 0.346, SLG: 0.390 (1, 7)										4	1	0	0	1	0	4								
Mickey Mantle, S OBP: 0.389, SLG: 0.416 Ruben Amaro, R OBP: 0.231, SLG: 0.174 (1, 3) (8, 3)										4	0	1	0	1	2	3								
Joe Pepitone, L OBP: 0.327, SLG: 0.471 Bill Robinson, R OBP: 0.250, SLG: 0.293 (7, PH) (7, 8)										2	1	1	3	1	0	1								
Andy Kosco, R OBP: 0.280, SLG: 0.401 (1, 9)										4	1	2	1	0	0	0								
Tom Tresh, S OBP: 0.269, SLG: 0.260 (1, 6)										4	2	1	0	1	1	3								
Jake Gibbs, L OBP: 0.291, SLG: 0.297 (1, 2)										4	2	2	0	0	0	3								
Bobby Cox, R OBP: 0.315, SLG: 0.344 (1, 5)										4	2	3	4	1	0	2								
Mel Stottlemyre, R OBP: 0.244, SLG: 0.238 Steve Hamilton, L (9, 1)										5	0	1	1	0	3	7								
Inning Stats	R: 0 E: 0 K: 0 S: 3	H: 1 LOB: 1 BB: 1 P: 7	R: 2 E: 0 K: 0 S: 5	H: 2 LOB: 0 BB: 0 P: 5	R: 0 E: 0 K: 0 S: 3	H: 1 LOB: 0 BB: 0 P: 3	R: 1 E: 0 K: 2 S: 9	H: 2 LOB: 2 BB: 1 P: 13	R: 3 E: 0 K: 1 S: 7	H: 2 LOB: 0 BB: 1 P: 11	R: 2 E: 0 K: 0 S: 6	H: 3 LOB: 1 BB: 0 P: 6	R: 3 E: 0 K: 1 S: 8	H: 3 LOB: 2 BB: 2 P: 16	R: 0 E: 0 K: 1 S: 5	H: 0 LOB: 0 BB: 0 P: 5		R: 0 E: 0 K: 1 S: 6	H: 1 LOB: 2 BB: 0 P: 7	1B: 11 2B: 0 3B: 2 HR: 2	SF: 1 SAC: 0 DP: 0 HBP: 1	WP: 0 PB: 0 SB: 0 CS: 2	PA: 47	
PITCHER	IP WLS BF H R ER SO BB IBB HBP BLK WP HR S P ERA WHIP																							
Dave Boswell, R ERA: 3.01 Jim Perry, R ERA: 2.49 Jim Roland, L ERA: 3.04 Bob Miller, R ERA: 4.35	(1, 1) (5, 1) (6, 1) (8, 1)	4.0 1.0 2.0 2.0	WLS L 4 6 8	BF 20 4 14 8	H 7 1 6 1	R 5 1 5 0	ER 5 1 5 0	SO 2 1 5 2	BB 3 0 2 0	IBB 0 0 0 0	HBP 0 0 0 1	BLK 0 0 0 0	WP 0 1 0 0	HR 1 6 14 11	S 21 6 22 11	P 33 6 22 12	ERA 11.25 9.00 22.50 0.00	WHIP 2.500 1.000 4.000 0.500						

Batter	1	2	3	4	5	6	7	8	9	AB	R	H	RBI	BB	SO	LOB	BOTTOM						
Cesar Tovar, R OBP: 0.302, SLG: 0.336 (1, 5) (9, 4)										5	1	2	1	0	0	2	New York Yankees @ Minnesota Twins Metropolitan Stadium, Bloomington, MI Fri Jun 21 1968, 8:05 PM EDT Att: 27,456 - Unknown - 75 F AB 40 R 6 H 13 RBI 5 BB 2 SO 4 LOB 21 						
Ted Uhlhaender, L OBP: 0.319, SLG: 0.426 (1, 8)										5	0	3	0	0	0	3							
Harmon Killebrew, R OBP: 0.365, SLG: 0.429 (1, 3) (8, 3)										3	1	0	0	2	0	4							
Tony Oliva, L OBP: 0.326, SLG: 0.442 Bob Miller, R OBP: 0.247, SLG: 0.292 (1, 9) (8, 1) (9, PH)										4	1	2	1	0	0	3							
Bob Allison, R OBP: 0.332, SLG: 0.435 (1, 7)										5	0	2	3	0	1	2							
Bruce Lock, L OBP: 0.413, SLG: 0.359 (1, 2)										5	0	0	0	0	0	2							
Jackie Hernandez, R OBP: 0.219, SLG: 0.225 Rich Rollins, R OBP: 0.278, SLG: 0.379 (1, 6) (8, PH) (9, 5)										3	0	0	0	0	1	0							
Frank Quilici, R OBP: 0.455, SLG: 0.700 (1, 4) (9, 6)										4	1	2	0	0	1	1							
Dave Boswell, R ERA: 3.01 Jim Perry, R ERA: 2.49 Jim Roland, L ERA: 3.04 John Roseboro, R OBP: 0.350, SLG: 0.325 Frank Kostro, R OBP: 0.231, SLG: 0.292 (1, 1) (5, 1) (6, PH) (8, 1) (7, PH) (8, 9)	(1, 1) (5, 1) (6, PH) (8, 1) (7, PH) (8, 9)	8.0 1.0	WLS W S	BF 37 5	H 12 1	R 5 1	ER 4 1	SO 4 0	BB 1 0	IBB 0 0	HBP 0 0	BLK 0 0	WP 0 1	HR 1 0	S 44 4	P 48 8		ERA 4.50 9.00	WHIP 1.625 2.000	1B: 9 2B: 2 3B: 1 HR: 1	SF: 0 SAC: 0 DP: 1 HBP: 0	WP: 1 PB: 0 SB: 0 CS: 1	PA: 42
PITCHER	IP WLS BF H R ER SO BB IBB HBP BLK WP HR S P ERA WHIP																						

Batter	1	2	3	4	5	6	7	8	9	AB	R	H	RBI	BB	SO	LOB	TOP				
Horace Clarke, S OBP: 0.255, SLG: 0.244 (1,4)	L7		FC6-5						F8	5	0	2	1	0	0	1					
Roy White, S OBP: 0.345, SLG: 0.387 (1,7)	L8		F9							4	0	1	0	0	0	2					
Mickey Mantle, S OBP: 0.391, SLG: 0.431 (1,3)	HR			6-3						3	1	1	1	1	0	2					
Andy Kosco, R OBP: 0.275, SLG: 0.393 (1,9)	F7			F8						4	0	0	0	0	0	4					
Bobby Cox, R OBP: 0.314, SLG: 0.342 (1,5)		E5		F8						4	1	1	0	0	1	0					
Tom Tresh, S OBP: 0.273, SLG: 0.261 (1,6)		F7			G4-3					3	1	1	0	1	0	1					
Bill Robinson, R OBP: 0.250, SLG: 0.292 (1,8)		G6-4-3			G4-3					4	1	1	1	0	1	2					
Frank Fernandez, R OBP: 0.372, SLG: 0.471 (1,2)			FC6-5	SH2-4	F5				F9	3	1	1	2	1	0	0					
Stan Bahnsen, R OBP: 0.206, SLG: 0.100 (1,1)			SH2-4			F9	SH1-4		4-3	2	0	0	0	0	0	0					
Inning Stats	R: 1 E: 0 K: 0 S: 4	H: 1 LOB: 0 BB: 0 P: 4	R: 0 E: 1 K: 0 S: 3	H: 0 LOB: 0 BB: 0 P: 3	R: 0 E: 0 K: 0 S: 3	H: 0 LOB: 1 BB: 1 P: 7	R: 0 E: 0 K: 0 S: 2	H: 0 LOB: 0 BB: 1 P: 6	R: 0 E: 0 K: 0 S: 4	H: 1 LOB: 2 BB: 0 P: 8	R: 4 E: 0 K: 0 S: 9	H: 6 LOB: 0 BB: 0 P: 9	R: 0 E: 0 K: 2 S: 7	H: 0 LOB: 0 BB: 0 P: 7	R: 0 E: 0 K: 0 S: 3	H: 0 LOB: 0 BB: 0 P: 3	1B: 6 2B: 1 3B: 0 HR: 1	SF: 0 SAC: 0 DP: 2 HBP: 0	WP: 0 PB: 0 CS: 0	PA: 37	
PITCHER	IP	WLS	BF	H	R	ER	SO	BB	IBB	HBP	BLK	WP	HR	S	P	ERA	WHIP				
Jim Kaat, L ERA: 2.41 (1,1)	6.0	L	25	5	4	4	0	3	0	0	0	0	1	22	34	6.00	1.333				
AJ Worthington, R ERA: 1.31 (7,1)	2.0		9	3	1	1	2	0	0	0	0	0	0	13	13	4.50	1.500				
Ron Perranoski, L ERA: 2.42 (9,1)	1.0		3	0	0	0	0	0	0	0	0	0	0	3	3	0.00	0.000				

New York Yankees @ Minnesota Twins
Metropolitan Stadium, Bloomington, MI
Sat Jun 22 1968, 4:33 AM EDT
Att: 21,340 - Unknown - 80 F

AB 32
R 5
H 8
RBI 5
BB 3
SO 2
LOB 12



Batter	1	2	3	4	5	6	7	8	9	AB	R	H	RBI	BB	SO	LOB	BOTTOM					
Cesar Tovar, R OBP: 0.305, SLG: 0.336 (1,5) (8,4)	4-3		F8			1B				3	0	1	0	1	0	1						
Ted Uhlhaender, L OBP: 0.316, SLG: 0.423 (1,8)	K			HR		F7			F8	4	1	1	0	0	1	2						
Harmon Killebrew, R OBP: 0.360, SLG: 0.422 (1,3)	K			F6		L7			K	4	0	0	0	0	2	3						
Tony Oliva, L OBP: 0.332, SLG: 0.459 (1,9)		K			HR					4	1	3	2	0	1	0						
Bob Allison, R OBP: 0.325, SLG: 0.425 (1,7)		F8		K		L8			F6	4	0	0	0	0	1	3						
John Roseboro, L OBP: 0.254, SLG: 0.229 (1,2)		K		G3			F7		G4-6-3	4	0	0	0	0	1	1						
Frank Quilici, R OBP: 0.472, SLG: 0.688 (1,4) (8,6)			FC4-6			K				2	0	1	0	1	1	0						
Jackie Hernandez, R OBP: 0.216, SLG: 0.222 (1,6)			K							2	0	0	0	0	2	1						
Rich Rollins, R OBP: 0.275, SLG: 0.375 (7,PH) (8,5)			K						G6-4-3	1	0	0	0	0	0	1						
Jim Kaat, L OBP: 0.083, SLG: 0.083 (1,1)				FC4-6						2	0	0	0	0	0	1						
AJ Worthington, R (7,1)				F5						0	0	0	0	0	0	0						
Rich Reese, L OBP: 0.243, SLG: 0.288 (8,PH)									F6	1	0	0	0	0	0	0						
Ron Perranoski, L (9,1)										0	0	0	0	0	0	0						
Inning Stats	R: 0 E: 0 K: 2 S: 7	H: 0 LOB: 0 BB: 0 P: 7	R: 0 E: 0 K: 2 S: 7	H: 0 LOB: 0 BB: 0 P: 7	R: 0 E: 1 K: 1 S: 5	H: 0 LOB: 1 BB: 1 P: 9	R: 2 E: 0 K: 1 S: 7	H: 2 LOB: 0 BB: 0 P: 7	R: 0 E: 0 K: 2 S: 7	H: 0 LOB: 0 BB: 0 P: 7	R: 0 E: 0 K: 0 S: 4	H: 1 LOB: 2 BB: 1 P: 8	R: 0 E: 0 K: 0 S: 3	H: 1 LOB: 0 BB: 0 P: 3	R: 0 E: 0 K: 1 S: 6	H: 1 LOB: 1 BB: 0 P: 6	R: 0 E: 0 K: 0 S: 3	H: 1 LOB: 0 BB: 0 P: 3	1B: 5 2B: 0 3B: 0 HR: 1	SF: 0 SAC: 0 DP: 2 HBP: 0	WP: 0 PB: 0 CS: 0	PA: 33
PITCHER	IP	WLS	BF	H	R	ER	SO	BB	IBB	HBP	BLK	WP	HR	S	P	ERA	WHIP					
Stan Bahnsen, R ERA: 2.09 (1,1)	9.0	W	33	6	2	2	9	2	0	0	0	0	1	49	57	2.00	0.889					

New York Yankees @ Minnesota Twins
Metropolitan Stadium, Bloomington, MI
Sat Jun 22 1968, 4:33 AM EDT
Att: 21,340 - Unknown - 80 F

AB 31
R 2
H 6
RBI 2
BB 2
SO 9
LOB 13



Batter	1	2	3	4	5	6	7	8	9	AB	R	H	RBI	BB	SO	LOB	TOP				
Horace Clarke, S OBP: 0.255, SLG: 0.258 (1,4)										4	1	1	1	0	0	0	New York Yankees @ Minnesota Twins Metropolitan Stadium, Bloomington, MI Sun Jun 23 1968, 4:33 AM EDT Att: 25,102 - Unknown - 72 F				
Roy White, S OBP: 0.347, SLG: 0.389 (1,7)										4	0	2	0	0	0	0					
Mickey Mantle, S OBP: 0.389, SLG: 0.427 (1,3)										4	0	1	0	0	1	1					
Andy Kosco, R OBP: 0.274, SLG: 0.405 (1,9)										4	1	1	1	0	0	3					
Bobby Cox, R OBP: 0.308, SLG: 0.335 (1,5)										4	0	0	0	0	3	2					
Tom Tresh, S OBP: 0.277, SLG: 0.271 (1,6)										3	1	1	0	1	0	0					
Bill Robinson, R OBP: 0.250, SLG: 0.293 (1,8)										3	0	1	1	0	0	1					
Frank Fernandez, R OBP: 0.340, SLG: 0.421 (1,2)										4	0	0	0	0	3	2					
Fritz Peterson, S OBP: 0.357, SLG: 0.421 (7, PH)										2	0	0	0	0	1	2					
Charley Smith, R OBP: 0.615, SLG: 0.833 (7, 1)										1	0	0	0	0	0	0					
Joe Verbanic, R OBP: 0.243, SLG: 0.288 (7, 1)										0	0	0	0	0	0	0					
Dooley Womack, L OBP: 0.211, SLG: 0.176 (7, 1)										0	0	0	0	0	0	0					
Inning Stats	R: 0 E: 0 K: 1 S: 7	H: 2 LOB: 2 BB: 0 P: 7	R: 0 E: 0 K: 1 S: 5	H: 0 LOB: 0 BB: 0 P: 5	R: 1 E: 0 K: 2 S: 9	H: 2 LOB: 1 BB: 0 P: 9	R: 0 E: 1 K: 2 S: 8	H: 0 LOB: 2 BB: 1 P: 12	R: 0 E: 0 K: 0 S: 3	H: 0 LOB: 0 BB: 0 P: 3	R: 1 E: 0 K: 0 S: 4	H: 2 LOB: 1 BB: 0 P: 4	R: 0 E: 0 K: 1 S: 5	H: 0 LOB: 0 BB: 0 P: 5	R: 0 E: 0 K: 0 S: 3	H: 0 LOB: 0 BB: 0 P: 3	R: 1 E: 0 K: 1 S: 6	H: 1 LOB: 0 BB: 0 P: 6	1B: 4 2B: 0 3B: 1 HR: 2	SF: 1 SAC: 0 DP: 0 HBP: 0	WP: 0 PA: 35 SB: 0 CS: 0
PITCHER Jim Merritt, L ERA: 2.94 (1,1)	IP: 9.0 WLS: W BF: 35 H: 7 R: 3 ER: 3 SO: 8 BB: 1 IBB: 0 HBP: 0 BLK: 0 WP: 0 HR: 2 S: 50 P: 54 ERA: 3.00 WHIP: 0.889															PITCHER					

Batter	1	2	3	4	5	6	7	8	9	AB	R	H	RBI	BB	SO	LOB	BOTTOM		
Cesar Tovar, R OBP: 0.304, SLG: 0.338 (1,5)										4	1	1	0	0	0	0	New York Yankees @ Minnesota Twins Metropolitan Stadium, Bloomington, MI Sun Jun 23 1968, 4:33 AM EDT Att: 25,102 - Unknown - 72 F		
Ron Clark, R OBP: 0.250, SLG: 0.213 (8,5)										0	0	0	0	1	0	0			
Ted Uhlhaender, L OBP: 0.331, SLG: 0.434 (1,8)										5	2	5	1	0	0	0			
Harmon Killebrew, R OBP: 0.357, SLG: 0.421 (1,3)										5	0	1	0	0	1	4			
Rich Reese, L OBP: 0.243, SLG: 0.288 (9,3)										0	0	0	0	0	0	0			
Tony Oliva, L OBP: 0.330, SLG: 0.452 (1,9)										4	1	0	0	1	0	5			
Bob Allison, R OBP: 0.329, SLG: 0.427 (1,7)										4	2	2	1	0	0	2			
Frank Quilici, R OBP: 0.475, SLG: 0.667 (1,4)										4	0	2	1	0	1	1			
John Roseboro, L OBP: 0.259, SLG: 0.236 (1,2)										4	0	2	1	0	1	2			
Jackie Hernandez, R OBP: 0.217, SLG: 0.223 (1,6)										4	0	1	1	0	1	4			
Jim Merritt, L OBP: 0.211, SLG: 0.176 (1,1)										4	0	1	0	0	2	3			
Inning Stats	R: 1 E: 1 K: 0 S: 5	H: 1 LOB: 1 BB: 0 P: 5	R: 0 E: 0 K: 1 S: 6	H: 1 LOB: 0 BB: 0 P: 6	R: 0 E: 0 K: 1 S: 6	H: 1 LOB: 1 BB: 0 P: 6	R: 1 E: 0 K: 2 S: 9	H: 2 LOB: 1 BB: 0 P: 9	R: 1 E: 0 K: 0 S: 5	H: 2 LOB: 1 BB: 0 P: 5	R: 0 E: 0 K: 2 S: 8	H: 1 LOB: 1 BB: 0 P: 8	R: 3 E: 0 K: 0 S: 7	H: 5 LOB: 2 BB: 1 P: 11	R: 0 E: 0 K: 0 S: 4	H: 2 LOB: 2 BB: 1 P: 8	1B: 12 2B: 3 3B: 0 HR: 0	SF: 0 SAC: 0 DP: 0 HBP: 0	WP: 0 PA: 40 SB: 0 CS: 0
PITCHER Fritz Peterson, L ERA: 3.02 (1,1)	IP: 6.0 WLS: L BF: 27 H: 8 R: 3 ER: 3 SO: 2 BB: 0 IBB: 0 HBP: 0 BLK: 0 WP: 0 HR: 0 S: 39 P: 39 ERA: 3.00 WHIP: 1.333															PITCHER			
Joe Verbanic, R ERA: 2.97 (7, 1)	0.2	7	5	3	3	0	0	1	0	0	0	6	10	40.50	7.500				
Dooley Womack, R ERA: 4.66 (7, 1)	1.1	6	2	0	0	0	1	0	0	0	0	5	9	0.00	2.250				

Batter	1	2	3	4	5	6	7	8	9	AB	R	H	RBI	BB	SO	LOB	TOP																	
Dick McAuliffe, L (1.4)	G3		K		K		2B 1B BB	S 1B		4	1	1	0	1	2	0	Detroit Tigers @ New York Yankees Yankee Stadium, Bronx, NY Tue Jun 25 1968, 7:05 PM EDT Att: 17,117 - Unknown - 82 F																	
Dick Tracewski, R (1.5)	K		1B		K		1-3 2-H 1B 2B	1-2 K		5	1	2	1	0	3	1																		
Mickey Stanley, R (1.8)	6-3		K		1B		1B 3B 1B	5-3		5	1	2	2	0	1	2																		
Bill Freehan, R (1.3)		FC5-4 1B WP 1B	F9		F9		1-3 3B 1B	FC5-4 BB		4	2	2	0	1	0	2																		
Willie Horton, R (1.7)		FC5-4 1B		F4		F8	2-H 3-H 3B	FC5-4 3B		5	2	2	2	0	0	1																		
Lenny Green, L (9.7)		1-2					2-H 3-H 3B	1-2 3B		0	0	0	0	0	0	0																		
Jim Northrup, L (1.9)		F7		BB BB		1B BB	SF9	1-H 3B		2	0	1	2	2	0	2																		
Jim Price, R (1.2)		FC5-4 1B WP		BB BB		1B BB	3-H 4-0	IBB		2	0	1	0	1	0	2																		
Norm Cash, L (7.7)		1-2 2-3		BB		1B BB	G6-4-3			0	0	0	0	2	0	0																		
Ray Oyler, R (1.6)		1-3 3-H 1B		L8		G6-4-3	G6-4-3	K		5	0	1	0	0	1	7																		
Mickey Lolich, S (1.1)		5-3		L9			BB 2B BB	1-3 F7		1	0	0	0	0	0	2																		
Dennis Ribant, R (3.1)										1	0	0	0	0	0	2																		
Wayne Comer, R (7.7)										2	0	1	0	1	0	0																		
Daryl Patterson, L (7.1)										0	0	0	0	0	0	2																		
Pat Dobson, R (9.1)										0	0	0	0	0	0	0																		
Inning Stats	R: 0 E: 0 K: 1 S: 5	H: 0 LOB: 0 BB: 0 P: 5	R: 1 E: 0 K: 0 S: 6	H: 3 LOB: 2 BB: 0 P: 6	R: 0 E: 0 K: 2 S: 8	H: 1 LOB: 1 BB: 0 P: 8	R: 0 E: 0 K: 0 S: 3	H: 0 LOB: 2 BB: 2 P: 11	R: 0 E: 0 K: 0 S: 3	H: 1 LOB: 1 BB: 1 P: 7	R: 6 E: 0 K: 0 S: 6	H: 4 LOB: 0 BB: 3 P: 18	R: 0 E: 0 K: 1 S: 6	H: 1 LOB: 2 BB: 2 P: 14	R: 1 E: 0 K: 1 S: 6	H: 1 LOB: 2 BB: 2 P: 14	1B: 9 2B: 1 3B: 2 HR: 0	SF: 1 SAC: 0 DP: 2 HBP: 0	WP: 1 PB: 0 SB: 1 CS: 0	PA: 45														
PITCHER	IP WLS BF H R ER SO BB IBB HBP BLK WP HR S P ERA WHIP	IP WLS BF H R ER SO BB IBB HBP BLK WP HR S P ERA WHIP																																
Steve Barber, L (1.1)	6.0	27	6	2	2	5	4	0	0	0	0	1	0	33	49	3.00	1.667																	
Steve Hamilton, L (7.1)	0.0	2	1	0	0	0	1	0	0	0	0	0	0	1	5	*	*																	
Bill Monbouquette, R (7.1)	0.0	L 2	2	2	2	0	0	0	0	0	0	0	2	2	*	*																		
Fred Talbot, R (7.1)	2.0	8	2	3	3	1	1	0	0	0	0	0	9	13	13.50	1.500																		
Dooley Wornack, R (9.1)	1.0	6	1	1	1	1	1	1	0	0	0	0	6	14	9.00	2.000																		

Batter	1	2	3	4	5	6	7	8	9	AB	R	H	RBI	BB	SO	LOB	BOTTOM																
Horace Clarke, S (1.4)	E5 WP PB	BB 2B	4-3		FC1-4			FC6-4		5	1	1	0	0	0	4	Detroit Tigers @ New York Yankees Yankee Stadium, Bronx, NY Tue Jun 25 1968, 7:05 PM EDT Att: 17,117 - Unknown - 82 F																
Roy White, S (1.7)	F8	BB BB		1B	F8			F8		4	0	1	0	1	0	4																	
Mickey Mantle, S (1.3)	4-0	4-0					F8	FC6-4		1	1	1	0	2	0	0																	
Ruben Amaro, R (5.3)	BB 1B WP BB	FC6-4 BB		G6-3 1B				FC6-4		1	0	0	0	0	0	0																	
Jake Gibbs, L (8.7)	3-H	1-2 2-3		1-3				1-2		1	0	0	0	0	0	1																	
Andy Kosco, R (1.9)	WP BB 1B	FC6-4		L6			F9			5	0	1	0	0	0	5																	
Bobby Cox, R (1.5)	4-0				G6-3			F6		4	1	1	0	1	1	2																	
Tom Tresh, S (1.6)	1-2 2-3			2B SF7 1B																													
Bill Robinson, R (1.8)	F3			SF7 2B 2B				4-3		5	1	2	0	0	0	2																	
Frank Fernandez, R (1.2)	K			SF7				F9		3	1	0	1	0	1	3																	
Steve Barber, L (1.1)				2-3 3-H 2B				F9		3	0	1	1	1	1	0																	
Steve Hamilton, L (7.1)				K				FC1-4 E BB																									
Bill Monbouquette, R (7.1)				3-H 2B				F9																									
Fred Talbot, R (7.1)				K				E1 FC1-4																									
Dick Howser, R (8.7)				1-3				FC6-4																									
Dooley Wornack, L (9.1)				1-2 2-H				1B																									
Inning Stats	R: 2 E: 1 K: 1 S: 7	H: 1 LOB: 2 BB: 2 P: 15	R: 0 E: 0 K: 2 S: 8	H: 1 LOB: 3 BB: 2 P: 16	R: 2 E: 0 K: 0 S: 6	H: 3 LOB: 1 BB: 0 P: 6	R: 0 E: 0 K: 0 S: 4	H: 2 LOB: 1 BB: 0 P: 4	R: 1 E: 1 K: 0 S: 4	H: 0 LOB: 2 BB: 1 P: 9	R: 0 E: 0 K: 0 S: 3	H: 0 LOB: 0 BB: 0 P: 3	R: 0 E: 0 K: 0 S: 3	H: 0 LOB: 1 BB: 0 P: 3	R: 0 E: 0 K: 0 S: 4	H: 1 LOB: 1 BB: 0 P: 4	R: 0 E: 0 K: 1 S: 6	H: 1 LOB: 1 BB: 0 P: 6	1B: 6 2B: 3 3B: 0 HR: 0	SF: 1 SAC: 0 DP: 1 HBP: 1	WP: 3 PB: 1 SB: 0 CS: 0	PA: 43											
PITCHER	IP WLS BF H R ER SO BB IBB HBP BLK WP HR S P ERA WHIP	IP WLS BF H R ER SO BB IBB HBP BLK WP HR S P ERA WHIP																															
Mickey Lolich, L (1.1)	2.1	16	4	4	3	3	4	0	0	0	0	0	18	34	11.57	3.429																	
Dennis Ribant, R (3.1)	3.2	W 16	3	1	0	0	1	0	1	0	0	0	14	19	0.00	1.091																	
Daryl Patterson, R (7.1)	2.2	10	2	0	0	1	0	0	0	0	0	0	12	12	0.00	0.750																	
Pat Dobson, R (9.1)	0.1	S 1	0	0	0	0	0	0	0	0	0	0	1	1	0.00	0.000																	

AB	36
R	8
H	12
RBI	7
BB	8
SO	7
LOB	23



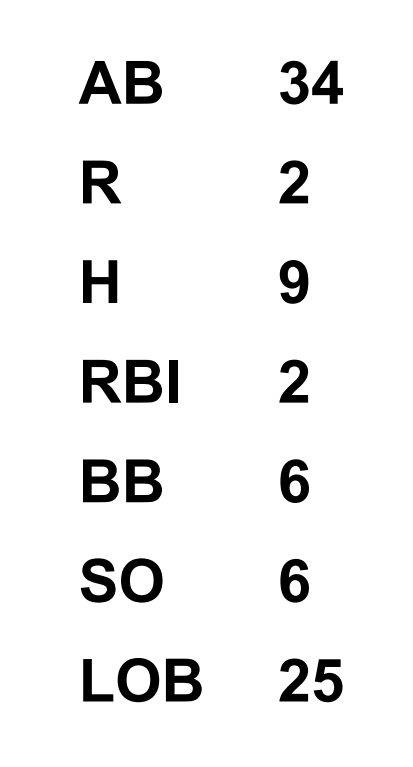
AB	36
R	5
H	9
RBI	2
BB	5
SO	4
LOB	23



Batter	1	2	3	4	5	6	7	8	9	AB	R	H	RBI	BB	SO	LOB	TOP					
John Donaldson, L (1, 4) OBP: 0.289, SLG: 0.248										1	2	1	0	3	0	0	Oakland Athletics @ New York Yankees Yankee Stadium, Bronx, NY Fri Jun 28 1968, 7:05 PM EDT Att: 10,442 - Unknown					
Bert Campaneris, R (1, 6) OBP: 0.311, SLG: 0.320										3	0	0	0	0	2	3						
Rick Monday, L (1, 8) OBP: 0.408, SLG: 0.447										3	1	1	2	0	1	2						
Sal Bando, R (1, 5) OBP: 0.300, SLG: 0.349										4	0	2	0	0	0	0						
Reggie Jackson, L (1, 9) OBP: 0.337, SLG: 0.396										4	0	1	1	0	0	2						
Danny Cater, R (1, 3) OBP: 0.322, SLG: 0.352										3	0	0	0	0	0	2						
Joe Rudi, R (1, 7) OBP: 0.258, SLG: 0.259										3	0	0	0	0	2	0						
Jim Gosger, L (7, 7) OBP: 0.200, SLG: 0.118										0	0	0	0	1	0	0						
Phil Roof, R (1, 2) OBP: 0.125, SLG: 0.250										4	0	0	0	0	1	2						
Lew Krausse, R (1, 1) OBP: 0.290, SLG: 0.286										3	0	0	0	0	1	0						
Paul Lindblad, L (7, 1) OBP: 0.288, SLG: 0.286										0	0	0	0	0	0	0						
Ed Sprague, R (7, 1) OBP: 0.250, SLG: 0.250										0	0	0	0	0	0	0						
Jack Aker, R (7, 1) OBP: 0.250, SLG: 0.250										0	0	0	0	0	0	0						
Inning Stats	R: 0 E: 0 K: 2 S: 8	H: 1 LOB: 2 BB: 1 P: 12	R: 0 E: 0 K: 1 S: 5	H: 0 LOB: 0 BB: 0 P: 5	R: 0 E: 0 K: 0 S: 3	H: 0 LOB: 0 BB: 1 P: 7	R: 0 E: 0 K: 0 S: 3	H: 0 LOB: 0 BB: 0 P: 3	R: 0 E: 0 K: 2 S: 7	H: 0 LOB: 0 BB: 0 P: 7	R: 2 E: 0 K: 0 S: 6	H: 4 LOB: 1 BB: 0 P: 6	R: 0 E: 0 K: 0 S: 3	H: 0 LOB: 0 BB: 0 P: 3	R: 1 E: 0 K: 1 S: 5	H: 0 LOB: 0 BB: 1 P: 9	R: 0 E: 1 K: 1 S: 5	H: 0 LOB: 2 BB: 1 P: 9	1B: 4 2B: 2 3B: 0 HR: 0	SF: 1 SAC: 2 DP: 2 HBP: 0	WP: 0 PB: 0 SB: 1 CS: 0	PA: 35
PITCHER	IP WLS BF H R ER SO BB IBB HBP BLK WP HR S P ERA WHIP																					
Stan Bahnsen, R (1, 1) ERA: 2.12	7.0 L 27 5 2 2 5 2 0 0 0 0 0 0 35 43 2.57 1.000																					
Steve Hamilton, L (8, 1) ERA: 3.25	1.0 4 0 1 0 1 1 0 0 0 0 0 0 5 9 0.00 1.000																					
Joe Verbanic, R (9, 1) ERA: 2.87	1.0 4 0 0 0 1 0 1 0 0 0 0 0 5 9 0.00 0.000																					

Batter	1	2	3	4	5	6	7	8	9	AB	R	H	RBI	BB	SO	LOB	BOTTOM					
Horace Clarke, S (1, 4) OBP: 0.261, SLG: 0.269										4	0	2	0	1	0	1	Oakland Athletics @ New York Yankees Yankee Stadium, Bronx, NY Fri Jun 28 1968, 7:05 PM EDT Att: 10,442 - Unknown					
Roy White, S (1, 7) OBP: 0.345, SLG: 0.383										5	1	1	0	0	0	3						
Mickey Mantle, S (1, 3) OBP: 0.397, SLG: 0.426										2	0	0	1	2	0	0						
Gene Michael, S (9, PR) OBP: 0.206, SLG: 0.234										0	0	0	0	0	0	0						
Joe Pepitone, L (1, 8) OBP: 0.331, SLG: 0.475										1	0	1	0	0	0	0						
Bill Robinson, R (2, PR) OBP: 0.341, SLG: 0.286										3	0	1	1	1	0	3						
Andy Kosco, R (1, 9) OBP: 0.276, SLG: 0.405										5	0	2	0	0	2	6						
Tom Tresh, S (1, 6) OBP: 0.279, SLG: 0.275										3	0	0	0	1	2	6						
Jake Gibbs, L (1, 2) OBP: 0.293, SLG: 0.296										3	0	1	0	1	0	1						
Bobby Cox, R (1, 5) OBP: 0.305, SLG: 0.327										4	0	0	0	0	1	5						
Stan Bahnsen, R (1, 1) OBP: 0.194, SLG: 0.094										2	0	0	0	0	1	0						
Dick Howser, R (7, PH) OBP: 0.341, SLG: 0.164										1	1	1	0	0	0	0						
Steve Hamilton, L (8, 1) OBP: 0.571, SLG: 0.769										0	0	0	0	0	0	0						
Charley Smith, R (8, PH) OBP: 0.571, SLG: 0.769										1	0	0	0	0	0	0						
Joe Verbanic, R (9, 1) ERA: 3.27										0	0	0	0	0	0	0						
Inning Stats	R: 0 E: 0 K: 0 S: 3	H: 0 LOB: 0 BB: 0 P: 3	R: 0 E: 0 K: 0 S: 3	H: 1 LOB: 1 BB: 1 P: 7	R: 0 E: 0 K: 0 S: 4	H: 1 LOB: 3 BB: 0 P: 4	R: 0 E: 0 K: 1 S: 7	H: 2 LOB: 3 BB: 1 P: 11	R: 0 E: 0 K: 1 S: 5	H: 0 LOB: 2 BB: 2 P: 13	R: 0 E: 0 K: 1 S: 6	H: 2 LOB: 1 BB: 0 P: 6	R: 1 E: 1 K: 1 S: 8	H: 2 LOB: 3 BB: 1 P: 12	R: 0 E: 0 K: 1 S: 5	H: 0 LOB: 0 BB: 0 P: 5	R: 1 E: 0 K: 1 S: 6	H: 1 LOB: 2 BB: 1 P: 10	1B: 7 2B: 2 3B: 0 HR: 0	SF: 1 SAC: 0 DP: 1 HBP: 0	WP: 0 PB: 1 SB: 1 CS: 1	PA: 41
PITCHER	IP WLS BF H R ER SO BB IBB HBP BLK WP HR S P ERA WHIP																					
Lew Krausse, R (1, 1) ERA: 2.69	6.0 W 27 7 1 0 3 2 2 0 0 0 0 0 29 45 0.00 1.500																					
Paul Lindblad, L (7, 1) ERA: 1.35	0.0 2 1 0 0 0 0 0 0 0 0 0 0 2 2 ∞ ∞																					
Ed Sprague, R (7, 1) ERA: 1.34	0.1 2 0 0 0 0 1 0 0 0 0 0 0 1 5 0.00 3.000																					
Jack Aker, R (7, 1) ERA: 3.27	2.2 S 10 1 1 0 3 1 0 0 0 0 0 0 15 19 0.00 0.750																					

AB 28
R 3
H 5
RBI 3
BB 4
SO 7
LOB 11



Batter	1	2	3	4	5	6	7	8	9	AB	R	H	RBI	BB	SO	LOB	TOP			
John Donaldson, L (1,4) OBP: 0.296, SLG: 0.262 Paul Lindblad, L (8,1) OBP: 0.375, SLG: 0.500	E8 1-3 1B				4-3		FC5-4 1B	SH3 1B 2B		4	0	3	2	0	0	0				
Bert Campaneris, R (1,6) OBP: 0.310, SLG: 0.319	F2	F9			1-3 1B		FC5-4 1-2	SH3		4	0	1	0	0	0	3				
Rick Monday, L (1,8) OBP: 0.408, SLG: 0.440	1-3 BB				1-3 1-2			1-3 1B None BB		3	0	0	0	2	1	1				
Sal Bando, R (1,5) OBP: 0.299, SLG: 0.344	1-3 1-2 2-3				5-3			4-3 F4		4	0	0	0	1	0	5				
Reggie Jackson, L (1,9) OBP: 0.338, SLG: 0.408	6-3									5	1	2	2	0	1	3				
Floyd Robinson, L (1,7) OBP: 0.284, SLG: 0.377 Jim Gosger, L (8, PR) OBP: 0.200, SLG: 0.118		6-3 2B			4-3			HR BB 1B		4	1	2	0	0	0	1				
Ray Webster, L (1,3) OBP: 0.264, SLG: 0.339		6-3 2B IBB			6-3			1B BB		2	1	0	0	2	1	0				
Dave Duncan, R (1,2) OBP: 0.271, SLG: 0.250		F4			5-3					4	0	1	1	0	0	2				
Blue Moon Odom, R (1,1) OBP: 0.216, SLG: 0.278 Ed Sprague, R (6,1) Ted Kubiak, S (8, PH) OBP: 0.379, SLG: 0.415		6-3 1-2 2-3			5-3			1B F4		2	0	0	0	0	0	2				
Inning Stats	R: 0 E: 1 K: 0 S: 4	H: 1 LOB: 2 BB: 1 P: 8	R: 2 E: 0 K: 0 S: 5	H: 2 LOB: 1 BB: 1 P: 9	R: 0 E: 0 K: 2 S: 7	H: 0 LOB: 1 BB: 1 P: 11	R: 0 E: 0 K: 0 S: 3	H: 0 LOB: 0 BB: 0 P: 3	R: 0 E: 0 K: 1 S: 5	H: 1 LOB: 1 BB: 0 P: 5	R: 0 E: 0 K: 1 S: 6	H: 1 LOB: 1 BB: 0 P: 6	R: 2 E: 0 K: 0 S: 6	H: 3 LOB: 2 BB: 1 P: 10	R: 1 E: 0 K: 0 S: 4	H: 2 LOB: 2 BB: 1 P: 8	1B: 6 2B: 3 3B: 0 HR: 1	SF: 0 SAC: 1 DP: 0 HBP: 0	WP: 0 PB: 0 SB: 1 CS: 0	PA: 41
PITCHER Mel Stottlemyre, R (1,1) ERA: 2.53	IP: 9.0 WLS: L BF: 42 H: 10 R: 5 ER: 5 SO: 4 BB: 4 IBB: 1 HBP: 0 BLK: 1 WP: 0 HR: 1 S: 44 P: 64 ERA: 5.00 WHIP: 1.556															PITCHER				

Oakland Athletics @ New York Yankees
Yankee Stadium, Bronx, NY
Sat Jun 29 1968, 7:05 PM EDT
Unknown

AB	35
R	5
H	10
RBI	5
BB	5
SO	4
LOB	19





Batter	1	2	3	4	5	6	7	8	9	AB	R	H	RBI	BB	SO	LOB	BOTTOM					
Horace Clarke, S (1,4) OBP: 0.260, SLG: 0.267	G3				1-3				F8	5	0	1	0	0	1	2						
Roy White, S (1,7) OBP: 0.348, SLG: 0.390	K									3	1	1	0	1	1	2						
Mickey Mantle, S (1,3) OBP: 0.402, SLG: 0.445	G3				3B BB 1B 1B					3	1	2	2	1	0	0						
Andy Kosco, R (1,9) OBP: 0.275, SLG: 0.402		5-3			FC5 BB 1B					4	0	1	0	0	0	1						
Tom Tresh, S (1,6) OBP: 0.286, SLG: 0.277										2	0	1	0	2	0	1						
Bill Robinson, R (1,8) OBP: 0.248, SLG: 0.275										4	0	0	0	0	2	6						
Frank Fernandez, R (1,2) OBP: 0.327, SLG: 0.490					5-3 FC5					4	0	0	0	0	1	4						
Bobby Cox, R (1,5) OBP: 0.299, SLG: 0.320		6-3								4	0	0	0	0	1	0						
Mel Stottlemyre, R (1,1) OBP: 0.271, SLG: 0.233 Dick Howser, R (8, PH) OBP: 0.349, SLG: 0.164										1	0	0	0	2	0	0						
Inning Stats	R: 0 E: 0 K: 1 S: 5	H: 0 LOB: 0 BB: 0 P: 5	R: 0 E: 0 K: 1 S: 4	H: 0 LOB: 1 BB: 1 P: 8	R: 0 E: 0 K: 1 S: 5	H: 0 LOB: 1 BB: 1 P: 9	R: 0 E: 0 K: 1 S: 7	H: 3 LOB: 3 BB: 1 P: 11	R: 0 E: 0 K: 0 S: 3	H: 0 LOB: 0 BB: 0 P: 3	R: 2 E: 0 K: 0 S: 5	H: 2 LOB: 1 BB: 1 P: 9	R: 0 E: 0 K: 1 S: 5	H: 1 LOB: 1 BB: 1 P: 9	R: 0 E: 0 K: 0 S: 3	H: 0 LOB: 1 BB: 1 P: 7	R: 0 E: 0 K: 1 S: 5	H: 0 LOB: 1 BB: 1 P: 9	1B: 4 2B: 1 3B: 1 HR: 1	SF: 0 SAC: 0 DP: 2 HBP: 0	WP: 1 PB: 1 SB: 0 CS: 1	PA: 37
PITCHER Blue Moon Odom, R (1,1) ERA: 1.92 Ed Sprague, R (6,1) ERA: 1.27 Paul Lindblad, L (8,1) ERA: 1.29	IP: 5.1 WLS: W BF: 23 H: 5 R: 2 ER: 2 SO: 4 BB: 4 IBB: 0 HBP: 0 BLK: 0 WP: 1 HR: 1 S: 27 P: 43 ERA: 3.38 WHIP: 1.688															PITCHER						

Oakland Athletics @ New York Yankees
Yankee Stadium, Bronx, NY
Sat Jun 29 1968, 7:05 PM EDT
Unknown

AB	30
R	2
H	6
RBI	2
BB	7
SO	6
LOB	16



Batter	1	2	3	4	5	6	7	8	9	AB	R	H	RBI	BB	SO	LOB	TOP																	
John Donaldson, L (1,4) OBP: 0.290, SLG: 0.256	6-3		4-3	K		4-3			F8	5	0	0	0	0	1	1	<p>Oakland Athletics @ New York Yankees Yankee Stadium, Bronx, NY Sat Jun 29 1968, 7:05 PM EDT Att: 21,434 - Unknown</p> <p>livebaseballscores.com</p> <p>AB 37 R 4 H 9 RBI 4 BB 1 SO 9 LOB 13</p> 																	
Bert Campaneris, R (1,6) OBP: 0.308, SLG: 0.321	F7		E6 1B			L9			F3	5	1	1	0	0	0	1																		
Rick Monday, L (1,8) OBP: 0.408, SLG: 0.439				K					4-3	5	1	2	1	0	2	2																		
Sal Bando, R (1,5) OBP: 0.301, SLG: 0.344										3	1	1	0	1	0	0																		
Danny Cater, R (1,3) OBP: 0.326, SLG: 0.351										3	1	1	1	0	2	2																		
Reggie Jackson, L (1,9) OBP: 0.333, SLG: 0.402										4	0	0	0	0	1	3																		
Joe Rudi, R (1,7) OBP: 0.268, SLG: 0.270										4	0	2	2	0	1	0																		
Jim Gosger, L (8,7) OBP: 0.200, SLG: 0.118										0	0	0	0	0	0	0																		
Phil Roof, R (1,2) OBP: 0.143, SLG: 0.250										4	0	1	0	0	0	3																		
Jim Nash, R (1,1) OBP: 0.081, SLG: 0.162										2	0	0	0	0	1	1																		
Diego Segui, R (4,1)										1	0	0	0	0	1	0																		
Jack Aker, R (8,1) OBP: 0.250, SLG: 0.250										0	0	0	0	0	0	0																		
Floyd Robinson, L (9,PH) OBP: 0.293, SLG: 0.386										1	0	1	0	0	0	0																		
Ted Kubiak, S (9,PR) OBP: 0.379, SLG: 0.415										0	0	0	0	0	0	0																		
Inning Stats	R: 0 E: 0 K: 1 S: 6	H: 1 LOB: 2 BB: 1 P: 10	R: 0 E: 0 K: 2 S: 8	H: 1 LOB: 1 BB: 0 P: 8	R: 3 E: 1 K: 1 S: 10	H: 4 LOB: 2 BB: 0 P: 10	R: 0 E: 0 K: 2 S: 8	H: 1 LOB: 1 BB: 0 P: 8	R: 1 E: 0 K: 0 S: 4	H: 1 LOB: 1 BB: 0 P: 5	R: 0 E: 0 K: 1 S: 5	H: 0 LOB: 0 BB: 0 P: 5	R: 0 E: 0 K: 0 S: 7	H: 0 LOB: 0 BB: 0 P: 7	R: 0 E: 0 K: 0 S: 3	H: 0 LOB: 0 BB: 0 P: 3		R: 0 E: 0 K: 0 S: 4	H: 1 LOB: 1 BB: 0 P: 4	1B: 8 2B: 1 3B: 0 HR: 0	SF: 0 SAC: 0 DP: 0 HBP: 1	WP: 0 PB: 0 SB: 0 CS: 0	PA: 39											
PITCHER	IP WLS BF H R ER SO BB IBB HBP BLK WP HR S P ERA WHIP																																	
Fritz Peterson, L (1,1) ERA: 2.97	7.0	32	8	4	2	9	1	0	1	0	0	0	0	0	48	53	2.57	1.286																
Thad Tillotson, R (8,1) ERA:	2.0	W	7	1	0	0	0	0	0	0	0	0	0	0	7	7	0.00	0.500																


Batter	1	2	3	4	5	6	7	8	9	AB	R	H	RBI	BB	SO	LOB	BOTTOM																	
Dick Howser, R (1,4) OBP: 0.333, SLG: 0.155	6-3	L9		F4					F9	4	0	0	0	0	0	2	<p>Oakland Athletics @ New York Yankees Yankee Stadium, Bronx, NY Sat Jun 29 1968, 7:05 PM EDT Att: 21,434 - Unknown</p> <p>livebaseballscores.com</p> <p>AB 32 R 5 H 8 RBI 5 BB 4 SO 4 LOB 15</p> 																	
Jake Gibbs, L (1,2) OBP: 0.288, SLG: 0.290	F7			F4					L4	4	0	0	0	0	0	0																		
Roy White, S (1,7) OBP: 0.350, SLG: 0.402										3	1	1	1	1	0	0																		
Tom Tresh, S (1,6) OBP: 0.293, SLG: 0.295	F8									4	1	3	0	0	0	0																		
Andy Kosco, R (1,3) OBP: 0.279, SLG: 0.401										3	2	1	0	1	1	3																		
Charley Smith, R (1,5) OBP: 0.529, SLG: 0.750										3	1	1	0	0	1	2																		
Mickey Mantle, S (8,PH) OBP: 0.405, SLG: 0.453										1	0	1	2	0	0	0																		
Gene Michael, S (8,PR) OBP: 0.206, SLG: 0.234										0	0	0	0	0	0	0																		
Bobby Cox, R (9,5) OBP: 0.299, SLG: 0.320										0	0	0	0	0	0	0																		
Frank Fernandez, R (1,9) OBP: 0.322, SLG: 0.375										3	0	0	0	1	1	3																		
Bill Robinson, R (1,8) OBP: 0.256, SLG: 0.277										3	0	1	2	1	0	1																		
Fritz Peterson, S (1,1) ERA: 1.64										2	0	0	0	0	0	2																		
Horace Clarke, S (7,PH) OBP: 0.259, SLG: 0.266										1	0	0	0	0	0	0																		
Thad Tillotson, R (8,1) ERA: 3.18										1	0	0	0	0	1	2																		
Inning Stats	R: 1 E: 0 K: 0 S: 4	H: 1 LOB: 0 BB: 0 P: 4	R: 2 E: 0 K: 0 S: 6	H: 3 LOB: 1 BB: 0 P: 6	R: 0 E: 0 K: 0 S: 4	H: 1 LOB: 2 BB: 1 P: 8	R: 0 E: 0 K: 0 S: 3	H: 0 LOB: 1 BB: 1 P: 7	R: 0 E: 0 K: 1 S: 6	H: 1 LOB: 1 BB: 0 P: 6	R: 0 E: 0 K: 2 S: 7	H: 0 LOB: 0 BB: 0 P: 7	R: 0 E: 0 K: 0 S: 3	H: 0 LOB: 0 BB: 0 P: 3	R: 2 E: 0 K: 1 S: 7	H: 2 LOB: 2 BB: 2 P: 15		1B: 4 2B: 2 3B: 1 HR: 1	SF: 0 SAC: 0 DP: 0 HBP: 0	WP: 0 PB: 1 SB: 0 CS: 0	PA: 36													
PITCHER	IP WLS BF H R ER SO BB IBB HBP BLK WP HR S P ERA WHIP																																	
Jim Nash, R (1,1) ERA: 1.64	3.0	L	16	3	2	3	0	0	0	0	0	0	0	0	22	26	4.15	0.923																
Diego Segui, R (4,1) ERA: 2.63	4.1		17	3	2	2	3	1	0	0	0	0	0	0	22	26	4.15	0.923																
Jack Aker, R (8,1) ERA: 3.18	0.2		3	0	0	0	1	0	1	0	0	0	0	0	4	8	0.00	0.000																

Batter	1	2	3	4	5	6	7	8	9	AB	R	H	RBI	BB	SO	LOB	TOP	
John Donaldson, L (1,4) OBP: 0.286, SLG: 0.251	L7		1-3		K		4-3			4	0	0	0	0	1	1	Oakland Athletics @ New York Yankees Yankee Stadium, Bronx, NY Sun Jun 30 1968, 3:33 AM EDT Att: 14,877 - Unknown livebaseballscores.com	
Bert Campaneris, R (1,6) OBP: 0.307, SLG: 0.323	2B		F9		6-3			F7		4	0	1	0	0	0	0		
Rick Monday, L (1,8) OBP: 0.405, SLG: 0.435	6-3		BLK 1B		K			4-3		4	0	1	0	0	1	1		
Sal Bando, R (1,5) OBP: 0.301, SLG: 0.340	6-3		F6		4-3			1B BB		3	0	0	0	1	0	2		
Danny Cater, R (1,3) OBP: 0.325, SLG: 0.349		4-3			F9			1-2 1B		4	0	1	0	0	0	0		
Reggie Jackson, L (1,9) OBP: 0.336, SLG: 0.412	HR		E7 6-3		E7			1-3 1B BB		3	2	1	1	1	1	2		
Joe Rudi, R (1,7) OBP: 0.257, SLG: 0.258	F9		6-3		6-3			1-3 1-2		4	0	0	0	0	0	2		
Dave Duncan, R (1,2) OBP: 0.286, SLG: 0.268	1B		5-3		5-3			4-3		4	0	2	1	0	0	1		
Caffish Hunter, R (1,1) OBP: 0.317, SLG: 0.463	F9		5-3		5-3			1-3		2	0	0	0	0	0	1		
Jack Aker, R (6,1) OBP: 0.200, SLG: 0.200	F9							K		1	0	0	0	0	1	1		
Paul Lindblad, L (8,1) OBP: 0.375, SLG: 0.500										0	0	0	0	0	0	0		
Dick Green, R (9, PH) OBP: 0.429, SLG: 0.273										1	0	0	0	0	0	0		
Inning Stats	R: 0 E: 0 K: 0 S: 4	H: 1 LOB: 1 BB: 0 P: 4	R: 1 E: 0 K: 0 S: 5	H: 2 LOB: 1 BB: 0 P: 5	R: 0 E: 0 K: 0 S: 4	H: 0 LOB: 0 BB: 0 P: 4	R: 0 E: 1 K: 1 S: 5	H: 0 LOB: 0 BB: 0 P: 5	R: 0 E: 0 K: 1 S: 6	H: 1 LOB: 1 BB: 1 P: 10	R: 0 E: 0 K: 1 S: 6	H: 1 LOB: 2 BB: 1 P: 10	R: 0 E: 0 K: 0 S: 3	H: 0 LOB: 0 BB: 0 P: 3	1B: 4 2B: 1 3B: 0 HR: 1	SF: 0 SAC: 0 DP: 0 HBP: 0	WP: 0 PB: 0 SB: 0 CS: 0	PA: 36
PITCHER	IP WLS BF H R ER SO BB IBB HBP BLK WP HR S P ERA WHIP																	
Steve Barber, L (1,1) ERA: 2.57	7.0 W 28 5 2 2 3 1 0 0 0 1 0 1 33 37 2.57 0.857																	
Thad Tillotson, R (8,1) ERA:	0.2 4 1 0 0 0 1 0 0 0 0 0 0 3 7 0.00 3.000																	
Steve Hamilton, L (8,1) ERA: 3.05	1.1 S 4 0 0 0 1 0 0 0 0 0 0 0 6 6 0.00 0.000																	

Batter	1	2	3	4	5	6	7	8	9	AB	R	H	RBI	BB	SO	LOB	BOTTOM			
Horace Clarke, S (1,4) OBP: 0.259, SLG: 0.266	4-3		F7		K			HR 1B		4	1	1	0	0	1	2	Oakland Athletics @ New York Yankees Yankee Stadium, Bronx, NY Sun Jun 30 1968, 3:33 AM EDT Att: 14,877 - Unknown livebaseballscores.com			
Roy White, S (1,7) OBP: 0.352, SLG: 0.412	K		4-3		4-3		G4-6-3 1B BB	1-2 1B HR		3	2	1	2	1	1	0				
Mickey Mantle, S (1,3) OBP: 0.406, SLG: 0.448	BB		K		K		G4-6-3 1-2 BB	F5		2	0	0	0	2	1	0				
Tom Tresh, S (1,6) OBP: 0.293, SLG: 0.294	4-1		FC6-4 1B		G4-6-3		1-2 2-3	K		4	0	1	0	0	1	3				
Andy Kosco, R (1,9) OBP: 0.283, SLG: 0.400	F9		FC6-4		FC6-4		1-2	BB 1B		3	1	1	1	0	0	1				
Jake Gibbs, L (1,2) OBP: 0.287, SLG: 0.286	L9		1-3		1-3		3-H	FC2-6 FC6-4		3	0	0	0	1	0	1				
Bobby Cox, R (1,5) OBP: 0.303, SLG: 0.320	6-3		BB		BB		1-2 2-H	F9		3	0	1	1	1	0	1				
Bill Robinson, R (1,8) OBP: 0.248, SLG: 0.267	F4		F3		K			FC6-4		4	0	0	0	0	1	4				
Steve Barber, L (1,1) ERA: 3.7	K		K		6-3					1	0	0	0	1	1	0				
Dick Howser, R (7, PH) OBP: 0.330, SLG: 0.153										1	0	0	0	0	0	0				
Thad Tillotson, R (8,1) ERA:										0	0	0	0	0	0	0				
Steve Hamilton, L (8,1) ERA: 1.26										0	0	0	0	0	0	0				
Inning Stats	R: 0 E: 0 K: 1 S: 5	H: 0 LOB: 1 BB: 1 P: 9	R: 0 E: 0 K: 0 S: 3	H: 0 LOB: 0 BB: 0 P: 3	R: 0 E: 0 K: 1 S: 5	H: 0 LOB: 0 BB: 0 P: 5	R: 0 E: 0 K: 1 S: 6	H: 1 LOB: 1 BB: 0 P: 6	R: 0 E: 0 K: 1 S: 5	H: 0 LOB: 2 BB: 2 P: 13	R: 2 E: 0 K: 1 S: 6	H: 2 LOB: 2 BB: 3 P: 18	R: 2 E: 0 K: 1 S: 7	H: 2 LOB: 0 BB: 0 P: 7	R: 0 E: 0 K: 0 S: 3	H: 0 LOB: 1 BB: 0 P: 4	1B: 4 2B: 0 3B: 0 HR: 1	SF: 0 SAC: 0 DP: 1 HBP: 1	WP: 0 PB: 0 SB: 0 CS: 0	PA: 35
PITCHER	IP WLS BF H R ER SO BB IBB HBP BLK WP HR S P ERA WHIP																			
Caffish Hunter, R (1,1) ERA: 3.7	5.2 L 25 3 2 2 4 6 0 0 1 0 0 0 1 10 11 3.18 1.588																			
Jack Aker, R (6,1) ERA: 3.75	1.1 7 2 2 2 2 0 0 1 0 0 0 1 10 11 13.50 1.500																			
Paul Lindblad, L (8,1) ERA: 1.26	1.0 3 0 0 0 0 0 0 0 0 0 0 0 3 3 0.00 0.000																			


Batter	1	2	3	4	5	6	7	8	9	AB	R	H	RBI	BB	SO	LOB	TOP			
Horace Clarke, S OBP: 0.255, SLG: 0.262 (1,4)	L2		K		F7			4-3		4	0	0	0	0	1	1	<p>New York Yankees @ Washington Senators</p> <p>D.C. Stadium, Washington, DC</p> <p>Mon Jul 01 1968, 7:05 PM EDT</p> <p>Att: 15,065 - Unknown - 97 F</p>			
Roy White, S OBP: 0.351, SLG: 0.410 (1,7)	4-3			6-3		1B		L9		4	0	1	0	0	0	0				
Mickey Mantle, S OBP: 0.404, SLG: 0.444 (1,3)	1B			F5		K		4-3		4	0	1	0	0	1	1				
Tom Tresh, S OBP: 0.292, SLG: 0.290 (1,6)	4-3			BB		F9		K		3	0	0	0	1	1	2				
Andy Kosco, R OBP: 0.278, SLG: 0.393 (1,9)		6-3		5-3		5-3		F8		4	0	0	0	0	0	2				
Jake Gibbs, L OBP: 0.283, SLG: 0.281 (1,2)		F8				F8		3-1		3	0	0	0	0	0	0				
Bobby Cox, R OBP: 0.303, SLG: 0.320 (1,5)		1-3				3B		F5		3	1	1	0	0	0	0				
Bill Robinson, R OBP: 0.250, SLG: 0.286 (1,8)			6-3			1B		L9		3	0	1	1	0	0	0				
Al Downing, R OBP: 0.179, SLG: 0.154 (2,1)			6-3			3B		L4		0	0	0	0	0	0	0				
Bill Monbouquette, R OBP: 0.154, SLG: 0.385 (5,1)					B2					2	0	0	0	0	0	1				
Fred Talbot, R OBP: 0.326, SLG: 0.151 (8,PH)										0	0	0	0	0	0	0				
Dick Howser, R OBP: 0.326, SLG: 0.151 (8,PH)										1	0	0	0	0	0	0				
Dooley Wornack, L OBP: 0.326, SLG: 0.151 (8,1)										0	0	0	0	0	0	0				
Inning Stats	R: 0 E: 0 K: 0 S: 4	H: 1 LOB: 1 BB: 0 P: 4	R: 0 E: 0 K: 0 S: 3	H: 0 LOB: 0 BB: 0 P: 3	R: 0 E: 0 K: 1 S: 5	H: 0 LOB: 0 BB: 0 P: 5	R: 0 E: 0 K: 0 S: 3	H: 0 LOB: 1 BB: 1 P: 7	R: 1 E: 0 K: 0 S: 5	H: 2 LOB: 1 BB: 0 P: 5	R: 0 E: 0 K: 1 S: 6	H: 1 LOB: 1 BB: 0 P: 6	R: 0 E: 0 K: 0 S: 3	H: 0 LOB: 0 BB: 0 P: 3	R: 0 E: 0 K: 1 S: 5	H: 0 LOB: 0 BB: 0 P: 5	1B: 3 2B: 0 3B: 1 HR: 0	SF: 0 SAC: 0 DP: 0 HBP: 0	WP: 0 PB: 0 SB: 0 CS: 0	PA: 32
PITCHER Camilo Pascual, R ERA: 2.31 (1,1)	IP: 9.0 WLS: W BF: 32 H: 4 R: 1 ER: 1 SO: 3 BB: 1 IBB: 0 HBP: 0 BLK: 0 WP: 0 HR: 0 S: 37 P: 41 ERA: 1.00 WHIP: 0.556																			


Batter	1	2	3	4	5	6	7	8	9	AB	R	H	RBI	BB	SO	LOB	BOTTOM			
Del Unser, L OBP: 0.278, SLG: 0.288 (1,8)	6-3		F7		3B		4-3			4	1	1	0	0	0	0	<p>New York Yankees @ Washington Senators</p> <p>D.C. Stadium, Washington, DC</p> <p>Mon Jul 01 1968, 7:05 PM EDT</p> <p>Att: 15,065 - Unknown - 97 F</p>			
Cap Peterson, R OBP: 0.284, SLG: 0.239 (1,9)	3-1		K		SF8		K			4	1	1	1	0	2	0				
Frank Howard, R OBP: 0.353, SLG: 0.619 (1,7)	BB			6-3	SF8		6-3			3	0	1	1	0	0	0				
Ken McMullen, R OBP: 0.332, SLG: 0.397 (1,5)	BB			1B	3H			FC2-5		2	1	2	0	2	0	0				
Mike Epstein, L OBP: 0.287, SLG: 0.287 (1,3)	BB			1B	1B			BB		3	0	1	0	0	1	3				
Ron Hansen, R OBP: 0.283, SLG: 0.321 (1,6)	4-3			6-3	K			FC4-6		3	0	0	0	0	1	3				
Jim French, L OBP: 0.300, SLG: 0.421 (1,2)		F5		E6	F7			FC2-5		4	0	0	1	0	4					
Bernie Allen, L OBP: 0.320, SLG: 0.378 (1,4)		K		6-3				FC4-6		4	0	0	0	0	1	4				
Camilo Pascual, R OBP: 0.156, SLG: 0.156 (1,1)		F7		1B				F7		3	0	0	0	1	0	2				
		F9		1-3				F8		3	0	0	0	0	0	3				
Inning Stats	R: 0 E: 0 K: 0 S: 4	H: 1 LOB: 2 BB: 1 P: 8	R: 0 E: 0 K: 1 S: 5	H: 0 LOB: 0 BB: 0 P: 5	R: 0 E: 0 K: 1 S: 5	H: 0 LOB: 0 BB: 0 P: 5	R: 1 E: 1 K: 0 S: 6	H: 2 LOB: 3 BB: 1 P: 10	R: 2 E: 0 K: 1 S: 8	H: 3 LOB: 1 BB: 0 P: 8	R: 0 E: 0 K: 0 S: 3	H: 0 LOB: 0 BB: 0 P: 3	R: 0 E: 0 K: 1 S: 5	H: 0 LOB: 0 BB: 0 P: 5	R: 0 E: 0 K: 0 S: 3	H: 0 LOB: 2 BB: 1 P: 8	1B: 5 2B: 0 3B: 1 HR: 0	SF: 1 SAC: 0 DP: 0 HBP: 1	WP: 0 PB: 0 SB: 0 CS: 0	PA: 35
PITCHER Al Downing, L ERA: 7.8 (1,1)	IP: 3.1 WLS: L BF: 17 H: 5 R: 3 ER: 3 SO: 2 BB: 0 IBB: 0 HBP: 0 BLK: 0 WP: 0 HR: 0 S: 20 P: 24 ERA: 8.10 WHIP: 1.500																			
Bill Monbouquette, R ERA: 4.43 (2,1)	IP: 3.1 WLS: L BF: 17 H: 5 R: 3 ER: 3 SO: 2 BB: 0 IBB: 0 HBP: 0 BLK: 0 WP: 0 HR: 0 S: 20 P: 24 ERA: 8.10 WHIP: 1.500																			
Fred Talbot, R ERA: 3.58 (5,1)	IP: 2.2 WLS: L BF: 8 H: 0 R: 0 ER: 0 SO: 2 BB: 0 IBB: 0 HBP: 0 BLK: 0 WP: 0 HR: 0 S: 12 P: 12 ERA: 0.00 WHIP: 0.000																			
Dooley Wornack, R ERA: 4.65 (8,1)	IP: 1.0 WLS: L BF: 5 H: 0 R: 0 ER: 0 SO: 0 BB: 0 IBB: 0 HBP: 0 BLK: 0 WP: 0 HR: 0 S: 3 P: 8 ERA: 0.00 WHIP: 1.000																			

Batter	1	2	3	4	5	6	7	8	9	AB	R	H	RBI	BB	SO	LOB	TOP										
Horace Clarke, S OBP: 0.250, SLG: 0.258 (1, 4)	0-3 K		0-0 SF8			0-0 4-3	0-0 F9		0-0 4-3	4	0	0	1	0	1	1	New York Yankees @ Washington Senators D.C. Stadium, Washington, DC Wed Jul 03 1968, 7:05 PM EDT Att: 6,284 - Unknown livebaseballscorecards.com										
Roy White, S OBP: 0.348, SLG: 0.406 (1, 7)	0-0 F8		0-0 4-3			0-0 F1		0-0 1B	0-0 4-3	5	1	1	0	0	0	1											
Mickey Mantle, S OBP: 0.405, SLG: 0.440 (1, 3)	0-0 6-3			4-0 S BB		4-0 BB BB		0-3 K		2	0	0	0	2	1	1											
Tom Tresh, S OBP: 0.299, SLG: 0.292 (1, 6)		4-0 G1-6-3 BB		0-0 F9		4-0 BB BB		0-0 HBP 1B		2	1	1	1	2	0	1											
Andy Kosco, R OBP: 0.278, SLG: 0.388 (1, 9)	0-0 G1-6-3			0-0 L6		0-0 F4		1-0 1B		3	0	0	0	0	0	4											
Jake Gibbs, L OBP: 0.283, SLG: 0.281 (1, 2)	0-0 4-3			0-0 L8				0-0 1B		4	0	1	1	0	0	1											
Bobby Cox, R OBP: 0.302, SLG: 0.333 (1, 5)			0-0 1-3		0-0 F7		0-0 HR	0-3 K		4	1	1	1	0	1	2											
Bill Robinson, R OBP: 0.257, SLG: 0.293 (1, 8)			0-0 1B SF8		0-0 L8		0-0 CS	0-3 K		4	1	2	0	0	1	2											
Mel Stottlemyre, R OBP: 0.288, SLG: 0.239 (1, 1)			0-0 1B		0-3 K		4-0 BB		0-0 5-3	3	0	1	0	1	1	0											
Inning Stats	R: 0 E: 0 K: 1 S: 5	H: 0 LOB: 0 BB: 0 P: 5	R: 0 E: 0 K: 0 S: 2	H: 0 LOB: 0 BB: 1 P: 6	R: 1 E: 0 K: 0 S: 5	H: 2 LOB: 1 BB: 0 P: 5	R: 0 E: 0 K: 0 S: 3	H: 0 LOB: 1 BB: 1 P: 7	R: 0 E: 0 K: 1 S: 5	H: 0 LOB: 0 BB: 0 P: 5	R: 0 E: 0 K: 0 S: 3	H: 0 LOB: 0 BB: 0 P: 11	R: 1 E: 0 K: 0 S: 4	H: 2 LOB: 1 BB: 1 P: 8	R: 2 E: 0 K: 3 S: 12	H: 3 LOB: 2 BB: 0 P: 13		R: 0 E: 0 K: 0 S: 3	H: 0 LOB: 0 BB: 0 P: 3	1B: 6 2B: 0 3B: 0 HR: 1	SF: 1 SAC: 0 DP: 1 HBP: 1	WP: 0 PB: 0 SB: 2 CS: 1	PA: 38				
PITCHER	IP	WLS	BF	H	R	ER	SO	BB	IBB	HBP	BLK	WP	HR	S	P	ERA	WHIP										
Phil Ortega, R ERA: 4.88 (1, 1)	7.0	L	28	4	2	2	2	5	0	0	0	0	1	27	47	2.57	1.286										
Dennis Higgins, L ERA: 4.24 (8, 1)	0.1		4	2	2	2	1	0	0	1	0	0	0	5	6	54.00	6.000										
Darold Knowles, L ERA: 2.37 (8, 1)	0.2		3	1	0	0	2	0	0	0	0	0	0	7	7	0.00	1.500										
Bob Humphreys, R ERA: 3.41 (9, 1)	1.0		3	0	0	0	0	0	0	0	0	0	0	3	3	0.00	0.000										

Batter	1	2	3	4	5	6	7	8	9	AB	R	H	RBI	BB	SO	LOB	BOTTOM										
Del Unser, L OBP: 0.278, SLG: 0.288 (1, 8)	0-0 4-3 E 1B		0-0 6-3		0-0 F8			0-0 4-3		4	0	1	0	0	0	1	New York Yankees @ Washington Senators D.C. Stadium, Washington, DC Wed Jul 03 1968, 7:05 PM EDT Att: 6,284 - Unknown livebaseballscorecards.com										
Bernie Allen, L OBP: 0.312, SLG: 0.367 (1, 4)	0-3 K		0-0 E6 BB		0-0 F9		0-0 F8		0-0 4-3	4	0	0	0	0	1	1											
Frank Howard, R OBP: 0.358, SLG: 0.620 (1, 7)	0-0 4-3		0-0 FC6-4 BB		0-0 1B		0-0 1B		0-0 1B	3	0	2	0	1	0	1											
Ken McMullen, R OBP: 0.331, SLG: 0.394 (1, 5)	0-0 F8		0-0 FC6-4		0-0 G4-3 1B		0-0 1B		0-0 F6	4	0	1	0	0	0	4											
Mike Epstein, L OBP: 0.281, SLG: 0.280 (1, 3)		0-0 3-1		0-0 F7		0-0 G4-3		0-3 K		4	0	0	0	0	1	3											
Cap Peterson, R OBP: 0.271, SLG: 0.227 (1, 9)		0-0 L5		0-0 5-3		0-0 6-3		0-0 F3		4	0	0	0	0	0	1											
Jim French, L OBP: 0.261, SLG: 0.364 (1, 2)		0-3 K		0-0 4-3		0-0 6-3		0-0 6-3		3	0	0	0	0	1	0											
Ron Hansen, R OBP: 0.264, SLG: 0.318 (1, 6)			4-0 6-3 SH1-4 E BB		0-0 6-3		0-0 F2		0-0 4-3	2	1	0	0	1	0	0											
Phil Ortega, R OBP: 0.261, SLG: 0.238 (1, 1)			0-0 SH1-4		0-3 K		0-0 4-3		0-0 4-3	1	0	0	0	0	1	0											
Dennis Higgins, R OBP: 0.111, SLG: 0.111 (8, 1)										0	0	0	0	0	0	0											
Darold Knowles, L OBP: 0.250, SLG: 0.750 (8, 1)										0	0	0	0	0	0	0											
Gary Holman, L (8, PH) OBP: 0.750, SLG: 0.667 (9, 1)										0	0	0	0	0	0	0											
Bob Humphreys, R OBP: 0.667, SLG: 0.667 (9, 1)										0	0	0	0	0	0	0											
Inning Stats	R: 0 E: 1 K: 1 S: 6	H: 1 LOB: 1 BB: 0 P: 6	R: 0 E: 0 K: 1 S: 5	H: 0 LOB: 0 BB: 0 P: 5	R: 1 E: 1 K: 0 S: 4	H: 0 LOB: 2 BB: 2 P: 12	R: 0 E: 0 K: 0 S: 3	H: 0 LOB: 0 BB: 0 P: 3	R: 0 E: 0 K: 1 S: 5	H: 0 LOB: 0 BB: 0 P: 5	R: 0 E: 0 K: 0 S: 4	H: 2 LOB: 1 BB: 0 P: 4	R: 0 E: 0 K: 0 S: 3	H: 0 LOB: 0 BB: 0 P: 3	R: 0 E: 0 K: 0 S: 3	H: 0 LOB: 0 BB: 0 P: 3	R: 0 E: 0 K: 1 S: 6	H: 1 LOB: 1 BB: 0 P: 6	1B: 4 2B: 0 3B: 0 HR: 0	SF: 0 SAC: 1 DP: 1 HBP: 0	WP: 0 PB: 0 SB: 0 CS: 0	PA: 33					
PITCHER	IP	WLS	BF	H	R	ER	SO	BB	IBB	HBP	BLK	WP	HR	S	P	ERA	WHIP										
Mel Stottlemyre, R ERA: 2.37 (1, 1)	9.0	W	33	4	1	0	4	2	0	0	0	0	0	39	47	0.00	0.667										



Batter	1	2	3	4	5	6	7	8	9	AB	R	H	RBI	BB	SO	LOB	TOP					
Horace Clarke, S OBP: 0.253, SLG: 0.261 (1,4)	3-1		BB BB 1B		3-6 1B		G4-6-3		K	5	0	2	0	0	1	2	<p>New York Yankees @ Washington Senators D.C. Stadium, Washington, DC</p> <p>Thu Jul 04 1968, 3:33 AM EDT Att: 12,433 - Unknown - 78 F</p> <p>livebaseballscorecards.com</p> <p>AB 35 R 2 H 9 RBI 2 BB 6 SO 7 LOB 24</p> 					
Roy White, S OBP: 0.352, SLG: 0.407 (1,7)	4-3		BB BB 1-2 BB		3-6 1-2		1-2 2-3 1B		BB 1B	4	0	2	1	1	0	1						
Mickey Mantle, S OBP: 0.413, SLG: 0.446 (1,3)			BB BB 1-2 2-3 BB		FC6-4 BB		G3 2B		L9 BB	2	0	1	0	3	0	1						
Tom Tresh, S OBP: 0.293, SLG: 0.286 (1,6)	F8				K		5-3		K	5	0	0	0	0	3	7						
Andy Kosco, R OBP: 0.276, SLG: 0.384 (1,9)			K		FC6-4		G3		1B 1B	5	1	1	0	0	1	6						
Jake Gibbs, L OBP: 0.286, SLG: 0.282 (1,2)	5-3				F8		4-0 BB		WP 1B 1-3 1B	3	0	1	0	1	0	0						
Bobby Cox, R OBP: 0.305, SLG: 0.336 (1,5)			FC6-4 1B		5-3		K		WP 1B 1-2 3-H 1B	4	0	2	1	0	1	2						
Bill Robinson, R OBP: 0.250, SLG: 0.283 (1,8)			FC6-4		K		E6 G4-6-3 BB 1B		F2 1-2 2-3	4	1	0	0	0	1	3						
Stan Bahnsen, R OBP: 0.184, SLG: 0.088 (7, PH)					F8		4-0 BB		6-3	2	0	0	0	0	0	0						
Dick Howser, R OBP: 0.333, SLG: 0.151 (7, PH)					6-3		1-2 BB		6-3	0	0	0	0	0	1	0						
Joe Verbanic, R OBP: 0.500, SLG: 0.706 (8, PH)										0	0	0	0	0	0	0						
Charley Smith, R OBP: 0.500, SLG: 0.706 (8, PH)										0	0	0	0	0	0	2						
Steve Hamilton, L (8, 1)										0	0	0	0	0	0	0						
Inning Stats	R: 0 E: 0 K: 0 S: 3	H: 0 LOB: 1 BB: 1 P: 7	R: 0 E: 0 K: 1 S: 6	H: 1 LOB: 1 BB: 0 P: 6	R: 0 E: 1 K: 1 S: 6	H: 1 LOB: 3 BB: 2 P: 14	R: 0 E: 0 K: 1 S: 5	H: 0 LOB: 0 BB: 0 P: 5	R: 0 E: 0 K: 0 S: 3	H: 1 LOB: 0 BB: 0 P: 3	R: 0 E: 0 K: 1 S: 6	H: 1 LOB: 2 BB: 1 P: 10	R: 1 E: 1 K: 0 S: 4	H: 1 LOB: 1 BB: 1 P: 8	R: 1 E: 0 K: 1 S: 8	H: 3 LOB: 2 BB: 0 P: 8	R: 0 E: 0 K: 2 S: 8	H: 1 LOB: 2 BB: 1 P: 12	1B: 8 2B: 2 3B: 0 HR: 0	SF: 0 SAC: 0 DP: 2 HBP: 0	WP: 1 PB: 0 SB: 0 CS: 0	PA: 41
PITCHER	IP WLS BF H R ER SO BB IBB HBP BLK WP HR S P ERA WHIP																					
Jim Hannan, R ERA: 3.35 (1, 1)	7.1 W 33 7 2 1 5 5 0 0 0 0 0 0 38 58 1.23 1.636																					
Dennis Higgins, R ERA: 4.15 (8, 1)	1.0 6 2 0 0 1 1 0 0 0 1 0 7 11 0.00 3.000																					
Bob Humphreys, R ERA: 3.35 (9, 1)	0.2 S 2 0 0 0 1 0 0 0 0 0 0 4 4 0.00 0.000																					

Batter	1	2	3	4	5	6	7	8	9	AB	R	H	RBI	BB	SO	LOB	BOTTOM			
Del Unser, L OBP: 0.281, SLG: 0.288 (1,8)	2B 4-3 BB		CS 1B			B1-3	4-3			3	1	1	0	1	0	0	<p>New York Yankees @ Washington Senators D.C. Stadium, Washington, DC</p> <p>Thu Jul 04 1968, 3:33 AM EDT Att: 12,433 - Unknown - 78 F</p> <p>livebaseballscorecards.com</p> <p>AB 27 R 4 H 6 RBI 3 BB 4 SO 4 LOB 11</p> 			
Ed Stroud, L OBP: 0.291, SLG: 0.452 (1,9)	4-3 2B		1-2 3B			E 2B		1B 3B		4	2	4	0	0	0	0				
Frank Howard, R OBP: 0.613 (1,7)	F6		5-3			WP SF8 IBB		K		3	1	0	0	1	1	4				
Gary Holman, L OBP: 0.750, SLG: 0.667 (9,3)										0	0	0	0	0	0	0				
Mike Epstein, L OBP: 0.277, SLG: 0.275 (1,3)	4-3				F9		E3		CS 1B	3	0	0	1	0	0	2				
Cap Peterson, R OBP: 0.111, SLG: 0.237 (8, PH)	2-3 3-H					1-2 2-H WP				1	0	1	1	0	0	0				
Ken McMullen, R OBP: 0.330, SLG: 0.390 (1,5)	F8				L4		4-0 IBB		F7	3	0	0	0	1	0	2				
Jim French, L OBP: 0.231, SLG: 0.333 (1,2)			F3		K		1-2 2-3 IBB		SF8	2	0	0	1	0	1	0				
Frank Coggins, S OBP: 0.226, SLG: 0.235 (1,4)						B1-3	4-3			2	0	0	0	1	0	2				
Ed Brinkman, R OBP: 0.279, SLG: 0.170 (1,6)			G5-4-3 BB			L8		F8		3	0	0	0	0	0	1				
Jim Hannan, R OBP: 0.143, SLG: 0.143 (1, 1)						6-3		K		3	0	0	0	0	2	0				
Dennis Higgins, R OBP: 0.111, SLG: 0.111 (8, 1)			K							0	0	0	0	0	0	0				
Bob Humphreys, R OBP: 0.667, SLG: 0.667 (9, 1)										0	0	0	0	0	0	0				
Inning Stats	R: 1 E: 0 K: 0 S: 4	H: 1 LOB: 1 BB: 1 P: 8	R: 0 E: 0 K: 0 S: 2	H: 0 LOB: 0 BB: 1 P: 6	R: 0 E: 0 K: 1 S: 6	H: 2 LOB: 1 BB: 0 P: 6	R: 0 E: 0 K: 1 S: 5	H: 0 LOB: 0 BB: 0 P: 5	R: 0 E: 0 K: 0 S: 3	H: 0 LOB: 0 BB: 0 P: 3	R: 2 E: 1 K: 0 S: 5	H: 1 LOB: 2 BB: 2 P: 13	R: 0 E: 0 K: 1 S: 5	H: 0 LOB: 0 BB: 0 P: 5	R: 1 E: 0 K: 1 S: 6	H: 2 LOB: 0 BB: 0 P: 6	1B: 2 2B: 2 3B: 2 HR: 0	SF: 1 SAC: 0 DP: 1 HBP: 0	WP: 1 PB: 0 SB: 0 CS: 2	PA: 32
PITCHER	IP WLS BF H R ER SO BB IBB HBP BLK WP HR S P ERA WHIP																			
Stan Bahnsen, R ERA: 2.09 (1, 1)	6.0 L 25 4 3 1 2 2 2 0 0 0 1 0 25 41 1.50 1.000																			
Joe Verbanic, R ERA: 2.73 (7, 1)	1.0 3 0 0 0 1 0 0 0 0 0 0 5 5 0.00 0.000																			
Steve Hamilton, L ERA: 3.32 (8, 1)	1.0 4 2 1 1 1 0 0 0 0 0 0 6 6 9.00 2.000																			

Batter	1	2	3	4	5	6	7	8	9	AB	R	H	RBI	BB	SO	LOB	TOP					
Paul Blair, R (1.8) OBP: 0.259, SLG: 0.257	0-0 1-3			0-0 F9		0-0 G5-4-3		0-3 K		4	0	0	0	0	1	2						
Curt Molton, R (1.7) OBP: 0.316, SLG: 0.354	0-0 3-1			0-0 5-3			0-0 F8		0-0 L5	4	0	0	0	0	0	0						
Boog Powell, L (1.3) OBP: 0.356, SLG: 0.450	0-3 K			0-0 1-3			0-0 2B		0-0 6-3	4	0	1	0	0	1	0						
Frank Robinson, R (1.9) OBP: 0.368, SLG: 0.395		0-0 F6			0-0 6-3		0-0 F9		0-0 6-3	4	0	0	0	0	0	1						
Brooks Robinson, R (1.5) OBP: 0.291, SLG: 0.415		0-0 5-3			0-0 F8		4-0 IBB			2	0	0	0	1	0	0						
Davey Johnson, R (1.4) OBP: 0.348, SLG: 0.377		0-0 F7			0-3 K		0-0 F2			3	0	0	0	0	1	2						
Andy Etchebarren, R (1.2) OBP: 0.313, SLG: 0.376			0-0 F9			0-0 SF9 3B		0-0 E5 P2-6 1B		3	1	1	0	0	0	0						
Mark Belanger, R (1.6) OBP: 0.241, SLG: 0.248			0-3 K			0-0 SF9		0-0 1-2 1B		2	0	1	1	0	1	0						
Dave McNally, R (1.1) OBP: 0.348, SLG: 0.377			0-0 G3			0-0 E6 G5-4-3		0-0 P2-6 2-3f		3	0	0	0	0	0	2						
Inning Stats	R: 0 E: 0 K: 1 S: 5	H: 0 LOB: 0 BB: 0 P: 5	R: 0 E: 0 K: 0 S: 3	H: 0 LOB: 0 BB: 0 P: 3	R: 0 E: 0 K: 1 S: 5	H: 0 LOB: 0 BB: 0 P: 5	R: 0 E: 0 K: 0 S: 3	H: 0 LOB: 0 BB: 0 P: 3	R: 0 E: 0 K: 1 S: 5	H: 0 LOB: 0 BB: 0 P: 5	R: 1 E: 1 K: 0 S: 4	H: 1 LOB: 0 BB: 0 P: 4	R: 0 E: 0 K: 0 S: 4	H: 1 LOB: 2 BB: 1 P: 8	R: 0 E: 1 K: 1 S: 6	H: 1 LOB: 1 BB: 0 P: 6	R: 0 E: 0 K: 0 S: 3	H: 0 LOB: 0 BB: 0 P: 3	1B: 1 2B: 2 3B: 1 HR: 0	SF: 1 SAC: 0 DP: 2 HBP: 0	WP: 0 PB: 0 SB: 0 CS: 0	PA: 31
PITCHER Fritz Peterson, L (1.1) ERA: 2.76	IP: 9.0 WLS: W BF: 31 H: 3 R: 1 ER: 1 SO: 4 BB: 0 IBB: 1 HBP: 0 BLK: 0 WP: 0 HR: 0 S: 38 P: 42 ERA: 1.00 WHIP: 0.333															PITCHER						

Baltimore Orioles @ New York Yankees
Yankee Stadium, Bronx, NY
Fri Jul 05 1968, 7:05 PM EDT
Att: 16,178 - Unknown

AB 29
R 1
H 3
RBI 1
BB 1
SO 4
LOB 7



Batter	1	2	3	4	5	6	7	8	9	AB	R	H	RBI	BB	SO	LOB	BOTTOM			
Horace Clarke, S (1.4) OBP: 0.249, SLG: 0.257	0-0 F7		0-0 5-3			0-0 F8			0-0 F8	4	0	0	0	0	0	1				
Mickey Mantle, S (1.3) OBP: 0.407, SLG: 0.437	0-0 5-3			0-3 K			0-0 1-3		0-0 F8	4	0	0	0	0	1	1				
Roy White, S (1.7) OBP: 0.351, SLG: 0.403	0-0 F7			0-3 K			0-0 P4		4-0 1B BB	3	0	0	0	1	1	0				
Andy Kosco, R (1.9) OBP: 0.280, SLG: 0.383		0-0 P3		0-0 F8			4-0 BB		0-0 1B	3	0	1	1	1	0	0				
Bobby Cox, R (1.5) OBP: 0.302, SLG: 0.332		0-0 F2			0-0 P3		0-3 K			3	0	0	0	0	1	1				
Tom Tresh, S (1.6) OBP: 0.297, SLG: 0.303		0-0 HR			0-0 F8			0-0 L6-3 1B		3	1	2	1	0	0	0				
Frank Fernandez, R (1.2) OBP: 0.306, SLG: 0.353		0-3 K			0-3 K			0-3 K		3	0	0	0	0	3	1				
Bill Robinson, R (1.8) OBP: 0.245, SLG: 0.277			0-0 P6			0-0 5-3		0-0 L6-3		3	0	0	0	0	0	1				
Fritz Peterson, S (1.1) OBP: 0.045, SLG: 0.045			0-3 K			0-3 K			0-0 F8 1B 1B	3	1	1	0	0	2	0				
Inning Stats	R: 0 E: 0 K: 0 S: 3	H: 1 LOB: 0 BB: 0 P: 3	R: 1 E: 0 K: 1 S: 6	H: 1 LOB: 0 BB: 0 P: 6	R: 0 E: 0 K: 1 S: 5	H: 0 LOB: 0 BB: 0 P: 5	R: 0 E: 0 K: 2 S: 7	H: 0 LOB: 0 BB: 0 P: 7	R: 0 E: 0 K: 1 S: 5	H: 0 LOB: 0 BB: 0 P: 5	R: 0 E: 0 K: 1 S: 5	H: 0 LOB: 1 BB: 1 P: 9	R: 0 E: 0 K: 1 S: 5	H: 1 LOB: 0 BB: 0 P: 5	R: 1 E: 0 K: 0 S: 4	H: 2 LOB: 2 BB: 1 P: 8	1B: 3 2B: 1 3B: 0 HR: 1	SF: 0 SAC: 0 DP: 1 HBP: 0	WP: 0 PB: 0 SB: 0 CS: 0	PA: 31
PITCHER Dave McNally, L (1.1) ERA: 2.23	IP: 8.2 WLS: L BF: 31 H: 4 R: 2 ER: 2 SO: 8 BB: 2 IBB: 0 HBP: 0 BLK: 0 WP: 0 HR: 1 S: 45 P: 53 ERA: 2.08 WHIP: 0.692															PITCHER				

Baltimore Orioles @ New York Yankees
Yankee Stadium, Bronx, NY
Fri Jul 05 1968, 7:05 PM EDT
Att: 16,178 - Unknown

AB 29
R 2
H 4
RBI 2
BB 2
SO 8
LOB 5



Batter	1	2	3	4	5	6	7	8	9	AB	R	H	RBI	BB	SO	LOB	TOP		
Paul Blair, R OBP: 0.262, SLG: 0.257 (1, 8)	F8	FC6-4 BB		1B			SH FC5-2 BB	1-3		4	0	1	2	1	0	3			
Curt Molton, R OBP: 0.319, SLG: 0.356 Curt Blefary, L OBP: 0.304, SLG: 0.320 (8, PH) (8, 9)	1B	SF9		F7			FC5-2 SH BB	BB		2	1	1	1	1	0	1			
Boog Powell, L OBP: 0.358, SLG: 0.446 (1, 3)	L4			K			SH FC5-2	BB		2	0	0	0	2	1	2			
Frank Robinson, R OBP: 0.363, SLG: 0.389 (8, 7)	1B	K			K		FC5-2	F8		5	0	1	0	0	2	7			
Brooks Robinson, R OBP: 0.289, SLG: 0.412 (1, 5)			F2		F7		K		6-3	5	0	1	1	0	1	3			
Davey Johnson, R OBP: 0.342, SLG: 0.369 (1, 4)	5-3		K		5-3		K		5-3	5	0	0	0	0	2	5			
Andy Etchebarren, R OBP: 0.324, SLG: 0.397 (1, 2)		1B E FC6-4 BB		3B		K		1B 1-3 1B	K	4	2	2	0	1	2	0	AB 35		
Mark Belanger, R OBP: 0.241, SLG: 0.248 (1, 6)		E6 FC6-4 1B SF9		5-3		6-3		1-3 SH1-4 1B 1B		4	2	1	0	0	0	2	R 5		
Dave Leonhard, R OBP: 0.176, SLG: 0.125 (1, 1)				6-3		K		SH1-4		3	0	1	0	0	1	0	H 9		
Inning Stats	R: 1 E: 0 K: 0 S: 6	H: 3 LOB: 2 BB: 0 P: 6	R: 2 E: 1 K: 1 S: 7	H: 1 LOB: 2 BB: 2 P: 15	R: 0 E: 0 K: 1 S: 6	H: 1 LOB: 1 BB: 0 P: 6	R: 0 E: 0 K: 1 S: 6	H: 1 LOB: 1 BB: 0 P: 6	R: 0 E: 0 K: 2 S: 7	H: 0 LOB: 0 BB: 0 P: 7	R: 0 E: 1 K: 2 S: 8	H: 0 LOB: 3 BB: 2 P: 16	R: 2 E: 0 K: 0 S: 6	H: 3 LOB: 2 BB: 1 P: 10	R: 0 E: 0 K: 1 S: 5	H: 0 LOB: 0 BB: 0 P: 5	1B: 8 2B: 0 3B: 1 HR: 0	SF: 1 SAC: 2 DP: 0 HBP: 0	WP: 0 PA: 43 PB: 0 SB: 0 CS: 0
PITCHER	IP WLS BF H R ER SO BB IBB HBP BLK WP HR S P ERA WHIP	IP WLS BF H R ER SO BB IBB HBP BLK WP HR S P ERA WHIP																	
Steve Barber, L ERA: 2.39 (1, 1)	7.0	L	33	6	3	1	8	4	0	0	0	0	0	0	45	61	1.29	1.429	
Thad Tillotson, R ERA: 5.4 (8, 1)	0.2		6	3	2	2	0	1	0	0	0	0	0	0	5	9	27.00	6.000	
Dooley Womack, R ERA: 4.45 (8, 1)	1.1		4	0	0	0	1	0	0	0	0	0	0	0	6	6	0.00	0.000	

Baltimore Orioles @ New York Yankees
Yankee Stadium, Bronx, NY
Sat Jul 06 1968, 3:33 AM EDT
Att: 13,220 - Unknown

AB 35
R 5
H 9
RBI 5
BB 5
SO 9
LOB 23



Batter	1	2	3	4	5	6	7	8	9	AB	R	H	RBI	BB	SO	LOB	BOTTOM		
Horace Clarke, S OBP: 0.253, SLG: 0.261 (1, 4)	FC4-6 BB		1-3 2B		4-1		F7			3	0	1	0	1	0	1			
Mickey Mantle, S OBP: 0.408, SLG: 0.433 (1, 3)	FC4-6 FC5-6		BB		BB			G3		2	0	0	0	2	0	1			
Roy White, S OBP: 0.346, SLG: 0.399 (1, 7)	FC5-6 1B		SF7		K			3-1		3	0	0	1	0	1	3			
Andy Kosco, R OBP: 0.279, SLG: 0.381 (1, 9)	1B		F7		F2			K		4	0	1	0	0	1	4			
Tom Tresh, S OBP: 0.293, SLG: 0.298 (1, 6)	K		F8		4-3			P4		4	0	0	0	0	1	4			
Jake Gibbs, L OBP: 0.281, SLG: 0.276 (1, 2)		6-3		P5		P6		3-1		4	0	0	0	0	0	0			
Bobby Cox, R OBP: 0.301, SLG: 0.330 (1, 5)		K		6-3		F9		1B		4	0	1	0	0	1	0	AB 29		
Bill Robinson, R OBP: 0.238, SLG: 0.269 (1, 8)		F8		L3			F9	F5		4	0	0	0	0	0	1	R 1		
Steve Barber, L (1, 1)										0	1	0	0	2	0	0	H 3		
Dick Howser, R OBP: 0.330, SLG: 0.149 (7, PH)										1	0	0	0	0	0	0	RBI 1		
Thad Tillotson, R (8, 1)										0	0	0	0	0	0	0	BB 5		
Dooley Womack, L (8, 1)				2B SF7 BB						0	0	0	0	0	0	0	SO 4		
Inning Stats	R: 0 E: 0 K: 1 S: 6	H: 1 LOB: 2 BB: 1 P: 10	R: 0 E: 0 K: 1 S: 5	H: 0 LOB: 0 BB: 0 P: 5	R: 1 E: 0 K: 0 S: 4	H: 1 LOB: 2 BB: 2 P: 12	R: 0 E: 0 K: 0 S: 3	H: 0 LOB: 0 BB: 0 P: 3	R: 0 E: 0 K: 1 S: 5	H: 0 LOB: 2 BB: 2 P: 13	R: 0 E: 0 K: 0 S: 3	H: 0 LOB: 0 BB: 0 P: 3	R: 0 E: 0 K: 1 S: 5	H: 0 LOB: 0 BB: 0 P: 5	R: 0 E: 0 K: 0 S: 4	H: 1 LOB: 1 BB: 0 P: 4	1B: 2 2B: 1 3B: 0 HR: 0	SF: 1 SAC: 0 DP: 0 HBP: 0	WP: 0 PA: 35 PB: 0 SB: 0 CS: 0
PITCHER	IP WLS BF H R ER SO BB IBB HBP BLK WP HR S P ERA WHIP	IP WLS BF H R ER SO BB IBB HBP BLK WP HR S P ERA WHIP																	
Dave Leonhard, R ERA: 3.0 (1, 1)	9.0	W	35	3	1	1	4	5	0	0	0	0	0	0	38	58	1.00	0.889	

Baltimore Orioles @ New York Yankees
Yankee Stadium, Bronx, NY
Sat Jul 06 1968, 3:33 AM EDT
Att: 13,220 - Unknown

AB 29
R 1
H 3
RBI 1
BB 5
SO 4
LOB 14



Batter	1	2	3	4	5	6	7	8	9	AB	R	H	RBI	BB	SO	LOB	TOP			
Fred Valentine, S (1,8) OBP: 0.293, SLG: 0.361	0-3 K			0-0 P6		0-0 FC6 1B		0-0 F7	4 0 1 0 0 1 0								Baltimore Orioles @ New York Yankees Yankee Stadium, Bronx, NY Sun Jul 07 1968, 3:33 AM EDT Unknown livebaseballscorecards.com			
Davey Johnson, R (1,4) OBP: 0.337, SLG: 0.363	0-0 6-3			0-0 P3		0-0 FC6 1-2f		0-0 4-3	4 0 0 0 0 0 1											
Frank Robinson, R (1,7) OBP: 0.361, SLG: 0.392	0-3 K			0-0 P4			0-0 P4	0-0 2B	4 0 1 0 0 1 0											
Boog Powell, L (1,3) OBP: 0.354, SLG: 0.440		0-0 4-3			0-0 F8		0-0 4-3	0-0 4-3	4 0 0 0 0 0 1											
Brooks Robinson, R (1,5) OBP: 0.287, SLG: 0.407		0-0 F7			0-0 6-3		0-0 5-3		3 0 0 0 0 0 0											
Curt Blefary, L (1,9) OBP: 0.305, SLG: 0.317		0-0 P6			4-0 BB			0-3 K	2 0 0 0 1 1 0											
Elrod Hendricks, L (1,2) OBP: 0.364, SLG: 0.617			0-0 G1-6-3 1B		0-3 K2-3			0-0 HR	3 1 2 1 0 1 1											
Mark Belanger, R (1,6) OBP: 0.238, SLG: 0.244			0-0 G1-6-3 1-2f		0-0 6-3			0-3 K	3 0 0 0 0 1 1											
Jim Hardin, R (1,1) OBP: 0.095, SLG: 0.143			0-0 5-3		0-3 K			0-0 F7	2 0 0 0 0 1 0											
Don Buford, S (8, PH) OBP: 0.328, SLG: 0.377									1 0 0 0 0 0 0											
Eddie Watt, R (8, 1)									0 0 0 0 0 0 0											
Inning Stats	R: 0 E: 0 K: 2 S: 7	H: 0 LOB: 0 BB: 0 P: 7	R: 0 E: 0 K: 0 S: 3	H: 0 LOB: 0 BB: 0 P: 3	R: 0 E: 0 K: 0 S: 3	H: 1 LOB: 0 BB: 0 P: 3	R: 0 E: 0 K: 0 S: 3	H: 0 LOB: 0 BB: 0 P: 3	R: 0 E: 0 K: 1 S: 5	H: 1 LOB: 1 BB: 1 P: 9	R: 0 E: 0 K: 0 S: 3	H: 0 LOB: 0 BB: 0 P: 3	R: 1 E: 0 K: 2 S: 8	H: 1 LOB: 0 BB: 0 P: 8	R: 0 E: 0 K: 0 S: 4	H: 1 LOB: 1 BB: 0 P: 4	1B: 2 2B: 1 3B: 0 HR: 1	SF: 0 SAC: 0 DP: 1 HBP: 0	WP: 0 PB: 0 SB: 0 CS: 0	PA: 31
PITCHER Mel Stottlemyre, R (1,1) ERA: 2.29	IP: 9.0 WLS: W BF: 31 H: 4 R: 1 ER: 1 SO: 6 BB: 1 IBB: 0 HBP: 0 BLK: 0 WP: 0 HR: 1 S: 42 P: 46 ERA: 1.00 WHIP: 0.556																			

Batter	1	2	3	4	5	6	7	8	9	AB	R	H	RBI	BB	SO	LOB	BOTTOM			
Horace Clarke, S (1,4) OBP: 0.253, SLG: 0.268	0-0 G3 3B		0-0 F5			0-0 L8		0-0 4-3	4 1 1 0 0 0 0								Baltimore Orioles @ New York Yankees Yankee Stadium, Bronx, NY Sun Jul 07 1968, 3:33 AM EDT Unknown livebaseballscorecards.com			
Mickey Mantle, S (1,3) OBP: 0.402, SLG: 0.425	0-3 K			0-0 F8		0-0 F8		0-0 F8	4 0 0 0 0 1 1											
Roy White, S (1,7) OBP: 0.349, SLG: 0.416	0-0 G3 3H			0-0 2B		0-0 HR		0-0 HR	3 1 2 2 0 0 0											
Andy Kosco, R (1,9) OBP: 0.280, SLG: 0.393	0-0 5-3			0-0 F7		0-0 HR		0-0 HR	3 1 1 1 0 0 1											
Tom Tresh, S (1,6) OBP: 0.290, SLG: 0.294		0-0 F9		0-0 3-1		0-0 F5		0-0 F5	3 0 0 0 0 0 1											
Bobby Cox, R (1,5) OBP: 0.301, SLG: 0.330		0-0 5-3			0-0 5-3		0-0 FC5-4 1B		3 0 1 0 0 0 0											
Frank Fernandez, R (1,2) OBP: 0.308, SLG: 0.340		0-3 K		4-0 G5-4-3 BB		0-0 FC5-4 FC6-4 1-2f		0-0 FC6-4	2 0 0 0 1 1 1											
Bill Robinson, R (1,8) OBP: 0.233, SLG: 0.263			0-0 5-3		0-0 G5-4-3 1-2f		0-0 FC6-4 1-2f		3 0 0 0 0 0 2											
Mel Stottlemyre, R (1,1) OBP: 0.273, SLG: 0.224			0-0 F8		0-0 5-3		0-0 1-3		3 0 0 0 0 0 0											
Inning Stats	R: 1 E: 0 K: 1 S: 6	H: 1 LOB: 0 BB: 0 P: 6	R: 0 E: 0 K: 1 S: 5	H: 0 LOB: 0 BB: 0 P: 5	R: 0 E: 0 K: 0 S: 3	H: 0 LOB: 0 BB: 0 P: 3	R: 0 E: 0 K: 0 S: 4	H: 1 LOB: 0 BB: 0 P: 4	R: 0 E: 0 K: 0 S: 2	H: 0 LOB: 0 BB: 1 P: 6	R: 0 E: 0 K: 0 S: 3	H: 0 LOB: 0 BB: 0 P: 3	R: 2 E: 0 K: 0 S: 6	H: 3 LOB: 1 BB: 0 P: 6	R: 0 E: 0 K: 0 S: 3	H: 0 LOB: 0 BB: 0 P: 3		1B: 1 2B: 1 3B: 1 HR: 2	SF: 0 SAC: 0 DP: 1 HBP: 0	WP: 0 PB: 0 SB: 0 CS: 0
PITCHER Jim Hardin, R (1,1) ERA: 2.24	IP: 7.0 WLS: L BF: 26 H: 5 R: 3 ER: 3 SO: 2 BB: 1 IBB: 0 HBP: 0 BLK: 0 WP: 0 HR: 2 S: 29 P: 33 ERA: 3.86 WHIP: 0.857																			
Eddie Watt, R (8, 1) ERA: 2.25	IP: 1.0 WLS: L BF: 3 H: 0 R: 0 ER: 0 SO: 0 BB: 0 IBB: 0 HBP: 0 BLK: 0 WP: 0 HR: 0 S: 3 P: 3 ERA: 0.00 WHIP: 0.000																			

Batter	1	2	3	4	5	6	7	8	9	AB R H RBI BB SO LOB	TOP															
Fred Valentine, S (1, 8) OBP: 0.302, SLG: 0.387 Moe Drabowsky, R (9, 1) OBP: 0.333, SLG: 0.333										5 1 3 1 0 1 1 0 0 0 0 0 0 0	Baltimore Orioles @ New York Yankees Yankee Stadium, Bronx, NY Sun Jul 07 1968, 3:38 AM EDT Att: 42,376 - Unknown AB 35 R 3 H 9 RBI 3 BB 2 SO 4 LOB 16															
Don Buford, S (1, 4) OBP: 0.323, SLG: 0.378										5 1 1 0 0 0 3																
Frank Robinson, R (1, 7) OBP: 0.362, SLG: 0.398										5 0 2 1 0 0 1																
Boog Powell, L (1, 3) OBP: 0.352, SLG: 0.438										4 0 1 0 0 0 2																
Brooks Robinson, R (1, 5) OBP: 0.289, SLG: 0.407										3 0 1 0 0 0 2																
Curt Blefary, L (1, 9) OBP: 0.301, SLG: 0.313										4 0 0 0 0 0 5																
Eliot Hendricks, L (1, 2) OBP: 0.373, SLG: 0.660 Andy Etchebaren, R (9, 2) OBP: 0.324, SLG: 0.397										3 1 1 1 1 1 0 0 0 0 0 0 0 0																
Mark Belanger, R (1, 6) OBP: 0.238, SLG: 0.241										3 0 0 0 1 1 1																
Tom Phoebus, R (1, 1) OBP: 0.140, SLG: 0.098 Curt Motton, R (9, PH) OBP: 0.318, SLG: 0.354 Paul Blair, R (9, 8) OBP: 0.262, SLG: 0.257										2 0 0 0 0 1 1 1 0 0 0 0 0 0 0 0 0 0 0 0 0																
Inning Stats	R: 0 E: 0 K: 0 S: 5	H: 2 LOB: 3 BB: 0 P: 6	R: 0 E: 0 K: 1 S: 6	H: 1 LOB: 2 BB: 1 P: 10	R: 0 E: 0 K: 0 S: 4	H: 1 LOB: 1 BB: 0 P: 4	R: 1 E: 0 K: 1 S: 6	H: 1 LOB: 0 BB: 1 P: 6	R: 1 E: 0 K: 0 S: 5	H: 2 LOB: 1 BB: 0 P: 5		R: 0 E: 1 K: 0 S: 4	H: 1 LOB: 1 BB: 0 P: 4	R: 0 E: 0 K: 1 S: 5	H: 0 LOB: 0 BB: 0 P: 5	R: 1 E: 0 K: 0 S: 4	H: 1 LOB: 0 BB: 0 P: 4	1B: 5 2B: 2 3B: 0 HR: 2	SF: 0 SAC: 1 DP: 0 HBP: 1	WP: 0 PB: 0 SB: 0 CS: 0	PA: 39					
PITCHER	IP WLS BF H R ER SO BB IBB HBP BLK WP HR S P ERA WHIP											IP WLS BF H R ER SO BB IBB HBP BLK WP HR S P ERA WHIP														
Joe Verbanic, R (1, 1) ERA: 2.92	4.2	23	7	2	2	2	1	0	1	0	0	1	25	30	3.86	1.714										
Steve Hamilton, L (5, 1) ERA: 3.27	0.1	1	0	0	0	0	0	0	0	0	0	0	1	1	0.00	0.000										
Stan Bahnsen, R (6, 1) ERA: 2.09	4.0	L	15	2	1	1	2	1	0	0	0	0	1	18	2.25	0.750										

Batter	1	2	3	4	5	6	7	8	9	AB R H RBI BB SO LOB	BOTTOM															
Horace Clarke, S (1, 4) OBP: 0.253, SLG: 0.268										4 1 1 0 0 0 0	Baltimore Orioles @ New York Yankees Yankee Stadium, Bronx, NY Sun Jul 07 1968, 3:38 AM EDT Att: 42,376 - Unknown AB 32 R 2 H 5 RBI 2 BB 0 SO 10 LOB 6															
Mickey Mantle, S (1, 3) OBP: 0.401, SLG: 0.423 Frank Fernandez, R (6, 9) OBP: 0.303, SLG: 0.333										3 0 1 1 0 2 1 1 0 0 0 0 1 0																
Roy White, S (1, 7) OBP: 0.348, SLG: 0.417										4 0 1 0 0 2 1																
Andy Kosco, R (1, 9) OBP: 0.275, SLG: 0.386										4 0 0 0 0 0 2																
Tom Tresh, S (1, 6) OBP: 0.290, SLG: 0.294										4 0 1 0 0 2 1																
Bobby Cox, R (1, 5) OBP: 0.298, SLG: 0.326										3 0 0 0 0 1 1																
Jake Gibbs, L (1, 2) OBP: 0.278, SLG: 0.272										3 0 0 0 0 0 0																
Bill Robinson, R (1, 8) OBP: 0.235, SLG: 0.286										3 1 1 1 0 1 0																
Joe Verbanic, R (1, 1) Steve Hamilton, L (5, 1) Dick Howser, R (5, PH) OBP: 0.326, SLG: 0.147 Stan Bahnsen, R (6, 1) OBP: 0.179, SLG: 0.086										1 0 0 0 0 1 0 0 0 0 0 0 0 0 1 0 0 0 0 0 0 1 0 0 0 0 0 0																
Inning Stats	R: 1 E: 1 K: 2 S: 9	H: 1 LOB: 1 BB: 0 P: 9	R: 1 E: 0 K: 2 S: 8	H: 1 LOB: 0 BB: 0 P: 8	R: 0 E: 0 K: 1 S: 6	H: 1 LOB: 0 BB: 0 P: 6	R: 0 E: 0 K: 0 S: 3	H: 1 LOB: 0 BB: 0 P: 3	R: 0 E: 0 K: 1 S: 6	H: 1 LOB: 1 BB: 0 P: 6		R: 0 E: 0 K: 2 S: 7	H: 0 LOB: 0 BB: 0 P: 7	R: 0 E: 0 K: 1 S: 5	H: 0 LOB: 0 BB: 0 P: 5	R: 0 E: 0 K: 1 S: 5	H: 0 LOB: 0 BB: 0 P: 5	R: 0 E: 0 K: 0 S: 3	H: 0 LOB: 0 BB: 0 P: 3	1B: 3 2B: 1 3B: 0 HR: 1	SF: 0 SAC: 0 DP: 1 HBP: 0	WP: 0 PB: 0 SB: 1 CS: 0	PA: 32			
PITCHER	IP WLS BF H R ER SO BB IBB HBP BLK WP HR S P ERA WHIP											IP WLS BF H R ER SO BB IBB HBP BLK WP HR S P ERA WHIP														
Tom Phoebus, R (1, 1) ERA: 2.26	8.0	W	29	5	2	1	10	0	0	0	0	0	1	49	1.12	0.625										
Moe Drabowsky, R (9, 1) ERA: 1.74	1.0	S	3	0	0	0	0	0	0	0	0	0	3	3	0.00	0.000										

Batter	1	2	3	4	5	6	7	8	9	AB	R	H	RBI	BB	SO	LOB	TOP					
Horace Clarke, S OBP: 0.255, SLG: 0.270 (1, 4)	4-3		L7-2			F9			FC4 1B	5	1	2	0	0	0	2						
Mickey Mantle, S OBP: 0.394, SLG: 0.414 (1, 3)	K		5-3		4-3	K			FC4 1-2	5	0	0	0	0	0	2	3					
Roy White, S OBP: 0.343, SLG: 0.410 (1, 7)	F5			F8	E4 1B				6-3	5	1	0	0	0	0	1						
Andy Kosco, R OBP: 0.279, SLG: 0.392 (1, 9)		F2								4	1	2	1	0	0	0						
Bobby Cox, R OBP: 0.305, SLG: 0.330 (1, 5)				2B	2B					3	1	2	0	1	1	0						
Tom Tresh, S OBP: 0.289, SLG: 0.297 (1, 6)				2B						4	1	1	1	0	2	3						
Frank Fernandez, R OBP: 0.314, SLG: 0.321 (1, 2)				2B	5-3					2	0	0	0	2	0	2						
Bill Robinson, R OBP: 0.242, SLG: 0.306 (1, 8)										4	0	2	2	0	0	2						
Fritz Peterson, S OBP: 0.077, SLG: 0.154 Steve Hamilton, L (9, 1)			L7-2 3B	6-3					5-3	4	0	1	0	0	1	2						
										0	0	0	0	0	0	0						
Inning Stats	R: 0 E: 0 K: 1 S: 5	H: 0 LOB: 0 BB: 0 P: 5	R: 0 E: 0 K: 1 S: 6	H: 1 LOB: 2 BB: 1 P: 10	R: 0 E: 0 K: 0 S: 3	H: 1 LOB: 0 BB: 0 P: 3	R: 3 E: 0 K: 0 S: 5	H: 3 LOB: 1 BB: 2 P: 13	R: 2 E: 1 K: 1 S: 9	H: 3 LOB: 2 BB: 0 P: 9	R: 0 E: 0 K: 2 S: 8	H: 1 LOB: 1 BB: 0 P: 8	R: 0 E: 0 K: 1 S: 5	H: 0 LOB: 0 BB: 0 P: 5	R: 0 E: 0 K: 0 S: 3	H: 0 LOB: 0 BB: 0 P: 3	R: 0 E: 1 K: 0 S: 4	H: 1 LOB: 1 BB: 0 P: 4	1B: 5 2B: 5 3B: 1 HR: 0	SF: 0 SAC: 0 DP: 1 HBP: 0	WP: 0 PB: 0 CS: 1	PA: 39
PITCHER	IP	WLS	BF	H	R	ER	SO	BB	IBB	HBP	BLK	WP	HR	S	P	ERA	WHIP					
Gary Peters, L ERA: 3.49 (1, 1)	4.0	L	18	5	3	3	2	2	1	0	0	0	0	19	31	6.75	1.750					
Hoyt Wilhelm, R ERA: 1.5 (5, 1)	2.0		11	4	2	2	3	0	0	0	0	0	0	17	17	9.00	2.000					
Don McMahon, R ERA: 2.33 (7, 1)	2.0		6	0	0	0	1	0	0	0	0	0	0	8	8	0.00	0.000					
Wilbur Wood, L ERA: 1.67 (9, 1)	1.0		4	1	0	0	0	0	0	0	0	0	0	4	4	0.00	1.000					

New York Yankees @ Chicago White Sox
Milwaukee County Stadium, Milwaukee, WI

AB 36
R 5
H 10
RBI 4
BB 3
SO 6
LOB 15



Thu Jul 11 1968, 8:05 PM EDT
Att: 40,575 - Unknown - 74 F

Batter	1	2	3	4	5	6	7	8	9	AB	R	H	RBI	BB	SO	LOB	BOTTOM					
Sandy Alomar Sr., S OBP: 0.364, SLG: 0.341 Leon Wagner, L OBP: 0.341, SLG: 0.310 (8, PH)	F8		4-3						FC4-6 2B	4	0	2	1	0	0	0						
Luis Aparicio, R OBP: 0.291, SLG: 0.333 (1, 6)										4	0	2	2	1	0	2						
Pete Ward, L OBP: 0.360, SLG: 0.380 (1, 3)										5	0	0	0	0	2	5						
Tommy Davis, R OBP: 0.217, SLG: 0.262 (1, 7)										4	0	1	0	0	1	1						
Duane Josephson, R OBP: 0.300, SLG: 0.378 (1, 2)										4	0	2	0	0	0	2						
Walt Williams, R Hoyt Wilhelm, R Dick Kenworthy, R Don McMahon, R Wayne Cullbert, R Wilbur Wood, R (1, 9) (5, 1) (6, PH) (7, 1) (8, PH) (9, 1)										2	0	0	0	0	0	0						
Buddy Bradford, R OBP: 0.250, SLG: 0.309 (1, 8)										3	1	0	0	1	1	2						
Tim Cullen, R OBP: 0.278, SLG: 0.274 (1, 4)										4	1	1	0	0	0	0						
Gary Peters, L OBP: 0.281, SLG: 0.333 Ken Berry, R OBP: 0.297, SLG: 0.364 (1, 1) (5, 9)										1	0	0	0	0	0	0						
										3	1	2	0	0	0	1						
Inning Stats	R: 0 E: 1 K: 0 S: 5	H: 2 LOB: 2 BB: 0 P: 5	R: 1 E: 1 K: 0 S: 3	H: 0 LOB: 0 BB: 1 P: 7	R: 0 E: 0 K: 1 S: 5	H: 0 LOB: 0 BB: 1 P: 7	R: 0 E: 0 K: 1 S: 5	H: 0 LOB: 0 BB: 0 P: 5	R: 1 E: 0 K: 1 S: 7	H: 2 LOB: 1 BB: 0 P: 7	R: 0 E: 0 K: 0 S: 4	H: 1 LOB: 1 BB: 0 P: 4	R: 1 E: 0 K: 0 S: 5	H: 2 LOB: 1 BB: 0 P: 5	R: 0 E: 0 K: 1 S: 6	H: 1 LOB: 1 BB: 0 P: 6	R: 1 E: 0 K: 1 S: 7	H: 2 LOB: 1 BB: 0 P: 7	1B: 6 2B: 4 3B: 0 HR: 0	SF: 0 SAC: 0 DP: 0 HBP: 0	WP: 0 PB: 0 CS: 0	PA: 39
PITCHER	IP	WLS	BF	H	R	ER	SO	BB	IBB	HBP	BLK	WP	HR	S	P	ERA	WHIP					
Fritz Peterson, L ERA: 2.79 Steve Hamilton, L ERA: 3.22 (1, 1) (9, 1)	8.2	S	38	10	4	3	3	2	0	0	0	0	0	3	3	3.12	1.385					

New York Yankees @ Chicago White Sox
Milwaukee County Stadium, Milwaukee, WI

AB 37
R 4
H 10
RBI 3
BB 2
SO 4
LOB 16




Thu Jul 11 1968, 8:05 PM EDT
Att: 40,575 - Unknown - 74 F

Batter	1	2	3	4	5	6	7	8	9	AB	R	H	RBI	BB	SO	LOB	TOP																		
Horace Clarke, S <small>OBP: 0.255, SLG: 0.270</small> (1, 4)	6-3			1-3		1B		F2		4	0	1	0	0	0	0																			
Mickey Mantle, S <small>OBP: 0.396, SLG: 0.413</small> Ruben Amaro, R <small>OBP: 0.222, SLG: 0.167</small> (1, 3) (8, 3)	6-3			FC1-4 BB		1B		5-3		3	0	1	0	1	0	0																			
Roy White, S <small>OBP: 0.338, SLG: 0.404</small> (1, 7)	5-3			FC1-4 WP		1-3			3-1	4	0	0	0	0	0	3																			
Andy Kosco, R <small>OBP: 0.282, SLG: 0.394</small> (1, 9)				L6					5-3	4	0	2	0	0	0	1																			
Bobby Cox, R <small>OBP: 0.304, SLG: 0.326</small> (1, 5)				FC6-4 G6-4-3		CS BB		6-3		3	0	0	0	1	1	1																			
Tom Tresh, S <small>OBP: 0.290, SLG: 0.309</small> (1, 6)				G6-4-3		F3		HR		3	1	1	1	0	0	2																			
Frank Fernandez, R <small>OBP: 0.315, SLG: 0.373</small> (1, 2)				6-3		K		HR		3	1	1	1	0	1	1																			
Bill Robinson, R <small>OBP: 0.238, SLG: 0.299</small> (1, 8)				5-3		K		K		3	0	0	0	0	2	0																			
Steve Barber, L (1, 1)				G3		K		K		3	0	0	0	0	2	0																			
Inning Stats	R: 0 E: 0 K: 0 S: 3	H: 0 LOB: 0 BB: 0 P: 3	R: 0 E: 0 K: 0 S: 3	H: 1 LOB: 0 BB: 0 P: 3	R: 0 E: 0 K: 0 S: 3	H: 0 LOB: 0 BB: 0 P: 3	R: 0 E: 0 K: 0 S: 3	H: 0 LOB: 1 BB: 1 P: 7	R: 0 E: 0 K: 1 S: 4	H: 0 LOB: 1 BB: 1 P: 8	R: 2 E: 0 K: 1 S: 7	H: 3 LOB: 0 BB: 0 P: 7	R: 0 E: 0 K: 1 S: 5	H: 0 LOB: 0 BB: 0 P: 5	R: 0 E: 0 K: 1 S: 5	H: 0 LOB: 0 BB: 0 P: 5	1B: 4 2B: 1 3B: 0 HR: 2	SF: 0 SAC: 0 DP: 2 HBP: 0	WP: 1 PB: 0 CS: 1	PA: 32															
PITCHER	IP	WLS	BF	H	R	ER	SO	BB	IBB	HBP	BLK	WP	HR	S	P	ERA	WHIP	PITCHER	IP	WLS	BF	H	R	ER	SO	BB	IBB	HBP	BLK	WP	HR	S	P	ERA	WHIP
Tommy John, L <small>ERA: 1.78</small> (1, 1)	6.2	L	25	6	2	2	3	2	0	0	0	1	2	29	37	2.70	1.200																		
Bob Locker, R <small>ERA: 3.49</small> (7, 1)	0.1		1	0	0	0	1	0	0	0	0	0	0	3	3	0.00	0.000																		
Wilbur Wood, L <small>ERA: 1.63</small> (8, 1)	2.0		6	0	0	0	2	0	0	0	0	0	0	10	10	0.00	0.000																		

New York Yankees @ Chicago White Sox
Comiskey Park, Chicago, IL
Fri Jul 12 1968, 8:05 PM EDT
Att: 13,759 - Unknown - 78 F


AB	30
R	2
H	6
RBI	2
BB	2
SO	6
LOB	8



Batter	1	2	3	4	5	6	7	8	9	AB	R	H	RBI	BB	SO	LOB	BOTTOM																		
Sandy Alomar Sr, S <small>OBP: 0.365, SLG: 0.337</small> (1, 4) (7, 5)	K 1B			6-3		6-3		1B SH1-4 BB	F3	4	0	1	0	1	0	1																			
Luis Aparicio, R <small>OBP: 0.295, SLG: 0.337</small> (1, 6)	1B K			S 1B		F9		SH1-4		3	1	2	0	0	0	0																			
Ken Berry, R <small>OBP: 0.300, SLG: 0.363</small> (1, 8)	K 2-3			S 1B BB		5-3		S 1B 2-3		3	0	1	0	1	1	2																			
Duane Josephson, R <small>OBP: 0.299, SLG: 0.376</small> (1, 2)	1B 2H			5-3-2		5-3		K		4	0	1	1	0	1	4																			
Pete Ward, L <small>OBP: 0.358, SLG: 0.376</small> (1, 3)	K			K		K		G3 1-2 HBP		3	0	0	0	0	2	1																			
Tommy Davis, R <small>OBP: 0.223, SLG: 0.268</small> Buddy Bradford, R <small>OBP: 0.248, SLG: 0.307</small> (1, 7) (7, PR) (8, 9)				6-3		6-3		1B 1B	K	3	0	2	0	0	0	0																			
Walt Williams, R <small>OBP: 0.111, SLG: 0.111</small> (1, 9) (8, 7)				G6-4-3 1B		1-3		1B 1B	SH3-4 1B	4	0	2	0	0	0	1																			
Dick Kenworthy, R <small>OBP: 0.278, SLG: 0.250</small> Tim Cullen, R <small>OBP: 0.276, SLG: 0.272</small> (1, 5) (7, 4)				4-3		4-3		F2	SH3-4	2	0	0	0	0	0	0																			
Tommy John, R <small>OBP: 0.171, SLG: 0.268</small> Bob Locker, S (7, 1)				F8		6-3		4-3		2	0	0	0	0	0	0																			
Wayne Causey, L <small>OBP: 0.260, SLG: 0.187</small> Wilbur Wood, R (8, 1)									K	1	0	0	0	0	0	0																			
Leon Wagner, L <small>OBP: 0.338, SLG: 0.307</small> (8, PH)										1	0	0	0	0	1	1																			
Inning Stats	R: 1 E: 0 K: 2 S: 9	H: 3 LOB: 1 BB: 0 P: 9	R: 0 E: 0 K: 0 S: 3	H: 1 LOB: 0 BB: 0 P: 3	R: 0 E: 0 K: 0 S: 4	H: 1 LOB: 2 BB: 1 P: 8	R: 0 E: 0 K: 1 S: 5	H: 0 LOB: 0 BB: 0 P: 5	R: 0 E: 0 K: 0 S: 3	H: 0 LOB: 0 BB: 0 P: 3	R: 0 E: 0 K: 0 S: 5	H: 2 LOB: 2 BB: 0 P: 5	R: 0 E: 0 K: 2 S: 8	H: 1 LOB: 3 BB: 1 P: 13	R: 0 E: 0 K: 1 S: 6	H: 1 LOB: 1 BB: 0 P: 6	1B: 9 2B: 0 3B: 0 HR: 0	SF: 0 SAC: 2 DP: 1 HBP: 1	WP: 0 PB: 0 CS: 0	PA: 37															
PITCHER	IP	WLS	BF	H	R	ER	SO	BB	IBB	HBP	BLK	WP	HR	S	P	ERA	WHIP	PITCHER	IP	WLS	BF	H	R	ER	SO	BB	IBB	HBP	BLK	WP	HR	S	P	ERA	WHIP
Steve Barber, L <small>ERA: 2.17</small> (1, 1)	9.0	W	37	9	1	1	6	2	0	1	0	0	0	46	55	1.00	1.222																		

New York Yankees @ Chicago White Sox
Comiskey Park, Chicago, IL
Fri Jul 12 1968, 8:05 PM EDT
Att: 13,759 - Unknown - 78 F

AB	32
R	1
H	9
RBI	1
BB	2
SO	6
LOB	17



Batter	1	2	3	4	5	6	7	8	9	AB	R	H	RBI	BB	SO	LOB	TOP			
Horace Clarke, S OBP: 0.255, SLG: 0.273 (1, 4)	 2B									4	1	1	0	0	0	1	New York Yankees @ Chicago White Sox Comiskey Park, Chicago, IL Sat Jul 13 1968, 4:33 AM EDT Att. 6,625 - Overcast - 89 F livebaseballscores.com			
Tom Tresh, S OBP: 0.292, SLG: 0.323 (1, 6)	 2H		 1B							4	1	2	2	0	0	0				
Roy White, S OBP: 0.334, SLG: 0.399 (1, 7)			 CS							4	0	0	0	0	1	1				
Joe Pepitone, L OBP: 0.335, SLG: 0.493 (1, 3)	 BB		 HR							3	1	1	1	1	0	0				
Andy Kosco, R OBP: 0.278, SLG: 0.388 (1, 9)										4	0	0	0	0	0	1				
Bobby Cox, R OBP: 0.307, SLG: 0.326 (1, 5)	 1B			 HBP						3	0	1	0	0	0	0				
Jake Gibbs, L OBP: 0.277, SLG: 0.272 (1, 2)			 1-2				 S			4	1	1	0	0	0	3				
Bill Robinson, R OBP: 0.239, SLG: 0.300 (1, 8)							 S			3	0	1	0	0	0	0				
Mel Stottlemyre, R OBP: 0.259, SLG: 0.212 Steve Hamilton, L (7, 1)										3	0	0	0	0	3	2				
										0	0	0	0	0	0	0				
Inning Stats	R: 2 E: 0 K: 0 S: 6	H: 3 LOB: 2 BB: 1 P: 10	R: 0 E: 0 K: 1 S: 5	H: 0 LOB: 0 BB: 0 P: 5	R: 1 E: 0 K: 0 S: 4	H: 2 LOB: 0 BB: 0 P: 4	R: 0 E: 0 K: 0 S: 2	H: 0 LOB: 0 BB: 0 P: 3	R: 0 E: 0 K: 1 S: 5	H: 0 LOB: 0 BB: 0 P: 5	R: 1 E: 0 K: 1 S: 7	H: 2 LOB: 1 BB: 0 P: 7	R: 0 E: 0 K: 0 S: 3	H: 0 LOB: 0 BB: 0 P: 3	R: 0 E: 0 K: 0 S: 3	H: 0 LOB: 0 BB: 0 P: 3	1B: 4 2B: 1 3B: 0 HR: 2	SF: 0 SAC: 0 DP: 1 HBP: 1	WP: 0 PB: 0 SB: 0 CS: 1	PA: 34
PITCHER	IP WLS BF H R ER SO BB IBB HBP BLK WP HR S P ERA WHIP																			
Joe Horlen, R ERA: 3.04 (1, 1)	5.0 L 20 5 3 3 2 1 0 0 1 0 0 2 22 27 5.40 1.200																			
Bob Locker, R ERA: 3.54 (6, 1)	2.0 8 2 1 1 2 0 0 0 0 0 0 0 12 12 4.50 1.000																			
Hoyt Wilhelm, R ERA: 1.53 (8, 1)	2.0 6 0 0 0 0 0 0 0 0 0 0 0 6 6 0.00 0.000																			

Batter	1	2	3	4	5	6	7	8	9	AB	R	H	RBI	BB	SO	LOB	BOTTOM					
Luis Aparicio, R OBP: 0.299, SLG: 0.344 (1, 6)	 1B		 1B		 2B					5	1	3	0	0	0	1	New York Yankees @ Chicago White Sox Comiskey Park, Chicago, IL Sat Jul 13 1968, 4:33 AM EDT Att. 6,625 - Overcast - 89 F livebaseballscores.com					
Tommy Davis, R OBP: 0.227, SLG: 0.271 (1, 7)	 1-2		 1-2		 2-3		 1B			5	0	2	0	0	0	2						
Leon Wagner, L OBP: 0.343, SLG: 0.314 (1, 9)					 1-2 3H 1B					4	0	2	1	0	0	3						
Tom McCraw, L OBP: 0.296, SLG: 0.401 (1, 3)					 1-2					4	0	0	0	0	0	6						
Duane Josephson, R OBP: 0.306, SLG: 0.382 (1, 2)		 1B				 4-5-4-3 1B		 1B		4	1	3	0	0	0	0						
Wayne Causey, L OBP: 0.280, SLG: 0.204 Tim Cullen, R OBP: 0.274, SLG: 0.270 (8, FH) (9, 4)		 1B		 BB		 1B		 1-2		2	0	2	0	1	0	0						
Sandy Alomar Sr., S OBP: 0.352, SLG: 0.323 (1, 5)				 1-2		 1-2 3H				4	0	0	1	0	1	5						
Ken Berry, R OBP: 0.295, SLG: 0.357 (1, 8)										4	0	0	0	0	0	4						
Joe Horlen, R OBP: 0.063, SLG: 0.032 Galt Flogares, L OBP: 0.333, SLG: 0.273 Bob Locker, S OBP: 0.196, SLG: 0.158 Walt Williams, R OBP: 0.196, SLG: 0.158 Hoyt Wilhelm, R OBP: 0.274, SLG: 0.246 (5, PH) (6, PH) (8, PH) (9, PH)								 1B		1	0	0	0	0	0	2						
										1	0	0	0	0	0	0						
										0	0	0	0	0	0	0						
										0	0	1	0	0	0	0						
										0	0	0	0	0	0	0						
										1	0	0	0	0	0	0						
Inning Stats	R: 0 E: 1 K: 0 S: 4	H: 1 LOB: 1 BB: 0 P: 4	R: 0 E: 0 K: 1 S: 7	H: 2 LOB: 2 BB: 0 P: 7	R: 0 E: 0 K: 0 S: 4	H: 2 LOB: 1 BB: 0 P: 4	R: 0 E: 0 K: 0 S: 3	H: 0 LOB: 1 BB: 1 P: 7	R: 1 E: 0 K: 0 S: 5	H: 3 LOB: 1 BB: 0 P: 5	R: 1 E: 0 K: 0 S: 4	H: 2 LOB: 2 BB: 0 P: 4	R: 0 E: 0 K: 0 S: 5	H: 2 LOB: 0 BB: 0 P: 5	R: 0 E: 0 K: 0 S: 4	H: 1 LOB: 1 BB: 0 P: 4	R: 0 E: 0 K: 0 S: 3	H: 0 LOB: 0 BB: 0 P: 3	1B: 12 2B: 2 3B: 0 HR: 0	SF: 0 SAC: 0 DP: 3 HBP: 0	WP: 0 PB: 0 SB: 0 CS: 0	PA: 38
PITCHER	IP WLS BF H R ER SO BB IBB HBP BLK WP HR S P ERA WHIP																					
Mel Stottlemyre, R ERA: 2.31 (1, 1)	6.1 W 29 12 2 2 1 1 0 0 0 0 0 0 30 34 2.84 2.053																					
Steve Hamilton, L ERA: 2.89 (7, 1)	2.2 S 9 1 0 0 0 0 0 0 0 0 0 0 9 9 0.00 0.375																					

Batter	1	2	3	4	5	6	7	8	9	AB	R	H	RBI	BB	SO	LOB	TOP									
Horace Clarke, S OBP: 0.254, SLG: 0.272	L6		F7			4-3		F9		5	0	1	1	0	0	0	New York Yankees @ Baltimore Orioles Memorial Stadium, Baltimore, MD Sun Jul 14 1968, 7:05 PM EDT Att: 17,510 - Unknown									
Mickey Mantle, S OBP: 0.395, SLG: 0.407	1-3			K		2B SF9 BB		HR BB	1B	3	2	0	0	2	2											
Roy White, S OBP: 0.335, SLG: 0.412	1-3			E1 1B		SF9 1-3 2B		HR	K	5	1	2	2	0	1											
Joe Pepitone, L OBP: 0.339, SLG: 0.497		K			1B	SF9				3	0	2	1	0	1											
Andy Kosco, R OBP: 0.274, SLG: 0.382	5-3			K		F8		K		4	0	0	0	0	2											
Tom Tresh, S OBP: 0.295, SLG: 0.330	FC5 2B			1-3				K		4	0	2	0	0	1											
Jake Gibbs, L OBP: 0.277, SLG: 0.271	FC5			6-3				F9 1B		4	1	1	0	0	0											
Bobby Cox, R OBP: 0.306, SLG: 0.325			6-3		F2			F7		4	0	1	0	0	0											
Stan Bahnsen, R OBP: 0.171, SLG: 0.081			K		G3			5-3		2	0	0	0	0	1											
Charley Smith, R OBP: 0.474, SLG: 0.667 (7, PH)										1	0	0	0	0	0											
Lindy McDaniel, R OBP: 0.286, SLG: 0.298 (9, PH)										1	0	0	0	0	1											
Inning Stats	R: 0 E: 0 K: 0 S: 3	H: 0 LOB: 0 BB: 0 P: 3	R: 0 E: 0 K: 1 S: 6	H: 1 LOB: 1 BB: 0 P: 6	R: 0 E: 0 K: 1 S: 5	H: 0 LOB: 0 BB: 0 P: 5	R: 0 E: 1 K: 2 S: 9	H: 1 LOB: 2 BB: 0 P: 9	R: 0 E: 0 K: 0 S: 3	H: 0 LOB: 0 BB: 0 P: 3	R: 1 E: 0 K: 0 S: 4	H: 1 LOB: 1 BB: 1 P: 8	R: 0 E: 0 K: 0 S: 4	H: 1 LOB: 1 BB: 0 P: 4	R: 2 E: 0 K: 2 S: 9	H: 2 LOB: 1 BB: 1 P: 13	R: 1 E: 0 K: 3 S: 12	H: 3 LOB: 2 BB: 0 P: 12	1B: 6 2B: 2 3B: 0 HR: 1	SF: 1 SAC: 0 DP: 0 HBP: 0	WP: 0 PB: 0 SB: 0 CS: 0	PA: 39				
PITCHER	IP	WLS	BF	H	R	ER	SO	BB	IBB	HBP	BLK	WP	HR	S	P	ERA	WHIP									
Dave Leonhard, R ERA: 3.06	(1, 1)	7.1	W	30	5	3	3	4	2	0	0	0	0	1	36	44	3.68	0.955								
Pete Richert, L ERA: 4.0	(8, 1)	0.2		5	3	1	1	2	0	0	0	0	0	0	9	9	13.50	4.500								
Eddie Watt, R ERA: 2.2	(9, 1)	1.0	S	4	1	0	0	3	0	0	0	0	0	0	10	10	0.00	1.000								

Batter	1	2	3	4	5	6	7	8	9	AB	R	H	RBI	BB	SO	LOB	BOTTOM									
Don Buford, S OBP: 0.331, SLG: 0.419	L8			4-3		F5				4	0	1	1	0	0	3	New York Yankees @ Baltimore Orioles Memorial Stadium, Baltimore, MD Sun Jul 14 1968, 7:05 PM EDT Att: 17,510 - Unknown									
Paul Blair, R OBP: 0.261, SLG: 0.256		1-3 2H 1B								0	0	0	0	0	0											
Mark Belanger, R OBP: 0.235, SLG: 0.234	K		F8		6-3		HR 1B			4	1	1	0	0	1											
Frank Robinson, R OBP: 0.363, SLG: 0.386	K		1B		6-3		6-3			4	0	1	0	0	1											
Boog Powell, L OBP: 0.353, SLG: 0.440		4-3		1B		F8		HR		4	1	2	2	0	0											
Curt Blefary, L OBP: 0.298, SLG: 0.306	K		1B			FC4-6 BB		K		3	0	1	0	1	2											
Brooks Robinson, R OBP: 0.286, SLG: 0.399	1B 1B		F9			P4		K		4	1	1	0	0	1											
Davey Johnson, R OBP: 0.341, SLG: 0.372	1B 1B 1B			5-3		FC4-6 E 1B E		CS 1B		4	2	2	0	0	1											
Andy Etchebarren, R OBP: 0.329, SLG: 0.421	1B 1B 1B			K		E 1B		K		4	1	2	1	0	2											
Dave Leonhard, R OBP: 0.250, SLG: 0.211	1B 1B 1B					E1		K		3	0	2	1	0	0											
Pete Richert, L OBP: 0.286, SLG: 0.429						1-3 2H				1	0	0	0	0	1											
Eddie Watt, R ERA: 2.2										0	0	0	0	0	0											
Inning Stats	R: 0 E: 0 K: 2 S: 7	H: 0 LOB: 0 BB: 0 P: 7	R: 3 E: 0 K: 1 S: 9	H: 5 LOB: 2 BB: 0 P: 9	R: 0 E: 0 K: 0 S: 5	H: 3 LOB: 1 BB: 0 P: 5	R: 0 E: 0 K: 1 S: 6	H: 1 LOB: 1 BB: 0 P: 6	R: 0 E: 0 K: 0 S: 3	H: 0 LOB: 0 BB: 0 P: 3	R: 1 E: 1 K: 0 S: 5	H: 1 LOB: 2 BB: 1 P: 9	R: 2 E: 0 K: 2 S: 9	H: 2 LOB: 0 BB: 0 P: 9	R: 0 E: 0 K: 2 S: 7	H: 1 LOB: 0 BB: 0 P: 7	1B: 12 2B: 1 3B: 0 HR: 1	SF: 0 SAC: 0 DP: 1 HBP: 0	WP: 0 PB: 0 SB: 0 CS: 1	PA: 36						
PITCHER	IP	WLS	BF	H	R	ER	SO	BB	IBB	HBP	BLK	WP	HR	S	P	ERA	WHIP									
Stan Bahnsen, R ERA: 2.21	(1, 1)	6.0	L	28	10	4	3	4	1	0	0	0	0	0	35	39	4.50	1.833								
Lindy McDaniel, R ERA: 7.59	(7, 1)	2.0		8	3	2	2	4	0	0	0	0	0	1	16	16	9.00	1.500								

Batter	1	2	3	4	5	6	7	8	9	AB	R	H	RBI	BB	SO	LOB	TOP							
Horace Clarke, S OBP: 0.251, SLG: 0.268 (1.4)	0-0 4-3		0-0 6-3			0-3 K	0-3 K			4	0	0	0	0	2	3	New York Yankees @ Baltimore Orioles Memorial Stadium, Baltimore, MD Mon Jul 15 1968, 7:05 PM EDT Att: 12,460 - Unknown							
Mickey Mantle, S OBP: 0.397, SLG: 0.406 (1.3)	0-0 P4			0-0 F9		4-0 BB		0-0 1B		3	0	1	0	1	0	0								
Roy White, S OBP: 0.334, SLG: 0.408 (1.7)	0-0 F8			0-0 F9		4-0 BB		0-0 F8		3	0	0	0	1	0	1								
Andy Kosco, R OBP: 0.270, SLG: 0.376 (1.9)		0-0 P5		0-3 K		0-3 K		0-3 K		4	0	0	0	0	3	3								
Joe Pepitone, L OBP: 0.337, SLG: 0.510 (1.8)	0-0 4-3				0-0 HR			0-0 F9	0-0 G3	4	1	1	1	0	0	1								
Bobby Cox, R OBP: 0.301, SLG: 0.320 (1.5)	0-3 K				0-3 K			0-0 6-3		4	0	0	0	0	2	0								
Frank Fernandez, R OBP: 0.312, SLG: 0.355 (1.2)			0-0 P6		0-0 F7		4-0 1B	0-0 G6-4-3		3	1	0	0	1	0	1								
Ruben Amaro, R OBP: 0.226, SLG: 0.179 (1.6)			0-0 L8		0-0 F7			0-3 K		4	0	1	0	0	1	0								
Fritz Peterson, S OBP: 0.107, SLG: 0.179 (1.1)						0-3 K				2	0	1	0	0	1	0								
Dooley Womack, L (6.1)										0	0	0	0	0	0	0								
Charley Smith, R OBP: 0.500, SLG: 0.684 (7. PH)										1	0	1	1	0	0	0								
Thad Tillotson, R (7.1)								1-2 2-H		0	0	0	0	0	0	0								
Inning Stats	R: 0 E: 0 K: 0 S: 3	H: 0 LOB: 0 BB: 0 P: 3	R: 0 E: 0 K: 1 S: 5	H: 0 LOB: 0 BB: 0 P: 5	R: 0 E: 0 K: 0 S: 4	H: 1 LOB: 1 BB: 0 P: 4	R: 0 E: 0 K: 1 S: 5	H: 0 LOB: 0 BB: 0 P: 5	R: 1 E: 0 K: 1 S: 6	H: 1 LOB: 0 BB: 0 P: 6	R: 0 E: 0 K: 3 S: 9	H: 0 LOB: 2 BB: 2 P: 17	R: 1 E: 0 K: 1 S: 7	H: 2 LOB: 2 BB: 1 P: 11	R: 0 E: 0 K: 1 S: 6	H: 1 LOB: 1 BB: 0 P: 6	R: 0 E: 1 K: 1 S: 5	H: 0 LOB: 0 BB: 0 P: 5	1B: 4 2B: 0 3B: 0 HR: 1	SF: 0 SAC: 0 DP: 1 HBP: 0	WP: 0 PB: 0 SB: 0 CS: 0	PA: 35		
PITCHER	IP WLS BF H R ER SO BB IBB HBP BLK WP HR S P ERA WHIP	IP WLS BF H R ER SO BB IBB HBP BLK WP HR S P ERA WHIP																						
Dave McNally, L ERA: 2.1 (1.1)	7.0 W 29 5 2 2 7 3 0 0 0 0 1 40 52 2.57 1.143																							
Moe Drabowsky, R ERA: 1.64 (8.1)	2.0 S 6 0 0 0 2 0 0 0 0 0 0 0 10 0.00 0.000																							



Batter	1	2	3	4	5	6	7	8	9	AB	R	H	RBI	BB	SO	LOB	BOTTOM						
Don Buford, S OBP: 0.333, SLG: 0.419 (1.7)	0-0 3B	0-0 F9		0-0 F8		0-0 CS		0-0 P6		5	1	2	1	0	0	3	New York Yankees @ Baltimore Orioles Memorial Stadium, Baltimore, MD Mon Jul 15 1968, 7:05 PM EDT Att: 12,460 - Unknown						
Mark Belanger, R OBP: 0.234, SLG: 0.230 (1.6)	0-3 K		0-0 F8		4-0 G6-4-3	0-0 CS	0-0 6-3	0-0 FC6-4		4	0	0	0	1	1	2							
Frank Robinson, R OBP: 0.370, SLG: 0.398 (1.9)	0-0 SH1-3		4-0 1B		0-0 G6-4-3		4-0 1-3			2	3	1	1	2	0	1							
Boog Powell, L OBP: 0.353, SLG: 0.439 (1.3)	0-0 SH1-3		0-0 1B		0-3 K		0-0 1-3			3	0	1	1	0	1	1							
Brooks Robinson, R OBP: 0.289, SLG: 0.400 (1.5)	0-3 K		0-0 SF8		0-0 2B		4-0 2B			2	2	1	1	1	1	0							
Davey Johnson, R OBP: 0.340, SLG: 0.374 (1.4)	0-0 F9		0-0 5-3		0-3 K		0-0 2B			4	0	1	2	0	1	3							
Andy Etchebarren, R OBP: 0.327, SLG: 0.423 (1.2)		0-0 P6		0-0 P4		0-0 1B		0-0 F9		4	1	1	1	0	0	1							
Paul Blair, R OBP: 0.264, SLG: 0.257 (1.8)		0-0 5-3		4-0 SH1-4		0-0 SH1-4		0-0 5-3		3	1	1	1	1	0	0							
Dave McNally, R (1.1)										0	0	0	0	1	0	0							
Moe Drabowsky, R OBP: 0.500, SLG: 0.500 (8.1)								0-0 FC6-4		1	0	1	0	0	0	0							
Inning Stats	R: 2 E: 0 K: 2 S: 10	H: 2 LOB: 1 BB: 0 P: 10	R: 0 E: 0 K: 0 S: 3	H: 0 LOB: 1 BB: 1 P: 7	R: 1 E: 0 K: 0 S: 4	H: 1 LOB: 1 BB: 1 P: 8	R: 0 E: 0 K: 0 S: 3	H: 0 LOB: 1 BB: 1 P: 7	R: 0 E: 0 K: 1 S: 4	H: 0 LOB: 0 BB: 1 P: 8	R: 3 E: 0 K: 1 S: 8	H: 4 LOB: 0 BB: 0 P: 8	R: 2 E: 0 K: 0 S: 4	H: 1 LOB: 1 BB: 2 P: 12	R: 0 E: 0 K: 0 S: 4	H: 1 LOB: 1 BB: 0 P: 4	1B: 6 2B: 2 3B: 1 HR: 0	SF: 1 SAC: 3 DP: 1 HBP: 0	WP: 1 PB: 0 SB: 0 CS: 1	PA: 39			
PITCHER	IP WLS BF H R ER SO BB IBB HBP BLK WP HR S P ERA WHIP	IP WLS BF H R ER SO BB IBB HBP BLK WP HR S P ERA WHIP																					
Fritz Peterson, L ERA: 3.19 (6.1)	0.1 0 0 0 0 0 0 0 0 0 0 0 0 0.00 0.000																						
Dooley Womack, R ERA: 4.41 (7.1)	2.0 10 2 2 2 0 1 1 0 0 0 0 0 8 9.00 1.500																						



Batter	1	2	3	4	5	6	7	8	9	AB	R	H	RBI	BB	SO	LOB	TOP			
Del Unser, L OBP: 0.304, SLG: 0.321 (1, 8)	0-0 4-3 2B		0-0 G4-6-3 1B		0-0 F6		0-3 K		0-0 F9	5	0	2	0	0	1	3				
Cap Peterson, R OBP: 0.282, SLG: 0.276 (1, 9)	0-0 4-3 2-3		0-0 F8			0-0 1B 4-1 1B		0-0 1-3		4	0	1	0	0	0	2				
Mike Epstein, L OBP: 0.279, SLG: 0.293 (1, 3)	0-3 K		0-0 G4-6-3 1-2			0-0 4-1 1-2		0-0 F4		4	0	0	0	0	1	3				
Frank Howard, R OBP: 0.343, SLG: 0.575 (1, 7)	4-0 BB			0-0 5-3		0-0 2-3 1B		0-0 1B		3	0	2	0	1	0	0				
Ken McMullen, R OBP: 0.330, SLG: 0.396 (1, 5)	0-0 F3			0-0 1B		0-3 K		0-0 F2		4	0	1	0	0	1	5				
Bernie Allen, L OBP: 0.298, SLG: 0.353 (1, 4)		0-0 6-3		0-0 F4		0-0 4-3			0-0 1-3	4	0	0	0	0	0	3				
Jim French, L OBP: 0.241, SLG: 0.250 (1, 2)		0-0 G3		0-0 F6			0-0 4-3		0-0 1B 1B	4	0	1	0	0	0	1				
Ed Brinkman, R OBP: 0.267, SLG: 0.167 (1, 6)		0-0 1B		0-0 6-3			0-0 5-3		0-0 F4	4	0	1	0	0	0	1				
Joe Coleman, R OBP: 0.256, SLG: 0.270 (1, 1)		0-0 F8			0-0 L4				0-0 1-2 1B	2	0	0	0	0	0	1				
Ron Hansen, R OBP: 0.279, SLG: 0.315 (7, PH)										1	0	1	0	0	0	0				
Bob Humphreys, R OBP: 0.667, SLG: 0.667 (7, 1)										0	0	0	0	0	0	0				
Sam Bowers, R OBP: 0.264, SLG: 0.333 (9, PH)										1	0	1	0	0	0	0				
Inning Stats	R: 0 E: 0 K: 1 S: 6	H: 1 LOB: 2 BB: 1 P: 10	R: 0 E: 0 K: 0 S: 4	H: 1 LOB: 1 BB: 0 P: 4	R: 0 E: 0 K: 0 S: 3	H: 1 LOB: 0 BB: 0 P: 3	R: 0 E: 0 K: 0 S: 4	H: 1 LOB: 1 BB: 0 P: 4	R: 0 E: 0 K: 1 S: 7	H: 2 LOB: 2 BB: 0 P: 7	R: 0 E: 0 K: 1 S: 6	H: 1 LOB: 1 BB: 0 P: 6	R: 0 E: 0 K: 0 S: 4	H: 1 LOB: 1 BB: 0 P: 4	R: 0 E: 0 K: 0 S: 5	H: 2 LOB: 2 BB: 0 P: 5	1B: 8 2B: 2 3B: 0 HR: 0	SF: 0 SAC: 0 DP: 1 HBP: 0	WP: 0 PB: 0 CS: 0	PA: 37
PITCHER Steve Barber, L ERA: 1.88 (1, 1)	IP: 9.0 WLS: W BF: 37 H: 10 R: 0 ER: 0 SO: 3 BB: 1 IBB: 0 HBP: 0 BLK: 0 WP: 0 HR: 0 S: 42 P: 46 ERA: 0.00 WHIP: 1.222															PITCHER				

Washington Senators @ New York Yankees
Yankee Stadium, Bronx, NY
Tue Jul 16 1968, 7:05 PM EDT
Unknown - 95 F

AB	36
R	0
H	10
RBI	0
BB	1
SO	3
LOB	19

WP: 0	PA: 37
PB: 0	
CS: 0	

Batter	1	2	3	4	5	6	7	8	9	AB	R	H	RBI	BB	SO	LOB	BOTTOM			
Horace Clarke, S OBP: 0.248, SLG: 0.265 (1, 4)	0-3 K			0-3 K	0-0 L7			0-0 F5		4	0	0	0	0	2	0				
Roy White, S OBP: 0.333, SLG: 0.404 (1, 7)	0-0 F6			0-0 F6	3-H	0-0 L3		4-0 BB		3	0	0	0	1	0	0				
Tom Tresh, S OBP: 0.291, SLG: 0.325 (1, 6)	0-0 L7			0-3 K		0-3 K		0-0 G3		4	0	0	0	0	2	1				
Joe Pepitone, L OBP: 0.343, SLG: 0.513 (1, 8)		0-0 F6			0-0 1B HR 1B	0-0 S 1B				3	1	2	0	0	0	0				
Andy Kosco, R OBP: 0.271, SLG: 0.376 (1, 3)		0-0 F7			1-2 HR 1B	0-3 K				3	1	1	0	0	1	1				
Rocky Colavito, R OBP: 0.285, SLG: 0.336 (1, 9)		0-0 F8			0-0 HR		0-0 6-3			3	1	1	3	0	0	0				
Jake Gibbs, L OBP: 0.278, SLG: 0.272 (1, 2)			0-0 3-1		0-0 G3 F2 PB 1B		0-3 K			3	1	1	0	0	1	0				
Bobby Cox, R OBP: 0.298, SLG: 0.316 (1, 5)			0-0 F9		0-0 F2		0-0 6-3			3	0	0	0	0	0	1				
Steve Barber, L (1, 1)			0-3 K		0-0 G3			0-0 F6		3	0	0	0	0	1	1				
Inning Stats	R: 0 E: 0 K: 1 S: 5	H: 0 LOB: 0 BB: 0 P: 5	R: 0 E: 0 K: 0 S: 3	H: 0 LOB: 0 BB: 0 P: 3	R: 0 E: 0 K: 1 S: 5	H: 0 LOB: 0 BB: 0 P: 5	R: 0 E: 0 K: 2 S: 7	H: 0 LOB: 0 BB: 0 P: 7	R: 4 E: 0 K: 0 S: 7	H: 4 LOB: 0 BB: 0 P: 7	R: 0 E: 0 K: 2 S: 8	H: 1 LOB: 1 BB: 0 P: 8	R: 0 E: 0 K: 1 S: 5	H: 0 LOB: 1 BB: 0 P: 5	R: 0 E: 0 K: 0 S: 3	H: 0 LOB: 1 BB: 1 P: 7	1B: 4 2B: 0 3B: 0 HR: 1	SF: 0 SAC: 0 DP: 0 HBP: 0	WP: 0 PB: 1 CS: 0	PA: 30
PITCHER Joe Coleman, R ERA: 3.26 (1, 1)	IP: 6.0 WLS: L BF: 23 H: 5 R: 4 ER: 3 SO: 6 BB: 0 IBB: 0 HBP: 0 BLK: 0 WP: 0 HR: 1 S: 35 P: 35 ERA: 4.50 WHIP: 0.833															PITCHER				
Bob Humphreys, R ERA: 3.25 (7, 1)	IP: 2.0 WLS: 7 BF: 7 H: 0 R: 0 ER: 0 SO: 1 BB: 1 IBB: 0 HBP: 0 BLK: 0 WP: 0 HR: 0 S: 8 P: 12 ERA: 0.00 WHIP: 0.500															PITCHER				

Washington Senators @ New York Yankees
Yankee Stadium, Bronx, NY
Tue Jul 16 1968, 7:05 PM EDT
Unknown - 95 F

AB	29
R	4
H	5
RBI	3
BB	1
SO	7
LOB	4

WP: 0	PA: 30
PB: 1	
CS: 0	

Batter	1	2	3	4	5	6	7	8	9	AB	R	H	RBI	BB	SO	LOB	TOP									
Del Unser, L OBP: 0.300, SLG: 0.317 (1, 8)			4-3		G3		F5			4	0	0	0	0	1	1	Washington Senators @ New York Yankees Yankee Stadium, Bronx, NY Tue Jul 16 1968, 7:05 PM EDT Att: 11,503 - Unknown - 89 F livebaseballscorecards.com									
Cap Peterson, R OBP: 0.289, SLG: 0.284 (1, 9)						1B SF7 1B				4	1	2	0	0	2	0										
Billy Bryan, L OBP: 0.340, SLG: 0.340 (1, 2)										2	0	0	0	0	1											
Jim French, L OBP: 0.250, SLG: 0.259 (4, 2)	F5		4-3							2	1	1	0	0	0	0										
Frank Howard, R OBP: 0.342, SLG: 0.575 (1, 7)		1B 2B		5-3		SF7		6-3		3	1	1	1	0	0	0										
Mike Epstein, L OBP: 0.282, SLG: 0.297 (1, 3)				4-3		1B 1B				4	0	2	2	0	1	0										
Ken McMullen, R OBP: 0.326, SLG: 0.390 (1, 5)		2H 1B				2H 1B				4	0	0	0	0	2											
Ken McMullen, R OBP: 0.326, SLG: 0.390 (1, 5)	F8			5-3		F8				4	0	0	0	0	2											
Bernie Allen, L OBP: 0.297, SLG: 0.351 (1, 4)										4	0	1	0	0	0	1										
Ed Brinkman, R OBP: 0.256, SLG: 0.159 (9, PH)	F7					FC6-4 1B				3	0	0	0	0	3											
Gary Holman, L OBP: 0.417, SLG: 0.381 (9, PH)	F7					FC6-4				0	0	0	0	1	0	0										
Dick Bosman, R OBP: 0.286, SLG: 0.350 (7, PH)										2	0	1	0	0	1	0										
Ed Stroud, L OBP: 0.289, SLG: 0.446 (7, PH)										1	0	0	0	0	0	0										
Phil Ortega, R OBP: 0.292, SLG: 0.238 (9, PH)										0	0	0	0	0	0	0										
Sam Bowers, R OBP: 0.262, SLG: 0.330 (9, PH)										1	0	0	0	0	1	1										
Inning Stats	R: 0 E: 0 K: 2 S: 7	H: 0 LOB: 0 BB: 0 P: 7	R: 1 E: 0 K: 0 S: 5	H: 2 LOB: 1 BB: 0 P: 5	R: 0 E: 0 K: 1 S: 6	H: 1 LOB: 1 BB: 0 P: 6	R: 0 E: 0 K: 0 S: 3	H: 0 LOB: 0 BB: 0 P: 3	R: 0 E: 0 K: 0 S: 4	H: 1 LOB: 1 BB: 0 P: 4	R: 2 E: 0 K: 0 S: 7	H: 4 LOB: 2 BB: 0 P: 7	R: 0 E: 0 K: 1 S: 5	H: 0 LOB: 0 BB: 0 P: 5	R: 0 E: 0 K: 1 S: 5	H: 0 LOB: 1 BB: 1 P: 9	1B: 6 2B: 2 3B: 0 HR: 0	SF: 1 SAC: 0 DP: 0 HBP: 0	WP: 0 PB: 0 SB: 0 CS: 0	PA: 36						
PITCHER	IP WLS BF H R ER SO BB IBB HBP BLK WP HR S P ERA WHIP																									
Joe Verbanic, R ERA: 3.19 (1, 1)	5.1	23	7	3	3	3	0	0	0	0	0	0	29	29	5.06	1.312										
Fred Talbot, R ERA: 3.38 (6, 1)	3.2	W 13	1	0	0	3	1	0	0	0	0	0	18	22	0.00	0.545										

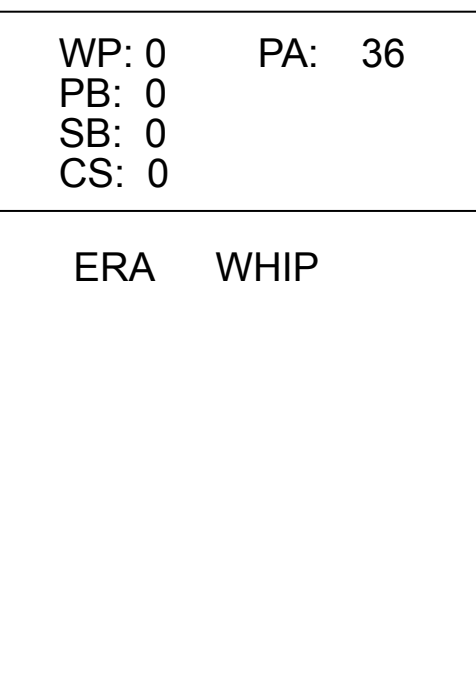
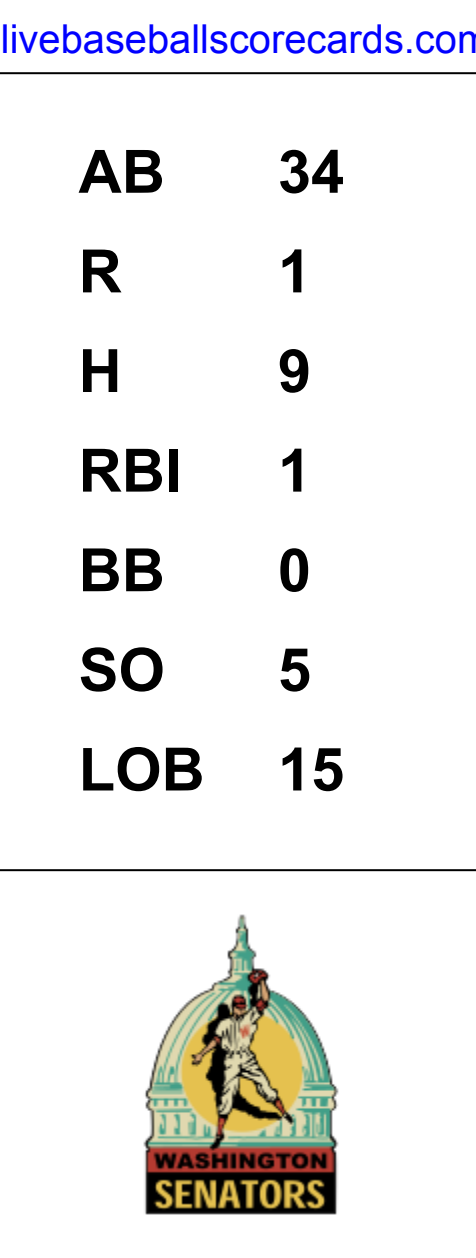
Batter	1	2	3	4	5	6	7	8	9	AB	R	H	RBI	BB	SO	LOB	BOTTOM									
Dick Howser, R OBP: 0.323, SLG: 0.165 (1, 4)	1B 2B		4-3		1-3					4	1	1	0	0	1	3	Washington Senators @ New York Yankees Yankee Stadium, Bronx, NY Tue Jul 16 1968, 7:05 PM EDT Att: 11,503 - Unknown - 89 F livebaseballscorecards.com									
Roy White, S OBP: 0.335, SLG: 0.403 (1, 7)	G3			SH3 PB 1B		F6		BB		3	1	1	0	1	0	1										
Mickey Mantle, S OBP: 0.400, SLG: 0.409 (1, 3)				SH3 1B		HR 1B		BB		3	1	2	1	0	0	1										
Joe Pepitone, L OBP: 0.341, SLG: 0.526 (1, 8)	FC3-6 1B			1-3	F6		HR 1B			4	1	1	2	0	0	3										
Andy Kosco, R OBP: 0.267, SLG: 0.371 (1, 9)	2-4				F9		F7			4	0	0	0	0	1	1										
Charley Smith, R OBP: 0.478, SLG: 0.636 (1, 5)										3	0	1	0	0	2	0										
Frank Fernandez, R OBP: 0.300, SLG: 0.338 (1, 2)										3	0	0	0	0	2	1										
Ruben Amaro, R OBP: 0.265, SLG: 0.172 (1, 6)										1	0	0	0	2	0	0										
Joe Verbanic, R OBP: 0.125, SLG: 0.125 (1, 1)										2	0	1	0	0	0	0										
Fred Talbot, R OBP: 0.154, SLG: 0.385 (6, 1)										0	0	0	0	0	0	0										
Inning Stats	R: 1 E: 0 K: 0 S: 4	H: 2 LOB: 1 BB: 0 P: 4	R: 0 E: 0 K: 3 S: 9	H: 0 LOB: 0 BB: 0 P: 9	R: 0 E: 0 K: 0 S: 3	H: 0 LOB: 0 BB: 0 P: 3	R: 1 E: 0 K: 0 S: 4	H: 1 LOB: 0 BB: 0 P: 4	R: 0 E: 0 K: 0 S: 4	H: 2 LOB: 2 BB: 1 P: 8	R: 2 E: 0 K: 1 S: 7	H: 2 LOB: 0 BB: 0 P: 7	R: 0 E: 0 K: 2 S: 7	H: 0 LOB: 1 BB: 1 P: 11	R: 0 E: 0 K: 0 S: 3	H: 0 LOB: 1 BB: 1 P: 7	1B: 5 2B: 1 3B: 0 HR: 1	SF: 0 SAC: 2 DP: 1 HBP: 0	WP: 0 PB: 1 SB: 1 CS: 0	PA: 32						
PITCHER	IP WLS BF H R ER SO BB IBB HBP BLK WP HR S P ERA WHIP																									
Dick Bosman, R ERA: 3.81 (1, 1)	6.0	L 25	7	4	3	4	1	0	0	0	0	0	10	18	0.00	1.000										
Phil Ortega, R ERA: 5.0 (7, 1)	2.0	8	0	0	0	2	2	0	0	0	0	0	10	18	0.00	1.000										

Batter	1	2	3	4	5	6	7	8	9	AB	R	H	RBI	BB	SO	LOB	TOP					
Del Unser, L OBP: 0.305, SLG: 0.320 (1, 8)										3	0	2	1	1	0	0	Washington Senators @ New York Yankees Yankee Stadium, Bronx, NY Wed Jul 17 1968, 3:33 AM EDT Alt. 7,559 - Unknown - 82 F					
Cap Peterson, R OBP: 0.286, SLG: 0.283 (1, 9)										4	1	1	0	0	0	4						
Billy Bryan, L OBP: 0.319, SLG: 0.337 (1, 2)										4	0	1	0	0	2	1						
Frank Howard, R OBP: 0.341, SLG: 0.571 (1, 7)										4	0	1	1	0	2	1						
Mike Epstein, L OBP: 0.286, SLG: 0.300 (1, 3)										4	0	2	0	0	0	2						
Ken McMullen, R OBP: 0.325, SLG: 0.386 (1, 5)										3	0	0	0	1	1	3						
Bernie Allen, L OBP: 0.290, SLG: 0.343 (1, 4)										4	0	0	0	0	1	1						
Ed Brinkman, R OBP: 0.266, SLG: 0.178 (1, 6)										4	1	2	0	0	2	0						
Camilo Pascual, R OBP: 0.150, SLG: 0.150 (1, 1)										2	0	0	0	0	1	1						
Dennis Higgins, R OBP: 0.111, SLG: 0.111 (7, 1)										0	0	0	0	0	0	0						
Inning Stats	R: 0 E: 0 K: 1 S: 5	H: 0 LOB: 1 BB: 1 P: 9	R: 0 E: 0 K: 1 S: 5	H: 1 LOB: 0 BB: 0 P: 5	R: 0 E: 0 K: 2 S: 7	H: 0 LOB: 0 BB: 0 P: 7	R: 1 E: 0 K: 1 S: 7	H: 3 LOB: 1 BB: 0 P: 7	R: 0 E: 0 K: 0 S: 5	H: 2 LOB: 2 BB: 0 P: 5	R: 0 E: 0 K: 1 S: 6	H: 1 LOB: 1 BB: 0 P: 6	R: 1 E: 0 K: 0 S: 5	H: 2 LOB: 1 BB: 0 P: 5	R: 0 E: 0 K: 2 S: 7	H: 0 LOB: 0 BB: 0 P: 7	R: 0 E: 0 K: 1 S: 4	H: 0 LOB: 0 BB: 1 P: 8	1B: 9 2B: 1 3B: 0 HR: 0	SF: 0 SAC: 1 DP: 3 HBP: 0	WP: 0 PB: 0 SB: 0 CS: 0	PA: 35
PITCHER	IP WLS BF H R ER SO BB IBB HBP BLK WP HR S P ERA WHIP	7.0 L 29 9 2 2 6 1 0 0 0 0 0 40 44 2.57 1.429	2.0 S 6 0 0 0 3 1 0 0 0 0 0 11 15 0.00 0.500																			

Batter	1	2	3	4	5	6	7	8	9	AB	R	H	RBI	BB	SO	LOB	BOTTOM					
Horace Clarke, S OBP: 0.245, SLG: 0.261 (1, 4)										4	0	0	0	0	0	4	Washington Senators @ New York Yankees Yankee Stadium, Bronx, NY Wed Jul 17 1968, 3:33 AM EDT Alt. 7,559 - Unknown - 82 F					
Roy White, S OBP: 0.333, SLG: 0.400 (1, 7)									5	0	1	0	0	0	5							
Mickey Mantle, S OBP: 0.405, SLG: 0.408 (1, 3)										1	0	0	0	3	0	0						
Joe Pepitone, L OBP: 0.333, SLG: 0.513 (1, 8)										4	0	0	0	0	1	5						
Andy Kosco, R OBP: 0.268, SLG: 0.370 (1, 9)										3	1	1	0	0	1	2						
Rocky Colavito, R OBP: 0.293, SLG: 0.333 (8, 9)										1	0	0	0	0	1	1						
Tom Tresh, S OBP: 0.291, SLG: 0.321 (1, 6)										3	0	0	0	1	2	1						
Jake Gibbs, L OBP: 0.281, SLG: 0.273 (1, 2)										3	0	1	0	1	0	2						
Bobby Cox, R OBP: 0.301, SLG: 0.319 (1, 5)										4	0	2	1	0	0	1						
Mel Stottlemyre, R OBP: 0.267, SLG: 0.222 (1, 1)										2	0	1	0	0	1	0						
Charley Smith, R OBP: 0.500, SLG: 0.636 (7, PH)										0	0	0	0	1	0	0						
Gene Michael, S OBP: 0.206, SLG: 0.234 (7, PR)										0	0	0	0	0	0	0						
Lindy McDaniel, R OBP: 0.111, SLG: 0.111 (8, 1)										0	0	0	0	0	0	0						
Dick Howser, R OBP: 0.323, SLG: 0.165 (8, PH)										0	0	0	0	0	0	0						
Inning Stats	R: 0 E: 0 K: 1 S: 6	H: 1 LOB: 2 BB: 1 P: 10	R: 0 E: 0 K: 1 S: 5	H: 1 LOB: 0 BB: 0 P: 5	R: 0 E: 0 K: 0 S: 4	H: 1 LOB: 2 BB: 1 P: 8	R: 0 E: 0 K: 0 S: 3	H: 0 LOB: 0 BB: 0 P: 3	R: 0 E: 0 K: 0 S: 5	H: 0 LOB: 0 BB: 0 P: 5	R: 0 E: 0 K: 0 S: 3	H: 0 LOB: 0 BB: 0 P: 3	R: 1 E: 0 K: 1 S: 7	H: 2 LOB: 3 BB: 2 P: 15	R: 0 E: 0 K: 2 S: 7	H: 0 LOB: 2 BB: 2 P: 15	R: 0 E: 0 K: 0 S: 4	H: 1 LOB: 1 BB: 0 P: 4	1B: 6 2B: 1 3B: 0 HR: 0	SF: 0 SAC: 2 DP: 1 HBP: 0	WP: 0 PB: 0 SB: 1 CS: 0	PA: 38
PITCHER	IP WLS BF H R ER SO BB IBB HBP BLK WP HR S P ERA WHIP	6.1 W 26 5 1 1 4 3 0 0 0 0 0 31 43 1.42 1.263	2.2 S 12 1 0 0 2 3 0 0 0 0 0 13 25 0.00 1.500																			

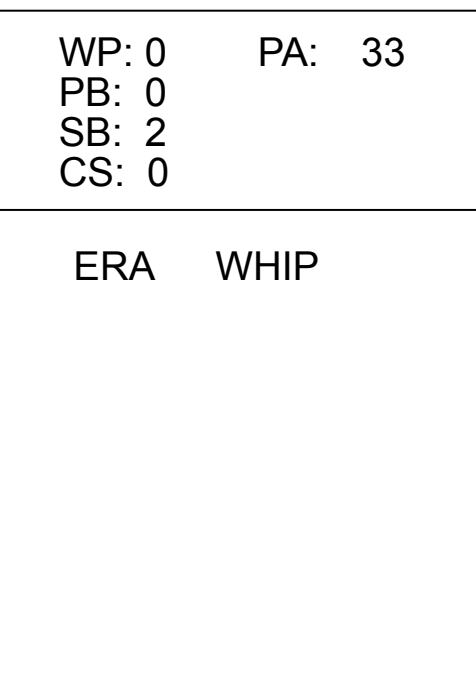
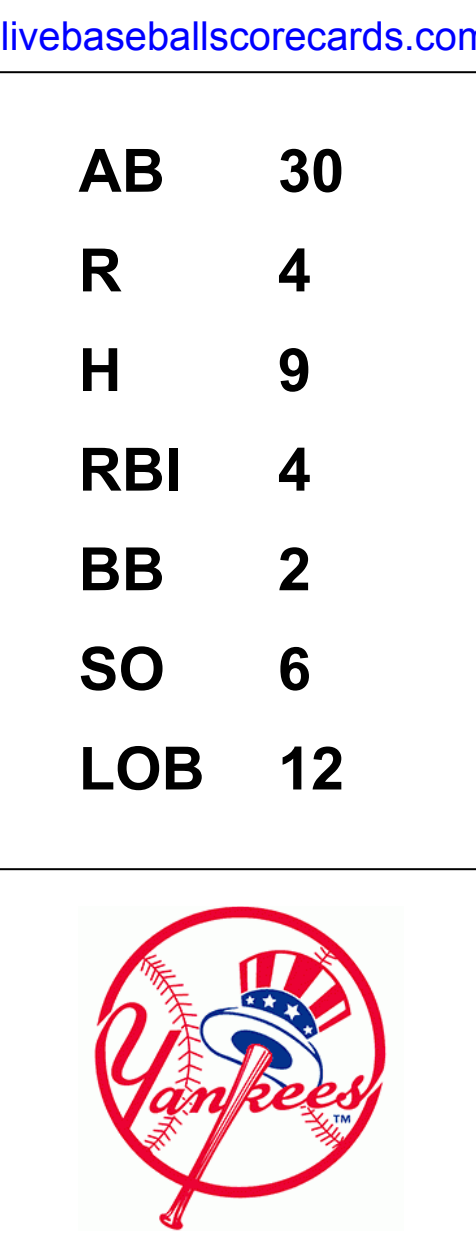
Batter	1	2	3	4	5	6	7	8	9	AB	R	H	RBI	BB	SO	LOB	TOP								
Del Unser, L OBP: 0.302, SLG: 0.316 (1, 8)										4	0	0	0	0	1	2									
Cap Peterson, R OBP: 0.295, SLG: 0.291 (1, 9)										4	1	2	0	0	0	0									
Frank Howard, R OBP: 0.340, SLG: 0.571 (1, 7)										4	0	1	0	0	0	1									
Mike Epstein, L OBP: 0.285, SLG: 0.301 (1, 3)										3	0	1	1	0	0	0									
Ken McMullen, R OBP: 0.324, SLG: 0.385 (1, 5)										4	0	1	0	0	0	2									
Bernie Allen, L OBP: 0.295, SLG: 0.346 (1, 4)										4	0	2	0	0	1	0									
Jim French, L Hank Allen, R OBP: 0.263, SLG: 0.263 (9, PH) OBP: 0.158, SLG: 0.158 (9, PH)										3	0	1	0	0	0	1	AB 34 R 1 H 9 RBI 1 BB 0 SO 5 LOB 15								
Ed Brinkman, R OBP: 0.259, SLG: 0.171 (1, 6)										3	0	0	0	0	1	2									
Paul Casanova, R OBP: 0.195, SLG: 0.217 (9, PH)										0	0	0	0	0	0	0									
Billy Bryan, L OBP: 0.316, SLG: 0.333 (9, PH)										1	0	0	0	0	1	3									
Jim Hannan, R OBP: 0.118, SLG: 0.118 (1, 1)										1	0	0	0	0	0	0									
Gary Holman, L OBP: 0.400, SLG: 0.364 (7, PH)										1	0	0	0	0	1	1									
Bob Humphreys, R OBP: 0.667, SLG: 0.667 (7, 1)										0	0	0	0	0	0	0									
Ed Stroud, L OBP: 0.288, SLG: 0.443 (9, PH)										1	0	0	0	0	0	3									
Inning Stats	R: 0 E: 0 K: 0 S: 3	H: 1 LOB: 0 BB: 0 P: 3	R: 0 E: 0 K: 1 S: 5	H: 0 LOB: 0 BB: 0 P: 5	R: 0 E: 0 K: 0 S: 3	H: 0 LOB: 0 BB: 0 P: 3	R: 1 E: 0 K: 1 S: 7	H: 2 LOB: 1 BB: 0 P: 7	R: 0 E: 1 K: 1 S: 7	H: 1 LOB: 2 BB: 0 P: 7	R: 0 E: 0 K: 0 S: 4	H: 1 LOB: 1 BB: 0 P: 4	R: 0 E: 0 K: 1 S: 6	H: 1 LOB: 1 BB: 0 P: 6	R: 0 E: 0 K: 0 S: 3	H: 0 LOB: 0 BB: 0 P: 3	R: 0 E: 0 K: 1 S: 8	H: 3 LOB: 3 BB: 0 P: 8	1B: 8 2B: 2 3B: 0 HR: 0	SF: 1 SAC: 0 DP: 1 HBP: 0	WP: 0 PB: 0 SB: 0 CS: 0	PA: 36			
PITCHER	IP	WLS	BF	H	R	ER	SO	BB	IBB	HBP	BLK	WP	HR	S	P	ERA	WHIP								
Stan Bahnsen, R ERA: 2.14 (1, 1)	8.1	W	33	8	1	1	4	0	0	0	0	0	0	41	41	1.08	0.960								
Steve Hamilton, L ERA: 2.99 (9, 1)	0.0		1	1	0	0	0	0	0	0	0	0	0	1	1	∞	∞								
Lindy McDaniel, R ERA: 6.75 (9, 1)	0.2	S	2	0	0	0	1	0	0	0	0	0	0	4	4	0.00	0.000								

Washington Senators @ New York Yankees
Yankee Stadium, Bronx, NY
Thu Jul 18 1968, 7:05 PM EDT
Att. 8,467 - Overcast - 85 F



Batter	1	2	3	4	5	6	7	8	9	AB	R	H	RBI	BB	SO	LOB	BOTTOM								
Horace Clarke, S OBP: 0.248, SLG: 0.262 (1, 4)										3	1	1	1	1	0	0									
Roy White, S OBP: 0.338, SLG: 0.414 (1, 7)										4	2	3	2	0	0	1									
Mickey Mantle, S OBP: 0.406, SLG: 0.418 (1, 3)										4	0	2	0	0	1	1									
Joe Pepitone, L OBP: 0.332, SLG: 0.506 (1, 8)										4	0	1	1	0	0	1									
Andy Kosco, R OBP: 0.268, SLG: 0.368 (1, 9)										4	0	1	0	0	0	2									
Tom Tresh, S OBP: 0.290, SLG: 0.320 (1, 6)										4	0	1	0	0	3	0									
Jake Gibbs, L OBP: 0.282, SLG: 0.271 (1, 2)										2	1	0	0	1	0	2	AB 30 R 4 H 9 RBI 4 BB 2 SO 6 LOB 12								
Bobby Cox, R OBP: 0.300, SLG: 0.317 (1, 5)										1	0	0	0	0	0	1									
Charley Smith, R OBP: 0.480, SLG: 0.609 (4, PH) (5, 5)										1	0	0	0	0	0	2									
Stan Bahnsen, R OBP: 0.159, SLG: 0.075 (9, 1)										3	0	0	0	0	2	2									
Steve Hamilton, L (9, 1)										0	0	0	0	0	0	0									
Lindy McDaniel, R (9, 1)										0	0	0	0	0	0	0									
Inning Stats	R: 1 E: 0 K: 0 S: 5	H: 3 LOB: 1 BB: 0 P: 5	R: 0 E: 1 K: 2 S: 8	H: 0 LOB: 1 BB: 0 P: 8	R: 0 E: 0 K: 0 S: 4	H: 2 LOB: 1 BB: 0 P: 4	R: 0 E: 0 K: 0 S: 4	H: 2 LOB: 1 BB: 0 P: 4	R: 0 E: 0 K: 2 S: 7	H: 0 LOB: 1 BB: 1 P: 11	R: 0 E: 0 K: 1 S: 5	H: 0 LOB: 0 BB: 0 P: 5	R: 3 E: 0 K: 0 S: 5	H: 2 LOB: 0 BB: 1 P: 9	R: 0 E: 0 K: 1 S: 5	H: 0 LOB: 0 BB: 0 P: 5	1B: 7 2B: 0 3B: 1 HR: 1	SF: 0 SAC: 1 DP: 2 HBP: 0	WP: 0 PB: 0 SB: 2 CS: 0	PA: 33					
PITCHER	IP	WLS	BF	H	R	ER	SO	BB	IBB	HBP	BLK	WP	HR	S	P	ERA	WHIP								
Jim Hannan, R ERA: 3.27 (1, 1)	6.0		24	7	1	1	5	1	0	0	0	0	1	10	14	13.50	1.500								
Bob Humphreys, R ERA: 3.69 (7, 1)	2.0	L	9	2	3	3	1	1	0	0	0	0	1	10	14	13.50	1.500								

Washington Senators @ New York Yankees
Yankee Stadium, Bronx, NY
Thu Jul 18 1968, 7:05 PM EDT
Att. 8,467 - Overcast - 85 F



Batter	1	2	3	4	5	6	7	8	9	AB	R	H	RBI	BB	SO	LOB	TOP			
Davey Nelson, R OBP: 0.325, SLG: 0.289 (1, 4)										4	1	3	0	1	0	0	Cleveland Indians @ New York Yankees Yankee Stadium, Bronx, NY Sat Jul 20 1968, 3:33 AM EDT Att: 38,224 - Unknown - 82 F livebaseballscores.com			
Larry Brown, R OBP: 0.298, SLG: 0.311 (1, 6)										5	0	0	0	0	1	6				
Lou Johnson, R OBP: 0.292, SLG: 0.380 (1, 9)										3	1	1	1	0	0	1				
Joe Azcue, R OBP: 0.349, SLG: 0.359 (1, 2)										4	0	2	1	0	0	1				
Jose Cardenal, R OBP: 0.298, SLG: 0.351 (1, 8)										4	0	1	0	0	0	2				
Tony Horton, R OBP: 0.314, SLG: 0.423 (1, 3)										3	0	1	0	0	1	2				
Lee Mays, L OBP: 0.329, SLG: 0.430 (9, PH)										1	0	1	0	0	0	0				
Chico Salmon, R OBP: 0.290, SLG: 0.295 (9, PR)										0	1	0	0	0	0	0				
Tommy Harper, R OBP: 0.282, SLG: 0.367 (1, 7)										4	0	0	0	0	0	3				
Vern Fuller, R OBP: 0.313, SLG: 0.268 (1, 5)										3	0	2	1	1	1	0				
Luis Tiant, R OBP: 0.070, SLG: 0.088 (1, 1)										3	0	0	0	0	0	4				
Inning Stats	R: 1 E: 0 K: 0 S: 4	H: 1 LOB: 0 BB: 0 P: 4	R: 0 E: 0 K: 1 S: 6	H: 1 LOB: 2 BB: 1 P: 10	R: 0 E: 0 K: 1 S: 6	H: 1 LOB: 1 BB: 0 P: 6	R: 0 E: 0 K: 0 S: 5	H: 2 LOB: 0 BB: 0 P: 5	R: 0 E: 0 K: 0 S: 3	H: 1 LOB: 0 BB: 0 P: 3	R: 0 E: 0 K: 1 S: 5	H: 0 LOB: 0 BB: 0 P: 5	R: 1 E: 0 K: 0 S: 5	H: 2 LOB: 1 BB: 0 P: 5	R: 0 E: 0 K: 0 S: 6	H: 3 LOB: 2 BB: 0 P: 6	1B: 9 2B: 2 3B: 0 HR: 0	SF: 1 SAC: 1 DP: 1 HBP: 0	WP: 0 PB: 0 SB: 3 CS: 0	PA: 38
PITCHER	IP WLS BF H R ER SO BB IBB HBP BLK WP HR S P ERA WHIP	IP WLS BF H R ER SO BB IBB HBP BLK WP HR S P ERA WHIP																		
Fritz Peterson, L ERA: 3.12 (1, 1)	8.0	L	32	8	2	2	3	2	0	0	0	0	0	0	0	0	2.25	1.250		
Dooley Womack, R ERA: 4.54 (9, 1)	1.0		6	3	1	1	0	0	0	0	0	0	0	0	6	6	9.00	3.000		

Batter	1	2	3	4	5	6	7	8	9	AB	R	H	RBI	BB	SO	LOB	BOTTOM			
Horace Clarke, S OBP: 0.245, SLG: 0.259 (1, 4)										4	0	0	0	0	0	0	Cleveland Indians @ New York Yankees Yankee Stadium, Bronx, NY Sat Jul 20 1968, 3:33 AM EDT Att: 38,224 - Unknown - 82 F livebaseballscores.com			
Roy White, S OBP: 0.337, SLG: 0.412 (1, 7)										4	0	1	0	0	0	0				
Mickey Mantle, S OBP: 0.404, SLG: 0.415 (1, 3)										4	0	1	0	0	1	1				
Joe Pepitone, L OBP: 0.324, SLG: 0.494 (1, 8)										4	0	0	0	0	0	2				
Andy Kosco, R OBP: 0.265, SLG: 0.365 (1, 9)										3	0	0	0	0	2	0				
Tom Tresh, S OBP: 0.294, SLG: 0.319 (1, 6)										1	0	0	0	2	0	0				
Jake Gibbs, L OBP: 0.282, SLG: 0.272 (1, 2)										3	0	1	0	0	0	2				
Charley Smith, R OBP: 0.429, SLG: 0.538 (1, 5)										3	0	0	0	0	1	2				
Fritz Peterson, S OBP: 0.100, SLG: 0.167 (8, PH)										2	0	0	0	0	1	0				
Rocky Colavito, R OBP: 0.291, SLG: 0.331 (9, 1)										0	0	0	0	0	0	0				
Inning Stats	R: 0 E: 0 K: 0 S: 3	H: 0 LOB: 0 BB: 0 P: 3	R: 0 E: 0 K: 1 S: 5	H: 0 LOB: 0 BB: 1 P: 9	R: 0 E: 0 K: 2 S: 7	H: 0 LOB: 0 BB: 0 P: 7	R: 0 E: 0 K: 0 S: 3	H: 0 LOB: 0 BB: 0 P: 3	R: 0 E: 0 K: 0 S: 3	H: 0 LOB: 0 BB: 0 P: 3	R: 0 E: 0 K: 1 S: 5	H: 1 LOB: 0 BB: 0 P: 5	R: 0 E: 0 K: 0 S: 4	H: 1 LOB: 1 BB: 0 P: 4	R: 0 E: 0 K: 1 S: 6	H: 1 LOB: 1 BB: 0 P: 6	1B: 3 2B: 0 3B: 0 HR: 0	SF: 0 SAC: 0 DP: 1 HBP: 0	WP: 0 PB: 0 SB: 0 CS: 0	PA: 31
PITCHER	IP WLS BF H R ER SO BB IBB HBP BLK WP HR S P ERA WHIP	IP WLS BF H R ER SO BB IBB HBP BLK WP HR S P ERA WHIP																		
Luis Tiant, R ERA: 1.29 (1, 1)	9.0	W	31	3	0	0	5	2	0	0	0	0	0	0	0	0	0.00	0.556		

Batter	1	2	3	4	5	6	7	8	9	AB	R	H	RBI	BB	SO	LOB	TOP									
Jose Cardenal, R OBP: 0.300, SLG: 0.355	0-0 6-3		0-0 2B		0-0 E4		0-0 FC6-4			4	0	2	2	0	0	1	Cleveland Indians @ New York Yankees Yankee Stadium, Bronx, NY Sun Jul 21 1968, 3:33 AM EDT Unknown - 84 F									
Russ Snyder, L OBP: 0.303, SLG: 0.316	0-0 BB		0-0 G3		0-3 K		0-3 K			4	0	1	0	0	2	4										
Lee Maye, L OBP: 0.380, SLG: 0.421 Chico Salmon, R OBP: 0.260, SLG: 0.295	4-0 BB			0-0 4-3	0-0 E4			0-0 4-3		3	0	0	0	1	0	1										
Duke Sims, L OBP: 0.380, SLG: 0.435 Tommy Harper, R OBP: 0.292, SLG: 0.367	0-0 BB			0-0 L8			0-0 6-3			4	0	0	0	0	1	2										
Joe Azcue, R OBP: 0.343, SLG: 0.352		0-0 F7		0-3 K			0-0 5-3			4	0	0	0	0	1	0										
Vern Fuller, R OBP: 0.311, SLG: 0.268		0-0 E6			0-0 E9		0-0 F4			4	1	1	0	0	0	0										
Davey Nelson, R OBP: 0.341, SLG: 0.293		0-0 G4-6-3			0-0 1B		4-0 FC6-4			3	2	1	0	1	0	1										
Larry Brown, R OBP: 0.294, SLG: 0.307			0-0 6-3		0-0 L5		0-0 6-3			4	0	0	0	0	1	3										
Sam McDowell, L OBP: 0.172, SLG: 0.143 Vicente Romo, R OBP: 0.143, SLG: 0.143			0-3 K		0-0 1B		0-0 FC6-4			2	1	1	1	0	1	0										
Inning Stats	R: 0 E: 0 K: 0 S: 3	H: 1 LOB: 1 BB: 1 P: 7	R: 0 E: 1 K: 0 S: 3	H: 0 LOB: 0 BB: 0 P: 3	R: 0 E: 0 K: 1 S: 6	H: 1 LOB: 1 BB: 0 P: 6	R: 0 E: 0 K: 1 S: 5	H: 0 LOB: 0 BB: 0 P: 5	R: 3 E: 2 K: 1 S: 9	H: 4 LOB: 1 BB: 0 P: 9	R: 0 E: 0 K: 0 S: 3	H: 0 LOB: 0 BB: 0 P: 3	R: 1 E: 0 K: 1 S: 6	H: 1 LOB: 1 BB: 1 P: 10	R: 0 E: 0 K: 1 S: 5	H: 0 LOB: 0 BB: 0 P: 5		R: 0 E: 0 K: 1 S: 5	H: 0 LOB: 0 BB: 0 P: 5	1B: 6 2B: 1 3B: 0 HR: 0	SF: 0 SAC: 0 DP: 2 HBP: 0	WP: 0 PB: 0 SB: 1 CS: 0	PA: 35			
PITCHER	IP	WLS	BF	H	R	ER	SO	BB	IBB	HBP	BLK	WP	HR	S	P	ERA	WHIP									
Mel Stottlemyre, R ERA: 2.38	(1, 1)	7.0	L	29	7	4	3	4	2	0	0	0	0	0	35	43	3.86	1.286								
Steve Hamilton, L ERA: 2.77	(8, 1)	1.0		3	0	0	0	1	0	0	0	0	0	5	5	0.00	0.000									
Fred Talbot, R ERA: 3.32	(9, 1)	1.0		3	0	0	0	1	0	0	0	0	0	5	5	0.00	0.000									

Batter	1	2	3	4	5	6	7	8	9	AB	R	H	RBI	BB	SO	LOB	BOTTOM									
Dick Howser, R OBP: 0.327, SLG: 0.159	1-0 FC3-6		0-0 5-3		0-0 5-3		0-0 4-3			3	0	0	0	1	0	1	Cleveland Indians @ New York Yankees Yankee Stadium, Bronx, NY Sun Jul 21 1968, 3:33 AM EDT Unknown - 84 F									
Roy White, S OBP: 0.338, SLG: 0.408	0-0 L7		4-0 S		0-0 L6		4-0 BB			3	0	0	0	2	0	2										
Rocky Colavito, R OBP: 0.295, SLG: 0.333	0-0 FC3-6		0-0 F2			0-0 E	0-3 K			5	1	2	0	0	1	4										
Joe Pepitone, L OBP: 0.321, SLG: 0.483	0-0 FC3-6		4-0 FC5-4		0-0 F9			0-0 F9		4	0	0	0	1	0	4										
Andy Kosco, R OBP: 0.265, SLG: 0.363	0-0 FC5-4		0-3 K		0-0 E5			0-0 BB		4	0	1	0	0	1	5										
Tom Tresh, S OBP: 0.296, SLG: 0.319		0-0 5-3		0-3 K		0-0 G6-4-3		4-0 BB		3	0	1	1	1	1	0										
Charley Smith, R OBP: 0.375, SLG: 0.467		0-3 K		0-0 F6		0-0 G6-4-3		0-0 L6		4	0	0	0	0	1	4										
Ellie Rodriguez, R OBP: 0.261, SLG: 0.150 Mickey Mantle, S OBP: 0.405, SLG: 0.415 Jake Gibbs, L OBP: 0.282, SLG: 0.272		4-0 BB		0-3 K			0-3 K			2	0	0	0	1	2	0										
Mel Stottlemyre, R OBP: 0.258, SLG: 0.214 Bill Robinson, R OBP: 0.242, SLG: 0.309 Steve Hamilton, L		0-3 K			0-0 F9			0-0 F5		1	0	1	0	0	0	0										
Horace Clarke, S OBP: 0.244, SLG: 0.258 Fred Talbot, R OBP: 0.154, SLG: 0.385							4-3 2B			0	0	0	0	0	0	3										
Inning Stats	R: 0 E: 0 K: 0 S: 4	H: 1 LOB: 2 BB: 0 P: 5	R: 0 E: 0 K: 2 S: 7	H: 0 LOB: 1 BB: 1 P: 11	R: 0 E: 0 K: 1 S: 5	H: 0 LOB: 2 BB: 2 P: 13	R: 0 E: 0 K: 2 S: 7	H: 0 LOB: 0 BB: 0 P: 7	R: 0 E: 1 K: 0 S: 5	H: 2 LOB: 1 BB: 0 P: 5	R: 0 E: 0 K: 2 S: 8	H: 1 LOB: 2 BB: 1 P: 12	R: 0 E: 0 K: 0 S: 4	H: 1 LOB: 3 BB: 2 P: 12	R: 0 E: 0 K: 0 S: 3	H: 0 LOB: 1 BB: 1 P: 7	1B: 4 2B: 1 3B: 0 HR: 0	SF: 0 SAC: 0 DP: 1 HBP: 1	WP: 1 PB: 0 SB: 1 CS: 0	PA: 40						
PITCHER	IP	WLS	BF	H	R	ER	SO	BB	IBB	HBP	BLK	WP	HR	S	P	ERA	WHIP									
Sam McDowell, L ERA: 1.62	(1, 1)	5.1	W	24	3	1	1	5	3	0	1	0	0	30	43	1.69	1.125									
Vicente Romo, R ERA: 0.95	(6, 1)	3.2	S	16	2	0	0	2	4	0	0	0	1	0	16	32	0.00	1.636								

Batter	1	2	3	4	5	6	7	8	9	AB R H RBI BB SO LOB	TOP														
Davey Nelson, R OBP: 0.327, SLG: 0.267 (1,4)	F9									4 0 0 1 1 1 2	<p>Cleveland Indians @ New York Yankees</p> <p>Yankee Stadium, Bronx, NY</p> <p>Sun Jul 21 1968, 3:38 AM EDT</p> <p>Att: 27,896 - Unknown - 89 F</p>														
Larry Brown, R OBP: 0.299, SLG: 0.317 (1,6)			L9							5 1 3 1 0 0 1															
Lou Johnson, R OBP: 0.290, SLG: 0.376 (1,9)	F9									5 0 1 1 0 2 3															
Joe Azcue, R OBP: 0.345, SLG: 0.355 (1,2)										4 0 2 0 0 1 1															
Ken Suarez, R OBP: 0.333, SLG: 0.200 (8,2)	6-3									0 0 0 0 0 0 0															
Duke Sims, L OBP: 0.379, SLG: 0.433 (9, PH)										1 0 0 0 0 0 1															
Jose Cardenal, R OBP: 0.297, SLG: 0.351 (1,8)										4 1 0 0 0 0 2															
Tony Horton, R OBP: 0.316, SLG: 0.424 (1,3)										4 1 2 0 0 0 2															
Tommy Harper, R OBP: 0.281, SLG: 0.364 (1,7)										4 1 1 0 0 1 4															
Vern Fuller, R OBP: 0.310, SLG: 0.267 (1,5)										4 0 1 1 0 2 4															
Steve Hargan, R Mike Pitz, L Rube Schalkum, S Eddie Fisher, R Chico Spangor, R Lee Hedges, R Hal Kurtz, R Vicente Romo, R Lee Wittmann, L	6-3									1 0 0 0 0 0 0															
Inning Stats	R: 0 E: 0 K: 0 S: 4	H: 1 LOB: 1 BB: 0 P: 4	R: 0 E: 0 K: 0 S: 3	H: 0 LOB: 0 BB: 0 P: 3	R: 0 E: 0 K: 1 S: 5	H: 0 LOB: 1 BB: 1 P: 9	R: 0 E: 0 K: 2 S: 7	H: 0 LOB: 0 BB: 0 P: 7	R: 2 E: 1 K: 1 S: 9	H: 3 LOB: 2 BB: 0 P: 9	R: 1 E: 1 K: 1 S: 8	H: 2 LOB: 2 BB: 0 P: 8	R: 0 E: 0 K: 0 S: 3	H: 0 LOB: 0 BB: 0 P: 3	R: 0 E: 0 K: 1 S: 7	H: 2 LOB: 2 BB: 0 P: 7	R: 1 E: 0 K: 1 S: 7	H: 2 LOB: 1 BB: 0 P: 7	1B: 8 2B: 2 3B: 0 HR: 0	SF: 0 SAC: 0 DP: 0 HBP: 0	WP: 0 PB: 0 SB: 1 CS: 0	PA: 40			
PITCHER	IP WLS BF H R ER SO BB IBB HBP BLK WP HR S P ERA WHIP	5.2 W 26 6 3 0 5 1 0 0 0 0 0 0 35 39 0.00 1.235	3.1 S 14 4 1 1 2 0 0 0 0 0 0 0 18 18 2.70 1.200																						

AB 38
R 4
H 10
RBI 4
BB 1
SO 7
LOB 22



Batter	1	2	3	4	5	6	7	8	9	AB R H RBI BB SO LOB	BOTTOM													
Horace Clarke, S OBP: 0.246, SLG: 0.260 (1,4)										5 2 2 0 0 0 4	<p>Cleveland Indians @ New York Yankees</p> <p>Yankee Stadium, Bronx, NY</p> <p>Sun Jul 21 1968, 3:38 AM EDT</p> <p>Att: 27,896 - Unknown - 89 F</p>													
Roy White, S OBP: 0.341, SLG: 0.405 (1,7)										2 1 0 1 3 0 2														
Mickey Mantle, S OBP: 0.406, SLG: 0.412 (1,3)										4 0 1 2 1 1 3														
Joe Pepitone, L OBP: 0.323, SLG: 0.477 (1,8)										4 1 1 1 1 0 4														
Tom Tresh, S OBP: 0.299, SLG: 0.317 (1,6)										2 1 0 1 2 0 2														
Bill Robinson, R OBP: 0.243, SLG: 0.303 (1,9)										3 0 0 1 1 0 5														
Jake Gibbs, L OBP: 0.286, SLG: 0.272 (1,2)										3 1 1 1 1 0 0														
Dick Howser, R OBP: 0.324, SLG: 0.153 (1,5)										3 1 0 0 1 1 2														
Steve Barber, L (1,1)										2 0 0 0 0 0 0														
Lindy McDaniel, R (6,1)										1 1 0 0 0 1 0														
Inning Stats	R: 1 E: 0 K: 0 S: 3	H: 1 LOB: 2 BB: 3 P: 15	R: 0 E: 0 K: 0 S: 3	H: 0 LOB: 0 BB: 0 P: 3	R: 3 E: 0 K: 1 S: 6	H: 1 LOB: 2 BB: 4 P: 22	R: 0 E: 1 K: 1 S: 6	H: 0 LOB: 1 BB: 0 P: 6	R: 0 E: 0 K: 0 S: 3	H: 0 LOB: 0 BB: 0 P: 3	R: 4 E: 1 K: 0 S: 7	H: 3 LOB: 2 BB: 2 P: 15	R: 0 E: 0 K: 1 S: 5	H: 0 LOB: 0 BB: 0 P: 5	R: 0 E: 0 K: 0 S: 3	H: 0 LOB: 1 BB: 1 P: 7	1B: 5 2B: 0 3B: 0 HR: 0	SF: 0 SAC: 1 DP: 1 HBP: 0	WP: 2 PB: 0 SB: 0 CS: 0	PA: 40				
PITCHER	IP WLS BF H R ER SO BB IBB HBP BLK WP HR S P ERA WHIP	2.2 L 15 2 4 4 0 2 1 0 0 1 0 0 9 13 0.00 0.750	1.1 6 0 0 0 2 1 0 0 0 0 0 0 3 3 0.00 0.000	1.0 3 0 0 0 0 0 0 0 0 0 0 0 3 3 0.00 0.000	0.1 5 1 4 3 0 2 0 0 0 0 0 0 3 11 81.00 9.000	5.06 11 2 0 0 1 1 0 0 0 0 1 0 12 16 0.00 1.125																		



Batter	1	2	3	4	5	6	7	8	9	AB	R	H	RBI	BB	SO	LOB	TOP					
Mike Andrews, R (1,4) OBP: 0.361, SLG: 0.339										5	2	4	0	0	0	2						
Dalton Jones, L (1,3) OBP: 0.238, SLG: 0.243										3	1	1	2	1	0	3						
George Scott, R (7,3) OBP: 0.227, SLG: 0.242										1	0	1	0	0	0	0						
Carl Yastrzemski, L (1,7) OBP: 0.430, SLG: 0.475										3	0	0	0	0	1	3						
Jerry Adair, R (5,6) OBP: 0.247, SLG: 0.233										2	0	0	0	0	0	4						
Ken Harrelson, R (1,9) OBP: 0.360, SLG: 0.574										3	2	1	1	2	0	0						
Reggie Smith, S (1,8) OBP: 0.360, SLG: 0.433										5	2	2	1	0	0	2						
Rico Petrocelli, R (1,6) OBP: 0.305, SLG: 0.405										3	0	1	2	0	0	0						
Jose Tartabull, L (5, PR) OBP: 0.238, SLG: 0.242										2	0	1	1	0	0	0						
Joe Foy, R (1,5) OBP: 0.345, SLG: 0.307										5	0	3	0	0	0	1						
Russ Nixon, L (1,2) OBP: 0.353, SLG: 0.333										3	0	1	0	2	1	2						
Jim Lonborg, R (1,1) OBP: 0.222, SLG: 0.556										4	0	1	0	0	3	6						
Gary Waslewski, R (7,1) OBP: 0.080, SLG: 0.042										1	0	0	0	0	0	1						
Sparky Lyle, L (9,1)										0	0	0	0	0	0	0						
Inning Stats	R: 0 E: 0 K: 0 S: 3	H: 1 LOB: 0 BB: 0 P: 3	R: 0 E: 0 K: 0 S: 3	H: 0 LOB: 0 BB: 0 P: 3	R: 0 E: 0 K: 1 S: 7	H: 2 LOB: 3 BB: 1 P: 11	R: 1 E: 0 K: 1 S: 7	H: 2 LOB: 2 BB: 1 P: 11	R: 4 E: 0 K: 1 S: 8	H: 4 LOB: 1 BB: 1 P: 12	R: 0 E: 0 K: 0 S: 5	H: 2 LOB: 2 BB: 0 P: 5	R: 1 E: 0 K: 2 S: 10	H: 3 LOB: 2 BB: 0 P: 10	R: 1 E: 0 K: 0 S: 4	H: 2 LOB: 1 BB: 1 P: 8	R: 0 E: 0 K: 0 S: 3	H: 0 LOB: 1 BB: 1 P: 7	1B: 11 2B: 3 3B: 1 HR: 2	SF: 0 SAC: 0 DP: 3 HBP: 0	WP: 0 PB: 0 SB: 1 CS: 0	PA: 45
PITCHER	IP	WLS	BF	H	R	ER	SO	BB	IBB	HBP	BLK	WP	HR	S	P	ERA	WHIP					
Joe Verbanic, R (1,1) ERA: 3.5	4.0	L	20	7	3	3	2	1	1	0	0	0	2	22	30	6.75	2.000					
Fred Talbot, R (5,1) ERA: 3.57	3.0		16	7	3	3	3	1	0	0	0	0	0	21	25	9.00	2.667					
Thad Tillotson, R (8,1) ERA: 7.11	1.0		5	2	1	1	0	0	1	0	0	0	0	4	8	9.00	2.000					
Dooley Womack, R (9,1) ERA: 4.41	1.0		4	0	0	0	0	1	0	0	0	0	0	3	7	0.00	1.000					

Boston Red Sox @ New York Yankees
Yankee Stadium, Bronx, NY
Mon Jul 22 1968, 7:05 PM EDT
Att: 18,361 - Unknown - 77 F

AB 40
R 7
H 16
RBI 7
BB 5
SO 5
LOB 24





Batter	1	2	3	4	5	6	7	8	9	AB	R	H	RBI	BB	SO	LOB	BOTTOM					
Horace Clarke, S (1,4) OBP: 0.249, SLG: 0.262										5	0	2	0	0	1	1						
Roy White, S (1,7) OBP: 0.342, SLG: 0.404										4	2	1	0	1	1	3						
Mickey Mantle, S (1,3) OBP: 0.409, SLG: 0.409										2	1	0	0	3	1	3						
Joe Pepitone, L (1,8) OBP: 0.315, SLG: 0.464										5	0	0	0	0	0	8						
Rocky Colavito, R (1,9) OBP: 0.306, SLG: 0.349										3	1	1	2	2	0	0						
Tom Tresh, S (1,6) OBP: 0.303, SLG: 0.330										4	1	2	3	1	1	2						
Jake Gibbs, L (1,2) OBP: 0.289, SLG: 0.282										3	1	1	0	0	0	3						
Andy Kosco, R (9, PH) OBP: 0.264, SLG: 0.362										1	0	0	0	0	0	1						
Bobby Cox, R (1,5) OBP: 0.296, SLG: 0.314										3	0	0	1	0	0	1						
Joe Verbanic, R (1,1) ERA: 3.5	6.0	W	27	1	1	1	4	8	0	1	0	0	0	0	0	1	1.50	1.500				
Fred Talbot, R (5,1) ERA: 3.57	3.0		12	4	4	4	1	1	0	0	0	0	1	13	17	15.43	2.143					
Dick Howser, R (7, PH) ERA: 3.74	0.2	S	4	2	1	1	0	0	0	0	0	0	0	4	4	13.50	3.000					
Thad Tillotson, R (8,1) ERA: 7.11	1.0		5	2	1	1	0	0	1	0	0	0	0	4	8	9.00	2.000					
Charley Smith, R (8, PH) ERA: 7.11	1.0		5	2	1	1	0	0	1	0	0	0	0	4	8	9.00	2.000					
Dooley Womack, L (9,1) ERA: 4.41	1.0		4	0	0	0	0	1	0	0	0	0	0	3	7	0.00	1.000					
Inning Stats	R: 1 E: 0 K: 1 S: 6	H: 1 LOB: 3 BB: 3 P: 18	R: 0 E: 0 K: 0 S: 2	H: 0 LOB: 0 BB: 1 P: 6	R: 0 E: 0 K: 0 S: 3	H: 0 LOB: 2 BB: 2 P: 11	R: 0 E: 0 K: 1 S: 5	H: 0 LOB: 0 BB: 0 P: 5	R: 0 E: 0 K: 1 S: 5	H: 0 LOB: 1 BB: 1 P: 9	R: 0 E: 0 K: 1 S: 5	H: 0 LOB: 1 BB: 0 P: 6	R: 0 E: 0 K: 1 S: 6	H: 1 LOB: 2 BB: 1 P: 10	R: 2 E: 0 K: 0 S: 5	H: 2 LOB: 0 BB: 0 P: 5	R: 3 E: 0 K: 0 S: 6	H: 3 LOB: 1 BB: 1 P: 10	1B: 4 2B: 1 3B: 2 HR: 1	SF: 1 SAC: 0 DP: 1 HBP: 1	WP: 0 PB: 0 SB: 2 CS: 0	PA: 43
PITCHER	IP	WLS	BF	H	R	ER	SO	BB	IBB	HBP	BLK	WP	HR	S	P	ERA	WHIP					
Jim Lonborg, R (1,1) ERA: 3.44	6.0		27	1	1	1	4	8	0	1	0	0	0	0	0	1.50	1.500					
Gary Waslewski, R (7,1) ERA: 3.74	2.1		12	4	4	4	1	1	0	0	0	0	1	13	17	15.43	2.143					
Sparky Lyle, L (9,1) ERA: 3.72	0.2	S	4	2	1	1	0	0	0	0	0	0	0	4	4	13.50	3.000					

Boston Red Sox @ New York Yankees
Yankee Stadium, Bronx, NY
Mon Jul 22 1968, 7:05 PM EDT
Att: 18,361 - Unknown - 77 F

AB 32
R 6
H 7
RBI 6
BB 9
SO 5
LOB 22



Batter	1	2	3	4	5	6	7	8	9	AB	R	H	RBI	BB	SO	LOB	TOP			
Jose Tartabull, L (1,7) OBP: 0.248, SLG: 0.262	0-0 6-3		0-0 6-3			0-0 FC5-4 1B		0-0 2B		4	0	2	0	0	0	0	Boston Red Sox @ New York Yankees Yankee Stadium, Bronx, NY Tue Jul 23 1968, 7:05 PM EDT Att: 19,195 - Unknown - 86 F AB 33 R 1 H 7 RBI 0 BB 1 SO 5 LOB 10 			
Mike Andrews, R (1,4) OBP: 0.356, SLG: 0.334	0-0 F7		0-0 6-3			0-0 FC5-4 FC6-4 1-2		0-0 F7		4	0	0	0	0	0	2				
George Scott, R (1,3) OBP: 0.224, SLG: 0.239 Dalton Jones, L (6,PH) OBP: 0.237, SLG: 0.241	0-0 F6			0-3 K		0-0 FC6-4 1-2		0-0 6-3		3	0	0	0	0	1	1				
Ken Harrelson, R (1,9) OBP: 0.358, SLG: 0.568		4-0 FC5-4 BB		0-0 L5				0-0 F4		3	0	0	0	1	1	0				
Reggie Smith, S (1,8) OBP: 0.358, SLG: 0.431		0-0 FC5-4 CS 1-2		0-0 4-3				0-0 2B E 1B		4	1	1	0	0	0	1				
Rico Petrocelli, R (1,6) OBP: 0.309, SLG: 0.410 Carl Yastrzemski, L (7,PR) OBP: 0.430, SLG: 0.475 Jerry Adair, R (7,6) OBP: 0.296, SLG: 0.241		0-0 1B 1-2			0-0 F4			0-0 E2 1H 2B		3	0	2	0	0	0	0				
Joe Foy, R (1,5) OBP: 0.344, SLG: 0.306		0-0 1B 1-2			0-3 K			0-0 F4		4	0	1	0	0	2	2				
Russ Nixon, L (1,2) OBP: 0.300, SLG: 0.278		0-0 F8			0-0 3-1			0-0 6-3		3	0	0	0	0	0	3				
Juan Pizarro, L (1,1) OBP: 0.143, SLG: 0.231			0-0 F8			0-0 4-3		0-3 K		3	0	0	0	0	1	0				
Inning Stats	R: 0 E: 0 K: 0 S: 3	H: 0 LOB: 0 BB: 0 P: 3	R: 0 E: 0 K: 0 S: 4	H: 2 LOB: 2 BB: 1 P: 8	R: 0 E: 0 K: 0 S: 3	H: 0 LOB: 0 BB: 0 P: 3	R: 0 E: 0 K: 1 S: 5	H: 0 LOB: 0 BB: 0 P: 5	R: 0 E: 0 K: 0 S: 4	H: 1 LOB: 1 BB: 0 P: 4	R: 1 E: 1 K: 0 S: 5	H: 2 LOB: 1 BB: 0 P: 5	R: 0 E: 0 K: 2 S: 6	H: 1 LOB: 1 BB: 0 P: 6	R: 0 E: 0 K: 2 S: 8	H: 1 LOB: 1 BB: 0 P: 8		1B: 5 2B: 2 3B: 0 HR: 0	SF: 0 SAC: 0 DP: 0 HBP: 0	WP: 0 PB: 0 SB: 0 CS: 1
PITCHER Stan Bahnsen, R (1,1) ERA: 2.0	IP: 9.0 WLS: W BF: 34 H: 7 R: 1 ER: 0 SO: 5 BB: 1 IBB: 0 HBP: 0 BLK: 0 WP: 0 HR: 0 S: 43 P: 47 ERA: 0.00 WHIP: 0.889															PITCHER				

Batter	1	2	3	4	5	6	7	8	9	AB	R	H	RBI	BB	SO	LOB	BOTTOM			
Horace Clarke, S (1,4) OBP: 0.251, SLG: 0.265	0-0 FC4-6 1B			0-3 K		0-0 F9		0-0 S 1B		4	1	2	0	0	1	0	Boston Red Sox @ New York Yankees Yankee Stadium, Bronx, NY Tue Jul 23 1968, 7:05 PM EDT Att: 19,195 - Unknown - 86 F AB 28 R 4 H 8 RBI 4 BB 3 SO 8 LOB 12 			
Roy White, S (1,7) OBP: 0.347, SLG: 0.408	0-0 FC4-6 G5-4-3 1-2			0-0 CS 1B			0-0 4-3 BB FC6-2 1B	0-0 1B 1H		4	1	3	1	0	0	1				
Mickey Mantle, S (1,3) OBP: 0.410, SLG: 0.408 Gene Michael, S (6,PR) OBP: 0.206, SLG: 0.234 Ruben Amaro, R (9,3) OBP: 0.266, SLG: 0.172	0-0 G5-4-3 1-2			0-3 K			4-0 FC6-2 BB 4-3 1-2	0-0 CS 1B 2H		3	1	1	1	1	1	2				
Joe Pepitone, L (1,8) OBP: 0.314, SLG: 0.459		0-3 K			0-0 G5-4-3 1B		0-0 4-3	0-3 K 1-2		4	0	1	0	0	2	3				
Andy Kosco, R (1,9) OBP: 0.261, SLG: 0.358 Bill Robinson, R (8,9) OBP: 0.243, SLG: 0.303		0-0 F8			0-0 G5-4-3 1-2		0-0 FC6-2 BB			3	0	0	0	0	0	0				
Tom Tresh, S (1,6) OBP: 0.307, SLG: 0.341		0-0 F7			0-0 HR		0-0 FC5 BB IBB			2	1	1	1	1	0	0				
Frank Fernandez, R (1,2) OBP: 0.301, SLG: 0.328			0-3 K		0-3 K		4-0 BB 1-2 2-3 3-H			2	0	0	1	1	2	0				
Dick Howser, R (1,5) OBP: 0.321, SLG: 0.148			0-0 6-3			0-0 5-3		0-0 FC5		3	0	0	0	0	0	3				
Stan Bahnsen, R (1,1) OBP: 0.149, SLG: 0.070			0-3 K			0-3 K		0-0 F8		3	0	0	0	0	2	0				
Inning Stats	R: 0 E: 0 K: 0 S: 3	H: 1 LOB: 0 BB: 0 P: 3	R: 0 E: 0 K: 1 S: 5	H: 0 LOB: 0 BB: 0 P: 5	R: 0 E: 0 K: 2 S: 7	H: 0 LOB: 0 BB: 0 P: 7	R: 0 E: 0 K: 2 S: 7	H: 1 LOB: 0 BB: 0 P: 7	R: 1 E: 0 K: 1 S: 6	H: 2 LOB: 0 BB: 0 P: 6	R: 0 E: 0 K: 1 S: 5	H: 0 LOB: 0 BB: 0 P: 5	R: 1 E: 0 K: 0 S: 4	H: 1 LOB: 3 BB: 3 P: 16	R: 2 E: 0 K: 1 S: 7	H: 3 LOB: 1 BB: 0 P: 7		1B: 7 2B: 0 3B: 0 HR: 1	SF: 0 SAC: 0 DP: 2 HBP: 0	WP: 0 PB: 0 SB: 1 CS: 2
PITCHER Juan Pizarro, L (1,1) ERA: 2.93	IP: 8.0 WLS: L BF: 31 H: 8 R: 4 ER: 4 SO: 8 BB: 2 IBB: 1 HBP: 0 BLK: 0 WP: 0 HR: 1 S: 44 P: 56 ERA: 4.50 WHIP: 1.250															PITCHER				

Batter	1	2	3	4	5	6	7	8	9	AB	R	H	RBI	BB	SO	LOB	TOP								
Horace Clarke, S (1.4) OBP: 0.251, SLG: 0.265	F6		6-3			F2		WP E 1B		4	1	1	0	0	0	0	New York Yankees @ Cleveland Indians Cleveland Municipal Stadium, Cleveland, OH Fri Jul 26 1968, 7:05 PM EDT Att: 28,765 - Unknown - 77 F								
Roy White, S (1.7) OBP: 0.351, SLG: 0.413	2B		FC6-4 BB			1B		E1 WP 1B		3	2	2	1	1	0	1									
Mickey Mantle, S (1.3) OBP: 0.405, SLG: 0.402	K		FC6-4 1-2			F2		F6		4	0	0	0	0	1	5									
Joe Pepitone, L (1.8) OBP: 0.318, SLG: 0.466	2B					L5		FC5-4 1B		4	0	2	3	0	1	1									
Andy Kosco, R (1.9) OBP: 0.259, SLG: 0.355	F8							FC5-4 1B		3	0	0	0	0	1	1									
Bill Robinson, R (7.9) OBP: 0.241, SLG: 0.301	F8							FC5-4 1-2		1	0	0	0	0	0	1									
Tom Tresh, S (1.6) OBP: 0.303, SLG: 0.337										4	0	0	0	0	1	0									
Frank Fernandez, R (1.2) OBP: 0.299, SLG: 0.338										4	1	1	0	0	2	0									
Bobby Cox, R (1.5) OBP: 0.299, SLG: 0.317										4	1	2	1	0	2	0									
Mel Stottlemyre, R (1.1) OBP: 0.246, SLG: 0.203										3	0	0	0	0	2	1									
Inning Stats	R: 1 E: 0 K: 1 S: 7	H: 2 LOB: 1 BB: 0 P: 7	R: 0 E: 0 K: 3 S: 9	H: 0 LOB: 0 BB: 0 P: 9	R: 0 E: 0 K: 1 S: 5	H: 0 LOB: 1 BB: 1 P: 9	R: 0 E: 0 K: 2 S: 7	H: 0 LOB: 0 BB: 0 P: 7	R: 0 E: 0 K: 3 S: 9	H: 0 LOB: 0 BB: 0 P: 9	R: 0 E: 0 K: 0 S: 4	H: 1 LOB: 1 BB: 0 P: 4	R: 0 E: 0 K: 0 S: 3	H: 0 LOB: 0 BB: 0 P: 3	R: 3 E: 1 K: 0 S: 7	H: 3 LOB: 1 BB: 0 P: 7	R: 1 E: 0 K: 0 S: 4	H: 2 LOB: 0 BB: 0 P: 4	1B: 5 2B: 3 3B: 0 HR: 0	SF: 0 SAC: 1 DP: 1 HBP: 0	WP: 1 PB: 0 SB: 0 CS: 0	PA: 36			
PITCHER	IP	WLS	BF	H	R	ER	SO	BB	IBB	HBP	BLK	WP	HR	S	P	ERA	WHIP								
Sam McDowell, L (1.1) ERA: 1.65	8.0	L	32	6	4	2	10	1	0	0	0	1	0	51	55	2.25	0.875								
Hal Kutz, R (9.1) ERA: 5.2	1.0		4	2	1	1	0	0	0	0	0	0	0	4	4	9.00	2.000								

Batter	1	2	3	4	5	6	7	8	9	AB	R	H	RBI	BB	SO	LOB	BOTTOM								
Russ Snyder, L (1.9) OBP: 0.311, SLG: 0.328	4-3		6-3			4-3		1B		4	0	1	0	0	0	0	New York Yankees @ Cleveland Indians Cleveland Municipal Stadium, Cleveland, OH Fri Jul 26 1968, 7:05 PM EDT Att: 28,765 - Unknown - 77 F								
Jose Cardenal, R (1.8) OBP: 0.293, SLG: 0.356	F8		1B			1-3		1-3		4	0	1	0	0	0	1									
Lou Johnson, R (1.7) OBP: 0.296, SLG: 0.395	6-3		4-3			L9		F7		0	0	0	0	0	0	0									
Lee Maye, L (1.1, PH) OBP: 0.311, SLG: 0.399	6-3		4-3			L9		F7		4	0	0	0	0	0	1									
Duke Sims, L (1.3) OBP: 0.377, SLG: 0.430	4-3					F8		FC3-6 1B		4	0	1	0	0	0	0									
Joe Azcue, R (1.2) OBP: 0.342, SLG: 0.364	1B					K2-3		FC3-6		4	0	2	0	0	1	1									
Vern Fuller, R (1.5) OBP: 0.311, SLG: 0.275	1B					6-3		K		4	0	1	0	0	1	2									
Davey Nelson, R (1.4) OBP: 0.306, SLG: 0.293	F2					CS 1B				3	0	1	0	0	0	3									
Larry Brown, R (1.6) OBP: 0.290, SLG: 0.309	F8							4-3		2	0	0	0	0	1	2									
Richie Scheinblum, S (8. PH)										1	0	0	0	0	0	0									
Hal Kutz, R (9.1)										0	0	0	0	0	0	0									
Sam McDowell, L (1.1) OBP: 0.167, SLG: 0.138										2	0	0	0	0	0	0									
Lou Klimchok, L (8. PH)										1	0	0	0	0	0	0									
Inning Stats	R: 0 E: 0 K: 0 S: 3	H: 0 LOB: 0 BB: 0 P: 3	R: 0 E: 0 K: 0 S: 5	H: 2 LOB: 2 BB: 0 P: 5	R: 0 E: 0 K: 0 S: 4	H: 1 LOB: 1 BB: 0 P: 4	R: 0 E: 0 K: 0 S: 4	H: 1 LOB: 1 BB: 0 P: 4	R: 0 E: 0 K: 1 S: 5	H: 0 LOB: 0 BB: 0 P: 5	R: 0 E: 0 K: 0 S: 3	H: 0 LOB: 0 BB: 0 P: 3	R: 0 E: 0 K: 1 S: 5	H: 1 LOB: 1 BB: 0 P: 5	R: 0 E: 0 K: 0 S: 4	H: 1 LOB: 1 BB: 0 P: 4	R: 0 E: 1 K: 1 S: 6	H: 1 LOB: 1 BB: 0 P: 6	1B: 7 2B: 0 3B: 0 HR: 0	SF: 0 SAC: 0 DP: 0 HBP: 0	WP: 0 PB: 0 SB: 0 CS: 1	PA: 34			
PITCHER	IP	WLS	BF	H	R	ER	SO	BB	IBB	HBP	BLK	WP	HR	S	P	ERA	WHIP								
Mel Stottlemyre, R (1.1) ERA: 2.26	9.0	W	33	7	0	0	3	0	0	0	0	0	0	39	39	0.00	0.778								



Batter	1	2	3	4	5	6	7	8	9	AB	R	H	RBI	BB	SO	LOB	TOP					
Horace Clarke, S (1, 4) OBP: 0.254, SLG: 0.267	0-3 K	0-0 1B		0-0 E4 1B		0-0 1-3		0-0 WP 1B		5	1	2	0	0	1	0	New York Yankees @ Cleveland Indians Cleveland Municipal Stadium, Cleveland, OH Sat Jul 27 1968, 3:33 AM EDT Att. 14,784 - Overcast livebaseballscorecards.com					
Roy White, S (1, 7) OBP: 0.354, SLG: 0.412	4-0 BB HR 1B	0-0 1B		4-0 1B 1B		0-0 G3		0-3 K		3	2	1	0	2	1	1						
Mickey Mantle, S (1, 3) OBP: 0.408, SLG: 0.495	0-0 BB HR 1B			0-0 FC4-6 1B		0-0 G3			0-0 F8	5	1	3	1	0	0	0						
Joe Pepitone, L (1, 8) OBP: 0.319, SLG: 0.461	4-0 BB HR 1B			0-0 FC4-6					0-0 4-3	4	1	1	1	1	0	1						
Andy Kosco, R (1, 9) OBP: 0.299, SLG: 0.353	0-3 K			0-0 E6					0-3 K	4	0	1	0	0	1	6						
Bill Robinson, R (7, PR) OBP: 0.240, SLG: 0.299				0-0 F8						1	0	0	0	0	1	0						
Tom Tresh, S (1, 6) OBP: 0.305, SLG: 0.349	0-0 HR			0-0 F2						4	1	2	4	0	1	3						
Jake Gibbs, L (1, 2) OBP: 0.285, SLG: 0.277	0-0 6-3			0-0 F2						4	0	0	0	0	0	4						
Bobby Cox, R (1, 5) OBP: 0.295, SLG: 0.312				0-0 F5						4	0	0	0	0	1	1						
Steve Barber, L (1, 1)	0-3 K			0-3 K						4	0	0	0	0	3	1						
Lindy McDaniel, R (8, 1)				0-0 F7						0	0	0	0	0	0	0						
Inning Stats	R: 4 E: 0 K: 2 S: 9	H: 2 LOB: 0 BB: 2 P: 17	R: 0 E: 0 K: 1 S: 6	H: 2 LOB: 2 BB: 0 P: 6	R: 0 E: 1 K: 0 S: 5	H: 1 LOB: 2 BB: 0 P: 5	R: 2 E: 1 K: 1 S: 8	H: 2 LOB: 1 BB: 1 P: 12	R: 0 E: 0 K: 1 S: 6	H: 1 LOB: 1 BB: 0 P: 6	R: 0 E: 0 K: 0 S: 3	H: 0 LOB: 0 BB: 0 P: 3	R: 0 E: 0 K: 1 S: 6	H: 1 LOB: 1 BB: 0 P: 6	R: 0 E: 0 K: 2 S: 8	H: 1 LOB: 0 BB: 0 P: 8	R: 0 E: 0 K: 1 S: 5	H: 0 LOB: 0 BB: 0 P: 5	1B: 9 2B: 0 3B: 0 HR: 1	SF: 0 SAC: 0 DP: 0 HBP: 0	WP: 1 PB: 0 SB: 1 CS: 0	PA: 41
PITCHER	IP WLS BF H R ER SO BB IBB HBP BLK WP HR S P ERA WHIP																					
Sonny Siebert, R (1, 1) ERA: 2.5	4.0 L 23 7 6 4 4 3 0 0 0 0 0 1 28 40 9.00 2.500																					
Eddie Fisher, R (5, 1) ERA: 3.55	2.0 7 1 0 0 1 0 0 0 0 0 0 0 9 9 0.00 0.500																					
Hal Kurtz, R (7, 1) ERA: 4.85	2.0 8 2 0 0 3 0 0 0 0 0 1 0 14 14 0.00 1.000																					
Mike Paul, L (9, 1) ERA: 4.3	1.0 3 0 0 0 1 0 0 0 0 0 0 0 5 5 0.00 0.000																					

Batter	1	2	3	4	5	6	7	8	9	AB	R	H	RBI	BB	SO	LOB	BOTTOM					
Davey Nelson, R (1, 4) OBP: 0.313, SLG: 0.286	4-0 BB			0-3 K				0-0 F7		1	0	0	0	1	0	0	New York Yankees @ Cleveland Indians Cleveland Municipal Stadium, Cleveland, OH Sat Jul 27 1968, 3:33 AM EDT Att. 14,784 - Overcast livebaseballscorecards.com					
Tony Horton, R (4, PH) OBP: 0.314, SLG: 0.419				0-0 B3				0-0 F6		0	0	0	0	0	0	0						
Eddie Fisher, R (5, 1)										0	0	0	0	0	0	0						
Russ Snyder, L (6, PH) OBP: 0.310, SLG: 0.326	0-0 E E BB									1	0	0	0	0	0	1						
Hal Kurtz, R (7, 1) ERA: 4.85										0	0	0	0	0	0	0						
Jimmie Hall, L (8, PH) OBP: 0.292, SLG: 0.283										1	0	0	0	0	0	2						
Mike Paul, L (9, 1) OBP: 0.250, SLG: 0.143										0	0	0	0	0	0	0						
Larry Brown, R (1, 6) OBP: 0.297, SLG: 0.311	0-3 K			0-0 6-3				0-0 WP 2B BB		4	1	1	0	1	1	3						
Lou Johnson, R (1, 7) OBP: 0.295, SLG: 0.395	0-0 E4									0	0	0	0	0	0	0						
Duke Sims, L (1, 3) OBP: 0.371, SLG: 0.421	0-0 L6-4 E			0-0 4-3				0-3 K		5	0	0	0	0	2	3						
Joe Azcue, R (1, 2) OBP: 0.339, SLG: 0.361	0-0 E1							0-0 5-3		5	0	1	0	0	0	4						
Jose Cardenal, R (1, 8) OBP: 0.292, SLG: 0.357	0-0 L6-4							0-0 F9		5	0	1	1	0	0	5						
Chico Salmon, R (1, 3) OBP: 0.280, SLG: 0.313				0-0 5-3				0-0 HR		5	2	2	1	0	1	2						
Tommy Harper, R (1, 9) OBP: 0.293, SLG: 0.382										2	0	1	0	1	0	0						
Lee Maye, L (6, PH) OBP: 0.315, SLG: 0.403								0-0 G3		1	0	1	0	0	0	0						
Vern Fuller, R (1, 5) OBP: 0.321, SLG: 0.287								0-0 F9		4	0	3	1	0	0	1						
Sonny Siebert, R (1, 1) OBP: 0.217, SLG: 0.228								0-3 K		1	0	0	0	0	1	1						
Richie Scheinblum, S (4, PH) ERA: 5.83										2	0	0	0	1	1	3						
Inning Stats	R: 0 E: 2 K: 1 S: 6	H: 0 LOB: 1 BB: 1 P: 10	R: 0 E: 0 K: 1 S: 5	H: 0 LOB: 1 BB: 1 P: 9	R: 0 E: 0 K: 0 S: 3	H: 0 LOB: 0 BB: 0 P: 3	R: 1 E: 0 K: 1 S: 8	H: 3 LOB: 3 BB: 1 P: 12	R: 1 E: 0 K: 2 S: 8	H: 1 LOB: 1 BB: 1 P: 12	R: 0 E: 0 K: 0 S: 4	H: 1 LOB: 1 BB: 0 P: 4	R: 0 E: 0 K: 1 S: 6	H: 1 LOB: 1 BB: 0 P: 6	R: 1 E: 0 K: 1 S: 8	H: 3 LOB: 2 BB: 0 P: 8	R: 0 E: 0 K: 0 S: 4	H: 1 LOB: 1 BB: 0 P: 4	1B: 6 2B: 4 3B: 0 HR: 1	SF: 0 SAC: 0 DP: 1 HBP: 0	WP: 1 PB: 0 SB: 0 CS: 0	PA: 42
PITCHER	IP WLS BF H R ER SO BB IBB HBP BLK WP HR S P ERA WHIP																					
Steve Barber, L (1, 1) ERA: 1.92	7.0 W 33 7 3 3 3 4 0 0 0 0 0 1 41 57 3.86 1.571																					
Lindy McDaniel, R (8, 1) ERA: 5.83	2.0 S 9 3 0 0 1 0 0 0 0 0 0 0 11 11 0.00 1.500																					

Batter	1	2	3	4	5	6	7	8	9	AB	R	H	RBI	BB	SO	LOB	TOP			
Horace Clarke, S (1.4) OBP: 0.254, SLG: 0.267	0-0 1B		0-0 6-3		0-0 1-6-3			0-0 F7		4	0	1	0	0	0	0				
Roy White, S (1.7) OBP: 0.353, SLG: 0.409	0-0 F8		4-0 BB		0-0 F2			0-0 F7		3	0	0	0	1	0	1				
Mickey Mantle, S (1.3) OBP: 0.403, SLG: 0.399	0-3 K		0-0 F9		0-3 K			0-3 K		4	0	0	0	0	3	2				
Joe Pepitone, L (1.8) OBP: 0.314, SLG: 0.452	0-0 F8		0-0 L9			0-0 4-3			0-0 L7	4	0	0	0	0	0	2				
Tom Tresh, S (1.6) OBP: 0.307, SLG: 0.349		4-0 CS BB		0-0 1B E 1B		0-0 B1-3			0-3 K	3	1	1	0	1	1	0				
Andy Kosco, R (1.9) OBP: 0.255, SLG: 0.349	0-0 F8		0-3 K		0-0 F3				0-3 K	4	0	0	0	0	2	2				
Jake Gibbs, L (1.2) OBP: 0.289, SLG: 0.286		0-0 1-2 1B 2B		0-0 E9 1-H 1B			0-3 K			3	1	2	0	0	1	0				
Bobby Cox, R (1.5) OBP: 0.295, SLG: 0.312	0-0 2-H 1B		0-0 L8		0-0 F4				0-0 F4	3	0	1	1	0	0	1				
Fritz Peterson, S (1.1) OBP: 0.094, SLG: 0.156 (7, PH)	0-3 K		0-3 K		0-3 K			0-3 K		2	0	0	0	0	2	2				
Rocky Colavito, R (7, PH) OBP: 0.303, SLG: 0.346										1	0	0	0	0	1	0				
Steve Hamilton, L (7, 1)										0	0	0	0	0	0	0				
Inning Stats	R: 0 E: 0 K: 1 S: 6	H: 1 LOB: 1 BB: 0 P: 6	R: 1 E: 0 K: 1 S: 6	H: 2 LOB: 1 BB: 1 P: 10	R: 0 E: 0 K: 0 S: 3	H: 0 LOB: 1 BB: 1 P: 7	R: 1 E: 1 K: 2 S: 9	H: 2 LOB: 1 BB: 0 P: 9	R: 0 E: 0 K: 0 S: 5	H: 0 LOB: 0 BB: 0 P: 5	R: 0 E: 0 K: 0 S: 7	H: 0 LOB: 0 BB: 0 P: 7	R: 0 E: 0 K: 1 S: 5	H: 0 LOB: 0 BB: 0 P: 5	R: 0 E: 0 K: 2 S: 7	H: 0 LOB: 0 BB: 0 P: 7	1B: 4 2B: 1 3B: 0 HR: 0	SF: 0 SAC: 0 DP: 0 HBP: 0	WP: 0 PB: 0 SB: 0 CS: 1	PA: 33
PITCHER Luis Tiant, R (1.1) ERA: 1.32	IP: 9.0 WLS: W BF: 33 H: 5 R: 2 ER: 2 SO: 10 BB: 2 IBB: 0 HBP: 0 BLK: 0 WP: 0 HR: 0 S: 51 P: 59 ERA: 2.00 WHIP: 0.778															PITCHER Luis Tiant, R (1.1) ERA: 1.32	IP: 9.0 WLS: W BF: 33 H: 5 R: 2 ER: 2 SO: 10 BB: 2 IBB: 0 HBP: 0 BLK: 0 WP: 0 HR: 0 S: 51 P: 59 ERA: 2.00 WHIP: 0.778			

New York Yankees @ Cleveland Indians
Cleveland Municipal Stadium, Cleveland, OH
Sun Jul 28 1968, 3:33 AM EDT
Unknown - 72 F

AB	31
R	2
H	5
RBI	1
BB	2
SO	10
LOB	10



Batter	1	2	3	4	5	6	7	8	9	AB	R	H	RBI	BB	SO	LOB	BOTTOM			
Tommy Harper, R (1.9) OBP: 0.292, SLG: 0.396	0-3 K		0-0 G6-4-3 1-2			0-0 HR		0-0 F4		4	1	1	1	0	1	1				
Davey Nelson, R (1.4) OBP: 0.299, SLG: 0.274	0-0 1-3			0-3 K		0-0 F8				3	0	0	0	0	1	0				
Jose Cardenal, R (1.8) OBP: 0.293, SLG: 0.356	0-0 5-3			0-3 K		0-0 FC4-6 1B				3	0	1	0	0	1	0				
Joe Azcue, R (1.2) OBP: 0.339, SLG: 0.374		0-0 6-3		0-0 HR		0-0 FC4-6 1-2				3	1	1	1	0	0	1				
Lou Johnson, R (1.7) OBP: 0.296, SLG: 0.405		0-0 HR		0-0 F2			0-0 6-3			3	1	1	1	0	0	0				
Chico Salmon, R (1.3) OBP: 0.281, SLG: 0.314		0-0 1-4-3			0-3 K		0-0 6-3-5 1B			3	0	1	0	0	1	0				
Vern Fuller, R (1.5) OBP: 0.316, SLG: 0.281		0-0 F7			0-3 K		0-0 6-3-5 1-2			3	0	0	0	0	1	1				
Larry Brown, R (1.6) OBP: 0.295, SLG: 0.309			0-0 5-3		0-0 5-3			0-0 L4		3	0	0	0	0	0	0				
Luis Tiant, R (1.1) OBP: 0.081, SLG: 0.097			0-0 G6-4-3 1B			0-0 F8		0-0 4-3		3	0	1	0	0	0	0				
Inning Stats	R: 0 E: 0 K: 1 S: 5	H: 0 LOB: 0 BB: 0 P: 5	R: 1 E: 0 K: 0 S: 4	H: 1 LOB: 0 BB: 0 P: 4	R: 0 E: 0 K: 0 S: 3	H: 1 LOB: 0 BB: 0 P: 3	R: 1 E: 0 K: 2 S: 8	H: 1 LOB: 0 BB: 0 P: 8	R: 0 E: 0 K: 0 S: 7	H: 0 LOB: 0 BB: 0 P: 7	R: 1 E: 0 K: 0 S: 5	H: 2 LOB: 1 BB: 0 P: 5	R: 0 E: 0 K: 0 S: 3	H: 1 LOB: 0 BB: 0 P: 3	R: 0 E: 0 K: 0 S: 3	H: 0 LOB: 0 BB: 0 P: 3	1B: 3 2B: 1 3B: 0 HR: 3	SF: 0 SAC: 0 DP: 2 HBP: 0	WP: 0 PB: 0 SB: 0 CS: 0	PA: 28
PITCHER Fritz Peterson, L (1.1) ERA: 3.19	IP: 6.0 WLS: L BF: 22 H: 5 R: 3 ER: 3 SO: 5 BB: 0 IBB: 0 HBP: 0 BLK: 0 WP: 0 HR: 3 S: 32 P: 32 ERA: 4.50 WHIP: 0.833															PITCHER Steve Hamilton, L (7, 1) ERA: 2.57	IP: 2.0 WLS: 6 BF: 1 H: 0 R: 0 ER: 0 SO: 0 BB: 0 IBB: 0 HBP: 0 BLK: 0 WP: 0 HR: 0 S: 6 P: 6 ERA: 0.00 WHIP: 0.500			

New York Yankees @ Cleveland Indians
Cleveland Municipal Stadium, Cleveland, OH
Sun Jul 28 1968, 3:33 AM EDT
Unknown - 72 F

AB	28
R	3
H	6
RBI	3
BB	0
SO	5
LOB	3



Batter	1	2	3	4	5	6	7	8	9	AB	R	H	RBI	BB	SO	LOB	TOP					
Horace Clarke, S (1,4) OBP: 0.256, SLG: 0.269	F5		1B		K		CS 1B		G4-6-3	5	0	2	0	0	1	1						
Roy White, S (1,7) OBP: 0.337, SLG: 0.414	2B		G4-6-3 1B		HBP		K			3	0	2	0	0	1	1						
Tom Tresh, S (1,6) OBP: 0.304, SLG: 0.344	F5		G4-6-3 1-2		F7				F8	4	0	0	0	0	0	4						
Joe Pepitone, L (1,8) OBP: 0.317, SLG: 0.468	F8				HR		F4		2B 1B	4	1	2	1	0	0	1						
Rocky Colavito, R (1,9) OBP: 0.309, SLG: 0.359		K			1B		K		2B 1B	4	0	2	0	0	2	0						
Andy Kosco, R (1,3) OBP: 0.255, SLG: 0.350	K				F8		2B		F7	4	0	1	0	0	1	3						
Bobby Cox, R (1,5) OBP: 0.298, SLG: 0.312					F4		IBB		L7	3	0	1	0	1	0	3						
Frank Fernandez, R (1,2) OBP: 0.289, SLG: 0.324		K			K		K		F7	3	0	0	0	0	3	4						
Jake Gibbs, L (9, PH) OBP: 0.288, SLG: 0.285									BB	1	0	0	0	0	0	0						
Stan Bahnsen, R (1,1) OBP: 0.140, SLG: 0.065					F5		1-3			3	0	0	0	0	1	0						
Dooley Womack, L (7,1) OBP: 0.405, SLG: 0.399									G4-6-3 BB	0	0	0	0	0	0	0						
Mickey Mantle, S (9, PH) OBP: 0.405, SLG: 0.399										0	0	0	0	1	0	0						
Gene Michael, S (9, PR) OBP: 0.206, SLG: 0.234										0	0	0	0	0	0	0						
Inning Stats	R: 0 E: 0 K: 0 S: 4	H: 1 LOB: 1 BB: 0 P: 4	R: 0 E: 0 K: 3 S: 10	H: 1 LOB: 1 BB: 0 P: 10	R: 0 E: 0 K: 0 S: 4	H: 2 LOB: 1 BB: 0 P: 4	R: 1 E: 0 K: 1 S: 7	H: 2 LOB: 1 BB: 0 P: 7	R: 0 E: 0 K: 2 S: 7	H: 0 LOB: 1 BB: 0 P: 8	R: 0 E: 0 K: 2 S: 8	H: 1 LOB: 2 BB: 1 P: 12	R: 0 E: 0 K: 1 S: 5	H: 1 LOB: 0 BB: 0 P: 5	R: 0 E: 0 K: 0 S: 5	H: 2 LOB: 2 BB: 0 P: 5	R: 0 E: 0 K: 0 S: 2	H: 0 LOB: 1 BB: 1 P: 6	1B: 6 2B: 3 3B: 0 HR: 1	SF: 0 SAC: 0 DP: 2 HBP: 1	WP: 0 PB: 0 SB: 0 CS: 1	PA: 37
PITCHER Stan Williams, R (1,1) ERA: 2.33	IP: 9.0 WLS: W BF: 37 H: 10 R: 1 ER: 1 SO: 9 BB: 1 IBB: 1 HBP: 1 BLK: 0 WP: 0 HR: 1 S: 52 P: 61 ERA: 1.00 WHIP: 1.222															PITCHER						

New York Yankees @ Cleveland Indians
Cleveland Municipal Stadium, Cleveland, OH

AB 34
R 1
H 10
RBI 1
BB 2
SO 9
LOB 17



Sun Jul 28 1968, 3:38 AM EDT
Att: 37,793 - Unknown - 73 F

Batter	1	2	3	4	5	6	7	8	9	AB	R	H	RBI	BB	SO	LOB	BOTTOM			
Russ Snyder, L (1,9) OBP: 0.318, SLG: 0.328	G5-4-3 BB		1B BB		F8		3B 1B			2	1	1	0	2	0	1				
Davey Nelson, R (1,4) OBP: 0.310, SLG: 0.318	K		1-2 1B		4-3		1-H 3B			4	0	2	1	0	1	2				
Lou Johnson, R (1,7) OBP: 0.296, SLG: 0.403	G5-4-3		F8				6-3			4	1	1	0	0	0	4				
Tommy Harper, R (8,7) OBP: 0.292, SLG: 0.396	1-2						S 1B			0	0	0	0	0	0	0				
Duke Sims, L (1,2) OBP: 0.369, SLG: 0.430		HR	K				F8 4-3			4	1	1	1	0	1	4				
Jose Cardenal, R (1,8) OBP: 0.290, SLG: 0.353		6-3			5-3		K		L5	4	0	0	0	0	1	1				
Chico Salmon, R (1,3) OBP: 0.270, SLG: 0.319		BB			F8		1-H 1B		CS 1B	3	0	2	1	1	0	0				
Vern Fuller, R (1,5) OBP: 0.314, SLG: 0.276		F5			L6		F4		BB	3	0	0	0	1	0	2				
Larry Brown, R (1,6) OBP: 0.297, SLG: 0.317		K					SH3-4 BB		L5	3	1	1	1	1	1	2				
Stan Williams, R (1,1) OBP: 0.257, SLG: 0.212			5-3		SH3-4		K			2	0	0	0	0	1	0				
Inning Stats	R: 0 E: 0 K: 1 S: 4	H: 0 LOB: 0 BB: 1 P: 8	R: 1 E: 0 K: 1 S: 6	H: 1 LOB: 1 BB: 1 P: 10	R: 0 E: 0 K: 1 S: 6	H: 1 LOB: 2 BB: 1 P: 10	R: 0 E: 0 K: 0 S: 3	H: 0 LOB: 0 BB: 0 P: 3	R: 0 E: 0 K: 0 S: 3	H: 0 LOB: 1 BB: 1 P: 7	R: 1 E: 0 K: 1 S: 7	H: 2 LOB: 1 BB: 0 P: 7	R: 2 E: 0 K: 1 S: 8	H: 3 LOB: 1 BB: 0 P: 8	R: 0 E: 0 K: 0 S: 3	H: 1 LOB: 1 BB: 1 P: 7	1B: 5 2B: 0 3B: 1 HR: 2	SF: 0 SAC: 1 DP: 1 HBP: 0	WP: 0 PB: 0 SB: 1 CS: 1	PA: 35
PITCHER Stan Bahnsen, R (1,1) ERA: 2.16	IP: 6.1 WLS: L BF: 29 H: 7 R: 4 ER: 4 SO: 5 BB: 4 IBB: 0 HBP: 0 BLK: 0 WP: 0 HR: 2 S: 35 P: 51 ERA: 5.68 WHIP: 1.737															PITCHER				
PITCHER Dooley Womack, R (7,1) ERA: 4.21	IP: 1.2 WLS: 6 BF: 1 H: 0 R: 0 ER: 0 SO: 0 BB: 1 IBB: 0 HBP: 0 BLK: 0 WP: 0 HR: 0 S: 5 P: 9 ERA: 0.00 WHIP: 1.200															PITCHER				

New York Yankees @ Cleveland Indians
Cleveland Municipal Stadium, Cleveland, OH

AB 29
R 4
H 8
RBI 4
BB 5
SO 5
LOB 16



Sun Jul 28 1968, 3:38 AM EDT
Att: 37,793 - Unknown - 73 F

Batter	1	2	3	4	5	6	7	8	9	AB	R	H	RBI	BB	SO	LOB	TOP											
Horace Clarke, S OBP: 0.258, SLG: 0.271 (1, 4)	0-0 6-3		0-0 4-3		0-0 1B 1B	0-0 F8			0-0 HR 1B	5	2	2	0	0	0	0												
Roy White, S OBP: 0.360, SLG: 0.423 (1, 7)	0-3 K		0-0 4-3		0-0 1B 1B			4-0 BB BB	0-0 HR	4	1	2	2	1	1	0												
Mickey Mantle, S OBP: 0.399, SLG: 0.392 Ruben Amaro, R OBP: 0.265, SLG: 0.172 (1, 3) (9, 3)	0-3 K		0-3 K		0-3 K			0-0 F8	0-3 K	5	0	0	0	0	4	4												
Joe Pepitone, L OBP: 0.323, SLG: 0.468 (1, 8)		0-0 2B 1B		0-3 K	0-0 FC5-4 1B			4-0 BB	0-3 K	4	1	2	2	1	2	0												
Andy Kosco, R OBP: 0.255, SLG: 0.348 Bill Robinson, R OBP: 0.240, SLG: 0.299 (1, 9) (9, 9)		0-0 F4		0-0 6-3 1B	0-0 FC5-4 1B			0-0 F8	0-3 K	5	0	1	0	0	1	5												
Tom Tresh, S OBP: 0.306, SLG: 0.347 (1, 6)		0-0 1B 2B		0-0 6-3				4-0 HR BB	0-0 F4	3	1	1	0	1	0	3												
Jake Gibbs, L OBP: 0.291, SLG: 0.300 (1, 2)		0-0 1B		0-3 K				0-0 HR	0-0 F9	4	1	2	3	0	1	1												
Bobby Cox, R OBP: 0.294, SLG: 0.308 (1, 5)		0-3 K						0-0 F9	0-0 G3	4	0	0	0	0	1	2												
Joe Verbanic, R OBP: 0.231, SLG: 0.167 Lindy McDaniel, R (6, 1)		0-0 F7			0-0 1B 1B			0-0 6-3	0-3 K	3	1	1	0	0	0	2												
Inning Stats	R: 0 E: 0 K: 2 S: 7	H: 0 LOB: 0 BB: 0 P: 7	R: 1 E: 0 K: 1 S: 8	H: 3 LOB: 2 BB: 0 P: 8	R: 0 E: 0 K: 2 S: 5	H: 1 LOB: 1 BB: 0 P: 8	R: 2 E: 0 K: 1 S: 9	H: 4 LOB: 2 BB: 1 P: 9	R: 2 E: 0 K: 0 S: 4	H: 1 LOB: 0 BB: 2 P: 8	R: 0 E: 0 K: 0 S: 3	H: 0 LOB: 0 BB: 2 P: 11	R: 0 E: 0 K: 1 S: 5	H: 0 LOB: 0 BB: 0 P: 5	R: 2 E: 0 K: 3 S: 11	H: 2 LOB: 0 BB: 0 P: 11	1B: 8 2B: 1 3B: 0 HR: 2	SF: 0 SAC: 0 DP: 0 HBP: 0	WP: 0 PB: 0 SB: 0 CS: 0	PA: 41								
PITCHER	IP	WLS	BF	H	R	ER	SO	BB	IBB	HBP	BLK	WP	HR	S	P	ERA	WHIP											
Joe Sparna, R ERA: 4.06 Jon Warden, L ERA: 3.14 John Hiller, L ERA: 3.35 Don McMahon, R ERA: 2.52	5.0	L	25	9	5	5	7	1	0	0	0	0	0	1	38	42	9.00	2.000										

New York Yankees @ Detroit Tigers
Tiger Stadium, Detroit, MI
Mon Jul 29 1968, 7:05 PM EDT
Att: 31,231 - Unknown - 68 F

AB	38
R	7
H	11
RBI	7
BB	3
SO	11
LOB	17



Batter	1	2	3	4	5	6	7	8	9	AB	R	H	RBI	BB	SO	LOB	BOTTOM											
Dick McAuliffe, L OBP: 0.334, SLG: 0.419 (1, 4) (7, 6)	4-0 G4-3 BB BB		4-0 6-3 3B BB		0-0 F5	0-3 K			0-0 F9	3	1	0	0	2	1	3												
Mickey Stanley, R OBP: 0.297, SLG: 0.369 (1, 8)	4-0 G4-3 BB		0-0 6-3		0-0 5-3			0-0 5-3	0-3 K	4	0	0	0	1	1	1												
Jim Northrup, L OBP: 0.313, SLG: 0.434 (1, 9)	0-0 G4-3		0-0 3B		4-0 BB			0-0 1-3	0-3 K	4	0	1	1	1	1	2												
Norm Cash, L OBP: 0.298, SLG: 0.447 (1, 3)	0-0 4-3		0-3 K		0-0 L9			0-0 HR		4	1	1	1	0	1	3												
Willie Horton, R OBP: 0.351, SLG: 0.573 (1, 7)		0-0 FC6-4 1B		0-0 L7		0-0 F8		0-0 F5		4	0	1	0	0	0	0												
Bill Freehan, R OBP: 0.382, SLG: 0.436 (1, 2)		4-0 FC6-4 BB		0-0 1B		1-0 F8 BB HBP		1-0 FC4 HBP		1	0	1	0	1	0	0												
Don Wert, R OBP: 0.273, SLG: 0.332 (1, 5)		0-0 FC6-4		0-0 1B		4-0 BB		0-0 FC4		3	0	1	0	1	0	3												
Dick Tracewski, R OBP: 0.259, SLG: 0.302 Gates Brown, L OBP: 0.457, SLG: 0.585 Dave Campbell, R (1, 6) (6, PH) (7, 4)		0-0 G5-4-3		0-0 F6		0-0 F8		0-0 F1		2	0	0	0	0	0	4												
Joe Sparna, R OBP: 0.118, SLG: 0.120 Jon Warden, S (6, PH) Al Kaline, R OBP: 0.407 John Hiller, R OBP: 0.303, SLG: 0.383 Jim Price, R OBP: 0.272, SLG: 0.277 Don McMahon, R OBP: 0.333, SLG: 0.333 (1, 1) (6, 1) (6, PH) (7, 1) (6, PH) (9, 1)		0-0 F1		0-0 1-3		4-0 BB		0-0 F7		2	0	0	0	0	0	2												
Inning Stats	R: 0 E: 0 K: 0 S: 2	H: 0 LOB: 1 BB: 2 P: 10	R: 0 E: 0 K: 0 S: 3	H: 1 LOB: 1 BB: 1 P: 7	R: 1 E: 0 K: 1 S: 6	H: 1 LOB: 1 BB: 1 P: 10	R: 0 E: 0 K: 0 S: 5	H: 2 LOB: 2 BB: 0 P: 5	R: 0 E: 0 K: 0 S: 3	H: 0 LOB: 1 BB: 1 P: 7	R: 1 E: 0 K: 0 S: 4	H: 1 LOB: 0 BB: 0 P: 4	R: 0 E: 0 K: 0 S: 3	H: 0 LOB: 1 BB: 0 P: 4	R: 0 E: 0 K: 2 S: 7	H: 0 LOB: 0 BB: 0 P: 7	1B: 3 2B: 0 3B: 1 HR: 1	SF: 0 SAC: 0 DP: 2 HBP: 2	WP: 0 PB: 0 SB: 1 CS: 0	PA: 39								
PITCHER	IP	WLS	BF	H	R	ER	SO	BB	IBB	HBP	BLK	WP	HR	S	P	ERA	WHIP											
Joe Verbanic, R ERA: 3.31 Lindy McDaniel, R ERA: 5.45	5.1	W	25	4	1	1	1	6	0	1	0	0	0	1	20	45	1.69	1.875										

New York Yankees @ Detroit Tigers
Tiger Stadium, Detroit, MI
Mon Jul 29 1968, 7:05 PM EDT
Att: 31,231 - Unknown - 68 F

AB	30
R	2
H	5
RBI	2
BB	7
SO	4
LOB	22



Batter	1	2	3	4	5	6	7	8	9	AB	R	H	RBI	BB	SO	LOB	TOP				
Horace Clarke, S OBP: 0.257, SLG: 0.268	FC4-6 BB		F7			5-3		F8		3	0	0	0	1	0	1					
Roy White, S OBP: 0.356, SLG: 0.419	FC4-6			F8		4-3		F8		4	0	0	0	0	0	2					
Mickey Mantle, S OBP: 0.397, SLG: 0.387	F5			L9			K		BB	3	0	0	0	1	1	1					
Joe Pepitone, L OBP: 0.322, SLG: 0.464	G3			L9			1B		F7	4	0	1	0	0	0	2					
Rocky Colavito, R OBP: 0.301, SLG: 0.348		F7				F8		K	L9	4	0	0	0	0	1	2					
Tom Tresh, S OBP: 0.306, SLG: 0.344		L9			G3				K	3	0	0	0	1	1	1					
Jake Gibbs, L OBP: 0.291, SLG: 0.300	6-3						BB		F8	3	0	1	0	0	0	2					
Bobby Cox, R OBP: 0.291, SLG: 0.304			5-3			K		K		3	0	0	0	0	2	1					
Mel Stottlemyre, R ERA: 2.45										1	0	0	0	0	1	0					
Dick Howser, R ERA: 2.45										1	0	0	0	0	0	0					
Fred Talbot, R ERA: 3.47										0	0	0	0	0	0	0					
Charley Smith, R ERA: 3.47										1	0	1	0	0	0	0					
Gene Michael, S ERA: 4.1										0	0	0	0	0	0	0					
Dooley Womack, L ERA: 4.1										0	0	0	0	0	0	0					
Inning Stats	R: 0 E: 0 K: 0 S: 3	H: 0 LOB: 1 BB: 1 P: 7	R: 0 E: 0 K: 0 S: 3	H: 0 LOB: 0 BB: 0 P: 3	R: 0 E: 0 K: 1 S: 5	H: 0 LOB: 0 BB: 0 P: 5	R: 0 E: 0 K: 0 S: 3	H: 0 LOB: 0 BB: 0 P: 3	R: 0 E: 0 K: 1 S: 6	H: 1 LOB: 1 BB: 0 P: 6	R: 0 E: 0 K: 0 S: 3	H: 0 LOB: 0 BB: 0 P: 3	R: 0 E: 1 K: 2 S: 8	H: 1 LOB: 2 BB: 1 P: 12	R: 0 E: 0 K: 1 S: 6	H: 1 LOB: 1 BB: 0 P: 6	R: 0 E: 0 K: 1 S: 5	H: 0 LOB: 1 BB: 1 P: 9	1B: 3 2B: 0 3B: 0 HR: 0	SF: 0 SAC: 0 DP: 0 HBP: 0	WP: 0 PA: 33 CS: 0
PITCHER	IP WLS BF H R ER SO BB IBB HBP BLK WP HR S P ERA WHIP	8.0 W 30 3 0 0 5 3 0 0 0 0 0 0 37 49 0.00 0.750	1.0 S 3 0 0 0 1 0 0 0 0 0 0 5 5 0.00 0.000	PITCHER										IP WLS BF H R ER SO BB IBB HBP BLK WP HR S P ERA WHIP							

New York Yankees @ Detroit Tigers
Tiger Stadium, Detroit, MI
Tue Jul 30 1968, 7:05 PM EDT
Att: 33,308 - Unknown - 70 F

AB 30
R 0
H 3
RBI 0
BB 3
SO 6
LOB 12



Batter	1	2	3	4	5	6	7	8	9	AB	R	H	RBI	BB	SO	LOB	BOTTOM		
Dick McAuliffe, L OBP: 0.337, SLG: 0.427	F8			1B 2B		1B BB		K		3	2	1	1	2	1	0			
Jim Northrup, L OBP: 0.317, SLG: 0.439	F7		L1-3 2B	1-2 2B 1B		1-2 2B 1B		4-3		5	0	3	0	0	0	0			
Al Kaline, R OBP: 0.400, SLG: 0.412	1B		L1-3	1-2 2-3 2B		K		L5-3		5	0	2	2	0	1	3			
Norm Cash, L OBP: 0.298, SLG: 0.448	1-3		L4	1-2 2-3 3-H		F7				4	1	1	0	0	0	4			
Willie Horton, R OBP: 0.356, SLG: 0.575		4-3 2B		HBP		3-1 4-3 2B		F8		2	0	1	0	1	0	2			
Bill Freehan, R OBP: 0.361, SLG: 0.437	4-3		K			3-1				4	0	1	0	0	1	5			
Don Wert, R OBP: 0.273, SLG: 0.329	1-3			5-3		4-3 IBB		K		3	0	0	0	1	1	2			
Dick Tracewski, R OBP: 0.259, SLG: 0.293	K			1B 2B BB		4-3		K		3	1	0	1	1	2	4			
Earl Wilson, R OBP: 0.211, SLG: 0.404						1-2 2-3 3-H				4	1	1	1	0	2	4			
Daryll Patterson, L ERA: 1.6				K		4-3		K		0	0	0	0	0	0	0			
Inning Stats	R: 0 E: 0 K: 0 S: 4	H: 1 LOB: 1 BB: 0 P: 4	R: 0 E: 0 K: 1 S: 6	H: 1 LOB: 0 BB: 0 P: 6	R: 2 E: 0 K: 1 S: 8	H: 3 LOB: 2 BB: 0 P: 9	R: 2 E: 0 K: 1 S: 6	H: 2 LOB: 2 BB: 2 P: 14	R: 1 E: 0 K: 0 S: 4	H: 1 LOB: 2 BB: 2 P: 12	R: 0 E: 0 K: 1 S: 6	H: 1 LOB: 1 BB: 1 P: 10	R: 0 E: 0 K: 3 S: 10	H: 1 LOB: 1 BB: 0 P: 10	R: 0 E: 0 K: 1 S: 5	H: 0 LOB: 0 BB: 0 P: 5	1B: 3 2B: 5 3B: 0 HR: 2	SF: 0 SAC: 0 DP: 0 HBP: 1	WP: 0 PA: 39 CS: 0
PITCHER	IP WLS BF H R ER SO BB IBB HBP BLK WP HR S P ERA WHIP	5.0 L 27 8 5 0 4 1 0 0 0 0 0 16 20 0.00 1.500	2.0 9 2 0 0 4 1 0 0 0 0 0 5 5 0.00 0.000	PITCHER										IP WLS BF H R ER SO BB IBB HBP BLK WP HR S P ERA WHIP					

New York Yankees @ Detroit Tigers
Tiger Stadium, Detroit, MI
Tue Jul 30 1968, 7:05 PM EDT
Att: 33,308 - Unknown - 70 F

AB 33
R 5
H 10
RBI 5
BB 5
SO 8
LOB 24



Batter	1	2	3	4	5	6	7	8	9	AB	R	H	RBI	BB	SO	LOB	TOP					
Horace Clarke, S OBP: 0.257, SLG: 0.270 (1, 4)	0-0 4-3	0-0 G3			0-0 5-3			0-0 4-3	0-0 1B E 2B	5	1	2	0	0	3		New York Yankees @ Boston Red Sox Fenway Park, Boston, MA Wed Jul 31 1968, 7:05 PM EDT Att: 33,789 - Unknown - 75 F					
Roy White, S OBP: 0.359, SLG: 0.419 (1, 7)	0-0 1B		0-0 6-3		0-0 2H 1B			0-0 F8	0-0 1B E IBB	4	1	2	1	1	0	0						
Mickey Mantle, S OBP: 0.395, SLG: 0.385 Gene Michael, S OBP: 0.206, SLG: 0.234 Bill Robinson, R OBP: 0.244, SLG: 0.304 (1, 3)	0-0 F5		0-0 L9		0-3 K			0-0 E8	0-0 1B E 1B	4	0	1	0	0	1	2						
Joe Pepitone, L OBP: 0.315, SLG: 0.453 (1, 8)	0-0 F9		0-0 4-3					0-0 F9	0-0 1B E FC5-4	5	0	0	0	0	3							
Andy Kosco, R OBP: 0.254, SLG: 0.344 (8, 3)		4-0 1B S BB			0-0 F8			0-0 6-3	0-0 G3 FC5-4	4	1	0	0	1	0	2						
Tom Tresh, S OBP: 0.308, SLG: 0.346 (1, 6)		0-3 K 1-2			0-0 L5-3 1B			0-0 F8	0-0 E BB 2B 1B	4	1	2	0	0	1	1						
Jake Gibbs, L OBP: 0.294, SLG: 0.301 (1, 2)		0-0 1B 2H			0-0 L5-3 1-2			0-0 G3	4-0 1-2 E BB 2B	3	1	1	1	1	0	1						
Bobby Cox, R OBP: 0.294, SLG: 0.307 (1, 5)		0-0 1B 1-2			0-0 SH2-4 1B 1B			0-3 K	0-0 F3	4	1	2	0	0	1	2						
Steve Barber, L Charley Smith, R Doolley Womack, L Rocky Colavito, R Joe Verbanic, R Steve Hamilton, L (1, 1)		0-3 K 1-2			0-0 SH2-4 1-2			0-0 6-3	0-0 E5 2B 1B 1-2 2-3	1	0	0	0	0	1	2						
Inning Stats	R: 0 E: 0 K: 0 S: 4	H: 1 LOB: 1 BB: 0 P: 4	R: 1 E: 0 K: 2 S: 9	H: 2 LOB: 2 BB: 1 P: 13	R: 0 E: 0 K: 0 S: 3	H: 0 LOB: 0 BB: 0 P: 3	R: 0 E: 0 K: 0 S: 3	H: 1 LOB: 0 BB: 0 P: 3	R: 1 E: 0 K: 1 S: 7	H: 2 LOB: 1 BB: 0 P: 7	R: 0 E: 0 K: 0 S: 3	H: 0 LOB: 0 BB: 0 P: 3	R: 0 E: 1 K: 0 S: 5	H: 0 LOB: 1 BB: 0 P: 5	R: 0 E: 1 K: 0 S: 4	H: 1 LOB: 1 BB: 0 P: 4		R: 5 E: 2 K: 0 S: 8	H: 3 LOB: 2 BB: 2 P: 16	1B: 9 2B: 2 3B: 0 HR: 0	SF: 0 SAC: 1 DP: 1 HBP: 0	WP: 0 PB: 0 SB: 1 CS: 0
PITCHER	IP WLS BF H R ER SO BB IBB HBP BLK WP HR S P ERA WHIP	IP WLS BF H R ER SO BB IBB HBP BLK WP HR S P ERA WHIP															IP WLS BF H R ER SO BB IBB HBP BLK WP HR S P ERA WHIP					
Gary Bell, R ERA: 3.25 Sparky Lyle, L ERA: 3.43 (1, 1)	8.2 L 39 10 7 2 4	0.1 2 0 0 0 0															0.00 0.000					

AB	37
R	7
H	10
RBI	5
BB	3
SO	4
LOB	18



Batter	1	2	3	4	5	6	7	8	9	AB	R	H	RBI	BB	SO	LOB	BOTTOM					
Mike Andrews, R OBP: 0.364, SLG: 0.342 (1, 4)	0-0 F8		0-0 F4		0-0 5-3	0-3 K			0-0 BB 1B	2	1	0	0	3	0	0	New York Yankees @ Boston Red Sox Fenway Park, Boston, MA Wed Jul 31 1968, 7:05 PM EDT Att: 33,789 - Unknown - 75 F					
Joe Foy, R OBP: 0.344, SLG: 0.317 (1, 5)	0-3 K		0-0 1-3		4-0 1B E BB		4-0 SH3-4 BB	4-0 1-2 BB	4	0	1	0	0	1	2							
Carl Yastrzemski, L OBP: 0.433, SLG: 0.464 (1, 8)	0-0 1B 2B		0-3 K		0-0 E 1-3 1B		0-0 SH3-4 1-2	0-0 F4	0-0 1-2 F4	5	1	1	1	0	2	4						
Ken Harrelson, R OBP: 0.368, SLG: 0.582 Jose Tartabull, L OBP: 0.276, SLG: 0.291 (1, 9)	0-0 1B				0-0 HR			0-0 E4	0-3 K	3	1	2	2	1	1	1						
Reggie Smith, S OBP: 0.363, SLG: 0.438 (1, 7)	0-0 1B				0-0 E CS 1B			0-0 1B	0-3 K	4	0	2	0	0	3							
Rico Petrocelli, R OBP: 0.299, SLG: 0.389 (1, 6)	0-0 4-3				0-3 K			0-0 F3	0-0 G3	4	0	0	0	0	1	6						
George Scott, R OBP: 0.224, SLG: 0.231 (1, 3)		0-3 K			0-0 E8 CS 1B			0-0 F8	0-0 L7	4	0	1	0	0	2	0						
Elston Howard, R OBP: 0.327, SLG: 0.343 (1, 2)		0-0 4-3			4-0 IBB			0-3 K	0-0 1-3	3	0	0	0	1	1	0						
Gary Bell, R OBP: 0.250, SLG: 0.333 Sparky Lyle, L Jerry Adair, R OBP: 0.268, SLG: 0.255 (1, 1)		0-3 K			0-0 CS			0-3 K	0-0 F3	3	0	0	0	0	2	0						
Inning Stats	R: 1 E: 0 K: 1 S: 8	H: 3 LOB: 2 BB: 0 P: 8	R: 0 E: 0 K: 2 S: 7	H: 0 LOB: 0 BB: 0 P: 7	R: 0 E: 0 K: 1 S: 5	H: 0 LOB: 0 BB: 0 P: 5	R: 1 E: 1 K: 1 S: 6	H: 3 LOB: 2 BB: 1 P: 10	R: 1 E: 1 K: 0 S: 5	H: 1 LOB: 3 BB: 2 P: 13	R: 0 E: 0 K: 3 S: 9	H: 0 LOB: 0 BB: 0 P: 9	R: 0 E: 0 K: 1 S: 5	H: 0 LOB: 1 BB: 1 P: 9	R: 0 E: 0 K: 0 S: 3	H: 0 LOB: 0 BB: 0 P: 3		R: 0 E: 0 K: 1 S: 6	H: 1 LOB: 2 BB: 1 P: 10	1B: 6 2B: 2 3B: 0 HR: 1	SF: 0 SAC: 1 DP: 1 HBP: 0	WP: 0 PB: 0 SB: 0 CS: 1
PITCHER	IP WLS BF H R ER SO BB IBB HBP BLK WP HR S P ERA WHIP	IP WLS BF H R ER SO BB IBB HBP BLK WP HR S P ERA WHIP															IP WLS BF H R ER SO BB IBB HBP BLK WP HR S P ERA WHIP					
Steve Barber, L ERA: 2.1 Doolley Womack, R ERA: 3.89 Joe Verbanic, R ERA: 3.27 Steve Hamilton, L ERA: 2.54 (1, 1)	6.0 W 7 0 0 0 1	2.0 W 7 0 0 0 1															0.00 0.500					



Batter	1	2	3	4	5	6	7	8	9	AB	R	H	RBI	BB	SO	LOB	TOP			
Horace Clarke, S OBP: 0.254, SLG: 0.267 (1, 4)	F9		6-3		3-1			F6		4	0	0	0	0	0	1				
Jake Gibbs, L OBP: 0.290, SLG: 0.296 (1, 2)	K		K			4-3		4-3		4	0	0	0	0	2	0				
Mickey Mantle, S OBP: 0.394, SLG: 0.384 (1, 3)	1B			B3		F9		F9		4	0	1	0	0	0	0				
Joe Pepitone, L OBP: 0.310, SLG: 0.445 (1, 8)	G3			L8		F3			F8	4	0	0	0	0	1					
Tom Tresh, S OBP: 0.310, SLG: 0.348 (1, 6)		G3							F8	4	1	2	0	0	0	0				
Andy Kosco, R OBP: 0.294, SLG: 0.341 (1, 7)				F8					F8	3	0	0	0	1	0	2				
Bill Robinson, R OBP: 0.251, SLG: 0.317 (1, 9)										3	0	2	1	0	1	1				
Bobby Cox, R OBP: 0.291, SLG: 0.304 (1, 5)										3	0	0	0	0	0	3				
Stan Bahnsen, R OBP: 0.135, SLG: 0.063 (1, 1)										2	0	0	0	0	1	1				
Inning Stats	R: 0 E: 0 K: 1 S: 6	H: 1 LOB: 1 BB: 0 P: 6	R: 0 E: 0 K: 1 S: 5	H: 0 LOB: 1 BB: 1 P: 9	R: 0 E: 0 K: 2 S: 7	H: 0 LOB: 0 BB: 0 P: 7	R: 0 E: 0 K: 0 S: 4	H: 1 LOB: 1 BB: 0 P: 4	R: 0 E: 0 K: 0 S: 4	H: 0 LOB: 0 BB: 0 P: 3	R: 1 E: 0 K: 0 S: 5	H: 2 LOB: 1 BB: 0 P: 5	R: 0 E: 0 K: 0 S: 3	H: 0 LOB: 0 BB: 0 P: 3	R: 0 E: 0 K: 0 S: 3	H: 0 LOB: 0 BB: 0 P: 3	1B: 4 2B: 1 3B: 0 HR: 0	SF: 0 SAC: 1 DP: 0 HBP: 0	WP: 0 PB: 0 SB: 1 CS: 0	PA: 33
PITCHER Dave Morehead, R ERA: 1.64 (1, 1)	IP: 9.0 WLS: L BF: 33	H: 5 R: 1 ER: 1 SO: 4	BB: 1 IBB: 0 HBP: 0 BLK: 0	WP: 0 HR: 0 S: 40 P: 44	ERA: 1.00 WHIP: 0.667															

New York Yankees @ Boston Red Sox
Fenway Park, Boston, MA
Thu Aug 01 1968, 7:05 PM EDT
Att: 24,672 - Unknown - 83 F

AB 31
R 1
H 5
RBI 1
BB 1
SO 4
LOB 9



Batter	1	2	3	4	5	6	7	8	9	AB	R	H	RBI	BB	SO	LOB	BOTTOM					
Mike Andrews, R OBP: 0.363, SLG: 0.341 (1, 4)	K			K		L7			1B	4	0	1	0	0	2	1						
Joe Foy, R OBP: 0.340, SLG: 0.313 (1, 5)	K			F4					F5	4	0	0	0	0	1	1						
Carl Yastrzemski, L OBP: 0.429, SLG: 0.478 (1, 7)	4-3			F7					K	4	0	0	0	0	2	1						
Ken Harrelson, R OBP: 0.365, SLG: 0.577 (1, 9)						F8			K	3	0	0	0	0	1	0						
Reggie Smith, S OBP: 0.362, SLG: 0.437 (1, 8)						F4				3	0	1	0	0	0	0						
Rico Petrocelli, R OBP: 0.297, SLG: 0.387 (1, 6)									SH3-4 1B	2	0	0	0	0	0	0						
George Scott, R OBP: 0.225, SLG: 0.232 (1, 3)										3	0	1	0	0	2	1						
Russ Nixon, L OBP: 0.212, SLG: 0.194 (1, 2)										3	0	0	0	0	2	2						
Dave Morehead, R (1, 1)										2	0	0	0	0	2	1						
Jose Tartabull, L OBP: 0.274, SLG: 0.288 (8, PH)									L8	1	0	0	0	0	0	0						
Inning Stats	R: 0 E: 0 K: 2 S: 7	H: 0 LOB: 0 BB: 0 P: 7	R: 0 E: 0 K: 0 S: 3	H: 0 LOB: 0 BB: 0 P: 3	R: 0 E: 0 K: 3 S: 9	H: 0 LOB: 0 BB: 0 P: 9	R: 0 E: 0 K: 1 S: 5	H: 0 LOB: 0 BB: 0 P: 5	R: 0 E: 0 K: 0 S: 3	H: 0 LOB: 0 BB: 0 P: 3	R: 0 E: 0 K: 1 S: 6	H: 1 LOB: 1 BB: 0 P: 6	R: 0 E: 0 K: 2 S: 7	H: 0 LOB: 0 BB: 0 P: 7	R: 0 E: 0 K: 2 S: 8	H: 1 LOB: 1 BB: 0 P: 8	R: 0 E: 0 K: 1 S: 6	H: 1 LOB: 1 BB: 0 P: 6	1B: 3 2B: 0 3B: 0 HR: 0	SF: 0 SAC: 1 DP: 0 HBP: 0	WP: 0 PB: 0 SB: 2 CS: 0	PA: 30
PITCHER Stan Bahnsen, R ERA: 2.04 (1, 1)	IP: 9.0 WLS: W BF: 30	H: 3 R: 0 ER: 0 SO: 12	BB: 0 IBB: 0 HBP: 0 BLK: 0	WP: 0 HR: 0 S: 54 P: 54	ERA: 0.00 WHIP: 0.333																	

New York Yankees @ Boston Red Sox
Fenway Park, Boston, MA
Thu Aug 01 1968, 7:05 PM EDT
Att: 24,672 - Unknown - 83 F

AB 29
R 0
H 3
RBI 0
BB 0
SO 12
LOB 7



Batter	1	2	3	4	5	6	7	8	9	AB	R	H	RBI	BB	SO	LOB	TOP										
Don Buford, S OBP: 0.359, SLG: 0.453 (1, 7)										3	0	2	0	1	0	0	Baltimore Orioles @ New York Yankees Yankee Stadium, Bronx, NY Fri Aug 02 1968, 7:05 PM EDT Att: 17,960 - Unknown livebaseballscorecards.com										
Mark Belanger, R OBP: 0.235, SLG: 0.237 (1, 6)										4	1	0	0	0	0	3											
Frank Robinson, R OBP: 0.380, SLG: 0.426 (1, 9)										4	1	1	0	0	0	0											
Boog Powell, L OBP: 0.359, SLG: 0.460 (1, 3)										4	1	1	3	0	0	0											
Brooks Robinson, R OBP: 0.292, SLG: 0.392 (1, 5)										4	0	0	0	0	1	0											
Andy Etchebarren, R OBP: 0.351, SLG: 0.392 (1, 2)										3	0	0	0	0	1	0											
Davey Johnson, R OBP: 0.332, SLG: 0.387 (1, 4)										3	1	1	0	0	0	0											
Paul Blair, R OBP: 0.274, SLG: 0.292 (1, 8)										3	0	1	0	0	1	0											
Wally Bunker, R OBP: 0.286, SLG: 0.167 John Morris, R (3, 1) Eddie Watt, R (9, 1)										1	0	0	0	0	0	1											
Inning Stats	R: 3 E: 0 K: 0 S: 6	H: 3 LOB: 0 BB: 0 P: 6	R: 1 E: 0 K: 0 S: 5	H: 3 LOB: 1 BB: 0 P: 5	R: 0 E: 0 K: 1 S: 3	H: 0 LOB: 0 BB: 0 P: 3	R: 0 E: 0 K: 1 S: 5	H: 0 LOB: 0 BB: 0 P: 5	R: 0 E: 0 K: 1 S: 5	H: 0 LOB: 0 BB: 0 P: 5	R: 0 E: 0 K: 1 S: 5	H: 0 LOB: 0 BB: 0 P: 5	R: 0 E: 0 K: 1 S: 5	H: 0 LOB: 0 BB: 0 P: 5	R: 0 E: 0 K: 0 S: 3	H: 0 LOB: 0 BB: 0 P: 3		1B: 4 2B: 2 3B: 0 HR: 1	SF: 0 SAC: 0 DP: 1 HBP: 0	WP: 0 PB: 0 SB: 0 CS: 1	PA: 32						
PITCHER	IP	WLS	BF	H	R	ER	SO	BB	IBB	HBP	BLK	WP	HR	S	P	ERA	WHIP										
Fritz Peterson, L ERA: 3.46	2.0	L	11	6	4	4	0	0	0	0	1	0	1	11	11	18.00	3.000										
Fred Talbot, R ERA: 3.2	6.0		18	0	0	0	5	1	0	0	0	0	0	27	31	0.00	0.167										
Thad Tillotson, R ERA: 6.14	1.0		3	0	0	0	0	0	0	0	0	0	0	3	3	0.00	0.000										

Batter	1	2	3	4	5	6	7	8	9	AB	R	H	RBI	BB	SO	LOB	BOTTOM										
Horace Clarke, S OBP: 0.257, SLG: 0.270 (1, 4)										4	0	2	0	0	0	0	Baltimore Orioles @ New York Yankees Yankee Stadium, Bronx, NY Fri Aug 02 1968, 7:05 PM EDT Att: 17,960 - Unknown livebaseballscorecards.com										
Roy White, S OBP: 0.356, SLG: 0.415 (1, 7)										4	0	0	0	0	0	2											
Mickey Mantle, S OBP: 0.392, SLG: 0.382 (1, 3)										4	0	1	0	0	1	0											
Joe Pepitone, L OBP: 0.309, SLG: 0.441 (1, 8)										4	1	1	0	0	2	2											
Tom Tresh, S OBP: 0.309, SLG: 0.347 (1, 6)										4	0	1	0	0	0	1											
Jake Gibbs, L OBP: 0.291, SLG: 0.297 Andy Kosco, R (9, FH) Gene Michael, S (9, FR)										3	0	1	1	0	1	0											
Bill Robinson, R OBP: 0.246, SLG: 0.309 (1, 9)										1	0	1	0	0	0	0											
Bobby Cox, R OBP: 0.291, SLG: 0.304 (1, 5)										0	0	0	0	0	0	0											
Fritz Peterson, S OBP: 0.094, SLG: 0.156 Charley Smith, R (2, PH) Fred Talbot, R OBP: 0.143, SLG: 0.357 Dick Howser, R (8, PH) Thad Tillotson, R (9, 1)										1	0	0	0	0	0	2											
Inning Stats	R: 0 E: 0 K: 0 S: 3	H: 0 LOB: 0 BB: 0 P: 3	R: 1 E: 0 K: 0 S: 6	H: 3 LOB: 2 BB: 0 P: 6	R: 0 E: 0 K: 0 S: 4	H: 2 LOB: 1 BB: 0 P: 4	R: 0 E: 0 K: 1 S: 5	H: 0 LOB: 0 BB: 0 P: 5	R: 0 E: 0 K: 1 S: 3	H: 0 LOB: 0 BB: 0 P: 3	R: 0 E: 0 K: 1 S: 5	H: 0 LOB: 0 BB: 0 P: 5	R: 0 E: 0 K: 0 S: 3	H: 1 LOB: 1 BB: 0 P: 4	R: 0 E: 0 K: 2 S: 9	H: 2 LOB: 2 BB: 0 P: 9		1B: 8 2B: 0 3B: 0 HR: 0	SF: 0 SAC: 0 DP: 1 HBP: 0	WP: 0 PB: 0 SB: 0 CS: 0	PA: 34						
PITCHER	IP	WLS	BF	H	R	ER	SO	BB	IBB	HBP	BLK	WP	HR	S	P	ERA	WHIP										
Wally Bunker, R ERA: 3.43	2.1		12	5	1	1	0	0	0	0	0	0	0	12	12	3.86	2.143										
John Morris, L ERA: 3.49	6.1	W	21	3	0	0	4	0	0	0	0	0	0	29	29	0.00	0.474										
Eddie Watt, R ERA: 2.5	0.1	S	1	0	0	0	0	0	0	0	0	0	0	1	1	0.00	0.000										

Batter	1	2	3	4	5	6	7	8	9	AB	R	H	RBI	BB	SO	LOB	TOP			
Don Buford, S OBP: 0.366, SLG: 0.456 (1, 8)										3	1	2	0	1	0	1	Baltimore Orioles @ New York Yankees Yankee Stadium, Bronx, NY Sat Aug 03 1968, 3:33 AM EDT Att: 13,708 - Unknown			
Curt Blefary, L OBP: 0.311, SLG: 0.328 (1, 7)										3	0	2	0	1	0	1				
Frank Robinson, R OBP: 0.375, SLG: 0.419 (1, 9)										4	0	0	0	0	0	5				
Boog Powell, L OBP: 0.360, SLG: 0.459 (1, 3)										3	0	1	0	1	0	0				
Eliot Hendricks, L OBP: 0.321, SLG: 0.556 (1, 2)										4	0	0	1	0	1	3				
Brooks Robinson, R OBP: 0.292, SLG: 0.390 (1, 5)										4	0	1	0	0	0	2				
Davey Johnson, R OBP: 0.329, SLG: 0.382 (1, 4)										4	0	0	0	0	0	1				
Mark Belanger, R OBP: 0.237, SLG: 0.238 (9, PH)										3	0	1	0	0	0	0				
Jim Hardin, R OBP: 0.086, SLG: 0.121 (7, PH)										1	0	0	0	0	1	0				
Dave May, L OBP: 0.245, SLG: 0.183 (7, 1)										1	0	0	0	0	0	0				
Moe Drabowsky, R OBP: 0.400, SLG: 0.400 (7, 1)										0	0	0	0	0	0	0				
Inning Stats	R: 1 E: 0 K: 0 S: 4	H: 1 LOB: 2 BB: 2 P: 12	R: 0 E: 0 K: 0 S: 4	H: 1 LOB: 1 BB: 0 P: 4	R: 0 E: 0 K: 1 S: 2	H: 0 LOB: 0 BB: 1 P: 6	R: 0 E: 0 K: 1 S: 5	H: 0 LOB: 0 BB: 0 P: 5	R: 0 E: 0 K: 1 S: 7	H: 2 LOB: 2 BB: 0 P: 7	R: 0 E: 0 K: 0 S: 4	H: 1 LOB: 1 BB: 0 P: 4	R: 0 E: 0 K: 0 S: 3	H: 0 LOB: 0 BB: 0 P: 3	R: 0 E: 0 K: 0 S: 3	H: 0 LOB: 0 BB: 0 P: 3	1B: 6 2B: 2 3B: 0 HR: 0	SF: 0 SAC: 1 DP: 2 HBP: 0	WP: 0 PB: 0 SB: 1 CS: 0	PA: 35
PITCHER Mel Stottlemyre, R ERA: 2.38 (1, 1)	IP: 9.0 WLS: W BF: 35 H: 7 R: 1 ER: 1 SO: 2 BB: 2 IBB: 1 HBP: 0 BLK: 0 WP: 0 HR: 0 S: 36 P: 48 ERA: 1.00 WHIP: 1.000															PITCHER				

Batter	1	2	3	4	5	6	7	8	9	AB	R	H	RBI	BB	SO	LOB	BOTTOM			
Horace Clarke, S OBP: 0.254, SLG: 0.267 (1, 4)										4	0	0	0	0	0	1	Baltimore Orioles @ New York Yankees Yankee Stadium, Bronx, NY Sat Aug 03 1968, 3:33 AM EDT Att: 13,708 - Unknown			
Roy White, S OBP: 0.355, SLG: 0.413 (1, 7)										4	1	1	0	0	1	0				
Mickey Mantle, S OBP: 0.391, SLG: 0.380 (1, 3)										4	1	1	0	0	1	0				
Joe Pepitone, L OBP: 0.308, SLG: 0.442 (1, 8)										4	0	1	1	0	0	0				
Tom Tresh, S OBP: 0.314, SLG: 0.346 (1, 6)										1	0	0	0	3	0	0				
Jake Gibbs, L OBP: 0.290, SLG: 0.296 (1, 2)										4	0	1	1	0	0	4				
Bill Robinson, R OBP: 0.251, SLG: 0.315 (1, 9)										3	1	1	0	1	1	3				
Bobby Cox, R OBP: 0.294, SLG: 0.302 (1, 5)										2	0	0	0	2	0	3				
Mel Stottlemyre, R OBP: 0.243, SLG: 0.190 (1, 1)										3	0	0	0	1	2	4				
Inning Stats	R: 0 E: 0 K: 0 S: 3	H: 0 LOB: 0 BB: 0 P: 3	R: 0 E: 0 K: 1 S: 6	H: 1 LOB: 3 BB: 2 P: 14	R: 2 E: 1 K: 1 S: 9	H: 3 LOB: 3 BB: 1 P: 13	R: 0 E: 0 K: 1 S: 5	H: 0 LOB: 0 BB: 0 P: 5	R: 0 E: 0 K: 1 S: 5	H: 0 LOB: 1 BB: 1 P: 9	R: 0 E: 0 K: 0 S: 3	H: 0 LOB: 1 BB: 1 P: 7	R: 0 E: 0 K: 0 S: 3	H: 0 LOB: 0 BB: 0 P: 3	R: 1 E: 0 K: 1 S: 5	H: 1 LOB: 1 BB: 2 P: 13		1B: 3 2B: 2 3B: 0 HR: 0	SF: 0 SAC: 0 DP: 0 HBP: 0	WP: 1 PB: 0 SB: 2 CS: 0
PITCHER Jim Hardin, R ERA: 2.23 (1, 1)	IP: 6.0 WLS: L BF: 28 H: 4 R: 2 ER: 2 SO: 4 BB: 3 IBB: 2 HBP: 0 BLK: 0 WP: 0 HR: 0 S: 31 P: 51 ERA: 3.00 WHIP: 1.167															PITCHER				
Moe Drabowsky, R ERA: 2.16 (7, 1)	IP: 2.0 WLS: 8 BF: 1 H: 1 R: 1 ER: 1 SO: 1 BB: 0 IBB: 2 HBP: 0 BLK: 0 WP: 1 HR: 0 S: 8 P: 16 ERA: 4.50 WHIP: 0.500															PITCHER				

AB 31
R 1
H 7
RBI 1
BB 3
SO 2
LOB 13



AB 29
R 3
H 5
RBI 2
BB 7
SO 5
LOB 15



Batter	1	2	3	4	5	6	7	8	9	AB	R	H	RBI	BB	SO	LOB	TOP						
Don Buford, S (1.5) OBP: 0.364, SLG: 0.450 Brooks Robinson, R (7.5) OBP: 0.291, SLG: 0.389										3	1	0	0	1	2	2	3	1					
Mark Belanger, R (1.6) OBP: 0.242, SLG: 0.244										5	1	3	0	0	0	1	5	1					
Frank Robinson, R (1.9) OBP: 0.376, SLG: 0.422 Dave May, L (9.9) OBP: 0.245, SLG: 0.183										5	1	2	1	0	1	4	0	0					
Boog Powell, L (1.3) OBP: 0.356, SLG: 0.453										5	0	0	0	0	1	8	5	0					
Davey Johnson, R (1.4) OBP: 0.327, SLG: 0.378											4	0	0	1	1	0	2	4					
Curt Blefary, L (1.7) OBP: 0.311, SLG: 0.328										3	1	1	1	0	0	3	3	1					
Paul Blair, R (1.8) OBP: 0.274, SLG: 0.291										4	1	1	0	0	0	4	4	1					
Andy Etchebarren, R (1.2) OBP: 0.305, SLG: 0.400										4	0	2	1	0	0	0	0	4					
Tom Phoebus, R (1.1) OBP: 0.169, SLG: 0.158 Eddie Watt, R (8.1)										4	0	1	1	0	1	1	0	0					
Inning Stats	R: 1 E: 0 K: 0 S: 5	H: 2 LOB: 3 BB: 2 P: 13	R: 0 E: 0 K: 0 S: 3	H: 0 LOB: 0 BB: 0 P: 3	R: 0 E: 0 K: 0 S: 4	H: 1 LOB: 1 BB: 0 P: 4	R: 2 E: 0 K: 1 S: 10	H: 5 LOB: 3 BB: 0 P: 10	R: 0 E: 0 K: 0 S: 3	H: 0 LOB: 0 BB: 0 P: 3	R: 0 E: 0 K: 1 S: 5	H: 0 LOB: 0 BB: 0 P: 5	R: 2 E: 1 K: 1 S: 8	H: 1 LOB: 1 BB: 0 P: 8	R: 0 E: 0 K: 1 S: 6	H: 1 LOB: 1 BB: 0 P: 6	R: 0 E: 0 K: 1 S: 5	H: 0 LOB: 0 BB: 0 P: 5	1B: 8 2B: 2 3B: 0 HR: 0	SF: 1 SAC: 0 DP: 0 HBP: 0	WP: 0 PB: 0 SB: 2 CS: 0	PA: 41	
PITCHER	IP WLS BF H R ER SO BB IBB HBP BLK WP HR S P ERA WHIP	7.0 L 34 9 5 3 3 1 1 0 0 0 0 0 38 46 3.86 1.429	2.0 S 7 1 0 0 2 0 0 0 0 0 0 0 11 11 0.00 0.500																				

Baltimore Orioles @ New York Yankees
Yankee Stadium, Bronx, NY
Sun Aug 04 1968, 3:33 AM EDT
Att: 20,704 - Unknown

AB	38
R	5
H	10
RBI	5
BB	2
SO	5
LOB	26



Batter	1	2	3	4	5	6	7	8	9	AB	R	H	RBI	BB	SO	LOB	BOTTOM						
Horace Clarke, S (1.4) OBP: 0.251, SLG: 0.263										5	1	0	0	0	1	3	5	1					
Roy White, S (1.7) OBP: 0.355, SLG: 0.414										4	1	1	0	1	1	0	4	1					
Mickey Mantle, S (1.3) OBP: 0.392, SLG: 0.377										2	0	0	0	1	0	1	2	0					
Joe Pepitone, L (1.8) OBP: 0.307, SLG: 0.439										4	0	1	0	0	1	5	4	0					
Tom Tresh, S (1.6) OBP: 0.316, SLG: 0.346										3	1	1	2	1	0	2	3	1					
Jake Gibbs, L (1.2) OBP: 0.290, SLG: 0.295										4	0	1	0	0	0	3	4	0					
Bill Robinson, R (1.9) OBP: 0.251, SLG: 0.314										4	0	1	1	0	0	2	4	0					
Bobby Cox, R (1.5) OBP: 0.290, SLG: 0.298										4	0	0	0	0	1	4	4	0					
Steve Barber, L (1.1) Fritz Peterson, S (8.1) Dick Howser, R (9. PH) OBP: 0.313, SLG: 0.143										2	0	0	0	0	0	0	0	2					
Inning Stats	R: 0 E: 0 K: 1 S: 5	H: 0 LOB: 1 BB: 0 P: 6	R: 1 E: 0 K: 1 S: 7	H: 2 LOB: 2 BB: 1 P: 11	R: 0 E: 0 K: 0 S: 4	H: 1 LOB: 1 BB: 0 P: 4	R: 0 E: 0 K: 0 S: 3	H: 0 LOB: 0 BB: 0 P: 3	R: 2 E: 1 K: 1 S: 7	H: 1 LOB: 2 BB: 2 P: 15	R: 0 E: 0 K: 1 S: 5	H: 0 LOB: 0 BB: 0 P: 5	R: 0 E: 0 K: 0 S: 3	H: 0 LOB: 0 BB: 0 P: 3	R: 0 E: 1 K: 0 S: 5	H: 1 LOB: 2 BB: 0 P: 5	R: 0 E: 0 K: 1 S: 5	H: 0 LOB: 0 BB: 0 P: 5	1B: 4 2B: 1 3B: 0 HR: 0	SF: 0 SAC: 1 DP: 0 HBP: 1	WP: 1 PB: 0 SB: 0 CS: 0	PA: 38	
PITCHER	IP WLS BF H R ER SO BB IBB HBP BLK WP HR S P ERA WHIP	7.0 W 31 5 3 1 4 3 3 1 0 0 0 0 35 48 1.29 1.143	2.0 S 7 0 0 0 1 0 0 0 0 1 0 9 9 0.00 0.000																				

Baltimore Orioles @ New York Yankees
Yankee Stadium, Bronx, NY
Sun Aug 04 1968, 3:33 AM EDT
Att: 20,704 - Unknown

AB	33
R	3
H	5
RBI	3
BB	3
SO	5
LOB	20



Batter	1	2	3	4	5	6	7	8	9	10	AB	R	H	RBI	BB	SO	LOB	TOP						
Don Buford, S OBP: 0.365, SLG: 0.449 (1, 7) (8, 4)	E3		1B		1B		F9		K		5	0	2	2	0	1	0	Baltimore Orioles @ New York Yankees Yankee Stadium, Bronx, NY Mon Aug 05 1968, 7:05 PM EDT Att: 14,961 - Unknown						
Mark Belanger, R OBP: 0.243, SLG: 0.245 Dave May, L OBP: 0.259, SLG: 0.221 (1, 6) (8, PH) (8, 9)	K		P4		1B			1B SF8	2B		3	0	1	0	0	1	2							
Curt Blefary, L OBP: 0.372, SLG: 0.329 (1, 9) (8, 7)	F7		1-2		F7			SF8	1B		2	1	2	0	0	0	0							
Boog Powell, L OBP: 0.354, SLG: 0.457 (1, 3)	F8		4-3		4-3			K			5	1	1	1	0	1	7							
Brooks Robinson, R OBP: 0.293, SLG: 0.395 (1, 5)		F5		L5		F9		SF8	IBB		4	1	1	1	1	0	0							
Etrod Hendricks, L OBP: 0.321, SLG: 0.541 Frank Robinson, R OBP: 0.275, SLG: 0.422 Andy Etchebarren, R OBP: 0.303, SLG: 0.398 (1, 2) (8, PH) (8, 2)	K		G6-4-3		BB		F4	SF8	1-2 2-3 3-H		2	0	0	0	1	1	0							
Davey Johnson, R OBP: 0.325, SLG: 0.373 (1, 4) (8, 6)	6-3		G6-4-3		1-2		6-3	IBB			4	0	0	0	1	0	1							
Paul Blair, R OBP: 0.272, SLG: 0.293 (1, 8)			SH1-4		1B		5-3	F7			5	2	1	0	0	0	3							
Dave McNally, R OBP: 0.121, SLG: 0.113 Fred Valentine, S OBP: 0.293, SLG: 0.372 Moe Drabowsky, R OBP: 0.400, SLG: 0.400 Pete Richert, L OBP: 0.286, SLG: 0.429 (1, 1) (9, PH) (9, 1) (9, 1)			SH1-4		SH5-4		6-3		K		1	0	0	0	0	0	0							
			2-3		2-3						1	0	0	0	0	1	0							
											0	0	0	0	0	0	0							
Inning Stats	R: 0 E: 1 K: 1 S: 6	H: 0 LOB: 1 BB: 0 P: 6	R: 0 E: 0 K: 1 S: 5	H: 0 LOB: 0 BB: 0 P: 5	R: 1 E: 0 K: 0 S: 6	H: 3 LOB: 2 BB: 0 P: 6	R: 0 E: 0 K: 0 S: 2	H: 0 LOB: 1 BB: 1 P: 6	R: 1 E: 1 K: 0 S: 6	H: 2 LOB: 2 BB: 0 P: 6	R: 0 E: 0 K: 0 S: 3	H: 0 LOB: 0 BB: 0 P: 3	R: 0 E: 0 K: 0 S: 7	H: 0 LOB: 3 BB: 2 P: 15	R: 0 E: 0 K: 2 S: 8	H: 1 LOB: 1 BB: 0 P: 8	R: 2 E: 0 K: 1 S: 7	H: 2 LOB: 0 BB: 0 P: 7	1B: 5 2B: 3 3B: 0 HR: 2	SF: 1 SAC: 2 DP: 1 HBP: 0	WP: 0 PB: 0 SB: 0 CS: 0	PA: 44		
PITCHER	IP 7.0	WLS 30	H 7	R 3	ER 2	SO 2	BB 1	IBB 0	HBP 0	BLK 0	WP 0	HR 0	S 33	P 37	ERA 2.57	WHIP 1.143								
Stan Bahnsen, R ERA: 2.06 (8, 1)	0.1	2	0	0	0	1	0	1	0	0	0	0	3	7	0.00	0.000								
Lindy McDaniel, R ERA: 5.19 (8, 1)	1.2	7	1	0	0	2	0	1	0	0	0	0	10	14	0.00	0.600								
Dooley Womack, R ERA: 4.24 (10, 1)	1.0	L	5	2	2	2	1	0	0	0	0	2	7	7	18.00	2.000								
Batter	1	2	3	4	5	6	7	8	9	10	AB	R	H	RBI	BB	SO	LOB	BOTTOM						
Horace Clarke, S OBP: 0.247, SLG: 0.260 (1, 4)	F6		F4		5-3			E5	F2		5	0	0	0	0	0	3	Baltimore Orioles @ New York Yankees Yankee Stadium, Bronx, NY Mon Aug 05 1968, 7:05 PM EDT Att: 14,961 - Unknown						
Roy White, S OBP: 0.354, SLG: 0.412 (1, 7)	5-3		1-3				F9	SH1-4			4	0	1	0	0	1	0							
Tom Tresh, S OBP: 0.312, SLG: 0.340 (1, 6)	5-3				5-3		5-3	F7			5	0	0	0	0	0	2							
Joe Pepitone, L OBP: 0.301, SLG: 0.430 (1, 8)	4-3				K		K	K			5	0	0	0	0	3	2							
Andy Kosco, R OBP: 0.259, SLG: 0.352 (1, 3)							5-3		F4		3	1	1	1	0	0	0							
Bobby Cox, R OBP: 0.253, SLG: 0.311 (1, 5)											4	1	2	1	0	0	1							
Bill Robinson, R OBP: 0.257, SLG: 0.330 (1, 9)											4	1	2	0	0	1	1							
Frank Fernandez, R OBP: 0.280, SLG: 0.312 Mickey Mantle, S OBP: 0.394, SLG: 0.377 Gene Michael, S OBP: 0.208, SLG: 0.234 Dooley Womack, L (1, 2) (9, PH) (9, PR) (10, 1)											3	0	0	0	0	2	2							
Stan Bahnsen, R OBP: 0.127, SLG: 0.060 Steve Hamilton, L (8, 1)											0	0	0	0	1	0	0							
Lindy McDaniel, R (8, 1)											0	0	0	0	0	0	0							
Jake Gibbs, L OBP: 0.292, SLG: 0.295 (9, PH) (10, 2)											0	0	0	0	1	0	0							
Inning Stats	R: 0 E: 0 K: 0 S: 4	H: 1 LOB: 1 BB: 0 P: 4	R: 1 E: 0 K: 0 S: 4	H: 1 LOB: 0 BB: 0 P: 4	R: 0 E: 0 K: 0 S: 3	H: 0 LOB: 0 BB: 3 P: 3	R: 0 E: 0 K: 1 S: 5	H: 0 LOB: 1 BB: 0 P: 6	R: 1 E: 0 K: 1 S: 6	H: 1 LOB: 0 BB: 0 P: 6	R: 0 E: 0 K: 1 S: 5	H: 0 LOB: 0 BB: 0 P: 5	R: 1 E: 0 K: 2 S: 9	H: 2 LOB: 1 BB: 0 P: 9	R: 0 E: 1 K: 1 S: 6	H: 0 LOB: 1 BB: 0 P: 6	R: 0 E: 0 K: 1 S: 6	H: 1 LOB: 3 BB: 2 P: 14	R: 0 E: 0 K: 1 S: 5	H: 0 LOB: 0 BB: 0 P: 5	1B: 3 2B: 0 3B: 1 HR: 2	SF: 1 SAC: 1 DP: 0 HBP: 1	WP: 2 PB: 0 SB: 0 CS: 0	PA: 40
PITCHER	IP 8.0	WLS 31	H 5	R 3	ER 3	SO 6	BB 1	IBB 0	HBP 1	BLK 0	WP 1	HR 1	S 42	P 43	ERA 3.38	WHIP 0.625								
Dave McNally, L ERA: 1.92 (9, 1)	0.2	4	1	0	0	1	1	0	0	0	0	0	5	9	0.00	3.000								
Pete Richert, L ERA: 3.86 (9, 1)	1.1	W	5	0	0	0	1	0	0	0	0	0	6	10	0.00	0.750								



Batter	1	2	3	4	5	6	7	8	9	AB	R	H	RBI	BB	SO	LOB	TOP							
Bert Campaneris, R OBP: 0.315, SLG: 0.333 (1, 6)										4	0	1	0	0	0	3	Oakland Athletics @ New York Yankees Yankee Stadium, Bronx, NY Wed Aug 07 1968, 3:33 AM EDT Cloudy - 90 F							
Reggie Jackson, L OBP: 0.329, SLG: 0.453 (1, 9)										4	0	0	0	0	1	2								
Rick Monday, L OBP: 0.390, SLG: 0.423 (1, 8)										4	0	1	0	0	1	2								
Sal Bando, R OBP: 0.333, SLG: 0.379 (1, 5)										4	0	1	0	0	1	2								
Mike Hershberger, R OBP: 0.315, SLG: 0.368 (1, 7)										4	0	0	0	0	1	2								
Danny Cater, R OBP: 0.322, SLG: 0.355 (1, 3)										4	0	1	0	0	0	1								
Ted Kubiak, S OBP: 0.304, SLG: 0.330 (1, 4)										4	0	1	0	0	0	2								
Dave Duncan, R OBP: 0.241, SLG: 0.279 (1, 2)										2	0	0	0	1	0	1								
Jim Nash, R OBP: 0.071, SLG: 0.179 John Donaldson, L (8, PH) OBP: 0.312, SLG: 0.288 Diego Segui, R (8, 1)										1	0	0	0	0	1	0	Oakland Athletics							
Inning Stats	R: 0 E: 0 K: 2 S: 8	H: 1 LOB: 1 BB: 0 P: 8	R: 0 E: 0 K: 0 S: 3	H: 0 LOB: 0 BB: 0 P: 3	R: 0 E: 0 K: 1 S: 5	H: 0 LOB: 0 BB: 0 P: 5	R: 0 E: 0 K: 0 S: 4	H: 1 LOB: 1 BB: 0 P: 4	R: 0 E: 0 K: 0 S: 4	H: 1 LOB: 2 BB: 1 P: 8	R: 0 E: 0 K: 0 S: 3	H: 0 LOB: 0 BB: 0 P: 3	R: 0 E: 0 K: 0 S: 4	H: 1 LOB: 1 BB: 0 P: 4	R: 0 E: 0 K: 1 S: 6	H: 1 LOB: 1 BB: 0 P: 6		R: 0 E: 0 K: 1 S: 6	H: 1 LOB: 1 BB: 0 P: 6	R: 0 E: 0 K: 1 S: 6	H: 1 LOB: 1 BB: 0 P: 6	1B: 6 2B: 0 3B: 0 HR: 0	SF: 0 SAC: 1 DP: 0 HBP: 0	WP: 0 PB: 0 SB: 1 CS: 0
PITCHER Mel Stottlemyre, R ERA: 2.27 (1, 1)	IP: 9.0 WLS: W BF: 34 H: 6 R: 0 ER: 0 SO: 5 BB: 1 IBB: 0 HBP: 0 BLK: 0 WP: 0 HR: 0 S: 43 P: 47 ERA: 0.00 WHIP: 0.778															PITCHER	IP: 9.0 WLS: W BF: 34 H: 6 R: 0 ER: 0 SO: 5 BB: 1 IBB: 0 HBP: 0 BLK: 0 WP: 0 HR: 0 S: 43 P: 47 ERA: 0.00 WHIP: 0.778							

Batter	1	2	3	4	5	6	7	8	9	AB	R	H	RBI	BB	SO	LOB	BOTTOM					
Horace Clarke, S OBP: 0.248, SLG: 0.260 (1, 4)										4	0	1	0	0	2	0	Oakland Athletics @ New York Yankees Yankee Stadium, Bronx, NY Wed Aug 07 1968, 3:33 AM EDT Cloudy - 90 F					
Roy White, S OBP: 0.351, SLG: 0.408 (1, 7)										4	1	0	0	0	0	1						
Mickey Mantle, S OBP: 0.392, SLG: 0.373 (1, 3)										3	0	0	0	1	1	2						
Joe Pepitone, L OBP: 0.304, SLG: 0.444 (1, 8)										4	1	2	2	0	2	1						
Tom Tresh, S OBP: 0.309, SLG: 0.337 Gene Michael, S OBP: 0.206, SLG: 0.234 (8, 6)										3	1	0	0	0	2	1						
Rocky Colavito, R OBP: 0.299, SLG: 0.341 (1, 9)										2	0	0	0	1	0	0						
Jake Gibbs, L OBP: 0.289, SLG: 0.292 (1, 2)										3	0	0	0	0	1	2						
Bobby Cox, R OBP: 0.293, SLG: 0.314 (1, 5)										3	0	1	1	0	1	0						
Mel Stottlemyre, R OBP: 0.233, SLG: 0.182 (1, 1)										3	0	0	0	0	0	2	Yankees					
Inning Stats	R: 0 E: 0 K: 1 S: 5	H: 0 LOB: 0 BB: 0 P: 5	R: 0 E: 0 K: 2 S: 7	H: 0 LOB: 0 BB: 0 P: 7	R: 0 E: 0 K: 1 S: 5	H: 0 LOB: 0 BB: 0 P: 5	R: 2 E: 1 K: 1 S: 7	H: 1 LOB: 0 BB: 0 P: 7	R: 0 E: 0 K: 1 S: 5	H: 0 LOB: 0 BB: 0 P: 5	R: 0 E: 0 K: 1 S: 6	H: 1 LOB: 1 BB: 0 P: 6	R: 1 E: 0 K: 0 S: 5	H: 2 LOB: 2 BB: 1 P: 9	R: 0 E: 0 K: 2 S: 7	H: 0 LOB: 1 BB: 1 P: 11		R: 0 E: 0 K: 2 S: 7	H: 0 LOB: 1 BB: 1 P: 11	1B: 2 2B: 1 3B: 0 HR: 1	SF: 0 SAC: 0 DP: 0 HBP: 0	WP: 0 PB: 0 SB: 1 CS: 0
PITCHER Jim Nash, R ERA: 1.95 Diego Segui, R ERA: 3.06 (8, 1)	IP: 7.0 WLS: L BF: 27 H: 4 R: 3 ER: 1 SO: 7 BB: 1 IBB: 0 HBP: 0 BLK: 0 WP: 0 HR: 1 S: 40 P: 44 ERA: 1.29 WHIP: 0.714															PITCHER	IP: 7.0 WLS: L BF: 27 H: 4 R: 3 ER: 1 SO: 7 BB: 1 IBB: 0 HBP: 0 BLK: 0 WP: 0 HR: 1 S: 40 P: 44 ERA: 1.29 WHIP: 0.714					

Batter	1	2	3	4	5	6	7	8	9	10	AB	R	H	RBI	BB	SO	LOB	TOP					
Bert Campaneris, R OBP: 0.316, SLG: 0.336 (1, 6)											4	0	2	0	0	0	1						
Reggie Jackson, L OBP: 0.328, SLG: 0.451 (1, 9)											4	0	1	1	0	1	1						
Danny Cater, R OBP: 0.320, SLG: 0.352 (1, 3)											5	0	1	0	0	0	3						
Sal Bando, R OBP: 0.332, SLG: 0.377 (1, 5)											5	1	1	0	0	0	2						
Joe Rudi, R OBP: 0.232, SLG: 0.237 (1, 7)											4	0	0	0	0	0	2						
Rick Monday, L OBP: 0.322, SLG: 0.424 (1, 8)											4	0	2	0	0	1	0						
Jim Paoliaroni, R OBP: 0.353, SLG: 0.293 (7, PH)											2	1	2	1	0	0	0						
John Donaldson, L OBP: 0.310, SLG: 0.286 (7, 4)											2	0	0	1	0	0	3						
Dick Green, R OBP: 0.420, SLG: 0.293 (7, PH)											2	0	0	0	0	0	1						
Jim Gosger, L OBP: 0.234, SLG: 0.185 (7, 2)											1	0	0	0	0	0	2						
Dave Duncan, R OBP: 0.240, SLG: 0.277 (10, PH)											1	0	0	0	0	0	1						
Blue Moon Odom, R OBP: 0.199, SLG: 0.222 (7, 1)											2	0	0	0	0	0	1						
Jack Aker, R OBP: 0.302, SLG: 0.200 (8, PH)											0	0	0	0	0	0	0						
Joe Kocough, L OBP: 0.192, SLG: 0.090 (8, 1)											1	1	1	0	0	0	0						
Lew Krausse, R OBP: 0.195, SLG: 0.195 (10, PH)											1	1	1	0	0	0	0						
Mike Hershenberger, R OBP: 0.198, SLG: 0.122 (10, 1)											0	0	0	0	0	0	0						
Ed Sprague, R (10, 1)											0	0	0	0	0	0	0						
Inning Stats	R: 0 E: 0 K: 0 S: 3	H: 1 LOB: 0 BB: 0 P: 3	R: 0 E: 0 K: 0 S: 3	H: 0 LOB: 0 BB: 0 P: 3	R: 0 E: 0 K: 1 S: 6	H: 1 LOB: 1 BB: 0 P: 6	R: 0 E: 0 K: 1 S: 5	H: 0 LOB: 0 BB: 0 P: 5	R: 1 E: 0 K: 1 S: 6	H: 1 LOB: 0 BB: 0 P: 6	R: 0 E: 0 K: 0 S: 3	H: 0 LOB: 0 BB: 0 P: 3	R: 1 E: 0 K: 0 S: 5	H: 3 LOB: 2 BB: 0 P: 6	R: 1 E: 0 K: 0 S: 5	H: 2 LOB: 1 BB: 0 P: 5	R: 0 E: 0 K: 0 S: 4	H: 1 LOB: 1 BB: 0 P: 4	R: 1 E: 0 K: 0 S: 5	H: 2 LOB: 1 BB: 0 P: 5	1B: 8 2B: 2 3B: 0 HR: 2	SF: 0 SAC: 2 DP: 1 HBP: 0	WP: 0 PA: 40 PB: 0 SB: 0 CS: 0
PITCHER	IP WLS BF H R ER SO BB IBB HBP BLK WP HR S P ERA WHIP	6.1 0 24 6 2 2 3 0 0 0 0 0 1 30 30 2.84 0.947	7.1 0 7 2 1 1 0 0 0 0 0 0 1 7 7 5.40 1.200	9.1 L 9 3 1 1 0 0 0 0 0 0 0 9 9 4.50 1.500																			

Oakland Athletics @ New York Yankees
Yankee Stadium, Bronx, NY
Wed Aug 07 1968, 7:05 PM EDT
Att: 20,643 - Overcast - 87 F

livebaseballscorecards.com

AB 38
R 4
H 11
RBI 4
BB 0
SO 3
LOB 17

Batter	1	2	3	4	5	6	7	8	9	10	AB	R	H	RBI	BB	SO	LOB	BOTTOM					
Dick Howser, R OBP: 0.319, SLG: 0.140 (8, PH)											2	1	0	0	2	1	0						
Horace Clarke, S OBP: 0.247, SLG: 0.259 (9, 4)											1	0	0	0	0	0	3						
Bill Robinson, R OBP: 0.260, SLG: 0.343 (1, 9)											5	1	2	0	0	0	2						
Roy White, S OBP: 0.354, SLG: 0.414 (1, 7)											4	0	2	1	1	0	1						
Joe Pepitone, L OBP: 0.299, SLG: 0.434 (1, 8)											5	0	0	0	0	1	5						
Andy Kosco, R OBP: 0.256, SLG: 0.349 (1, 3)											5	0	1	0	0	1	1						
Charley Smith, R OBP: 0.350, SLG: 0.405 (10, PH)											3	0	0	0	1	1	1						
Tom Tresh, S OBP: 0.308, SLG: 0.336 (9, 1)											1	0	0	0	0	0	0						
Frank Fernandez, R OBP: 0.281, SLG: 0.304 (8, PH)											2	0	0	0	1	1	2						
Mickey Mantle, S OBP: 0.394, SLG: 0.379 (9, 1)											1	0	1	0	0	0	0						
Rocky Colavito, R OBP: 0.304, SLG: 0.341 (10, PH)											0	0	0	0	1	0	0						
Gene Michael, S OBP: 0.216, SLG: 0.253 (1, 6)											5	1	2	0	0	1	4						
Fritz Peterson, S OBP: 0.118, SLG: 0.176 (7, 1)											2	0	1	0	0	1	0						
Lindy McDaniel, R (7, 1)											0	0	0	0	0	0	0						
Jake Gibbs, L OBP: 0.291, SLG: 0.292 (9, 2)											0	0	0	0	1	0	0						
Inning Stats	R: 0 E: 0 K: 2 S: 8	H: 1 LOB: 1 BB: 8 P: 8	R: 0 E: 0 K: 1 S: 5	H: 0 LOB: 1 BB: 1 P: 9	R: 0 E: 0 K: 1 S: 5	H: 0 LOB: 0 BB: 0 P: 5	R: 0 E: 0 K: 1 S: 4	H: 0 LOB: 0 BB: 1 P: 8	R: 0 E: 0 K: 1 S: 6	H: 2 LOB: 2 BB: 2 P: 6	R: 2 E: 0 K: 0 S: 5	H: 2 LOB: 2 BB: 13 P: 13	R: 0 E: 0 K: 0 S: 7	H: 2 LOB: 2 BB: 1 P: 9	R: 0 E: 0 K: 1 S: 7	H: 2 LOB: 3 BB: 1 P: 11	R: 0 E: 0 K: 0 S: 3	H: 0 LOB: 0 BB: 3 P: 3	R: 0 E: 0 K: 0 S: 3	H: 0 LOB: 1 BB: 7 P: 7	1B: 4 2B: 4 3B: 1 HR: 0	SF: 0 SAC: 1 DP: 1 HBP: 0	WP: 2 PA: 44 PB: 0 SB: 0 CS: 0
PITCHER	IP WLS BF H R ER SO BB IBB HBP BLK WP HR S P ERA WHIP	6.1 0 28 6 3 3 6 4 0 0 0 1 35 55 4.26 1.579	7.1 0 3 1 0 0 0 0 0 0 0 0 0 3 3 0.00 1.500	8.1 W 9 2 0 0 1 0 1 0 0 0 0 10 14 0.00 1.000	10.1 S 4 0 0 0 0 1 0 0 0 0 0 3 7 0.00 1.000																		

Oakland Athletics @ New York Yankees
Yankee Stadium, Bronx, NY
Wed Aug 07 1968, 7:05 PM EDT
Att: 20,643 - Overcast - 87 F

livebaseballscorecards.com

AB 36
R 3
H 9
RBI 1
BB 7
SO 7
LOB 19

Batter	1	2	3	4	5	6	7	8	9	AB	R	H	RBI	BB	SO	LOB	TOP					
Bert Campaneris, R OBP: 0.319, SLG: 0.336 (1, 6)										3	1	1	0	2	0	2	Oakland Athletics @ New York Yankees Yankee Stadium, Bronx, NY Thu Aug 08 1968, 7:05 PM EDT Att: 11,920 - Unknown - 83 F					
Joe Kaough, L OBP: 0.300, SLG: 1.000 (1, 9)										4	0	1	2	1	0	3						
Danny Cater, R OBP: 0.321, SLG: 0.353 (1, 3)										5	0	2	2	0	0	4						
Sal Bando, R OBP: 0.328, SLG: 0.373 (1, 5)										5	0	0	0	0	3							
Mike Hershberger, R OBP: 0.315, SLG: 0.367 (1, 7)										5	1	1	0	0	1							
Rick Monday, L OBP: 0.389, SLG: 0.421 (1, 8)										5	0	1	0	0	1							
Jim Pagliaroni, R OBP: 0.351, SLG: 0.358 (1, 2)										4	1	1	0	0	2							
Dick Green, R OBP: 0.426, SLG: 0.295 (8, PR)										3	1	1	0	1	0	3						
Reggie Jackson, L OBP: 0.329, SLG: 0.451 (8, 1)										0	1	0	0	0	0	0						
Lew Krausse, R OBP: 0.222, SLG: 0.195 (8, 1)										1	0	0	0	0	0	1						
Inning Stats	R: 1 E: 0 K: 0 S: 4	H: 1 LOB: 1 BB: 1 P: 8	R: 0 E: 1 K: 1 S: 6	H: 0 LOB: 1 BB: 0 P: 6	R: 0 E: 0 K: 0 S: 3	H: 0 LOB: 0 BB: 0 P: 3	R: 0 E: 0 K: 0 S: 4	H: 1 LOB: 1 BB: 1 P: 4	R: 1 E: 0 K: 0 S: 5	H: 2 LOB: 2 BB: 1 P: 9	R: 2 E: 0 K: 0 S: 6	H: 3 LOB: 3 BB: 2 P: 14	R: 0 E: 0 K: 0 S: 3	H: 0 LOB: 0 BB: 0 P: 3	R: 2 E: 0 K: 0 S: 6	H: 3 LOB: 1 BB: 0 P: 6	R: 0 E: 0 K: 0 S: 3	H: 0 LOB: 0 BB: 0 P: 3	1B: 9 2B: 1 3B: 0 HR: 0	SF: 0 SAC: 0 DP: 0 HBP: 0	WP: 0 PB: 0 SB: 2 CS: 0	PA: 42
PITCHER	IP WLS BF H R ER SO BB IBB HBP BLK WP HR S P ERA WHIP																					
Steve Barber, L ERA: 2.47 (1, 1)	5.2	27	7	4	4	1	2	0	0	0	0	0	0	0	27	35	6.35	1.588				
Fred Talbot, R ERA: 3.24 (6, 1)	1.2	L	8	1	1	1	0	0	0	0	0	0	0	0	6	14	5.40	1.800				
Steve Hamilton, L ERA: 2.87 (8, 1)	0.2		4	2	1	1	0	0	0	0	0	0	0	4	4	13.50	3.000					
Dooley Womack, R ERA: 4.14 (9, 1)	1.0		3	0	0	0	0	0	0	0	0	0	0	3	3	0.00	0.000					

AB	38
R	6
H	10
RBI	6
BB	4
SO	1
LOB	21



Batter	1	2	3	4	5	6	7	8	9	AB	R	H	RBI	BB	SO	LOB	BOTTOM						
Dick Howser, R OBP: 0.323, SLG: 0.153 (1, 4)										5	1	2	0	0	1	1	Oakland Athletics @ New York Yankees Yankee Stadium, Bronx, NY Thu Aug 08 1968, 7:05 PM EDT Att: 11,920 - Unknown - 83 F						
Roy White, S OBP: 0.355, SLG: 0.419 (1, 7)										5	0	2	1	0	3								
Mickey Mantle, S OBP: 0.396, SLG: 0.380 (1, 3)										4	0	2	0	1	2								
Andy Kosco, R OBP: 0.257, SLG: 0.347 (1, 9)										5	0	1	0	0	1	7							
Tom Tresh, S OBP: 0.305, SLG: 0.331 (1, 6)										5	0	0	0	0	1	4							
Bill Robinson, R OBP: 0.274, SLG: 0.351 (1, 8)										4	1	3	0	1	0	0							
Bobby Cox, R OBP: 0.295, SLG: 0.314 (1, 5)										4	1	1	0	1	0	5							
Frank Fernandez, R OBP: 0.290, SLG: 0.341 (1, 2)										3	1	1	3	1	1								
Steve Barber, L (1, 1)										1	0	0	0	1	1	0							
Fred Talbot, R OBP: 0.133, SLG: 0.333 (6, 1)										1	0	0	0	0	1	0							
Steve Hamilton, L (8, 1)										0	0	0	0	0	0	0							
Charley Smith, R OBP: 0.341, SLG: 0.395 (8, PH)										1	0	0	0	0	1	1							
Dooley Womack, L (9, 1)										0	0	0	0	0	0	0							
Inning Stats	R: 0 E: 0 K: 2 S: 9	H: 2 LOB: 2 BB: 0 P: 9	R: 0 E: 0 K: 1 S: 5	H: 1 LOB: 0 BB: 0 P: 5	R: 0 E: 0 K: 0 S: 4	H: 1 LOB: 2 BB: 1 P: 8	R: 4 E: 0 K: 2 S: 11	H: 4 LOB: 2 BB: 2 P: 19	R: 0 E: 0 K: 0 S: 4	H: 1 LOB: 1 BB: 0 P: 4	R: 0 E: 0 K: 1 S: 5	H: 0 LOB: 0 BB: 0 P: 5	R: 0 E: 0 K: 0 S: 4	H: 1 LOB: 1 BB: 1 P: 8	R: 0 E: 0 K: 1 S: 5	H: 0 LOB: 1 BB: 1 P: 9	R: 0 E: 0 K: 0 S: 5	H: 2 LOB: 2 BB: 0 P: 5	1B: 10 2B: 0 3B: 1 HR: 1	SF: 0 SAC: 0 DP: 1 HBP: 0	WP: 0 PB: 1 SB: 1 CS: 0	PA: 43	
PITCHER	IP WLS BF H R ER SO BB IBB HBP BLK WP HR S P ERA WHIP																						
Warren Bogle, L ERA: 10.13 (1, 1)	3.2		19	7	4	4	4	0	0	0	0	0	0	0	1	25	33	9.82	2.455				
Ed Sprague, R ERA: 2.96 (4, 1)	0.1		3	1	0	0	1	0	1	0	0	0	0	0	4	8	0.00	3.000					
Diego Segui, R ERA: 3.0 (5, 1)	1.0		4	1	0	0	0	0	0	0	0	0	0	4	4	0.00	1.000						
Jack Aker, R ERA: 3.07 (6, 1)	2.0	W	8	1	0	0	1	1	0	0	0	0	0	9	13	0.00	1.000						
Lew Krausse, R ERA: 2.79 (8, 1)	2.0	S	9	2	0	0	1	1	0	0	0	0	0	10	14	0.00	1.500						

AB	38
R	4
H	12
RBI	4
BB	5
SO	7
LOB	24



Batter	1	2	3	4	5	6	7	8	9	10	11	AB	R	H	RBI	BB	SO	LOB	TOP						
Cesar Tovar, R (1, 5) OBP: 0.322, SLG: 0.362	4-0 BB S 1B		4-0 BB S 1B		0-0 BB S 6-3		1-0 HBP		0-0 S 1-3			2	1	0	0	2	0	1							
Rich Reese, L (1, 3) OBP: 0.304, SLG: 0.367	0-0 FC4-6 1B		0-0 BB S 6-3		0-0 F7		0-0 HBP		0-0 S 4-3		0-0 F4	5	0	1	1	0	0	3							
Rod Carew, L (1, 4) OBP: 0.340, SLG: 0.372	0-0 FC4-6 1B CS		0-0 BB S 1B		0-3 K		0-0 F8		0-0 S 3-1		0-0 2B	5	0	2	0	0	1	1							
Tony Oliva, L (1, 9) OBP: 0.361, SLG: 0.507	0-0 S 4-3		0-0 BB S 4-3		0-0 F8		0-0 S 3-1		0-0 S 3-1		4-0 IBB G1-6-3	4	0	0	0	1	0	3							
Frank Quilici, R (11, 5) OBP: 0.321, SLG: 0.357	1-2 S 4-3		0-0 BB S 4-3		0-0 F8		0-0 S 3-1		0-0 S 3-1		0-0 IBB G1-6-3	0	0	0	0	0	0	0							
Ted Uhlaender, L (1, 8) OBP: 0.329, SLG: 0.408	0-0 S 1B		0-0 BB S 4-3		4-0 BB S 2B		0-0 F8		0-3 K		0-0 G1-6-3	4	1	1	0	1	1	2							
John Rosboro, L (1, 2) OBP: 0.313, SLG: 0.330	0-0 CS		0-0 BB S 4-3		0-0 2B		0-0 F7		0-0 F7		0-0 HR	5	1	2	2	0	0	0							
Bob Allison, R (1, 7) OBP: 0.330, SLG: 0.458	0-0 3-H		0-0 BB S 6-3		0-0 F8		0-0 L8		4-0 BB S 6-3		0-0 F7	4	1	0	0	1	0	1							
Ron Clark, R (1, 6) OBP: 0.252, SLG: 0.270	0-3 K		0-3 K		0-0 F9		0-0 HBP 1B		0-0 BB S 6-3		0-0 1-3	5	0	2	0	0	1	1							
Tom Hall, L (1, 1) Dave Boswell, R (1, 1) Sobell Miller, R (1, 1) Jim Miller, R (7, 1) Al Worthington, R (7, 1) Ron Perranoski, L (8, 1) Rich Rollins, R (9, 1) Jim Roland, R (9, 1)			0-3 K		0-0 S 5-3		0-0 F8		0-0 BB S 6-3		0-0 5-3	0	0	0	0	0	0	0							
Inning Stats	R: 1 E: 0 K: 0 S: 4	H: 2 LOB: 1 BB: 1 P: 8	R: 0 E: 0 K: 1 S: 5	H: 0 LOB: 0 BB: 0 P: 5	R: 0 E: 0 K: 1 S: 6	H: 1 LOB: 2 BB: 1 P: 10	R: 1 E: 0 K: 0 S: 4	H: 1 LOB: 1 BB: 1 P: 8	R: 0 E: 0 K: 1 S: 5	H: 0 LOB: 0 BB: 0 P: 3	R: 0 E: 0 K: 1 S: 4	H: 1 LOB: 2 BB: 0 P: 5	R: 0 E: 0 K: 1 S: 5	H: 0 LOB: 0 BB: 0 P: 5	R: 1 E: 0 K: 0 S: 4	H: 1 LOB: 1 BB: 1 P: 8	R: 0 E: 0 K: 0 S: 3	H: 1 LOB: 1 BB: 0 P: 7	R: 1 E: 0 K: 0 S: 4	H: 1 LOB: 0 BB: 0 P: 4	1B: 5 2B: 2 3B: 0 HR: 1	SF: 0 SAC: 0 DP: 1 HBP: 1	WP: 0 PB: 0 SB: 3 CS: 1	PA: 46	
PITCHER	Joe Verbanic, R (1, 1) ERA: 3.2	IP: 6.2 WLS: 2 BF: 28	H: 5 R: 2 ER: 2 SO: 3	BB: 3 IBB: 0 HBP: 1 BLK: 0	WP: 0 HR: 0 S: 30 P: 43	ERA: 2.70 WHIP: 1.200	Lindy McDaniel, R (7, 1) ERA: 5.12	IP: 2.1 WLS: 1 BF: 9	H: 1 R: 1 ER: 1 SO: 1	BB: 1 IBB: 0 HBP: 0 BLK: 0	WP: 0 HR: 0 S: 10 P: 14	ERA: 3.86 WHIP: 0.857	Fritz Peterson, L (10, 1) ERA: 3.38	IP: 2.0 WLS: 1 BF: 8	H: 2 R: 1 ER: 1 SO: 0	BB: 0 IBB: 1 HBP: 0 BLK: 0	WP: 0 HR: 1 S: 7 P: 11	ERA: 4.50 WHIP: 1.000							

Minnesota Twins @ New York Yankees
Yankee Stadium, Bronx, NY
Fri Aug 09 1968, 7:05 PM EDT
Att. 14,968 - Overcast - 83 F

AB 39
R 4
H 8
RBI 4
BB 5
SO 4
LOB 15



livebaseballscores.com

Batter	1	2	3	4	5	6	7	8	9	10	11	AB	R	H	RBI	BB	SO	LOB	BOTTOM				
Dick Howser, R (1, 4) OBP: 0.326, SLG: 0.157	4-0 BB S 1B		0-0 S 5-3		0-0 F9		0-0 PO 1B		0-0 F4		0-0 SH1-4	4	1	1	0	1	0	0					
Roy White, S (1, 7) OBP: 0.364, SLG: 0.418	0-0 S E 1B		0-0 S 4-3		0-0 F7		0-0 PO		0-0 FC5-4 1B		0-0 F7	6	1	2	0	0	0	2					
Mickey Mantle, S (1, 3) OBP: 0.396, SLG: 0.379	0-0 S BB 1B		0-0 G3		4-0 BB S 1B		0-3 K		0-0 FC5-4 1B		0-0 F8	4	1	1	1	1	1	1					
Ruben Amaro, R (10, 3) OBP: 0.285, SLG: 0.172	0-0 E S BB		0-0 G3		0-0 BB S 1B		0-0 K		0-0 FC5-4 1B		0-0 F8	0	0	0	0	0	0	0					
Andy Kosco, R (11, PH) OBP: 0.256, SLG: 0.346	1-2 2-H BB 1B		0-0 S 4-3		0-0 BB S 1B		0-0 K		0-0 FC5-4 1B		0-0 F8	1	0	0	0	0	0	2					
Rocky Colavito, R (1, 9) OBP: 0.307, SLG: 0.338	4-0 BB E BB 1B		0-0 SH2-4 BB 1B		0-0 L6		0-0 F8		0-0 F6		0-0 F6	4	0	1	0	1	0	2					
Tom Tresh, S (1, 6) OBP: 0.306, SLG: 0.328	0-0 E6 BB		4-0 SH2-4 BB 1B		0-0 G3		4-0 FC4 S BB		0-0 4-3		0-0 4-3	3	0	0	1	2	0	2					
Bill Robinson, R (1, 8) OBP: 0.276, SLG: 0.351	4-0 BB S 1B		0-0 SH2-4 BB		0-0 F4		0-3 K		0-0 CS 1B		0-0 CS 1B	3	0	1	1	1	1	1					
Bobby Cox, R (1, 5) OBP: 0.296, SLG: 0.316	0-0 L7		0-0 F6		0-3 K		4-0 FC4 BB		0-0 2B		0-0 2B	4	0	1	0	1	1	5					
Frank Fernandez, R (1, 2) OBP: 0.291, SLG: 0.333	0-3 K		4-0 IBB		0-0 5-3		0-0 FC4 S		0-0 K		0-3 K	2	0	0	0	1	1	3					
Joe Pappone, L (8, PH) OBP: 0.297, SLG: 0.433	0-0 K		0-0 IBB		0-0 5-3		0-0 FC4 S		0-0 K		0-0 K	1	0	0	0	0	0	2					
Jake Gibbs, L (9, 2) OBP: 0.290, SLG: 0.291	0-0 K		0-0 IBB		0-0 5-3		0-0 FC4 S		0-0 K		0-0 K	1	0	0	0	0	1	1					
Joe Verbanic, R (1, 1) OBP: 0.198, SLG: 0.133	0-3 K		0-0 IBB		0-0 F3		0-0 6-3		0-0 E6		0-0 SH1-4	3	0	0	0	0	2	6					
Lindy McDaniel, R (7, 1) ERA: 5.12	0-0 K		0-0 IBB		0-0 F3		0-0 6-3		0-0 SH1-4		0-0 SH1-4	1	0	0	0	0	0	2					
Fritz Peterson, S (10, 1) OBP: 0.118, SLG: 0.176	0-0 K		0-0 IBB		0-0 F3		0-0 6-3		0-0 SH1-4		0-0 SH1-4	0	0	0	0	0	0	0					
Charley Smith, R (11, PH) OBP: 0.333, SLG: 0.385	0-0 K		0-0 IBB		0-0 F3		0-0 6-3		0-0 SH1-4		0-0 SH1-4	1	0	0	0	0	0	0					
Gene Michael, S (11, PH) OBP: 0.216, SLG: 0.253	0-0 K		0-0 IBB		0-0 F3		0-0 6-3		0-0 SH1-4		0-0 SH1-4	0	0	0	0	0	0	0					
Inning Stats	R: 3 E: 1 K: 2 S: 10	H: 2 LOB: 3 BB: 3 P: 22	R: 0 E: 0 K: 0 S: 3	H: 0 LOB: 0 BB: 0 P: 3	R: 0 E: 0 K: 1 S: 6	H: 1 LOB: 3 BB: 2 P: 14	R: 0 E: 0 K: 0 S: 3	H: 0 LOB: 1 BB: 1 P: 7	R: 0 E: 0 K: 1 S: 5	H: 0 LOB: 0 BB: 0 P: 5	R: 0 E: 0 K: 1 S: 5	H: 0 LOB: 2 BB: 2 P: 13	R: 0 E: 0 K: 1 S: 4	H: 1 LOB: 1 BB: 0 P: 4	R: 0 E: 0 K: 1 S: 6	H: 2 LOB: 1 BB: 1 P: 6	R: 0 E: 1 K: 0 S: 4	H: 0 LOB: 2 BB: 0 P: 4	1B: 6 2B: 1 3B: 0 HR: 0	SF: 0 SAC: 2 DP: 0 HBP: 0	WP: 0 PB: 0 SB: 4 CS: 1	PA: 49	
PITCHER	Tom Hall, L (1, 1) ERA: 9.0	IP: 3.2 WLS: 15 BF: 2	H: 2 R: 3 ER: 0 SO: 3	BB: 1 IBB: 0 HBP: 0 BLK: 0	WP: 0 HR: 0 S: 18 P: 15	ERA: ∞ WHIP: 0.818	Jim Roland, L (9, 1) ERA: 4.04	IP: 3.0 WLS: 12 BF: 3	H: 3 R: 0 ER: 0 SO: 1	BB: 0 IBB: 0 HBP: 0 BLK: 0	WP: 0 HR: 0 S: 14 P: 14	ERA: 0.00 WHIP: 1.000											

Minnesota Twins @ New York Yankees
Yankee Stadium, Bronx, NY
Fri Aug 09 1968, 7:05 PM EDT
Att. 14,968 - Overcast - 83 F

AB 38
R 3
H 7
RBI 3
BB 8
SO 7
LOB 29



livebaseballscores.com

Batter	1	2	3	4	5	6	7	8	9	AB	R	H	RBI	BB	SO	LOB	TOP										
Cesar Tovar, R OBP: 0.324, SLG: 0.363 (1, 5)										4	0	2	2	0	0	1											
Rich Reese, L OBP: 0.303, SLG: 0.365 (1, 3)										4	0	1	0	0	0	3											
Rod Carew, L OBP: 0.342, SLG: 0.374 (1, 4)										4	0	2	0	0	1	2											
Tony Oliva, L OBP: 0.357, SLG: 0.501 (1, 9)										4	0	0	0	0	2	3											
Ted Uhlhaender, L OBP: 0.326, SLG: 0.404 (1, 8)										4	0	0	0	0	1	2											
Bob Allison, R OBP: 0.330, SLG: 0.458 Frank Quilici, R OBP: 0.321, SLG: 0.357 (1, 7) (9, 5)										4	1	1	0	0	0	0											
Ron Clark, R OBP: 0.243, SLG: 0.260 (1, 6)										4	0	0	0	0	0	1											
Bruce Look, L OBP: 0.376, SLG: 0.292 (1, 2)										3	2	2	1	1	0	0											
Jim Merritt, L OBP: 0.224, SLG: 0.189 (1, 1)										2	0	0	0	0	0	2											
Inning Stats	R: 0 E: 0 K: 2 S: 9	H: 2 LOB: 2 BB: 0 P: 9	R: 2 E: 1 K: 1 S: 9	H: 3 LOB: 2 BB: 0 P: 9	R: 0 E: 0 K: 1 S: 5	H: 0 LOB: 0 BB: 0 P: 5	R: 0 E: 0 K: 0 S: 3	H: 0 LOB: 1 BB: 1 P: 7	R: 0 E: 0 K: 0 S: 3	H: 0 LOB: 0 BB: 0 P: 3	R: 1 E: 0 K: 0 S: 4	H: 2 LOB: 0 BB: 0 P: 4	R: 0 E: 0 K: 0 S: 3	H: 0 LOB: 0 BB: 0 P: 3	R: 0 E: 0 K: 0 S: 3	H: 0 LOB: 0 BB: 0 P: 3	1B: 7 2B: 1 3B: 0 HR: 0	SF: 0 SAC: 1 DP: 0 HBP: 0	WP: 0 PB: 0 CS: 2	PA: 36							
PITCHER	IP	WLS	BF	H	R	ER	SO	BB	IBB	HBP	BLK	WP	HR	S	P	ERA	WHIP										
Stan Bahnsen, R ERA: 2.12 Steve Hamilton, L ERA: 2.78	(1, 1)	(9, 1)	8.0 3	32 0	8 0	3 0	4 0	1 0	0 0	0 0	0 0	0 0	0 0	39 3	43 3	3.38 0.00	1.125 0.000										

Minnesota Twins @ New York Yankees
Yankee Stadium, Bronx, NY
Sat Aug 10 1968, 3:33 AM EDT
Att: 36,072 - Overcast - 83 F

AB	33
R	3
H	8
RBI	3
BB	1
SO	4
LOB	14





Batter	1	2	3	4	5	6	7	8	9	AB	R	H	RBI	BB	SO	LOB	BOTTOM										
Horace Clarke, S OBP: 0.244, SLG: 0.256 (1, 4)										4	0	0	0	0	0	0											
Roy White, S OBP: 0.351, SLG: 0.414 (1, 7)										4	0	0	0	0	2	0											
Mickey Mantle, S OBP: 0.397, SLG: 0.400 (1, 3)										4	2	2	2	0	0	0											
Joe Pepitone, L OBP: 0.297, SLG: 0.434 (1, 8)										4	0	1	0	0	2	1											
Bill Robinson, R OBP: 0.273, SLG: 0.344 (1, 9)										4	0	0	0	0	0	2											
Tom Tresh, S OBP: 0.305, SLG: 0.328 (1, 6)										4	0	1	0	0	1	1											
Bobby Cox, R OBP: 0.297, SLG: 0.314 (1, 5)										2	0	0	0	1	1	1											
Jake Gibbs, L OBP: 0.288, SLG: 0.288 (1, 2)										3	0	0	0	0	2	2											
Stan Bahnsen, R OBP: 0.123, SLG: 0.058 Dick Howser, R OBP: 0.323, SLG: 0.155 Steve Hamilton, L (8, PH) (9, 1)	(1, 1)									2	0	0	0	0	2	0											
Inning Stats	R: 0 E: 0 K: 1 S: 5	H: 0 LOB: 0 BB: 0 P: 5	R: 0 E: 0 K: 2 S: 8	H: 1 LOB: 2 BB: 1 P: 12	R: 0 E: 0 K: 1 S: 5	H: 0 LOB: 0 BB: 0 P: 5	R: 1 E: 0 K: 1 S: 7	H: 2 LOB: 1 BB: 0 P: 7	R: 0 E: 0 K: 2 S: 7	H: 0 LOB: 0 BB: 0 P: 7	R: 0 E: 1 K: 1 S: 6	H: 0 LOB: 1 BB: 0 P: 6	R: 0 E: 0 K: 1 S: 5	H: 0 LOB: 0 BB: 0 P: 5	R: 0 E: 0 K: 2 S: 7	H: 0 LOB: 0 BB: 0 P: 7	R: 1 E: 0 K: 0 S: 4	H: 1 LOB: 0 BB: 0 P: 4	1B: 1 2B: 1 3B: 0 HR: 2	SF: 0 SAC: 0 DP: 0 HBP: 0	WP: 0 PB: 0 CS: 0	PA: 33					
PITCHER	IP	WLS	BF	H	R	ER	SO	BB	IBB	HBP	BLK	WP	HR	S	P	ERA	WHIP										
Jim Merritt, L ERA: 3.39	(1, 1)		9.0 W	33 33	4 2	2 2	11 11	1 1	0 0	0 0	0 0	0 0	2 2	54 54	58 58	2.00 0.556											

Minnesota Twins @ New York Yankees
Yankee Stadium, Bronx, NY
Sat Aug 10 1968, 3:33 AM EDT
Att: 36,072 - Overcast - 83 F

AB	32
R	2
H	4
RBI	2
BB	1
SO	11
LOB	7



Batter	1	2	3	4	5	6	7	8	9	AB R H RBI BB SO LOB	TOP									
Cesar Tovar, R OBP: 0.326, SLG: 0.368 (1, 5)	0-0 FC4-6 1B	0-0 2H 1B 3B	0-0 4-3		0-0 6-3		4-0 BB		0-0 5-3	5 1 2 1 1 0 1	Minnesota Twins @ New York Yankees Yankee Stadium, Bronx, NY Sun Aug 11 1968, 3:33 AM EDT Att: 19,666 - Unknown - 75 F AB 41 R 11 H 16 RBI 11 BB 4 SO 2 LOB 25 									
Rich Reese, L OBP: 0.304, SLG: 0.364 (1, 3)	0-0 FC4-6 1B	0-0 1B HR 1B		0-0 BB SF 1B	0-0 1-3		0-0 F4		0-0 4-3	6 3 2 1 0 0 3										
Rod Carew, L OBP: 0.348, SLG: 0.380 (1, 4)	0-0 1B 4-3 1B	0-0 1B HR 1B		0-0 SF BB FC5-2 1B	0-0 1B		0-0 6-3		0-0 E6 1B	6 2 4 0 0 0 2										
Tony Oliva, L OBP: 0.359, SLG: 0.509 Jim Holt, L OBP: 0.254, SLG: 0.275 (6, 9)	0-0 4-3 1B	0-0 HR		0-0 F7	0-0 4-3			0-0 BB E SF7 1B	0-0 FC6-4 1B	4 1 2 4 0 0 3 2 1 2 0 0 0 0										
Ted Uhlhaender, L OBP: 0.326, SLG: 0.402 (1, 8)	0-0 4-3	0-0 1B		4-0 FC5-2 SF 1B BB		0-0 F9		0-0 E5 FC6-4 BB	0-0 FC6-4 1B	5 1 1 1 1 0 4										
John Roseboro, L OBP: 0.311, SLG: 0.326 (1, 2)	0-0 F8	0-0 L9		0-0 SF FC5-2 1B		0-0 F6		4-0 FC6-4 BB		3 1 0 1 1 0 2										
Bob Allison, R Frank Quiñi, R OBP: 0.317, SLG: 0.355 (5, 5)		4-0 SH5-3 3B BB		0-0 F5	0-0 FC5-2 1B		0-0 F7		0-0 SF7	2 1 0 0 1 0 3 1 0 0 1 0 0 0										
Ron Clark, R OBP: 0.261, SLG: 0.278 (1, 6)		0-0 SH5-3		0-0 SH3-4 1B	0-0 1B		0-0 SH1-4 1B		0-0 FC6-4	4 0 3 2 0 0 2										
Dean Chance, R OBP: 0.103, SLG: 0.062 (1, 1)		0-0 1-3		0-0 SH3-4 1B	0-3 K		0-0 SH1-4		0-3 K	3 0 0 0 0 2 5										
Inning Stats	R: 2 E: 0 K: 0 S: 6	H: 3 LOB: 1 BB: 0 P: 6	R: 5 E: 0 K: 0 S: 8	H: 5 LOB: 1 BB: 1 P: 12	R: 0 E: 0 K: 0 S: 4	H: 1 LOB: 1 BB: 0 P: 4	R: 3 E: 1 K: 1 S: 9	H: 3 LOB: 2 BB: 1 P: 13	R: 0 E: 0 K: 0 S: 3	H: 0 LOB: 0 BB: 0 P: 3		R: 0 E: 0 K: 0 S: 4	H: 1 LOB: 2 BB: 1 P: 8	R: 1 E: 1 K: 1 S: 7	H: 1 LOB: 2 BB: 0 P: 11	R: 0 E: 1 K: 0 S: 5	H: 1 LOB: 2 BB: 0 P: 5	1B: 14 2B: 0 3B: 1 HR: 1	SF: 2 SAC: 3 DP: 0 HBP: 0	WP: 0 PB: 0 CS: 0
PITCHER	IP WLS BF H R ER SO BB IBB HBP BLK WP HR S P ERA WHIP																			
Mel Stottlemyre, R ERA: 2.56 (1, 1)	1.2 L 14 8 7 7 0 1 0 0 0 0 0 1 13 17 37.80 5.400																			
Fred Talbot, R ERA: 3.22 (2, 1)	3.1 17 5 3 1 1 1 0 0 0 0 0 0 18 22 2.70 1.800																			
Thad Tillotson, R ERA: 4.35 (6, 1)	3.0 14 2 1 0 1 2 0 0 0 0 0 0 14 22 0.00 1.333																			
Dooley Womack, R ERA: 4.04 (9, 1)	1.0 5 1 0 0 0 0 0 0 0 0 0 0 5 5 0.00 1.000																			

Batter	1	2	3	4	5	6	7	8	9	AB R H RBI BB SO LOB	BOTTOM											
Horace Clarke, S OBP: 0.242, SLG: 0.254 (1, 4)	0-0 B4-3		0-0 6-3			0-0 4-3		0-0 1-3		4 0 0 0 0 0 2	Minnesota Twins @ New York Yankees Yankee Stadium, Bronx, NY Sun Aug 11 1968, 3:33 AM EDT Att: 19,666 - Unknown - 75 F AB 31 R 2 H 4 RBI 2 BB 0 SO 4 LOB 9 											
Jake Gibbs, L OBP: 0.287, SLG: 0.287 (1, 2)	0-0 1-3			0-0 1B 4-3 1B		0-0 G3		0-0 4-3		4 1 1 1 0 0 1												
Roy White, S OBP: 0.352, SLG: 0.414 (1, 7)	0-0 1B			0-0 B1-3 4-3 1B		0-0 F5		3H 0-0 F2		4 0 2 0 0 0 1												
Joe Pepitone, L OBP: 0.292, SLG: 0.427 (1, 3)	0-0 F8			0-0 4-3		0-0 1-3		0-0 F9		4 0 0 1 0 0 2												
Tom Tresh, S OBP: 0.302, SLG: 0.324 (1, 6)		0-0 4-3		0-0 B1-3		0-0 G3		0-0 F5		4 0 0 0 0 0 1												
Rocky Colavito, R OBP: 0.305, SLG: 0.331 (1, 9)		0-0 6-3		0-0 F3		1-0 HBP		0-3 K		3 0 0 0 0 1 1												
Bill Robinson, R OBP: 0.269, SLG: 0.338 (1, 8)		0-0 5-3			0-0 6-3		0-3 K			3 0 0 0 0 1 1												
Bobby Cox, R OBP: 0.297, SLG: 0.312 (1, 5)			0-0 6-3		0-0 5-3			1-0 1-3 1B 4-3 HBP		2 1 0 0 0 0 0												
Mel Stottlemyre, R ERA: 2.56 (1, 1)			0-3 K		0-3 K			0-0 1-3 1B		0 0 0 0 0 0 0 1 0 0 0 0 1 0 1 0 0 0 0 1 0 0 0 0 0 0 0 0 1 0 1 0 0 0 0 0 0 0 0 0 0 0												
Inning Stats	R: 0 E: 0 K: 0 S: 4	H: 1 LOB: 0 BB: 0 P: 4	R: 0 E: 0 K: 0 S: 3	H: 0 LOB: 0 BB: 0 P: 3	R: 0 E: 0 K: 1 S: 5	H: 0 LOB: 0 BB: 0 P: 5	R: 1 E: 0 K: 0 S: 5	H: 2 LOB: 1 BB: 0 P: 5	R: 0 E: 0 K: 1 S: 5	H: 0 LOB: 0 BB: 0 P: 5		R: 0 E: 0 K: 0 S: 3	H: 0 LOB: 0 BB: 0 P: 3	R: 0 E: 0 K: 1 S: 5	H: 0 LOB: 1 BB: 0 P: 6	R: 1 E: 0 K: 0 S: 4	H: 1 LOB: 1 BB: 0 P: 5	R: 0 E: 0 K: 1 S: 5	H: 0 LOB: 0 BB: 0 P: 5	1B: 4 2B: 0 3B: 0 HR: 0	SF: 0 SAC: 0 DP: 0 HBP: 2	WP: 0 PB: 0 CS: 0
PITCHER	IP WLS BF H R ER SO BB IBB HBP BLK WP HR S P ERA WHIP																					
Dean Chance, R ERA: 2.38 (1, 1)	9.0 W 33 4 2 2 4 0 0 2 0 0 0 0 39 41 2.00 0.444																					

Batter	1	2	3	4	5	6	7	8	9	AB	R	H	RBI	BB	SO	LOB	TOP									
Horace Clarke, S OBP: 0.242, SLG: 0.251	6-3		F8		L8		L7		BB 1B 1-2	4	0	0	0	1	0	2	New York Yankees @ California Angels Anaheim Stadium, Anaheim, CA Mon Aug 12 1968, 10:05 PM EDT Att: 14,520 - Unknown - 75 F									
Roy White, S OBP: 0.355, SLG: 0.415	CS 1B		5-3			HR BB		F5	BB 1B 1-3 2-H 3-H	4	1	2	2	1	0	1										
Mickey Mantle, S OBP: 0.395, SLG: 0.406	F8			5-3		HR		5-3	L7	5	1	1	2	0	0	3										
Joe Pepitone, L OBP: 0.295, SLG: 0.432 Andy Kosco, R OBP: 0.295, SLG: 0.346	CS 1-2	4-3		1B		HR		3-1		4	0	2	0	0	0	0										
Bill Robinson, R OBP: 0.278, SLG: 0.362		3B		L8		1B			1B 1B	4	1	3	0	0	0	1										
Tom Tresh, S OBP: 0.302, SLG: 0.323	K			L7		FC5-2-5-2			1B 1B	4	1	1	0	0	1	3										
Frank Fernandez, R OBP: 0.283, SLG: 0.322 Jake Gibbs, L OBP: 0.289, SLG: 0.290	K				F9	F2			BB 1B 1-3 3-H	3	0	0	0	0	1	2										
Bobby Cox, R OBP: 0.299, SLG: 0.310				BB		SH5-4 BB		5-3	F3	2	0	0	0	2	0	2										
Fritz Peterson, S OBP: 0.111, SLG: 0.167 Lindy McDaniel, R OBP: 0.111, SLG: 0.167	K			SH5-4		K			K	2	0	0	0	0	2	1										
Inning Stats	R: 0 E: 0 K: 0 S: 3	H: 1 LOB: 0 BB: 0 P: 3	R: 0 E: 0 K: 2 S: 8	H: 1 LOB: 1 BB: 0 P: 8	R: 0 E: 0 K: 1 S: 5	H: 0 LOB: 1 BB: 1 P: 9	R: 0 E: 0 K: 0 S: 4	H: 1 LOB: 1 BB: 0 P: 4	R: 0 E: 0 K: 0 S: 3	H: 0 LOB: 1 BB: 1 P: 7	R: 2 E: 0 K: 0 S: 5	H: 3 LOB: 1 BB: 1 P: 9	R: 0 E: 0 K: 1 S: 5	H: 0 LOB: 0 BB: 0 P: 5	R: 0 E: 0 K: 0 S: 3	H: 0 LOB: 0 BB: 0 P: 3		R: 3 E: 0 K: 1 S: 9	H: 4 LOB: 2 BB: 1 P: 13	1B: 6 2B: 2 3B: 1 HR: 1	SF: 0 SAC: 1 DP: 0 HBP: 0	WP: 0 PB: 0 SB: 0 CS: 1	PA: 40			
PITCHER	IP	WLS	BF	H	R	ER	SO	BB	IBB	HBP	BLK	WP	HR	S	P	ERA	WHIP									
George Brunet, L ERA: 2.76	(1, 1)	8.0	L	33	8	4	4	4	3	0	0	0	0	1	38	50	4.50	1.375								
Andy Messersmith, R ERA: 2.03	(9, 1)	0.2		5	2	1	1	1	1	0	0	0	0	0	6	10	13.50	4.500								
Dennis Bennett, L ERA: 2.7	(9, 1)	0.1		1	0	0	0	0	0	0	0	0	0	0	1	1	0.00	0.000								

Batter	1	2	3	4	5	6	7	8	9	AB	R	H	RBI	BB	SO	LOB	BOTTOM									
Chuck Cottier, R OBP: 0.083, SLG: 0.167	K		F4		F9			K		4	0	0	0	0	2	1	New York Yankees @ California Angels Anaheim Stadium, Anaheim, CA Mon Aug 12 1968, 10:05 PM EDT Att: 14,520 - Unknown - 75 F									
Vic Davallilo, L OBP: 0.282, SLG: 0.354	5-3		F6		F8			1-3		4	0	0	0	0	0	1										
Jim Fregosi, R OBP: 0.329, SLG: 0.396	FC4-6 1B		F6			SF9 3B		1B 1B		4	1	3	0	0	0	0										
Rick Reichardt, R OBP: 0.319, SLG: 0.414	FC4-6 1-2			6-3		SF9			1B	3	0	1	1	0	0	1										
Chuck Hinton, R OBP: 0.254, SLG: 0.346 Don Mincher, L OBP: 0.313, SLG: 0.375		L9		1B BB		4-3		1-3		2	0	0	0	1	0	0										
Bubba Morton, R OBP: 0.333, SLG: 0.320		1B 2B		G1-6-3 1B		F7			G5-4-3 1B	4	1	3	0	0	0	0										
Tom Satriano, L OBP: 0.339, SLG: 0.356				G1-6-3 1-2					K	4	0	1	1	0	1	3										
Bobby Knoop, R OBP: 0.303, SLG: 0.321		FC5-4							G5-4-3 1-2	4	0	2	0	0	0	2										
George Brunet, R OBP: 0.155, SLG: 0.109 Andy Messersmith, R OBP: 0.155, SLG: 0.109 Dennis Bennett, L OBP: 0.333, SLG: 0.333		K		SH1-4 1B		SH1-4			G5-6-4 1-2	2	0	0	0	0	1	2										
Inning Stats	R: 0 E: 0 K: 1 S: 6	H: 1 LOB: 1 BB: 0 P: 6	R: 1 E: 0 K: 1 S: 7	H: 2 LOB: 1 BB: 0 P: 7	R: 0 E: 0 K: 0 S: 3	H: 0 LOB: 0 BB: 0 P: 3	R: 0 E: 0 K: 0 S: 3	H: 1 LOB: 1 BB: 1 P: 7	R: 0 E: 0 K: 0 S: 4	H: 1 LOB: 1 BB: 0 P: 4	R: 1 E: 0 K: 0 S: 4	H: 1 LOB: 0 BB: 0 P: 4	R: 0 E: 0 K: 0 S: 3	H: 1 LOB: 0 BB: 0 P: 3	R: 0 E: 0 K: 1 S: 7	H: 2 LOB: 2 BB: 0 P: 7		R: 0 E: 0 K: 1 S: 5	H: 1 LOB: 0 BB: 0 P: 5	1B: 8 2B: 1 3B: 1 HR: 0	SF: 1 SAC: 1 DP: 3 HBP: 0	WP: 0 PB: 0 SB: 0 CS: 0	PA: 35			
PITCHER	IP	WLS	BF	H	R	ER	SO	BB	IBB	HBP	BLK	WP	HR	S	P	ERA	WHIP									
Fritz Peterson, L ERA: 3.32	(1, 1)	7.2		31	9	2	2	3	1	0	0	0	0	0	36	40	2.35	1.304								
Lindy McDaniel, R ERA: 4.95	(8, 1)	1.1	W	4	1	0	0	1	0	0	0	0	0	6	6	0.00	0.750									

Batter	1	2	3	4	5	6	7	8	9	AB	R	H	RBI	BB	SO	LOB	TOP					
Tom Tresh, S OBP: 0.303, SLG: 0.320										3	0	0	0	2	3	2	<p>New York Yankees @ California Angels Anaheim Stadium, Anaheim, CA Tue Aug 13 1968, 10:05 PM EDT Att: 14,391 - Unknown - 69 F</p> <p>livebaseballscores.com</p> <p>AB 32 R 3 H 6 RBI 3 BB 9 SO 10 LOB 20</p>					
Jake Gibbs, L OBP: 0.288, SLG: 0.288										5	0	1	0	0	2	2						
Mickey Mantle, S OBP: 0.398, SLG: 0.404										2	1	0	0	3	1	2						
Roy White, S OBP: 0.358, SLG: 0.416										4	1	2	0	1	0	2						
Bill Robinson, R OBP: 0.276, SLG: 0.355										4	1	0	0	1	2	5						
Andy Kosco, R OBP: 0.296, SLG: 0.345										4	0	1	2	0	0	2						
Bobby Cox, R OBP: 0.301, SLG: 0.310										3	0	1	0	1	0	0						
Horace Clarke, S OBP: 0.244, SLG: 0.252										3	0	1	1	1	0	0						
Steve Barber, L										4	0	0	0	0	2	5						
Lindy McDaniel, R										0	0	0	0	0	0	0						
Inning Stats	R: 3 E: 0 K: 0 S: 4	H: 2 LOB: 3 BB: 5 P: 24	R: 0 E: 0 K: 2 S: 7	H: 0 LOB: 1 BB: 1 P: 11	R: 0 E: 0 K: 1 S: 5	H: 0 LOB: 0 BB: 0 P: 5	R: 0 E: 0 K: 2 S: 7	H: 0 LOB: 0 BB: 0 P: 7	R: 0 E: 0 K: 2 S: 8	H: 1 LOB: 2 BB: 1 P: 12	R: 0 E: 0 K: 0 S: 3	H: 0 LOB: 0 BB: 0 P: 3	R: 0 E: 0 K: 0 S: 3	H: 0 LOB: 2 BB: 2 P: 11	R: 0 E: 0 K: 2 S: 9	H: 2 LOB: 2 BB: 0 P: 9	R: 0 E: 0 K: 1 S: 6	H: 1 LOB: 1 BB: 0 P: 6	1B: 6 2B: 0 3B: 0 HR: 0	SF: 0 SAC: 0 DP: 1 HBP: 0	WP: 0 PB: 0 CS: 0	PA: 41
PITCHER	IP WLS BF H R ER SO BB IBB HBP BLK WP HR S P ERA WHIP																					
Sammy Ellis, R ERA: 4.1	(1, 1) 0.2 L 8 2 3 3 0 5 0 0 0 0 0 0 3 23 40.50 10.500																					
Andy Messersmith, R ERA: 1.64	(1, 1) 6.1 24 1 0 0 7 3 1 0 0 0 0 0 34 50 0.00 0.632																					
Marty Pattin, R ERA: 9.86	(8, 1) 2.0 9 3 0 0 3 0 0 0 0 0 0 0 15 15 0.00 1.500																					

Batter	1	2	3	4	5	6	7	8	9	AB	R	H	RBI	BB	SO	LOB	BOTTOM					
Chuck Hinton, R OBP: 0.260, SLG: 0.361										2	2	2	0	0	0	0	<p>New York Yankees @ California Angels Anaheim Stadium, Anaheim, CA Tue Aug 13 1968, 10:05 PM EDT Att: 14,391 - Unknown - 69 F</p> <p>livebaseballscores.com</p> <p>AB 32 R 2 H 7 RBI 2 BB 3 SO 5 LOB 19</p>					
Don Mincher, L OBP: 0.310, SLG: 0.372										3	0	0	0	0	0	3						
Vic Davallilo, L OBP: 0.281, SLG: 0.354										3	0	1	1	0	1	1						
Jim Fregosi, R OBP: 0.328, SLG: 0.395										4	0	1	0	0	0	2						
Rick Reichardt, R OBP: 0.320, SLG: 0.412										2	0	0	0	2	0	1						
Bubba Morton, R OBP: 0.333, SLG: 0.323										2	0	1	1	0	0	1						
Ed Kirkpatrick, L OBP: 0.360, SLG: 0.302										1	0	0	0	0	0	1						
Bobby Knoop, R OBP: 0.302, SLG: 0.320										4	0	1	0	0	2	4						
Tom Satriono, L OBP: 0.338, SLG: 0.351										3	0	0	0	1	1	2						
Tom Burgmeier, L										0	0	0	0	0	0	0						
Chuck Cottler, R OBP: 0.063, SLG: 0.125										4	0	0	0	0	0	2						
Sammy Ellis, L OBP: 0.093, SLG: 0.049										0	0	0	0	0	0	0						
Andy Messersmith, R										2	0	0	0	0	1	1						
Orlando McFarlane, R OBP: 0.334, SLG: 0.321										1	0	1	0	0	0	0						
Marty Pattin, R										0	0	0	0	0	0	0						
Roger Resor, L OBP: 0.514, SLG: 0.391										1	0	0	0	0	0	1						
Inning Stats	R: 1 E: 0 K: 0 S: 5	H: 2 LOB: 1 BB: 0 P: 5	R: 0 E: 0 K: 0 S: 4	H: 1 LOB: 0 BB: 0 P: 4	R: 1 E: 0 K: 1 S: 7	H: 2 LOB: 0 BB: 1 P: 11	R: 0 E: 0 K: 2 S: 7	H: 0 LOB: 0 BB: 0 P: 7	R: 0 E: 0 K: 0 S: 3	H: 0 LOB: 0 BB: 0 P: 3	R: 0 E: 0 K: 1 S: 6	H: 1 LOB: 1 BB: 0 P: 6	R: 0 E: 0 K: 1 S: 6	H: 1 LOB: 1 BB: 0 P: 6	R: 0 E: 0 K: 0 S: 3	H: 0 LOB: 1 BB: 1 P: 7	R: 0 E: 1 K: 0 S: 3	H: 0 LOB: 2 BB: 1 P: 7	1B: 6 2B: 0 3B: 1 HR: 0	SF: 2 SAC: 0 DP: 0 HBP: 0	WP: 0 PB: 0 CS: 0	PA: 37
PITCHER	IP WLS BF H R ER SO BB IBB HBP BLK WP HR S P ERA WHIP																					
Steve Barber, L ERA: 2.47	(1, 1) 7.1 W 31 7 2 2 5 2 0 0 0 0 0 0 39 47 2.46 1.227																					
Lindy McDaniel, R ERA: 4.75	(8, 1) 1.2 S 6 0 0 0 0 1 0 0 0 0 0 0 5 9 0.00 0.600																					

Batter	1	2	3	4	5	6	7	8	9	AB	R	H	RBI	BB	SO	LOB	TOP				
Tom Tresh, S OBP: 0.302, SLG: 0.317 (1, 6)			4-3		1-2 WP HBP	4-3			F6	4	0	0	0	0	1	2					
Jake Gibbs, L OBP: 0.284, SLG: 0.284 (1, 2)	F7			F6	6-3		4-3			4	0	0	0	0	0	2					
Mickey Mantle, S OBP: 0.399, SLG: 0.401 (1, 3)	BB			F9		6-3 1B BB	K			2	1	0	0	2	1	0					
Roy White, S OBP: 0.355, SLG: 0.412 (1, 7) (8, 8)	F5			6-3		6-3	F7			4	0	0	0	0	0	2					
Joe Pepitone, L OBP: 0.295, SLG: 0.429 Rocky Colavito, R OBP: 0.305, SLG: 0.331 (8, 7)		F7			3-1	1B BB 2H 1B	3-1			4	1	1	1	0	0	0					
Bill Robinson, R OBP: 0.286, SLG: 0.376 Andy Kosco, R OBP: 0.256, SLG: 0.344 (6, 9)	CS 1B				HR	1B BB	F4			2	2	2	1	1	0	0					
Bobby Cox, R OBP: 0.304, SLG: 0.313 (1, 5)	K				1B FC6-4 1B	1-2 2-3 1B	K			4	1	2	0	0	2	1					
Horace Clarke, S OBP: 0.246, SLG: 0.254 (1, 4)			4-3				G3			4	0	2	2	0	0	0					
Stan Bahnsen, R OBP: 0.117, SLG: 0.055 Steve Hamilton, L (8, 1)			K		FC6-4 WP HBP 1-2 3H	K	4-3			3	0	0	1	0	2	3					
Inning Stats	R: 0 E: 0 K: 1 S: 5	H: 0 LOB: 1 BB: 1 P: 9	R: 0 E: 0 K: 1 S: 5	H: 1 LOB: 1 BB: 0 P: 5	R: 0 E: 0 K: 1 S: 5	H: 0 LOB: 0 BB: 0 P: 5	R: 0 E: 0 K: 0 S: 3	H: 0 LOB: 0 BB: 0 P: 3	R: 2 E: 0 K: 0 S: 6	H: 3 LOB: 2 BB: 0 P: 7	R: 3 E: 0 K: 1 S: 8	H: 3 LOB: 2 BB: 2 P: 16	R: 0 E: 0 K: 1 S: 5	H: 0 LOB: 0 BB: 0 P: 5	R: 0 E: 0 K: 0 S: 3	H: 0 LOB: 0 BB: 0 P: 3	1B: 6 2B: 1 3B: 0 HR: 1	SF: 0 SAC: 0 DP: 1 HBP: 1	WP: 1 PB: 0 CS: 1	PA: 37	
PITCHER	IP	WLS	BF	H	R	ER	SO	BB	IBB	HBP	BLK	WP	HR	S	P	ERA	WHIP				
Tom Murphy, R ERA: 2.17 (1, 1)	4.2	L	19	4	2	2	3	1	0	1	0	0	1	23	28	3.86	1.071				
Clyde Wright, L ERA: 4.14 (5, 1)	0.1		1	0	0	0	0	0	0	0	0	1	0	1	1	0.00	0.000				
Tom Burgmeier, L ERA: 4.96 (6, 1)	0.1		4	1	3	3	0	2	0	0	0	0	0	2	10	81.00	9.000				
Bobby Locke, R ERA: 5.26 (6, 1)	1.2		7	2	0	0	2	0	0	0	0	0	0	11	11	0.00	1.200				
Marty Pattin, R ERA: 3.7 (8, 1)	2.0		6	0	0	0	1	0	0	0	0	0	0	8	8	0.00	0.000				

New York Yankees @ California Angels
Anaheim Stadium, Anaheim, CA
 Wed Aug 14 1968, 10:05 PM EDT
 Att: 14,104 - Unknown - 75 F


AB	33
R	5
H	7
RBI	5
BB	3
SO	6
LOB	10



Batter	1	2	3	4	5	6	7	8	9	AB	R	H	RBI	BB	SO	LOB	BOTTOM				
Ed Kirkpatrick, L OBP: 0.347, SLG: 0.290 Marty Pattin, R (8, 1)	K		4-3		4-3		F7		F4	4	0	0	0	0	1	4					
Chuck Cottier, R OBP: 0.059, SLG: 0.118 (9, PH)										1	0	0	0	0	0	0					
Jim Fregosi, R OBP: 0.331, SLG: 0.396 (1, 6)		2B				5-3		BB 1B BB	F9	3	1	1	0	2	0	0					
Vic Davallillo, L OBP: 0.283, SLG: 0.358 (1, 8)	F8		F8			3-1 2B		BB 1B		4	1	2	0	0	0	3					
Roger Repoz, L OBP: 0.313, SLG: 0.387 (1, 9)	4-3				F7		3-1			3	0	0	0	1	0	2					
Don Mincher, L OBP: 0.307, SLG: 0.367 (1, 3)		K			G3		6-3		F6	4	0	0	0	0	1	4					
Tom Satriano, L OBP: 0.336, SLG: 0.349 (9, 2)	K				L7					4	0	1	2	0	1	0					
Buck Rodgers, S OBP: 0.227 Rick Reichardt, R OBP: 0.320, SLG: 0.411 (6, PH) (9, 7)						F7		F4	F6	3	0	0	0	0	0	1					
Bobby Knoop, R OBP: 0.305, SLG: 0.321 (1, 4)						5-3 BB		F9	K	3	0	1	0	1	1	3					
Tom Murphy, R Clyde Wright, L Orlando Merced, R Tom Burgmeier, L Bobby Locke, R Bubba Morton, R (1, 1) (5, 1) (5, PH) (6, 1) (6, 1) (7, PH) (8, 7) (8, 5)			F5			5-3 BB			K	1	0	0	0	0	0	1					
Inning Stats	R: 0 E: 0 K: 1 S: 6	H: 1 LOB: 0 BB: 0 P: 6	R: 0 E: 0 K: 2 S: 7	H: 0 LOB: 0 BB: 0 P: 7	R: 0 E: 0 K: 0 S: 4	H: 1 LOB: 1 BB: 1 P: 8	R: 0 E: 0 K: 0 S: 3	H: 0 LOB: 0 BB: 0 P: 3	R: 0 E: 0 K: 0 S: 4	H: 1 LOB: 1 BB: 0 P: 4	R: 0 E: 1 K: 0 S: 4	H: 0 LOB: 2 BB: 1 P: 8	R: 2 E: 0 K: 1 S: 7	H: 2 LOB: 2 BB: 2 P: 15	R: 0 E: 0 K: 1 S: 5	H: 0 LOB: 0 BB: 0 P: 5	1B: 3 2B: 2 3B: 0 HR: 0	SF: 0 SAC: 0 DP: 0 HBP: 0	WP: 0 PB: 0 CS: 0	PA: 38	
PITCHER	IP	WLS	BF	H	R	ER	SO	BB	IBB	HBP	BLK	WP	HR	S	P	ERA	WHIP				
Stan Bahnsen, R ERA: 2.13 Steve Hamilton, L ERA: 2.65 (1, 1) (8, 1)	7.1	S	33	5	2	2	3	5	0	0	0	0	0	9	9	2.46	1.364				

New York Yankees @ California Angels
Anaheim Stadium, Anaheim, CA
 Wed Aug 14 1968, 10:05 PM EDT
 Att: 14,104 - Unknown - 75 F

AB	33
R	2
H	5
RBI	2
BB	5
SO	5
LOB	21



Batter	1	2	3	4	5	6	7	8	9	AB	R	H	RBI	BB	SO	LOB	TOP																			
Tom Tresh, S OBP: 0.300, SLG: 0.321	K		K			HR	4-3		K	5	1	1	0	0	3	3	New York Yankees @ Oakland Athletics Oakland-Alameda County Coliseum, Oakland, CA Thu Aug 15 1968, 7:05 PM PDT Att: 9,197 - Unknown - 60 F																			
Jake Gibbs, L OBP: 0.290, SLG: 0.288	CS					HR				3	1	2	0	1	0	0																				
Mickey Mantle, S OBP: 0.400, SLG: 0.415	K			F7		HR				4	1	2	3	0	1	1																				
Joe Pepitone, L OBP: 0.298, SLG: 0.428		F3				F7				3	0	1	0	1	0	0																				
Rocky Colavito, R OBP: 0.298, SLG: 0.322		6-3		F6		5-3				4	0	0	0	0	1	4																				
Andy Kosco, R OBP: 0.253, SLG: 0.340		6-3				K			G6-4-3	4	0	0	0	0	2	3																				
Bobby Cox, R OBP: 0.306, SLG: 0.318			K			1B			K	4	0	2	0	0	2	0																				
Horace Clarke, S OBP: 0.251, SLG: 0.259						1B				4	0	3	0	0	0	1																				
Mel Stottlemyre, R OBP: 0.227, SLG: 0.176										2	0	0	0	0	1	3																				
Charley Smith, R OBP: 0.318, SLG: 0.366						G6-4-3			L6	1	0	0	0	0	1	1																				
Joe Verbanic, R OBP: 0.188, SLG: 0.133										0	0	0	0	0	0	0																				
Dick Howser, R OBP: 0.326, SLG: 0.162										1	0	0	0	0	0	1																				
Inning Stats	R: 0 E: 0 K: 2 S: 7	H: 1 LOB: 1 BB: 0 P: 7	R: 0 E: 0 K: 0 S: 3	H: 0 LOB: 0 BB: 0 P: 3	R: 0 E: 0 K: 3 S: 10	H: 1 LOB: 1 BB: 0 P: 10	R: 0 E: 0 K: 0 S: 4	H: 1 LOB: 1 BB: 0 P: 4	R: 0 E: 0 K: 1 S: 6	H: 2 LOB: 1 BB: 0 P: 6	R: 3 E: 0 K: 1 S: 7	H: 2 LOB: 0 BB: 1 P: 11	R: 0 E: 0 K: 1 S: 6	H: 1 LOB: 1 BB: 0 P: 6	R: 0 E: 0 K: 2 S: 6	H: 2 LOB: 2 BB: 1 P: 10	R: 0 E: 0 K: 2 S: 8	H: 1 LOB: 1 BB: 0 P: 8	1B: 7 2B: 3 3B: 1 HR: 1	SF: 0 SAC: 0 DP: 3 HBP: 0	WP: 0 PB: 0 SB: 1 CS: 1	PA: 37														
PITCHER	IP	WLS	BF	H	R	ER	SO	BB	IBB	HBP	BLK	WP	HR	S	P	ERA	WHIP	PITCHER		IP	WLS	BF	H	R	ER	SO	BB	IBB	HBP	BLK	WP	HR	S	P	ERA	WHIP
Blue Moon Odom, R ERA: 2.53	(1, 1)	6.0	W	25	8	3	3	7	1	0	0	0	0	1	38	42	4.50	1.500																		
Paul Lindblad, L ERA: 2.31	(7, 1)	0.1		1	0	0	0	0	0	0	0	0	0	0	1	1	0.00	0.000																		
Jack Aker, R ERA: 3.0	(7, 1)	0.2		3	1	0	0	1	0	0	0	0	0	0	5	5	0.00	1.500																		
Lew Krausse, R ERA: 2.89	(8, 1)	2.0	S	8	2	0	0	3	0	1	0	0	0	0	13	17	0.00	1.000																		

Batter	1	2	3	4	5	6	7	8	9	AB	R	H	RBI	BB	SO	LOB	BOTTOM																			
Bert Campaneris, R OBP: 0.332, SLG: 0.359	F8		4-3							3	1	1	1	1	0	1	New York Yankees @ Oakland Athletics Oakland-Alameda County Coliseum, Oakland, CA Thu Aug 15 1968, 7:05 PM PDT Att: 9,197 - Unknown - 60 F																			
Reggie Jackson, L OBP: 0.334, SLG: 0.476	K					HR				4	1	1	2	0	1	1																				
Joe Keough, L OBP: 0.276, SLG: 0.481										3	0	0	0	0	1	0																				
Rick Monday, L OBP: 0.382, SLG: 0.411	K									1	0	0	0	0	0	0																				
Sal Bando, R OBP: 0.322, SLG: 0.360		F3								3	0	0	0	0	0	0																				
Dick Green, R OBP: 0.391, SLG: 0.370										2	0	0	0	2	1	0																				
Allan Lewis, S (8, FR)										0	0	0	0	0	0	0																				
John Donaldson, L OBP: 0.309, SLG: 0.283										0	0	0	0	0	0	0																				
Danny Cater, R OBP: 0.334, SLG: 0.373										3	0	0	0	0	1	2																				
Jim Pagliaroni, R OBP: 0.345, SLG: 0.387										3	1	2	1	0	1	0																				
Phil Roof, R OBP: 0.208, SLG: 0.235										0	0	0	0	0	0	0																				
Jim Gosger, L OBP: 0.240, SLG: 0.183										3	0	0	0	0	0	1																				
Blue Moon Odom, R OBP: 0.238, SLG: 0.237										1	1	0	0	1	1	1																				
Paul Lindblad, L OBP: 0.375, SLG: 0.500										0	0	0	0	0	0	0																				
Jack Aker, R OBP: 0.143, SLG: 0.143										1	0	0	0	0	0	0																				
Lew Krausse, R OBP: 0.208, SLG: 0.182										0	0	0	0	0	0	0																				
Inning Stats	R: 0 E: 0 K: 2 S: 7	H: 0 LOB: 0 BB: 0 P: 7	R: 0 E: 0 K: 1 S: 5	H: 0 LOB: 0 BB: 0 P: 5	R: 0 E: 0 K: 1 S: 6	H: 1 LOB: 1 BB: 0 P: 6	R: 0 E: 0 K: 0 S: 3	H: 0 LOB: 2 BB: 1 P: 8	R: 0 E: 0 K: 0 S: 6	H: 3 LOB: 0 BB: 1 P: 10	R: 0 E: 0 K: 2 S: 7	H: 0 LOB: 0 BB: 0 P: 7	R: 0 E: 0 K: 0 S: 3	H: 0 LOB: 1 BB: 1 P: 7	R: 0 E: 0 K: 0 S: 2	H: 0 LOB: 1 BB: 1 P: 6	1B: 1 2B: 1 3B: 0 HR: 2	SF: 0 SAC: 0 DP: 0 HBP: 1	WP: 1 PB: 0 SB: 0 CS: 1	PA: 33																
PITCHER	IP	WLS	BF	H	R	ER	SO	BB	IBB	HBP	BLK	WP	HR	S	P	ERA	WHIP	PITCHER		IP	WLS	BF	H	R	ER	SO	BB	IBB	HBP	BLK	WP	HR	S	P	ERA	WHIP
Mel Stottlemyre, R ERA: 2.86	(1, 1)	6.0	L	25	4	4	4	6	2	0	1	0	0	2	34	43	6.00	1.000																		
Joe Verbanic, R ERA: 3.1	(7, 1)	2.0		7	0	0	0	0	2	0	0	0	0	5	13	0.00	1.000																			



Batter	1	2	3	4	5	6	7	8	9	AB	R	H	RBI	BB	SO	LOB	TOP										
Tom Tresh, S (1, 6) OBP: 0.302, SLG: 0.330	G3		HR		CS		F5		F9	5	1	2	1	0	0	3	New York Yankees @ Oakland Athletics Oakland-Alameda County Coliseum, Oakland, CA Fri Aug 16 1968, 7:05 PM PDT Att: 12,861 - Unknown - 63 F AB 30 R 2 H 6 RBI 2 BB 6 SO 5 LOB 20										
Jake Gibbs, L (1, 2) OBP: 0.290, SLG: 0.288	L8		F9		CS		4-3			4	1	1	0	0	0	1											
Mickey Mantle, S (1, 3) OBP: 0.400, SLG: 0.413	L7			1B		2B		4-3		2	0	0	0	2	0	0											
Roy White, S (1, 7) OBP: 0.356, SLG: 0.414		S		F9		FC5-2		F9		3	0	1	1	1	0	1											
Joe Pepitone, L (1, 8) OBP: 0.300, SLG: 0.427	1-3			1-3		FC5-2		F8		3	0	1	0	1	0	1											
Bobby Cox, R (1, 5) OBP: 0.305, SLG: 0.315	K			1-3		FC5-2				3	0	0	0	1	1	6											
Andy Kosco, R (1, 9) OBP: 0.251, SLG: 0.337	6-3			F3		G5-4-3		SH3-4		3	0	0	0	0	0	6											
Horace Clarke, S (1, 4) OBP: 0.251, SLG: 0.257			K		G3		F4		BB	3	0	0	0	1	1	0											
Al Downing, R (1, 1) OBP: 0.400, SLG: 0.250			K		K					3	0	1	0	0	2	0											
Lindy McDaniel, R (7, 1)							1B		K	1	0	0	0	0	1	2											
Inning Stats	R: 0 E: 0 K: 0 S: 3	H: 0 LOB: 0 BB: 0 P: 3	R: 0 E: 0 K: 1 S: 5	H: 0 LOB: 1 BB: 1 P: 9	R: 1 E: 0 K: 2 S: 8	H: 1 LOB: 0 BB: 0 P: 8	R: 0 E: 0 K: 0 S: 4	H: 1 LOB: 2 BB: 1 P: 8	R: 0 E: 0 K: 1 S: 5	H: 1 LOB: 0 BB: 0 P: 5	R: 1 E: 0 K: 0 S: 4	H: 2 LOB: 2 BB: 2 P: 12	R: 0 E: 0 K: 0 S: 3	H: 1 LOB: 0 BB: 0 P: 4	R: 0 E: 0 K: 0 S: 3	H: 0 LOB: 0 BB: 0 P: 3	R: 0 E: 0 K: 1 S: 5	H: 0 LOB: 2 BB: 2 P: 13	1B: 4 2B: 1 3B: 0 HR: 1	SF: 0 SAC: 1 DP: 1 HBP: 0	WP: 0 PB: 0 SB: 1 CS: 1	PA: 38					
PITCHER	IP	WLS	BF	H	R	ER	SO	BB	IBB	HBP	BLK	WP	HR	S	P	ERA	WHIP										
Jim Nash, R (1, 1) ERA: 2.04	6.1	L	27	6	2	2	4	3	1	0	0	0	1	31	47	2.84	1.421										
Paul Lindblad, L (7, 1) ERA: 2.29	0.2		2	0	0	0	0	0	0	0	0	0	0	2	2	0.00	0.000										
Jack Aker, R (8, 1) ERA: 2.89	2.0		8	0	0	0	1	2	0	0	0	0	0	8	16	0.00	1.000										

Batter	1	2	3	4	5	6	7	8	9	AB	R	H	RBI	BB	SO	LOB	BOTTOM										
Bert Campaneris, R (1, 6) OBP: 0.333, SLG: 0.358	4-3				1-4-3		B1-3			4	0	1	0	1	0	2	New York Yankees @ Oakland Athletics Oakland-Alameda County Coliseum, Oakland, CA Fri Aug 16 1968, 7:05 PM PDT Att: 12,861 - Unknown - 63 F AB 30 R 1 H 7 RBI 1 BB 5 SO 4 LOB 20										
Reggie Jackson, L (1, 9) OBP: 0.375, SLG: 0.471	1B		F8		G3		K		F9	4	1	0	0	1	1	6											
Danny Cater, R (1, 3) OBP: 0.335, SLG: 0.376	FC5-4		5-3		5-3				F7	5	0	2	0	0	0	1											
Sal Bando, R (1, 5) OBP: 0.321, SLG: 0.358	SF9		K				SH1-3		1-3	2	0	0	1	1	1	1											
Dick Green, R (1, 4) OBP: 0.400, SLG: 0.395	FC5-4				SH1-3		SH1-3		FC1-6	3	0	2	0	0	0	1											
Mike Hershberger, R (1, 7) OBP: 0.308, SLG: 0.349			SH5-4		1-3					2	0	0	0	1	0	2											
John Donaldson, L (8, PH) OBP: 0.398, SLG: 0.282							L8		FC1-6	1	0	0	0	0	0	2											
Joe Keough, L (9, 7) OBP: 0.276, SLG: 0.481									BB	0	0	0	0	0	0	0											
Jim Pagliaroni, R (1, 2) OBP: 0.066, SLG: 0.164										3	0	0	0	1	1	2											
Blue Moon Odum, R (8, PR) OBP: 0.238, SLG: 0.237										0	0	0	0	0	0	0											
Phil Roof, R (9, 2) OBP: 0.208, SLG: 0.235										0	0	0	0	0	0	0											
Jim Gosger, L (1, 8) OBP: 0.248, SLG: 0.194										3	0	2	0	0	0	0											
Allan Lewis, S (7, PR)										0	0	0	0	0	0	0											
Rick Mondav, L (8, 8) OBP: 0.381, SLG: 0.410										1	0	0	0	0	1	3											
Jim Nash, R (1, 1) OBP: 0.066, SLG: 0.164										1	0	0	0	0	0	0											
Paul Lindblad, L (7, 1) OBP: 0.375, SLG: 0.500										0	0	0	0	0	0	0											
Jack Aker, R (8, 1) OBP: 0.143, SLG: 0.143										0	0	0	0	0	0	0											
Ted Kubiak, S (8, PH) OBP: 0.303, SLG: 0.336										1	0	0	0	0	0	0											
Inning Stats	R: 1 E: 0 K: 0 S: 4	H: 1 LOB: 1 BB: 1 P: 8	R: 0 E: 0 K: 0 S: 4	H: 1 LOB: 3 BB: 2 P: 12	R: 0 E: 0 K: 1 S: 6	H: 1 LOB: 1 BB: 0 P: 6	R: 0 E: 0 K: 1 S: 5	H: 0 LOB: 0 BB: 0 P: 5	R: 0 E: 0 K: 0 S: 3	H: 0 LOB: 0 BB: 0 P: 3	R: 0 E: 0 K: 0 S: 3	H: 0 LOB: 1 BB: 1 P: 7	R: 0 E: 0 K: 1 S: 6	H: 1 LOB: 2 BB: 0 P: 6	R: 0 E: 0 K: 1 S: 7	H: 2 LOB: 3 BB: 1 P: 11	R: 0 E: 0 K: 0 S: 4	H: 1 LOB: 1 BB: 0 P: 4	1B: 5 2B: 2 3B: 0 HR: 0	SF: 1 SAC: 3 DP: 0 HBP: 0	WP: 0 PB: 0 SB: 0 CS: 0	PA: 39					
PITCHER	IP	WLS	BF	H	R	ER	SO	BB	IBB	HBP	BLK	WP	HR	S	P	ERA	WHIP										
Al Downing, L (1, 1) ERA: 5.21	6.1	W	27	4	1	1	2	4	0	0	0	0	0	15	19	0.00	1.263										
Lindy McDaniel, R (7, 1) ERA: 4.47	2.2	S	12	3	0	0	2	1	0	0	0	0	0	15	19	0.00	1.500										

Batter	1	2	3	4	5	6	7	8	9	AB	R	H	RBI	BB	SO	LOB	TOP
Horace Clarke, S OBP: 0.253, SLG: 0.259 (1, 4)										5	0	2	0	0	0	1	
Jake Gibbs, L OBP: 0.289, SLG: 0.290 (1, 2)										4	0	1	0	0	0	1	
Mickey Mantle, S OBP: 0.399, SLG: 0.409 (1, 3)										3	0	0	0	1	0	0	
Roy White, S OBP: 0.357, SLG: 0.412 (1, 7) (9, 8)										2	0	0	0	2	0	0	
Joe Peppone, L OBP: 0.303, SLG: 0.426 Gene Michael, S OBP: 0.216, SLG: 0.253 Rocky Colavito, R OBP: 0.298, SLG: 0.322 (1, 8) (9, PR) (9, 7)										3	0	1	0	1	2	3	
Tom Tresh, S OBP: 0.303, SLG: 0.330 (1, 6)										3	1	1	0	1	0	5	
Andy Kosco, R OBP: 0.251, SLG: 0.345 (1, 9)										4	1	1	3	0	0	3	
Bobby Cox, R OBP: 0.302, SLG: 0.311 (1, 5)										4	0	0	0	0	0	1	
Fritz Peterson, S OBP: 0.105, SLG: 0.158 Dick Howser, R OBP: 0.323, SLG: 0.160 Dooley Womack, L (7, PH) (7, 1)										2	0	0	0	0	0	0	
Inning Stats	R: 0 E: 0 K: 1 S: 6	H: 2 LOB: 3 BB: 2 P: 14	R: 0 E: 0 K: 0 S: 3	H: 0 LOB: 0 BB: 0 P: 3	R: 0 E: 0 K: 1 S: 5	H: 0 LOB: 1 BB: 1 P: 9	R: 0 E: 0 K: 0 S: 4	H: 1 LOB: 1 BB: 0 P: 4	R: 0 E: 0 K: 0 S: 3	H: 0 LOB: 0 BB: 0 P: 3	R: 0 E: 0 K: 0 S: 3	H: 0 LOB: 0 BB: 0 P: 3	R: 3 E: 0 K: 0 S: 6	H: 3 LOB: 1 BB: 0 P: 6	1B: 4 2B: 1 3B: 0 HR: 1	SF: 0 SAC: 0 DP: 0 HBP: 0	WP: 0 PA: 37 PB: 0 SB: 0 CS: 1
PITCHER	IP WLS BF H R ER SO BB IBB HBP BLK WP HR S P ERA WHIP	8.0 L 33 5 2 2 2 5 0 0 0 0 0 0 32 52 2.25 1.250	1.0 4 1 1 1 0 0 0 0 0 0 1 4 4 9.00 1.000														

New York Yankees @ Oakland Athletics
Oakland-Alameda County Coliseum, Oakland, CA

AB 32
R 3
H 6
RBI 3
BB 5
SO 2
LOB 15



Sat Aug 17 1968, 7:05 PM PDT
Att: 15,637 - Unknown - 68 F

Batter	1	2	3	4	5	6	7	8	9	AB	R	H	RBI	BB	SO	LOB	BOTTOM		
Bert Campaneris, R OBP: 0.334, SLG: 0.360 (1, 6)										4	0	2	0	0	0	0			
Reggie Jackson, L OBP: 0.332, SLG: 0.469 (1, 9)										4	0	1	0	0	2	1			
Danny Cater, R OBP: 0.334, SLG: 0.378 (1, 3)										4	1	1	0	0	0	1			
Sal Bando, R OBP: 0.321, SLG: 0.357 (1, 5)										4	0	1	0	0	0	1			
Dick Green, R OBP: 0.394, SLG: 0.385 (1, 4)										2	0	0	1	1	0	1			
Mike Hershberger, R OBP: 0.308, SLG: 0.345 Rick Monday, L OBP: 0.380, SLG: 0.408 (1, 7) (7, PH) (8, 8)										2	0	0	0	0	0	1			
Phil Roof, R OBP: 0.214, SLG: 0.241 (1, 2)										3	0	1	0	0	1	0			
Jim Gosger, L OBP: 0.250, SLG: 0.197 (1, 8) (8, 7)										3	0	1	0	0	1	2			
Caffish Hunter, R OBP: 0.254, SLG: 0.349 Lew Krausse, R OBP: 0.208, SLG: 0.182 (1, 1) (9, 1)										3	0	0	0	0	1	1			
Inning Stats	R: 0 E: 0 K: 1 S: 5	H: 0 LOB: 0 BB: 0 P: 5	R: 0 E: 0 K: 1 S: 6	H: 1 LOB: 2 BB: 1 P: 10	R: 0 E: 0 K: 1 S: 5	H: 1 LOB: 0 BB: 0 P: 5	R: 1 E: 0 K: 0 S: 4	H: 1 LOB: 0 BB: 0 P: 4	R: 0 E: 0 K: 1 S: 6	H: 2 LOB: 2 BB: 0 P: 6	R: 0 E: 0 K: 0 S: 3	H: 0 LOB: 0 BB: 0 P: 3	R: 0 E: 0 K: 1 S: 5	H: 0 LOB: 0 BB: 0 P: 5	R: 0 E: 0 K: 0 S: 3	H: 0 LOB: 0 BB: 0 P: 3	1B: 6 2B: 1 3B: 0 HR: 0	SF: 1 SAC: 0 DP: 1 HBP: 0	WP: 0 PA: 32 PB: 0 SB: 0 CS: 1
PITCHER	IP WLS BF H R ER SO BB IBB HBP BLK WP HR S P ERA WHIP	6.0 22 5 1 1 4 1 0 0 0 0 0 0 29 33 1.50 1.000	3.0 W 10 2 0 0 1 0 0 0 0 0 0 0 12 12 0.00 0.667																

New York Yankees @ Oakland Athletics
Oakland-Alameda County Coliseum, Oakland, CA

AB 30
R 1
H 7
RBI 1
BB 1
SO 5
LOB 8



Sat Aug 17 1968, 7:05 PM PDT
Att: 15,637 - Unknown - 68 F

Batter	1	2	3	4	5	6	7	8	9	10	AB	R	H	RBI	BB	SO	LOB	
Horace Clarke, S OBP: 0.252, SLG: 0.258 (1.4)	K	1B		4-3			F8		4-3	F3	6	0	1	1	0	1	3	
Jake Gibbs, L OBP: 0.288, SLG: 0.289 (1.2)	L7	F9			L7				3-1		5	0	1	0	0	0	1	
Tom Tresh, S OBP: 0.305, SLG: 0.327 (1.6)		F4			F4		L4			SH BB	3	1	0	0	2	0	2	
Roy White, S OBP: 0.358, SLG: 0.410 (1.8)	4-3		4-3		6-3					BB SH BB	4	1	1	0	1	0	1	
Andy Kosco, R OBP: 0.253, SLG: 0.355 (1.3)		1B 1B	L5			HR	F3			SH BB BB	4	2	2	1	0	0	2	
Rocky Colavito, R OBP: 0.307, SLG: 0.327 (1.7)		1B 3B 1B				F8		L5		BB BB	4	1	2	1	1	0	0	
Bobby Cox, R OBP: 0.301, SLG: 0.310 (1.5)		1B 3B 1B	5-3			K		F3		F5	5	1	1	1	0	1	4	
Frank Fernandez, R OBP: 0.297, SLG: 0.344 (1.9)		1B 3B	6-3			FC5-4 BB		1-3			3	1	1	3	2	0	0	
Steve Barber, L OBP: 0.311, SLG: 0.357 (6. PH)		1B 3B				FC5-4					2	0	0	0	0	2	1	
Charley Smith, R OBP: 0.188, SLG: 0.133 (6.1)	K					1-2F					1	0	0	0	0	0	1	
Joe Verbanic, R OBP: 0.188, SLG: 0.133 (6.1)											0	0	0	0	0	0	0	
Steve Hamilton, L OBP: 0.188, SLG: 0.133 (6.1)											0	0	0	0	0	0	0	
Lindy McDaniel, R OBP: 0.188, SLG: 0.133 (7.1)											2	0	0	0	0	2	3	
Inning Stats	R: 0 E: 0 K: 1 S: 5	H: 0 LOB: 1 BB: 1 P: 9	R: 4 E: 0 K: 1 S: 10	H: 5 LOB: 1 BB: 0 P: 10	R: 0 E: 0 K: 1 S: 4	H: 1 LOB: 1 BB: 0 P: 5	R: 0 E: 0 K: 1 S: 5	H: 0 LOB: 0 BB: 0 P: 5	R: 0 E: 1 K: 0 S: 3	H: 1 LOB: 2 BB: 1 P: 3	R: 0 E: 0 K: 1 S: 5	H: 0 LOB: 0 BB: 0 P: 3	R: 0 E: 0 K: 1 S: 7	H: 0 LOB: 0 BB: 0 P: 5	R: 2 E: 0 K: 1 S: 7	H: 1 LOB: 3 BB: 3 P: 19	1B: 7 2B: 0 3B: 1 HR: 1	SF: 0 SAC: 1 DP: 0 HBP: 0
PITCHER	IP WLS BF H R ER SO	IP WLS BF H R ER SO	IP WLS BF H R ER SO	IP WLS BF H R ER SO	IP WLS BF H R ER SO	IP WLS BF H R ER SO	IP WLS BF H R ER SO	IP WLS BF H R ER SO	IP WLS BF H R ER SO	IP WLS BF H R ER SO	IP WLS BF H R ER SO	IP WLS BF H R ER SO	IP WLS BF H R ER SO	IP WLS BF H R ER SO	IP WLS BF H R ER SO	IP WLS BF H R ER SO	ERA WHIP	ERA WHIP
Chuck Dobson, R ERA: 2.72 (1.1)	1.1	2.0	3.0	1.0	1.0	2.1	0.2	0.2	0.2	0.2	27.00	4.500	0.000	0.000	0.000	0.333	2.000	0.000
Diego Segui, R ERA: 2.57 (2.1)	0.2	1.0	1.0	1.0	1.0	0.2	0.2	0.2	0.2	0.2	0.00	0.000	0.000	0.000	0.000	0.000	0.000	0.000
Ed Sprague, R ERA: 2.78 (3.1)	3.0	1.0	1.0	1.0	1.0	0.2	0.2	0.2	0.2	0.2	0.00	0.333	0.000	0.000	0.000	0.000	0.000	0.000
Paul Lindblad, L ERA: 2.41 (6.1)	1.0	1.0	1.0	1.0	1.0	0.2	0.2	0.2	0.2	0.2	9.00	2.000	0.000	0.000	0.000	0.000	0.000	0.000
Jack Aker, R ERA: 2.83 (7.1)	1.0	1.0	1.0	1.0	1.0	0.2	0.2	0.2	0.2	0.2	0.00	1.000	0.000	0.000	0.000	0.000	0.000	0.000


TOP

New York Yankees @ Oakland Athletics
Oakland-Alameda County Coliseum, Oakland, CA

Sun-Aug 18 1968, 7:05 PM PDT
Att: 41,044 - Overcast - 67 F

livebaseballscorecards.com

AB 39
R 7
H 9
RBI 7
BB 6
SO 6
LOB 18



WP: 0 PA: 46
PB: 0
SB: 0
CS: 0

Batter	1	2	3	4	5	6	7	8	9	10	AB	R	H	RBI	BB	SO	LOB
Bert Campaneris, R OBP: 0.333, SLG: 0.357 (1.6)	5-3		4-3		K		SH3 1B BB		1-3		4	0	0	0	1	1	2
Reggie Jackson, L OBP: 0.336, SLG: 0.480 (1.9)	S E BB		HR		PB 1B 2B		SH3		3-1		3	2	2	3	1	0	0
Danny Cater, R OBP: 0.335, SLG: 0.376 (1.3)	1-3 BB		5-3		F4		1B		6-3		4	0	1	0	1	0	1
Sal Bando, R OBP: 0.322, SLG: 0.356 (1.5)	F9		G3		2H 1B		1B			F4	4	0	1	1	1	0	2
Dick Green, R OBP: 0.282, SLG: 0.383 (8. PH)	L6				K		F5			L7	3	0	1	0	0	1	2
Jack Aker, R OBP: 0.143, SLG: 0.143 (7.1)											0	1	0	0	0	0	0
Jim Pappas, R OBP: 0.041, SLG: 0.337 (2. PH)											0	0	0	0	0	0	0
Lew Krausse, R OBP: 0.282, SLG: 0.182 (10.1)											0	0	0	0	0	0	0
Warren Bogle, L OBP: 0.282, SLG: 0.182 (10.1)											0	0	0	0	0	0	0
Jim Gosger, L OBP: 0.282, SLG: 0.182 (10. PH)											0	0	0	0	0	0	0
Mike Hershberger, R OBP: 0.304, SLG: 0.343 (1.7)					F6		SH1-4			6-3	4	0	1	0	0	1	0
Rick Monday, L OBP: 0.376, SLG: 0.404 (1.8)		1B			K		1-3				4	0	0	0	0	3	3
Dave Duncan, R OBP: 0.251, SLG: 0.285 (1.2)					K						3	1	2	1	1	1	1
Chuck Dobson, R ERA: 2.68 (1.1)	5.0	4.0	3.0	1.0	4.0	2.1	0.2	0.2	0.2	0.2	7.20	1.600	0.000	0.000	0.000	0.000	0.000
Diego Segui, R ERA: 2.57 (2.1)	0.2	1.0	1.0	1.0	1.0	0.2	0.2	0.2	0.2	0.2	0.00	0.000	0.000	0.000	0.000	0.000	0.000
Phil Roof, R ERA: 2.78 (3.1)	3.0	1.0	1.0	1.0	1.0	0.2	0.2	0.2	0.2	0.2	0.00	0.333	0.000	0.000	0.000	0.000	0.000
Ed Sprague, R ERA: 2.57 (6. PH)	1.0	1.0	1.0	1.0	1.0	0.2	0.2	0.2	0.2	0.2	9.00	2.000	0.000	0.000	0.000	0.000	0.000
Paul Lindblad, L ERA: 2.41 (6.1)	1.0	1.0	1.0	1.0	1.0	0.2	0.2	0.2	0.2	0.2	0.00	1.000	0.000	0.000	0.000	0.000	0.000
Jack Aker, R ERA: 2.83 (7.1)	1.0	1.0	1.0	1.0	1.0	0.2	0.2	0.2	0.2	0.2	0.00	1.000	0.000	0.000	0.000	0.000	0.000


BOTTOM

New York Yankees @ Oakland Athletics
Oakland-Alameda County Coliseum, Oakland, CA

Sun-Aug 18 1968, 7:05 PM PDT
Att: 41,044 - Overcast - 67 F

livebaseballscorecards.com

AB 34
R 5
H 8
RBI 5
BB 6
SO 8
LOB 16



WP: 0 PA: 42
PB: 1
SB: 2
CS: 0

Batter	1	2	3	4	5	6	7	8	9	AB	R	H	RBI	BB	SO	LOB	TOP					
Horace Clarke, S (1,4) OBP: 0.252, SLG: 0.258	0-0 1-3		0-3 K			0-0 G3-6-3 1B		0-0 G4-6-3		4	0	1	0	0	1	3						
Jake Gibbs, L (1,2) OBP: 0.287, SLG: 0.288	0-0 4-3		0-3 K			0-0 G3-6-3 1-2			0-0 1B	4	0	1	0	0	1	2						
Mickey Mantle, S (1,3) OBP: 0.395, SLG: 0.404	0-3 K			0-0 4-3		0-0 G3			0-3 K	4	0	0	0	0	2	1						
Roy White, S (1,7)		0-0 4-3		0-0 5-3			0-0 5-3		0-0 L6	4	0	0	0	0	0	1						
Joe Pepitone, L (1,8) OBP: 0.309, SLG: 0.431		0-0 1B		0-0 1B			0-0 F8		0-0 1-3 1B	4	0	3	0	0	0	0						
Tom Tresh, S (1,6) OBP: 0.302, SLG: 0.324		0-3 K		0-3 K2-3			0-0 L3		0-3 K	4	0	0	0	0	3	4						
Andy Kosco, R (1,9) OBP: 0.254, SLG: 0.355		0-3 K			0-0 5-3			0-0 1B SH2-4 1B		3	0	1	0	0	1	1	AB 32					
Bobby Cox, R (1,5) OBP: 0.302, SLG: 0.311			0-0 1B		0-0 5-3			0-0 SH2-4 1-2		2	0	1	0	0	0	0	R 0					
Stan Bahnsen, R (1,1) OBP: 0.113, SLG: 0.053			0-3 K					0-0 G4-6-3 1B		2	0	0	0	0	2	1	H 8					
Rocky Colavito, R (8, PH) OBP: 0.311, SLG: 0.331					0-3 K					1	0	1	0	0	0	0	RBI 0					
Dooley Womack, L (8, 1)										0	0	0	0	0	0	0	BB 0					
Inning Stats	R: 0 E: 0 K: 1 S: 5	H: 0 LOB: 0 BB: 0 P: 5	R: 0 E: 0 K: 2 S: 8	H: 1 LOB: 1 BB: 0 P: 8	R: 0 E: 0 K: 3 S: 10	H: 1 LOB: 1 BB: 0 P: 10	R: 0 E: 0 K: 1 S: 6	H: 1 LOB: 1 BB: 0 P: 6	R: 0 E: 0 K: 1 S: 5	H: 0 LOB: 0 BB: 0 P: 5	R: 0 E: 0 K: 0 S: 3	H: 1 LOB: 0 BB: 0 P: 3	R: 0 E: 0 K: 0 S: 3	H: 0 LOB: 0 BB: 0 P: 3	R: 0 E: 0 K: 0 S: 4	H: 2 LOB: 1 BB: 0 P: 4	R: 0 E: 0 K: 2 S: 9	H: 2 LOB: 2 BB: 0 P: 9	1B: 8 2B: 0 3B: 0 HR: 0	SF: 0 SAC: 1 DP: 2 HBP: 0	WP: 0 PB: 0 CS: 0	PA: 33
PITCHER Dean Chance, R (1,1) ERA: 2.37	IP: 9.0 WLS: W BF: 33 H: 8 R: 0 ER: 0 SO: 10 BB: 0 IBB: 0 HBP: 0 BLK: 0 WP: 0 HR: 0 S: 53 P: 53 ERA: 0.00 WHIP: 0.889															PITCHER						

New York Yankees @ Minnesota Twins
 Metropolitan Stadium, Bloomington, MI
 Mon Aug 19 1968, 8:05 PM EDT
 Att: 13,029 - Unknown - 78 F



Batter	1	2	3	4	5	6	7	8	9	AB	R	H	RBI	BB	SO	LOB	BOTTOM			
Cesar Tovar, R (1,5) OBP: 0.324, SLG: 0.359	0-0 L4		0-0 E 2B		1-0 6-3 HBP			0-0 6-3		3	1	1	0	0	0	0				
Rich Reese, L (1,3) OBP: 0.317, SLG: 0.374	0-0 L7		0-0 E6 2H		0-0 6-3 1-2			0-0 1B		4	0	1	0	0	0	1				
Rod Carew, L (1,4) OBP: 0.339, SLG: 0.378	0-0 1B		0-0 4-3		0-0 4-3			0-0 3B		4	0	2	0	0	0	2				
Frank Quilici, R (9, 4)										0	0	0	0	0	0	0				
Tony Oliva, L (1,9) OBP: 0.369, SLG: 0.502	0-0 L8			0-0 5-3		0-0 L7		4-0 IBB		3	0	0	0	1	0	1				
John Roseboro, L (1,2) OBP: 0.304, SLG: 0.314		0-0 1-3		4-0 F8 BB		0-0 L3		0-0 1-3		3	0	0	0	1	0	2				
Ted Uhlhaender, L (1,8) OBP: 0.321, SLG: 0.388		0-0 G3		0-0 F8 1-2		0-0 F8				3	0	0	0	0	0	1				
Bob Allison, R (1,7) OBP: 0.325, SLG: 0.435		0-3 K		4-0 IBB		0-0 F9				2	0	0	0	1	1	0	AB 28			
Ron Clark, R (1,6) OBP: 0.261, SLG: 0.265			0-0 5-3	0-3 K		0-0 F7				3	0	0	0	0	1	2	R 1			
Dean Chance, R (1,1) OBP: 0.096, SLG: 0.057			0-0 2-3		0-0 4-3		0-0 B1-3			3	0	0	0	0	0	0	H 4			
Inning Stats	R: 0 E: 0 K: 0 S: 4	H: 1 LOB: 1 BB: 0 P: 4	R: 0 E: 0 K: 1 S: 5	H: 0 LOB: 0 BB: 0 P: 5	R: 1 E: 1 K: 0 S: 5	H: 1 LOB: 1 BB: 0 P: 5	R: 0 E: 0 K: 1 S: 5	H: 0 LOB: 2 BB: 2 P: 13	R: 0 E: 0 K: 0 S: 3	H: 0 LOB: 0 BB: 0 P: 3	R: 0 E: 0 K: 0 S: 3	H: 0 LOB: 0 BB: 0 P: 3	R: 0 E: 0 K: 0 S: 4	H: 2 LOB: 2 BB: 1 P: 8	R: 0 E: 0 K: 0 S: 4	H: 2 LOB: 2 BB: 1 P: 8	1B: 2 2B: 1 3B: 1 HR: 0	SF: 0 SAC: 0 DP: 0 HBP: 1	WP: 0 PB: 0 CS: 0	PA: 32
PITCHER Stan Bahnsen, R (1,1) ERA: 2.05	IP: 7.0 WLS: L BF: 27 H: 2 R: 1 ER: 0 SO: 2 BB: 1 IBB: 0 HBP: 1 BLK: 0 WP: 0 HR: 0 S: 28 P: 37 ERA: 0.00 WHIP: 0.429															PITCHER				
Dooley Womack, R (8, 1) ERA: 3.69	IP: 1.0 WLS: L BF: 5 H: 2 R: 0 ER: 0 SO: 0 BB: 0 IBB: 1 HBP: 0 BLK: 0 WP: 0 HR: 0 S: 4 P: 8 ERA: 0.00 WHIP: 2.000															PITCHER				

New York Yankees @ Minnesota Twins
 Metropolitan Stadium, Bloomington, MI
 Mon Aug 19 1968, 8:05 PM EDT
 Att: 13,029 - Unknown - 78 F



Batter	1	2	3	4	5	6	7	8	9	AB	R	H	RBI	BB	SO	LOB	TOP			
Horace Clarke, S OBP: 0.249, SLG: 0.255	F5		4-3			F8	4-3			4	0	0	0	0	0	1	New York Yankees @ Minnesota Twins Metropolitan Stadium, Bloomington, MI Tue Aug 20 1968, 8:05 PM EDT Att: 16,141 - Unknown - 86 F AB 32 R 5 H 5 RBI 5 BB 2 SO 7 LOB 8			
Jake Gibbs, L OBP: 0.284, SLG: 0.285	K		4-3			F5		1-3		4	0	0	0	0	1	0				
Mickey Mantle, S OBP: 0.392, SLG: 0.399	K			F8		L3		F5		4	0	0	0	0	1	0				
Roy White, S OBP: 0.354, SLG: 0.405		K		L9			F9 S 1B	5-3		4	1	1	0	0	1	0				
Joe Pepitone, L OBP: 0.308, SLG: 0.426		4-3		K			F9 S 1B		E4 FC6-4	3	1	0	0	1	1	0				
Tom Tresh, S OBP: 0.301, SLG: 0.323					K		F9 2-3		FC6-4 1-2	4	1	1	0	0	1	3				
Andy Kosco, R OBP: 0.259, SLG: 0.365							F9 2-3		F6	3	2	2	3	1	0	1				
Bobby Cox, R OBP: 0.301, SLG: 0.310					K		F9 1-2 3-H		F8	4	0	1	1	0	2	2				
Mel Stottlemyre, R OBP: 0.218, SLG: 0.171			F7			FC5-4 1-2		SF7		2	0	0	1	0	0	1				
Inning Stats	R: 0 E: 0 K: 2 S: 7	H: 0 LOB: 0 BB: 0 P: 7	R: 2 E: 0 K: 2 S: 9	H: 2 LOB: 0 BB: 0 P: 9	R: 0 E: 0 K: 0 S: 3	H: 0 LOB: 0 BB: 0 P: 3	R: 0 E: 0 K: 1 S: 5	H: 0 LOB: 0 BB: 0 P: 5	R: 0 E: 0 K: 2 S: 7	H: 0 LOB: 1 BB: 1 P: 11	R: 3 E: 0 K: 0 S: 6	H: 3 LOB: 1 BB: 1 P: 10	R: 0 E: 0 K: 0 S: 3	H: 0 LOB: 0 BB: 0 P: 3	R: 0 E: 1 K: 0 S: 4	H: 0 LOB: 1 BB: 0 P: 4	1B: 4 2B: 0 3B: 0 HR: 1	SF: 1 SAC: 0 DP: 0 HBP: 0	WP: 0 PB: 0 CS: 1	PA: 35
PITCHER	IP WLS BF H R ER SO BB IBB HBP BLK WP HR S P ERA WHIP																			
Dave Boswell, R ERA: 3.07	(1, 1)	6.1 L 26 5 5 5 7 2 0 0 0 0 0 1 38 46 7.11 1.105																		
Jim Perry, R ERA: 2.56	(7, 1)	1.2 5 0 0 0 0 0 0 0 0 0 0 0 5 5 0.00 0.000																		
Jim Roland, L ERA: 4.05	(9, 1)	1.0 4 0 0 0 0 0 0 0 0 0 0 0 4 4 0.00 0.000																		

Batter	1	2	3	4	5	6	7	8	9	AB	R	H	RBI	BB	SO	LOB	BOTTOM					
Cesar Tovar, R OBP: 0.326, SLG: 0.360	G4-6-3 1B					5-3		F8		4	0	2	0	0	0	0	New York Yankees @ Minnesota Twins Metropolitan Stadium, Bloomington, MI Tue Aug 20 1968, 8:05 PM EDT Att: 16,141 - Unknown - 86 F AB 31 R 0 H 4 RBI 0 BB 1 SO 1 LOB 8					
Rich Reese, L OBP: 0.311, SLG: 0.367	G4-6-3 1-2		L9			4-3		4-3		4	0	0	0	0	0	2						
Rod Carew, L OBP: 0.341, SLG: 0.380									6-3	3	0	1	0	1	1	1						
Tony Oliva, L OBP: 0.366, SLG: 0.498	F9				L4		4-3		4-3	4	0	0	0	0	0	2						
John Roseboro, L OBP: 0.301, SLG: 0.310		4-3		4-3			L4		4-3	4	0	0	0	0	0	0						
Ted Uhlhaender, L OBP: 0.319, SLG: 0.385		6-3		6-3			E6 FC6			3	0	0	0	0	0	0						
Bob Allison, R OBP: 0.325, SLG: 0.434					6-3		F8		F8	3	0	1	0	0	0	1						
Ron Clark, R OBP: 0.255, SLG: 0.259						6-3		FC6 1-2		3	0	0	0	0	0	2						
Dave Boswell, R OBP: 0.245, SLG: 0.383									F6	2	0	0	0	0	0	0						
Jim Perry, S OBP: 0.189, SLG: 0.361										0	0	0	0	0	0	0						
Jim Holt, L OBP: 0.233, SLG: 0.253			F2							1	0	0	0	0	0	0						
Jim Roland, R ERA: 4.05										0	0	0	0	0	0	0						
Inning Stats	R: 0 E: 0 K: 0 S: 3	H: 1 LOB: 1 BB: 1 P: 7	R: 0 E: 0 K: 0 S: 4	H: 1 LOB: 1 BB: 0 P: 4	R: 0 E: 0 K: 1 S: 6	H: 1 LOB: 0 BB: 0 P: 6	R: 0 E: 0 K: 0 S: 3	H: 0 LOB: 0 BB: 0 P: 3	R: 0 E: 0 K: 0 S: 3	H: 0 LOB: 0 BB: 0 P: 3	R: 0 E: 0 K: 0 S: 4	H: 1 LOB: 1 BB: 0 P: 4	R: 0 E: 1 K: 0 S: 4	H: 0 LOB: 1 BB: 0 P: 4	R: 0 E: 0 K: 0 S: 3	H: 0 LOB: 0 BB: 0 P: 3	R: 0 E: 0 K: 0 S: 3	H: 0 LOB: 0 BB: 0 P: 3	1B: 3 2B: 1 3B: 0 HR: 0	SF: 0 SAC: 0 DP: 1 HBP: 0	WP: 0 PB: 0 CS: 0	PA: 32
PITCHER	IP WLS BF H R ER SO BB IBB HBP BLK WP HR S P ERA WHIP																					
Mel Stottlemyre, R ERA: 2.55	(1, 1)	9.0 W 32 4 0 0 0 1 1 0 0 0 0 0 33 37 0.00 0.556																				

Batter	1	2	3	4	5	6	7	8	9	AB	R	H	RBI	BB	SO	LOB	TOP																					
Dick Howser, R OBP: 0.321, SLG: 0.164 (1, 4)	0-0 6-3			0-0 F4		0-0 FC6-4 1B		0-0 6-3		4	0	1	0	0	0	1																						
Tom Tresh, S OBP: 0.301, SLG: 0.321 (1, 6)	0-0 6-3			0-3 K		0-0 FC6-4 1-2			4-0 1B E BB	3	1	0	0	1	1	1																						
Mickey Mantle, S OBP: 0.390, SLG: 0.397 (1, 3)	0-0 F9			0-0 5-3				0-0 5-3		4	0	1	0	0	0	0																						
Roy White, S OBP: 0.351, SLG: 0.401 (1, 8)		0-3 K			0-0 6-3			0-0 F9		4	0	0	0	0	1	2																						
Andy Kosco, R OBP: 0.262, SLG: 0.365 (1, 9)		0-0 6-3			0-0 1B			0-0 1-3		3	0	1	0	1	0	0																						
Rocky Colavito, R OBP: 0.309, SLG: 0.348 (1, 7)		0-0 F2			0-0 F8			0-0 HR	0-0 E5 G6-4-3	4	1	1	2	0	0	3																						
Frank Fernandez, R OBP: 0.287, SLG: 0.330 (1, 2)			0-0 5-3		0-0 4-3			0-3 K	0-0 G6-4-3 1-2	4	0	0	0	0	1	4																						
Bobby Cox, R OBP: 0.301, SLG: 0.310 (1, 5)			0-0 L4			0-0 F9		0-0 FC1-6 1B		3	0	1	0	0	0	0																						
Al Downing, R OBP: 0.250, SLG: 0.143 Lindy McDaniel, R (9, 1)			0-3 K			0-0 1-3		0-0 FC1-6 1-2		3	0	0	0	0	1	1																						
Inning Stats	R: 0 E: 0 K: 0 S: 3	H: 0 LOB: 0 BB: 0 P: 3	R: 0 E: 0 K: 1 S: 5	H: 0 LOB: 0 BB: 0 P: 5	R: 0 E: 0 K: 1 S: 5	H: 0 LOB: 0 BB: 0 P: 5	R: 0 E: 0 K: 0 S: 4	H: 1 LOB: 1 BB: 0 P: 4	R: 0 E: 0 K: 0 S: 4	H: 1 LOB: 1 BB: 0 P: 4	R: 0 E: 0 K: 0 S: 3	H: 0 LOB: 0 BB: 0 P: 3	R: 1 E: 0 K: 1 S: 7	H: 2 LOB: 1 BB: 0 P: 7	R: 1 E: 1 K: 0 S: 4	H: 1 LOB: 2 BB: 2 P: 12	1B: 4 2B: 0 3B: 0 HR: 1	SF: 0 SAC: 0 DP: 1 HBP: 0	WP: 0 PB: 0 CS: 0	PA: 34																		
PITCHER	IP	WLS	BF	H	R	ER	SO	BB	IBB	HBP	BLK	WP	HR	S	P	ERA	WHIP	PITCHER				IP	WLS	BF	H	R	ER	SO	BB	IBB	HBP	BLK	WP	HR	S	P	ERA	WHIP
Jim Kaat, L ERA: 2.95 Ron Perranoski, L ERA: 3.11	(1, 1)	8.0	L	28	4	1	1	4	0	0	0	0	0	1	36	36	1.12	0.500					(9, 1)	1.0	6	1	1	1	0	1	1	0	0	0	4	12	9.00	2.000

New York Yankees @ Minnesota Twins
Metropolitan Stadium, Bloomington, MI
Wed Aug 21 1968, 8:05 PM EDT
Att: 16,330 - Unknown - 88 F

AB	32
R	2
H	5
RBI	2
BB	2
SO	4
LOB	12



Batter	1	2	3	4	5	6	7	8	9	AB	R	H	RBI	BB	SO	LOB	BOTTOM																					
Cesar Tovar, R OBP: 0.325, SLG: 0.358 (1, 9)	0-0 F2		1-0 HBP			0-0 5-3		0-0 L7		3	0	0	0	0	0	0																						
Rich Reese, L OBP: 0.308, SLG: 0.362 Frank Kostro, R OBP: 0.232, SLG: 0.245 Ron Perranoski, L (8, PH)	0-0 4-3		0-0 G3			0-0 4-3		0-3 K		3	0	0	0	0	0	1																						
Rod Carew, L OBP: 0.340, SLG: 0.379 (1, 4)	0-3 K			0-0 B1-3		0-0 1B			0-0 3-1	4	0	1	0	0	1	0																						
Bob Allison, R OBP: 0.327, SLG: 0.442 (1, 7)		0-0 F8		4-0 BB		0-0 F7			0-0 HR	3	1	1	1	1	0	1																						
Rich Rollins, R OBP: 0.279, SLG: 0.336 (1, 5)		0-0 6-3		0-0 F9			0-0 F4		0-0 6-3	4	0	0	0	0	0	1																						
Ted Uhlhaender, L OBP: 0.316, SLG: 0.382 (1, 8)		0-0 E4		0-0 F7			0-0 4-3		0-3 K	4	0	0	0	0	1	1																						
Ron Clark, R OBP: 0.257, SLG: 0.261 (1, 6)		0-0 F3			0-0 6-3			0-0 FC6 1B		3	0	1	0	0	0	1																						
Jerry Zimmerman, R OBP: 0.182, SLG: 0.128 (1, 2)			0-0 1-3		0-0 5-3			0-0 FC6 1-2		3	0	0	0	0	0	1																						
Jim Kaat, L OBP: 0.153, SLG: 0.172 Frank Quilici, R OBP: 0.319, SLG: 0.352 (8, PH)	0-0 F9			0-0 4-3				0-0 L7		2	0	0	0	0	0	0																						
Inning Stats	R: 0 E: 0 K: 1 S: 5	H: 0 LOB: 0 BB: 0 P: 5	R: 0 E: 1 K: 0 S: 4	H: 0 LOB: 1 BB: 0 P: 4	R: 0 E: 0 K: 0 S: 3	H: 0 LOB: 1 BB: 0 P: 4	R: 0 E: 0 K: 0 S: 3	H: 0 LOB: 0 BB: 1 P: 7	R: 0 E: 0 K: 0 S: 4	H: 1 LOB: 1 BB: 0 P: 4	R: 0 E: 0 K: 0 S: 4	H: 1 LOB: 1 BB: 0 P: 4	R: 0 E: 0 K: 1 S: 5	H: 0 LOB: 0 BB: 0 P: 5	R: 1 E: 0 K: 1 S: 6	H: 1 LOB: 0 BB: 0 P: 6	1B: 2 2B: 0 3B: 0 HR: 1	SF: 0 SAC: 0 DP: 0 HBP: 1	WP: 0 PB: 0 CS: 0	PA: 33																		
PITCHER	IP	WLS	BF	H	R	ER	SO	BB	IBB	HBP	BLK	WP	HR	S	P	ERA	WHIP	PITCHER				IP	WLS	BF	H	R	ER	SO	BB	IBB	HBP	BLK	WP	HR	S	P	ERA	WHIP
Al Downing, L ERA: 3.95 Lindy McDaniel, R ERA: 4.1	(1, 1)	8.1	W	31	3	1	1	2	1	0	0	0	0	4	4	0.00	0.000					(9, 1)	0.2	S	2	0	0	0	1	0	0	0	0	4	4	0.00	0.000	

New York Yankees @ Minnesota Twins
Metropolitan Stadium, Bloomington, MI
Wed Aug 21 1968, 8:05 PM EDT
Att: 16,330 - Unknown - 88 F


AB	31
R	1
H	3
RBI	1
BB	1
SO	3
LOB	6



Batter	1	2	3	4	5	6	7	8	9	AB	R	H	RBI	BB	SO	LOB	TOP		
Dick Howser, R OBP: 0.312, SLG: 0.158 (1, 4)	L4		5-3			F7			F3	4	0	0	0	0	0	0			
Tom Tresh, S OBP: 0.286, SLG: 0.317 (1, 6)	F8			6-3		L8			F8	4	0	0	0	0	0	0			
Bill Robinson, R OBP: 0.281, SLG: 0.368 (1, 9)	K			6-3		L7			F3	4	0	0	0	0	1	0			
Roy White, S OBP: 0.351, SLG: 0.401 (1, 8)		1B		5-3		1-3				3	0	1	0	0	0	0			
Andy Kosco, R OBP: 0.260, SLG: 0.362 (1, 3)	F8				F2				F3	3	0	0	0	0	0	1			
Rocky Colavito, R OBP: 0.310, SLG: 0.348 (1, 7)	F7				1B				F6	3	0	1	0	0	0	1			
Frank Fernandez, R OBP: 0.280, SLG: 0.320 (1, 2)	K				F7				F4	3	0	0	0	0	1	2			
Bobby Cox, R OBP: 0.299, SLG: 0.307 (1, 5)			K		L4				F6	3	0	0	0	0	1	1			
Fritz Peterson, S OBP: 0.100, SLG: 0.150 Dooley Womack, L (8, 1)			5-3							2	0	0	0	0	1	0			
Mickey Mantle, S OBP: 0.392, SLG: 0.408 (9, PH)						K			HR	0	0	0	0	0	0	0			
										1	1	1	1	0	0	0			
Inning Stats	R: 0 E: 0 K: 1 S: 5	H: 0 LOB: 0 BB: 0 P: 5	R: 0 E: 0 K: 1 S: 6	H: 1 LOB: 1 BB: 0 P: 6	R: 0 E: 0 K: 1 S: 5	H: 0 LOB: 0 BB: 0 P: 5	R: 0 E: 0 K: 0 S: 3	H: 0 LOB: 0 BB: 0 P: 3	R: 0 E: 0 K: 0 S: 4	H: 1 LOB: 1 BB: 0 P: 4	R: 0 E: 0 K: 0 S: 3	H: 0 LOB: 0 BB: 0 P: 3	R: 0 E: 0 K: 0 S: 3	H: 0 LOB: 0 BB: 0 P: 3	R: 1 E: 0 K: 0 S: 4	H: 1 LOB: 0 BB: 0 P: 4	1B: 2 2B: 0 3B: 0 HR: 1	SF: 0 SAC: 0 DP: 0 HBP: 0	WP: 0 PA: 30 CS: 0
PITCHER Jim Merritt, L ERA: 3.21 (1, 1)	IP: 9.0 WLS: W BF: 30 H: 3 R: 1 ER: 1 SO: 4 BB: 0 IBB: 0 HBP: 0 BLK: 0 WP: 0 HR: 1 S: 38 P: 38 ERA: 1.00 WHIP: 0.333																		

New York Yankees @ Minnesota Twins
Metropolitan Stadium, Bloomington, MI
Thu Aug 22 1968, 4:33 AM EDT
Att: 15,898 - Unknown - 91 F

AB 30
R 1
H 3
RBI 1
BB 0
SO 4
LOB 5



Batter	1	2	3	4	5	6	7	8	9	AB	R	H	RBI	BB	SO	LOB	BOTTOM
Cesar Tovar, R OBP: 0.326, SLG: 0.361 (1, 8) (9, 7)	1B 2B		6-3		F3			CS SH1-4 1B		4	1	2	0	0	0	0	
Rich Reese, L OBP: 0.308, SLG: 0.362 (1, 3)	SH1-3 1B		F5		F9			SH1-4		3	1	1	1	0	0	0	
Tony Oliva, L OBP: 0.368, SLG: 0.496 (1, 9)	SH1-3 1-2		HBP		4-3			CS IBB		1	0	0	0	1	0	0	
Bob Allison, R OBP: 0.327, SLG: 0.441 Ted Uhlhaender, L OBP: 0.316, SLG: 0.381 (8, PH) (9, 8)	CS 1B		1-3		6-3			6-3		3	0	1	1	0	0	1	
								1-2 2-3		1	0	0	0	0	0	2	
Rod Carew, L OBP: 0.340, SLG: 0.378 (1, 4)	F7			4-3		SH1-4 1B				3	1	1	0	0	0	1	
Frank Quilici, R OBP: 0.316, SLG: 0.348 (1, 5)	CS 1-2		F9		F4		SH1-4			2	0	0	0	0	0	0	
John Roseboro, L OBP: 0.301, SLG: 0.310 (1, 2)		K			F2					3	0	1	1	0	1	0	
Ron Clark, R OBP: 0.258, SLG: 0.262 (1, 6)		1B			6-3			2H 1B		3	0	1	0	0	0	1	
Jim Merritt, L OBP: 0.212, SLG: 0.180 (1, 1)		K			F7					3	0	0	0	0	2	2	
Inning Stats	R: 2 E: 0 K: 0 S: 5	H: 3 LOB: 0 BB: 0 P: 5	R: 0 E: 0 K: 2 S: 8	H: 1 LOB: 1 BB: 0 P: 8	R: 0 E: 0 K: 0 S: 3	H: 0 LOB: 1 BB: 0 P: 4	R: 0 E: 0 K: 0 S: 3	H: 0 LOB: 0 BB: 0 P: 3	R: 0 E: 0 K: 0 S: 3	H: 0 LOB: 0 BB: 0 P: 3	R: 1 E: 0 K: 1 S: 7	H: 2 LOB: 1 BB: 0 P: 7	R: 0 E: 0 K: 0 S: 3	H: 1 LOB: 1 BB: 1 P: 7	1B: 6 2B: 1 3B: 0 HR: 0	SF: 0 SAC: 3 DP: 0 HBP: 1	WP: 0 PA: 32 CS: 3
PITCHER Fritz Peterson, L ERA: 3.27 Dooley Womack, R ERA: 3.64 (8, 1)	IP: 7.1 WLS: L BF: 30 H: 7 R: 3 ER: 3 SO: 3 BB: 0 IBB: 1 HBP: 0 BLK: 0 WP: 0 HR: 0 S: 34 P: 39 ERA: 3.68 WHIP: 0.955																

New York Yankees @ Minnesota Twins
Metropolitan Stadium, Bloomington, MI
Thu Aug 22 1968, 4:33 AM EDT
Att: 15,898 - Unknown - 91 F

AB 26
R 3
H 7
RBI 3
BB 1
SO 3
LOB 7



Batter	1	2	3	4	5	6	7	8	9	AB	R	H	RBI	BB	SO	LOB	TOP			
Mickey Stanley, R OBP: 0.307, SLG: 0.383 (1, 8)	0-0 6-3		0-0 F4		0-0 F8			0-0 F8		4	0	0	0	0	0	1	<p>Detroit Tigers @ New York Yankees Yankee Stadium, Bronx, NY Fri Aug 23 1968, 7:05 PM EDT Unknown - 81 F</p>			
Dick Tracewski, R OBP: 0.235, SLG: 0.250 (1, 4)	0-3 K		0-0 FC6-4		0-0 5-3			0-0 F4		4	0	0	0	0	1					
Al Kaline, R OBP: 0.382, SLG: 0.404 (1, 9)	4-0 BB		0-0 L5-3			0-0 F3		0-0 1B		3	0	1	0	1	0					
Norm Cash, L OBP: 0.319, SLG: 0.480 (1, 3)	0-3 K			0-0 F9		0-3 K		0-0 1B		4	0	1	0	0	2	1				
Willie Horton, R OBP: 0.345, SLG: 0.543 (1, 7)		0-0 1B		0-0 F7		0-0 F8		0-0 FC6-4		4	0	1	0	0	0	2				
Bill Freehan, R OBP: 0.357, SLG: 0.440 (1, 2)		0-0 F9		4-0 BB			0-0 FC4-6		0-0 F4	3	0	1	0	1	0	1				
Don Wert, R OBP: 0.263, SLG: 0.314 (1, 5)		0-0 F9		0-3 K			0-3 K		0-0 1-3	4	0	0	0	0	2	3				
Ray Oyler, R OBP: 0.227, SLG: 0.200 (7, PH)		0-0 F6			0-0 F6		0-0 FC4-6		0-3 K	2	0	0	0	0	0	1				
Gates Brown, L OBP: 0.465, SLG: 0.719 Daryl Patterson, L Wayne Comer, R OBP: 0.171, SLG: 0.273 (9, PH)							0-3 K			1	0	0	0	0	0	0				
Earl Wilson, R OBP: 0.212, SLG: 0.424 John Wyatt, R Jim Northrup, L OBP: 0.307, SLG: 0.415 (7, 8)			0-0 FC6-4				0-0 K			2	1	2	1	0	0	0				
Inning Stats	R: 0 E: 0 K: 2 S: 7	H: 0 LOB: 1 BB: 1 P: 11	R: 0 E: 0 K: 0 S: 4	H: 1 LOB: 1 BB: 0 P: 4	R: 0 E: 0 K: 1 S: 5	H: 0 LOB: 1 BB: 1 P: 9	R: 1 E: 0 K: 0 S: 4	H: 1 LOB: 0 BB: 0 P: 4	R: 0 E: 0 K: 2 S: 8	H: 1 LOB: 1 BB: 0 P: 8	R: 0 E: 0 K: 0 S: 5	H: 0 LOB: 0 BB: 0 P: 5	R: 0 E: 0 K: 1 S: 5	H: 2 LOB: 2 BB: 0 P: 5	R: 0 E: 0 K: 1 S: 5	H: 0 LOB: 0 BB: 0 P: 5	1B: 5 2B: 0 3B: 0 HR: 1	SF: 0 SAC: 0 DP: 0 HBP: 0	WP: 0 PB: 0 SB: 0 CS: 0	PA: 35
PITCHER Stan Bahnsen, R ERA: 2.01 (1, 1)	IP: 9.0 WLS: W BF: 35 H: 6 R: 1 ER: 1 SO: 7 BB: 2 IBB: 0 HBP: 0 BLK: 0 WP: 0 HR: 1 S: 47 P: 55 ERA: 1.00 WHIP: 0.889															PITCHER				

Batter	1	2	3	4	5	6	7	8	9	AB	R	H	RBI	BB	SO	LOB	BOTTOM			
Horace Clarke, S OBP: 0.247, SLG: 0.253 (1, 4)	0-3 K		0-0 F5		0-0 1-6-3			0-0 1-3		4	0	0	0	0	1	0	<p>Detroit Tigers @ New York Yankees Yankee Stadium, Bronx, NY Fri Aug 23 1968, 7:05 PM EDT Unknown - 81 F</p>			
Jake Gibbs, L OBP: 0.284, SLG: 0.284 (1, 2)	0-0 CS		0-3 K		0-0 3-1			0-0 3-1		4	0	1	0	0	1	0				
Mickey Mantle, S OBP: 0.390, SLG: 0.404 (1, 3)	0-0 F7		0-0 5-3			4-0 1-6-3		0-3 K		3	0	0	0	1	1	1				
Roy White, S OBP: 0.349, SLG: 0.398 (1, 7)		0-0 F5		0-0 L9		0-0 L9				3	0	0	0	0	0	1				
Joe Pepitone, L OBP: 0.312, SLG: 0.427 (1, 8)		0-0 HR		4-0 1B		0-0 1-6-3		0-0 1-2		2	1	1	0	1	0	1				
Tom Tresh, S OBP: 0.298, SLG: 0.325 (1, 6)		0-0 HR		0-3 K		0-3 K				3	1	1	2	0	2	2				
Rocky Colavito, R OBP: 0.310, SLG: 0.348 (1, 9)		0-0 L9		0-0 1B			0-0 6-3			3	0	1	0	0	0	0				
Bobby Cox, R OBP: 0.299, SLG: 0.311 (1, 5)		0-0 2B		0-0 F7			0-0 F8			3	0	1	0	0	0	2				
Stan Bahnsen, R OBP: 0.108, SLG: 0.050 (1, 1)		0-3 K		0-3 K			0-0 L9			3	0	0	0	0	2	1				
Inning Stats	R: 0 E: 0 K: 1 S: 5	H: 1 LOB: 0 BB: 0 P: 5	R: 2 E: 0 K: 1 S: 8	H: 3 LOB: 0 BB: 0 P: 8	R: 0 E: 0 K: 1 S: 5	H: 0 LOB: 0 BB: 0 P: 5	R: 0 E: 0 K: 1 S: 6	H: 1 LOB: 2 BB: 1 P: 10	R: 0 E: 0 K: 1 S: 5	H: 0 LOB: 0 BB: 0 P: 5	R: 0 E: 0 K: 1 S: 5	H: 0 LOB: 1 BB: 1 P: 9	R: 0 E: 0 K: 0 S: 3	H: 0 LOB: 0 BB: 0 P: 3	R: 0 E: 0 K: 1 S: 5	H: 0 LOB: 0 BB: 0 P: 5		1B: 3 2B: 1 3B: 0 HR: 1	SF: 0 SAC: 0 DP: 0 HBP: 0	WP: 0 PB: 0 SB: 0 CS: 1
PITCHER Earl Wilson, R ERA: 3.28 John Wyatt, R ERA: 2.79 Daryl Patterson, R ERA: 1.79 (6, 1)	IP: 0.1 WLS: L BF: 1 H: 0 R: 0 ER: 0 SO: 1 BB: 0 IBB: 0 HBP: 0 BLK: 0 WP: 0 HR: 0 S: 3 P: 3 ERA: 0.00 WHIP: 0.000															PITCHER				

AB 33
R 1
H 6
RBI 1
BB 2
SO 7
LOB 13



AB 28
R 2
H 5
RBI 2
BB 2
SO 7
LOB 8



Batter	1	2	3	4	5	6	7	8	9	10	11	12	13	14	15	16	17	18	19	AB	R	H	RBI	BB	SO	LOB																																																																																																							
Mickey Stanley, R (1.6) OBP: 0.308, SLG: 0.381 (7.8)																				8	1	3	1	0	0	1																																																																																																							
Jim Northrup, L (1.8) OBP: 0.304, SLG: 0.409 (7.9)																				8	0	1	0	0	1	4																																																																																																							
Al Kaline, R (1.9) OBP: 0.383, SLG: 0.495 Ray Oyler, R (7.6) OBP: 0.223, SLG: 0.196																				2	0	1	1	1	0	1																																																																																																							
Gates Brown, L (1.7) OBP: 0.269, SLG: 0.791 Willie Horton, R (7.7) OBP: 0.343, SLG: 0.538 (7.7)																				3	0	1	1	0	0	3																																																																																																							
Norm Cash, L (1.3) OBP: 0.224, SLG: 0.480																				8	1	4	0	0	2	3																																																																																																							
Don Wert, R (1.5) OBP: 0.259, SLG: 0.309																				7	0	0	0	2	3																																																																																																								
Jim Price, R (1.2) OBP: 0.252, SLG: 0.269 Bill Freehan, R (7.2) OBP: 0.355, SLG: 0.436																				3	0	0	0	0	1	1																																																																																																							
Dick Tracewski, R (1.4) OBP: 0.236, SLG: 0.250																				8	1	2	1	0	1	1																																																																																																							
Joe Sparma, R (1.1) OBP: 0.107, SLG: 0.109 Fred Leaver, R (6.1) OBP: 0.111, SLG: 0.111 John Miller, R (6.1) OBP: 0.095, SLG: 0.095 Wayne Comer, R (17.7) OBP: 0.194, SLG: 0.294 Don McMahon, R (17.1) OBP: 0.197, SLG: 0.167																				1	0	0	0	0	1	0																																																																																																							
Inning Stats	R:0 H:1 E:0 LOB:1 K:0 BB:0 S:4		R:0 H:1 E:0 LOB:0 K:0 BB:0 S:3		R:1 H:2 E:0 LOB:2 K:0 BB:1 S:5		R:0 H:1 E:0 LOB:1 K:1 BB:0 S:6		R:1 H:2 E:1 LOB:2 K:1 BB:0 S:8		R:0 H:0 E:0 LOB:0 K:0 BB:0 S:5		R:0 H:0 E:0 LOB:0 K:0 BB:0 S:5		R:0 H:0 E:0 LOB:0 K:0 BB:0 S:3		R:0 H:0 E:0 LOB:0 K:0 BB:0 S:3		R:0 H:1 E:0 LOB:1 K:0 BB:0 S:4		R:0 H:0 E:0 LOB:0 K:0 BB:0 S:2		R:0 H:0 E:0 LOB:0 K:0 BB:1 S:7		R:0 H:0 E:0 LOB:0 K:2 BB:0 S:2		R:0 H:0 E:0 LOB:0 K:0 BB:0 S:2		R:0 H:0 E:0 LOB:0 K:2 BB:0 S:7		WP:0 PA:71																																																																																																		
PITCHER	<table border="1"><thead><tr><th>PITCHER</th><th>IP</th><th>WLS</th><th>BF</th><th>H</th><th>R</th><th>ER</th><th>SO</th><th>BB</th><th>IBB</th><th>HBP</th><th>BLK</th><th>WP</th><th>HR</th><th>S</th><th>P</th><th>ERA</th><th>WHIP</th></tr></thead><tbody><tr><td>Joe Verbanic, R ERA: 3.11</td><td>1.1</td><td>5.0</td><td>23</td><td>7</td><td>2</td><td>1</td><td>2</td><td>1</td><td>0</td><td>0</td><td>0</td><td>0</td><td>0</td><td>3</td><td>3</td><td>0.00</td><td>0.000</td></tr><tr><td>Fred Talbot, R ERA: 3.18</td><td>1.0</td><td>3</td><td>0</td><td>0</td><td>0</td><td>0</td><td>0</td><td>0</td><td>0</td><td>0</td><td>0</td><td>0</td><td>0</td><td>3</td><td>3</td><td>0.00</td><td>0.000</td></tr><tr><td>Steve Hamilton, L ERA: 2.68</td><td>2.0</td><td>10</td><td>4</td><td>1</td><td>1</td><td>2</td><td>0</td><td>0</td><td>1</td><td>0</td><td>0</td><td>0</td><td>0</td><td>13</td><td>14</td><td>4.50</td><td>2.000</td></tr><tr><td>Lindy McDaniel, R ERA: 3.56</td><td>7.0</td><td>21</td><td>0</td><td>0</td><td>0</td><td>6</td><td>0</td><td>0</td><td>0</td><td>0</td><td>0</td><td>0</td><td>0</td><td>33</td><td>33</td><td>0.00</td><td>0.000</td></tr><tr><td>Doolley Womack, R ERA: 3.32</td><td>4.0</td><td>14</td><td>2</td><td>0</td><td>0</td><td>2</td><td>1</td><td>0</td><td>0</td><td>0</td><td>0</td><td>0</td><td>0</td><td>17</td><td>21</td><td>0.00</td><td>0.750</td></tr></tbody></table>																			PITCHER	IP	WLS	BF	H	R	ER	SO	BB	IBB	HBP	BLK	WP	HR	S	P	ERA	WHIP	Joe Verbanic, R ERA: 3.11	1.1	5.0	23	7	2	1	2	1	0	0	0	0	0	3	3	0.00	0.000	Fred Talbot, R ERA: 3.18	1.0	3	0	0	0	0	0	0	0	0	0	0	0	3	3	0.00	0.000	Steve Hamilton, L ERA: 2.68	2.0	10	4	1	1	2	0	0	1	0	0	0	0	13	14	4.50	2.000	Lindy McDaniel, R ERA: 3.56	7.0	21	0	0	0	6	0	0	0	0	0	0	0	33	33	0.00	0.000	Doolley Womack, R ERA: 3.32	4.0	14	2	0	0	2	1	0	0	0	0	0	0	17	21	0.00	0.750	WP:0	PA:71
PITCHER	IP	WLS	BF	H	R	ER	SO	BB	IBB	HBP	BLK	WP	HR	S	P	ERA	WHIP																																																																																																																
Joe Verbanic, R ERA: 3.11	1.1	5.0	23	7	2	1	2	1	0	0	0	0	0	3	3	0.00	0.000																																																																																																																
Fred Talbot, R ERA: 3.18	1.0	3	0	0	0	0	0	0	0	0	0	0	0	3	3	0.00	0.000																																																																																																																
Steve Hamilton, L ERA: 2.68	2.0	10	4	1	1	2	0	0	1	0	0	0	0	13	14	4.50	2.000																																																																																																																
Lindy McDaniel, R ERA: 3.56	7.0	21	0	0	0	6	0	0	0	0	0	0	0	33	33	0.00	0.000																																																																																																																
Doolley Womack, R ERA: 3.32	4.0	14	2	0	0	2	1	0	0	0	0	0	0	17	21	0.00	0.750																																																																																																																

Detroit Tigers @ New York Yankees
Yankee Stadium, Bronx, NY
Fri Aug 23 1968, 7:05 PM EDT
Att: 33,880 - Cloudy - 79 F

livebaseballscorecards.com

AB: 65
R: 3
H: 13
RBI: 3
BB: 2
SO: 12
LOB: 22



Batter	1	2	3	4	5	6	7	8	9	10	11	12	13	14	15	16	17	18	19	AB	R	H	RBI	BB	SO	LOB																																																																			
Dick Howser, R (1.4) OBP: 0.313, SLG: 0.150																				6	0	0	0	3	0	3																																																																			
Bill Robinson, R (1.9) OBP: 0.274, SLG: 0.355																				8	1	0	0	1	1	6																																																																			
Roy White, S (1.7) OBP: 0.346, SLG: 0.401																				9	1	2	2	0	0	0																																																																			
Joe Pepitone, L (1.8) OBP: 0.309, SLG: 0.420																				9	0	2	0	0	0	1																																																																			
Andy Kosco, R (1.3) OBP: 0.259, SLG: 0.357																				8	0	1	0	1	2	2																																																																			
Charley Smith, R (1.5) OBP: 0.208, SLG: 0.348 Lindy McDaniel, R (6.1) OBP: 0.249, SLG: 0.293 Horace Clarke, S (15.7) OBP: 0.249, SLG: 0.293 Doolley Womack, R (16.1) OBP: 0.259, SLG: 0.250																				4	0	1	0	0	0	3																																																																			
Frank Fernandez, R (1.2) OBP: 0.292, SLG: 0.320 Rocky Colavito, R (6.7) OBP: 0.309, SLG: 0.345 Steve Hamilton, L (7.1) OBP: 0.259, SLG: 0.306 Bobby Cox, R (9.5) OBP: 0.259, SLG: 0.306																				0	1	0	0	2	0	0																																																																			
Gene Michael, S (1.6) OBP: 0.210, SLG: 0.245 Mickey Martin, S (9.7) OBP: 0.262, SLG: 0.406 Ruben Amaro, R (10.6) OBP: 0.289, SLG: 0.161																				3	0	0	0	0	1	3																																																																			
Joe Verbanic, R (1.1) OBP: 0.178, SLG: 0.125 Tom Tresh, S (5.7) OBP: 0.298, SLG: 0.324 Fred Talbot, R (6.1) OBP: 0.128, SLG: 0.315 Jake Gibbs, L (7.2) OBP: 0.285, SLG: 0.289																				1	0	0	0	0	0	0																																																																			
Inning Stats	R:0 H:0 E:0 LOB:0 K:0 BB:0 S:3		R:0 H:1 E:0 LOB:1 K:1 BB:1 S:6		R:0 H:0 E:0 LOB:0 K:0 BB:0 S:3		R:0 H:1 E:0 LOB:1 K:1 BB:0 S:6		R:1 H:0 E:0 LOB:1 K:0 BB:1 S:7		R:0 H:2 E:0 LOB:2 K:0 BB:0 S:7		R:2 H:1 E:0 LOB:0 K:0 BB:1 S:4		R:0 H:1 E:0 LOB:2 K:0 BB:1 S:4		R:0 H:0 E:0 LOB:0 K:0 BB:0 S:5		R:0 H:0 E:0 LOB:1 K:0 BB:1 S:3		R:0 H:0 E:0 LOB:1 K:0 BB:0 S:3		R:0 H:1 E:0 LOB:2 K:0 BB:1 S:4		R:0 H:0 E:0 LOB:0 K:0 BB:0 S:3		R:0 H:1 E:0 LOB:1 K:1 BB:1 S:6		R:0 H:0 E:0 LOB:0 K:0 BB:0 S:3		WP:1 PA:77																																																														
PITCHER	<table border="1"><thead><tr><th>PITCHER</th><th>IP</th><th>WLS</th><th>BF</th><th>H</th><th>R</th><th>ER</th><th>SO</th><th>BB</th><th>IBB</th><th>HBP</th><th>BLK</th><th>WP</th><th>HR</th><th>S</th><th>P</th><th>ERA</th><th>WHIP</th></tr></thead><tbody><tr><td>Joe Verbanic, R ERA: 3.11</td><td>1.1</td><td>5.1</td><td>23</td><td>4</td><td>1</td><td>1</td><td>2</td><td>3</td><td>0</td><td>0</td><td>0</td><td>0</td><td>0</td><td>8</td><td>12</td><td>10.80</td><td>1.200</td></tr><tr><td>Fred Leaver, R ERA: 3.26</td><td>9.0</td><td>37</td><td>4</td><td>0</td><td>0</td><td>2</td><td>5</td><td>1</td><td>0</td><td>0</td><td>0</td><td>0</td><td>0</td><td>35</td><td>59</td><td>0.00</td><td>1.000</td></tr><tr><td>Don McMahon, R ERA: 1.94</td><td>3.0</td><td>10</td><td>1</td><td>0</td><td>0</td><td>3</td><td>0</td><td>0</td><td>0</td><td>0</td><td>0</td><td>0</td><td>0</td><td>16</td><td>16</td><td>0.00</td><td>0.333</td></tr></tbody></table>																			PITCHER	IP	WLS	BF	H	R	ER	SO	BB	IBB	HBP	BLK	WP	HR	S	P	ERA	WHIP	Joe Verbanic, R ERA: 3.11	1.1	5.1	23	4	1	1	2	3	0	0	0	0	0	8	12	10.80	1.200	Fred Leaver, R ERA: 3.26	9.0	37	4	0	0	2	5	1	0	0	0	0	0	35	59	0.00	1.000	Don McMahon, R ERA: 1.94	3.0	10	1	0	0	3	0	0	0	0	0	0	0	16	16	0.00	0.333	WP:1	PA:77
PITCHER	IP	WLS	BF	H	R	ER	SO	BB	IBB	HBP	BLK	WP	HR	S	P	ERA	WHIP																																																																												
Joe Verbanic, R ERA: 3.11	1.1	5.1	23	4	1	1	2	3	0	0	0	0	0	8	12	10.80	1.200																																																																												
Fred Leaver, R ERA: 3.26	9.0	37	4	0	0	2	5	1	0	0	0	0	0	35	59	0.00	1.000																																																																												
Don McMahon, R ERA: 1.94	3.0	10	1	0	0	3	0	0	0	0	0	0	0	16	16	0.00	0.333																																																																												

Detroit Tigers @ New York Yankees
Yankee Stadium, Bronx, NY
Fri Aug 23 1968, 7:05 PM EDT
Att: 33,880 - Cloudy - 79 F

livebaseballscorecards.com

AB: 66
R: 3
H: 10
RBI: 2
BB: 10
SO: 8
LOB: 27



Batter	1	2	3	4	5	6	7	8	9	AB	R	H	RBI	BB	SO	LOB	TOP			
Tom Matchick, L (1,4) OBP: 0.239, SLG: 0.308 (8,6)	0-0 4-3		0-0 F7			0-0 6-3		0-0 G3		4	0	0	0	0	0	1				
Mickey Stanley, R (1,8) OBP: 0.307, SLG: 0.380 (8,4)	4-0 7-6-3 BB			0-0 F4		0-0 6-3			0-0 F8	3	0	0	0	1	0	0				
Jim Northrup, L (1,9) OBP: 0.303, SLG: 0.408 (8,8)	0-0 7-6-3 1-2			0-0 F7		0-0 6-3			0-0 G1-6-3 1B	4	0	1	0	0	0	1				
Norm Cash, L (1,3) OBP: 0.326, SLG: 0.479		4-0 G6-4-3 BB		0-0 FC5-4 1B			0-0 3-1		0-0 G1-6-3 1-2	3	0	1	0	1	0	1				
Willie Horton, R (1,7) OBP: 0.343, SLG: 0.544		0-0 G6-4-3 1-2		0-0 FC5-4 1-2			0-0 HR			3	1	1	1	0	0	2				
Bill Freehan, R (1,2) OBP: 0.353, SLG: 0.433		0-0 F3			0-0 F6		0-0 5-3			3	0	0	0	0	0	0				
Don Wert, R (1,5) OBP: 0.260, SLG: 0.309			0-0 5-3		0-0 FC6-4 1B		0-0 5-3			3	0	1	0	0	0	0				
Dick Tracewski, R (1,6) OBP: 0.238, SLG: 0.249 (8,PH)			4-0 SH3-4 BB		0-0 FC6-4 FC3-4 1-2		0-0 L7			1	0	0	0	1	0	1				
Al Kaline, R (8,PH) OBP: 0.382, SLG: 0.404 (8,9)					0-0 FC3-4 1-2		0-0 F5			1	0	0	0	0	0	0				
Denny McLain, R (1,1) OBP: 0.146, SLG: 0.157 (8,PH)			0-0 SH3-4		0-0 FC3-4 1-2					1	0	0	0	0	0	1				
Gates Brown, L (8,PH) OBP: 0.453, SLG: 0.691										1	0	0	0	0	0	0				
John Wyatt, R (8,1)										0	0	0	0	0	0	0				
Inning Stats	R: 0 E: 0 K: 0 S: 2	H: 0 LOB: 0 BB: 1 P: 6	R: 0 E: 0 K: 0 S: 2	H: 0 LOB: 0 BB: 1 P: 6	R: 0 E: 0 K: 0 S: 3	H: 0 LOB: 1 BB: 1 P: 7	R: 0 E: 0 K: 0 S: 4	H: 1 LOB: 1 BB: 0 P: 4	R: 0 E: 0 K: 0 S: 3	H: 0 LOB: 0 BB: 0 P: 3	R: 1 E: 0 K: 0 S: 4	H: 1 LOB: 0 BB: 0 P: 4	R: 0 E: 0 K: 0 S: 3	H: 0 LOB: 0 BB: 0 P: 3	R: 0 E: 0 K: 0 S: 3	H: 1 LOB: 0 BB: 0 P: 3	1B: 3 2B: 1 3B: 0 HR: 1	SF: 0 SAC: 1 DP: 3 HBP: 0	WP: 0 PB: 0 SB: 0 CS: 0	PA: 31
PITCHER Mel Stottlemyre, R (1,1) ERA: 2.49	IP: 9.0 WLS: W BF: 31 H: 4 R: 1 ER: 1 SO: 0 BB: 3 IBB: 0 HBP: 0 BLK: 0 WP: 0 HR: 1 S: 28 P: 40 ERA: 1.00 WHIP: 0.778															PITCHER				

Detroit Tigers @ New York Yankees
Yankee Stadium, Bronx, NY
Sat Aug 24 1968, 3:33 AM EDT
Att: 28,840 - Overcast - 81 F

AB	27
R	1
H	4
RBI	1
BB	3
SO	0
LOB	7



Batter	1	2	3	4	5	6	7	8	9	AB	R	H	RBI	BB	SO	LOB	BOTTOM			
Horace Clarke, S (1,4) OBP: 0.249, SLG: 0.253	0-0 HR 1B		0-0 F3		0-0 4-3			0-0 F2		4	1	1	0	0	0	0				
Jake Gibbs, L (1,2) OBP: 0.283, SLG: 0.287	0-0 F3		0-0 6-3			0-0 3-1				3	0	0	0	0	0	1				
Mickey Mantle, S (1,3) OBP: 0.391, SLG: 0.405	0-3 K 1-2			0-0 FC4-6 1B		0-0 F7				3	0	1	0	0	1	1				
Roy White, S (1,7) OBP: 0.346, SLG: 0.407	0-0 2H HR			0-0 FC4-6 1B 1-2		0-0 1-3				3	1	1	2	0	0	1				
Joe Pepitone, L (1,8) OBP: 0.309, SLG: 0.419	0-0 F8			0-0 1-3 1B			0-0 3-1			3	0	1	0	0	0	0				
Tom Tresh, S (1,6) OBP: 0.298, SLG: 0.324		0-0 G6-4-3 1B		0-0 K		0-0 F6				3	0	1	0	0	1	2				
Rocky Colavito, R (1,9) OBP: 0.304, SLG: 0.339		0-3 K		0-0 5-3		0-3 K				3	0	0	0	0	2	3				
Bobby Cox, R (1,5) OBP: 0.293, SLG: 0.304		0-0 G6-4-3 1-2			0-0 F8			0-0 F8		3	0	0	0	0	0	1				
Mel Stottlemyre, R (1,1) OBP: 0.210, SLG: 0.164			0-3 K		0-3 K			0-0 6-3		3	0	0	0	0	2	0				
Inning Stats	R: 2 E: 0 K: 1 S: 7	H: 2 LOB: 0 BB: 0 P: 7	R: 0 E: 0 K: 1 S: 5	H: 1 LOB: 0 BB: 0 P: 5	R: 0 E: 0 K: 1 S: 5	H: 0 LOB: 0 BB: 0 P: 5	R: 0 E: 0 K: 1 S: 7	H: 2 LOB: 2 BB: 0 P: 7	R: 0 E: 0 K: 1 S: 5	H: 0 LOB: 0 BB: 0 P: 5	R: 0 E: 0 K: 0 S: 3	H: 0 LOB: 0 BB: 0 P: 3	R: 0 E: 0 K: 1 S: 5	H: 0 LOB: 0 BB: 0 P: 5	R: 0 E: 0 K: 0 S: 3	H: 0 LOB: 0 BB: 0 P: 3	1B: 4 2B: 0 3B: 0 HR: 1	SF: 0 SAC: 0 DP: 1 HBP: 0	WP: 0 PB: 0 SB: 1 CS: 0	PA: 28
PITCHER Denny McLain, R (1,1) ERA: 1.91 John Wyatt, R (8,1) ERA: 2.74	IP: 7.0 WLS: L BF: 25 H: 5 R: 2 ER: 2 SO: 6 BB: 0 IBB: 0 HBP: 0 BLK: 0 WP: 0 HR: 1 S: 37 P: 37 ERA: 2.57 WHIP: 0.714															PITCHER				

Detroit Tigers @ New York Yankees
Yankee Stadium, Bronx, NY
Sat Aug 24 1968, 3:33 AM EDT
Att: 28,840 - Overcast - 81 F

AB	28
R	2
H	5
RBI	2
BB	0
SO	6
LOB	9



Batter	1	2	3	4	5	6	7	8	9	AB	R	H	RBI	BB	SO	LOB	TOP										
Mickey Stanley, R OBP: 0.308, SLG: 0.380	0-0 BB 1B	0-0 6-3		0-0 L6-3 1B 1-H		0-0 F9		0-0 F9		5	1	2	1	0	0	0	Detroit Tigers @ New York Yankees Yankee Stadium, Bronx, NY Sun Aug 25 1968, 3:33 AM EDT Unknown - 91 F										
Dick Tracewski, R OBP: 0.248, SLG: 0.256	4-0 BB BB BB		0-0	0-0		0-3 K		0-0		3	2	2	0	1	1	0											
Gates Brown, L OBP: 0.461, SLG: 0.710	1B E		1B	1-2 L6-3 1B				2B		1	0	1	0	0	0	0											
Don McMahon, R OBP: 0.167, SLG: 0.167	1-2 BB		2B	1-2 1B				2B		0	0	0	0	0	0	0											
Al Kaline, R OBP: 0.385, SLG: 0.411	0-0 E BB 1-3 2-H		0-0 2B	0-0 L6-3 1B		0-0 2B		0-0 L4-1		5	1	3	1	0	0	3											
Willie Horton, R OBP: 0.344, SLG: 0.543	4-0 E BB 1-2		0-0 5-3 2B 1-H 3-H	0-0 F7		0-0 L5		0-3 K		4	0	1	2	1	1	3											
Bill Freehan, R OBP: 0.354, SLG: 0.431	0-0 FC5		0-0 5-3		4-0 BB BB		0-0 B1-6 BB 1B		0-0 6-3	4	0	1	0	1	0	3											
Don Wert, R OBP: 0.299, SLG: 0.306	0-3 K		0-3 6-3		0-0 F2		4-0 FC4-6 BB 1-2		0-0 E6	4	0	0	0	1	1	4											
Jim Price, R OBP: 0.261	0-0 5-3		0-0 F7		4-0 BB		0-0 B1-6		0-0 G3	3	0	0	0	1	0	5											
Ray Oyler, R OBP: 0.223, SLG: 0.196										0	0	0	0	0	0	0											
Jim Northrup, L OBP: 0.303, SLG: 0.407										1	0	0	0	0	0	1											
Tom Matchick, L OBP: 0.234, SLG: 0.300		0-0 4-3		0-0 4-3		0-0 F3		0-0 FC4-6 1-2		4	0	0	0	0	0	3											
Pat Dobson, R OBP: 0.222, SLG: 0.160		0-0 F9		4-0 WP 1B BB		0-0 4-3		0-0 3-1		2	1	0	0	1	0	2											
Daryl Patterson, L OBP: 0.325, SLG: 0.477										0	0	0	0	0	0	0											
Norm Cash, L OBP: 0.325, SLG: 0.477										1	0	0	0	0	0	0											
Inning Stats	R: 2 E: 1 K: 1 S: 7	H: 2 LOB: 2 BB: 2 P: 15	R: 0 E: 0 K: 0 S: 3	H: 0 LOB: 0 BB: 0 P: 3	R: 2 E: 0 K: 0 S: 6	H: 3 LOB: 1 BB: 0 P: 6	R: 1 E: 0 K: 0 S: 5	H: 2 LOB: 2 BB: 1 P: 9	R: 0 E: 0 K: 0 S: 3	H: 0 LOB: 2 BB: 2 P: 11	R: 0 E: 0 K: 1 S: 6	H: 1 LOB: 1 BB: 0 P: 6	R: 0 E: 0 K: 0 S: 3	H: 1 LOB: 1 BB: 1 P: 7	R: 0 E: 0 K: 0 S: 4	H: 1 LOB: 1 BB: 0 P: 4	R: 0 E: 1 K: 1 S: 6	H: 0 LOB: 1 BB: 0 P: 6	1B: 7 2B: 4 3B: 0 HR: 0	SF: 0 SAC: 0 DP: 1 HBP: 0	WP: 1 PB: 0 SB: 0 CS: 0	PA: 43					
PITCHER	IP	WLS	BF	H	R	ER	SO	BB	IBB	HBP	BLK	WP	HR	S	P	ERA	WHIP										
Steve Barber, L ERA: 2.92	3.1		20	7	5	4	1	3	0	0	0	1	0	19	31	10.80	3.000										
Rocky Colavito, R ERA:	2.2	W	11	1	0	0	1	2	0	0	0	0	0	11	19	0.00	1.125										
Doolley Womack, R ERA: 3.29	1.0		4	1	0	0	0	1	0	0	0	0	0	3	7	0.00	2.000										
Lindy McDaniel, R ERA: 3.45	2.0	S	8	1	0	0	1	0	0	0	0	0	0	10	10	0.00	0.500										

Batter	1	2	3	4	5	6	7	8	9	AB	R	H	RBI	BB	SO	LOB	BOTTOM										
Horace Clarke, S OBP: 0.248, SLG: 0.252	0-0 6-3		0-0 G4-3 1-2		0-0 F7	0-0 1B 1-2 1B		0-0 G3		5	0	1	0	0	0	1	Detroit Tigers @ New York Yankees Yankee Stadium, Bronx, NY Sun Aug 25 1968, 3:33 AM EDT Unknown - 91 F										
Jake Gibbs, L OBP: 0.283, SLG: 0.286	0-0 1-3		0-0 G3		0-0 F8	0-0 1-3 2-H 1B				4	0	1	1	0	0	0											
Mickey Mantle, S OBP: 0.388, SLG: 0.401	0-0 F5			0-0 F6		4-3 L9				4	0	0	0	0	0	2											
Joe Pepitone, L OBP: 0.309, SLG: 0.417		0-0 L3		0-0 1B 1B		0-0 4-3 G3		0-0 G3		4	1	1	0	0	0	0											
Andy Kosco, R OBP: 0.261, SLG: 0.364		0-0 2B		0-0 F3		0-0 HR 2B		0-0 5-3		4	1	2	0	0	0	1											
Tom Tresh, S OBP: 0.302, SLG: 0.325		0-0 F4		0-0 1B		4-0 HR BB		4-0 BB		2	1	1	0	2	0	1											
Bill Robinson, R OBP: 0.282, SLG: 0.373		4-0 BB		0-0 1B		0-0 1-2 3-H 1B		0-0 F4		3	1	2	4	1	0	1											
Bobby Cox, R OBP: 0.293, SLG: 0.311		0-0 L9		0-0 F6		0-0 HR		0-3 K		4	1	1	1	0	1	4											
Steve Barber, L OBP: 0.171, SLG: 0.029			0-0 G4-3 1B		0-0 F8	4-0 HR 1B BB		0-3 K		1	0	1	0	0	0	0											
Rocky Colavito, R OBP: 0.306, SLG: 0.337										1	1	0	0	1	0	0											
Doolley Womack, L OBP: 0.250, SLG: 0.250										0	0	0	0	0	0	0											
Lindy McDaniel, R ERA: 1.91										1	0	0	0	0	1	0											
Inning Stats	R: 0 E: 0 K: 0 S: 3	H: 0 LOB: 0 BB: 0 P: 3	R: 0 E: 0 K: 0 S: 4	H: 1 LOB: 2 BB: 1 P: 8	R: 0 E: 0 K: 0 S: 3	H: 1 LOB: 0 BB: 0 P: 3	R: 1 E: 0 K: 0 S: 6	H: 3 LOB: 2 BB: 0 P: 6	R: 0 E: 0 K: 0 S: 3	H: 0 LOB: 0 BB: 0 P: 3	R: 5 E: 0 K: 0 S: 8	H: 5 LOB: 2 BB: 2 P: 16	R: 0 E: 0 K: 0 S: 3	H: 0 LOB: 1 BB: 1 P: 7	R: 0 E: 0 K: 2 S: 7	H: 0 LOB: 0 BB: 0 P: 7	R: 0 E: 0 K: 2 S: 7	H: 0 LOB: 0 BB: 0 P: 7	1B: 6 2B: 2 3B: 0 HR: 2	SF: 0 SAC: 0 DP: 1 HBP: 0	WP: 0 PB: 0 SB: 0 CS: 0	PA: 37					
PITCHER	IP	WLS	BF	H	R	ER	SO	BB	IBB	HBP	BLK	WP	HR	S	P	ERA	WHIP										
Pat Dobson, R ERA: 2.86	5.2		26	8	5	5	0	2	0	0	0	0	2	24	32	7.94	1.765										
Daryl Patterson, R ERA: 1.91	1.1	L	8	2	1	1	0	2	0	0	0	0	0	6	14	6.75	3.000										
Don McMahon, R ERA: 1.91	1.0		3	0	0	0	2	0	0	0	0	0	0	7	7	0.00	0.000										

AB	37
R	5
H	10
RBI	4
BB	6
SO	3
LOB	24



Batter	1	2	3	4	5	6	7	8	9	AB	R	H	RBI	BB	SO	LOB	TOP										
Tom Matchick, L (1,4) OBP: 0.240, SLG: 0.305	F8		1B 3B 1B		1B 1B		K		F4	4	2	2	0	0	1	10	Detroit Tigers @ New York Yankees Yankee Stadium, Bronx, NY Sun Aug 25 1968, 3:38 AM EDT Att: 31,291 - Unknown										
Al Kaline, R (9,PH) OBP: 0.385, SLG: 0.411										0	0	0	0	0	0	0											
Jim Price, R (9,PH) OBP: 0.250, SLG: 0.259										1	0	0	0	0	0	0											
Mickey Stanley, R (1,8) OBP: 0.310, SLG: 0.381	4-1		1B 3B 1B		1B 1B		F7			4	1	2	1	0	0	0											
Jim Northrup, L (1,9) OBP: 0.302, SLG: 0.410	F8		1B 3B		K		5-3			4	0	1	2	0	1	2											
Norm Cash, L (1,3) OBP: 0.327, SLG: 0.479		4-0 G1-4-3 BB	4-3		K					3	0	1	0	1	1	3											
Willie Horton, R (1,7) OBP: 0.345, SLG: 0.543		1-2 G1-4-3 1B	F6		1B					4	0	2	1	0	1	2											
Bill Freehan, R (1,2) OBP: 0.353, SLG: 0.430	G1-4-3				F4					4	0	1	0	0	0	5											
Don Wert, R (1,5) OBP: 0.257, SLG: 0.304	K		FC6-4 1B		K					4	0	0	0	0	3	3											
Dick Tracewski, R (1,6) OBP: 0.249, SLG: 0.267			F3 3B		1-6-3					4	0	1	0	0	0	1											
Mickey Lolich, S (1,1) ERA: 3.45			1B BB		K					1	1	0	0	1	1	1											
Fred Lasher, R (4,1) ERA: 3.21										0	0	0	0	0	0	0											
Jon Warden, L (4,1) ERA: 3.65										1	0	0	0	0	1	0											
Don McMahon, R (7,1) ERA: 1.88			1B BB		K					0	0	0	0	0	0	0											
John Hiller, L (8,1) ERA: 2.22										0	0	0	0	0	0	0											
Wayne Comer, R (9,PH) OBP: 0.195, SLG: 0.286										1	0	0	0	0	0	0											
Inning Stats	R: 0 E: 0 K: 0 S: 3	H: 0 LOB: 0 BB: 0 P: 3	R: 0 E: 0 K: 1 S: 5	H: 1 LOB: 1 BB: 1 P: 9	R: 3 E: 0 K: 0 S: 6	H: 4 LOB: 1 BB: 1 P: 10	R: 0 E: 0 K: 1 S: 6	H: 1 LOB: 1 BB: 0 P: 6	R: 1 E: 0 K: 2 S: 10	H: 3 LOB: 2 BB: 0 P: 10	R: 0 E: 0 K: 2 S: 7	H: 0 LOB: 0 BB: 0 P: 7	R: 0 E: 0 K: 1 S: 5	H: 0 LOB: 0 BB: 0 P: 5	R: 0 E: 0 K: 2 S: 8	H: 1 LOB: 1 BB: 0 P: 8	R: 0 E: 0 K: 0 S: 3	H: 0 LOB: 0 BB: 0 P: 3	1B: 7 2B: 1 3B: 2 HR: 0	SF: 0 SAC: 0 DP: 1 HBP: 0	WP: 0 PB: 0 SB: 0 CS: 0	PA: 37					
PITCHER	IP	WLS	BF	H	R	ER	SO	BB	IBB	HBP	BLK	WP	HR	S	P	ERA	WHIP										
Fred Talbot, R (1,1) ERA: 3.45	4.0		20	8	4	4	2	2	0	0	0	0	0	22	30	9.00	2.500										
Steve Hamilton, L (5,1) ERA: 2.36	5.0	W	17	2	0	0	7	0	0	0	0	0	0	31	31	0.00	0.400										

Batter	1	2	3	4	5	6	7	8	9	AB	R	H	RBI	BB	SO	LOB	BOTTOM										
Dick Howser, R (1,4) OBP: 0.316, SLG: 0.153	BB BB 1B	F3		SH1-4 1B BB	6-3		5-3			4	2	1	0	1	0	3	Detroit Tigers @ New York Yankees Yankee Stadium, Bronx, NY Sun Aug 25 1968, 3:38 AM EDT Att: 31,291 - Unknown										
Bill Robinson, R (1,7) OBP: 0.290, SLG: 0.377	BB BB BB			SH1-4			5-3			3	0	2	1	1	0	0											
Charley Smith, R (1,5) OBP: 0.321, SLG: 0.347	BB BB	2H 1B		1B						3	0	1	2	1	0	1											
Andy Kosco, R (1,3) OBP: 0.265, SLG: 0.370	1-2 2-3 3H BB			1B						4	0	2	1	1	1	1											
Rocky Colavito, R (1,9) OBP: 0.308, SLG: 0.353	K			F8 1B			4-3			4	1	1	1	1	1	6											
Joe Pepitone, L (1,8) OBP: 0.308, SLG: 0.416	K			HR						1	0	0	0	0	1	3											
Roy White, S (3,PH) OBP: 0.350, SLG: 0.408	K			F7						2	0	1	0	2	0	0											
Frank Fernandez, R (1,2) OBP: 0.316, SLG: 0.316	K			FC6-4 IBB						1	0	0	0	1	1	3											
Mickey Mantle, S (4,PH) OBP: 0.397, SLG: 0.399	K			FC6-4						1	0	0	0	0	0	3											
Jake Gibbs, L (5,2) OBP: 0.284, SLG: 0.290	K			1-2 2B						2	0	1	0	0	1	3											
Ruben Amaro, R (1,6) OBP: 0.286, SLG: 0.147		SH2-4 1B BB		F8						3	1	0	0	1	1	2											
Fred Talbot, R (1,1) OBP: 0.176, SLG: 0.313				SH1-4 1B BB						0	1	0	0	1	0	0											
Steve Hamilton, L (5,1) ERA: 2.22				SH2-4						1	0	0	0	1	1	0											
Inning Stats	R: 1 E: 0 K: 3 S: 10	H: 1 LOB: 3 BB: 3 P: 22	R: 1 E: 0 K: 0 S: 4	H: 1 LOB: 1 BB: 1 P: 8	R: 1 E: 0 K: 0 S: 4	H: 1 LOB: 1 BB: 1 P: 8	R: 2 E: 0 K: 0 S: 5	H: 2 LOB: 3 BB: 3 P: 17	R: 0 E: 0 K: 2 S: 7	H: 0 LOB: 0 BB: 0 P: 7	R: 0 E: 0 K: 0 S: 4	H: 1 LOB: 1 BB: 0 P: 4	R: 0 E: 0 K: 0 S: 4	H: 2 LOB: 2 BB: 1 P: 8	R: 0 E: 0 K: 2 S: 8	H: 1 LOB: 3 BB: 2 P: 16	1B: 6 2B: 1 3B: 1 HR: 1	SF: 0 SAC: 3 DP: 0 HBP: 0	WP: 0 PB: 0 SB: 0 CS: 1	PA: 43							
PITCHER	IP	WLS	BF	H	R	ER	SO	BB	IBB	HBP	BLK	WP	HR	S	P	ERA	WHIP										
Mickey Lolich, L (1,1) ERA: 3.57	3.0	L	19	3	5	5	3	7	0	0	0	0	0	4	8	0.00	3.000										
Fred Lasher, R (4,1) ERA: 3.21	0.2		5	2	0	0	0	0	1	0	0	0	0	4	8	0.00	3.000										
Jon Warden, L (4,1) ERA: 3.65	3.0		12	3	0	0	2	1	0	0	0	0	0	15	19	0.00	1.333										
Don McMahon, R (7,1) ERA: 1.88	1.0		6	1	0	0	1	2	0	0	0	0	0	6	14	0.00	3.000										
John Hiller, L (8,1) ERA: 2.22	0.1		1	0	0	0	1	0	0	0	0	0	0	3	3	0.00	0.000										

AB 35
R 4
H 10
RBI 4
BB 2
SO 9
LOB 17



AB 29
R 5
H 9
RBI 5
BB 11
SO 7
LOB 25



Batter	1	2	3	4	5	6	7	8	9	AB	R	H	RBI	BB	SO	LOB	TOP			
Vic Davallilo, L (1.8) OBP: 0.282, SLG: 0.354	0-0 6-3			0-0 FC6 1B		0-3 K			0-0 6-3	4	0	1	0	0	1	0	California Angels @ New York Yankees Yankee Stadium, Bronx, NY Mon Aug 26 1968, 7:05 PM EDT Unknown			
Jim Fregosi, R (1.6) OBP: 0.330, SLG: 0.388	0-0 F9			0-0 FC6 1B		0-0 6-3			4-0 FC6-4 BB	3	1	0	0	1	0	1				
Rick Reichardt, R (1.7) OBP: 0.324, SLG: 0.410	0-0 4-3			0-0 G5-4-3 1B					0-0 FC6-4	4	0	1	1	0	0	1				
Bubba Morton, R (1.9) OBP: 0.351, SLG: 0.336		0-0 G4-6-3 1B		0-0 G5-4-3 1B						3	0	1	0	0	0	1				
Bobby Knoop, R (1.4) OBP: 0.313, SLG: 0.337		0-0 G4-6-3			0-0					3	0	1	0	0	0	1				
Don Mincher, L (1.3) OBP: 0.312, SLG: 0.371		0-0 3-1			0-0 G3					3	0	0	0	0	0	1				
Chuck Hinton, R (1.5) OBP: 0.297, SLG: 0.347			0-0 5-3		4-0 G5-4-3 IBB				0-0 6-3	2	0	0	0	1	0	0				
Tom Egan, R (1.2) OBP: 0.250, SLG: 0.100			0-0 6-3		0-0 G5-4-3				0-0 F8	3	0	0	0	0	0	2				
Dennis Bennett, L (1.1) OBP: 0.125, SLG: 0.125			0-0 6-3			0-0 L9			0-0 6-3	2	0	0	0	0	0	0				
Andy Messersmith, R (6.1) Winston Lenas, R (9. FH) OBP: 0.216, SLG: 0.176										0	0	0	0	0	0	0				
Inning Stats	R: 0 E: 0 K: 0 S: 3	H: 0 LOB: 0 BB: 0 P: 3	R: 0 E: 0 K: 0 S: 3	H: 1 LOB: 0 BB: 0 P: 3	R: 0 E: 0 K: 0 S: 3	H: 0 LOB: 0 BB: 0 P: 3	R: 1 E: 1 K: 0 S: 4	H: 2 LOB: 0 BB: 0 P: 4	R: 0 E: 0 K: 1 S: 5	H: 0 LOB: 0 BB: 0 P: 5	R: 0 E: 0 K: 0 S: 3	H: 0 LOB: 0 BB: 0 P: 3	R: 0 E: 0 K: 0 S: 3	H: 0 LOB: 1 BB: 1 P: 7	R: 0 E: 0 K: 0 S: 3	H: 0 LOB: 0 BB: 0 P: 7	1B: 3 2B: 0 3B: 1 HR: 0	SF: 0 SAC: 0 DP: 3 HBP: 0	WP: 0 PB: 0 SB: 0 CS: 0	PA: 30
PITCHER Fritz Peterson, L (1.1) ERA: 3.07	IP: 9.0 WLS: W BF: 30 H: 4 R: 1 ER: 0 SO: 1 BB: 1 IBB: 1 HBP: 0 BLK: 0 WP: 0 HR: 0 S: 30 P: 38 ERA: 0.00 WHIP: 0.556															PITCHER				

Batter	1	2	3	4	5	6	7	8	9	AB	R	H	RBI	BB	SO	LOB	BOTTOM			
Dick Howser, R (1.4) OBP: 0.319, SLG: 0.171	0-3 K	0-0 F2		0-0 FC4-6 1B		0-0 2B	0-0 F9			5	0	2	1	0	1	4	California Angels @ New York Yankees Yankee Stadium, Bronx, NY Mon Aug 26 1968, 7:05 PM EDT Unknown			
Bill Robinson, R (1.8) OBP: 0.292, SLG: 0.372	4-0 5-3 BB		4-0 S BB	0-0 FC4-6 1B		0-0 5-3			0-0 5-3	3	0	0	0	2	0	3				
Mickey Mantle, S (1.3) OBP: 0.396, SLG: 0.398	0-0 5-3		0-3 K		0-0 F3		0-0 SH1-4 1B		0-0 6-3	4	1	1	0	0	1	2				
Ruben Amaro, R (6.3) OBP: 0.279, SLG: 0.143	1-2		0-3 K		0-0 K		0-0 SH1-4 1B			1	0	0	0	0	0	0				
Roy White, S (1.7) OBP: 0.348, SLG: 0.406	0-0 5-3		0-3 K		0-3 K		0-0 SH1-4 1B		0-3 K	5	1	1	0	0	3	2				
Andy Kosco, R (1.9) OBP: 0.268, SLG: 0.375		0-0 BB 1B	0-0 F9		0-0 2B		0-0 SH1-4			3	0	2	0	0	0	1				
Tom Tresh, S (1.6) OBP: 0.304, SLG: 0.325		4-0 BB BB		0-0 1B SF7 1B		0-0 F8		0-3 K2-3		3	1	1	0	1	1	3				
Frank Fernandez, R (1.2) OBP: 0.302, SLG: 0.327		4-0 BB		0-0 F9		0-0 F4		0-0 2B		3	1	1	2	1	0	1				
Bobby Cox, R (1.5) OBP: 0.297, SLG: 0.312		0-0 F4		0-0 1B SF7 1B		4-0 2B BB		4-0 2B IBB		2	2	1	0	2	0	3				
Fritz Peterson, S (1.1) OBP: 0.114, SLG: 0.186		0-3 K		0-0 SF7		0-0 1-6-3		0-0 2B		3	0	1	3	0	1	4				
Inning Stats	R: 0 E: 0 K: 1 S: 5	H: 0 LOB: 1 BB: 1 P: 9	R: 0 E: 0 K: 1 S: 6	H: 1 LOB: 3 BB: 2 P: 14	R: 0 E: 0 K: 2 S: 7	H: 0 LOB: 1 BB: 1 P: 11	R: 1 E: 0 K: 0 S: 6	H: 3 LOB: 2 BB: 0 P: 6	R: 0 E: 0 K: 1 S: 6	H: 1 LOB: 1 BB: 0 P: 6	R: 1 E: 0 K: 0 S: 4	H: 1 LOB: 1 BB: 1 P: 8	R: 4 E: 0 K: 1 S: 9	H: 4 LOB: 1 BB: 1 P: 13	R: 0 E: 0 K: 1 S: 5	H: 0 LOB: 0 BB: 0 P: 5	1B: 6 2B: 4 3B: 0 HR: 0	SF: 1 SAC: 1 DP: 0 HBP: 0	WP: 0 PB: 0 SB: 1 CS: 0	PA: 40
PITCHER Dennis Bennett, L (1.1) ERA: 2.73	IP: 5.2 WLS: L BF: 28 H: 6 R: 2 ER: 2 SO: 5 BB: 5 IBB: 0 HBP: 0 BLK: 0 WP: 0 HR: 0 S: 33 P: 53 ERA: 3.18 WHIP: 1.941															PITCHER				
Andy Messersmith, R (6.1) ERA: 2.13	IP: 2.1 WLS: L BF: 12 H: 4 R: 4 ER: 4 SO: 2 BB: 0 IBB: 1 HBP: 0 BLK: 0 WP: 0 HR: 0 S: 15 P: 19 ERA: 15.43 WHIP: 1.714															PITCHER				

Batter	1	2	3	4	5	6	7	8	9	AB	R	H	RBI	BB	SO	LOB	TOP					
Vic Davallilo, L (1, 8) OBP: 0.286, SLG: 0.356 Marty Pattin, R (7, 1) Tom Burgmeier, L (7, 1)										3	0	2	0	1	1	0						
Jim Fregosi, R (1, 6) OBP: 0.328, SLG: 0.387										4	0	0	0	0	0	4						
Roger Repoz, L (1, 9) OBP: 0.311, SLG: 0.380 (7, 8)										3	0	0	0	1	1	0						
Don Mincher, L (1, 3) OBP: 0.311, SLG: 0.370										4	0	1	0	0	1	0						
Ed Kirkpatrick, L (1, 7) OBP: 0.346, SLG: 0.287 (7, 9)										3	0	0	0	1	1	2						
Bobby Knoop, R (1, 4) OBP: 0.315, SLG: 0.338										4	0	1	0	0	2	1						
Tom Egan, R (1, 2) OBP: 0.250, SLG: 0.222										4	0	1	0	0	1	2						
Chuck Cottier, R (1, 5) OBP: 0.156, SLG: 0.258 Bubba Morton, R (7, PH) OBP: 0.351, SLG: 0.336 Chuck Hinton, R (7, PH) OBP: 0.255, SLG: 0.343 (7, 5)										1	0	0	0	1	1	0						
Clyde Wright, R (1, 1) OBP: 0.287, SLG: 0.286 Rick Reichardt, R (7, PH) OBP: 0.325, SLG: 0.414 (7, 7)										1	0	1	0	0	0	1						
										2	0	0	0	0	1	2						
										1	0	0	0	0	0	2						
Inning Stats	R: 0 E: 0 K: 1 S: 5	H: 0 LOB: 0 BB: 0 P: 5	R: 0 E: 0 K: 1 S: 5	H: 0 LOB: 1 BB: 1 P: 9	R: 0 E: 0 K: 2 S: 7	H: 1 LOB: 0 BB: 0 P: 7	R: 0 E: 0 K: 0 S: 3	H: 0 LOB: 0 BB: 0 P: 3	R: 0 E: 0 K: 1 S: 6	H: 1 LOB: 2 BB: 2 P: 10	R: 0 E: 0 K: 0 S: 3	H: 1 LOB: 2 BB: 2 P: 11	R: 0 E: 0 K: 0 S: 6	H: 3 LOB: 3 BB: 0 P: 6	R: 0 E: 0 K: 2 S: 7	H: 0 LOB: 0 BB: 0 P: 7	R: 0 E: 0 K: 3 S: 9	H: 0 LOB: 0 BB: 0 P: 9	1B: 6 2B: 1 3B: 0 HR: 0	SF: 0 SAC: 0 DP: 1 HBP: 0	WP: 0 PB: 0 SB: 0 CS: 1	PA: 36
PITCHER	IP	WLS	BF	H	R	ER	SO	BB	IBB	HBP	BLK	WP	HR	S	P	ERA	WHIP					
Stan Bahnsen, R (1, 1) ERA: 1.94	7.0	W	29	6	0	0	5	4	0	0	0	0	0	35	51	0.00	1.429					
Steve Hamilton, L (8, 1) ERA: 2.25	2.0	S	6	0	0	0	5	0	0	0	0	0	0	16	16	0.00	0.000					

California Angels @ New York Yankees
Yankee Stadium, Bronx, NY
Tue Aug 27 1968, 3:33 AM EDT
Unknown - 75 F

AB 31
R 0
H 6
RBI 0
BB 4
SO 10
LOB 13




Batter	1	2	3	4	5	6	7	8	9	AB	R	H	RBI	BB	SO	LOB	BOTTOM				
Dick Howser, R (1, 4) OBP: 0.315, SLG: 0.165										3	0	0	0	1	0	2					
Bill Robinson, R (1, 8) OBP: 0.291, SLG: 0.378										4	1	1	0	0	0	2					
Mickey Mantle, S (1, 3) OBP: 0.384, SLG: 0.394										3	0	0	1	1	1	2					
Roy White, S (1, 7) OBP: 0.347, SLG: 0.409										4	0	1	0	0	0	2					
Andy Kosco, R (1, 9) OBP: 0.269, SLG: 0.374										3	0	1	0	0	0	1					
Tom Tresh, S (1, 6) OBP: 0.304, SLG: 0.324										2	0	0	0	1	0	0					
Frank Fernandez, R (1, 2) OBP: 0.302, SLG: 0.320										2	0	0	0	1	0	2					
Bobby Cox, R (1, 5) OBP: 0.300, SLG: 0.321										3	1	2	0	0	0	2					
Stan Bahnsen, R (1, 1) OBP: 0.119, SLG: 0.065 Joe Pepitone, L (7, PH) OBP: 0.303, SLG: 0.409 Steve Hamilton, L (8, 1)										2	0	1	1	0	1	2					
										1	0	0	0	0	0	2					
										0	0	0	0	0	0	0					
Inning Stats	R: 1 E: 0 K: 0 S: 4	H: 1 LOB: 0 BB: 0 P: 4	R: 0 E: 0 K: 0 S: 3	H: 0 LOB: 0 BB: 0 P: 3	R: 1 E: 0 K: 0 S: 5	H: 2 LOB: 2 BB: 1 P: 9	R: 0 E: 0 K: 1 S: 6	H: 1 LOB: 1 BB: 1 P: 10	R: 0 E: 0 K: 0 S: 3	H: 1 LOB: 0 BB: 0 P: 3	R: 0 E: 0 K: 0 S: 3	H: 1 LOB: 1 BB: 1 P: 7	R: 0 E: 1 K: 0 S: 3	H: 0 LOB: 0 BB: 0 P: 3	1B: 3 2B: 6 3B: 1 HR: 0	SF: 0 SAC: 0 DP: 4 HBP: 0	WP: 0 PB: 0 SB: 0 CS: 1	PA: 31			
PITCHER	IP	WLS	BF	H	R	ER	SO	BB	IBB	HBP	BLK	WP	HR	S	P	ERA	WHIP				
Clyde Wright, L (1, 1) ERA: 3.72	6.0	L	24	5	2	2	2	2	2	2	2	0	0	25	37	3.00	1.167				
Marty Pattin, R (7, 1) ERA: 3.91	0.0		2	1	0	0	0	1	0	0	0	0	0	1	5	∞	∞				
Tom Burgmeier, L (7, 1) ERA: 4.34	2.0		5	0	0	0	0	0	0	0	0	0	0	5	5	0.00	0.000				

California Angels @ New York Yankees
Yankee Stadium, Bronx, NY
Tue Aug 27 1968, 3:33 AM EDT
Unknown - 75 F

AB 27
R 2
H 6
RBI 2
BB 4
SO 2
LOB 17



Batter	1	2	3	4	5	6	7	8	9	AB	R	H	RBI	BB	SO	LOB	TOP										
Vic Davallo, L (1, 8) OBP: 0.292, SLG: 0.363	4-0 BB G6-4-3		0-0 1B S		0-0 E1 1-2			0-0 1B 3B	0-0 1B 2-3	4	1	3	0	1	0	1	<p>California Angels @ New York Yankees</p> <p>Yankee Stadium, Bronx, NY</p> <p>Tue Aug 27 1968, 3:38 AM EDT</p> <p>Att: 21,419 - Unknown - 74 F</p> <p>livebaseballscores.com</p>										
Jim Fregosi, R (1, 6) OBP: 0.327, SLG: 0.385	0-0 G6-4-3 1-2		4-0 BB G3-6-1		0-0 F8			0-0 L6		3	0	0	0	1	0	4											
Don Mincher, L (1, 3) OBP: 0.313, SLG: 0.369	0-0 1B FC5-4		0-0 BB G3-6-1		0-0 FC6-4-5 1-2 2-3			4-0 1B IBB		3	0	1	0	1	0	4											
Rick Reichardt, R (1, 7) OBP: 0.327, SLG: 0.417	0-0 1-2 FC5-4			0-0 1B 2B				0-0 1-2 1B		4	1	2	1	0	0	1											
Roger Repoz, L (1, 9) OBP: 0.308, SLG: 0.375		0-0 F7		0-0 F5				0-0 F9 3-H		4	0	0	0	0	0	3											
Bobby Knoop, R (1, 4) OBP: 0.312, SLG: 0.334		0-0 E5 FC5-4		0-3 K				0-0 L7		4	0	0	0	0	2	3											
Tom Egan, R (1, 2) OBP: 0.250, SLG: 0.227		0-0 FC5-4 1-2		0-0 1B 2-H				0-0 F2		4	0	1	1	0	0	1											
Chuck Cottier, R (1, 5) OBP: 0.167, SLG: 0.257		0-0 F7		0-0 F4				0-0 F7		4	0	1	0	0	0	2											
Bill Harrelson, S (1, 1) Andy Messersmith, R (6, 1)			0-3 K		0-0 E 1B FC6-4			0-3 K		2	0	1	0	0	1	0											
Inning Stats	R: 0 E: 0 K: 0 S: 3	H: 1 LOB: 1 BB: 1 P: 7	R: 0 E: 1 K: 0 S: 4	H: 0 LOB: 1 BB: 0 P: 4	R: 0 E: 0 K: 1 S: 5	H: 1 LOB: 1 BB: 1 P: 9	R: 1 E: 0 K: 1 S: 7	H: 2 LOB: 1 BB: 0 P: 7	R: 0 E: 1 K: 0 S: 4	H: 1 LOB: 1 BB: 0 P: 4	R: 0 E: 0 K: 1 S: 5	H: 0 LOB: 0 BB: 0 P: 5	R: 0 E: 0 K: 1 S: 5	H: 0 LOB: 0 BB: 0 P: 5	R: 1 E: 0 K: 0 S: 5	H: 2 LOB: 2 BB: 1 P: 9		R: 0 E: 0 K: 0 S: 4	H: 2 LOB: 2 BB: 0 P: 4	1B: 7 2B: 2 3B: 1 HR: 0	SF: 0 SAC: 1 DP: 3 HBP: 0	WP: 0 PB: 0 SB: 1 CS: 0	PA: 37				
PITCHER	IP	WLS	BF	H	R	ER	SO	BB	IBB	HBP	BLK	WP	HR	S	P	ERA	WHIP	PITCHER									
Joe Verbanic, R (1, 1) ERA: 3.04	7.1	L	31	7	2	2	4	2	1	0	0	0	0	36	48	2.46	1.227										
Doolley Womack, R (8, 1) ERA: 3.19	1.2		6	2	0	0	0	0	0	0	0	0	0	6	6	0.00	1.200										

Batter	1	2	3	4	5	6	7	8	9	AB	R	H	RBI	BB	SO	LOB	BOTTOM										
Horace Clarke, S (1, 4) OBP: 0.248, SLG: 0.249	4-0 BB S		4-0 BB G2-3		0-0 4-3			0-0 FC4-6 1-2		2	0	0	0	2	0	1	<p>California Angels @ New York Yankees</p> <p>Yankee Stadium, Bronx, NY</p> <p>Tue Aug 27 1968, 3:38 AM EDT</p> <p>Att: 21,419 - Unknown - 74 F</p> <p>livebaseballscores.com</p>										
Jake Gibbs, L (1, 2) OBP: 0.278, SLG: 0.284	0-0 F2		0-0 G2-3 1-2 2-3 3-H				0-0 F6		4	0	0	0	0	1	5												
Joe Pepitone, L (1, 8) OBP: 0.302, SLG: 0.407	0-0 L9		0-0 G3				0-0 BB S 1B		4	0	1	0	0	0	3												
Roy White, S (1, 7) OBP: 0.346, SLG: 0.407	0-0 F2 1-2			4-0 BB S			0-0 L8		3	0	0	0	1	0	2												
Andy Kosco, R (1, 3) OBP: 0.268, SLG: 0.371		0-0 5-3		0-0 F8			4-0 BB BB		3	0	0	0	1	0	1												
Rocky Colavito, R (1, 9) OBP: 0.307, SLG: 0.343		0-0 5-3		0-3 K			4-0 BB BB		3	0	0	0	1	1	1												
Charley Smith, R (1, 5) OBP: 0.293, SLG: 0.315		0-0 F7		0-0 L9			0-3 K		2	0	0	0	0	0	1												
Mickey Mantle, S (6, PH) OBP: 0.384, SLG: 0.393									1	0	0	0	0	1	3												
Bobby Cox, R (7, 5) OBP: 0.299, SLG: 0.320									1	0	0	0	0	0	0												
Ruben Amaro, R (1, 6) OBP: 0.292, SLG: 0.154			4-0 BB WP SH G2-3		0-3 K		4-0 BB FC2-6		1	0	0	0	1	1	0												
Dick Howser, R (7, PH) OBP: 0.319, SLG: 0.165			0-0 SH G2-3 BB		0-0 L8		0-0 FC2-6 FC4-6		0	0	0	0	0	1	0												
Gene Michael, S (8, 6) OBP: 0.217, SLG: 0.252									0	0	0	0	0	0	0												
Bill Robinson, R (9, PH) OBP: 0.290, SLG: 0.377									1	0	0	0	0	1	0												
Joe Verbanic, R (1, 1) OBP: 0.158, SLG: 0.111									0	0	0	0	0	0	0												
Doolley Womack, L (8, 1) OBP: 0.250, SLG: 0.250									0	0	0	0	0	0	0												
Inning Stats	R: 0 E: 0 K: 0 S: 3	H: 0 LOB: 0 BB: 0 P: 3	R: 0 E: 0 K: 0 S: 3	H: 0 LOB: 2 BB: 2 P: 11	R: 0 E: 0 K: 1 S: 5	H: 0 LOB: 1 BB: 1 P: 9	R: 0 E: 0 K: 1 S: 5	H: 0 LOB: 0 BB: 0 P: 5	R: 0 E: 0 K: 1 S: 6	H: 1 LOB: 3 BB: 2 P: 14	R: 0 E: 0 K: 1 S: 5	H: 0 LOB: 1 BB: 1 P: 9	R: 0 E: 0 K: 0 S: 3	H: 0 LOB: 0 BB: 0 P: 3	R: 0 E: 0 K: 1 S: 5	H: 0 LOB: 0 BB: 0 P: 5	1B: 1 2B: 0 3B: 0 HR: 0	SF: 0 SAC: 1 DP: 1 HBP: 0	WP: 1 PB: 0 SB: 3 CS: 0	PA: 35							
PITCHER	IP	WLS	BF	H	R	ER	SO	BB	IBB	HBP	BLK	WP	HR	S	P	ERA	WHIP	PITCHER									
Bill Harrelson, R (1, 1) ERA: 3.25	5.2	W	24	1	0	0	2	6	0	0	0	0	0	22	46	0.00	1.235										
Andy Messersmith, R (6, 1) ERA: 1.97	3.1	S	11	0	0	0	3	1	0	0	0	0	0	16	20	0.00	0.300										



Batter	1	2	3	4	5	6	7	8	9	AB	R	H	RBI	BB	SO	LOB	TOP					
Horace Clarke, S (1,4) OBP: 0.248, SLG: 0.249										4	0	1	0	0	0	2						
Bill Robinson, R (1,8) OBP: 0.286, SLG: 0.370										4	0	0	0	0	0	1						
Mickey Mantle, S (1,3) OBP: 0.385, SLG: 0.393										3	0	1	0	1	0	0						
Roy White, S (1,7) OBP: 0.343, SLG: 0.403										4	0	0	0	0	0	3						
Andy Kosco, R (1,9) OBP: 0.266, SLG: 0.367										4	0	0	0	0	2	0						
Tom Tresh, S (1,6) OBP: 0.304, SLG: 0.322										2	0	0	0	1	1	0						
Frank Fernandez, R (1,2) OBP: 0.318, SLG: 0.333										2	0	2	0	1	0	0						
Bobby Cox, R (1,5) OBP: 0.297, SLG: 0.317										3	0	0	0	0	1	4						
Mel Stottlemyre, R (1,1) OBP: 0.205, SLG: 0.160										2	0	0	0	0	1	2						
Dick Howser, R (8, PH) OBP: 0.317, SLG: 0.164										1	0	0	0	0	0	0						
Fred Talbot, R (8, 1) OBP: 0.176, SLG: 0.313										0	0	0	0	0	0	0						
Inning Stats	R: 0 E: 0 K: 0 S: 3	H: 1 LOB: 1 BB: 1 P: 7	R: 0 E: 0 K: 1 S: 6	H: 1 LOB: 1 BB: 0 P: 6	R: 0 E: 0 K: 0 S: 3	H: 0 LOB: 0 BB: 0 P: 3	R: 0 E: 0 K: 1 S: 5	H: 0 LOB: 0 BB: 0 P: 5	R: 0 E: 0 K: 2 S: 8	H: 1 LOB: 2 BB: 1 P: 12	R: 0 E: 0 K: 0 S: 3	H: 0 LOB: 0 BB: 0 P: 3	R: 0 E: 0 K: 1 S: 5	H: 0 LOB: 1 BB: 1 P: 9	R: 0 E: 0 K: 0 S: 3	H: 0 LOB: 0 BB: 0 P: 3	R: 0 E: 0 K: 0 S: 3	H: 1 LOB: 1 BB: 0 P: 3	1B: 4 2B: 0 3B: 0 HR: 0	SF: 0 SAC: 0 DP: 2 HBP: 0	WP: 0 PB: 0 CS: 0	PA: 32
PITCHER Jerry Nyman, L (1,1) ERA:	IP: 9.0 WLS: W BF: 32 H: 4 R: 0 ER: 0 SO: 5 BB: 3 IBB: 0 HBP: 0 BLK: 0 WP: 0 HR: 0 S: 39 P: 51 ERA: 0.00 WHIP: 0.778															PITCHER						

New York Yankees @ Chicago White Sox
Comiskey Park, Chicago, IL
Wed Aug 28 1968, 8:05 PM EDT
Att: 10,015 - Unknown - 70 F

AB 29
R 0
H 4
RBI 0
BB 3
SO 5
LOB 12

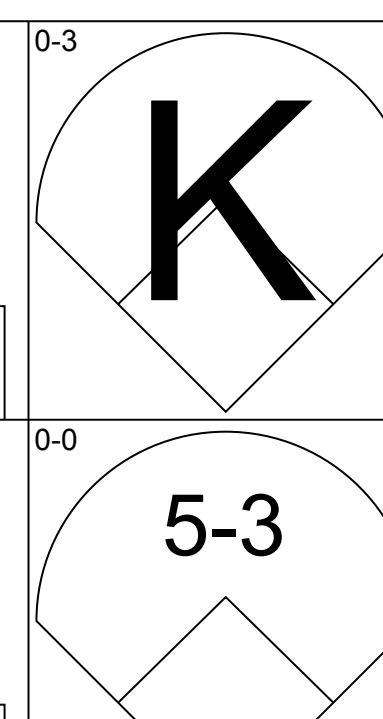
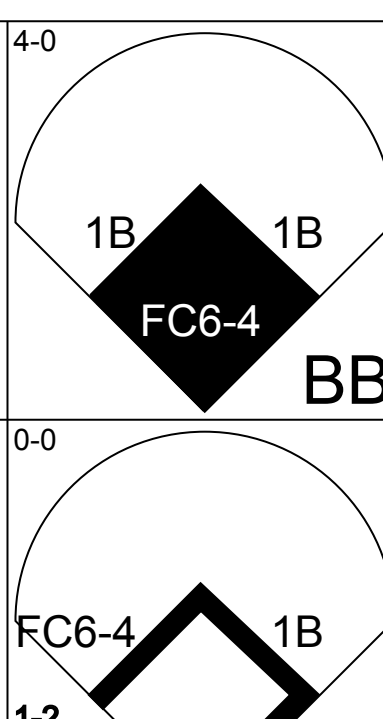
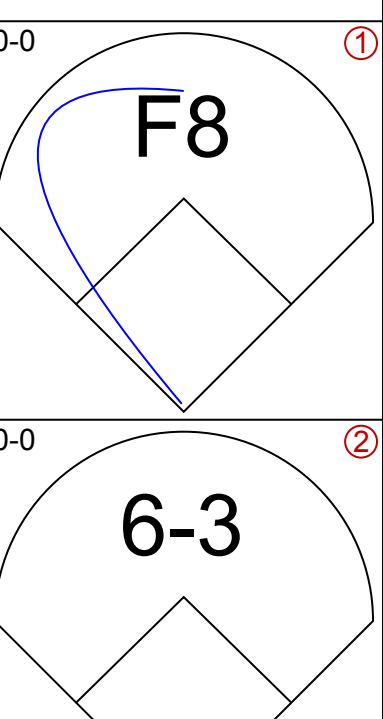
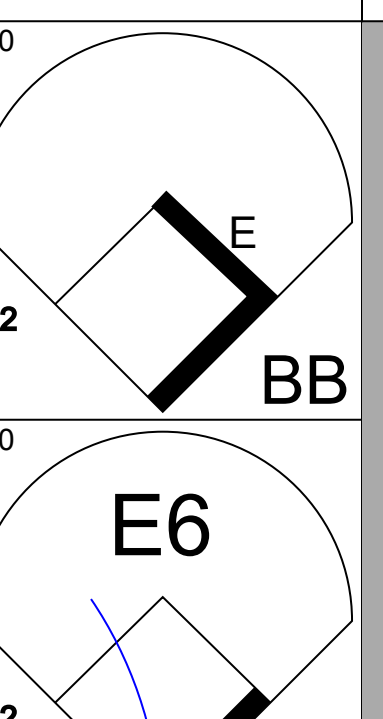
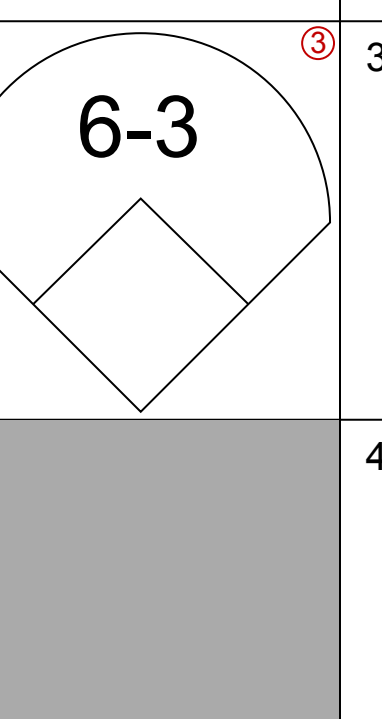
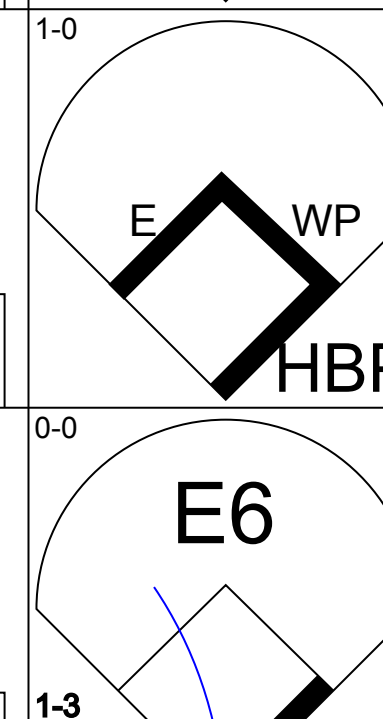
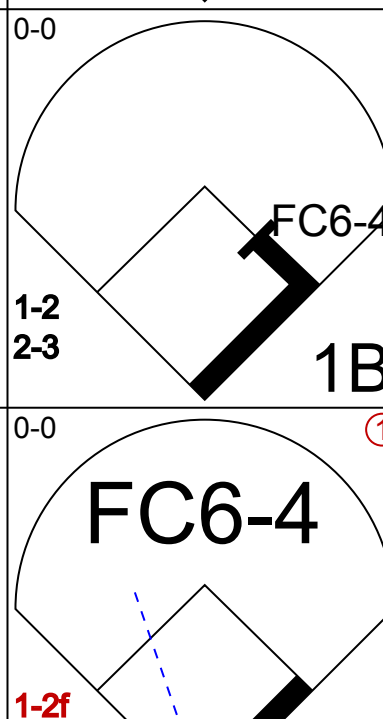
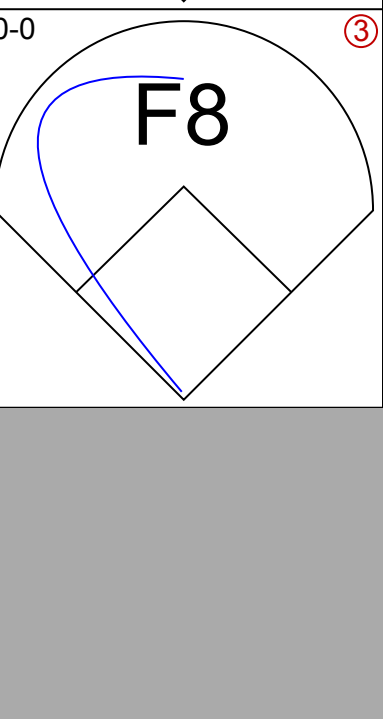
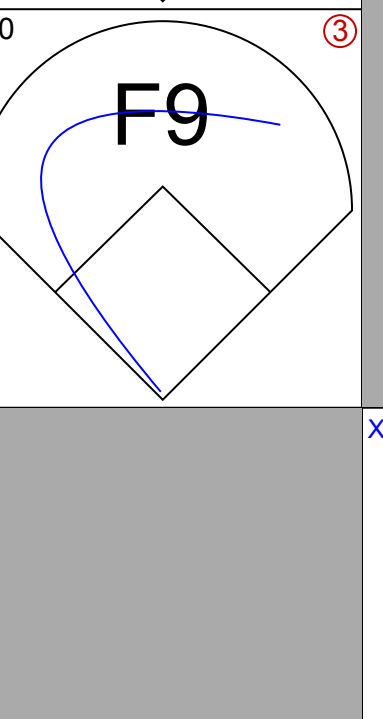
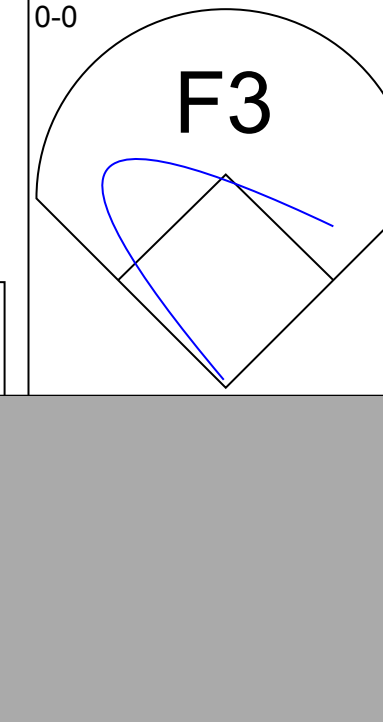
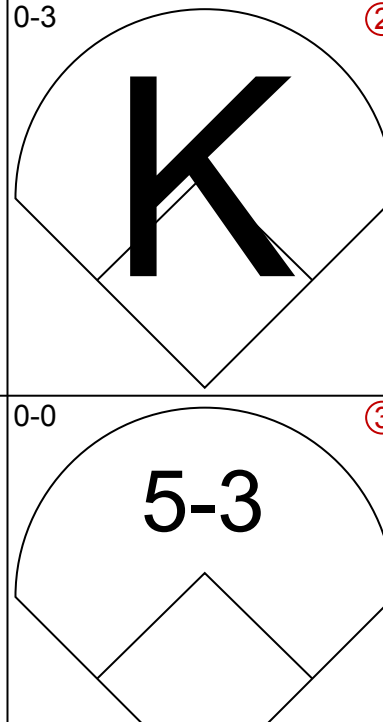







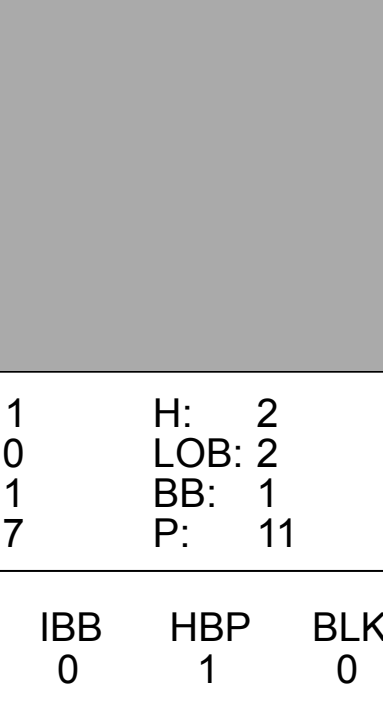
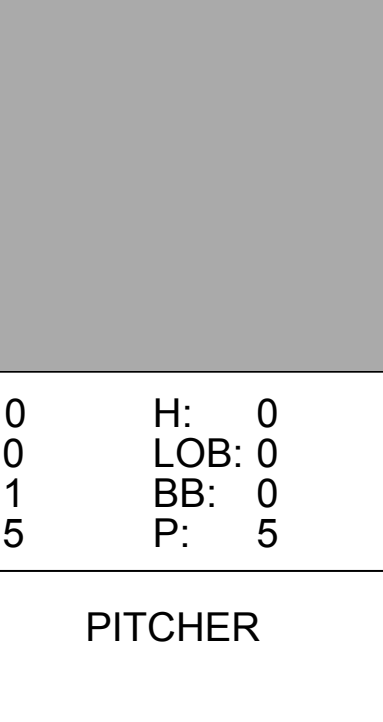
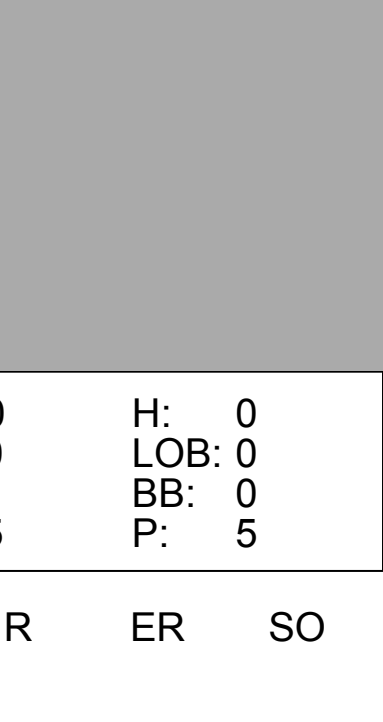
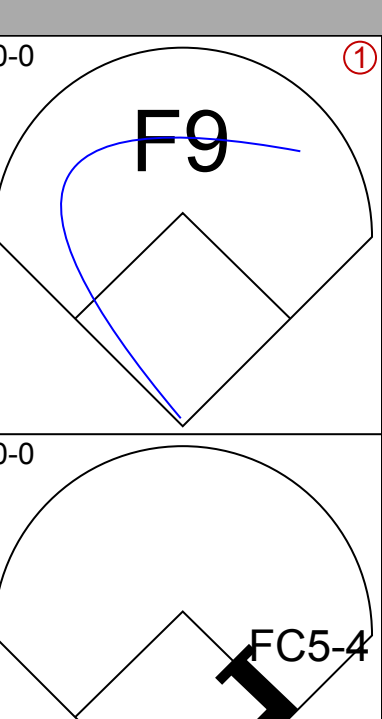

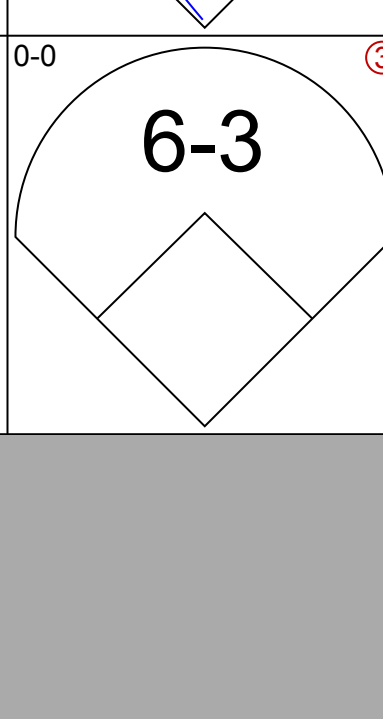
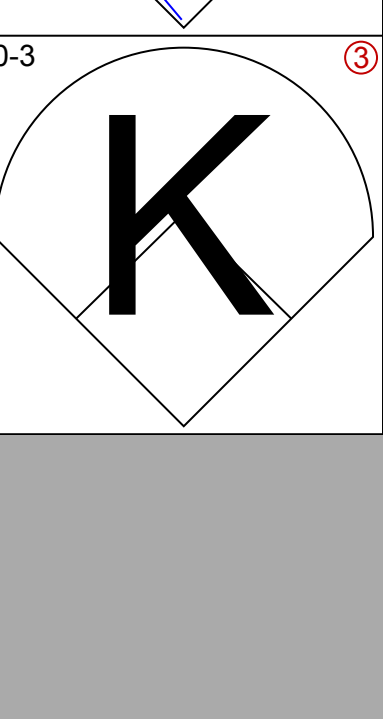
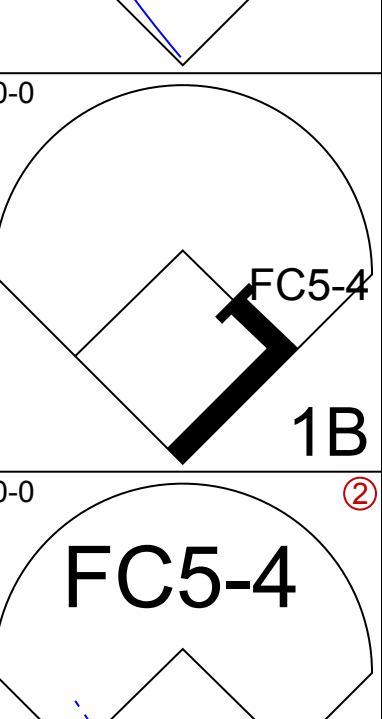
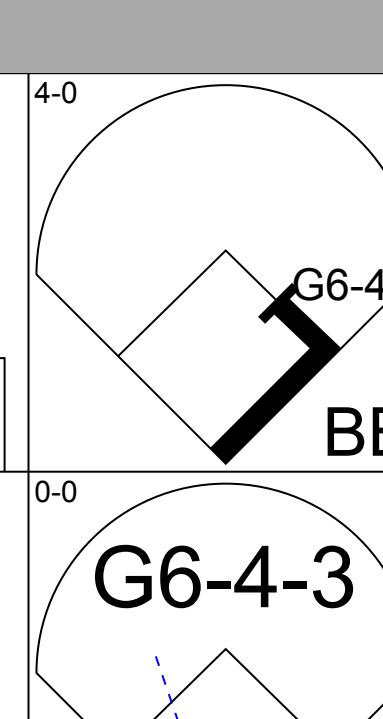
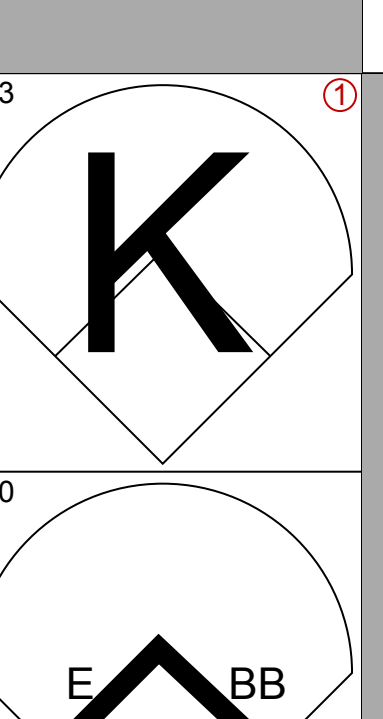
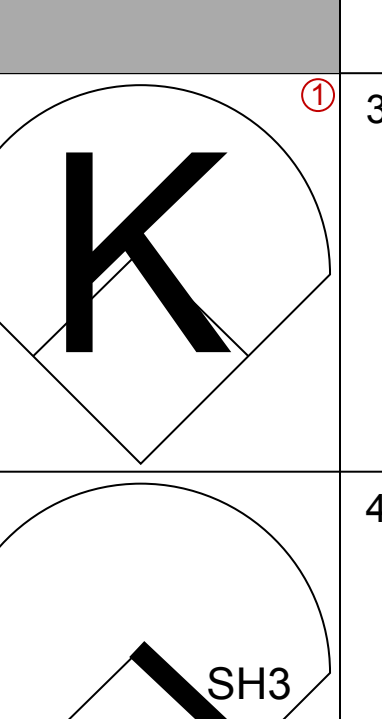
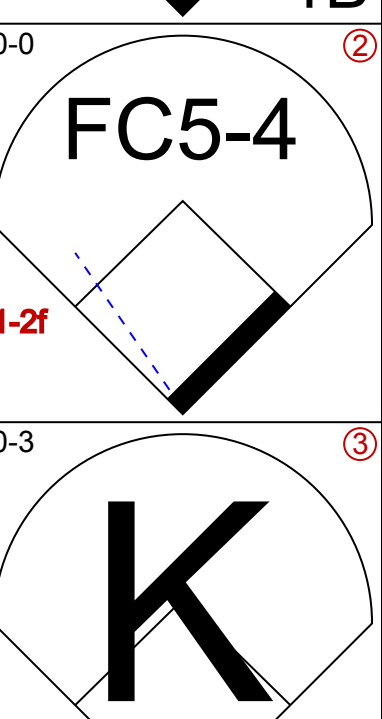
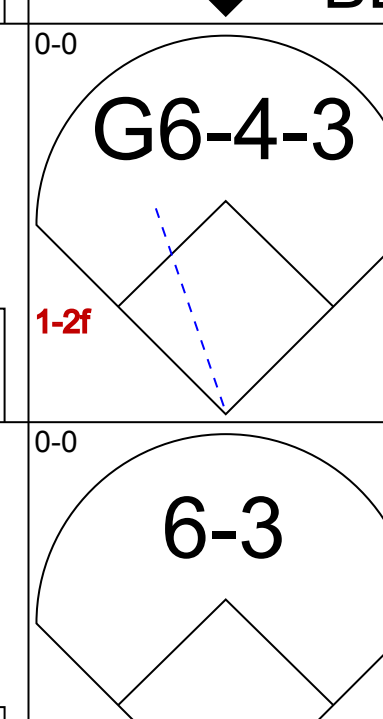
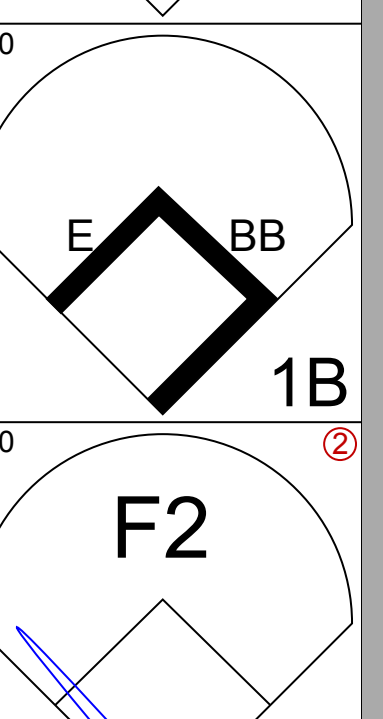
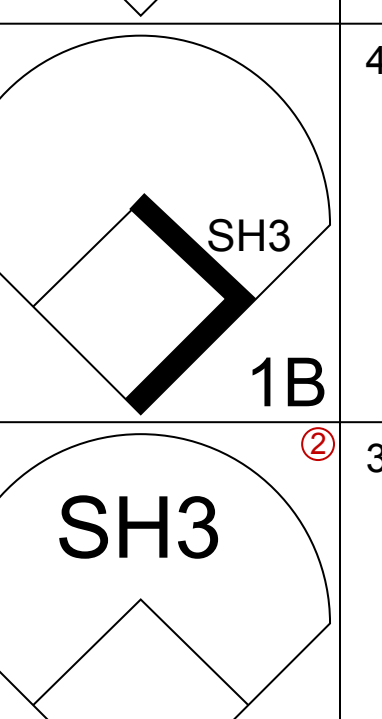
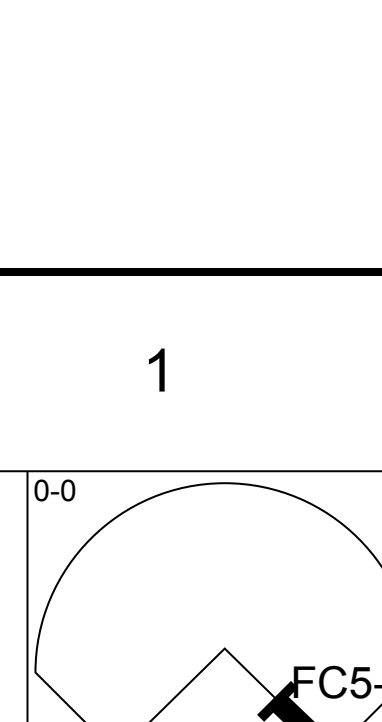
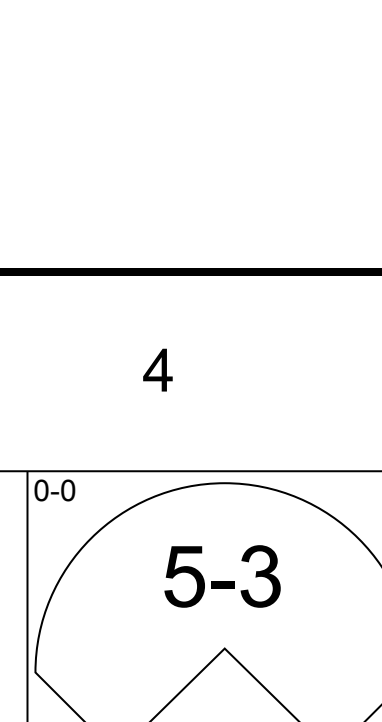
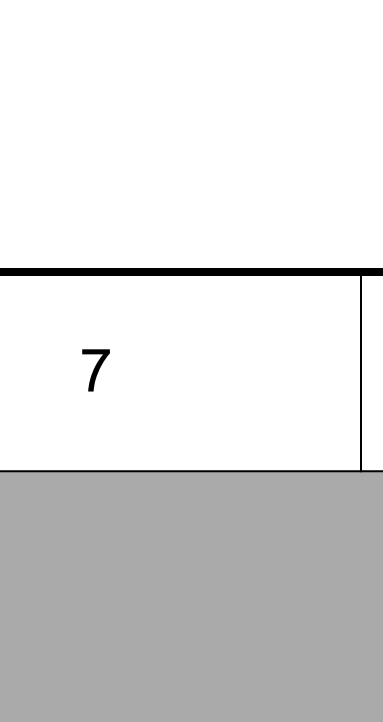
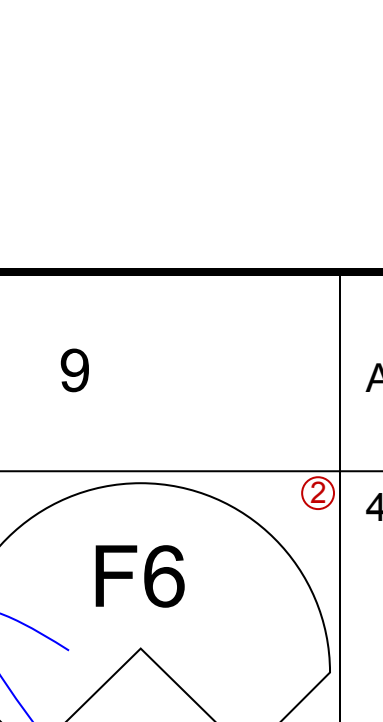


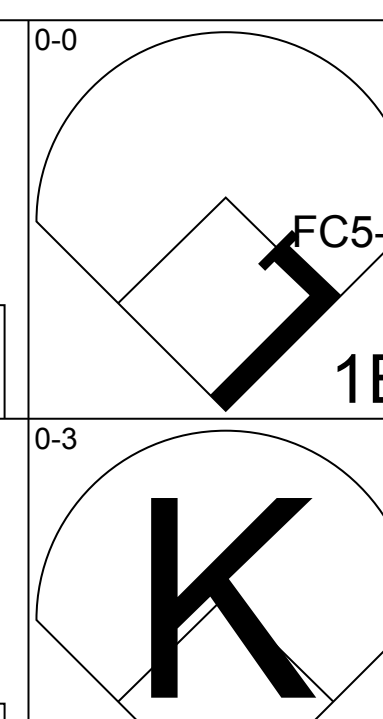
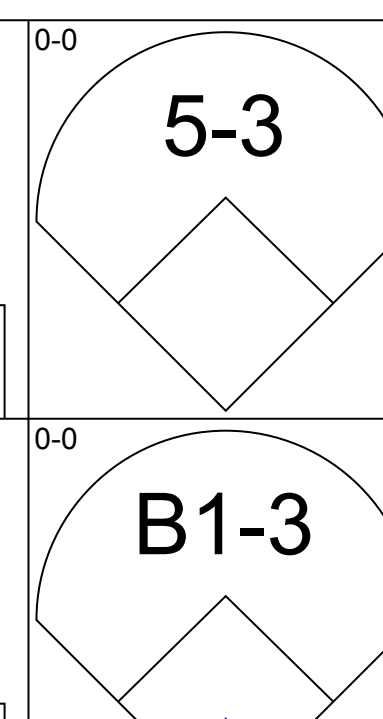
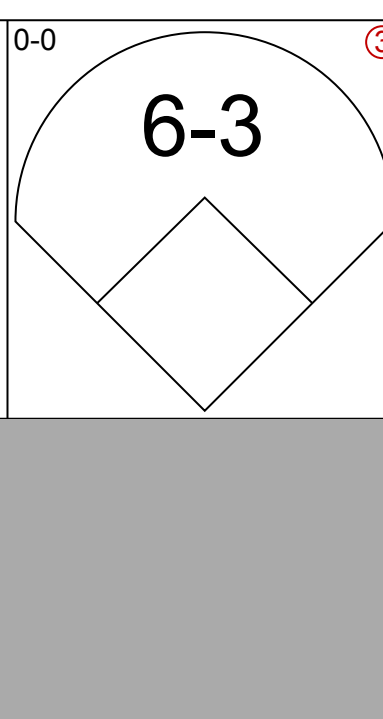
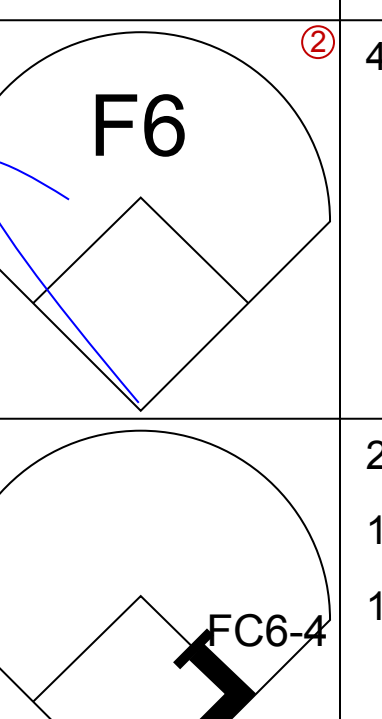
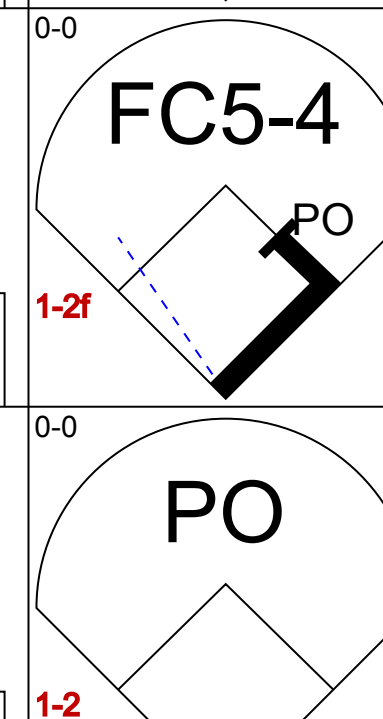
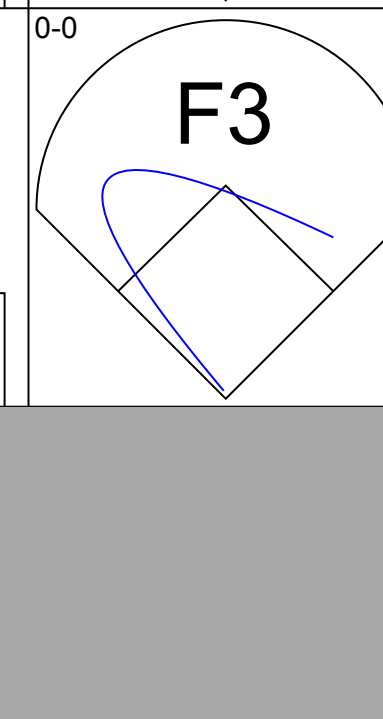
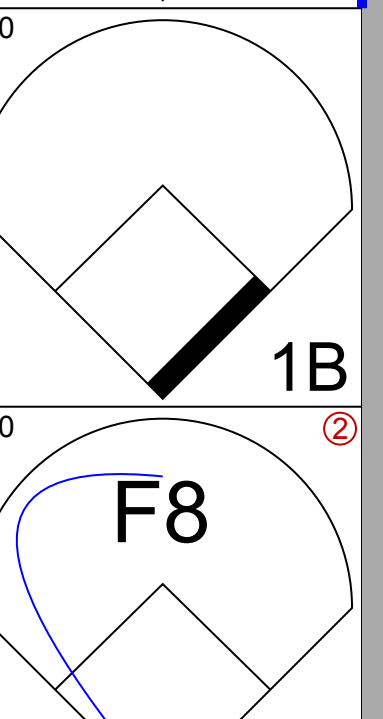
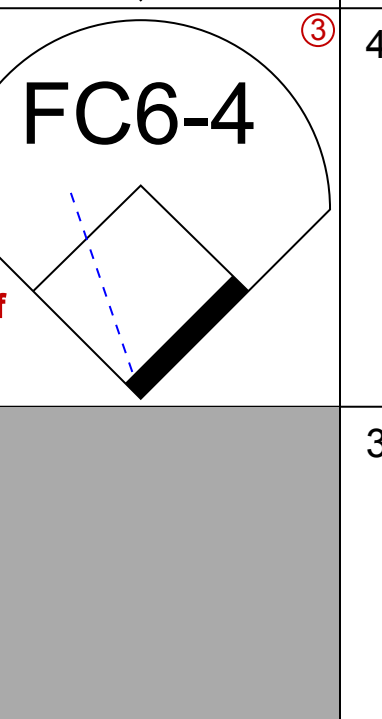


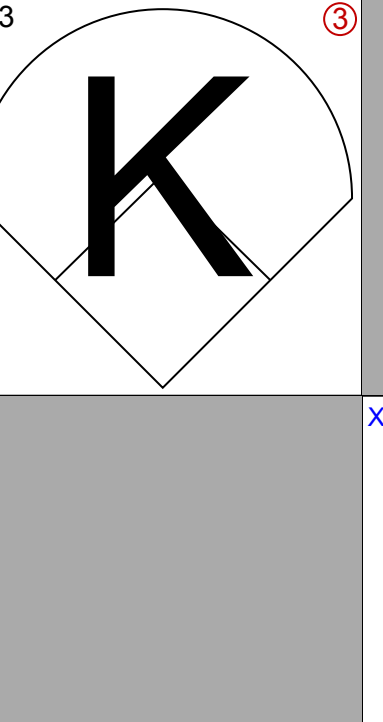






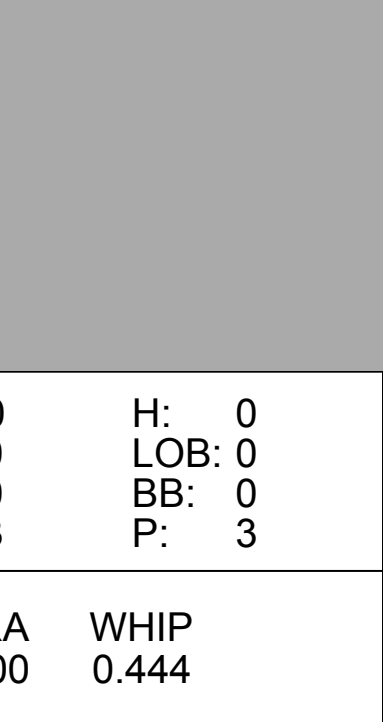
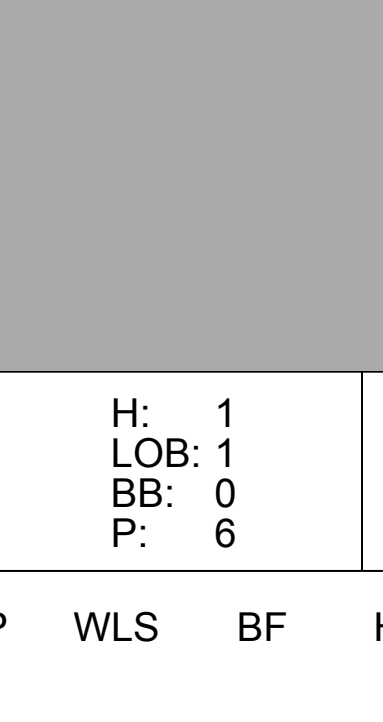



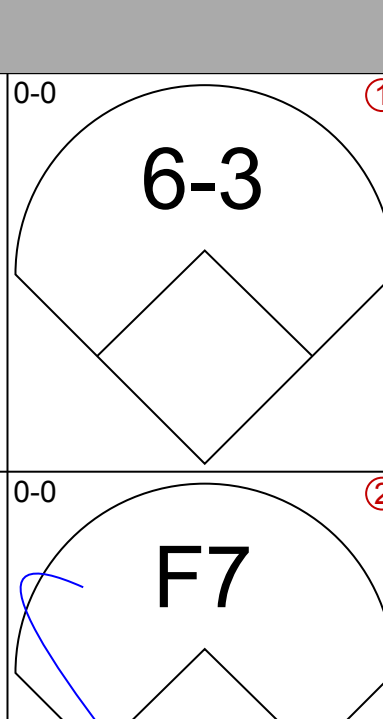
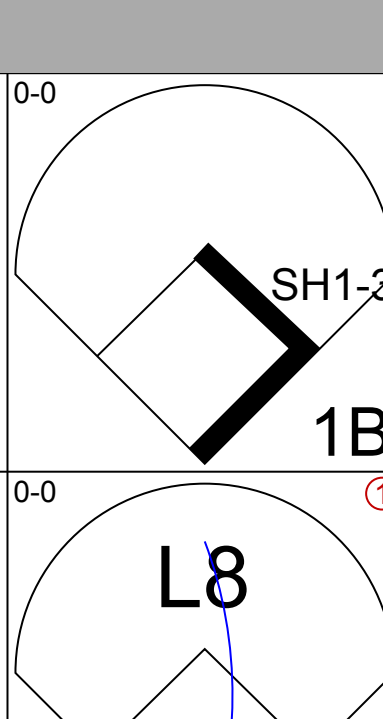
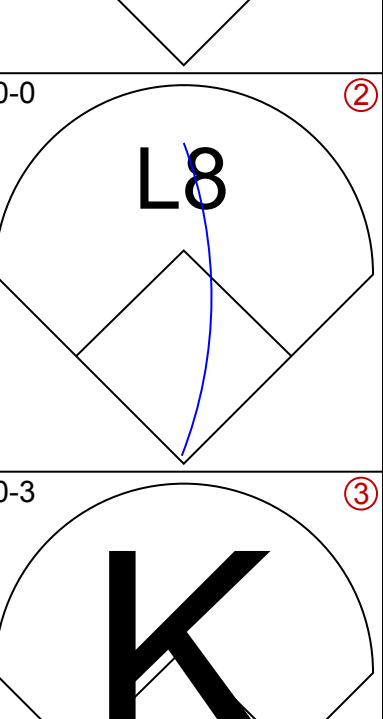
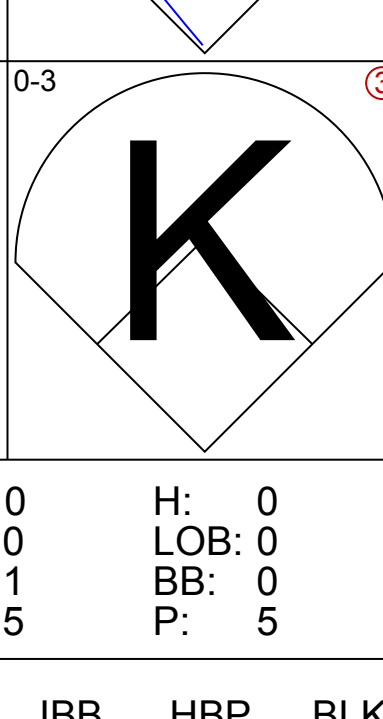
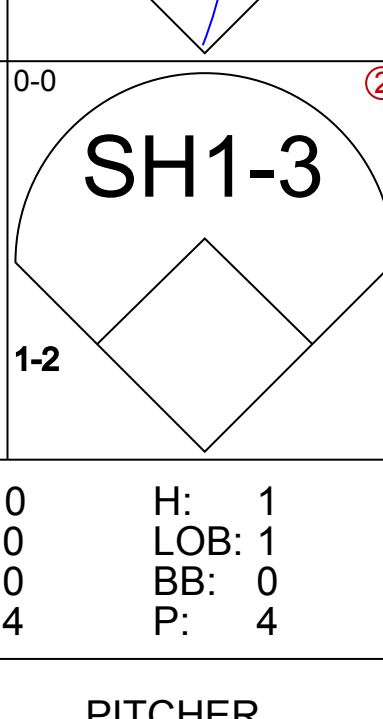
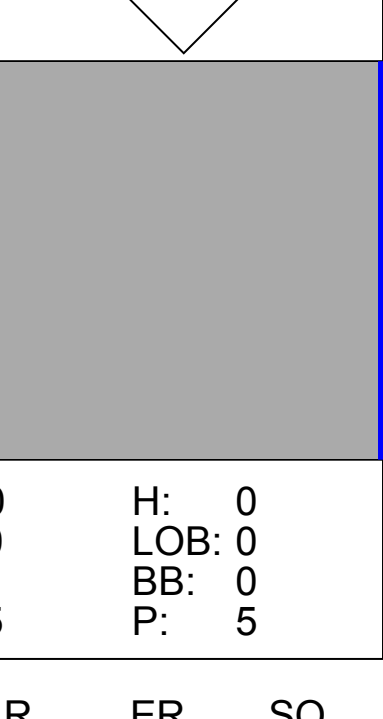



Batter	1	2	3	4	5	6	7	8	9	AB	R	H	RBI	BB	SO	LOB	BOTTOM			
Luis Aparicio, R (1,6) OBP: 0.307, SLG: 0.344										3	0	1	0	0	0	0				
Sandy Alomar Sr., S (1,4) OBP: 0.322, SLG: 0.314										4	1	1	0	0	0	1				
Tommy Davis, R (1,7) OBP: 0.284, SLG: 0.339										4	1	2	1	0	1	1				
Pete Ward, L (1,5) OBP: 0.358, SLG: 0.370										4	0	2	0	0	1	3				
Ron Hansen, R (8, 5) OBP: 0.295, SLG: 0.333										0	0	0	0	0	0	0				
Tom McCraw, L (1,3) OBP: 0.297, SLG: 0.378										4	0	1	1	0	0	3				
Walt Williams, R (1,9) OBP: 0.285, SLG: 0.278										3	0	1	1	0	1	0				
Woodie Held, R (7, 9) OBP: 0.242, SLG: 0.163										1	0	0	0	0	0	0				
Buddy Bradford, R (1,8) OBP: 0.254, SLG: 0.288										4	0	2	0	0	0	2				
Jerry McNertney, R (1,2) OBP: 0.304, SLG: 0.305										4	0	0	0	0	0	2				
Jerry Nyman, L (1,1) OBP: 0.333, SLG: 0.333										3	1	1	0	0	0	1				
Inning Stats	R: 0 E: 0 K: 1 S: 6	H: 1 LOB: 1 BB: 0 P: 6	R: 0 E: 0 K: 0 S: 4	H: 1 LOB: 1 BB: 0 P: 4	R: 3 E: 0 K: 1 S: 10	H: 5 LOB: 2 BB: 0 P: 10	R: 0 E: 0 K: 0 S: 3	H: 0 LOB: 0 BB: 0 P: 3	R: 0 E: 0 K: 0 S: 4	H: 1 LOB: 1 BB: 0 P: 4	R: 0 E: 0 K: 1 S: 6	H: 1 LOB: 1 BB: 0 P: 6	R: 0 E: 0 K: 0 S: 5	H: 2 LOB: 2 BB: 0 P: 5	R: 0 E: 0 K: 0 S: 3	H: 0 LOB: 0 BB: 0 P: 3	1B: 11 2B: 0 3B: 0 HR: 0	SF: 0 SAC: 1 DP: 0 HBP: 0	WP: 0 PB: 0 CS: 0	PA: 35
PITCHER Mel Stottlemyre, R (1,1) ERA: 2.53 Fred Talbot, R (8, 1) ERA: 3.41	IP: 7.0 WLS: L BF: 32 H: 11 R: 3 ER: 3 SO: 3 BB: 0 IBB: 0 HBP: 0 BLK: 0 WP: 0 HR: 0 S: 38 P: 38 ERA: 3.86 WHIP: 1.571															PITCHER				

New York Yankees @ Chicago White Sox
Comiskey Park, Chicago, IL
Wed Aug 28 1968, 8:05 PM EDT
Att: 10,015 - Unknown - 70 F

AB 34
R 3
H 11
RBI 3
BB 0
SO 3
LOB 13



Batter	1	2	3	4	5	6	7	8	9	AB	R	H	RBI	BB	SO	LOB	TOP			
Dick Howser, R (1,4) OBP: 0.320, SLG: 0.161										3	1	0	0	2	1	1	New York Yankees @ Cleveland Indians Cleveland Municipal Stadium, Cleveland, OH Fri Aug 30 1968, 7:05 PM EDT Unknown - 70 F			
Bill Robinson, R (1,8) OBP: 0.295, SLG: 0.368										4	0	1	0	0	0	2				
Tom Tresh, S (1,6) OBP: 0.304, SLG: 0.320										3	0	1	0	0	0	3				
Roy White, S (1,7) OBP: 0.340, SLG: 0.401										4	0	0	1	0	1	3				
Andy Kosco, R (1,3) OBP: 0.263, SLG: 0.363										4	0	0	0	0	1	4				
Rocky Colavito, R (1,9) OBP: 0.302, SLG: 0.335										4	0	0	0	0	1	2				
Frank Fernandez, R (1,2) OBP: 0.324, SLG: 0.333										3	0	1	0	1	2	0				
Bobby Cox, R (1,5) OBP: 0.299, SLG: 0.319										4	0	2	0	0	0	2				
Fritz Peterson, S (1,1) OBP: 0.106, SLG: 0.174										3	0	0	0	0	1	2				
Inning Stats	R: 0 E: 1 K: 1 S: 6	H: 0 LOB: 2 BB: 0 P: 7	R: 0 E: 0 K: 1 S: 6	H: 1 LOB: 1 BB: 0 P: 6	R: 1 E: 0 K: 1 S: 7	H: 2 LOB: 2 BB: 1 P: 11	R: 0 E: 0 K: 0 S: 2	H: 0 LOB: 0 BB: 0 P: 6	R: 0 E: 0 K: 0 S: 3	H: 0 LOB: 0 BB: 0 P: 3	R: 0 E: 1 K: 1 S: 5	H: 1 LOB: 3 BB: 1 P: 11	R: 0 E: 0 K: 1 S: 5	H: 0 LOB: 0 BB: 0 P: 5	R: 0 E: 0 K: 1 S: 6	H: 1 LOB: 1 BB: 0 P: 6	1B: 5 2B: 0 3B: 0 HR: 0	SF: 0 SAC: 1 DP: 1 HBP: 1	WP: 1 PB: 0 SB: 0 CS: 0	PA: 37
PITCHER Sam McDowell, L (1,1) ERA: 1.84	IP: 9.0 WLS: L BF: 37	H: 5 R: 1 ER: 1 SO: 7	BB: 3 IBB: 0 HBP: 1 BLK: 0	WP: 1 HR: 0 S: 47 P: 60	ERA: 1.00 WHIP: 0.889	PITCHER														

Batter	1	2	3	4	5	6	7	8	9	AB	R	H	RBI	BB	SO	LOB	BOTTOM					
Larry Brown, R (1,6) OBP: 0.298, SLG: 0.314										4	0	1	0	0	0	1	New York Yankees @ Cleveland Indians Cleveland Municipal Stadium, Cleveland, OH Fri Aug 30 1968, 7:05 PM EDT Unknown - 70 F					
Davey Nelson, R (1,4) OBP: 0.288, SLG: 0.292										2	0	0	0	0	1	1						
Lee Mays, L (7, PH) OBP: 0.333, SLG: 0.408										1	0	0	0	0	0	0						
Vern Fuller, R (8,4) OBP: 0.325, SLG: 0.274										1	0	1	0	0	0	0						
Jose Cardenal, R (1,8) OBP: 0.306, SLG: 0.356										4	0	1	0	0	0	2						
Tony Horton, R (1,3) OBP: 0.306, SLG: 0.414										3	0	0	0	0	1	1						
Lou Johnson, R (1,9) OBP: 0.283, SLG: 0.358										3	0	0	0	0	2	1						
Tommy Harper, R (1,7) OBP: 0.286, SLG: 0.376										3	0	0	0	0	0	0						
Max Alvis, R (1,5) OBP: 0.290, SLG: 0.317										3	0	1	0	0	0	0						
Ken Suarez, R (1,2) OBP: 0.182, SLG: 0.100										3	0	0	0	0	1	1						
Sam McDowell, L (1,1) OBP: 0.187, SLG: 0.153										1	0	0	0	0	1	0						
Joe Azcue, R (8, PH) OBP: 0.327, SLG: 0.337										1	0	0	0	0	0	0						
Inning Stats	R: 0 E: 0 K: 1 S: 5	H: 1 LOB: 0 BB: 0 P: 5	R: 0 E: 0 K: 2 S: 7	H: 0 LOB: 0 BB: 0 P: 7	R: 0 E: 0 K: 1 S: 5	H: 0 LOB: 0 BB: 0 P: 5	R: 0 E: 0 K: 0 S: 3	H: 0 LOB: 0 BB: 0 P: 3	R: 0 E: 0 K: 0 S: 3	H: 0 LOB: 0 BB: 0 P: 3	R: 0 E: 0 K: 0 S: 4	H: 1 LOB: 1 BB: 0 P: 4	R: 0 E: 0 K: 1 S: 6	H: 1 LOB: 1 BB: 0 P: 6	R: 0 E: 0 K: 1 S: 5	H: 0 LOB: 0 BB: 0 P: 5	R: 0 E: 0 K: 0 S: 4	H: 1 LOB: 1 BB: 0 P: 4	1B: 4 2B: 0 3B: 0 HR: 0	SF: 0 SAC: 1 DP: 0 HBP: 0	WP: 0 PB: 0 SB: 0 CS: 0	PA: 31
PITCHER Fritz Peterson, L (1,1) ERA: 2.9	IP: 9.0 WLS: W BF: 30	H: 4 R: 0 ER: 0 SO: 6	BB: 0 IBB: 0 HBP: 0 BLK: 0	WP: 0 HR: 0 S: 42 P: 42	ERA: 0.00 WHIP: 0.444	PITCHER																



Batter	1	2	3	4	5	6	7	8	9	10	AB	R	H	RBI	BB	SO	LOB								
Horace Clarke, S (1.4)	4-3		1B SF9		E5		F8											5 1 2 0 0 0 0							
Jake Gibbs, L (1.2)	F6		1B SF9				4-3											5 0 2 0 0 0 2							
Mickey Mantle, S (1.3)	BB		1B SF9		F6													3 0 0 1 1 1 4							
Roy White, S (1.7)	F8		BB		F8													4 0 1 0 1 0 3							
Joe Pepitone, L (1.8)			BB		F3													5 1 2 0 0 0 3							
Bill Robinson, R (1.9)	G5-4-3		1B		5-3													4 0 2 0 1 0 1							
Charley Smith, R (1.5)	1B		2B		K													5 0 1 0 0 1 4							
Gene Michael, S (1.6)			1B		6-3													4 0 2 0 0 1 1							
Tom Tresh, S (10. PH)			1B		6-3													0 0 0 0 1 0 0							
Al Downing, R (1.1)					K													3 0 0 0 0 3 0							
Lindy McDaniel, R (8.1)					K													1 0 0 0 0 0 1							
Steve Hamilton, L (9.1)					K													0 0 0 0 0 0 0							
Rocky Colavito, R (10. PH)					K													1 0 0 0 0 0 3							
Dooley Womack, L (10.1)																		0 0 0 0 0 0 0							
Inning Stats	R: 0 E: 0 K: 0 S: 3	H: 0 LOB: 1 BB: 1 P: 7	R: 0 E: 0 K: 0 S: 4	H: 3 LOB: 2 BB: 0 P: 4	R: 1 E: 0 K: 1 S: 7	H: 2 LOB: 2 BB: 1 P: 11	R: 0 E: 0 K: 1 S: 5	H: 0 LOB: 0 BB: 0 P: 5	R: 0 E: 1 K: 1 S: 7	H: 1 LOB: 2 BB: 0 P: 7	R: 0 E: 0 K: 1 S: 6	H: 1 LOB: 1 BB: 0 P: 6	R: 0 E: 0 K: 1 S: 5	H: 0 LOB: 0 BB: 0 P: 5	R: 1 E: 0 K: 1 S: 7	H: 2 LOB: 1 BB: 0 P: 7	R: 0 E: 0 K: 0 S: 5	H: 2 LOB: 2 BB: 0 P: 5	R: 0 E: 0 K: 0 S: 4	H: 1 LOB: 3 BB: 2 P: 12	1B: 9 2B: 3 3B: 0 HR: 0	SF: 1 SAC: 0 DP: 1 HBP: 0	WP: 1 PB: 1 SB: 3 CS: 0	PA: 45	
PITCHER	IP 5.0	WLS 6	BF 22	H 6	R 1	ER 1	SO 3	BB 2	IBB 0	HBP 0	BLK 0	WP 0	HR 0	S 26	P 34	ERA 1.80	WHIP 1.600								
Horacio Pina, R (1.1)	5.0	6	22	6	1	1	3	2	0	0	0	0	0	26	34	1.80	1.600								
Eddie Fisher, R (6.1)	4.0	17	5	1	1	3	0	0	0	0	0	1	0	23	23	2.25	1.250								
Vicente Romo, R (10.1)	1.0	W	6	1	0	0	0	2	0	0	0	0	0	4	12	0.00	3.000								

New York Yankees @ Cleveland Indians
Cleveland Municipal Stadium, Cleveland, OH

AB 40
R 2
H 12
RBI 1
BB 4
SO 6
LOB 22



WP: 1 PA: 45

Fri Aug 30 1968, 7:05 PM EDT
Att: 10,229 - Unknown - 68 F

Batter	1	2	3	4	5	6	7	8	9	10	AB	R	H	RBI	BB	SO	LOB								
Russ Snyder, L (1.9)	4-3		F2		K													5 0 1 1 0 2 3							
Chico Salmon, R (1.6)	F4				K													2 0 0 0 1 1 0							
Jimmie Hall, L (8. PH)																		1 0 1 0 0 0 0							
Davey Nelson, R (8. PR)																		0 0 0 0 0 0 0							
Larry Brown, R (9.6)																		1 0 0 0 0 0 3							
Lee Mays, L (1.7)	4-3																	5 0 0 0 0 0 4							
Tony Horton, R (1.3)			F8		F8													5 1 1 0 0 0 3							
Joe Azcue, R (1.2)			K															3 1 1 0 1 1 2							
Jose Cardenal, R (1.8)			F8		6-3													4 0 0 0 1 0 4							
Vern Fuller, R (1.4)																		3 0 0 0 0 2 1							
Billy Harris, L (9. PH)																		0 0 0 0 1 0 0							
Tommy Harper, R (9. PR)																		0 1 0 0 1 0 0							
Max Alvis, R (1.5)																		2 0 1 1 3 0 2							
Horacio Pina, R (1.1)																		0 0 0 0 0 0 0							
Lou Johnson, R (5. PH)																		1 0 1 1 0 0 0							
Eddie Fisher, R (6.1)																		1 0 0 0 0 0 1							
Duke Sims, L (9. PH)																		0 0 0 0 1 0 0							
Vicente Romo, R (10.1)																		0 0 0 0 0 0 0							
Inning Stats	R: 0 E: 0 K: 0 S: 3	H: 0 LOB: 0 BB: 0 P: 3	R: 0 E: 0 K: 1 S: 5	H: 0 LOB: 0 BB: 0 P: 5	R: 0 E: 0 K: 0 S: 3	H: 0 LOB: 1 BB: 1 P: 7	R: 0 E: 0 K: 1 S: 5	H: 0 LOB: 0 BB: 0 P: 5	R: 1 E: 1 K: 2 S: 9	H: 2 LOB: 2 BB: 1 P: 13	R: 0 E: 0 K: 1 S: 5	H: 0 LOB: 1 BB: 1 P: 7	R: 0 E: 0 K: 1 S: 5	H: 0 LOB: 1 BB: 1 P: 9	R: 0 E: 1 K: 1 S: 7	H: 1 LOB: 3 BB: 1 P: 11	R: 1 E: 0 K: 0 S: 4	H: 2 LOB: 2 BB: 2 P: 12	R: 1 E: 0 K: 0 S: 3	H: 1 LOB: 3 BB: 2 P: 11	1B: 5 2B: 2 3B: 0 HR: 0	SF: 0 SAC: 0 DP: 2 HBP: 0	WP: 1 PB: 0 SB: 0 CS: 0	PA: 44	
PITCHER	IP 7.0	WLS 9	BF 27	H 2	R 1	ER 1	SO 5	BB 3	IBB 1	HBP 0	BLK 0	WP 0	HR 0	S 33	P 49	ERA 1.29	WHIP 0.714								
Al Downing, L (1.1)	7.0	9	27	2	1	1	5	3	1	0	0	0	0	33	49	1.29	0.714								
Lindy McDaniel, R (8.1)	1.0	9	2	1	1	1	2	1	0	0	0	0	0	8	20	9.00	4.000								
Steve Hamilton, L (9.1)	1.0	3	1	0	0	0	0	0	0	0	0	0	0	3	3	0.00	1.000								
Dooley Womack, R (10.1)	0.1	L	5	1	1	1	0	0	2	0	0	1	0	3	11	27.00	3.000								

New York Yankees @ Cleveland Indians
Cleveland Municipal Stadium, Cleveland, OH

AB 33
R 3
H 6
RBI 3
BB 9
SO 6
LOB 23



WP: 1 PA: 44

Fri Aug 30 1968, 7:05 PM EDT
Att: 10,229 - Unknown - 68 F

Batter	1	2	3	4	5	6	7	8	9	AB	R	H	RBI	BB	SO	LOB	TOP																					
Horace Clarke, S (1,4) OBP: 0.252, SLG: 0.253	4-3		F8		1B			SH1-3 1B		4	1	2	0	0	0	0	New York Yankees @ Cleveland Indians Cleveland Municipal Stadium, Cleveland, OH Sat Aug 31 1968, 7:05 PM EDT Att: 7,581 - Unknown - 72 F																					
Jake Gibbs, L (1,2) OBP: 0.282, SLG: 0.286	BB		K		1B			SH1-3		2	0	1	0	1	1	0																						
Mickey Mantle, S (1,3) Gene Michael, S (6, PR) Ruben Amaro, R (8,3) OBP: 0.385, SLG: 0.390 OBP: 0.227, SLG: 0.262 OBP: 0.292, SLG: 0.154	F5			HR	1B			L5-3 1B		4	1	2	1	0	0	3																						
Roy White, S (1,7) OBP: 0.342, SLG: 0.409	F9			HR				L5-3		4	1	2	2	0	0	2																						
Joe Pepitone, L (1,8) OBP: 0.301, SLG: 0.401		E1			HR					4	0	1	0	0	1	1																						
Tom Tresh, S (1,6) OBP: 0.303, SLG: 0.317	F8				1B					4	0	0	0	0	0	3																						
Bill Robinson, R (1,9) OBP: 0.287, SLG: 0.368	5-3									4	0	0	0	0	1	2																						
Bobby Cox, R (1,5) OBP: 0.297, SLG: 0.317	F9									3	0	0	0	0	1	1																						
Stan Bahnsen, R (1,1) OBP: 0.114, SLG: 0.062			K							3	0	0	0	0	2	0																						
Inning Stats	R: 0 E: 0 K: 0 S: 3	H: 0 LOB: 1 BB: 1 P: 7	R: 0 E: 1 K: 0 S: 4	H: 0 LOB: 1 BB: 0 P: 4	R: 0 E: 0 K: 2 S: 7	H: 0 LOB: 0 BB: 0 P: 7	R: 2 E: 0 K: 0 S: 5	H: 3 LOB: 0 BB: 0 P: 5	R: 0 E: 0 K: 1 S: 5	H: 1 LOB: 0 BB: 0 P: 5	R: 0 E: 0 K: 1 S: 5	H: 0 LOB: 0 BB: 0 P: 5	R: 1 E: 0 K: 0 S: 4	H: 2 LOB: 1 BB: 0 P: 4	R: 0 E: 0 K: 0 S: 3	H: 0 LOB: 0 BB: 0 P: 3	1B: 7 2B: 2 3B: 0 HR: 1	SF: 0 SAC: 1 DP: 2 HBP: 0	WP: 0 PB: 0 SB: 0 CS: 0	PA: 34																		
PITCHER	IP	WLS	BF	H	R	ER	SO	BB	IBB	HBP	BLK	WP	HR	S	P	ERA	WHIP	PITCHER				IP	WLS	BF	H	R	ER	SO	BB	IBB	HBP	BLK	WP	HR	S	P	ERA	WHIP
Stan Williams, R (1,1) ERA: 2.53	5.0	L	21	5	2	2	4	1	0	0	0	0	1	28	32	3.60	1.200																					
Eddie Fisher, R (6,1) ERA: 2.57	3.0		10	3	1	1	2	0	0	0	0	0	0	14	14	3.00	1.000																					
Vicente Romo, R (9,1) ERA: 1.49	1.0		3	0	0	0	0	0	0	0	0	0	0	3	3	0.00	0.000																					

AB 32
R 3
H 8
RBI 3
BB 1
SO 6
LOB 12



Batter	1	2	3	4	5	6	7	8	9	AB	R	H	RBI	BB	SO	LOB	BOTTOM																					
Jose Cardenal, R (1,8) OBP: 0.303, SLG: 0.350	F8		1-3					FC5-4 1-3 S		4	0	0	1	0	0	1	New York Yankees @ Cleveland Indians Cleveland Municipal Stadium, Cleveland, OH Sat Aug 31 1968, 7:05 PM EDT Att: 7,581 - Unknown - 72 F																					
Russ Snyder, L (1,9) OBP: 0.307, SLG: 0.302	F4							1-3		4	0	0	0	0	0	1																						
Lee Maye, L (1,7) OBP: 0.322, SLG: 0.393	E3							F5		4	0	0	0	0	0	1																						
Tony Horton, R (1,3) OBP: 0.302, SLG: 0.407	4-3									4	0	0	0	0	1	1																						
Duke Sims, L (1,2) OBP: 0.372, SLG: 0.405		3-1								4	0	1	0	0	1	0																						
Max Alvis, R (1,5) OBP: 0.293, SLG: 0.315		K								4	0	0	0	0	1	1																						
Larry Brown, R (1,6) OBP: 0.298, SLG: 0.313		6-3								3	0	1	0	0	0	1																						
Vern Fuller, R (1,4) Joe Azcue, R (8, PH) Billy Harris, L (9,4) OBP: 0.319, SLG: 0.267 OBP: 0.331, SLG: 0.345 OBP: 0.274, SLG: 0.295			K							2	0	0	0	0	1	1																						
Stan Williams, R (1,1) Jimmie Hall, L (5, PH) Eddie Fisher, R (6,1) Lou Johnson, R (8, PH) Vicente Romo, R (9,1) OBP: 0.235, SLG: 0.191 OBP: 0.286, SLG: 0.268 OBP: 0.286, SLG: 0.361 OBP: 0.143, SLG: 0.143			K							1	0	0	0	0	1	0																						
			K							1	0	0	0	0	1	2																						
			K							0	0	0	0	0	0	0																						
										1	0	1	0	0	0	0																						
										0	0	0	0	0	0	0																						
Inning Stats	R: 0 E: 1 K: 0 S: 4	H: 0 LOB: 1 BB: 0 P: 4	R: 0 E: 0 K: 1 S: 5	H: 0 LOB: 0 BB: 0 P: 5	R: 0 E: 0 K: 2 S: 7	H: 0 LOB: 0 BB: 0 P: 7	R: 0 E: 0 K: 0 S: 3	H: 0 LOB: 0 BB: 0 P: 3	R: 0 E: 0 K: 2 S: 9	H: 1 LOB: 2 BB: 0 P: 9	R: 0 E: 0 K: 0 S: 3	H: 0 LOB: 0 BB: 0 P: 3	R: 0 E: 0 K: 0 S: 4	H: 1 LOB: 1 BB: 0 P: 4	R: 1 E: 0 K: 0 S: 5	H: 2 LOB: 1 BB: 0 P: 5	R: 0 E: 0 K: 1 S: 5	H: 0 LOB: 0 BB: 0 P: 5	1B: 2 2B: 2 3B: 0 HR: 0	SF: 0 SAC: 0 DP: 0 HBP: 0	WP: 0 PB: 0 SB: 1 CS: 0	PA: 33																
PITCHER	IP	WLS	BF	H	R	ER	SO	BB	IBB	HBP	BLK	WP	HR	S	P	ERA	WHIP	PITCHER				IP	WLS	BF	H	R	ER	SO	BB	IBB	HBP	BLK	WP	HR	S	P	ERA	WHIP
Stan Bahnsen, R (1,1) ERA: 1.9	9.0	W	33	4	1	1	6	0	0	0	0	0	0	45	45	1.00	0.444																					

AB 33
R 1
H 4
RBI 1
BB 0
SO 6
LOB 9



Batter	1	2	3	4	5	6	7	8	9	AB	R	H	RBI	BB	SO	LOB	TOP											
Horace Clarke, S OBP: 0.250, SLG: 0.251	4-3		F9			G3	F8			4	0	0	0	0	0	1												
Jake Gibbs, L OBP: 0.279, SLG: 0.283	4-3		F9			F2	K			4	0	0	0	0	1	1												
Mickey Mantle, S OBP: 0.383, SLG: 0.387 Ruben Amaro, R OBP: 0.292, SLG: 0.154	F8			L9		2B	K			3	1	0	0	1	1	0												
Roy White, S OBP: 0.343, SLG: 0.410		F6		2-6		1B			F9	3	1	1	1	1	0	0												
Joe Pepitone, L OBP: 0.300, SLG: 0.397	F4			F3		1B			4-3	3	1	0	0	1	0	1												
Tom Tresh, S OBP: 0.304, SLG: 0.318	F9			2-6		1B			L1	4	1	2	1	0	0	0												
Bill Robinson, R OBP: 0.293, SLG: 0.376			WP	5-3		1B			L9-3	3	1	2	0	0	0	1												
Bobby Cox, R OBP: 0.299, SLG: 0.319			SH1-4	F9		1B			L9-3	4	0	2	3	0	0	2												
Joe Verbanic, R OBP: 0.136, SLG: 0.095			SH1-4	F4		FC6			F7	3	0	0	0	0	0	3												
Inning Stats	R: 0 E: 0 K: 0 S: 3	H: 0 LOB: 0 BB: 0 P: 3	R: 0 E: 0 K: 0 S: 3	H: 0 LOB: 0 BB: 0 P: 3	R: 1 E: 0 K: 0 S: 5	H: 2 LOB: 1 BB: 0 P: 5	R: 0 E: 0 K: 0 S: 2	H: 0 LOB: 1 BB: 1 P: 6	R: 0 E: 0 K: 0 S: 4	H: 1 LOB: 1 BB: 0 P: 4	R: 4 E: 0 K: 0 S: 6	H: 3 LOB: 2 BB: 2 P: 15	R: 0 E: 0 K: 0 S: 7	H: 0 LOB: 0 BB: 0 P: 7	R: 0 E: 0 K: 0 S: 3	H: 0 LOB: 0 BB: 0 P: 3	R: 0 E: 0 K: 0 S: 3	H: 1 LOB: 0 BB: 0 P: 3	1B: 5 2B: 3 3B: 0 HR: 0	SF: 0 SAC: 1 DP: 1 HBP: 1	WP: 1 PA: 36 PB: 0 SB: 0 CS: 0							
PITCHER	IP	WLS	BF	H	R	ER	SO	BB	IBB	HBP	BLK	WP	HR	S	P	ERA	WHIP											
Steve Hargan, R ERA: 4.2	(1, 1)	5.2	L	25	5	5	5	0	2	1	0	0	1	0	21	33	7.94	1.235										
Mike Hedlund, R ERA:	(6, 1)	0.1		3	1	0	0	0	0	0	1	0	0	0	2	3	0.00	3.000										
Rob Gardner, L ERA:	(7, 1)	1.0		3	0	0	0	2	0	0	0	0	0	0	7	7	0.00	0.000										
Eddie Fisher, R ERA: 2.51	(8, 1)	2.0		6	1	0	0	0	0	0	0	0	0	0	6	6	0.00	0.500										

New York Yankees @ Cleveland Indians
Cleveland Municipal Stadium, Cleveland, OH

AB 31
R 5
H 7
RBI 5
BB 3
SO 2
LOB 9



Sun Sep 01 1968, 3:33 AM EDT
Att. 7,479 - Unknown - 63 F

Batter	1	2	3	4	5	6	7	8	9	AB	R	H	RBI	BB	SO	LOB	BOTTOM										
Russ Snyder, L OBP: 0.306, SLG: 0.302	6-3		1B		L3		F9			4	0	1	0	0	0	3											
Larry Brown, R OBP: 0.300, SLG: 0.316 Jimmie Hall, L OBP: 0.285, SLG: 0.266 Eddie Fisher, R	1-3		FC6			G3	F4			3	1	2	0	0	0	0											
Lee Maye, L OBP: 0.317, SLG: 0.386	F7		FC6			G3			4-3	4	0	0	0	0	0	3											
Joe Azcue, R OBP: 0.327, SLG: 0.341		F4		5-3		F4			6-3	4	0	0	0	0	0	1											
Duke Sims, L OBP: 0.373, SLG: 0.406		G3		FC5-4					F9	4	0	2	1	0	0	0											
Jose Cardenal, R OBP: 0.304, SLG: 0.350			BB	FC5-4		F7			FC4-6	3	0	1	0	1	0	2											
Billy Harris, L OBP: 0.263, SLG: 0.283			K	4-3					FC4-6	4	0	0	0	0	1	3											
Vern Fuller, R OBP: 0.321, SLG: 0.276			K2-3			FC1-5			L7	4	0	2	0	0	1	1											
Steve Hargan, R OBP: 0.192, SLG: 0.216 Mike Hedlund, R Rob Gardner, R Max Alvis, R Chico Salmon, R	(1, 1) (6, 1) (7, 1) (7, PH) (8, 6)	5-3		5-3		FC1-5			FC5-4	2	0	0	0	0	0	0	1										
Inning Stats	R: 0 E: 0 K: 0 S: 3	H: 0 LOB: 0 BB: 0 P: 3	R: 0 E: 0 K: 1 S: 5	H: 0 LOB: 1 BB: 1 P: 9	R: 0 E: 0 K: 1 S: 7	H: 2 LOB: 2 BB: 0 P: 7	R: 0 E: 0 K: 0 S: 4	H: 1 LOB: 1 BB: 0 P: 4	R: 0 E: 0 K: 0 S: 3	H: 1 LOB: 0 BB: 0 P: 3	R: 1 E: 0 K: 0 S: 5	H: 2 LOB: 1 BB: 0 P: 5	R: 0 E: 0 K: 0 S: 5	H: 2 LOB: 2 BB: 0 P: 5	R: 0 E: 0 K: 0 S: 3	H: 0 LOB: 0 BB: 0 P: 3	R: 0 E: 0 K: 0 S: 4	H: 1 LOB: 1 BB: 0 P: 4	1B: 8 2B: 2 3B: 0 HR: 0	SF: 0 SAC: 0 DP: 1 HBP: 0	WP: 0 PA: 36 PB: 0 SB: 0 CS: 0						
PITCHER	IP	WLS	BF	H	R	ER	SO	BB	IBB	HBP	BLK	WP	HR	S	P	ERA	WHIP										
Joe Verbanic, R ERA: 2.82	(1, 1)	9.0	W	36	9	1	1	2	1	0	0	0	0	39	43	1.00	1.111										

New York Yankees @ Cleveland Indians
Cleveland Municipal Stadium, Cleveland, OH

AB 35
R 1
H 9
RBI 1
BB 1
SO 2
LOB 17



Sun Sep 01 1968, 3:33 AM EDT
Att. 7,479 - Unknown - 63 F


Batter	1	2	3	4	5	6	7	8	9	AB	R	H	RBI	BB	SO	LOB	TOP										
Horace Clarke, S OBP: 0.252, SLG: 0.251 (1, 4)										4	1	1	0	1	0	3	New York Yankees @ Baltimore Orioles Memorial Stadium, Baltimore, MD Mon Sep 02 1968, 3:33 AM EDT Overcast livebaseballscorecards.com										
Jake Gibbs, L OBP: 0.278, SLG: 0.280 (1, 2)										4	0	0	0	1	1	2											
Mickey Mantle, S OBP: 0.382, SLG: 0.387 (1, 3)										5	1	1	1	0	0	2											
Roy White, S OBP: 0.344, SLG: 0.410 (1, 7)										3	1	1	0	1	0	0											
Joe Peppone, L OBP: 0.299, SLG: 0.393 (1, 8)										3	0	0	0	1	1	3											
Tom Tresh, S OBP: 0.306, SLG: 0.317 (1, 6)										2	1	0	0	2	0	0											
Bill Robinson, R OBP: 0.293, SLG: 0.374 (1, 9)										4	0	1	2	0	0	2											
Bobby Cox, R OBP: 0.301, SLG: 0.317 (1, 5)										2	0	0	0	2	1	0											
Mel Stottlemyre, R OBP: 0.198, SLG: 0.154 Steve Hamilton, L (6, 1)										3	0	0	0	0	0	5											
Inning Stats	R: 0 E: 0 K: 0 S: 3	H: 0 LOB: 0 BB: 0 P: 3	R: 0 E: 0 K: 0 S: 3	H: 0 LOB: 3 BB: 3 P: 15	R: 4 E: 1 K: 1 S: 10	H: 4 LOB: 3 BB: 2 P: 18	R: 0 E: 0 K: 1 S: 4	H: 0 LOB: 1 BB: 2 P: 12	R: 0 E: 0 K: 1 S: 5	H: 0 LOB: 0 BB: 0 P: 5	R: 0 E: 0 K: 0 S: 3	H: 0 LOB: 0 BB: 0 P: 3	R: 0 E: 0 K: 0 S: 3	H: 0 LOB: 1 BB: 1 P: 3	R: 0 E: 0 K: 0 S: 3	H: 0 LOB: 0 BB: 0 P: 3	R: 0 E: 0 K: 0 S: 3	H: 0 LOB: 1 BB: 1 P: 7	1B: 3 2B: 1 3B: 0 HR: 0	SF: 0 SAC: 0 DP: 1 HBP: 0	WP: 1 PB: 1 SB: 0 CS: 0	PA: 39					
PITCHER	IP	WLS	BF	H	R	ER	SO	BB	IBB	HBP	BLK	WP	HR	S	P	ERA	WHIP										
Dave Leonhard, R ERA: 3.31 (1, 1)	2.2	L	18	4	4	3	1	2	3	0	0	1	0	15	35	10.12	2.250										
John Morris, L ERA: 2.54 (3, 1)	2.1		8	0	0	0	2	2	0	0	0	0	0	10	18	0.00	0.857										
Wally Bunker, R ERA: 2.64 (6, 1)	3.0		9	0	0	0	0	0	0	0	0	0	0	9	9	0.00	0.000										
Moe Drabowsky, R ERA: 1.84 (9, 1)	1.0		4	0	0	0	0	1	0	0	0	0	0	3	7	0.00	1.000										


Batter	1	2	3	4	5	6	7	8	9	AB	R	H	RBI	BB	SO	LOB	BOTTOM										
Don Buford, S OBP: 0.369, SLG: 0.461 (1, 8)										4	1	1	0	0	0	0	New York Yankees @ Baltimore Orioles Memorial Stadium, Baltimore, MD Mon Sep 02 1968, 3:33 AM EDT Overcast livebaseballscorecards.com										
Mark Belanger, R OBP: 0.297, SLG: 0.248 Merv Rettenmund, R OBP: 0.565, SLG: 0.765 (1, 6)										1	0	0	0	0	1	0											
Curt Blefary, L OBP: 0.362, SLG: 0.328 Frank Robinson, R OBP: 0.380, SLG: 0.441 (6, PH)										2	0	0	0	0	0	0											
Boog Powell, L OBP: 0.337, SLG: 0.421 (1, 3)										3	1	1	2	1	0	1											
Brooks Robinson, R OBP: 0.293, SLG: 0.385 (1, 5)										4	0	0	0	0	0	2											
Eliot Hendricks, L OBP: 0.324, SLG: 0.456 Paul Blair, R OBP: 0.275, SLG: 0.321 (9, PH)										3	0	1	0	0	2	1											
Davey Johnson, R OBP: 0.320, SLG: 0.366 (1, 4)										3	0	0	0	0	0	2											
Dave May, L OBP: 0.276, SLG: 0.250 (1, 9)										3	0	1	0	0	1	0											
Dave Leonhard, R OBP: 0.181, SLG: 0.133 John Morris, R (3, 1)										0	0	0	0	0	0	0											
Fred Valentine, S OBP: 0.276, SLG: 0.342 Wally Bunker, R OBP: 0.296, SLG: 0.410 Chico Fernandez, R OBP: 0.167, SLG: 0.174 Moe Drabowsky, R OBP: 0.333, SLG: 0.333 (5, PH)										1	0	0	0	0	1	1											
Inning Stats	R: 0 E: 0 K: 1 S: 5	H: 0 LOB: 0 BB: 0 P: 5	R: 0 E: 0 K: 1 S: 5	H: 0 LOB: 1 BB: 1 P: 9	R: 0 E: 0 K: 1 S: 5	H: 0 LOB: 0 BB: 0 P: 5	R: 1 E: 0 K: 1 S: 6	H: 1 LOB: 0 BB: 0 P: 6	R: 0 E: 0 K: 0 S: 5	H: 2 LOB: 1 BB: 0 P: 5	R: 0 E: 0 K: 2 S: 7	H: 0 LOB: 0 BB: 0 P: 7	R: 0 E: 0 K: 1 S: 5	H: 0 LOB: 1 BB: 1 P: 9	R: 0 E: 0 K: 1 S: 5	H: 0 LOB: 0 BB: 0 P: 5	R: 0 E: 0 K: 1 S: 5	H: 0 LOB: 0 BB: 0 P: 5	1B: 3 2B: 0 3B: 1 HR: 1	SF: 0 SAC: 0 DP: 1 HBP: 0	WP: 0 PB: 1 SB: 1 CS: 0	PA: 33					
PITCHER	IP	WLS	BF	H	R	ER	SO	BB	IBB	HBP	BLK	WP	HR	S	P	ERA	WHIP										
Mel Stottlemyre, R ERA: 2.52 (1, 1)	5.0	W	20	5	2	1	5	1	0	0	0	0	0	29	33	1.80	1.200										
Steve Hamilton, L ERA: 2.02 (6, 1)	4.0	S	13	0	0	0	4	1	0	0	0	0	0	20	24	0.00	0.250										



Batter	1	2	3	4	5	6	7	8	9	10	AB	R	H	RBI	BB	SO	LOB	TOP							
Dick Howser, R OBP: 0.316, SLG: 0.162 (1.4)	K		F3			F3	F3		F5		5	0	1	0	0	1	3	New York Yankees @ Baltimore Orioles Memorial Stadium, Baltimore, MD Mon Sep 02 1968, 7:05 PM EDT Att. 17,965 - Unknown AB 36 R 3 H 6 RBI 3 BB 8 SO 7 LOB 23							
Bobby Cox, R OBP: 0.302, SLG: 0.316 (1.5)	6-3		F7			FC1-4 1B	FC1-4 1B		F7 BB		4	0	1	2	1	0	1								
Joe Peitone, L OBP: 0.301, SLG: 0.391 (1.8)	4-3					F7	F7		F7		4	0	1	0	1	0	2								
Roy White, S OBP: 0.340, SLG: 0.409 (1.7)		K	F7			F7	F7		F7		3	0	1	1	2	1	1								
Andy Kosco, R OBP: 0.223, SLG: 0.356 (1.3)		F8	F8			F8	K		K		5	0	0	0	0	2	8								
Rocky Colavito, R OBP: 0.303, SLG: 0.346 (1.9)			F8			F8	L5		F9		5	0	2	0	0	0	1								
Frank Fernandez, R OBP: 0.333, SLG: 0.327 (1.2)		3B				F7	FC1-2 1B		4-3		2	1	0	0	3	0	0								
Gene Michael, S OBP: 0.223, SLG: 0.257 Tom Tresh, S OBP: 0.306, SLG: 0.315 (7. PH) (7.6)		F8	4-3			4-3	F9		1-3		2	0	0	0	0	0	2								
Steve Barber, L OBP: 0.178, SLG: 0.051 Mickey Mantle, S OBP: 0.361, SLG: 0.386 Horace Clarke, S OBP: 0.252, SLG: 0.251 Lindy McDaniel, R (7.1)			K			K	FC1-2 1B		K		1	0	0	0	0	0	3								
											0	1	0	0	0	0	0								
											1	0	0	0	0	1	1								
Inning Stats	R: 0 E: 0 K: 1 S: 5	H: 0 LOB: 0 BB: 0 P: 5	R: 0 E: 0 K: 1 S: 6	H: 1 LOB: 2 BB: 1 P: 10	R: 0 E: 0 K: 1 S: 5	H: 0 LOB: 0 BB: 0 P: 5	R: 0 E: 0 K: 0 S: 4	H: 1 LOB: 1 BB: 0 P: 4	R: 0 E: 0 K: 1 S: 5	H: 0 LOB: 0 BB: 0 P: 5	R: 0 E: 0 K: 0 S: 5	H: 2 LOB: 2 BB: 0 P: 5	R: 0 E: 0 K: 1 S: 7	H: 2 LOB: 3 BB: 4 P: 23	R: 0 E: 0 K: 1 S: 5	H: 0 LOB: 1 BB: 1 P: 9	R: 0 E: 0 K: 1 S: 5	H: 0 LOB: 2 BB: 2 P: 13	R: 0 E: 0 K: 0 S: 3	H: 0 LOB: 0 BB: 0 P: 3	1B: 5 2B: 0 3B: 1 HR: 0	SF: 0 SAC: 0 DP: 0 HBP: 0	WP: 0 PA: 44		
PITCHER	IP WLS BF H R ER SO BB IBB HBP BLK WP HR S P ERA WHIP	IP WLS BF H R ER SO BB IBB HBP BLK WP HR S P ERA WHIP	IP WLS BF H R ER SO BB IBB HBP BLK WP HR S P ERA WHIP	IP WLS BF H R ER SO BB IBB HBP BLK WP HR S P ERA WHIP	IP WLS BF H R ER SO BB IBB HBP BLK WP HR S P ERA WHIP	IP WLS BF H R ER SO BB IBB HBP BLK WP HR S P ERA WHIP	IP WLS BF H R ER SO BB IBB HBP BLK WP HR S P ERA WHIP	IP WLS BF H R ER SO BB IBB HBP BLK WP HR S P ERA WHIP	IP WLS BF H R ER SO BB IBB HBP BLK WP HR S P ERA WHIP	IP WLS BF H R ER SO BB IBB HBP BLK WP HR S P ERA WHIP	IP WLS BF H R ER SO BB IBB HBP BLK WP HR S P ERA WHIP	IP WLS BF H R ER SO BB IBB HBP BLK WP HR S P ERA WHIP	IP WLS BF H R ER SO BB IBB HBP BLK WP HR S P ERA WHIP	IP WLS BF H R ER SO BB IBB HBP BLK WP HR S P ERA WHIP	IP WLS BF H R ER SO BB IBB HBP BLK WP HR S P ERA WHIP	IP WLS BF H R ER SO BB IBB HBP BLK WP HR S P ERA WHIP	IP WLS BF H R ER SO BB IBB HBP BLK WP HR S P ERA WHIP	IP WLS BF H R ER SO BB IBB HBP BLK WP HR S P ERA WHIP	IP WLS BF H R ER SO BB IBB HBP BLK WP HR S P ERA WHIP	IP WLS BF H R ER SO BB IBB HBP BLK WP HR S P ERA WHIP	IP WLS BF H R ER SO BB IBB HBP BLK WP HR S P ERA WHIP	IP WLS BF H R ER SO BB IBB HBP BLK WP HR S P ERA WHIP	IP WLS BF H R ER SO BB IBB HBP BLK WP HR S P ERA WHIP		
Roger Nelson, R ERA: 2.27 Gene Brabender, R ERA: 3.19 Pete Richert, L ERA: 3.38 Eddie Watt, R ERA: 2.19 Moe Drabowsky, R ERA: 1.81	6.0 0.2 0.0 2.1 1.0	26 3 0 10 3	5 1 0 0 0	3 0 0 0 0	4 0 0 3 0	3 0 0 2 0	0 0 0 1 0	0 0 0 0 0	0 0 0 0 0	0 0 0 0 0	0 0 0 0 0	0 0 0 0 0	0 0 0 0 0	0 0 0 0 0	0 0 0 0 0	0 0 0 0 0	0 0 0 0 0	0 0 0 0 0	0 0 0 0 0	0 0 0 0 0	0 0 0 0 0	0 0 0 0 0	0 0 0 0 0	4.50 0.00 ∞ 0.857 0.000	1.333 1.500 ∞ 0.857 0.000

Batter	1	2	3	4	5	6	7	8	9	10	AB	R	H	RBI	BB	SO	LOB	BOTTOM					
Don Buford, S OBP: 0.366, SLG: 0.456 (1.4)	F6		B1-3				F7		K		4	1	0	0	1	1	2	New York Yankees @ Baltimore Orioles Memorial Stadium, Baltimore, MD Mon Sep 02 1968, 7:05 PM EDT Att. 17,965 - Unknown AB 32 R 4 H 8 RBI 4 BB 5 SO 8 LOB 16					
Merv Rettenmund, R OBP: 0.536, SLG: 0.810 (9.8)	G5-4-3 HBP		K								4	1	1	2	0	1	1						
Frank Robinson, R OBP: 0.362, SLG: 0.448 (9.9)	G5-4-3					L5					3	1	1	1	2	0	1						
Boog Powell, L OBP: 0.338, SLG: 0.423 (1.3)		1B 2B									4	1	2	0	0	1	1						
Brooks Robinson, R OBP: 0.296, SLG: 0.365 (1.5)		K									2	0	1	0	2	1	1						
Paul Blair, R OBP: 0.275, SLG: 0.321 Curt Blefary, L OBP: 0.301, SLG: 0.327 (8. PH) (9.7)											3	0	1	1	0	1	4						
Davey Johnson, R OBP: 0.317, SLG: 0.363 (1.6)											1	0	0	0	0	1	2						
Larry Haney, R OBP: 0.217, SLG: 0.319 Elrod Hendricks, L OBP: 0.322, SLG: 0.452 (9. PH) (10.2)											4	0	0	0	0	0	4						
Roger Nelson, R Gene Brabender, R Pete Richert, L Eddie Watt, R Dave May, L Moe Drabowsky, R											1	0	0	0	0	0	0						
											0	0	0	0	0	0	0						
											0	0	0	0	0	0	0						
											0	0	0	0	0	0	0						
											0	0	0	0	0	0	0						
Inning Stats	R: 0 E: 0 K: 0 S: 2	H: 0 LOB: 0 BB: 0 P: 3	R: 1 E: 0 K: 1 S: 6	H: 2 LOB: 0 BB: 0 P: 6	R: 0 E: 0 K: 1 S: 6	H: 1 LOB: 1 BB: 0 P: 6	R: 0 E: 0 K: 0 S: 3	H: 1 LOB: 2 BB: 2 P: 11	R: 2 E: 0 K: 1 S: 6	H: 1 LOB: 0 BB: 1 P: 10	R: 0 E: 0 K: 1 S: 6	H: 1 LOB: 1 BB: 0 P: 6	R: 0 E: 0 K: 2 S: 7	H: 0 LOB: 0 BB: 2 P: 15	R: 0 E: 0 K: 2 S: 8	H: 1 LOB: 1 BB: 0 P: 8	R: 1 E: 0 K: 0 S: 2	H: 1 LOB: 0 BB: 0 P: 2	1B: 4 2B: 2 3B: 1 HR: 2	SF: 0 SAC: 1 DP: 2 HBP: 1	WP: 0 PA: 39		
PITCHER	IP WLS BF H R ER SO BB IBB HBP BLK WP HR S P ERA WHIP	IP WLS BF H R ER SO BB IBB HBP BLK WP HR S P ERA WHIP	IP WLS BF H R ER SO BB IBB HBP BLK WP HR S P ERA WHIP	IP WLS BF H R ER SO BB IBB HBP BLK WP HR S P ERA WHIP	IP WLS BF H R ER SO BB IBB HBP BLK WP HR S P ERA WHIP	IP WLS BF H R ER SO BB IBB HBP BLK WP HR S P ERA WHIP	IP WLS BF H R ER SO BB IBB HBP BLK WP HR S P ERA WHIP	IP WLS BF H R ER SO BB IBB HBP BLK WP HR S P ERA WHIP	IP WLS BF H R ER SO BB IBB HBP BLK WP HR S P ERA WHIP	IP WLS BF H R ER SO BB IBB HBP BLK WP HR S P ERA WHIP	IP WLS BF H R ER SO BB IBB HBP BLK WP HR S P ERA WHIP	IP WLS BF H R ER SO BB IBB HBP BLK WP HR S P ERA WHIP	IP WLS BF H R ER SO BB IBB HBP BLK WP HR S P ERA WHIP	IP WLS BF H R ER SO BB IBB HBP BLK WP HR S P ERA WHIP	IP WLS BF H R ER SO BB IBB HBP BLK WP HR S P ERA WHIP	IP WLS BF H R ER SO BB IBB HBP BLK WP HR S P ERA WHIP	IP WLS BF H R ER SO BB IBB HBP BLK WP HR S P ERA WHIP	IP WLS BF H R ER SO BB IBB HBP BLK WP HR S P ERA WHIP	IP WLS BF H R ER SO BB IBB HBP BLK WP HR S P ERA WHIP	IP WLS BF H R ER SO BB IBB HBP BLK WP HR S P ERA WHIP	IP WLS BF H R ER SO BB IBB HBP BLK WP HR S P ERA WHIP	IP WLS BF H R ER SO BB IBB HBP BLK WP HR S P ERA WHIP	IP WLS BF H R ER SO BB IBB HBP BLK WP HR S P ERA WHIP
Steve Barber, L ERA: 2.91 Lindy McDaniel, R ERA: 3.5	6.0 3.1	25 L	6 2	3 1	3 1	4 4	3 1	0 0	0 0	0 0	0 0	0 0	0 0	0 0	0 0	0 0	0 0	4.50 2.70	1.500 0.900				


Batter	1	2	3	4	5	6	7	8	9	AB	R	H	RBI	BB	SO	LOB	TOP										
Horace Clarke, S OBP: 0.251, SLG: 0.250 (1, 4)	F1		1-3			1B	F7		FC1-5	5	2	1	0	0	0	3	<p>New York Yankees @ Baltimore Orioles Memorial Stadium, Baltimore, MD</p> <p>Tue Sep 03 1968, 7:05 PM EDT Att: 7,236 - Unknown</p> <p>livebaseballscorecards.com</p> <p>AB 35 R 6 H 10 RBI 6 BB 6 SO 5 LOB 21</p> 										
Jake Gibbs, L OBP: 0.282, SLG: 0.282 (1, 2)	6-3		3-1			1B	5-3		3B	4	2	2	0	1	0	1											
Joe Pepitone, L OBP: 0.303, SLG: 0.393 Rocky Colavito, R OBP: 0.301, SLG: 0.344 (9, PH) (9, 9)	6-3				F9	1B			K	4	0	2	1	0	0	1											
Roy White, S OBP: 0.350, SLG: 0.414 (1, 7)					G3	1B			1B	2	1	1	3	3	0	0											
Bill Robinson, R OBP: 0.298, SLG: 0.378 (1, 9) (9, 8)	6-3				1B				1B	5	0	3	2	0	0	4											
Tom Tresh, S OBP: 0.305, SLG: 0.313 (1, 6)					CS				F6	4	0	0	0	1	2	3											
Andy Kosco, R OBP: 0.257, SLG: 0.355 (1, 3)	6-3				K				F6	4	0	0	0	0	1	5											
Bobby Cox, R OBP: 0.304, SLG: 0.316 (1, 5)	F6				6-3				1B	3	0	1	0	1	0	0											
Fritz Peterson, S OBP: 0.118, SLG: 0.163 Gene Michael, S OBP: 0.223, SLG: 0.257 Dooley Womack, L OBP: 0.250, SLG: 0.250 (9, 1) (9, 1)			6-3			5-3			K	3	0	0	0	0	1	1											
Inning Stats	R: 0 E: 0 K: 0 S: 3	H: 0 LOB: 2 BB: 2 P: 11	R: 0 E: 0 K: 1 S: 5	H: 0 LOB: 0 BB: 0 P: 5	R: 0 E: 0 K: 0 S: 3	H: 0 LOB: 0 BB: 0 P: 3	R: 0 E: 0 K: 0 S: 3	H: 1 LOB: 0 BB: 0 P: 3	R: 0 E: 0 K: 2 S: 7	H: 0 LOB: 0 BB: 0 P: 7	R: 2 E: 0 K: 0 S: 6	H: 4 LOB: 3 BB: 2 P: 14	R: 0 E: 0 K: 1 S: 6	H: 1 LOB: 1 BB: 0 P: 6	R: 0 E: 0 K: 0 S: 4	H: 1 LOB: 2 BB: 1 P: 8	R: 4 E: 0 K: 1 S: 8	H: 3 LOB: 1 BB: 1 P: 13	1B: 9 2B: 0 3B: 1 HR: 0	SF: 0 SAC: 0 DP: 0 HBP: 1	WP: 1 PB: 0 SB: 1 CS: 1	PA: 43					
PITCHER	IP	WLS	BF	H	R	ER	SO	BB	IBB	HBP	BLK	WP	HR	S	P	ERA	WHIP										
Tom Phoebus, R ERA: 2.7 (1, 1)	5.2	L	24	5	2	2	3	3	1	0	0	0	0	26	42	3.18	1.412										
Gene Brabender, R ERA: 3.15 (6, 1)	1.1		7	2	0	0	1	1	0	0	0	1	0	8	12	0.00	2.250										
Eddie Watt, R ERA: 2.16 (8, 1)	1.0		3	0	0	0	0	0	0	0	0	0	0	3	3	0.00	0.000										
Moe Drabowsky, R ERA: 2.14 (9, 1)	0.0		2	0	2	2	0	1	0	1	0	0	0	0	5	∞	∞										
Pete Richert, L ERA: 3.63 (9, 1)	1.0		6	3	2	2	1	0	0	0	0	0	0	8	8	18.00	3.000										

Batter	1	2	3	4	5	6	7	8	9	AB	R	H	RBI	BB	SO	LOB	BOTTOM										
Don Buford, S OBP: 0.365, SLG: 0.453 (1, 4)	SH1-3			4-3		4-3		6-3		4	0	1	0	0	0	1	<p>New York Yankees @ Baltimore Orioles Memorial Stadium, Baltimore, MD</p> <p>Tue Sep 03 1968, 7:05 PM EDT Att: 7,236 - Unknown</p> <p>livebaseballscorecards.com</p> <p>AB 30 R 1 H 5 RBI 1 BB 0 SO 4 LOB 6</p> 										
Merv Rettenmund, R OBP: 0.484, SLG: 0.708 (1, 9)	SH1-3			F5		6-3			F9	3	0	0	0	0	0	0											
Frank Robinson, R OBP: 0.381, SLG: 0.446 (1, 7)	8-4-2						4-3		6-3	4	0	1	0	0	0	1											
Boog Powell, L OBP: 0.336, SLG: 0.420 (1, 3)		L6		F4		G3			K	4	0	0	0	0	1	1											
Brooks Robinson, R OBP: 0.297, SLG: 0.385 (1, 5)		6-3			6-3				1B	3	0	1	0	0	0	0											
Paul Blair, R OBP: 0.276, SLG: 0.329 (1, 8)		L9			HR		F8			3	1	1	1	0	0	1											
Davey Johnson, R OBP: 0.317, SLG: 0.362 (1, 6)				K		F4		E8		3	0	1	0	0	1	0											
Curt Blefary, L OBP: 0.299, SLG: 0.325 (1, 2)				F8		F9		4-3		3	0	0	0	0	0	1											
Tom Phoebus, R OBP: 0.206, SLG: 0.230 Gene Brabender, R OBP: 0.111, SLG: 0.206 Eddie Watt, R OBP: 0.273, SLG: 0.340 Fred Valentine, S OBP: 0.233, SLG: 0.323 Moe Drabowsky, R OBP: 0.250, SLG: 0.320 Pete Richert, L OBP: 0.250, SLG: 0.320 (1, 1) (6, 1) (8, 1) (9, 1) (9, 1)				K				6-3		1	0	0	0	0	1	0											
Inning Stats	R: 0 E: 0 K: 0 S: 3	H: 1 LOB: 0 BB: 0 P: 3	R: 0 E: 0 K: 0 S: 3	H: 0 LOB: 0 BB: 0 P: 3	R: 0 E: 0 K: 2 S: 7	H: 0 LOB: 0 BB: 0 P: 7	R: 0 E: 0 K: 0 S: 4	H: 1 LOB: 1 BB: 0 P: 4	R: 1 E: 0 K: 0 S: 4	H: 1 LOB: 0 BB: 0 P: 4	R: 0 E: 0 K: 1 S: 5	H: 0 LOB: 0 BB: 0 P: 5	R: 0 E: 0 K: 0 S: 4	H: 1 LOB: 1 BB: 0 P: 4	R: 0 E: 1 K: 0 S: 4	H: 1 LOB: 1 BB: 0 P: 4	R: 0 E: 0 K: 1 S: 5	H: 0 LOB: 0 BB: 0 P: 5	1B: 4 2B: 1 3B: 0 HR: 1	SF: 0 SAC: 1 DP: 1 HBP: 0	WP: 0 PB: 0 SB: 0 CS: 0	PA: 31					
PITCHER	IP	WLS	BF	H	R	ER	SO	BB	IBB	HBP	BLK	WP	HR	S	P	ERA	WHIP										
Fritz Peterson, L ERA: 2.82 (1, 1)	8.0		28	5	1	1	3	0	0	0	0	0	0	34	34	1.12	0.625										
Dooley Womack, R ERA: 3.21 (9, 1)	1.0	S	3	0	0	0	1	0	0	0	0	0	0	5	5	0.00	0.000										

Batter	1	2	3	4	5	6	7	8	9	AB	R	H	RBI	BB	SO	LOB	TOP			
Dick Howser, R (1,4) OBP: 0.318, SLG: 0.181 Horace Clarke, S (5, FH) OBP: 0.250, SLG: 0.248	F7		1B 3B		6-3		6-3		F6	2	1	1	0	0	0	0				
Tom Tresh, S (1,6) OBP: 0.309, SLG: 0.318 Gene Michael, S (5, FR) OBP: 0.221, SLG: 0.255	F		G5-4-3 1B		1B HBP		B5-3			2	0	2	1	0	0	0				
Mickey Mantle, S (1,3) OBP: 0.378, SLG: 0.382	FC6		G5-4-3 1-2		F8		F9			4	0	0	0	0	0	3				
Roy White, S (1,7) OBP: 0.350, SLG: 0.412	K				F3				K	4	0	1	0	0	2	2				
Bill Robinson, R (1,8) OBP: 0.298, SLG: 0.388	K				HR				F8	4	1	1	1	0	2	4				
Andy Kosco, R (1,9) OBP: 0.282, SLG: 0.363		5-3			HR					4	1	2	1	0	0	0				
Frank Fernandez, R (1,2) OBP: 0.331, SLG: 0.325	F7				F7				K	4	0	1	0	0	1	1				
Bobby Cox, R (1,5) OBP: 0.306, SLG: 0.318	F9									4	0	2	0	0	0	1				
Stan Bahnsen, R (1,1) OBP: 0.111, SLG: 0.060 Al Downing, R (4,1) OBP: 0.187, SLG: 0.091 Charley Smith, R (6, FH) OBP: 0.281, SLG: 0.317 Fred Talbot, R (6,1) OBP: 0.176, SLG: 0.313 Rocky Colavito, R (9, FH) OBP: 0.300, SLG: 0.342			K		L6				G5-4-3 1-2	2	0	0	0	0	1	1				
Inning Stats	R: 0 E: 1 K: 2 S: 9	H: 1 LOB: 2 BB: 0 P: 9	R: 0 E: 0 K: 0 S: 3	H: 0 LOB: 0 BB: 0 P: 3	R: 1 E: 0 K: 1 S: 6	H: 2 LOB: 0 BB: 0 P: 6	R: 2 E: 0 K: 0 S: 6	H: 3 LOB: 1 BB: 0 P: 6	R: 0 E: 0 K: 1 S: 6	H: 1 LOB: 1 BB: 0 P: 6	R: 0 E: 0 K: 0 S: 3	H: 0 LOB: 0 BB: 0 P: 3	R: 0 E: 0 K: 2 S: 8	H: 1 LOB: 1 BB: 0 P: 8	R: 0 E: 0 K: 0 S: 3	H: 1 LOB: 0 BB: 0 P: 3	1B: 6 2B: 1 3B: 1 HR: 2	SF: 0 SAC: 0 DP: 2 HBP: 1	WP: 0 PB: 0 SB: 0 CS: 0	PA: 37
PITCHER Dave McNally, L (1,1) ERA: 2.01	IP: 9.0 WLS: W BF: 37 H: 10 R: 3 ER: 3 SO: 7 BB: 0 IBB: 0 HBP: 1 BLK: 0 WP: 0 HR: 2 S: 50 P: 51 ERA: 3.00 WHIP: 1.111															PITCHER				

New York Yankees @ Baltimore Orioles
Memorial Stadium, Baltimore, MD
Wed Sep 04 1968, 7:05 PM EDT
Att: 7,015 - Unknown

AB 36
R 3
H 10
RBI 3
BB 0
SO 7
LOB 14



Batter	1	2	3	4	5	6	7	8	9	AB	R	H	RBI	BB	SO	LOB	BOTTOM			
Don Buford, S (1,8) OBP: 0.362, SLG: 0.448 Paul Blair, R (7,8) OBP: 0.275, SLG: 0.328	F8		4-3	K		F8		F6		4	0	0	0	0	1	1				
Davey Johnson, R (1,4) OBP: 0.319, SLG: 0.366			G3 1B	K				F8		4	1	2	0	0	1	0				
Curt Blefary, L (1,3) OBP: 0.299, SLG: 0.323	G6-3 1-2		G3					F8		3	0	0	0	1	0	2				
Frank Robinson, R (1,7) OBP: 0.380, SLG: 0.444		K	S 2B			G6-4-3 BB		K		4	1	1	1	0	2	1				
Brooks Robinson, R (1,5) OBP: 0.300, SLG: 0.394		WP 3B	1-H 1B			K		BB PB 1B		4	2	3	1	0	1	0				
Elrod Hendricks, L (1,2) OBP: 0.327, SLG: 0.462		K				4-3 1B		K		4	1	2	1	0	2	1				
Dave May, L (1,9) OBP: 0.287, SLG: 0.267		BB BB				4-3		BB IBB		2	0	0	0	2	0	2				
Mark Belanger, R (1,6) OBP: 0.269, SLG: 0.248		BB BB				SH3-4 1B		K		3	0	1	1	1	1	2				
Dave McNally, R (1,1) OBP: 0.188, SLG: 0.236	F3				HR			1-2 2-3 BB		2	1	1	1	1	0	2				
Inning Stats	R: 0 E: 0 K: 0 S: 3	H: 1 LOB: 2 BB: 2 P: 16	R: 1 E: 0 K: 2 S: 8	H: 1 LOB: 2 BB: 2 P: 16	R: 3 E: 0 K: 0 S: 7	H: 4 LOB: 1 BB: 0 P: 7	R: 1 E: 0 K: 2 S: 8	H: 1 LOB: 0 BB: 0 P: 8	R: 0 E: 0 K: 1 S: 4	H: 0 LOB: 0 BB: 1 P: 8	R: 1 E: 0 K: 0 S: 5	H: 2 LOB: 1 BB: 0 P: 5	R: 0 E: 0 K: 1 S: 5	H: 0 LOB: 0 BB: 0 P: 5	R: 0 E: 0 K: 2 S: 8	H: 1 LOB: 3 BB: 2 P: 16	1B: 5 2B: 3 3B: 1 HR: 1	SF: 0 SAC: 1 DP: 2 HBP: 0	WP: 1 PB: 1 SB: 1 CS: 0	PA: 37
PITCHER Stan Bahnsen, R (1,1) ERA: 2.08 Al Downing, L (4,1) ERA: 3.66 Fred Talbot, R (6,1) ERA: 3.4	IP: 3.1 WLS: L BF: 18 H: 7 R: 5 ER: 5 SO: 2 BB: 2 IBB: 0 HBP: 0 BLK: 0 WP: 1 HR: 1 S: 20 P: 28 ERA: 13.50 WHIP: 2.700															PITCHER				

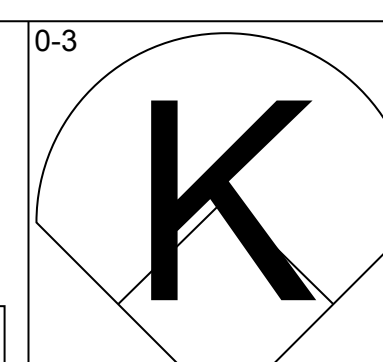
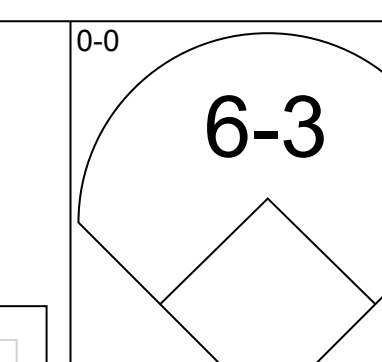
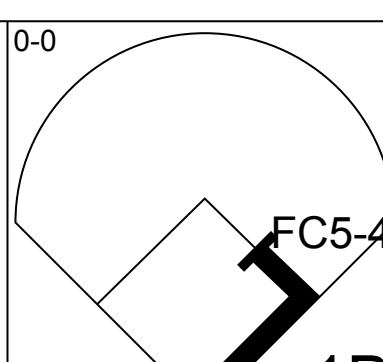
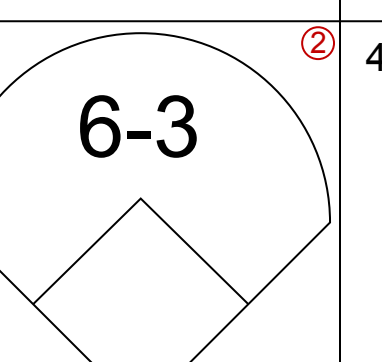

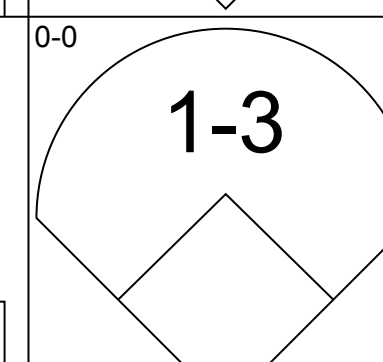
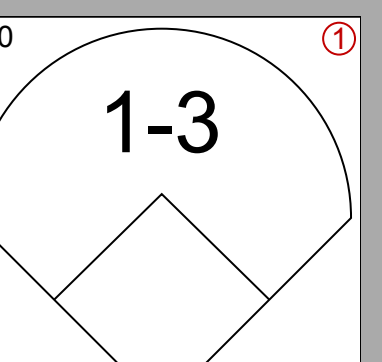
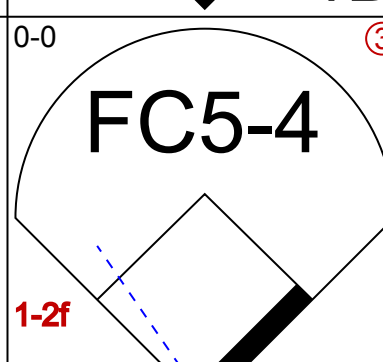


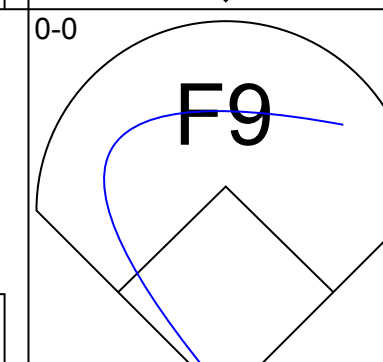
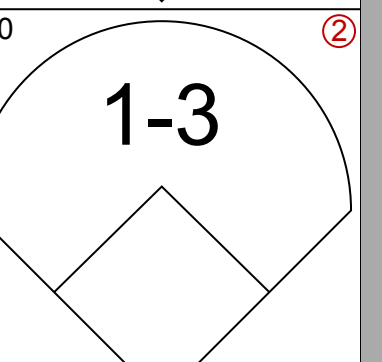
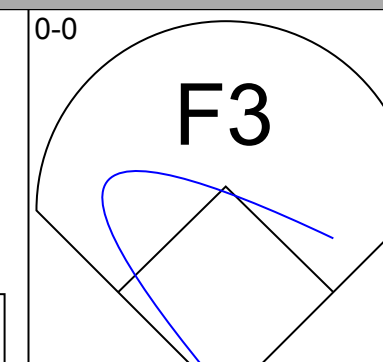
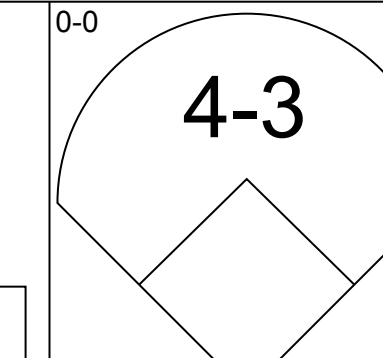
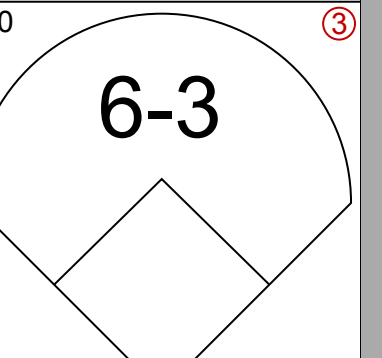
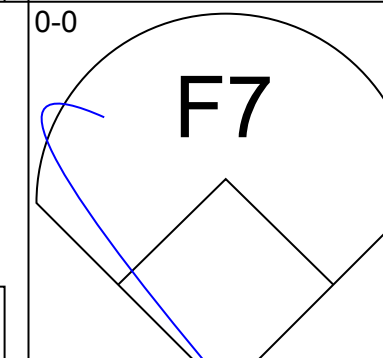
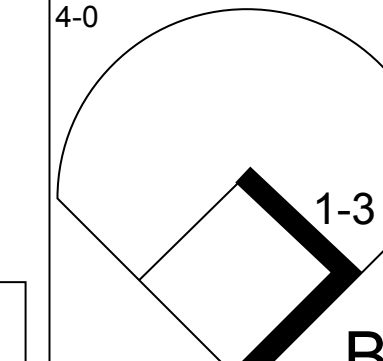
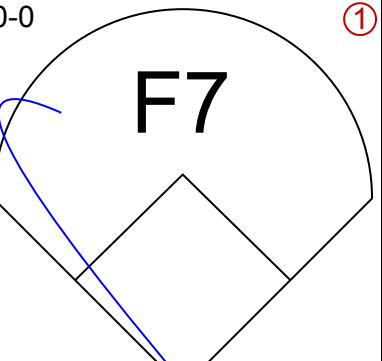
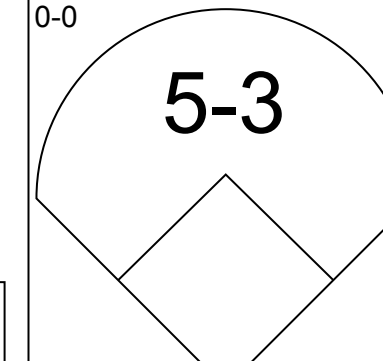
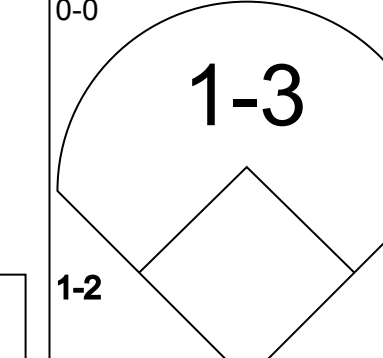
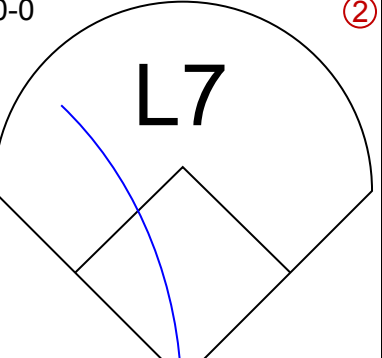
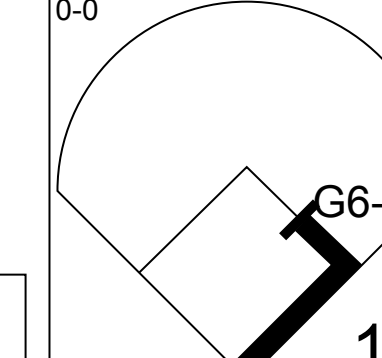
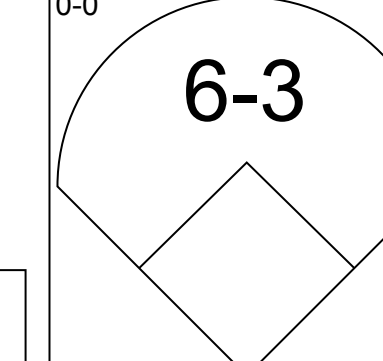
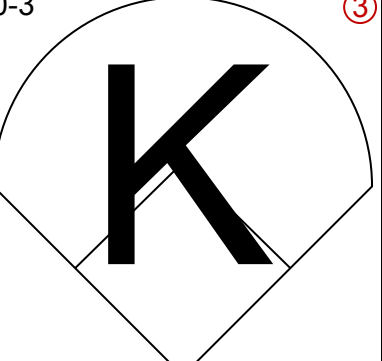
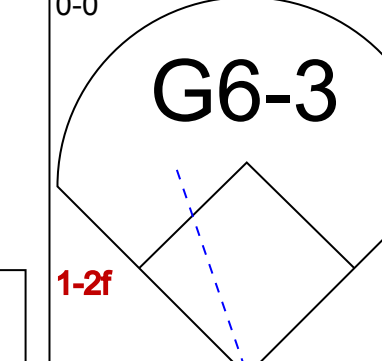
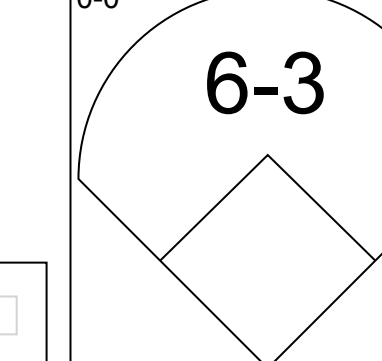
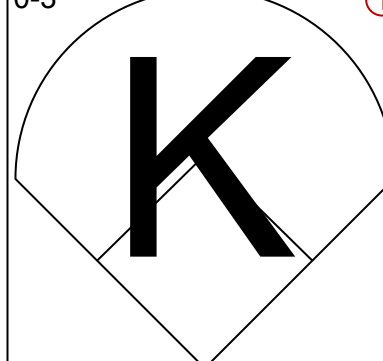
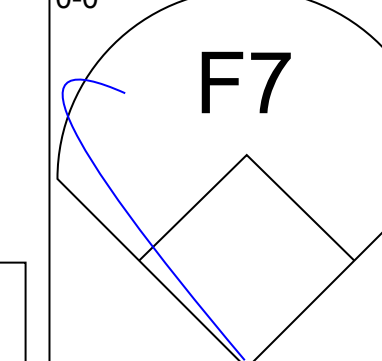
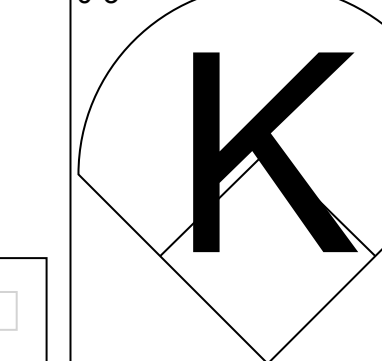

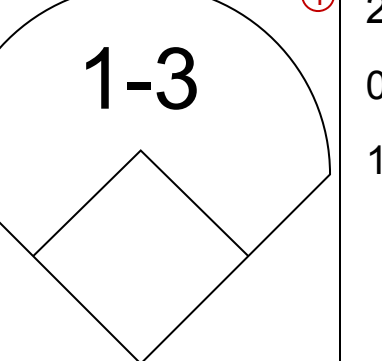
New York Yankees @ Baltimore Orioles
Memorial Stadium, Baltimore, MD
Wed Sep 04 1968, 7:05 PM EDT
Att: 7,015 - Unknown

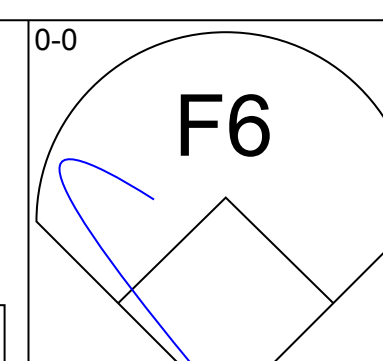
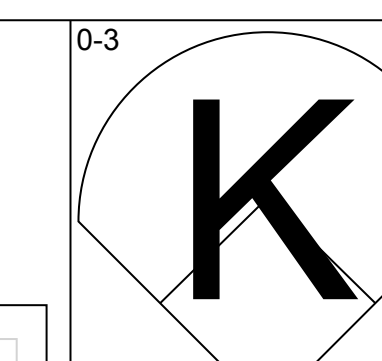
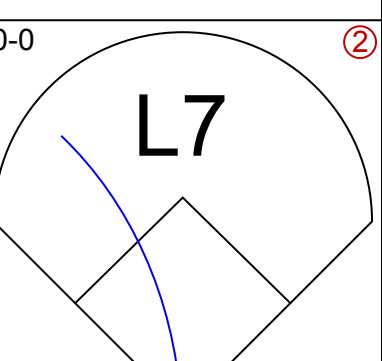
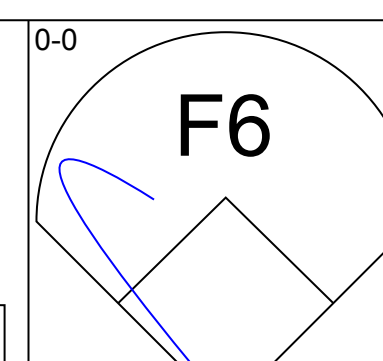
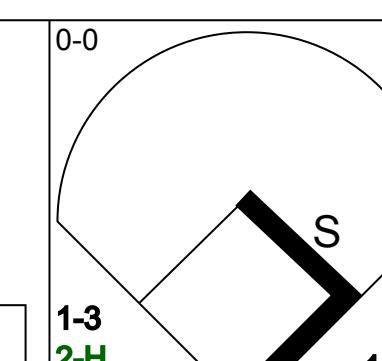
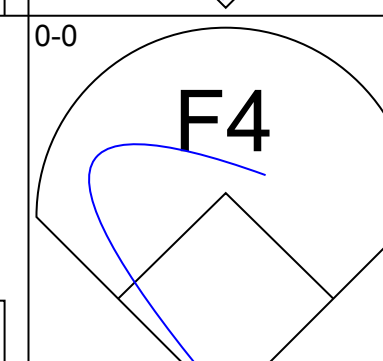
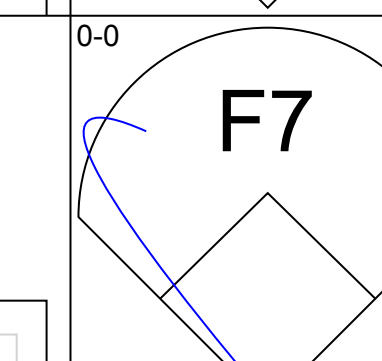
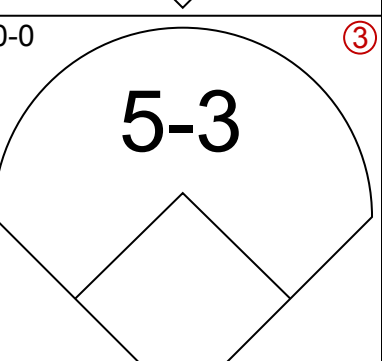
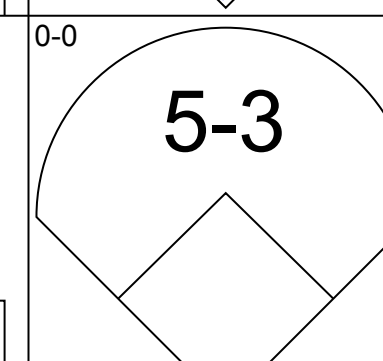
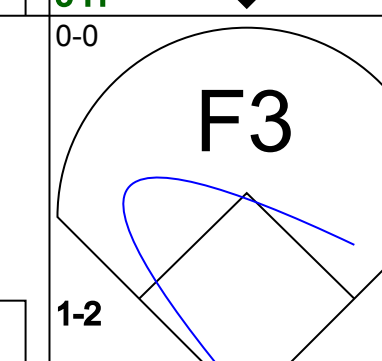
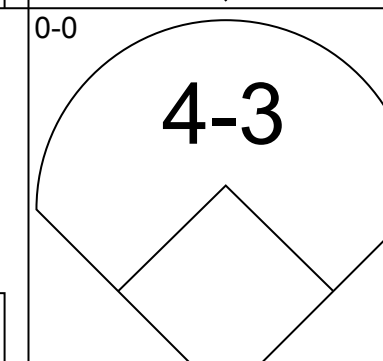
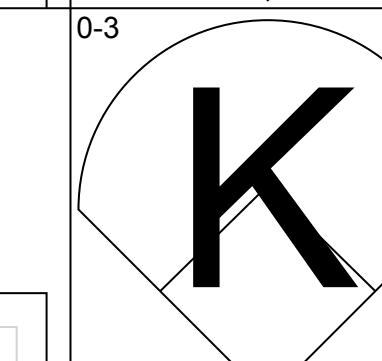
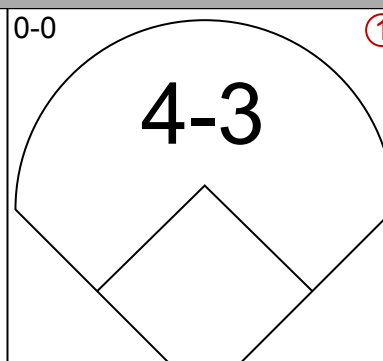
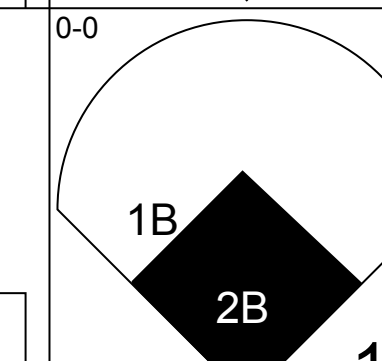
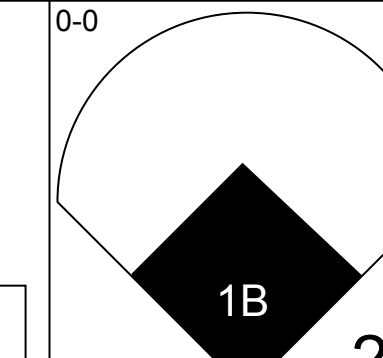
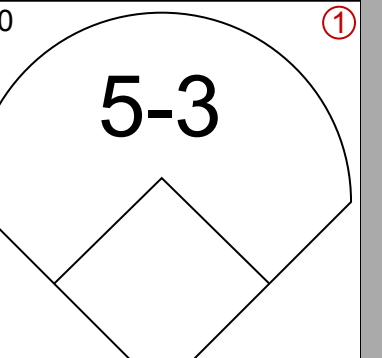
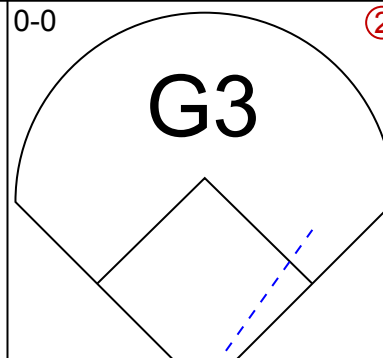
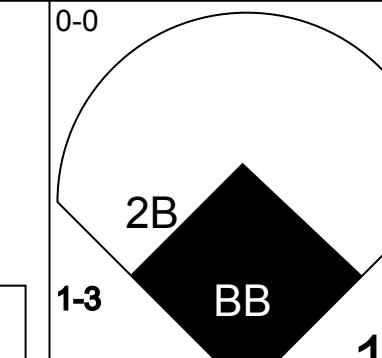
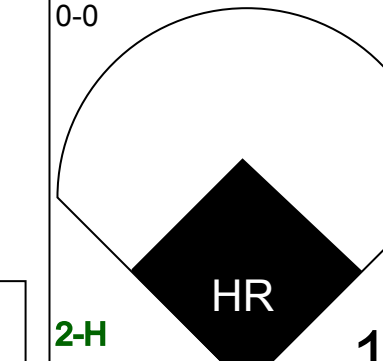
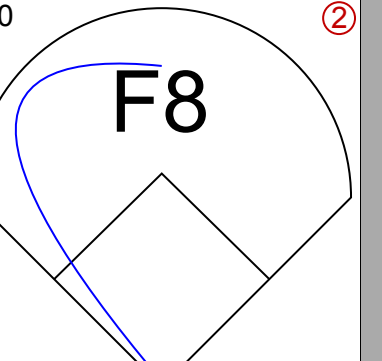
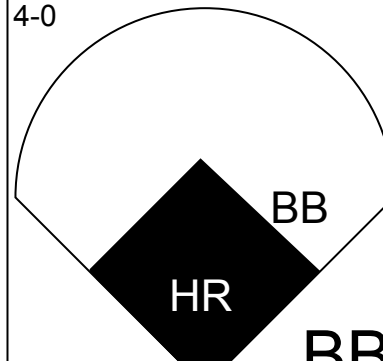
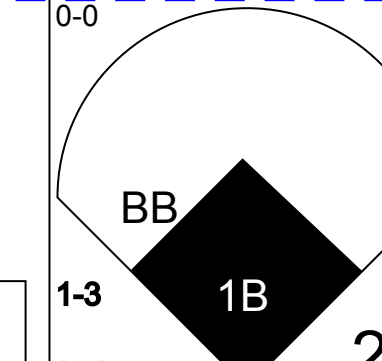
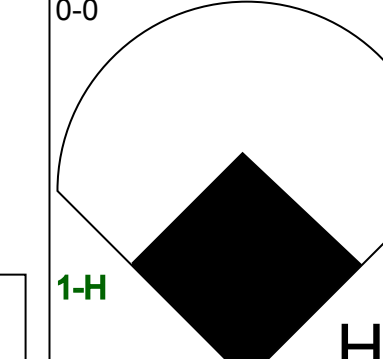
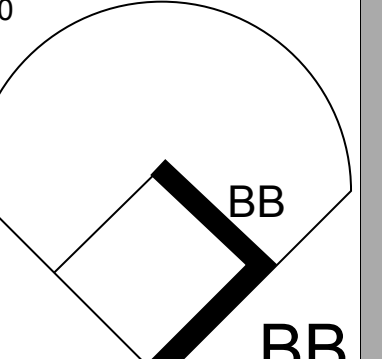
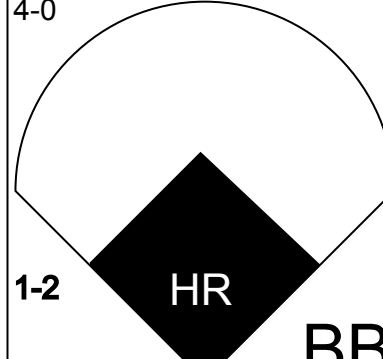
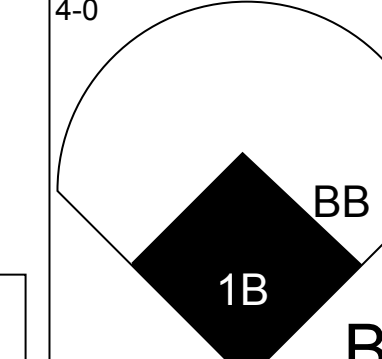
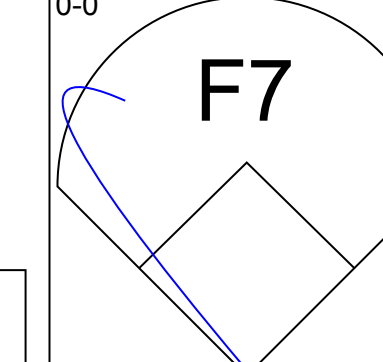
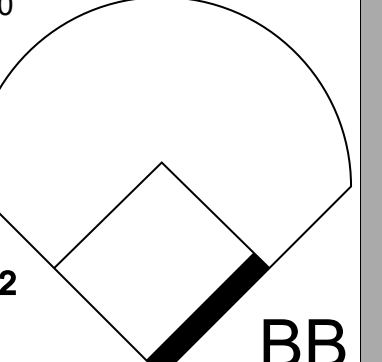
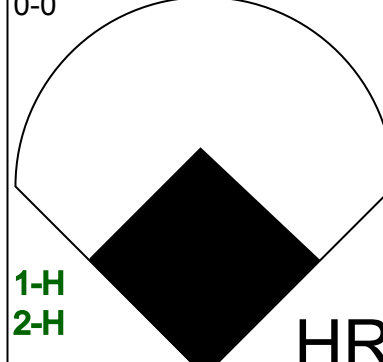
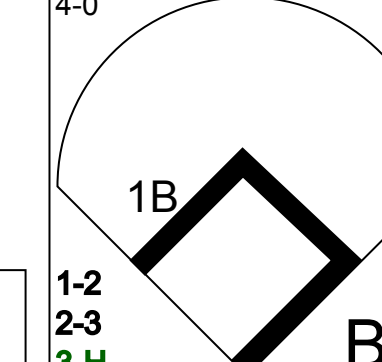
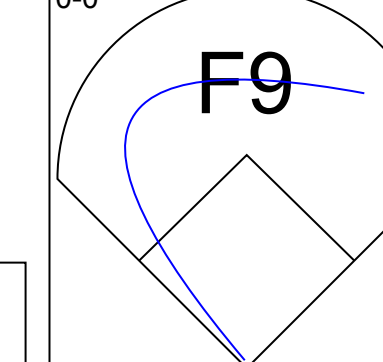
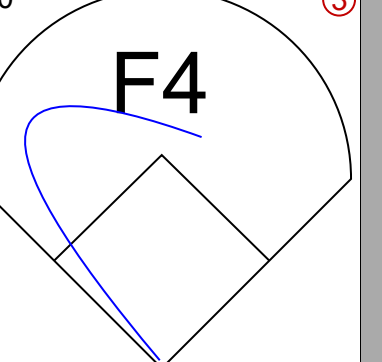
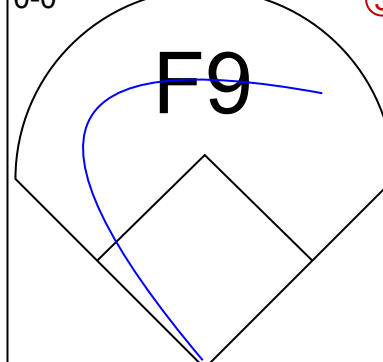
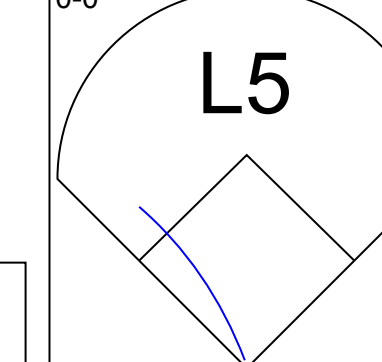
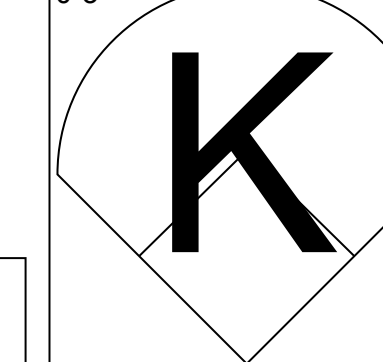
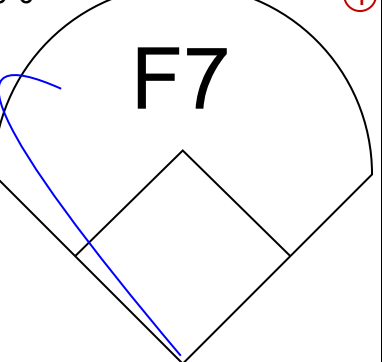
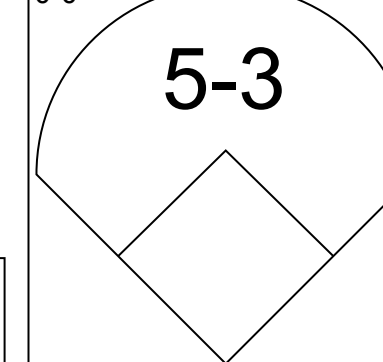
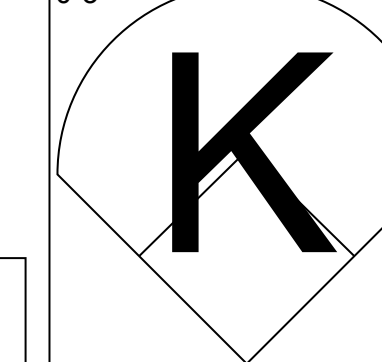
AB 31
R 6
H 10
RBI 5
BB 5
SO 8
LOB 14



Batter	1	2	3	4	5	6	7	8	9	AB	R	H	RBI	BB	SO	LOB	TOP										
Del Unser, L OBP: 0.293, SLG: 0.286 (1, 8)	0-0 4-3	0-0 F4			0-0 L6		0-0 6-3		0-0 F2	5	0	0	0	0	0	3	<p>Washington Senators @ New York Yankees</p> <p>Yankee Stadium, Bronx, NY</p> <p>Sat Sep 07 1968, 7:05 PM EDT</p> <p>Unknown - 81 F</p> <p>livebaseballscores.com</p>										
Ken McMullen, R OBP: 0.320, SLG: 0.387 Hank Allen, R OBP: 0.274, SLG: 0.302 (1, 5) (7, 5)	0-0 1B 2B	0-0 1-3			0-0 FC5-4 1B		0-0 5-3		0-0 F8	4	1	2	0	0	0	2											
Frank Howard, R OBP: 0.342, SLG: 0.560 Tim Cullen, R OBP: 0.301, SLG: 0.321 (1, 7) (7, 6)	0-0 2B 1-3 1B			0-0 L9	0-0 F8		0-0 1B		0-0 1-2 1B	4	0	2	0	0	0	1											
Brant Alyea, R OBP: 0.327, SLG: 0.465 (1, 9)	0-0 1-3 3-H 2B			0-0 4-3	0-0 FC5-4 1-2		0-0 F9		0-0 K	5	0	1	1	0	1	4											
Mike Epstein, L OBP: 0.336, SLG: 0.346 (1, 3)	0-0 G4-6-3 IBB			0-0 G3					0-0 6-3 1B	3	1	2	0	1	0	0											
Bernie Allen, L OBP: 0.301, SLG: 0.337 (1, 4)	0-0 G4-6-3 1-2			0-0 4-3	0-0 4-1				0-0 6-3 1-2	4	0	0	0	0	0	5											
Jim French, L OBP: 0.295, SLG: 0.286 (1, 2)				0-0 1-3	0-0 2-3				0-3 K	4	0	2	1	0	1	1											
Ed Brinkman, R OBP: 0.257, SLG: 0.193 (1, 6) (7, 7)				0-0 2-3 1B	0-0 3-H 1B				0-0 5-3	4	0	2	0	0	1	2											
Jim Hansen, R Gene Martin, L Bob Huggins, R Ed Brinkman, R Dick Bosman, R Jim Miles, R Cap Peterson, R Bill Haywood, R Bruce Howard, S Gary Harmon, L (1, 1) (1, 1) (1, 1) (1, 1) (1, 1) (1, 1) (1, 1) (1, 1) (1, 1) (1, 1) (1, 1)	0-0 K2-3			0-0 K	0-0 FC6-4 1-2				0-0 1B 1B	0	0	0	0	0	0	0											
Inning Stats	R: 1 E: 0 K: 0 S: 5	H: 3 LOB: 2 BB: 1 P: 9	R: 0 E: 0 K: 1 S: 7	H: 2 LOB: 2 BB: 0 P: 7	R: 0 E: 0 K: 1 S: 3	H: 0 LOB: 0 BB: 0 P: 3	R: 0 E: 0 K: 1 S: 6	H: 1 LOB: 1 BB: 0 P: 6	R: 0 E: 0 K: 1 S: 4	H: 2 LOB: 1 BB: 0 P: 4	R: 0 E: 0 K: 1 S: 4	H: 1 LOB: 1 BB: 0 P: 4	R: 0 E: 0 K: 1 S: 6	H: 1 LOB: 1 BB: 0 P: 6	R: 0 E: 0 K: 1 S: 7	H: 2 LOB: 2 BB: 0 P: 7		1B: 10 2B: 3 3B: 0 HR: 0	SF: 0 SAC: 0 DP: 1 HBP: 0	WP: 0 PB: 0 SB: 0 CS: 0	PA: 40						
PITCHER Mel Stottlemyre, R ERA: 2.5 (1, 1)	IP 9.0	WLS W	BF 40	H 13	R 2	ER 2	SO 5	BB 0	IBB 1	HBP 0	BLK 0	WP 0	HR 0	S 49	P 53	ERA 2.00	WHIP 1.444										

Batter	1	2	3	4	5	6	7	8	9	AB	R	H	RBI	BB	SO	LOB	BOTTOM										
Horace Clarke, S OBP: 0.252, SLG: 0.252 (1, 4)	0-0 4-3 1B			0-0 L5	0-0 1-2 3-H 1B		0-0 4-3		0-0 HR 1B	6	2	3	1	0	0	4	<p>Washington Senators @ New York Yankees</p> <p>Yankee Stadium, Bronx, NY</p> <p>Sat Sep 07 1968, 7:05 PM EDT</p> <p>Unknown - 81 F</p> <p>livebaseballscores.com</p>										
Jake Gibbs, L OBP: 0.280, SLG: 0.288 (1, 2)	0-0 4-3 1-2	0-0 4-3 2-3		0-0 HR	0-0 F9		0-0 F7		0-0 F2	6	1	1	2	0	0	7											
Mickey Mantle, S OBP: 0.381, SLG: 0.384 Ruben Amaro, R OBP: 0.280, SLG: 0.146 (1, 3) (7, 3)	0-0 2-H 2B 1B	0-0 IBB		0-0 1B	0-0 K		0-0 5-3		0-0 F9	3	1	2	1	1	1	2											
Roy White, S OBP: 0.353, SLG: 0.423 (1, 7)	0-0 1-2 2B BB	0-0 F9		0-0 F8		0-0 HR BB	0-0 E 3B		0-0 1-H HR	4	4	2	2	2	0	3											
Joe Peppone, L OBP: 0.306, SLG: 0.402 (1, 8)	0-0 F5			0-0 F9		0-0 2B 1B	0-0 1-H HR		0-0 E BB	5	2	2	2	1	0	2											
Tom Tresh, S OBP: 0.313, SLG: 0.326 Gene Michael, S OBP: 0.228, SLG: 0.261 (1, 6) (6, PR)	0-0 1-H 2-H 1B 2B			0-0 F8		0-0 1B 2B	0-0 2B 1B		0-0 E8	4	2	3	2	0	0	0											
Bill Robinson, R OBP: 0.303, SLG: 0.393 (1, 9)	0-0 E S 2-H 1B			0-0 5-3		0-0 F9	0-0 1-3 1B 2B		0-0 3-H 4-0 1B	4	1	2	1	1	0	2											
Bobby Cox, R OBP: 0.307, SLG: 0.318 (1, 5)	0-0 F8			0-0 E6 FC5-4	0-0 1B 1B		0-0 SH3-4 1B		0-0 F9	4	1	1	2	1	0	4											
Mel Stottlemyre, R OBP: 0.211, SLG: 0.183 (1, 1)				0-0 4-3 2B	0-0 FC5-4 1-2 HR		0-0 SH3-4 1B		0-0 FC6-4	4	1	2	2	0	0	4											
Inning Stats	R: 4 E: 0 K: 0 S: 7	H: 4 LOB: 1 BB: 1 P: 11	R: 0 E: 0 K: 0 S: 4	H: 1 LOB: 1 BB: 1 P: 8	R: 0 E: 0 K: 0 S: 3	H: 0 LOB: 0 BB: 0 P: 3	R: 2 E: 1 K: 0 S: 6	H: 2 LOB: 1 BB: 0 P: 6	R: 3 E: 0 K: 1 S: 9	H: 4 LOB: 2 BB: 1 P: 13	R: 4 E: 0 K: 0 S: 7	H: 4 LOB: 2 BB: 1 P: 11	R: 1 E: 1 K: 0 S: 5	H: 2 LOB: 3 BB: 2 P: 13	R: 2 E: 0 K: 0 S: 5	H: 2 LOB: 0 BB: 0 P: 5		1B: 11 2B: 4 3B: 1 HR: 3	SF: 0 SAC: 1 DP: 0 HBP: 0	WP: 0 PB: 0 SB: 1 CS: 0	PA: 50						
PITCHER Jim Hannan, R ERA: 2.97 Bob Humphreys, R ERA: 3.75 Dick Bosman, R ERA: 4.1 Jim Miles, R ERA: 27.0 Bill Haywood, R ERA: 5.06 (1, 1) (2, 1) (4, 1) (5, 1) (6, 1)	IP 1.0	WLS L	BF 4	H 4	R 4	ER 4	SO 4	BB 0	IBB 0	HBP 0	BLK 0	WP 0	HR 0	S 7	P 11	ERA 36.00	WHIP 5.000										
PITCHER Bruce Howard, R ERA: 4.74 (8, 1)	IP 1.0	WLS 5	BF 5	H 2	R 2	ER 2	SO 0	BB 0	IBB 0	HBP 0	BLK 0	WP 0	HR 1	S 5	P 5	ERA 18.00	WHIP 2.000										

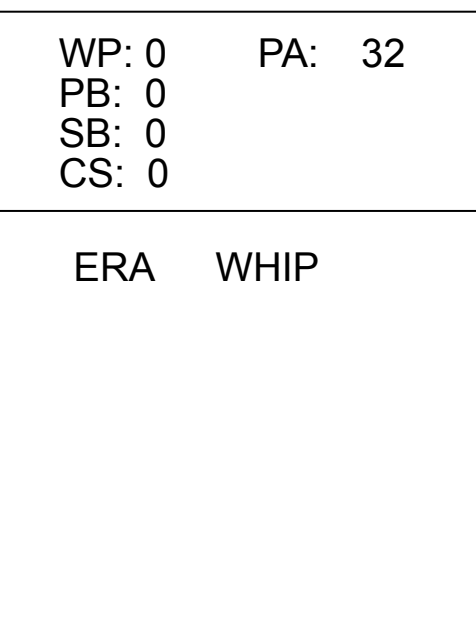
Batter	1	2	3	4	5	6	7	8	9	AB	R	H	RBI	BB	SO	LOB	TOP			
Del Unser, L OBP: 0.293, SLG: 0.285 (1,8)										4	0	1	0	0	1	0	<p>Washington Senators @ New York Yankees</p> <p>Yankee Stadium, Bronx, NY</p> <p>Sat Sep 07 1968, 7:05 PM EDT</p> <p>Att: 20,613 - Unknown - 80 F</p>			
Cap Peterson, R OBP: 0.259, SLG: 0.271 (1,7)										4	0	0	0	0	0	1				
Brant Aleya, R OBP: 0.318, SLG: 0.451 (1,9)										3	0	0	0	0	0	0				
Frank Howard, R OBP: 0.340, SLG: 0.557 (1,3)										3	0	0	0	0	0	0				
Ken McMullen, R OBP: 0.320, SLG: 0.386 (1,5)										2	0	0	0	1	0	0				
Paul Casanova, R OBP: 0.210, SLG: 0.261 (1,2)										3	0	1	0	0	0	1				
Tim Cullen, R OBP: 0.297, SLG: 0.317 (1,4)										3	0	0	0	0	1	2				
Ed Brinkman, R OBP: 0.253, SLG: 0.189 (1,6)										3	0	0	0	0	1	0				
Barry Moore, L OBP: 0.120, SLG: 0.125 (1,1)										2	0	0	0	0	2	0				
Phil Ortega, R OBP: 0.286, SLG: 0.208 (8,1)										0	0	0	0	0	0	0				
Hank Allen, R OBP: 0.272, SLG: 0.299 (9, PH)										1	0	0	0	0	0	0				
Inning Stats	R: 0 E: 0 K: 1 S: 5	H: 0 LOB: 0 BB: 0 P: 5	R: 0 E: 0 K: 0 S: 3	H: 0 LOB: 1 BB: 1 P: 7	R: 0 E: 0 K: 1 S: 5	H: 0 LOB: 0 BB: 0 P: 5	R: 0 E: 0 K: 0 S: 3	H: 0 LOB: 0 BB: 0 P: 3	R: 0 E: 0 K: 2 S: 8	H: 1 LOB: 1 BB: 0 P: 8	R: 0 E: 0 K: 0 S: 3	H: 0 LOB: 0 BB: 0 P: 3	R: 0 E: 0 K: 0 S: 3	H: 1 LOB: 0 BB: 0 P: 3	R: 0 E: 0 K: 0 S: 3	H: 0 LOB: 0 BB: 0 P: 3	1B: 2 2B: 0 3B: 0 HR: 0	SF: 0 SAC: 0 DP: 1 HBP: 0	WP: 0 PB: 0 SB: 0 CS: 0	PA: 29
PITCHER Fritz Peterson, L ERA: 2.67 (1,1)	IP: 9.0 WLS: W BF: 29 H: 2 R: 0 ER: 0 SO: 5 BB: 1 IBB: 0 HBP: 0 BLK: 0 WP: 0 HR: 0 S: 38 P: 42 ERA: 0.00 WHIP: 0.333															PITCHER Fritz Peterson, L ERA: 2.67 (1,1)	IP: 9.0 WLS: W BF: 29 H: 2 R: 0 ER: 0 SO: 5 BB: 1 IBB: 0 HBP: 0 BLK: 0 WP: 0 HR: 0 S: 38 P: 42 ERA: 0.00 WHIP: 0.333			

Batter	1	2	3	4	5	6	7	8	9	AB	R	H	RBI	BB	SO	LOB	BOTTOM			
Horace Clarke, S OBP: 0.252, SLG: 0.251 (1,4)										5	0	1	2	0	1	0	<p>Washington Senators @ New York Yankees</p> <p>Yankee Stadium, Bronx, NY</p> <p>Sat Sep 07 1968, 7:05 PM EDT</p> <p>Att: 20,613 - Unknown - 80 F</p>			
Tom Tresh, S OBP: 0.309, SLG: 0.323 (1,6)										5	0	0	0	0	2					
Bill Robinson, R OBP: 0.302, SLG: 0.391 (1,8)										4	1	1	0	0	1	0				
Roy White, S OBP: 0.354, SLG: 0.425 (1,7)										4	2	2	0	0	0	0				
Andy Kosco, R OBP: 0.264, SLG: 0.368 (1,3)										3	3	2	2	1	0	0				
Rocky Colavito, R OBP: 0.313, SLG: 0.361 (1,9)										1	3	1	2	3	0	0				
Frank Fernandez, R OBP: 0.342, SLG: 0.353 (1,2)										2	1	1	4	2	0	0				
Bobby Cox, R OBP: 0.304, SLG: 0.314 (1,5)										4	0	0	0	0	5					
Fritz Peterson, S OBP: 0.109, SLG: 0.151 (1,1)										4	0	0	0	2	3					
Inning Stats	R: 0 E: 0 K: 0 S: 3	H: 3 LOB: 0 BB: 0 P: 3	R: 0 E: 0 K: 2 S: 7	H: 3 LOB: 0 BB: 0 P: 8	R: 0 E: 0 K: 0 S: 3	H: 0 LOB: 2 BB: 2 P: 11	R: 0 E: 0 K: 0 S: 4	H: 1 LOB: 0 BB: 2 P: 12	R: 0 E: 0 K: 1 S: 9	H: 4 LOB: 2 BB: 2 P: 17	R: 0 E: 0 K: 0 S: 3	H: 0 LOB: 0 BB: 0 P: 3	R: 4 E: 0 K: 1 S: 9	H: 4 LOB: 2 BB: 2 P: 17	R: 0 E: 0 K: 0 S: 3	H: 0 LOB: 0 BB: 0 P: 3		1B: 4 2B: 2 3B: 0 HR: 2	SF: 0 SAC: 0 DP: 0 HBP: 0	WP: 0 PB: 0 SB: 1 CS: 0
PITCHER Barry Moore, L ERA: 3.63 (1,1)	IP: 7.0 WLS: L BF: 31 H: 8 R: 8 ER: 8 SO: 3 BB: 4 IBB: 0 HBP: 0 BLK: 0 WP: 0 HR: 2 S: 33 P: 49 ERA: 10.29 WHIP: 1.429															PITCHER Barry Moore, L ERA: 3.63 (1,1)	IP: 7.0 WLS: L BF: 31 H: 8 R: 8 ER: 8 SO: 3 BB: 4 IBB: 0 HBP: 0 BLK: 0 WP: 0 HR: 2 S: 33 P: 49 ERA: 10.29 WHIP: 1.429			
PITCHER Phil Ortega, R ERA: 4.99 (8,1)	IP: 1.0 WLS: L BF: 7 H: 2 R: 2 ER: 2 SO: 1 BB: 2 IBB: 0 HBP: 0 BLK: 0 WP: 0 HR: 0 S: 7 P: 15 ERA: 18.00 WHIP: 4.000															PITCHER Phil Ortega, R ERA: 4.99 (8,1)	IP: 1.0 WLS: L BF: 7 H: 2 R: 2 ER: 2 SO: 1 BB: 2 IBB: 0 HBP: 0 BLK: 0 WP: 0 HR: 0 S: 7 P: 15 ERA: 18.00 WHIP: 4.000			

Batter	1	2	3	4	5	6	7	8	9	AB	R	H	RBI	BB	SO	LOB	TOP					
Del Unser, L OBP: 0.291, SLG: 0.283 (1,8)	0-0 4-3		0-0 L7			0-0 F4		0-0 4-3		4	0	0	0	0	0	1						
Ken McMullen, R OBP: 0.318, SLG: 0.383 (1,5)	0-0 4-3			0-0 L9		0-3 K		0-0 F4		4	0	0	0	0	1	0						
Mike Epstein, L OBP: 0.335, SLG: 0.354 (1,3)	0-0 F8			0-0 F7		0-0 F8		0-0 HR		4	1	1	1	0	0	0						
Frank Howard, R OBP: 0.338, SLG: 0.553 (1,7)		0-0 5-3		0-0 F2			0-0 F7		0-0 L9	4	0	0	0	0	0	0						
Brant Aylea, R OBP: 0.309, SLG: 0.438 (1,9)		0-0 F8			0-3 K		0-0 F6		0-0 5-3	3	0	0	0	0	1	0						
Dave Baldwin, R (7, 1)										0	0	0	0	0	0	0						
Gary Holman, L OBP: 0.361, SLG: 0.356 (9, PH)										1	0	0	0	0	0	0						
Jim French, L OBP: 0.303, SLG: 0.289 (1,2)	0-0 4-3				4-0 BB		0-0 1B			2	0	1	0	1	0	0						
Bernie Allen, L OBP: 0.299, SLG: 0.334 (1,4)			0-0 F2		0-0 L8		0-0 F6			3	0	0	0	0	0	2						
Ed Brinkman, R OBP: 0.254, SLG: 0.192 (1,6)			0-0 SH3-4 1B		0-0 F9		0-0 F7			3	0	1	0	0	0	1						
Joe Coleman, R OBP: 0.152, SLG: 0.156 (1, 1)			0-0 SH3-4							0	0	0	0	0	0	0						
Bob Humphreys, R OBP: 0.500, SLG: 0.500 (5, 1)										0	0	0	0	0	0	0						
Gene Martin, L OBP: 0.250, SLG: 1.000 (6, PH)										1	1	1	1	0	0	0						
Dennis Higgins, R OBP: 0.154, SLG: 0.154 (6, 1)										0	0	0	0	0	0	0						
Ed Stroud, L OBP: 0.280, SLG: 0.373 (7, 9)			1-2							1	0	0	0	0	0	0						
Inning Stats	R: 0 E: 0 K: 0 S: 3	H: 0 LOB: 0 BB: 0 P: 3	R: 0 E: 0 K: 0 S: 3	H: 0 LOB: 0 BB: 0 P: 3	R: 0 E: 0 K: 0 S: 4	H: 1 LOB: 1 BB: 0 P: 4	R: 0 E: 0 K: 0 S: 3	H: 0 LOB: 0 BB: 0 P: 3	R: 0 E: 0 K: 1 S: 5	H: 0 LOB: 1 BB: 1 P: 9	R: 1 E: 0 K: 1 S: 6	H: 1 LOB: 0 BB: 0 P: 6	R: 0 E: 0 K: 0 S: 4	H: 1 LOB: 1 BB: 0 P: 4	R: 0 E: 0 K: 0 S: 3	H: 0 LOB: 0 BB: 0 P: 3	R: 1 E: 0 K: 0 S: 4	H: 1 LOB: 0 BB: 0 P: 4	1B: 2 2B: 0 3B: 0 HR: 2	SF: 0 SAC: 1 DP: 0 HBP: 0	WP: 0 PB: 0 SB: 0 CS: 0	PA: 32
PITCHER Stan Bahnsen, R ERA: 2.07 (1, 1)	IP: 9.0 WLS: W BF: 32 H: 4 R: 2 ER: 2 SO: 2 BB: 1 IBB: 0 HBP: 0 BLK: 0 WP: 0 HR: 2 S: 35 P: 39 ERA: 2.00 WHIP: 0.556															PITCHER	IP: 9.0 WLS: W BF: 32 H: 4 R: 2 ER: 2 SO: 2 BB: 1 IBB: 0 HBP: 0 BLK: 0 WP: 0 HR: 2 S: 35 P: 39 ERA: 2.00 WHIP: 0.556					

Washington Senators @ New York Yankees
 Yankee Stadium, Bronx, NY
 Sun Sep 08 1968, 3:33 AM EDT
 Att: 17,027 - Unknown - 80 F

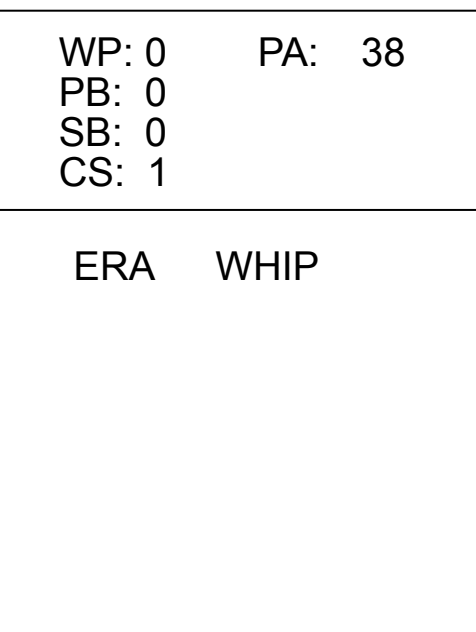
AB	30
R	2
H	4
RBI	2
BB	1
SO	2
LOB	4



Batter	1	2	3	4	5	6	7	8	9	AB	R	H	RBI	BB	SO	LOB	BOTTOM			
Horace Clarke, S OBP: 0.250, SLG: 0.248 (1,4)	0-0 F8	0-0 3-1		0-0 G1		0-0 F7		0-0 6-3		5	0	0	0	0	0	2				
Jake Gibbs, L OBP: 0.284, SLG: 0.291 (1,2)	0-0 FC3-6 1B		1-0 CS HBP	0-0 G3		0-0 1B 2H 1B		0-0 4-3		4	1	2	1	0	0	0				
Mickey Mantle, S OBP: 0.384, SLG: 0.387 (1,3)	0-0 FC3-6 1B		0-0 F5		4-0 2B SF8 BB	0-0 1B				3	1	2	0	1	0	1				
Roy White, S OBP: 0.357, SLG: 0.429 (1,7)	0-0 FC3-6 BB		4-0 3B BB		0-0 SF8 E 2B	0-0 1B				3	2	2	1	1	0	2				
Joe Pepitone, L OBP: 0.308, SLG: 0.408 (1,8)	4-0 1-2 BB		0-0 2B 3B		0-0 SF8 F8	0-0 1B				2	1	1	2	1	0	2				
Tom Tresh, S OBP: 0.311, SLG: 0.327 (1,6)	0-0 4-3		0-0 2B 2B		0-0 E4 K		0-0 G6-4-3 1B			4	1	2	2	0	0	3				
Bill Robinson, R OBP: 0.305, SLG: 0.396 (1,9)		0-0 SH2-4 1B	0-0 2B 2B		0-0 K		0-0 G6-4-3 1-2			4	0	2	1	0	1	2				
Bobby Cox, R OBP: 0.303, SLG: 0.312 (1,5)		0-0 F8	0-0 6-3			4-0 SH5-4 1B BB		0-0 4-3		3	1	0	0	1	0	2				
Stan Bahnsen, R OBP: 0.108, SLG: 0.058 (1, 1)		0-0 SH2-4		0-3 K		0-0 SH5-4		0-3 K		2	0	0	0	0	2	0				
Inning Stats	R: 0 E: 0 K: 0 S: 5	H: 2 LOB: 3 BB: 1 P: 9	R: 0 E: 0 K: 0 S: 4	H: 1 LOB: 1 BB: 0 P: 4	R: 3 E: 0 K: 0 S: 5	H: 3 LOB: 1 BB: 1 P: 10	R: 0 E: 0 K: 1 S: 5	H: 0 LOB: 0 BB: 0 P: 5	R: 2 E: 1 K: 1 S: 6	H: 3 LOB: 2 BB: 1 P: 10	R: 0 E: 0 K: 0 S: 3	H: 1 LOB: 0 BB: 0 P: 3	R: 0 E: 0 K: 1 S: 5	H: 0 LOB: 0 BB: 0 P: 5	R: 0 E: 0 K: 1 S: 5	H: 0 LOB: 0 BB: 0 P: 5	1B: 7 2B: 3 3B: 1 HR: 0	SF: 1 SAC: 2 DP: 1 HBP: 1	WP: 0 PB: 0 SB: 0 CS: 1	PA: 38
PITCHER Joe Coleman, R ERA: 3.31 (1, 1)	IP: 4.1 WLS: L BF: 24 H: 7 R: 5 ER: 5 SO: 1 BB: 3 IBB: 0 HBP: 1 BLK: 0 WP: 0 HR: 0 S: 22 P: 35 ERA: 10.38 WHIP: 2.308															PITCHER	IP: 4.1 WLS: L BF: 24 H: 7 R: 5 ER: 5 SO: 1 BB: 3 IBB: 0 HBP: 1 BLK: 0 WP: 0 HR: 0 S: 22 P: 35 ERA: 10.38 WHIP: 2.308			
Bob Humphreys, R ERA: 3.72 (5, 1)	0.2	1	0	0	0	1	0	0	0	0	0	3	3	0.00	0.000					
Dennis Higgins, R ERA: 3.48 (6, 1)	1.0	7	3	2	2	0	1	0	0	0	6	10	18.00	4.000						
Dave Baldwin, R ERA: 3.95 (7, 1)	2.0	6	1	0	0	1	0	0	0	0	8	8	0.00	0.500						

Washington Senators @ New York Yankees
 Yankee Stadium, Bronx, NY
 Sun Sep 08 1968, 3:33 AM EDT
 Att: 17,027 - Unknown - 80 F

AB	30
R	7
H	11
RBI	7
BB	4
SO	3
LOB	14



Batter	1	2	3	4	5	6	7	8	9	AB	R	H	RBI	BB	SO	LOB	TOP																			
Buddy Bradford, R OBP: 0.253, SLG: 0.291 (1, 9)										5	0	1	0	0	1	1																				
Luis Aparicio, R OBP: 0.308, SLG: 0.343 (1, 6)										4	0	3	0	0	0	0																				
Tommy Davis, R OBP: 0.291, SLG: 0.349 (1, 7)										4	1	2	1	0	1	2																				
Duane Josephson, R OBP: 0.284, SLG: 0.346 (1, 2)										4	0	0	0	0	1	4																				
Pete Ward, L OBP: 0.355, SLG: 0.366 (8, PR)										3	0	0	0	1	2	3																				
Tom McCraw, L OBP: 0.297, SLG: 0.384 (8, 3)										0	0	0	0	0	0	0																				
Ken Berry, R OBP: 0.286, SLG: 0.345 (1, 8)										4	0	3	0	0	0	0																				
Bill Melton, R OBP: 0.353, SLG: 0.288 (8, PH)										3	0	1	0	0	0	1	AB 36																			
Leon Wagner, L OBP: 0.341, SLG: 0.325 (8, 5)										1	0	0	0	1	2		R 1																			
Ron Hansen, R OBP: 0.288, SLG: 0.317 (8, 5)										0	0	0	0	0	0	0	H 10																			
Sandy Alomar Sr., S OBP: 0.301, SLG: 0.291 (7, PH)										2	0	0	0	0	1	1	RBI 1																			
Rich Morales, R (7, 4)										2	0	0	0	0	1	1	BB 1																			
Jerry Nyman, L OBP: 0.222, SLG: 0.222 (7, PH)										2	0	0	0	0	2	0	SO 11																			
Walt Williams, R OBP: 0.284, SLG: 0.323 (7, 1)										1	0	0	0	0	0	1	LOB 16																			
Hoyt Wilhelm, R (7, 1)										0	0	0	0	0	0	0																				
Wilbur Wood, R OBP: 0.174, SLG: 0.095 (8, 1)										1	0	0	0	0	1	0																				
Inning Stats	R: 0 E: 0 K: 2 S: 8	H: 1 LOB: 1 BB: 0 P: 8	R: 0 E: 0 K: 1 S: 6	H: 1 LOB: 1 BB: 0 P: 6	R: 0 E: 0 K: 2 S: 10	H: 3 LOB: 3 BB: 0 P: 10	R: 0 E: 0 K: 0 S: 3	H: 0 LOB: 0 BB: 0 P: 3	R: 0 E: 0 K: 1 S: 6	H: 1 LOB: 1 BB: 0 P: 6	R: 0 E: 0 K: 0 S: 5	H: 1 LOB: 1 BB: 0 P: 5	R: 0 E: 0 K: 0 S: 4	H: 1 LOB: 1 BB: 0 P: 4	R: 1 E: 0 K: 1 S: 7	H: 2 LOB: 2 BB: 1 P: 11	R: 0 E: 0 K: 3 S: 9	H: 0 LOB: 0 BB: 0 P: 9	1B: 8 2B: 1 3B: 0 HR: 1	SF: 0 SAC: 0 DP: 0 HBP: 0	WP: 0 PB: 0 SB: 0 CS: 0	PA: 37														
PITCHER	IP WLS BF H R ER SO BB IBB HBP BLK WP HR S P ERA WHIP																																			
Al Downing, L ERA: 3.44 (1, 1)	7.2	32	9	1	1	7	1	0	0	0	0	0	1	45	49	1.17	1.304																			
Lindy McDaniel, R ERA: 3.43 (8, 1)	1.1	W 5	1	0	0	4	0	0	0	0	0	0	0	13	13	0.00	0.750																			

Chicago White Sox @ New York Yankees
Yankee Stadium, Bronx, NY
Tue Sep 10 1968, 7:05 PM EDT
Unknown - 75 F



Batter	1	2	3	4	5	6	7	8	9	AB	R	H	RBI	BB	SO	LOB	BOTTOM																	
Horace Clarke, S OBP: 0.250, SLG: 0.249 (1, 4)										4	0	1	0	0	1	1																		
Tom Tresh, S OBP: 0.310, SLG: 0.326 (1, 6)										4	0	1	0	0	0	1																		
Mickey Mantle, S OBP: 0.387, SLG: 0.390 (1, 3)										4	0	3	0	0	1	0																		
Roy White, S OBP: 0.356, SLG: 0.427 (1, 7)										4	0	1	0	0	1	3																		
Bill Robinson, R OBP: 0.301, SLG: 0.391 (1, 8)										4	0	0	0	0	1	5																		
Andy Kosco, R OBP: 0.294, SLG: 0.367 (1, 9)										4	1	1	0	0	2	1																		
Frank Fernandez, R OBP: 0.333, SLG: 0.342 (1, 2)										4	0	0	0	0	2	1	AB 35																	
Bobby Cox, R OBP: 0.303, SLG: 0.311 (3, 5)										1	0	0	0	0	0	1	R 2																	
Charley Smith, R OBP: 0.294, SLG: 0.365 (8, 1)										3	1	1	1	0	1	0	H 9																	
Al Downing, R OBP: 0.200, SLG: 0.143 (8, 1)										3	0	1	1	0	1	0	RBI 2																	
Inning Stats	R: 0 E: 0 K: 0 S: 5	H: 2 LOB: 2 BB: 0 P: 5	R: 1 E: 0 K: 1 S: 7	H: 2 LOB: 1 BB: 0 P: 7	R: 0 E: 0 K: 2 S: 7	H: 0 LOB: 0 BB: 0 P: 7	R: 0 E: 0 K: 1 S: 5	H: 0 LOB: 0 BB: 0 P: 5	R: 0 E: 0 K: 0 S: 4	H: 1 LOB: 1 BB: 0 P: 4	R: 0 E: 0 K: 1 S: 6	H: 1 LOB: 1 BB: 0 P: 6	R: 0 E: 0 K: 2 S: 7	H: 0 LOB: 0 BB: 0 P: 7	R: 0 E: 0 K: 0 S: 9	H: 2 LOB: 2 BB: 0 P: 9	R: 1 E: 0 K: 1 S: 5	H: 1 LOB: 0 BB: 0 P: 5	1B: 8 2B: 0 3B: 0 HR: 1	SF: 0 SAC: 0 DP: 0 HBP: 0	WP: 1 PB: 0 SB: 1 CS: 0	PA: 35												
PITCHER	IP WLS BF H R ER SO BB IBB HBP BLK WP HR S P ERA WHIP																																	
Jerry Nyman, L ERA: 1.35 (7, 1)	1.1	6	2	0	0	3	0	0	0	0	0	12	12	0.00	1.500																			
Hoyt Wilhelm, R ERA: 1.73 (8, 1)	1.1	L 5	1	1	1	2	0	0	0	0	1	9	9	6.75	0.750																			

Chicago White Sox @ New York Yankees
Yankee Stadium, Bronx, NY
Tue Sep 10 1968, 7:05 PM EDT
Unknown - 75 F



Batter	1	2	3	4	5	6	7	8	9	AB	R	H	RBI	BB	SO	LOB	TOP								
Buddy Bradford, R OBP: 0.253, SLG: 0.290 (1, 9)	0-0 6-3		0-0 1B		0-0 FC6-4			0-0 F9		4	0	1	0	0	0	1									
Tom McCraw, L OBP: 0.295, SLG: 0.380 (1, 3)	0-0 6-3		0-0 3-1			0-0 F4		0-0 G3		4	0	0	0	0	0	2									
Luis Aparicio, R OBP: 0.307, SLG: 0.341 Sandy Alomar Sr., S OBP: 0.300, SLG: 0.291 (1, 6) (6, 4)	0-3 K			0-0 6-3		0-0 6-3		0-0 1-3		3	0	0	0	0	1	0									
Pete Ward, L OBP: 0.356, SLG: 0.366 (1, 5)		0-0 F9		0-0 G1		4-0 BB		0-0 FC4-6 1B		3	0	1	0	1	0	0									
Carlos May, L OBP: 0.167, SLG: 0.167 (1, 7)		0-0 F5		0-0 1B		0-0 F8		0-0 FC4-6 1-2		4	0	1	0	0	0	2									
Duane Josephson, R OBP: 0.282, SLG: 0.343 (1, 2)		0-3 K		0-0 5-3			0-0 5-3		0-0 F7		4	0	0	0	0	1									
Ken Berry, R OBP: 0.286, SLG: 0.344 (1, 8)			0-0 6-3		0-3 K		0-0 FC4 1B		0-0 6-3		4	0	1	0	0	1									
Rich Morales, R OBP: 0.400, SLG: 0.250 (1, 4) (6, 6)			4-0 1B BB		0-0 FC4-6 1B		0-0 FC4 FC5-4 1-2				2	0	1	0	1	0									
Gary Peters, L OBP: 0.274, SLG: 0.348 (1, 1) Billy Wynne, L OBP: 0.295, SLG: 0.350 (1, 1) Gail Hopkins, L OBP: 0.295, SLG: 0.190 (3, PH) Fred Rath, R OBP: 0.295, SLG: 0.350 (3, 1) Walt Williams, R OBP: 0.295, SLG: 0.350 (5, PH) Bob Priddy, R OBP: 0.295, SLG: 0.167 (5, 1) Bill Melton, R OBP: 0.295, SLG: 0.283 (7, PH) Dennis Ribant, R OBP: 0.154, SLG: 0.093 (7, 1)			0-0 F8		0-0 FC4-6 FC6-4 1-2		0-0 FC5-4 1-2				0	0	0	0	0	0									
Inning Stats	R: 0 E: 0 K: 1 S: 5	H: 0 LOB: 0 BB: 0 P: 5	R: 0 E: 0 K: 1 S: 5	H: 0 LOB: 0 BB: 0 P: 5	R: 0 E: 0 K: 0 S: 4	H: 1 LOB: 2 BB: 1 P: 8	R: 0 E: 0 K: 0 S: 4	H: 1 LOB: 1 BB: 0 P: 4	R: 0 E: 0 K: 0 S: 3	H: 0 LOB: 1 BB: 1 P: 7	R: 0 E: 0 K: 0 S: 4	H: 1 LOB: 1 BB: 0 P: 4	R: 0 E: 0 K: 0 S: 3	H: 0 LOB: 1 BB: 0 P: 3	R: 0 E: 0 K: 0 S: 4	H: 1 LOB: 1 BB: 0 P: 4	1B: 5 2B: 0 3B: 0 HR: 0	SF: 0 SAC: 0 DP: 0 HBP: 0	WP: 0 PB: 0 SB: 0 CS: 0	PA: 34					
PITCHER Joe Verbanic, R ERA: 2.54 (1, 1)	IP 9.0	WLS W	BF 34	H 5	R 0	ER 0	SO 3	BB 2	IBB 0	HBP 0	BLK 0	WP 0	HR 0	S 38	P 46	ERA 0.00	WHIP 0.778								

Chicago White Sox @ New York Yankees
Yankee Stadium, Bronx, NY
Tue Sep 10 1968, 7:05 PM EDT
Att: 10,198 - Overcast - 73 F

AB 32
R 0
H 5
RBI 0
BB 2
SO 3
LOB 12



Batter	1	2	3	4	5	6	7	8	9	AB	R	H	RBI	BB	SO	LOB	BOTTOM						
Horace Clarke, S OBP: 0.253, SLG: 0.252 (1, 4)	0-0 2B BB	0-0 S 1B	0-0 F5			0-0 F8		0-0 1B		5	2	3	0	0	0	2							
Tom Tresh, S OBP: 0.313, SLG: 0.328 (1, 6)	0-0 BB 2B	4-0 1B BB	4-0 1B			0-3 K		0-3 K		3	2	1	0	2	2	1							
Bill Robinson, R OBP: 0.303, SLG: 0.388 (1, 8) (5, 7)	4-0 BB 2B	0-0 L7	0-0 1-3			4-0 BB				2	1	0	0	2	0	5							
Roy White, S OBP: 0.356, SLG: 0.426 (1, 7) Joe Pepitone, L OBP: 0.307, SLG: 0.406 (4, PH) (5, 8)	4-0 2B FC5-4 BB	0-0 F9		0-0 F6		0-0 G3				1	0	0	1	1	0	2							
Andy Kosco, R OBP: 0.266, SLG: 0.370 (1, 3)	0-0 BB 1-3 2-H 3-H	0-0 E7		0-0 6-3			0-0 F8			4	0	2	3	0	0	0							
Rocky Colavito, R OBP: 0.307, SLG: 0.354 (1, 9)	0-0 FC5-2-5 BB	0-0 L5		0-0 4-3			0-0 6-3			4	0	0	0	0	0	3							
Charley Smith, R OBP: 0.282, SLG: 0.348 (1, 5)	4-0 FC6-4 BB		0-0 E6 SH3-4 1B		0-0 6-3		0-3 K			3	0	0	0	1	1	0							
Jake Gibbs, L OBP: 0.284, SLG: 0.290 (1, 2)	0-3 K		0-0 SH3-4 1B		0-0 3-1			0-0 F9		4	0	1	0	0	1	3							
Joe Verbanic, R OBP: 0.120, SLG: 0.083 (1, 1)	0-0 FC6-4 1-2 2-3		0-0 SH3-4		0-0 1-3			0-3 K		3	0	0	0	0	1	3							
Inning Stats	R: 3 E: 0 K: 1 S: 8	H: 3 LOB: 3 BB: 3 P: 20	R: 2 E: 1 K: 0 S: 5	H: 2 LOB: 1 BB: 1 P: 9	R: 0 E: 1 K: 0 S: 5	H: 1 LOB: 3 BB: 1 P: 9	R: 0 E: 0 K: 0 S: 3	H: 0 LOB: 0 BB: 0 P: 3	R: 0 E: 0 K: 1 S: 5	H: 0 LOB: 1 BB: 1 P: 9	R: 0 E: 0 K: 1 S: 5	H: 0 LOB: 0 BB: 0 P: 5	R: 0 E: 0 K: 2 S: 8	H: 1 LOB: 1 BB: 0 P: 8	R: 0 E: 0 K: 2 S: 8	H: 1 LOB: 1 BB: 0 P: 8	1B: 5 2B: 2 3B: 0 HR: 0	SF: 0 SAC: 1 DP: 0 HBP: 0	WP: 0 PB: 0 SB: 1 CS: 0	PA: 38			
PITCHER Gary Peters, L ERA: 3.55 Billy Wynne, R ERA: 4.5 Fred Rath, R ERA: Bob Priddy, R ERA: 3.83 Dennis Ribant, R ERA: 4.1	IP 0.0 2.0 2.0 2.0 2.0	WLS L	BF 5 10 9 7 7	H 3 2 1 0 1	R 3 2 0 0 0	ER 3 1 0 0 0	SO 3 1 0 0 3	BB 2 0 1 0 0	IBB 0 0 0 0 0	HBP 0 0 0 0 0	BLK 0 0 0 0 0	WP 0 0 0 0 0	HR 0 0 0 0 0	S 3 10 8 8 13	P 11 18 12 12 13	ERA ∞ 4.50 0.00 0.00 0.00	WHIP ∞ 2.000 0.500 0.500 0.500						

Chicago White Sox @ New York Yankees
Yankee Stadium, Bronx, NY
Tue Sep 10 1968, 7:05 PM EDT
Att: 10,198 - Overcast - 73 F

AB 31
R 5
H 7
RBI 4
BB 6
SO 5
LOB 20



Batter	1	2	3	4	5	6	7	8	9	AB	R	H	RBI	BB	SO	LOB	TOP			
Buddy Bradford, R OBP: 0.252, SLG: 0.293 (1, 9)	L5	L9					5-3		5-3	5	0	1	0	0	0	3				
Luis Aparicio, R OBP: 0.308, SLG: 0.342 Bob Locker, S (7, 1)	1B		F8				K			4	0	2	0	0	1	1				
Duane Josephson, R OBP: 0.279, SLG: 0.339 (1, 2)	F7		5-3						L1	4	0	0	0	0	0	3				
Tommy Davis, R OBP: 0.291, SLG: 0.348 (1, 7)	1B		6-3						5-3	4	0	1	0	0	0	2				
Pete Ward, L OBP: 0.354, SLG: 0.363 Tom McCraw, L OBP: 0.294, SLG: 0.380 (1, 3)	F5								F8	3	0	0	0	0	1	2				
Ken Berry, R OBP: 0.286, SLG: 0.344 (1, 8)		E6								4	1	1	0	0	0	0				
Bill Melton, R OBP: 0.290, SLG: 0.375 (1, 5)										3	1	2	1	1	0	0				
Sandy Alomar Sr., S OBP: 0.299, SLG: 0.291 (1, 4)		SF8								3	0	1	1	0	0	2				
Joe Horlen, R OBP: 0.111, SLG: 0.115 Wilbur Wood, R OBP: 0.174, SLG: 0.095 Walt Williams, R OBP: 0.279, SLG: 0.318 Rich Morales, R OBP: 0.500, SLG: 0.400 (7, 6)	F8									2	0	0	0	0	0	3				
Inning Stats	R: 0 E: 0 K: 0 S: 5	H: 2 LOB: 2 BB: 0 P: 5	R: 1 E: 1 K: 0 S: 5	H: 1 LOB: 1 BB: 0 P: 5	R: 0 E: 0 K: 0 S: 3	H: 0 LOB: 0 BB: 0 P: 3	R: 0 E: 0 K: 1 S: 6	H: 1 LOB: 2 BB: 1 P: 10	R: 0 E: 0 K: 0 S: 4	H: 0 LOB: 1 BB: 0 P: 3	R: 0 E: 0 K: 2 S: 8	H: 1 LOB: 1 BB: 0 P: 8	R: 0 E: 0 K: 0 S: 3	H: 0 LOB: 0 BB: 0 P: 3	R: 1 E: 0 K: 0 S: 5	H: 2 LOB: 1 BB: 0 P: 5	1B: 6 2B: 2 3B: 0 HR: 1	SF: 1 SAC: 0 DP: 1 HBP: 0	WP: 0 PB: 0 SB: 0 CS: 0	PA: 37
PITCHER Fritz Peterson, L ERA: 2.59 (1, 1)	IP: 9.0 WLS: W BF: 37 H: 9 R: 2 ER: 1 SO: 3 BB: 1 IBB: 0 HBP: 0 BLK: 0 WP: 0 HR: 1 S: 42 P: 46 ERA: 1.00 WHIP: 1.111																			

Chicago White Sox @ New York Yankees
Yankee Stadium, Bronx, NY
Wed Sep 11 1968, 7:05 PM EDT
Alt. 8,495 - Unknown - 72 F

AB	35
R	2
H	9
RBI	2
BB	1
SO	3
LOB	17



Batter	1	2	3	4	5	6	7	8	9	AB	R	H	RBI	BB	SO	LOB	BOTTOM			
Horace Clarke, S OBP: 0.254, SLG: 0.253 (1, 4)	4-3									5	1	2	2	0	0	1				
Jake Gibbs, L OBP: 0.281, SLG: 0.286 (1, 2)	4-3		1-3							5	0	0	0	0	0	4				
Mickey Mantle, S OBP: 0.386, SLG: 0.387 (1, 3)	G3									3	1	0	0	1	0	0				
Roy White, S OBP: 0.357, SLG: 0.429 (1, 7)		G3								4	1	2	0	0	0	1				
Joe Pepitone, L OBP: 0.309, SLG: 0.407 (1, 8)		6-3								4	1	2	1	0	0	1				
Tom Tresh, S OBP: 0.313, SLG: 0.326 (1, 6)		4-3								3	1	0	0	1	0	2				
Bill Robinson, R OBP: 0.300, SLG: 0.384 (1, 9)			F4		F5					3	0	0	0	0	1	3				
Mike Ferraro, R OBP: 0.183, SLG: 0.190 (1, 5)			F4							3	1	1	0	1	1	1				
Fritz Peterson, S OBP: 0.121, SLG: 0.145 (1, 1)					F2					2	1	0	1	1	1	1				
Inning Stats	R: 0 E: 0 K: 0 S: 3	H: 0 LOB: 0 BB: 0 P: 3	R: 0 E: 0 K: 0 S: 3	H: 0 LOB: 0 BB: 0 P: 3	R: 0 E: 0 K: 0 S: 4	H: 1 LOB: 2 BB: 1 P: 8	R: 0 E: 0 K: 0 S: 4	H: 1 LOB: 2 BB: 1 P: 8	R: 0 E: 0 K: 0 S: 4	H: 1 LOB: 1 BB: 0 P: 4	R: 7 E: 4 K: 0 S: 9	H: 3 LOB: 1 BB: 2 P: 17	R: 0 E: 0 K: 2 S: 8	H: 1 LOB: 1 BB: 0 P: 8	R: 0 E: 0 K: 1 S: 5	H: 0 LOB: 0 BB: 0 P: 5	1B: 5 2B: 1 3B: 1 HR: 0	SF: 0 SAC: 2 DP: 0 HBP: 0	WP: 1 PB: 0 SB: 2 CS: 0	PA: 38
PITCHER Joe Horlen, R ERA: 2.45 Wilbur Wood, L ERA: 1.85 Bob Locker, R ERA: 2.49 (7, 1)	IP: 5.1 WLS: L BF: 27 H: 5 R: 6 ER: 1 SO: 0 BB: 1 IBB: 0 HBP: 0 BLK: 0 WP: 1 HR: 0 S: 24 P: 36 ERA: 1.69 WHIP: 1.312																			

Chicago White Sox @ New York Yankees
Yankee Stadium, Bronx, NY
Wed Sep 11 1968, 7:05 PM EDT
Alt. 8,495 - Unknown - 72 F

AB	32
R	7
H	7
RBI	4
BB	4
SO	3
LOB	14



Batter	1	2	3	4	5	6	7	8	9	AB	R	H	RBI	BB	SO	LOB	TOP								
Horace Clarke, S OBP: 0.254, SLG: 0.253 (1,4)										5	1	1	0	0	1	1									
Tom Tresh, S OBP: 0.316, SLG: 0.330 (1,6)										4	0	3	0	0	0	0									
Mickey Mantle, S OBP: 0.384, SLG: 0.389 (1,3)										3	0	1	2	0	1	1									
Roy White, S OBP: 0.355, SLG: 0.426 (1,7)										4	0	0	0	0	0	2									
Joe Pepitone, L OBP: 0.313, SLG: 0.409 (1,8)										3	1	2	0	1	0	0									
Bill Robinson, R OBP: 0.303, SLG: 0.385 (1,9)										4	1	2	0	0	0	2									
Frank Fernandez, R OBP: 0.338, SLG: 0.341 (1,2)										3	0	1	2	1	0	2									
Mike Ferraro, R OBP: 0.172, SLG: 0.177 (1,5)										4	1	0	0	0	1	2									
Mel Stottlemyre, R OBP: 0.204, SLG: 0.176 (1,1)										3	0	0	0	0	1	0									
Inning Stats	R: 1 E: 0 K: 0 S: 4	H: 2 LOB: 0 BB: 0 P: 4	R: 0 E: 0 K: 0 S: 3	H: 1 LOB: 1 BB: 1 P: 7	R: 0 E: 0 K: 0 S: 4	H: 1 LOB: 1 BB: 0 P: 4	R: 0 E: 0 K: 0 S: 4	H: 1 LOB: 1 BB: 0 P: 4	R: 1 E: 1 K: 2 S: 9	H: 2 LOB: 2 BB: 0 P: 8	R: 2 E: 1 K: 2 S: 9	H: 3 LOB: 0 BB: 0 P: 9	R: 0 E: 0 K: 0 S: 5	H: 0 LOB: 0 BB: 0 P: 5	R: 0 E: 0 K: 0 S: 3	H: 0 LOB: 0 BB: 0 P: 7	R: 0 E: 0 K: 0 S: 3	H: 0 LOB: 0 BB: 0 P: 3	1B: 9 2B: 2 3B: 0 HR: 0	SF: 1 SAC: 1 DP: 2 HBP: 0	WP: 0 PB: 1 SB: 0 CS: 0	PA: 37			
PITCHER	IP	WLS	BF	H	R	ER	SO	BB	IBB	HBP	BLK	WP	HR	S	P	ERA	WHIP								
Joe Coleman, R ERA: 3.29 (1,1)	7.0	L	30	10	4	2	4	1	0	0	0	0	0	37	41	2.57	1.571								
Bob Humphreys, R ERA: 3.73 (8,1)	2.0		7	0	0	0	0	1	0	0	0	0	0	6	10	0.00	0.500								

New York Yankees @ Washington Senators
 D.C. Stadium, Washington, DC
 Fri Sep 13 1968, 7:05 PM EDT
 Unknown - 80 F

AB	33
R	4
H	10
RBI	4
BB	2
SO	4
LOB	10



Batter	1	2	3	4	5	6	7	8	9	AB	R	H	RBI	BB	SO	LOB	BOTTOM								
Del Unser, L OBP: 0.286, SLG: 0.282 (1,8)										4	1	2	0	0	0	1									
Ed Stroud, L OBP: 0.293, SLG: 0.399 (1,9)										4	1	2	1	0	1	2									
Mike Epstein, L OBP: 0.336, SLG: 0.354 (1,3)										4	0	1	0	0	1	2									
Frank Howard, R OBP: 0.335, SLG: 0.557 (1,7)										4	0	0	0	0	0	3									
Ken McMullen, R OBP: 0.317, SLG: 0.385 (1,5)										3	0	1	0	1	0	1									
Bernie Allen, L OBP: 0.298, SLG: 0.330 (1,4)										4	0	0	0	0	0	3									
Paul Casanova, R OBP: 0.203, SLG: 0.253 (1,2)										2	0	0	0	0	0	0									
Jim French, L OBP: 0.298, SLG: 0.280 (7, PH) (8,2)										2	0	0	0	0	0	0									
Ed Brinkman, R OBP: 0.261, SLG: 0.204 (1,6)										2	0	0	0	0	1	0									
Gene Martin, L OBP: 0.429, SLG: 1.000 (7, PH)										1	0	1	0	0	0	0									
Bob Humphreys, R OBP: 0.500, SLG: 0.500 (8,1)										0	0	0	0	0	0	0									
Gary Holman, L OBP: 0.356, SLG: 0.351 (9, PH)										1	0	0	0	0	0	0									
Joe Coleman, R OBP: 0.162, SLG: 0.167 (1,1)										2	0	1	0	0	0	0									
Brant Aleya, R OBP: 0.308, SLG: 0.432 (7, PH)										1	0	0	0	0	0	1									
Tim Cullen, R OBP: 0.301, SLG: 0.322 (8,6)										0	0	0	0	0	0	0									
Inning Stats	R: 0 E: 0 K: 0 S: 4	H: 1 LOB: 1 BB: 0 P: 4	R: 0 E: 0 K: 0 S: 3	H: 0 LOB: 0 BB: 0 P: 3	R: 0 E: 1 K: 2 S: 8	H: 1 LOB: 1 BB: 0 P: 8	R: 0 E: 0 K: 0 S: 4	H: 1 LOB: 1 BB: 0 P: 4	R: 0 E: 0 K: 0 S: 3	H: 0 LOB: 0 BB: 0 P: 3	R: 1 E: 0 K: 1 S: 7	H: 2 LOB: 2 BB: 1 P: 11	R: 0 E: 0 K: 0 S: 3	H: 1 LOB: 0 BB: 0 P: 3	R: 1 E: 1 K: 0 S: 5	H: 2 LOB: 1 BB: 0 P: 5	R: 0 E: 0 K: 0 S: 3	H: 0 LOB: 0 BB: 0 P: 3	1B: 6 2B: 0 3B: 2 HR: 0	SF: 0 SAC: 0 DP: 1 HBP: 0	WP: 0 PB: 0 SB: 1 CS: 0	PA: 35			
PITCHER	IP	WLS	BF	H	R	ER	SO	BB	IBB	HBP	BLK	WP	HR	S	P	ERA	WHIP								
Mel Stottlemyre, R ERA: 2.45 (1,1)	9.0	W	35	8	2	1	3	1	0	0	0	0	0	40	44	1.00	1.000								

New York Yankees @ Washington Senators
 D.C. Stadium, Washington, DC
 Fri Sep 13 1968, 7:05 PM EDT
 Unknown - 80 F

AB	34
R	2
H	8
RBI	1
BB	1
SO	3
LOB	13




Batter	1	2	3	4	5	6	7	8	9	AB	R	H	RBI	BB	SO	LOB	TOP											
Horace Clarke, S OBP: 0.256, SLG: 0.255	1-3		FC4-6 1B		1B		6-3			4	0	2	0	0	0	0	New York Yankees @ Washington Senators D.C. Stadium, Washington, DC Fri Sep 13 1968, 7:05 PM EDT Att: 7,458 - Unknown											
Jake Gibbs, L OBP: 0.283, SLG: 0.289	6-3		FC4-6 1B		1B		1B			4	0	2	0	0	0	2												
Mickey Mantle, S OBP: 0.383, SLG: 0.387	1B BB		K		G1-6-3		F8			3	0	0	0	1	1	5												
Roy White, S OBP: 0.357, SLG: 0.427	1-2 1B		1-2 1B		1B		1-3 1B		1-3	3	1	2	1	1	0	0												
Joe Pepitone, L OBP: 0.310, SLG: 0.405	F8		L8		1B		K		G3	4	0	0	0	0	1	5												
Tom Tresh, S OBP: 0.314, SLG: 0.327		F6		4-3		F8		F6		4	0	0	0	0	0	1												
Bill Robinson, R OBP: 0.302, SLG: 0.384		K		G3		1B		5-3		4	0	1	1	0	1	0												
Mike Ferraro, R OBP: 0.162, SLG: 0.167		K		K		4-3		F8		4	0	0	0	0	2	1												
Stan Bahnsen, R OBP: 0.115, SLG: 0.056			FC4-6 1B BB		K		F3		6-3	3	1	0	0	1	1	0												
Inning Stats	R: 0 E: 0 K: 0 S: 4	H: 1 LOB: 2 BB: 1 P: 8	R: 0 E: 0 K: 2 S: 7	H: 0 LOB: 0 BB: 0 P: 7	R: 1 E: 0 K: 1 S: 7	H: 2 LOB: 2 BB: 1 P: 11	R: 0 E: 0 K: 1 S: 5	H: 0 LOB: 0 BB: 0 P: 5	R: 0 E: 0 K: 1 S: 6	H: 2 LOB: 1 BB: 0 P: 6	R: 1 E: 0 K: 1 S: 6	H: 1 LOB: 1 BB: 1 P: 10	R: 0 E: 0 K: 0 S: 4	H: 1 LOB: 0 BB: 0 P: 4	R: 0 E: 0 K: 0 S: 3	H: 0 LOB: 0 BB: 0 P: 3		R: 0 E: 0 K: 0 S: 3	H: 0 LOB: 0 BB: 0 P: 3	R: 0 E: 0 K: 0 S: 3	H: 0 LOB: 0 BB: 0 P: 3	1B: 7 2B: 0 3B: 0 HR: 0	SF: 0 SAC: 0 DP: 1 HBP: 0	WP: 0 PB: 0 SB: 1 CS: 0	PA: 36			
PITCHER	IP	WLS	BF	H	R	ER	SO	BB	IBB	HBP	BLK	WP	HR	S	P	ERA	WHIP											
Jim Hannan, R ERA: 2.97	(1, 1)	7.0	L	30	7	2	2	6	3	0	0	0	0	0	39	51	2.57	1.429										
Dick Bosman, R ERA: 4.04	(8, 1)	2.0		6	0	0	0	0	0	0	0	0	0	6	6	0.00	0.000											


Batter	1	2	3	4	5	6	7	8	9	AB	R	H	RBI	BB	SO	LOB	BOTTOM											
Del Unser, L OBP: 0.285, SLG: 0.280	K	FC6-4					4-3		F7	4	0	0	0	0	1	4	New York Yankees @ Washington Senators D.C. Stadium, Washington, DC Fri Sep 13 1968, 7:05 PM EDT Att: 7,458 - Unknown											
Ed Stroud, L OBP: 0.288, SLG: 0.393	4-3		F9		K		L8			4	0	0	0	0	1	1												
Gene Martin, L OBP: 0.364, SLG: 0.727	F8		FC5-4 1B		G3		4-3			4	0	1	0	0	0	1												
Ken McMullen, R OBP: 0.318, SLG: 0.384		1B 1B	FC5-4		F7		F7		G3 BB	3	1	1	0	1	0	2												
Gary Holman, L OBP: 0.352, SLG: 0.358	K		4-3				2B		G3	4	0	1	0	0	1	3												
Bernie Allen, L OBP: 0.300, SLG: 0.332		1B BB 1B			FC4-6 1B		F4		G3	4	0	2	0	0	0	2												
Jim French, L OBP: 0.297, SLG: 0.274		1B BB			FC4-6		F2		F4	3	0	0	0	1	0	2												
Tim Cullen, R OBP: 0.303, SLG: 0.324					K		K		K	2	0	1	1	0	1	1												
Mike Epstein, L OBP: 0.259, SLG: 0.353					K				K	1	0	0	0	0	1	1												
Ed Brinkman, R OBP: 0.261, SLG: 0.204					K				K	0	0	0	0	0	0	0												
Brant Alyea, R OBP: 0.305, SLG: 0.429					K				K	1	0	0	0	0	1	0												
Jim Hannan, R OBP: 0.125, SLG: 0.067					K					2	0	0	0	0	2	4												
Cap Peterson, R OBP: 0.259, SLG: 0.265					K					1	0	0	0	0	0	0												
Dick Bosman, R OBP: 0.233, SLG: 0.276					K					0	0	0	0	0	0	0												
Frank Howard, R OBP: 0.336, SLG: 0.558					K					1	0	1	0	0	0	0												
Frank Conkins, S OBP: 0.215, SLG: 0.222					K				1B	0	0	0	0	0	0	0												
Inning Stats	R: 0 E: 0 K: 1 S: 5	H: 0 LOB: 0 BB: 0 P: 5	R: 1 E: 0 K: 2 S: 10	H: 3 LOB: 3 BB: 1 P: 14	R: 0 E: 0 K: 0 S: 4	H: 1 LOB: 1 BB: 0 P: 4	R: 0 E: 0 K: 2 S: 8	H: 1 LOB: 1 BB: 0 P: 8	R: 0 E: 0 K: 1 S: 5	H: 0 LOB: 0 BB: 0 P: 6	R: 0 E: 0 K: 1 S: 6	H: 1 LOB: 1 BB: 0 P: 6	R: 0 E: 0 K: 0 S: 3	H: 0 LOB: 0 BB: 0 P: 3	R: 0 E: 0 K: 0 S: 3	H: 0 LOB: 1 BB: 1 P: 7	R: 0 E: 0 K: 1 S: 6	H: 1 LOB: 1 BB: 0 P: 6	R: 0 E: 0 K: 0 S: 6	H: 1 LOB: 1 BB: 0 P: 6	1B: 6 2B: 1 3B: 0 HR: 0	SF: 0 SAC: 0 DP: 0 HBP: 1	WP: 0 PB: 0 SB: 0 CS: 0	PA: 37				
PITCHER	IP	WLS	BF	H	R	ER	SO	BB	IBB	HBP	BLK	WP	HR	S	P	ERA	WHIP											
Stan Bahnsen, R ERA: 2.03	(1, 1)	9.0	W	37	7	1	1	8	2	0	1	0	0	0	50	59	1.00	1.000										

Batter	1	2	3	4	5	6	7	8	9	AB	R	H	RBI	BB	SO	LOB	TOP			
Horace Clarke, S OBP: 0.255, SLG: 0.255 (1, 4)	K		F8		SF8 SH5-3 1-2 1B		F7			4	0	1	0	0	1	0	New York Yankees @ Washington Senators D.C. Stadium, Washington, DC Sat Sep 14 1968, 3:33 AM EDT Att. 4,143 - Unknown - 82 F			
Jake Gibbs, L OBP: 0.283, SLG: 0.289 (1, 2)	L9			HR	SH5-3 1-2 2-3 1B			K		3	1	1	0	0	1	0				
Joe Pepitone, L OBP: 0.307, SLG: 0.401 (1, 8)	F2			F4	SF8 2-3 3-H 0-0			F6		3	0	0	1	0	0	1				
Roy White, S OBP: 0.358, SLG: 0.432 (1, 7)		G4-6-3 BB		HR	L9			5-3		3	1	1	2	1	0	1				
Tom Tresh, S OBP: 0.311, SLG: 0.324 (1, 6)	G4-6-3 1-2			F4		3-1			K	4	0	0	0	0	1	1				
Bill Robinson, R OBP: 0.302, SLG: 0.382 (1, 9)	5-3			1B		6-3			K	4	0	1	0	0	1	0				
Andy Kosco, R OBP: 0.288, SLG: 0.372 (1, 3)			1B	G6-4-3 1B	1-3 1B	6-3			F8	4	1	2	0	0	0	0				
Mike Ferraro, R OBP: 0.169, SLG: 0.174 (1, 5)			1B	G6-4-3 1B	2-3				F6	3	0	1	0	0	0	2				
Al Downing, R OBP: 0.222, SLG: 0.176 (1, 1)			G6-4-3 1-2 3-H			SH5-3 1B			K	3	1	1	0	0	1	1				
Inning Stats	R: 0 E: 0 K: 1 S: 5	H: 0 LOB: 0 BB: 0 P: 5	R: 0 E: 0 K: 0 S: 2	H: 0 LOB: 0 BB: 1 P: 6	R: 0 E: 0 K: 0 S: 4	H: 2 LOB: 0 BB: 0 P: 4	R: 2 E: 0 K: 0 S: 7	H: 4 LOB: 2 BB: 0 P: 7	R: 1 E: 0 K: 0 S: 5	H: 2 LOB: 1 BB: 0 P: 5	R: 0 E: 0 K: 0 S: 3	H: 0 LOB: 0 BB: 0 P: 3	R: 0 E: 0 K: 1 S: 5	H: 0 LOB: 0 BB: 0 P: 5	R: 0 E: 0 K: 2 S: 7	H: 0 LOB: 0 BB: 0 P: 7	1B: 7 2B: 0 3B: 0 HR: 1	SF: 1 SAC: 1 DP: 2 HBP: 0	WP: 0 PB: 0 SB: 0 CS: 0	PA: 34
PITCHER	IP WLS BF H R ER SO BB IBB HBP BLK WP HR S P ERA WHIP	IP WLS BF H R ER SO BB IBB HBP BLK WP HR S P ERA WHIP	IP WLS BF H R ER SO BB IBB HBP BLK WP HR S P ERA WHIP	IP WLS BF H R ER SO BB IBB HBP BLK WP HR S P ERA WHIP	IP WLS BF H R ER SO BB IBB HBP BLK WP HR S P ERA WHIP	IP WLS BF H R ER SO BB IBB HBP BLK WP HR S P ERA WHIP	IP WLS BF H R ER SO BB IBB HBP BLK WP HR S P ERA WHIP	IP WLS BF H R ER SO BB IBB HBP BLK WP HR S P ERA WHIP	IP WLS BF H R ER SO BB IBB HBP BLK WP HR S P ERA WHIP	IP WLS BF H R ER SO BB IBB HBP BLK WP HR S P ERA WHIP	IP WLS BF H R ER SO BB IBB HBP BLK WP HR S P ERA WHIP	IP WLS BF H R ER SO BB IBB HBP BLK WP HR S P ERA WHIP	IP WLS BF H R ER SO BB IBB HBP BLK WP HR S P ERA WHIP	IP WLS BF H R ER SO BB IBB HBP BLK WP HR S P ERA WHIP	IP WLS BF H R ER SO BB IBB HBP BLK WP HR S P ERA WHIP	IP WLS BF H R ER SO BB IBB HBP BLK WP HR S P ERA WHIP	IP WLS BF H R ER SO BB IBB HBP BLK WP HR S P ERA WHIP			
Gerry Schoen, R ERA: 7.36 (1, 1)	3.2	L	16	6	3	3	1	1	0	0	0	0	0	0	0	0	7.36	1.909		
Jim Miles, R ERA: 12.46 (4, 1)	1.1		6	2	1	1	0	0	0	0	0	0	0	0	0	0	6.75	1.500		
Casey Cox, R ERA: (6, 1)	2.0		6	0	0	0	1	0	0	0	0	0	0	0	0	0	0.00	0.000		
Steve Jones, L ERA: 9.0 (8, 1)	2.0		6	0	0	0	3	0	0	0	0	0	0	0	0	0	0.00	0.000		

AB	31
R	4
H	8
RBI	3
BB	1
SO	5
LOB	6




Batter	1	2	3	4	5	6	7	8	9	AB	R	H	RBI	BB	SO	LOB	BOTTOM					
Del Unser, L OBP: 0.283, SLG: 0.278 (1, 8)	6-3		K		FC4-6 1-2 FC5-4		F8			4	0	0	0	0	1	3	New York Yankees @ Washington Senators D.C. Stadium, Washington, DC Sat Sep 14 1968, 3:33 AM EDT Att. 4,143 - Unknown - 82 F					
Tim Cullen, R OBP: 0.296, SLG: 0.318 (1, 6)	5-3		F6		FC5-4 1-2			5-3		4	0	0	0	0	0	2						
Brant Alyea, R OBP: 0.320, SLG: 0.470 (1, 9)		BB		HR		1-3			2B	3	1	2	1	1	0	0						
Frank Howard, R OBP: 0.334, SLG: 0.554 (1, 3)	K			F8		F4		5-3		4	0	0	0	0	1	2						
Ken McMullen, R OBP: 0.320, SLG: 0.385 (1, 5)		6-3			FC5-4 1B			5-3		4	0	2	0	0	0	1						
Cap Peterson, R OBP: 0.283, SLG: 0.260 (1, 7)		4-3			FC5-4 1-2			5-3		4	0	0	0	0	0	2						
Paul Casanova, R OBP: 0.201, SLG: 0.250 (1, 2)		5-3			L9			5-3		4	0	0	0	0	0	1						
Hank Allen, R OBP: 0.269, SLG: 0.295 (1, 4)						F8		F8		4	0	1	0	0	0	0						
Gerry Schoen, R (1, 1)										1	0	0	0	0	0	1						
Jim Miles, R (4, 1)										0	0	0	0	0	0	0						
Mike Epstein, L OBP: 0.337, SLG: 0.353 (5, PH)										0	0	0	0	0	0	0						
Casey Cox, R (6, 1)										0	0	0	0	0	0	0						
Dick Billings, R OBP: 0.302, SLG: 0.500 (7, PH)										1	0	1	0	0	0	0						
Steve Jones, L (8, 1)										0	0	0	0	0	0	0						
Inning Stats	R: 0 E: 0 K: 1 S: 5	H: 0 LOB: 1 BB: 1 P: 9	R: 0 E: 0 K: 0 S: 3	H: 0 LOB: 0 BB: 0 P: 3	R: 0 E: 0 K: 1 S: 6	H: 1 LOB: 1 BB: 0 P: 6	R: 1 E: 0 K: 0 S: 5	H: 2 LOB: 1 BB: 0 P: 5	R: 0 E: 0 K: 0 S: 3	H: 1 LOB: 1 BB: 1 P: 7	R: 0 E: 0 K: 0 S: 4	H: 1 LOB: 1 BB: 0 P: 4	R: 0 E: 0 K: 0 S: 4	H: 1 LOB: 1 BB: 0 P: 4	R: 0 E: 0 K: 0 S: 4	H: 0 LOB: 0 BB: 0 P: 3	R: 0 E: 0 K: 0 S: 3	H: 0 LOB: 0 BB: 0 P: 3	1B: 4 2B: 1 3B: 0 HR: 1	SF: 0 SAC: 0 DP: 0 HBP: 0	WP: 0 PB: 0 SB: 0 CS: 0	PA: 35
PITCHER	IP WLS BF H R ER SO BB IBB HBP BLK WP HR S P ERA WHIP	IP WLS BF H R ER SO BB IBB HBP BLK WP HR S P ERA WHIP	IP WLS BF H R ER SO BB IBB HBP BLK WP HR S P ERA WHIP	IP WLS BF H R ER SO BB IBB HBP BLK WP HR S P ERA WHIP	IP WLS BF H R ER SO BB IBB HBP BLK WP HR S P ERA WHIP	IP WLS BF H R ER SO BB IBB HBP BLK WP HR S P ERA WHIP	IP WLS BF H R ER SO BB IBB HBP BLK WP HR S P ERA WHIP	IP WLS BF H R ER SO BB IBB HBP BLK WP HR S P ERA WHIP	IP WLS BF H R ER SO BB IBB HBP BLK WP HR S P ERA WHIP	IP WLS BF H R ER SO BB IBB HBP BLK WP HR S P ERA WHIP	IP WLS BF H R ER SO BB IBB HBP BLK WP HR S P ERA WHIP	IP WLS BF H R ER SO BB IBB HBP BLK WP HR S P ERA WHIP	IP WLS BF H R ER SO BB IBB HBP BLK WP HR S P ERA WHIP	IP WLS BF H R ER SO BB IBB HBP BLK WP HR S P ERA WHIP	IP WLS BF H R ER SO BB IBB HBP BLK WP HR S P ERA WHIP	IP WLS BF H R ER SO BB IBB HBP BLK WP HR S P ERA WHIP						
Al Downing, L ERA: 3.07 (1, 1)	9.0	W	35	6	1	1	2	2	0	0	0	0	0	0	0	0	1.00	0.889				



Batter	1	2	3	4	5	6	7	8	9	AB	R	H	RBI	BB	SO	LOB	TOP								
Horace Clarke, S OBP: 0.255, SLG: 0.255 (1,4)	1-3		F7		L3 1B		F9			4	0	1	0	0	0	0	New York Yankees @ Washington Senators D.C. Stadium, Washington, DC Sun Sep 15 1968, 3:33 AM EDT Att. 7,787 - Unknown - 80 F								
Tom Tresh, S OBP: 0.311, SLG: 0.323 (1,6)	3-1			2B 1B	L3 1-2		4-3			4	1	1	0	0	0	1									
Mickey Mantle, S OBP: 0.386, SLG: 0.391 (1,3)		BB		1B 2B				6-3		3	1	2	1	1	0	0									
Roy White, S OBP: 0.358, SLG: 0.431 (1,7)	F8		F9	F7				CS 1B		4	0	1	0	0	0	3									
Joe Pepitone, L OBP: 0.309, SLG: 0.402 (1,8)		4-3		BB 1B 2H		FC6-4 1B		F6 1-2		4	1	2	1	0	0	1									
Bill Robinson, R OBP: 0.301, SLG: 0.378 (1,9)	F7			1B BB 1-2		FC6-4 FC6-4 1-2		F9		3	0	0	0	1	0	1									
Mike Ferraro, R OBP: 0.160, SLG: 0.164 (1,5)	F7			K		FC6-4 1B 1-2		L4		4	0	0	0	0	1	3									
Ellie Rodriguez, R OBP: 0.296, SLG: 0.298 (1,2)			F9					4-3		4	0	2	1	0	0	0									
Fritz Peterson, S OBP: 0.115, SLG: 0.138 (1,1)			L6							3	0	0	0	0	1	2									
Lindy McDaniel, R (7,1)				K				6-3		0	0	0	0	0	0	0									
Inning Stats	R: 0 E: 0 K: 0 S: 3	H: 0 LOB: 1 BB: 1 P: 7	R: 0 E: 0 K: 0 S: 3	H: 0 LOB: 0 BB: 0 P: 3	R: 0 E: 0 K: 0 S: 3	H: 0 LOB: 0 BB: 0 P: 3	R: 3 E: 0 K: 2 S: 11	H: 4 LOB: 2 BB: 1 P: 15	R: 0 E: 0 K: 0 S: 4	H: 2 LOB: 1 BB: 0 P: 4	R: 0 E: 0 K: 0 S: 4	H: 2 LOB: 0 BB: 0 P: 4	R: 0 E: 0 K: 0 S: 3	H: 0 LOB: 0 BB: 0 P: 3	R: 0 E: 0 K: 0 S: 3	H: 1 LOB: 0 BB: 0 P: 3	R: 0 E: 0 K: 0 S: 3	H: 0 LOB: 0 BB: 0 P: 3	1B: 8 2B: 2 3B: 0 HR: 0	SF: 0 SAC: 0 DP: 1 HBP: 0	WP: 0 PB: 0 SB: 0 CS: 1	PA: 35			
PITCHER	IP	WLS	BF	H	R	ER	SO	BB	IBB	HBP	BLK	WP	HR	S	P	ERA	WHIP								
Camilo Pascual, R ERA: 2.87 (1,1)	6.0	L	26	8	3	3	2	2	0	0	0	0	0	28	36	4.50	1.667								
Dick Bosman, R ERA: 3.99 (7,1)	2.0		6	1	0	0	0	0	0	0	0	0	0	6	6	0.00	0.500								
Bob Humphreys, R ERA: 3.69 (9,1)	1.0		3	0	0	0	0	0	0	0	0	0	0	3	3	0.00	0.000								

AB	33
R	3
H	9
RBI	3
BB	2
SO	2
LOB	11



Batter	1	2	3	4	5	6	7	8	9	AB	R	H	RBI	BB	SO	LOB	BOTTOM								
Del Unser, L OBP: 0.281, SLG: 0.276 (1,8)	6-3		F8			K		6-3		4	0	0	0	0	1	0	New York Yankees @ Washington Senators D.C. Stadium, Washington, DC Sun Sep 15 1968, 3:33 AM EDT Att. 7,787 - Unknown - 80 F								
Tim Cullen, R OBP: 0.301, SLG: 0.333 (1,4) (8,6)	L6			6-3						4	1	2	1	0	0	0									
Brant Alyea, R OBP: 0.310, SLG: 0.454 (1,9)	5-3			K		F5		6-3		4	0	0	0	0	1	1									
Frank Howard, R OBP: 0.335, SLG: 0.557 (1,3)		F8 2B					F7		6-3	4	0	2	0	0	0	0									
Ken McMullen, R OBP: 0.319, SLG: 0.390 (1,5)		F8 2-3		F3			HR		6-3	4	1	1	1	0	0	2									
Cap Peterson, R OBP: 0.283, SLG: 0.260 (1,7)		5-3							5-3	4	0	1	0	0	0	1									
Paul Casanova, R OBP: 0.199, SLG: 0.248 (1,2)		6-3								3	0	0	0	0	0	2									
Ed Brinkman, R OBP: 0.259, SLG: 0.202 (1,6)			1-3							2	0	0	0	0	0	0									
Hank Allen, R OBP: 0.289, SLG: 0.295 (7, PH)					4-3					0	0	0	0	0	0	0									
Bernie Allen, L OBP: 0.299, SLG: 0.331 (7, PH) (8,4)										1	0	0	0	0	0	1									
Camilo Pascual, R OBP: 0.180, SLG: 0.183 (1,1)			F9							1	0	0	0	0	0	0									
Dick Billings, R OBP: 0.333, SLG: 0.333 (6, PH)						F8				1	0	0	0	0	0	0									
Dick Bosman, R OBP: 0.233, SLG: 0.276 (7,1)										0	0	0	0	0	0	0									
Ed Stroud, L OBP: 0.289, SLG: 0.392 (8, PH)										1	0	0	0	0	0	0									
Bob Humphreys, R OBP: 0.500, SLG: 0.500 (9,1)										0	0	0	0	0	0	0									
Inning Stats	R: 0 E: 0 K: 0 S: 3	H: 0 LOB: 0 BB: 0 P: 3	R: 0 E: 0 K: 0 S: 4	H: 1 LOB: 1 BB: 0 P: 4	R: 0 E: 0 K: 0 S: 3	H: 0 LOB: 0 BB: 0 P: 3	R: 0 E: 0 K: 1 S: 6	H: 1 LOB: 1 BB: 0 P: 6	R: 0 E: 0 K: 0 S: 3	H: 0 LOB: 0 BB: 0 P: 3	R: 0 E: 0 K: 1 S: 6	H: 1 LOB: 1 BB: 0 P: 6	R: 1 E: 0 K: 0 S: 5	H: 2 LOB: 1 BB: 0 P: 5	R: 1 E: 0 K: 0 S: 4	H: 1 LOB: 0 BB: 0 P: 4	R: 0 E: 0 K: 0 S: 3	H: 0 LOB: 0 BB: 0 P: 3	1B: 2 2B: 2 3B: 0 HR: 2	SF: 0 SAC: 0 DP: 0 HBP: 0	WP: 0 PB: 0 SB: 0 CS: 0	PA: 33			
PITCHER	IP	WLS	BF	H	R	ER	SO	BB	IBB	HBP	BLK	WP	HR	S	P	ERA	WHIP								
Fritz Peterson, L ERA: 2.55 (1,1)	6.2	W	25	5	1	1	2	0	0	0	0	0	0	29	29	1.35	0.750								
Lindy McDaniel, R ERA: 3.44 (7,1)	2.1	S	8	1	1	1	0	0	0	0	0	0	1	8	8	3.86	0.429								




Batter	1	2	3	4	5	6	7	8	9	AB	R	H	RBI	BB	SO	LOB	TOP					
Horace Clarke, S OBP: 0.259, SLG: 0.258 (1, 4)										4	0	3	0	0	0	1	New York Yankees @ Detroit Tigers Tiger Stadium, Detroit, MI Mon Sep 16 1968, 7:05 PM EDT Att: 28,354 - Unknown - 76 F					
Tom Tresh, S OBP: 0.310, SLG: 0.323 Gene Michael, S OBP: 0.222, SLG: 0.254 (1, 6)										1	0	0	0	0	0	1						
Mickey Mantle, S OBP: 0.388, SLG: 0.393 Tony Solaita, L (6, 3)										3	1	2	0	0	0	1						
Roy White, S OBP: 0.357, SLG: 0.431 (1, 7)										4	0	1	0	0	0	1						
Bill Robinson, R OBP: 0.300, SLG: 0.384 (1, 8)										3	0	1	1	0	0	0						
Andy Kosco, R OBP: 0.286, SLG: 0.368 (1, 9)										4	0	0	0	0	0	2						
Frank Fernandez, R OBP: 0.331, SLG: 0.333 (1, 2)										3	0	0	0	0	2	0						
Mike Ferraro, R OBP: 0.167, SLG: 0.171 (1, 5)										3	0	1	0	0	2	0						
Joe Verbanic, R OBP: 0.120, SLG: 0.083 (1, 1)										0	0	0	0	0	0	0						
Steve Barber, L OBP: 0.178, SLG: 0.051 (1, 1)										0	0	0	0	0	0	0						
Dooley Womack, L OBP: 0.200, SLG: 0.200 (2, 1)										1	0	0	0	0	0	1						
Dick Howser, R (5, PH) OBP: 0.322, SLG: 0.181 (5, 1)										0	0	0	0	1	0	0						
Fred Talbot, R OBP: 0.167, SLG: 0.294 (5, 1)										1	0	0	0	0	1	0						
Inning Stats	R: 0 E: 0 K: 0 S: 3	H: 1 LOB: 0 BB: 0 P: 3	R: 0 E: 0 K: 0 S: 3	H: 0 LOB: 0 BB: 0 P: 3	R: 0 E: 0 K: 1 S: 7	H: 2 LOB: 2 BB: 0 P: 7	R: 0 E: 0 K: 0 S: 4	H: 2 LOB: 1 BB: 0 P: 4	R: 0 E: 0 K: 2 S: 7	H: 0 LOB: 1 BB: 1 P: 11	R: 1 E: 0 K: 0 S: 5	H: 2 LOB: 1 BB: 0 P: 5	R: 0 E: 0 K: 3 S: 9	H: 0 LOB: 0 BB: 0 P: 9	R: 0 E: 0 K: 1 S: 5	H: 1 LOB: 0 BB: 0 P: 5	R: 0 E: 0 K: 0 S: 3	H: 0 LOB: 0 BB: 0 P: 3	1B: 6 2B: 1 3B: 1 HR: 0	SF: 1 SAC: 0 DP: 3 HBP: 0	WP: 0 PB: 0 SB: 0 CS: 0	PA: 33
PITCHER John Hiller, L ERA: 2.29 (1, 1)	IP: 9.0 WLS: W BF: 33 H: 8 R: 1 ER: 1 SO: 7 BB: 1 IBB: 0 HBP: 0 BLK: 0 WP: 0 HR: 0 S: 46 P: 50 ERA: 1.00 WHIP: 1.000															PITCHER	IP: 9.0 WLS: W BF: 33 H: 8 R: 1 ER: 1 SO: 7 BB: 1 IBB: 0 HBP: 0 BLK: 0 WP: 0 HR: 0 S: 46 P: 50 ERA: 1.00 WHIP: 1.000					

Batter	1	2	3	4	5	6	7	8	9	AB	R	H	RBI	BB	SO	LOB	BOTTOM
Dick McAuliffe, L OBP: 0.347, SLG: 0.425 (1, 4)										4	2	2	0	1	0	0	New York Yankees @ Detroit Tigers Tiger Stadium, Detroit, MI Mon Sep 16 1968, 7:05 PM EDT Att: 28,354 - Unknown - 76 F
Mickey Stanley, R OBP: 0.312, SLG: 0.372 (1, 8)										3	2	0	0	2	0	3	
Jim Northrup, L OBP: 0.323, SLG: 0.442 (1, 9)										3	2	2	1	1	0	1	
Willie Horton, R OBP: 0.356, SLG: 0.552 Wayne Comer, R OBP: 0.179, SLG: 0.270 (9, 7)										4	1	1	0	1	2	4	
Norm Cash, L OBP: 0.327, SLG: 0.481 (1, 3)										5	1	3	5	0	0	3	
Bill Freehan, R OBP: 0.384, SLG: 0.457 (1, 2)										5	1	2	1	0	0	2	
Tom Matchick, L OBP: 0.248, SLG: 0.291 (1, 6)										4	0	2	0	0	1	2	
Don Wert, R OBP: 0.260, SLG: 0.305 (1, 5)										4	0	1	1	0	0	4	
John Hiller, R OBP: 0.057, SLG: 0.057 (1, 1)										4	0	0	0	0	0	4	
Inning Stats	R: 4 E: 0 K: 1 S: 10	H: 4 LOB: 2 BB: 1 P: 14	R: 5 E: 0 K: 1 S: 8	H: 3 LOB: 1 BB: 2 P: 17	R: 0 E: 0 K: 0 S: 4	H: 1 LOB: 0 BB: 0 P: 8	R: 0 E: 0 K: 0 S: 3	H: 1 LOB: 1 BB: 1 P: 7	R: 0 E: 0 K: 0 S: 5	H: 2 LOB: 2 BB: 0 P: 5	R: 0 E: 0 K: 1 S: 6	H: 1 LOB: 1 BB: 0 P: 6	1B: 11 2B: 1 3B: 0 HR: 1	SF: 0 SAC: 0 DP: 2 HBP: 1	WP: 3 PB: 1 SB: 0 CS: 0	PA: 42	
PITCHER Joe Verbanic, R ERA: 2.93 (1, 1)	IP: 0.0 WLS: L BF: 6 H: 4 R: 4 ER: 4 SO: 4 BB: 2 IBB: 0 HBP: 1 BLK: 0 WP: 1 HR: 1 S: 5 P: 9 ERA: 33.75 WHIP: 3.750															PITCHER	IP: 0.0 WLS: L BF: 6 H: 4 R: 4 ER: 4 SO: 4 BB: 2 IBB: 0 HBP: 1 BLK: 0 WP: 1 HR: 1 S: 5 P: 9 ERA: 33.75 WHIP: 3.750
Steve Barber, L ERA: 3.23 (1, 1)	1.1	10	3	5	5	2	2	0	1	0	1	1	11	20	0.00	1.125	
Dooley Womack, R ERA: 3.07 (2, 1)	2.2	10	2	0	0	0	1	0	0	0	0	0	9	13	0.00	1.125	
Fred Talbot, R ERA: 3.26 (5, 1)	4.0	16	4	0	0	1	1	0	0	0	2	0	17	21	0.00	1.250	

Batter	1	2	3	4	5	6	7	8	9	AB	R	H	RBI	BB	SO	LOB	TOP		
Horace Clarke, S (1,4) OBP: 0.259, SLG: 0.258										4	0	1	0	0	0	2			
Jake Gibbs, L (1,2) OBP: 0.283, SLG: 0.289										4	0	1	1	0	0	1			
Mickey Mantle, S (1,3) OBP: 0.387, SLG: 0.392										4	0	1	0	0	1	1			
Roy White, S (1,7) OBP: 0.355, SLG: 0.429										3	0	0	0	0	0	2			
Joe Pepitone, L (1,8) OBP: 0.307, SLG: 0.399										3	0	0	0	0	0	0			
Bill Robinson, R (1,9) OBP: 0.301, SLG: 0.384										3	0	1	0	0	0	0			
Mike Ferraro, R (1,5) OBP: 0.160, SLG: 0.165										3	0	0	0	0	0	1			
Gene Michael, S (1,6) OBP: 0.218, SLG: 0.250 (9, PH)										2	0	0	0	0	0	0			
Charley Smith, R (9, PH) OBP: 0.292, SLG: 0.358										1	0	1	0	0	0	0			
Dick Howser, R (9, PH) OBP: 0.322, SLG: 0.181										0	1	0	0	0	0	0			
Ruben Amaro, R (9, 6) OBP: 0.280, SLG: 0.146										0	0	0	0	0	0	0			
Stan Bahnsen, R (1,1) OBP: 0.125, SLG: 0.055										1	0	0	0	1	0	0			
Steve Whitaker, L (9, PH) OBP: 0.224, SLG: 0.153										1	0	0	0	0	1	1			
Steve Hamilton, L (9,1) OBP: 0.224, SLG: 0.153										0	0	0	0	0	0	0			
Lindy McDaniel, L (9,1) OBP: 0.224, SLG: 0.153										0	0	0	0	0	0	0			
Inning Stats	R: 0 E: 0 K: 0 S: 4	H: 2 LOB: 1 BB: 0 P: 4	R: 0 E: 0 K: 0 S: 3	H: 0 LOB: 0 BB: 0 P: 3	R: 0 E: 0 K: 0 S: 3	H: 0 LOB: 0 BB: 0 P: 3	R: 0 E: 0 K: 0 S: 3	H: 0 LOB: 0 BB: 0 P: 3	R: 0 E: 0 K: 0 S: 2	H: 0 LOB: 0 BB: 1 P: 6	R: 0 E: 0 K: 0 S: 3	H: 0 LOB: 0 BB: 0 P: 3	R: 0 E: 0 K: 0 S: 3	H: 1 LOB: 0 BB: 0 P: 3	R: 1 E: 0 K: 2 S: 9	H: 2 LOB: 1 BB: 0 P: 9	1B: 5 2B: 0 3B: 0 HR: 0	SF: 0 SAC: 0 DP: 1 HBP: 0	WP: 0 PA: 31
PITCHER Joe Sparna, R (1,1) ERA: 3.75	IP: 9.0 WLS: W BF: 30	H: 5 R: 1 ER: 1 SO: 2	BB: 1 IBB: 0 HBP: 0 BLK: 0	WP: 0 HR: 0 S: 33 P: 37	ERA: 1.00 WHIP: 0.667														

New York Yankees @ Detroit Tigers
Tiger Stadium, Detroit, MI
Tue Sep 17 1968, 7:05 PM EDT
Att: 46,512 - Overcast - 71 F


AB 29
R 1
H 5
RBI 1
BB 1
SO 2
LOB 8



Batter	1	2	3	4	5	6	7	8	9	AB	R	H	RBI	BB	SO	LOB	BOTTOM		
Dick McAuliffe, L (1,4) OBP: 0.348, SLG: 0.424										3	0	1	0	1	1	1			
Mickey Stanley, R (1,8) OBP: 0.310, SLG: 0.369										4	0	0	0	0	0	2			
Jim Northrup, L (1,9) OBP: 0.324, SLG: 0.442										3	0	1	0	1	1	0			
Willie Horton, R (1,7) OBP: 0.353, SLG: 0.548										4	0	0	0	0	2	2			
Norm Cash, L (1,3) OBP: 0.329, SLG: 0.483										3	0	2	0	0	0	1			
Al Kaline, R (9, PH) OBP: 0.393, SLG: 0.421										0	1	0	0	1	0	0			
Bill Freehan, R (1,2) OBP: 0.386, SLG: 0.458										3	1	2	0	0	0	1			
Tom Matchick, L (1,6) OBP: 0.245, SLG: 0.287										3	0	0	0	0	1	3			
Ray Oyler, R (8, 6) OBP: 0.213, SLG: 0.187										0	0	0	0	0	0	0			
Jim Price, R (9, PH) OBP: 0.257, SLG: 0.260										0	0	0	0	0	0	0			
Gates Brown, L (9, PH) OBP: 0.437, SLG: 0.679										0	0	0	0	1	0	0			
Don Wert, R (1,5) OBP: 0.260, SLG: 0.305										4	0	1	1	0	0	1			
Joe Sparna, R (1,1) OBP: 0.133, SLG: 0.136										3	0	1	1	0	0	0			
Inning Stats	R: 0 E: 0 K: 0 S: 3	H: 1 LOB: 0 BB: 0 P: 3	R: 0 E: 0 K: 2 S: 8	H: 1 LOB: 0 BB: 0 P: 8	R: 0 E: 0 K: 0 S: 3	H: 0 LOB: 0 BB: 0 P: 3	R: 0 E: 0 K: 1 S: 5	H: 0 LOB: 1 BB: 1 P: 9	R: 1 E: 0 K: 1 S: 7	H: 2 LOB: 1 BB: 0 P: 7	R: 0 E: 0 K: 0 S: 3	H: 1 LOB: 1 BB: 0 P: 3	R: 0 E: 0 K: 0 S: 3	H: 0 LOB: 1 BB: 1 P: 7	R: 1 E: 0 K: 1 S: 6	H: 2 LOB: 3 BB: 2 P: 14	1B: 8 2B: 1 3B: 0 HR: 0	SF: 0 SAC: 1 DP: 2 HBP: 0	WP: 0 PA: 35
PITCHER Stan Bahnsen, R (1,1) ERA: 2.0	IP: 8.0 WLS: L BF: 4	H: 1 R: 1 ER: 1 SO: 1	BB: 1 IBB: 0 HBP: 0 BLK: 0	WP: 0 HR: 0 S: 5 P: 9	ERA: 13.50 WHIP: 3.000														
Steve Hamilton, L (9,1) ERA: 2.17	IP: 0.2 WLS: L BF: 4	H: 1 R: 1 ER: 1 SO: 1	BB: 1 IBB: 0 HBP: 0 BLK: 0	WP: 0 HR: 0 S: 5 P: 9	ERA: 13.50 WHIP: 3.000														
Lindy McDaniel, R (9,1) ERA: 3.44	IP: 0.0 WLS: L BF: 2	H: 1 R: 0 ER: 0 SO: 0	BB: 1 IBB: 0 HBP: 0 BLK: 0	WP: 0 HR: 0 S: 5 P: 9	ERA: 13.50 WHIP: 3.000														

New York Yankees @ Detroit Tigers
Tiger Stadium, Detroit, MI
Tue Sep 17 1968, 7:05 PM EDT
Att: 46,512 - Overcast - 71 F

AB 30
R 2
H 8
RBI 2
BB 4
SO 5
LOB 11



Batter	1	2	3	4	5	6	7	8	9	AB	R	H	RBI	BB	SO	LOB	TOP			
Horace Clarke, S OBP: 0.258, SLG: 0.258 (1,4)										5	0	1	0	0	0	0	New York Yankees @ Detroit Tigers Tiger Stadium, Detroit, MI Thu Sep 19 1968, 4:33 AM EDT Att: 9,063 - Unknown			
Jake Gibbs, L OBP: 0.282, SLG: 0.290 (1,2)										5	0	1	0	0	1	2				
Mickey Mantle, S OBP: 0.392, SLG: 0.402 (1,3)										2	2	2	1	2	0	0				
Joe Pepitone, L OBP: 0.308, SLG: 0.400 (1,8)										4	0	2	0	0	1	2				
Bill Robinson, R OBP: 0.297, SLG: 0.379 (1,7)										4	0	0	0	0	1	5				
Tom Tresh, S OBP: 0.310, SLG: 0.321 (1,6)										3	0	0	1	1	1	1				
Andy Kosco, R OBP: 0.283, SLG: 0.365 (1,9)										4	0	0	0	0	0	3				
Mike Ferraro, R OBP: 0.176, SLG: 0.181 (1,5)										4	0	2	0	0	2	0				
Mel Stottlemyre, R OBP: 0.200, SLG: 0.172 (1,1)										2	0	0	0	0	0	1				
Dick Howser, R OBP: 0.320, SLG: 0.179 (7, PH)										1	0	0	0	0	0	0				
Dooley Womack, L OBP: 0.200, SLG: 0.200 (7,1)										0	0	0	0	0	0	0				
Charley Smith, R OBP: 0.288, SLG: 0.353 (9, PH)										1	0	0	0	0	1	1				
Inning Stats	R: 0 E: 0 K: 1 S: 6	H: 1 LOB: 1 BB: 0 P: 6	R: 0 E: 0 K: 1 S: 5	H: 0 LOB: 0 BB: 0 P: 5	R: 0 E: 0 K: 1 S: 5	H: 0 LOB: 1 BB: 1 P: 9	R: 0 E: 0 K: 1 S: 6	H: 1 LOB: 1 BB: 0 P: 6	R: 1 E: 0 K: 0 S: 5	H: 2 LOB: 3 BB: 2 P: 13	R: 0 E: 0 K: 1 S: 5	H: 0 LOB: 0 BB: 0 P: 5	R: 1 E: 0 K: 0 S: 5	H: 2 LOB: 1 BB: 0 P: 5	R: 0 E: 0 K: 1 S: 7	H: 2 LOB: 2 BB: 0 P: 7	1B: 6 2B: 1 3B: 0 HR: 1	SF: 0 SAC: 0 DP: 0 HBP: 0	WP: 0 PB: 0 SB: 0 CS: 0	PA: 38
PITCHER Denny McLain, R ERA: 2.01 (1,1)	IP: 9.0 WLS: W BF: 38 H: 8 R: 2 ER: 2 SO: 7 BB: 3 IBB: 0 HBP: 0 BLK: 0 WP: 0 HR: 1 S: 49 P: 61 ERA: 2.00 WHIP: 1.222															PITCHER				

AB	35
R	2
H	8
RBI	2
BB	3
SO	7
LOB	15



Batter	1	2	3	4	5	6	7	8	9	AB	R	H	RBI	BB	SO	LOB	BOTTOM			
Dick McAuliffe, L OBP: 0.347, SLG: 0.421 (1,4)										4	1	0	0	1	1	0	New York Yankees @ Detroit Tigers Tiger Stadium, Detroit, MI Thu Sep 19 1968, 4:33 AM EDT Att: 9,063 - Unknown			
Mickey Stanley, R OBP: 0.311, SLG: 0.369 (1,6)										3	1	1	0	1	0	1				
Al Kaline, R OBP: 0.394, SLG: 0.425 (1,9)										4	1	2	0	0	0	1				
Ray Oyler, R OBP: 0.213, SLG: 0.187 (8,6)										0	0	0	0	0	0	0				
Gates Brown, L OBP: 0.422, SLG: 0.654 (1,7)										3	0	0	0	0	1	2				
Wayne Comer, R OBP: 0.200, SLG: 0.289 (7,7)										1	0	1	2	0	0	0				
Norm Cash, L OBP: 0.336, SLG: 0.503 (1,3)										3	2	3	3	1	0	0				
Jim Northrup, L OBP: 0.327, SLG: 0.445 (1,8)										3	1	2	0	1	0	1				
Eddie Mathews, L OBP: 0.280, SLG: 0.490 (1,5)										2	0	1	1	1	0	1				
Don Wert, R OBP: 0.260, SLG: 0.304 (6, PR) (7,5)										1	0	0	0	0	0	3				
Jim Price, R OBP: 0.250, SLG: 0.252 (1,2)										4	0	0	0	0	1	2				
Denny McLain, R OBP: 0.157, SLG: 0.178 (1,1)										4	0	0	0	0	2	0				
Inning Stats	R: 0 E: 0 K: 0 S: 4	H: 2 LOB: 1 BB: 0 P: 4	R: 0 E: 0 K: 0 S: 3	H: 1 LOB: 1 BB: 1 P: 7	R: 0 E: 0 K: 1 S: 5	H: 0 LOB: 0 BB: 0 P: 5	R: 1 E: 0 K: 1 S: 7	H: 2 LOB: 1 BB: 0 P: 7	R: 0 E: 0 K: 1 S: 5	H: 0 LOB: 0 BB: 0 P: 5	R: 3 E: 0 K: 0 S: 6	H: 3 LOB: 1 BB: 1 P: 10	R: 2 E: 0 K: 1 S: 7	H: 2 LOB: 3 BB: 3 P: 19	R: 0 E: 0 K: 1 S: 5	H: 0 LOB: 0 BB: 0 P: 5	1B: 6 2B: 2 3B: 0 HR: 2	SF: 0 SAC: 0 DP: 1 HBP: 0	WP: 1 PB: 0 SB: 0 CS: 0	PA: 37
PITCHER Mel Stottlemyre, R ERA: 2.53 (1,1)	IP: 6.0 WLS: L BF: 26 H: 8 R: 4 ER: 4 SO: 3 BB: 2 IBB: 0 HBP: 0 BLK: 0 WP: 0 HR: 2 S: 30 P: 38 ERA: 6.00 WHIP: 1.667															PITCHER				
Dooley Womack, R ERA: 3.26 (7,1)	IP: 2.0 WLS: 11 BF: 2 H: 2 R: 2 ER: 2 SO: 2 BB: 2 IBB: 1 HBP: 0 BLK: 0 WP: 1 HR: 0 S: 12 P: 24 ERA: 9.00 WHIP: 2.000															PITCHER				

AB	32
R	6
H	10
RBI	6
BB	5
SO	5
LOB	11



Batter	1	2	3	4	5	6	7	8	9	AB	R	H	RBI	BB	SO	LOB	TOP					
Luis Alvarado, R OBP: 0.207, SLG: 0.250 (1, 6)	F6		5-3		K2-3		K		FC4-6	5	0	0	0	0	2	4						
Mike Andrews, R OBP: 0.386, SLG: 0.350 (1, 4)	1B 4-3 BB		5-3				K		6-3	3	1	0	0	1	1	0						
Carl Yastrzemski, L OBP: 0.433, SLG: 0.499 (1, 7)							F9			4	2	3	1	0	0	0						
Ken Harrelson, R OBP: 0.352, SLG: 0.526 (1, 9)	4-3				6-3		6-3		5-3	4	0	0	1	0	0	2						
Reggie Smith, S OBP: 0.340, SLG: 0.419 (1, 8)	F8								5-3	4	1	2	1	0	0	1						
Joe Foy, R OBP: 0.336, SLG: 0.333 (1, 5)										4	0	2	0	0	0	1						
Russ Gibson, R OBP: 0.234, SLG: 0.317 (1, 2)										3	0	0	0	0	0	2						
George Scott, R OBP: 0.236, SLG: 0.240 (1, 3)										3	0	1	0	1	0	0						
Jim Lonborg, R OBP: 0.314, SLG: 0.457 (1, 1)										4	0	1	1	0	0	2						
Inning Stats	R: 1 E: 1 K: 0 S: 4	H: 1 LOB: 1 BB: 1 P: 8	R: 0 E: 0 K: 0 S: 3	H: 1 LOB: 0 BB: 0 P: 3	R: 0 E: 0 K: 0 S: 3	H: 0 LOB: 0 BB: 0 P: 3	R: 1 E: 0 K: 0 S: 5	H: 2 LOB: 1 BB: 0 P: 5	R: 0 E: 0 K: 1 S: 5	H: 0 LOB: 0 BB: 0 P: 5	R: 0 E: 0 K: 1 S: 5	H: 0 LOB: 0 BB: 0 P: 5	R: 1 E: 0 K: 1 S: 7	H: 2 LOB: 2 BB: 1 P: 11	R: 1 E: 0 K: 0 S: 4	H: 1 LOB: 0 BB: 0 P: 4	R: 0 E: 0 K: 0 S: 5	H: 2 LOB: 2 BB: 0 P: 5	1B: 6 2B: 2 3B: 0 HR: 1	SF: 0 SAC: 1 DP: 1 HBP: 0	WP: 0 PB: 0 SB: 0 CS: 0	PA: 37
PITCHER	IP	WLS	BF	H	R	ER	SO	BB	IBB	HBP	BLK	WP	HR	S	P	ERA	WHIP					
Fritz Peterson, L ERA: 2.63 (1, 1)	8.0	L	32	7	4	4	3	1	1	0	0	0	1	36	44	4.50	1.000					
Joe Verbanic, R ERA: 2.9 (9, 1)	1.0		5	2	0	0	0	0	0	0	0	0	0	5	5	0.00	2.000					

Boston Red Sox @ New York Yankees
Yankee Stadium, Bronx, NY
Fri Sep 20 1968, 7:05 PM EDT
Att: 15,737 - Unknown

AB 34
R 4
H 9
RBI 4
BB 2
SO 3
LOB 12



Batter	1	2	3	4	5	6	7	8	9	AB	R	H	RBI	BB	SO	LOB	BOTTOM					
Horace Clarke, S OBP: 0.258, SLG: 0.257 (1, 4)	F8		3-1						K	5	0	1	0	0	1	0						
Jake Gibbs, L OBP: 0.279, SLG: 0.287 (1, 2)	F4		5-3							4	0	0	0	0	2	2						
Mickey Mantle, S OBP: 0.392, SLG: 0.412 (1, 3)										4	1	2	1	0	1	2						
Roy White, S OBP: 0.356, SLG: 0.428 (1, 7)										3	0	1	0	1	0	0						
Joe Pepitone, L OBP: 0.310, SLG: 0.399 (1, 8)	K									3	0	1	1	1	1	2						
Tom Tresh, S OBP: 0.308, SLG: 0.318 (1, 6)										4	0	0	0	0	1	4						
Bill Robinson, R OBP: 0.299, SLG: 0.390 (1, 9)										4	1	2	1	0	0	1						
Mike Ferraro, R OBP: 0.180, SLG: 0.184 (1, 5)										4	0	1	0	0	1	2						
Fritz Peterson, S OBP: 0.111, SLG: 0.133 (8, PH)										2	0	0	0	0	0	1						
Dick Howser, R OBP: 0.324, SLG: 0.185 (9, 1)										1	1	1	0	0	0	0						
Joe Verbanic, R OBP: 0.120, SLG: 0.083 (9, PH)										0	0	0	0	0	0	0						
Steve Whitaker, L OBP: 0.221, SLG: 0.150 (9, PH)										1	0	0	0	0	1	0						
Inning Stats	R: 0 E: 0 K: 1 S: 6	H: 1 LOB: 2 BB: 1 P: 10	R: 0 E: 0 K: 0 S: 4	H: 1 LOB: 1 BB: 0 P: 4	R: 1 E: 0 K: 0 S: 4	H: 1 LOB: 0 BB: 0 P: 4	R: 0 E: 0 K: 0 S: 4	H: 1 LOB: 1 BB: 0 P: 4	R: 0 E: 0 K: 1 S: 5	H: 0 LOB: 0 BB: 0 P: 5	R: 0 E: 0 K: 0 S: 3	H: 0 LOB: 0 BB: 0 P: 3	R: 0 E: 0 K: 1 S: 5	H: 1 LOB: 0 BB: 0 P: 5	R: 1 E: 0 K: 2 S: 10	H: 3 LOB: 3 BB: 1 P: 14	R: 1 E: 0 K: 3 S: 10	H: 1 LOB: 0 BB: 0 P: 10	1B: 6 2B: 1 3B: 0 HR: 2	SF: 0 SAC: 0 DP: 1 HBP: 0	WP: 0 PB: 0 SB: 0 CS: 0	PA: 37
PITCHER	IP	WLS	BF	H	R	ER	SO	BB	IBB	HBP	BLK	WP	HR	S	P	ERA	WHIP					
Jim Lonborg, R ERA: 4.18 (1, 1)	9.0	W	37	9	3	3	8	2	0	0	0	0	2	51	59	3.00	1.222					

Boston Red Sox @ New York Yankees
Yankee Stadium, Bronx, NY
Fri Sep 20 1968, 7:05 PM EDT
Att: 15,737 - Unknown

AB 35
R 3
H 9
RBI 3
BB 2
SO 8
LOB 14



Batter	1	2	3	4	5	6	7	8	9	AB	R	H	RBI	BB	SO	LOB	TOP		
Luis Alvarado, R OBP: 0.182, SLG: 0.219 (1, 6)	0-0 4-3 1		0-0 6-3 2		0-0 FC6-4 1-2			0-0 6-3 1		4	0	0	0	0	0	1	Boston Red Sox @ New York Yankees Yankee Stadium, Bronx, NY Sat Sep 21 1968, 3:33 AM EDT Att: 32,721 - Unknown - 79 F livebaseballscorecards.com		
Mike Andrews, R OBP: 0.385, SLG: 0.350 (1, 4)	0-0 1B		0-0 F9			0-0 L7		0-0 F7		4	0	1	0	0	0	0			
Carl Yastrzemski, L OBP: 0.432, SLG: 0.497 (1, 7)	0-3 K			0-3 K		0-0 F7		0-0 3B 1B		4	1	1	0	0	2	1			
Ken Harrelson, R OBP: 0.352, SLG: 0.527 (1, 9)	0-0 F7			0-0 F6		0-0 F8		0-0 1H 3B		4	0	1	1	0	0	1			
Dalton Jones, L OBP: 0.271, SLG: 0.310 (1, 3)		0-0 F7		0-0 F5			0-0 1B 1B	0-0 4-3		4	0	1	0	0	0	1			
Joe Foy, R OBP: 0.336, SLG: 0.331 (1, 5)		4-0 BB			0-0 6-3		0-0 F9		0-0 6-3	3	0	0	0	1	0	1			
George Thomas, R OBP: 0.500, SLG: 1.000 (1, 8)		0-3 K			0-0 HR		0-0 1-2 1B	4-0 G6-4-3 BB		3	1	2	1	1	1	1			
Russ Gibson, R OBP: 0.234, SLG: 0.316 (1, 2)		0-0 F4			0-0 FC6-4 1B		0-3 K	0-0 G6-4-3 1-2		4	0	1	0	0	1	4			
Ray Culp, R OBP: 0.162, SLG: 0.138 (1, 1)			0-0 F5		0-0 F2		0-3 K			3	0	0	0	0	1	3			
Inning Stats	R: 0 E: 0 K: 1 S: 6	H: 1 LOB: 1 BB: 0 P: 6	R: 0 E: 0 K: 1 S: 5	H: 0 LOB: 1 BB: 1 P: 9	R: 0 E: 0 K: 0 S: 3	H: 0 LOB: 0 BB: 0 P: 3	R: 0 E: 0 K: 1 S: 5	H: 2 LOB: 1 BB: 0 P: 5	R: 0 E: 0 K: 0 S: 3	H: 0 LOB: 0 BB: 0 P: 3	R: 0 E: 0 K: 2 S: 9	H: 2 LOB: 2 BB: 0 P: 9	R: 1 E: 0 K: 0 S: 5	H: 2 LOB: 1 BB: 0 P: 5	R: 0 E: 0 K: 0 S: 2	H: 0 LOB: 0 BB: 1 P: 6	1B: 5 2B: 0 3B: 1 HR: 1	SF: 0 SAC: 0 DP: 1 HBP: 0	WP: 0 PA: 35 CS: 0
PITCHER Stan Bahnsen, R ERA: 2.0 (1, 1)	IP: 9.0 WLS: L BF: 35	H: 7 R: 2 ER: 2 SO: 5	BB: 2 IBB: 0 HBP: 0 BLK: 0	WP: 0 HR: 1 S: 43 P: 51	ERA: 2.00 WHIP: 1.000	PITCHER	IP: 9.0 WLS: L BF: 35	H: 7 R: 2 ER: 2 SO: 5	BB: 2 IBB: 0 HBP: 0 BLK: 0	WP: 0 HR: 1 S: 43 P: 51	ERA: 2.00 WHIP: 1.000	PITCHER	IP: 9.0 WLS: L BF: 35	H: 7 R: 2 ER: 2 SO: 5	BB: 2 IBB: 0 HBP: 0 BLK: 0	WP: 0 HR: 1 S: 43 P: 51	ERA: 2.00 WHIP: 1.000		

Batter	1	2	3	4	5	6	7	8	9	AB	R	H	RBI	BB	SO	LOB	BOTTOM
Horace Clarke, S OBP: 0.256, SLG: 0.255 (1, 4)	0-0 F8			0-0 F4		0-0 4-3			0-0 F5	4	0	0	0	0	0	0	Boston Red Sox @ New York Yankees Yankee Stadium, Bronx, NY Sat Sep 21 1968, 3:33 AM EDT Att: 32,721 - Unknown - 79 F livebaseballscorecards.com
Jake Gibbs, L OBP: 0.277, SLG: 0.284 (1, 2)	0-3 K			0-3 K			0-0 6-3	0-0 5-3		4	0	0	0	0	2	0	
Mickey Mantle, S OBP: 0.392, SLG: 0.411 (1, 3)	0-3 K			4-0 BB		0-0 F7				2	0	0	0	1	1	0	
Roy White, S OBP: 0.356, SLG: 0.428 (1, 7)		0-0 F6		0-0 1-3		0-0 1B				3	0	1	0	0	0	1	
Joe Pepitone, L OBP: 0.308, SLG: 0.396 (1, 8)		0-0 3-1			0-3 K		0-0 F3			3	0	0	0	0	1	1	
Tom Tresh, S OBP: 0.306, SLG: 0.316 (1, 6)		0-3 K			0-3 K			0-0 F9		3	0	0	0	0	2	0	
Bill Robinson, R OBP: 0.297, SLG: 0.386 (1, 9)			0-3 K		0-3 K			0-3 K		3	0	0	0	0	3	0	
Bobby Cox, R OBP: 0.301, SLG: 0.309 (1, 5)				0-0 F8		0-0 F7		0-0 5-3		3	0	0	0	0	0	0	
Stan Bahnsen, R OBP: 0.122, SLG: 0.053 Dick Howser, R OBP: 0.322, SLG: 0.184 (9, PH)			0-3 K			0-3 K			0-0 6-3	2	0	0	0	0	2	0	
Inning Stats	R: 0 E: 0 K: 2 S: 7	H: 0 LOB: 0 BB: 0 P: 7	R: 0 E: 0 K: 1 S: 5	H: 0 LOB: 0 BB: 0 P: 5	R: 0 E: 0 K: 2 S: 7	H: 0 LOB: 0 BB: 0 P: 7	R: 0 E: 0 K: 1 S: 5	H: 0 LOB: 0 BB: 0 P: 5	R: 0 E: 0 K: 1 S: 4	H: 1 LOB: 1 BB: 0 P: 4	R: 0 E: 0 K: 1 S: 5	H: 0 LOB: 0 BB: 0 P: 5	R: 0 E: 0 K: 0 S: 3	H: 0 LOB: 0 BB: 0 P: 3	1B: 1 2B: 0 3B: 0 HR: 0	SF: 0 SAC: 0 DP: 0 HBP: 0	WP: 0 PA: 29 CS: 0
PITCHER Ray Culp, R ERA: 2.98 (1, 1)	IP: 9.0 WLS: W BF: 29	H: 1 R: 0 ER: 0 SO: 11	BB: 1 IBB: 0 HBP: 0 BLK: 0	WP: 0 HR: 0 S: 50 P: 54	ERA: 0.00 WHIP: 0.222	PITCHER	IP: 9.0 WLS: W BF: 29	H: 1 R: 0 ER: 0 SO: 11	BB: 1 IBB: 0 HBP: 0 BLK: 0	WP: 0 HR: 0 S: 50 P: 54	ERA: 0.00 WHIP: 0.222	PITCHER	IP: 9.0 WLS: W BF: 29	H: 1 R: 0 ER: 0 SO: 11	BB: 1 IBB: 0 HBP: 0 BLK: 0	WP: 0 HR: 0 S: 50 P: 54	ERA: 0.00 WHIP: 0.222

Batter	1	2	3	4	5	6	7	8	9	AB	R	H	RBI	BB	SO	LOB	TOP																									
Luis Alvarado, R (1.6) OBP: 0.211, SLG: 0.222	0-3 K		0-0 WP 1B 1B	1-0 1B HBP			0-0 P6		0-0 6-3	4	1	1	0	0	1	0																										
Mike Andrews, R (1.4) OBP: 0.388, SLG: 0.352	0-3 K		0-0 WP 1B 1B	0-0 1-3 2-H 1B			4-0 BB			3	1	2	1	1	1	0																										
Carl Yastrzemski, L (1.7) OBP: 0.429, SLG: 0.493	0-0 4-3		0-0 P6	0-0 1-3			0-0 L7			4	0	0	0	0	0	5																										
Ken Harrelson, R (1.9) OBP: 0.351, SLG: 0.524		0-0 P4	4-0 1B 1-2 2-3 IBB		0-3 K		0-3 K			3	0	0	0	1	2	1																										
Joe Foy, R (1.5) OBP: 0.335, SLG: 0.331		0-0 F7	0-0 1-3 2-H 3-H 1B		0-0 F2			0-0 F7		4	0	1	2	0	0	0																										
George Thomas, R (1.8) OBP: 0.300, SLG: 0.556		0-0 6-3	0-0 F9		0-0 F8			0-3 K		4	0	0	0	0	1	2																										
George Scott, R (1.3) OBP: 0.239, SLG: 0.243			0-0 HR 1B	0-0 SH1-4 1B 1B		0-0 E6 F9 CS		0-3 K		4	2	2	0	0	1	0																										
Jerry Moses, R (1.2) OBP: 0.267, SLG: 0.667			0-0 1-H HR	0-0 P6		0-0 F9			0-0 CS 1B	4	1	2	2	0	0	2																										
Dick Ellsworth, L (1.1) OBP: 0.069, SLG: 0.043			0-3 K	0-0 SH1-4 1-2		0-0 F6 3-H			0-0 F8 1-2	3	0	0	0	0	1	2																										
Inning Stats	R: 0 E: 0 K: 2 S: 7	H: 0 LOB: 0 BB: 0 P: 7	R: 0 E: 0 K: 0 S: 3	H: 0 LOB: 0 BB: 0 P: 3	R: 4 E: 0 K: 1 S: 10	H: 5 LOB: 2 BB: 1 P: 14	R: 1 E: 0 K: 0 S: 5	H: 2 LOB: 2 BB: 0 P: 6	R: 0 E: 0 K: 1 S: 5	H: 0 LOB: 0 BB: 0 P: 5	R: 0 E: 0 K: 0 S: 3	H: 0 LOB: 1 BB: 1 P: 9	R: 0 E: 0 K: 2 S: 7	H: 0 LOB: 0 BB: 0 P: 7	R: 0 E: 0 K: 0 S: 3	H: 1 LOB: 0 BB: 0 P: 3	1B: 7 2B: 0 3B: 0 HR: 1	SF: 0 SAC: 1 DP: 0 HBP: 1	WP: 1 PB: 0 SB: 0 CS: 2	PA: 37																						
PITCHER	IP	WLS	BF	H	R	ER	SO	BB	IBB	HBP	BLK	WP	HR	S	P	ERA	WHIP	PITCHER							IP	WLS	BF	H	R	ER	SO	BB	IBB	HBP	BLK	WP	HR	S	P	ERA	WHIP	
Al Downing, L (1.1) ERA: 3.52	2.2	L	14	5	4	4	3	0	1	0	0	1	1	19	23	13.50	1.875																									
Joe Verbanic, R (3.1) ERA: 2.9	3.1		13	2	1	1	1	0	0	1	0	0	0	14	15	2.70	0.600																									
Fred Talbot, R (7.1) ERA: 3.19	2.0		7	0	0	0	3	1	0	0	0	0	0	12	16	0.00	0.500																									
Steve Hamilton, L (9.1) ERA: 2.13	1.0		3	1	0	0	0	0	0	0	0	0	0	3	3	0.00	1.000																									

Boston Red Sox @ New York Yankees
Yankee Stadium, Bronx, NY
Sun Sep 22 1968, 3:33 AM EDT
Att: 23,254 - Unknown - 84 F




AB	33
R	5
H	8
RBI	5
BB	2
SO	7
LOB	12


Batter	1	2	3	4	5	6	7	8	9	AB	R	H	RBI	BB	SO	LOB	BOTTOM																									
Horace Clarke, S (1.4) OBP: 0.256, SLG: 0.255	0-0 5-3		0-0 P6			0-0 E 1B		0-0 F7		4	0	1	0	0	0	0																										
Tom Tresh, S (1.6) OBP: 0.304, SLG: 0.314	0-0 L7			0-0 F9		0-0 F7		0-0 F8		4	0	0	0	0	0	1																										
Mickey Mantle, S (1.3) OBP: 0.389, SLG: 0.407	0-0 4-3			0-0 5-3		0-0 E5 FC6 1-2			0-0 F9	4	0	0	0	0	0	1																										
Roy White, S (1.7) OBP: 0.354, SLG: 0.425		0-0 L6		0-0 L1		0-0 FC6 1-2			0-0 6-3	4	0	0	0	0	0	2																										
Bill Robinson, R (1.8) OBP: 0.296, SLG: 0.384		0-0 5-3			0-0 G6-4-3 1B		0-0 5-3		0-0 F7	4	0	1	0	0	0	0																										
Andy Kosco, R (1.9) OBP: 0.294, SLG: 0.367					0-0 G6-4-3 1-2		0-0 5-3			3	0	1	0	0	0	1																										
Frank Fernandez, R (1.2) OBP: 0.337, SLG: 0.359		0-3 K			0-0 HR		4-0 FC6-4 BB			2	1	1	1	1	1	1																										
Bobby Cox, R (1.5) OBP: 0.299, SLG: 0.307			0-0 L7		0-0 1-3		0-0 FC6-4 1-2			3	0	0	0	0	0	1																										
Al Downing, R (1.1) OBP: 0.222, SLG: 0.176					0-0 F8				0-0 5-3	0	0	0	0	0	0	0																										
Joe Verbanic, R (3.1) OBP: 0.315, SLG: 0.080										1	0	0	0	0	0	0																										
Dick Howser, R (6.9) OBP: 0.231, SLG: 0.182										1	0	0	0	0	0	0																										
Fred Talbot, R (7.1) OBP: 0.330, SLG: 0.296										0	0	0	0	0	0	0																										
Charley Smith, R (8.9) OBP: 0.240, SLG: 0.340										1	0	0	0	0	0	0																										
Steve Hamilton, L (9.1) ERA: 2.13										0	0	0	0	0	0	0																										
Inning Stats	R: 0 E: 0 K: 0 S: 3	H: 0 LOB: 0 BB: 0 P: 3	R: 0 E: 0 K: 1 S: 6	H: 1 LOB: 1 BB: 0 P: 6	R: 0 E: 0 K: 0 S: 3	H: 0 LOB: 0 BB: 0 P: 3	R: 0 E: 0 K: 0 S: 3	H: 0 LOB: 0 BB: 0 P: 3	R: 1 E: 0 K: 0 S: 4	H: 2 LOB: 0 BB: 0 P: 4	R: 0 E: 0 K: 0 S: 5	H: 1 LOB: 2 BB: 0 P: 5	R: 0 E: 0 K: 0 S: 3	H: 0 LOB: 1 BB: 1 P: 7	R: 0 E: 0 K: 0 S: 3	H: 0 LOB: 0 BB: 0 P: 3	R: 0 E: 0 K: 0 S: 3	H: 0 LOB: 0 BB: 0 P: 3	1B: 2 2B: 1 3B: 0 HR: 1	SF: 0 SAC: 0 DP: 1 HBP: 0	WP: 0 PB: 0 SB: 0 CS: 0	PA: 32																				
PITCHER	IP	WLS	BF	H	R	ER	SO	BB	IBB	HBP	BLK	WP	HR	S	P	ERA	WHIP	PITCHER							IP	WLS	BF	H	R	ER	SO	BB	IBB	HBP	BLK	WP	HR	S	P	ERA	WHIP	
Dick Ellsworth, L (1.1) ERA: 3.04	9.0	W	32	4	1	1	1	1	0	0	0	0	1	33	37	1.00	0.556																									

Boston Red Sox @ New York Yankees
Yankee Stadium, Bronx, NY
Sun Sep 22 1968, 3:33 AM EDT
Att: 23,254 - Unknown - 84 F



AB	31
R	1
H	4
RBI	1
BB	1
SO	1
LOB	7

Batter	1	2	3	4	5	6	7	8	9	AB	R	H	RBI	BB	SO	LOB	TOP			
Jose Cardenal, R (1, 8) OBP: 0.307, SLG: 0.352	0-0 6-3			0-0 FC6-5 S 1B	0-0 6-3			0-0 5-3		4	0	1	0	0	0	3	Cleveland Indians @ New York Yankees Yankee Stadium, Bronx, NY Tue Sep 24 1968, 7:05 PM EDT Unknown - 79 F livebaseballscores.com AB 30 R 1 H 4 RBI 1 BB 0 SO 4 LOB 6 			
Davey Nelson, R (1, 4) OBP: 0.290, SLG: 0.299	0-0 5-3			0-0 FC6-5-6 1-3			0-0 L7		0-0 2-3	4	0	0	0	0	0	1				
Richie Scheinblum, S (1, 7) OBP: 0.313, SLG: 0.306	0-0 F8			0-3 K			0-3 K		0-0 G3	4	0	0	0	0	2	1				
Lee Mays, L (1, 9) OBP: 0.316, SLG: 0.378		0-0 4-3		0-0 6-3			0-0 4-3		0-0 4-3	4	0	0	0	0	0	1				
Tony Horton, R (1, 3) OBP: 0.302, SLG: 0.409		0-0 6-3					0-0 5-3			3	0	0	0	0	0	0				
Duke Sims, L (1, 2) OBP: 0.384, SLG: 0.397		0-0 F8					0-0 E4 1B SF7			3	1	1	0	0	0	0				
Max Alvis, R (1, 5) OBP: 0.295, SLG: 0.327				0-0 5-3			0-0 SF7 1B 1-2		0-0 F6	3	0	1	0	0	0	0				
Larry Brown, R (5, 6) OBP: 0.305, SLG: 0.323 Russ Nagelson, L (5, PH) OBP: 0.302, SLG: 0.333 Eddie Leon, R (5, PH)				0-3 K			0-0 SF7 1B 1-2 2-3		0-0 L9	1	0	0	0	0	1	0				
Joe Azcue, R (8, PH) OBP: 0.329, SLG: 0.340 Vern Fuller, R (8, PH) OBP: 0.316, SLG: 0.291				0-3 K			0-0 SF7 1B 1-2 2-3 3-H		0-0 4-3	1	0	0	0	0	0	0				
Sam McDowell, L (1, 1) OBP: 0.172, SLG: 0.145 Horacio Pina, R (7, 1) Russ Snyder, L (8, PH) OBP: 0.306, SLG: 0.318 Vicente Romo, R (8, 1) OBP: 0.143, SLG: 0.143				0-3 K			0-0 SF7		0-0 4-3	1	0	0	1	0	1	0				
Inning Stats	R: 0 E: 0 K: 0 S: 3	H: 0 LOB: 0 BB: 0 P: 3	R: 0 E: 0 K: 0 S: 3	H: 0 LOB: 0 BB: 0 P: 3	R: 0 E: 0 K: 2 S: 7	H: 0 LOB: 0 BB: 0 P: 7	R: 0 E: 0 K: 1 S: 6	H: 1 LOB: 1 BB: 0 P: 6	R: 1 E: 1 K: 0 S: 6	H: 2 LOB: 3 BB: 0 P: 6	R: 0 E: 0 K: 1 S: 5	H: 0 LOB: 0 BB: 0 P: 5	R: 0 E: 0 K: 0 S: 3	H: 1 LOB: 0 BB: 0 P: 3	R: 0 E: 0 K: 0 S: 3	H: 0 LOB: 0 BB: 0 P: 3	1B: 3 2B: 1 3B: 0 HR: 0	SF: 1 SAC: 0 DP: 0 HBP: 0	WP: 0 PB: 0 SB: 1 CS: 0	PA: 31
PITCHER Mel Stottlemyre, R (1, 1) ERA: 2.44	IP: 9.0 WLS: W BF: 31 H: 4 R: 1 ER: 0 SO: 4 BB: 0 IBB: 0 HBP: 0 BLK: 0 WP: 0 HR: 0 S: 39 P: 39 ERA: 0.00 WHIP: 0.444															PITCHER				

Batter	1	2	3	4	5	6	7	8	9	AB	R	H	RBI	BB	SO	LOB	BOTTOM	
Horace Clarke, S (1, 4) OBP: 0.258, SLG: 0.254	4-0 BB		4-0 FC5-4 BB		0-0 G6-4-3 1-2 2-3		0-3 K			2	0	0	0	2	1	4	Cleveland Indians @ New York Yankees Yankee Stadium, Bronx, NY Tue Sep 24 1968, 7:05 PM EDT Unknown - 79 F livebaseballscores.com AB 28 R 5 H 7 RBI 5 BB 6 SO 4 LOB 14 	
Tom Tresh, S (1, 6) OBP: 0.304, SLG: 0.313	0-0 F7		0-0 FC5-4 CS				0-0 G6-4-3 1B		0-0 4-3	4	0	1	0	0	0	2		
Mickey Mantle, S (1, 3) OBP: 0.386, SLG: 0.403	0-0 L9		0-0 F7				0-0 G6-4-3 1-2		0-3 K	4	0	0	0	0	1	3		
Roy White, S (1, 7) OBP: 0.355, SLG: 0.423	0-0 5-3		0-0 CS		0-0 6-3		4-0 BB		4-0 1B BB	2	1	0	0	2	0	1		
Bill Robinson, R (1, 8) OBP: 0.299, SLG: 0.386		0-0 5-3 HR 1B		0-0 F7			0-3 K		0-0 1B 1B	4	2	2	0	0	1	1		
Andy Kosco, R (1, 9) OBP: 0.294, SLG: 0.366		0-0 5-3 1-2		0-0 F7			0-0 F5		0-0 1B	4	0	1	2	0	0	1		
Frank Fernandez, R (1, 2) OBP: 0.341, SLG: 0.382		0-0 HR		4-0 FC4-6 BB			0-0 E5 2B 1B		0-3 K	3	2	1	2	1	1	1		
Bobby Cox, R (1, 5) OBP: 0.299, SLG: 0.310		0-0 F4		0-0 FC4-6 S BB			0-0 1B 2B			3	0	1	0	0	0	1		
Mel Stottlemyre, R (1, 1) OBP: 0.214, SLG: 0.180		0-0 6-3		4-0 G6-4-3 BB			0-0 CS 1B			2	0	1	1	1	0	0		
Inning Stats	R: 0 E: 0 K: 0 S: 3	H: 0 LOB: 1 BB: 1 P: 7	R: 2 E: 0 K: 0 S: 5	H: 2 LOB: 0 BB: 0 P: 5	R: 0 E: 0 K: 0 S: 2	H: 0 LOB: 0 BB: 1 P: 6	R: 0 E: 0 K: 0 S: 3	H: 0 LOB: 0 BB: 0 P: 3	R: 0 E: 0 K: 1 S: 5	H: 1 LOB: 1 BB: 1 P: 9	R: 1 E: 1 K: 1 S: 7	H: 2 LOB: 2 BB: 0 P: 7	R: 2 E: 0 K: 2 S: 9	H: 2 LOB: 1 BB: 1 P: 13	1B: 5 2B: 2 3B: 0 HR: 1	SF: 0 SAC: 0 DP: 3 HBP: 0		WP: 0 PB: 0 SB: 1 CS: 2
PITCHER Sam McDowell, L (1, 1) ERA: 1.87 Horacio Pina, R (7, 1) ERA: 1.72 Vicente Romo, R (8, 1) ERA: 1.61	IP: 6.1 WLS: L BF: 27 H: 5 R: 3 ER: 2 SO: 2 BB: 0 IBB: 0 HBP: 0 BLK: 0 WP: 0 HR: 1 S: 24 P: 44 ERA: 2.84 WHIP: 1.579															PITCHER		


Batter	1	2	3	4	5	6	7	8	9	AB	R	H	RBI	BB	SO	LOB	TOP		
Jose Cardenal, R OBP: 0.306, SLG: 0.354 (1, 8)										4	1	1	0	0	0	0	Cleveland Indians @ New York Yankees Yankee Stadium, Bronx, NY Tue Sep 24 1968, 7:05 PM EDT Att: 13,453 - Overcast - 74 F		
Davey Nelson, R OBP: 0.299, SLG: 0.298 (1, 4)										4	0	1	0	0	1	0			
Riche Scheinblum, S OBP: 0.239, SLG: 0.279 Tommy Harper, R OBP: 0.294, SLG: 0.376 (1, 7) (9, 7)										4	0	0	0	0	1	1			
Tony Horton, R OBP: 0.301, SLG: 0.409 (1, 3)										4	1	1	0	0	0	0			
Joe Azcue, R OBP: 0.328, SLG: 0.339 (1, 2)										4	0	1	1	0	0	0			
Lou Johnson, R OBP: 0.292, SLG: 0.371 (1, 9)										4	2	3	0	0	0	1			
Max Alvis, R OBP: 0.297, SLG: 0.334 (1, 5)										3	1	2	2	0	0	1			
Larry Brown, R OBP: 0.304, SLG: 0.322 (1, 6)										2	0	0	1	0	0	1			
Mike Paul, L OBP: 0.200, SLG: 0.167 Vicente Romo, R OBP: 0.143, SLG: 0.143 (1, 1) (9, 1)										3	0	0	0	0	2	0			
										0	0	0	0	0	0	0			
Inning Stats	R: 0 E: 0 K: 0 S: 3	H: 1 LOB: 0 BB: 0 P: 3	R: 1 E: 0 K: 0 S: 5	H: 2 LOB: 1 BB: 0 P: 5	R: 0 E: 0 K: 1 S: 5	H: 0 LOB: 0 BB: 0 P: 5	R: 0 E: 0 K: 0 S: 3	H: 0 LOB: 0 BB: 0 P: 3	R: 2 E: 0 K: 0 S: 5	H: 2 LOB: 0 BB: 0 P: 5	R: 0 E: 0 K: 0 S: 3	H: 1 LOB: 0 BB: 0 P: 3	R: 1 E: 0 K: 2 S: 8	H: 1 LOB: 0 BB: 0 P: 8	R: 1 E: 0 K: 0 S: 4	H: 2 LOB: 0 BB: 0 P: 4	1B: 4 2B: 2 3B: 3 HR: 0	SF: 1 SAC: 0 DP: 3 HBP: 0	WP: 0 PA: 33 CS: 0
PITCHER	IP WLS BF H R ER SO BB IBB HBP BLK WP HR S P ERA WHIP																		
Fritz Peterson, L ERA: 2.66 Lindy McDaniel, R ERA: 3.53 (1, 1) (9, 1)	8.0 L 29 7 4 3 4 0 0 0 0 0 0 0 4 4 3.38 0.875																		

Batter	1	2	3	4	5	6	7	8	9	AB	R	H	RBI	BB	SO	LOB	BOTTOM				
Horace Clarke, S OBP: 0.256, SLG: 0.253 (1, 4)										4	0	0	0	0	0	0	Cleveland Indians @ New York Yankees Yankee Stadium, Bronx, NY Tue Sep 24 1968, 7:05 PM EDT Att: 13,453 - Overcast - 74 F				
Tom Tresh, S OBP: 0.305, SLG: 0.313 (1, 6)										3	0	1	0	1	0	0					
Bill Robinson, R OBP: 0.295, SLG: 0.381 (1, 8)										4	0	0	0	0	0	2					
Roy White, S OBP: 0.353, SLG: 0.420 (1, 7)										4	0	0	0	0	0	1					
Andy Kosco, R OBP: 0.264, SLG: 0.367 (1, 3)										4	1	1	0	0	0	0					
Rocky Colavito, R OBP: 0.315, SLG: 0.378 (1, 9)										3	1	2	2	1	0	0					
Bobby Cox, R OBP: 0.299, SLG: 0.309 (1, 5)										4	0	1	0	0	2	2					
Jake Gibbs, L OBP: 0.275, SLG: 0.283 Mickey Mantle, S OBP: 0.395, SLG: 0.402 Frank Fernandez, R OBP: 0.341, SLG: 0.382 (1, 2) (7, PH) (8, 2)										2	0	0	0	0	2	0					
Fritz Peterson, S OBP: 0.108, SLG: 0.129 Dick Howser, R OBP: 0.319, SLG: 0.181 Lindy McDaniel, R ERA: 1.6 (1, 1) (8, PH) (9, 1)										2	0	0	0	0	1	0					
										0	0	0	0	0	0	0					
Inning Stats	R: 0 E: 0 K: 0 S: 3	H: 0 LOB: 1 BB: 1 P: 7	R: 1 E: 0 K: 2 S: 8	H: 1 LOB: 0 BB: 0 P: 8	R: 0 E: 0 K: 1 S: 6	H: 1 LOB: 1 BB: 0 P: 6	R: 0 E: 0 K: 1 S: 5	H: 0 LOB: 1 BB: 1 P: 9	R: 0 E: 0 K: 1 S: 5	H: 0 LOB: 0 BB: 0 P: 5	R: 0 E: 0 K: 0 S: 3	H: 1 LOB: 1 BB: 0 P: 4	R: 0 E: 0 K: 0 S: 4	H: 0 LOB: 0 BB: 0 P: 3	R: 0 E: 0 K: 0 S: 3	H: 0 LOB: 0 BB: 0 P: 3	R: 1 E: 0 K: 0 S: 5	H: 2 LOB: 1 BB: 0 P: 5	1B: 2 2B: 2 3B: 0 HR: 1	SF: 0 SAC: 0 DP: 0 HBP: 0	WP: 0 PA: 34 CS: 0
PITCHER	IP WLS BF H R ER SO BB IBB HBP BLK WP HR S P ERA WHIP																				
Mike Paul, L ERA: 3.93 Vicente Romo, R ERA: 1.6 (1, 1) (9, 1)	8.2 W 33 5 2 2 5 2 0 0 0 0 0 0 1 1 2.08 0.808																				

Batter	1	2	3	4	5	6	7	8	9	AB	R	H	RBI	BB	SO	LOB	TOP																					
Jose Cardenal, R OBP: 0.307, SLG: 0.357 (1, 8)	F6		F7 BB 2B 1B		6-3		3B 2B		6-3	5	2	2	0	0	0	0																						
Davey Nelson, R OBP: 0.297, SLG: 0.313 (1, 4)	6-3		2B BB 1-2		K		2H 3B		S E 1B	4	1	2	1	1	1	0																						
Riche Scheinblum, S OBP: 0.236, SLG: 0.236 (1, 7) Tommy Harper, R OBP: 0.293, SLG: 0.374 (7, 7)	2B		F7 2-3		F7		L4		K 1-H	4	0	1	0	0	0	3																						
Duke Sims, L OBP: 0.367, SLG: 0.401 (1, 3) Chico Salmon, R OBP: 0.254, SLG: 0.284 (9, PR) (9, 3)	K		1-3 3-H 2B		1B 1B		G3		FC4-6 BB	4	0	2	1	1	1	2																						
Joe Azcue, R OBP: 0.332, SLG: 0.343 (1, 2)		WP 1B	F7						FC4-6 1-2	5	0	3	0	0	0	3																						
Lou Johnson, R OBP: 0.292, SLG: 0.368 (1, 9)	F2				F2		F3		G3 BB 1-2	3	0	0	0	1	0	3																						
Max Alvis, R OBP: 0.295, SLG: 0.331 (1, 5)	K				F4		K		G3 1-2	4	0	0	0	0	2	4																						
Larry Brown, R OBP: 0.305, SLG: 0.322 (1, 6)	6-3						FC5-4 1-2		IBB	3	0	1	0	1	0	3																						
Luis Tiant, R OBP: 0.080, SLG: 0.092 (1, 1)			F6		F5		F8		5-3	4	0	0	0	0	0	3																						
Inning Stats	R: 0 E: 0 K: 1 S: 6	H: 1 LOB: 1 BB: 0 P: 6	R: 0 E: 0 K: 1 S: 6	H: 1 LOB: 1 BB: 0 P: 6	R: 1 E: 0 K: 0 S: 5	H: 2 LOB: 2 BB: 1 P: 9	R: 0 E: 0 K: 0 S: 4	H: 1 LOB: 1 BB: 0 P: 4	R: 0 E: 0 K: 1 S: 5	H: 2 LOB: 2 BB: 0 P: 7	R: 1 E: 0 K: 0 S: 5	H: 2 LOB: 1 BB: 0 P: 5	R: 0 E: 0 K: 0 S: 3	H: 1 LOB: 2 BB: 2 P: 11	R: 1 E: 0 K: 1 S: 6	H: 1 LOB: 1 BB: 1 P: 10	1B: 7 2B: 3 3B: 1 HR: 0	SF: 0 SAC: 0 DP: 0 HBP: 0	WP: 1 PB: 0 CS: 1	PA: 41																		
PITCHER	IP	WLS	BF	H	R	ER	SO	BB	IBB	HBP	BLK	WP	HR	S	P	ERA	WHIP	PITCHER				IP	WLS	BF	H	R	ER	SO	BB	IBB	HBP	BLK	WP	HR	S	P	ERA	WHIP
Stan Bahnsen, R ERA: 2.01 (1, 1)	8.0	L	36	10	2	2	4	2	1	0	0	1	0	41	53	2.25	1.500																					
Doolley Womack, R ERA: 3.21 (9, 1)	1.0		5	1	1	0	1	1	0	0	0	0	0	6	10	0.00	2.000																					

Cleveland Indians @ New York Yankees
 Yankee Stadium, Bronx, NY
 Wed Sep 25 1968, 3:33 AM EDT
 Alt: 5,723 - Unknown - 85 F


AB 37
 R 3
 H 11
 RBI 2
 BB 4
 SO 5
 LOB 21



Batter	1	2	3	4	5	6	7	8	9	AB	R	H	RBI	BB	SO	LOB	BOTTOM																					
Horace Clarke, S OBP: 0.254, SLG: 0.251 (1, 4)	K		4-3			2-3			F8	4	0	0	0	0	1	0																						
Jake Gibbs, L OBP: 0.273, SLG: 0.280 (1, 2)	6-3				K		L4		K	4	0	0	0	0	2	0																						
Mickey Mantle, S OBP: 0.386, SLG: 0.401 (1, 3)	1B				K		K		BB	3	0	1	0	1	2	0																						
Roy White, S OBP: 0.350, SLG: 0.417 (1, 7)	F7				F9		E3 BB		F5	4	0	0	0	0	2																							
Joe Pepitone, L OBP: 0.308, SLG: 0.394 (1, 8)		K			F2		1-2 BB			2	0	0	0	1	1	0																						
Tom Tresh, S OBP: 0.303, SLG: 0.311 (1, 6)	K				K		K			3	0	0	0	0	3	2																						
Bill Robinson, R OBP: 0.293, SLG: 0.378 (1, 9)	K				F3				F7	3	0	0	0	0	1	0																						
Bobby Cox, R OBP: 0.297, SLG: 0.307 (1, 5)			F7			F7		F8		3	0	0	0	0	0	0																						
Stan Bahnsen, R OBP: 0.119, SLG: 0.052 (1, 1) Rocky Colavito, R OBP: 0.313, SLG: 0.376 (8, PH) Doolley Womack, L OBP: 0.200, SLG: 0.200 (9, 1)			6-3			K		F8		2	0	0	0	0	1	0																						
Inning Stats	R: 0 E: 0 K: 1 S: 6	H: 1 LOB: 0 BB: 0 P: 6	R: 0 E: 0 K: 3 S: 9	H: 0 LOB: 0 BB: 0 P: 9	R: 0 E: 0 K: 0 S: 3	H: 0 LOB: 0 BB: 0 P: 3	R: 0 E: 0 K: 2 S: 7	H: 0 LOB: 0 BB: 0 P: 7	R: 0 E: 0 K: 1 S: 5	H: 0 LOB: 0 BB: 0 P: 5	R: 0 E: 0 K: 1 S: 5	H: 0 LOB: 0 BB: 0 P: 5	R: 0 E: 1 K: 2 S: 8	H: 0 LOB: 2 BB: 1 P: 12	R: 0 E: 0 K: 0 S: 3	H: 0 LOB: 0 BB: 0 P: 3	R: 0 E: 0 K: 1 S: 5	H: 0 LOB: 1 BB: 1 P: 9	1B: 1 2B: 0 3B: 0 HR: 0	SF: 0 SAC: 0 DP: 0 HBP: 0	WP: 0 PB: 0 CS: 0	PA: 31																
PITCHER	IP	WLS	BF	H	R	ER	SO	BB	IBB	HBP	BLK	WP	HR	S	P	ERA	WHIP	PITCHER				IP	WLS	BF	H	R	ER	SO	BB	IBB	HBP	BLK	WP	HR	S	P	ERA	WHIP
Luis Tiant, R ERA: 1.6 (1, 1)	9.0	W	31	1	0	0	11	2	0	0	0	0	0	51	59	0.00	0.333																					

Cleveland Indians @ New York Yankees
 Yankee Stadium, Bronx, NY
 Wed Sep 25 1968, 3:33 AM EDT
 Alt: 5,723 - Unknown - 85 F

AB 29
 R 0
 H 1
 RBI 0
 BB 2
 SO 11
 LOB 4



Batter	1	2	3	4	5	6	7	8	9	AB	R	H	RBI	BB	SO	LOB	TOP			
Horace Clarke, S OBP: 0.257, SLG: 0.254	F8		L9-6 BB 1B		G6-4-3 1B		1B		G6-4-3 1-2	5	0	3	0	0	0	2	New York Yankees @ Boston Red Sox Fenway Park, Boston, MA Fri Sep 27 1968, 7:05 PM EDT Att: 28,796 - Overcast - 64 F			
Tom Tresh, S OBP: 0.305, SLG: 0.311	1B BB		L8		F8		1B			3	0	1	0	1	0	2				
Mickey Mantle, S OBP: 0.385, SLG: 0.399	F9				G6-4-3 1-2		F7			3	0	0	0	1	0	4				
Ruben Amaro, R OBP: 0.280, SLG: 0.146										0	0	0	0	0	0	0				
Roy White, S OBP: 0.351, SLG: 0.418			L9-6 2-3			G3			G6-4-3 1B	4	0	2	0	0	0	2				
Bill Robinson, R OBP: 0.290, SLG: 0.373	6-3			L9		L7			G6-4-3 1-2	4	0	0	0	0	0	3				
Andy Kosco, R OBP: 0.266, SLG: 0.373				1B G6-4-3 2B		1B 2B			F8	4	1	2	0	0	1	0				
Frank Fernandez, R OBP: 0.345, SLG: 0.385						K			5-3	4	0	2	0	0	1	1				
Bobby Cox, R OBP: 0.301, SLG: 0.316										3	1	2	1	1	0	1				
Joe Verbanic, R OBP: 0.115, SLG: 0.080										0	0	0	0	0	0	0				
Fritz Peterson, S OBP: 0.106, SLG: 0.107										1	0	0	0	0	0	0				
Rocky Colangelo, R OBP: 0.132, SLG: 0.094										1	0	0	0	0	0	0				
Fred Talbot, R OBP: 0.132, SLG: 0.094										0	0	0	0	0	0	0				
Dick Howser, R OBP: 0.137, SLG: 0.094										0	0	0	0	0	0	0				
John Cumberland, R OBP: 0.137, SLG: 0.094										0	0	0	0	0	0	0				
Charley Smith, R OBP: 0.280, SLG: 0.343										1	0	0	0	0	1	2				
Inning Stats	R: 0 E: 0 K: 0 S: 4	H: 1 LOB: 2 BB: 1 P: 8	R: 1 E: 0 K: 0 S: 4	H: 2 LOB: 0 BB: 0 P: 4	R: 0 E: 0 K: 0 S: 3	H: 1 LOB: 1 BB: 1 P: 7	R: 0 E: 0 K: 1 S: 7	H: 2 LOB: 2 BB: 0 P: 7	R: 0 E: 0 K: 0 S: 3	H: 0 LOB: 0 BB: 0 P: 3	R: 1 E: 0 K: 1 S: 6	H: 3 LOB: 2 BB: 0 P: 6	R: 0 E: 0 K: 1 S: 5	H: 1 LOB: 1 BB: 1 P: 5	R: 0 E: 0 K: 1 S: 5	H: 1 LOB: 1 BB: 1 P: 9	1B: 9 2B: 3 3B: 0 HR: 1	SF: 0 SAC: 0 DP: 5 HBP: 0	WP: 0 PB: 0 SB: 0 CS: 0	PA: 37
PITCHER	IP WLS BF H R ER SO BB IBB HBP BLK WP HR S P ERA WHIP																			
Dick Ellsworth, L ERA: 3.03	(1, 1)	6.2 W 29 10 2 2 1 2 2 0 0 0 0 1 29 37 2.70 1.800																		
Lee Stange, R ERA: 3.53	(7, 1)	1.1 4 1 0 0 1 0 0 0 0 0 0 0 6 6 0.00 0.750																		
Sparky Lyle, L ERA: 2.78	(9, 1)	1.0 S 4 1 0 0 1 1 0 0 0 0 0 0 5 9 0.00 2.000																		

AB	34
R	2
H	12
RBI	1
BB	3
SO	3
LOB	19



Batter	1	2	3	4	5	6	7	8	9	AB	R	H	RBI	BB	SO	LOB	BOTTOM	
Mike Andrews, R OBP: 0.369, SLG: 0.357	L7									3	2	3	2	0	0		New York Yankees @ Boston Red Sox Fenway Park, Boston, MA Fri Sep 27 1968, 7:05 PM EDT Att: 28,796 - Overcast - 64 F	
Dalton Jones, L OBP: 0.272, SLG: 0.316	L9	2H 2B								5	1	1	0	0	1	3		
Carl Yastrzemski, L OBP: 0.427, SLG: 0.501										4	1	2	1	0	0	0		
Floyd Robinson, L OBP: 0.272, SLG: 0.298										1	0	0	0	0	0	0		
Ken Harrelson, R OBP: 0.355, SLG: 0.520										3	1	2	0	1	0	1		
George Thomas, R OBP: 0.300, SLG: 0.559	2B 1B BB									0	1	0	0	0	0	0		
Reggie Smith, S OBP: 0.343, SLG: 0.431										4	2	2	2	0	0	2		
Joe Foy, R OBP: 0.337, SLG: 0.330										3	1	1	2	1	0	2		
Rico Petrocelli, R OBP: 0.295, SLG: 0.377	CS									4	2	1	0	0	0	1		
Russ Gibson, R OBP: 0.237, SLG: 0.313										4	1	1	0	0	1	3		
Dick Ellsworth, L OBP: 0.081, SLG: 0.056										2	0	1	2	0	1	1		
Lee Stange, R OBP: 0.235, SLG: 0.133										0	0	0	0	0	0	0		
Elston Howard, R OBP: 0.317, SLG: 0.335										1	0	0	0	0	0	0		
Sparky Lyle, L OBP: 0.125, SLG: 0.125										0	0	0	0	0	0	0		
Inning Stats	R: 3 E: 0 K: 0 S: 5	H: 3 LOB: 0 BB: 1 P: 9	R: 1 E: 1 K: 1 S: 7	H: 1 LOB: 1 BB: 0 P: 7	R: 0 E: 0 K: 0 S: 3	H: 1 LOB: 0 BB: 0 P: 3	R: 2 E: 1 K: 0 S: 4	H: 2 LOB: 1 BB: 2 P: 12	R: 0 E: 0 K: 0 S: 4	H: 1 LOB: 1 BB: 0 P: 4	R: 2 E: 0 K: 1 S: 7	H: 2 LOB: 0 BB: 0 P: 7	R: 2 E: 1 K: 1 S: 6	H: 1 LOB: 0 BB: 1 P: 10	1B: 6 2B: 4 3B: 0 HR: 3	SF: 0 SAC: 1 DP: 2 HBP: 0	WP: 0 PB: 0 SB: 1 CS: 1	PA: 40
PITCHER	IP WLS BF H R ER SO BB IBB HBP BLK WP HR S P ERA WHIP																	
Joe Verbanic, R ERA: 3.15	(1, 1)	0.2 L 6 3 3 3 0 0 0 0 0 0 0 0 10 10 0.00 0.857																
Fritz Peterson, L ERA: 2.63	(1, 1)	2.1 8 2 1 0 1 0 0 0 0 0 0 0 10 10 0.00 0.857																
Fred Talbot, R ERA: 3.36	(4, 1)	3.0 15 5 4 3 1 2 0 0 0 0 0 1 15 23 9.00 2.333																
John Cumberland, L ERA: 9.0	(7, 1)	2.0 10 3 4 2 1 1 0 0 0 0 0 1 11 15 9.00 2.000																



Batter	1	2	3	4	5	6	7	8	9	AB	R	H	RBI	BB	SO	LOB	TOP			
Horace Clarke, S (1,4) OBP: 0.257, SLG: 0.253	4-0 S BB		0-0 F8			0-0 F9		0-0 6-3		3	0	0	0	1	0	0				
Jake Gibbs, L (1,2) OBP: 0.271, SLG: 0.278	0-0 F7		0-0 4-3			0-0 G3		0-0 F8		4	0	0	0	0	0	1				
Mickey Mantle, S (1,3) OBP: 0.385, SLG: 0.398	0-0 P6		0-3 K			0-0 F2		0-0 HR		1	0	0	0	0	0	1				
Andy Kosco, R (1,3) OBP: 0.266, SLG: 0.379	1-2									3	1	1	1	0	1	0				
Roy White, S (1,7) OBP: 0.351, SLG: 0.416	0-3 K					0-0 F8		0-0 4-3		3	1	0	0	1	1	1				
Joe Pepitone, L (1,8) OBP: 0.313, SLG: 0.403		4-0 1B BB		0-0 3-1		0-0 SF9 2B BB		0-0 HR		2	2	1	1	2	0	0				
Tom Tresh, S (1,6) OBP: 0.303, SLG: 0.309	0-0 F4		0-3 K			0-0 F8		0-3 K		4	0	0	0	0	2	3				
Bill Robinson, R (1,9) OBP: 0.292, SLG: 0.376	0-0 1B				0-0 F5		0-0 SF9		0-0 1B	3	0	2	1	0	0	0				
Bobby Cox, R (1,5) OBP: 0.300, SLG: 0.318	0-3 K				0-0 6-3		0-0 2B		0-0 F9	4	0	1	1	0	1	3				
Mel Stottlemyre, R (1,1) OBP: 0.210, SLG: 0.176	0-3 K				0-3 K		0-3 K		0-3 K	2	0	0	0	0	2	2				
Rocky Colavito, R (7, PH) OBP: 0.311, SLG: 0.373										1	0	0	0	0	1	1				
Lindy McDaniel, R (7, 1)										1	0	0	0	0	1	1				
Inning Stats	R: 0 E: 0 K: 1 S: 5	H: 0 LOB: 1 BB: 1 P: 9	R: 0 E: 0 K: 2 S: 8	H: 1 LOB: 2 BB: 1 P: 12	R: 0 E: 0 K: 1 S: 5	H: 0 LOB: 0 BB: 0 P: 5	R: 0 E: 0 K: 1 S: 5	H: 0 LOB: 0 BB: 0 P: 5	R: 0 E: 0 K: 1 S: 3	H: 0 LOB: 0 BB: 0 P: 3	R: 2 E: 0 K: 1 S: 6	H: 1 LOB: 1 BB: 2 P: 14	R: 1 E: 0 K: 2 S: 4	H: 1 LOB: 0 BB: 0 P: 4	R: 1 E: 0 K: 2 S: 9	H: 2 LOB: 1 BB: 0 P: 9	1B: 2 2B: 1 3B: 0 HR: 2	SF: 1 SAC: 0 DP: 0 HBP: 0	WP: 0 PB: 0 SB: 1 CS: 0	PA: 36
PITCHER Jim Lonborg, R (1,1) ERA: 4.29	IP: 9.0 WLS: L BF: 36 H: 5 R: 4 ER: 4 SO: 9 BB: 4 IBB: 0 HBP: 0 BLK: 0 WP: 0 HR: 2 S: 50 P: 66 ERA: 4.00 WHIP: 1.000																			

New York Yankees @ Boston Red Sox
Fenway Park, Boston, MA
Sat Sep 28 1968, 3:33 AM EDT
Att: 25,534 - Unknown - 75 F

AB	31
R	4
H	5
RBI	4
BB	4
SO	9
LOB	13





Batter	1	2	3	4	5	6	7	8	9	AB	R	H	RBI	BB	SO	LOB	BOTTOM					
Mike Andrews, R (1,4) OBP: 0.370, SLG: 0.356	4-0 F9 CS BB		0-0 L8		4-0 1B E BB		0-0 L7			2	1	0	0	2	0	0						
Dalton Jones, L (1,3) OBP: 0.272, SLG: 0.315	0-0 4-3			0-3 K	0-0 E6 1B		0-0 4-3			4	0	1	1	0	1	1						
Carl Yastrzemski, L (1,7) OBP: 0.429, SLG: 0.500	4-0 BB			4-0 1B FC4-6 BB	4-0 E IBB		0-0 4-3			1	1	0	0	3	0	0						
Ken Harrelson, R (1,9) OBP: 0.355, SLG: 0.519	0-0 F9			0-0 FC4-6 1B	0-0 E6		0-0 F9			3	0	1	0	0	0	4						
George Thomas, R (6, PH) OBP: 0.273, SLG: 0.500	2-3			1-3 1B	1-2 2H 3H					1	0	0	0	0	0	0						
Reggie Smith, S (1,8) OBP: 0.341, SLG: 0.428	0-0 CS	0-0 L8		0-0 FC4-6 S		0-0 F9			0-3 K	4	0	0	1	0	1	1						
Joe Foy, R (1,5) OBP: 0.335, SLG: 0.327	3-H	0-0 4-3		0-0 F6		0-0 6-3			0-0 5-3	4	0	0	0	0	0	1						
Rico Petrocelli, R (1,6) OBP: 0.293, SLG: 0.373		0-0 F6			0-0 F7	0-0 5-3			0-0 6-3	4	0	0	0	0	0	0						
Russ Gibson, R (1,2) OBP: 0.238, SLG: 0.313			0-0 5-3		0-0 FC1-6 1B		0-0 1-3			3	0	1	0	0	0	0						
Jim Lonborg, R (1,1) OBP: 0.282, SLG: 0.410			0-0 6-3		0-0 FC1-6 1B		0-3 K			3	1	0	0	0	1	1						
Inning Stats	R: 0 E: 0 K: 0 S: 2	H: 0 LOB: 2 BB: 2 P: 10	R: 0 E: 0 K: 0 S: 3	H: 0 LOB: 0 BB: 0 P: 3	R: 0 E: 0 K: 0 S: 3	H: 0 LOB: 0 BB: 0 P: 3	R: 1 E: 0 K: 1 S: 6	H: 1 LOB: 1 BB: 1 P: 10	R: 2 E: 1 K: 0 S: 5	H: 2 LOB: 2 BB: 2 P: 13	R: 0 E: 0 K: 0 S: 3	H: 0 LOB: 0 BB: 0 P: 3	R: 0 E: 0 K: 1 S: 5	H: 0 LOB: 0 BB: 0 P: 5	R: 0 E: 0 K: 0 S: 3	H: 0 LOB: 0 BB: 0 P: 3	R: 0 E: 0 K: 1 S: 5	H: 0 LOB: 0 BB: 0 P: 5	1B: 3 2B: 0 3B: 0 HR: 0	SF: 0 SAC: 0 DP: 0 HBP: 0	WP: 0 PB: 0 SB: 1 CS: 1	PA: 35
PITCHER Mel Stottlemyre, R (1,1) ERA: 2.45	IP: 6.0 WLS: W BF: 25 H: 3 R: 3 ER: 2 SO: 3 BB: 4 IBB: 1 HBP: 0 BLK: 0 WP: 0 HR: 0 S: 22 P: 42 ERA: 3.00 WHIP: 1.167																					
PITCHER Lindy McDaniel, R (7, 1) ERA: 3.39	IP: 3.0 WLS: W BF: 9 H: 0 R: 0 ER: 0 SO: 2 BB: 0 IBB: 0 HBP: 0 BLK: 0 WP: 0 HR: 0 S: 13 P: 13 ERA: 0.00 WHIP: 0.000																					

New York Yankees @ Boston Red Sox
Fenway Park, Boston, MA
Sat Sep 28 1968, 3:33 AM EDT
Att: 25,534 - Unknown - 75 F

AB	29
R	3
H	3
RBI	2
BB	5
SO	3
LOB	8



Batter	1	2	3	4	5	6	7	8	9	AB R H RBI BB SO LOB	TOP									
Horace Clarke, S (1,4) OBP: 0.258, SLG: 0.254	0-0 1B SF9 1B		0-0 G1			0-0 S 1B		0-0 G3		0-0 6-3	5 1 2 0 0 0 0	<p>New York Yankees @ Boston Red Sox Fenway Park, Boston, MA Sun Sep 29 1968, 3:33 AM EDT Att: 35,209 - Overcast - 69 F</p> <p>AB 34 R 4 H 8 RBI 4 BB 4 SO 8 LOB 11</p> 								
Jake Gibbs, L (1,2) OBP: 0.270, SLG: 0.277	0-0 WP SF9 1-3 1B		0-0 G3			0-0 1-6-3 1-2 1B		0-3 K	0-0 F6	5 0 1 0 0 1 1										
Joe Pepitone, L (1,8) OBP: 0.311, SLG: 0.403	0-3 K		0-0 2B			0-0 L6		0-0 F9	0-3 K	5 0 1 0 0 2 2										
Roy White, S (1,7) OBP: 0.350, SLG: 0.414	0-0 SF9 1-2 3-H 1B		0-0 4-3			0-0 4-3		4-0 1B 1B BB		2 1 0 1 1 0 1										
Andy Kosco, R (1,3) OBP: 0.268, SLG: 0.382	0-3 K			0-0 4-3		0-0 2B		0-0 1B 2B 1B		4 1 2 1 0 1 1										
Tom Tresh, S (1,6) OBP: 0.304, SLG: 0.308		0-0 G3		0-0 G3		4-0 IBB		4-0 2B IBB		2 1 0 0 2 0 0										
Bill Robinson, R (1,9) OBP: 0.294, SLG: 0.380				0-0 6-3		0-0 F8		0-0 1B 2B		4 0 2 2 0 0 2										
Bobby Cox, R (1,5) OBP: 0.300, SLG: 0.316					0-0 F9		0-0 6-3	4-0 F2		3 0 0 0 1 0 1										
Stan Bahnsen, R (1,1) OBP: 0.114, SLG: 0.049			0-3 K		0-3 K		0-3 K	0-3 K		4 0 0 0 0 4 3										
Lindy McDaniel, R (8,1)										0 0 0 0 0 0 0										
Inning Stats	R: 1 E: 0 K: 2 S: 9	H: 2 LOB: 1 BB: 0 P: 9	R: 0 E: 0 K: 1 S: 6	H: 1 LOB: 1 BB: 0 P: 6	R: 0 E: 0 K: 0 S: 4	H: 1 LOB: 1 BB: 0 P: 4	R: 0 E: 0 K: 0 S: 3	H: 0 LOB: 0 BB: 0 P: 3	R: 0 E: 0 K: 1 S: 6	H: 1 LOB: 1 BB: 0 P: 6	R: 0 E: 0 K: 0 S: 4	H: 0 LOB: 0 BB: 0 P: 5	R: 3 E: 0 K: 2 S: 9	H: 2 LOB: 2 BB: 3 P: 21	R: 0 E: 0 K: 1 S: 5	H: 0 LOB: 0 BB: 0 P: 5	1B: 5 2B: 3 3B: 0 HR: 0	SF: 1 SAC: 0 DP: 0 HBP: 0	WP: 1 PB: 0 SB: 1 CS: 0	PA: 39
PITCHER	IP WLS BF H R ER SO BB IBB HBP BLK WP HR S P ERA WHIP																			
Ray Culp, R (1,1) ERA: 2.91	8.0 L 36 8 4 4 7 1 3 0 0 1 0 0 46 62 4.50 1.125																			
Sparky Lyle, L (9,1) ERA: 2.74	1.0 3 0 0 0 1 0 0 0 0 0 0 0 5 5 0.00 0.000																			

Batter	1	2	3	4	5	6	7	8	9	AB R H RBI BB SO LOB	BOTTOM											
Mike Andrews, R (1,4) OBP: 0.368, SLG: 0.354	0-0 4-3		0-0 5-3			0-0 FC4-6 1B	0-0 F2		0-0 6-3	5 0 1 0 0 0 2	<p>New York Yankees @ Boston Red Sox Fenway Park, Boston, MA Sun Sep 29 1968, 3:33 AM EDT Att: 35,209 - Overcast - 69 F</p> <p>AB 34 R 3 H 9 RBI 3 BB 4 SO 8 LOB 17</p> 											
Dalton Jones, L (1,3) OBP: 0.271, SLG: 0.314	0-3 K		0-3 K			0-0 FC4-6 1B 1-2 1B	0-0 1B		0-0 3-1	5 1 1 0 0 2 2												
Carl Yastrzemski, L (1,7) OBP: 0.426, SLG: 0.495	0-0 6-3			0-0 4-3		0-0 F6	0-0 F4		0-3 K	5 0 0 0 0 1 3												
Ken Harrelson, R (1,9) OBP: 0.356, SLG: 0.518		0-3 K		0-0 F3		0-0 1B 1-2 1B		4-0 FC6-4 BB		3 0 1 0 1 1 0												
Reggie Smith, S (1,8) OBP: 0.342, SLG: 0.430		0-0 2B		0-0 F5		0-0 BB 1-3 2-H 1B		0-3 K		4 0 2 1 0 1 1												
Joe Foy, R (1,5) OBP: 0.336, SLG: 0.326		0-0 F8			4-0 G6-4-3 BB	4-0 BB		0-0 FC6-4 2B 1B		2 1 0 0 2 0 2												
Rico Petrocelli, R (1,6) OBP: 0.292, SLG: 0.374			0-3 K		0-0 G6-4-3 1-2 1B	0-0 F5		0-0 1B 2B		4 1 1 0 0 1 5												
Russ Gibson, R (1,2) OBP: 0.247, SLG: 0.320							0-0 F8		0-0 1B	4 0 3 2 0 0 0												
George Thomas, R (8, PR) OBP: 0.273, SLG: 0.500								0-0 2B 2-H 3-H 1B		0 0 0 0 0 0 0												
Elston Howard, R (9,2) OBP: 0.317, SLG: 0.335										0 0 0 0 0 0 0												
Ray Culp, R (1,1) OBP: 0.162, SLG: 0.129										1 0 0 0 1 1 1												
Floyd Robinson, L (8, PH) OBP: 0.270, SLG: 0.295										1 0 0 0 0 1 1												
Sparky Lyle, L (9,1) OBP: 0.125, SLG: 0.125										0 0 0 0 0 0 0												
Inning Stats	R: 0 E: 0 K: 1 S: 5	H: 0 LOB: 0 BB: 0 P: 5	R: 0 E: 0 K: 2 S: 8	H: 1 LOB: 1 BB: 0 P: 8	R: 0 E: 0 K: 1 S: 6	H: 1 LOB: 1 BB: 0 P: 6	R: 0 E: 0 K: 0 S: 3	H: 0 LOB: 0 BB: 0 P: 3	R: 0 E: 0 K: 1 S: 5	H: 1 LOB: 1 BB: 1 P: 9	R: 1 E: 0 K: 0 S: 6	H: 3 LOB: 3 BB: 1 P: 10	R: 0 E: 0 K: 0 S: 4	H: 1 LOB: 2 BB: 1 P: 8	R: 2 E: 0 K: 2 S: 9	H: 2 LOB: 1 BB: 1 P: 13	R: 0 E: 0 K: 1 S: 5	H: 0 LOB: 0 BB: 0 P: 5	1B: 7 2B: 2 3B: 0 HR: 0	SF: 0 SAC: 1 DP: 1 HBP: 0	WP: 0 PB: 0 SB: 0 CS: 0	PA: 39
PITCHER	IP WLS BF H R ER SO BB IBB HBP BLK WP HR S P ERA WHIP																					
Stan Bahnsen, R (1,1) ERA: 2.05	7.2 W 35 9 3 3 6 4 0 0 0 0 0 0 43 59 3.52 1.696																					
Lindy McDaniel, R (8,1) ERA: 3.31	1.1 S 4 0 0 0 2 0 0 0 0 0 0 0 8 8 0.00 0.000																					