

New York Yankees - 1969

Batter	1	2	3	4	5	6	7	8	9	AB	R	H	RBI	BB	SO	LOB	TOP								
Horace Clarke, S OBP: 0.357, SLG: 0.250	G3		FC3-6 BB		FC4-6 1B	1-3			1B SF9 BB	3	1	1	0	2	0	0	New York Yankees @ Washington Senators Robert F. Kennedy Memorial Stadium, Washington, DC Thu Apr 10 1969, 3:33 AM EST Att. 3,971 - Unknown - 70 F livebaseballscorecards.com								
Jerry Kenney, L OBP: 0.214, SLG: 0.500	F7		FC3-6 1-2		FC4-6 1-2		5-3	K	5	0	0	0	0	1	3										
Bobby Murcer, L OBP: 0.429, SLG: 0.857	E 1B		F9		G3		4-3		5	0	2	0	0	0	2										
Roy White, S OBP: 0.429, SLG: 0.500	None 1-2 BB		K			BB 1B HR BB			1	1	0	1	3	1	1										
Joe Pepitone, L OBP: 0.231, SLG: 0.308	E3			K		FC4 1B			5	0	1	0	0	1	4										
Tom Tresh, S OBP: 0.182, SLG: 0.100		K		WP BB		FC4 HR BB		K	4	1	0	0	1	2	5										
Bill Robinson, R		K		K		HR BB		P5	3	1	0	0	1	2	1										
Frank Fernandez, R OBP: 0.750, SLG: 2.667				K		HR		HR	3	2	2	5	1	1	1										
Fritz Peterson, S Nate Oliver, R Fred Talbot, R Bobby Cox, R Mike Kekich, R Len Boehmer, R Don Nottebart, R	G3				2-3	L6		F9	1	0	0	0	0	0	1										
Inning Stats	R: 0 E: 1 K: 0 S: 4	H: 1 LOB: 2 BB: 1 P: 8	R: 0 E: 0 K: 2 S: 7	H: 0 LOB: 1 BB: 1 P: 11	R: 0 E: 0 K: 1 S: 5	H: 0 LOB: 1 BB: 1 P: 9	R: 0 E: 0 K: 3 S: 9	H: 0 LOB: 1 BB: 1 P: 13	R: 0 E: 0 K: 0 S: 4	H: 1 LOB: 1 BB: 0 P: 4	R: 4 E: 0 K: 0 S: 5	H: 2 LOB: 0 BB: 2 P: 13	R: 0 E: 0 K: 0 S: 3	H: 0 LOB: 1 BB: 1 P: 7	R: 1 E: 0 K: 1 S: 6	H: 1 LOB: 0 BB: 0 P: 6		R: 1 E: 0 K: 1 S: 6	H: 1 LOB: 1 BB: 1 P: 10	1B: 4 2B: 0 3B: 0 HR: 2	SF: 1 SAC: 0 DP: 0 HBP: 0	WP: 1 PB: 0 SB: 0 CS: 0	PA: 42		
PITCHER	IP	WLS	BF	H	R	ER	SO	BB	IBB	HBP	BLK	WP	HR	S	P	ERA	WHIP								
Jim Hannan, R ERA: 6.75	5.1	W	27	4	4	4	6	6	0	0	0	1	1	32	56	6.75	1.875								
Bob Humphreys, R ERA: 4.5	3.0		13	2	2	2	2	2	0	0	0	0	1	15	23	6.00	1.333								
Dennis Higgins, R ERA:	0.2	S	2	0	0	0	0	0	0	0	0	0	0	2	2	0.00	0.000								

Batter	1	2	3	4	5	6	7	8	9	AB	R	H	RBI	BB	SO	LOB	BOTTOM								
Del Unser, L OBP: 0.429, SLG: 0.643	SH1-3 HR 1B	G4-6-3 1B		1-6-3 1-2 2-3 3-H		1B 3B		G3		5	2	3	2	0	0	2	New York Yankees @ Washington Senators Robert F. Kennedy Memorial Stadium, Washington, DC Thu Apr 10 1969, 3:33 AM EST Att. 3,971 - Unknown - 70 F livebaseballscorecards.com								
Ed Brinkman, R OBP: 0.417, SLG: 0.500	SH1-3 1-2	G4-6-3 1-2		F9		1B			4	0	2	1	0	0	3										
Frank Howard, R OBP: 0.357, SLG: 1.214 Gary Holman, L	HR		G1-6-3 1B		HR		P3	P4	5	2	3	3	0	0	2										
Hank Allen, R OBP: 0.400, SLG: 0.800	4-3 HR 1B		K		F8		SF8 3B		4	2	2	0	0	1	1										
Ken McMullen, R OBP: 0.167, SLG: 0.455	4-3 1-2		G1-6-3 1-2		5-3		SF8		3	0	0	1	0	0	2										
Brant Aleva, R OBP: 0.750, SLG: 1.500 Ed Stroud, L OBP: 0.444, SLG: 0.556	HR		1B 1-6-3 1B		1B		K		4	2	3	2	0	1	0										
Tim Cullen, R OBP: 0.583, SLG: 0.600	6-3		1-6-3 1B 1-2		F8		BB		3	0	1	0	1	0	1										
Paul Casanova, R OBP: 0.273, SLG: 0.636		SH5-4 1B 2B		F8		K		4-3	4	1	1	0	0	1	3										
Jim Hannan, R OBP: 1.000, SLG: 1.000 Bob Humphreys, R Dennis Higgins, R		SH5-4		1-6-3 1B 1-2 2-3		K		K	1	0	1	0	0	0	0										
Inning Stats	R: 4 E: 0 K: 0 S: 7	H: 4 LOB: 0 BB: 0 P: 7	R: 1 E: 0 K: 0 S: 4	H: 2 LOB: 0 BB: 0 P: 4	R: 0 E: 0 K: 1 S: 5	H: 1 LOB: 0 BB: 0 P: 5	R: 1 E: 0 K: 0 S: 6	H: 3 LOB: 2 BB: 0 P: 6	R: 1 E: 0 K: 0 S: 5	H: 2 LOB: 1 BB: 0 P: 5	R: 1 E: 0 K: 2 S: 9	H: 2 LOB: 1 BB: 0 P: 9	R: 1 E: 0 K: 1 S: 6	H: 1 LOB: 1 BB: 1 P: 10	R: 0 E: 0 K: 1 S: 6	H: 1 LOB: 1 BB: 0 P: 6		1B: 10 2B: 1 3B: 2 HR: 3	SF: 1 SAC: 2 DP: 2 HBP: 0	WP: 0 PB: 0 SB: 0 CS: 0	PA: 39				
PITCHER	IP	WLS	BF	H	R	ER	SO	BB	IBB	HBP	BLK	WP	HR	S	P	ERA	WHIP								
Fritz Peterson, L ERA: 13.5	4.0	L	20	10	6	6	1	0	0	0	0	0	0	0	0	13.50	2.500								
Fred Talbot, R ERA: 9.0	1.0		5	2	1	1	0	0	0	0	0	0	1	5	5	9.00	2.000								
Mike Kekich, L ERA: 9.0	2.0		10	3	2	2	3	1	0	0	0	0	0	15	19	9.00	2.000								
Don Nottebart, R ERA: 3.0	1.0		4	1	0	0	1	0	0	0	0	0	0	6	6	0.00	1.000								

Batter	1	2	3	4	5	6	7	8	9	AB	R	H	RBI	BB	SO	LOB	TOP					
Horace Clarke, S OBP: 0.316, SLG: 0.235	(1,4) 0-3 K		(2) 0-0 FC6-5		(2) 0-0 L9		(3) 0-0 P4		(1) 0-0 SH 1B	5	1	1	0	0	1	1						
Jerry Kenney, L OBP: 0.167, SLG: 0.389	(1,8) 0-0 4-3		(3) 0-0 1-3		(3) 0-0 L6			(1) 0-0 G3	(1) 0-0 SH 1B	4	1	0	0	0	0	1						
Bobby Murcer, L OBP: 0.474, SLG: 0.778	(1,5) 0-3 K			(1) 0-0 E3 2B		(1) 4-0 SH BB		(1) 0-0 HR 1B	(1) 0-0 HR 1B	4	4	2	1	1	1	0						
Roy White, S OBP: 0.389, SLG: 0.667		(1) 0-0 6-3		(1) 0-3 K		(1) 0-0 SH		(1) 0-0 HR 1B	(1) 0-0 L9	4	1	1	2	0	1	2						
Joe Pepitone, L OBP: 0.389, SLG: 0.667		(1) 0-0 F7 S 1B		(1) 0-0		(1) 0-0 F8		(1) 0-0 1B 1B	(1) 0-0 HR	5	2	4	3	0	0	1						
Tom Tresh, S OBP: 0.231, SLG: 0.091 Gene Michael, S (4,6)		(2) 0-0 F7 1-3		(2) 4-0 BB		(2) 0-0 L3		(2) 4-0 E 1B BB	(2) 0-0 L9	1	0	0	0	1	0	1						
Bill Robinson, R OBP: 0.176, SLG: 0.067		(3) 0-0 L7		(2) 0-3 K		(3) 0-3 K		(3) 0-0 E9 1-3 2-H 1B	(3) 0-3 K	5	0	1	1	0	3	4						
Jake Gibbs, L OBP: 0.364, SLG: 0.400			(1) 4-0 FC6-5 SH1-4 BB	(3) 0-0 4-3			(1) 0-3 K	(2) 0-0 P6		3	0	0	0	1	1	4						
Bill Burbach, R Lindy McDaniel, R (7,1)			(1) 0-0 SH1-4 1-2		(1) 0-3 K		(2) 0-3 K	(3) 0-3 K		2	0	0	0	0	2	0						
Inning Stats	R: 0 E: 0 K: 2 S: 7	H: 0 LOB: 0 BB: 0 P: 7	R: 0 E: 0 K: 0 S: 4	H: 1 LOB: 1 BB: 0 P: 4	R: 0 E: 0 K: 0 S: 3	H: 0 LOB: 1 BB: 1 P: 7	R: 1 E: 1 K: 2 S: 9	H: 1 LOB: 2 BB: 1 P: 13	R: 0 E: 0 K: 1 S: 5	H: 0 LOB: 0 BB: 0 P: 5	R: 1 E: 1 K: 2 S: 6	H: 0 LOB: 1 BB: 1 P: 10	R: 0 E: 0 K: 2 S: 7	H: 0 LOB: 0 BB: 0 P: 7	R: 3 E: 1 K: 1 S: 9	H: 4 LOB: 2 BB: 1 P: 13	R: 4 E: 1 K: 1 S: 9	H: 3 LOB: 0 BB: 0 P: 9	1B: 6 2B: 1 3B: 0 HR: 2	SF: 0 SAC: 3 DP: 0 HBP: 0	WP: 0 PB: 1 SB: 5 CS: 0	PA: 43
PITCHER	IP WLS BF H R ER SO BB IBB HBP BLK WP HR S P ERA WHIP																					
Earl Wilson, R ERA: 2.45	(1,1) 7.1 L 31 4 4 2 8 3 0 0 0 0 0 1 44 56 2.46 0.955																					
John Hiller, L ERA: 13.5	(8,1) 0.2 5 2 1 1 1 1 0 0 0 0 0 6 10 13.50 4.500																					
Dick Radatz, R ERA: 81.0	(9,1) 0.1 5 3 4 3 0 0 0 0 0 0 1 5 5 81.00 9.000																					
Mike Kilkenny, L ERA:	(9,1) 0.2 2 0 0 0 1 0 0 0 0 0 0 4 4 0.00 0.000																					

New York Yankees @ Detroit Tigers
 Tiger Stadium, Detroit, MI
 Fri Apr 11 1969, 3:33 AM EST
 Att: 14,015 - Sunny - 47 F

AB	36
R	9
H	9
RBI	7
BB	4
SO	10
LOB	17



Batter	1	2	3	4	5	6	7	8	9	AB	R	H	RBI	BB	SO	LOB	BOTTOM			
Dick McAuliffe, L OBP: 0.600, SLG: 0.700	(1,4) 0-0 4-3		(1) 4-0 E 1B BB		(1) 0-0 F7		(1) 0-3 K	(1) 4-0 1B BB		3	0	0	0	2	1	2				
Mickey Stanley, R OBP: 0.400, SLG: 0.643	(1,6) 4-0 BB		(1) 0-0 F9		(2) 0-0 F9		(2) 0-0 E BB 1-2 2-H 1B	(2) 0-0 1-3 2-H 1B		4	0	2	2	1	0	1				
Al Kaline, R OBP: 0.467, SLG: 0.714	(1,9) 0-0 L6		(1) 0-0 E5 G5-3 BB 1-3 1B		(3) 0-0 L5-3		(2) 0-3 K	(3) 0-3 K		5	0	1	0	0	2	5				
Norm Cash, L OBP: 0.700, SLG: 0.667	(1,3) 0-0 4-3		(1) 4-0 BB		(1) 0-0 F2		(1) 4-0 E BB 1-2 2-3	(1) 0-0 1B WP SF7 1B		3	1	1	0	2	0	1				
Willie Horton, R OBP: 0.267, SLG: 0.429		(1) 0-3 K	(2) 0-0 G5-3 2-3f		(2) 0-3 K		(2) 0-0 E6 FC4-6 1-2 2-3 3-H	(1) 0-0 F7		5	0	0	0	0	2	6				
Jim Northrup, L OBP: 0.306, SLG: 0.100		(1) 4-0 1B BB		(1) 0-0 4-3		(1) 1-0 HBP	(3) 0-0 FC4-6 1-2f	(1) 0-0 2-3 1B		3	0	1	0	1	0	3				
Bill Freehan, R OBP: 0.571, SLG: 1.167		(1) 0-0 FC6-4 1-2 1B		(1) 0-0 5-3 1B		(3) 0-0 F7		(2) 0-0 FC4-6 1B		4	0	3	1	0	0	1				
Don Wert, R OBP: 0.286, SLG: 0.231		(2) 0-0 P4		(2) 0-0 5-3		(1) 0-0 1B 1B	(1) 0-0 1B 1B	(1) 0-0 F9	(3) 0-0 1-3	5	1	1	0	0	0	5				
Earl Wilson, R OBP: 0.333, SLG: 0.333 John Hiller, R (8,1) Gates Brown, L (8, PH) Dick Radatz, R (9,1) Mike Kilkenny, R (9,1)		(3) 0-0 FC6-4 1-2f		(3) 0-3 K		(2) 0-0 BB 1B E 1-2 1B	(2) 0-0 FC4-6 1B			3	1	1	0	0	1	3				
Inning Stats	R: 0 E: 0 K: 0 S: 3	H: 0 LOB: 1 BB: 1 P: 7	R: 0 E: 0 K: 1 S: 6	H: 1 LOB: 2 BB: 1 P: 10	R: 0 E: 1 K: 0 S: 3	H: 1 LOB: 2 BB: 2 P: 11	R: 0 E: 0 K: 1 S: 6	H: 1 LOB: 0 BB: 0 P: 6	R: 0 E: 0 K: 2 S: 5	H: 0 LOB: 1 BB: 0 P: 6	R: 2 E: 1 K: 2 S: 11	H: 3 LOB: 3 BB: 1 P: 15	R: 1 E: 0 K: 1 S: 7	H: 2 LOB: 1 BB: 1 P: 11	R: 1 E: 0 K: 0 S: 5	H: 2 LOB: 1 BB: 0 P: 5	1B: 10 2B: 0 3B: 0 HR: 0	SF: 1 SAC: 0 DP: 1 HBP: 1	WP: 1 PB: 0 SB: 0 CS: 0	PA: 44
PITCHER	IP WLS BF H R ER SO BB IBB HBP BLK WP HR S P ERA WHIP																			
Bill Burbach, R ERA: 1.5	(1,1) 6.0 W 17 5 2 2 3 2 0 0 0 1 0 21 29 6.00 2.333																			
Lindy McDaniel, R ERA: 6.0	(7,1) 3.0 W 17 5 2 2 3 2 0 0 0 0 1 0 21 29 6.00 2.333																			

New York Yankees @ Detroit Tigers
 Tiger Stadium, Detroit, MI
 Fri Apr 11 1969, 3:33 AM EST
 Att: 14,015 - Sunny - 47 F

AB	36
R	4
H	10
RBI	3
BB	6
SO	6
LOB	28



Batter	1	2	3	4	5	6	7	8	9	AB	R	H	RBI	BB	SO	LOB	TOP			
Horace Clarke, S (1,4) OBP: 0.375, SLG: 0.364										5	2	3	1	0	1	0	<p>New York Yankees @ Detroit Tigers Tiger Stadium, Detroit, MI Sat Apr 12 1969, 3:33 AM EST Att: 14,527 - Unknown - 50 F</p> <p>livebaseballscorecards.com</p> <p>AB 36 R 4 H 12 RBI 4 BB 2 SO 5 LOB 17</p>			
Jerry Kenney, L (1,8) OBP: 0.217, SLG: 0.391										5	0	2	1	0	1	1				
Bobby Murcer, L (1,5) OBP: 0.417, SLG: 0.696										5	0	1	1	0	1	4				
Roy White, S (1,7) OBP: 0.391, SLG: 0.600										3	0	1	1	1	0	2				
Joe Pepitone, L (1,3) OBP: 0.318, SLG: 0.545										4	0	0	0	0	0	3				
Bill Robinson, R (1,9) OBP: 0.190, SLG: 0.056										3	0	0	0	1	1	1				
Jake Gibbs, L (1,2) OBP: 0.400, SLG: 0.429										4	0	2	0	0	0	2				
Gene Michael, S (1,6) OBP: 0.375, SLG: 0.429										4	1	2	0	0	1	1				
Mel Stottlemyre, R (1,1) OBP: 0.286, SLG: 0.167										3	1	1	0	0	0	3				
Inning Stats	R: 0 E: 0 K: 2 S: 7	H: 0 LOB: 0 BB: 0 P: 7	R: 0 E: 0 K: 0 S: 4	H: 1 LOB: 1 BB: 0 P: 4	R: 2 E: 0 K: 0 S: 6	H: 3 LOB: 2 BB: 1 P: 10	R: 0 E: 0 K: 0 S: 4	H: 1 LOB: 1 BB: 0 P: 4	R: 1 E: 0 K: 1 S: 6	H: 2 LOB: 0 BB: 0 P: 6	R: 0 E: 0 K: 0 S: 3	H: 0 LOB: 0 BB: 0 P: 3	R: 0 E: 0 K: 0 S: 3	H: 0 LOB: 1 BB: 1 P: 7	R: 1 E: 1 K: 1 S: 8	H: 3 LOB: 2 BB: 0 P: 8	1B: 9 2B: 3 3B: 0 HR: 0	SF: 1 SAC: 1 DP: 0 HBP: 0	WP: 0 PB: 0 SB: 2 CS: 1	PA: 41
PITCHER Denny McLain, R (1,1) ERA: 3.0	IP: 9.0 WLS: L BF: 40	H: 12 R: 4 ER: 4 SO: 5	BB: 2 IBB: 0 HBP: 0 BLK: 0	WP: 0 HR: 0 S: 48 P: 56	ERA: 4.00 WHIP: 1.556	PITCHER														

Batter	1	2	3	4	5	6	7	8	9	AB	R	H	RBI	BB	SO	LOB	BOTTOM			
Dick McAuliffe, L (1,4) OBP: 0.474, SLG: 0.500										4	0	0	0	0	0	0	<p>New York Yankees @ Detroit Tigers Tiger Stadium, Detroit, MI Sat Apr 12 1969, 3:33 AM EST Att: 14,527 - Unknown - 50 F</p> <p>livebaseballscorecards.com</p> <p>AB 30 R 0 H 1 RBI 0 BB 0 SO 3 LOB 3</p>			
Mickey Stanley, R (1,6) OBP: 0.316, SLG: 0.500										4	0	0	0	0	0	0				
Al Kaline, R (1,9) OBP: 0.368, SLG: 0.556										4	0	0	0	0	1	1				
Norm Cash, L (1,3) OBP: 0.538, SLG: 0.444										3	0	0	0	0	0	0				
Willie Horton, R (1,7) OBP: 0.222, SLG: 0.353										3	0	0	0	0	1	1				
Jim Northrup, L (1,8) OBP: 0.313, SLG: 0.231										3	0	1	0	0	0	0				
Bill Freehan, R (1,2) OBP: 0.471, SLG: 0.933										3	0	0	0	0	0	1				
Don Wert, R (1,5) OBP: 0.235, SLG: 0.188										3	0	0	0	0	0	0				
Denny McLain, R (1,1) Gates Brown, L (9,PH)										2	0	0	0	0	1	0				
Inning Stats	R: 0 E: 0 K: 0 S: 3	H: 0 LOB: 0 BB: 0 P: 3	R: 0 E: 0 K: 0 S: 3	H: 0 LOB: 0 BB: 0 P: 3	R: 0 E: 0 K: 1 S: 5	H: 0 LOB: 0 BB: 0 P: 5	R: 0 E: 0 K: 1 S: 6	H: 1 LOB: 1 BB: 0 P: 6	R: 0 E: 0 K: 1 S: 5	H: 0 LOB: 0 BB: 0 P: 5	R: 0 E: 1 K: 0 S: 4	H: 0 LOB: 1 BB: 0 P: 4	R: 0 E: 0 K: 0 S: 3	H: 0 LOB: 0 BB: 0 P: 3	R: 0 E: 1 K: 0 S: 4	H: 0 LOB: 1 BB: 0 P: 4	1B: 0 2B: 1 3B: 0 HR: 0	SF: 0 SAC: 0 DP: 0 HBP: 0	WP: 0 PB: 0 SB: 0 CS: 0	PA: 30
PITCHER Mel Stottlemyre, R (1,1) ERA: 2.0	IP: 9.0 WLS: W BF: 30	H: 1 R: 0 ER: 0 SO: 3	BB: 0 IBB: 0 HBP: 0 BLK: 0	WP: 0 HR: 0 S: 36 P: 36	ERA: 0.00 WHIP: 0.111	PITCHER														

Batter	1	2	3	4	5	6	7	8	9	AB	R	H	RBI	BB	SO	LOB	TOP						
Horace Clarke, S OBP: 0.345, SLG: 0.308	G3	3-1		F7			FC4-6 BB		F7	4	0	0	0	1	0	5							
Jerry Kenney, L OBP: 0.250, SLG: 0.393	F8 1B		G3		G3		FC4-6 BB 1-2		FC5 1B 1-2	5	0	2	0	0	0	1							
Bobby Murcer, L OBP: 0.414, SLG: 0.643	F8 1-2		F7		G4-3 1B		F8		FC5 1B 1-2 2-3	5	0	2	0	0	0	2							
Roy White, S OBP: 0.393, SLG: 0.500	K		2B BB		G4-3 1-2				FC5 1-2 2-3 3-H	3	0	0	1	2	1	4							
Joe Pepitone, L OBP: 0.333, SLG: 0.556		G4-3 BB 1B				L9			K	5	0	2	0	0	1	4							
Bill Robinson, R OBP: 0.240, SLG: 0.050		G4-3 BB 1-2		4-3		L9 2B BB				2	1	0	0	2	0	2							
Jake Gibbs, L OBP: 0.368, SLG: 0.444		G4-3 1-2 2-3		1-3		3-1 2B 1-H				4	0	1	1	0	0	2							
Gene Michael, S OBP: 0.455, SLG: 0.375						3-1				1	0	0	0	2	0	1							
Len Boehmer, R (8, PH)						SH3-4 BB				1	0	0	0	0	0	0							
Stan Bahnsen, R (1, 1)						5-3				0	0	0	0	1	0	0							
Fred Talbot, R (4, 1)										0	0	0	0	0	0	0							
Bobby Cox, R (6, PH)										1	0	0	0	0	0	1							
Mike Kekich, R (6, 1)										0	0	0	0	0	0	0							
Billy Cowan, R OBP: 1.000, SLG: 1.000										1	1	1	0	0	0	0							
Inning Stats	R: 0 E: 0 K: 1 S: 6	H: 1 LOB: 1 BB: 0 P: 6	R: 0 E: 0 K: 0 S: 3	H: 1 LOB: 3 BB: 3 P: 15	R: 0 E: 0 K: 0 S: 4	H: 1 LOB: 2 BB: 1 P: 8	R: 0 E: 0 K: 0 S: 3	H: 0 LOB: 1 BB: 1 P: 7	R: 0 E: 0 K: 0 S: 3	H: 1 LOB: 0 BB: 0 P: 3	R: 1 E: 0 K: 0 S: 4	H: 1 LOB: 1 BB: 1 P: 8	R: 0 E: 0 K: 0 S: 3	H: 0 LOB: 2 BB: 2 P: 11	R: 0 E: 0 K: 0 S: 3	H: 0 LOB: 0 BB: 0 P: 3	R: 1 E: 0 K: 1 S: 8	H: 3 LOB: 2 BB: 0 P: 8	1B: 6 2B: 2 3B: 0 HR: 0	SF: 0 SAC: 1 DP: 2 HBP: 0	WP: 0 PB: 0 SB: 0 CS: 0	PA: 41	
PITCHER	IP WLS BF H R ER SO BB IBB HBP BLK WP HR S P ERA WHIP																						
Joe Sparna, R ERA: 1.35	(1, 1)	6.2 W 31	5 1 1 1	8 0 0 0	0 0 0 0	0 0 25 57	1.35 1.950																
Mickey Lolich, L ERA: 2.39	(7, 1)	2.1 S 10	3 1 1 1	0 0 0 0	0 0 12 12	3.86 1.286																	

New York Yankees @ Detroit Tigers
Tiger Stadium, Detroit, MI
Sun Apr 13 1969, 3:33 AM EST
Att: 25,429 - Unknown - 60 F

AB	32
R	2
H	8
RBI	2
BB	8
SO	2
LOB	22



Batter	1	2	3	4	5	6	7	8	9	AB	R	H	RBI	BB	SO	LOB	BOTTOM						
Dick McAuliffe, L OBP: 0.458, SLG: 0.444	FC6-4 1B	K		CS BB	P5				K	4	0	1	0	1	2	1							
Mickey Stanley, R OBP: 0.348, SLG: 0.524	FC6-4 HR	L8 2B		E PB BB 1-2		L9				3	2	1	0	1	0	1							
Al Kaline, R OBP: 0.348, SLG: 0.636	1-H HR	L8		L5 1B 2B 1-3		L7				4	2	1	2	0	0	2							
Norm Cash, L OBP: 0.529, SLG: 0.462	BB 5-3 BB 1B	F9		1-3 3-H 2B 1B		F7				4	2	2	1	0	0	1							
Willie Horton, R OBP: 0.227, SLG: 0.381	5-3 1-2			F2		F9				4	0	1	2	0	0	1							
Jim Northrup, L OBP: 0.350, SLG: 0.250	BB BB BB			6-3		P4				3	0	1	0	1	0	1							
Bill Freehan, R OBP: 0.429, SLG: 0.778				E1		F2				3	0	0	0	1	0	1							
Don Wert, R OBP: 0.286, SLG: 0.167				G3						2	0	0	1	2	0	1							
Joe Sparna, R (1, 1)										2	0	0	0	0	1	3							
Mickey Lolich, S (7, 1)	F9			K		SH1-4				1	0	0	0	0	1	0							
Inning Stats	R: 3 E: 0 K: 0 S: 6	H: 3 LOB: 3 BB: 3 P: 18	R: 0 E: 0 K: 1 S: 6	H: 1 LOB: 1 BB: 0 P: 6	R: 0 E: 1 K: 0 S: 4	H: 0 LOB: 1 BB: 0 P: 4	R: 3 E: 1 K: 1 S: 7	H: 2 LOB: 1 BB: 2 P: 15	R: 0 E: 0 K: 0 S: 3	H: 0 LOB: 0 BB: 1 P: 7	R: 0 E: 0 K: 0 S: 3	H: 0 LOB: 0 BB: 0 P: 3	R: 0 E: 0 K: 2 S: 7	H: 0 LOB: 0 BB: 0 P: 7	R: 0 E: 0 K: 2 S: 7	H: 0 LOB: 0 BB: 0 P: 7	1B: 4 2B: 3 3B: 0 HR: 1	SF: 0 SAC: 1 DP: 1 HBP: 0	WP: 0 PB: 1 SB: 0 CS: 1	PA: 37			
PITCHER	IP WLS BF H R ER SO BB IBB HBP BLK WP HR S P ERA WHIP																						
Stan Bahnsen, R ERA: 9.39	(1, 1)	3.2 L 23	6 6 3 2	1 0 0 0	0 0 0 0	0 0 4 8	0.00 0.750																
Fred Talbot, R ERA: 3.66	(4, 1)	1.1	5 0 0 0	1 0 0 0	0 0 0 0	0 0 13 13	0.00 0.333																
Mike Kekich, L ERA: 3.6	(6, 1)	3.0	9 1 0 0	0 0 2 0	0 0 0 0	0 0 0 0	0.00 0.333																

New York Yankees @ Detroit Tigers
Tiger Stadium, Detroit, MI
Sun Apr 13 1969, 3:33 AM EST
Att: 25,429 - Unknown - 60 F

AB	30
R	6
H	7
RBI	6
BB	6
SO	4
LOB	12



Batter	1	2	3	4	5	6	7	8	9	AB	R	H	RBI	BB	SO	LOB	TOP					
Del Unser, L OBP: 0.235, SLG: 0.303 (1, 8)	0-0 6-3	0-0 FC6-4		0-0 FC4		0-0 1B			0-0 F7	5	0	1	1	0	0	3	Washington Senators @ New York Yankees Yankee Stadium, Bronx, NY Tue Apr 15 1969, 3:33 AM EST Att: 13,889 - Cloudy - 68 F					
Ed Brinkman, R OBP: 0.323, SLG: 0.452 (1, 6)	0-0 1B	0-0 6-3		0-0 G6-4-3		0-0 5-3			0-0 G6-3	5	1	1	0	0	5							
Frank Howard, R OBP: 0.265, SLG: 0.594 (1, 3)	0-0 L9		0-0 1-3		0-0 F8 1B				0-0 G3	4	0	1	0	0	1							
Hank Allen, R OBP: 0.333, SLG: 0.467 (1, 7)	0-0 BB		0-0 1B		0-0 F8 1B				0-0 5-3	4	0	3	0	0	0							
Ken McMullen, R OBP: 0.233, SLG: 0.296 (1, 5)	4-0 BB		0-0 L7		0-0 F8				0-0 4-3	3	0	0	0	1	3							
Brant Aylva, R OBP: 0.545, SLG: 0.778 (1, 9)	4-0 1-2		0-0 1-3		4-0 G6-4-3				0-0 G6-3	2	0	1	1	2	0							
Tim Cullen, R OBP: 0.310, SLG: 0.296 (1, 4)	0-0 F9			0-0 SH1-4	0-0 G6-4-3				0-0 G6-3	4	1	0	0	0	7							
Paul Casanova, R OBP: 0.233, SLG: 0.429 (1, 2)		0-3 K		0-0 FC4		0-0 F9			0-3 K	4	0	1	0	0	2							
Jim Hannan, R Casey Cox, R Frank Bertaina, L Bob Humphreys, R Jim Miles, R Dick Billings, R OBP: 0.500, SLG: 0.500 (8, PH)	0-0 FC6-4		0-0 SH1-4		0-0 K				0-0 G6-3	1	0	1	0	0	0							
Inning Stats	R: 1 E: 0 K: 0 S: 5	H: 2 LOB: 3 BB: 2 P: 13	R: 0 E: 0 K: 1 S: 6	H: 1 LOB: 1 BB: 0 P: 6	R: 0 E: 0 K: 0 S: 4	H: 1 LOB: 1 BB: 0 P: 4	R: 1 E: 1 K: 0 S: 5	H: 1 LOB: 1 BB: 0 P: 5	R: 0 E: 0 K: 0 S: 4	H: 2 LOB: 2 BB: 1 P: 8	R: 0 E: 0 K: 1 S: 6	H: 1 LOB: 0 BB: 0 P: 6	R: 0 E: 0 K: 0 S: 3	H: 0 LOB: 0 BB: 0 P: 3	R: 0 E: 0 K: 1 S: 5	H: 1 LOB: 0 BB: 0 P: 5		R: 0 E: 0 K: 0 S: 3	H: 1 LOB: 0 BB: 0 P: 3	1B: 10 2B: 0 3B: 0 HR: 0	SF: 0 SAC: 1 DP: 4 HBP: 0	WP: 0 PB: 0 SB: 0 CS: 0
PITCHER Fritz Peterson, L ERA: 4.85 (1, 1)	IP: 9.0 WLS: W BF: 38 H: 10 R: 2 ER: 1 SO: 3 BB: 2 IBB: 1 HBP: 0 BLK: 0 WP: 0 HR: 0 S: 41 P: 53 ERA: 1.00 WHIP: 1.333																					

Batter	1	2	3	4	5	6	7	8	9	AB	R	H	RBI	BB	SO	LOB	BOTTOM					
Horace Clarke, S OBP: 0.382, SLG: 0.367 (1, 4)	4-0 FC4-6		0-0 G3		0-0 4-3		0-0 L8			4	2	2	1	1	0	2	Washington Senators @ New York Yankees Yankee Stadium, Bronx, NY Tue Apr 15 1969, 3:33 AM EST Att: 13,889 - Cloudy - 68 F					
Jerry Kenney, L OBP: 0.273, SLG: 0.375 (1, 8)	0-0 FC4-6		0-0 1-3		0-0 4-3		0-0 1B		0-0 2B	4	0	1	1	1	0	2						
Bobby Murcer, L OBP: 0.471, SLG: 0.781 (1, 5)	4-0 BB		0-0 HR		0-0 2B		0-0 4-3		0-0 2B	4	1	3	4	1	0	2						
Roy White, S OBP: 0.455, SLG: 0.619 (1, 7)	4-0 BB		0-0 2B		0-0 FC1-2		0-0 K		0-0 HR	3	1	2	0	2	1	2						
Joe Peppone, L OBP: 0.344, SLG: 0.625 (1, 3)	0-3 K		0-0 F7		0-0 FC1-2		0-0 HR		0-0 FC4-6	5	1	2	2	0	1	6						
Tom Tresh, S OBP: 0.294, SLG: 0.143 (1, 6)	0-0 G3			4-0 FC6-4	0-0 F7		0-0 1B		0-3 K	3	1	1	0	1	0	5						
Gene Michael, S OBP: 0.417, SLG: 0.333 (8, 6)				0-0 BB	0-0 F7		0-0 1B		0-0 K	1	0	0	0	0	1	1						
Bill Robinson, R OBP: 0.200, SLG: 0.040 (1, 9)		0-0 F7		0-0 FC6-4		0-0 5-3		0-0 F7	0-0 E5	5	0	0	0	0	3							
Jake Gibbs, L OBP: 0.333, SLG: 0.391 (1, 2)		0-0 4-3		0-0 F7		0-0 E3		0-0 FC4-6	0-0 FC4-6	5	2	1	0	0	3							
Fritz Peterson, S (1, 1)	0-3 K		0-0 2-3		0-0 1B		0-0 K		0-0 FC4-6	4	0	0	0	1	2	5						
Inning Stats	R: 0 E: 1 K: 1 S: 5	H: 0 LOB: 3 BB: 3 P: 17	R: 0 E: 0 K: 1 S: 5	H: 0 LOB: 0 BB: 0 P: 5	R: 1 E: 0 K: 0 S: 5	H: 2 LOB: 1 BB: 0 P: 5	R: 0 E: 0 K: 0 S: 3	H: 0 LOB: 1 BB: 1 P: 7	R: 1 E: 0 K: 0 S: 6	H: 3 LOB: 2 BB: 0 P: 6	R: 1 E: 1 K: 0 S: 5	H: 1 LOB: 2 BB: 1 P: 9	R: 5 E: 0 K: 2 S: 12	H: 5 LOB: 2 BB: 2 P: 20	R: 0 E: 1 K: 1 S: 7	H: 1 LOB: 2 BB: 0 P: 7	R: 0 E: 1 K: 1 S: 7	H: 1 LOB: 2 BB: 0 P: 7	1B: 6 2B: 4 3B: 0 HR: 2	SF: 0 SAC: 0 DP: 0 HBP: 0	WP: 0 PB: 0 SB: 0 CS: 0	PA: 45
PITCHER Jim Hannan, R ERA: 4.5 (1, 1) Casey Cox, R ERA: 2.54 (3, 1) Frank Bertaina, L ERA: 7.94 (5, 1) Bob Humphreys, R ERA: 9.0 (7, 1) Jim Miles, R ERA: 2.25 (8, 1)	IP: 2.2 WLS: 10 BF: 12 H: 4 R: 2 ER: 2 SO: 0 BB: 1 IBB: 0 HBP: 0 BLK: 0 WP: 0 HR: 1 S: 9 P: 13 ERA: 10.80 WHIP: 3.000																					

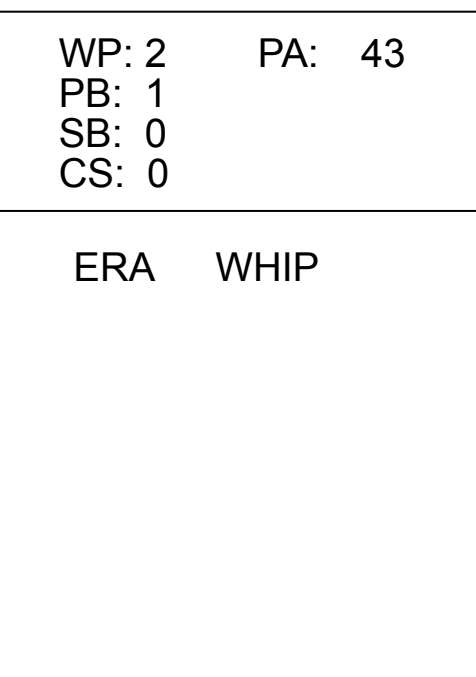
Batter	1	2	3	4	5	6	7	8	9	10	AB	R	H	RBI	BB	SO	LOB	TOP		
Del Unser, L OBP: 0.256, SLG: 0.316 (1, 8)	1-3		1B			G4-6-3 1B		F8		4-3	5	0	2	1	0	0	1	Washington Senators @ New York Yankees Yankee Stadium, Bronx, NY Thu Apr 17 1969, 3:33 AM EST Unknown - 70 F livebaseballscorecards.com		
Ed Stroud, L OBP: 0.292, SLG: 0.273 (1, 7)	K		1B			G4-6-3 1-2 1B		4-3			4	0	1	0	0	1	2			
Frank Howard, R OBP: 0.263, SLG: 0.583 (1, 9)	5-3		5-3			F9				HR 2B	4	1	1	0	0	0	2			
Mike Epstein, L OBP: 0.318, SLG: 0.526 (1, 3)		P3				G5-4-3 1B		K		HR	4	1	2	2	0	1	0			
Ken McMullen, R OBP: 0.256, SLG: 0.256 (1, 5)	F8		K			F9		L9			4	0	0	0	0	1	1			
Tim Cullen, R OBP: 0.303, SLG: 0.267 (1, 4)	5-3		G5-4-3			HBP		5-3			3	0	0	0	0	0	1			
Ed Brinkman, R OBP: 0.314, SLG: 0.457 (1, 6)			1B 2B			F8		6-3		1-3	4	1	1	0	0	0	1			
Paul Casanova, R OBP: 0.217, SLG: 0.391 (8, PH)			5-3			P6				P4	2	0	0	0	0	0	1			
Gary Holman, L OBP: 0.500, SLG: 0.500 (8, PH)						FC4-6 1B				1-3	1	0	1	0	0	0	0			
Jim French, L OBP: 0.125, SLG: 0.125 (8, 2)						FC4-6 1-2 1B					1	0	0	0	0	0	0			
Camilo Pascual, R OBP: 0.250, SLG: 0.250 (8, PH)			1-3			P4					2	0	0	0	0	0	1			
Bernie Allen, L OBP: 0.250, SLG: 0.250 (8, 1)											1	0	0	0	0	0	1			
Frank Bertaina, L OBP: 0.125, SLG: 0.125 (9, 1)											1	0	0	0	0	0	0			
Dennis Higgins, R OBP: 0.263, SLG: 0.583 (1, 9)											1	0	0	0	0	0	0			
Inning Stats	R: 0 E: 0 K: 1 S: 5	H: 0 LOB: 0 BB: 0 P: 5	R: 0 E: 0 K: 0 S: 3	H: 0 LOB: 0 BB: 0 P: 3	R: 1 E: 0 K: 0 S: 6	H: 3 LOB: 2 BB: 0 P: 6	R: 0 E: 0 K: 1 S: 5	H: 1 LOB: 0 BB: 0 P: 5	R: 0 E: 0 K: 1 S: 3	H: 0 LOB: 1 BB: 0 P: 6	R: 0 E: 0 K: 0 S: 4	H: 1 LOB: 1 BB: 0 P: 4	R: 2 E: 0 K: 0 S: 5	H: 2 LOB: 0 BB: 0 P: 5	R: 0 E: 0 K: 0 S: 3	H: 0 LOB: 0 BB: 0 P: 3	1B: 5 2B: 2 3B: 0 HR: 1	SF: 0 SAC: 0 DP: 2 HBP: 1	WP: 0 PB: 0 SB: 0 CS: 0	PA: 37
PITCHER Mel Stottlemyre, R ERA: 2.25 (1, 1)	IP 10.0	WLS W 37	BF 8	H 3	R 3	ER 3	SO 3	BB 0	IBB 0	HBP 1	BLK 0	WP 0	HR 1	S 42	P 43	ERA 2.70	WHIP 0.800			

Batter	1	2	3	4	5	6	7	8	9	10	AB	R	H	RBI	BB	SO	LOB	BOTTOM		
Horace Clarke, S OBP: 0.385, SLG: 0.371 (1, 4)	HR 1B	F5						F5		K	5	1	2	0	0	1	0	Washington Senators @ New York Yankees Yankee Stadium, Bronx, NY Thu Apr 17 1969, 3:33 AM EST Unknown - 70 F livebaseballscorecards.com		
Jerry Kenney, L OBP: 0.316, SLG: 0.371 (1, 8)	HR BB		F7					F8		1B HR BB	3	2	1	0	2	0	0			
Bobby Murcer, L OBP: 0.462, SLG: 0.611 (1, 5)	HR		1-3					F9		BB HR 1B	5	2	2	3	0	0	2			
Roy White, S OBP: 0.447, SLG: 0.542 (1, 7)	G4-6-3 BB		4-3					K		F8	3	1	0	0	2	1	0			
Joe Pepitone, L OBP: 0.351, SLG: 0.667 (1, 3)	G4-6-3 1-2							P6		1B BB	4	1	1	4	1	0	1			
Jimmie Hall, L OBP: 0.250, SLG: 0.143 (1, 9)	1B		F8					K		1-2 1B	4	0	2	0	0	1	0			
Tom Tresh, S OBP: 0.286, SLG: 0.118 (1, 6)	K							3-1		F7	3	0	0	0	1	1	3			
Jake Gibbs, L OBP: 0.321, SLG: 0.370 (1, 2)		F7						F8		4-1	4	0	1	0	0	0	2			
Mel Stottlemyre, R OBP: 0.200, SLG: 0.111 Bobby Cox, R (10, PH)		6-3						5-3		K	3	0	0	0	0	1	1			
											1	0	0	0	0	1	0			
Inning Stats	R: 3 E: 0 K: 1 S: 7	H: 3 LOB: 1 BB: 2 P: 15	R: 0 E: 0 K: 0 S: 3	H: 0 LOB: 0 BB: 0 P: 3	R: 0 E: 0 K: 0 S: 3	H: 0 LOB: 0 BB: 1 P: 3	R: 0 E: 0 K: 2 S: 7	H: 0 LOB: 0 BB: 0 P: 7	R: 0 E: 0 K: 0 S: 3	H: 0 LOB: 0 BB: 0 P: 3	R: 0 E: 0 K: 0 S: 3	H: 0 LOB: 0 BB: 0 P: 3	R: 0 E: 0 K: 0 S: 4	H: 1 LOB: 2 BB: 1 P: 8	R: 4 E: 0 K: 2 S: 8	H: 2 LOB: 0 BB: 2 P: 16	1B: 7 2B: 0 3B: 0 HR: 2	SF: 0 SAC: 0 DP: 1 HBP: 0	WP: 0 PB: 0 SB: 1 CS: 1	PA: 42
PITCHER Camilo Pascual, R ERA: 8.49 Frank Bertaina, L ERA: 6.75 Dennis Higgins, R ERA: 7.71 (1, 1)	IP 7.0	WLS L 3	BF 6	H 0	R 0	ER 0	SO 0	BB 3	IBB 0	HBP 0	BLK 0	WP 0	HR 0	S 32	P 44	ERA 3.86	WHIP 1.286			

Batter	1	2	3	4	5	6	7	8	9	AB	R	H	RBI	BB	SO	LOB	TOP						
Del Unser, L OBP: 0.227, SLG: 0.279 (1, 8)										5	1	0	0	0	1	3							
Ed Stroud, L OBP: 0.286, SLG: 0.240 (1, 7)										3	0	0	0	1	1	1							
Frank Howard, R OBP: 0.279, SLG: 0.550 (1, 9)										4	0	1	1	1	0	3							
Hank Allen, R OBP: 0.333, SLG: 0.467 (9, 9)										0	0	0	0	0	0	0							
Mike Epstein, L OBP: 0.407, SLG: 0.591 (1, 3)										3	1	2	0	2	0	1							
Ken McMullen, R OBP: 0.231, SLG: 0.314 (1, 5)										4	1	1	1	1	0	4							
Tim Cullen, R OBP: 0.289, SLG: 0.257 (1, 4)										5	1	1	0	0	0	5							
Ed Brinkman, R OBP: 0.300, SLG: 0.410 (1, 6)										4	1	0	0	1	1	2							
Paul Casanova, R OBP: 0.192, SLG: 0.346 (1, 2)										3	0	0	0	0	1	1							
Barry Moore, L OBP: 0.667, SLG: 0.500 (8, PH)										1	0	0	0	2	1	0							
Gary Holman, L OBP: 0.667, SLG: 1.000 (8, PH)										1	0	1	1	0	0	0							
Dennis Higgins, R OBP: 0.667, SLG: 1.000 (8, PH)										0	0	0	0	0	0	0							
Inning Stats	R: 1 E: 1 K: 0 S: 4	H: 0 LOB: 2 BB: 2 P: 12	R: 0 E: 0 K: 1 S: 5	H: 0 LOB: 1 BB: 1 P: 9	R: 0 E: 0 K: 0 S: 4	H: 1 LOB: 1 BB: 0 P: 4	R: 1 E: 1 K: 2 S: 9	H: 1 LOB: 3 BB: 2 P: 17	R: 0 E: 0 K: 0 S: 3	H: 0 LOB: 1 BB: 1 P: 7	R: 0 E: 0 K: 1 S: 5	H: 0 LOB: 0 BB: 0 P: 5	R: 0 E: 0 K: 0 S: 4	H: 1 LOB: 2 BB: 1 P: 8	R: 1 E: 0 K: 1 S: 6	H: 1 LOB: 1 BB: 1 P: 10	R: 2 E: 1 K: 0 S: 5	H: 2 LOB: 0 BB: 0 P: 5	1B: 3 2B: 2 3B: 1 HR: 0	SF: 0 SAC: 2 DP: 0 HBP: 0	WP: 2 PB: 1 CS: 0	PA: 43	
PITCHER	IP	WLS	BF	H	R	ER	SO	BB	IBB	HBP	BLK	WP	HR	S	P	ERA	WHIP						
Stan Bahnsen, R ERA: 5.4 (1, 1)	7.1	L	36	4	3	1	4	8	0	0	0	2	0	36	68	1.23	1.636						
Lindy McDaniel, R ERA: 4.91 (8, 1)	0.2		2	0	0	0	1	0	0	0	0	0	0	4	4	0.00	0.000						
Fred Talbot, R ERA: 8.1 (9, 1)	1.0		5	2	2	2	0	0	0	0	0	0	0	5	5	18.00	2.000						

Washington Senators @ New York Yankees
 Yankee Stadium, Bronx, NY
 Thu Apr 17 1969, 3:38 AM EST
 Att: 6,883 - Unknown - 75 F

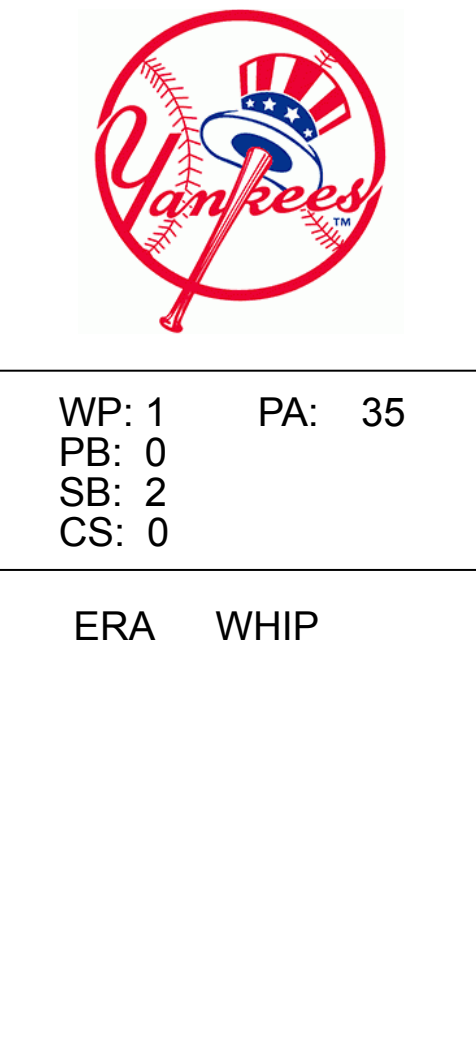
AB	33
R	5
H	6
RBI	3
BB	8
SO	5
LOB	20





Batter	1	2	3	4	5	6	7	8	9	AB	R	H	RBI	BB	SO	LOB	BOTTOM						
Horace Clarke, S OBP: 0.372, SLG: 0.359 (1, 4)										4	0	1	1	0	0	1							
Jerry Kenney, L OBP: 0.317, SLG: 0.368 (1, 8)										3	0	1	0	0	0	1							
Bobby Murcer, L OBP: 0.442, SLG: 0.829 (1, 5)										5	1	1	1	0	2	3							
Roy White, S OBP: 0.436, SLG: 0.520 (1, 7)										1	0	0	0	0	0	0							
Dick Simpson, R OBP: 0.436, SLG: 0.520 (4, 7)										2	0	0	0	1	1	0							
Joe Peppone, L OBP: 0.341, SLG: 0.625 (1, 3)										4	0	1	0	0	0	0							
Frank Fernandez, R OBP: 0.625, SLG: 1.500 (1, 2)										3	0	1	0	1	0	0							
Bill Robinson, R OBP: 0.176, SLG: 0.034 (1, 9)										4	0	0	0	0	0	4							
Gene Michael, S OBP: 0.400, SLG: 0.273 (1, 6)										2	1	0	0	1	0	3							
Stan Bahnsen, R OBP: 0.436, SLG: 0.520 (1, 1)										1	0	0	0	0	1	0							
Lindy McDaniel, R OBP: 0.436, SLG: 0.520 (8, 1)										0	0	0	0	0	0	0							
Jimmie Hall, L OBP: 0.294, SLG: 0.200 (8, PH)										1	0	1	0	0	0	0							
Fred Talbot, R OBP: 0.294, SLG: 0.200 (9, 1)										0	0	0	0	0	0	0							
Inning Stats	R: 1 E: 0 K: 0 S: 4	H: 1 LOB: 0 BB: 0 P: 4	R: 0 E: 0 K: 0 S: 3	H: 0 LOB: 0 BB: 0 P: 3	R: 1 E: 0 K: 0 S: 4	H: 1 LOB: 1 BB: 1 P: 8	R: 0 E: 0 K: 0 S: 3	H: 1 LOB: 2 BB: 2 P: 11	R: 0 E: 0 K: 1 S: 5	H: 0 LOB: 0 BB: 0 P: 5	R: 0 E: 0 K: 1 S: 5	H: 0 LOB: 0 BB: 0 P: 5	R: 0 E: 0 K: 0 S: 3	H: 0 LOB: 0 BB: 0 P: 3	R: 0 E: 0 K: 1 S: 6	H: 1 LOB: 1 BB: 0 P: 6	R: 0 E: 0 K: 1 S: 6	H: 1 LOB: 1 BB: 0 P: 6	1B: 5 2B: 0 3B: 0 HR: 1	SF: 0 SAC: 2 DP: 1 HBP: 0	WP: 1 PB: 0 CS: 0	PA: 35	
PITCHER	IP	WLS	BF	H	R	ER	SO	BB	IBB	HBP	BLK	WP	HR	S	P	ERA	WHIP						
Barry Moore, L ERA: 1.38 (1, 1)	7.0	W	27	4	2	2	2	3	0	0	0	1	1	27	39	2.57	1.000						
Dennis Higgins, R ERA: 5.4 (8, 1)	2.0	S	8	2	0	0	2	0	0	0	0	0	0	12	12	0.00	1.000						

Washington Senators @ New York Yankees
 Yankee Stadium, Bronx, NY
 Thu Apr 17 1969, 3:38 AM EST
 Att: 6,883 - Unknown - 75 F

AB	30
R	2
H	6
RBI	2
BB	3
SO	4
LOB	12



Batter	1	2	3	4	5	6	7	8	9	AB	R	H	RBI	BB	SO	LOB	TOP			
Dick McAuliffe, L (1,4) OBP: 0.346, SLG: 0.419	0-3 K		0-0 3-1		0-0 6-3 1B		0-3 K		0-0 F9	5	0	1	0	0	2	1	<p>Detroit Tigers @ New York Yankees Yankee Stadium, Bronx, NY Sun Apr 20 1969, 3:33 AM EST Sunny - 52 F</p> <p>livebaseballscores.com</p> <p>AB 37 R 5 H 11 RBI 4 BB 1 SO 5 LOB 16</p> 			
Mickey Stanley, R (1,6) OBP: 0.317, SLG: 0.410	0-0 L4		0-0 L4		0-0 6-3 1-2		0-0 E 1B		0-0 5-3	5	1	1	0	0	0	1				
Al Kaline, R (1,9) OBP: 0.286, SLG: 0.459	0-0 F5		4-0 BB		0-0 L1-3		0-0 E7 HR 1B			3	1	1	1	1	0	0				
Norm Cash, L (1,3) OBP: 0.543, SLG: 0.667		0-0 1B 1B		0-0 4-3		0-0 4-3		0-0 HR		4	2	2	2	0	0	1				
Willie Horton, R (1,7) OBP: 0.293, SLG: 0.550		0-0 FC5 1B 1-2		0-0 F8 1B		0-0 F8 1B		0-0 6-3		4	0	2	0	0	0	0				
Bill Freehan, R (1,2) OBP: 0.482, SLG: 0.567		0-0 F8		0-0 FC6-4 1B 1-2		0-0 1B		0-0 F9		4	0	2	0	0	0	2				
Jim Northrup, L (1,8) OBP: 0.342, SLG: 0.441		0-0 F2		0-0 F8 2-3		0-0 F8		0-3 K		4	0	0	0	0	1	5				
Don Wert, R (1,5) OBP: 0.237, SLG: 0.147		0-0 1-2 2H 1B		0-3 K		0-0 6-3		0-0 6-3		4	0	1	1	0	1	2				
Earl Wilson, R (1,1) OBP: 0.200, SLG: 0.200 Don McMahon, R (9,1)		0-0 FC5 2-3H		0-0 FC6-4 1-2H		0-0 1B 1B		0-3 K		4	1	1	0	0	1	4				
										0	0	0	0	0	0	0				
Inning Stats	R: 0 E: 0 K: 1 S: 5	H: 0 LOB: 0 BB: 0 P: 5	R: 1 E: 0 K: 0 S: 6	H: 3 LOB: 2 BB: 0 P: 6	R: 0 E: 0 K: 0 S: 3	H: 0 LOB: 1 BB: 1 P: 7	R: 0 E: 0 K: 1 S: 7	H: 2 LOB: 2 BB: 0 P: 7	R: 0 E: 0 K: 0 S: 4	H: 1 LOB: 1 BB: 0 P: 4	R: 4 E: 1 K: 1 S: 9	H: 4 LOB: 0 BB: 0 P: 9	R: 0 E: 0 K: 1 S: 5	H: 0 LOB: 0 BB: 0 P: 5	R: 0 E: 0 K: 1 S: 5	H: 0 LOB: 0 BB: 0 P: 5	1B: 10 2B: 0 3B: 0 HR: 1	SF: 0 SAC: 0 DP: 0 HBP: 0	WP: 0 PB: 0 SB: 0 CS: 0	PA: 38
PITCHER	IP WLS BF H R ER SO BB IBB HBP BLK WP HR S P ERA WHIP																			
Fritz Peterson, L (1,1) ERA: 4.58	6.2 L 29 9 3 3 3 1 0 0 0 0 0 0 34 38 4.05 1.500																			
Lindy McDaniel, R (7,1) ERA: 9.0	0.1 3 2 2 2 0 0 0 0 0 0 0 1 3 3 54.00 6.000																			
Steve Hamilton, L (8,1) ERA:	2.0 6 0 0 0 2 0 0 0 0 0 0 0 10 10 0.00 0.000																			

Batter	1	2	3	4	5	6	7	8	9	AB	R	H	RBI	BB	SO	LOB	BOTTOM					
Horace Clarke, S (1,4) OBP: 0.404, SLG: 0.429	0-0 1B 3B		4-0 1-2 BB		0-0 F7		0-0 1B			3	1	2	0	1	0	0	<p>Detroit Tigers @ New York Yankees Yankee Stadium, Bronx, NY Sun Apr 20 1969, 3:33 AM EST Sunny - 52 F</p> <p>livebaseballscores.com</p> <p>AB 33 R 2 H 8 RBI 2 BB 3 SO 5 LOB 17</p> 					
Jerry Kenney, L (1,8) OBP: 0.311, SLG: 0.357	0-0 CS S 1B 3H		0-0 F7		0-0 6-3		0-0 1-3			4	0	1	1	0	0	3						
Bobby Murcer, L (1,5) OBP: 0.404, SLG: 0.756	0-0 P6		0-0 L9							4	0	0	0	0	1	3						
Roy White, S (1,7) OBP: 0.442, SLG: 0.500	4-0 1-2 BB		0-0 4-3							3	0	1	0	1	0	2						
Joe Pepitone, L (1,3) OBP: 0.333, SLG: 0.659	0-3 K				0-0 F4					4	1	1	1	0	1	3						
Jimmie Hall, L (1,9) OBP: 0.381, SLG: 0.316	0-0 CS 2-3		0-0 4-3		0-0 FC1-6 1B					4	0	3	0	0	0	0						
Tom Tresh, S (1,6) OBP: 0.240, SLG: 0.095		0-3 K		0-0 FC1-6 1-2H						4	0	0	0	0	1	3						
Frank Fernandez, R (1,2) OBP: 0.417, SLG: 0.900		0-3 K		0-0 P6						4	0	0	0	0	1	2						
Fritz Peterson, S (1,1) Lindy McDaniel, R (7,1) Bobby Cox, R (7,PH) Steve Hamilton, L (8,1) Jake Gibbs, L (9,PH) OBP: 0.310, SLG: 0.357			4-0 BB BB		0-3 K					1	0	0	0	1	1	0						
Inning Stats	R: 1 E: 0 K: 1 S: 6	H: 2 LOB: 1 BB: 1 P: 10	R: 0 E: 0 K: 2 S: 7	H: 0 LOB: 0 BB: 0 P: 7	R: 0 E: 0 K: 0 S: 3	H: 0 LOB: 2 BB: 2 P: 11	R: 0 E: 0 K: 0 S: 4	H: 1 LOB: 1 BB: 0 P: 4	R: 0 E: 0 K: 1 S: 5	H: 0 LOB: 0 BB: 0 P: 5	R: 1 E: 0 K: 1 S: 7	H: 2 LOB: 1 BB: 0 P: 7	R: 0 E: 0 K: 0 S: 4	H: 1 LOB: 1 BB: 0 P: 4	R: 0 E: 0 K: 0 S: 3	R: 0 E: 0 K: 0 S: 4	H: 1 LOB: 1 BB: 0 P: 4	H: 1 LOB: 1 BB: 0 P: 4	1B: 6 2B: 1 3B: 1 HR: 1	SF: 0 SAC: 0 DP: 1 HBP: 0	WP: 0 PB: 0 SB: 2 CS: 1	PA: 37
PITCHER	IP WLS BF H R ER SO BB IBB HBP BLK WP HR S P ERA WHIP																					
Earl Wilson, R (1,1) ERA: 2.11	8.0 W 33 8 2 2 5 3 0 0 0 0 0 0 40 52 2.25 1.375																					
Don McMahon, R (9,1) ERA: 2.7	1.0 S 3 0 0 0 0 0 0 0 0 0 0 0 3 3 0.00 0.000																					

Batter	1	2	3	4	5	6	7	8	9	AB	R	H	RBI	BB	SO	LOB	TOP			
Dick McAuliffe, L (1,4) OBP: 0.419, SLG: 0.382	P5			G3		B1		B1-2 BB		3	0	0	0	1	0	0	Detroit Tigers @ New York Yankees Yankee Stadium, Bronx, NY Sun Apr 20 1969, 3:38 AM EST Att: 35,396 - Sunny - 59 F			
Mickey Stanley, R (1,6) OBP: 0.311, SLG: 0.395	6-3			6-3		1B		P6		4	0	1	0	0	0	2				
Al Kaline, R (1,9) OBP: 0.283, SLG: 0.439	F2			1B		L6		L5-3		4	0	1	0	0	0	1				
Norm Cash, L (1,3) OBP: 0.513, SLG: 0.613		4-3		F8		1-3		1B	1B	4	0	1	0	0	0	1				
Willie Horton, R (1,7) OBP: 0.289, SLG: 0.512	P6			S BB	4-0	K		K		3	0	0	0	1	2	1				
Jim Northrup, L (1,8) OBP: 0.333, SLG: 0.421	K			F8		1-3		1-2	1B	4	0	1	0	0	1	1				
Tom Matchick, L (1,5) OBP: 0.333, SLG: 0.421			K	K		F7		K		4	0	0	0	0	3	3				
Jim Price, R (1,2) OBP: 0.333, SLG: 0.333			5-3	F2		L7				2	0	0	0	0	0	1				
Bill Freehan, R (8, PH) OBP: 0.450, SLG: 0.548										1	0	0	0	0	0	0				
Denny McLain, R (1,1) OBP: 0.333, SLG: 0.333			6-3			K				2	0	0	0	0	1	0				
Gates Brown, L (8, PH) OBP: 0.600, SLG: 0.600										1	0	1	0	0	0	0				
Mike Kilkenny, R (8,1) OBP: 0.333, SLG: 0.421								BB	1B	0	0	0	0	0	0	0				
Inning Stats	R: 0 E: 0 K: 0 S: 3	H: 0 LOB: 0 BB: 0 P: 3	R: 0 E: 0 K: 1 S: 5	H: 0 LOB: 0 BB: 0 P: 5	R: 0 E: 0 K: 1 S: 5	H: 1 LOB: 1 BB: 0 P: 4	R: 0 E: 0 K: 1 S: 5	H: 0 LOB: 1 BB: 0 P: 9	R: 0 E: 0 K: 1 S: 6	H: 1 LOB: 1 BB: 0 P: 6	R: 0 E: 0 K: 1 S: 5	H: 0 LOB: 0 BB: 0 P: 5	R: 0 E: 0 K: 0 S: 4	H: 1 LOB: 2 BB: 1 P: 8	R: 0 E: 0 K: 2 S: 9	H: 2 LOB: 2 BB: 0 P: 9	1B: 5 2B: 0 3B: 0 HR: 0	SF: 0 SAC: 0 DP: 0 HBP: 0	WP: 0 PB: 0 SB: 1 CS: 0	PA: 34
PITCHER Bill Burbach, R (1,1) ERA: 0.6	IP: 9.0 WLS: W BF: 34 H: 5 R: 0 ER: 0 SO: 7 BB: 2 IBB: 0 HBP: 0 BLK: 0 WP: 0 HR: 0 S: 46 P: 54 ERA: 0.00 WHIP: 0.778																			

Batter	1	2	3	4	5	6	7	8	9	AB	R	H	RBI	BB	SO	LOB	BOTTOM			
Horace Clarke, S (1,4) OBP: 0.392, SLG: 0.413	L9		FC4-6 1B		L9			L1-4-3		4	0	1	0	0	0	0	Detroit Tigers @ New York Yankees Yankee Stadium, Bronx, NY Sun Apr 20 1969, 3:38 AM EST Att: 35,396 - Sunny - 59 F			
Jerry Kenney, L (1,8) OBP: 0.327, SLG: 0.413	3B		FC4-6 1-2 3H			S 1B		3-1		4	1	2	1	0	0	1				
Bobby Murcer, L (1,5) OBP: 0.392, SLG: 0.708	P6		F7			K		E BLK HBP		3	0	0	0	0	1	3				
Roy White, S (1,7) OBP: 0.447, SLG: 0.484	P4		K			4-3 1B		E BB		3	0	1	1	1	1	2				
Joe Pepitone, L (1,3) OBP: 0.306, SLG: 0.604		4-3		L9		4-3		E4		4	0	0	0	0	0	3				
Jimmie Hall, L (1,9) OBP: 0.320, SLG: 0.261		L9		4-3		4-3		1-2 2-3		4	0	0	0	0	1	4				
Tom Tresh, S (1,6) OBP: 0.250, SLG: 0.125				4-3				G3		3	0	1	0	0	0	0				
Jake Gibbs, L (1,2) OBP: 0.281, SLG: 0.323					1-3			4-1		3	0	0	0	0	1	1				
Bill Burbach, R (1,1) OBP: 0.200, SLG: 0.200						K		K		3	1	1	0	0	2	0				
Inning Stats	R: 0 E: 0 K: 0 S: 4	H: 1 LOB: 1 BB: 0 P: 4	R: 0 E: 0 K: 1 S: 6	H: 1 LOB: 1 BB: 0 P: 6	R: 1 E: 1 K: 1 S: 7	H: 2 LOB: 1 BB: 0 P: 7	R: 0 E: 0 K: 1 S: 3	H: 0 LOB: 0 BB: 0 P: 3	R: 0 E: 0 K: 1 S: 5	H: 2 LOB: 1 BB: 0 P: 7	R: 0 E: 0 K: 1 S: 5	H: 0 LOB: 0 BB: 0 P: 5	R: 0 E: 1 K: 1 S: 6	H: 0 LOB: 3 BB: 1 P: 11	R: 0 E: 0 K: 0 S: 4	H: 0 LOB: 0 BB: 0 P: 11		1B: 5 2B: 0 3B: 1 HR: 0	SF: 0 SAC: 0 DP: 0 HBP: 1	WP: 0 PB: 0 SB: 1 CS: 0
PITCHER Denny McLain, R (1,1) ERA: 2.85	IP: 7.0 WLS: L BF: 27 H: 6 R: 2 ER: 2 SO: 5 BB: 0 IBB: 0 HBP: 0 BLK: 0 WP: 0 HR: 0 S: 37 P: 37 ERA: 2.57 WHIP: 0.857																			
Mike Kilkenny, L (8,1) ERA:	IP: 1.0 WLS: L BF: 6 H: 0 R: 0 ER: 0 SO: 1 BB: 1 IBB: 0 HBP: 1 BLK: 1 WP: 0 HR: 0 S: 6 P: 11 ERA: 0.00 WHIP: 1.000																			



Batter	1	2	3	4	5	6	7	8	9	AB	R	H	RBI	BB	SO	LOB	TOP										
Horace Clarke, S OBP: 0.404, SLG: 0.388 (1.4)										3	0	0	1	3	0	1											
Jerry Kenney, L OBP: 0.327, SLG: 0.392 (1.8)										5	0	1	0	1	0	4											
Bobby Murcer, L OBP: 0.368, SLG: 0.642 (1.5)										5	1	0	0	1	0	4											
Roy White, S OBP: 0.434, SLG: 0.444 (1.7)										5	3	1	0	1	0	5											
Joe Pepitone, L OBP: 0.296, SLG: 0.566 (1.3)										5	0	1	0	0	0	6											
Jimmie Hall, L OBP: 0.400, SLG: 0.385 (1.9)										3	0	2	1	2	0	3											
Tom Tresh, S OBP: 0.273, SLG: 0.179 (1.6)										4	2	1	1	1	0	5											
Jake Gibbs, L OBP: 0.324, SLG: 0.343 (1.2)										4	0	2	1	1	0	3											
Mel Stottlemyre, R OBP: 0.286, SLG: 0.167 Lindy McDaniel, R (7.1)										3	0	1	0	1	1	3											
Inning Stats	R: 0 E: 1 K: 0 S: 5	H: 1 LOB: 3 BB: 1 P: 9	R: 1 E: 0 K: 0 S: 5	H: 2 LOB: 1 BB: 0 P: 5	R: 1 E: 1 K: 1 S: 8	H: 2 LOB: 3 BB: 1 P: 12	R: 0 E: 0 K: 0 S: 3	H: 0 LOB: 0 BB: 0 P: 3	R: 0 E: 0 K: 0 S: 4	H: 1 LOB: 2 BB: 1 P: 8	R: 0 E: 0 K: 0 S: 3	H: 0 LOB: 0 BB: 0 P: 3	R: 3 E: 0 K: 0 S: 5	H: 2 LOB: 3 BB: 4 P: 21	R: 1 E: 1 K: 0 S: 3	H: 0 LOB: 1 BB: 2 P: 11	R: 0 E: 0 K: 0 S: 4	H: 1 LOB: 3 BB: 2 P: 12	1B: 6 2B: 3 3B: 0 HR: 0	SF: 0 SAC: 1 DP: 0 HBP: 0	WP: 1 PB: 0 SB: 4 CS: 0	PA: 49					
PITCHER	IP	WLS	BF	H	R	ER	SO	BB	IBB	HBP	BLK	WP	HR	S	P	ERA	WHIP										
Lee Stange, R ERA: 3.42 Bill Landis, L ERA: 4.5 Sparky Lyle, L ERA: 3.72 Mike Nagy, R ERA:	6.0	L	31	7	4	3	1	3	1	0	0	0	0	29	45	4.50	1.667										

New York Yankees @ Boston Red Sox
Fenway Park, Boston, MA
Mon Apr 21 1969, 3:33 AM EST
Att: 35,190 - Unknown - 61 F

AB 37
R 6
H 9
RBI 4
BB 11
SO 1
LOB 34



Batter	1	2	3	4	5	6	7	8	9	AB	R	H	RBI	BB	SO	LOB	BOTTOM											
Mike Andrews, R OBP: 0.419, SLG: 0.383 (1.4)										3	0	0	0	2	0	4												
Dalton Jones, L OBP: 0.455, SLG: 0.313 (1.3)										4	0	1	0	1	0	2												
Carl Yastrzemski, L OBP: 0.317, SLG: 0.333 (1.7)										4	0	1	0	0	0	3												
Joe Lahoud, L OBP: 0.273, SLG: 0.111 (1.8)										4	0	1	0	0	0	4												
Tony Conigliaro, R OBP: 0.404, SLG: 0.462 (1.9)										4	0	1	0	0	2	2												
George Scott, R OBP: 0.306, SLG: 0.477 (1.5)										4	1	1	1	0	0	2												
Rico Petrocelli, R OBP: 0.545, SLG: 0.791 (1.6)										2	2	2	0	2	0	0												
Jerry Moses, R OBP: 0.478, SLG: 0.870 (1.2)										4	1	2	2	0	0	1												
Lee Stange, R Bill Landis, L Sparky Lyle, L Dick Schofield, S Mike Nagy, R Billy Conigliaro, R	IP	WLS	BF	H	R	ER	SO	BB	IBB	HBP	BLK	WP	HR	S	P	ERA	WHIP											
Mel Stottlemyre, R ERA: 2.36 Lindy McDaniel, R ERA: 8.1	6.1	W	27	7	2	2	1	5	0	0	0	0	0	1	24	44	2.84	1.895										
Inning Stats	R: 0 E: 0 K: 0 S: 2	H: 0 LOB: 1 BB: 2 P: 10	R: 0 E: 0 K: 0 S: 3	H: 1 LOB: 1 BB: 0 P: 3	R: 0 E: 0 K: 0 S: 3	H: 0 LOB: 1 BB: 1 P: 7	R: 0 E: 0 K: 0 S: 4	H: 2 LOB: 1 BB: 0 P: 4	R: 0 E: 0 K: 0 S: 3	H: 1 LOB: 1 BB: 1 P: 7	R: 0 E: 0 K: 1 S: 6	H: 1 LOB: 1 BB: 0 P: 6	R: 2 E: 0 K: 0 S: 4	H: 2 LOB: 0 BB: 1 P: 8	R: 0 E: 0 K: 1 S: 6	H: 1 LOB: 1 BB: 0 P: 6	R: 2 E: 0 K: 0 S: 6	H: 3 LOB: 1 BB: 0 P: 6	1B: 9 2B: 1 3B: 0 HR: 2	SF: 0 SAC: 0 DP: 4 HBP: 0	WP: 0 PB: 0 SB: 0 CS: 0	PA: 38						

New York Yankees @ Boston Red Sox
Fenway Park, Boston, MA
Mon Apr 21 1969, 3:33 AM EST
Att: 35,190 - Unknown - 61 F

AB 33
R 4
H 11
RBI 4
BB 5
SO 2
LOB 20



Batter	1	2	3	4	5	6	7	8	9	AB	R	H	RBI	BB	SO	LOB	TOP					
Horace Clarke, S OBP: 0.377, SLG: 0.358 (1, 4)	4-3		K		1-3			4-3		4	0	0	0	0	1	0	New York Yankees @ Boston Red Sox Fenway Park, Boston, MA Tue Apr 22 1969, 3:33 AM EST Att: 15,469 - Overcast - 54 F					
Jerry Kenney, L OBP: 0.322, SLG: 0.382 (1, 8)	B2		1B			1-3		4-3		4	0	1	0	0	0	0						
Bobby Murcer, L OBP: 0.344, SLG: 0.596 (1, 5)	4-3		P6			G3		G3		4	0	0	0	0	0	1						
Roy White, S OBP: 0.421, SLG: 0.410 (1, 7)		HR			F6					3	1	0	0	1	0	0						
Joe Pepitone, L OBP: 0.310, SLG: 0.632 (1, 3)		HR			4-3					4	2	2	2	0	0	0						
Jimmie Hall, L OBP: 0.382, SLG: 0.367 (1, 9)					E3			E4		4	0	1	0	0	0	0						
Tom Tresh, S OBP: 0.243, SLG: 0.156 (1, 6)			K		K			K		4	0	0	0	0	3	3						
Jake Gibbs, L OBP: 0.300, SLG: 0.316 (1, 2)			F8			6-3		3-1		3	0	0	0	0	0	1						
Stan Bahnsen, R (1, 1)					1-3			6-3		2	0	0	0	0	1	0						
Len Boehmer, R (7, PH)										1	0	0	0	0	0	1						
Don Nottebart, R (7, 1)										0	0	0	0	0	0	0						
Inning Stats	R: 0 E: 0 K: 0 S: 3	H: 0 LOB: 0 BB: 0 P: 3	R: 2 E: 0 K: 1 S: 6	H: 1 LOB: 0 BB: 1 P: 10	R: 0 E: 0 K: 2 S: 8	H: 1 LOB: 1 BB: 0 P: 8	R: 0 E: 1 K: 1 S: 6	H: 0 LOB: 1 BB: 0 P: 6	R: 0 E: 0 K: 0 S: 3	H: 0 LOB: 0 BB: 0 P: 3	R: 0 E: 0 K: 0 S: 3	H: 0 LOB: 0 BB: 0 P: 3	R: 1 E: 1 K: 1 S: 7	H: 1 LOB: 1 BB: 0 P: 7	R: 0 E: 0 K: 0 S: 3	H: 0 LOB: 0 BB: 0 P: 3	R: 0 E: 0 K: 0 S: 4	H: 1 LOB: 1 BB: 0 P: 4	1B: 2 2B: 1 3B: 0 HR: 1	SF: 0 SAC: 0 DP: 0 HBP: 0	WP: 0 PB: 0 SB: 2 CS: 0	PA: 34
PITCHER Ray Culp, R ERA: 3.34 (1, 1)	IP: 9.0 WLS: W BF: 34 H: 4 R: 3 ER: 2 SO: 5 BB: 1 IBB: 0 HBP: 0 BLK: 0 WP: 0 HR: 1 S: 43 P: 47 ERA: 2.00 WHIP: 0.556															PITCHER						

AB	33
R	3
H	4
RBI	2
BB	1
SO	5
LOB	6



Batter	1	2	3	4	5	6	7	8	9	AB	R	H	RBI	BB	SO	LOB	BOTTOM			
Billy Conigliaro, R OBP: 0.500, SLG: 0.947 (1, 8)	F8		F8		F8					4	0	1	1	0	0	1	New York Yankees @ Boston Red Sox Fenway Park, Boston, MA Tue Apr 22 1969, 3:33 AM EST Att: 15,469 - Overcast - 54 F			
Mike Andrews, R OBP: 0.433, SLG: 0.451 (1, 4)	HR		4-3			FC6-4 1B				4	1	2	2	1	0	2				
Carl Yastrzemski, L OBP: 0.559, SLG: 0.933 Joe Lahoud, L OBP: 0.273, SLG: 0.111 (1, 7) (9, 7)			P4			G4-6-3 BB				5	1	2	1	0	1	3				
George Scott, R OBP: 0.302, SLG: 0.458 (1, 5)										0	0	0	0	0	0	0				
Dalton Jones, L OBP: 0.423, SLG: 0.300 (1, 3)										4	1	1	0	0	0	2				
Tony Conigliaro, R OBP: 0.412, SLG: 0.524 George Thomas, R (8, 9)										3	1	1	3	1	0	0				
Rico Petrocelli, R OBP: 0.559, SLG: 0.848 Syd O'Brien, R OBP: 0.333, SLG: 0.667 (6, PR) (9, 6)										3	2	2	1	1	0	1				
Jerry Moses, R OBP: 0.444, SLG: 0.778 (1, 2)										0	1	0	0	0	0	0				
Ray Culp, R OBP: 0.214, SLG: 0.429 (1, 1)										3	0	0	0	0	2	3				
Inning Stats	R: 1 E: 0 K: 0 S: 5	H: 2 LOB: 1 BB: 0 P: 5	R: 1 E: 0 K: 1 S: 6	H: 1 LOB: 0 BB: 0 P: 6	R: 0 E: 0 K: 0 S: 3	H: 0 LOB: 0 BB: 0 P: 3	R: 3 E: 0 K: 0 S: 6	H: 3 LOB: 1 BB: 1 P: 10	R: 0 E: 1 K: 0 S: 3	H: 0 LOB: 1 BB: 1 P: 7	R: 0 E: 0 K: 0 S: 5	H: 2 LOB: 2 BB: 1 P: 9	R: 1 E: 0 K: 0 S: 4	H: 1 LOB: 0 BB: 0 P: 4	R: 1 E: 0 K: 3 S: 11	H: 2 LOB: 2 BB: 0 P: 12	1B: 7 2B: 0 3B: 0 HR: 4	SF: 0 SAC: 1 DP: 1 HBP: 1	WP: 0 PB: 0 SB: 1 CS: 0	PA: 39
PITCHER Stan Bahnsen, R ERA: 6.43 Don Nottebart, R ERA: 5.4 (1, 1) (7, 1)	IP: 6.0 WLS: L BF: 29 H: 8 R: 6 ER: 6 SO: 1 BB: 3 IBB: 0 HBP: 0 BLK: 0 WP: 0 HR: 3 S: 28 P: 40 ERA: 9.00 WHIP: 1.833															PITCHER				

AB	34
R	8
H	11
RBI	8
BB	3
SO	4
LOB	15



Batter	1	2	3	4	5	6	7	8	9	AB	R	H	RBI	BB	SO	LOB	TOP								
Horace Clarke, S OBP: 0.379, SLG: 0.339 (1, 4)	1-3		4-3	G5-4-3		2B				3	1	0	0	2	0	3	New York Yankees @ Cleveland Indians Cleveland Municipal Stadium, Cleveland, OH Thu Apr 24 1969, 6:05 PM EST Att. 6,990 - Unknown - 50 F								
Jerry Kenney, L OBP: 0.323, SLG: 0.379 Dick Simpson, R OBP: 0.400, SLG: 0.500 (1, 8) (5, 8)	F7		F7		HR	1B				3	1	1	0	0	0	1									
Bobby Murcer, L OBP: 0.364, SLG: 0.694 (1, 5)	F8				HR	HR				5	3	3	4	0	0	0									
Roy White, S OBP: 0.435, SLG: 0.442 (1, 7)		5-3								4	1	2	0	1	0	0									
Joe Pepitone, L OBP: 0.302, SLG: 0.629 (1, 3)										5	0	1	0	0	1	4									
Jimmie Hall, L OBP: 0.359, SLG: 0.324 (1, 9)										4	1	0	0	1	1	2									
Tom Tresh, S OBP: 0.262, SLG: 0.167 (1, 6)										4	2	1	1	1	1	1									
Jake Gibbs, L OBP: 0.311, SLG: 0.310 (1, 2)										4	1	1	2	1	1	0									
Fritz Peterson, S OBP: 0.364, SLG: 0.333 (1, 1)										3	0	2	1	0	1	0									
Inning Stats	R: 0 E: 0 K: 0 S: 3	H: 0 LOB: 0 BB: 0 P: 3	R: 0 E: 0 K: 2 S: 8	H: 1 LOB: 1 BB: 0 P: 8	R: 0 E: 0 K: 0 S: 4	H: 1 LOB: 1 BB: 0 P: 4	R: 4 E: 0 K: 0 S: 5	H: 3 LOB: 1 BB: 3 P: 17	R: 2 E: 1 K: 1 S: 7	H: 3 LOB: 0 BB: 0 P: 7	R: 5 E: 0 K: 0 S: 7	H: 4 LOB: 1 BB: 2 P: 15	R: 0 E: 0 K: 2 S: 8	H: 0 LOB: 2 BB: 1 P: 12	R: 0 E: 0 K: 0 S: 3	H: 0 LOB: 0 BB: 0 P: 3		R: 0 E: 0 K: 1 S: 5	H: 0 LOB: 0 BB: 0 P: 5	1B: 6 2B: 3 3B: 1 HR: 2	SF: 0 SAC: 1 DP: 1 HBP: 0	WP: 1 PB: 1 SB: 0 CS: 0	PA: 44		
PITCHER	IP	WLS	BF	H	R	ER	SO	BB	IBB	HBP	BLK	WP	HR	S	P	ERA	WHIP								
Luis Tiant, R ERA: 8.75 (1, 1)	4.0	L	21	7	6	6	2	3	0	0	0	0	1	22	34	13.50	2.500								
Juan Pizarro, L ERA: 9.0 (5, 1)	2.0		12	5	5	5	1	1	1	0	0	1	1	12	20	22.50	3.000								
Horacio Pina, R ERA: 6.0 (7, 1)	1.0		5	0	0	0	2	1	0	0	0	0	0	8	12	0.00	1.000								
Steve Hargan, R ERA: 20.25 (8, 1)	2.0		6	0	0	0	1	0	0	0	0	0	0	8	8	0.00	0.000								

AB	37
R	11
H	12
RBI	11
BB	6
SO	6
LOB	13



Batter	1	2	3	4	5	6	7	8	9	AB	R	H	RBI	BB	SO	LOB	BOTTOM								
Davey Nelson, R OBP: 0.125, SLG: 0.125 Vern Fuller, R OBP: 0.278, SLG: 0.167 (1, 4) (4, 4)	6-3		E1		P4					2	0	0	0	0	0	0	New York Yankees @ Cleveland Indians Cleveland Municipal Stadium, Cleveland, OH Thu Apr 24 1969, 6:05 PM EST Att. 6,990 - Unknown - 50 F								
Larry Brown, R OBP: 0.407, SLG: 0.469 (1, 6)	5-3		SH1-3		4-3					3	0	0	0	0	1	0									
Chuck Hinton, R OBP: 0.367, SLG: 0.464 (1, 7)	K		FC5-2							4	1	1	0	0	2	1									
Ken Harrelson, R OBP: 0.291, SLG: 0.480 Cap Peterson, R OBP: 0.600, SLG: 0.500 (1, 9) (9, 9)			FC6-4							4	1	2	1	0	0	1									
Tony Horton, R OBP: 0.316, SLG: 0.519 (1, 3)					F8					4	0	1	1	0	1	1									
Jose Cardenal, R OBP: 0.211, SLG: 0.280 (1, 8)					4-3					4	0	1	0	0	1	1									
Duke Sims, L OBP: 0.409, SLG: 0.133 (1, 2)										3	0	0	0	1	1	3									
Max Alvis, R OBP: 0.091, SLG: 0.095 (1, 5)					F7					4	0	0	0	0	2										
Luis Tiant, R OBP: 0.333, SLG: 0.444 Juan Pizarro, L OBP: 0.250, SLG: 0.250 Horacio Pina, R Richie Scheinblum, S Steve Hargan, R (1, 1) (5, 1) (7, 1) (7, PH) (8, 1)					4-3					1	1	1	0	0	0	0									
Inning Stats	R: 0 E: 0 K: 1 S: 5	H: 2 LOB: 1 BB: 0 P: 9	R: 1 E: 0 K: 2 S: 9	H: 2 LOB: 1 BB: 0 P: 9	R: 1 E: 1 K: 0 S: 5	H: 1 LOB: 1 BB: 0 P: 5	R: 0 E: 0 K: 0 S: 3	H: 0 LOB: 1 BB: 1 P: 7	R: 0 E: 0 K: 0 S: 3	H: 0 LOB: 0 BB: 0 P: 3	R: 0 E: 0 K: 2 S: 9	H: 2 LOB: 2 BB: 0 P: 9	R: 0 E: 0 K: 1 S: 5	H: 0 LOB: 0 BB: 0 P: 5	R: 1 E: 0 K: 1 S: 6	H: 1 LOB: 0 BB: 0 P: 6		R: 0 E: 0 K: 0 S: 3	H: 0 LOB: 0 BB: 0 P: 3	1B: 3 2B: 1 3B: 2 HR: 0	SF: 0 SAC: 1 DP: 0 HBP: 0	WP: 0 PB: 0 SB: 0 CS: 0	PA: 35		
PITCHER	IP	WLS	BF	H	R	ER	SO	BB	IBB	HBP	BLK	WP	HR	S	P	ERA	WHIP								
Fritz Peterson, L ERA: 3.77 (1, 1)	9.0	W	35	6	3	2	7	1	0	0	0	0	0	48	52	2.00	0.778								



Batter	1	2	3	4	5	6	7	8	9	AB	R	H	RBI	BB	SO	LOB	TOP									
Horace Clarke, S OBP: 0.386, SLG: 0.339	0-0 CS 1B		0-0 F8		4-0 G6-3 BB		0-3 K2-3			3	0	1	0	1	1	0										
Jerry Kenney, L OBP: 0.318, SLG: 0.371	0-3 K			0-0 1-3	0-0 G6-3			0-0 FC4-6 1B		4	0	1	0	0	1	3										
Bobby Murcer, L OBP: 0.343, SLG: 0.652	0-3 K			0-0 F9	0-0 3-1			0-0 FC4-6 1B		4	1	0	0	0	1	2										
Roy White, S OBP: 0.439, SLG: 0.435		0-0 F9		4-0 HR BB		0-3 K		0-0 CS 1B		3	1	1	1	1	1	0										
Joe Pepitone, L OBP: 0.313, SLG: 0.682		0-0 F8		0-0 HR		0-0 1B 2B		0-0 4-3		4	1	2	2	0	0	1										
Jimmie Hall, L OBP: 0.372, SLG: 0.447		0-0 HR		0-0 6-3		0-0 F8		0-0 SH4-3 G4 2B		4	2	2	1	0	0	1										
Tom Tresh, S OBP: 0.289, SLG: 0.231		0-0 F2			0-0 1B 2B	2-H 1B		0-0 SH4-3		3	1	2	0	0	0	0										
Jake Gibbs, L OBP: 0.306, SLG: 0.304			0-0 6-3		0-0 BB G6-3 1B		0-0 6-3		0-0 G4	4	1	1	2	0	0	0										
Mel Stottlemyre, R OBP: 0.278, SLG: 0.133			0-0 F8		4-0 G6-3 BB		0-0 4-3		0-3 K	3	0	0	0	1	1	0										
Inning Stats	R: 0 E: 0 K: 2 S: 7	H: 1 LOB: 0 BB: 0 P: 7	R: 1 E: 0 K: 0 S: 4	H: 1 LOB: 0 BB: 0 P: 4	R: 0 E: 0 K: 0 S: 3	H: 0 LOB: 0 BB: 0 P: 3	R: 2 E: 0 K: 0 S: 4	H: 1 LOB: 0 BB: 1 P: 8	R: 2 E: 0 K: 0 S: 4	H: 2 LOB: 1 BB: 2 P: 12	R: 0 E: 0 K: 1 S: 6	H: 2 LOB: 2 BB: 0 P: 6	R: 0 E: 0 K: 1 S: 5	H: 0 LOB: 0 BB: 0 P: 5	R: 1 E: 0 K: 0 S: 4	H: 2 LOB: 0 BB: 0 P: 4	R: 1 E: 0 K: 1 S: 6	H: 1 LOB: 0 BB: 0 P: 6	1B: 5 2B: 3 3B: 0 HR: 2	SF: 0 SAC: 1 DP: 1 HBP: 0	WP: 0 PB: 0 SB: 1 CS: 2	PA: 36				
PITCHER	IP	WLS	BF	H	R	ER	SO	BB	IBB	HBP	BLK	WP	HR	S	P	ERA	WHIP									
Jim Hardin, R ERA: 5.48	(1, 1)	4.0	L	18	5	5	5	2	2	0	0	0	0	2	20	28	11.25	1.750								
Mike Adamson, R ERA: 5.4	(5, 1)	2.0		7	2	0	0	1	1	0	0	0	0	8	12	0.00	1.500									
Eddie Watt, R ERA: 1.86	(7, 1)	3.0		11	3	2	2	2	0	0	0	0	0	15	15	6.00	1.000									

New York Yankees @ Baltimore Orioles
Memorial Stadium, Baltimore, MD
Fri Apr 25 1969, 6:05 PM EST
Att. 11,189 - Unknown

AB	32
R	7
H	10
RBI	6
BB	3
SO	5
LOB	7





Batter	1	2	3	4	5	6	7	8	9	AB	R	H	RBI	BB	SO	LOB	BOTTOM								
Don Buford, S OBP: 0.417, SLG: 0.422	4-0 1B SF7 BB				0-0 4-3		0-0 1B		0-0 4-3	3	1	1	0	2	0	0									
Paul Blair, R OBP: 0.369, SLG: 0.544	0-0 SF7 BB 1B	0-0 G5-3			0-0 1-3		0-0 F8		0-0 2B	5	0	2	0	0	0	4									
Frank Robinson, R OBP: 0.446, SLG: 0.743	0-0 F2		0-0 F7		0-0 1-3		0-0 F9		0-0 5-3	5	0	0	0	0	0	4									
Boog Powell, L OBP: 0.390, SLG: 0.354	4-0 FC6-4 BB		0-0 6-3		0-0 1B 2B		0-0 G3			3	1	1	0	1	0	1									
Eliud Hendricks, L OBP: 0.423, SLG: 0.488	0-0 SF7		0-0 F9		0-0 E 1B 1B		0-0 F7			3	0	1	2	0	0	0									
Brooks Robinson, R OBP: 0.274, SLG: 0.288	0-0 FC6-4			0-0 L5		0-0 F8		0-0 4-3		4	0	0	0	0	0	3									
Davey Johnson, R OBP: 0.363, SLG: 0.382		4-0 SH2-4 E BB		0-0 E5 1-4-3		0-3 K		0-0 1B		3	0	1	0	1	1	1									
Mark Belanger, R OBP: 0.372, SLG: 0.403		0-0 E1 G5-3 SH2-4		0-0 1-4-3		0-0 E5 1B		0-3 K		4	0	1	0	0	1	3									
Jim Hardin, R OBP: 0.375, SLG: 0.167		0-0 SH2-4		0-0 F8		0-0 4-3			0-0 5-3	1	0	0	0	0	0	1									
Mike Adamson, R OBP: 0.375, SLG: 0.167										0	0	0	0	0	0	0									
Dave May, L OBP: 0.100, SLG: 0.200										1	0	0	0	0	0	2									
Eddie Watt, R OBP: 0.375, SLG: 0.167										0	0	0	0	0	0	0									
Mery Rettenmund, R OBP: 0.480, SLG: 0.789										1	0	0	0	0	0	0									
Inning Stats	R: 1 E: 0 K: 0 S: 4	H: 1 LOB: 2 BB: 2 P: 12	R: 0 E: 1 K: 0 S: 3	H: 0 LOB: 2 BB: 2 P: 11	R: 0 E: 0 K: 0 S: 3	H: 0 LOB: 0 BB: 0 P: 3	R: 0 E: 1 K: 0 S: 4	H: 0 LOB: 1 BB: 0 P: 4	R: 0 E: 0 K: 0 S: 3	H: 0 LOB: 0 BB: 0 P: 3	R: 1 E: 1 K: 1 S: 8	H: 3 LOB: 2 BB: 0 P: 8	R: 0 E: 0 K: 0 S: 4	H: 1 LOB: 1 BB: 0 P: 4	R: 0 E: 0 K: 1 S: 6	H: 1 LOB: 1 BB: 0 P: 6	R: 0 E: 0 K: 0 S: 4	H: 1 LOB: 1 BB: 0 P: 4	1B: 5 2B: 2 3B: 0 HR: 0	SF: 1 SAC: 1 DP: 1 HBP: 0	WP: 0 PB: 0 SB: 0 CS: 0	PA: 39			
PITCHER	IP	WLS	BF	H	R	ER	SO	BB	IBB	HBP	BLK	WP	HR	S	P	ERA	WHIP								
Mel Stottlemyre, R ERA: 2.28	(1, 1)	9.0	W	39	7	2	2	2	4	0	0	0	0	39	55	2.00	1.222								

New York Yankees @ Baltimore Orioles
Memorial Stadium, Baltimore, MD
Fri Apr 25 1969, 6:05 PM EST
Att. 11,189 - Unknown

AB	33
R	2
H	7
RBI	2
BB	4
SO	2
LOB	19



Batter	1	2	3	4	5	6	7	8	9	10	AB	R	H	RBI	BB	SO	LOB	TOP	
Horace Clarke, S OBP: 0.387, SLG: 0.375	4-3		4-3 2B		4-3		4-3 WP 2B		5-3		5	1	2	1	0	0	0	New York Yankees @ Baltimore Orioles Memorial Stadium, Baltimore, MD Sat Apr 26 1969, 3:33 AM EST Att: 21,645 - Unknown AB 39 R 6 H 11 RBI 6 BB 3 SO 6 LOB 14 	
Jerry Kenney, L OBP: 0.310, SLG: 0.358	K		4-3		L7		L6		CS 1B		5	0	1	0	0	1	2		
Bobby Murcer, L OBP: 0.347, SLG: 0.648	F7						F7		CS 1B	5-3	5	1	2	1	0	0	0		
Roy White, S OBP: 0.451, SLG: 0.429		1B BB	K							1-6-3	3	1	1	0	2	1	1		
Joe Pepitone, L OBP: 0.319, SLG: 0.704	K						F8		G3-6-3 BB		5	1	2	1	0	1	4		
Jimmie Hall, L OBP: 0.370, SLG: 0.439					FC4-6 1B														
Billy Cowan, R OBP: 0.667, SLG: 0.500					FC4-6 S		6-3			HR	3	0	1	1	0	0	2		
Tom Tresh, S OBP: 0.286, SLG: 0.279					L7				F9		4	0	1	2	0	0	2		
Jake Gibbs, L OBP: 0.283, SLG: 0.280					F9				F3	4-1	4	0	0	0	0	1	3		
Bill Burbach, R OBP: 0.148, SLG: 0.143					K				G3		2	0	0	0	0	0	2		
Bill Robinson, R OBP: 0.300, SLG: 0.100											0	1	1	0	0	0	0		
Don Nottebart, R OBP: 0.300, SLG: 0.100											0	0	0	0	0	0	0		
Steve Hamilton, L OBP: 0.300, SLG: 0.100											0	0	0	0	0	0	0		
Bobby Cox, R OBP: 0.300, SLG: 0.100											0	0	0	0	0	0	0		
Lindy McDaniel, R OBP: 0.300, SLG: 0.100											0	0	0	0	0	0	0		
Inning Stats	R: 0 E: 0 K: 1 S: 5	H: 0 LOB: 0 BB: 0 P: 5	R: 1 E: 0 K: 2 S: 8	H: 1 LOB: 1 BB: 1 P: 12	R: 1 E: 0 K: 2 S: 9	H: 2 LOB: 1 BB: 0 P: 9	R: 0 E: 0 K: 0 S: 4	H: 1 LOB: 1 BB: 0 P: 4	R: 0 E: 0 K: 1 S: 5	H: 0 LOB: 0 BB: 0 P: 5	R: 0 E: 0 K: 0 S: 4	H: 1 LOB: 1 BB: 0 P: 4	R: 1 E: 0 K: 0 S: 4	H: 1 LOB: 0 BB: 0 P: 4	R: 1 E: 0 K: 0 S: 4	H: 1 LOB: 0 BB: 0 P: 4	1B: 5 2B: 4 3B: 1 HR: 1	SF: 0 SAC: 0 DP: 1 HBP: 0	WP: 1 PA: 43
PITCHER	IP 7.0	WLS L	BF 31	H 8	R 5	ER 5	SO 6	BB 2	IBB 0	HBP 0	BLK 0	WP 1	HR 0	S 41	P 49	ERA 6.43	WHIP 1.429		
PITCHER	IP 3.0	WLS L	BF 11	H 3	R 1	ER 1	SO 0	BB 1	IBB 0	HBP 0	BLK 0	WP 0	HR 1	S 10	P 14	ERA 3.00	WHIP 1.333		


Batter	1	2	3	4	5	6	7	8	9	10	AB	R	H	RBI	BB	SO	LOB	BOTTOM			
Don Buford, S OBP: 0.420, SLG: 0.409	4-3						L4		5-3		2	1	0	0	2	0	0	New York Yankees @ Baltimore Orioles Memorial Stadium, Baltimore, MD Sat Apr 26 1969, 3:33 AM EST Att: 21,645 - Unknown AB 32 R 5 H 5 RBI 4 BB 7 SO 6 LOB 12 			
Merv Rettenmund, R OBP: 0.462, SLG: 0.750							L5				3	1	0	0	1	0	1				
Paul Blair, R OBP: 0.364, SLG: 0.524	F7						L5				3	1	0	0	1	0	1				
Frank Robinson, R OBP: 0.432, SLG: 0.707	F7						L5				5	0	1	1	0	0	2				
Chico Salmon, R OBP: 0.500, SLG: 1.000	F7						L5				0	0	0	0	0	0	0				
Boog Powell, L OBP: 0.391, SLG: 0.338		K					L5				3	0	0	0	2	2	2				
Brooks Robinson, R OBP: 0.270, SLG: 0.292		K					L5				5	0	1	1	0	1	4				
Etrod Hendricks, L OBP: 0.418, SLG: 0.467							L5				2	1	0	0	1	0	1				
Curt Molton, R OBP: 0.345, SLG: 0.240							L5				1	0	0	0	0	0	0				
Andy Etchebarren, R OBP: 0.345, SLG: 0.240							L5				0	0	0	0	0	0	0				
Davey Johnson, R OBP: 0.357, SLG: 0.417							L5				4	1	1	2	0	0	0				
Mark Belanger, R OBP: 0.378, SLG: 0.400							L5				3	0	1	0	1	2	0				
Jim Palmer, R OBP: 0.077, SLG: 0.154							L5				3	1	1	0	0	1	1				
Pete Richert, L OBP: 0.077, SLG: 0.154							L5				0	0	0	0	0	0	0				
Inning Stats	R: 0 E: 0 K: 0 S: 3	H: 0 LOB: 0 BB: 0 P: 3	R: 2 E: 0 K: 2 S: 8	H: 1 LOB: 2 BB: 2 P: 16	R: 0 E: 0 K: 0 S: 3	H: 0 LOB: 2 BB: 0 P: 11	R: 0 E: 0 K: 1 S: 5	H: 0 LOB: 0 BB: 0 P: 5	R: 0 E: 0 K: 0 S: 6	H: 3 LOB: 1 BB: 1 P: 10	R: 0 E: 1 K: 0 S: 7	H: 0 LOB: 0 BB: 0 P: 7	R: 0 E: 0 K: 1 S: 5	H: 0 LOB: 0 BB: 0 P: 5	R: 0 E: 0 K: 0 S: 4	H: 1 LOB: 1 BB: 0 P: 4	R: 0 E: 0 K: 0 S: 2	H: 0 LOB: 1 BB: 2 P: 10	1B: 3 2B: 1 3B: 0 HR: 1	SF: 0 SAC: 2 DP: 2 HBP: 0	WP: 1 PA: 41
PITCHER	IP 6.0	WLS L	BF 27	H 4	R 5	ER 4	SO 5	BB 5	IBB 0	HBP 0	BLK 0	WP 0	HR 1	S 32	P 52	ERA 6.00	WHIP 1.500				
PITCHER	IP 1.0	WLS L	BF 3	H 0	R 0	ER 0	SO 0	BB 0	IBB 0	HBP 0	BLK 0	WP 0	HR 0	S 3	P 3	ERA 0.00	WHIP 0.000				
PITCHER	IP 1.0	WLS L	BF 3	H 0	R 0	ER 0	SO 1	BB 0	IBB 0	HBP 0	BLK 0	WP 0	HR 0	S 5	P 5	ERA 0.00	WHIP 0.000				
PITCHER	IP 2.0	WLS W	BF 8	H 1	R 0	ER 0	SO 0	BB 2	IBB 0	HBP 0	BLK 0	WP 1	HR 0	S 6	P 14	ERA 0.00	WHIP 1.500				


Batter	1	2	3	4	5	6	7	8	9	AB	R	H	RBI	BB	SO	LOB	TOP					
Horace Clarke, S OBP: 0.392, SLG: 0.382 (1,4)	0-0 6-3		0-0 CS 1B			0-0 G4-3			0-0 G6-3 1B	4	0	2	0	0	0	1	New York Yankees @ Baltimore Orioles Memorial Stadium, Baltimore, MD Sun Apr 27 1969, 3:33 AM EDT Unknown					
Jerry Kenney, L OBP: 0.293, SLG: 0.338 (1,8)	0-0 1-3		0-0 CS 1-2	0-0 1-3		0-3 K			0-0 G6-3 1-2	4	0	0	0	0	1							
Bobby Murcer, L OBP: 0.342, SLG: 0.627 (1,5)	0-0 P6			0-0 4-3					0-0 1B	4	0	1	0	0	0	0						
Roy White, S OBP: 0.440, SLG: 0.415 (1,7)		0-0 4-3		0-0 1B					0-0 4-3	4	0	1	0	0	0	1						
Joe Pepitone, L OBP: 0.320, SLG: 0.689 (1,3)		0-0 1B		0-0 4-3						3	0	1	0	0	0	1						
Frank Fernandez, R OBP: 0.400, SLG: 0.769 (1,2)		0-3 K			0-0 5-3					3	0	1	0	0	1	1						
Tom Tresh, S OBP: 0.269, SLG: 0.261 (1,6)		0-0 L6			0-0 P3				0-0 P5	3	0	0	0	0	0	2						
Bill Robinson, R OBP: 0.184, SLG: 0.091 (1,9)			0-0 6-3		0-0 5-3				0-0 F8	3	0	0	0	0	0	1						
Stan Bahnsen, R (1,1)			0-3 K			4-0 G4-3 BB			0-0 4-3	1	0	0	0	0	1	0						
Len Boehmer, R (6,PH)										0	0	0	0	1	0	0						
Al Downing, R (6,PH)										0	0	0	0	0	0	0						
Bobby Cox, R (8,PH)										1	0	0	0	0	0	1						
Fred Talbot, R (8,1)										0	0	0	0	0	0	0						
Inning Stats	R: 0 E: 0 K: 0 S: 3	H: 0 LOB: 0 BB: 0 P: 3	R: 0 E: 0 K: 1 S: 6	H: 1 LOB: 1 BB: 0 P: 6	R: 0 E: 0 K: 1 S: 5	H: 1 LOB: 0 BB: 0 P: 5	R: 0 E: 0 K: 0 S: 4	H: 1 LOB: 1 BB: 0 P: 4	R: 0 E: 0 K: 0 S: 3	H: 0 LOB: 0 BB: 0 P: 3	R: 0 E: 0 K: 1 S: 4	H: 0 LOB: 0 BB: 1 P: 8	R: 0 E: 0 K: 0 S: 3	H: 0 LOB: 0 BB: 0 P: 3	R: 0 E: 0 K: 0 S: 4	H: 1 LOB: 1 BB: 0 P: 4	R: 0 E: 0 K: 0 S: 4	H: 2 LOB: 1 BB: 0 P: 4	1B: 6 2B: 0 3B: 0 HR: 0	SF: 0 SAC: 0 DP: 2 HBP: 0	WP: 0 PB: 0 SB: 0 CS: 1	PA: 32
PITCHER Mike Cuellar, L ERA: 2.78 (1,1)	IP: 9.0 WLS: W BF: 31 H: 6 R: 0 ER: 0 SO: 3 BB: 1 IBB: 0 HBP: 0 BLK: 0 WP: 0 HR: 0 S: 36 P: 40 ERA: 0.00 WHIP: 0.778															PITCHER						

Batter	1	2	3	4	5	6	7	8	9	AB	R	H	RBI	BB	SO	LOB	BOTTOM			
Don Buford, S OBP: 0.419, SLG: 0.408 (1,7)	0-0 BB 1B		0-3 K		0-0 FC5-4 1B	0-0 F7		0-0 4-3		5	0	2	0	0	1	1	New York Yankees @ Baltimore Orioles Memorial Stadium, Baltimore, MD Sun Apr 27 1969, 3:33 AM EDT Unknown			
Paul Blair, R OBP: 0.380, SLG: 0.541 (1,8)	4-0 BB 1-2 BB		0-0 S 1B		0-0 FC5-4 HR	0-0 2B				3	3	2	1	1	0	1				
Frank Robinson, R OBP: 0.457, SLG: 0.756 (1,9)	4-0 BB		0-0 BB 1B		0-0 HR	0-0 2B				3	1	3	4	1	0	0				
Merv Rettenmund, R OBP: 0.462, SLG: 0.750 (7,9)	1-2 2-3 BB		0-0 1-H 1B		0-0 HR	0-0 1B				0	0	0	0	0	0	0				
Boog Powell, L OBP: 0.385, SLG: 0.324 (1,3)	0-3 K		4-0 BB 1-2 BB		0-0 4-3				0-0 4-3	3	0	0	0	1	1	3				
Eliot Hendricks, L OBP: 0.407, SLG: 0.449 (1,2)	0-0 P6		0-0 P6		0-0 1B				0-0 F9	4	0	1	0	0	0	5				
Davey Johnson, R OBP: 0.352, SLG: 0.408 (1,4)	0-0 4-3		0-0 F7		0-0 F8				0-0 1B	4	0	1	0	0	0	6				
Brooks Robinson, R OBP: 0.269, SLG: 0.293 (1,5)		0-0 F8		0-0 P3		0-0 2B 2B			0-0 F9	4	1	1	0	0	0	1				
Mark Belanger, R OBP: 0.372, SLG: 0.405 (1,6)		0-0 F9		0-0 B5-3		0-0 2B 2B		0-3 K		4	1	1	1	0	1	0				
Mike Cuellar, L (1,1)		0-0 3-1		0-3 K		0-0 P6			0-0 F9	4	0	0	0	0	1	1				
Inning Stats	R: 0 E: 0 K: 1 S: 6	H: 1 LOB: 3 BB: 2 P: 14	R: 0 E: 0 K: 0 S: 3	H: 0 LOB: 0 BB: 0 P: 3	R: 1 E: 0 K: 1 S: 7	H: 2 LOB: 2 BB: 1 P: 11	R: 0 E: 0 K: 1 S: 5	H: 0 LOB: 0 BB: 0 P: 5	R: 2 E: 0 K: 0 S: 6	H: 3 LOB: 1 BB: 0 P: 6	R: 3 E: 0 K: 0 S: 6	H: 4 LOB: 1 BB: 0 P: 6	R: 0 E: 0 K: 0 S: 4	H: 1 LOB: 0 BB: 0 P: 4	R: 0 E: 0 K: 1 S: 5	H: 0 LOB: 0 BB: 0 P: 5		1B: 7 2B: 3 3B: 0 HR: 1	SF: 0 SAC: 0 DP: 0 HBP: 0	WP: 0 PB: 0 SB: 1 CS: 0
PITCHER Stan Bahnsen, R ERA: 6.23 (1,1)	IP: 5.0 WLS: L BF: 24 H: 6 R: 3 ER: 3 SO: 3 BB: 3 IBB: 0 HBP: 0 BLK: 0 WP: 0 HR: 1 S: 27 P: 39 ERA: 5.40 WHIP: 1.800															PITCHER				
Al Downing, L ERA: 13.5 (6,1)	2.0 10 5 3 3 0															13.50 2.500				
Fred Talbot, R ERA: 6.23 (8,1)	1.0 3 0 0 0 1															0.00 0.000				

Batter	1	2	3	4	5	6	7	8	9	AB	R	H	RBI	BB	SO	LOB	TOP																	
Horace Clarke, S OBP: 0.405, SLG: 0.397										5	2	3	0	0	0	0	New York Yankees @ Baltimore Orioles Memorial Stadium, Baltimore, MD Sun Apr 27 1969, 3:38 AM EDT Att: 30,254 - Unknown livebaseballscorecards.com																	
Jerry Kenney, L OBP: 0.291, SLG: 0.333										4	1	1	0	0	0	3																		
Bobby Murcer, L OBP: 0.349, SLG: 0.633										4	1	2	2	0	0	2																		
Roy White, S OBP: 0.443, SLG: 0.439										4	1	2	1	0	0	1																		
Joe Pepitone, L OBP: 0.316, SLG: 0.679										4	0	1	1	0	0	2																		
Jimmie Hall, L OBP: 0.360, SLG: 0.422										4	0	1	1	0	1	1																		
Tom Tresh, S OBP: 0.266, SLG: 0.260										4	0	1	0	0	0	2																		
Jake Gibbs, L OBP: 0.281, SLG: 0.278										4	0	1	0	0	0	1																		
Mike Kekich, R										2	0	0	0	0	1	2																		
Lindy McDaniel, R										0	0	0	0	0	0	0																		
Len Boehmer, R										1	0	0	0	0	1	0																		
Steve Hamilton, L										0	0	0	0	0	0	0																		
Bill Robinson, R										1	0	0	0	0	0	0																		
Inning Stats	R: 3 E: 0 K: 0 S: 7	H: 5 LOB: 1 BB: 0 P: 7	R: 0 E: 0 K: 1 S: 7	H: 2 LOB: 2 BB: 0 P: 7	R: 0 E: 0 K: 0 S: 3	H: 0 LOB: 0 BB: 0 P: 3	R: 0 E: 0 K: 0 S: 3	H: 1 LOB: 0 BB: 0 P: 3	R: 1 E: 0 K: 1 S: 5	H: 2 LOB: 1 BB: 0 P: 5	R: 0 E: 0 K: 1 S: 5	H: 0 LOB: 0 BB: 0 P: 5	R: 0 E: 0 K: 1 S: 5	H: 0 LOB: 0 BB: 0 P: 5	R: 1 E: 0 K: 0 S: 5	H: 2 LOB: 1 BB: 0 P: 5	R: 0 E: 0 K: 0 S: 3	H: 0 LOB: 0 BB: 0 P: 3	1B: 9 2B: 4 3B: 0 HR: 0	SF: 0 SAC: 0 DP: 1 HBP: 0	WP: 0 PB: 0 SB: 1 CS: 0	PA: 37												
PITCHER	IP WLS BF H R ER SO BB IBB HBP BLK WP HR S P ERA WHIP																																	
Tom Phoebus, R	(1, 1)	0.1	5	5	3	3	0	0	0	0	0	0	0	0	5	5	81.00	15.000																
Dave Leonhard, R	(1, 1)	3.2	13	3	0	0	1	0	0	0	0	0	0	0	15	15	0.00	0.818																
Dick Hall, R	(5, 1)	5.0	W	19	4	2	2	2	0	0	0	0	0	0	23	23	3.60	0.800																

Batter	1	2	3	4	5	6	7	8	9	AB	R	H	RBI	BB	SO	LOB	BOTTOM																	
Mark Belanger, R OBP: 0.385, SLG: 0.418										5	2	3	0	0	1	3	New York Yankees @ Baltimore Orioles Memorial Stadium, Baltimore, MD Sun Apr 27 1969, 3:38 AM EDT Att: 30,254 - Unknown livebaseballscorecards.com																	
Paul Blair, R OBP: 0.392, SLG: 0.539										4	1	2	0	1	0	1																		
Frank Robinson, R OBP: 0.464, SLG: 0.783										5	1	3	4	0	1	2																		
Boog Powell, L OBP: 0.385, SLG: 0.320										4	1	1	1	1	0	3																		
Merv Rettenmund, R OBP: 0.484, SLG: 0.696										3	1	1	0	2	1	2																		
Brooks Robinson, R OBP: 0.286, SLG: 0.372										4	2	2	4	1	0	3																		
Andy Etchebarren, R OBP: 0.362, SLG: 0.333										5	1	3	0	0	0	3																		
Bobby Floyd, R										2	0	0	0	1	0	1																		
Tom Phoebus, R	(1, 1)									0	0	0	0	0	0	0																		
Dave Leonhard, R	(1, 1)									1	0	0	0	0	0	0																		
Chico Salmon, R	(4, PH)									1	0	0	0	0	0	1																		
Dick Hall, R	(5, 1)									1	1	1	1	0	0	0																		
Inning Stats	R: 1 E: 0 K: 1 S: 8	H: 3 LOB: 3 BB: 1 P: 12	R: 0 E: 0 K: 0 S: 4	H: 1 LOB: 1 BB: 0 P: 4	R: 0 E: 0 K: 0 S: 3	H: 1 LOB: 0 BB: 0 P: 3	R: 0 E: 0 K: 0 S: 3	H: 1 LOB: 0 BB: 0 P: 3	R: 3 E: 1 K: 1 S: 9	H: 4 LOB: 2 BB: 0 P: 9	R: 1 E: 0 K: 0 S: 5	H: 2 LOB: 2 BB: 1 P: 9	R: 3 E: 0 K: 1 S: 7	H: 2 LOB: 0 BB: 1 P: 11	R: 0 E: 0 K: 0 S: 3	H: 0 LOB: 0 BB: 0 P: 3	1B: 12 2B: 1 3B: 0 HR: 3	SF: 0 SAC: 2 DP: 3 HBP: 0	WP: 0 PB: 0 SB: 0 CS: 0	PA: 43														
PITCHER	IP WLS BF H R ER SO BB IBB HBP BLK WP HR S P ERA WHIP																																	
Mike Kekich, L	(1, 1)	4.1	23	8	4	4	1	0	0	0	0	0	0	0	10	10	10.80	2.400																
Lindy McDaniel, R	(5, 1)	1.2	L	8	4	2	2	1	0	0	0	0	0	0	0	0	18.00	3.000																
Steve Hamilton, L	(7, 1)	2.0	12	4	4	4	1	2	0	0	0	0	0	2	12	20	18.00	3.000																

Batter	1	2	3	4	5	6	7	8	9	AB	R	H	RBI	BB	SO	LOB	TOP			
Billy Conigliaro, R (1.8) OBP: 0.432, SLG: 0.742	0-3 K		0-0 5-3			0-3 K		4-0 BB		3	0	0	0	1	2	0	Boston Red Sox @ New York Yankees Yankee Stadium, Bronx, NY Mon Apr 28 1969, 7:05 PM EDT Att: 15,248 - Unknown - 74 F AB 30 R 0 H 3 RBI 0 BB 3 SO 4 LOB 9 			
Mike Andrews, R (1.4) OBP: 0.416, SLG: 0.522	4-0 BB			0-0 2B		0-0 6-3		0-0 L8		3	0	1	0	1	0	1				
Carl Yastrzemski, L (1.7) OBP: 0.322, SLG: 0.419	0-3 K			0-0 P4		4-0 BB		0-0 F9		3	0	0	0	1	1	2				
Tony Conigliaro, R (1.9) OBP: 0.370, SLG: 0.484	0-0 6-3			0-0 6-3		0-0 L7		0-0 1-3		4	0	0	0	0	0	3				
George Scott, R (1.5) OBP: 0.257, SLG: 0.377		0-0 F8		0-0 F9			0-0 1-3		0-0 1B		4	0	1	0	0	0				
Dalton Jones, L (1.3) OBP: 0.340, SLG: 0.341		0-0 1-3			0-0 3-1		0-0 1-3		0-0 4-3		4	0	0	0	0	0				
Rico Petrocelli, R (1.6) OBP: 0.526, SLG: 0.815		0-0 F8			0-0 6-3		0-0 5-3				3	0	0	0	0	0				
Joe Azcue, R (1.2) OBP: 0.340, SLG: 0.300			0-0 6-3		0-0 1B			0-0 6-3		3	0	1	0	0	0	0				
Ray Jarvis, R (1.1) Jerry Moses, R (8, PH) Sparky Lyle, L (8.1)			0-3 K		0-0 4-3			0-0 L9		2	0	0	0	0	0	1				
Inning Stats	R: 0 E: 0 K: 2 S: 7	H: 0 LOB: 1 BB: 1 P: 11	R: 0 E: 0 K: 0 S: 3	H: 0 LOB: 0 BB: 0 P: 3	R: 0 E: 0 K: 1 S: 5	H: 0 LOB: 0 BB: 0 P: 5	R: 0 E: 0 K: 0 S: 4	H: 1 LOB: 1 BB: 0 P: 4	R: 0 E: 0 K: 0 S: 4	H: 1 LOB: 1 BB: 0 P: 4	R: 0 E: 0 K: 1 S: 5	H: 0 LOB: 1 BB: 1 P: 9	R: 0 E: 0 K: 0 S: 3	H: 0 LOB: 1 BB: 1 P: 7	R: 0 E: 0 K: 0 S: 4	H: 1 LOB: 1 BB: 0 P: 4	1B: 2 2B: 1 3B: 0 HR: 0	SF: 0 SAC: 0 DP: 0 HBP: 0	WP: 0 PB: 0 SB: 0 CS: 0	PA: 33
PITCHER Fritz Peterson, L (1.1) ERA: 2.87	IP: 9.0 WLS: W BF: 33 H: 3 R: 0 ER: 0 SO: 4 BB: 3 IBB: 0 HBP: 0 BLK: 0 WP: 0 HR: 0 S: 38 P: 50 ERA: 0.00 WHIP: 0.667															PITCHER Fritz Peterson, L (1.1) ERA: 2.87	IP: 9.0 WLS: W BF: 33 H: 3 R: 0 ER: 0 SO: 4 BB: 3 IBB: 0 HBP: 0 BLK: 0 WP: 0 HR: 0 S: 38 P: 50 ERA: 0.00 WHIP: 0.667			

Batter	1	2	3	4	5	6	7	8	9	AB	R	H	RBI	BB	SO	LOB	BOTTOM			
Horace Clarke, S (1.4) OBP: 0.398, SLG: 0.382	0-3 K		0-0 P6		0-0 4-3			4-0 BB		3	0	0	0	1	1	1	Boston Red Sox @ New York Yankees Yankee Stadium, Bronx, NY Mon Apr 28 1969, 7:05 PM EDT Att: 15,248 - Unknown - 74 F AB 26 R 1 H 4 RBI 1 BB 3 SO 4 LOB 8 			
Jerry Kenney, L (1.8) OBP: 0.277, SLG: 0.316	0-0 5-3			0-0 4-3		0-0 1-3		0-3 K		4	0	0	0	0	1	1				
Bobby Murcer, L (1.5) OBP: 0.345, SLG: 0.614	0-0 G3			0-0 F9		0-0 2B		0-3 K		4	1	1	0	0	1	0				
Roy White, S (1.7) OBP: 0.451, SLG: 0.458		0-0 1-3		4-0 1B		0-0 FC1-2		0-0 K		2	0	1	1	1	0	0				
Jimmie Hall, L (1.9) OBP: 0.358, SLG: 0.417		0-3 K		0-0 BB		0-0 FC1-2		0-0 K		3	0	1	0	0	1	1				
Tom Tresh, S (1.6) OBP: 0.271, SLG: 0.264		0-0 FC6		1-3 1B		0-0 FC1-2		0-0 K		3	0	1	0	0	0	3				
Jake Gibbs, L (1.2) OBP: 0.283, SLG: 0.268		0-0 FC6		4-0 SH5-4		0-0 BB		4-0 F7		2	0	0	0	1	0	1				
Len Boehmer, R (1.3) Fritz Peterson, S (1.1) OBP: 0.308, SLG: 0.273			0-0 6-3		0-0 F9		0-0 SH5-4		0-0 4-3		2	0	0	0	0	0				
Inning Stats	R: 0 E: 0 K: 1 S: 5	H: 0 LOB: 0 BB: 0 P: 5	R: 0 E: 0 K: 1 S: 6	H: 1 LOB: 1 BB: 0 P: 6	R: 0 E: 0 K: 0 S: 3	H: 0 LOB: 0 BB: 0 P: 3	R: 0 E: 0 K: 0 S: 4	H: 1 LOB: 2 BB: 1 P: 8	R: 0 E: 0 K: 0 S: 3	H: 0 LOB: 1 BB: 1 P: 7	R: 1 E: 0 K: 0 S: 5	H: 2 LOB: 1 BB: 0 P: 5	R: 0 E: 0 K: 0 S: 3	H: 0 LOB: 0 BB: 0 P: 3	R: 0 E: 0 K: 2 S: 6	H: 0 LOB: 0 BB: 1 P: 10	1B: 3 2B: 1 3B: 0 HR: 0	SF: 0 SAC: 1 DP: 0 HBP: 0	WP: 0 PB: 0 SB: 0 CS: 0	PA: 30
PITCHER Ray Jarvis, R (1.1) Sparky Lyle, L (8.1) ERA: 3.27	IP: 7.0 WLS: L BF: 27 H: 4 R: 1 ER: 1 SO: 2 BB: 2 IBB: 0 HBP: 0 BLK: 0 WP: 0 HR: 0 S: 29 P: 37 ERA: 1.29 WHIP: 0.857															PITCHER Fritz Peterson, S (1.1) ERA: 3.27	IP: 7.0 WLS: L BF: 27 H: 4 R: 1 ER: 1 SO: 2 BB: 2 IBB: 0 HBP: 0 BLK: 0 WP: 0 HR: 0 S: 29 P: 37 ERA: 1.29 WHIP: 0.857			

Batter	1	2	3	4	5	6	7	8	9	AB	R	H	RBI	BB	SO	LOB	TOP					
Joe Lahoud, L OBP: 0.360, SLG: 0.111 (1, 8)										4	0	1	0	0	0	0	Boston Red Sox @ New York Yankees Yankee Stadium, Bronx, NY Tue Apr 29 1969, 7:05 PM EDT Att: 10,983 - Unknown - 62 F					
Mike Andrews, R OBP: 0.409, SLG: 0.507 (1, 4)										4	0	1	0	0	1	1						
Carl Yastrzemski, L OBP: 0.319, SLG: 0.403 (1, 7)										3	0	0	0	1	1	2						
Tony Conigliaro, R OBP: 0.398, SLG: 0.493 Billy Conigliaro, R OBP: 0.421, SLG: 0.719 (1, 9)										3	1	1	0	0	0	2						
Dalton Jones, L OBP: 0.347, SLG: 0.349 Syd O'Brien, R OBP: 0.333, SLG: 0.500 (1, 3)										2	0	1	0	0	0	0						
George Scott, R OBP: 0.256, SLG: 0.370 (1, 5)										4	0	1	0	0	2	3						
Rico Petrocelli, R OBP: 0.512, SLG: 0.779 (1, 6)										3	0	0	0	1	1	1						
Joe Azcue, R OBP: 0.320, SLG: 0.279 (1, 2)										3	0	0	1	0	0	1						
Mike Nagy, R Sparky Lyle, L (1, 1)										3	0	0	0	0	1	1						
										0	0	0	0	0	0	0						
Inning Stats	R: 0 E: 0 K: 2 S: 8	H: 1 LOB: 1 BB: 0 P: 8	R: 0 E: 0 K: 0 S: 3	H: 1 LOB: 0 BB: 0 P: 3	R: 0 E: 0 K: 0 S: 3	H: 0 LOB: 0 BB: 0 P: 3	R: 0 E: 0 K: 1 S: 7	H: 2 LOB: 2 BB: 0 P: 7	R: 0 E: 0 K: 1 S: 5	H: 0 LOB: 0 BB: 0 P: 5	R: 0 E: 0 K: 0 S: 3	H: 0 LOB: 0 BB: 0 P: 3	R: 2 E: 0 K: 2 S: 9	H: 2 LOB: 1 BB: 1 P: 13	R: 0 E: 1 K: 0 S: 3	H: 0 LOB: 1 BB: 1 P: 7	R: 0 E: 0 K: 0 S: 3	H: 0 LOB: 0 BB: 0 P: 3	1B: 5 2B: 1 3B: 0 HR: 0	SF: 0 SAC: 0 DP: 1 HBP: 0	WP: 1 PB: 0 CS: 1	PA: 34
PITCHER Mel Stottlemyre, R ERA: 2.24 (1, 1)	IP: 9.0 WLS: L BF: 34	H: 6 R: 2 ER: 2 SO: 6	BB: 1 IBB: 1 HBP: 0 BLK: 0	WP: 1 HR: 0 S: 44 P: 52	ERA: 2.00 WHIP: 0.778	PITCHER																

AB 32
R 2
H 6
RBI 2
BB 2
SO 6
LOB 12



Batter	1	2	3	4	5	6	7	8	9	AB	R	H	RBI	BB	SO	LOB	BOTTOM			
Horace Clarke, S OBP: 0.398, SLG: 0.375 (1, 4)										4	0	1	1	1	0	1	Boston Red Sox @ New York Yankees Yankee Stadium, Bronx, NY Tue Apr 29 1969, 7:05 PM EDT Att: 10,983 - Unknown - 62 F			
Jerry Kenney, L OBP: 0.276, SLG: 0.305 (1, 8)										3	0	0	0	1	0	3				
Bobby Murcer, L OBP: 0.352, SLG: 0.616 (1, 5)										3	0	1	0	0	1	2				
Roy White, S OBP: 0.442, SLG: 0.435 (1, 7)										3	0	0	0	1	0	4				
Jimmie Hall, L OBP: 0.339, SLG: 0.392 Billy Cowan, R OBP: 0.500, SLG: 0.333 (1, 9)										3	0	0	0	0	0	5				
Tom Tresh, S OBP: 0.270, SLG: 0.250 (1, 6)										3	0	0	0	1	1	0				
Jake Gibbs, L OBP: 0.286, SLG: 0.288 Frank Fernandez, R OBP: 0.375, SLG: 0.714 (1, 2)										3	1	1	0	0	0	1				
Len Boehmer, R (1, 3)										4	0	0	0	0	0	2				
Mel Stottlemyre, R OBP: 0.286, SLG: 0.118 Bill Robinson, R OBP: 0.175, SLG: 0.086 (1, 1)										2	0	0	0	1	1	2				
										1	0	0	0	0	1	0				
Inning Stats	R: 0 E: 0 K: 0 S: 2	H: 0 LOB: 2 BB: 2 P: 11	R: 1 E: 0 K: 1 S: 8	H: 2 LOB: 2 BB: 0 P: 8	R: 0 E: 0 K: 0 S: 3	H: 0 LOB: 0 BB: 0 P: 3	R: 0 E: 0 K: 0 S: 3	H: 0 LOB: 3 BB: 2 P: 14	R: 0 E: 0 K: 0 S: 3	H: 0 LOB: 1 BB: 1 P: 7	R: 0 E: 0 K: 0 S: 4	H: 1 LOB: 1 BB: 0 P: 4	R: 0 E: 0 K: 1 S: 5	H: 0 LOB: 0 BB: 0 P: 5	R: 0 E: 0 K: 1 S: 5	H: 0 LOB: 0 BB: 0 P: 5	1B: 1 2B: 2 3B: 0 HR: 0	SF: 0 SAC: 0 DP: 1 HBP: 1	WP: 0 PB: 1 CS: 0	PA: 37
PITCHER Mike Nagy, R ERA: 0.84 Sparky Lyle, L ERA: 2.7 (1, 1)	IP: 6.2 WLS: W BF: 30	H: 3 R: 1 ER: 0 SO: 2	BB: 5 IBB: 0 HBP: 0 BLK: 0	WP: 0 HR: 0 S: 28 P: 49	ERA: 0.00 WHIP: 1.200	PITCHER														

AB 31
R 1
H 3
RBI 1
BB 5
SO 4
LOB 20



Batter	1	2	3	4	5	6	7	8	9	AB	R	H	RBI	BB	SO	LOB	TOP					
Max Alvis, R OBP: 0.231, SLG: 0.222 (1.5)										4	0	1	1	1	1	0	0					
Lary Brown, R OBP: 0.385, SLG: 0.433 (1.6)										5	2	2	0	0	0	1						
Russ Snyder, L OBP: 0.419, SLG: 0.405 (1.7)										5	0	2	0	0	0	1						
Ken Harrelson, R OBP: 0.264, SLG: 0.438 (1.9)										2	0	0	1	1	2	1						
Tony Horton, R OBP: 0.288, SLG: 0.435 (1.3)										4	0	0	1	0	0	3						
Jose Cardenal, R OBP: 0.230, SLG: 0.288 (1.8)										3	0	0	0	1	1	2						
Duke Sims, L OBP: 0.395, SLG: 0.467 (1.2)										3	0	1	0	1	1	1						
Zolio Versalles, R OBP: 0.351, SLG: 0.417 (1.4)										2	1	0	0	2	0	2						
Sam McDowell, L OBP: 0.100, SLG: 0.100 (1.1)										4	0	0	0	0	3	5						
Inning Stats	R: 0 E: 0 K: 1 S: 5	H: 0 LOB: 1 BB: 1 P: 9	R: 0 E: 0 K: 2 S: 7	H: 0 LOB: 2 BB: 2 P: 15	R: 1 E: 1 K: 0 S: 5	H: 1 LOB: 2 BB: 1 P: 9	R: 1 E: 0 K: 1 S: 6	H: 2 LOB: 2 BB: 1 P: 10	R: 0 E: 0 K: 1 S: 5	H: 0 LOB: 0 BB: 0 P: 5	R: 0 E: 0 K: 2 S: 7	H: 0 LOB: 1 BB: 1 P: 11	R: 1 E: 0 K: 0 S: 5	H: 2 LOB: 1 BB: 0 P: 5	R: 0 E: 0 K: 0 S: 4	H: 1 LOB: 1 BB: 0 P: 4	R: 0 E: 0 K: 0 S: 3	H: 0 LOB: 0 BB: 0 P: 3	1B: 4 2B: 2 3B: 0 HR: 0	SF: 1 SAC: 0 DP: 0 HBP: 0	WP: 1 PB: 0 SB: 1 CS: 0	PA: 39
PITCHER	IP	WLS	BF	H	R	ER	SO	BB	IBB	HBP	BLK	WP	HR	S	P	ERA	WHIP					
Bill Burbach, R ERA: 2.25 (1.1)	7.0	L	32	5	3	2	7	6	0	0	0	1	0	40	64	2.57	1.571					
Al Downing, L ERA: 6.75 (8.1)	2.0		7	1	0	0	0	0	0	0	0	0	0	7	7	0.00	0.500					

Cleveland Indians @ New York Yankees
 Yankee Stadium, Bronx, NY
 Wed Apr 30 1969, 7:05 PM EDT
 Alt. 7,860 - Unknown - 58 F

livebaseballscorecards.com

AB 32
 R 3
 H 6
 RBI 3
 BB 6
 SO 7
 LOB 16

Batter	1	2	3	4	5	6	7	8	9	AB	R	H	RBI	BB	SO	LOB	BOTTOM					
Horace Clarke, S OBP: 0.392, SLG: 0.369 (1.4)										4	0	1	0	0	2	2						
Jerry Kenney, L OBP: 0.275, SLG: 0.294 (1.8)										3	0	0	0	1	1	3						
Bobby Murcer, L OBP: 0.347, SLG: 0.596 (1.5)										3	0	0	0	1	2	2						
Frank Fernandez, R OBP: 0.400, SLG: 0.625 (1.2)										2	0	0	0	2	0	1						
Bill Robinson, R OBP: 0.182, SLG: 0.128 (1.9)										4	0	1	0	0	1	4						
Dick Simpson, R OBP: 0.333, SLG: 0.286 (1.7)										3	0	0	0	1	3	1						
Tom Tresh, S OBP: 0.269, SLG: 0.250 (1.6)										4	0	1	0	0	1	2						
Len Boehmer, R (1.3)										2	0	0	0	2	0	3						
Bill Burbach, R OBP: 0.125, SLG: 0.125 (1.1)										1	0	0	0	0	1	1						
Bobby Cox, R (7, PH)										1	0	0	0	0	1	1						
Al Downing, R (8.1)										0	0	0	0	0	0	0						
Inning Stats	R: 0 E: 0 K: 2 S: 6	H: 0 LOB: 1 BB: 1 P: 10	R: 0 E: 0 K: 2 S: 6	H: 0 LOB: 0 BB: 1 P: 10	R: 0 E: 1 K: 1 S: 6	H: 0 LOB: 2 BB: 1 P: 10	R: 0 E: 0 K: 0 S: 2	H: 0 LOB: 0 BB: 1 P: 6	R: 0 E: 0 K: 3 S: 9	H: 0 LOB: 1 BB: 1 P: 13	R: 0 E: 0 K: 0 S: 4	H: 1 LOB: 2 BB: 1 P: 8	R: 0 E: 0 K: 2 S: 8	H: 1 LOB: 1 BB: 0 P: 8	R: 0 E: 0 K: 2 S: 7	H: 0 LOB: 0 BB: 0 P: 7	R: 0 E: 0 K: 0 S: 4	H: 1 LOB: 2 BB: 1 P: 8	1B: 2 2B: 2 3B: 0 HR: 0	SF: 0 SAC: 1 DP: 2 HBP: 0	WP: 1 PB: 0 SB: 0 CS: 2	PA: 35
PITCHER	IP	WLS	BF	H	R	ER	SO	BB	IBB	HBP	BLK	WP	HR	S	P	ERA	WHIP					
Sam McDowell, L ERA: 4.2 (1.1)	9.0	W	35	3	0	0	12	7	0	0	0	1	0	52	80	0.00	1.111					


Cleveland Indians @ New York Yankees
 Yankee Stadium, Bronx, NY
 Wed Apr 30 1969, 7:05 PM EDT
 Alt. 7,860 - Unknown - 58 F

livebaseballscorecards.com

AB 27
 R 0
 H 3
 RBI 0
 BB 7
 SO 12
 LOB 20

Batter	1	2	3	4	5	6	7	8	9	AB	R	H	RBI	BB	SO	LOB	TOP										
Max Alvis, R OBP: 0.233, SLG: 0.250 (1, 5)	G5-3			K			1B	G5-3		4	1	1	0	0	1	0	Cleveland Indians @ New York Yankees Yankee Stadium, Bronx, NY Thu May 01 1969, 3:33 AM EDT Att: 7,170 - Cloudy - 62 F										
Larry Brown, R OBP: 0.402, SLG: 0.443 (1, 6)	K			G4-6-3 BB			S E 1B	E7 WP SF7 1B		3	2	2	1	1	1	0											
Russ Snyder, L OBP: 0.413, SLG: 0.385 Chuck Hinton, R OBP: 0.355, SLG: 0.448 (9, PH) (9, 7)	K			G4-6-3 1-2			E BB	G5-3		2	0	0	0	1	1	1											
Ken Harrelson, R OBP: 0.263, SLG: 0.418 (1, 9)		F7			F7		P6	S HR BB		3	1	0	0	1	0	2											
Tony Horton, R OBP: 0.273, SLG: 0.417 (1, 3)		G6-3			K		F7	SF7		3	0	0	1	0	1	2											
Jose Cardenal, R OBP: 0.231, SLG: 0.275 (1, 8)		P6			P6		E5	3-H 4-0 HR IBB		3	1	0	0	1	0	1											
Duke Sims, L OBP: 0.381, SLG: 0.529 (1, 2)			G4-3			F8	K	1-H 2-H HR		4	1	1	3	0	1	2											
Zolio Versalles, R OBP: 0.328, SLG: 0.385 (1, 4)			F9			P3		L9	G6-3	4	0	0	0	0	0	0											
Dick Ellsworth, L Stan Williams, R Mike Paul, L (1, 1) (8, 1) (8, 1)			G6-3			F7		K		3	0	0	0	0	1	0											
Inning Stats	R: 0 E: 0 K: 2 S: 7	H: 0 LOB: 0 BB: 0 P: 7	R: 0 E: 0 K: 0 S: 3	H: 0 LOB: 0 BB: 0 P: 3	R: 0 E: 0 K: 0 S: 3	H: 0 LOB: 0 BB: 0 P: 3	R: 0 E: 0 K: 1 S: 4	H: 0 LOB: 0 BB: 1 P: 8	R: 0 E: 0 K: 1 S: 5	H: 0 LOB: 0 BB: 0 P: 5	R: 2 E: 1 K: 1 S: 8	H: 2 LOB: 2 BB: 1 P: 12	R: 0 E: 0 K: 1 S: 5	H: 0 LOB: 0 BB: 0 P: 5	R: 4 E: 1 K: 0 S: 5	H: 2 LOB: 2 BB: 2 P: 13		1B: 2 2B: 1 3B: 0 HR: 1	SF: 1 SAC: 0 DP: 1 HBP: 0	WP: 1 PB: 0 SB: 0 CS: 0	PA: 35						
PITCHER	IP	WLS	BF	H	R	ER	SO	BB	IBB	HBP	BLK	WP	HR	S	P	ERA	WHIP										
Stan Bahnsen, R ERA: 5.23 (1, 1)	6.2		24	2	2	1	4	2	0	0	0	0	0	30	38	1.35	0.600										
Lindy McDaniel, R ERA: 8.17 (7, 1)	1.1		4	0	0	0	2	0	0	0	0	0	0	8	8	0.00	0.000										
Steve Hamilton, L ERA: 9.0 (9, 1)	1.0	L	7	2	4	4	0	1	1	0	0	1	1	5	13	36.00	3.000										

Batter	1	2	3	4	5	6	7	8	9	AB	R	H	RBI	BB	SO	LOB	BOTTOM										
Horace Clarke, S OBP: 0.382, SLG: 0.360 (1, 4)	F8		G5-3		G6-3		S 1B		G5-3	5	1	1	0	0	0	0	Cleveland Indians @ New York Yankees Yankee Stadium, Bronx, NY Thu May 01 1969, 3:33 AM EDT Att: 7,170 - Cloudy - 62 F										
Jerry Kenney, L OBP: 0.271, SLG: 0.281 (1, 8)	G3		F9		B1-3		B1		BB BB	4	0	0	0	1	0	1											
Bobby Murcer, L OBP: 0.350, SLG: 0.585 (1, 5)	1B		1B		G4-3		P4		F8	5	0	2	0	0	0	2											
Roy White, S OBP: 0.451, SLG: 0.439 (1, 7)	1-2 1B		F9			G4-3	1-H CS 1B		1-2 BB	4	0	2	1	1	0	1											
Joe Pepitone, L OBP: 0.310, SLG: 0.646 (1, 3)	G3-1			G1-3		2B G6-3 BB	CS	K	K	4	1	0	0	1	2	4											
Frank Fernandez, R OBP: 0.458, SLG: 0.667 (1, 2)		G2-3 BB		F8		G6-3 1-3 2B		WP BB		2	0	1	0	2	0	0											
Tom Tresh, S OBP: 0.296, SLG: 0.258 (1, 6)		F8		E8 1B		G6-3 IBB		1-2 BB		2	0	1	0	2	0	1											
Bill Robinson, R OBP: 0.191, SLG: 0.122 Jimmie Hall, L OBP: 0.333, SLG: 0.385 (8, PH) (9, 9)		G2-3				G6-3		K	K	2	0	0	1	1	0	3											
Stan Bahnsen, R Lindy McDaniel, R Len Boehmer, R Steve Hamilton, L (1, 1) (7, 1) (8, PH) (9, 1)		K			F9		G5-3		F7	3	0	0	0	0	1	5											
Inning Stats	R: 0 E: 0 K: 0 S: 5	H: 2 LOB: 2 BB: 0 P: 5	R: 0 E: 0 K: 1 S: 5	H: 0 LOB: 1 BB: 1 P: 9	R: 0 E: 0 K: 0 S: 4	H: 1 LOB: 1 BB: 0 P: 4	R: 0 E: 1 K: 0 S: 4	H: 1 LOB: 2 BB: 1 P: 8	R: 0 E: 0 K: 0 S: 3	H: 0 LOB: 0 BB: 0 P: 3	R: 1 E: 0 K: 0 S: 4	H: 1 LOB: 2 BB: 2 P: 12	R: 1 E: 0 K: 0 S: 4	H: 2 LOB: 0 BB: 0 P: 4	R: 0 E: 0 K: 2 S: 7	H: 0 LOB: 2 BB: 2 P: 15		R: 0 E: 0 K: 1 S: 5	H: 0 LOB: 2 BB: 2 P: 13	1B: 6 2B: 1 3B: 0 HR: 0	SF: 0 SAC: 0 DP: 0 HBP: 0	WP: 1 PB: 0 SB: 1 CS: 1	PA: 42				
PITCHER	IP	WLS	BF	H	R	ER	SO	BB	IBB	HBP	BLK	WP	HR	S	P	ERA	WHIP										
Dick Ellsworth, L ERA: 4.07 (1, 1)	7.1		33	7	2	2	2	3	2	0	0	0	0	32	52	2.46	1.364										
Stan Williams, R ERA: 6.29 (8, 1)	0.0		1	0	0	0	0	1	0	0	0	1	0	0	4	∞	∞										
Mike Paul, L ERA: 2.89 (8, 1)	1.2	W	7	0	0	0	2	2	0	0	0	0	0	9	17	0.00	1.200										

Batter	1	2	3	4	5	6	7	8	9	AB	R	H	RBI	BB	SO	LOB	TOP								
Don Buford, S (1,7) OBP: 0.402, SLG: 0.393	6-3		5-3		5-3		F9		K	5	0	0	0	0	1	0	Baltimore Orioles @ New York Yankees Yankee Stadium, Bronx, NY Fri May 02 1969, 7:05 PM EDT Att: 15,841 - Unknown								
Paul Blair, R (1,8) OBP: 0.378, SLG: 0.500	P3			2B	G3		P3		E5	5	1	1	0	0	0										
Frank Robinson, R (1,9) OBP: 0.436, SLG: 0.750	5-3			2B			P4		K	5	2	2	0	0	1	1									
Boog Powell, L (1,3)				2B						2	2	2	2	2	0	0									
Brooks Robinson, R (1,5) OBP: 0.284, SLG: 0.361	F9			F8						4	0	2	1	0	0	2									
Davey Johnson, R (1,4) OBP: 0.327, SLG: 0.376	FC6-4			SF7						2	0	0	1	0	0	3									
Andy Etchebarren, R (1,2) OBP: 0.369, SLG: 0.313	4-3									2	0	0	1	1	0	3									
Mark Belanger, R (1,6) OBP: 0.392, SLG: 0.402			1-3	4-3						2	0	0	0	2	0	1									
Mike Cuellar, L (1,1)			L9		6-3		K		CS	4	0	0	0	0	1	3									
Inning Stats	R: 0 E: 0 K: 0 S: 3	H: 0 LOB: 0 BB: 0 P: 3	R: 0 E: 0 K: 0 S: 4	H: 1 LOB: 1 BB: 0 P: 4	R: 0 E: 0 K: 0 S: 3	H: 0 LOB: 0 BB: 0 P: 3	R: 3 E: 0 K: 0 S: 6	H: 3 LOB: 1 BB: 1 P: 10	R: 0 E: 0 K: 0 S: 3	H: 0 LOB: 0 BB: 0 P: 3	R: 1 E: 0 K: 1 S: 7	H: 2 LOB: 3 BB: 2 P: 15	R: 0 E: 0 K: 0 S: 3	H: 0 LOB: 0 BB: 0 P: 3	R: 1 E: 0 K: 2 S: 11	H: 1 LOB: 1 BB: 2 P: 11		R: 0 E: 1 K: 2 S: 8	H: 0 LOB: 1 BB: 0 P: 8	1B: 5 2B: 2 3B: 0 HR: 0	SF: 2 SAC: 1 DP: 0 HBP: 0	WP: 0 PB: 0 SB: 0 CS: 1	PA: 40		
PITCHER	IP	WLS	BF	H	R	ER	SO	BB	IBB	HBP	BLK	WP	HR	S	P	ERA	WHIP								
Fritz Peterson, L (1,1) ERA: 3.38	5.0	L	23	6	4	4	0	2	0	0	0	0	0	21	29	7.20	1.600								
Fred Talbot, R (6,1) ERA: 4.91	3.0		12	1	1	1	1	2	1	0	0	0	0	11	23	3.00	1.000								
Al Downing, L (9,1) ERA: 5.4	1.0		4	0	0	0	2	0	0	0	0	0	0	8	8	0.00	0.000								

Batter	1	2	3	4	5	6	7	8	9	AB	R	H	RBI	BB	SO	LOB	BOTTOM								
Horace Clarke, S (1,4) OBP: 0.377, SLG: 0.348	6-3		6-3			PB		K		3	1	0	0	1	1	0	Baltimore Orioles @ New York Yankees Yankee Stadium, Bronx, NY Fri May 02 1969, 7:05 PM EDT Att: 15,841 - Unknown								
Jerry Kenney, L (1,8) OBP: 0.280, SLG: 0.269	F2		5-3			F8		6-3		4	0	0	0	0	0	1									
Bobby Murcer, L (1,5) OBP: 0.356, SLG: 0.582			K			G6-3			P4	4	0	2	1	0	1	0									
Roy White, S (1,7) OBP: 0.432, SLG: 0.414	K				F9	G6-3			K	4	0	0	0	0	2	2									
Frank Fernandez, R (1,2) OBP: 0.500, SLG: 0.650			E		K					2	0	1	0	2	1	0									
Tom Tresh, S (1,6) OBP: 0.280, SLG: 0.242	K		K		K					4	0	0	0	0	2	3									
Len Boehmer, R (1,3)			F9		6-3					3	0	0	0	0	1	2									
Bill Robinson, R (1,9) OBP: 0.200, SLG: 0.136			E7		6-3					3	0	1	0	0	0	1									
Fritz Peterson, S (1,1) OBP: 0.267, SLG: 0.231			K		6-3					2	0	0	0	0	1	2									
Fred Talbot, R (6,1)										0	0	0	0	0	0	0									
Billy Cowan, R (6,PH) OBP: 0.400, SLG: 0.250										1	0	0	0	0	0	0									
Al Downing, R (9,1)										0	0	0	0	0	0	0									
Inning Stats	R: 0 E: 0 K: 1 S: 6	H: 1 LOB: 1 BB: 0 P: 6	R: 0 E: 1 K: 2 S: 8	H: 1 LOB: 2 BB: 1 P: 12	R: 0 E: 0 K: 1 S: 5	H: 0 LOB: 0 BB: 0 P: 5	R: 0 E: 0 K: 2 S: 7	H: 0 LOB: 0 BB: 0 P: 7	R: 0 E: 0 K: 0 S: 3	H: 0 LOB: 0 BB: 0 P: 3	R: 1 E: 0 K: 0 S: 3	H: 1 LOB: 1 BB: 1 P: 7	R: 0 E: 0 K: 1 S: 6	H: 1 LOB: 1 BB: 0 P: 6	R: 0 E: 0 K: 1 S: 5	H: 0 LOB: 0 BB: 0 P: 5	R: 0 E: 0 K: 1 S: 5	H: 0 LOB: 1 BB: 1 P: 9	1B: 4 2B: 0 3B: 0 HR: 0	SF: 0 SAC: 0 DP: 1 HBP: 0	WP: 0 PB: 1 SB: 0 CS: 0	PA: 33			
PITCHER	IP	WLS	BF	H	R	ER	SO	BB	IBB	HBP	BLK	WP	HR	S	P	ERA	WHIP								
Mike Cuellar, L (1,1) ERA: 2.22	9.0	W	33	4	1	0	9	3	0	0	0	0	0	48	60	0.00	0.778								



Batter	1	2	3	4	5	6	7	8	9	AB	R	H	RBI	BB	SO	LOB	TOP
Don Buford, S (1, 7) OBP: 0.402, SLG: 0.379 Merv Rettenmund, R (9, 7) OBP: 0.484, SLG: 0.696	4-0 CS BB		0-0 FC4-6 1-2		1-0 HBP		0-0 FC6 G6-4-3		0-0 F9	3	0	0	0	1	0	2	
Paul Blair, R (1, 8) OBP: 0.365, SLG: 0.481	0-0 F7 1-2		0-0 F8		0-0 F7		0-0 G6-4-3			4	0	0	0	0	0	4	
Frank Robinson, R (1, 9) OBP: 0.439, SLG: 0.737	0-0 6-3			0-0 HR 1B		4-0 HR BB		0-0 4-3		3	2	1	0	1	0	0	
Boog Powell, L (1, 3) OBP: 0.404, SLG: 0.376 Dave May, L (2, 9) OBP: 0.343, SLG: 0.429		4-0 FC1-6 BB		0-3 K		0-3 K		0-0 HR		0	0	0	0	1	0	0	
Elrod Hendricks, L (1, 2) OBP: 0.386, SLG: 0.467	0-0 FC1-6 1-2		0-0 HR		0-0 F7		0-0 FC1-6 1B			4	1	2	2	0	0	2	
Brooks Robinson, R (1, 5) OBP: 0.283, SLG: 0.386	0-0 F9		0-0 F7		0-0 HR		0-0 FC1-6			4	1	1	2	0	0	2	
Davey Johnson, R (1, 4) OBP: 0.324, SLG: 0.382	0-0 1-3		0-0 6-3		0-0 2B		0-0 1-3			4	0	1	0	0	0	2	
Mark Belanger, R (1, 6) OBP: 0.377, SLG: 0.385			0-0 F8		0-0 6-3		0-0 4-3		0-0 1-3	4	0	0	0	0	0	1	
Tom Phoebus, R (1, 1) OBP: 0.455, SLG: 0.333 Clay Dalrymple, L (7, PH) OBP: 0.500, SLG: 0.500 Curt Motton, R (7, PR) Dick Hall, R (7, 1) OBP: 0.333, SLG: 0.333			4-0 FC4-6 BB		0-0 F9		0-0 FC6 1B		0-0 L7	1	0	0	0	1	0	0	
Inning Stats	R: 0 E: 0 K: 0 S: 2	H: 0 LOB: 0 BB: 1 P: 6	R: 0 E: 0 K: 0 S: 3	H: 0 LOB: 1 BB: 1 P: 7	R: 0 E: 0 K: 0 S: 3	H: 0 LOB: 1 BB: 1 P: 7	R: 2 E: 0 K: 1 S: 7	H: 2 LOB: 0 BB: 0 P: 7	R: 0 E: 0 K: 0 S: 3	H: 1 LOB: 1 BB: 0 P: 3	R: 1 E: 0 K: 0 S: 5	H: 2 LOB: 1 BB: 0 P: 5	R: 0 E: 0 K: 0 S: 3	H: 0 LOB: 0 BB: 0 P: 3	1B: 3 2B: 1 3B: 0 HR: 3	SF: 0 SAC: 0 DP: 1 HBP: 1	WP: 0 PA: 37 PB: 0 SB: 0 CS: 1
PITCHER	IP WLS BF H R ER SO BB IBB HBP BLK WP HR S P ERA WHIP	5.2 L 25 4 4 4 2 4 0 0 0 0 2 24 41 6.35 1.412	3.1 L 12 3 1 1 0 0 0 0 0 0 1 12 12 2.70 0.900														

Baltimore Orioles @ New York Yankees
Yankee Stadium, Bronx, NY
Sat May 03 1969, 3:33 AM EDT
Att: 29,059 - Unknown

AB 32
R 5
H 7
RBI 5
BB 4
SO 2
LOB 15



Batter	1	2	3	4	5	6	7	8	9	AB	R	H	RBI	BB	SO	LOB	BOTTOM		
Horace Clarke, S (1, 4) OBP: 0.387, SLG: 0.361	0-0 F7		0-0 BB 1B		0-0 3B 1B		0-0 F8		0-0 1B	5	2	3	0	0	0	0			
Jerry Kenney, L (1, 8) OBP: 0.287, SLG: 0.289	0-0 F7		4-0 1B BB		1-H SF8 3B		0-0 F5		0-0 F8	4	1	1	1	1	0	1			
Bobby Murcer, L (1, 5) OBP: 0.352, SLG: 0.574	0-0 L4		0-0 G4-6-3 1B		0-0 SF8		0-0 P3			3	0	1	3	0	0	0			
Joe Pepitone, L (1, 3) OBP: 0.318, SLG: 0.647		4-0 FC4-6 BB	0-0 G4-6-3 1-2		0-0 G3			0-0 2B		3	0	1	0	1	0	2			
Jimmie Hall, L (1, 7) OBP: 0.311, SLG: 0.357		0-0 FC4-6 CS		0-0 P5		0-3 K		0-0 P4		4	0	0	0	0	1	2			
Tom Tresh, S (1, 6) OBP: 0.291, SLG: 0.257		0-0 1B		0-0 L4		0-0 5-3 1B		0-0 F7		4	0	2	0	0	0	1			
Jake Gibbs, L (1, 2) OBP: 0.284, SLG: 0.286		0-3 K		0-0 S 1B		0-0 5-3		0-0 4-3		4	0	1	0	0	1	3			
Bill Robinson, R (1, 9) OBP: 0.204, SLG: 0.128			0-0 3-1		0-0 6-3		4-0 IBB		0-0 5-3	3	0	0	0	1	0	1			
Mel Stottlemyre, R (1, 1) OBP: 0.304, SLG: 0.211 Lindy McDaniel, R (6, 1) Frank Fernandez, R (9, PH) OBP: 0.483, SLG: 0.619			0-0 1B 1B 2B		0-0 5-3		0-3 K		0-0 P6	2	1	1	0	0	0	0			
Inning Stats	R: 0 E: 0 K: 0 S: 3	H: 1 LOB: 1 BB: 1 P: 9	R: 2 E: 0 K: 0 S: 5	H: 3 LOB: 1 BB: 1 P: 9	R: 0 E: 0 K: 0 S: 4	H: 1 LOB: 1 BB: 0 P: 4	R: 2 E: 0 K: 2 S: 8	H: 2 LOB: 2 BB: 1 P: 12	R: 0 E: 0 K: 0 S: 3	H: 0 LOB: 0 BB: 0 P: 3	R: 0 E: 0 K: 0 S: 4	H: 1 LOB: 1 BB: 0 P: 4	R: 0 E: 0 K: 0 S: 4	H: 1 LOB: 1 BB: 0 P: 4	R: 0 E: 0 K: 0 S: 4	H: 1 LOB: 1 BB: 0 P: 4	1B: 7 2B: 2 3B: 1 HR: 0	SF: 1 SAC: 0 DP: 1 HBP: 0	WP: 0 PA: 38 PB: 0 SB: 1 CS: 1
PITCHER	IP WLS BF H R ER SO BB IBB HBP BLK WP HR S P ERA WHIP	6.0 W 27 8 4 4 3 8 0 0 0 0 0 11 11 6.00 1.667	3.0 W 11 2 0 0 0 0 0 0 0 0 0 11 11 0.00 0.667																

Baltimore Orioles @ New York Yankees
Yankee Stadium, Bronx, NY
Sat May 03 1969, 3:33 AM EDT
Att: 29,059 - Unknown

AB 34
R 4
H 10
RBI 4
BB 3
SO 3
LOB 12



Batter	1	2	3	4	5	6	7	8	9	AB R H RBI BB SO LOB	TOP							
Don Buford, S OBP: 0.402, SLG: 0.374 (1, 7)										4 0 1 1 1 0 4	<p>Baltimore Orioles @ New York Yankees Yankee Stadium, Bronx, NY Sun May 04 1969, 3:33 AM EDT Unknown</p> <p>livebaseballscorecards.com</p> <p>AB 32 R 5 H 7 RBI 4 BB 6 SO 4 LOB 15</p>							
Paul Blair, R OBP: 0.367, SLG: 0.473 (1, 8)										4 1 1 0 1 0 3								
Frank Robinson, R OBP: 0.424, SLG: 0.709 (1, 3)										4 0 0 0 0 1 3								
Eiroad Hendricks, L OBP: 0.378, SLG: 0.453 (1, 2)										4 1 1 0 0 1 2								
Brooks Robinson, R OBP: 0.291, SLG: 0.390 (1, 5)										4 1 2 0 0 1 0								
Dave May, L OBP: 0.167, SLG: 0.353 (1, 9)										3 1 0 1 1 0 1								
Davey Johnson, R OBP: 0.330, SLG: 0.398 (1, 4)										4 1 2 2 0 0 0								
Mark Belanger, R OBP: 0.373, SLG: 0.372 (1, 6)										3 0 0 0 1 0 1								
Dave McNally, R Bob Powell, L Merv Senftmayer, L Dave Leonard, R Eddie Watt, R Pete Richert, L (1, 1) (6, PH) (6, PH) (6, 1) (9, 1) (9, 1)										1 0 0 0 1 0 1 0 0 0 0 0 0 0 0 0 0 0 0 1 0 0 1 0 0 0 0 1 0 0 0 0 0 0 0 0 0 0 0 0 0 0 0 0 0 0								
Inning Stats	R: 0 E: 0 K: 1 S: 5	H: 0 LOB: 1 BB: 1 P: 9	R: 0 E: 0 K: 1 S: 5	H: 0 LOB: 0 BB: 0 P: 5	R: 0 E: 0 K: 0 S: 3	H: 0 LOB: 1 BB: 1 P: 7	R: 0 E: 0 K: 0 S: 4	H: 1 LOB: 1 BB: 0 P: 4	R: 0 E: 0 K: 0 S: 4	H: 1 LOB: 3 BB: 4 P: 21	R: 0 E: 0 K: 1 S: 5	H: 0 LOB: 0 BB: 0 P: 3	R: 0 E: 0 K: 1 S: 6	H: 1 LOB: 1 BB: 0 P: 6	1B: 6 2B: 2 3B: 0 HR: 0	SF: 0 SAC: 0 DP: 1 HBP: 0	WP: 1 PB: 0 SB: 1 CS: 0	PA: 38
PITCHER	IP WLS BF H R ER SO BB IBB HBP BLK WP HR S P ERA WHIP	IP WLS BF H R ER SO BB IBB HBP BLK WP HR S P ERA WHIP																
Bill Burbach, R ERA: 2.97 (1, 1)	5.1 L 24 4 4 4 2 4 0 0 0 0 0 0 24 40 6.75 1.500																	
Fred Talbot, R ERA: 8.14 (6, 1)	0.0 2 1 0 0 0 0 0 1 0 0 0 0 0 1 5 ∞ ∞																	
Al Downing, L ERA: 4.05 (6, 1)	1.2 5 1 1 1 1 1 0 0 0 0 1 0 6 10 5.40 1.200																	
Steve Hamilton, L ERA: 7.2 (8, 1)	2.0 7 1 0 0 0 1 0 0 0 0 0 0 9 9 0.00 0.500																	

Batter	1	2	3	4	5	6	7	8	9	AB R H RBI BB SO LOB	BOTTOM											
Horace Clarke, S OBP: 0.374, SLG: 0.347 (1, 4)										4 0 0 0 0 1 2	<p>Baltimore Orioles @ New York Yankees Yankee Stadium, Bronx, NY Sun May 04 1969, 3:33 AM EDT Unknown</p> <p>livebaseballscorecards.com</p> <p>AB 31 R 3 H 6 RBI 3 BB 4 SO 3 LOB 14</p>											
Tom Tresh, S OBP: 0.289, SLG: 0.284 (1, 6)										4 0 1 1 0 0 0												
Bobby Cox, R (1, 5)										4 0 0 0 0 0 1												
Joe Pepitone, L OBP: 0.315, SLG: 0.663 (1, 3)										4 1 1 1 0 0 0												
Frank Fernandez, R OBP: 0.515, SLG: 0.609 (1, 2)										2 1 1 0 2 1 0												
Billy Cowan, R OBP: 0.375, SLG: 0.286 (1, 7)										3 0 1 0 0 0 1 1 0 0 0 0 0 1												
Bill Robinson, R OBP: 0.193, SLG: 0.120 (9, PH)										3 0 0 0 0 0 2 0 0 0 0 1 0 0												
Jimmie Hall, L OBP: 0.323, SLG: 0.357 (9, PH)																						
Dick Simpson, R OBP: 0.462, SLG: 0.500 (1, 8)										3 1 2 1 1 1 2												
Bill Burbach, R Fred Talbot, R Al Downing, R Bobby Murcer, L Steve Hamilton, L Jake Gibbs, L Len Boehmer, R (1, 1) (6, 1) (6, 1) (7, PH) (9, 1) (9, PH) (9, PH)										1 0 0 0 0 0 2 0 0 0 0 0 0 0 0 0 0 0 0 0 0 1 0 0 0 0 0 1 0 0 0 0 0 0 0 1 0 0 0 0 0 0 1 0 0 0 0 0 2												
Inning Stats	R: 0 E: 0 K: 0 S: 3	H: 0 LOB: 0 BB: 0 P: 3	R: 1 E: 0 K: 0 S: 6	H: 3 LOB: 2 BB: 0 P: 6	R: 0 E: 0 K: 0 S: 3	H: 0 LOB: 0 BB: 0 P: 3	R: 1 E: 0 K: 1 S: 6	H: 1 LOB: 0 BB: 0 P: 6	R: 1 E: 0 K: 1 S: 6	H: 1 LOB: 1 BB: 1 P: 10	R: 0 E: 0 K: 0 S: 2	H: 0 LOB: 0 BB: 1 P: 6	R: 0 E: 0 K: 0 S: 4	H: 1 LOB: 1 BB: 0 P: 4	R: 0 E: 0 K: 0 S: 3	H: 0 LOB: 0 BB: 0 P: 3	R: 0 E: 0 K: 1 S: 5	H: 0 LOB: 2 BB: 2 P: 13	1B: 3 2B: 1 3B: 1 HR: 1	SF: 0 SAC: 1 DP: 1 HBP: 0	WP: 2 PB: 0 SB: 0 CS: 0	PA: 36
PITCHER	IP WLS BF H R ER SO BB IBB HBP BLK WP HR S P ERA WHIP	IP WLS BF H R ER SO BB IBB HBP BLK WP HR S P ERA WHIP																				
Dave McNally, L ERA: 2.7 (1, 1)	5.0 W 21 5 3 3 2 1 0 0 0 0 0 0 24 28 0.00 1.200																					
Dave Leonard, R ERA: 1.35 (6, 1)	3.1 13 1 0 0 0 3 0 0 0 0 1 0 10 22 0.00 1.200																					
Eddie Watt, R ERA: 1.8 (9, 1)	0.1 1 0 0 0 0 1 0 0 0 0 0 0 3 3 0.00 0.000																					
Pete Richert, L ERA: 2.45 (9, 1)	0.1 S 1 0 0 0 0 0 0 0 0 0 0 0 1 1 0.00 0.000																					

Batter	1	2	3	4	5	6	7	8	9	AB	R	H	RBI	BB	SO	LOB	TOP			
Horace Clarke, S (1,4) OBP: 0.370, SLG: 0.339	F7		F7			FC1-5 G1-3 2-3 1B		HR BB		3	1	0	1	0	1		New York Yankees @ California Angels Anaheim Stadium, Anaheim, CA Wed May 07 1969, 10:05 PM EDT Att. 7,076 - Unknown - 60 F			
Jerry Kenney, L (1,8) OBP: 0.287, SLG: 0.305	BB		CS	G1-6-3 1B		G1-3		K		3	0	1	0	1	1	3				
Bobby Murcer, L (1,5) OBP: 0.347, SLG: 0.570	F7		G1-6-3	1-2		FC1-5		HR		4	1	1	2	0	0	4				
Joe Pepitone, L (1,3) OBP: 0.288, SLG: 0.594	G1-3		G4-3			F5		G3-1		4	0	0	0	0	0	3				
Jimmie Hall, L (1,7) OBP: 0.314, SLG: 0.323		L8			FC1-6-5 G4-3 BB		L4		G6-3	3	0	0	0	1	0	0				
Tom Tresh, S (1,6) OBP: 0.286, SLG: 0.272	G3-1				G4-3		F8		K	4	0	0	0	0	1	1				
Jake Gibbs, L (1,2) OBP: 0.280, SLG: 0.271	F8				FC1-6-5-6				G1-3	3	0	0	0	1	0	1				
Bill Robinson, R (1,9) OBP: 0.203, SLG: 0.109			CS BB			K		K		2	0	0	0	1	2	2				
Stan Bahnsen, R (1,1) Bobby Cox, R (6,PH) Al Downing, R (6,PH) Billy Cowan, R (8,PH) Lindy McDaniel, R (8,1)			K			1B FC1-5 2B		K		1	0	0	0	0	1	1				
Inning Stats	R: 0 E: 0 K: 0 S: 3	H: 0 LOB: 1 BB: 1 P: 7	R: 0 E: 0 K: 0 S: 3	H: 0 LOB: 0 BB: 0 P: 3	R: 0 E: 0 K: 1 S: 4	H: 0 LOB: 0 BB: 1 P: 8	R: 0 E: 0 K: 0 S: 3	H: 1 LOB: 0 BB: 0 P: 3	R: 0 E: 0 K: 1 S: 5	H: 0 LOB: 1 BB: 1 P: 9	R: 0 E: 0 K: 0 S: 5	H: 0 LOB: 1 BB: 1 P: 9	R: 2 E: 0 K: 1 S: 8	H: 1 LOB: 0 BB: 1 P: 12	R: 0 E: 0 K: 1 S: 5	H: 0 LOB: 0 BB: 0 P: 5		1B: 2 2B: 1 3B: 0 HR: 1	SF: 0 SAC: 0 DP: 1 HBP: 0	WP: 0 PB: 0 CS: 1
PITCHER	IP WLS BF H R ER SO BB IBB HBP BLK WP HR S P ERA WHIP																			
Tom Murphy, R (1,1) ERA: 4.31	7.2 W 30 4 2 2 5 5 0 0 0 0 0 1 35 55 2.35 1.174																			
Hoyt Wilhelm, R (8,1) ERA: 1.15	1.1 S 4 0 0 0 1 0 0 0 0 0 0 0 6 6 0.00 0.000																			

AB	29
R	2
H	4
RBI	2
BB	5
SO	6
LOB	16



Batter	1	2	3	4	5	6	7	8	9	AB	R	H	RBI	BB	SO	LOB	BOTTOM			
Lou Johnson, R (1,9) OBP: 0.275, SLG: 0.297	G6-3		1B 2B 1B		1B 1B 1B	K				4	2	2	0	0	1	0	New York Yankees @ California Angels Anaheim Stadium, Anaheim, CA Wed May 07 1969, 10:05 PM EDT Att. 7,076 - Unknown - 60 F			
Jim Fregosi, R (1,6) OBP: 0.390, SLG: 0.405	K		2B 1B		1B 1B 1B		F9		4	2	2	0	0	1	0					
Jay Johnstone, L (1,8) OBP: 0.313, SLG: 0.457	K		1H 3H 2B		1B 1-2 3H 1B		G1-3		4	0	2	3	0	1	0					
Rick Reichardt, R (1,7) OBP: 0.404, SLG: 0.382		F3	K		K				3	0	0	0	1	2	3					
Vic Davallo, L (7,PR) OBP: 0.231, SLG: 0.213							FC6 BB		0	0	0	0	0	0	0					
Tom Satriano, L (1,3) OBP: 0.426, SLG: 0.412		G5-3 1B			1B 1B		L7		4	0	2	0	0	0	3					
Aurelio Rodriguez, R (1,5) OBP: 0.314, SLG: 0.402		G5-3			1B		FC5-4		4	0	3	1	0	0	1					
Tom Egan, R (1,2) OBP: 0.205, SLG: 0.229		K			1B		FC5-4		4	0	0	0	0	2	6					
Bobby Knoop, R (1,4) OBP: 0.303, SLG: 0.234			K		P4		K		4	0	0	0	0	2	3					
Tom Murphy, R (1,1) OBP: 0.154, SLG: 0.154			P6		G1-3		P5		3	0	0	0	0	0	2					
Hoyt Wilhelm, R (8,1) ERA: 5.06								K	1	0	0	0	0	1	1					
Inning Stats	R: 0 E: 0 K: 2 S: 7	H: 0 LOB: 0 BB: 0 P: 7	R: 0 E: 0 K: 1 S: 6	H: 1 LOB: 1 BB: 0 P: 6	R: 2 E: 0 K: 2 S: 10	H: 3 LOB: 1 BB: 0 P: 10	R: 0 E: 0 K: 1 S: 7	H: 2 LOB: 0 BB: 0 P: 7	R: 2 E: 0 K: 1 S: 9	H: 4 LOB: 2 BB: 0 P: 9	R: 0 E: 0 K: 2 S: 7	H: 0 LOB: 0 BB: 0 P: 7	R: 0 E: 0 K: 0 S: 3	H: 0 LOB: 1 BB: 1 P: 7	R: 0 E: 0 K: 1 S: 6	H: 1 LOB: 1 BB: 0 P: 6	1B: 10 2B: 1 3B: 0 HR: 0	SF: 0 SAC: 0 DP: 0 HBP: 0	WP: 1 PB: 0 CS: 0	PA: 36
PITCHER	IP WLS BF H R ER SO BB IBB HBP BLK WP HR S P ERA WHIP																			
Stan Bahnsen, R (1,1) ERA: 5.5	5.0 L 25 10 4 4 7 0 0 0 0 0 0 0 10 14 0.00 0.500																			
Al Downing, L (6,1) ERA: 3.39	2.0 7 0 0 0 2 1 0 0 0 0 0 0 10 14 0.00 0.500																			
Lindy McDaniel, R (8,1) ERA: 5.06	1.0 4 1 0 0 1 0 0 0 0 0 1 0 6 6 0.00 1.000																			

AB	35
R	4
H	11
RBI	4
BB	1
SO	10
LOB	19



Batter	1	2	3	4	5	6	7	8	9	AB	R	H	RBI	BB	SO	LOB	TOP					
Horace Clarke, S (1,4) OBP: 0.374, SLG: 0.345	F7		G4-6-3			F9-4 1B		F7 1B		4	0	2	0	0	0	1						
Jerry Kenney, L (1,8) OBP: 0.286, SLG: 0.303	G6-3			E6 F9 BLK WP		F9-4 1B		L7		4	1	1	0	0	0	1						
Bobby Murcer, L (1,5) OBP: 0.336, SLG: 0.551	F7			F9		F9-4		P5		4	0	0	0	0	0	3						
Roy White, S (1,7) OBP: 0.425, SLG: 0.407		FC3-6 1B		F9 1B		G4-3		G4-3		4	0	2	0	0	0	1						
Joe Pepitone, L (1,3) OBP: 0.287, SLG: 0.581		FC3-6 E S G6-3		P6			L7			4	1	1	0	0	0	2						
Jimmie Hall, L (1,9) OBP: 0.311, SLG: 0.318		G6-3					G6-3		F7	4	0	1	1	0	0	1						
Tom Tresh, S (1,6) OBP: 0.277, SLG: 0.262					B1-3		F7			3	0	0	0	0	0	0						
Jake Gibbs, L (1,2) OBP: 0.269, SLG: 0.260			G5-3		L8			K		3	0	0	0	0	1	0						
Mel Stottlemyre, R (1,1) OBP: 0.320, SLG: 0.238										2	0	1	0	0	0	0						
Frank Fernandez, R (8, PH) OBP: 0.447, SLG: 0.500										1	0	0	0	0	1	0						
Lindy McDaniel, R (8, 1) OBP: 0.311, SLG: 0.318										0	0	0	0	0	0	0						
Inning Stats	R: 0 E: 0 K: 0 S: 3	H: 0 LOB: 0 BB: 0 P: 3	R: 1 E: 0 K: 0 S: 4	H: 1 LOB: 0 BB: 0 P: 4	R: 0 E: 0 K: 0 S: 3	H: 1 LOB: 0 BB: 0 P: 3	R: 1 E: 1 K: 0 S: 5	H: 2 LOB: 1 BB: 0 P: 5	R: 0 E: 0 K: 0 S: 3	H: 0 LOB: 0 BB: 0 P: 3	R: 0 E: 0 K: 0 S: 4	H: 2 LOB: 1 BB: 0 P: 4	R: 0 E: 0 K: 0 S: 3	H: 0 LOB: 0 BB: 0 P: 3	R: 0 E: 0 K: 2 S: 8	H: 1 LOB: 1 BB: 0 P: 8	R: 0 E: 0 K: 0 S: 4	H: 1 LOB: 1 BB: 0 P: 4	1B: 8 2B: 1 3B: 0 HR: 0	SF: 0 SAC: 0 DP: 2 HBP: 0	WP: 1 PB: 0 SB: 1 CS: 0	PA: 33
PITCHER Chuck Dobson, R (1,1) ERA: 3.82	IP: 9.0 WLS: W BF: 33 H: 8 R: 2 ER: 0 SO: 2 BB: 0 IBB: 0 HBP: 0 BLK: 1 WP: 1 HR: 0 S: 37 P: 37 ERA: 0.00 WHIP: 0.889															PITCHER						

New York Yankees @ Oakland Athletics
Oakland-Alameda County Coliseum, Oakland, CA
Fri May 09 1969, 7:05 PM PDT
Att: 10,644 - Unknown

AB	33
R	2
H	8
RBI	1
BB	0
SO	2
LOB	9

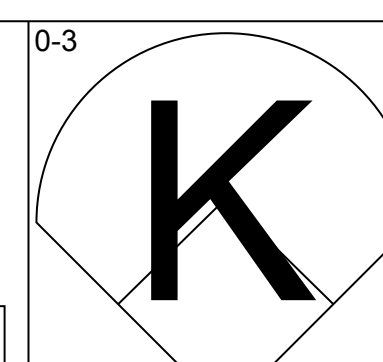
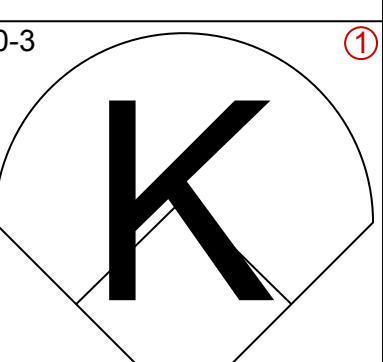
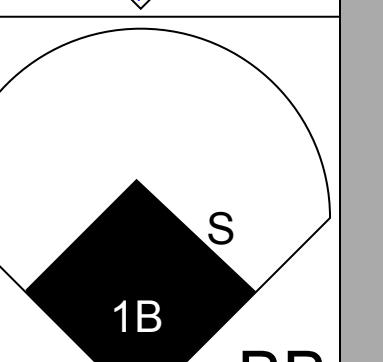
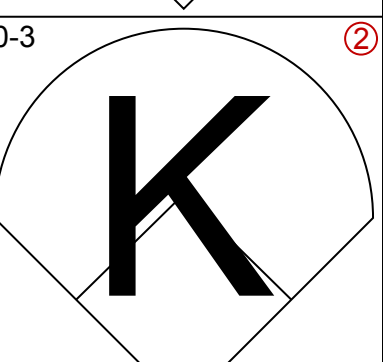
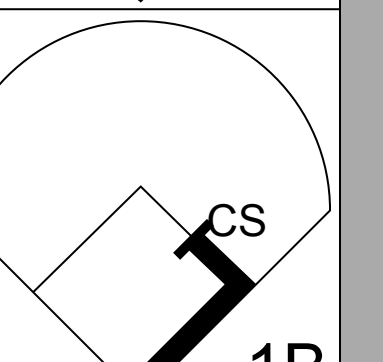
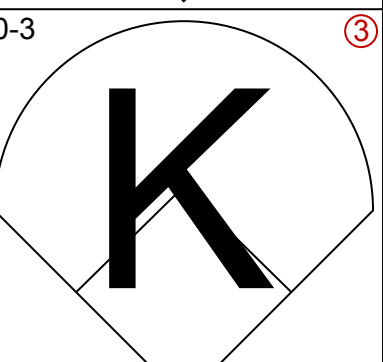
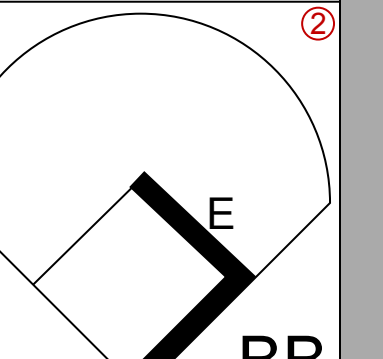
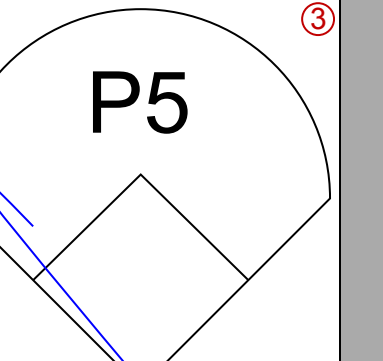
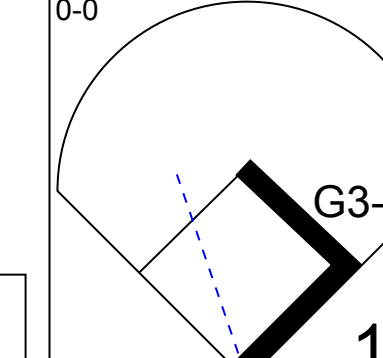
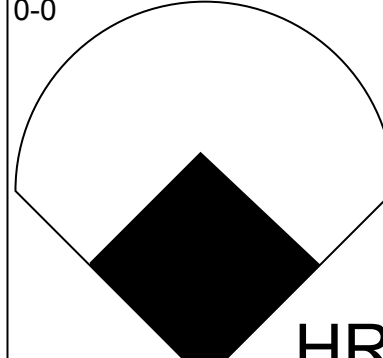
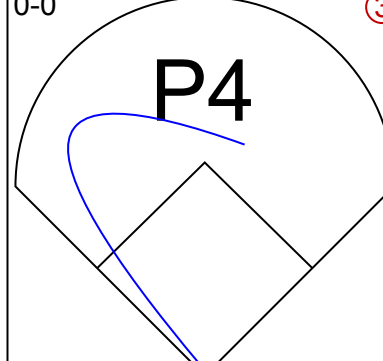
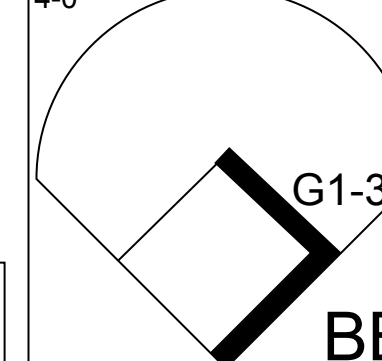

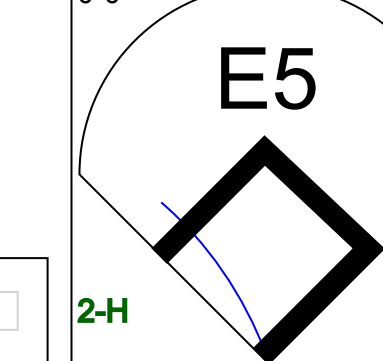
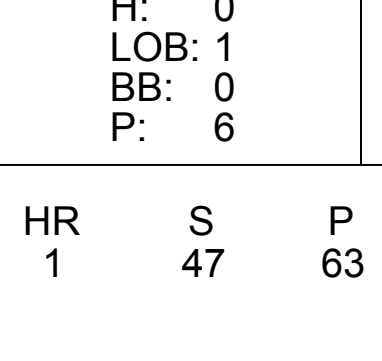
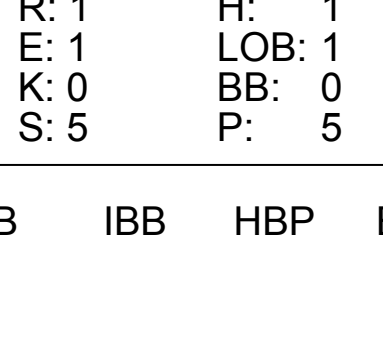



Batter	1	2	3	4	5	6	7	8	9	AB	R	H	RBI	BB	SO	LOB	BOTTOM			
Bert Campaneris, R (1,6) OBP: 0.212, SLG: 0.223	F7		SH1-3			L6				3	1	1	0	0	0	1				
Tommye Reynolds, R (1,7) OBP: 0.395, SLG: 0.393	G6-3		F9		E4 E 1B		K			4	1	1	0	0	1	1				
Reggie Jackson, L (1,9) OBP: 0.442, SLG: 0.725			F8		FC5 E IBB			G4-6-3 1B		3	0	2	0	1	0	1				
Sal Bando, R (1,5) OBP: 0.398, SLG: 0.577	P4			G5-3	E5 E 1B			G4-6-3		4	0	0	1	0	0	3				
Danny Cater, R (1,3) OBP: 0.368, SLG: 0.440		L9			FC5					4	1	2	1	0	0	2				
Rick Monday, L (1,8) OBP: 0.387, SLG: 0.456				K	G3-1			L7		4	0	1	0	0	1	3				
Dick Green, R (1,4) OBP: 0.339, SLG: 0.480		FC1-6			FC5-4 1B			F7		4	0	2	0	0	0	1				
Phil Roof, R (1,2) OBP: 0.250, SLG: 0.188		G4-3			FC5-4			K		4	0	0	0	0	2	4				
Chuck Dobson, R (1,1) OBP: 0.231, SLG: 0.231						F7			FC6-4	4	0	2	0	0	0	2				
Inning Stats	R: 0 E: 0 K: 0 S: 4	H: 1 LOB: 1 BB: 0 P: 4	R: 0 E: 0 K: 0 S: 4	H: 1 LOB: 1 BB: 0 P: 4	R: 0 E: 0 K: 0 S: 4	H: 1 LOB: 1 BB: 0 P: 4	R: 1 E: 0 K: 1 S: 7	H: 2 LOB: 1 BB: 0 P: 7	R: 2 E: 4 K: 0 S: 6	H: 2 LOB: 2 BB: 1 P: 10	R: 0 E: 0 K: 1 S: 6	H: 1 LOB: 1 BB: 0 P: 6	R: 0 E: 0 K: 1 S: 5	H: 1 LOB: 0 BB: 0 P: 5	R: 0 E: 0 K: 1 S: 7	H: 2 LOB: 2 BB: 0 P: 7	1B: 10 2B: 0 3B: 0 HR: 1	SF: 0 SAC: 1 DP: 1 HBP: 0	WP: 0 PB: 0 SB: 0 CS: 0	PA: 36
PITCHER Mel Stottlemyre, R (1,1) ERA: 2.63	IP: 7.0 WLS: L BF: 31 H: 9 R: 3 ER: 2 SO: 3 BB: 0 IBB: 1 HBP: 0 BLK: 0 WP: 0 HR: 1 S: 36 P: 40 ERA: 2.57 WHIP: 1.286															PITCHER				
Lindy McDaniel, R (8, 1) ERA: 4.75	IP: 1.0 WLS: L BF: 5 H: 2 R: 0 ER: 0 SO: 1 BB: 0 IBB: 0 HBP: 0 BLK: 0 WP: 0 HR: 0 S: 7 P: 7 ERA: 0.00 WHIP: 2.000															PITCHER				


New York Yankees @ Oakland Athletics
Oakland-Alameda County Coliseum, Oakland, CA
Fri May 09 1969, 7:05 PM PDT
Att: 10,644 - Unknown

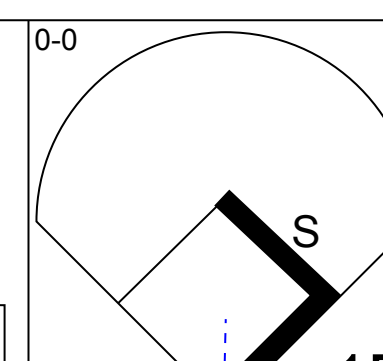
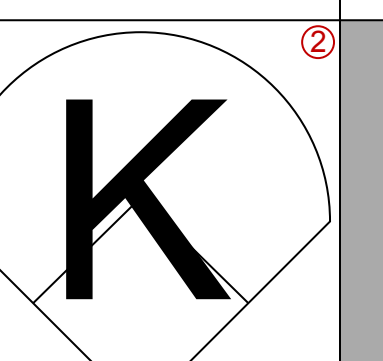
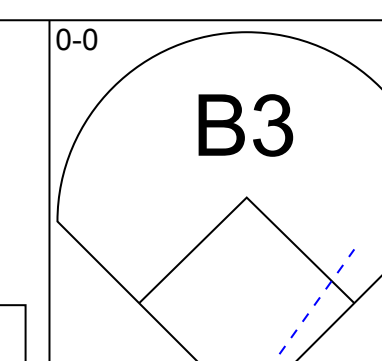
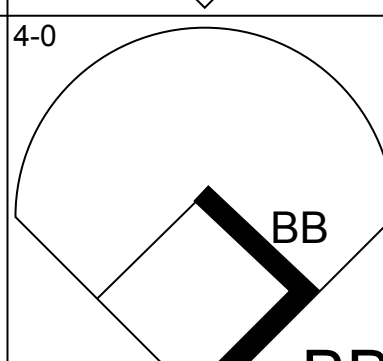
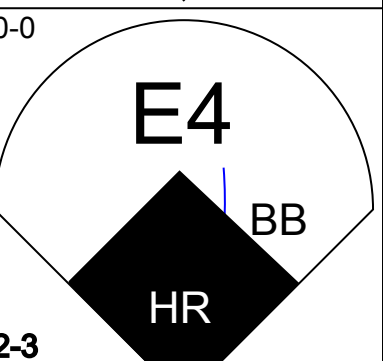
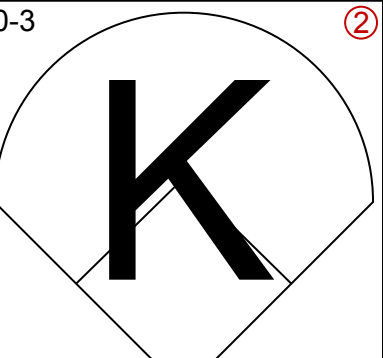
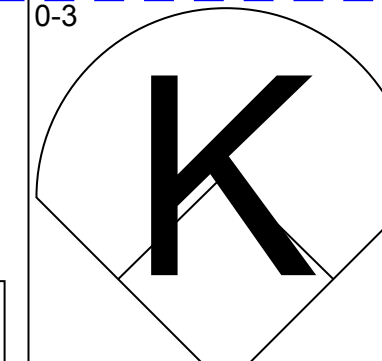
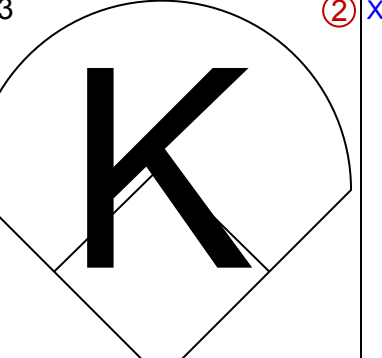
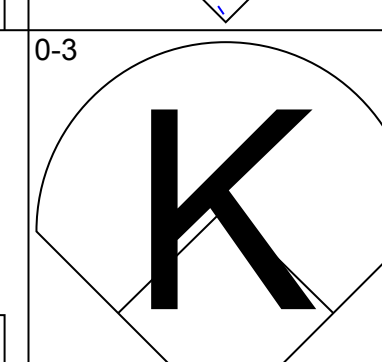
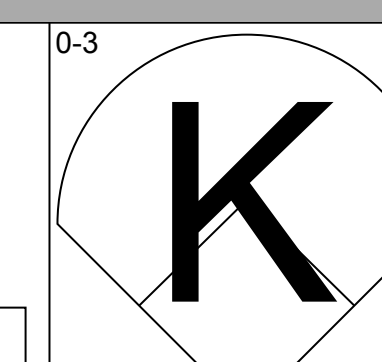
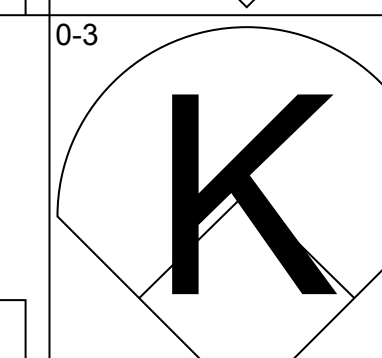
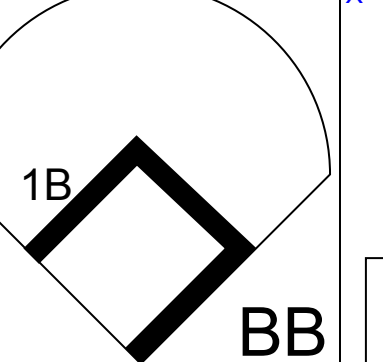
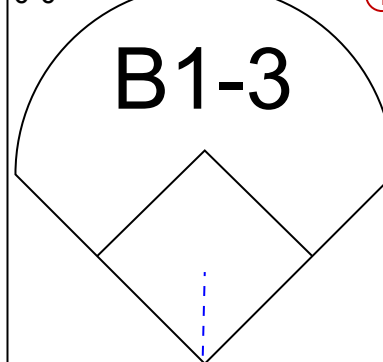
AB	34
R	3
H	11
RBI	2
BB	1
SO	4
LOB	18




Batter	1	2	3	4	5	6	7	8	9	AB	R	H	RBI	BB	SO	LOB	TOP					
Horace Clarke, S OBP: 0.360, SLG: 0.331			G1-3				G1-3		G3-1	5	0	0	0	0	2	2	New York Yankees @ Oakland Athletics Oakland-Alameda County Coliseum, Oakland, CA Sat May 10 1969, 3:33 AM PDT Att: 35,243 - Cloudy - 60 F					
Jerry Kenney, L OBP: 0.285, SLG: 0.295	L8						G4-3			3	1	0	0	1	1							
Bobby Murcer, L OBP: 0.333, SLG: 0.541	E3								G3	4	0	1	1	0	1	0						
Roy White, S OBP: 0.418, SLG: 0.393	L8								L8	3	0	0	0	1	0	1						
Joe Pepitone, L OBP: 0.277, SLG: 0.560		G3							L9	4	0	0	0	0	0	1						
Jimmie Hall, L OBP: 0.321, SLG: 0.371					L7					4	1	2	1	0	0	0						
Tom Tresh, S OBP: 0.265, SLG: 0.250		G3-1			G4-3					4	0	0	0	0	0	1						
Frank Fernandez, R OBP: 0.476, SLG: 0.533					E5					2	1	1	0	2	0	0						
Bill Burbach, R OBP: 0.091, SLG: 0.091										2	0	0	0	0	2	3						
Stan Bahnsen, R OBP: 0.071, SLG: 0.143										0	0	0	0	0	0	0						
Bobby Cox, R OBP: 0.071, SLG: 0.143										1	0	0	0	0	1	1						
Mike Kekich, R OBP: 0.357, SLG: 0.250										0	0	0	0	0	0	0						
Billy Cowan, R OBP: 0.357, SLG: 0.250										1	0	0	0	0	0	0						
Inning Stats	R: 0 E: 1 K: 1 S: 6	H: 0 LOB: 1 BB: 0 P: 6	R: 0 E: 0 K: 1 S: 6	H: 1 LOB: 2 BB: 1 P: 10	R: 1 E: 1 K: 0 S: 3	H: 1 LOB: 1 BB: 2 P: 11	R: 0 E: 1 K: 1 S: 6	H: 0 LOB: 1 BB: 0 P: 6	R: 0 E: 0 K: 0 S: 9	H: 0 LOB: 0 BB: 0 P: 9	R: 1 E: 0 K: 0 S: 4	H: 1 LOB: 0 BB: 0 P: 4	R: 0 E: 0 K: 1 S: 5	H: 0 LOB: 1 BB: 1 P: 9	R: 0 E: 0 K: 0 S: 3	H: 0 LOB: 0 BB: 0 P: 3	R: 1 E: 1 K: 0 S: 5	H: 1 LOB: 1 BB: 0 P: 5	1B: 2 2B: 1 3B: 0 HR: 1	SF: 0 SAC: 0 DP: 0 HBP: 0	WP: 0 PB: 0 SB: 1 CS: 1	PA: 37
PITCHER Blue Moon Odom, R ERA: 2.7	IP: 9.0 WLS: W BF: 37	H: 4 R: 3 ER: 2 SO: 7	BB: 4 IBB: 0 HBP: 0 BLK: 0	WP: 0 HR: 1 S: 47 P: 63	ERA: 2.00 WHIP: 0.889	PITCHER										IP: 9.0 WLS: W BF: 37	H: 4 R: 3 ER: 2 SO: 7	BB: 4 IBB: 0 HBP: 0 BLK: 0	WP: 0 HR: 1 S: 47 P: 63	ERA: 2.00 WHIP: 0.889		

AB	33
R	3
H	4
RBI	2
BB	4
SO	7
LOB	10



Batter	1	2	3	4	5	6	7	8	9	AB	R	H	RBI	BB	SO	LOB	BOTTOM			
Bert Campaneris, R OBP: 0.220, SLG: 0.231										5	1	2	0	0	1	1	New York Yankees @ Oakland Athletics Oakland-Alameda County Coliseum, Oakland, CA Sat May 10 1969, 3:33 AM PDT Att: 35,243 - Cloudy - 60 F			
Tommie Reynolds, R OBP: 0.368, SLG: 0.395	G4-3				SH1-3					2	0	1	0	1	0	1				
Reggie Jackson, L OBP: 0.435, SLG: 0.699	K2-3		L7		E4					3	1	0	0	1	1	4				
Sal Bando, R OBP: 0.385, SLG: 0.554	G6-3				P4					4	0	0	0	0	1	5				
Danny Cater, R OBP: 0.364, SLG: 0.429		G6-3			E5					3	1	0	0	1	1	0				
Rick Monday, L OBP: 0.381, SLG: 0.482		F8							G5-3	4	1	1	4	0	1	1				
Dick Green, R OBP: 0.336, SLG: 0.467		G1			E5					3	0	0	0	1	1	1				
Phil Roof, R OBP: 0.256, SLG: 0.176			F5							2	0	0	0	1	0	1				
Dave Duncan, R OBP: 0.156, SLG: 0.100										1	0	0	0	0	1	0				
Blue Moon Odom, R OBP: 0.333, SLG: 0.500					P5					3	0	0	0	1	1	3				
Inning Stats	R: 0 E: 0 K: 1 S: 6	H: 1 LOB: 1 BB: 0 P: 6	R: 0 E: 0 K: 0 S: 3	H: 0 LOB: 0 BB: 0 P: 3	R: 0 E: 0 K: 1 S: 6	H: 1 LOB: 2 BB: 1 P: 10	R: 0 E: 2 K: 1 S: 7	H: 0 LOB: 3 BB: 1 P: 11	R: 4 E: 1 K: 1 S: 8	H: 2 LOB: 1 BB: 2 P: 16	R: 0 E: 0 K: 0 S: 3	H: 0 LOB: 2 BB: 2 P: 11	R: 0 E: 0 K: 2 S: 7	H: 0 LOB: 0 BB: 0 P: 7	R: 0 E: 0 K: 2 S: 7	H: 0 LOB: 0 BB: 0 P: 7	1B: 3 2B: 0 3B: 0 HR: 1	SF: 0 SAC: 1 DP: 0 HBP: 0	WP: 0 PB: 0 SB: 1 CS: 0	PA: 37
PITCHER Bill Burbach, R ERA: 2.61	IP: 4.2 WLS: L BF: 25	H: 4 R: 4 ER: 0 SO: 4	BB: 4 IBB: 0 HBP: 0 BLK: 0	WP: 0 HR: 1 S: 29 P: 45	ERA: 0.00 WHIP: 1.714	PITCHER										IP: 4.2 WLS: L BF: 25	H: 4 R: 4 ER: 0 SO: 4	BB: 4 IBB: 0 HBP: 0 BLK: 0	WP: 0 HR: 1 S: 29 P: 45	ERA: 0.00 WHIP: 1.714
Stan Bahnsen, R ERA: 5.31	1.1	6	0	0	0	0	2	0	0	0	0	4	12	0.00	1.500					
Mike Kekich, L ERA: 7.63	2.0	6	0	0	0	4	0	0	0	0	0	14	14	0.00	0.000					


AB	30
R	4
H	4
RBI	4
BB	6
SO	8
LOB	17



Batter	1	2	3	4	5	6	7	8	9	AB	R	H	RBI	BB	SO	LOB	TOP			
Horace Clarke, S OBP: 0.350, SLG: 0.320	F8		F9			F7			4-3	4	0	0	0	0	0	0				
Jerry Kenney, L OBP: 0.276, SLG: 0.284	G3				F9	G1			4-3	4	0	0	0	0	0	0				
Bobby Murcer, L OBP: 0.331, SLG: 0.540	4-3				1B	4-3			F5	4	0	1	0	0	0	0				
Roy White, S OBP: 0.416, SLG: 0.391		K			G4-6-3				F7	3	0	1	0	0	1	0				
Joe Pepitone, L OBP: 0.270, SLG: 0.545	6-3				1B	F3				3	0	0	0	0	0	2				
Jimmie Hall, L OBP: 0.321, SLG: 0.384						F9			6-3	3	0	1	0	0	0	0				
Tom Tresh, S OBP: 0.257, SLG: 0.242	F4					4-3			4-3	3	0	0	0	0	0	1				
Frank Fernandez, R OBP: 0.467, SLG: 0.500			K						K	2	0	0	0	1	2	0				
Fritz Peterson, S OBP: 0.238, SLG: 0.167			K						K	2	0	0	0	0	1	1				
Billy Cowan, R OBP: 0.333, SLG: 0.231						6-3			K	1	0	0	0	0	1	0				
Steve Hamilton, L OBP: 0.333, SLG: 0.231									K	0	0	0	0	0	0	0				
Inning Stats	R: 0 E: 0 K: 0 S: 3	H: 0 LOB: 0 BB: 0 P: 3	R: 0 E: 0 K: 1 S: 6	H: 1 LOB: 1 BB: 0 P: 6	R: 0 E: 0 K: 2 S: 7	H: 0 LOB: 0 BB: 0 P: 7	R: 0 E: 0 K: 0 S: 4	H: 2 LOB: 1 BB: 0 P: 4	R: 0 E: 0 K: 0 S: 3	H: 0 LOB: 1 BB: 1 P: 7	R: 0 E: 0 K: 0 S: 3	H: 0 LOB: 0 BB: 0 P: 3	R: 0 E: 0 K: 2 S: 7	H: 0 LOB: 0 BB: 0 P: 7	R: 0 E: 0 K: 0 S: 3	H: 0 LOB: 0 BB: 0 P: 3	1B: 1 2B: 2 3B: 0 HR: 0	SF: 0 SAC: 0 DP: 1 HBP: 0	WP: 0 PB: 0 SB: 0 CS: 0	PA: 30
PITCHER Caffish Hunter, R ERA: 3.33	IP: 9.0 WLS: W BF: 30 H: 3 R: 0 ER: 0 SO: 5 BB: 1 IBB: 0 HBP: 0 BLK: 0 WP: 0 HR: 0 S: 39 P: 43 ERA: 0.00 WHIP: 0.444															PITCHER				

New York Yankees @ Oakland Athletics
Oakland-Alameda County Coliseum, Oakland, CA
Sun May 11 1969, 3:33 AM PDT
Att: 11,574 - Cloudy - 68 F


AB 29
R 0
H 3
RBI 0
BB 1
SO 5
LOB 4



Batter	1	2	3	4	5	6	7	8	9	AB	R	H	RBI	BB	SO	LOB	BOTTOM			
Bert Campaneris, R OBP: 0.222, SLG: 0.233	5-3		SH4-3		1-3		F7			3	0	1	1	0	0	2				
Tommie Reynolds, R OBP: 0.354, SLG: 0.378	5-3		F7			F3			5-3	4	0	0	0	0	0	2				
Joe Nosssek, R	1-3									0	0	0	0	0	0	0				
Reggie Jackson, L OBP: 0.429, SLG: 0.674	K		K			4-3			F8	3	0	0	0	1	2	2				
Sal Bando, R OBP: 0.381, SLG: 0.538	5-3				G3	4-3				3	0	0	0	1	0	2				
Danny Cater, R OBP: 0.361, SLG: 0.422		K			G5-4-3		F4		K	4	0	1	0	0	2	2				
Dick Green, R OBP: 0.336, SLG: 0.472		4-3			G5-4-3				SH1	3	1	1	0	0	0	1				
Rick Monday, L OBP: 0.380, SLG: 0.471		K							5-3	2	0	0	0	1	2	0				
Phil Roof, R OBP: 0.268, SLG: 0.222									SH1	2	1	1	0	0	0	0				
Caffish Hunter, R OBP: 0.294, SLG: 0.412									5-3	3	0	2	1	0	0	1				
Inning Stats	R: 0 E: 0 K: 1 S: 6	H: 1 LOB: 1 BB: 0 P: 6	R: 0 E: 0 K: 2 S: 7	H: 0 LOB: 0 BB: 0 P: 7	R: 1 E: 0 K: 1 S: 7	H: 2 LOB: 1 BB: 0 P: 7	R: 0 E: 0 K: 0 S: 3	H: 1 LOB: 0 BB: 0 P: 3	R: 0 E: 0 K: 0 S: 6	H: 1 LOB: 1 BB: 0 P: 6	R: 0 E: 0 K: 1 S: 3	H: 0 LOB: 1 BB: 1 P: 7	R: 0 E: 0 K: 0 S: 4	H: 1 LOB: 1 BB: 1 P: 8	R: 0 E: 0 K: 1 S: 5	H: 0 LOB: 1 BB: 1 P: 9	1B: 4 2B: 2 3B: 0 HR: 0	SF: 0 SAC: 2 DP: 1 HBP: 0	WP: 0 PB: 0 SB: 0 CS: 0	PA: 32
PITCHER Fritz Peterson, L ERA: 2.91	IP: 7.0 WLS: L BF: 28 H: 6 R: 2 ER: 2 SO: 5 BB: 2 IBB: 0 HBP: 0 BLK: 0 WP: 0 HR: 0 S: 36 P: 44 ERA: 2.57 WHIP: 1.143															PITCHER				
Steve Hamilton, L ERA: 6.55	IP: 1.0 WLS: L BF: 4 H: 0 R: 0 ER: 0 SO: 1 BB: 1 IBB: 0 HBP: 0 BLK: 0 WP: 0 HR: 0 S: 5 P: 9 ERA: 0.00 WHIP: 1.000															PITCHER				

New York Yankees @ Oakland Athletics
Oakland-Alameda County Coliseum, Oakland, CA
Sun May 11 1969, 3:33 AM PDT
Att: 11,574 - Cloudy - 68 F


AB 27
R 2
H 6
RBI 2
BB 3
SO 6
LOB 12



Batter	1	2	3	4	5	6	7	8	9	AB	R	H	RBI	BB	SO	LOB	TOP			
Horace Clarke, S OBP: 0.345, SLG: 0.315	F7	6-3		2H 3H 1B			F3		F7	5	0	1	1	0	0	2				
Jerry Kenney, L OBP: 0.290, SLG: 0.294	HR		6-3		8-4 BB		1-2 BB			3	1	2	0	1	0	0				
Bobby Murcer, L OBP: 0.341, SLG: 0.570	HR						F8			2	1	2	2	0	0	0				
Bobby Cox, R OBP: 0.125, SLG: 0.133	HR						F8			1	0	0	0	1	0	2				
Roy White, S OBP: 0.410, SLG: 0.385	1-3				8-4		F8			4	0	1	0	0	0	4				
Joe Pepitone, L OBP: 0.261, SLG: 0.526	F8				2-3f				4-3	4	0	0	0	0	1	2				
Jimmie Hall, L OBP: 0.318, SLG: 0.377							F9		K	4	1	1	0	0	2	0				
Tom Tresh, S OBP: 0.267, SLG: 0.263					SH3 BB		K		1-3	4	1	2	0	0	1	0				
Frank Fernandez, R OBP: 0.449, SLG: 0.457					1-2 BB		6-3		F5	3	0	0	0	1	0	1				
Al Downing, R					SH3				K	0	0	0	0	0	0	0				
Mike Kekich, R					1-2 2-3				K	0	0	0	0	0	0	0				
Len Boehmer, R									K	0	0	0	0	0	0	0				
Fred Talbot, R									K	0	0	0	0	0	0	0				
Stan Bahnsen, R									K	0	0	0	0	0	0	0				
Dick Simpson, R									K	0	0	0	0	0	0	0				
Steve Hamilton, L									K	0	0	0	0	0	0	0				
Billy Cowan, R									K	0	0	0	0	0	0	0				
Inning Stats	R: 2 E: 0 K: 0 S: 5	H: 2 LOB: 0 BB: 0 P: 5	R: 1 E: 1 K: 1 S: 7	H: 2 LOB: 1 BB: 0 P: 7	R: 0 E: 0 K: 0 S: 4	H: 2 LOB: 1 BB: 0 P: 4	R: 1 E: 0 K: 1 S: 6	H: 2 LOB: 2 BB: 1 P: 10	R: 0 E: 0 K: 1 S: 5	H: 0 LOB: 0 BB: 0 P: 5	R: 0 E: 1 K: 0 S: 4	H: 0 LOB: 2 BB: 1 P: 8	R: 0 E: 0 K: 1 S: 5	H: 0 LOB: 0 BB: 0 P: 5	R: 0 E: 0 K: 1 S: 5	H: 0 LOB: 0 BB: 0 P: 5	1B: 7 2B: 2 3B: 0 HR: 1	SF: 0 SAC: 1 DP: 1 HBP: 0	WP: 0 PB: 0 CS: 0	PA: 37
PITCHER Marty Pattin, R ERA: 3.72	IP: 9.0 WLS: W BF: 37 H: 9 R: 4 ER: 3 SO: 6 BB: 3 IBB: 0 HBP: 0 BLK: 0 WP: 0 HR: 1 S: 46 P: 58 ERA: 3.00 WHIP: 1.333															PITCHER	IP: 9.0 WLS: W BF: 37 H: 9 R: 4 ER: 3 SO: 6 BB: 3 IBB: 0 HBP: 0 BLK: 0 WP: 0 HR: 1 S: 46 P: 58 ERA: 3.00 WHIP: 1.333			

New York Yankees @ Seattle Pilots
Sicks Stadium, Boston, MA
Mon May 12 1969, 10:05 PM EDT
Att: 8,763 - Unknown - 70 F

AB 33
R 4
H 9
RBI 3
BB 3
SO 6
LOB 12



Batter	1	2	3	4	5	6	7	8	9	AB	R	H	RBI	BB	SO	LOB	BOTTOM			
Tommy Harper, R OBP: 0.452, SLG: 0.411				FC4-6 1B		G4-6-3 1B		6-3		4	1	3	0	1	0	0				
Mike Hegan, L OBP: 0.471, SLG: 0.449				FC4-6 1-2f		G4-6-3 1-2f		F3		4	1	0	0	1	1	3				
Wayne Comer, R OBP: 0.407, SLG: 0.418	2B BB			F7		2B BB		F7		3	2	0	0	2	1	1				
Tommy Davis, R OBP: 0.258, SLG: 0.337				F9						4	1	2	4	0	0	1				
Jim Gosger, L OBP: 0.212, SLG: 0.217	F8 FC			5-3						0	0	0	0	0	0	0				
Rich Rollins, R OBP: 0.286, SLG: 0.317	F8			6-3		FC5-4 BB		F3		3	0	0	0	1	0	2				
Jerry McNertney, R OBP: 0.305, SLG: 0.321	FC 3B			K		FC5-4 1B		FC5-4 1B		4	1	1	1	0	1	1				
Jose Vidal, R OBP: 0.333, SLG: 0.490	3H 1B			K		F2		FC5-4 FC5-4		4	1	1	1	0	1	2				
Ray Oyler, R OBP: 0.313, SLG: 0.235	K							F7		1	0	0	0	0	1	1				
John Kennedy, R OBP: 0.354, SLG: 0.263	K									2	0	1	0	1	0	1				
Marty Pattin, R OBP: 0.250, SLG: 0.250	1B 1B			K		K		FC5-4		4	1	1	1	0	2	4				
Inning Stats	R: 7 E: 0 K: 2 S: 12	H: 4 LOB: 1 BB: 3 P: 24	R: 0 E: 0 K: 1 S: 5	H: 0 LOB: 0 BB: 0 P: 5	R: 0 E: 0 K: 3 S: 9	H: 0 LOB: 1 BB: 1 P: 13	R: 0 E: 0 K: 0 S: 4	H: 1 LOB: 1 BB: 0 P: 4	R: 0 E: 0 K: 1 S: 6	H: 1 LOB: 2 BB: 1 P: 10	R: 1 E: 0 K: 0 S: 4	H: 2 LOB: 1 BB: 1 P: 8	R: 0 E: 0 K: 0 S: 4	H: 1 LOB: 1 BB: 0 P: 4	R: 0 E: 0 K: 0 S: 3	H: 0 LOB: 0 BB: 0 P: 3	1B: 6 2B: 2 3B: 1 HR: 0	SF: 0 SAC: 0 DP: 1 HBP: 0	WP: 0 PB: 0 CS: 0	PA: 39
PITCHER Al Downing, L ERA: 6.75 Mike Kekich, L ERA: 8.52 Fred Talbot, R ERA: 5.11 Stan Bahnsen, R ERA: 5.14 Steve Hamilton, L ERA: 5.54	IP: 0.0 WLS: L BF: 7 H: 3 R: 3 ER: 3 SO: 2 BB: 0 IBB: 0 HBP: 0 BLK: 0 WP: 0 HR: 0 S: 11 P: 13 ERA: ∞ WHIP: 3.000															PITCHER	IP: 0.0 WLS: L BF: 7 H: 3 R: 3 ER: 3 SO: 2 BB: 0 IBB: 0 HBP: 0 BLK: 0 WP: 0 HR: 0 S: 11 P: 13 ERA: ∞ WHIP: 3.000			

New York Yankees @ Seattle Pilots
Sicks Stadium, Boston, MA
Mon May 12 1969, 10:05 PM EDT
Att: 8,763 - Unknown - 70 F

AB 33
R 8
H 9
RBI 7
BB 6
SO 7
LOB 16



Batter	1	2	3	4	5	6	7	8	9	AB	R	H	RBI	BB	SO	LOB	TOP			
Horace Clarke, S OBP: 0.342, SLG: 0.313	F8		G1-4-3 1B		F8			4-3		4	0	1	0	0	0	0	New York Yankees @ Seattle Pilots Sicks Stadium, Boston, MA Tue May 13 1969, 10:05 PM EDT Att: 19,072 - Unknown - 62 F			
Jerry Kenney, L OBP: 0.289, SLG: 0.293	HR 1B		G1-4-3 1-2		B1-3			F7		4	1	1	0	0	0	1				
Bobby Murcer, L OBP: 0.338, SLG: 0.583	HR		K		G3			4-3		4	1	1	2	0	1	0				
Roy White, S OBP: 0.413, SLG: 0.376	F2 BB				3-1			L8		2	1	0	0	2	0	0				
Joe Pepitone, L OBP: 0.260, SLG: 0.517	F2 1-2				F7			3-1		4	0	1	0	0	0	1				
Jimmie Hall, L OBP: 0.318, SLG: 0.375 Frank Fernandez, R OBP: 0.460, SLG: 0.472			F7		BB 1B			F9		3	0	1	0	0	0	0				
Tom Tresh, S OBP: 0.266, SLG: 0.263			1-3		BB 1B			F9		4	0	1	0	0	0	2				
Jake Gibbs, L OBP: 0.284, SLG: 0.257 Billy Cowan, R OBP: 0.294, SLG: 0.200					FC5 BB 1B			L9		1	0	0	0	2	0	0				
Mel Stottlemyre, R OBP: 0.286, SLG: 0.208 Lindy McDaniel, R OBP: 0.118, SLG: 0.125			F7		FC5			K		3	0	0	0	0	1	4				
					2-3			F9		1	0	0	0	0	0	2				
Inning Stats	R: 2 E: 0 K: 0 S: 4	H: 2 LOB: 1 BB: 1 P: 8	R: 0 E: 0 K: 0 S: 3	H: 0 LOB: 1 BB: 1 P: 7	R: 0 E: 0 K: 1 S: 5	H: 1 LOB: 0 BB: 0 P: 5	R: 0 E: 0 K: 0 S: 5	H: 2 LOB: 3 BB: 1 P: 9	R: 0 E: 0 K: 0 S: 3	H: 0 LOB: 0 BB: 0 P: 3	R: 0 E: 0 K: 1 S: 5	H: 0 LOB: 0 BB: 0 P: 5	R: 0 E: 0 K: 0 S: 3	H: 0 LOB: 0 BB: 0 P: 3	R: 1 E: 0 K: 1 S: 7	H: 2 LOB: 2 BB: 1 P: 11	1B: 6 2B: 0 3B: 0 HR: 1	SF: 0 SAC: 0 DP: 1 HBP: 0	WP: 0 PB: 0 SB: 1 CS: 0	PA: 36
PITCHER	IP WLS BF H R ER SO BB IBB HBP BLK WP HR S P ERA WHIP																			
Gary Bell, R ERA: 3.83	(1, 1) 8.0 W 32 6 3 3 2 4 0 0 0 0 0 1 32 48 3.38 1.250																			
John O'Donoghue, L ERA	(9, 1) 0.1 2 1 0 0 0 0 0 0 0 0 0 0 2 2 0.00 3.000																			
Diego Segui, R ERA: 3.15	(9, 1) 0.2 S 2 0 0 0 1 0 0 0 0 0 0 0 4 4 0.00 0.000																			

Batter	1	2	3	4	5	6	7	8	9	AB	R	H	RBI	BB	SO	LOB	BOTTOM			
Tommy Harper, R OBP: 0.446, SLG: 0.400	K		K	1-3			1B FC6 BB			3	1	0	0	1	2	2	New York Yankees @ Seattle Pilots Sicks Stadium, Boston, MA Tue May 13 1969, 10:05 PM EDT Att: 19,072 - Unknown - 62 F			
Mike Hegan, L OBP: 0.462, SLG: 0.439	G3		4-3		L7		FC6 1B			4	0	1	1	0	0	1				
Tommy Davis, R OBP: 0.248, SLG: 0.323 Jim Gosger, L OBP: 0.212, SLG: 0.217	L8		5-3		6-3		FC6 1-2 3-H			4	0	0	1	0	0	2				
Don Mincher, L OBP: 0.336, SLG: 0.466					L3		F7			4	1	2	0	0	0	1				
Wayne Comer, R OBP: 0.389, SLG: 0.394			FC5-4 1B		F7		K			4	0	0	0	0	1	2				
Rich Rollins, R OBP: 0.284, SLG: 0.314			F7		E9 HR 1B		6-3			4	1	1	0	0	0	1				
Jerry McNertney, R OBP: 0.317, SLG: 0.383					1B HR		6-3			4	1	2	3	0	0	0				
Ray Oyler, R OBP: 0.313, SLG: 0.229			5-3		F6		SH1-4 1B BB			2	1	0	0	1	0	2				
Gary Bell, R OBP: 0.308, SLG: 0.273 John O'Donoghue, R ERA							SH1-4			0	0	0	0	2	0	0				
Diego Segui, R OBP: 0.200, SLG: 0.111			4-3 BB		BB					0	0	0	0	0	0	0				
Inning Stats	R: 0 E: 0 K: 1 S: 5	H: 0 LOB: 0 BB: 0 P: 5	R: 0 E: 0 K: 0 S: 5	H: 2 LOB: 2 BB: 0 P: 5	R: 0 E: 0 K: 1 S: 5	H: 1 LOB: 1 BB: 1 P: 9	R: 3 E: 1 K: 0 S: 6	H: 3 LOB: 1 BB: 1 P: 10	R: 0 E: 0 K: 0 S: 3	H: 0 LOB: 0 BB: 0 P: 3	R: 0 E: 0 K: 1 S: 5	H: 0 LOB: 0 BB: 0 P: 5	R: 2 E: 0 K: 0 S: 4	H: 1 LOB: 1 BB: 2 P: 12	R: 0 E: 0 K: 0 S: 3	H: 0 LOB: 0 BB: 0 P: 3	1B: 5 2B: 0 3B: 0 HR: 1	SF: 0 SAC: 1 DP: 0 HBP: 0	WP: 0 PB: 0 SB: 0 CS: 0	PA: 34
PITCHER	IP WLS BF H R ER SO BB IBB HBP BLK WP HR S P ERA WHIP																			
Mel Stottlemyre, R ERA: 3.03	(1, 1) 6.1 L 29 6 5 5 3 4 0 0 0 0 0 0 1 31 47 7.11 1.579																			
Lindy McDaniel, R ERA: 4.34	(7, 1) 1.2 5 0 0 0 0 0 0 0 0 0 0 0 5 5 0.00 0.000																			

Batter	1	2	3	4	5	6	7	8	9	AB	R	H	RBI	BB	SO	LOB	TOP				
Horace Clarke, S (1,4) OBP: 0.338, SLG: 0.309										5	1	1	0	0	0	4	New York Yankees @ Seattle Pilots Sicks Stadium, Boston, MA Wed May 14 1969, 10:05 PM EDT Att: 12,273 - Unknown - 61 F				
Jerry Kenney, L (1,5) OBP: 0.293, SLG: 0.291										4	1	1	0	1	0	1					
Bobby Murcer, L (1,9) OBP: 0.347, SLG: 0.584										5	0	3	2	0	0	0					
Roy White, S (1,7) OBP: 0.413, SLG: 0.388										5	0	2	1	0	0	4					
Billy Cowan, R (9, PR) OBP: 0.294, SLG: 0.200										0	0	0	0	0	0	0					
Joe Pepitone, L (1,3) OBP: 0.250, SLG: 0.496										5	0	0	0	0	0	7					
Jimmie Hall, L (1,8) OBP: 0.315, SLG: 0.393										4	1	1	0	0	1	2					
Tom Tresh, S (1,6) OBP: 0.283, SLG: 0.311										4	2	3	2	0	0	0					
Frank Fernandez, R (1,2) OBP: 0.444, SLG: 0.450										4	0	1	0	0	1	1					
Bill Burbach, R (1,1) OBP: 0.083, SLG: 0.083										1	0	0	0	0	1	0					
Bobby Cox, R (7, PH) OBP: 0.167, SLG: 0.125										0	0	0	0	1	0	0					
Gene Michael, S (7, PR) OBP: 0.368, SLG: 0.267										0	0	0	0	0	0	0					
Lindy McDaniel, R (7, 1) OBP: 0.368, SLG: 0.267										1	0	0	0	0	1	0					
Stan Bahnsen, R (9, 1) ERA: 5.79										0	0	0	0	0	0	0					
Inning Stats	R: 0 E: 0 K: 0 S: 5	H: 2 LOB: 2 BB: 0 P: 5	R: 0 E: 0 K: 1 S: 5	H: 0 LOB: 0 BB: 0 P: 5	R: 0 E: 0 K: 1 S: 5	H: 0 LOB: 0 BB: 0 P: 5	R: 0 E: 0 K: 0 S: 3	H: 0 LOB: 0 BB: 0 P: 3	R: 0 E: 0 K: 0 S: 5	H: 2 LOB: 2 BB: 0 P: 5	R: 0 E: 0 K: 1 S: 7	H: 2 LOB: 2 BB: 0 P: 7	R: 3 E: 0 K: 0 S: 6	H: 3 LOB: 2 BB: 2 P: 14	R: 2 E: 0 K: 1 S: 7	H: 2 LOB: 0 BB: 0 P: 7	R: 0 E: 0 K: 0 S: 4	H: 1 LOB: 2 BB: 0 P: 4	1B: 9 2B: 1 3B: 1 HR: 1	SF: 0 SAC: 1 DP: 0 HBP: 0	WP: 2 PA: 41 FB: 2 CS: 0
PITCHER	IP WLS BF H R ER SO BB IBB HBP BLK WP HR S P ERA WHIP																				
Mike Marshall, R (1, 1) ERA: 2.86	6.2 L 31 9 3 3 3 2 0 0 0 0 1 0 35 43 4.05 1.650																				
John O'Donoghue, L (7, 1) ERA	0.1 1 0 0 0 0 0 0 0 0 0 0 0 1 1 0.00 0.000																				
Jack Aker, R (8, 1) ERA: 6.06	1.0 5 2 2 2 1 0 0 0 0 0 0 1 7 7 18.00 2.000																				
Jim Bouton, R (9, 1) ERA: 5.79	1.0 4 1 0 0 0 0 0 0 0 0 1 0 4 4 0.00 1.000																				

Batter	1	2	3	4	5	6	7	8	9	AB	R	H	RBI	BB	SO	LOB	BOTTOM				
Tommy Harper, R (1,4) OBP: 0.434, SLG: 0.386										4	0	0	0	0	1	1	New York Yankees @ Seattle Pilots Sicks Stadium, Boston, MA Wed May 14 1969, 10:05 PM EDT Att: 12,273 - Unknown - 61 F				
Steve Whitaker, L (1,9) OBP: 0.342, SLG: 0.364										3	1	1	1	1	1	1					
Tommy Davis, R (1,7) OBP: 0.248, SLG: 0.320										4	1	1	0	0	0	1					
Don Mincher, L (1,3) OBP: 0.350, SLG: 0.467										2	1	1	0	2	0	0					
Wayne Comer, R (1,8) OBP: 0.394, SLG: 0.400										4	1	2	1	0	0	1					
Gus Gil, R (1,5) OBP: 0.424, SLG: 0.379										4	0	1	2	0	2	3					
Jerry McNertney, R (1,2) OBP: 0.299, SLG: 0.359										4	0	0	0	0	1	3					
Ray Oyler, R (1,6) OBP: 0.314, SLG: 0.222										2	0	0	0	1	1	0					
Rich Rollins, R (9, PH) OBP: 0.282, SLG: 0.311										1	0	0	0	0	1	1					
Mike Marshall, R (1, 1) ERA: 2.86										1	0	0	0	1	0	1					
John O'Donoghue, R (7, 1) ERA										0	0	0	0	0	0	0					
Jose Vidal, R (7, PH) OBP: 0.263, SLG: 0.385										1	0	0	0	0	0	0					
Jack Aker, R (8, 1) ERA: 6.06										0	0	0	0	0	0	0					
Jim Bouton, R (9, 1) ERA: 5.79										0	0	0	0	0	0	0					
Jim Gosger, L (9, PH) OBP: 0.208, SLG: 0.213										1	0	0	0	0	1	1					
Inning Stats	R: 2 E: 0 K: 1 S: 8	H: 3 LOB: 1 BB: 1 P: 12	R: 0 E: 0 K: 3 S: 9	H: 0 LOB: 1 BB: 1 P: 13	R: 0 E: 0 K: 1 S: 5	H: 0 LOB: 1 BB: 1 P: 9	R: 0 E: 0 K: 0 S: 2	H: 0 LOB: 0 BB: 1 P: 6	R: 0 E: 0 K: 0 S: 2	H: 0 LOB: 0 BB: 1 P: 6	R: 0 E: 0 K: 0 S: 3	H: 0 LOB: 0 BB: 0 P: 3	R: 0 E: 0 K: 1 S: 5	H: 0 LOB: 0 BB: 0 P: 5	R: 0 E: 0 K: 0 S: 3	H: 0 LOB: 0 BB: 0 P: 3	R: 2 E: 0 K: 3 S: 12	H: 3 LOB: 1 BB: 0 P: 12	1B: 4 2B: 1 3B: 0 HR: 1	SF: 0 SAC: 0 DP: 2 HBP: 0	WP: 1 PA: 36 FB: 1 CS: 0
PITCHER	IP WLS BF H R ER SO BB IBB HBP BLK WP HR S P ERA WHIP																				
Bill Burbach, R (1, 1) ERA: 2.86	6.0 W 24 3 2 2 2 5 0 0 0 0 0 0 29 49 3.00 1.333																				
Lindy McDaniel, R (7, 1) ERA: 4.79	2.0 9 3 2 2 1 0 0 0 0 0 0 0 11 11 9.00 1.500																				
Stan Bahnsen, R (9, 1) ERA: 5.02	1.0 S 3 0 0 0 3 0 0 0 0 0 0 0 9 9 0.00 0.000																				

Batter	1	2	3	4	5	6	7	8	9	AB	R	H	RBI	BB	SO	LOB	TOP			
Sandy Alomar Sr. S OBP: 0.273, SLG: 0.258 (1,4)	1-3		1B		5-3			L8		4	0	1	0	0	0	0				
Jim Fregosi R OBP: 0.384, SLG: 0.396 (1,6)	E5 FC3-6		F8			F6			5-3	4	0	0	0	0	0	1				
Jay Johnstone L OBP: 0.289, SLG: 0.417 (1,8)	FC3-6 BB 1B 1-2		E6 FC6-4			K			K	4	1	0	0	0	2	2				
Lou Johnson R OBP: 0.305, SLG: 0.283 (1,7)	1B 1-2 BB		FC6-4			F6			F2	3	0	0	0	1	0	2				
Bubba Morton R OBP: 0.524, SLG: 0.625 Vic Davalillo L OBP: 0.234, SLG: 0.207 (1,9)				5-3						3	0	1	1	0	1	0				
Aurelio Rodriguez R OBP: 0.274, SLG: 0.349 (1,5)		F4		F4						3	0	0	0	0	1	0				
Dick Stuart R OBP: 0.200, SLG: 0.289 Ruben Amaro R OBP: 0.278, SLG: 0.235 (1,3)					F9					3	0	1	0	0	0	0				
Tom Egan R OBP: 0.213, SLG: 0.170 (1,2)										3	0	0	0	0	0	1				
Rudy May L OBP: 0.077, SLG: 0.077 (1,1)										3	0	0	0	0	2	0				
Inning Stats	R: 1 E: 1 K: 0 S: 4	H: 1 LOB: 2 BB: 1 P: 8	R: 0 E: 0 K: 0 S: 3	H: 1 LOB: 0 BB: 0 P: 3	R: 0 E: 1 K: 1 S: 7	H: 1 LOB: 2 BB: 0 P: 7	R: 0 E: 0 K: 0 S: 3	H: 0 LOB: 0 BB: 0 P: 3	R: 0 E: 0 K: 2 S: 5	H: 0 LOB: 0 BB: 0 P: 7	R: 0 E: 0 K: 1 S: 5	H: 0 LOB: 0 BB: 0 P: 5	R: 0 E: 0 K: 1 S: 5	H: 0 LOB: 0 BB: 0 P: 5	R: 0 E: 0 K: 1 S: 5	H: 0 LOB: 0 BB: 0 P: 5	1B: 3 2B: 0 3B: 0 HR: 0	SF: 0 SAC: 0 DP: 1 HBP: 0	WP: 0 PB: 0 SB: 0 CS: 0	PA: 31
PITCHER Fritz Peterson, L ERA: 2.53 (1,1)	IP: 9.0 WLS: W BF: 31 H: 3 R: 1 ER: 0 SO: 6 BB: 1 IBB: 0 HBP: 0 BLK: 0 WP: 0 HR: 0 S: 42 P: 46 ERA: 0.00 WHIP: 0.444																			

California Angels @ New York Yankees
Yankee Stadium, Bronx, NY
Fri May 16 1969, 7:05 PM EDT
Att: 11,324 - Unknown - 66 F

AB 30
R 1
H 3
RBI 1
BB 1
SO 6
LOB 6



Batter	1	2	3	4	5	6	7	8	9	AB	R	H	RBI	BB	SO	LOB	BOTTOM			
Horace Clarke S OBP: 0.335, SLG: 0.308 (1,4)	6-3		1B			F8			F8	4	0	1	0	0	0	1				
Tom Tresh S OBP: 0.291, SLG: 0.311 (1,6)	BLK BB		CS	K			6-3			3	1	1	0	1	1	0				
Bobby Murcer L OBP: 0.345, SLG: 0.582 (1,9)	K			B1-3			F9			4	0	1	2	0	1	1				
Frank Fernandez R OBP: 0.421, SLG: 0.419 (1,2)	K			F6			F6			3	0	0	0	0	1	1				
Joe Pepitone L OBP: 0.244, SLG: 0.484 (1,3)					F5				4-3	3	0	0	0	0	1	0				
Bobby Cox R OBP: 0.190, SLG: 0.111 (1,5)					6-3				G2	2	0	0	0	1	0	0				
Billy Cowan R OBP: 0.250, SLG: 0.167 (1,7)									5-3	3	0	0	0	0	1	1				
Bill Robinson R OBP: 0.209, SLG: 0.121 (1,8)					6-3					3	1	1	0	0	0	0				
Fritz Peterson S OBP: 0.217, SLG: 0.150 Roy White S OBP: 0.409, SLG: 0.384 (1,1)										2	0	0	0	0	1	0				
Inning Stats	R: 0 E: 0 K: 2 S: 7	H: 0 LOB: 1 BB: 1 P: 11	R: 0 E: 0 K: 1 S: 4	H: 0 LOB: 0 BB: 1 P: 8	R: 0 E: 0 K: 1 S: 5	H: 1 LOB: 0 BB: 0 P: 5	R: 0 E: 0 K: 1 S: 5	H: 0 LOB: 0 BB: 0 P: 5	R: 0 E: 0 K: 0 S: 3	H: 0 LOB: 0 BB: 0 P: 3	R: 0 E: 0 K: 0 S: 3	H: 0 LOB: 0 BB: 0 P: 3	R: 0 E: 0 K: 0 S: 3	H: 0 LOB: 0 BB: 0 P: 3	R: 2 E: 0 K: 1 S: 7	H: 3 LOB: 1 BB: 0 P: 7	1B: 3 2B: 1 3B: 0 HR: 0	SF: 0 SAC: 0 DP: 1 HBP: 0	WP: 0 PB: 0 SB: 0 CS: 1	PA: 31
PITCHER Rudy May, L ERA: 3.51 (1,1)	IP: 8.2 WLS: L BF: 30 H: 4 R: 2 ER: 2 SO: 7 BB: 2 IBB: 0 HBP: 0 BLK: 1 WP: 0 HR: 0 S: 42 P: 50 ERA: 2.08 WHIP: 0.692																			

California Angels @ New York Yankees
Yankee Stadium, Bronx, NY
Fri May 16 1969, 7:05 PM EDT
Att: 11,324 - Unknown - 66 F

AB 28
R 2
H 4
RBI 2
BB 2
SO 7
LOB 5





Batter	1	2	3	4	5	6	7	8	9	AB	R	H	RBI	BB	SO	LOB	TOP		
Vic Davallilo, L (1,9) OBP: 0.235, SLG: 0.210	F6			F6			6-3		1B	4	0	1	0	0	0	0	California Angels @ New York Yankees Yankee Stadium, Bronx, NY Sat May 17 1969, 3:33 AM EDT Att: 10,651 - Unknown - 81 F		
Jim Fregosi, R (1,6) OBP: 0.361, SLG: 0.391	K			F7			FC3-6 1B		F3	4	0	1	0	0	1				
Jay Johnstone, L (1,8) OBP: 0.282, SLG: 0.407	4-3			F4			FC3-6 1-2		FC3-6	3	0	0	0	0	1				
Roger Repoz, L (1,3)		G3			F4				F8	3	0	0	0	0	1				
Lou Johnson, R (1,7) OBP: 0.306, SLG: 0.273		5-3			5-3			4-0 BB	G1-6-3 BB	2	0	0	0	1	0				
Aurelio Rodriguez, R (1,5) OBP: 0.267, SLG: 0.339		4-3			F9				F3	3	0	0	0	0	1				
Tom Satriano, L (1,2) OBP: 0.417, SLG: 0.393				F7					G1-6-3 1-2	3	0	0	0	0	1				
Sandy Alomar Sr., S (1,4) OBP: 0.261, SLG: 0.246				6-3					1-3	3	0	0	0	0	1				
Tom Murphy, R (1,1) OBP: 0.111, SLG: 0.111				F3					4-3	2	0	0	0	0	1				
Eddie Fisher, R (6,1)										0	0	0	0	0	0				
Bob Priddy, R (8,1)										0	0	0	0	0	0				
Bill Voss, L (9, FH) OBP: 0.233, SLG: 0.237										1	0	0	0	0	0				
Inning Stats	R: 0 E: 0 K: 1 S: 5	H: 0 LOB: 0 BB: 0 P: 5	R: 0 E: 0 K: 0 S: 3	H: 0 LOB: 0 BB: 0 P: 3	R: 0 E: 0 K: 0 S: 3	H: 0 LOB: 0 BB: 0 P: 3	R: 0 E: 0 K: 0 S: 3	H: 0 LOB: 0 BB: 0 P: 3	R: 0 E: 0 K: 2 S: 7	H: 0 LOB: 0 BB: 0 P: 7	R: 0 E: 0 K: 0 S: 4	H: 1 LOB: 1 BB: 0 P: 4	R: 0 E: 0 K: 0 S: 2	H: 0 LOB: 0 BB: 1 P: 6	R: 0 E: 0 K: 0 S: 4	H: 1 LOB: 1 BB: 0 P: 4	1B: 2 2B: 0 3B: 0 HR: 0	SF: 0 SAC: 0 DP: 1 HBP: 0	WP: 0 PA: 29 PB: 0 SB: 0 CS: 0
PITCHER Stan Bahnsen, R (1,1) ERA: 4.15	IP: 9.0 WLS: W BF: 29 H: 2 R: 0 ER: 0 SO: 3 BB: 1 IBB: 0 HBP: 0 BLK: 0 WP: 0 HR: 0 S: 34 P: 38 ERA: 0.00 WHIP: 0.333																		

Batter	1	2	3	4	5	6	7	8	9	AB	R	H	RBI	BB	SO	LOB	BOTTOM		
Horace Clarke, S (1,4) OBP: 0.333, SLG: 0.306	F7		4-3-6 1-2			S 1B			3-1	4	0	1	0	0	0	4	California Angels @ New York Yankees Yankee Stadium, Bronx, NY Sat May 17 1969, 3:33 AM EDT Att: 10,651 - Unknown - 81 F		
Jerry Kenney, L (1,5) OBP: 0.285, SLG: 0.282	6-3			6-3	L7 1-2				4-3	4	0	0	0	0	1				
Bobby Murcer, L (1,9) OBP: 0.349, SLG: 0.586				S 1B 2B		F6	F6			4	1	2	0	0	0				
Joe Pepitone, L (1,3) OBP: 0.252, SLG: 0.515	F2			F5		1B 2B			HR	4	2	2	1	0	2				
Jimmie Hall, L (1,7) OBP: 0.323, SLG: 0.398		F9		2B 1B		1B S SF8 1B			4-3	4	2	2	2	0	0				
Tom Tresh, S (1,6) OBP: 0.296, SLG: 0.321	K			3-H 2B		1B 1B IBB			F8	3	0	1	1	1	1				
Jim Lyttle, L (1,8) OBP: 0.250, SLG: 0.250	K			1-H 2B		1-2 2-3 1B			F2	4	0	1	0	0	1				
John Ellis, R (1,2) OBP: 0.500, SLG: 2.000				4-3-6 HBP		6-3	SF8			2	1	1	2	0	0				
Stan Bahnsen, R (1,1) OBP: 0.143, SLG: 0.077				K		K	3-H 1-2 2-3 1B		K	4	0	1	0	0	3				
Inning Stats	R: 0 E: 0 K: 0 S: 4	H: 1 LOB: 1 BB: 0 P: 4	R: 0 E: 0 K: 2 S: 7	H: 0 LOB: 0 BB: 0 P: 7	R: 0 E: 0 K: 1 S: 4	H: 0 LOB: 0 BB: 0 P: 5	R: 2 E: 0 K: 0 S: 6	H: 3 LOB: 1 BB: 0 P: 6	R: 0 E: 0 K: 1 S: 6	H: 1 LOB: 1 BB: 0 P: 6	R: 2 E: 0 K: 0 S: 7	H: 4 LOB: 3 BB: 1 P: 11	R: 1 E: 0 K: 0 S: 4	H: 1 LOB: 0 BB: 0 P: 4	R: 1 E: 0 K: 1 S: 6	H: 1 LOB: 0 BB: 0 P: 6		1B: 6 2B: 4 3B: 0 HR: 2	SF: 1 SAC: 0 DP: 1 HBP: 1
PITCHER Tom Murphy, R (1,1) ERA: 4.12 Eddie Fisher, R (6,1) ERA: 3.96 Bob Priddy, R (8,1) ERA: 5.0	IP: 5.1 WLS: L BF: 23 H: 7 R: 4 ER: 4 SO: 4 BB: 0 IBB: 0 HBP: 1 BLK: 0 WP: 0 HR: 0 S: 30 P: 31 ERA: 6.75 WHIP: 1.312																		

Batter	1	2	3	4	5	6	7	8	9	AB	R	H	RBI	BB	SO	LOB	TOP
Sandy Alomar Sr. S OBP: 0.274, SLG: 0.261 (1.4)	0-0 6-3		0-0 1B		0-0 1B			0-0 6-3		4	0	2	1	0	0	0	California Angels @ New York Yankees Yankee Stadium, Bronx, NY Sun May 18 1969, 3:33AM EDT Unknown - 79 F
Jim Fregosi R OBP: 0.395, SLG: 0.395 (1.6)	0-0 F8		0-0 1B		0-0 F8			0-0 1B		4	0	2	0	0	0	1	
Jay Johnstone L OBP: 0.281, SLG: 0.402 (1.8)	0-0 G3		0-0 F6				0-0 1-3	0-0 1B		4	0	1	0	0	0	3	
Rick Reichardt R OBP: 0.384, SLG: 0.424 (1.7)		0-0 F4	0-0 FC6-4				0-0 F8	0-0 FC6-4		4	0	0	0	0	0	5	
Roger Repoz L OBP: 0.313, SLG: 0.286 (1.3)		0-0 L7			0-0 1-3		0-0 4-3		0-0 G5-4-3	4	0	1	0	0	0	0	
Lou Johnson R OBP: 0.288, SLG: 0.254 (1.9)		0-0 F8			0-0 L3			0-0 5-3	0-0 G5-4-3	4	0	0	0	0	0	1	
Aurelio Rodriguez R OBP: 0.267, SLG: 0.336 (1.5)			0-0 1B	0-0 5-3				0-0 6-3	0-0 5-3	4	0	1	0	0	0	0	
Tom Satriono L OBP: 0.427, SLG: 0.397 (1.2)			0-0 FC5-2	0-0 1B	4-0 SH1-4		0-3 K			2	1	1	0	1	1	0	
Andy Messersmith R (1.1)			0-0 FC5-2	0-0 1B	0-0 SH1-4			0-0 4-3		1	0	0	0	0	0	2	
Vic Davallio L OBP: 0.232, SLG: 0.206 (8. PH)			0-0 1B	0-0 1B	0-0 SH1-4					1	0	0	0	0	0	0	
Clyde Wright R (8.1)			0-0 1B	0-0 1B	0-0 SH1-4					0	0	0	0	0	0	0	
Inning Stats	R: 0 E: 0 K: 0 S: 3	H: 0 LOB: 0 BB: 0 P: 3	R: 0 E: 0 K: 0 S: 3	H: 0 LOB: 0 BB: 0 P: 3	R: 0 E: 0 K: 0 S: 7	H: 4 LOB: 3 BB: 0 P: 7	R: 0 E: 0 K: 0 S: 3	H: 0 LOB: 0 BB: 0 P: 3	R: 0 E: 0 K: 1 S: 5	H: 0 LOB: 0 BB: 0 P: 5	R: 0 E: 0 K: 0 S: 5	H: 2 LOB: 2 BB: 0 P: 5	R: 0 E: 0 K: 0 S: 3	H: 1 LOB: 0 BB: 0 P: 3	1B: 8 2B: 0 3B: 0 HR: 0	SF: 0 SAC: 1 DP: 1 HBP: 0	WP: 0 PA: 34 SB: 0 CS: 0
PITCHER Mel Stottlemyre R ERA: 2.8 (1.1)	IP: 9.0 WLS: W BF: 34 H: 8 R: 1 ER: 1 SO: 1 BB: 1 IBB: 0 HBP: 0 BLK: 0 WP: 0 HR: 0 S: 35 P: 39 ERA: 1.00 WHIP: 1.000																

Batter	1	2	3	4	5	6	7	8	9	AB	R	H	RBI	BB	SO	LOB	BOTTOM
Horace Clarke S OBP: 0.325, SLG: 0.298 (1.4)	0-3 K		0-0 7-2-5			0-0 F9		0-0 6-3		4	0	0	0	0	1	1	California Angels @ New York Yankees Yankee Stadium, Bronx, NY Sun May 18 1969, 3:33AM EDT Unknown - 79 F
Jerry Kenney L OBP: 0.291, SLG: 0.284 (1.5)	4-0 S		0-0 BB		0-0 6-3		0-0 1B	0-0 F8		3	1	1	0	1	0	0	
Bobby Murcer L OBP: 0.348, SLG: 0.581 (1.9)	0-3 K		0-0 K		0-0 G3		0-0 1B	0-0 1B		3	1	1	0	0	1	1	
Joe Pepitone L OBP: 0.254, SLG: 0.533 (1.3)	0-3 K		0-0 K		0-0 L7		0-0 HR	0-0 HR		3	1	1	3	0	1	1	
Jimmie Hall L OBP: 0.313, SLG: 0.385 (1.7)		0-0 F7			0-0 4-3		0-0 F9	0-0 F9		3	0	0	0	0	0	0	
Tom Tresh S OBP: 0.290, SLG: 0.313 (1.6)		0-0 F9			0-0 F9		0-0 4-3	0-0 4-3		3	0	0	0	0	0	0	
Gene Michael S OBP: 0.368, SLG: 0.267 (8.6)		0-0 F9			0-0 F9		0-0 4-3	0-0 4-3		0	0	0	0	0	0	0	
Jim Lyttle L OBP: 0.286, SLG: 0.167 (1.8)		0-0 F8			0-0 G3		0-0 BB	0-0 BB		2	0	0	0	1	0	0	
John Ellis R OBP: 0.429, SLG: 1.000 (1.2)			0-0 E	0-0 WP	0-0 7-2-5		0-0 F3	0-0 F4		3	0	1	0	0	0	1	
Mel Stottlemyre R OBP: 0.290, SLG: 0.222 (1.1)			0-0 L7		0-0 L7		0-0 1B	0-3 K		3	0	1	0	0	1	1	
Inning Stats	R: 0 E: 0 K: 3 S: 9	H: 0 LOB: 1 BB: 1 P: 13	R: 0 E: 0 K: 0 S: 3	H: 0 LOB: 0 BB: 0 P: 3	R: 0 E: 1 K: 0 S: 3	H: 1 LOB: 0 BB: 0 P: 3	R: 0 E: 0 K: 0 S: 3	H: 0 LOB: 0 BB: 0 P: 3	R: 3 E: 0 K: 0 S: 6	H: 3 LOB: 1 BB: 1 P: 10	R: 0 E: 0 K: 1 S: 5	H: 0 LOB: 0 BB: 0 P: 5	R: 0 E: 0 K: 0 S: 3	H: 0 LOB: 0 BB: 0 P: 3	1B: 4 2B: 1 3B: 0 HR: 1	SF: 0 SAC: 0 DP: 1 HBP: 0	WP: 1 PA: 29 SB: 1 CS: 0
PITCHER Andy Messersmith R (1.1)	IP: 7.0 WLS: L BF: 26 H: 5 R: 3 ER: 3 SO: 3 BB: 2 IBB: 0 HBP: 0 BLK: 0 WP: 1 HR: 1 S: 30 P: 38 ERA: 3.86 WHIP: 1.000																
Clyde Wright L (8.1)	IP: 1.0 WLS: L BF: 3 H: 0 R: 0 ER: 0 SO: 1 BB: 0 IBB: 0 HBP: 0 BLK: 0 WP: 0 HR: 0 S: 5 P: 5 ERA: 0.00 WHIP: 0.000																

Batter	1	2	3	4	5	6	7	8	9	AB	R	H	RBI	BB	SO	LOB	TOP							
Bert Campaneris, R (1, 6) OBP: 0.218, SLG: 0.234	B5-3			6-3		E 1B		F9		4	0	1	0	0	0	0	<p>Oakland Athletics @ New York Yankees Yankee Stadium, Bronx, NY Tue May 20 1969, 7:05 PM EDT Att. 7,330 - Unknown - 71 F</p> <p>livebaseballscorecards.com</p> <p>AB 32 R 1 H 5 RBI 1 BB 0 SO 5 LOB 7</p> 							
Tommie Reynolds, R (1, 7) OBP: 0.325, SLG: 0.343	F8			F4		E5 1-2			6-3	4	0	0	0	0	0	1								
Reggie Jackson, L (1, 9) OBP: 0.402, SLG: 0.625	K			K		3-1			4-3	4	0	0	0	0	2	2								
Sal Bando, R (1, 5) OBP: 0.384, SLG: 0.533					L6					4	0	3	0	0	0	0								
Danny Cater, R (1, 3) OBP: 0.345, SLG: 0.426					F8				5-3	4	0	0	0	0	0	2								
Dick Green, R (1, 4) OBP: 0.362, SLG: 0.520									4-3	3	1	1	1	0	0	1								
Rick Monday, L (1, 8) OBP: 0.387, SLG: 0.440					HR				2-3 F8	3	0	0	0	0	1	1								
Dave Duncan, R (1, 2) OBP: 0.173, SLG: 0.149					4-1				L5	3	0	0	0	0	1	0								
Jim Nash, R (1, 1) OBP: 0.211, SLG: 0.278					F3				F8	2	0	0	0	0	1	0								
Mike Hershberger, R (8, PH) OBP: 0.241, SLG: 0.219										1	0	0	0	0	0	0								
Paul Lindblad, L (8, 1) OBP: 1.000, SLG: 1.000										0	0	0	0	0	0	0								
Inning Stats	R: 0 E: 0 K: 1 S: 5	H: 0 LOB: 0 BB: 0 P: 5	R: 0 E: 0 K: 0 S: 3	H: 1 LOB: 0 BB: 0 P: 3	R: 0 E: 0 K: 1 S: 5	H: 0 LOB: 0 BB: 0 P: 5	R: 0 E: 0 K: 1 S: 5	H: 0 LOB: 0 BB: 0 P: 5	R: 1 E: 0 K: 0 S: 4	H: 1 LOB: 0 BB: 0 P: 4	R: 0 E: 1 K: 1 S: 7	H: 1 LOB: 2 BB: 0 P: 7	R: 0 E: 0 K: 0 S: 4	H: 1 LOB: 1 BB: 0 P: 4	R: 0 E: 0 K: 1 S: 5	H: 0 LOB: 0 BB: 0 P: 5	R: 0 E: 0 K: 0 S: 4	H: 1 LOB: 1 BB: 0 P: 4	R: 0 E: 0 K: 0 S: 4	H: 1 LOB: 1 BB: 0 P: 4	1B: 2 2B: 2 3B: 0 HR: 1	SF: 0 SAC: 0 DP: 0 HBP: 0	WP: 0 PB: 0 SB: 0 CS: 0	PA: 32
PITCHER Fritz Peterson, L (1, 1) ERA: 2.35	IP: 9.0 WLS: W BF: 32 H: 5 R: 1 ER: 1 SO: 5 BB: 0 IBB: 0 HBP: 0 BLK: 0 WP: 0 HR: 1 S: 42 P: 42 ERA: 1.00 WHIP: 0.556															PITCHER	IP: 9.0 WLS: W BF: 32 H: 5 R: 1 ER: 1 SO: 5 BB: 0 IBB: 0 HBP: 0 BLK: 0 WP: 0 HR: 1 S: 42 P: 42 ERA: 1.00 WHIP: 0.556							

Batter	1	2	3	4	5	6	7	8	9	AB	R	H	RBI	BB	SO	LOB	BOTTOM					
Horace Clarke, S (1, 4) OBP: 0.328, SLG: 0.308										4	0	1	0	0	0	1	<p>Oakland Athletics @ New York Yankees Yankee Stadium, Bronx, NY Tue May 20 1969, 7:05 PM EDT Att. 7,330 - Unknown - 71 F</p> <p>livebaseballscorecards.com</p> <p>AB 30 R 2 H 6 RBI 2 BB 2 SO 4 LOB 12</p> 					
Jerry Kenney, L (1, 5) OBP: 0.296, SLG: 0.290										4	0	2	0	0	1	0						
Bobby Murcer, L (1, 9) OBP: 0.337, SLG: 0.555										4	0	0	0	0	2	4						
Joe Pepitone, L (1, 3) OBP: 0.274, SLG: 0.556										4	0	1	0	0	1	2						
Jimmie Hall, L (1, 7) OBP: 0.301, SLG: 0.368										4	0	0	0	0	0	3						
Tom Tresh, S (1, 6) OBP: 0.290, SLG: 0.299										2	0	0	0	1	0	0						
Jim Lyttle, L (1, 8) OBP: 0.300, SLG: 0.222										3	1	1	0	0	0	1						
Frank Fernandez, R (1, 2) OBP: 0.433, SLG: 0.489										2	1	1	2	1	0	0						
Fritz Peterson, S (1, 1) OBP: 0.192, SLG: 0.130										3	0	0	0	0	0	1						
Inning Stats	R: 0 E: 0 K: 2 S: 9	H: 2 LOB: 2 BB: 0 P: 9	R: 2 E: 0 K: 0 S: 5	H: 2 LOB: 0 BB: 0 P: 5	R: 0 E: 0 K: 1 S: 5	H: 0 LOB: 0 BB: 0 P: 5	R: 0 E: 0 K: 0 S: 3	H: 0 LOB: 0 BB: 0 P: 3	R: 0 E: 0 K: 0 S: 4	H: 1 LOB: 2 BB: 1 P: 8	R: 0 E: 0 K: 0 S: 3	H: 0 LOB: 1 BB: 1 P: 7	R: 0 E: 0 K: 0 S: 3	H: 0 LOB: 0 BB: 0 P: 3	R: 0 E: 0 K: 1 S: 6	H: 1 LOB: 1 BB: 0 P: 6	R: 0 E: 0 K: 0 S: 6	H: 1 LOB: 1 BB: 0 P: 6	1B: 4 2B: 1 3B: 0 HR: 1	SF: 0 SAC: 0 DP: 0 HBP: 0	WP: 0 PB: 0 SB: 0 CS: 0	PA: 32
PITCHER Jim Nash, R (1, 1) ERA: 2.38	IP: 7.0 WLS: L BF: 28 H: 5 R: 2 ER: 2 SO: 3 BB: 2 IBB: 0 HBP: 0 BLK: 0 WP: 0 HR: 1 S: 32 P: 40 ERA: 2.57 WHIP: 1.000															PITCHER	IP: 1.0 WLS: L BF: 4 H: 1 R: 0 ER: 0 SO: 1 BB: 0 IBB: 0 HBP: 0 BLK: 0 WP: 0 HR: 0 S: 6 P: 6 ERA: 0.00 WHIP: 1.000					

Batter	1	2	3	4	5	6	7	8	9	AB	R	H	RBI	BB	SO	LOB	TOP					
Cesar Tovar, R OBP: 0.258, SLG: 0.289 (1, 5)	6-3		K		1-3		L7			4	0	0	0	0	1	3	Minnesota Twins @ New York Yankees Yankee Stadium, Bronx, NY Fri May 23 1969, 7:05 PM EDT Att: 18,729 - Cloudy - 64 F					
Rod Carew, L OBP: 0.431, SLG: 0.557 (1, 4)	5-3					1B G6-4-3 2B		1B FC4-6		4	1	3	0	0	0	0						
Tony Oliva, L OBP: 0.372, SLG: 0.450 (1, 9)	1-3		4-3			1B G6-4-3		1B FC4-6 G5-4-3		4	0	1	0	0	0	3						
Harmon Killebrew, R OBP: 0.391, SLG: 0.523 (1, 3)		P4		6-3		1B G6-4-3		1B G5-4-3		4	0	0	0	0	0	2						
Ted Uhlaender, L OBP: 0.361, SLG: 0.336 (1, 8)		1B 1B		1-4-3		1B S		1B 1-3		4	0	2	0	0	0	0						
Charlie Manuel, L OBP: 0.400, SLG: 0.457 (1, 7)		1B G6-4-3		4-3		1B 1-3		1B 4-3		4	0	1	0	0	0	1						
Leo Cardenas, R OBP: 0.345, SLG: 0.396 (1, 6)		1B G6-4-3				1B FC4-6 BB		1B 4-1		3	0	2	0	1	0	2						
John Roseboro, L OBP: 0.361, SLG: 0.365 (1, 2)			E6 1B		FC4-6		4-1	L7		4	0	0	0	0	0	3						
Tom Hall, L OBP: 0.154, SLG: 0.231 Bob Miller, R (7, 1)			K		K		6-3			3	0	0	0	0	2	3						
										0	0	0	0	0	0	0						
Inning Stats	R: 0 E: 0 K: 0 S: 3	H: 0 LOB: 0 BB: 0 P: 3	R: 0 E: 0 K: 0 S: 4	H: 2 LOB: 1 BB: 0 P: 4	R: 0 E: 1 K: 2 S: 9	H: 1 LOB: 2 BB: 0 P: 9	R: 0 E: 0 K: 0 S: 3	H: 0 LOB: 0 BB: 0 P: 3	R: 0 E: 0 K: 1 S: 5	H: 0 LOB: 1 BB: 1 P: 9	R: 1 E: 0 K: 0 S: 5	H: 3 LOB: 1 BB: 0 P: 5	R: 0 E: 0 K: 0 S: 4	H: 1 LOB: 1 BB: 0 P: 4	R: 0 E: 0 K: 0 S: 3	H: 1 LOB: 1 BB: 0 P: 3	R: 0 E: 0 K: 0 S: 4	H: 1 LOB: 1 BB: 0 P: 4	1B: 8 2B: 1 3B: 0 HR: 0	SF: 0 SAC: 0 DP: 3 HBP: 0	WP: 0 PB: 0 CS: 1	PA: 35
PITCHER Mel Stottlemyre, R ERA: 2.62 (1, 1)	IP: 9.0 WLS: W BF: 35 H: 9 R: 1 ER: 1 SO: 3 BB: 1 IBB: 0 HBP: 0 BLK: 0 WP: 0 HR: 0 S: 40 P: 44 ERA: 1.00 WHIP: 1.111															PITCHER IP: 9.0 WLS: W BF: 35 H: 9 R: 1 ER: 1 SO: 3 BB: 1 IBB: 0 HBP: 0 BLK: 0 WP: 0 HR: 0 S: 40 P: 44 ERA: 1.00 WHIP: 1.111						

AB	34
R	1
H	9
RBI	0
BB	1
SO	3
LOB	17



Batter	1	2	3	4	5	6	7	8	9	AB	R	H	RBI	BB	SO	LOB	BOTTOM			
Horace Clarke, S OBP: 0.337, SLG: 0.325 (1, 4)	5-3		CS 1B			L9	F7			4	0	1	0	0	0	2	Minnesota Twins @ New York Yankees Yankee Stadium, Bronx, NY Fri May 23 1969, 7:05 PM EDT Att: 18,729 - Cloudy - 64 F			
Tom Tresh, S OBP: 0.279, SLG: 0.280 (1, 6)	F3		CS	F7		F8		1-3		4	0	0	0	0	0	0				
Bobby Murcer, L OBP: 0.343, SLG: 0.558 (1, 9)				E9 6-3 1B		K		1-3		4	1	2	0	0	1	0				
Roy White, S OBP: 0.400, SLG: 0.373 Billy Cowan, R OBP: 0.290, SLG: 0.217 (7, 7)	6-3			6-3		2B G3		5-3		2	0	0	0	0	0	2				
Joe Pepitone, L OBP: 0.279, SLG: 0.567 (1, 3)		P5				1B G3				3	0	1	1	0	0	1				
Frank Fernandez, R OBP: 0.412, SLG: 0.431 (1, 2)		F7		F6		2B SF8	BB			2	1	0	0	1	0	1				
Bill Robinson, R OBP: 0.227, SLG: 0.227 (1, 8)		L8			K		SF8 2B			3	0	1	1	0	1	0				
Bobby Cox, R OBP: 0.179, SLG: 0.083 (1, 5)				L3			SF8 IBB			2	0	0	0	1	1	0				
Mel Stottlemyre, R OBP: 0.265, SLG: 0.207 (1, 1)			K2-3		F6		SF8			2	0	0	1	0	1	0				
Inning Stats	R: 0 E: 0 K: 0 S: 4	H: 1 LOB: 1 BB: 0 P: 4	R: 0 E: 0 K: 0 S: 3	H: 0 LOB: 0 BB: 0 P: 3	R: 0 E: 0 K: 1 S: 5	H: 1 LOB: 0 BB: 0 P: 5	R: 1 E: 1 K: 0 S: 5	H: 2 LOB: 1 BB: 0 P: 5	R: 0 E: 0 K: 2 S: 7	H: 0 LOB: 0 BB: 0 P: 7	R: 0 E: 0 K: 1 S: 5	H: 0 LOB: 0 BB: 0 P: 5	R: 2 E: 0 K: 0 S: 5	H: 2 LOB: 2 BB: 2 P: 13	R: 0 E: 0 K: 0 S: 3	H: 0 LOB: 0 BB: 0 P: 3	1B: 5 2B: 1 3B: 0 HR: 0	SF: 1 SAC: 0 DP: 0 HBP: 0	WP: 0 PB: 0 CS: 1	PA: 32
PITCHER Tom Hall, L ERA: 3.82 Bob Miller, R ERA: 1.6 (7, 1)	IP: 6.1 WLS: L BF: 25 H: 6 R: 3 ER: 3 SO: 4 BB: 1 IBB: 0 HBP: 0 BLK: 0 WP: 0 HR: 0 S: 32 P: 36 ERA: 4.26 WHIP: 1.105															PITCHER IP: 1.2 WLS: L BF: 6 H: 0 R: 0 ER: 0 SO: 0 BB: 1 IBB: 0 HBP: 0 BLK: 0 WP: 0 HR: 0 S: 9 P: 9 ERA: 0.00 WHIP: 0.000				



Batter	1	2	3	4	5	6	7	8	9	AB	R	H	RBI	BB	SO	LOB	TOP											
Cesar Tovar, R OBP: 0.247, SLG: 0.277 (1, 5)										4	0	0	0	0	0	1	Minnesota Twins @ New York Yankees Yankee Stadium, Bronx, NY Sat May 24 1969, 3:33 AM EDT Att. 10,482 - Cloudy											
Rod Carew, L OBP: 0.425, SLG: 0.544 (1, 4)										3	1	0	0	1	0													
Tony Oliva, L OBP: 0.375, SLG: 0.451 (1, 9)										4	0	2	1	0	0													
Harmon Killebrew, R OBP: 0.388, SLG: 0.515 (1, 3)										4	1	1	0	0	1													
Graig Nettles, L OBP: 0.351, SLG: 0.493 Frank Quilici, R OBP: 0.220, SLG: 0.179 (8, 5)										3	0	1	0	0	2	0												
Ted Uhlhaender, L OBP: 0.354, SLG: 0.328 (1, 8)										3	0	0	0	0	1	2												
Leo Cardenas, R OBP: 0.351, SLG: 0.401 (1, 6)										3	0	2	1	0	0	0												
John Roseboro, L OBP: 0.349, SLG: 0.351 (1, 2)										3	0	0	0	0	1	3												
Jim Kaat, L OBP: 0.130, SLG: 0.182 (1, 1)										2	0	0	0	0	0	0												
Inning Stats	R: 0 E: 0 K: 0 S: 3	H: 0 LOB: 0 BB: 0 P: 3	R: 1 E: 0 K: 1 S: 7	H: 3 LOB: 1 BB: 0 P: 7	R: 1 E: 0 K: 0 S: 3	H: 1 LOB: 0 BB: 1 P: 7	R: 0 E: 0 K: 2 S: 7	H: 0 LOB: 0 BB: 0 P: 7	R: 0 E: 0 K: 0 S: 3	H: 1 LOB: 0 BB: 0 P: 3	R: 0 E: 0 K: 1 S: 5	H: 0 LOB: 0 BB: 0 P: 5	R: 0 E: 0 K: 0 S: 4	H: 1 LOB: 1 BB: 0 P: 4	R: 0 E: 0 K: 1 S: 5	H: 0 LOB: 0 BB: 0 P: 5		1B: 6 2B: 0 3B: 0 HR: 0	SF: 0 SAC: 1 DP: 0 HBP: 0	WP: 0 PB: 0 CS: 1	PA: 33							
PITCHER	IP	WLS	BF	H	R	ER	SO	BB	IBB	HBP	BLK	WP	HR	S	P	ERA	WHIP											
Bill Burbach, R ERA: 2.35 (1, 1)	7.0	L	24	5	2	2	4	1	0	0	0	0	0	0	31	35	2.57	0.857										
Jack Aker, R ERA: 7.13 (8, 1)	1.0		4	1	0	0	0	0	0	0	0	0	0	4	4	0.00	1.000											
Steve Hamilton, L ERA: 3.79 (9, 1)	1.0		3	0	0	0	1	0	0	0	0	0	0	5	5	0.00	0.000											
Batter	1	2	3	4	5	6	7	8	9	AB	R	H	RBI	BB	SO	LOB	BOTTOM											
Jerry Kenney, L OBP: 0.296, SLG: 0.304 (1, 5)										4	0	0	0	0	0	2	Minnesota Twins @ New York Yankees Yankee Stadium, Bronx, NY Sat May 24 1969, 3:33 AM EDT Att. 10,482 - Cloudy											
Tom Tresh, S OBP: 0.278, SLG: 0.287 (1, 6)										4	0	1	0	0	1	0												
Bobby Murcer, L OBP: 0.347, SLG: 0.557 (1, 9)										4	0	2	0	0	0	1												
Joe Pepitone, L OBP: 0.272, SLG: 0.552 (1, 3)										4	0	0	0	0	0	3												
Frank Fernandez, R OBP: 0.389, SLG: 0.400 (1, 2)										4	0	0	0	0	1	2												
Bill Robinson, R OBP: 0.228, SLG: 0.229 (1, 8)										4	0	1	0	0	1	1												
Billy Cowan, R OBP: 0.310, SLG: 0.231 (1, 7)										3	1	1	0	1	1	1												
Bobby Cox, R OBP: 0.188, SLG: 0.074 (1, 4)										3	0	0	0	1	0	3												
Bill Burbach, R OBP: 0.067, SLG: 0.067 (7, PH)										1	0	0	0	0	0	0												
John Ellis, R OBP: 0.273, SLG: 0.556 (7, PR)										1	0	0	0	0	0	0												
Jake Gibbs, L OBP: 0.284, SLG: 0.257 (7, PR)										0	0	0	0	0	0	0												
Jack Aker, R (8, 1)										0	0	0	0	0	0	0												
Steve Hamilton, L (9, 1)										0	0	0	0	0	0	0												
Inning Stats	R: 0 E: 0 K: 0 S: 4	H: 1 LOB: 1 BB: 0 P: 4	R: 0 E: 0 K: 1 S: 6	H: 1 LOB: 1 BB: 0 P: 6	R: 0 E: 0 K: 1 S: 5	H: 0 LOB: 0 BB: 0 P: 5	R: 0 E: 0 K: 0 S: 4	H: 1 LOB: 1 BB: 0 P: 4	R: 0 E: 0 K: 0 S: 4	H: 1 LOB: 1 BB: 0 P: 4	R: 1 E: 1 K: 1 S: 7	H: 1 LOB: 1 BB: 0 P: 7	R: 0 E: 0 K: 0 S: 3	H: 0 LOB: 0 BB: 0 P: 3	R: 0 E: 0 K: 1 S: 5	H: 0 LOB: 1 BB: 1 P: 9	1B: 4 2B: 1 3B: 0 HR: 0	SF: 0 SAC: 1 DP: 0 HBP: 0	WP: 0 PB: 0 CS: 0	PA: 35								
PITCHER	IP	WLS	BF	H	R	ER	SO	BB	IBB	HBP	BLK	WP	HR	S	P	ERA	WHIP											
Jim Kaat, L ERA: 2.5 (1, 1)	9.0	W	35	5	1	0	4	2	0	0	0	0	0	41	49	0.00	0.778											

Batter	1	2	3	4	5	6	7	8	9	AB	R	H	RBI	BB	SO	LOB	TOP																					
Ted Uhlhaender, L (1, 8) OBP: 0.340, SLG: 0.314	L7		F7		FC1-6 2B 1-2	L8		4-3		5	0	0	0	0	0	3	Minnesota Twins @ New York Yankees Yankee Stadium, Bronx, NY Sun May 25 1969, 3:38 AM EDT Att: 57,445 - Unknown - 73 F																					
Rod Carew, L (1, 4) OBP: 0.438, SLG: 0.555	K			FC4-6 BB			SH5-3 1B	L4-6 S BB	3	1	2	0	2	1	0																							
Tony Oliva, L (1, 9) OBP: 0.369, SLG: 0.433	K			FC4-6 2B FC6-4 1-2			SH5-3 1-2	K	3	1	0	0	1	2	2																							
Harmon Killebrew, R (1, 3) OBP: 0.391, SLG: 0.518		BB		FC6-4 2B 1-3	F8		1B 2H	1B	4	0	3	1	1	0	3																							
Charlie Manuel, L (1, 7) OBP: 0.424, SLG: 0.531 Frank Quilici, R (7, 5) OBP: 0.205, SLG: 0.167	K			FC6-4 IBB		HR	1-2 1B	L4-6 2-3	3	1	2	1	1	1	1																							
Leo Cardenas, R (1, 6) OBP: 0.340, SLG: 0.386	F6			FC6-4 IBB 1-2 2-3 3-H 0-0	F2		F9		4	0	0	1	0	0	5																							
Cesar Tovar, R (1, 5) OBP: 0.248, SLG: 0.284 (7, 7)	K			FC6-4 1-2		S 2B	L6		4	0	1	0	0	1	5																							
John Roseboro, L (1, 2) OBP: 0.344, SLG: 0.338			F8		6-3	S IBB	F6		3	0	0	0	1	0	0																							
Dick Woodson, R (1, 1) OBP: 0.167, SLG: 0.091 Ron Perranoski, L (9, 1) OBP: 0.200, SLG: 0.200	K				FC1-6 1B 1-2 2-3	K	K		4	0	1	0	0	3	2																							
Inning Stats	R: 0 E: 0 K: 2 S: 7	H: 0 LOB: 0 BB: 0 P: 7	R: 0 E: 0 K: 2 S: 7	H: 0 LOB: 1 BB: 1 P: 11	R: 0 E: 0 K: 1 S: 5	H: 0 LOB: 0 BB: 0 P: 5	R: 1 E: 0 K: 0 S: 4	H: 1 LOB: 2 BB: 2 P: 12	R: 0 E: 0 K: 0 S: 5	H: 2 LOB: 3 BB: 1 P: 9	R: 1 E: 0 K: 1 S: 7	H: 2 LOB: 2 BB: 1 P: 11	R: 1 E: 0 K: 0 S: 6	H: 3 LOB: 2 BB: 0 P: 6	R: 0 E: 0 K: 1 S: 5	H: 0 LOB: 0 BB: 0 P: 5		R: 0 E: 0 K: 1 S: 5	H: 1 LOB: 1 BB: 1 P: 9	1B: 5 2B: 4 3B: 0 HR: 1	SF: 0 SAC: 1 DP: 1 HBP: 0	WP: 0 PB: 0 CS: 3	PA: 41															
PITCHER	IP	WLS	BF	H	R	ER	SO	BB	IBB	HBP	BLK	WP	HR	S	P	ERA	WHIP	PITCHER				IP	WLS	BF	H	R	ER	SO	BB	IBB	HBP	BLK	WP	HR	S	P	ERA	WHIP
Stan Bahnsen, R (1, 1) ERA: 4.33	5.2	L	27	5	2	2	6	2	3	0	0	0	1	34	54	3.18	1.235																					
Mike Kekich, L (6, 1) ERA: 7.29	2.1		10	3	1	1	1	0	0	0	0	0	0	12	12	3.86	1.286																					
Jack Aker, R (9, 1) ERA: 6.75	1.0		4	1	0	0	1	1	0	0	0	0	0	5	9	0.00	2.000																					

AB	34
R	3
H	9
RBI	3
BB	6
SO	8
LOB	23



Batter	1	2	3	4	5	6	7	8	9	AB	R	H	RBI	BB	SO	LOB	BOTTOM																					
Horace Clarke, S (1, 4) OBP: 0.328, SLG: 0.314	K					1-3		K2-3		3	0	0	0	1	2	0	Minnesota Twins @ New York Yankees Yankee Stadium, Bronx, NY Sun May 25 1969, 3:38 AM EDT Att: 57,445 - Unknown - 73 F																					
Jerry Kenney, L (1, 5) OBP: 0.300, SLG: 0.299	6-3		BB		1-3	4-3		1-3 BB 1B BB	3	1	0	0	1	0	2																							
Bobby Murcer, L (1, 9) OBP: 0.342, SLG: 0.538	P6					P6		1-3 BB 1B BB	3	1	0	0	1	1	0																							
Joe Pepitone, L (1, 3) OBP: 0.265, SLG: 0.531					F7		F8	1-3	4	0	1	0	0	0	2																							
Jimmie Hall, L (1, 7) OBP: 0.313, SLG: 0.362 John Ellis, R (9, PH) OBP: 0.333, SLG: 0.600 Jake Gibbs, L (9, PR) OBP: 0.284, SLG: 0.257	F7				K			1-2 2-3 3-H 0-0	3	0	1	0	0	1	1																							
Frank Fernandez, R (1, 2) OBP: 0.375, SLG: 0.397	G6-4-3					1B		K	4	0	1	0	0	2	3																							
Tom Tresh, S (1, 6) OBP: 0.283, SLG: 0.281						FC4-6 1B 1-2		P4	4	0	1	0	0	0	3																							
Jim Lyttle, L (1, 8) OBP: 0.150, SLG: 0.105					L8			5-3	3	0	0	0	0	1	2																							
Stan Bahnsen, R (1, 1) OBP: 0.118, SLG: 0.063 Mike Kekich, R (6, 1)	K							K	2	0	0	0	0	0	0																							
Roy White, S (9, PH) OBP: 0.394, SLG: 0.365 Jack Aker, R (9, 1)	K							K	1	0	0	0	0	1	0																							
Inning Stats	R: 0 E: 0 K: 1 S: 5	H: 0 LOB: 0 BB: 0 P: 5	R: 0 E: 0 K: 0 S: 3	H: 1 LOB: 0 BB: 0 P: 3	R: 0 E: 0 K: 1 S: 6	H: 1 LOB: 2 BB: 1 P: 10	R: 0 E: 0 K: 2 S: 7	H: 0 LOB: 0 BB: 0 P: 7	R: 0 E: 0 K: 0 S: 8	H: 1 LOB: 1 BB: 0 P: 8	R: 0 E: 0 K: 0 S: 3	H: 0 LOB: 0 BB: 0 P: 3	R: 0 E: 0 K: 1 S: 6	H: 1 LOB: 1 BB: 0 P: 6	R: 0 E: 0 K: 2 S: 7	H: 0 LOB: 0 BB: 0 P: 7	R: 2 E: 0 K: 1 S: 6	H: 1 LOB: 1 BB: 2 P: 14	1B: 5 2B: 0 3B: 0 HR: 0	SF: 0 SAC: 0 DP: 1 HBP: 0	WP: 0 PB: 0 CS: 0	PA: 34																
PITCHER	IP	WLS	BF	H	R	ER	SO	BB	IBB	HBP	BLK	WP	HR	S	P	ERA	WHIP	PITCHER				IP	WLS	BF	H	R	ER	SO	BB	IBB	HBP	BLK	WP	HR	S	P	ERA	WHIP
Dick Woodson, R (1, 1) ERA: 2.85	8.0	W	29	4	1	1	9	2	0	0	0	0	0	45	53	1.12	0.750																					
Ron Perranoski, L (9, 1) ERA: 1.97	1.0	S	5	1	1	1	1	1	0	0	0	0	0	6	10	9.00	2.000																					

AB	31
R	2
H	5
RBI	2
BB	3
SO	10
LOB	15



Batter	1	2	3	4	5	6	7	8	9	AB	R	H	RBI	BB	SO	LOB	TOP																					
Horace Clarke, S OBP: 0.320, SLG: 0.306 (1, 4)	F9		L7		F2		FC1-6 FC5-4	F7		5	0	0	0	0	0	3																						
Bobby Cox, R OBP: 0.216, SLG: 0.097 (1, 5)	6-3		FC6 1B		6-3		FC5-4 1B		BB	4	1	1	1	1	0	1																						
Bobby Murcer, L OBP: 0.344, SLG: 0.531 (1, 9)	K		FC6 1B			BB	1B		F8	4	1	1	0	1	1	3																						
Roy White, S OBP: 0.397, SLG: 0.370 Billy Cowan, R OBP: 0.300, SLG: 0.222 (7, PR) (7, 7)		4-3		F9		1B	1B		F8	4	0	2	1	0	0	0																						
Joe Pepitone, L OBP: 0.269, SLG: 0.524 (1, 3)	F2			BB	1B		FC6-4 1B		F7	4	0	1	1	1	0	3																						
Frank Fernandez, R OBP: 0.381, SLG: 0.403 (1, 2)	K			1B						4	1	2	0	0	2	2																						
Bill Robinson, R OBP: 0.226, SLG: 0.227 (1, 8)			FC6-4 1B		F8		F6		F3	4	1	1	0	0	0	5																						
Gene Michael, S OBP: 0.348, SLG: 0.263 (1, 6)					4-3		FC6-4 1B		F3	4	0	1	0	0	0	5																						
Mel Stottlemyre, R OBP: 0.289, SLG: 0.333 (1, 1)			FC6-4 1B		1-3					4	1	2	2	0	0	2																						
Inning Stats	R: 0 E: 0 K: 1 S: 5	H: 0 LOB: 0 BB: 0 P: 5	R: 0 E: 0 K: 1 S: 5	H: 0 LOB: 0 BB: 0 P: 5	R: 1 E: 0 K: 0 S: 6	H: 3 LOB: 2 BB: 0 P: 6	R: 0 E: 0 K: 0 S: 4	H: 1 LOB: 2 BB: 1 P: 8	R: 0 E: 0 K: 1 S: 3	H: 0 LOB: 0 BB: 0 P: 3	R: 1 E: 0 K: 0 S: 7	H: 2 LOB: 2 BB: 1 P: 11	R: 1 E: 0 K: 0 S: 6	H: 3 LOB: 2 BB: 0 P: 6	R: 2 E: 0 K: 0 S: 5	H: 2 LOB: 2 BB: 0 P: 5	R: 0 E: 0 K: 0 S: 3	H: 0 LOB: 1 BB: 1 P: 7	1B: 10 2B: 0 3B: 0 HR: 1	SF: 0 SAC: 0 DP: 0 HBP: 0	WP: 0 PB: 0 CS: 0	PA: 41																
PITCHER	IP	WLS	BF	H	R	ER	SO	BB	IBB	HBP	BLK	WP	HR	S	P	ERA	WHIP	PITCHER				IP	WLS	BF	H	R	ER	SO	BB	IBB	HBP	BLK	WP	HR	S	P	ERA	WHIP
Jerry Nyman, L ERA: 1.66 (1, 1)	5.0		23	6	2	2	2	2	0	0	0	0	0	25	33	3.60	1.600																					
Dan Osinski, R ERA: 2.16 (6, 1)	2.0		9	3	1	1	1	0	0	0	0	0	0	11	11	4.50	1.500																					
Wilbur Wood, L ERA: 3.25 (8, 1)	2.0	L	9	2	2	2	0	1	0	0	0	0	1	8	12	9.00	1.500																					

New York Yankees @ Chicago White Sox
Comiskey Park, Chicago, IL
Tue May 27 1969, 8:05 PM EDT
Att: 10,166 - Unknown - 86 F

AB 38
R 5
H 11
RBI 5
BB 3
SO 3
LOB 25




Batter	1	2	3	4	5	6	7	8	9	AB	R	H	RBI	BB	SO	LOB	BOTTOM																					
Walt Williams, R OBP: 0.321, SLG: 0.365 (1, 9)	5-3		K		5-3			F9		4	0	0	0	0	1	0																						
Luis Aparicio, R OBP: 0.329, SLG: 0.333 (1, 6)	4-3		F4			F7		G6-3 1B		4	0	1	0	0	0	0																						
Carlos May, L OBP: 0.394, SLG: 0.613 (1, 7)	K		G3			G3		G6-3 1B		4	0	0	0	0	1	1																						
Pete Ward, L OBP: 0.348, SLG: 0.400 (1, 3)		BB 1B			HR		6-3		F1	4	2	2	1	0	0	0																						
Duane Josephson, R OBP: 0.274, SLG: 0.288 Ed Herrmann, L OBP: 0.304, SLG: 0.238 (3, 2)		1B BB			CS 1B		3-1 SH4-3 1B		F8	0	0	0	0	1	0	0																						
Bill Melton, R OBP: 0.301, SLG: 0.458 (1, 5)	K				F7		SH4-3 1B		F4	3	0	0	0	0	1	3																						
Bobby Knoop, R OBP: 0.279, SLG: 0.214 Gail Hopkins, L OBP: 0.380, SLG: 0.351 Rich Morales, R OBP: 0.100, SLG: 0.100 (8, 4)		F8			5-3		3-1			2	0	0	0	0	0	3																						
Ken Berry, R OBP: 0.309, SLG: 0.274 (1, 8)					6-3					3	0	2	2	0	0	0																						
Jerry Nyman, L OBP: 0.125, SLG: 0.250 Dan Osinski, R (6, 1) Tom McCraw, L (7, PH) Wilbur Wood, R (8, 1)		1-3 2-H 1B			K		3-H 1B		4-3	2	0	0	0	0	0	2																						
Inning Stats	R: 0 E: 0 K: 1 S: 5	H: 2 LOB: 2 BB: 1 P: 13	R: 1 E: 0 K: 2 S: 9	H: 2 LOB: 1 BB: 1 P: 13	R: 0 E: 0 K: 1 S: 5	H: 0 LOB: 0 BB: 0 P: 5	R: 1 E: 0 K: 0 S: 4	H: 2 LOB: 0 BB: 0 P: 4	R: 0 E: 0 K: 1 S: 5	H: 0 LOB: 0 BB: 0 P: 5	R: 0 E: 0 K: 0 S: 3	H: 0 LOB: 0 BB: 0 P: 3	R: 1 E: 0 K: 0 S: 5	H: 2 LOB: 1 BB: 0 P: 5	R: 0 E: 0 K: 0 S: 3	H: 1 LOB: 0 BB: 0 P: 3	R: 0 E: 0 K: 0 S: 3	H: 0 LOB: 0 BB: 0 P: 3	1B: 6 2B: 0 3B: 0 HR: 1	SF: 0 SAC: 1 DP: 1 HBP: 0	WP: 0 PB: 0 CS: 1	PA: 33																
PITCHER	IP	WLS	BF	H	R	ER	SO	BB	IBB	HBP	BLK	WP	HR	S	P	ERA	WHIP	PITCHER				IP	WLS	BF	H	R	ER	SO	BB	IBB	HBP	BLK	WP	HR	S	P	ERA	WHIP
Mel Stottlemyre, R ERA: 2.85 (1, 1)	9.0	W	33	7	3	3	5	1	0	0	0	0	1	42	46	3.00	0.889																					

New York Yankees @ Chicago White Sox
Comiskey Park, Chicago, IL
Tue May 27 1969, 8:05 PM EDT
Att: 10,166 - Unknown - 86 F

AB 31
R 3
H 7
RBI 3
BB 1
SO 5
LOB 11



Batter	1	2	3	4	5	6	7	8	9	AB	R	H	RBI	BB	SO	LOB	TOP			
Horace Clarke, S OBP: 0.322, SLG: 0.308	6-3			1-3	F7		FC4-6 1B		2B SF9 1B	5	1	2	0	0	0	1	New York Yankees @ Chicago White Sox Milwaukee County Stadium, Milwaukee, WI Wed May 28 1969, 8:05 PM EDT Att: 16,749 - Unknown - 84 F			
Jerry Kenney, L OBP: 0.297, SLG: 0.302	F8			K	4-3		FC4-6 BB		SF9 SF8 2B	5	1	1	0	0	1	3				
Bobby Murcer, L OBP: 0.345, SLG: 0.528	4-3			1B 1B			L8 BB		SF9 2-3 3-H	3	0	1	1	1	0	0				
Roy White, S OBP: 0.397, SLG: 0.375		4-3		1B 1B			F7		SF8	4	0	2	1	0	0	3				
Joe Pepitone, L OBP: 0.267, SLG: 0.515		F7		K			L8		F3	5	1	1	0	0	1	3				
Frank Fernandez, R OBP: 0.398, SLG: 0.457		6-3			2B 3B 1B		1-2 BB		HR HR	3	2	2	2	1	0	0				
Jim Lytle, L OBP: 0.125, SLG: 0.087			4-3	K	K				K	4	0	0	0	0	3	3				
Gene Michael, S OBP: 0.370, SLG: 0.318			1-3		3B 2B		FC1-6 BB		G3	3	1	1	0	1	0	0				
Bill Burbach, R Mike Karkut, R Jimmie Dale, L Al Downing, R Jack Aker, R Tom French, S Lindy McDaniel, R Bill Robinson, R Steve Hamilton, L			5-3		3B		FC1-6 FC4-6 1B		6-3	1	0	0	0	0	0	0				
Inning Stats	R: 0 E: 0 K: 0 S: 3	H: 0 LOB: 0 BB: 0 P: 3	R: 0 E: 0 K: 0 S: 3	H: 0 LOB: 0 BB: 0 P: 3	R: 0 E: 0 K: 2 S: 9	H: 0 LOB: 2 BB: 0 P: 9	R: 2 E: 0 K: 1 S: 8	H: 3 LOB: 1 BB: 1 P: 8	R: 0 E: 0 K: 1 S: 6	H: 1 LOB: 2 BB: 1 P: 10	R: 0 E: 0 K: 0 S: 4	H: 1 LOB: 3 BB: 2 P: 12	R: 2 E: 0 K: 1 S: 7	H: 2 LOB: 0 BB: 0 P: 7	R: 2 E: 0 K: 0 S: 5	H: 2 LOB: 0 BB: 0 P: 5	1B: 7 2B: 2 3B: 1 HR: 1	SF: 2 SAC: 0 DP: 0 HBP: 0	WP: 0 PB: 0 SB: 0 CS: 0	PA: 41
PITCHER	IP WLS BF H R ER SO BB IBB HBP BLK WP HR S P ERA WHIP																			
Joe Horlen, R ERA: 3.13	(1, 1)	6.2 W 30 7 2 2 4 3 0 0 0 0 0 0 35 47 2.70 1.500																		
Bob Locker, R ERA: 7.02	(7, 1)	1.1 8 4 4 4 1 0 0 0 0 0 1 10 10 27.00 3.000																		
Wilbur Wood, L ERA: 3.14	(9, 1)	1.0 S 3 0 0 0 0 0 0 0 0 0 0 0 3 3 0.00 0.000																		

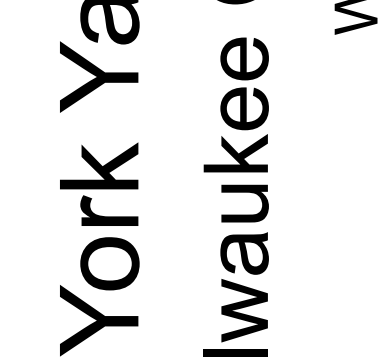
Batter	1	2	3	4	5	6	7	8	9	AB	R	H	RBI	BB	SO	LOB	BOTTOM			
Walt Williams, R OBP: 0.329, SLG: 0.364	5-3-5 BB			K		K		F5		3	1	1	0	1	2	2	New York Yankees @ Chicago White Sox Milwaukee County Stadium, Milwaukee, WI Wed May 28 1969, 8:05 PM EDT Att: 16,749 - Unknown - 84 F			
Tom McCraw, L			2B 1B							1	0	0	0	0	0	0				
Luis Aparicio, R OBP: 0.344, SLG: 0.357	5-3-5 1-2		E 1-H 2B		HR 1B	1B 3-H 1B		E S 1B		5	1	4	2	0	0	1				
Carlos May, L OBP: 0.408, SLG: 0.612	4-0 BB		4-0 BB F4 BB		4-0 1-2 HR BB	4-0 1-3 1B		F8		2	1	1	0	3	0	1				
Pete Ward, L OBP: 0.356, SLG: 0.444	4-0 BB		0-0 F4		0-0 HR	0-0 F7		F3		3	1	1	3	1	0	4				
Buddy Bradford, R OBP: 0.369, SLG: 0.484	1-2 BB		1-2 2-3		1-H 2-H HR			F3		1	0	0	0	0	0	1				
Bill Melton, R OBP: 0.300, SLG: 0.452	FC6-4 1-2		5-3		F9			F9 6-3 1B 1B		4	1	1	0	0	0	3				
Ed Herrmann, L OBP: 0.333, SLG: 0.292		4-0 FC6-4 BB		SH3-1 PB 2B		F9		6-3		3	1	1	0	1	0	1				
Ken Berry, R OBP: 0.298, SLG: 0.263		0-0 FC6-4 1-2		SH3-1		6-3		F9		3	0	0	0	0	0	2				
Bobby Knoop, R OBP: 0.294, SLG: 0.236		0-0 F7		4-0 BB		4-3 1B 2B				3	1	2	1	1	0	1				
Joe Horlen, R OBP: 0.261, SLG: 0.304		0-0 4-3		3-H F3		4-3		K		3	0	0	0	0	0	3				
Bob Locker, S										1	0	0	0	0	1	1				
Wilbur Wood, R										0	0	0	0	0	0	0				
Inning Stats	R: 0 E: 0 K: 0 S: 2	H: 0 LOB: 2 BB: 3 P: 14	R: 0 E: 0 K: 0 S: 3	H: 0 LOB: 1 BB: 1 P: 7	R: 1 E: 1 K: 0 S: 4	H: 2 LOB: 1 BB: 1 P: 8	R: 1 E: 0 K: 1 S: 6	H: 1 LOB: 1 BB: 1 P: 10	R: 3 E: 0 K: 0 S: 5	H: 2 LOB: 0 BB: 1 P: 9	R: 1 E: 0 K: 1 S: 8	H: 3 LOB: 2 BB: 0 P: 8	R: 1 E: 0 K: 1 S: 7	H: 2 LOB: 1 BB: 0 P: 7	R: 0 E: 0 K: 0 S: 4	H: 1 LOB: 1 BB: 0 P: 4	1B: 7 2B: 4 3B: 0 HR: 1	SF: 0 SAC: 1 DP: 1 HBP: 0	WP: 0 PB: 1 SB: 1 CS: 0	PA: 40
PITCHER	IP WLS BF H R ER SO BB IBB HBP BLK WP HR S P ERA WHIP																			
Bill Burbach, R ERA: 2.43	(1, 1)	2.0 7 1 1 0 1 1 0 0 0 0 0 0 8 12 0.00 1.000																		
Mike Kekich, L ERA: 6.65	(3, 1)	2.0 7 1 1 0 1 1 0 0 0 0 0 0 8 12 0.00 1.000																		
Al Downing, L ERA: 8.49	(5, 1)	1.0 L 6 2 3 3 0 1 0 0 0 0 0 1 5 9 27.00 3.000																		
Jack Aker, R ERA: 6.86	(6, 1)	1.0 6 3 1 1 1 0 0 0 0 0 0 0 8 8 9.00 3.000																		
Lindy McDaniel, R ERA: 4.62	(7, 1)	1.0 5 2 1 1 1 0 0 0 0 0 0 0 7 7 9.00 2.000																		

AB 36
R 6
H 11
RBI 6
BB 3
SO 5
LOB 14



WP: 0
PB: 0
SB: 0
CS: 0

AB 32
R 7
H 11
RBI 6
BB 7
SO 3
LOB 20



WP: 0
PB: 1
SB: 1
CS: 0

Batter	1	2	3	4	5	6	7	8	9	AB	R	H	RBI	BB	SO	LOB	TOP				
Horace Clarke, S OBP: 0.319, SLG: 0.305	P6	1B	FC6-4			K			F3	5	1	1	1	0	1	1					
Bobby Cox, R OBP: 0.238, SLG: 0.139	1B	1B				K			6-3	5	2	2	1	0	2	0					
Bobby Murcer, L OBP: 0.354, SLG: 0.554	1B	1B				L9				4	2	3	2	0	0	0					
Jim Lytle, L OBP: 0.125, SLG: 0.087	1B	HR				F9-6				0	0	0	0	0	0	0					
Roy White, S OBP: 0.393, SLG: 0.388	1B	F8				G1				4	0	1	2	0	0	1					
Joe Pepitone, L OBP: 0.278, SLG: 0.517	BB					P4				3	0	2	0	1	0	0					
Frank Fernandez, R OBP: 0.391, SLG: 0.438	K	K				CS			F1	3	0	0	0	1	2	4					
Bill Robinson, R OBP: 0.213, SLG: 0.213	K					BB			F8	4	0	0	0	0	1	4					
Gene Michael, S OBP: 0.355, SLG: 0.280		1B	K			5-3			F8	3	1	0	0	1	1	1					
Fritz Peterson, S OBP: 0.250, SLG: 0.115	B2					1-3			K	3	0	0	0	1	1	1					
Inning Stats	R: 2 E: 0 K: 2 S: 10	H: 3 LOB: 2 BB: 1 P: 14	R: 4 E: 1 K: 1 S: 9	H: 4 LOB: 1 BB: 1 P: 13	R: 0 E: 0 K: 1 S: 5	H: 0 LOB: 1 BB: 1 P: 9	R: 0 E: 0 K: 1 S: 5	H: 0 LOB: 0 BB: 0 P: 5	R: 0 E: 0 K: 0 S: 2	H: 0 LOB: 0 BB: 1 P: 6	R: 0 E: 0 K: 1 S: 5	H: 1 LOB: 0 BB: 0 P: 5	R: 0 E: 0 K: 0 S: 4	H: 1 LOB: 1 BB: 0 P: 4	R: 0 E: 0 K: 1 S: 5	H: 0 LOB: 0 BB: 0 P: 5	1B: 6 2B: 2 3B: 1 HR: 1	SF: 0 SAC: 0 DP: 1 HBP: 0	WP: 0 PB: 0 SB: 0 CS: 1	PA: 38	
PITCHER	IP	WLS	BF	H	R	ER	SO	BB	IBB	HBP	BLK	WP	HR	S	P	ERA	WHIP				
Steve Jones, L ERA: 3.93	1.1	L	12	6	6	6	2	2	0	0	0	0	1	14	22	40.50	6.000				
Tom Burgmeier, L ERA: 1.57	7.2		26	3	0	0	6	2	0	0	0	0	0	36	44	0.00	0.652				

New York Yankees @ Kansas City Royals
Municipal Stadium, Kansas City, MO
Fri May 30 1969, 4:33 AM EDT
Overcast - 76 F

AB	34
R	6
H	9
RBI	6
BB	4
SO	8
LOB	12





Batter	1	2	3	4	5	6	7	8	9	AB	R	H	RBI	BB	SO	LOB	BOTTOM					
Jackie Hernandez, R OBP: 0.300, SLG: 0.286	6-3		FC6-4			FC1-6		P4		4	0	0	0	0	0	3						
Pat Kelly, L OBP: 0.291, SLG: 0.370	F2		K			G5-4-3			E1	4	1	0	0	0	1	2						
Mike Fiore, L OBP: 0.419, SLG: 0.433	K					G5-4-3		P4	K	4	0	1	0	0	2	1						
Joe Foy, R OBP: 0.319, SLG: 0.343		K				F8			P4	4	1	1	1	0	1	2						
Jerry Adair, R OBP: 0.324, SLG: 0.326			FC5-4			G5-4-3				3	0	1	1	1	0	1						
Chuck Harrison, R OBP: 0.288, SLG: 0.333		FC5-4				5-3			G3	4	0	0	0	0	0	2						
Bob Oliver, R OBP: 0.267, SLG: 0.374		F9				L9			P6	3	0	0	0	0	0	1						
Ellie Rodriguez, R OBP: 0.333, SLG: 0.304			FC6-4			F9				2	0	1	0	1	0	0						
Steve Jones, L OBP: 0.300, SLG: 0.125			BB							0	0	0	0	0	0	0						
Tom Burgmeier, L OBP: 0.250, SLG: 0.250		F5				FC1-6			K	3	0	1	0	0	1	2						
Inning Stats	R: 0 E: 0 K: 1 S: 5	H: 0 LOB: 0 BB: 0 P: 5	R: 0 E: 0 K: 1 S: 5	H: 0 LOB: 1 BB: 1 P: 9	R: 0 E: 0 K: 1 S: 5	H: 0 LOB: 1 BB: 1 P: 9	R: 0 E: 0 K: 0 S: 3	H: 1 LOB: 0 BB: 0 P: 3	R: 0 E: 0 K: 0 S: 3	H: 0 LOB: 0 BB: 0 P: 3	R: 0 E: 0 K: 0 S: 3	H: 1 LOB: 0 BB: 0 P: 3	R: 1 E: 0 K: 0 S: 4	H: 1 LOB: 0 BB: 0 P: 4	R: 0 E: 0 K: 1 S: 6	H: 1 LOB: 1 BB: 0 P: 6	R: 1 E: 1 K: 1 S: 7	H: 1 LOB: 1 BB: 0 P: 7	1B: 2 2B: 2 3B: 0 HR: 1	SF: 0 SAC: 0 DP: 2 HBP: 0	WP: 0 PB: 0 SB: 0 CS: 0	PA: 33
PITCHER	IP	WLS	BF	H	R	ER	SO	BB	IBB	HBP	BLK	WP	HR	S	P	ERA	WHIP					
Fritz Peterson, L ERA: 2.14	9.0	W	33	5	2	1	5	2	0	0	0	0	1	41	49	1.00	0.778					

New York Yankees @ Kansas City Royals
Municipal Stadium, Kansas City, MO
Fri May 30 1969, 4:33 AM EDT
Overcast - 76 F

AB	31
R	2
H	5
RBI	2
BB	2
SO	5
LOB	14



Batter	1	2	3	4	5	6	7	8	9	AB	R	H	RBI	BB	SO	LOB	TOP			
Horace Clarke, S OBP: 0.307, SLG: 0.294 (1,4)	0-0 6-3		0-0 E5 SF8		0-0 3-1		0-0 FC4-6 1B			4	1	0	1	0	0	1	New York Yankees @ Kansas City Royals Municipal Stadium, Kansas City, MO Sat May 31 1969, 8:05 PM EDT Att: 14,263 - Unknown - 80 F livebaseballscores.com			
Jerry Kenney, L OBP: 0.312, SLG: 0.320 (1,5)	0-0 6-3		0-0 SF8 1-H			0-0 3-1 F8 1B	0-0 1-2 3-H 1B			3	0	2	1	0	0	0				
Jimmie Hall, L OBP: 0.299, SLG: 0.353 (1,9)	4-0 BB		0-0 4-3			0-0 F8 1-2	0-0 F5			3	0	0	0	1	0	3				
Roy White, S OBP: 0.385, SLG: 0.381 (1,7)	0-3 K 1-2			0-0 4-3			0-0 3-1	4-0 BB		3	0	0	0	1	1	2				
Joe Pepitone, L OBP: 0.277, SLG: 0.516 (1,3)		0-0 F7		0-0 3-1		4-0 IBB		0-0 F9		3	0	0	0	1	0	1				
John Ellis, R OBP: 0.381, SLG: 0.526 (1,2)		0-0 5-3		0-0 1B		0-0 L9				3	0	1	0	0	0	2				
Jim Lytle, L OBP: 0.167, SLG: 0.207 (1,8)		0-0 2B		0-0 L9			0-0 1B FC4-6 2B			3	1	2	0	0	0	1				
Gene Michael, S OBP: 0.300, SLG: 0.265 (1,6)	0-3 K				0-0 L7		0-0 6-3			3	0	0	0	0	1	2				
Mel Stottlemyre, R OBP: 0.293, SLG: 0.333 (1,1)			0-3 K		0-3 K		0-0 FC4-6 1B			3	0	1	0	0	2	0	AB 28 R 2 H 6 RBI 2 BB 3 SO 4 LOB 12 			
Inning Stats	R: 0 E: 0 K: 1 S: 5	H: 0 LOB: 1 BB: 1 P: 9	R: 0 E: 0 K: 1 S: 6	H: 1 LOB: 1 BB: 0 P: 6	R: 1 E: 1 K: 1 S: 6	H: 0 LOB: 0 BB: 0 P: 6	R: 0 E: 0 K: 0 S: 4	H: 1 LOB: 1 BB: 0 P: 4	R: 0 E: 0 K: 1 S: 5	H: 0 LOB: 0 BB: 0 P: 5	R: 0 E: 0 K: 0 S: 4	H: 1 LOB: 2 BB: 1 P: 8	R: 1 E: 0 K: 0 S: 6	H: 3 LOB: 2 BB: 0 P: 6	R: 0 E: 0 K: 0 S: 1	H: 0 LOB: 1 BB: 1 P: 5		1B: 4 2B: 2 3B: 0 HR: 0	SF: 1 SAC: 0 DP: 0 HBP: 0	WP: 0 PB: 0 SB: 2 CS: 0
PITCHER Dick Drago, R ERA: 3.17 (1,1)	IP: 7.1 WLS: 32 BF: 6	H: 2 R: 2 ER: 1 SO: 4	BB: 2 IBB: 1 HBP: 0 BLK: 0	WP: 0 HR: 0 S: 37 P: 49	ERA: 1.23 WHIP: 1.091											ERA: 1.23 WHIP: 1.091				

Batter	1	2	3	4	5	6	7	8	9	AB	R	H	RBI	BB	SO	LOB	BOTTOM			
Jackie Hernandez, R OBP: 0.310, SLG: 0.310 (1,6)	0-0 E 2B		0-0 1-3		0-3 K					3	1	1	0	0	1	1	New York Yankees @ Kansas City Royals Municipal Stadium, Kansas City, MO Sat May 31 1969, 8:05 PM EDT Att: 14,263 - Unknown - 80 F livebaseballscores.com			
Pat Kelly, L OBP: 0.313, SLG: 0.390 (1,8)	0-0 E1 4-3 2-H		0-0 G1			0-0 FC3-6 1B				3	0	1	0	0	0	0				
Mike Fiore, L OBP: 0.430, SLG: 0.467 (1,3)	0-0 4-3 1-2			0-0 HR		0-0 FC3-6 G6-4-3 1-2				3	1	1	1	0	0	2				
Lou Piniella, R OBP: 0.325, SLG: 0.484 (1,7)	0-0 P4			0-3 K		0-0 G6-4-3 1-2				3	0	0	0	0	1	2				
Ed Kirkpatrick, L OBP: 0.248, SLG: 0.312 (1,9)	0-0 F8			0-0 F7			0-0 F9			3	0	0	0	0	0	1				
Joe Foy, R OBP: 0.322, SLG: 0.331 (1,5)		4-0 CS BB		0-0 4-3			0-0 L8			2	0	0	0	1	0	0				
Jerry Adair, R OBP: 0.315, SLG: 0.316 (1,4)		0-0 P4			0-0 6-3		0-0 6-3			3	0	0	0	0	0	1				
Jim Campanis, R OBP: 0.183, SLG: 0.221 (1,2)		0-3 K 1-2			0-0 5-3 1B					2	0	1	0	0	1	1				
Dick Drago, R (1,1)			0-3 K		0-0 5-3 1-2					2	0	0	0	0	1	1	AB 24 R 2 H 4 RBI 1 BB 1 SO 4 LOB 9 			
Inning Stats	R: 1 E: 1 K: 0 S: 5	H: 1 LOB: 1 BB: 0 P: 5	R: 0 E: 0 K: 1 S: 4	H: 0 LOB: 0 BB: 1 P: 8	R: 0 E: 0 K: 1 S: 5	H: 0 LOB: 0 BB: 0 P: 5	R: 1 E: 0 K: 1 S: 6	H: 1 LOB: 0 BB: 0 P: 6	R: 0 E: 0 K: 1 S: 6	H: 1 LOB: 1 BB: 0 P: 6	R: 0 E: 0 K: 0 S: 3	H: 1 LOB: 0 BB: 0 P: 3	R: 0 E: 0 K: 0 S: 3	H: 0 LOB: 0 BB: 0 P: 3	R: 0 E: 0 K: 0 S: 1	H: 0 LOB: 0 BB: 1 P: 3		1B: 2 2B: 1 3B: 0 HR: 1	SF: 0 SAC: 0 DP: 1 HBP: 0	WP: 0 PB: 0 SB: 0 CS: 1
PITCHER Mel Stottlemyre, R ERA: 2.56 (1,1)	IP: 7.0 WLS: 25 BF: 4	H: 4 R: 2 ER: 1 SO: 4	BB: 1 IBB: 0 HBP: 0 BLK: 0	WP: 0 HR: 1 S: 32 P: 36	ERA: 1.29 WHIP: 0.714											ERA: 1.29 WHIP: 0.714				

Batter	1	2	3	4	5	6	7	8	9	AB	R	H	RBI	BB	SO	LOB	TOP								
Horace Clarke, S OBP: 0.309, SLG: 0.301	0-0 FC1-6-5 2B		0-0 2B SF8 1B	0-0 P6		0-0 L7		0-0 L8		5	1	2	0	0	0	2									
Jerry Kenney, L OBP: 0.314, SLG: 0.324	0-0 FC1-6-5-4 1B		0-0 1-3 2B		0-0 G3		0-0 B1-3	4-0 BB		4	0	1	0	1	0	1									
Jimmie Hall, L OBP: 0.303, SLG: 0.367	0-0 1-2 1B		0-0 SF8		0-3 K		0-0 2B	0-0 F9		4	1	2	1	0	1	1									
Roy White, S OBP: 0.385, SLG: 0.389	0-0 L7		0-0 3-1		0-0 HR 1B		0-0 G4-1 2B	0-0 6-3		5	2	2	1	0	0	3									
Joe Peppone, L OBP: 0.281, SLG: 0.529	0-0 P4			0-0 1B 1B		0-0 HR	0-0 G4-1	0-0 F8		5	2	2	2	0	0	3									
John Ellis, R OBP: 0.385, SLG: 0.542		0-3 K		0-0 1B 1-2 1B		0-0 6-3	0-0 2B	0-3 K		5	1	2	1	0	2	0									
Jim Lytle, L OBP: 0.206, SLG: 0.273		0-0 F2		0-0 1B FC6-4 1B		0-0 P6	0-0 2B			4	1	2	2	0	0	0									
Gene Michael, S OBP: 0.318, SLG: 0.270		0-0 1-3		0-0 FC6-4 1B		0-0 BB	0-0 F9			3	0	1	0	1	0	1									
Bill Burbach, R OBP: 0.059, SLG: 0.059			0-0 5-3	0-0 FC6-4		0-0 F2		0-3 K		1	0	0	0	0	0	0									
Al Downing, R				1-2 3H						3	0	0	1	0	1	2									
Jack Aker, R						1-2				0	0	0	0	0	0	0									
Inning Stats	R: 0 E: 0 K: 0 S: 5	H: 2 LOB: 2 BB: 0 P: 5	R: 0 E: 0 K: 1 S: 5	H: 0 LOB: 0 BB: 0 P: 5	R: 1 E: 0 K: 0 S: 5	H: 2 LOB: 1 BB: 0 P: 5	R: 2 E: 0 K: 0 S: 6	H: 4 LOB: 0 BB: 0 P: 6	R: 2 E: 0 K: 1 S: 7	H: 2 LOB: 0 BB: 0 P: 7	R: 0 E: 0 K: 0 S: 3	H: 0 LOB: 1 BB: 1 P: 7	R: 3 E: 0 K: 0 S: 7	H: 4 LOB: 1 BB: 0 P: 7	R: 0 E: 0 K: 1 S: 5	H: 0 LOB: 0 BB: 1 P: 9	R: 0 E: 0 K: 1 S: 5	H: 0 LOB: 0 BB: 0 P: 5	1B: 7 2B: 6 3B: 0 HR: 1	SF: 1 SAC: 0 DP: 0 HBP: 0	WP: 0 PB: 0 SB: 1 CS: 0	PA: 42			
PITCHER	IP	WLS	BF	H	R	ER	SO	BB	IBB	HBP	BLK	WP	HR	S	P	ERA	WHIP								
Mike Hedlund, R ERA: 4.15	4.0		19	8	3	3	1	0	0	0	0	0	0	21	21	6.75	2.000								
Dave Wickersham, R ERA: 3.0	2.1	L	12	4	4	4	1	1	0	0	0	0	1	13	17	15.43	2.143								
Bill Butler, L ERA: 3.33	1.2		8	2	1	1	1	1	0	0	0	0	0	9	17	5.40	1.800								
Moe Drabowsky, R ERA: 2.25	1.0		3	0	0	0	1	0	0	0	0	0	0	5	5	0.00	0.000								

New York Yankees @ Kansas City Royals
Municipal Stadium, Kansas City, MO
Sun Jun 01 1969, 4:33 AM EDT
Att: 12,501 - Cloudy - 63 F

AB	39
R	8
H	14
RBI	8
BB	2
SO	4
LOB	13



Batter	1	2	3	4	5	6	7	8	9	AB	R	H	RBI	BB	SO	LOB	BOTTOM								
Jackie Hernandez, R OBP: 0.313, SLG: 0.309	4-0 1B CI SF8 BB	0-0 F2		0-0 1-2 1B			0-0 F9		0-0 L8	4	1	1	0	1	0	0									
Pat Kelly, L OBP: 0.318, SLG: 0.383	0-1 CI SF8 1B		4-0 WP E BB	0-3 K			0-0 L8	1-0 G3-6-1 HBP		2	2	0	0	1	1	2									
Mike Fiore, L OBP: 0.414, SLG: 0.445	0-0 P6		0-3 K	0-3 K			0-0 E6	0-0 G3-6-1		5	0	0	0	0	2	6									
Joe Foy, R OBP: 0.330, SLG: 0.343	0-0 1-2 2-3 1B		0-0 E6 2B	4-0 CS SH1-3 BB			0-0 L7			3	2	2	1	1	0	1									
Ed Kirkpatrick, L OBP: 0.250, SLG: 0.326	0-0 SF8		0-0 S 2B	0-0 SH1-3			0-0 L3			2	0	1	2	0	0	0									
Lou Piniella, R OBP: 0.329, SLG: 0.481	0-0 1-1H 3H 1B		0-0 F3	0-3 K			0-0 1B BB			3	0	1	2	1	1	2									
Jerry Adair, R OBP: 0.311, SLG: 0.312	0-0 L6		0-0 5-3				0-0 F8		0-0 1-2 1B	2	0	0	0	0	0	2									
Juan Rios, R OBP: 0.323, SLG: 0.267										2	0	1	0	0	0	0									
Jim Campanis, R OBP: 0.187, SLG: 0.211		0-0 6-3		0-0 1B BB			0-0 5-3	0-3 K		3	0	0	0	1	1	2									
Mike Hedlund, R OBP: 0.188, SLG: 0.188										1	0	0	0	0	0	0									
Bob Oliver, R OBP: 0.288, SLG: 0.371										1	0	0	0	0	0	0									
Dave Wickersham, R OBP: 0.311, SLG: 0.371										1	0	0	0	0	0	0									
Bill Butler, L OBP: 0.311, SLG: 0.371										0	0	0	0	0	0	0									
George Spriggs, L OBP: 0.288, SLG: 0.371										1	0	0	0	0	0	0									
Moe Drabowsky, R ERA: 2.25										0	0	0	0	0	0	0									
Inning Stats	R: 3 E: 1 K: 0 S: 6	H: 2 LOB: 1 BB: 1 P: 10	R: 0 E: 0 K: 0 S: 3	H: 0 LOB: 0 BB: 0 P: 3	R: 2 E: 1 K: 1 S: 7	H: 2 LOB: 1 BB: 1 P: 11	R: 0 E: 0 K: 2 S: 8	H: 1 LOB: 2 BB: 1 P: 12	R: 0 E: 0 K: 1 S: 4	H: 0 LOB: 0 BB: 0 P: 8	R: 0 E: 0 K: 0 S: 3	H: 0 LOB: 0 BB: 0 P: 3	R: 0 E: 1 K: 0 S: 4	H: 0 LOB: 1 BB: 0 P: 4	R: 0 E: 0 K: 2 S: 8	H: 1 LOB: 2 BB: 1 P: 12	R: 0 E: 0 K: 0 S: 2	H: 0 LOB: 0 BB: 0 P: 3	1B: 4 2B: 3 3B: 0 HR: 0	SF: 1 SAC: 1 DP: 2 HBP: 1	WP: 1 PB: 0 SB: 0 CS: 1	PA: 39			
PITCHER	IP	WLS	BF	H	R	ER	SO	BB	IBB	HBP	BLK	WP	HR	S	P	ERA	WHIP								
Bill Burbach, R ERA: 2.92	1.1		14	4	5	4	1	2	0	0	0	0	0	14	22	15.43	2.571								
Al Downing, L ERA: 5.94	3.1	W	20	2	0	0	3	3	0	0	0	0	0	23	35	0.00	1.000								
Jack Aker, R ERA: 5.55	8.1	S	5	0	0	0	2	0	0	1	0	0	0	8	9	0.00	0.000								

New York Yankees @ Kansas City Royals
Municipal Stadium, Kansas City, MO
Sun Jun 01 1969, 4:33 AM EDT
Att: 12,501 - Cloudy - 63 F


AB	30
R	5
H	6
RBI	5
BB	5
SO	6
LOB	18



Batter	1	2	3	4	5	6	7	8	9	AB	R	H	RBI	BB	SO	LOB	TOP					
Horace Clarke, S OBP: 0.313, SLG: 0.305	0-0 BB 1B		0-0 HR 1B	5-3			0-0 F8			4	1	2	0	0	0	1						
Bobby Cox, R OBP: 0.277, SLG: 0.231	4-0 BB		0-0 HR		0-0 F9			4-0 F9 HBP BB		2	1	1	2	2	0	0						
Roy White, S OBP: 0.376, SLG: 0.378	0-0 L8		0-0 5-3		0-0 6-3			0-0 F6		4	0	0	0	0	0	3						
Joe Pepitone, L OBP: 0.285, SLG: 0.524	0-0 F7		4-0 FC1-6 BB		0-0 F9			1-0 F9 HBP		2	0	0	0	1	0	2						
John Ellis, R OBP: 0.333, SLG: 0.464	0-0 F7		0-0 FC1-6		0-0 K			0-0 F9 HBP		4	0	0	0	0	1	5						
Billy Cowan, R OBP: 0.270, SLG: 0.206		0-0 P6	0-3 K		0-0 5-3			0-0 6-3		4	0	0	0	0	1	3						
Bill Robinson, R OBP: 0.202, SLG: 0.200		0-0 6-3		0-0 F9		0-0 6-3			0-0 F7	4	0	0	0	0	0	0						
Gene Michael, S OBP: 0.354, SLG: 0.341		0-0 2B		0-0 FC1-6 1B			0-0 L3 1B		0-0 5-3	4	0	3	0	0	0	0						
Mike Kekich, R OBP: 0.105, SLG: 0.056	0-0 3-1			0-0 FC1-6			0-0 L3		0-3 K	2	0	0	0	0	0	2						
Stan Bahnsen, R OBP: 0.173, SLG: 0.140				1-2						0	0	0	0	0	0	0						
Len Boehmer, R OBP: 0.372, SLG: 0.424				1-2						1	0	0	0	0	0	1						
Lindy McDaniel, R OBP: 0.301, SLG: 0.364				1-2						0	0	0	0	0	0	0						
Jimmie Hall, L OBP: 0.129, SLG: 0.167				1-2						1	0	0	0	0	1	0						
Inning Stats	R: 0 E: 0 K: 0 S: 4	H: 1 LOB: 2 BB: 1 P: 8	R: 0 E: 0 K: 0 S: 4	H: 1 LOB: 1 BB: 0 P: 4	R: 2 E: 0 K: 1 S: 7	H: 2 LOB: 1 BB: 1 P: 11	R: 0 E: 0 K: 0 S: 4	H: 1 LOB: 1 BB: 0 P: 4	R: 0 E: 0 K: 1 S: 3	H: 0 LOB: 0 BB: 0 P: 3	R: 0 E: 0 K: 1 S: 5	H: 0 LOB: 0 BB: 0 P: 5	R: 0 E: 0 K: 0 S: 3	H: 1 LOB: 0 BB: 1 P: 3	R: 0 E: 0 K: 0 S: 3	H: 0 LOB: 2 BB: 1 P: 8	R: 0 E: 0 K: 1 S: 5	H: 0 LOB: 0 BB: 0 P: 5	1B: 4 2B: 2 3B: 0 HR: 1	SF: 0 SAC: 0 DP: 1 HBP: 1	WP: 0 PB: 0 CS: 0	PA: 36
PITCHER Jim Kaat, L ERA: 2.62	IP: 9.0 WLS: W BF: 36 H: 6 R: 2 ER: 2 SO: 3 BB: 3 IBB: 0 HBP: 1 BLK: 0 WP: 0 HR: 1 S: 38 P: 51 ERA: 2.00 WHIP: 1.000															PITCHER	IP: 9.0 WLS: W BF: 36 H: 6 R: 2 ER: 2 SO: 3 BB: 3 IBB: 0 HBP: 1 BLK: 0 WP: 0 HR: 1 S: 38 P: 51 ERA: 2.00 WHIP: 1.000					

New York Yankees @ Minnesota Twins
Metropolitan Stadium, Bloomington, MI
Mon Jun 02 1969, 8:05 PM EDT
Att. 9,316 - Unknown - 53 F

AB 32
R 2
H 6
RBI 2
BB 3
SO 3
LOB 17



Batter	1	2	3	4	5	6	7	8	9	AB	R	H	RBI	BB	SO	LOB	BOTTOM						
Cesar Tovar, R OBP: 0.228, SLG: 0.266	0-3 K		0-0 4-3		0-0 F2	0-3 K2-3				4	0	0	0	0	2	4							
Rod Carew, L OBP: 0.445, SLG: 0.584	0-0 B3-1		0-0 F8		0-3 K		0-3 K			1	0	0	0	0	0	0							
Frank Quilici, R OBP: 0.173, SLG: 0.140										1	0	0	0	0	0	0							
Charlie Manuel, L OBP: 0.372, SLG: 0.424										2	0	0	0	0	2	2							
Harmon Killebrew, R OBP: 0.493, SLG: 0.525	0-0 F8			4-0 L8 BB BB	0-0 HR		0-0 5-3			3	1	1	3	1	0	0							
Tony Oliva, L OBP: 0.380, SLG: 0.435		0-0 4-3		4-0 BB BB	0-0 E1		0-0 6-3			3	0	0	0	1	0	0							
Leo Cardenas, R OBP: 0.344, SLG: 0.405		0-0 S 1B		0-0 L8	0-3 K		0-0 6-3			4	0	1	0	0	1	3							
Bob Allison, R OBP: 0.323, SLG: 0.389		0-0 F7		0-0 F3		0-0 4-3		0-0 E 1B		2	0	0	0	0	0	3							
Graig Nettles, L OBP: 0.356, SLG: 0.468				0-0 F3		0-0 4-3		0-0 E 1B		2	0	1	0	0	0	0							
Tom Tischinski, R OBP: 0.273, SLG: 0.111		4-0 FC4-6 BB		0-0 5-3		4-0 1B BB		0-0 FC1 1B		2	0	0	0	2	0	3							
Ted Uhlhaender, L OBP: 0.335, SLG: 0.296		0-0 FC4-6		4-0 HR BB		0-0 1B BB		0-3 K		3	1	1	0	1	1	4							
Jim Kaat, L OBP: 0.129, SLG: 0.167			0-0 L4		0-0 HR 1B		0-0 L9		0-0 6-3	4	1	1	0	0	0	4							
Inning Stats	R: 0 E: 0 K: 1 S: 5	H: 0 LOB: 0 BB: 0 P: 5	R: 0 E: 0 K: 0 S: 4	H: 1 LOB: 2 BB: 1 P: 8	R: 0 E: 0 K: 0 S: 3	H: 0 LOB: 0 BB: 0 P: 3	R: 0 E: 0 K: 0 S: 3	H: 0 LOB: 2 BB: 2 P: 11	R: 3 E: 1 K: 2 S: 10	H: 2 LOB: 1 BB: 1 P: 14	R: 0 E: 0 K: 1 S: 6	H: 1 LOB: 2 BB: 1 P: 10	R: 0 E: 0 K: 1 S: 5	H: 0 LOB: 0 BB: 0 P: 5	R: 0 E: 1 K: 1 S: 7	H: 1 LOB: 2 BB: 0 P: 7	1B: 4 2B: 0 3B: 0 HR: 1	SF: 0 SAC: 0 DP: 0 HBP: 0	WP: 0 PB: 0 CS: 0	PA: 36			
PITCHER Mike Kekich, L ERA: 6.43	IP: 4.0 WLS: L BF: 18 H: 2 R: 2 ER: 2 SO: 1 BB: 4 IBB: 0 HBP: 0 BLK: 0 WP: 0 HR: 0 S: 16 P: 32 ERA: 4.50 WHIP: 1.500															PITCHER	IP: 4.0 WLS: L BF: 18 H: 2 R: 2 ER: 2 SO: 1 BB: 4 IBB: 0 HBP: 0 BLK: 0 WP: 0 HR: 0 S: 16 P: 32 ERA: 4.50 WHIP: 1.500						
Stan Bahnsen, R ERA: 4.06	2.0	L	10	2	1	1	3	1	0	0	0	0	0	0	1	15	19	4.50	1.500				
Lindy McDaniel, R ERA: 4.02	2.0		8	1	0	0	2	0	0	0	0	0	0	0	0	12	12	0.00	0.500				

New York Yankees @ Minnesota Twins
Metropolitan Stadium, Bloomington, MI
Mon Jun 02 1969, 8:05 PM EDT
Att. 9,316 - Unknown - 53 F

AB 31
R 3
H 5
RBI 3
BB 5
SO 6
LOB 23



Batter	1	2	3	4	5	6	7	8	9	AB	R	H	RBI	BB	SO	LOB	TOP																					
Horace Clarke, S OBP: 0.307, SLG: 0.299	F7			K		F7			5-3	4	0	0	0	0	1	0																						
Jerry Kenney, L OBP: 0.318, SLG: 0.328	F8			F6			1B		G6-4-3 1B	4	0	2	0	0	0	0																						
Jimmie Hall, L OBP: 0.292, SLG: 0.352	L9			F8			K		G6-4-3 1-2	4	0	0	0	0	1	2																						
Roy White, S OBP: 0.369, SLG: 0.370		3-1			F9		L7			3	0	0	0	0	0	1																						
Joe Peppone, L OBP: 0.281, SLG: 0.515		4-3			F4		4-3			3	0	0	0	0	0	1																						
John Ellis, R OBP: 0.364, SLG: 0.516				K					G6-4-3 2B	3	0	2	0	0	1	0																						
Jim Lyttle, L OBP: 0.216, SLG: 0.257			K		FC8-4 1B				G6-4-3 BB	2	0	0	0	1	1	1																						
Gene Michael, S OBP: 0.333, SLG: 0.318			K			F9			G6-4-3 1-2 2-3	3	0	0	0	0	1	2																						
Fritz Peterson, S OBP: 0.235, SLG: 0.107										2	0	0	0	0	0	0																						
Bobby Murcer, L OBP: 0.352, SLG: 0.551										1	0	0	0	0	0	1																						
Steve Hamilton, L										0	0	0	0	0	0	0																						
Inning Stats	R: 0 E: 0 K: 0 S: 3	H: 0 LOB: 0 BB: 0 P: 3	R: 0 E: 0 K: 1 S: 5	H: 0 LOB: 0 BB: 0 P: 5	R: 0 E: 0 K: 2 S: 7	H: 0 LOB: 0 BB: 0 P: 7	R: 0 E: 0 K: 1 S: 5	H: 0 LOB: 0 BB: 0 P: 5	R: 0 E: 0 K: 0 S: 4	H: 1 LOB: 1 BB: 0 P: 4	R: 0 E: 0 K: 0 S: 3	H: 0 LOB: 0 BB: 0 P: 3	R: 0 E: 0 K: 1 S: 6	H: 1 LOB: 1 BB: 0 P: 6	R: 0 E: 0 K: 0 S: 3	H: 1 LOB: 1 BB: 0 P: 7	R: 0 E: 0 K: 0 S: 3	H: 1 LOB: 0 BB: 0 P: 3	1B: 3 2B: 1 3B: 0 HR: 0	SF: 0 SAC: 0 DP: 2 HBP: 0	WP: 0 PA: 30 CS: 0																	
PITCHER	IP	WLS	BF	H	R	ER	SO	BB	IBB	HBP	BLK	WP	HR	S	P	ERA	WHIP	PITCHER				IP	WLS	BF	H	R	ER	SO	BB	IBB	HBP	BLK	WP	HR	S	P	ERA	WHIP
Dave Boswell, R ERA: 3.12	7.0	W	25	3	0	0	5	1	0	0	0	0	0	34	38	0.00	0.571																					
Ron Perranoski, L ERA: 1.77	2.0	S	5	1	0	0	0	0	0	0	0	0	0	5	5	0.00	0.500																					

New York Yankees @ Minnesota Twins
 Metropolitan Stadium, Bloomington, MI
 Tue Jun 03 1969, 8:05 PM EDT
 Att: 13,182 - Unknown - 63 F

AB 29
 R 0
 H 4
 RBI 0
 BB 1
 SO 5
 LOB 8



Batter	1	2	3	4	5	6	7	8	9	AB	R	H	RBI	BB	SO	LOB	BOTTOM																					
Cesar Tovar, R OBP: 0.229, SLG: 0.266	L7		G1-6-3 1B		K			5-3		4	0	1	0	0	1	0																						
Leo Cardenas, R OBP: 0.347, SLG: 0.403			G1-6-3 1-2		F6			G6-4-3 BB		3	1	1	0	1	0	1																						
Harmon Killebrew, R OBP: 0.465, SLG: 0.539										3	2	1	2	1	0	1																						
Rich Reese, L OBP: 0.310, SLG: 0.488								8-6-3 1-2		0	0	0	0	0	0	0																						
Tony Oliva, L OBP: 0.384, SLG: 0.467	3-1									3	1	2	2	0	0	0																						
George Mitterwald, R OBP: 0.273, SLG: 0.351	5-3									3	0	0	0	0	1	1																						
Bob Allison, R OBP: 0.338, SLG: 0.411			L6-4 2B					K		2	0	1	0	1	1	0																						
Rick Renick, R OBP: 0.192, SLG: 0.217										3	0	0	0	0	1	3																						
Frank Quilici, R OBP: 0.173, SLG: 0.140			F7		FC5-2-6 1-2			K		0	0	0	0	0	0	0																						
Ted Uhaender, L OBP: 0.330, SLG: 0.291			L6-4 2-3					P4		3	0	0	0	0	1	3																						
Dave Boswell, R OBP: 0.103, SLG: 0.207										3	0	0	0	0	1	0																						
Ron Perranoski, L OBP: 0.200, SLG: 0.200			K					F8		0	0	0	0	0	0	0																						
Inning Stats	R: 2 E: 0 K: 0 S: 5	H: 2 LOB: 0 BB: 0 P: 5	R: 0 E: 0 K: 0 S: 3	H: 1 LOB: 0 BB: 0 P: 3	R: 0 E: 0 K: 1 S: 5	H: 1 LOB: 0 BB: 0 P: 5	R: 1 E: 0 K: 2 S: 8	H: 1 LOB: 2 BB: 2 P: 16	R: 0 E: 0 K: 1 S: 5	H: 0 LOB: 0 BB: 0 P: 5	R: 1 E: 0 K: 1 S: 6	H: 1 LOB: 0 BB: 0 P: 6	R: 0 E: 0 K: 1 S: 5	H: 0 LOB: 0 BB: 0 P: 5	R: 0 E: 0 K: 0 S: 2	H: 0 LOB: 0 BB: 1 P: 6	R: 0 E: 0 K: 0 S: 2	H: 0 LOB: 0 BB: 1 P: 6	1B: 2 2B: 3 3B: 1 HR: 2	SF: 0 SAC: 0 DP: 3 HBP: 0	WP: 0 PA: 30 CS: 0																	
PITCHER	IP	WLS	BF	H	R	ER	SO	BB	IBB	HBP	BLK	WP	HR	S	P	ERA	WHIP	PITCHER				IP	WLS	BF	H	R	ER	SO	BB	IBB	HBP	BLK	WP	HR	S	P	ERA	WHIP
Fritz Peterson, L ERA: 2.35	7.0	L	27	6	4	4	6	1	1	0	0	0	0	37	45	5.14	1.000																					
Steve Hamilton, L ERA: 3.35	1.0		3	0	0	0	0	1	0	0	0	0	0	2	6	0.00	1.000																					

New York Yankees @ Minnesota Twins
 Metropolitan Stadium, Bloomington, MI
 Tue Jun 03 1969, 8:05 PM EDT
 Att: 13,182 - Unknown - 63 F


AB 27
 R 4
 H 6
 RBI 4
 BB 3
 SO 6
 LOB 9



Batter	1	2	3	4	5	6	7	8	9	AB	R	H	RBI	BB	SO	LOB	TOP					
Walt Williams, R (1,9) OBP: 0.350, SLG: 0.391	F4		1-3			F4		FC6-4		4	0	0	0	0	0	1						
Luis Aparicio, R (1,6) OBP: 0.348, SLG: 0.371	6-3			6-3		F8			F8	4	0	0	0	0	0	0						
Carlos May, L (1,7) OBP: 0.401, SLG: 0.560	K			4-3		F8			F6	4	0	0	0	0	1	0						
Pete Ward, L (1,3) OBP: 0.354, SLG: 0.388 Ken Berry, R (9, PR) OBP: 0.277, SLG: 0.253		F7		4-3			L4			3	0	0	0	1	0	0						
Ed Herrmann, L (1,2) OBP: 0.354, SLG: 0.395		K			4-3		L4		4-3	3	1	0	0	1	1	1						
Bill Melton, R (1,5) OBP: 0.316, SLG: 0.462					5-3		F8			3	0	1	0	0	0	1						
Bobby Knoop, R (1,4) OBP: 0.329, SLG: 0.391		CS						F9		3	1	2	2	0	0	0						
Angel Bravo, L (1,8) OBP: 0.667, SLG: 0.667										3	0	2	0	0	0	1						
Gary Peters, L (1,1) OBP: 0.167, SLG: 0.276 Gail Hopkins, L (8, PH) OBP: 0.394, SLG: 0.400 Wilbur Wood, R (8, 1)										2	0	0	0	0	1	2						
										1	0	0	0	0	1	1						
										0	0	0	0	0	0	0						
Inning Stats	R: 0 E: 0 K: 1 S: 5	H: 0 LOB: 0 BB: 0 P: 5	R: 0 E: 0 K: 1 S: 5	H: 1 LOB: 0 BB: 0 P: 5	R: 1 E: 0 K: 0 S: 4	H: 2 LOB: 0 BB: 0 P: 4	R: 0 E: 0 K: 0 S: 3	H: 0 LOB: 0 BB: 0 P: 3	R: 1 E: 0 K: 1 S: 6	H: 1 LOB: 1 BB: 1 P: 10	R: 0 E: 0 K: 0 S: 3	H: 0 LOB: 0 BB: 0 P: 3	R: 0 E: 0 K: 0 S: 3	H: 0 LOB: 0 BB: 0 P: 3	R: 0 E: 0 K: 1 S: 6	H: 1 LOB: 1 BB: 0 P: 6	R: 0 E: 0 K: 0 S: 3	H: 0 LOB: 1 BB: 1 P: 7	1B: 4 2B: 0 3B: 0 HR: 1	SF: 0 SAC: 0 DP: 1 HBP: 0	WP: 0 PB: 0 SB: 0 CS: 1	PA: 33
PITCHER Stan Bahnsen, R (1,1) ERA: 3.83	IP: 9.0 WLS: W BF: 32 H: 5 R: 2 ER: 2 SO: 4 BB: 2 IBB: 0 HBP: 0 BLK: 0 WP: 0 HR: 0 S: 38 P: 46 ERA: 2.00 WHIP: 0.778															PITCHER	IP: 9.0 WLS: W BF: 32 H: 5 R: 2 ER: 2 SO: 4 BB: 2 IBB: 0 HBP: 0 BLK: 0 WP: 0 HR: 0 S: 38 P: 46 ERA: 2.00 WHIP: 0.778					

Chicago White Sox @ New York Yankees
Yankee Stadium, Bronx, NY
Fri Jun 06 1969, 7:05 PM EDT
Att: 14,696 - Cloudy - 70 F


AB	30
R	2
H	5
RBI	2
BB	2
SO	4
LOB	7





Batter	1	2	3	4	5	6	7	8	9	AB	R	H	RBI	BB	SO	LOB	BOTTOM			
Horace Clarke, S (1,4) OBP: 0.318, SLG: 0.317	F2									4	1	1	0	0	0	1				
Bobby Cox, R (1,5) OBP: 0.291, SLG: 0.255	6-3									4	0	2	1	0	0	0				
Bobby Murcer, L (1,9) OBP: 0.348, SLG: 0.540 Jim Lyttle, L (9, 8)										3	0	0	0	1	1	3				
										0	0	0	0	0	0	0				
Roy White, S (1,7) OBP: 0.358, SLG: 0.356	6-3									4	0	1	0	0	0	1				
Joe Pepitone, L (1,3) OBP: 0.271, SLG: 0.498										3	0	0	0	0	0	1				
John Ellis, R (1,2) OBP: 0.350, SLG: 0.474										3	0	2	0	0	0	0				
Bill Robinson, R (1,8) OBP: 0.208, SLG: 0.239										3	1	1	0	0	0	1				
Gene Michael, S (1,6) OBP: 0.351, SLG: 0.388										3	1	1	1	0	0	0				
Stan Bahnsen, R (1,1) OBP: 0.136, SLG: 0.095										3	0	1	1	0	2	0				
Inning Stats	R: 0 E: 0 K: 0 S: 3	H: 0 LOB: 1 BB: 1 P: 7	R: 0 E: 0 K: 0 S: 3	H: 0 LOB: 0 BB: 0 P: 3	R: 1 E: 0 K: 1 S: 7	H: 2 LOB: 1 BB: 0 P: 7	R: 0 E: 0 K: 0 S: 3	H: 1 LOB: 0 BB: 0 P: 3	R: 2 E: 0 K: 0 S: 6	H: 4 LOB: 1 BB: 0 P: 6	R: 0 E: 0 K: 0 S: 4	H: 2 LOB: 1 BB: 0 P: 4	R: 0 E: 0 K: 1 S: 5	H: 0 LOB: 0 BB: 0 P: 5	R: 0 E: 0 K: 1 S: 5	H: 0 LOB: 0 BB: 0 P: 5	1B: 7 2B: 1 3B: 2 HR: 0	SF: 0 SAC: 0 DP: 2 HBP: 0	WP: 0 PB: 0 SB: 0 CS: 1	PA: 32
PITCHER Gary Peters, L (1,1) ERA: 3.86 Wilbur Wood, L (8, 1) ERA: 2.97	IP: 7.0 WLS: L BF: 28 H: 9 R: 3 ER: 3 SO: 2 BB: 1 IBB: 0 HBP: 0 BLK: 0 WP: 0 HR: 0 S: 31 P: 35 ERA: 3.86 WHIP: 1.429															PITCHER	IP: 7.0 WLS: L BF: 28 H: 9 R: 3 ER: 3 SO: 2 BB: 1 IBB: 0 HBP: 0 BLK: 0 WP: 0 HR: 0 S: 31 P: 35 ERA: 3.86 WHIP: 1.429			

Chicago White Sox @ New York Yankees
Yankee Stadium, Bronx, NY
Fri Jun 06 1969, 7:05 PM EDT
Att: 14,696 - Cloudy - 70 F

AB	30
R	3
H	9
RBI	3
BB	1
SO	3
LOB	7



Batter	1	2	3	4	5	6	7	8	9	AB	R	H	RBI	BB	SO	LOB	TOP										
Walt Williams, R (1.9) OBP: 0.347, SLG: 0.386	0-0 4-3		0-0 1B			0-0 F8		0-0 6-3		4	0	1	1	0	0	0	<p>Chicago White Sox @ New York Yankees Yankee Stadium, Bronx, NY Sat Jun 07 1969, 3:33 AM EDT Att: 12,952 - Unknown - 79 F</p> <p>livebaseballscorecards.com</p> <p>AB 32 R 2 H 5 RBI 2 BB 0 SO 3 LOB 8</p> 										
Luis Aparicio, R (1.6) OBP: 0.342, SLG: 0.363	0-0 6-3		0-0 F3			0-0 6-3		0-0 F5		4	0	0	0	0	0	3											
Carlos May, L (1.7) OBP: 0.392, SLG: 0.545	0-0 F9		0-0 4-3			0-0 3-1			0-3 K	4	0	0	0	0	1	3											
Duane Josephson, R (1.2) OBP: 0.262, SLG: 0.273		0-0 F9		0-0 F9			0-0 F9		0-0 F5	4	0	0	0	0	0	0											
Ron Hansen, R (1.3) OBP: 0.241, SLG: 0.275		0-0 F7		0-0 5-3			0-0 5-3		0-3 K	4	0	0	0	0	1	0											
Bobby Knoop, R (1.4) OBP: 0.323, SLG: 0.382		0-0 5-3		0-0 F8			0-0 F9			3	0	0	0	0	0	0											
Bill Melton, R (1.5) OBP: 0.322, SLG: 0.465			0-0 1B		0-0 F7			0-0 2B		3	1	2	0	0	0	0											
Ken Berry, R (1.8) OBP: 0.279, SLG: 0.266			0-0 F9		0-0 F7			0-0 4-3		3	1	1	0	0	0	1											
Joe Horlen, R (1.1) OBP: 0.240, SLG: 0.280			0-0 1B		0-3 K			0-0 4-3		0	0	0	0	0	0	0											
Don Secrist, L (2.1) OBP: 0.697, SLG: 0.500										2	0	1	0	0	1	0											
Woodie Held, R (6, PH) OBP: 0.316, SLG: 0.419										1	0	0	1	0	0	1											
Bob Locker, S (8.1)										0	0	0	0	0	0	0											
Inning Stats	R: 0 E: 0 K: 0 S: 3	H: 0 LOB: 0 BB: 0 P: 3	R: 0 E: 0 K: 0 S: 3	H: 0 LOB: 0 BB: 0 P: 3	R: 0 E: 0 K: 0 S: 6	H: 3 LOB: 3 BB: 0 P: 6	R: 0 E: 0 K: 0 S: 3	H: 0 LOB: 0 BB: 0 P: 3	R: 0 E: 0 K: 1 S: 5	H: 0 LOB: 0 BB: 0 P: 5	R: 0 E: 0 K: 0 S: 3	H: 0 LOB: 0 BB: 0 P: 3	R: 0 E: 0 K: 0 S: 3	H: 0 LOB: 0 BB: 0 P: 3	R: 2 E: 0 K: 0 S: 5	H: 2 LOB: 0 BB: 0 P: 5	R: 0 E: 0 K: 2 S: 7	H: 0 LOB: 0 BB: 0 P: 7	1B: 4 2B: 1 3B: 0 HR: 0	SF: 0 SAC: 0 DP: 0 HBP: 0	WP: 0 PB: 0 SB: 0 CS: 0	PA: 32					
PITCHER	IP	WLS	BF	H	R	ER	SO	BB	IBB	HBP	BLK	WP	HR	S	P	ERA	WHIP										
Fritz Peterson, L (1.1) ERA: 2.32	9.0	W	32	5	2	2	3	0	0	0	0	0	0	38	38	2.00	0.556										

Batter	1	2	3	4	5	6	7	8	9	AB	R	H	RBI	BB	SO	LOB	BOTTOM											
Horace Clarke, S (1.4) OBP: 0.320, SLG: 0.319	0-0 4-3	0-0 E9		0-0 S	0-0 F9			0-0 4-3		5	1	2	0	0	0	2	<p>Chicago White Sox @ New York Yankees Yankee Stadium, Bronx, NY Sat Jun 07 1969, 3:33 AM EDT Att: 12,952 - Unknown - 79 F</p> <p>livebaseballscorecards.com</p> <p>AB 35 R 6 H 10 RBI 4 BB 3 SO 0 LOB 15</p> 											
Jerry Kenney, L (1.5) OBP: 0.320, SLG: 0.330	0-0 FC4-6	0-0 BB		0-0 F9		0-0 F7		0-0 4-3		5	0	2	1	0	0	1												
Bobby Murcer, L (1.9) OBP: 0.346, SLG: 0.531	0-0 FC4-6	0-0 F7		0-0 2B		0-0 G3				3	1	0	0	1	0	3												
Roy White, S (1.7) OBP: 0.367, SLG: 0.369	0-0 4-3	0-0 BB		0-0 2B		0-0 1B				3	0	2	2	1	0	1												
Joe Pepitone, L (1.3) OBP: 0.271, SLG: 0.507		0-0 HR		0-0 G3		0-0 L4				4	1	1	1	0	0	5												
John Ellis, R (1.2) OBP: 0.341, SLG: 0.452		0-0 BB	0-0 F7		0-0 F9		0-0 6-3			4	0	1	0	0	0	0												
Jim Lyttle, L (1.8) OBP: 0.220, SLG: 0.256		0-0 BB	0-0 F8		0-0 4-3		0-0 F9			4	1	1	0	0	0	0												
Gene Michael, S (1.6) OBP: 0.361, SLG: 0.385		0-0 E	0-0 5-3		0-0 E		0-0 F8			3	1	1	0	1	0	0												
Fritz Peterson, S (1.1) OBP: 0.211, SLG: 0.094		0-0 FC4-2		0-0 5-3		0-0 E5		0-0 G3		4	1	0	0	0	0	3												
Inning Stats	R: 0 E: 0 K: 0 S: 4	H: 1 LOB: 1 BB: 0 P: 4	R: 4 E: 2 K: 0 S: 8	H: 5 LOB: 3 BB: 2 P: 16	R: 0 E: 0 K: 0 S: 3	H: 0 LOB: 0 BB: 0 P: 3	R: 2 E: 0 K: 0 S: 5	H: 2 LOB: 1 BB: 1 P: 9	R: 0 E: 1 K: 0 S: 5	H: 1 LOB: 2 BB: 0 P: 5	R: 0 E: 0 K: 0 S: 4	H: 1 LOB: 1 BB: 0 P: 4	R: 0 E: 0 K: 0 S: 3	H: 0 LOB: 0 BB: 0 P: 3	R: 0 E: 0 K: 0 S: 3	H: 0 LOB: 0 BB: 0 P: 3		1B: 8 2B: 1 3B: 0 HR: 1	SF: 0 SAC: 0 DP: 0 HBP: 0	WP: 0 PB: 0 SB: 1 CS: 0	PA: 38							
PITCHER	IP	WLS	BF	H	R	ER	SO	BB	IBB	HBP	BLK	WP	HR	S	P	ERA		WHIP										
Joe Horlen, R (1.1) ERA: 3.77	1.1	L	11	6	4	4	0	1	0	0	0	0	0	22	30	3.18		1.059										
Don Secrist, L (2.1) ERA: 6.09	5.2		24	4	2	2	0	2	0	0	0	0	0	3	3	0.00	0.000											
Bob Locker, R (8.1) ERA: 6.55	1.0		3	0	0	0	0	0	0	0	0	0	0	3	3	0.00	0.000											

Batter	1	2	3	4	5	6	7	8	9	AB	R	H	RBI	BB	SO	LOB	TOP			
Walt Williams, R (1.9) OBP: 0.336, SLG: 0.373	L6		4-3		5-3			5-3		4	0	0	0	0	0	0	Chicago White Sox @ New York Yankees Yankee Stadium, Bronx, NY Sun Jun 08 1969, 3:33 AM EDT Unknown - 79 F livebaseballscorecards.com			
Luis Aparicio, R (1.6) OBP: 0.340, SLG: 0.357	F6		1B BB		E6			6-3		3	0	0	0	1	0	0				
Carlos May, L (1.7) OBP: 0.389, SLG: 0.538	K		1-3 BB		K			F9		4	0	1	0	0	2	1				
Pete Ward, L (1.3) OBP: 0.370, SLG: 0.402 Ken Berry, R (9, PR) OBP: 0.279, SLG: 0.266		1B 2B	G4-6-3 BB		F8			G6-4-3 BB		2	1	1	0	2	0	0				
Ed Herrmann, L (1.2) OBP: 0.327, SLG: 0.362	F3		G4-6-3		F8			F9		4	0	0	0	0	0	5				
Bobby Knoop, R (1.4) OBP: 0.321, SLG: 0.379	S 1B		1-2		K			G6-4-3		4	0	1	1	0	2	1				
Bill Melton, R (1.5) OBP: 0.322, SLG: 0.460	2H 1B		1-2 BB		6-3			5-3		2	0	0	0	1	0	0				
Buddy Bradford, R (1.8) OBP: 0.331, SLG: 0.426	K		K		F4			5-3		3	0	0	0	0	1	2				
Jerry Nyman, L (1.1) OBP: 0.091, SLG: 0.182 Angel Bravo, L (7, PH) OBP: 0.500, SLG: 0.500 Dan Osinski, R (7, 1)	K		K		3-1			6-3		2	0	0	0	0	1	2				
										1	0	0	0	0	0	0				
										0	0	0	0	0	0	0				
Inning Stats	R: 0 E: 0 K: 1 S: 5	H: 0 LOB: 0 BB: 0 P: 5	R: 1 E: 0 K: 2 S: 9	H: 2 LOB: 2 BB: 1 P: 13	R: 0 E: 0 K: 0 S: 3	H: 1 LOB: 2 BB: 2 P: 11	R: 0 E: 0 K: 1 S: 5	H: 0 LOB: 0 BB: 0 P: 5	R: 0 E: 0 K: 1 S: 6	H: 0 LOB: 1 BB: 0 P: 6	R: 0 E: 0 K: 0 S: 3	H: 0 LOB: 0 BB: 0 P: 3	R: 0 E: 0 K: 0 S: 3	H: 0 LOB: 1 BB: 1 P: 6	R: 0 E: 0 K: 0 S: 2	H: 0 LOB: 1 BB: 1 P: 6	1B: 2 2B: 1 3B: 0 HR: 0	SF: 0 SAC: 0 DP: 2 HBP: 0	WP: 0 PB: 0 SB: 2 CS: 0	PA: 33
PITCHER Mel Stottlemyre, R (1.1) ERA: 2.52	IP: 9.0 WLS: W BF: 33 H: 3 R: 1 ER: 1 SO: 6 BB: 4 IBB: 0 HBP: 0 BLK: 0 WP: 0 HR: 0 S: 41 P: 57 ERA: 1.00 WHIP: 0.778															PITCHER				

Batter	1	2	3	4	5	6	7	8	9	AB	R	H	RBI	BB	SO	LOB	BOTTOM			
Horace Clarke, S (1.4) OBP: 0.320, SLG: 0.316	6-3		S BB		F8			SH1-4		2	0	0	0	1	0	0	Chicago White Sox @ New York Yankees Yankee Stadium, Bronx, NY Sun Jun 08 1969, 3:33 AM EDT Unknown - 79 F livebaseballscorecards.com			
Bobby Cox, R (1.5) OBP: 0.271, SLG: 0.235	F7		5-3		F9			F7		4	0	0	0	0	0	2				
Bobby Murcer, L (1.9) OBP: 0.349, SLG: 0.528	4-0 BB		1-2		1B HR			4-3		3	1	1	0	1	1	1				
Roy White, S (1.7) OBP: 0.366, SLG: 0.368	F7		1-2		1B HR			F3		3	1	1	0	0	0	1				
Joe Pepitone, L (1.3) OBP: 0.272, SLG: 0.519	4-3		1H 2H HR		F5			F5		3	1	1	3	0	0	0				
John Ellis, R (1.2) OBP: 0.340, SLG: 0.467	K		L6-4		2B			3-1		3	0	1	0	0	1	0				
Bill Robinson, R (1.8) OBP: 0.202, SLG: 0.232	5-3		F5		F5			5-3		3	0	0	0	0	0	1				
Gene Michael, S (1.6) OBP: 0.344, SLG: 0.364	5-3		L6-4		K			K		3	0	0	0	0	1	1				
Mel Stottlemyre, R (1.1) OBP: 0.283, SLG: 0.317	5-3		2-3		K			SH1-4		3	0	1	0	0	1	0				
										1B: 3 2B: 2 3B: 0 HR: 1	SF: 0 SAC: 1 DP: 1 HBP: 0	WP: 0 PB: 0 SB: 1 CS: 0	PA: 30							
Inning Stats	R: 0 E: 0 K: 0 S: 3	H: 0 LOB: 1 BB: 1 P: 7	R: 0 E: 0 K: 1 S: 5	H: 0 LOB: 0 BB: 0 P: 5	R: 0 E: 0 K: 0 S: 3	H: 0 LOB: 1 BB: 1 P: 7	R: 3 E: 0 K: 0 S: 6	H: 4 LOB: 0 BB: 0 P: 6	R: 0 E: 0 K: 1 S: 5	H: 0 LOB: 0 BB: 0 P: 5	R: 0 E: 0 K: 1 S: 5	H: 0 LOB: 0 BB: 0 P: 5	R: 0 E: 0 K: 1 S: 5	H: 0 LOB: 0 BB: 0 P: 5	R: 0 E: 0 K: 0 S: 4	H: 1 LOB: 1 BB: 0 P: 4	1B: 3 2B: 2 3B: 0 HR: 1	SF: 0 SAC: 1 DP: 1 HBP: 0	WP: 0 PB: 0 SB: 1 CS: 0	PA: 30
PITCHER Jerry Nyman, L (1.1) ERA: 3.99 Dan Osinski, R (7, 1) ERA: 1.09	IP: 6.0 WLS: L BF: 23 H: 4 R: 3 ER: 3 SO: 3 BB: 2 IBB: 0 HBP: 0 BLK: 0 WP: 0 HR: 1 S: 27 P: 35 ERA: 4.50 WHIP: 1.000															PITCHER				




Batter	1	2	3	4	5	6	7	8	9	AB	R	H	RBI	BB	SO	LOB	TOP		
Angel Bravo, L (1.8) OBP: 0.444, SLG: 0.778										5	1	2	0	0	2	2	Chicago White Sox @ New York Yankees Yankee Stadium, Bronx, NY Sun Jun 08 1969, 3:38 AM EDT Att: 60,096 - Overcast - 75 F		
Luis Aparicio, R (1.6) OBP: 0.343, SLG: 0.353										2	0	0	0	2	0	3			
Carlos May, L (1.7) OBP: 0.386, SLG: 0.531										4	0	1	1	0	1	2			
Gail Hopkins, L (1.3) OBP: 0.398, SLG: 0.390										2	0	0	0	2	0	1			
Bill Melton, R (1.5) OBP: 0.317, SLG: 0.451										3	0	0	0	0	2	3			
Sammy Ellis, L (8.1) OBP: 0.286, SLG: 0.167										0	0	0	0	0	0	0			
Bobby Knoop, R (1.4) OBP: 0.314, SLG: 0.368										4	0	0	0	0	0	3			
Ed Herrmann, L (1.2) OBP: 0.339, SLG: 0.431										4	1	2	1	0	1	0			
Walt Williams, R (1.9) OBP: 0.333, SLG: 0.369										4	0	1	0	0	0	0			
Cisco Carlos, R (1.1) OBP: 0.167, SLG: 0.276										1	0	0	0	1	0	0			
Gary Peters, L (5.1) OBP: 0.167, SLG: 0.276										0	0	0	0	0	0	0			
Wilbur Wood, R (6.1) OBP: 0.363, SLG: 0.393										0	0	0	0	0	0	0			
Pete Ward, L (6.5) OBP: 0.363, SLG: 0.393										2	0	0	0	0	0	2			
Ron Hansen, R (8. PH) OBP: 0.236, SLG: 0.269										1	0	0	0	0	0	1			
Inning Stats	R: 0 E: 0 K: 1 S: 4	H: 0 LOB: 0 BB: 1 P: 8	R: 0 E: 0 K: 1 S: 5	H: 0 LOB: 0 BB: 0 P: 5	R: 1 E: 0 K: 1 S: 6	H: 1 LOB: 0 BB: 0 P: 6	R: 0 E: 0 K: 1 S: 5	H: 0 LOB: 2 BB: 2 P: 13	R: 0 E: 0 K: 1 S: 6	H: 1 LOB: 2 BB: 1 P: 10	R: 0 E: 0 K: 0 S: 3	H: 0 LOB: 0 BB: 0 P: 3	R: 1 E: 0 K: 0 S: 4	H: 1 LOB: 1 BB: 1 P: 8	R: 0 E: 0 K: 0 S: 5	H: 2 LOB: 2 BB: 0 P: 5	1B: 3 2B: 2 3B: 1 HR: 1	SF: 0 SAC: 0 DP: 1 HBP: 0	WP: 1 PA: 37 PB: 0 SB: 0 CS: 0
PITCHER Bill Burbach, R (1.1) ERA: 2.8	IP: 9.0 WLS: W BF: 37 H: 6 R: 2 ER: 2 SO: 6 BB: 5 IBB: 0 HBP: 0 BLK: 0 WP: 1 HR: 1 S: 44 P: 64 ERA: 2.00 WHIP: 1.222															PITCHER			

Batter	1	2	3	4	5	6	7	8	9	AB	R	H	RBI	BB	SO	LOB	BOTTOM		
Horace Clarke, S (1.4) OBP: 0.325, SLG: 0.328										4	2	2	3	1	0	0	Chicago White Sox @ New York Yankees Yankee Stadium, Bronx, NY Sun Jun 08 1969, 3:38 AM EDT Att: 60,096 - Overcast - 75 F		
Jerry Kenney, L (1.5) OBP: 0.337, SLG: 0.346										3	2	3	2	2	0	0			
Bobby Murcer, L (1.9) OBP: 0.346, SLG: 0.518										4	1	0	0	1	0	5			
Roy White, S (1.7) OBP: 0.369, SLG: 0.378										4	1	2	3	0	1	2			
Joe Pepitone, L (1.3) OBP: 0.276, SLG: 0.519										4	1	2	2	0	0	1			
Tom Tresh, S (1.6) OBP: 0.272, SLG: 0.270										4	0	0	0	0	1	2			
Jim Lyttle, L (1.8) OBP: 0.244, SLG: 0.279										4	1	2	1	0	0	0			
Jake Gibbs, L (1.2) OBP: 0.282, SLG: 0.256										4	1	1	0	0	1	1			
Bill Burbach, R (1.1) OBP: 0.095, SLG: 0.143										4	2	1	0	0	2	3			
Inning Stats	R: 0 E: 0 K: 1 S: 6	H: 2 LOB: 1 BB: 0 P: 6	R: 1 E: 0 K: 3 S: 11	H: 2 LOB: 0 BB: 0 P: 11	R: 1 E: 0 K: 0 S: 3	H: 1 LOB: 0 BB: 1 P: 7	R: 0 E: 0 K: 0 S: 3	H: 0 LOB: 0 BB: 0 P: 3	R: 5 E: 0 K: 0 S: 6	H: 4 LOB: 0 BB: 2 P: 14	R: 4 E: 0 K: 0 S: 8	H: 4 LOB: 1 BB: 0 P: 8	R: 0 E: 0 K: 0 S: 3	H: 0 LOB: 0 BB: 0 P: 3	R: 0 E: 0 K: 1 S: 5	H: 0 LOB: 1 BB: 1 P: 9		1B: 9 2B: 3 3B: 1 HR: 0	SF: 0 SAC: 0 DP: 1 HBP: 0
PITCHER Cisco Carlos, R (1.1) ERA: 4.15	IP: 4.1 WLS: L BF: 21 H: 7 R: 6 ER: 6 SO: 4 BB: 2 IBB: 1 HBP: 0 BLK: 0 WP: 0 HR: 0 S: 26 P: 38 ERA: 12.46 WHIP: 2.077															PITCHER			
Gary Peters, L (5.1) ERA: 4.24	0.2	6	4	4	4	0	0	0	0	0	0	6	6	54.00	6.000				
Wilbur Wood, L (6.1) ERA: 3.06	2.0	8	2	1	1	0	0	0	0	0	8	8	4.50	1.000					
Sammy Ellis, R (8.1) ERA: 5.83	1.0	4	0	0	0	1	1	0	0	0	5	9	0.00	1.000					

Batter	1	2	3	4	5	6	7	8	9	AB	R	H	RBI	BB	SO	LOB	TOP			
Jackie Hernandez, R OBP: 0.308, SLG: 0.303 (1, 6)	F8			1-3	1B 2B		F3		1-3	5	1	1	0	0	0	1				
Pat Kelly, L OBP: 0.342, SLG: 0.413 (1, 8)	4-3			4-3	2H 1B			HR		4	1	2	2	0	0	0				
Joe Foy, R OBP: 0.349, SLG: 0.348 (1, 5)	F8			F2	P6			FC3-6 1B		4	0	1	0	0	0	1				
Mike Fiore, L OBP: 0.408, SLG: 0.449 (1, 3)		3-1			1B 1B	G5-4-3 1B		FC3-6 1-2		4	1	2	0	0	0	1				
Lou Piniella, R OBP: 0.317, SLG: 0.451 (1, 7)		5-3			1B HR	G5-4-3 1-2		F3		4	1	1	0	0	0	2				
Jerry Adair, R OBP: 0.319, SLG: 0.320 (1, 4)		G3			1-2 HR	F7		F9		4	1	1	1	0	0	1				
Elie Rodriguez, R OBP: 0.346, SLG: 0.398 (1, 2)			6-3		1-2 2H HR		SH1-4 1B		E1 4-3 SF7	4	2	2	3	0	0	0				
Bob Oliver, R OBP: 0.252, SLG: 0.340 (1, 9)			5-3-6		L5		P4		4-3	4	0	0	0	0	0	2				
Roger Nelson, R OBP: 0.172, SLG: 0.148 (1, 1)			P4		F7		SH1-4		SF7	2	0	0	1	0	0	0				
Inning Stats	R: 0 E: 0 K: 0 S: 3	H: 0 LOB: 0 BB: 0 P: 3	R: 0 E: 0 K: 0 S: 3	H: 0 LOB: 0 BB: 0 P: 3	R: 0 E: 0 K: 0 S: 3	H: 0 LOB: 0 BB: 0 P: 3	R: 5 E: 0 K: 0 S: 9	H: 6 LOB: 1 BB: 0 P: 9	R: 0 E: 0 K: 0 S: 3	H: 1 LOB: 0 BB: 0 P: 3	R: 0 E: 0 K: 0 S: 4	H: 1 LOB: 1 BB: 0 P: 4	R: 1 E: 0 K: 0 S: 5	H: 2 LOB: 1 BB: 0 P: 5	R: 1 E: 0 K: 0 S: 4	H: 0 LOB: 0 BB: 0 P: 4	1B: 7 2B: 1 3B: 0 HR: 2	SF: 1 SAC: 1 DP: 1 HBP: 0	WP: 0 PA: 37 SB: 0 CS: 1	
PITCHER	IP	WLS	BF	H	R	ER	SO	BB	IBB	HBP	BLK	WP	HR	S	P	ERA	WHIP			
Mike Kekich, L ERA: 6.89 (1, 1)	4.2	L	20	6	5	5	0	0	0	0	0	0	1	20	20	9.64	1.286			
Jack Aker, R ERA: 5.47 (5, 1)	0.1		1	0	0	0	0	0	0	0	0	0	0	1	1	0.00	0.000			
Al Downing, L ERA: 5.49 (6, 1)	3.0		12	4	1	1	0	0	0	0	0	0	1	12	12	3.00	1.333			
Lindy McDaniel, R ERA: 4.05 (9, 1)	1.0		4	0	1	0	0	0	0	0	0	0	0	4	4	0.00	0.000			

Kansas City Royals @ New York Yankees
 Yankee Stadium, Bronx, NY
 Mon Jun 09 1969, 7:05 PM EDT
 Att: 8,355 - Unknown - 67 F


AB 35
 R 7
 H 10
 RBI 7
 BB 0
 SO 0
 LOB 8





Batter	1	2	3	4	5	6	7	8	9	AB	R	H	RBI	BB	SO	LOB	BOTTOM				
Horace Clarke, S OBP: 0.328, SLG: 0.335 (1, 4)	B4-6 2B		4-3			G6-4-3 1B		F8		4	0	2	0	0	0	0					
Jerry Kenney, L OBP: 0.335, SLG: 0.340 (1, 5)	B4-6 2-3F			FC6-4 BB		G6-4-3 1-2F		K		3	0	0	0	1	1	2					
Bobby Murcer, L OBP: 0.339, SLG: 0.507 (1, 9)	4-3-4			FC6-4 G2-3 WP 1-2F		P6		P6		4	0	0	0	0	0	1					
Roy White, S OBP: 0.366, SLG: 0.375 (1, 7)		F8		G2-3		6-3 1B		L9		4	0	1	0	0	0	1					
Joe Pepitone, L OBP: 0.281, SLG: 0.533 (1, 3)		HR				P5				2	1	1	1	1	0	1					
Jim Lytle, L OBP: 0.229, SLG: 0.261 (1, 8)			3-1			6-3 1-2				3	0	0	0	0	1	3					
Jake Gibbs, L OBP: 0.273, SLG: 0.247 (1, 2)		F8			P4		1-3			3	0	0	0	0	0	1					
Gene Michael, S OBP: 0.328, SLG: 0.345 (1, 6)			L8		L8			5-3		3	0	0	0	0	0	0					
Mike Kekich, R OBP: 0.143, SLG: 0.286 (1, 1)										1	0	1	0	0	0	0					
Jack Aker, R OBP: 0.143, SLG: 0.286 (5, 1)										0	0	0	0	0	0	0					
Tom Tresh, S OBP: 0.276, SLG: 0.269 (5, 1)										1	0	0	0	0	0	0					
Al Downing, R OBP: 0.296, SLG: 0.340 (6, 1)										0	0	0	0	0	0	0					
Jimmie Hall, L OBP: 0.296, SLG: 0.340 (6, 1)										1	0	0	0	0	0	0					
Lindy McDaniel, R (9, 1)										0	0	0	0	0	0	0					
Inning Stats	R: 0 E: 0 K: 0 S: 3	H: 1 LOB: 0 BB: 0 P: 3	R: 1 E: 0 K: 0 S: 4	H: 1 LOB: 0 BB: 0 P: 4	R: 0 E: 0 K: 0 S: 3	H: 1 LOB: 0 BB: 0 P: 3	R: 0 E: 0 K: 1 S: 5	H: 0 LOB: 2 BB: 2 P: 13	R: 0 E: 0 K: 0 S: 3	H: 0 LOB: 0 BB: 0 P: 3	R: 0 E: 0 K: 0 S: 3	H: 1 LOB: 1 BB: 0 P: 3	R: 0 E: 0 K: 0 S: 4	H: 1 LOB: 1 BB: 0 P: 4	R: 0 E: 0 K: 0 S: 3	H: 0 LOB: 0 BB: 0 P: 3	R: 0 E: 0 K: 1 S: 5	H: 0 LOB: 0 BB: 0 P: 5	1B: 2 2B: 3 3B: 0 HR: 1	SF: 0 SAC: 0 DP: 2 HBP: 0	WP: 1 PA: 31 SB: 0 CS: 0
PITCHER	IP	WLS	BF	H	R	ER	SO	BB	IBB	HBP	BLK	WP	HR	S	P	ERA	WHIP				
Roger Nelson, R ERA: 3.01 (1, 1)	9.0	W	31	5	1	1	2	1	1	0	0	1	1	33	41	1.00	0.667				

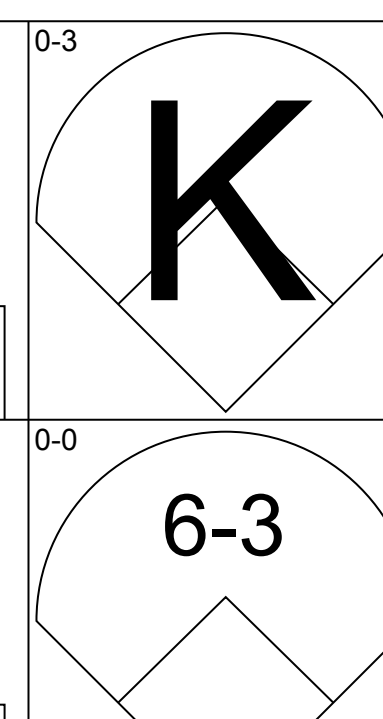
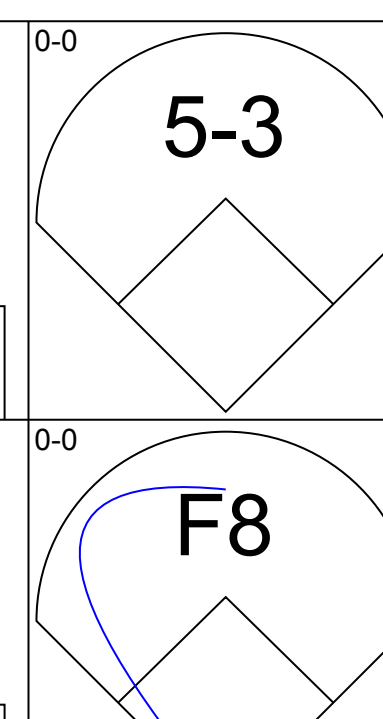
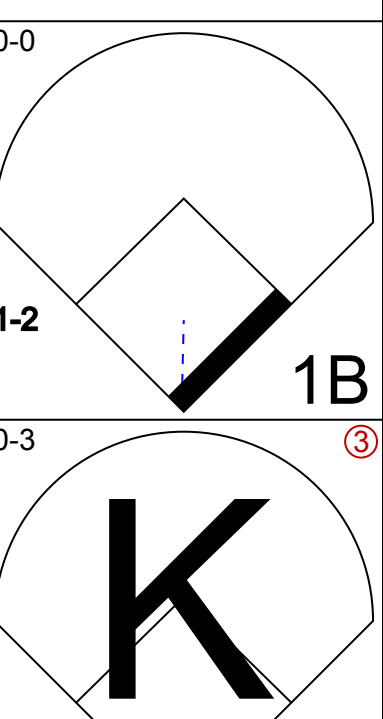
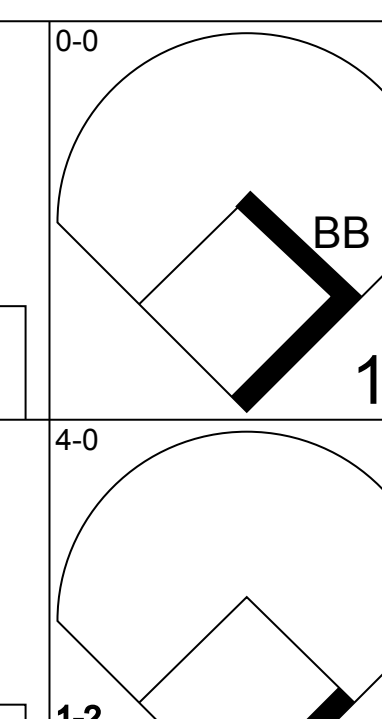
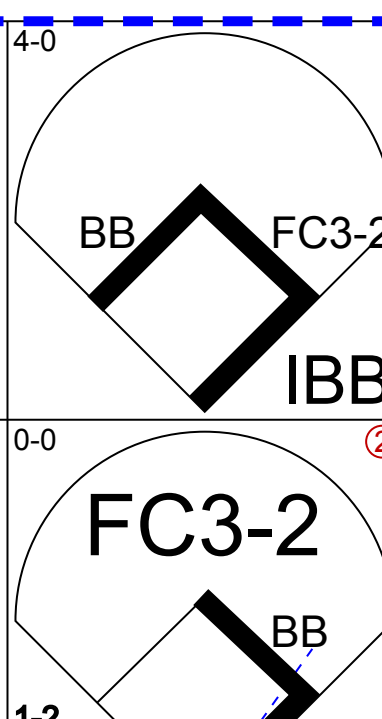
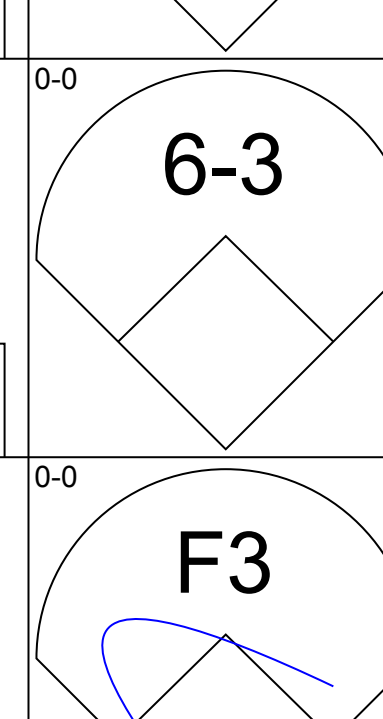
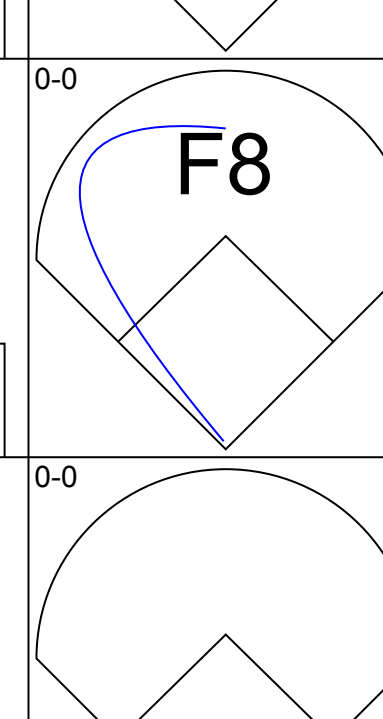
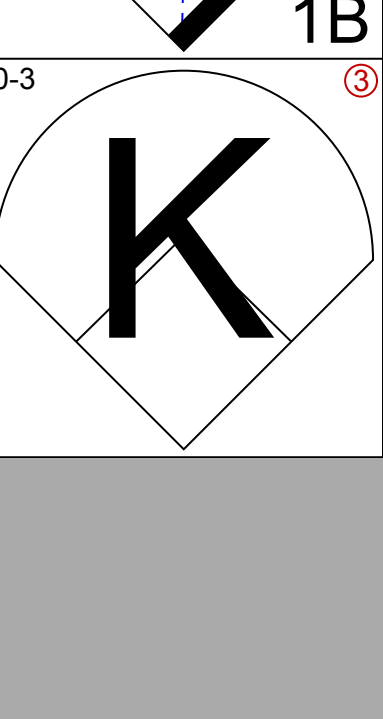
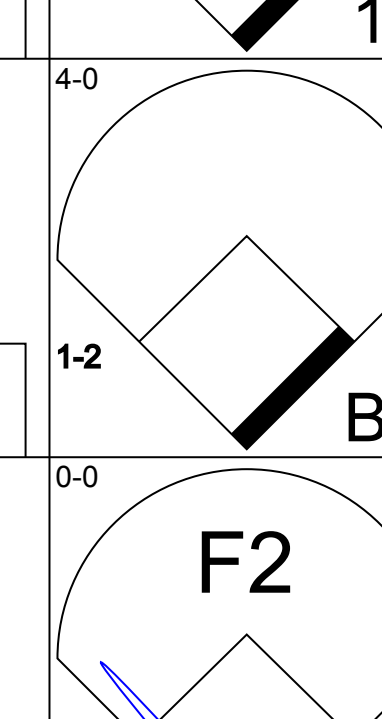
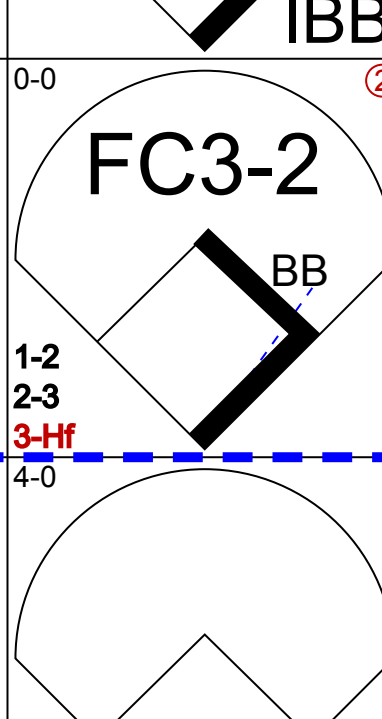
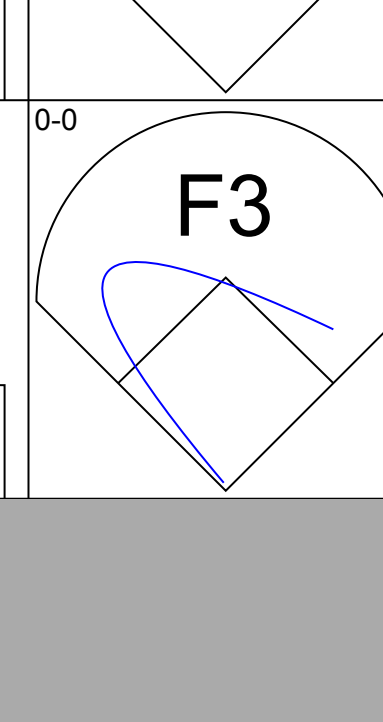
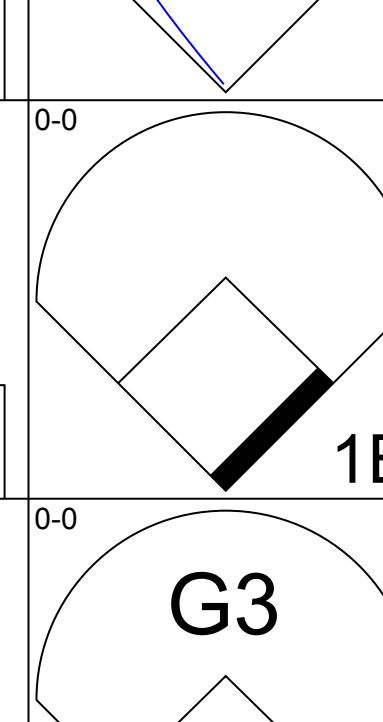
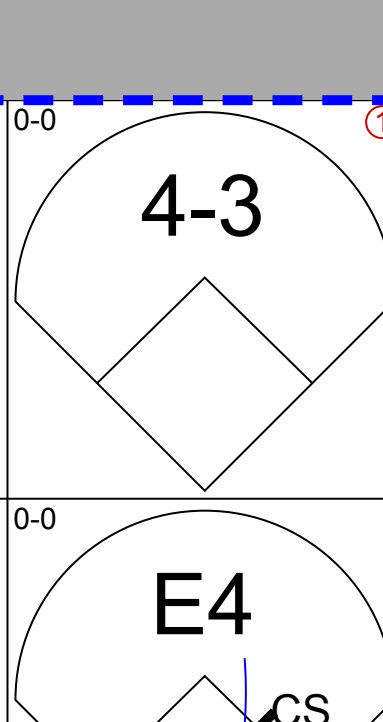
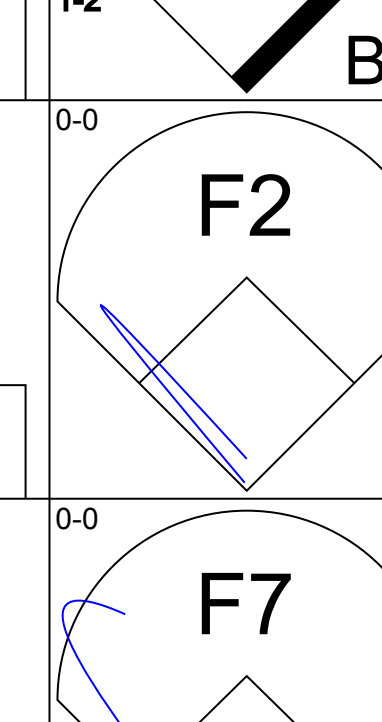
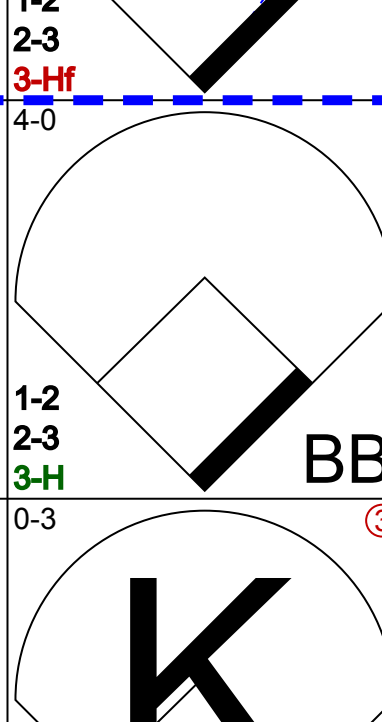
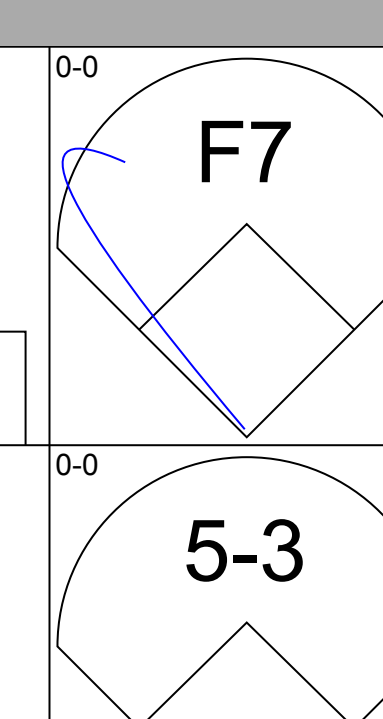
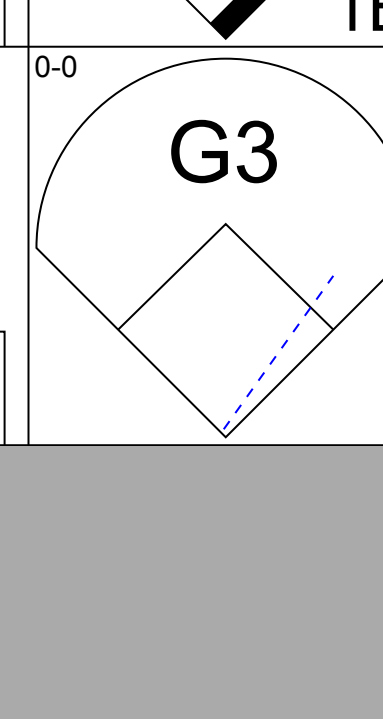
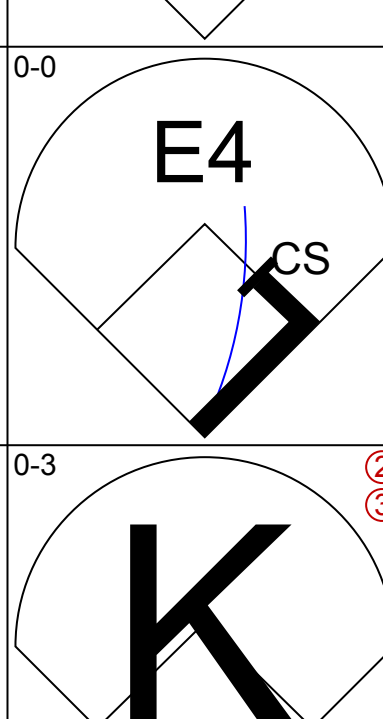
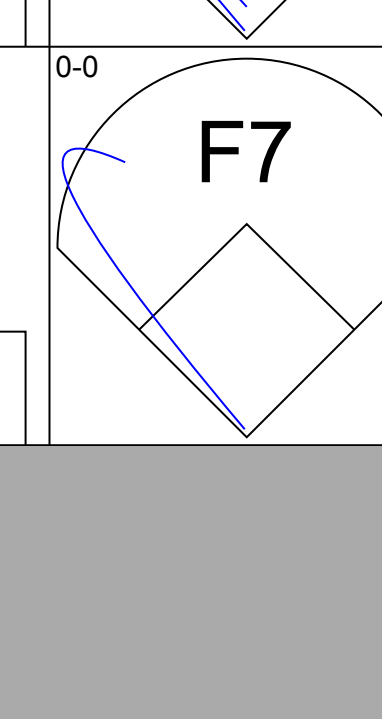
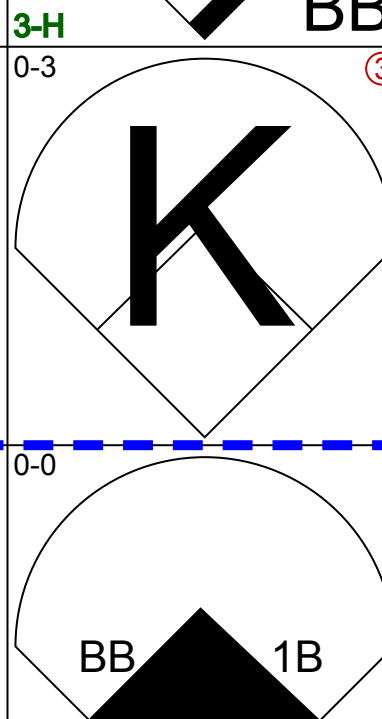
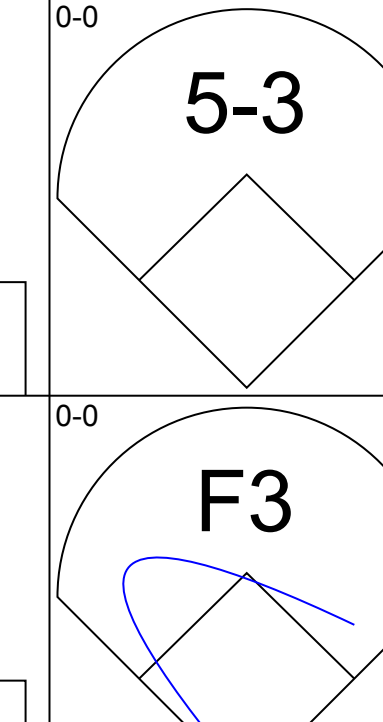
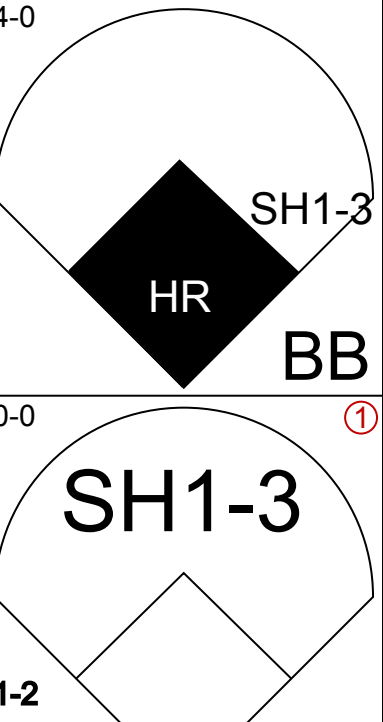
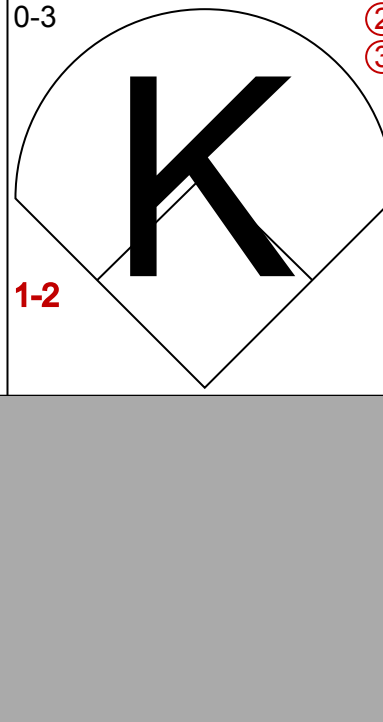
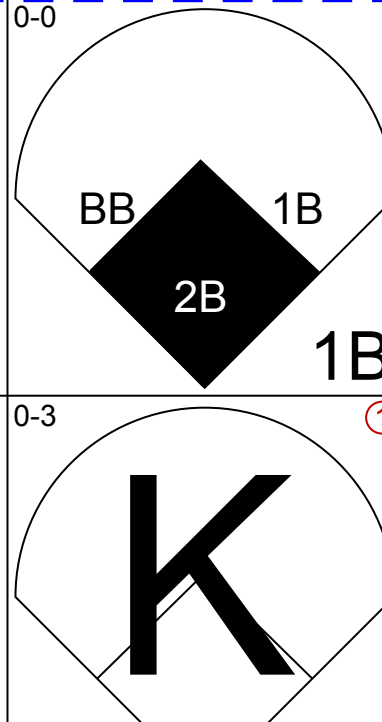
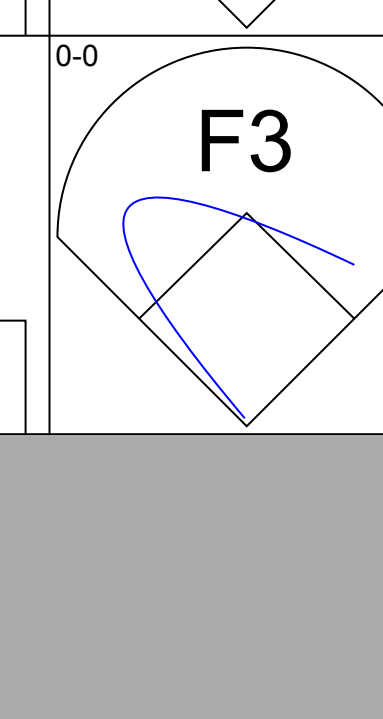

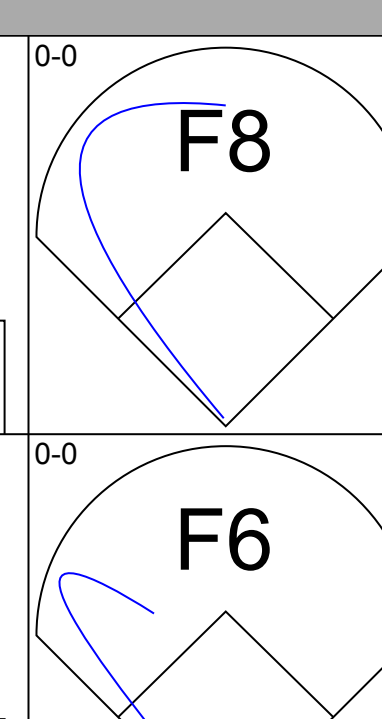
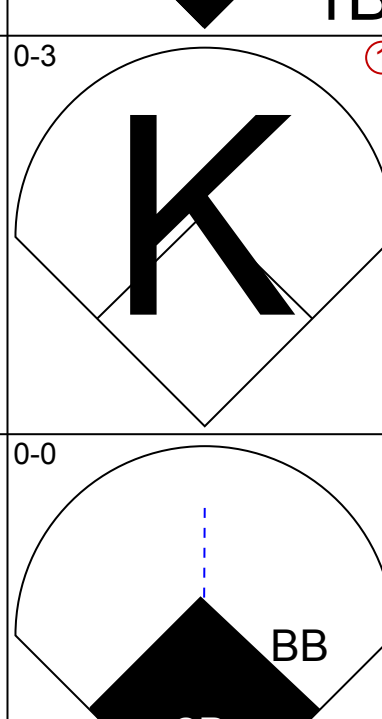
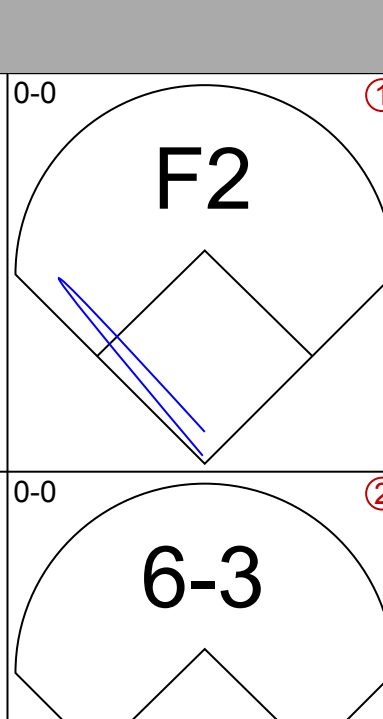
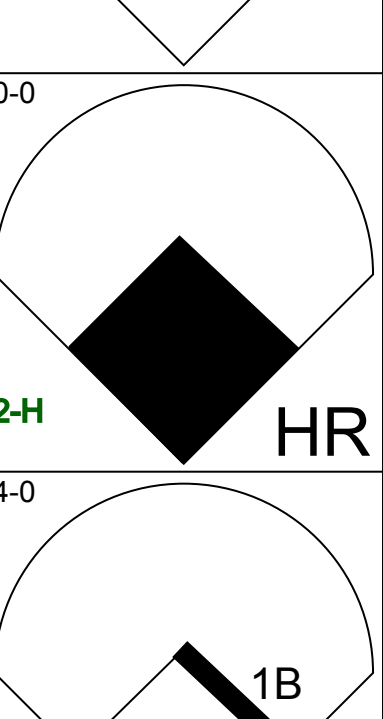
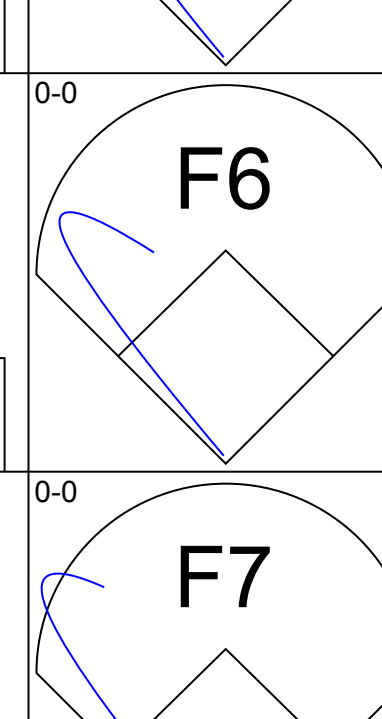
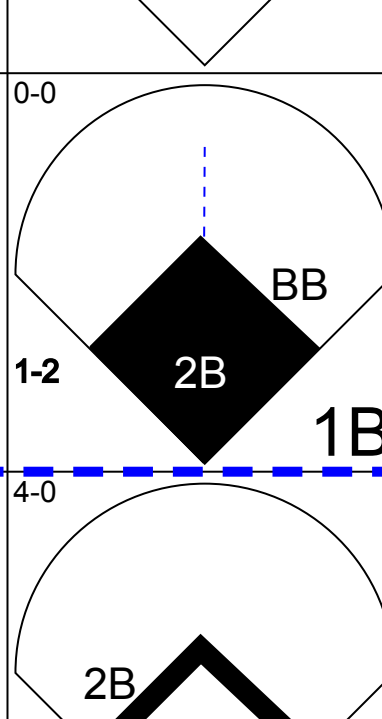
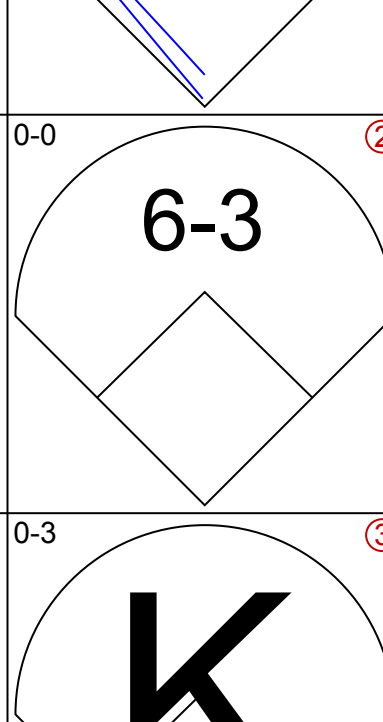
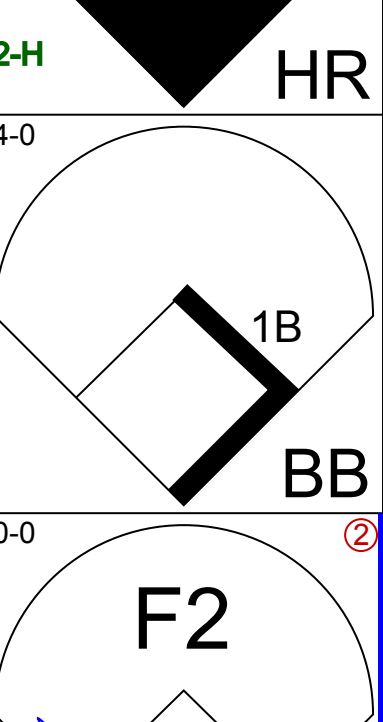
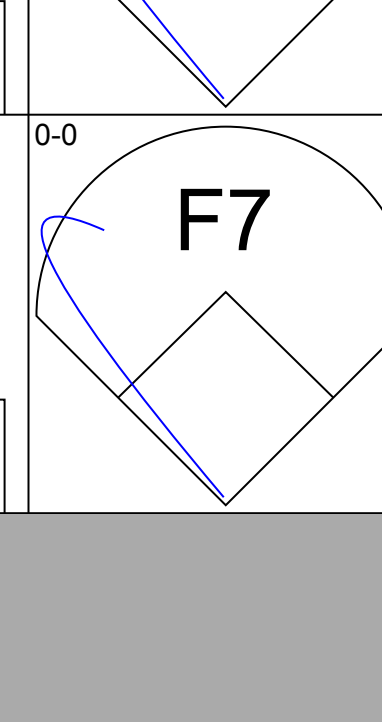
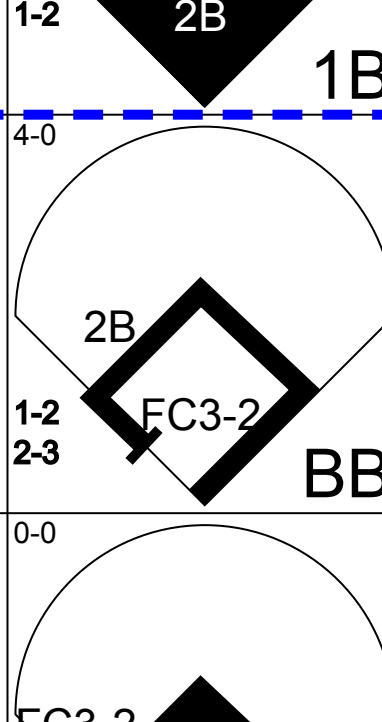
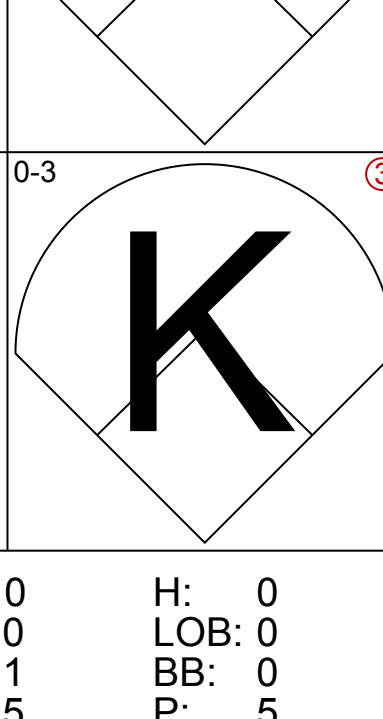
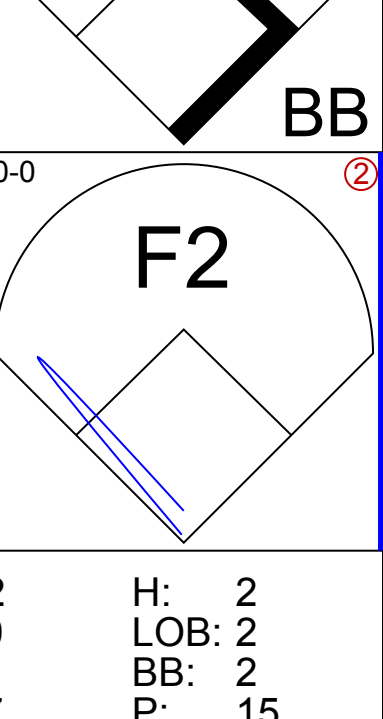
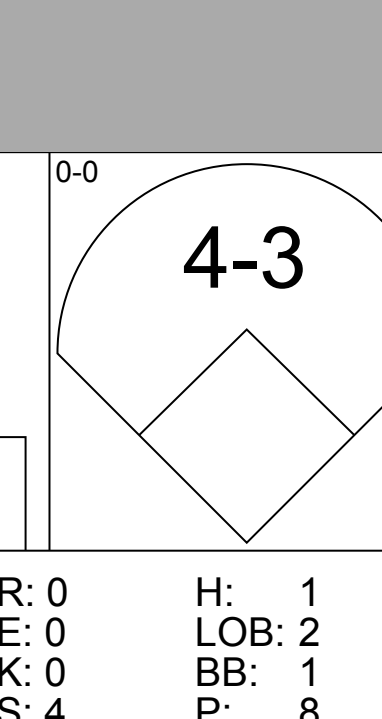
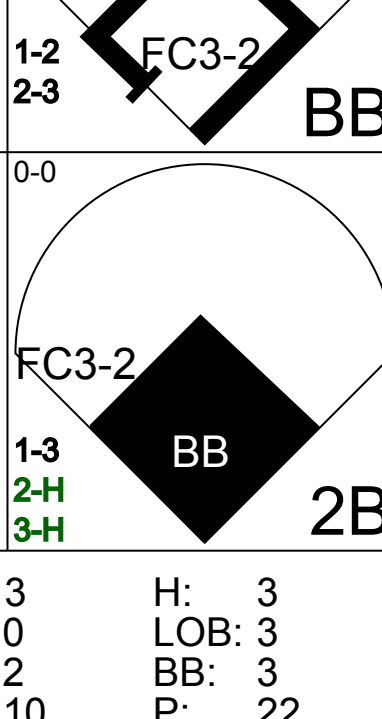
Kansas City Royals @ New York Yankees
 Yankee Stadium, Bronx, NY
 Mon Jun 09 1969, 7:05 PM EDT
 Att: 8,355 - Unknown - 67 F

AB 29
 R 1
 H 5
 RBI 1
 BB 2
 SO 2
 LOB 9



Batter	1	2	3	4	5	6	7	8	9	AB	R	H	RBI	BB	SO	LOB	TOP				
Tommy Harper, R OBP: 0.411, SLG: 0.375	5-3	FC4 BB			E5		F3	1B		4	0	1	1	1	0	0	Seattle Pilots @ New York Yankees Yankee Stadium, Bronx, NY Fri Jun 13 1969, 7:05 PM EDT Att: 14,967 - Unknown - 80 F AB 35 R 2 H 8 RBI 2 BB 7 SO 4 LOB 21 				
Mike Hegan, L OBP: 0.440, SLG: 0.529	FC6-4 1B	FC4			F7		FC3-6 1B	6-3		5	1	2	0	0	0	4					
Tommy Davis, R OBP: 0.230, SLG: 0.271 Dick Simpson, R OBP: 0.309, SLG: 0.417	FC6-4 BB S				F4		FC3-6 1B		K	5	0	1	0	0	1	2					
Don Mincher, L OBP: 0.373, SLG: 0.434	BB IBB						FC3-6 1B		4-3	3	0	0	0	2	0	2					
Wayne Comer, R OBP: 0.365, SLG: 0.452	FC6-4 1-2 2-3 BB				F9					4	0	2	1	1	0	2					
Rich Rollins, R OBP: 0.288, SLG: 0.290 John Kennedy, R OBP: 0.348, SLG: 0.367	FC6-4 1-2				F3				FC5-4	5	0	1	0	0	0	6					
Jerry McNertney, R OBP: 0.295, SLG: 0.385		6-3								4	0	0	0	0	0	1					
Ray Oyler, R OBP: 0.318, SLG: 0.333		BB BB								2	1	1	0	2	1	1					
Gene Brabender, R OBP: 0.263, SLG: 0.176					F7					3	0	0	0	1	2	3					
Inning Stats	R: 0 E: 0 K: 0 S: 4	H: 1 LOB: 3 BB: 2 P: 12	R: 0 E: 0 K: 1 S: 5	H: 0 LOB: 2 BB: 2 P: 13	R: 0 E: 0 K: 0 S: 3	H: 0 LOB: 0 BB: 0 P: 3	R: 0 E: 0 K: 0 S: 3	H: 0 LOB: 1 BB: 1 P: 7	R: 0 E: 1 K: 0 S: 4	H: 1 LOB: 2 BB: 0 P: 8	R: 1 E: 0 K: 0 S: 6	H: 3 LOB: 3 BB: 0 P: 6	R: 1 E: 0 K: 0 S: 4	H: 2 LOB: 1 BB: 1 P: 8	R: 0 E: 0 K: 1 S: 6	H: 1 LOB: 1 BB: 0 P: 6		1B: 8 2B: 0 3B: 0 HR: 0	SF: 0 SAC: 0 DP: 0 HBP: 0	WP: 0 PB: 0 SB: 2 CS: 0	PA: 42
PITCHER Mel Stottlemyre, R ERA: 2.49	IP: 9.0 WLS: L BF: 42	H: 8 R: 2 ER: 2 SO: 4	BB: 5 IBB: 2 HBP: 0 BLK: 0	WP: 0 HR: 0 S: 43 P: 71	ERA: 2.00 WHIP: 1.444											PITCHER	IP: 9.0 WLS: L BF: 42	H: 8 R: 2 ER: 2 SO: 4	BB: 5 IBB: 2 HBP: 0 BLK: 0	WP: 0 HR: 0 S: 43 P: 71	ERA: 2.00 WHIP: 1.444

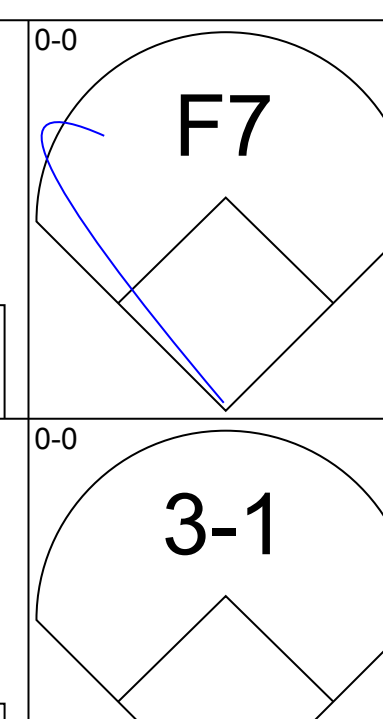
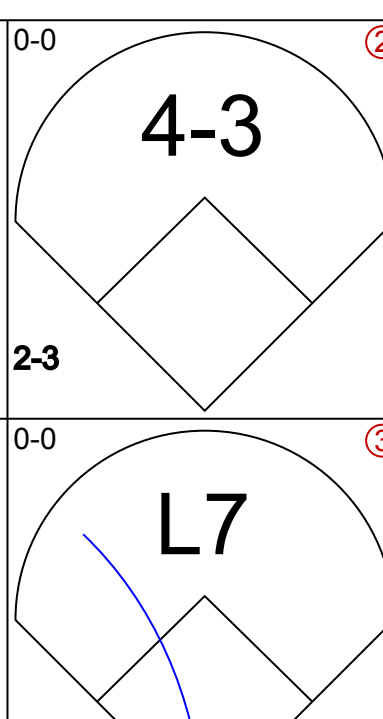
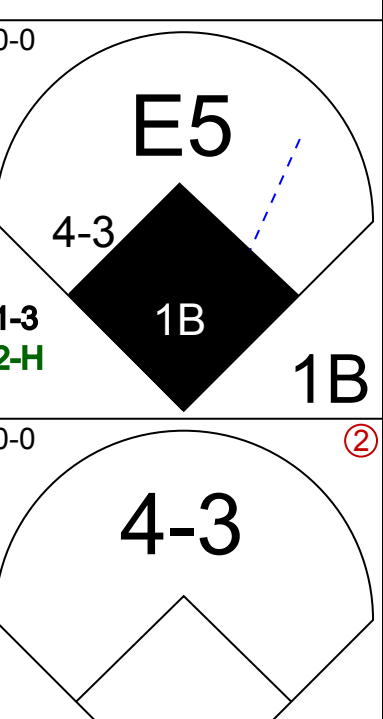
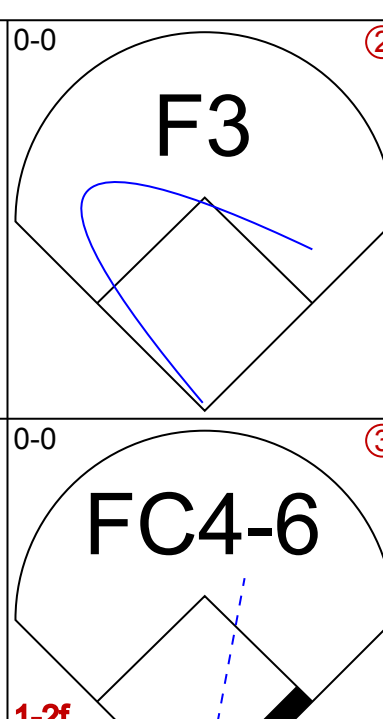
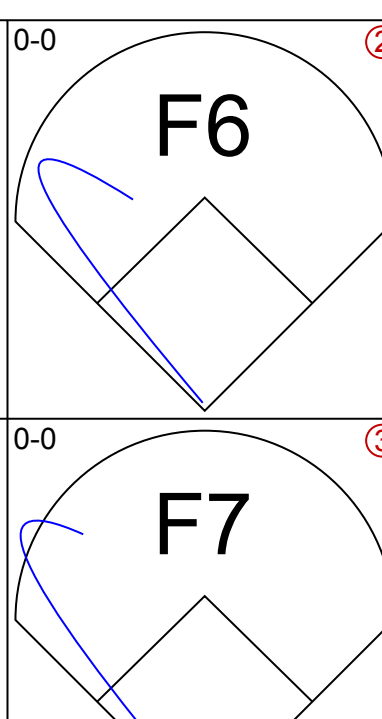
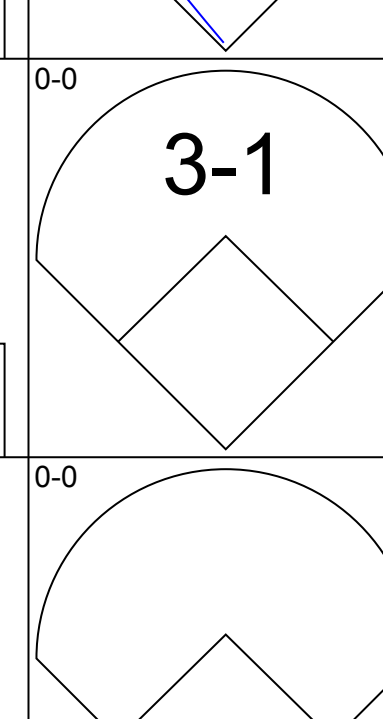
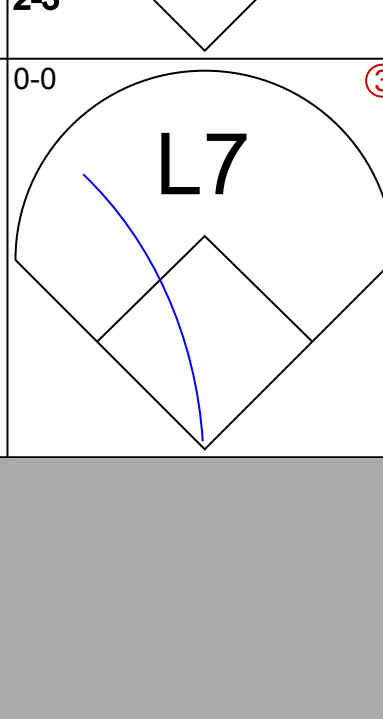
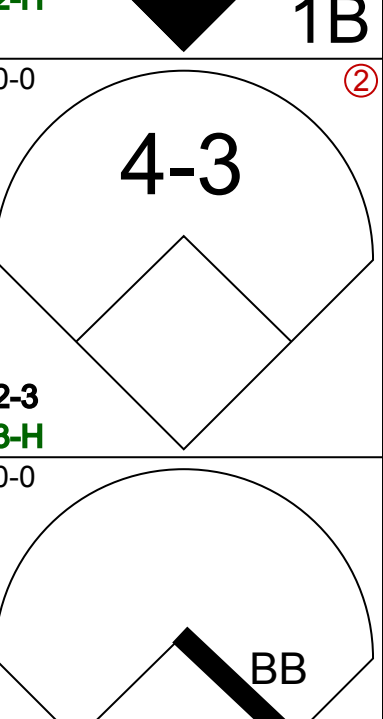
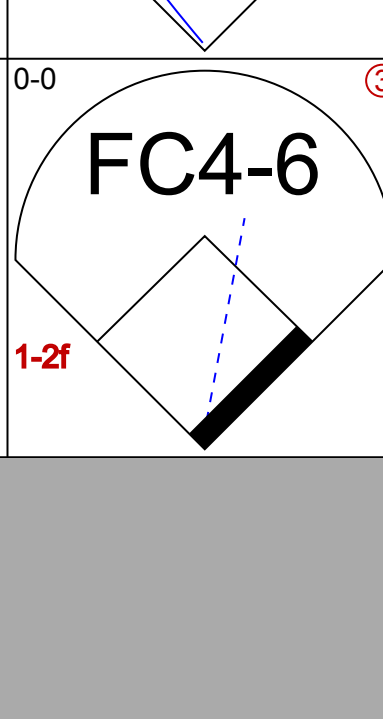
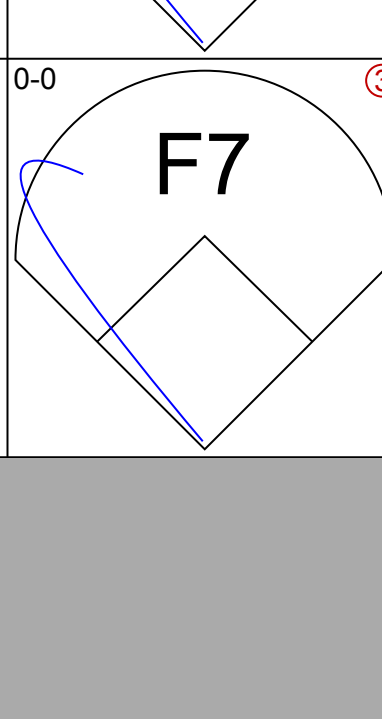
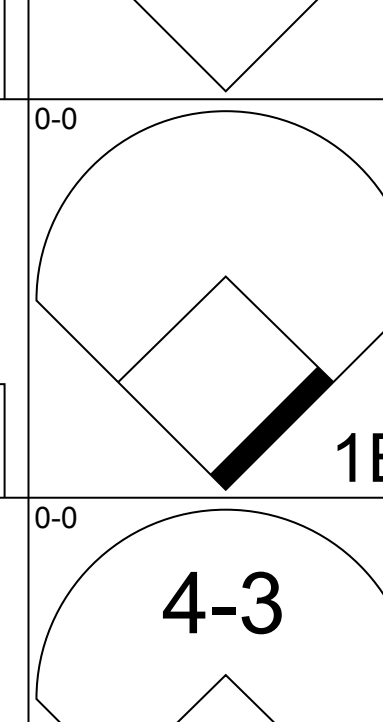
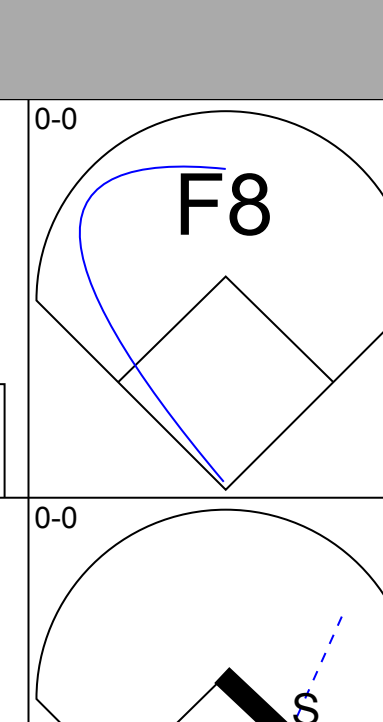
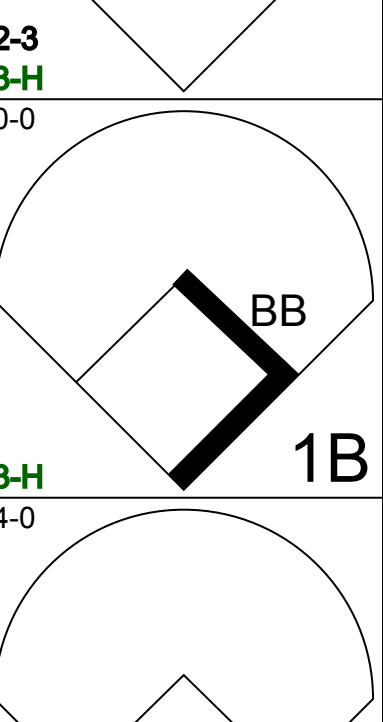
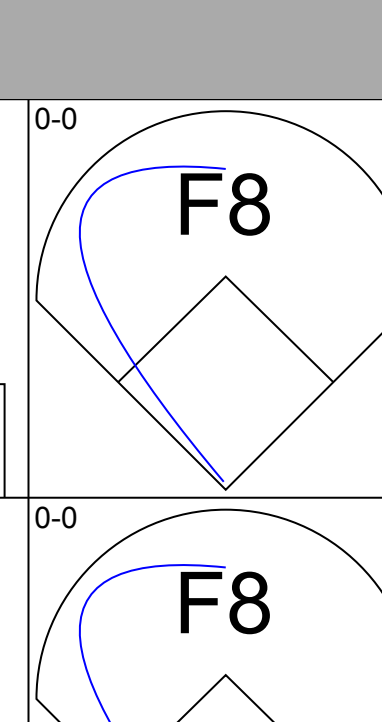
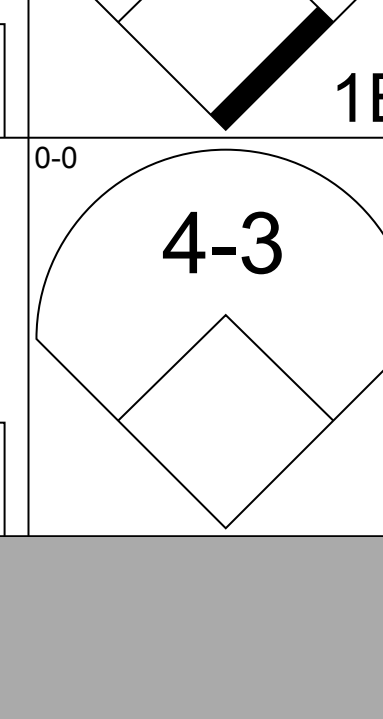
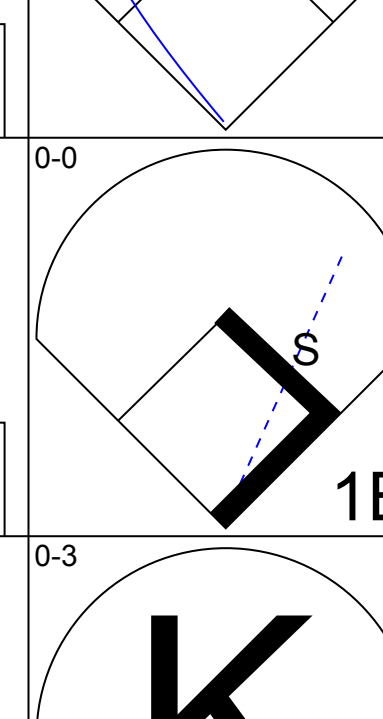
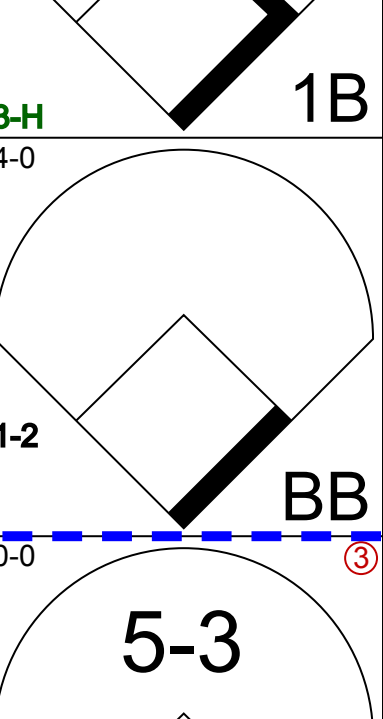
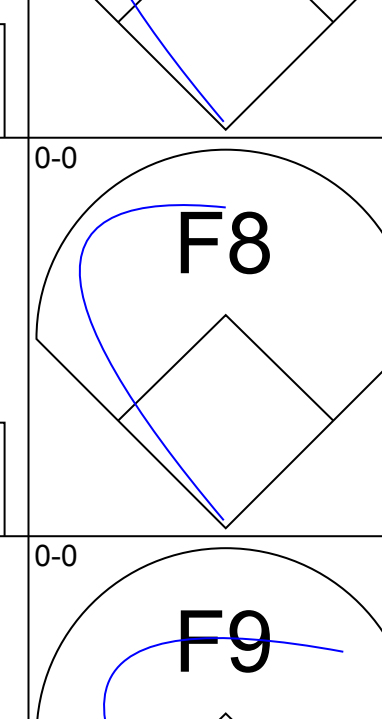
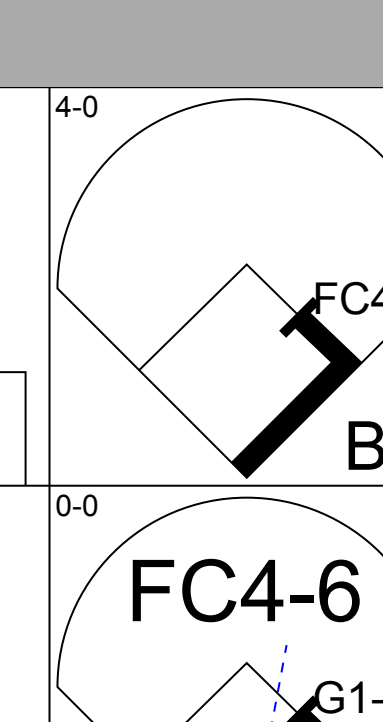
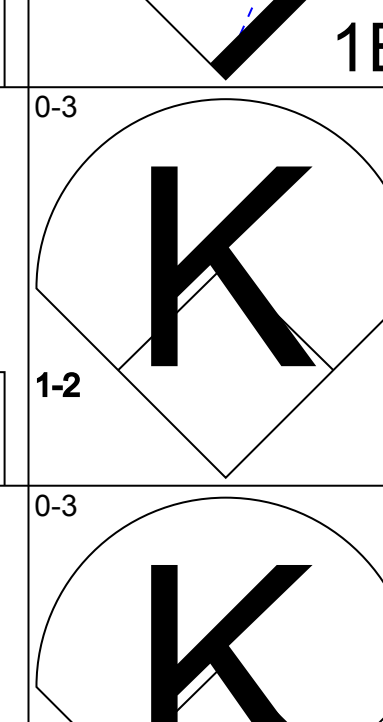
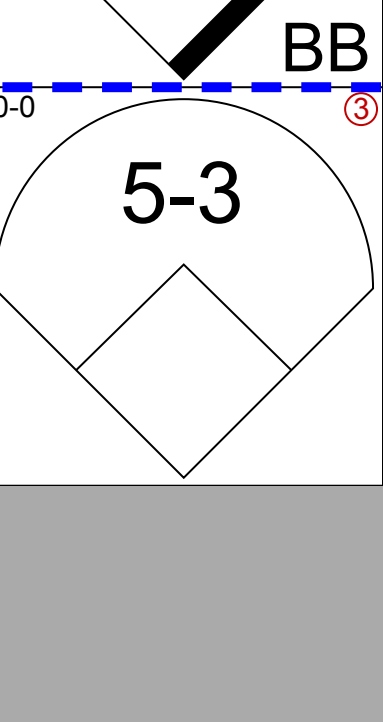
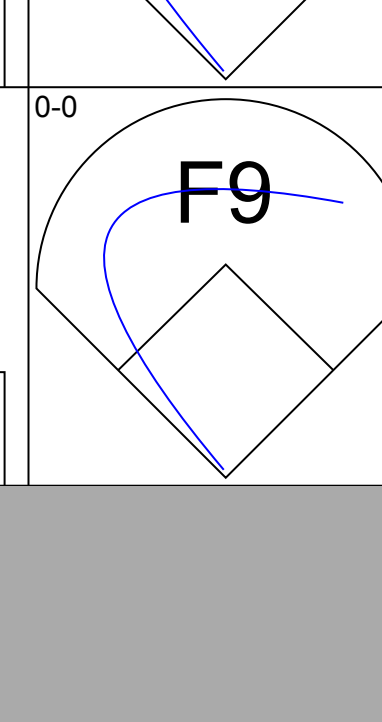
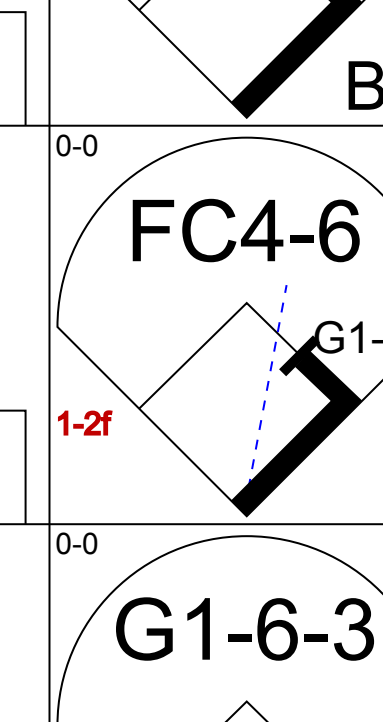
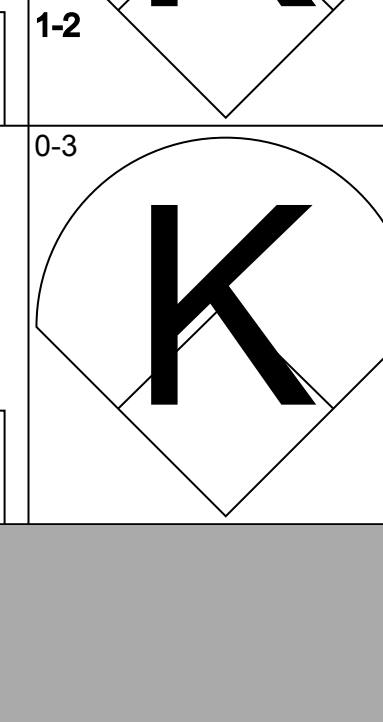
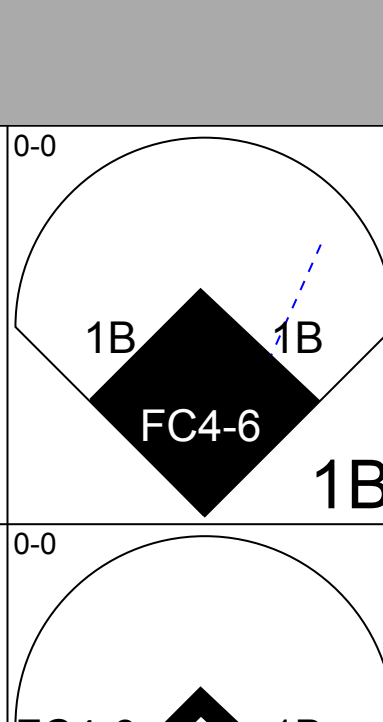
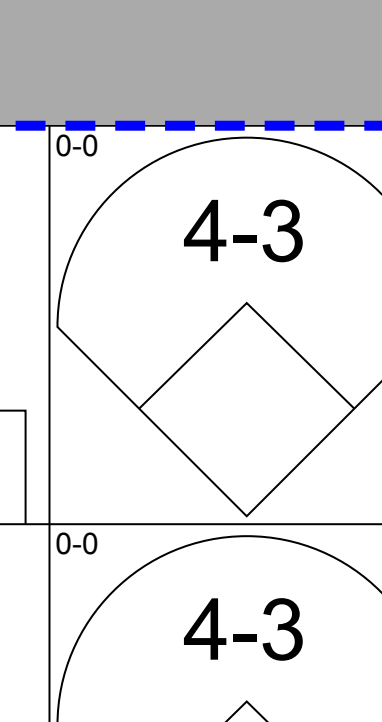
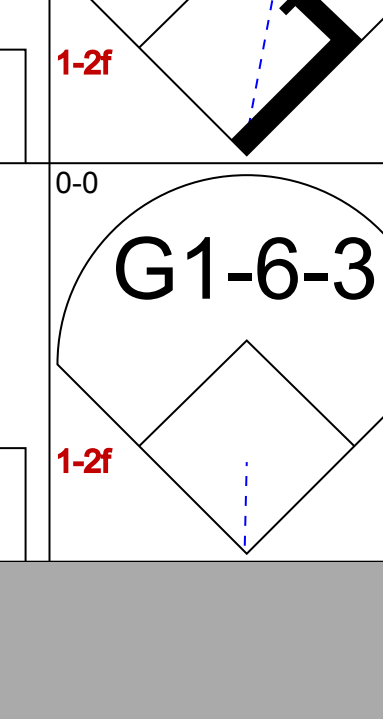
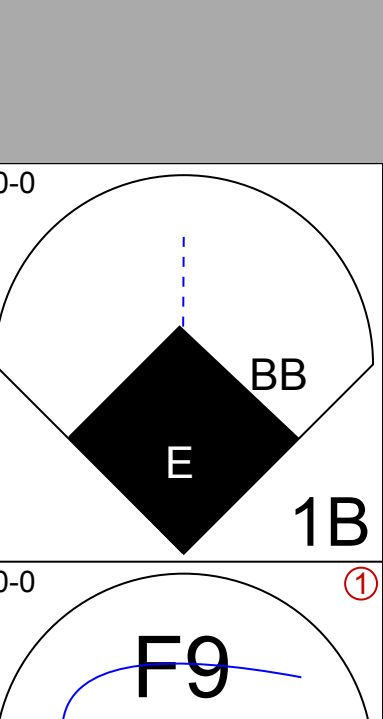
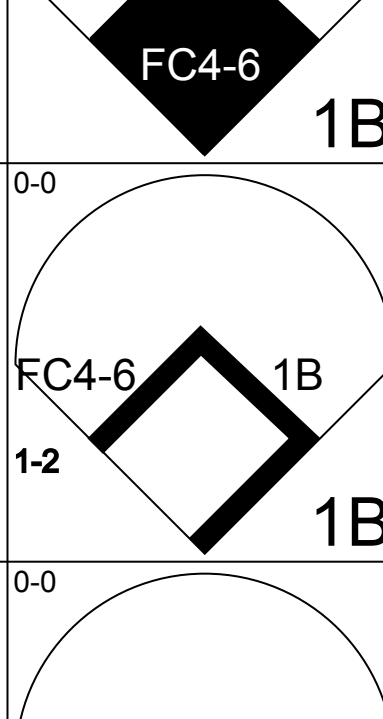
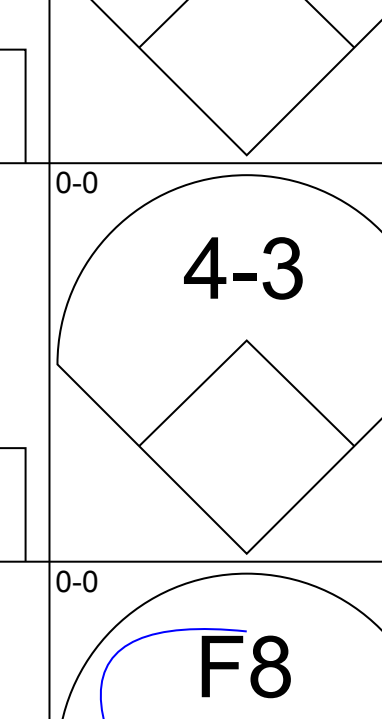
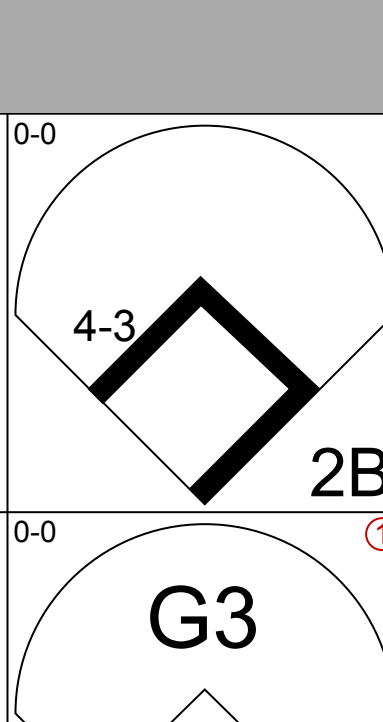
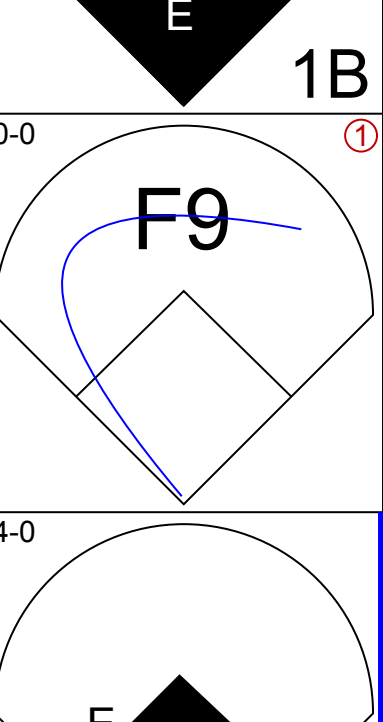
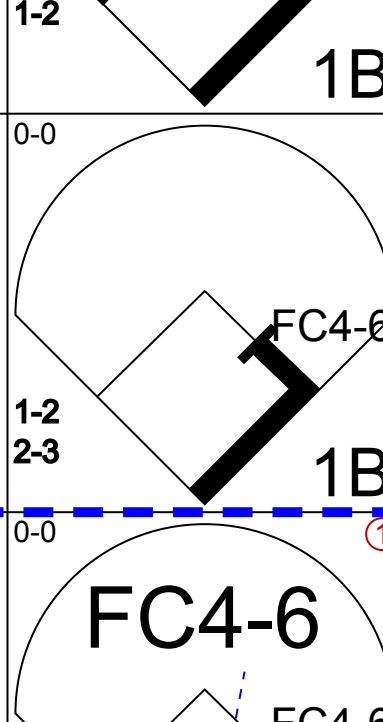
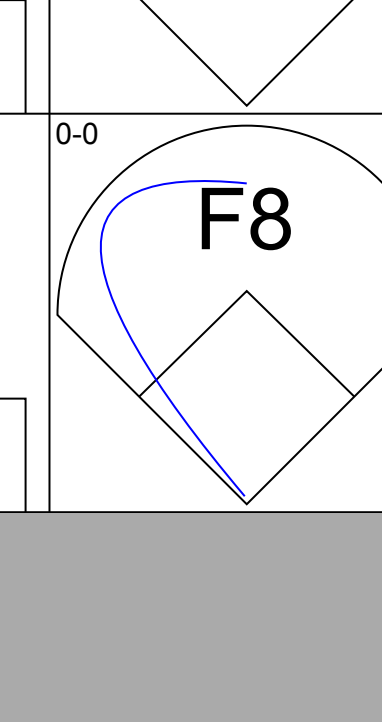

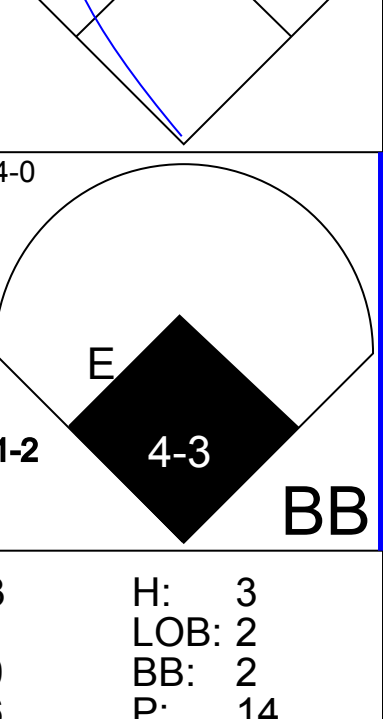
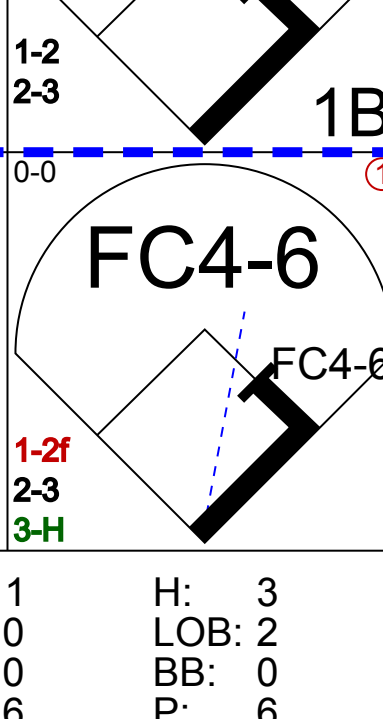
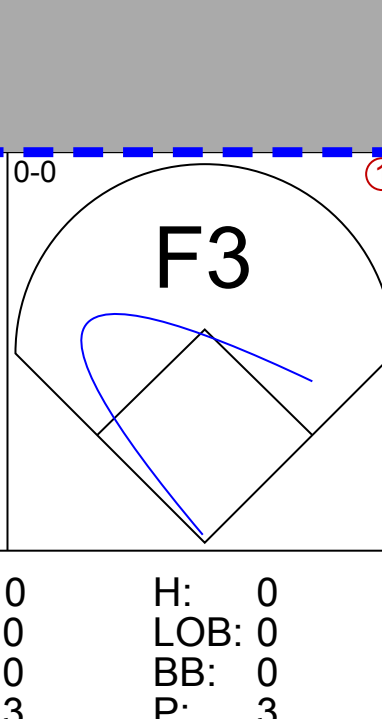
Batter	1	2	3	4	5	6	7	8	9	AB	R	H	RBI	BB	SO	LOB	BOTTOM				
Horace Clarke, S OBP: 0.326, SLG: 0.324	E4 WP SH4-3	1-3								3	0	1	0	1	0	1	Seattle Pilots @ New York Yankees Yankee Stadium, Bronx, NY Fri Jun 13 1969, 7:05 PM EDT Att: 14,967 - Unknown - 80 F AB 30 R 1 H 4 RBI 0 BB 4 SO 4 LOB 13 				
Jerry Kenney, L OBP: 0.344, SLG: 0.340	SH4-3 1-2				G3		FC4-6 BB			3	0	0	0	0	0	2					
Bobby Murcer, L OBP: 0.345, SLG: 0.502	K				F4					4	0	0	0	0	1	2					
Roy White, S OBP: 0.380, SLG: 0.404							E 4-3 BB		4-3	2	0	1	0	2	0	0					
Jimmie Hall, L OBP: 0.278, SLG: 0.333	G3				F9		4-3			4	0	0	0	0	1	4					
Jim Lytle, L OBP: 0.246, SLG: 0.259					F3					4	1	1	0	0	0	1					
Gene Michael, S OBP: 0.333, SLG: 0.319					5-3					3	0	0	0	1	0	1					
Jake Gibbs, L OBP: 0.268, SLG: 0.236					F7					4	0	1	0	0	2	0					
Mel Stottlemyre, R OBP: 0.265, SLG: 0.295										3	0	0	0	0	0	2					
Inning Stats	R: 0 E: 1 K: 1 S: 6	H: 0 LOB: 2 BB: 1 P: 10	R: 0 E: 0 K: 0 S: 4	H: 2 LOB: 1 BB: 1 P: 8	R: 0 E: 0 K: 0 S: 4	H: 1 LOB: 1 BB: 0 P: 4	R: 0 E: 0 K: 0 S: 3	H: 0 LOB: 0 BB: 0 P: 3	R: 0 E: 0 K: 0 S: 4	H: 1 LOB: 1 BB: 0 P: 4	R: 0 E: 0 K: 0 S: 3	H: 0 LOB: 1 BB: 1 P: 7	R: 0 E: 0 K: 1 S: 5	H: 0 LOB: 0 BB: 0 P: 5	R: 0 E: 0 K: 1 S: 5	H: 0 LOB: 0 BB: 0 P: 5		1B: 4 2B: 0 3B: 0 HR: 0	SF: 0 SAC: 1 DP: 1 HBP: 0	WP: 1 PB: 0 SB: 1 CS: 0	PA: 35
PITCHER Gene Brabender, R ERA: 5.4	IP: 9.0 WLS: W BF: 35	H: 4 R: 1 ER: 1 SO: 4	BB: 4 IBB: 0 HBP: 0 BLK: 0	WP: 1 HR: 0 S: 39 P: 55	ERA: 1.00 WHIP: 0.889											PITCHER	IP: 9.0 WLS: W BF: 35	H: 4 R: 1 ER: 1 SO: 4	BB: 4 IBB: 0 HBP: 0 BLK: 0	WP: 1 HR: 0 S: 39 P: 55	ERA: 1.00 WHIP: 0.889

Batter	1	2	3	4	5	6	7	8	9	AB	R	H	RBI	BB	SO	LOB	TOP										
Tommy Harper, R OBP: 0.414, SLG: 0.377 (1, 4)										4	0	2	0	1	1	0											
Mike Hegan, L OBP: 0.434, SLG: 0.516 (1, 9)										4	0	0	0	1	1	5											
Tommy Davis, R OBP: 0.234, SLG: 0.271 Diego Segui, R OBP: 0.167, SLG: 0.091 (1, 7) (9, 1)										4	0	1	1	1	0	2											
Don Mincher, L OBP: 0.364, SLG: 0.422 (1, 3)										5	0	0	0	0	1	6											
Wayne Comer, R OBP: 0.368, SLG: 0.450 (1, 8) (9, 2)										3	2	1	0	1	1	1											
Rich Rollins, R OBP: 0.263, SLG: 0.284 (1, 5)										3	0	0	0	0	1	1											
Jerry McNertney, R OBP: 0.301, SLG: 0.413 Dick Simpson, R OBP: 0.309, SLG: 0.417 (1, 2) (9, PR) (9, 8)										4	1	2	2	0	0	0											
Ray Oyler, R OBP: 0.318, SLG: 0.328 John Donaldson, L OBP: 0.250, SLG: 0.077 (1, 6) (9, PH) (9, 6)										2	0	0	0	1	0	0											
Marty Pattin, R OBP: 0.216, SLG: 0.219 John O'Donoghue, R OBP: 0.145, SLG: 0.263 Jim Bouton, R OBP: 0.145, SLG: 0.263 Merritt Ranew, L OBP: 0.145, SLG: 0.263 John Gelnar, R OBP: 0.145, SLG: 0.263 Gus Gil, R OBP: 0.145, SLG: 0.263 Jim Gosger, L OBP: 0.145, SLG: 0.263 (1, 1) (5, 1) (6, 1) (8, PH) (8, 1) (9, PH) (9, 7)										2	0	0	0	0	1	1											
Inning Stats	R: 0 E: 0 K: 1 S: 5	H: 0 LOB: 0 BB: 0 P: 5	R: 0 E: 0 K: 0 S: 3	H: 0 LOB: 0 BB: 0 P: 3	R: 0 E: 0 K: 1 S: 5	H: 0 LOB: 0 BB: 0 P: 5	R: 0 E: 0 K: 0 S: 4	H: 1 LOB: 1 BB: 0 P: 4	R: 2 E: 0 K: 1 S: 7	H: 2 LOB: 2 BB: 2 P: 15	R: 0 E: 1 K: 0 S: 5	H: 0 LOB: 0 BB: 0 P: 3	R: 0 E: 0 K: 0 S: 3	H: 1 LOB: 2 BB: 1 P: 8	R: 3 E: 0 K: 2 S: 10	H: 3 LOB: 3 BB: 3 P: 22	1B: 5 2B: 2 3B: 0 HR: 1	SF: 0 SAC: 1 DP: 1 HBP: 0	WP: 0 PB: 0 SB: 0 CS: 1	PA: 40							
PITCHER	IP	WLS	BF	H	R	ER	SO	BB	IBB	HBP	BLK	WP	HR	S	P	ERA	WHIP										
Bill Burbach, R ERA: 2.85 (1, 1)	5.0		20	3	2	2	3	2	0	0	0	0	1	24	32	3.60	1.000										
Ken Johnson, R ERA: 5.01 (6, 1)	3.1	L	14	3	2	2	2	1	0	0	0	0	0	17	21	5.40	1.200										
Lindy McDaniel, R ERA: 4.08 (9, 1)	0.0		2	1	0	0	0	1	0	0	0	0	0	1	5	∞	∞										
Steve Hamilton, L ERA: 3.55 (9, 1)	0.1		2	0	0	0	0	0	1	0	0	0	0	1	5	0.00	0.000										
Jack Aker, R ERA: 4.82 (9, 1)	0.1		2	0	1	1	1	1	0	0	0	0	0	3	7	27.00	3.000										

Seattle Pilots @ New York Yankees
Yankee Stadium, Bronx, NY
Sat Jun 14 1969, 7:05 PM EDT
Alt. 9,214 - Unknown - 74 F

AB 33
R 5
H 7
RBI 5
BB 6
SO 6
LOB 16



Batter	1	2	3	4	5	6	7	8	9	AB	R	H	RBI	BB	SO	LOB	BOTTOM										
Horace Clarke, S OBP: 0.324, SLG: 0.321 (1, 4)										5	1	1	1	0	0	3											
Jerry Kenney, L OBP: 0.336, SLG: 0.332 (1, 5)										5	0	0	1	0	0	4											
Bobby Murcer, L OBP: 0.347, SLG: 0.502 (1, 9)										4	0	2	1	0	0	0											
Joe Pepitone, L OBP: 0.286, SLG: 0.520 (1, 3)										3	0	1	0	1	0	1											
Roy White, S OBP: 0.378, SLG: 0.397 (1, 7)										3	0	0	0	1	1	3											
Jim Lytle, L OBP: 0.246, SLG: 0.259 (1, 8)										4	1	1	0	0	1	2											
Gene Michael, S OBP: 0.341, SLG: 0.329 (1, 6)										4	1	2	0	0	0	1											
Jake Gibbs, L OBP: 0.277, SLG: 0.258 (1, 2)										4	0	2	0	0	0	1											
Bill Burbach, R ERA: 2.85 Jimmie Hall, L ERA: 2.35 Ken Johnson, R ERA: 4.35 Lindy McDaniel, R ERA: 4.08 Steve Hamilton, L ERA: 3.55 Jack Aker, R ERA: 4.82 Bobby Cox, R ERA: 3.29 (1, 1) (5, PH) (5, 1) (9, 1) (9, 1) (9, PH) (9, PH) (9, 7)										1	0	0	0	0	0	1											
Inning Stats	R: 0 E: 0 K: 0 S: 4	H: 1 LOB: 1 BB: 0 P: 4	R: 0 E: 0 K: 0 S: 2	H: 0 LOB: 1 BB: 1 P: 6	R: 0 E: 0 K: 2 S: 8	H: 1 LOB: 1 BB: 0 P: 8	R: 3 E: 1 K: 0 S: 6	H: 3 LOB: 2 BB: 2 P: 14	R: 0 E: 0 K: 0 S: 3	H: 0 LOB: 0 BB: 0 P: 3	R: 0 E: 0 K: 0 S: 3	H: 0 LOB: 0 BB: 0 P: 3	R: 0 E: 0 K: 0 S: 3	H: 0 LOB: 0 BB: 0 P: 3	R: 0 E: 0 K: 0 S: 3	H: 0 LOB: 0 BB: 0 P: 3	1B: 8 2B: 1 3B: 0 HR: 0	SF: 0 SAC: 0 DP: 1 HBP: 0	WP: 0 PB: 0 SB: 1 CS: 0	PA: 38							
PITCHER	IP	WLS	BF	H	R	ER	SO	BB	IBB	HBP	BLK	WP	HR	S	P	ERA	WHIP										
Marty Pattin, R ERA: 4.16 (1, 1)	4.2		22	6	3	2	2	3	0	0	0	0	0	23	35	3.86	1.929										
John O'Donoghue, L ERA: 2.35 (5, 1)	0.1		4	3	1	1	0	0	0	0	0	0	0	4	4	27.00	9.000										
Jim Bouton, R ERA: 4.35 (6, 1)	2.0		6	0	0	0	0	0	0	0	0	0	0	6	6	0.00	0.000										
John Gelnar, R ERA (8, 1)	1.0	W	3	0	0	0	0	0	0	0	0	0	0	3	3	0.00	0.000										
Diego Segui, R ERA: 3.29 (9, 1)	1.0	S	3	0	0	0	0	0	0	0	0	0	0	3	3	0.00	0.000										

Seattle Pilots @ New York Yankees
Yankee Stadium, Bronx, NY
Sat Jun 14 1969, 7:05 PM EDT
Alt. 9,214 - Unknown - 74 F

AB 35
R 4
H 9
RBI 4
BB 3
SO 2
LOB 18



Batter	1	2	3	4	5	6	7	8	9	AB	R	H	RBI	BB	SO	LOB	TOP
Tommy Harper, R OBP: 0.406, SLG: 0.372 (1, 4)	0-0 1-3		0-0 L7			0-3 K				3	0	0	0	0	1	1	Seattle Pilots @ New York Yankees Yankee Stadium, Bronx, NY Sun Jun 15 1969, 3:33 AM EDT Att: 58,733 - Overcast - 84 F livebaseballscorecards.com
Mike Hegan, L OBP: 0.436, SLG: 0.515 (1, 9)	4-0 FC5-4 BB		0-0 L8			0-0 1B				2	0	1	0	1	0	1	
Dick Simpson, R OBP: 0.298, SLG: 0.400 (1, 8)	0-0 FC5-4 1-2		0-0 5-3							2	0	0	0	0	0	2	
Don Mincher, L OBP: 0.365, SLG: 0.423 (1, 3)	0-0 6-3			0-0 G5-4-3 1B						2	0	1	0	0	0	1	
Wayne Comer, R OBP: 0.369, SLG: 0.450 (1, 7)		0-0 S 1B		0-0 G5-4-3 1-2						2	0	1	0	0	0	1	
John Donaldson, L OBP: 0.222, SLG: 0.067 (1, 5)		0-3 K		0-0 4-3						2	0	0	0	0	1	1	
Jerry McNertney, R OBP: 0.296, SLG: 0.406 (1, 2)		0-0 F9 1-2			0-0 6-3					2	0	0	0	0	0	1	
Ray Oyler, R OBP: 0.314, SLG: 0.323 (1, 6)		0-3 K			0-0 F6					2	0	0	0	0	1	1	
Fred Talbot, R Jim Bouton, R (5, 1)			4-0 BB		0-3 K					1	0	0	0	1	1	0	
Inning Stats	R: 0 E: 0 K: 0 S: 3	H: 0 LOB: 1 BB: 1 P: 7	R: 0 E: 0 K: 2 S: 8	H: 1 LOB: 1 BB: 0 P: 8	R: 0 E: 0 K: 0 S: 3	H: 0 LOB: 1 BB: 1 P: 7	R: 0 E: 0 K: 0 S: 3	H: 1 LOB: 0 BB: 0 P: 3	R: 0 E: 0 K: 1 S: 5	H: 0 LOB: 0 BB: 0 P: 5	R: 0 E: 0 K: 1 S: 4	H: 1 LOB: 1 BB: 0 P: 4					
PITCHER Stan Bahnsen, R ERA: 3.96 (1, 1)	IP: 5.1 WLS: W BF: 20 H: 3 R: 0 ER: 0 SO: 4 BB: 2 IBB: 0 HBP: 0 BLK: 0 WP: 0 HR: 0 S: 26 P: 34 ERA: 0.00 WHIP: 0.938																

Batter	1	2	3	4	5	6	7	8	9	AB	R	H	RBI	BB	SO	LOB	BOTTOM
Horace Clarke, S OBP: 0.324, SLG: 0.322 (1, 4)	0-0 4-3		0-0 5-3		0-0 CS 1B					3	0	1	0	0	0	0	Seattle Pilots @ New York Yankees Yankee Stadium, Bronx, NY Sun Jun 15 1969, 3:33 AM EDT Att: 58,733 - Overcast - 84 F livebaseballscorecards.com
Jerry Kenney, L OBP: 0.336, SLG: 0.328 (1, 5)	0-0 E4 F8 3B		0-3 K		4-0 FC1-6 BB					2	1	0	0	1	1	0	
Bobby Murcer, L OBP: 0.343, SLG: 0.495 (1, 9)	0-0 F8 1-3		0-0 E3		0-0 FC1-6 BB 3B					3	1	0	0	0	0	2	
Roy White, S OBP: 0.382, SLG: 0.394 (1, 7)	4-0 3B BB		0-0 F4		4-0 3B BB					1	2	0	0	2	0	1	
Jimmie Hall, L OBP: 0.291, SLG: 0.370 (1, 3)	0-0 1-H 3-H 3B			0-0 4-3	0-0 1-H 2-H 3B					3	0	2	4	0	0	0	
Jim Lytle, L OBP: 0.234, SLG: 0.246 (1, 8)	0-0 G3			0-0 F6	0-3 K					3	0	0	0	0	1	2	
Gene Michael, S OBP: 0.345, SLG: 0.347 (1, 6)		0-0 F7								2	0	1	0	0	0	0	
Jake Gibbs, L OBP: 0.282, SLG: 0.255 (1, 2)		0-0 4-3		4-0 IBB						1	0	0	0	1	0	0	
Stan Bahnsen, R OBP: 0.120, SLG: 0.083 (1, 1)		0-3 K		0-3 K						2	0	0	0	0	2	2	
Inning Stats	R: 2 E: 1 K: 0 S: 5	H: 1 LOB: 1 BB: 1 P: 9	R: 0 E: 0 K: 1 S: 5	H: 0 LOB: 0 BB: 0 P: 5	R: 0 E: 1 K: 1 S: 6	H: 0 LOB: 1 BB: 0 P: 6	R: 0 E: 0 K: 1 S: 6	H: 1 LOB: 2 BB: 1 P: 10	R: 2 E: 0 K: 1 S: 6	H: 2 LOB: 1 BB: 2 P: 14							
PITCHER Fred Talbot, R ERA: 3.6 Jim Bouton, R ERA: 4.31 (5, 1)	IP: 4.2 WLS: L BF: 23 H: 4 R: 4 ER: 2 SO: 3 BB: 3 IBB: 1 HBP: 0 BLK: 0 WP: 0 HR: 0 S: 25 P: 41 ERA: 3.86 WHIP: 1.500																

AB 18
R 0
H 3
RBI 0
BB 2
SO 4
LOB 9



WP: 0 PA: 20
PB: 0
SB: 1
CS: 0

AB 20
R 4
H 4
RBI 4
BB 4
SO 4
LOB 7




WP: 0 PA: 24
PB: 0
SB: 1
CS: 1

Batter	1	2	3	4	5	6	7	8	9	AB	R	H	RBI	BB	SO	LOB	TOP																					
Mickey Stanley, R OBP: 0.279, SLG: 0.331 (1, 6)	5-3			HR 2B	F6			5-3		4	1	1	0	0	0	1																						
Dick McAuliffe, L OBP: 0.382, SLG: 0.454 (1, 4)	K			F5				K		4	0	0	0	0	3	1																						
Al Kaline, R OBP: 0.374, SLG: 0.489 (1, 9)	L9			2H HR	L6-3			L3-1		4	1	1	2	0	0	0																						
Norm Cash, L OBP: 0.367, SLG: 0.467 (1, 3)		L4		F4	L9			FC6-4 1B		4	0	1	0	0	0	0																						
Willie Horton, R OBP: 0.279, SLG: 0.348 Dick Tracewski, R OBP: 0.333, SLG: 0.167 (1, 7) (9, 6)	5-3			F8				F8		4	0	0	0	0	0	1																						
Jim Northrup, L OBP: 0.325, SLG: 0.520 (1, 8) (9, 7)	K							K2-3		3	0	0	0	0	3	0																						
Bill Freehan, R OBP: 0.364, SLG: 0.407 (1, 2)			K		F7			5-3		3	0	0	0	0	1	0																						
Don Wert, R OBP: 0.222, SLG: 0.192 (1, 5)			K					1-3		3	1	1	0	0	1	0																						
Denny McLain, R OBP: 0.314, SLG: 0.271 (1, 1)			K					4-3		3	0	1	1	0	1	0																						
Inning Stats	R: 0 E: 0 K: 1 S: 5	H: 0 LOB: 0 BB: 0 P: 5	R: 0 E: 0 K: 1 S: 5	H: 0 LOB: 0 BB: 0 P: 5	R: 0 E: 0 K: 3 S: 9	H: 0 LOB: 0 BB: 0 P: 9	R: 2 E: 0 K: 0 S: 5	H: 2 LOB: 0 BB: 0 P: 5	R: 1 E: 0 K: 1 S: 7	H: 2 LOB: 1 BB: 0 P: 7	R: 0 E: 0 K: 1 S: 5	H: 0 LOB: 0 BB: 0 P: 5	R: 0 E: 0 K: 1 S: 3	H: 0 LOB: 0 BB: 0 P: 3	R: 0 E: 0 K: 1 S: 6	H: 1 LOB: 1 BB: 0 P: 6	1B: 3 2B: 1 3B: 0 HR: 1	SF: 0 SAC: 0 DP: 0 HBP: 0	WP: 0 PB: 0 SB: 0 CS: 0	PA: 32																		
PITCHER	IP	WLS	BF	H	R	ER	SO	BB	IBB	HBP	BLK	WP	HR	S	P	ERA	WHIP	PITCHER				IP	WLS	BF	H	R	ER	SO	BB	IBB	HBP	BLK	WP	HR	S	P	ERA	WHIP
Fritz Peterson, L ERA: 2.55 Lindy McDaniel, R ERA: 3.85 (1, 1) (8, 1)	7.0	L	25	4	3	3	8	0	0	0	0	0	1	41	41	3.86	0.571					2.0		7	1	0	0	1	0	0	0	0	0	9	9	0.00	0.500	

Detroit Tigers @ New York Yankees
Yankee Stadium, Bronx, NY
Mon Jun 16 1969, 7:05 PM EDT
Att: 10,627 - Unknown - 72 F


AB 32
R 3
H 5
RBI 3
BB 0
SO 9
LOB 3



Batter	1	2	3	4	5	6	7	8	9	AB	R	H	RBI	BB	SO	LOB	BOTTOM																					
Horace Clarke, S OBP: 0.323, SLG: 0.320 (1, 4)	FC1-6 1B		6-3		F7			F5		4	0	1	0	0	0	0																						
Jerry Kenney, L OBP: 0.330, SLG: 0.322 (1, 5)	FC1-6 1B		5-3		K			F7		4	1	0	0	0	1	1																						
Bobby Murcer, L OBP: 0.337, SLG: 0.487 (1, 9)	F2		3-1		F8			L9		4	0	0	0	0	0	1																						
Roy White, S OBP: 0.384, SLG: 0.402 (1, 7)				K				F2		4	1	2	1	0	1	0																						
Jimmie Hall, L OBP: 0.283, SLG: 0.360 (1, 3)	F7			5-3				4-3		4	0	0	0	0	1	2																						
Jim Lyttle, L OBP: 0.235, SLG: 0.246 (1, 8)		L9		2B 1B				K		4	0	1	0	0	1	1																						
Gene Michael, S OBP: 0.363, SLG: 0.372 (1, 6)								F6		3	0	2	1	1	0	0																						
Jake Gibbs, L OBP: 0.280, SLG: 0.247 (1, 2)	F7			1-3 2B				F7		3	0	0	0	1	0	2																						
Fritz Peterson, S OBP: 0.190, SLG: 0.083 Bobby Cox, R OBP: 0.299, SLG: 0.276 Lindy McDaniel, R (7, PH) (8, 1)	4-3							5-3		2	0	0	0	0	1	4																						
Inning Stats	R: 1 E: 0 K: 0 S: 5	H: 2 LOB: 1 BB: 0 P: 5	R: 0 E: 0 K: 0 S: 3	H: 0 LOB: 1 BB: 1 P: 7	R: 0 E: 0 K: 2 S: 9	H: 2 LOB: 3 BB: 1 P: 13	R: 0 E: 0 K: 2 S: 9	H: 2 LOB: 0 BB: 0 P: 5	R: 0 E: 0 K: 1 S: 5	H: 0 LOB: 0 BB: 0 P: 5	R: 0 E: 0 K: 0 S: 3	H: 0 LOB: 0 BB: 0 P: 3	R: 0 E: 0 K: 0 S: 3	H: 0 LOB: 0 BB: 0 P: 3	R: 1 E: 0 K: 1 S: 7	H: 2 LOB: 1 BB: 0 P: 7	1B: 4 2B: 2 3B: 0 HR: 0	SF: 0 SAC: 0 DP: 0 HBP: 0	WP: 0 PB: 0 SB: 0 CS: 0	PA: 35																		
PITCHER	IP	WLS	BF	H	R	ER	SO	BB	IBB	HBP	BLK	WP	HR	S	P	ERA	WHIP	PITCHER				IP	WLS	BF	H	R	ER	SO	BB	IBB	HBP	BLK	WP	HR	S	P	ERA	WHIP
Denny McLain, R ERA: 2.54 (1, 1)	9.0	W	35	6	2	2	5	1	1	0	0	0	0	43	51	2.00	0.778																					

Detroit Tigers @ New York Yankees
Yankee Stadium, Bronx, NY
Mon Jun 16 1969, 7:05 PM EDT
Att: 10,627 - Unknown - 72 F

AB 33
R 2
H 6
RBI 2
BB 2
SO 5
LOB 11




Batter	1	2	3	4	5	6	7	8	9	AB	R	H	RBI	BB	SO	LOB	TOP										
Mickey Stanley, R (1,6) OBP: 0.281, SLG: 0.340	1-3		F9		5-3		HR 1B			4	1	1	0	0	0	0	Detroit Tigers @ New York Yankees Yankee Stadium, Bronx, NY Tue Jun 17 1969, 7:05 PM EDT Att: 17,731 - Unknown - 70 F livebaseballscorecards.com										
Dick McAuliffe, L (1,4) OBP: 0.389, SLG: 0.476	F7		BB		F5		HR			3	1	1	3	1	0	0											
Al Kaline, R (1,9) OBP: 0.372, SLG: 0.482	BB		K		L8		L7			3	0	0	0	1	1	1											
Bill Freehan, R (1,3) OBP: 0.359, SLG: 0.413	F4		K		F4		K			4	0	0	0	0	2	2											
Willie Horton, R (1,7)		F8		HR 1B	6-3		F2			4	1	1	0	0	0	0											
Jim Northrup, L (1,8) OBP: 0.316, SLG: 0.498		K		F6		F4		K		4	0	0	0	0	2	1											
Ike Brown, R (1,5) OBP: 0.500, SLG: 1.250		E6 2B		HR			CS 1B		F8	4	2	2	2	0	0	0											
Jim Price, R (1,2) OBP: 0.310, SLG: 0.579		1-H 2B		F6		K	1-2		F1	4	0	1	1	0	1	1											
Mickey Lolich, S (1,1) Don McMahon, R (8,1)		F9		K			HR BB		1-3	2	1	0	0	1	1	1											
										1	0	0	0	0	0	0											
Inning Stats	R: 0 E: 0 K: 0 S: 3	H: 0 LOB: 1 BB: 1 P: 7	R: 1 E: 1 K: 1 S: 7	H: 1 LOB: 1 BB: 0 P: 7	R: 0 E: 0 K: 2 S: 7	H: 0 LOB: 1 BB: 1 P: 11	R: 2 E: 0 K: 1 S: 7	H: 2 LOB: 0 BB: 0 P: 7	R: 0 E: 0 K: 0 S: 3	H: 0 LOB: 0 BB: 0 P: 3	R: 0 E: 0 K: 0 S: 3	H: 0 LOB: 0 BB: 0 P: 3	R: 3 E: 0 K: 1 S: 7	H: 3 LOB: 0 BB: 1 P: 11	R: 0 E: 0 K: 2 S: 7	H: 0 LOB: 0 BB: 0 P: 7	R: 0 E: 0 K: 0 S: 3	H: 0 LOB: 0 BB: 0 P: 3	1B: 3 2B: 2 3B: 0 HR: 2	SF: 0 SAC: 0 DP: 1 HBP: 0	WP: 0 PB: 0 SB: 0 CS: 1	PA: 36					
PITCHER	IP	WLS	BF	H	R	ER	SO	BB	IBB	HBP	BLK	WP	HR	S	P	ERA	WHIP										
Mike Kekich, L (1,1) ERA: 6.81	7.0	L	30	6	6	5	5	3	0	0	0	0	2	37	49	6.43	1.286										
Ken Johnson, R (8,1) ERA: 4.46	2.0		6	0	0	0	2	0	0	0	0	0	0	10	10	0.00	0.000										

Batter	1	2	3	4	5	6	7	8	9	AB	R	H	RBI	BB	SO	LOB	BOTTOM										
Horace Clarke, S (1,4) OBP: 0.324, SLG: 0.320	F8		F8			L9		L7		4	0	0	0	0	0	2	Detroit Tigers @ New York Yankees Yankee Stadium, Bronx, NY Tue Jun 17 1969, 7:05 PM EDT Att: 17,731 - Unknown - 70 F livebaseballscorecards.com										
Ron Woods, R (1,8) OBP: 0.364, SLG: 0.474	K		4-3			F7		2B		4	1	1	0	0	1	1											
Bobby Murcer, L (1,9) OBP: 0.335, SLG: 0.476	K				K		1B		K	4	0	1	0	0	3	2											
Roy White, S (1,7) OBP: 0.379, SLG: 0.398		K		6-3		F8		2B		4	1	1	2	0	1	1											
Bill Robinson, R (1,3) OBP: 0.224, SLG: 0.262		F8		K			L6		2B	4	0	1	1	0	1	0											
Bobby Cox, R (1,5) OBP: 0.307, SLG: 0.266					1B		1-3		F8	3	0	1	0	1	0	1											
Gene Michael, S (1,6) OBP: 0.354, SLG: 0.365		5-3			BB				F5	4	0	1	0	0	1	2											
Jake Gibbs, L (1,2) OBP: 0.282, SLG: 0.250										3	0	1	0	0	2	2											
Ken Johnson, R (8,1)										0	0	0	0	0	0	0											
Jerry Kenney, L (9, FH) OBP: 0.329, SLG: 0.320			SH1-4 1B							1	0	0	0	0	0	0											
Mike Kekich, R (1,1) OBP: 0.125, SLG: 0.250										1	0	0	0	0	0	1											
Frank Fernandez, R (8,2) OBP: 0.378, SLG: 0.410			SH1-4 1-2					2B		1	1	0	0	1	1	0											
Inning Stats	R: 0 E: 0 K: 2 S: 7	H: 0 LOB: 0 BB: 0 P: 7	R: 0 E: 0 K: 1 S: 6	H: 1 LOB: 1 BB: 0 P: 6	R: 0 E: 0 K: 0 S: 4	H: 1 LOB: 1 BB: 0 P: 4	R: 0 E: 0 K: 2 S: 7	H: 0 LOB: 0 BB: 0 P: 7	R: 0 E: 0 K: 0 S: 4	H: 0 LOB: 1 BB: 0 P: 4	R: 0 E: 0 K: 1 S: 6	H: 1 LOB: 1 BB: 0 P: 6	R: 0 E: 0 K: 1 S: 8	H: 3 LOB: 1 BB: 1 P: 12	R: 0 E: 0 K: 1 S: 5	H: 0 LOB: 0 BB: 0 P: 5	1B: 3 2B: 4 3B: 0 HR: 0	SF: 0 SAC: 1 DP: 0 HBP: 0	WP: 0 PB: 0 SB: 0 CS: 0	PA: 36							
PITCHER	IP	WLS	BF	H	R	ER	SO	BB	IBB	HBP	BLK	WP	HR	S	P	ERA	WHIP										
Mickey Lolich, L (1,1) ERA: 3.18	7.2		32	7	3	3	9	2	0	0	0	0	0	48	56	3.52	1.174										
Don McMahon, R (8,1) ERA: 3.76	1.1	S	4	0	0	0	1	0	0	0	0	0	0	6	6	0.00	0.000										

Batter	1	2	3	4	5	6	7	8	9	AB	R	H	RBI	BB	SO	LOB	TOP					
Dick McAuliffe, L (1, 4) OBP: 0.391, SLG: 0.474										3	2	1	0	1	0	1						
Tom Tresh, S (1, 6) OBP: 0.284, SLG: 0.275										2	0	0	0	2	1	1						
Al Kaline, R (1, 9) OBP: 0.370, SLG: 0.477										4	0	1	1	0	0	3						
Norm Cash, L (1, 3) OBP: 0.367, SLG: 0.460										3	0	2	1	0	0	1						
Bill Freehan, R (8, PH) OBP: 0.356, SLG: 0.411										1	0	0	0	0	0	0						
Jim Northrup, L (1, 8) OBP: 0.316, SLG: 0.493										2	0	0	0	1	1	2						
Mickey Stanley, R (9, PH) OBP: 0.280, SLG: 0.339										1	0	0	0	0	0	0						
Willie Horton, R (1, 7) OBP: 0.276, SLG: 0.350										4	0	1	0	0	0	3						
Tom Matchick, L (1, 5) OBP: 0.288, SLG: 0.291										3	0	0	0	0	2	0						
Ike Brown, R (9, PH) OBP: 0.400, SLG: 1.000										1	0	0	0	0	0	1						
Jim Price, R (1, 2) OBP: 0.326, SLG: 0.550										2	0	0	0	2	1	0						
Dick Tracewski, R (9, PR) OBP: 0.333, SLG: 0.167										0	0	0	0	0	0	0						
Joe Sparna, R (1, 1) OBP: 0.105, SLG: 0.056										3	0	0	0	0	2	1						
Pat Dobson, R (7, 1) OBP: 0.100, SLG: 0.100										0	0	0	0	0	0	0						
Mike Kilkenny, R (7, 1)										0	0	0	0	0	0	0						
Tom Timmermann, R (7, 1)										0	0	0	0	0	0	0						
Don Wert, R (9, PH) OBP: 0.221, SLG: 0.190										1	0	0	0	0	0	2						
Inning Stats	R: 1 E: 0 K: 0 S: 3	H: 1 LOB: 2 BB: 3 P: 15	R: 0 E: 0 K: 1 S: 5	H: 0 LOB: 1 BB: 1 P: 9	R: 0 E: 0 K: 0 S: 3	H: 1 LOB: 0 BB: 1 P: 7	R: 0 E: 0 K: 0 S: 3	H: 0 LOB: 0 BB: 0 P: 3	R: 1 E: 0 K: 2 S: 9	H: 2 LOB: 1 BB: 0 P: 9	R: 0 E: 0 K: 2 S: 7	H: 0 LOB: 0 BB: 0 P: 7	R: 0 E: 0 K: 2 S: 7	H: 0 LOB: 0 BB: 0 P: 7	R: 0 E: 0 K: 0 S: 3	H: 0 LOB: 0 BB: 1 P: 3	R: 0 E: 0 K: 0 S: 4	H: 1 LOB: 2 BB: 1 P: 8	1B: 4 2B: 1 3B: 0 HR: 0	SF: 0 SAC: 0 DP: 2 HBP: 0	WP: 0 PB: 1 SB: 0 CS: 0	PA: 36
PITCHER	IP WLS BF H R ER SO BB IBB HBP BLK WP HR S P ERA WHIP																					
Bill Burbach, R (1, 1) ERA: 2.72	7.0 W 28 4 2 1 7 5 0 0 0 0 0 0 37 57 1.29 1.286																					
Steve Hamilton, L (8, 1) ERA: 3.29	2.0 S 8 1 0 0 0 1 0 0 0 0 0 0 7 11 0.00 1.000																					

Detroit Tigers @ New York Yankees
Yankee Stadium, Bronx, NY
Wed Jun 18 1969, 7:05 PM EDT
Att. 9,739 - Overcast - 68 F


AB 30
R 2
H 5
RBI 2
BB 6
SO 7
LOB 15



Batter	1	2	3	4	5	6	7	8	9	AB	R	H	RBI	BB	SO	LOB	BOTTOM			
Horace Clarke, S (1, 4) OBP: 0.333, SLG: 0.325										2	1	2	0	2	0	0				
Jerry Kenney, L (1, 5) OBP: 0.328, SLG: 0.321										3	0	1	2	0	0	2				
Bobby Murcer, L (1, 9) OBP: 0.333, SLG: 0.477										4	0	1	1	0	0	2				
Joe Pepitone, L (1, 3) OBP: 0.289, SLG: 0.517										3	0	1	0	1	0	0				
Roy White, S (1, 7) OBP: 0.382, SLG: 0.397										3	0	1	0	1	0	1				
Jim Lytle, L (1, 8) OBP: 0.225, SLG: 0.235										3	0	0	0	0	1	2				
Bill Robinson, R (7, PH) OBP: 0.222, SLG: 0.259										1	0	0	0	0	0	3				
Gene Michael, S (1, 6) OBP: 0.350, SLG: 0.352										3	1	0	0	1	1	1				
Jake Gibbs, L (1, 2) OBP: 0.281, SLG: 0.243										3	1	0	0	1	0	0				
Bill Burbach, R (1, 1) ERA: 3.04										1	1	0	0	1	0	0				
Ron Woods, R (7, PH) ERA: 3.27										0	0	0	0	0	0	0				
Jimmie Hall, L (7, PH) OBP: 0.281, SLG: 0.357										1	0	0	0	0	0	2				
Steve Hamilton, L (8, 1) ERA:										1	0	0	0	0	1	0				
Inning Stats	R: 0 E: 0 K: 0 S: 2	H: 0 LOB: 0 BB: 1 P: 6	R: 0 E: 0 K: 1 S: 6	H: 1 LOB: 0 BB: 0 P: 6	R: 0 E: 0 K: 0 S: 4	H: 1 LOB: 0 BB: 0 P: 4	R: 0 E: 0 K: 0 S: 4	H: 1 LOB: 1 BB: 0 P: 4	R: 1 E: 0 K: 1 S: 7	H: 2 LOB: 2 BB: 1 P: 11	R: 0 E: 0 K: 0 S: 3	H: 0 LOB: 0 BB: 0 P: 3	R: 3 E: 0 K: 0 S: 4	H: 1 LOB: 3 BB: 5 P: 24	R: 0 E: 0 K: 1 S: 5	H: 0 LOB: 0 BB: 0 P: 5	1B: 5 2B: 1 3B: 0 HR: 0	SF: 1 SAC: 0 DP: 1 HBP: 0	WP: 1 PB: 0 SB: 2 CS: 0	PA: 36
PITCHER	IP WLS BF H R ER SO BB IBB HBP BLK WP HR S P ERA WHIP																			
Joe Sparna, R (1, 1) ERA: 3.04	6.0 L 26 5 3 3 2 4 0 0 0 0 0 0 26 42 4.50 1.500																			
Pat Dobson, R (7, 1) ERA: 3.27	0.2 3 0 0 0 0 1 0 0 0 0 1 0 2 6 0.00 1.500																			
Mike Kilkenny, L (7, 1) ERA:	0.0 3 1 1 1 0 2 0 0 0 0 0 0 1 9 ∞ ∞																			
Tom Timmermann, R (7, 1) ERA:	1.1 4 0 0 0 1 0 0 0 0 0 0 0 6 6 0.00 0.000																			

Detroit Tigers @ New York Yankees
Yankee Stadium, Bronx, NY
Wed Jun 18 1969, 7:05 PM EDT
Att. 9,739 - Overcast - 68 F


AB 28
R 4
H 6
RBI 3
BB 7
SO 3
LOB 13



Batter	1	2	3	4	5	6	7	8	9	AB	R	H	RBI	BB	SO	LOB	TOP					
Dick McAuliffe, L (1,4) OBP: 0.395, SLG: 0.492										5	2	3	1	0	0	1						
Ike Brown, R (1,5) OBP: 0.400, SLG: 0.700										5	1	2	0	0	1	1						
Al Kaline, R (1,9) OBP: 0.368, SLG: 0.480										3	0	1	2	0	0	1						
Norm Cash, L (1,3) OBP: 0.360, SLG: 0.451										4	0	0	0	0	1	3						
Jim Northrup, L (1,8) OBP: 0.319, SLG: 0.491										3	0	1	0	1	0	0						
Willie Horton, R (1,7) OBP: 0.271, SLG: 0.343										4	0	0	0	0	1	3						
Mickey Stanley, R (1,6) OBP: 0.283, SLG: 0.339										3	0	1	0	1	1	1						
Bill Freehan, R (1,2) OBP: 0.351, SLG: 0.402										4	0	0	0	0	0	3						
Earl Wilson, R (1,1) Tom Matlack, L (5, PH) Pat Dobson, R (5, PH) Gatez Brown, L (5, PH) Mike Kikenny, R (5, PH) Tom Trash, S (5, PH)										1	0	0	0	0	0	1						
Inning Stats	R: 1 E: 0 K: 1 S: 7	H: 2 LOB: 2 BB: 1 P: 11	R: 0 E: 0 K: 0 S: 4	H: 1 LOB: 0 BB: 0 P: 4	R: 0 E: 0 K: 0 S: 3	H: 0 LOB: 0 BB: 0 P: 3	R: 0 E: 1 K: 0 S: 4	H: 1 LOB: 1 BB: 0 P: 4	R: 1 E: 0 K: 1 S: 7	H: 2 LOB: 1 BB: 1 P: 7	R: 0 E: 0 K: 1 S: 6	H: 0 LOB: 2 BB: 1 P: 10	R: 0 E: 0 K: 0 S: 4	H: 1 LOB: 1 BB: 0 P: 4	R: 0 E: 0 K: 1 S: 5	H: 0 LOB: 0 BB: 0 P: 5	R: 1 E: 0 K: 1 S: 6	H: 1 LOB: 0 BB: 0 P: 6	1B: 6 2B: 1 3B: 0 HR: 1	SF: 1 SAC: 0 DP: 0 HBP: 0	WP: 0 PB: 0 SB: 0 CS: 0	PA: 38
PITCHER Stan Bahnsen, R (1,1) ERA: 3.87	IP: 9.0 WLS: W BF: 38 H: 8 R: 3 ER: 3 SO: 5 BB: 2 IBB: 0 HBP: 0 BLK: 0 WP: 0 HR: 1 S: 46 P: 54 ERA: 3.00 WHIP: 1.111															PITCHER	IP: 9.0 WLS: W BF: 38 H: 8 R: 3 ER: 3 SO: 5 BB: 2 IBB: 0 HBP: 0 BLK: 0 WP: 0 HR: 1 S: 46 P: 54 ERA: 3.00 WHIP: 1.111					

Detroit Tigers @ New York Yankees
 Yankee Stadium, Bronx, NY
 Thu Jun 19 1969, 7:05 PM EDT
 Att: 11,293 - Cloudy - 80 F


AB	35
R	3
H	8
RBI	3
BB	2
SO	5
LOB	16





Batter	1	2	3	4	5	6	7	8	9	AB	R	H	RBI	BB	SO	LOB	BOTTOM			
Horace Clarke, S (1,4) OBP: 0.336, SLG: 0.325										3	2	1	0	1	0	1				
Jerry Kenney, L (1,5) OBP: 0.326, SLG: 0.324										4	0	1	0	0	0	0				
Bobby Murcer, L (1,9) OBP: 0.332, SLG: 0.481										4	1	1	0	0	2	3				
Joe Pepitone, L (1,3) OBP: 0.285, SLG: 0.511										3	0	0	1	0	1	1				
Jimmie Hall, L (1,7) OBP: 0.280, SLG: 0.357										3	0	1	1	0	0	1				
Jim Lytle, L (1,8) OBP: 0.227, SLG: 0.250										4	0	1	0	0	0	0				
Gene Michael, S (1,6) OBP: 0.364, SLG: 0.356										2	1	1	0	2	0	0				
Jake Gibbs, L (1,2) OBP: 0.280, SLG: 0.243										4	1	1	0	0	0	3				
Stan Bahnsen, R (1,1) OBP: 0.148, SLG: 0.115										2	0	1	0	0	1	0				
Inning Stats	R: 1 E: 0 K: 1 S: 7	H: 2 LOB: 1 BB: 0 P: 7	R: 3 E: 1 K: 1 S: 8	H: 2 LOB: 1 BB: 1 P: 12	R: 0 E: 0 K: 0 S: 4	H: 2 LOB: 2 BB: 1 P: 8	R: 0 E: 0 K: 1 S: 5	H: 0 LOB: 0 BB: 0 P: 5	R: 1 E: 0 K: 1 S: 6	H: 1 LOB: 0 BB: 0 P: 6	R: 0 E: 0 K: 0 S: 4	H: 1 LOB: 1 BB: 0 P: 4	R: 0 E: 0 K: 0 S: 3	H: 0 LOB: 0 BB: 0 P: 3	R: 0 E: 0 K: 0 S: 3	H: 0 LOB: 1 BB: 1 P: 7	1B: 5 2B: 2 3B: 1 HR: 0	SF: 2 SAC: 1 DP: 0 HBP: 0	WP: 0 PB: 0 SB: 0 CS: 1	PA: 35
PITCHER Earl Wilson, R (1,1) ERA: 3.11 Pat Dobson, R (5,1) ERA: 3.4 Mike Kikenny, L (6,1) ERA:	IP: 4.0 WLS: L BF: 20 H: 6 R: 4 ER: 1 SO: 3 BB: 0 IBB: 0 HBP: 0 BLK: 0 WP: 0 HR: 0 S: 24 P: 32 ERA: 2.25 WHIP: 2.000															PITCHER	IP: 4.0 WLS: L BF: 20 H: 6 R: 4 ER: 1 SO: 3 BB: 0 IBB: 0 HBP: 0 BLK: 0 WP: 0 HR: 0 S: 24 P: 32 ERA: 2.25 WHIP: 2.000			

Detroit Tigers @ New York Yankees
 Yankee Stadium, Bronx, NY
 Thu Jun 19 1969, 7:05 PM EDT
 Att: 11,293 - Cloudy - 80 F

AB	29
R	5
H	8
RBI	2
BB	3
SO	4
LOB	9



Batter	1	2	3	4	5	6	7	8	9	AB	R	H	RBI	BB	SO	LOB	TOP					
Horace Clarke, S OBP: 0.330, SLG: 0.319	G6-3		K		K		E 2B 1B		E 3B 1B	5	2	2	0	0	2	0	New York Yankees @ Boston Red Sox Fenway Park, Boston, MA Sat Jun 21 1969, 7:05 PM EDT Att: 30,571 - Unknown AB 34 R 6 H 9 RBI 6 BB 8 SO 11 LOB 23 					
Jerry Kenney, L OBP: 0.345, SLG: 0.342	L8-3 1B		BB		L8		F8 1-H 2B		SH 3B 1B	3	1	2	1	1	0	0						
Bobby Murcer, L OBP: 0.342, SLG: 0.488	L8-3		K		2B		F8 BB		3B BB	3	1	1	0	2	1	2						
Joe Pepitone, L OBP: 0.272, SLG: 0.488		G4-3	P4		P6		F8		K	5	0	0	0	0	1	7						
Roy White, S OBP: 0.402, SLG: 0.439		BB 2B			G6-3 3B		K BB		SH SF8 3B	4	2	3	3	1	1	0						
Jimme Hall, L OBP: 0.288, SLG: 0.354		BB BB			G4-3		G4-3		SF8	1	0	0	0	2	0	0						
Jim Wickens, R OBP: 0.320, SLG: 0.429		BB BB			G6-3 BB		K		SH SF8	0	0	0	0	0	0	0						
Jim Lytle, L OBP: 0.228, SLG: 0.250		BB BB			F8		BB		SH FC4-6 1B	1	0	0	0	0	1	3						
Bill Robinson, R OBP: 0.218, SLG: 0.257		BB BB			K		G4-3		SH FC4-6	0	0	0	1	0	0	0						
Gene Michael, S OBP: 0.373, SLG: 0.364		K			F8		K		SH FC4-6 1B	4	0	1	0	1	1	4						
Jake Gibbs, L OBP: 0.278, SLG: 0.230		BB			G6-3		K		FC4-6	4	0	0	1	1	1	3						
Mel Stottlemyre, R OBP: 0.259, SLG: 0.286		BB			K		G4-3		FC4-6	3	0	0	0	0	2	4						
Steve Hamilton, L		K			K		K			0	0	0	0	0	0	0						
Bobby Cox, R OBP: 0.312, SLG: 0.262		K			K		K			1	0	0	0	0	1	0						
Jack Aker, R		K			K		K			0	0	0	0	0	0	0						
Inning Stats	R: 0 E: 0 K: 0 S: 3	H: 1 LOB: 0 BB: 0 P: 3	R: 0 E: 0 K: 2 S: 8	H: 1 LOB: 3 BB: 2 P: 16	R: 0 E: 0 K: 2 S: 7	H: 0 LOB: 1 BB: 1 P: 11	R: 1 E: 0 K: 1 S: 6	H: 1 LOB: 1 BB: 1 P: 10	R: 0 E: 0 K: 1 S: 6	H: 0 LOB: 1 BB: 1 P: 6	R: 0 E: 0 K: 2 S: 7	H: 0 LOB: 1 BB: 1 P: 11	R: 1 E: 1 K: 1 S: 7	H: 2 LOB: 2 BB: 2 P: 15	R: 0 E: 0 K: 1 S: 5	H: 0 LOB: 0 BB: 0 P: 5	R: 4 E: 1 K: 1 S: 9	H: 3 LOB: 1 BB: 1 P: 13	1B: 4 2B: 4 3B: 2 HR: 0	SF: 1 SAC: 1 DP: 1 HBP: 0	WP: 0 PB: 0 SB: 0 CS: 0	PA: 44
PITCHER	IP WLS BF H R ER SO BB IBB HBP BLK WP HR S P ERA WHIP																					
Jim Lonborg, R ERA: 2.73	(1, 1) 6.1 30 6 2 2 8 6 0 0 0 0 0 0 40 64 2.84 1.895																					
Bill Landis, L ERA: 8.89	(7, 1) 0.1 2 0 0 0 0 1 0 0 0 0 0 0 1 5 0.00 3.000																					
Lee Stange, R ERA: 3.08	(7, 1) 1.1 5 1 1 1 2 0 0 0 0 0 0 0 9 9 6.75 0.750																					
Sparky Lyle, L ERA: 2.63	(9, 1) 1.0 L 7 2 3 1 1 1 0 0 0 0 0 0 8 12 9.00 3.000																					

Batter	1	2	3	4	5	6	7	8	9	AB	R	H	RBI	BB	SO	LOB	BOTTOM					
Dick Schofield, S OBP: 0.412, SLG: 0.448	G4-6-3 1B	F8			G4-6-3 BB		WP E BB		G4-3	3	0	1	0	2	0	2	New York Yankees @ Boston Red Sox Fenway Park, Boston, MA Sat Jun 21 1969, 7:05 PM EDT Att: 30,571 - Unknown AB 31 R 3 H 4 RBI 2 BB 6 SO 6 LOB 19 					
Dalton Jones, L OBP: 0.294, SLG: 0.344	G4-6-3	F5			G4-6-3		FC6 WP			4	0	0	0	0	5							
Carl Yastrzemski, L OBP: 0.385, SLG: 0.570	K				F7		K		K	3	0	0	0	1	2	2						
Reggie Smith, S OBP: 0.371, SLG: 0.563		E4 1B			G3-1		F9		K	4	1	0	0	0	1	3						
Rico Petrocelli, R OBP: 0.459, SLG: 0.705		BB 1B BB			L7		F9		K	3	1	0	0	1	1	0						
Tony Conigliaro, R OBP: 0.318, SLG: 0.457		BB 1B BB			E6 G3 1B		P4		K	3	1	0	0	1	1	0						
George Scott, R OBP: 0.315, SLG: 0.355		E8 1B			G3 1B		1B		G3-1	4	0	3	2	0	0	0						
Tom Satriano, L OBP: 0.355, SLG: 0.287		BB			G3		G1-3		G6-3	3	0	0	0	1	0	3						
Jim Lonborg, R OBP: 0.217, SLG: 0.190		BB			B1-5		G6-3		F3	2	0	0	0	0	1	4						
Bill Landis, L		K								0	0	0	0	0	0	0						
Lee Stange, R OBP: 0.214, SLG: 0.083		K								1	0	0	0	0	0	0						
Sparky Lyle, L OBP: 0.400, SLG: 0.250		K								0	0	0	0	0	0	0						
Joe Lefourd, L OBP: 0.303, SLG: 0.288		K								1	0	0	0	0	0	0						
Inning Stats	R: 0 E: 0 K: 1 S: 5	H: 1 LOB: 0 BB: 0 P: 5	R: 3 E: 2 K: 1 S: 7	H: 1 LOB: 2 BB: 3 P: 19	R: 0 E: 0 K: 0 S: 3	H: 0 LOB: 0 BB: 0 P: 3	R: 0 E: 1 K: 0 S: 4	H: 1 LOB: 1 BB: 0 P: 4	R: 0 E: 0 K: 0 S: 2	H: 0 LOB: 1 BB: 2 P: 10	R: 0 E: 0 K: 0 S: 4	H: 1 LOB: 1 BB: 0 P: 4	R: 0 E: 1 K: 2 S: 8	H: 0 LOB: 2 BB: 1 P: 12	R: 0 E: 0 K: 2 S: 7	H: 0 LOB: 0 BB: 0 P: 7	R: 0 E: 0 K: 0 S: 3	H: 0 LOB: 0 BB: 0 P: 3	1B: 4 2B: 1 3B: 0 HR: 0	SF: 0 SAC: 0 DP: 3 HBP: 0	WP: 1 PB: 0 SB: 0 CS: 0	PA: 37
PITCHER	IP WLS BF H R ER SO BB IBB HBP BLK WP HR S P ERA WHIP																					
Mel Stottlemyre, R ERA: 2.65	(1, 1) 6.1 29 4 3 1 2 6 0 0 0 0 1 0 6 6 1.42 1.579																					
Steve Hamilton, L ERA: 3.21	(7, 1) 0.2 2 0 0 0 2 0 0 0 0 0 1 0 6 6 0.00 0.000																					
Jack Aker, R ERA: 4.09	(8, 1) 2.0 W 6 0 0 0 2 0 0 0 0 0 0 0 10 10 0.00 0.000																					

Batter	1	2	3	4	5	6	7	8	9	AB	R	H	RBI	BB	SO	LOB	TOP					
Horace Clarke, S (1,4) OBP: 0.337, SLG: 0.324										4	0	1	0	0	1	2						
Jerry Kenney, L (1,5) OBP: 0.342, SLG: 0.336										4	0	1	0	0	0	0						
Bobby Murcer, L (1,9) OBP: 0.336, SLG: 0.469										4	0	0	0	0	1	2						
Joe Pepitone, L (1,3) OBP: 0.270, SLG: 0.490										4	1	2	1	0	0	2						
Roy White, S (1,7) OBP: 0.417, SLG: 0.444										1	0	1	0	3	0	0						
Jim Lytle, L (1,8) OBP: 0.218, SLG: 0.229										4	0	0	0	0	2	7						
Gene Michael, S (1,6) OBP: 0.377, SLG: 0.369										4	0	2	0	0	0	1						
Jake Gibbs, L (1,2) OBP: 0.278, SLG: 0.233										4	0	0	0	0	0	3						
Mike Kekich, R (1,1) OBP: 0.111, SLG: 0.222 (7, PH)										1	0	0	0	0	1	0						
Jimmie Hall, L (7, PH) OBP: 0.284, SLG: 0.349										1	0	0	0	0	0	1						
Ken Johnson, R (7, 1) OBP: 0.216, SLG: 0.252 (9, PH)										0	0	0	0	0	0	0						
Bill Robinson, R (9, PH) OBP: 0.216, SLG: 0.252										1	0	0	0	0	0	0						
Inning Stats	R: 0 E: 0 K: 2 S: 9	H: 2 LOB: 3 BB: 1 P: 13	R: 0 E: 0 K: 0 S: 4	H: 1 LOB: 1 BB: 0 P: 4	R: 0 E: 0 K: 0 S: 3	H: 0 LOB: 0 BB: 0 P: 3	R: 0 E: 0 K: 1 S: 6	H: 1 LOB: 1 BB: 0 P: 6	R: 0 E: 0 K: 2 S: 7	H: 0 LOB: 0 BB: 0 P: 7	R: 1 E: 0 K: 0 S: 3	H: 1 LOB: 0 BB: 1 P: 7	R: 0 E: 0 K: 0 S: 4	H: 1 LOB: 1 BB: 0 P: 4	R: 0 E: 0 K: 0 S: 4	H: 1 LOB: 2 BB: 1 P: 8	R: 0 E: 0 K: 0 S: 3	H: 0 LOB: 0 BB: 0 P: 3	1B: 5 2B: 2 3B: 0 HR: 1	SF: 0 SAC: 1 DP: 1 HBP: 0	WP: 1 PB: 0 SB: 2 CS: 0	PA: 36
PITCHER Denny McLain, R (1,1) ERA: 2.42	IP: 9.0 WLS: W BF: 36 H: 7 R: 1 ER: 1 SO: 5 BB: 1 IBB: 2 HBP: 0 BLK: 0 WP: 1 HR: 1 S: 43 P: 55 ERA: 1.00 WHIP: 0.889															PITCHER	IP: 9.0 WLS: W BF: 36 H: 7 R: 1 ER: 1 SO: 5 BB: 1 IBB: 2 HBP: 0 BLK: 0 WP: 1 HR: 1 S: 43 P: 55 ERA: 1.00 WHIP: 0.889					

New York Yankees @ Detroit Tigers
Tiger Stadium, Detroit, MI
Tue Jun 24 1969, 7:05 PM EDT
Att: 19,006 - Unknown

AB 32
R 1
H 7
RBI 1
BB 3
SO 5
LOB 18



Batter	1	2	3	4	5	6	7	8	9	AB	R	H	RBI	BB	SO	LOB	BOTTOM					
Dick McAuliffe, L (1,4) OBP: 0.374, SLG: 0.457										4	0	1	0	0	0	2						
Tom Tresh, S (1,6) OBP: 0.283, SLG: 0.278										3	0	0	0	1	0	0						
Al Kaline, R (1,9) OBP: 0.369, SLG: 0.482										4	1	1	1	0	0	2						
Willie Horton, R (1,7) OBP: 0.302, SLG: 0.403										4	1	2	1	0	0	2						
Norm Cash, L (1,3) OBP: 0.364, SLG: 0.441										3	0	0	0	1	1	3						
Ike Brown, R (1,5) OBP: 0.438, SLG: 0.500										2	0	0	0	0	0	0						
Jim Northrup, L (1,8) OBP: 0.327, SLG: 0.476										1	0	0	0	2	0	0						
Bill Freehan, R (1,2) OBP: 0.348, SLG: 0.388										3	0	1	0	0	0	2						
Denny McLain, R (1,1) OBP: 0.281, SLG: 0.241										3	0	0	0	0	1	4						
Inning Stats	R: 2 E: 0 K: 1 S: 7	H: 2 LOB: 0 BB: 0 P: 7	R: 0 E: 0 K: 0 S: 3	H: 0 LOB: 0 BB: 0 P: 3	R: 0 E: 0 K: 1 S: 5	H: 0 LOB: 0 BB: 0 P: 5	R: 0 E: 0 K: 0 S: 3	H: 1 LOB: 0 BB: 0 P: 3	R: 0 E: 0 K: 0 S: 4	H: 1 LOB: 2 BB: 1 P: 8	R: 0 E: 0 K: 0 S: 3	H: 0 LOB: 0 BB: 0 P: 3	R: 0 E: 0 K: 0 S: 3	H: 0 LOB: 2 BB: 2 P: 11	R: 0 E: 0 K: 0 S: 4	H: 1 LOB: 2 BB: 1 P: 8	R: 0 E: 0 K: 0 S: 3	H: 0 LOB: 0 BB: 0 P: 3	1B: 3 2B: 0 3B: 0 HR: 2	SF: 0 SAC: 1 DP: 1 HBP: 0	WP: 0 PB: 0 SB: 0 CS: 0	PA: 32
PITCHER Mike Kekich, L (1,1) ERA: 6.31	IP: 6.0 WLS: L BF: 22 H: 4 R: 2 ER: 2 SO: 2 BB: 1 IBB: 0 HBP: 0 BLK: 0 WP: 0 HR: 2 S: 25 P: 29 ERA: 3.00 WHIP: 0.833															PITCHER Ken Johnson, R (7, 1) ERA: 4.99	IP: 2.0 WLS: 10 BF: 1 H: 0 R: 0 ER: 0 SO: 0 BB: 2 IBB: 1 HBP: 0 BLK: 0 WP: 0 HR: 0 S: 7 P: 19 ERA: 0.00 WHIP: 1.500					

New York Yankees @ Detroit Tigers
Tiger Stadium, Detroit, MI
Tue Jun 24 1969, 7:05 PM EDT
Att: 19,006 - Unknown

AB 27
R 2
H 5
RBI 2
BB 4
SO 2
LOB 15



Batter	1	2	3	4	5	6	7	8	9	AB	R	H	RBI	BB	SO	LOB	TOP					
Horace Clarke, S (1, 4) OBP: 0.339, SLG: 0.327										4	1	2	0	0	1	1	New York Yankees @ Detroit Tigers Tiger Stadium, Detroit, MI Wed Jun 25 1969, 7:05 PM EDT Att: 24,440 - Unknown					
Ron Woods, R (1, 8) OBP: 0.397, SLG: 0.400										3	0	1	0	1	1							
Bobby Murcer, L (1, 9) OBP: 0.331, SLG: 0.462										4	0	0	0	0	1	2						
Joe Pepitone, L (1, 3) OBP: 0.266, SLG: 0.483										4	0	0	0	0	2	1						
Bill Robinson, R (1, 7) OBP: 0.217, SLG: 0.252										4	0	1	0	0	1	0						
Bobby Cox, R (1, 5) OBP: 0.322, SLG: 0.274										4	0	1	0	0	3	2						
Frank Fernandez, R (1, 2) OBP: 0.349, SLG: 0.364										4	0	0	0	0	0	3						
Gene Michael, S (1, 6) OBP: 0.376, SLG: 0.368										3	0	1	0	0	1	0						
Fritz Peterson, S (1, 1) OBP: 0.178, SLG: 0.077										1	0	0	0	0	0	0						
Billy Cowan, R (8, PH) OBP: 0.233, SLG: 0.175										1	0	0	0	0	0	0						
Al Downing, R (8, 1)										0	0	0	0	0	0	0						
Inning Stats	R: 0 E: 0 K: 2 S: 6	H: 0 LOB: 0 BB: 1 P: 10	R: 0 E: 0 K: 0 S: 4	H: 1 LOB: 1 BB: 0 P: 4	R: 1 E: 1 K: 1 S: 7	H: 2 LOB: 1 BB: 0 P: 7	R: 0 E: 0 K: 3 S: 9	H: 0 LOB: 0 BB: 0 P: 9	R: 0 E: 0 K: 0 S: 4	H: 1 LOB: 1 BB: 0 P: 4	R: 0 E: 0 K: 1 S: 5	H: 0 LOB: 0 BB: 0 P: 5	R: 0 E: 0 K: 1 S: 5	H: 0 LOB: 0 BB: 0 P: 5	R: 0 E: 0 K: 1 S: 6	H: 1 LOB: 1 BB: 0 P: 6	R: 0 E: 1 K: 1 S: 7	H: 1 LOB: 2 BB: 0 P: 7	1B: 6 2B: 0 3B: 0 HR: 0	SF: 0 SAC: 1 DP: 0 HBP: 0	WP: 0 PB: 0 SB: 0 CS: 0	PA: 34
PITCHER	IP	WLS	BF	H	R	ER	SO	BB	IBB	HBP	BLK	WP	HR	S	P	ERA	WHIP					
Mickey Lolich, L (1, 1) ERA: 2.81	9.0	W	34	6	1	0	10	1	0	0	0	0	0	53	57	0.00	0.778					

Batter	1	2	3	4	5	6	7	8	9	AB	R	H	RBI	BB	SO	LOB	BOTTOM				
Dick McAuliffe, L (1, 4) OBP: 0.376, SLG: 0.457										4	0	2	1	0	0	2	New York Yankees @ Detroit Tigers Tiger Stadium, Detroit, MI Wed Jun 25 1969, 7:05 PM EDT Att: 24,440 - Unknown				
Tom Tresh, S (1, 6) OBP: 0.277, SLG: 0.273										3	0	0	1	0	0	1					
Al Kaline, R (1, 9) OBP: 0.367, SLG: 0.482										4	0	1	0	0	0	0					
Willie Horton, R (1, 7) OBP: 0.305, SLG: 0.402										3	0	1	0	1	2	0					
Norm Cash, L (1, 3) OBP: 0.362, SLG: 0.451										4	1	1	1	0	1	4					
Ike Brown, R (1, 5) OBP: 0.417, SLG: 0.469										4	1	1	0	0	0	1					
Jim Northrup, L (1, 8) OBP: 0.333, SLG: 0.502										4	2	3	2	0	1	0					
Bill Freehan, R (1, 2) OBP: 0.351, SLG: 0.387										3	1	1	0	1	0	1					
Mickey Lolich, S (1, 1) OBP: 0.225, SLG: 0.143										3	1	1	1	0	1	0					
Inning Stats	R: 0 E: 0 K: 0 S: 3	H: 0 LOB: 0 BB: 0 P: 3	R: 2 E: 0 K: 1 S: 8	H: 3 LOB: 2 BB: 1 P: 12	R: 0 E: 0 K: 1 S: 5	H: 0 LOB: 0 BB: 0 P: 5	R: 1 E: 0 K: 0 S: 4	H: 2 LOB: 0 BB: 0 P: 4	R: 0 E: 0 K: 0 S: 3	H: 1 LOB: 0 BB: 0 P: 3	R: 0 E: 0 K: 1 S: 6	H: 1 LOB: 1 BB: 0 P: 6	R: 2 E: 0 K: 1 S: 9	H: 3 LOB: 3 BB: 1 P: 13	R: 1 E: 0 K: 1 S: 6	H: 1 LOB: 0 BB: 0 P: 6	1B: 7 2B: 1 3B: 1 HR: 2	SF: 1 SAC: 1 DP: 2 HBP: 0	WP: 0 PB: 0 SB: 0 CS: 0	PA: 36	
PITCHER	IP	WLS	BF	H	R	ER	SO	BB	IBB	HBP	BLK	WP	HR	S	P	ERA	WHIP				
Fritz Peterson, L (1, 1) ERA: 2.72	7.0	L	32	10	5	5	4	0	2	0	0	0	1	38	46	6.43	1.429				
Al Downing, L (8, 1) ERA: 5.96	1.0		4	1	1	1	1	0	0	0	0	0	1	6	6	9.00	1.000				

Batter	1	2	3	4	5	6	7	8	9	AB	R	H	RBI	BB	SO	LOB	TOP		
Horace Clarke, S OBP: 0.342, SLG: 0.328	5-3		E6		6-3			G6-4-3 1B		4	0	1	0	0	0	0			
Ron Woods, R OBP: 0.333, SLG: 0.382	K		F5		K			G6-4-3 1-2		4	0	0	0	0	2	2			
Bobby Cox, R OBP: 0.308, SLG: 0.260	F3		6-3		6-3				K	4	0	0	0	0	1	1			
Joe Peppone, L OBP: 0.265, SLG: 0.478		E 1B	L4		G3				K	4	1	1	0	0	1	0			
Bobby Murcer, L OBP: 0.334, SLG: 0.458	E8 1B PO		K		K					4	0	2	0	0	2	0			
Frank Fernandez, R OBP: 0.354, SLG: 0.363				1B BB					K	3	0	1	1	1	2	1			
Bill Robinson, R OBP: 0.220, SLG: 0.254	2-3 3-H 1B		F2		F5					3	0	1	0	0	0	2			
Gene Michael, S OBP: 0.362, SLG: 0.352		K	F7		F9					3	0	0	0	0	1	4			
Stan Bahnsen, R OBP: 0.129, SLG: 0.100		PO	K		K					2	0	0	0	0	2	0			
Lindy McDaniel, R OBP: 0.129, SLG: 0.100										0	0	0	0	0	0	0			
Jack Aker, R OBP: 0.129, SLG: 0.100										0	0	0	0	0	0	0			
Len Boehmer, R OBP: 0.129, SLG: 0.100										1	0	0	0	0	1	0			
Al Downing, R OBP: 0.129, SLG: 0.100										0	0	0	0	0	0	0			
Inning Stats	R: 0 E: 0 K: 1 S: 5	H: 0 LOB: 0 BB: 0 P: 5	R: 1 E: 1 K: 1 S: 7	H: 3 LOB: 1 BB: 0 P: 7	R: 0 E: 1 K: 1 S: 6	H: 0 LOB: 1 BB: 0 P: 6	R: 0 E: 0 K: 1 S: 6	H: 1 LOB: 2 BB: 1 P: 10	R: 0 E: 0 K: 1 S: 7	H: 0 LOB: 0 BB: 0 P: 7	R: 0 E: 0 K: 1 S: 5	H: 0 LOB: 0 BB: 0 P: 5	R: 0 E: 0 K: 1 S: 5	H: 1 LOB: 0 BB: 0 P: 5	R: 0 E: 0 K: 3 S: 10	H: 1 LOB: 1 BB: 0 P: 10	1B: 6 2B: 0 3B: 0 HR: 0	SF: 0 SAC: 0 DP: 1 HBP: 0	WP: 0 PA: 34 CS: 0
PITCHER Sam McDowell, L ERA: 2.33	IP: 9.0 WLS: W BF: 33 H: 6 R: 1 ER: 1 SO: 12 BB: 1 IBB: 0 HBP: 0 BLK: 0 WP: 0 HR: 0 S: 56 P: 60 ERA: 1.00 WHIP: 0.778																		

New York Yankees @ Cleveland Indians
Cleveland Municipal Stadium, Cleveland, OH

AB 32
R 1
H 6
RBI 1
BB 1
SO 12
LOB 10



WP: 0 PA: 34
PB: 0
SB: 0
CS: 0

Fri Jun 27 1969, 7:05 PM EDT
Att: 11,358 - Unknown - 70 F

Batter	1	2	3	4	5	6	7	8	9	AB	R	H	RBI	BB	SO	LOB	BOTTOM		
Jose Cardenal, R OBP: 0.280, SLG: 0.335	3-1		F6		F8		1B 1B	1B 1-2		5	1	2	0	0	0	0			
Larry Brown, R OBP: 0.328, SLG: 0.332	K						1B FC4-2	CS 1B		5	0	4	1	0	1	0			
Duke Sims, L OBP: 0.353, SLG: 0.487	E7		F9		F5		PB FC4-2 1B	CS		4	1	1	1	0	0	2			
Tony Horton, R OBP: 0.308, SLG: 0.445	K				6-3		1B WP BB	FC4-2 1B		3	1	0	0	1	1	3			
Ken Harrelson, R OBP: 0.289, SLG: 0.356			1B 2B		F7		F3	G3 S 1B		4	0	2	2	0	0	1			
Russ Snyder, L OBP: 0.338, SLG: 0.315			G5-4-3 1B				L8	G3		4	1	2	0	0	0	2			
Max Alvis, R OBP: 0.287, SLG: 0.283			F3				K 1B	6-3		4	0	1	0	0	1	4			
Vern Fuller, R OBP: 0.300, SLG: 0.363			G5-4-3 1-2							4	1	3	1	0	0	2			
Sam McDowell, L OBP: 0.222, SLG: 0.244			B1-3		4-3		K			4	0	0	0	0	2	4			
Inning Stats	R: 0 E: 1 K: 2 S: 8	H: 0 LOB: 1 BB: 0 P: 8	R: 0 E: 0 K: 0 S: 4	H: 2 LOB: 1 BB: 0 P: 4	R: 0 E: 0 K: 0 S: 4	H: 1 LOB: 1 BB: 0 P: 4	R: 1 E: 0 K: 0 S: 5	H: 3 LOB: 2 BB: 0 P: 5	R: 0 E: 0 K: 0 S: 4	H: 1 LOB: 1 BB: 0 P: 4	R: 0 E: 0 K: 2 S: 9	H: 1 LOB: 3 BB: 1 P: 13	R: 3 E: 0 K: 0 S: 7	H: 4 LOB: 1 BB: 0 P: 7	R: 1 E: 0 K: 1 S: 6	H: 3 LOB: 0 BB: 0 P: 6	1B: 13 2B: 2 3B: 0 HR: 0	SF: 0 SAC: 0 DP: 1 HBP: 0	WP: 1 PA: 39 PB: 1 SB: 1 CS: 1
PITCHER Stan Bahnsen, R ERA: 3.85 Lindy McDaniel, R ERA: 4.1 Jack Aker, R ERA: 3.86 Al Downing, L ERA: 6.08	IP: 5.2 WLS: L BF: 26 H: 8 R: 1 ER: 3 SO: 3 BB: 1 IBB: 0 HBP: 0 BLK: 0 WP: 0 HR: 0 S: 31 P: 35 ERA: 1.59 WHIP: 1.588																		

New York Yankees @ Cleveland Indians
Cleveland Municipal Stadium, Cleveland, OH

AB 37
R 5
H 15
RBI 5
BB 1
SO 5
LOB 18



WP: 1 PA: 39
PB: 1
SB: 1
CS: 1

Fri Jun 27 1969, 7:05 PM EDT
Att: 11,358 - Unknown - 70 F

Batter	1	2	3	4	5	6	7	8	9	AB	R	H	RBI	BB	SO	LOB	TOP																					
Horace Clarke, S OBP: 0.340, SLG: 0.326	F8		FC4-6				K		F6	5	0	1	0	0	1	1																						
Ron Woods, R OBP: 0.349, SLG: 0.378	K2-6-2 1B		F9			F7				3	0	1	0	1	0	2																						
Bobby Murcer, L OBP: 0.333, SLG: 0.455	K2-6-2		K			1B FC6-4 1B			B1-3	4	1	1	0	0	2	3																						
Joe Pepitone, L OBP: 0.268, SLG: 0.482		F8 FC6-4 2B		F7		F7 FC6-4 1B			3-1	4	1	2	0	0	0	0																						
Frank Fernandez, R OBP: 0.368, SLG: 0.383		FC6-4 BB				F7				3	0	2	0	1	0	2																						
Bill Robinson, R OBP: 0.213, SLG: 0.246	F8			5-3		FC6-4 2B			F6	4	1	0	1	0	0	5																						
Bobby Cox, R OBP: 0.305, SLG: 0.272	FC6-4 FC5-4			L8					F3	4	0	1	2	0	0	3																						
Gene Michael, S OBP: 0.352, SLG: 0.341	FC5-4				6-3				K	4	0	0	0	0	1	2																						
Bill Burbach, R Ken Johnson, R Billy Cowan, R Al Downing, L Tom Shopay, L Steve Hamilton, L Jerry Kenney, L			FC4-6 BB		6-3		K		K	0	0	0	0	0	0	0																						
Inning Stats	R: 0 E: 0 K: 1 S: 5	H: 1 LOB: 1 BB: 0 P: 5	R: 1 E: 0 K: 0 S: 4	H: 1 LOB: 1 BB: 1 P: 8	R: 0 E: 0 K: 1 S: 5	H: 0 LOB: 1 BB: 1 P: 9	R: 0 E: 0 K: 0 S: 4	H: 1 LOB: 1 BB: 0 P: 4	R: 0 E: 0 K: 0 S: 4	H: 1 LOB: 1 BB: 0 P: 4	R: 2 E: 0 K: 0 S: 6	H: 3 LOB: 1 BB: 0 P: 6	R: 0 E: 0 K: 0 S: 7	H: 0 LOB: 1 BB: 1 P: 11	R: 0 E: 0 K: 0 S: 4	H: 1 LOB: 1 BB: 0 P: 4	R: 0 E: 0 K: 2 S: 7	H: 0 LOB: 0 BB: 0 P: 7	1B: 5 2B: 4 3B: 0 HR: 0	SF: 0 SAC: 0 DP: 1 HBP: 0	WP: 0 PA: 37																	
PITCHER	IP	WLS	BF	H	R	ER	SO	BB	IBB	HBP	BLK	WP	HR	S	P	ERA	WHIP	PITCHER				IP	WLS	BF	H	R	ER	SO	BB	IBB	HBP	BLK	WP	HR	S	P	ERA	WHIP
Dick Ellsworth, L ERA: 4.68	(1, 1)	5.2	W	25	7	3	3	2	2	0	0	0	0	27	35	4.76	1.588																					
Stan Williams, R ERA: 4.21	(6, 1)	3.1	S	12	1	0	0	4	1	0	0	0	0	19	23	0.00	0.600																					

New York Yankees @ Cleveland Indians
Cleveland Municipal Stadium, Cleveland, OH

AB 34
R 3
H 8
RBI 3
BB 3
SO 6
LOB 18



Sat Jun 28 1969, 3:33 AM EDT
Att: 12,553 - Unknown - 84 F


Batter	1	2	3	4	5	6	7	8	9	AB	R	H	RBI	BB	SO	LOB	BOTTOM																					
Jose Cardenal, R OBP: 0.280, SLG: 0.333	F8	5-3	SH				F8			4	0	1	1	0	0	1																						
Larry Brown, R OBP: 0.326, SLG: 0.330	BB 1B	F4	K			K				5	1	1	0	0	2	4																						
Duke Sims, L OBP: 0.362, SLG: 0.478	1B WP BB	FC5-4 BB	K			1B BB			F9	2	1	0	0	3	1	2																						
Tony Horton, R OBP: 0.309, SLG: 0.444	1B WP SF7 1B	FC5-4		1-3		1B BB			4-3	5	2	2	1	0	0	1																						
Ken Harrelson, R OBP: 0.294, SLG: 0.358	BB WP 1B		1B BB	K		K			S 1B	4	1	2	0	1	2	2																						
Russ Snyder, L OBP: 0.345, SLG: 0.326	SF7		1B BB						4-3	2	1	2	1	0	0	0																						
Cap Peterson, R OBP: 0.367, SLG: 0.353			1B 1B			2B 1B			4-3	2	0	1	0	0	0	1																						
Max Alvis, R OBP: 0.293, SLG: 0.286			1B SH 1B							2	1	1	1	1	0	1																						
Zoilo Versalles, R OBP: 0.312, SLG: 0.322			1B SH 1B		F7					1	0	1	1	0	0	0																						
Vern Fuller, R OBP: 0.298, SLG: 0.349			F9			K			F8	3	0	0	0	1	1	2																						
Dick Ellsworth, L OBP: 0.207, SLG: 0.179										3	0	1	1	0	0	3																						
Stan Williams, R OBP: 0.192, SLG: 0.125	4-3		SH 1B		3-1					1	0	1	0	0	0	0																						
Inning Stats	R: 3 E: 0 K: 0 S: 6	H: 3 LOB: 3 BB: 3 P: 18	R: 0 E: 0 K: 0 S: 3	H: 0 LOB: 1 BB: 1 P: 7	R: 3 E: 0 K: 2 S: 11	H: 3 LOB: 2 BB: 1 P: 15	R: 0 E: 0 K: 1 S: 6	H: 1 LOB: 1 BB: 0 P: 6	R: 0 E: 0 K: 2 S: 8	H: 1 LOB: 1 BB: 0 P: 8	R: 1 E: 0 K: 1 S: 6	H: 3 LOB: 2 BB: 1 P: 10	R: 0 E: 0 K: 0 S: 4	H: 1 LOB: 1 BB: 0 P: 4	R: 0 E: 0 K: 0 S: 4	H: 1 LOB: 1 BB: 0 P: 4	1B: 12 2B: 1 3B: 0 HR: 0	SF: 1 SAC: 1 DP: 0 HBP: 0	WP: 2 PA: 42																			
PITCHER	IP	WLS	BF	H	R	ER	SO	BB	IBB	HBP	BLK	WP	HR	S	P	ERA	WHIP	PITCHER				IP	WLS	BF	H	R	ER	SO	BB	IBB	HBP	BLK	WP	HR	S	P	ERA	WHIP
Bill Burbach, R ERA: 3.12	(1, 1)	0.2	L	8	3	3	3	0	0	0	0	0	0	5	17	40.50	9.000																					
Ken Johnson, R ERA: 5.23	(1, 1)	3.1		17	4	3	3	3	2	0	0	0	0	21	29	8.10	1.800																					
Al Downing, L ERA: 5.96	(5, 1)	2.0		10	4	1	1	3	1	0	0	0	0	14	18	4.50	2.500																					
Steve Hamilton, L ERA: 3.03	(7, 1)	2.0		8	2	0	0	0	0	0	0	0	0	8	8	0.00	1.000																					


New York Yankees @ Cleveland Indians
Cleveland Municipal Stadium, Cleveland, OH

AB 34
R 7
H 13
RBI 6
BB 6
SO 6
LOB 17



Sat Jun 28 1969, 3:33 AM EDT
Att: 12,553 - Unknown - 84 F

Batter	1	2	3	4	5	6	7	8	9	AB	R	H	RBI	BB	SO	LOB	TOP					
Horace Clarke, S (1,4) OBP: 0.339, SLG: 0.325	F4	4-3						6-3		4	0	1	0	0	0	2	<p>New York Yankees @ Cleveland Indians Cleveland Municipal Stadium, Cleveland, OH</p> <p>Sun Jun 29 1969, 3:33 AM EDT Unknown - 7 1 F</p> <p>livebaseballscores.com</p> <p>AB 33 R 1 H 7 RBI 1 BB 1 SO 10 LOB 8</p> 					
Jerry Kenney, L (1,5) OBP: 0.337, SLG: 0.331	B5-3		F4					1B		4	0	1	0	0	1							
Bobby Murcer, L (1,9) OBP: 0.336, SLG: 0.455			K					1B		4	0	2	0	0	1	0						
Joe Pepitone, L (1,3) OBP: 0.265, SLG: 0.475	G3		F6					1B		4	0	0	0	0	3							
Jimmie Hall, L (1,8) OBP: 0.283, SLG: 0.347										4	1	1	0	0	2	0						
Tom Shopay, L (1,7)										4	0	0	0	0	2	1						
Gene Michael, S (1,6)										4	0	2	0	0	1	0						
Jake Gibbs, L (1,2) OBP: 0.291, SLG: 0.238										2	0	0	0	1	1	0						
Frank Fernandez, R (7,2) OBP: 0.364, SLG: 0.379										1	0	0	0	0	1	1						
Fritz Peterson, S (1,1) OBP: 0.174, SLG: 0.075										1	0	0	1	0	0	0						
Bill Robinson, R (8, PH) OBP: 0.212, SLG: 0.244										1	0	0	0	0	1	0						
Lindy McDaniel, R (8, 1)										0	0	0	0	0	0	0						
Inning Stats	R: 0 E: 0 K: 0 S: 4	H: 1 LOB: 1 BB: 0 P: 4	R: 1 E: 0 K: 1 S: 7	H: 2 LOB: 2 BB: 1 P: 11	R: 0 E: 0 K: 1 S: 5	H: 0 LOB: 0 BB: 0 P: 5	R: 0 E: 0 K: 2 S: 7	H: 0 LOB: 0 BB: 0 P: 7	R: 0 E: 0 K: 1 S: 8	H: 1 LOB: 1 BB: 0 P: 8	R: 0 E: 0 K: 1 S: 5	H: 0 LOB: 0 BB: 0 P: 5	R: 0 E: 0 K: 0 S: 3	H: 0 LOB: 0 BB: 0 P: 3	R: 0 E: 0 K: 1 S: 7	H: 2 LOB: 2 BB: 0 P: 7	R: 0 E: 0 K: 2 S: 8	H: 1 LOB: 1 BB: 0 P: 8	1B: 6 2B: 1 3B: 0 HR: 0	SF: 0 SAC: 1 DP: 0 HBP: 0	WP: 0 PB: 0 SB: 1 CS: 0	PA: 35
PITCHER Luis Tiant, R (1,1) ERA: 4.05	IP: 9.0 WLS: W BF: 35 H: 7 R: 1 ER: 1 SO: 10 BB: 0 IBB: 1 HBP: 0 BLK: 0 WP: 0 HR: 0 S: 54 P: 58 ERA: 1.00 WHIP: 0.778															PITCHER						

Batter	1	2	3	4	5	6	7	8	9	AB	R	H	RBI	BB	SO	LOB	BOTTOM			
Jose Cardenal, R (1,8) OBP: 0.276, SLG: 0.329	K	F7						4-3		3	0	0	0	0	1	2	<p>New York Yankees @ Cleveland Indians Cleveland Municipal Stadium, Cleveland, OH</p> <p>Sun Jun 29 1969, 3:33 AM EDT Unknown - 7 1 F</p> <p>livebaseballscores.com</p> <p>AB 31 R 5 H 9 RBI 5 BB 1 SO 9 LOB 9</p> 			
Larry Brown, R (1,6) OBP: 0.325, SLG: 0.330	5-3							5-3		3	0	1	1	0	0	0				
Duke Sims, L (1,2) OBP: 0.366, SLG: 0.487								1B		4	1	2	0	0	0	1				
Tony Horton, R (1,3) OBP: 0.312, SLG: 0.445	FC6-4							2B		4	1	2	1	0	0	2				
Ken Harrelson, R (1,9) OBP: 0.293, SLG: 0.368								1B		4	1	1	2	0	2	2				
Cap Peterson, R (1,7) OBP: 0.344, SLG: 0.327								1B		4	0	0	0	0	1	1				
Zoilo Versalles, R (1,5) OBP: 0.312, SLG: 0.322										3	1	1	0	0	2	0				
Max Alvis, R (7,5) OBP: 0.292, SLG: 0.284										1	0	0	0	0	0	1				
Vern Fuller, R (1,4) OBP: 0.299, SLG: 0.341										2	0	0	0	1	2	0				
Luis Tiant, R (1,1) OBP: 0.300, SLG: 0.459										3	1	2	1	0	1	0				
Inning Stats	R: 0 E: 0 K: 1 S: 6	H: 1 LOB: 1 BB: 0 P: 6	R: 1 E: 0 K: 1 S: 7	H: 2 LOB: 2 BB: 1 P: 11	R: 0 E: 0 K: 1 S: 6	H: 1 LOB: 1 BB: 0 P: 6	R: 0 E: 0 K: 3 S: 9	H: 0 LOB: 0 BB: 0 P: 9	R: 1 E: 0 K: 0 S: 4	H: 1 LOB: 0 BB: 0 P: 4	R: 2 E: 0 K: 2 S: 9	H: 2 LOB: 0 BB: 0 P: 9	R: 0 E: 0 K: 1 S: 5	H: 0 LOB: 0 BB: 0 P: 5	R: 1 E: 0 K: 0 S: 5	H: 2 LOB: 1 BB: 0 P: 5	1B: 6 2B: 2 3B: 0 HR: 1	SF: 1 SAC: 1 DP: 0 HBP: 0	WP: 0 PB: 0 SB: 0 CS: 0	PA: 34
PITCHER Fritz Peterson, L (1,1) ERA: 2.84	IP: 7.0 WLS: L BF: 29 H: 7 R: 4 ER: 4 SO: 9 BB: 1 IBB: 0 HBP: 0 BLK: 0 WP: 0 HR: 1 S: 46 P: 50 ERA: 5.14 WHIP: 1.143															PITCHER				
Lindy McDaniel, R (8, 1) ERA: 4.22	IP: 1.0 WLS: L BF: 5 H: 2 R: 1 ER: 1 SO: 0 BB: 0 IBB: 0 HBP: 0 BLK: 0 WP: 0 HR: 0 S: 5 P: 5 ERA: 9.00 WHIP: 2.000															PITCHER				

Batter	1	2	3	4	5	6	7	8	9	AB	R	H	RBI	BB	SO	LOB	TOP			
Horace Clarke, S OBP: 0.334, SLG: 0.320	F8		6-3	K		F6			L8	5	0	0	0	0	1	1				
Ron Woods, R OBP: 0.375, SLG: 0.359	F4					L9			BB BB	2	0	0	0	3	0	1				
Bobby Murcer, L OBP: 0.337, SLG: 0.452	K		F8	F4					BB BB	4	1	1	0	1	1	2				
Joe Pepitone, L OBP: 0.267, SLG: 0.477 Len Boehmer, R OBP: 0.143, SLG: 0.094			F3		F7				F7	1	0	1	0	0	0	0				
Frank Fernandez, R OBP: 0.382, SLG: 0.418	E8									3	2	2	1	1	0	1				
Bobby Cox, R OBP: 0.300, SLG: 0.279	K								K	5	1	1	0	0	2	6				
Bill Robinson, R OBP: 0.213, SLG: 0.238										3	0	0	0	1	1	2				
Gene Michael, S OBP: 0.353, SLG: 0.358	F4									4	1	1	2	0	0	3				
Mike Kekich, R OBP: 0.100, SLG: 0.200 Billy Cowan, R OBP: 0.244, SLG: 0.262 Bill Burbach, R OBP: 0.179, SLG: 0.154 Jack Aker, R	K									1	0	0	0	0	1	3				
Inning Stats	R: 0 E: 0 K: 1 S: 5	H: 0 LOB: 0 BB: 0 P: 5	R: 0 E: 1 K: 2 S: 9	H: 2 LOB: 3 BB: 1 P: 13	R: 0 E: 0 K: 0 S: 3	H: 0 LOB: 1 BB: 1 P: 7	R: 4 E: 0 K: 1 S: 8	H: 3 LOB: 1 BB: 1 P: 13	R: 1 E: 0 K: 1 S: 6	H: 1 LOB: 0 BB: 0 P: 6	R: 0 E: 0 K: 0 S: 3	H: 0 LOB: 1 BB: 1 P: 7	R: 1 E: 0 K: 0 S: 4	H: 2 LOB: 0 BB: 0 P: 4	R: 0 E: 0 K: 0 S: 3	H: 0 LOB: 3 BB: 3 P: 17	1B: 3 2B: 3 3B: 0 HR: 2	SF: 0 SAC: 0 DP: 0 HBP: 1	WP: 0 PB: 0 SB: 0 CS: 1	PA: 42
PITCHER	IP	WLS	BF	H	R	ER	SO	BB	IBB	HBP	BLK	WP	HR	S	P	ERA	WHIP			
Mike Paul, L ERA: 3.79	3.1	L	18	5	4	4	3	1	1	1	0	0	1	21	30	10.80	1.800			
Horacio Pina, R ERA: 5.35	0.2		3	0	0	0	1	1	0	0	0	0	0	4	8	0.00	1.500			
Ron Law, R ERA: 4.5	2.0		8	1	1	1	1	1	0	0	0	0	1	9	13	4.50	1.000			
Larry Burchart, R ERA: 3.68	2.0		7	2	1	1	0	0	0	0	0	0	0	7	7	4.50	1.000			
Gary Kroil, R ERA: 2.66	1.0		6	0	0	0	1	3	0	0	0	0	0	5	17	0.00	3.000			

New York Yankees @ Cleveland Indians
Cleveland Municipal Stadium, Cleveland, OH
Sun Jun 29 1969, 3:38 AM EDT
Att: 26,061 - Unknown - 71 F

AB	34
R	6
H	8
RBI	6
BB	7
SO	6
LOB	22



Batter	1	2	3	4	5	6	7	8	9	AB	R	H	RBI	BB	SO	LOB	BOTTOM			
Jose Cardenal, R OBP: 0.286, SLG: 0.335	2-3									2	1	1	0	3	0	0				
Larry Brown, R OBP: 0.319, SLG: 0.324	L6									5	1	0	0	0	1	7				
Cap Peterson, R OBP: 0.362, SLG: 0.350										5	0	3	2	0	0	2				
Tony Horton, R OBP: 0.310, SLG: 0.440	K									5	0	1	0	0	1	5				
Ken Harrelson, R OBP: 0.298, SLG: 0.374										4	0	2	1	1	0	1				
Zoilo Versalles, R OBP: 0.309, SLG: 0.315	6-3									4	0	0	0	1	1	3				
Vern Fuller, R OBP: 0.290, SLG: 0.330 Richie Scheinblum, S OBP: 0.213, SLG: 0.162	F2									3	0	0	0	0	0	5				
Ken Suarez, R OBP: 0.395, SLG: 0.417										1	1	1	0	3	0	0				
Mike Paul, L Horacio Pina, R Russ Springer Ron Law, R Lou Kimchick, L Larry Burchart, R Chuck Hinton, R Gary Kroil, R	K									1	0	0	0	0	1	2				
Inning Stats	R: 0 E: 0 K: 1 S: 6	H: 1 LOB: 2 BB: 1 P: 10	R: 2 E: 1 K: 0 S: 6	H: 3 LOB: 2 BB: 1 P: 10	R: 0 E: 0 K: 0 S: 3	H: 0 LOB: 2 BB: 2 P: 11	R: 0 E: 0 K: 0 S: 2	H: 0 LOB: 1 BB: 2 P: 10	R: 0 E: 1 K: 1 S: 6	H: 0 LOB: 2 BB: 1 P: 10	R: 1 E: 0 K: 1 S: 7	H: 2 LOB: 2 BB: 1 P: 11	R: 0 E: 0 K: 1 S: 5	H: 0 LOB: 0 BB: 0 P: 5	1B: 6 2B: 3 3B: 0 HR: 0	SF: 0 SAC: 0 DP: 2 HBP: 0	WP: 1 PB: 0 SB: 2 CS: 0	PA: 43		
PITCHER	IP	WLS	BF	H	R	ER	SO	BB	IBB	HBP	BLK	WP	HR	S	P	ERA	WHIP			
Mike Kekich, L ERA: 6.1	3.0		16	5	2	1	2	0	2	0	0	0	0	18	26	3.00	1.667			
Bill Burbach, R ERA: 3.07	4.1	W	21	2	1	1	2	6	0	0	0	1	0	19	43	2.08	1.846			
Jack Aker, R ERA: 3.68	1.2	S	6	1	0	0	2	0	0	0	0	0	0	10	10	0.00	0.600			

New York Yankees @ Cleveland Indians
Cleveland Municipal Stadium, Cleveland, OH
Sun Jun 29 1969, 3:38 AM EDT
Att: 26,061 - Unknown - 71 F


AB	35
R	3
H	8
RBI	3
BB	8
SO	6
LOB	30



Batter	1	2	3	4	5	6	7	8	9	AB	R	H	RBI	BB	SO	LOB	TOP					
Don Buford, S (1.7) OBP: 0.389, SLG: 0.426										4	2	1	0	1	0	1	Baltimore Orioles @ New York Yankees Yankee Stadium, Bronx, NY Tue Jul 01 1969, 7:05 PM EDT Att: 16,668 - Unknown					
Paul Blair, R (1.8) OBP: 0.354, SLG: 0.525										4	2	2	0	0	0	0						
Frank Robinson, R (1.9) OBP: 0.424, SLG: 0.575										4	2	2	0	1	0	0						
Boog Powell, L (1.3) OBP: 0.391, SLG: 0.569											5	2	4	7	0	0						
Curt Motton, R (9, PR) OBP: 0.259, SLG: 0.308											0	0	0	0	0	0						
Brooks Robinson, R (1.5) OBP: 0.302, SLG: 0.401										5	1	2	0	0	1	3						
Davey Johnson, R (1.4) OBP: 0.335, SLG: 0.385										4	0	1	0	0	0	3						
Eliot Hendricks, L (1.2) OBP: 0.324, SLG: 0.364										3	0	1	0	1	1	0						
Mark Belanger, R (1.6) OBP: 0.367, SLG: 0.364										4	0	0	1	0	1	3						
Dave McNally, R (1.1) OBP: 0.130, SLG: 0.048										2	0	0	0	0	2	0						
Al Severinsen, R (5.1)										0	0	0	0	0	0	0						
Pete Richert, L (7.1)										0	0	0	0	0	0	0						
Dave May, L (8, PH) OBP: 0.234, SLG: 0.279										1	0	0	0	0	0	0						
Dick Hall, R (8.1) OBP: 0.500, SLG: 0.333										0	0	0	0	0	0	0						
Inning Stats	R: 3 E: 0 K: 0 S: 6	H: 4 LOB: 0 BB: 0 P: 6	R: 0 E: 0 K: 1 S: 5	H: 0 LOB: 0 BB: 0 P: 5	R: 0 E: 0 K: 0 S: 3	H: 0 LOB: 0 BB: 0 P: 3	R: 1 E: 0 K: 0 S: 5	H: 3 LOB: 1 BB: 0 P: 5	R: 2 E: 0 K: 1 S: 7	H: 2 LOB: 2 BB: 2 P: 15	R: 0 E: 0 K: 1 S: 5	H: 0 LOB: 1 BB: 1 P: 9	R: 3 E: 0 K: 2 S: 10	H: 3 LOB: 0 BB: 0 P: 10	R: 0 E: 0 K: 0 S: 3	H: 0 LOB: 0 BB: 0 P: 3	R: 0 E: 0 K: 0 S: 4	H: 1 LOB: 1 BB: 0 P: 4	1B: 9 2B: 3 3B: 0 HR: 2	SF: 0 SAC: 2 DP: 1 HBP: 0	WP: 1 PB: 0 SB: 0 CS: 1	PA: 42
PITCHER	IP	WLS	BF	H	R	ER	SO	BB	IBB	HBP	BLK	WP	HR	S	P	ERA	WHIP					
Stan Bahnsen, R (1.1) ERA: 4.17	4.1		22	9	6	6	2	1	1	0	0	1	1	24	32	12.46	2.308					
Lindy McDaniel, R (5.1) ERA: 4.47	1.2		8	2	2	2	1	1	0	0	0	0	0	9	13	10.80	1.800					
Steve Hamilton, L (7.1) ERA: 3.21	1.0		4	1	1	1	2	0	0	0	0	0	1	8	8	9.00	1.000					
Jack Aker, R (8.1) ERA: 3.49	2.0	W	7	1	0	0	0	0	0	0	0	0	0	7	7	0.00	0.500					

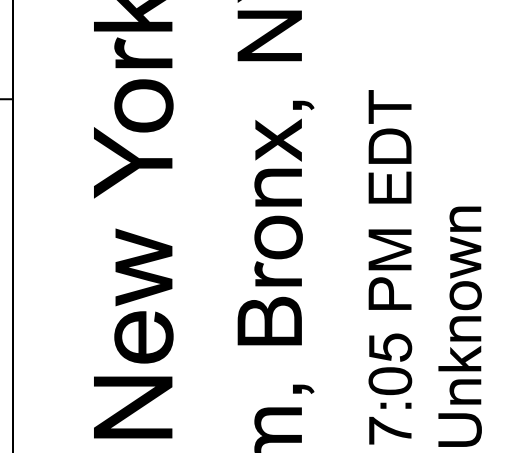
Batter	1	2	3	4	5	6	7	8	9	AB	R	H	RBI	BB	SO	LOB	BOTTOM				
Horace Clarke, S (1.4) OBP: 0.332, SLG: 0.318										5	1	1	0	0	1	0	Baltimore Orioles @ New York Yankees Yankee Stadium, Bronx, NY Tue Jul 01 1969, 7:05 PM EDT Att: 16,668 - Unknown				
Ron Woods, R (1.8) OBP: 0.373, SLG: 0.341										2	1	0	0	1	1	0					
Bobby Murcer, L (1.9) OBP: 0.339, SLG: 0.451										3	1	1	1	1	2	0					
Joe Pepitone, L (1.3) OBP: 0.264, SLG: 0.470										4	0	0	1	0	1	3					
Frank Fernandez, R (1.2) OBP: 0.386, SLG: 0.446										3	2	1	3	1	0	0					
Bill Robinson, R (1.7) OBP: 0.228, SLG: 0.271										3	2	2	1	1	0	0					
Bobby Cox, R (1.5) OBP: 0.317, SLG: 0.315										3	1	2	2	1	1	1					
Jack Aker, R (8.1)										0	0	0	0	0	0	0					
Gene Michael, S (1.6) OBP: 0.357, SLG: 0.380										3	1	1	2	1	1	1					
Stan Bahnsen, R (1.1) OBP: 0.125, SLG: 0.097										1	0	0	0	0	0	0					
Lindy McDaniel, R (5.1) ERA: 11.57										1	1	0	0	1	1	1					
Steve Hamilton, L (7.1) ERA: 2.51										0	0	0	0	0	0	0					
Jerry Kenney, L (8.5) OBP: 0.336, SLG: 0.329										1	0	0	0	0	0	0					
Inning Stats	R: 0 E: 0 K: 1 S: 5	H: 0 LOB: 0 BB: 0 P: 5	R: 0 E: 0 K: 0 S: 3	H: 0 LOB: 0 BB: 0 P: 3	R: 2 E: 0 K: 1 S: 7	H: 2 LOB: 0 BB: 0 P: 7	R: 2 E: 0 K: 0 S: 5	H: 1 LOB: 1 BB: 3 P: 17	R: 2 E: 0 K: 0 S: 4	H: 2 LOB: 0 BB: 1 P: 8	R: 1 E: 0 K: 1 S: 6	H: 1 LOB: 1 BB: 1 P: 10	R: 3 E: 0 K: 3 S: 11	H: 2 LOB: 1 BB: 2 P: 19	R: 0 E: 0 K: 1 S: 5	H: 0 LOB: 0 BB: 0 P: 5	1B: 4 2B: 0 3B: 1 HR: 3	SF: 0 SAC: 1 DP: 0 HBP: 0	WP: 0 PB: 0 SB: 0 CS: 2	PA: 39	
PITCHER	IP	WLS	BF	H	R	ER	SO	BB	IBB	HBP	BLK	WP	HR	S	P	ERA	WHIP				
Dave McNally, L (1.1) ERA: 2.84	4.0		19	4	6	6	3	3	1	0	0	0	1	21	37	13.50	1.750				
Al Severinsen, R (5.1) ERA: 11.57	2.1		11	2	3	3	2	3	0	0	0	0	1	12	24	11.57	2.143				
Pete Richert, L (7.1) ERA: 2.51	0.2	L	4	2	1	1	2	0	0	0	0	0	1	8	8	13.50	3.000				
Dick Hall, R (8.1) ERA: 1.78	1.0		3	0	0	0	1	0	0	0	0	0	0	5	5	0.00	0.000				

AB	36
R	9
H	13
RBI	8
BB	3
SO	5
LOB	10

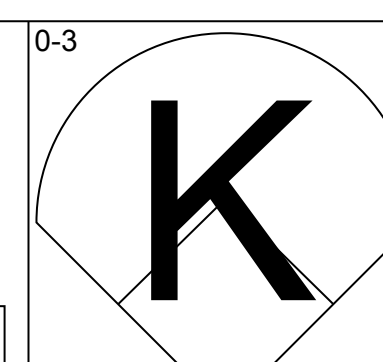
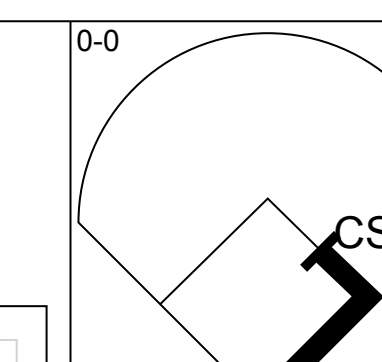
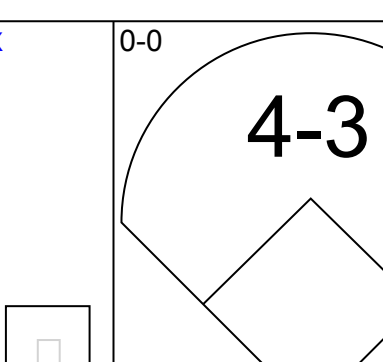
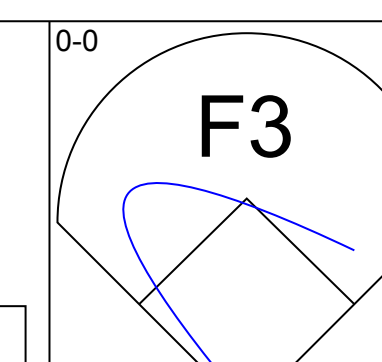
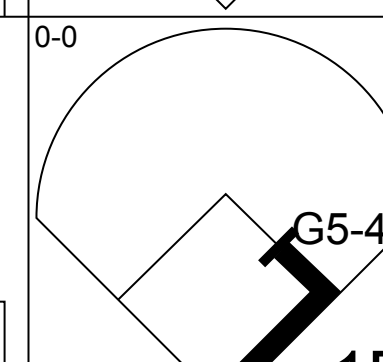
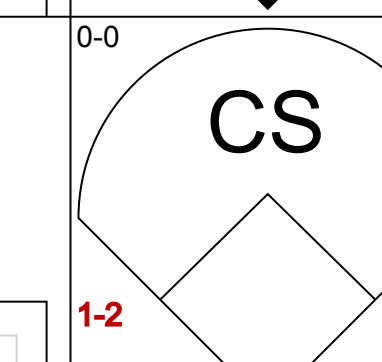
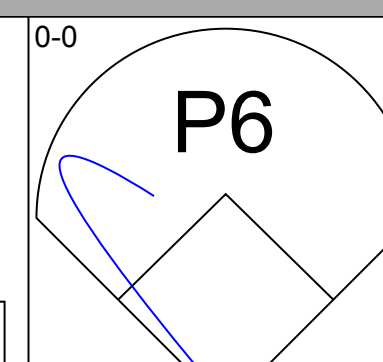
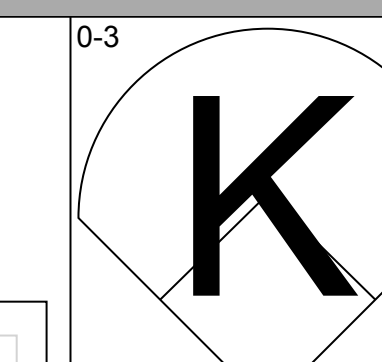
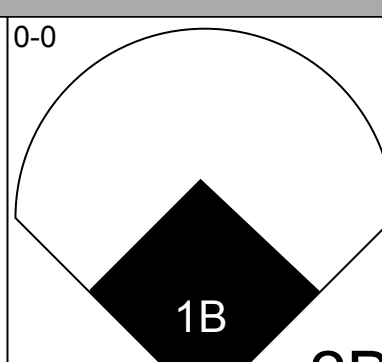
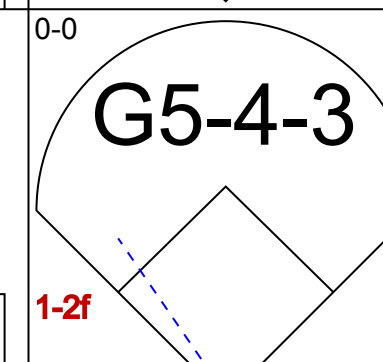
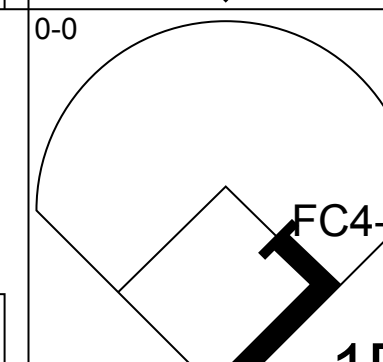
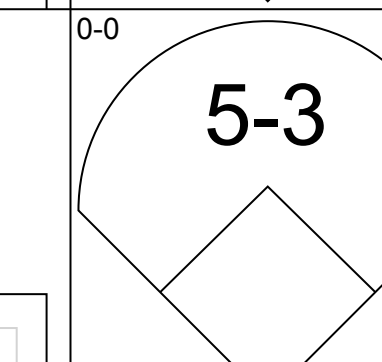
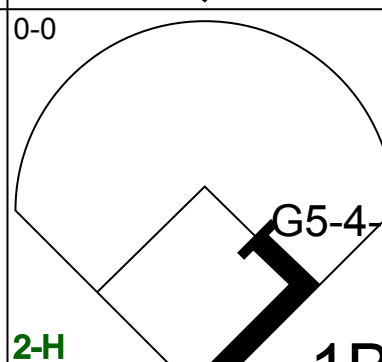
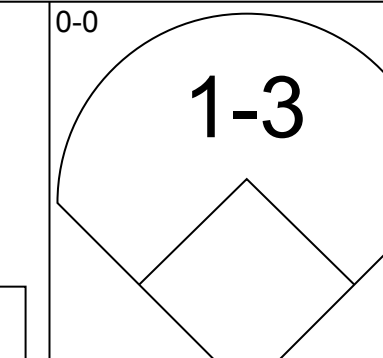
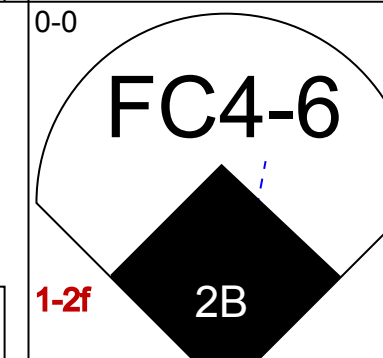
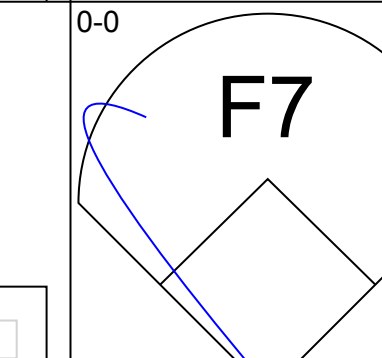
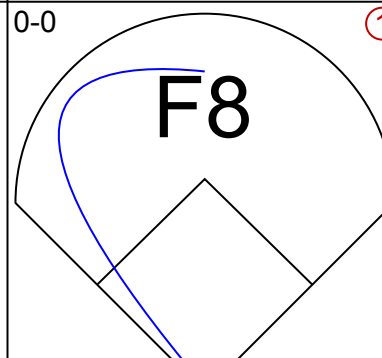
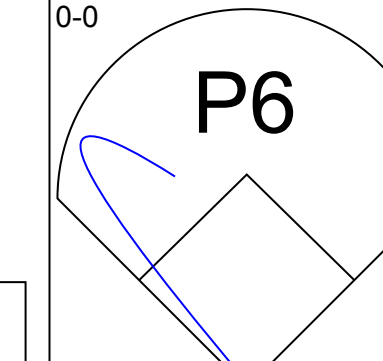
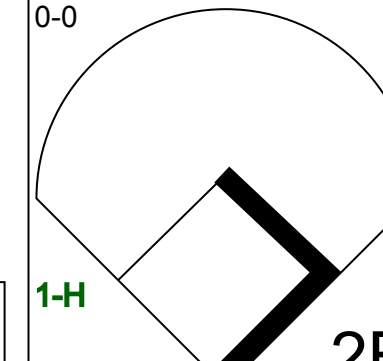

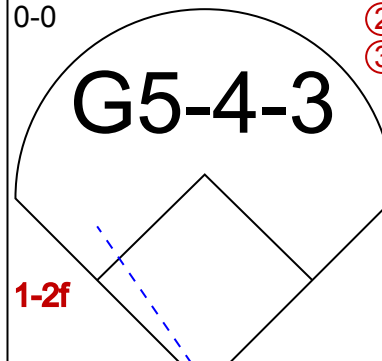
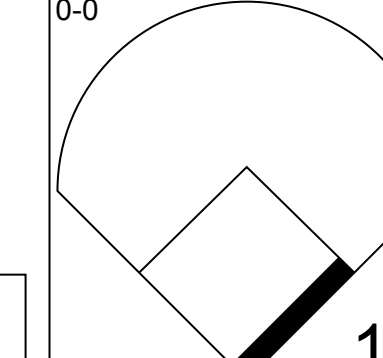
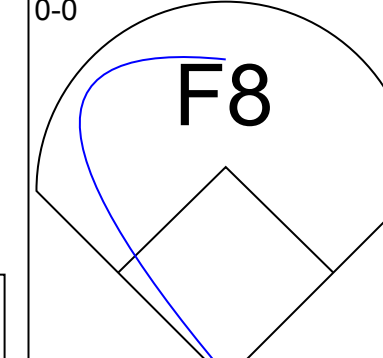

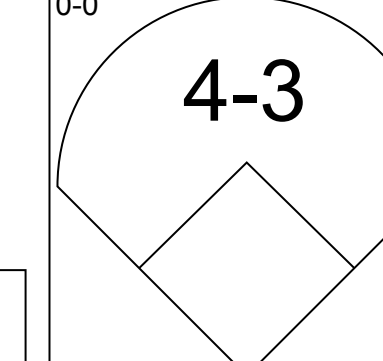
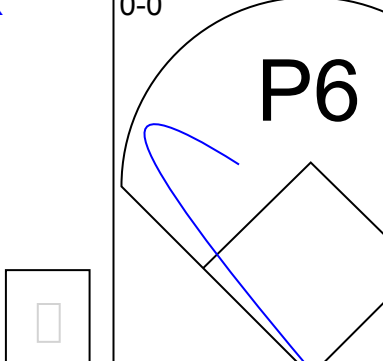
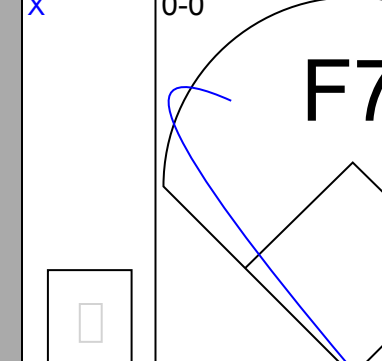
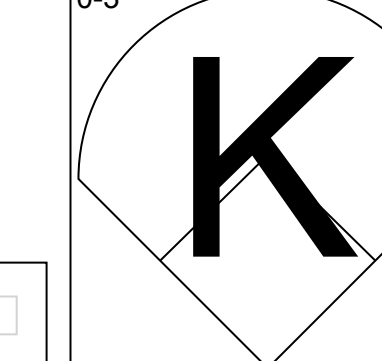
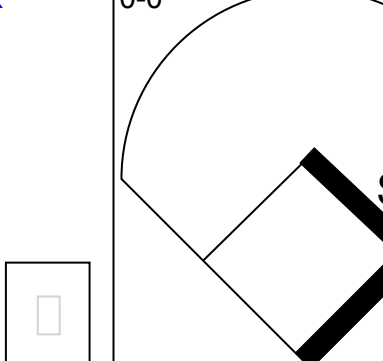
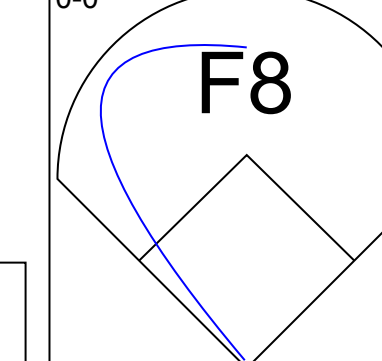
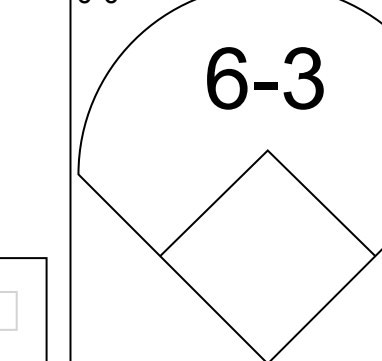
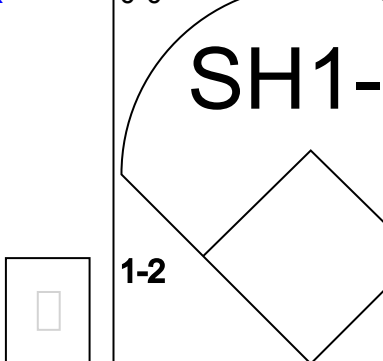
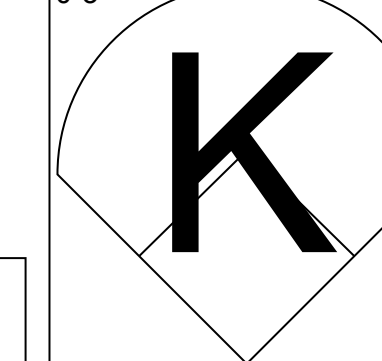


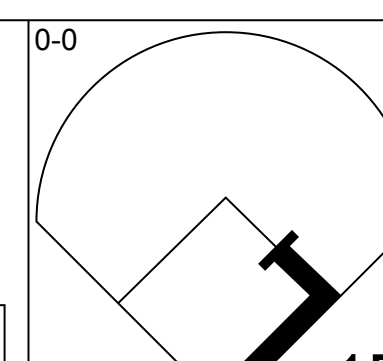
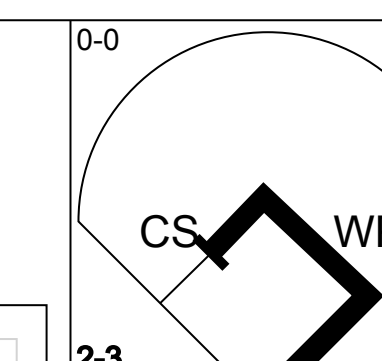
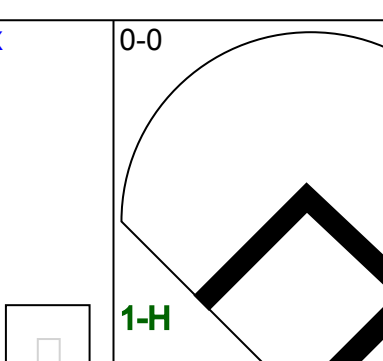
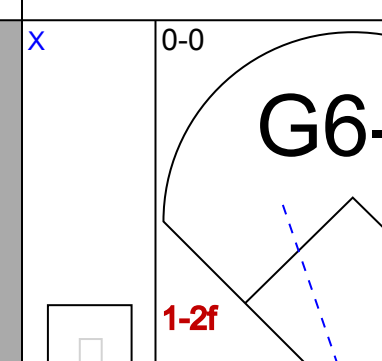
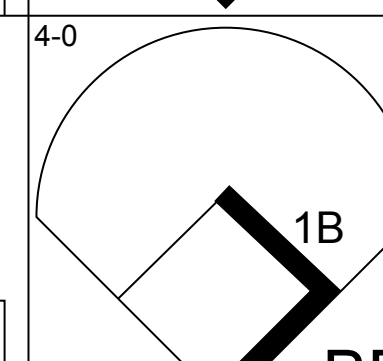
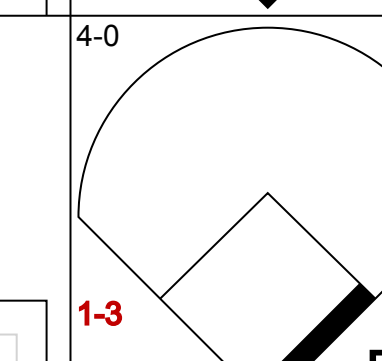
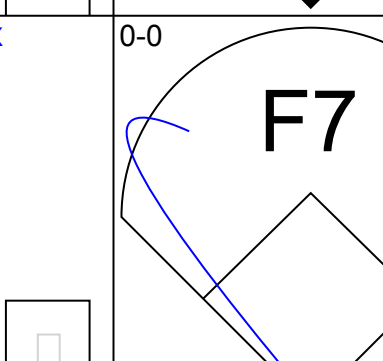
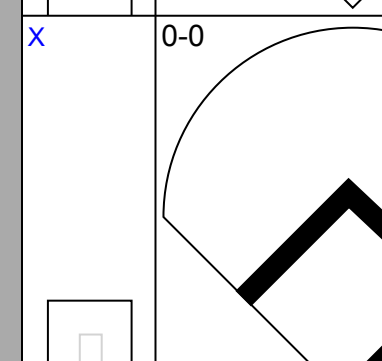
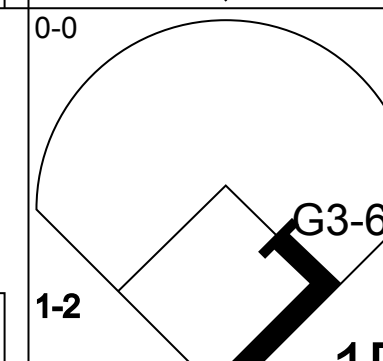
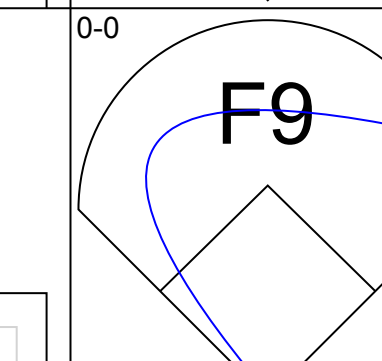
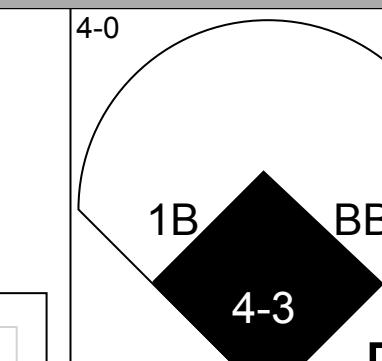
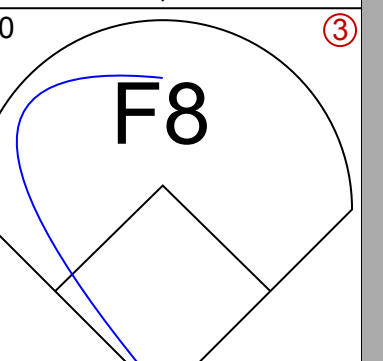
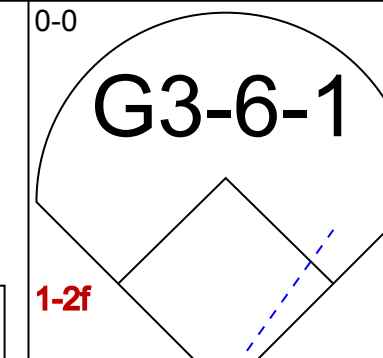
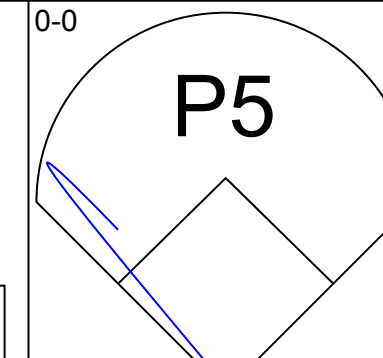
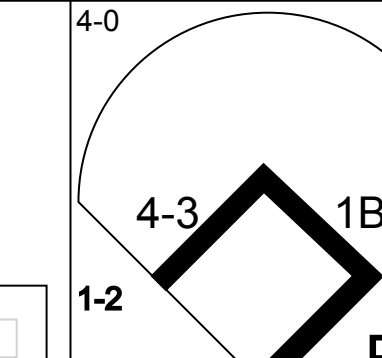
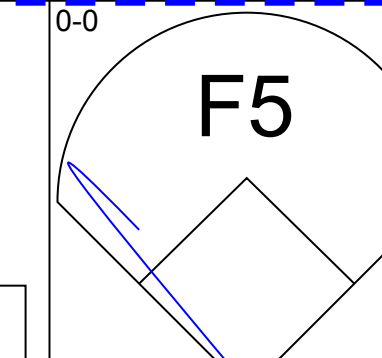
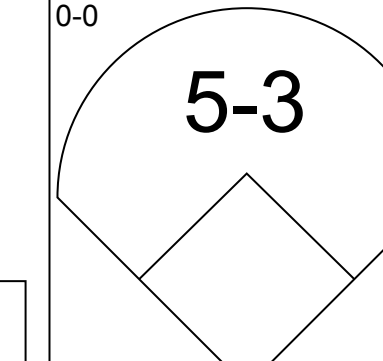
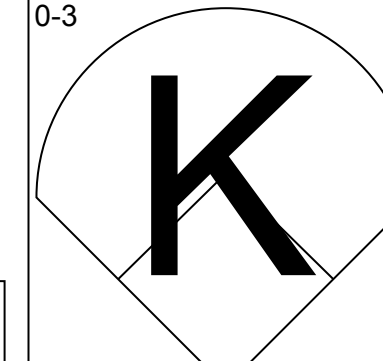
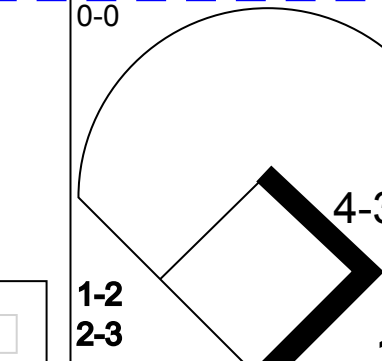
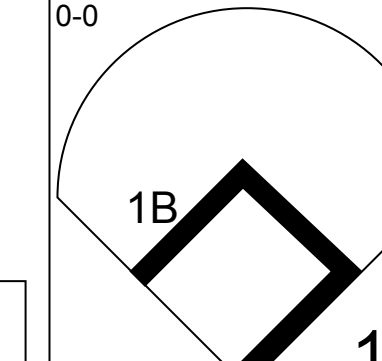
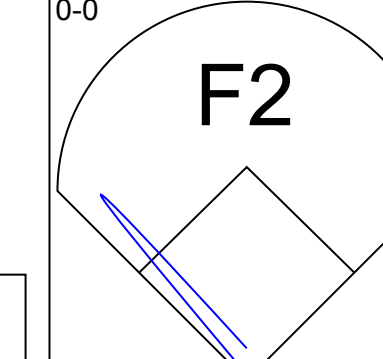
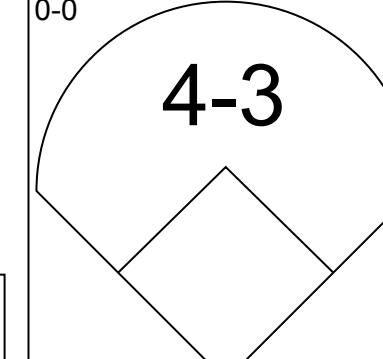
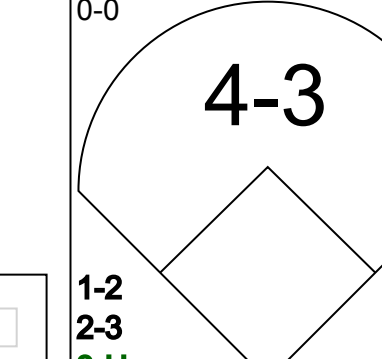
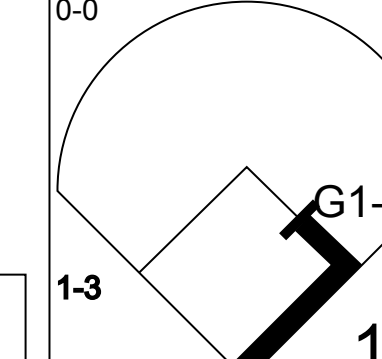
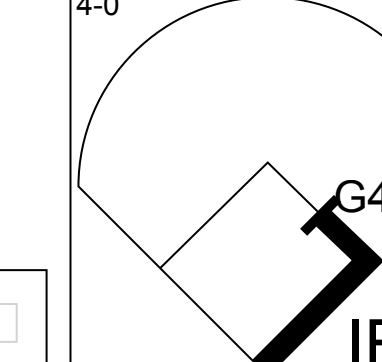
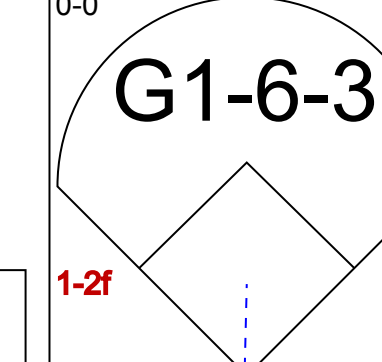

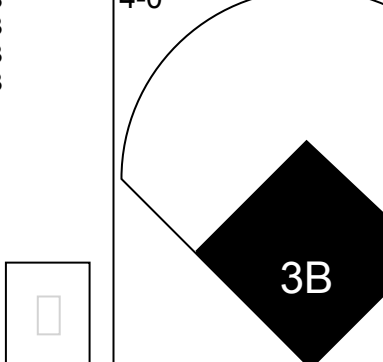




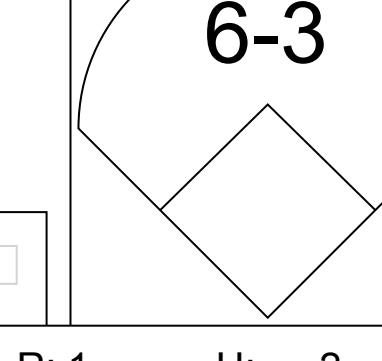
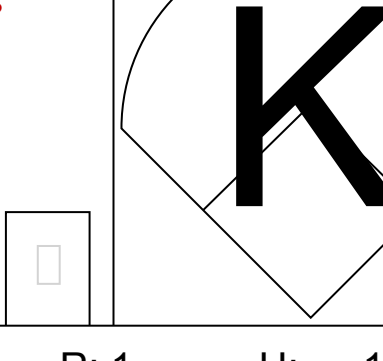
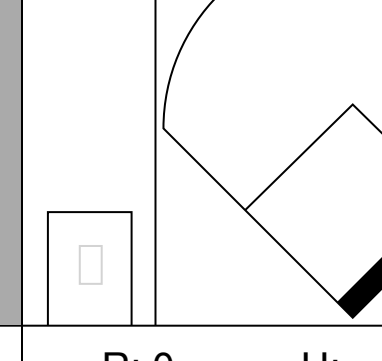
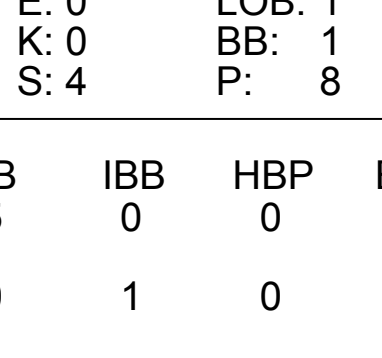
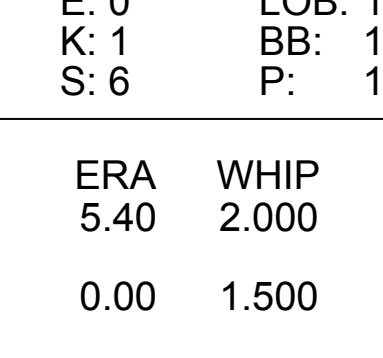
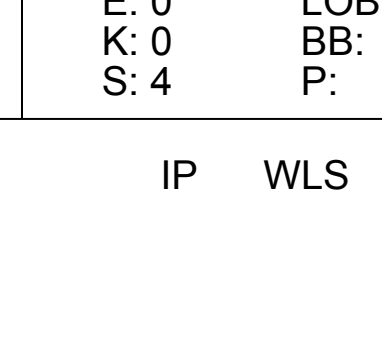
WP	1	PA	42
PB	0		
SB	0		
CS	1		


AB	29
R	10
H	8
RBI	10
BB	7
SO	8
LOB	6




WP	0	PA	39
PB	0		
SB	0		
CS	2		

Batter	1	2	3	4	5	6	7	8	9	AB	R	H	RBI	BB	SO	LOB	TOP					
Don Buford, S OBP: 0.387, SLG: 0.423 (1, 7)										4	0	1	0	0	1	1	Baltimore Orioles @ New York Yankees Yankee Stadium, Bronx, NY Wed Jul 02 1969, 3:33 AM EDT Att: 14,113 - Unknown					
Paul Blair, R OBP: 0.356, SLG: 0.527 (1, 8)										4	1	2	0	0	1	0						
Frank Robinson, R OBP: 0.425, SLG: 0.574 (1, 9)										4	0	2	1	0	0	1						
Boog Powell, L OBP: 0.386, SLG: 0.561 (1, 3)										4	1	0	0	0	0	2						
Brooks Robinson, R OBP: 0.302, SLG: 0.402 (1, 5)										4	0	1	1	0	0	1						
Davey Johnson, R OBP: 0.335, SLG: 0.385 (1, 4)										3	0	1	0	0	0	1						
Eliot Hendricks, L OBP: 0.318, SLG: 0.357 (1, 2)										3	0	0	0	0	0	1						
Mark Belanger, R OBP: 0.366, SLG: 0.364 (1, 6)										3	0	1	0	0	1	0						
Marcelino Lopez, R OBP: 0.231, SLG: 0.091 (1, 1)										1	0	0	0	0	0	0						
Tom Phoebus, R OBP: 0.316, SLG: 0.306 (6, PH)										0	0	0	0	0	0	0						
Dave May, L OBP: 0.229, SLG: 0.273 (8, PH)										1	0	0	0	0	1	0						
Al Severinsen, R (8, 1)										0	0	0	0	0	0	0						
Inning Stats	R: 0 E: 0 K: 1 S: 5	H: 1 LOB: 0 BB: 0 P: 5	R: 0 E: 0 K: 0 S: 4	H: 1 LOB: 1 BB: 0 P: 4	R: 0 E: 0 K: 1 S: 5	H: 1 LOB: 0 BB: 0 P: 5	R: 1 E: 0 K: 0 S: 5	H: 2 LOB: 1 BB: 0 P: 5	R: 0 E: 0 K: 0 S: 4	H: 1 LOB: 1 BB: 0 P: 4	R: 0 E: 0 K: 1 S: 5	H: 0 LOB: 0 BB: 0 P: 5	R: 0 E: 0 K: 0 S: 3	H: 0 LOB: 0 BB: 0 P: 3	R: 0 E: 0 K: 1 S: 5	H: 0 LOB: 0 BB: 0 P: 5	R: 1 E: 0 K: 0 S: 4	H: 2 LOB: 2 BB: 0 P: 4	1B: 6 2B: 2 3B: 0 HR: 0	SF: 0 SAC: 1 DP: 2 HBP: 0	WP: 0 PB: 0 SB: 0 CS: 1	PA: 33
PITCHER Mel Stottlemyre, R ERA: 2.46 (1, 1)	IP: 9.0 WLS: W BF: 32 H: 8 R: 2 ER: 2 SO: 4 BB: 0 IBB: 0 HBP: 0 BLK: 0 WP: 0 HR: 0 S: 40 P: 40 ERA: 2.00 WHIP: 0.889															PITCHER IP: WLS: BF: H: R: ER: SO: BB: IBB: HBP: BLK: WP: HR: S: P: ERA: WHIP:						

Batter	1	2	3	4	5	6	7	8	9	AB	R	H	RBI	BB	SO	LOB	BOTTOM					
Horace Clarke, S OBP: 0.337, SLG: 0.329 (1, 4)										4	0	3	1	0	0	1	Baltimore Orioles @ New York Yankees Yankee Stadium, Bronx, NY Wed Jul 02 1969, 3:33 AM EDT Att: 14,113 - Unknown					
Ron Woods, R OBP: 0.400, SLG: 0.395 (1, 8)										2	0	1	0	2	0	1						
Bill Robinson, R OBP: 0.235, SLG: 0.272 (1, 9) (7, 7)										3	1	1	0	1	0	2						
Joe Pepitone, L OBP: 0.263, SLG: 0.465 (1, 3)										3	0	0	0	1	0	2						
Frank Fernandez, R OBP: 0.389, SLG: 0.448 (1, 2)										4	0	2	0	0	1	0						
Bobby Cox, R OBP: 0.311, SLG: 0.308 (1, 5)										2	0	0	0	0	0	0						
Bobby Murcer, L OBP: 0.340, SLG: 0.451 (6, PH) (7, 9)										2	0	1	1	0	0	2						
Billy Cowan, R OBP: 0.234, SLG: 0.250 (1, 7)											2	0	0	0	0	1		0				
Jerry Kenney, L OBP: 0.337, SLG: 0.328 (6, PH) (7, 5)											1	0	0	0	1	0	2					
Gene Michael, S OBP: 0.363, SLG: 0.388 (1, 6)										2	2	1	0	1	0	3						
Mel Stottlemyre, R OBP: 0.274, SLG: 0.273 (1, 1)										3	0	1	0	0	1	2						
Inning Stats	R: 0 E: 0 K: 0 S: 3	H: 2 LOB: 1 BB: 1 P: 7	R: 0 E: 0 K: 1 S: 5	H: 0 LOB: 0 BB: 0 P: 5	R: 1 E: 0 K: 0 S: 4	H: 2 LOB: 1 BB: 1 P: 8	R: 0 E: 0 K: 1 S: 5	H: 0 LOB: 0 BB: 0 P: 5	R: 1 E: 0 K: 0 S: 6	H: 1 LOB: 1 BB: 1 P: 10	R: 1 E: 0 K: 0 S: 3	H: 1 LOB: 2 BB: 3 P: 15	R: 0 E: 0 K: 0 S: 4	H: 2 LOB: 1 BB: 0 P: 4	R: 0 E: 0 K: 0 S: 4	H: 2 LOB: 1 BB: 0 P: 4	R: 0 E: 0 K: 0 S: 4	H: 2 LOB: 1 BB: 0 P: 4	1B: 7 2B: 1 3B: 2 HR: 0	SF: 0 SAC: 0 DP: 4 HBP: 0	WP: 1 PB: 0 SB: 0 CS: 1	PA: 34
PITCHER Marcelino Lopez, L ERA: 2.29 (1, 1)	IP: 5.0 WLS: L BF: 22 H: 5 R: 3 ER: 3 SO: 3 BB: 5 IBB: 0 HBP: 0 BLK: 0 WP: 1 HR: 0 S: 23 P: 43 ERA: 5.40 WHIP: 2.000															PITCHER IP: WLS: BF: H: R: ER: SO: BB: IBB: HBP: BLK: WP: HR: S: P: ERA: WHIP:						
Tom Phoebus, R ERA: 3.94 (6, 1)	2.0	8	3	0	0	0	0	1	0	0	0	0	7	11	0.00	1.500						
Al Severinsen, R ERA: 8.1 (8, 1)	1.0	4	2	0	0	0	0	0	0	0	0	4	4	0.00	2.000							

Batter	1	2	3	4	5	6	7	8	9	AB	R	H	RBI	BB	SO	LOB	TOP				
Jose Cardenal, R OBP: 0.286, SLG: 0.327 (1, 8)	5-3		K				5-3			4	0	1	2	0	1	0	Cleveland Indians @ New York Yankees Yankee Stadium, Bronx, NY Fri Jul 04 1969, 3:33 AM EDT Unknown - 81 F livebaseballscores.com AB 32 R 4 H 7 RBI 4 BB 2 SO 3 LOB 13 				
Lary Brown, R OBP: 0.314, SLG: 0.313 (1, 6)	1B				F8	5-3		G5-4-3 BB		3	0	1	0	1	0	1					
Ken Harrelson, R OBP: 0.292, SLG: 0.367 (1, 9)	F7			K				G5-4-3 1-2		4	1	1	0	0	1	2					
Tony Horton, R OBP: 0.316, SLG: 0.476 (1, 3)	L6						1-3	6-3		4	0	1	0	0	0	2					
Chuck Hinton, R OBP: 0.270, SLG: 0.383 (1, 7)	E5 G5-4-3				6-3			HR		4	1	1	2	0	0	1					
Zoilo Versalles, R OBP: 0.309, SLG: 0.316 (1, 5)	F9						1-3 2B	F8		4	1	1	0	0	0	1					
Vern Fuller, R OBP: 0.307, SLG: 0.373 (1, 4)	G5-4-3 1-2						1-2 2B	6-3		4	1	1	0	0	0	1					
Ken Suarez, R OBP: 0.367, SLG: 0.381 (7, PH)				1-3						2	0	0	0	0	0	2					
Duke Sims, L OBP: 0.400, SLG: 0.488 (7, 2)					1-3					0	0	0	0	1	0	0					
Dick Ellsworth, L OBP: 0.200, SLG: 0.172 (1, 1)										1	0	0	0	0	0	0					
Max Alvis, R OBP: 0.283, SLG: 0.275 (5, PH)					5-3					1	0	0	0	0	1	2					
Gary Kroll, R OBP: 0.344, SLG: 0.329 (7, PH)								L4-3 BB		0	0	0	0	0	0	0					
Russ Snyder, L OBP: 0.344, SLG: 0.329 (7, 1)								L4-3		1	0	0	0	0	0	1					
Mike Paul, L (7, 1)										0	0	0	0	0	0	0					
Inning Stats	R: 0 E: 0 K: 0 S: 4	H: 1 LOB: 1 BB: 0 P: 4	R: 0 E: 0 K: 0 S: 3	H: 0 LOB: 0 BB: 0 P: 3	R: 0 E: 0 K: 1 S: 5	H: 0 LOB: 0 BB: 0 P: 5	R: 0 E: 0 K: 1 S: 6	H: 1 LOB: 1 BB: 0 P: 6	R: 2 E: 0 K: 0 S: 5	H: 3 LOB: 1 BB: 0 P: 8	R: 2 E: 0 K: 0 S: 5	H: 2 LOB: 0 BB: 0 P: 5	R: 0 E: 0 K: 0 S: 2	H: 0 LOB: 0 BB: 1 P: 6	R: 0 E: 0 K: 0 S: 3	H: 0 LOB: 0 BB: 0 P: 3		1B: 3 2B: 3 3B: 1 HR: 1	SF: 0 SAC: 0 DP: 3 HBP: 0	WP: 0 PB: 0 SB: 0 CS: 0	PA: 34
PITCHER	IP WLS BF H R ER SO BB IBB HBP BLK WP HR S P ERA WHIP																				
Fritz Peterson, L ERA: 2.98 Jack Aker, R ERA: 3.19	(1, 1) 5.1 W 23 7 4 4 3 0 0 0 0 0 1 29 29 6.75 1.312																				
(6, 1) 3.2 S 11 0 0 0 0 2 0 0 0 0 0 0 9 17 0.00 0.545																					

Batter	1	2	3	4	5	6	7	8	9	AB	R	H	RBI	BB	SO	LOB	BOTTOM				
Horace Clarke, S OBP: 0.333, SLG: 0.325 (1, 4)	F8	FC5-2			F8			K		4	0	0	0	0	1	5	Cleveland Indians @ New York Yankees Yankee Stadium, Bronx, NY Fri Jul 04 1969, 3:33 AM EDT Unknown - 81 F livebaseballscores.com AB 31 R 5 H 9 RBI 5 BB 3 SO 6 LOB 17 				
Ron Woods, R OBP: 0.390, SLG: 0.383 (1, 8)	1B	F7			K			F2		4	0	1	0	0	1	5					
Bobby Murcer, L OBP: 0.339, SLG: 0.449 (1, 9)	F8				G3					4	0	1	2	0	1	1					
Joe Pepitone, L OBP: 0.266, SLG: 0.466 (1, 3)	3-1				4-3					4	0	2	1	0	0	1					
Frank Fernandez, R OBP: 0.393, SLG: 0.439 (1, 2)		2B 1B BB						K		2	1	0	0	2	1	3					
Bill Robinson, R OBP: 0.235, SLG: 0.279 (1, 7)					5-3					4	1	1	0	0	0	1					
Bobby Cox, R OBP: 0.318, SLG: 0.309 (1, 5)		SH5-4 1B IBB								3	1	1	0	1	0	0					
Gene Michael, S OBP: 0.372, SLG: 0.406 (1, 6)		FC5-2 SH5-4 1B								4	1	3	2	0	1	0					
Fritz Peterson, S OBP: 0.174, SLG: 0.075 Jack Aker, R	(1, 1) SH5-4									0	1	0	0	0	0	0					
(6, 1) 1-2 2-3					SH 1B					2	0	0	0	0	1	1					
Inning Stats	R: 0 E: 0 K: 0 S: 4	H: 1 LOB: 1 BB: 0 P: 4	R: 2 E: 0 K: 0 S: 5	H: 2 LOB: 2 BB: 2 P: 13	R: 0 E: 0 K: 0 S: 3	H: 0 LOB: 1 BB: 1 P: 7	R: 3 E: 0 K: 2 S: 12	H: 4 LOB: 2 BB: 0 P: 12	R: 0 E: 0 K: 1 S: 5	H: 0 LOB: 0 BB: 0 P: 5	R: 0 E: 0 K: 1 S: 5	H: 0 LOB: 0 BB: 0 P: 5	R: 0 E: 0 K: 1 S: 6	H: 1 LOB: 1 BB: 0 P: 6	R: 0 E: 0 K: 1 S: 6	H: 1 LOB: 1 BB: 0 P: 6		1B: 7 2B: 2 3B: 0 HR: 0	SF: 0 SAC: 2 DP: 1 HBP: 0	WP: 0 PB: 0 SB: 0 CS: 0	PA: 36
PITCHER	IP WLS BF H R ER SO BB IBB HBP BLK WP HR S P ERA WHIP																				
Dick Ellsworth, L ERA: 5.01 Gary Kroll, R ERA: 2.52 Mike Paul, L ERA: 3.81	(1, 1) 4.0 L 23 7 5 5 2 2 0 0 0 0 0 0 10 10 0.00 2.250																				
(5, 1) 2.0 6 0 0 0 2 0 0 0 0 0 0 0 10 10 0.00 0.000																					
(7, 1) 2.0 7 2 0 0 2 0 0 0 0 0 0 0 11 11 0.00 1.000																					

Batter	1	2	3	4	5	6	7	8	9	AB	R	H	RBI	BB	SO	LOB	TOP			
Jose Cardenal, R (1, 8) OBP: 0.284, SLG: 0.328	F4			L9		F8		1B 2B	F6	5	1	1	0	0	0	1	Cleveland Indians @ New York Yankees Yankee Stadium, Bronx, NY Fri Jul 04 1969, 3:38 AM EDT Att: 17,884 - Unknown - 82 F livebaseballscorecards.com			
Lary Brown, R (1, 6) OBP: 0.315, SLG: 0.312	L3 1B			F2		5-3		BB 1B IBB	1-3	4	0	1	0	1	0	1				
Duke Sims, L (1, 2) OBP: 0.403, SLG: 0.484	L3			BB				HR 1B	K	3	1	1	0	1	1	4				
Tony Horton, R (1, 3) OBP: 0.315, SLG: 0.473		L7		4-3				L7	BB 1B	4	0	1	2	0	0	2				
Ken Harrelson, R (1, 9) OBP: 0.298, SLG: 0.378	5-3				5-3 BB			HR	BB	2	1	1	2	2	0	0				
Russ Snyder, L (1, 7) OBP: 0.337, SLG: 0.322					L8			4-3	K	3	0	0	0	0	1	1				
Riche Scheinblum, S (8, PH) OBP: 0.227, SLG: 0.185										1	0	0	0	0	1	3				
Chuck Hinton, R (8, 7) OBP: 0.270, SLG: 0.383	K									0	0	0	0	0	0	0				
Zolio Versailles, R (1, 5) OBP: 0.308, SLG: 0.311			F9		5-3			BB	F5	3	0	0	0	1	0	4				
Vern Fuller, R (1, 4) OBP: 0.305, SLG: 0.377			K		K			F4	SH5-4 2B	4	0	1	0	0	2	2				
Juan Pizarro, L (1, 1) OBP: 0.200, SLG: 0.200			K			K			SH5-4	3	1	1	0	0	2	0				
Inning Stats	R: 0 E: 0 K: 0 S: 3	H: 1 LOB: 0 BB: 0 P: 3	R: 0 E: 0 K: 1 S: 5	H: 0 LOB: 0 BB: 0 P: 5	R: 0 E: 0 K: 2 S: 7	H: 0 LOB: 0 BB: 0 P: 7	R: 0 E: 0 K: 1 S: 3	H: 0 LOB: 1 BB: 1 P: 7	R: 0 E: 0 K: 1 S: 5	H: 0 LOB: 0 BB: 0 P: 5	R: 2 E: 0 K: 0 S: 5	H: 2 LOB: 1 BB: 1 P: 9	R: 2 E: 0 K: 2 S: 10	H: 3 LOB: 3 BB: 2 P: 18	R: 0 E: 0 K: 0 S: 4	H: 1 LOB: 1 BB: 0 P: 4	1B: 4 2B: 3 3B: 0 HR: 1	SF: 0 SAC: 1 DP: 1 HBP: 0	WP: 0 PB: 0 SB: 0 CS: 0	PA: 38
PITCHER	IP WLS BF H R ER SO BB IBB HBP BLK WP HR S P ERA WHIP																			
Bill Burbach, R (1, 1) ERA: 3.22	7.0 L 28 5 4 4 5 3 0 0 0 0 0 1 35 47 5.14 1.143																			
Steve Hamilton, L (8, 1) ERA: 3.12	1.0 6 1 0 0 2 1 1 0 0 0 0 0 8 16 0.00 2.000																			
Mike Kekich, L (9, 1) ERA: 5.98	1.0 4 1 0 0 0 0 0 0 0 0 0 0 4 4 0.00 1.000																			

Batter	1	2	3	4	5	6	7	8	9	AB	R	H	RBI	BB	SO	LOB	BOTTOM					
Horace Clarke, S (1, 4) OBP: 0.333, SLG: 0.328	5-3			F7		F9 2B		L3		3	0	1	0	0	0	0	Cleveland Indians @ New York Yankees Yankee Stadium, Bronx, NY Fri Jul 04 1969, 3:38 AM EDT Att: 17,884 - Unknown - 82 F livebaseballscorecards.com					
Len Boehmer, R (7, 4) OBP: 0.139, SLG: 0.091								1-2		1	0	0	0	0	0	1						
Ron Woods, R (1, 8) OBP: 0.365, SLG: 0.353	4-3			L7		F9			5-3	4	0	0	0	0	0	1						
Bobby Murcer, L (1, 9) OBP: 0.337, SLG: 0.444	F4			F1		9-2			BB	3	0	0	0	1	0	1						
Joe Pepitone, L (1, 3) OBP: 0.269, SLG: 0.466		FC1-4 1B			FC1-5 1B		F6		F9	4	0	2	0	0	0	1						
Bill Robinson, R (1, 7) OBP: 0.242, SLG: 0.285		FC1-4 G5-4-3			BB FC1-5 SF8 1B		F7		F9	4	1	2	0	0	0	2						
Bobby Cox, R (1, 5) OBP: 0.310, SLG: 0.299		G5-4-3			FC1-5 BB		F7			3	0	0	0	0	0	4						
Gene Michael, S (1, 6) OBP: 0.371, SLG: 0.490			K				L5			2	0	0	0	1	1	1						
Jake Gibbs, L (1, 2) OBP: 0.287, SLG: 0.236										1	0	0	1	0	0	0						
Billy Cowan, R (8, PH) OBP: 0.229, SLG: 0.244						SF8		6-3		1	0	0	0	0	0	0						
Mike Kekich, R (9, 1) OBP: 0.100, SLG: 0.200										0	0	0	0	0	0	0						
Bill Burbach, R (1, 1) OBP: 0.167, SLG: 0.143										2	0	0	0	0	1	2						
Steve Hamilton, L (8, 1)										0	0	0	0	0	0	0						
Frank Fernandez, R (8, PH) OBP: 0.397, SLG: 0.439								L3 BB		0	0	0	0	1	0	0						
Inning Stats	R: 0 E: 0 K: 0 S: 3	H: 0 LOB: 0 BB: 0 P: 3	R: 0 E: 0 K: 0 S: 3	H: 1 LOB: 0 BB: 0 P: 3	R: 0 E: 0 K: 1 S: 5	H: 0 LOB: 0 BB: 0 P: 5	R: 0 E: 0 K: 0 S: 3	H: 0 LOB: 0 BB: 0 P: 3	R: 1 E: 0 K: 1 S: 7	H: 2 LOB: 2 BB: 1 P: 11	R: 0 E: 0 K: 0 S: 3	H: 1 LOB: 1 BB: 0 P: 3	R: 0 E: 0 K: 0 S: 4	H: 1 LOB: 1 BB: 0 P: 4	R: 0 E: 0 K: 0 S: 2	H: 0 LOB: 0 BB: 1 P: 6	R: 0 E: 0 K: 0 S: 3	H: 0 LOB: 1 BB: 1 P: 7	1B: 4 2B: 3 3B: 0 HR: 0	SF: 1 SAC: 0 DP: 3 HBP: 0	WP: 0 PB: 0 SB: 0 CS: 0	PA: 32
PITCHER	IP WLS BF H R ER SO BB IBB HBP BLK WP HR S P ERA WHIP																					
Juan Pizarro, L (1, 1) ERA: 3.24	9.0 W 32 5 1 1 2 3 0 0 0 0 0 0 33 45 1.00 0.889																					

Batter	1	2	3	4	5	6	7	8	9	AB	R	H	RBI	BB	SO	LOB	TOP					
Jose Cardenal, R OBP: 0.279, SLG: 0.322 (1, 8)	F5		F3			5-3		G3	F2	5	0	0	0	0	0	3	Cleveland Indians @ New York Yankees Yankee Stadium, Bronx, NY Sat Jul 05 1969, 7:05 PM EDT Att: 11,968 - Overcast - 86 F					
Lary Brown, R OBP: 0.317, SLG: 0.314 (1, 6)	4-3 1B		F8			1B 4-3 1B		6-3	B1-3	5	1	2	0	0	0	3						
Duke Sims, L OBP: 0.411, SLG: 0.489 (1, 2)	4-3					1B		4-0 1B		3	0	2	0	1	0	1						
Tony Horton, R OBP: 0.314, SLG: 0.470 (1, 3)	5-3					1B		0-0 1B		4	0	1	2	0	1	2						
Ken Harrelson, R OBP: 0.294, SLG: 0.373 (1, 9)								0-0 1B		4	0	0	0	0	0	3						
Russ Snyder, L OBP: 0.331, SLG: 0.315 (1, 7)										3	0	0	0	0	0	0						
Cap Peterson, R OBP: 0.373, SLG: 0.344 (8, PH)	1-3									1	1	1	0	0	0	0						
Chuck Hinton, R OBP: 0.270, SLG: 0.383 (9, 7)										0	0	0	0	0	0	0						
Zolio Versailles, R OBP: 0.311, SLG: 0.315 (1, 4)										4	0	2	0	0	0	0						
Lou Klimchok, L OBP: 0.338, SLG: 0.431 (1, 5)										3	1	1	1	0	0	1						
Max Alvis, R OBP: 0.286, SLG: 0.284 (8, 5)	3-4-1									1	0	1	1	0	0	0						
Steve Hargan, R OBP: 0.260, SLG: 0.200 (1, 1)										2	0	0	0	0	0	0						
Richie Scheinblum, S OBP: 0.233, SLG: 0.262 (8, PH)										1	1	1	0	0	0	0						
Mike Paul, L OBP: 0.266, SLG: 0.284 (8, 1)										1	0	0	0	0	0	2						
Inning Stats	R: 0 E: 0 K: 0 S: 4	H: 1 LOB: 1 BB: 0 P: 4	R: 0 E: 0 K: 0 S: 4	H: 1 LOB: 1 BB: 0 P: 4	R: 0 E: 0 K: 0 S: 3	H: 0 LOB: 0 BB: 0 P: 3	R: 0 E: 0 K: 1 S: 5	H: 1 LOB: 0 BB: 0 P: 5	R: 1 E: 0 K: 0 S: 4	H: 1 LOB: 0 BB: 0 P: 4	R: 1 E: 0 K: 0 S: 5	H: 2 LOB: 1 BB: 0 P: 5	R: 0 E: 0 K: 0 S: 3	H: 0 LOB: 0 BB: 0 P: 3	R: 1 E: 0 K: 0 S: 5	H: 2 LOB: 2 BB: 1 P: 9		R: 1 E: 0 K: 0 S: 6	H: 3 LOB: 2 BB: 0 P: 6	1B: 8 2B: 2 3B: 0 HR: 1	SF: 0 SAC: 0 DP: 0 HBP: 0	WP: 0 PB: 0 SB: 0 CS: 0
PITCHER	IP WLS BF H R ER SO BB IBB HBP BLK WP HR S P ERA WHIP																					
Stan Bahnsen, R ERA: 4.12 (1, 1)	8.0 L 32 8 3 3 1 0 0 1 0 0 0 0 1 33 37 3.38 1.000																					
Steve Hamilton, L ERA: 3.28 (9, 1)	1.0 6 3 1 1 0 0 0 0 0 0 0 0 0 6 6 9.00 3.000																					

AB	37
R	4
H	11
RBI	4
BB	1
SO	1
LOB	15



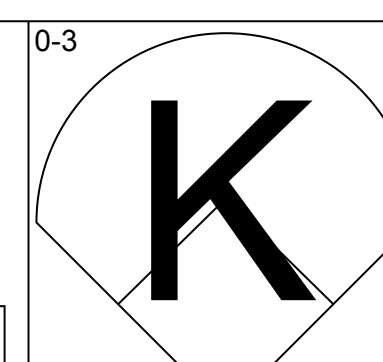
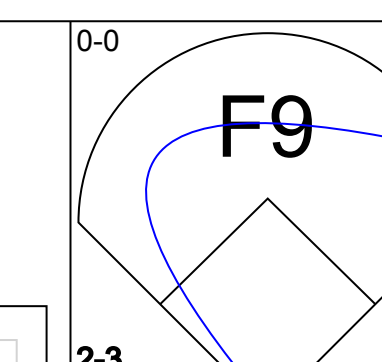
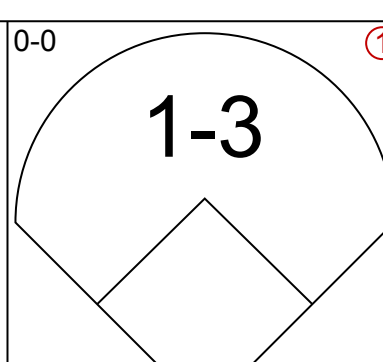
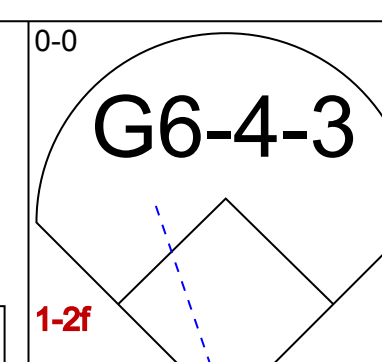
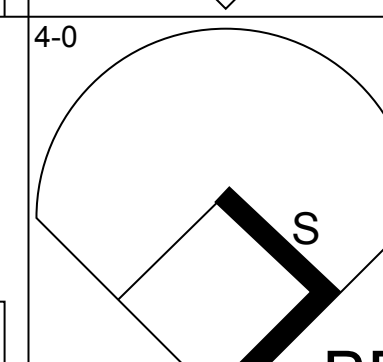
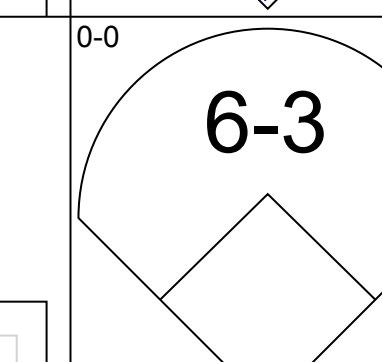
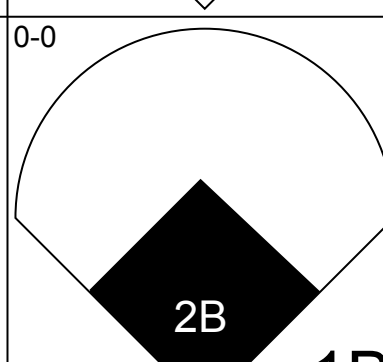
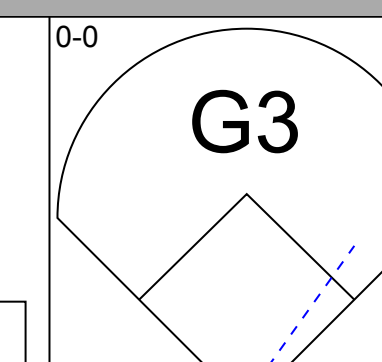
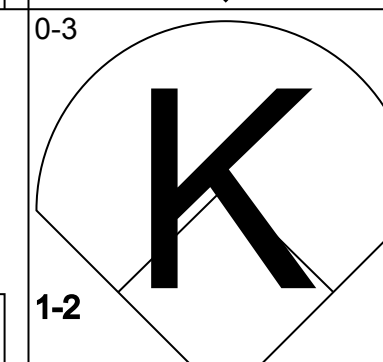
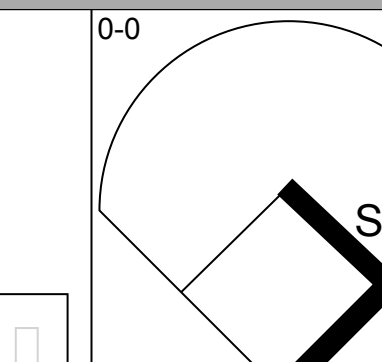
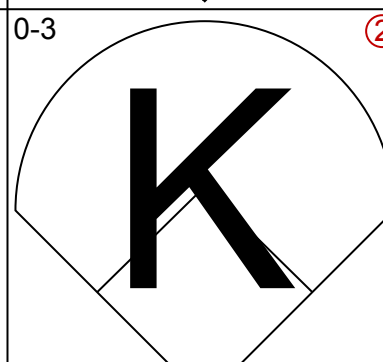
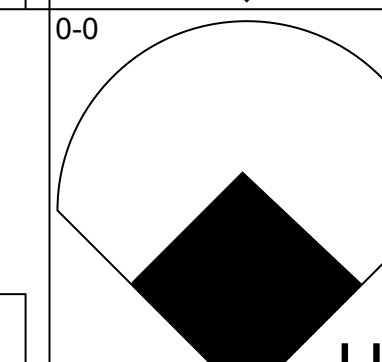
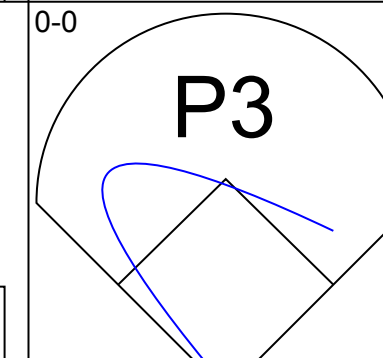
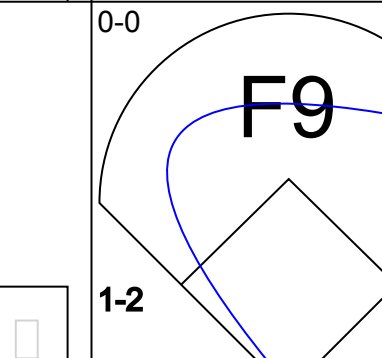
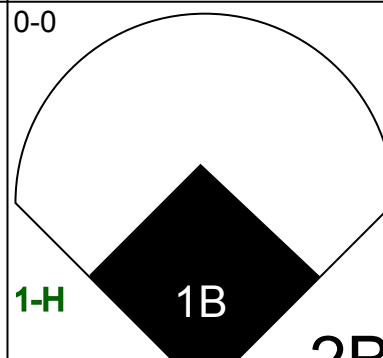
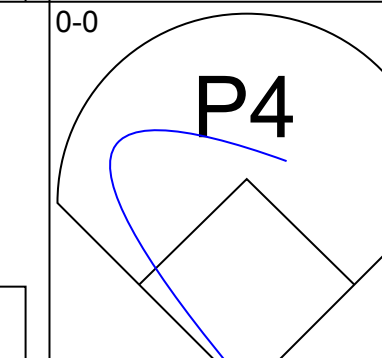
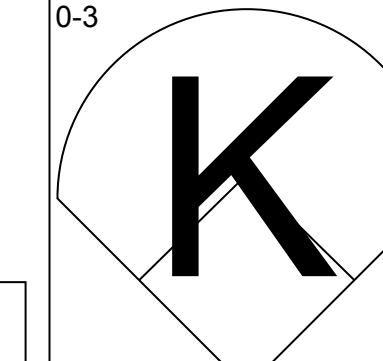
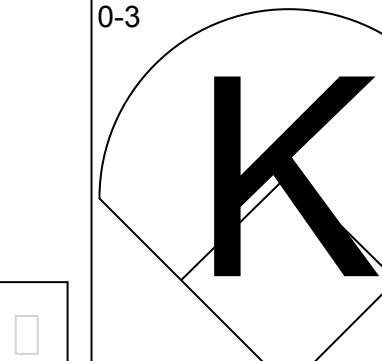
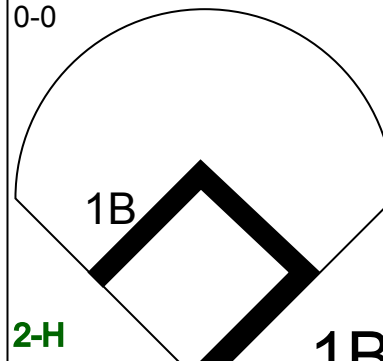
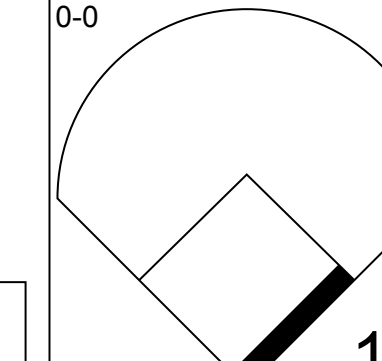
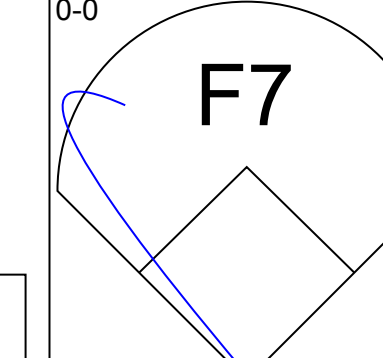
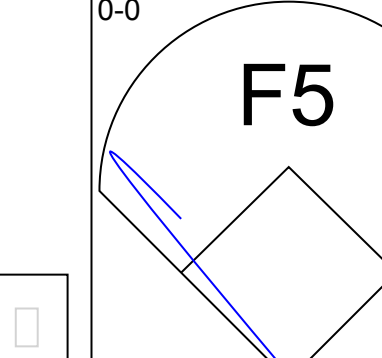
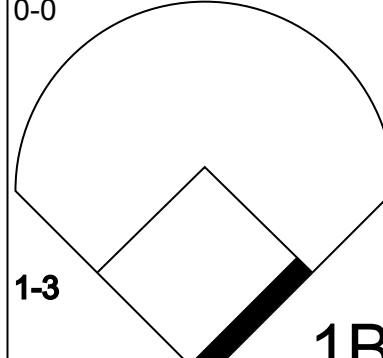
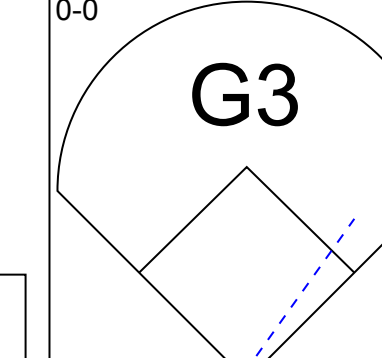
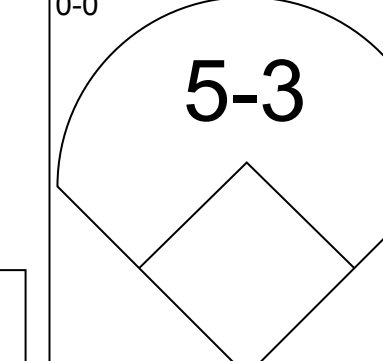
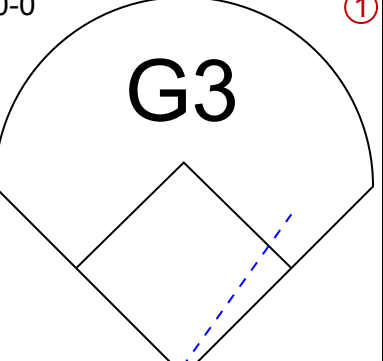
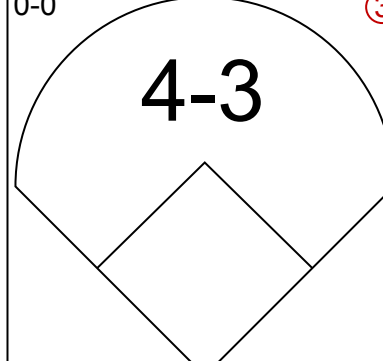
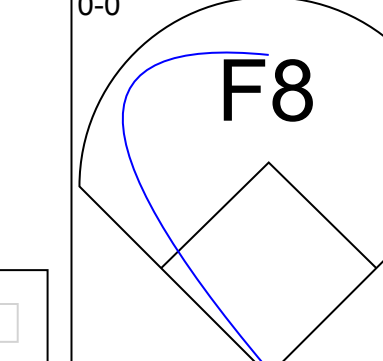
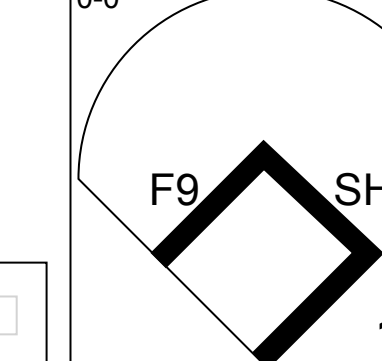

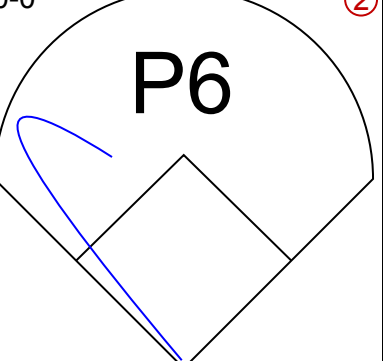
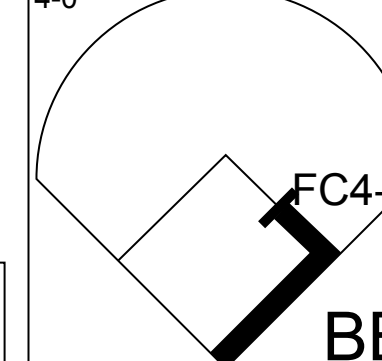
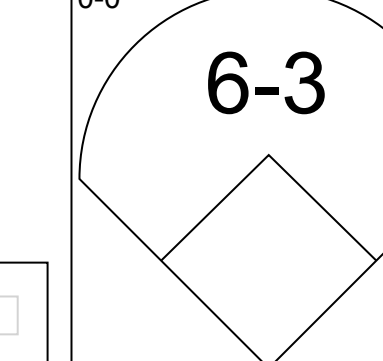
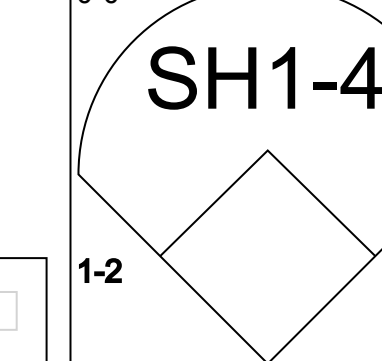
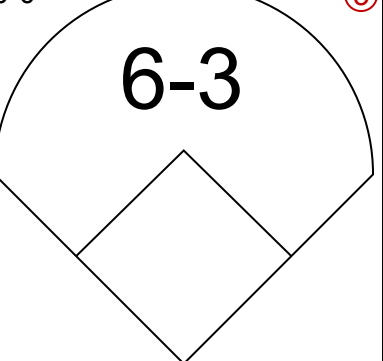
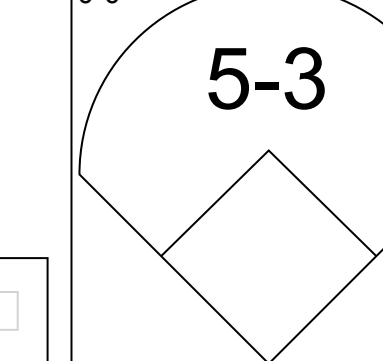
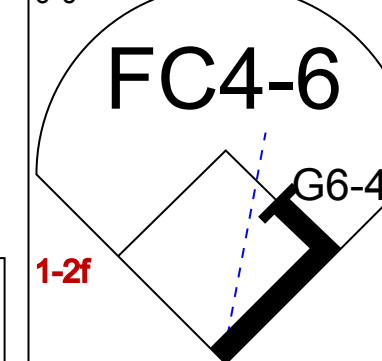
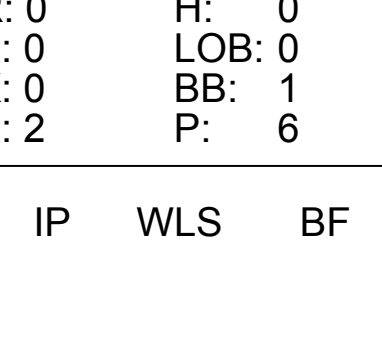
Batter	1	2	3	4	5	6	7	8	9	AB	R	H	RBI	BB	SO	LOB	BOTTOM						
Tom Shopay, L OBP: 0.125, SLG: 0.375 (1, 7)	3-1									3	1	1	0	0	1	1	Cleveland Indians @ New York Yankees Yankee Stadium, Bronx, NY Sat Jul 05 1969, 7:05 PM EDT Att: 11,968 - Overcast - 86 F						
Billy Cowan, R OBP: 0.224, SLG: 0.239 (8, PH)										1	0	0	0	0	0	0							
Steve Hamilton, L OBP: 0.224, SLG: 0.239 (9, 1)										0	0	0	0	0	0	0							
Jerry Kenney, L OBP: 0.336, SLG: 0.325 (1, 5)	K									2	0	0	1	1	1	0							
Bobby Murcer, L OBP: 0.336, SLG: 0.445 (1, 9)	4-3									4	0	1	0	0	0	1							
Joe Pepitone, L OBP: 0.276, SLG: 0.466 (1, 3)										2	0	1	0	2	0	0							
Ron Woods, R OBP: 0.343, SLG: 0.327 (1, 8)										4	0	0	0	0	2	4							
Gene Michael, S OBP: 0.380, SLG: 0.415 (1, 6)										2	1	1	0	2	1	1							
Bobby Cox, R OBP: 0.308, SLG: 0.290 (1, 4)										3	0	0	0	1	0	2							
Jake Gibbs, L OBP: 0.281, SLG: 0.233 (1, 2)										2	0	0	1	0	0	1							
Stan Bahnsen, R OBP: 0.118, SLG: 0.091 (1, 1)										2	0	0	0	0	1	1							
Bill Robinson, R OBP: 0.241, SLG: 0.283 (8, PH)										1	0	0	0	0	0	0							
Inning Stats	R: 0 E: 0 K: 1 S: 5	H: 0 LOB: 0 BB: 0 P: 5	R: 0 E: 0 K: 1 S: 4	H: 0 LOB: 0 BB: 1 P: 8	R: 0 E: 0 K: 1 S: 5	H: 0 LOB: 0 BB: 0 P: 5	R: 1 E: 0 K: 0 S: 4	H: 2 LOB: 1 BB: 1 P: 8	R: 1 E: 0 K: 1 S: 6	H: 1 LOB: 1 BB: 1 P: 10	R: 0 E: 0 K: 1 S: 5	H: 0 LOB: 0 BB: 1 P: 9	R: 0 E: 0 K: 0 S: 2	H: 0 LOB: 0 BB: 1 P: 6	R: 0 E: 0 K: 0 S: 3	H: 0 LOB: 1 BB: 1 P: 7		R: 0 E: 0 K: 1 S: 6	H: 1 LOB: 1 BB: 0 P: 6	1B: 1 2B: 1 3B: 2 HR: 0	SF: 2 SAC: 0 DP: 2 HBP: 0	WP: 0 PB: 0 SB: 1 CS: 1	PA: 35
PITCHER	IP WLS BF H R ER SO BB IBB HBP BLK WP HR S P ERA WHIP																						
Steve Hargan, R ERA: 6.09 (1, 1)	7.0 W 26 3 2 2 5 4 1 0 0 0 0 0 0 31 51 2.57 1.000																						
Mike Paul, L ERA: 3.69 (8, 1)	2.0 S 8 1 0 0 1 1 0 0 0 0 0 0 9 13 0.00 1.000																						

AB	26
R	2
H	4
RBI	2
BB	6
SO	6
LOB	11



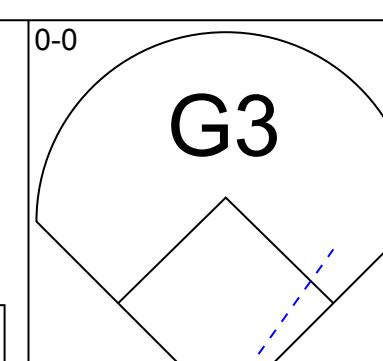
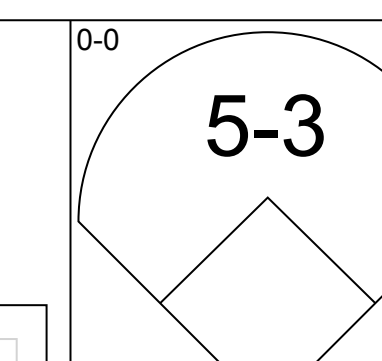
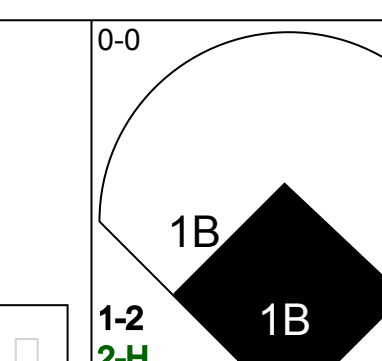
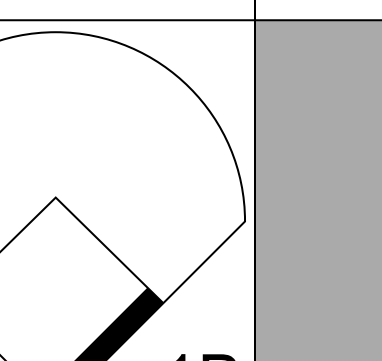
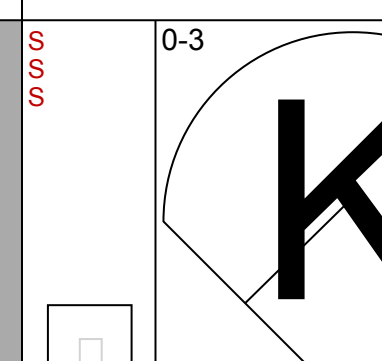
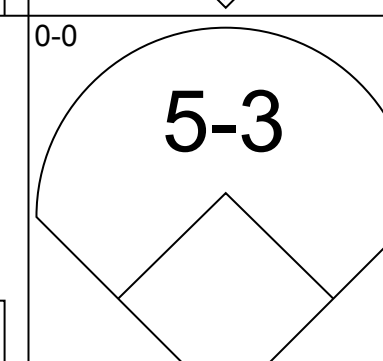
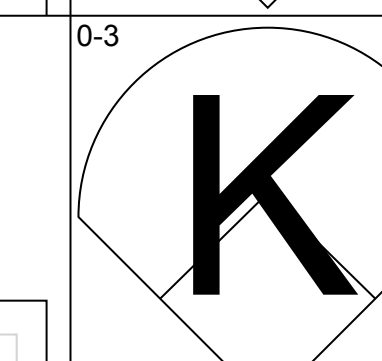
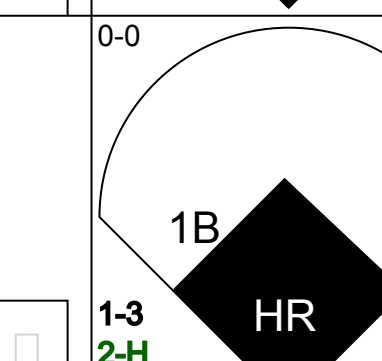
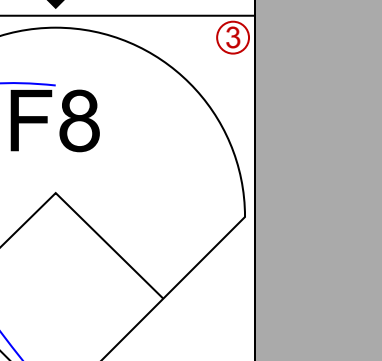
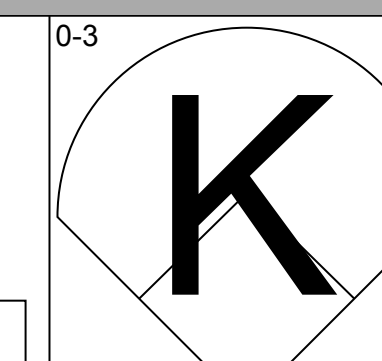
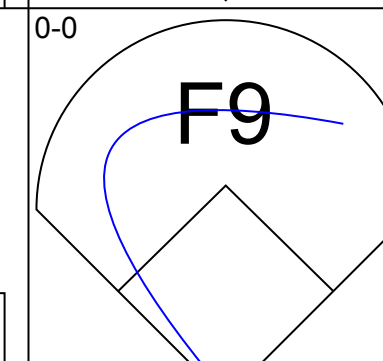
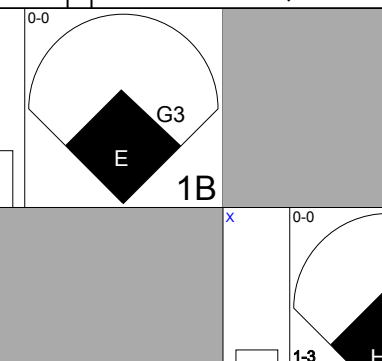
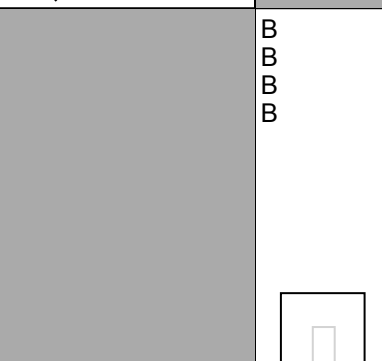
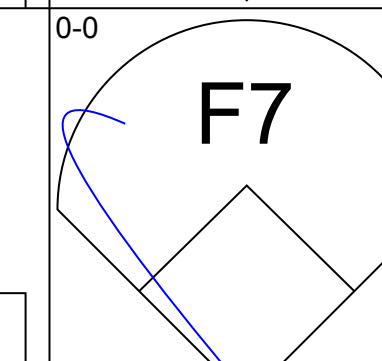

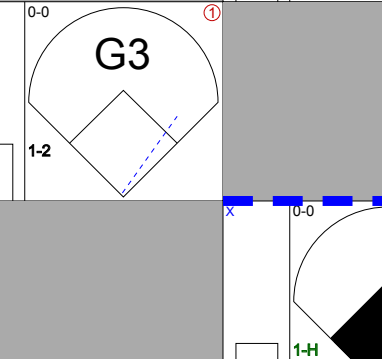
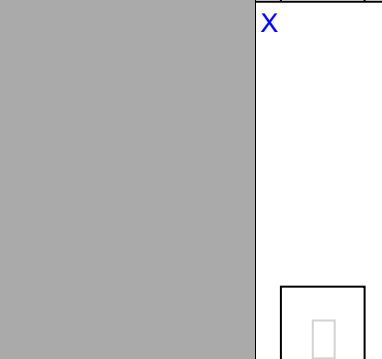
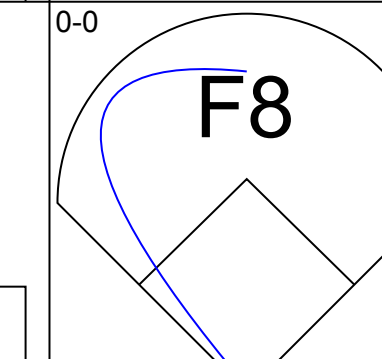
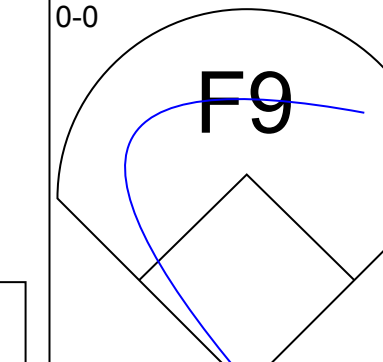
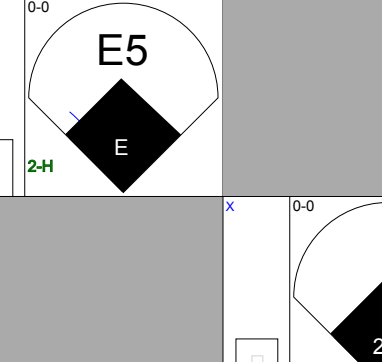
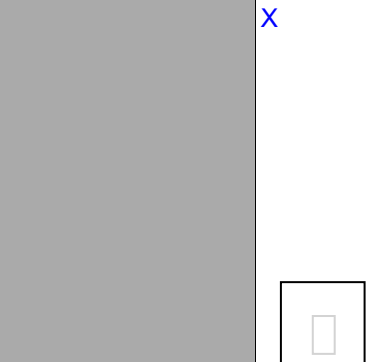

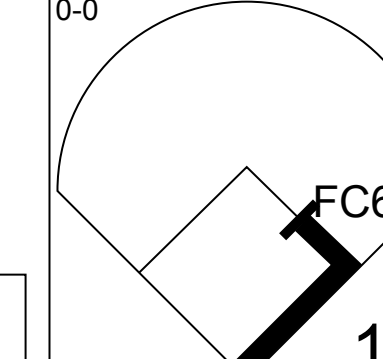
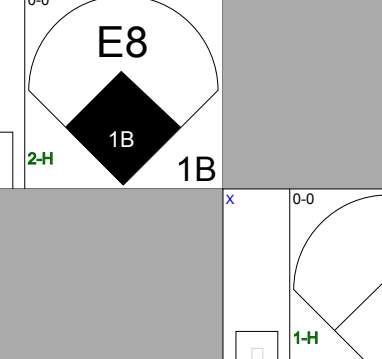
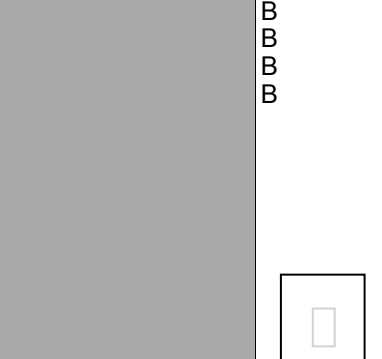

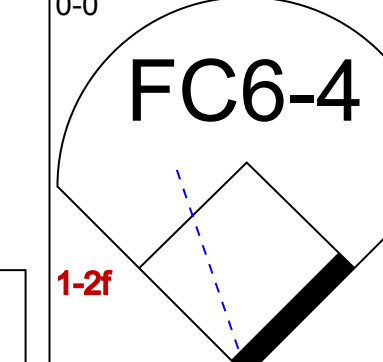
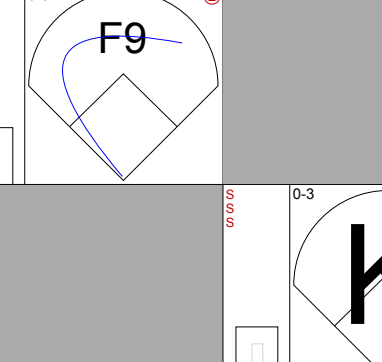
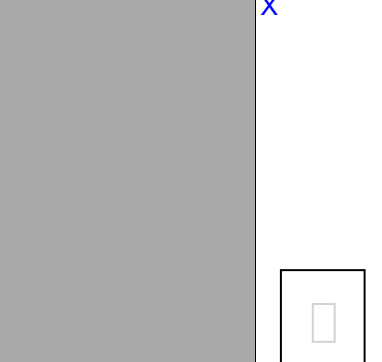


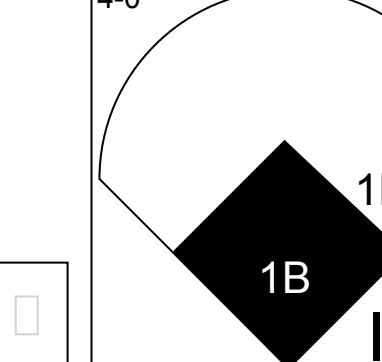
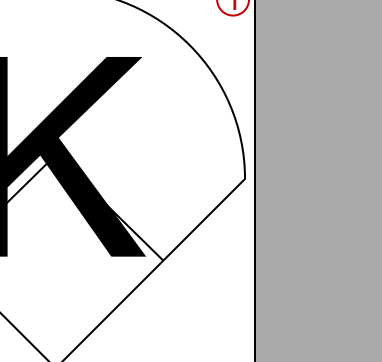

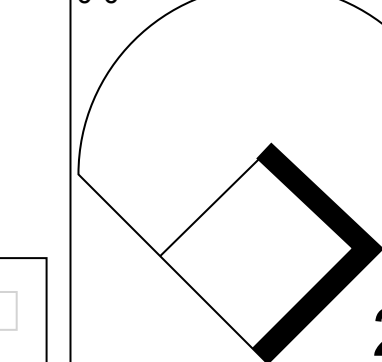
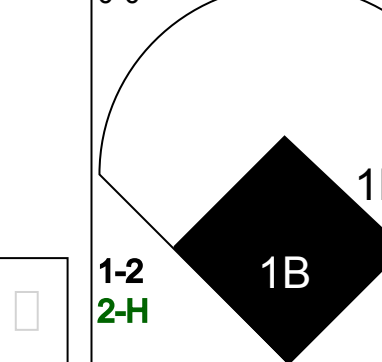
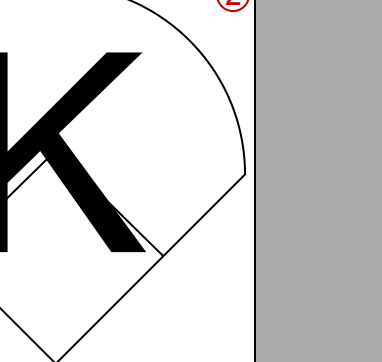
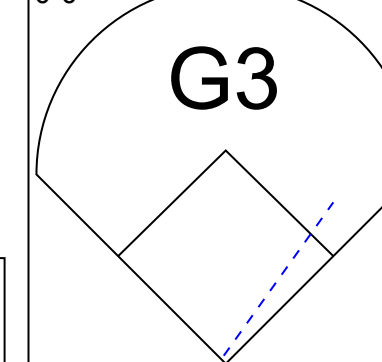
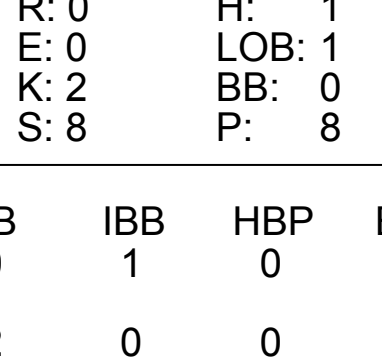
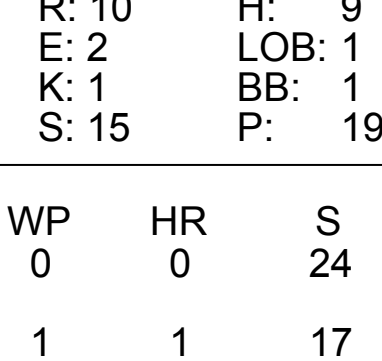
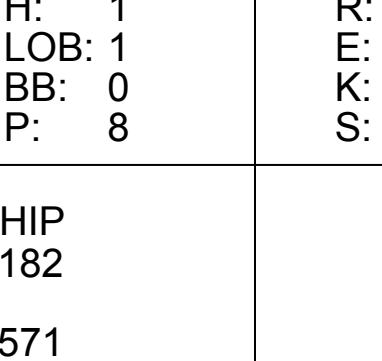
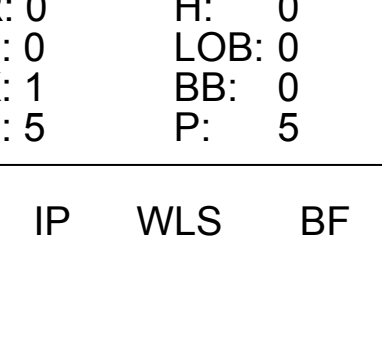
Batter	1	2	3	4	5	6	7	8	9	AB	R	H	RBI	BB	SO	LOB	TOP			
Jose Cardenal, R (1.8) OBP: 0.289, SLG: 0.330	4-0 CS BB		0-0 S 1B		0-0 1B			0-0 5-3 1B		3	1	3	1	1	0	0	Cleveland Indians @ New York Yankees Yankee Stadium, Bronx, NY Sun Jul 06 1969, 3:33 AM EDT Att: 14,529 - Unknown - 82 F livebaseballscorecards.com			
Lary Brown, R (1.6) OBP: 0.316, SLG: 0.313	0-0 F9 1-2		0-0 1B		0-0 L9			0-0 5-3 1-2		4	0	1	1	0	0	3				
Duke Sims, L (1.2) OBP: 0.407, SLG: 0.481	0-3 K		0-0 F8			0-0 G5-3 E 1B		0-0 F7		4	0	1	0	0	1	2				
Tony Horton, R (1.3) OBP: 0.310, SLG: 0.464		0-3 K		0-0 L7		0-0 E5 G5-3 1-2		0-0 5-3		4	0	0	0	0	1	2				
Ken Harrelson, R (1.9) OBP: 0.293, SLG: 0.371		0-0 5-3		0-0 1B 1B		0-0 G5-3 1-2 2-3F		0-0 F8		4	0	1	0	0	0	2				
Russ Snyder, L (1.7) OBP: 0.329, SLG: 0.314		0-0 4-3		0-0 1B G5-4-3 1-3 1B		0-0 F4		0-0 4-3		4	0	1	0	0	0	1				
Zolo Versailles, R (1.4) OBP: 0.307, SLG: 0.310 Richie Scheinblum, S (9. PH) OBP: 0.231, SLG: 0.200			0-0 F3	0-0 G5-4-3 1-2		0-0 F4		0-0 G3		3	0	0	0	0	0	2				
Lou Klimchok, L (1.5) OBP: 0.338, SLG: 0.426			0-0 4-3 1B 1B		0-0 3-1		0-0 F7			3	1	1	0	0	0	0				
Sam McDowell, L (1.1) OBP: 0.200, SLG: 0.220			0-0 4-3 1-2		0-0 1-3		0-0 F8			3	0	0	0	0	0	1				
Inning Stats	R: 0 E: 0 K: 1 S: 4	H: 0 LOB: 0 BB: 1 P: 8	R: 0 E: 0 K: 1 S: 5	H: 0 LOB: 0 BB: 0 P: 5	R: 2 E: 0 K: 0 S: 6	H: 3 LOB: 1 BB: 0 P: 6	R: 0 E: 0 K: 0 S: 4	H: 2 LOB: 1 BB: 0 P: 4	R: 0 E: 1 K: 0 S: 4	H: 1 LOB: 1 BB: 0 P: 4	R: 0 E: 0 K: 0 S: 3	H: 0 LOB: 0 BB: 0 P: 3	R: 0 E: 0 K: 0 S: 4	H: 1 LOB: 1 BB: 0 P: 4	R: 0 E: 0 K: 0 S: 3	H: 0 LOB: 0 BB: 0 P: 3	1B: 8 2B: 0 3B: 0 HR: 0	SF: 0 SAC: 0 DP: 2 HBP: 0	WP: 0 PB: 0 SB: 1 CS: 1	PA: 34
PITCHER Mel Stottlemyre, R (1.1) ERA: 2.44	IP: 9.0 WLS: W BF: 34 H: 8 R: 2 ER: 2 SO: 2	BB: 1 IBB: 0 HBP: 0 BLK: 0	WP: 0 HR: 0 S: 37 P: 41	ERA: 2.00 WHIP: 1.000	PITCHER										IP: 9.0 WLS: W BF: 34 H: 8 R: 2 ER: 2 SO: 2	BB: 1 IBB: 0 HBP: 0 BLK: 0	WP: 0 HR: 0 S: 37 P: 41	ERA: 2.00 WHIP: 1.000		

Batter	1	2	3	4	5	6	7	8	9	AB	R	H	RBI	BB	SO	LOB	BOTTOM			
Jerry Kenney, L (1.5) OBP: 0.338, SLG: 0.328	0-0 6-3		0-0 BB 1B 1B		0-0 BB 2B 1B	0-0 F8 1-2				4	1	2	0	0	0	1	Cleveland Indians @ New York Yankees Yankee Stadium, Bronx, NY Sun Jul 06 1969, 3:33 AM EDT Att: 14,529 - Unknown - 82 F livebaseballscorecards.com			
Ron Woods, R (1.8) OBP: 0.366, SLG: 0.345	0-0 BB 1B		0-0 1-2 1B		4-0 BB BB 1-2 2B BB		0-0 6-3		3	1	2	0	1	0	0					
Bobby Murcer, L (1.9) OBP: 0.338, SLG: 0.447	4-0 1-2 BB		0-0 F4		0-0 1B 1B 2B		0-0 F5		3	1	1	2	1	0	2					
Joe Pepitone, L (1.3) OBP: 0.282, SLG: 0.466	0-0 F7		4-0 FC6-4 BB 1-2 2-3		0-0 1-3 1B		4-0 FC5-4 BB		2	0	1	1	2	0	2					
Frank Fernandez, R (1.2) OBP: 0.386, SLG: 0.423	0-3 K		0-0 FC6-4 1-2F		0-3 K		0-0 FC5-4 1-2F		4	0	0	0	0	2	7					
Bill Robinson, R (1.7) OBP: 0.241, SLG: 0.289		0-3 K		0-0 F8	0-0 1-3		0-0 4-3 SF7 2B		4	1	1	0	0	1	1					
Bobby Cox, R (1.4) OBP: 0.298, SLG: 0.279		0-3 K		0-3 K	0-0 1-3		0-0 4-3		4	0	0	0	0	2	2					
Gene Michael, S (1.6) OBP: 0.377, SLG: 0.413		0-3 K		0-0 1B		0-0 E6 CS		0-0 SF7		3	0	1	1	0	1					
Mel Stottlemyre, R (1.1) OBP: 0.258, SLG: 0.254			0-3 K	0-3 K	0-3 K		0-3 K		4	0	0	0	0	4	2					
Inning Stats	R: 0 E: 0 K: 1 S: 6	H: 1 LOB: 2 BB: 1 P: 10	R: 0 E: 0 K: 3 S: 9	H: 0 LOB: 0 BB: 0 P: 9	R: 0 E: 0 K: 1 S: 7	H: 2 LOB: 3 BB: 1 P: 11	R: 0 E: 0 K: 2 S: 8	H: 1 LOB: 1 BB: 0 P: 8	R: 3 E: 0 K: 1 S: 8	H: 3 LOB: 1 BB: 1 P: 12	R: 0 E: 1 K: 1 S: 5	H: 0 LOB: 0 BB: 0 P: 5	R: 0 E: 0 K: 0 S: 3	H: 0 LOB: 1 BB: 1 P: 7	R: 1 E: 0 K: 1 S: 6	H: 1 LOB: 0 BB: 0 P: 6	1B: 6 2B: 2 3B: 0 HR: 0	SF: 1 SAC: 0 DP: 0 HBP: 0	WP: 0 PB: 0 SB: 0 CS: 1	PA: 36
PITCHER Sam McDowell, L (1.1) ERA: 2.88	IP: 8.0 WLS: L BF: 36 H: 8 R: 4 ER: 4 SO: 10	BB: 4 IBB: 0 HBP: 0 BLK: 0	WP: 0 HR: 0 S: 52 P: 68	ERA: 4.50 WHIP: 1.500	PITCHER										IP: 8.0 WLS: L BF: 36 H: 8 R: 4 ER: 4 SO: 10	BB: 4 IBB: 0 HBP: 0 BLK: 0	WP: 0 HR: 0 S: 52 P: 68	ERA: 4.50 WHIP: 1.500		

Batter	1	2	3	4	5	6	7	8	9	AB	R	H	RBI	BB	SO	LOB	TOP					
Tom Shopay, L OBP: 0.083, SLG: 0.250 (1, 7)										4	0	0	0	0	1	2	New York Yankees @ Baltimore Orioles Memorial Stadium, Baltimore, MD Tue Jul 08 1969, 7:05 PM EDT Unknown					
Jerry Kenney, L OBP: 0.340, SLG: 0.328 (1, 5)										3	1	1	0	1	0	1						
Bobby Murcer, L OBP: 0.340, SLG: 0.458 (1, 9)										4	1	2	1	0	2	2						
Joe Pepitone, L OBP: 0.281, SLG: 0.467 (1, 3)										4	1	1	1	0	0	2						
Jimmie Hall, L OBP: 0.288, SLG: 0.351 (1, 8)										4	0	2	1	0	2	1						
Gene Michael, S OBP: 0.374, SLG: 0.409 (1, 6)										4	0	1	0	0	0	2						
Jake Gibbs, L OBP: 0.273, SLG: 0.226 (1, 2)										4	0	0	0	0	0	2						
Bobby Cox, R OBP: 0.304, SLG: 0.280 (1, 4)										3	0	1	0	1	0	0						
Fritz Peterson, S OBP: 0.174, SLG: 0.075 (1, 1)										0	0	0	0	0	0	0						
Mike Kekich, R OBP: 0.091, SLG: 0.182 (7, PH)										1	0	0	0	0	0	0						
Bill Robinson, R OBP: 0.239, SLG: 0.287 (7, 1)										1	0	0	0	0	0	1						
Ken Johnson, R (7, 1)										0	0	0	0	0	0	0						
Ron Woods, R OBP: 0.361, SLG: 0.339 (9, PH)										1	0	0	0	0	0	0						
Inning Stats	R: 0 E: 0 K: 2 S: 7	H: 0 LOB: 1 BB: 1 P: 11	R: 0 E: 0 K: 1 S: 5	H: 0 LOB: 0 BB: 0 P: 5	R: 0 E: 0 K: 1 S: 4	H: 1 LOB: 1 BB: 0 P: 4	R: 0 E: 0 K: 1 S: 6	H: 1 LOB: 1 BB: 0 P: 6	R: 0 E: 0 K: 1 S: 3	H: 0 LOB: 0 BB: 0 P: 3	R: 2 E: 0 K: 1 S: 9	H: 4 LOB: 2 BB: 0 P: 9	R: 0 E: 0 K: 0 S: 2	H: 0 LOB: 0 BB: 1 P: 6	R: 1 E: 0 K: 0 S: 5	H: 2 LOB: 1 BB: 0 P: 5	R: 0 E: 0 K: 0 S: 3	H: 0 LOB: 0 BB: 0 P: 3	1B: 6 2B: 1 3B: 0 HR: 1	SF: 0 SAC: 1 DP: 1 HBP: 0	WP: 0 PB: 0 SB: 2 CS: 0	PA: 36
PITCHER Tom Phoebus, R ERA: 3.77 (1, 1)	IP: 9.0 WLS: W BF: 36 H: 8 R: 3 ER: 3 SO: 5 BB: 2 IBB: 0 HBP: 0 BLK: 0 WP: 0 HR: 1 S: 44 P: 52 ERA: 3.00 WHIP: 1.111															PITCHER						

AB	33
R	3
H	8
RBI	3
BB	2
SO	5
LOB	13



Batter	1	2	3	4	5	6	7	8	9	AB	R	H	RBI	BB	SO	LOB	BOTTOM													
Mark Belanger, R OBP: 0.372, SLG: 0.373 (1, 6)										5	1	2	1	0	1	1	New York Yankees @ Baltimore Orioles Memorial Stadium, Baltimore, MD Tue Jul 08 1969, 7:05 PM EDT Unknown													
Paul Blair, R OBP: 0.358, SLG: 0.522 (1, 8)										5	1	1	1	0	2	2														
Frank Robinson, R OBP: 0.430, SLG: 0.574 (1, 9)										3	2	2	1	1	0	0														
Curt Motton, R OBP: 0.233, SLG: 0.276 (7, 7)										1	0	0	0	0	0	0														
Boog Powell, L OBP: 0.394, SLG: 0.585 (1, 3)										5	1	1	3	0	0	2														
Brooks Robinson, R OBP: 0.294, SLG: 0.397 (1, 5)										4	2	1	0	0	0	1														
Davey Johnson, R OBP: 0.338, SLG: 0.382 (1, 4)										3	1	3	2	1	0	0														
Andy Etchebarren, R OBP: 0.394, SLG: 0.396 (1, 2)										4	0	0	0	0	1	5														
Merv Rettenmund, R OBP: 0.327, SLG: 0.356 (1, 7)										3	1	0	0	1	2	0														
Tom Phoebus, R OBP: 0.333, SLG: 0.350 (1, 1)										4	1	2	1	0	1	0														
Inning Stats	R: 0 E: 0 K: 0 S: 3	H: 0 LOB: 0 BB: 0 P: 3	R: 0 E: 0 K: 0 S: 4	H: 1 LOB: 1 BB: 0 P: 4	R: 0 E: 0 K: 2 S: 8	H: 1 LOB: 1 BB: 0 P: 8	R: 10 E: 2 K: 1 S: 15	H: 9 LOB: 1 BB: 1 P: 19	R: 0 E: 0 K: 0 S: 3	H: 0 LOB: 2 BB: 2 P: 11	R: 0 E: 0 K: 1 S: 5	H: 0 LOB: 0 BB: 0 P: 5	R: 0 E: 0 K: 1 S: 5	H: 0 LOB: 0 BB: 0 P: 5	R: 0 E: 0 K: 1 S: 5	H: 0 LOB: 0 BB: 0 P: 5	1B: 9 2B: 2 3B: 0 HR: 1	SF: 0 SAC: 0 DP: 0 HBP: 0	WP: 1 PB: 0 SB: 0 CS: 0	PA: 40										
PITCHER Fritz Peterson, L ERA: 2.97 (1, 1)	IP: 3.2 WLS: L BF: 21 H: 8 R: 8 ER: 3 SO: 2 BB: 0 IBB: 0 HBP: 0 BLK: 0 WP: 1 HR: 1 S: 24 P: 28 ERA: 7.36 WHIP: 2.182															PITCHER														
Mike Kekich, L ERA: 6.09 (4, 1)	2.1	13	4	2	0	3	2	0	0	0	1	1	17	25	0.00	2.571														
Ken Johnson, R ERA: 5.0 (7, 1)	2.0	6	0	0	0	2	0	0	0	0	0	0	10	10	0.00	0.000														



Batter	1	2	3	4	5	6	7	8	9	AB	R	H	RBI	BB	SO	LOB	TOP					
Jerry Kenney, L (1,5) X OBP: 0.336, SLG: 0.323	F7			F8		F8			F7	4	0	0	0	0	0	0						
Ron Woods, R (1,8) S OBP: 0.392, SLG: 0.413	K			HR					1B	4	1	3	1	0	1	0						
Bobby Murcer, L (1,9) X OBP: 0.336, SLG: 0.452	F8			K					G3	4	0	0	0	0	1	2						
Joe Pepitone, L (1,3) X OBP: 0.279, SLG: 0.462		F3		F7					6-3	3	0	0	0	0	0	1						
Frank Fernandez, R (1,2) X OBP: 0.378, SLG: 0.412		F7			5-3				4-3	3	0	0	0	0	0	1						
Bill Robinson, R (1,7) X OBP: 0.235, SLG: 0.281		6-3			5-3				6-3	3	0	0	0	0	0	0						
Gene Michael, S (1,6) X OBP: 0.368, SLG: 0.401				6-3		L6			P4	3	0	0	0	0	0	0						
Bobby Cox, R (1,4) S OBP: 0.297, SLG: 0.273				K					K	3	0	0	0	0	2	0						
Bill Burbach, R (1,1) X OBP: 0.167, SLG: 0.143				4-3					6-3	0	0	0	0	0	0	0						
Al Downing, R (2,1) X OBP: 0.220, SLG: 0.234				4-3					6-3	2	0	0	0	0	1	0						
Lindy McDaniel, R (8,1) X OBP: 0.220, SLG: 0.234									6-3	1	0	0	0	0	0	0						
Inning Stats	R: 0 E: 0 K: 1 S: 5	H: 0 LOB: 0 BB: 0 P: 5	R: 0 E: 0 K: 0 S: 3	H: 0 LOB: 0 BB: 0 P: 3	R: 0 E: 0 K: 1 S: 5	H: 0 LOB: 0 BB: 0 P: 5	R: 1 E: 0 K: 1 S: 6	H: 1 LOB: 0 BB: 0 P: 6	R: 0 E: 0 K: 0 S: 3	H: 0 LOB: 0 BB: 0 P: 3	R: 0 E: 0 K: 1 S: 4	H: 1 LOB: 1 BB: 0 P: 4	R: 0 E: 0 K: 1 S: 5	H: 0 LOB: 0 BB: 0 P: 5	R: 0 E: 0 K: 0 S: 4	H: 1 LOB: 1 BB: 0 P: 4	R: 0 E: 0 K: 0 S: 4	H: 1 LOB: 1 BB: 0 P: 4	1B: 2 2B: 0 3B: 0 HR: 1	SF: 0 SAC: 0 DP: 0 HBP: 0	WP: 0 PB: 0 SB: 0 CS: 0	PA: 30
PITCHER Mike Cuellar, L (1,1) ERA: 2.4	IP: 9.0 WLS: W BF: 30 H: 3 R: 1 ER: 1 SO: 5 BB: 0 IBB: 0 HBP: 0 BLK: 0 WP: 0 HR: 1 S: 40 P: 40 ERA: 1.00 WHIP: 0.333															PITCHER	IP: 9.0 WLS: W BF: 30 H: 3 R: 1 ER: 1 SO: 5 BB: 0 IBB: 0 HBP: 0 BLK: 0 WP: 0 HR: 1 S: 40 P: 40 ERA: 1.00 WHIP: 0.333					

New York Yankees @ Baltimore Orioles
Memorial Stadium, Baltimore, MD
Tue Jul 08 1969, 7:05 PM EDT
Att: 17,290 - Unknown

AB 30
R 1
H 3
RBI 1
BB 0
SO 5
LOB 4



Batter	1	2	3	4	5	6	7	8	9	AB	R	H	RBI	BB	SO	LOB	BOTTOM			
Don Buford, S (1,7) X OBP: 0.392, SLG: 0.434	3B	1B		SH2-3		5-3				4	1	3	0	0	0	1				
Paul Blair, R (1,8) X OBP: 0.360, SLG: 0.529	1B	P6		SH2-3					WP	3	2	2	1	0	0	1				
Frank Robinson, R (1,9) S OBP: 0.431, SLG: 0.570	1B	3B		1B					G3	2	1	0	0	2	0	2				
Boog Powell, L (1,3) X OBP: 0.392, SLG: 0.580	1B	BB		F8					4-3	4	0	1	2	0	0	2				
Brooks Robinson, R (1,5) X OBP: 0.291, SLG: 0.392	G6-4-3			K					F8	4	0	0	0	0	1	1				
Eliot Hendricks, L (1,2) X OBP: 0.326, SLG: 0.382	BB			4-3					F8	4	0	2	0	0	0	0				
Davey Johnson, R (1,4) S OBP: 0.343, SLG: 0.383	BB	1B		BB					G4-6-3	2	0	1	0	2	0	1				
Bobby Floyd, R (1,6) X OBP: 0.242, SLG: 0.226	FC6-4			BB					4-3	3	0	0	0	0	0	4				
Mark Belanger, R (7,6) X OBP: 0.371, SLG: 0.371	FC6-4			FC6-4					F8	1	0	0	0	0	0	0				
Mike Cuellar, L (1,1) X OBP: 0.064, SLG: 0.106		1-3		K					K	3	0	0	0	0	2	1				
Inning Stats	R: 3 E: 0 K: 0 S: 6	H: 4 LOB: 2 BB: 2 P: 14	R: 0 E: 0 K: 0 S: 4	H: 1 LOB: 2 BB: 1 P: 8	R: 0 E: 0 K: 1 S: 6	H: 1 LOB: 1 BB: 0 P: 6	R: 0 E: 0 K: 1 S: 6	H: 1 LOB: 1 BB: 0 P: 6	R: 0 E: 0 K: 0 S: 3	H: 0 LOB: 0 BB: 0 P: 3	R: 0 E: 0 K: 1 S: 5	H: 0 LOB: 1 BB: 1 P: 9	R: 1 E: 0 K: 0 S: 4	H: 1 LOB: 0 BB: 0 P: 4	R: 0 E: 0 K: 0 S: 3	H: 1 LOB: 0 BB: 0 P: 3	1B: 7 2B: 0 3B: 2 HR: 0	SF: 0 SAC: 1 DP: 2 HBP: 0	WP: 1 PB: 0 SB: 0 CS: 0	PA: 35
PITCHER Bill Burbach, R (1,1) ERA: 3.43	IP: 1.2 WLS: L BF: 12 H: 5 R: 3 ER: 3 SO: 3 BB: 3 IBB: 0 HBP: 0 BLK: 0 WP: 0 HR: 0 S: 9 P: 21 ERA: 16.20 WHIP: 4.800															PITCHER Al Downing, L (2,1) ERA: 5.23	IP: 5.1 WLS: 20 BF: 3 H: 1 R: 1 ER: 1 SO: 3 BB: 1 IBB: 0 HBP: 0 BLK: 0 WP: 1 HR: 0 S: 25 P: 29 ERA: 1.69 WHIP: 0.750			
PITCHER Lindy McDaniel, R (8,1) ERA: 4.37	IP: 1.0 WLS: 3 BF: 1 H: 0 R: 0 ER: 0 SO: 0 BB: 0 IBB: 0 HBP: 0 BLK: 0 WP: 0 HR: 0 S: 3 P: 3 ERA: 0.00 WHIP: 1.000															PITCHER	IP: 1.0 WLS: 3 BF: 1 H: 0 R: 0 ER: 0 SO: 0 BB: 0 IBB: 0 HBP: 0 BLK: 0 WP: 0 HR: 0 S: 3 P: 3 ERA: 0.00 WHIP: 1.000			

New York Yankees @ Baltimore Orioles
Memorial Stadium, Baltimore, MD
Tue Jul 08 1969, 7:05 PM EDT
Att: 17,290 - Unknown

AB 30
R 4
H 9
RBI 3
BB 4
SO 3
LOB 13



Batter	1	2	3	4	5	6	7	8	9	AB	R	H	RBI	BB	SO	LOB	TOP			
Horace Clarke, S OBP: 0.337, SLG: 0.341 (1,4)										5	2	3	1	0	0	1	New York Yankees @ Washington Senators Robert F. Kennedy Memorial Stadium, Washington, DC Fri Jul 11 1969, 7:05 PM EDT Att: 22,254 - Overcast - 85 F livebaseballscorecards.com			
Jerry Kenney, L OBP: 0.341, SLG: 0.327 (1,5)										4	1	2	0	0	0	1				
Bobby Murcer, L OBP: 0.336, SLG: 0.455 (1,9)										4	1	2	1	0	0	3				
Joe Pepitone, L OBP: 0.277, SLG: 0.458 (1,3)										3	0	1	2	0	1	1				
Ron Woods, R OBP: 0.376, SLG: 0.408 (1,8)										4	0	0	0	0	0	2				
Frank Fernandez, R OBP: 0.375, SLG: 0.402 (1,2)										4	0	1	0	0	1	0				
Bill Robinson, R OBP: 0.234, SLG: 0.284 (1,7)										4	0	1	0	0	1	1				
Gene Michael, S OBP: 0.366, SLG: 0.406 (1,6)										3	0	0	0	1	1	2				
Mel Stottlemyre, R OBP: 0.243, SLG: 0.238 (1,1)										4	0	0	0	0	1	2				
Inning Stats	R: 3 E: 0 K: 0 S: 6	H: 3 LOB: 0 BB: 0 P: 6	R: 0 E: 0 K: 0 S: 3	H: 0 LOB: 0 BB: 0 P: 3	R: 0 E: 0 K: 2 S: 4	H: 1 LOB: 1 BB: 0 P: 4	R: 0 E: 0 K: 2 S: 8	H: 1 LOB: 1 BB: 0 P: 8	R: 1 E: 0 K: 1 S: 5	H: 3 LOB: 2 BB: 1 P: 9	R: 0 E: 0 K: 0 S: 3	H: 1 LOB: 0 BB: 0 P: 3	R: 0 E: 0 K: 1 S: 5	H: 0 LOB: 0 BB: 0 P: 5	R: 0 E: 0 K: 0 S: 4	H: 1 LOB: 1 BB: 0 P: 4	1B: 7 2B: 1 3B: 1 HR: 1	SF: 1 SAC: 0 DP: 0 HBP: 0	WP: 0 PB: 0 SB: 0 CS: 1	PA: 38
PITCHER	IP WLS BF H R ER SO BB IBB HBP BLK WP HR S P ERA WHIP																			
Barry Moore, L ERA: 3.4 (1,1)	7.0 L 30 9 4 4 4 1 0 0 0 0 1 37 41 5.14 1.429																			
Darold Knowles, L ERA: 2.18 (8,1)	2.0 7 1 0 0 1 0 0 0 0 0 0 9 9 0.00 0.500																			

Batter	1	2	3	4	5	6	7	8	9	AB	R	H	RBI	BB	SO	LOB	BOTTOM					
Del Unser, L OBP: 0.335, SLG: 0.350 (1,8)										4	1	2	0	1	0	2	New York Yankees @ Washington Senators Robert F. Kennedy Memorial Stadium, Washington, DC Fri Jul 11 1969, 7:05 PM EDT Att: 22,254 - Overcast - 85 F livebaseballscorecards.com					
Lee Mays, L OBP: 0.311, SLG: 0.341 (1,9)										3	1	1	1	0	0	3						
Sam Bowers, R OBP: 0.214, SLG: 0.175 (6,9)										2	0	1	0	0	0	2						
Frank Howard, R OBP: 0.408, SLG: 0.640 (1,7)										3	1	2	1	1	0	0						
Hank Allen, R OBP: 0.304, SLG: 0.338 (6, PR) (9,7)										0	0	0	0	0	0	0						
Mike Epstein, L OBP: 0.432, SLG: 0.594 (1,3)										4	0	0	0	0	0	4						
Ken McMullen, R OBP: 0.321, SLG: 0.358 (1,5)										3	0	1	1	1	0	3						
Bernie Allen, L OBP: 0.349, SLG: 0.408 (1,4)										4	0	0	0	0	1	5						
Ed Brinkman, R OBP: 0.326, SLG: 0.334 (1,6)										4	0	2	0	0	1	1						
Paul Casanova, R OBP: 0.245, SLG: 0.285 (1,2)										3	0	1	0	0	0	0						
Barry Moore, L OBP: 0.257, SLG: 0.188 (1,1)										2	0	0	0	0	1	2						
Ed Stroud, L OBP: 0.338, SLG: 0.355 (7, PH)										1	0	0	0	0	0	0						
Darold Knowles, L OBP: 0.143, SLG: 0.143 (8,1)										0	0	0	0	0	0	0						
Brant Aiyee, R OBP: 0.385, SLG: 0.569 (8, PH)										1	0	0	0	0	1	1						
Inning Stats	R: 2 E: 0 K: 1 S: 8	H: 3 LOB: 1 BB: 0 P: 8	R: 0 E: 0 K: 1 S: 7	H: 2 LOB: 2 BB: 0 P: 7	R: 0 E: 0 K: 0 S: 4	H: 1 LOB: 1 BB: 0 P: 4	R: 0 E: 0 K: 1 S: 5	H: 0 LOB: 0 BB: 0 P: 5	R: 1 E: 0 K: 0 S: 4	H: 1 LOB: 0 BB: 0 P: 4	R: 0 E: 0 K: 0 S: 2	H: 0 LOB: 0 BB: 1 P: 6	R: 0 E: 0 K: 0 S: 3	H: 1 LOB: 0 BB: 0 P: 3	R: 0 E: 0 K: 0 S: 4	H: 1 LOB: 2 BB: 1 P: 8	R: 0 E: 0 K: 1 S: 6	H: 1 LOB: 2 BB: 1 P: 10	1B: 7 2B: 2 3B: 0 HR: 1	SF: 0 SAC: 1 DP: 1 HBP: 0	WP: 0 PB: 0 SB: 0 CS: 1	PA: 39
PITCHER	IP WLS BF H R ER SO BB IBB HBP BLK WP HR S P ERA WHIP																					
Mel Stottlemyre, R ERA: 2.47 (1,1)	9.0 W 38 10 3 3 4 2 1 0 0 0 1 43 55 3.00 1.333																					

Batter	1	2	3	4	5	6	7	8	9	AB	R	H	RBI	BB	SO	LOB	TOP								
Horace Clarke, S OBP: 0.337, SLG: 0.341										4	0	3	1	0	0	0	New York Yankees @ Washington Senators Robert F. Kennedy Memorial Stadium, Washington, DC Sun Jul 13 1969, 3:33 AM EDT Unknown - 85 F livebaseballscorecards.com								
Jerry Kenney, L OBP: 0.338, SLG: 0.321										4	0	0	0	0	1	2									
Bobby Murcer, L OBP: 0.333, SLG: 0.448										4	1	1	0	0	1	1									
Joe Pepitone, L OBP: 0.287, SLG: 0.469										3	1	2	0	1	0	0									
Roy White, S OBP: 0.419, SLG: 0.453										4	1	1	3	0	0	2									
Jimmie Hall, L OBP: 0.286, SLG: 0.342										3	0	0	0	1	0	0									
Gene Michael, S OBP: 0.357, SLG: 0.393										4	0	0	0	0	1	2									
Jake Gibbs, L OBP: 0.291, SLG: 0.270										4	1	2	0	0	1	0									
Fritz Peterson, S OBP: 0.167, SLG: 0.071										2	0	0	0	0	1	1									
Bill Robinson, R OBP: 0.233, SLG: 0.282										1	0	0	0	0	0	1									
Lindy McDaniel, R OBP: 0.233, SLG: 0.282										0	0	0	0	0	0	0									
Inning Stats	R: 0 E: 0 K: 1 S: 5	H: 1 LOB: 0 BB: 0 P: 5	R: 0 E: 0 K: 0 S: 3	H: 1 LOB: 0 BB: 0 P: 3	R: 0 E: 0 K: 0 S: 3	H: 0 LOB: 0 BB: 0 P: 3	R: 3 E: 0 K: 1 S: 7	H: 2 LOB: 1 BB: 2 P: 15	R: 1 E: 0 K: 2 S: 9	H: 2 LOB: 1 BB: 0 P: 9	R: 0 E: 1 K: 0 S: 4	H: 0 LOB: 1 BB: 0 P: 4	R: 0 E: 0 K: 0 S: 3	H: 2 LOB: 0 BB: 0 P: 3	R: 0 E: 0 K: 1 S: 4	H: 1 LOB: 1 BB: 0 P: 4	R: 0 E: 0 K: 1 S: 5	H: 0 LOB: 0 BB: 0 P: 5	1B: 7 2B: 0 3B: 1 HR: 1	SF: 0 SAC: 0 DP: 2 HBP: 0	WP: 1 PB: 0 SB: 1 CS: 1	PA: 36			
PITCHER	IP	WLS	BF	H	R	ER	SO	BB	IBB	HBP	BLK	WP	HR	S	P	ERA	WHIP								
Jim Hannan, R ERA: 4.17	(1, 1)	4.0	17	5	4	4	2	2	0	0	0	1	1	19	27	9.00	1.750								
Casey Cox, R ERA: 1.77	(5, 1)	5.0	W	18	4	0	0	3	0	0	0	0	0	24	24	0.00	0.800								

Batter	1	2	3	4	5	6	7	8	9	AB	R	H	RBI	BB	SO	LOB	BOTTOM								
Ed Brinkman, R OBP: 0.325, SLG: 0.332										4	1	1	0	0	0	0	New York Yankees @ Washington Senators Robert F. Kennedy Memorial Stadium, Washington, DC Sun Jul 13 1969, 3:33 AM EDT Unknown - 85 F livebaseballscorecards.com								
Hank Allen, R OBP: 0.303, SLG: 0.341										4	1	1	0	0	0	1									
Frank Howard, R OBP: 0.409, SLG: 0.632										2	1	1	0	2	0	0									
Brant Alyea, R OBP: 0.381, SLG: 0.559										4	1	1	2	0	0	3									
Ken McMullen, R OBP: 0.325, SLG: 0.383										4	1	2	3	0	1	2									
Sam Bowers, R OBP: 0.200, SLG: 0.163										3	0	0	0	0	0	1									
Del Unser, L OBP: 0.332, SLG: 0.347										1	0	0	0	0	1	0									
Tim Cullen, R OBP: 0.259, SLG: 0.219										4	0	0	0	0	0	1									
Paul Casanova, R OBP: 0.253, SLG: 0.290										3	0	2	0	1	0	0									
Jim Hannan, R OBP: 0.156, SLG: 0.156										2	0	0	0	0	2	1									
Casey Cox, R ERA: 3.93	(5, 1)									2	0	0	0	0	0	3									
Inning Stats	R: 5 E: 1 K: 1 S: 10	H: 4 LOB: 1 BB: 1 P: 14	R: 0 E: 0 K: 0 S: 4	H: 1 LOB: 0 BB: 0 P: 4	R: 0 E: 0 K: 0 S: 3	H: 0 LOB: 0 BB: 0 P: 3	R: 0 E: 0 K: 1 S: 5	H: 0 LOB: 0 BB: 0 P: 5	R: 0 E: 0 K: 0 S: 3	H: 0 LOB: 0 BB: 0 P: 3	R: 0 E: 0 K: 0 S: 4	H: 1 LOB: 2 BB: 1 P: 8	R: 0 E: 0 K: 1 S: 6	H: 1 LOB: 2 BB: 1 P: 10	R: 0 E: 0 K: 1 S: 6	H: 1 LOB: 1 BB: 0 P: 6	1B: 5 2B: 2 3B: 0 HR: 1	SF: 0 SAC: 0 DP: 0 HBP: 0	WP: 0 PB: 0 SB: 0 CS: 0	PA: 36					
PITCHER	IP	WLS	BF	H	R	ER	SO	BB	IBB	HBP	BLK	WP	HR	S	P	ERA	WHIP								
Fritz Peterson, L ERA: 3.08	(1, 1)	6.0	L	27	6	5	4	2	1	0	0	0	0	29	37	6.00	1.167								
Lindy McDaniel, R ERA: 3.93	(7, 1)	2.0		9	2	0	0	2	0	1	0	0	0	12	16	0.00	1.000								

Batter	1	2	3	4	5	6	7	8	9	AB	R	H	RBI	BB	SO	LOB	TOP					
Horace Clarke, S OBP: 0.338, SLG: 0.342 (1,4)	5-3		F6				E6										5 0 2 0 0 0 1					
Ron Woods, R OBP: 0.351, SLG: 0.375 (1,8)	F8			L5	F6		E1		F8								5 0 0 0 0 0 4					
Bobby Murcer, L OBP: 0.330, SLG: 0.443 (1,9)	G3			F9		K	F4										4 0 0 0 0 1 2					
Joe Pepitone, L OBP: 0.290, SLG: 0.475 (1,3)		F8			PB BB 1B		F4										4 1 2 0 0 0 2					
Roy White, S OBP: 0.420, SLG: 0.452 (1,7)		K			PB BB 1B				6-3								3 0 1 1 1 1 0					
John Ellis, R OBP: 0.286, SLG: 0.389 (1,2)					F8		F8		6-3								4 0 0 0 0 0 3					
Bobby Cox, R OBP: 0.321, SLG: 0.284 (1,5)									6-3								2 0 1 0 2 0 0					
Gene Michael, S OBP: 0.350, SLG: 0.384 (1,6)			L5		L5		F7		1-3								4 0 0 0 0 0 4					
Al Downing, R Ken Johnson, R Billy Cowan, R John Cumberland, R Bill Robinson, R Mike Kekich, R Len Boehmer, R									1-3								1 0 0 0 0 0 1 0 1 0 0 0 0 0 0					
Inning Stats	R: 0 E: 0 K: 0 S: 3	H: 0 LOB: 0 BB: 0 P: 3	R: 0 E: 0 K: 1 S: 5	H: 0 LOB: 0 BB: 0 P: 5	R: 0 E: 0 K: 0 S: 4	H: 1 LOB: 1 BB: 0 P: 4	R: 0 E: 0 K: 0 S: 4	H: 1 LOB: 2 BB: 1 P: 8	R: 0 E: 0 K: 0 S: 4	H: 1 LOB: 2 BB: 1 P: 8	R: 1 E: 0 K: 1 S: 7	H: 2 LOB: 2 BB: 0 P: 11	R: 0 E: 0 K: 0 S: 5	H: 0 LOB: 0 BB: 0 P: 5	R: 0 E: 0 K: 0 S: 3	H: 0 LOB: 0 BB: 0 P: 3	R: 0 E: 0 K: 0 S: 4	H: 1 LOB: 1 BB: 0 P: 4	1B: 5 2B: 0 3B: 1 HR: 0	SF: 0 SAC: 0 DP: 0 HBP: 0	WP: 0 PB: 1 SB: 1 CS: 0	PA: 38
PITCHER Jim Shellenback, L ERA: 4.3	IP: 9.0 WLS: W BF: 38 H: 6 R: 1 ER: 1 SO: 2 BB: 3 IBB: 0 HBP: 0 BLK: 0 WP: 0 HR: 0 S: 39 P: 51 ERA: 1.00 WHIP: 1.000																					

New York Yankees @ Washington Senators
Robert F. Kennedy Memorial Stadium, Washington, DC

AB 35
R 1
H 6
RBI 1
BB 3
SO 2
LOB 18




Sun Jul 13 1969, 3:38 AM EDT
Att: 31,700 - Unknown - 85 F

Batter	1	2	3	4	5	6	7	8	9	AB	R	H	RBI	BB	SO	LOB	BOTTOM			
Ed Brinkman, R OBP: 0.323, SLG: 0.330 Bernie Allen, L OBP: 0.359, SLG: 0.415 (1,6)	F9		E6	SH1-3		FC6-4											3 2 0 0 0 0 1 1 0 1 0 0 0 0			
Hank Allen, R OBP: 0.305, SLG: 0.351 (1,8)	F7																5 3 2 1 0 0 3			
Frank Howard, R OBP: 0.414, SLG: 0.642 Ed Stroud, L OBP: 0.347, SLG: 0.359 (1,3)																	4 1 3 4 1 1 0 0 1 0 0 0 0 0			
Brant Alyea, R OBP: 0.375, SLG: 0.550 (1,7)																	4 0 1 1 0 2 2			
Ken McMullen, R OBP: 0.332, SLG: 0.383 (1,5)																	2 0 1 1 3 0 0			
Sam Bowers, R OBP: 0.200, SLG: 0.188 (1,9)																	5 0 1 0 0 0 7			
Tim Cullen, R OBP: 0.259, SLG: 0.220 (1,4)																	4 1 1 0 0 0 2			
Paul Casanova, R OBP: 0.253, SLG: 0.289 (1,2)																	4 1 1 0 0 0 1			
Jim Shellenback, L OBP: 0.286, SLG: 0.286 (1,1)																	4 1 2 1 0 0 1			
Inning Stats	R: 0 E: 0 K: 1 S: 5	H: 0 LOB: 0 BB: 0 P: 5	R: 0 E: 0 K: 1 S: 6	H: 1 LOB: 1 BB: 0 P: 6	R: 3 E: 3 K: 1 S: 10	H: 3 LOB: 2 BB: 0 P: 10	R: 4 E: 0 K: 0 S: 7	H: 4 LOB: 0 BB: 0 P: 7	R: 0 E: 0 K: 0 S: 3	H: 0 LOB: 1 BB: 1 P: 7	R: 2 E: 0 K: 0 S: 5	H: 2 LOB: 2 BB: 2 P: 13	R: 0 E: 0 K: 0 S: 3	H: 0 LOB: 0 BB: 0 P: 3	R: 1 E: 0 K: 0 S: 5	H: 3 LOB: 3 BB: 1 P: 9	1B: 10 2B: 1 3B: 1 HR: 1	SF: 1 SAC: 1 DP: 1 HBP: 0	WP: 1 PB: 0 SB: 0 CS: 0	PA: 42
PITCHER Al Downing, L ERA: 5.56 Ken Johnson, R ERA: 5.05 John Cumberland, L ERA: 9.0 Mike Kekich, L ERA: 6.0	IP: 3.0 WLS: L BF: 18 H: 7 R: 6 ER: 3 SO: 3 BB: 0 IBB: 0 HBP: 0 BLK: 0 WP: 0 HR: 1 S: 24 P: 24 ERA: 9.00 WHIP: 2.333																			

New York Yankees @ Washington Senators
Robert F. Kennedy Memorial Stadium, Washington, DC

AB 36
R 10
H 13
RBI 8
BB 4
SO 3
LOB 17




Sun Jul 13 1969, 3:38 AM EDT
Att: 31,700 - Unknown - 85 F


Batter	1	2	3	4	5	6	7	8	9	AB	R	H	RBI	BB	SO	LOB	TOP			
Mike Andrews, R (1, 4) <small>OBP: 0.394, SLG: 0.450</small>										4	2	2	1	1	0	1	Boston Red Sox @ New York Yankees Yankee Stadium, Bronx, NY Tue Jul 15 1969, 3:33 AM EDT Cloudy - 83 F			
Joe Lighoud, L (1, 7) <small>OBP: 0.339, SLG: 0.339</small> Sparky Lyle, L (6, PH) <small>OBP: 0.222, SLG: 0.125</small> Vicente Romo, R (8, 1) <small>OBP: 0.111, SLG: 0.111</small> Bill Landis, L (8, 1) <small>OBP: 0.111, SLG: 0.111</small> Ron Kline, R (8, 1)										3	0	0	0	0	0	1				
Carl Yastrzemski, L (1, 3) <small>OBP: 0.371, SLG: 0.549</small>										3	2	0	0	2	2	2				
Reggie Smith, S (1, 8) <small>OBP: 0.407, SLG: 0.621</small>										5	2	5	2	0	0	0				
Rico Petrocelli, R (1, 6) <small>OBP: 0.430, SLG: 0.621</small>										3	0	1	2	1	0	3				
Tony Conigliaro, R (1, 9) <small>OBP: 0.332, SLG: 0.462</small>										4	0	1	1	0	1	1				
George Scott, R (1, 5) <small>OBP: 0.310, SLG: 0.361</small>										4	0	1	0	0	0	4				
Tom Satriano, L (1, 2) <small>OBP: 0.337, SLG: 0.261</small>										4	0	0	0	0	0	3				
Ray Culp, R (1, 1) <small>OBP: 0.206, SLG: 0.233</small> Syd O'Brien, R (6, PH) <small>OBP: 0.293, SLG: 0.472</small>										2	0	0	0	0	1	1				
Inning Stats	R: 3 E: 0 K: 0 S: 5	H: 2 LOB: 2 BB: 3 P: 17	R: 0 E: 0 K: 1 S: 5	H: 0 LOB: 0 BB: 0 P: 5	R: 1 E: 0 K: 0 S: 3	H: 1 LOB: 0 BB: 1 P: 7	R: 0 E: 0 K: 0 S: 4	H: 1 LOB: 0 BB: 0 P: 4	R: 1 E: 0 K: 0 S: 5	H: 2 LOB: 2 BB: 0 P: 6	R: 2 E: 0 K: 1 S: 8	H: 3 LOB: 2 BB: 1 P: 12	R: 0 E: 0 K: 1 S: 5	H: 1 LOB: 0 BB: 0 P: 5	R: 0 E: 0 K: 1 S: 6	H: 1 LOB: 1 BB: 0 P: 6		1B: 8 2B: 3 3B: 0 HR: 0	SF: 1 SAC: 0 DP: 0 HBP: 1	WP: 2 PB: 0 SB: 0 CS: 0
PITCHER	IP: 5.1 WLS: L BF: 28 ERA: 2.74	H: 8 R: 7 ER: 7 SO: 1	BB: 4 IBB: 0 HBP: 1 BLK: 0	WP: 1 HR: 0 S: 25 P: 42	ERA: 11.81 WHIP: 2.250	IP: 2.2 WLS: 10 BF: 10 ERA: 3.05	H: 2 R: 0 ER: 0 SO: 3	BB: 1 IBB: 0 HBP: 0 BLK: 0	WP: 0 HR: 0 S: 15 P: 19	ERA: 0.00 WHIP: 1.125	IP: 1.0 WLS: 4 BF: 4 ERA: 4.94	H: 1 R: 0 ER: 0 SO: 1	BB: 0 IBB: 0 HBP: 0 BLK: 0	WP: 0 HR: 0 S: 6 P: 6	ERA: 0.00 WHIP: 1.000					

Batter	1	2	3	4	5	6	7	8	9	AB	R	H	RBI	BB	SO	LOB	BOTTOM						
Horace Clarke, S (1, 4) <small>OBP: 0.340, SLG: 0.341</small>										4	1	1	0	2	0	1	Boston Red Sox @ New York Yankees Yankee Stadium, Bronx, NY Tue Jul 15 1969, 3:33 AM EDT Cloudy - 83 F						
Jerry Kenney, L (1, 5) <small>OBP: 0.338, SLG: 0.325</small>										6	0	2	3	0	0	3							
Bobby Murcer, L (1, 9) <small>OBP: 0.326, SLG: 0.438</small> Bill Robinson, R (6, PH) <small>OBP: 0.235, SLG: 0.283</small> Joe Pepitone, L (1, 3) <small>OBP: 0.291, SLG: 0.482</small>										3	0	0	0	0	3	3							
Roy White, S (1, 7) <small>OBP: 0.427, SLG: 0.459</small>										4	1	1	1	1	1	1							
Ron Woods, R (1, 8) <small>OBP: 0.343, SLG: 0.357</small>										3	0	2	0	2	0	3							
Gene Michael, S (1, 6) <small>OBP: 0.351, SLG: 0.381</small>										4	0	0	0	1	2	4							
Jake Gibbs, L (1, 2) <small>OBP: 0.298, SLG: 0.280</small> Frank Fernandez, R (7, PH) <small>OBP: 0.377, SLG: 0.427</small>										4	1	1	0	1	1	3							
Mel Stottlemyre, R (1, 1) <small>OBP: 0.247, SLG: 0.231</small> Steve Hamilton, L (6, 1) <small>OBP: 0.211, SLG: 0.291</small> Bobby Cox, R (8, PH) <small>OBP: 0.326, SLG: 0.291</small> Ken Johnson, R (9, 1) <small>OBP: 0.290, SLG: 0.346</small>										2	1	1	0	1	1	2							
Inning Stats	R: 0 E: 1 K: 1 S: 5	H: 0 LOB: 0 BB: 0 P: 5	R: 0 E: 0 K: 3 S: 9	H: 0 LOB: 2 BB: 2 P: 17	R: 2 E: 0 K: 1 S: 6	H: 1 LOB: 3 BB: 3 P: 18	R: 1 E: 1 K: 2 S: 9	H: 2 LOB: 1 BB: 1 P: 13	R: 1 E: 0 K: 1 S: 7	H: 2 LOB: 2 BB: 1 P: 11	R: 0 E: 0 K: 1 S: 5	H: 0 LOB: 0 BB: 0 P: 5	R: 0 E: 0 K: 2 S: 9	H: 2 LOB: 2 BB: 0 P: 9	R: 0 E: 0 K: 0 S: 5	H: 2 LOB: 3 BB: 1 P: 9		R: 2 E: 1 K: 1 S: 8	H: 3 LOB: 2 BB: 1 P: 12	1B: 7 2B: 3 3B: 0 HR: 2	SF: 0 SAC: 0 DP: 0 HBP: 0	WP: 0 PB: 0 SB: 1 CS: 0	PA: 48
PITCHER	IP: 5.0 WLS: W BF: 27 ERA: 3.67	H: 4 R: 4 ER: 4 SO: 8	BB: 6 IBB: 0 HBP: 0 BLK: 0	WP: 0 HR: 1 S: 36 P: 64	ERA: 7.20 WHIP: 2.200	IP: 3.0 WLS: 14 BF: 4 ERA: 2.11	H: 0 R: 0 ER: 0 SO: 3	BB: 1 IBB: 0 HBP: 0 BLK: 0	WP: 0 HR: 0 S: 19 P: 23	ERA: 0.00 WHIP: 1.667	IP: 0.1 WLS: 4 BF: 2 ERA: 4.03	H: 2 R: 2 ER: 2 SO: 1	BB: 1 IBB: 0 HBP: 0 BLK: 0	WP: 0 HR: 1 S: 5 P: 9	ERA: 54.00 WHIP: 9.000								

Batter	1	2	3	4	5	6	7	8	9	AB	R	H	RBI	BB	SO	LOB	TOP					
Mike Andrews, R (1,4) OBP: 0.392, SLG: 0.446										4	0	1	0	0	0	0	Boston Red Sox @ New York Yankees Yankee Stadium, Bronx, NY Tue Jul 15 1969, 7:05 PM EDT Att: 26,133 - Cloudy - 84 F					
Joe Lahoud, L (1,7) OBP: 0.356, SLG: 0.367										4	1	2	1	0	1	1						
Carl Yastrzemski, L (1,3) OBP: 0.369, SLG: 0.542										4	0	0	0	0	0	1						
Reggie Smith, S (1,8) OBP: 0.405, SLG: 0.616										4	0	1	0	0	2	0						
Rico Petrocelli, R (1,6) OBP: 0.429, SLG: 0.622										3	0	1	0	0	0	0						
Tony Conigliaro, R (1,9) OBP: 0.329, SLG: 0.457										3	0	0	0	0	1	1						
George Scott, R (1,5) OBP: 0.307, SLG: 0.358										3	0	0	0	0	0	1						
Russ Gibson, R (1,2) OBP: 0.274, SLG: 0.268										3	0	1	0	0	0	1						
Syd O'Brien, R (8, PR) OBP: 0.293, SLG: 0.472										0	0	0	0	0	0	0						
Tom Satriano, L (8, 2) OBP: 0.337, SLG: 0.261										0	0	0	0	0	0	0						
Sonny Siebert, R (1, 1) OBP: 0.237, SLG: 0.286										2	0	0	0	0	2	0						
Dick Schofield, S (8, PH) OBP: 0.340, SLG: 0.335										1	0	0	0	0	1	1						
Lee Stange, R (8, 1) OBP: 0.167, SLG: 0.091										0	0	0	0	0	0	0						
Bill Lee, L (8, 1)										0	0	0	0	0	0	0						
Inning Stats	R: 0 E: 0 K: 0 S: 4	H: 2 LOB: 1 BB: 0 P: 4	R: 0 E: 0 K: 0 S: 4	H: 1 LOB: 1 BB: 0 P: 4	R: 0 E: 0 K: 1 S: 5	H: 1 LOB: 0 BB: 0 P: 5	R: 0 E: 0 K: 0 S: 3	H: 0 LOB: 0 BB: 0 P: 3	R: 0 E: 0 K: 0 S: 3	H: 0 LOB: 0 BB: 0 P: 3	R: 0 E: 0 K: 2 S: 7	H: 0 LOB: 0 BB: 0 P: 7	R: 0 E: 0 K: 1 S: 5	H: 0 LOB: 0 BB: 0 P: 5	R: 0 E: 0 K: 2 S: 8	H: 1 LOB: 1 BB: 0 P: 8	R: 1 E: 0 K: 1 S: 6	H: 1 LOB: 0 BB: 0 P: 6	1B: 3 2B: 2 3B: 0 HR: 1	SF: 0 SAC: 0 DP: 1 HBP: 0	WP: 0 PB: 0 SB: 0 CS: 1	PA: 32
PITCHER Stan Bahnsen, R (1, 1) ERA: 4.11	IP: 9.0 WLS: W BF: 31 H: 6 R: 1 ER: 1 SO: 7 BB: 0 IBB: 0 HBP: 0 BLK: 0 WP: 0 HR: 1 S: 45 P: 45 ERA: 1.00 WHIP: 0.667															PITCHER						

Batter	1	2	3	4	5	6	7	8	9	AB	R	H	RBI	BB	SO	LOB	BOTTOM	
Horace Clarke, S (1,4) OBP: 0.339, SLG: 0.346										3	1	1	2	0	0	0	Boston Red Sox @ New York Yankees Yankee Stadium, Bronx, NY Tue Jul 15 1969, 7:05 PM EDT Att: 26,133 - Cloudy - 84 F	
Jerry Kenney, L (1,5) OBP: 0.337, SLG: 0.324										4	0	1	1	0	0	1		
Jimmie Hall, L (1,9) OBP: 0.265, SLG: 0.340										3	0	0	0	0	1	0		
Bill Robinson, R (8, PH) OBP: 0.233, SLG: 0.281										1	0	0	0	0	0	1		
Joe Pepitone, L (1,3) OBP: 0.292, SLG: 0.480										3	0	1	0	0	0	0		
Roy White, S (1,7) OBP: 0.426, SLG: 0.455										2	0	0	0	1	0	0		
Frank Fernandez, R (1,2) OBP: 0.369, SLG: 0.417										3	0	0	0	0	1	1		
Ron Woods, R (1,8) OBP: 0.353, SLG: 0.368										3	2	2	0	0	1	0		
Gene Michael, S (1,6) OBP: 0.355, SLG: 0.386										3	1	2	1	0	0	0		
Stan Bahnsen, R (1, 1) OBP: 0.105, SLG: 0.081										3	0	0	0	0	1	3		
Inning Stats	R: 0 E: 0 K: 1 S: 5	H: 0 LOB: 0 BB: 0 P: 5	R: 0 E: 0 K: 0 S: 3	H: 0 LOB: 0 BB: 0 P: 3	R: 0 E: 0 K: 1 S: 5	H: 0 LOB: 0 BB: 0 P: 5	R: 0 E: 0 K: 0 S: 3	H: 0 LOB: 0 BB: 0 P: 3	R: 1 E: 0 K: 1 S: 7	H: 2 LOB: 1 BB: 0 P: 7	R: 0 E: 0 K: 0 S: 3	H: 1 LOB: 1 BB: 1 P: 7	R: 3 E: 1 K: 0 S: 6	H: 4 LOB: 0 BB: 0 P: 6	1B: 6 2B: 1 3B: 1 HR: 0	SF: 1 SAC: 0 DP: 1 HBP: 0	WP: 0 PB: 0 SB: 1 CS: 1	PA: 30
PITCHER Sonny Siebert, R (1, 1) ERA: 3.92	IP: 7.0 WLS: L BF: 24 H: 3 R: 1 ER: 1 SO: 4 BB: 1 IBB: 0 HBP: 0 BLK: 0 WP: 0 HR: 0 S: 31 P: 35 ERA: 1.29 WHIP: 0.571															PITCHER		
Lee Stange, R (8, 1) ERA: 3.22	0.1	5	4	3	3	0	0	0	0	0	0	5	5	81.00	12.000			
Bill Lee, L (8, 1) ERA: 6.91	0.2	1	0	0	0	0	0	0	0	0	0	1	1	0.00	0.000			

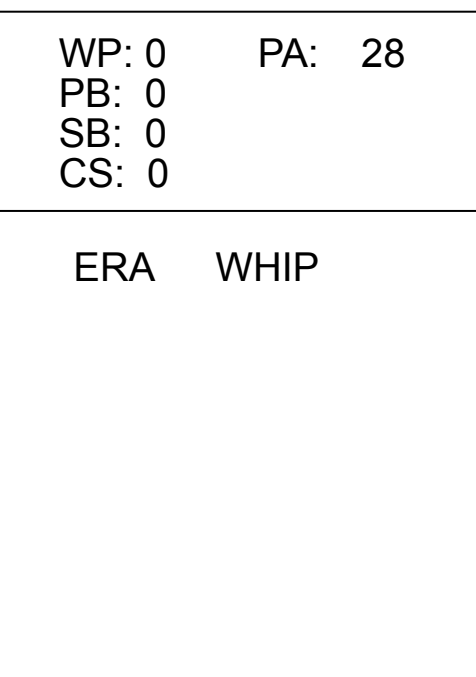
Batter	1	2	3	4	5	6	7	8	9	AB	R	H	RBI	BB	SO	LOB	TOP			
Ed Brinkman, R (1,6) OBP: 0.321, SLG: 0.330	0-3 K		0-0 5-3			0-0 6-3		0-0 F7		4	0	0	0	0	1	0	Washington Senators @ New York Yankees Yankee Stadium, Bronx, NY Fri Jul 18, 1969, 7:05 PM EDT Att: 11,002 - Unknown - 80 F 			
Hank Allen, R (1,7) OBP: 0.304, SLG: 0.345	0-0 4-3		0-0 CS 1B			0-3 K		0-0 1B		4	0	2	0	0	1	0				
Brant Aleya, R (1,9) OBP: 0.358, SLG: 0.510	4-0 1B BB		0-0 CS 1-2	0-0 F3		0-3 K		0-0 F7		3	0	0	0	1	1	1				
Ken McMullen, R (1,5) OBP: 0.340, SLG: 0.378	0-0 1-2 1B			0-0 F8			0-0 F4		0-0 L8	4	0	1	0	0	0	0				
Mike Epstein, L (1,3) OBP: 0.425, SLG: 0.572	0-3 K			0-0 1B		0-3 K		0-0 FC1-6 1B	4	0	2	0	0	2	2	2				
Del Unser, L (1,8) OBP: 0.337, SLG: 0.347		0-0 4-3		0-0 F8		4-0 1B BB		0-0 FC1-6 1-2	3	0	0	0	1	0	2	2				
Tim Cullen, R (1,4) OBP: 0.267, SLG: 0.257		0-0 L1			0-0 F4		0-0 1-2 1B	0-0 F7	4	0	1	0	0	0	1	1				
Paul Casanova, R (1,2) OBP: 0.246, SLG: 0.280		0-0 5-3			0-0 F8		0-0 F6			3	0	0	0	0	0	2				
Jim Shellenback, L (1,1) OBP: 0.250, SLG: 0.250			0-0 1-3		0-0 F4			0-3 K	2	0	0	0	0	0	0	0				
Bob Humphreys, R (7,1) OBP: 0.167, SLG: 0.091									0	0	0	0	0	0	0	0				
Sam Bowers, R (6,PH) OBP: 0.237, SLG: 0.200									1	0	0	0	0	1	0	0				
Jim Hannan, R (8,1) OBP: 0.156, SLG: 0.156									0	0	0	0	0	0	0	0				
Inning Stats	R: 0 E: 0 K: 2 S: 8	H: 1 LOB: 2 BB: 1 P: 12	R: 0 E: 0 K: 0 S: 3	H: 0 LOB: 0 BB: 0 P: 3	R: 0 E: 0 K: 0 S: 3	H: 1 LOB: 1 BB: 0 P: 3	R: 0 E: 0 K: 0 S: 4	H: 1 LOB: 1 BB: 0 P: 4	R: 0 E: 0 K: 0 S: 3	H: 0 LOB: 0 BB: 0 P: 3	R: 0 E: 0 K: 1 S: 6	H: 1 LOB: 2 BB: 1 P: 10	R: 0 E: 0 K: 1 S: 6	H: 1 LOB: 1 BB: 0 P: 6	R: 0 E: 0 K: 0 S: 4	H: 1 LOB: 1 BB: 0 P: 4	1B: 6 2B: 0 3B: 0 HR: 0	SF: 0 SAC: 0 DP: 0 HBP: 0	WP: 0 PB: 0 CS: 1	PA: 35
PITCHER Fritz Peterson, L (1,1) ERA: 2.92	IP: 9.0 WLS: W BF: 34 H: 6 R: 0 ER: 0 SO: 6 BB: 2 IBB: 0 HBP: 0 BLK: 0 WP: 0 HR: 0 S: 44 P: 52 ERA: 0.00 WHIP: 0.889															PITCHER				

Batter	1	2	3	4	5	6	7	8	9	AB	R	H	RBI	BB	SO	LOB	BOTTOM			
Horace Clarke, S (1,4) OBP: 0.340, SLG: 0.343	0-0 4-3 1B		4-0 PB S 1B BB	0-0 F8			0-0 6-3			3	1	1	0	1	0	3	Washington Senators @ New York Yankees Yankee Stadium, Bronx, NY Fri Jul 18, 1969, 7:05 PM EDT Att: 11,002 - Unknown - 80 F 			
Jerry Kenney, L (1,5) OBP: 0.337, SLG: 0.323	0-0 4-3 1-2		0-0 1B BB		0-0 F8		0-0 2B E 1B			4	2	2	1	0	0	1				
Bobby Murcer, L (1,9) OBP: 0.324, SLG: 0.434	0-3 K		4-0 1B BB	0-0 L8		0-0 F5		0-0 FC5 1-3 2B	3	0	0	0	1	1	3					
Roy White, S (1,7) OBP: 0.432, SLG: 0.472	0-0 F4		0-0 1B BB		0-3 K		0-0 FC5 1-3 2B			4	0	2	2	0	1	1				
Frank Fernandez, R (1,2) OBP: 0.364, SLG: 0.432		0-3 K	0-0 F5			0-0 HR	0-0 FC5 2-3 3H			4	1	1	1	0	1	3				
Ron Woods, R (1,8) OBP: 0.336, SLG: 0.347		0-0 F4		0-0 F5		0-3 K		0-0 F6	4	0	0	0	0	1	0	0				
Gene Michael, S (1,6) OBP: 0.347, SLG: 0.375		0-0 5-3		0-0 F6		0-0 G5-4-3 1B		0-0 L9	4	0	1	0	0	0	0	0				
Len Boehmer, R (1,3) OBP: 0.143, SLG: 0.103			0-0 F7	0-0 1B 1B		0-0 G5-4-3 1-2		0-0 F7	4	0	1	0	0	0	1	1				
Fritz Peterson, S (1,1) OBP: 0.196, SLG: 0.133			0-0 6-3	0-0 1B 1-2			0-0 1B 2B 2B			3	1	2	0	0	0	0				
Inning Stats	R: 0 E: 0 K: 1 S: 6	H: 1 LOB: 1 BB: 0 P: 6	R: 0 E: 0 K: 1 S: 5	H: 0 LOB: 0 BB: 0 P: 5	R: 2 E: 0 K: 0 S: 5	H: 2 LOB: 2 BB: 2 P: 13	R: 0 E: 0 K: 0 S: 5	H: 2 LOB: 2 BB: 0 P: 5	R: 0 E: 0 K: 1 S: 5	H: 0 LOB: 0 BB: 0 P: 5	R: 1 E: 0 K: 0 S: 6	H: 2 LOB: 1 BB: 0 P: 6	R: 2 E: 1 K: 0 S: 6	H: 3 LOB: 1 BB: 0 P: 6	R: 0 E: 0 K: 0 S: 3	H: 0 LOB: 0 BB: 0 P: 3		1B: 7 2B: 2 3B: 0 HR: 1	SF: 0 SAC: 0 DP: 1 HBP: 0	WP: 0 PB: 1 CS: 0
PITCHER Jim Shellenback, L (1,1) ERA: 4.41	IP: 6.2 WLS: L BF: 31 H: 10 R: 5 ER: 4 SO: 4 BB: 2 IBB: 0 HBP: 0 BLK: 0 WP: 0 HR: 1 S: 37 P: 45 ERA: 5.40 WHIP: 1.800															PITCHER				
Bob Humphreys, R (7,1) ERA: 3.47	0.1	1	0	0	0	0	0	0	0	0	0	1	1	0.00	0.000					
Jim Hannan, R (8,1) ERA: 4.13	1.0	3	0	0	0	0	0	0	0	0	0	3	3	0.00	0.000					

Batter	1	2	3	4	5	6	7	8	9	AB	R	H	RBI	BB	SO	LOB	TOP
Del Unser, L OBP: 0.333, SLG: 0.343 (1, 8)	0-0 4-3		0-0 F7			0-0 G4-6-3			0-0 L7	4	0	0	0	0	0	1	
Lee Mays, L OBP: 0.310, SLG: 0.339 Hank Allen, R OBP: 0.304, SLG: 0.345 (1, 7) (7, 7)	0-0 1B			0-0 L3			0-0 F9			3	0	1	0	0	0	0	
Frank Howard, R OBP: 0.410, SLG: 0.629 Sam Bowers, R OBP: 0.237, SLG: 0.200 (7, PR) (7, 9)	0-3 K			0-0 1-3			4-0 G4-6-3 BB			2	0	0	0	1	1	1	
Mike Epstein, L OBP: 0.421, SLG: 0.565 (1, 3)	0-0 G3			0-0 F8			0-0 G4-6-3			3	0	0	0	0	0	2	
Ken McMullen, R OBP: 0.340, SLG: 0.375 (1, 5)		0-0 5-3			0-0 F8			4-0 G3-6 BB		2	0	0	0	1	0	0	
Bernie Allen, L OBP: 0.360, SLG: 0.408 (1, 4)		0-0 F8			0-0 G6-4-3 1B			0-0 G3-6		3	0	1	0	0	0	1	
Ed Brinkman, R OBP: 0.319, SLG: 0.327 (1, 6)		0-0 5-3			0-0 G6-4-3			0-0 5-3		3	0	0	0	0	0	1	
Jim French, L OBP: 0.352, SLG: 0.305 (1, 2)			0-0 F8			0-0 1-3			0-0 F3	3	0	0	0	0	0	0	
Barry Moore, L OBP: 0.263, SLG: 0.200 Jim Miles, R OBP: 0.500, SLG: 0.500 Dave Baldwin, R (8, 1) Ed Stroud, L OBP: 0.327, SLG: 0.336 (8, PH)			0-3 K			0-0 G4-6-3 1B			0-0 4-3	0	0	0	0	0	0	0	
Inning Stats	R: 0 E: 0 K: 1 S: 6	H: 1 LOB: 1 BB: 0 P: 6	R: 0 E: 0 K: 0 S: 3	H: 0 LOB: 0 BB: 0 P: 3	R: 0 E: 0 K: 1 S: 5	H: 0 LOB: 0 BB: 0 P: 5	R: 0 E: 0 K: 0 S: 3	H: 1 LOB: 0 BB: 0 P: 3	R: 0 E: 0 K: 0 S: 2	H: 0 LOB: 1 BB: 1 P: 6	R: 0 E: 0 K: 0 S: 2	H: 0 LOB: 0 BB: 1 P: 6	R: 0 E: 0 K: 0 S: 3	H: 0 LOB: 0 BB: 0 P: 3	1B: 3 2B: 0 3B: 0 HR: 0	SF: 0 SAC: 0 DP: 4 HBP: 0	WP: 0 PA: 28
PITCHER Mel Stottlemyre, R ERA: 2.61 (1, 1)	IP: 9.0 WLS: W BF: 28 H: 3 R: 0 ER: 0 SO: 2 BB: 2 IBB: 0 HBP: 0 BLK: 0 WP: 0 HR: 0 S: 30 P: 38 ERA: 0.00 WHIP: 0.556																

Washington Senators @ New York Yankees
Yankee Stadium, Bronx, NY
Sat Jul 19 1969, 7:05 PM EDT
Unknown - 74 F


AB	26
R	0
H	3
RBI	0
BB	2
SO	2
LOB	6





Batter	1	2	3	4	5	6	7	8	9	AB	R	H	RBI	BB	SO	LOB	BOTTOM		
Horace Clarke, S OBP: 0.341, SLG: 0.347 (1, 4)	0-0 SH1-3 2B	0-0 1B 2B 1B	0-3 K		0-0 F8		0-0 F5			5	1	2	1	0	1	5			
Ron Woods, R OBP: 0.342, SLG: 0.347 (1, 8)	0-0 SH1-3 2-3	0-0 1B 2B 1B		0-0 L6	0-0 F8		4-0 BB			3	1	1	2	1	0	1			
Bobby Murcer, L OBP: 0.323, SLG: 0.431 (1, 9)	0-0 F7	0-0 2B 1B 1B		0-0 4-3		0-3 K	0-3 K			5	1	1	0	0	2	4			
Roy White, S OBP: 0.431, SLG: 0.468 (1, 7)	4-0 BB	0-0 F4		0-0 S 1B		0-0 F7		0-0 6-3		4	0	1	0	1	0	3			
Frank Fernandez, R OBP: 0.365, SLG: 0.434 (1, 2)	4-0 BB	0-0 1B 2B		0-0 5-3		0-0 5-3		0-0 G3		4	1	1	2	1	0	1			
Bobby Cox, R OBP: 0.324, SLG: 0.288 Jerry Kenney, L OBP: 0.343, SLG: 0.329 (1, 5) (2, PH) (3, 5)	0-0 F5	0-0 1B 2B		0-0 S 2B 1B		0-0 HBP S BB 1B		0-0 5-3		1	0	0	0	0	0	3			
Gene Michael, S OBP: 0.354, SLG: 0.385 (1, 6)		0-0 1B 4-3		0-0 1B 2B		4-0 BB HBP BB				3	2	2	1	1	0	1			
Len Boehmer, R OBP: 0.174, SLG: 0.140 (1, 3)		0-0 1B 1B	0-3 K		0-0 SH3 1B		0-3 K			4	1	2	1	0	2	2			
Mel Stottlemyre, R OBP: 0.263, SLG: 0.239 (1, 1)		0-3 K		0-0 SH3 1B		1-0 BB HBP				2	0	1	0	0	1	2			
Inning Stats	R: 0 E: 0 K: 0 S: 4	H: 1 LOB: 3 BB: 2 P: 12	R: 6 E: 0 K: 1 S: 12	H: 7 LOB: 1 BB: 0 P: 12	R: 0 E: 0 K: 2 S: 7	H: 1 LOB: 1 BB: 0 P: 7	R: 0 E: 0 K: 0 S: 4	H: 1 LOB: 1 BB: 0 P: 4	R: 2 E: 0 K: 0 S: 6	H: 3 LOB: 1 BB: 0 P: 6	R: 0 E: 0 K: 1 S: 5	H: 0 LOB: 0 BB: 0 P: 5	R: 1 E: 0 K: 2 S: 8	H: 1 LOB: 3 BB: 2 P: 17	R: 0 E: 0 K: 0 S: 3	H: 0 LOB: 0 BB: 0 P: 3	1B: 11 2B: 4 3B: 0 HR: 0	SF: 0 SAC: 2 DP: 1 HBP: 1	WP: 0 PA: 42
PITCHER Barry Moore, L ERA: 3.82 Jim Miles, R ERA: 3.18 Dave Baldwin, R ERA: 3.4 (1, 1) (2, 1) (8, 1)	IP: 1.2 WLS: L BF: 14 H: 7 R: 6 ER: 6 SO: 14 BB: 2 IBB: 0 HBP: 0 BLK: 0 WP: 0 HR: 0 S: 14 P: 22 ERA: 32.40 WHIP: 5.400																		

Washington Senators @ New York Yankees
Yankee Stadium, Bronx, NY
Sat Jul 19 1969, 7:05 PM EDT
Unknown - 74 F

AB	35
R	9
H	14
RBI	9
BB	4
SO	6
LOB	22



Batter	1	2	3	4	5	6	7	8	9	AB	R	H	RBI	BB	SO	LOB	TOP								
Del Unser, L OBP: 0.332, SLG: 0.339 (1, 8)	0-3 K		4-0 2B BB		0-0 6-3	0-0 F9		0-0 FC4-6		4	0	0	0	1	1	3	<p>Washington Senators @ New York Yankees Yankee Stadium, Bronx, NY</p> <p>Sat Jul 19 1969, 7:05 PM EDT Att. 16,547 - Overcast - 78 F</p> <p>livebaseballscores.com</p> <p>AB 35 R 4 H 11 RBI 4 BB 6 SO 7 LOB 25</p> 								
Lee Mays, L OBP: 0.316, SLG: 0.356 (1, 9)	0-0		0-0		0-0 4-3			0-0 F8		3	1	2	0	0	0	0									
Hank Allen, R OBP: 0.302, SLG: 0.342 (7, PH) (7, 7)	1B 2B		1-3 2B							2	0	0	0	0	1	2									
Mike Epstein, L OBP: 0.427, SLG: 0.570 (1, 3)	0-0 2H 1B		4-0		0-0 F4					3	0	2	1	2	0	0									
Ken McMullen, R OBP: 0.341, SLG: 0.383 (1, 5)	0-3 K		0-3 K			0-0 HR				4	1	1	1	1	2	5									
Bernie Allen, L OBP: 0.360, SLG: 0.421 (1, 4)			0-0 L9			0-0 HR				3	1	1	1	0	1	3									
Frank Howard, R OBP: 0.411, SLG: 0.629 (7, PH)			0-0 K			0-0 HR				0	0	0	0	1	0	0									
Sam Bowers, R OBP: 0.233, SLG: 0.196 (7, PR) (7, 9)						0-0 G6-4-3				1	0	0	0	0	1	1									
Ed Stroud, L OBP: 0.333, SLG: 0.338 (1, 7)			0-0 4-3		0-0	4-0 1B SH3 BB				2	1	1	0	1	0	0									
Brant Aylea, R OBP: 0.355, SLG: 0.507 (7, PH)					0-0 1B					1	0	0	0	0	0	3									
Tim Cullen, R OBP: 0.265, SLG: 0.256 (7, 4)						0-0 SH3 BB				1	0	0	0	0	0	1									
Ed Brinkman, R OBP: 0.323, SLG: 0.334 (1, 6)					0-0 F5					4	0	3	0	0	0	1									
Paul Casanova, R OBP: 0.243, SLG: 0.276 (1, 2)					0-0 F5					4	0	0	0	0	0	5									
Joe Coleman, R OBP: 0.192, SLG: 0.163 (1, 1)					0-0 6-3					3	0	1	1	0	1	1									
Inning Stats	R: 1 E: 0 K: 2 S: 8	H: 2 LOB: 1 BB: 0 P: 8	R: 0 E: 0 K: 0 S: 4	H: 1 LOB: 1 BB: 0 P: 4	R: 0 E: 0 K: 2 S: 8	H: 1 LOB: 3 BB: 2 P: 16	R: 0 E: 0 K: 1 S: 6	H: 1 LOB: 1 BB: 0 P: 6	R: 0 E: 0 K: 0 S: 3	H: 0 LOB: 0 BB: 0 P: 3	R: 3 E: 0 K: 0 S: 6	H: 3 LOB: 1 BB: 1 P: 10	R: 0 E: 0 K: 1 S: 4	H: 0 LOB: 3 BB: 3 P: 16	R: 0 E: 0 K: 0 S: 5	H: 2 LOB: 2 BB: 0 P: 5	R: 0 E: 0 K: 1 S: 6	H: 1 LOB: 1 BB: 0 P: 6	1B: 5 2B: 5 3B: 0 HR: 2	SF: 0 SAC: 1 DP: 2 HBP: 0	WP: 0 PB: 0 SB: 0 CS: 1	PA: 42			
PITCHER	IP	WLS	BF	H	R	ER	SO	BB	IBB	HBP	BLK	WP	HR	S	P	ERA	WHIP	PITCHER							
Stan Bahnsen, R ERA: 4.19 (1, 1)	6.0	L	28	8	4	4	5	2	1	0	0	0	2	35	47	6.00	1.667								
Al Downing, L ERA: 5.5 (7, 1)	0.1		4	0	0	0	1	3	0	0	0	0	0	3	15	0.00	9.000								
Lindy McDaniel, R ERA: 3.72 (7, 1)	2.2		10	3	0	0	1	0	0	0	0	0	0	12	12	0.00	1.125								

Batter	1	2	3	4	5	6	7	8	9	AB	R	H	RBI	BB	SO	LOB	BOTTOM								
Horace Clarke, S OBP: 0.337, SLG: 0.343 (1, 4)	0-0 F8		0-0 1-3			0-0 F7			0-3 K2-3	4	0	0	0	0	1	1	<p>Washington Senators @ New York Yankees Yankee Stadium, Bronx, NY</p> <p>Sat Jul 19 1969, 7:05 PM EDT Att. 16,547 - Overcast - 78 F</p> <p>livebaseballscores.com</p> <p>AB 26 R 0 H 2 RBI 0 BB 2 SO 11 LOB 4</p> 								
Jerry Kenney, L OBP: 0.338, SLG: 0.324 (1, 5)	0-0 6-3				0-0 L8				0-3 K	4	0	0	0	0	2	0									
Bobby Murcer, L OBP: 0.326, SLG: 0.431 (1, 9)	4-0 CS BB				0-0 G3				0-0 G4-6-3 1B	2	0	1	0	1	0	0									
Roy White, S OBP: 0.427, SLG: 0.462 (1, 7)	0-0 CS		0-3 K		0-3 K				0-0 G4-6-3	3	0	0	0	0	2	1									
Jimmie Hall, L OBP: 0.279, SLG: 0.331 (1, 3)					0-0 F2				0-0 4-3	3	0	0	0	0	0	0									
Gene Michael, S OBP: 0.354, SLG: 0.381 (1, 6)					0-0 F5				4-0 BB	2	0	0	0	1	1	0									
Ron Woods, R OBP: 0.333, SLG: 0.337 (1, 8)			0-3 K			0-0 F8			0-3 K	3	0	0	0	0	2	1									
Jake Gibbs, L OBP: 0.298, SLG: 0.280 (1, 2)			0-0 SH1-4 1B			0-3 K			0-3 K	3	0	1	0	0	2	1									
Stan Bahnsen, R OBP: 0.105, SLG: 0.081 (1, 1)					0-0 SH1-4				0-0 F7	0	0	0	0	0	0	0									
Bobby Cox, R OBP: 0.321, SLG: 0.286 (6, PH)						0-3 K				1	0	0	0	0	1	0									
Al Downing, R (7, 1)										0	0	0	0	0	0	0									
Lindy McDaniel, R (7, 1)										0	0	0	0	0	0	0									
Bill Robinson, R OBP: 0.232, SLG: 0.280 (9, PH)										1	0	0	0	0	0	0									
Inning Stats	R: 0 E: 0 K: 0 S: 2	H: 0 LOB: 0 BB: 1 P: 6	R: 0 E: 0 K: 1 S: 5	H: 0 LOB: 0 BB: 0 P: 5	R: 0 E: 0 K: 1 S: 6	H: 1 LOB: 1 BB: 0 P: 6	R: 0 E: 0 K: 1 S: 5	H: 0 LOB: 0 BB: 0 P: 5	R: 0 E: 0 K: 2 S: 7	H: 0 LOB: 0 BB: 0 P: 7	R: 0 E: 0 K: 1 S: 5	H: 1 LOB: 0 BB: 0 P: 5	R: 0 E: 0 K: 2 S: 7	H: 0 LOB: 1 BB: 1 P: 11	R: 0 E: 0 K: 2 S: 7	H: 0 LOB: 0 BB: 0 P: 7	1B: 2 2B: 0 3B: 0 HR: 0	SF: 0 SAC: 1 DP: 1 HBP: 0	WP: 0 PB: 0 SB: 0 CS: 1	PA: 30					
PITCHER	IP	WLS	BF	H	R	ER	SO	BB	IBB	HBP	BLK	WP	HR	S	P	ERA	WHIP	PITCHER							
Joe Coleman, R ERA: 3.6 (1, 1)	9.0	W	29	2	0	0	11	2	0	0	0	0	0	49	57	0.00	0.444								

Batter	1	2	3	4	5	6	7	8	9	10	11	AB	R	H	RBI	BB	SO	LOB	TOP																	
Del Unser, L OBP: 0.334, SLG: 0.338 (1, 8)	L8	FC3-6 BB		CS 1B			G3		K		BB IBB	4	0	1	1	2	1	0																		
Lee Mays, L OBP: 0.371, SLG: 0.350 Tim Cullen, R OBP: 0.272, SLG: 0.259 (6, 4)	F8	FC3-6		4-3			6-3			FC5-4 1B	BB	3	0	0	0	0	0	4																		
Mike Epstein, L OBP: 0.422, SLG: 0.559 (1, 3)	F7									FC5-4 2B	BB	5	0	0	0	1	1	4																		
Frank Howard, R OBP: 0.412, SLG: 0.628 Sam Bowers, R OBP: 0.230, SLG: 0.193 (8, 9)		L9 1B E		FC4-6 BB			F7			F2		4	1	2	0	0	1	0																		
Ken McMullen, R OBP: 0.344, SLG: 0.387 (1, 5)		E BB E 1B		FC4-6 BB			K			FC5-2 HBP		4	1	2	0	1	1	2																		
Bernie Allen, L OBP: 0.357, SLG: 0.417 Hank Allen, R OBP: 0.302, SLG: 0.339 (6, 7)		L9		FC4-6 BB			F6			5-3		2	0	0	0	0	0	4																		
Ed Brinkman, R OBP: 0.324, SLG: 0.333 (1, 6)		E6 BB E		BB			F8			G1-2-3		4	0	1	1	1	0	4																		
Jim French, L OBP: 0.345, SLG: 0.298 Brent Aiyem, R OBP: 0.353, SLG: 0.503 Darold Knowles, L OBP: 0.143, SLG: 0.143 Ed Stroud, L OBP: 0.331, SLG: 0.336 Casey Cox, R OBP: 0.154, SLG: 0.083 (9, 1)		E6 BB		K			1-3			4-3		2	0	0	0	0	1	5																		
Jim Hannan, R OBP: 0.167, SLG: 0.091 Bob Humphreys, R OBP: 0.167, SLG: 0.091 Paul Casanova, R OBP: 0.240, SLG: 0.273 (6, 2)		K		K			K			6-3		2	0	0	0	0	2	3																		
Inning Stats	R: 0 E: 0 K: 0 S: 3	H: 0 LOB: 0 BB: 2 P: 3	R: 2 E: 2 K: 1 S: 9	H: 2 LOB: 3 BB: 1 P: 13	R: 0 E: 0 K: 2 S: 8	H: 0 LOB: 3 BB: 2 P: 16	R: 0 E: 0 K: 1 S: 5	H: 1 LOB: 0 BB: 0 P: 5	R: 0 E: 0 K: 2 S: 7	H: 0 LOB: 0 BB: 0 P: 7	R: 0 E: 0 K: 0 S: 3	H: 0 LOB: 2 BB: 1 P: 8	R: 0 E: 0 K: 1 S: 5	H: 0 LOB: 0 BB: 0 P: 5	R: 0 E: 0 K: 0 S: 5	H: 2 LOB: 2 BB: 0 P: 5	R: 0 E: 0 K: 1 S: 6	H: 1 LOB: 3 BB: 2 P: 14	1B: 6 2B: 1 3B: 0 HR: 0	SF: 0 SAC: 0 DP: 1 HBP: 1	WP: 0 PB: 1 SB: 1 CS: 1	PA: 48														
PITCHER	IP ERA WLS BF H R ER SO BB IBB HBP BLK WP HR S P ERA WHIP	IP ERA WLS BF H R ER SO BB IBB HBP BLK WP HR S P ERA WHIP																																		
Bill Burbach, R ERA: 3.4 Steve Hamilton, L ERA: 2.74 Jack Aker, R ERA: 2.7	(1, 1) (3, 1) (8, 1)	2.2 4.1 4.0	WLS 13 19	BF 13 19	H 1 4	R 0 0	ER 0 0	SO 5 2	BB 0 2	IBB 0 1	HBP 0 1	BLK 0 0	WP 0 0	HR 0 0	S 23 19	P 23 32	ERA 0.00 0.00	WHIP 1.875 1.500																		

Washington Senators @ New York Yankees
Yankee Stadium, Bronx, NY
Sun Jul 20 1969, 3:33 AM EDT
Att. 32,933 - Unknown - 71 F

AB	41
R	2
H	7
RBI	2
BB	6
SO	9
LOB	31





Batter	1	2	3	4	5	6	7	8	9	10	11	AB	R	H	RBI	BB	SO	LOB	BOTTOM																	
Horace Clarke, S OBP: 0.341, SLG: 0.345 (1, 4)	S BB	CS	4-3		1-2 1B		F9			G6-4-3 1B		4	0	2	0	1	0	0																		
Jerry Kenney, L OBP: 0.339, SLG: 0.323 Bobby Cox, R OBP: 0.315, SLG: 0.279 (4, 5)	F8		G4-6-3 BB		F8					G6-4-3		1	0	0	0	1	0	1																		
Bobby Murcer, L OBP: 0.321, SLG: 0.425 (1, 9)	F8		G4-6-3		F2					F5		5	0	0	0	0	0	4																		
Roy White, S OBP: 0.433, SLG: 0.471 (1, 7)	BB				CS 1B					4-3		4	1	3	0	1	0	0																		
Jimmie Hall, L OBP: 0.282, SLG: 0.329 (1, 3)	K				F9 E 1B					FC5-4 1B		4	1	1	0	1	1	3																		
Gene Michael, S OBP: 0.359, SLG: 0.386 (1, 6)		S E 1B		E1 1B						F8		5	1	3	1	0	0	1																		
Ron Woods, R OBP: 0.331, SLG: 0.333 (1, 8)		L7		F9						F4		4	0	1	0	0	0	4																		
Jake Gibbs, L OBP: 0.302, SLG: 0.281 (1, 2)		E4 CS 1B		E1 1B BB						6-3		4	0	1	0	1	0	2																		
Bill Burbach, R OBP: 0.167, SLG: 0.147 Steve Hamilton, L OBP: 0.231, SLG: 0.278 Jack Aker, R OBP: 0.197 (8, 1)		F2		F2						K		1	0	0	0	0	1	0																		
Inning Stats	R: 0 E: 0 K: 1 S: 5	H: 0 LOB: 2 BB: 2 P: 13	R: 1 E: 1 K: 0 S: 4	H: 2 LOB: 0 BB: 0 P: 4	R: 0 E: 0 K: 0 S: 2	H: 0 LOB: 0 BB: 1 P: 6	R: 1 E: 2 K: 0 S: 4	H: 3 LOB: 1 BB: 0 P: 4	R: 0 E: 0 K: 0 S: 4	H: 1 LOB: 2 BB: 1 P: 8	R: 0 E: 0 K: 0 S: 4	H: 0 LOB: 0 BB: 0 P: 4	R: 0 E: 0 K: 0 S: 3	H: 1 LOB: 1 BB: 0 P: 4	R: 0 E: 0 K: 0 S: 3	H: 1 LOB: 0 BB: 0 P: 3	R: 1 E: 0 K: 0 S: 3	H: 2 LOB: 2 BB: 1 P: 7	1B: 10 2B: 1 3B: 0 HR: 0	SF: 0 SAC: 0 DP: 2 HBP: 0	WP: 0 PB: 0 SB: 2 CS: 2	PA: 44														
PITCHER	IP ERA WLS BF H R ER SO BB IBB HBP BLK WP HR S P ERA WHIP	IP ERA WLS BF H R ER SO BB IBB HBP BLK WP HR S P ERA WHIP																																		
Jim Hannan, R ERA: 3.99 Bob Humphreys, R ERA: 3.35 Darold Knowles, L ERA: 2.01 Casey Cox, R ERA: 1.97	(1, 1) (4, 1) (6, 1) (9, 1)	3.1 1.2 3.0 2.1	WLS 7 10 11	BF 15 10 11	H 1 1 4	R 0 0 1	ER 0 0 1	SO 0 1 0	BB 3 0 1	IBB 0 0 0	HBP 0 0 0	BLK 0 0 0	WP 0 0 0	HR 0 0 0	S 14 5 12	P 26 9 12	ERA 0.00 0.00 0.00	WHIP 2.400 1.200 0.333																		

Washington Senators @ New York Yankees
Yankee Stadium, Bronx, NY
Sun Jul 20 1969, 3:33 AM EDT
Att. 32,933 - Unknown - 71 F

AB	38
R	3
H	11
RBI	1
BB	5
SO	2
LOB	20



Batter	1	2	3	4	5	6	7	8	9	AB	R	H	RBI	BB	SO	LOB	TOP			
Horace Clarke, S (1,4) OBP: 0.344, SLG: 0.345	F5		E3			FC6-4 BB		F7		3	0	0	0	1	0	1	New York Yankees @ California Angels Anaheim Stadium, Anaheim, CA Fri Jul 25 1969, 10:05 PM EDT Att: 11,220 - Unknown - 74 F 			
Jerry Kenney, L (1,5) OBP: 0.334, SLG: 0.321	CS 2B		L8			FC6-4 CS 1-2			K	4	0	1	0	0	1	2				
Bobby Murcer, L (1,9) OBP: 0.322, SLG: 0.419	BB 2-3		3-6			K2-3 1-2			BB	2	0	0	0	2	1	2				
Joe Pepitone, L (1,3) OBP: 0.288, SLG: 0.471	4-3			L3		FC3-6 BB			L9	3	0	0	0	1	0	2				
Roy White, S (1,7) OBP: 0.431, SLG: 0.466		SH1-3 BB		K		FC3-6 G5-4-3 1-2			F2	3	0	0	0	1	1	2				
Gene Michael, S (1,6) OBP: 0.359, SLG: 0.382		SH1-3 1-2		K		G5-4-3 1-2				2	0	0	0	0	1	1				
Ron Woods, R (1,8) OBP: 0.320, SLG: 0.321		F2							5-3	3	0	0	0	0	1	1				
Jake Gibbs, L (1,2) OBP: 0.302, SLG: 0.283		IBB							F8	2	0	1	0	1	0	0				
Fritz Peterson, S (1,1) OBP: 0.189, SLG: 0.128 (8, PH)		F9							F9	2	0	0	0	0	0	2				
Jimmie Hall, L (8, PH) OBP: 0.260, SLG: 0.327									K	1	0	0	0	0	1	1				
Lindy McDaniel, R (8,1)										0	0	0	0	0	0	0				
Inning Stats	R: 0 E: 0 K: 0 S: 3	H: 1 LOB: 1 BB: 1 P: 7	R: 0 E: 0 K: 0 S: 3	H: 0 LOB: 2 BB: 2 P: 11	R: 0 E: 1 K: 0 S: 3	H: 0 LOB: 0 BB: 0 P: 3	R: 0 E: 0 K: 2 S: 7	H: 0 LOB: 0 BB: 0 P: 7	R: 0 E: 0 K: 1 S: 5	H: 0 LOB: 0 BB: 1 P: 5	R: 0 E: 0 K: 0 S: 2	H: 0 LOB: 0 BB: 1 P: 6	R: 0 E: 0 K: 1 S: 6	H: 1 LOB: 1 BB: 1 P: 6	R: 0 E: 0 K: 1 S: 5	H: 0 LOB: 1 BB: 1 P: 9	1B: 0 2B: 3 3B: 0 HR: 0	SF: 0 SAC: 1 DP: 2 HBP: 0	WP: 0 PB: 0 CS: 2	PA: 32
PITCHER Andy Messersmith, R (1,1) ERA: 2.48	IP: 9.0 WLS: W BF: 32 H: 2 R: 0 ER: 0 SO: 6 BB: 5 IBB: 1 HBP: 0 BLK: 0 WP: 0 HR: 0 S: 38 P: 62 ERA: 0.00 WHIP: 0.778																			

Batter	1	2	3	4	5	6	7	8	9	AB	R	H	RBI	BB	SO	LOB	BOTTOM			
Sandy Alomar Sr., S (1,4) OBP: 0.286, SLG: 0.278	F3		FC1-4 1-2 3-H			F6		1B E 1B 1-2 2-3		4	1	1	1	0	0	2	New York Yankees @ California Angels Anaheim Stadium, Anaheim, CA Fri Jul 25 1969, 10:05 PM EDT Att: 11,220 - Unknown - 74 F 			
Jay Johnstone, L (1,8) OBP: 0.280, SLG: 0.354	CS 1B		K			1B		E9 1B 1-H 2-H 3-H		4	0	3	2	0	1	1				
Rick Reichardt, R (1,7) OBP: 0.341, SLG: 0.388	K			F9		K		3B 1B		4	1	1	0	0	2	3				
Jim Fregosi, R (1,6) OBP: 0.356, SLG: 0.398	CS 1-2	L5		F8		K		E 3B		4	1	1	1	0	1	2				
Bubba Morton, R (1,9) OBP: 0.383, SLG: 0.460 (7, PR)		F9		K				K		3	0	1	0	0	1	0				
Bill Voss, L (7, PR) OBP: 0.314, SLG: 0.307 (8, 9)								FC1-6 1B		1	0	0	0	0	1	1				
Aurelio Rodriguez, R (1,5) OBP: 0.289, SLG: 0.330		1-3						E4 1B		4	0	0	0	0	0	1				
Joe Azcue, R (1,2) OBP: 0.292, SLG: 0.263			L3			L7		F3 1B		4	0	1	0	0	0	1				
Jim Spencer, L (1,3) OBP: 0.324, SLG: 0.352			1B FC1-4 2B		F7			1B BB K		4	2	2	0	0	1	2				
Andy Messersmith, R (1,1) OBP: 0.234, SLG: 0.167			FC1-4 2-3 1B			E5 1B		1B BB		2	1	1	0	1	0	0				
Inning Stats	R: 0 E: 0 K: 1 S: 5	H: 1 LOB: 0 BB: 0 P: 5	R: 0 E: 0 K: 0 S: 3	H: 0 LOB: 0 BB: 0 P: 3	R: 1 E: 0 K: 1 S: 7	H: 2 LOB: 1 BB: 0 P: 7	R: 0 E: 0 K: 1 S: 5	H: 0 LOB: 0 BB: 0 P: 5	R: 0 E: 1 K: 2 S: 9	H: 1 LOB: 2 BB: 0 P: 9	R: 0 E: 0 K: 0 S: 3	H: 1 LOB: 1 BB: 0 P: 3	R: 0 E: 0 K: 2 S: 13	H: 6 LOB: 2 BB: 1 P: 17	R: 5 E: 2 K: 2 S: 13	H: 6 LOB: 2 BB: 1 P: 17	1B: 9 2B: 1 3B: 1 HR: 0	SF: 0 SAC: 0 DP: 0 HBP: 0	WP: 0 PB: 0 CS: 2	PA: 36
PITCHER Fritz Peterson, L (1,1) ERA: 2.85 Lindy McDaniel, R (8,1) ERA: 4.29	IP: 7.0 WLS: L BF: 25 H: 5 R: 1 ER: 1 SO: 5 BB: 0 IBB: 0 HBP: 0 BLK: 0 WP: 0 HR: 0 S: 35 P: 35 ERA: 1.29 WHIP: 0.714																			

Batter	1	2	3	4	5	6	7	8	9	AB	R	H	RBI	BB	SO	LOB	TOP										
Horace Clarke, S OBP: 0.343, SLG: 0.344 (1, 4)	0-0 4-3		0-0 4-1		0-0 G6-4-3 1B			0-0 F8		4	0	1	1	0	0	1											
Jerry Kenney, L OBP: 0.333, SLG: 0.320 (1, 5)	0-0 CS 1B		0-0 F7		0-0 G6-4-3 1-2f			0-0 F8		4	0	1	0	0	0	2											
Bobby Mercer, L OBP: 0.319, SLG: 0.415 (1, 9)	0-3 K			0-0 F5		0-0 F9		0-0 1-3		4	0	0	0	0	1	1											
Joe Peppone, L OBP: 0.290, SLG: 0.471 (1, 3)		0-0 4-1		0-0 FC6-4 1B		0-0 F6		0-0 CS 1B		4	0	2	0	0	0	0											
Jimmie Hall, L OBP: 0.280, SLG: 0.326 (1, 8)		0-0 4-3		0-0 FC6-4 E 1B		0-0 3-1		0-0 CS 1B		4	1	1	0	0	0	1											
Gene Michael, S OBP: 0.357, SLG: 0.379 (1, 6)	0-3 K			0-0 E 1B		0-0 1-3		0-3 K		4	1	1	0	0	2	2											
Tom Shopay, L OBP: 0.125, SLG: 0.250 (1, 7)			0-0 FC6-4 1B	0-0 E1 1B		0-0 F7		0-0 G3		4	0	1	0	0	0	3											
Jake Gibbs, L OBP: 0.302, SLG: 0.284 (1, 2)			0-0 FC6-4 1B	0-0 1-3 2-H 3-H 1B		0-3 K				3	1	1	2	0	1	1											
Mel Stottlemyre, R OBP: 0.266, SLG: 0.243 (1, 1)			0-0 4-1 1B	0-3 K		0-3 K				3	0	1	0	0	2	2											
Inning Stats	R: 0 E: 0 K: 1 S: 5	H: 1 LOB: 1 BB: 0 P: 5	R: 0 E: 0 K: 1 S: 5	H: 0 LOB: 0 BB: 0 P: 5	R: 1 E: 0 K: 0 S: 5	H: 2 LOB: 1 BB: 0 P: 5	R: 2 E: 1 K: 1 S: 9	H: 3 LOB: 2 BB: 0 P: 9	R: 0 E: 0 K: 0 S: 3	H: 0 LOB: 0 BB: 0 P: 3	R: 0 E: 0 K: 2 S: 7	H: 0 LOB: 0 BB: 0 P: 7	R: 0 E: 0 K: 0 S: 3	H: 0 LOB: 0 BB: 0 P: 3	R: 0 E: 0 K: 1 S: 6	H: 2 LOB: 1 BB: 0 P: 6	1B: 9 2B: 1 3B: 0 HR: 0	SF: 0 SAC: 0 DP: 2 HBP: 0	WP: 0 PB: 0 CS: 3	PA: 34							
PITCHER	IP	WLS	BF	H	R	ER	SO	BB	IBB	HBP	BLK	WP	HR	S	P	ERA	WHIP										
Jim McGlothlin, R ERA: 2.77 (1, 1)	5.0	L	21	7	3	1	3	0	0	0	0	0	0	27	27	1.80	1.400										
Clyde Wright, L ERA: 5.14 (6, 1)	3.0		9	0	0	0	2	0	0	0	0	0	0	13	13	0.00	0.000										
Hoyt Wilhelm, R ERA: 3.06 (9, 1)	1.0		4	2	0	0	1	0	0	0	0	0	0	6	6	0.00	2.000										

New York Yankees @ California Angels
Anaheim Stadium, Anaheim, CA
Sat Jul 26 1969, 10:05 PM EDT
Att: 13,887 - Unknown

AB 34
R 3
H 9
RBI 3
BB 0
SO 6
LOB 13



Batter	1	2	3	4	5	6	7	8	9	AB	R	H	RBI	BB	SO	LOB	BOTTOM										
Sandy Alomar Sr., S OBP: 0.283, SLG: 0.275 (1, 4)	0-0 4-3		0-3 K		0-3 K			0-0 5-3		4	0	0	0	0	2	3											
Jay Johnstone, L OBP: 0.277, SLG: 0.351 (1, 8)	0-0 4-3		0-0 FC6 1-2f		0-0 4-3			0-0 SF9		3	0	0	1	0	0	1											
Rick Reichardt, R OBP: 0.340, SLG: 0.387 (1, 7)	0-0 5-3			0-0 FC4-6 1B		0-3 K		0-0 F7		4	0	1	0	0	1	1											
Jim Fregosi, R OBP: 0.355, SLG: 0.399 (1, 6)		0-0 F7		0-3 K		0-0 2B		0-0 L6		4	0	1	0	0	1	1											
Bill Voss, L OBP: 0.313, SLG: 0.306 (1, 9)		0-0 FC5-4 1B		0-0 FC4-6 1-2f		0-3 K		0-0 F7		4	0	1	0	0	1	2											
Jim Spencer, L OBP: 0.322, SLG: 0.350 (1, 3)		0-3 K		0-0 1-3		0-0 F8		0-0 1B		4	0	1	0	0	1	3											
Aurelio Rodriguez, R OBP: 0.286, SLG: 0.326 (1, 5)		0-0 FC5-4 1-2f		0-0 G3		0-0 1-3		0-0 K		4	0	0	0	0	1	3											
Joe Azcue, R OBP: 0.293, SLG: 0.264 (1, 2)			0-0 G3		0-0 5-3			0-0 5-3 1B SF9 1B		3	1	1	0	0	0	0											
Jim McGlothlin, R OBP: 0.167, SLG: 0.150 (1, 1)			0-0 G3		0-0 6-3			0-0 SF9 5-3 1B		0	0	0	0	1	0	0											
Jim Hicks, R OBP: 0.269, SLG: 0.350 (5, PH)			0-0 FC6 BB					0-0 SF9 5-3 1B		1	0	0	0	0	0	0											
Clyde Wright, R OBP: 0.167, SLG: 0.167 (6, 1)								0-0 SF9 5-3 1B		0	0	0	0	0	0	0											
Roger Repoz, L OBP: 0.260, SLG: 0.271 (8, PH)								0-0 SF9 5-3 1B		1	0	1	0	0	0	0											
Hoyt Wilhelm, R ERA: 3.06 (9, 1)								0-0 SF9 5-3 1B		0	0	0	0	0	0	0											
Inning Stats	R: 0 E: 0 K: 0 S: 3	H: 0 LOB: 0 BB: 0 P: 3	R: 0 E: 0 K: 1 S: 6	H: 1 LOB: 1 BB: 0 P: 6	R: 0 E: 0 K: 1 S: 5	H: 0 LOB: 1 BB: 1 P: 9	R: 0 E: 0 K: 1 S: 6	H: 1 LOB: 1 BB: 0 P: 6	R: 0 E: 0 K: 2 S: 7	H: 0 LOB: 0 BB: 0 P: 7	R: 0 E: 0 K: 1 S: 6	H: 1 LOB: 1 BB: 0 P: 6	R: 0 E: 0 K: 0 S: 3	H: 0 LOB: 0 BB: 0 P: 3	R: 0 E: 0 K: 0 S: 5	H: 2 LOB: 1 BB: 0 P: 5	R: 0 E: 0 K: 1 S: 6	H: 1 LOB: 1 BB: 0 P: 6	1B: 5 2B: 1 3B: 0 HR: 0	SF: 1 SAC: 0 DP: 0 HBP: 0	WP: 0 PB: 0 CS: 0	PA: 34					
PITCHER	IP	WLS	BF	H	R	ER	SO	BB	IBB	HBP	BLK	WP	HR	S	P	ERA	WHIP										
Mel Stottlemyre, R ERA: 2.54 (1, 1)	9.0	W	34	6	1	1	7	1	0	0	0	0	0	47	51	1.00	0.778										

New York Yankees @ California Angels
Anaheim Stadium, Anaheim, CA
Sat Jul 26 1969, 10:05 PM EDT
Att: 13,887 - Unknown

AB 32
R 1
H 6
RBI 1
BB 1
SO 7
LOB 14



Batter	1	2	3	4	5	6	7	8	9	AB	R	H	RBI	BB	SO	LOB	TOP																	
Horace Clarke, S OBP: 0.344, SLG: 0.349										4	0	2	2	0	0	0	New York Yankees @ California Angels Anaheim Stadium, Anaheim, CA Sun Jul 27 1969, 6:33 AM EDT Att: 11,996 - Unknown - 78 F																	
Ron Woods, R OBP: 0.313, SLG: 0.313										3	0	0	0	0	1	2																		
Bill Robinson, R OBP: 0.231, SLG: 0.295										4	1	1	1	0	0	1																		
Joe Peppone, L OBP: 0.290, SLG: 0.469										4	0	1	0	0	1	1																		
Frank Fernandez, R OBP: 0.368, SLG: 0.432										3	2	1	0	1	2	1																		
Bobby Murcer, L OBP: 0.318, SLG: 0.416										4	1	1	0	0	1	2																		
Gene Michael, S OBP: 0.355, SLG: 0.377										4	0	1	1	0	0	3																		
Bobby Cox, R OBP: 0.317, SLG: 0.276										1	0	0	0	1	0	0																		
Jerry Kenney, L OBP: 0.331, SLG: 0.318										2	0	0	0	0	1	1																		
Bill Burbach, R OBP: 0.158, SLG: 0.139										2	0	0	0	0	1	3																		
Steve Hamilton, L										0	0	0	0	0	0	0																		
Jimmie Hall, L OBP: 0.278, SLG: 0.324										1	0	0	0	0	0	0																		
Ken Johnson, R										0	0	0	0	0	0	0																		
Inning Stats	R: 0 E: 0 K: 0 S: 4	H: 1 LOB: 0 BB: 0 P: 4	R: 2 E: 0 K: 1 S: 8	H: 3 LOB: 2 BB: 1 P: 12	R: 1 E: 0 K: 3 S: 10	H: 1 LOB: 0 BB: 0 P: 10	R: 0 E: 0 K: 1 S: 5	H: 0 LOB: 0 BB: 0 P: 5	R: 0 E: 0 K: 1 S: 6	H: 1 LOB: 1 BB: 0 P: 6	R: 0 E: 0 K: 1 S: 5	H: 0 LOB: 0 BB: 0 P: 5	R: 0 E: 0 K: 0 S: 3	H: 0 LOB: 0 BB: 0 P: 3	R: 1 E: 0 K: 0 S: 3	H: 1 LOB: 0 BB: 1 P: 7	1B: 4 2B: 2 3B: 0 HR: 1	SF: 0 SAC: 1 DP: 1 HBP: 0	WP: 0 PB: 0 SB: 0 CS: 0	PA: 35														
PITCHER	IP WLS BF H R ER SO BB IBB HBP BLK WP HR S P ERA WHIP																																	
George Brunet, L ERA: 3.84	(1, 1)	1.2	10	4	2	2	0	0	1	0	0	0	0	0	9	13	10.80	2.400																
Ken Tatum, R ERA: 0.95	(2, 1)	6.1	W	22	2	2	7	1	0	0	0	0	0	1	35	39	2.84	0.474																
Rudy May, L ERA: 4.2	(9, 1)	1.0	S	3	1	0	0	0	0	0	0	0	0	0	3	3	0.00	1.000																

Batter	1	2	3	4	5	6	7	8	9	AB	R	H	RBI	BB	SO	LOB	BOTTOM																	
Sandy Alomar Sr., S OBP: 0.285, SLG: 0.275										3	2	1	0	1	0	0	New York Yankees @ California Angels Anaheim Stadium, Anaheim, CA Sun Jul 27 1969, 6:33 AM EDT Att: 11,996 - Unknown - 78 F																	
Jim Spencer, L OBP: 0.322, SLG: 0.349										3	1	1	0	0	0	0																		
Rick Reichardt, R OBP: 0.345, SLG: 0.413										4	2	3	5	0	0	0																		
Jim Fregosi, R OBP: 0.351, SLG: 0.394										4	0	0	0	0	0	0																		
Jay Johnstone, L OBP: 0.282, SLG: 0.355										2	0	1	0	2	0	0																		
Bill Voss, L OBP: 0.311, SLG: 0.304										1	0	0	0	0	0	1																		
Bubba Morton, R OBP: 0.377, SLG: 0.451										2	0	0	0	0	0	2																		
Roger Repoz, L OBP: 0.264, SLG: 0.276										4	0	0	0	0	1	3																		
Aurelio Rodriguez, R OBP: 0.263, SLG: 0.322										4	0	0	0	0	1	3																		
Tom Egan, R OBP: 0.220, SLG: 0.204										2	0	0	0	1	0	0																		
George Brunet, R OBP: 0.133, SLG: 0.074										0	0	0	0	0	0	0																		
Ken Tatum, R OBP: 0.375, SLG: 0.750										3	0	0	0	0	1	2																		
Rudy May, L OBP: 0.167, SLG: 0.063										0	0	0	0	0	0	0																		
Inning Stats	R: 0 E: 0 K: 0 S: 3	H: 1 LOB: 0 BB: 0 P: 3	R: 0 E: 0 K: 0 S: 3	H: 0 LOB: 1 BB: 1 P: 7	R: 3 E: 0 K: 0 S: 5	H: 2 LOB: 0 BB: 1 P: 9	R: 0 E: 0 K: 1 S: 6	H: 1 LOB: 2 BB: 1 P: 10	R: 2 E: 0 K: 0 S: 5	H: 2 LOB: 1 BB: 1 P: 9	R: 0 E: 0 K: 0 S: 3	H: 0 LOB: 0 BB: 0 P: 3	R: 0 E: 0 K: 1 S: 6	H: 0 LOB: 0 BB: 0 P: 6	R: 0 E: 0 K: 1 S: 6	H: 1 LOB: 1 BB: 0 P: 6	1B: 4 2B: 1 3B: 0 HR: 2	SF: 0 SAC: 1 DP: 0 HBP: 0	WP: 0 PB: 0 SB: 0 CS: 1	PA: 35														
PITCHER	IP WLS BF H R ER SO BB IBB HBP BLK WP HR S P ERA WHIP																																	
Bill Burbach, R ERA: 3.54	(1, 1)	3.0	L	13	2	2	1	1	1	0	0	0	0	1	13	21	6.00	1.000																
Steve Hamilton, L ERA: 2.96	(4, 1)	3.0	L	13	2	2	1	1	1	0	0	0	0	1	13	21	6.00	1.000																
Ken Johnson, R ERA: 4.74	(7, 1)	2.0		7	1	0	0	1	0	0	0	0	0	9	9	0.00	0.500																	

AB 32
R 4
H 7
RBI 4
BB 2
SO 7
LOB 14



AB 29
R 5
H 7
RBI 5
BB 4
SO 2
LOB 8

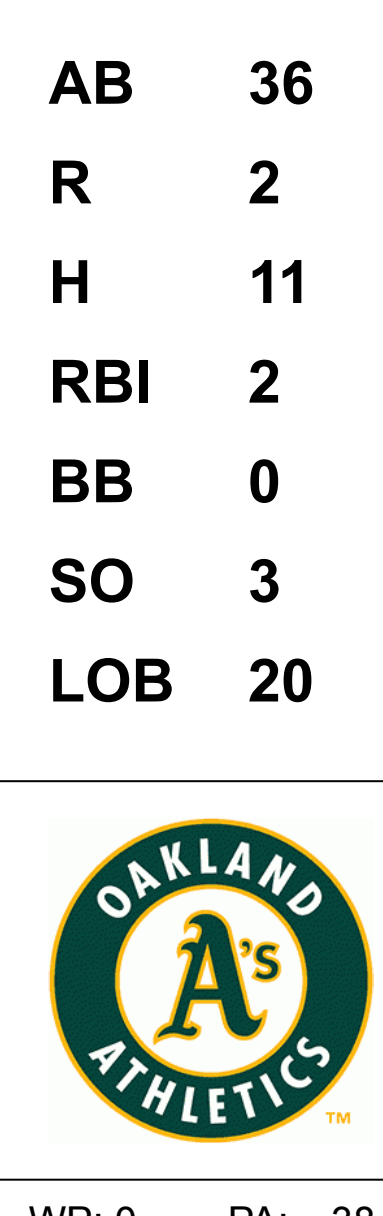


Batter	1	2	3	4	5	6	7	8	9	AB	R	H	RBI	BB	SO	LOB	TOP											
Horace Clarke, S OBP: 0.342, SLG: 0.351 (1, 4)										4	1	1	0	0	0	1	New York Yankees @ Oakland Athletics Oakland-Alameda County Coliseum, Oakland, CA Wed Jul 30 1969, 7:05 PM PDT Att: 8,330 - Unknown											
Jerry Kenney, L OBP: 0.330, SLG: 0.317 (1, 5)										3	0	0	0	0	0	1												
Roy White, S OBP: 0.429, SLG: 0.458 (1, 7)										2	2	1	1	1	0	0												
Joe Pepitone, L OBP: 0.291, SLG: 0.475 (1, 3)										4	0	1	0	0	0	1												
Bobby Murcer, L OBP: 0.317, SLG: 0.412 (1, 9)										4	0	1	0	0	1	3												
Gene Michael, S OBP: 0.360, SLG: 0.378 (1, 6)										4	0	2	1	0	0	2												
Bill Robinson, R OBP: 0.236, SLG: 0.298 Ron Woods, R OBP: 0.311, SLG: 0.310 (1, 8) (9, 8)										3	0	1	1	1	1	1												
Jake Gibbs, L OBP: 0.301, SLG: 0.279 (1, 2)										3	0	0	0	1	0	5												
Fritz Peterson, S OBP: 0.179, SLG: 0.120 Jack Aker, R (8, 1)										3	0	0	0	0	0	1												
Inning Stats	R: 1 E: 0 K: 0 S: 4	H: 1 LOB: 0 BB: 0 P: 4	R: 0 E: 0 K: 1 S: 5	H: 0 LOB: 0 BB: 0 P: 5	R: 0 E: 0 K: 0 S: 3	H: 0 LOB: 1 BB: 1 P: 7	R: 0 E: 0 K: 0 S: 3	H: 1 LOB: 0 BB: 0 P: 3	R: 0 E: 0 K: 0 S: 3	H: 0 LOB: 0 BB: 0 P: 3	R: 1 E: 0 K: 0 S: 5	H: 2 LOB: 2 BB: 1 P: 9	R: 0 E: 0 K: 0 S: 3	H: 0 LOB: 0 BB: 0 P: 3	R: 1 E: 0 K: 1 S: 7	H: 2 LOB: 2 BB: 1 P: 11		1B: 6 2B: 1 3B: 0 HR: 0	SF: 1 SAC: 1 DP: 1 HBP: 0	WP: 0 PB: 0 SB: 1 CS: 1	PA: 36							
PITCHER	IP ERA WHIP	WLS L	BF 31	H 6	R 3	ER 3	SO 1	BB 3	IBB 0	HBP 0	BLK 0	WP 0	HR 0	S 30	P 42	ERA 3.38	WHIP 1.125											
Catfish Hunter, R ERA: 3.4 Paul Lindblad, L ERA: 4.05 (1, 1) (9, 1)	8.0	4	31	6	3	3	1	3	0	0	0	0	0	0	6	6	0.00	1.000										

AB	30
R	3
H	7
RBI	3
BB	3
SO	2
LOB	15



Batter	1	2	3	4	5	6	7	8	9	AB	R	H	RBI	BB	SO	LOB	BOTTOM											
Jose Tartabull, L OBP: 0.303, SLG: 0.333 (1, 7)										5	0	1	0	0	0	2	New York Yankees @ Oakland Athletics Oakland-Alameda County Coliseum, Oakland, CA Wed Jul 30 1969, 7:05 PM PDT Att: 8,330 - Unknown											
Ted Kubiak, S OBP: 0.335, SLG: 0.311 (1, 6)										5	2	2	0	0	0	3												
Reggie Jackson, L OBP: 0.416, SLG: 0.725 (1, 9)										4	0	2	0	0	2	1												
Sal Bando, R OBP: 0.409, SLG: 0.505 (1, 5)										4	0	2	2	0	0	1												
Danny Cater, R OBP: 0.329, SLG: 0.411 (1, 3)										4	0	1	0	0	0	3												
Dick Green, R OBP: 0.335, SLG: 0.393 (1, 4)										3	0	0	0	0	1	2												
Rick Monday, L OBP: 0.376, SLG: 0.425 (1, 8)										4	0	2	0	0	0	0												
Phil Roof, R OBP: 0.322, SLG: 0.303 Bert Campaneris, R OBP: 0.300, SLG: 0.312 (1, 2) (9, PH)										3	0	1	0	0	0	3												
Catfish Hunter, R OBP: 0.224, SLG: 0.255 Paul Lindblad, L OBP: 0.571, SLG: 0.571 Ray Webster, L OBP: 0.313, SLG: 0.296 Blue Moon Odom, R OBP: 0.279, SLG: 0.431 (1, 1) (9, 1) (9, PH) (9, FR)	7.1	8	30	9	2	2	3	0	0	0	0	0	0	0	0	4												
Inning Stats	R: 1 E: 0 K: 1 S: 7	H: 2 LOB: 1 BB: 0 P: 7	R: 0 E: 0 K: 1 S: 5	H: 0 LOB: 0 BB: 0 P: 5	R: 0 E: 0 K: 1 S: 5	H: 0 LOB: 0 BB: 0 P: 5	R: 0 E: 0 K: 0 S: 4	H: 1 LOB: 1 BB: 0 P: 4	R: 0 E: 0 K: 0 S: 5	H: 2 LOB: 2 BB: 0 P: 5	R: 0 E: 0 K: 0 S: 6	H: 3 LOB: 2 BB: 0 P: 6	R: 0 E: 0 K: 0 S: 4	H: 1 LOB: 2 BB: 0 P: 5	1B: 9 2B: 2 3B: 0 HR: 0	SF: 0 SAC: 1 DP: 1 HBP: 1		WP: 0 PB: 0 SB: 1 CS: 0	PA: 38									
PITCHER	IP ERA WHIP	WLS W	BF 8	H 2	R 0	ER 0	SO 0	BB 0	IBB 0	HBP 1	BLK 0	WP 0	HR 0	S 7	P 8	0.00	1.200											
Fritz Peterson, L ERA: 2.83 Jack Aker, R ERA: 2.93 (1, 1) (8, 1)	1.2	8	2	0	0	0	0	0	0	1	0	0	0	0	7	8	0.00	1.200										



Batter	1	2	3	4	5	6	7	8	9	AB	R	H	RBI	BB	SO	LOB	TOP																		
Horace Clarke, S OBP: 0.341, SLG: 0.350	L8		FC3-6			FC6-4		K		4	0	1	0	0	1	1																			
Jerry Kenney, L OBP: 0.336, SLG: 0.316	1B		G1-6-3			FC6-4		6-3		4	0	1	0	0	0	2																			
Roy White, S OBP: 0.429, SLG: 0.471	1B			G3		PO	HR	K		4	1	2	1	0	1	0																			
Joe Peppone, L OBP: 0.288, SLG: 0.470	G3-6-1			L9				F9		4	0	0	0	0	0	2																			
Bobby Murcer, L OBP: 0.317, SLG: 0.420		HR		F6				K		3	1	1	1	0	1	0																			
Gene Michael, S OBP: 0.387, SLG: 0.391		1B			4-3			2B		3	0	3	0	0	0	0																			
Bill Robinson, R OBP: 0.232, SLG: 0.293					4-3					3	0	0	0	0	0	3	AB 30																		
Ron Woods, R OBP: 0.311, SLG: 0.310	G5-4-3					6-3				0	0	0	0	0	0	0	R 2																		
Jake Gibbs, L OBP: 0.296, SLG: 0.274										3	0	0	0	0	2	0	H 8																		
Frank Fernandez, R OBP: 0.366, SLG: 0.427	F9					K		K		0	0	0	0	0	0	0	RBI 2																		
Mel Stottlemyre, R OBP: 0.268, SLG: 0.236								K		2	0	0	0	1	2	0	BB 1																		
								K									SO 7																		
																	LOB 8																		
Inning Stats	R: 0 E: 0 K: 0 S: 4	H: 2 LOB: 1 BB: 0 P: 4	R: 1 E: 0 K: 0 S: 4	H: 2 LOB: 0 BB: 0 P: 4	R: 0 E: 0 K: 0 S: 2	H: 0 LOB: 0 BB: 1 P: 6	R: 0 E: 0 K: 0 S: 3	H: 0 LOB: 0 BB: 0 P: 3	R: 0 E: 0 K: 1 S: 5	H: 1 LOB: 0 BB: 0 P: 5	R: 0 E: 0 K: 1 S: 5	H: 1 LOB: 1 BB: 0 P: 7	R: 0 E: 0 K: 3 S: 9	H: 0 LOB: 0 BB: 0 P: 9	R: 0 E: 0 K: 1 S: 5	H: 0 LOB: 0 BB: 0 P: 5	1B: 5 2B: 2 3B: 0 HR: 2	SF: 0 SAC: 0 DP: 4 HBP: 0	WP: 0 PB: 0 SB: 0 CS: 0	PA: 32															
PITCHER	IP WLS BF H R ER SO BB IBB HBP BLK WP HR S P ERA WHIP																																		
Chuck Dobson, R ERA: 3.35	(1, 1)	8.0	28	8	2	2	6	1	0	0	0	0	0	0	2	39	43	2.25	1.125																
Rollie Fingers, R ERA: 2.74	(9, 1)	1.0	W 3	0	0	0	1	0	0	0	0	0	0	0	5	5	0.00	0.000																	

New York Yankees @ Oakland Athletics
Oakland-Alameda County Coliseum, Oakland, CA

Thu Jul 31 1969, 7:05 PM PDT
Att: 10,247 - Unknown - 66 F

AB 30
R 2
H 8
RBI 2
BB 1
SO 7
LOB 8



Batter	1	2	3	4	5	6	7	8	9	AB	R	H	RBI	BB	SO	LOB	BOTTOM																
Jose Tartabull, L OBP: 0.301, SLG: 0.330	6-3		F8			6-3		SF8		4	0	1	0	0	0	0																	
Ted Kubiak, S OBP: 0.328, SLG: 0.306	4-3		5-3			1-3		SF8		3	0	0	1	0	0	0																	
Reggie Jackson, L OBP: 0.416, SLG: 0.721	4-3			5-3		5-3		IBB		2	0	0	0	2	0	0																	
Sal Bando, R OBP: 0.408, SLG: 0.503		WP		5-3		1-6-3		F9		4	1	1	0	0	0	3																	
Danny Cater, R OBP: 0.325, SLG: 0.406	L8			FC6-2		1-3		6-3		4	0	0	0	0	0	2																	
Rick Monday, L OBP: 0.378, SLG: 0.426	K			G3				WP		4	1	2	0	0	1	2																	
Dick Green, R OBP: 0.337, SLG: 0.395						6-3		1B		4	0	2	1	0	0	1																	
Phil Roof, R OBP: 0.318, SLG: 0.300								1B		2	0	0	0	0	0	1																	
Ray Webster, L OBP: 0.303, SLG: 0.286										1	0	0	0	0	0	0																	
Larry Haney, R OBP: 0.295, SLG: 0.366										1	0	1	1	0	0	0																	
Chuck Dobson, R OBP: 0.170, SLG: 0.157										2	0	0	0	0	0	0																	
Bob Johnson, R OBP: 0.324, SLG: 0.371										1	0	1	0	0	0	0																	
Bert Campaneris, R OBP: 0.300, SLG: 0.312										0	1	0	0	0	0	0																	
Rollie Fingers, R OBP: 0.250, SLG: 0.250										0	0	0	0	0	0	0																	
Inning Stats	R: 0 E: 0 K: 0 S: 3	H: 0 LOB: 0 BB: 0 P: 3	R: 1 E: 0 K: 1 S: 7	H: 2 LOB: 1 BB: 0 P: 7	R: 0 E: 0 K: 0 S: 3	H: 0 LOB: 0 BB: 0 P: 3	R: 0 E: 1 K: 0 S: 3	H: 0 LOB: 1 BB: 1 P: 7	R: 0 E: 0 K: 0 S: 3	H: 0 LOB: 0 BB: 0 P: 3	R: 0 E: 0 K: 0 S: 3	H: 0 LOB: 0 BB: 0 P: 3	R: 0 E: 0 K: 0 S: 4	H: 1 LOB: 1 BB: 0 P: 4	R: 0 E: 0 K: 0 S: 5	H: 2 LOB: 2 BB: 1 P: 9	R: 1 E: 0 K: 0 S: 4	H: 3 LOB: 3 BB: 0 P: 4	1B: 8 2B: 0 3B: 0 HR: 0	SF: 1 SAC: 0 DP: 0 HBP: 0	WP: 2 PB: 0 SB: 0 CS: 0	PA: 35											
PITCHER	IP WLS BF H R ER SO BB IBB HBP BLK WP HR S P ERA WHIP																																
Mel Stottlemyre, R ERA: 2.57	(1, 1)	8.1	L 35	8	3	3	1	1	1	0	0	2	0	35	43	3.24	1.080																

New York Yankees @ Oakland Athletics
Oakland-Alameda County Coliseum, Oakland, CA

Thu Jul 31 1969, 7:05 PM PDT
Att: 10,247 - Unknown - 66 F

AB 32
R 3
H 8
RBI 3
BB 2
SO 1
LOB 9



Batter	1	2	3	4	5	6	7	8	9	AB	R	H	RBI	BB	SO	LOB	TOP										
Horace Clarke, S OBP: 0.347, SLG: 0.357 (1, 4)										4	0	1	0	1	1	0											
Ron Woods, R OBP: 0.317, SLG: 0.325 (1, 8)										5	1	1	0	0	1	1											
Roy White, S OBP: 0.431, SLG: 0.478 (1, 7)										3	1	1	0	2	0	1											
Joe Peppone, L OBP: 0.291, SLG: 0.477 (1, 3)										3	1	0	0	2	1	4											
Frank Fernandez, R OBP: 0.372, SLG: 0.430 (1, 2)										3	1	0	1	1	3	4											
Bill Robinson, R OBP: 0.237, SLG: 0.311 (1, 9)										4	1	1	2	0	0	0											
Gene Michael, S OBP: 0.368, SLG: 0.391 (1, 6)										4	0	1	2	0	1	0											
Bobby Cox, R OBP: 0.323, SLG: 0.282 (1, 5)										3	0	2	0	1	0	1											
Stan Bahnsen, R OBP: 0.087, SLG: 0.067 (1, 1)										4	0	0	0	0	2	3											
Steve Hamilton, L (8, 1)										0	0	0	0	0	0	0											
Lindy McDaniel, R (9, 1)										0	0	0	0	0	0	0											
Inning Stats	R: 5 E: 0 K: 0 S: 5	H: 3 LOB: 0 BB: 3 P: 17	R: 0 E: 0 K: 1 S: 5	H: 0 LOB: 0 BB: 0 P: 5	R: 0 E: 0 K: 2 S: 7	H: 0 LOB: 0 BB: 0 P: 7	R: 0 E: 0 K: 0 S: 4	H: 1 LOB: 1 BB: 0 P: 4	R: 0 E: 0 K: 1 S: 6	H: 1 LOB: 2 BB: 1 P: 10	R: 0 E: 0 K: 1 S: 6	H: 1 LOB: 2 BB: 1 P: 10	R: 0 E: 0 K: 2 S: 7	H: 0 LOB: 1 BB: 1 P: 11	R: 0 E: 0 K: 1 S: 5	H: 0 LOB: 1 BB: 1 P: 9	1B: 3 2B: 5 3B: 0 HR: 0	SF: 0 SAC: 0 DP: 1 HBP: 0	WP: 0 PB: 0 SB: 0 CS: 0	PA: 40							
PITCHER	IP	WLS	BF	H	R	ER	SO	BB	IBB	HBP	BLK	WP	HR	S	P	ERA	WHIP										
Steve Barber, L ERA: 6.0	0.1	L	6	2	5	5	0	3	0	0	0	0	0	3	15	135.00	15.000										
John Geinar, R ERA: 3.11	5.2		21	4	0	0	5	0	1	0	0	0	0	30	34	0.00	0.706										
Fred Talbot, R ERA: 3.59	2.0		9	1	0	0	3	1	1	0	0	0	0	13	21	0.00	1.000										
Diego Segui, R ERA: 3.43	1.0		4	0	0	0	1	1	0	0	0	0	0	5	9	0.00	1.000										

New York Yankees @ Seattle Pilots
Sicks Stadium, Boston, MA
Sun Aug 03 1969, 6:33 AM EDT
Att: 23,657 - Unknown - 66 F

AB	33
R	5
H	7
RBI	5
BB	7
SO	9
LOB	14



Batter	1	2	3	4	5	6	7	8	9	AB	R	H	RBI	BB	SO	LOB	BOTTOM										
Tommy Harper, R OBP: 0.357, SLG: 0.322 (1, 5)										3	1	2	1	1	0	0											
Steve Hovley, L OBP: 0.358, SLG: 0.397 (1, 8)										4	0	0	0	0	0	3											
Tommy Davis, R OBP: 0.280, SLG: 0.327 (1, 7)										4	0	1	1	0	0	2											
Don Mincher, L OBP: 0.361, SLG: 0.450 (1, 3)										3	1	1	0	1	1	1											
Mike Hegan, L OBP: 0.421, SLG: 0.451 (1, 9)										4	0	0	0	0	1	4											
Jerry McNettney, R OBP: 0.300, SLG: 0.408 (1, 2)										4	0	1	0	0	1	0											
Gordy Lund, R OBP: 0.349, SLG: 0.263 (9, FR)										0	0	0	0	0	0	0											
John Donaldson, L OBP: 0.313, SLG: 0.267 (1, 4)										3	0	0	0	0	0	0											
Jim Pagliaroni, R OBP: 0.318, SLG: 0.468 (9, PH)										1	0	1	1	0	0	0											
Ron Clark, R OBP: 0.273, SLG: 0.271 (1, 6)										4	0	0	0	0	2	2											
Steve Barber, L OBP: 0.308, SLG: 0.308 (1, 1)										0	0	0	0	0	0	0											
John Geinar, R OBP: 0.118, SLG: 0.003 (1, 1)										1	0	0	0	0	0	0											
Merrill Ponder, L OBP: 0.258, SLG: 0.298 (9, PH)										1	1	1	0	0	0	0											
Fred Talbot, R OBP: 0.258, SLG: 0.298 (7, 1)										0	0	0	0	0	0	0											
Greg Goossen, R OBP: 0.448, SLG: 0.802 (9, PH)										1	0	0	0	0	0	0											
Diego Segui, R OBP: 0.308, SLG: 0.350 (9, 1)										1	0	0	0	0	0	0											
Gus Gil, R OBP: 0.273, SLG: 0.249 (9, PH)										1	0	0	0	0	0	2											
Inning Stats	R: 0 E: 0 K: 0 S: 3	H: 0 LOB: 1 BB: 1 P: 7	R: 0 E: 0 K: 2 S: 7	H: 0 LOB: 0 BB: 0 P: 7	R: 0 E: 1 K: 1 S: 5	H: 0 LOB: 0 BB: 0 P: 5	R: 0 E: 0 K: 0 S: 3	H: 0 LOB: 0 BB: 0 P: 3	R: 1 E: 0 K: 0 S: 6	H: 3 LOB: 3 BB: 1 P: 10	R: 0 E: 0 K: 0 S: 3	H: 0 LOB: 0 BB: 0 P: 3	R: 1 E: 0 K: 0 S: 4	H: 1 LOB: 0 BB: 0 P: 4	R: 1 E: 0 K: 1 S: 8	H: 3 LOB: 2 BB: 0 P: 8	1B: 6 2B: 0 3B: 0 HR: 1	SF: 0 SAC: 0 DP: 1 HBP: 0	WP: 0 PB: 0 SB: 0 CS: 0	PA: 36							
PITCHER	IP	WLS	BF	H	R	ER	SO	BB	IBB	HBP	BLK	WP	HR	S	P	ERA	WHIP										
Stan Bahnsen, R ERA: 4.07	7.1	W	28	4	2	2	4	2	0	0	0	0	0	5	42	2.46	0.818										
Steve Hamilton, L ERA: 3.02	1.0		5	2	1	1	0	0	0	0	0	0	0	5	5	9.00	2.000										
Lindy McDaniel, R ERA: 4.17	0.2	S	3	1	0	0	1	0	0	0	0	0	0	5	5	0.00	1.500										

New York Yankees @ Seattle Pilots
Sicks Stadium, Boston, MA
Sun Aug 03 1969, 6:33 AM EDT
Att: 23,657 - Unknown - 66 F

AB	34
R	3
H	7
RBI	3
BB	2
SO	5
LOB	14



Batter	1	2	3	4	5	6	7	8	9	AB	R	H	RBI	BB	SO	LOB	TOP								
Sandy Alomar Sr. S OBP: 0.288, SLG: 0.277 (1, 4)	4-3	1-3			4-3		FC6 1B			4	0	1	0	0	0	2	California Angels @ New York Yankees Yankee Stadium, Bronx, NY Tue Aug 05 1969, 7:05 PM EDT Alt: 8,830 - Unknown - 73 F								
Jim Spencer L OBP: 0.324, SLG: 0.351 (1, 3)	3-1		FC4-6 1B		4-3		FC6 1-2			4	0	1	0	0	0	2									
Jay Johnstone L OBP: 0.293, SLG: 0.361 (1, 8)			FC4-6 1B 1-2			E3 1B G6-4-3		L9		4	1	1	0	0	0	1									
Jim Fregosi R OBP: 0.351, SLG: 0.396 (1, 6)	1-3			G1-6-3 1B 1-2			G6-4-3 1B 1-3	FC4-6 1B		4	0	3	0	0	0	1									
Bill Voss L OBP: 0.301, SLG: 0.291 (1, 9)		FC4-6 BB		G1-6-3 1-2			G6-4-3 1-2	L7		3	0	0	0	1	0	4									
Roger Repoz L OBP: 0.259, SLG: 0.270 (1, 7)		FC4-6 1B SF8 1-2		1-3			4-3 3-H	FC4-6 1-2		4	1	0	0	0	0	2									
Aurelio Rodriguez R OBP: 0.285, SLG: 0.318 (1, 5)					F6			F8	F9	4	0	1	0	0	0	0									
Joe Azcue R OBP: 0.296, SLG: 0.259 (1, 2)		SF8			L7			1B 1B	K	3	0	1	1	0	1	0									
Rudy May L OBP: 0.217, SLG: 0.100 Ken Tatum R OBP: 0.300, SLG: 0.600 Clyde Wright R OBP: 0.143, SLG: 0.143 (1, 1) (7, 1) (9, 1)							K	F7	K	2	0	0	0	1	1	1									
										1	0	0	0	0	1	0									
										0	0	0	0	0	0	0									
Inning Stats	R: 0 E: 0 K: 0 S: 4	H: 1 LOB: 1 BB: 0 P: 4	R: 1 E: 0 K: 0 S: 4	H: 1 LOB: 2 BB: 2 P: 12	R: 0 E: 0 K: 0 S: 4	H: 2 LOB: 1 BB: 0 P: 4	R: 0 E: 0 K: 0 S: 3	H: 0 LOB: 0 BB: 0 P: 3	R: 0 E: 0 K: 1 S: 5	H: 0 LOB: 0 BB: 0 P: 5	R: 1 E: 1 K: 0 S: 4	H: 1 LOB: 0 BB: 0 P: 4	R: 0 E: 0 K: 0 S: 5	H: 2 LOB: 2 BB: 0 P: 5	R: 0 E: 0 K: 0 S: 4	H: 1 LOB: 1 BB: 0 P: 4	R: 0 E: 0 K: 2 S: 7	H: 0 LOB: 0 BB: 0 P: 7	1B: 8 2B: 0 3B: 0 HR: 0	SF: 1 SAC: 0 DP: 2 HBP: 0	WP: 0 PB: 0 SB: 0 CS: 0	PA: 36			
PITCHER	IP	WLS	BF	H	R	ER	SO	BB	IBB	HBP	BLK	WP	HR	S	P	ERA	WHIP								
Mel Stottlemyre R ERA: 2.51 (1, 1)	8.0		33	8	2	1	1	2	0	0	0	0	0	33	41	1.12	1.250								
Lindy McDaniel R ERA: 4.1 (9, 1)	1.0	W	3	0	0	0	2	0	0	0	0	0	0	7	7	0.00	0.000								

Batter	1	2	3	4	5	6	7	8	9	AB	R	H	RBI	BB	SO	LOB	BOTTOM								
Horace Clarke S OBP: 0.348, SLG: 0.361 (1, 4)			FC5-4 1-2					F7		4	0	2	0	0	0	1	California Angels @ New York Yankees Yankee Stadium, Bronx, NY Tue Aug 05 1969, 7:05 PM EDT Alt: 8,830 - Unknown - 73 F								
Ron Woods R OBP: 0.315, SLG: 0.318 (1, 8)	G4-6-3 1B 1-2			1-6-3			F9		G3 HR BB	3	1	0	0	1	0	2									
Roy White S OBP: 0.432, SLG: 0.476 (1, 7)									F8	3	0	1	0	1	1	1									
Joe Pepitone L OBP: 0.288, SLG: 0.472 (1, 3)		1-3							G3	4	0	0	0	0	1	3									
Frank Fernandez R OBP: 0.380, SLG: 0.431 (1, 2)		5-3							HR BB	2	1	1	0	2	0	0									
Bill Robinson R OBP: 0.234, SLG: 0.308 Bobby Murcer L OBP: 0.320, SLG: 0.427 (1, 9) (7, PH) (8, 9)									HR BB	2	0	0	0	0	0	1									
										2	1	1	3	0	0	2									
Gene Michael S OBP: 0.384, SLG: 0.386 (1, 6)									HR 1-H 2-H	3	0	0	0	0	1	2									
Bobby Cox R OBP: 0.318, SLG: 0.278 Jervy Kenney L OBP: 0.325, SLG: 0.311 (1, 5) (8, PH) (9, 5)										2	0	0	0	0	2	0									
										1	0	0	0	0	1	0									
Mel Stottlemyre R OBP: 0.274, SLG: 0.243 Jimmie Hall L OBP: 0.275, SLG: 0.319 Lindy McDaniel R (1, 1) (8, PH) (9, 1)									F5	2	0	1	0	0	1	0									
										1	0	0	0	0	0	0									
										0	0	0	0	0	0	0									
Inning Stats	R: 0 E: 0 K: 1 S: 5	H: 1 LOB: 0 BB: 0 P: 5	R: 0 E: 0 K: 0 S: 3	H: 0 LOB: 0 BB: 0 P: 3	R: 0 E: 0 K: 1 S: 6	H: 1 LOB: 1 BB: 0 P: 6	R: 0 E: 0 K: 1 S: 5	H: 1 LOB: 0 BB: 0 P: 5	R: 0 E: 0 K: 1 S: 5	H: 0 LOB: 0 BB: 0 P: 8	R: 0 E: 0 K: 2 S: 8	H: 1 LOB: 1 BB: 0 P: 8	R: 0 E: 0 K: 0 S: 4	H: 1 LOB: 2 BB: 1 P: 8	R: 0 E: 0 K: 1 S: 5	H: 0 LOB: 0 BB: 0 P: 5	R: 3 E: 0 K: 0 S: 3	H: 1 LOB: 0 BB: 2 P: 11	1B: 4 2B: 1 3B: 0 HR: 1	SF: 0 SAC: 0 DP: 2 HBP: 0	WP: 0 PB: 0 SB: 0 CS: 1	PA: 33			
PITCHER	IP	WLS	BF	H	R	ER	SO	BB	IBB	HBP	BLK	WP	HR	S	P	ERA	WHIP								
Rudy May L ERA: 3.84 (1, 1)	6.1		23	5	0	0	0	2	0	0	0	0	0	9	17	7.71	0.857								
Ken Tatum R ERA: 1.51 (7, 1)	2.1		9	0	2	2	1	2	0	0	0	0	0	9	17	7.71	0.857								
Clyde Wright L ERA: 4.61 (9, 1)	0.0	L	1	1	1	1	0	0	0	0	0	0	1	1	1	∞	∞								

Batter	1	2	3	4	5	6	7	8	9	AB	R	H	RBI	BB	SO	LOB	TOP					
Sandy Alomar Sr. S OBP: 0.285, SLG: 0.274 (1, 4)	6-3			F9		FC1-6		FC1-5		4	0	0	0	0	0	3	California Angels @ New York Yankees Yankee Stadium, Bronx, NY Wed Aug 06 1969, 3:33 AM EDT Alt: 9,929 - Unknown - 85 F livebaseballscores.com					
Jim Spencer L OBP: 0.323, SLG: 0.364 (1, 3)	F9			HR		F7		F8		4	1	1	1	0	0	3						
Rick Reichardt, R Billy Cowan, R OBP: 0.232, SLG: 0.231 (7, PR) (7, 7)	6-3			F9				E1 1B FC5-2 1B		3	0	1	0	0	0	0						
Jim Fregosi, R OBP: 0.353, SLG: 0.397 (1, 6)				F7				F5		4	0	2	0	0	0	0						
Bubba Morton, R OBP: 0.364, SLG: 0.446 (1, 9)				G4-6-3 1B				F5		4	0	0	0	0	1	4						
Aurelio Rodriguez, R OBP: 0.285, SLG: 0.315 (1, 5)				4-3				5-3		3	0	0	0	1	1	0						
Joe Azcue, R OBP: 0.292, SLG: 0.255 (1, 2)				F4				G4-6-3 1B		3	0	0	0	0	0	3						
Jay Johnstone, L OBP: 0.296, SLG: 0.364 (1, 8)				4-3						3	0	2	0	0	0	0						
Tom Murphy, R OBP: 0.137, SLG: 0.122 Clyde Wright, R Winston Llenas, R Hoyt Wilhelm, R OBP: 0.143, SLG: 0.143 OBP: 0.308, SLG: 0.333 (6, PH) (8, 1)				F9				E6 FC1-5		2	0	0	0	0	0	1						
Inning Stats	R: 0 E: 0 K: 0 S: 3	H: 0 LOB: 0 BB: 0 P: 3	R: 0 E: 0 K: 0 S: 3	H: 1 LOB: 0 BB: 0 P: 3	R: 0 E: 0 K: 0 S: 3	H: 0 LOB: 0 BB: 0 P: 3	R: 1 E: 0 K: 0 S: 4	H: 1 LOB: 0 BB: 0 P: 4	R: 0 E: 0 K: 2 S: 7	H: 0 LOB: 0 BB: 0 P: 7	R: 0 E: 0 K: 0 S: 4	H: 1 LOB: 1 BB: 0 P: 4	R: 0 E: 1 K: 0 S: 4	H: 2 LOB: 2 BB: 1 P: 8	R: 0 E: 1 K: 0 S: 5	H: 1 LOB: 2 BB: 0 P: 5		R: 0 E: 0 K: 0 S: 3	H: 0 LOB: 0 BB: 0 P: 3	1B: 5 2B: 0 3B: 0 HR: 1	SF: 0 SAC: 0 DP: 2 HBP: 0	WP: 0 PB: 0 SB: 0 CS: 0
PITCHER Fritz Peterson, L ERA: 2.75 (1, 1)	IP: 9.0 WLS: W BF: 33 H: 6 R: 1 ER: 1 SO: 2 BB: 0 IBB: 1 HBP: 0 BLK: 0 WP: 0 HR: 1 S: 36 P: 40 ERA: 1.00 WHIP: 0.667															PITCHER Fritz Peterson, L ERA: 2.75 (1, 1)	IP: 9.0 WLS: W BF: 33 H: 6 R: 1 ER: 1 SO: 2 BB: 0 IBB: 1 HBP: 0 BLK: 0 WP: 0 HR: 1 S: 36 P: 40 ERA: 1.00 WHIP: 0.667					

Batter	1	2	3	4	5	6	7	8	9	AB	R	H	RBI	BB	SO	LOB	BOTTOM					
Horace Clarke, S OBP: 0.350, SLG: 0.361 (1, 4)				F5				F6		3	0	1	0	1	0	0	California Angels @ New York Yankees Yankee Stadium, Bronx, NY Wed Aug 06 1969, 3:33 AM EDT Alt: 9,929 - Unknown - 85 F livebaseballscores.com					
Jerry Kenney, L OBP: 0.322, SLG: 0.307 (1, 5)				G1-6-4-3				1-3		4	0	0	0	0	0	3						
Roy White, S OBP: 0.430, SLG: 0.471 (1, 7)				4-3						3	1	0	0	1	0	0						
Joe Peppone, L OBP: 0.287, SLG: 0.470 (1, 3)				2-3				F5		4	0	1	0	0	1	1						
Bobby Murcer, L OBP: 0.326, SLG: 0.442 (1, 9)				K				L9		3	2	3	1	1	0	0						
Jimmie Hall, L OBP: 0.277, SLG: 0.326 Bill Robinson, R Ron Woods, R OBP: 0.238, SLG: 0.308 OBP: 0.313, SLG: 0.315 (6, PH) (7, 8)				1B				L8		2	0	1	1	0	0	2						
Gene Michael, S OBP: 0.360, SLG: 0.381 (1, 6)				2B				FC6-4 BB		0	0	0	0	1	0	0						
Frank Fernandez, R OBP: 0.385, SLG: 0.429 (1, 2)				1B				FC6-4 BB		1	0	0	0	2	0	2						
Fritz Peterson, S OBP: 0.169, SLG: 0.113 (1, 1)				F7				5-3		3	0	0	0	0	2	3						
Inning Stats	R: 0 E: 0 K: 0 S: 2	H: 0 LOB: 1 BB: 1 P: 6	R: 1 E: 0 K: 1 S: 7	H: 2 LOB: 1 BB: 1 P: 11	R: 0 E: 0 K: 0 S: 3	H: 0 LOB: 0 BB: 0 P: 3	R: 0 E: 0 K: 0 S: 4	H: 2 LOB: 1 BB: 0 P: 4	R: 0 E: 0 K: 1 S: 5	H: 1 LOB: 1 BB: 1 P: 9	R: 1 E: 0 K: 0 S: 3	H: 0 LOB: 2 BB: 3 P: 15	R: 0 E: 0 K: 1 S: 5	H: 0 LOB: 0 BB: 0 P: 5	R: 1 E: 0 K: 0 S: 4	H: 1 LOB: 0 BB: 0 P: 4		R: 0 E: 0 K: 0 S: 3	H: 0 LOB: 0 BB: 0 P: 3	1B: 3 2B: 3 3B: 0 HR: 1	SF: 0 SAC: 0 DP: 3 HBP: 0	WP: 0 PB: 0 SB: 0 CS: 0
PITCHER Tom Murphy, R Clyde Wright, L Hoyt Wilhelm, R ERA: 4.09 ERA: 4.43 ERA: 3.06 (1, 1) (6, 1) (8, 1)	IP: 5.1 WLS: L BF: 23 H: 5 R: 2 ER: 2 SO: 2 BB: 4 IBB: 1 HBP: 0 BLK: 0 WP: 0 HR: 0 S: 22 P: 42 ERA: 3.38 WHIP: 1.688															PITCHER Tom Murphy, R Clyde Wright, L Hoyt Wilhelm, R ERA: 4.09 ERA: 4.43 ERA: 3.06 (1, 1) (6, 1) (8, 1)	IP: 5.1 WLS: L BF: 23 H: 5 R: 2 ER: 2 SO: 2 BB: 4 IBB: 1 HBP: 0 BLK: 0 WP: 0 HR: 0 S: 22 P: 42 ERA: 3.38 WHIP: 1.688					

Batter	1	2	3	4	5	6	7	8	9	AB	R	H	RBI	BB	SO	LOB	TOP			
Bert Campaneris, R (1,6) OBP: 0.301, SLG: 0.310	B3			4-3		4-0 S BB		F7		3	0	0	0	1	0	1				
Tommye Reynolds, R (1,7) OBP: 0.343, SLG: 0.324	4-3			F7		0-3 K			1B	4	0	1	0	0	1	1				
Reggie Jackson, L (1,9) OBP: 0.427, SLG: 0.696	4-3			4-3		0-0 G3			K	4	0	0	0	0	1	2				
Sal Bando, R (1,5) OBP: 0.405, SLG: 0.490		F7			G5-4-3 1B		5-3		L8	4	0	1	0	0	0	1				
Danny Cater, R (1,3) OBP: 0.319, SLG: 0.401		F4			G5-4-3 1-2		K		L5	4	0	0	0	0	1	2				
Dick Green, R (1,4) OBP: 0.348, SLG: 0.399		6-3			4-0 1B BB		6-3			2	0	0	0	1	0	0				
Rick Monday, L (1,8) OBP: 0.376, SLG: 0.411			F3		0-0 1-3 1B			4-3		3	0	1	0	0	0	0				
Larry Haney, R (1,2) OBP: 0.296, SLG: 0.350			K		0-3 L4			F5		3	0	0	0	0	1	2				
Catfish Hunter, R (1,1) OBP: 0.222, SLG: 0.250			6-3		0-0 K					2	0	0	0	0	1	0				
Jim Roland, R (7,1) OBP: 0.340, SLG: 0.362					0-3 K					0	0	0	0	0	0	0				
Bob Johnson, R (8, PH) OBP: 0.340, SLG: 0.362										1	0	1	0	0	0	0				
Marcel Lachemann, R (8,1) OBP: 0.296, SLG: 0.350									1B	0	0	0	0	0	0	0				
Inning Stats	R: 0 E: 0 K: 0 S: 3	H: 0 LOB: 0 BB: 0 P: 3	R: 0 E: 0 K: 0 S: 3	H: 0 LOB: 0 BB: 0 P: 3	R: 0 E: 0 K: 1 S: 5	H: 0 LOB: 0 BB: 0 P: 5	R: 0 E: 0 K: 0 S: 3	H: 2 LOB: 2 BB: 1 P: 8	R: 0 E: 0 K: 2 S: 7	H: 0 LOB: 1 BB: 1 P: 11	R: 0 E: 0 K: 1 S: 5	H: 0 LOB: 0 BB: 0 P: 5	R: 0 E: 0 K: 0 S: 4	H: 1 LOB: 1 BB: 0 P: 4	R: 0 E: 0 K: 1 S: 6	H: 1 LOB: 1 BB: 0 P: 6	1B: 4 2B: 0 3B: 0 HR: 0	SF: 0 SAC: 0 DP: 1 HBP: 0	WP: 0 PB: 0 SB: 1 CS: 0	PA: 32
PITCHER	IP: 9.0 WLS: W BF: 32 ERA: 4.11	H: 4 R: 0 ER: 0 SO: 5	BB: 2 IBB: 0 HBP: 0 BLK: 0	WP: 0 HR: 0 S: 40 P: 48	ERA: 0.00 WHIP: 0.667	PITCHER														

Oakland Athletics @ New York Yankees
 Yankee Stadium, Bronx, NY
 Fri Aug 08 1969, 7:05 PM EDT
 Att: 23,337 - Overcast - 82 F

AB	30
R	0
H	4
RBI	0
BB	2
SO	5
LOB	9



Batter	1	2	3	4	5	6	7	8	9	AB	R	H	RBI	BB	SO	LOB	BOTTOM			
Horace Clarke, S (1,4) OBP: 0.347, SLG: 0.357	4-3		4-3		0-0 1B		0-0 1B SF7	L7		5	1	2	2	0	0	2				
Jerry Kenney, L (1,5) OBP: 0.319, SLG: 0.304	1-3		4-3		0-0 F8		0-0 1B WP	L7		5	0	1	0	0	0	3				
Roy White, S (1,7) OBP: 0.425, SLG: 0.463	4-0 1B BB		0-0 F6		0-0 L1		0-0 SF7			2	0	0	1	1	0	0				
Joe Pepitone, L (1,3) OBP: 0.293, SLG: 0.479	0-0 FC6 1B		0-0 3-1 PB 1B		0-0 CS 1B		0-0 F5			4	0	3	0	0	0	1				
Bobby Murcer, L (1,9) OBP: 0.326, SLG: 0.441	0-0 FC6 1-2		0-0 F7		0-0 F7		4-0 1-2 BB	E BB E 1B		3	1	1	0	1	0	3				
Jimmie Hall, L (1,8) OBP: 0.282, SLG: 0.323		4-0 CS BB		0-0 3-1		0-0 4-3		4-0 E BB		2	1	0	0	2	0	2				
Ron Woods, R (9,8) OBP: 0.311, SLG: 0.313			0-0 CS BB		1-3		0-0 4-3	1-2 E BB		0	0	0	0	0	0	0				
Gene Michael, S (1,6) OBP: 0.356, SLG: 0.375		0-0 1-2	4-3		0-0 5-3		0-0 1B	E1 E 1B		4	1	1	0	0	0	4				
Thurman Munson, R (1,2) OBP: 0.750, SLG: 0.667		4-0 BB			0-0 6-3		0-0 1B	E9 E 1B		3	1	2	2	1	0	0				
Al Downing, R (1,1) OBP: 0.343		0-3 K			0-3 K		0-0 L7	1-3 1B		4	0	0	0	0	2	5				
Inning Stats	R: 0 E: 0 K: 0 S: 4	H: 1 LOB: 2 BB: 1 P: 8	R: 0 E: 0 K: 1 S: 4	H: 0 LOB: 1 BB: 2 P: 12	R: 0 E: 0 K: 0 S: 3	H: 0 LOB: 0 BB: 0 P: 3	R: 0 E: 0 K: 0 S: 4	H: 1 LOB: 1 BB: 0 P: 4	R: 0 E: 0 K: 1 S: 6	H: 1 LOB: 1 BB: 0 P: 6	R: 0 E: 0 K: 0 S: 3	H: 1 LOB: 1 BB: 1 P: 7	R: 3 E: 0 K: 0 S: 7	H: 4 LOB: 1 BB: 0 P: 7	R: 2 E: 2 K: 0 S: 6	H: 2 LOB: 2 BB: 1 P: 10	1B: 10 2B: 0 3B: 0 HR: 0	SF: 1 SAC: 0 DP: 0 HBP: 0	WP: 1 PB: 1 SB: 0 CS: 2	PA: 38
PITCHER	IP: 6.1 WLS: L BF: 29 ERA: 3.43	H: 29 R: 3 ER: 3 SO: 2	BB: 4 IBB: 0 HBP: 0 BLK: 0	WP: 1 HR: 0 S: 2 P: 2	ERA: 0.00 WHIP: 0.000	PITCHER														
Catfish Hunter, R (1,1) OBP: 0.282, SLG: 0.323	IP: 0.2 WLS: L BF: 2 ERA: 2.52	H: 0 R: 0 ER: 0 SO: 0	BB: 0 IBB: 0 HBP: 0 BLK: 0	WP: 0 HR: 0 S: 6 P: 10	ERA: 18.00 WHIP: 3.000															
Jim Roland, L (7,1) OBP: 0.311, SLG: 0.313	IP: 1.0 WLS: L BF: 7 ERA: 2.74	H: 2 R: 2 ER: 2 SO: 0	BB: 1 IBB: 0 HBP: 0 BLK: 0	WP: 0 HR: 0 S: 6 P: 10	ERA: 18.00 WHIP: 3.000															

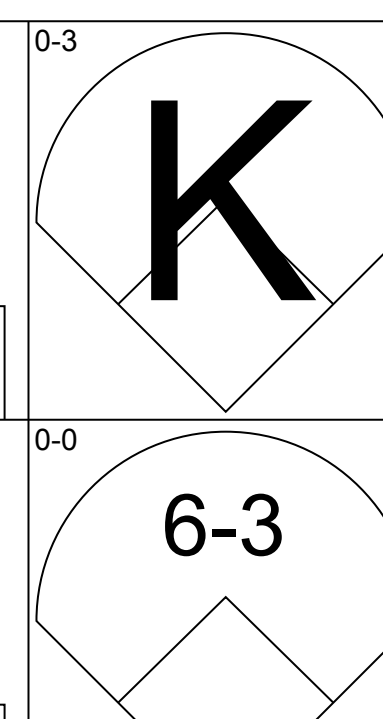
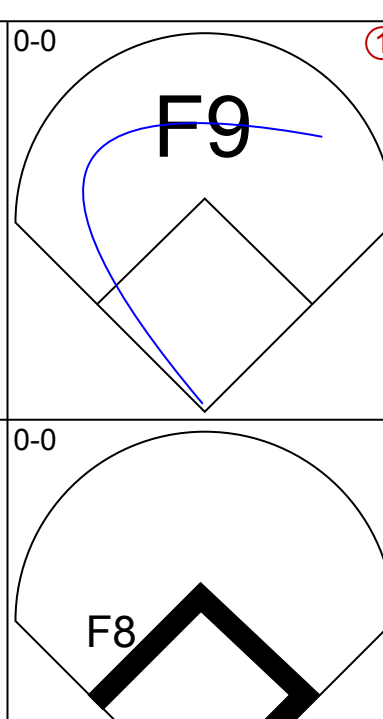
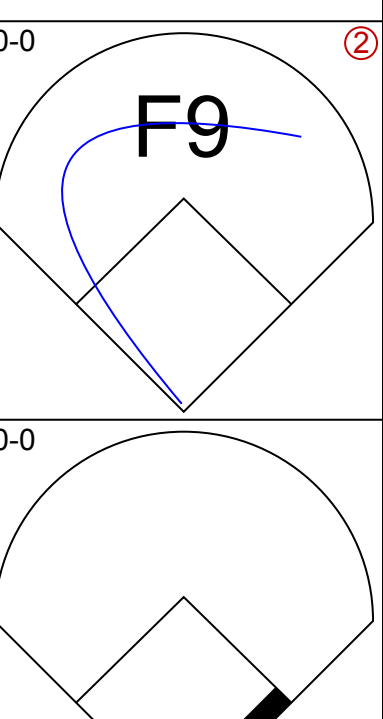
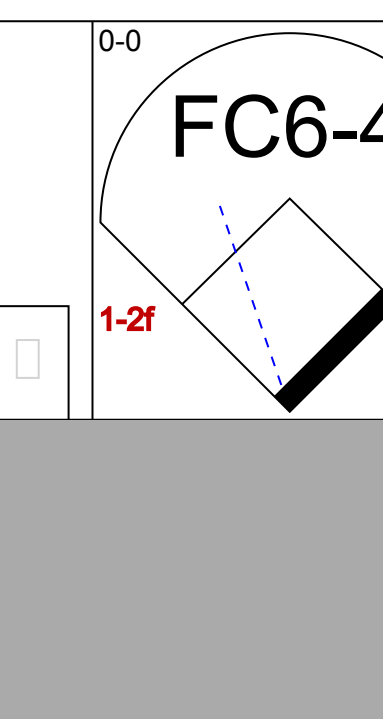
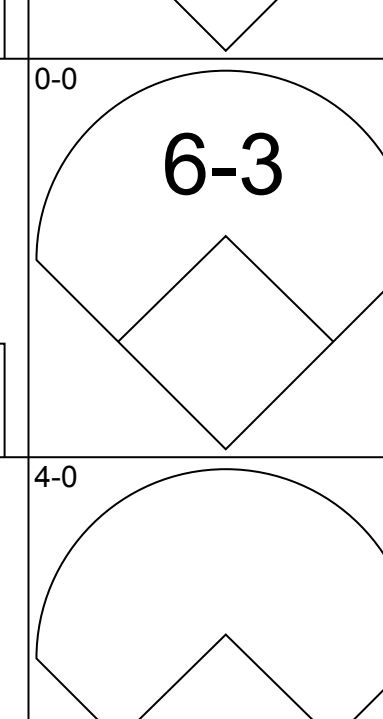
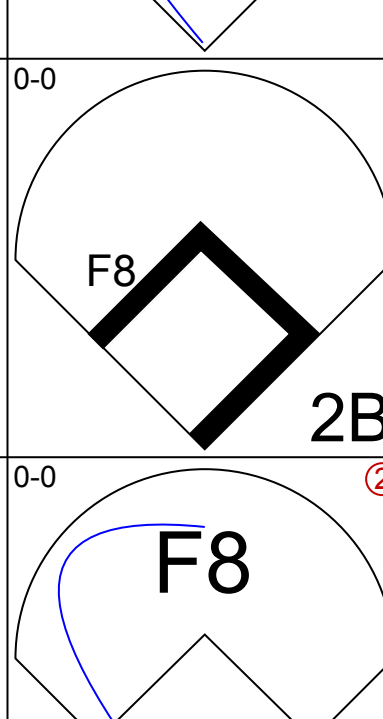
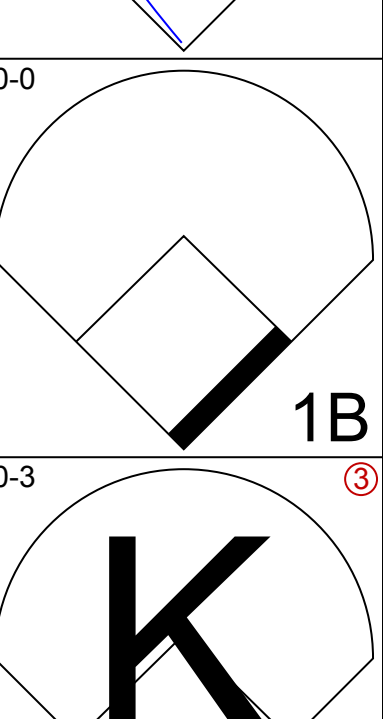
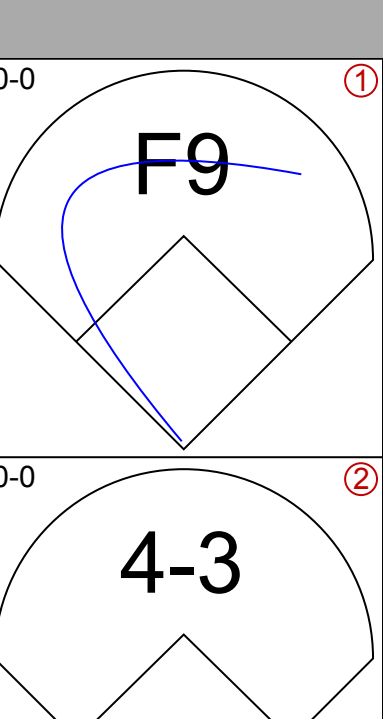
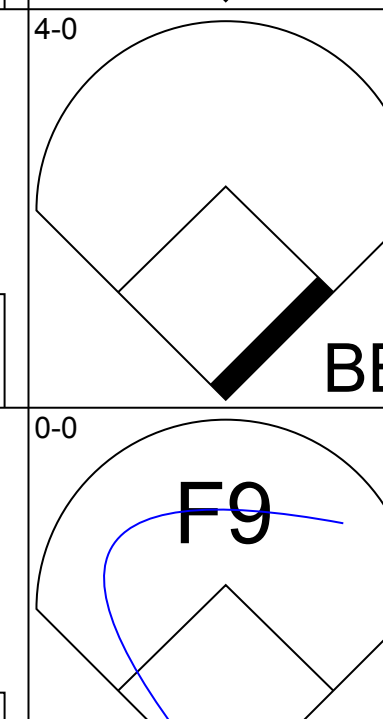
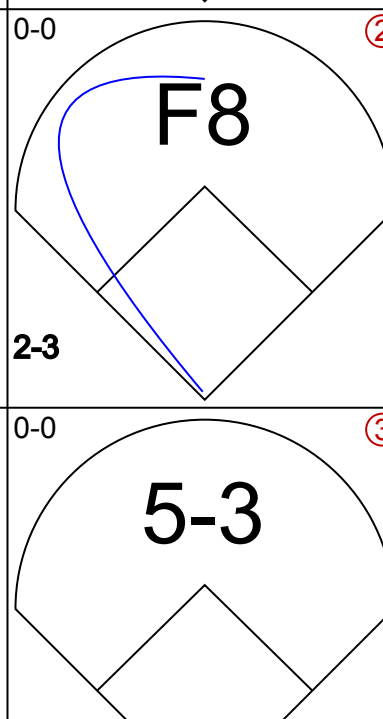

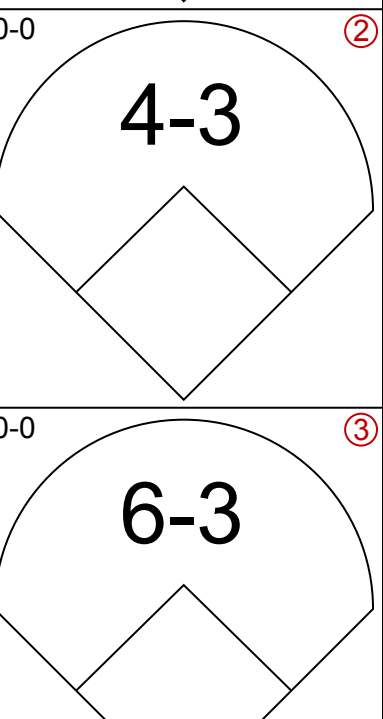
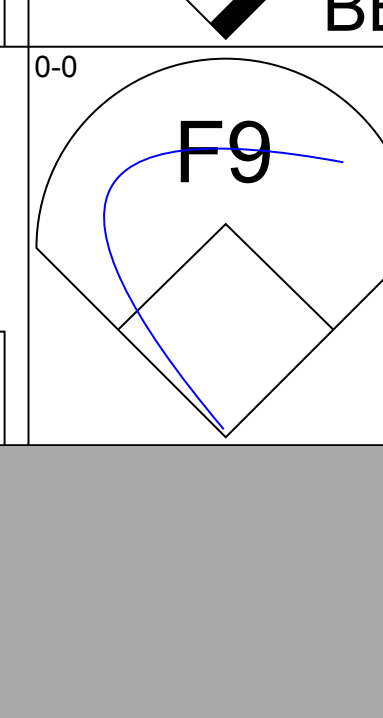
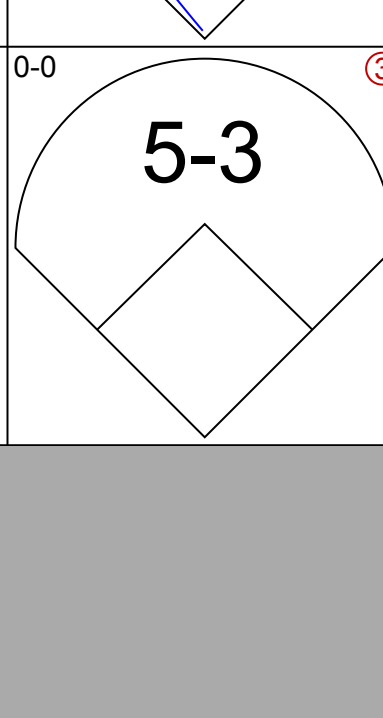
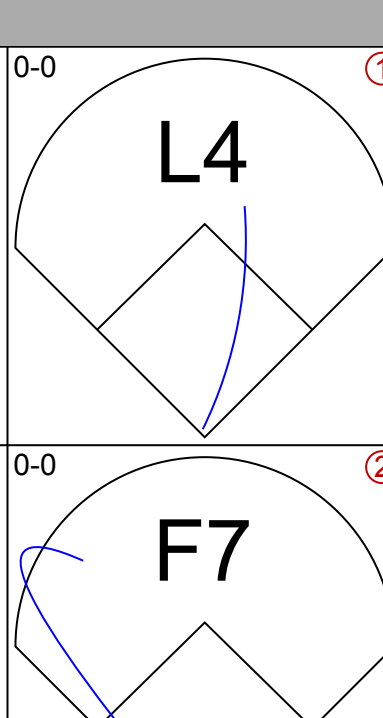
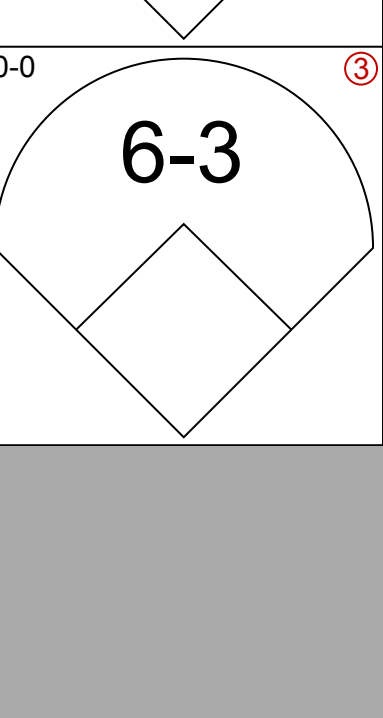
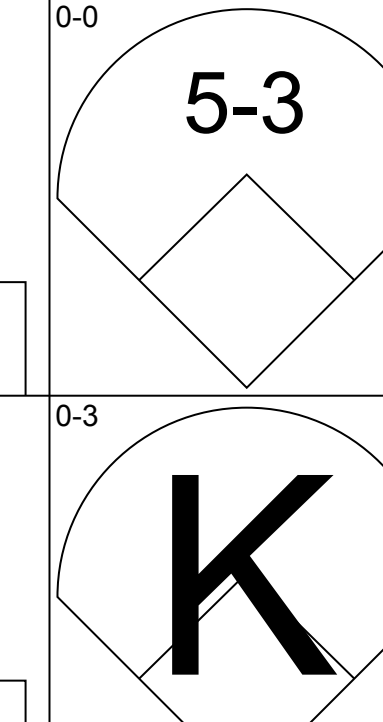
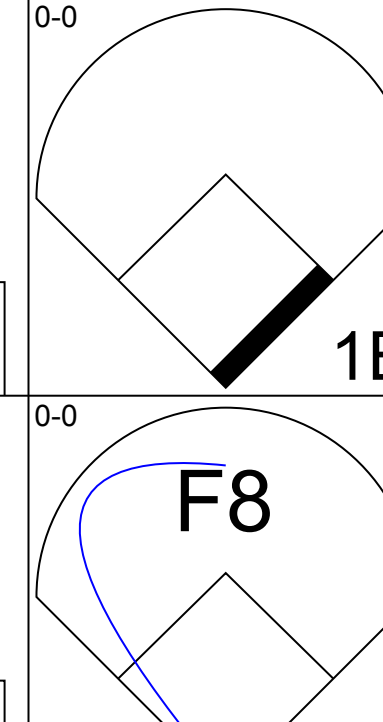
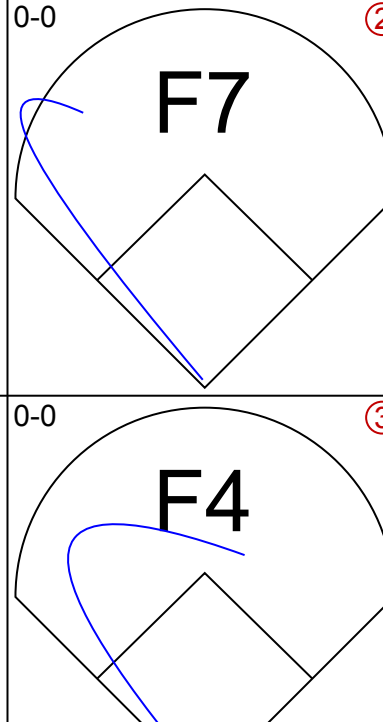
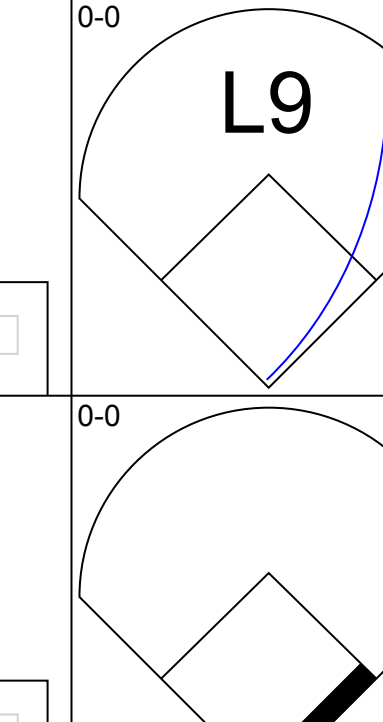

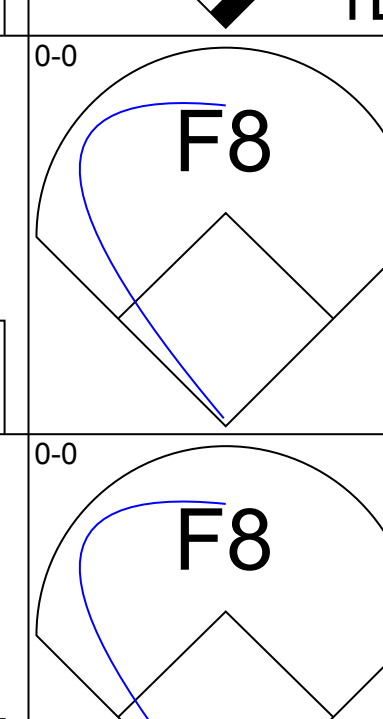
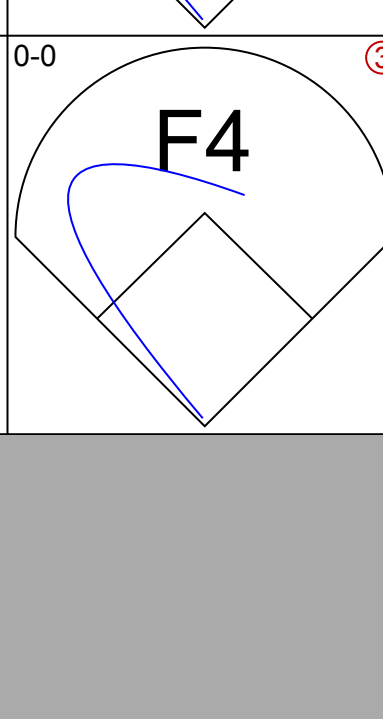
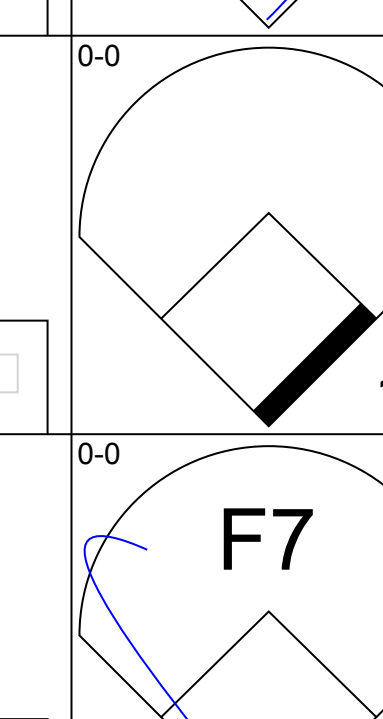
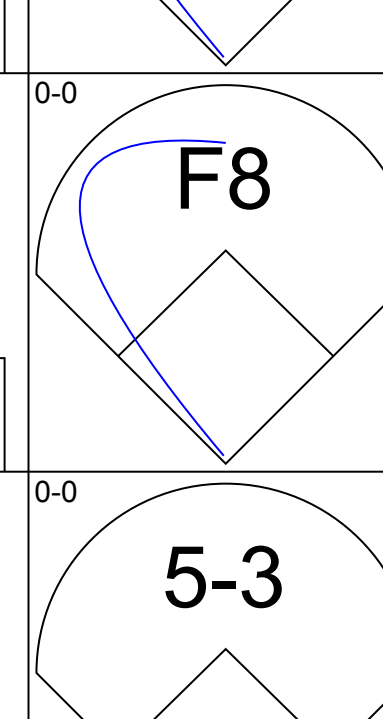
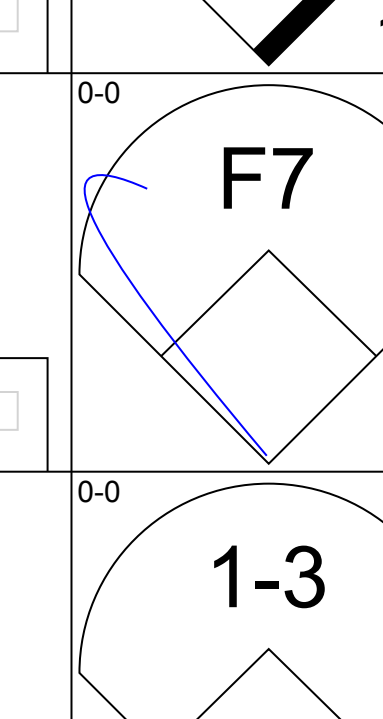
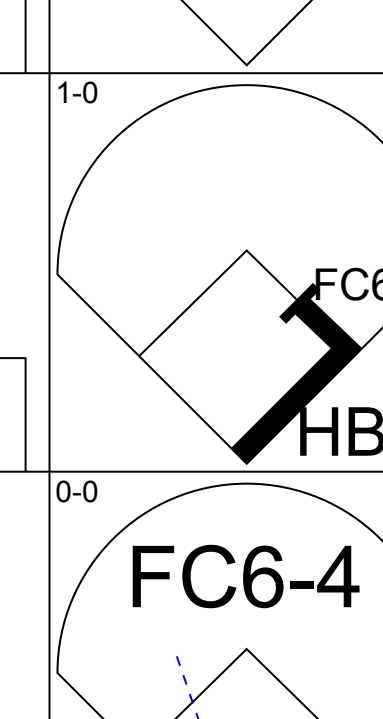
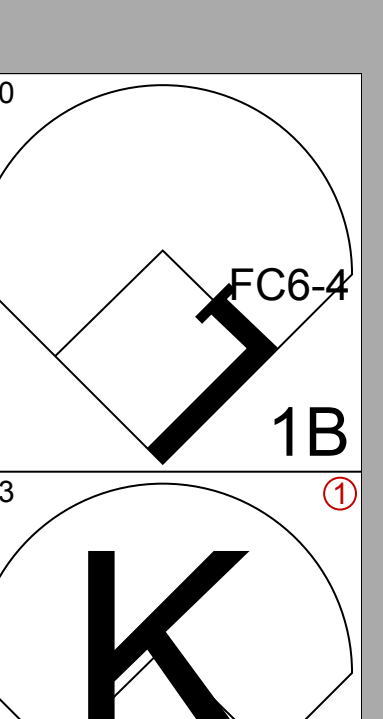
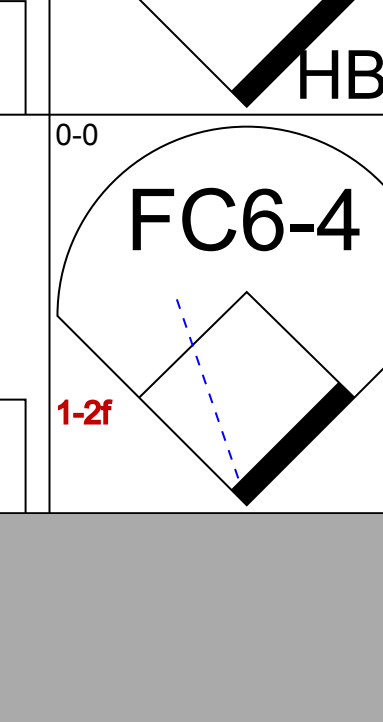
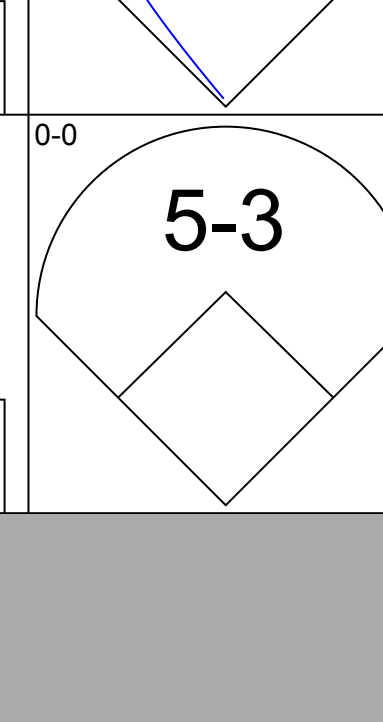
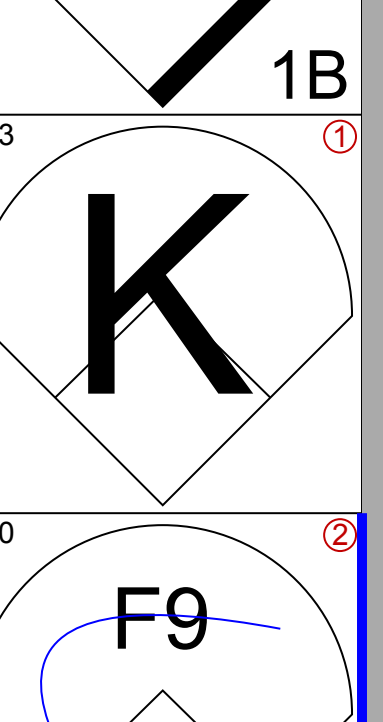
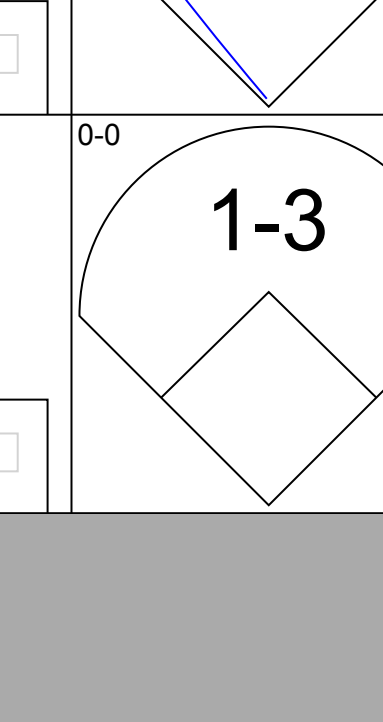
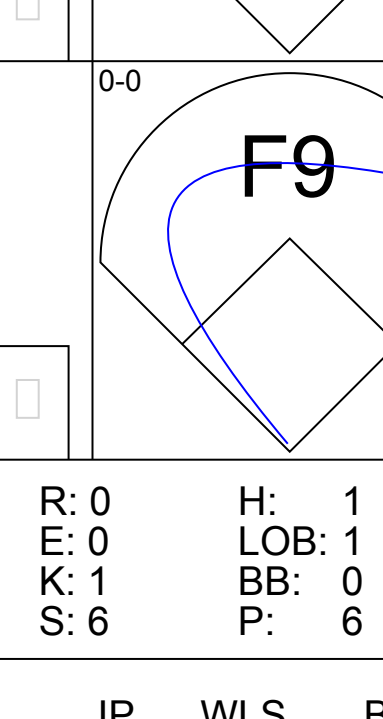
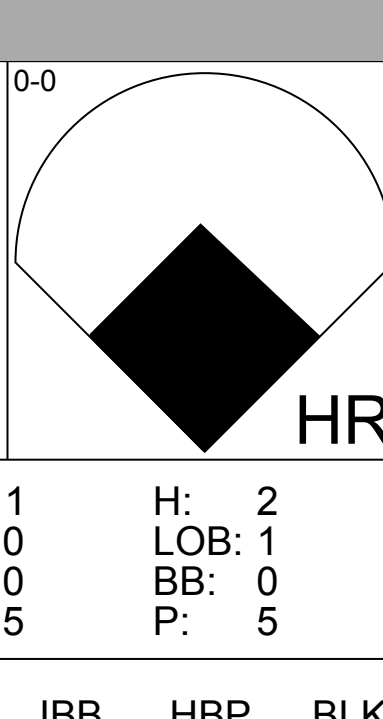
Oakland Athletics @ New York Yankees
 Yankee Stadium, Bronx, NY
 Fri Aug 08 1969, 7:05 PM EDT
 Att: 23,337 - Overcast - 82 F

AB	32
R	5
H	10
RBI	5
BB	5
SO	2
LOB	20



Batter	1	2	3	4	5	6	7	8	9	AB	R	H	RBI	BB	SO	LOB	TOP	
Bert Campaneris, R OBP: 0.300, SLG: 0.315 (1, 6)										4	0	1	0	0	0	1	Oakland Athletics @ New York Yankees Yankee Stadium, Bronx, NY Sat Aug 09 1969, 3:33 AM EDT Att: 50,945 - Unknown - 85 F livebaseballscorecards.com	
Jose Tartabull, L OBP: 0.270, SLG: 0.286 (1, 7)										4	0	1	0	0	0	1		
Reggie Jackson, L OBP: 0.426, SLG: 0.690 (1, 9)										3	0	0	0	1	0	1		
Sal Bando, R OBP: 0.401, SLG: 0.485 (1, 5)										4	0	0	0	0	0	3		
Danny Cater, R OBP: 0.316, SLG: 0.398 (1, 3)										4	0	0	0	0	0	3		
Rick Monday, L OBP: 0.373, SLG: 0.408 (1, 8)										3	0	0	0	0	0	0		
Dick Green, R OBP: 0.348, SLG: 0.402 (1, 4)										3	1	1	0	0	0	0		
Dave Duncan, R OBP: 0.216, SLG: 0.126 (1, 2)										3	0	1	1	0	1	0		
Chuck Dobson, R OBP: 0.153, SLG: 0.143 (1, 1)										2	0	0	0	0	0	0		
Inning Stats	R: 0 E: 0 K: 0 S: 4	H: 1 LOB: 2 BB: 1 P: 8	R: 1 E: 0 K: 0 S: 5	H: 2 LOB: 1 BB: 0 P: 5	R: 0 E: 0 K: 0 S: 3	H: 0 LOB: 0 BB: 0 P: 3	R: 0 E: 0 K: 0 S: 3	H: 0 LOB: 0 BB: 0 P: 3	R: 0 E: 0 K: 0 S: 3	H: 0 LOB: 0 BB: 0 P: 3	R: 0 E: 0 K: 1 S: 5	H: 0 LOB: 0 BB: 0 P: 5	R: 0 E: 0 K: 0 S: 4	H: 1 LOB: 1 BB: 0 P: 4	1B: 2 2B: 1 3B: 1 HR: 0	SF: 0 SAC: 1 DP: 0 HBP: 0	WP: 0 PB: 0 SB: 0 CS: 0	PA: 32
PITCHER Mel Stottlemyre, R ERA: 2.45 (1, 1)	IP: 9.0 WLS: W BF: 32	H: 4 R: 1 ER: 1 SO: 1	BB: 0 IBB: 1 HBP: 0 BLK: 0	WP: 0 HR: 0 S: 33 P: 37	ERA: 1.00 WHIP: 0.444													

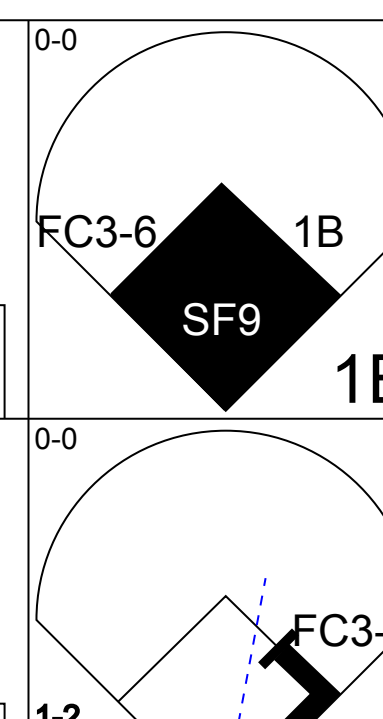
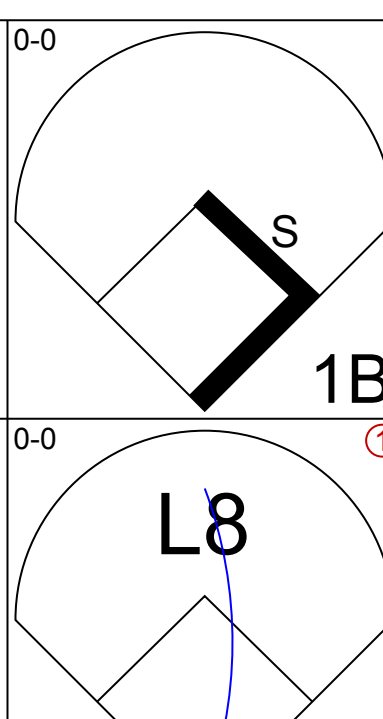
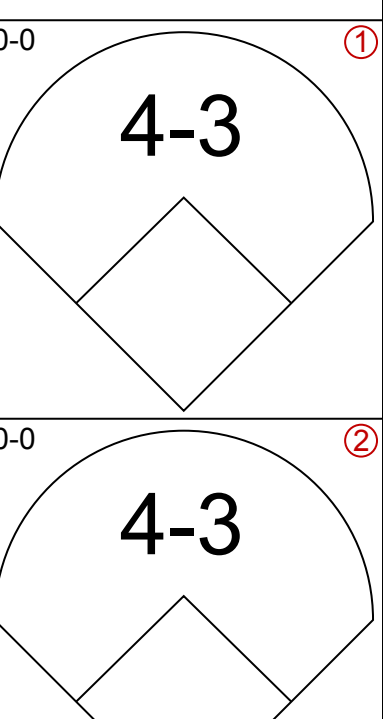
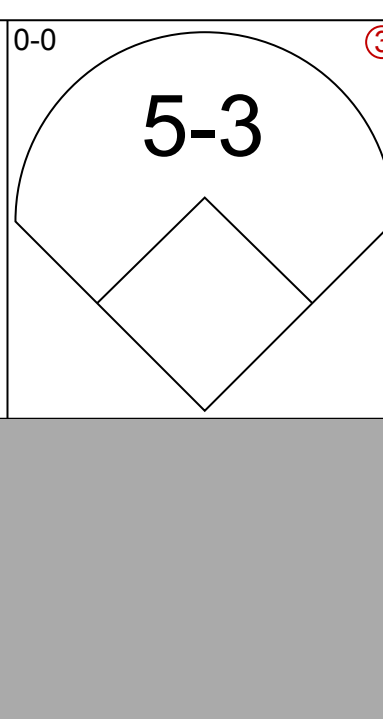
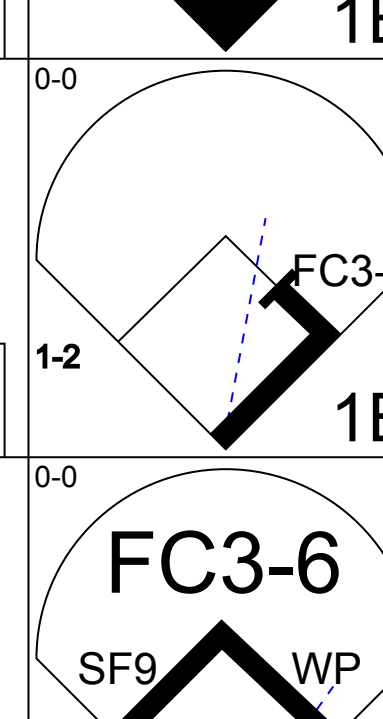
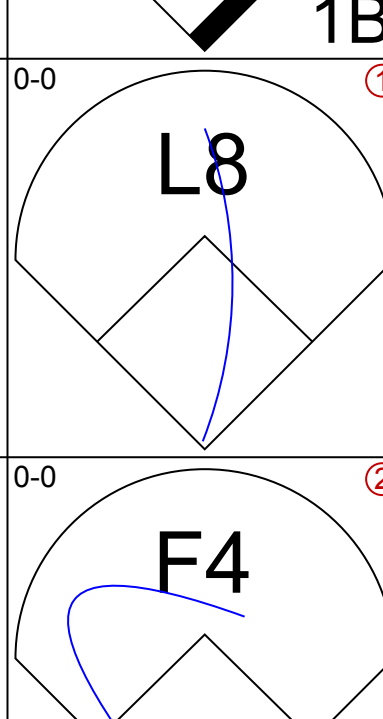
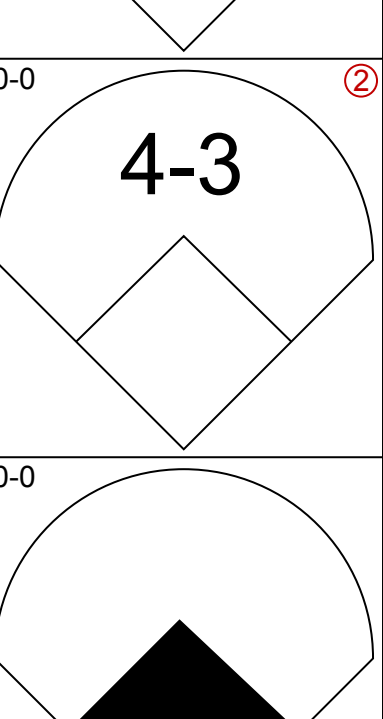
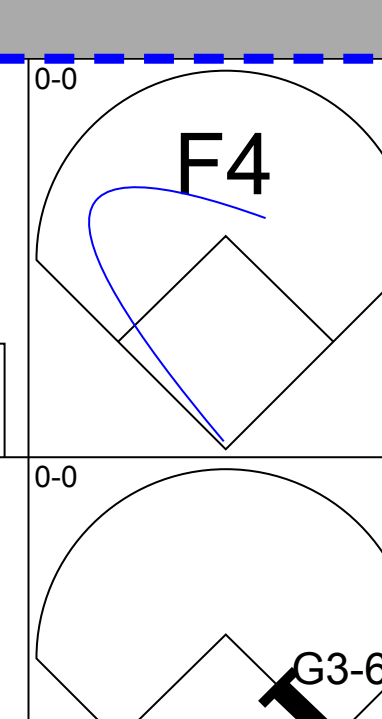
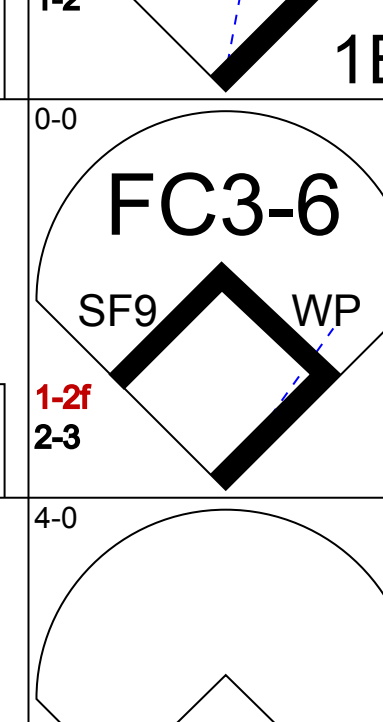
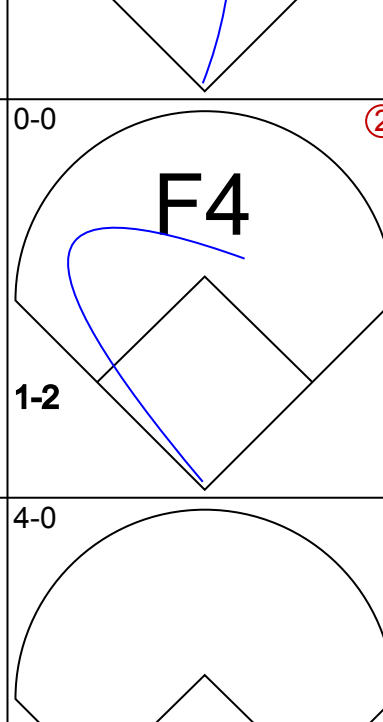
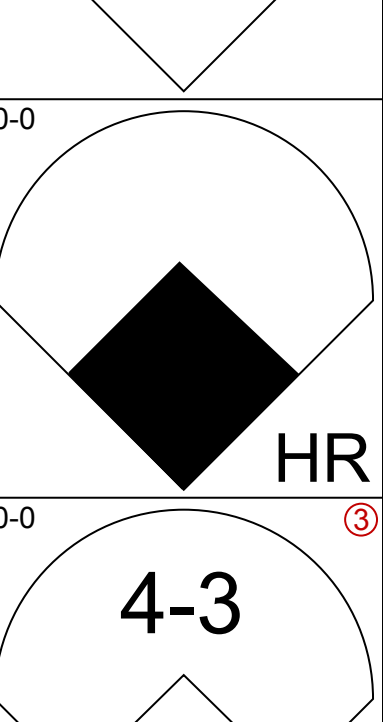
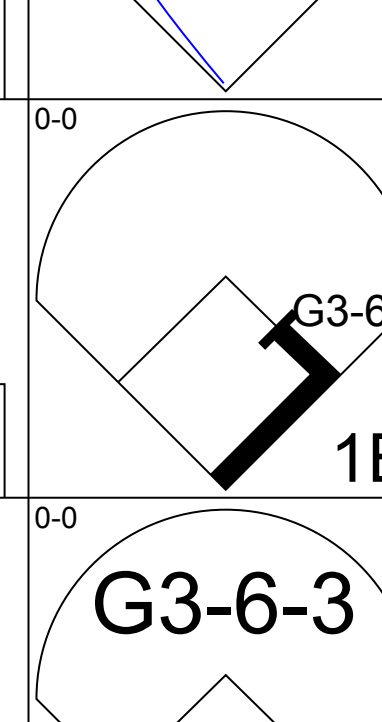
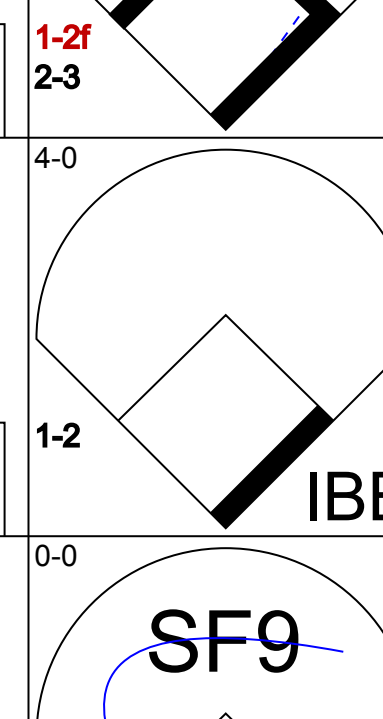
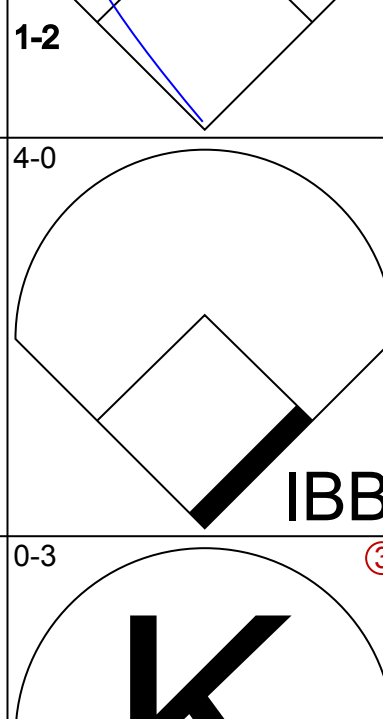
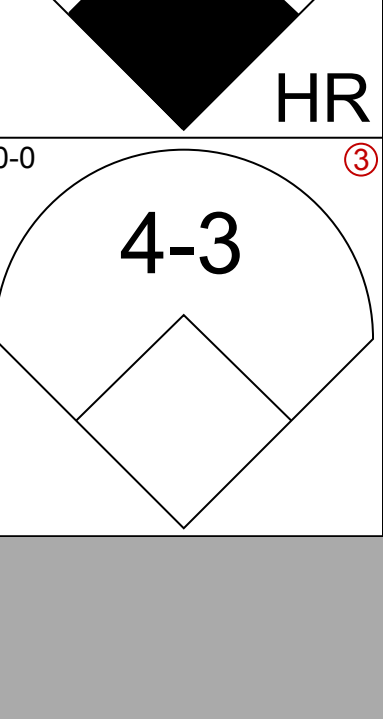
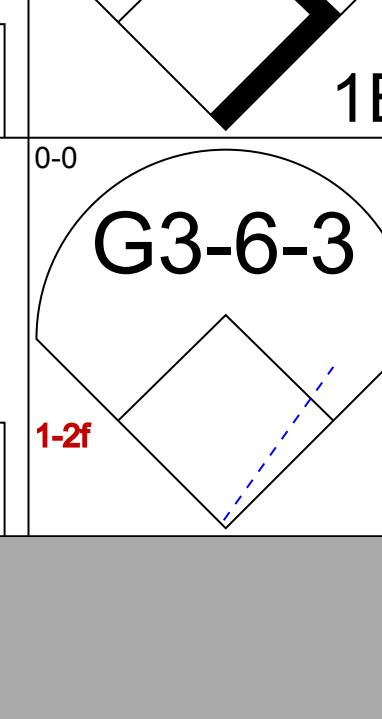
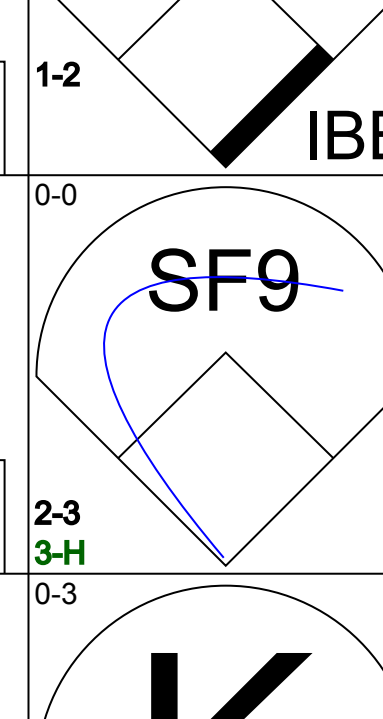
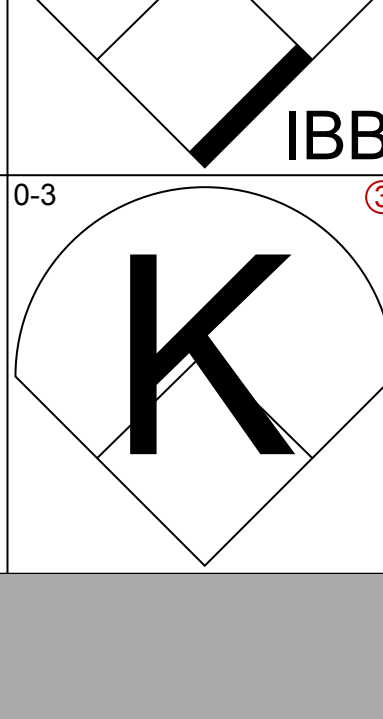
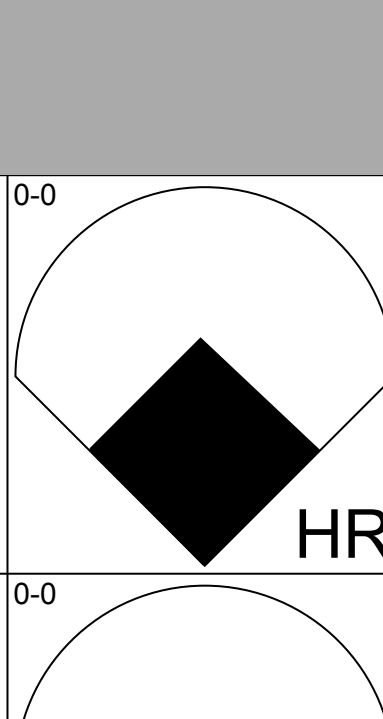
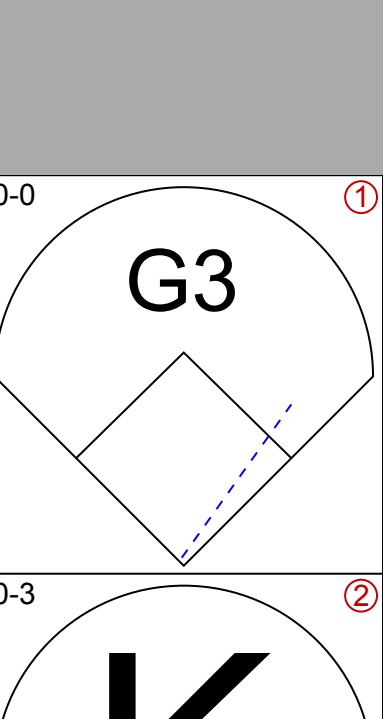
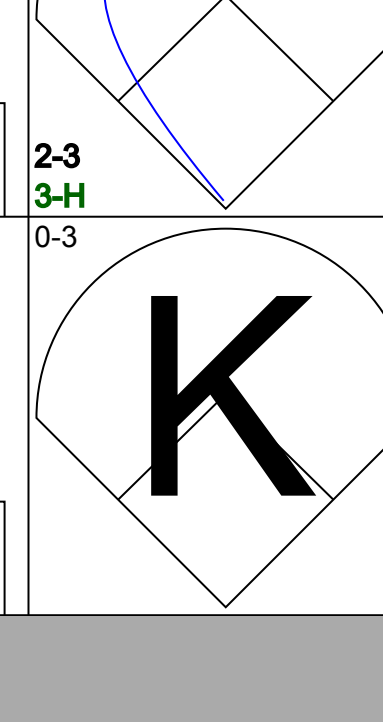
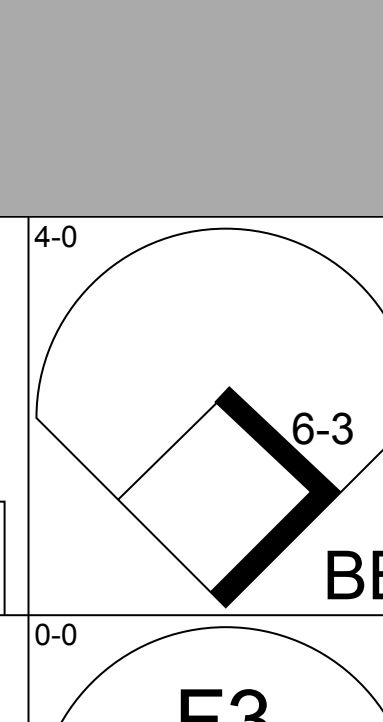
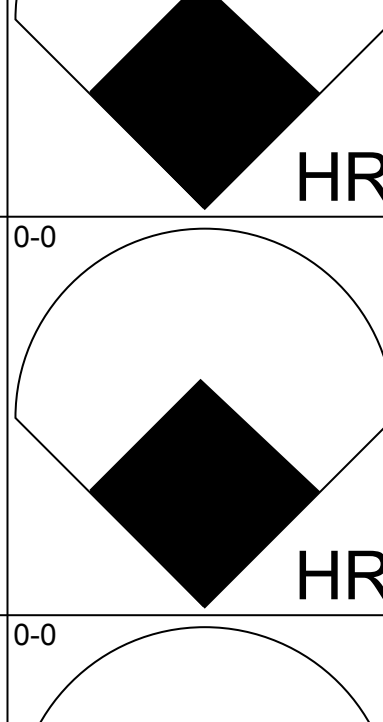
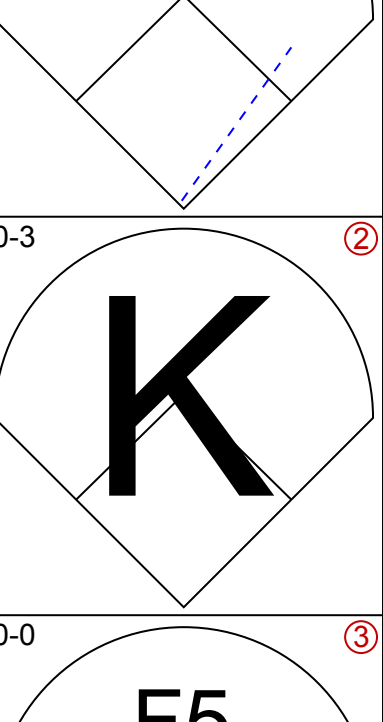
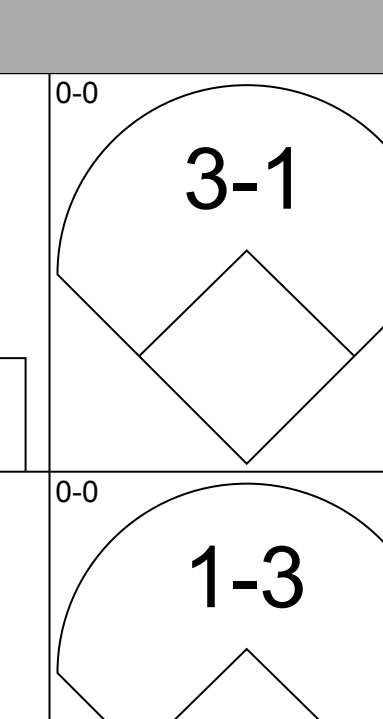
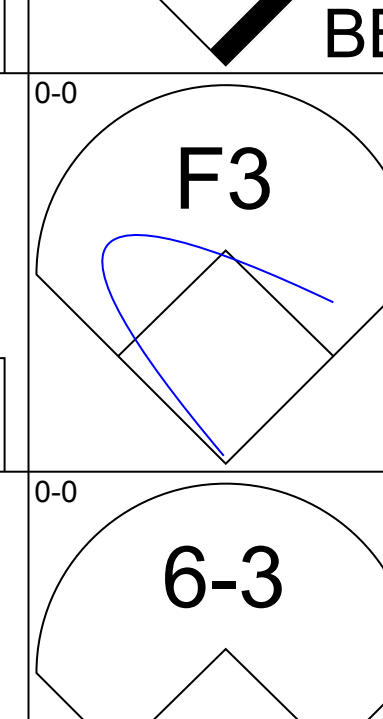
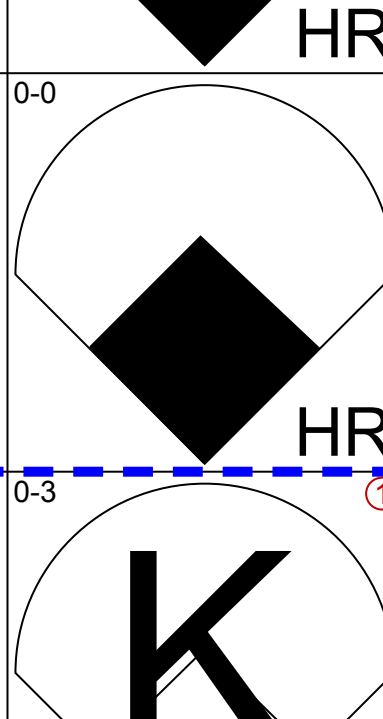
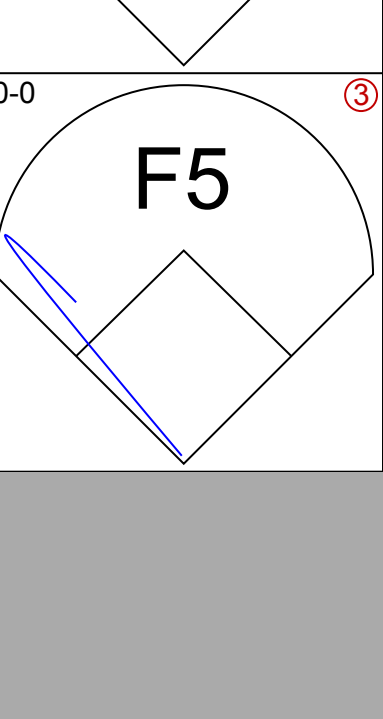
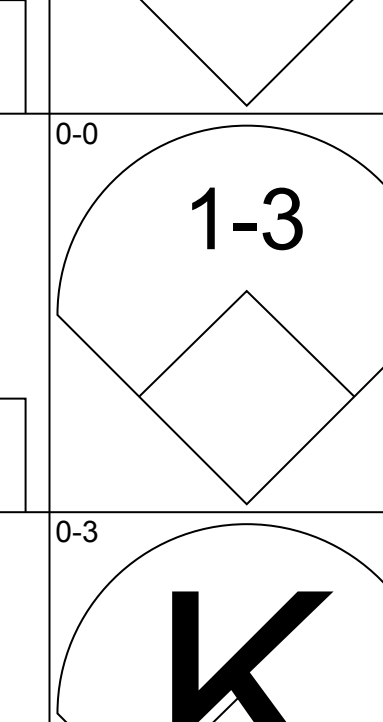
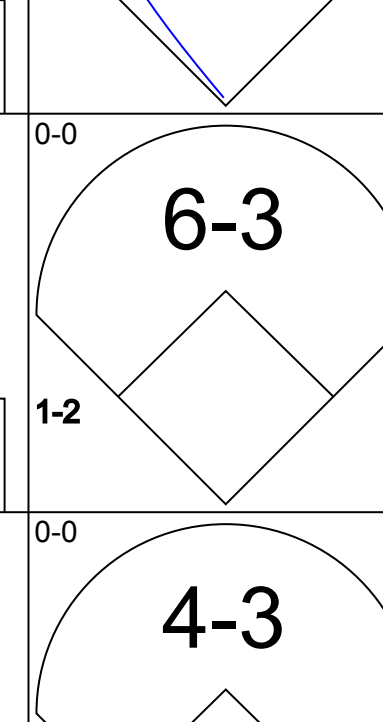
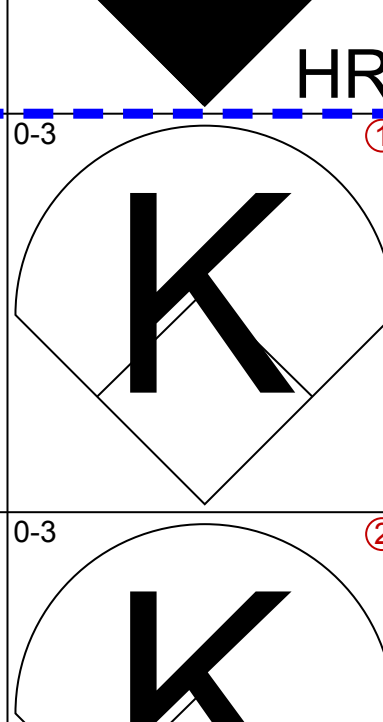

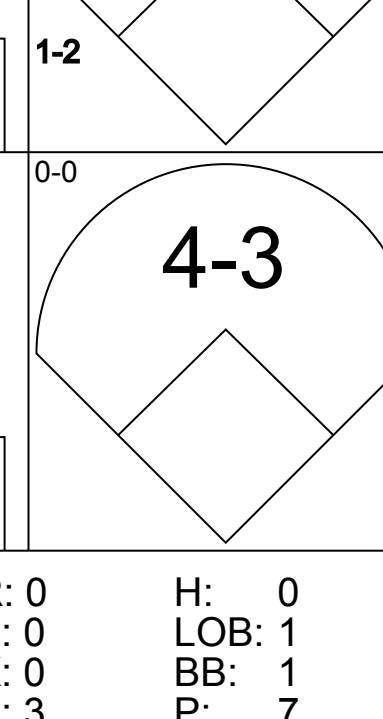
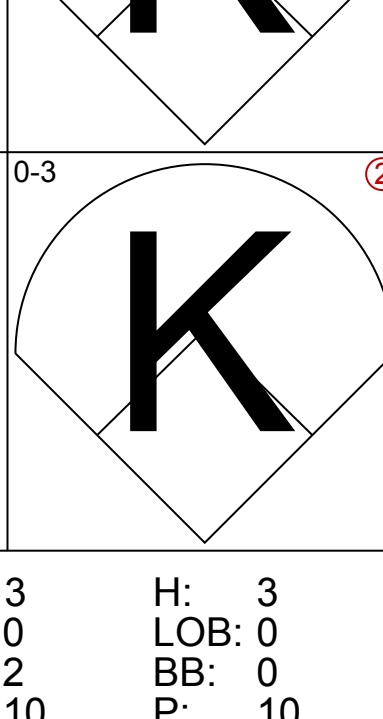
Batter	1	2	3	4	5	6	7	8	9	AB	R	H	RBI	BB	SO	LOB	BOTTOM	
Horace Clarke, S OBP: 0.344, SLG: 0.355 (1, 4)										3	0	0	0	0	1	0	Oakland Athletics @ New York Yankees Yankee Stadium, Bronx, NY Sat Aug 09 1969, 3:33 AM EDT Att: 50,945 - Unknown - 85 F livebaseballscorecards.com	
Jerry Kenney, L OBP: 0.319, SLG: 0.302 (1, 5)										2	0	0	0	1	0	0		
Roy White, S OBP: 0.421, SLG: 0.458 (1, 7)										3	0	0	0	0	1	1		
Joe Pepitone, L OBP: 0.296, SLG: 0.489 (1, 3)										3	1	2	1	0	0	0		
Bobby Murcer, L OBP: 0.324, SLG: 0.437 (1, 9)										3	0	0	0	0	1	1		
Jimmie Hall, L OBP: 0.276, SLG: 0.317 (1, 8)										3	0	0	0	0	0	0		
Gene Michael, S OBP: 0.355, SLG: 0.379 (1, 6)										3	1	1	0	0	0	0		
Jake Gibbs, L OBP: 0.297, SLG: 0.275 (1, 2)										3	0	1	1	0	0	0		
Mel Stottlemyre, R OBP: 0.264, SLG: 0.234 (1, 1)										3	0	0	0	0	2	1		
Inning Stats	R: 0 E: 0 K: 2 S: 7	H: 0 LOB: 0 BB: 0 P: 7	R: 0 E: 0 K: 0 S: 3	H: 0 LOB: 0 BB: 0 P: 3	R: 0 E: 0 K: 0 S: 3	H: 0 LOB: 0 BB: 0 P: 3	R: 1 E: 0 K: 1 S: 6	H: 1 LOB: 0 BB: 0 P: 6	R: 0 E: 0 K: 0 S: 3	H: 0 LOB: 0 BB: 0 P: 3	R: 0 E: 0 K: 0 S: 3	H: 1 LOB: 1 BB: 1 P: 7	R: 1 E: 0 K: 1 S: 6	H: 2 LOB: 0 BB: 0 P: 6	1B: 2 2B: 2 3B: 0 HR: 1	SF: 0 SAC: 0 DP: 1 HBP: 0	WP: 0 PB: 0 SB: 1 CS: 1	PA: 28
PITCHER Chuck Dobson, R ERA: 3.29 (1, 1)	IP: 8.0 WLS: L BF: 27	H: 4 R: 2 ER: 2 SO: 5	BB: 1 IBB: 0 HBP: 0 BLK: 0	WP: 0 HR: 1 S: 36 P: 40	ERA: 2.25 WHIP: 0.625													

Batter	1	2	3	4	5	6	7	8	9	AB	R	H	RBI	BB	SO	LOB	TOP		
Bert Campaneris, R OBP: 0.297, SLG: 0.312 (1, 6)										4	0	0	0	0	0	1			
Tommie Reynolds, R OBP: 0.346, SLG: 0.332 (1, 7)										4	0	2	0	0	0	0			
Reggie Jackson, L OBP: 0.424, SLG: 0.685 (1, 9) (2, 8)										3	0	0	0	0	1	1	2		
Sal Bando, R OBP: 0.398, SLG: 0.481 (1, 5)										4	0	0	0	0	0	2			
Danny Cater, R OBP: 0.316, SLG: 0.396 (1, 3) (2, 9)										4	0	1	0	0	0	0			
Dick Green, R OBP: 0.348, SLG: 0.400 (1, 4)										4	0	1	0	0	1	1			
Rick Monday, L OBP: 0.375, SLG: 0.408 (1, 8)										0	0	0	0	0	0	0			
Bob Johnson, R OBP: 0.340, SLG: 0.360 (2, PR) (2, 3)										3	0	1	0	0	0	2			
Dave Duncan, R OBP: 0.208, SLG: 0.121 (1, 2)										4	0	0	0	0	1	4			
Lew Krausse, R OBP: 0.211, SLG: 0.444 (1, 1)										2	1	1	1	0	1	0			
Paul Lindblad, L OBP: 0.500, SLG: 0.500 (6, 1)										0	0	0	0	0	0	0			
Tony La Russa, R (7, PH)										1	0	0	0	0	0	1			
Jim Roland, R (7, 1)										0	0	0	0	0	0	0			
Inning Stats	R: 0 E: 0 K: 1 S: 5	H: 0 LOB: 1 BB: 1 P: 9	R: 0 E: 0 K: 1 S: 5	H: 0 LOB: 1 BB: 0 P: 6	R: 1 E: 0 K: 0 S: 5	H: 2 LOB: 1 BB: 0 P: 5	R: 0 E: 0 K: 0 S: 4	H: 1 LOB: 1 BB: 0 P: 4	R: 0 E: 0 K: 2 S: 3	H: 0 LOB: 0 BB: 0 P: 3	R: 0 E: 0 K: 1 S: 6	H: 1 LOB: 1 BB: 0 P: 6	R: 0 E: 0 K: 0 S: 3	H: 0 LOB: 0 BB: 0 P: 3	R: 0 E: 0 K: 0 S: 4	H: 1 LOB: 1 BB: 0 P: 4	1B: 4 2B: 1 3B: 0 HR: 1	SF: 0 SAC: 0 DP: 0 HBP: 1	WP: 0 PA: 35 SB: 0 CS: 0
PITCHER Fritz Peterson, L ERA: 2.67 (1, 1)	IP: 9.0 WLS: W BF: 35 H: 6 R: 1 ER: 1 SO: 5 BB: 1 IBB: 0 HBP: 1 BLK: 0 WP: 0 HR: 1 S: 43 P: 48 ERA: 1.00 WHIP: 0.778															PITCHER			

Oakland Athletics @ New York Yankees
Yankee Stadium, Bronx, NY
Sun Aug 10 1969, 3:33 AM EDT
Att: 22,193 - Unknown - 77 F


AB 33
R 1
H 6
RBI 1
BB 1
SO 5
LOB 13



Batter	1	2	3	4	5	6	7	8	9	AB	R	H	RBI	BB	SO	LOB	BOTTOM		
Horace Clarke, S OBP: 0.346, SLG: 0.356 (1, 4)										4	1	2	0	0	0	0			
Jerry Kenney, L OBP: 0.318, SLG: 0.302 (1, 5)										4	0	1	0	0	0	1			
Roy White, S OBP: 0.422, SLG: 0.469 (1, 7)										4	1	2	1	0	0	3			
Joe Pepitone, L OBP: 0.298, SLG: 0.486 (1, 3)										2	0	0	0	2	0	1			
Bobby Murcer, L OBP: 0.324, SLG: 0.444 (1, 9)										3	1	1	2	0	1	2			
Thurman Munson, R OBP: 0.625, SLG: 1.000 (1, 2)										3	1	1	1	1	2	2			
Gene Michael, S OBP: 0.354, SLG: 0.388 (1, 6)										4	1	1	1	0	0	1			
Ron Woods, R OBP: 0.305, SLG: 0.306 (1, 8)										3	0	0	0	0	1	1			
Fritz Peterson, S OBP: 0.161, SLG: 0.107 (1, 1)										3	0	0	0	0	2	1			
Inning Stats	R: 1 E: 0 K: 1 S: 7	H: 2 LOB: 2 BB: 1 P: 11	R: 0 E: 0 K: 1 S: 5	H: 0 LOB: 0 BB: 0 P: 5	R: 0 E: 0 K: 1 S: 6	H: 1 LOB: 2 BB: 1 P: 10	R: 0 E: 0 K: 0 S: 3	H: 0 LOB: 1 BB: 1 P: 7	R: 1 E: 0 K: 0 S: 4	H: 1 LOB: 0 BB: 0 P: 4	R: 3 E: 0 K: 2 S: 10	H: 3 LOB: 0 BB: 0 P: 10	R: 0 E: 0 K: 0 S: 3	H: 1 LOB: 0 BB: 0 P: 3	R: 0 E: 0 K: 1 S: 5	H: 0 LOB: 0 BB: 0 P: 5	1B: 4 2B: 0 3B: 0 HR: 4	SF: 1 SAC: 0 DP: 1 HBP: 0	WP: 1 PA: 34 SB: 0 CS: 0
PITCHER Lew Krausse, R ERA: 4.41 (1, 1)	IP: 5.0 WLS: L BF: 25 H: 7 R: 5 ER: 5 SO: 3 BB: 1 IBB: 2 HBP: 0 BLK: 0 WP: 1 HR: 4 S: 28 P: 40 ERA: 9.00 WHIP: 1.600															PITCHER			
Paul Lindblad, L ERA: 3.49 (6, 1)	IP: 1.0 WLS: L BF: 3 H: 0 R: 0 ER: 0 SO: 2 BB: 0 IBB: 0 HBP: 0 BLK: 0 WP: 0 HR: 7 S: 7 P: 7 ERA: 0.00 WHIP: 0.000																		
Jim Roland, L ERA: 2.39 (7, 1)	IP: 2.0 WLS: L BF: 6 H: 1 R: 0 ER: 0 SO: 1 BB: 0 IBB: 0 HBP: 0 BLK: 0 WP: 0 HR: 8 S: 8 P: 8 ERA: 0.00 WHIP: 0.500																		

Oakland Athletics @ New York Yankees
Yankee Stadium, Bronx, NY
Sun Aug 10 1969, 3:33 AM EDT
Att: 22,193 - Unknown - 77 F

AB 30
R 5
H 8
RBI 5
BB 3
SO 6
LOB 12




Batter	1	2	3	4	5	6	7	8	9	AB	R	H	RBI	BB	SO	LOB	TOP							
Ted Uhlhaender, L (1,7) OBP: 0.329, SLG: 0.349	0-0 6-3		0-0 6-3		0-0 4-3					3	0	0	0	1	0	0	Minnesota Twins @ New York Yankees Yankee Stadium, Bronx, NY Tue Aug 12 1969, 7:05 PM EDT Att: 17,016 - Unknown - 77 F							
Rod Carew, L (1,4) OBP: 0.406, SLG: 0.499	0-0 B3-1		0-0 F7			0-0 G3	0-3 K2-3			4	0	0	0	0	1	2								
Tony Oliva, L (1,9) OBP: 0.381, SLG: 0.509	0-0 4-3			0-0 F8		0-0 F8		0-0 4-3		4	0	0	0	0	0	0								
Harmon Killebrew, R (1,5) OBP: 0.419, SLG: 0.561		0-0 F9		0-0 1B 1B		0-0 1B		0-0 1-3		4	0	2	0	0	0	0								
Rich Reese, L (1,3) OBP: 0.363, SLG: 0.538		0-0 F8		0-0 1-2 1B		0-3 K		0-3 K		4	0	1	0	0	2	1								
Cesar Tovar, R (1,8) OBP: 0.319, SLG: 0.380		0-0 F8		0-0 L7			0-0 4-3		0-0 L7	4	0	0	0	0	0	2								
John Roseboro, L (1,2) OBP: 0.341, SLG: 0.328			0-0 B2-3	0-3 K		4-0 CS BB		0-0 2B		3	0	1	0	1	1	2								
Leo Cardenas, R (1,6) OBP: 0.352, SLG: 0.399			4-0 HR BB		0-0 6-3		0-0 1-2 HR		0-0 5-3	3	2	1	1	1	0	1								
Jim Kaat, L (1,1) OBP: 0.253, SLG: 0.391			0-0 1-1 HR		0-0 6-3		0-0 2B		0-3 K	3	1	2	2	0	0	0								
Al Worthington, R (7,1) Ron Perranoski, L (7,1) Bill Zepp, R (7,1) Charlie Manuel, L (9,PH) OBP: 0.349, SLG: 0.329										0	0	0	0	0	0	0								
Inning Stats	R: 0 E: 0 K: 0 S: 3	H: 0 LOB: 0 BB: 0 P: 3	R: 0 E: 0 K: 0 S: 3	H: 0 LOB: 0 BB: 0 P: 3	R: 2 E: 0 K: 0 S: 4	H: 1 LOB: 0 BB: 1 P: 8	R: 0 E: 0 K: 1 S: 7	H: 2 LOB: 2 BB: 0 P: 7	R: 0 E: 0 K: 0 S: 3	H: 0 LOB: 0 BB: 0 P: 3	R: 0 E: 0 K: 1 S: 6	H: 1 LOB: 1 BB: 0 P: 6	R: 1 E: 0 K: 1 S: 6	H: 2 LOB: 2 BB: 2 P: 14	R: 0 E: 0 K: 1 S: 5	H: 0 LOB: 0 BB: 0 P: 5	R: 0 E: 0 K: 1 S: 6	H: 1 LOB: 1 BB: 0 P: 6	1B: 3 2B: 2 3B: 0 HR: 2	SF: 0 SAC: 0 DP: 0 HBP: 0	WP: 0 PB: 0 CS: 1	PA: 36		
PITCHER	IP WLS BF H R ER SO BB IBB HBP BLK WP HR S P ERA WHIP	6.2 L 28 6 3 3 2 3 0 0 0 0 2 29 41 4.05 1.350	0.1 W 1 0 0 0 1 0 0 0 0 0 0 3 3 0.00 0.000	2.0 S 7 1 0 0 2 0 0 0 0 0 0 11 11 0.00 0.500																				

AB	33
R	3
H	7
RBI	3
BB	3
SO	5
LOB	9



Batter	1	2	3	4	5	6	7	8	9	AB	R	H	RBI	BB	SO	LOB	BOTTOM						
Horace Clarke, S (1,4) OBP: 0.350, SLG: 0.364	0-0 2B SF9 1B	0-0 6-3		0-0 1-2 1B			0-0 3B BB			4	2	3	2	1	0	0	Minnesota Twins @ New York Yankees Yankee Stadium, Bronx, NY Tue Aug 12 1969, 7:05 PM EDT Att: 17,016 - Unknown - 77 F						
Gene Michael, S (1,6) OBP: 0.355, SLG: 0.400	0-0 SF9 1-3 E 2B		0-0 4-3	0-0 1-3		0-0 3B 6-3				5	2	2	1	0	0	3							
Roy White, S (1,7) OBP: 0.419, SLG: 0.464	0-0 SF9		0-0 6-3		0-0 F8		4-0 BB BB IBB	0-0 3-1		3	1	0	1	1	0	0							
Frank Fernandez, R (1,9) OBP: 0.394, SLG: 0.450	4-0 2-3 3-H		0-0 BB		0-0 F8		4-0 BB BB 1B BB	0-0 G3		2	0	1	0	1	0	0							
Bobby Murcer, L (7,PH) OBP: 0.324, SLG: 0.443			0-0 BB		0-0 1B		1-2 BB 1B BB		0-0 G3	1	1	0	0	1	0	0							
Thurman Munson, R (1,2) OBP: 0.538, SLG: 0.667	0-0 F4		4-0 BB		0-0 F4		4-0 1B BB 1B BB	0-3 K		3	1	0	1	2	1	2							
Ron Woods, R (1,8) OBP: 0.303, SLG: 0.299	0-0 E5		0-0 L6			0-0 G3	4-0 1-2 2-3 3-H 1B BB			3	1	0	1	1	0	3							
Bobby Cox, R (1,5) OBP: 0.327, SLG: 0.281	0-0 K			4-0 G4-3-6 BB		0-0 5-3	0-3 K			3	0	0	0	1	2	5							
Len Boehmer, R (1,3) OBP: 0.216, SLG: 0.170		0-0 B2-6-4 1B		0-0 G4-3-6		0-0 F4	0-0 1-2 2-3 3-H 1B 1B			4	1	2	1	0	0	1							
Stan Bahnsen, R (1,1) OBP: 0.098, SLG: 0.080		0-0 B2-6-4		0-0 1B			1-3			2	0	1	0	0	0	1							
Steve Hamilton, L (7,1) Bill Robinson, R (7,PH) Lindy McDaniel, R (8,1) OBP: 0.245, SLG: 0.307										0	0	0	0	0	0	0							
Inning Stats	R: 2 E: 1 K: 1 S: 8	H: 2 LOB: 2 BB: 1 P: 12	R: 0 E: 0 K: 0 S: 3	H: 1 LOB: 0 BB: 0 P: 3	R: 0 E: 0 K: 0 S: 4	H: 1 LOB: 2 BB: 1 P: 8	R: 0 E: 0 K: 0 S: 4	H: 2 LOB: 2 BB: 1 P: 8	R: 0 E: 0 K: 0 S: 3	H: 0 LOB: 0 BB: 0 P: 3	R: 0 E: 0 K: 0 S: 3	H: 0 LOB: 0 BB: 0 P: 3	R: 8 E: 0 K: 1 S: 9	H: 4 LOB: 1 BB: 5 P: 29	R: 0 E: 0 K: 1 S: 5	H: 0 LOB: 0 BB: 0 P: 5	1B: 7 2B: 1 3B: 2 HR: 0	SF: 1 SAC: 0 DP: 2 HBP: 0	WP: 0 PB: 0 CS: 0	PA: 41			
PITCHER	IP WLS BF H R ER SO BB IBB HBP BLK WP HR S P ERA WHIP	6.1 L 30 7 5 4 4 3 2 0 0 0 0 0 12 12 5.68 1.579	0.0 L 3 0 0 0 0 3 0 0 0 0 0 0 6 6 135.00 9.000	0.1 L 4 3 5 5 1 0 0 0 0 0 0 6 6 0.00 0.000																			




Batter	1	2	3	4	5	6	7	8	9	AB	R	H	RBI	BB	SO	LOB	TOP																				
Cesar Tovar, R OBP: 0.318, SLG: 0.379 (1, 8)	F6		1-3 1B		SF7		F4		F8	4	0	1	1	0	0	1	Minnesota Twins @ New York Yankees Yankee Stadium, Bronx, NY Wed Aug 13 1969, 3:33 AM EDT Att: 15,453 - Unknown - 83 F																				
Rod Carew, L OBP: 0.407, SLG: 0.497 (1, 4)	HBP		1-3					G3		3	0	1	1	0	0	1																					
Tony Oliva, L OBP: 0.378, SLG: 0.505 (1, 9)	4-3		F9		4-3			F7		4	0	0	0	0	0	3																					
Harmon Killebrew, R OBP: 0.420, SLG: 0.562 (8, PR) Frank Quilici, R OBP: 0.256, SLG: 0.270 (8, 5)	F4				F7			HR		3	0	1	0	1	0	1																					
Rich Reese, L OBP: 0.371, SLG: 0.566 (1, 3)		HR			E9 1B			HR		4	2	4	3	0	0	0																					
Ted Uhlhaender, L OBP: 0.325, SLG: 0.348 (1, 7)					L6			HR		4	0	1	0	0	1	4																					
Leo Cardenas, R OBP: 0.351, SLG: 0.397 (1, 6)										4	1	1	0	0	2	2																					
John Roseboro, L OBP: 0.340, SLG: 0.327 (1, 2)										4	1	1	0	0	0	0																					
Tom Hall, L OBP: 0.179, SLG: 0.214 (1, 1)					F4					3	0	1	0	0	0	0																					
Inning Stats	R: 0 E: 0 K: 0 S: 3	H: 0 LOB: 1 BB: 0 P: 4	R: 1 E: 0 K: 1 S: 6	H: 2 LOB: 0 BB: 0 P: 6	R: 0 E: 0 K: 0 S: 4	H: 1 LOB: 0 BB: 0 P: 4	R: 0 E: 1 K: 0 S: 3	H: 1 LOB: 0 BB: 0 P: 3	R: 2 E: 0 K: 0 S: 6	H: 3 LOB: 1 BB: 0 P: 6	R: 0 E: 0 K: 0 S: 3	H: 0 LOB: 0 BB: 0 P: 3	R: 2 E: 0 K: 1 S: 7	H: 2 LOB: 1 BB: 0 P: 7	R: 0 E: 0 K: 1 S: 6	H: 1 LOB: 1 BB: 0 P: 6	1B: 8 2B: 2 3B: 0 HR: 2	SF: 1 SAC: 1 DP: 2 HBP: 1	WP: 0 PA: 37 CS: 1																		
PITCHER	IP	WLS	BF	H	R	ER	SO	BB	IBB	HBP	BLK	WP	HR	S	P	ERA	WHIP	PITCHER		IP	WLS	BF	H	R	ER	SO	BB	IBB	HBP	BLK	WP	HR	S	P	ERA	WHIP	
Mel Stottlemyre, R ERA: 2.56 (1, 1)	8.0	L	33	10	5	5	2	1	0	1	0	0	2	35	40	5.62	1.375			8.0	W	35	7	2	2	4	3	0	0	0	0	0	0	0	2.00	1.111	
Mike Kekich, L ERA: 5.89 (9, 1)	1.0		4	1	0	0	1	0	0	0	0	0	0	6	6	0.00	1.000			1.0		4	1	0	0	1	0	0	0	0	0	0	0	0	0	0	0

AB	33
R	5
H	11
RBI	5
BB	1
SO	3
LOB	12



Batter	1	2	3	4	5	6	7	8	9	AB	R	H	RBI	BB	SO	LOB	BOTTOM																				
Horace Clarke, S OBP: 0.352, SLG: 0.367 (1, 4)	1B		6-3		5-3			2B		4	1	2	0	0	0	0	Minnesota Twins @ New York Yankees Yankee Stadium, Bronx, NY Wed Aug 13 1969, 3:33 AM EDT Att: 15,453 - Unknown - 83 F																				
Gene Michael, S OBP: 0.353, SLG: 0.396 (1, 6)	4-3		F8				BB	5-3		3	0	0	0	1	0	2																					
Roy White, S OBP: 0.422, SLG: 0.475 (1, 7)	1B		5-3				F9 2B	2B		4	1	3	1	0	0	0																					
Frank Fernandez, R OBP: 0.396, SLG: 0.457 (1, 2)	1B				F3		F9	2B		4	0	2	1	0	0	1																					
Bill Robinson, R OBP: 0.241, SLG: 0.300 (1, 9)	F9				F4		6-3	L7		4	0	0	0	0	0	4																					
Ron Woods, R OBP: 0.302, SLG: 0.293 (1, 8)			F4		BB		F7			3	0	0	0	1	0	0																					
Bobby Cox, R OBP: 0.320, SLG: 0.273 (1, 5)			5-3		K		K			4	0	0	0	0	2	1																					
Len Boehmer, R OBP: 0.218, SLG: 0.160 (1, 3)					F7		L8			3	0	0	0	1	0	0																					
Mel Stottlemyre, R OBP: 0.258, SLG: 0.228 (8, PH) Tom Shopay, L OBP: 0.116, SLG: 0.235 Mike Kekich, R OBP: 0.091, SLG: 0.182 (9, 1)	F5							K		2	0	0	0	0	1	1																					
Inning Stats	R: 0 E: 0 K: 0 S: 5	H: 3 LOB: 2 BB: 0 P: 5	R: 0 E: 0 K: 0 S: 3	H: 0 LOB: 1 BB: 1 P: 7	R: 0 E: 0 K: 1 S: 5	H: 0 LOB: 0 BB: 1 P: 9	R: 0 E: 0 K: 1 S: 5	H: 0 LOB: 0 BB: 0 P: 5	R: 0 E: 0 K: 1 S: 3	H: 1 LOB: 1 BB: 1 P: 7	R: 0 E: 0 K: 1 S: 5	H: 0 LOB: 0 BB: 0 P: 5	R: 2 E: 0 K: 1 S: 8	H: 3 LOB: 1 BB: 0 P: 8	R: 0 E: 0 K: 0 S: 3	H: 0 LOB: 0 BB: 0 P: 3	1B: 3 2B: 4 3B: 0 HR: 0	SF: 0 SAC: 0 DP: 0 HBP: 0	WP: 0 PA: 35 CS: 0																		
PITCHER	IP	WLS	BF	H	R	ER	SO	BB	IBB	HBP	BLK	WP	HR	S	P	ERA	WHIP	PITCHER		IP	WLS	BF	H	R	ER	SO	BB	IBB	HBP	BLK	WP	HR	S	P	ERA	WHIP	
Tom Hall, L ERA: 3.69 (1, 1)	9.0	W	35	7	2	2	4	3	0	0	0	0	0	40	52	2.00	1.111			9.0	W	35	7	2	2	4	3	0	0	0	0	0	0	0	0	2.00	1.111

AB	32
R	2
H	7
RBI	2
BB	3
SO	4
LOB	9




Batter	1	2	3	4	5	6	7	8	9	AB	R	H	RBI	BB	SO	LOB	TOP																
Horace Clarke, S OBP: 0.352, SLG: 0.372 (1,4)	F9		G3		F5		1B		PB	5	1	2	0	0	0	0	New York Yankees @ Chicago White Sox Comiskey Park, Chicago, IL Thu Aug 14 1969, 8:05 PM EDT Att: 7,403 - Unknown - 85 F livebaseballscorecards.com																
Gene Michael, S OBP: 0.397, SLG: 0.403 (1,6)	FC5-4		4-3		1B		F8		2B	5	0	3	0	0	0	1																	
Roy White, S OBP: 0.425, SLG: 0.475 (1,7)	FC5-4		1B		1B		1B		F8	4	0	2	0	1	0	2																	
Joe Peppone, L OBP: 0.297, SLG: 0.484 (1,3)	1-2		4-3		BB		1-3			4	0	1	0	0	1	4																	
Bobby Murcer, L OBP: 0.324, SLG: 0.441 (1,9)	5-3				F7		1B		4-3	4	1	1	0	0	0	2																	
Jimmie Hall, L OBP: 0.276, SLG: 0.318 (8, PH)			F6		K		1B		5-3	3	0	1	0	0	1	0																	
Ron Woods, R OBP: 0.300, SLG: 0.291 (8,8)							FC6-4		1B	1	0	0	0	0	0	0																	
Jerry Kenney, L OBP: 0.320, SLG: 0.304 (1,5)							F2		6-3	4	1	2	0	0	0	2																	
Jake Gibbs, L OBP: 0.296, SLG: 0.276 (1,2)					4-3		SF7		F9	3	0	1	2	0	0	1																	
Al Downing, R OBP: 0.300, SLG: 0.291 (9,1)							F9		K	1	0	0	0	0	1	0																	
Jack Aker, R OBP: 0.300, SLG: 0.291 (9,1)							FC6-4			0	0	0	0	0	0	0																	
Lindy McDaniel, R OBP: 0.300, SLG: 0.291 (9,1)							1-2			0	0	0	0	0	0	0																	
Inning Stats	R: 0 E: 0 K: 0 S: 5	H: 2 LOB: 2 BB: 0 P: 5	R: 1 E: 0 K: 1 S: 6	H: 2 LOB: 1 BB: 0 P: 6	R: 0 E: 0 K: 1 S: 4	H: 1 LOB: 1 BB: 0 P: 4	R: 0 E: 0 K: 1 S: 6	H: 1 LOB: 2 BB: 0 P: 6	R: 0 E: 0 K: 0 S: 5	H: 2 LOB: 1 BB: 0 P: 5	R: 0 E: 0 K: 0 S: 4	H: 2 LOB: 1 BB: 0 P: 4	R: 0 E: 0 K: 0 S: 3	H: 0 LOB: 0 BB: 0 P: 3	R: 1 E: 0 K: 1 S: 7	H: 2 LOB: 1 BB: 0 P: 7	1B: 11 2B: 2 3B: 1 HR: 0	SF: 1 SAC: 0 DP: 1 HBP: 0	WP: 0 PB: 1 CS: 2	PA: 39													
PITCHER	IP WLS BF H R ER SO BB IBB HBP BLK WP HR S P ERA WHIP																																
Billy Wynne, R ERA: 4.04 Wilbur Wood, L ERA: 3.18	(1,1) (7,1)	6.2 L	30 9	11 2	2 1	2 1	3 1	1 0	0 0	0 0	0 0	0 0	0 0	0 11	39 11	2.70 3.86	1.800 0.857																

Batter	1	2	3	4	5	6	7	8	9	AB	R	H	RBI	BB	SO	LOB	BOTTOM																	
Walt Williams, R OBP: 0.330, SLG: 0.372 (1,9)	F8				F9		E8		F8	5	1	2	0	0	0	2	New York Yankees @ Chicago White Sox Comiskey Park, Chicago, IL Thu Aug 14 1969, 8:05 PM EDT Att: 7,403 - Unknown - 85 F livebaseballscorecards.com																	
Luis Aparicio, R OBP: 0.352, SLG: 0.365 (1,6)	F3				1B		2H		SH	3	0	2	0	0	0	0																		
Gail Hopkins, L OBP: 0.359, SLG: 0.391 (1,3)	4-3				1B		1B		G1-5-3	4	0	0	0	0	0	6																		
Bill Melton, R OBP: 0.322, SLG: 0.440 (1,5)							F2		G1-5-3	3	0	1	1	1	0	0																		
Don Pavletich, R OBP: 0.341, SLG: 0.404 Chuck Brinkman, R OBP: 0.077, SLG: 0.077 Ron Hansen, R OBP: 0.293, SLG: 0.309 Ed Herrmann, L OBP: 0.316, SLG: 0.335 (9,2)							1B		SH	3	0	0	0	0	1	2																		
Ken Berry, R OBP: 0.282, SLG: 0.327 (1,8)							L4		G1-5-3	0	0	0	0	0	0	0																		
Rich Morales, R OBP: 0.203, SLG: 0.167 (1,4)							L8		3-1	1	0	0	0	0	0	2																		
Woodie Held, R OBP: 0.279, SLG: 0.321 (1,7)							F9		F2	3	0	0	0	1	0	2																		
Billy Wynne, L OBP: 0.111, SLG: 0.111 Wilbur Wood, R ERA: 3.49 Pete Ward, L OBP: 0.352, SLG: 0.385 (9, PH)									HBP	3	0	0	0	0	2	0																		
Inning Stats	R: 0 E: 0 K: 0 S: 3	H: 0 LOB: 0 BB: 0 P: 3	R: 0 E: 0 K: 1 S: 5	H: 0 LOB: 0 BB: 0 P: 5	R: 0 E: 0 K: 1 S: 5	H: 0 LOB: 0 BB: 0 P: 5	R: 1 E: 0 K: 0 S: 6	H: 3 LOB: 2 BB: 0 P: 6	R: 1 E: 1 K: 1 S: 7	H: 1 LOB: 2 BB: 1 P: 11	R: 0 E: 0 K: 0 S: 3	H: 0 LOB: 0 BB: 0 P: 3	R: 0 E: 0 K: 1 S: 5	H: 0 LOB: 0 BB: 0 P: 5	R: 0 E: 1 K: 0 S: 4	H: 1 LOB: 2 BB: 1 P: 8		R: 0 E: 0 K: 2 S: 7	H: 0 LOB: 2 BB: 1 P: 12	1B: 5 2B: 0 3B: 0 HR: 0	SF: 0 SAC: 2 DP: 1 HBP: 1	WP: 0 PB: 0 CS: 0	PA: 37											
PITCHER	IP WLS BF H R ER SO BB IBB HBP BLK WP HR S P ERA WHIP																																	
Al Downing, L ERA: 3.72 Jack Aker, R ERA: 3.49 Steve Hamilton, L ERA: 2.98 Lindy McDaniel, R ERA: 3.9	(1,1) (8,1) (9,1) (9,1)	7.2 W	31 4	5 0	2 0	1 0	4 1	1 0	0 1	0 0	0 0	0 0	0 0	0 0	0 3	3 3	0.00 0.000	0.000 0.000																

Batter	1	2	3	4	5	6	7	8	9	AB	R	H	RBI	BB	SO	LOB	TOP					
Horace Clarke, S OBP: 0.353, SLG: 0.373 (1, 4)										4	0	2	0	0	0	1						
Gene Michael, S OBP: 0.353, SLG: 0.397 (1, 6)										4	0	0	0	0	2	3						
Roy White, S OBP: 0.423, SLG: 0.475 (1, 7)										4	0	1	1	0	0	1						
Frank Fernandez, R OBP: 0.393, SLG: 0.449 (1, 2)										3	0	0	0	1	1							
Joe Pepitone, L OBP: 0.295, SLG: 0.479 (1, 3)										4	0	0	0	0	1	1						
Bobby Cox, R OBP: 0.329, SLG: 0.306 (1, 5)										4	1	3	1	0	1	1						
Bill Robinson, R OBP: 0.237, SLG: 0.295 (1, 9)										4	0	0	0	0	0	3						
Ron Woods, R OBP: 0.294, SLG: 0.285 (1, 8)										3	0	0	0	0	1	1						
Fritz Peterson, S OBP: 0.169, SLG: 0.103 (1, 1)										2	1	0	0	1	0	0						
Inning Stats	R: 0 E: 0 K: 1 S: 5	H: 0 LOB: 0 BB: 0 P: 5	R: 1 E: 0 K: 2 S: 8	H: 1 LOB: 0 BB: 0 P: 8	R: 0 E: 0 K: 0 S: 4	H: 1 LOB: 1 BB: 0 P: 4	R: 0 E: 0 K: 0 S: 3	H: 0 LOB: 0 BB: 0 P: 3	R: 0 E: 0 K: 1 S: 5	H: 1 LOB: 0 BB: 0 P: 5	R: 1 E: 0 K: 1 S: 6	H: 1 LOB: 1 BB: 1 P: 10	R: 0 E: 0 K: 0 S: 4	H: 1 LOB: 1 BB: 0 P: 4	R: 0 E: 0 K: 0 S: 4	H: 1 LOB: 1 BB: 0 P: 4	R: 0 E: 0 K: 1 S: 5	H: 0 LOB: 1 BB: 1 P: 9	1B: 4 2B: 2 3B: 0 HR: 1	SF: 0 SAC: 0 DP: 1 HBP: 0	WP: 0 PB: 0 CS: 1	PA: 34
PITCHER	IP	WLS	BF	H	R	ER	SO	BB	IBB	HBP	BLK	WP	HR	S	P	ERA	WHIP					
Gary Peters, L ERA: 4.1 (1, 1)	8.0	L	30	6	2	2	5	1	0	0	0	0	1	39	43	2.25	0.875					
Dan Osinski, R ERA: 3.45 (9, 1)	1.0		4	0	0	0	1	1	0	0	0	0	0	5	9	0.00	1.000					

New York Yankees @ Chicago White Sox
Comiskey Park, Chicago, IL
Fri Aug 15 1969, 8:05 PM EDT
Att. 9,809 - Overcast - 83 F


AB 32
R 2
H 6
RBI 2
BB 2
SO 6
LOB 12



Batter	1	2	3	4	5	6	7	8	9	AB	R	H	RBI	BB	SO	LOB	BOTTOM					
Walt Williams, R OBP: 0.329, SLG: 0.368 (1, 9)										3	0	0	0	1	0	1						
Luis Aparicio, R OBP: 0.351, SLG: 0.364 (1, 6)										4	0	1	0	0	0	1						
Gail Hopkins, L OBP: 0.355, SLG: 0.385 (1, 3)										4	0	0	0	0	0	2						
Bill Melton, R OBP: 0.321, SLG: 0.438 (1, 7)										4	1	1	0	0	0	1						
Ron Hansen, R OBP: 0.305, SLG: 0.336 Tom McCraw, L OBP: 0.267, SLG: 0.267 (9, PR)										4	0	3	1	0	0	0						
Don Pavletich, R OBP: 0.333, SLG: 0.393 (1, 2)										4	0	0	0	0	2	3						
Ken Berry, R OBP: 0.278, SLG: 0.323 (1, 8)										3	0	0	0	0	0	1						
Rich Morales, R OBP: 0.194, SLG: 0.159 (1, 4)										3	0	0	0	0	1	1						
Gary Peters, L OBP: 0.200, SLG: 0.333 Woodie Held, R OBP: 0.290, SLG: 0.333 Dan Osinski, R (9, 1)										2	0	0	0	0	2	0						
Inning Stats	R: 0 E: 1 K: 0 S: 4	H: 1 LOB: 1 BB: 0 P: 4	R: 0 E: 0 K: 0 S: 4	H: 1 LOB: 1 BB: 0 P: 4	R: 0 E: 0 K: 1 S: 5	H: 0 LOB: 0 BB: 0 P: 5	R: 0 E: 0 K: 0 S: 4	H: 1 LOB: 1 BB: 0 P: 4	R: 0 E: 0 K: 2 S: 7	H: 0 LOB: 0 BB: 0 P: 7	R: 0 E: 0 K: 0 S: 2	H: 0 LOB: 0 BB: 1 P: 6	R: 0 E: 0 K: 1 S: 5	H: 0 LOB: 0 BB: 0 P: 5	R: 0 E: 0 K: 0 S: 4	H: 1 LOB: 1 BB: 0 P: 4	R: 1 E: 0 K: 1 S: 7	H: 2 LOB: 1 BB: 0 P: 7	1B: 4 2B: 2 3B: 0 HR: 0	SF: 0 SAC: 0 DP: 2 HBP: 0	WP: 0 PB: 0 CS: 0	PA: 33
PITCHER	IP	WLS	BF	H	R	ER	SO	BB	IBB	HBP	BLK	WP	HR	S	P	ERA	WHIP					
Fritz Peterson, L ERA: 2.6 (1, 1)	9.0	W	33	6	1	1	5	1	0	0	0	0	0	42	46	1.00	0.778					

New York Yankees @ Chicago White Sox
Comiskey Park, Chicago, IL
Fri Aug 15 1969, 8:05 PM EDT
Att. 9,809 - Overcast - 83 F

AB 32
R 1
H 6
RBI 1
BB 1
SO 5
LOB 10



Batter	1	2	3	4	5	6	7	8	9	AB	R	H	RBI	BB	SO	LOB	TOP					
Horace Clarke, S (1,4) OBP: 0.355, SLG: 0.380			G4-3				FC5-4			4	0	2	0	0	0	1	New York Yankees @ Kansas City Royals Municipal Stadium, Kansas City, MO Mon Aug 18 1969, 8:05 PM EDT Att: 11,076 - Unknown - 85 F					
Gene Michael, S (1,6) OBP: 0.353, SLG: 0.394	F7		G4-3					F9		4	0	1	1	0	0	1						
Roy White, S (1,7) OBP: 0.412, SLG: 0.460	G4-3							G4-3		4	0	1	0	0	0	3						
Joe Pepitone, L (1,3)										4	0	2	0	0	0	1						
Bobby Murcer, L (1,9) OBP: 0.317, SLG: 0.431										4	0	0	0	0	0	3						
Jimmie Hall, L (1,8) OBP: 0.279, SLG: 0.337										4	0	0	0	0	2	2						
Jerry Kenney, L (1,5) OBP: 0.320, SLG: 0.302										3	1	2	0	1	0	0						
Jake Gibbs, L (1,2) OBP: 0.299, SLG: 0.276										4	0	0	0	0	1	4						
Mel Stottlemyre, R (1,1) OBP: 0.253, SLG: 0.222										2	0	0	0	0	1	1						
Tom Shopay, L (7, PH) OBP: 0.158, SLG: 0.222										1	0	0	0	0	0	1						
Steve Hamilton, L (7, 1)										0	0	0	0	0	0	0						
Inning Stats	R: 0 E: 0 K: 0 S: 3	H: 1 LOB: 0 BB: 0 P: 3	R: 0 E: 0 K: 1 S: 6	H: 1 LOB: 2 BB: 1 P: 10	R: 0 E: 0 K: 1 S: 5	H: 0 LOB: 0 BB: 0 P: 5	R: 0 E: 0 K: 0 S: 4	H: 1 LOB: 1 BB: 0 P: 4	R: 1 E: 0 K: 1 S: 8	H: 3 LOB: 2 BB: 0 P: 8	R: 0 E: 0 K: 0 S: 5	H: 0 LOB: 0 BB: 0 P: 5	R: 0 E: 0 K: 0 S: 4	H: 1 LOB: 1 BB: 0 P: 4	R: 0 E: 0 K: 0 S: 4	H: 1 LOB: 1 BB: 0 P: 4	R: 0 E: 0 K: 0 S: 3	H: 0 LOB: 0 BB: 0 P: 3	1B: 7 2B: 1 3B: 0 HR: 0	SF: 0 SAC: 0 DP: 0 HBP: 0	WP: 0 PB: 1 SB: 0 CS: 1	PA: 35
PITCHER Wally Bunker, R (1,1) ERA: 3.25	IP: 9.0 WLS: W BF: 35 H: 8 R: 1 ER: 1 SO: 4 BB: 1 IBB: 0 HBP: 0 BLK: 0 WP: 0 HR: 0 S: 42 P: 46 ERA: 1.00 WHIP: 1.000															PITCHER						

AB 34
R 1
H 8
RBI 1
BB 1
SO 4
LOB 17



Batter	1	2	3	4	5	6	7	8	9	AB	R	H	RBI	BB	SO	LOB	BOTTOM			
Pat Kelly, L (1,9) OBP: 0.364, SLG: 0.393	G1-3		K							5	0	0	0	0	3	2	New York Yankees @ Kansas City Royals Municipal Stadium, Kansas City, MO Mon Aug 18 1969, 8:05 PM EDT Att: 11,076 - Unknown - 85 F			
Joe Keough, L (1,8) OBP: 0.256, SLG: 0.204	K									3	1	0	0	1	2	0				
Mike Fiore, L (1,3) OBP: 0.417, SLG: 0.431										3	1	3	0	1	0	0				
Ed Kirkpatrick, L (1,7) OBP: 0.337, SLG: 0.361	G4-3									4	0	0	0	0	1	5				
Joe Foy, R (1,5) OBP: 0.355, SLG: 0.358										3	2	2	0	1	0	1				
Jerry Adair, R (1,4) OBP: 0.274, SLG: 0.261										4	0	1	1	0	0	2				
Ellie Rodriguez, R (1,2) OBP: 0.340, SLG: 0.321										3	1	0	1	1	2	2				
Jackie Hernandez, R (1,6) OBP: 0.290, SLG: 0.313										4	1	2	0	0	0	2				
Wally Bunker, R (1,1) OBP: 0.192, SLG: 0.200										4	0	2	3	0	1	2				
Inning Stats	R: 0 E: 0 K: 1 S: 6	H: 1 LOB: 1 BB: 0 P: 6	R: 0 E: 0 K: 1 S: 5	H: 1 LOB: 0 BB: 0 P: 5	R: 0 E: 0 K: 2 S: 7	H: 0 LOB: 0 BB: 0 P: 7	R: 3 E: 1 K: 0 S: 6	H: 2 LOB: 2 BB: 2 P: 14	R: 0 E: 0 K: 0 S: 4	H: 1 LOB: 1 BB: 0 P: 4	R: 2 E: 0 K: 1 S: 7	H: 2 LOB: 1 BB: 1 P: 11	R: 0 E: 0 K: 2 S: 7	H: 0 LOB: 1 BB: 1 P: 11	R: 1 E: 0 K: 2 S: 9	H: 3 LOB: 1 BB: 0 P: 9	1B: 9 2B: 2 3B: 0 HR: 0	SF: 0 SAC: 0 DP: 1 HBP: 0	WP: 0 PB: 0 SB: 0 CS: 0	PA: 37
PITCHER Mel Stottlemyre, R (1,1) ERA: 2.61	IP: 6.0 WLS: L BF: 28 H: 7 R: 5 ER: 3 SO: 5 BB: 3 IBB: 0 HBP: 0 BLK: 0 WP: 0 HR: 0 S: 35 P: 47 ERA: 4.50 WHIP: 1.667															PITCHER				
Steve Hamilton, L (7, 1) ERA: 3.04	IP: 2.0 WLS: 9 BF: 3 H: 1 R: 1 ER: 1 SO: 4 BB: 1 IBB: 0 HBP: 0 BLK: 0 WP: 0 HR: 0 S: 16 P: 20 ERA: 4.50 WHIP: 2.000															PITCHER				

AB 33
R 6
H 10
RBI 5
BB 4
SO 9
LOB 16




Batter	1	2	3	4	5	6	7	8	9	AB	R	H	RBI	BB	SO	LOB	TOP					
Horace Clarke, S (1, 4) OBP: 0.356, SLG: 0.379	4-0 BB BB BB		0-0 E 3B 1B	0-0 L8		0-0 G5-3			0-0 F9	4	1	1	0	1	0	2						
Gene Michael, S (1, 6) OBP: 0.354, SLG: 0.392	4-0 BB BB		0-0 F9			0-0 FC3-6 1B	0-3 K		0-0 G3-1	4	0	1	0	1	1	1						
Roy White, S (1, 7) OBP: 0.415, SLG: 0.465	4-0 BB BB		0-0 G3-1 3B			0-0 FC3-6 1B 3B	0-0 G6-3		4-0 BB BB	3	2	1	1	2	0	1						
Joe Peppone, L (1, 3) OBP: 0.295, SLG: 0.474	0-0 F2		0-0 G3-1			0-0 P6			0-0 G3-1	5	0	0	1	0	0	5						
Bobby Murcer, L (1, 9) OBP: 0.319, SLG: 0.438	0-0 P4		0-0 F2			0-0 3B 1B			0-0 HR	4	2	2	1	0	0	3						
Ron Woods, R (1, 8) OBP: 0.296, SLG: 0.295	0-0 G4-3			0-0 L9		0-0 3B			0-0 G4-3	4	0	1	2	0	0	3						
Jerry Kenney, L (1, 5) OBP: 0.319, SLG: 0.299		4-0 CS BB		0-0 F7		0-0 G1-4-3			0-0 G1-3	3	0	0	0	1	0	1						
Jake Gibbs, L (1, 2) OBP: 0.303, SLG: 0.277	0-0 F8			0-0 1B 1B			0-0 G2-3		4-0 BB BB	3	0	1	0	1	0	1						
Al Downing, R (1, 1) OBP: 0.048, SLG: 0.048	0-3 K			0-0 1B			0-0 G6-3		0-0 G4-3	4	0	1	0	0	1	2						
Inning Stats	R: 0 E: 0 K: 0 S: 3	H: 0 LOB: 3 BB: 3 P: 15	R: 0 E: 0 K: 1 S: 4	H: 0 LOB: 1 BB: 1 P: 8	R: 2 E: 0 K: 0 S: 5	H: 2 LOB: 0 BB: 0 P: 5	R: 0 E: 0 K: 0 S: 5	H: 2 LOB: 2 BB: 0 P: 5	R: 2 E: 0 K: 0 S: 6	H: 3 LOB: 1 BB: 0 P: 6	R: 0 E: 0 K: 0 S: 3	H: 0 LOB: 0 BB: 0 P: 3	R: 0 E: 0 K: 1 S: 5	H: 0 LOB: 0 BB: 0 P: 5	R: 1 E: 0 K: 0 S: 4	H: 1 LOB: 1 BB: 1 P: 8	R: 0 E: 0 K: 0 S: 3	H: 0 LOB: 1 BB: 1 P: 7	1B: 5 2B: 1 3B: 2 HR: 1	SF: 0 SAC: 0 DP: 1 HBP: 0	WP: 0 PB: 0 SB: 1 CS: 1	PA: 40
PITCHER	IP	WLS	BF	H	R	ER	SO	BB	IBB	HBP	BLK	WP	HR	S	P	ERA	WHIP					
Dick Drago, R (1, 1) ERA: 4.45	5.0	L	25	7	4	4	1	4	0	0	0	0	0	23	39	7.20	2.200					
Tom Burgmeier, L (6, 1) ERA: 3.4	2.0		6	0	0	0	1	0	0	0	0	0	0	8	8	0.00	0.000					
Galen Cisco, R (8, 1) ERA: 3.92	2.0		9	1	1	1	0	2	0	0	0	0	1	7	15	4.50	1.500					

New York Yankees @ Kansas City Royals
Municipal Stadium, Kansas City, MO
Tue Aug 19 1969, 8:05 PM EDT
Att: 11,328 - Unknown - 85 F

livebaseballscores.com

AB 34
R 5
H 8
RBI 5
BB 6
SO 2
LOB 19




Batter	1	2	3	4	5	6	7	8	9	AB	R	H	RBI	BB	SO	LOB	BOTTOM					
Jackie Hernandez, R (1, 6) OBP: 0.288, SLG: 0.310	0-0 B1-3		0-0 P4					0-3 K		4	0	0	0	0	1	0						
Paul Schaaf, R (1, 5) OBP: 0.353, SLG: 0.320	4-0 BB BB		0-0 HR			0-0 G5-3		0-0 1B 1B		3	1	2	1	1	0	0						
Buck Martinez, R (1, 2) OBP: 0.276, SLG: 0.388	4-0 BB BB		0-3 K			0-0 G5-3		0-0 F8		3	0	0	0	1	1	1						
Joe Foy, R (1, 8) OBP: 0.354, SLG: 0.357	0-0 L8		0-0 L8			0-3 K		0-0 1B		4	0	1	0	0	1	2						
Jerry Adair, R (1, 4) OBP: 0.274, SLG: 0.259	0-0 G5-3			4-0 BB		0-0 G6-3		0-0 F8		3	0	0	0	1	0	4						
Chuck Harrison, R (1, 3) OBP: 0.286, SLG: 0.288		4-0 BB		0-3 K			0-0 G3 2B		0-0 G5-6-3	3	0	1	0	1	1	1						
Bob Oliver, R (1, 9) OBP: 0.289, SLG: 0.393		0-3 K		0-3 K			0-3 K		0-0 F7	3	0	0	0	0	3	3						
Elie Rodriguez, R (9, PH) OBP: 0.339, SLG: 0.319										1	0	0	0	0	0	0						
Ed Kirkpatrick, L (1, 7) OBP: 0.333, SLG: 0.356		0-3 K								3	0	0	0	0	1	3						
Galen Cisco, R (8, 1) OBP: 0.306, SLG: 0.588										0	0	0	0	0	0	0						
Jim Rooker, R (9, PH) OBP: 0.306, SLG: 0.588										0	0	0	0	1	0	0						
Dick Drago, R (1, 1) OBP: 0.200, SLG: 0.200		0-0 F3								1	0	0	0	0	0	1						
Juan Rios, R (5, PH) OBP: 0.200, SLG: 0.279										1	0	0	0	0	0	0						
Tom Burgmeier, L (6, 1) OBP: 0.200, SLG: 0.200										0	0	0	0	0	0	0						
Hawk Taylor, R (7, PH) OBP: 0.322, SLG: 0.438										2	0	0	0	0	0	2						
Inning Stats	R: 0 E: 0 K: 0 S: 3	H: 0 LOB: 2 BB: 2 P: 11	R: 0 E: 0 K: 2 S: 7	H: 0 LOB: 1 BB: 1 P: 11	R: 1 E: 0 K: 1 S: 6	H: 1 LOB: 0 BB: 0 P: 6	R: 0 E: 0 K: 2 S: 7	H: 0 LOB: 1 BB: 1 P: 11	R: 0 E: 0 K: 0 S: 3	H: 0 LOB: 0 BB: 0 P: 3	R: 0 E: 0 K: 1 S: 5	H: 0 LOB: 0 BB: 0 P: 5	R: 0 E: 0 K: 1 S: 6	H: 1 LOB: 1 BB: 0 P: 6	R: 0 E: 0 K: 1 S: 7	H: 2 LOB: 2 BB: 0 P: 7	R: 0 E: 0 K: 0 S: 3	H: 0 LOB: 1 BB: 1 P: 7	1B: 2 2B: 1 3B: 0 HR: 1	SF: 0 SAC: 0 DP: 0 HBP: 0	WP: 0 PB: 0 SB: 0 CS: 0	PA: 36
PITCHER	IP	WLS	BF	H	R	ER	SO	BB	IBB	HBP	BLK	WP	HR	S	P	ERA	WHIP					
Al Downing, L (1, 1) ERA: 3.36	9.0	W	36	4	1	1	8	5	0	0	0	0	1	47	67	1.00	1.000					

New York Yankees @ Kansas City Royals
Municipal Stadium, Kansas City, MO
Tue Aug 19 1969, 8:05 PM EDT
Att: 11,328 - Unknown - 85 F


livebaseballscores.com


AB 31
R 1
H 4
RBI 1
BB 5
SO 8
LOB 17



Batter	1	2	3	4	5	6	7	8	9	AB	R	H	RBI	BB	SO	LOB	TOP	
Horace Clarke, S OBP: 0.355, SLG: 0.378 (1, 4)										4	0	1	0	0	0	0	New York Yankees @ Kansas City Royals Municipal Stadium, Kansas City, MO Wed Aug 20 1969, 8:05 PM EDT Att: 11,230 - Overcast - 81 F livebaseballscores.com	
Gene Michael, S OBP: 0.353, SLG: 0.390 (1, 6)										4	0	1	0	0	1	2		
Roy White, S OBP: 0.413, SLG: 0.463 (1, 7)										4	0	1	0	0	1	1		
Joe Pepitone, L OBP: 0.292, SLG: 0.469 (1, 3)										4	0	0	0	0	0	2		
Bobby Murcer, L OBP: 0.316, SLG: 0.434 (1, 9)										4	0	0	0	0	0	1		
Frank Fernandez, R OBP: 0.390, SLG: 0.439 (1, 2)										3	0	1	0	0	0	0		
Bobby Cox, R OBP: 0.337, SLG: 0.302 (1, 5)										1	0	0	0	2	0	0		
Ron Woods, R OBP: 0.291, SLG: 0.289 (1, 8)										3	0	0	0	0	0	2		
Fritz Peterson, S OBP: 0.164, SLG: 0.100 (1, 1)										2	0	0	0	0	1	0		
Bill Robinson, R OBP: 0.235, SLG: 0.292 (8, PH)										1	0	0	0	0	0	1		
Jack Aker, R (8, 1)										0	0	0	0	0	0	0		
Inning Stats	R: 0 E: 0 K: 1 S: 5	H: 0 LOB: 0 BB: 0 P: 5	R: 0 E: 0 K: 0 S: 3	H: 0 LOB: 0 BB: 0 P: 3	R: 0 E: 0 K: 0 S: 3	H: 1 LOB: 1 BB: 0 P: 4	R: 0 E: 0 K: 0 S: 3	H: 0 LOB: 1 BB: 1 P: 7	R: 0 E: 0 K: 1 S: 5	H: 2 LOB: 2 BB: 0 P: 4	R: 0 E: 0 K: 1 S: 6	H: 1 LOB: 2 BB: 1 P: 10	R: 0 E: 0 K: 0 S: 3	H: 0 LOB: 0 BB: 0 P: 3	1B: 4 2B: 0 3B: 0 HR: 0	SF: 0 SAC: 0 DP: 0 HBP: 0	WP: 0 PB: 0 SB: 0 CS: 0	PA: 32
PITCHER Bill Butler, L ERA: 3.6 (1, 1)	IP: 9.0 WLS: W BF: 32 H: 4 R: 0 ER: 0 SO: 3 BB: 2 IBB: 0 HBP: 0 BLK: 0 WP: 0 HR: 0 S: 36 P: 44 ERA: 0.00 WHIP: 0.667															PITCHER		

Batter	1	2	3	4	5	6	7	8	9	AB	R	H	RBI	BB	SO	LOB	BOTTOM	
Pat Kelly, L OBP: 0.360, SLG: 0.388 (1, 9)										4	0	0	0	0	1	1	New York Yankees @ Kansas City Royals Municipal Stadium, Kansas City, MO Wed Aug 20 1969, 8:05 PM EDT Att: 11,230 - Overcast - 81 F livebaseballscores.com	
Jackie Hernandez, R OBP: 0.297, SLG: 0.309 (1, 6)										4	1	1	0	0	1	0		
Paul Schaal, R OBP: 0.356, SLG: 0.331 (1, 5)										4	2	2	0	0	0	0		
Joe Foy, R OBP: 0.357, SLG: 0.362 (1, 8)										3	2	2	2	1	0	0		
Chuck Harrison, R OBP: 0.260, SLG: 0.282 (1, 3)										4	0	0	0	0	0	4		
Jerry Adair, R OBP: 0.280, SLG: 0.268 (1, 4)										4	0	3	2	0	0	0		
Ellie Rodriguez, R OBP: 0.341, SLG: 0.320 (1, 2)										3	0	1	1	1	0	1		
Ed Kirkpatrick, L OBP: 0.336, SLG: 0.356 (1, 7)										3	0	1	0	1	0	4		
Bill Butler, L OBP: 0.120, SLG: 0.064 (1, 1)										4	0	0	0	0	4	2		
Inning Stats	R: 0 E: 0 K: 1 S: 5	H: 0 LOB: 0 BB: 0 P: 5	R: 0 E: 0 K: 0 S: 3	H: 0 LOB: 1 BB: 1 P: 9	R: 2 E: 0 K: 1 S: 8	H: 3 LOB: 2 BB: 1 P: 12	R: 0 E: 0 K: 1 S: 5	H: 0 LOB: 0 BB: 0 P: 5	R: 1 E: 0 K: 0 S: 5	H: 2 LOB: 2 BB: 1 P: 9	R: 2 E: 0 K: 1 S: 8	H: 3 LOB: 1 BB: 0 P: 8	R: 0 E: 0 K: 1 S: 6	H: 2 LOB: 1 BB: 0 P: 6	1B: 7 2B: 3 3B: 0 HR: 0	SF: 0 SAC: 0 DP: 1 HBP: 0	WP: 0 PB: 0 SB: 0 CS: 0	PA: 36
PITCHER Fritz Peterson, L ERA: 2.72 Jack Aker, R ERA: 3.5 (1, 1)	IP: 7.0 WLS: L BF: 32 H: 8 R: 5 ER: 5 SO: 5 BB: 2 IBB: 1 HBP: 0 BLK: 0 WP: 0 HR: 0 S: 39 P: 51 ERA: 6.43 WHIP: 1.429															PITCHER		

Batter	1	2	3	4	5	6	7	8	9	AB	R	H	RBI	BB	SO	LOB	TOP										
Horace Clarke, S (1, 4) OBP: 0.354, SLG: 0.377	F6		1-2 1B			F9	6-3			4	0	1	0	0	0	4	New York Yankees @ Minnesota Twins Metropolitan Stadium, Bloomington, MI Fri Aug 22 1969, 8:05 PM EDT Att: 38,710 - Unknown - 76 F AB 33 R 0 H 7 RBI 0 BB 1 SO 3 LOB 14 										
Gene Michael, S (1, 6) OBP: 0.351, SLG: 0.391	K		F4			FC1-2 2B		4-3		4	0	1	0	0	1	2											
Roy White, S (1, 7) OBP: 0.409, SLG: 0.457	G3			F9		FC1-2		4-3		4	0	0	0	0	0	2											
Joe Peppone, L (1, 3) OBP: 0.289, SLG: 0.465		F5		F9		F9		L9		4	0	0	0	0	0	2											
Bobby Murcer, L (1, 9) OBP: 0.316, SLG: 0.433		G6-4-3 1B		F7			F9		K	4	0	1	0	0	1	0											
Ron Woods, R (1, 8) OBP: 0.290, SLG: 0.288		G6-4-3			F8		WP 1B	F8		4	0	1	0	0	0	1											
Jerry Kenney, L (1, 5) OBP: 0.318, SLG: 0.299			F9		4-3		WP 1B	6-3		4	0	1	0	0	0	0											
Jake Gibbs, L (1, 2) OBP: 0.303, SLG: 0.278				6-3			K			3	0	1	0	0	1	2											
Stan Bahnsen, R (1, 1) OBP: 0.094, SLG: 0.077										1	0	0	0	0	0	1											
Tom Shopay, L (6, PH) OBP: 0.206, SLG: 0.263			FC1-6 1B							1	0	1	0	0	0	0											
Mike Kekich, R (6, 1) OBP: 0.091, SLG: 0.182						2B FC1-2 1B				0	0	0	0	0	0	0											
Jimmie Hall, L (7, PH) OBP: 0.283, SLG: 0.337							1-2 2-3 BB			0	0	0	0	1	0	0											
Bill Burbach, R (7, 1) OBP: 0.146, SLG: 0.128										0	0	0	0	0	0	0											
Inning Stats	R: 0 E: 0 K: 1 S: 5	H: 0 LOB: 0 BB: 0 P: 5	R: 0 E: 0 K: 0 S: 3	H: 1 LOB: 0 BB: 0 P: 3	R: 0 E: 0 K: 0 S: 5	H: 2 LOB: 2 BB: 0 P: 5	R: 0 E: 0 K: 0 S: 3	H: 0 LOB: 0 BB: 0 P: 3	R: 0 E: 0 K: 0 S: 3	H: 0 LOB: 0 BB: 0 P: 3	R: 0 E: 0 K: 0 S: 5	H: 2 LOB: 2 BB: 0 P: 5	R: 0 E: 0 K: 1 S: 7	H: 2 LOB: 1 BB: 1 P: 11	R: 0 E: 0 K: 0 S: 3	H: 0 LOB: 0 BB: 0 P: 5		1B: 6 2B: 1 3B: 0 HR: 0	SF: 0 SAC: 0 DP: 1 HBP: 0	WP: 1 PB: 0 CS: 0	PA: 34						
PITCHER	IP	WLS	BF	H	R	ER	SO	BB	IBB	HBP	BLK	WP	HR	S	P	ERA		WHIP									
Dave Boswell, R (1, 1) ERA: 3.27	8.0	W	31	7	0	0	2	1	0	0	0	1	0	34	38	0.00	1.000										
Ron Perranoski, L (9, 1) ERA: 2.14	1.0	S	3	0	0	0	1	0	0	0	0	0	0	5	5	0.00	0.000										

Batter	1	2	3	4	5	6	7	8	9	AB	R	H	RBI	BB	SO	LOB	BOTTOM										
Ted Uhlhaender, L (1, 8) OBP: 0.329, SLG: 0.347	L5-4 1B		SH1-3 HR	4-3			3-1	F6		5	1	2	0	0	0	4	New York Yankees @ Minnesota Twins Metropolitan Stadium, Bloomington, MI Fri Aug 22 1969, 8:05 PM EDT Att: 38,710 - Unknown - 76 F AB 30 R 6 H 8 RBI 6 BB 5 SO 4 LOB 12 										
Cesar Tovar, R (1, 4) OBP: 0.324, SLG: 0.388	E 1B		SH1-3		L7		HR BB			2	2	1	0	1	0	0											
Tony Oliva, L (1, 9) OBP: 0.373, SLG: 0.507	L5-4		HR		1-5-3		HR			4	2	2	5	0	0	2											
Harmon Killebrew, R (1, 5) OBP: 0.420, SLG: 0.571	2-3		2-H HR		F3		HR			2	0	0	0	2	0	0											
Frank Quilici, R (7, PR) OBP: 0.246, SLG: 0.259	1-3 BB		F2		F3		BB			0	0	0	0	0	0	0											
Rich Reese, L (1, 3) OBP: 0.371, SLG: 0.555	1-2 1B		BB			5-3	F5			3	0	1	1	1	0	1											
Graig Nettles, L (1, 7) OBP: 0.305, SLG: 0.381	3-H		BB							2	0	0	0	0	1	3											
Bob Allison, R (6, PH) OBP: 0.326, SLG: 0.356	F8		K			K		F5		2	0	0	0	0	1	0											
John Roseboro, L (1, 2) OBP: 0.334, SLG: 0.312		6-3				K		4-3		4	0	0	0	0	1	0											
Leo Cardenas, R (1, 6) OBP: 0.352, SLG: 0.391		6-3			B1 1B		HR 1B	HBP BB		3	1	2	0	1	0	0											
Dave Boswell, R (1, 1) OBP: 0.183, SLG: 0.250										3	0	0	0	0	1	2											
Tom Hall, L (8, PR) OBP: 0.194, SLG: 0.200					B1					0	0	0	0	0	0	0											
Ron Perranoski, L (9, 1) OBP: 0.136, SLG: 0.095		5-3			1-2		K	HBP		0	0	0	0	0	0	0											
Inning Stats	R: 1 E: 0 K: 0 S: 5	H: 3 LOB: 2 BB: 1 P: 9	R: 0 E: 0 K: 0 S: 3	H: 0 LOB: 0 BB: 0 P: 3	R: 2 E: 0 K: 1 S: 7	H: 2 LOB: 1 BB: 1 P: 11	R: 0 E: 0 K: 0 S: 4	H: 1 LOB: 1 BB: 0 P: 4	R: 0 E: 0 K: 0 S: 3	H: 0 LOB: 0 BB: 0 P: 3	R: 0 E: 0 K: 2 S: 7	H: 0 LOB: 0 BB: 0 P: 7	R: 3 E: 0 K: 1 S: 7	H: 2 LOB: 1 BB: 2 P: 15	R: 0 E: 0 K: 0 S: 3	H: 0 LOB: 2 BB: 1 P: 8		1B: 6 2B: 1 3B: 0 HR: 2	SF: 0 SAC: 1 DP: 1 HBP: 1	WP: 0 PB: 0 CS: 0	PA: 37						
PITCHER	IP	WLS	BF	H	R	ER	SO	BB	IBB	HBP	BLK	WP	HR	S	P	ERA		WHIP									
Stan Bahnsen, R (1, 1) ERA: 4.01	5.0	L	22	6	3	3	1	2	0	0	0	0	0	22	30	5.40	1.600										
Mike Kekich, L (6, 1) ERA: 5.68	1.0		3	0	0	0	2	0	0	0	0	0	0	7	7	0.00	0.000										
Bill Burbach, R (7, 1) ERA: 3.88	2.0		12	2	3	3	1	3	0	1	0	0	1	10	23	13.50	2.500										

Batter	1	2	3	4	5	6	7	8	9	AB	R	H	RBI	BB	SO	LOB	TOP					
Horace Clarke, S OBP: 0.351, SLG: 0.373 (1, 4)										4	0	0	0	0	0	1						
Gene Michael, S OBP: 0.350, SLG: 0.389 (1, 6)										4	0	1	0	0	1	1						
Roy White, S OBP: 0.410, SLG: 0.461 (1, 7)										4	0	2	0	0	0	1						
Joe Peppone, L OBP: 0.289, SLG: 0.463 (1, 3)										4	1	1	0	0	0	3						
Bobby Murcer, L OBP: 0.317, SLG: 0.432 (1, 9)										3	1	1	0	1	0	1						
Jimmie Hall, L OBP: 0.282, SLG: 0.345 (1, 8)										4	1	1	2	0	0	3						
Jerry Kenney, L OBP: 0.318, SLG: 0.298 (1, 5)										4	0	1	1	0	0	2						
Jake Gibbs, L OBP: 0.302, SLG: 0.277 (1, 2)										4	0	1	0	0	0	1						
Mel Stottlemyre, R OBP: 0.281, SLG: 0.322 (1, 1)										0	0	0	0	0	0	0						
Mike Kekich, L OBP: 0.285, SLG: 0.167 (1, 1)										1	0	0	0	0	1	1						
Tom Shroyer, R OBP: 0.236, SLG: 0.250 (5, PH)										1	0	0	0	0	0	0						
Lindy McDaniel, R OBP: 0.236, SLG: 0.250 (5, PH)										0	0	0	0	0	0	0						
Bill Robinson, R OBP: 0.229, SLG: 0.230 (7, PH)										0	0	0	0	0	0	0						
Steve Hamilton, L OBP: 0.288, SLG: 0.432 (7, PH)										0	0	0	0	0	0	0						
Frank Fernandez, R OBP: 0.288, SLG: 0.432 (9, PH)										1	0	0	0	0	1	0						
Inning Stats	R: 0 E: 0 K: 0 S: 4	H: 1 LOB: 1 BB: 0 P: 4	R: 0 E: 0 K: 0 S: 3	H: 0 LOB: 0 BB: 0 P: 3	R: 0 E: 0 K: 2 S: 8	H: 1 LOB: 1 BB: 0 P: 8	R: 0 E: 0 K: 0 S: 4	H: 1 LOB: 2 BB: 1 P: 8	R: 0 E: 0 K: 1 S: 5	H: 0 LOB: 0 BB: 0 P: 5	R: 3 E: 0 K: 0 S: 7	H: 4 LOB: 1 BB: 0 P: 7	R: 0 E: 0 K: 0 S: 3	H: 0 LOB: 0 BB: 0 P: 3	R: 0 E: 0 K: 0 S: 4	H: 1 LOB: 1 BB: 0 P: 4	R: 0 E: 0 K: 1 S: 5	H: 0 LOB: 0 BB: 0 P: 5	1B: 6 2B: 1 3B: 1 HR: 0	SF: 0 SAC: 0 DP: 0 HBP: 0	WP: 0 PB: 0 CS: 0	PA: 36
PITCHER Jim Perry, R ERA: 2.96 (1, 1)	IP: 9.0 WLS: W BF: 36 H: 8 R: 3 ER: 3 SO: 4 BB: 1 IBB: 0 HBP: 0 BLK: 0 WP: 0 HR: 0 S: 43 P: 47 ERA: 3.00 WHIP: 1.000															PITCHER						

New York Yankees @ Minnesota Twins
Metropolitan Stadium, Bloomington, MI
Sat Aug 23 1969, 4:33 AM EDT
Att: 32,478 - Unknown - 81 F

AB 35
R 3
H 8
RBI 3
BB 1
SO 4
LOB 14





Batter	1	2	3	4	5	6	7	8	9	AB	R	H	RBI	BB	SO	LOB	BOTTOM			
Ted Uhlhaender, L OBP: 0.330, SLG: 0.347 (1, 8)										5	1	2	2	0	0	0				
Cesar Tovar, R OBP: 0.323, SLG: 0.387 (1, 4)										4	1	1	0	0	0	1				
Tony Oliva, L OBP: 0.374, SLG: 0.508 (1, 9)										5	1	2	1	0	1	1				
Harmon Killebrew, R OBP: 0.420, SLG: 0.576 (1, 5)										3	1	1	2	1	0	0				
Frank Quilici, R OBP: 0.246, SLG: 0.259 (7, 5)										0	0	0	0	0	0	0				
Rich Reese, L OBP: 0.369, SLG: 0.554 (1, 3)										4	1	1	0	0	0	3				
Graig Nettles, L OBP: 0.309, SLG: 0.389 (1, 7)										4	1	2	1	0	0	2				
John Roseboro, L OBP: 0.336, SLG: 0.312 (1, 2)										3	1	1	0	1	1	1				
Leo Cardenas, R OBP: 0.355, SLG: 0.392 (1, 6)										2	1	1	1	2	0	0				
Jim Perry, S OBP: 0.225, SLG: 0.227 (1, 1)										3	0	0	0	0	2	4				
Inning Stats	R: 5 E: 0 K: 1 S: 11	H: 6 LOB: 1 BB: 0 P: 11	R: 1 E: 0 K: 0 S: 5	H: 2 LOB: 2 BB: 1 P: 9	R: 2 E: 0 K: 0 S: 4	H: 1 LOB: 1 BB: 2 P: 12	R: 0 E: 0 K: 1 S: 7	H: 2 LOB: 3 BB: 1 P: 11	R: 0 E: 0 K: 1 S: 3	H: 0 LOB: 0 BB: 0 P: 3	R: 0 E: 0 K: 1 S: 5	H: 0 LOB: 0 BB: 0 P: 5	R: 0 E: 0 K: 0 S: 3	H: 0 LOB: 0 BB: 0 P: 3	R: 0 E: 0 K: 0 S: 3	H: 0 LOB: 0 BB: 0 P: 3	1B: 7 2B: 3 3B: 0 HR: 1	SF: 0 SAC: 2 DP: 0 HBP: 0	WP: 0 PB: 0 CS: 0	PA: 39
PITCHER Mel Stottlemyre, R ERA: 2.79 (1, 1)	IP: 0.2 WLS: L BF: 8 H: 5 R: 5 ER: 5 SO: 0 BB: 0 IBB: 0 HBP: 0 BLK: 0 WP: 0 HR: 1 S: 8 P: 8 ERA: 67.50 WHIP: 9.000															PITCHER				
Mike Kekich, L ERA: 5.02 (1, 1)	IP: 3.1 WLS: L BF: 19 H: 5 R: 3 ER: 3 SO: 2 BB: 3 IBB: 1 HBP: 0 BLK: 0 WP: 0 HR: 0 S: 19 P: 35 ERA: 8.10 WHIP: 2.400															PITCHER				
Lindy McDaniel, R ERA: 3.61 (5, 1)	IP: 2.0 WLS: L BF: 6 H: 0 R: 0 ER: 0 SO: 1 BB: 0 IBB: 0 HBP: 0 BLK: 0 WP: 0 HR: 0 S: 8 P: 8 ERA: 0.00 WHIP: 0.000															PITCHER				
Steve Hamilton, L ERA: 2.92 (7, 1)	IP: 2.0 WLS: L BF: 6 H: 0 R: 0 ER: 0 SO: 1 BB: 0 IBB: 0 HBP: 0 BLK: 0 WP: 0 HR: 0 S: 8 P: 8 ERA: 0.00 WHIP: 0.000															PITCHER				

New York Yankees @ Minnesota Twins
Metropolitan Stadium, Bloomington, MI
Sat Aug 23 1969, 4:33 AM EDT
Att: 32,478 - Unknown - 81 F

AB 33
R 8
H 11
RBI 7
BB 4
SO 4
LOB 12



Batter	1	2	3	4	5	6	7	8	9	AB	R	H	RBI	BB	SO	LOB	TOP			
Horace Clarke, S OBP: 0.391, SLG: 0.372	0-0 5-3		0-0 F6			0-0 1B		0-0 6-3		4	0	1	0	0	0	1	New York Yankees @ Minnesota Twins Metropolitan Stadium, Bloomington, MI Sun Aug 24 1969, 4:33 AM EDT Att: 31,441 - Unknown - 84 F livebaseballscorecards.com			
Gene Michael, S OBP: 0.348, SLG: 0.388	0-0 F4			0-0 F8		0-0 1B		0-3 K		4	0	1	0	0	1	1				
Bobby Murcer, L OBP: 0.315, SLG: 0.428	0-0 L3			0-0 F9		0-3 K			0-0 F8	4	0	0	0	0	1	2				
Frank Fernandez, R OBP: 0.386, SLG: 0.433		0-3 K		0-0 5-3		0-3 K			0-0 G6-4-3 1B	4	0	1	0	0	2	2				
Bill Robinson, R OBP: 0.229, SLG: 0.285	0-0 5-3				0-0 5-3		0-0 6-3		0-0 G6-4-3 1B	4	0	0	0	0	0	1				
Ron Woods, R OBP: 0.291, SLG: 0.285	4-0 BB				0-0 6-3		0-3 K			2	0	0	0	1	1	0				
Bobby Cox, R OBP: 0.337, SLG: 0.298	0-3 K				4-0 BB		0-0 L9			2	0	0	0	1	1	1				
Len Boehmer, R OBP: 0.224, SLG: 0.170			0-0 F9		0-0 F6			0-0 SH1-4 1B		3	0	1	0	0	0	1				
Al Downing, R OBP: 0.043, SLG: 0.043			0-3 K			0-3 K		0-0 SH1-4		2	0	0	0	0	2	0	AB 29 R 0 H 4 RBI 0 BB 2 SO 8 LOB 9 			
Inning Stats	R: 0 E: 0 K: 0 S: 3	H: 0 LOB: 0 BB: 0 P: 3	R: 0 E: 0 K: 2 S: 7	H: 0 LOB: 1 BB: 1 P: 11	R: 0 E: 0 K: 1 S: 5	H: 0 LOB: 0 BB: 0 P: 5	R: 0 E: 0 K: 0 S: 3	H: 0 LOB: 0 BB: 0 P: 3	R: 0 E: 0 K: 0 S: 3	H: 2 LOB: 2 BB: 0 P: 11	R: 0 E: 0 K: 1 S: 5	H: 0 LOB: 0 BB: 0 P: 5	R: 0 E: 0 K: 1 S: 6	H: 1 LOB: 1 BB: 0 P: 6	R: 0 E: 0 K: 0 S: 3	H: 1 LOB: 0 BB: 0 P: 3		1B: 4 2B: 0 3B: 0 HR: 0	SF: 0 SAC: 1 DP: 1 HBP: 0	WP: 0 PB: 0 CS: 0
PITCHER Tom Hall, L ERA: 3.14	IP: 9.0 WLS: W BF: 32 H: 4 R: 0 ER: 0 SO: 8 BB: 2 IBB: 0 HBP: 0 BLK: 0 WP: 0 HR: 0 S: 46 P: 54 ERA: 0.00 WHIP: 0.667															PITCHER				

Batter	1	2	3	4	5	6	7	8	9	AB	R	H	RBI	BB	SO	LOB	BOTTOM			
Rick Renick, R OBP: 0.299, SLG: 0.314	0-0 6-3		0-3 K			0-0 SH1-3 1B		0-0 1B		4	0	2	0	0	1	1	New York Yankees @ Minnesota Twins Metropolitan Stadium, Bloomington, MI Sun Aug 24 1969, 4:33 AM EDT Att: 31,441 - Unknown - 84 F livebaseballscorecards.com			
Cesar Tovar, R OBP: 0.324, SLG: 0.387	0-0 G5-4-3 1B			0-3 K		0-0 SH1-3		0-0 F8		3	0	1	0	0	1	1				
Harmon Killebrew, R OBP: 0.419, SLG: 0.572	0-0 G5-4-3			0-0 F3		4-0 IBB		0-0 L6		3	0	0	0	1	0	2				
Tony Oliva, L OBP: 0.371, SLG: 0.504		0-0 G3		0-0 F7		0-0 F9			0-0 E7 1B	4	1	0	0	0	0	2				
Bob Allison, R OBP: 0.324, SLG: 0.349		0-0 F8			0-0 F9		0-0 L5		4-0 1B IBB	3	0	0	0	1	0	2				
Leo Cardenas, R OBP: 0.356, SLG: 0.390		0-0 6-3			4-0 FC6-4 BB		0-0 F9		4-0 1B IBB	2	0	0	0	2	0	0				
George Mitterwald, R OBP: 0.316, SLG: 0.378			0-3 K		0-0 FC6-4 E		0-3 K		0-0 1B	4	0	1	1	0	2	1				
Frank Quilici, R OBP: 0.240, SLG: 0.252			0-0 F6		0-0 E5		0-0 F8		1-2 2-3 3-H 1B	3	0	0	0	0	0	1				
Tom Hall, L OBP: 0.206, SLG: 0.188			4-0 BB		0-0 G3			0-3 K		2	0	0	0	1	1	2	AB 28 R 1 H 4 RBI 1 BB 5 SO 5 LOB 12 			
Inning Stats	R: 0 E: 0 K: 0 S: 3	H: 1 LOB: 0 BB: 0 P: 3	R: 0 E: 0 K: 0 S: 3	H: 0 LOB: 0 BB: 0 P: 3	R: 0 E: 0 K: 2 S: 7	H: 0 LOB: 1 BB: 1 P: 11	R: 0 E: 0 K: 1 S: 5	H: 0 LOB: 0 BB: 0 P: 5	R: 0 E: 0 K: 0 S: 4	H: 1 LOB: 2 BB: 1 P: 8	R: 0 E: 0 K: 1 S: 5	H: 0 LOB: 0 BB: 0 P: 5	R: 0 E: 0 K: 1 S: 6	H: 1 LOB: 1 BB: 0 P: 6	R: 1 E: 1 K: 0 S: 2	H: 1 LOB: 3 BB: 2 P: 10		1B: 4 2B: 0 3B: 0 HR: 0	SF: 0 SAC: 1 DP: 1 HBP: 0	WP: 0 PB: 0 CS: 0
PITCHER Al Downing, L ERA: 3.0	IP: 8.0 WLS: L BF: 34 H: 4 R: 1 ER: 0 SO: 5 BB: 2 IBB: 3 HBP: 0 BLK: 0 WP: 0 HR: 0 S: 39 P: 59 ERA: 0.00 WHIP: 0.750															PITCHER				

Batter	1	2	3	4	5	6	7	8	9	10	AB	R	H	RBI	BB	SO	LOB	TOP
Walt Williams, R OBP: 0.334, SLG: 0.373 (1, 7)	0-0 6-3		0-0 1B			0-0 F8			0-0 E6 SH5-3 2B	0-3 K	5	1	1	0	0	1	2	
Luis Aparicio, R OBP: 0.347, SLG: 0.358 (1, 6)	0-0 L8		0-0 5-3			0-0 6-3			0-0 SH5-3		3	0	0	0	0	0	1	
Don Pavletich, R OBP: 0.324, SLG: 0.375 (1, 3)	0-0 1B			0-0 L7			0-0 6-3		0-0 F7		4	0	1	0	0	0	3	
Bill Melton, R OBP: 0.317, SLG: 0.433 (1, 5)	0-0 F6			0-0 5-3			0-0 F8		0-0 2B		4	0	1	2	0	0	1	
Buddy Bradford, R OBP: 0.344, SLG: 0.386 (1, 9)		0-3 K		0-0 5-3			0-0 F8		0-0 K		4	0	0	0	0	2	2	
Ed Herrmann, L OBP: 0.314, SLG: 0.325 Chuck Brinkman, R OBP: 0.071, SLG: 0.071 (1, 2) (8, 2)		0-3 K			0-0 L6			0-0 4-3		0-0 F8	3	0	0	0	0	1	0	
Ken Berry, R OBP: 0.273, SLG: 0.315 (1, 8)		0-0 6-3			0-0 F6			0-0 5-3		0-0 E6 SF7	4	1	0	0	0	0	0	
Rich Morales, R OBP: 0.253, SLG: 0.211 Bobby Knoop, R OBP: 0.306, SLG: 0.320 (1, 4) (8, PH) (8, 4)				0-0 G6-4-3 1B		0-0 G3		0-0 F8		0-0 E5 PB	2	0	1	0	0	0	0	
Tommy John, R OBP: 0.191, SLG: 0.145 Ron Harrison, L OBP: 0.304, SLG: 0.333 Tom McCraw, R OBP: 0.338, SLG: 0.297 Wilbur Wood, R OBP: 0.311, SLG: 0.385 Gary Bell, R OBP: 0.273, SLG: 0.283 Danny Lazar, L OBP: 0.226, SLG: 0.227 Danny Murphy, L OBP: 0.191, SLG: 0.145 (1, 11) (9, PH) (9, PH) (9, PH) (9, PH) (10, PH) (10, PH) (10, PH) (10, PH)				0-0 G6-4-3 1B		0-0 F9			0-0 SH5-3 E 2B 1B	0-0 SF7 3-H	2	0	0	0	0	0	1	
Inning Stats	R: 0 E: 0 K: 0 S: 4	H: 1 LOB: 1 BB: 0 P: 4	R: 0 E: 0 K: 2 S: 7	H: 0 LOB: 0 BB: 0 P: 7	R: 0 E: 0 K: 0 S: 4	H: 2 LOB: 1 BB: 0 P: 3	R: 0 E: 0 K: 0 S: 3	H: 0 LOB: 0 BB: 0 P: 3	R: 0 E: 0 K: 0 S: 3	H: 0 LOB: 0 BB: 0 P: 3	R: 0 E: 0 K: 1 S: 8	H: 2 LOB: 2 BB: 0 P: 8	R: 1 E: 2 K: 1 S: 7	H: 0 LOB: 1 BB: 0 P: 7	1B: 4 2B: 1 3B: 0 HR: 0	SF: 1 SAC: 1 DP: 1 HBP: 0	WP: 0 PA: 37 PB: 1 SB: 0 CS: 0	
PITCHER	IP 8.2	WLS 31	BF 5	H 2	R 0	ER 0	SO 2	BB 0	IBB 0	HBP 0	BLK 0	WP 0	HR 0	S 35	P 35	ERA 0.00	WHIP 0.577	
Fritz Peterson, L ERA: 2.62 Lindy McDaniel, R ERA: 3.54 (1, 1) (9, 1)	1.1 L	6	0	1	0	2	0	0	0	0	0	0	0	10	10	0.00	0.000	

Chicago White Sox @ New York Yankees
Yankee Stadium, Bronx, NY
Tue Aug 26 1969, 7:05 PM EDT
Att: 12,409 - Unknown - 72 F


AB 35
R 3
H 5
RBI 3
BB 0
SO 4
LOB 11



Batter	1	2	3	4	5	6	7	8	9	10	AB	R	H	RBI	BB	SO	LOB	BOTTOM
Horace Clarke, S OBP: 0.347, SLG: 0.369 (1, 4)	0-0 L8	0-0 5-3			0-0 5-3		0-0 6-3		0-3 K		5	0	0	0	0	1	2	
Gene Michael, S OBP: 0.353, SLG: 0.389 (1, 6)	4-0 FC5-4 BB		0-0 F8		0-0 FC5-4 1B		0-0 WP 1B		0-0 F6		4	0	2	0	1	0	0	
Roy White, S OBP: 0.412, SLG: 0.458 (1, 7)	0-0 FC5-4 HR		4-0 G5-4-3 BB		0-0 FC5-4 1-2r		4-0 1-2 BB		4-0 SH5-4 BB BB		2	1	0	0	3	0	2	
Frank Fernandez, R OBP: 0.390, SLG: 0.448 Jerry Kenney, L OBP: 0.318, SLG: 0.298 (1, 2) (10, PH)	0-0 HR		0-0 G5-4-3 1-2r		0-0 1B BB	4-0 1B BB	0-0 F6		4-0 SH5-4 BB		3	1	1	2	2	0	3	
Bobby Murcer, L OBP: 0.316, SLG: 0.429 (1, 9)	0-0 4-3			0-0 FC6-4 1B		0-0 6-3 1B	0-0 G3		0-0 SH5-4		4	0	2	0	0	0	2	
Ron Woods, R OBP: 0.289, SLG: 0.286 (1, 8)		0-0 F8		0-0 FC6-4 1-2r		4-0 1-2 BB		0-0 G6-4-3 1B		4-0 IBB	3	0	1	0	2	0	1	
Bobby Cox, R OBP: 0.330, SLG: 0.290 Jimmie Hall, L OBP: 0.281, SLG: 0.343 (1, 5) (10, PH)		0-0 E5		0-3 K		0-0 6-3		0-0 G6-4-3 1-2r		0-0 F6	4	0	0	0	0	1	4	
Len Boehmer, R OBP: 0.242, SLG: 0.179 Jake Gibbs, L OBP: 0.301, SLG: 0.276 (1, 3) (10, PH)		0-0 1B		0-0 F9		4-0 IBB		0-0 5-3		0-3 K	3	0	1	0	1	0	1	
Fritz Peterson, S OBP: 0.157, SLG: 0.095 Lindy McDaniel, R ERA: 3.54 (1, 1) (9, 1)		0-3 K			0-3 K		0-0 6-3		0-3 K		3	0	0	0	0	2	5	
Inning Stats	R: 2 E: 0 K: 0 S: 4	H: 1 LOB: 0 BB: 1 P: 8	R: 0 E: 1 K: 1 S: 7	H: 1 LOB: 2 BB: 0 P: 7	R: 0 E: 0 K: 0 S: 2	H: 0 LOB: 0 BB: 1 P: 6	R: 0 E: 0 K: 1 S: 6	H: 1 LOB: 1 BB: 0 P: 6	R: 0 E: 0 K: 1 S: 6	H: 1 LOB: 1 BB: 0 P: 6	R: 0 E: 0 K: 2 S: 7	H: 0 LOB: 0 BB: 0 P: 7	R: 0 E: 0 K: 1 S: 5	H: 0 LOB: 3 BB: 3 P: 17	1B: 6 2B: 0 3B: 0 HR: 1	SF: 0 SAC: 1 DP: 2 HBP: 0	WP: 1 PA: 44 PB: 0 SB: 0 CS: 0	
PITCHER	IP 8.0	WLS 35	BF 7	H 2	R 2	ER 2	SO 3	BB 5	IBB 1	HBP 0	BLK 0	WP 1	HR 1	S 35	P 59	ERA 2.25	WHIP 1.500	
Tommy John, L ERA: 3.56 Wilbur Wood, L ERA: 3.95 Gary Bell, R ERA: 5.49 Danny Lazar, L ERA: 5.73 Danny Murphy, R ERA: 3.56 (1, 1) (9, 1) (10, 1) (10, 1) (10, 1)	1.0 W	3	0	0	0	2	0	0	0	0	0	0	0	7	7	0.00	0.000	
	0.0	2	0	0	0	0	0	2	0	0	0	0	0	0	8	=	=	
	0.1	2	0	0	0	0	0	0	1	0	0	0	0	1	5	0.00	0.000	
	0.2	S	2	0	0	0	1	0	0	0	0	0	0	4	4	0.00	0.000	

Chicago White Sox @ New York Yankees
Yankee Stadium, Bronx, NY
Tue Aug 26 1969, 7:05 PM EDT
Att: 12,409 - Unknown - 72 F

AB 34
R 2
H 7
RBI 2
BB 9
SO 6
LOB 26



Batter	1	2	3	4	5	6	7	8	9	AB	R	H	RBI	BB	SO	LOB	TOP			
Walt Williams, R (1.7) OBP: 0.338, SLG: 0.373										3	1	1	1	2	1	3				
Luis Aparicio, R (1.6) OBP: 0.348, SLG: 0.358										5	0	2	1	0	0	4				
Gail Hopkins, L (1.3) OBP: 0.343, SLG: 0.366										5	0	0	1	0	0	3				
Bill Melton, R (1.5) OBP: 0.317, SLG: 0.431										4	0	1	0	0	0	1				
Buddy Bradford, R (1.9) OBP: 0.343, SLG: 0.396										4	0	1	0	0	0	2				
Ken Berry, R (1.8) OBP: 0.277, SLG: 0.315									3	1	1	0	1	0	1					
Bobby Knoop, R (1.4) OBP: 0.308, SLG: 0.321									3	0	1	0	1	0	1					
Chuck Brinkman, R (1.2) OBP: 0.133, SLG: 0.071									0	1	0	0	1	0	0					
Tom McCraw, L (8, PH) OBP: 0.297, SLG: 0.296									1	0	0	0	0	0	1					
Don Pavletich, R (8.2) OBP: 0.324, SLG: 0.375									0	0	0	0	0	0	0					
Gary Peters, L (1.1) OBP: 0.194, SLG: 0.328									3	0	0	0	0	1	5					
Pete Ward, L (8, PH) OBP: 0.349, SLG: 0.383									1	0	0	0	0	0	1					
Dan Osinski, R (8.1) OBP: 0.324, SLG: 0.375									0	0	0	0	0	0	0					
Danny Lazar, L (8.1) OBP: 0.324, SLG: 0.375									0	0	0	0	0	0	0					
Inning Stats	R: 1 E: 0 K: 0 S: 4	H: 1 LOB: 1 BB: 1 P: 8	R: 1 E: 1 K: 1 S: 7	H: 1 LOB: 2 BB: 1 P: 11	R: 0 E: 0 K: 0 S: 4	H: 1 LOB: 1 BB: 0 P: 4	R: 1 E: 0 K: 0 S: 5	H: 2 LOB: 2 BB: 1 P: 9	R: 0 E: 0 K: 1 S: 6	H: 1 LOB: 1 BB: 0 P: 6	R: 0 E: 0 K: 0 S: 4	H: 1 LOB: 1 BB: 0 P: 4	R: 0 E: 0 K: 0 S: 3	H: 0 LOB: 0 BB: 1 P: 7	R: 0 E: 0 K: 0 S: 2	H: 0 LOB: 0 BB: 1 P: 6	1B: 7 2B: 0 3B: 0 HR: 0	SF: 0 SAC: 2 DP: 2 HBP: 0	WP: 0 PB: 0 SB: 0 CS: 0	PA: 39
PITCHER Mel Stottlemyre, R (1.1) ERA: 2.8	IP: 9.0 WLS: W BF: 39 H: 7 R: 3 ER: 3 SO: 2 BB: 5 IBB: 0 HBP: 0 BLK: 0 WP: 0 HR: 0 S: 38 P: 58 ERA: 3.00 WHIP: 1.333																			

Chicago White Sox @ New York Yankees
Yankee Stadium, Bronx, NY
Wed Aug 27 1969, 3:33 AM EDT
Att: 12,021 - Unknown - 72 F

AB	32
R	3
H	7
RBI	3
BB	5
SO	2
LOB	22



Batter	1	2	3	4	5	6	7	8	9	AB	R	H	RBI	BB	SO	LOB	BOTTOM		
Horace Clarke, S (1.4) OBP: 0.352, SLG: 0.375										5	1	4	2	0	0	0			
Gene Michael, S (1.6) OBP: 0.351, SLG: 0.385										3	0	0	0	1	0	2			
Roy White, S (1.7) OBP: 0.410, SLG: 0.454										5	1	1	0	0	0	4			
Frank Fernandez, R (1.2) OBP: 0.397, SLG: 0.448										2	0	1	1	2	0	0			
Bobby Murcer, L (1.9) OBP: 0.316, SLG: 0.434										4	1	1	1	0	2	5			
Bobby Cox, R (1.5) OBP: 0.330, SLG: 0.297										3	0	1	1	0	0	1			
Jerry Kenney, L (8, PH) OBP: 0.319, SLG: 0.300										1	1	1	0	0	0	0			
Ron Woods, R (1.8) OBP: 0.293, SLG: 0.279										4	0	0	0	0	0	3			
Len Boehmer, R (1.3) OBP: 0.242, SLG: 0.183										4	1	1	0	0	0	1			
Mel Stottlemyre, R (1.1) OBP: 0.263, SLG: 0.235										4	1	2	1	0	0	0			
Inning Stats	R: 0 E: 0 K: 1 S: 6	H: 1 LOB: 2 BB: 1 P: 10	R: 2 E: 0 K: 0 S: 6	H: 3 LOB: 1 BB: 0 P: 6	R: 0 E: 0 K: 0 S: 3	H: 0 LOB: 1 BB: 1 P: 7	R: 0 E: 0 K: 0 S: 3	H: 0 LOB: 0 BB: 0 P: 3	R: 2 E: 0 K: 0 S: 7	H: 4 LOB: 3 BB: 1 P: 11	R: 0 E: 0 K: 0 S: 3	H: 0 LOB: 0 BB: 0 P: 3	R: 0 E: 0 K: 0 S: 3	R: 2 E: 0 K: 0 S: 7	H: 4 LOB: 3 BB: 1 P: 11	1B: 9 2B: 2 3B: 0 HR: 1	SF: 0 SAC: 1 DP: 0 HBP: 0	WP: 0 PB: 0 SB: 1 CS: 0	PA: 39
PITCHER Gary Peters, L (1.1) ERA: 3.98	IP: 7.0 WLS: L BF: 31 H: 8 R: 4 ER: 4 SO: 2 BB: 2 IBB: 0 HBP: 0 BLK: 0 WP: 0 HR: 0 S: 33 P: 41 ERA: 5.14 WHIP: 1.429																		
Dan Osinski, R (8.1) ERA: 3.76	0.2	5	3	2	2	0	0	0	0	0	1	5	5	27.00	4.500				
Danny Lazar, L (8.1) ERA: 5.56	0.1	3	1	0	0	0	1	0	0	0	0	2	6	0.00	6.000				

Chicago White Sox @ New York Yankees
Yankee Stadium, Bronx, NY
Wed Aug 27 1969, 3:33 AM EDT
Att: 12,021 - Unknown - 72 F

AB	35
R	6
H	12
RBI	6
BB	3
SO	2
LOB	16



Batter	1	2	3	4	5	6	7	8	9	AB	R	H	RBI	BB	SO	LOB	TOP					
Pat Kelly, L OBP: 0.358, SLG: 0.403 (1, 9)										4	0	2	0	0	1	0	Kansas City Royals @ New York Yankees Yankee Stadium, Bronx, NY Fri Aug 29 1969, 7:05 PM EDT Att: 10,845 - Unknown - 80 F					
Juan Rios, R OBP: 0.263, SLG: 0.280 (1, 5) (5, 6)										4	0	0	0	0	0	2						
Mike Fiore, L OBP: 0.423, SLG: 0.421 (1, 3)										1	0	0	0	3	0	1						
Lou Piniella, R OBP: 0.329, SLG: 0.435 (1, 7)										4	0	0	0	0	2	5						
Joe Foy, R OBP: 0.353, SLG: 0.357 (1, 8)										4	1	2	0	0	0	1						
Jerry Adair, R OBP: 0.286, SLG: 0.303 (1, 4)										4	0	1	1	0	0	1						
Elie Rodriguez, R OBP: 0.336, SLG: 0.312 (1, 2)										3	0	0	0	1	1	1						
Jackie Hernandez, R OBP: 0.280, SLG: 0.300 (1, 6)										2	0	0	0	0	1	2						
Chris Zachary, L OBP: 0.500, SLG: 0.500 (5, 1)										0	0	0	0	0	0	0						
Chuck Harrison, R OBP: 0.258, SLG: 0.279 (7, PH)										1	0	0	0	0	0	0						
Mike Hedlund, R OBP: 0.227, SLG: 0.227 (7, 1)										0	0	0	0	0	0	0						
Ed Kirkpatrick, L OBP: 0.343, SLG: 0.376 (8, PH)										1	0	0	0	0	1	1						
Roger Nelson, R OBP: 0.140, SLG: 0.111 (1, 1)										1	0	0	0	0	0	2						
Paul Schaal, R OBP: 0.345, SLG: 0.324 (5, PH) (5, 5)										3	0	0	0	0	0	1						
Inning Stats	R: 0 E: 0 K: 1 S: 6	H: 1 LOB: 1 BB: 0 P: 6	R: 0 E: 0 K: 1 S: 6	H: 1 LOB: 2 BB: 1 P: 10	R: 0 E: 0 K: 2 S: 7	H: 0 LOB: 1 BB: 1 P: 11	R: 0 E: 0 K: 0 S: 3	H: 0 LOB: 0 BB: 0 P: 3	R: 0 E: 0 K: 0 S: 3	H: 0 LOB: 0 BB: 0 P: 3	R: 0 E: 0 K: 0 S: 3	H: 0 LOB: 0 BB: 0 P: 7	R: 0 E: 0 K: 0 S: 3	H: 0 LOB: 0 BB: 0 P: 3	R: 0 E: 0 K: 0 S: 4	H: 1 LOB: 2 BB: 1 P: 8	R: 1 E: 0 K: 2 S: 9	H: 2 LOB: 1 BB: 0 P: 9	1B: 2 2B: 3 3B: 0 HR: 0	SF: 0 SAC: 0 DP: 0 HBP: 0	WP: 0 PB: 0 CS: 0	PA: 36
PITCHER	IP: 8.0 WLS: W BF: 33 ERA: 2.82	WLS: W BF: 33 ERA: 2.82	H: 5 R: 1 ER: 1 SO: 4	H: 5 R: 1 ER: 1 SO: 4	BB: 4 IBB: 0 HBP: 0 BLK: 0	BB: 4 IBB: 0 HBP: 0 BLK: 0	WP: 0 HR: 0 S: 37 P: 53	ERA: 1.12 WHIP: 1.125	PITCHER	IP: 1.0 WLS: S BF: 3 ERA: 3.44	WLS: S BF: 3 ERA: 3.44	H: 0 R: 0 ER: 0 SO: 2	H: 0 R: 0 ER: 0 SO: 2	BB: 0 IBB: 0 HBP: 0 BLK: 0	BB: 0 IBB: 0 HBP: 0 BLK: 0	WP: 0 HR: 0 S: 7 P: 7	ERA: 0.00 WHIP: 0.000					

Batter	1	2	3	4	5	6	7	8	9	AB	R	H	RBI	BB	SO	LOB	BOTTOM			
Horace Clarke, S OBP: 0.353, SLG: 0.376 (1, 4)										4	1	2	1	0	1	1	Kansas City Royals @ New York Yankees Yankee Stadium, Bronx, NY Fri Aug 29 1969, 7:05 PM EDT Att: 10,845 - Unknown - 80 F			
Gene Michael, S OBP: 0.350, SLG: 0.384 (1, 6)										4	1	1	1	0	0	2				
Roy White, S OBP: 0.411, SLG: 0.453 (1, 7)										3	1	1	0	1	0	0				
Bobby Murcer, L OBP: 0.315, SLG: 0.439 (1, 8)										4	1	1	1	0	0	3				
Jimmie Hall, L OBP: 0.284, SLG: 0.346 (1, 3)										4	0	2	2	0	0	1				
Jerry Kenney, L OBP: 0.318, SLG: 0.300 (1, 5)										4	1	1	0	0	0	3				
Tom Shopay, L OBP: 0.160, SLG: 0.208 (1, 9)										4	0	0	0	0	0	2				
Jake Gibbs, L OBP: 0.305, SLG: 0.296 (1, 2)										4	1	2	0	0	0	0				
Al Downing, R OBP: 0.074, SLG: 0.074 (9, 1)										4	0	1	0	0	0	2				
Inning Stats	R: 0 E: 0 K: 1 S: 5	H: 0 LOB: 0 BB: 0 P: 5	R: 0 E: 0 K: 0 S: 4	H: 1 LOB: 1 BB: 0 P: 4	R: 4 E: 0 K: 0 S: 7	H: 4 LOB: 1 BB: 1 P: 11	R: 0 E: 0 K: 0 S: 4	H: 1 LOB: 1 BB: 0 P: 4	R: 1 E: 0 K: 0 S: 6	H: 3 LOB: 2 BB: 0 P: 6	R: 0 E: 0 K: 0 S: 4	H: 1 LOB: 1 BB: 0 P: 4	R: 0 E: 0 K: 0 S: 3	H: 0 LOB: 0 BB: 0 P: 3	R: 0 E: 0 K: 0 S: 3	H: 0 LOB: 0 BB: 0 P: 3		1B: 8 2B: 1 3B: 1 HR: 1	SF: 0 SAC: 0 DP: 0 HBP: 0	WP: 2 PB: 0 CS: 0
PITCHER	IP: 4.0 WLS: L BF: 19 ERA: 3.39	WLS: L BF: 19 ERA: 3.39	H: 6 R: 4 ER: 4 SO: 1	H: 6 R: 4 ER: 4 SO: 1	BB: 1 IBB: 0 HBP: 0 BLK: 0	BB: 1 IBB: 0 HBP: 0 BLK: 0	WP: 0 HR: 1 S: 20 P: 24	ERA: 9.00 WHIP: 1.750	PITCHER	IP: 2.0 WLS: L BF: 10 ERA: 10.22	WLS: L BF: 10 ERA: 10.22	H: 4 R: 2 ER: 2 SO: 0	H: 4 R: 2 ER: 2 SO: 0	BB: 0 IBB: 0 HBP: 0 BLK: 0	BB: 0 IBB: 0 HBP: 0 BLK: 0	WP: 0 HR: 1 S: 10 P: 10	ERA: 9.00 WHIP: 2.000			
Roger Nelson, R ERA: 3.39	IP: 2.0 WLS: L BF: 10 ERA: 10.22	WLS: L BF: 10 ERA: 10.22	H: 4 R: 2 ER: 2 SO: 0	H: 4 R: 2 ER: 2 SO: 0	BB: 0 IBB: 0 HBP: 0 BLK: 0	BB: 0 IBB: 0 HBP: 0 BLK: 0	WP: 0 HR: 0 S: 7 P: 7	ERA: 0.00 WHIP: 0.500												

Batter	1	2	3	4	5	6	7	8	9	AB	R	H	RBI	BB	SO	LOB	TOP					
Pat Kelly, L OBP: 0.359, SLG: 0.404 (1, 9)										4	0	2	0	0	0	2	Kansas City Royals @ New York Yankees Yankee Stadium, Bronx, NY Sat Aug 30 1969, 7:05 PM EDT Att: 10,121 - Unknown - 77 F					
Mike Fiore, L OBP: 0.421, SLG: 0.416 (1, 3)										3	1	0	0	1	1	2						
Joe Foy, R OBP: 0.352, SLG: 0.356 (1, 5)										4	0	1	1	0	0	1						
Ed Kirkpatrick, L OBP: 0.341, SLG: 0.378 (1, 8)										4	0	1	0	0	0	1						
Lou Piniella, R OBP: 0.330, SLG: 0.437 (1, 7)										3	0	1	0	1	1	1						
Jerry Adair, R OBP: 0.283, SLG: 0.300 (1, 4)										4	0	0	0	0	0	5						
Buck Martinez, R OBP: 0.270, SLG: 0.363 (1, 2)										4	0	0	0	0	0	1						
Jackie Hernandez, R OBP: 0.279, SLG: 0.298 (1, 6)										3	1	0	0	1	1	0						
Dick Drago, R (1, 1)										1	0	0	0	1	1	0						
Inning Stats	R: 0 E: 0 K: 0 S: 3	H: 1 LOB: 0 BB: 0 P: 3	R: 0 E: 1 K: 0 S: 3	H: 0 LOB: 0 BB: 0 P: 3	R: 0 E: 0 K: 1 S: 5	H: 0 LOB: 0 BB: 0 P: 5	R: 0 E: 0 K: 0 S: 3	H: 1 LOB: 1 BB: 0 P: 3	R: 0 E: 0 K: 0 S: 4	H: 0 LOB: 1 BB: 0 P: 4	R: 2 E: 1 K: 0 S: 5	H: 1 LOB: 3 BB: 3 P: 17	R: 0 E: 0 K: 1 S: 5	H: 0 LOB: 1 BB: 1 P: 9	R: 0 E: 0 K: 2 S: 8	H: 1 LOB: 1 BB: 0 P: 8	R: 0 E: 0 K: 0 S: 3	H: 0 LOB: 0 BB: 0 P: 3	1B: 3 2B: 2 3B: 0 HR: 0	SF: 0 SAC: 1 DP: 1 HBP: 0	WP: 1 PB: 0 CS: 2	PA: 36
PITCHER	IP WLS BF H R ER SO BB IBB HBP BLK WP HR S P ERA WHIP																					
Stan Bahnsen, R (1, 1) ERA: 3.91	7.0 L 28 4 2 1 2 4 0 0 0 1 0 28 44 1.29 1.143																					
Lindy McDaniel, R (8, 1) ERA: 3.44	2.0 7 1 0 0 2 0 0 0 0 0 0 11 11 0.00 0.500																					



Batter	1	2	3	4	5	6	7	8	9	AB	R	H	RBI	BB	SO	LOB	BOTTOM					
Horace Clarke, S OBP: 0.350, SLG: 0.373 (1, 4)										4	0	0	0	0	0	0	Kansas City Royals @ New York Yankees Yankee Stadium, Bronx, NY Sat Aug 30 1969, 7:05 PM EDT Att: 10,121 - Unknown - 77 F					
Gene Michael, S OBP: 0.346, SLG: 0.379 (1, 6)										4	0	0	0	0	0	0						
Roy White, S OBP: 0.409, SLG: 0.451 (1, 7)										4	0	1	0	0	0	0						
Bobby Murcer, L OBP: 0.315, SLG: 0.437 (1, 8)										4	0	1	0	0	0	1						
Jimmie Hall, L OBP: 0.288, SLG: 0.349 (1, 3)										4	0	2	0	0	1	2						
Jerry Kenney, L OBP: 0.318, SLG: 0.299 (1, 5)										4	0	1	0	0	0	3						
Tom Shopay, L OBP: 0.136, SLG: 0.179 (1, 9)										4	0	0	0	0	0	2						
Jake Gibbs, L OBP: 0.305, SLG: 0.302 (1, 2)										3	0	1	0	0	0	0						
Stan Bahnsen, R (1, 1) OBP: 0.091, SLG: 0.074										2	0	0	0	0	0	1						
Bill Robinson, R (7, PH) OBP: 0.228, SLG: 0.284										1	0	0	0	0	0	0						
Lindy McDaniel, R (8, 1)										0	0	0	0	0	0	0						
Inning Stats	R: 0 E: 1 K: 1 S: 7	H: 1 LOB: 2 BB: 0 P: 7	R: 0 E: 0 K: 0 S: 4	H: 1 LOB: 1 BB: 0 P: 4	R: 0 E: 0 K: 0 S: 3	H: 0 LOB: 0 BB: 0 P: 3	R: 0 E: 0 K: 0 S: 4	H: 1 LOB: 1 BB: 0 P: 4	R: 0 E: 0 K: 0 S: 3	H: 0 LOB: 0 BB: 0 P: 3	R: 0 E: 0 K: 0 S: 5	H: 2 LOB: 2 BB: 0 P: 5	R: 0 E: 0 K: 0 S: 3	H: 0 LOB: 0 BB: 0 P: 3	R: 0 E: 0 K: 0 S: 3	H: 0 LOB: 0 BB: 0 P: 3	R: 0 E: 0 K: 0 S: 4	H: 1 LOB: 1 BB: 0 P: 4	1B: 5 2B: 1 3B: 0 HR: 0	SF: 0 SAC: 0 DP: 0 HBP: 0	WP: 0 PB: 1 CS: 0	PA: 34
PITCHER	IP WLS BF H R ER SO BB IBB HBP BLK WP HR S P ERA WHIP																					
Dick Drago, R (1, 1) ERA: 4.18	9.0 W 34 6 0 0 1 0 0 0 0 0 0 36 36 0.00 0.667																					



Batter	1	2	3	4	5	6	7	8	9	AB	R	H	RBI	BB	SO	LOB	TOP			
Pat Kelly, L OBP: 0.360, SLG: 0.407 (1, 9)										5	0	2	0	0	1	2	Kansas City Royals @ New York Yankees Yankee Stadium, Bronx, NY Sun Aug 31 1969, 3:33 AM EDT Att: 11,565 - Overcast - 91 F			
Juan Rios, R OBP: 0.299, SLG: 0.276 Ed Kirkpatrick, L OBP: 0.340, SLG: 0.377 (7, PH)										3	0	0	0	0	1	1				
Mike Fiore, L OBP: 0.419, SLG: 0.414 (1, 3)										4	1	1	0	0	1	0				
Lou Piniella, R OBP: 0.334, SLG: 0.448 (1, 7)										3	2	2	2	1	0	1				
Joe Foy, R OBP: 0.351, SLG: 0.354 (7, 5)										3	0	0	0	1	0	3				
Jerry Adair, R OBP: 0.280, SLG: 0.296 (1, 4)										4	0	0	0	0	0	2				
Elie Rodriguez, R OBP: 0.345, SLG: 0.316 (1, 2)										3	0	2	0	1	0	0				
Jackie Hernandez, R OBP: 0.290, SLG: 0.297 Joe Keough, L OBP: 0.264, SLG: 0.208 (9, PH)										2	0	0	0	1	0	2				
Bill Butler, L OBP: 0.111, SLG: 0.059 Tom Burgmeier, L OBP: 0.176, SLG: 0.176 Hawk Taylor, R OBP: 0.315, SLG: 0.424 (9, PH)										2	0	0	0	0	1	0				
										1	0	0	0	0	1	1				
										1	0	0	0	0	0	2				
Inning Stats	R: 0 E: 0 K: 0 S: 3	H: 1 LOB: 0 BB: 0 P: 3	R: 1 E: 0 K: 0 S: 5	H: 2 LOB: 1 BB: 0 P: 5	R: 0 E: 0 K: 2 S: 7	H: 0 LOB: 0 BB: 0 P: 7	R: 2 E: 1 K: 0 S: 5	H: 2 LOB: 1 BB: 1 P: 9	R: 0 E: 0 K: 0 S: 4	H: 1 LOB: 1 BB: 0 P: 4	R: 0 E: 0 K: 1 S: 6	H: 1 LOB: 2 BB: 1 P: 10	R: 0 E: 0 K: 1 S: 4	H: 0 LOB: 0 BB: 1 P: 8	R: 0 E: 0 K: 1 S: 6	H: 1 LOB: 2 BB: 1 P: 10	1B: 5 2B: 2 3B: 0 HR: 1	SF: 0 SAC: 0 DP: 3 HBP: 0	WP: 0 PB: 1 SB: 0 CS: 0	PA: 37
PITCHER	IP WLS BF H R ER SO BB IBB HBP BLK WP HR S P ERA WHIP																			
Fritz Peterson, L ERA: 2.63 Jack Aker, R ERA: 3.29	(1, 1) (7, 1)	6.0 W 24 6 3 2 2 1 0 0 0 0 1 27 31 3.00 1.167																		
	3.0 S 13 2 0 0 3 3 0 0 0 0 0 0 16 28 0.00 1.667																			

AB	33
R	3
H	8
RBI	2
BB	4
SO	5
LOB	16




Batter	1	2	3	4	5	6	7	8	9	AB	R	H	RBI	BB	SO	LOB	BOTTOM	
Horace Clarke, S OBP: 0.351, SLG: 0.373 (1, 4)										5	1	2	0	0	1	4	Kansas City Royals @ New York Yankees Yankee Stadium, Bronx, NY Sun Aug 31 1969, 3:33 AM EDT Att: 11,565 - Overcast - 91 F	
Gene Michael, S OBP: 0.344, SLG: 0.382 (1, 6)										5	1	1	0	0	0	5		
Roy White, S OBP: 0.407, SLG: 0.450 (1, 7)										3	0	1	2	0	0	1		
Frank Fernandez, R OBP: 0.407, SLG: 0.448 (1, 2)										0	1	0	0	4	0	0		
Bobby Murcer, L OBP: 0.312, SLG: 0.434 (1, 9)										3	0	0	1	0	0	3		
Ron Woods, R OBP: 0.292, SLG: 0.274 (1, 8)										3	1	0	0	1	0	2		
Jerry Kenney, L OBP: 0.322, SLG: 0.302 (1, 5)										3	0	2	0	1	0	0		
Len Boehmer, R OBP: 0.243, SLG: 0.188 (1, 3)										4	0	1	1	0	0	3		
Fritz Peterson, S OBP: 0.167, SLG: 0.123 Bill Robinson, R OBP: 0.227, SLG: 0.282 Jack Aker, R OBP: 0.200, SLG: 0.111 (6, PH)										2	1	1	0	0	1	0		
										1	0	0	1	0	0	2		
										1	0	1	0	0	0	0		
Inning Stats	R: 0 E: 0 K: 0 S: 3	H: 1 LOB: 2 BB: 1 P: 8	R: 2 E: 0 K: 0 S: 5	H: 3 LOB: 1 BB: 1 P: 9	R: 0 E: 0 K: 0 S: 3	H: 0 LOB: 0 BB: 0 P: 3	R: 0 E: 0 K: 1 S: 6	H: 1 LOB: 1 BB: 0 P: 6	R: 2 E: 0 K: 1 S: 6	H: 1 LOB: 2 BB: 3 P: 18	R: 1 E: 0 K: 0 S: 4	H: 1 LOB: 1 BB: 1 P: 8	R: 0 E: 0 K: 0 S: 5	H: 2 LOB: 2 BB: 0 P: 5	1B: 7 2B: 2 3B: 1 HR: 0	SF: 2 SAC: 0 DP: 1 HBP: 0	WP: 0 PB: 0 SB: 0 CS: 0	PA: 38
PITCHER	IP WLS BF H R ER SO BB IBB HBP BLK WP HR S P ERA WHIP																	
Bill Butler, L ERA: 3.73 Tom Burgmeier, L ERA: 3.66	(1, 1) (6, 1)	5.1 L 24 4 1 1 1 2 0 0 0 0 0 0 14 22 3.38 2.250																


AB	30
R	5
H	9
RBI	5
BB	6
SO	2
LOB	20



Batter	1	2	3	4	5	6	7	8	9	AB	R	H	RBI	BB	SO	LOB	TOP			
Tommy Harper, R (1.5) OBP: 0.362, SLG: 0.325	F7		SH1	6-3			1-3			3	0	0	0	0	0	2	Seattle Pilots @ New York Yankees Yankee Stadium, Bronx, NY Mon Sep 01 1969, 3:33AM EDT Unknown - 90 F livebaseballscorecards.com			
Mike Hegan, L (1.9) OBP: 0.424, SLG: 0.450	K		E4		F8		1B			4	0	1	0	0	1	1				
Sandy Valdespino, L (1.7) John O'Donoghue, R (7.1) Bob Locker, S (7.1) Miguel Fuentes, R (8.1)	1B		FC5-4		F7		4-3			4	0	1	1	0	0	2				
Steve Hovley, L (1.8) OBP: 0.346, SLG: 0.389	1B							1-3		4	0	3	0	0	0	0				
Don Mincher, L (1.3) OBP: 0.364, SLG: 0.456	K		F7		G3			5-3		4	0	0	0	0	1	5				
Jim Pagliaroni, R (1.2) OBP: 0.315, SLG: 0.429		6-3		K		6-3		F7		4	0	0	0	0	1	0				
John Donaldson, L (1.4) OBP: 0.338, SLG: 0.296	1-3			FC1-5		F8		F8		4	0	1	0	0	0	0				
Ray Oyler, R (1.6) Greg Goossen, R (9, PH)	1-3			E5		F7		K		3	0	0	0	0	0	1				
George Brunet, R (1.1) Wayne Comer, R (7, PH)				E SH1	FC1-5		F8	5-3		1	1	0	0	1	0	2				
Inning Stats	R: 0 E: 0 K: 2 S: 9	H: 2 LOB: 2 BB: 0 P: 9	R: 0 E: 0 K: 0 S: 3	H: 0 LOB: 0 BB: 0 P: 3	R: 1 E: 1 K: 0 S: 5	H: 1 LOB: 2 BB: 1 P: 9	R: 0 E: 1 K: 1 S: 7	H: 1 LOB: 2 BB: 0 P: 7	R: 0 E: 0 K: 0 S: 4	H: 0 LOB: 0 BB: 0 P: 4	R: 0 E: 0 K: 0 S: 3	H: 0 LOB: 0 BB: 0 P: 3	R: 0 E: 0 K: 0 S: 3	H: 0 LOB: 0 BB: 0 P: 3	R: 0 E: 0 K: 1 S: 5	H: 0 LOB: 0 BB: 0 P: 5		1B: 5 2B: 1 3B: 0 HR: 0	SF: 0 SAC: 1 DP: 0 HBP: 0	WP: 0 PB: 0 SB: 0 CS: 0
PITCHER Mel Stottlemyre, R (1.1) ERA: 2.7	IP: 9.0 WLS: W BF: 36 H: 6 R: 1 ER: 0 SO: 4 BB: 1 IBB: 0 HBP: 0 BLK: 0 WP: 0 HR: 0 S: 43 P: 47 ERA: 0.00 WHIP: 0.778															PITCHER				

Batter	1	2	3	4	5	6	7	8	9	AB	R	H	RBI	BB	SO	LOB	BOTTOM			
Horace Clarke, S (1.4) OBP: 0.354, SLG: 0.378	L6				E7		1B	FC6-4		4	2	3	0	1	0	0	Seattle Pilots @ New York Yankees Yankee Stadium, Bronx, NY Mon Sep 01 1969, 3:33AM EDT Unknown - 90 F livebaseballscorecards.com			
Gene Michael, S (1.6) OBP: 0.342, SLG: 0.380	6-3		6-3		F7		S	FC6-4		5	1	1	0	0	0	3				
Roy White, S (1.7) OBP: 0.410, SLG: 0.455	2B		P6		WP		S	K		5	0	3	3	0	1	2				
Frank Fernandez, R (1.2) OBP: 0.404, SLG: 0.441	5-3		6-3		BB		K			3	0	0	0	1	1	3				
Bobby Murcer, L (1.9) OBP: 0.315, SLG: 0.449		HR		HR	K		BB			3	2	2	2	1	1	2				
Ron Woods, R (1.8) OBP: 0.286, SLG: 0.267	F9		K		5-3		FC5-2-5			4	0	0	0	0	1	2				
Jerry Kenney, L (1.5) OBP: 0.322, SLG: 0.300	5-3		1-3		B1		IBB			3	0	0	0	1	0	0				
Len Boehmer, R (1.3) OBP: 0.243, SLG: 0.206	E7		F7		F7		F8			4	0	1	0	0	0	3				
Mel Stottlemyre, R (1.1) OBP: 0.263, SLG: 0.227	F4				K		1B	K		3	1	0	0	1	2	1				
Inning Stats	R: 0 E: 0 K: 0 S: 4	H: 1 LOB: 1 BB: 0 P: 4	R: 1 E: 1 K: 0 S: 5	H: 2 LOB: 1 BB: 0 P: 5	R: 0 E: 0 K: 0 S: 4	H: 1 LOB: 1 BB: 0 P: 4	R: 1 E: 0 K: 1 S: 6	H: 1 LOB: 2 BB: 0 P: 6	R: 1 E: 1 K: 2 S: 9	H: 2 LOB: 3 BB: 1 P: 13	R: 0 E: 0 K: 0 S: 3	H: 0 LOB: 0 BB: 0 P: 3	R: 3 E: 0 K: 1 S: 8	H: 3 LOB: 3 BB: 3 P: 20	R: 0 E: 0 K: 2 S: 7	H: 0 LOB: 1 BB: 1 P: 11		1B: 5 2B: 3 3B: 0 HR: 2	SF: 0 SAC: 0 DP: 0 HBP: 0	WP: 1 PB: 0 SB: 3 CS: 0
PITCHER George Brunet, L (1.1) ERA: 4.75 John O'Donoghue, L (7.1) Bob Locker, R (7.1) Miguel Fuentes, R (8.1)	IP: 6.0 WLS: L BF: 26 H: 7 R: 3 ER: 3 SO: 3 BB: 1 IBB: 0 HBP: 0 BLK: 0 WP: 1 HR: 2 S: 31 P: 35 ERA: 4.50 WHIP: 1.333															PITCHER				

Batter	1	2	3	4	5	6	7	8	9	10	11	12	13	AB R H RBI BB SO LOB	TOP							
Tommy Harper, R OBP: 0.362, SLG: 0.322 (1, 5)	F8		F7			F5			SH1 1B BB		F9		1B HR IBB	4 2 0 0 2 0 0	<p>Seattle Pilots @ New York Yankees Yankee Stadium, Bronx, NY Mon Sep 01 1969, 3:38 AM EDT Att. 15,387 - Overcast - 92 F</p> <p>AB 45 R 5 H 7 RBI 5 BB 3 SO 7 LOB 8</p> 							
Steve Hovley, L OBP: 0.343, SLG: 0.384 (1, 8)	6-3			B1			P2		SH1		3-1		HR 1B	5 1 1 1 0 0 0								
Wayne Comer, R OBP: 0.355, SLG: 0.383 (9, PH)													HR 1B	3 0 1 0 0 0 0								
Mike Hegan, L OBP: 0.426, SLG: 0.464 (9, 9)	F7			F7			PB 1B						HR 1B	3 1 2 4 0 1 0								
Danny Walton, R (1, 7)													HR	6 0 0 0 0 1 2								
Greg Goossen, R OBP: 0.394, SLG: 0.506 (1, 3)														4 0 1 0 1 1 1								
Gus Gil, R OBP: 0.265, SLG: 0.244 (10, 1)														4 0 1 0 0 0 2								
Diego Segui, R OBP: 0.185, SLG: 0.120 (12, PH)														0 0 0 0 0 0 0								
Sandy Valdesano, L OBP: 0.321, SLG: 0.274 (12, 1)														1 0 0 0 0 0 1								
Dooley Womack, L OBP: 0.167, SLG: 0.167 (1, 2)														0 0 0 0 0 0 0								
Jerry McNertney, R OBP: 0.288, SLG: 0.376 (1, 2)														5 0 0 0 0 0 1								
Ron Clark, R OBP: 0.253, SLG: 0.232 (1, 6)														5 1 1 0 0 1 0								
Bob Meyer, R (1, 1)														3 0 0 0 0 3 0								
John Donaldson, L OBP: 0.336, SLG: 0.293 (10, 4)														2 0 0 0 0 0 1								
Inning Stats	R: 0 E: 0 K: 0 S: 3	H: 0 LOB: 0 BB: 0 P: 3	R: 0 E: 0 K: 1 S: 6	H: 1 LOB: 1 BB: 0 P: 6	R: 0 E: 0 K: 2 S: 7	H: 0 LOB: 0 BB: 0 P: 3	R: 0 E: 0 K: 1 S: 5	H: 0 LOB: 0 BB: 0 P: 5	R: 0 E: 0 K: 1 S: 5	H: 2 LOB: 2 BB: 0 P: 5	R: 0 E: 0 K: 0 S: 4	H: 1 LOB: 1 BB: 1 P: 8	R: 0 E: 0 K: 0 S: 3	H: 0 LOB: 0 BB: 0 P: 3	R: 0 E: 0 K: 1 S: 5	H: 0 LOB: 1 BB: 1 P: 9	R: 4 E: 0 K: 0 S: 6	H: 3 LOB: 0 BB: 1 P: 10	1B: 6 2B: 0 3B: 0 HR: 1	SF: 0 SAC: 1 DP: 0 HBP: 0	WP: 0 PB: 1 SB: 0 CS: 0	PA: 49
PITCHER	IP WLS BF H R ER SO BB IBB HBP BLK WP HR S P ERA WHIP																					
Mike Kekich, L ERA: 5.24 (1, 1)	8.1	29	3	1	1	6	1	0	0	0	0	0	0	0	40	44	1.08	0.480				
Lindy McDaniel, R ERA: 3.27 (9, 1)	3.2	13	1	0	0	1	1	0	0	0	0	0	0	14	18	0.00	0.545					
Steve Hamilton, L ERA: 3.54 (13, 1)	1.0	L	7	3	4	4	0	0	1	0	0	0	0	1	6	10	36.00	3.000				

Batter	1	2	3	4	5	6	7	8	9	10	11	12	13	AB R H RBI BB SO LOB	BOTTOM									
Horace Clarke, S OBP: 0.354, SLG: 0.378 (1, 4)	5-3													6 1 2 0 0 0 0	<p>Seattle Pilots @ New York Yankees Yankee Stadium, Bronx, NY Mon Sep 01 1969, 3:38 AM EDT Att. 15,387 - Overcast - 92 F</p> <p>AB 43 R 1 H 4 RBI 1 BB 3 SO 6 LOB 16</p> 									
Gene Michael, S OBP: 0.340, SLG: 0.377 (1, 6)														5 0 1 0 0 0 2										
Roy White, S OBP: 0.406, SLG: 0.449 (1, 7)														4 0 0 1 1 0 3										
Frank Fernandez, R OBP: 0.395, SLG: 0.432 (9, 8)														4 0 0 0 0 2 2										
Ron Woods, R OBP: 0.286, SLG: 0.267 (11, PH)														0 0 0 0 0 0 0										
Jimmie Hall, L OBP: 0.287, SLG: 0.347 (12, 8)														1 0 0 0 0 0 0										
Bobby Murcer, L OBP: 0.314, SLG: 0.445 (9, 9)														4 0 0 0 1 2 1										
Len Boehmer, R OBP: 0.228, SLG: 0.192 (1, 3)														5 0 0 0 0 1 1										
Jerry Kenney, L OBP: 0.320, SLG: 0.297 (1, 5)														4 0 0 0 1 1 2										
Jake Gibbs, L OBP: 0.298, SLG: 0.294 (1, 2)														5 0 0 0 0 0 3										
Mike Kekich, R OBP: 0.133, SLG: 0.200 (9, 1)														3 0 1 0 0 0 1										
Lindy McDaniel, R ERA: 3.61 (12, PH)														1 0 0 0 0 0 1										
Tom Shopay, L OBP: 0.133, SLG: 0.172 (13, 1)														0 0 0 0 0 0 0										
Inning Stats	R: 0 E: 0 K: 1 S: 6	H: 1 LOB: 1 BB: 0 P: 6	R: 0 E: 0 K: 1 S: 5	H: 0 LOB: 0 BB: 0 P: 5	R: 0 E: 0 K: 0 S: 5	H: 2 LOB: 2 BB: 0 P: 5	R: 0 E: 1 K: 0 S: 8	H: 0 LOB: 2 BB: 1 P: 12	R: 0 E: 0 K: 0 S: 5	H: 0 LOB: 1 BB: 0 P: 4	R: 1 E: 1 K: 0 S: 5	H: 1 LOB: 1 BB: 0 P: 5	R: 0 E: 0 K: 0 S: 3	H: 0 LOB: 0 BB: 1 P: 7	R: 0 E: 0 K: 1 S: 5	H: 0 LOB: 0 BB: 0 P: 5	R: 0 E: 0 K: 0 S: 3	H: 0 LOB: 0 BB: 0 P: 3	R: 0 E: 0 K: 0 S: 3	H: 0 LOB: 0 BB: 0 P: 3	1B: 4 2B: 0 3B: 0 HR: 0	SF: 1 SAC: 1 DP: 0 HBP: 0	WP: 1 PB: 0 SB: 0 CS: 1	PA: 49
PITCHER	IP WLS BF H R ER SO BB IBB HBP BLK WP HR S P ERA WHIP																							
Bob Meyer, L ERA: 3.61 (1, 1)	9.0	36	4	1	0	5	2	0	0	0	0	0	0	0	44	52	0.00	0.667						
Diego Segui, R ERA: 3.61 (10, 1)	2.0	6	0	0	0	1	1	0	0	0	0	0	0	7	11	0.00	0.500							
Dooley Womack, R ERA: 3.38 (12, 1)	2.0	W	6	0	0	0	0	0	0	0	0	0	0	6	6	0.00	0.000							

Batter	1	2	3	4	5	6	7	8	9	AB	R	H	RBI	BB	SO	LOB	TOP		
Horace Clarke, S OBP: 0.358, SLG: 0.381	F3		F6			1B SF7 2B		F5		4	1	1	0	0	0	0			
Gene Michael, S OBP: 0.338, SLG: 0.374	1B		6-3			4-3		5-3		4	0	1	0	0	0	1			
Roy White, S OBP: 0.403, SLG: 0.448	1B				F9	2-4 1B		1B 2B		4	0	3	0	0	0	0			
Frank Fernandez, R OBP: 0.396, SLG: 0.418	K				K	SF7		1B BB		2	0	0	1	1	2	2			
Thurman Munson, R OBP: 0.471, SLG: 0.538	F7				6-3	2-4	F8	1B		4	0	1	0	0	0	2			
Joe Pepitone, L OBP: 0.288, SLG: 0.459		L5			4-3		1B	4-3		4	0	1	0	0	0	3			
Jerry Kenney, L OBP: 0.324, SLG: 0.300	F8				WP 1B		1B	F5		4	0	2	0	0	0	0			
Ron Woods, R OBP: 0.285, SLG: 0.269	K				G3-6-3 BB		F6	F8		3	0	0	0	1	1	2			
Mel Stottlemyre, R OBP: 0.252, SLG: 0.217			K		G3-6-3		K	4-3		4	0	0	0	0	2	4			
Inning Stats	R: 0 E: 0 K: 1 S: 7	H: 2 LOB: 2 BB: 0 P: 7	R: 0 E: 0 K: 1 S: 5	H: 0 LOB: 0 BB: 0 P: 5	R: 0 E: 0 K: 1 S: 5	H: 0 LOB: 0 BB: 0 P: 5	R: 0 E: 0 K: 1 S: 3	H: 1 LOB: 1 BB: 1 P: 7	R: 1 E: 0 K: 0 S: 4	H: 2 LOB: 1 BB: 0 P: 4	R: 0 E: 0 K: 1 S: 7	H: 2 LOB: 2 BB: 0 P: 7	R: 0 E: 0 K: 0 S: 5	H: 2 LOB: 3 BB: 1 P: 9	R: 0 E: 0 K: 0 S: 3	H: 0 LOB: 0 BB: 0 P: 3	1B: 7 2B: 2 3B: 0 HR: 0	SF: 1 SAC: 0 DP: 1 HBP: 0	WP: 1 PA: 36 PB: 0 SB: 0 CS: 0
PITCHER Sam McDowell, L ERA: 2.92	IP: 9.0 WLS: W BF: 37 H: 9 R: 1 ER: 1 SO: 5 BB: 2 IBB: 0 HBP: 0 BLK: 0 WP: 1 HR: 0 S: 44 P: 52 ERA: 1.00 WHIP: 1.222																		

New York Yankees @ Cleveland Indians
Cleveland Municipal Stadium, Cleveland, OH
Fri Sep 05 1969, 7:05 PM EDT
Unknown - 84 F

AB 33
R 1
H 9
RBI 1
BB 2
SO 5
LOB 14



Batter	1	2	3	4	5	6	7	8	9	AB	R	H	RBI	BB	SO	LOB	BOTTOM				
Russ Snyder, L OBP: 0.319, SLG: 0.319	G3 1B BB							FC1-6 1B		1	1	1	0	3	0	0					
Jose Cardenal, R OBP: 0.311, SLG: 0.356								1B		1	0	1	1	0	0	0					
Lou Klimchok, L OBP: 0.325, SLG: 0.425	G3							1B		4	0	0	0	0	0	5					
Davey Nelson, R OBP: 0.250, SLG: 0.191			G3-6-3-4-6					1B		0	0	0	0	0	0	0					
Chuck Hinton, R OBP: 0.296, SLG: 0.366	1-2							1-2		0	0	0	0	0	0	0					
Frank Baker, L OBP: 0.324, SLG: 0.490	F3		K					K		4	0	0	0	0	2	2					
Duke Sims, L OBP: 0.390, SLG: 0.423	1B							1B		4	0	4	1	0	0	0					
Richie Scheinblum, S OBP: 0.251, SLG: 0.243	G3							F3		3	0	0	0	0	0	3					
Tony Horton, R OBP: 0.330, SLG: 0.477			G4-6-3							1	0	0	0	0	0	2					
Vern Fuller, R OBP: 0.297, SLG: 0.332								F7		0	0	0	0	0	0	0					
Russ Nagelson, L OBP: 0.400, SLG: 0.400										4	0	2	0	0	0	1					
Steve Hargan, R OBP: 0.186, SLG: 0.167										0	1	0	0	0	0	0					
Eddie Leon, R OBP: 0.348, SLG: 0.382								SH2-4		3	0	2	0	0	0	0					
Lou Camilli, S			FC6-4-5					3-1		4	0	0	0	0	0	5					
Sam McDowell, L OBP: 0.159, SLG: 0.185										2	0	0	0	0	1	1					
Ken Harrelson, R OBP: 0.340, SLG: 0.437										0	0	0	0	1	0	0					
Inning Stats	R: 1 E: 0 K: 0 S: 4	H: 1 LOB: 1 BB: 1 P: 8	R: 0 E: 0 K: 0 S: 4	H: 2 LOB: 1 BB: 0 P: 4	R: 0 E: 0 K: 1 S: 4	H: 0 LOB: 0 BB: 1 P: 8	R: 0 E: 0 K: 0 S: 3	H: 1 LOB: 0 BB: 0 P: 3	R: 0 E: 0 K: 0 S: 4	H: 1 LOB: 2 BB: 1 P: 8	R: 0 E: 0 K: 0 S: 4	H: 1 LOB: 1 BB: 0 P: 4	R: 0 E: 0 K: 1 S: 5	H: 0 LOB: 0 BB: 0 P: 5	R: 0 E: 0 K: 1 S: 7	H: 2 LOB: 2 BB: 0 P: 7	R: 1 E: 0 K: 0 S: 4	H: 2 LOB: 2 BB: 1 P: 8	1B: 10 2B: 0 3B: 0 HR: 0	SF: 0 SAC: 2 DP: 3 HBP: 0	WP: 0 PA: 37 PB: 0 SB: 0 CS: 0
PITCHER Mel Stottlemyre, R ERA: 2.88	IP: 8.2 WLS: L BF: 37 H: 10 R: 2 ER: 2 SO: 3 BB: 3 IBB: 1 HBP: 0 BLK: 0 WP: 0 HR: 0 S: 39 P: 55 ERA: 2.08 WHIP: 1.500																				

New York Yankees @ Cleveland Indians
Cleveland Municipal Stadium, Cleveland, OH
Fri Sep 05 1969, 7:05 PM EDT
Unknown - 84 F

AB 31
R 2
H 10
RBI 2
BB 4
SO 3
LOB 19



Batter	1	2	3	4	5	6	7	8	9	AB	R	H	RBI	BB	SO	LOB	TOP					
Horace Clarke, S OBP: 0.357, SLG: 0.380	L8		1B			F8		5-3		4	0	1	0	0	0	0						
Gene Michael, S OBP: 0.340, SLG: 0.373	6-3		K			G4-3		5-3		3	0	1	0	1	1	1						
Roy White, S OBP: 0.400, SLG: 0.443	5-3					G4-3		5-3		4	0	0	0	0	0	2						
Joe Peppone, L OBP: 0.289, SLG: 0.457		1B				F8		K		4	0	1	0	0	1	1						
Bobby Murcer, L OBP: 0.313, SLG: 0.447	F8					F6		G3		4	1	1	0	0	0	1						
Frank Fernandez, R OBP: 0.399, SLG: 0.437	F6					FC1-4		HR		3	1	2	1	0	0	1						
Ron Woods, R OBP: 0.284, SLG: 0.268						1B		1B		1	0	0	0	0	0	1						
Thurman Munson, R OBP: 0.476, SLG: 0.529						K		1B		4	0	2	1	0	1	1						
Jerry Kenney, L OBP: 0.326, SLG: 0.302	F8					F4		1B		4	0	2	0	0	0	3						
Fritz Peterson, S OBP: 0.158, SLG: 0.116						FC1-4		6-3		4	0	0	0	0	0	4						
Inning Stats	R: 0 E: 0 K: 0 S: 3	H: 0 LOB: 0 BB: 0 P: 3	R: 0 E: 0 K: 0 S: 5	H: 2 LOB: 2 BB: 0 P: 5	R: 0 E: 0 K: 1 S: 5	H: 1 LOB: 1 BB: 0 P: 5	R: 0 E: 0 K: 0 S: 3	H: 0 LOB: 0 BB: 0 P: 3	R: 0 E: 0 K: 1 S: 6	H: 1 LOB: 1 BB: 0 P: 6	R: 0 E: 0 K: 0 S: 3	H: 1 LOB: 0 BB: 0 P: 3	R: 1 E: 0 K: 0 S: 6	H: 3 LOB: 2 BB: 0 P: 6	R: 0 E: 0 K: 1 S: 5	H: 0 LOB: 1 BB: 1 P: 9	R: 1 E: 1 K: 0 S: 5	H: 2 LOB: 1 BB: 0 P: 5	1B: 9 2B: 0 3B: 0 HR: 1	SF: 0 SAC: 0 DP: 1 HBP: 0	WP: 0 PB: 0 SB: 1 CS: 0	PA: 36
PITCHER Dick Ellsworth, L ERA: 4.17	IP: 9.0 WLS: L BF: 36 H: 10 R: 2 ER: 1 SO: 3 BB: 1 IBB: 0 HBP: 0 BLK: 0 WP: 0 HR: 1 S: 41 P: 45 ERA: 1.00 WHIP: 1.222															PITCHER						

New York Yankees @ Cleveland Indians
Cleveland Municipal Stadium, Cleveland, OH

AB 35
R 2
H 10
RBI 2
BB 1
SO 3
LOB 15



Fri Sep 05 1969, 7:05 PM EDT
Att: 9,205 - Unknown

Batter	1	2	3	4	5	6	7	8	9	AB	R	H	RBI	BB	SO	LOB	BOTTOM			
Eddie Leon, R OBP: 0.340, SLG: 0.372	F2					K				4	0	0	0	0	2	1				
Larry Brown, R OBP: 0.294, SLG: 0.290	E9					F8		FC5-4		3	0	0	0	1	0	1				
Ken Harrelson, R OBP: 0.339, SLG: 0.434	G6-4-3					5-3		F7		3	0	0	0	0	0	2				
Tony Horton, R OBP: 0.329, SLG: 0.474		5-3				5-3		FC5-4		3	0	0	0	0	0	1				
Jose Cardenal, R OBP: 0.309, SLG: 0.353		6-3				K		F8		3	0	0	0	0	1	1				
Rchie Scheinblum, S OBP: 0.252, SLG: 0.245										3	0	1	0	0	2	0				
Vern Fuller, R OBP: 0.292, SLG: 0.326						4-3		F4		3	0	0	0	0	0	1				
Ray Fosse, R OBP: 0.242, SLG: 0.250						6-3		F3		3	0	0	0	0	1	0				
Dick Ellsworth, L OBP: 0.149, SLG: 0.111										2	0	0	0	0	2	0				
Chuck Hinton, R OBP: 0.303, SLG: 0.373						K				1	0	1	0	0	0	0				
Inning Stats	R: 0 E: 1 K: 0 S: 3	H: 0 LOB: 0 BB: 0 P: 3	R: 0 E: 0 K: 1 S: 5	H: 0 LOB: 0 BB: 0 P: 5	R: 0 E: 0 K: 1 S: 5	H: 0 LOB: 0 BB: 0 P: 5	R: 0 E: 0 K: 1 S: 5	H: 0 LOB: 0 BB: 0 P: 5	R: 0 E: 0 K: 2 S: 7	H: 0 LOB: 0 BB: 0 P: 7	R: 0 E: 0 K: 0 S: 3	H: 0 LOB: 1 BB: 1 P: 7	R: 0 E: 0 K: 2 S: 7	H: 0 LOB: 0 BB: 0 P: 7	R: 0 E: 0 K: 0 S: 3	H: 1 LOB: 0 BB: 0 P: 3	1B: 2 2B: 0 3B: 0 HR: 0	SF: 0 SAC: 0 DP: 1 HBP: 0	WP: 0 PB: 0 SB: 0 CS: 0	PA: 30
PITCHER Fritz Peterson, L ERA: 2.53	IP: 9.0 WLS: W BF: 29 H: 2 R: 0 ER: 0 SO: 8 BB: 1 IBB: 0 HBP: 0 BLK: 0 WP: 0 HR: 0 S: 44 P: 48 ERA: 0.00 WHIP: 0.333															PITCHER				

New York Yankees @ Cleveland Indians
Cleveland Municipal Stadium, Cleveland, OH

AB 28
R 0
H 2
RBI 0
BB 1
SO 8
LOB 7



Fri Sep 05 1969, 7:05 PM EDT
Att: 9,205 - Unknown

Batter	1	2	3	4	5	6	7	8	9	AB	R	H	RBI	BB	SO	LOB	TOP				
Horace Clarke, S (1,4) OBP: 0.355, SLG: 0.377	0-0 6-3		0-0 F4			0-0 F8		0-0 6-3		4	0	0	0	0	0	1					
Gene Michael, S (1,6) OBP: 0.342, SLG: 0.376	0-0 1B 2B		0-0 5-3			4-0 BB		0-0 F4		3	1	1	0	1	0	1					
Roy White, S (1,7) OBP: 0.400, SLG: 0.442	0-0 G4-6-3 2H 1B		0-0 F2			0-0 F9		4-0 BB BB BB		3	0	1	1	1	0	1					
Joe Peppone, L (1,3) OBP: 0.286, SLG: 0.453	0-0 G4-6-3 1-2		0-0 F6			0-0 F8		0-0 F8		4	0	0	0	0	0	3					
Bobby Murcer, L (1,8) OBP: 0.311, SLG: 0.444		0-0 F2				0-0 F9		0-0 F9		4	0	0	0	0	0	1					
Frank Fernandez, R (1,9) OBP: 0.405, SLG: 0.441		0-0 5-3				0-0 FC5-4 1B		4-0 BB BB		3	0	2	0	1	0	0					
Tom Shopay, L (9, PR) OBP: 0.125, SLG: 0.167										0	0	0	0	0	0	0					
Ron Woods, R (9, 8) OBP: 0.294, SLG: 0.268										0	0	0	0	0	0	0					
Thurman Munson, R (1,2) OBP: 0.440, SLG: 0.450		0-0 F9				0-0 L4		0-0 F9		3	0	0	0	1	0	2					
Jerry Kenney, L (1,5) OBP: 0.325, SLG: 0.300			4-0 SH1-4 BB			0-0 FC5-4 1-2		0-0 F8		3	0	0	0	1	0	5					
Stan Bahnsen, R (1,1) OBP: 0.086, SLG: 0.070			0-0 SH1-4			0-3 K		0-3 K		2	0	0	0	0	2	1					
Jack Aker, R (9, 1) OBP: 0.200, SLG: 0.111										0	0	0	0	0	0	0					
Inning Stats	R: 1 E: 0 K: 0 S: 4	H: 2 LOB: 0 BB: 0 P: 4	R: 0 E: 0 K: 0 S: 3	H: 0 LOB: 0 BB: 0 P: 3	R: 0 E: 0 K: 0 S: 3	H: 0 LOB: 1 BB: 1 P: 7	R: 0 E: 0 K: 0 S: 3	H: 0 LOB: 0 BB: 0 P: 3	R: 0 E: 0 K: 1 S: 6	H: 1 LOB: 1 BB: 0 P: 6	R: 0 E: 0 K: 0 S: 3	H: 1 LOB: 1 BB: 0 P: 4	R: 0 E: 0 K: 1 S: 5	H: 0 LOB: 0 BB: 0 P: 5	R: 0 E: 0 K: 0 S: 3	H: 0 LOB: 3 BB: 3 P: 15	1B: 3 2B: 1 3B: 0 HR: 0	SF: 0 SAC: 1 DP: 1 HBP: 0	WP: 0 PB: 0 SB: 0 CS: 0	PA: 35	
PITCHER	IP WLS BF H R ER SO BB IBB HBP BLK WP HR S P ERA WHIP	IP WLS BF H R ER SO BB IBB HBP BLK WP HR S P ERA WHIP	IP WLS BF H R ER SO BB IBB HBP BLK WP HR S P ERA WHIP	IP WLS BF H R ER SO BB IBB HBP BLK WP HR S P ERA WHIP	IP WLS BF H R ER SO BB IBB HBP BLK WP HR S P ERA WHIP	IP WLS BF H R ER SO BB IBB HBP BLK WP HR S P ERA WHIP	IP WLS BF H R ER SO BB IBB HBP BLK WP HR S P ERA WHIP	IP WLS BF H R ER SO BB IBB HBP BLK WP HR S P ERA WHIP	IP WLS BF H R ER SO BB IBB HBP BLK WP HR S P ERA WHIP	IP WLS BF H R ER SO BB IBB HBP BLK WP HR S P ERA WHIP	IP WLS BF H R ER SO BB IBB HBP BLK WP HR S P ERA WHIP	IP WLS BF H R ER SO BB IBB HBP BLK WP HR S P ERA WHIP	IP WLS BF H R ER SO BB IBB HBP BLK WP HR S P ERA WHIP	IP WLS BF H R ER SO BB IBB HBP BLK WP HR S P ERA WHIP	IP WLS BF H R ER SO BB IBB HBP BLK WP HR S P ERA WHIP	IP WLS BF H R ER SO BB IBB HBP BLK WP HR S P ERA WHIP	IP WLS BF H R ER SO BB IBB HBP BLK WP HR S P ERA WHIP	IP WLS BF H R ER SO BB IBB HBP BLK WP HR S P ERA WHIP	IP WLS BF H R ER SO BB IBB HBP BLK WP HR S P ERA WHIP	IP WLS BF H R ER SO BB IBB HBP BLK WP HR S P ERA WHIP	IP WLS BF H R ER SO BB IBB HBP BLK WP HR S P ERA WHIP

New York Yankees @ Cleveland Indians
Cleveland Municipal Stadium, Cleveland, OH
Sat Sep 06 1969, 7:05 PM EDT
Att. 5,176 - Overcast - 85 F

AB 29
R 1
H 4
RBI 1
BB 5
SO 2
LOB 15



Batter	1	2	3	4	5	6	7	8	9	AB	R	H	RBI	BB	SO	LOB	BOTTOM				
Russ Snyder, L (1,8) OBP: 0.314, SLG: 0.314	0-0 1-3		0-0 F7			0-0 4-3		0-0 F7		4	0	0	0	0	0	0					
Lou Klimchok, L (1,5) OBP: 0.323, SLG: 0.426	0-0 F7		0-0 F9			0-0 5-3		0-0 BB		4	0	1	0	0	0	0					
Davey Nelson, R (9, PR) OBP: 0.250, SLG: 0.191								4-0 BB		0	0	0	0	0	0	0					
Frank Baker, L (1,7) OBP: 0.349, SLG: 0.495	4-0 FC4-6 BB		4-0 2B BB			0-0 1B		4-0 BB		1	0	1	0	3	0	0					
Jose Cardenal, R (9, PR) OBP: 0.309, SLG: 0.353								4-0 G5-4-3 2-3 BB		0	0	0	0	0	0	0					
Tony Horton, R (1,3) OBP: 0.328, SLG: 0.474	0-0 FC4-6 1-2		0-0 L6-4 2B			0-3 K		0-0 G5-4-3 1-2		4	0	1	0	0	1	5					
Ken Harrelson, R (1,9) OBP: 0.337, SLG: 0.432		0-3 K				0-0 L6-4 2-3		0-0 F6		3	0	0	0	0	1	3					
Duke Sims, L (1,2) OBP: 0.387, SLG: 0.419		0-0 4-3				0-0 G3		0-0 F5		3	0	0	0	0	0	1					
Eddie Leon, R (1,6) OBP: 0.333, SLG: 0.364		0-0 4-3				0-0 F9		0-0 F9		3	0	0	0	0	0	0					
Vern Fuller, R (1,4) OBP: 0.290, SLG: 0.323			0-0 F8			0-0 4-3		0-0 F7		2	0	0	0	0	0	0					
Richie Scheinblum, S (8, PH) OBP: 0.251, SLG: 0.243										1	0	0	0	0	0	0					
Juan Pizarro, L (9, 1) OBP: 0.250, SLG: 0.222										0	0	0	0	0	0	0					
Phil Hennigan, R (9, 1) OBP: 0.294, SLG: 0.290										0	0	0	0	0	0	0					
Mike Paul, L (1,1) OBP: 0.333, SLG: 0.364										2	0	0	0	0	1	0					
Russ Nagelson, L (8, PH) OBP: 0.333, SLG: 0.333										1	0	0	0	0	0	0					
Larry Brown, R (9, 4) OBP: 0.294, SLG: 0.290										0	0	0	0	0	0	0					
Inning Stats	R: 0 E: 0 K: 0 S: 3	H: 0 LOB: 0 BB: 1 P: 7	R: 0 E: 0 K: 1 S: 5	H: 0 LOB: 0 BB: 0 P: 5	R: 0 E: 0 K: 0 S: 3	H: 0 LOB: 0 BB: 0 P: 3	R: 0 E: 0 K: 0 S: 3	H: 1 LOB: 1 BB: 1 P: 7	R: 0 E: 0 K: 0 S: 3	H: 0 LOB: 0 BB: 0 P: 3	R: 0 E: 0 K: 1 S: 5	H: 0 LOB: 0 BB: 0 P: 5	R: 0 E: 0 K: 0 S: 3	H: 0 LOB: 0 BB: 0 P: 3	R: 0 E: 1 K: 0 S: 3	H: 1 LOB: 3 BB: 1 P: 7	1B: 1 2B: 3 3B: 0 HR: 0	SF: 0 SAC: 0 DP: 2 HBP: 0	WP: 0 PB: 0 SB: 0 CS: 0	PA: 31	
PITCHER	IP WLS BF H R ER SO BB IBB HBP BLK WP HR S P ERA WHIP	IP WLS BF H R ER SO BB IBB HBP BLK WP HR S P ERA WHIP	IP WLS BF H R ER SO BB IBB HBP BLK WP HR S P ERA WHIP	IP WLS BF H R ER SO BB IBB HBP BLK WP HR S P ERA WHIP	IP WLS BF H R ER SO BB IBB HBP BLK WP HR S P ERA WHIP	IP WLS BF H R ER SO BB IBB HBP BLK WP HR S P ERA WHIP	IP WLS BF H R ER SO BB IBB HBP BLK WP HR S P ERA WHIP	IP WLS BF H R ER SO BB IBB HBP BLK WP HR S P ERA WHIP	IP WLS BF H R ER SO BB IBB HBP BLK WP HR S P ERA WHIP	IP WLS BF H R ER SO BB IBB HBP BLK WP HR S P ERA WHIP	IP WLS BF H R ER SO BB IBB HBP BLK WP HR S P ERA WHIP	IP WLS BF H R ER SO BB IBB HBP BLK WP HR S P ERA WHIP	IP WLS BF H R ER SO BB IBB HBP BLK WP HR S P ERA WHIP	IP WLS BF H R ER SO BB IBB HBP BLK WP HR S P ERA WHIP	IP WLS BF H R ER SO BB IBB HBP BLK WP HR S P ERA WHIP	IP WLS BF H R ER SO BB IBB HBP BLK WP HR S P ERA WHIP	IP WLS BF H R ER SO BB IBB HBP BLK WP HR S P ERA WHIP	IP WLS BF H R ER SO BB IBB HBP BLK WP HR S P ERA WHIP	IP WLS BF H R ER SO BB IBB HBP BLK WP HR S P ERA WHIP	IP WLS BF H R ER SO BB IBB HBP BLK WP HR S P ERA WHIP	IP WLS BF H R ER SO BB IBB HBP BLK WP HR S P ERA WHIP

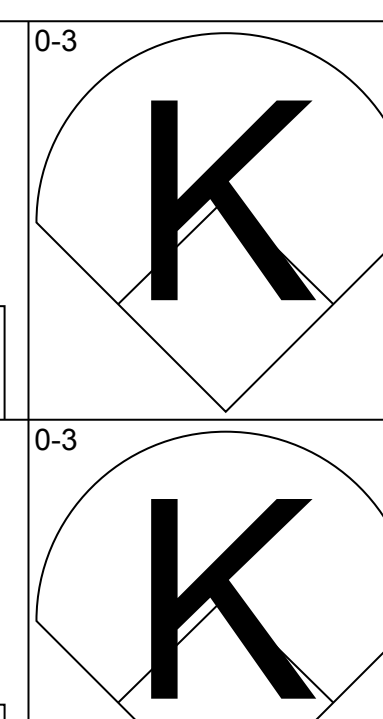
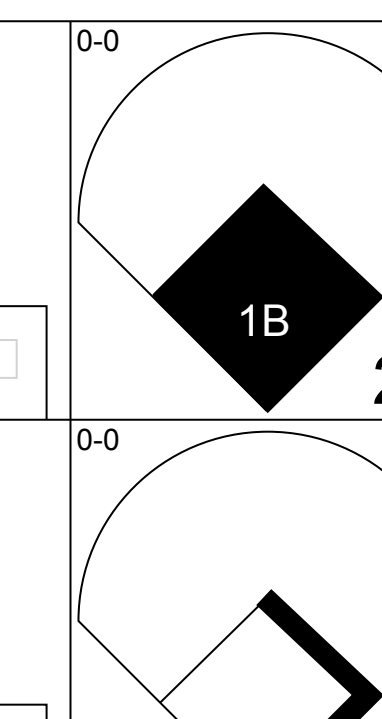
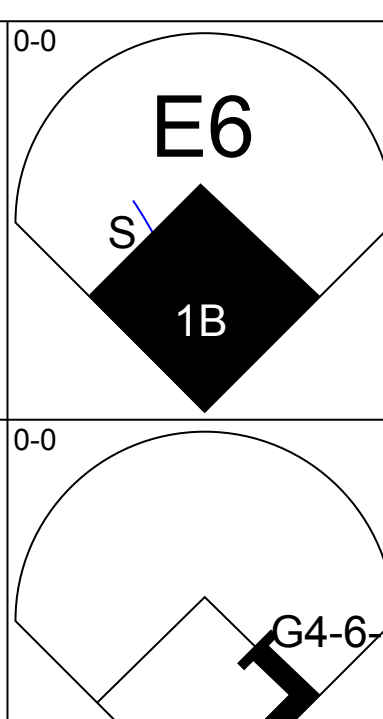
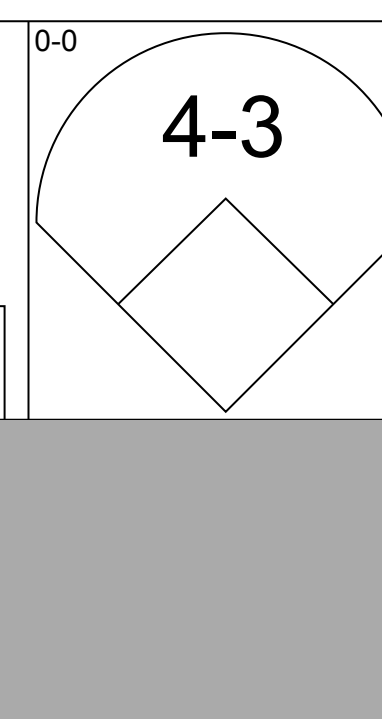
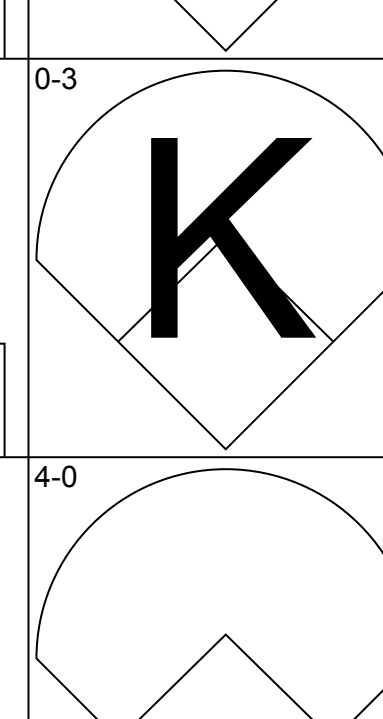
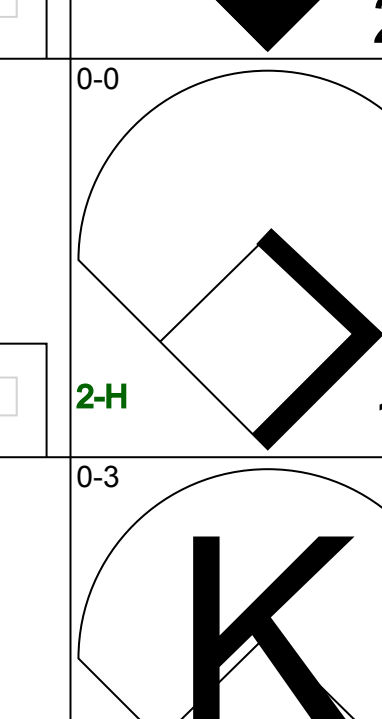
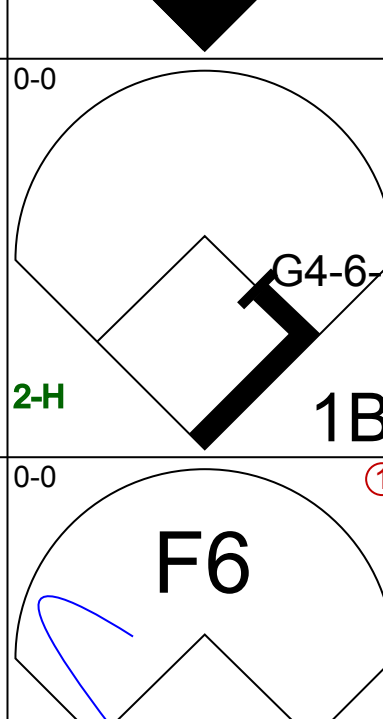
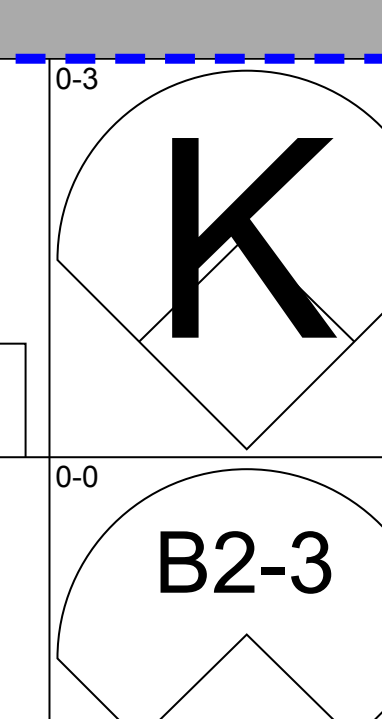
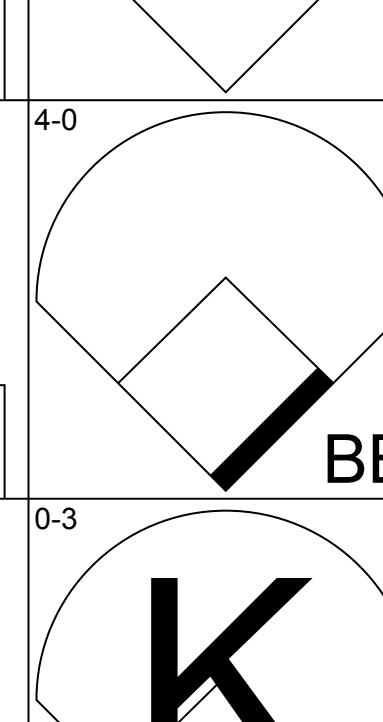
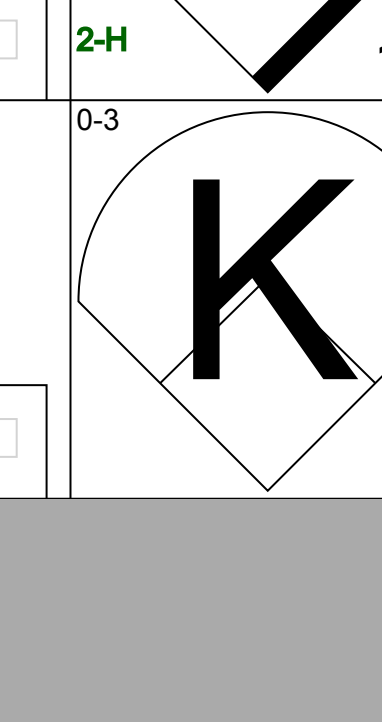
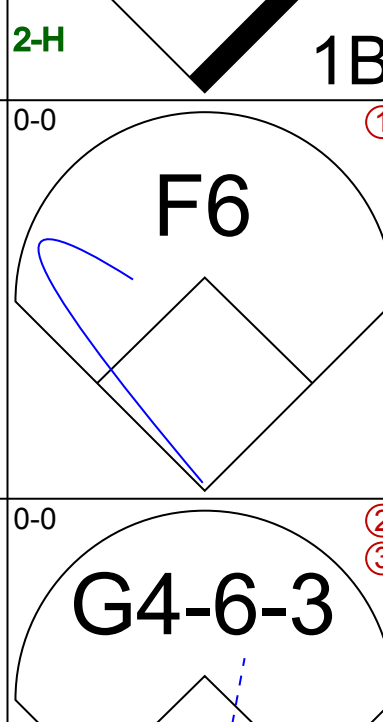
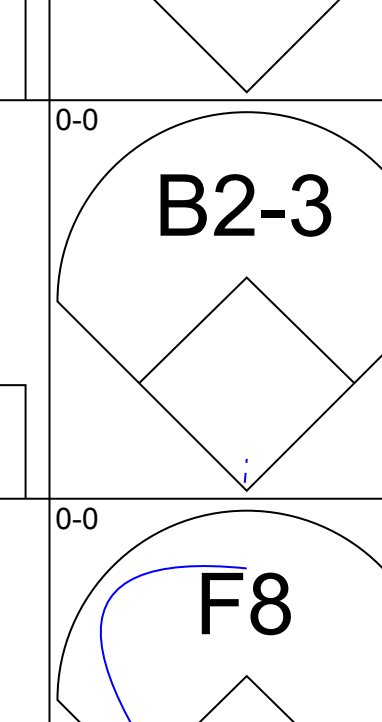
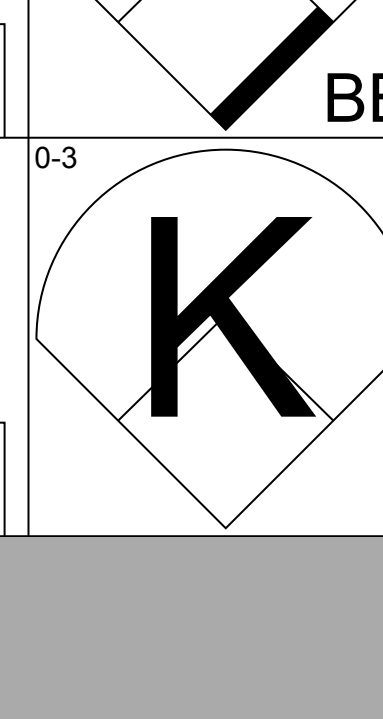
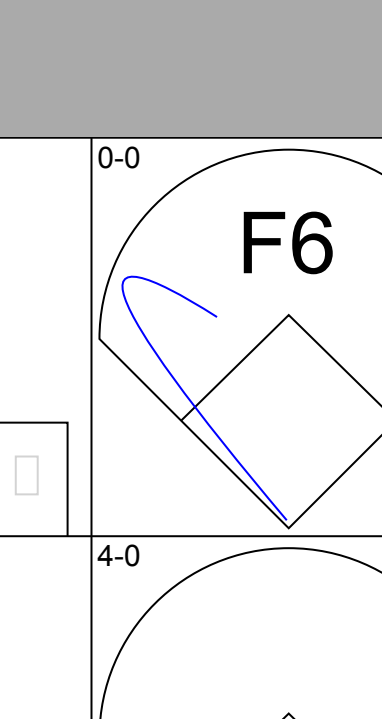
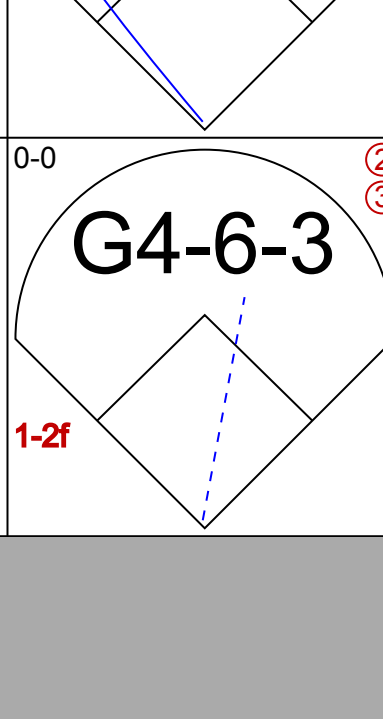
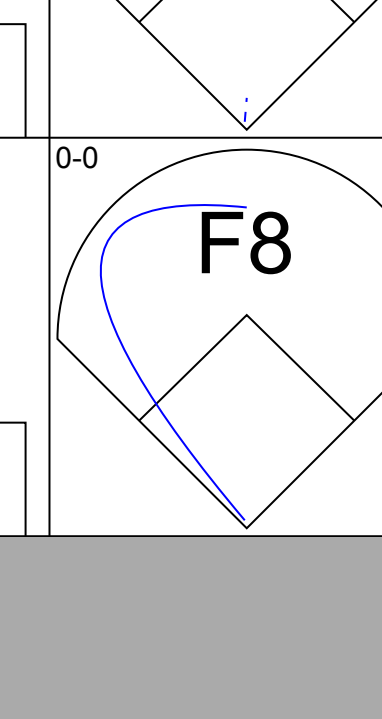
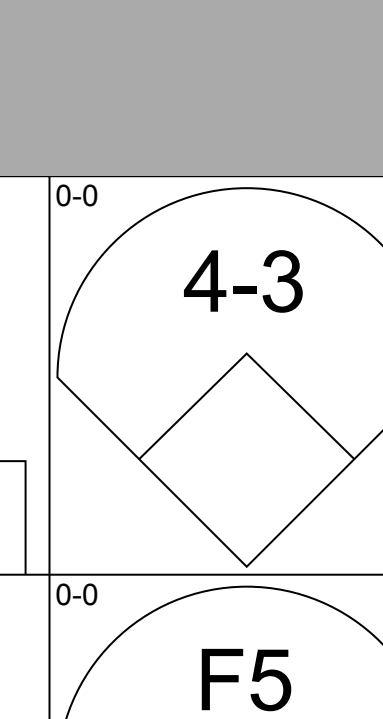
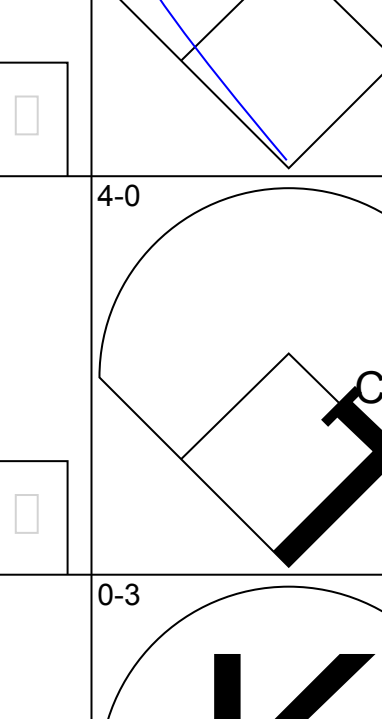
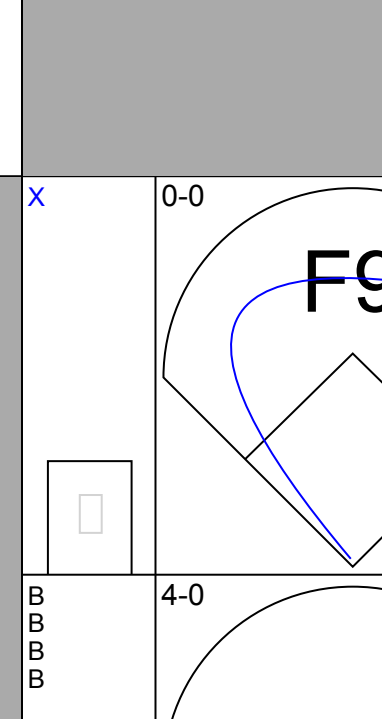
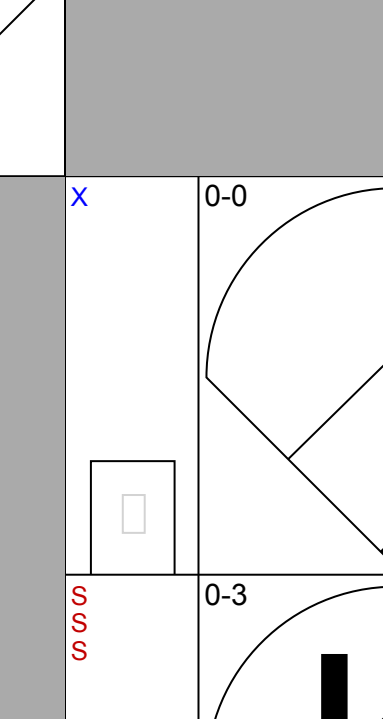
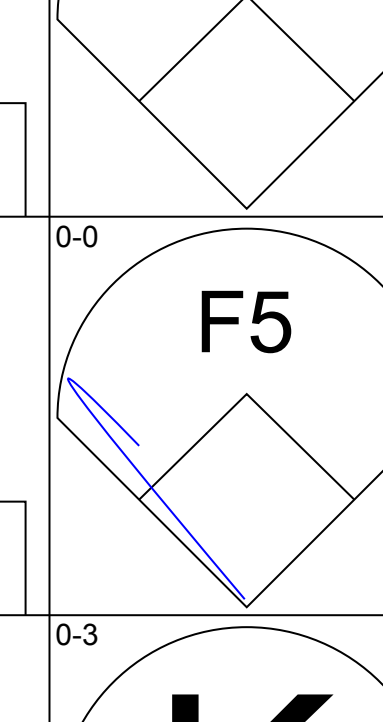
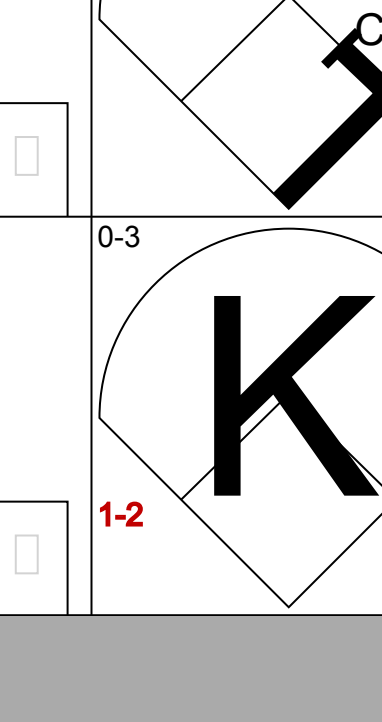
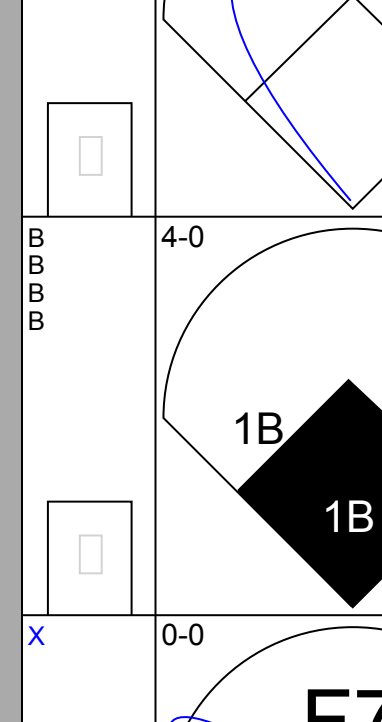
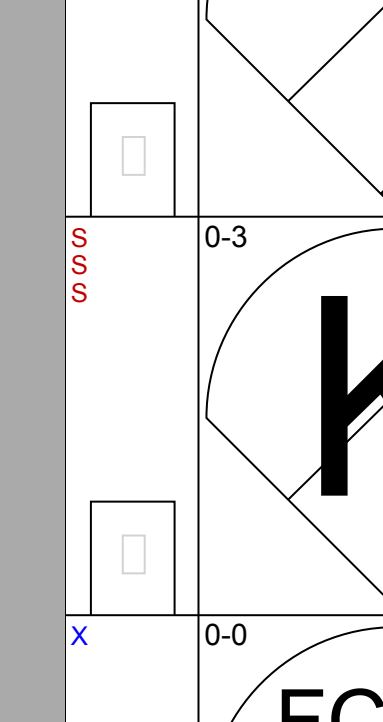
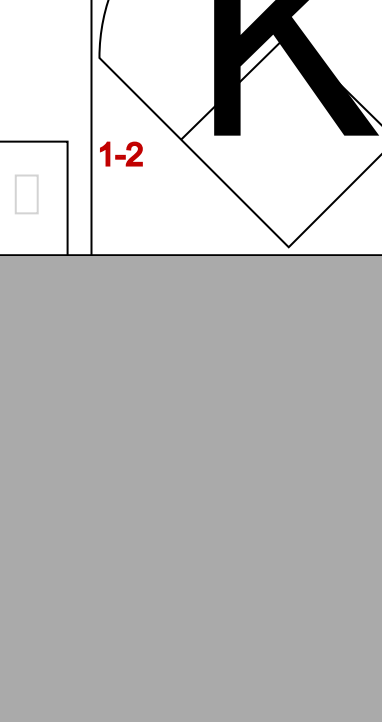
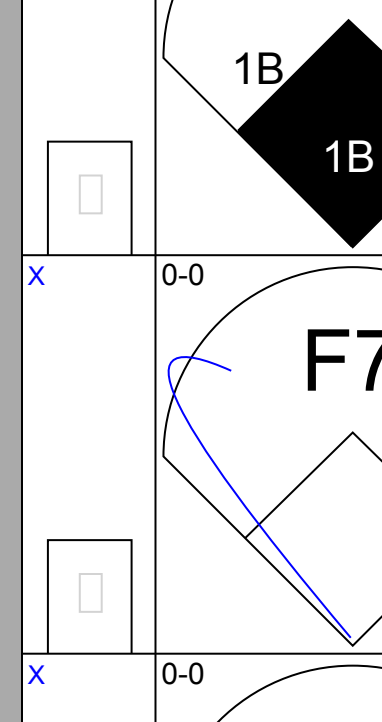
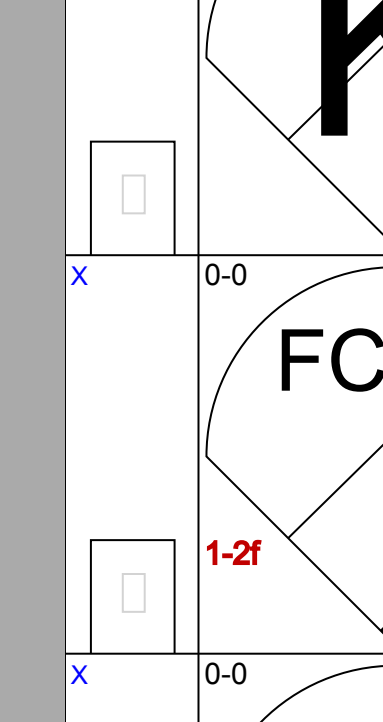
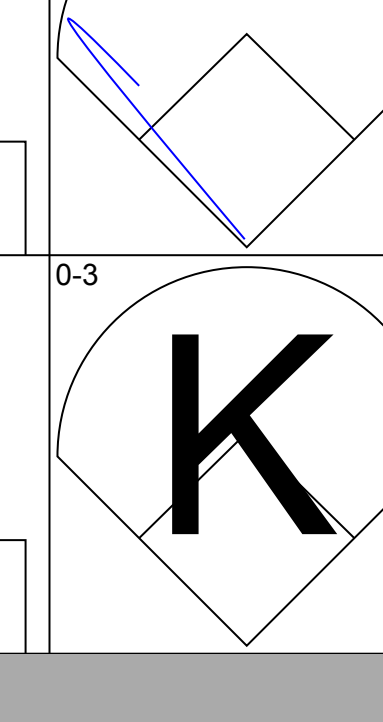
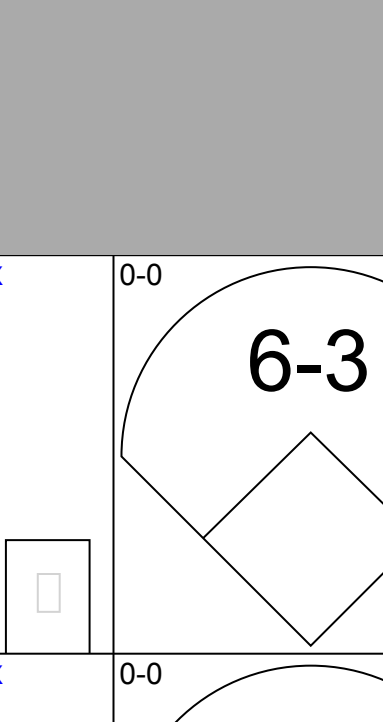
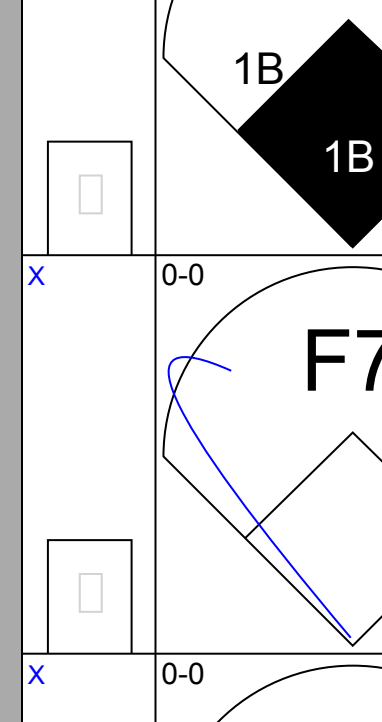
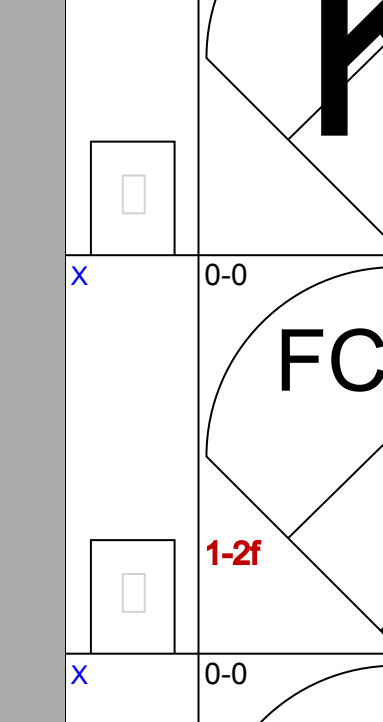
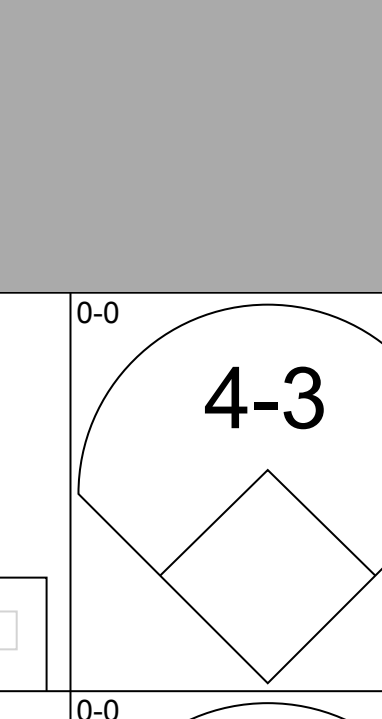
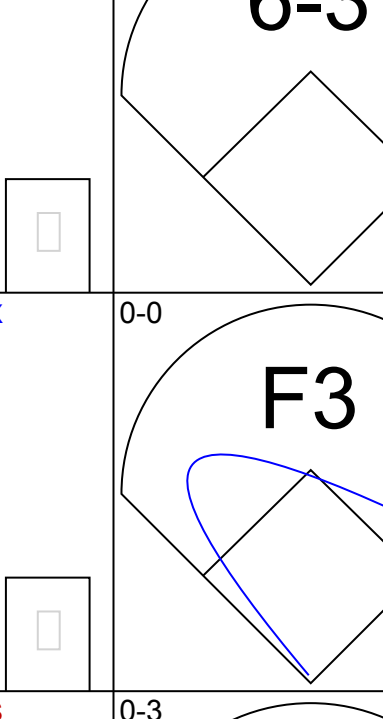
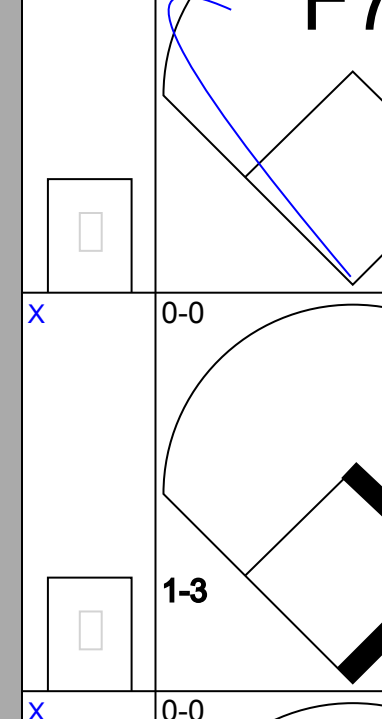
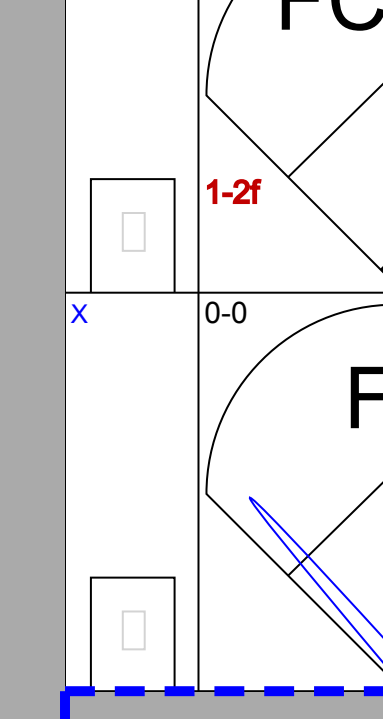
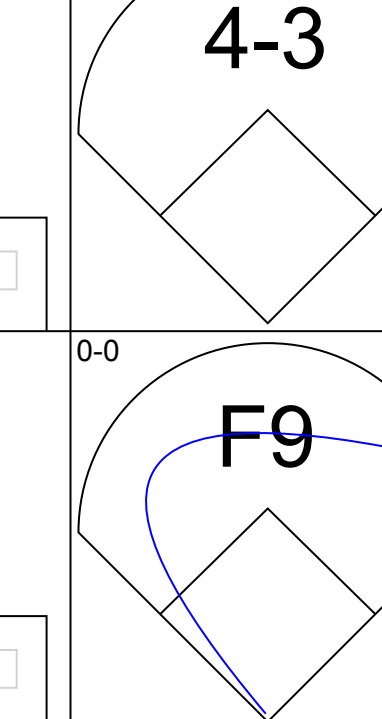
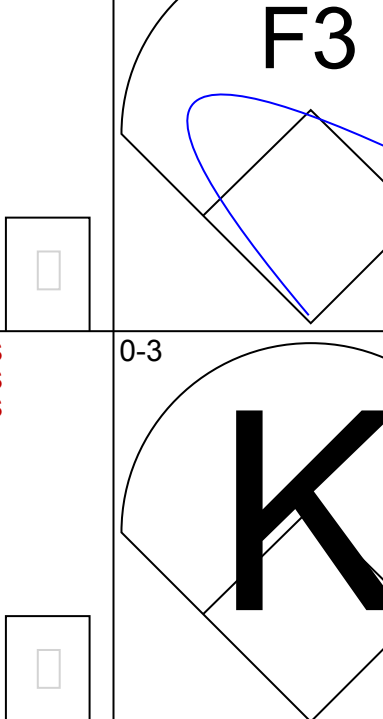
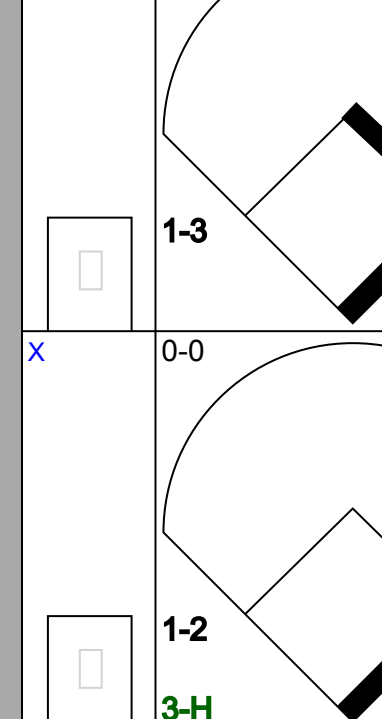
New York Yankees @ Cleveland Indians
Cleveland Municipal Stadium, Cleveland, OH
Sat Sep 06 1969, 7:05 PM EDT
Att. 5,176 - Overcast - 85 F

AB 28
R 0
H 3
RBI 0
BB 3
SO 3
LOB 9



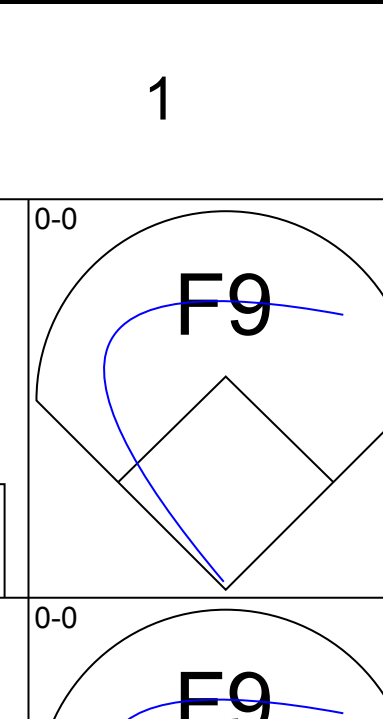
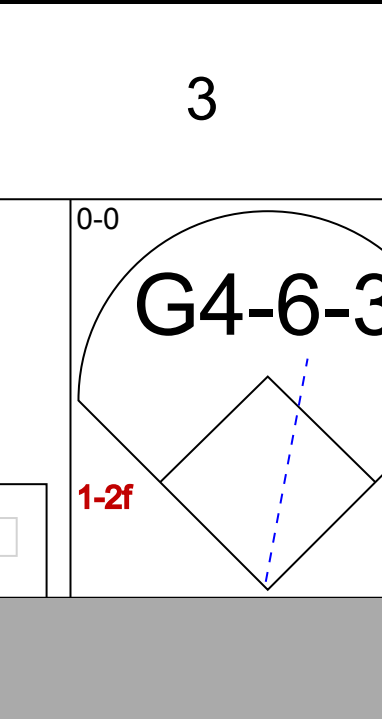
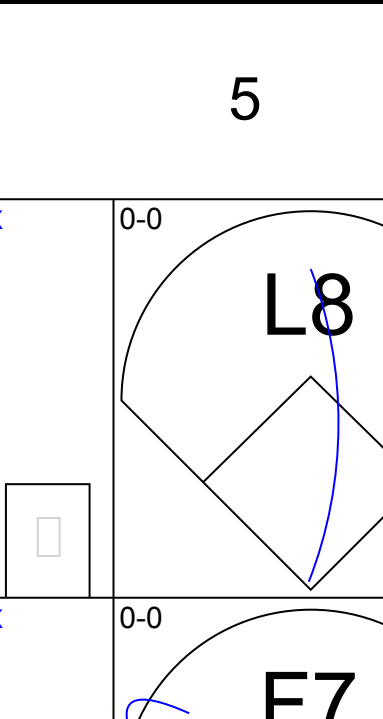
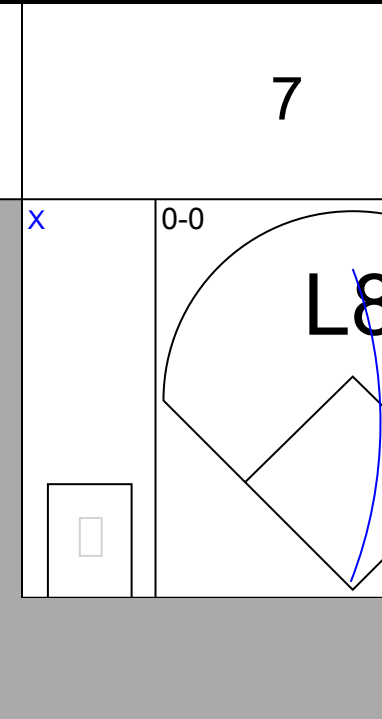
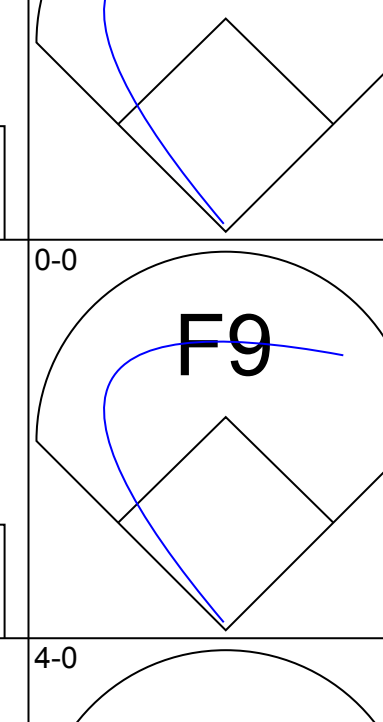
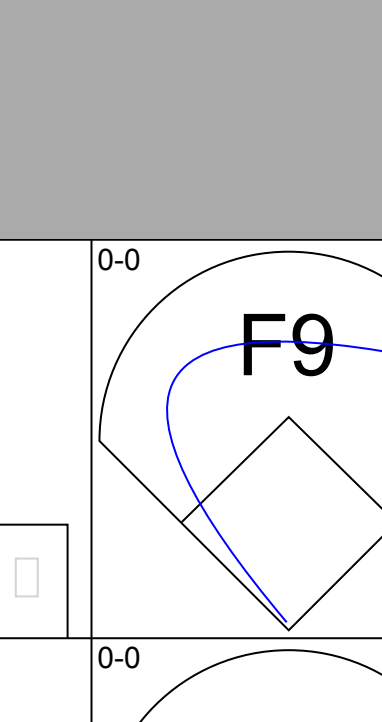
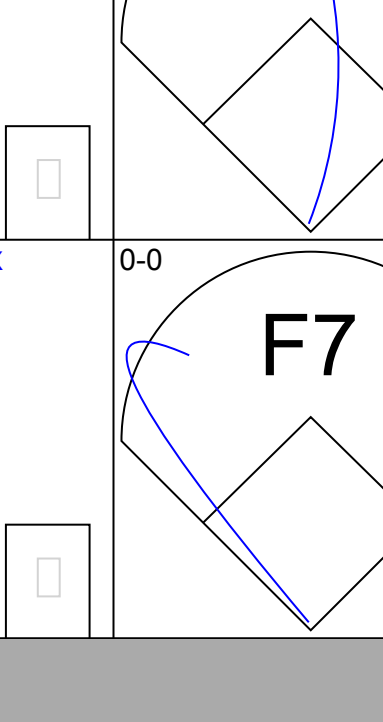
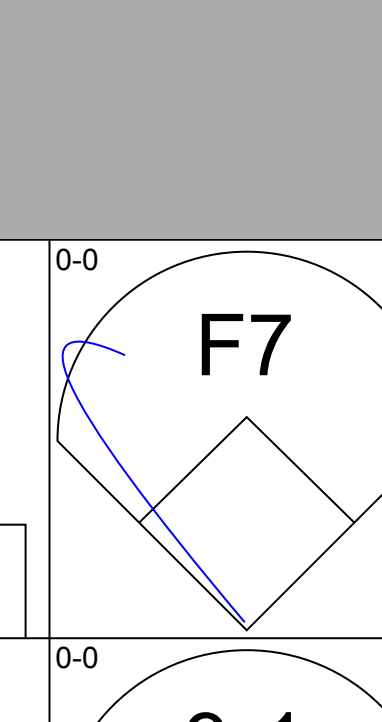
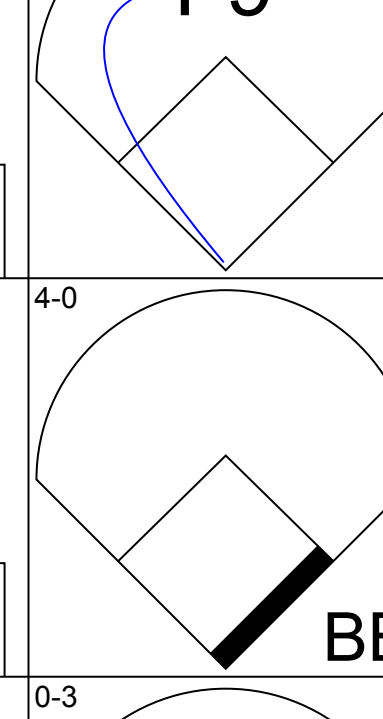
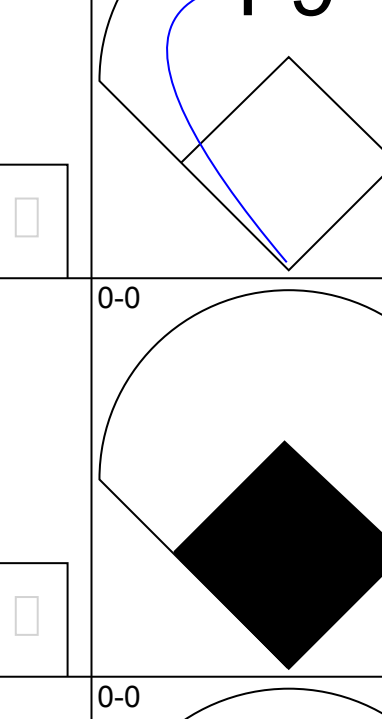
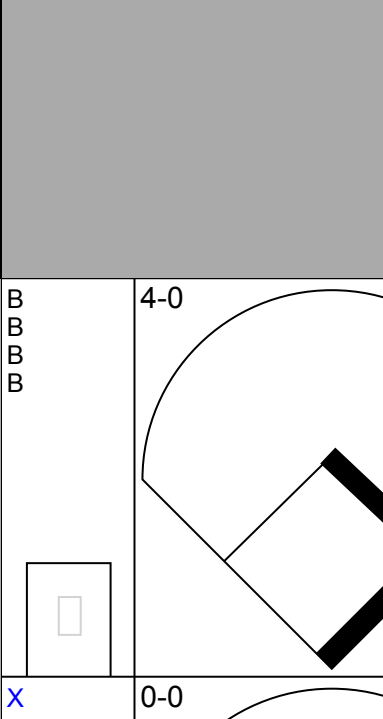
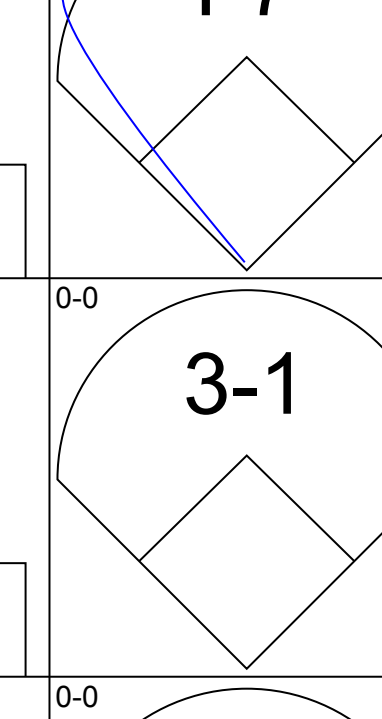
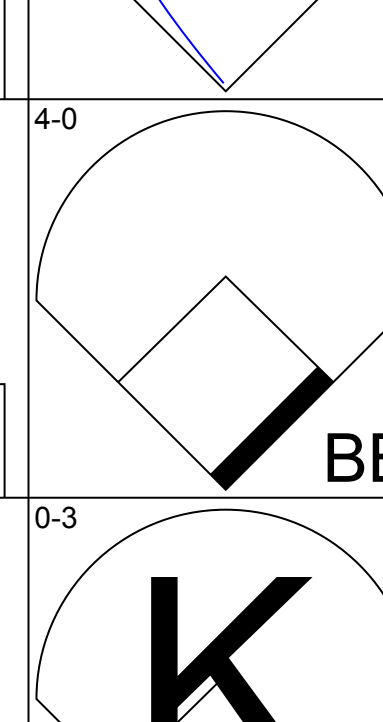
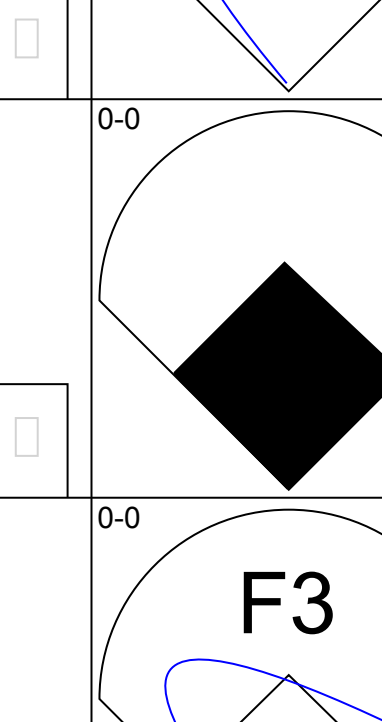


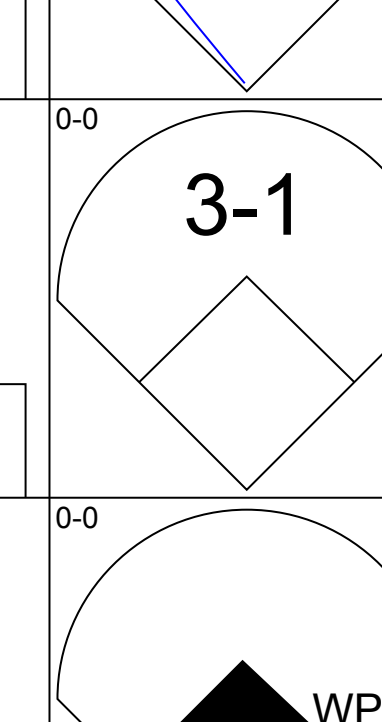
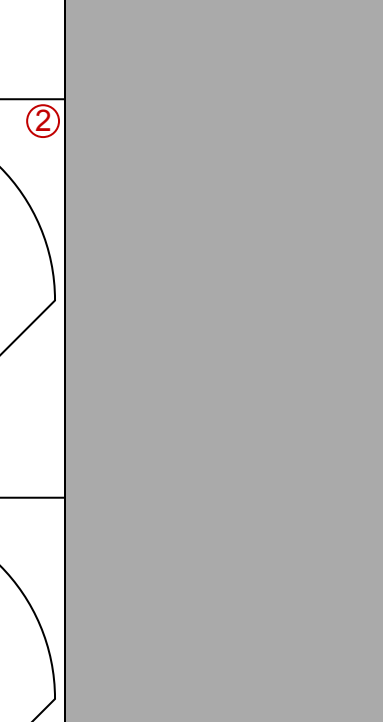

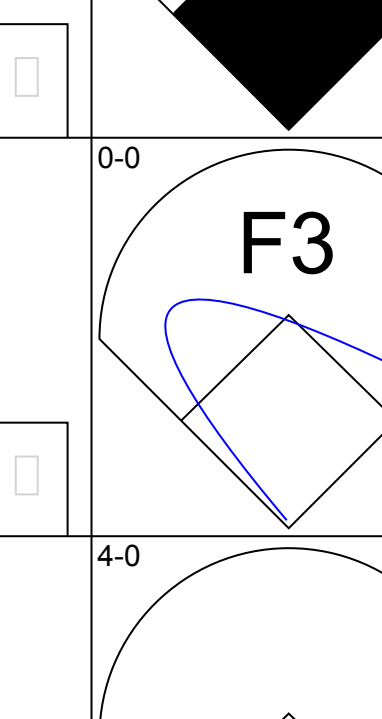
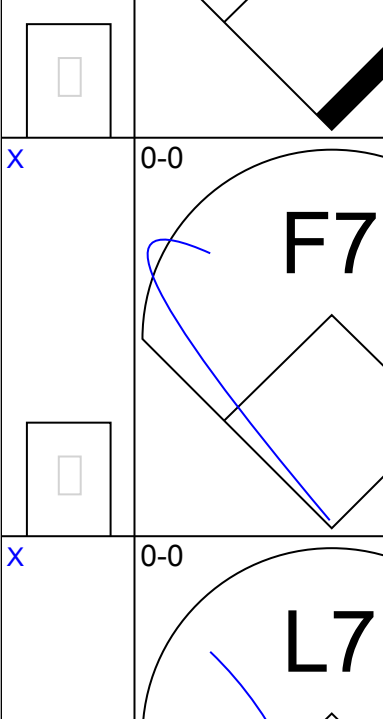
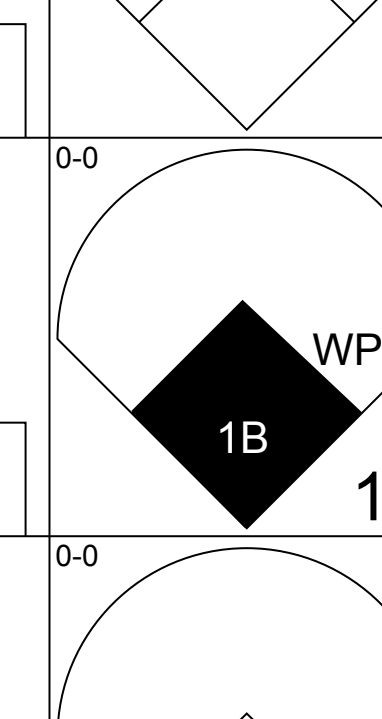
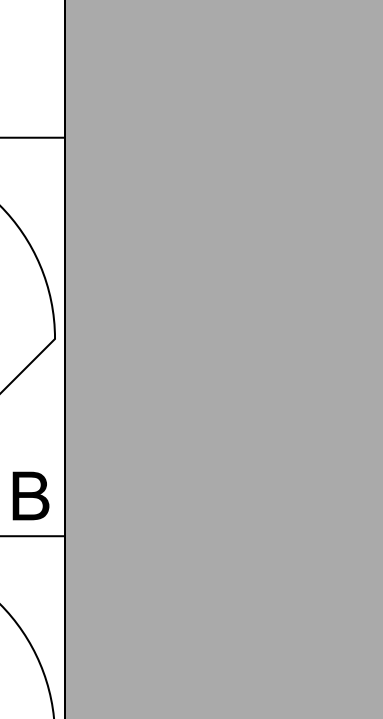
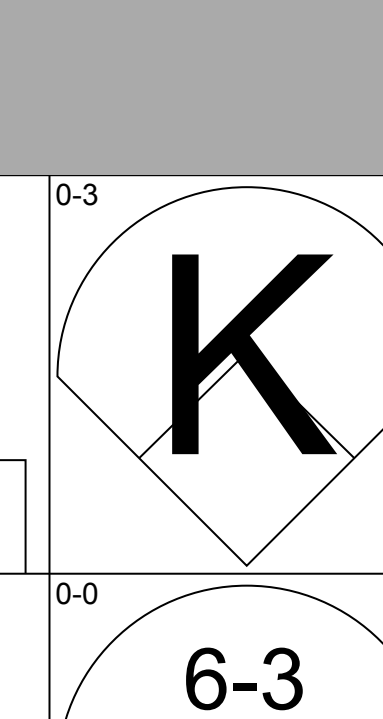
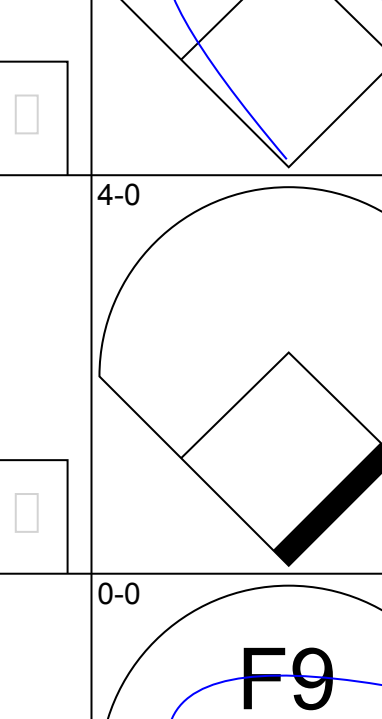
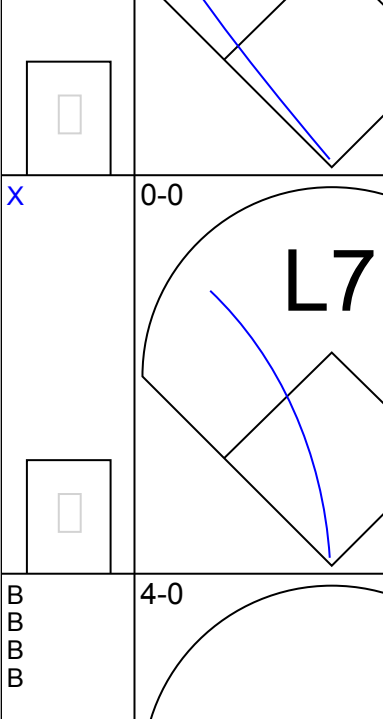
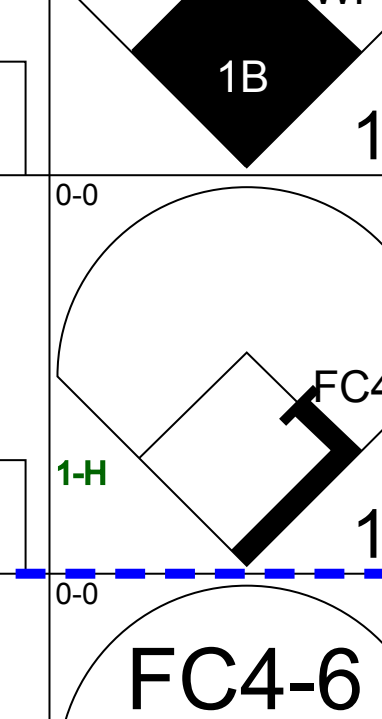

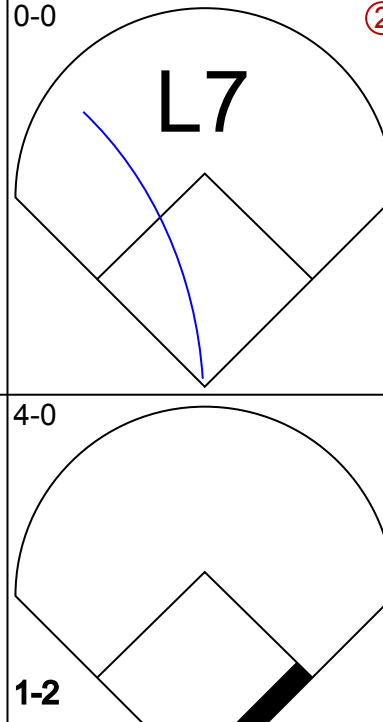
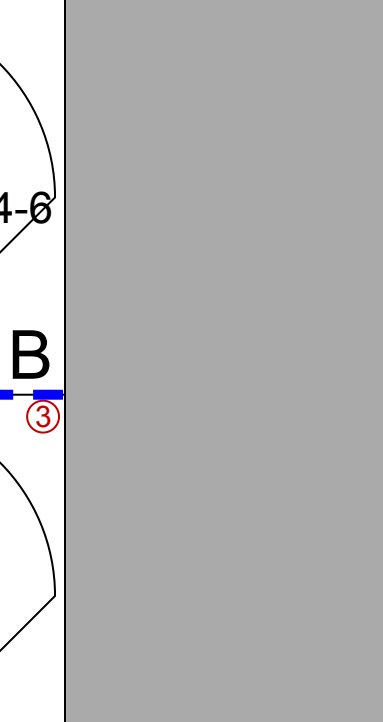
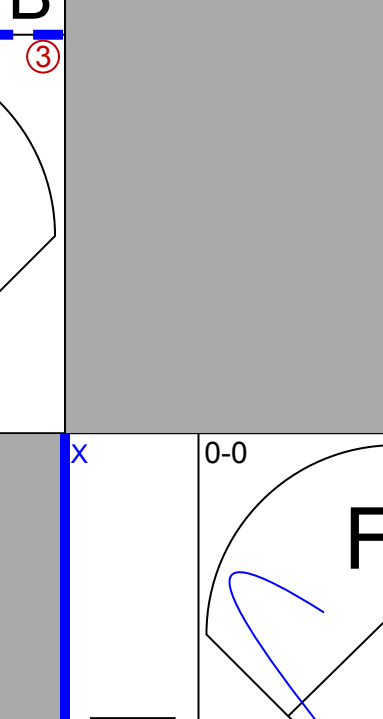

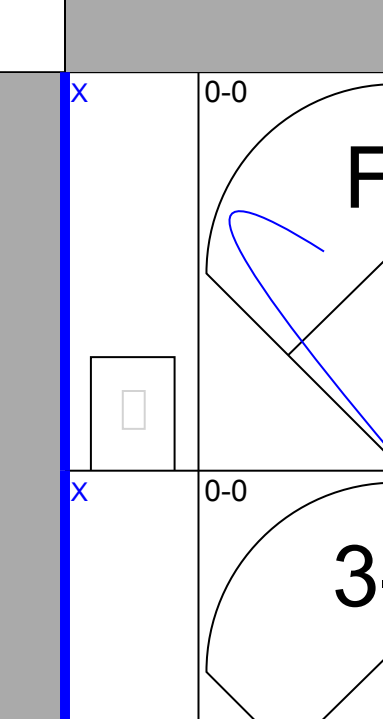
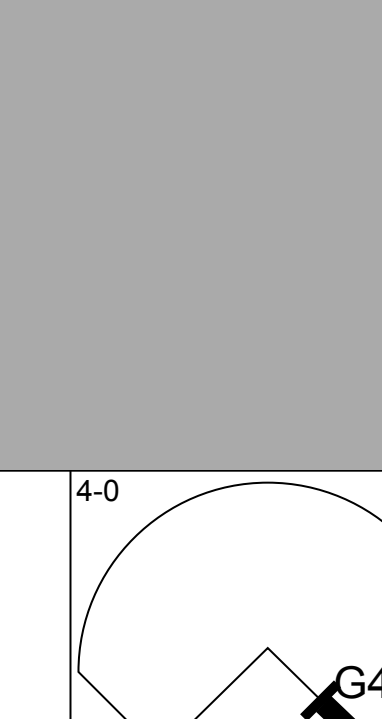
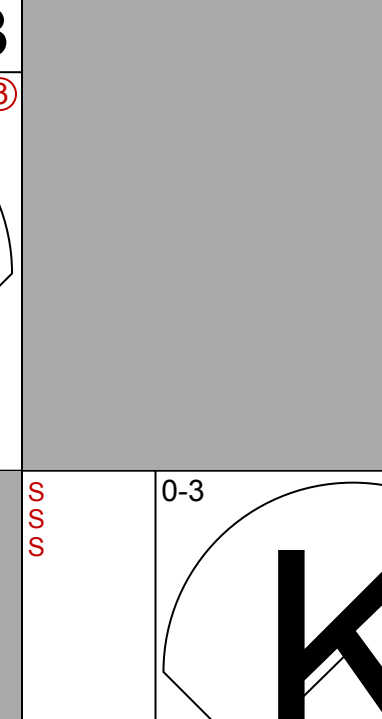
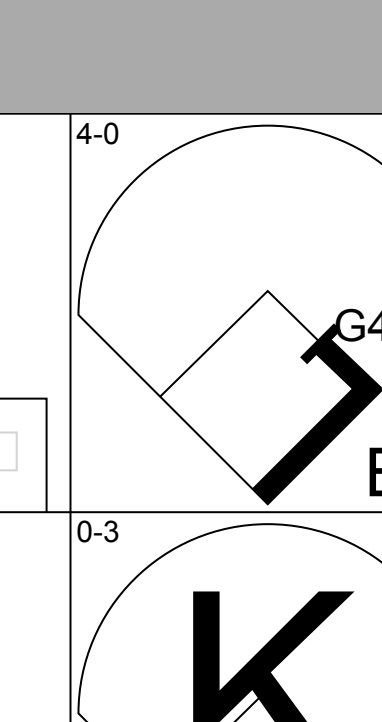
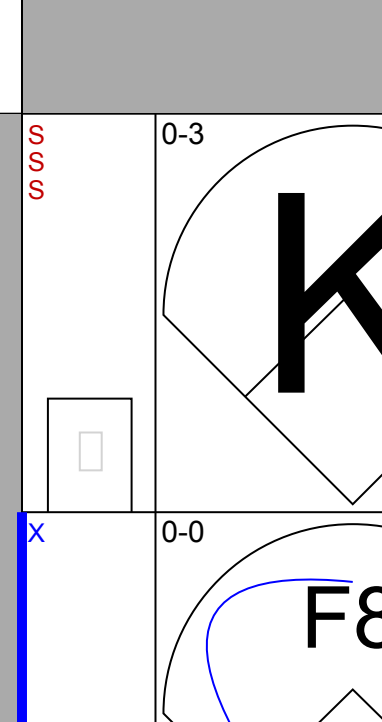
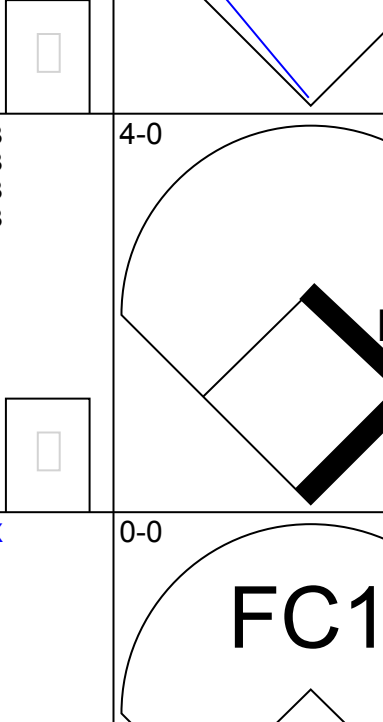
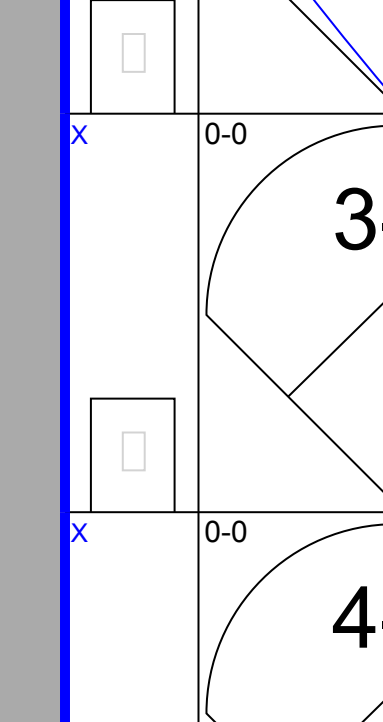
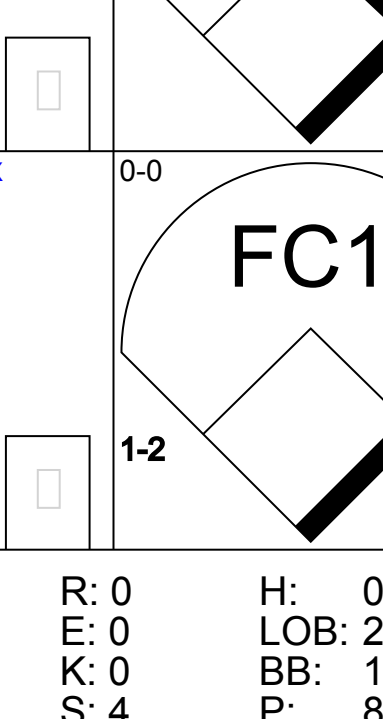
Batter	1	2	3	4	5	6	7	8	9	AB	R	H	RBI	BB	SO	LOB	TOP				
Horace Clarke, S OBP: 0.355, SLG: 0.377	4-3	2H 3H 1B			G3		F2		FC6 1B	5	0	2	1	0	0	1	New York Yankees @ Cleveland Indians Cleveland Municipal Stadium, Cleveland, OH Sun Sep 07 1969, 3:33 AM EDT Att. 7,741 - Unknown - 74 F AB 33 R 3 H 8 RBI 3 BB 5 SO 4 LOB 12				
Gene Michael, S OBP: 0.340, SLG: 0.373	F9		K		6-3		1B 1B		FC6 1-2	5	0	1	0	0	1						
Roy White, S OBP: 0.403, SLG: 0.446	PB 1B		K		1B		1-2 1B			4	0	3	1	0	1						
Joe Peppone, L OBP: 0.286, SLG: 0.450	F4 1-2				F4		4-3			3	0	0	0	1	0	4					
Bobby Murcer, L OBP: 0.311, SLG: 0.441		L8	3-1		F9				G6-4-3 BB	3	0	0	0	1	0	1					
Frank Fernandez, R OBP: 0.402, SLG: 0.434		2B 4-3 BB		K	5-3		G6-4-3 1-2			3	1	0	0	1	1	1					
Jerry Kenney, L OBP: 0.327, SLG: 0.304		4-3 1B 2B		4-3 S 1B	6-3		6-3			4	1	2	0	0	0	0					
Jake Gibbs, L OBP: 0.297, SLG: 0.290		4-3 1B IBB		4-3	K		F4			3	0	0	0	1	1	1					
Al Downing, R OBP: 0.097, SLG: 0.097	4-3			F2			4-3			1	0	0	1	0	0	2					
Bill Burbach, R OBP: 0.143, SLG: 0.125							1B 1B BB		4-3	1	0	0	0	0	0	1					
Jimmie Hall, L OBP: 0.289, SLG: 0.346										0	1	0	0	1	0	0					
Lindy McDaniel, R OBP: 0.289, SLG: 0.346										0	0	0	0	0	0	0					
Tom Shopay, L OBP: 0.125, SLG: 0.161										1	0	0	0	0	0	0					
Inning Stats	R: 0 E: 0 K: 0 S: 4	H: 1 LOB: 1 BB: 0 P: 4	R: 2 E: 0 K: 0 S: 4	H: 2 LOB: 2 BB: 2 P: 12	R: 0 E: 0 K: 2 S: 7	H: 0 LOB: 1 BB: 1 P: 11	R: 0 E: 0 K: 1 S: 6	H: 1 LOB: 1 BB: 0 P: 6	R: 0 E: 0 K: 0 S: 4	H: 0 LOB: 0 BB: 0 P: 3	R: 1 E: 0 K: 1 S: 7	H: 2 LOB: 2 BB: 1 P: 11	R: 0 E: 0 K: 0 S: 2	H: 0 LOB: 0 BB: 1 P: 6	R: 0 E: 0 K: 0 S: 4	H: 1 LOB: 1 BB: 0 P: 4		1B: 7 2B: 1 3B: 0 HR: 0	SF: 0 SAC: 0 DP: 1 HBP: 0	WP: 0 PB: 1 SB: 1 CS: 0	PA: 38
PITCHER	IP WLS BF H R ER SO BB IBB HBP BLK WP HR S P ERA WHIP																				
Luis Tiant, R ERA: 3.97	(1, 1) 6.2 30 7 3 3 4 3 1 0 0 0 0 0 34 50 4.05 1.500																				
Juan Pizarro, L ERA: 3.53	(7, 1) 0.1 W 1 0 0 0 0 0 0 0 0 0 0 0 1 1 0.00 0.000																				
Stan Williams, R ERA: 4.04	(8, 1) 2.0 S 7 1 0 0 0 0 1 0 0 0 0 0 0 6 10 0.00 1.000																				

Batter	1	2	3	4	5	6	7	8	9	AB	R	H	RBI	BB	SO	LOB	BOTTOM			
Eddie Leon, R OBP: 0.341, SLG: 0.368	1B	BB BB		BB 1B		F4	5-3			4	0	2	2	1	0	2	New York Yankees @ Cleveland Indians Cleveland Municipal Stadium, Cleveland, OH Sun Sep 07 1969, 3:33 AM EDT Att. 7,741 - Unknown - 74 F AB 35 R 7 H 15 RBI 7 BB 7 SO 2 LOB 27			
Larry Brown, R OBP: 0.295, SLG: 0.289	F7	BB BB		BB 1B		1B	2-3			1	0	0	1	1	0	0				
Lou Klimchok, L OBP: 0.328, SLG: 0.427		BB BB		BB BB		1B	1B			2	0	1	0	1	0	2				
Ken Harrelson, R OBP: 0.337, SLG: 0.430	L6	F2		F8		1B	1B		1B 2B BB	4	1	1	0	1	0	5				
Tony Horton, R OBP: 0.330, SLG: 0.475				G3		K			1B 2B BB	5	1	3	0	0	1	4				
Chuck Hinton, R OBP: 0.303, SLG: 0.373		1B 1B		FC6-4 1B		K			2B SF7 1B	0	1	0	0	0	0	0				
Jose Cardenal, R OBP: 0.310, SLG: 0.356		SH2-3 BB 1B		FC6-4 S		F9	F4		SF7 SF7 2B	5	2	2	1	0	0	3				
Ray Fosse, R OBP: 0.250, SLG: 0.261		BB SH2-3 BB 1B		F6		1B	5-3		SF7	4	1	2	2	0	0	1				
Richie Scheinblum, S OBP: 0.250, SLG: 0.243		SH2-3 BB 1B				1B			SF7	0	0	0	0	1	0	0				
Davey Nelson, R OBP: 0.260, SLG: 0.205		SH2-3				FC6-4 1B	5-3 1B		SF7	2	1	2	1	0	0	0				
Vern Fuller, R OBP: 0.293, SLG: 0.323		BB BB IBB		3-1		F8	E8 5-3 1B			0	0	0	0	1	0	0				
Frank Baker, L OBP: 0.355, SLG: 0.495		BB BB IBB				F8	E8 5-3 1B			4	0	2	0	0	0	4				
Luis Tiant, R OBP: 0.280, SLG: 0.394				6-3		FC6-4	5-3 IBB		K	3	0	0	0	0	0	5				
Juan Pizarro, L OBP: 0.250, SLG: 0.222										0	0	0	0	0	0	0				
Russ Snyder, L OBP: 0.317, SLG: 0.314										0	0	0	0	1	0	0				
Stan Williams, R OBP: 0.194, SLG: 0.094										1	0	0	0	0	1	1				
Inning Stats	R: 0 E: 0 K: 0 S: 3	H: 1 LOB: 0 BB: 0 P: 3	R: 3 E: 0 K: 0 S: 6	H: 3 LOB: 3 BB: 3 P: 18	R: 0 E: 0 K: 0 S: 4	H: 1 LOB: 2 BB: 1 P: 8	R: 0 E: 0 K: 0 S: 4	H: 1 LOB: 2 BB: 1 P: 8	R: 0 E: 0 K: 1 S: 7	H: 2 LOB: 2 BB: 0 P: 7	R: 1 E: 1 K: 0 S: 5	H: 2 LOB: 2 BB: 1 P: 9	R: 3 E: 0 K: 1 S: 8	H: 3 LOB: 1 BB: 1 P: 12	R: 0 E: 0 K: 0 S: 0	H: 0 LOB: 0 BB: 0 P: 0	1B: 14 2B: 1 3B: 0 HR: 0	SF: 2 SAC: 1 DP: 0 HBP: 0	WP: 0 PB: 0 SB: 1 CS: 0	PA: 45
PITCHER	IP WLS BF H R ER SO BB IBB HBP BLK WP HR S P ERA WHIP																			
Al Downing, L ERA: 3.07	(1, 1) 4.1 21 6 0 0 1 2 0 0 0 0 0 0 21 29 0.00 1.846																			
Bill Burbach, R ERA: 3.75	(2, 1) 4.1 21 6 0 0 1 2 0 0 0 0 0 0 21 29 0.00 1.846																			
Lindy McDaniel, R ERA: 3.66	(7, 1) 2.0 L 13 5 4 4 1 1 1 0 0 0 0 0 13 21 18.00 3.000																			

Batter	1	2	3	4	5	6	7	8	9	AB	R	H	RBI	BB	SO	LOB	TOP								
Horace Clarke, S (1, 4) OBP: 0.354, SLG: 0.378										4	2	1	0	0	1	2	New York Yankees @ Detroit Tigers Tiger Stadium, Detroit, MI Mon Sep 08 1969, 7:05 PM EDT Att: 9,428 - Cloudy - 63 F								
Gene Michael, S (1, 6) OBP: 0.342, SLG: 0.375										4	0	2	2	0	2	0									
Roy White, S (1, 7) OBP: 0.402, SLG: 0.442										3	0	0	0	1	1	2									
Joe Pepitone, L (1, 3) OBP: 0.284, SLG: 0.446										4	0	0	0	0	1	2									
Bobby Murcer, L (1, 9) OBP: 0.312, SLG: 0.440										3	0	1	0	1	0	0									
Jimmie Hall, L (1, 8) OBP: 0.285, SLG: 0.342										2	1	0	0	1	1	1									
Ron Woods, R (7, 8) OBP: 0.282, SLG: 0.266										1	0	0	0	0	1	1									
Jerry Kenney, L (1, 5) OBP: 0.324, SLG: 0.301										4	0	0	0	0	1	2									
Thurman Munson, R (1, 2) OBP: 0.414, SLG: 0.417										4	0	1	0	0	0	1									
Mike Kekich, R (1, 1) OBP: 0.167, SLG: 0.222										3	0	1	1	0	1	0									
Jack Aker, R (8, 1) OBP: 0.200, SLG: 0.111										0	0	0	0	0	0	0									
Inning Stats	R: 0 E: 0 K: 3 S: 9	H: 0 LOB: 1 BB: 1 P: 13	R: 0 E: 0 K: 1 S: 5	H: 0 LOB: 0 BB: 0 P: 5	R: 1 E: 0 K: 1 S: 7	H: 2 LOB: 1 BB: 0 P: 7	R: 0 E: 0 K: 1 S: 4	H: 0 LOB: 0 BB: 1 P: 8	R: 0 E: 0 K: 1 S: 5	H: 0 LOB: 0 BB: 0 P: 5	R: 1 E: 1 K: 0 S: 4	H: 1 LOB: 0 BB: 0 P: 4	R: 1 E: 0 K: 0 S: 5	H: 2 LOB: 2 BB: 1 P: 9	R: 0 E: 0 K: 1 S: 5	H: 0 LOB: 0 BB: 0 P: 5	R: 0 E: 0 K: 1 S: 6	H: 1 LOB: 1 BB: 0 P: 6	1B: 5 2B: 1 3B: 0 HR: 0	SF: 0 SAC: 0 DP: 1 HBP: 0	WP: 0 PB: 0 SB: 1 CS: 1	PA: 35			
PITCHER	IP	WLS	BF	H	R	ER	SO	BB	IBB	HBP	BLK	WP	HR	S	P	ERA	WHIP								
Earl Wilson, R (1, 1) ERA: 3.2	7.0	L	28	5	3	2	7	3	0	0	0	0	0	39	51	2.57	1.143								
John Hiller, L (8, 1) ERA: 3.97	2.0		7	1	0	0	2	0	0	0	0	0	0	11	11	0.00	0.500								


AB	32
R	3
H	6
RBI	3
BB	3
SO	9
LOB	11





Batter	1	2	3	4	5	6	7	8	9	AB	R	H	RBI	BB	SO	LOB	BOTTOM								
Cesar Gutierrez, R (1, 6) OBP: 0.333, SLG: 0.250										4	0	0	0	0	0	3	New York Yankees @ Detroit Tigers Tiger Stadium, Detroit, MI Mon Sep 08 1969, 7:05 PM EDT Att: 9,428 - Cloudy - 63 F								
Tom Tresh, S (1, 9) OBP: 0.287, SLG: 0.355										4	0	0	0	0	2										
Jim Northrup, L (1, 8) OBP: 0.346, SLG: 0.482										2	1	1	1	2	0	0									
Willie Horton, R (1, 7) OBP: 0.333, SLG: 0.482										4	1	1	0	0	1	2									
Bill Freehan, R (1, 3) OBP: 0.333, SLG: 0.401										3	0	1	1	1	1	1									
Don Wert, R (1, 5) OBP: 0.316, SLG: 0.383										3	0	0	0	1	0	2									
Jim Price, R (1, 2) OBP: 0.224, SLG: 0.444										3	0	0	0	0	2	2									
Norm Cash, L (9, PH) OBP: 0.352, SLG: 0.431										1	0	0	0	0	0	0									
Ike Brown, R (1, 4) OBP: 0.340, SLG: 0.386										1	0	0	0	2	1	0									
Gates Brown, L (9, PH) OBP: 0.244, SLG: 0.265										1	0	0	0	0	0	0									
Earl Wilson, R (1, 1) OBP: 0.224, SLG: 0.133										2	0	0	0	0	1	2									
Mickey Stanley, R (7, PH) OBP: 0.290, SLG: 0.364										1	0	0	0	0	0	0									
John Hiller, R (8, 1) OBP: 0.350, SLG: 0.368										0	0	0	0	0	0	0									
Tom Matchick, L (9, PH) OBP: 0.282, SLG: 0.299										1	0	0	0	0	0	0									
Inning Stats	R: 0 E: 0 K: 1 S: 5	H: 0 LOB: 1 BB: 1 P: 9	R: 0 E: 0 K: 1 S: 5	H: 0 LOB: 0 BB: 0 P: 5	R: 0 E: 0 K: 1 S: 4	H: 0 LOB: 0 BB: 1 P: 8	R: 1 E: 0 K: 0 S: 4	H: 1 LOB: 1 BB: 1 P: 8	R: 0 E: 0 K: 0 S: 3	H: 0 LOB: 2 BB: 2 P: 11	R: 0 E: 0 K: 1 S: 5	H: 0 LOB: 0 BB: 0 P: 5	R: 1 E: 0 K: 0 S: 5	H: 2 LOB: 1 BB: 0 P: 5	R: 0 E: 0 K: 0 S: 3	H: 0 LOB: 0 BB: 0 P: 3	1B: 2 2B: 0 3B: 0 HR: 1	SF: 0 SAC: 0 DP: 1 HBP: 0	WP: 1 PB: 0 SB: 0 CS: 0	PA: 36					
PITCHER	IP	WLS	BF	H	R	ER	SO	BB	IBB	HBP	BLK	WP	HR	S	P	ERA	WHIP								
Mike Kekich, L (1, 1) ERA: 4.95	7.2		32	3	2	2	4	6	0	0	0	0	0	34	58	2.35	1.174								
Jack Aker, R (8, 1) ERA: 3.11	1.1	S	4	0	0	0	0	0	0	0	0	0	0	4	4	0.00	0.000								


AB	30
R	2
H	3
RBI	2
BB	6
SO	4
LOB	14



Batter	1	2	3	4	5	6	7	8	9	AB	R	H	RBI	BB	SO	LOB	TOP					
Horace Clarke, S OBP: 0.354, SLG: 0.377	5-3		BB 1B	6-3			F3			4	0	1	0	0	0	1	New York Yankees @ Detroit Tigers Tiger Stadium, Detroit, MI Tue Sep 09 1969, 7:05 PM EDT Att: 9,635 - Unknown - 60 F					
Gene Michael, S OBP: 0.343, SLG: 0.374	SH1-3 BB		F6		6-3		1B			3	0	1	0	1	0	1						
Roy White, S OBP: 0.404, SLG: 0.444	SH1-3		BB 1B	G3-6-3 1B			1-3			3	0	2	0	0	0	1						
Joe Pepitone, L OBP: 0.281, SLG: 0.442	F8		K		G3-6-3 1-2			3-1		4	0	0	0	0	1	4						
Thurman Munson, R OBP: 0.455, SLG: 0.444		1B 1B	FC6-4 BB			1B		4-3		3	0	2	0	1	0	0						
Frank Fernandez, R OBP: 0.400, SLG: 0.431		1B	FC6-4 1-2			L7		F6		4	0	1	0	0	0	4						
Bobby Murcer, L OBP: 0.312, SLG: 0.441		K		4-3 2B		F9		F7		4	0	1	0	0	1	3						
Jerry Kenney, L OBP: 0.321, SLG: 0.298	F6		K			F8		F8		4	0	0	0	0	1	4						
Fritz Peterson, S OBP: 0.152, SLG: 0.111				4-3 2-3						3	0	0	0	0	2	3						
Bill Robinson, R OBP: 0.226, SLG: 0.281								K		1	0	0	0	0	1	0						
Inning Stats	R: 0 E: 0 K: 0 S: 3	H: 0 LOB: 1 BB: 1 P: 7	R: 0 E: 0 K: 2 S: 9	H: 2 LOB: 2 BB: 0 P: 9	R: 0 E: 0 K: 1 S: 7	H: 2 LOB: 3 BB: 1 P: 11	R: 0 E: 0 K: 1 S: 6	H: 1 LOB: 1 BB: 0 P: 6	R: 0 E: 0 K: 0 S: 3	H: 1 LOB: 0 BB: 0 P: 3	R: 0 E: 0 K: 0 S: 4	H: 1 LOB: 1 BB: 0 P: 4	R: 0 E: 0 K: 1 S: 6	H: 1 LOB: 1 BB: 0 P: 6	R: 0 E: 0 K: 0 S: 3	H: 0 LOB: 0 BB: 0 P: 3	R: 0 E: 0 K: 1 S: 5	H: 0 LOB: 0 BB: 0 P: 5	1B: 7 2B: 1 3B: 0 HR: 0	SF: 0 SAC: 1 DP: 1 HBP: 0	WP: 0 PB: 0 SB: 0 CS: 0	PA: 36
PITCHER Mike Kilkenny, L ERA: 3.77	IP: 9.0 WLS: W BF: 36 H: 8 R: 0 ER: 0 SO: 6 BB: 2 IBB: 0 HBP: 0 BLK: 0 WP: 0 HR: 0 S: 46 P: 54 ERA: 0.00 WHIP: 1.111															PITCHER						

Batter	1	2	3	4	5	6	7	8	9	AB	R	H	RBI	BB	SO	LOB	BOTTOM			
Mickey Stanley, R OBP: 0.292, SLG: 0.363	2B WP 1B		F4				FC5-4 1-2			3	1	1	0	0	0	1	New York Yankees @ Detroit Tigers Tiger Stadium, Detroit, MI Tue Sep 09 1969, 7:05 PM EDT Att: 9,635 - Unknown - 60 F			
Tom Tresh, S OBP: 0.286, SLG: 0.356	WP PB 2B		F8		F3			5-3		4	1	1	0	0	0	2				
Jim Northrup, L OBP: 0.347, SLG: 0.481	PB BB		F9			G5-4-3 1B		K		3	0	1	0	1	1	0				
Willie Horton, R OBP: 0.331, SLG: 0.477	F6			F8		G5-4-3 1-2		5-3		4	0	0	0	0	0	2				
Bill Freehan, R OBP: 0.332, SLG: 0.400	F9			F8						1	0	0	0	0	0	1				
Norm Cash, L OBP: 0.353, SLG: 0.431						1B				2	0	1	0	0	0	0				
Don Wert, R OBP: 0.314, SLG: 0.380	F5			F8		L7				3	0	0	0	0	0	2				
Ike Brown, R OBP: 0.340, SLG: 0.385		K				SH2-4 1B		K		3	0	1	0	0	2	0				
Jim Price, R OBP: 0.297, SLG: 0.442		5-3				F9		FC1-6 1B		3	0	1	0	0	0	1				
Mike Kilkenny, R OBP: 0.167, SLG: 0.091			K			SH2-4 1-2		FC1-6 FC5-4		2	0	0	0	0	1	1				
Inning Stats	R: 2 E: 0 K: 0 S: 5	H: 2 LOB: 1 BB: 1 P: 9	R: 0 E: 0 K: 2 S: 7	H: 0 LOB: 0 BB: 0 P: 7	R: 0 E: 0 K: 0 S: 3	H: 0 LOB: 0 BB: 0 P: 3	R: 0 E: 0 K: 0 S: 3	H: 0 LOB: 0 BB: 0 P: 3	R: 0 E: 0 K: 0 S: 4	H: 1 LOB: 2 BB: 0 P: 5	R: 0 E: 0 K: 0 S: 4	H: 2 LOB: 1 BB: 0 P: 4	R: 0 E: 0 K: 1 S: 6	H: 1 LOB: 1 BB: 0 P: 6	R: 0 E: 0 K: 1 S: 5	H: 0 LOB: 0 BB: 0 P: 5		1B: 5 2B: 1 3B: 0 HR: 0	SF: 0 SAC: 1 DP: 1 HBP: 1	WP: 1 PB: 1 SB: 0 CS: 0
PITCHER Fritz Peterson, L ERA: 2.48	IP: 8.0 WLS: L BF: 31 H: 6 R: 2 ER: 1 SO: 4 BB: 1 IBB: 0 HBP: 1 BLK: 0 WP: 1 HR: 0 S: 37 P: 42 ERA: 1.12 WHIP: 0.875															PITCHER				

Batter	1	2	3	4	5	6	7	8	9	AB	R	H	RBI	BB	SO	LOB	TOP				
Horace Clarke, S (1,4) OBP: 0.353, SLG: 0.375	4-3		BB			6-3		F9		3	0	0	0	1	0	2	<p>New York Yankees @ Washington Senators Robert F. Kennedy Memorial Stadium, Washington, DC</p> <p>Wed Sep 10 1969, 7:05 PM EDT Att: 6,016 - Unknown</p> <p>livebaseballscorecards.com</p> <p>AB 29 R 1 H 2 RBI 1 BB 3 SO 2 LOB 7</p> 				
Gene Michael, S (1,6) OBP: 0.342, SLG: 0.371	BB		3-1			6-3		L7		3	0	0	0	1	0	3					
Roy White, S (1,7) OBP: 0.400, SLG: 0.439	K					F4		F5		4	0	0	0	0	1	1					
Joe Pepitone, L (1,3)	K					1-4-3		G3		4	0	0	0	0	1	1					
Bobby Murcer, L (1,9) OBP: 0.309, SLG: 0.437			1-3			4-3		4-3		4	0	0	0	0	0	0					
Thurman Munson, R (1,2) OBP: 0.417, SLG: 0.400			L5			6-3		5-3		3	0	0	0	0	0	0					
Jimmie Hall, L (1,8) OBP: 0.290, SLG: 0.347			F8			4-3		E	2B	3	1	1	0	0	0	0					
Jerry Kenney, L (1,5) OBP: 0.321, SLG: 0.299			4-3			F8		E7	1B	3	0	1	1	0	0	0					
Mel Stottlemyre, R (1,1) OBP: 0.250, SLG: 0.215			G3			F3		BB		1	0	0	0	0	0	0					
Tom Shopay, L (6, PH) OBP: 0.121, SLG: 0.156										1	0	0	0	0	0	0					
Bill Burbach, R (6, 1) OBP: 0.143, SLG: 0.125										0	0	0	0	0	0	0					
Ron Blomberg, L (8, PH)										0	0	0	0	1	0	0					
Steve Hamilton, L (8, 1)										0	0	0	0	0	0	0					
Inning Stats	R: 0 E: 0 K: 2 S: 7	H: 0 LOB: 1 BB: 1 P: 11	R: 0 E: 0 K: 0 S: 3	H: 0 LOB: 0 BB: 0 P: 3	R: 0 E: 0 K: 0 S: 3	H: 0 LOB: 0 BB: 1 P: 7	R: 0 E: 0 K: 0 S: 3	H: 0 LOB: 0 BB: 0 P: 3	R: 0 E: 0 K: 0 S: 3	H: 0 LOB: 0 BB: 0 P: 3	R: 0 E: 0 K: 0 S: 3	H: 0 LOB: 0 BB: 0 P: 3	R: 1 E: 1 K: 0 S: 5	H: 2 LOB: 2 BB: 1 P: 9	R: 0 E: 0 K: 0 S: 3	H: 0 LOB: 0 BB: 0 P: 3		1B: 1 2B: 1 3B: 0 HR: 0	SF: 0 SAC: 0 DP: 0 HBP: 0	WP: 0 PB: 0 SB: 1 CS: 0	PA: 32
PITCHER Dick Bosman, R (1,1) ERA: 2.2	IP: 9.0 WLS: W BF: 32 H: 2 R: 1 ER: 1 SO: 2 BB: 3 IBB: 0 HBP: 0 BLK: 0 WP: 0 HR: 0 S: 33 P: 45 ERA: 1.00 WHIP: 0.556															PITCHER					

Batter	1	2	3	4	5	6	7	8	9	AB	R	H	RBI	BB	SO	LOB	BOTTOM				
Ed Brinkman, R (1,6) OBP: 0.330, SLG: 0.335	FC5-4 1B BB		1-3			G4-3-6 1-2				2	2	0	0	2	0	1	<p>New York Yankees @ Washington Senators Robert F. Kennedy Memorial Stadium, Washington, DC</p> <p>Wed Sep 10 1969, 7:05 PM EDT Att: 6,016 - Unknown</p> <p>livebaseballscorecards.com</p> <p>AB 32 R 6 H 9 RBI 6 BB 2 SO 6 LOB 14</p> 				
Lee Maye, L (1,8) OBP: 0.329, SLG: 0.426	FC5-4 1-2 1B		E6		1-3 HR 1B			CS 1B		4	1	3	0	0	0	0					
Frank Howard, R (1,7) OBP: 0.410, SLG: 0.610	FC5-4 1B		K		1-3 HR 1B			F7		4	1	1	3	0	1	4					
Dick Smith, R (8, 7) OBP: 0.100, SLG: 0.100	PB 1-2 2-3 1B		K		1-3 HR 1B			F9		0	0	0	0	0	0	0					
Mike Epstein, L (1,3) OBP: 0.415, SLG: 0.540	PB 1-2 3-H 1B		4-3		1-3 HR 2B 1B			F9		4	1	2	1	0	0	2					
Ken McMullen, R (1,5) OBP: 0.354, SLG: 0.426	1-3 1-2 2-3		1-3		HR 1-H 2B			CS 1-2		4	1	2	2	0	0	2					
Bernie Allen, L (1,4) OBP: 0.341, SLG: 0.389	F9		F3		1-3 HR L8			K		3	0	0	0	0	0	3					
Tim Cullen, R (8, PH) OBP: 0.248, SLG: 0.243	F9		F3		1-3 HR L8			K		1	0	0	0	0	1	0					
Brant Alyea, R (1,9) OBP: 0.325, SLG: 0.416			F9		1-3 HR K			F7		4	0	0	0	0	2	1					
Paul Casanova, R (1,2) OBP: 0.254, SLG: 0.287			1-3		5-3			G4-3-6 1B		3	0	1	0	0	0	0					
Dick Bosman, R (1,1) OBP: 0.169, SLG: 0.094			K		6-3			K		3	0	0	0	0	2	1					
Inning Stats	R: 1 E: 0 K: 0 S: 5	H: 2 LOB: 2 BB: 1 P: 9	R: 0 E: 0 K: 1 S: 5	H: 0 LOB: 0 BB: 0 P: 5	R: 0 E: 1 K: 1 S: 6	H: 0 LOB: 1 BB: 0 P: 6	R: 1 E: 0 K: 1 S: 6	H: 1 LOB: 0 BB: 0 P: 6	R: 4 E: 0 K: 1 S: 9	H: 4 LOB: 1 BB: 1 P: 13	R: 0 E: 0 K: 1 S: 5	H: 1 LOB: 0 BB: 0 P: 5	R: 0 E: 0 K: 1 S: 3	H: 1 LOB: 0 BB: 0 P: 3	R: 0 E: 0 K: 1 S: 5	H: 0 LOB: 0 BB: 0 P: 5		1B: 6 2B: 1 3B: 0 HR: 2	SF: 0 SAC: 0 DP: 1 HBP: 0	WP: 0 PB: 2 SB: 0 CS: 1	PA: 35
PITCHER Mel Stottlemyre, R (1,1) ERA: 2.83	IP: 5.0 WLS: L BF: 25 H: 7 R: 6 ER: 6 SO: 4 BB: 2 IBB: 0 HBP: 0 BLK: 0 WP: 0 HR: 2 S: 31 P: 39 ERA: 10.80 WHIP: 1.800															PITCHER					
Bill Burbach, R (6, 1) ERA: 3.69	IP: 2.0 WLS: 6 BF: 6 H: 2 R: 0 ER: 0 SO: 1 BB: 0 IBB: 0 HBP: 0 BLK: 0 WP: 0 HR: 0 S: 8 P: 8 ERA: 0.00 WHIP: 1.000																				
Steve Hamilton, L (8, 1) ERA: 3.48	IP: 1.0 WLS: 3 BF: 0 H: 0 R: 0 ER: 0 SO: 1 BB: 0 IBB: 0 HBP: 0 BLK: 0 WP: 0 HR: 0 S: 5 P: 5 ERA: 0.00 WHIP: 0.000																				

Batter	1	2	3	4	5	6	7	8	9	AB	R	H	RBI	BB	SO	LOB	TOP		
Syd O'Brien, R OBP: 0.313, SLG: 0.472 (1, 5)										4	0	1	0	0	1	2	Boston Red Sox @ New York Yankees Yankee Stadium, Bronx, NY Fri Sep 12 1969, 7:05 PM EDT Unknown - 77 F		
Mike Andrews, R OBP: 0.388, SLG: 0.451 (1, 4)										3	0	1	1	0	0	1			
Carl Yastrzemski, L OBP: 0.360, SLG: 0.513 (1, 7)										4	1	2	0	0	1	1			
Reggie Smith, S OBP: 0.377, SLG: 0.532 (1, 8)										4	0	0	0	0	3	3			
Rico Petrocelli, R OBP: 0.415, SLG: 0.614 (1, 6)										4	0	0	0	0	1	1			
Tony Conigliaro, R OBP: 0.325, SLG: 0.436 (1, 9)										4	0	1	1	0	1	0			
George Scott, R OBP: 0.331, SLG: 0.383 (1, 3)										4	0	1	0	0	0	0			
Jerry Moses, R OBP: 0.321, SLG: 0.467 (1, 2)										3	1	1	0	1	0	0			
Jim Lonborg, R OBP: 0.205, SLG: 0.132 Bill Lee, L (5, 1)										2	0	0	0	0	2	3			
Billy Conigliaro, R OBP: 0.439, SLG: 0.735 Bill Landis, L (7, 1)										0	0	0	0	0	0	0			
Russ Gibson, R OBP: 0.292, SLG: 0.325 (9, PH)										1	1	0	0	0	0	0			
Inning Stats	R: 0 E: 0 K: 1 S: 6	H: 1 LOB: 1 BB: 0 P: 6	R: 0 E: 0 K: 0 S: 3	H: 0 LOB: 0 BB: 0 P: 3	R: 0 E: 0 K: 1 S: 6	H: 1 LOB: 1 BB: 0 P: 6	R: 1 E: 0 K: 1 S: 8	H: 3 LOB: 3 BB: 1 P: 12	R: 0 E: 0 K: 1 S: 5	H: 0 LOB: 0 BB: 0 P: 5	R: 2 E: 0 K: 1 S: 7	H: 2 LOB: 0 BB: 0 P: 7	R: 0 E: 0 K: 2 S: 7	H: 0 LOB: 0 BB: 0 P: 7	R: 0 E: 0 K: 0 S: 3	H: 0 LOB: 0 BB: 0 P: 3	1B: 5 2B: 3 3B: 0 HR: 0	SF: 1 SAC: 0 DP: 0 HBP: 0	WP: 1 PA: 36 CS: 0
PITCHER Al Downing, L ERA: 3.07 (1, 1)	IP: 9.0 WLS: W BF: 36 H: 8 R: 3 ER: 3 SO: 9 BB: 0 IBB: 1 HBP: 0 BLK: 0 WP: 1 HR: 0 S: 53 P: 57 ERA: 3.00 WHIP: 0.889																		


AB	34
R	3
H	8
RBI	2
BB	1
SO	9
LOB	11





Batter	1	2	3	4	5	6	7	8	9	AB	R	H	RBI	BB	SO	LOB	BOTTOM		
Horace Clarke, S OBP: 0.355, SLG: 0.379 (1, 4)										3	2	3	1	1	0	0	Boston Red Sox @ New York Yankees Yankee Stadium, Bronx, NY Fri Sep 12 1969, 7:05 PM EDT Unknown - 77 F		
Jerry Kenney, L OBP: 0.323, SLG: 0.308 (1, 6)										3	1	2	2	0	1				
Roy White, S OBP: 0.399, SLG: 0.437 (1, 7)										4	0	1	0	0	1	2			
Joe Pepitone, L OBP: 0.279, SLG: 0.441 (1, 3)										4	0	1	0	0	0	3			
Bobby Murcer, L OBP: 0.308, SLG: 0.446 (1, 8) (7, 9)										4	1	1	1	0	1	1			
Jake Gibbs, L OBP: 0.282, SLG: 0.284 (1, 2)										4	0	0	0	0	1	0			
Tom Shopay, L OBP: 0.106, SLG: 0.139 Ron Woods, R OBP: 0.281, SLG: 0.265 (6, PH) (7, 8)										2	0	0	0	0	0	0			
Bobby Cox, R OBP: 0.330, SLG: 0.299 (1, 5)										3	1	2	0	0	0	0			
Al Downing, R OBP: 0.091, SLG: 0.091 (1, 1)										2	0	0	0	0	1	1			
Inning Stats	R: 2 E: 0 K: 0 S: 5	H: 3 LOB: 0 BB: 0 P: 5	R: 0 E: 0 K: 0 S: 4	H: 1 LOB: 0 BB: 0 P: 4	R: 0 E: 0 K: 1 S: 5	H: 0 LOB: 1 BB: 1 P: 9	R: 0 E: 0 K: 0 S: 3	H: 0 LOB: 0 BB: 0 P: 3	R: 2 E: 1 K: 0 S: 6	H: 4 LOB: 1 BB: 0 P: 6	R: 1 E: 0 K: 1 S: 6	H: 1 LOB: 0 BB: 0 P: 6	R: 0 E: 0 K: 2 S: 7	H: 0 LOB: 0 BB: 0 P: 7	R: 0 E: 0 K: 0 S: 3	H: 0 LOB: 0 BB: 0 P: 3		1B: 6 2B: 2 3B: 0 HR: 2	SF: 0 SAC: 2 DP: 1 HBP: 0
PITCHER Jim Lonborg, R ERA: 4.42 Bill Lee, L ERA: 5.73 Bill Landis, L ERA: 5.35 (1, 1) (5, 1) (7, 1)	IP: 4.1 WLS: L BF: 21 H: 8 R: 4 ER: 4 SO: 4 BB: 1 IBB: 0 HBP: 0 BLK: 0 WP: 0 HR: 1 S: 22 P: 26 ERA: 8.31 WHIP: 2.077																		

AB	30
R	5
H	10
RBI	4
BB	1
SO	5
LOB	8



Batter	1	2	3	4	5	6	7	8	9	AB	R	H	RBI	BB	SO	LOB	TOP										
Syd O'Brien, R (1.5) OBP: 0.303, SLG: 0.456	F9		F8		5-3		SH5-4		6-3	4	0	0	0	0	0	1	Boston Red Sox @ New York Yankees Yankee Stadium, Bronx, NY Sat Sep 13 1969, 3:33 AM EDT Att: 13,687 - Unknown - 81 F										
Mike Andrews, R (1.4) OBP: 0.387, SLG: 0.454	F7		2B			L7	K		K	5	0	1	1	0	2	2											
Carl Yastrzemski, L (1.7) OBP: 0.360, SLG: 0.508	K		G3			3B				2	1	0	0	2	1	1											
Reggie Smith, S (1.8) OBP: 0.379, SLG: 0.536		F7	1B			SF7	G3			4	2	3	1	0	0	3											
Rico Petrocelli, R (1.6) OBP: 0.417, SLG: 0.617	F7		F9			3B			HR	3	1	1	1	1	0	2											
Tony Conigliaro, R (1.9) OBP: 0.324, SLG: 0.435					F9	IBB			6-3	3	0	1	2	0	0	1											
George Scott, R (1.3) OBP: 0.330, SLG: 0.380	G6-4-3		1B		4-3				6-3	4	0	0	0	0	0	3											
Jerry Moses, R (1.2) OBP: 0.328, SLG: 0.464			F8		F4		SH5-4		6-3	3	1	1	0	1	0	0											
Vicente Romo, R (1.1) OBP: 0.148, SLG: 0.185			SH1-4							0	0	0	0	0	0	0											
Gary Wagner, R (1.1) OBP: 0.176, SLG: 0.125					K		SH5-4		K	1	0	0	0	0	1	0											
Sparky Lyle, L (6.1)										2	0	1	0	0	1	0											
Inning Stats	R: 0 E: 0 K: 1 S: 5	H: 0 LOB: 0 BB: 0 P: 5	R: 1 E: 0 K: 0 S: 4	H: 2 LOB: 0 BB: 0 P: 4	R: 1 E: 0 K: 0 S: 5	H: 2 LOB: 1 BB: 0 P: 5	R: 0 E: 0 K: 0 S: 4	H: 1 LOB: 1 BB: 0 P: 4	R: 0 E: 0 K: 1 S: 5	H: 0 LOB: 0 BB: 0 P: 5	R: 2 E: 0 K: 0 S: 4	H: 1 LOB: 1 BB: 2 P: 12	R: 0 E: 0 K: 1 S: 6	H: 1 LOB: 3 BB: 2 P: 14	R: 1 E: 0 K: 0 S: 4	H: 1 LOB: 0 BB: 0 P: 4	R: 0 E: 0 K: 2 S: 7	H: 0 LOB: 0 BB: 0 P: 7	1B: 4 2B: 2 3B: 1 HR: 1	SF: 1 SAC: 2 DP: 1 HBP: 0	WP: 0 PB: 0 SB: 1 CS: 0	PA: 38					
PITCHER	IP	WLS	BF	H	R	ER	SO	BB	IBB	HBP	BLK	WP	HR	S	P	ERA	WHIP										
Fritz Peterson, L (1.1) ERA: 2.57	5.1	L	23	6	4	4	2	1	1	0	0	0	0	25	33	6.75	1.312										
Bill Burbach, R (6.1) ERA: 3.69	2.2		12	2	1	1	1	2	0	0	0	0	1	12	20	3.38	1.500										
Lindy McDaniel, R (9.1) ERA: 3.55	1.0		3	0	0	0	2	0	0	0	0	0	0	7	7	0.00	0.000										

Batter	1	2	3	4	5	6	7	8	9	AB	R	H	RBI	BB	SO	LOB	BOTTOM										
Horace Clarke, S (1.4) OBP: 0.353, SLG: 0.375	L7		FC1-4			F8		L8		3	0	0	0	1	0	0	Boston Red Sox @ New York Yankees Yankee Stadium, Bronx, NY Sat Sep 13 1969, 3:33 AM EDT Att: 13,687 - Unknown - 81 F										
Jerry Kenney, L (1.6) OBP: 0.325, SLG: 0.308	F9		FC1-4			FC6-4		5-3		3	0	0	0	1	0	2											
Roy White, S (1.7) OBP: 0.397, SLG: 0.431			FC6-4			FC6-4				2	1	0	1	2	0	2											
Bobby Murcer, L (1.8) OBP: 0.313, SLG: 0.462			CS			5-3		F9		3	0	1	1	1	0	2											
Joe Pepitone, L (1.3) OBP: 0.278, SLG: 0.438	K		G3-6-3			F7		F9		4	0	0	0	0	1	3											
Thurman Munson, R (1.2) OBP: 0.375, SLG: 0.357		6-3			5-3			1-3		4	0	0	0	0	0	1											
Tom Shopay, L (1.9) OBP: 0.160, SLG: 0.128						L8				2	0	0	0	0	0	0											
Len Boehmer, R (7. PH) OBP: 0.241, SLG: 0.222										1	0	1	0	0	0	0											
Ron Woods, R (8.8) OBP: 0.281, SLG: 0.265										0	0	0	0	0	0	0											
Bobby Cox, R (1.5) OBP: 0.328, SLG: 0.298										3	0	0	0	0	2	1											
Fritz Peterson, S (1.1) ERA: 3.48										2	1	1	0	0	1	0											
Bill Burbach, R (6.1) ERA: 6.43										0	0	0	0	0	0	0											
Frank Fernandez, R (6. PH) OBP: 0.397, SLG: 0.433										1	0	0	0	0	0	0											
Lindy McDaniel, R (9.1) ERA: 2.47										0	0	0	0	0	0	0											
Inning Stats	R: 1 E: 0 K: 1 S: 6	H: 1 LOB: 1 BB: 1 P: 10	R: 0 E: 0 K: 1 S: 5	H: 0 LOB: 0 BB: 0 P: 5	R: 1 E: 0 K: 0 S: 3	H: 1 LOB: 0 BB: 1 P: 7	R: 0 E: 0 K: 0 S: 2	H: 0 LOB: 0 BB: 1 P: 6	R: 0 E: 0 K: 1 S: 5	H: 0 LOB: 0 BB: 0 P: 5	R: 0 E: 0 K: 0 S: 3	H: 0 LOB: 1 BB: 1 P: 7	R: 0 E: 0 K: 1 S: 6	H: 1 LOB: 1 BB: 0 P: 6	R: 0 E: 0 K: 0 S: 3	H: 0 LOB: 0 BB: 0 P: 3	R: 0 E: 0 K: 0 S: 3	H: 0 LOB: 1 BB: 1 P: 7	1B: 2 2B: 0 3B: 1 HR: 0	SF: 0 SAC: 0 DP: 1 HBP: 0	WP: 0 PB: 0 SB: 0 CS: 1	PA: 34					
PITCHER	IP	WLS	BF	H	R	ER	SO	BB	IBB	HBP	BLK	WP	HR	S	P	ERA	WHIP										
Vicente Romo, R (1.1) ERA: 3.48	0.0		0	0	0	0	0	0	0	0	0	0	0	23	39	3.18	1.059										
Gary Wagner, R (1.1) ERA: 6.43	5.2	W	21	2	2	2	3	4	0	0	0	0	0	23	39	3.18	1.059										
Sparky Lyle, L (6.1) ERA: 2.47	3.1	S	12	1	0	0	1	1	0	0	0	0	0	13	17	0.00	0.600										

Batter	1	2	3	4	5	6	7	8	9	AB	R	H	RBI	BB	SO	LOB	TOP			
Tom Tresh, S (1,6) OBP: 0.286, SLG: 0.355 Cesar Gutierrez, R (1,6) OBP: 0.300, SLG: 0.227	F7		F8		1-3		6-3		5-3	1	0	0	0	0	0	0				
Jim Northrup, L (1,8) OBP: 0.352, SLG: 0.506	K		G3		4-3		2-3			4	0	0	0	0	1	0				
Al Kaline, R (1,9) OBP: 0.339, SLG: 0.444	BB		E8 3B 1B		1B		L8			3	1	2	0	1	0	0				
Norm Cash, L (1,3) OBP: 0.359, SLG: 0.442	L6		WP 3B		1B				3-1	4	1	2	1	0	0	1				
Willie Horton, R (1,7)		5-3	BB		F7				F2	3	0	0	0	1	0	2				
Tom Matchick, L (1,4) OBP: 0.288, SLG: 0.283	K		F7				1-3		F9	4	0	0	0	0	1	1				
Bill Freehan, R (1,2) OBP: 0.342, SLG: 0.414	FC5 1B				F4		K		6-3 1B	4	0	2	0	0	1	0				
Don Wert, R (1,5) OBP: 0.304, SLG: 0.363					5-3				6-3	4	0	2	0	0	0	1				
Denny McLain, R (1,1) OBP: 0.183, SLG: 0.162	FC5 2-3f				K		K		F9	4	0	0	0	0	2	4				
Inning Stats	R: 0 E: 0 K: 1 S: 5	H: 0 LOB: 1 BB: 1 P: 9	R: 0 E: 0 K: 1 S: 7	H: 2 LOB: 2 BB: 0 P: 7	R: 2 E: 1 K: 0 S: 5	H: 2 LOB: 1 BB: 1 P: 9	R: 0 E: 0 K: 1 S: 5	H: 0 LOB: 0 BB: 0 P: 5	R: 0 E: 0 K: 2 S: 8	H: 1 LOB: 1 BB: 0 P: 8	R: 0 E: 0 K: 0 S: 3	H: 0 LOB: 0 BB: 0 P: 3	R: 0 E: 0 K: 0 S: 3	H: 0 LOB: 0 BB: 0 P: 3	R: 0 E: 0 K: 0 S: 4	H: 1 LOB: 1 BB: 0 P: 4	1B: 7 2B: 0 3B: 1 HR: 0	SF: 0 SAC: 0 DP: 0 HBP: 0	WP: 1 PB: 0 SB: 0 CS: 0	PA: 37
PITCHER	IP	WLS	BF	H	R	ER	SO	BB	IBB	HBP	BLK	WP	HR	S	P	ERA	WHIP			
Stan Bahnsen, R (1,1) ERA: 3.88	6.0	L	27	7	2	2	5	2	0	0	0	1	0	35	43	3.00	1.500			
Ron Klimkowski, R (7,1) ERA:	3.0		10	1	0	0	0	0	0	0	0	0	0	10	10	0.00	0.333			

Detroit Tigers @ New York Yankees
 Yankee Stadium, Bronx, NY
 Mon Sep 15 1969, 7:05 PM EDT
 Att: 5,734 - Unknown - 77 F

AB 35
R 2
H 8
RBI 1
BB 2
SO 5
LOB 10



Batter	1	2	3	4	5	6	7	8	9	AB	R	H	RBI	BB	SO	LOB	BOTTOM			
Horace Clarke, S (1,4) OBP: 0.352, SLG: 0.375	F6		F5			6-3			F8	4	0	0	0	0	0	0				
Jerry Kenney, L (1,6) OBP: 0.323, SLG: 0.306	1-3			L8-4-5 4-3 1B			4-3			3	0	1	0	0	0	0				
Roy White, S (1,7) OBP: 0.397, SLG: 0.433				4-3			G3			3	0	1	0	0	0	1				
Bobby Murcer, L (1,8) OBP: 0.311, SLG: 0.458	3-1			L8-4-5			F7			3	0	0	0	0	0	2				
Frank Tepedino, L (1,9)					K				1-3	3	0	0	0	0	1	0				
Joe Pepitone, L (1,3) OBP: 0.277, SLG: 0.434		4-3			F2				L9	3	0	0	0	0	0	0				
Thurman Munson, R (1,2) OBP: 0.345, SLG: 0.327		6-3				K			F3	3	0	0	0	0	1	0				
Bobby Cox, R (1,5) OBP: 0.323, SLG: 0.292					L7				F7	3	0	0	0	0	0	0				
Stan Bahnsen, R (1,1) OBP: 0.113, SLG: 0.100									6-3	1	0	0	0	0	0	0				
Tom Shopay, L (6,PH) OBP: 0.096, SLG: 0.125									K	1	0	0	0	0	0	0				
Ron Klimkowski, R (7,1)										0	0	0	0	0	0	0				
Dave McDonald, L (8,PH)										1	0	0	0	0	1	0				
Inning Stats	R: 0 E: 0 K: 0 S: 4	H: 1 LOB: 1 BB: 0 P: 4	R: 0 E: 0 K: 0 S: 3	H: 0 LOB: 0 BB: 0 P: 3	R: 0 E: 0 K: 0 S: 3	H: 0 LOB: 0 BB: 0 P: 3	R: 0 E: 0 K: 2 S: 7	H: 1 LOB: 0 BB: 0 P: 7	R: 0 E: 0 K: 0 S: 3	H: 0 LOB: 0 BB: 0 P: 3	R: 0 E: 0 K: 0 S: 3	H: 0 LOB: 0 BB: 0 P: 3	R: 0 E: 0 K: 0 S: 3	H: 0 LOB: 0 BB: 0 P: 3	R: 0 E: 0 K: 1 S: 5	H: 0 LOB: 0 BB: 0 P: 5	1B: 2 2B: 1 3B: 0 HR: 0	SF: 0 SAC: 0 DP: 1 HBP: 0	WP: 0 PB: 0 SB: 1 CS: 0	PA: 28
PITCHER	IP	WLS	BF	H	R	ER	SO	BB	IBB	HBP	BLK	WP	HR	S	P	ERA	WHIP			
Denny McLain, R (1,1) ERA: 2.75	9.0	W	28	2	0	0	3	0	0	0	0	0	0	34	34	0.00	0.222			

Detroit Tigers @ New York Yankees
 Yankee Stadium, Bronx, NY
 Mon Sep 15 1969, 7:05 PM EDT
 Att: 5,734 - Unknown - 77 F


AB 28
R 0
H 2
RBI 0
BB 0
SO 3
LOB 3




Batter	1	2	3	4	5	6	7	8	9	10	11	12	13	AB R H RBI BB SO LOB	TOP									
Mickey Stanley, R OBP: 0.296, SLG: 0.366	K		FC4-6 BB		F8		6-3		1B HR		E3		4-3	6 1 1 1 1 1 1	Detroit Tigers @ New York Yankees Yankee Stadium, Bronx, NY Tue Sep 16 1969, 7:05 PM EDT Att: 6,406 - Unknown - 79 F									
Jim Northrup, L OBP: 0.251, SLG: 0.512	1B 2B		F8		E8 SF9			K	1B HR		4-3			6 3 2 2 0 1 2										
Al Kaline, R OBP: 0.341, SLG: 0.444	1B BB		FC4-6 BB		SF9			FC5 1B	L5			4-3 1B		4 0 2 1 1 0 2										
Willie Horton, R OBP: 0.331, SLG: 0.472	F4		F4		F4			1B			K	F2 1B		5 0 1 0 1 1 3										
Bill Freehan, R OBP: 0.342, SLG: 0.413	1B		F8		F8			F3			1B 1B	4-3		6 0 2 1 0 0 5										
Don Wert, R OBP: 0.304, SLG: 0.370	F5				F9			F3			1B 1B	F8		6 1 2 1 0 0 5										
Ike Brown, R OBP: 0.325, SLG: 0.361			F9		F8			F7			1B HR			5 0 0 0 0 1 2										
Tom Matchick, L OBP: 0.270, SLG: 0.285											K	G6-4-3		1 0 1 0 0 0 0										
Cesar Gutierrez, R OBP: 0.309, SLG: 0.245			F7		6-3			F5			1B WP		SH3-4	5 1 2 0 0 0 0										
Earl Wilson, R OBP: 0.286, SLG: 0.286			5-3		K			K			1B 1B		F5	2 0 0 0 0 0 0										
Earl Wilson, R OBP: 0.286, SLG: 0.286														2 0 0 0 0 0 0										
Earl Wilson, R OBP: 0.286, SLG: 0.286														2 0 0 0 0 0 0										
Inning Stats	R: 1 E: 0 K: 1	H: 2 LOB: 2 BB: 1 P: 11	R: 0 E: 0 K: 0	H: 0 LOB: 0 BB: 0 P: 3	R: 0 E: 0 K: 0	H: 0 LOB: 2 BB: 2 P: 11	R: 1 E: 0 K: 1	H: 1 LOB: 0 BB: 0 P: 6	R: 0 E: 0 K: 0	H: 0 LOB: 0 BB: 0 P: 3	R: 0 E: 0 K: 1	H: 2 LOB: 1 BB: 0 P: 8	R: 0 E: 0 K: 1	H: 1 LOB: 1 BB: 0 P: 6		R: 0 E: 0 K: 0	H: 1 LOB: 1 BB: 0 P: 4	R: 0 E: 0 K: 0	H: 1 LOB: 1 BB: 0 P: 4	R: 0 E: 0 K: 0	H: 1 LOB: 1 BB: 0 P: 4	1B: 11 2B: 1 3B: 0 HR: 2	SF: 1 SAC: 1 DP: 1 HBP: 0	WP: 1 PB: 0 SB: 0 CS: 1
PITCHER	IP WLS BF H R ER SO BB IBB HBP BLK WP HR S P ERA WHIP																							
Al Downing, L ERA: 3.23	(1, 1) 8.2 38 9 6 5 5 3 0 0 0 1 2 45 57 5.19 1.385																							
Jack Aker, R ERA: 2.95	(9, 1) 2.1 9 3 0 0 2 0 0 0 0 0 0 13 13 0.00 1.286																							
Lindy McDaniel, R ERA: 3.46	(12, 1) 2.0 W 8 2 0 0 0 0 0 0 0 0 0 8 8 0.00 1.000																							

Batter	1	2	3	4	5	6	7	8	9	10	11	12	13	AB R H RBI BB SO LOB	BOTTOM							
Horace Clarke, S OBP: 0.350, SLG: 0.378	6-3				5-3	L9			4-3		SH1-4		L8	6 1 1 1 0 0 5	Detroit Tigers @ New York Yankees Yankee Stadium, Bronx, NY Tue Sep 16 1969, 7:05 PM EDT Att: 6,406 - Unknown - 79 F							
Gene Michael, S OBP: 0.260, SLG: 0.368					5-3				F8		FC5-2 WP		SF8	3 1 0 0 2 0 0								
Bobby Cox, R OBP: 0.320, SLG: 0.291	1-3 BB		6-3		5-3				FC4-6 BB		2H 1B			1 0 0 1 0 0 1								
Roy White, S OBP: 0.394, SLG: 0.429	1-3		F7		F3				FC4-6		S 1B		F6	6 0 1 0 0 0 3								
Bobby Murcer, L OBP: 0.315, SLG: 0.462	E9 3B				K				F7		1B IBB			4 2 2 1 2 1 1								
Frank Tepedino, L OBP: 0.286, SLG: 0.286	4-3				FC6-4 1B				4-3		1-3			4 2 2 0 0 0 1								
Ron Woods, R OBP: 0.281, SLG: 0.285					FC6-4 BB				4-3					0 0 0 0 0 0 0								
Joe Pepitone, L OBP: 0.270, SLG: 0.433					FC6-4 WP 1B									1 0 0 0 0 0 2								
Bill Robinson, R OBP: 0.224, SLG: 0.277					1-2 WP 1B									1 0 0 0 0 1 1								
Dave McDonald, L OBP: 0.143, SLG: 0.143			F8		F8				F7		F3		K	6 0 1 0 0 1 2								
Jerry Kenney, L OBP: 0.327, SLG: 0.307					FC6-4 1B				6-3				K	4 1 2 0 2 0 2								
Thurman Munson, R OBP: 0.344, SLG: 0.321					FC6-4 BB				6-3		CS 1B		1B SF8 1B	4 0 1 2 1 0 4								
Al Downing, R OBP: 0.106, SLG: 0.083					1-2 2-3								1B IBB 1B	3 0 0 0 1 1 3								
Jack Aker, R OBP: 0.260, SLG: 0.111					5-3				6-3					0 0 0 0 0 0 0								
Ron Blomberg, L OBP: 0.760, SLG: 0.867	K													1 0 1 0 0 0 0								
Lindy McDaniel, R ERA: 3.46														0 0 0 0 0 0 0								
Tom Shopay, L OBP: 0.110, SLG: 0.125														0 0 0 0 1 0 0								
Inning Stats	R: 2 E: 1 K: 0	H: 1 LOB: 0 BB: 1 P: 8	R: 0 E: 0 K: 1	H: 0 LOB: 1 BB: 1 P: 9	R: 1 E: 0 K: 1	H: 1 LOB: 0 BB: 0 P: 6	R: 1 E: 0 K: 0	H: 2 LOB: 1 BB: 0 P: 5	R: 0 E: 0 K: 0	H: 0 LOB: 0 BB: 0 P: 3	R: 0 E: 0 K: 0	H: 1 LOB: 2 BB: 1 P: 8	R: 0 E: 0 K: 2	H: 1 LOB: 1 BB: 1 P: 10	R: 0 E: 0 K: 0	H: 2 LOB: 2 BB: 1 P: 8	R: 1 E: 0 K: 0	H: 2 LOB: 2 BB: 1 P: 8	1B: 9 2B: 0 3B: 1 HR: 1	SF: 2 SAC: 1 DP: 0 HBP: 0	WP: 2 PB: 1 SB: 1 CS: 2	PA: 56
PITCHER	IP WLS BF H R ER SO BB IBB HBP BLK WP HR S P ERA WHIP																					
Earl Wilson, R ERA: 3.31	(1, 1) 0.2 3 0 1 1 0 1 0 0 0 0 1 24 32 7.71 1.714																					
John Hillier, L ERA: 4.07	(6, 1) 4.2 22 6 5 4 2 2 0 0 0 0 1 0 0 2 6 0.00 1.500																					
Tom Timmermann, R ERA: 2.86	(7, 1) 0.2 3 0 0 0 0 2 0 0 0 0 0 0 6 14 0.00 1.000																					
Gary Taylor, R ERA: 3.1	(9, 1) 2.0 8 2 0 0 0 0 0 1 0 0 0 0 7 11 0.00 1.000																					
Bob Reed, R ERA: 1.42	(11, 1) 2.0 WLS 7 1 0 0 2 1 0 0 0 0 0 1 0 0 0 0 0 0 0 0 4 8 13.50 3.000																					
Daryl Patterson, R ERA: 3.1	(13, 1) 0.2 L 5 2 1 1 0 0 1 0 0 0 0 0 0 4 8 13.50 3.000																					



Batter	1	2	3	4	5	6	7	8	9	AB	R	H	RBI	BB	SO	LOB	TOP																
Ed Brinkman, R OBP: 0.335, SLG: 0.335 (1,6)	0-0 4-3			0-0 F8						2	0	0	0	0	0	0	<p>Washington Senators @ New York Yankees Yankee Stadium, Bronx, NY Wed Sep 17 1969, 7:05 PM EDT Att. 5,025 - Unknown - 81 F</p> <p>livebaseballscores.com</p> <p>AB 17 R 1 H 2 RBI 1 BB 0 SO 3 LOB 2</p> 																
Zoilo Versalles, R OBP: 0.299, SLG: 0.307 (1,4)	0-0 L7			0-0 1B 1-3						2	1	1	0	0	0																		
Frank Howard, R OBP: 0.410, SLG: 0.595 (1,9)	0-3 K			0-0 1-3						2	0	0	0	0	1	1																	
Ken McMullen, R OBP: 0.350, SLG: 0.426 (1,5)				0-0 F8						2	0	1	1	0	0	0																	
Mike Epstein, L OBP: 0.410, SLG: 0.548 (1,3)				0-0 2H 1B						2	0	0	0	0	0	1																	
Brant Aleva, R OBP: 0.325, SLG: 0.410 (1,7)				0-0 F7						2	0	0	0	0	0	0																	
Del Unser, L OBP: 0.344, SLG: 0.355 (1,8)				0-0 4-3				0-3 K		2	0	0	0	0	1	0																	
Paul Casanova, R OBP: 0.250, SLG: 0.281 (1,2)				0-0 1-3				0-0 F8		2	0	0	0	0	0	0																	
Casey Cox, R OBP: 0.152, SLG: 0.114 (1,1)				0-3 K						1	0	0	0	0	1	0																	
Inning Stats	R: 0 E: 0 K: 1 S: 5	H: 0 LOB: 0 BB: 0 P: 5	R: 0 E: 0 K: 0 S: 3	H: 0 LOB: 0 BB: 0 P: 3	R: 0 E: 0 K: 1 S: 5	H: 0 LOB: 0 BB: 0 P: 5	R: 1 E: 0 K: 0 S: 5	H: 2 LOB: 1 BB: 0 P: 5	R: 0 E: 0 K: 1 S: 5	H: 0 LOB: 0 BB: 0 P: 5							1B: 2 2B: 0 3B: 0 HR: 0	SF: 0 SAC: 0 DP: 0 HBP: 0	WP: 0 PB: 0 CS: 0	PA: 17													
PITCHER Fritz Peterson, L ERA: 2.56 (1,1)	IP: 5.0 WLS: W BF: 17 H: 2 R: 1 ER: 1 SO: 3 BB: 0 IBB: 0 HBP: 0 BLK: 0 WP: 0 HR: 0 S: 23 P: 23 ERA: 1.80 WHIP: 0.400															PITCHER	IP	WLS	BF	H	R	ER	SO	BB	IBB	HBP	BLK	WP	HR	S	P	ERA	WHIP

Batter	1	2	3	4	5	6	7	8	9	AB	R	H	RBI	BB	SO	LOB	BOTTOM																
Horace Clarke, S OBP: 0.348, SLG: 0.376 (1,4)	0-0 4-3				0-3 K					3	0	0	0	0	1	2	<p>Washington Senators @ New York Yankees Yankee Stadium, Bronx, NY Wed Sep 17 1969, 7:05 PM EDT Att. 5,025 - Unknown - 81 F</p> <p>livebaseballscores.com</p> <p>AB 19 R 2 H 6 RBI 2 BB 2 SO 3 LOB 9</p> 																
Jerry Kenney, L OBP: 0.328, SLG: 0.312 (1,6)	0-0 1B SF5 2B			0-3 K						3	1	2	0	0	1	0																	
Roy White, S OBP: 0.398, SLG: 0.432 (1,7)	0-0 SF5 2-3 1B			4-0 G3 S BB				0-0 1-3 2H 1B		2	0	2	1	1	0	0																	
Bobby Murcer, L OBP: 0.313, SLG: 0.461 (1,8)	0-0 SF5			0-0 F8				0-0 F9		2	0	0	1	0	0	3																	
Frank Tepedino, L OBP: 0.222, SLG: 0.222 (1,9)	0-0 1-3			0-0 G3						2	0	0	0	0	0	2																	
Dave McDonald, L OBP: 0.222, SLG: 0.125 (1,3)				0-0 4-3				4-0 BB		1	0	0	0	1	0	0																	
Thurman Munson, R OBP: 0.333, SLG: 0.309 (1,2)				0-0 F8				0-0 F7		2	0	0	0	0	0	2																	
Bobby Cox, R OBP: 0.317, SLG: 0.287 (1,5)				0-3 K				0-0 F7		2	0	0	0	0	1	0																	
Fritz Peterson, S OBP: 0.181, SLG: 0.145 (1,1)				0-0 G4-6-3 1B				0-0 1B 1B		2	1	2	0	0	0	0																	
Inning Stats	R: 1 E: 0 K: 0 S: 5	H: 2 LOB: 1 BB: 0 P: 5	R: 0 E: 0 K: 1 S: 5	H: 0 LOB: 0 BB: 0 P: 5	R: 0 E: 0 K: 1 S: 5	H: 1 LOB: 0 BB: 0 P: 5	R: 0 E: 0 K: 0 S: 3	H: 0 LOB: 2 BB: 2 P: 11	R: 1 E: 0 K: 1 S: 8	H: 3 LOB: 2 BB: 0 P: 8							1B: 5 2B: 1 3B: 0 HR: 0	SF: 1 SAC: 0 DP: 1 HBP: 0	WP: 0 PB: 0 CS: 0	PA: 22													
PITCHER Casey Cox, R ERA: 2.4 (1,1)	IP: 5.0 WLS: L BF: 22 H: 6 R: 2 ER: 2 SO: 3 BB: 2 IBB: 0 HBP: 0 BLK: 0 WP: 0 HR: 0 S: 26 P: 34 ERA: 3.60 WHIP: 1.600															PITCHER	IP	WLS	BF	H	R	ER	SO	BB	IBB	HBP	BLK	WP	HR	S	P	ERA	WHIP


Batter	1	2	3	4	5	6	7	8	9	AB	R	H	RBI	BB	SO	LOB	TOP					
Del Unser, L OBP: 0.345, SLG: 0.358 (1, 8)										5	0	2	0	0	1	2	Washington Senators @ New York Yankees Yankee Stadium, Bronx, NY Thu Sep 18 1969, 7:05 PM EDT Att. 6,020 - Unknown - 60 F					
Lee Maye, L OBP: 0.335, SLG: 0.422 (1, 7)										4	0	1	0	1	0	2						
Frank Howard, R OBP: 0.406, SLG: 0.590 (1, 9)										5	0	0	0	0	2	4						
Mike Epstein, L OBP: 0.413, SLG: 0.557 (1, 3)										3	1	2	1	1	0	1						
Ken McMullen, R OBP: 0.350, SLG: 0.423 (1, 5)										3	1	0	0	1	1	3						
Bernie Allen, L OBP: 0.337, SLG: 0.388 (1, 4)										3	0	1	0	1	0	0						
Ed Brinkman, R OBP: 0.333, SLG: 0.332 (1, 6)										4	1	0	0	0	1	3						
Jim French, L OBP: 0.354, SLG: 0.307 (1, 2)										2	0	0	1	2	0	1						
Cisco Carlos, R OBP: 0.222, SLG: 0.133 (1, 1)										2	0	0	0	0	1	2						
Bary Moore, L OBP: 0.287, SLG: 0.214 (5, 1)										1	0	0	0	0	0	1						
Darold Knowles, L OBP: 0.214, SLG: 0.083 (8, 1)										0	0	0	0	0	0	0						
Ed Stroud, L OBP: 0.349, SLG: 0.387 (9, PH)										1	0	0	0	0	0	0						
Inning Stats	R: 0 E: 0 K: 0 S: 4	H: 1 LOB: 1 BB: 0 P: 4	R: 1 E: 1 K: 1 S: 7	H: 1 LOB: 2 BB: 1 P: 11	R: 0 E: 0 K: 1 S: 6	H: 1 LOB: 1 BB: 0 P: 6	R: 0 E: 0 K: 1 S: 5	H: 0 LOB: 1 BB: 1 P: 9	R: 0 E: 0 K: 1 S: 4	H: 0 LOB: 0 BB: 1 P: 8	R: 2 E: 0 K: 0 S: 4	H: 1 LOB: 1 BB: 2 P: 12	R: 0 E: 0 K: 1 S: 6	H: 1 LOB: 2 BB: 1 P: 10	R: 0 E: 0 K: 1 S: 5	H: 0 LOB: 0 BB: 0 P: 5	R: 0 E: 0 K: 0 S: 4	H: 1 LOB: 1 BB: 0 P: 4	1B: 3 2B: 2 3B: 0 HR: 1	SF: 0 SAC: 0 DP: 1 HBP: 0	WP: 0 PB: 0 SB: 0 CS: 0	PA: 39
PITCHER Mel Stottlemyre, R ERA: 2.76 (1, 1)	IP: 9.0 WLS: W BF: 39 H: 6 R: 3 ER: 2 SO: 6 BB: 5 IBB: 1 HBP: 0 BLK: 0 WP: 0 HR: 1 S: 45 P: 69 ERA: 2.00 WHIP: 1.222															PITCHER						

Batter	1	2	3	4	5	6	7	8	9	AB	R	H	RBI	BB	SO	LOB	BOTTOM			
Horace Clarke, S OBP: 0.347, SLG: 0.374 (1, 4)										3	0	0	0	0	0	2	Washington Senators @ New York Yankees Yankee Stadium, Bronx, NY Thu Sep 18 1969, 7:05 PM EDT Att. 6,020 - Unknown - 60 F			
Jerry Kenney, L OBP: 0.329, SLG: 0.312 (1, 6)										4	1	1	0	0	1	3				
Ron Blomberg, L OBP: 0.371, SLG: 0.590 (1, 7)										3	0	1	0	0	0	3				
Frank Fernandez, R OBP: 0.395, SLG: 0.427 (8, PH)										0	0	0	0	1	0	0				
Ron Woods, R OBP: 0.281, SLG: 0.265 (8, PR)										0	1	0	0	0	0	0				
Bobby Murcer, L OBP: 0.314, SLG: 0.463 (1, 8)										4	1	2	1	0	0	1				
Frank Tepedino, L OBP: 0.385, SLG: 0.385 (1, 9)										4	0	3	0	0	0	1				
Bill Robinson, R OBP: 0.224, SLG: 0.277 (9, 9)										0	0	0	0	0	0	0				
Dave McDonald, L OBP: 0.167, SLG: 0.091 (1, 3)										3	0	0	0	0	2	2				
John Ellis, R OBP: 0.298, SLG: 0.400 (8, PH)										1	0	1	2	0	0	0				
Bobby Cox, R OBP: 0.317, SLG: 0.287 (9, 5)										0	0	0	0	0	0	0				
Thurman Munson, R OBP: 0.328, SLG: 0.322 (1, 2)										4	1	1	0	0	0	3				
Len Boehmer, R OBP: 0.266, SLG: 0.253 (9, 3)										3	0	3	1	1	0	0				
Mel Stottlemyre, R OBP: 0.250, SLG: 0.237 (1, 1)										1	0	0	0	0	1	1				
Inning Stats	R: 1 E: 1 K: 0 S: 5	H: 2 LOB: 1 BB: 0 P: 5	R: 1 E: 0 K: 1 S: 7	H: 2 LOB: 0 BB: 0 P: 7	R: 0 E: 0 K: 0 S: 3	H: 1 LOB: 0 BB: 0 P: 3	R: 0 E: 0 K: 1 S: 5	H: 1 LOB: 0 BB: 0 P: 5	R: 0 E: 0 K: 1 S: 6	H: 1 LOB: 1 BB: 0 P: 6	R: 0 E: 0 K: 0 S: 4	H: 1 LOB: 1 BB: 0 P: 4	R: 0 E: 0 K: 0 S: 4	H: 3 LOB: 2 BB: 2 P: 12	R: 2 E: 0 K: 0 S: 4	H: 3 LOB: 2 BB: 2 P: 12	1B: 9 2B: 4 3B: 0 HR: 0	SF: 0 SAC: 3 DP: 3 HBP: 0	WP: 0 PB: 0 SB: 1 CS: 1	PA: 35
PITCHER Cisco Carlos, R ERA: 5.24 (1, 1)	IP: 4.1 WLS: L BF: 12 H: 3 R: 2 ER: 2 SO: 2 BB: 1 IBB: 0 HBP: 0 BLK: 0 WP: 0 HR: 0 S: 15 P: 23 ERA: 6.75 WHIP: 1.615															PITCHER				
Bary Moore, L ERA: 4.4 (5, 1)	2.2	L	12	3	2	2	2	1	0	0	0	0	0	0	15	19	6.75	1.500		
Darold Knowles, L ERA: 2.2 (8, 1)	1.0		5	2	0	0	0	0	1	0	0	0	0	0	3	7	0.00	2.000		

Batter	1	2	3	4	5	6	7	8	9	AB	R	H	RBI	BB	SO	LOB	TOP					
Horace Clarke, S OBP: 0.344, SLG: 0.371 (1, 4)	G3		F7		4-3		FC3-6 FC5-4		F6	5	0	0	0	0	0	2	New York Yankees @ Baltimore Orioles Memorial Stadium, Baltimore, MD Fri Sep 19 1969, 7:05 PM EDT Att. 9,223 - Unknown - 63 F					
Jerry Kenney, L OBP: 0.327, SLG: 0.309 Gene Michael, S OBP: 0.342, SLG: 0.367 (7, PH) (7, 6)	1-3		K		6-3		FC5-4			3	0	0	0	0	1	0						
Roy White, S OBP: 0.399, SLG: 0.431 (1, 7)			K							3	0	1	0	1	2	0						
Bobby Murcer, L OBP: 0.317, SLG: 0.467 (1, 8)	CS									4	1	3	0	0	0	1						
Frank Tepedino, L OBP: 0.353, SLG: 0.353 (1, 9)										4	1	1	0	0	0	3						
Dave McDonald, L OBP: 0.250, SLG: 0.267 (1, 3)										4	0	2	1	0	1	2						
Len Boehmer, R OBP: 0.265, SLG: 0.244 (1, 5)										3	0	0	1	1	0	3						
Jake Gibbs, L OBP: 0.292, SLG: 0.284 (1, 2)										4	0	1	0	0	1	3						
Mike Kekich, R OBP: 0.143, SLG: 0.190 Joe Peitone, L OBP: 0.278, SLG: 0.434 Ron Klimkowski, R (7, 1) John Ellis, R OBP: 0.293, SLG: 0.393 (9, PH)	K									2	0	0	0	0	2	2						
Inning Stats	R: 0 E: 0 K: 0 S: 2	H: 0 LOB: 0 BB: 1 P: 6	R: 1 E: 0 K: 1 S: 7	H: 3 LOB: 2 BB: 1 P: 11	R: 0 E: 0 K: 2 S: 7	H: 0 LOB: 0 BB: 0 P: 7	R: 1 E: 1 K: 0 S: 5	H: 1 LOB: 1 BB: 0 P: 5	R: 0 E: 0 K: 2 S: 8	H: 0 LOB: 0 BB: 0 P: 5	R: 0 E: 0 K: 2 S: 8	H: 1 LOB: 1 BB: 0 P: 8	R: 0 E: 0 K: 0 S: 5	H: 2 LOB: 2 BB: 0 P: 5	R: 0 E: 0 K: 0 S: 5	H: 2 LOB: 2 BB: 0 P: 5		R: 0 E: 0 K: 2 S: 7	H: 0 LOB: 0 BB: 0 P: 7	1B: 7 2B: 2 3B: 0 HR: 0	SF: 0 SAC: 0 DP: 0 HBP: 0	WP: 0 PB: 0 SB: 0 CS: 1
PITCHER Jim Palmer, R ERA: 2.3 (1, 1)	IP: 9.0 WLS: W BF: 37 H: 9 R: 2 ER: 1 SO: 8 BB: 2 IBB: 0 HBP: 0 BLK: 0 WP: 0 HR: 0 S: 51 P: 59 ERA: 1.00 WHIP: 1.222															PITCHER						

Batter	1	2	3	4	5	6	7	8	9	AB	R	H	RBI	BB	SO	LOB	BOTTOM			
Don Buford, S OBP: 0.399, SLG: 0.421 (1, 7)	5-3		BB 1B BB 1B	6-3						4	1	2	0	0	0	0	New York Yankees @ Baltimore Orioles Memorial Stadium, Baltimore, MD Fri Sep 19 1969, 7:05 PM EDT Att. 9,223 - Unknown - 63 F			
Paul Blair, R OBP: 0.342, SLG: 0.504 (1, 8)	WP 2B		BB 1B 1-2 1B							3	1	2	1	0	0	0				
Frank Robinson, R OBP: 0.418, SLG: 0.550 (1, 9)	F9		F6							4	0	0	0	0	0	4				
Brooks Robinson, R OBP: 0.296, SLG: 0.394 (1, 5)			BB 1B 1-2 2-3 BB							2	1	0	0	2	1	0				
Davey Johnson, R OBP: 0.356, SLG: 0.390 (1, 4)	K		1-2 2-3 3-H 1B							3	0	0	1	1	1	2				
Andy Etchebarren, R OBP: 0.372, SLG: 0.379 (1, 2)			K							4	0	1	2	0	1	0				
Chico Salmon, R OBP: 0.376, SLG: 0.476 (1, 3)			1-2 2-H 3-H 1B							3	0	0	0	0	1	2				
Mark Belanger, R OBP: 0.351, SLG: 0.343 (1, 6)			F9							3	1	1	0	0	0	0				
Jim Palmer, R OBP: 0.238, SLG: 0.254 (1, 1)			K							3	0	0	0	0	2	1				
Inning Stats	R: 0 E: 0 K: 1 S: 6	H: 1 LOB: 2 BB: 1 P: 10	R: 0 E: 0 K: 1 S: 5	H: 0 LOB: 0 BB: 0 P: 5	R: 3 E: 0 K: 1 S: 8	H: 3 LOB: 2 BB: 2 P: 16	R: 0 E: 0 K: 1 S: 5	H: 0 LOB: 0 BB: 0 P: 5	R: 0 E: 0 K: 1 S: 5	H: 0 LOB: 0 BB: 0 P: 5	R: 1 E: 0 K: 0 S: 5	H: 2 LOB: 1 BB: 0 P: 5	R: 0 E: 0 K: 1 S: 5	H: 0 LOB: 0 BB: 0 P: 5	R: 0 E: 0 K: 1 S: 5	H: 0 LOB: 0 BB: 0 P: 5		1B: 5 2B: 1 3B: 0 HR: 0	SF: 1 SAC: 0 DP: 0 HBP: 0	WP: 1 PB: 0 SB: 0 CS: 0
PITCHER Mike Kekich, L ERA: 4.94 Ron Klimkowski, R ERA: 1.6 (7, 1)	IP: 6.0 WLS: L BF: 25 H: 4 R: 3 ER: 3 SO: 3 BB: 3 IBB: 0 HBP: 0 BLK: 0 WP: 0 HR: 0 S: 32 P: 44 ERA: 4.50 WHIP: 1.167															PITCHER				

AB	35
R	2
H	9
RBI	2
BB	2
SO	8
LOB	18



AB	29
R	4
H	6
RBI	4
BB	3
SO	6
LOB	9



Batter	1	2	3	4	5	6	7	8	9	AB	R	H	RBI	BB	SO	LOB	TOP					
Horace Clarke, S (1.4) OBP: 0.345, SLG: 0.371	5-3		2B 1B		F8		F7		1-2 2-3 1B	5	1	2	0	0	0	1	New York Yankees @ Baltimore Orioles Memorial Stadium, Baltimore, MD Sat Sep 20 1969, 3:33 AM EDT Att: 7,115 - Overcast - 63 F					
Gene Michael, S (1.6) OBP: 0.341, SLG: 0.370	6-3		1-3 1B 2B		SH1-4		K		SF9	3	1	1	2	0	1	0						
Roy White, S (1.7) OBP: 0.397, SLG: 0.430	K		2-H 3-H 1B		F9		L5		SF9	4	0	1	3	0	1	0						
Bobby Murcer, L (1.8) OBP: 0.315, SLG: 0.462		K	2-H 3-H 1B		K		K		4-3	5	0	0	0	0	4	2						
Frank Fernandez, R (1.9) OBP: 0.393, SLG: 0.423	5-3			K		E1 2B 1B		5-3		4	1	1	0	0	1	0						
John Ellis, R (1.2) OBP: 0.323, SLG: 0.424	4-0 BB FC6-4			F9		WP 2B				3	0	2	1	1	0	0						
Len Boehmer, R (1.3) OBP: 0.295, SLG: 0.234	FC6-4 1-2			6-3		5-3		L6		4	0	0	0	0	0	3						
Bobby Cox, R (1.5) OBP: 0.325, SLG: 0.299			5-3		E 2B	WP IBB			1B SF9 1B	3	2	2	0	1	0	0						
Al Downing, R (1.1) OBP: 0.128, SLG: 0.105					E8 SH1-4 1B				SF9 1B	2	1	1	1	0	1	0						
Jack Aker, R (5.1) OBP: 0.162, SLG: 0.100									SF9 1B	1	0	0	0	0	1	2						
Steve Hamilton, L (8.1) OBP: 0.227, SLG: 0.281									SF9 1B	0	0	0	0	0	0	0						
Bill Robinson, R (9, PH) OBP: 0.227, SLG: 0.281									SF9 1B	1	1	1	0	0	0	0						
Inning Stats	R: 0 E: 0 K: 1 S: 5	H: 0 LOB: 0 BB: 0 P: 5	R: 0 E: 0 K: 1 S: 5	H: 0 LOB: 1 BB: 1 P: 9	R: 2 E: 0 K: 2 S: 10	H: 3 LOB: 1 BB: 0 P: 10	R: 0 E: 0 K: 1 S: 5	H: 0 LOB: 0 BB: 0 P: 5	R: 2 E: 1 K: 0 S: 5	H: 2 LOB: 2 BB: 0 P: 5	R: 1 E: 1 K: 2 S: 9	H: 2 LOB: 2 BB: 1 P: 13	R: 0 E: 0 K: 1 S: 5	H: 0 LOB: 0 BB: 0 P: 5	R: 0 E: 0 K: 1 S: 6	H: 1 LOB: 1 BB: 0 P: 6	R: 2 E: 0 K: 0 S: 6	H: 3 LOB: 1 BB: 0 P: 6	1B: 8 2B: 3 3B: 0 HR: 0	SF: 2 SAC: 1 DP: 0 HBP: 0	WP: 1 PB: 0 SB: 0 CS: 0	PA: 40
PITCHER	IP WLS BF H R ER SO BB IBB HBP BLK WP HR S P ERA WHIP	5.0 W 21 5 4 3 5 1 0 0 0 0 0 30 34 5.40 1.200	3.0 W 15 5 3 3 4 0 1 0 0 1 0 22 26 9.00 1.667	1.0 S 4 1 0 0 0 0 0 0 0 0 0 4 4 0.00 1.000	PITCHER										IP WLS BF H R ER SO BB IBB HBP BLK WP HR S P ERA WHIP							
Dave McNally, L (1.1) ERA: 3.24											5.0 W 21 5 4 3 5 1 0 0 0 0 0 30 34 5.40 1.200											
Marcelino Lopez, L (6.1) ERA: 4.48											3.0 W 15 5 3 3 4 0 1 0 0 1 0 22 26 9.00 1.667											
Pete Richert, L (9.1) ERA: 2.24											1.0 S 4 1 0 0 0 0 0 0 0 0 0 4 4 0.00 1.000											

AB 35
R 7
H 11
RBI 7
BB 2
SO 9
LOB 8



Batter	1	2	3	4	5	6	7	8	9	AB	R	H	RBI	BB	SO	LOB	BOTTOM				
Don Buford, S (1.7) OBP: 0.402, SLG: 0.421	F8		1B		SF7 HR BB	E BB		1B 1B IBB		2	2	1	0	3	0	0	New York Yankees @ Baltimore Orioles Memorial Stadium, Baltimore, MD Sat Sep 20 1969, 3:33 AM EDT Att: 7,115 - Overcast - 63 F				
Mark Belanger, R (1.6) OBP: 0.352, SLG: 0.344	G6-4-3 1B		F9		SF7	E5		BB 1B 1B		4	0	2	2	0	0	3					
Paul Blair, R (1.8) OBP: 0.341, SLG: 0.503	G6-4-3 1-2			F7	SF7	K		BB 1B		4	0	1	2	0	1	4					
Andy Etchebarren, R (1.2) OBP: 0.369, SLG: 0.375										2	0	0	0	0	0	0					
Eliud Hendricks, L (5, PH) OBP: 0.334, SLG: 0.391										2	1	1	2	1	0	0					
(6.2)																					
Curt Motton, R (1.9) OBP: 0.398, SLG: 0.593																					
Dave May, L (8.9) OBP: 0.296, SLG: 0.365																					
Davey Johnson, R (1.4) OBP: 0.357, SLG: 0.395																					
Chico Salmon, R (1.3) OBP: 0.381, SLG: 0.471																					
Bobby Floyd, R (1.5) OBP: 0.241, SLG: 0.225																					
Dave McNally, R (1.1) OBP: 0.155, SLG: 0.144																					
Merv Rettenmund, R (5, PH) OBP: 0.338, SLG: 0.391																					
Marcelino Lopez, R (6.1) OBP: 0.353, SLG: 0.214																					
Pete Richert, L (9.1) OBP: 0.125, SLG: 0.125																					
Inning Stats	R: 0 E: 0 K: 0 S: 3	H: 1 LOB: 0 BB: 0 P: 3	R: 0 E: 0 K: 0 S: 4	H: 1 LOB: 1 BB: 0 P: 4	R: 0 E: 0 K: 0 S: 4	H: 1 LOB: 1 BB: 0 P: 4	R: 1 E: 0 K: 0 S: 5	H: 2 LOB: 1 BB: 0 P: 5	R: 4 E: 0 K: 0 S: 5	H: 2 LOB: 0 BB: 2 P: 13	R: 1 E: 1 K: 1 S: 7	H: 1 LOB: 3 BB: 2 P: 15	R: 0 E: 0 K: 1 S: 5	H: 0 LOB: 0 BB: 0 P: 5	R: 2 E: 0 K: 1 S: 8	H: 3 LOB: 3 BB: 2 P: 16	1B: 7 2B: 3 3B: 0 HR: 1	SF: 2 SAC: 0 DP: 1 HBP: 0	WP: 0 PB: 0 SB: 1 CS: 0	PA: 41	
PITCHER	IP WLS BF H R ER SO BB IBB HBP BLK WP HR S P ERA WHIP	4.1 L 20 6 4 4 2 2 1 0 0 0 1 20 32 8.10 2.100	3.1 L 19 5 4 3 2 2 1 0 0 0 0 1 20 32 8.10 2.100	0.1 2 0 0 0 0 1 1 0 0 0 0 0 3 7 0.00 3.000	PITCHER										IP WLS BF H R ER SO BB IBB HBP BLK WP HR S P ERA WHIP						
Al Downing, L (1.1) ERA: 3.42											4.1 L 20 6 4 4 2 2 1 0 0 0 1 20 32 8.10 2.100										
Jack Aker, R (5.1) ERA: 3.16											3.1 L 19 5 4 3 2 2 1 0 0 0 0 1 20 32 8.10 2.100										
Steve Hamilton, L (8.1) ERA: 3.34											0.1 2 0 0 0 0 1 1 0 0 0 0 0 3 7 0.00 3.000										


AB 33
R 8
H 11
RBI 7
BB 6
SO 3
LOB 15



Batter	1	2	3	4	5	6	7	8	9	AB	R	H	RBI	BB	SO	LOB	TOP					
Horace Clarke, S (1,4) OBP: 0.343, SLG: 0.368	4-0 WP BB 4-3 BB	0-0 4-3		0-0 4-3			0-0 3-1		0-0 E1	4	1	0	0	1	0	1						
Gene Michael, S (1,6) OBP: 0.344, SLG: 0.371	4-0 4-3 WP 1-2 BB		0-0 4-3		0-0 3-1 4-3 1B		0-0 1B		0-3 K	4	0	2	0	1	1	1						
Roy White, S (1,7) OBP: 0.396, SLG: 0.427	0-3 K		4-0 1B 1B		0-0 4-3 1-2		0-0 4-3			3	1	0	0	1	1	4						
Bobby Murcer, L (1,8) OBP: 0.317, SLG: 0.463	4-0 4-3 1-2 2-3 BB		0-0 1B FC4-6 1B		0-0 3-1		0-0 3-1		4-0 FC1-6-4 BB	2	1	1	0	2	0	1						
Frank Tepedino, L (1,9) OBP: 0.333, SLG: 0.333	0-0 4-3		0-0 FC4-6 1B		0-0 6-3				0-0 FC1-6-4 BB	4	0	1	2	0	0	4						
Dave McDonald, L (1,3) OBP: 0.283, SLG: 0.278	0-0 1-3		0-0 FC4-6						4-0 FC1-6-4 BB	3	0	1	1	0	0	3						
Frank Fernandez, R (8, PH) OBP: 0.395, SLG: 0.423									4-0 FC1-6-4 BB	0	0	0	0	1	0	0						
Bobby Cox, R (8,5) OBP: 0.325, SLG: 0.299									4-0 FC1-6-4 BB	0	0	0	0	0	0	0						
Thurman Munson, R (1,2) OBP: 0.310, SLG: 0.302		0-3 K	0-3 K		0-0 G5-4-3 1B				0-0 G5-3	4	0	0	0	0	2	4						
Len Boehmer, R (1,5) OBP: 0.245, SLG: 0.224		0-3 K		0-0 G3					0-0 6-3	4	0	0	0	0	2	0						
Fritz Peterson, S (1,1) OBP: 0.188, SLG: 0.143		4-0 BB		0-0 F7					0-0 5-3	1	0	0	0	1	0	0						
Tom Shopay, L (7, PH) OBP: 0.116, SLG: 0.122										1	0	0	0	0	1	0						
Stan Bahnsen, R (7,1) OBP: 0.113, SLG: 0.100										0	0	0	0	0	0	0						
John Ellis, R (9, PH) OBP: 0.317, SLG: 0.417										1	0	0	0	0	0	0						
Inning Stats	R: 1 E: 0 K: 1 S: 5	H: 0 LOB: 2 BB: 3 P: 17	R: 0 E: 0 K: 2 S: 7	H: 0 LOB: 1 BB: 1 P: 11	R: 2 E: 0 K: 1 S: 7	H: 2 LOB: 1 BB: 1 P: 11	R: 0 E: 0 K: 0 S: 3	H: 0 LOB: 0 BB: 0 P: 3	R: 0 E: 0 K: 0 S: 4	H: 1 LOB: 1 BB: 0 P: 4	R: 0 E: 0 K: 1 S: 5	H: 1 LOB: 0 BB: 0 P: 5	R: 0 E: 0 K: 1 S: 6	H: 1 LOB: 1 BB: 0 P: 6	R: 0 E: 0 K: 0 S: 2	H: 0 LOB: 1 BB: 2 P: 10	R: 0 E: 1 K: 1 S: 6	H: 0 LOB: 1 BB: 0 P: 6	1B: 5 2B: 0 3B: 0 HR: 0	SF: 0 SAC: 0 DP: 2 HBP: 0	WP: 1 PB: 0 SB: 0 CS: 0	PA: 38
PITCHER	IP WLS BF H R ER SO BB IBB HBP BLK WP HR S P ERA WHIP	7.0 W 31 5 3 3 6 6 0 0 0 1 0 0 37 61 3.86 1.571	2.0 S 7 0 0 0 1 1 0 0 0 0 0 0 8 12 0.00 0.500																			

New York Yankees @ Boston Red Sox
Fenway Park, Boston, MA
Mon Sep 22 1969, 7:05 PM EDT
Att: 12,961 - Unknown - 66 F


AB 31
R 3
H 5
RBI 3
BB 7
SO 7
LOB 18



Batter	1	2	3	4	5	6	7	8	9	AB	R	H	RBI	BB	SO	LOB	BOTTOM			
Billy Conigliaro, R (1,7) OBP: 0.364, SLG: 0.583	0-0 6-3		0-0 5-3		0-3 K		0-0 E6 BB			4	0	0	0	0	1	2				
Mike Andrews, R (1,4) OBP: 0.381, SLG: 0.443	4-0 BB		0-0 5-3		0-0 F5		4-0 1-2 BB			2	0	0	0	2	0	1				
Carl Yastrzemski, L (1,3) OBP: 0.387, SLG: 0.508	0-3 K			0-0 FC1-4 1B E 1B	0-0 4-3		0-3 K			4	1	1	0	0	2	4				
Reggie Smith, S (1,8) OBP: 0.369, SLG: 0.531	0-0 L4			0-0 FC1-4 1B		0-0 F9	0-0 F4			4	0	1	0	0	0	4				
Rico Petrocelli, R (1,6) OBP: 0.412, SLG: 0.604		0-0 6-3		0-0 FC1-4 E 1-2 2-3 E		0-0 F8		0-0 G6-4-3 1B		4	1	1	0	0	0	2				
Tony Conigliaro, R (1,9) OBP: 0.321, SLG: 0.423		0-0 5-3		0-0 E9 3B 1B		0-0 1B		0-0 G6-4-3 1B		4	1	2	1	0	0	1				
George Scott, R (1,5) OBP: 0.328, SLG: 0.374		0-0 F8		0-0 SF8 3B		0-0 F8		4-0 BB		3	1	1	1	1	0	1				
Jerry Moses, R (1,2) OBP: 0.323, SLG: 0.462			0-0 5-3 2B		0-0 SF8		0-0 F5	0-0 5-3		3	0	1	1	0	0	1				
Mike Garman, R (1,1) OBP: 0.333, SLG: 0.333			0-3 K		0-0 3-1					3	0	1	0	0	1	1				
Sparky Lyle, L (8,1) OBP: 0.176, SLG: 0.125							0-0 BB E 1B			0	0	0	0	0	0	0				
Inning Stats	R: 0 E: 0 K: 1 S: 5	H: 0 LOB: 1 BB: 1 P: 9	R: 0 E: 0 K: 0 S: 3	H: 0 LOB: 0 BB: 0 P: 3	R: 0 E: 0 K: 1 S: 6	H: 1 LOB: 0 BB: 0 P: 6	R: 4 E: 1 K: 0 S: 7	H: 4 LOB: 0 BB: 0 P: 7	R: 0 E: 0 K: 1 S: 5	H: 0 LOB: 0 BB: 0 P: 5	R: 0 E: 0 K: 0 S: 4	H: 1 LOB: 1 BB: 0 P: 4	R: 0 E: 1 K: 1 S: 7	H: 1 LOB: 3 BB: 1 P: 11	R: 0 E: 0 K: 0 S: 3	H: 1 LOB: 1 BB: 1 P: 7	1B: 6 2B: 1 3B: 1 HR: 0	SF: 1 SAC: 0 DP: 1 HBP: 0	WP: 0 PB: 0 SB: 0 CS: 0	PA: 35
PITCHER	IP WLS BF H R ER SO BB IBB HBP BLK WP HR S P ERA WHIP	6.0 L 25 6 4 4 3 6 4 4 3 0 0 10 18 6.00 1.167	2.0 10 2 0 0 1 2 0 0 0 0 0 0 10 18 0.00 2.000																	

New York Yankees @ Boston Red Sox
Fenway Park, Boston, MA
Mon Sep 22 1969, 7:05 PM EDT
Att: 12,961 - Unknown - 66 F

AB 31
R 4
H 8
RBI 3
BB 3
SO 4
LOB 17



Batter	1	2	3	4	5	6	7	8	9	AB	R	H	RBI	BB	SO	LOB	TOP					
Horace Clarke, S OBP: 0.342, SLG: 0.367 (1, 4)	6-3		1-3		F7			2B PB 1B	F7	5	1	1	0	0	0	0						
Gene Michael, S OBP: 0.346, SLG: 0.372 (1, 6)	K		1B			FC4-6 1B		F8		4	0	2	0	0	1	1						
Roy White, S OBP: 0.397, SLG: 0.430 (1, 7)	F4		1B			FC4-6 1B 1-2		PB E 2B		4	1	2	0	0	0	1						
Bobby Murcer, L OBP: 0.319, SLG: 0.463 (1, 8)		L3 1B	L3			G3-6-3 1B		F6		4	0	2	0	0	0	3						
Frank Tepedino, L OBP: 0.280, SLG: 0.280 (1, 9)	L3			6-3		G3-6-3 1B 1-2		E9		4	0	0	0	0	0	3						
Dave McDonald, L OBP: 0.304, SLG: 0.266 (1, 3)		BLK BB		F8			G6-4-3 BB 1B	F8		3	0	1	0	1	0	1						
Thurman Munson, R OBP: 0.320, SLG: 0.292 (1, 2)		BB		K			G6-4-3 BB	F3		2	0	0	0	2	1	0						
Len Boehmer, R OBP: 0.236, SLG: 0.216 (1, 5)	F8				6-3		G6-4-3 1-2 2-3	F8		4	0	0	0	0	0	4						
Mel Stottlemyre, R Tom Schoeny, L Bill Burbach, L Frank Fontenot, R Lindy McDaniel, R Joe Peptoni, L OBP: 0.246, SLG: 0.235 OBP: 0.114, SLG: 0.119 OBP: 0.143, SLG: 0.135 OBP: 0.246, SLG: 0.242 OBP: 0.174, SLG: 0.171 OBP: 0.276, SLG: 0.441 (1, 1) (5, PH) (5, L) (7, PH) (7, L) (9, PH)			5-3		4-3		F6			1	0	0	0	0	0	0						
Inning Stats	R: 0 E: 0 K: 1 S: 5	H: 0 LOB: 0 BB: 0 P: 5	R: 0 E: 0 K: 0 S: 3	H: 1 LOB: 2 BB: 2 P: 11	R: 0 E: 0 K: 0 S: 5	H: 2 LOB: 2 BB: 0 P: 5	R: 0 E: 0 K: 1 S: 5	H: 0 LOB: 0 BB: 0 P: 5	R: 0 E: 0 K: 0 S: 3	H: 0 LOB: 0 BB: 0 P: 3	R: 0 E: 0 K: 0 S: 4	H: 2 LOB: 1 BB: 0 P: 4	R: 0 E: 0 K: 0 S: 3	H: 1 LOB: 1 BB: 1 P: 7	R: 2 E: 1 K: 0 S: 6	H: 2 LOB: 1 BB: 0 P: 6	R: 1 E: 0 K: 0 S: 4	H: 1 LOB: 0 BB: 0 P: 4	1B: 7 2B: 2 3B: 0 HR: 1	SF: 0 SAC: 0 DP: 3 HBP: 0	WP: 0 PB: 1 SB: 0 CS: 0	PA: 37
PITCHER Vicente Romo, R ERA: 3.08 (1, 1)	IP: 9.0 WLS: W BF: 37 H: 9 R: 3 ER: 1 SO: 2 BB: 3 IBB: 0 HBP: 0 BLK: 1 WP: 0 HR: 1 S: 38 P: 50 ERA: 1.00 WHIP: 1.333															PITCHER						

New York Yankees @ Boston Red Sox
Fenway Park, Boston, MA
Tue Sep 23 1969, 7:05 PM EDT
Att: 14,491 - Unknown

AB 34
R 3
H 9
RBI 1
BB 3
SO 2
LOB 14



Batter	1	2	3	4	5	6	7	8	9	AB	R	H	RBI	BB	SO	LOB	BOTTOM			
Mike Andrews, R OBP: 0.382, SLG: 0.443 (1, 4)	5-3	F5		1B PB 1B		1-3		FC1-6 1B		5	1	2	0	0	0	2				
Joe Lahoud, L OBP: 0.336, SLG: 0.370 (1, 7)	FC5-4 2B	F8		F6				FC1-6 HR		5	1	2	0	0	0	5				
Carl Yastrzemski, L OBP: 0.370, SLG: 0.520 (1, 3)	FC5-4 BB			HR	WP PB 2B 1B		F8	HR		4	3	3	4	1	0	1				
Reggie Smith, S OBP: 0.370, SLG: 0.534 (1, 8)	FC5-4 1-2 2-3			2B	1-H 3-H		F6	L7		5	0	2	1	0	0	3				
Rico Petrocelli, R Luis Alvarado, R OBP: 0.410, SLG: 0.599 OBP: 0.368, SLG: 0.620 (1, 6) (9, 6)	F8		F9	5-3			K	BB		4	0	0	0	1	1	4				
Tony Conigliaro, R Billy Conigliaro, R OBP: 0.323, SLG: 0.429 OBP: 0.368, SLG: 0.620 (1, 9) (6, 9)		1B 1-3 HBP	1-3		HR		FC5-2 3B	F9		2	2	1	1	0	0	1				
George Scott, R OBP: 0.327, SLG: 0.372 (1, 5)		1-3	6-3		5-3		FC5-2 IBB			3	0	0	0	1	0	2				
Jerry Moses, R OBP: 0.321, SLG: 0.455 (1, 2)		1B 1B		F2	4-3		FC5-2			4	0	1	0	0	0	2				
Vicente Romo, R OBP: 0.176, SLG: 0.182 (1, 1)		1-2 3-H		1B BB	F6		L9			3	1	1	1	1	0	2				
Inning Stats	R: 0 E: 0 K: 0 S: 4	H: 1 LOB: 2 BB: 1 P: 8	R: 1 E: 0 K: 0 S: 5	H: 2 LOB: 1 BB: 0 P: 6	R: 1 E: 0 K: 0 S: 6	H: 3 LOB: 1 BB: 1 P: 10	R: 1 E: 0 K: 0 S: 4	H: 1 LOB: 0 BB: 0 P: 4	R: 0 E: 0 K: 0 S: 4	H: 1 LOB: 1 BB: 0 P: 4	R: 0 E: 0 K: 1 S: 6	H: 1 LOB: 2 BB: 1 P: 10	R: 2 E: 0 K: 0 S: 5	H: 2 LOB: 1 BB: 1 P: 9	R: 1 E: 0 K: 0 S: 4	H: 1 LOB: 0 BB: 0 P: 4	1B: 6 2B: 3 3B: 1 HR: 3	SF: 0 SAC: 0 DP: 0 HBP: 1	WP: 1 PB: 1 SB: 0 CS: 0	PA: 42
PITCHER Mel Stottlemyre, R ERA: 2.88 Bill Burbach, R ERA: 3.7 Lindy McDaniel, R ERA: 3.59 (1, 1) (5, 1) (7, 1)	IP: 4.0 WLS: L BF: 23 H: 8 R: 5 ER: 1 SO: 0 BB: 2 IBB: 0 HBP: 0 BLK: 0 WP: 1 HR: 1 S: 20 P: 29 ERA: 11.25 WHIP: 2.500															PITCHER				

New York Yankees @ Boston Red Sox
Fenway Park, Boston, MA
Tue Sep 23 1969, 7:05 PM EDT
Att: 14,491 - Unknown

AB 37
R 8
H 13
RBI 7
BB 4
SO 1
LOB 23



Batter	1	2	3	4	5	6	7	8	9	10	11	12	13	14	AB	R	H	RBI	BB	SO	LOB	TOP																
Horace Clarke, S OBP: 0.341, SLG: 0.365 (1, 4)															6	0	1	0	0	0	3																	
Gene Michael, S OBP: 0.344, SLG: 0.370 (1, 6)															5	0	1	0	0	1	0																	
Roy White, S OBP: 0.362, SLG: 0.424 (1, 7)															6	0	0	0	0	1	2																	
Bobby Murcer, L OBP: 0.321, SLG: 0.463 (1, 9)															4	0	1	0	2	1	1																	
Joe Pepitone, L OBP: 0.278, SLG: 0.438 (1, 3)															6	0	1	0	0	1	2																	
Frank Fernandez, R OBP: 0.278, SLG: 0.438 (1, 9)															2	0	1	0	2	1	0																	
Tom Shogay, L OBP: 0.278, SLG: 0.438 (10, PH)															0	0	0	0	0	0	0																	
Jack Aker, R OBP: 0.278, SLG: 0.438 (10, 1)															0	0	0	0	0	0	0																	
Steve Hamilton, L OBP: 0.278, SLG: 0.438 (11, 1)															0	0	0	0	0	0	0																	
Lindy McDaniel, R OBP: 0.278, SLG: 0.438 (12, PH)															1	0	0	0	0	0	0																	
Dave McDonald, L OBP: 0.278, SLG: 0.438 (12, 1)															0	0	0	0	0	0	0																	
Stan Bahnsen, R OBP: 0.278, SLG: 0.438 (12, 1)															0	0	0	0	0	0	0																	
Thurman Munson, R OBP: 0.313, SLG: 0.286 (1, 2)															5	0	1	0	0	1	2																	
Len Boehmer, R OBP: 0.235, SLG: 0.215 (1, 5)															5	0	1	0	0	0	1																	
Ron Klimkowski, R OBP: 0.259, SLG: 0.259 (10, PH)															3	0	0	0	0	2	0																	
Frank Tepedino, L OBP: 0.259, SLG: 0.259 (10, 9)															2	0	0	0	0	1	2																	
Inning Stats	R: 0 E: 0 K: 0 S: 4	H: 1 LOB: 1 BB: 0 P: 4	R: 0 E: 0 K: 0 S: 2	H: 0 LOB: 1 BB: 1 P: 6	R: 0 E: 0 K: 1 S: 5	H: 0 LOB: 0 BB: 0 P: 5	R: 0 E: 0 K: 0 S: 4	H: 2 LOB: 3 BB: 1 P: 8	R: 0 E: 0 K: 1 S: 5	H: 0 LOB: 0 BB: 0 P: 5	R: 0 E: 0 K: 2 S: 7	H: 0 LOB: 0 BB: 0 P: 7	R: 0 E: 0 K: 2 S: 7	H: 0 LOB: 1 BB: 0 P: 6	R: 0 E: 0 K: 0 S: 4	H: 1 LOB: 1 BB: 1 P: 4	R: 0 E: 0 K: 1 S: 5	H: 0 LOB: 0 BB: 1 P: 9	R: 0 E: 0 K: 2 S: 7	H: 1 LOB: 0 BB: 0 P: 3	R: 0 E: 0 K: 2 S: 7	H: 0 LOB: 0 BB: 0 P: 7	R: 0 E: 0 K: 1 S: 5	H: 0 LOB: 0 BB: 0 P: 5	1B: 6 2B: 1 3B: 0 HR: 0	SF: 0 SAC: 1 DP: 1 HBP: 0	WP: 0 PB: 0 CS: 2	PA: 50										
PITCHER	IP 9.1	WLS 35	BF 6	H 0	R 0	ER 0	SO 5	BB 3	IBB 0	HBP 0	BLK 0	WP 0	HR 0	S 42	P 54	ERA 0.00	WHIP 0.964																					
Ken Brett, L ERA: 3.98 (1, 1)											PITCHER	IP 4.2	WLS 15	BF 1	H 0	R 0	ER 0	SO 4	BB 1	IBB 0	HBP 0	BLK 0	WP 0	HR 0	S 22	P 26	ERA 0.00	WHIP 0.429										
Sonny Siebert, R ERA: 3.05 (10, 1)																																						

New York Yankees @ Boston Red Sox
Fenway Park, Boston, MA
Wed Sep 24 1969, 7:05 PM EDT
Att. 13,614 - Unknown - 61 F

AB 45
R 0
H 7
RBI 0
BB 4
SO 9
LOB 13


Batter	1	2	3	4	5	6	7	8	9	10	11	12	13	14	AB	R	H	RBI	BB	SO	LOB	BOTTOM																
Mike Andrews, R OBP: 0.384, SLG: 0.447 (1, 4)															5	0	2	1	2	1	0																	
Joe Lahoud, L OBP: 0.333, SLG: 0.364 (1, 7)															6	0	1	0	0	1	2																	
Carl Yastrzemski, L OBP: 0.388, SLG: 0.518 (1, 3)															6	0	1	0	0	1	4																	
Reggie Smith, S OBP: 0.369, SLG: 0.530 (1, 9)															4	0	0	0	2	1	1																	
Rico Petrocelli, R OBP: 0.406, SLG: 0.592 (1, 6)															6	0	0	0	0	0	4																	
Billy Conigliaro, R OBP: 0.444, SLG: 0.636 (1, 9)															5	0	2	0	1	0	2																	
George Scott, R OBP: 0.327, SLG: 0.371 (1, 5)															6	1	2	0	0	0	4																	
Tom Satriano, L OBP: 0.337, SLG: 0.244 (1, 2)															3	0	0	0	2	0	1																	
Ken Brett, L OBP: 0.444, SLG: 0.875 (1, 1)															3	0	0	0	0	0	5																	
Sonny Siebert, R OBP: 0.232, SLG: 0.250 (10, 1)															2	0	0	0	0	1	0																	
Dalton Jones, L OBP: 0.305, SLG: 0.320 (14, PH)															0	0	0	0	1	0	0																	
Inning Stats	R: 0 E: 0 K: 0 S: 4	H: 1 LOB: 2 BB: 1 P: 7	R: 0 E: 0 K: 0 S: 3	H: 1 LOB: 1 BB: 1 P: 7	R: 0 E: 0 K: 1 S: 5	H: 0 LOB: 0 BB: 0 P: 5	R: 0 E: 0 K: 0 S: 3	H: 0 LOB: 0 BB: 0 P: 3	R: 0 E: 0 K: 0 S: 3	H: 0 LOB: 2 BB: 2 P: 11	R: 0 E: 0 K: 0 S: 3	H: 0 LOB: 0 BB: 0 P: 5	R: 0 E: 0 K: 1 S: 4	H: 0 LOB: 1 BB: 1 P: 4	R: 0 E: 0 K: 0 S: 6	H: 1 LOB: 1 BB: 0 P: 6	R: 0 E: 0 K: 2 S: 7	H: 0 LOB: 0 BB: 0 P: 7	R: 0 E: 0 K: 0 S: 4	H: 1 LOB: 2 BB: 1 P: 8	R: 0 E: 0 K: 1 S: 3	H: 2 LOB: 2 BB: 1 P: 7	1B: 4 2B: 3 3B: 1 HR: 0	SF: 0 SAC: 1 DP: 2 HBP: 0	WP: 0 PB: 0 CS: 0	PA: 55												
PITCHER	IP 9.0	WLS 34	BF 3	H 0	R 0	ER 0	SO 2	BB 4	IBB 1	HBP 0	BLK 0	WP 0	HR 0	S 33	P 53	ERA 0.00	WHIP 0.778																					
Ron Klimkowski, R ERA: 0.64 (1, 1)											PITCHER	IP 0.2	WLS 4	BF 1	H 0	R 0	ER 0	SO 0	BB 0	IBB 0	HBP 0	BLK 0	WP 0	HR 0	S 3	P 7	ERA 0.00	WHIP 3.000										
Jack Aker, R ERA: 3.14 (10, 1)																																						
Steve Hamilton, L ERA: 3.32 (10, 1)																																						
Lindy McDaniel, R ERA: 3.55 (11, 1)																																						
Stan Bahnsen, R ERA: 3.84 (12, 1)																																						

New York Yankees @ Boston Red Sox
Fenway Park, Boston, MA
Wed Sep 24 1969, 7:05 PM EDT
Att. 13,614 - Unknown - 61 F

AB 46
R 1
H 8
RBI 1
BB 8
SO 5
LOB 23


Batter	1	2	3	4	5	6	7	8	9	AB	R	H	RBI	BB	SO	LOB	TOP					
Horace Clarke, S (1,4) OBP: 0.343, SLG: 0.372										4	2	2	1	1	0	0	New York Yankees @ Boston Red Sox Fenway Park, Boston, MA Thu Sep 25 1969, 3:33 AM EDT Att: 5,371 - Cloudy - 64 F					
Gene Michael, S (1,6) OBP: 0.242, SLG: 0.371										5	0	1	0	0	0	3						
Roy White, S (1,7) OBP: 0.391, SLG: 0.422										4	1	1	1	0	1	1						
Bobby Murcer, L (1,8) OBP: 0.322, SLG: 0.463										4	0	2	0	0	0	3						
Joe Pepitone, L (1,3) OBP: 0.279, SLG: 0.438										4	0	2	1	0	0	1						
Frank Tenedino, L (1,9) OBP: 0.276, SLG: 0.250										1	0	0	0	1	0	1						
Frank Fernandez, R (6, PH) OBP: 0.399, SLG: 0.420										1	0	0	0	1	1	0						
Jake Gibbs, L (1,2) OBP: 0.289, SLG: 0.281										2	0	0	0	0	0	1						
John Ellis, R (6, PH) OBP: 0.313, SLG: 0.410										1	0	0	0	0	1	3						
Thurman Munson, R (6, 2) OBP: 0.309, SLG: 0.282										1	0	0	0	0	0	0						
Bobby Cox, R (1,5) OBP: 0.319, SLG: 0.293										4	0	0	0	0	1	4						
Al Downing, R (1,1) OBP: 0.146, SLG: 0.103										1	0	0	0	1	1	1						
Bill Robinson, R (7, PH) OBP: 0.226, SLG: 0.279										1	0	0	0	0	1	0						
Bill Burbach, R (7, 1) OBP: 0.143, SLG: 0.125										0	0	0	0	0	0	0						
Len Boehmer, R (9, PH) OBP: 0.233, SLG: 0.213										1	0	0	0	0	0	0						
Inning Stats	R: 2 E: 0 K: 0 S: 4	H: 2 LOB: 0 BB: 1 P: 8	R: 0 E: 0 K: 1 S: 5	H: 0 LOB: 1 BB: 1 P: 9	R: 0 E: 0 K: 0 S: 3	H: 0 LOB: 0 BB: 0 P: 3	R: 0 E: 0 K: 0 S: 3	H: 1 LOB: 0 BB: 0 P: 3	R: 0 E: 0 K: 0 S: 4	H: 2 LOB: 3 BB: 1 P: 8	R: 0 E: 0 K: 2 S: 7	H: 2 LOB: 2 BB: 1 P: 11	R: 0 E: 0 K: 2 S: 9	H: 1 LOB: 0 BB: 0 P: 9	R: 0 E: 0 K: 1 S: 5	H: 0 LOB: 0 BB: 0 P: 5	R: 1 E: 0 K: 1 S: 6	H: 1 LOB: 0 BB: 0 P: 6	1B: 5 2B: 3 3B: 0 HR: 1	SF: 0 SAC: 0 DP: 1 HBP: 0	WP: 0 PB: 1 CS: 1	PA: 39
PITCHER	IP WLS BF H R ER SO BB IBB HBP BLK WP HR S P ERA WHIP																					
Mike Nagy, R (1,1) ERA: 3.11	5.1 W 23 6 2 2 1 3 0 0 0 0 0 22 34 3.38 1.688																					
Sparky Lyle, L (6,1) ERA: 2.5	3.2 S 15 2 1 1 5 1 0 0 0 0 1 24 28 2.46 0.818																					

AB	34
R	3
H	8
RBI	3
BB	4
SO	6
LOB	18



Batter	1	2	3	4	5	6	7	8	9	AB	R	H	RBI	BB	SO	LOB	BOTTOM					
Mike Andrews, R (1,4) OBP: 0.387, SLG: 0.448										3	0	2	0	1	1	0	New York Yankees @ Boston Red Sox Fenway Park, Boston, MA Thu Sep 25 1969, 3:33 AM EDT Att: 5,371 - Cloudy - 64 F					
Billy Conigliaro, R (1,9) OBP: 0.373, SLG: 0.627										4	1	1	0	0	1	3						
Carl Yastrzemski, L (1,7) OBP: 0.366, SLG: 0.515										4	0	0	0	0	0	4						
Reggie Smith, S (1,8) OBP: 0.368, SLG: 0.528										2	0	0	0	0	1	2						
Don Lock, R (4,9) OBP: 0.333, SLG: 0.276										2	0	1	1	0	1	0						
Rico Petrocelli, R (1,6) OBP: 0.405, SLG: 0.589										4	0	1	0	0	0	1						
Syd O'Brien, R (1,5) OBP: 0.293, SLG: 0.433										4	1	1	0	0	1	1						
George Scott, R (1,3) OBP: 0.327, SLG: 0.377										3	1	1	2	0	0	1						
Jerry Moses, R (1,2) OBP: 0.328, SLG: 0.484										3	1	2	1	0	0	0						
Mike Nagy, R (1,1) OBP: 0.167, SLG: 0.092										2	0	0	0	0	1	2						
Sparky Lyle, L (6,1) OBP: 0.167, SLG: 0.118										1	0	0	0	0	1	0						
Inning Stats	R: 0 E: 0 K: 1 S: 5	H: 0 LOB: 1 BB: 1 P: 9	R: 0 E: 0 K: 2 S: 9	H: 2 LOB: 2 BB: 0 P: 9	R: 0 E: 0 K: 0 S: 4	H: 1 LOB: 1 BB: 0 P: 4	R: 2 E: 0 K: 0 S: 5	H: 2 LOB: 0 BB: 0 P: 5	R: 1 E: 0 K: 1 S: 7	H: 2 LOB: 1 BB: 0 P: 7	R: 1 E: 0 K: 1 S: 6	H: 1 LOB: 0 BB: 0 P: 6	R: 0 E: 0 K: 1 S: 5	H: 1 LOB: 0 BB: 0 P: 5	R: 0 E: 0 K: 1 S: 5	H: 0 LOB: 0 BB: 0 P: 5	R: 0 E: 0 K: 1 S: 5	H: 0 LOB: 0 BB: 0 P: 5	1B: 6 2B: 1 3B: 0 HR: 2	SF: 0 SAC: 0 DP: 1 HBP: 0	WP: 0 PB: 0 CS: 0	PA: 33
PITCHER	IP WLS BF H R ER SO BB IBB HBP BLK WP HR S P ERA WHIP																					
Al Downing, L (1,1) ERA: 3.55	6.0 L 27 8 4 4 5 1 0 0 0 0 0 2 36 40 6.00 1.500																					
Bill Burbach, R (7,1) ERA: 3.65	2.0 6 1 0 0 2 0 0 0 0 0 0 0 10 10 0.00 0.500																					

AB	32
R	4
H	9
RBI	4
BB	1
SO	7
LOB	14



Batter	1	2	3	4	5	6	7	8	9	AB	R	H	RBI	BB	SO	LOB	TOP					
Don Buford, S OBP: 0.397, SLG: 0.413 (1, 7)										4	0	1	0	0	1	0	Baltimore Orioles @ New York Yankees Yankee Stadium, Bronx, NY Fri Sep 26 1969, 7:05 PM EDT Alt. 7,749 - Unknown - 64 F					
Paul Blair, R OBP: 0.333, SLG: 0.489 (1, 8)										4	0	0	0	0	1	0						
Frank Robinson, R OBP: 0.421, SLG: 0.549 (1, 9)										1	2	0	0	2	0	0						
Boog Powell, L OBP: 0.386, SLG: 0.566 (1, 3)										2	0	1	2	1	0	1						
Brooks Robinson, R OBP: 0.300, SLG: 0.395 (1, 5)										4	0	1	0	0	0	3						
Davey Johnson, R OBP: 0.354, SLG: 0.396 (1, 4)											4	0	2	0	0	1		1				
Andy Etchebarren, R OBP: 0.359, SLG: 0.362 (1, 2)										4	0	0	0	0	1	4						
Mark Belanger, R OBP: 0.347, SLG: 0.342 (1, 6)										3	0	0	0	0	0	1						
Jim Palmer, R OBP: 0.231, SLG: 0.246 (1, 1)										2	0	0	0	0	1	1						
Curt Motton, R OBP: 0.399, SLG: 0.578 (8, PH)										1	0	0	0	0	1	0						
Pete Richert, L OBP: 0.125, SLG: 0.125 (8, 1)										0	0	0	0	0	0	0						
Inning Stats	R: 1 E: 0 K: 1 S: 6	H: 1 LOB: 1 BB: 1 P: 10	R: 0 E: 0 K: 0 S: 4	H: 1 LOB: 1 BB: 0 P: 4	R: 0 E: 0 K: 0 S: 3	H: 0 LOB: 0 BB: 0 P: 3	R: 0 E: 0 K: 1 S: 5	H: 0 LOB: 1 BB: 0 P: 9	R: 0 E: 0 K: 1 S: 5	H: 1 LOB: 0 BB: 0 P: 5	R: 0 E: 0 K: 0 S: 3	H: 0 LOB: 1 BB: 0 P: 4	R: 0 E: 0 K: 1 S: 5	H: 0 LOB: 0 BB: 0 P: 5	R: 0 E: 0 K: 2 S: 7	H: 0 LOB: 0 BB: 0 P: 7	R: 1 E: 0 K: 0 S: 4	H: 2 LOB: 1 BB: 1 P: 8	1B: 5 2B: 0 3B: 0 HR: 0	SF: 1 SAC: 0 DP: 1 HBP: 1	WP: 4 PB: 0 SB: 0 CS: 1	PA: 35
PITCHER Mike Kekich, L ERA: 4.67 (1, 1)	IP: 9.0 WLS: W BF: 34 H: 5 R: 2 ER: 2 SO: 6 BB: 3 IBB: 0 HBP: 1 BLK: 0 WP: 2 HR: 0 S: 42 P: 55 ERA: 2.00 WHIP: 0.889															PITCHER						

Batter	1	2	3	4	5	6	7	8	9	AB	R	H	RBI	BB	SO	LOB	BOTTOM					
Horace Clarke, S OBP: 0.342, SLG: 0.372 (1, 4)										4	1	1	0	0	0	0	Baltimore Orioles @ New York Yankees Yankee Stadium, Bronx, NY Fri Sep 26 1969, 7:05 PM EDT Alt. 7,749 - Unknown - 64 F					
Gene Michael, S OBP: 0.342, SLG: 0.369 (1, 6)										4	1	1	0	0	1	1						
Roy White, S OBP: 0.392, SLG: 0.425 (1, 7)										4	1	2	1	0	0	1						
Bobby Murcer, L OBP: 0.323, SLG: 0.464 (1, 8) (9, 9)										4	1	2	1	0	0	2						
Joe Pepitone, L OBP: 0.281, SLG: 0.439 (1, 3)										4	0	2	1	0	0	1						
Frank Tepedino, L OBP: 0.303, SLG: 0.258 (1, 9)										3	0	1	1	1	1	1						
Ron Woods, R OBP: 0.281, SLG: 0.265 (8, FR) (9, 8)										0	0	0	0	0	0	0						
Thurman Munson, R OBP: 0.306, SLG: 0.307 (1, 2)										4	0	1	0	0	0	3						
Bobby Cox, R OBP: 0.319, SLG: 0.290 (1, 5)										2	0	0	0	1	1	0						
Mike Kekich, R OBP: 0.125, SLG: 0.167 (1, 1)										3	0	0	0	0	2	2						
Inning Stats	R: 2 E: 0 K: 0 S: 7	H: 4 LOB: 2 BB: 0 P: 7	R: 0 E: 0 K: 2 S: 7	H: 0 LOB: 0 BB: 0 P: 7	R: 0 E: 0 K: 0 S: 3	H: 1 LOB: 1 BB: 0 P: 3	R: 0 E: 0 K: 1 S: 6	H: 1 LOB: 2 BB: 1 P: 10	R: 2 E: 0 K: 1 S: 8	H: 3 LOB: 1 BB: 0 P: 8	R: 0 E: 0 K: 0 S: 3	H: 0 LOB: 0 BB: 0 P: 3	R: 0 E: 0 K: 1 S: 5	H: 0 LOB: 0 BB: 0 P: 5	R: 0 E: 0 K: 0 S: 3	H: 1 LOB: 1 BB: 1 P: 7	R: 0 E: 0 K: 0 S: 3	H: 1 LOB: 1 BB: 1 P: 7	1B: 8 2B: 1 3B: 1 HR: 0	SF: 0 SAC: 0 DP: 1 HBP: 0	WP: 1 PB: 0 SB: 1 CS: 0	PA: 34
PITCHER Jim Palmer, R ERA: 2.42 (1, 1)	IP: 7.0 WLS: L BF: 30 H: 9 R: 4 ER: 4 SO: 5 BB: 0 IBB: 1 HBP: 0 BLK: 0 WP: 1 HR: 0 S: 39 P: 43 ERA: 5.14 WHIP: 1.286															PITCHER						
Pete Richert, L ERA: 2.2 (8, 1)	IP: 1.0 WLS: L BF: 4 H: 1 R: 0 ER: 0 SO: 0 BB: 1 IBB: 0 HBP: 0 BLK: 0 WP: 0 HR: 0 S: 3 P: 7 ERA: 0.00 WHIP: 2.000															PITCHER						

AB 29
R 2
H 5
RBI 2
BB 3
SO 6
LOB 11



AB 32
R 4
H 10
RBI 4
BB 2
SO 5
LOB 11



Batter	1	2	3	4	5	6	7	8	9	AB	R	H	RBI	BB	SO	LOB	TOP					
Mark Belanger, R (1.6) OBP: 0.346, SLG: 0.342	6-3		G1-6-3 1B			F6		FC6-4		4	0	1	0	0	0	1						
Mery Rettenmund, R (1.9) OBP: 0.339, SLG: 0.397	6-3		G1-6-3 1B			L6			2-3 1B	4	0	1	0	0	0	2						
Paul Blair, R (1.8) OBP: 0.331, SLG: 0.486	6-3			5-3		F7			2-3	4	0	0	0	0	0	1						
Boog Powell, L (1.3) OBP: 0.383, SLG: 0.562		K		3-1			3-1		4-3	4	0	0	0	0	1	1						
Brooks Robinson, R (1.5) OBP: 0.298, SLG: 0.392		F8		6-3			6-3		F9	4	0	0	0	0	0	1						
Curt Molton, R (1.7) OBP: 0.398, SLG: 0.593		WP 1B					5-3			3	0	2	0	0	0	0						
Chico Salmon, R (1.4) OBP: 0.370, SLG: 0.455		F4		1-3				L8		3	0	0	0	0	0	2						
Andy Etchebarren, R (1.2) OBP: 0.358, SLG: 0.362			1B 1B			L9		6-3		3	0	1	0	0	0	1						
Jim Hardin, R (1.1) OBP: 0.191, SLG: 0.289			L5							2	0	0	0	0	1	2						
Frank Robinson, R (8, PH) OBP: 0.422, SLG: 0.550										1	0	1	0	0	0	0						
Marcelino Lopez, R (8.1) OBP: 0.353, SLG: 0.214								FC6-4 1B		0	0	0	0	0	0	0						
Inning Stats	R: 0 E: 0 K: 0 S: 3	H: 0 LOB: 0 BB: 0 P: 3	R: 0 E: 0 K: 1 S: 6	H: 1 LOB: 1 BB: 0 P: 6	R: 0 E: 0 K: 0 S: 4	H: 2 LOB: 1 BB: 0 P: 4	R: 0 E: 0 K: 0 S: 3	H: 0 LOB: 0 BB: 0 P: 3	R: 0 E: 0 K: 1 S: 6	H: 1 LOB: 1 BB: 0 P: 6	R: 0 E: 0 K: 0 S: 3	H: 0 LOB: 0 BB: 0 P: 3	R: 0 E: 0 K: 0 S: 3	H: 0 LOB: 0 BB: 0 P: 3	R: 0 E: 0 K: 0 S: 4	H: 1 LOB: 1 BB: 0 P: 4	R: 0 E: 0 K: 0 S: 4	H: 1 LOB: 1 BB: 0 P: 4	1B: 5 2B: 1 3B: 0 HR: 0	SF: 0 SAC: 0 DP: 1 HBP: 0	WP: 1 PB: 0 SB: 0 CS: 0	PA: 32
PITCHER Fritz Peterson, L (1.1) ERA: 2.55	IP: 9.0 WLS: W BF: 32 H: 6 R: 0 ER: 0 SO: 2 BB: 0 IBB: 0 HBP: 0 BLK: 0 WP: 1 HR: 0 S: 36 P: 36 ERA: 0.00 WHIP: 0.667															PITCHER	IP: 9.0 WLS: W BF: 32 H: 6 R: 0 ER: 0 SO: 2 BB: 0 IBB: 0 HBP: 0 BLK: 0 WP: 1 HR: 0 S: 36 P: 36 ERA: 0.00 WHIP: 0.667					

Baltimore Orioles @ New York Yankees
Yankee Stadium, Bronx, NY
Sat Sep 27 1969, 3:33 AM EDT
Att: 12,000 - Sunny - 76 F

AB 32
R 0
H 6
RBI 0
BB 0
SO 2
LOB 11



Batter	1	2	3	4	5	6	7	8	9	AB	R	H	RBI	BB	SO	LOB	BOTTOM					
Horace Clarke, S (1.4) OBP: 0.344, SLG: 0.373	G4-6-3 1B		1B			FC3-6				3	0	2	0	0	0	1						
Gene Michael, S (1.6) OBP: 0.339, SLG: 0.367	G4-6-3 1B		F4			G3-6-3-6				3	0	0	0	0	0	3						
Bobby Murcer, L (1.8) OBP: 0.321, SLG: 0.461	F6				F2		K			3	0	0	0	0	1	0						
Joe Pepitone, L (1.3) OBP: 0.281, SLG: 0.444		HR			F8		G3			3	1	1	1	0	0	0						
Frank Tepedino, L (1.9) OBP: 0.278, SLG: 0.235		L7			F8		F7			3	0	0	0	0	0	0						
Ron Woods, R (8.8) OBP: 0.281, SLG: 0.265										0	0	0	0	0	0	0						
Thurman Munson, R (1.2) OBP: 0.295, SLG: 0.295		5-3				5-3		5-3		3	0	0	0	0	0	0						
Tom Shopay, L (1.7) OBP: 0.106, SLG: 0.111		K				4-3		F5		3	0	0	0	0	1	0						
Bobby Cox, R (1.5) OBP: 0.320, SLG: 0.286					1-3		F2		HBP	2	0	0	0	0	0	0						
Fritz Peterson, S (1.1) OBP: 0.193, SLG: 0.150			L6					F5		3	0	1	0	0	0	1						
Inning Stats	R: 0 E: 0 K: 0 S: 3	H: 1 LOB: 0 BB: 0 P: 3	R: 1 E: 0 K: 1 S: 6	H: 1 LOB: 0 BB: 0 P: 6	R: 0 E: 0 K: 0 S: 4	H: 1 LOB: 1 BB: 0 P: 4	R: 0 E: 0 K: 0 S: 3	H: 0 LOB: 0 BB: 0 P: 3	R: 0 E: 0 K: 0 S: 3	H: 0 LOB: 0 BB: 0 P: 3	R: 0 E: 0 K: 0 S: 3	H: 1 LOB: 0 BB: 0 P: 3	R: 0 E: 0 K: 1 S: 5	H: 0 LOB: 0 BB: 0 P: 5	R: 0 E: 0 K: 0 S: 3	H: 0 LOB: 1 BB: 0 P: 4	R: 0 E: 0 K: 0 S: 3	H: 0 LOB: 1 BB: 0 P: 4	1B: 3 2B: 0 3B: 0 HR: 1	SF: 0 SAC: 0 DP: 2 HBP: 1	WP: 0 PB: 0 SB: 0 CS: 0	PA: 27
PITCHER Jim Hardin, R (1.1) ERA: 3.6	IP: 7.0 WLS: L BF: 23 H: 4 R: 1 ER: 1 SO: 1 BB: 0 IBB: 0 HBP: 0 BLK: 0 WP: 0 HR: 1 S: 27 P: 27 ERA: 1.29 WHIP: 0.571															PITCHER Marcelino Lopez, L (8.1) ERA: 4.41	IP: 1.0 WLS: L BF: 4 H: 0 R: 0 ER: 0 SO: 0 BB: 0 IBB: 0 HBP: 1 BLK: 0 WP: 0 HR: 0 S: 3 P: 4 ERA: 0.00 WHIP: 0.000					

Baltimore Orioles @ New York Yankees
Yankee Stadium, Bronx, NY
Sat Sep 27 1969, 3:33 AM EDT
Att: 12,000 - Sunny - 76 F

AB 26
R 1
H 4
RBI 1
BB 0
SO 2
LOB 5



Batter	1	2	3	4	5	6	7	8	9	AB	R	H	RBI	BB	SO	LOB	TOP					
Don Buford, S OBP: 0.399, SLG: 0.421										5	1	3	1	0	0	2	Baltimore Orioles @ New York Yankees Yankee Stadium, Bronx, NY Sun Sep 28 1969, 3:33 AM EDT Att: 10,097 - Unknown - 68 F					
Dave May, L OBP: 0.308, SLG: 0.370										4	0	2	1	0	0	0						
Paul Blair, R OBP: 0.329, SLG: 0.483										4	0	0	0	0	0	4						
Boog Powell, L OBP: 0.384, SLG: 0.562										2	0	1	0	1	1	0						
Terry Crowley, L OBP: 0.350, SLG: 0.333										1	0	0	0	0	0	0						
Brooks Robinson, R OBP: 0.297, SLG: 0.391										4	0	1	0	0	0	3						
Davey Johnson, R OBP: 0.353, SLG: 0.395										4	0	1	0	0	0	2						
Clay Dalrymple, L OBP: 0.340, SLG: 0.388										4	0	1	0	0	0	3						
Bobby Floyd, R OBP: 0.253, SLG: 0.250										4	0	2	0	0	0	0						
Tom Phoebus, R OBP: 0.231, SLG: 0.227										4	1	0	0	0	0	3						
Pete Richert, L OBP: 0.125, SLG: 0.125										0	0	0	0	0	0	0						
Eddie Watt, R										0	0	0	0	0	0	0						
Inning Stats	R: 1 E: 0 K: 1 S: 6	H: 1 LOB: 0 BB: 0 P: 6	R: 0 E: 0 K: 0 S: 3	H: 1 LOB: 0 BB: 0 P: 3	R: 1 E: 1 K: 0 S: 6	H: 2 LOB: 3 BB: 1 P: 10	R: 0 E: 0 K: 0 S: 4	H: 1 LOB: 1 BB: 0 P: 4	R: 0 E: 0 K: 0 S: 3	H: 0 LOB: 0 BB: 0 P: 3	R: 0 E: 0 K: 0 S: 4	H: 2 LOB: 1 BB: 0 P: 4	R: 0 E: 0 K: 0 S: 5	H: 2 LOB: 2 BB: 0 P: 5	R: 0 E: 0 K: 0 S: 3	H: 0 LOB: 0 BB: 0 P: 3	R: 0 E: 0 K: 0 S: 4	H: 2 LOB: 1 BB: 0 P: 4	1B: 9 2B: 2 3B: 0 HR: 1	SF: 0 SAC: 0 DP: 3 HBP: 0	WP: 0 PB: 0 SB: 0 CS: 0	PA: 37
PITCHER	IP WLS BF H R ER SO BB IBB HBP BLK WP HR S P ERA WHIP																					
Mel Stottlemyre, R ERA: 2.82	9.0 W 37 11 2 1 1 0 1 0 0 0 1 38 42 1.00 1.222																					

Batter	1	2	3	4	5	6	7	8	9	AB	R	H	RBI	BB	SO	LOB	BOTTOM					
Horace Clarke, S OBP: 0.342, SLG: 0.371										4	0	0	0	0	0	1	Baltimore Orioles @ New York Yankees Yankee Stadium, Bronx, NY Sun Sep 28 1969, 3:33 AM EDT Att: 10,097 - Unknown - 68 F					
Gene Michael, S OBP: 0.338, SLG: 0.365										4	0	1	0	0	0	1						
Bobby Murcer, L OBP: 0.319, SLG: 0.458										4	0	0	0	0	0	3						
Joe Pepitone, L OBP: 0.279, SLG: 0.441										4	0	0	0	0	1	0						
Frank Tepedino, L OBP: 0.300, SLG: 0.222										2	2	0	0	2	0	0						
Jake Gibbs, L OBP: 0.284, SLG: 0.283										2	0	1	1	1	1	0						
Frank Fernandez, R OBP: 0.401, SLG: 0.420										0	1	0	0	1	0	0						
Tom Shopay, L OBP: 0.106, SLG: 0.104										3	0	0	0	0	1	2						
John Ellis, R OBP: 0.308, SLG: 0.403										1	0	0	0	0	0	2						
Bobby Cox, R OBP: 0.321, SLG: 0.285										1	0	0	0	1	0	0						
Dave McDonald, L OBP: 0.280, SLG: 0.261										1	0	0	0	0	0	0						
Len Boehmer, R OBP: 0.233, SLG: 0.213										0	0	0	0	0	0	0						
Jerry Kenney, L OBP: 0.328, SLG: 0.311										1	0	1	1	0	0	0						
Mel Stottlemyre, R OBP: 0.250, SLG: 0.248										3	0	1	0	0	2	2						
Thurman Munson, R OBP: 0.292, SLG: 0.291										1	0	0	0	0	0	1						
Inning Stats	R: 0 E: 0 K: 0 S: 3	H: 0 LOB: 0 BB: 0 P: 3	R: 1 E: 1 K: 3 S: 10	H: 1 LOB: 2 BB: 2 P: 18	R: 0 E: 0 K: 0 S: 3	H: 1 LOB: 0 BB: 0 P: 3	R: 0 E: 0 K: 1 S: 5	H: 0 LOB: 0 BB: 0 P: 5	R: 0 E: 0 K: 0 S: 4	H: 1 LOB: 1 BB: 0 P: 4	R: 0 E: 0 K: 0 S: 3	H: 0 LOB: 0 BB: 0 P: 3	R: 0 E: 0 K: 0 S: 2	H: 0 LOB: 0 BB: 1 P: 6	R: 0 E: 2 K: 1 S: 7	H: 0 LOB: 2 BB: 0 P: 7	R: 2 E: 1 K: 0 S: 4	H: 1 LOB: 2 BB: 2 P: 12	1B: 3 2B: 2 3B: 0 HR: 0	SF: 0 SAC: 0 DP: 1 HBP: 0	WP: 1 PB: 0 SB: 0 CS: 1	PA: 37
PITCHER	IP WLS BF H R ER SO BB IBB HBP BLK WP HR S P ERA WHIP																					
Tom Phoebus, R ERA: 3.52	8.1 L 1 0 0 0 0 1 0 0 0 0 0 0 3 3 2.16 0.840																					
Pete Richert, L ERA: 2.7	0.0 L 1 0 0 0 0 1 0 0 0 0 1 0 0 4																					
Eddie Watt, R ERA: 1.66	0.1 3 1 1 0 0 0 0 0 0 0 0 0 0 3 3 0.00 3.000																					

AB	36
R	2
H	11
RBI	2
BB	1
SO	1
LOB	17



Batter	1	2	3	4	5	6	7	8	9	AB	R	H	RBI	BB	SO	LOB	TOP			
Jose Cardenal, R (1.8) OBP: 0.313, SLG: 0.369	0-0 6-3		0-0 F2		0-0 1-3			0-0 6-3		4	0	0	0	0	0	2	Cleveland Indians @ New York Yankees Yankee Stadium, Bronx, NY Tue Sep 30 1969, 7:05 PM EDT Att. 5,815 - Unknown - 66 F			
Larry Brown, R (1.5) OBP: 0.304, SLG: 0.294	0-0 6-3		0-3 K		0-0 F7			0-0 2B		4	0	1	0	0	1	2				
Frank Baker, L (1.7) OBP: 0.314, SLG: 0.379	0-0 F2			0-0 E SF8 1B		0-0 F8		0-0 G3		4	1	1	0	0	0	1				
Ken Harrelson, R (1.9) OBP: 0.338, SLG: 0.422		4-0 L3 BB		0-0 E7 SF8 1B		0-0 6-3		4-0 FC6-4 BB		2	1	1	0	2	0	0				
Tony Horton, R (1.3) OBP: 0.323, SLG: 0.465	0-0 L3		0-0 SF8		0-0 1B			0-0 F5		3	0	1	1	0	0	2				
Ray Fosse, R (1.2) OBP: 0.228, SLG: 0.254	0-0 F3		3-H 4-0 FC5-4 BB				0-0 F3		0-0 L8	3	0	0	0	1	0	1				
Eddie Leon, R (1.6) OBP: 0.296, SLG: 0.311			0-0 FC1-5 1B	0-0 SF8		0-0 1-3		0-0 FC6-4		3	0	1	1	0	0	1				
Vern Fuller, R (1.4) OBP: 0.295, SLG: 0.323			0-0 FC1-5 1B	0-0 FC5-4		0-0 6-3				3	0	1	0	0	0	1				
Mike Paul, L (1.1) Ron Law, R (6.1) Chuck Hinton, R (6. PH) Larry Burchart, R (8.1)			0-0 FC1-5	0-3 K				0-0 F8		2	0	0	0	0	1	2				
			1-2 2-3							0	0	0	0	0	0	0				
										1	0	0	0	0	0	0				
										0	0	0	0	0	0	0				
										0	0	0	0	0	0	0				
Inning Stats	R: 0 E: 0 K: 0 S: 3	H: 0 LOB: 0 BB: 0 P: 3	R: 0 E: 0 K: 0 S: 2	H: 0 LOB: 0 BB: 1 P: 6	R: 0 E: 0 K: 1 S: 7	H: 2 LOB: 2 BB: 0 P: 7	R: 2 E: 1 K: 0 S: 5	H: 2 LOB: 1 BB: 1 P: 9	R: 0 E: 0 K: 1 S: 5	H: 0 LOB: 0 BB: 0 P: 5	R: 0 E: 0 K: 0 S: 3	H: 0 LOB: 0 BB: 0 P: 3	R: 0 E: 0 K: 0 S: 3	H: 0 LOB: 1 BB: 0 P: 4	R: 0 E: 0 K: 0 S: 4	H: 1 LOB: 1 BB: 0 P: 7	1B: 5 2B: 2 3B: 0 HR: 0	SF: 2 SAC: 0 DP: 1 HBP: 0	WP: 0 PB: 0 SB: 1 CS: 0	PA: 34
PITCHER Al Downing, L (1.1) ERA: 3.38	IP: 9.0 WLS: W BF: 34 H: 6 R: 2 ER: 1 SO: 2 BB: 3 IBB: 0 HBP: 0 BLK: 0 WP: 0 HR: 0 S: 35 P: 47 ERA: 1.00 WHIP: 1.000															PITCHER				

Batter	1	2	3	4	5	6	7	8	9	AB	R	H	RBI	BB	SO	LOB	BOTTOM	
Horace Clarke, S (1.4) OBP: 0.342, SLG: 0.370	0-0 6-3	0-0 FC6-4		0-0 1B		4-0 1B S BB	0-0 E4 1B S	0-0 2-5		4	0	1	1	1	0	3	Cleveland Indians @ New York Yankees Yankee Stadium, Bronx, NY Tue Sep 30 1969, 7:05 PM EDT Att. 5,815 - Unknown - 66 F	
Gene Michael, S (1.6) OBP: 0.344, SLG: 0.368	4-0 BB		0-0 E 1B	0-0 F9		4-0 1B BB	0-0 1B	2-3 3-H 2-3		3	1	2	1	2	0	2		
Roy White, S (1.7) OBP: 0.392, SLG: 0.423	4-0 1-2 G6-4-3 BB		0-0 F8	0-0 F7		0-0 1B	0-0 F9			4	0	1	0	1	0	4		
Bobby Murcer, L (1.8) OBP: 0.320, SLG: 0.455	0-0 G6-4-3		0-0 F3		4-0 3B BB	0-3 K		4-0 SH1-3 BB 1B		3	2	0	0	2	1	6		
Joe Pepitone, L (1.3) OBP: 0.280, SLG: 0.441		0-0 F7	0-0 E1 2B	0-0 L8		0-3 K		4-0 SH1-3 BB 1B		4	1	1	1	1	1	4		
Frank Fernandez, R (1.9) OBP: 0.399, SLG: 0.415 Ron Woods, R (8.8) OBP: 0.281, SLG: 0.265		4-0 1B BB	0-3 K	0-0 F2		0-3 K		0-0 SH1-3		3	1	0	0	1	2	5		
Thurman Munson, R (1.2) OBP: 0.319, SLG: 0.337	0-0 1B			0-0 1B 1B		0-0 1B 3B		1-2 2-3		4	1	3	1	1	0	0		
Bobby Cox, R (1.5) OBP: 0.332, SLG: 0.295	0-0 FC6-4 1B		0-0 1B	0-0 1B		4-0 2B E 1B		0-0 F4		4	1	3	1	1	0	3		
Al Downing, R (1.1) OBP: 0.174, SLG: 0.159	0-3 K		0-0 F2	0-0 F3		0-0 E 1B 2B		1-2 2-H 3-H		5	1	2	2	0	1	6		
										1B: 10 2B: 2 3B: 1 HR: 0								WP: 0 PB: 0 SB: 2 CS: 0
PITCHER Mike Paul, L (1.1) ERA: 3.61 Ron Law, R (6.1) ERA: 4.59 Larry Burchart, R (8.1) ERA: 4.25	IP: 5.0 WLS: L BF: 27 H: 8 R: 4 ER: 4 SO: 2 BB: 4 IBB: 1 HBP: 0 BLK: 0 WP: 0 HR: 0 S: 26 P: 46 ERA: 7.20 WHIP: 2.400															PITCHER		
	IP: 2.0 WLS: L BF: 12 H: 4 R: 2 ER: 2 SO: 3 BB: 2 IBB: 0 HBP: 0 BLK: 0 WP: 0 HR: 0 S: 16 P: 24 ERA: 9.00 WHIP: 3.000															PITCHER		
	IP: 1.0 WLS: L BF: 7 H: 2 R: 2 ER: 2 SO: 0 BB: 1 IBB: 0 HBP: 0 BLK: 0 WP: 0 HR: 0 S: 3 P: 15 ERA: 18.00 WHIP: 3.000															PITCHER		

Batter	1	2	3	4	5	6	7	8	9	AB	R	H	RBI	BB	SO	LOB	TOP					
Jose Cardenal, R (1, 8) OBP: 0.314, SLG: 0.373										4	0	2	0	0	0	1	Cleveland Indians @ New York Yankees Yankee Stadium, Bronx, NY Wed Oct 01 1969, 7:05 PM EDT Att: 4,904 - Unknown - 65 F					
Larry Brown, R (1, 5) OBP: 0.304, SLG: 0.294										3	0	1	0	0	2	1						
Russ Nagelson, L (7, PH) OBP: 0.450, SLG: 0.353										1	0	0	0	0	0	2						
Dick Ellsworth, L (7, 1) OBP: 0.160, SLG: 0.125										0	0	0	0	0	0	0						
Frank Baker, L (1, 7) OBP: 0.312, SLG: 0.372										3	0	0	0	1	2	2						
Ken Harrelson, R (1, 9) OBP: 0.336, SLG: 0.419										4	0	0	0	0	3	3						
Tony Horton, R (1, 3) OBP: 0.321, SLG: 0.462										4	0	0	0	0	0	1						
Ray Fosse, R (1, 2) OBP: 0.230, SLG: 0.250										2	0	0	0	1	0	0						
Russ Snyder, L (9, PH) OBP: 0.312, SLG: 0.308										1	0	0	0	0	0	0						
Eddie Leon, R (1, 6) OBP: 0.300, SLG: 0.310										1	1	0	0	2	0	0						
Lou Klimchok, L (9, PH) OBP: 0.331, SLG: 0.422										1	0	0	0	0	0	0						
Vern Fuller, R (1, 4) OBP: 0.295, SLG: 0.335										3	1	1	2	0	1	2						
Duke Sims, L (9, PH) OBP: 0.374, SLG: 0.426										1	1	1	1	0	0	0						
Luis Tiant, R (1, 1) OBP: 0.267, SLG: 0.358										1	0	0	0	1	0	1						
Chuck Hinton, R (7, PH) OBP: 0.303, SLG: 0.368										1	0	0	0	1	0	0						
Inning Stats	R: 0 E: 0 K: 3 S: 10	H: 1 LOB: 1 P: 10	R: 0 E: 0 K: 0 S: 3	H: 0 LOB: 0 BB: 0 P: 3	R: 0 E: 0 K: 1 S: 4	H: 0 LOB: 0 BB: 1 P: 8	R: 0 E: 0 K: 1 S: 6	H: 1 LOB: 1 BB: 0 P: 6	R: 0 E: 0 K: 0 S: 2	H: 0 LOB: 1 BB: 2 P: 10	R: 0 E: 0 K: 1 S: 5	H: 0 LOB: 1 BB: 1 P: 9	R: 2 E: 0 K: 0 S: 5	H: 2 LOB: 2 BB: 2 P: 13	R: 0 E: 0 K: 2 S: 7	H: 0 LOB: 0 BB: 0 P: 7	R: 1 E: 0 K: 0 S: 4	H: 1 LOB: 0 BB: 0 P: 4	1B: 1 2B: 2 3B: 0 HR: 2	SF: 0 SAC: 0 DP: 2 HBP: 0	WP: 1 PB: 0 SB: 1 CS: 0	PA: 36
PITCHER	IP WLS BF H R ER SO BB IBB HBP BLK WP HR S P ERA WHIP																					
Mike Kekich, L (1, 1) ERA: 4.54	6.2 W 28 4 2 2 6 6 0 0 0 1 1 34 58 2.70 1.500																					
Jack Aker, R (7, 1) ERA: 3.16	2.1 S 8 1 1 1 2 0 0 0 0 0 1 12 12 3.86 0.429																					

Batter	1	2	3	4	5	6	7	8	9	AB	R	H	RBI	BB	SO	LOB	BOTTOM			
Horace Clarke, S (1, 4) OBP: 0.341, SLG: 0.368										3	0	0	0	1	0	2	Cleveland Indians @ New York Yankees Yankee Stadium, Bronx, NY Wed Oct 01 1969, 7:05 PM EDT Att: 4,904 - Unknown - 65 F			
Gene Michael, S (1, 6) OBP: 0.341, SLG: 0.364										4	0	0	0	0	0	3				
Roy White, S (1, 7) OBP: 0.391, SLG: 0.426										4	1	1	0	0	0	0				
Bobby Murcer, L (1, 8) OBP: 0.319, SLG: 0.454										4	0	1	0	0	1	1				
Joe Pepitone, L (1, 3) OBP: 0.284, SLG: 0.442										3	1	2	0	1	0	0				
Frank Tepedino, L (1, 9) OBP: 0.302, SLG: 0.231										3	1	1	1	0	1	3				
Ron Woods, R (7, 8) OBP: 0.280, SLG: 0.263										1	0	0	0	0	0	0				
Thurman Munson, R (1, 2) OBP: 0.330, SLG: 0.349										3	1	2	0	0	1	2				
Bobby Cox, R (1, 5) OBP: 0.332, SLG: 0.293										1	0	0	1	1	1	0				
Mike Kekich, R (1, 1) OBP: 0.111, SLG: 0.148										3	0	0	0	0	0	2				
Jack Aker, R (7, 1) OBP: 0.182, SLG: 0.100										0	0	0	0	0	0	0				
Inning Stats	R: 0 E: 0 K: 0 S: 3	H: 0 LOB: 0 P: 3	R: 0 E: 0 K: 0 S: 3	H: 1 LOB: 0 BB: 0 P: 3	R: 0 E: 0 K: 0 S: 4	H: 1 LOB: 2 BB: 1 P: 8	R: 0 E: 0 K: 2 S: 9	H: 2 LOB: 2 BB: 0 P: 9	R: 0 E: 0 K: 1 S: 5	H: 0 LOB: 1 BB: 1 P: 9	R: 4 E: 1 K: 0 S: 6	H: 3 LOB: 0 BB: 1 P: 10	R: 0 E: 0 K: 0 S: 3	H: 0 LOB: 0 BB: 0 P: 3	R: 0 E: 0 K: 1 S: 5	H: 0 LOB: 0 BB: 0 P: 5	1B: 6 2B: 0 3B: 1 HR: 0	SF: 1 SAC: 0 DP: 1 HBP: 0	WP: 0 PB: 0 SB: 0 CS: 0	PA: 33
PITCHER	IP WLS BF H R ER SO BB IBB HBP BLK WP HR S P ERA WHIP																			
Luis Tiant, R (1, 1) ERA: 3.71	6.0 L 27 7 4 2 3 2 1 0 0 0 0 0 8 42 3.00 1.500																			
Dick Ellsworth, L (7, 1) ERA: 4.1	2.0 6 0 0 0 1 0 0 0 0 0 0 0 8 8 0.00 0.000																			