

# New York Yankees - 1970

Batter	1	2	3	4	5	6	7	8	9	AB	R	H	RBI	BB	SO	LOB	TOP				
Mike Andrews, R (1,4)	F8	6-3		FC2-6 BB		5-3		K		4	0	0	0	1	1	3					
Reggie Smith, S (1,8) OBP: 0.200, SLG: 0.200	F8		6-3	FC2-6		L8			4-3 1B	5	0	1	0	0	0	1					
Carl Yastrzemski, L (1,7) OBP: 0.400, SLG: 0.400	E S 1B		1B 2B 1B	L8			F5		4-3	5	1	2	0	0	0	2					
George Scott, R (1,3) OBP: 0.600, SLG: 1.000	1-3 BB		2B 1B		2B 3B		F8		F5	4	1	2	0	1	0	1					
Rico Petrocelli, R (1,6) OBP: 0.400, SLG: 0.800	F5		1-3 2B		1B 2B		F6		F2	5	1	2	2	0	0	3					
Tony Conigliaro, R (1,9) OBP: 0.750, SLG: 0.500		FC5-4 1B	4-0 IBB		K			SH3-4 BB		2	0	1	0	2	1	1					
Luis Alvarado, R (1,5)		FC5-4 1B 2B	L5		5-3			SH3-4		3	1	0	0	0	0	5	AB 35				
Jerry Moses, R (1,2) OBP: 0.750, SLG: 0.667	1-3 1B		F8							3	0	2	1	1	0	3	R 4				
Gary Peters, L (1,1) OBP: 0.333, SLG: 0.667										3	0	1	1	0	0	0	H 11				
Bill Lee, L (6,1)	3-H 2B			6-3		G3		K		1	0	0	0	0	1	2	RBI 4				
																	BB 5				
																	SO 3				
																	LOB 21				
<b>Inning Stats</b>	R: 0 E: 0 K: 0 S: 4	H: 1 LOB: 2 BB: 1 P: 8	R: 1 E: 0 K: 0 S: 5	H: 3 LOB: 1 BB: 0 P: 5	R: 1 E: 0 K: 0 S: 6	H: 3 LOB: 3 BB: 1 P: 10	R: 0 E: 0 K: 0 S: 3	H: 0 LOB: 1 BB: 1 P: 7	R: 2 E: 0 K: 1 S: 7	H: 3 LOB: 1 BB: 0 P: 7	R: 0 E: 0 K: 0 S: 3	H: 0 LOB: 0 BB: 0 P: 3	R: 0 E: 0 K: 2 S: 7	H: 0 LOB: 2 BB: 2 P: 15	R: 0 E: 0 K: 0 S: 4	H: 1 LOB: 1 BB: 0 P: 4	1B: 7 2B: 3 3B: 1 HR: 0	SF: 0 SAC: 1 DP: 0 HBP: 0	WP: 0 PB: 0 SB: 1 CS: 0	PA: 41	
<b>PITCHER</b>	IP WLS BF H R ER SO BB IBB HBP BLK WP HR S P ERA WHIP	IP WLS BF H R ER SO BB IBB HBP BLK WP HR S P ERA WHIP	IP WLS BF H R ER SO BB IBB HBP BLK WP HR S P ERA WHIP	IP WLS BF H R ER SO BB IBB HBP BLK WP HR S P ERA WHIP	IP WLS BF H R ER SO BB IBB HBP BLK WP HR S P ERA WHIP	IP WLS BF H R ER SO BB IBB HBP BLK WP HR S P ERA WHIP	IP WLS BF H R ER SO BB IBB HBP BLK WP HR S P ERA WHIP	IP WLS BF H R ER SO BB IBB HBP BLK WP HR S P ERA WHIP	IP WLS BF H R ER SO BB IBB HBP BLK WP HR S P ERA WHIP	IP WLS BF H R ER SO BB IBB HBP BLK WP HR S P ERA WHIP	IP WLS BF H R ER SO BB IBB HBP BLK WP HR S P ERA WHIP	IP WLS BF H R ER SO BB IBB HBP BLK WP HR S P ERA WHIP	IP WLS BF H R ER SO BB IBB HBP BLK WP HR S P ERA WHIP	IP WLS BF H R ER SO BB IBB HBP BLK WP HR S P ERA WHIP	IP WLS BF H R ER SO BB IBB HBP BLK WP HR S P ERA WHIP	IP WLS BF H R ER SO BB IBB HBP BLK WP HR S P ERA WHIP	IP WLS BF H R ER SO BB IBB HBP BLK WP HR S P ERA WHIP	IP WLS BF H R ER SO BB IBB HBP BLK WP HR S P ERA WHIP	IP WLS BF H R ER SO BB IBB HBP BLK WP HR S P ERA WHIP	IP WLS BF H R ER SO BB IBB HBP BLK WP HR S P ERA WHIP	IP WLS BF H R ER SO BB IBB HBP BLK WP HR S P ERA WHIP
Mel Stottlemyre, R (1,1) ERA: 7.2	5.0 L	26 10	4 4	4 1	1 2	0 0	0 0	0 0	0 0	0 0	0 0	0 0	0 0	0 0	0 0	0 0	0 0	7.20 2.400			
Ron Klimkowski, R (6,1) ERA:	1.0	3	0	0	0	0	0	0	0	0	0	0	0	0	0	0	0	0.00 0.000			
Joe Verbanic, R (7,1) ERA:	2.0	8	0	0	0	2	2	0	0	0	10	18	0.00 1.000								
Jack Aker, R (9,1) ERA:	1.0	4	1	0	0	0	0	0	0	0	4	4	0.00 1.000								

**Boston Red Sox @ New York Yankees**  
 Yankee Stadium, Bronx, NY  
 Tue Apr 07 1970, 3:33 AM EST  
 Att: 21,379 - Unknown - 56 F

AB	35
R	4
H	11
RBI	4
BB	5
SO	3
LOB	21




Batter	1	2	3	4	5	6	7	8	9	AB	R	H	RBI	BB	SO	LOB	BOTTOM					
Horace Clarke, S (1,4) OBP: 0.400, SLG: 0.400	5-3 SH1-3 1B		FC6-4 BB 1B		F3	1-3			5-3	5	0	2	0	0	0	2						
Thurman Munson, R (1,2)	SH1-3		FC6-4 BB		L7		4-3		5-3	3	0	0	0	1	0	0						
Roy White, S (1,7)	5-3		K			P4	5-3		1-3	5	0	0	0	0	1	3						
John Ellis, R (1,3) OBP: 0.500, SLG: 0.333	K		FC6-4			BB HBP	FC4-6 1B			3	1	1	0	0	1	3						
Danny Cater, R (1,5)		6-3	F7			E 2B BB	FC4-6			3	1	0	0	1	0	3						
Bobby Murcer, L (1,8) OBP: 0.500, SLG: 0.500		1B 1B			K	E7 2B 1B		F5		4	1	2	1	0	1	0						
Curt Blefary, L (1,9) OBP: 0.250, SLG: 0.500		L6			F4		2B	F8		4	0	1	2	0	0	1						
Gene Michael, S (1,6) OBP: 0.750, SLG: 0.500					K					2	0	1	0	2	1	0						
Mel Stottlemyre, R (1,1) Ron Woods, R (5, P) Ron Klimkowski, R (6, P) Ron Hansen, R (7, P) Joe Verbanic, R (8, P) Pete Ward, L (8, P) Jack Aker, R (9, P)		F7			F2	L8		K		1	0	0	0	0	0	2						
<b>Inning Stats</b>	R: 0 E: 0 K: 1 S: 6	H: 1 LOB: 1 BB: 0 P: 6	R: 0 E: 0 K: 0 S: 5	H: 2 LOB: 2 BB: 0 P: 5	R: 0 E: 0 K: 1 S: 6	H: 1 LOB: 2 BB: 1 P: 10	R: 0 E: 0 K: 2 S: 7	H: 0 LOB: 0 BB: 0 P: 7	R: 0 E: 0 K: 0 S: 3	H: 0 LOB: 0 BB: 0 P: 3	R: 3 E: 1 K: 0 S: 5	H: 2 LOB: 2 BB: 2 P: 14	R: 0 E: 0 K: 0 S: 4	H: 1 LOB: 1 BB: 0 P: 4	R: 0 E: 0 K: 1 S: 5	H: 0 LOB: 1 BB: 1 P: 9	R: 0 E: 0 K: 0 S: 3	H: 0 LOB: 0 BB: 0 P: 3	1B: 6 2B: 1 3B: 0 HR: 0	SF: 0 SAC: 1 DP: 0 HBP: 1	WP: 0 PB: 0 SB: 0 CS: 0	PA: 39
<b>PITCHER</b>	IP WLS BF H R ER SO BB IBB HBP BLK WP HR S P ERA WHIP	IP WLS BF H R ER SO BB IBB HBP BLK WP HR S P ERA WHIP	IP WLS BF H R ER SO BB IBB HBP BLK WP HR S P ERA WHIP	IP WLS BF H R ER SO BB IBB HBP BLK WP HR S P ERA WHIP	IP WLS BF H R ER SO BB IBB HBP BLK WP HR S P ERA WHIP	IP WLS BF H R ER SO BB IBB HBP BLK WP HR S P ERA WHIP	IP WLS BF H R ER SO BB IBB HBP BLK WP HR S P ERA WHIP	IP WLS BF H R ER SO BB IBB HBP BLK WP HR S P ERA WHIP	IP WLS BF H R ER SO BB IBB HBP BLK WP HR S P ERA WHIP	IP WLS BF H R ER SO BB IBB HBP BLK WP HR S P ERA WHIP	IP WLS BF H R ER SO BB IBB HBP BLK WP HR S P ERA WHIP	IP WLS BF H R ER SO BB IBB HBP BLK WP HR S P ERA WHIP	IP WLS BF H R ER SO BB IBB HBP BLK WP HR S P ERA WHIP	IP WLS BF H R ER SO BB IBB HBP BLK WP HR S P ERA WHIP	IP WLS BF H R ER SO BB IBB HBP BLK WP HR S P ERA WHIP	IP WLS BF H R ER SO BB IBB HBP BLK WP HR S P ERA WHIP	IP WLS BF H R ER SO BB IBB HBP BLK WP HR S P ERA WHIP	IP WLS BF H R ER SO BB IBB HBP BLK WP HR S P ERA WHIP	IP WLS BF H R ER SO BB IBB HBP BLK WP HR S P ERA WHIP	IP WLS BF H R ER SO BB IBB HBP BLK WP HR S P ERA WHIP	IP WLS BF H R ER SO BB IBB HBP BLK WP HR S P ERA WHIP	IP WLS BF H R ER SO BB IBB HBP BLK WP HR S P ERA WHIP
Gary Peters, L (1,1) ERA: 5.06	5.1 W	25 6	3 3	3 4	2 2	0 0	1 0	0 0	0 0	5.06 1.500												
Bill Lee, L (6,1) ERA:	3.2 S	14 1	0 0	0 1	2 2	0 0	0 0	0 0	0 0	0.00 0.818												


**Boston Red Sox @ New York Yankees**  
 Yankee Stadium, Bronx, NY  
 Tue Apr 07 1970, 3:33 AM EST  
 Att: 21,379 - Unknown - 56 F

AB	33
R	3
H	7
RBI	3
BB	4
SO	5
LOB	17





Batter	1	2	3	4	5	6	7	8	9	AB	R	H	RBI	BB	SO	LOB	TOP			
Mike Andrews, R (1.4)	0-0 6-3		0-0 F7			4-0 1B BB	0-0 L5			3	1	0	0	1	0	3	<b>Boston Red Sox @ New York Yankees</b> Yankee Stadium, Bronx, NY Thu Apr 09 1970, 3:33 AM EST Att. 7,039 - Overcast - 75 F			
Reggie Smith, S (1.8) OBP: 0.222, SLG: 0.222	0-0 1-3			0-0 F9		0-0 1B G3 1B	0-3 K			4	1	1	1	0	1	2				
Carl Yastrzemski, L (1.7) OBP: 0.333, SLG: 0.333	0-0 F7			0-0 F8		0-0 G3 1B		0-0 F7		4	0	1	1	0	0	0				
George Scott, R (1.3) OBP: 0.444, SLG: 0.571		0-0 5-3		0-0 1-3		4-0 G3 IBB		0-0 F9		3	0	0	0	1	0	0				
Rico Petrocelli, R (1.6) OBP: 0.222, SLG: 0.444		0-0 5-3			0-0 F7	0-0 G3		0-3 K2-3		4	0	0	1	0	1	2				
Tony Conigliaro, R (1.9) OBP: 0.500, SLG: 0.333		0-0 F9			0-0 F9	0-0 F6			0-0 6-3 1B	4	0	1	0	0	0	2				
Luis Alvarado, R (1.5) OBP: 0.143, SLG: 0.143			0-0 6-3		0-0 6-3		0-0 1B 1B		0-0 6-3	4	0	1	0	0	0	1				
Jerry Moses, R (1.2) OBP: 0.625, SLG: 0.571			0-0 E5			0-0 SH2-4 1B	0-0 5-3 1B		0-0 F9	4	1	2	0	0	0	1				
Ray Culp, R (1.1) Dick Schofield, S (7. Ph) Vicente Romo, R (7.1) Sparky Lyle, L (8.1) Ed Phillips, R (8.1) Mike Derrick, L (8. Ph)			0-0 5-3			0-0 SH2-4 1B	0-0 5-3		0-3 K	1	0	0	0	0	0	1				
<b>Inning Stats</b>	R: 0 E: 0 K: 0 S: 3	H: 0 LOB: 0 BB: 0 P: 3	R: 0 E: 0 K: 0 S: 3	H: 0 LOB: 0 BB: 0 P: 3	R: 0 E: 1 K: 0 S: 4	H: 0 LOB: 1 BB: 0 P: 4	R: 0 E: 0 K: 0 S: 3	H: 0 LOB: 0 BB: 0 P: 3	R: 3 E: 0 K: 0 S: 6	H: 3 LOB: 2 BB: 2 P: 14	R: 0 E: 0 K: 1 S: 7	H: 2 LOB: 2 BB: 0 P: 7	R: 0 E: 0 K: 1 S: 5	H: 0 LOB: 0 BB: 0 P: 5	R: 0 E: 0 K: 1 S: 6	H: 1 LOB: 1 BB: 0 P: 6		1B: 6 2B: 0 3B: 0 HR: 0	SF: 0 SAC: 1 DP: 0 HBP: 0	WP: 0 PB: 0 SB: 0 CS: 0
<b>PITCHER</b>	IP WLS BF H R ER SO BB IBB HBP BLK WP HR S P ERA WHIP																			
Fritz Peterson, L (1.1) ERA: 4.5	6.0 W 26 5 3 3 0 1 1 0 0 0 0 0 24 32 4.50 1.000																			
Jack Aker, R (7.1) ERA:	3.0 S 10 1 0 0 3 0 0 0 0 0 0 0 16 16 0.00 0.333																			

Batter	1	2	3	4	5	6	7	8	9	AB	R	H	RBI	BB	SO	LOB	BOTTOM			
Horace Clarke, S (1.4) OBP: 0.222, SLG: 0.222	0-0 L8		0-0 L9			0-0 L7		0-0 1-3		4	0	0	0	0	0	1	<b>Boston Red Sox @ New York Yankees</b> Yankee Stadium, Bronx, NY Thu Apr 09 1970, 3:33 AM EST Att. 7,039 - Overcast - 75 F			
Thurman Munson, R (1.2) OBP: 0.250, SLG: 0.143	0-3 K		0-3 K			0-0 BB HR 1B		0-0 5-3		4	1	1	0	0	2	1				
Roy White, S (1.7) OBP: 0.333, SLG: 0.625	0-0 HR		0-0 F6			4-0 HR BB		0-0 BB S 1B		3	2	2	1	1	0	1				
Bobby Murcer, L (1.8) OBP: 0.625, SLG: 1.000	4-0 BB			0-0 F9		0-0 HR		4-0 BB		2	1	1	3	2	0	0				
Curt Blefary, L (1.9) OBP: 0.250, SLG: 0.286 Jim Lyttle, L (9.9)	0-3 K			0-0 5-3		0-3 K		4-0 BB		3	0	0	0	1	2	1				
John Ellis, R (1.3) OBP: 0.250, SLG: 0.143		0-0 6-3		0-0 F7		0-0 6-3		0-0 F3		4	0	0	0	0	0	3				
Danny Cater, R (1.5) OBP: 0.250, SLG: 0.250		0-3 K			0-0 6-3		0-0 4-3			3	0	0	0	0	1	0				
Gene Michael, S (1.6) OBP: 0.429, SLG: 0.200		0-0 F7			0-0 F9		0-0 G3			3	0	0	0	0	0	0				
Fritz Peterson, S (1.1) OBP: 0.500, SLG: 0.500 Jack Aker, R (7.1)			0-0 1B		0-3 K		0-3 K			2	0	1	0	0	1	0				
<b>Inning Stats</b>	R: 1 E: 0 K: 2 S: 8	H: 1 LOB: 1 BB: 1 P: 12	R: 0 E: 0 K: 1 S: 5	H: 0 LOB: 0 BB: 0 P: 5	R: 0 E: 0 K: 1 S: 6	H: 1 LOB: 1 BB: 0 P: 6	R: 0 E: 0 K: 0 S: 3	H: 0 LOB: 0 BB: 0 P: 3	R: 0 E: 0 K: 1 S: 5	H: 0 LOB: 0 BB: 0 P: 5	R: 3 E: 0 K: 1 S: 7	H: 2 LOB: 1 BB: 1 P: 11	R: 0 E: 0 K: 1 S: 5	H: 0 LOB: 0 BB: 0 P: 5	R: 0 E: 0 K: 0 S: 4	H: 1 LOB: 3 BB: 2 P: 12		1B: 3 2B: 0 3B: 0 HR: 2	SF: 0 SAC: 0 DP: 0 HBP: 0	WP: 0 PB: 0 SB: 1 CS: 0
<b>PITCHER</b>	IP WLS BF H R ER SO BB IBB HBP BLK WP HR S P ERA WHIP																			
Ray Culp, R (1.1) ERA: 6.0	6.0 L 24 4 4 4 6 2 0 0 0 0 0 0 2 34 42 6.00 1.000																			
Vicente Romo, R (7.1) ERA:	1.2 6 1 0 0 1 0 0 0 0 0 0 0 8 8 0.00 0.600																			
Sparky Lyle, L (8.1) ERA:	0.0 2 0 0 0 0 2 0 0 0 0 0 0 0 8 ∞ ∞																			
Ed Phillips, R (8.1) ERA:	0.1 1 0 0 0 0 0 0 0 0 0 0 0 1 1 0.00 0.000																			



Batter	1	2	3	4	5	6	7	8	9	AB	R	H	RBI	BB	SO	LOB	TOP			
Ted Uhlhaender, L (1,8)										3	0	0	0	1	0	0	<b>Cleveland Indians @ New York Yankees</b> Yankee Stadium, Bronx, NY Sat Apr 11 1970, 3:33 AM EST Att. 7,889 - Unknown - 46 F			
Lou Klimchuck, L (1,3)										4	1	1	1	0	0	1				
Vada Pinson, L (1,7)										3	0	1	0	1	0	0				
Duke Sims, L (1,2)										4	0	0	0	0	1	3				
Russ Nagelson, L (1,9)										3	2	1	0	1	1	2				
Graig Nettles, L (1,5)										4	0	0	0	0	2	2				
Eddie Leon, R (1,4)										4	0	2	2	0	0	0				
Jack Heidemann, R (1,6)										4	0	1	0	0	1	1				
Dean Chance, R (1,1)										3	0	0	0	0	3	3				
Mike Paul, L (8,1)										1	0	0	0	0	1	0				
Dennis Higgins, R (9,1)										0	0	0	0	0	0	0				
<b>Inning Stats</b>	R: 0 E: 0 K: 1 S: 5	H: 0 LOB: 2 BB: 2 P: 13	R: 0 E: 0 K: 0 S: 3	H: 0 LOB: 0 BB: 0 P: 3	R: 1 E: 0 K: 1 S: 6	H: 1 LOB: 0 BB: 0 P: 6	R: 1 E: 0 K: 3 S: 11	H: 2 LOB: 2 BB: 1 P: 15	R: 0 E: 0 K: 0 S: 4	H: 1 LOB: 1 BB: 0 P: 4	R: 1 E: 0 K: 3 S: 11	H: 2 LOB: 1 BB: 0 P: 11	R: 0 E: 0 K: 0 S: 3	H: 0 LOB: 0 BB: 0 P: 3	R: 0 E: 0 K: 1 S: 5	H: 0 LOB: 0 BB: 0 P: 5	1B: 3 2B: 2 3B: 0 HR: 1	SF: 0 SAC: 0 DP: 0 HBP: 0	WP: 0 PB: 0 SB: 0 CS: 0	PA: 36
<b>PITCHER</b>	IP WLS BF H R ER SO BB IBB HBP BLK WP HR S P ERA WHIP	7.0 L 30 6 3 2 8 3 0 0 0 0 1 43 55 2.57 1.286	2.0 6 0 0 0 1 0 0 0 0 0 0 8 8 0.00 0.000																	

Batter	1	2	3	4	5	6	7	8	9	AB	R	H	RBI	BB	SO	LOB	BOTTOM					
Horace Clarke, S (1,4)										4	0	0	0	1	0	3	<b>Cleveland Indians @ New York Yankees</b> Yankee Stadium, Bronx, NY Sat Apr 11 1970, 3:33 AM EST Att. 7,889 - Unknown - 46 F					
Thurman Munson, R (1,2)										4	0	0	0	1	3	7						
Roy White, S (1,7)										4	0	1	0	1	0	5						
Bobby Murcer, L (1,8)										3	0	0	0	1	2	3						
Curt Blefary, L (1,9)										3	0	1	0	1	1	1						
John Ellis, R (1,3)										2	0	0	0	1	1	1						
Danny Cater, R (1,5)										3	0	1	0	1	1	5						
Gene Michael, S (1,6)										4	0	2	0	0	1	5						
Stan Bahnsen, R (1,1)										1	0	0	0	1	0	2						
Pete Ward, L (7,PH)										1	0	0	0	0	0	2						
Lindy McDaniel, R (8,1)										0	0	0	0	0	0	0						
Ron Woods, R (9,PH)										1	0	0	0	0	1	2						
<b>Inning Stats</b>	R: 0 E: 0 K: 0 S: 2	H: 0 LOB: 1 BB: 2 P: 10	R: 0 E: 0 K: 1 S: 5	H: 0 LOB: 2 BB: 2 P: 13	R: 0 E: 0 K: 0 S: 3	H: 0 LOB: 0 BB: 0 P: 3	R: 0 E: 0 K: 1 S: 5	H: 1 LOB: 2 BB: 1 P: 10	R: 0 E: 0 K: 1 S: 5	H: 0 LOB: 1 BB: 1 P: 9	R: 0 E: 0 K: 1 S: 5	H: 0 LOB: 2 BB: 0 P: 5	R: 0 E: 0 K: 1 S: 7	H: 2 LOB: 2 BB: 0 P: 7	R: 0 E: 0 K: 3 S: 10	H: 1 LOB: 1 BB: 0 P: 10	R: 0 E: 0 K: 2 S: 8	H: 1 LOB: 3 BB: 2 P: 16	1B: 5 2B: 0 3B: 0 HR: 0	SF: 0 SAC: 0 DP: 3 HBP: 1	WP: 1 PB: 0 SB: 2 CS: 0	PA: 39
<b>PITCHER</b>	IP WLS BF H R ER SO BB IBB HBP BLK WP HR S P ERA WHIP	7.0 W 30 4 0 0 5 6 0 1 0 0 1 0 33 58 0.00 1.429	1.1 7 1 0 0 4 2 0 0 0 0 1 0 13 21 0.00 2.250	0.2 S 2 0 0 0 1 0 0 0 0 0 0 0 4 4 0.00 0.000																		



Batter	1	2	3	4	5	6	7	8	9	AB	R	H	RBI	BB	SO	LOB	TOP										
Ted Uhlhaender, L (1,8)										3	1	0	0	1	0	1	<b>Cleveland Indians @ New York Yankees</b> Yankee Stadium, Bronx, NY Sun Apr 12 1970, 3:33 AM EST Unknown - 55 F										
Lou Klimchuck, L (1,3)										4	0	0	0	0	1	1											
Vada Pinson, L (1,7)										4	0	0	0	0	2	1											
Duke Sims, L (1,2)										4	0	1	1	0	1	0											
Russ Nagelson, L (1,9)										4	1	1	1	0	0	1											
Graig Nettles, L (1,5)										3	0	0	0	1	1	0											
Eddie Leon, R (1,4)										3	0	1	0	0	0	0											
Jack Heidemann, R (1,6)										2	0	0	0	1	1	0											
Sam McDowell, L (1,1)										3	0	1	0	0	1	3											
<b>Inning Stats</b>	R: 1 E: 0 K: 0 S: 4	H: 1 LOB: 1 BB: 1 P: 8	R: 0 E: 0 K: 0 S: 3	H: 0 LOB: 0 BB: 0 P: 3	R: 0 E: 0 K: 0 S: 3	H: 1 LOB: 0 BB: 0 P: 3	R: 0 E: 0 K: 1 S: 5	H: 0 LOB: 0 BB: 0 P: 5	R: 0 E: 0 K: 0 S: 3	H: 0 LOB: 0 BB: 0 P: 3	R: 1 E: 0 K: 2 S: 9	H: 2 LOB: 3 BB: 2 P: 17	R: 0 E: 0 K: 2 S: 7	H: 0 LOB: 0 BB: 0 P: 7	R: 0 E: 0 K: 2 S: 7	H: 0 LOB: 0 BB: 0 P: 7	1B: 1 2B: 2 3B: 0 HR: 1	SF: 0 SAC: 0 DP: 0 HBP: 0	WP: 0 PB: 0 SB: 1 CS: 0	PA: 33							
<b>PITCHER</b>	IP	WLS	BF	H	R	ER	SO	BB	IBB	HBP	BLK	WP	HR	S	P	ERA	WHIP										
Mel Stottlemyre, R (1,1)	7.0	L	27	4	2	2	3	2	1	0	0	0	1	30	42	2.57	0.857										
Steve Hamilton, L (8,1)	2.0		6	0	0	0	4	0	0	0	0	0	0	14	14	0.00	0.000										

Batter	1	2	3	4	5	6	7	8	9	AB	R	H	RBI	BB	SO	LOB	BOTTOM										
Horace Clarke, S (1,4)										4	0	1	0	0	0	0	<b>Cleveland Indians @ New York Yankees</b> Yankee Stadium, Bronx, NY Sun Apr 12 1970, 3:33 AM EST Unknown - 55 F										
Thurman Munson, R (1,2)										3	0	0	0	0	1	1											
Roy White, S (1,7)										2	0	1	1	1	1	1											
John Ellis, R (1,3)										3	0	0	0	1	1	4											
Bobby Murcer, L (1,8)										4	0	0	0	0	2	2											
Danny Cater, R (1,5)										4	0	2	0	0	0	0											
Curt Blefary, L (1,9)										4	0	0	0	0	3	3											
Gene Michael, S (1,6)										3	1	1	0	1	1	2											
Mel Stottlemyre, R (1,1)										2	0	0	0	0	1	3											
Ron Woods, R (7, PH)										1	0	0	0	0	0	1											
Steve Hamilton, L (8,1)										0	0	0	0	0	0	0											
Ron Hansen, R (8, PH)										1	0	0	0	0	0	0											
<b>Inning Stats</b>	R: 0 E: 0 K: 1 S: 5	H: 0 LOB: 2 BB: 2 P: 13	R: 0 E: 0 K: 0 S: 3	H: 0 LOB: 1 BB: 1 P: 7	R: 0 E: 0 K: 1 S: 6	H: 1 LOB: 1 BB: 0 P: 6	R: 0 E: 1 K: 2 S: 9	H: 1 LOB: 2 BB: 0 P: 9	R: 0 E: 0 K: 0 S: 4	H: 1 LOB: 1 BB: 0 P: 4	R: 0 E: 0 K: 2 S: 7	H: 1 LOB: 1 BB: 0 P: 7	R: 1 E: 0 K: 1 S: 6	H: 1 LOB: 2 BB: 0 P: 8	R: 0 E: 0 K: 2 S: 7	H: 0 LOB: 0 BB: 0 P: 7	R: 0 E: 0 K: 1 S: 5	H: 0 LOB: 0 BB: 0 P: 5	1B: 4 2B: 2 3B: 0 HR: 0	SF: 1 SAC: 0 DP: 1 HBP: 2	WP: 0 PB: 0 SB: 0 CS: 0	PA: 37					
<b>PITCHER</b>	IP	WLS	BF	H	R	ER	SO	BB	IBB	HBP	BLK	WP	HR	S	P	ERA	WHIP										
Sam McDowell, L (1,1)	9.0	W	37	5	1	1	10	3	0	2	0	0	0	52	66	1.00	0.889										







Batter	1	2	3	4	5	6	7	8	9	AB	R	H	RBI	BB	SO	LOB	TOP		
<b>Horace Clarke, S</b> OBP: 0.345, SLG: 0.308 (1,4)										5	0	3	0	0	0	0	<b>New York Yankees @ Boston Red Sox</b> Fenway Park, Boston, MA Tue Apr 14 1970, 3:33 AM EST Att: 34,002 - Unknown - 60 F		
<b>Frank Tepedino, L</b> OBP: 0.200, SLG: 0.200 (1,7)										5	1	1	0	0	0	5			
<b>Danny Cater, R</b> OBP: 0.375, SLG: 0.450 (1,3)										4	1	1	2	0	1	1			
<b>Bobby Murcer, L</b> OBP: 0.360, SLG: 0.316 (1,8)										3	0	0	0	1	2	0			
<b>John Ellis, R</b> OBP: 0.320, SLG: 0.150 (1,2)										4	0	1	0	0	1	2			
<b>Curt Blefary, L</b> OBP: 0.250, SLG: 0.222 (1,9)										4	0	1	0	0	1	1			
<b>Jerry Kenney, L</b> (1,5)										4	0	0	0	0	0	1			
<b>Gene Michael, S</b> OBP: 0.456, SLG: 0.450 (1,6)										4	1	1	0	0	1	1			
<b>Fritz Peterson, S</b> OBP: 0.750, SLG: 0.750 (1,1)										2	0	2	1	0	0	0			
<b>Joe Verbanic, R</b> (5,1)										1	0	0	0	0	1	0			
<b>Pete Ward, L</b> OBP: 0.500, SLG: 0.333 (9, PH)										1	0	1	0	0	0	0			
<b>Inning Stats</b>	R: 0 E: 0 K: 1 S: 6	H: 1 LOB: 2 BB: 1 P: 10	R: 1 E: 0 K: 0 S: 6	H: 3 LOB: 2 BB: 0 P: 6	R: 0 E: 0 K: 1 S: 5	H: 0 LOB: 0 BB: 0 P: 5	R: 0 E: 1 K: 1 S: 6	H: 1 LOB: 2 BB: 0 P: 6	R: 2 E: 0 K: 2 S: 10	H: 3 LOB: 1 BB: 0 P: 10	R: 0 E: 0 K: 1 S: 5	H: 0 LOB: 0 BB: 0 P: 5	R: 0 E: 0 K: 0 S: 4	H: 1 LOB: 1 BB: 0 P: 4	R: 0 E: 0 K: 0 S: 4	H: 2 LOB: 1 BB: 0 P: 4	1B: 8 2B: 2 3B: 0 HR: 1	SF: 0 SAC: 0 DP: 1 HBP: 0	WP: 0 PA: 38 CS: 0
<b>PITCHER</b> <b>Ray Culp, R</b> ERA: 4.2 (1,1)	IP: 9.0 WLS: W BF: 38 H: 11 R: 3 ER: 3 SO: 7 BB: 0 IBB: 1 HBP: 0 BLK: 0 WP: 0 HR: 1 S: 51 P: 55 ERA: 3.00 WHIP: 1.222															<b>PITCHER</b> IP: WLS: BF: H: R: ER: SO: BB: IBB: HBP: BLK: WP: HR: S: P: ERA: WHIP			

Batter	1	2	3	4	5	6	7	8	9	AB	R	H	RBI	BB	SO	LOB	BOTTOM		
<b>Mike Andrews, R</b> OBP: 0.207, SLG: 0.080 (1,4)										5	0	0	1	0	0	4	<b>New York Yankees @ Boston Red Sox</b> Fenway Park, Boston, MA Tue Apr 14 1970, 3:33 AM EST Att: 34,002 - Unknown - 60 F		
<b>Reggie Smith, S</b> OBP: 0.345, SLG: 0.586 (1,8)										5	2	3	3	0	0	1			
<b>Carl Yastrzemski, L</b> OBP: 0.517, SLG: 0.660 (1,7)										4	0	1	0	1	1	1			
<b>George Scott, R</b> OBP: 0.370, SLG: 0.500 (1,3)										4	1	2	1	0	0	0			
<b>Rico Petrocelli, R</b> OBP: 0.185, SLG: 0.269 (1,6)										3	0	0	0	1	0	2			
<b>Tony Conigliaro, R</b> OBP: 0.500, SLG: 0.571 (1,9)										4	2	2	1	0	0	1			
<b>Luis Alvarado, R</b> OBP: 0.280, SLG: 0.391 (1,5)										3	2	2	0	1	0	1			
<b>Jerry Moses, R</b> OBP: 0.600, SLG: 0.762 (1,2)										3	1	2	1	0	0	1			
<b>Ray Culp, R</b> (1,1)										3	0	0	0	0	1	3			
<b>Inning Stats</b>	R: 0 E: 0 K: 0 S: 3	H: 1 LOB: 0 BB: 0 P: 3	R: 0 E: 0 K: 0 S: 3	H: 0 LOB: 0 BB: 0 P: 3	R: 1 E: 0 K: 1 S: 7	H: 2 LOB: 1 BB: 0 P: 7	R: 2 E: 0 K: 0 S: 6	H: 3 LOB: 1 BB: 0 P: 6	R: 1 E: 0 K: 0 S: 5	H: 2 LOB: 2 BB: 1 P: 9	R: 1 E: 0 K: 0 S: 5	H: 2 LOB: 1 BB: 0 P: 5	R: 1 E: 0 K: 0 S: 4	H: 1 LOB: 1 BB: 1 P: 8	R: 2 E: 0 K: 1 S: 6	H: 1 LOB: 1 BB: 1 P: 11	1B: 4 2B: 4 3B: 1 HR: 3	SF: 0 SAC: 1 DP: 0 HBP: 1	WP: 0 PA: 40 CS: 1
<b>PITCHER</b> <b>Fritz Peterson, L</b> ERA: 5.91 (1,1)	IP: 4.2 WLS: L BF: 22 H: 8 R: 4 ER: 4 SO: 1 BB: 1 IBB: 0 HBP: 0 BLK: 0 WP: 0 HR: 3 S: 23 P: 27 ERA: 7.71 WHIP: 1.929															<b>PITCHER</b> IP: WLS: BF: H: R: ER: SO: BB: IBB: HBP: BLK: WP: HR: S: P: ERA: WHIP			
<b>Joe Verbanic, R</b> ERA: 5.00 (5,1)	IP: 3.1 WLS: L BF: 17 H: 4 R: 4 ER: 3 SO: 1 BB: 2 IBB: 0 HBP: 1 BLK: 0 WP: 0 HR: 0 S: 16 P: 25 ERA: 8.10 WHIP: 1.800															<b>PITCHER</b> IP: WLS: BF: H: R: ER: SO: BB: IBB: HBP: BLK: WP: HR: S: P: ERA: WHIP			



Batter	1	2	3	4	5	6	7	8	9	AB	R	H	RBI	BB	SO	LOB	TOP			
Horace Clarke, S (1,4) OBP: 0.333, SLG: 0.300	0-0 CS 1B			0-0 F7		0-0 4-3		0-0 4-3		4	0	1	1	0	0	0	<b>New York Yankees @ Boston Red Sox</b> Fenway Park, Boston, MA Wed Apr 15 1970, 3:33 AM EST Alt. 7,906 - Unknown - 60 F			
Gene Michael, S (1,6) OBP: 0.494, SLG: 0.500	0-3 K			0-0 4-3		0-0 1B		0-0 2B		4	0	2	0	0	1	1				
Roy White, S (1,7) OBP: 0.444, SLG: 0.571	0-0 G3			4-0 S BB		0-0 4-3		0-0 6-3		3	0	0	0	1	0	2				
Bobby Murcer, L (1,8) OBP: 0.310, SLG: 0.261		0-0 1-3		0-3 K			0-0 F9		0-0 F8	4	0	0	0	0	1	1				
Curt Blefary, L (1,9) OBP: 0.250, SLG: 0.227		0-0 G3			0-0 FC5-4 1B		0-0 F8		0-0 4-3	4	0	1	0	0	0	0				
Danny Cater, R (1,3) OBP: 0.380, SLG: 0.429		0-0 L1			0-0 FC5-4 FC6-4 1-2		0-0 F4			1	0	0	0	0	0	0				
John Ellis, R (2,3) OBP: 0.286, SLG: 0.130										3	0	0	0	0	0	1				
Jerry Kenney, L (1,5) OBP: 0.143, SLG: 0.143			0-0 6-3		0-0 FC6-4 FC4-6 1-2			0-0 2B WP 1B		3	1	1	0	0	0	1				
Jake Gibbs, L (1,2) OBP: 0.333, SLG: 0.667			0-0 F7		0-0 FC4-6 1-2			0-0 WP 4-3 2B		3	1	1	0	0	0	1				
Bill Burbach, R (1,1) OBP: 0.167, SLG: 0.167			0-3 K				0-0 6-3		0-3 K	1	0	0	0	0	1	0				
Frank Tepedino, L (6,PH) OBP: 0.400, SLG: 0.250										1	0	0	0	0	0	0				
Ron Klimkowski, R (6,1) OBP: 0.400, SLG: 0.250										1	0	0	0	0	0	0				
Pete Ward, L (8,PH) OBP: 0.400, SLG: 0.250										1	0	0	0	0	1	2				
Lindy McDaniel, R (8,1) OBP: 0.400, SLG: 0.250										0	0	0	0	0	0	0				
<b>Inning Stats</b>	R: 0 E: 0 K: 1 S: 5	H: 1 LOB: 0 BB: 0 P: 5	R: 0 E: 0 K: 0 S: 3	H: 0 LOB: 0 BB: 0 P: 3	R: 0 E: 0 K: 1 S: 5	H: 0 LOB: 0 BB: 0 P: 5	R: 0 E: 0 K: 1 S: 5	H: 0 LOB: 1 BB: 1 P: 9	R: 0 E: 0 K: 0 S: 4	H: 1 LOB: 1 BB: 0 P: 4	R: 0 E: 0 K: 0 S: 4	H: 0 LOB: 0 BB: 0 P: 3	R: 0 E: 0 K: 1 S: 8	H: 3 LOB: 1 BB: 0 P: 8	R: 0 E: 0 K: 0 S: 3	H: 0 LOB: 0 BB: 0 P: 3	1B: 4 2B: 2 3B: 0 HR: 0	SF: 0 SAC: 0 DP: 0 HBP: 0	WP: 1 PB: 0 SB: 1 CS: 1	PA: 33
<b>PITCHER</b>	IP WLS BF H R ER SO BB IBB HBP BLK WP HR S P ERA WHIP																			
Jim Lonborg, R (1,1) ERA: 1.84	7.2 W 29 6 2 2 4 1 0 0 0 1 0 36 40 2.35 0.913																			
Sparky Lyle, L (8,1) ERA:	1.1 S 4 0 0 0 0 0 0 0 0 0 0 0 4 4 0.00 0.000																			

AB	32
R	2
H	6
RBI	1
BB	1
SO	4
LOB	9





Batter	1	2	3	4	5	6	7	8	9	AB	R	H	RBI	BB	SO	LOB	BOTTOM				
Mike Andrews, R (1,4) OBP: 0.273, SLG: 0.172	0-0 BB 1B		0-0 E3 G4-6-3		0-0 1B 4-3					4	2	3	0	0	0	0	<b>New York Yankees @ Boston Red Sox</b> Fenway Park, Boston, MA Wed Apr 15 1970, 3:33 AM EST Alt. 7,906 - Unknown - 60 F				
Reggie Smith, S (1,8) OBP: 0.384, SLG: 0.563	4-0 1B SF9 BB		0-0 L9		0-0 4-3 WP 1B		0-0 4-3			3	2	1	0	1	0	2					
Carl Yastrzemski, L (1,7) OBP: 0.485, SLG: 0.621	0-0 WP S 1-3 2H 2 1B		0-0 G4-6-3 1-2		0-0 4-3		0-0 4-3			4	0	1	2	0	0	2					
George Scott, R (1,3) OBP: 0.323, SLG: 0.444	0-0 SF9			0-0 5-3	0-0 5-3		0-3 K			3	0	0	1	0	1	1					
Rico Petrocelli, R (1,6) OBP: 0.226, SLG: 0.276	0-3 K			4-0 1B BB	0-0 1B		0-0 5-3			3	1	1	1	1	1	1					
Tony Conigliaro, R (1,9) OBP: 0.487, SLG: 0.520	0-0 2	0-0 6-3		0-0 1B	0-0 F7			0-0 5-3		4	0	1	0	0	0	1					
Luis Alvarado, R (1,5) OBP: 0.241, SLG: 0.333			0-0 F4		0-0 F5		0-0 L7		0-0 F6	4	0	0	0	0	2						
Jerry Moses, R (1,2) OBP: 0.621, SLG: 0.792		4-0 BB		0-0 1B	0-0 5-3			0-0 2B		3	0	2	1	1	0	0					
Jim Lonborg, R (1,1) OBP: 0.333, SLG: 0.833		0-0 BB		1-2 3H 1B	0-0 K		0-0 HR		0-3 K	3	1	1	1	0	1	3					
Sparky Lyle, L (8,1) ERA:		0-0 1-3								1	0	0	0	0	1	1					
<b>Inning Stats</b>	R: 2 E: 0 K: 1 S: 6	H: 2 LOB: 1 BB: 1 P: 10	R: 0 E: 0 K: 0 S: 3	H: 0 LOB: 1 BB: 1 P: 7	R: 0 E: 1 K: 0 S: 3	H: 0 LOB: 0 BB: 0 P: 3	R: 1 E: 0 K: 1 S: 7	H: 2 LOB: 2 BB: 1 P: 11	R: 2 E: 0 K: 0 S: 6	H: 3 LOB: 1 BB: 0 P: 6	R: 1 E: 0 K: 0 S: 5	H: 2 LOB: 1 BB: 0 P: 5	R: 0 E: 0 K: 1 S: 5	H: 0 LOB: 0 BB: 0 P: 5	R: 0 E: 0 K: 1 S: 6	H: 1 LOB: 1 BB: 0 P: 6		1B: 8 2B: 1 3B: 0 HR: 1	SF: 1 SAC: 0 DP: 1 HBP: 0	WP: 2 PB: 0 SB: 1 CS: 0	PA: 36
<b>PITCHER</b>	IP WLS BF H R ER SO BB IBB HBP BLK WP HR S P ERA WHIP																				
Bill Burbach, R (1,1) ERA: 9.0	5.0 L 25 7 5 5 2 3 0 0 0 0 0 1 10 10 9.00 2.000																				
Ron Klimkowski, R (6,1) ERA: 1.29	2.0 8 2 1 1 1 0 0 0 0 0 0 1 10 10 4.50 1.000																				
Lindy McDaniel, R (8,1) ERA:	1.0 4 1 0 0 0 1 0 0 0 0 0 0 6 6 0.00 1.000																				

AB	32
R	6
H	10
RBI	6
BB	3
SO	4
LOB	13





Batter	1	2	3	4	5	6	7	8	9	AB	R	H	RBI	BB	SO	LOB	TOP																	
Horace Clarke, S (1,4) OBP: 0.316, SLG: 0.286	F9		1B			F7	L4			5	1	1	0	0	0	4	<b>New York Yankees @ Boston Red Sox</b> Fenway Park, Boston, MA Thu Apr 16 1970, 3:33 AM EST Att: 8,217 - Unknown - 58 F																	
Thurman Munson, R (1,2) OBP: 0.231, SLG: 0.048	1B BB		F7	F8		F8 WP 1B BB		F6		3	1	0	0	2	0	1																		
Roy White, S (1,7) OBP: 0.469, SLG: 0.600	1B		1B	2B	S BB	F8		L9		4	1	2	0	1	0	1																		
Bobby Murcer, L (1,8) OBP: 0.353, SLG: 0.296	1B		1B	1B	K	1B BB		F9		4	1	2	2	1	1	1																		
Curt Blefary, L (1,9) OBP: 0.276, SLG: 0.231	G6-4-3		1B	1B	F7	FC6-4 1B		3-1		4	1	1	1	1	0	4																		
Danny Cater, R (1,3) OBP: 0.397, SLG: 0.462		2B	1B	1B	K	FC6-4		6-3		5	0	2	1	0	1	2																		
Jerry Kenney, L (1,5) OBP: 0.250, SLG: 0.182	L1		1B	1B	BB	1-3		5-3		4	0	1	1	1	0	1																		
Gene Michael, S (1,6) OBP: 0.469, SLG: 0.462	F9		1B	1B	F9	SH2-4 BB				2	0	0	0	2	0	2																		
Stan Bahnsen, R (1,1) Jack Aker, R (7,1)	3-1		F6		K	SH2-4				3	0	0	0	0	1	5																		
										0	0	0	0	0	0	0																		
<b>Inning Stats</b>	R: 0 E: 0 K: 0 S: 4	H: 2 LOB: 2 BB: 1 P: 8	R: 0 E: 0 K: 0 S: 4	H: 1 LOB: 1 BB: 0 P: 4	R: 4 E: 0 K: 0 S: 8	H: 5 LOB: 2 BB: 2 P: 16	R: 0 E: 0 K: 1 S: 5	H: 0 LOB: 1 BB: 1 P: 9	R: 0 E: 0 K: 2 S: 7	H: 0 LOB: 1 BB: 1 P: 11	R: 1 E: 0 K: 0 S: 4	H: 1 LOB: 2 BB: 2 P: 12	R: 0 E: 0 K: 0 S: 3	H: 0 LOB: 1 BB: 1 P: 7	R: 0 E: 0 K: 0 S: 3	H: 0 LOB: 0 BB: 0 P: 3	R: 0 E: 0 K: 0 S: 3	H: 0 LOB: 0 BB: 0 P: 3	1B: 7 2B: 2 3B: 0 HR: 0	SF: 0 SAC: 1 DP: 1 HBP: 0	WP: 1 PB: 0 SB: 1 CS: 0	PA: 43												
<b>PITCHER</b>	IP WLS BF H R ER SO BB IBB HBP BLK WP HR S P ERA WHIP																																	
Sonny Siebert, R (1,1) ERA: 9.82	2.1	15	7	4	4	0	0	2	0	0	0	0	0	0	13	21	15.43	3.857																
Lee Stange, R (3,1) ERA: 1.5	4.2	22	2	1	1	3	6	0	0	0	1	0	22	46	1.93	1.714																		
Vicente Romo, R (8,1) ERA:	2.0	6	0	0	0	0	0	0	0	0	0	0	6	6	0.00	0.000																		

Batter	1	2	3	4	5	6	7	8	9	AB	R	H	RBI	BB	SO	LOB	BOTTOM																
Mike Andrews, R (1,4) OBP: 0.324, SLG: 0.364	1-3		HR		4-3 2B		1B FC 1B			4	2	3	1	0	0	0	<b>New York Yankees @ Boston Red Sox</b> Fenway Park, Boston, MA Thu Apr 16 1970, 3:33 AM EST Att: 8,217 - Unknown - 58 F																
Reggie Smith, S (1,8) OBP: 0.378, SLG: 0.556	F9		1B		4-3		S FC E 1B			4	2	2	1	0	0	1																	
Carl Yastrzemski, L (1,7) OBP: 0.486, SLG: 0.594	1B		1B		4-3		FC SF7 1B			3	2	1	1	1	0	2																	
George Scott, R (1,3) OBP: 0.314, SLG: 0.400	F8		F8		F9		BB			3	0	0	0	1	0	4																	
Rico Petrocelli, R (1,6) OBP: 0.229, SLG: 0.375	F7		HR		F8		SF7			3	1	1	4	0	0	0																	
Tony Conigliaro, R (1,9) OBP: 0.471, SLG: 0.500	BB		F4		F6		F6			3	0	1	0	1	0	1																	
Luis Alvarado, R (1,5) OBP: 0.212, SLG: 0.290	L1				6-3		G4-6-3 1B		1-3	4	0	0	0	0	0	2																	
Jerry Moses, R (1,2) OBP: 0.545, SLG: 0.679	F8				G3		K2-3		6-3	4	0	0	0	0	1	1																	
Sonny Siebert, R (1,1) Lee Stange, R (3,1) Dick Schofield, S (7,PH) Vicente Romo, R (8,1)			K		K		1B 1B		6-3	0	0	0	0	0	0	0																	
										1	1	1	0	0	0	0																	
<b>Inning Stats</b>	R: 0 E: 0 K: 0 S: 4	H: 1 LOB: 1 BB: 0 P: 4	R: 0 E: 0 K: 0 S: 3	H: 0 LOB: 1 BB: 1 P: 7	R: 4 E: 0 K: 1 S: 8	H: 3 LOB: 0 BB: 1 P: 12	R: 0 E: 0 K: 1 S: 5	H: 0 LOB: 0 BB: 0 P: 5	R: 0 E: 0 K: 0 S: 4	H: 1 LOB: 1 BB: 0 P: 4	R: 0 E: 0 K: 0 S: 3	H: 1 LOB: 0 BB: 0 P: 3	R: 4 E: 0 K: 1 S: 9	H: 3 LOB: 1 BB: 1 P: 13	R: 0 E: 0 K: 0 S: 3	H: 0 LOB: 0 BB: 0 P: 3	1B: 6 2B: 1 3B: 0 HR: 2	SF: 1 SAC: 0 DP: 1 HBP: 0	WP: 0 PB: 0 SB: 4 CS: 0	PA: 36													
<b>PITCHER</b>	IP WLS BF H R ER SO BB IBB HBP BLK WP HR S P ERA WHIP																																
Stan Bahnsen, R (1,1) ERA: 4.73	6.1	27	7	5	5	3	2	0	0	0	0	0	2	31	39	7.11	1.421																
Jack Aker, R (7,1) ERA: 3.0	1.2	9	2	3	2	0	1	0	0	0	0	0	8	12	10.80	1.800																	








Batter	1	2	3	4	5	6	7	8	9	AB	R	H	RBI	BB	SO	LOB	TOP					
Horace Clarke, S OBP: 0.292, SLG: 0.333										5	1	1	1	0	1	4	<b>New York Yankees @ Baltimore Orioles</b> Memorial Stadium, Baltimore, MD Sat Apr 18 1970, 3:33 AM EST Att: 5,282 - Unknown					
Gene Michael, S OBP: 0.450, SLG: 0.441										4	1	2	0	0	0							
Ron Woods, R OBP: 0.250, SLG: 0.500										4	1	2	2	0	1	2						
Roy White, S OBP: 0.463, SLG: 0.563										4	0	0	0	0	0	3						
Danny Cater, R OBP: 0.333, SLG: 0.457										4	1	1	0	0	0	1						
Thurman Munson, R OBP: 0.206, SLG: 0.036										2	0	0	0	1	0	0						
Pete Ward, L OBP: 0.286, SLG: 0.167										1	0	0	0	0	0							
Jake Gibbs, L OBP: 0.333, SLG: 0.667										0	0	0	0	0	0							
Curt Bielefy, L OBP: 0.333, SLG: 0.241										3	0	1	1	1	0	0						
Jerry Kenney, L OBP: 0.150, SLG: 0.105										3	0	0	0	0	1	2						
Ron Hansen, R (9, PH)										1	0	0	0	0	1	1						
Fritz Peterson, S OBP: 0.667, SLG: 0.667										2	0	1	0	0	0	0						
John Ellis, R OBP: 0.267, SLG: 0.120										1	0	0	0	0	0	2						
Steve Hamilton, L (7, PH)										0	0	0	0	0	0	0						
Bobby Murcer, L OBP: 0.350, SLG: 0.281										0	0	0	0	1	0	0						
<b>Inning Stats</b>	R: 1 E: 0 K: 1 S: 6	H: 1 LOB: 0 BB: 0 P: 6	R: 0 E: 0 K: 0 S: 3	H: 0 LOB: 0 BB: 0 P: 3	R: 0 E: 0 K: 0 S: 3	H: 0 LOB: 0 BB: 0 P: 3	R: 0 E: 0 K: 0 S: 4	H: 1 LOB: 1 BB: 0 P: 4	R: 0 E: 0 K: 0 S: 3	H: 0 LOB: 0 BB: 0 P: 3	R: 0 E: 0 K: 0 S: 5	H: 2 LOB: 2 BB: 0 P: 5	R: 1 E: 0 K: 1 S: 7	H: 2 LOB: 2 BB: 1 P: 11	R: 2 E: 0 K: 0 S: 5	H: 2 LOB: 0 BB: 0 P: 5	R: 0 E: 0 K: 2 S: 6	H: 0 LOB: 1 BB: 2 P: 14	1B: 6 2B: 1 3B: 0 HR: 2	SF: 0 SAC: 0 DP: 1 HBP: 0	WP: 0 PB: 0 SB: 0 CS: 1	PA: 37
<b>PITCHER</b>	IP WLS BF H R ER SO BB IBB HBP BLK WP HR S P ERA WHIP																					
Dave McNally, L ERA: 3.0	(1, 1)	7.0 W 30 8 4 4 2 1 0 0 0 0 2 33 37 5.14 1.286																				
Eddie Watt, R ERA: 3.0	(8, 1)	1.0 4 0 0 0 0 1 0 0 0 0 0 3 7 0.00 1.000																				
Pete Richert, L ERA:	(9, 1)	1.0 S 3 0 0 0 2 1 0 0 0 0 0 6 10 0.00 1.000																				

Batter	1	2	3	4	5	6	7	8	9	AB	R	H	RBI	BB	SO	LOB	BOTTOM			
Don Buford, S OBP: 0.275, SLG: 0.382										4	0	1	2	0	2	2	<b>New York Yankees @ Baltimore Orioles</b> Memorial Stadium, Baltimore, MD Sat Apr 18 1970, 3:33 AM EST Att: 5,282 - Unknown			
Mark Belanger, R OBP: 0.171, SLG: 0.154										3	0	0	0	0	1	0				
Frank Robinson, R OBP: 0.417, SLG: 0.517										3	1	1	1	1	0	0				
Boog Powell, L OBP: 0.268, SLG: 0.229										3	0	1	0	0	0	2				
Paul Blair, R OBP: 0.410, SLG: 0.394										3	1	2	0	0	0	2				
Brooks Robinson, R OBP: 0.375, SLG: 0.472										4	1	1	1	0	0	3				
Davey Johnson, R OBP: 0.486, SLG: 0.567										4	0	1	0	0	0	1				
Andy Etchebarren, R OBP: 0.385, SLG: 0.364										3	1	0	0	1	1	2				
Dave McNally, R OBP: 0.333, SLG: 0.375	(1, 1)									2	1	1	0	1	0	0				
Eddie Watt, R (8, 1)										0	0	0	0	0	0	0				
Pete Richert, L (9, 1)										0	0	0	0	0	0	0				
<b>Inning Stats</b>	R: 0 E: 0 K: 0 S: 3	H: 0 LOB: 0 BB: 0 P: 3	R: 2 E: 1 K: 1 S: 8	H: 3 LOB: 2 BB: 1 P: 12	R: 1 E: 0 K: 0 S: 4	H: 2 LOB: 1 BB: 0 P: 5	R: 0 E: 0 K: 0 S: 3	H: 0 LOB: 0 BB: 0 P: 3	R: 0 E: 0 K: 2 S: 7	H: 0 LOB: 0 BB: 0 P: 7	R: 0 E: 0 K: 0 S: 4	H: 1 LOB: 1 BB: 0 P: 4	R: 2 E: 0 K: 0 S: 5	H: 2 LOB: 2 BB: 2 P: 13	R: 0 E: 0 K: 1 S: 5	H: 0 LOB: 0 BB: 0 P: 5	1B: 5 2B: 2 3B: 0 HR: 1	SF: 0 SAC: 2 DP: 1 HBP: 1	WP: 0 PB: 0 SB: 1 CS: 0	PA: 35
<b>PITCHER</b>	IP WLS BF H R ER SO BB IBB HBP BLK WP HR S P ERA WHIP																			
Fritz Peterson, L ERA: 4.86	(1, 1)	6.0 L 25 6 3 2 3 1 0 1 0 0 0 1 29 34 3.00 1.167																		
Steve Hamilton, L ERA: 3.96	(7, 1)	2.0 10 2 2 2 1 1 1 0 0 0 0 10 18 9.00 1.500																		



Batter	1	2	3	4	5	6	7	8	9	AB	R	H	RBI	BB	SO	LOB	TOP					
Horace Clarke, S OBP: 0.283, SLG: 0.320	6-3		E8 FC5 1B			6-3		FC6 WP 1B	F7	5	1	1	0	0	0	2	<b>New York Yankees @ Baltimore Orioles</b> Memorial Stadium, Baltimore, MD Sun Apr 19 1970, 3:33 AM EST Unknown					
Bobby Murcer, L OBP: 0.341, SLG: 0.257	G3					L8		F7		3	0	0	0	1	0	1						
Ron Woods, R OBP: 0.250, SLG: 0.438	K		FC5 2-3F			F9		WP 1B		4	1	1	0	0	1	2						
Roy White, S OBP: 0.467, SLG: 0.529								1B 1-2 2-3 BB		2	1	0	0	2	1	0						
Danny Cater, R OBP: 0.326, SLG: 0.436	F9 1-3					L6		FC6-4 1B		4	0	1	2	0	0	1						
Ron Hansen, R (1, 6)	SF7 3-H					F7		FC6-4 1-2F		2	0	0	1	1	0	2						
Thurman Munson, R OBP: 0.237, SLG: 0.033	6-3							WP BB		2	0	0	0	2	0	1						
Jerry Kenney, L OBP: 0.125, SLG: 0.087			4-3			FC3-6 CS 1-2F		K		4	0	0	0	0	2	4						
Bill Burbach, R Gene Michael, S (8, PH) Lindy McDaniel, R (8, 1) John Ellis, R (8, PH) OBP: 0.258, SLG: 0.115	K		K			K		FC6 1B	F6	2	0	0	0	0	2	1						
<b>Inning Stats</b>	R: 0 E: 0 K: 1 S: 5	H: 0 LOB: 0 BB: 0 P: 5	R: 1 E: 0 K: 0 S: 3	H: 0 LOB: 0 BB: 1 P: 7	R: 0 E: 1 K: 1 S: 6	H: 1 LOB: 2 BB: 1 P: 10	R: 0 E: 0 K: 0 S: 3	H: 0 LOB: 0 BB: 0 P: 3	R: 0 E: 0 K: 1 S: 4	H: 0 LOB: 1 BB: 1 P: 8	R: 0 E: 0 K: 0 S: 3	H: 0 LOB: 0 BB: 0 P: 3	R: 0 E: 1 K: 2 S: 8	H: 0 LOB: 2 BB: 1 P: 12	R: 2 E: 0 K: 0 S: 6	H: 3 LOB: 2 BB: 1 P: 10		R: 0 E: 0 K: 1 S: 5	H: 0 LOB: 1 BB: 1 P: 9	1B: 4 2B: 1 3B: 0 HR: 0	SF: 1 SAC: 0 DP: 1 HBP: 0	WP: 2 PB: 1 SB: 0 CS: 1
<b>PITCHER</b> Mike Cuellar, L ERA: 3.43	IP: 9.0 WLS: W BF: 37 H: 4 R: 3 ER: 2 SO: 6 BB: 6 IBB: 0 HBP: 0 BLK: 0 WP: 2 HR: 0 S: 43 P: 67 ERA: 2.00 WHIP: 1.111																					

Batter	1	2	3	4	5	6	7	8	9	AB	R	H	RBI	BB	SO	LOB	BOTTOM			
Merv Rettenmund, R OBP: 0.286, SLG: 0.167	6-3		F7			K		S 2B 1B		4	1	1	0	0	1	0	<b>New York Yankees @ Baltimore Orioles</b> Memorial Stadium, Baltimore, MD Sun Apr 19 1970, 3:33 AM EST Unknown			
Mark Belanger, R OBP: 0.176, SLG: 0.163	5-3		F9					K		4	0	1	0	0	1	1				
Frank Robinson, R OBP: 0.425, SLG: 0.545			K			K				4	0	2	1	0	2	1				
Boog Powell, L OBP: 0.267, SLG: 0.231	G3							2-H 2B		4	0	1	0	0	1	2				
Paul Blair, R OBP: 0.419, SLG: 0.389			K			S 1B BB		CS SH1-3 1B		3	2	1	0	1	1	1				
Brooks Robinson, R OBP: 0.372, SLG: 0.447						F3 1-2		SH1-3		2	0	0	0	1	0	2				
Davey Johnson, R OBP: 0.488, SLG: 0.647			E1 PB					1-3		4	1	2	3	0	0	2				
Eliot Hendricks, L OBP: 0.296, SLG: 0.217			F6 1-2 2-3			F9		2-H HR		3	0	0	0	0	1	3				
Mike Cuellar, L (1, 1)			K			F4				3	0	0	0	0	1	2				
<b>Inning Stats</b>	R: 0 E: 0 K: 0 S: 4	H: 1 LOB: 1 BB: 0 P: 4	R: 0 E: 1 K: 2 S: 8	H: 0 LOB: 2 BB: 1 P: 12	R: 0 E: 0 K: 1 S: 5	H: 0 LOB: 0 BB: 0 P: 5	R: 1 E: 0 K: 1 S: 6	H: 1 LOB: 1 BB: 1 P: 10	R: 0 E: 0 K: 2 S: 8	H: 1 LOB: 1 BB: 0 P: 8	R: 2 E: 0 K: 1 S: 7	H: 2 LOB: 0 BB: 0 P: 7	R: 1 E: 0 K: 1 S: 7	H: 2 LOB: 1 BB: 0 P: 7	R: 0 E: 0 K: 0 S: 3	H: 1 LOB: 0 BB: 0 P: 3		1B: 6 2B: 1 3B: 0 HR: 1	SF: 0 SAC: 1 DP: 0 HBP: 0	WP: 0 PB: 1 SB: 2 CS: 1
<b>PITCHER</b> Bill Burbach, R Lindy McDaniel, R ERA: 6.75	IP: 7.0 WLS: L BF: 31 H: 7 R: 4 ER: 4 SO: 8 BB: 2 IBB: 0 HBP: 0 BLK: 0 WP: 0 HR: 1 S: 45 P: 53 ERA: 5.14 WHIP: 1.286																			



Batter	1	2	3	4	5	6	7	8	9	AB	R	H	RBI	BB	SO	LOB	TOP					
Horace Clarke, S OBP: 0.339, SLG: 0.375 (1, 4)										6	0	5	1	0	0	1	<b>New York Yankees @ Baltimore Orioles</b> Memorial Stadium, Baltimore, MD Sun Apr 19 1970, 3:38 AM EST Att: 19,213 - Unknown					
Gene Michael, S OBP: 0.404, SLG: 0.390 (1, 6)										6	1	0	0	0	1	6						
Bobby Murcer, L OBP: 0.347, SLG: 0.275 (1, 8)										5	1	2	1	0	0	2						
Roy White, S OBP: 0.500, SLG: 0.541 (1, 7)										3	1	2	0	2	1	2						
Curt Blefary, L OBP: 0.341, SLG: 0.242 Jim Lyttle, L (9, 9)										4	1	1	0	1	0	2						
Pete Ward, L OBP: 0.300, SLG: 0.444 Danny Cater, R OBP: 0.333, SLG: 0.439 (7, PH) (7, 3)										3	1	1	2	0	1	0						
Jerry Kenney, L OBP: 0.241, SLG: 0.185 (1, 5)										4	1	3	1	1	0	0						
Jake Gibbs, L OBP: 0.250, SLG: 0.429 (1, 2)										4	1	1	1	0	1	6						
Ron Klimkowski, R Joe Verbanic, R Jack Aker, R OBP: 0.333, SLG: 0.333 (7, 1)										1	0	0	0	0	1	1						
<b>Inning Stats</b>	R: 0 E: 0 K: 1 S: 5	H: 1 LOB: 0 BB: 0 P: 5	R: 0 E: 0 K: 0 S: 2	H: 0 LOB: 0 BB: 1 P: 6	R: 1 E: 1 K: 1 S: 8	H: 2 LOB: 2 BB: 0 P: 8	R: 3 E: 1 K: 0 S: 6	H: 3 LOB: 1 BB: 1 P: 10	R: 0 E: 0 K: 1 S: 4	H: 1 LOB: 1 BB: 0 P: 4	R: 0 E: 0 K: 1 S: 6	H: 1 LOB: 1 BB: 0 P: 6	R: 2 E: 0 K: 2 S: 10	H: 3 LOB: 3 BB: 2 P: 18	R: 0 E: 0 K: 2 S: 9	H: 2 LOB: 2 BB: 0 P: 9		R: 2 E: 0 K: 0 S: 7	H: 4 LOB: 2 BB: 0 P: 7	1B: 16 2B: 0 3B: 1 HR: 0	SF: 1 SAC: 1 DP: 1 HBP: 0	WP: 2 PB: 0 SB: 0 CS: 1
<b>PITCHER</b>	IP WLS BF H R ER SO BB IBB HBP BLK WP HR S P ERA WHIP																					
Jim Hardin, R ERA: 3.24	3.0 L 15 6 4 3 2 1 0 0 0 0 0 0 18 22 9.00 2.333																					
Marcelino Lopez, L ERA:	2.0 8 1 0 0 0 1 0 0 0 0 0 0 7 11 0.00 1.000																					
Dave Leonhard, R ERA: 19.29	1.1 9 3 2 2 1 2 0 0 0 0 1 0 9 17 13.50 3.750																					
Pete Richert, L ERA:	0.2 3 1 0 0 2 0 0 0 0 0 0 0 7 7 0.00 1.500																					
Dick Hall, R ERA: 2.57	2.0 12 6 2 2 2 0 0 0 0 0 0 0 16 16 9.00 3.000																					
<b>Batter</b>	<b>1</b>	<b>2</b>	<b>3</b>	<b>4</b>	<b>5</b>	<b>6</b>	<b>7</b>	<b>8</b>	<b>9</b>	<b>AB</b>	<b>R</b>	<b>H</b>	<b>RBI</b>	<b>BB</b>	<b>SO</b>	<b>LOB</b>	<b>BOTTOM</b>					
Don Buford, S OBP: 0.311, SLG: 0.421 (1, 7)										4	1	2	0	1	0	3	<b>New York Yankees @ Baltimore Orioles</b> Memorial Stadium, Baltimore, MD Sun Apr 19 1970, 3:38 AM EST Att: 19,213 - Unknown					
Chico Salmon, R OBP: 0.500, SLG: 1.667 (1, 6)										3	1	2	2	2	0	1						
Terry Crowley, L OBP: 0.273, SLG: 0.300 (1, 3)										5	0	0	0	0	1	6						
Merv Rettenmund, R OBP: 0.333, SLG: 0.273 (1, 9)										5	1	2	0	0	1	0						
Paul Blair, R OBP: 0.426, SLG: 0.385 (1, 8)										3	0	1	0	1	0	2						
Brooks Robinson, R OBP: 0.362, SLG: 0.452 (1, 5)										4	1	1	1	0	0	3						
Davey Johnson, R OBP: 0.511, SLG: 0.676 (1, 4)										3	0	2	1	1	0	1						
Andy Etchebarren, R OBP: 0.353, SLG: 0.533 (1, 2)										4	1	1	1	0	0	4						
Jim Hardin, R Marcelino Lopez, R Dave May, L Dave Leonhard, R Pete Richert, L Elrod Hendricks, L Dick Hall, R Boog Powell, L OBP: 0.331, SLG: 0.225 (1, 1) (4, 1) (5, PH) (8, 1) (7, 1) (7, PH) (8, 1) (9, PH)										1	0	0	0	0	0	0						
<b>Inning Stats</b>	R: 0 E: 0 K: 0 S: 3	H: 1 LOB: 0 BB: 0 P: 3	R: 2 E: 0 K: 0 S: 5	H: 3 LOB: 0 BB: 0 P: 5	R: 0 E: 0 K: 0 S: 3	H: 1 LOB: 1 BB: 1 P: 7	R: 0 E: 0 K: 0 S: 4	H: 1 LOB: 2 BB: 1 P: 8	R: 0 E: 0 K: 1 S: 4	H: 0 LOB: 0 BB: 2 P: 12	R: 0 E: 0 K: 0 S: 2	H: 0 LOB: 0 BB: 1 P: 6	R: 0 E: 0 K: 0 S: 5	H: 2 LOB: 3 BB: 1 P: 9	R: 0 E: 0 K: 0 S: 4	H: 1 LOB: 1 BB: 0 P: 4		R: 3 E: 0 K: 1 S: 8	H: 3 LOB: 0 BB: 0 P: 8	1B: 7 2B: 6 3B: 0 HR: 2	SF: 0 SAC: 0 DP: 4 HBP: 0	WP: 0 PB: 0 SB: 0 CS: 1
<b>PITCHER</b>	IP WLS BF H R ER SO BB IBB HBP BLK WP HR S P ERA WHIP																					
Ron Klimkowski, R ERA: 2.7	3.0 W 16 2 0 0 1 5 0 0 0 0 0 0 13 33 0.00 1.909																					
Joe Verbanic, R ERA: 3.0	4.1 2 0 0 1 5 0 0 0 0 0 0 0 13 33 0.00 1.909																					
Jack Aker, R ERA: 5.4	2.1 S 11 4 3 3 1 0 0 0 0 0 0 2 13 13 11.57 1.714																					



Batter	1	2	3	4	5	6	7	8	9	AB	R	H	RBI	BB	SO	LOB	TOP					
Horace Clarke, S OBP: 0.328, SLG: 0.361 (1,4)										5	1	1	0	0	0	0	<b>New York Yankees @ Washington Senators</b> Robert F. Kennedy Memorial Stadium, Washington, DC Mon Apr 20 1970, 6:05 PM EST Att. 4,626 - Unknown - 58 F					
Gene Michael, S OBP: 0.385, SLG: 0.391 (1,6)										5	1	1	1	0	2	0						
Bobby Murcer, L OBP: 0.340, SLG: 0.256 (1,8)										3	2	0	0	1	0	0						
Roy White, S OBP: 0.491, SLG: 0.524 (1,7)										5	1	2	1	0	1	1						
Danny Cater, R OBP: 0.360, SLG: 0.543 (1,3)										5	4	3	3	0	0	1						
Ron Woods, R OBP: 0.300, SLG: 0.600 (1,9)										4	2	2	3	0	0	1						
Thurman Munson, R OBP: 0.286, SLG: 0.147 (1,2)										4	0	3	2	0	1	0						
Jerry Kenney, L OBP: 0.212, SLG: 0.167 (1,5)										3	0	0	1	0	0	2						
Stan Bahnsen, R John Ellis, R (8, PH) Steve Hamilton, L (8, 1) (1,1)										3	0	0	0	0	2	2						
<b>Inning Stats</b>	R: 5 E: 1 K: 0 S: 9	H: 5 LOB: 1 BB: 0 P: 9	R: 0 E: 0 K: 0 S: 3	H: 0 LOB: 0 BB: 0 P: 3	R: 2 E: 0 K: 1 S: 8	H: 3 LOB: 1 BB: 0 P: 8	R: 0 E: 0 K: 0 S: 3	H: 0 LOB: 0 BB: 0 P: 3	R: 1 E: 0 K: 0 S: 5	H: 2 LOB: 1 BB: 0 P: 5	R: 0 E: 0 K: 2 S: 7	H: 0 LOB: 0 BB: 0 P: 7	R: 3 E: 0 K: 1 S: 7	H: 2 LOB: 0 BB: 1 P: 11	R: 0 E: 0 K: 1 S: 5	H: 0 LOB: 0 BB: 0 P: 5		R: 0 E: 0 K: 1 S: 5	H: 0 LOB: 0 BB: 0 P: 5	1B: 7 2B: 3 3B: 0 HR: 2	SF: 1 SAC: 1 DP: 0 HBP: 0	WP: 0 PB: 0 SB: 0 CS: 0
<b>PITCHER</b>	IP WLS BF H R ER SO BB IBB HBP BLK WP HR S P ERA WHIP																					
George Brunet, L ERA: 9.35 (1,1)	2.1 L 16 8 7 6 0 0 0 0 0 0 0 1 16 16 23.14 3.429																					
Jan Dukes, L ERA: 2.84 (3,1)	2.2 10 2 1 1 1 0 0 0 0 0 0 0 12 12 3.38 0.750																					
Pedro Ramos, R ERA: 8.1 (6,1)	2.0 9 2 3 3 1 0 0 0 0 0 0 1 14 18 13.50 1.500																					
Joe Grzenda, L ERA: 1.29 (8,1)	1.0 3 0 0 0 1 0 0 0 0 0 0 0 5 5 0.00 0.000																					
Jim Shellenback, L ERA: (9,1)	1.0 3 0 0 0 1 0 0 0 0 0 0 0 5 5 0.00 0.000																					

Batter	1	2	3	4	5	6	7	8	9	AB	R	H	RBI	BB	SO	LOB	BOTTOM					
Del Unser, L OBP: 0.326, SLG: 0.326 Pedro Ramos, S (8, PH) Dick Such, L (7, PH) Joe Grzenda, R (8, 1) Hank Allen, R (8, PH) Jim Shellenback, L (9, 1) (1,8)										3	0	1	0	0	2	2	<b>New York Yankees @ Washington Senators</b> Robert F. Kennedy Memorial Stadium, Washington, DC Mon Apr 20 1970, 6:05 PM EST Att. 4,626 - Unknown - 58 F					
Ed Brinkman, R OBP: 0.488, SLG: 0.394 (1,6)										4	1	2	1	1	0	3						
Frank Howard, R OBP: 0.462, SLG: 0.581 (1,7)										5	0	0	0	0	3	5						
Mike Epstein, L OBP: 0.410, SLG: 0.576 (1,3)										5	0	3	0	0	0	0						
Lee Maye, L OBP: 0.286, SLG: 0.368 (1,9)										4	0	1	1	1	1	2						
Ken McMullen, R OBP: 0.222, SLG: 0.206 (1,5)										4	0	0	0	0	1	4						
Bernie Allen, L OBP: 0.500, SLG: 0.235 Davey Nelson, R (8, PH) (9,4)										3	1	1	0	0	1	2						
John Roseboro, L OBP: 0.435, SLG: 0.235 (1,2)										3	0	1	0	1	0	1						
George Brunet, R OBP: 0.500, SLG: 0.500 Jan Dukes, L Ed Stroud, L (5, PH) (6,8)										0	0	0	0	0	0	0						
<b>Inning Stats</b>	R: 0 E: 1 K: 1 S: 7	H: 2 LOB: 2 BB: 0 P: 7	R: 0 E: 0 K: 0 S: 3	H: 0 LOB: 0 BB: 0 P: 3	R: 0 E: 0 K: 2 S: 8	H: 1 LOB: 1 BB: 0 P: 8	R: 0 E: 0 K: 2 S: 7	H: 0 LOB: 0 BB: 0 P: 7	R: 1 E: 0 K: 2 S: 10	H: 3 LOB: 2 BB: 0 P: 10	R: 0 E: 0 K: 2 S: 9	H: 2 LOB: 3 BB: 1 P: 13	R: 1 E: 0 K: 1 S: 7	H: 2 LOB: 2 BB: 1 P: 11	R: 0 E: 0 K: 0 S: 3	H: 0 LOB: 2 BB: 2 P: 11		R: 0 E: 0 K: 0 S: 3	H: 0 LOB: 0 BB: 0 P: 3	1B: 10 2B: 0 3B: 0 HR: 0	SF: 0 SAC: 0 DP: 0 HBP: 0	WP: 0 PB: 0 SB: 0 CS: 0
<b>PITCHER</b>	IP WLS BF H R ER SO BB IBB HBP BLK WP HR S P ERA WHIP																					
Stan Bahnsen, R ERA: 3.98 Steve Hamilton, L ERA: 2.7 (1,1)	7.0 W 33 10 2 2 2 10 2 0 0 0 0 0 6 14 0.00 1.000																					
(8,1)	2.0 S 8 0 0 0 0 2 0 0 0 0 0 0 6 14 0.00 1.000																					





Batter	1	2	3	4	5	6	7	8	9	AB	R	H	RBI	BB	SO	LOB	TOP					
<b>Horace Clarke, S</b> (1,4) OBP: 0.304, SLG: 0.338	4-3		F7		SF8		L8	F8		4	0	1	0	0	4							
<b>Gene Michael, S</b> (1,6) OBP: 0.388, SLG: 0.360	L6-3 BB		F8		G3		K		K	4	0	0	1	2	1							
<b>Bobby Murcer, L</b> (1,8) OBP: 0.328, SLG: 0.234	L6-3				4-3			G3	K	4	0	0	0	1	1							
<b>Roy White, S</b> (1,7) OBP: 0.483, SLG: 0.532		2B	4-3		3-1			1B	F7	5	2	2	0	0	0	1						
<b>Curt Blefary, L</b> (1,9) OBP: 0.333, SLG: 0.243	F9				F8		F5	BB	BB	4	1	1	1	0	0	1						
<b>Danny Cater, R</b> (1,3) OBP: 0.388, SLG: 0.580		1B			FC6-4			P6		4	1	3	1	0	0	1						
<b>Jerry Kenney, L</b> (1,5) OBP: 0.243, SLG: 0.182		2B			FC6-4		G3	BB	BB	3	0	1	1	1	0	2						
<b>Jake Gibbs, L</b> (1,2) OBP: 0.273, SLG: 0.333		1B			F8		1-3			2	0	0	0	1	0	1						
<b>Thurman Munson, R</b> (8, PH) OBP: 0.302, SLG: 0.147		2B						BB	BB	0	0	0	0	1	0	0						
<b>Mel Stottlemyre, R</b> (7, PH) OBP: 0.121, SLG: 0.375		1B						BB	BB	2	1	1	0	0	0	1						
<b>Pete Ward, L</b> (7, PH) OBP: 0.294, SLG: 0.444		2B						BB	BB	0	0	0	0	1	0	0						
<b>Jim Lytle, L</b> (7, PH) OBP: 0.294, SLG: 0.444		1B						BB	BB	0	0	0	0	0	0	0						
<b>Joe Verbanic, R</b> (7, 1) OBP: 0.294, SLG: 0.444		2B						BB	BB	0	0	0	0	0	0	0						
<b>Ron Hansen, R</b> (8, PH) OBP: 0.294, SLG: 0.444		1B						BB	BB	0	0	0	1	1	0	0						
<b>Lindy McDaniel, R</b> (8, 1) OBP: 0.294, SLG: 0.444		2B						BB	BB	0	0	0	0	0	0	0						
<b>Inning Stats</b>	R: 0 E: 0 K: 0 S: 2	H: 0 LOB: 0 BB: 1 P: 6	R: 2 E: 0 K: 0 S: 5	H: 3 LOB: 1 BB: 1 P: 9	R: 0 E: 0 K: 0 S: 3	H: 0 LOB: 1 BB: 1 P: 7	R: 0 E: 0 K: 0 S: 4	H: 1 LOB: 1 BB: 0 P: 4	R: 1 E: 0 K: 0 S: 4	H: 1 LOB: 0 BB: 0 P: 4	R: 0 E: 0 K: 0 S: 4	H: 1 LOB: 1 BB: 1 P: 9	R: 0 E: 0 K: 1 S: 5	H: 0 LOB: 1 BB: 1 P: 9	R: 2 E: 0 K: 0 S: 5	H: 2 LOB: 3 BB: 3 P: 17	R: 0 E: 0 K: 2 S: 7	H: 0 LOB: 0 BB: 0 P: 7	1B: 5 2B: 3 3B: 1 HR: 0	SF: 1 SAC: 0 DP: 1 HBP: 0	WP: 0 PB: 0 SB: 0 CS: 1	PA: 40
<b>PITCHER</b>	IP	WLS	BF	H	R	ER	SO	BB	IBB	HBP	BLK	WP	HR	S	P	ERA	WHIP					
<b>Casey Cox, R</b> (1, 1) ERA: 4.29	7.2	W	33	8	5	5	1	4	0	0	0	0	0	31	47	5.87	1.565					
<b>Darold Knowles, L</b> (8, 1) ERA: 4.5	1.1	S	7	0	0	0	2	3	0	0	0	0	0	8	20	0.00	2.250					

New York Yankees @ Washington Senators  
Robert F. Kennedy Memorial Stadium, Washington, DC

AB 32  
R 5  
H 8  
RBI 5  
BB 7  
SO 3  
LOB 13



Tue Apr 21 1970, 6:05 PM EST  
Att: 5,981 - Unknown - 63 F

Batter	1	2	3	4	5	6	7	8	9	AB	R	H	RBI	BB	SO	LOB	BOTTOM				
<b>Del Unser, L</b> (1,8) OBP: 0.310, SLG: 0.308	4-3		F8		1-3			L4		5	0	1	0	0	0	2					
<b>Ed Brinkman, R</b> (1,6) OBP: 0.457, SLG: 0.351	5-3				K		1-3	F9		4	0	0	0	1	1	4					
<b>Frank Howard, R</b> (1,7) OBP: 0.477, SLG: 0.571					BB					4	0	2	0	1	2	3					
<b>Ed Stroud, L</b> (9,7) OBP: 0.417, SLG: 0.364										0	0	0	0	0	0	0					
<b>Mike Epstein, L</b> (1,3) OBP: 0.395, SLG: 0.541	K		P5		G4-6-3			2-6		4	1	1	0	0	1	4					
<b>Lee Maye, L</b> (1,9) OBP: 0.400, SLG: 0.565		1B						2B		4	4	4	0	0	0	0					
<b>Hank Allen, R</b> (8,9) OBP: 0.267, SLG: 0.091		2B			1B			1B		0	0	0	0	0	0	0					
<b>Ken McMullen, R</b> (1,5) OBP: 0.275, SLG: 0.289					1B			2B		4	1	3	3	0	0	1					
<b>Bernie Allen, L</b> (1,4) OBP: 0.394, SLG: 0.429					1B			2B		4	1	2	4	0	0	2					
<b>Tim Cullen, R</b> (8,4) OBP: 0.250, SLG: 0.250					1B			1-3		0	0	0	0	0	0	0					
<b>John Roseboro, L</b> (1,2) OBP: 0.385, SLG: 0.200					1B					3	0	0	0	0	0	2					
<b>Jim French, L</b> (8,2) OBP: 0.385, SLG: 0.200					F7			3-1		1	0	0	0	0	0	1					
<b>Casey Cox, R</b> (1,1) OBP: 0.111, SLG: 0.111					E6					4	0	1	0	0	0	3					
<b>Darold Knowles, L</b> (8,1) ERA: 4.5					B1			6-3		0	0	0	0	0	0	0					
<b>Inning Stats</b>	R: 0 E: 0 K: 1 S: 6	H: 1 LOB: 1 BB: 0 P: 6	R: 1 E: 0 K: 0 S: 4	H: 2 LOB: 0 BB: 0 P: 4	R: 0 E: 1 K: 1 S: 6	H: 0 LOB: 2 BB: 1 P: 10	R: 1 E: 0 K: 1 S: 9	H: 4 LOB: 3 BB: 0 P: 9	R: 3 E: 1 K: 0 S: 6	H: 3 LOB: 0 BB: 0 P: 6	R: 0 E: 0 K: 1 S: 6	H: 1 LOB: 1 BB: 0 P: 6	R: 2 E: 0 K: 0 S: 6	H: 3 LOB: 1 BB: 0 P: 6	R: 0 E: 0 K: 0 S: 2	H: 0 LOB: 1 BB: 1 P: 6	1B: 10 2B: 3 3B: 0 HR: 1	SF: 0 SAC: 0 DP: 2 HBP: 0	WP: 1 PB: 0 SB: 0 CS: 0	PA: 39	
<b>PITCHER</b>	IP	WLS	BF	H	R	ER	SO	BB	IBB	HBP	BLK	WP	HR	S	P	ERA	WHIP				
<b>Mel Stottlemyre, R</b> (1, 1) ERA: 3.0	6.0	L	30	11	5	2	4	1	0	0	0	0	1	37	41	3.00	2.000				
<b>Joe Verbanic, R</b> (7, 1) ERA: 4.5	1.0		6	3	2	2	0	0	0	0	0	0	0	6	6	18.00	3.000				
<b>Lindy McDaniel, R</b> (8, 1) ERA: 4.5	1.0		4	0	0	0	0	1	0	0	0	0	0	2	6	0.00	1.000				

New York Yankees @ Washington Senators  
Robert F. Kennedy Memorial Stadium, Washington, DC

AB 37  
R 7  
H 14  
RBI 7  
BB 2  
SO 4  
LOB 22



Tue Apr 21 1970, 6:05 PM EST  
Att: 5,981 - Unknown - 63 F



Batter	1	2	3	4	5	6	7	8	9	10	11	12	13	14	15	16	17	18	AB	R	H	RBI	BB	SO	LOB	TOP								
Horace Clarke, S OBP: 0.325, SLG: 0.329	L5					F8		F8				F7							5	0	1	0	3	0	2									
Jerry Kenney, L OBP: 0.290, SLG: 0.146	K		BB			4-3				IBB		6-3		1-3					8	0	0	0	0	2	9									
Bobby Murcer, L OBP: 0.348, SLG: 0.315						4-3								4-3		F2			7	1	3	1	1	0	0									
Roy White, S OBP: 0.463, SLG: 0.491	BB			CS							HR			SH1-3					6	0	1	0	1	1	2									
Curt Blefary, L OBP: 0.356, SLG: 0.220																			4	0	0	0	4	0	3									
Danny Cater, R OBP: 0.339, SLG: 0.500																			8	0	0	0	0	2	9									
Thurman Munson, R OBP: 0.314, SLG: 0.175																			6	0	1	0	2	1	4									
Gene Michael, S OBP: 0.338, SLG: 0.328																			8	0	1	0	0	3	2									
Phil Hughes, S OBP: 0.338, SLG: 0.328																			2	0	0	0	0	0	0									
<b>Inning Stats</b>	R: 0 E: 0 S: 5	H: 0 LOB: 1 P: 9	R: 0 E: 0 S: 2	H: 0 LOB: 0 P: 6	R: 0 E: 0 S: 3	H: 0 LOB: 1 P: 7	R: 0 E: 1 S: 8	H: 1 LOB: 2 P: 8	R: 0 E: 0 S: 5	H: 0 LOB: 0 P: 5	R: 0 E: 0 S: 3	H: 0 LOB: 0 P: 3	R: 0 E: 0 S: 3	H: 0 LOB: 1 P: 9	R: 0 E: 0 S: 5	H: 0 LOB: 0 P: 3	R: 1 E: 0 S: 4	H: 1 LOB: 1 P: 8	R: 0 E: 0 S: 5	H: 2 LOB: 3 P: 5	R: 0 E: 0 S: 3	H: 0 LOB: 1 P: 7	R: 0 E: 0 S: 4	H: 1 LOB: 2 P: 8	R: 0 E: 0 S: 6	H: 1 LOB: 1 P: 6	R: 0 E: 0 S: 3	H: 0 LOB: 0 P: 3	R: 0 E: 0 S: 5	H: 0 LOB: 0 P: 5	1B: 5 2B: 2 3B: 0 HR: 1	SF: 0 SAC: 1 HBP: 0	WP: 0 PB: 0 CS: 2	PA: 71
<b>PITCHER</b>	IP: 9.1 WLS: 9.1 BF: 35 H: 2 R: 1 ER: 1 SO: 5 BB: 6 IBB: 0 HBP: 1 BLK: 0 WP: 0 HR: 1 S: 39 P: 63 ERA: 0.96 WHIP: 0.857																																	
Joe Coleman, R ERA: 1.42																																		
Darold Knowles, L ERA: 2.08																																		
Jan Dukes, L ERA: 2.7																																		
Horacio Pina, R ERA: 10.8																																		
Joe Grzenda, L ERA: 0.9																																		

**New York Yankees @ Washington Senators**  
 Robert F. Kennedy Memorial Stadium, Washington, DC  
 Wed Apr 22 1970, 6:05 PM EST  
 Att. 6,316 - Unknown - 67 F


**AB 59**  
**R 1**  
**H 7**  
**RBI 11**  
**BB 11**  
**SO 9**  
**LOB 35**



Batter	1	2	3	4	5	6	7	8	9	10	11	12	13	14	15	16	17	18	AB	R	H	RBI	BB	SO	LOB	BOTTOM								
Del Unser, L OBP: 0.320, SLG: 0.273	K					6-3		6-3											5	0	0	0	3	1	0									
Ed Brinkman, R OBP: 0.407, SLG: 0.311						1-3		5-3			FC2-6		5-3						8	0	1	0	0	0	6									
Frank Howard, R OBP: 0.458, SLG: 0.526	1B																		3	1	0	0	1	1	3									
Ed Stroud, L OBP: 0.300, SLG: 0.429	K																		3	1	2	0	1	0	2									
Ken McMullen, R OBP: 0.260, SLG: 0.261	K																		8	0	1	0	0	3	5									
Hank Allen, R OBP: 0.348, SLG: 0.222																			7	0	3	1	1	0	0									
Mike Epstein, L OBP: 0.353, SLG: 0.465																			6	0	0	1	1	1	4									
Davey Nelson, R OBP: 0.380, SLG: 0.150																			5	0	1	0	1	1	2									
Bernie Allen, R OBP: 0.333, SLG: 0.455																			1	0	1	0	0	0	0									
Paul Casanova, R OBP: 0.287, SLG: 0.357																			6	0	1	0	0	1	2									
Pedro Ramos, S OBP: 0.333, SLG: 0.455																			0	0	0	0	0	0	0									
Jim French, L OBP: 0.333, SLG: 0.455																			1	0	0	0	0	0	2									
Joe Coleman, R OBP: 0.380, SLG: 0.150																			3	0	1	0	0	1	0									
Darold Knowles, L ERA: 2.08																			2	0	0	0	0	0	0									
Jan Dukes, L ERA: 2.7																			0	0	0	0	0	0	0									
Horacio Pina, R ERA: 10.8																			0	0	0	0	0	0	0									
Joe Grzenda, L ERA: 0.9																			1	0	0	0	1	0	0									
<b>Inning Stats</b>	R: 0 E: 0 S: 10	H: 1 LOB: 1 P: 10	R: 0 E: 0 S: 4	H: 1 LOB: 1 P: 4	R: 0 E: 0 S: 3	H: 1 LOB: 1 P: 7	R: 0 E: 0 S: 3	H: 0 LOB: 0 P: 3	R: 0 E: 0 S: 5	H: 0 LOB: 0 P: 8	R: 1 E: 0 S: 5	H: 2 LOB: 2 P: 9	R: 0 E: 0 S: 3	H: 0 LOB: 0 P: 3	R: 0 E: 0 S: 3	H: 0 LOB: 0 P: 3	R: 0 E: 0 S: 6	H: 2 LOB: 3 P: 10	R: 0 E: 0 S: 7	H: 0 LOB: 0 P: 7	R: 0 E: 0 S: 3	H: 0 LOB: 0 P: 3	R: 0 E: 0 S: 8	H: 1 LOB: 2 P: 12	R: 0 E: 0 S: 3	H: 1 LOB: 2 P: 11	R: 0 E: 0 S: 4	H: 1 LOB: 2 P: 8	R: 0 E: 0 S: 5	H: 0 LOB: 0 P: 5	1B: 10 2B: 0 3B: 1 HR: 0	SF: 1 SAC: 0 HBP: 0	WP: 0 PB: 0 CS: 0	PA: 69
<b>PITCHER</b>	IP: 7.0 WLS: 7.0 BF: 27 H: 5 R: 1 ER: 1 SO: 4 BB: 2 IBB: 1 HBP: 1 BLK: 0 WP: 0 HR: 0 S: 32 P: 44 ERA: 1.29 WHIP: 1.000																																	
Fritz Peterson, L ERA: 3.3																																		
Lindy McDaniel, R ERA: 4.35																																		
Jack Allen, R ERA: 4.35																																		
Steve Hamilton, L ERA: 1.69																																		
Ron Klimkowski, R ERA: 2.92																																		

**New York Yankees @ Washington Senators**  
 Robert F. Kennedy Memorial Stadium, Washington, DC  
 Wed Apr 22 1970, 6:05 PM EST  
 Att. 6,316 - Unknown - 67 F

**AB 59**  
**R 2**  
**H 11**  
**RBI 2**  
**BB 9**  
**SO 11**  
**LOB 26**









Batter	1	2	3	4	5	6	7	8	9	AB	R	H	RBI	BB	SO	LOB	TOP										
<b>Felipe Alou, R</b> OBP: 0.308, SLG: 0.306 (1, 7)										4	0	1	0	0	0	2											
<b>Rick Monday, L</b> OBP: 0.415, SLG: 0.500 (1, 8)										4	0	0	0	0	0	1											
<b>Roberto Pena, R</b> OBP: 0.341, SLG: 0.333 (1, 6)										4	0	0	0	0	0	0											
<b>Sal Bando, R</b> OBP: 0.364, SLG: 0.556 (1, 5)										2	1	0	0	2	0	1											
<b>Don Mincher, L</b> OBP: 0.320, SLG: 0.571 (1, 3)										4	1	1	0	0	0	2											
<b>Dick Green, R</b> OBP: 0.333, SLG: 0.327 (1, 4)										4	1	1	0	0	1	1											
<b>Reggie Jackson, L</b> OBP: 0.286, SLG: 0.346 (1, 9)										1	0	1	0	3	0	0											
<b>Dave Duncan, R</b> OBP: 0.297, SLG: 0.457 (1, 2)										4	0	1	1	0	0	4											
<b>Chuck Dobson, R</b> OBP: 0.143, SLG: 0.286 (1, 1)										4	0	1	1	0	0	3											
<b>Inning Stats</b>	R: 0 E: 0 K: 0 S: 3	H: 1 LOB: 0 BB: 0 P: 3	R: 1 E: 0 K: 0 S: 5	H: 2 LOB: 2 BB: 1 P: 9	R: 0 E: 0 K: 0 S: 3	H: 0 LOB: 0 BB: 0 P: 3	R: 2 E: 1 K: 0 S: 5	H: 2 LOB: 2 BB: 2 P: 13	R: 0 E: 0 K: 0 S: 2	H: 0 LOB: 0 BB: 1 P: 6	R: 0 E: 0 K: 0 S: 3	H: 0 LOB: 0 BB: 0 P: 3	R: 0 E: 1 K: 0 S: 3	H: 0 LOB: 0 BB: 0 P: 3	R: 0 E: 0 K: 1 S: 6	H: 1 LOB: 1 BB: 0 P: 6	1B: 2 2B: 4 3B: 0 HR: 0	SF: 0 SAC: 0 DP: 1 HBP: 0	WP: 0 PB: 0 SB: 0 CS: 2	PA: 37							
<b>PITCHER</b>	IP	WLS	BF	H	R	ER	SO	BB	IBB	HBP	BLK	WP	HR	S	P	ERA	WHIP										
<b>Stan Bahnsen, R</b> ERA: 3.55 (1, 1)	5.0	L	22	5	3	1	0	3	1	0	0	0	0	18	34	1.80	1.600										
<b>Ron Klimkowski, R</b> ERA: 2.35 (6, 1)	3.0		10	0	0	0	0	1	0	0	0	0	0	9	13	0.00	0.333										
<b>Lindy McDaniel, R</b> ERA: (9, 1)	1.0		4	1	0	0	1	0	0	0	0	0	0	6	6	0.00	1.000										

Oakland Athletics @ New York Yankees  
Yankee Stadium, Bronx, NY  
Sat Apr 25 1970, 3:33 AM EST  
Att: 10,617 - Unknown - 70 F

AB	31
R	3
H	6
RBI	2
BB	5
SO	1
LOB	14



Batter	1	2	3	4	5	6	7	8	9	AB	R	H	RBI	BB	SO	LOB	BOTTOM										
<b>Horace Clarke, S</b> OBP: 0.333, SLG: 0.338 (1, 4)										4	0	2	0	0	0	0											
<b>Jerry Kenney, L</b> OBP: 0.200, SLG: 0.133 (1, 5)										3	0	0	0	1	0	1											
<b>Bobby Murcer, L</b> OBP: 0.368, SLG: 0.339 (1, 8)										4	0	0	0	0	0	2											
<b>Roy White, S</b> OBP: 0.487, SLG: 0.500 (1, 7)										3	0	0	0	1	0	1											
<b>Danny Cater, R</b> OBP: 0.347, SLG: 0.500 (1, 3)										4	0	0	0	0	0	1											
<b>Curt Blefary, L</b> OBP: 0.323, SLG: 0.200 (1, 9)										3	0	1	0	0	0	0											
<b>Thurman Munson, R</b> OBP: 0.367, SLG: 0.200 (1, 2)										1	0	0	0	2	0	0											
<b>Gene Michael, S</b> OBP: 0.329, SLG: 0.308 (1, 6)										3	0	0	0	0	1	3											
<b>Stan Bahnsen, R</b> (1, 1)										1	0	0	0	0	1	0											
<b>Frank Tepedino, L</b> OBP: 0.143, SLG: 0.143 (5, PH)										1	0	0	0	0	0	1											
<b>Ron Klimkowski, R</b> (6, 1)										0	0	0	0	0	0	0											
<b>Pete Ward, L</b> OBP: 0.308, SLG: 0.364 (8, PH)										1	0	0	0	0	1	0											
<b>Lindy McDaniel, R</b> (9, 1)										0	0	0	0	0	0	0											
<b>Inning Stats</b>	R: 0 E: 0 K: 0 S: 3	H: 0 LOB: 0 BB: 0 P: 3	R: 0 E: 0 K: 0 S: 4	H: 1 LOB: 2 BB: 1 P: 8	R: 0 E: 0 K: 1 S: 5	H: 1 LOB: 0 BB: 0 P: 5	R: 0 E: 0 K: 0 S: 3	H: 0 LOB: 0 BB: 0 P: 3	R: 0 E: 0 K: 0 S: 3	H: 0 LOB: 1 BB: 1 P: 7	R: 0 E: 0 K: 0 S: 3	H: 1 LOB: 1 BB: 1 P: 7	R: 0 E: 0 K: 0 S: 3	H: 0 LOB: 0 BB: 0 P: 3	R: 0 E: 0 K: 2 S: 7	H: 0 LOB: 0 BB: 0 P: 7	R: 0 E: 0 K: 0 S: 3	H: 0 LOB: 1 BB: 1 P: 7	1B: 3 2B: 0 3B: 0 HR: 0	SF: 0 SAC: 0 DP: 1 HBP: 0	WP: 0 PB: 0 SB: 0 CS: 1	PA: 32					
<b>PITCHER</b>	IP	WLS	BF	H	R	ER	SO	BB	IBB	HBP	BLK	WP	HR	S	P	ERA	WHIP										
<b>Chuck Dobson, R</b> ERA: 5.56 (1, 1)	9.0	W	32	3	0	0	3	4	0	0	0	0	0	34	50	0.00	0.778										

Oakland Athletics @ New York Yankees  
Yankee Stadium, Bronx, NY  
Sat Apr 25 1970, 3:33 AM EST  
Att: 10,617 - Unknown - 70 F

AB	28
R	0
H	3
RBI	0
BB	4
SO	3
LOB	9










Batter	1	2	3	4	5	6	7	8	9	AB	R	H	RBI	BB	SO	LOB	TOP			
Sandy Alomar Sr. S OBP: 0.306, SLG: 0.288 (1,4)	6-3			1-3				4-3		4	0	1	0	0	0	0	<b>California Angels @ New York Yankees</b> Yankee Stadium, Bronx, NY Tue Apr 28 1970, 7:05 PM EDT Alt. 8,359 - Unknown - 69 F			
Jarvis Tatum R OBP: 0.333, SLG: 0.250 (1,9)	K			1B BB				4-3		3	1	0	0	1	1	0				
Jim Fregosi R OBP: 0.375, SLG: 0.493 (1,6)	F9			F7				HR		4	1	1	0	0	1	1				
Alex Johnson R OBP: 0.395, SLG: 0.521 (1,7)	F9			1B 1B				F8		4	1	1	0	0	0	1				
Ken McMullen R OBP: 0.279, SLG: 0.302 (1,5)	5-3			1B 1B				HR		4	1	2	3	0	0	0				
Jim Spencer L OBP: 0.410, SLG: 0.441 (1,3)	1-3			1B 1B				E4 1B		4	1	1	1	0	0	0				
Joe Azcue R OBP: 0.255, SLG: 0.353 (1,2)				F7				1B 2B		4	0	1	0	0	0	2				
Jay Johnstone L OBP: 0.308, SLG: 0.460 (1,8)				L5				L7		3	0	0	0	0	0	0				
Billy Cowan R OBP: 0.333, SLG: 0.200 (9,PH)				4-3				FC6-4 1B		1	0	1	1	0	0	0				
Clyde Wright R Giraldo Ruiz S Eddie Fisher R Ray Oyler R (1,1) (8,PH) (8,PH) (9,PH)	2-3			F9				F8 FC6-4		2	0	0	0	0	0	0				
<b>Inning Stats</b>	R: 0 E: 0 K: 1 S: 5	H: 0 LOB: 0 BB: 0 P: 5	R: 0 E: 0 K: 0 S: 3	H: 0 LOB: 0 BB: 0 P: 3	R: 0 E: 0 K: 0 S: 3	H: 0 LOB: 0 BB: 0 P: 3	R: 2 E: 0 K: 0 S: 6	H: 3 LOB: 2 BB: 1 P: 10	R: 0 E: 0 K: 0 S: 3	H: 0 LOB: 0 BB: 0 P: 3	R: 0 E: 0 K: 0 S: 3	H: 0 LOB: 0 BB: 0 P: 3	R: 0 E: 0 K: 0 S: 3	H: 0 LOB: 0 BB: 0 P: 3	R: 3 E: 1 K: 0 S: 8	H: 4 LOB: 2 BB: 0 P: 8	1B: 6 2B: 1 3B: 0 HR: 1	SF: 0 SAC: 0 DP: 0 HBP: 0	WP: 0 PB: 0 SB: 0 CS: 1	PA: 37
<b>PITCHER</b>	IP WLS BF H R ER SO BB IBB HBP BLK WP HR S P ERA WHIP																			
Fritz Peterson L ERA: 3.9 Steve Hamilton L ERA: 1.64 (1,1) (9,1)	8.2 W 34 7 5 4 2 1 0 0 0 0 1 37 41 4.15 0.923																			
0.1 S 2 1 0 0 0 0 0 0 0 0 0 2 2 0.00 3.000																				

Batter	1	2	3	4	5	6	7	8	9	AB	R	H	RBI	BB	SO	LOB	BOTTOM			
Horace Clarke S OBP: 0.344, SLG: 0.348 (1,4)	FC6-5 1B			5-3				F5		4	0	2	1	0	0	0	<b>California Angels @ New York Yankees</b> Yankee Stadium, Bronx, NY Tue Apr 28 1970, 7:05 PM EDT Alt. 8,359 - Unknown - 69 F			
Bobby Murcer L OBP: 0.388, SLG: 0.382 (1,8)	F9			F5				G3		4	0	0	0	0	0	1				
Roy White S OBP: 0.447, SLG: 0.439 (1,7)	FC6-5 1-3			F2				4-3		4	0	0	0	0	0	1				
Danny Cater R OBP: 0.338, SLG: 0.467 (1,3)	2-4			F8				HR BB		3	1	0	0	1	0	0				
Ron Woods R OBP: 0.400, SLG: 0.783 (1,9)	L1			E 1B BB				HR BB		3	2	2	2	1	0	0				
Thurman Munson R OBP: 0.403, SLG: 0.224 (1,2)	FC5-4 BB			E 1B				F8		3	1	1	0	1	0	1				
Gene Michael S OBP: 0.313, SLG: 0.292 (1,6)	FC5-4 1-2			F7				K		3	0	0	0	0	1	3				
Jerry Kenney L OBP: 0.207, SLG: 0.208 (1,5)	F7			E1 1B E				G3		3	1	0	0	0	0	2				
Fritz Peterson S Eddie Fisher R Steve Hamilton L (1,1) (8,1) (9,1)	K			E8 1B 1B				HR		3	2	2	3	0	1	0				
<b>Inning Stats</b>	R: 0 E: 0 K: 0 S: 3	H: 1 LOB: 1 BB: 0 P: 3	R: 0 E: 0 K: 0 S: 3	H: 0 LOB: 1 BB: 1 P: 7	R: 0 E: 0 K: 1 S: 5	H: 0 LOB: 0 BB: 0 P: 5	R: 0 E: 0 K: 0 S: 3	H: 0 LOB: 0 BB: 0 P: 3	R: 4 E: 2 K: 0 S: 6	H: 3 LOB: 0 BB: 1 P: 10	R: 2 E: 0 K: 1 S: 6	H: 1 LOB: 0 BB: 1 P: 10	R: 1 E: 0 K: 0 S: 4	H: 1 LOB: 0 BB: 0 P: 4	R: 0 E: 0 K: 0 S: 4	H: 1 LOB: 1 BB: 0 P: 4		1B: 4 2B: 1 3B: 0 HR: 2	SF: 0 SAC: 0 DP: 0 HBP: 0	WP: 0 PB: 0 SB: 1 CS: 0
<b>PITCHER</b>	IP WLS BF H R ER SO BB IBB HBP BLK WP HR S P ERA WHIP																			
Clyde Wright L ERA: 3.08 Eddie Fisher R ERA: (1,1) (8,1)	7.0 L 30 6 7 5 2 3 0 0 0 0 0 2 30 42 6.43 1.286																			
1.0 4 1 0 0 0 0 0 0 0 0 0 4 4 0.00 1.000																				



Batter	1	2	3	4	5	6	7	8	9	AB	R	H	RBI	BB	SO	LOB	TOP																					
Sandy Alomar Sr. S OBP: 0.315, SLG: 0.289 (1, 4)	WP 1B		K		K			1B BB		3	1	1	0	1	2	0	<b>California Angels @ New York Yankees</b> Yankee Stadium, Bronx, NY Wed Apr 29 1970, 3:33 AM EDT Alt. 5,450 - Unknown - 75 F																					
Jarvis Tatum, R OBP: 0.417, SLG: 0.364 Bill Voss, L (8, FH) OBP: 0.425, SLG: 0.466 (8, 9)	K		1B			1B FC6-4 1B		1B 1B		3	1	2	0	0	1	1																						
Jim Fregosi, R OBP: 0.369, SLG: 0.481 (1, 6)	F2		F2			FC6-4 1B		L4		4	0	1	0	0	0	4																						
Alex Johnson, R OBP: 0.375, SLG: 0.494 (1, 7)	K		K			FC6-4 CS 1-2		K		4	0	0	1	0	3	5																						
Ken McMullen, R OBP: 0.292, SLG: 0.303 (1, 5)		1B SF9 BB			F7					3	1	1	1	1	0	1																						
Jim Spencer, L OBP: 0.372, SLG: 0.395 (1, 3)		F9			F8					4	0	0	0	0	1	3																						
Tom Egan, R OBP: 0.217, SLG: 0.190 (1, 2)		1B			F8					4	0	1	0	0	1	0																						
Roger Repoz, L OBP: 0.403, SLG: 0.630 (1, 8)		SF9								3	0	1	1	0	1	0																						
Andy Messersmith, R OBP: 0.133, SLG: 0.200 Giraldo Ruiz, S OBP: 0.230, SLG: 0.400 Paul Doyle, L (7, 1) Jay Johnstone, L OBP: 0.302, SLG: 0.451 Ken Tatum, R (9, 1)		3-H K			2-3			F7		2	0	0	0	0	1	1																						
<b>Inning Stats</b>	R: 0 E: 0 K: 2 S: 8	H: 1 LOB: 1 BB: 0 P: 8	R: 1 E: 0 K: 1 S: 6	H: 1 LOB: 1 BB: 1 P: 10	R: 0 E: 0 K: 2 S: 8	H: 1 LOB: 0 BB: 0 P: 8	R: 0 E: 0 K: 0 S: 3	H: 0 LOB: 0 BB: 0 P: 3	R: 0 E: 0 K: 0 S: 7	H: 0 LOB: 0 BB: 0 P: 7	R: 1 E: 0 K: 0 S: 4	H: 2 LOB: 0 BB: 0 P: 4	R: 0 E: 0 K: 0 S: 4	H: 1 LOB: 1 BB: 0 P: 4	R: 1 E: 0 K: 2 S: 9	H: 2 LOB: 2 BB: 1 P: 13		R: 0 E: 0 K: 2 S: 7	H: 0 LOB: 0 BB: 0 P: 7	1B: 7 2B: 1 3B: 0 HR: 0	SF: 1 SAC: 0 DP: 0 HBP: 0	WP: 1 PB: 0 SB: 0 CS: 1	PA: 36															
<b>PITCHER</b>	IP	WLS	BF	H	R	ER	SO	BB	IBB	HBP	BLK	WP	HR	S	P	ERA	WHIP	<b>PITCHER</b>				IP	WLS	BF	H	R	ER	SO	BB	IBB	HBP	BLK	WP	HR	S	P	ERA	WHIP
John Cumberland, L ERA: 1.32 Lindy McDaniel, R ERA: 0.75	(1, 1) (8, 1)	7.0 L	27	6	2	2	7	1	0	0	0	1	0	40	44	2.57	1.000					2.0	9	2	1	1	4	1	0	0	0	0	0	16	20	4.50	1.500	

AB	33
R	3
H	8
RBI	3
BB	2
SO	11
LOB	16



Batter	1	2	3	4	5	6	7	8	9	AB	R	H	RBI	BB	SO	LOB	BOTTOM																					
Horace Clarke, S OBP: 0.327, SLG: 0.330 (1, 4)	K	L6-4							4-3	5	0	0	0	0	1	5	<b>California Angels @ New York Yankees</b> Yankee Stadium, Bronx, NY Wed Apr 29 1970, 3:33 AM EDT Alt. 5,450 - Unknown - 75 F																					
Jerry Kenney, L OBP: 0.194, SLG: 0.193 (1, 5)	5-3		4-3		4-3			F8		4	0	0	0	0	0	1																						
Bobby Murcer, L OBP: 0.382, SLG: 0.366 (1, 8)	S BB		F6			F7		G3		3	0	0	0	1	0	0																						
Roy White, S OBP: 0.461, SLG: 0.449 (1, 7)	1-2 BB		K			3B 1B		1B		3	1	2	0	1	1	0																						
Curt Blefary, L OBP: 0.296, SLG: 0.190 (1, 9)	F9				K	F9		K		4	0	0	0	0	2	4																						
Danny Cater, R OBP: 0.345, SLG: 0.494 (1, 3)		1B 1B			F7	1-H 3B			6-3	4	0	2	1	0	0	0																						
Thurman Munson, R OBP: 0.408, SLG: 0.231 (1, 2)		L6-4 BB 1B			F6			F5		3	1	1	0	1	0	1																						
Ron Hansen, R OBP: 0.444, SLG: 0.100 Frank Tepedino, L OBP: 0.250, SLG: 0.375 (9, FH)								6-3		2	0	1	0	1	0	0																						
John Cumberland, R OBP: 0.333, SLG: 0.333 Ron Woods, R OBP: 0.365, SLG: 0.750 Lindy McDaniel, R (8, 1) Pete Ward, L OBP: 0.286, SLG: 0.333 (9, FH)					SH1-4 1B			6-3		1	0	0	0	0	1	3																						
					SH1-4			K		1	0	0	0	0	0	0																						
<b>Inning Stats</b>	R: 0 E: 0 K: 1 S: 5	H: 0 LOB: 2 BB: 2 P: 13	R: 0 E: 0 K: 1 S: 6	H: 2 LOB: 1 BB: 1 P: 10	R: 0 E: 0 K: 1 S: 5	H: 0 LOB: 0 BB: 0 P: 5	R: 0 E: 0 K: 1 S: 5	H: 0 LOB: 0 BB: 0 P: 5	R: 0 E: 0 K: 0 S: 4	H: 1 LOB: 1 BB: 0 P: 4	R: 1 E: 0 K: 0 S: 5	H: 2 LOB: 1 BB: 0 P: 5	R: 0 E: 0 K: 1 S: 6	H: 0 LOB: 0 BB: 0 P: 5	R: 0 E: 0 K: 1 S: 6	H: 1 LOB: 1 BB: 0 P: 6	R: 1 E: 0 K: 0 S: 4	H: 1 LOB: 1 BB: 1 P: 8	1B: 5 2B: 2 3B: 1 HR: 0	SF: 0 SAC: 1 DP: 1 HBP: 0	WP: 0 PB: 0 SB: 1 CS: 0	PA: 37																
<b>PITCHER</b>	IP	WLS	BF	H	R	ER	SO	BB	IBB	HBP	BLK	WP	HR	S	P	ERA	WHIP	<b>PITCHER</b>				IP	WLS	BF	H	R	ER	SO	BB	IBB	HBP	BLK	WP	HR	S	P	ERA	WHIP
Andy Messersmith, R ERA: 3.18 Paul Doyle, L ERA: Ken Tatum, R ERA: 1.36	(1, 1) (7, 1) (9, 1)	6.0 W	25	5	1	1	4	3	0	0	0	0	0	11	11	0.00	0.500					1.0	5	1	1	1	0	1	0	0	0	0	4	8	9.00	2.000		





Batter	1	2	3	4	5	6	7	8	9	AB	R	H	RBI	BB	SO	LOB	TOP					
Sandy Alomar Sr. S OBP: 0.333, SLG: 0.310	0-0 CS 1B			0-0 4-3		0-0 1-2 1B		0-0 G4-6-3 1B		4	0	3	0	0	0	0	<b>California Angels @ New York Yankees</b> Yankee Stadium, Bronx, NY Thu Apr 30 1970, 7:05 PM EDT Att: 5,395 - Cloudy - 50 F					
Bill Voss L OBP: 0.403, SLG: 0.435	0-0 F7			0-0 G3		0-0 L9		0-0 G4-6-3 1-2		4	0	0	0	0	0	4						
Jim Fregosi R OBP: 0.352, SLG: 0.458	0-0 F5			0-0 5-3			0-0 F7		0-0 F8		4	0	0	0	0	1						
Alex Johnson R OBP: 0.361, SLG: 0.475	0-0 CS 1-2	0-0 1-3		0-3 K			0-0 5-3				3	0	0	0	0	1						
Jim Spencer L OBP: 0.370, SLG: 0.390		0-0 1-3		0-0 4-3			0-0 1B				3	0	1	0	0	0						
Ken McMullen R OBP: 0.280, SLG: 0.290		0-0 F7		0-0 1-3			0-0 F5				3	0	0	0	0	1						
Roger Repoz L OBP: 0.400, SLG: 0.614			0-0 4-3			0-0 G1-6-3 1B		0-0 G3			3	0	1	0	0	0						
Joe Azcue R OBP: 0.245, SLG: 0.340			0-0 6-3			0-0 G1-6-3 1-2		0-0 4-3		2	0	0	0	0	0	1						
Tom Silverio L (8, PH)								0-0 4-3		1	0	0	0	0	0	0						
Tom Egan R OBP: 0.217, SLG: 0.190								0-0 4-3		0	0	0	0	0	0	0						
Rudy May L (1, 1)			0-3 K			0-0 1B BB		0-0 4-3		1	0	0	0	1	1	0						
Jay Johnstone L OBP: 0.296, SLG: 0.442										1	0	0	0	0	0	0						
Eddie Fisher R (8, 1)										0	0	0	0	0	0	0						
<b>Inning Stats</b>	R: 0 E: 0 K: 0 S: 3	H: 1 LOB: 0 BB: 0 P: 3	R: 0 E: 0 K: 0 S: 3	H: 0 LOB: 0 BB: 0 P: 3	R: 0 E: 0 K: 1 S: 5	H: 0 LOB: 0 BB: 0 P: 5	R: 0 E: 0 K: 0 S: 3	H: 0 LOB: 0 BB: 0 P: 3	R: 0 E: 0 K: 1 S: 5	H: 0 LOB: 0 BB: 0 P: 5	R: 0 E: 0 K: 0 S: 4	H: 2 LOB: 2 BB: 1 P: 8	R: 0 E: 0 K: 0 S: 4	H: 1 LOB: 1 BB: 0 P: 4	R: 0 E: 0 K: 0 S: 3	H: 0 LOB: 0 BB: 0 P: 3	R: 0 E: 0 K: 0 S: 3	H: 1 LOB: 0 BB: 0 P: 3	1B: 5 2B: 0 3B: 0 HR: 0	SF: 0 SAC: 0 DP: 2 HBP: 0	WP: 0 PB: 0 SB: 0 CS: 1	PA: 31
<b>PITCHER</b> Stan Bahnsen R ERA: 2.62	IP: 9.0 WLS: W BF: 30 H: 5 R: 0 ER: 0 SO: 2 BB: 1 IBB: 0 HBP: 0 BLK: 0 WP: 0 HR: 0 S: 33 P: 37 ERA: 0.00 WHIP: 0.667																					

Batter	1	2	3	4	5	6	7	8	9	AB	R	H	RBI	BB	SO	LOB	BOTTOM					
Horace Clarke S OBP: 0.333, SLG: 0.330	4-0 FC6-4 1B BB		0-0 1B SF8		0-0 F2			0-0 F5		3	1	1	0	1	0	0	<b>California Angels @ New York Yankees</b> Yankee Stadium, Bronx, NY Thu Apr 30 1970, 7:05 PM EDT Att: 5,395 - Cloudy - 50 F					
Bobby Murcer L OBP: 0.376, SLG: 0.360	0-3 K		0-0 SF8 1B		0-0 F8		0-0 4-3			4	0	1	0	0	1	1						
Roy White S OBP: 0.457, SLG: 0.451	0-0 FC6-4 1-2 1B		0-0 SF8 1-2 3-H			0-0 6-3				2	0	1	1	0	0	0						
Danny Cater R OBP: 0.345, SLG: 0.488	0-0 FC6-4 1-2 2-3		0-0 6-3			0-0 G4-6-3 1B				3	0	1	0	0	0	3						
Ron Woods R OBP: 0.345, SLG: 0.667	0-3 K		0-0 4-3			0-0 G4-6-3 1-2				3	0	0	0	0	1	4						
Thurman Munson R OBP: 0.405, SLG: 0.222		4-0 SH1-3 BB		0-0 L5		0-3 K				2	0	0	0	1	1	0						
Ron Hansen R OBP: 0.450, SLG: 0.091		0-0 SH1-3 1-2		0-0 L6		4-0 G6-4-3 BB				1	0	0	0	1	0	0						
Jerry Kenney L OBP: 0.185, SLG: 0.183		0-0 F7		0-3 K		0-0 G6-4-3 1-2				3	0	0	0	0	1	2						
Stan Bahnsen R (1, 1)		0-0 F5			0-0 F3			0-0 L8		3	0	0	0	0	0	1						
<b>Inning Stats</b>	R: 0 E: 0 K: 2 S: 8	H: 1 LOB: 2 BB: 1 P: 12	R: 0 E: 0 K: 0 S: 3	H: 0 LOB: 1 BB: 1 P: 7	R: 1 E: 0 K: 0 S: 5	H: 2 LOB: 1 BB: 0 P: 5	R: 0 E: 0 K: 1 S: 5	H: 0 LOB: 0 BB: 0 P: 5	R: 0 E: 0 K: 0 S: 3	H: 0 LOB: 0 BB: 0 P: 3	R: 0 E: 0 K: 0 S: 3	H: 1 LOB: 0 BB: 0 P: 3	R: 0 E: 0 K: 1 S: 4	H: 0 LOB: 0 BB: 1 P: 8	R: 0 E: 0 K: 0 S: 3	H: 0 LOB: 0 BB: 0 P: 3		R: 0 E: 0 K: 0 S: 3	H: 0 LOB: 0 BB: 0 P: 3	1B: 4 2B: 0 3B: 0 HR: 0	SF: 1 SAC: 1 DP: 2 HBP: 0	WP: 0 PB: 0 SB: 0 CS: 0
<b>PITCHER</b> Rudy May L ERA: 2.61	IP: 7.0 WLS: L BF: 26 H: 4 R: 1 ER: 1 SO: 4 BB: 3 IBB: 0 HBP: 0 BLK: 0 WP: 0 HR: 0 S: 31 P: 43 ERA: 1.29 WHIP: 1.000																					
<b>PITCHER</b> Eddie Fisher R ERA	IP: 1.0 WLS: L BF: 3 H: 0 R: 0 ER: 0 SO: 0 BB: 0 IBB: 0 HBP: 0 BLK: 0 WP: 0 HR: 0 S: 3 P: 3 ERA: 0.00 WHIP: 0.000																					



Batter	1	2	3	4	5	6	7	8	9	AB	R	H	RBI	BB	SO	LOB	TOP					
<b>Tommy Harper, R</b> OBP: 0.319, SLG: 0.341 (1, 4)	F5		FC5-4 FC4-6			K	1-3		K	5	0	0	0	0	2	4						
<b>Russ Snyder, L</b> OBP: 0.394, SLG: 0.328 (1, 8)	G3 1B		FC4-6			FC6-4 1B		F9		4	0	2	0	0	0	1						
<b>Steve Hovley, L</b> OBP: 0.402, SLG: 0.397 (1, 9)	G3			3-1		FC6-4 FC5-4 1B			HR 1B	4	1	1	0	0	0	3						
<b>Danny Walton, R</b> OBP: 0.391, SLG: 0.659 (1, 7)	K			F7		FC5-4 1B			HR 1B	4	1	2	3	0	1	1						
<b>Jerry McNertney, R</b> OBP: 0.309, SLG: 0.259 (1, 2)		F7		L8		FC5				3	0	0	0	0	0	2						
<b>Greg Goossen, R</b> OBP: 0.422, SLG: 0.444 (1, 3)	K				5-3				K	4	0	0	0	0	2	1						
<b>John Kennedy, R</b> OBP: 0.206, SLG: 0.364 (6, PH)	K									3	0	0	0	0	2	0	AB 36					
<b>Mike Hegan, L</b> OBP: 0.295, SLG: 0.194 (8, 5)	K					F9			K	1	0	0	0	0	1	1	R 3					
<b>Max Alvis, R</b> OBP: 0.194, SLG: 0.155 (8, 5)									K	0	0	0	0	0	0	0	H 8					
<b>Ted Kubiak, S</b> OBP: 0.357, SLG: 0.217 (1, 6)			1-3			G3				4	0	1	0	0	0	0	RBI 3					
<b>Gene Brabender, R</b> OBP: 0.206, SLG: 0.395 (5, 1)																	BB 0					
<b>John O'Donoghue, R</b> OBP: 0.306, SLG: 0.273 (6, PH)																	SO 8					
<b>John Morris, L</b> OBP: 0.357, SLG: 0.500 (7, PH)																	LOB 13					
<b>Ted Savage, R</b> OBP: 0.357, SLG: 0.500 (7, PH)																						
<b>Bob Locker, S</b> OBP: 0.333, SLG: 0.366 (9, PH)																						
<b>Mike Hershberger, R</b> OBP: 0.333, SLG: 0.366 (9, PH)																						
<b>Inning Stats</b>	R: 0 E: 0 K: 1 S: 6	H: 1 LOB: 1 BB: 0 P: 6	R: 0 E: 0 K: 2 S: 7	H: 0 LOB: 0 BB: 0 P: 7	R: 0 E: 0 K: 0 S: 4	H: 1 LOB: 1 BB: 0 P: 4	R: 0 E: 0 K: 0 S: 3	H: 0 LOB: 0 BB: 0 P: 3	R: 0 E: 0 K: 0 S: 3	H: 0 LOB: 0 BB: 0 P: 3	R: 1 E: 1 K: 1 S: 8	H: 2 LOB: 2 BB: 0 P: 8	R: 0 E: 0 K: 1 S: 7	H: 2 LOB: 2 BB: 0 P: 7	R: 2 E: 0 K: 2 S: 9	H: 2 LOB: 1 BB: 0 P: 10	R: 0 E: 0 K: 1 S: 5	H: 0 LOB: 0 BB: 0 P: 5	1B: 7 2B: 0 3B: 0 HR: 1	SF: 0 SAC: 0 DP: 0 HBP: 1	WP: 0 PB: 0 SB: 0 CS: 0	PA: 37
<b>PITCHER</b>	IP	WLS	BF	H	R	ER	SO	BB	IBB	HBP	BLK	WP	HR	S	P	ERA	WHIP					
<b>Mel Stottlemyre, R</b> ERA: 2.9 (1, 1)	7.1	W	31	8	3	2	5	0	0	0	0	0	1	41	41	2.46	1.091					
<b>Jack Aker, R</b> ERA: 3.0 (8, 1)	1.2	S	6	0	0	0	3	0	0	1	0	0	0	11	12	0.00	0.000					

Milwaukee Brewers @ New York Yankees  
Yankee Stadium, Bronx, NY  
Fri May 01 1970, 7:05 PM EDT  
Att. 8,476 - Unknown - 66 F

AB 36  
R 3  
H 8  
RBI 3  
BB 0  
SO 8  
LOB 13




Batter	1	2	3	4	5	6	7	8	9	AB	R	H	RBI	BB	SO	LOB	BOTTOM				
<b>Horace Clarke, S</b> OBP: 0.339, SLG: 0.323 (1, 4)	E1 1B		BB 1B	F4			BB 3B			2	3	0	0	2	0	1					
<b>Jerry Kenney, L</b> OBP: 0.217, SLG: 0.238 (1, 5)	S 1B		BB 1B	F4			BB 1B			3	2	2	2	1	0	0					
<b>Bobby Murcer, L</b> OBP: 0.381, SLG: 0.367 (1, 8)	K		BB 1B	F5			BB 1B			4	0	2	2	0	1	1					
<b>Roy White, S</b> OBP: 0.458, SLG: 0.446 (1, 7)	FC6-4 1B		BB 1B	FC3-2-5			BB 1B			3	0	1	1	1	0	3					
<b>Danny Cater, R</b> OBP: 0.341, SLG: 0.477 (1, 3)	FC6-4 1B		BB 1B	G5-3			BB 1B			4	0	1	0	0	0	4					
<b>Curt Blefary, L</b> OBP: 0.280, SLG: 0.177 (1, 9)	K			F8			BB 4-3			4	0	0	0	0	1	3					
<b>Jim Lyttle, L</b> (9, 9)					4-3					0	0	0	0	0	0	0					
<b>Gene Michael, S</b> OBP: 0.298, SLG: 0.276 (1, 6)		K		L9			BB 2-3			4	0	0	0	0	1	0					
<b>Jake Gibbs, L</b> OBP: 0.333, SLG: 0.417 (1, 2)		L8		2B			BB K			3	1	1	0	1	1	0					
<b>Mel Stottlemyre, R</b> OBP: 0.143, SLG: 0.357 (1, 1)				2B			BB K			3	0	1	1	0	1	0					
<b>Jack Aker, R</b> OBP: 0.200, SLG: 0.200 (8, 1)				2B			BB K			1	0	0	0	0	1	1					
<b>Inning Stats</b>	R: 2 E: 1 K: 2 S: 10	H: 2 LOB: 1 BB: 0 P: 10	R: 0 E: 0 K: 1 S: 5	H: 0 LOB: 0 BB: 0 P: 5	R: 1 E: 0 K: 0 S: 3	H: 1 LOB: 1 BB: 2 P: 11	R: 1 E: 0 K: 0 S: 5	H: 2 LOB: 1 BB: 0 P: 5	R: 0 E: 0 K: 0 S: 4	H: 1 LOB: 2 BB: 1 P: 8	R: 0 E: 0 K: 2 S: 7	H: 0 LOB: 0 BB: 0 P: 7	R: 2 E: 0 K: 0 S: 4	H: 2 LOB: 0 BB: 1 P: 8	R: 0 E: 0 K: 1 S: 5	H: 0 LOB: 1 BB: 1 P: 9	1B: 5 2B: 2 3B: 1 HR: 0	SF: 0 SAC: 0 DP: 2 HBP: 0	WP: 0 PB: 0 SB: 1 CS: 0	PA: 36	
<b>PITCHER</b>	IP	WLS	BF	H	R	ER	SO	BB	IBB	HBP	BLK	WP	HR	S	P	ERA	WHIP				
<b>Gene Brabender, R</b> ERA: 4.25 (1, 1)	4.2	L	23	6	4	3	3	3	0	0	0	0	0	1	1	0.00	0.000				
<b>John O'Donoghue, L</b> ERA: 4.09 (5, 1)	0.1		1	0	0	0	0	0	0	0	0	0	0	1	1	0.00	0.000				
<b>John Morris, L</b> ERA: 3.65 (6, 1)	1.0		3	0	0	0	2	0	0	0	0	0	0	7	7	0.00	0.000				
<b>Bob Locker, R</b> ERA: 3.85 (7, 1)	2.0		9	2	2	2	1	2	0	0	0	0	0	9	17	9.00	2.000				


Milwaukee Brewers @ New York Yankees  
Yankee Stadium, Bronx, NY  
Fri May 01 1970, 7:05 PM EDT  
Att. 8,476 - Unknown - 66 F

AB 31  
R 6  
H 8  
RBI 6  
BB 5  
SO 6  
LOB 13





Batter	1	2	3	4	5	6	7	8	9	AB	R	H	RBI	BB	SO	LOB	TOP										
<b>Tommy Harper, R</b> OBP: 0.323, SLG: 0.330 (1, 5)	0-3 K		0-0 5-3			4-0 S 1B 1-2 1B BB		0-3 K	4-0 1B BB	3	1	0	0	2	2	1	<b>Milwaukee Brewers @ New York Yankees</b> Yankee Stadium, Bronx, NY Sat May 02 1970, 3:33 AM EDT Alt. 7, 813 - Unknown - 78 F  <b>AB 36</b> <b>R 6</b> <b>H 9</b> <b>RBI 5</b> <b>BB 4</b> <b>SO 9</b> <b>LOB 15</b>  										
<b>Ted Kubiak, S</b> OBP: 0.371, SLG: 0.243 (1, 6)	0-0 6-3			0-0 L4		0-0 S 1B 1-2 2H 1B		0-0 1B WP 1B	0-0 1B	5	2	3	1	0	0												
<b>Ted Savage, R</b> OBP: 0.310, SLG: 0.448 (1, 8)	0-0 4-3			0-0 6-3		0-3 K		0-0 1B E 1-3 1B	0-3 K	5	1	1	0	0	2	5											
<b>Danny Walton, R</b> OBP: 0.392, SLG: 0.640 (1, 7)		0-3 K		0-3 K		4-0 1B BB 1-2 2-3		0-0 1B 5-3 1-3 1B	0-3 K	4	0	1	1	1	3	3											
<b>Mike Hershberger, R</b> OBP: 0.320, SLG: 0.348 (1, 9)		0-0 F4			0-0 6-3	0-0 1B BB 1-3 2H 3H 1B		0-0 5-3 3-H		4	0	1	2	0	0	1											
<b>Greg Goossen, R</b> OBP: 0.494, SLG: 0.421 <b>Mike Hegan, L</b> OBP: 0.283, SLG: 0.184 (6, 3) (6, 3)	0-0 6-3				0-0 F7	0-3 K		0-0 4-3		2	0	0	0	0	0	0											
<b>Jerry McNertney, R</b> OBP: 0.306, SLG: 0.306 (1, 2)			0-0 6-3		0-0 6-3		0-0 6-3		0-0 HR	4	1	1	1	0	0	0											
<b>John Kennedy, R</b> OBP: 0.438, SLG: 0.357 (1, 4)			0-0 F6		0-0 BB 1B	0-0 G3		4-0 FC1-6 BB		3	1	1	0	1	0	0											
<b>Marty Pattin, R</b> OBP: 0.230, SLG: 0.200 <b>John Morris, R</b> OBP: 1.000, SLG: 1.000 <b>Rich Hillier, R</b> OBP: 0.200, SLG: 0.200 <b>John O'Donoghue, R</b> OBP: 0.350, SLG: 0.322 <b>Russ Snyder, L</b> OBP: 0.350, SLG: 0.322 <b>John Gelnar, R</b> OBP: 0.350, SLG: 0.322 <b>Bobby Bolin, R</b> OBP: 0.350, SLG: 0.322 (1, 1) (1, 1) (6, PH) (6, 1) (7, PH) (7, 1) (9, 1)					0-0 1B	0-3 K	0-0 3-1	0-0 FC1-6 1B BB 1-2		0	0	0	0	0	0	0											
<b>Inning Stats</b>	R: 0 E: 0 K: 1 S: 5	H: 0 LOB: 0 BB: 0 P: 5	R: 0 E: 0 K: 1 S: 5	H: 0 LOB: 0 BB: 0 P: 5	R: 0 E: 0 K: 0 S: 4	H: 1 LOB: 1 BB: 0 P: 4	R: 0 E: 0 K: 0 S: 5	H: 0 LOB: 0 BB: 0 P: 5	R: 0 E: 0 K: 0 S: 3	H: 0 LOB: 0 BB: 0 P: 3	R: 3 E: 0 K: 3 S: 12	H: 3 LOB: 2 BB: 2 P: 20	R: 0 E: 0 K: 0 S: 3	H: 0 LOB: 0 BB: 0 P: 3	R: 2 E: 0 K: 1 S: 8	H: 3 LOB: 1 BB: 0 P: 8		R: 1 E: 0 K: 2 S: 9	H: 2 LOB: 3 BB: 2 P: 17	1B: 8 2B: 0 3B: 0 HR: 1	SF: 0 SAC: 0 DP: 0 HBP: 0	WP: 1 PA: 40 SB: 0 CS: 0					
<b>PITCHER</b>	IP	WLS	BF	H	R	ER	SO	BB	IBB	HBP	BLK	WP	HR	S	P	ERA	WHIP										
<b>Fritz Peterson, L</b> ERA: 4.03 (1, 1)	5.2		23	4	3	3	5	2	0	0	0	0	0	31	39	4.76	1.059										
<b>Lindy McDaniel, R</b> ERA: 1.32 (6, 1)	1.2		7	2	2	1	2	0	0	0	0	1	0	11	11	5.40	1.200										
<b>Jack Aker, R</b> ERA: 2.87 (8, 1)	0.2		3	1	0	0	0	0	0	0	0	0	0	3	3	0.00	1.500										
<b>Joe Verbanic, R</b> ERA: 5.23 (9, 1)	0.1		5	2	1	1	0	2	0	0	0	0	1	3	11	27.00	12.000										
<b>Steve Hamilton, L</b> ERA: 1.54 (9, 1)	0.2	W	2	0	0	0	2	0	0	0	0	0	0	6	6	0.00	0.000										

Batter	1	2	3	4	5	6	7	8	9	AB	R	H	RBI	BB	SO	LOB	BOTTOM										
<b>Horace Clarke, S</b> OBP: 0.342, SLG: 0.330 (1, 4)	4-0 1B 2B BB		0-0 6-3		0-0 4-3 FC1-2 2B			0-0 1-3		4	1	1	0	1	0	3	<b>Milwaukee Brewers @ New York Yankees</b> Yankee Stadium, Bronx, NY Sat May 02 1970, 3:33 AM EDT Alt. 7, 813 - Unknown - 78 F  <b>AB 38</b> <b>R 7</b> <b>H 14</b> <b>RBI 6</b> <b>BB 5</b> <b>SO 4</b> <b>LOB 19</b>  										
<b>Jerry Kenney, L</b> OBP: 0.243, SLG: 0.265 (1, 5)	0-0 2B 1B	0-0 E7 1B		0-0 4-3 2-3		0-3 K		0-0 HR 1B		5	2	3	0	0	1	1											
<b>Bobby Murcer, L</b> OBP: 0.382, SLG: 0.417 (1, 8)	0-0 1-3 3-H 1B 2B	0-0 F2		0-0 FC1-5-2 3-H		0-3 K		0-0 HR 1B		5	2	2	3	0	1	2											
<b>Roy White, S</b> OBP: 0.455, SLG: 0.456 (1, 7)	0-0 2H 3-H 1B	0-0 L5		0-0 F3		0-0 4-3		0-0 1B 2B		5	1	2	2	0	0	2											
<b>Danny Cater, R</b> OBP: 0.344, SLG: 0.473 (1, 3)	0-0 F7 WP 1B		0-0 6-3		0-0 E5 1B 1B		0-0 6-3		0-3 K	5	1	2	0	0	1	1											
<b>Curt Blefary, L</b> OBP: 0.276, SLG: 0.182 <b>Jim Lyttle, L</b> (8, 9) (8, 9)	0-0 WP 1B		0-0 F7		0-0 F5		0-0 G3		4-0 1B IBB	4	0	1	0	0	0	1											
<b>Thurman Munson, R</b> OBP: 0.418, SLG: 0.228 (1, 2)	0-0 F7 2-3		4-0 1B BB		4-0 1B IBB		0-0 5-3		0-0 1-3 2-H 1B	3	0	1	1	2	0	2											
<b>Gene Michael, S</b> OBP: 0.322, SLG: 0.295 <b>Frank Tepedino, L</b> OBP: 0.222, SLG: 0.333 <b>Ron Hansen, R</b> OBP: 0.450, SLG: 0.091 (1, 6) (8, PH) (9, 6)	4-0 1-2 3-H BB		0-0 FC6-4 1B		0-0 2-3 1B		0-0 6-3			2	0	2	0	1	0	0											
<b>Fritz Peterson, S</b> OBP: 0.230, SLG: 0.200 <b>Lindy McDaniel, R</b> OBP: 0.200, SLG: 0.200 <b>Jack Aker, R</b> OBP: 0.350, SLG: 0.322 <b>Pete Ward, L</b> OBP: 0.350, SLG: 0.322 <b>Joe Verbanic, R</b> OBP: 0.350, SLG: 0.322 <b>Steve Hamilton, L</b> OBP: 0.350, SLG: 0.322 (1, 1) (6, 1) (8, PH) (8, 1) (9, 1) (9, 1)	0-0 L5		0-0 FC6-4 1-2		0-0 K		0-0 L4			3	0	0	0	0	1	7											
<b>Inning Stats</b>	R: 4 E: 0 K: 0 S: 7	H: 5 LOB: 2 BB: 2 P: 15	R: 0 E: 1 K: 0 S: 4	H: 1 LOB: 1 BB: 0 P: 4	R: 0 E: 0 K: 0 S: 4	H: 1 LOB: 2 BB: 1 P: 8	R: 0 E: 0 K: 0 S: 4	H: 1 LOB: 1 BB: 0 P: 4	R: 0 E: 0 K: 2 S: 7	H: 0 LOB: 0 BB: 0 P: 7	R: 0 E: 0 K: 0 S: 3	H: 0 LOB: 0 BB: 0 P: 3	R: 0 E: 0 K: 0 S: 3	H: 0 LOB: 0 BB: 0 P: 3	R: 3 E: 0 K: 1 S: 7	H: 4 LOB: 2 BB: 1 P: 11		1B: 10 2B: 3 3B: 0 HR: 1	SF: 0 SAC: 0 DP: 0 HBP: 0	WP: 1 PA: 43 SB: 0 CS: 0							
<b>PITCHER</b>	IP	WLS	BF	H	R	ER	SO	BB	IBB	HBP	BLK	WP	HR	S	P	ERA	WHIP										
<b>Marty Pattin, R</b> ERA: 5.73 (1, 1)	0.1		5	4	4	0	1	1	0	0	0	1	0	5	9	108.00	18.000										
<b>John Morris, L</b> ERA: 2.65 (1, 1)	4.2		22	5	0	0	1	2	1	0	0	1	0	21	33	0.00	1.500										
<b>John O'Donoghue, L</b> ERA: 3.75 (6, 1)	1.0		3	0	0	0	2	0	0	0	0	0	0	7	7	0.00	0.000										
<b>John Gelnar, R</b> ERA: 7.04 <b>Bobby Bolin, R</b> ERA: 6.99 (7, 1) (9, 1)	2.0	L	9	3	3	3	0	0	0	0	0	0	1	9	9	13.50	1.500										
<b>Bobby Bolin, R</b> ERA: 6.99 (9, 1)	0.1		3	1	0	0	1	0	1	0	0	0	0	4	8	0.00	3.000										



Batter	1	2	3	4	5	6	7	8	9	AB	R	H	RBI	BB	SO	LOB	TOP										
Tommy Harper, R OBP: 0.317, SLG: 0.326	5-3	5-3		1B		SF7			F3	4	1	1	1	0	0	1											
Mike Hegan, L OBP: 0.280, SLG: 0.190	F8	F7		1B		F3			4-3	4	0	1	1	0	0	1											
Ted Savage, R OBP: 0.300, SLG: 0.433				1B						1	0	0	0	0	0	0											
Russ Snyder, L OBP: 0.366, SLG: 0.323	FC5-4			2B		F8			F7	3	1	1	0	1	0	1											
Rich Rollins, R OBP: 0.286, SLG: 0.250	1B			2B						1	0	0	0	0	0	0											
Danny Walton, R OBP: 0.396, SLG: 0.625	FC5-4			2B		F8				2	1	0	0	1	0	2											
Steve Hovley, L OBP: 0.412, SLG: 0.421		1B		FC3-6		K			F3	3	1	2	1	0	1	0											
Mike Hershberger, R OBP: 0.309, SLG: 0.333		1B		1-3 2-H						1	0	0	0	0	0	1											
Jerry McNettney, R OBP: 0.329, SLG: 0.333		1B		FC3-6		CS			F3	4	1	3	0	0	0	1											
Ted Kubiak, S OBP: 0.366, SLG: 0.269		1B		FC3-6		K			1-3	4	1	1	3	0	1	3											
John Kennedy, R OBP: 0.450, SLG: 0.444		1B		G5-4-3					F7	4	1	2	1	0	0	2											
George Lauzerique, R OBP: 0.222, SLG: 0.556		SH1-4				SH1-4				1	0	0	0	0	0	0											
Bob Meyer, R										0	0	0	0	0	0	0											
Bobby Bolin, R										0	0	0	0	0	0	0											
Greg Goossen, R OBP: 0.396, SLG: 0.410										1	0	0	0	0	0	0											
Bob Locker, S										0	0	0	0	0	0	0											
<b>Inning Stats</b>	R: 0 E: 0 K: 0 S: 4	H: 1 LOB: 1 BB: 0 P: 4	R: 3 E: 0 K: 0 S: 7	H: 4 LOB: 1 BB: 0 P: 7	R: 2 E: 0 K: 0 S: 4	H: 2 LOB: 1 BB: 1 P: 9	R: 1 E: 0 K: 0 S: 5	H: 2 LOB: 1 BB: 0 P: 5	R: 0 E: 0 K: 2 S: 7	H: 1 LOB: 0 BB: 0 P: 7	R: 0 E: 0 K: 0 S: 3	H: 0 LOB: 1 BB: 1 P: 7	R: 0 E: 0 K: 0 S: 3	H: 0 LOB: 0 BB: 0 P: 3	R: 0 E: 0 K: 0 S: 3	H: 0 LOB: 0 BB: 0 P: 3	1B: 8 2B: 2 3B: 1 HR: 0	SF: 1 SAC: 2 DP: 1 HBP: 1	WP: 0 PB: 0 SB: 1 CS: 1	PA: 39							
<b>PITCHER</b>	IP	WLS	BF	H	R	ER	SO	BB	IBB	HBP	BLK	WP	HR	S	P	ERA	WHIP										
Bill Burbach, R ERA: 10.26	2.0		13	5	5	5	0	1	0	1	0	0	0	11	16	22.50	3.000										
Ron Klimkowski, R ERA: 2.45	3.0		12	5	1	1	2	0	0	0	0	0	0	16	16	3.00	1.667										
Steve Hamilton, L ERA: 1.72	4.0	W	14	1	1	1	0	1	0	0	0	0	0	13	17	2.25	0.500										

Milwaukee Brewers @ New York Yankees  
Yankee Stadium, Bronx, NY  
Sun May 03 1970, 3:33AM EDT  
Unknown - 52 F

AB	33
R	7
H	11
RBI	7
BB	2
SO	2
LOB	12



Batter	1	2	3	4	5	6	7	8	9	AB	R	H	RBI	BB	SO	LOB	BOTTOM										
Horace Clarke, S OBP: 0.336, SLG: 0.324	4-3			K	F6				F8	5	0	1	0	0	1	2											
Jerry Kenney, L OBP: 0.253, SLG: 0.254	E4			1B	F3				1-3	3	1	0	0	2	0	5											
Bobby Murcer, L OBP: 0.402, SLG: 0.460				1B						3	1	2	1	2	1	1											
Roy White, S OBP: 0.462, SLG: 0.458	F6			1B					FC6-4	4	2	2	1	1	0	3											
Danny Cater, R OBP: 0.347, SLG: 0.484	K			F8						4	2	1	1	1	2	6											
Curt Blefary, L OBP: 0.294, SLG: 0.191		F4		1B					F6	2	1	1	0	0	0	0											
Ron Woods, R OBP: 0.375, SLG: 0.667				1B						3	0	2	0	0	0	1											
Jake Gibbs, L OBP: 0.400		K		FC3-5					G3	3	0	1	0	0	1	2											
Thurman Munson, R OBP: 0.420, SLG: 0.271				1B					G3	2	1	1	1	0	0	1											
Gene Michael, S OBP: 0.337, SLG: 0.325		F7		FC3-5					K	5	0	3	3	0	1	1											
Bill Burbach, R				1B						0	0	0	0	0	0	0											
Ron Klimkowski, R				K						2	0	0	0	0	1	2											
Ron Hansen, R OBP: 0.476, SLG: 0.091				FC3-5						0	0	0	0	1	0	0											
Steve Hamilton, L				K						2	0	0	0	0	1	2											
<b>Inning Stats</b>	R: 0 E: 1 K: 1 S: 6	H: 0 LOB: 2 BB: 1 P: 10	R: 0 E: 0 K: 1 S: 5	H: 0 LOB: 0 BB: 0 P: 5	R: 1 E: 0 K: 2 S: 8	H: 1 LOB: 2 BB: 2 P: 16	R: 1 E: 0 K: 0 S: 6	H: 3 LOB: 2 BB: 0 P: 6	R: 3 E: 0 K: 0 S: 7	H: 5 LOB: 3 BB: 2 P: 15	R: 3 E: 0 K: 0 S: 7	H: 4 LOB: 1 BB: 0 P: 7	R: 0 E: 0 K: 2 S: 7	H: 0 LOB: 2 BB: 2 P: 15	R: 0 E: 0 K: 2 S: 8	H: 1 LOB: 1 BB: 0 P: 8	1B: 10 2B: 1 3B: 2 HR: 1	SF: 0 SAC: 0 DP: 1 HBP: 0	WP: 1 PB: 0 SB: 1 CS: 0	PA: 45							
<b>PITCHER</b>	IP	WLS	BF	H	R	ER	SO	BB	IBB	HBP	BLK	WP	HR	S	P	ERA	WHIP										
George Lauzerique, R ERA: 5.28	4.0		23	6	5	5	4	4	0	0	0	0	0	10	14	16.20	4.200										
Bob Meyer, L ERA: 7.71	1.2	L	11	6	3	3	0	1	0	0	0	0	0	9	17	0.00	1.500										
Bobby Bolin, R ERA: 6.53	1.1		7	1	0	0	2	1	1	0	0	0	0	8	8	0.00	1.000										
Bob Locker, R ERA: 3.38	1.0		4	1	0	0	2	0	0	0	0	0	0	8	8	0.00	1.000										

Milwaukee Brewers @ New York Yankees  
Yankee Stadium, Bronx, NY  
Sun May 03 1970, 3:33AM EDT  
Unknown - 52 F

AB	38
R	8
H	14
RBI	7
BB	7
SO	8
LOB	26









Batter	1	2	3	4	5	6	7	8	9	AB	R	H	RBI	BB	SO	LOB	TOP			
Horace Clarke, S (1,4) OBP: 0.336, SLG: 0.313	L5		E SF7 BB		6-3				4-3	3	1	0	0	2	0	1	<b>New York Yankees @ Oakland Athletics</b> Oakland-Alameda County Coliseum, Oakland, CA Tue May 05 1970, 7:05 PM PDT Att: 4,737 - Cloudy - 52 F			
Jerry Kenney, L (1,5) OBP: 0.241, SLG: 0.231	6-3		F7				F7			3	0	0	0	1	0	2				
Bobby Murcer, L (1,8) OBP: 0.400, SLG: 0.452			E4		L8			F7		3	0	0	0	1	0	2				
Roy White, S (1,7) OBP: 0.439, SLG: 0.444	F2		SF7		K			F9		3	0	0	1	0	1	2				
Danny Cater, R (1,3) OBP: 0.339, SLG: 0.466		F3	F3				F9		F3	4	0	0	0	0	0	1				
Curt Blefary, L (1,9) OBP: 0.281, SLG: 0.197		1B			F4		4-1		3-1	4	1	1	0	0	0	0				
Thurman Munson, R (1,2) OBP: 0.427, SLG: 0.318		1B			F2		K		2B	4	1	2	0	0	1	0				
Gene Michael, S (1,6) OBP: 0.340, SLG: 0.322		CS					4-1		F7	4	0	2	1	0	0	1				
Stan Bahnsen, R (1,1) OBP: 0.200, SLG: 0.300		1-3								2	0	0	0	0	1	3				
Frank Tepedino, L (7, PH) OBP: 0.500, SLG: 0.500	1-6-3				K		K			1	0	0	0	0	1	0				
Mike Kekich, R (8, 1) OBP: 0.500, SLG: 0.500										0	0	0	0	0	0	0				
Joe Verbanic, R (8, 1) OBP: 0.313, SLG: 0.429										0	0	0	0	0	0	0				
Pete Ward, L (9, PH) OBP: 0.313, SLG: 0.429									1-H	1	0	1	1	0	0	0				
<b>Inning Stats</b>	R: 0 E: 0 K: 0 S: 3	H: 0 LOB: 1 BB: 1 P: 7	R: 1 E: 0 K: 0 S: 5	H: 3 LOB: 1 BB: 0 P: 5	R: 1 E: 1 K: 0 S: 4	H: 0 LOB: 1 BB: 1 P: 8	R: 0 E: 0 K: 1 S: 6	H: 1 LOB: 1 BB: 0 P: 6	R: 0 E: 0 K: 1 S: 5	H: 0 LOB: 1 BB: 1 P: 9	R: 0 E: 0 K: 1 S: 5	H: 0 LOB: 1 BB: 1 P: 9	R: 0 E: 0 K: 0 S: 3	H: 0 LOB: 0 BB: 0 P: 3	R: 1 E: 0 K: 0 S: 5	H: 2 LOB: 1 BB: 0 P: 5	1B: 5 2B: 1 3B: 0 HR: 0	SF: 1 SAC: 0 DP: 0 HBP: 0	WP: 0 PB: 0 SB: 1 CS: 2	PA: 37
<b>PITCHER</b> Caffish Hunter, R (1,1) ERA: 2.03	IP: 9.0 WLS: W BF: 37 H: 6 R: 3 ER: 2 SO: 4 BB: 4 IBB: 0 HBP: 0 BLK: 0 WP: 0 HR: 0 S: 41 P: 57 ERA: 2.00 WHIP: 1.111															<b>PITCHER</b>				



Batter	1	2	3	4	5	6	7	8	9	AB	R	H	RBI	BB	SO	LOB	BOTTOM	
Bert Campaneris, R (1,6) OBP: 0.258, SLG: 0.328			1B			FC6-4		E5		4	3	2	1	1	0	3	<b>New York Yankees @ Oakland Athletics</b> Oakland-Alameda County Coliseum, Oakland, CA Tue May 05 1970, 7:05 PM PDT Att: 4,737 - Cloudy - 52 F	
Rick Monday, L (1,8) OBP: 0.415, SLG: 0.518	K		FC4-6		K			E1		5	1	2	0	0	3	3		
Felipe Alou, R (1,7) OBP: 0.345, SLG: 0.433	5-3		FC4-6		L8		L8	SF9		5	1	2	2	0	0	0		
Reggie Jackson, L (1,9) OBP: 0.320, SLG: 0.444	F8		FC4-6		G3		K	SF9		4	0	0	1	0	1	2		
Sal Bando, R (1,5) OBP: 0.338, SLG: 0.385		1B	L4-3					BB		2	2	1	0	3	0	2		
Joe Rudi, R (1,3) OBP: 0.476, SLG: 0.684		E			FC6-4		FC6-4	BB		4	1	2	0	1	0	2		
Dave Duncan, R (1,2) OBP: 0.321, SLG: 0.500		K			WP		FC6-4	BB		5	2	4	1	0	1	1		
Dick Green, R (1,4) OBP: 0.287, SLG: 0.300	F3				K		F5			5	0	1	0	0	1	5		
Caffish Hunter, R (1,1) OBP: 0.286, SLG: 0.333	F9				SF9			FC6-4		3	1	1	1	1	0	4		
<b>Inning Stats</b>	R: 1 E: 0 K: 1 S: 6	H: 1 LOB: 0 BB: 0 P: 6	R: 1 E: 1 K: 1 S: 7	H: 2 LOB: 1 BB: 0 P: 7	R: 1 E: 0 K: 0 S: 5	H: 3 LOB: 1 BB: 0 P: 5	R: 2 E: 0 K: 2 S: 9	H: 2 LOB: 1 BB: 1 P: 13	R: 0 E: 0 K: 1 S: 3	H: 0 LOB: 2 BB: 0 P: 7	R: 0 E: 0 K: 1 S: 5	H: 0 LOB: 1 BB: 1 P: 9	R: 0 E: 2 K: 0 S: 9	H: 5 LOB: 3 BB: 3 P: 21	1B: 11 2B: 3 3B: 1 HR: 1	SF: 2 SAC: 0 DP: 1 HBP: 0		WP: 1 PB: 0 SB: 1 CS: 0
<b>PITCHER</b> Stan Bahnsen, R (1,1) ERA: 3.12	IP: 6.0 WLS: L BF: 29 H: 10 R: 5 ER: 4 SO: 5 BB: 2 IBB: 0 HBP: 0 BLK: 0 WP: 1 HR: 1 S: 37 P: 45 ERA: 6.00 WHIP: 2.000															<b>PITCHER</b>		
Mike Kekich, L (7, 1) ERA: 7.94	1.2	14	4	6	3	1	4	0	0	0	0	0	12	28	16.20	4.800		
Joe Verbanic, R (8, 1) ERA: 5.06	0.1	2	1	0	0	0	0	0	0	0	0	2	2	0.00	3.000			



Batter	1	2	3	4	5	6	7	8	9	AB	R	H	RBI	BB	SO	LOB	TOP				
Horace Clarke, S OBP: 0.346, SLG: 0.328	SH1-3 2B		F4					2-3		4	1	2	0	1	0	1	<p><b>New York Yankees @ Oakland Athletics</b> Oakland-Alameda County Coliseum, Oakland, CA</p> <p>Wed May 06 1970, 7:05 PM PDT Att: 3,706 - Unknown - 55 F</p> <p>livebaseballscores.com</p>				
Bobby Murcer, L OBP: 0.395, SLG: 0.438	SH1-3		F4					F8		3	1	0	0	1	1	3					
Roy White, S OBP: 0.445, SLG: 0.457	G4-6-3 BB			FC5-4 1B	E2 2B			F8		4	1	2	2	1	0	0					
Danny Cater, R OBP: 0.333, SLG: 0.463	G4-6-3			FC5-4 1B	1B			F4		5	2	1	1	0	0	3					
Ron Woods, R OBP: 0.351, SLG: 0.600	L9			BB 1B	K			6-3		5	0	1	0	0	1	1					
Thurman Munson, R OBP: 0.426, SLG: 0.314	F3			BB 1B	BB 1B			F6		4	1	1	1	1	0	0					
Gene Michael, S OBP: 0.337, SLG: 0.319	K			F3	BB 1B			F7		4	1	1	0	0	1	3					
Jerry Kenney, L OBP: 0.275, SLG: 0.250				1B	WP 1B					2	0	2	1	2	0	0					
Mel Stottlemyre, R OBP: 0.111, SLG: 0.278				K	1-2 2-3 3-H			F6		4	0	0	0	0	1	8					
Steve Hamilton, L OBP: 0.200, SLG: 0.200				F7	L7					0	0	0	0	0	0	0					
<b>Inning Stats</b>	R: 0 E: 0 K: 0 S: 3	H: 1 LOB: 1 BB: 1 P: 7	R: 0 E: 0 K: 1 S: 5	H: 0 LOB: 0 BB: 0 P: 5	R: 0 E: 0 K: 1 S: 6	H: 1 LOB: 1 BB: 0 P: 6	R: 1 E: 0 K: 0 S: 5	H: 2 LOB: 3 BB: 2 P: 13	R: 6 E: 1 K: 2 S: 12	H: 5 LOB: 2 BB: 3 P: 24	R: 0 E: 0 K: 0 S: 3	H: 0 LOB: 0 BB: 0 P: 3	R: 0 E: 0 K: 0 S: 4	H: 1 LOB: 1 BB: 0 P: 4	R: 0 E: 0 K: 0 S: 3	H: 0 LOB: 0 BB: 0 P: 3	1B: 7 2B: 3 3B: 0 HR: 0	SF: 0 SAC: 1 DP: 1 HBP: 0	WP: 3 PB: 0 SB: 0 CS: 0	PA: 42	
<b>PITCHER</b>	IP	WLS	BF	H	R	ER	SO	BB	IBB	HBP	BLK	WP	HR	S	P	ERA	WHIP				
Al Downing, L ERA: 4.26	(1, 1)	4.0	L	22	7	5	2	4	0	0	0	0	0	22	38	11.25	2.750				
Mudcat Grant, R ERA: 1.93	(5, 1)	0.1		4	2	0	0	1	0	0	0	0	0	5	9	0.00	9.000				
Roberto Rodriguez, R ERA: 2.92	(5, 1)	3.2		13	1	2	2	1	0	0	0	1	0	14	18	4.91	0.545				
Diego Segui, R ERA: 3.86	(9, 1)	1.0		3	0	0	0	0	0	0	0	0	0	3	3	0.00	0.000				

Batter	1	2	3	4	5	6	7	8	9	AB	R	H	RBI	BB	SO	LOB	BOTTOM					
Bert Campaneris, R OBP: 0.257, SLG: 0.338	5-3			K				K		4	1	1	0	0	2	0	<p><b>New York Yankees @ Oakland Athletics</b> Oakland-Alameda County Coliseum, Oakland, CA</p> <p>Wed May 06 1970, 7:05 PM PDT Att: 3,706 - Unknown - 55 F</p> <p>livebaseballscores.com</p>					
Rick Monday, L OBP: 0.406, SLG: 0.540	6-3			6-3				HR		4	1	1	2	0	0	0						
Felipe Alou, R OBP: 0.342, SLG: 0.435	L7			2B				4-3		4	0	1	0	0	0	0						
Reggie Jackson, L OBP: 0.317, SLG: 0.447				K				F8		4	1	1	0	0	2	1						
Sal Bando, R OBP: 0.362, SLG: 0.429	1-3							2B		4	2	3	1	0	0	0						
Don Mincher, L OBP: 0.303, SLG: 0.577	F9			HR				FC6-4 1B		3	1	1	2	0	0	1						
Joe Rudi, R OBP: 0.455, SLG: 0.650				HR				F5		1	0	0	0	0	0	1						
Dave Duncan, R OBP: 0.300, SLG: 0.466				6-3				FC6-4		4	0	0	1	0	1	1						
Dick Green, R OBP: 0.276, SLG: 0.287				K				K		4	0	0	0	0	2	0						
Al Downing, R OBP: 0.182, SLG: 0.182				K				5-3		1	0	0	0	0	1	0						
Mudcat Grant, R ERA: 3.54	(5, 1)	8.0	W	32	8	6	8	0	0	0	0	0	0	0	0	0	<p>livebaseballscores.com</p>					
Roberto Rodriguez, R ERA: 1.69	(5, 1)	0.1		1	0	0	0	0	0	0	0	0	0	0	0	0						
Tito Francona, L OBP: 0.444, SLG: 0.500	(8, PH)	0.2	S	2	0	0	0	0	0	0	0	0	0	0	0	0						
Jack Aker, R ERA: 2.76	(9, 1)	0.2		2	0	0	0	0	0	0	0	2	2	0	0	0						
<b>Inning Stats</b>	R: 0 E: 0 K: 0 S: 3	H: 0 LOB: 0 BB: 0 P: 3	R: 0 E: 0 K: 1 S: 5	H: 0 LOB: 0 BB: 0 P: 5	R: 0 E: 0 K: 2 S: 7	H: 0 LOB: 0 BB: 0 P: 7	R: 0 E: 0 K: 2 S: 8	H: 1 LOB: 1 BB: 0 P: 8	R: 2 E: 0 K: 2 S: 9	H: 2 LOB: 0 BB: 0 P: 9	R: 0 E: 0 K: 1 S: 5	H: 0 LOB: 0 BB: 0 P: 5	R: 0 E: 0 K: 0 S: 4	H: 1 LOB: 1 BB: 0 P: 4	R: 2 E: 0 K: 0 S: 5	H: 2 LOB: 0 BB: 0 P: 5	R: 2 E: 0 K: 0 S: 5	H: 2 LOB: 2 BB: 0 P: 5	1B: 2 2B: 4 3B: 0 HR: 2	SF: 0 SAC: 0 DP: 0 HBP: 0	WP: 0 PB: 0 SB: 0 CS: 0	PA: 35
<b>PITCHER</b>	IP	WLS	BF	H	R	ER	SO	BB	IBB	HBP	BLK	WP	HR	S	P	ERA	WHIP					
Mel Stottlemyre, R ERA: 3.54	(1, 1)	8.0	W	32	8	6	8	0	0	0	0	0	0	0	0	6.75	1.000					
Steve Hamilton, L ERA: 1.69	(9, 1)	0.1		1	0	0	0	0	0	0	0	0	0	1	1	0.00	0.000					
Jack Aker, R ERA: 2.76	(9, 1)	0.2		2	0	0	0	0	0	0	0	0	0	2	2	0.00	0.000					

AB 35  
R 7  
H 10  
RBI 5  
BB 6  
SO 4  
LOB 19



AB 35  
R 6  
H 8  
RBI 6  
BB 0  
SO 8  
LOB 4





Batter	1	2	3	4	5	6	7	8	9	AB	R	H	RBI	BB	SO	LOB	TOP											
Horace Clarke, S OBP: 0.350, SLG: 0.333 (1,4)										4	2	2	0	0	0	0	<b>New York Yankees @ Oakland Athletics</b> Oakland-Alameda County Coliseum, Oakland, CA Thu May 07 1970, 7:05 PM PDT Att. 4,272 - Unknown - 55 F											
Jerry Kenney, L OBP: 0.274, SLG: 0.241 (1,5)										3	0	0	0	1	1	2												
Bobby Murcer, L OBP: 0.407, SLG: 0.444 (1,8)										3	2	2	0	1	0	1												
Roy White, S OBP: 0.455, SLG: 0.531 (1,7)										4	3	3	6	0	0	0												
Danny Cater, R OBP: 0.322, SLG: 0.446 (1,3)										4	0	0	0	0	0	1												
Curt Blefary, L OBP: 0.283, SLG: 0.215 Ron Woods, R OBP: 0.342, SLG: 0.583 (8, PH) (8,9)										3	0	1	1	0	0	0												
Gene Michael, S OBP: 0.333, SLG: 0.316 (1,6)										4	0	1	0	0	0	1												
Jake Gibbs, L OBP: 0.273, SLG: 0.316 (1,2)										4	0	0	0	0	0	2												
Fritz Peterson, S OBP: 0.353, SLG: 0.529 Lindy McDaniel, R (8,1)										3	0	0	0	0	1	0												
<b>Inning Stats</b>	R: 3 E: 0 K: 0 S: 6	H: 3 LOB: 0 BB: 0 P: 6	R: 0 E: 0 K: 0 S: 3	H: 0 LOB: 0 BB: 0 P: 3	R: 0 E: 0 K: 0 S: 2	H: 0 LOB: 1 BB: 0 P: 6	R: 1 E: 0 K: 0 S: 5	H: 2 LOB: 1 BB: 0 P: 5	R: 0 E: 0 K: 1 S: 5	H: 0 LOB: 0 BB: 0 P: 9	R: 0 E: 0 K: 0 S: 3	H: 0 LOB: 0 BB: 0 P: 3	R: 0 E: 0 K: 0 S: 3	H: 0 LOB: 0 BB: 0 P: 3	R: 3 E: 0 K: 2 S: 10	H: 3 LOB: 0 BB: 0 P: 10		R: 0 E: 0 K: 0 S: 3	H: 1 LOB: 0 BB: 0 P: 3	1B: 6 2B: 2 3B: 0 HR: 2	SF: 0 SAC: 0 DP: 1 HBP: 0	WP: 0 PB: 0 SB: 1 CS: 1	PA: 37					
<b>PITCHER</b>	IP	WLS	BF	H	R	ER	SO	BB	IBB	HBP	BLK	WP	HR	S	P	ERA	WHIP											
Rollie Fingers, R ERA: 3.57 (1,1)	5.0	L	21	5	4	4	1	2	0	0	0	0	0	1	21	29	7.20	1.400										
Jim Roland, L ERA: 4.15 (6,1)	2.0		6	0	0	0	0	0	0	0	0	0	0	6	6	0.00	0.000											
Paul Lindblad, L ERA: 4.85 (8,1)	1.0		6	3	3	3	2	0	0	0	0	0	0	1	10	10	27.00	3.000										
Diego Segui, R ERA: 3.86 (9,1)	1.0		3	1	0	0	0	0	0	0	0	0	0	3	3	0.00	1.000											

AB 34  
R 7  
H 9  
RBI 7  
BB 2  
SO 3  
LOB 8



Batter	1	2	3	4	5	6	7	8	9	AB	R	H	RBI	BB	SO	LOB	BOTTOM										
Bert Campaneris, R OBP: 0.267, SLG: 0.343 (1,6)										5	0	2	0	0	0	1	<b>New York Yankees @ Oakland Athletics</b> Oakland-Alameda County Coliseum, Oakland, CA Thu May 07 1970, 7:05 PM PDT Att. 4,272 - Unknown - 55 F										
Rick Monday, L OBP: 0.402, SLG: 0.522 (1,8)										3	1	0	0	1	1	2											
Felipe Alou, R OBP: 0.336, SLG: 0.434 (1,7)										5	0	1	1	0	0	3											
Reggie Jackson, L OBP: 0.315, SLG: 0.438 (1,9)										4	0	1	0	0	3	3											
Sal Bando, R OBP: 0.356, SLG: 0.467 (1,5)										4	1	1	1	0	0	2											
Joe Rudi, R OBP: 0.423, SLG: 0.583 (1,3)										4	0	1	0	0	0	1											
Dave Duncan, R OBP: 0.313, SLG: 0.459 (1,2)										3	0	1	0	1	0	1											
Dick Green, R OBP: 0.275, SLG: 0.286 (1,4)										4	0	1	0	0	0	2											
Rollie Fingers, R ERA: 3.57 Bob Johnson, R ERA: 3.74 Jim Roland, L ERA: 4.15 Paul Lindblad, L ERA: 4.85 Diego Segui, R ERA: 3.86 (1,1)										1	0	0	0	0	0	1											
<b>Inning Stats</b>	R: 1 E: 0 K: 1 S: 6	H: 1 LOB: 1 BB: 1 P: 10	R: 0 E: 0 K: 0 S: 3	H: 0 LOB: 1 BB: 1 P: 7	R: 0 E: 0 K: 1 S: 6	H: 1 LOB: 1 BB: 0 P: 6	R: 0 E: 0 K: 0 S: 4	H: 1 LOB: 1 BB: 0 P: 4	R: 1 E: 1 K: 2 S: 9	H: 2 LOB: 1 BB: 0 P: 9	R: 0 E: 0 K: 0 S: 4	H: 1 LOB: 0 BB: 0 P: 4	R: 0 E: 0 K: 0 S: 4	H: 1 LOB: 2 BB: 0 P: 4	R: 0 E: 0 K: 0 S: 6	H: 3 LOB: 3 BB: 0 P: 6		R: 0 E: 0 K: 0 S: 3	H: 0 LOB: 0 BB: 0 P: 3	1B: 8 2B: 1 3B: 0 HR: 1	SF: 0 SAC: 1 DP: 0 HBP: 0	WP: 0 PB: 0 SB: 1 CS: 0	PA: 39				
<b>PITCHER</b>	IP	WLS	BF	H	R	ER	SO	BB	IBB	HBP	BLK	WP	HR	S	P	ERA	WHIP										
Fritz Peterson, L ERA: 3.74 (1,1)	7.2	W	35	10	3	2	4	2	0	0	0	0	0	4	4	2.35	1.565										
Lindy McDaniel, R ERA: 1.02 (8,1)	1.1	S	4	0	0	0	0	0	0	0	0	0	0	4	4	0.00	0.000										

AB 36  
R 3  
H 10  
RBI 2  
BB 2  
SO 4  
LOB 19









Batter	1	2	3	4	5	6	7	8	9	AB	R	H	RBI	BB	SO	LOB	TOP			
<b>Horace Clarke, S</b> OBP: 0.345, SLG: 0.323 (1, 4)										3	0	1	2	1	1	1	<b>New York Yankees @ California Angels</b> Anaheim Stadium, Anaheim, CA Sat May 09 1970, 10:05 PM EDT Att: 36,353 - Unknown - 68 F			
<b>Jerry Kenney, L</b> OBP: 0.255, SLG: 0.222 (1, 5)										4	0	0	0	0	1	2				
<b>Bobby Murcer, L</b> OBP: 0.389, SLG: 0.421 (1, 8)										4	0	0	0	0	1	2				
<b>Roy White, S</b> OBP: 0.435, SLG: 0.500 (1, 7)										4	0	1	0	0	1	2				
<b>Danny Cater, R</b> OBP: 0.320, SLG: 0.445 <b>John Ellis, R</b> OBP: 0.229, SLG: 0.100 (6, 3)										3	1	1	0	0	0	1				
<b>Curt Blefary, L</b> OBP: 0.292, SLG: 0.220 (1, 9)										3	1	1	0	1	0	0				
<b>Gene Michael, S</b> OBP: 0.313, SLG: 0.295 (1, 6)											4	0	0	0	0	2		3		
<b>Jake Gibbs, L</b> OBP: 0.280, SLG: 0.318 (1, 2)										3	1	1	0	0	0	1				
<b>Mike Kekich, R</b> OBP: 0.250, SLG: 0.250 <b>Joe Verbanic, R</b> OBP: 0.333, SLG: 0.333 (4, 1)										2	0	0	1	0	1	3				
<b>Inning Stats</b>	R: 0 E: 1 K: 0 S: 3	H: 0 LOB: 1 BB: 1 P: 7	R: 3 E: 0 K: 2 S: 10	H: 3 LOB: 1 BB: 1 P: 14	R: 0 E: 0 K: 0 S: 3	H: 0 LOB: 0 BB: 0 P: 3	R: 0 E: 0 K: 2 S: 8	H: 1 LOB: 1 BB: 0 P: 8	R: 0 E: 0 K: 0 S: 3	H: 1 LOB: 0 BB: 0 P: 3	R: 0 E: 0 K: 1 S: 6	H: 1 LOB: 0 BB: 0 P: 6	R: 0 E: 0 K: 2 S: 7	H: 0 LOB: 0 BB: 0 P: 7	R: 0 E: 0 K: 1 S: 5	H: 0 LOB: 0 BB: 0 P: 5		1B: 5 2B: 1 3B: 0 HR: 0	SF: 0 SAC: 0 DP: 2 HBP: 0	WP: 0 PB: 0 SB: 1 CS: 0
<b>PITCHER</b> <b>Andy Messersmith, R</b> ERA: 3.4 (1, 1)	IP: 9.0 WLS: W BF: 34 H: 6 R: 3 ER: 3 SO: 8 BB: 2 IBB: 0 HBP: 0 BLK: 0 WP: 0 HR: 0 S: 48 P: 56 ERA: 3.00 WHIP: 0.889															<b>PITCHER</b>				

Batter	1	2	3	4	5	6	7	8	9	AB	R	H	RBI	BB	SO	LOB	BOTTOM			
<b>Sandy Alomar Sr., S</b> OBP: 0.317, SLG: 0.302 (1, 4)										5	2	3	3	0	0	0	<b>New York Yankees @ California Angels</b> Anaheim Stadium, Anaheim, CA Sat May 09 1970, 10:05 PM EDT Att: 36,353 - Unknown - 68 F			
<b>Roger Repoz, L</b> OBP: 0.379, SLG: 0.571 (1, 8)										5	0	0	0	0	3	4				
<b>Jim Fregosi, R</b> OBP: 0.361, SLG: 0.445 <b>Ray Oyler, R</b> (6, 6)										5	0	1	0	0	1	3				
<b>Alex Johnson, R</b> OBP: 0.377, SLG: 0.482 (1, 7)										5	1	4	1	0	0	2				
<b>Ken McMullen, R</b> OBP: 0.302, SLG: 0.309 (1, 5)										5	0	1	1	0	0	4				
<b>Jim Spencer, L</b> OBP: 0.408, SLG: 0.522 (1, 3)										5	1	1	0	0	1	4				
<b>Jarvis Tatum, R</b> OBP: 0.500, SLG: 0.500 (1, 9)										5	3	4	1	0	0	1				
<b>Tom Egan, R</b> OBP: 0.296, SLG: 0.375 (1, 2)										3	2	2	3	1	0	1				
<b>Andy Messersmith, R</b> OBP: 0.200, SLG: 0.400 (1, 1)										3	2	2	1	0	1	1				
<b>Inning Stats</b>	R: 0 E: 0 K: 1 S: 5	H: 0 LOB: 0 BB: 0 P: 5	R: 4 E: 0 K: 1 S: 9	H: 4 LOB: 0 BB: 0 P: 9	R: 0 E: 0 K: 0 S: 4	H: 1 LOB: 1 BB: 0 P: 4	R: 5 E: 1 K: 1 S: 11	H: 6 LOB: 1 BB: 0 P: 11	R: 0 E: 0 K: 1 S: 6	H: 1 LOB: 1 BB: 0 P: 6	R: 1 E: 0 K: 0 S: 6	H: 3 LOB: 2 BB: 0 P: 6	R: 1 E: 0 K: 2 S: 9	H: 2 LOB: 2 BB: 1 P: 13	R: 0 E: 0 K: 0 S: 4	H: 1 LOB: 1 BB: 0 P: 4		1B: 12 2B: 3 3B: 1 HR: 2	SF: 0 SAC: 1 DP: 0 HBP: 0	WP: 1 PB: 0 SB: 0 CS: 0
<b>PITCHER</b> <b>Mike Kekich, L</b> ERA: 14.54 <b>Joe Verbanic, R</b> ERA: 4.6 (4, 1)	IP: 3.0 WLS: L BF: 19 H: 10 R: 9 ER: 9 SO: 2 BB: 0 IBB: 0 HBP: 0 BLK: 0 WP: 0 HR: 2 S: 23 P: 23 ERA: 27.00 WHIP: 3.333															<b>PITCHER</b>				



Batter	1	2	3	4	5	6	7	8	9	AB	R	H	RBI	BB	SO	LOB	TOP										
Horace Clarke, S OBP: 0.353, SLG: 0.328 (1, 4)	0-0 BB 2B 1B	4-0 BB					0-0 F7		0-0 F6	4	1	2	0	1	0	1	<b>New York Yankees @ California Angels</b> Anaheim Stadium, Anaheim, CA Sun May 10 1970, 6:33 AM EDT Att: 15,232 - Overcast - 73 F										
Bobby Murcer, L OBP: 0.390, SLG: 0.409 (1, 8)	4-0 BB 2B 1B	0-0 4-3				0-3 K		4-0 1B BB	0-0 F8	3	1	0	0	2	1	3											
Roy White, S OBP: 0.444, SLG: 0.514 (1, 7)	0-0 BB 1B 2B		0-0 F8			4-0 BB 2B		0-0 1B 2-3		3	2	2	1	1	0	0											
Danny Cater, R OBP: 0.318, SLG: 0.439 (1, 5) (7, 3)	0-0 BB 1B		0-0 5-3			0-0 L8		0-0 6-3		4	0	1	2	0	0	4											
Ron Woods, R OBP: 0.370, SLG: 0.628 (1, 9)	0-0 F7		0-0 F5			0-0 F9		0-0 L6 1B		4	0	1	0	0	0	1											
Thurman Munson, R OBP: 0.431, SLG: 0.351 (1, 2)	0-0 F7		0-0 F3			0-0 2B		0-0 L6 1-2		4	0	1	1	0	0	1											
John Ellis, R OBP: 0.211, SLG: 0.091 Gene Michael, S OBP: 0.310, SLG: 0.292 (7, 6)		0-3 K	0-3 K			0-0 6-3		0-0 F9		3	0	0	0	0	2	1											
Ron Hansen, R OBP: 0.458, SLG: 0.143 Jerry Kenney, L OBP: 0.252, SLG: 0.220 (7, 5)		0-0 BB 1B	0-0 F8			0-0 6-3		0-3 K		3	0	1	0	0	0	0											
Stan Bahnsen, R OBP: 0.167, SLG: 0.167 Lindy McDaniel, R (8, 1)		0-3 K	0-3 K			0-3 K		0-0 E6		1	0	0	0	0	1	0											
Inning Stats	R: 3 E: 0 K: 0 S: 5	H: 3 LOB: 0 BB: 1 P: 9	R: 0 E: 0 K: 2 S: 8	H: 1 LOB: 2 BB: 1 P: 12	R: 0 E: 0 K: 1 S: 3	H: 0 LOB: 0 BB: 0 P: 3	R: 0 E: 0 K: 1 S: 5	H: 0 LOB: 0 BB: 0 P: 5	R: 0 E: 0 K: 1 S: 7	H: 0 LOB: 1 BB: 1 P: 7	R: 1 E: 0 K: 0 S: 4	H: 1 LOB: 3 BB: 1 P: 8	R: 0 E: 0 K: 1 S: 7	H: 2 LOB: 3 BB: 1 P: 11	R: 0 E: 0 K: 0 S: 3	H: 1 LOB: 0 BB: 0 P: 3		R: 0 E: 1 K: 1 S: 6	H: 0 LOB: 1 BB: 0 P: 6	1B: 6 2B: 3 3B: 0 HR: 0	SF: 0 SAC: 0 DP: 1 HBP: 0	WP: 0 PB: 0 SB: 1 CS: 0	PA: 38				
PITCHER	IP	WLS	BF	H	R	ER	SO	BB	IBB	HBP	BLK	WP	HR	S	P	ERA	WHIP										
Rudy May, L ERA: 3.02 Ken Tatum, R ERA: 0.97 Eddie Fisher, R ERA: 0.4	(1, 1) (7, 1) (8, 1)	6.2 0.1 2.0	L 2 7	29 1 1	6 0 0	4 0 0	6 0 1	4 0 0	0 0 0	0 0 0	0 0 0	0 0 0	0 0 0	37 2 9	53 2 9	0.00 0.00 0.00	1.500 3.000 0.500										

Batter	1	2	3	4	5	6	7	8	9	AB	R	H	RBI	BB	SO	LOB	BOTTOM										
Sandy Alomar Sr., S OBP: 0.305, SLG: 0.289 (1, 4)	0-0 1-3		0-0 6-3		0-0 FC1-6-4 1B		0-0 6-3		0-0 F7	5	0	0	0	0	0	2	<b>New York Yankees @ California Angels</b> Anaheim Stadium, Anaheim, CA Sun May 10 1970, 6:33 AM EDT Att: 15,232 - Overcast - 73 F										
Roger Repoz, L OBP: 0.374, SLG: 0.557 (1, 9)	0-0 F8		0-0 L9		0-0 1-3 1B		0-0 F4			4	0	1	0	0	0	0											
Jim Fregosi, R OBP: 0.350, SLG: 0.430 (1, 6)	0-0 6-3		0-0 5-3-2		0-0 5-3		0-0 6-3			4	0	0	0	0	0	2											
Alex Johnson, R OBP: 0.390, SLG: 0.487 (1, 7)		4-0 BB 1B 2B		0-0 L8		0-0 G4-6-3 1B		0-0 1B		3	1	2	0	1	0	0											
Jim Spencer, L OBP: 0.413, SLG: 0.521 (1, 3)		0-0 BB 2B SF7 1B		0-0 F7		0-0 G4-6-3 1B		0-3 K		4	1	2	0	0	1	1											
Ken McMullen, R OBP: 0.300, SLG: 0.316 (1, 5)		0-0 F3 1-3 3-H 2B		0-0 F9		0-0 G4-6-3		0-3 K		4	0	1	1	0	1	3											
Jay Johnstone, L OBP: 0.290, SLG: 0.446 (1, 8)		0-0 SF7		0-0 HR		4-0 IBB		0-3 K		2	1	1	2	1	1	0											
Joe Azcue, R OBP: 0.275, SLG: 0.355 (1, 2)		0-0 F3		0-0 FC1-6-4 BB		0-3 K		0-3 K		3	0	0	0	1	2	3											
Rudy May, L Ken Tatum, R Tom Silverio, L Eddie Fisher, R Billy Cowan, R OBP: 0.444, SLG: 0.375 (1, 1) (7, 1) (7, PH) (8, 1) (8, PH)		0-0 6-3		0-0 K		0-3 K		0-0 4-3		2	0	0	0	0	1	2											
Inning Stats	R: 0 E: 0 K: 0 S: 3	H: 0 LOB: 0 BB: 0 P: 3	R: 2 E: 0 K: 0 S: 5	H: 2 LOB: 1 BB: 1 P: 9	R: 0 E: 0 K: 0 S: 3	H: 0 LOB: 0 BB: 0 P: 3	R: 0 E: 0 K: 0 S: 3	H: 0 LOB: 0 BB: 0 P: 3	R: 1 E: 0 K: 1 S: 7	H: 2 LOB: 2 BB: 1 P: 11	R: 0 E: 0 K: 1 S: 6	H: 2 LOB: 2 BB: 1 P: 10	R: 0 E: 0 K: 0 S: 3	H: 0 LOB: 0 BB: 0 P: 3	R: 0 E: 0 K: 2 S: 8	H: 1 LOB: 1 BB: 0 P: 8		R: 0 E: 0 K: 2 S: 8	H: 1 LOB: 1 BB: 0 P: 8	1B: 6 2B: 1 3B: 0 HR: 1	SF: 1 SAC: 0 DP: 1 HBP: 0	WP: 0 PB: 0 SB: 0 CS: 0	PA: 37				
PITCHER	IP	WLS	BF	H	R	ER	SO	BB	IBB	HBP	BLK	WP	HR	S	P	ERA	WHIP										
Stan Bahnsen, R ERA: 3.45 Jack Aker, R ERA: 2.29 Lindy McDaniel, R ERA: 0.93	(1, 1) (5, 1) (8, 1)	4.0 3.1 1.2	W 6	17 14 6	3 4 1	3 0 0	3 2 0	0 0 4	0 1 0	0 0 0	0 0 0	0 0 0	0 0 0	15 17 14	23 21 14	0.00 0.00 0.00	1.250 1.200 0.600										











Batter	1	2	3	4	5	6	7	8	9	AB	R	H	RBI	BB	SO	LOB	TOP		
Horace Clarke, S OBP: 0.354, SLG: 0.327 (1,4)										4	0	1	0	0	0	1			
Bobby Murcer, L OBP: 0.380, SLG: 0.385 (1,8)										4	0	0	0	0	1	1			
Roy White, S OBP: 0.430, SLG: 0.500 (1,7)										4	1	1	1	0	0	0			
Danny Cater, R OBP: 0.301, SLG: 0.426 (1,3)										4	0	0	0	0	2	0			
Ron Woods, R OBP: 0.360, SLG: 0.587 (1,9)										2	0	0	0	1	0	0			
Thurman Munson, R OBP: 0.407, SLG: 0.325 (1,2)										3	0	0	0	0	0	2			
Gene Michael, S OBP: 0.315, SLG: 0.287 (1,6)										2	0	1	0	1	0	0			
Jerry Kenney, L OBP: 0.281, SLG: 0.287 (8, PH)										2	0	0	0	0	2	1			
Ron Hansen, R OBP: 0.440, SLG: 0.133 (8, 5)										1	0	0	0	0	0	1			
John Cumberland, R OBP: 0.143, SLG: 0.143 (8, PH)										2	0	0	0	0	2	1			
John Ellis, R OBP: 0.205, SLG: 0.088 (8, 1)										1	0	0	0	0	0	1			
Ron Klimkowski, R (8, 1)										0	0	0	0	0	0	0			
<b>Inning Stats</b>	R: 0 E: 0 K: 0 S: 3	H: 1 LOB: 0 BB: 0 P: 3	R: 0 E: 0 K: 1 S: 5	H: 0 LOB: 0 BB: 0 P: 5	R: 0 E: 0 K: 2 S: 7	H: 0 LOB: 1 BB: 1 P: 11	R: 0 E: 0 K: 0 S: 3	H: 0 LOB: 0 BB: 0 P: 3	R: 0 E: 0 K: 0 S: 7	H: 0 LOB: 0 BB: 0 P: 7	R: 0 E: 1 K: 1 S: 6	H: 0 LOB: 2 BB: 1 P: 10	R: 0 E: 0 K: 0 S: 3	H: 1 LOB: 0 BB: 0 P: 3	R: 1 E: 0 K: 1 S: 6	H: 1 LOB: 0 BB: 0 P: 6	1B: 2 2B: 0 3B: 0 HR: 1	SF: 0 SAC: 0 DP: 2 HBP: 0	WP: 0 PA: 31 SB: 0 CS: 0
<b>PITCHER</b> John Morris, L ERA: 2.18 (1,1)	IP: 9.0 WLS: W BF: 31 H: 3 R: 1 ER: 1 SO: 7 BB: 2 IBB: 0 HBP: 0 BLK: 0 WP: 0 HR: 1 S: 43 P: 51 ERA: 1.00 WHIP: 0.556															<b>PITCHER</b> John Morris, L ERA: 2.18 (1,1)	IP: 9.0 WLS: W BF: 31 H: 3 R: 1 ER: 1 SO: 7 BB: 2 IBB: 0 HBP: 0 BLK: 0 WP: 0 HR: 1 S: 43 P: 51 ERA: 1.00 WHIP: 0.556		

**New York Yankees @ Milwaukee Brewers**  
Milwaukee County Stadium, Milwaukee, WI

AB 29  
R 1  
H 3  
RBI 1  
BB 2  
SO 7  
LOB 8



Wed May 13 1970, 8:05 PM EDT  
Att. 4,719 - Overcast - 41 F

Batter	1	2	3	4	5	6	7	8	9	AB	R	H	RBI	BB	SO	LOB	BOTTOM		
Tommy Harper, R OBP: 0.322, SLG: 0.376 (1,5)										4	1	2	0	0	1	1			
Mike Hegan, L OBP: 0.337, SLG: 0.301 (1,3)										3	1	1	0	1	0	0			
Ted Savage, R OBP: 0.365, SLG: 0.542 (1,9)										3	1	1	3	0	0	0			
Danny Walton, R OBP: 0.406, SLG: 0.584 (1,7)										3	0	1	0	0	0	0			
Hank Allen, R OBP: 0.288, SLG: 0.261 (1,8)										3	0	0	0	0	0	1			
Ted Kubiak, S OBP: 0.366, SLG: 0.348 (1,6)										3	0	1	0	0	0	1			
John Kennedy, R OBP: 0.315, SLG: 0.347 (1,4)										3	0	0	0	0	0	1			
Phil Roof, R OBP: 0.220, SLG: 0.243 (1,2)										3	0	0	0	0	1	0			
John Morris, R OBP: 0.333, SLG: 0.500 (1,1)										3	0	1	0	0	1	0			
<b>Inning Stats</b>	R: 0 E: 0 K: 0 S: 3	H: 0 LOB: 0 BB: 0 P: 3	R: 0 E: 0 K: 0 S: 3	H: 1 LOB: 0 BB: 0 P: 3	R: 0 E: 0 K: 2 S: 8	H: 1 LOB: 1 BB: 0 P: 8	R: 0 E: 0 K: 0 S: 3	H: 0 LOB: 0 BB: 0 P: 3	R: 0 E: 0 K: 0 S: 3	H: 0 LOB: 0 BB: 0 P: 3	R: 3 E: 0 K: 0 S: 6	H: 3 LOB: 0 BB: 0 P: 6	R: 0 E: 0 K: 0 S: 3	H: 0 LOB: 0 BB: 0 P: 3	R: 0 E: 0 K: 1 S: 5	H: 1 LOB: 1 BB: 1 P: 9	1B: 5 2B: 1 3B: 0 HR: 1	SF: 0 SAC: 0 DP: 1 HBP: 0	WP: 0 PA: 31 SB: 0 CS: 2
<b>PITCHER</b> John Cumberland, L ERA: 2.33 Ron Klimkowski, R ERA: 3.04 (8, 1)	IP: 7.0 WLS: L BF: 25 H: 6 R: 3 ER: 3 SO: 2 BB: 6 IBB: 3 HBP: 3 BLK: 2 WP: 0 HR: 1 S: 29 P: 29 ERA: 3.86 WHIP: 0.857															<b>PITCHER</b> John Morris, R ERA: 3.04 (8, 1)	IP: 1.0 WLS: L BF: 4 H: 1 R: 0 ER: 0 SO: 1 BB: 0 IBB: 0 HBP: 0 BLK: 0 WP: 0 HR: 0 S: 5 P: 9 ERA: 0.00 WHIP: 2.000		

**New York Yankees @ Milwaukee Brewers**  
Milwaukee County Stadium, Milwaukee, WI

AB 28  
R 3  
H 7  
RBI 3  
BB 1  
SO 3  
LOB 4



Wed May 13 1970, 8:05 PM EDT  
Att. 4,719 - Overcast - 41 F



Batter	1	2	3	4	5	6	7	8	9	AB	R	H	RBI	BB	SO	LOB	TOP			
Dick McAuliffe, L (1,4) OBP: 0.418, SLG: 0.431										4	1	2	0	0	1	0	<b>Detroit Tigers @ New York Yankees</b> Yankee Stadium, Bronx, NY Fri May 15 1970, 7:05 PM EDT Att: 13,607 - Unknown - 58 F			
Dalton Jones, L (1,5) OBP: 0.327, SLG: 0.357 Elliott Maddox, R (7,5) OBP: 0.279, SLG: 0.289										4	0	0	0	0	0	3				
Al Kaline, R (1,9) OBP: 0.402, SLG: 0.531										4	0	2	0	0	2	1				
Norm Cash, L (1,3) OBP: 0.358, SLG: 0.476										4	0	1	1	0	1	2				
Willie Horton, R (1,7) OBP: 0.377, SLG: 0.482										4	0	0	0	0	0	3				
Jim Northrup, L (1,8) OBP: 0.402, SLG: 0.449										1	0	0	0	3	0	0				
Bill Freehan, R (1,2) OBP: 0.367, SLG: 0.480										4	0	0	0	0	0	6				
Cesar Gutierrez, R (1,6) OBP: 0.326, SLG: 0.357										4	0	1	0	0	0	1				
Mickey Lolich, S (1,1) OBP: 0.241, SLG: 0.120 Gates Brown, L (7,PH)										1	0	0	0	1	0	0				
Norm McRae, R (7,1) OBP: 0.320, SLG: 0.348 Mickey Stanley, R (9,PH)										1	0	0	0	0	0	0				
<b>Inning Stats</b>	R: 1 E: 1 K: 1 S: 8	H: 2 LOB: 3 BB: 1 P: 12	R: 0 E: 0 K: 0 S: 3	H: 1 LOB: 1 BB: 1 P: 7	R: 0 E: 0 K: 0 S: 4	H: 1 LOB: 2 BB: 1 P: 8	R: 0 E: 0 K: 1 S: 5	H: 0 LOB: 0 BB: 0 P: 5	R: 0 E: 0 K: 2 S: 7	H: 0 LOB: 0 BB: 0 P: 7	R: 0 E: 0 K: 0 S: 3	H: 0 LOB: 0 BB: 0 P: 3	R: 0 E: 0 K: 0 S: 3	H: 1 LOB: 0 BB: 0 P: 3	R: 0 E: 0 K: 0 S: 4	H: 1 LOB: 1 BB: 0 P: 4	1B: 5 2B: 1 3B: 0 HR: 0	SF: 0 SAC: 0 DP: 2 HBP: 0	WP: 0 PB: 0 SB: 0 CS: 0	PA: 36
<b>PITCHER</b> Stan Bahnsen, R (1,1) ERA: 3.04	IP: 9.0 WLS: W BF: 36 H: 6 R: 1 ER: 1 SO: 4 BB: 4 IBB: 0 HBP: 0 BLK: 0 WP: 0 HR: 0 S: 40 P: 56 ERA: 1.00 WHIP: 1.111															<b>PITCHER</b>				

Batter	1	2	3	4	5	6	7	8	9	AB	R	H	RBI	BB	SO	LOB	BOTTOM			
Horace Clarke, S (1,4) OBP: 0.357, SLG: 0.331										4	1	2	1	0	0	1	<b>Detroit Tigers @ New York Yankees</b> Yankee Stadium, Bronx, NY Fri May 15 1970, 7:05 PM EDT Att: 13,607 - Unknown - 58 F			
Bobby Murcer, L (1,8) OBP: 0.383, SLG: 0.384										3	1	1	0	1	1	2				
Roy White, S (1,7) OBP: 0.431, SLG: 0.500										4	1	2	1	0	0	2				
Danny Cater, R (1,5) OBP: 0.313, SLG: 0.439										3	0	2	1	1	0	1				
Ron Woods, R (1,9) OBP: 0.352, SLG: 0.551										3	0	0	0	1	3	4				
Thurman Munson, R (1,2) OBP: 0.402, SLG: 0.326										3	0	1	1	0	0	1				
John Ellis, R (1,3) OBP: 0.190, SLG: 0.081 Jerry Kenney, L (7,5) OBP: 0.278, SLG: 0.284										3	0	0	0	0	1	3				
Gene Michael, S (1,6) OBP: 0.321, SLG: 0.282										2	1	0	0	2	0	0				
Stan Bahnsen, R (1,1)										2	0	0	0	0	1	1				
<b>Inning Stats</b>	R: 1 E: 1 K: 0 S: 4	H: 2 LOB: 0 BB: 0 P: 4	R: 0 E: 0 K: 2 S: 7	H: 1 LOB: 0 BB: 0 P: 7	R: 0 E: 0 K: 1 S: 5	H: 0 LOB: 1 BB: 1 P: 9	R: 0 E: 0 K: 1 S: 6	H: 1 LOB: 1 BB: 0 P: 6	R: 0 E: 0 K: 0 S: 3	H: 0 LOB: 0 BB: 0 P: 3	R: 2 E: 1 K: 0 S: 6	H: 3 LOB: 2 BB: 1 P: 10	R: 1 E: 0 K: 2 S: 8	H: 1 LOB: 3 BB: 3 P: 20	R: 0 E: 0 K: 0 S: 3	H: 0 LOB: 0 BB: 0 P: 3		1B: 7 2B: 1 3B: 0 HR: 0	SF: 1 SAC: 1 DP: 1 HBP: 0	WP: 0 PB: 0 SB: 1 CS: 1
<b>PITCHER</b> Mickey Lolich, L (1,1) ERA: 3.25 Norm McRae, R (7,1) ERA: 4.5	IP: 6.0 WLS: L BF: 25 H: 7 R: 3 ER: 2 SO: 4 BB: 1 IBB: 0 HBP: 0 BLK: 0 WP: 0 HR: 0 S: 31 P: 39 ERA: 3.00 WHIP: 1.333															<b>PITCHER</b>				







Batter	1	2	3	4	5	6	7	8	9	AB	R	H	RBI	BB	SO	LOB	TOP			
<b>Don Buford, S</b> OBP: 0.363, SLG: 0.402 (1, 7)	5-3	5-3		1-3		L6		FC4-6		5	0	0	0	0	0	5	<b>Baltimore Orioles @ New York Yankees</b> Yankee Stadium, Bronx, NY Mon May 18 1970, 7:05 PM EDT Att: 10,061 - Unknown			
<b>Mark Belanger, R</b> OBP: 0.295, SLG: 0.265 (1, 6)	1B E		F9		G3 1B		6-3		4-3	5	1	2	0	0	0	0				
<b>Frank Robinson, R</b> OBP: 0.460, SLG: 0.645 (1, 9)	E6 1B		G1-6-3 BB		G3 1B				5-3	4	0	3	0	1	0	0				
<b>Boog Powell, L</b> OBP: 0.411, SLG: 0.592 (1, 3)	K		G1-6-3		G3				6-3	5	0	0	0	0	2	5				
<b>Paul Blair, R</b> OBP: 0.333, SLG: 0.424 (1, 8)	F9			E5 1B	F6					4	1	0	0	0	0	4				
<b>Brooks Robinson, R</b> OBP: 0.350, SLG: 0.515 (1, 5)		1B SF8		1B	F7				E5 1B	4	2	2	1	0	0	2				
<b>Davey Johnson, R</b> OBP: 0.410, SLG: 0.500 (1, 4)		3-1 SF8 1B		K					FC4-6 1B	4	0	2	1	0	2	1				
<b>Andy Etchebarren, R</b> OBP: 0.283, SLG: 0.304 (1, 2)		SF8			F7				L8	3	0	1	1	0	0	1				
<b>Mike Cuellar, L</b> OBP: 0.265, SLG: 0.238 (3, 1) <b>Dave Leonard, R</b> OBP: 0.333, SLG: 0.200 (3, 1) <b>Curt Motton, R</b> OBP: 0.333, SLG: 0.200 (4, PH) <b>Marcelino Lopez, R</b> OBP: 0.300, SLG: 0.217 (4, 1) <b>Chico Salmon, R</b> OBP: 0.300, SLG: 0.270 (8, PH) <b>Jim Hardin, R</b> OBP: 0.274, SLG: 0.279 (8, 1)		3-1		F7					K	1	0	0	0	0	0	1				
<b>Inning Stats</b>	R: 1 E: 1 K: 1 S: 7	H: 2 LOB: 1 BB: 0 P: 7	R: 1 E: 0 K: 0 S: 5	H: 2 LOB: 1 BB: 0 P: 5	R: 0 E: 0 K: 0 S: 2	H: 0 LOB: 0 BB: 1 P: 6	R: 1 E: 1 K: 1 S: 8	H: 2 LOB: 2 BB: 0 P: 8	R: 0 E: 0 K: 1 S: 5	H: 2 LOB: 1 BB: 1 P: 9	R: 0 E: 0 K: 1 S: 6	H: 1 LOB: 1 BB: 0 P: 6	R: 1 E: 1 K: 1 S: 7	H: 1 LOB: 1 BB: 0 P: 7	R: 0 E: 0 K: 0 S: 3	H: 0 LOB: 0 BB: 0 P: 3		1B: 10 2B: 0 3B: 0 HR: 0	SF: 1 SAC: 0 DP: 1 HBP: 0	WP: 0 PB: 0 SB: 0 CS: 0
<b>PITCHER</b> <b>Fritz Peterson, L</b> ERA: 3.5 (1, 1)	IP: 9.0 WLS: W BF: 40 H: 10 R: 4 ER: 1 SO: 5 BB: 2 IBB: 0 HBP: 0 BLK: 0 WP: 0 HR: 0 S: 48 P: 56 ERA: 1.00 WHIP: 1.333											<b>PITCHER</b>	IP: 9.0 WLS: W BF: 40 H: 10 R: 4 ER: 1 SO: 5 BB: 2 IBB: 0 HBP: 0 BLK: 0 WP: 0 HR: 0 S: 48 P: 56 ERA: 1.00 WHIP: 1.333							

Batter	1	2	3	4	5	6	7	8	9	AB	R	H	RBI	BB	SO	LOB	BOTTOM			
<b>Horace Clarke, S</b> OBP: 0.348, SLG: 0.323 (1, 4)	F6		1B 1B 1B	4-3		6-3		4-3		5	1	1	0	0	0	0	<b>Baltimore Orioles @ New York Yankees</b> Yankee Stadium, Bronx, NY Mon May 18 1970, 7:05 PM EDT Att: 10,061 - Unknown			
<b>Bobby Murcer, L</b> OBP: 0.390, SLG: 0.391 (1, 8)	F2		1B 1B	K			1B 2B BB	2B		4	2	2	0	1	1	0				
<b>Roy White, S</b> OBP: 0.436, SLG: 0.500 (1, 7)	F3		1B 1B		1B 1B		2B 1B	K		5	3	3	0	0	1	1				
<b>Danny Cater, R</b> OBP: 0.325, SLG: 0.450 (4, 3)		K	WP 1B 1B		1B 1B		1B 2B	6-3		5	1	3	3	0	1	1				
<b>Ron Woods, R</b> OBP: 0.333, SLG: 0.509 (1, 9) <b>Curt Blefary, L</b> OBP: 0.303, SLG: 0.217 (3, PH) <b>Jim Lyttle, L</b> (8, 9)		K	1B SF8 IBB		K		F4			1	0	0	0	0	1	0				
<b>Thurman Munson, R</b> OBP: 0.413, SLG: 0.333 (1, 2)		F7		1B			1B IBB			3	0	2	3	1	0	0				
<b>John Ellis, R</b> OBP: 0.204, SLG: 0.095 (1, 3) <b>Jerry Kenney, L</b> OBP: 0.274, SLG: 0.279 (4, 5)			K		1-3		K			1	0	0	1	0	1	0				
<b>Gene Michael, S</b> OBP: 0.338, SLG: 0.301 (1, 6)										3	1	1	1	1	0	1				
<b>Fritz Peterson, S</b> OBP: 0.304, SLG: 0.565 (1, 1)					F7					4	1	1	2	0	0	3				
<b>Inning Stats</b>	R: 0 E: 0 K: 0 S: 3	H: 0 LOB: 0 BB: 0 P: 3	R: 0 E: 0 K: 2 S: 7	H: 0 LOB: 0 BB: 0 P: 7	R: 7 E: 0 K: 1 S: 11	H: 6 LOB: 1 BB: 2 P: 19	R: 0 E: 0 K: 1 S: 5	H: 0 LOB: 0 BB: 0 P: 5	R: 1 E: 0 K: 1 S: 7	H: 3 LOB: 1 BB: 0 P: 7	R: 0 E: 0 K: 0 S: 3	H: 0 LOB: 0 BB: 0 P: 3	R: 2 E: 0 K: 1 S: 8	H: 3 LOB: 3 BB: 2 P: 16	R: 0 E: 0 K: 1 S: 6	H: 1 LOB: 1 BB: 0 P: 6		1B: 10 2B: 2 3B: 0 HR: 1	SF: 1 SAC: 0 DP: 0 HBP: 0	WP: 1 PB: 0 SB: 0 CS: 0
<b>PITCHER</b> <b>Mike Cuellar, L</b> ERA: 5.2 (1, 1) <b>Dave Leonard, R</b> ERA: 11.12 (3, 1) <b>Marcelino Lopez, L</b> ERA: 2.77 (4, 1) <b>Jim Hardin, R</b> ERA: 4.79 (8, 1)	IP: 2.1 WLS: L BF: 13 H: 5 R: 6 ER: 6 SO: 3 BB: 0 IBB: 1 HBP: 0 BLK: 0 WP: 1 HR: 1 S: 18 P: 22 ERA: 23.14 WHIP: 2.571											<b>PITCHER</b>	IP: 2.1 WLS: L BF: 13 H: 5 R: 6 ER: 6 SO: 3 BB: 0 IBB: 1 HBP: 0 BLK: 0 WP: 1 HR: 1 S: 18 P: 22 ERA: 23.14 WHIP: 2.571							



Batter	1	2	3	4	5	6	7	8	9	AB	R	H	RBI	BB	SO	LOB	TOP					
Merv Rettenmund, R OBP: 0.350, SLG: 0.500 (1, 7)	L8		F4		F8		F4		5-3	5	0	0	0	0	0	1						
Mark Belanger, R OBP: 0.295, SLG: 0.263 (1, 6)	F6		2B		F3		K		F4	5	1	1	0	0	1	0						
Frank Robinson, R OBP: 0.469, SLG: 0.667 (1, 9)							5-3			4	1	3	2	0	0	0						
Boog Powell, L OBP: 0.413, SLG: 0.613 (1, 3)	F8		K				HR			4	1	2	2	0	1	2						
Paul Blair, R OBP: 0.331, SLG: 0.426 (1, 8)		L5	K				1B		K	4	1	1	0	0	2	2						
Brooks Robinson, R OBP: 0.347, SLG: 0.504 (1, 5)		F2			4-3		1B		6-3	3	0	0	0	1	0	0						
Davey Johnson, R OBP: 0.413, SLG: 0.496 (1, 4)					K		IBB		F7	3	0	1	1	1	1	0						
Clay Dalrymple, L OBP: 0.300, SLG: 0.364 (1, 2)			K		G3		FC1-2-5		F9	4	0	0	0	0	1	3						
Jim Palmer, R OBP: 0.207, SLG: 0.179 (1, 1)							5-3		K	4	1	1	0	0	1	2						
<b>Inning Stats</b>	R: 0 E: 0 K: 0 S: 4	H: 1 LOB: 1 BB: 4 P: 4	R: 0 E: 0 K: 1 S: 5	H: 0 LOB: 1 BB: 1 P: 9	R: 2 E: 0 K: 2 S: 10	H: 3 LOB: 1 BB: 0 P: 10	R: 0 E: 0 K: 1 S: 5	H: 0 LOB: 0 BB: 0 P: 5	R: 0 E: 0 K: 0 S: 3	H: 0 LOB: 0 BB: 0 P: 3	R: 2 E: 0 K: 0 S: 6	H: 3 LOB: 2 BB: 1 P: 10	R: 1 E: 0 K: 2 S: 9	H: 2 LOB: 1 BB: 0 P: 9	R: 0 E: 0 K: 0 S: 3	H: 0 LOB: 0 BB: 0 P: 3	R: 0 E: 0 K: 1 S: 5	H: 0 LOB: 0 BB: 0 P: 5	1B: 5 2B: 3 3B: 0 HR: 1	SF: 0 SAC: 0 DP: 0 HBP: 0	WP: 0 PB: 0 SB: 0 CS: 0	PA: 38
<b>PITCHER</b>	IP	WLS	BF	H	R	ER	SO	BB	IBB	HBP	BLK	WP	HR	S	P	ERA	WHIP					
John Cumberland, L ERA: 3.0 (1, 1)	6.0	L	27	7	4	4	4	1	1	0	0	0	1	33	41	6.00	1.333					
Gary Waslewski, R ERA: 5.05 (7, 1)	2.0		8	2	1	1	2	0	0	0	0	0	0	12	12	4.50	1.000					
Ron Klimkowski, R ERA: 2.93 (9, 1)	1.0		3	0	0	0	1	0	0	0	0	0	0	5	5	0.00	0.000					

Baltimore Orioles @ New York Yankees  
Yankee Stadium, Bronx, NY  
Tue May 19 1970, 7:05 PM EDT  
Att: 14,147 - Unknown

AB 36  
R 5  
H 9  
RBI 5  
BB 2  
SO 7  
LOB 10



Batter	1	2	3	4	5	6	7	8	9	AB	R	H	RBI	BB	SO	LOB	BOTTOM					
Horace Clarke, S OBP: 0.346, SLG: 0.327 (1, 4)	G3		K		F7			K		4	0	1	0	0	2	0						
Jerry Kenney, L OBP: 0.273, SLG: 0.271 (1, 5)	K		K				F5		FC6	3	0	0	0	1	2	1						
Bobby Murcer, L OBP: 0.393, SLG: 0.397 (1, 8)							4-3		FC6	3	1	1	0	1	0	1						
Roy White, S OBP: 0.431, SLG: 0.493 (1, 7)	G3						F8		F2	4	0	1	1	0	0	2						
Danny Cater, R OBP: 0.321, SLG: 0.444 Pete Ward, L OBP: 0.250, SLG: 0.333 (1, 3) (5, 3)	F7				F8		K		F5	2	0	0	0	0	0	3						
Thurman Munson, R OBP: 0.408, SLG: 0.340 (1, 2)					F2		F8			4	0	1	0	0	0	1						
Curt Blefary, L OBP: 0.301, SLG: 0.211 (1, 9)					F5				F8	3	0	0	0	1	0	2						
Gene Michael, S OBP: 0.331, SLG: 0.294 (1, 6)					K				F9	3	0	0	0	0	1	1						
John Cumberland, R OBP: 0.111, SLG: 0.111 Gary Waslewski, R (7, 1) Frank Tepedino, L OBP: 0.250, SLG: 0.333 Ron Klimkowski, R (9, 1)			6-3				K		F2	2	0	0	0	0	1	0						
<b>Inning Stats</b>	R: 0 E: 0 K: 1 S: 6	H: 1 LOB: 2 BB: 1 P: 10	R: 0 E: 0 K: 0 S: 3	H: 0 LOB: 0 BB: 0 P: 3	R: 0 E: 0 K: 2 S: 7	H: 0 LOB: 0 BB: 0 P: 7	R: 1 E: 0 K: 0 S: 5	H: 2 LOB: 1 BB: 0 P: 5	R: 0 E: 0 K: 2 S: 7	H: 0 LOB: 0 BB: 0 P: 7	R: 0 E: 0 K: 0 S: 3	H: 0 LOB: 0 BB: 0 P: 3	R: 0 E: 0 K: 1 S: 5	H: 0 LOB: 1 BB: 1 P: 9	R: 0 E: 0 K: 1 S: 5	H: 0 LOB: 1 BB: 1 P: 9	R: 0 E: 0 K: 0 S: 4	H: 1 LOB: 1 BB: 0 P: 4	1B: 1 2B: 3 3B: 0 HR: 0	SF: 0 SAC: 0 DP: 0 HBP: 0	WP: 0 PB: 0 SB: 0 CS: 0	PA: 34
<b>PITCHER</b>	IP	WLS	BF	H	R	ER	SO	BB	IBB	HBP	BLK	WP	HR	S	P	ERA	WHIP					
Jim Palmer, R ERA: 2.69 (1, 1)	9.0	W	34	4	1	1	7	3	0	0	0	0	0	45	57	1.00	0.778					

Baltimore Orioles @ New York Yankees  
Yankee Stadium, Bronx, NY  
Tue May 19 1970, 7:05 PM EDT  
Att: 14,147 - Unknown

AB 31  
R 1  
H 4  
RBI 1  
BB 3  
SO 7  
LOB 11





Batter	1	2	3	4	5	6	7	8	9	AB	R	H	RBI	BB	SO	LOB	TOP			
Ed Stroud, L OBP: 0.379, SLG: 0.427 (1, 8)	L4		1-3		K		P5			4	0	0	0	0	1	1	<b>Washington Senators @ New York Yankees</b> Yankee Stadium, Bronx, NY Wed May 20 1970, 7:05 PM EDT Alt. 7,649 - Unknown - 78 F			
Lee Mays, L OBP: 0.330, SLG: 0.433 Del Unser, L OBP: 0.288, SLG: 0.231 (1, 7) (8, 8)	G3		3-1		F3		1-3			4	0	0	0	0	0	1				
Frank Howard, R OBP: 0.413, SLG: 0.585 Wayne Comer, R OBP: 0.111, SLG: 0.077 (1, 9) (8, 7)	1B			5-3	K			K		4	0	1	0	0	2	0				
Mike Epstein, L OBP: 0.376, SLG: 0.457 (1, 3)	1B			BB	K			K		3	1	1	0	1	2	0				
Bernie Allen, L OBP: 0.414, SLG: 0.458 Tim Cullen, R OBP: 0.211, SLG: 0.118 (1, 4) (8, 4)	4-3			BB	BB			F9		3	1	1	0	1	0	2				
Aurelio Rodriguez, R OBP: 0.307, SLG: 0.411 (1, 5)		5-3		E6	F3			5-3		4	0	0	0	0	0	2				
Ed Brinkman, R OBP: 0.327, SLG: 0.274 (1, 6)	4-3			FC1-6	F8			1-3	1B	4	0	1	1	0	0	2				
Jim French, L OBP: 0.310, SLG: 0.171 (1, 2)	F5			BB	4-3			1-3		3	0	0	0	1	0	1				
Dick Bosman, R OBP: 0.136, SLG: 0.136 Darold Knowles, L (7, 1)			K	K				K		3	0	1	0	0	2	2				
										1	0	0	0	0	1	1				
<b>Inning Stats</b>	R: 0 E: 0 K: 0 S: 5	H: 2 LOB: 2 BB: 0 P: 5	R: 0 E: 0 K: 0 S: 3	H: 0 LOB: 0 BB: 0 P: 3	R: 0 E: 0 K: 1 S: 5	H: 0 LOB: 2 BB: 3 P: 18	R: 2 E: 1 K: 1 S: 6	H: 0 LOB: 0 BB: 0 P: 7	R: 0 E: 0 K: 1 S: 6	H: 1 LOB: 1 BB: 0 P: 6	R: 0 E: 0 K: 0 S: 4	H: 1 LOB: 0 BB: 0 P: 4	R: 0 E: 0 K: 2 S: 7	H: 0 LOB: 0 BB: 0 P: 7	R: 0 E: 0 K: 1 S: 6	H: 1 LOB: 1 BB: 0 P: 6	1B: 5 2B: 0 3B: 0 HR: 0	SF: 0 SAC: 0 DP: 0 HBP: 0	WP: 0 PB: 0 SB: 0 CS: 0	PA: 36
<b>PITCHER</b>	IP WLS BF H R ER SO BB IBB HBP BLK WP HR S P ERA WHIP																			
Stan Bahnsen, R ERA: 2.69 Lindy McDaniel, R ERA: 1.17 (1, 1) (8, 1)	7.0 L 29 4 2 0 5 3 0 0 0 0 0 0 0 36 48 0.00 1.000																			

Batter	1	2	3	4	5	6	7	8	9	AB	R	H	RBI	BB	SO	LOB	BOTTOM			
Horace Clarke, S OBP: 0.339, SLG: 0.320 (1, 4)	K		K		F8		FC6-4			4	0	0	0	0	2	4	<b>Washington Senators @ New York Yankees</b> Yankee Stadium, Bronx, NY Wed May 20 1970, 7:05 PM EDT Alt. 7,649 - Unknown - 78 F			
Gene Michael, S OBP: 0.322, SLG: 0.285 (1, 6)	K		P6		FC4-6		K			4	0	0	0	0	2	4				
Bobby Murcer, L OBP: 0.384, SLG: 0.386 (1, 8)	F7			F9		F7	F8			4	0	0	0	0	0	1				
Roy White, S OBP: 0.427, SLG: 0.482 (1, 7)		F5		BB	F8		1-3			3	0	0	0	1	0	0				
Thurman Munson, R OBP: 0.403, SLG: 0.337 (1, 2)	6-3			P5		1B	6-3			4	0	1	0	0	0	1				
Curt Blefary, L OBP: 0.306, SLG: 0.214 (1, 9)		BB		K		BB	F8			3	0	1	0	1	1	1				
Pete Ward, L OBP: 0.292, SLG: 0.333 (1, 3)	P6			FC2-6	FC4-6		2-3			3	0	1	0	1	0	1				
Jerry Kenney, L OBP: 0.274, SLG: 0.266 Ron Hansen, R OBP: 0.461, SLG: 0.133 (1, 5) (9, PH)			G3		FC2-6	FC4-6	G1-6-3			2	0	0	0	1	0	3				
Stan Bahnsen, R OBP: 0.100, SLG: 0.158 Frank Tepedino, L OBP: 0.250, SLG: 0.333 Ron Woods, R OBP: 0.344, SLG: 0.509 Lindy McDaniel, R (8, 1) John Ellis, R OBP: 0.200, SLG: 0.093 (9, PH)				3B	FC2-6	FC4-6	BB			2	0	1	0	0	0	2				
										0	0	0	0	0	0	0				
										0	0	0	0	0	0	0				
										0	0	0	0	0	0	0				
										0	0	0	0	0	0	0				
<b>Inning Stats</b>	R: 0 E: 0 K: 2 S: 7	H: 0 LOB: 0 BB: 0 P: 7	R: 0 E: 0 K: 0 S: 3	H: 0 LOB: 1 BB: 1 P: 7	R: 0 E: 0 K: 1 S: 6	H: 1 LOB: 1 BB: 0 P: 6	R: 0 E: 0 K: 1 S: 5	H: 0 LOB: 1 BB: 1 P: 9	R: 0 E: 0 K: 0 S: 4	H: 1 LOB: 2 BB: 1 P: 8	R: 0 E: 0 K: 0 S: 5	H: 2 LOB: 3 BB: 1 P: 9	R: 0 E: 0 K: 1 S: 5	H: 0 LOB: 0 BB: 0 P: 3	R: 0 E: 0 K: 0 S: 2	H: 0 LOB: 0 BB: 1 P: 6	1B: 3 2B: 0 3B: 1 HR: 0	SF: 0 SAC: 0 DP: 1 HBP: 0	WP: 0 PB: 0 SB: 0 CS: 0	PA: 36
<b>PITCHER</b>	IP WLS BF H R ER SO BB IBB HBP BLK WP HR S P ERA WHIP																			
Dick Bosman, R ERA: 3.34 Darold Knowles, L ERA: 2.3 (1, 1) (7, 1)	6.0 W 26 4 0 0 4 4 0 0 0 0 0 0 0 30 46 0.00 1.333																			

AB	33
R	2
H	5
RBI	1
BB	3
SO	8
LOB	12

AB	30
R	0
H	4
RBI	0
BB	6
SO	5
LOB	18



Batter	1	2	3	4	5	6	7	8	9	AB	R	H	RBI	BB	SO	LOB	TOP							
Ed Stroud, L OBP: 0.380, SLG: 0.421 (1, 8)	F7		1-3				FC3-6			4	0	1	0	1	0	1								
Lee Mays, L OBP: 0.337, SLG: 0.436 Horacio Pina, R (7, 1)			3-1				FC3-6			4	0	2	0	0	0	1								
Jim French, L OBP: 0.326, SLG: 0.171 (9, PH)	1B						1-2			0	0	0	0	0	0	0								
Frank Howard, R OBP: 0.419, SLG: 0.576 (1, 9)	1B		K				K			2	0	0	0	3	2	1								
Mike Epstein, L OBP: 0.377, SLG: 0.450 (1, 3)	1B									4	0	1	0	1	3	5								
Bernie Allen, L OBP: 0.413, SLG: 0.440 (1, 4)	1B									3	0	0	0	2	1	4								
Aurelio Rodriguez, R OBP: 0.366, SLG: 0.407 (1, 5)	4-3									4	0	1	0	0	0	4								
Ed Brinkman, R OBP: 0.333, SLG: 0.277 John Roseboro, L OBP: 0.407, SLG: 0.267 (8, PH)			5-3							2	0	1	0	1	0	0								
Paul Casanova, R OBP: 0.213, SLG: 0.205 Rick Reichardt, R OBP: 0.404, SLG: 0.667 Wayne Comer, R OBP: 0.111, SLG: 0.077 Tim Cullen, R OBP: 0.211, SLG: 0.118 (8, PH)			F9							3	0	0	0	0	1	3								
Dick Such, L (1, 1)			1-4-3							2	0	0	0	0	0	0								
Del Unser, L OBP: 0.295, SLG: 0.226 (7, PH)										1	0	0	0	1	0	0								
<b>Inning Stats</b>	R: 0 E: 0 K: 0 S: 4	H: 2 LOB: 3 BB: 2 P: 12	R: 0 E: 0 K: 0 S: 3	H: 0 LOB: 0 BB: 0 P: 3	R: 0 E: 0 K: 1 S: 5	H: 0 LOB: 0 BB: 0 P: 5	R: 0 E: 0 K: 1 S: 6	H: 2 LOB: 2 BB: 1 P: 10	R: 0 E: 0 K: 1 S: 5	H: 1 LOB: 2 BB: 2 P: 13	R: 0 E: 0 K: 1 S: 5	H: 0 LOB: 1 BB: 1 P: 9	R: 0 E: 0 K: 1 S: 5	H: 0 LOB: 1 BB: 1 P: 9	R: 0 E: 0 K: 1 S: 5	H: 0 LOB: 3 BB: 2 P: 13	R: 0 E: 0 K: 2 S: 8	H: 1 LOB: 3 BB: 2 P: 16	1B: 6 2B: 0 3B: 0 HR: 0	SF: 0 SAC: 0 DP: 0 HBP: 0	WP: 2 SB: 1 CS: 1	PA: 41		
<b>PITCHER</b>	IP WLS BF H R ER SO BB IBB HBP BLK WP HR S P ERA WHIP	8.1 W 39 6 0 0 6 11 0 0 0 2 0 40 84 0.00 2.040	(1, 1)	0.2 S 2 0 0 0 2 0 0 0 0 0 0 6 6 0.00 0.000	(9, 1)																			

Washington Senators @ New York Yankees  
Yankee Stadium, Bronx, NY  
Thu May 21 1970, 7:05 PM EDT  
Att. 9,254 - Unknown - 61 F

AB 30  
R 0  
H 6  
RBI 0  
BB 11  
SO 8  
LOB 21



Batter	1	2	3	4	5	6	7	8	9	AB	R	H	RBI	BB	SO	LOB	BOTTOM						
Horace Clarke, S OBP: 0.337, SLG: 0.318 (1, 4)	F8									4	0	1	0	0	0	0							
Curt Blefary, L OBP: 0.300, SLG: 0.208 Jim Lyttle, L (9, 9)	K									3	0	0	0	0	1	0							
Bobby Murcer, L OBP: 0.377, SLG: 0.378 (1, 8)	K									3	0	0	0	0	1	0							
Roy White, S OBP: 0.431, SLG: 0.479 (1, 7)										1	1	0	0	2	0	0							
Danny Cater, R OBP: 0.321, SLG: 0.461 (1, 3)										3	1	1	2	0	0	1							
Thurman Munson, R OBP: 0.402, SLG: 0.330 (1, 2)										2	0	0	0	1	1	1							
Gene Michael, S OBP: 0.322, SLG: 0.280 (1, 6)										2	0	0	0	1	0	1							
Jerry Kenney, L OBP: 0.276, SLG: 0.268 (1, 5)										3	0	1	0	0	0	1							
Mel Stottlemyre, R OBP: 0.192, SLG: 0.250 Steve Hamilton, L (9, 1)										3	0	0	0	0	1	2							
<b>Inning Stats</b>	R: 0 E: 0 K: 2 S: 7	H: 0 LOB: 0 BB: 0 P: 7	R: 0 E: 0 K: 1 S: 4	H: 0 LOB: 1 BB: 1 P: 8	R: 0 E: 0 K: 0 S: 2	H: 0 LOB: 0 BB: 1 P: 6	R: 0 E: 0 K: 0 S: 3	H: 0 LOB: 0 BB: 0 P: 3	R: 2 E: 0 K: 0 S: 5	H: 2 LOB: 1 BB: 1 P: 9	R: 0 E: 0 K: 0 S: 3	H: 0 LOB: 0 BB: 0 P: 3	R: 0 E: 0 K: 0 S: 3	H: 0 LOB: 1 BB: 1 P: 7	R: 0 E: 0 K: 1 S: 5	H: 1 LOB: 0 BB: 0 P: 5	1B: 2 2B: 2 3B: 0 HR: 1	SF: 0 SAC: 0 DP: 2 HBP: 0	WP: 0 SB: 0 CS: 0	PA: 29			
<b>PITCHER</b>	IP WLS BF H R ER SO BB IBB HBP BLK WP HR S P ERA WHIP	6.0 L 21 2 2 2 3 1 0 0 0 1 0 8 12 0.00 1.000	(1, 1)	(7, 1)																			

Washington Senators @ New York Yankees  
Yankee Stadium, Bronx, NY  
Thu May 21 1970, 7:05 PM EDT  
Att. 9,254 - Unknown - 61 F

AB 24  
R 2  
H 3  
RBI 2  
BB 4  
SO 4  
LOB 6













Batter	1	2	3	4	5	6	7	8	9	AB	R	H	RBI	BB	SO	LOB	TOP											
Horace Clarke, S OBP: 0.350, SLG: 0.328 (1, 4)	6-3		K	L8			1B 2B	BB		4	1	1	0	1	1	1	<b>New York Yankees @ Cleveland Indians</b> Cleveland Municipal Stadium, Cleveland, OH Sun May 24 1970, 3:33 AM EDT Unknown - 69 F <a href="http://livebaseballscorecards.com">livebaseballscorecards.com</a>											
Bobby Murcer, L OBP: 0.366, SLG: 0.361 (1, 8)	F8		1B 1B		K		1B 2B	G3		5	1	2	0	0	1	1												
Roy White, S OBP: 0.432, SLG: 0.516 (1, 7)	HR		1B		5-3		2B 1B		3-1	5	2	3	2	0	0	0												
Danny Cater, R OBP: 0.333, SLG: 0.458 (8, 3)	K		1B		F9		F4		F8	5	0	1	0	0	1	2												
Thurman Munson, R OBP: 0.408, SLG: 0.353 (1, 2)		2B	K			G5-4-3 1B	1-H 3-H 2B		CS 1B	5	1	4	2	0	1	3												
Ron Woods, R OBP: 0.343, SLG: 0.476 (1, 9)	L9		5-3			G5-4-3 1-2 1B	L9		CS	4	0	0	0	0	0	6												
John Ellis, R OBP: 0.226, SLG: 0.229 Jerry Kenney, L OBP: 0.301, SLG: 0.286 (8, 5)				K					HR	4	1	3	2	0	1	0												
Gene Michael, S OBP: 0.307, SLG: 0.262 (1, 6)						K		F6		3	0	0	0	1	2	2												
Mike Kekich, R OBP: 0.167, SLG: 0.167 (7, PH) Ron Hansen, R OBP: 0.464, SLG: 0.125 Ron Klimkowski, R OBP: 0.289, SLG: 0.280 Lindy McDaniel, R OBP: 0.396, SLG: 0.598 (7, 1)	4-3				FC3-6 1-2 1B		F3	K		2	0	0	0	0	0	2												
										1	0	0	0	0	0	0												
										1	0	0	0	0	0	0												
										1	0	0	0	0	1	0												
<b>Inning Stats</b>	R: 1 E: 0 K: 1 S: 6	H: 1 LOB: 0 BB: 0 P: 6	R: 1 E: 0 K: 1 S: 7	H: 2 LOB: 1 BB: 0 P: 7	R: 0 E: 0 K: 2 S: 10	H: 3 LOB: 3 BB: 0 P: 10	R: 0 E: 0 K: 1 S: 5	H: 0 LOB: 1 BB: 1 P: 9	R: 0 E: 0 K: 1 S: 5	H: 0 LOB: 0 BB: 0 P: 5	R: 0 E: 0 K: 1 S: 6	H: 2 LOB: 1 BB: 0 P: 6	R: 3 E: 0 K: 0 S: 7	H: 4 LOB: 1 BB: 0 P: 7	R: 1 E: 0 K: 1 S: 6	H: 1 LOB: 1 BB: 1 P: 10	R: 0 E: 0 K: 0 S: 3	H: 1 LOB: 0 BB: 0 P: 3	1B: 8 2B: 4 3B: 0 HR: 2	SF: 0 SAC: 0 DP: 1 HBP: 0	WP: 0 PB: 0 SB: 0 CS: 1	PA: 42						
<b>PITCHER</b>	IP ERA WLS BF	H R ER SO	BB IBB HBP BLK	WP HR S P	ERA WHIP	<b>PITCHER</b>	IP ERA WLS BF	H R ER SO	BB IBB HBP BLK	WP HR S P	ERA WHIP																	
Sam McDowell, L ERA: 2.62 (1, 1)	7.0	33	12	5	5	7	1	0	0	0	0	0	0	1	46	50	6.43	1.857										
Fred Lasher, R ERA: 4.53 (8, 1)	0.2	L	4	1	1	1	1	0	0	0	0	0	0	1	5	9	13.50	3.000										
Dick Ellsworth, L ERA: 5.4 (8, 1)	0.1		1	0	0	0	0	0	0	0	0	0	0	1	1	1	0.00	0.000										
Vince Colbert, R ERA: (9, 1)	1.0		3	1	0	0	0	0	0	0	0	0	0	3	3	0.00	1.000											

Batter	1	2	3	4	5	6	7	8	9	AB	R	H	RBI	BB	SO	LOB	BOTTOM											
Ted Uhlhaender, L OBP: 0.314, SLG: 0.341 (1, 8)	F7		L6				2B		L9-1-6 SH 1B	4	1	1	0	1	0	0	<b>New York Yankees @ Cleveland Indians</b> Cleveland Municipal Stadium, Cleveland, OH Sun May 24 1970, 3:33 AM EDT Unknown - 69 F <a href="http://livebaseballscorecards.com">livebaseballscorecards.com</a>											
Eddie Leon, R OBP: 0.246, SLG: 0.299 (7, 6)	1B		F8		F9		F8		SH 1B	4	1	1	0	0	0	1												
Duke Sims, L OBP: 0.345, SLG: 0.583 (1, 7)	FC6-4 3-H 1B		3-1			BB 1B BB	1-H 2B		L9-1-6 2-3	4	1	2	2	1	0	2												
Tony Horton, R OBP: 0.317, SLG: 0.398 (1, 3)	F7			6-3		F9			1-3 1B	4	0	1	0	1	0	2												
Ray Fosse, R OBP: 0.357, SLG: 0.364 (1, 2)	FC6-4 1-2 1B		5-3			BB 1B BB	F5		K	4	1	0	0	1	1	5												
Roy Foster, R OBP: 0.317, SLG: 0.383 (1, 9)		SH1-3 2B		1B		F8		F7		4	1	2	0	0	0	2												
Larry Brown, R OBP: 0.417, SLG: 0.439 (7, 4)		SH1-3 2-3				BB 1B BB	1-2 2-3 1B	F8		2	0	1	1	1	0	0												
Jack Heidemann, R OBP: 0.248, SLG: 0.261 (6, PH) Rich Rollins, R OBP: 0.275, SLG: 0.333 Graig Nettles, L OBP: 0.289, SLG: 0.280 (7, 5)			K		F7					2	0	0	0	0	1	2												
Sam McDowell, L OBP: 0.278, SLG: 0.361 Lou Klimchuck, L OBP: 0.136, SLG: 0.226 Fred Lasher, R ERA: 2.97 Dick Ellsworth, L Vada Pinson, L Vince Colbert, R (8, PH) (9, 1)	6-3				B1-3				F9	2	0	0	0	0	0	1												
										1	0	0	0	0	0	0												
										0	0	0	0	0	0	0												
										0	0	0	0	0	0	0												
										0	0	0	0	0	0	0												
<b>Inning Stats</b>	R: 1 E: 0 K: 0 S: 5	H: 2 LOB: 1 BB: 0 P: 5	R: 0 E: 0 K: 1 S: 6	H: 1 LOB: 1 BB: 0 P: 6	R: 0 E: 0 K: 0 S: 3	H: 0 LOB: 0 BB: 0 P: 3	R: 1 E: 0 K: 0 S: 5	H: 2 LOB: 1 BB: 0 P: 5	R: 0 E: 0 K: 0 S: 3	H: 0 LOB: 0 BB: 0 P: 3	R: 2 E: 0 K: 0 S: 3	H: 1 LOB: 1 BB: 3 P: 15	R: 1 E: 0 K: 0 S: 4	H: 1 LOB: 2 BB: 2 P: 12	R: 0 E: 0 K: 0 S: 4	H: 1 LOB: 1 BB: 0 P: 4	R: 0 E: 1 K: 1 S: 7	H: 2 LOB: 2 BB: 0 P: 7	1B: 6 2B: 4 3B: 1 HR: 0	SF: 0 SAC: 2 DP: 1 HBP: 0	WP: 0 PB: 0 SB: 0 CS: 0	PA: 41						
<b>PITCHER</b>	IP ERA WLS BF	H R ER SO	BB IBB HBP BLK	WP HR S P	ERA WHIP	<b>PITCHER</b>	IP ERA WLS BF	H R ER SO	BB IBB HBP BLK	WP HR S P	ERA WHIP																	
Mike Kekich, L ERA: 11.05 (7, 1)	6.0		26	6	4	4	1	3	0	0	0	0	0	0	3	11	13.50	3.000										
Ron Klimkowski, R ERA: 2.97 (7, 1)	0.2	W	5	1	1	1	0	1	1	0	0	0	0	0	0	0	0.00	1.286										
Lindy McDaniel, R ERA: 1.32 (7, 1)	2.1		10	3	0	0	1	0	0	0	0	0	0	12	12	0.00	1.286											









Batter	1	2	3	4	5	6	7	8	9	AB	R	H	RBI	BB	SO	LOB	TOP			
Horace Clarke, S (1.4) OBP: 0.346, SLG: 0.347	SH3 SF9 2B		F5		G6-4-3		5-3		SF7	4	1	1	1	0	0	2				
Bobby Murcer, L (1.8) OBP: 0.368, SLG: 0.383	SH3		4-3					F8	4-3	4	1	1	1	0	0	3				
Roy White, S (1.7) OBP: 0.432, SLG: 0.530	SF9		1-4-3							3	0	1	1	0	0	1				
Danny Cater, R (1.5) OBP: 0.333, SLG: 0.452	F8			HBP 1B		G6-3 BB 1B		F8		4	0	2	0	0	0	1				
Thurman Munson, R (1.2) OBP: 0.410, SLG: 0.350		K							K	2	0	0	0	0	1	2	1			
Ron Woods, R (1.9) OBP: 0.342, SLG: 0.451		K		F1		G6-3 BB			1B SF7 BB	3	1	0	0	1	1	4				
John Ellis, R (1.3) OBP: 0.270, SLG: 0.327										3	0	1	0	1	1	3				
Jerry Kenney, L (9, PR) OBP: 0.307, SLG: 0.300				K					BB 1B	0	0	0	0	0	0	0				
Gene Michael, S (1.6) OBP: 0.304, SLG: 0.260		L4						F4	L9	4	0	0	0	0	1	5				
Stan Bahnsen, R (1.1) OBP: 0.174, SLG: 0.190										2	0	1	0	1	1	0				
Ron Hansen, R (9, PH) OBP: 0.471, SLG: 0.300										0	0	0	0	1	0	0				
Jim Lytle, L (9, PR)										0	0	0	0	0	0	0				
Steve Hamilton, L (9.1)				4-3 1B		G6-4-3 BB				0	0	0	0	0	0	0				
<b>Inning Stats</b>	R: 1 E: 0 K: 0 S: 4	H: 1 LOB: 0 BB: 0 P: 4	R: 0 E: 0 K: 2 S: 7	H: 0 LOB: 1 BB: 1 P: 11	R: 0 E: 0 K: 0 S: 4	H: 1 LOB: 1 BB: 0 P: 4	R: 0 E: 0 K: 2 S: 8	H: 1 LOB: 2 BB: 0 P: 9	R: 1 E: 0 K: 0 S: 3	H: 1 LOB: 0 BB: 1 P: 7	R: 0 E: 0 K: 1 S: 5	H: 0 LOB: 0 BB: 0 P: 5	R: 0 E: 0 K: 1 S: 6	H: 1 LOB: 1 BB: 0 P: 6	R: 1 E: 0 K: 0 S: 4	H: 1 LOB: 2 BB: 2 P: 12	1B: 4 2B: 2 3B: 0 HR: 1	SF: 2 SAC: 1 DP: 2 HBP: 1	WP: 0 PB: 0 SB: 0 CS: 0	PA: 38
<b>PITCHER</b> Les Cain, L (1.1) ERA: 4.26	IP: 9.0 WLS: W BF: 38 H: 7 R: 3 ER: 3 SO: 6 BB: 5 IBB: 0 HBP: 1 BLK: 0 WP: 0 HR: 1 S: 44 P: 65 ERA: 3.00 WHIP: 1.333															<b>PITCHER</b>	IP: 9.0 WLS: W BF: 38 H: 7 R: 3 ER: 3 SO: 6 BB: 5 IBB: 0 HBP: 1 BLK: 0 WP: 0 HR: 1 S: 44 P: 65 ERA: 3.00 WHIP: 1.333			

New York Yankees @ Detroit Tigers  
Tiger Stadium, Detroit, MI  
Mon May 25 1970, 7:05 PM EDT  
Att: 12,475 - Unknown

AB 29  
R 3  
H 7  
RBI 3  
BB 5  
SO 6  
LOB 20



Batter	1	2	3	4	5	6	7	8	9	AB	R	H	RBI	BB	SO	LOB	BOTTOM					
Dick McAuliffe, L (1.4) OBP: 0.415, SLG: 0.394	BB 1B		G3		F9		4-3 2B			4	0	2	0	0	0	0						
Mickey Stanley, R (1.8) OBP: 0.340, SLG: 0.366	K		6-3		4-3		4-3			4	0	0	0	0	1	2						
Jim Northrup, L (1.9) OBP: 0.406, SLG: 0.500										3	1	1	0	1	0	1						
Norm Cash, L (1.3) OBP: 0.314, SLG: 0.417	F6			HR BB 1B	G3		L7			3	1	0	0	1	0	2						
Willie Horton, R (1.7) OBP: 0.386, SLG: 0.486	L4			HR BB		L5		G3		3	1	1	3	0	0	2						
Dalton Jones, L (1.5) OBP: 0.333, SLG: 0.358										3	0	1	0	0	0	0						
Elliott Maddox, R (7.5) OBP: 0.286, SLG: 0.349	F6			F4				F9		1	0	0	0	0	0	0						
Bill Freehan, R (1.2) OBP: 0.338, SLG: 0.485		K								4	1	2	1	0	1	2						
Cesar Gutierrez, R (1.6) OBP: 0.293, SLG: 0.310										3	0	0	0	0	0	3						
Les Cain, L (1.1) OBP: 0.067, SLG: 0.067										3	0	0	0	0	1	1						
<b>Inning Stats</b>	R: 0 E: 0 K: 1 S: 6	H: 1 LOB: 2 BB: 1 P: 10	R: 0 E: 0 K: 1 S: 5	H: 0 LOB: 0 BB: 0 P: 5	R: 0 E: 0 K: 0 S: 3	H: 0 LOB: 0 BB: 0 P: 3	R: 3 E: 0 K: 0 S: 6	H: 3 LOB: 1 BB: 1 P: 10	R: 0 E: 0 K: 0 S: 3	H: 0 LOB: 0 BB: 0 P: 3	R: 0 E: 0 K: 1 S: 4	H: 1 LOB: 2 BB: 0 P: 5	R: 0 E: 0 K: 1 S: 6	H: 1 LOB: 1 BB: 0 P: 6	R: 0 E: 0 K: 0 S: 3	H: 0 LOB: 0 BB: 0 P: 3	R: 1 E: 0 K: 0 S: 1	H: 1 LOB: 0 BB: 0 P: 1	1B: 3 2B: 2 3B: 0 HR: 2	SF: 0 SAC: 0 DP: 0 HBP: 1	WP: 0 PB: 0 SB: 0 CS: 0	PA: 34
<b>PITCHER</b> Stan Bahnsen, R (1.1) ERA: 2.77	IP: 8.0 WLS: L BF: 33 H: 6 R: 3 ER: 3 SO: 3 BB: 2 IBB: 0 HBP: 1 BLK: 0 WP: 0 HR: 1 S: 36 P: 45 ERA: 3.38 WHIP: 1.000															<b>PITCHER</b>	IP: 8.0 WLS: L BF: 33 H: 6 R: 3 ER: 3 SO: 3 BB: 2 IBB: 0 HBP: 1 BLK: 0 WP: 0 HR: 1 S: 36 P: 45 ERA: 3.38 WHIP: 1.000					
Steve Hamilton, L (9.1) ERA: 1.65	IP: 0.0 WLS: L BF: 1 H: 1 R: 1 ER: 1 SO: 0 BB: 0 IBB: 0 HBP: 0 BLK: 0 WP: 0 HR: 1 S: 1 P: 1 ERA: 1.65															<b>PITCHER</b>	IP: 0.0 WLS: L BF: 1 H: 1 R: 1 ER: 1 SO: 0 BB: 0 IBB: 0 HBP: 0 BLK: 0 WP: 0 HR: 1 S: 1 P: 1 ERA: 1.65					

New York Yankees @ Detroit Tigers  
Tiger Stadium, Detroit, MI  
Mon May 25 1970, 7:05 PM EDT  
Att: 12,475 - Unknown

AB 31  
R 4  
H 7  
RBI 4  
BB 2  
SO 3  
LOB 13





Batter	1	2	3	4	5	6	7	8	9	AB	R	H	RBI	BB	SO	LOB	TOP			
Horace Clarke, S OBP: 0.339, SLG: 0.340 (1,4)	G3			K		4-3			4-3	4	0	0	0	0	1	0	<p>New York Yankees @ Detroit Tigers</p> <p>Tiger Stadium, Detroit, MI</p> <p>Tue May 26 1970, 7:05 PM EDT</p> <p>Att: 10,181 - Unknown - 51 F</p>			
Jerry Kenney, L OBP: 0.312, SLG: 0.295 (1,5)	3-1			S BB			F7		1B BB	2	0	0	0	2	0	0				
Bobby Murcer, L OBP: 0.366, SLG: 0.380 (1,8)	6-3			K			4-3		FC4-6 1B	4	0	1	0	0	1	1				
Roy White, S OBP: 0.433, SLG: 0.530 (1,7)				L8					F8	4	0	2	0	0	0	3				
Danny Cater, R OBP: 0.332, SLG: 0.453 (1,3)	G6-3					E6			FC4-6	4	0	1	0	0	0	3				
Curt Blefary, L OBP: 0.287, SLG: 0.200 (1,9)	F4					L9			K	3	0	0	0	0	1	2				
Thurman Munson, R OBP: 0.403, SLG: 0.341 (1,2)				K		6-3			6-3	3	0	0	0	0	1	2				
Gene Michael, S OBP: 0.304, SLG: 0.257 (1,6)				K			F6		IBB	2	0	0	0	1	1	0				
Mel Stottlemyre, R OBP: 0.172, SLG: 0.222 (1,1)				K			6-3		K	3	0	0	0	0	2	2				
<b>Inning Stats</b>	R: 0 E: 0 K: 0 S: 3	H: 0 LOB: 0 BB: 0 P: 3	R: 0 E: 0 K: 0 S: 3	H: 1 LOB: 0 BB: 0 P: 3	R: 0 E: 0 K: 3 S: 9	H: 0 LOB: 0 BB: 0 P: 9	R: 0 E: 0 K: 2 S: 7	H: 0 LOB: 1 BB: 1 P: 11	R: 0 E: 1 K: 0 S: 3	H: 0 LOB: 0 BB: 0 P: 3	R: 0 E: 0 K: 0 S: 3	H: 1 LOB: 0 BB: 0 P: 3	R: 0 E: 0 K: 2 S: 8	H: 1 LOB: 2 BB: 1 P: 12	R: 0 E: 0 K: 0 S: 4	H: 1 LOB: 2 BB: 1 P: 8	1B: 3 2B: 1 3B: 0 HR: 0	SF: 0 SAC: 0 DP: 1 HBP: 0	WP: 0 PB: 0 SB: 1 CS: 2	PA: 33
<b>PITCHER</b> Earl Wilson, R ERA: 3.57 (1,1)	IP: 9.0 WLS: W BF: 32 H: 4 R: 0 ER: 0 SO: 7 BB: 2 IBB: 1 HBP: 0 BLK: 0 WP: 0 HR: 0 S: 43 P: 55 ERA: 0.00 WHIP: 0.667															<b>PITCHER</b>				

Batter	1	2	3	4	5	6	7	8	9	AB	R	H	RBI	BB	SO	LOB	BOTTOM			
Dick McAuliffe, L OBP: 0.406, SLG: 0.383 (1,4)	6-3			4-3		4-3			F8	4	0	0	0	0	0	1	<p>New York Yankees @ Detroit Tigers</p> <p>Tiger Stadium, Detroit, MI</p> <p>Tue May 26 1970, 7:05 PM EDT</p> <p>Att: 10,181 - Unknown - 51 F</p>			
Cesar Gutierrez, R OBP: 0.286, SLG: 0.303 Gates Brown, L OBP: 0.143, SLG: 0.077 (9, PH)	K			6-3		5-3			SH1-4 HR BB	3	0	0	0	0	1	1				
Al Kaline, R OBP: 0.407, SLG: 0.500 (1,9)	L9			L6-3					SH1-4	2	0	0	0	1	0	0				
Norm Cash, L OBP: 0.311, SLG: 0.406 (1,3)				4-3		F8			FC4-6 1B	3	1	0	0	1	0	1				
Willie Horton, R OBP: 0.394, SLG: 0.513 (1,7)				F7					HR IBB	4	1	3	3	0	0	0				
Jim Northrup, L OBP: 0.397, SLG: 0.488 (1,8)				G3		FC3-6 1B			HR	3	0	0	0	0	0	3				
Bill Freehan, R OBP: 0.331, SLG: 0.474 (1,2)				F4		5-3			K	3	0	0	0	0	1	3				
Elliott Maddox, R OBP: 0.308, SLG: 0.356 (1,5)				G3					SH3-4 BB	2	0	1	0	1	0	0				
Earl Wilson, R OBP: 0.222, SLG: 0.235 (1,1)				K		SH3-4			FC3-6-1-6	2	0	0	0	0	1	1				
<b>Inning Stats</b>	R: 0 E: 0 K: 1 S: 5	H: 0 LOB: 0 BB: 0 P: 5	R: 0 E: 0 K: 0 S: 3	H: 0 LOB: 0 BB: 0 P: 3	R: 0 E: 0 K: 1 S: 5	H: 0 LOB: 0 BB: 0 P: 5	R: 0 E: 0 K: 0 S: 3	H: 0 LOB: 0 BB: 0 P: 3	R: 0 E: 0 K: 0 S: 4	H: 1 LOB: 1 BB: 0 P: 4	R: 0 E: 0 K: 0 S: 3	H: 0 LOB: 1 BB: 1 P: 7	R: 0 E: 0 K: 1 S: 6	H: 1 LOB: 2 BB: 1 P: 10	R: 0 E: 0 K: 0 S: 3	H: 1 LOB: 0 BB: 0 P: 3	1B: 3 2B: 1 3B: 0 HR: 1	SF: 0 SAC: 2 DP: 1 HBP: 0	WP: 0 PB: 0 SB: 0 CS: 0	PA: 32
<b>PITCHER</b> Mel Stottlemyre, R ERA: 3.08 (1,1)	IP: 8.1 WLS: L BF: 32 H: 4 R: 3 ER: 3 SO: 3 BB: 3 IBB: 1 HBP: 0 BLK: 0 WP: 0 HR: 1 S: 34 P: 50 ERA: 3.24 WHIP: 0.840															<b>PITCHER</b>				

AB 29  
R 0  
H 4  
RBI 0  
BB 3  
SO 7  
LOB 13



AB 26  
R 3  
H 4  
RBI 3  
BB 4  
SO 3  
LOB 10



WP: 0  
PB: 0  
SB: 1  
CS: 2

WP: 0  
PB: 0  
SB: 0  
CS: 0



Batter	1	2	3	4	5	6	7	8	9	AB	R	H	RBI	BB	SO	LOB	TOP					
Horace Clarke, S OBP: 0.336, SLG: 0.341 (1, 4)	F8	L4-3		L6					L1-3	5	0	1	0	0	0	2						
Jerry Kenney, L OBP: 0.301, SLG: 0.283 (1, 5)	K		F8	L3-1					F7	5	0	0	0	0	1	2						
Bobby Murcer, L OBP: 0.367, SLG: 0.374 (1, 8)	1B BB		2B BB		E4 FC5-4				F8	3	1	0	0	2	1	0						
Roy White, S OBP: 0.435, SLG: 0.526 (1, 7)	1B 1B		F8		FC5-4 BB					3	1	1	0	1	0	2						
Danny Cater, R OBP: 0.335, SLG: 0.459 (1, 3)	1B 1B				K				L3	4	1	2	1	0	1	2						
Curt Blefary, L OBP: 0.295, SLG: 0.205 Ron Woods, R OBP: 0.338, SLG: 0.444 (1, 9) (7, 9)	1B		L3						K	2	0	1	2	1	0	2						
Jake Gibbs, L OBP: 0.296 Thurman Munson, R OBP: 0.400, SLG: 0.339 (1, 2) (6, 2)	K			1B E					L1	3	1	1	0	0	2	3						
Gene Michael, S OBP: 0.314, SLG: 0.277 (1, 6)				E3 1B					L5-3	3	0	2	0	1	0	0						
Fritz Peterson, S OBP: 0.286, SLG: 0.500 Jack Aker, R OBP: 0.125, SLG: 0.125 (1, 1) (6, 1)	FC1-6 L4-3			E4 1B					F5	3	0	1	0	0	1	1						
<b>Inning Stats</b>	R: 3 E: 0 K: 2 S: 10	H: 3 LOB: 1 BB: 1 P: 14	R: 0 E: 0 K: 0 S: 2	H: 0 LOB: 0 BB: 1 P: 6	R: 0 E: 0 K: 0 S: 4	H: 1 LOB: 2 BB: 1 P: 8	R: 1 E: 2 K: 0 S: 5	H: 3 LOB: 1 BB: 0 P: 5	R: 0 E: 1 K: 2 S: 8	H: 0 LOB: 2 BB: 1 P: 12	R: 0 E: 0 K: 1 S: 6	H: 1 LOB: 0 BB: 0 P: 6	R: 0 E: 0 K: 1 S: 4	H: 0 LOB: 0 BB: 1 P: 8	R: 0 E: 0 K: 1 S: 6	H: 1 LOB: 1 BB: 0 P: 6	R: 0 E: 0 K: 0 S: 3	H: 0 LOB: 0 BB: 0 P: 3	1B: 6 2B: 3 3B: 1 HR: 0	SF: 0 SAC: 0 DP: 2 HBP: 0	WP: 0 PB: 0 SB: 0 CS: 0	PA: 39
<b>PITCHER</b>	IP	WLS	BF	H	R	ER	SO	BB	IBB	HBP	BLK	WP	HR	S	P	ERA	WHIP					
Joe Niekro, R ERA: 3.64 (1, 1)	3.1	L	18	7	4	3	2	3	0	0	0	0	0	19	31	8.10	3.000					
John Hiller, L ERA: 3.22 (4, 1)	3.2		14	1	0	0	4	2	0	0	0	0	0	20	28	0.00	0.818					
Dennis Saunders, R ERA: (8, 1)	2.0		7	1	0	0	1	0	0	0	0	0	0	9	9	0.00	0.500					

New York Yankees @ Detroit Tigers  
Tiger Stadium, Detroit, MI  
Wed May 27 1970, 7:05 PM EDT  
Att: 12,161 - Unknown - 54 F

AB 34  
R 4  
H 9  
RBI 3  
BB 5  
SO 7  
LOB 15



Batter	1	2	3	4	5	6	7	8	9	AB	R	H	RBI	BB	SO	LOB	BOTTOM					
Mickey Stanley, R OBP: 0.327, SLG: 0.351 (1, 8)	F7		FC6 1B		F7				5-3	4	0	0	0	0	0	2						
Dick McAuliffe, L OBP: 0.413, SLG: 0.389 (1, 4)	K		1B			1B SF7			L6-3 BB	3	1	2	1	1	1	0						
Al Kaline, R OBP: 0.404, SLG: 0.493 (1, 3)	F3		L1-6-3			1B			L4	4	0	1	0	0	0	3						
Willie Horton, R OBP: 0.391, SLG: 0.510 (1, 7)		6-3				F8 1B			L6-3	3	0	1	1	0	0	1						
Jim Northrup, L OBP: 0.393, SLG: 0.480 (1, 9)		4-3			F8				1B	4	0	1	0	0	0	2						
Bill Freehan, R OBP: 0.325, SLG: 0.463 (1, 2)		F2			K				F7	3	0	0	0	1	1	2						
Elliott Maddox, R OBP: 0.289, SLG: 0.354 Gates Brown, L OBP: 0.133, SLG: 0.071 (1, 5) (9, PH)			FC1-5 1B		5-3				F8	3	0	1	0	0	0	3						
Cesar Gutierrez, R OBP: 0.289, SLG: 0.306 Dalton Jones, L OBP: 0.328, SLG: 0.352 Dennis Saunders, S (8, 1) Norm Cash, L OBP: 0.309, SLG: 0.402 (9, PH)			1B 1B						F8	2	1	1	0	0	1	0						
Joe Niekro, R OBP: 0.273, SLG: 0.350 John Hiller, R (4, 1) Ken Szotkiewicz, L OBP: 0.286, SLG: 0.276 (7, PH) (8, 6)			FC1-5						F6	1	0	0	0	0	0	0						
<b>Inning Stats</b>	R: 0 E: 0 K: 1 S: 5	H: 0 LOB: 0 BB: 0 P: 5	R: 0 E: 0 K: 0 S: 3	H: 0 LOB: 0 BB: 0 P: 3	R: 1 E: 0 K: 0 S: 6	H: 3 LOB: 2 BB: 0 P: 6	R: 0 E: 0 K: 1 S: 6	H: 1 LOB: 1 BB: 0 P: 6	R: 0 E: 0 K: 2 S: 7	H: 0 LOB: 0 BB: 0 P: 7	R: 1 E: 0 K: 0 S: 5	H: 2 LOB: 2 BB: 1 P: 9	R: 0 E: 0 K: 0 S: 3	H: 0 LOB: 0 BB: 0 P: 3	R: 0 E: 0 K: 0 S: 2	H: 0 LOB: 0 BB: 1 P: 6	R: 0 E: 0 K: 0 S: 4	H: 1 LOB: 1 BB: 0 P: 4	1B: 7 2B: 1 3B: 0 HR: 0	SF: 1 SAC: 0 DP: 1 HBP: 0	WP: 0 PB: 0 SB: 0 CS: 0	PA: 35
<b>PITCHER</b>	IP	WLS	BF	H	R	ER	SO	BB	IBB	HBP	BLK	WP	HR	S	P	ERA	WHIP					
Fritz Peterson, L ERA: 3.63 (1, 1)	5.0	W	21	6	2	2	4	0	0	0	0	0	0	29	29	3.60	1.200					
Jack Aker, R ERA: 1.86 (6, 1)	4.0	S	14	1	0	0	0	2	0	0	0	0	0	12	20	0.00	0.750					

New York Yankees @ Detroit Tigers  
Tiger Stadium, Detroit, MI  
Wed May 27 1970, 7:05 PM EDT  
Att: 12,161 - Unknown - 54 F

AB 32  
R 2  
H 7  
RBI 2  
BB 2  
SO 4  
LOB 17





Batter	1	2	3	4	5	6	7	8	9	AB	R	H	RBI	BB	SO	LOB	TOP										
Horace Clarke, S OBP: 0.329, SLG: 0.333 (1, 4)	F8		F7	6-3			5-3	L7		5	0	0	1	0	0	4											
Jerry Kenney, L OBP: 0.298, SLG: 0.295 (1, 5)	4-3		E	FC4-5			4-3	F6		5	1	1	0	0	0	1											
Bobby Murcer, L OBP: 0.367, SLG: 0.374 (1, 8)	BB		FC3	CS			L3	F5		5	1	2	0	0	0	0											
Roy White, S OBP: 0.439, SLG: 0.534 (1, 7)	1B		WP				9-3	F4		3	1	1	0	2	0	1											
Danny Cater, R OBP: 0.338, SLG: 0.457 (1, 3)	BB		BB				1-3	1-3		3	0	1	1	1	0	1											
Curt Blefary, L OBP: 0.285, SLG: 0.200 Ron Woods, R OBP: 0.346, SLG: 0.452 (1, 9) (6, 9)	F4		L8				F8	1B		3	0	0	0	0	0	5											
Thurman Munson, R OBP: 0.402, SLG: 0.344 (1, 2)			1-3					1B		4	0	2	0	0	1	3											
Gene Michael, S OBP: 0.313, SLG: 0.277 (1, 6)	6-3			E9			F8	K		4	1	1	0	0	1	3											
Mike Kekich, R OBP: 0.222, SLG: 0.222 Lindy McDaniel, R OBP: 0.200, SLG: 0.200 (1, 1) (6, 1)	4-3			FC4-5			4-3			3	0	1	0	0	0	1											
<b>Inning Stats</b>	R: 1 E: 0 K: 0 S: 5	H: 2 LOB: 2 BB: 1 P: 9	R: 0 E: 0 K: 1 S: 5	H: 0 LOB: 0 BB: 0 P: 5	R: 1 E: 1 K: 0 S: 5	H: 1 LOB: 3 BB: 2 P: 13	R: 1 E: 1 K: 0 S: 4	H: 2 LOB: 0 BB: 0 P: 4	R: 0 E: 0 K: 0 S: 3	H: 1 LOB: 1 BB: 0 P: 3	R: 0 E: 0 K: 0 S: 3	H: 0 LOB: 0 BB: 0 P: 3	R: 1 E: 0 K: 1 S: 9	H: 4 LOB: 3 BB: 0 P: 9	R: 0 E: 0 K: 0 S: 3	H: 0 LOB: 0 BB: 0 P: 3	1B: 9 2B: 1 3B: 2 HR: 0	SF: 0 SAC: 0 DP: 1 HBP: 0	WP: 1 PB: 0 CS: 1	PA: 41							
<b>PITCHER</b>	IP	WLS	BF	H	R	ER	SO	BB	IBB	HBP	BLK	WP	HR	S	P	ERA	WHIP										
Jim Perry, R ERA: 2.61 (1, 1)	6.0	L	27	7	3	1	1	2	1	0	0	1	0	26	38	1.50	1.500										
Ron Perranoski, L ERA: 1.8 (7, 1)	2.0		10	4	1	1	1	0	0	0	0	0	0	12	12	4.50	2.000										
Dick Woodson, R ERA: (9, 1)	1.0		3	0	0	0	0	0	0	0	0	0	0	3	3	0.00	0.000										

**New York Yankees @ Minnesota Twins**  
Metropolitan Stadium, Bloomington, MI  
Fri May 29 1970, 8:05 PM EDT  
Att: 14,194 - Unknown - 73 F

livebaseballscores.com

AB 37  
R 4  
H 11  
RBI 3  
BB 3  
SO 2  
LOB 19



Batter	1	2	3	4	5	6	7	8	9	AB	R	H	RBI	BB	SO	LOB	BOTTOM										
Cesar Tovar, R OBP: 0.377, SLG: 0.503 (1, 8)	F9		K	F8			E3		4-3	5	0	0	0	0	1	1											
Rod Carew, L OBP: 0.431, SLG: 0.566 (1, 4)	G6-4-3		1B				F7		F7	4	0	1	0	1	0	1											
Harmon Killebrew, R OBP: 0.434, SLG: 0.637 (1, 3)	G6-4-3		1B				L5			2	0	0	0	2	0	1											
Tony Oliva, L OBP: 0.370, SLG: 0.529 (1, 9)			G3				F8			4	0	2	0	0	0	0											
Brant Aylea, R OBP: 0.364, SLG: 0.519 (1, 7)			BB				6-3		F8	3	0	0	0	1	0	5											
Rick Renick, R OBP: 0.382, SLG: 0.774 (1, 5)			K				HR		5-3	4	2	2	2	0	1	1											
Leo Cardenas, R OBP: 0.341, SLG: 0.449 (1, 6)							HR		K	3	0	1	0	1	2	0											
George Mitterwald, R OBP: 0.267, SLG: 0.368 Rich Reese, L OBP: 0.301, SLG: 0.303 Ron Perranoski, L OBP: 0.250, SLG: 0.200 Charlie Manuel, L OBP: 0.250, SLG: 0.200 Dick Woodson, R ERA: (1, 2) (6, PH) (7, 1) (8, PH) (9, 1)	1-3						K		F5	2	0	1	0	0	0	2											
Jim Perry, S OBP: 0.200, SLG: 0.208 Paul Ratliff, L OBP: 0.385, SLG: 0.482 (1, 1) (6, PH) (7, 2)			K				4-3		F9	1	0	0	0	0	1	0											
<b>Inning Stats</b>	R: 0 E: 0 K: 0 S: 2	H: 0 LOB: 0 BB: 1 P: 6	R: 0 E: 0 K: 1 S: 5	H: 0 LOB: 2 BB: 2 P: 13	R: 0 E: 0 K: 2 S: 9	H: 2 LOB: 3 BB: 1 P: 13	R: 1 E: 0 K: 1 S: 7	H: 2 LOB: 1 BB: 0 P: 7	R: 0 E: 0 K: 0 S: 3	H: 0 LOB: 0 BB: 0 P: 3	R: 1 E: 0 K: 1 S: 7	H: 2 LOB: 1 BB: 0 P: 7	R: 0 E: 1 K: 0 S: 4	H: 1 LOB: 2 BB: 1 P: 8	R: 0 E: 0 K: 1 S: 5	H: 0 LOB: 0 BB: 0 P: 5	R: 0 E: 0 K: 0 S: 3	H: 0 LOB: 0 BB: 0 P: 3	1B: 3 2B: 2 3B: 0 HR: 2	SF: 0 SAC: 1 DP: 1 HBP: 0	WP: 0 PB: 0 CS: 1	PA: 38					
<b>PITCHER</b>	IP	WLS	BF	H	R	ER	SO	BB	IBB	HBP	BLK	WP	HR	S	P	ERA	WHIP										
Mike Kekich, L ERA: 9.0 (1, 1)	5.1	W	25	6	2	2	4	4	0	0	0	0	2	29	45	3.38	1.875										
Lindy McDaniel, R ERA: 1.09 (6, 1)	3.2	S	13	1	0	0	2	1	0	0	0	0	0	16	20	0.00	0.545										

**New York Yankees @ Minnesota Twins**  
Metropolitan Stadium, Bloomington, MI  
Fri May 29 1970, 8:05 PM EDT  
Att: 14,194 - Unknown - 73 F

livebaseballscores.com

AB 32  
R 2  
H 7  
RBI 2  
BB 5  
SO 6  
LOB 13





Batter	1	2	3	4	5	6	7	8	9	AB	R	H	RBI	BB	SO	LOB	TOP																
Horace Clarke, S (1.4) OBP: 0.326, SLG: 0.335	SH3 FC6-2 2B	4-3		F6		F7	G5-4-3			5	0	1	0	0	0	8	<b>New York Yankees @ Minnesota Twins</b> Metropolitan Stadium, Bloomington, MI Sat May 30 1970, 4:33 AM EDT Att: 16,119 - Cloudy - 69 F																
Jerry Kenney, L (1.5) OBP: 0.297, SLG: 0.289	SH3 2-3		6-3		4-3	BB BB		4-3		3	0	0	0	1	0	0																	
Bobby Murcer, L (1.8) OBP: 0.368, SLG: 0.372	FC6-2 3-H		4-1		2B 5-3 1B	BB		L6		4	1	1	1	1	0	1																	
Roy White, S (1.7) OBP: 0.433, SLG: 0.531	G3		4-3		5-3 1-3 2B	F4		F7		5	0	1	0	0	0	4																	
Danny Cater, R (1.3) OBP: 0.340, SLG: 0.461		1-3		1B 6-3 2B	5-3			5-3		5	2	2	1	0	0	1																	
Thurman Munson, R (1.2) OBP: 0.402, SLG: 0.353	E5 BB 1B			6-3 HBP 1B	F7			L5		5	1	2	0	0	0	1																	
Curt Blefary, L (1.9) OBP: 0.297, SLG: 0.205				6-3 HBP 1B		F7				2	0	1	0	0	0	0																	
Ron Woods, R (7. PH) OBP: 0.349, SLG: 0.453				6-3 HBP 1B				F5		2	1	1	2	0	0	0																	
Gene Michael, S (1.6) OBP: 0.317, SLG: 0.278				6-3		BB BB 1B		F3		3	1	1	1	1	0	3																	
Stan Bahnsen, R (1.1) OBP: 0.167, SLG: 0.152										1	0	0	0	0	1	3																	
Pete Wynn, L (4. PH) OBP: 0.289, SLG: 0.304										1	0	0	0	0	1	2																	
Gary Waslewski, R (4.1) OBP: 0.289, SLG: 0.304										0	0	0	0	0	0	0																	
Jim Lyttle, L (6. PH) OBP: 0.289, SLG: 0.304										0	0	0	0	0	0	0																	
Ron Klimkowski, R (8.1) OBP: 0.289, SLG: 0.304										0	0	0	0	0	0	0																	
John Ellis, R (7. PH) OBP: 0.289, SLG: 0.304										1	0	1	1	0	0	0																	
Steve Hamilton, L (7.1) OBP: 0.289, SLG: 0.304										0	0	0	0	0	0	0																	
Jack Aker, R (7.1) OBP: 0.120, SLG: 0.120										0	0	0	0	0	0	0																	
<b>Inning Stats</b>	R: 0 E: 0 K: 0 S: 4	H: 1 LOB: 1 BB: 0 P: 4	R: 0 E: 1 K: 1 S: 7	H: 1 LOB: 3 BB: 1 P: 11	R: 0 E: 0 K: 0 S: 3	H: 0 LOB: 0 BB: 0 P: 3	R: 1 E: 0 K: 1 S: 7	H: 2 LOB: 2 BB: 0 P: 8	R: 1 E: 0 K: 0 S: 5	H: 2 LOB: 1 BB: 0 P: 5	R: 1 E: 0 K: 0 S: 4	H: 1 LOB: 3 BB: 3 P: 16	R: 3 E: 0 K: 0 S: 6	H: 4 LOB: 0 BB: 0 P: 6	R: 0 E: 0 K: 0 S: 3	H: 0 LOB: 0 BB: 0 P: 3	R: 0 E: 0 K: 0 S: 3	H: 0 LOB: 0 BB: 0 P: 3	1B: 7 2B: 4 3B: 0 HR: 0	SF: 0 SAC: 1 DP: 1 HBP: 1	WP: 0 PB: 0 SB: 0 CS: 0	PA: 43											
<b>PITCHER</b>	IP WLS BF H R ER SO BB IBB HBP BLK WP HR S P ERA WHIP																																
Bill Zepp, R (1.1) ERA: 3.21	5.1	27	7	3	3	2	2	0	1	0	0	0	0	28	37	5.06	1.688																
Dick Woodson, R (6.1) ERA: 10.9	0.2	6	2	2	2	0	2	0	0	0	0	0	0	4	12	27.00	6.000																
Ron Perranoski, L (7.1) ERA: 1.89	3.0	W	10	2	1	1	0	0	0	0	0	0	0	10	10	3.00	0.667																

AB 37  
R 6  
H 11  
RBI 6  
BB 4  
SO 2  
LOB 23



Batter	1	2	3	4	5	6	7	8	9	AB	R	H	RBI	BB	SO	LOB	BOTTOM																
Cesar Tovar, R (1.8) OBP: 0.372, SLG: 0.512	6-3	F2		5-3			HR			5	1	1	1	0	0	3	<b>New York Yankees @ Minnesota Twins</b> Metropolitan Stadium, Bloomington, MI Sat May 30 1970, 4:33 AM EDT Att: 16,119 - Cloudy - 69 F																
Rod Carew, L (1.4) OBP: 0.430, SLG: 0.567	1B 2B		G3		F8		F7	1B 1B		5	1	2	0	0	0	0																	
Tony Oliva, L (1.9) OBP: 0.370, SLG: 0.531	2-H 1B		F4		4-3		E 1B 2B	F5		5	1	2	1	0	0	1																	
Harmon Killebrew, R (1.5) OBP: 0.444, SLG: 0.635	HR BB			3B 1B		1B BB		F8		2	3	1	0	3	0	1																	
Frank Quilici, R (9.5) OBP: 0.229, SLG: 0.199										0	0	0	0	0	0	0																	
Rich Reese, L (1.3) OBP: 0.319, SLG: 0.363	1-H HR			1B 3B		FC4-6 1B		E6 1B 1B		5	3	4	3	0	0	2																	
Jim Holt, L (1.7) OBP: 0.302, SLG: 0.322	4-3					FC4-6 1B		1-2 2-3 1B		3	0	1	1	0	0	2																	
Rick Renick, R (7. PH) OBP: 0.389, SLG: 0.758				FC6 1B				1B 1B		2	1	1	2	0	0	2																	
Leo Cardenas, R (1.6) OBP: 0.339, SLG: 0.444			6-3	FC6				L6		4	0	1	1	0	0	1																	
Paul Ratliff, L (1.2) OBP: 0.391, SLG: 0.483				6-3				6-3		4	0	2	1	0	0	0																	
Bill Zepp, R (1.1)								6-3		1	0	0	0	0	0	0																	
Dick Woodson, R (6.1)								2-3		1	0	0	0	0	0	0																	
Ron Perranoski, L (7.1)								FC1-5 FC6-4		1	0	0	0	0	0	2																	
<b>Inning Stats</b>	R: 3 E: 0 K: 0 S: 5	H: 3 LOB: 0 BB: 1 P: 9	R: 0 E: 0 K: 0 S: 4	H: 1 LOB: 0 BB: 0 P: 4	R: 2 E: 0 K: 0 S: 6	H: 3 LOB: 1 BB: 0 P: 6	R: 0 E: 0 K: 0 S: 3	H: 0 LOB: 0 BB: 0 P: 3	R: 0 E: 0 K: 0 S: 4	H: 1 LOB: 2 BB: 1 P: 8	R: 0 E: 0 K: 0 S: 3	H: 0 LOB: 0 BB: 0 P: 3	R: 5 E: 1 K: 0 S: 9	H: 5 LOB: 2 BB: 1 P: 13	R: 0 E: 0 K: 0 S: 5	H: 2 LOB: 2 BB: 0 P: 5	1B: 10 2B: 2 3B: 1 HR: 2	SF: 0 SAC: 1 DP: 0 HBP: 0	WP: 1 PB: 0 SB: 0 CS: 0	PA: 42													
<b>PITCHER</b>	IP WLS BF H R ER SO BB IBB HBP BLK WP HR S P ERA WHIP																																
Stan Bahnsen, R (1.1) ERA: 3.28	3.0	16	7	5	5	0	1	0	0	0	0	0	0	15	19	15.00	2.667																
Gary Waslewski, R (4.1) ERA: 4.69	2.0	8	1	0	0	0	1	0	0	0	0	0	7	11	0.00	1.000																	
Ron Klimkowski, R (6.1) ERA: 2.87	1.0	3	0	0	0	0	0	0	0	0	0	0	3	3	0.00	0.000																	
Steve Hamilton, L (7.1) ERA: 2.92	0.1	L	5	2	4	4	0	1	0	0	0	1	4	8	108.00	6.000																	
Jack Aker, R (7.1) ERA: 2.05	1.2	10	5	1	0	0	0	0	0	0	0	0	10	10	0.00	3.000																	

AB 38  
R 10  
H 15  
RBI 10  
BB 3  
SO 0  
LOB 14





Batter	1	2	3	4	5	6	7	8	9	10	AB	R	H	RBI	BB	SO	LOB	TOP							
Horace Clarke, S OBP: 0.324, SLG: 0.332 (1, 4)	F7	1B		6-3			6-3		4-3		5	0	1	2	0	0	2	<b>New York Yankees @ Minnesota Twins</b> Metropolitan Stadium, Bloomington, MI Sun May 31 1970, 4:33 AM EDT Att: 15,752 - Overcast - 73 F							
Bobby Murcer, L OBP: 0.360, SLG: 0.362 (1, 8)	G3	F9			G3		F7		F4		5	0	0	0	0	0	1								
Roy White, S OBP: 0.432, SLG: 0.541 (1, 7)	K			6-3		HR		BB	3-1		4	1	1	1	1	1	0								
Danny Cater, R OBP: 0.346, SLG: 0.462 (1, 5)		1B		4-3		L8		IBB		6-3	4	1	2	0	1	0	0								
Thurman Munson, R OBP: 0.333, SLG: 0.343 (1, 2)		E4		F3		5-3		F6		SH3-4	4	0	0	0	0	0	3								
Ron Woods, R OBP: 0.330, SLG: 0.425 (1, 9)		FC6-4			F2		F3		F4		6-3	5	1	0	0	0	3								
John Ellis, R OBP: 0.304, SLG: 0.328 (1, 3)		1B			1B		K				F5	2	1	0	0	3	1								
Gene Michael, S OBP: 0.316, SLG: 0.277 (1, 6)		1B			K		K		F8		4	1	1	2	0	2	2								
Mel Stottlemyre, R OBP: 0.226, SLG: 0.250 Gary Waslewski, R (5, 1)		1B									1	0	1	0	1	0	0								
Pete Ward, L OBP: 0.286, SLG: 0.458 Lindy McDaniel, R OBP: 0.167, SLG: 0.167 (7, 1)		1B							K		0	0	0	0	0	0	0								
<b>Inning Stats</b>	R: 0 E: 0 K: 1 S: 5	H: 0 LOB: 0 BB: 0 P: 5	R: 4 E: 1 K: 0 S: 6	H: 3 LOB: 1 BB: 2 P: 14	R: 0 E: 0 K: 0 S: 3	H: 0 LOB: 0 BB: 0 P: 3	R: 0 E: 0 K: 1 S: 6	H: 1 LOB: 2 BB: 1 P: 10	R: 1 E: 0 K: 0 S: 4	H: 1 LOB: 0 BB: 0 P: 7	R: 1 E: 0 K: 0 S: 4	H: 1 LOB: 2 BB: 2 P: 12	R: 0 E: 0 K: 1 S: 5	H: 0 LOB: 1 BB: 1 P: 9	R: 0 E: 0 K: 0 S: 3	H: 0 LOB: 0 BB: 0 P: 3	R: 0 E: 0 K: 0 S: 4	H: 1 LOB: 1 BB: 0 P: 4	1B: 5 2B: 0 3B: 0 HR: 2	SF: 0 SAC: 1 DP: 0 HBP: 0	WP: 0 PB: 0 SB: 1 CS: 0	PA: 43			
<b>PITCHER</b>	IP WLS BF H R ER SO ERA WHIP	IP WLS BF H R ER SO ERA WHIP	IP WLS BF H R ER SO ERA WHIP	IP WLS BF H R ER SO ERA WHIP	IP WLS BF H R ER SO ERA WHIP	IP WLS BF H R ER SO ERA WHIP	IP WLS BF H R ER SO ERA WHIP	IP WLS BF H R ER SO ERA WHIP	IP WLS BF H R ER SO ERA WHIP	IP WLS BF H R ER SO ERA WHIP	IP WLS BF H R ER SO ERA WHIP	IP WLS BF H R ER SO ERA WHIP	IP WLS BF H R ER SO ERA WHIP	IP WLS BF H R ER SO ERA WHIP	IP WLS BF H R ER SO ERA WHIP	IP WLS BF H R ER SO ERA WHIP	IP WLS BF H R ER SO ERA WHIP	IP WLS BF H R ER SO ERA WHIP	IP WLS BF H R ER SO ERA WHIP	IP WLS BF H R ER SO ERA WHIP	IP WLS BF H R ER SO ERA WHIP	IP WLS BF H R ER SO ERA WHIP	IP WLS BF H R ER SO ERA WHIP	IP WLS BF H R ER SO ERA WHIP	
Jim Kaat, L ERA: 3.43 Stan Williams, R ERA: 1.59 (1, 1) (6, 1)	5.0 W 23 5 5 4 2 3 7.20 1.600	5.0 W 20 2 1 1 3 2 1 0 0 0 1 23 35 1.80 0.800																							

AB 36  
R 6  
H 7  
RBI 6  
BB 6  
SO 5  
LOB 13



Batter	1	2	3	4	5	6	7	8	9	10	AB	R	H	RBI	BB	SO	LOB	BOTTOM							
Cesar Tovar, R OBP: 0.368, SLG: 0.503 (1, 8)	F3	FC6-4			1B		F7		4-3		5	1	1	0	0	0	2	<b>New York Yankees @ Minnesota Twins</b> Metropolitan Stadium, Bloomington, MI Sun May 31 1970, 4:33 AM EDT Att: 15,752 - Overcast - 73 F							
Rod Carew, L OBP: 0.429, SLG: 0.561 (1, 4)	1B			F8		L8		4-3			5	1	2	1	0	0	0								
Tony Oliva, L OBP: 0.366, SLG: 0.527 (1, 9)	F8			F8		F7		F8			5	1	1	1	0	0	1								
Harmon Killebrew, R OBP: 0.448, SLG: 0.671 (1, 5)	F3			HR		1B		BB			4	2	2	2	1	0	1								
Rich Reese, L OBP: 0.317, SLG: 0.359 (1, 3)		F7		F9		4-3		K			4	0	1	2	0	1	0								
Jim Holt, L OBP: 0.299, SLG: 0.306 (1, 7)		1B			F2		4-3		6-3		3	1	0	0	1	0	2								
Leo Cardenas, R OBP: 0.337, SLG: 0.436 (1, 6)		1B			F2		E5		1-3		3	0	0	0	1	0	2								
Paul Rattiff, L OBP: 0.384, SLG: 0.469 (1, 2)		1B			G3		L8		1-3		4	0	1	1	0	0	3								
Jim Kaat, L OBP: 0.258, SLG: 0.214 Stan Williams, R (6, 1)		F7							4-3		3	1	1	0	0	1	5								
<b>Inning Stats</b>	R: 0 E: 0 K: 0 S: 4	H: 1 LOB: 1 BB: 0 P: 4	R: 1 E: 0 K: 0 S: 4	H: 1 LOB: 2 BB: 2 P: 12	R: 1 E: 0 K: 0 S: 4	H: 1 LOB: 0 BB: 0 P: 4	R: 0 E: 0 K: 0 S: 3	H: 0 LOB: 0 BB: 0 P: 3	R: 0 E: 0 K: 1 S: 5	H: 0 LOB: 0 BB: 0 P: 5	R: 0 E: 0 K: 0 S: 3	H: 0 LOB: 0 BB: 0 P: 3	R: 0 E: 0 K: 0 S: 3	H: 0 LOB: 0 BB: 0 P: 3	R: 1 E: 0 K: 0 S: 1	H: 1 LOB: 0 BB: 0 P: 1	1B: 6 2B: 1 3B: 0 HR: 2		SF: 0 SAC: 0 DP: 0 HBP: 0	WP: 0 PB: 0 SB: 0 CS: 0	PA: 40				
<b>PITCHER</b>	IP WLS BF H R ER SO ERA WHIP	IP WLS BF H R ER SO ERA WHIP	IP WLS BF H R ER SO ERA WHIP	IP WLS BF H R ER SO ERA WHIP	IP WLS BF H R ER SO ERA WHIP	IP WLS BF H R ER SO ERA WHIP	IP WLS BF H R ER SO ERA WHIP	IP WLS BF H R ER SO ERA WHIP	IP WLS BF H R ER SO ERA WHIP	IP WLS BF H R ER SO ERA WHIP	IP WLS BF H R ER SO ERA WHIP	IP WLS BF H R ER SO ERA WHIP	IP WLS BF H R ER SO ERA WHIP	IP WLS BF H R ER SO ERA WHIP	IP WLS BF H R ER SO ERA WHIP	IP WLS BF H R ER SO ERA WHIP	IP WLS BF H R ER SO ERA WHIP	IP WLS BF H R ER SO ERA WHIP	IP WLS BF H R ER SO ERA WHIP	IP WLS BF H R ER SO ERA WHIP	IP WLS BF H R ER SO ERA WHIP	IP WLS BF H R ER SO ERA WHIP	IP WLS BF H R ER SO ERA WHIP	IP WLS BF H R ER SO ERA WHIP	
Mel Stottlemyre, R ERA: 3.58 Gary Waslewski, R ERA: 4.41 Lindy McDaniel, R ERA: 1.25 (1, 1) (5, 1) (7, 1)	4.0 L 23 8 6 6 0 3 13.50 2.750	2.0 L 7 0 0 0 1 0 9 0.00 0.000	3.0 L 10 1 1 1 1 0 12 3.00 0.333																						


AB 37  
R 7  
H 9  
RBI 7  
BB 3  
SO 2  
LOB 16










Batter	1	2	3	4	5	6	7	8	9	AB	R	H	RBI	BB	SO	LOB	TOP
Pat Kelly, L OBP: 0.378, SLG: 0.315 (1, 9)	G3		1-3		4-3			G3		4	0	0	0	0	0	0	<b>Kansas City Royals @ New York Yankees</b> Yankee Stadium, Bronx, NY Wed Jun 03 1970, 7:05 PM EDT Alt: 6,891 - Unknown - 78 F
Jackie Hernandez, R OBP: 0.255, SLG: 0.255 (1, 6)	K		6-3		F8			E1		4	0	0	0	0	1	0	
Amos Otis, R OBP: 0.353, SLG: 0.458 (1, 8)	HR			1-3		6-3		FC6-4		4	1	1	1	0	0	1	
Bob Oliver, R OBP: 0.325, SLG: 0.522 (1, 5)	K			1B	1B	FC6-4		F8		4	1	2	0	0	1	1	
Lou Piniella, R OBP: 0.380, SLG: 0.536 (1, 7)	K			1B	1B	L9		K		4	1	1	0	0	2	1	
Joe Keough, L OBP: 0.413, SLG: 0.481 (1, 3)	6-3			1B	1B	FC6-4		WP		4	0	2	1	0	0	1	
Rich Severson, R OBP: 0.301, SLG: 0.304 Ed Kirkpatrick, L OBP: 0.291, SLG: 0.434 (9, PH)	1B			F3		G6-4-3	BB	L4		2	0	1	0	1	0	2	
Ellie Rodriguez, R OBP: 0.367, SLG: 0.366 (1, 2)	F6			1B		G6-4-3		6-3		4	0	1	1	0	0	3	
Dick Drago, R OBP: 0.143, SLG: 0.053 Tom Burgmeier, L (5, 1)	K			K		K				2	0	0	0	0	2	0	
										1	0	0	0	0	1	0	
<b>Inning Stats</b>	R: 1 E: 0 K: 2 S: 8	H: 1 LOB: 0 BB: 0 P: 8	R: 0 E: 0 K: 1 S: 6	H: 1 LOB: 1 BB: 0 P: 6	R: 0 E: 0 K: 1 S: 5	H: 0 LOB: 0 BB: 0 P: 5	R: 2 E: 0 K: 0 S: 6	H: 4 LOB: 2 BB: 0 P: 6	R: 0 E: 0 K: 1 S: 5	H: 0 LOB: 1 BB: 0 P: 4	R: 0 E: 0 K: 1 S: 4	H: 0 LOB: 0 BB: 1 P: 8	R: 0 E: 1 K: 0 S: 4	H: 0 LOB: 1 BB: 0 P: 4	R: 0 E: 0 K: 1 S: 6	H: 1 LOB: 1 BB: 0 P: 6	1B: 7 2B: 0 3B: 0 HR: 1 SF: 0 SAC: 0 DP: 1 HBP: 0 WP: 1 PA: 35 CS: 0
<b>PITCHER</b>	IP WLS BF H R ER SO BB IBB HBP BLK WP HR S P ERA WHIP																
Mike Kekich, L ERA: 7.96 Jack Aker, R ERA: 1.87	(1, 1) (7, 1)	6.0 S	25 10	7 1	3 0	3 0	5 2	1 0	0 0	0 0	0 0	0 0	0 1	34 14	38 14	4.50 0.00	1.333 0.333

Batter	1	2	3	4	5	6	7	8	9	AB	R	H	RBI	BB	SO	LOB	BOTTOM
Horace Clarke, S OBP: 0.325, SLG: 0.333 (1, 4)	F8		G1	4-3		F5				4	1	2	0	0	0	2	<b>Kansas City Royals @ New York Yankees</b> Yankee Stadium, Bronx, NY Wed Jun 03 1970, 7:05 PM EDT Alt: 6,891 - Unknown - 78 F
Jerry Kenney, L OBP: 0.307, SLG: 0.298 (1, 5)	1B		G1		4-3			1-3		4	0	1	0	0	0	1	
Bobby Murcer, L OBP: 0.365, SLG: 0.374 (1, 8)	K		1B	2B	3B	F8				4	2	2	1	0	1	2	
Roy White, S OBP: 0.426, SLG: 0.534 (1, 7)	F8		1B	HR	2B	K				4	1	2	2	0	1	2	
Danny Cater, R OBP: 0.347, SLG: 0.468 (1, 3)	FC6-4		1B	HR		L9				4	1	1	2	0	0	3	
Curt Blefary, L OBP: 0.303, SLG: 0.238 Ron Woods, R OBP: 0.326, SLG: 0.420 (7, 9)	4-3			1B	K	1-3				3	0	1	0	0	1	0	
Thurman Munson, R OBP: 0.381, SLG: 0.331 (1, 2)	K			F3	1-3	F7				4	0	0	0	0	1	1	
Gene Michael, S OBP: 0.314, SLG: 0.283 (1, 6)	3-1			L8		L8				3	0	0	0	0	0	1	
Mike Kekich, R OBP: 0.250, SLG: 0.250 Jack Aker, R OBP: 0.125, SLG: 0.125 (7, 1)	K		K	1B	4-3					3	0	1	0	0	1	0	
										0	0	0	0	0	0	0	
<b>Inning Stats</b>	R: 0 E: 0 K: 1 S: 7	H: 2 LOB: 2 BB: 0 P: 7	R: 0 E: 0 K: 1 S: 5	H: 0 LOB: 0 BB: 0 P: 5	R: 2 E: 0 K: 1 S: 8	H: 3 LOB: 1 BB: 0 P: 8	R: 0 E: 0 K: 0 S: 5	H: 2 LOB: 2 BB: 0 P: 5	R: 3 E: 0 K: 1 S: 8	H: 3 LOB: 0 BB: 0 P: 8	R: 0 E: 0 K: 0 S: 3	H: 0 LOB: 0 BB: 0 P: 3	R: 0 E: 0 K: 0 S: 5	H: 0 LOB: 0 BB: 0 P: 5	R: 0 E: 0 K: 0 S: 3	H: 0 LOB: 0 BB: 0 P: 3	1B: 7 2B: 1 3B: 1 HR: 1 SF: 0 SAC: 0 DP: 0 HBP: 0 WP: 0 PA: 34 CS: 0
<b>PITCHER</b>	IP WLS BF H R ER SO BB IBB HBP BLK WP HR S P ERA WHIP																
Dick Drago, R ERA: 4.92 Tom Burgmeier, L ERA: 3.35	(1, 1) (5, 1)	4.1 L	23 11	10 0	5 0	5 0	3 2	0 0	0 0	0 0	0 0	0 0	0 0	0 15	29 15	10.38 0.00	2.308 0.000



Batter	1	2	3	4	5	6	7	8	9	10	11	12	AB	R	H	RBI	BB	SO	LOB	TOP																				
Jackie Hernandez, R OBP: 0.298, SLG: 0.299	(1, 6) 0-3 K		X 0-0 G1-6-3 1B		X 0-0 1-3		X 0-0 4-3		X 0-0 4-3		X 0-0 4-1 1B		5	0	2	0	0	1	1																					
Joe Keough, L OBP: 0.405, SLG: 0.468	(1, 3) 0-0 E1 1B		X 0-0 G1-6-3		X 0-0 4-3		X 0-0 4-3		X 0-0 SH5-3 1B		X 0-0 4-1		5	1	1	0	0	0	2																					
Amos Otis, R OBP: 0.352, SLG: 0.454	(1, 8) 0-0 6-3		X 0-0 6-3		X 0-0 F3		X 0-0 F3		X 0-0 SH5-3 1B		X 0-0 L8		4	0	1	0	0	0	2																					
Bob Oliver, R OBP: 0.327, SLG: 0.518	(1, 5) 0-0 1B		X 0-0 1B		X 0-0 1B		X 0-0 F4		X 0-0 K		X 0-0 K		5	0	2	1	0	1	1																					
Lou Piniella, R OBP: 0.365, SLG: 0.513	(1, 7) 0-0 3-1		X 0-0 3-1		X 0-0 G4-6-3 1B		X 0-0 K		X 0-0 6-3		X 0-0 F9		5	0	0	0	0	1	3																					
Ed Kirtpatrick, L OBP: 0.281, SLG: 0.418	(1, 9) 0-0 G3		X 0-0 G3		X 0-0 K		X 0-0 3-1		X 0-0 3-1		X 0-0 F6		5	0	0	0	0	2	1																					
Rich Severson, R OBP: 0.299, SLG: 0.301	(1, 4) 0-0 FC4-6 1B		X 0-0 FC4-6 1B		X 0-0 5-3		X 0-0 F3		X 0-0 F3		X 0-0 F8		4	0	1	0	0	0	0																					
Elie Rodriguez, R OBP: 0.363, SLG: 0.362	(1, 2) 0-0 FC4-6 1B		X 0-0 FC4-6 1B		X 0-0 4-3		X 0-0 4-3		X 0-0 CS 1B		X 0-0 6-3		4	0	1	0	0	0	1																					
Jim Rooker, R OBP: 0.222, SLG: 0.269	(1, 1) 0-0 L9		X 0-0 L9		X 0-0 1B		X 0-0 1B		X 0-0 K		X 0-0 1-3		4	0	1	0	0	1	1																					
Moe Drabowsky, R OBP: 0.250, SLG: 0.250	(12, 1) 0-0 1B		X 0-0 1B		X 0-0 1B		X 0-0 1B		X 0-0 1-2 K		X 0-0 1-3		0	0	0	0	0	0	0																					
<b>Inning Stats</b>	R: 1 E: 1 K: 1 S: 6	H: 1 LOB: 1 BB: 0 P: 6	R: 0 E: 0 K: 0 S: 4	H: 1 LOB: 1 BB: 0 P: 4	R: 0 E: 0 K: 0 S: 3	H: 1 LOB: 0 BB: 0 P: 3	R: 0 E: 0 K: 1 S: 6	H: 2 LOB: 1 BB: 0 P: 6	R: 0 E: 0 K: 0 S: 4	H: 1 LOB: 1 BB: 0 P: 4	R: 0 E: 0 K: 1 S: 5	H: 1 LOB: 0 BB: 0 P: 5	R: 0 E: 0 K: 1 S: 6	H: 1 LOB: 1 BB: 0 P: 6	R: 0 E: 0 K: 0 S: 3	H: 0 LOB: 0 BB: 0 P: 3	R: 0 E: 0 K: 1 S: 5	H: 0 LOB: 0 BB: 0 P: 5	R: 0 E: 0 K: 1 S: 6	H: 1 LOB: 1 BB: 0 P: 6	R: 0 E: 0 K: 0 S: 3	H: 0 LOB: 0 BB: 0 P: 3	R: 0 E: 0 K: 1 S: 4	H: 1 LOB: 1 BB: 0 P: 4	R: 0 E: 0 K: 1 S: 5	H: 0 LOB: 0 BB: 0 P: 6	1B: 9 2B: 1 3B: 0 HR: 0	SF: 0 SAC: 1 DP: 3 HBP: 0	WP: 0 PB: 0 SB: 0 CS: 1	PA: 42										
<b>PITCHER</b>	IP WLS BF H R ER SO BB IBB HBP BLK WP HR S P ERA WHIP																				IP WLS BF H R ER SO BB IBB HBP BLK WP HR S P ERA WHIP																			
Stan Bahnsen, R ERA: 2.95	(1, 1) 8.0	28	7	1	0	0	1	0	0	0	0	0	0	0	6	6	0.00	1.000																						
Gary Waslewski, R ERA: 4.29	(9, 1) 1.0	4	1	0	0	1	0	0	0	0	0	0	0	6	6	0.00	1.000																							
Lindy McDaniel, R ERA: 1.14	(10, 1) 3.0	W 10	1	0	0	1	0	0	0	0	0	0	0	12	12	0.00	0.333																							

Kansas City Royals @ New York Yankees  
Yankee Stadium, Bronx, NY  
Thu Jun 04 1970, 7:05 PM EDT  
Att: 6,510 - Unknown - 61 F

AB	41
R	1
H	9
RBI	1
BB	0
SO	6
LOB	12



Batter	1	2	3	4	5	6	7	8	9	10	11	12	AB	R	H	RBI	BB	SO	LOB	BOTTOM																				
Horace Clarke, S OBP: 0.325, SLG: 0.332	(1, 4) 4-0 WP BB		X 0-0 5-3		X 0-0 5-3		X 0-0 5-3		X 0-0 2B 1B		X 0-0 F8	X 0-0 SF8	4	1	1	1	1	0	0																					
Bobby Murcer, L OBP: 0.366, SLG: 0.380	(1, 8) 0-3 K		X 0-0 F3		X 0-0 L8		X 0-0 L8		X 0-0 2B		X 0-0 1B		5	0	2	1	0	1	1																					
Roy White, S OBP: 0.426, SLG: 0.528	(1, 7) 0-0 L6		X 0-0 L6		X 0-3 K		X 0-0 F4		X 0-0 FC6-4 IBB		X 0-0 1B		4	0	1	0	1	1	1																					
Danny Cater, R OBP: 0.344, SLG: 0.459	(1, 5) 0-0 5-3		X 0-0 5-3		X 0-0 5-3		X 0-0 K		X 0-0 F4		X 0-0 F4		4	0	0	0	1	1	3																					
Thurman Munson, R OBP: 0.382, SLG: 0.325	(1, 2) 4-0 E BB		X 4-0 E BB		X 0-3 K		X 4-0 K		X 0-0 BB		X 0-0 L9		3	0	0	0	2	1	4																					
Ron Woods, R OBP: 0.330, SLG: 0.412	(1, 9) 0-0 E1		X 0-0 E1		X 4-0 G5-4-3 BB		X 0-0 5-3		X 0-0 FC6-4		X 0-0 FC6-4 1B		4	0	1	0	1	0	4																					
John Ellis, R OBP: 0.294, SLG: 0.302	(1, 3) 0-3 K		X 0-3 K		X 0-0 F8		X 0-0 F8		X 0-0 4-3		X 0-0 F8		5	0	0	0	0	1	4																					
Jerry Kenney, L OBP: 0.307, SLG: 0.298	(12, PR) 0-0 K		X 0-0 K		X 0-0 F8		X 0-0 F8		X 0-0 4-3		X 0-0 F8		0	1	0	0	0	0	0																					
Gene Michael, S OBP: 0.312, SLG: 0.281	(1, 6) 0-0 G6-3		X 0-0 G6-3		X 0-0 G5-4-3		X 0-0 L9		X 0-0 L9		X 0-0 K		5	0	1	0	0	1	3																					
Stan Bahnsen, R ERA: 3.3	(1, 1) 11.1	L 45	6	2	2	8	5	2	0	0	0	0	2	0	0	0	0	0	0																					
Gary Waslewski, R ERA: 4.29	(9, 1) 1.0	4	1	0	0	1	0	0	0	0	0	0	6	6	0.00	1.000																								
Lindy McDaniel, R ERA: 1.14	(10, 1) 3.0	W 10	1	0	0	1	0	0	0	0	0	0	12	12	0.00	0.333																								
Pete Ward, L OBP: 0.250, SLG: 0.250	(12, PR) 0-0 K		X 0-0 K		X 0-0 K		X 0-0 K		X 0-0 F8		X 0-0 F8		2	0	0	0	0	0	0																					
Jim Lytle, L OBP: 0.250, SLG: 0.250	(12, PR) 1-2 2-3 BB		X 1-2 2-3 BB		X 0-0 K		X 0-0 K		X 0-0 F8		X 0-0 F8		0	0	0	0	0	0	0																					
<b>Inning Stats</b>	R: 0 E: 0 K: 1 S: 5	H: 0 LOB: 1 BB: 1 P: 9	R: 0 E: 1 K: 1 S: 5	H: 0 LOB: 1 BB: 1 P: 9	R: 0 E: 0 K: 1 S: 5	H: 0 LOB: 0 BB: 0 P: 5	R: 0 E: 0 K: 2 S: 7	H: 0 LOB: 0 BB: 0 P: 7	R: 0 E: 0 K: 2 S: 7	H: 0 LOB: 0 BB: 0 P: 7	R: 0 E: 0 K: 1 S: 5	H: 0 LOB: 1 BB: 1 P: 9	R: 0 E: 0 K: 0 S: 3	H: 0 LOB: 0 BB: 0 P: 5	R: 1 E: 0 K: 0 S: 5	H: 2 LOB: 2 BB: 1 P: 9	R: 0 E: 0 K: 1 S: 5	H: 0 LOB: 0 BB: 0 P: 5	R: 0 E: 0 K: 0 S: 4	H: 0 LOB: 0 BB: 0 P: 6	R: 0 E: 0 K: 0 S: 4	H: 2 LOB: 2 BB: 1 P: 8	R: 1 E: 0 K: 0 S: 4	H: 2 LOB: 2 BB: 1 P: 8	1B: 5 2B: 1 3B: 0 HR: 0	SF: 1 SAC: 0 DP: 2 HBP: 0	WP: 1 PB: 0 SB: 0 CS: 0	PA: 46												
<b>PITCHER</b>	IP WLS BF H R ER SO BB IBB HBP BLK WP HR S P ERA WHIP																				IP WLS BF H R ER SO BB IBB HBP BLK WP HR S P ERA WHIP																			
Jim Rooker, L ERA: 3.3	(1, 1) 11.1	L 45	6	2	2	8	5	2	0	0	0	0	2	0	0	0	0	0	0																					
Moe Drabowsky, R ERA: 3.72	(12, 1) 0.1	1	0	0	0	0	0	0	0	0	0	0	0	0	1	1	0.00	0.000																						

Kansas City Royals @ New York Yankees  
Yankee Stadium, Bronx, NY  
Thu Jun 04 1970, 7:05 PM EDT  
Att: 6,510 - Unknown - 61 F

AB	38
R	2
H	6
RBI	2
BB	7
SO	8
LOB	20






Batter	1	2	3	4	5	6	7	8	9	AB	R	H	RBI	BB	SO	LOB	TOP								
Walt Williams, R OBP: 0.336, SLG: 0.395 Floyd Weaver, R (8, 1)	G6-3			G6-3		F8		G5-3		4	0	0	0	0	0	1									
Luis Aparicio, R OBP: 0.416, SLG: 0.436	G4-3			G6-3 1B		G4-6-3 BB		F8		3	0	1	0	1	0	1									
Carlos May, L OBP: 0.371, SLG: 0.474	F7			G6-3 1-2		G4-6-3 1-2		G4-3		4	0	0	0	0	0	2									
Bill Melton, R OBP: 0.329, SLG: 0.475		G5-3			1B FC6-2 1B		L5		K	4	0	1	0	0	1	0									
Ed Herrmann, L OBP: 0.357, SLG: 0.451	G3-1				K		F8		F8	4	0	0	0	0	1	1									
Tom McCraw, L OBP: 0.387, SLG: 0.385	G4-3				WP 1B					3	1	2	0	0	0	0									
Bobby Knoop, R OBP: 0.266, SLG: 0.297			F7		FC6-2 1B		F9			3	0	0	0	0	0	3									
Ken Berry, R OBP: 0.328, SLG: 0.342			F9					F9		3	0	1	1	0	0	0									
Gerry Janeski, R OBP: 0.074, SLG: 0.074 Gail Hopkins, L OBP: 0.409, SLG: 0.409 Gerry Arrigo, L (5, 1) Tommy Sisk, R OBP: 0.265, SLG: 0.250 John Mathas, L OBP: 0.229, SLG: 0.229 (8, 9)			K		L6			E5 G5-3		1	0	0	0	0	1	0									
										1	0	0	0	0	0	2									
										0	0	0	0	0	0	0									
										0	0	0	0	0	0	0									
										1	0	0	0	0	0	0									
<b>Inning Stats</b>	R: 0 E: 0 K: 0 S: 3	H: 0 LOB: 0 BB: 0 P: 3	R: 0 E: 0 K: 0 S: 3	H: 0 LOB: 0 BB: 0 P: 3	R: 0 E: 0 K: 1 S: 5	H: 0 LOB: 0 BB: 0 P: 5	R: 0 E: 0 K: 0 S: 3	H: 1 LOB: 0 BB: 0 P: 3	R: 1 E: 0 K: 1 S: 8	H: 3 LOB: 2 BB: 0 P: 8	R: 0 E: 0 K: 0 S: 2	H: 0 LOB: 0 BB: 1 P: 6	R: 0 E: 0 K: 0 S: 4	H: 1 LOB: 1 BB: 0 P: 4	R: 0 E: 1 K: 0 S: 4	H: 0 LOB: 1 BB: 0 P: 4	R: 0 E: 0 K: 1 S: 5	H: 0 LOB: 0 BB: 0 P: 5	1B: 4 2B: 1 3B: 0 HR: 0	SF: 0 SAC: 0 DP: 2 HBP: 0	WP: 1 PA: 32 CS: 0				
<b>PITCHER</b> Mel Stottlemyre, R ERA: 3.33	IP: 9.0 WLS: W BF: 32	H: 5 R: 1 ER: 1 SO: 3	BB: 1 IBB: 0 HBP: 0 BLK: 0	WP: 1 HR: 0 S: 37 P: 41	ERA: 1.00 WHIP: 0.667																				

Chicago White Sox @ New York Yankees  
Yankee Stadium, Bronx, NY  
Fri Jun 05 1970, 7:05 PM EDT  
Att: 11,772 - Unknown - 66 F

livebaseballscores.com

AB 31  
R 1  
H 5  
RBI 1  
BB 1  
SO 3  
LOB 10



Batter	1	2	3	4	5	6	7	8	9	AB	R	H	RBI	BB	SO	LOB	BOTTOM								
Horace Clarke, S OBP: 0.319, SLG: 0.325	F5	G1-3		K		G1-3		F8		5	0	0	0	0	1	4									
Jerry Kenney, L OBP: 0.298, SLG: 0.288	L7		L9		L9	F8		FC6-4 HR		5	1	0	0	0	0	1									
Bobby Murcer, L OBP: 0.370, SLG: 0.420	E9 1B 2B		L8		HR	K		HR		5	3	3	3	0	1	0									
Roy White, S OBP: 0.429, SLG: 0.545	S 1B		L9		2B WP 1B		HR	F8		5	2	3	2	0	0	0									
Danny Cater, R OBP: 0.347, SLG: 0.462	F9 1-2			G6-3	WP 1B 2B		G3 BB			3	1	1	0	1	0	1									
Curt Blefary, L OBP: 0.306, SLG: 0.240 Jim Lyttle, L (8, 9)		G6-3 1B BB		1B FC4-6 1B		L9		G3		3	2	1	0	1	0	3									
Thurman Munson, R OBP: 0.384, SLG: 0.325		G6-3 1-2		FC4-6 1B	WP 1B IBB		G5-3			3	1	1	0	1	0	2									
Gene Michael, S OBP: 0.310, SLG: 0.280		F2		FC4-6 BB			L7			4	0	1	3	0	0	3									
Mel Stottlemyre, R OBP: 0.286, SLG: 0.267					1-2 3-H		L7		FC6-4 BB	2	0	1	1	2	0	1									
<b>Inning Stats</b>	R: 1 E: 1 K: 0 S: 5	H: 2 LOB: 1 BB: 0 P: 5	R: 1 E: 0 K: 0 S: 4	H: 1 LOB: 1 BB: 1 P: 8	R: 0 E: 0 K: 0 S: 3	H: 0 LOB: 0 BB: 0 P: 3	R: 1 E: 0 K: 1 S: 7	H: 2 LOB: 2 BB: 1 P: 11	R: 4 E: 0 K: 0 S: 7	H: 4 LOB: 1 BB: 1 P: 11	R: 0 E: 0 K: 1 S: 5	H: 0 LOB: 0 BB: 0 P: 5	R: 1 E: 0 K: 0 S: 4	H: 1 LOB: 1 BB: 1 P: 8	R: 2 E: 0 K: 0 S: 4	H: 1 LOB: 0 BB: 1 P: 8	R: 0 E: 0 K: 0 S: 5	H: 0 LOB: 0 BB: 0 P: 5	1B: 6 2B: 2 3B: 0 HR: 3	SF: 0 SAC: 0 DP: 0 HBP: 0	WP: 1 PA: 40 CS: 0				
<b>PITCHER</b> Gerry Janeski, R ERA: 4.08 Gerry Arrigo, L ERA: 12.93 Tommy Sisk, R ERA: 6.04 Floyd Weaver, R ERA: 9.0	IP: 4.0 WLS: L BF: 19	H: 5 R: 3 ER: 3 SO: 3	BB: 2 IBB: 0 HBP: 0 BLK: 0	WP: 0 HR: 0 S: 19 P: 27	ERA: 6.75 WHIP: 1.750																				

Chicago White Sox @ New York Yankees  
Yankee Stadium, Bronx, NY  
Fri Jun 05 1970, 7:05 PM EDT  
Att: 11,772 - Unknown - 66 F

livebaseballscores.com

AB 35  
R 10  
H 11  
RBI 9  
BB 5  
SO 2  
LOB 15





Batter	1	2	3	4	5	6	7	8	9	AB	R	H	RBI	BB	SO	LOB	TOP					
Walt Williams, R (1,9) Wilbur Wood, R (7,1)										3	1	0	0	1	0	2						
Luis Aparicio, R (1,6) OBP: 0.333, SLG: 0.429										3	0	0	0	1	0	1						
Carlos May, L (1,7) OBP: 0.373, SLG: 0.475										4	0	2	0	0	1	0						
Bill Melton, R (1,5) OBP: 0.322, SLG: 0.466										3	0	0	1	0	1	2						
Duane Josephson, R (1,2) OBP: 0.360, SLG: 0.416										4	0	1	0	0	0	1						
Tom McCraw, L (1,3) OBP: 0.356, SLG: 0.372										4	0	0	0	0	0	1						
Bobby Knoop, R (1,4) OBP: 0.272, SLG: 0.303										4	0	2	0	0	0	1						
Ken Berry, R (1,8) OBP: 0.326, SLG: 0.339										4	0	1	0	0	1	2						
Joe Horlen, R (1,1) Ossie Blanco, R (7,PH) OBP: 0.211, SLG: 0.211										2	0	0	0	0	0	2						
										1	0	0	0	0	1	0						
<b>Inning Stats</b>	R: 1 E: 0 K: 0 S: 4	H: 1 LOB: 1 BB: 1 P: 8	R: 0 E: 0 K: 0 S: 5	H: 2 LOB: 2 BB: 0 P: 5	R: 0 E: 0 K: 2 S: 7	H: 0 LOB: 0 BB: 0 P: 7	R: 0 E: 0 K: 1 S: 6	H: 1 LOB: 1 BB: 0 P: 6	R: 0 E: 0 K: 0 S: 4	H: 1 LOB: 2 BB: 1 P: 8	R: 0 E: 0 K: 0 S: 3	H: 0 LOB: 0 BB: 0 P: 3	R: 0 E: 0 K: 1 S: 5	H: 0 LOB: 0 BB: 0 P: 5	R: 0 E: 0 K: 0 S: 3	H: 0 LOB: 0 BB: 0 P: 3	R: 0 E: 0 K: 0 S: 4	H: 1 LOB: 1 BB: 0 P: 4	1B: 6 2B: 0 3B: 0 HR: 0	SF: 1 SAC: 0 DP: 0 HBP: 0	WP: 0 PB: 0 SB: 0 CS: 0	PA: 35
<b>PITCHER</b> John Cumberland, L (1,1) ERA: 3.38	IP: 9.0 WLS: W BF: 35 H: 6 R: 1 ER: 1 SO: 4 BB: 2 IBB: 0 HBP: 0 BLK: 0 WP: 0 HR: 0 S: 41 P: 49 ERA: 1.00 WHIP: 0.889															<b>PITCHER</b>						

Chicago White Sox @ New York Yankees  
Yankee Stadium, Bronx, NY  
Sat Jun 06 1970, 3:33 AM EDT  
Att: 10,384 - Overcast - 64 F

AB 32  
R 1  
H 6  
RBI 1  
BB 2  
SO 4  
LOB 12



Batter	1	2	3	4	5	6	7	8	9	AB	R	H	RBI	BB	SO	LOB	BOTTOM			
Horace Clarke, S (1,4) OBP: 0.318, SLG: 0.324										4	0	1	0	0	0	2				
Jerry Kenney, L (1,5) OBP: 0.297, SLG: 0.287										4	0	1	0	0	0	1				
Bobby Murcer, L (1,8) OBP: 0.368, SLG: 0.416										4	1	1	0	0	0	1				
Roy White, S (1,7) OBP: 0.426, SLG: 0.539										4	0	1	1	0	0	1				
Danny Cater, R (1,3) OBP: 0.346, SLG: 0.460										3	1	1	0	0	0	1				
Curt Blefary, L (1,9) Ron Woods, R (7,9) OBP: 0.306, SLG: 0.242 OBP: 0.330, SLG: 0.412										3	1	1	0	0	0	1				
Thurman Munson, R (1,2) OBP: 0.383, SLG: 0.325										3	0	1	1	0	0	0				
Gene Michael, S (1,6) Ron Hansen, R (7,PH) OBP: 0.311, SLG: 0.281 OBP: 0.457, SLG: 0.286										2	0	1	1	0	0	0				
John Cumberland, R (1,1) OBP: 0.071, SLG: 0.071										3	0	0	0	0	1	2				
<b>Inning Stats</b>	R: 0 E: 0 K: 0 S: 3	H: 0 LOB: 0 BB: 0 P: 3	R: 2 E: 0 K: 0 S: 7	H: 4 LOB: 2 BB: 0 P: 7	R: 1 E: 0 K: 0 S: 5	H: 2 LOB: 1 BB: 0 P: 5	R: 0 E: 0 K: 0 S: 3	H: 0 LOB: 0 BB: 0 P: 3	R: 0 E: 0 K: 2 S: 7	H: 0 LOB: 0 BB: 0 P: 7	R: 0 E: 0 K: 0 S: 4	H: 1 LOB: 1 BB: 0 P: 4	R: 0 E: 0 K: 0 S: 3	H: 0 LOB: 0 BB: 0 P: 3	R: 0 E: 0 K: 0 S: 4	H: 1 LOB: 1 BB: 0 P: 4	1B: 8 2B: 0 3B: 0 HR: 0	SF: 0 SAC: 0 DP: 1 HBP: 0	WP: 0 PB: 0 SB: 0 CS: 0	PA: 31
<b>PITCHER</b> Joe Horlen, R (1,1) ERA: 3.87 Wilbur Wood, L (7,1) ERA: 3.41	IP: 6.0 WLS: L BF: 24 H: 7 R: 3 ER: 3 SO: 2 BB: 0 IBB: 0 HBP: 0 BLK: 0 WP: 0 HR: 0 S: 24 P: 24 ERA: 4.50 WHIP: 1.167															<b>PITCHER</b>				

Chicago White Sox @ New York Yankees  
Yankee Stadium, Bronx, NY  
Sat Jun 06 1970, 3:33 AM EDT  
Att: 10,384 - Overcast - 64 F

AB 31  
R 3  
H 8  
RBI 3  
BB 0  
SO 2  
LOB 9









Batter	1	2	3	4	5	6	7	8	9	AB	R	H	RBI	BB	SO	LOB	TOP			
<b>Cesar Tovar, R</b> OBP: 0.370, SLG: 0.490 (1, 8)	0-0 6-3		0-0 E8 1B		0-3 K		0-0 F9			4	0	1	0	0	1	0	<b>Minnesota Twins @ New York Yankees</b> Yankee Stadium, Bronx, NY Tue Jun 09 1970, 7:05 PM EDT Att: 21,857 - Unknown - 74 F  <a href="http://livebaseballscores.com">livebaseballscores.com</a>			
<b>Rod Carew, L</b> OBP: 0.421, SLG: 0.545 (1, 4)	0-3 K		0-3 K		0-3 K			4-0 G4-6-3 BB		3	0	0	0	1	3	1				
<b>Tony Oliva, L</b> OBP: 0.364, SLG: 0.510 (1, 9)	0-3 K		0-0 L8		0-0 G3			0-0 G4-6-3 1-2		4	0	0	0	0	1	2				
<b>Harmon Killebrew, R</b> OBP: 0.445, SLG: 0.640 (1, 5)		4-0 2B 1B BB	4-0		0-0 F9			0-0 F7		2	1	0	0	2	0	0				
<b>Rich Reese, L</b> OBP: 0.303, SLG: 0.367 (1, 3)		0-0 F7	0-0 F7		0-0 L9			0-0 3-1		4	0	0	0	0	0	3				
<b>Jim Holt, L</b> OBP: 0.288, SLG: 0.297 (1, 7)		0-0 1B 2B		0-0 F7		4-0 BB		0-0 1-3		3	1	1	0	1	0	0				
<b>Leo Cardenas, R</b> OBP: 0.325, SLG: 0.418 (1, 6)		0-0 1B	0-0 4-3		0-3 K			0-0 F8		4	0	1	2	0	1	1				
<b>Paul Ratliff, L</b> OBP: 0.349, SLG: 0.442 (1, 2)		0-0 F8	0-0 3B		0-0 L6			0-0 K		3	0	1	0	0	0	1				
<b>Jim Kaat, L</b> OBP: 0.229, SLG: 0.188 <b>Bill Zepp, R</b> (7, 1)		0-0 G3	0-0 F7		0-3 K					3	0	0	0	0	1	2				
										0	0	0	0	0	0	0				
<b>Inning Stats</b>	R: 0 E: 0 K: 2 S: 7	H: 0 LOB: 0 BB: 0 P: 7	R: 2 E: 0 K: 0 S: 5	H: 2 LOB: 1 BB: 1 P: 9	R: 0 E: 1 K: 1 S: 6	H: 1 LOB: 2 BB: 1 P: 10	R: 0 E: 0 K: 0 S: 4	H: 1 LOB: 1 BB: 0 P: 4	R: 0 E: 0 K: 1 S: 5	H: 0 LOB: 0 BB: 0 P: 7	R: 0 E: 0 K: 1 S: 5	H: 0 LOB: 1 BB: 0 P: 5	R: 0 E: 0 K: 0 S: 2	H: 0 LOB: 0 BB: 1 P: 6	R: 0 E: 0 K: 0 S: 3	H: 0 LOB: 0 BB: 0 P: 3	1B: 2 2B: 1 3B: 1 HR: 0	SF: 0 SAC: 0 DP: 1 HBP: 0	WP: 0 PB: 0 CS: 0	PA: 34
<b>PITCHER</b> <b>Stan Bahnsen, R</b> ERA: 2.85 (1, 1)	IP: 9.0 WLS: W BF: 34 H: 4 R: 2 ER: 2 SO: 7 BB: 4 IBB: 0 HBP: 0 BLK: 0 WP: 0 HR: 0 S: 44 P: 60 ERA: 2.00 WHIP: 0.889															<b>PITCHER</b> <b>Stan Bahnsen, R</b> ERA: 2.85 (1, 1)	IP: 9.0 WLS: W BF: 34 H: 4 R: 2 ER: 2 SO: 7 BB: 4 IBB: 0 HBP: 0 BLK: 0 WP: 0 HR: 0 S: 44 P: 60 ERA: 2.00 WHIP: 0.889			

Batter	1	2	3	4	5	6	7	8	9	AB	R	H	RBI	BB	SO	LOB	BOTTOM			
<b>Horace Clarke, S</b> OBP: 0.316, SLG: 0.333 (1, 4)	0-0 6-3		0-0 K		0-0 F7	0-0 F3		0-0 4-3		5	0	0	0	0	1	6	<b>Minnesota Twins @ New York Yankees</b> Yankee Stadium, Bronx, NY Tue Jun 09 1970, 7:05 PM EDT Att: 21,857 - Unknown - 74 F  <a href="http://livebaseballscores.com">livebaseballscores.com</a>			
<b>Bobby Murcer, L</b> OBP: 0.372, SLG: 0.416 (1, 8)	0-0 1B	0-0 1B	0-0 FC5-6 1B		0-0 FC5-6 1B		0-0 G1 1B E	4-0 S BB		4	1	3	2	1	0	1				
<b>Roy White, S</b> OBP: 0.427, SLG: 0.533 (1, 7)	0-3 K		0-0 6-3		0-0 1B		0-0 G1 1B E	0-0 F9		5	1	2	0	0	1	2				
<b>Danny Cater, R</b> OBP: 0.346, SLG: 0.455 (8, 3)	0-0 1B		0-0 G6-4-3 1B		0-0 F3		0-0 G1	1-2 2-3		4	0	2	0	0	0	4				
<b>Thurman Munson, R</b> OBP: 0.381, SLG: 0.321 (1, 2)	0-0 L9		0-0 G6-4-3 1-2		0-0 1B SF8 1B		0-0 FC6 E			4	1	1	0	0	0	3				
<b>John Ellis, R</b> OBP: 0.282, SLG: 0.299 <b>Jerry Kenney, L</b> OBP: 0.288, SLG: 0.277 (7, FR) (8, 5)		0-0 5-3		0-0 F7		0-0 SF8 BB 1B	0-0 E5			4	0	1	0	0	0	1				
<b>Ron Woods, R</b> OBP: 0.330, SLG: 0.391 (1, 9)		4-0 1B 1B BB		0-0 L9		4-0 BB	0-0 F7			2	1	0	0	2	0	2				
<b>Gene Michael, S</b> OBP: 0.316, SLG: 0.286 (1, 6)		0-0 1B 1B		0-0 F7		0-0 SF8	0-0 L9			3	1	1	1	0	0	2				
<b>Stan Bahnsen, R</b> OBP: 0.200, SLG: 0.214 (1, 1)		0-0 1B		0-0 FC5-6 1B		0-0 F6		0-0 F8		4	0	2	0	0	0	2				
<b>Inning Stats</b>	R: 0 E: 0 K: 1 S: 7	H: 2 LOB: 2 BB: 0 P: 7	R: 2 E: 0 K: 1 S: 7	H: 3 LOB: 3 BB: 1 P: 11	R: 0 E: 0 K: 0 S: 3	H: 1 LOB: 0 BB: 0 P: 3	R: 0 E: 0 K: 0 S: 3	H: 0 LOB: 0 BB: 0 P: 3	R: 0 E: 0 K: 0 S: 5	H: 2 LOB: 2 BB: 0 P: 5	R: 1 E: 0 K: 0 S: 5	H: 2 LOB: 2 BB: 1 P: 9	R: 2 E: 2 K: 0 S: 7	H: 2 LOB: 2 BB: 0 P: 7	R: 0 E: 0 K: 0 S: 3	H: 0 LOB: 1 BB: 1 P: 7	1B: 12 2B: 0 3B: 0 HR: 0	SF: 1 SAC: 0 DP: 1 HBP: 0	WP: 0 PB: 0 CS: 0	PA: 39
<b>PITCHER</b> <b>Jim Kaat, L</b> ERA: 3.67 <b>Bill Zepp, R</b> ERA: 3.09 (7, 1)	IP: 6.0 WLS: L BF: 30 H: 12 R: 5 ER: 3 SO: 2 BB: 2 IBB: 0 HBP: 0 BLK: 0 WP: 0 HR: 0 S: 32 P: 40 ERA: 4.50 WHIP: 2.333															<b>PITCHER</b> <b>Stan Bahnsen, R</b> ERA: 2.85 (1, 1)	IP: 2.0 WLS: L BF: 9 H: 0 R: 0 ER: 0 SO: 0 BB: 1 IBB: 0 HBP: 0 BLK: 0 WP: 0 HR: 0 S: 8 P: 12 ERA: 0.00 WHIP: 0.500			



Batter	1	2	3	4	5	6	7	8	9	AB	R	H	RBI	BB	SO	LOB	TOP										
<b>Cesar Tovar, R</b> (1, 8) OBP: 0.368, SLG: 0.490	5-3		1-2 2B			5-3		4-3		4	0	1	0	0	0	0	<b>Minnesota Twins @ New York Yankees</b> Yankee Stadium, Bronx, NY Wed Jun 10 1970, 7:05 PM EDT Att: 18,039 - Unknown - 74 F <a href="http://livebaseballscorecards.com">livebaseballscorecards.com</a>										
<b>Rod Carew, L</b> (1, 4) OBP: 0.417, SLG: 0.534	K		1-3			FC4-6 BB		F8		3	0	0	0	1	1												
<b>Tony Oliva, L</b> (1, 9) OBP: 0.366, SLG: 0.519	1B					FC4-6 FC6-4		F7		4	1	2	0	0	0	1											
<b>Harmon Killebrew, R</b> (1, 5) OBP: 0.437, SLG: 0.625	F5					FC6-4		F8		4	0	0	0	0	1	3											
<b>Rich Reese, L</b> (1, 3) OBP: 0.298, SLG: 0.359		F4								3	0	0	1	0	1	0											
<b>Jim Holt, L</b> (1, 7) OBP: 0.277, SLG: 0.286	K									3	0	0	0	0	2	0											
<b>Leo Cardenas, R</b> (1, 6) OBP: 0.321, SLG: 0.411										3	0	0	0	0	0	0											
<b>George Mitterwald, R</b> (1, 2) OBP: 0.261, SLG: 0.343										3	0	0	0	0	1	0											
<b>Bert Blyleven, R</b> (1, 1) OBP: 0.250, SLG: 0.250										2	0	1	0	0	1	0											
<b>Charlie Manuel, L</b> (8, PH) OBP: 0.267, SLG: 0.231										1	0	0	0	0	0	0											
<b>Ron Ferranoski, L</b> (8, 1)										0	0	0	0	0	0	0											
<b>Inning Stats</b>	R: 0 E: 0 K: 1 S: 6	H: 1 LOB: 1 BB: 0 P: 6	R: 0 E: 0 K: 1 S: 5	H: 0 LOB: 0 BB: 0 P: 5	R: 0 E: 0 K: 0 S: 4	H: 2 LOB: 1 BB: 0 P: 4	R: 1 E: 0 K: 1 S: 6	H: 1 LOB: 0 BB: 0 P: 6	R: 0 E: 0 K: 0 S: 5	H: 0 LOB: 1 BB: 1 P: 5	R: 0 E: 0 K: 2 S: 3	H: 0 LOB: 0 BB: 0 P: 7	R: 0 E: 0 K: 1 S: 7	H: 0 LOB: 0 BB: 0 P: 7	R: 0 E: 0 K: 1 S: 5	H: 0 LOB: 0 BB: 0 P: 5	R: 0 E: 0 K: 3 S: 3	H: 0 LOB: 0 BB: 0 P: 3	R: 0 E: 0 K: 0 S: 3	H: 0 LOB: 0 BB: 0 P: 3	1B: 2 2B: 1 3B: 1 HR: 0	SF: 0 SAC: 0 DP: 0 HBP: 0	WP: 0 PB: 0 CS: 0	PA: 31			
<b>PITCHER</b>	IP	WLS	BF	H	R	ER	SO	BB	IBB	HBP	BLK	WP	HR	S	P	ERA	WHIP										
<b>Mel Stottlemyre, R</b> (1, 1) ERA: 3.12	9.0	W	31	4	1	1	7	1	0	0	0	0	0	44	48	1.00	0.556										

Batter	1	2	3	4	5	6	7	8	9	AB	R	H	RBI	BB	SO	LOB	BOTTOM										
<b>Horace Clarke, S</b> (1, 4) OBP: 0.319, SLG: 0.348	K		CS 1B					6-3		4	1	2	2	0	1	0	<b>Minnesota Twins @ New York Yankees</b> Yankee Stadium, Bronx, NY Wed Jun 10 1970, 7:05 PM EDT Att: 18,039 - Unknown - 74 F <a href="http://livebaseballscorecards.com">livebaseballscorecards.com</a>										
<b>Jerry Kenney, L</b> (1, 5) OBP: 0.293, SLG: 0.278	CS BB		L9					6-3		3	0	1	0	1	0	1											
<b>Bobby Murcer, L</b> (1, 8) OBP: 0.374, SLG: 0.412	CS BB		CS					F8		2	0	0	0	2	1	1											
<b>Roy White, S</b> (1, 7) OBP: 0.421, SLG: 0.523	L5							F8		4	0	0	0	0	1	2											
<b>Danny Cater, R</b> (1, 3) OBP: 0.346, SLG: 0.453								6-3		3	0	1	0	0	0	0											
<b>Curt Blefary, L</b> (1, 9) OBP: 0.303, SLG: 0.237								F8		3	0	0	0	0	1	1											
<b>Ron Woods, R</b> (7, 9) OBP: 0.330, SLG: 0.391								F8		0	0	0	0	0	0	0											
<b>Thurman Munson, R</b> (1, 2) OBP: 0.385, SLG: 0.333								L9		3	0	2	0	0	0	0											
<b>Gene Michael, S</b> (1, 6) OBP: 0.312, SLG: 0.282								F6		3	0	0	0	0	0	2											
<b>Mel Stottlemyre, R</b> (1, 1) OBP: 0.289, SLG: 0.273								L9		3	1	1	0	0	0	0											
<b>Inning Stats</b>	R: 0 E: 0 K: 1 S: 4	H: 0 LOB: 1 BB: 2 P: 12	R: 0 E: 0 K: 0 S: 4	H: 1 LOB: 1 BB: 0 P: 4	R: 0 E: 0 K: 0 S: 3	H: 1 LOB: 0 BB: 0 P: 3	R: 0 E: 0 K: 2 S: 8	H: 1 LOB: 1 BB: 0 P: 8	R: 2 E: 0 K: 0 S: 6	H: 3 LOB: 1 BB: 0 P: 6	R: 0 E: 0 K: 0 S: 3	H: 0 LOB: 0 BB: 0 P: 3	R: 0 E: 0 K: 0 S: 3	H: 1 LOB: 0 BB: 0 P: 3	R: 0 E: 0 K: 1 S: 5	H: 0 LOB: 1 BB: 1 P: 9	R: 0 E: 0 K: 1 S: 5	H: 0 LOB: 1 BB: 1 P: 9	1B: 5 2B: 2 3B: 0 HR: 1	SF: 0 SAC: 0 DP: 1 HBP: 0	WP: 0 PB: 0 CS: 2	PA: 32					
<b>PITCHER</b>	IP	WLS	BF	H	R	ER	SO	BB	IBB	HBP	BLK	WP	HR	S	P	ERA	WHIP										
<b>Bert Blyleven, R</b> (1, 1) ERA: 1.93	7.0	L	27	7	2	2	3	2	0	0	0	0	0	31	39	2.57	1.286										
<b>Ron Ferranoski, L</b> (8, 1) ERA: 2.11	1.0		4	0	0	0	1	1	0	0	0	0	0	5	9	0.00	1.000										



Batter	1	2	3	4	5	6	7	8	9	AB	R	H	RBI	BB	SO	LOB	TOP					
Horace Clarke, S OBP: 0.313, SLG: 0.341 (1, 4)	F3	L7	G4-6-3	L5	F6					5	0	0	0	0	0	4						
Jerry Kenney, L OBP: 0.296, SLG: 0.313 (1, 5)	5-3		F8	F9						5	2	2	1	0	0	0						
Bobby Murcer, L OBP: 0.378, SLG: 0.413 (1, 8)	1B		FC3-6	6-3						4	1	2	1	1	0	0						
Roy White, S OBP: 0.424, SLG: 0.520 (1, 7)	1B		FC3-6	1B						3	1	1	0	2	1	1						
Danny Cater, R OBP: 0.344, SLG: 0.450 (1, 3)	6-3		FC3-6	1B						4	1	1	1	0	1	5						
Curt Blefary, L OBP: 0.296, SLG: 0.230 Jim Lyttle, L (8, 9)		F8	E3	F9						4	0	0	0	0	0	1						
Thurman Munson, R OBP: 0.383, SLG: 0.331 (1, 2)		E	K	F7						4	0	1	0	0	1	1						
Gene Michael, S OBP: 0.320, SLG: 0.284 (1, 6)		E3		6-3						2	0	1	0	2	0	0						
Fritz Peterson, S OBP: 0.297, SLG: 0.472 (1, 1)		K		SH2-4						3	0	1	0	0	1	3						
<b>Inning Stats</b>	R: 0 E: 0 K: 0 S: 4	H: 1 LOB: 2 BB: 1 P: 8	R: 0 E: 1 K: 1 S: 7	H: 2 LOB: 2 BB: 0 P: 7	R: 2 E: 2 K: 1 S: 7	H: 1 LOB: 1 BB: 1 P: 11	R: 0 E: 0 K: 0 S: 3	H: 1 LOB: 0 BB: 0 P: 3	R: 1 E: 0 K: 0 S: 4	H: 1 LOB: 1 BB: 1 P: 8	R: 0 E: 0 K: 2 S: 8	H: 0 LOB: 1 BB: 0 P: 7	R: 1 E: 0 K: 2 S: 8	H: 2 LOB: 1 BB: 0 P: 8	R: 0 E: 0 K: 0 S: 3	H: 0 LOB: 1 BB: 1 P: 7	R: 1 E: 0 K: 0 S: 4	H: 1 LOB: 0 BB: 0 P: 4	1B: 7 2B: 1 3B: 1 HR: 1	SF: 0 SAC: 1 DP: 2 HBP: 0	WP: 0 PB: 0 SB: 2 CS: 1	PA: 40
<b>PITCHER</b>	IP	WLS	BF	H	R	ER	SO	BB	IBB	HBP	BLK	WP	HR	S	P	ERA	WHIP					
Dave Morehead, R ERA: 4.1 (1, 1)	6.0	L	28	6	3	1	2	4	0	0	0	0	0	28	44	1.50	1.667					
Al Fitzmorris, R ERA: 4.15 (7, 1)	0.0		2	2	1	1	0	0	0	0	0	0	0	2	2							
Aurelio Montegudo, R ERA: 3.0 (7, 1)	3.0		10	1	1	1	2	1	0	0	0	0	1	13	17	3.00	0.667					

New York Yankees @ Kansas City Royals  
Municipal Stadium, Kansas City, MO

Fri Jun 12 1970, 8:05 PM EDT  
Alt. 9,272 - Unknown - 87 F

AB 34  
R 5  
H 9  
RBI 3  
BB 5  
SO 4  
LOB 15



Batter	1	2	3	4	5	6	7	8	9	AB	R	H	RBI	BB	SO	LOB	BOTTOM					
Pat Kelly, L OBP: 0.388, SLG: 0.351 (1, 9)	F7		4-3						4-3	4	0	0	0	0	0	0						
Paul Schaaf, R OBP: 0.327, SLG: 0.340 (1, 4)	K			4-1					F5	4	0	1	0	0	1	0						
Amos Otis, R OBP: 0.347, SLG: 0.445 (1, 8)	1B			F3					F8	4	0	1	0	0	0	1						
Bob Oliver, R OBP: 0.327, SLG: 0.531 (1, 5)	K			K					1-3	3	0	0	0	0	2	1						
Lou Piniella, R OBP: 0.347, SLG: 0.471 (1, 7)		F3		F9					F7	3	0	0	0	0	0	0						
Joe Keough, L OBP: 0.422, SLG: 0.472 (1, 3)				G6-4-3					3-1	3	0	2	0	0	0	0						
Ellie Rodriguez, R OBP: 0.357, SLG: 0.355 (1, 2)		F7		G6-4-3						3	0	1	0	0	0	2						
Jackie Hernandez, R OBP: 0.291, SLG: 0.294 (1, 6)				F7					B2	3	0	0	0	0	0	1						
Dave Morehead, R OBP: 0.217, SLG: 0.227 Rich Severson, R OBP: 0.238, SLG: 0.300 Al Fitzmorris, S OBP: 0.333, SLG: 0.333 Aurelio Montegudo, R Hawk Taylor, R OBP: 0.364, SLG: 0.450 (1, 1)				K					F3	1	0	0	0	0	1	0						
<b>Inning Stats</b>	R: 0 E: 0 K: 2 S: 8	H: 1 LOB: 0 BB: 0 P: 8	R: 0 E: 0 K: 0 S: 3	H: 1 LOB: 0 BB: 0 P: 3	R: 0 E: 0 K: 1 S: 5	H: 0 LOB: 0 BB: 0 P: 5	R: 0 E: 0 K: 1 S: 5	H: 0 LOB: 0 BB: 0 P: 5	R: 0 E: 0 K: 0 S: 3	H: 1 LOB: 0 BB: 0 P: 3	R: 0 E: 0 K: 0 S: 3	H: 0 LOB: 0 BB: 0 P: 3	R: 0 E: 0 K: 0 S: 4	H: 1 LOB: 1 BB: 0 P: 4	R: 0 E: 0 K: 0 S: 4	H: 1 LOB: 1 BB: 0 P: 4	1B: 4 2B: 1 3B: 0 HR: 0	SF: 0 SAC: 0 DP: 1 HBP: 0	WP: 0 PB: 0 SB: 0 CS: 0	PA: 30		
<b>PITCHER</b>	IP	WLS	BF	H	R	ER	SO	BB	IBB	HBP	BLK	WP	HR	S	P	ERA	WHIP					
Fritz Peterson, L ERA: 3.18 (1, 1)	9.0	W	30	5	0	0	4	0	0	0	0	0	0	38	38	0.00	0.556					

New York Yankees @ Kansas City Royals  
Municipal Stadium, Kansas City, MO

Fri Jun 12 1970, 8:05 PM EDT  
Alt. 9,272 - Unknown - 87 F

AB 30  
R 0  
H 5  
RBI 0  
BB 0  
SO 4  
LOB 5









Batter	1	2	3	4	5	6	7	8	9	AB	R	H	RBI	BB	SO	LOB	TOP								
Horace Clarke, S (1,4) OBP: 0.312, SLG: 0.346	F6			F8		3-1		1B		4	0	1	1	0	0	0	<b>New York Yankees @ Kansas City Royals</b> Municipal Stadium, Kansas City, MO Sun Jun 14 1970, 4:33 AM EDT Att: 12,332 - Overcast - 84 F  <b>AB 34</b> <b>R 3</b> <b>H 8</b> <b>RBI 2</b> <b>BB 1</b> <b>SO 4</b> <b>LOB 13</b>								
Jerry Kenney, L (1,5) OBP: 0.291, SLG: 0.302 Ron Hansen, R (8,PH) OBP: 0.421, SLG: 0.250	F6			K		4-3		FC6-3-5-1-2		3	0	0	0	0	1	0									
Bobby Murcer, L (1,8) OBP: 0.371, SLG: 0.490	F8			G3				F8		4	0	0	0	0	2										
Roy White, S (1,7) OBP: 0.438, SLG: 0.550		F6			1B					4	2	3	0	0	0	0									
Danny Cater, R (1,3) OBP: 0.343, SLG: 0.441		F9			1B					4	0	1	0	0	2										
Curt Blefary, L (1,9) OBP: 0.296, SLG: 0.225 Ron Woods, R (9,PH) OBP: 0.333, SLG: 0.387		F7			G4-3					3	0	0	0	0	2										
Jake Gibbs, L (1,2) OBP: 0.276, SLG: 0.276 Thurman Munson, R (9,PH) OBP: 0.384, SLG: 0.331			L8					1-3		2	0	0	0	0	0	0									
Gene Michael, S (1,6) OBP: 0.315, SLG: 0.277			K					F6		4	1	1	0	0	1	3									
Stan Bahnsen, R (1,1) OBP: 0.188, SLG: 0.200 Pete Ward, L (8,PH) OBP: 0.323, SLG: 0.462 Jim Lytle, L (8,PH) OBP: 0.323, SLG: 0.462 Steve Hamilton, L (8,1) OBP: 0.323, SLG: 0.462			K					F5		2	0	0	0	0	1	0									
								F5		1	0	1	0	0	0	0									
<b>Inning Stats</b>	R: 0 E: 0 K: 0 S: 3	H: 0 LOB: 0 BB: 0 P: 3	R: 0 E: 0 K: 0 S: 3	H: 0 LOB: 0 BB: 0 P: 3	R: 0 E: 0 K: 2 S: 7	H: 0 LOB: 0 BB: 0 P: 7	R: 0 E: 0 K: 1 S: 5	H: 0 LOB: 0 BB: 0 P: 5	R: 1 E: 0 K: 0 S: 4	H: 2 LOB: 1 BB: 0 P: 5	R: 0 E: 0 K: 0 S: 3	H: 0 LOB: 0 BB: 0 P: 3	R: 0 E: 0 K: 0 S: 4	H: 1 LOB: 1 BB: 0 P: 4	R: 1 E: 0 K: 0 S: 6	H: 3 LOB: 2 BB: 0 P: 6	R: 1 E: 0 K: 1 S: 7	H: 2 LOB: 2 BB: 1 P: 11	1B: 7 2B: 1 3B: 0 HR: 0	SF: 0 SAC: 0 DP: 1 HBP: 1	WP: 0 PB: 0 SB: 0 CS: 1	PA: 36			
<b>PITCHER</b>	IP	WLS	BF	H	R	ER	SO	BB	IBB	HBP	BLK	WP	HR	S	P	ERA	WHIP								
Dick Drago, R (1,1) ERA: 4.29	7.1		28	6	2	2	3	0	0	1	0	0	0	33	34	2.46	0.818								
Tom Burgmeier, L (8,1) ERA: 3.0	1.0	L	5	1	1	1	0	1	0	0	0	0	0	4	8	9.00	2.000								
Moe Drabowsky, R (9,1) ERA: 3.28	0.2		3	1	0	0	1	0	0	0	0	0	0	5	5	0.00	1.500								

Batter	1	2	3	4	5	6	7	8	9	AB	R	H	RBI	BB	SO	LOB	BOTTOM								
Pat Kelly, L (1,9) OBP: 0.382, SLG: 0.356 Hawk Taylor, R (9,PH) OBP: 0.308, SLG: 0.375	4-3					L6			F2	3	0	1	0	0	0	0	<b>New York Yankees @ Kansas City Royals</b> Municipal Stadium, Kansas City, MO Sun Jun 14 1970, 4:33 AM EDT Att: 12,332 - Overcast - 84 F  <b>AB 29</b> <b>R 2</b> <b>H 5</b> <b>RBI 2</b> <b>BB 1</b> <b>SO 3</b> <b>LOB 6</b>								
Amos Otis, R (1,8) OBP: 0.357, SLG: 0.454				4-3-2		6-3				4	1	2	0	0	1										
Joe Keough, L (1,3) OBP: 0.420, SLG: 0.463					4-3-2					4	1	1	1	0	2										
Bob Oliver, R (1,5) OBP: 0.328, SLG: 0.520		F8								3	0	0	0	0	1										
Ed Kirkpatrick, L (1,2) OBP: 0.284, SLG: 0.423										3	0	1	1	0	0	0									
Lou Piniella, R (1,7) OBP: 0.342, SLG: 0.486										3	0	0	0	0	1										
Paul Schaal, R (1,4) OBP: 0.328, SLG: 0.327										2	0	0	0	1	0	0									
Jackie Hernandez, R (1,6) OBP: 0.284, SLG: 0.286										3	0	0	0	0	1										
Dick Drago, R (1,1) OBP: 0.148, SLG: 0.080 Tom Burgmeier, L (8,1) OBP: 0.250, SLG: 0.143 Moe Drabowsky, R (9,1) OBP: 0.250, SLG: 0.250										2	0	0	0	0	2	0									
										1	0	0	0	0	1	0									
										0	0	0	0	0	0	0									
<b>Inning Stats</b>	R: 2 E: 0 K: 0 S: 6	H: 3 LOB: 1 BB: 0 P: 6	R: 0 E: 0 K: 1 S: 4	H: 0 LOB: 0 BB: 1 P: 8	R: 0 E: 0 K: 0 S: 3	H: 1 LOB: 0 BB: 0 P: 3	R: 0 E: 0 K: 0 S: 3	H: 0 LOB: 0 BB: 0 P: 3	R: 0 E: 0 K: 0 S: 5	H: 0 LOB: 0 BB: 0 P: 5	R: 0 E: 0 K: 0 S: 3	H: 0 LOB: 0 BB: 0 P: 3	R: 0 E: 0 K: 1 S: 5	H: 0 LOB: 0 BB: 0 P: 5	R: 0 E: 0 K: 0 S: 3	H: 1 LOB: 0 BB: 0 P: 3	1B: 2 2B: 3 3B: 1 HR: 0	SF: 0 SAC: 0 DP: 3 HBP: 0	WP: 0 PB: 0 SB: 0 CS: 0	PA: 30					
<b>PITCHER</b>	IP	WLS	BF	H	R	ER	SO	BB	IBB	HBP	BLK	WP	HR	S	P	ERA	WHIP								
Stan Bahnsen, R (1,1) ERA: 2.83	7.0		24	4	2	2	2	1	0	0	0	0	0	27	31	2.57	0.714								
Steve Hamilton, L (8,1) ERA: 2.54	2.0	W	6	1	0	0	1	0	0	0	0	0	0	8	8	0.00	0.500								



Batter	1	2	3	4	5	6	7	8	9	AB	R	H	RBI	BB	SO	LOB	TOP					
Horace Clarke, S OBP: 0.311, SLG: 0.348 (1, 4)										4	1	1	0	0	1	1	<b>New York Yankees @ Chicago White Sox</b> Comiskey Park, Chicago, IL Tue Jun 16 1970, 8:05 PM EDT Att: 10,189 - Unknown - 80 F					
Bobby Murcer, L OBP: 0.372, SLG: 0.402 (1, 8)										4	2	2	0	0	0	0						
Roy White, S OBP: 0.442, SLG: 0.570 (1, 7)										4	2	3	4	0	0	0						
Danny Cater, R OBP: 0.341, SLG: 0.438 (1, 3)										4	0	1	0	0	0	2						
Thurman Munson, R OBP: 0.386, SLG: 0.337 (1, 2)										3	1	1	0	1	1	0						
Ron Woods, R OBP: 0.330, SLG: 0.381 (1, 9)										4	0	1	1	0	0	2						
Gene Michael, S OBP: 0.318, SLG: 0.274 (1, 6)										2	0	0	0	2	0	0						
Jerry Kenney, L OBP: 0.285, SLG: 0.295 (1, 5)										4	0	0	0	0	1	3						
Mel Stottlemyre, R OBP: 0.293, SLG: 0.278 (1, 1)										3	0	1	0	0	0	0						
<b>Inning Stats</b>	R: 0 E: 0 K: 1 S: 5	H: 0 LOB: 0 BB: 0 P: 5	R: 0 E: 0 K: 1 S: 5	H: 1 LOB: 2 BB: 2 P: 13	R: 0 E: 0 K: 0 S: 3	H: 1 LOB: 0 BB: 0 P: 3	R: 1 E: 0 K: 0 S: 4	H: 3 LOB: 0 BB: 0 P: 4	R: 0 E: 0 K: 0 S: 3	H: 0 LOB: 0 BB: 0 P: 3	R: 3 E: 0 K: 1 S: 8	H: 3 LOB: 0 BB: 0 P: 8	R: 0 E: 0 K: 0 S: 3	H: 0 LOB: 0 BB: 0 P: 3	R: 2 E: 0 K: 0 S: 5	H: 2 LOB: 0 BB: 0 P: 5		R: 0 E: 0 K: 0 S: 2	H: 0 LOB: 0 BB: 1 P: 6	1B: 6 2B: 3 3B: 0 HR: 1	SF: 0 SAC: 0 DP: 4 HBP: 0	WP: 1 PB: 0 CS: 1
<b>PITCHER</b>	IP WLS BF H R ER SO BB IBB HBP BLK WP HR S P ERA WHIP																					
Tommy John, L ERA: 3.48 (1, 1)	7.0 L 27 8 4 4 3 2 0 0 0 0 1 0 31 39 5.14 1.429																					
Danny Murphy, R ERA: 5.63 (8, 1)	2.0 8 2 2 2 0 1 0 0 0 0 0 1 7 11 9.00 1.500																					


Batter	1	2	3	4	5	6	7	8	9	AB	R	H	RBI	BB	SO	LOB	BOTTOM			
Tom McCraw, L OBP: 0.327, SLG: 0.359 (1, 9)										5	0	1	0	0	0	3	<b>New York Yankees @ Chicago White Sox</b> Comiskey Park, Chicago, IL Tue Jun 16 1970, 8:05 PM EDT Att: 10,189 - Unknown - 80 F			
Luis Aparicio, R OBP: 0.391, SLG: 0.426 (1, 6)										5	0	1	0	0	1	3				
Carlos May, L OBP: 0.358, SLG: 0.460 (1, 7)										4	0	1	0	0	0	2				
Bill Melton, R OBP: 0.319, SLG: 0.465 (1, 5)										4	0	0	0	0	0	3				
Gail Hopkins, L OBP: 0.392, SLG: 0.397 (1, 3)										4	1	2	0	0	0	2				
Ed Herrmann, L OBP: 0.386, SLG: 0.458 (1, 2)										4	1	2	0	0	0	1				
Syd O'Brien, R OBP: 0.304, SLG: 0.331 (1, 4)										4	0	2	1	0	1	1				
Ken Berry, R OBP: 0.333, SLG: 0.405 (1, 8)										4	0	1	1	0	0	3				
Tommy John, R OBP: 0.189, SLG: 0.143 (1, 1)										2	0	1	0	0	0	2				
John Matias, L OBP: 0.223, SLG: 0.278 (7, PH)										1	0	0	0	0	0	0				
Danny Murphy, L OBP: 0.333, SLG: 0.333 (8, 1)										0	0	0	0	0	0	0				
Ossie Blanco, R OBP: 0.226, SLG: 0.172 (8, PH)										1	0	0	0	0	0	1				
<b>Inning Stats</b>	R: 0 E: 0 K: 0 S: 4	H: 1 LOB: 1 BB: 0 P: 4	R: 1 E: 0 K: 0 S: 6	H: 3 LOB: 2 BB: 0 P: 6	R: 0 E: 0 K: 0 S: 3	H: 0 LOB: 0 BB: 0 P: 3	R: 1 E: 0 K: 0 S: 5	H: 3 LOB: 1 BB: 0 P: 5	R: 0 E: 0 K: 0 S: 5	H: 2 LOB: 2 BB: 0 P: 5	R: 0 E: 0 K: 0 S: 3	H: 0 LOB: 0 BB: 0 P: 3	R: 0 E: 0 K: 1 S: 6	H: 1 LOB: 1 BB: 0 P: 6	R: 0 E: 0 K: 1 S: 6	H: 1 LOB: 1 BB: 0 P: 6	1B: 9 2B: 2 3B: 0 HR: 0	SF: 0 SAC: 0 DP: 1 HBP: 0	WP: 0 PB: 0 CS: 0	PA: 38
<b>PITCHER</b>	IP WLS BF H R ER SO BB IBB HBP BLK WP HR S P ERA WHIP																			
Mel Stottlemyre, R ERA: 3.03 (1, 1)	9.0 W 38 11 2 2 2 0 0 0 0 0 0 0 42 42 2.00 1.222																			



Batter	1	2	3	4	5	6	7	8	9	AB	R	H	RBI	BB	SO	LOB	TOP									
Horace Clarke, S OBP: 0.310, SLG: 0.344 (1, 4)	G3-1		E 1B BB					P6		3	1	0	0	1	0	1										
Jerry Kenney, L OBP: 0.294, SLG: 0.294 (1, 5)	G3		1B					F5		4	0	1	1	0	0	0										
Bobby Murcer, L OBP: 0.378, SLG: 0.424 (1, 8)	PB 2B		G3					1B		4	1	3	1	0	0	1										
Roy White, S OBP: 0.443, SLG: 0.569 (1, 7)	F7							1B		4	0	2	0	0	0	1										
Danny Cater, R OBP: 0.336, SLG: 0.431 (1, 3)		G1-3						1B		4	0	0	0	0	0	3										
Curt Blefary, L OBP: 0.302, SLG: 0.228 (1, 9)		L9-3 BB						1B		3	0	1	0	1	0	0										
Thurman Munson, R OBP: 0.379, SLG: 0.330 (1, 2)		L9-3						G1-6-3 1B		4	0	0	0	0	0	2										
Gene Michael, S OBP: 0.325, SLG: 0.297 (1, 6)			K					1B		4	1	3	1	0	1	0										
Fritz Peterson, S OBP: 0.282, SLG: 0.447 Ron Klimkowski, R (5, 1)			G4-3					K		2	0	0	0	0	0	1										
Pete Ward, L OBP: 0.313, SLG: 0.444 Mike Kekich, R OBP: 0.214, SLG: 0.214 Ron Woods, R OBP: 0.327, SLG: 0.378 (9, PH)			G4-3					G3-1 1B		0	0	0	0	0	0	0										
			G3-1					G4-3		1	0	0	0	0	0	0										
								K		1	0	0	0	0	0	0										
								G4-3		1	0	0	0	0	0	1										
<b>Inning Stats</b>	R: 0 E: 0 K: 0 S: 4	H: 1 LOB: 1 BB: 0 P: 4	R: 0 E: 0 K: 0 S: 2	H: 0 LOB: 0 BB: 1 P: 6	R: 1 E: 1 K: 1 S: 6	H: 1 LOB: 1 BB: 1 P: 10	R: 0 E: 0 K: 0 S: 3	H: 0 LOB: 0 BB: 0 P: 3	R: 0 E: 0 K: 0 S: 4	H: 1 LOB: 1 BB: 0 P: 4	R: 1 E: 0 K: 0 S: 4	H: 2 LOB: 0 BB: 0 P: 4	R: 1 E: 0 K: 0 S: 4	H: 1 LOB: 0 BB: 0 P: 4	R: 0 E: 0 K: 0 S: 5	H: 2 LOB: 2 BB: 0 P: 5	R: 0 E: 0 K: 1 S: 6	H: 2 LOB: 1 BB: 0 P: 6	1B: 7 2B: 2 3B: 0 HR: 2	SF: 0 SAC: 0 DP: 3 HBP: 0	WP: 0 PB: 1 SB: 0 CS: 0	PA: 36				
<b>PITCHER</b>	IP	WLS	BF	H	R	ER	SO	BB	IBB	HBP	BLK	WP	HR	S	P	ERA	WHIP									
Gerry Janeski, R ERA: 3.99 Wilbur Wood, L ERA: 2.61	(1, 1)	7.0	W	27	6	3	2	1	2	0	0	0	0	2	27	35	2.57	1.143								
	(8, 1)	2.0	S	9	4	0	0	1	0	0	0	0	0	11	11	0.00	2.000									

**New York Yankees @ Chicago White Sox**  
Comiskey Park, Chicago, IL  
Wed Jun 17 1970, 8:05 PM EDT  
Att: 8,472 - Unknown - 78 F


AB 34  
R 3  
H 10  
RBI 3  
BB 2  
SO 2  
LOB 10



Batter	1	2	3	4	5	6	7	8	9	AB	R	H	RBI	BB	SO	LOB	BOTTOM								
Walt Williams, R OBP: 0.312, SLG: 0.387 (1, 9)	F9	G1-3						F7		5	0	1	1	0	0	4									
Luis Aparicio, R OBP: 0.385, SLG: 0.418 (1, 6)	L8		G6-3					K		4	0	0	0	0	1	1									
Carlos May, L OBP: 0.352, SLG: 0.452 (1, 7)	G4-3		G3-1					G1-3		4	0	0	0	0	0	0									
Bill Melton, R OBP: 0.323, SLG: 0.480 (1, 5)		K						K		4	1	2	1	0	2	0									
Ossie Blanco, R OBP: 0.235, SLG: 0.188 Tom McCraw, L OBP: 0.325, SLG: 0.357 (5, PR) (6, 3)		K						P6		3	0	1	0	0	1	1									
Duane Josephson, R OBP: 0.402, SLG: 0.470 (1, 2)		HBP 1B 1B						P6		1	0	0	0	0	0	0									
Syd O'Brien, R OBP: 0.317, SLG: 0.338 Bobby Knoop, R OBP: 0.265, SLG: 0.298 (9, 4)		HBP 1B 1B						1B 2B		3	2	2	0	1	0	1									
Ken Berry, R OBP: 0.337, SLG: 0.404 (1, 8)		HBP 1B 1B						1B BB		0	0	0	0	0	0	0									
Gerry Janeski, R OBP: 0.091, SLG: 0.091 Wilbur Wood, R (8, 1)		1-2 2-4 3-H						1B		2	0	1	3	0	0	0									
								B2		1	0	0	0	0	0	2									
<b>Inning Stats</b>	R: 0 E: 0 K: 0 S: 3	H: 0 LOB: 0 BB: 0 P: 3	R: 2 E: 0 K: 2 S: 10	H: 3 LOB: 2 BB: 0 P: 11	R: 0 E: 0 K: 0 S: 4	H: 1 LOB: 1 BB: 0 P: 4	R: 2 E: 0 K: 0 S: 6	H: 3 LOB: 1 BB: 0 P: 6	R: 1 E: 0 K: 0 S: 5	H: 3 LOB: 1 BB: 0 P: 5	R: 0 E: 0 K: 0 S: 3	H: 0 LOB: 0 BB: 0 P: 3	R: 0 E: 0 K: 2 S: 7	H: 0 LOB: 0 BB: 0 P: 7	R: 1 E: 0 K: 0 S: 5	H: 2 LOB: 2 BB: 1 P: 9	1B: 9 2B: 2 3B: 0 HR: 1	SF: 0 SAC: 1 DP: 0 HBP: 1	WP: 0 PB: 1 SB: 0 CS: 1	PA: 37					
<b>PITCHER</b>	IP	WLS	BF	H	R	ER	SO	BB	IBB	HBP	BLK	WP	HR	S	P	ERA	WHIP								
Fritz Peterson, L ERA: 3.48 Ron Klimkowski, R ERA: 2.97 Mike Kekich, L ERA: 7.24	(1, 1)	4.1	L	23	9	5	5	2	0	0	0	0	0	5	5	0.00	0.600								
	(7, 1)	2.0		9	2	1	1	2	1	0	0	0	0	12	16	4.50	1.500								

**New York Yankees @ Chicago White Sox**  
Comiskey Park, Chicago, IL  
Wed Jun 17 1970, 8:05 PM EDT  
Att: 8,472 - Unknown - 78 F

AB 34  
R 6  
H 12  
RBI 6  
BB 1  
SO 4  
LOB 11









Batter	1	2	3	4	5	6	7	8	9	AB	R	H	RBI	BB	SO	LOB	TOP		
Horace Clarke, S OBP: 0.309, SLG: 0.341	F2		F5			F5			2B 1B	4	1	1	0	0	0	0	<b>New York Yankees @ Boston Red Sox</b> Fenway Park, Boston, MA Fri Jun 19 1970, 7:05 PM EDT Att: 32,311 - Unknown - 87 F		
Jerry Kenney, L OBP: 0.292, SLG: 0.306	BB			F8		F2			1B 2B	3	1	1	0	1	0				
Bobby Murcer, L OBP: 0.381, SLG: 0.422	F6			G3 BB			L6		HR 1B	3	1	1	2	1	0				
Roy White, S OBP: 0.434, SLG: 0.567	F5			G3			3-1		HR 1B	4	1	1	2	0	0				
Danny Cater, R OBP: 0.326, SLG: 0.417		F3		L7			6-3		5-3	4	0	0	0	0	0				
Thurman Munson, R OBP: 0.375, SLG: 0.323		1-4-3			L9			F7	L7	4	0	0	0	0	0				
Curt Blefary, L OBP: 0.303, SLG: 0.247 Ron Woods, R OBP: 0.321, SLG: 0.370	F5				F1			BB	G3	2	0	0	0	1	0				
Ron Hansen, R OBP: 0.390, SLG: 0.222			6-3		K			F7		3	0	0	0	0	1				
Stan Bahnsen, R OBP: 0.182, SLG: 0.194 Frank Tepedino, L OBP: 0.267, SLG: 0.400 Ron Klimkowski, R			K			5-3			4-3	1	0	0	0	0	1				
Pete Ward, L OBP: 0.303, SLG: 0.429 Mike Kekich, R OBP: 0.214, SLG: 0.214										1	0	0	0	0	0				
<b>Inning Stats</b>	R: 0 E: 0 K: 0 S: 3	H: 0 LOB: 1 BB: 1 P: 7	R: 0 E: 0 K: 0 S: 3	H: 0 LOB: 0 BB: 0 P: 3	R: 0 E: 0 K: 1 S: 5	H: 0 LOB: 0 BB: 0 P: 5	R: 0 E: 0 K: 0 S: 3	H: 0 LOB: 1 BB: 1 P: 7	R: 0 E: 0 K: 1 S: 5	H: 0 LOB: 0 BB: 0 P: 5	R: 0 E: 0 K: 0 S: 3	H: 0 LOB: 0 BB: 0 P: 3	R: 0 E: 0 K: 0 S: 3	H: 0 LOB: 1 BB: 1 P: 7	R: 4 E: 0 K: 0 S: 7	H: 4 LOB: 0 BB: 0 P: 7	1B: 2 2B: 1 3B: 0 HR: 1	SF: 0 SAC: 0 DP: 0 HBP: 0	WP: 0 PA: 34 CS: 0
<b>PITCHER</b>	IP WLS BF H R ER SO BB IBB HBP BLK WP HR S P ERA WHIP																		
Sonny Siebert, R ERA: 4.08	(1, 1) 8.0 W 31 4 4 4 2 3 0 0 0 0 0 1 32 44 4.50 0.875																		
Sparky Lyle, L ERA: 5.27	(9, 1) 1.0 S 3 0 0 0 0 0 0 0 0 0 0 0 3 3 0.00 0.000																		

AB 31  
R 4  
H 4  
RBI 4  
BB 3  
SO 2  
LOB 6

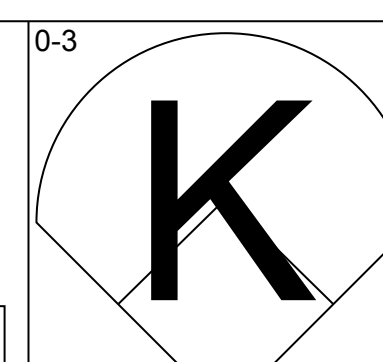
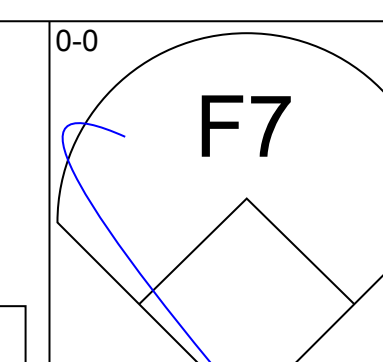
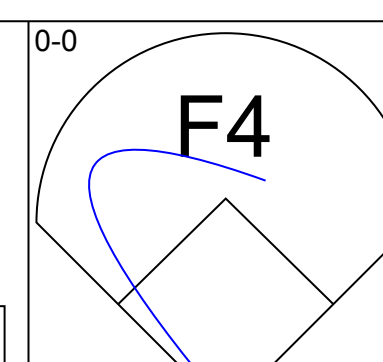
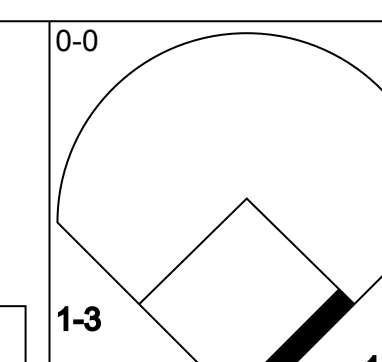
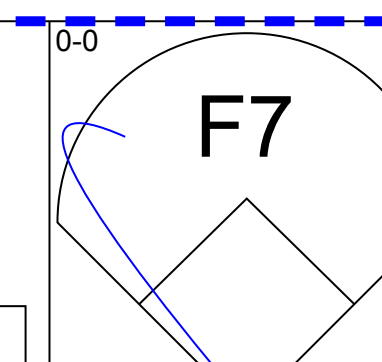
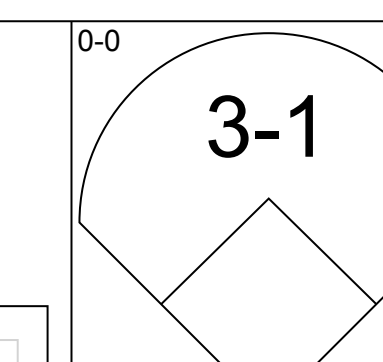
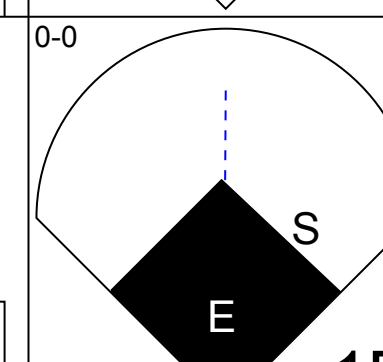
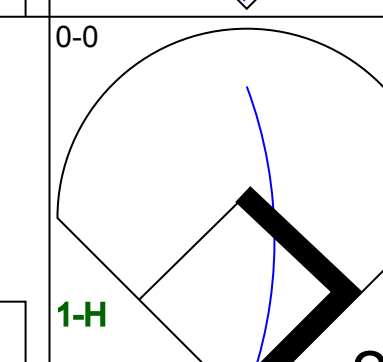
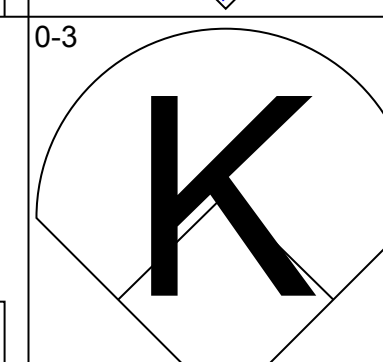
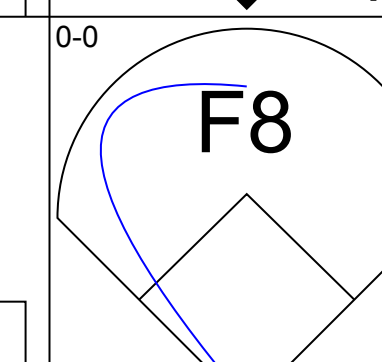
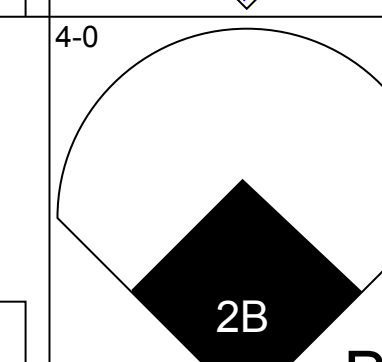
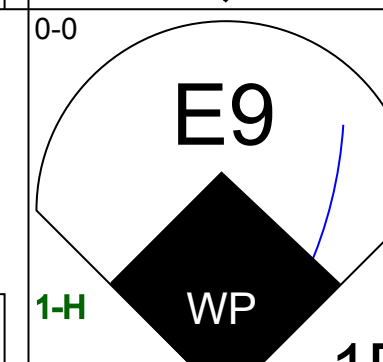
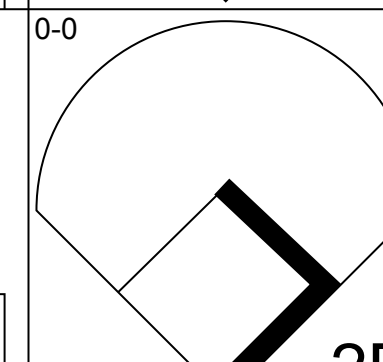
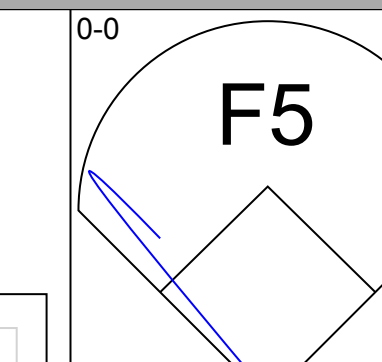
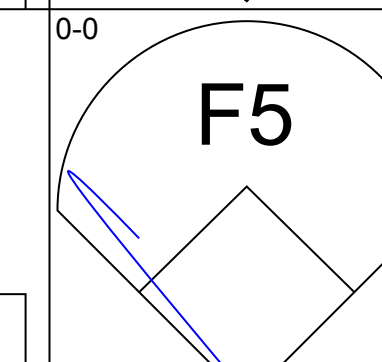
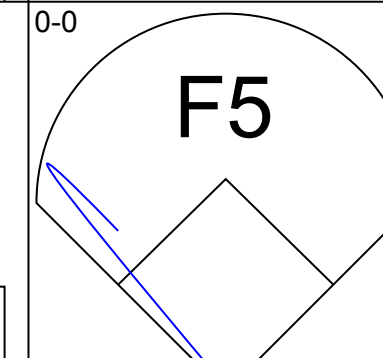
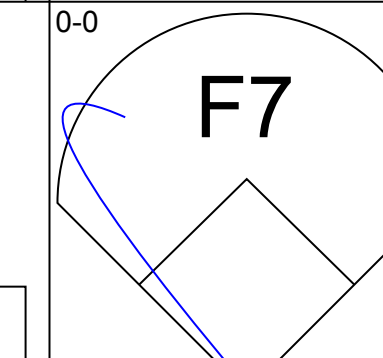
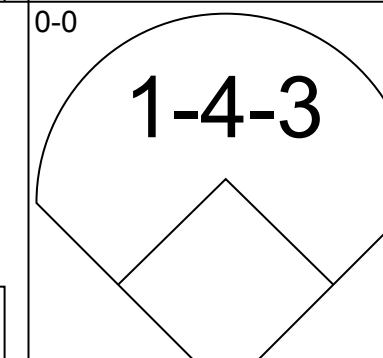
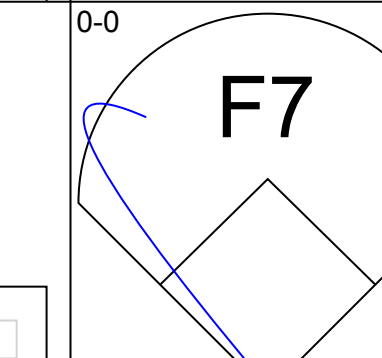
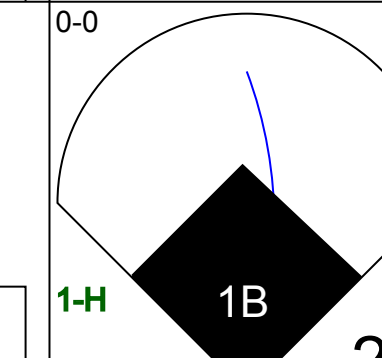
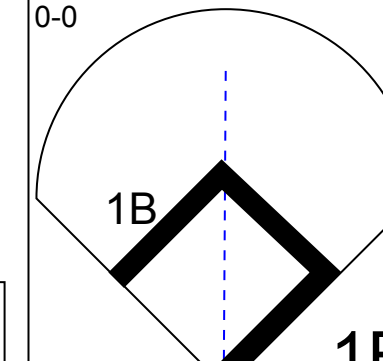
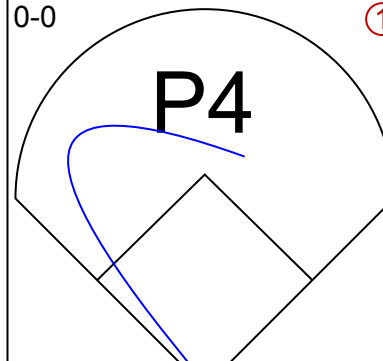
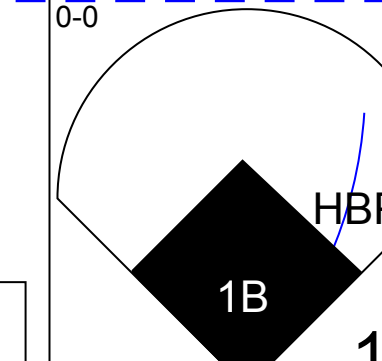
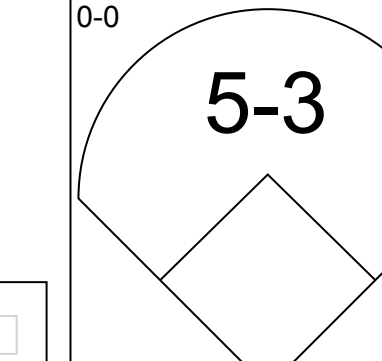
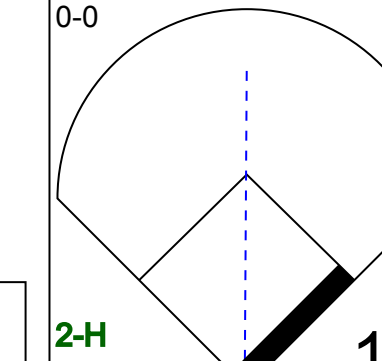
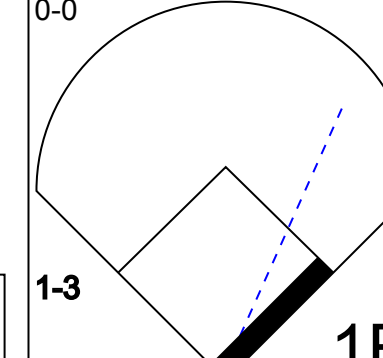
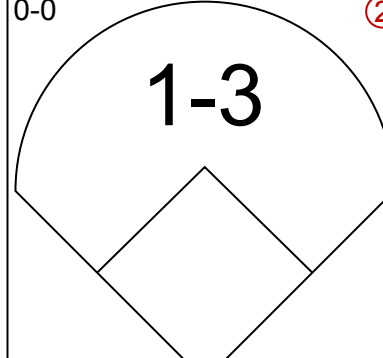
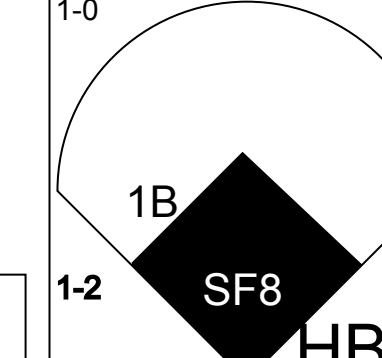
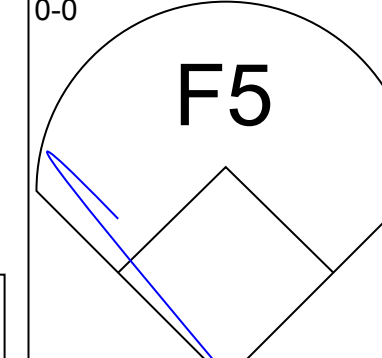
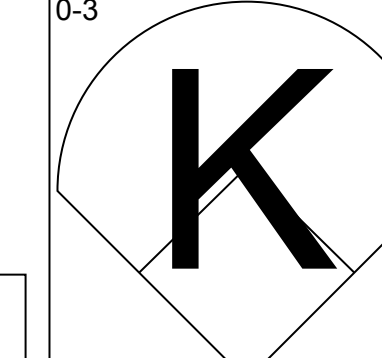
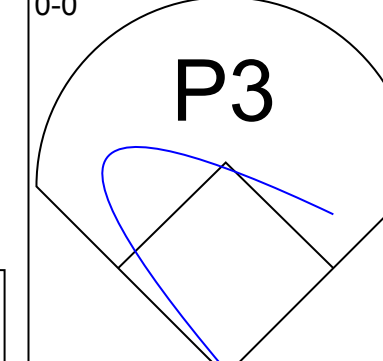
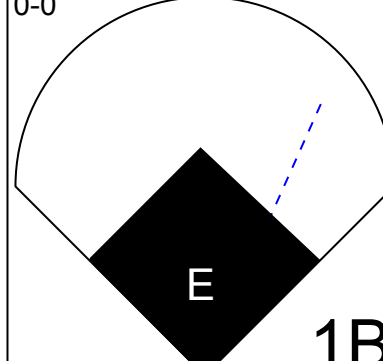
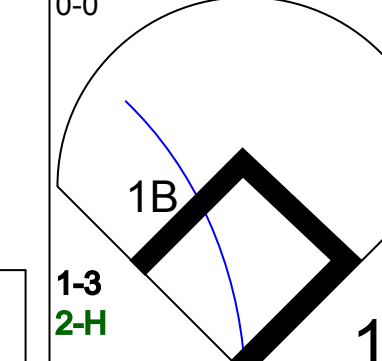
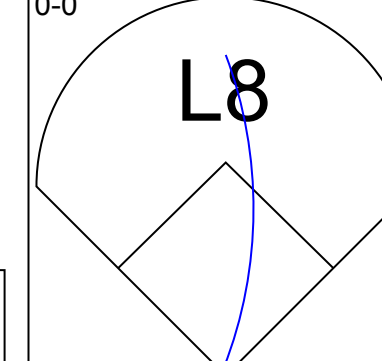
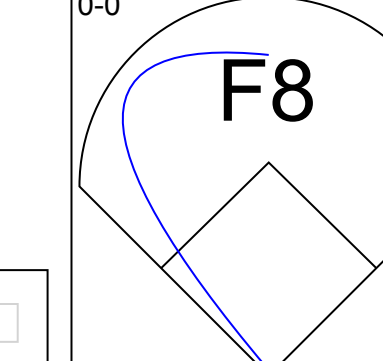
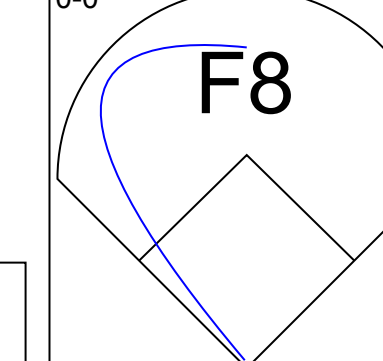
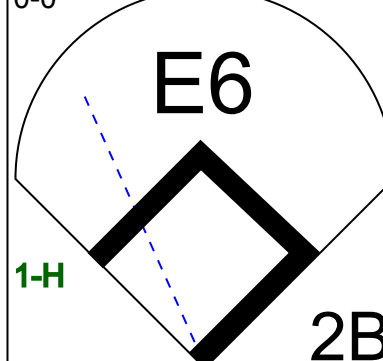
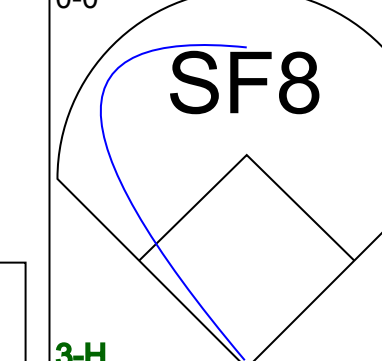
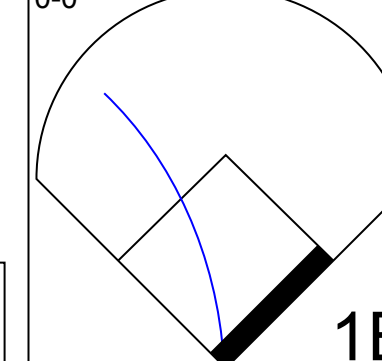
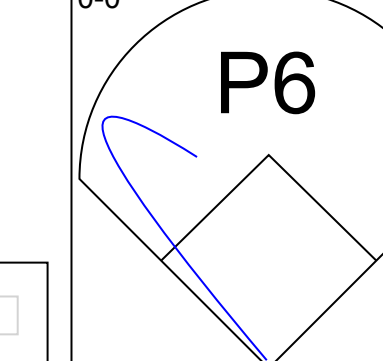
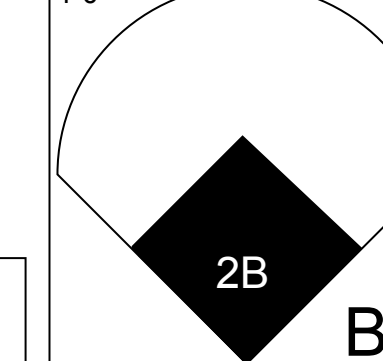
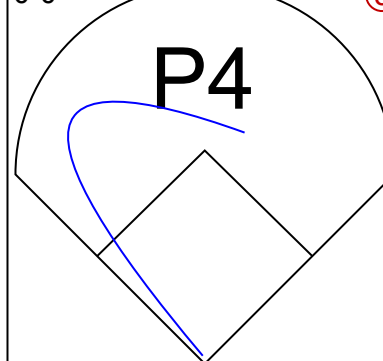
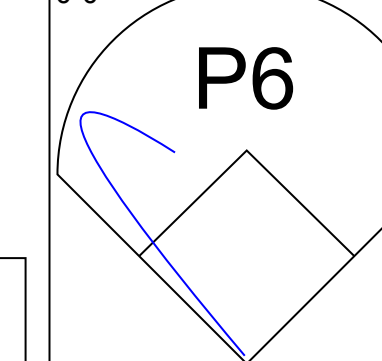
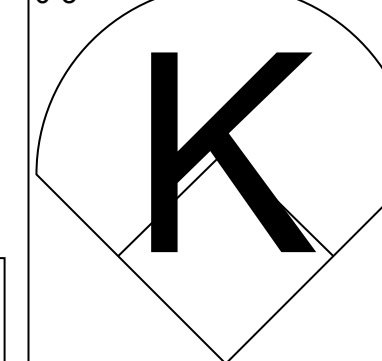
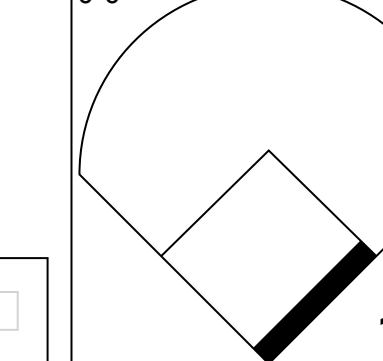
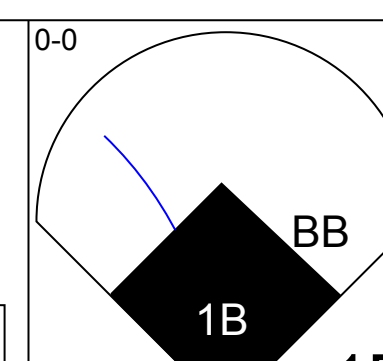
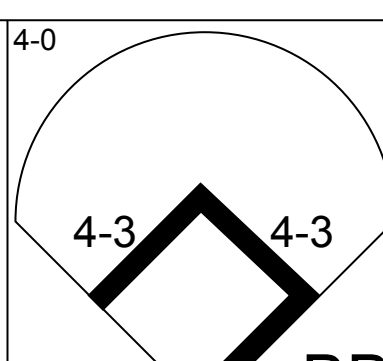
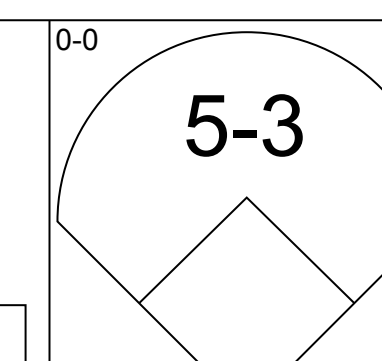
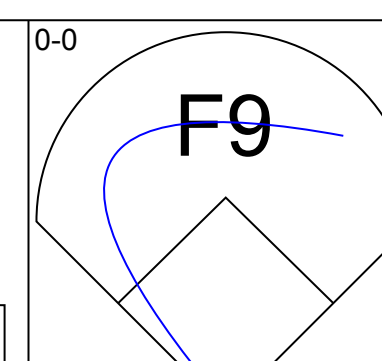
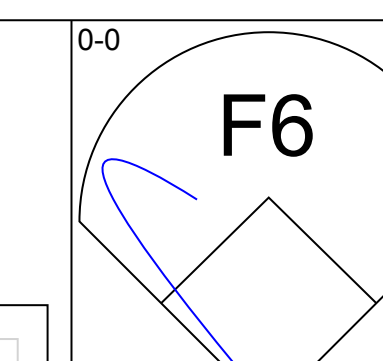
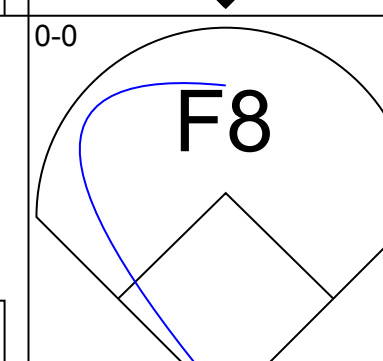
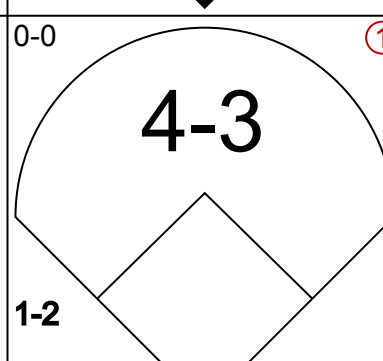
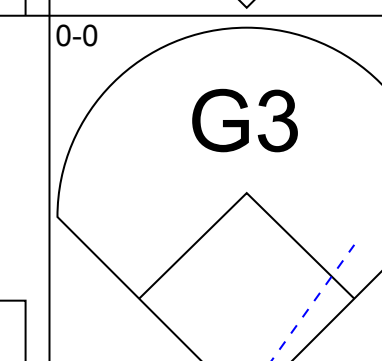
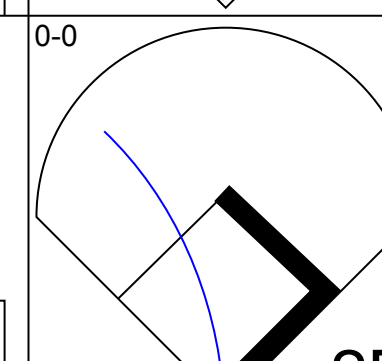
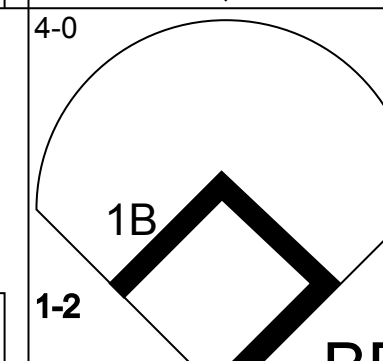
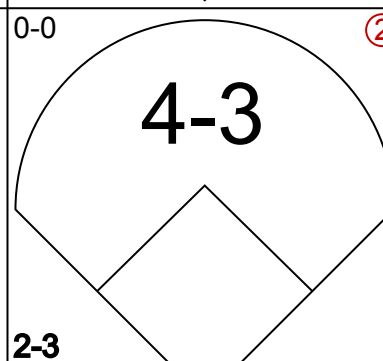
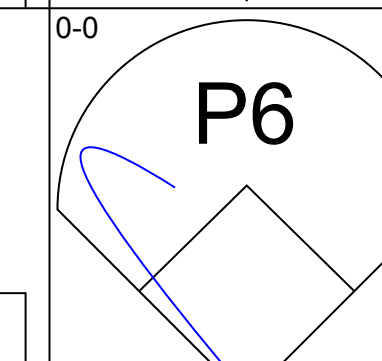
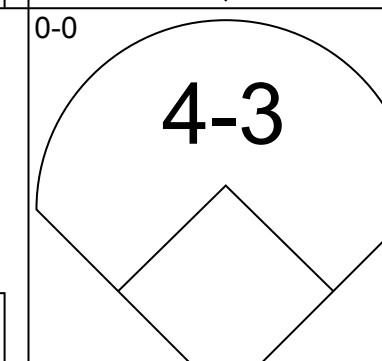
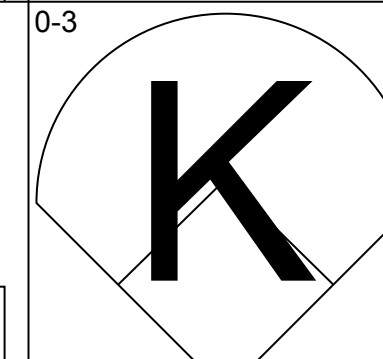
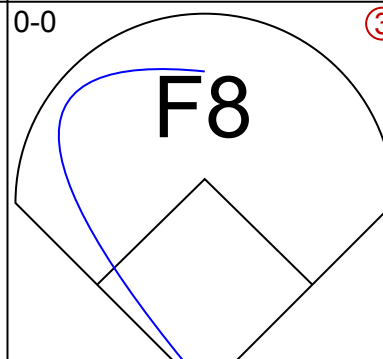
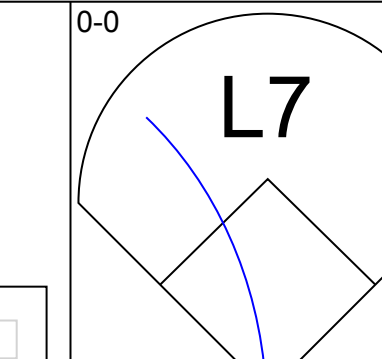
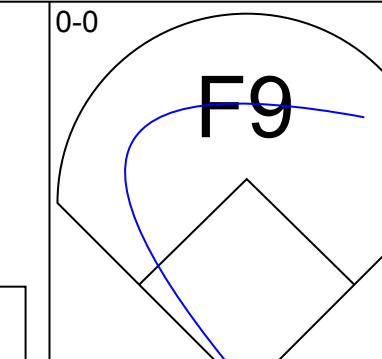
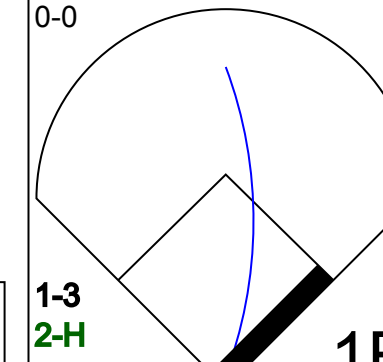
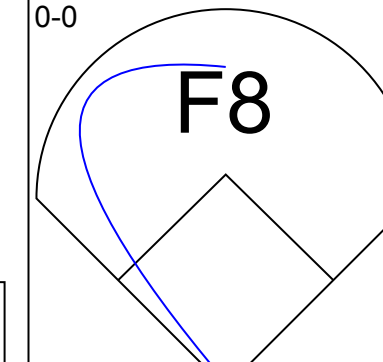
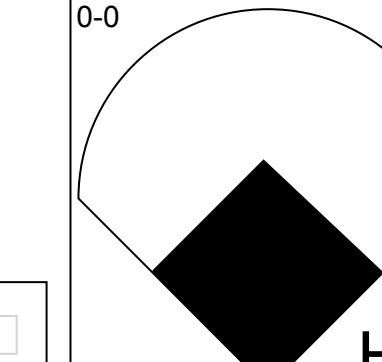
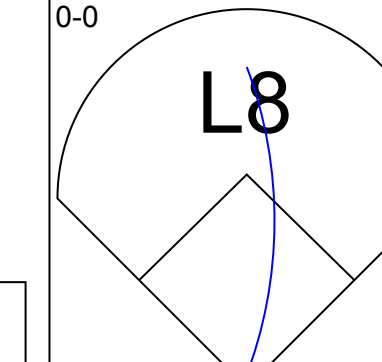
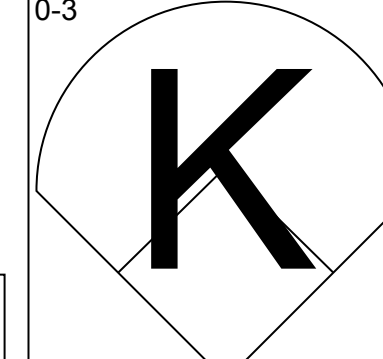
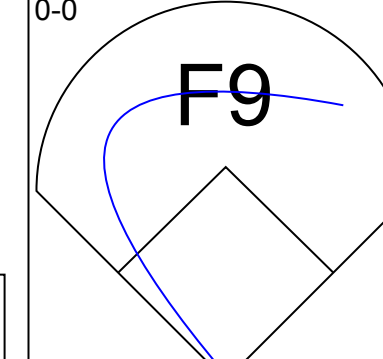
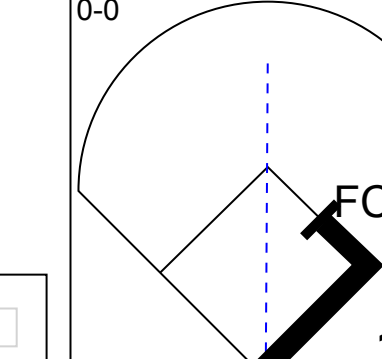
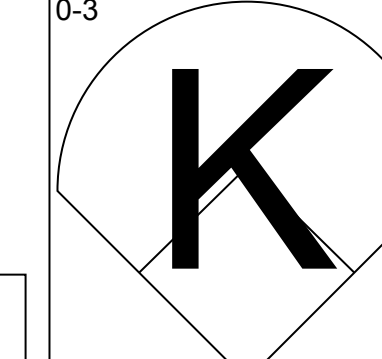
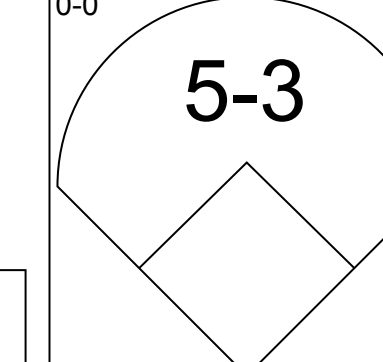
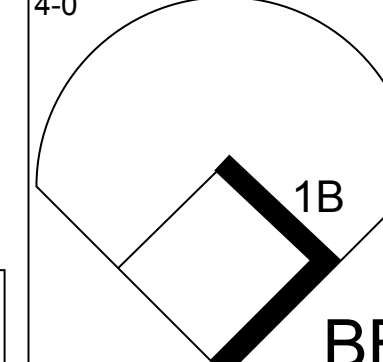
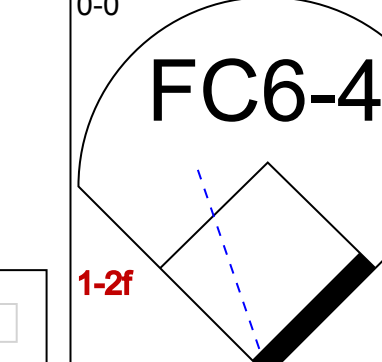
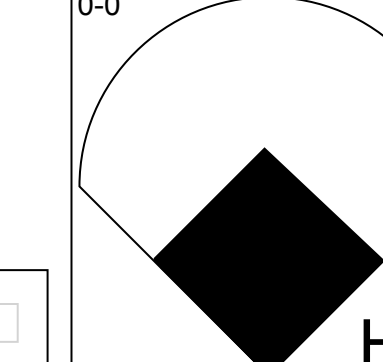
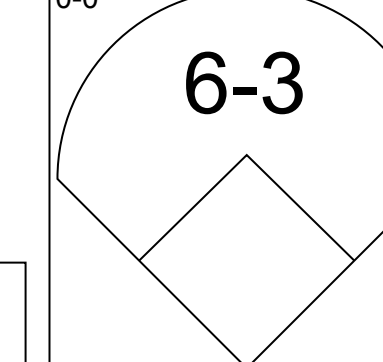
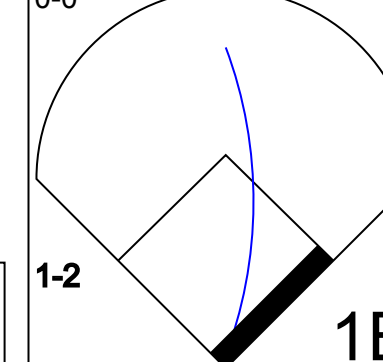
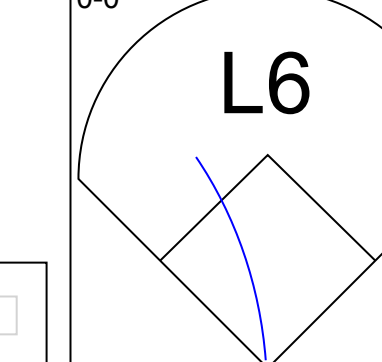
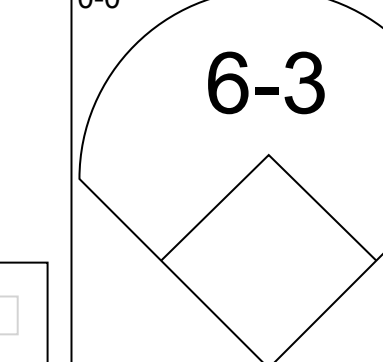


Batter	1	2	3	4	5	6	7	8	9	AB	R	H	RBI	BB	SO	LOB	BOTTOM		
Mike Andrews, R OBP: 0.340, SLG: 0.373	HR		2B 1B		HR BB		L4			3	3	2	1	1	0	0	<b>New York Yankees @ Boston Red Sox</b> Fenway Park, Boston, MA Fri Jun 19 1970, 7:05 PM EDT Att: 32,311 - Unknown - 87 F		
Reggie Smith, S OBP: 0.384, SLG: 0.471	F3		1-H 2B		HR		K			4	1	2	3	0	1				
Carl Yastrzemski, L OBP: 0.422, SLG: 0.524	S 1B		6-3		HR		G3			4	1	2	1	0	0				
Tony Conigliaro, R OBP: 0.370, SLG: 0.517	K		F8		L8			6-3		4	0	0	0	0	1				
Rico Petrocelli, R OBP: 0.296, SLG: 0.451	1-3			6-3		1B		3B BB		3	1	1	0	1	0				
George Scott, R OBP: 0.325, SLG: 0.441		F9		BB BB	F8			1-H SF8 3B		3	1	1	1	1	0				
Billy Conigliaro, R OBP: 0.346, SLG: 0.492	4-3			G4-6-3 BB		K		SF8		2	0	0	1	1	0				
Tom Satriano, L OBP: 0.349, SLG: 0.358	1-3			G4-6-3		1-3		3-H G3		4	0	0	0	0	2				
Sonny Siebert, R OBP: 0.125, SLG: 0.133						6-3				3	0	0	0	0	1				
Sparky Lyle, L ERA: 7.56			K			1-3				0	0	0	0	0	0				
<b>Inning Stats</b>	R: 1 E: 0 K: 1 S: 7	H: 2 LOB: 1 BB: 0 P: 7	R: 0 E: 0 K: 0 S: 3	H: 0 LOB: 0 BB: 0 P: 3	R: 1 E: 0 K: 1 S: 7	H: 2 LOB: 1 BB: 0 P: 7	R: 0 E: 0 K: 0 S: 2	H: 0 LOB: 2 BB: 2 P: 10	R: 3 E: 0 K: 0 S: 6	H: 3 LOB: 1 BB: 1 P: 10	R: 0 E: 0 K: 1 S: 5	H: 0 LOB: 0 BB: 0 P: 5	R: 0 E: 0 K: 1 S: 5	H: 0 LOB: 0 BB: 0 P: 5	R: 2 E: 0 K: 0 S: 4	H: 1 LOB: 0 BB: 1 P: 8	1B: 3 2B: 1 3B: 1 HR: 3	SF: 1 SAC: 0 DP: 1 HBP: 0	WP: 0 PA: 35 CS: 0
<b>PITCHER</b>	IP WLS BF H R ER SO BB IBB HBP BLK WP HR S P ERA WHIP																		
Stan Bahnsen, R ERA: 3.14	(1, 1) 5.0 L 24 7 5 5 2 3 0 0 0 0 0 0 25 37 9.00 2.000																		
Ron Klimkowski, R ERA: 2.5	(6, 1) 2.0 6 0 0 0 2 0 0 0 0 0 0 10 10 0.00 0.000																		
Mike Kekich, L ERA: 7.56	(8, 1) 1.0 5 1 2 2 0 1 0 0 0 0 0 4 8 18.00 2.000																		

AB 30  
R 7  
H 8  
RBI 7  
BB 4  
SO 4  
LOB 7





Batter	1	2	3	4	5	6	7	8	9	AB	R	H	RBI	BB	SO	LOB	TOP					
<b>Horace Clarke, S</b> OBP: 0.306, SLG: 0.338 (1, 4)										6	0	1	0	0	1	2	<b>New York Yankees @ Boston Red Sox</b> Fenway Park, Boston, MA Sat Jun 20 1970, 7:05 PM EDT Att: 30,789 - Unknown - 64 F					
<b>Jerry Kenney, L</b> OBP: 0.300, SLG: 0.316 (1, 5)										4	2	2	1	1	1	2						
<b>Bobby Murcer, L</b> OBP: 0.385, SLG: 0.427 (1, 8)										4	1	2	1	1	0	1						
<b>Roy White, S</b> OBP: 0.431, SLG: 0.563 (1, 7)										5	1	1	1	0	0	3						
<b>Danny Cater, R</b> OBP: 0.331, SLG: 0.421 (1, 3)										5	1	3	1	0	0	0						
<b>Curt Blefary, L</b> OBP: 0.306, SLG: 0.248 <b>Jim Lyttle, L</b> (7, 9)										3	1	1	0	0	0	0						
<b>Ron Hansen, R</b> OBP: 0.391, SLG: 0.250 (1, 6)										5	1	2	1	0	0	2						
<b>Jake Gibbs, L</b> OBP: 0.325, SLG: 0.333 (1, 2)										4	0	2	2	0	0	0						
<b>Mel Stottlemyre, R</b> OBP: 0.304, SLG: 0.275 (1, 1)										4	1	1	0	1	1	3						
<b>Inning Stats</b>	R: 2 E: 1 K: 1 S: 9	H: 4 LOB: 2 BB: 0 P: 9	R: 1 E: 0 K: 0 S: 4	H: 1 LOB: 2 BB: 2 P: 12	R: 1 E: 1 K: 0 S: 5	H: 2 LOB: 1 BB: 0 P: 5	R: 0 E: 0 K: 1 S: 6	H: 1 LOB: 1 BB: 0 P: 6	R: 2 E: 0 K: 0 S: 6	H: 3 LOB: 2 BB: 0 P: 7	R: 0 E: 0 K: 0 S: 3	H: 0 LOB: 0 BB: 0 P: 3	R: 0 E: 0 K: 1 S: 6	H: 1 LOB: 1 BB: 0 P: 6	R: 2 E: 0 K: 1 S: 7	H: 2 LOB: 1 BB: 1 P: 11		R: 0 E: 0 K: 0 S: 4	H: 1 LOB: 1 BB: 0 P: 4	1B: 11 2B: 4 3B: 0 HR: 0	SF: 1 SAC: 0 DP: 0 HBP: 1	WP: 1 PB: 0 SB: 1 CS: 0
<b>PITCHER</b>	IP	WLS	BF	H	R	ER	SO	BB	IBB	HBP	BLK	WP	HR	S	P	ERA	WHIP					
<b>Mike Nagy, R</b> ERA: 4.67 (1, 1)	4.0	L	22	8	4	4	2	2	0	0	0	1	0	24	32	9.00	2.500					
<b>Lee Stange, R</b> ERA: 4.91 (5, 1)	3.0		14	4	2	2	1	0	0	1	0	0	0	15	16	6.00	1.333					
<b>Jose Santiago, R</b> ERA: 6.75 (8, 1)	2.0		10	3	2	2	1	1	0	0	0	0	0	11	15	9.00	2.000					
Batter	1	2	3	4	5	6	7	8	9	AB	R	H	RBI	BB	SO	LOB	BOTTOM					
<b>Mike Andrews, R</b> OBP: 0.341, SLG: 0.370 (1, 4)										4	1	1	0	1	0	0	<b>New York Yankees @ Boston Red Sox</b> Fenway Park, Boston, MA Sat Jun 20 1970, 7:05 PM EDT Att: 30,789 - Unknown - 64 F					
<b>Reggie Smith, S</b> OBP: 0.382, SLG: 0.472 (1, 8)										4	0	1	0	0	0	2						
<b>Carl Yastrzemski, L</b> OBP: 0.419, SLG: 0.516 (1, 3)										3	0	0	0	1	0	2						
<b>Tony Conigliaro, R</b> OBP: 0.363, SLG: 0.505 (1, 9)										4	0	0	0	0	1	3						
<b>Rico Petrocelli, R</b> OBP: 0.299, SLG: 0.465 (1, 6)										4	1	2	2	0	0	0						
<b>George Scott, R</b> OBP: 0.324, SLG: 0.438 (1, 5)										4	0	1	0	0	2	2						
<b>Billy Conigliaro, R</b> OBP: 0.364, SLG: 0.529 (1, 7)										3	1	1	1	1	0	1						
<b>Jerry Moses, R</b> OBP: 0.323, SLG: 0.404 (1, 2)										4	0	1	0	0	0	1						
<b>Mike Nagy, R</b> OBP: 0.383, SLG: 0.583 (4, PH)										1	0	0	0	0	1	0						
<b>Mike Driessle, L</b> OBP: 0.219, SLG: 0.238 (5, PH)										1	0	0	0	0	0	0						
<b>Lee Stange, R</b> OBP: 0.329, SLG: 0.428 (5, PH)										1	0	0	0	0	0	0						
<b>Dick Schofield, S</b> OBP: 0.285, SLG: 0.181 (7, PH)										1	0	0	0	0	0	0						
<b>Jose Santiago, R</b> OBP: 0.327, SLG: 0.500 (8, PH)										1	0	0	0	0	0	0						
<b>Tom Satriano, L</b> OBP: 0.344, SLG: 0.302 (8, PH)										1	0	0	0	0	0	0						
<b>Inning Stats</b>	R: 1 E: 0 K: 2 S: 9	H: 2 LOB: 1 BB: 1 P: 13	R: 0 E: 0 K: 1 S: 5	H: 0 LOB: 0 BB: 0 P: 5	R: 0 E: 0 K: 0 S: 3	H: 0 LOB: 1 BB: 1 P: 7	R: 0 E: 0 K: 1 S: 6	H: 1 LOB: 2 BB: 1 P: 10	R: 0 E: 0 K: 0 S: 3	H: 0 LOB: 0 BB: 0 P: 3	R: 1 E: 0 K: 0 S: 5	H: 2 LOB: 1 BB: 0 P: 5	R: 0 E: 0 K: 0 S: 4	H: 1 LOB: 1 BB: 0 P: 4	R: 0 E: 0 K: 1 S: 5	H: 0 LOB: 0 BB: 0 P: 5	R: 1 E: 0 K: 0 S: 4	H: 1 LOB: 0 BB: 0 P: 4	1B: 4 2B: 1 3B: 0 HR: 2	SF: 0 SAC: 0 DP: 0 HBP: 0	WP: 0 PB: 0 SB: 0 CS: 0	PA: 37
<b>PITCHER</b>	IP	WLS	BF	H	R	ER	SO	BB	IBB	HBP	BLK	WP	HR	S	P	ERA	WHIP					
<b>Mel Stottlemyre, R</b> ERA: 3.03 (1, 1)	9.0	W	37	7	3	3	5	3	0	0	0	0	2	44	56	3.00	1.111					



Batter	1	2	3	4	5	6	7	8	9	10	11	AB	R	H	RBI	BB	SO	LOB	TOP						
<b>Horace Clarke, S</b> OBP: 0.312, SLG: 0.347	(1,4) X FC3-6 1B	(1,4) X 5-3		(1,4) X 1B 2B		(1,4) X P6		(1,4) X E 1B S		(1,4) X E5	(1,4) X 2B SF9 1B	7	3	4	1	0	0	2							
<b>Bobby Murcer, L</b> OBP: 0.362, SLG: 0.427	(1,8) X FC3-6 FC6-4 1-2		(1,8) X K	(1,8) X 1B WP		(1,8) X 4-3		(1,8) X F9		(1,8) X F9	(1,8) X SF9 2B	7	1	2	2	0	1	3							
<b>Roy White, S</b> OBP: 0.430, SLG: 0.556	(1,7) S K		(1,7) X 1B SF8	(1,7) X 1B 2B		(1,7) X F7		(1,7) X E6 1B		(1,7) X 4-3	(1,7) X IBB	5	2	1	0	2	1	3							
<b>Danny Cater, R</b> OBP: 0.340, SLG: 0.434	(1,5) X FC6-4 1-2		(1,5) X 1B	(1,5) X 1B 2B		(1,5) X 1B FC5-2 2B		(1,5) X 1-2 2-3 1B		(1,5) X 1B	(1,5) X SF9 1B	6	2	5	3	0	0	1							
<b>Thurman Munson, R</b> OBP: 0.377, SLG: 0.333		(1,2) X P4	(1,2) X SF8	(1,2) X 1B 2B		(1,2) X FC6-4 FC5-2 1B		(1,2) X K		(1,2) X K	(1,2) X E 1B 1B	6	1	3	3	0	1	4							
<b>Ron Hansen, R</b> OBP: 0.365, SLG: 0.237	(1,6) X E5 1B	(1,6) X F6	(1,6) X F7	(1,6) X F7		(1,6) X FC5-2 FC6-4		(1,6) X K		(1,6) X K	(1,6) X E 1B 1B	6	2	1	0	0	1	4							
<b>Ron Woods, R</b> OBP: 0.316, SLG: 0.362	(1,9) X 1B		(1,9) X K	(1,9) X K		(1,9) X FC6-4 1-2 2-3		(1,9) X F3		(1,9) X F6	(1,9) X F6	5	0	1	0	0	2	2							
<b>Curt Blefary, L</b> OBP: 0.306, SLG: 0.247	(11, PH)		(11, PH)	(11, PH)		(11, PH)		(11, PH)		(11, PH)	(11, PH)	1	0	0	0	0	0	3							
<b>John Ellis, R</b> OBP: 0.296, SLG: 0.329	(1,3) X 1B		(1,3) X K	(1,3) X K		(1,3) X G3		(1,3) X 6-3		(1,3) X E7	(1,3) X 1B	3	1	2	1	0	1	0							
<b>Jerry Kenney, L</b> OBP: 0.300, SLG: 0.316	(6,5) X 1-2 2-H		(6,5) X 1B	(6,5) X 2B		(6,5) X K		(6,5) X K		(6,5) X K	(6,5) X 1B	3	1	1	2	0	0	2							
<b>Fritz Peterson, S</b> OBP: 0.376, SLG: 0.436	(1,1) X K		(1,1) X K	(1,1) X 1-3		(1,1) X 6-3		(1,1) X K		(1,1) X 5-3	(1,1) X 1B	1	0	0	0	0	1	2							
<b>Ron Klimkowski, R</b> OBP: 0.316, SLG: 0.362	(1,1) X K		(1,1) X K	(1,1) X 1-3		(1,1) X 6-3		(1,1) X K		(1,1) X 5-3	(1,1) X 1B	1	0	0	0	0	1	2							
<b>Steve Hamilton, L</b> OBP: 0.316, SLG: 0.362	(1,1) X K		(1,1) X K	(1,1) X 1-3		(1,1) X 6-3		(1,1) X K		(1,1) X 5-3	(1,1) X 1B	1	0	0	0	0	1	2							
<b>Jack Aker, R</b> OBP: 0.125, SLG: 0.125	(1,1) X K		(1,1) X K	(1,1) X 1-3		(1,1) X 6-3		(1,1) X K		(1,1) X 5-3	(1,1) X 1B	1	0	0	0	0	1	2							
<b>Pete Ward, L</b> OBP: 0.125, SLG: 0.125	(1,1) X K		(1,1) X K	(1,1) X 1-3		(1,1) X 6-3		(1,1) X K		(1,1) X 5-3	(1,1) X 1B	1	0	0	0	0	1	2							
<b>Lindy McDaniel, R</b> OBP: 0.154, SLG: 0.154	(1,1) X K		(1,1) X K	(1,1) X 1-3		(1,1) X 6-3		(1,1) X K		(1,1) X 5-3	(1,1) X 1B	1	0	0	0	0	1	2							
<b>Inning Stats</b>	R: 0 E: 0 K: 1 S: 6	H: 1 LOB: 1 BB: 0 P: 6	R: 1 E: 1 K: 1 S: 8	H: 2 LOB: 2 BB: 0 P: 8	R: 1 E: 0 K: 1 S: 7	H: 2 LOB: 1 BB: 0 P: 7	R: 5 E: 0 K: 1 S: 10	H: 5 LOB: 1 BB: 1 P: 14	R: 0 E: 0 K: 2 S: 7	H: 0 LOB: 0 BB: 0 P: 7	R: 0 E: 0 K: 0 S: 3	H: 0 LOB: 0 BB: 0 P: 3	R: 0 E: 0 K: 1 S: 5	H: 0 LOB: 0 BB: 0 P: 5	R: 0 E: 1 K: 0 S: 4	H: 0 LOB: 1 BB: 1 P: 4	R: 0 E: 1 K: 0 S: 10	H: 7 LOB: 2 BB: 1 P: 14	1B: 16 2B: 5 3B: 0 HR: 0	SF: 2 SAC: 0 DP: 0 HBP: 0	WP: 1 PB: 0 SB: 1 CS: 0	PA: 59			
<b>PITCHER</b>	IP 3.2	WLS 21	BF 8	H 6	R 1	ER 5	SO 4	BB 0	IBB 0	HBP 0	BLK 0	WP 1	HR 0	S 28	P 32	ERA 12.27	WHIP 2.455								
<b>Gary Peters, L</b> ERA: 5.51	(1,1)																								
<b>Vicente Romo, R</b> ERA: 3.42	(4,1)																								
<b>Cal Koonce, R</b> ERA: 3.71	(7,1)																								
<b>Sparky Lyle, L</b> ERA: 4.8	(8,1)																								
<b>Jose Santiago, R</b> ERA: 11.07	(11,1)	L	5	4	4	4	0	0	0	0	0	0	0	5	5	108.00	12.000								

**New York Yankees @ Boston Red Sox**  
Fenway Park, Boston, MA  
Sun Jun 21 1970, 3:33 AM EDT  
Alt. 31.073 - Overcast - 76 F

AB 55  
R 14  
H 21  
RBI 14  
BB 2  
SO 9  
LOB 27



Batter	1	2	3	4	5	6	7	8	9	10	11	AB	R	H	RBI	BB	SO	LOB	BOTTOM					
<b>Mike Andrews, R</b> OBP: 0.349, SLG: 0.392	(1,4) X F4	(1,4) X FC6-4 1-2 2-H		(1,4) X 2B		(1,4) X 1B 2B		(1,4) X K		(1,4) X 2B		6	1	4	3	0	1	2						
<b>Reggie Smith, S</b> OBP: 0.365, SLG: 0.470	(1,8) X 5-3	(1,8) X FC6-4 1-2		(1,8) X G3		(1,8) X 1B BB		(1,8) X 1B		(1,8) X FC4-6 1B	(1,8) X G4-6-3 BB	5	0	2	1	1	0	3						
<b>Carl Yastrzemski, L</b> OBP: 0.417, SLG: 0.509	(1,3) X F6		(1,3) X F8 WP E 1B		(1,3) X 1-3	(1,3) X 1-2 BB		(1,3) X L8		(1,3) X G4-6-3	(1,3) X 1-2	5	1	1	0	1	0	3						
<b>Tony Conigliaro, R</b> OBP: 0.382, SLG: 0.503	(1,9) X 1B	(1,9) X 1B	(1,9) X K	(1,9) X K		(1,9) X F7		(1,9) X FC4-6		(1,9) X 1B	(1,9) X 1B	3	1	1	0	0	2	1						
<b>George Thomas, R</b> OBP: 0.367, SLG: 0.464	(6,7) X 1B	(6,7) X 1B	(6,7) X K	(6,7) X K		(6,7) X F7		(6,7) X FC4-6		(6,7) X 1B	(6,7) X 1B	3	1	1	0	0	0	3						
<b>Rico Petrocelli, R</b> OBP: 0.299, SLG: 0.457	(1,6) X L4	(1,6) X F8	(1,6) X K	(1,6) X K		(1,6) X E6 BB 1B		(1,6) X 6-3		(1,6) X 1B	(1,6) X FC4 1B	6	2	1	0	0	1	3						
<b>George Scott, R</b> OBP: 0.332, SLG: 0.439	(1,5) X 1B	(1,5) X 1B	(1,5) X S	(1,5) X BB		(1,5) X 1B 2B BB		(1,5) X F8		(1,5) X F9	(1,5) X FC4 1B	4	2	2	1	2	0	1						
<b>Billy Conigliaro, R</b> OBP: 0.364, SLG: 0.521	(1,7) X K	(1,7) X K	(1,7) X K	(1,7) X K		(1,7) X 2B 1B		(1,7) X F9		(1,7) X F9	(1,7) X FC4 1B	5	1	2	0	1	2	3						
<b>Jerry Moses, R</b> OBP: 0.324, SLG: 0.401	(1,2) X 1B	(1,2) X 1B	(1,2) X K	(1,2) X K		(1,2) X F7		(1,2) X F7		(1,2) X 3-1	(1,2) X FC4	6	1	2	3	0	0	4						
<b>Gary Peters, L</b> ERA: 5.51	(1,1)																							
<b>Wade Blount, R</b> ERA: 3.67	(3,1)																							
<b>Don Spillane, R</b> ERA: 3.23	(6,1)																							
<b>Steve Hamilton, L</b> ERA: 3.23	(6,1)																							
<b>Jack Aker, R</b> ERA: 1.8	(6,1)																							
<b>Lindy McDaniel, R</b> ERA: 1.46	(8,1)																							
<b>Inning Stats</b>	R: 0 E: 0 K: 0 S: 3	H: 0 LOB: 0 BB: 0 P: 3	R: 3 E: 0 K: 1 S: 10	H: 5 LOB: 2 BB: 0 P: 10	R: 1 E: 0 K: 2 S: 8	H: 1 LOB: 1 BB: 1 P: 12	R: 0 E: 0 K: 0 S: 4	H: 1 LOB: 1 BB: 0 P: 4	R: 0 E: 0 K: 0 S: 6	H: 0 LOB: 2 BB: 0 P: 14	R: 1 E: 1 K: 1 S: 7	H: 1 LOB: 2 BB: 1 P: 11	R: 0 E: 0 K: 0 S: 4	H: 0 LOB: 1 BB: 0 P: 4	R: 0 E: 0 K: 0 S: 3	H: 0 LOB: 0 BB: 0 P: 3	R: 0 E: 0 K: 1 S: 5	H: 1 LOB: 1 BB: 1 P: 9	R: 2 E: 0 K: 0 S: 6	H: 4 LOB: 1 BB: 0 P: 6	1B: 14 2B: 3 3B: 0 HR: 0	SF: 0 SAC: 1 DP: 2 HBP: 0	WP: 1 PB: 0 SB: 2 CS: 0	PA: 54
<b>PITCHER</b>	IP 2.0	WLS 12	BF 6	H 4	R 3	ER 3	SO 4	BB 0	IBB 0	HBP 0	BLK 0	WP 0	HR 0	S 14	P 14	ERA 13.50	WHIP 3.000							
<b>Fritz Peterson, L</b> ERA: 3.67	(1,1)																							
<b>Ron Klimkowski, R</b> ERA: 3.23	(3,1)																							
<b>Steve Hamilton, L</b> ERA: 3.23	(6,1)																							
<b>Jack Aker, R</b> ERA: 1.8	(6,1)																							
<b>Lindy McDaniel, R</b> ERA: 1.46	(8,1)																							

**New York Yankees @ Boston Red Sox**  
Fenway Park, Boston, MA  
Sun Jun 21 1970, 3:33 AM EDT  
Alt. 31.073 - Overcast - 76 F

AB 48  
R 10  
H 17  
RBI 9  
BB 5  
SO 7  
LOB 27





Batter	1	2	3	4	5	6	7	8	9	AB	R	H	RBI	BB	SO	LOB	TOP								
Jack Heidemann, R OBP: 0.266, SLG: 0.292	4-3		L8		K			SH1-3 1B BB		4	2	1	0	1	1	4	<b>Cleveland Indians @ New York Yankees</b> Yankee Stadium, Bronx, NY Wed Jun 24 1970, 3:33AM EDT Unknown - 81 F								
Eddie Leon, R OBP: 0.286, SLG: 0.328	1B		2B		FC5-2 1B BB	F8		SH1-3		3	1	2	1	1	0	0									
Vada Pinson, L OBP: 0.346, SLG: 0.484	F7		5-3		FC5-2 1B 1B	F9		1B 8-2 IBB		4	1	2	1	1	0	1									
Ray Fosse, R OBP: 0.365, SLG: 0.505	K		5-3		FC5-2 1B 1B			1B 1-3 2-H		4	1	2	1	1	1	2									
Graig Nettles, L OBP: 0.349, SLG: 0.367	4-3	4-3			FC5-2 1B E	F9		8-2		5	1	0	0	0	0	7									
Tony Horton, R OBP: 0.326, SLG: 0.435	E6 FC1-6				F5			6-3		5	0	1	0	0	0	3									
Ted Uhlaender, L OBP: 0.311, SLG: 0.346	FC1-6				F7			3-1		5	1	1	2	0	0	2									
Roy Foster, R OBP: 0.323, SLG: 0.429	F4				E 1B			4-3		3	0	1	0	1	1	1									
Sam McDowell, L OBP: 0.208, SLG: 0.250			F9	L7	E6			K		4	0	0	0	0	1	4									
<b>Inning Stats</b>	R: 0 E: 0 K: 1 S: 6	H: 1 LOB: 1 BB: 0 P: 6	R: 0 E: 1 K: 0 S: 4	H: 0 LOB: 1 BB: 0 P: 4	R: 2 E: 0 K: 0 S: 6	H: 3 LOB: 1 BB: 0 P: 6	R: 0 E: 0 K: 0 S: 5	H: 2 LOB: 2 BB: 0 P: 5	R: 4 E: 2 K: 1 S: 9	H: 3 LOB: 2 BB: 2 P: 17	R: 0 E: 0 K: 0 S: 3	H: 0 LOB: 1 BB: 1 P: 7	R: 0 E: 0 K: 1 S: 5	H: 0 LOB: 0 BB: 0 P: 6	R: 1 E: 0 K: 0 S: 3	H: 1 LOB: 1 BB: 2 P: 11	R: 0 E: 0 K: 1 S: 5	H: 0 LOB: 0 BB: 0 P: 5	1B: 9 2B: 2 3B: 0 HR: 0	SF: 0 SAC: 1 DP: 1 HBP: 1	WP: 0 PB: 0 SB: 1 CS: 0	PA: 44			
<b>PITCHER</b>	IP	WLS	BF	H	R	ER	SO	BB	IBB	HBP	BLK	WP	HR	S	P	ERA	WHIP								
Mel Stottlemyre, R ERA: 3.07	4.0	L	19	6	2	2	1	0	0	0	0	0	0	21	21	4.50	1.500								
Mike Kekich, L ERA: 7.54	2.0		13	3	4	2	1	2	1	0	0	0	0	12	24	9.00	2.500								
Ron Klimkowski, R ERA: 3.29	2.0		9	1	1	1	1	1	1	0	0	0	0	8	17	4.50	1.000								
Steve Hamilton, L ERA: 2.45	1.0		3	0	0	0	1	0	0	0	0	0	0	5	5	0.00	0.000								

Batter	1	2	3	4	5	6	7	8	9	AB	R	H	RBI	BB	SO	LOB	BOTTOM								
Horace Clarke, S OBP: 0.308, SLG: 0.342	5-3			5-3		P5		F7		4	0	0	0	0	0	1	<b>Cleveland Indians @ New York Yankees</b> Yankee Stadium, Bronx, NY Wed Jun 24 1970, 3:33AM EDT Unknown - 81 F								
Bobby Murcer, L OBP: 0.381, SLG: 0.436	F5			K				F5		4	1	1	1	0	1	0									
Roy White, S OBP: 0.428, SLG: 0.552	K			1-3				PB 1B		4	0	1	0	0	1	0									
Danny Cater, R OBP: 0.336, SLG: 0.428		6-3			6-3			F9		4	0	0	0	0	0	1									
Thurman Munson, R OBP: 0.383, SLG: 0.338		6-3 1B			G6-4-3 1B			F9		3	0	2	0	1	0	0									
Ron Woods, R OBP: 0.308, SLG: 0.352		6-3			G6-4-3			F4		3	0	0	0	0	0	4									
Gene Michael, S OBP: 0.324, SLG: 0.294			K					F7		3	0	0	0	0	1	0									
Jerry Kenney, L OBP: 0.300, SLG: 0.313			4-3					F2		2	0	0	0	1	0	0									
Mel Stottlemyre, R OBP: 0.298, SLG: 0.288								F2		1	0	0	0	0	1	0									
Mike Kekich, R OBP: 0.214, SLG: 0.214										0	0	0	0	0	0	0									
Ron Hammett, R OBP: 0.308, SLG: 0.271										0	0	0	0	0	0	0									
Ron Klimkowski, R OBP: 0.365, SLG: 0.505										0	0	0	0	0	0	0									
Curt Blefary, L OBP: 0.210, SLG: 0.271										0	1	1	1	0	0	0									
Steve Hamilton, L ERA: 2.45										0	0	0	0	0	0	0									
<b>Inning Stats</b>	R: 0 E: 0 K: 1 S: 5	H: 0 LOB: 0 BB: 0 P: 5	R: 0 E: 0 K: 0 S: 3	H: 1 LOB: 0 BB: 0 P: 3	R: 0 E: 0 K: 2 S: 7	H: 0 LOB: 0 BB: 0 P: 7	R: 0 E: 0 K: 1 S: 5	H: 0 LOB: 0 BB: 0 P: 5	R: 0 E: 0 K: 0 S: 3	H: 1 LOB: 1 BB: 0 P: 3	R: 0 E: 0 K: 0 S: 3	H: 0 LOB: 1 BB: 1 P: 7	R: 0 E: 0 K: 0 S: 4	H: 1 LOB: 2 BB: 1 P: 8	R: 1 E: 0 K: 0 S: 4	H: 1 LOB: 0 BB: 0 P: 4	R: 1 E: 0 K: 0 S: 4	H: 1 LOB: 0 BB: 0 P: 4	1B: 3 2B: 0 3B: 0 HR: 2	SF: 0 SAC: 0 DP: 1 HBP: 0	WP: 0 PB: 1 SB: 0 CS: 0	PA: 32			
<b>PITCHER</b>	IP	WLS	BF	H	R	ER	SO	BB	IBB	HBP	BLK	WP	HR	S	P	ERA	WHIP								
Sam McDowell, L ERA: 2.4	9.0	W	32	5	2	2	4	2	0	0	0	0	2	38	46	2.00	0.778								





Batter	1	2	3	4	5	6	7	8	9	AB	R	H	RBI	BB	SO	LOB	TOP										
Jack Heidemann, R OBP: 0.264, SLG: 0.290 (1, 6)										5	0	1	0	0	0	3	<b>Cleveland Indians @ New York Yankees</b> Yankee Stadium, Bronx, NY Wed Jun 24 1970, 3:38 AM EDT Att: 31,925 - Unknown - 79 F										
Eddie Leon, R OBP: 0.284, SLG: 0.325 (1, 4)										5	0	1	0	0	1	3											
Vada Pinson, L OBP: 0.350, SLG: 0.484 Chuck Hinton, R OBP: 0.411, SLG: 0.469 (5, 7)										2	0	1	0	1	0	0											
Ray Fosse, R OBP: 0.363, SLG: 0.500 (1, 2)										4	1	1	0	0	1	3											
Graig Nettles, L OBP: 0.351, SLG: 0.384 (1, 5)										4	1	2	2	0	0	2											
Tony Horton, R OBP: 0.326, SLG: 0.442 (1, 3)										3	2	1	0	1	0	1											
Ted Uhlaender, L OBP: 0.310, SLG: 0.346 (1, 8)										3	0	1	1	0	0	1											
Roy Foster, R OBP: 0.322, SLG: 0.422 (1, 9)										3	0	0	0	1	1	3											
Mike Paul, L Phil Hennigan, R Lou Klimchuck, R Fred Lashier, R Dean Chance, R Duke Sims, L OBP: 0.306, SLG: 0.553 (1, 1) (6, 1) (7, PH) (7, 1) (8, 1) (8, PH)										2	0	0	0	0	0	2	<b>AB 34</b> <b>R 4</b> <b>H 8</b> <b>RBI 3</b> <b>BB 3</b> <b>SO 3</b> <b>LOB 19</b>										
<b>Inning Stats</b>	R: 0 E: 0 K: 2 S: 8	H: 1 LOB: 2 BB: 1 P: 12	R: 1 E: 1 K: 0 S: 5	H: 1 LOB: 2 BB: 1 P: 9	R: 0 E: 0 K: 0 S: 3	H: 0 LOB: 0 BB: 0 P: 3	R: 1 E: 0 K: 0 S: 4	H: 1 LOB: 1 BB: 0 P: 8	R: 0 E: 0 K: 0 S: 3	H: 1 LOB: 1 BB: 0 P: 3	R: 0 E: 0 K: 0 S: 4	H: 1 LOB: 1 BB: 0 P: 4	R: 0 E: 0 K: 1 S: 7	H: 2 LOB: 2 BB: 0 P: 7	R: 0 E: 0 K: 0 S: 3	H: 0 LOB: 0 BB: 0 P: 3		1B: 6 2B: 0 3B: 1 HR: 1	SF: 1 SAC: 0 DP: 0 HBP: 0	WP: 1 PA: 38							
<b>PITCHER</b>	IP	WLS	BF	H	R	ER	SO	BB	IBB	HBP	BLK	WP	HR	S	P	ERA	WHIP										
Stan Bahnsen, R ERA: 3.16 Lindy McDaniel, R ERA: 1.44	(1, 1) (9, 1)	8.0 S	36 3	8 0	4 0	3 0	3 0	3 0	0 0	0 0	0 0	1 0	1 0	38 3	50 3	3.38 0.00	1.375 0.000										

Batter	1	2	3	4	5	6	7	8	9	AB	R	H	RBI	BB	SO	LOB	BOTTOM										
Horace Clarke, S OBP: 0.304, SLG: 0.338 (1, 4)										4	0	0	0	0	0	1	<b>Cleveland Indians @ New York Yankees</b> Yankee Stadium, Bronx, NY Wed Jun 24 1970, 3:38 AM EDT Att: 31,925 - Unknown - 79 F										
Bobby Murcer, L OBP: 0.385, SLG: 0.476 (1, 8)										3	3	3	4	1	0	0											
Roy White, S OBP: 0.426, SLG: 0.551 (1, 7)										4	1	1	0	0	0	1											
Danny Cater, R OBP: 0.334, SLG: 0.425 (1, 3)										4	0	1	1	0	0	1											
Thurman Munson, R OBP: 0.385, SLG: 0.335 (1, 2)										2	0	0	0	2	1	1											
Ron Woods, R OBP: 0.309, SLG: 0.345 (1, 9)										2	0	0	0	1	1	1											
Gene Michael, S OBP: 0.320, SLG: 0.290 (1, 6)										3	0	0	0	0	1	3											
Jerry Kenney, L OBP: 0.301, SLG: 0.318 (1, 5)										3	1	1	0	0	2	0											
Stan Bahnsen, R OBP: 0.171, SLG: 0.182 Lindy McDaniel, R OBP: 0.154, SLG: 0.154 (1, 1) (9, 1)										2	0	0	0	0	2	0											
<b>Inning Stats</b>	R: 1 E: 0 K: 0 S: 4	H: 1 LOB: 0 BB: 0 P: 4	R: 0 E: 0 K: 0 S: 3	H: 0 LOB: 0 BB: 0 P: 3	R: 0 E: 0 K: 2 S: 7	H: 0 LOB: 0 BB: 0 P: 7	R: 0 E: 0 K: 0 S: 3	H: 0 LOB: 3 BB: 3 P: 15	R: 2 E: 0 K: 0 S: 5	H: 2 LOB: 0 BB: 0 P: 5	R: 0 E: 0 K: 1 S: 4	H: 0 LOB: 1 BB: 1 P: 8	R: 0 E: 0 K: 3 S: 9	H: 0 LOB: 0 BB: 0 P: 9	R: 2 E: 0 K: 1 S: 7	H: 3 LOB: 0 BB: 0 P: 7	1B: 1 2B: 3 3B: 0 HR: 3	SF: 0 SAC: 1 DP: 1 HBP: 0	WP: 0 PA: 32								
<b>PITCHER</b>	IP	WLS	BF	H	R	ER	SO	BB	IBB	HBP	BLK	WP	HR	S	P	ERA	WHIP										
Mike Paul, L ERA: 5.58 Phil Hennigan, R ERA: 4.04 Fred Lashier, R ERA: 3.19 Dean Chance, R ERA: 3.77	(1, 1) (6, 1) (7, 1) (8, 1)	5.0 3	21 3	5 3	1 3	3 2	2 2	3 3	0 1	0 0	0 0	0 0	0 0	4 8	8 13	5.40 13.50	1.200 2.250										



Batter	1	2	3	4	5	6	7	8	9	AB	R	H	RBI	BB	SO	LOB	TOP			
Jack Heidemann, R OBP: 0.264, SLG: 0.289 (1, 6)	0-0 4-3		0-0 FC4-6		0-0 G1-6-3		0-3 K			4	0	1	0	0	1	1	<b>Cleveland Indians @ New York Yankees</b> Yankee Stadium, Bronx, NY Thu Jun 25 1970, 7:05 PM EDT Att: 17,583 - Unknown - 77 F			
Eddie Leon, R OBP: 0.279, SLG: 0.318 (1, 4)	0-0 1-3		0-0 L9		0-0 G1-6-3		0-0 F2			4	0	0	0	0	2					
Vada Pinson, L OBP: 0.349, SLG: 0.479 (1, 8)	0-0 4-3		0-0 FC6		0-0 1B			0-0 3-1		4	0	1	0	0	1					
Ray Fosse, R OBP: 0.370, SLG: 0.502 (1, 2)		0-0 1B		0-0 F8		0-0 1B		4-0 G5-4-3		3	0	2	0	1	0					
Tony Horton, R OBP: 0.331, SLG: 0.443 (1, 3)		0-0 FC4-6		0-0 1B		0-0 1-3		0-0 G5-4-3		4	1	2	0	0	3					
Roy Foster, R OBP: 0.316, SLG: 0.413 (1, 9)		0-3 K		0-0 F9		0-0 F8		0-0 F8		4	0	0	0	1	3					
Chuck Hinton, R OBP: 0.400, SLG: 0.453 (1, 7)		0-0 F3		0-0 1B		0-3 K		0-3 K		4	0	1	0	0	2					
Graig Nettles, L OBP: 0.349, SLG: 0.382 (1, 5)		0-0 FC4-6		0-0 1B		0-0 G3		0-0 4-3		4	0	1	1	0	2					
Steve Dunning, R OBP: 0.200, SLG: 0.200 (7, PH)			0-0 FC4-6		0-0 5-3		0-0 5-3			2	0	1	0	0	2					
Rich Rollins, R OBP: 0.298, SLG: 0.300 (7, 1)				0-0 1B						1	0	0	0	0	0					
Dick Ellsworth, L (7, 1)										0	0	0	0	0	0					
<b>Inning Stats</b>	R: 0 E: 0 K: 0 S: 3	H: 0 LOB: 0 BB: 0 P: 3	R: 0 E: 0 K: 1 S: 7	H: 2 LOB: 2 BB: 0 P: 7	R: 0 E: 0 K: 0 S: 4	H: 1 LOB: 1 BB: 0 P: 4	R: 1 E: 0 K: 0 S: 6	H: 3 LOB: 2 BB: 0 P: 6	R: 0 E: 0 K: 1 S: 5	H: 0 LOB: 0 BB: 0 P: 5	R: 0 E: 0 K: 1 S: 5	H: 0 LOB: 0 BB: 0 P: 5	R: 0 E: 0 K: 0 S: 2	H: 0 LOB: 0 BB: 1 P: 6	R: 0 E: 0 K: 1 S: 5	H: 0 LOB: 0 BB: 0 P: 5	1B: 9 2B: 0 3B: 0 HR: 0	SF: 0 SAC: 0 DP: 2 HBP: 0	WP: 0 PB: 0 SB: 0 CS: 0	PA: 35
<b>PITCHER</b> Fritz Peterson, L ERA: 3.46 (1, 1)	IP: 9.0 WLS: W BF: 35 H: 9 R: 1 ER: 1 SO: 4 BB: 1 IBB: 0 HBP: 0 BLK: 0 WP: 0 HR: 0 S: 42 P: 46 ERA: 1.00 WHIP: 1.111															<b>PITCHER</b>				

AB	34
R	1
H	9
RBI	1
BB	1
SO	4
LOB	16



Batter	1	2	3	4	5	6	7	8	9	AB	R	H	RBI	BB	SO	LOB	BOTTOM			
Horace Clarke, S OBP: 0.304, SLG: 0.337 (1, 4)	0-0 3-1		0-0 1B		0-0 F7		0-0 F2			4	1	1	0	0	0	0	<b>Cleveland Indians @ New York Yankees</b> Yankee Stadium, Bronx, NY Thu Jun 25 1970, 7:05 PM EDT Att: 17,583 - Unknown - 77 F			
Jerry Kenney, L OBP: 0.300, SLG: 0.317 (1, 5)	0-0 1-3		0-0 2B		0-0 F6		0-0 1-3			4	1	1	0	0	0					
Bobby Murcer, L OBP: 0.390, SLG: 0.478 (1, 8)	4-0 3B		0-0 F4		0-0 2B		0-0 F8			3	1	1	0	1	2					
Roy White, S OBP: 0.430, SLG: 0.563 (1, 7)	0-0 3B		0-0 2B		4-0 IBB		0-0 F9			3	0	2	3	1	0					
Pete Ward, L OBP: 0.289, SLG: 0.394 (1, 3)	0-0 F4		0-3 K		0-0 F7		0-0 1B			4	0	1	0	0	1					
Curt Blefary, L OBP: 0.303, SLG: 0.264 Jim Lyttle, L (9, 9)		0-0 G3		0-0 4-3		0-0 G3		0-0 F6		4	0	0	0	0	1					
Thurman Munson, R OBP: 0.382, SLG: 0.338 (1, 2)		0-0 F2		0-0 1-3		0-0 2B		0-0 5-3		4	0	1	0	0	1					
Gene Michael, S OBP: 0.320, SLG: 0.295 (1, 6)		0-0 F8		0-0 2B		0-0 4-3				3	0	1	0	0	1					
Fritz Peterson, S OBP: 0.256, SLG: 0.405 (1, 1)			0-3 K		0-3 K		0-0 F9			3	0	0	0	2	2					
<b>Inning Stats</b>	R: 1 E: 0 K: 0 S: 4	H: 1 LOB: 1 BB: 1 P: 8	R: 0 E: 0 K: 0 S: 3	H: 0 LOB: 0 BB: 0 P: 3	R: 2 E: 0 K: 2 S: 10	H: 3 LOB: 1 BB: 0 P: 10	R: 0 E: 0 K: 1 S: 6	H: 1 LOB: 1 BB: 0 P: 6	R: 0 E: 0 K: 0 S: 4	H: 1 LOB: 1 BB: 0 P: 4	R: 0 E: 0 K: 0 S: 3	H: 0 LOB: 0 BB: 0 P: 3	R: 0 E: 0 K: 0 S: 4	H: 1 LOB: 1 BB: 0 P: 4	R: 0 E: 0 K: 0 S: 4	H: 1 LOB: 1 BB: 0 P: 4		1B: 3 2B: 4 3B: 1 HR: 0	SF: 0 SAC: 0 DP: 0 HBP: 0	WP: 0 PB: 0 SB: 0 CS: 0
<b>PITCHER</b> Steve Dunning, R ERA: 3.18 Dick Ellsworth, L ERA: 3.12 (7, 1)	IP: 6.0 WLS: L BF: 27 H: 7 R: 3 ER: 3 SO: 3 BB: 1 IBB: 1 HBP: 0 BLK: 0 WP: 0 HR: 0 S: 31 P: 39 ERA: 4.50 WHIP: 1.333															<b>PITCHER</b>				

AB	32
R	3
H	8
RBI	3
BB	2
SO	3
LOB	11





Batter	1	2	3	4	5	6	7	8	9	AB	R	H	RBI	BB	SO	LOB	TOP										
Mike Andrews, R (1,4) OBP: 0.345, SLG: 0.385										4	0	1	0	1	1	0											
Reggie Smith, S (1,8) OBP: 0.374, SLG: 0.459										5	0	0	0	0	0	2											
Carl Yastrzemski, L (1,3) OBP: 0.427, SLG: 0.527										3	1	0	0	1	0	1											
Tony Conigliaro, R (1,9) OBP: 0.365, SLG: 0.519										4	1	2	0	0	0	1											
Rico Petrocelli, R (1,6) OBP: 0.292, SLG: 0.449										3	0	1	0	1	0	0											
George Scott, R (1,5) OBP: 0.357, SLG: 0.468										3	1	3	2	1	0	0											
Billy Conigliaro, R (1,7) OBP: 0.360, SLG: 0.527										4	1	1	2	0	2	6											
Jerry Moses, R (1,2) OBP: 0.314, SLG: 0.407										4	0	0	0	0	0	5											
Gary Peters, L (1,1) OBP: 0.273, SLG: 0.281										4	0	0	0	0	0	0											
<b>Inning Stats</b>	R: 0 E: 0 K: 0 S: 4	H: 1 LOB: 1 BB: 0 P: 4	R: 0 E: 0 K: 1 S: 4	H: 0 LOB: 0 BB: 1 P: 8	R: 0 E: 0 K: 0 S: 3	H: 0 LOB: 0 BB: 0 P: 3	R: 2 E: 1 K: 0 S: 5	H: 2 LOB: 2 BB: 2 P: 13	R: 0 E: 0 K: 0 S: 3	H: 0 LOB: 0 BB: 0 P: 3	R: 2 E: 0 K: 0 S: 5	H: 2 LOB: 1 BB: 1 P: 9	R: 0 E: 0 K: 1 S: 8	H: 3 LOB: 3 BB: 0 P: 8	R: 0 E: 0 K: 1 S: 5	H: 0 LOB: 0 BB: 5 P: 5	1B: 6 2B: 1 3B: 0 HR: 1	SF: 0 SAC: 0 DP: 0 HBP: 0	WP: 0 PB: 1 SB: 0 CS: 1	PA: 39							
<b>PITCHER</b>	IP	WLS	BF	H	R	ER	SO	BB	IBB	HBP	BLK	WP	HR	S	P	ERA	WHIP										
Gary Waslewski, R (1,1) ERA: 4.14	6.2	L	28	5	4	4	1	3	1	0	0	0	1	26	42	5.40	1.200										
Steve Hamilton, L (7,1) ERA: 2.35	1.1		7	3	0	0	1	0	0	0	0	0	0	9	9	0.00	2.250										
John Cumberland, L (9,1) ERA: 3.31	1.0		3	0	0	0	1	0	0	0	0	0	0	5	5	0.00	0.000										

**Boston Red Sox @ New York Yankees**  
Yankee Stadium, Bronx, NY  
Sat Jun 27 1970, 3:33 AM EDT  
Att: 21,801 - Cloudy - 72 F

AB	34
R	4
H	8
RBI	4
BB	4
SO	3
LOB	15



Batter	1	2	3	4	5	6	7	8	9	AB	R	H	RBI	BB	SO	LOB	BOTTOM										
Horace Clarke, S (1,4) OBP: 0.303, SLG: 0.335										4	0	1	0	0	0	0											
Bobby Murcer, L (1,8) OBP: 0.385, SLG: 0.471										4	0	0	0	0	3	1											
Roy White, S (1,7) OBP: 0.428, SLG: 0.559										4	0	1	0	0	2	0											
Danny Cater, R (1,3) OBP: 0.340, SLG: 0.428										3	0	2	0	0	0	1											
Thurman Munson, R (1,2) OBP: 0.382, SLG: 0.338										3	0	1	0	0	0	2											
Ron Woods, R (1,9) OBP: 0.302, SLG: 0.336										3	0	0	0	0	0	4											
Gene Michael, S (1,6) OBP: 0.316, SLG: 0.291										3	0	0	0	0	0	1											
Jerry Kenney, L (1,5) OBP: 0.296, SLG: 0.312										3	0	0	0	0	1	0											
Gary Waslewski, R (1,1) Steve Hamilton, L (7,1) Ron Hansen, R (6,PH) John Cumberland, R (9,1)										2	0	0	0	0	2	0											
<b>Inning Stats</b>	R: 0 E: 0 K: 2 S: 7	H: 0 LOB: 0 BB: 0 P: 7	R: 0 E: 0 K: 0 S: 4	H: 1 LOB: 1 BB: 0 P: 4	R: 0 E: 0 K: 1 S: 6	H: 1 LOB: 1 BB: 0 P: 6	R: 0 E: 0 K: 1 S: 5	H: 1 LOB: 1 BB: 0 P: 6	R: 0 E: 0 K: 2 S: 7	H: 0 LOB: 0 BB: 0 P: 7	R: 0 E: 0 K: 1 S: 5	H: 0 LOB: 0 BB: 0 P: 5	R: 0 E: 0 K: 0 S: 3	H: 1 LOB: 0 BB: 0 P: 3	R: 0 E: 0 K: 0 S: 3	H: 0 LOB: 0 BB: 0 P: 3	R: 0 E: 0 K: 1 S: 6	H: 1 LOB: 1 BB: 0 P: 6	1B: 5 2B: 0 3B: 0 HR: 0	SF: 0 SAC: 0 DP: 2 HBP: 1	WP: 0 PB: 0 SB: 0 CS: 0	PA: 31					
<b>PITCHER</b>	IP	WLS	BF	H	R	ER	SO	BB	IBB	HBP	BLK	WP	HR	S	P	ERA	WHIP										
Gary Peters, L (1,1) ERA: 4.97	9.0	W	31	5	0	0	8	0	0	1	0	0	0	46	47	0.00	0.556										

**Boston Red Sox @ New York Yankees**  
Yankee Stadium, Bronx, NY  
Sat Jun 27 1970, 3:33 AM EDT  
Att: 21,801 - Cloudy - 72 F

AB	30
R	0
H	5
RBI	0
BB	0
SO	8
LOB	9





Batter	1	2	3	4	5	6	7	8	9	AB	R	H	RBI	BB	SO	LOB	TOP																			
Mike Andrews, R OBP: 0.344, SLG: 0.382 (1, 4)	1-3		1B HR		K			F3		4	1	1	0	0	1	0	<b>Boston Red Sox @ New York Yankees</b> Yankee Stadium, Bronx, NY Sun Jun 28 1970, 3:33 AM EDT Sunny - 76 F																			
Reggie Smith, S OBP: 0.372, SLG: 0.455 (1, 8)	F8		HR		4-3			L7		4	1	1	1	0	0	0																				
Carl Yastrzemski, L OBP: 0.429, SLG: 0.539 (1, 3)	3-1		HR					F9		4	1	2	3	0	0	0																				
Tony Conigliaro, R OBP: 0.368, SLG: 0.517 (1, 9)		BB	G6-4-3					G1		3	0	1	0	1	0	0																				
Rico Petrocelli, R OBP: 0.292, SLG: 0.446 (1, 6)	L8		G6-4-3					E		4	0	1	0	0	0	2																				
George Scott, R OBP: 0.356, SLG: 0.476 (1, 5)	F4				F8			E5		4	1	1	1	0	0	2																				
Billy Conigliaro, R OBP: 0.349, SLG: 0.505 (1, 7)	F4				F7			PO		4	0	0	0	0	0	1																				
Jerry Moses, R OBP: 0.314, SLG: 0.406 (1, 2)			5-3		F7			G6-3		3	0	1	0	0	0	0																				
Ken Brett, L OBP: 0.429, SLG: 0.583 Sparky Lyle, L (9, 1)			1B		5-3			G6-3		3	1	1	0	0	0	1																				
			1B							0	0	0	0	0	0	0																				
<b>Inning Stats</b>	R: 0 E: 0 K: 0 S: 3	H: 0 LOB: 0 BB: 0 P: 3	R: 0 E: 0 K: 0 S: 3	H: 0 LOB: 1 BB: 1 P: 7	R: 4 E: 0 K: 0 S: 7	H: 5 LOB: 0 BB: 0 P: 7	R: 0 E: 0 K: 0 S: 3	H: 0 LOB: 0 BB: 0 P: 3	R: 0 E: 0 K: 1 S: 5	H: 1 LOB: 1 BB: 0 P: 4	R: 0 E: 0 K: 0 S: 3	H: 1 LOB: 0 BB: 0 P: 3	R: 0 E: 0 K: 0 S: 3	H: 1 LOB: 0 BB: 0 P: 3	R: 1 E: 0 K: 0 S: 4	H: 1 LOB: 0 BB: 0 P: 4	1B: 7 2B: 0 3B: 0 HR: 2	SF: 0 SAC: 0 DP: 2 HBP: 0	WP: 0 PB: 0 SB: 0 CS: 1	PA: 36																
<b>PITCHER</b>	IP	WLS	BF	H	R	ER	SO	BB	IBB	HBP	BLK	WP	HR	S	P	ERA	WHIP	<b>PITCHER</b>		IP	WLS	BF	H	R	ER	SO	BB	IBB	HBP	BLK	WP	HR	S	P	ERA	WHIP
Mel Stottlemyre, R ERA: 3.18 John Cumberland, L ERA: 3.35	(1, 1)	7.0	L	27	7	4	4	1	1	0	0	0	1	28	32	5.14	1.143			(8, 1)	2.0	7	2	1	1	0	0	0	0	0	0	1	7	7	4.50	1.000

AB	33
R	5
H	9
RBI	5
BB	1
SO	1
LOB	6



Batter	1	2	3	4	5	6	7	8	9	AB	R	H	RBI	BB	SO	LOB	BOTTOM																			
Horace Clarke, S OBP: 0.301, SLG: 0.331 (1, 4)	BB	L7			F7		P6		F4	4	0	0	0	1	0	3	<b>Boston Red Sox @ New York Yankees</b> Yankee Stadium, Bronx, NY Sun Jun 28 1970, 3:33 AM EDT Sunny - 76 F																			
Bobby Murcer, L OBP: 0.382, SLG: 0.477 (1, 8)	K		F9		G3			HR	FC6-4	5	1	1	1	0	1	2																				
Roy White, S OBP: 0.425, SLG: 0.553 (1, 7)	BB	L7			F8			5-3		3	0	0	0	1	0	0																				
Danny Cater, R OBP: 0.342, SLG: 0.427 (1, 5)	BB	BB			L7			P6		3	0	1	0	1	0	0																				
Thurman Munson, R OBP: 0.384, SLG: 0.355 (1, 2)	F8		F4					HR		4	1	2	1	0	0	4																				
John Ellis, R OBP: 0.282, SLG: 0.311 (1, 3)	F9				1-3			F3		4	0	0	0	0	0	4																				
Ron Woods, R OBP: 0.308, SLG: 0.368 (1, 9)		L6-3			F7		L7		HR	4	1	2	1	0	0	0																				
Gene Michael, S OBP: 0.315, SLG: 0.290 (1, 6)		L6-3			L6			K		4	0	1	0	0	1	1																				
Mel Stottlemyre, R OBP: 0.306, SLG: 0.279 Ron Hansen, R OBP: 0.345, SLG: 0.220 John Cumberland, R OBP: 0.071, SLG: 0.071 Curt Blefary, L OBP: 0.307, SLG: 0.264 (9, PH)	(1, 1)				K			K	FC6-4	2	0	1	0	0	1	0																				
									BB	1	0	0	0	0	1	1																				
										0	0	0	0	0	0	0																				
										0	0	0	1	0	0	0																				
<b>Inning Stats</b>	R: 0 E: 0 K: 1 S: 5	H: 2 LOB: 1 BB: 0 P: 4	R: 0 E: 0 K: 0 S: 4	H: 1 LOB: 1 BB: 0 P: 4	R: 0 E: 0 K: 0 S: 3	H: 0 LOB: 0 BB: 0 P: 3	R: 0 E: 0 K: 1 S: 5	H: 0 LOB: 0 BB: 0 P: 5	R: 0 E: 0 K: 0 S: 4	H: 1 LOB: 1 BB: 0 P: 4	R: 0 E: 0 K: 1 S: 6	H: 1 LOB: 1 BB: 0 P: 6	R: 2 E: 0 K: 0 S: 5	H: 2 LOB: 0 BB: 0 P: 5	R: 1 E: 0 K: 1 S: 6	H: 1 LOB: 1 BB: 1 P: 10	1B: 5 2B: 1 3B: 0 HR: 3	SF: 0 SAC: 0 DP: 1 HBP: 0	WP: 0 PB: 0 SB: 1 CS: 0	PA: 38																
<b>PITCHER</b>	IP	WLS	BF	H	R	ER	SO	BB	IBB	HBP	BLK	WP	HR	S	P	ERA	WHIP	<b>PITCHER</b>		IP	WLS	BF	H	R	ER	SO	BB	IBB	HBP	BLK	WP	HR	S	P	ERA	WHIP
Ken Brett, L ERA: 3.31 Sparky Lyle, L ERA: 5.67	(1, 1)	8.0	W	34	8	3	3	3	3	0	0	0	0	3	37	49	3.38	1.375			(9, 1)	1.0	S	4	0	0	0	1	1	0	0	5	9	0.00	1.000	





Batter	1	2	3	4	5	6	7	8	9	AB	R	H	RBI	BB	SO	LOB	TOP					
Mike Andrews, R (1,4) OBP: 0.339, SLG: 0.376										4	0	0	0	0	0	0	<b>Boston Red Sox @ New York Yankees</b> Yankee Stadium, Bronx, NY Sun Jun 28 1970, 3:38 AM EDT Att: 56,412 - Sunny - 79 F					
Reggie Smith, S (1,8) OBP: 0.370, SLG: 0.456										4	0	1	0	0	0	1						
Carl Yastrzemski, L (1,3) OBP: 0.429, SLG: 0.537										3	0	1	0	1	0	1						
Tony Conigliaro, R (1,9) OBP: 0.361, SLG: 0.507										4	0	0	0	0	1	4						
Rico Petrocelli, R (1,6) OBP: 0.291, SLG: 0.443										4	0	1	0	0	0	2						
George Scott, R (1,5) OBP: 0.351, SLG: 0.469										4	0	0	0	0	1	1						
Billy Conigliaro, R (1,7) OBP: 0.345, SLG: 0.495										4	1	1	0	0	2	0						
Tom Satriano, L (1,2) OBP: 0.342, SLG: 0.409										3	1	2	2	0	0	0						
Ray Culp, R (1,1) OBP: 0.116, SLG: 0.140 (5, PH)										1	0	0	0	0	1	1						
George Thomas, R (5, PH) OBP: 0.375, SLG: 0.448										1	0	0	0	0	1	0						
Mike Nagy, R (5, 1) OBP: 0.071, SLG: 0.071										0	0	0	0	0	0	0						
Dick Schofield, S (7, PH) OBP: 0.281, SLG: 0.197										1	0	0	0	0	0	0						
Gary Wagner, R (7, 1) OBP: 1.000, SLG: 1.000										0	0	0	0	0	0	0						
<b>Inning Stats</b>	R: 0 E: 1 K: 0 S: 5	H: 1 LOB: 2 BB: 0 P: 5	R: 0 E: 0 K: 2 S: 8	H: 1 LOB: 1 BB: 0 P: 8	R: 0 E: 0 K: 1 S: 5	H: 0 LOB: 1 BB: 1 P: 9	R: 0 E: 0 K: 0 S: 3	H: 0 LOB: 0 BB: 0 P: 3	R: 0 E: 0 K: 1 S: 5	H: 0 LOB: 0 BB: 0 P: 5	R: 0 E: 0 K: 0 S: 3	H: 0 LOB: 0 BB: 0 P: 3	R: 2 E: 0 K: 1 S: 7	H: 2 LOB: 0 BB: 0 P: 7	R: 0 E: 0 K: 0 S: 4	H: 1 LOB: 1 BB: 0 P: 4	R: 0 E: 0 K: 1 S: 5	H: 1 LOB: 0 BB: 0 P: 5	1B: 3 2B: 2 3B: 0 HR: 1	SF: 0 SAC: 0 DP: 1 HBP: 0	WP: 0 PB: 0 SB: 0 CS: 0	PA: 34
<b>PITCHER</b> Stan Bahnsen, R (1,1) ERA: 3.07	IP: 9.0 WLS: W BF: 34 H: 6 R: 2 ER: 2 SO: 6 BB: 1 IBB: 0 HBP: 0 BLK: 0 WP: 0 HR: 1 S: 45 P: 49 ERA: 2.00 WHIP: 0.778															<b>PITCHER</b>						

Batter	1	2	3	4	5	6	7	8	9	AB	R	H	RBI	BB	SO	LOB	BOTTOM			
Horace Clarke, S (1,4) OBP: 0.300, SLG: 0.329										5	0	1	0	0	1	3	<b>Boston Red Sox @ New York Yankees</b> Yankee Stadium, Bronx, NY Sun Jun 28 1970, 3:38 AM EDT Att: 56,412 - Sunny - 79 F			
Jerry Kenney, L (1,5) OBP: 0.295, SLG: 0.316										4	1	1	2	0	0	1				
Bobby Murcer, L (1,8) OBP: 0.378, SLG: 0.470										4	0	0	0	0	1	4				
Ron Woods, R (6, 8) OBP: 0.308, SLG: 0.368										0	0	0	0	0	0	0				
Roy White, S (1,7) OBP: 0.429, SLG: 0.566										4	2	3	2	0	1	1				
Danny Cater, R (1,3) OBP: 0.341, SLG: 0.422										3	0	0	0	1	0	2				
Curt Blefary, L (1,9) OBP: 0.311, SLG: 0.261										2	2	0	0	2	1	2				
Jim Lyttle, L (8, 9)										0	0	0	0	0	0	0				
Jake Gibbs, L (1,2) OBP: 0.341, SLG: 0.432										4	2	2	3	0	0	2				
Gene Michael, S (1,6) OBP: 0.314, SLG: 0.286										3	1	0	0	1	1	0				
Stan Bahnsen, R (1,1) OBP: 0.179, SLG: 0.189										4	0	1	1	0	2	0				
<b>Inning Stats</b>	R: 0 E: 0 K: 0 S: 3	H: 0 LOB: 0 BB: 0 P: 3	R: 3 E: 0 K: 2 S: 9	H: 2 LOB: 1 BB: 1 P: 13	R: 0 E: 1 K: 1 S: 6	H: 1 LOB: 1 BB: 0 P: 6	R: 3 E: 0 K: 2 S: 10	H: 3 LOB: 2 BB: 2 P: 18	R: 0 E: 0 K: 1 S: 6	H: 1 LOB: 1 BB: 0 P: 6	R: 0 E: 0 K: 0 S: 3	H: 0 LOB: 0 BB: 0 P: 3	R: 2 E: 1 K: 0 S: 5	H: 1 LOB: 1 BB: 1 P: 9	R: 0 E: 0 K: 1 S: 5	H: 0 LOB: 0 BB: 0 P: 5	1B: 5 2B: 1 3B: 0 HR: 2	SF: 0 SAC: 0 DP: 0 HBP: 0	WP: 0 PB: 0 SB: 0 CS: 0	PA: 37
<b>PITCHER</b> Ray Culp, R (1,1) ERA: 2.95	IP: 4.0 WLS: L BF: 21 H: 6 R: 6 ER: 6 SO: 5 BB: 2 IBB: 1 HBP: 0 BLK: 0 WP: 0 HR: 1 S: 28 P: 40 ERA: 13.50 WHIP: 2.000															<b>PITCHER</b>				
Mike Nagy, R (5, 1) ERA: 4.75	IP: 2.0 WLS: 7 BF: 1 H: 0 R: 0 ER: 0 SO: 1 BB: 0 IBB: 0 HBP: 0 BLK: 0 WP: 0 HR: 0 S: 9 P: 9 ERA: 0.00 WHIP: 0.500																			
Gary Wagner, R (7, 1) ERA: 3.38	IP: 2.0 WLS: 9 BF: 1 H: 2 R: 1 ER: 1 SO: 1 BB: 0 IBB: 0 HBP: 0 BLK: 0 WP: 0 HR: 1 S: 10 P: 14 ERA: 4.50 WHIP: 1.000																			

AB	33
R	2
H	6
RBI	2
BB	1
SO	6
LOB	10



AB	33
R	8
H	8
RBI	8
BB	4
SO	7
LOB	15






Batter	1	2	3	4	5	6	7	8	9	AB	R	H	RBI	BB	SO	LOB	TOP					
Horace Clarke, S OBP: 0.299, SLG: 0.330										5	0	1	1	0	0	5	<b>New York Yankees @ Detroit Tigers</b> Tiger Stadium, Detroit, MI Tue Jun 30 1970, 7:05 PM EDT Att: 21,233 - Unknown					
Bobby Murcer, L OBP: 0.375, SLG: 0.465										5	0	1	0	0	1	4						
Roy White, S OBP: 0.429, SLG: 0.562										4	0	1	0	1	0	3						
Danny Cater, R OBP: 0.343, SLG: 0.423										4	0	2	0	0	0	5						
Thurman Munson, R OBP: 0.378, SLG: 0.349										4	0	0	0	0	0	2						
John Ellis, R OBP: 0.292, SLG: 0.321										4	0	2	0	0	0	1						
Ron Woods, R OBP: 0.321, SLG: 0.413										4	2	3	1	0	0	1						
Gene Michael, S OBP: 0.313, SLG: 0.285										1	0	0	0	0	1	2						
Ron Hansen, R OBP: 0.379, SLG: 0.256										2	1	2	0	1	0	0						
Fritz Peterson, S OBP: 0.256, SLG: 0.395										1	0	0	0	0	0	0						
Ron Klimkowski, R OBP: 0.344, SLG: 0.281										0	0	0	0	0	0	0						
Curt Blefary, L OBP: 0.344, SLG: 0.281										0	0	0	0	0	0	0						
Mike Kekich, R OBP: 0.344, SLG: 0.281										0	0	0	0	0	0	0						
Pete Ward, L OBP: 0.344, SLG: 0.281										0	0	0	0	0	0	0						
John Cumberland, R OBP: 0.344, SLG: 0.281										0	0	0	0	0	0	0						
John Cumberland, R OBP: 0.344, SLG: 0.281										0	0	0	0	0	0	0						
Frank Tepedino, R OBP: 0.344, SLG: 0.281										1	0	1	1	0	0	0						
<b>Inning Stats</b>	R: 0 E: 0 K: 1 S: 6	H: 2 LOB: 1 BB: 0 P: 6	R: 0 E: 0 K: 1 S: 6	H: 2 LOB: 2 BB: 0 P: 6	R: 0 E: 0 K: 0 S: 3	H: 0 LOB: 0 BB: 0 P: 3	R: 0 E: 0 K: 0 S: 4	H: 1 LOB: 1 BB: 0 P: 4	R: 1 E: 0 K: 0 S: 5	H: 3 LOB: 3 BB: 2 P: 13	R: 0 E: 0 K: 0 S: 3	H: 1 LOB: 0 BB: 0 P: 3	R: 0 E: 0 K: 0 S: 4	H: 1 LOB: 2 BB: 1 P: 8	R: 0 E: 0 K: 0 S: 3	H: 1 LOB: 0 BB: 0 P: 3	R: 2 E: 0 K: 0 S: 5	H: 2 LOB: 1 BB: 1 P: 9	1B: 10 2B: 6 3B: 0 HR: 1	SF: 0 SAC: 0 DP: 5 HBP: 0	WP: 0 PB: 0 SB: 0 CS: 1	PA: 39
<b>PITCHER</b>	IP WLS BF H R ER SO BB IBB HBP BLK WP HR S P ERA WHIP																					
Les Cain, L ERA: 3.6	7.0 W 31 11 1 1 2 3 0 0 0 0 1 32 44 1.29 2.000																					
Tom Timmermann, R ERA: 3.41	2.0 S 8 2 2 2 0 1 0 0 0 0 0 7 11 9.00 1.500																					

Batter	1	2	3	4	5	6	7	8	9	AB	R	H	RBI	BB	SO	LOB	BOTTOM	
Mickey Stanley, R OBP: 0.327, SLG: 0.402										3	1	2	1	1	0	2	<b>New York Yankees @ Detroit Tigers</b> Tiger Stadium, Detroit, MI Tue Jun 30 1970, 7:05 PM EDT Att: 21,233 - Unknown	
Dick McAuliffe, L OBP: 0.394, SLG: 0.402										4	1	1	0	0	0	4		
Al Kaline, R OBP: 0.394, SLG: 0.496										4	1	1	2	0	0	2		
Willie Horton, R OBP: 0.379, SLG: 0.542										3	1	0	0	1	1	0		
Jim Northrup, L OBP: 0.357, SLG: 0.504										4	0	1	1	0	1	1		
Bill Freehan, R OBP: 0.312, SLG: 0.391										4	0	0	0	0	0	2		
Don Wert, R OBP: 0.287, SLG: 0.268										3	0	1	0	0	0	0		
Cesar Gutierrez, R OBP: 0.264, SLG: 0.289										3	0	0	0	0	0	1		
Les Cain, L OBP: 0.067, SLG: 0.167										3	1	1	1	0	0	1		
Tom Timmermann, R ERA: 3.23										0	0	0	0	0	0	0		
<b>Inning Stats</b>	R: 0 E: 0 K: 0 S: 3	H: 1 LOB: 0 BB: 0 P: 3	R: 0 E: 0 K: 0 S: 3	H: 0 LOB: 0 BB: 0 P: 3	R: 5 E: 1 K: 0 S: 9	H: 5 LOB: 1 BB: 0 P: 9	R: 0 E: 0 K: 0 S: 3	H: 0 LOB: 0 BB: 0 P: 3	R: 0 E: 0 K: 2 S: 7	H: 0 LOB: 0 BB: 0 P: 7	R: 0 E: 1 K: 0 S: 5	H: 1 LOB: 2 BB: 0 P: 5	R: 0 E: 0 K: 0 S: 3	H: 0 LOB: 1 BB: 1 P: 7	1B: 2 2B: 2 3B: 0 HR: 3	SF: 0 SAC: 0 DP: 2 HBP: 0	WP: 0 PB: 0 SB: 0 CS: 0	PA: 33
<b>PITCHER</b>	IP WLS BF H R ER SO BB IBB HBP BLK WP HR S P ERA WHIP																	
Fritz Peterson, L ERA: 3.69	2.2 L 12 5 4 4 0 0 0 0 0 0 0 6 6 0.00 0.750																	
Ron Klimkowski, R ERA: 3.19	1.1 6 1 1 0 0 0 0 0 0 0 0 6 6 0.00 0.750																	
Mike Kekich, L ERA: 7.23	2.0 6 0 0 0 2 1 0 0 0 0 0 9 13 0.00 0.500																	
John Cumberland, L ERA: 3.23	2.0 9 1 0 0 0 1 0 0 0 0 0 8 12 0.00 1.000																	

AB	35
R	3
H	13
RBI	3
BB	4
SO	2
LOB	23









Batter	1	2	3	4	5	6	7	8	9	AB	R	H	RBI	BB	SO	LOB	TOP
Horace Clarke, S (1,4) OBP: 0.294, SLG: 0.324	0-0 6-3		0-0 4-3			0-0 L8			0-0 FC4-6 1B	4	0	1	0	0	0	0	
Jerry Kenney, L (1,5) OBP: 0.293, SLG: 0.326	0-0 4-3			0-0 4-3		0-0 5-3			0-0 FC4-6 1-2	4	0	0	0	0	0	1	
Bobby Murcer, L (1,8) OBP: 0.371, SLG: 0.468	0-0 F6			0-0 3-1			0-0 4-3		0-0 4-3	4	0	0	0	0	0	1	
Roy White, S (1,7) OBP: 0.425, SLG: 0.555		4-0 BB		0-0 4-3			0-0 G3			2	0	0	0	1	0	0	
Danny Cater, R (1,3) OBP: 0.341, SLG: 0.420		0-0 F9			4-0 FC4-6 BB		0-0 5-3			2	0	0	0	1	0	1	
Curt Blefary, L (1,9) OBP: 0.315, SLG: 0.263		0-0 P6			0-3 K			0-0 F8		3	0	0	0	0	1	2	
Jake Gibbs, L (1,2) OBP: 0.319, SLG: 0.400		0-0 1-3			0-0 FC4-6 1-2			0-0 F9		3	0	0	0	0	0	2	
Gene Michael, S (1,6) OBP: 0.309, SLG: 0.278			0-0 6-3			0-0 F3		0-0 4-3		3	0	0	0	0	0	1	
Mel Stottlemyre, R (1,1) OBP: 0.294, SLG: 0.267			0-0 P4				0-0 4-1		0-0 F8	2	0	0	0	0	0	0	
Pete Ward, L (9, PH) OBP: 0.293, SLG: 0.371										1	0	0	0	0	0	0	
<b>Inning Stats</b>	R: 0 E: 0 K: 0 S: 3	H: 0 LOB: 0 BB: 0 P: 3	R: 0 E: 0 K: 0 S: 3	H: 0 LOB: 1 BB: 1 P: 7	R: 0 E: 0 K: 0 S: 3	H: 0 LOB: 0 BB: 0 P: 3	R: 0 E: 0 K: 0 S: 5	H: 0 LOB: 1 BB: 1 P: 9	R: 0 E: 0 K: 0 S: 3	H: 0 LOB: 0 BB: 0 P: 3	R: 0 E: 0 K: 0 S: 3	H: 0 LOB: 0 BB: 0 P: 3	R: 0 E: 0 K: 0 S: 4	H: 1 LOB: 1 BB: 0 P: 4	1B: 1 2B: 0 3B: 0 HR: 0	SF: 0 SAC: 0 DP: 0 HBP: 0	WP: 0 PA: 30 PB: 0 SB: 0 CS: 0
<b>PITCHER</b> Joe Niekro, R (1,1) ERA: 3.03	IP: 9.0 WLS: W BF: 30 H: 1 R: 0 ER: 0 SO: 1 BB: 2 IBB: 0 HBP: 0 BLK: 0 WP: 0 HR: 0 S: 30 P: 38 ERA: 0.00 WHIP: 0.333																

New York Yankees @ Detroit Tigers  
Tiger Stadium, Detroit, MI  
Thu Jul 02 1970, 7:05 PM EDT  
Att: 18,787 - Unknown - 86 F

AB 28  
R 0  
H 1  
RBI 0  
BB 2  
SO 1  
LOB 8



Batter	1	2	3	4	5	6	7	8	9	AB	R	H	RBI	BB	SO	LOB	BOTTOM
Dick McAuliffe, L (1,4) OBP: 0.402, SLG: 0.410	0-0 F8	0-0 1-3 3-H 1B		4-0 FC6-4 IBB		0-0 4-3		0-0 4-3		4	0	1	1	1	0	2	
Cesar Gutierrez, R (1,6) OBP: 0.280, SLG: 0.284	0-0 L7	0-0 5-3		0-0 FC6-4 1-2			0-0 4-3			4	0	0	0	0	0	4	
Jim Northrup, L (1,9) OBP: 0.353, SLG: 0.506	0-0 F9		1-0 L5-3 HBP		0-0 F4		0-0 HR			3	1	1	1	0	0	0	
Willie Horton, R (1,7) OBP: 0.377, SLG: 0.536		0-3 K	0-0 L5-3 1-2		0-0 G3-6-3 1B		0-0 L4-6 BB 1B			4	0	2	0	0	1	1	
Norm Cash, L (1,3) OBP: 0.350, SLG: 0.446		4-0 BB 1B BB	4-0 BB BB		0-0 G3-6-3 1-2		4-0 BB 1-2 BB			1	1	0	0	3	0	1	
Mickey Stanley, R (1,8) OBP: 0.321, SLG: 0.392		0-0 BB 1B	0-0 F9		0-0 E3 1B		0-0 L4-6 2-3			4	1	1	0	0	0	3	
Don Wert, R (1,5) OBP: 0.291, SLG: 0.267		0-0 P4		0-0 6-3		0-0 1B		0-0 F7		4	0	1	0	0	0	2	
Jim Price, R (1,2) OBP: 0.286, SLG: 0.261		4-0 1B 1B BB		4-0 SH2-4 BB		0-0 P4		0-0 HR		2	2	1	1	2	0	2	
Joe Niekro, R (1,1) OBP: 0.256, SLG: 0.306		0-0 1B 1B		0-0 SH2-4		0-0 L8		0-3 K		3	0	1	2	0	1	2	
<b>Inning Stats</b>	R: 3 E: 0 K: 1 S: 3	H: 3 LOB: 2 BB: 2 P: 16	R: 0 E: 0 K: 1 S: 2	H: 0 LOB: 1 BB: 1 P: 7	R: 0 E: 0 K: 0 S: 3	H: 0 LOB: 2 BB: 2 P: 11	R: 0 E: 1 K: 0 S: 5	H: 1 LOB: 2 BB: 0 P: 5	R: 1 E: 0 K: 0 S: 4	H: 2 LOB: 1 BB: 1 P: 8	R: 1 E: 0 K: 1 S: 6	H: 1 LOB: 0 BB: 0 P: 6	1B: 6 2B: 2 3B: 0 HR: 2	SF: 0 SAC: 1 DP: 3 HBP: 1	WP: 0 PA: 37 PB: 0 SB: 0 CS: 0		
<b>PITCHER</b> Mel Stottlemyre, R (1,1) ERA: 3.33	IP: 8.0 WLS: L BF: 37 H: 8 R: 5 ER: 5 SO: 2 BB: 5 IBB: 1 HBP: 1 BLK: 0 WP: 0 HR: 2 S: 34 P: 59 ERA: 5.62 WHIP: 1.625																

New York Yankees @ Detroit Tigers  
Tiger Stadium, Detroit, MI  
Thu Jul 02 1970, 7:05 PM EDT  
Att: 18,787 - Unknown - 86 F

AB 29  
R 5  
H 8  
RBI 5  
BB 6  
SO 2  
LOB 17





Batter	1	2	3	4	5	6	7	8	9	AB	R	H	RBI	BB	SO	LOB	TOP				
<b>Ed Stroud, L</b> OBP: 0.347, SLG: 0.361 (1, 8)										3	1	0	1	1	1	3	<b>Washington Senators @ New York Yankees</b> Yankee Stadium, Bronx, NY Fri Jul 03 1970, 7:05 PM EDT Att: 14,795 - Cloudy - 72 F				
<b>Del Unser, L</b> OBP: 0.259, SLG: 0.279 (1, 7)										4	0	0	0	0	0	1					
<b>Lee Maye, L</b> OBP: 0.351, SLG: 0.440 (1, 9)										4	0	1	0	0	1	2					
<b>Mike Epstein, L</b> OBP: 0.366, SLG: 0.439 (1, 3)										2	1	1	1	1	0	1					
<b>Bernie Allen, L</b> OBP: 0.373, SLG: 0.423 (1, 4)										3	1	1	2	1	0	2					
<b>Tim Cullen, R</b> OBP: 0.255, SLG: 0.238 (7, 4)										0	0	0	0	0	0	0					
<b>Aurelio Rodriguez, R</b> OBP: 0.306, SLG: 0.453 (1, 5)										4	0	0	0	0	0	2					
<b>Ed Brinkman, R</b> OBP: 0.344, SLG: 0.313 (1, 6)										4	1	2	0	0	0	0					
<b>Jim French, L</b> OBP: 0.402, SLG: 0.306 (1, 2)										2	0	1	0	2	0	0					
<b>George Brunet, R</b> OBP: 0.214, SLG: 0.333 (1, 1)										3	0	0	0	0	1	5					
<b>Darold Knowles, L</b> OBP: 0.091, SLG: 0.091 (7, 1)										1	0	0	0	0	0	0					
<b>Inning Stats</b>	R: 1 E: 1 K: 1 S: 6	H: 0 LOB: 1 BB: 1 P: 10	R: 0 E: 0 K: 0 S: 4	H: 1 LOB: 2 BB: 1 P: 8	R: 2 E: 0 K: 0 S: 5	H: 2 LOB: 0 BB: 0 P: 5	R: 1 E: 0 K: 0 S: 5	H: 2 LOB: 1 BB: 0 P: 5	R: 0 E: 1 K: 0 S: 3	H: 1 LOB: 1 BB: 1 P: 7	R: 0 E: 0 K: 0 S: 7	H: 0 LOB: 1 BB: 1 P: 11	R: 0 E: 0 K: 0 S: 3	H: 0 LOB: 0 BB: 0 P: 3	R: 0 E: 0 K: 0 S: 3	H: 0 LOB: 0 BB: 0 P: 3	1B: 4 2B: 1 3B: 0 HR: 1	SF: 2 SAC: 1 DP: 1 HBP: 0	WP: 0 PB: 0 CS: 0	PA: 38	
<b>PITCHER</b>	IP	WLS	BF	H	R	ER	SO	BB	IBB	HBP	BLK	WP	HR	S	P	ERA	WHIP				
<b>Stan Bahnsen, R</b> ERA: 3.11 (1, 1)	7.0	L	32	6	4	3	3	4	1	0	0	0	1	33	53	3.86	1.429				
<b>Lindy McDaniel, R</b> ERA: 1.32 (8, 1)	2.0		6	0	0	0	0	0	0	0	0	0	0	6	6	0.00	0.000				

Batter	1	2	3	4	5	6	7	8	9	AB	R	H	RBI	BB	SO	LOB	BOTTOM					
<b>Horace Clarke, S</b> OBP: 0.295, SLG: 0.324 (1, 4)										4	1	1	0	1	0	4	<b>Washington Senators @ New York Yankees</b> Yankee Stadium, Bronx, NY Fri Jul 03 1970, 7:05 PM EDT Att: 14,795 - Cloudy - 72 F					
<b>Bobby Murcer, L</b> OBP: 0.371, SLG: 0.467 (1, 8)										5	0	2	0	0	1	4						
<b>Roy White, S</b> OBP: 0.422, SLG: 0.549 (1, 7)										5	1	1	0	0	1	4						
<b>Danny Cater, R</b> OBP: 0.346, SLG: 0.424 (1, 5)										4	0	3	1	0	0	1						
<b>Thurman Munson, R</b> OBP: 0.370, SLG: 0.354 (1, 2)										4	0	0	0	0	1	5						
<b>John Ellis, R</b> OBP: 0.290, SLG: 0.358 (1, 3)										3	1	1	2	0	0	1						
<b>Ron Woods, R</b> OBP: 0.307, SLG: 0.394 (1, 9)										4	0	0	0	0	1	1						
<b>Curt Blefary, L</b> OBP: 0.315, SLG: 0.263 (9, 9)										0	0	0	0	0	0	0						
<b>Gene Michael, S</b> OBP: 0.312, SLG: 0.282 (1, 6)										4	0	2	0	0	0	0						
<b>Stan Bahnsen, R</b> OBP: 0.195, SLG: 0.205 (1, 1)										2	0	1	0	0	0	0						
<b>Ron Hansen, R</b> OBP: 0.390, SLG: 0.256 (7, PH)										0	0	0	0	1	0	0						
<b>Jim Lyttle, L</b> (7, PR)										0	0	0	0	0	0	0						
<b>Lindy McDaniel, R</b> OBP: 0.154, SLG: 0.154 (8, 1)										0	0	0	0	0	0	0						
<b>Pete Ward, L</b> OBP: 0.286, SLG: 0.361 (9, PH)										1	0	0	0	0	0	0						
<b>Inning Stats</b>	R: 1 E: 1 K: 1 S: 6	H: 1 LOB: 1 BB: 1 P: 10	R: 0 E: 0 K: 0 S: 3	H: 0 LOB: 0 BB: 0 P: 3	R: 0 E: 0 K: 0 S: 3	H: 0 LOB: 0 BB: 0 P: 3	R: 0 E: 0 K: 0 S: 4	H: 1 LOB: 1 BB: 0 P: 4	R: 0 E: 0 K: 0 S: 4	H: 2 LOB: 1 BB: 0 P: 4	R: 0 E: 0 K: 0 S: 4	H: 2 LOB: 1 BB: 0 P: 4	R: 1 E: 0 K: 2 S: 9	H: 2 LOB: 3 BB: 1 P: 13	R: 1 E: 1 K: 0 S: 5	H: 1 LOB: 1 BB: 0 P: 5	R: 0 E: 0 K: 1 S: 7	H: 2 LOB: 2 BB: 0 P: 7	1B: 10 2B: 0 3B: 0 HR: 1	SF: 1 SAC: 0 DP: 2 HBP: 0	WP: 0 PB: 0 CS: 0	PA: 39
<b>PITCHER</b>	IP	WLS	BF	H	R	ER	SO	BB	IBB	HBP	BLK	WP	HR	S	P	ERA	WHIP					
<b>George Brunet, L</b> ERA: 4.55 (1, 1)	6.1	W	27	8	2	1	2	2	0	0	0	0	1	29	37	1.42	1.579					
<b>Darold Knowles, L</b> ERA: 1.39 (7, 1)	2.2	S	12	3	1	0	2	0	0	0	0	0	0	16	16	0.00	1.125					



Batter	1	2	3	4	5	6	7	8	9	AB	R	H	RBI	BB	SO	LOB	TOP																					
Ed Brinkman, R (1, 6) OBP: 0.346, SLG: 0.313	4-0 1B G5-4-3 BB		0-0 SF7 BLK 1-2 1B		0-0 6-3		0-0 F8 1-2			3	1	1	0	1	0	1	<p>Washington Senators @ New York Yankees Yankee Stadium, Bronx, NY</p> <p>Sat Jul 04 1970, 3:33 AM EDT Att: 22,994 - Overcast - 82 F</p> <p>livebaseballscores.com</p>																					
Wayne Comer, R (1, 8) OBP: 0.284, SLG: 0.211 Del Unser, L (7, 8) OBP: 0.257, SLG: 0.277	0-0 G5-4-3 1B		4-0 SF7 BB 1-2 2-3		0-0 P2			0-0 3-1		2	0	1	0	1	0	0																						
Frank Howard, R (1, 9) OBP: 0.415, SLG: 0.530	0-0 G5-4-3 1-2 3-H		0-0 SF7 1-2 2-3 3-H		4-0 BB			0-0 F7		2	0	0	1	1	0	1																						
Rick Reichardt, R (1, 7) OBP: 0.333, SLG: 0.525 Lee Mays, L (8, PH) OBP: 0.349, SLG: 0.438	0-0 5-3		0-0 K		0-0 5-3			0-0 F8		3	0	0	0	0	1	3																						
Aurelio Rodriguez, R (1, 5) OBP: 0.302, SLG: 0.447		0-0 5-3	0-3 K		0-0 P4			0-0 E5 G6-4-3		4	0	0	0	0	1	2																						
Mike Epstein, L (1, 3) OBP: 0.381, SLG: 0.432		0-0 F8		0-0 F8		0-0 4-3		0-0 G6-4-3 1-2		4	0	0	0	0	0	1																						
Paul Casanova, R (1, 2) OBP: 0.310, SLG: 0.394		4-0 BB		0-0 1B		0-0 F8		0-0 F7		3	0	1	0	1	0	0																						
Tim Cullen, R (1, 4) OBP: 0.258, SLG: 0.241		0-3 K		0-0 F7			0-0 CS 1B			3	0	1	0	0	1	2																						
Casey Cox, R (1, 1) OBP: 0.206, SLG: 0.182 Joe Grzenda, R (7, 1)			0-0 BLK SF7 1B		0-3 K		0-3 K			3	1	1	0	0	2	2																						
Inning Stats	R: 1 E: 0 K: 0 S: 3	H: 1 LOB: 0 BB: 1 P: 7	R: 0 E: 0 K: 1 S: 5	H: 0 LOB: 1 BB: 1 P: 9	R: 1 E: 0 K: 2 S: 9	H: 2 LOB: 2 BB: 1 P: 13	R: 0 E: 0 K: 1 S: 6	H: 1 LOB: 1 BB: 0 P: 6	R: 0 E: 0 K: 0 S: 3	H: 0 LOB: 1 BB: 1 P: 7	R: 0 E: 0 K: 0 S: 5	H: 1 LOB: 0 BB: 0 P: 5	R: 0 E: 0 K: 0 S: 3	H: 0 LOB: 0 BB: 0 P: 3	R: 0 E: 1 K: 0 S: 3	H: 0 LOB: 0 BB: 0 P: 3		1B: 5 2B: 0 3B: 0 HR: 0	SF: 1 SAC: 0 DP: 2 HBP: 0	WP: 0 PB: 0 SB: 0 CS: 1	PA: 34																	
PITCHER	IP	WLS	BF	H	R	ER	SO	BB	IBB	HBP	BLK	WP	HR	S	P	ERA	WHIP	PITCHER				IP	WLS	BF	H	R	ER	SO	BB	IBB	HBP	BLK	WP	HR	S	P	ERA	WHIP
John Cumberland, L (1, 1) ERA: 3.44	2.0		11	3	2	2	1	3	0	0	1	0	0	10	22	9.00	3.000																					
Ron Klimkowski, R (3, 1) ERA: 2.77	5.0	W	17	2	0	0	4	1	0	0	0	0	0	24	28	0.00	0.600																					
Jack Aker, R (8, 1) ERA: 2.03	2.0	S	6	0	0	0	0	0	0	0	0	0	0	6	6	0.00	0.000																					

Batter	1	2	3	4	5	6	7	8	9	AB	R	H	RBI	BB	SO	LOB	BOTTOM																					
Horace Clarke, S (1, 4) OBP: 0.292, SLG: 0.320	0-0 F7		0-0 6-3		0-0 4-3		0-0 F8			4	0	0	0	0	0	2	<p>Washington Senators @ New York Yankees Yankee Stadium, Bronx, NY</p> <p>Sat Jul 04 1970, 3:33 AM EDT Att: 22,994 - Overcast - 82 F</p> <p>livebaseballscores.com</p>																					
Jerry Kenney, L (1, 5) OBP: 0.292, SLG: 0.324	0-0 4-3			0-0 S 1B		0-0 4-3		0-0 1-6-3		4	1	1	0	0	0	0																						
Bobby Murcer, L (1, 8) OBP: 0.367, SLG: 0.461	0-0 4-3			0-3 K		0-0 F8		0-0 P5		4	0	0	0	0	1	1																						
Roy White, S (1, 7) OBP: 0.417, SLG: 0.542		0-0 6-3		0-3 K 1-2		0-0 F7		0-0 4-3		4	0	0	0	0	1	1																						
Danny Cater, R (1, 3) OBP: 0.349, SLG: 0.427		0-0 5-3		0-0 1B 2-H			0-0 2B 3B 1B			3	1	2	1	0	0	0																						
Curt Blefary, L (1, 9) OBP: 0.315, SLG: 0.271 Jim Lyttle, L (8, 9)		0-0 F2		0-0 G3			0-0 3B 2B			3	1	1	0	0	0	1																						
Jake Gibbs, L (1, 2) OBP: 0.360, SLG: 0.476			0-0 SH1-4 1B		4-0 SH1-4 BB		0-0 SF8 2-H 3-H			2	1	2	2	1	0	0																						
Gene Michael, S (1, 6) OBP: 0.308, SLG: 0.278			0-0 P6		0-3 K		0-0 5-3			3	0	0	0	0	1	3																						
John Cumberland, R (1, 1) OBP: 0.071, SLG: 0.071 Ron Klimkowski, R (3, 1)			0-0 SH1-4		0-0 SH1-4		0-0 SF8 3-H			0	0	0	0	0	0	0																						
Thurman Munson, R (7, PH) OBP: 0.369, SLG: 0.354 Jack Aker, R (8, 1) OBP: 0.100, SLG: 0.100			0-0 1-2		0-0 1-2		0-0 3-H			0	0	0	1	0	0	0																						
Inning Stats	R: 0 E: 0 K: 0 S: 3	H: 0 LOB: 0 BB: 0 P: 3	R: 0 E: 0 K: 0 S: 3	H: 0 LOB: 0 BB: 0 P: 3	R: 0 E: 0 K: 0 S: 4	H: 1 LOB: 1 BB: 0 P: 4	R: 1 E: 0 K: 2 S: 9	H: 2 LOB: 1 BB: 0 P: 9	R: 0 E: 0 K: 1 S: 5	H: 0 LOB: 1 BB: 1 P: 9	R: 0 E: 0 K: 0 S: 3	H: 0 LOB: 0 BB: 0 P: 3	R: 3 E: 0 K: 0 S: 6	H: 3 LOB: 0 BB: 0 P: 6	R: 0 E: 0 K: 0 S: 3	H: 0 LOB: 0 BB: 0 P: 3	1B: 4 2B: 1 3B: 1 HR: 0	SF: 1 SAC: 2 DP: 0 HBP: 0	WP: 0 PB: 0 SB: 1 CS: 0	PA: 31																		
PITCHER	IP	WLS	BF	H	R	ER	SO	BB	IBB	HBP	BLK	WP	HR	S	P	ERA	WHIP	PITCHER				IP	WLS	BF	H	R	ER	SO	BB	IBB	HBP	BLK	WP	HR	S	P	ERA	WHIP
Casey Cox, R (1, 1) ERA: 4.5	6.0	L	25	6	4	4	3	1	0	0	0	0	0	30	34	6.00	1.167																					
Joe Grzenda, L (7, 1) ERA: 5.48	2.0		6	0	0	0	0	0	0	0	0	0	0	6	6	0.00	0.000																					





Batter	1	2	3	4	5	6	7	8	9	AB	R	H	RBI	BB	SO	LOB	TOP								
Ed Stroud, L (1,8) OBP: 0.344, SLG: 0.355	6-3		K		3-1			6-3	1B 1B IBB	4	1	0	0	1	1	3									
Ed Brinkman, R (1,6) OBP: 0.346, SLG: 0.317	6-3		E6 1B 1-2 2-3		F8			1B 2B	1B 1B	5	1	2	1	0	0	3									
Frank Howard, R (1,3) OBP: 0.417, SLG: 0.530	5-3		1B 1-3 2-H 3-H		5-3			1B IBB	1B 1-3 2-H 3-H	4	0	2	4	1	0	0									
Rick Reichardt, R (1,7) OBP: 0.331, SLG: 0.516			K		K			1B FC6-4	K	4	0	1	1	0	3	2									
Del Unser, L (8, PR) OBP: 0.295, SLG: 0.275			K					1B FC6-4	K	1	0	0	0	0	1	2									
Aurelio Rodriguez, R (1,5) OBP: 0.298, SLG: 0.440	P3				5-3			FC6-4 1B	F9	5	0	0	0	0	0	4									
Paul Casanova, R (1,2) OBP: 0.309, SLG: 0.390	6-3				F3			1-2		4	1	1	0	0	0	0									
Tom Grieve, R (1,9) Lee Mays, L (9, PH) OBP: 0.352, SLG: 0.447			6-3		5-3				1B SH2-4 1-3	3	0	0	0	0	0	0									
Tim Cullen, R (1,4) OBP: 0.277, SLG: 0.256			E 1B BB		3-1 SH2-4			5-3	1B SH2-4	3	2	2	1	1	0	0									
Dick Bosman, R (1,1) OBP: 0.167, SLG: 0.167					SH2-4				SH2-4	1	1	1	0	0	0	0									
Mike Epstein, L (8, PH) OBP: 0.359, SLG: 0.430										1	0	0	0	0	0	0									
Darold Knowles, L (8,1) OBP: 0.091, SLG: 0.091			E 1B						SH2-4	0	0	0	0	0	0	0									
<b>Inning Stats</b>	R: 0 E: 0 K: 0 S: 3	H: 0 LOB: 0 BB: 0 P: 3	R: 0 E: 0 K: 1 S: 5	H: 0 LOB: 0 BB: 0 P: 5	R: 2 E: 1 K: 2 S: 10	H: 2 LOB: 2 BB: 1 P: 14	R: 0 E: 0 K: 0 S: 3	H: 0 LOB: 0 BB: 0 P: 3	R: 0 E: 0 K: 0 S: 4	H: 1 LOB: 1 BB: 0 P: 4	R: 0 E: 0 K: 1 S: 5	H: 0 LOB: 0 BB: 0 P: 5	R: 0 E: 0 K: 0 S: 3	H: 0 LOB: 0 BB: 0 P: 3	R: 1 E: 0 K: 0 S: 5	H: 2 LOB: 2 BB: 1 P: 9	R: 4 E: 0 K: 1 S: 10	H: 5 LOB: 2 BB: 1 P: 14	1B: 8 2B: 2 3B: 0 HR: 0	SF: 0 SAC: 2 DP: 0 HBP: 0	WP: 0 PB: 0 CS: 0	PA: 41			
<b>PITCHER</b>	IP	WLS	BF	H	R	ER	SO	BB	IBB	HBP	BLK	WP	HR	S	P	ERA	WHIP								
Fritz Peterson, L (1,1) ERA: 3.54	7.2	L	31	5	3	1	4	1	1	0	0	0	0	37	45	1.17	0.783								
Jack Aker, R (8,1) ERA: 2.99	0.2		8	5	4	4	0	0	1	0	0	0	0	7	11	54.00	7.500								
Steve Hamilton, L (9,1) ERA: 2.27	0.2		2	0	0	0	1	0	0	0	0	0	0	4	4	0.00	0.000								

Washington Senators @ New York Yankees  
 Yankee Stadium, Bronx, NY  
 Sun Jul 05 1970, 3:33 AM EDT  
 Overcast - 77 F

AB 36  
 R 7  
 H 10  
 RBI 7  
 BB 3  
 SO 5  
 LOB 14



Batter	1	2	3	4	5	6	7	8	9	AB	R	H	RBI	BB	SO	LOB	BOTTOM								
Horace Clarke, S (1,4) OBP: 0.294, SLG: 0.322	WP 1B		F7					P4		4	1	2	0	0	0	0									
Jerry Kenney, L (1,5) OBP: 0.300, SLG: 0.327					2-3 BB			CS 1B		1	0	1	1	2	0	0									
Ron Hansen, R (8, PH) OBP: 0.400, SLG: 0.273								FC4-6 1B		1	0	1	0	0	0	0									
Bobby Murcer, L (1,8) OBP: 0.366, SLG: 0.458					F9			FC4-6 CS		4	0	1	0	0	0	3									
Roy White, S (1,7) OBP: 0.412, SLG: 0.535			3-1		2-3			1B		4	0	0	0	0	1	5									
Danny Cater, R (1,3) OBP: 0.345, SLG: 0.421			L7		4-3			1-3		4	0	0	0	0	0	3									
Curt Blefary, L (1,9) OBP: 0.311, SLG: 0.266			F8					3-1		3	0	0	0	0	0	0									
Thurman Munson, R (9, PH) OBP: 0.371, SLG: 0.361									2B	1	1	1	0	0	0	0									
Jake Gibbs, L (1,2) OBP: 0.340, SLG: 0.444										3	0	0	0	0	0	0									
John Ellis, R (9, PH) OBP: 0.298, SLG: 0.378			4-3							1	0	1	1	0	0	0									
Gene Michael, S (1,6) OBP: 0.311, SLG: 0.291					G3					3	1	1	1	1	0	1									
Fritz Peterson, S (1,1) OBP: 0.234, SLG: 0.370										3	0	0	0	0	0	1									
Jack Aker, R (8,1) OBP: 0.100, SLG: 0.100										0	0	0	0	0	0	0									
Steve Hamilton, L (9,1) OBP: 0.091, SLG: 0.091										0	0	0	0	0	0	0									
Bobby Mitchell, R (9, PH) OBP: 0.091, SLG: 0.091										1	0	0	0	0	0	1									
<b>Inning Stats</b>	R: 1 E: 0 K: 0 S: 4	H: 2 LOB: 0 BB: 0 P: 4	R: 0 E: 0 K: 0 S: 3	H: 0 LOB: 0 BB: 0 P: 3	R: 0 E: 0 K: 0 S: 3	H: 0 LOB: 0 BB: 0 P: 3	R: 0 E: 0 K: 0 S: 3	H: 0 LOB: 1 BB: 1 P: 7	R: 0 E: 0 K: 0 S: 4	H: 2 LOB: 2 BB: 1 P: 8	R: 1 E: 0 K: 0 S: 4	H: 1 LOB: 0 BB: 0 P: 4	R: 0 E: 0 K: 1 S: 6	H: 1 LOB: 1 BB: 0 P: 6	R: 1 E: 0 K: 0 S: 5	H: 2 LOB: 1 BB: 0 P: 5	1B: 5 2B: 2 3B: 0 HR: 1	SF: 0 SAC: 0 DP: 0 HBP: 0	WP: 1 PB: 0 CS: 2	PA: 36					
<b>PITCHER</b>	IP	WLS	BF	H	R	ER	SO	BB	IBB	HBP	BLK	WP	HR	S	P	ERA	WHIP								
Dick Bosman, R (1,1) ERA: 3.63	7.0	W	27	5	2	2	0	3	0	0	0	0	0	24	36	2.57	1.143								
Darold Knowles, L (8,1) ERA: 1.49	2.0	S	9	3	1	1	1	0	0	0	0	0	0	11	11	4.50	1.500								

Washington Senators @ New York Yankees  
 Yankee Stadium, Bronx, NY  
 Sun Jul 05 1970, 3:33 AM EDT  
 Overcast - 77 F

AB 33  
 R 3  
 H 8  
 RBI 3  
 BB 3  
 SO 1  
 LOB 14





Batter	1	2	3	4	5	6	7	8	9	AB R H RBI BB SO LOB	TOP											
Ed Stroud, L (1, 8) OBP: 0.345, SLG: 0.354	4-0 HR BB	0-0 E5 1B 1B	0-0 4-3		0-0 P5			0-3 K		4 2 1 0 1 1 0	<p>Washington Senators @ New York Yankees</p> <p>Yankee Stadium, Bronx, NY</p> <p>Sun Jul 05 1970, 3:38 AM EDT</p> <p>Att: 23,243 - Overcast - 78 F</p>											
Del Unser, L (1, 7) OBP: 0.260, SLG: 0.301	0-0 HR	0-0 FC3-6 1B 1B	0-0 F9			0-0 E5 1B		0-3 K		5 2 2 2 0 1 0												
Bernie Allen, L (1, 5) OBP: 0.379, SLG: 0.431	4-0 HBP BB	0-0 FC3-6 1B		0-0 F7 1B 2B		0-0 F5		0-0 F9		4 1 2 2 1 0 1												
Mike Epstein, L (1, 3) OBP: 0.360, SLG: 0.428 Frank Howard, R (2, 3) OBP: 0.420, SLG: 0.531	1-0 HBP	0-3 K		0-0 F7		0-0 1-3 1B		0-0 WP 1B		1 0 0 0 0 1 2 3 0 2 0 0 0 1												
Lee Maye, L (1, 9) OBP: 0.343, SLG: 0.434	0-3 K	0-0 FC3-6 1B		0-0 1-3		0-3 K		0-0 2-3		5 0 0 0 0 2 8												
Ed Brinkman, R (1, 6) OBP: 0.350, SLG: 0.320	0-0 F9	0-0 BB 1B		0-0 1B		0-0 5-3		4-0 BB		4 0 2 2 1 0 4												
Jim French, L (1, 2) OBP: 0.393, SLG: 0.292	0-0 F3	0-0 1-2 2-3 BB		0-0 4-3		0-0 6-3		0-3 K		4 0 0 0 1 1 5												
Tim Cullen, R (1, 4) OBP: 0.274, SLG: 0.245		0-0 BB		0-0 5-3		0-0 F7		0-0 F3		4 1 0 0 1 0 5												
Jim Shellenback, L (1, 1) OBP: 0.083, SLG: 0.167 Darold Knowles, L (9, 1) OBP: 0.091, SLG: 0.091		0-0 FC2 1B	0-3 K		0-3 K		0-0 F6		0-0 K	4 1 0 0 0 2 1 0 0 0 0 0 0 0												
<b>Inning Stats</b>	R: 2 E: 0 K: 1 S: 6	H: 1 LOB: 2 BB: 2 P: 15	R: 4 E: 2 K: 1 S: 10	H: 4 LOB: 3 BB: 2 P: 18	R: 0 E: 0 K: 1 S: 5	H: 0 LOB: 0 BB: 0 P: 5	R: 1 E: 0 K: 0 S: 5	H: 2 LOB: 1 BB: 0 P: 5	R: 0 E: 0 K: 1 S: 5	H: 0 LOB: 0 BB: 0 P: 5		R: 0 E: 1 K: 2 S: 7	H: 1 LOB: 2 BB: 0 P: 7	R: 0 E: 0 K: 0 S: 3	H: 0 LOB: 0 BB: 0 P: 3	R: 0 E: 0 K: 2 S: 7	H: 0 LOB: 0 BB: 0 P: 7	R: 0 E: 0 K: 1 S: 6	H: 1 LOB: 2 BB: 1 P: 10	1B: 7 2B: 1 3B: 0 HR: 1	SF: 0 SAC: 0 DP: 0 HBP: 1	WP: 1 PB: 0 SB: 0 CS: 0
<b>PITCHER</b>	IP WLS BF H R ER SO BB IBB HBP BLK WP HR S P ERA WHIP											IP WLS BF H R ER SO BB IBB HBP BLK WP HR S P ERA WHIP										
Gary Waslewski, R (1, 1) ERA: 4.58	0.0 L 4 1 2 2 0 2 0 0 1 0 0 1 1 10 ∞ ∞																					
John Cumberland, L (1, 1) ERA: 3.55	1.2 11 4 4 2 2 1 0 0 0 0 0 0 14 18 10.80 3.000																					
Mike Kekich, L (2, 1) ERA: 6.54	5.1 21 3 1 1 2 3 1 0 0 0 0 0 0 26 30 1.69 0.750																					
Steve Hamilton, L (8, 1) ERA: 2.14	2.0 8 1 0 0 3 1 0 0 0 0 1 0 13 17 0.00 1.000																					

Batter	1	2	3	4	5	6	7	8	9	AB R H RBI BB SO LOB	BOTTOM									
Bobby Mitchell, R (1, 9) OBP: 0.366, SLG: 0.454	0-0 5-3		0-0 FC5-4 1-2		0-0 F9		0-0 F3		0-0 FC5 BB	5 0 0 1 0 0 4	<p>Washington Senators @ New York Yankees</p> <p>Yankee Stadium, Bronx, NY</p> <p>Sun Jul 05 1970, 3:38 AM EDT</p> <p>Att: 23,243 - Overcast - 78 F</p>									
Bobby Murcer, L (1, 8) OBP: 0.366, SLG: 0.454	4-0 1B BB		0-3 K		0-3 K		0-3 K	4-0 1-2 2-3 BB	3 0 0 0 2 3 1											
Roy White, S (1, 7) OBP: 0.409, SLG: 0.529	0-0 G6-4-3 1B			0-0 F9		0-0 L8		0-0 L9	0-3 K	5 0 1 0 0 1 3										
Danny Cater, R (1, 5) OBP: 0.347, SLG: 0.422	0-0 G6-4-3 1-2			0-0 BB 1B		0-0 5-3		0-0 1B		4 1 2 0 0 0 2										
Thurman Munson, R (1, 2) OBP: 0.373, SLG: 0.358		0-0 5-3		4-0 1-2 2B BB		4-0 BB		0-0 6-3		2 1 0 0 2 0 1										
John Ellis, R (1, 3) OBP: 0.296, SLG: 0.372		0-3 K		0-3 K		0-0 F7		0-0 1B E FC5 1B	4 1 1 0 0 2 3											
Ron Hansen, R (1, 4) OBP: 0.391, SLG: 0.292		0-0 5-3		0-0 1-2 2B		0-0 5-3		0-0 E1 FC5 1B	4 0 1 2 0 0 1											
Gene Michael, S (1, 6) OBP: 0.314, SLG: 0.291			0-3 K		0-0 F7		4-0 BB	0-0 BB FC5 1B	3 0 1 0 1 1 1											
Gary Waslewski, R (1, 1) John Cumberland, R (1, 1) Mike Kekich, L (2, 1) Curt Blefary, L (7, 9) Steve Hamilton, L (8, 9) Horace Clarke, S (9, 9) OBP: 0.294, SLG: 0.321			4-0 FC5-4 BB		0-0 1-3		0-0 L3	0-0 F7	0 0 0 0 0 0 0 0 0 0 0 0 0 0 1 0 0 0 1 0 0 1 0 0 0 0 0 1 0 0 0 0 0 0 0 1 0 0 0 0 0 3											
<b>Inning Stats</b>	R: 0 E: 0 K: 0 S: 3	H: 1 LOB: 1 BB: 1 P: 7	R: 0 E: 0 K: 1 S: 5	H: 0 LOB: 0 BB: 0 P: 5	R: 0 E: 0 K: 2 S: 7	H: 0 LOB: 1 BB: 1 P: 11	R: 2 E: 0 K: 1 S: 7	H: 2 LOB: 1 BB: 1 P: 11	R: 0 E: 0 K: 1 S: 5	H: 0 LOB: 0 BB: 0 P: 5		R: 0 E: 0 K: 0 S: 3	H: 0 LOB: 1 BB: 1 P: 7	R: 0 E: 0 K: 1 S: 6	H: 0 LOB: 1 BB: 0 P: 6	R: 0 E: 1 K: 1 S: 8	H: 2 LOB: 3 BB: 1 P: 12	1B: 5 2B: 1 3B: 0 HR: 0	SF: 0 SAC: 0 DP: 1 HBP: 0	WP: 0 PB: 0 SB: 0 CS: 0
<b>PITCHER</b>	IP WLS BF H R ER SO BB IBB HBP BLK WP HR S P ERA WHIP											IP WLS BF H R ER SO BB IBB HBP BLK WP HR S P ERA WHIP								
Jim Shellenback, L (1, 1) ERA: 4.22	8.0 W 35 6 3 2 6 5 0 0 0 0 0 0 0 5 9 2.25 1.375																			
Darold Knowles, L (9, 1) ERA: 1.46	1.0 S 4 0 0 0 1 1 0 0 0 0 0 0 0 5 9 0.00 1.000																			



Batter	1	2	3	4	5	6	7	8	9	10	AB	R	H	RBI	BB	SO	LOB	TOP								
<b>Horace Clarke, S</b> OBP: 0.292, SLG: 0.322 (1, 4)	F6		F8		5-3			F8			5	0	1	0	0	0	0	<b>New York Yankees @ Baltimore Orioles</b> Memorial Stadium, Baltimore, MD Tue Jul 07 1970, 7:05 PM EDT Att: 28,906 - Unknown								
<b>Bobby Murcer, L</b> OBP: 0.361, SLG: 0.447 (1, 8)	F7		K					K		F5	5	0	0	0	0	3	1									
<b>Roy White, S</b> OBP: 0.410, SLG: 0.527 (1, 7)	BB		F8					G3			3	1	1	0	1	0	0									
<b>Danny Cater, R</b> OBP: 0.342, SLG: 0.417 (1, 5)	F3				F7			5-3			4	0	0	0	0	1	2									
<b>Thurman Munson, R</b> OBP: 0.371, SLG: 0.356 (1, 2)		6-3		6-3				6-3			4	0	1	0	0	0	0									
<b>John Ellis, R</b> OBP: 0.304, SLG: 0.378 (1, 3)		5-3						F8			4	0	2	1	0	0	0									
<b>Bobby Mitchell, R</b> OBP: 0.100, SLG: 0.100 (1, 9)				1B				K			4	0	1	0	0	1	3									
<b>Gene Michael, S</b> OBP: 0.309, SLG: 0.287 (1, 6)		FC5-4			B5-3			4-3			4	0	0	0	0	0	1									
<b>Mel Stottlemyre, R</b> OBP: 0.302, SLG: 0.340 (1, 1)											2	1	1	1	0	0	0									
<b>Ron Hansen, R</b> OBP: 0.365, SLG: 0.286 (8, PH)					6-3			F7			1	0	0	0	0	0	0									
<b>Jack Aker, R</b> OBP: 0.100, SLG: 0.100 (8, 1)											0	0	0	0	0	0	0									
<b>Lindy McDaniel, R</b> OBP: 0.143, SLG: 0.143 (9, 1)				HR							1	0	0	0	0	1	0									
<b>Inning Stats</b>	R: 0 E: 0 K: 0 S: 3	H: 0 LOB: 1 BB: 1 P: 7	R: 0 E: 0 K: 0 S: 4	H: 1 LOB: 1 BB: 0 P: 4	R: 1 E: 0 K: 1 S: 6	H: 1 LOB: 0 BB: 0 P: 6	R: 0 E: 0 K: 0 S: 4	H: 1 LOB: 1 BB: 0 P: 4	R: 0 E: 0 K: 1 S: 5	H: 0 LOB: 0 BB: 0 P: 5	R: 0 E: 0 K: 1 S: 5	H: 0 LOB: 0 BB: 0 P: 5	R: 0 E: 0 K: 0 S: 3	H: 0 LOB: 0 BB: 0 P: 3	R: 1 E: 0 K: 2 S: 10	H: 3 LOB: 2 BB: 0 P: 10	R: 0 E: 0 K: 1 S: 6	H: 1 LOB: 1 BB: 0 P: 6	1B: 5 2B: 1 3B: 0 HR: 1	SF: 0 SAC: 0 DP: 0 HBP: 0	WP: 0 PB: 0 SB: 0 CS: 0	PA: 38				
<b>PITCHER</b> <b>Mike Cuellar, L</b> ERA: 3.92 (1, 1)	IP: 10.0 W: 7 L: 2 S: 6	WLS: 38 BF: 7 R: 2 ER: 2 SO: 6	H: 7 R: 2 ER: 2 SO: 6	R: 2 ER: 2 SO: 6	BB: 1 IBB: 0 HBP: 0 BLK: 0	WP: 0 HR: 1 S: 49 P: 53	ERA: 1.80 WHIP: 0.800		<b>PITCHER</b>	IP: 10.0 W: 7 L: 2 S: 6	WLS: 38 BF: 7 R: 2 ER: 2 SO: 6	H: 7 R: 2 ER: 2 SO: 6	R: 2 ER: 2 SO: 6	BB: 1 IBB: 0 HBP: 0 BLK: 0	WP: 0 HR: 1 S: 49 P: 53	ERA: 1.80 WHIP: 0.800										

**New York Yankees @ Baltimore Orioles**  
 Memorial Stadium, Baltimore, MD  
 Tue Jul 07 1970, 7:05 PM EDT  
 Att: 28,906 - Unknown

AB 37  
 R 2  
 H 7  
 RBI 2  
 BB 1  
 SO 6  
 LOB 7



Batter	1	2	3	4	5	6	7	8	9	10	AB	R	H	RBI	BB	SO	LOB	BOTTOM							
<b>Don Buford, S</b> OBP: 0.409, SLG: 0.432 (1, 7)	4-3										4	0	1	0	1	0	1	<b>New York Yankees @ Baltimore Orioles</b> Memorial Stadium, Baltimore, MD Tue Jul 07 1970, 7:05 PM EDT Att: 28,906 - Unknown							
<b>Merv Rettenmund, R</b> OBP: 0.320, SLG: 0.494 (1, 8)	F9		F6		F9			F7		F3	5	0	0	0	0	0	3								
<b>Boog Powell, L</b> OBP: 0.432, SLG: 0.605 (1, 3)											2	1	1	0	2	0	0								
<b>Curt Motton, R</b> OBP: 0.448, SLG: 0.409 (10, PR)	3-1										0	1	0	0	0	0	0								
<b>Frank Robinson, R</b> OBP: 0.412, SLG: 0.565 (1, 9)											5	1	2	0	0	0	4								
<b>Eliot Hendricks, L</b> OBP: 0.295, SLG: 0.299 (1, 2)											5	1	0	0	0	1	6								
<b>Brooks Robinson, R</b> OBP: 0.342, SLG: 0.485 (1, 5)											5	2	3	5	0	0	1								
<b>Davey Johnson, R</b> OBP: 0.377, SLG: 0.414 (1, 4)											4	0	1	0	0	0	2								
<b>Mark Belanger, R</b> OBP: 0.258, SLG: 0.222 (1, 6)											4	0	2	1	0	0	1								
<b>Mike Cuellar, L</b> OBP: 0.091, SLG: 0.130 (1, 1)											3	0	0	0	0	1	3								
<b>Inning Stats</b>	R: 0 E: 0 K: 0 S: 3	H: 0 LOB: 0 BB: 0 P: 3	R: 0 E: 0 K: 1 S: 6	H: 1 LOB: 1 BB: 0 P: 6	R: 0 E: 0 K: 0 S: 3	H: 0 LOB: 1 BB: 1 P: 7	R: 2 E: 0 K: 1 S: 8	H: 3 LOB: 2 BB: 0 P: 9	R: 0 E: 0 K: 0 S: 5	H: 2 LOB: 2 BB: 0 P: 5	R: 0 E: 0 K: 0 S: 4	H: 1 LOB: 1 BB: 0 P: 4	R: 0 E: 0 K: 0 S: 3	H: 0 LOB: 1 BB: 0 P: 7	R: 0 E: 0 K: 0 S: 3	H: 0 LOB: 0 BB: 0 P: 3	R: 0 E: 0 K: 0 S: 4	H: 1 LOB: 1 BB: 0 P: 4	R: 4 E: 1 K: 0 S: 3	H: 2 LOB: 1 BB: 1 P: 7	1B: 7 2B: 2 3B: 0 HR: 1	SF: 0 SAC: 1 DP: 0 HBP: 1	WP: 0 PB: 0 SB: 0 CS: 0	PA: 42	
<b>PITCHER</b> <b>Mel Stottlemyre, R</b> ERA: 3.29 (1, 1)	IP: 7.0 W: 1 L: 5 S: 6	WLS: 31 BF: 7 R: 2 ER: 2 SO: 2	H: 7 R: 2 ER: 2 SO: 2	R: 2 ER: 2 SO: 2	BB: 2 IBB: 0 HBP: 0 BLK: 0	WP: 0 HR: 0 S: 32 P: 41	ERA: 2.57 WHIP: 1.286		<b>PITCHER</b>	IP: 7.0 W: 1 L: 5 S: 6	WLS: 31 BF: 7 R: 2 ER: 2 SO: 2	H: 7 R: 2 ER: 2 SO: 2	R: 2 ER: 2 SO: 2	BB: 2 IBB: 0 HBP: 0 BLK: 0	WP: 0 HR: 0 S: 32 P: 41	ERA: 2.57 WHIP: 1.286									

**New York Yankees @ Baltimore Orioles**  
 Memorial Stadium, Baltimore, MD  
 Tue Jul 07 1970, 7:05 PM EDT  
 Att: 28,906 - Unknown

AB 37  
 R 6  
 H 10  
 RBI 6  
 BB 3  
 SO 2  
 LOB 21









Batter	1	2	3	4	5	6	7	8	9	AB	R	H	RBI	BB	SO	LOB	TOP	
Horace Clarke, S OBP: 0.293, SLG: 0.321										3	1	1	1	1	0	1	<b>New York Yankees @ Baltimore Orioles</b> Memorial Stadium, Baltimore, MD Thu Jul 09 1970, 7:05 PM EDT Att: 18,725 - Unknown	
Jerry Kenney, L OBP: 0.311, SLG: 0.341										3	0	3	3	1	0	0		
Bobby Murcer, L OBP: 0.355, SLG: 0.437										3	0	0	1	0	3	4		
Roy White, S OBP: 0.403, SLG: 0.517										4	0	0	0	0	1	2		
Danny Cater, R OBP: 0.340, SLG: 0.419										4	1	1	0	0	0	1		
Curt Blefary, L OBP: 0.307, SLG: 0.280										4	1	1	0	0	2	1		
Jim Lyttle, L (7.9)										0	0	0	0	0	0	0		
Jake Gibbs, L OBP: 0.345, SLG: 0.511										2	1	1	2	0	0	0		
Thurman Munson, R OBP: 0.381, SLG: 0.382										1	1	0	0	1	0	0		
Gene Michael, S OBP: 0.308, SLG: 0.286										4	2	2	0	0	0	2		
Fritz Peterson, S OBP: 0.229, SLG: 0.362										1	0	0	0	0	1	0		
Gary Waslewski, R (5.1)										0	0	0	0	0	0	0		
John Ellis, R OBP: 0.308, SLG: 0.421										1	0	0	0	0	0	3		
John Cumberland, R OBP: 0.067, SLG: 0.067										1	0	0	0	0	1	1		
Jack Aker, R OBP: 0.100, SLG: 0.100										0	0	0	0	0	0	0		
<b>Inning Stats</b>	R: 1 E: 0 K: 0 S: 5	H: 2 LOB: 1 BB: 0 P: 5	R: 3 E: 1 K: 1 S: 9	H: 4 LOB: 1 BB: 0 P: 9	R: 0 E: 0 K: 1 S: 5	H: 0 LOB: 0 BB: 0 P: 5	R: 0 E: 0 K: 1 S: 5	H: 0 LOB: 0 BB: 1 P: 9	R: 0 E: 0 K: 2 S: 10	H: 2 LOB: 2 BB: 2 P: 18	R: 0 E: 0 K: 1 S: 5	H: 0 LOB: 0 BB: 0 P: 5	R: 0 E: 0 K: 1 S: 5	H: 1 LOB: 0 BB: 0 P: 5			WP: 0 PB: 0 SB: 1 CS: 1	PA: 36
<b>PITCHER</b>	IP WLS BF H R ER SO BB IBB HBP BLK WP HR S P ERA WHIP																<b>PITCHER</b>	IP WLS BF H R ER SO BB IBB HBP BLK WP HR S P ERA WHIP
Jim Hardin, R ERA: 3.93	(1.1) 1.0 8 5 4 4 0 0 0 0 0 0 0 1 8 8 36.00 5.000																	
Marcelino Lopez, L ERA: 2.05	(2.1) 4.2 L 20 2 3 0 5 3 0 0 0 0 0 0 27 39 0.00 1.071																	
Dave Leonhard, R ERA: 7.53	(6.1) 0.1 2 1 0 0 1 0 0 0 0 0 0 0 4 4 0.00 3.000																	
Dick Hall, R ERA: 3.44	(7.1) 2.0 6 1 0 0 2 0 0 0 0 0 0 0 10 10 0.00 0.500																	

AB	31
R	7
H	9
RBI	7
BB	3
SO	8
LOB	15

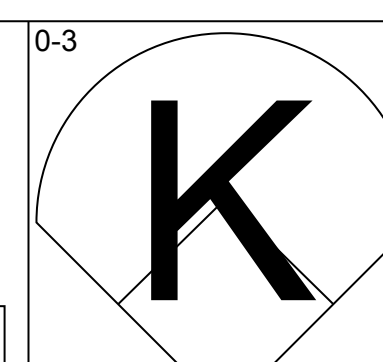
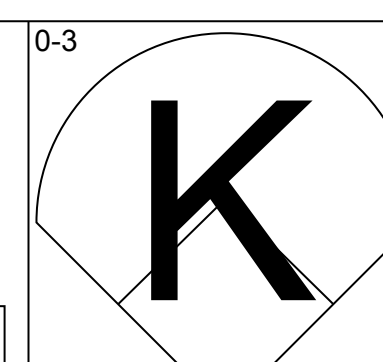
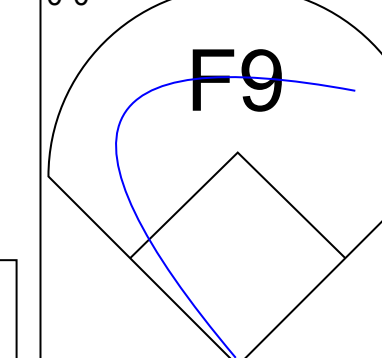
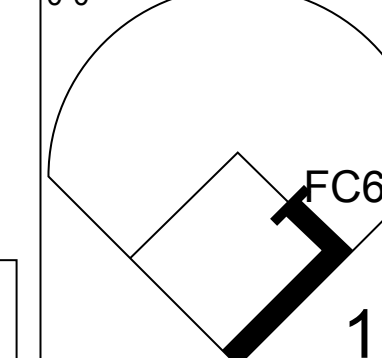
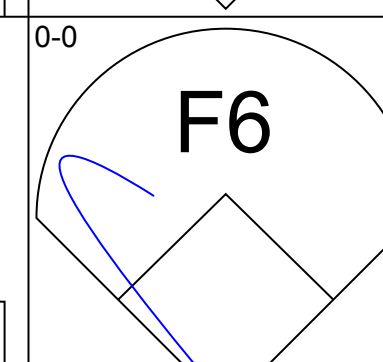
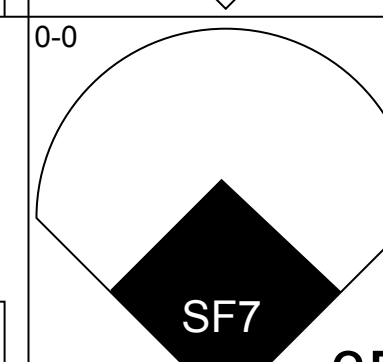
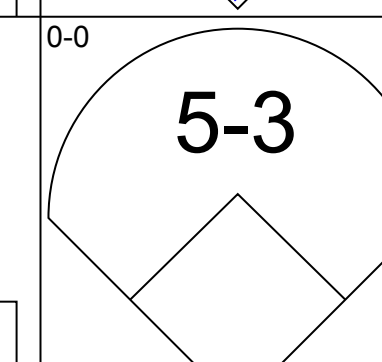
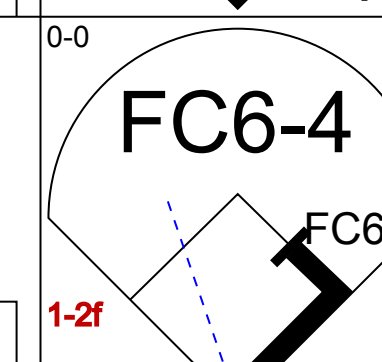
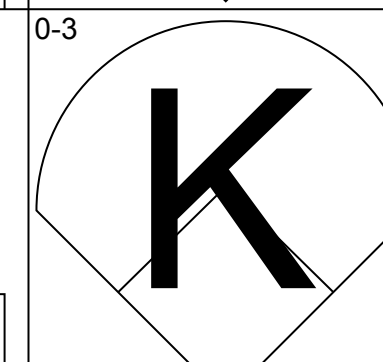
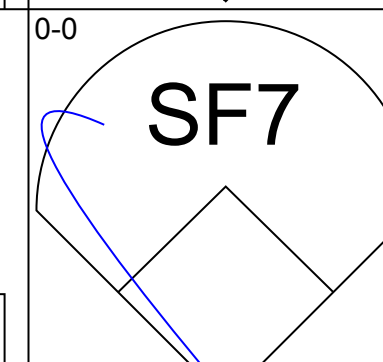
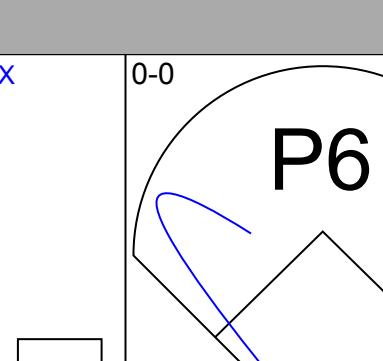
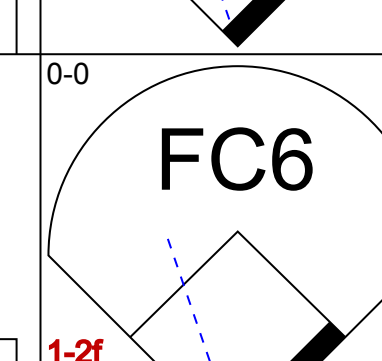
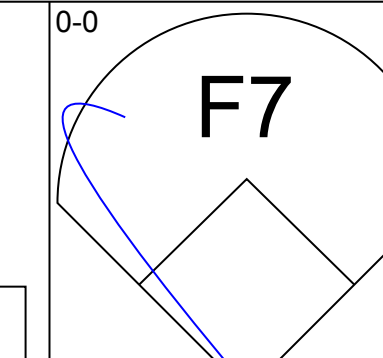
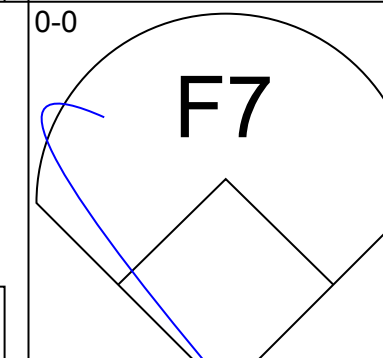
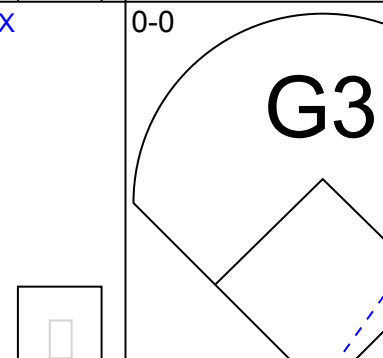
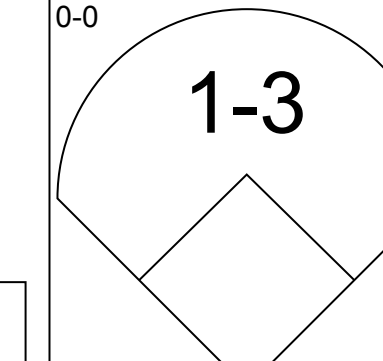
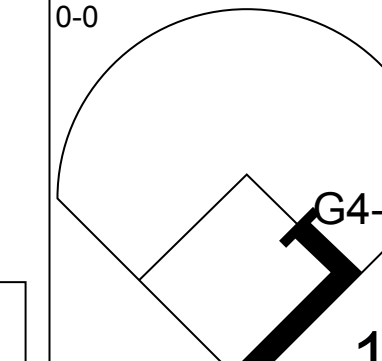
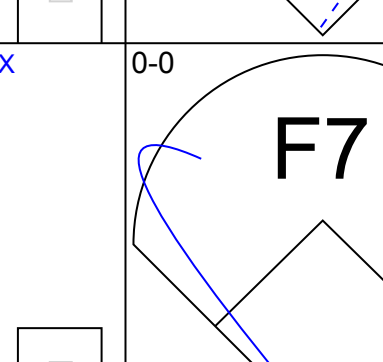
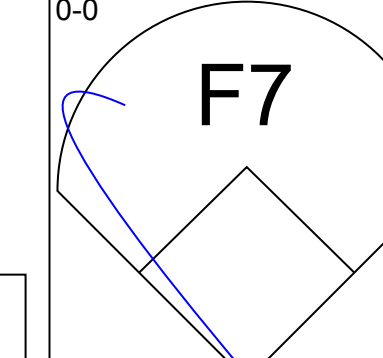
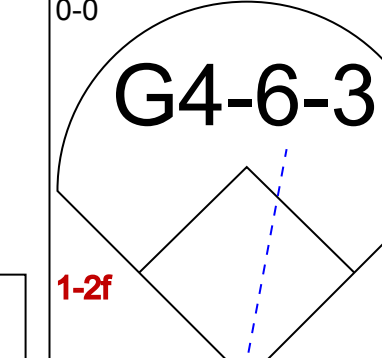
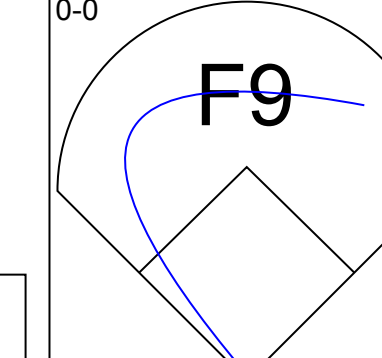
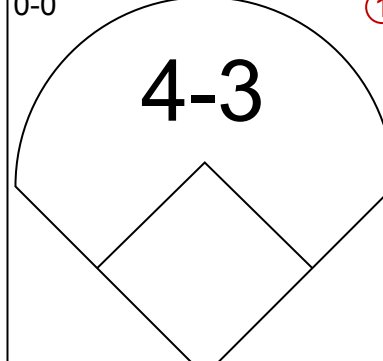
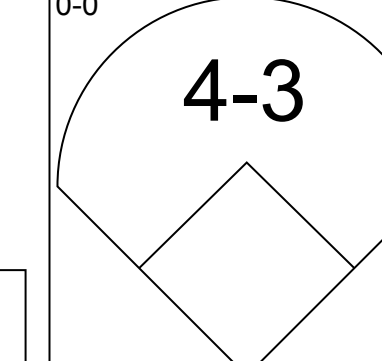
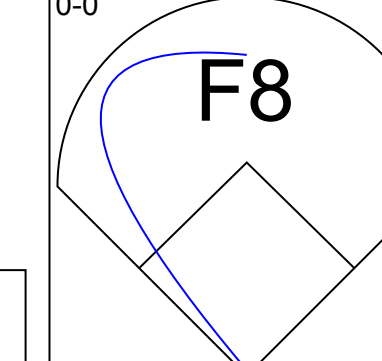
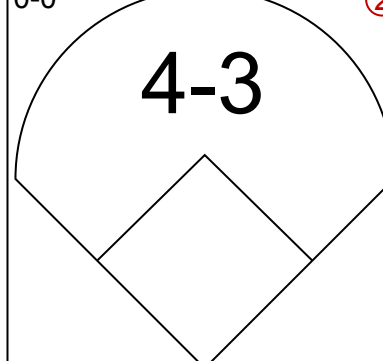
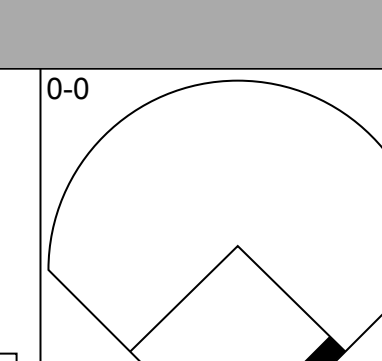
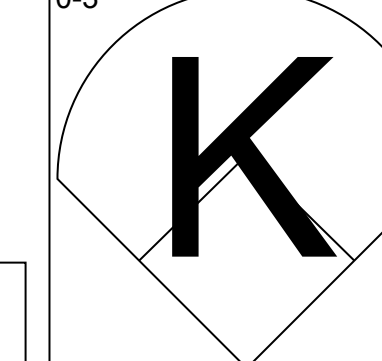
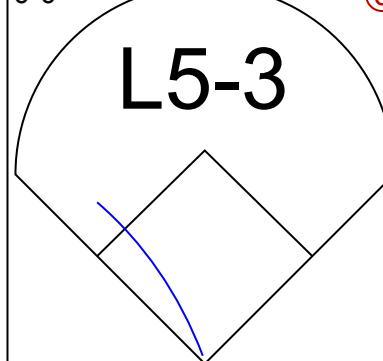
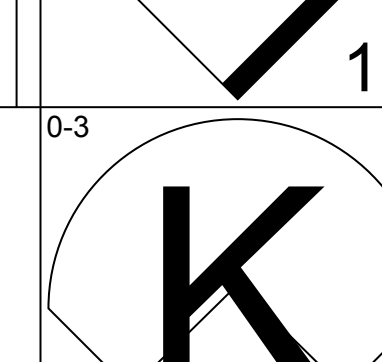
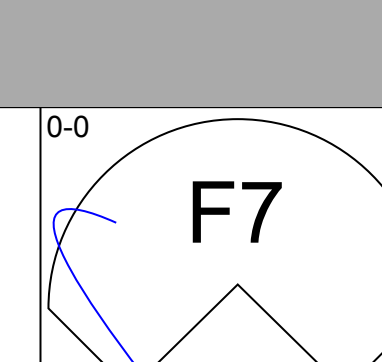


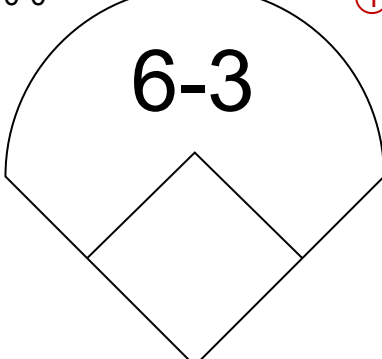
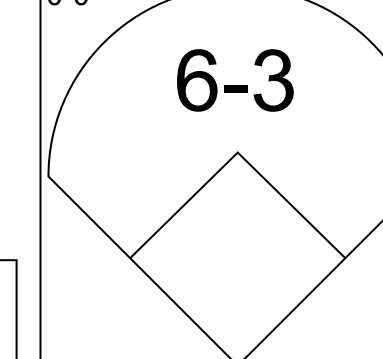
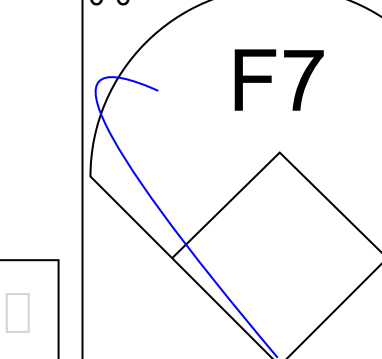
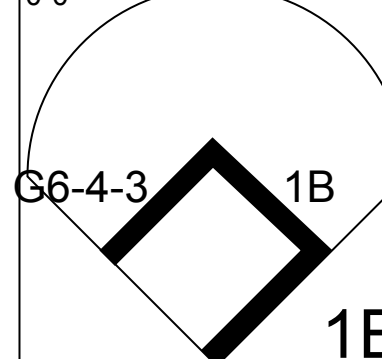
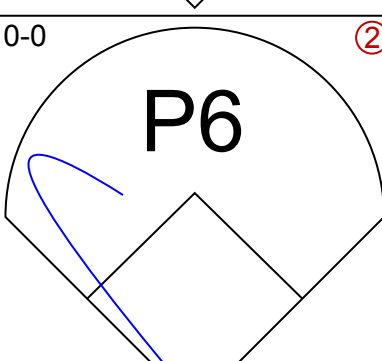
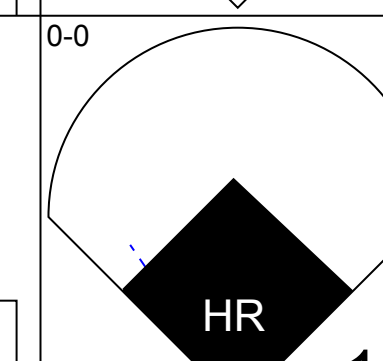
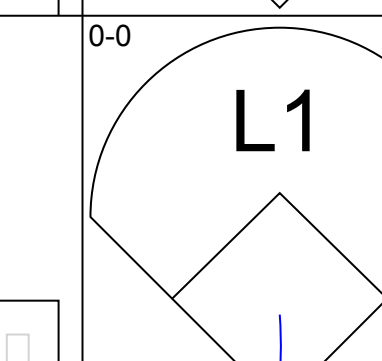
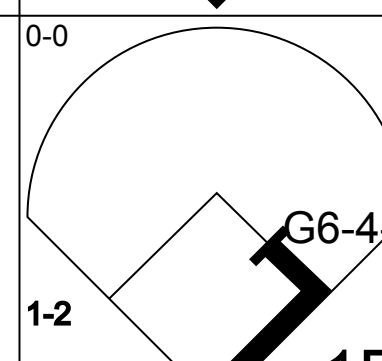
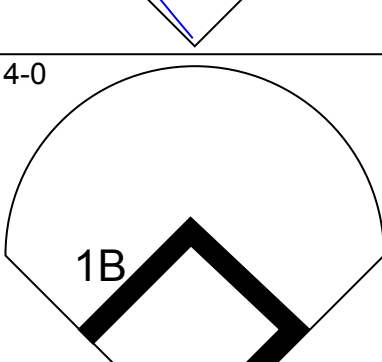
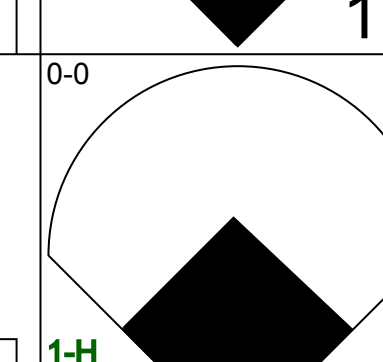
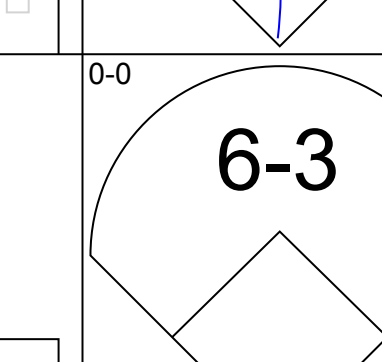
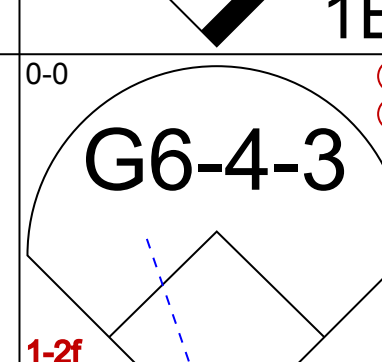
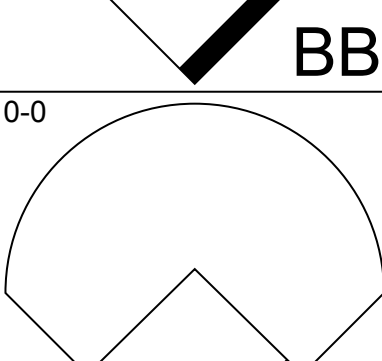
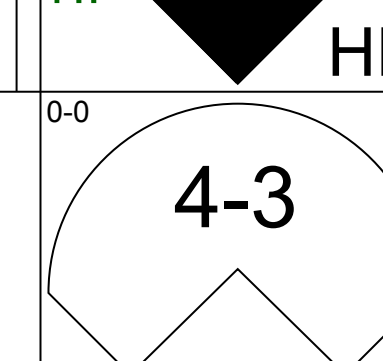
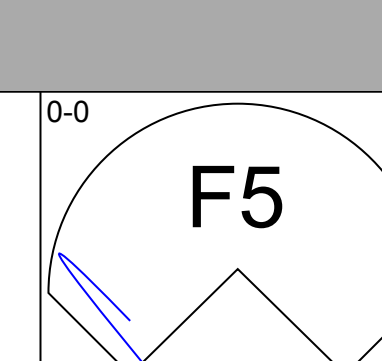
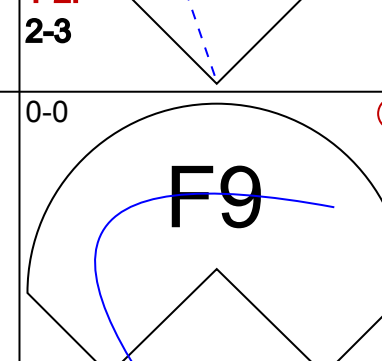
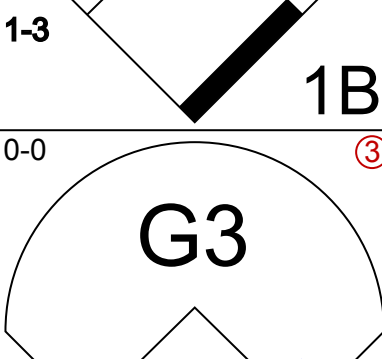
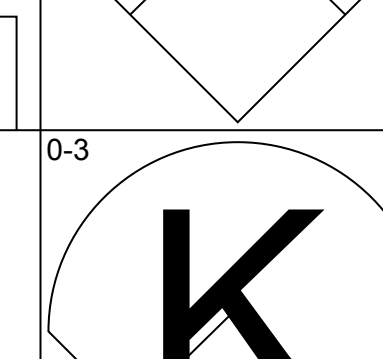
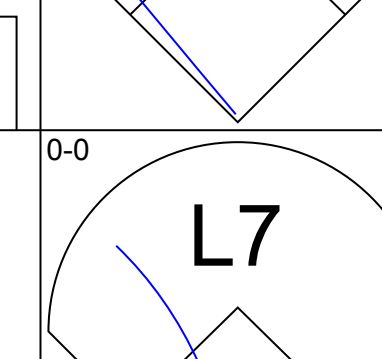
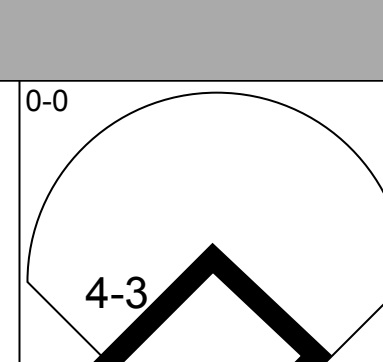
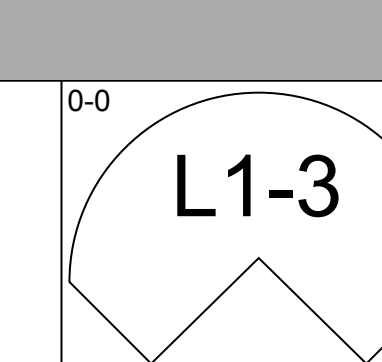
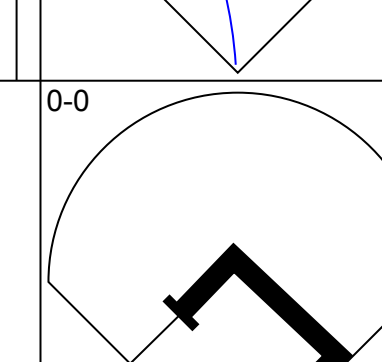
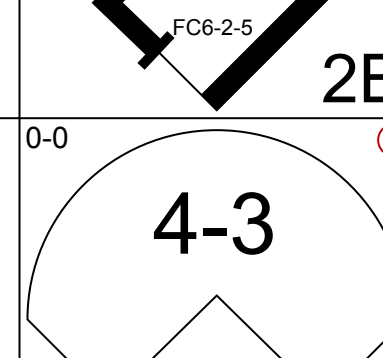
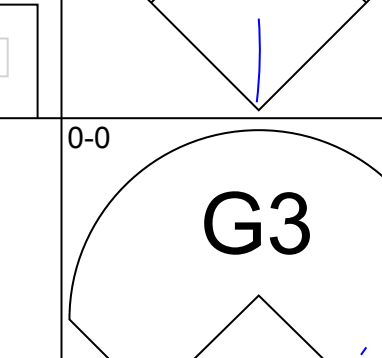
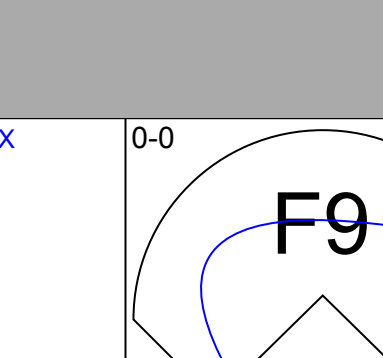
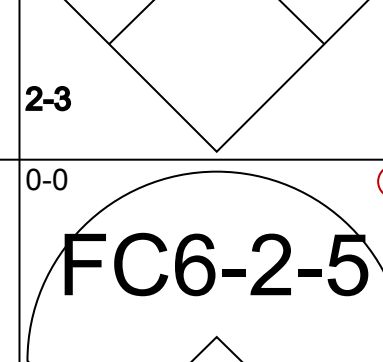
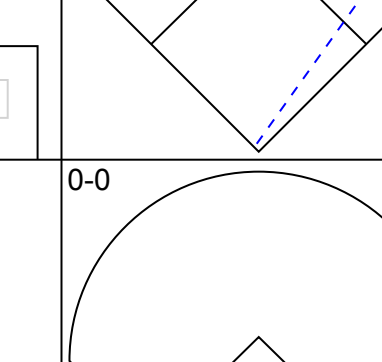
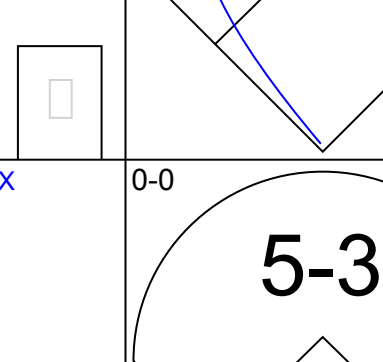

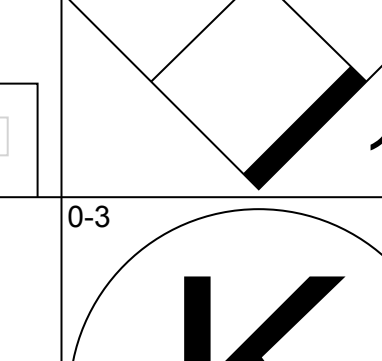
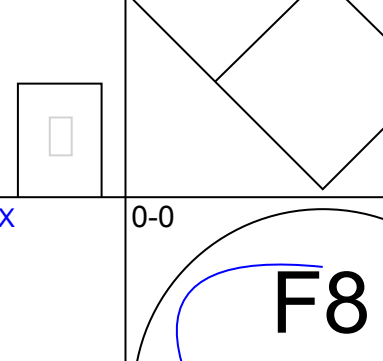
Batter	1	2	3	4	5	6	7	8	9	AB	R	H	RBI	BB	SO	LOB	BOTTOM	
Don Buford, S OBP: 0.415, SLG: 0.443										3	1	0	0	1	1	0	<b>New York Yankees @ Baltimore Orioles</b> Memorial Stadium, Baltimore, MD Thu Jul 09 1970, 7:05 PM EDT Att: 18,725 - Unknown	
Bobby Grich, R OBP: 0.313, SLG: 0.400										4	2	3	1	0	0	0		
Frank Robinson, R OBP: 0.416, SLG: 0.587										4	1	1	0	0	0	2		
Boog Powell, L OBP: 0.438, SLG: 0.616										4	1	2	2	0	1	0		
Merv Rettenmund, R OBP: 0.330, SLG: 0.503										3	0	2	0	0	0	1		
Brooks Robinson, R OBP: 0.342, SLG: 0.464										3	0	1	2	1	0	1		
Davey Johnson, R OBP: 0.380, SLG: 0.416										3	0	1	0	0	0	3		
Andy Etchebarren, R OBP: 0.302, SLG: 0.307										3	0	0	0	0	0	3		
Jim Hardin, R (1.1)										0	0	0	0	0	0	0		
Marcelino Lopez, R OBP: 0.286, SLG: 0.167										2	0	0	0	0	1	1		
Dave Leonhard, R (6.1)										0	0	0	0	0	0	0		
Paul Blair, R OBP: 0.332, SLG: 0.417										1	0	0	0	0	0	0		
Dick Hall, R (7.1)										0	0	0	0	0	0	0		
<b>Inning Stats</b>	R: 0 E: 0 K: 0 S: 3	H: 1 LOB: 0 BB: 0 P: 3	R: 0 E: 0 K: 1 S: 6	H: 1 LOB: 2 BB: 1 P: 10	R: 2 E: 0 K: 1 S: 7	H: 2 LOB: 1 BB: 1 P: 11	R: 0 E: 0 K: 0 S: 4	H: 1 LOB: 1 BB: 0 P: 4	R: 3 E: 0 K: 0 S: 7	H: 4 LOB: 1 BB: 0 P: 7	R: 0 E: 0 K: 1 S: 5	H: 0 LOB: 0 BB: 0 P: 5	R: 0 E: 0 K: 0 S: 3	H: 1 LOB: 1 BB: 0 P: 2			WP: 0 PB: 0 SB: 0 CS: 0	PA: 33
<b>PITCHER</b>	IP WLS BF H R ER SO BB IBB HBP BLK WP HR S P ERA WHIP																<b>PITCHER</b>	IP WLS BF H R ER SO BB IBB HBP BLK WP HR S P ERA WHIP
Fritz Peterson, L ERA: 3.76	(1.1) 4.2 24 9 5 5 2 2 0 0 0 0 0 0 1 34 9.64 2.357																	
Gary Waslewski, R ERA: 4.39	(5.1) 0.1 1 0 0 0 0 0 0 0 0 0 0 0 1 1 0.00 0.000																	
John Cumberland, L ERA: 3.53	(6.1) 2.0 W 7 1 0 0 1 0 0 0 0 0 0 0 9 9 0.00 0.500																	
Jack Aker, R ERA: 2.76	(8.1) 0.1 S 1 0 0 0 0 0 0 0 0 0 0 0 1 1 0.00 0.000																	

AB	30
R	5
H	10
RBI	5
BB	2
SO	3
LOB	11





Batter	1	2	3	4	5	6	7	8	9	AB	R	H	RBI	BB	SO	LOB	TOP					
<b>Horace Clarke, S</b> (1,4) OBP: 0.293, SLG: 0.320										4	0	1	0	0	2	1	<b>New York Yankees @ Washington Senators</b> Robert F. Kennedy Memorial Stadium, Washington, DC Fri Jul 10 1970, 7:05 PM EDT Att: 16,225 - Unknown <a href="http://livebaseballscorecards.com">livebaseballscorecards.com</a>					
<b>Jerry Kenney, L</b> (1,5) OBP: 0.310, SLG: 0.348										4	1	1	0	0	0	2						
<b>Bobby Murcer, L</b> (1,8) OBP: 0.352, SLG: 0.433										3	0	0	1	0	1	1						
<b>Roy White, S</b> (1,7) OBP: 0.399, SLG: 0.512										3	0	0	0	0	0	0						
<b>Danny Cater, R</b> (1,3) OBP: 0.340, SLG: 0.418										3	0	1	0	0	0	0						
<b>Curt Blefary, L</b> (1,9) OBP: 0.303, SLG: 0.276										3	0	0	0	0	0	1						
<b>Jake Gibbs, L</b> (1,2) OBP: 0.328, SLG: 0.480										3	0	0	0	0	0	0						
<b>Gene Michael, S</b> (1,6) OBP: 0.308, SLG: 0.286										3	0	1	0	0	1	0						
<b>Steve Kline, R</b> (1,1) <b>Pete Ward, L</b> (9, PH) OBP: 0.273, SLG: 0.342										2	0	0	0	0	1	1						
<b>Inning Stats</b>	R: 0 E: 0 K: 2 S: 7	H: 0 LOB: 0 BB: 0 P: 7	R: 0 E: 0 K: 0 S: 3	H: 0 LOB: 0 BB: 0 P: 3	R: 0 E: 0 K: 0 S: 3	H: 0 LOB: 0 BB: 0 P: 3	R: 1 E: 0 K: 1 S: 6	H: 1 LOB: 0 BB: 0 P: 6	R: 0 E: 0 K: 0 S: 3	H: 0 LOB: 0 BB: 0 P: 3	R: 0 E: 0 K: 1 S: 6	H: 1 LOB: 1 BB: 0 P: 6	R: 0 E: 0 K: 0 S: 3	H: 0 LOB: 0 BB: 0 P: 3	R: 0 E: 0 K: 1 S: 5	H: 0 LOB: 0 BB: 0 P: 5	R: 0 E: 0 K: 0 S: 4	H: 1 LOB: 1 BB: 0 P: 4	1B: 3 2B: 0 3B: 1 HR: 0	SF: 1 SAC: 0 DP: 1 HBP: 0	WP: 0 PB: 0 SB: 0 CS: 0	PA: 30
<b>PITCHER</b> <b>Dick Bosman, R</b> (1,1) ERA: 3.42	IP: 9.0 WLS: W BF: 30 H: 4 R: 1 ER: 1 SO: 5 BB: 0 IBB: 0 HBP: 0 BLK: 0 WP: 0 HR: 0 S: 40 P: 40 ERA: 1.00 WHIP: 0.444															<b>PITCHER</b>						

Batter	1	2	3	4	5	6	7	8	9	AB	R	H	RBI	BB	SO	LOB	BOTTOM			
<b>Del Unser, L</b> (1,8) OBP: 0.276, SLG: 0.306										4	0	1	0	0	0	0	<b>New York Yankees @ Washington Senators</b> Robert F. Kennedy Memorial Stadium, Washington, DC Fri Jul 10 1970, 7:05 PM EDT Att: 16,225 - Unknown <a href="http://livebaseballscorecards.com">livebaseballscorecards.com</a>			
<b>Ed Brinkman, R</b> (1,6) OBP: 0.356, SLG: 0.334									4	1	2	0	0	0	0	0				
<b>Frank Howard, R</b> (1,7) OBP: 0.435, SLG: 0.553									3	1	1	2	1	0	2	2				
<b>Mike Epstein, L</b> (1,3) <b>Tom Grievie, R</b> (7,7) OBP: 0.355, SLG: 0.420 OBP: 0.333, SLG: 0.500										3	0	1	0	0	0	0				
<b>Bernie Allen, L</b> (1,4) OBP: 0.373, SLG: 0.423									3	0	0	0	0	1	2					
<b>Aurelio Rodriguez, R</b> (1,5) OBP: 0.307, SLG: 0.433									3	0	2	0	0	0	0					
<b>Lee Maye, L</b> (1,9) OBP: 0.330, SLG: 0.411									3	0	0	0	0	0	1					
<b>Paul Casanova, R</b> (1,2) OBP: 0.316, SLG: 0.429									3	0	1	0	0	0	1					
<b>Dick Bosman, R</b> (1,1) OBP: 0.154, SLG: 0.154									3	0	0	0	0	2	2					
<b>Inning Stats</b>	R: 0 E: 0 K: 0 S: 4	H: 1 LOB: 2 BB: 1 P: 8	R: 0 E: 0 K: 1 S: 6	H: 1 LOB: 0 BB: 0 P: 6	R: 2 E: 0 K: 1 S: 7	H: 2 LOB: 0 BB: 0 P: 7	R: 0 E: 0 K: 1 S: 6	H: 1 LOB: 1 BB: 0 P: 6	R: 0 E: 0 K: 0 S: 3	H: 0 LOB: 0 BB: 0 P: 3	R: 0 E: 0 K: 0 S: 3	H: 1 LOB: 1 BB: 0 P: 3	R: 0 E: 0 K: 0 S: 3	H: 0 LOB: 0 BB: 0 P: 3	R: 0 E: 0 K: 0 S: 4	H: 2 LOB: 1 BB: 0 P: 4		1B: 5 2B: 2 3B: 0 HR: 1	SF: 0 SAC: 0 DP: 1 HBP: 0	WP: 0 PB: 0 SB: 0 CS: 0
<b>PITCHER</b> <b>Steve Kline, R</b> (1,1) ERA: 2.25	IP: 8.0 WLS: L BF: 31 H: 8 R: 2 ER: 2 SO: 3 BB: 1 IBB: 0 HBP: 0 BLK: 0 WP: 0 HR: 1 S: 36 P: 40 ERA: 2.25 WHIP: 1.125															<b>PITCHER</b>				



Batter	1	2	3	4	5	6	7	8	9	AB	R	H	RBI	BB	SO	LOB	TOP			
Horace Clarke, S OBP: 0.289, SLG: 0.316	6-3		6-3			F9		F7	F8	5	0	0	0	0	0	3				
Bobby Murcer, L OBP: 0.353, SLG: 0.432	FC6-4 1B			G3		G4-6 BB		E4 PB		3	0	1	1	1	0	0				
Roy White, S OBP: 0.401, SLG: 0.511	F5			1B		G4-6 1-2f		PB IBB		3	0	1	0	1	0	2				
Danny Cater, R OBP: 0.339, SLG: 0.416	FC6-4 1-2f			BB 1B			4-3	F8		4	0	1	0	0	0	3				
Thurman Munson, R OBP: 0.383, SLG: 0.379		F3		G6-4-3 BB			L4		BB	2	0	0	0	2	0	0				
John Ellis, R OBP: 0.297, SLG: 0.404 Jim Lyttle, L	6-3			G6-4-3 1-2f			P6	1-3		4	0	0	0	0	0	6				
Curt Bielefy, L Jerry Kenney, L OBP: 0.309, SLG: 0.346	P4				4-3			1B SH 1B	F8	3	1	1	0	0	0	0				
Ron Hansen, R OBP: 0.400, SLG: 0.315			F9		F8			SH E 1B		4	1	2	0	0	0	0				
Stan Bahnsen, R Lindy McDaniel, R OBP: 0.143, SLG: 0.143	1-3				K			SH E	K	3	1	0	0	0	2	1				
<b>Inning Stats</b>	R: 0 E: 0 K: 0 S: 4	H: 1 LOB: 1 BB: 0 P: 4	R: 0 E: 0 K: 0 S: 3	H: 0 LOB: 0 BB: 0 P: 3	R: 0 E: 0 K: 0 S: 3	H: 2 LOB: 2 BB: 1 P: 8	R: 0 E: 0 K: 1 S: 5	H: 0 LOB: 0 BB: 0 P: 5	R: 0 E: 0 K: 0 S: 2	H: 0 LOB: 0 BB: 1 P: 6	R: 0 E: 0 K: 0 S: 3	H: 0 LOB: 0 BB: 0 P: 3	R: 3 E: 2 K: 0 S: 7	H: 2 LOB: 2 BB: 2 P: 15	R: 0 E: 0 K: 1 S: 6	H: 1 LOB: 1 BB: 0 P: 6	1B: 6 2B: 0 3B: 0 HR: 0	SF: 0 SAC: 1 DP: 2 HBP: 0	WP: 0 PB: 1 CS: 0	PA: 37
<b>PITCHER</b>	IP WLS BF H R ER SO BB IBB HBP BLK WP HR S P ERA WHIP	7.1 L 30 5 3 0 1 2 1 0 0 0 0 0 29 41 0.00 0.955	1.2 S 7 1 0 0 1 1 0 0 0 0 0 8 12 0.00 1.200																	

New York Yankees @ Washington Senators  
Robert F. Kennedy Memorial Stadium, Washington, DC

AB 32  
R 3  
H 6  
RBI 1  
BB 4  
SO 2  
LOB 15



WP: 0 PA: 37  
PB: 1  
CS: 0

Sat Jul 11 1970, 7:05 PM EDT  
Att: 21,836 - Unknown - 80 F

BOTTOM

Batter	1	2	3	4	5	6	7	8	9	AB	R	H	RBI	BB	SO	LOB	BOTTOM			
Del Unser, L OBP: 0.280, SLG: 0.304	4-3		5-3 1B		P6		BB		6-3	4	0	1	0	1	0	0				
Ed Brinkman, R OBP: 0.353, SLG: 0.330	5-3		5-3 1-2			5-3	1-3			4	0	0	0	0	0	2				
Frank Howard, R OBP: 0.436, SLG: 0.551	1B		4-0 IBB			6-3		F8		3	0	1	0	1	0	0				
Rick Reichardt, R OBP: 0.357, SLG: 0.579	1B		0-3 K			BB 1B	1B	5-3		4	0	2	0	0	1	2				
Lee Maye, L OBP: 0.333, SLG: 0.419	G3				F8	FC5 BB 1B			2B	4	0	2	0	0	0	2				
Aurelio Rodriguez, R OBP: 0.306, SLG: 0.429		F6		F5		1-2 2-3 BB		L5		3	0	0	0	1	0	1				
Bernie Allen, L OBP: 0.371, SLG: 0.437	G3			3-1		FC5 2-3f				4	1	1	1	0	0	3				
Jim French, L OBP: 0.375, SLG: 0.271	4-3				F8		F7		K	4	0	0	0	0	1	0				
Jim Shellenback, L Horacio Pina, R Mike Epstein, L OBP: 0.354, SLG: 0.418		G3		6-3			6-3		K	3	0	0	0	0	0	0				
1										1	0	0	0	0	1	0				
<b>Inning Stats</b>	R: 0 E: 0 K: 0 S: 5	H: 2 LOB: 2 BB: 0 P: 5	R: 0 E: 0 K: 0 S: 3	H: 0 LOB: 0 BB: 0 P: 3	R: 0 E: 0 K: 1 S: 6	H: 1 LOB: 1 BB: 1 P: 10	R: 0 E: 0 K: 0 S: 3	H: 0 LOB: 0 BB: 0 P: 3	R: 0 E: 0 K: 0 S: 5	H: 2 LOB: 3 BB: 1 P: 9	R: 0 E: 0 K: 0 S: 3	H: 0 LOB: 1 BB: 1 P: 7	R: 0 E: 0 K: 0 S: 4	H: 1 LOB: 1 BB: 0 P: 4	R: 1 E: 0 K: 2 S: 8	H: 1 LOB: 0 BB: 0 P: 8	1B: 5 2B: 1 3B: 0 HR: 1	SF: 0 SAC: 0 DP: 0 HBP: 0	WP: 0 PB: 0 CS: 0	PA: 37
<b>PITCHER</b>	IP WLS BF H R ER SO BB IBB HBP BLK WP HR S P ERA WHIP	8.0 W 34 7 1 1 1 7 1 0 0 0 0 7 33 45 1.12 1.125	1.0 S 3 0 0 0 2 0 0 0 0 0 0 7 7 0.00 0.000																	

New York Yankees @ Washington Senators  
Robert F. Kennedy Memorial Stadium, Washington, DC

AB 34  
R 1  
H 7  
RBI 1  
BB 3  
SO 3  
LOB 10



WP: 0 PA: 37  
PB: 0  
CS: 0

Sat Jul 11 1970, 7:05 PM EDT  
Att: 21,836 - Unknown - 80 F



Batter	1	2	3	4	5	6	7	8	9	AB	R	H	RBI	BB	SO	LOB	TOP					
Horace Clarke, S OBP: 0.293, SLG: 0.322 (1, 4)										5	1	3	0	0	0	1						
Jerry Kenney, L OBP: 0.307, SLG: 0.343 (1, 5)										5	0	1	0	0	1	4						
Bobby Murcer, L OBP: 0.354, SLG: 0.432 (1, 8)										5	0	2	1	0	0	3						
Roy White, S OBP: 0.399, SLG: 0.511 (1, 7)										4	0	1	0	0	0	2						
Danny Cater, R OBP: 0.338, SLG: 0.414 (1, 3)										4	0	1	0	0	0	2						
Thurman Munson, R OBP: 0.381, SLG: 0.374 (1, 2)										3	0	0	0	1	1							
Curt Blefary, L OBP: 0.307, SLG: 0.277 (1, 9)										3	1	1	0	1	0	2						
Gene Michael, S OBP: 0.307, SLG: 0.283 (1, 6)										3	0	0	0	1	0	4						
Mel Stottlemyre, R OBP: 0.296, SLG: 0.333 (2, 1)										1	0	0	0	0	0	1						
Steve Hamilton, L OBP: 0.300, SLG: 0.338 (5, PH)										0	0	0	0	0	0	0						
Jim Lyttle, L OBP: 0.300, SLG: 0.338 (5, 1)										0	0	0	0	0	0	0						
Ron Klimkowski, R OBP: 0.300, SLG: 0.338 (5, 1)										0	0	0	0	0	0	0						
Pete Ward, L OBP: 0.300, SLG: 0.338 (7, PH)										0	0	0	0	0	0	0						
Jack Aker, R OBP: 0.300, SLG: 0.338 (7, 1)										0	0	0	0	0	0	0						
Ron Hansen, R OBP: 0.300, SLG: 0.338 (9, PH)										1	1	1	2	0	0	0						
<b>Inning Stats</b>	R: 1 E: 0 K: 0 S: 5	H: 2 LOB: 1 BB: 0 P: 5	R: 0 E: 0 K: 0 S: 3	H: 0 LOB: 1 BB: 1 P: 7	R: 0 E: 0 K: 0 S: 4	H: 2 LOB: 1 BB: 0 P: 4	R: 0 E: 0 K: 1 S: 5	H: 0 LOB: 1 BB: 0 P: 9	R: 0 E: 0 K: 0 S: 4	H: 1 LOB: 1 BB: 0 P: 4	R: 0 E: 0 K: 0 S: 4	H: 1 LOB: 1 BB: 1 P: 8	R: 0 E: 0 K: 0 S: 4	H: 1 LOB: 1 BB: 0 P: 4	R: 0 E: 0 K: 0 S: 3	H: 1 LOB: 0 BB: 0 P: 3	R: 2 E: 0 K: 1 S: 8	H: 3 LOB: 1 BB: 0 P: 8	1B: 8 2B: 2 3B: 0 HR: 1	SF: 0 SAC: 0 DP: 2 HBP: 0	WP: 0 PB: 0 SB: 0 CS: 0	PA: 39
<b>PITCHER</b>	IP WLS BF H R ER SO BB IBB HBP BLK WP HR S P ERA WHIP																					
Jim Hannan, R ERA: 4.0 (1, 1)	8.1 W 37 H 11 R 3 ER 3 SO 3 BB 0 IBB 0 HBP 0 BLK 0 WP 0 HR 1 S 36 P 48 ERA 3.24 WHIP 1.680																					
Darold Knowles, L ERA: 1.6 (9, 1)	0.2 S 2 H 0 R 0 ER 0 SO 1 BB 0 IBB 0 HBP 0 BLK 0 WP 0 HR 4 S 4 P 4 ERA 0.00 WHIP 0.000																					

New York Yankees @ Washington Senators  
Robert F. Kennedy Memorial Stadium, Washington, DC  
Sun Jul 12 1970, 3:33 AM EDT  
Att: 30,155 - Sunny - 85 F

AB 36  
R 3  
H 11  
RBI 3  
BB 3  
SO 2  
LOB 20



Batter	1	2	3	4	5	6	7	8	9	AB	R	H	RBI	BB	SO	LOB	BOTTOM			
Ed Brinkman, R OBP: 0.358, SLG: 0.340 (1, 6)										5	2	4	0	0	0	1				
Lee Maye, L OBP: 0.325, SLG: 0.408 (1, 9)										5	0	0	0	0	1	5				
Tom Grieve, R OBP: 0.333, SLG: 0.500 (9, 9)										0	0	0	0	0	0	0				
Frank Howard, R OBP: 0.438, SLG: 0.550 (1, 3)										4	1	2	2	1	0	1				
Rick Reichardt, R OBP: 0.364, SLG: 0.577 (1, 7)										4	1	2	1	0	1	2				
Bernie Allen, L OBP: 0.373, SLG: 0.439 (1, 4)										4	1	2	1	0	0	2				
Tim Cullen, R OBP: 0.281, SLG: 0.238 (7, PR) (8, 4)										0	0	0	0	0	0	0				
Aurelio Rodriguez, R OBP: 0.306, SLG: 0.425 (1, 5)										3	0	0	0	1	1	3				
Paul Casanova, R OBP: 0.314, SLG: 0.442 (1, 2)										4	1	1	1	0	0	4				
Del Unser, L OBP: 0.279, SLG: 0.303 (1, 8)										4	0	1	2	0	0	0				
Jim Hannan, R OBP: 0.357, SLG: 0.250 (1, 1)										3	1	1	0	1	1	2				
Darold Knowles, L OBP: 0.091, SLG: 0.091 (9, 1)										0	0	0	0	0	0	0				
<b>Inning Stats</b>	R: 4 E: 0 K: 0 S: 7	H: 4 LOB: 2 BB: 1 P: 12	R: 1 E: 0 K: 0 S: 5	H: 2 LOB: 2 BB: 1 P: 9	R: 0 E: 0 K: 0 S: 3	H: 0 LOB: 1 BB: 1 P: 7	R: 0 E: 0 K: 0 S: 3	H: 1 LOB: 0 BB: 0 P: 3	R: 1 E: 0 K: 0 S: 4	H: 1 LOB: 0 BB: 0 P: 4	R: 0 E: 0 K: 1 S: 6	H: 1 LOB: 1 BB: 0 P: 6	R: 0 E: 0 K: 2 S: 8	H: 1 LOB: 1 BB: 0 P: 8	R: 1 E: 0 K: 1 S: 8	H: 3 LOB: 2 BB: 0 P: 8	1B: 11 2B: 1 3B: 0 HR: 1	SF: 0 SAC: 0 DP: 0 HBP: 1	WP: 0 PB: 0 SB: 0 CS: 1	PA: 41
<b>PITCHER</b>	IP WLS BF H R ER SO BB IBB HBP BLK WP HR S P ERA WHIP																			
Mel Stottlemyre, R ERA: 3.57 (1, 1)	1.1 L 13 H 6 R 0 ER 5 SO 1 BB 1 IBB 1 HBP 0 BLK 0 WP 0 HR 10 S 19 ERA 33.75 WHIP 5.250																			
Steve Hamilton, L ERA: 1.98 (2, 1)	2.2 9 1 0 0 0 1 0 0 0 0 0 0 8 12 0.00 0.750																			
Ron Klimkowski, R ERA: 3.23 (5, 1)	2.0 8 2 1 1 1 0 0 0 0 0 0 1 10 10 4.50 1.000																			
Jack Aker, R ERA: 2.84 (7, 1)	2.0 10 4 1 1 3 0 0 0 0 0 0 0 16 16 4.50 2.000																			

New York Yankees @ Washington Senators  
Robert F. Kennedy Memorial Stadium, Washington, DC  
Sun Jul 12 1970, 3:33 AM EDT  
Att: 30,155 - Sunny - 85 F

AB 36  
R 7  
H 13  
RBI 7  
BB 3  
SO 4  
LOB 20





Batter	1	2	3	4	5	6	7	8	9	AB	R	H	RBI	BB	SO	LOB	TOP				
Bert Campaneris, R OBP: 0.307, SLG: 0.446	L7		CS	1B		1-3			1B	5	1	3	1	0	0	0					
Joe Rudi, R OBP: 0.333, SLG: 0.469	F8		1-2	1B					F2	5	1	3	1	0	0	1					
Reggie Jackson, L OBP: 0.346, SLG: 0.440	CS		K						FC4-6	3	0	1	2	1	1	2					
Sal Bando, R OBP: 0.418, SLG: 0.523	CS	E5	F3	G3					G6-4-3	4	1	0	0	0	0	3					
Felipe Alou, R OBP: 0.341, SLG: 0.426		P6		6-3	F5				F7	3	0	0	0	0	0	1					
Steve Hovley, L OBP: 0.344, SLG: 0.326										1	0	0	0	0	0	0					
Tommy Davis, R OBP: 0.314, SLG: 0.387				E5	L7				K	3	2	1	1	0	0	0					
Rick Monday, L OBP: 0.386, SLG: 0.464		HR		F8	S				K	1	0	0	0	0	1	0					
Frank Fernandez, R OBP: 0.343, SLG: 0.444		HR		1B	L7				K	3	2	1	2	1	1	0					
Tony La Russa, R OBP: 0.236, SLG: 0.212		F9		F8					F5	4	0	0	0	0	0	2					
Chuck Dobson, R OBP: 0.173, SLG: 0.192	5-3			1B	5-3				F8	4	1	1	1	0	0	0					
<b>Inning Stats</b>	R: 0 E: 0 K: 0 S: 2	H: 0 LOB: 0 BB: 1 P: 6	R: 3 E: 1 K: 0 S: 6	H: 2 LOB: 0 BB: 0 P: 6	R: 0 E: 0 K: 1 S: 6	H: 2 LOB: 1 BB: 0 P: 6	R: 5 E: 1 K: 0 S: 8	H: 4 LOB: 1 BB: 1 P: 12	R: 0 E: 0 K: 0 S: 3	H: 0 LOB: 0 BB: 0 P: 3	R: 0 E: 0 K: 0 S: 3	H: 1 LOB: 0 BB: 0 P: 3	R: 0 E: 0 K: 2 S: 7	H: 0 LOB: 0 BB: 0 P: 7	R: 0 E: 0 K: 0 S: 4	H: 1 LOB: 1 BB: 0 P: 4	1B: 9 2B: 0 3B: 0 HR: 1	SF: 0 SAC: 0 DP: 1 HBP: 0	WP: 0 PB: 0 SB: 1 CS: 2	PA: 39	
<b>PITCHER</b>	IP	WLS	BF	H	R	ER	SO	BB	IBB	HBP	BLK	WP	HR	S	P	ERA	WHIP				
Fritz Peterson, L ERA: 3.79	(1, 1)	3.2	L	19	6	7	3	1	2	0	0	0	0	1	19	27	7.36	2.182			
Ron Klimkowski, R ERA: 3.2	(4, 1)	3.1		12	3	1	0	0	0	0	0	0	0	12	12	0.00	0.900				
Mike Kekich, L ERA: 6.11	(8, 1)	2.0		7	1	0	0	2	0	0	0	0	0	11	11	0.00	0.500				

Oakland Athletics @ New York Yankees  
Yankee Stadium, Bronx, NY  
Thu Jul 16 1970, 3:33 AM EDT  
Overcast - 83 F

AB	36
R	8
H	10
RBI	8
BB	2
SO	3
LOB	9



Batter	1	2	3	4	5	6	7	8	9	AB	R	H	RBI	BB	SO	LOB	BOTTOM					
Horace Clarke, S OBP: 0.290, SLG: 0.319	4-3	F5			4-3				F8	4	0	0	0	0	0	1						
Jerry Kenney, L OBP: 0.306, SLG: 0.342	K			4-3					1B	4	0	1	0	0	1	0						
Bobby Murcer, L OBP: 0.355, SLG: 0.435	2B			F8					L9	4	1	2	0	0	0	1						
Roy White, S OBP: 0.397, SLG: 0.506	2B			F8					P6	3	0	0	0	1	0	2						
Danny Cater, R OBP: 0.340, SLG: 0.418	2B			F7					5-3	4	0	2	1	0	0	1						
Thurman Munson, R OBP: 0.376, SLG: 0.368	L8			5-3					K	4	0	0	0	0	1	3						
Curt Blefary, L OBP: 0.310, SLG: 0.297				F8					HR	4	1	2	1	0	1	1						
Gene Michael, S OBP: 0.303, SLG: 0.279		P6			F8				4-3	4	0	0	0	0	0	2						
Fritz Peterson, S OBP: 0.224, SLG: 0.354										1	0	0	0	0	1	1						
Ron Klimkowski, R										1	0	0	0	0	1	0						
Pete Ward, L OBP: 0.261, SLG: 0.325										1	0	0	0	0	0	0						
Mike Kekich, R OBP: 0.250, SLG: 0.200										0	0	0	0	0	0	0						
<b>Inning Stats</b>	R: 1 E: 0 K: 1 S: 7	H: 2 LOB: 2 BB: 1 P: 11	R: 0 E: 0 K: 1 S: 6	H: 1 LOB: 1 BB: 0 P: 6	R: 0 E: 0 K: 0 S: 3	H: 0 LOB: 0 BB: 0 P: 3	R: 0 E: 0 K: 0 S: 3	H: 0 LOB: 0 BB: 0 P: 3	R: 0 E: 0 K: 1 S: 5	H: 0 LOB: 0 BB: 0 P: 5	R: 0 E: 0 K: 0 S: 4	H: 1 LOB: 1 BB: 0 P: 4	R: 1 E: 0 K: 1 S: 6	H: 1 LOB: 0 BB: 0 P: 6	R: 0 E: 0 K: 0 S: 4	H: 1 LOB: 1 BB: 0 P: 4	R: 0 E: 0 K: 1 S: 6	H: 1 LOB: 1 BB: 0 P: 6	1B: 4 2B: 2 3B: 0 HR: 1	SF: 0 SAC: 0 DP: 0 HBP: 0	WP: 0 PB: 0 SB: 0 CS: 0	PA: 35
<b>PITCHER</b>	IP	WLS	BF	H	R	ER	SO	BB	IBB	HBP	BLK	WP	HR	S	P	ERA	WHIP					
Chuck Dobson, R ERA: 4.3	(1, 1)	9.0	W	35	7	2	2	5	1	0	0	0	1	44	48	2.00	0.889					

Oakland Athletics @ New York Yankees  
Yankee Stadium, Bronx, NY  
Thu Jul 16 1970, 3:33 AM EDT  
Overcast - 83 F

AB	34
R	2
H	7
RBI	2
BB	1
SO	5
LOB	12





Batter	1	2	3	4	5	6	7	8	9	AB	R	H	RBI	BB	SO	LOB	TOP			
Bert Campaneris, R (1,6) OBP: 0.307, SLG: 0.446	6-3		1B SF9 2B		G3		P3			4	1	1	0	0	0	0	<b>Oakland Athletics @ New York Yankees</b> Yankee Stadium, Bronx, NY Thu Jul 16 1970, 3:38 AM EDT Att: 17,862 - Overcast - 87 F			
Rick Monday, L (1,8) OBP: 0.392, SLG: 0.469	E1		FC6-4		1B			1B		4	0	3	0	0	0	0				
Reggie Jackson, L (1,9) OBP: 0.345, SLG: 0.436	4-3 BB		SF9		F7			K		2	0	0	1	1	1	2				
Sal Bando, R (1,5) OBP: 0.413, SLG: 0.515	4-3		FC6-4		FC1-4-6			K		4	0	0	0	0	1	5				
Don Mincher, L (1,3) OBP: 0.318, SLG: 0.469	4-3		F9		F9			L6		4	0	0	0	0	0	4				
Joe Rudi, R (1,7) OBP: 0.327, SLG: 0.460		F8		F8		6-3			4-3	4	0	0	0	0	0	0				
Dave Duncan, R (1,2) OBP: 0.302, SLG: 0.430		BB		5-3		K		K		3	0	0	0	1	2	0				
Tony La Russa, R (1,4) OBP: 0.243, SLG: 0.221		K					F8		3-1	2	0	1	0	0	1	1				
Tommy Davis, R (7, PH) OBP: 0.313, SLG: 0.385										1	0	0	0	0	0	0				
Dick Green, R (7,4) OBP: 0.261, SLG: 0.265					1B					0	0	0	0	0	0	0				
Steve Hovley, L (9, PH) OBP: 0.342, SLG: 0.324										1	0	0	0	0	0	0				
Diego Segui, R (1,1) OBP: 0.059, SLG: 0.059										2	0	0	0	0	1	2				
Felipe Alou, R (7, PH) OBP: 0.340, SLG: 0.425					F2					1	0	0	0	0	0	0				
Mudcat Grant, R (7,1)										0	0	0	0	0	0	0				
<b>Inning Stats</b>	R: 0 E: 1 K: 0 S: 4	H: 0 LOB: 2 BB: 1 P: 8	R: 0 E: 0 K: 2 S: 7	H: 0 LOB: 1 BB: 1 P: 11	R: 1 E: 0 K: 0 S: 5	H: 2 LOB: 1 BB: 0 P: 5	R: 0 E: 0 K: 0 S: 4	H: 1 LOB: 1 BB: 0 P: 4	R: 0 E: 0 K: 1 S: 5	H: 0 LOB: 0 BB: 0 P: 5	R: 0 E: 0 K: 0 S: 3	H: 0 LOB: 0 BB: 0 P: 3	R: 0 E: 0 K: 2 S: 8	H: 1 LOB: 1 BB: 0 P: 8	R: 0 E: 0 K: 1 S: 5	H: 0 LOB: 0 BB: 0 P: 5	1B: 4 2B: 1 3B: 0 HR: 0	SF: 1 SAC: 0 DP: 0 HBP: 0	WP: 0 PB: 0 SB: 1 CS: 0	PA: 35
<b>PITCHER</b>	IP WLS BF H R ER SO BB IBB HBP BLK WP HR S P ERA WHIP																			
Stan Bahnsen, R (1,1) ERA: 3.06	7.0 W 28 4 1 1 3 2 0 0 0 0 0 0 0 32 40 1.29 0.857																			
Lindy McDaniel, R (8,1) ERA: 2.03	2.0 S 7 1 0 0 3 0 0 0 0 0 0 0 0 13 13 0.00 0.500																			

AB	32
R	1
H	5
RBI	1
BB	2
SO	6
LOB	14



Batter	1	2	3	4	5	6	7	8	9	AB	R	H	RBI	BB	SO	LOB	BOTTOM			
Horace Clarke, S (1,4) OBP: 0.288, SLG: 0.316	F8		F5		F8			SH5-4		3	0	0	0	0	0	0	<b>Oakland Athletics @ New York Yankees</b> Yankee Stadium, Bronx, NY Thu Jul 16 1970, 3:38 AM EDT Att: 17,862 - Overcast - 87 F			
Jake Gibbs, L (1,2) OBP: 0.323, SLG: 0.463	4-3			P4		6-3		4-3 1B		4	0	1	1	0	0	0				
Bobby Murcer, L (1,8) OBP: 0.352, SLG: 0.430	F5			3-1		4-3		4-3		4	0	0	0	0	0	1				
Roy White, S (1,7) OBP: 0.401, SLG: 0.507		E S 1B		1B 2B 1B		K		IBB		3	2	2	0	1	1	0				
Curt Blefary, L (1,9) OBP: 0.310, SLG: 0.298		K					G3	F7		3	1	1	0	0	1	1				
Lindy McDaniel, R (8,1) OBP: 0.133, SLG: 0.133										1	0	0	0	0	0	2				
Pete Ward, L (1,3) OBP: 0.286, SLG: 0.372										3	0	2	3	0	1	0				
Danny Cater, R (8,3) OBP: 0.340, SLG: 0.418										0	0	0	0	0	0	0				
Ron Hansen, R (1,6) OBP: 0.405, SLG: 0.379		G5-4-3			F7					3	0	1	0	0	0	2				
Jerry Kenney, L (1,5) OBP: 0.303, SLG: 0.337			F3		L8					3	0	0	0	0	0	1				
Stan Bahnsen, R (1,1) OBP: 0.170, SLG: 0.178										2	0	0	0	0	1	0				
Jim Lyttle, L (8,9) OBP: 0.667, SLG: 0.500			K2-3		F7			SH5-4 1B		1	1	1	0	0	0	0				
<b>Inning Stats</b>	R: 0 E: 0 K: 0 S: 3	H: 0 LOB: 0 BB: 0 P: 3	R: 1 E: 0 K: 1 S: 6	H: 2 LOB: 0 BB: 0 P: 6	R: 0 E: 0 K: 1 S: 5	H: 0 LOB: 0 BB: 0 P: 5	R: 2 E: 0 K: 0 S: 6	H: 3 LOB: 1 BB: 0 P: 6	R: 0 E: 0 K: 0 S: 3	H: 0 LOB: 0 BB: 0 P: 3	R: 0 E: 0 K: 1 S: 5	H: 0 LOB: 0 BB: 0 P: 5	R: 0 E: 0 K: 1 S: 6	H: 1 LOB: 1 BB: 0 P: 6	R: 1 E: 0 K: 0 S: 5	H: 2 LOB: 2 BB: 1 P: 9	1B: 7 2B: 1 3B: 0 HR: 0	SF: 0 SAC: 1 DP: 1 HBP: 0	WP: 0 PB: 0 SB: 1 CS: 0	PA: 32
<b>PITCHER</b>	IP WLS BF H R ER SO BB IBB HBP BLK WP HR S P ERA WHIP																			
Diego Segui, R (1,1) ERA: 2.79	6.0 L 22 5 3 2 3 0 0 0 0 0 0 0 0 28 28 3.00 0.833																			
Mudcat Grant, R (7,1) ERA: 0.89	2.0 10 3 1 1 1 0 1 0 0 0 0 0 0 11 15 4.50 1.500																			





Batter	1	2	3	4	5	6	7	8	9	AB	R	H	RBI	BB	SO	LOB	TOP			
<b>Bert Campaneris, R</b> OBP: 0.306, SLG: 0.444 (1, 6)										4	0	1	0	0	0	2	<b>Oakland Athletics @ New York Yankees</b> Yankee Stadium, Bronx, NY Fri Jul 17 1970, 7:05 PM EDT Att: 17,821 - Unknown - 81 F			
<b>Rick Monday, L</b> OBP: 0.394, SLG: 0.470 (1, 8)										4	0	2	0	0	0	2				
<b>Reggie Jackson, L</b> OBP: 0.341, SLG: 0.430 (1, 9)										4	1	0	0	0	1	2				
<b>Sal Bando, R</b> OBP: 0.411, SLG: 0.509 (1, 5)										3	0	0	0	1	0	0				
<b>Felipe Alou, R</b> OBP: 0.339, SLG: 0.423 (1, 7)										4	0	1	0	0	1	2				
<b>Don Mincher, L</b> OBP: 0.320, SLG: 0.469 (1, 3)										4	0	2	0	0	1	0				
<b>Dave Duncan, R</b> OBP: 0.295, SLG: 0.420 (1, 2)										4	0	0	0	0	0	3				
<b>Tony La Russa, R</b> OBP: 0.237, SLG: 0.214 (8, PH)										2	0	0	0	0	0	0				
<b>Steve Hovley, L</b> OBP: 0.345, SLG: 0.328 (8, 4)										1	0	1	0	0	0	0				
<b>Dick Green, R</b> OBP: 0.261, SLG: 0.265 (8, 1)										0	0	0	0	0	0	0				
<b>Calfish Hunter, R</b> OBP: 0.197, SLG: 0.324 (6, PH)										1	0	1	0	0	0	0				
<b>Joe Rudi, R</b> OBP: 0.325, SLG: 0.457 (6, 1)										0	0	0	0	0	0	0				
<b>Marcel Lachemann, R</b> OBP: 0.305, SLG: 0.340 (7, 1)										0	0	0	0	0	0	0				
<b>Paul Lindblad, L</b> OBP: 0.310, SLG: 0.394 (8, PH)										1	0	0	0	0	0	1				
<b>Tommy Davis, R</b> OBP: 0.370, SLG: 0.394 (8, 1)										0	0	0	0	0	0	0				
<b>Bob Locker, S</b> OBP: 0.261, SLG: 0.265 (8, 1)										0	0	0	0	0	0	0				
<b>Darrell Osteen, R</b> OBP: 0.261, SLG: 0.265 (8, 1)										0	0	0	0	0	0	0				
<b>Inning Stats</b>	R: 1 E: 1 K: 0 S: 5	H: 2 LOB: 1 BB: 0 P: 5	R: 0 E: 0 K: 1 S: 5	H: 0 LOB: 0 BB: 0 P: 5	R: 0 E: 0 K: 1 S: 3	H: 1 LOB: 0 BB: 0 P: 3	R: 0 E: 0 K: 1 S: 5	H: 0 LOB: 0 BB: 0 P: 5	R: 0 E: 0 K: 0 S: 4	H: 1 LOB: 1 BB: 0 P: 4	R: 0 E: 0 K: 0 S: 4	H: 2 LOB: 1 BB: 0 P: 4	R: 0 E: 0 K: 0 S: 4	H: 1 LOB: 1 BB: 0 P: 4	R: 0 E: 0 K: 1 S: 6	H: 1 LOB: 2 BB: 1 P: 10	1B: 8 2B: 0 3B: 0 HR: 0	SF: 0 SAC: 0 DP: 0 HBP: 0	WP: 1 PB: 0 SB: 0 CS: 1	PA: 35
<b>PITCHER</b>	IP WLS BF H R ER SO BB IBB HBP BLK WP HR S P ERA WHIP																			
<b>Mel Stottlemyre, R</b> ERA: 3.36 (1, 1)	9.0 W 34 8 1 0 3 1 0 0 0 1 0 39 43 0.00 1.000																			

AB	33
R	1
H	8
RBI	0
BB	1
SO	3
LOB	12



Batter	1	2	3	4	5	6	7	8	9	AB	R	H	RBI	BB	SO	LOB	BOTTOM			
<b>Horace Clarke, S</b> OBP: 0.289, SLG: 0.320 (1, 4)										5	1	2	2	0	0	0	<b>Oakland Athletics @ New York Yankees</b> Yankee Stadium, Bronx, NY Fri Jul 17 1970, 7:05 PM EDT Att: 17,821 - Unknown - 81 F			
<b>Thurman Munson, R</b> OBP: 0.383, SLG: 0.372 (1, 2)										3	0	2	1	0	0	0				
<b>Bobby Murcer, L</b> OBP: 0.352, SLG: 0.430 (1, 8)										5	1	2	0	0	2	4				
<b>Roy White, S</b> OBP: 0.399, SLG: 0.503 (1, 7)										3	0	0	0	1	0	2				
<b>Danny Cater, R</b> OBP: 0.342, SLG: 0.422 (7, 3)										4	1	2	1	0	0	3				
<b>Pete Ward, L</b> OBP: 0.288, SLG: 0.413 (1, 3)										3	1	1	1	0	0	1				
<b>Jim Lyttle, L</b> OBP: 0.571, SLG: 0.400 (7, 9)										1	0	0	0	0	1	0				
<b>Curt Blefary, L</b> OBP: 0.315, SLG: 0.315 (1, 9)										2	1	1	2	1	0	0				
<b>Jerry Kenney, L</b> OBP: 0.305, SLG: 0.340 (7, 5)										1	1	1	0	0	0	0				
<b>Gene Michael, S</b> OBP: 0.303, SLG: 0.276 (1, 6)										3	1	0	0	1	0	2				
<b>Mel Stottlemyre, R</b> OBP: 0.276, SLG: 0.308 (1, 1)										4	0	0	0	0	2	2				
<b>Inning Stats</b>	R: 0 E: 0 K: 0 S: 4	H: 1 LOB: 1 BB: 0 P: 4	R: 0 E: 0 K: 0 S: 3	H: 0 LOB: 0 BB: 0 P: 3	R: 0 E: 0 K: 0 S: 3	H: 0 LOB: 0 BB: 0 P: 3	R: 4 E: 0 K: 0 S: 7	H: 5 LOB: 0 BB: 0 P: 7	R: 0 E: 0 K: 2 S: 7	H: 0 LOB: 1 BB: 0 P: 8	R: 0 E: 0 K: 0 S: 4	H: 1 LOB: 2 BB: 1 P: 8	R: 0 E: 0 K: 2 S: 8	H: 1 LOB: 3 BB: 1 P: 13	R: 3 E: 0 K: 1 S: 8	H: 3 LOB: 1 BB: 1 P: 12	1B: 7 2B: 2 3B: 1 HR: 1	SF: 0 SAC: 0 DP: 0 HBP: 2	WP: 1 PB: 0 SB: 3 CS: 0	PA: 39
<b>PITCHER</b>	IP WLS BF H R ER SO BB IBB HBP BLK WP HR S P ERA WHIP																			
<b>Calfish Hunter, R</b> ERA: 3.56 (1, 1)	5.0 L 21 6 4 4 2 0 0 1 1 0 0 0 8 13 0.00 1.500																			
<b>Marcel Lachemann, R</b> ERA: 2.18 (6, 1)	1.1 8 2 0 0 1 0 1 1 0 0 0 0 4 8 0.00 1.500																			
<b>Paul Lindblad, L</b> ERA: 4.08 (8, 1)	0.2 3 0 0 0 1 1 0 0 0 0 1 0 4 8 0.00 1.500																			
<b>Bob Locker, R</b> ERA: 3.21 (8, 1)	0.2 6 3 3 3 1 1 0 0 0 0 1 0 7 11 40.50 6.000																			
<b>Darrell Osteen, R</b> ERA: 1.68 (8, 1)	0.1 1 0 0 0 0 0 0 0 0 0 0 0 1 1 0.00 0.000																			

AB	34
R	7
H	11
RBI	7
BB	3
SO	5
LOB	14





Batter	1	2	3	4	5	6	7	8	9	AB	R	H	RBI	BB	SO	LOB	TOP			
Bert Campaneris, R OBP: 0.308, SLG: 0.443	4-0 HR BB		0-0 B3		0-0 B3			0-0 G4-6-3 1B		3	1	1	0	1	0	0				
Rick Monday, L OBP: 0.395, SLG: 0.471	0-0 6-3		0-0 CS 1B		0-0 L1-6-3 1B			0-0 G4-6-3 1-2		4	0	2	0	0	0	2				
Reggie Jackson, L OBP: 0.340, SLG: 0.438	0-0 2-H HR		0-3 K		0-0 L1-6-3 1-2			0-0 G3		4	1	1	2	0	1	2				
Sal Bando, R OBP: 0.412, SLG: 0.507	0-0 6-3		0-0 CS 1-2	0-0 1B	0-0 BB			0-0 6-3		3	0	1	0	1	0	0				
Don Mincher, L OBP: 0.316, SLG: 0.462	0-3 K			0-0 P6	0-0 F8			0-0 4-3		4	0	0	0	0	1	2				
Joe Rudi, R OBP: 0.321, SLG: 0.450 Mudcat Grant, R (7.1)		0-0 F2		0-0 F4			0-0 6-3			3	0	0	0	0	0	1				
Frank Fernandez, R OBP: 0.343, SLG: 0.438		0-3 K		0-3 K			4-0 G6-4-3 BB			2	0	0	0	1	2	1				
Tony La Russa, R OBP: 0.244, SLG: 0.211 Felipe Alou, R OBP: 0.338, SLG: 0.422 Dick Green, R OBP: 0.261, SLG: 0.265		4-0 BB		0-0 F9			0-0 G6-4-3 1-2			1	0	0	0	1	0	0				
Jim Roland, R Marcel Lachemann, R Steve Hovley, L OBP: 0.343, SLG: 0.326		0-3 K2-4		0-0 G3			0-0 L1-3			1	0	0	0	0	1	1				
<b>Inning Stats</b>	R: 2 E: 0 K: 1 S: 6	H: 1 LOB: 0 BB: 1 P: 10	R: 0 E: 0 K: 2 S: 7	H: 0 LOB: 1 BB: 1 P: 11	R: 0 E: 0 K: 1 S: 5	H: 1 LOB: 0 BB: 0 P: 5	R: 0 E: 0 K: 1 S: 6	H: 1 LOB: 1 BB: 0 P: 6	R: 0 E: 0 K: 0 S: 3	H: 0 LOB: 0 BB: 1 P: 7	R: 0 E: 0 K: 0 S: 2	H: 0 LOB: 0 BB: 1 P: 6	R: 0 E: 0 K: 0 S: 3	H: 1 LOB: 0 BB: 0 P: 3	R: 0 E: 0 K: 0 S: 3	H: 0 LOB: 0 BB: 0 P: 3	1B: 4 2B: 0 3B: 0 HR: 1	SF: 0 SAC: 0 DP: 3 HBP: 0	WP: 0 PB: 0 SB: 0 CS: 1	PA: 33
<b>PITCHER</b> Steve Kline, R ERA: 2.12	IP: 9.0 WLS: W BF: 32	H: 5 R: 2 ER: 2 SO: 5	BB: 4 IBB: 0 HBP: 0 BLK: 0	WP: 0 HR: 1 S: 38 P: 54	ERA: 2.00 WHIP: 1.000															

Oakland Athletics @ New York Yankees  
Yankee Stadium, Bronx, NY  
Sat Jul 18, 1970, 3:33 AM EDT  
Att: 12,780 - Unknown - 89 F

AB 28  
R 2  
H 5  
RBI 2  
BB 4  
SO 5  
LOB 10



Batter	1	2	3	4	5	6	7	8	9	AB	R	H	RBI	BB	SO	LOB	BOTTOM			
Horace Clarke, S OBP: 0.291, SLG: 0.322	0-0 L4-3 1B		0-0 FC6-4 1-2 1B	0-0 E9			0-0 SH1-4	0-0 1-3		4	1	2	0	0	0	1				
Bobby Murcer, L OBP: 0.354, SLG: 0.427	0-0 L4-3 1-2		4-0 FC6-4 1-2 2-3 BB	0-3 K			4-0 HR BB			2	1	0	0	2	1	2				
Roy White, S OBP: 0.401, SLG: 0.512	0-0 F7		0-0 FC6-4 1-2 2-3 3-H 1B		0-0 CS 1B		0-0 HR			4	2	2	4	0	0	2				
Danny Cater, R OBP: 0.346, SLG: 0.426 (8.3)		0-0 BB 1B	0-0 1B 1B	0-0 F5			0-0 G1-4-3 1B			4	0	3	1	0	0	1				
Thurman Munson, R OBP: 0.381, SLG: 0.370		0-3 K	0-0 1-2 2-H 1B	0-0 F5			0-0 G1-4-3 1-2			4	0	1	1	0	1	3				
John Ellis, R OBP: 0.289, SLG: 0.392 Jerry Kenney, L OBP: 0.304, SLG: 0.339		0-0 L7	0-3 K		0-0 5-3			0-0 F2		3	0	0	0	0	1	3				
Curt Blefary, L OBP: 0.315, SLG: 0.312 Jim Lyttle, L OBP: 0.500, SLG: 0.333		4-0 FC6 1-2 BB	0-0 F9		0-0 3-1			0-3 K		2	0	0	0	1	0	2				
Gene Michael, S OBP: 0.302, SLG: 0.279		0-0 FC6 1-2		0-0 F5			0-3 K			4	1	1	0	0	1	2				
Steve Kline, R OBP: 0.500, SLG: 0.500			0-0 BB FC6-4 1B	0-0 L6-3			0-0 SH1-4 HR 1B	0-0 2-H 1B		4	2	3	1	0	0	0				
<b>Inning Stats</b>	R: 0 E: 0 K: 0 S: 3	H: 1 LOB: 0 BB: 0 P: 3	R: 0 E: 0 K: 1 S: 6	H: 1 LOB: 2 BB: 1 P: 10	R: 3 E: 0 K: 1 S: 9	H: 4 LOB: 2 BB: 1 P: 13	R: 0 E: 0 K: 1 S: 6	H: 0 LOB: 1 BB: 0 P: 6	R: 0 E: 0 K: 0 S: 3	H: 1 LOB: 0 BB: 0 P: 3	R: 0 E: 0 K: 1 S: 5	H: 0 LOB: 0 BB: 0 P: 5	R: 3 E: 0 K: 0 S: 5	H: 3 LOB: 1 BB: 1 P: 9	R: 1 E: 0 K: 1 S: 7	H: 2 LOB: 1 BB: 0 P: 7	1B: 10 2B: 2 3B: 0 HR: 1	SF: 0 SAC: 1 DP: 2 HBP: 0	WP: 0 PB: 0 SB: 0 CS: 1	PA: 37
<b>PITCHER</b> Jim Roland, L ERA: 3.46 Marcel Lachemann, R ERA: 2.43 Mudcat Grant, R ERA: 1.12	IP: 2.1 WLS: L BF: 13	H: 3 R: 3 ER: 3 SO: 3	BB: 2 IBB: 0 HBP: 0 BLK: 0	WP: 0 HR: 0 S: 21 P: 25	ERA: 4.50 WHIP: 3.000															

Oakland Athletics @ New York Yankees  
Yankee Stadium, Bronx, NY  
Sat Jul 18, 1970, 3:33 AM EDT  
Att: 12,780 - Unknown - 89 F

AB 33  
R 7  
H 12  
RBI 7  
BB 3  
SO 5  
LOB 16





Batter	1	2	3	4	5	6	7	8	9	AB	R	H	RBI	BB	SO	LOB	TOP			
Sandy Alomar Sr. S OBP: 0.288, SLG: 0.300										4	2	2	0	0	0	1	California Angels @ New York Yankees Yankee Stadium, Bronx, NY Sun Jul 19 1970, 3:33 AM EDT Sunny - 82 F			
Jim Spencer L OBP: 0.311, SLG: 0.399										4	1	2	1	0	0	0				
Jim Fregosi R OBP: 0.368, SLG: 0.510										4	1	1	0	0	0	2				
Alex Johnson R OBP: 0.360, SLG: 0.451 Jay Johnstone L OBP: 0.290, SLG: 0.367										4	1	2	2	0	1	2				
Ken McMullen R OBP: 0.325, SLG: 0.382										4	0	1	1	0	0	2				
Jarvis Tatum R OBP: 0.347, SLG: 0.303										4	0	1	1	0	1	2				
Roger Repoz L OBP: 0.336, SLG: 0.468										4	0	2	0	0	0	0				
Joe Azcue R OBP: 0.325, SLG: 0.357										4	0	1	0	0	0	2				
Rudy May L OBP: 0.120, SLG: 0.106 Dave LaRoche L OBP: 0.500, SLG: 0.750										3	0	1	0	0	1	0				
<b>Inning Stats</b>	R: 1 E: 0 K: 1 S: 8	H: 3 LOB: 2 BB: 0 P: 8	R: 0 E: 0 K: 1 S: 5	H: 0 LOB: 0 BB: 0 P: 5	R: 0 E: 0 K: 0 S: 3	H: 1 LOB: 0 BB: 0 P: 3	R: 0 E: 0 K: 0 S: 3	H: 0 LOB: 0 BB: 0 P: 3	R: 4 E: 0 K: 0 S: 8	H: 6 LOB: 1 BB: 0 P: 8	R: 0 E: 0 K: 0 S: 3	H: 1 LOB: 0 BB: 0 P: 3	R: 0 E: 0 K: 0 S: 3	H: 0 LOB: 0 BB: 0 P: 3	R: 0 E: 0 K: 1 S: 6	H: 2 LOB: 1 BB: 0 P: 6	1B: 11 2B: 2 3B: 0 HR: 0	SF: 0 SAC: 0 DP: 4 HBP: 0	WP: 0 PB: 0 SB: 0 CS: 0	PA: 36
<b>PITCHER</b>	IP WLS BF H R ER SO BB IBB HBP BLK WP HR S P ERA WHIP	5.1 L 25 10 5 5 2 0 0 0 0 0 0 0 29 29 8.44 1.875	6.1 1.2 4 1 0 0 0 0 0 0 0 0 0 4 4 0.00 0.600	8.1 2.0 7 2 0 0 1 0 0 0 0 0 0 9 9 0.00 1.000	<b>PITCHER</b> IP WLS BF H R ER SO BB IBB HBP BLK WP HR S P ERA WHIP															

Batter	1	2	3	4	5	6	7	8	9	AB	R	H	RBI	BB	SO	LOB	BOTTOM	
Horace Clarke S OBP: 0.289, SLG: 0.318										4	0	0	0	0	0	1	California Angels @ New York Yankees Yankee Stadium, Bronx, NY Sun Jul 19 1970, 3:33 AM EDT Sunny - 82 F	
Bobby Murcer L OBP: 0.350, SLG: 0.423										4	0	0	0	0	2	0		
Roy White S OBP: 0.401, SLG: 0.516										3	1	1	0	1	1	0		
Danny Cater R OBP: 0.345, SLG: 0.424										4	0	1	0	0	0	1		
Thurman Munson R OBP: 0.376, SLG: 0.364										4	0	0	0	0	0	1		
John Ellis R OBP: 0.297, SLG: 0.385										2	1	0	0	2	2	0		
Curt Blefary L OBP: 0.314, SLG: 0.311										4	0	1	0	0	1	1		
Gene Michael S OBP: 0.307, SLG: 0.283										3	0	2	1	1	0	2		
John Cumberland R OBP: 0.059, SLG: 0.059 Gary Waslewski R OBP: 0.167, SLG: 0.167 Jack Aker R OBP: 0.100, SLG: 0.100 Ron Hansen R OBP: 0.490, SLG: 0.373										2	0	0	0	0	1	2		
<b>Inning Stats</b>	R: 0 E: 0 K: 1 S: 5	H: 0 LOB: 0 BB: 0 P: 5	R: 0 E: 0 K: 1 S: 5	H: 0 LOB: 0 BB: 0 P: 5	R: 0 E: 0 K: 0 S: 3	H: 0 LOB: 0 BB: 0 P: 3	R: 1 E: 0 K: 1 S: 6	H: 1 LOB: 1 BB: 1 P: 10	R: 0 E: 0 K: 2 S: 7	H: 0 LOB: 1 BB: 1 P: 11	R: 0 E: 0 K: 1 S: 6	H: 1 LOB: 0 BB: 0 P: 6	R: 0 E: 0 K: 0 S: 4	H: 1 LOB: 2 BB: 1 P: 8	1B: 4 2B: 0 3B: 1 HR: 0	SF: 0 SAC: 0 DP: 0 HBP: 0	WP: 0 PB: 1 SB: 0 CS: 0	PA: 36
<b>PITCHER</b>	IP WLS BF H R ER SO BB IBB HBP BLK WP HR S P ERA WHIP	7.0 W 27 3 2 1 7 3 0 0 1 1 0 0 10 14 0.00 1.500	<b>PITCHER</b> IP WLS BF H R ER SO BB IBB HBP BLK WP HR S P ERA WHIP															



Batter	1	2	3	4	5	6	7	8	9	AB	R	H	RBI	BB	SO	LOB	TOP											
<b>Sandy Alomar Sr., S</b> OBP: 0.295, SLG: 0.297 (1, 4)	F2	F7			6-3			6-3		4	0	0	0	0	0	1	<b>California Angels @ New York Yankees</b> Yankee Stadium, Bronx, NY Sun Jul 19 1970, 3:38 AM EDT Att: 52,325 - Sunny - 83 F											
<b>Jim Spencer, L</b> OBP: 0.317, SLG: 0.407 (1, 3)	1B 2B		3-1		CS 1B			WP 1B		4	1	3	0	0	0	0												
<b>Jim Fregosi, R</b> OBP: 0.364, SLG: 0.504 (1, 6)	K		F9		L6			FC1-5-4-5		4	0	0	0	0	1	3												
<b>Alex Johnson, R</b> OBP: 0.361, SLG: 0.453 <b>Jay Johnstone, L</b> OBP: 0.290, SLG: 0.367 (8, 8)	1B BB		HR		2B			5-3		3	1	1	0	1	0	1												
<b>Ken McMullen, R</b> OBP: 0.327, SLG: 0.394 (1, 5)	FC6 1-2 2-H 1B		HR		HR			6-3		4	1	2	3	0	1	0												
<b>Jarvis Tatum, R</b> OBP: 0.336, SLG: 0.292 (1, 8) (8, 7)	FC6		6-3		6-3			1-3		4	0	0	0	0	0	2												
<b>Roger Repoz, L</b> OBP: 0.335, SLG: 0.469 (1, 9)		3-1			P4			K		4	0	1	0	0	1	0												
<b>Tom Egan, R</b> OBP: 0.256, SLG: 0.273 (1, 2)	F9		K		K			5-3		3	0	0	0	1	1	0												
<b>Tom Murphy, R</b> OBP: 0.218, SLG: 0.160 <b>Greg Garrett, S</b> OBP: 0.250, SLG: 0.250 <b>Mel Queen, L</b> (9, 1)	BB		F8		F8			K		1	0	0	0	1	0	0												
<b>Inning Stats</b>	R: 1 E: 0 K: 1 S: 7	H: 2 LOB: 2 BB: 1 P: 11	R: 0 E: 0 K: 0 S: 3	H: 0 LOB: 1 BB: 1 P: 7	R: 2 E: 0 K: 0 S: 5	H: 2 LOB: 0 BB: 0 P: 5	R: 0 E: 0 K: 1 S: 5	H: 0 LOB: 0 BB: 0 P: 5	R: 0 E: 0 K: 0 S: 3	H: 0 LOB: 0 BB: 0 P: 3	R: 0 E: 0 K: 2 S: 7	H: 0 LOB: 0 BB: 0 P: 7	R: 0 E: 0 K: 0 S: 4	H: 1 LOB: 1 BB: 0 P: 4	R: 0 E: 0 K: 2 S: 8	H: 1 LOB: 2 BB: 1 P: 12		1B: 3 2B: 3 3B: 0 HR: 1	SF: 0 SAC: 0 DP: 0 HBP: 0	WP: 1 PB: 0 SB: 0 CS: 1	PA: 36							
<b>PITCHER</b>	IP	WLS	BF	H	R	ER	SO	BB	IBB	HBP	BLK	WP	HR	S	P	ERA	WHIP											
<b>Mike Kekich, L</b> ERA: 6.04 (1, 1)	5.0	L	21	5	3	3	2	2	0	0	0	0	1	0	23	31	5.40	1.400										
<b>Ron Klimkowski, R</b> ERA: 3.05 (6, 1)	2.2		9	1	0	0	2	0	0	0	0	0	0	13	13	0.00	0.375											
<b>Steve Hamilton, L</b> ERA: 1.96 (8, 1)	0.1		1	0	0	0	0	0	0	0	0	0	0	1	1	0.00	0.000											
<b>Lindy McDaniel, R</b> ERA: 2.0 (9, 1)	1.0		5	1	0	0	2	0	1	0	0	0	0	8	12	0.00	1.000											

Batter	1	2	3	4	5	6	7	8	9	AB	R	H	RBI	BB	SO	LOB	BOTTOM										
<b>Horace Clarke, S</b> OBP: 0.288, SLG: 0.318 (1, 4)	F9		BB 1B		3-1			F9		4	0	1	0	0	0	0	<b>California Angels @ New York Yankees</b> Yankee Stadium, Bronx, NY Sun Jul 19 1970, 3:38 AM EDT Att: 52,325 - Sunny - 83 F										
<b>Jerry Kenney, L</b> OBP: 0.304, SLG: 0.335 (1, 5)	3-1		1-2 BB		4-3			4-3		3	0	0	0	1	0	0											
<b>Bobby Murcer, L</b> OBP: 0.349, SLG: 0.419 (1, 8)	BB		G3		K			K		3	0	0	0	1	2	2											
<b>Roy White, S</b> OBP: 0.398, SLG: 0.510 (1, 7)	F9		F8		F8			F8		4	0	0	0	0	0	1											
<b>Curt Blefary, L</b> OBP: 0.321, SLG: 0.327 (1, 9)		G6-3 BB	HR		F9			BB BB		2	1	1	1	2	0	0											
<b>Pete Ward, L</b> OBP: 0.296, SLG: 0.417 <b>Danny Cater, R</b> OBP: 0.346, SLG: 0.422 (7, PH) (8, 3)	K		1B		K			K		2	0	1	0	0	1	1											
<b>Jake Gibbs, L</b> OBP: 0.313, SLG: 0.446 (1, 2) <b>Thurman Munson, R</b> OBP: 0.374, SLG: 0.362 (7, PH) (8, 2)	G6-3		1-2 BB		P3			F7		2	0	0	0	0	0	2											
<b>Gene Michael, S</b> OBP: 0.305, SLG: 0.280 (1, 6)			6-3		4-3			6-3		3	0	0	0	0	0	1											
<b>Mike Kekich, R</b> OBP: 0.225, SLG: 0.188 <b>Jim Lyle, L</b> OBP: 0.444, SLG: 0.296 <b>Ron Klimkowski, R</b> OBP: 0.305, SLG: 0.367 <b>Steve Hamilton, L</b> OBP: 0.290, SLG: 0.367 <b>Ron Hansen, R</b> OBP: 0.333, SLG: 0.133 (1, 1) (5, PH) (6, 1) (8, 1) (9, 1)	L9		F9		F9			P6		1	0	0	0	0	0	0											
<b>Inning Stats</b>	R: 0 E: 0 K: 0 S: 3	H: 0 LOB: 0 BB: 1 P: 7	R: 0 E: 0 K: 1 S: 4	H: 0 LOB: 1 BB: 1 P: 8	R: 0 E: 0 K: 0 S: 4	H: 1 LOB: 2 BB: 1 P: 8	R: 1 E: 0 K: 0 S: 5	H: 2 LOB: 1 BB: 0 P: 5	R: 0 E: 0 K: 0 S: 3	H: 0 LOB: 0 BB: 0 P: 3	R: 0 E: 0 K: 1 S: 5	H: 0 LOB: 0 BB: 0 P: 5	R: 0 E: 0 K: 0 S: 3	H: 0 LOB: 0 BB: 0 P: 3	R: 0 E: 0 K: 1 S: 5	H: 0 LOB: 2 BB: 2 P: 13		1B: 2 2B: 0 3B: 0 HR: 1	SF: 0 SAC: 0 DP: 1 HBP: 0	WP: 0 PB: 0 SB: 0 CS: 0	PA: 34						
<b>PITCHER</b>	IP	WLS	BF	H	R	ER	SO	BB	IBB	HBP	BLK	WP	HR	S	P	ERA	WHIP										
<b>Tom Murphy, R</b> ERA: 3.59 (1, 1)	5.0	W	20	3	1	1	1	3	0	0	0	0	0	19	31	1.80	1.200										
<b>Greg Garrett, L</b> ERA: 2.05 (6, 1)	3.2		12	0	0	0	3	1	0	0	0	0	0	17	21	0.00	0.273										
<b>Mel Queen, R</b> ERA: 2.77 (9, 1)	0.1	S	2	0	0	0	0	1	0	0	0	0	0	1	5	0.00	3.000										



Batter	1	2	3	4	5	6	7	8	9	AB	R	H	RBI	BB	SO	LOB	TOP			
Sandy Alomar Sr. S OBP: 0.292, SLG: 0.294 (1, 4)	6-3		FC6-4			1-3			L9	4	0	0	0	0	0	1				
Jim Spencer L OBP: 0.319, SLG: 0.419 (1, 3)	K					P1			FC5-4 BB 1B	4	1	2	1	0	1	0				
Jim Fregosi R OBP: 0.363, SLG: 0.500 (1, 6)	L4					5-3			FC5-4 BB 1-2	3	0	0	0	1	0	0				
Alex Johnson R OBP: 0.357, SLG: 0.448 (1, 7)		F3							FC5-4 BB 1-2 2-3	4	0	0	0	0	1	2				
Ken McMullen R OBP: 0.326, SLG: 0.390 (1, 5)	K								K	3	0	0	0	1	2	2				
Jarvis Tatum R OBP: 0.328, SLG: 0.284 (1, 8)	L6					F8				3	0	0	0	0	0	1				
Roger Repoz L OBP: 0.331, SLG: 0.463 (1, 9)			F9			F7			F9	3	0	0	0	0	0	0				
Joe Azcue R OBP: 0.321, SLG: 0.352 (1, 2)			6-3						5-3	3	0	0	0	0	1	0				
Andy Messersmith R OBP: 0.189, SLG: 0.271 Eddie Fisher R OBP: 0.143, SLG: 0.143 Tommie Reynolds R OBP: 0.277, SLG: 0.274 Paul Doyle L (8, 1)						5-3			6-3	2	0	1	0	0	0	0				
										0	0	0	0	0	0	0				
										0	0	0	0	0	0	0				
										0	0	0	0	0	0	0				
										0	0	0	0	0	0	0				
<b>Inning Stats</b>	R: 0 E: 0 K: 1 S: 5	H: 0 LOB: 0 BB: 0 P: 5	R: 0 E: 0 K: 1 S: 5	H: 0 LOB: 0 BB: 0 P: 5	R: 0 E: 0 K: 0 S: 4	H: 1 LOB: 1 BB: 0 P: 4	R: 1 E: 0 K: 1 S: 6	H: 1 LOB: 1 BB: 1 P: 10	R: 0 E: 0 K: 1 S: 5	H: 0 LOB: 0 BB: 0 P: 5	R: 0 E: 0 K: 0 S: 3	H: 0 LOB: 0 BB: 0 P: 3	R: 0 E: 0 K: 0 S: 3	H: 0 LOB: 0 BB: 0 P: 3	R: 0 E: 0 K: 1 S: 6	H: 1 LOB: 2 BB: 1 P: 10	1B: 2 2B: 0 3B: 0 HR: 1	SF: 0 SAC: 0 DP: 0 HBP: 0	WP: 0 PB: 0 SB: 0 CS: 0	PA: 32
<b>PITCHER</b> Fritz Peterson, L ERA: 3.61 (1, 1)	IP: 9.0 WLS: W BF: 32 H: 3 R: 1 ER: 1 SO: 5 BB: 2 IBB: 0 HBP: 0 BLK: 0 WP: 0 HR: 1 S: 40 P: 48 ERA: 1.00 WHIP: 0.556																			

California Angels @ New York Yankees  
Yankee Stadium, Bronx, NY  
Mon Jul 20 1970, 7:05 PM EDT  
Att: 10,435 - Unknown - 76 F

AB	30
R	1
H	3
RBI	1
BB	2
SO	5
LOB	6



Batter	1	2	3	4	5	6	7	8	9	AB	R	H	RBI	BB	SO	LOB	BOTTOM			
Horace Clarke S OBP: 0.286, SLG: 0.314 (1, 4)	4-3		F7			G3	FC4-6			4	0	0	0	0	0	1				
Jerry Kenney L OBP: 0.303, SLG: 0.331 (1, 5)	4-3					F7			3-1	3	1	0	0	1	0	0				
Bobby Murcer L OBP: 0.346, SLG: 0.414 (1, 8)	4-3					F7			5-3	4	0	0	0	0	0	1				
Roy White S OBP: 0.399, SLG: 0.509 (1, 7)						K			6-3	3	2	1	0	1	1	1				
Danny Cater R OBP: 0.351, SLG: 0.439 (1, 3)										3	2	3	3	0	0	0				
Curt Blefary L OBP: 0.321, SLG: 0.341 Jim Lyttle L OBP: 0.444, SLG: 0.286 (8, 9)										3	1	1	2	0	0	2				
										0	0	0	0	0	0	0				
Thurman Munson R OBP: 0.373, SLG: 0.359 (1, 2)										2	0	0	1	1	0	1				
Gene Michael S OBP: 0.302, SLG: 0.277 (1, 6)										3	0	0	0	0	1	1				
Fritz Peterson S OBP: 0.231, SLG: 0.353 (1, 1)										3	0	1	0	0	0	0				
<b>Inning Stats</b>	R: 0 E: 0 K: 0 S: 3	H: 0 LOB: 0 BB: 0 P: 3	R: 1 E: 0 K: 0 S: 3	H: 1 LOB: 0 BB: 1 P: 7	R: 0 E: 0 K: 0 S: 3	H: 0 LOB: 0 BB: 0 P: 3	R: 2 E: 0 K: 1 S: 6	H: 1 LOB: 0 BB: 1 P: 10	R: 0 E: 0 K: 1 S: 5	H: 0 LOB: 0 BB: 0 P: 5	R: 0 E: 0 K: 0 S: 3	H: 0 LOB: 0 BB: 0 P: 3	R: 3 E: 0 K: 0 S: 6	H: 4 LOB: 1 BB: 1 P: 10	R: 0 E: 0 K: 0 S: 3	H: 0 LOB: 0 BB: 0 P: 3	1B: 3 2B: 1 3B: 0 HR: 2	SF: 0 SAC: 0 DP: 0 HBP: 0	WP: 0 PB: 0 SB: 1 CS: 0	PA: 32
<b>PITCHER</b> Andy Messersmith R ERA: 3.06 Eddie Fisher R ERA: 2.3 Paul Doyle L ERA: 6.04 (1, 1)	IP: 6.0 WLS: L BF: 24 H: 5 R: 6 ER: 6 SO: 2 BB: 2 IBB: 0 HBP: 0 BLK: 0 WP: 0 HR: 2 S: 26 P: 34 ERA: 9.00 WHIP: 1.167																			
<b>PITCHER</b>	IP: 1.0 WLS: 4 BF: 1 H: 0 R: 0 ER: 0 SO: 0 BB: 1 IBB: 0 HBP: 0 BLK: 0 WP: 0 HR: 0 S: 7 P: 7 ERA: 0.00 WHIP: 2.000																			
<b>PITCHER</b>	IP: 1.0 WLS: 3 BF: 0 H: 0 R: 0 ER: 0 SO: 0 BB: 0 IBB: 0 HBP: 0 BLK: 0 WP: 0 HR: 0 S: 3 P: 3 ERA: 0.00 WHIP: 0.000																			

California Angels @ New York Yankees  
Yankee Stadium, Bronx, NY  
Mon Jul 20 1970, 7:05 PM EDT  
Att: 10,435 - Unknown - 76 F

AB	28
R	6
H	6
RBI	6
BB	3
SO	2
LOB	7





Batter	1	2	3	4	5	6	7	8	9	AB	R	H	RBI	BB	SO	LOB	TOP			
Tommy Harper, R (1, 5) OBP: 0.388, SLG: 0.557										4	1	1	0	1	0	3	<b>Milwaukee Brewers @ New York Yankees</b> Yankee Stadium, Bronx, NY Tue Jul 21 1970, 7:05 PM EDT Att: 12,315 - Unknown - 75 F  <b>AB 36</b> <b>R 2</b> <b>H 10</b> <b>RBI 2</b> <b>BB 2</b> <b>SO 2</b> <b>LOB 17</b>			
Mike Hegan, L (1, 3) OBP: 0.336, SLG: 0.391										5	0	1	0	0	0	1				
Bob Burda, L (1, 9) OBP: 0.336, SLG: 0.312										3	0	1	0	1	0	0				
Ted Savage, R (1, 7) OBP: 0.381, SLG: 0.477										4	0	1	1	0	0	3				
Dave May, L (1, 8) OBP: 0.339, SLG: 0.306										4	0	0	0	0	1	5				
Jerry McNettney, R (1, 2) OBP: 0.315, SLG: 0.382										4	1	1	0	0	1	2				
Roberto Pena, R (1, 6) OBP: 0.290, SLG: 0.298										4	0	1	0	0	0	1				
Ted Kubiak, S (1, 4) OBP: 0.337, SLG: 0.322										4	0	2	1	0	0	1				
Skip Lockwood, R (1, 1) OBP: 0.286, SLG: 0.444										3	0	2	0	0	0	1				
Bob Humphreys, R (6, 1) Russ Snyder, L (9, PH) OBP: 0.299, SLG: 0.352										0	0	0	0	0	0	0				
<b>Inning Stats</b>	R: 1 E: 1 K: 2 S: 10	H: 2 LOB: 2 BB: 0 P: 10	R: 0 E: 0 K: 0 S: 4	H: 1 LOB: 1 BB: 0 P: 4	R: 0 E: 0 K: 0 S: 3	H: 0 LOB: 0 BB: 0 P: 3	R: 1 E: 1 K: 0 S: 5	H: 2 LOB: 1 BB: 0 P: 5	R: 0 E: 0 K: 0 S: 3	H: 1 LOB: 2 BB: 0 P: 11	R: 0 E: 0 K: 0 S: 4	H: 1 LOB: 1 BB: 0 P: 4	R: 0 E: 0 K: 0 S: 3	H: 0 LOB: 0 BB: 0 P: 3	R: 0 E: 0 K: 0 S: 3	H: 0 LOB: 0 BB: 0 P: 3	1B: 7 2B: 2 3B: 1 HR: 0	SF: 0 SAC: 0 DP: 1 HBP: 0	WP: 0 PB: 1 CS: 0	PA: 38
<b>PITCHER</b>	IP WLS BF H R ER SO BB IBB HBP BLK WP HR S P ERA WHIP	6.2 W 31 9 2 2 2 2 2 0 0 0 0 0 0 0 2.70 1.650	2.1 S 7 1 0 0 0 0 0 0 0 0 0 0 0 0 0.00 0.429																	

Batter	1	2	3	4	5	6	7	8	9	AB	R	H	RBI	BB	SO	LOB	BOTTOM			
Horace Clarke, S (1, 4) OBP: 0.283, SLG: 0.312										3	0	0	1	0	0	1	<b>Milwaukee Brewers @ New York Yankees</b> Yankee Stadium, Bronx, NY Tue Jul 21 1970, 7:05 PM EDT Att: 12,315 - Unknown - 75 F  <b>AB 24</b> <b>R 4</b> <b>H 4</b> <b>RBI 3</b> <b>BB 8</b> <b>SO 6</b> <b>LOB 14</b>			
Jerry Kenney, L (1, 5) OBP: 0.306, SLG: 0.331										3	0	1	1	1	0	1				
Bobby Murcer, L (1, 8) OBP: 0.345, SLG: 0.411										3	0	0	0	0	1	2				
Roy White, S (1, 7) OBP: 0.400, SLG: 0.506										2	1	0	0	2	1	1				
Danny Cater, R (1, 3) OBP: 0.350, SLG: 0.437										4	0	1	0	0	1	3				
Curt Blefary, L (1, 9) OBP: 0.325, SLG: 0.343										2	1	1	0	1	0	1				
Jim Lyttle, L (7, 9) OBP: 0.500, SLG: 0.286										0	0	0	0	1	0	0				
Thurman Munson, R (1, 2) OBP: 0.375, SLG: 0.356										2	1	0	0	2	2	2				
Gene Michael, S (1, 6) OBP: 0.301, SLG: 0.276										2	1	0	1	1	0	1				
Stan Bahnsen, R (1, 1) OBP: 0.184, SLG: 0.191										2	0	1	0	0	0	1				
Lindy McDaniel, R (7, 1) OBP: 0.125, SLG: 0.125										1	0	0	0	0	1	1				
<b>Inning Stats</b>	R: 0 E: 0 K: 1 S: 5	H: 0 LOB: 0 BB: 0 P: 5	R: 0 E: 0 K: 1 S: 5	H: 0 LOB: 1 BB: 1 P: 9	R: 0 E: 0 K: 0 S: 4	H: 1 LOB: 1 BB: 0 P: 4	R: 0 E: 0 K: 1 S: 5	H: 1 LOB: 1 BB: 0 P: 6	R: 2 E: 0 K: 1 S: 6	H: 1 LOB: 2 BB: 2 P: 14	R: 0 E: 0 K: 0 S: 3	H: 0 LOB: 2 BB: 2 P: 11	R: 0 E: 0 K: 2 S: 7	H: 0 LOB: 1 BB: 1 P: 11	R: 0 E: 0 K: 2 S: 7	H: 0 LOB: 1 BB: 1 P: 11	1B: 4 2B: 0 3B: 0 HR: 0	SF: 2 SAC: 1 DP: 0 HBP: 1	WP: 2 PB: 1 SB: 2 CS: 0	PA: 36
<b>PITCHER</b>	IP WLS BF H R ER SO BB IBB HBP BLK WP HR S P ERA WHIP	5.1 L 25 4 4 4 4 4 5 0 0 0 0 0 0 6.75 1.688	2.2 11 0 0 0 2 3 0 0 0 0 0 0 0 12 24 0.00 1.125																	



Batter	1	2	3	4	5	6	7	8	9	AB	R	H	RBI	BB	SO	LOB	TOP					
Tommy Harper, R (1, 5) OBP: 0.384, SLG: 0.550	F9		K		5-3	4-3			5-3	5	0	0	0	0	1	1						
Mike Hegan, L (1, 3) OBP: 0.337, SLG: 0.392	G3		1B		L9		F7		BB	5	1	2	1	0	0	0						
Ted Savage, R (1, 7) OBP: 0.398, SLG: 0.506			1B			HR			1B	3	1	3	1	2	0	0						
Bob Burda, L (1, 9) OBP: 0.346, SLG: 0.351	F5									5	1	3	2	0	0	3						
Russ Snyder, L (9, PR) OBP: 0.299, SLG: 0.352			P6			HR			FC4-6	0	0	0	0	0	0	0						
Dave May, L (1, 8) OBP: 0.335, SLG: 0.298		4-3			K				FC4-6	4	0	0	0	1	1	4						
Roberto Pena, R (1, 6) OBP: 0.283, SLG: 0.298		G1								3	0	1	0	0	0	0						
Phil Roof, R (1, 2) OBP: 0.299, SLG: 0.386										3	0	0	0	0	0	2						
Ted Kubiak, S (1, 4) OBP: 0.336, SLG: 0.324			E9		4-3					4	1	1	0	0	0	2						
Bobby Bolin, R (1, 1) OBP: 0.281, SLG: 0.310			1B							4	0	0	0	0	4	3						
<b>Inning Stats</b>	R: 0 E: 0 K: 0 S: 4	H: 1 LOB: 1 BB: 0 P: 4	R: 0 E: 0 K: 0 S: 3	H: 0 LOB: 0 BB: 0 P: 3	R: 1 E: 1 K: 2 S: 10	H: 3 LOB: 2 BB: 0 P: 10	R: 0 E: 0 K: 2 S: 8	H: 1 LOB: 2 BB: 0 P: 9	R: 2 E: 0 K: 0 S: 5	H: 2 LOB: 2 BB: 1 P: 10	R: 0 E: 0 K: 1 S: 5	H: 0 LOB: 0 BB: 0 P: 5	R: 0 E: 0 K: 0 S: 3	H: 1 LOB: 2 BB: 1 P: 7	R: 0 E: 0 K: 0 S: 3	H: 0 LOB: 0 BB: 0 P: 3	R: 1 E: 0 K: 1 S: 7	H: 2 LOB: 2 BB: 1 P: 11	1B: 7 2B: 1 3B: 0 HR: 2	SF: 0 SAC: 0 DP: 0 HBP: 2	WP: 0 PB: 0 CS: 0	PA: 41
<b>PITCHER</b>	IP	WLS	BF	H	R	ER	SO	BB	IBB	HBP	BLK	WP	HR	S	P	ERA	WHIP					
Mel Stottlemyre, R (1, 1) ERA: 3.4	6.1	L	31	8	3	3	5	2	0	2	0	0	2	37	47	4.26	1.579					
Steve Hamilton, L (7, 1) ERA: 1.93	0.2		1	0	0	0	0	0	0	0	0	0	0	1	1	0.00	0.000					
Jack Aker, R (8, 1) ERA: 2.79	2.0		9	2	1	1	1	1	0	0	0	0	0	10	14	4.50	1.500					

Milwaukee Brewers @ New York Yankees  
Yankee Stadium, Bronx, NY  
Wed Jul 22 1970, 3:33 AM EDT  
Att: 11,943 - Cloudy - 79 F

AB 36  
R 4  
H 10  
RBI 4  
BB 3  
SO 6  
LOB 15




Batter	1	2	3	4	5	6	7	8	9	AB	R	H	RBI	BB	SO	LOB	BOTTOM				
Horace Clarke, S (1, 4) OBP: 0.283, SLG: 0.312	K		E		F8		5-3			4	0	1	0	0	1	1					
Jerry Kenney, L (1, 5) OBP: 0.301, SLG: 0.326	F3		F9			1-3			P6	4	0	0	0	0	0	1					
Bobby Murcer, L (1, 8) OBP: 0.351, SLG: 0.414			BB			F8			G6-3	2	0	2	0	2	0	0					
Roy White, S (1, 7) OBP: 0.398, SLG: 0.501	F8		3-1						G6-3	3	0	0	0	1	0	4					
Danny Cater, R (1, 3) OBP: 0.349, SLG: 0.440					L8					4	1	1	0	0	0	2					
Curt Blefary, L (1, 9) OBP: 0.324, SLG: 0.341			K						P4	4	0	1	0	0	1	3					
Thurman Munson, R (1, 2) OBP: 0.373, SLG: 0.354			4-3							4	0	1	1	0	1	1					
Gene Michael, S (1, 6) OBP: 0.299, SLG: 0.273			F7							3	0	0	0	0	1	1					
Mel Stottlemyre, R (1, 1) OBP: 0.283, SLG: 0.302										1	0	0	0	1	0	0					
Steve Hamilton, L (7, 1)										0	0	0	0	0	0	0					
Pete Ward, L (7, PH) OBP: 0.291, SLG: 0.408										1	0	0	0	0	0	1					
Jack Aker, R (8, 1) OBP: 0.100, SLG: 0.100			1B							0	0	0	0	0	0	0					
<b>Inning Stats</b>	R: 0 E: 0 K: 1 S: 5	H: 0 LOB: 1 BB: 1 P: 9	R: 1 E: 0 K: 1 S: 6	H: 1 LOB: 0 BB: 0 P: 6	R: 0 E: 1 K: 0 S: 3	H: 1 LOB: 2 BB: 2 P: 11	R: 0 E: 0 K: 0 S: 3	H: 1 LOB: 0 BB: 0 P: 3	R: 0 E: 0 K: 0 S: 4	H: 1 LOB: 2 BB: 1 P: 8	R: 0 E: 0 K: 1 S: 6	H: 1 LOB: 1 BB: 0 P: 6	R: 0 E: 0 K: 0 S: 3	H: 1 LOB: 0 BB: 0 P: 3	R: 0 E: 0 K: 1 S: 5	H: 0 LOB: 0 BB: 0 P: 5	1B: 5 2B: 0 3B: 1 HR: 0	SF: 0 SAC: 0 DP: 2 HBP: 0	WP: 1 PB: 0 CS: 0	PA: 34	
<b>PITCHER</b>	IP	WLS	BF	H	R	ER	SO	BB	IBB	HBP	BLK	WP	HR	S	P	ERA	WHIP				
Bobby Bolin, R (1, 1) ERA: 4.36	9.0	W	34	6	1	1	4	4	0	0	0	1	0	38	54	1.00	1.111				

Milwaukee Brewers @ New York Yankees  
Yankee Stadium, Bronx, NY  
Wed Jul 22 1970, 3:33 AM EDT  
Att: 11,943 - Cloudy - 79 F

AB 30  
R 1  
H 6  
RBI 1  
BB 4  
SO 4  
LOB 14





Batter	1	2	3	4	5	6	7	8	9	AB	R	H	RBI	BB	SO	LOB	TOP	
Horace Clarke, S OBP: 0.280, SLG: 0.309	F7		1-6-3		F8		L7			4	0	0	0	0	0	3	<b>New York Yankees @ Oakland Athletics</b> Oakland-Alameda County Coliseum, Oakland, CA Fri Jul 24, 1970, 7:05 PM PDT Att: 11,991 - Unknown - 60 F	
Jerry Kenney, L OBP: 0.297, SLG: 0.321	E6		P6		F5		F9			4	0	0	0	0	0	0		
Bobby Murcer, L OBP: 0.348, SLG: 0.410	F8		F7		F7		F5			4	0	0	0	0	1			
Roy White, S OBP: 0.397, SLG: 0.497	F9			F3		BB		K		3	0	0	0	1	1			
Danny Cater, R OBP: 0.348, SLG: 0.438		G3-6-1 1B		F8		F8		F7		4	0	1	0	0	0	1		
Curt Blefary, L OBP: 0.323, SLG: 0.336		G3-6-1 1-2		K			1B BB	F8		3	0	0	0	1	1			
Thurman Munson, R OBP: 0.375, SLG: 0.357					F7		1-3 1B	5-3		4	0	2	0	0	0	0		
Gene Michael, S OBP: 0.302, SLG: 0.274							F7			2	0	1	0	1	0	2		
Steve Kline, R Mike Kekich, L John Ellis, R Gary Waslewski, R Pete Ward, L Ron Klimkowski, R					F9			K		0	0	0	0	0	0	0		
<b>Inning Stats</b>	R: 0 E: 1 K: 0 S: 4	H: 0 LOB: 1 BB: 0 P: 4	R: 0 E: 0 K: 1 S: 7	H: 3 LOB: 2 BB: 0 P: 7	R: 0 E: 0 K: 1 S: 3	H: 0 LOB: 0 BB: 0 P: 3	R: 0 E: 0 K: 1 S: 5	H: 0 LOB: 0 BB: 0 P: 5	R: 0 E: 0 K: 0 S: 3	H: 0 LOB: 1 BB: 1 P: 7	R: 0 E: 0 K: 1 S: 6	H: 1 LOB: 2 BB: 1 P: 10	R: 0 E: 0 K: 1 S: 5	H: 0 LOB: 0 BB: 0 P: 3	1B: 4 2B: 0 3B: 0 HR: 0	SF: 0 SAC: 0 DP: 1 HBP: 0	WP: 0 PB: 0 SB: 0 CS: 0	PA: 34
<b>PITCHER</b> Chuck Dobson, R ERA: 3.93	IP: 9.0 WLS: W BF: 34 H: 4 R: 0 ER: 0 SO: 4 BB: 3 IBB: 0 HBP: 0 BLK: 0 WP: 0 HR: 0 S: 39 P: 51 ERA: 0.00 WHIP: 0.778															<b>PITCHER</b>		

Batter	1	2	3	4	5	6	7	8	9	AB	R	H	RBI	BB	SO	LOB	BOTTOM			
Bert Campaneris, R OBP: 0.308, SLG: 0.441	6-3		6-3		6-3		L4			4	0	0	0	1	0	0	<b>New York Yankees @ Oakland Athletics</b> Oakland-Alameda County Coliseum, Oakland, CA Fri Jul 24, 1970, 7:05 PM PDT Att: 11,991 - Unknown - 60 F			
Rick Monday, L OBP: 0.395, SLG: 0.467					G3		G4-6-3 1B			3	2	2	1	2	0	0				
Felipe Alou, R OBP: 0.338, SLG: 0.428			E6				G4-6-3			4	1	1	0	0	1	3				
Steve Hovley, L OBP: 0.338, SLG: 0.320			1B		K		G4-6-3			1	0	0	0	0	0	1				
Sal Bando, R OBP: 0.408, SLG: 0.497	4-0 2B 1B BB	4-0 FC6-4 1B BB			6-3			5-3		3	2	1	1	2	0	0				
Don Mincher, L OBP: 0.313, SLG: 0.456	1-3 2-H 3-H 1B 2B		F7		F7		2B 1B	G3		5	2	2	2	0	0	3				
Reggie Jackson, L OBP: 0.355, SLG: 0.459	4-0 WP 1B IBB	4-0 FC6-4 BB			G3		1-H 2B 2B	K		3	2	1	1	2	1	2				
Frank Fernandez, R OBP: 0.333, SLG: 0.436	0-0 1B 1B	0-0 FC6-4 1B			K		5-3			4	1	1	2	0	1	3				
Dick Green, R OBP: 0.268, SLG: 0.271	0-3 K				K					4	0	2	2	0	2	2				
Chuck Dobson, R OBP: 0.186, SLG: 0.203	0-0 2-H 3-H 1B 1B		F8		6-3		6-3			4	1	1	2	0	0	3				
<b>Inning Stats</b>	R: 7 E: 0 K: 1 S: 10	H: 5 LOB: 2 BB: 4 P: 26	R: 1 E: 0 K: 0 S: 4	H: 1 LOB: 2 BB: 2 P: 12	R: 1 E: 1 K: 0 S: 5	H: 1 LOB: 2 BB: 1 P: 9	R: 0 E: 0 K: 2 S: 7	H: 0 LOB: 0 BB: 0 P: 7	R: 0 E: 0 K: 1 S: 5	H: 0 LOB: 0 BB: 0 P: 5	R: 2 E: 0 K: 0 S: 6	H: 3 LOB: 1 BB: 0 P: 6	R: 0 E: 0 K: 0 S: 3	H: 1 LOB: 0 BB: 0 P: 3	R: 0 E: 0 K: 1 S: 5	H: 0 LOB: 0 BB: 0 P: 5	1B: 8 2B: 3 3B: 0 HR: 0	SF: 0 SAC: 0 DP: 1 HBP: 0	WP: 2 PB: 0 SB: 0 CS: 0	PA: 42
<b>PITCHER</b> Steve Kline, R ERA: 5.6 Mike Kekich, L ERA: 6.0 Gary Waslewski, R ERA: 4.42 Ron Klimkowski, R ERA: 2.95	IP: 0.2 WLS: L BF: 9 H: 4 R: 7 ER: 7 SO: 1 BB: 2 IBB: 0 HBP: 0 BLK: 0 WP: 1 HR: 0 S: 20 P: 20 ERA: 94.50 WHIP: 9.000															<b>PITCHER</b>				





Batter	1	2	3	4	5	6	7	8	9	AB	R	H	RBI	BB	SO	LOB	TOP			
Horace Clarke, S (1,4) OBP: 0.278, SLG: 0.306	L9			4-3		F5			F7	4	0	0	0	0	0	0				
Jerry Kenney, L (1,5) OBP: 0.300, SLG: 0.323	4-3			1B					4-3	4	0	2	0	0	0	0				
Bobby Murcer, L (1,8) OBP: 0.345, SLG: 0.405	F9			F7					4-3	4	0	0	0	0	0	2				
Roy White, S (1,7) OBP: 0.396, SLG: 0.494				5-3					4-3	2	0	0	0	1	0	1				
Danny Cater, R (1,3) OBP: 0.345, SLG: 0.434									4-3	3	0	0	0	0	1	1				
Curt Blefary, L (1,9) OBP: 0.316, SLG: 0.332									4-3	3	0	0	0	0	0	1				
Thurman Munson, R (1,2) OBP: 0.375, SLG: 0.360									4-3	3	0	1	0	0	0	0				
Gene Michael, S (1,6) OBP: 0.300, SLG: 0.272									4-3	2	0	0	0	0	1	0				
Pete Ward, L (8, PH) OBP: 0.285, SLG: 0.400									4-3	0	0	0	0	1	0	0				
Jim Lyttle, L (8, PH) OBP: 0.500, SLG: 0.286									4-3	0	0	0	0	0	0	0				
Jack Aker, R (8,1) OBP: 0.100, SLG: 0.100									4-3	0	0	0	0	0	0	0				
Fritz Peterson, S (1,1) OBP: 0.222, SLG: 0.340									4-3	2	0	0	0	0	1	0				
Ron Hansen, R (8, PH) OBP: 0.390, SLG: 0.361									4-3	1	0	0	0	0	1	2				
<b>Inning Stats</b>	R: 0 E: 0 K: 0 S: 3	H: 0 LOB: 0 BB: 0 P: 3	R: 0 E: 0 K: 0 S: 2	H: 0 LOB: 0 BB: 1 P: 6	R: 0 E: 0 K: 1 S: 5	H: 0 LOB: 0 BB: 0 P: 5	R: 0 E: 0 K: 0 S: 4	H: 1 LOB: 1 BB: 0 P: 4	R: 0 E: 0 K: 1 S: 5	H: 0 LOB: 0 BB: 0 P: 5	R: 0 E: 0 K: 0 S: 3	H: 1 LOB: 0 BB: 0 P: 3	R: 0 E: 0 K: 1 S: 6	H: 1 LOB: 2 BB: 1 P: 10	R: 0 E: 0 K: 0 S: 3	H: 0 LOB: 0 BB: 0 P: 3	1B: 2 2B: 1 3B: 0 HR: 0	SF: 0 SAC: 0 DP: 2 HBP: 0	WP: 0 PB: 0 SB: 0 CS: 0	PA: 30
<b>PITCHER</b> Diego Segui, R (1,1) ERA: 2.28	IP: 9.0 WLS: W BF: 30 H: 3 R: 0 ER: 0 SO: 4 BB: 2 IBB: 0 HBP: 0 BLK: 0 WP: 0 HR: 0 S: 36 P: 44 ERA: 0.00 WHIP: 0.556																			

**New York Yankees @ Oakland Athletics**  
Oakland-Alameda County Coliseum, Oakland, CA  
Sat Jul 25 1970, 3:33 AM PDT  
Att: 15,012 - Sunny - 72 F

AB	28
R	0
H	3
RBI	0
BB	2
SO	4
LOB	7



Batter	1	2	3	4	5	6	7	8	9	AB	R	H	RBI	BB	SO	LOB	BOTTOM			
Bert Campaneris, R (1,6) OBP: 0.307, SLG: 0.439	F9		6-3						5-3	4	0	1	0	0	0	1				
Joe Rudi, R (1,3) OBP: 0.326, SLG: 0.457	1B		5-3						L3	3	1	1	0	0	0	1				
Felipe Alou, R (1,9) OBP: 0.340, SLG: 0.430	2B								L3	3	0	2	1	0	0	0				
Sal Bando, R (1,5) OBP: 0.410, SLG: 0.498	1B								L3	3	0	2	0	0	0	1				
Tommy Davis, R (1,7) OBP: 0.308, SLG: 0.375									L3	3	0	0	0	0	0	4				
Steve Hovley, L (8,8) OBP: 0.338, SLG: 0.320									L3	0	0	0	0	0	0	0				
Reggie Jackson, L (1,8) OBP: 0.352, SLG: 0.454									L3	3	0	0	0	0	0	1				
Frank Fernandez, R (1,2) OBP: 0.328, SLG: 0.429									L3	3	0	0	0	0	0	0				
Dick Green, R (1,4) OBP: 0.274, SLG: 0.276									L3	3	0	2	0	0	0	0				
Diego Segui, R (1,1) OBP: 0.091, SLG: 0.095									L3	2	0	0	0	0	1	0				
<b>Inning Stats</b>	R: 1 E: 0 K: 0 S: 5	H: 2 LOB: 1 BB: 0 P: 5	R: 0 E: 0 K: 0 S: 3	H: 0 LOB: 0 BB: 0 P: 3	R: 0 E: 0 K: 1 S: 5	H: 0 LOB: 0 BB: 0 P: 5	R: 0 E: 0 K: 0 S: 3	H: 1 LOB: 0 BB: 0 P: 3	R: 0 E: 0 K: 0 S: 3	H: 1 LOB: 1 BB: 0 P: 3	R: 0 E: 0 K: 0 S: 4	H: 2 LOB: 1 BB: 0 P: 4	R: 0 E: 0 K: 0 S: 4	H: 1 LOB: 1 BB: 0 P: 4	R: 0 E: 0 K: 0 S: 4	H: 0 LOB: 0 BB: 0 P: 4	1B: 7 2B: 2 3B: 0 HR: 0	SF: 0 SAC: 1 DP: 3 HBP: 0	WP: 0 PB: 0 SB: 0 CS: 0	PA: 28
<b>PITCHER</b> Fritz Peterson, L (1,1) ERA: 3.5 Jack Aker, R (8,1) ERA: 2.74	IP: 7.0 WLS: L BF: 25 H: 7 R: 1 ER: 1 SO: 1 BB: 0 IBB: 0 HBP: 0 BLK: 0 WP: 0 HR: 0 S: 26 P: 26 ERA: 1.29 WHIP: 1.000																			

**New York Yankees @ Oakland Athletics**  
Oakland-Alameda County Coliseum, Oakland, CA  
Sat Jul 25 1970, 3:33 AM PDT  
Att: 15,012 - Sunny - 72 F

AB	27
R	1
H	8
RBI	1
BB	0
SO	1
LOB	8





Batter	1	2	3	4	5	6	7	8	9	AB	R	H	RBI	BB	SO	LOB	TOP				
Horace Clarke, S OBP: 0.277, SLG: 0.305 (1,4)	4-3			SF9		FC6-4			4-3	4	0	1	1	0	0	1					
Jerry Kenney, L OBP: 0.298, SLG: 0.332 (1,5)	HR	6-3		F8			L7		6-3	5	1	1	1	0	0	2					
Roy White, S OBP: 0.395, SLG: 0.492 (1,7)	K		4-3				F5			4	0	1	0	0	1	0					
Danny Cater, R OBP: 0.344, SLG: 0.431 (1,3)	HBP		5-3				F3			3	0	0	0	0	0	1					
Curt Blefary, L OBP: 0.326, SLG: 0.336 (8, PR)										3	0	2	0	1	1	1					
Ron Woods, R OBP: 0.307, SLG: 0.394 (8,9)	1B									0	0	0	0	0	0	0					
Jim Lytle, L OBP: 0.357, SLG: 0.182 (1,8)	K									4	0	0	0	0	4	5					
Jake Gibbs, L OBP: 0.309, SLG: 0.433 (1,2)		6-3		SH1-4 SF9			F5		F9	4	1	1	0	0	0	2					
Ron Hansen, R OBP: 0.407, SLG: 0.431 (1,6)		HR		SF9 SH1-4			FC6-4		K	4	1	3	1	0	1	2					
Stan Bahnsen, R OBP: 0.176, SLG: 0.184 (1,1)										2	0	0	0	0	1	1					
Lindy McDaniel, R OBP: 0.125, SLG: 0.125 (9, PH)	K			SH1-4			F2		F6	0	0	0	0	0	0	0					
Pete Ward, L OBP: 0.293, SLG: 0.392 (9, PH)										1	0	0	0	0	0	0					
<b>Inning Stats</b>	R: 1 E: 0 K: 2 S: 9	H: 2 LOB: 2 BB: 0 P: 10	R: 1 E: 0 K: 1 S: 7	H: 2 LOB: 1 BB: 0 P: 7	R: 0 E: 0 K: 1 S: 5	H: 0 LOB: 1 BB: 1 P: 9	R: 1 E: 0 K: 0 S: 5	H: 2 LOB: 1 BB: 0 P: 5	R: 0 E: 1 K: 2 S: 8	H: 1 LOB: 1 BB: 0 P: 8	R: 0 E: 0 K: 0 S: 3	H: 0 LOB: 0 BB: 0 P: 3	R: 0 E: 0 K: 2 S: 8	H: 1 LOB: 2 BB: 0 P: 8	R: 0 E: 0 K: 0 S: 3	H: 0 LOB: 0 BB: 0 P: 3	1B: 7 2B: 0 3B: 0 HR: 2	SF: 1 SAC: 1 DP: 0 HBP: 1	WP: 0 PB: 0 SB: 1 CS: 1	PA: 38	
<b>PITCHER</b>	IP WLS BF H R ER SO BB IBB HBP BLK WP HR S P ERA WHIP	IP WLS BF H R ER SO BB IBB HBP BLK WP HR S P ERA WHIP	IP WLS BF H R ER SO BB IBB HBP BLK WP HR S P ERA WHIP	IP WLS BF H R ER SO BB IBB HBP BLK WP HR S P ERA WHIP	IP WLS BF H R ER SO BB IBB HBP BLK WP HR S P ERA WHIP	IP WLS BF H R ER SO BB IBB HBP BLK WP HR S P ERA WHIP	IP WLS BF H R ER SO BB IBB HBP BLK WP HR S P ERA WHIP	IP WLS BF H R ER SO BB IBB HBP BLK WP HR S P ERA WHIP	IP WLS BF H R ER SO BB IBB HBP BLK WP HR S P ERA WHIP	IP WLS BF H R ER SO BB IBB HBP BLK WP HR S P ERA WHIP	IP WLS BF H R ER SO BB IBB HBP BLK WP HR S P ERA WHIP	IP WLS BF H R ER SO BB IBB HBP BLK WP HR S P ERA WHIP	IP WLS BF H R ER SO BB IBB HBP BLK WP HR S P ERA WHIP	IP WLS BF H R ER SO BB IBB HBP BLK WP HR S P ERA WHIP	IP WLS BF H R ER SO BB IBB HBP BLK WP HR S P ERA WHIP	IP WLS BF H R ER SO BB IBB HBP BLK WP HR S P ERA WHIP	IP WLS BF H R ER SO BB IBB HBP BLK WP HR S P ERA WHIP	IP WLS BF H R ER SO BB IBB HBP BLK WP HR S P ERA WHIP	IP WLS BF H R ER SO BB IBB HBP BLK WP HR S P ERA WHIP	IP WLS BF H R ER SO BB IBB HBP BLK WP HR S P ERA WHIP	IP WLS BF H R ER SO BB IBB HBP BLK WP HR S P ERA WHIP

New York Yankees @ Oakland Athletics  
Oakland-Alameda County Coliseum, Oakland, CA

Sun Jul 26 1970, 3:33 AM PDT  
Att: 25,271 - Unknown

AB 34  
R 3  
H 9  
RBI 3  
BB 1  
SO 8  
LOB 15



Batter	1	2	3	4	5	6	7	8	9	AB	R	H	RBI	BB	SO	LOB	BOTTOM				
Bert Campaneris, R OBP: 0.307, SLG: 0.437 (1,6)	6-3					F4			F4	4	0	1	0	0	0	1					
Joe Rudi, R OBP: 0.324, SLG: 0.453 (8,8)	K								1-3	4	1	1	0	0	1	1					
Steve Hovley, L OBP: 0.338, SLG: 0.320 (8,8)			F5			SF8				0	0	0	0	0	0	0					
Felipe Alou, R OBP: 0.339, SLG: 0.428 (8,7)	4-3								F9	4	1	1	0	0	0	0					
Sal Bando, R OBP: 0.408, SLG: 0.497 (1,5)		4-3								3	0	1	1	0	0	0					
Don Mincher, L OBP: 0.312, SLG: 0.456 (1,3)		4-3								4	1	1	1	0	0	1					
Reggie Jackson, L OBP: 0.348, SLG: 0.448 (8,9)			F7							4	0	0	0	0	1	2					
Dave Duncan, R OBP: 0.305, SLG: 0.442 (1,2)										2	1	2	1	1	0	0					
Dick Green, R OBP: 0.274, SLG: 0.277 (1,4)										3	0	1	1	0	2	1					
Caffish Hunter, R OBP: 0.185, SLG: 0.210 (8,1)										3	0	0	0	0	0	3					
Mudcat Grant, R OBP: 0.185, SLG: 0.210 (8,1)										0	0	0	0	0	0	0					
<b>Inning Stats</b>	R: 0 E: 0 K: 1 S: 5	H: 0 LOB: 0 BB: 0 P: 5	R: 0 E: 0 K: 0 S: 3	H: 0 LOB: 0 BB: 0 P: 3	R: 1 E: 0 K: 1 S: 7	H: 2 LOB: 1 BB: 0 P: 7	R: 0 E: 0 K: 0 S: 4	H: 1 LOB: 1 BB: 0 P: 4	R: 0 E: 0 K: 1 S: 6	H: 1 LOB: 1 BB: 0 P: 6	R: 3 E: 1 K: 0 S: 7	H: 4 LOB: 2 BB: 1 P: 11	R: 0 E: 0 K: 0 S: 3	H: 0 LOB: 0 BB: 0 P: 3	R: 0 E: 0 K: 1 S: 5	H: 0 LOB: 0 BB: 0 P: 5	1B: 6 2B: 1 3B: 0 HR: 1	SF: 1 SAC: 0 DP: 0 HBP: 0	WP: 0 PB: 0 SB: 0 CS: 0	PA: 33	
<b>PITCHER</b>	IP WLS BF H R ER SO BB IBB HBP BLK WP HR S P ERA WHIP	IP WLS BF H R ER SO BB IBB HBP BLK WP HR S P ERA WHIP	IP WLS BF H R ER SO BB IBB HBP BLK WP HR S P ERA WHIP	IP WLS BF H R ER SO BB IBB HBP BLK WP HR S P ERA WHIP	IP WLS BF H R ER SO BB IBB HBP BLK WP HR S P ERA WHIP	IP WLS BF H R ER SO BB IBB HBP BLK WP HR S P ERA WHIP	IP WLS BF H R ER SO BB IBB HBP BLK WP HR S P ERA WHIP	IP WLS BF H R ER SO BB IBB HBP BLK WP HR S P ERA WHIP	IP WLS BF H R ER SO BB IBB HBP BLK WP HR S P ERA WHIP	IP WLS BF H R ER SO BB IBB HBP BLK WP HR S P ERA WHIP	IP WLS BF H R ER SO BB IBB HBP BLK WP HR S P ERA WHIP	IP WLS BF H R ER SO BB IBB HBP BLK WP HR S P ERA WHIP	IP WLS BF H R ER SO BB IBB HBP BLK WP HR S P ERA WHIP	IP WLS BF H R ER SO BB IBB HBP BLK WP HR S P ERA WHIP	IP WLS BF H R ER SO BB IBB HBP BLK WP HR S P ERA WHIP	IP WLS BF H R ER SO BB IBB HBP BLK WP HR S P ERA WHIP	IP WLS BF H R ER SO BB IBB HBP BLK WP HR S P ERA WHIP	IP WLS BF H R ER SO BB IBB HBP BLK WP HR S P ERA WHIP	IP WLS BF H R ER SO BB IBB HBP BLK WP HR S P ERA WHIP	IP WLS BF H R ER SO BB IBB HBP BLK WP HR S P ERA WHIP	IP WLS BF H R ER SO BB IBB HBP BLK WP HR S P ERA WHIP

New York Yankees @ Oakland Athletics  
Oakland-Alameda County Coliseum, Oakland, CA

Sun Jul 26 1970, 3:33 AM PDT  
Att: 25,271 - Unknown

AB 31  
R 4  
H 8  
RBI 4  
BB 1  
SO 4  
LOB 9













Batter	1	2	3	4	5	6	7	8	9	AB	R	H	RBI	BB	SO	LOB	TOP			
Horace Clarke, S OBP: 0.281, SLG: 0.308 (1, 4)	F3		E9	E5		1B		1B		5	3	4	0	0	0	0	<b>New York Yankees @ California Angels</b> Anaheim Stadium, Anaheim, CA Wed Jul 29 1970, 10:05 PM EDT Att: 13,953 - Unknown - 70 F			
Thurman Munson, R OBP: 0.386, SLG: 0.385 (1, 2)	5-3		F8	1B		1B		5-3		5	1	2	1	0	0	1				
Roy White, S OBP: 0.398, SLG: 0.487 (1, 7)	1B		WP	1B		1B		F7		4	1	3	1	1	0	0				
Danny Cater, R OBP: 0.345, SLG: 0.427 (6, 3)	2-3		E3	G3		G6-4-3		F9		5	1	0	0	0	0	5				
John Ellis, R OBP: 0.298, SLG: 0.385 Bobby Murcer, L OBP: 0.346, SLG: 0.404 (6, 8)	5-3		G6-3	K		K		F7		4	0	1	2	0	2	0				
Ron Hansen, R OBP: 0.418, SLG: 0.431 Jerry Kenney, L OBP: 0.298, SLG: 0.328 (2, 5)	1B		G6-3	S		L6		E4		0	1	0	0	1	0	0				
Ron Woods, R OBP: 0.318, SLG: 0.384 (6, 9)	4-3		1B	K		F9		1B		4	1	2	0	1	1	1				
Gene Michael, S OBP: 0.297, SLG: 0.264 (1, 6)	4-3		L8	L8		1B		K		3	0	0	1	2	1	4				
Steve Kline, R OBP: 0.429, SLG: 0.429 Ron Klimkowski, R Steve Hamilton, L Jack Aker, R OBP: 0.091, SLG: 0.091 (6, 1)	K		SH2-4	L6		F9		F9		1	0	0	0	0	1	1				
<b>Inning Stats</b>	R: 0 E: 0 K: 0 S: 4	H: 1 LOB: 1 BB: 0 P: 4	R: 1 E: 0 K: 1 S: 6	H: 1 LOB: 1 BB: 1 P: 10	R: 3 E: 2 K: 0 S: 5	H: 2 LOB: 0 BB: 1 P: 9	R: 2 E: 1 K: 0 S: 6	H: 3 LOB: 2 BB: 1 P: 10	R: 0 E: 0 K: 1 S: 7	H: 0 LOB: 0 BB: 0 P: 7	R: 0 E: 0 K: 0 S: 3	H: 0 LOB: 1 BB: 1 P: 7	R: 0 E: 0 K: 0 S: 3	H: 1 LOB: 0 BB: 0 P: 3	R: 0 E: 1 K: 1 S: 7	H: 1 LOB: 2 BB: 0 P: 7		1B: 12 2B: 0 3B: 0 HR: 0	SF: 0 SAC: 1 DP: 2 HBP: 0	WP: 1 PB: 0 CS: 0
<b>PITCHER</b>	IP WLS BF H R ER SO BB IBB HBP BLK WP HR S P ERA WHIP																			
Clyde Wright, L ERA: 3.02	3.2 L 20 6 6 5 1 3 0 0 0 0 1 0 19 31 12.27 2.455																			
Dave LaRoche, L ERA: 5.4	0.1 2 1 0 0 0 0 0 0 0 0 0 0 2 2 0.00 3.000																			
Tom Bradley, R ERA: 4.23	2.0 10 3 2 2 3 1 1 0 0 0 0 0 14 22 9.00 2.000																			
Paul Doyle, L ERA: 5.08	2.0 7 1 0 0 0 1 0 0 0 0 0 0 6 10 0.00 1.000																			
Eddie Fisher, R ERA: 2.65	1.0 5 1 0 0 1 0 0 0 0 0 0 0 7 7 0.00 1.000																			
<b>Batter</b>	<b>1</b>	<b>2</b>	<b>3</b>	<b>4</b>	<b>5</b>	<b>6</b>	<b>7</b>	<b>8</b>	<b>9</b>	<b>AB</b>	<b>R</b>	<b>H</b>	<b>RBI</b>	<b>BB</b>	<b>SO</b>	<b>LOB</b>	<b>BOTTOM</b>			
Sandy Alomar Sr., S OBP: 0.294, SLG: 0.300 (1, 4)	6-3		F5	K		4-3		6-3		5	0	0	0	0	1	2	<b>New York Yankees @ California Angels</b> Anaheim Stadium, Anaheim, CA Wed Jul 29 1970, 10:05 PM EDT Att: 13,953 - Unknown - 70 F			
Roger Repoz, L OBP: 0.328, SLG: 0.457 (1, 9)	L3-1		L4-1	E3		4-3		4-3		5	0	0	0	0	0	0				
Jim Fregosi, R OBP: 0.363, SLG: 0.488 (1, 6)	K		6-3	FC1-5		K		K		4	0	0	0	1	3	0				
Alex Johnson, R OBP: 0.365, SLG: 0.441 (1, 7)	FC6-4		F8	FC1-5		1B		1B		3	0	1	0	1	0	2				
Jim Spencer, L OBP: 0.321, SLG: 0.401 Billy Cowan, R OBP: 0.370, SLG: 0.549 (5, PH) (6, 3)	L9		L9	K		K		1B		2	1	1	0	0	0	1				
Ken McMullen, R OBP: 0.332, SLG: 0.395 (1, 5)	FC6-4		1B	3B		K		1B		1	0	0	0	1	1	2				
Jay Johnstone, L OBP: 0.290, SLG: 0.398 (1, 8)	1B		FC6-4	F7		F7		F7		4	1	1	0	0	0	5				
Joe Azcue, R OBP: 0.313, SLG: 0.346 (1, 2)	2-3		1B	2B		L9		1B		4	1	3	2	0	0	0				
Clyde Wright, R OBP: 0.297, SLG: 0.308 Dave LaRoche, L OBP: 0.300, SLG: 0.800 Bill Voss, L OBP: 0.333, SLG: 0.341 Tom Bradley, R OBP: 0.328, SLG: 0.398 Tommie Reynolds, R OBP: 0.271, SLG: 0.289 Paul Doyle, L OBP: 0.283 Giraldo Ruiz, S OBP: 0.143, SLG: 0.143 (8, PH) (9, 1)	6-3		6-3	1B		F6		K		1	0	0	0	0	0	0				
<b>Inning Stats</b>	R: 0 E: 0 K: 1 S: 5	H: 0 LOB: 0 BB: 0 P: 5	R: 0 E: 0 K: 0 S: 5	H: 2 LOB: 2 BB: 0 P: 5	R: 0 E: 0 K: 0 S: 3	H: 0 LOB: 0 BB: 0 P: 3	R: 3 E: 0 K: 1 S: 10	H: 5 LOB: 2 BB: 0 P: 10	R: 0 E: 1 K: 1 S: 6	H: 0 LOB: 2 BB: 1 P: 10	R: 0 E: 0 K: 0 S: 3	H: 0 LOB: 0 BB: 0 P: 3	R: 0 E: 0 K: 1 S: 5	H: 1 LOB: 3 BB: 2 P: 14	R: 0 E: 0 K: 1 S: 5	H: 0 LOB: 0 BB: 0 P: 5		1B: 6 2B: 1 3B: 1 HR: 0	SF: 0 SAC: 0 DP: 0 HBP: 0	WP: 0 PB: 0 CS: 0
<b>PITCHER</b>	IP WLS BF H R ER SO BB IBB HBP BLK WP HR S P ERA WHIP																			
Steve Kline, R ERA: 5.91	3.2 W 18 7 3 3 1 0 0 0 0 0 0 0 5 9 7.36 1.909																			
Ron Klimkowski, R ERA: 2.92	0.2 4 0 0 0 1 1 0 0 0 0 0 0 5 9 0.00 1.500																			
Steve Hamilton, L ERA: 1.89	0.2 2 0 0 0 1 0 0 0 0 0 0 0 4 4 0.00 0.000																			
Jack Aker, R ERA: 2.53	4.0 S 15 1 0 0 3 2 0 0 0 0 0 0 19 27 0.00 0.750																			



Batter	1	2	3	4	5	6	7	8	9	AB	R	H	RBI	BB	SO	LOB	TOP			
<b>Horace Clarke, S</b> (1,4) OBP: 0.282, SLG: 0.312										4	0	2	1	0	0	0	<b>New York Yankees @ Milwaukee Brewers</b> Milwaukee County Stadium, Milwaukee, WI Fri Jul 31 1970, 8:05 PM EDT Unknown - 91 F			
<b>Thurman Munson, R</b> (1,2) OBP: 0.383, SLG: 0.386										5	1	1	1	0	0	3				
<b>Bobby Murcer, L</b> (1,8) OBP: 0.345, SLG: 0.405									4	1	1	1	1	0	0	1				
<b>Ron Woods, R</b> (7,9) OBP: 0.323, SLG: 0.388									1	0	1	0	0	0	0	0				
<b>Roy White, S</b> (1,7) OBP: 0.400, SLG: 0.488									3	1	1	0	2	1	2					
<b>Danny Cater, R</b> (1,3) OBP: 0.348, SLG: 0.426									3	1	1	1	2	0	1					
<b>Curt Blefary, L</b> (1,9) OBP: 0.321, SLG: 0.330									4	0	0	0	0	0	4					
<b>Lindy McDaniel, R</b> (7,1) OBP: 0.118, SLG: 0.118									0	0	0	0	0	0	0					
<b>Jerry Kenney, L</b> (1,5) OBP: 0.303, SLG: 0.335										4	1	2	1	1	0	2				
<b>Gene Michael, S</b> (1,6) OBP: 0.297, SLG: 0.263										4	1	1	1	0	0	2				
<b>Stan Bahnsen, R</b> (1,1) OBP: 0.170, SLG: 0.176										2	0	0	0	0	1	1				
<b>Pete Ward, L</b> (7,PH) OBP: 0.305, SLG: 0.404										1	0	1	1	0	0	0				
<b>Jim Lyttle, L</b> (7,PR) OBP: 0.333, SLG: 0.167										1	1	0	0	0	0	1				
<b>Inning Stats</b>	R: 0 E: 0 K: 0 S: 4	H: 1 LOB: 1 BB: 0 P: 4	R: 0 E: 0 K: 0 S: 3	H: 0 LOB: 0 BB: 0 P: 3	R: 0 E: 0 K: 0 S: 3	H: 1 LOB: 1 BB: 0 P: 4	R: 0 E: 0 K: 1 S: 5	H: 0 LOB: 1 BB: 1 P: 9	R: 0 E: 0 K: 0 S: 3	H: 0 LOB: 0 BB: 0 P: 3	R: 7 E: 0 K: 0 S: 9	H: 6 LOB: 2 BB: 3 P: 21	R: 0 E: 0 K: 0 S: 5	H: 2 LOB: 2 BB: 0 P: 5	R: 0 E: 0 K: 1 S: 6	H: 1 LOB: 2 BB: 1 P: 10	1B: 6 2B: 5 3B: 0 HR: 0	SF: 1 SAC: 1 DP: 0 HBP: 0	WP: 0 PB: 0 SB: 0 CS: 0	PA: 43
<b>PITCHER</b>	IP	WLS	BF	H	R	ER	SO	BB	IBB	HBP	BLK	WP	HR	S	P	ERA	WHIP			
<b>Bobby Bolin, R</b> (1,1) ERA: 4.37	6.1	L	26	4	4	4	1	3	0	0	0	0	0	25	37	5.68	1.105			
<b>Ken Sanders, R</b> (7,1) ERA: 1.89	0.1		6	4	3	3	0	0	1	0	0	0	0	5	9	81.00	12.000			
<b>John Gelnar, R</b> (7,1) ERA: 5.54	2.1		11	3	0	0	1	1	0	0	0	0	0	12	16	0.00	1.714			



Batter	1	2	3	4	5	6	7	8	9	AB	R	H	RBI	BB	SO	LOB	BOTTOM			
<b>Tommy Harper, R</b> (1,5) OBP: 0.384, SLG: 0.564										4	1	2	2	0	0	0	<b>New York Yankees @ Milwaukee Brewers</b> Milwaukee County Stadium, Milwaukee, WI Fri Jul 31 1970, 8:05 PM EDT Unknown - 91 F			
<b>Mike Hegan, L</b> (1,3) OBP: 0.334, SLG: 0.392										4	0	1	0	0	0	2				
<b>Ted Savage, R</b> (1,7) OBP: 0.400, SLG: 0.480										3	0	0	0	1	1	3				
<b>Bob Burda, L</b> (1,9) OBP: 0.327, SLG: 0.331									3	0	0	0	0	0	0	1				
<b>Ken Sanders, R</b> (7,1) OBP: 0.321, SLG: 0.294									0	0	0	0	0	0	0	0				
<b>Tito Francona, L</b> (9,PH) OBP: 0.321, SLG: 0.294									1	0	1	0	0	0	0	0				
<b>Bernie Smith, R</b> (9,PR)									0	0	0	0	0	0	0	0				
<b>Dave May, L</b> (1,8) OBP: 0.348, SLG: 0.349									4	0	1	0	0	0	0	1				
<b>Roberto Pena, R</b> (1,6) OBP: 0.287, SLG: 0.293									4	1	1	0	0	1	3					
<b>Phil Roof, R</b> (1,2) OBP: 0.290, SLG: 0.377									4	0	1	1	0	2	2					
<b>Ted Kubiak, S</b> (1,4) OBP: 0.343, SLG: 0.325									2	1	1	0	1	0	0					
<b>Bobby Bolin, R</b> (1,1) OBP: 0.273, SLG: 0.300									1	0	0	0	0	0	2					
<b>Russ Snyder, L</b> (7,9) OBP: 0.304, SLG: 0.356									1	0	1	0	0	0	0					
<b>Inning Stats</b>	R: 0 E: 0 K: 1 S: 5	H: 0 LOB: 0 BB: 0 P: 5	R: 1 E: 0 K: 0 S: 5	H: 2 LOB: 2 BB: 1 P: 9	R: 0 E: 0 K: 0 S: 3	H: 1 LOB: 1 BB: 0 P: 3	R: 2 E: 0 K: 1 S: 7	H: 2 LOB: 0 BB: 0 P: 7	R: 0 E: 0 K: 0 S: 2	H: 0 LOB: 0 BB: 1 P: 6	R: 0 E: 0 K: 0 S: 3	H: 0 LOB: 0 BB: 0 P: 3	R: 0 E: 0 K: 0 S: 4	H: 2 LOB: 1 BB: 0 P: 4	R: 0 E: 0 K: 1 S: 6	H: 1 LOB: 2 BB: 0 P: 6	1B: 5 2B: 3 3B: 1 HR: 1	SF: 0 SAC: 1 DP: 4 HBP: 0	WP: 0 PB: 0 SB: 0 CS: 1	PA: 34
<b>PITCHER</b>	IP	WLS	BF	H	R	ER	SO	BB	IBB	HBP	BLK	WP	HR	S	P	ERA	WHIP			
<b>Stan Bahnsen, R</b> (1,1) ERA: 3.23	6.0	W	23	6	3	3	3	1	0	0	0	0	0	1	27	4.50	1.167			
<b>Lindy McDaniel, R</b> (7,1) ERA: 1.73	3.0	S	11	3	0	0	1	0	0	0	0	0	0	13	13	0.00	1.000			



Batter	1	2	3	4	5	6	7	8	9	AB	R	H	RBI	BB	SO	LOB	TOP				
Horace Clarke, S OBP: 0.281, SLG: 0.311 (1,4)	2-3	4-3		4-3			F9 1B	4-3		5	1	1	0	0	0	0					
Jake Gibbs, L OBP: 0.315, SLG: 0.477 (1,2)	FC4-6 1B		HR		4-3		K		F7	5	1	2	1	0	1	1					
Bobby Mercer, L OBP: 0.343, SLG: 0.405 (1,8)	FC4-6 1B		E		4-3		F9		K	5	2	1	0	0	1	2					
Roy White, S OBP: 0.405, SLG: 0.490 (1,7)	1B 2B		E9				1B		4-3	3	1	2	1	2	0	0					
Pete Ward, L OBP: 0.317, SLG: 0.411 Ron Woods, R OBP: 0.323, SLG: 0.388 (7, PR) (7,9)	2B 1B		1-3		1-3		BB			4	0	2	2	0	0	2					
Curt Blefary, L OBP: 0.327, SLG: 0.339 Danny Cater, R OBP: 0.348, SLG: 0.426 (1,9) (7,3)	1-3 2H		3-1				1B			3	0	2	1	1	0	1					
Jerry Kenney, L OBP: 0.299, SLG: 0.330 (1,5)	1-3		F9				BB			4	0	0	0	0	0	7					
Gene Michael, S OBP: 0.294, SLG: 0.260 (1,6)		5-3		F3			F7		4-3	4	0	0	0	0	0	1					
Fritz Peterson, S OBP: 0.207, SLG: 0.316 Jack Aker, R OBP: 0.091, SLG: 0.091 (1,1) (8,1)	F5		F7				G3		K2-3	4	0	0	0	0	1	1					
<b>Inning Stats</b>	R: 2 E: 0 K: 0 S: 7	H: 4 LOB: 2 BB: 0 P: 7	R: 0 E: 0 K: 0 S: 3	H: 0 LOB: 0 BB: 0 P: 3	R: 2 E: 1 K: 0 S: 6	H: 3 LOB: 1 BB: 0 P: 6	R: 0 E: 0 K: 0 S: 3	H: 0 LOB: 0 BB: 0 P: 3	R: 0 E: 0 K: 0 S: 4	H: 1 LOB: 1 BB: 0 P: 4	R: 1 E: 0 K: 1 S: 7	H: 2 LOB: 3 BB: 2 P: 15	R: 0 E: 0 K: 1 S: 5	H: 0 LOB: 0 BB: 0 P: 5	R: 0 E: 0 K: 1 S: 5	H: 0 LOB: 0 BB: 0 P: 5	1B: 7 2B: 2 3B: 0 HR: 1	SF: 0 SAC: 0 DP: 0 HBP: 0	WP: 0 PB: 0 CS: 1	PA: 40	
<b>PITCHER</b>	IP	WLS	BF	H	R	ER	SO	BB	IBB	HBP	BLK	WP	HR	S	P	ERA	WHIP				
Gene Brabender, R ERA: 5.65 Bob Humphreys, R ERA: 3.32	(1,1) (7,1)	6.2 2.1	L 8	32 0	10 0	5 0	1 2	1 1	1 0	0 0	0 0	0 0	1 11	32 15	40	6.75 0.00	1.650 0.429				

New York Yankees @ Milwaukee Brewers  
Milwaukee County Stadium, Milwaukee, WI

AB 37  
R 5  
H 10  
RBI 5  
BB 3  
SO 3  
LOB 15



Fri Jul 31 1970, 8:05 PM EDT  
Att: 18,861 - Unknown - 77 F

Batter	1	2	3	4	5	6	7	8	9	AB	R	H	RBI	BB	SO	LOB	BOTTOM				
Tommy Harper, R OBP: 0.385, SLG: 0.568 (1,5)	G3 SF9 2B		6-3				F7			4	1	2	1	0	0	0					
Bernie Smith, R OBP: 0.250, SLG: 0.250 (1,8)	G3				2-3				6-3	4	0	1	0	0	0	2					
Ted Savage, R OBP: 0.402, SLG: 0.480 (1,9)	SF9		L6			5-3 BB			BB 1B	2	0	1	1	1	0	1					
Danny Walton, R OBP: 0.349, SLG: 0.453 Russ Snyder, L OBP: 0.304, SLG: 0.356 (1,7) (8, PR) (9,7)	FC5-4 1B				K		L6		G5-4-3 BB	3	0	1	0	1	1	1					
Jerry McNertney, R OBP: 0.314, SLG: 0.386 (1,3) (7,2)	FC5-4				K		5-3		G5-4-3	4	0	0	0	0	1	4					
Roberto Pena, R OBP: 0.284, SLG: 0.290 Bob Humphreys, R OBP: 0.325, SLG: 0.328 (1,6) (7,1) (9, PH)		1-3		F9			1-3		F5	3	0	0	0	0	0	1					
Phil Roof, R OBP: 0.296, SLG: 0.399 Mike Hegan, L OBP: 0.333, SLG: 0.390 (1,2) (7,3) (8,3)	F4					WP 2B 1B			K	3	2	2	1	0	0	0					
Gus Gil, R OBP: 0.284, SLG: 0.225 Tito Francona, L OBP: 0.316, SLG: 0.290 (1,4) (9, PH)	6-3						F8		F7	3	0	0	0	0	0	1					
Gene Brabender, R OBP: 0.079, SLG: 0.132 Ted Kubiak, S OBP: 0.342, SLG: 0.324 (1,1) (7,6)			K				K		6-3	2	0	0	0	0	2	1					
<b>Inning Stats</b>	R: 1 E: 0 K: 0 S: 5	H: 2 LOB: 1 BB: 0 P: 5	R: 0 E: 0 K: 0 S: 3	H: 0 LOB: 0 BB: 0 P: 3	R: 0 E: 0 K: 1 S: 6	H: 1 LOB: 1 BB: 0 P: 6	R: 0 E: 0 K: 2 S: 7	H: 0 LOB: 0 BB: 0 P: 7	R: 1 E: 0 K: 1 S: 7	H: 2 LOB: 1 BB: 0 P: 7	R: 0 E: 0 K: 0 S: 3	H: 0 LOB: 2 BB: 1 P: 7	R: 1 E: 0 K: 0 S: 3	H: 1 LOB: 0 BB: 1 P: 7	R: 0 E: 0 K: 1 S: 5	H: 0 LOB: 0 BB: 0 P: 5	1B: 4 2B: 2 3B: 0 HR: 1	SF: 1 SAC: 0 DP: 1 HBP: 0	WP: 1 PB: 0 CS: 0	PA: 35	
<b>PITCHER</b>	IP	WLS	BF	H	R	ER	SO	BB	IBB	HBP	BLK	WP	HR	S	P	ERA	WHIP				
Fritz Peterson, L ERA: 3.51 Jack Aker, R ERA: 2.45	(1,1) (8,1)	7.1 1.2	W S	30 5	7 0	3 0	3 0	4 1	0 0	0 0	0 0	0 0	1 6	37 10	41	3.68 0.00	1.091 0.600				

New York Yankees @ Milwaukee Brewers  
Milwaukee County Stadium, Milwaukee, WI

AB 32  
R 3  
H 7  
RBI 3  
BB 2  
SO 5  
LOB 11



Fri Jul 31 1970, 8:05 PM EDT  
Att: 18,861 - Unknown - 77 F









Batter	1	2	3	4	5	6	7	8	9	AB	R	H	RBI	BB	SO	LOB	TOP					
<b>Horace Clarke, S</b> OBP: 0.285, SLG: 0.316 (1, 4)										5	2	2	1	0	0	1	<b>New York Yankees @ Milwaukee Brewers</b> <b>Milwaukee County Stadium, Milwaukee, WI</b> Sun Aug 02 1970, 4:33 AM EDT Att: 20,365 - Unknown - 86 F					
<b>Thurman Munson, R</b> OBP: 0.382, SLG: 0.388 (1, 2)										5	1	3	2	0	1	1						
<b>Bobby Murcer, L</b> OBP: 0.346, SLG: 0.403 (1, 8)										4	1	1	0	0	1	2						
<b>Roy White, S</b> OBP: 0.405, SLG: 0.483 (1, 7)										2	0	0	1	1	0	1						
<b>Danny Cater, R</b> OBP: 0.349, SLG: 0.426 (1, 3)										4	0	1	1	0	0	1						
<b>Curt Blefary, L</b> OBP: 0.326, SLG: 0.339 (1, 9)										4	0	1	0	0	0	1						
<b>Jerry Kenney, L</b> OBP: 0.296, SLG: 0.321 (1, 5)										3	0	0	0	1	0	2						
<b>Gene Michael, S</b> OBP: 0.292, SLG: 0.257 (9, PH)										3	0	0	0	0	1	1						
<b>Jake Gibbs, L</b> OBP: 0.307, SLG: 0.463 (9, PH)										1	0	0	0	0	1	0						
<b>Mike McCormick, L</b> OBP: 0.200, SLG: 0.207 (3, 1)										1	0	0	0	0	0	0						
<b>Jim Lytle, L</b> OBP: 0.335, SLG: 0.328 (7, PH)										0	0	0	0	0	0	0						
<b>Ron Klimkowski, R</b> OBP: 0.316, SLG: 0.328 (7, 1)										0	0	0	0	0	0	0						
<b>Steve Hamilton, L</b> OBP: 0.316, SLG: 0.328 (7, 1)										0	0	0	0	0	0	0						
<b>Pete Ward, L</b> OBP: 0.316, SLG: 0.407 (9, PH)										1	0	1	0	0	0	0						
<b>Inning Stats</b>	R: 3 E: 0 K: 0 S: 7	H: 4 LOB: 1 BB: 0 P: 7	R: 0 E: 0 K: 0 S: 3	H: 0 LOB: 0 BB: 0 P: 3	R: 0 E: 0 K: 0 S: 3	H: 1 LOB: 1 BB: 1 P: 7	R: 0 E: 0 K: 1 S: 5	H: 0 LOB: 1 BB: 0 P: 9	R: 0 E: 0 K: 1 S: 4	H: 0 LOB: 0 BB: 0 P: 5	R: 0 E: 0 K: 1 S: 5	H: 1 LOB: 1 BB: 0 P: 4	R: 2 E: 0 K: 1 S: 8	H: 3 LOB: 1 BB: 0 P: 8	R: 0 E: 0 K: 0 S: 3	H: 0 LOB: 0 BB: 0 P: 3	R: 0 E: 0 K: 2 S: 8	H: 1 LOB: 1 BB: 0 P: 8	1B: 7 2B: 3 3B: 0 HR: 0	SF: 1 SAC: 0 DP: 1 HBP: 0	WP: 1 PB: 0 CS: 1	PA: 38
<b>PITCHER</b>	IP WLS BF H R ER SO BB IBB HBP BLK WP HR S P ERA WHIP																					
<b>Skip Lockwood, R</b> ERA: 5.38 (1, 1)	6.1	29	9	5	5	3	2	0	0	0	0	1	0	33	41	7.11	1.737					
<b>John Gelnar, R</b> ERA: 5.27 (7, 1)	2.2	9	1	0	0	2	0	0	0	0	0	0	0	13	13	0.00	0.375					
<b>Batter</b>	<b>1</b>	<b>2</b>	<b>3</b>	<b>4</b>	<b>5</b>	<b>6</b>	<b>7</b>	<b>8</b>	<b>9</b>	<b>AB</b>	<b>R</b>	<b>H</b>	<b>RBI</b>	<b>BB</b>	<b>SO</b>	<b>LOB</b>	<b>BOTTOM</b>					
<b>Tommy Harper, R</b> OBP: 0.387, SLG: 0.570 (1, 5)										4	1	2	1	1	0	2	<b>New York Yankees @ Milwaukee Brewers</b> <b>Milwaukee County Stadium, Milwaukee, WI</b> Sun Aug 02 1970, 4:33 AM EDT Att: 20,365 - Unknown - 86 F					
<b>Gus Gil, R</b> OBP: 0.293, SLG: 0.238 (9, 5)										0	0	0	0	0	0	0						
<b>Mike Hegan, L</b> OBP: 0.325, SLG: 0.381 (1, 3)										3	1	0	0	1	0	4						
<b>Ted Savage, R</b> OBP: 0.406, SLG: 0.497 (1, 9)										4	3	2	2	1	0	1						
<b>Danny Walton, R</b> OBP: 0.346, SLG: 0.444 (1, 7)										4	1	0	0	0	0	3						
<b>Russ Snyder, L</b> OBP: 0.304, SLG: 0.356 (9, 7)										0	0	0	0	0	0	0						
<b>Roberto Pena, R</b> OBP: 0.286, SLG: 0.292 (1, 6)										5	1	2	1	0	1	0						
<b>Phil Roof, R</b> OBP: 0.314, SLG: 0.416 (1, 2)										3	2	2	1	1	0	0						
<b>Dave May, L</b> OBP: 0.343, SLG: 0.343 (1, 8)										4	0	1	2	0	1	4						
<b>Ted Kubiak, S</b> OBP: 0.342, SLG: 0.322 (1, 4)										3	0	1	2	1	0	2						
<b>Skip Lockwood, R</b> OBP: 0.290, SLG: 0.433 (1, 1)										3	0	1	0	0	1	3						
<b>John Gelnar, R</b> ERA: 5.27 (7, 1)										1	0	0	0	0	0	2						
<b>Inning Stats</b>	R: 0 E: 0 K: 0 S: 4	H: 1 LOB: 1 BB: 0 P: 4	R: 1 E: 0 K: 0 S: 6	H: 3 LOB: 2 BB: 0 P: 6	R: 4 E: 0 K: 0 S: 6	H: 3 LOB: 3 BB: 4 P: 22	R: 0 E: 0 K: 1 S: 5	H: 0 LOB: 0 BB: 0 P: 5	R: 0 E: 0 K: 1 S: 5	H: 0 LOB: 0 BB: 0 P: 5	R: 2 E: 0 K: 1 S: 7	H: 2 LOB: 1 BB: 1 P: 12	R: 2 E: 0 K: 0 S: 5	H: 2 LOB: 0 BB: 0 P: 5	R: 2 E: 0 K: 0 S: 5	H: 2 LOB: 0 BB: 0 P: 5	1B: 8 2B: 2 3B: 0 HR: 1	SF: 0 SAC: 1 DP: 0 HBP: 1	WP: 0 PB: 0 CS: 0	PA: 41		
<b>PITCHER</b>	IP WLS BF H R ER SO BB IBB HBP BLK WP HR S P ERA WHIP																					
<b>Mike McCormick, L</b> ERA: 6.39 (1, 1)	2.1	14	4	4	4	0	1	0	0	0	0	1	9	17	15.43	3.000						
<b>Mike Kekich, L</b> ERA: 6.17 (3, 1)	0.0	3	1	0	0	0	2	0	0	0	0	1	9	17	15.43	3.000						
<b>Gary Waslewski, R</b> ERA: 4.16 (3, 1)	3.2	12	0	1	1	2	1	0	0	0	0	0	15	19	2.46	0.273						
<b>Ron Klimkowski, R</b> ERA: 3.16 (7, 1)	0.0	L	4	2	2	2	0	1	0	1	0	0	0	2	7	15.43	3.000					
<b>Steve Hamilton, L</b> ERA: 2.25 (7, 1)	2.0	8	2	2	2	1	0	0	0	0	1	10	10	9.00	1.000							



Batter	1	2	3	4	5	6	7	8	9	AB	R	H	RBI	BB	SO	LOB	TOP					
Horace Clarke, S (1,4) OBP: 0.288, SLG: 0.320	3-1		G5-4-3 1B				1B			4	0	3	0	0	0	0	<p><b>New York Yankees @ Cleveland Indians</b> Cleveland Municipal Stadium, Cleveland, OH</p> <p>Tue Aug 04 1970, 7:05 PM EDT Att: 10,386 - Unknown - 64 F</p> <p>AB 31 R 1 H 7 RBI 0 BB 3 SO 4 LOB 10</p> 					
Thurman Munson, R (1,2) OBP: 0.381, SLG: 0.386	BB G1-2-3 1B		G5-4-3 1-2 3-H 0-0		K		F5			4	0	1	0	0	1	4						
Bobby Murcer, L (1,8) OBP: 0.348, SLG: 0.403	1-2 BB		F5				SH1-3 1B		K	3	0	1	0	1	1	0						
Roy White, S (1,7) OBP: 0.403, SLG: 0.479	1-2 2-3 BB				F9		F5		F9	3	0	0	0	1	0	1						
Danny Cater, R (1,3) OBP: 0.346, SLG: 0.422	G1-2-3 3-H				L5		SH1-3 1-2		K	3	0	0	0	0	1	3						
Curt Blefary, L (1,9) OBP: 0.325, SLG: 0.335		4-3					3-1		F9	3	0	0	0	1	0	1						
Jerry Kenney, L (1,5) OBP: 0.292, SLG: 0.316		F7			4-3				4-3	4	0	0	0	0	0	1						
Gene Michael, S (1,6) OBP: 0.289, SLG: 0.254		4-3					6-3		F5	4	0	0	0	0	0	0						
Steve Kline, R (1,1) OBP: 0.444, SLG: 0.444							K			2	1	1	0	0	1	0						
Mike Kekich, R (5,1) OBP: 0.222, SLG: 0.176										0	0	0	0	0	0	0						
Jim Lyttle, L (7,PH) OBP: 0.389, SLG: 0.357										1	0	1	0	0	0	0						
Gary Waslewski, R (7,1)			1B G5-4-3 1B							0	0	0	0	0	0	0						
<b>Inning Stats</b>	R: 0 E: 0 K: 0 S: 3	H: 1 LOB: 2 BB: 2 P: 11	R: 0 E: 0 K: 0 S: 3	H: 0 LOB: 0 BB: 0 P: 3	R: 1 E: 0 K: 0 S: 4	H: 2 LOB: 0 BB: 0 P: 4	R: 0 E: 0 K: 0 S: 3	H: 0 LOB: 1 BB: 1 P: 7	R: 0 E: 0 K: 2 S: 8	H: 1 LOB: 1 BB: 0 P: 8	R: 0 E: 0 K: 0 S: 4	H: 1 LOB: 2 BB: 0 P: 4	R: 0 E: 0 K: 0 S: 5	H: 2 LOB: 2 BB: 0 P: 5	R: 0 E: 0 K: 0 S: 7	H: 0 LOB: 0 BB: 0 P: 7	R: 0 E: 0 K: 0 S: 3	H: 0 LOB: 0 BB: 0 P: 3	1B: 7 2B: 0 3B: 0 HR: 0	SF: 0 SAC: 1 DP: 2 HBP: 0	WP: 0 PB: 0 SB: 0 CS: 0	PA: 35
<b>PITCHER</b> Steve Hargan, R (1,1) ERA: 2.15	IP: 9.0 WLS: W BF: 35 H: 7 R: 1 ER: 1 SO: 4 BB: 3 IBB: 0 HBP: 0 BLK: 0 WP: 0 HR: 0 S: 40 P: 52 ERA: 1.00 WHIP: 1.111															<b>PITCHER</b>						

Batter	1	2	3	4	5	6	7	8	9	AB	R	H	RBI	BB	SO	LOB	BOTTOM			
Vada Pinson, L (1,9) OBP: 0.322, SLG: 0.458	E4 FC5-4	HR		G3		F8		F6		5	1	1	2	0	0	0	<p><b>New York Yankees @ Cleveland Indians</b> Cleveland Municipal Stadium, Cleveland, OH</p> <p>Tue Aug 04 1970, 7:05 PM EDT Att: 10,386 - Unknown - 64 F</p> <p>AB 35 R 6 H 10 RBI 6 BB 3 SO 5 LOB 18</p> 			
Graig Nettles, L (1,5) OBP: 0.345, SLG: 0.399	F9	1B		4-3			G6-4-3 1B	P6		5	0	2	0	0	0	1				
Roy Foster, R (1,7) OBP: 0.361, SLG: 0.462	FC5-4 1B	1B			F4	G6-4-3 1B				4	1	1	0	0	0	2				
Duke Sims, L (1,3) OBP: 0.383, SLG: 0.532	1B BB	F8			G3 1B	2B		1B 1B		3	2	2	0	1	0	2				
Ray Fosse, R (1,2) OBP: 0.368, SLG: 0.496	1-2 2-H 1B			6-3	G3 1B	BB		1B CS 1B		3	1	2	1	1	0	0				
Ted Uhlhaender, L (1,8) OBP: 0.301, SLG: 0.348	G3			E6	G3			FC1-6 1B		4	0	1	1	0	0	4				
Eddie Leon, R (1,4) OBP: 0.304, SLG: 0.350		F8	F8			1B BB		FC1-6 CS		3	0	0	0	1	0	3				
Larry Brown, R (1,6) OBP: 0.362, SLG: 0.337		E6 HR		K		1B		K		4	1	1	2	0	2	3				
Steve Hargan, R (1,1) OBP: 0.125, SLG: 0.125	K			K	K			4-1		4	0	0	0	0	3	3				
<b>Inning Stats</b>	R: 1 E: 1 K: 0 S: 5	H: 1 LOB: 2 BB: 1 P: 9	R: 2 E: 1 K: 1 S: 9	H: 3 LOB: 2 BB: 0 P: 9	R: 0 E: 1 K: 1 S: 6	H: 0 LOB: 1 BB: 0 P: 6	R: 0 E: 0 K: 1 S: 5	H: 0 LOB: 0 BB: 0 P: 5	R: 2 E: 0 K: 1 S: 7	H: 2 LOB: 2 BB: 2 P: 15	R: 0 E: 0 K: 0 S: 3	H: 1 LOB: 0 BB: 0 P: 3	R: 1 E: 0 K: 1 S: 7	H: 3 LOB: 1 BB: 0 P: 7	R: 0 E: 0 K: 0 S: 3	H: 0 LOB: 0 BB: 0 P: 3		1B: 8 2B: 1 3B: 0 HR: 1	SF: 0 SAC: 0 DP: 1 HBP: 0	WP: 0 PB: 0 SB: 1 CS: 2
<b>PITCHER</b> Steve Kline, R (1,1) ERA: 5.54	IP: 4.2 WLS: L BF: 26 H: 6 R: 5 ER: 2 SO: 3 BB: 3 IBB: 0 HBP: 0 BLK: 0 WP: 0 HR: 1 S: 29 P: 41 ERA: 3.86 WHIP: 1.929															<b>PITCHER</b>				
Mike Kekich, L (5,1) ERA: 6.02	1.1 4 1 0 0 1 0 0 0 0 0 0 6 6 0.00 0.750																			
Gary Waslewski, R (7,1) ERA: 4.18	2.0 8 3 1 1 1 0 0 0 0 0 0 10 10 4.50 1.500																			



Batter	1	2	3	4	5	6	7	8	9	AB	R	H	RBI	BB	SO	LOB	TOP																			
Horace Clarke, S OBP: 0.287, SLG: 0.318 (1, 4)	F9	L8				4-3		F7		5	1	1	0	0	0	2	<b>New York Yankees @ Cleveland Indians</b> Cleveland Municipal Stadium, Cleveland, OH Wed Aug 05 1970, 7:05 PM EDT Att: 19,335 - Unknown - 65 F																			
Thurman Munson, R OBP: 0.376, SLG: 0.393 (1, 2)	L7		K			1-3		5-3		5	1	1	2	0	1	0																				
Roy White, S OBP: 0.406, SLG: 0.477 (1, 7)	BB		P4			BB		F4		2	0	0	0	3	0	0																				
Danny Cater, R OBP: 0.347, SLG: 0.421 (1, 5) (7, 3)	BB		F7			FC4-6		BB		4	2	1	0	1	0	2																				
Ron Hansen, R OBP: 0.413, SLG: 0.425 Bobby Murcer, L OBP: 0.351, SLG: 0.412 (1, 5) (1, 8)	5-3			BB		HR		6-3		1	0	0	0	0	0	2																				
John Ellis, R OBP: 0.304, SLG: 0.388 Jerry Kenney, L OBP: 0.291, SLG: 0.315 (1, 3) (7, PR) (7, 5)		HBP	K			K		BB		4	0	2	0	0	2	1																				
Ron Woods, R OBP: 0.323, SLG: 0.388 (1, 8)						F8		F9		3	0	1	0	1	0	2																				
Pete Ward, L OBP: 0.328, SLG: 0.417 Jim Lytle, L OBP: 0.389, SLG: 0.357 (9, PH) (9, PR) (9, 9)		HBP				1B		1B		1	0	1	1	0	0	0																				
Gene Michael, S OBP: 0.293, SLG: 0.257 (1, 6)			K			FC6-4		K		4	0	2	1	1	2	3																				
Fritz Peterson, S OBP: 0.213, SLG: 0.305 Jack Aker, R OBP: 0.083, SLG: 0.083 Lindy McDaniel, R OBP: 0.111, SLG: 0.111 (1, 1) (6, 1) (6, 1)						FC6-4		F8		2	0	0	0	0	1	4																				
<b>Inning Stats</b>	R: 0 E: 0 K: 0 S: 3	H: 0 LOB: 2 BB: 2 P: 11	R: 0 E: 0 K: 1 S: 5	H: 1 LOB: 2 BB: 1 P: 10	R: 0 E: 0 K: 1 S: 5	H: 0 LOB: 0 BB: 0 P: 5	R: 0 E: 0 K: 1 S: 5	H: 0 LOB: 2 BB: 2 P: 13	R: 4 E: 0 K: 2 S: 12	H: 5 LOB: 2 BB: 1 P: 16	R: 0 E: 0 K: 0 S: 3	H: 0 LOB: 1 BB: 0 P: 7	R: 0 E: 0 K: 1 S: 6	H: 1 LOB: 1 BB: 0 P: 6	R: 0 E: 0 K: 0 S: 3	H: 0 LOB: 0 BB: 0 P: 3	R: 3 E: 1 K: 1 S: 9	H: 4 LOB: 2 BB: 0 P: 9	1B: 9 2B: 0 3B: 0 HR: 2	SF: 0 SAC: 0 DP: 0 HBP: 1	WP: 0 PB: 0 SB: 0 CS: 0	PA: 45														
<b>PITCHER</b>	IP	WLS	BF	H	R	ER	SO	BB	IBB	HBP	BLK	WP	HR	S	P	ERA	WHIP	<b>PITCHER</b>		IP	WLS	BF	H	R	ER	SO	BB	IBB	HBP	BLK	WP	HR	S	P	ERA	WHIP
Sam McDowell, L ERA: 2.62 (1, 1)	4.2	L	25	5	4	4	4	6	0	1	0	0	2	26	51	7.71	2.357	Fred Lasher, R ERA: 3.78 (9, 1)		0.1		3	2	2	1	1	0	0	0	0	5	5	27.00	6.000		
Vince Colbert, R ERA: 9.31 (5, 1)	1.1		6	1	0	0	1	1	0	0	0	0	0	7	11	0.00	1.500																			
Rick Austin, L ERA: 5.67 (7, 1)	2.0		7	1	0	0	1	0	0	0	0	0	0	9	9	0.00	0.500																			
Dennis Higgins, R ERA: 4.75 (9, 1)	0.1		2	1	1	1	0	0	0	0	0	0	0	2	2	27.00	3.000																			
Steve Mingori, L ERA: 27.0 (9, 1)	0.1		2	1	0	0	0	0	0	0	0	0	0	2	2	0.00	3.000																			
<b>Batter</b>	<b>1</b>	<b>2</b>	<b>3</b>	<b>4</b>	<b>5</b>	<b>6</b>	<b>7</b>	<b>8</b>	<b>9</b>	<b>AB</b>	<b>R</b>	<b>H</b>	<b>RBI</b>	<b>BB</b>	<b>SO</b>	<b>LOB</b>	<b>BOTTOM</b>																			
Larry Brown, R OBP: 0.370, SLG: 0.347 (1, 6)	FC5-4		F8			4-3		SH1-4		3	1	2	0	0	0	0	<b>New York Yankees @ Cleveland Indians</b> Cleveland Municipal Stadium, Cleveland, OH Wed Aug 05 1970, 7:05 PM EDT Att: 19,335 - Unknown - 65 F																			
Vada Pinson, L OBP: 0.319, SLG: 0.453 (1, 9)	P4			F3		F6		K2-3		4	0	0	0	0	1	4																				
Roy Foster, R OBP: 0.459, SLG: 0.459 Ted Uhlhaender, L OBP: 0.299, SLG: 0.346 (1, 7) (6, 7)	F8			F9		4-3		F9		2	0	0	0	0	0	1																				
Ray Fosse, R OBP: 0.370, SLG: 0.504 (1, 2)	FC5-4			K2-3						2	0	0	0	0	0	3																				
Tony Horton, R OBP: 0.318, SLG: 0.447 (1, 3)						HR				4	1	2	3	0	1	1																				
Buddy Bradford, R OBP: 0.288, SLG: 0.333 (1, 8)						K				4	0	1	0	0	2	0																				
Eddie Leon, R OBP: 0.306, SLG: 0.355 (1, 4)						E6				4	0	1	0	0	2	0																				
Graig Nettles, L OBP: 0.342, SLG: 0.394 (1, 5)						G1-4-3				4	0	0	0	0	2	3																				
Sam McDowell, L OBP: 0.186, SLG: 0.197 Vince Colbert, R OBP: 0.395 Rich Rollins, R OBP: 0.291, SLG: 0.295 Rick Austin, R OBP: 0.271, SLG: 0.268 Chuck Hinton, R OBP: 0.247, SLG: 0.248 Dennis Higgins, R OBP: 0.389, SLG: 0.357 Steve Mingori, L OBP: 0.111, SLG: 0.111 Fred Lasher, R OBP: 0.111, SLG: 0.111 (1, 1) (5, 1) (6, PH) (7, 1) (8, PH) (9, 1) (9, 1) (9, 1)						G1-4-3				4	0	0	0	0	2	3																				
<b>Inning Stats</b>	R: 0 E: 0 K: 0 S: 4	H: 1 LOB: 1 BB: 0 P: 4	R: 0 E: 0 K: 2 S: 7	H: 0 LOB: 0 BB: 0 P: 7	R: 0 E: 0 K: 1 S: 5	H: 0 LOB: 0 BB: 0 P: 5	R: 0 E: 0 K: 1 S: 5	H: 0 LOB: 0 BB: 0 P: 5	R: 0 E: 0 K: 1 S: 6	H: 1 LOB: 1 BB: 0 P: 6	R: 3 E: 0 K: 1 S: 8	H: 3 LOB: 0 BB: 0 P: 8	R: 0 E: 0 K: 1 S: 5	H: 0 LOB: 0 BB: 0 P: 5	R: 0 E: 0 K: 1 S: 6	H: 1 LOB: 1 BB: 0 P: 6		R: 0 E: 0 K: 0 S: 5	H: 3 LOB: 2 BB: 0 P: 5	1B: 7 2B: 1 3B: 0 HR: 1	SF: 0 SAC: 1 DP: 2 HBP: 0	WP: 0 PB: 0 SB: 0 CS: 0	PA: 35													
<b>PITCHER</b>	IP	WLS	BF	H	R	ER	SO	BB	IBB	HBP	BLK	WP	HR	S	P	ERA	WHIP	<b>PITCHER</b>		IP	WLS	BF	H	R	ER	SO	BB	IBB	HBP	BLK	WP	HR	S	P	ERA	WHIP
Fritz Peterson, L ERA: 3.56 (1, 1)	5.2	W	22	5	3	3	5	0	0	0	0	0	0	10	10	0.00	0.600																			
Jack Aker, R ERA: 2.38 (6, 1)	1.2		6	1	0	0	2	0	0	0	0	0	0	10	10	0.00	0.600																			
Lindy McDaniel, R ERA: 1.67 (8, 1)	1.2	S	7	3	0	0	1	0	0	0	0	0	0	9	9	0.00	1.800																			





Batter	1	2	3	4	5	6	7	8	9	AB	R	H	RBI	BB	SO	LOB	TOP			
Dick McAuliffe, L (1,4)	L8		P6	L8			FC5-4 BB		3-1	4	0	0	0	1	0	3				
Mickey Stanley, R (1,8)	K		WP		L3-1 SF7		FC5-4		1-3	5	2	2	0	0	1	2				
Al Kaline, R (1,9)	L6-3				L3-1		L6			4	0	1	0	0	0	2				
Jim Northrup, L (1,7)										2	0	1	1	1	0	0				
Elliott Maddox, R (8,7)										0	0	0	0	0	0	0				
Norm Cash, L (1,3)										3	0	1	0	1	0	2				
Don Wert, R (1,5)										4	0	1	0	0	0	3				
Bill Freehan, R (1,2)										3	0	1	0	1	0	1				
Cesar Gutierrez, R (1,6)										4	0	1	0	0	1	4				
Mike Kilkenny, R (1,1)										3	0	0	0	0	1	2				
<b>Inning Stats</b>	R: 0 E: 0 K: 1 S: 5	H: 0 LOB: 0 BB: 0 P: 5	R: 0 E: 0 K: 0 S: 3	H: 1 LOB: 2 BB: 2 P: 11	R: 1 E: 0 K: 1 S: 7	H: 2 LOB: 2 BB: 1 P: 11	R: 0 E: 0 K: 0 S: 5	H: 2 LOB: 2 BB: 0 P: 5	R: 1 E: 0 K: 0 S: 4	H: 1 LOB: 0 BB: 0 P: 4	R: 0 E: 0 K: 1 S: 5	H: 0 LOB: 1 BB: 1 P: 7	R: 0 E: 0 K: 0 S: 4	H: 1 LOB: 1 BB: 0 P: 4	R: 0 E: 0 K: 0 S: 4	H: 1 LOB: 1 BB: 0 P: 4	1B: 5 2B: 2 3B: 1 HR: 0	SF: 1 SAC: 1 DP: 1 HBP: 0	WP: 2 PB: 0 SB: 0 CS: 0	PA: 38
<b>PITCHER</b> Mel Stottlemyre, R (1,1) ERA: 3.07	IP: 9.0 WLS: L BF: 38	H: 8 R: 2 ER: 2 SO: 3	BB: 4 IBB: 0 HBP: 0 BLK: 0	WP: 2 HR: 0 S: 40 P: 56	ERA: 2.00 WHIP: 1.333	<b>PITCHER</b> IP: WLS: BF: H: R: ER: SO: BB: IBB: HBP: BLK: WP: HR: S: P: ERA: WHIP														

Detroit Tigers @ New York Yankees  
Yankee Stadium, Bronx, NY  
Thu Aug 06 1970, 7:05 PM EDT  
Unknown - 79 F

AB	32
R	2
H	8
RBI	1
BB	4
SO	3
LOB	19



Batter	1	2	3	4	5	6	7	8	9	AB	R	H	RBI	BB	SO	LOB	BOTTOM			
Horace Clarke, S (1,4)	4-3		3-1				FC5-4 BB		6-3	3	0	0	0	1	0	1				
Thurman Munson, R (1,2)							FC5-4		F7	3	0	1	1	1	0	1				
Roy White, S (1,7)	K		4-3				L9		L9	4	0	0	0	0	1	2				
Danny Cater, R (1,5)										4	0	0	0	0	0	0				
Bobby Murcer, L (1,8)										3	0	0	0	1	0	0				
John Ellis, R (1,3)										4	0	2	0	0	1	1				
Ron Woods, R (1,9)										3	0	0	0	0	0	2				
Gene Michael, S (1,6)										3	1	1	0	0	1	0				
Mel Stottlemyre, R (1,1)										2	0	0	0	0	1	0				
<b>Inning Stats</b>	R: 0 E: 0 K: 1 S: 4	H: 0 LOB: 1 BB: 1 P: 8	R: 0 E: 0 K: 0 S: 4	H: 1 LOB: 0 BB: 0 P: 4	R: 1 E: 0 K: 0 S: 5	H: 2 LOB: 1 BB: 0 P: 5	R: 0 E: 0 K: 0 S: 4	H: 1 LOB: 1 BB: 0 P: 4	R: 0 E: 0 K: 1 S: 5	H: 0 LOB: 0 BB: 1 P: 9	R: 0 E: 0 K: 1 S: 5	H: 0 LOB: 0 BB: 1 P: 9	R: 0 E: 0 K: 0 S: 3	H: 0 LOB: 0 BB: 0 P: 3	R: 0 E: 0 K: 0 S: 3	H: 0 LOB: 0 BB: 0 P: 3	1B: 4 2B: 0 3B: 0 HR: 0	SF: 0 SAC: 1 DP: 0 HBP: 0	WP: 0 PB: 0 SB: 0 CS: 1	PA: 33
<b>PITCHER</b> Mike Kilkenny, L (1,1) ERA: 4.64	IP: 9.0 WLS: W BF: 33	H: 4 R: 1 ER: 1 SO: 4	BB: 3 IBB: 0 HBP: 0 BLK: 0	WP: 0 HR: 0 S: 38 P: 50	ERA: 1.00 WHIP: 0.778	<b>PITCHER</b> IP: WLS: BF: H: R: ER: SO: BB: IBB: HBP: BLK: WP: HR: S: P: ERA: WHIP														

Detroit Tigers @ New York Yankees  
Yankee Stadium, Bronx, NY  
Thu Aug 06 1970, 7:05 PM EDT  
Unknown - 79 F

AB	29
R	1
H	4
RBI	1
BB	3
SO	4
LOB	7






Batter	1	2	3	4	5	6	7	8	9	AB	R	H	RBI	BB	SO	LOB	TOP					
Dalton Jones, L (1,4) OBP: 0.333, SLG: 0.357	0-0 HR	4-0 1B FC3 BB	0-0 L9		0-3 K2-3			0-0 B2		4	2	1	1	1	1	2						
Mickey Stanley, R (1,8) OBP: 0.334, SLG: 0.426	4-0 FC4-6 1B BB	0-0 BB FC3	0-0			0-0 4-3		0-0 1B		4	1	3	2	1	0	0						
Gates Brown, L (1,7) OBP: 0.293, SLG: 0.400	0-0 L7	0-0 FC3	0-0 F8			0-0 F7		0-0 1-3		1	0	0	0	0	0	1						
Ike Brown, R (2,7) OBP: 0.365, SLG: 0.509										2	0	0	1	0	0	3						
Jim Northrup, L (6,7) OBP: 0.337, SLG: 0.510										2	0	0	0	0	0	1						
Norm Cash, L (1,3) OBP: 0.387, SLG: 0.464	4-0 FC4-6 1B BB	4-0 1-2 2-3 BB		0-0 SH1-3 1B		0-0 G3			4-0 FC5-4 BB	2	0	1	0	3	0	0						
Russ Nagelson, L (1,9) OBP: 0.256, SLG: 0.243	0-0 FC4-6 1B	0-3 K		0-0 SH1-3			4-0 BB		0-0 F8	3	0	0	0	1	1	6						
Don Wert, R (1,5) OBP: 0.327, SLG: 0.362	0-0 FC6-4 1B	0-0 F7		0-0 F2			0-0 F7		0-0 L9	5	0	1	1	0	0	6						
Jim Price, R (1,2) OBP: 0.277	0-0 FC6-4		0-0 FC1-5 1B	0-0 P4			0-0 F3		0-0 FC5-4	4	0	1	0	0	0	4						
Bill Freehan, R (9, PH) OBP: 0.328, SLG: 0.425										1	0	0	0	0	0	1						
Cesar Gutierrez, R (1,6) OBP: 0.265, SLG: 0.297		0-0 L7	0-0 L9 FC1-5 1B		0-0 5-3			0-0 4-3		4	1	1	0	0	0	1						
Joe Niekro, R (1,1) OBP: 0.231, SLG: 0.250									0-0 F9	1	1	1	0	0	0	0						
John Hiller, R (2,1)										2	0	0	0	0	0	2						
Daryl Patterson, L (6,1)										0	0	0	0	0	0	0						
Dick McAuliffe, L (8, PH) OBP: 0.384, SLG: 0.369		0-0 BB								1	0	0	0	0	0	0						
Tom Timmermann, R (8,1)		0-0 1B	0-0 1-2 2-3							0	0	0	0	0	0	0						
<b>Inning Stats</b>	R: 2 E: 0 K: 0 S: 5	H: 2 LOB: 2 BB: 2 P: 13	R: 2 E: 0 K: 1 S: 8	H: 2 LOB: 3 BB: 2 P: 16	R: 1 E: 0 K: 0 S: 6	H: 3 LOB: 2 BB: 0 P: 6	R: 0 E: 0 K: 0 S: 4	H: 1 LOB: 1 BB: 0 P: 4	R: 0 E: 0 K: 1 S: 5	H: 0 LOB: 0 BB: 0 P: 5	R: 0 E: 0 K: 0 S: 3	H: 0 LOB: 0 BB: 0 P: 3	R: 0 E: 0 K: 0 S: 3	H: 0 LOB: 1 BB: 1 P: 7	R: 0 E: 0 K: 0 S: 4	H: 1 LOB: 1 BB: 0 P: 4	R: 0 E: 0 K: 0 S: 3	H: 0 LOB: 1 BB: 1 P: 7	1B: 8 2B: 0 3B: 0 HR: 1	SF: 0 SAC: 1 DP: 0 HBP: 0	WP: 0 PB: 0 SB: 0 CS: 0	PA: 43
<b>PITCHER</b>	IP	WLS	BF	H	R	ER	SO	BB	IBB	HBP	BLK	WP	HR	S	P	ERA	WHIP					
Stan Bahnsen, R (1,1) ERA: 3.42	1.1		11	4	4	4	0	3	0	0	0	0	1	8	20	27.00	5.250					
Steve Hamilton, L (2,1) ERA: 2.32	2.2	L	14	4	1	1	1	1	0	0	0	0	0	15	19	3.38	1.875					
Ron Klimkowski, R (5,1) ERA: 3.06	2.0	W	6	0	0	0	1	0	0	0	0	0	0	8	8	0.00	0.000					
Lindy McDaniel, R (7,1) ERA: 1.61	3.0	S	12	1	0	0	0	2	0	0	0	0	0	10	18	0.00	1.000					

**Detroit Tigers @ New York Yankees**  
 Yankee Stadium, Bronx, NY  
 Thu Aug 06 1970, 7:05 PM EDT  
 Att: 22,434 - Unknown - 75 F


AB 36  
 R 5  
 H 9  
 RBI 5  
 BB 6  
 SO 2  
 LOB 27



Batter	1	2	3	4	5	6	7	8	9	AB	R	H	RBI	BB	SO	LOB	BOTTOM					
Horace Clarke, S (1,4) OBP: 0.288, SLG: 0.318	0-0 1-3	4-0 2B BB			0-0 HR	0-0 1-4-3		0-0 FC4-6		4	1	1	0	1	0	2						
Jake Gibbs, L (1,2) OBP: 0.316, SLG: 0.479	0-0 BB HR	0-0			0-3 K		0-0 F9			4	1	2	0	0	1	1						
Bobby Murcer, L (1,8) OBP: 0.352, SLG: 0.416	4-0 1-2 HR BB	0-3 K			0-0 2H HR		0-0 L7			3	2	1	2	1	1	2						
Roy White, S (1,7) OBP: 0.403, SLG: 0.479	0-0 HR		0-0 F4		4-0 BB		0-0 1-3			3	1	1	3	1	0	0						
Pete Ward, L (1,3) OBP: 0.338, SLG: 0.417	4-0			0-0 5-3		0-0 L5		0-0 6-3		0	0	0	0	1	0	0						
Danny Cater, R (3, PH) OBP: 0.341, SLG: 0.413										3	0	0	0	0	0	1						
Curt Blefary, L (1,9) OBP: 0.324, SLG: 0.337	0-0 F8				0-0 F8			0-0 6-3 1B		4	0	1	0	0	0	2						
Jim Lyttle, L (8, FR) OBP: 0.389, SLG: 0.357					0-0 F9			0-0 2B		0	1	0	0	0	0	0						
Jerry Kenney, L (1,5) OBP: 0.291, SLG: 0.318	0-3 K				0-0 F5			0-0 6-3		4	1	1	0	0	1	2						
Gene Michael, S (1,6) OBP: 0.295, SLG: 0.260			0-0 L3		0-0 F8			0-0 6-3		4	0	2	1	0	0	0						
Stan Bahnsen, R (1,1) OBP: 0.175, SLG: 0.175										0	0	0	0	0	0	0						
Steve Hamilton, L (2,1) ERA: 3.39										1	0	0	0	0	0	0						
John Ellis, R (4, PH) OBP: 0.307, SLG: 0.399										0	0	0	0	0	0	0						
Ron Klimkowski, R (5,1) ERA: 4.17										0	0	0	0	0	0	1						
Thurman Munson, R (6, PH) OBP: 0.376, SLG: 0.399										1	0	1	0	0	0	0						
Lindy McDaniel, R (7,1) ERA: 1.58, SLG: 0.158										1	0	1	0	0	0	0						
<b>Inning Stats</b>	R: 3 E: 0 K: 1 S: 7	H: 2 LOB: 1 BB: 2 P: 15	R: 0 E: 0 K: 1 S: 6	H: 1 LOB: 2 BB: 1 P: 10	R: 0 E: 0 K: 0 S: 3	H: 0 LOB: 0 BB: 0 P: 3	R: 0 E: 0 K: 0 S: 3	H: 0 LOB: 0 BB: 0 P: 3	R: 2 E: 0 K: 1 S: 7	H: 2 LOB: 1 BB: 1 P: 11	R: 1 E: 0 K: 0 S: 4	H: 3 LOB: 2 BB: 0 P: 4	R: 0 E: 0 K: 0 S: 3	H: 0 LOB: 0 BB: 0 P: 3	R: 1 E: 0 K: 0 S: 6	H: 3 LOB: 2 BB: 0 P: 6	R: 0 E: 0 K: 0 S: 6	H: 0 LOB: 1 BB: 1 P: 6	1B: 4 2B: 4 3B: 0 HR: 2	SF: 0 SAC: 0 DP: 1 HBP: 0	WP: 0 PB: 0 SB: 0 CS: 0	PA: 37
<b>PITCHER</b>	IP	WLS	BF	H	R	ER	SO	BB	IBB	HBP	BLK	WP	HR	S	P	ERA	WHIP					
Joe Niekro, R (1,1) ERA: 3.42	1.2		11	3	3	3	1	3	0	0	0	0	1	10	22	16.20	3.600					
John Hiller, L (2,1) ERA: 3.39	3.1	L	15	4	3	3	2	1	0	0	0	0	1	18	22	8.10	1.500					
Daryl Patterson, R (6,1) ERA: 4.17	2.0		5	0	0	0	0	0	0	0	0	0	0	5	5	0.00	0.000					
Tom Timmermann, R (8,1) ERA: 4.15	1.0		6	3	1	1	0	0	0	0	0	0	0	6	6	9.00	3.000					

**Detroit Tigers @ New York Yankees**  
 Yankee Stadium, Bronx, NY  
 Thu Aug 06 1970, 7:05 PM EDT  
 Att: 22,434 - Unknown - 75 F

AB 33  
 R 7  
 H 10  
 RBI 6  
 BB 4  
 SO 3  
 LOB 11





Batter	1	2	3	4	5	6	7	8	9	AB	R	H	RBI	BB	SO	LOB	TOP										
Mickey Stanley, R OBP: 0.332, SLG: 0.422 (1, 8)	6-3	FC5		G4-6-3					1-3	4	0	0	0	1	0	3											
Dick McAuliffe, L OBP: 0.384, SLG: 0.368 (1, 4)					G3	3-1			4-3	4	1	1	0	1	0	2											
Al Kaline, R OBP: 0.321, SLG: 0.475 (1, 3)	L9								K	3	0	1	0	2	1	1											
Bill Freehan, R OBP: 0.330, SLG: 0.424 (1, 2)										3	0	1	1	1	0	2											
Jim Northrup, L OBP: 0.339, SLG: 0.506 (1, 9)	L7									2	0	0	0	2	0	2											
Don Wert, R OBP: 0.321, SLG: 0.356 (1, 5)										4	0	0	0	0	1	5											
Elliott Maddox, R OBP: 0.325, SLG: 0.369 (8, PH)										2	0	0	0	1	1	3											
Norm Cash, L OBP: 0.389, SLG: 0.466 (8, PH)										1	0	1	0	0	0	0											
Cesar Gutierrez, R OBP: 0.269, SLG: 0.301 (8, PH)										3	0	2	0	0	0	0											
Dalton Jones, L OBP: 0.330, SLG: 0.353 (8, PH)										1	0	0	0	0	0	1											
Les Cain, L OBP: 0.111, SLG: 0.178 (8, PH)										2	0	1	0	0	0	2											
Gates Brown, L OBP: 0.329, SLG: 0.393 (8, PH)										1	0	0	0	0	0	1											
Lerrin LaGrow, R OBP: 0.200, SLG: 0.200 (8, 1)										0	0	0	0	0	0	0											
Fred Scherman, L OBP: 0.200, SLG: 0.200 (8, 1)										0	0	0	0	0	0	0											
<b>Inning Stats</b>	R: 0 E: 0 K: 0 S: 3	H: 0 LOB: 2 BB: 2 P: 11	R: 0 E: 0 K: 0 S: 4	H: 1 LOB: 2 BB: 1 P: 8	R: 1 E: 0 K: 1 S: 7	H: 3 LOB: 2 BB: 1 P: 11	R: 0 E: 0 K: 0 S: 3	H: 1 LOB: 0 BB: 0 P: 3	R: 0 E: 0 K: 1 S: 6	H: 0 LOB: 2 BB: 2 P: 10	R: 0 E: 0 K: 0 S: 2	H: 0 LOB: 0 BB: 1 P: 6	R: 0 E: 0 K: 0 S: 4	H: 1 LOB: 1 BB: 0 P: 4	R: 0 E: 0 K: 1 S: 5	H: 0 LOB: 0 BB: 0 P: 5	1B: 7 2B: 0 3B: 0 HR: 0	SF: 0 SAC: 1 DP: 3 HBP: 0	WP: 0 PB: 0 SB: 0 CS: 0	PA: 39							
<b>PITCHER</b>	IP	WLS	BF	H	R	ER	SO	BB	IBB	HBP	BLK	WP	HR	S	P	ERA	WHIP										
Mike McCormick, L ERA: 6.35 (1, 1)	2.0		14	4	1	1	0	4	0	0	0	0	0	10	26	4.50	4.000										
Gary Waslewski, R ERA: 3.53 (3, 1)	4.0	W	16	2	0	0	2	3	1	0	0	0	0	16	32	0.00	1.250										
Jack Aker, R ERA: 2.26 (7, 1)	3.0	S	9	1	0	0	1	0	0	0	0	0	0	11	11	0.00	0.333										

**Detroit Tigers @ New York Yankees**  
Yankee Stadium, Bronx, NY  
Fri Aug 07 1970, 7:05 PM EDT  
Att: 19,469 - Unknown - 77 F

**AB 30**  
**R 1**  
**H 7**  
**RBI 1**  
**BB 8**  
**SO 3**  
**LOB 22**



Batter	1	2	3	4	5	6	7	8	9	AB	R	H	RBI	BB	SO	LOB	BOTTOM										
Horace Clarke, S OBP: 0.288, SLG: 0.317 (1, 4)	F9								L5-3	4	0	1	0	0	0	0											
Thurman Munson, R OBP: 0.380, SLG: 0.393 (1, 2)										4	1	2	0	0	1	2											
Roy White, S OBP: 0.402, SLG: 0.476 (1, 7)	F2									4	2	1	0	0	0	3											
Danny Cater, R OBP: 0.343, SLG: 0.417 (7, 3)										4	1	2	1	0	0	0											
Bobby Murcer, L OBP: 0.353, SLG: 0.415 (1, 8)										3	0	1	2	1	0	3											
John Ellis, R OBP: 0.308, SLG: 0.383 (6, FR)										2	0	0	0	1	1	1											
Jerry Kenney, L OBP: 0.290, SLG: 0.317 (7, 5)										1	0	0	0	0	1	1											
Pete Ward, L OBP: 0.338, SLG: 0.417 (9, 3)										0	0	0	0	0	0	0											
Ron Woods, R OBP: 0.316, SLG: 0.373 (1, 9)										3	1	0	0	1	0	4											
Gene Michael, S OBP: 0.296, SLG: 0.264 (1, 6)										3	0	1	0	0	0	0											
Mike McCormick, L OBP: 0.200, SLG: 0.207 (3, 1)										0	0	0	0	0	0	0											
Gary Waslewski, R OBP: 0.125, SLG: 0.067 (7, 1)										2	0	1	1	0	1	0											
Jack Aker, R OBP: 0.071, SLG: 0.071 (7, 1)										2	0	0	0	0	1	2											
<b>Inning Stats</b>	R: 0 E: 0 K: 1 S: 5	H: 0 LOB: 0 BB: 0 P: 5	R: 0 E: 0 K: 1 S: 5	H: 0 LOB: 0 BB: 0 P: 5	R: 1 E: 0 K: 0 S: 5	H: 2 LOB: 1 BB: 1 P: 9	R: 0 E: 0 K: 0 S: 3	H: 0 LOB: 1 BB: 1 P: 7	R: 0 E: 0 K: 1 S: 5	H: 0 LOB: 0 BB: 0 P: 5	R: 1 E: 1 K: 0 S: 5	H: 2 LOB: 2 BB: 1 P: 9	R: 0 E: 0 K: 1 S: 5	H: 0 LOB: 0 BB: 0 P: 5	R: 3 E: 0 K: 1 S: 10	H: 5 LOB: 2 BB: 0 P: 10	1B: 7 2B: 3 3B: 0 HR: 0	SF: 0 SAC: 1 DP: 1 HBP: 0	WP: 3 PB: 0 SB: 0 CS: 0	PA: 36							
<b>PITCHER</b>	IP	WLS	BF	H	R	ER	SO	BB	IBB	HBP	BLK	WP	HR	S	P	ERA	WHIP										
Les Cain, L ERA: 3.53 (8, 1)	0.0		3	3	3	3	0	0	0	0	0	0	0	3	3	∞	∞										
Lerrin LaGrow, R ERA: 8.31 (8, 1)	1.0		5	2	0	0	1	0	0	0	0	1	0	7	7	0.00	2.000										

**Detroit Tigers @ New York Yankees**  
Yankee Stadium, Bronx, NY  
Fri Aug 07 1970, 7:05 PM EDT  
Att: 19,469 - Unknown - 77 F

**AB 32**  
**R 5**  
**H 9**  
**RBI 4**  
**BB 3**  
**SO 5**  
**LOB 16**









Batter	1	2	3	4	5	6	7	8	9	10	11	AB	R	H	RBI	BB	SO	LOB	TOP												
Don Buford, S OBP: 0.394, SLG: 0.409 (1, 7)		1-3			4-3		FC5-2		F8		F9	5	1	0	0	0	0	4													
Paul Blair, R OBP: 0.344, SLG: 0.438 (1, 8)				F6			F8		5-3			5	0	2	2	0	0	0													
Brooks Robinson, R OBP: 0.338, SLG: 0.427 (1, 5)				F7		K	F9		L5			5	0	1	1	0	1	2													
Boog Powell, L OBP: 0.417, SLG: 0.579 (1, 3)				4-3			F9					5	0	1	0	0	0	2													
Merv Rettenmund, R OBP: 0.371, SLG: 0.526 (1, 9)					6-3				F7			5	1	2	0	0	1	3													
Davey Johnson, R OBP: 0.355, SLG: 0.415 (1, 4)												4	0	1	0	1	1	4													
Andy Etchebarren, R OBP: 0.302, SLG: 0.303 (1, 2)				6-3								5	0	0	0	0	0	5													
Mark Belanger, R OBP: 0.287, SLG: 0.228 (1, 6)												4	1	1	1	1	0	0													
Jim Palmer, R OBP: 0.232, SLG: 0.241 (1, 1)												4	1	2	0	0	2	3													
Pete Richert, L OBP: 0.414, SLG: 0.391 (9, 1)												0	0	0	0	0	0	0													
Terry Crowley, L OBP: 0.111, SLG: 0.111 (11, PH)												1	0	0	0	0	0	0													
Dick Hall, R OBP: 0.111, SLG: 0.111 (11, 1)												0	0	0	0	0	0	0													
<b>Inning Stats</b>	R: 1 E: 0 K: 1 S: 7	H: 2 LOB: 2 BB: 0 P: 8	R: 0 E: 0 K: 0 S: 4	H: 1 LOB: 1 BB: 0 P: 4	R: 0 E: 0 K: 0 S: 3	H: 0 LOB: 0 BB: 0 P: 3	R: 0 E: 0 K: 0 S: 3	H: 1 LOB: 0 BB: 0 P: 3	R: 0 E: 0 K: 1 S: 5	H: 0 LOB: 0 BB: 0 P: 5	R: 0 E: 0 K: 1 S: 6	H: 1 LOB: 3 BB: 2 P: 14	R: 0 E: 0 K: 0 S: 4	H: 1 LOB: 1 BB: 0 P: 4	R: 0 E: 0 K: 0 S: 3	H: 0 LOB: 0 BB: 0 P: 3	1B: 8 2B: 2 3B: 0 HR: 0	SF: 0 SAC: 0 DP: 1 HBP: 1	WP: 0 PB: 0 SB: 0 CS: 0	PA: 46											
<b>PITCHER</b>	Fritz Peterson, L ERA: 3.46 (1, 1)	IP: 7.0 WLS: 3 BF: 30 H: 8 R: 4 ER: 1 SO: 4	BB: 0 IBB: 0 HBP: 1 BLK: 0	WP: 0 HR: 0 S: 37 P: 38	ERA: 1.29 WHIP: 1.143	<b>PITCHER</b>																									
Ron Klimkowski, R ERA: 2.88 (8, 1)	2.0	9	1	0	0	1	1	1	0	0	0	0	0	9	17	0.00	1.000														
Lindy McDaniel, R ERA: 1.59 (10, 1)	1.0	4	1	0	0	0	0	0	0	0	0	0	0	4	4	0.00	1.000														
Jack Aker, R ERA: 2.23 (11, 1)	1.0	W	3	0	0	0	0	0	0	0	0	0	0	3	3	0.00	0.000														

Baltimore Orioles @ New York Yankees  
Yankee Stadium, Bronx, NY  
Sun Aug 09 1970, 3:33 AM EDT  
Unknown

AB 43  
R 4  
H 10  
RBI 4  
BB 2  
SO 5  
LOB 23



Batter	1	2	3	4	5	6	7	8	9	10	11	AB	R	H	RBI	BB	SO	LOB	BOTTOM												
Horace Clarke, S OBP: 0.291, SLG: 0.320 (1, 4)				L4			F6		FC1			6	2	3	1	0	0	1													
Jake Gibbs, L OBP: 0.308, SLG: 0.447 (1, 2)				1-3			G3		F9			5	0	0	0	1	0	4													
Roy White, S OBP: 0.399, SLG: 0.478 (1, 7)				4-3					K			6	1	3	4	0	1	3													
Bobby Murcer, L OBP: 0.353, SLG: 0.424 (1, 8)												4	0	1	0	1	2	3													
Danny Cater, R OBP: 0.340, SLG: 0.417 (1, 3)												5	0	1	0	0	0	4													
Curt Blefary, L OBP: 0.322, SLG: 0.332 (1, 9)				G3								3	1	0	0	1	0	1													
Ron Woods, R OBP: 0.318, SLG: 0.365 (10, PH)												0	0	0	0	1	0	0													
Jerry Kenney, L OBP: 0.289, SLG: 0.318 (1, 5)												5	1	1	0	0	1	3													
Frank Baker, L (1, 6)												3	0	0	0	2	2	4													
Fritz Peterson, S ERA: 2.76 (1, 1)	IP: 8.2 WLS: 1 BF: 38 H: 6 R: 4 ER: 4 SO: 3	BB: 5 IBB: 0 HBP: 0 BLK: 0	WP: 0 HR: 0 S: 41 P: 61	ERA: 4.15 WHIP: 1.269	<b>PITCHER</b>																										
Pete Richert, L ERA: 2.68 (9, 1)	1.1	7	2	0	0	3	0	0	0	0	0	0	0	12	16	0.00	1.500														
Dick Hall, R ERA: 3.51 (11, 1)	0.1	L	3	2	2	2	0	0	0	0	0	0	1	3	3	54.00	6.000														

Baltimore Orioles @ New York Yankees  
Yankee Stadium, Bronx, NY  
Sun Aug 09 1970, 3:33 AM EDT  
Unknown

AB 42  
R 6  
H 10  
RBI 6  
BB 6  
SO 7  
LOB 27





Batter	1	2	3	4	5	6	7	8	9	10	11	AB	R	H	RBI	BB	SO	LOB	TOP							
Don Buford, S OBP: 0.397, SLG: 0.418 (1, 7)	F8	1B			HR	E		K			1B	6	3	4	2	0	1	0								
Paul Blair, R OBP: 0.344, SLG: 0.436 (1, 8)	K	1B			5-3	E5			F8		1B	6	2	2	0	0	1	1								
Boog Powell, L OBP: 0.418, SLG: 0.575 (1, 3)	1B	K			HR	BB			L3		K	4	1	1	1	2	2	4								
Brooks Robinson, R OBP: 0.338, SLG: 0.425 (1, 5)	1B				4-3	F4			5-3		E3	6	0	2	0	0	0	3								
Terry Crowley, L OBP: 0.405, SLG: 0.413 (1, 9)																										
Merv Rettenmund, R OBP: 0.373, SLG: 0.528 (11, 9)	K				F5				F9		1B	5	1	1	3	0	1	2								
Eliot Hendricks, L OBP: 0.309, SLG: 0.389 (1, 2)		F8			G3				K		FC4-6	5	1	1	1	1	1	2								
Davey Johnson, R OBP: 0.392, SLG: 0.410 (1, 4)		HR				F9			6-3		F8	5	1	0	0	1	0	3								
Chico Salmon, R OBP: 0.348, SLG: 0.453 (1, 6)						5-3						4	2	2	2	0	0	0								
Mark Belanger, R OBP: 0.286, SLG: 0.227 (8, 6)		HR				5-3			FC6-4		FC6-4	1	0	0	0	0	0	1								
Marcelino Lopez, R OBP: 0.301, SLG: 0.268 (1, 1)						K						2	0	0	0	0	0	2								
Moe Drabowsky, R OBP: 0.352, SLG: 0.419 (5, PH)												0	0	0	0	0	0	0								
Jim Hardin, R OBP: 0.363, SLG: 0.419 (5, PH)												0	0	0	0	0	0	0								
Pete Richert, L OBP: 0.263, SLG: 0.263 (6, 1)												1	0	0	0	0	0	0								
Eddie Watt, R OBP: 0.305, SLG: 0.391 (1, 2)												1	1	1	0	0	0	0								
Frank Robinson, R OBP: 0.305, SLG: 0.391 (1, 2)												1	1	1	0	0	0	0								
Dave Leonard, R OBP: 0.336, SLG: 0.425 (1, 5)												0	0	0	0	0	0	0								
Inning Stats	R: 0 E: 0 K: 2 S: 8	H: 1 LOB: 2 BB: 1 P: 12	R: 2 E: 0 K: 2 S: 10	H: 3 LOB: 2 BB: 1 P: 14	R: 0 E: 0 K: 1 S: 5	H: 0 LOB: 0 BB: 0 P: 3	R: 0 E: 0 K: 1 S: 5	H: 0 LOB: 0 BB: 0 P: 5	R: 4 E: 0 K: 0 S: 6	H: 3 LOB: 0 BB: 1 P: 10	R: 3 E: 1 K: 0 S: 6	H: 3 LOB: 0 BB: 0 P: 6	R: 0 E: 0 K: 2 S: 7	H: 0 LOB: 0 BB: 0 P: 7	R: 0 E: 0 K: 0 S: 3	H: 0 LOB: 1 BB: 1 P: 3	R: 0 E: 0 K: 0 S: 3	H: 0 LOB: 1 BB: 1 P: 7	R: 3 E: 1 K: 1 S: 10	H: 5 LOB: 2 BB: 0 P: 10	1B: 9 2B: 3 3B: 0 HR: 3	SF: 0 SAC: 1 DP: 1 HBP: 0	WP: 0 PB: 0 SB: 0 CS: 0	PA: 52		
PITCHER	IP ERA: 6.16	WLS ERA: 6.42	BF ERA: 6.42	H ERA: 2.72	R ERA: 3.89	ER ERA: 1.56	SO ERA: 1.56	BB ERA: 1.56	IBB ERA: 1.56	HBP ERA: 1.56	BLK ERA: 1.56	WP ERA: 1.56	HR ERA: 1.56	S ERA: 1.56	P ERA: 1.56	ERA ERA: 1.56	WHIP ERA: 1.56									
Steve Kline, R ERA: 6.16 (1, 1)	2.0	0.1	2	1	1	1	0	0	0	0	0	0	0	0	0	0	0	0	0	0	0	0	0	0	0	
Mike McCormick, L ERA: 6.42 (5, 1)	0.1	0.1	5	3	3	2	0	0	0	0	0	0	0	0	0	0	0	0	0	0	0	0	0	0	0	
Steve Hamilton, L ERA: 2.72 (6, 1)	0.2	0.2	1	0	0	0	0	0	0	0	0	0	0	0	0	0	0	0	0	0	0	0	0	0	0	
Gary Waslewski, R ERA: 3.89 (6, 1)	2.0	6	0	0	0	0	3	0	0	0	0	0	0	0	0	0	0	0	0	0	0	0	0	0	0	
Lindy McDaniel, R ERA: 1.56 (7, 1)	0.0	0.0	0	0	0	0	0	0	0	0	0	0	0	0	0	0	0	0	0	0	0	0	0	0	0	
PITCHER	IP ERA: 2.15	WLS ERA: 11.1	BF ERA: 3.28	H ERA: 5.1	R ERA: 5.1	ER ERA: 5.1	SO ERA: 5.1	BB ERA: 5.1	IBB ERA: 5.1	HBP ERA: 5.1	BLK ERA: 5.1	WP ERA: 5.1	HR ERA: 5.1	S ERA: 5.1	P ERA: 5.1	ERA ERA: 5.1	WHIP ERA: 5.1									
Jack Aker, R ERA: 2.15 (9, 1)	2.0	0.0	3	3	3	3	0	0	0	0	0	0	0	0	0	0	0	0	0	0	0	0	0	0	0	
Ron Klimkowski, R ERA: 3.28 (11, 1)	1.0	5	2	0	0	0	1	0	0	0	0	0	0	0	0	0	0	0	0	0	0	0	0	0	0	
Mike Kekich, L ERA: 5.1 (11, 1)	5	2	0	0	0	1	0	0	0	0	0	0	0	0	0	0	0	0	0	0	0	0	0	0	0	

Baltimore Orioles @ New York Yankees  
Yankee Stadium, Bronx, NY  
Sun Aug 09 1970, 3:38 AM EDT  
Att: 41,610 - Unknown

AB 47  
R 12  
H 15  
RBI 10  
BB 4  
SO 9  
LOB 16



Batter	1	2	3	4	5	6	7	8	9	10	11	AB	R	H	RBI	BB	SO	LOB	BOTTOM							
Horace Clarke, S OBP: 0.293, SLG: 0.321 (1, 4)	FC5-6	6-3									L4	5	1	1	0	2	0	4								
Bobby Murcer, L OBP: 0.394, SLG: 0.421 (1, 8)	FC5-6										F9	5	2	1	0	2	0	1								
Roy White, S OBP: 0.395, SLG: 0.471 (1, 7)	K										F9	6	0	0	0	1	1	6								
Danny Cater, R OBP: 0.344, SLG: 0.419 (1, 3)	1B										F9	5	2	3	0	1	0	1								
John Ellis, R OBP: 0.305, SLG: 0.391 (1, 2)	K										FC6-4	6	1	2	3	0	3	8								
Ron Woods, R OBP: 0.330, SLG: 0.365 (1, 9)		FC4-6									K	3	2	1	1	3	1	0								
Gene Michael, S OBP: 0.301, SLG: 0.268 (1, 6)												1	0	1	0	1	0	0								
Pete Ward, L OBP: 0.362, SLG: 0.419 (5, PH)												0	0	0	1	1	0	0								
Frank Baker, L OBP: 0.500, SLG: 0.667 (6, 6)												3	1	2	0	0	0	1								
Jerry Kenney, L OBP: 0.292, SLG: 0.317 (1, 5)		FC4-6										4	0	1	2	2	2	5								
Steve Kline, R ERA: 6.16 (1, 1)	2.0	0.1	2	1	1	1	0	0	0	0	0	0	0	0	0	0	0	0	0							
Moe Drabowsky, R ERA: 3.98 (5, 1)	0.0	0.1	5	3	3	2	0	0	0	0	0	0	0	0	0	0	0	0	0							
Jim Hardin, R ERA: 3.63 (6, 1)	0.0	0.2	1	0	0	0	0	0	0	0	0	0	0	0	0	0	0	0	0							
Pete Richert, L ERA: 2.63 (6, 1)	0.2	0.2	5	2	0	0	1	1	0	0	0	0	0	0	0	0	0	0	0							
Eddie Watt, R ERA: 2.76 (7, 1)	4.0	6	0	0	0	0	3	0	0	0	0	0	0	0	0	0	0	0	0							
Inning Stats	R: 0 E: 0 K: 2 S: 8	H: 1 LOB: 2 BB: 1 P: 12	R: 0 E: 0 K: 1 S: 6	H: 1 LOB: 2 BB: 1 P: 10	R: 0 E: 1 K: 1 S: 6	H: 0 LOB: 1 BB: 1 P: 6	R: 0 E: 0 K: 1 S: 5	H: 0 LOB: 1 BB: 1 P: 9	R: 5 E: 0 K: 1 S: 7	H: 2 LOB: 2 BB: 5 P: 27	R: 3 E: 0 K: 1 S: 10	H: 5 LOB: 2 BB: 1 P: 10	R: 0 E: 0 K: 0 S: 3	H: 1 LOB: 1 BB: 1 P: 7	R: 1 E: 0 K: 0 S: 4	H: 2 LOB: 2 BB: 1 P: 8	R: 0 E: 0 K: 0 S: 3	H: 0 LOB: 2 BB: 2 P: 11	R: 0 E: 0 K: 1 S: 5	H: 1 LOB: 1 BB: 1 P: 9	R: 0 E: 0 K: 0 S: 3	H: 0 LOB: 0 BB: 0 P: 3	1B: 10 2B: 2 3B: 1 HR: 1	SF: 0 SAC: 0 DP: 2 HBP: 0	WP: 2 PB: 0 SB: 0 CS: 1	PA: 57
PITCHER	IP ERA: 2.57	WLS ERA: 3.98	BF ERA: 3.63	H ERA: 2.63	R ERA: 2.76	ER ERA: 2.76	SO ERA: 2.76	BB ERA: 2.76	IBB ERA: 2.76	HBP ERA: 2.76	BLK ERA: 2.76	WP ERA: 2.76	HR ERA: 2.76	S ERA: 2.76	P ERA: 2.76	ERA ERA: 2.76	WHIP ERA: 2.76									
Marcelino Lopez, L ERA: 2.57 (1, 1)	1.0	0.2	7	3	3	3	0	2	0	0	0	0	0	0	0	0	0	0	0							
Moe Drabowsky, R ERA: 3.98 (5, 1)	0.0	0.0	2	2	1	1	0	0	0	0	0	0	0	0	0	0	0	0	0							
Jim Hardin, R ERA: 3.63 (6, 1)	0.0	0.0	2	2	1	1	0	0	0	0	0	0	0	0	0	0	0	0	0							
Pete Richert, L ERA: 2.63 (6, 1)	0.2	0.2	5	2	0	0	1	1	0	0	0	0	0	0	0	0	0	0	0							
Eddie Watt, R ERA: 2.76 (7, 1)	4.0	6	0	0	0	0	3	0	0	0	0	0	0	0	0	0	0	0	0							
PITCHER	IP ERA: 7.36	WLS ERA: 11.1	BF ERA: 3.28	H ERA: 5.1	R ERA: 5.1	ER ERA: 5.1	SO ERA: 5.1	BB ERA: 5.1	IBB ERA: 5.1	HBP ERA: 5.1	BLK ERA: 5.1	WP ERA: 5.1	HR ERA: 5.1	S ERA: 5.1	P ERA: 5.1	ERA ERA: 5.1	WHIP ERA: 5.1									
Dave Leonard, R ERA: 7.36 (11, 1)	1.0	5	2	0	0	0	1	0	0	0	0	0	0	0	0	0	0	0	0							

Baltimore Orioles @ New York Yankees  
Yankee Stadium, Bronx, NY  
Sun Aug 09 1970, 3:38 AM EDT  
Att: 41,610 - Unknown

AB 44  
R 9  
H 13  
RBI 9  
BB 13  
SO 8  
LOB 34





Batter	1	2	3	4	5	6	7	8	9	AB	R	H	RBI	BB	SO	LOB	TOP			
<b>Rich Morales, R</b> OBP: 0.259, SLG: 0.157 (1, 5)	F2		F8			FC1-6 1B BB		FC4-6 G5-4-3		3	0	0	0	1	0	1				
<b>Luis Aparicio, R</b> OBP: 0.370, SLG: 0.401 (1, 6)	F9			4-3		FC1-6 1-2 1B		G5-4-3		4	0	1	0	0	0	1				
<b>Carlos May, L</b> OBP: 0.387, SLG: 0.446 (1, 7)	4-3			4-3		FC1-6 1-2 2-3			FC6-4 1B	4	0	1	0	0	0	2				
<b>Bill Melton, R</b> OBP: 0.326, SLG: 0.477 (1, 9)		K		K		K			FC6-4 1B	4	0	0	0	0	3	3				
<b>Duane Josephson, R</b> OBP: 0.359, SLG: 0.389 (1, 2)		P6			6-3	6-3			K	4	0	0	0	0	1	3				
<b>Gail Hopkins, L</b> OBP: 0.345, SLG: 0.380 (1, 3)						1B 2B		4-3	FC6-4 1-2 1B	3	1	2	0	1	0	0				
<b>Ken Berry, R</b> OBP: 0.350, SLG: 0.372 (1, 8)		BB		1-3		FC6-4 2H 1B			FC6-4 G4-6-3 1B	4	0	2	1	0	0	3				
<b>Bobby Knoop, R</b> OBP: 0.277, SLG: 0.297 (1, 4)				6-3		L9			G4-6-3 1-2	3	0	0	0	0	0	2				
<b>Gerry Janeski, R</b> OBP: 0.096, SLG: 0.078 (1, 1)										2	0	0	0	0	0	1				
<b>Danny Murphy, L</b> OBP: 0.697, SLG: 1.250 (5, 1)										0	0	0	0	0	0	0				
<b>Floyd Weaver, R</b> (6, 1)										0	0	0	0	0	0	0				
<b>Ossie Blanco, R</b> (8, PH)										1	0	1	0	0	0	0				
<b>Wilbur Wood, R</b> OBP: 0.077, SLG: 0.154 (8, 1)										0	0	0	0	0	0	0				
<b>Inning Stats</b>	R: 0 E: 0 K: 0 S: 3	H: 0 LOB: 0 BB: 0 P: 3	R: 0 E: 0 K: 1 S: 5	H: 0 LOB: 0 BB: 1 P: 9	R: 0 E: 0 K: 0 S: 3	H: 0 LOB: 0 BB: 0 P: 3	R: 0 E: 0 K: 1 S: 5	H: 0 LOB: 0 BB: 0 P: 5	R: 1 E: 0 K: 0 S: 6	H: 2 LOB: 1 BB: 0 P: 5	R: 0 E: 0 K: 1 S: 6	H: 1 LOB: 2 BB: 1 P: 10	R: 0 E: 0 K: 0 S: 3	H: 1 LOB: 0 BB: 0 P: 3	R: 0 E: 0 K: 1 S: 7	H: 2 LOB: 2 BB: 0 P: 7	1B: 6 2B: 1 3B: 0 HR: 0	SF: 0 SAC: 0 DP: 2 HBP: 0	WP: 0 PB: 0 SB: 0 CS: 0	PA: 34
<b>PITCHER</b> <b>Mel Stottlemyre, R</b> ERA: 2.97 (1, 1)	IP: 9.0 WLS: W BF: 34 H: 7 R: 1 ER: 1 SO: 4 BB: 2 IBB: 0 HBP: 0 BLK: 0 WP: 0 HR: 0 S: 40 P: 48 ERA: 1.00 WHIP: 1.000																			

Chicago White Sox @ New York Yankees  
Yankee Stadium, Bronx, NY  
Tue Aug 11 1970, 3:33 AM EDT  
Att: 13,454 - Overcast - 80 F

AB 32  
R 1  
H 7  
RBI 1  
BB 2  
SO 4  
LOB 16



Batter	1	2	3	4	5	6	7	8	9	AB	R	H	RBI	BB	SO	LOB	BOTTOM			
<b>Horace Clarke, S</b> OBP: 0.296, SLG: 0.324 (1, 4)	4-3			P6		1B 1-2 1B		PB 1B		5	1	3	0	0	0	0				
<b>Frank Baker, L</b> OBP: 0.615, SLG: 0.700 (1, 6)	1B BB			CS BB		1B G5-2-3 2H 1B		4-3		4	0	3	2	1	0	1				
<b>Roy White, S</b> OBP: 0.395, SLG: 0.469 (1, 7)	1B 1-2 BB			CS	F5	BB 1B		F4		4	0	1	0	1	0	2				
<b>Bobby Murcer, L</b> OBP: 0.354, SLG: 0.418 (1, 8)	P6			L8		1B BB		K		3	1	0	0	2	1	3				
<b>Danny Cater, R</b> OBP: 0.346, SLG: 0.420 (1, 3)				K		1B BB		G5-2-3		4	0	2	0	0	1	3				
<b>Jim Lytle, L</b> OBP: 0.391, SLG: 0.526 (1, 9)	L8			HR		PB 1B		P4		4	1	2	2	0	0	3				
<b>Jerry Kenney, L</b> OBP: 0.292, SLG: 0.314 (1, 5)				L8	F2	BB		6-3		3	0	0	0	1	0	0				
<b>Jake Gibbs, L</b> OBP: 0.311, SLG: 0.519 (1, 2)				HR		G3		1-3		4	2	2	2	0	0	2				
<b>Mel Stottlemyre, R</b> OBP: 0.288, SLG: 0.317 (1, 1)				F9	6-3	1B BB		HR		3	2	1	1	1	0	0				
<b>Inning Stats</b>	R: 0 E: 0 K: 0 S: 5	H: 2 LOB: 3 BB: 1 P: 9	R: 2 E: 0 K: 0 S: 6	H: 3 LOB: 1 BB: 0 P: 6	R: 1 E: 0 K: 1 S: 6	H: 1 LOB: 0 BB: 0 P: 6	R: 1 E: 0 K: 0 S: 3	H: 1 LOB: 1 BB: 1 P: 7	R: 1 E: 0 K: 0 S: 4	H: 2 LOB: 2 BB: 2 P: 12	R: 1 E: 0 K: 0 S: 4	H: 3 LOB: 2 BB: 2 P: 12	R: 0 E: 0 K: 0 S: 3	H: 0 LOB: 0 BB: 0 P: 3	R: 1 E: 0 K: 1 S: 7	H: 2 LOB: 1 BB: 0 P: 7	1B: 10 2B: 0 3B: 0 HR: 4	SF: 0 SAC: 0 DP: 1 HBP: 0	WP: 0 PB: 2 SB: 2 CS: 1	PA: 41
<b>PITCHER</b> <b>Gerry Janeski, R</b> ERA: 4.86 (1, 1)	IP: 4.2 WLS: L BF: 24 H: 9 R: 5 ER: 5 SO: 1 BB: 3 IBB: 0 HBP: 0 BLK: 0 WP: 0 HR: 3 S: 23 P: 35 ERA: 9.64 WHIP: 2.571																			
<b>Danny Murphy, R</b> ERA: 4.92 (5, 1)	0.2	7	3	1	1	0	3	0	0	0	0	0	4	16	13.50	9.000				
<b>Floyd Weaver, R</b> ERA: 4.15 (6, 1)	1.2	4	0	0	0	0	0	0	0	0	0	4	4	0.00	0.000					
<b>Wilbur Wood, L</b> ERA: 3.07 (8, 1)	1.0	5	2	1	1	1	0	0	0	0	1	7	7	9.00	2.000					

Chicago White Sox @ New York Yankees  
Yankee Stadium, Bronx, NY  
Tue Aug 11 1970, 3:33 AM EDT  
Att: 13,454 - Overcast - 80 F

AB 34  
R 7  
H 14  
RBI 7  
BB 6  
SO 2  
LOB 14





Batter	1	2	3	4	5	6	7	8	9	AB	R	H	RBI	BB	SO	LOB	TOP					
Syd O'Brien, R OBP: 0.303, SLG: 0.354 Wilbur Wood, R OBP: 0.072, SLG: 0.154	G6-4-3 1B		G4-6-3 1-2		FC5-4 1B BB		B2	SH1-4		4	0	1	0	0	0	3						
Luis Aparicio, R OBP: 0.372, SLG: 0.399	G6-4-3 1-2		1B BB		1B BB		FC4 1B BB	4-3		2	1	0	0	3	0	2						
Carlos May, L OBP: 0.387, SLG: 0.446	K		1-2 1B		1-2 1B		FC4 1B 1B	4-3		5	1	2	0	0	1	2						
Bill Melton, R OBP: 0.327, SLG: 0.476		1B 1B	F9		F7		1B 1B	F7		5	0	2	2	0	0	5						
Gail Hopkins, L OBP: 0.346, SLG: 0.381		FC6 1B		4-3		4-3	G4-6-3 1B	L9		5	0	2	1	0	0	0						
Ed Herrmann, L OBP: 0.346, SLG: 0.491	K			3-1		HR	G4-6-3 1-2			4	1	1	1	0	1	4						
Ken Berry, R OBP: 0.346, SLG: 0.367	F8			4-3		6-3		6-3		4	0	0	0	0	0	2						
Bobby Knoop, R OBP: 0.276, SLG: 0.294	FC6 1-2				K	F7		1B SH1-4 BB		3	1	0	0	1	1	2						
Bart Johnson, R OBP: 0.364, SLG: 0.300 Rich Morales, R OBP: 0.271, SLG: 0.173			G4-6-3 1B		FC5-4 1B		FC4 B2 1B 1B	SH1-4 1B		3	1	3	0	0	0	0						
<b>Inning Stats</b>	R: 0 E: 0 K: 1 S: 5	H: 1 LOB: 0 BB: 0 P: 5	R: 0 E: 0 K: 1 S: 7	H: 2 LOB: 2 BB: 0 P: 7	R: 0 E: 0 K: 0 S: 4	H: 2 LOB: 2 BB: 1 P: 8	R: 0 E: 0 K: 0 S: 3	H: 0 LOB: 0 BB: 0 P: 3	R: 0 E: 0 K: 1 S: 7	H: 2 LOB: 3 BB: 1 P: 11	R: 1 E: 0 K: 0 S: 4	H: 1 LOB: 0 BB: 0 P: 4	R: 3 E: 0 K: 0 S: 6	H: 3 LOB: 1 BB: 1 P: 10	R: 1 E: 0 K: 0 S: 4	H: 1 LOB: 1 BB: 1 P: 8	R: 0 E: 0 K: 0 S: 3	H: 0 LOB: 0 BB: 0 P: 3	1B: 11 2B: 0 3B: 0 HR: 1	SF: 0 SAC: 1 DP: 3 HBP: 0	WP: 0 PB: 0 CS: 0	PA: 41
<b>PITCHER</b>	IP	WLS	BF	H	R	ER	SO	BB	IBB	HBP	BLK	WP	HR	S	P	ERA	WHIP					
Stan Bahnsen, R ERA: 3.42	6.1	L	29	9	3	3	3	3	0	0	0	0	1	32	44	4.26	1.895					
Lindy McDaniel, R ERA: 1.95	0.2		4	2	1	1	0	0	0	0	0	0	0	4	4	13.50	3.000					
Ron Klimkowski, R ERA: 3.31	2.0		8	1	1	1	0	1	0	0	0	0	0	7	11	4.50	1.000					

Chicago White Sox @ New York Yankees  
Yankee Stadium, Bronx, NY  
Wed Aug 12 1970, 7:05 PM EDT  
Att: 12,440 - Unknown - 82 F

AB 36  
R 5  
H 12  
RBI 5  
BB 4  
SO 3  
LOB 20



Batter	1	2	3	4	5	6	7	8	9	AB	R	H	RBI	BB	SO	LOB	BOTTOM					
Horace Clarke, S OBP: 0.294, SLG: 0.321	1-3		F7		P6		K			4	0	0	0	0	1	2						
Thurman Munson, R OBP: 0.383, SLG: 0.399	L9		F8			1B		E5 FC6-4		4	0	1	0	0	0	0						
Roy White, S OBP: 0.394, SLG: 0.474	3-1			3-1		HR		FC6-4 1-2		4	1	1	1	0	0	1						
Bobby Murcer, L OBP: 0.355, SLG: 0.418		G5-4-3 BB		L7		WP S FC1-2-3 1B		K		3	0	1	0	1	1	1						
Danny Cater, R OBP: 0.345, SLG: 0.419	G5-4-3 1-2				1B		FC1-5-2 1-H	F7		4	0	1	0	0	0	3						
Jim Lytle, L OBP: 0.370, SLG: 0.455		S BB		G3		F9			K	3	0	0	0	1	1	2						
Frank Baker, L OBP: 0.586, SLG: 0.583		FC6-4 HBP			F8		F9			2	0	0	0	1	0	0						
Jerry Kenney, L OBP: 0.291, SLG: 0.311		FC6-4 1-2			6-3		6-3 BB	F7		3	0	0	0	1	0	3						
Stan Bahnsen, R OBP: 0.196, SLG: 0.204 Lindy McDaniel, R OBP: 0.159, SLG: 0.158 Ron Woods, R OBP: 0.328, SLG: 0.363 Ron Klimkowski, R OBP: 0.303, SLG: 0.388					5-3		6-3	F3		2	0	1	0	0	0	0						
<b>Inning Stats</b>	R: 0 E: 0 K: 0 S: 3	H: 0 LOB: 0 BB: 0 P: 3	R: 0 E: 0 K: 0 S: 2	H: 0 LOB: 2 BB: 2 P: 11	R: 0 E: 0 K: 0 S: 3	H: 0 LOB: 0 BB: 0 P: 3	R: 0 E: 0 K: 0 S: 4	H: 1 LOB: 1 BB: 0 P: 4	R: 0 E: 0 K: 0 S: 4	H: 1 LOB: 1 BB: 0 P: 4	R: 1 E: 0 K: 0 S: 5	H: 3 LOB: 1 BB: 0 P: 5	R: 0 E: 0 K: 1 S: 5	H: 0 LOB: 1 BB: 1 P: 9	R: 0 E: 1 K: 1 S: 6	H: 0 LOB: 1 BB: 0 P: 6	R: 0 E: 0 K: 1 S: 5	H: 0 LOB: 1 BB: 1 P: 9	1B: 4 2B: 0 3B: 0 HR: 1	SF: 0 SAC: 0 DP: 1 HBP: 1	WP: 1 PB: 0 CS: 0	PA: 36
<b>PITCHER</b>	IP	WLS	BF	H	R	ER	SO	BB	IBB	HBP	BLK	WP	HR	S	P	ERA	WHIP					
Bart Johnson, R ERA: 6.06	6.0	W	24	5	1	1	0	2	0	0	0	0	0	21	30	1.50	1.167					
Wilbur Wood, L ERA: 2.97	3.0	S	12	0	0	0	3	2	0	0	0	0	0	16	24	0.00	0.667					

Chicago White Sox @ New York Yankees  
Yankee Stadium, Bronx, NY  
Wed Aug 12 1970, 7:05 PM EDT  
Att: 12,440 - Unknown - 82 F

AB 31  
R 1  
H 5  
RBI 1  
BB 4  
SO 3  
LOB 14






Batter	1	2	3	4	5	6	7	8	9	AB	R	H	RBI	BB	SO	LOB	TOP			
Syd O'Brien, R OBP: 0.302, SLG: 0.352	1-3		FC5-4 1B		5-3		L7		5-3	5	0	1	0	0	0	2				
Luis Aparicio, R OBP: 0.371, SLG: 0.398	K		FC5-4 1-2		6-3		1-2 1B			4	0	1	0	0	0	1				
Carlos May, L OBP: 0.383, SLG: 0.441	4-3			4-3	3-1		K			4	0	0	0	0	0	1				
Bill Melton, R OBP: 0.326, SLG: 0.474		4-3		BB 1B 1B		F2		F7		4	1	1	0	0	0	0				
Duane Josephson, R OBP: 0.365, SLG: 0.396				1-2 BB 1B		1B		F8		4	1	3	0	0	0	0				
Ossie Blanco, R OBP: 0.245, SLG: 0.196	F8			1-2 2-3 BB		1B		5-3		3	1	1	0	1	0	1				
Wilbur Wood, R OBP: 0.077, SLG: 0.154				1-2 2-3 BB		FC6 1B				0	0	0	0	0	0	0				
Ken Berry, R OBP: 0.345, SLG: 0.366	K			1-3 2-H 3-H		FC6 1B			K	4	0	1	2	0	2	2				
Bobby Knoop, R OBP: 0.277, SLG: 0.298			F6		SF8					2	0	1	1	0	0	0				
Gail Hopkins, L OBP: 0.348, SLG: 0.381							FC1-5 2B			0	0	0	0	1	0	0				
Walt Williams, R OBP: 0.297, SLG: 0.343										0	0	0	0	0	0	0				
Bob Miller, R OBP: 0.286, SLG: 0.200							FC1-5 1B			2	0	0	0	0	0	0	1			
Floyd Weaver, R OBP: 0.298, SLG: 0.340	2-3				F8				F2	1	0	0	0	0	0	1				
Tom McCraw, L OBP: 0.298, SLG: 0.340										1	0	0	0	0	0	1				
<b>Inning Stats</b>	R: 0 E: 0 K: 1 S: 5	H: 0 LOB: 0 BB: 0 P: 5	R: 0 E: 0 K: 1 S: 6	H: 1 LOB: 1 BB: 0 P: 6	R: 0 E: 0 K: 0 S: 4	H: 1 LOB: 1 BB: 0 P: 4	R: 3 E: 0 K: 0 S: 6	H: 3 LOB: 1 BB: 1 P: 10	R: 0 E: 0 K: 0 S: 3	H: 2 LOB: 2 BB: 0 P: 4	R: 0 E: 0 K: 1 S: 7	H: 2 LOB: 2 BB: 0 P: 7	R: 0 E: 0 K: 0 S: 3	H: 0 LOB: 0 BB: 1 P: 3	R: 0 E: 0 K: 1 S: 5	H: 0 LOB: 1 BB: 1 P: 9	1B: 8 2B: 1 3B: 0 HR: 0	SF: 1 SAC: 0 DP: 0 HBP: 0	WP: 0 PB: 0 CS: 0	PA: 37
<b>PITCHER</b>	IP WLS BF H R ER SO BB IBB HBP BLK WP HR S P ERA WHIP																			
Mike McCormick, L ERA: 6.48	3.1	16	5	3	3	2	1	0	0	0	0	0	0	0	19	23	8.10	1.800		
Gary Waslewski, R ERA: 3.8	1.2	5	0	0	0	0	0	0	0	0	0	0	0	5	5	0.00	0.000			
Steve Kline, R ERA: 5.85	1.2	8	4	0	0	0	0	0	0	0	0	0	0	8	8	0.00	2.400			
Steve Hamilton, L ERA: 2.7	0.1	1	0	0	0	1	0	0	0	0	0	0	0	3	3	0.00	0.000			
Jack Aker, R ERA: 2.09	2.0	W 7	0	0	0	1	1	0	0	0	0	0	0	8	12	0.00	0.500			

Chicago White Sox @ New York Yankees  
 Yankee Stadium, Bronx, NY  
 Thu Aug 13 1970, 3:33 AM EDT  
 Alt: 9,902 - Unknown - 97 F


AB 34  
 R 3  
 H 9  
 RBI 3  
 BB 2  
 SO 4  
 LOB 11



Batter	1	2	3	4	5	6	7	8	9	AB	R	H	RBI	BB	SO	LOB	BOTTOM			
Horace Clarke, S OBP: 0.293, SLG: 0.320	4-3	L4-3				L4		F9		5	0	1	0	0	0	4				
Frank Baker, L OBP: 0.545, SLG: 0.588	2B 1B		1-3	4-3		F2		2-3 2B		5	0	2	1	0	0	1				
Roy White, S OBP: 0.396, SLG: 0.484			F8			HR		BB		4	1	2	1	1	1	1				
Bobby Murcer, L OBP: 0.356, SLG: 0.416	L3 IBB			S 1B BB		4-3		F9		2	1	0	0	2	0	1				
Danny Cater, R OBP: 0.344, SLG: 0.417	L3			2B 1B		4-3		5-3		4	0	1	1	0	0	3				
Jim Lytle, L OBP: 0.416, SLG: 0.538				WP 1B 1B				L9		4	1	3	0	0	0	0				
Jake Gibbs, L OBP: 0.319, SLG: 0.529				WP 1B		1-3		G3		4	0	2	1	0	0	2				
Jerry Kenney, L OBP: 0.296, SLG: 0.310				L4-3 BB		4-3				1	1	0	0	3	0	0				
Mike McCormick, L OBP: 0.194, SLG: 0.200										1	0	0	0	0	1	3				
Gary Waslewski, R OBP: 0.119, SLG: 0.093										1	0	0	0	0	1	0				
Pete Ward, R OBP: 0.119, SLG: 0.093										1	0	0	0	0	2	0				
Steve Kline, R OBP: 0.297, SLG: 0.413										0	0	0	0	0	0	0				
Steve Hamilton, L OBP: 0.356, SLG: 0.396										0	0	0	0	0	0	0				
Jack Aker, R OBP: 0.297, SLG: 0.367										1	0	0	0	0	0	1				
<b>Inning Stats</b>	R: 0 E: 0 K: 0 S: 4	H: 2 LOB: 2 BB: 1 P: 8	R: 0 E: 0 K: 1 S: 6	H: 2 LOB: 1 BB: 1 P: 10	R: 1 E: 0 K: 0 S: 5	H: 2 LOB: 1 BB: 1 P: 9	R: 0 E: 0 K: 1 S: 6	H: 1 LOB: 1 BB: 0 P: 6	R: 2 E: 0 K: 0 S: 3	H: 3 LOB: 2 BB: 1 P: 10	R: 0 E: 0 K: 0 S: 3	H: 0 LOB: 1 BB: 1 P: 7	R: 0 E: 0 K: 0 S: 3	H: 0 LOB: 0 BB: 0 P: 3	R: 1 E: 0 K: 1 S: 6	H: 1 LOB: 1 BB: 1 P: 10	1B: 6 2B: 6 3B: 0 HR: 1	SF: 0 SAC: 0 DP: 2 HBP: 0	WP: 1 PB: 0 CS: 0	PA: 39
<b>PITCHER</b>	IP WLS BF H R ER SO BB IBB HBP BLK WP HR S P ERA WHIP																			
Bob Miller, R ERA: 4.2	4.2	26	10	3	3	2	3	1	0	0	0	0	0	26	42	5.79	2.786			
Floyd Weaver, R ERA: 4.09	3.0	L 12	1	1	1	0	2	0	0	0	0	0	0	10	18	3.00	1.000			
Wilbur Wood, L ERA: 2.96	0.1	1	0	0	0	1	0	0	0	0	0	0	0	3	3	0.00	0.000			

Chicago White Sox @ New York Yankees  
 Yankee Stadium, Bronx, NY  
 Thu Aug 13 1970, 3:33 AM EDT  
 Alt: 9,902 - Unknown - 97 F

AB 33  
 R 4  
 H 11  
 RBI 4  
 BB 6  
 SO 3  
 LOB 18






Batter	1	2	3	4	5	6	7	8	9	10	AB	R	H	RBI	BB	SO	LOB	TOP					
Pat Kelly, L OBP: 0.343, SLG: 0.326 (1.9)	K	K			F9			1-3				4	0	0	0	1	2	2					
Cookie Rojas, R OBP: 0.275, SLG: 0.303 (1.4)	6-3		1-3		L7			1B		F7		5	0	1	0	0	0	1					
Amos Otis, R OBP: 0.345, SLG: 0.436 (1.8)	F9				F8	E		F3		F6		5	0	1	0	0	0	2					
Lou Piniella, R OBP: 0.355, SLG: 0.456 (1.7)		1B			E9	CS		F9		FC4-6	SH3-4	3	1	1	0	1	0	1					
Bob Oliver, R OBP: 0.312, SLG: 0.481 (1.3)		1B			F8			F7		SH3-4		3	1	1	0	0	0	2					
Paul Schaaf, R OBP: 0.351, SLG: 0.332 (1.5)		1B			CS			F7		FC4-6	IBB	2	0	0	0	2	0	0					
Rich Severson, R OBP: 0.305, SLG: 0.357 (1.6)					6-3			6-3		FC4-6		4	0	1	2	0	0	2					
Elie Rodriguez, R OBP: 0.312, SLG: 0.314 (1.2)		FC6-4			F4			F9		1-3		4	0	0	0	0	0	4					
Dick Drago, R OBP: 0.091, SLG: 0.057 (1.1)	K				F9			K		4-3		4	0	0	0	0	2	2					
<b>Inning Stats</b>	R: 0 E: 0 K: 1 S: 5	H: 0 LOB: 0 BB: 0 P: 5	R: 2 E: 0 K: 2 S: 10	H: 3 LOB: 2 BB: 1 P: 14	R: 0 E: 1 K: 0 S: 3	H: 1 LOB: 1 BB: 0 P: 4	R: 0 E: 0 K: 0 S: 3	H: 0 LOB: 0 BB: 0 P: 3	R: 0 E: 0 K: 1 S: 6	H: 1 LOB: 1 BB: 0 P: 6	R: 0 E: 0 K: 0 S: 3	H: 0 LOB: 2 BB: 2 P: 11	R: 0 E: 0 K: 0 S: 3	H: 0 LOB: 1 BB: 1 P: 7	1B: 5 2B: 0 3B: 0 HR: 0	SF: 0 SAC: 1 DP: 0 HBP: 0	WP: 0 PB: 0 SB: 1 CS: 1	PA: 40					
<b>PITCHER</b>	IP 9.0	WLS L	BF 35	H 5	R 2	ER 2	SO 4	BB 2	IBB 1	HBP 0	BLK 0	WP 0	HR 0	S 40	P 52	ERA 2.00	WHIP 0.778						
Fritz Peterson, L ERA: 3.39 Lindy McDaniel, R ERA: 1.63	(1.1)	(10.1)	1.0	W	4	0	0	0	0	1	0	0	0	0	0	0	0	0	3	7	0.00	1.000	

**Kansas City Royals @ New York Yankees**  
 Yankee Stadium, Bronx, NY  
 Fri Aug 14 1970, 7:05 PM EDT  
 Att: 10,350 - Unknown - 82 F


AB	34
R	2
H	5
RBI	2
BB	4
SO	4
LOB	16



Batter	1	2	3	4	5	6	7	8	9	10	AB	R	H	RBI	BB	SO	LOB	BOTTOM				
Horace Clarke, S OBP: 0.291, SLG: 0.318 (1.4)	K		G3			4-3		4-3			4	0	0	1	0	1	1					
Frank Baker, L OBP: 0.500, SLG: 0.571 (1.6)	4-3		F7			K		2B			4	0	1	0	0	1	1					
Roy White, S OBP: 0.350, SLG: 0.479 (1.7)	4-3				G3	6-3		F8			4	0	0	0	0	0	1					
Bobby Murcer, L OBP: 0.356, SLG: 0.421 (1.8)		4-3			L9		HR			F9	4	1	1	1	0	0	0					
Danny Cater, R OBP: 0.343, SLG: 0.416 (1.3)		6-3					1-3			6-3	4	0	1	0	0	0	0					
Jim Lytle, L OBP: 0.371, SLG: 0.467 (1.9)		3-1			K					F7	4	0	0	0	0	2	1					
Jake Gibbs, L OBP: 0.327, SLG: 0.562 (1.2)			4-3			3-1		FC6-4		HR	4	1	2	1	0	0	0					
Jerry Kenney, L OBP: 0.297, SLG: 0.310 (1.5)			2B	G3	1B	4-3		FC6-4			3	1	1	0	0	0	1					
Fritz Peterson, S OBP: 0.212, SLG: 0.313 Lindy McDaniel, R OBP: 0.158, SLG: 0.158 (1.1)	(1.1)	(10.1)	1.0	L	3	3	5	0	0	0	0	0	0	0	0	0	0	0	0	0	0	0

**Kansas City Royals @ New York Yankees**  
 Yankee Stadium, Bronx, NY  
 Fri Aug 14 1970, 7:05 PM EDT  
 Att: 10,350 - Unknown - 82 F

AB	34
R	3
H	7
RBI	3
BB	0
SO	5
LOB	5



Batter	1	2	3	4	5	6	7	8	9	10	AB	R	H	RBI	BB	SO	LOB	PA
Dick Drago, R ERA: 4.25 (1.1)								K			3	0	1	0	0	1	0	34
<b>PITCHER</b>	IP 9.0	WLS L	BF 34	H 7	R 3	ER 3	SO 5	BB 0	IBB 0	HBP 0	BLK 0	WP 0	HR 2	S 44	P 44	ERA 3.00	WHIP 0.778	
<b>PITCHER</b>	IP 9.0	WLS L	BF 34	H 7	R 3	ER 3	SO 5	BB 0	IBB 0	HBP 0	BLK 0	WP 0	HR 2	S 44	P 44	ERA 3.00	WHIP 0.778	



Batter	1	2	3	4	5	6	7	8	9	AB	R	H	RBI	BB	SO	LOB	TOP										
George Spriggs, L (1,9) OBP: 0.313, SLG: 0.222	4-3	K		SF9		FC6			5-3	4	0	0	1	0	1	3											
Cookie Rojas, R (1,4) OBP: 0.217, SLG: 0.302	4-3 1B		5-3 1B	F7			5-3		F9	4	1	1	0	1	0	1											
Amos Otis, R (1,8) OBP: 0.346, SLG: 0.434	4-3 1B		5-3		5-3		G6-4-3 BB		F3	4	0	1	0	1	0	1											
Lou Piniella, R (1,7) OBP: 0.354, SLG: 0.453	4-3		P3		G3-6 1B		G6-4-3			4	0	1	0	0	0	4											
Ed Kirkpatrick, L (1,2) OBP: 0.316, SLG: 0.421	6-3				G3-6				4-3	4	0	1	1	0	0	3											
Bob Oliver, R (1,3) OBP: 0.314, SLG: 0.481		K		1B		5-3			6-3 1B	4	1	2	0	0	1	0											
Paul Schaal, R (1,5) OBP: 0.353, SLG: 0.335		E4		1B		1B			6-3	4	1	2	0	0	0	1											
Rich Severson, R (1,6) OBP: 0.315, SLG: 0.363		FC6-4								3	1	2	1	1	0	1											
Wally Bunker, R (1,1) OBP: 0.176, SLG: 0.067										4	0	0	0	0	1	6											
Tom Burgmeier, L (8,1) OBP: 0.300, SLG: 0.222		E8								0	0	0	0	0	0	0											
Ted Abernathy, R (8,1) OBP: 0.167, SLG: 0.167										0	0	0	0	0	0	0											
<b>Inning Stats</b>	R: 0 E: 0 K: 0 S: 5	H: 2 LOB: 2 BB: 0 P: 5	R: 1 E: 2 K: 2 S: 9	H: 0 LOB: 1 BB: 0 P: 9	R: 1 E: 0 K: 1 S: 3	H: 1 LOB: 1 BB: 1 P: 7	R: 2 E: 0 K: 1 S: 8	H: 3 LOB: 1 BB: 0 P: 8	R: 0 E: 0 K: 0 S: 3	H: 1 LOB: 0 BB: 0 P: 3	R: 0 E: 0 K: 0 S: 5	H: 2 LOB: 2 BB: 0 P: 5	R: 0 E: 0 K: 0 S: 2	H: 0 LOB: 0 BB: 1 P: 6	R: 0 E: 0 K: 0 S: 4	H: 1 LOB: 2 BB: 1 P: 8	R: 0 E: 0 K: 0 S: 3	H: 0 LOB: 0 BB: 0 P: 3	1B: 10 2B: 0 3B: 0 HR: 0	SF: 1 SAC: 0 DP: 2 HBP: 0	WP: 0 PA: 39						
<b>PITCHER</b>	IP	WLS	BF	H	R	ER	SO	BB	IBB	HBP	BLK	WP	HR	S	P	ERA	WHIP										
Mel Stottlemyre, R (1,1) ERA: 3.0	7.0		31	9	4	3	3	2	0	0	0	0	0	35	43	3.86	1.571										
Ron Klimkowski, R (8,1) ERA: 3.27	1.0	W	5	1	0	0	0	0	1	0	0	0	0	4	8	0.00	1.000										
Lindy McDaniel, R (9,1) ERA: 1.61	1.0	S	3	0	0	0	0	0	0	0	0	0	0	3	3	0.00	0.000										

**Kansas City Royals @ New York Yankees**  
 Yankee Stadium, Bronx, NY  
 Sat Aug 15 1970, 3:33 AM EDT  
 Att: 10,098 - Overcast - 92 F

AB	35
R	4
H	10
RBI	3
BB	3
SO	3
LOB	20



Batter	1	2	3	4	5	6	7	8	9	AB	R	H	RBI	BB	SO	LOB	BOTTOM										
Horace Clarke, S (1,4) OBP: 0.289, SLG: 0.315	L7		1-3		L9		5-3			4	0	0	0	0	0	3											
Thurman Munson, R (1,2) OBP: 0.384, SLG: 0.400	K		E9		L8			SH5-4 1B		4	1	2	1	0	1	1											
Roy White, S (1,7) OBP: 0.396, SLG: 0.487					K			SH5-4		3	2	2	1	1	1	1											
Bobby Murcer, L (1,8) OBP: 0.355, SLG: 0.421	F7		F8					SH5-4		3	0	1	0	0	0	2											
Danny Cater, R (1,3) OBP: 0.343, SLG: 0.414		L9			6-3		L4-3		E3	4	1	1	2	0	0	1											
Jim Lytle, L (1,9) OBP: 0.395, SLG: 0.485										3	0	2	0	0	0	0											
Ron Woods, R (8,PH) OBP: 0.328, SLG: 0.363										0	0	0	0	0	0	0											
Jake Gibbs, L (8,PH) OBP: 0.333, SLG: 0.567										1	0	1	1	0	0	0											
Lindy McDaniel, R (9,1) OBP: 0.158, SLG: 0.158										0	0	0	0	0	0	0											
Frank Baker, L (1,6) OBP: 0.500, SLG: 0.583		L3			FC4-6					3	0	1	0	1	0	2											
Jerry Kenney, L (1,5) OBP: 0.296, SLG: 0.307					F6					3	0	0	0	1	0	4											
Mel Stottlemyre, R (1,1) ERA: 6.79										1	1	0	0	1	0	1											
Pete Ward, L (7,PH) OBP: 0.342, SLG: 0.496										1	0	0	0	0	0	1											
Ron Klimkowski, R (8,1) ERA: 3.33										0	0	0	0	0	0	0											
Curt Blefary, L (9,9) OBP: 0.324, SLG: 0.335										0	0	0	0	0	0	0											
<b>Inning Stats</b>	R: 1 E: 0 K: 1 S: 6	H: 1 LOB: 0 BB: 0 P: 6	R: 0 E: 0 K: 0 S: 3	H: 1 LOB: 0 BB: 0 P: 3	R: 1 E: 1 K: 0 S: 4	H: 1 LOB: 2 BB: 2 P: 12	R: 0 E: 0 K: 0 S: 4	H: 1 LOB: 1 BB: 0 P: 4	R: 0 E: 0 K: 1 S: 5	H: 0 LOB: 1 BB: 1 P: 9	R: 0 E: 0 K: 0 S: 3	H: 1 LOB: 0 BB: 0 P: 3	R: 0 E: 0 K: 0 S: 4	H: 1 LOB: 1 BB: 0 P: 4	R: 3 E: 1 K: 0 S: 6	H: 4 LOB: 1 BB: 1 P: 10	R: 0 E: 0 K: 0 S: 3	H: 0 LOB: 0 BB: 0 P: 3	1B: 8 2B: 2 3B: 0 HR: 1	SF: 0 SAC: 1 DP: 2 HBP: 0	WP: 1 PA: 35						
<b>PITCHER</b>	IP	WLS	BF	H	R	ER	SO	BB	IBB	HBP	BLK	WP	HR	S	P	ERA	WHIP										
Wally Bunker, R (1,1) ERA: 6.79	7.0		29	7	3	3	2	3	0	0	0	0	0	30	42	3.86	1.429										
Tom Burgmeier, L (8,1) ERA: 3.33	0.1	L	3	2	1	1	0	0	0	0	0	0	0	3	3	27.00	6.000										
Ted Abernathy, R (8,1) ERA: 2.24	0.2		3	1	1	1	0	1	0	0	0	0	0	2	6	13.50	3.000										

**Kansas City Royals @ New York Yankees**  
 Yankee Stadium, Bronx, NY  
 Sat Aug 15 1970, 3:33 AM EDT  
 Att: 10,098 - Overcast - 92 F

AB	30
R	5
H	10
RBI	5
BB	4
SO	2
LOB	16











Batter	1	2	3	4	5	6	7	8	9	AB	R	H	RBI	BB	SO	LOB	TOP								
Horace Clarke, S OBP: 0.291, SLG: 0.316	4-0 S BB	0-0 2H 1B		4-3		0-0 S 1B			0-0 1-3	4	0	2	0	1	0	0	<b>New York Yankees @ Minnesota Twins</b> Metropolitan Stadium, Bloomington, MI Tue Aug 18 1970, 8:05 PM EDT Att: 23,490 - Unknown - 74 F  <b>AB 37</b> <b>R 7</b> <b>H 10</b> <b>RBI 7</b> <b>BB 1</b> <b>SO 8</b> <b>LOB 8</b>								
Gene Michael, S OBP: 0.297, SLG: 0.265	0-3 K 1-2		0-0 E3 1-3 HR		0-3 K	0-0 6-3			0-0 6-3	5	1	0	0	0	2	2									
Roy White, S OBP: 0.397, SLG: 0.487	0-3 K		0-0 1-3		0-0 S 3B 1B				0-3 K	4	1	1	0	0	2	2									
Danny Cater, R OBP: 0.343, SLG: 0.419	0-0 P6		0-0 HR		0-0 F9				0-0 5-3	4	1	1	2	0	0	2									
Bobby Murcer, L OBP: 0.356, SLG: 0.424		0-0 F8	0-0 3-1		0-0 2B 3B				0-3 K	4	1	1	1	0	1	0									
John Ellis, R OBP: 0.313, SLG: 0.429		0-0 2B 1B	0-0 HR		0-0 K				0-0 L8	4	2	3	2	0	0	0									
Jerry Kenney, L OBP: 0.296, SLG: 0.307		0-0 1B	0-0 HR		0-0 2B				0-0 0	0	0	0	0	0	0	0									
Ron Woods, R OBP: 0.325, SLG: 0.365		0-0 1B 2B	0-0 F7		0-0 K				0-0 5-3	4	1	1	0	0	1	1									
Jake Gibbs, L OBP: 0.330, SLG: 0.553		0-0 1B 1B	0-0 4-3		0-0 F9				0-3 K	4	0	1	2	0	1	0									
Mike Kekich, R OBP: 0.190, SLG: 0.150		0-0 6-3	0-0 F5		0-3 K				0-0 4-3	2	0	0	0	0	0	1									
Gary Waslewski, R OBP: 0.118, SLG: 0.063		0-0 6-3	0-0 F5		0-0 K				0-0 4-3	0	0	0	0	0	0	0									
Steve Hamilton, L OBP: 0.118, SLG: 0.063		0-0 6-3	0-0 F5		0-0 K				0-0 4-3	0	0	0	0	0	0	0									
Ron Klimkowski, R OBP: 0.150, SLG: 0.150		0-0 6-3	0-0 F5		0-0 K				0-0 4-3	1	0	0	0	0	1	0									
Lindy McDaniel, R OBP: 0.150, SLG: 0.150		0-0 6-3	0-0 F5		0-0 K				0-0 4-3	1	0	0	0	0	0	0									
<b>Inning Stats</b>	R: 0 E: 0 K: 2 S: 7	H: 0 LOB: 1 BB: 1 P: 11	R: 2 E: 0 K: 0 S: 6	H: 4 LOB: 2 BB: 0 P: 6	R: 3 E: 1 K: 0 S: 6	H: 2 LOB: 0 BB: 0 P: 6	R: 0 E: 0 K: 0 S: 3	H: 0 LOB: 0 BB: 0 P: 3	R: 2 E: 0 K: 2 S: 10	H: 3 LOB: 1 BB: 0 P: 10	R: 0 E: 0 K: 1 S: 6	H: 1 LOB: 0 BB: 0 P: 6	R: 0 E: 0 K: 2 S: 7	H: 0 LOB: 0 BB: 0 P: 7	R: 0 E: 0 K: 1 S: 5	H: 0 LOB: 0 BB: 0 P: 5	R: 0 E: 0 K: 0 S: 3	H: 0 LOB: 0 BB: 0 P: 3	1B: 5 2B: 2 3B: 1 HR: 2	SF: 0 SAC: 0 DP: 0 HBP: 0	WP: 0 PB: 0 SB: 3 CS: 0	PA: 38			
<b>PITCHER</b>	IP	WLS	BF	H	R	ER	SO	BB	IBB	HBP	BLK	WP	HR	S	P	ERA	WHIP								
Jim Kaat, L ERA: 3.81	2.2		15	6	5	3	2	1	0	0	0	0	2	18	22	10.12	2.625								
Pete Hamm, R ERA: 5.23	1.1		4	0	0	0	0	0	0	0	0	0	0	4	4	0.00	0.000								
Dick Woodson, R ERA: 3.81	0.2		5	3	2	2	1	0	0	0	0	0	0	7	7	27.00	4.500								
Stan Williams, R ERA: 2.13	1.1		5	1	0	0	2	0	0	0	0	0	0	9	9	0.00	0.750								
Tom Hall, L ERA: 2.89	3.0	W	9	0	0	0	3	0	0	0	0	0	0	15	15	0.00	0.000								

Batter	1	2	3	4	5	6	7	8	9	AB	R	H	RBI	BB	SO	LOB	BOTTOM								
Cesar Tovar, R OBP: 0.354, SLG: 0.441	4-0 WP S 1B BB	0-0 1-2 2H 1B		4-0 BB 1B 1B BB		0-0 F7			0-0 FC6-4	3	2	1	1	2	0	1	<b>New York Yankees @ Minnesota Twins</b> Metropolitan Stadium, Bloomington, MI Tue Aug 18 1970, 8:05 PM EDT Att: 23,490 - Unknown - 74 F  <b>AB 36</b> <b>R 8</b> <b>H 11</b> <b>RBI 8</b> <b>BB 5</b> <b>SO 7</b> <b>LOB 12</b>								
Danny Thompson, R OBP: 0.292, SLG: 0.310	0-0 F9	0-0 FC5-4 1B		0-0 1B BB		0-0 6-3			0-0 FC6-4 1B	5	1	3	2	0	1										
Harmon Killebrew, R OBP: 0.425, SLG: 0.613	0-3 K	0-0 FC5-4		4-0 1B BB		0-0 6-3			0-0 FC6-4 2B 1B	4	0	0	0	1	4										
Bob Allison, R OBP: 0.368, SLG: 0.316	2-3 K	1-2 1B		1-2 2-3 BB		0-0 4-3			0-0 1B 2B	0	1	0	0	0	0										
Tony Oliva, L OBP: 0.357, SLG: 0.510	0-0 1B		0-0 F7	0-0 FC5-4 1B		0-0 4-3			0-0 1B 2B	5	1	3	3	0	0										
Brant Aylea, R OBP: 0.370, SLG: 0.514	0-3 K		0-3 K	0-0 FC5-4		0-0 6-3			0-0 1B	3	0	0	0	0	2	3									
Tom Hall, L OBP: 0.217, SLG: 0.217	0-0 K		0-0 K	0-0 FC5-4		0-0 6-3			0-0 1B	1	0	1	0	0	0	0									
Jim Holt, R OBP: 0.286, SLG: 0.329	0-0 K		0-0 K	0-0 FC5-4		0-0 6-3			0-0 1B	1	0	1	2	0	0	0									
Rick Renick, R OBP: 0.325, SLG: 0.441		0-0 F6	0-0 F7		0-0 F8				0-0 6-3	4	0	0	0	0	1										
Leo Cardenas, R OBP: 0.314, SLG: 0.387		0-3 K		0-0 4-3		0-0 F7			0-3 K	4	0	0	0	0	2	0									
Tom Tischinski, R OBP: 0.326, SLG: 0.184		0-0 BB 1B		4-0 BB 1B BB		0-0 5-3			0-0 FC6-4 1B	2	2	1	0	1	0	0									
Charlie Manuel, L OBP: 0.306, SLG: 0.293		0-0 BB 1B		4-0 BB 1B BB		0-0 5-3			0-0 FC6-4 1B	1	0	1	0	0	0	0									
Paul Ratliff, L OBP: 0.328, SLG: 0.348		0-0 BB 1B		4-0 BB 1B BB		0-0 5-3			0-0 FC6-4 1B	0	0	0	0	0	0	0									
Jim Kaat, L ERA: 6.46	4.0		4	5	5	5	5	4	0	0	0	0	0	0	0	0									
Pete Hamm, R ERA: 3.53	0.0		2	1	0	0	0	1	0	0	0	0	0	0	0	1									
Frank Quilici, R ERA: 2.68	0.1		2	1	1	1	0	0	0	0	0	0	0	0	0	2									
Ron Klimkowski, R ERA: 3.12	3.1	L	12	2	0	0	1	0	0	0	0	0	0	0	0	14									
Lindy McDaniel, R ERA: 1.79	1.0	L	6	3	2	2	1	0	0	0	0	0	0	0	0	8									
<b>Inning Stats</b>	R: 1 E: 0 K: 2 S: 8	H: 1 LOB: 1 BB: 1 P: 12	R: 2 E: 0 K: 1 S: 8	H: 3 LOB: 2 BB: 1 P: 12	R: 0 E: 0 K: 1 S: 5	H: 0 LOB: 0 BB: 0 P: 5	R: 3 E: 0 K: 1 S: 7	H: 2 LOB: 3 BB: 3 P: 19	R: 0 E: 0 K: 0 S: 3	H: 0 LOB: 0 BB: 0 P: 3	R: 0 E: 0 K: 0 S: 4	H: 1 LOB: 1 BB: 0 P: 4	R: 0 E: 0 K: 2 S: 8	H: 1 LOB: 1 BB: 0 P: 8	R: 2 E: 0 K: 0 S: 4	H: 3 LOB: 1 BB: 0 P: 4	1B: 10 2B: 1 3B: 0 HR: 0	SF: 0 SAC: 0 DP: 0 HBP: 0	WP: 1 PB: 0 SB: 1 CS: 0	PA: 41					
<b>PITCHER</b>	IP	WLS	BF	H	R	ER	SO	BB	IBB	HBP	BLK	WP	HR	S	P	ERA	WHIP								
Mike Kekich, L ERA: 6.46	3.2		19	4	5	5	5	4	0	0	0	0	0	1	5	12.27	2.182								
Gary Waslewski, R ERA: 3.53	0.0		2	1	0	0	0	1	0	0	0	0	0	1	5	12.27	2.182								
Steve Hamilton, L ERA: 2.68	0.1		2	1	1	1	0	0	0	0	0	0	0	2	2	27.00	3.000								
Ron Klimkowski, R ERA: 3.12	3.1	L	12	2	0	0	1	0	0	0	0	0	0	0	14	0.00	0.600								
Lindy McDaniel, R ERA: 1.79	1.0	L	6	3	2	2	1	0	0	0	0	0	0	0	8	18.00	3.000								



Batter	1	2	3	4	5	6	7	8	9	AB	R	H	RBI	BB	SO	LOB	TOP			
Horace Clarke, S OBP: 0.293, SLG: 0.316 (1,4)	4-0 3-1 BB		1-3		6-3			1B		3	0	1	0	1	0	0	<p>New York Yankees @ Minnesota Twins Metropolitan Stadium, Bloomington, MI Wed Aug 19 1970, 8:05 PM EDT Att: 23,271 - Unknown - 76 F</p> <p>livebaseballscores.com</p> <p>AB 31 R 0 H 4 RBI 0 BB 1 SO 5 LOB 8</p> 			
Frank Baker, L OBP: 0.441, SLG: 0.500 (1,6)	0-3 K		4-3			P6		P6		4	0	0	0	0	1	2				
Roy White, S OBP: 0.394, SLG: 0.482 (1,7)	0-0 3-1 1-2			F9		4-3		F8		4	0	0	0	0	1	1				
Bobby Murcer, L OBP: 0.355, SLG: 0.423 (1,8)	0-0 P6			1B		3-1		K		4	0	1	0	0	1	1				
Danny Cater, R OBP: 0.340, SLG: 0.415 (1,3)		0-0 6-3		F9		6-3		1-3		4	0	0	0	0	1	1				
Jim Lytle, L OBP: 0.390, SLG: 0.472 (1,9)		0-0 F8		1B		K				3	0	1	0	0	1	0				
Jake Gibbs, L OBP: 0.330, SLG: 0.567 (1,2)		0-0 3B		K		G3				3	0	1	0	0	1	2				
Jerry Kenney, L OBP: 0.294, SLG: 0.305 (1,5)	0-3 K				4-3			1-3		3	0	0	0	0	1	1				
Fritz Peterson, S OBP: 0.206, SLG: 0.303 (1,1)			0-0 F9		L7			4-3		2	0	0	0	0	0	0				
Pete Ward, L OBP: 0.338, SLG: 0.400 (8, PH)										1	0	0	0	0	0	0				
Gary Waslewski, R OBP: 0.118, SLG: 0.063 (8, 1)										0	0	0	0	0	0	0				
<b>Inning Stats</b>	R: 0 E: 0 K: 1 S: 5	H: 0 LOB: 1 BB: 1 P: 9	R: 0 E: 0 K: 1 S: 6	H: 1 LOB: 1 BB: 0 P: 6	R: 0 E: 0 K: 0 S: 3	H: 0 LOB: 0 BB: 0 P: 3	R: 0 E: 0 K: 1 S: 7	H: 2 LOB: 2 BB: 0 P: 7	R: 0 E: 0 K: 0 S: 3	H: 0 LOB: 0 BB: 0 P: 3	R: 0 E: 0 K: 1 S: 5	H: 0 LOB: 0 BB: 0 P: 5	R: 0 E: 0 K: 0 S: 4	H: 1 LOB: 1 BB: 0 P: 4	R: 0 E: 0 K: 1 S: 5	H: 0 LOB: 0 BB: 0 P: 5	1B: 3 2B: 0 3B: 1 HR: 0	SF: 0 SAC: 0 DP: 0 HBP: 0	WP: 0 PB: 0 CS: 0	PA: 32
<b>PITCHER</b> Jim Perry, R ERA: 2.94 (1,1)	IP: 9.0 WLS: W BF: 32 H: 4 R: 0 ER: 0 SO: 5 BB: 1 IBB: 0 HBP: 0 BLK: 0 WP: 0 HR: 0 S: 41 P: 45 ERA: 0.00 WHIP: 0.556															<b>PITCHER</b>				

Batter	1	2	3	4	5	6	7	8	9	AB	R	H	RBI	BB	SO	LOB	BOTTOM			
Cesar Tovar, R OBP: 0.352, SLG: 0.437 (1,8) (7,7)	0-0 F4		0-0 F8		0-0 F9			1-3		4	0	0	0	0	0	0	<p>New York Yankees @ Minnesota Twins Metropolitan Stadium, Bloomington, MI Wed Aug 19 1970, 8:05 PM EDT Att: 23,271 - Unknown - 76 F</p> <p>livebaseballscores.com</p> <p>AB 31 R 3 H 7 RBI 3 BB 2 SO 3 LOB 7</p> 			
Danny Thompson, R OBP: 0.291, SLG: 0.309 (1,4) (9,5)	0-0 F7			0-0 F8	0-0 6-3			2B	1B	4	1	1	0	0	0	0				
Harmon Killebrew, R OBP: 0.425, SLG: 0.614 (8, PR)	0-0 F3			1B	1B	0-0 6-3		BB	2B	4	1	2	1	0	0	0				
Frank Quiñici, R OBP: 0.292, SLG: 0.262 (9,4)				1B	1B			1H	2B	0	0	0	0	0	0	0				
Tony Oliva, L OBP: 0.356, SLG: 0.506 (1,9)		0-0 4-3		0-0 F7		0-0 F3		4-0 BB	IBB	3	0	0	0	1	0	1				
Brant Aylea, R OBP: 0.369, SLG: 0.511 (1,7)		0-0 5-3		0-0 1B	1B	0-3 K		4-0 1-2	BB	3	1	1	0	0	1	0				
Jim Holt, L OBP: 0.289, SLG: 0.329 (7,8)				1-2 1B	1B			1-2 2-3	BB	0	0	0	0	1	0	0				
Rich Reese, L OBP: 0.334, SLG: 0.376 (1,3)		0-0 1B		0-0 1B	1B	0-0 3-1		0-3 K		4	0	2	1	0	1	3				
Leo Cardenas, R OBP: 0.314, SLG: 0.386 (1,6)		0-0 F9		0-0 FC6-4	1B	0-3 K				3	0	1	1	0	1	1				
Tom Tischinski, R OBP: 0.306, SLG: 0.171 (1,2)			0-0 1-3		FC6-4			4-3		3	0	0	0	0	0	2				
Jim Perry, S OBP: 0.276, SLG: 0.338 (1,1)			0-0 4-3			0-0 F8			0-0 F9	3	0	0	0	0	0	0				
<b>Inning Stats</b>	R: 0 E: 0 K: 0 S: 3	H: 0 LOB: 0 BB: 0 P: 3	R: 0 E: 0 K: 0 S: 4	H: 1 LOB: 1 BB: 0 P: 4	R: 0 E: 0 K: 0 S: 3	H: 0 LOB: 0 BB: 0 P: 3	R: 2 E: 0 K: 0 S: 7	H: 4 LOB: 2 BB: 0 P: 7	R: 0 E: 0 K: 0 S: 3	H: 0 LOB: 0 BB: 0 P: 3	R: 0 E: 0 K: 1 S: 5	H: 0 LOB: 0 BB: 0 P: 5	R: 0 E: 0 K: 1 S: 5	H: 0 LOB: 0 BB: 0 P: 5	R: 1 E: 0 K: 1 S: 7	H: 2 LOB: 3 BB: 2 P: 15	1B: 6 2B: 1 3B: 0 HR: 0	SF: 0 SAC: 0 DP: 0 HBP: 0	WP: 0 PB: 0 CS: 0	PA: 33
<b>PITCHER</b> Fritz Peterson, L ERA: 3.36 Gary Waslewski, R ERA: 4.0 (8,1)	IP: 7.0 WLS: L BF: 26 H: 5 R: 2 ER: 2 SO: 2 BB: 0 IBB: 0 HBP: 0 BLK: 0 WP: 0 HR: 0 S: 30 P: 30 ERA: 2.57 WHIP: 0.714															<b>PITCHER</b>				








Batter	1	2	3	4	5	6	7	8	9	AB	R	H	RBI	BB	SO	LOB	TOP								
Horace Clarke, S OBP: 0.290, SLG: 0.313 (1,4)	G3		E 3-1 1B		G4-6-3		L3			4	1	1	0	0	0	2									
Frank Baker, L OBP: 0.391, SLG: 0.400 (1,6)	4-3		3-1			6-3		4-3		4	0	0	1	0	0	0									
Roy White, S OBP: 0.393, SLG: 0.477 (1,7)	F7		F7			4-3 1B BB		1-3		3	1	0	0	1	0	0									
Bobby Murcer, L OBP: 0.351, SLG: 0.419 (1,8)		K	6-3			4-3		F5		4	0	0	0	0	1	1									
Danny Cater, R OBP: 0.342, SLG: 0.416 (1,3)		2B 1B			1-3			1-3		4	1	2	1	0	0	0									
Jim Lytle, L OBP: 0.388, SLG: 0.500 (1,9)		1B 2B			F8			F5		4	1	1	1	0	1	1									
Jake Gibbs, L OBP: 0.333, SLG: 0.552 (1,2)		FC5-4 1B			F9			4-3 1B		4	0	3	1	0	0	0									
Jerry Kenney, L OBP: 0.293, SLG: 0.301 (1,5)		FC5-4 FC6			L7			4-3		4	0	1	0	0	0	2									
Steve Kline, R OBP: 0.385, SLG: 0.333 Ron Klimkowski, R OBP: 0.176, SLG: 0.152 Lindy McDaniel, R OBP: 0.190, SLG: 0.238 (9,1)		FC6			G4-6-3 BB			1-3		1	0	0	0	1	0	1									
										2	0	0	0	0	1	3									
										0	0	0	0	0	0	0									
<b>Inning Stats</b>	R: 0 E: 0 K: 0 S: 3	H: 0 LOB: 0 BB: 0 P: 3	R: 2 E: 0 K: 1 S: 8	H: 3 LOB: 1 BB: 0 P: 8	R: 1 E: 1 K: 0 S: 4	H: 1 LOB: 0 BB: 0 P: 4	R: 0 E: 0 K: 0 S: 3	H: 0 LOB: 0 BB: 0 P: 3	R: 0 E: 0 K: 1 S: 2	H: 0 LOB: 0 BB: 1 P: 6	R: 1 E: 0 K: 0 S: 6	H: 1 LOB: 1 BB: 1 P: 10	R: 0 E: 0 K: 0 S: 4	H: 1 LOB: 1 BB: 0 P: 4	R: 0 E: 0 K: 0 S: 3	H: 0 LOB: 0 BB: 0 P: 3	R: 0 E: 0 K: 1 S: 7	H: 2 LOB: 2 BB: 0 P: 7	1B: 7 2B: 1 3B: 0 HR: 0	SF: 0 SAC: 0 DP: 1 HBP: 0	WP: 0 PB: 0 SB: 0 CS: 0	PA: 36			
<b>PITCHER</b>	IP	WLS	BF	H	R	ER	SO	BB	IBB	HBP	BLK	WP	HR	S	P	ERA	WHIP								
Gerry Janeski, R ERA: 4.71 Barry Moore, L ERA: 5.43	(1,1)	7.0	L	28	6	4	3	2	2	0	0	0	0	30	38	3.86	1.143								
	(8,1)	2.0		8	2	0	0	1	0	0	0	0	0	10	10	0.00	1.000								

**New York Yankees @ Chicago White Sox**  
Comiskey Park, Chicago, IL  
Fri Aug 21 1970, 8:05 PM EDT  
Att: 12,263 - Unknown - 72 F


AB 34  
R 4  
H 8  
RBI 4  
BB 2  
SO 3  
LOB 10



Batter	1	2	3	4	5	6	7	8	9	AB	R	H	RBI	BB	SO	LOB	BOTTOM									
Tom McCraw, L OBP: 0.297, SLG: 0.346 Barry Moore, L OBP: 0.176, SLG: 0.152 Walt Williams, R OBP: 0.296, SLG: 0.339 (9,PH)	L6	F9			L3-1		F8		F8	4	0	0	0	0	0	1										
Luis Aparicio, R OBP: 0.372, SLG: 0.400 (1,6)	FC5-4 1B BB		E 1B		5-3			E6 1-3		4	1	2	0	0	0	0										
Carlos May, L OBP: 0.376, SLG: 0.430 (1,7)	FC5-4 1B BB		E6 1-3		L3-1			1-3		3	0	0	0	1	0	2										
Bill Melton, R OBP: 0.333, SLG: 0.487 (1,9)	FC5-4 1B 1-2 2-3		K				HR	F8		4	1	1	1	0	1	5										
Ed Herrmann, L OBP: 0.354, SLG: 0.506 (1,2)	1-3 3-H 1B		L6				CS 1B 1B	F2		4	0	2	1	0	0	3										
Syd O'Brien, R OBP: 0.290, SLG: 0.338 (1,5)	F6		K				G3-6 1B	F5		4	0	1	0	0	1	4										
Ken Berry, R OBP: 0.351, SLG: 0.367 (1,8)			S 1B		5-3		G3-6 1-2 2-3	1B 1B		4	0	2	0	0	0	2										
Bobby Knoop, R OBP: 0.276, SLG: 0.295 Duane Josephson, R OBP: 0.373, SLG: 0.400 (9,PH)		F9			L1-6-4 1B			1B 1B		3	0	1	0	0	0	1										
Gerry Janeski, R OBP: 0.105, SLG: 0.089 Gail Hopkins, L OBP: 0.343, SLG: 0.374 (7,PH)		B1			L1-6-4 1-2			1B		2	0	0	0	0	0	2										
										2	0	1	0	0	1	0										
<b>Inning Stats</b>	R: 1 E: 0 K: 0 S: 5	H: 2 LOB: 2 BB: 1 P: 9	R: 0 E: 0 K: 0 S: 4	H: 1 LOB: 1 BB: 0 P: 4	R: 0 E: 1 K: 2 S: 9	H: 1 LOB: 2 BB: 0 P: 9	R: 0 E: 0 K: 0 S: 3	H: 1 LOB: 0 BB: 0 P: 3	R: 0 E: 0 K: 0 S: 3	H: 0 LOB: 0 BB: 0 P: 3	R: 1 E: 0 K: 0 S: 4	H: 3 LOB: 0 BB: 0 P: 4	R: 0 E: 0 K: 1 S: 5	H: 0 LOB: 0 BB: 0 P: 5	R: 0 E: 1 K: 0 S: 4	H: 0 LOB: 1 BB: 0 P: 4	R: 0 E: 0 K: 0 S: 5	H: 3 LOB: 2 BB: 0 P: 5	1B: 10 2B: 0 3B: 0 HR: 1	SF: 0 SAC: 0 DP: 2 HBP: 0	WP: 0 PB: 0 SB: 1 CS: 1	PA: 37				
<b>PITCHER</b>	IP	WLS	BF	H	R	ER	SO	BB	IBB	HBP	BLK	WP	HR	S	P	ERA	WHIP									
Steve Kline, R ERA: 5.54 Ron Klimkowski, R ERA: 2.99 Lindy McDaniel, R ERA: 1.74	(1,1)	5.0	W	24	8	2	2	2	1	0	0	0	0	1	27	31	3.60	1.800								
	(6,1)	3.1		11	2	0	0	1	0	0	0	0	0	13	13	0.00	0.600									
	(9,1)	0.2	S	2	1	0	0	0	0	0	0	0	0	2	2	0.00	1.500									

**New York Yankees @ Chicago White Sox**  
Comiskey Park, Chicago, IL  
Fri Aug 21 1970, 8:05 PM EDT  
Att: 12,263 - Unknown - 72 F

AB 36  
R 2  
H 11  
RBI 2  
BB 1  
SO 3  
LOB 22






Batter	1	2	3	4	5	6	7	8	9	AB	R	H	RBI	BB	SO	LOB	TOP			
<b>Horace Clarke, S</b> (1,4) OBP: 0.288, SLG: 0.311	6-3		L6		P6			6-3		4	0	0	0	0	0	3				
<b>Thurman Munson, R</b> (1,2) OBP: 0.379, SLG: 0.397	L6			5-3		6-3		4-3		4	0	0	0	0	0	0				
<b>Roy White, S</b> (1,7) OBP: 0.394, SLG: 0.476	G3			HR	1B			6-3		3	1	1	0	1	0	0				
<b>Bobby Murcer, L</b> (1,8) OBP: 0.352, SLG: 0.428		4-3		HR		K		2B		4	1	2	2	0	1	1				
<b>Danny Cater, R</b> (1,3) OBP: 0.341, SLG: 0.414		FC6-4	1B	5-3		F9		E6		4	0	1	0	0	0	2				
<b>Jim Lyttle, L</b> (1,9) OBP: 0.365, SLG: 0.468				4-3				F9		3	0	0	0	0	0	1				
<b>Ron Woods, R</b> (9, PH) OBP: 0.321, SLG: 0.361	FC6-4	CS						G3		1	0	0	0	0	0	2				
<b>Frank Baker, L</b> (1,6) OBP: 0.400, SLG: 0.389		CS						G3		1	0	0	0	2	0	0				
<b>John Ellis, R</b> (9, PH) OBP: 0.310, SLG: 0.428				PB	BB			L7		1	0	0	0	0	0	2				
<b>Jerry Kenney, L</b> (1,5) OBP: 0.293, SLG: 0.299				L6	PB			K		2	0	0	0	1	2	1				
<b>Stan Bahnsen, R</b> (1,1) OBP: 0.186, SLG: 0.193				K				K		1	0	0	0	0	1	2				
<b>Pete Ward, L</b> (8, PH) OBP: 0.333, SLG: 0.394								SH1-3		1	0	0	0	0	1	0				
<b>Mike McCormick, L</b> (8,1) OBP: 0.194, SLG: 0.200								K		0	0	0	0	0	0	0				
<b>Inning Stats</b>	R: 0 E: 0 K: 0 S: 3	H: 0 LOB: 0 BB: 0 P: 3	R: 0 E: 0 K: 0 S: 3	H: 1 LOB: 0 BB: 0 P: 3	R: 0 E: 0 K: 1 S: 4	H: 0 LOB: 1 BB: 2 P: 12	R: 2 E: 0 K: 0 S: 5	H: 2 LOB: 0 BB: 0 P: 5	R: 0 E: 0 K: 1 S: 5	H: 0 LOB: 1 BB: 1 P: 9	R: 0 E: 0 K: 1 S: 5	H: 0 LOB: 0 BB: 0 P: 5	R: 0 E: 0 K: 1 S: 5	H: 0 LOB: 0 BB: 0 P: 5	R: 0 E: 1 K: 0 S: 5	H: 1 LOB: 2 BB: 0 P: 5	1B: 2 2B: 2 3B: 0 HR: 1	SF: 0 SAC: 1 DP: 1 HBP: 0	WP: 0 PB: 1 CS: 1	PA: 35
<b>PITCHER</b>	IP	WLS	BF	H	R	ER	SO	BB	IBB	HBP	BLK	WP	HR	S	P	ERA	WHIP			
<b>Bart Johnson, R</b> (1,1) ERA: 5.8	8.1	W	32	4	2	2	5	4	0	0	0	0	1	38	54	2.16	0.960			
<b>Wilbur Wood, L</b> (9,1) ERA: 2.91	0.2	S	2	0	0	0	0	0	0	0	0	0	0	2	2	0.00	0.000			

**New York Yankees @ Chicago White Sox**  
Comiskey Park, Chicago, IL  
Sat Aug 22 1970, 4:33 AM EDT  
Att: 5,367 - Overcast - 70 F

livebaseballscores.com

AB 29  
R 2  
H 4  
RBI 2  
BB 4  
SO 5  
LOB 14




Batter	1	2	3	4	5	6	7	8	9	AB	R	H	RBI	BB	SO	LOB	BOTTOM			
<b>Syd O'Brien, R</b> (1,5) OBP: 0.290, SLG: 0.337	K			E	1B			1-3		4	1	1	0	0	1	2				
<b>Luis Aparicio, R</b> (1,6) OBP: 0.369, SLG: 0.396	F9			P6		6-3		F9		4	0	0	0	0	0	1				
<b>Carlos May, L</b> (1,7) OBP: 0.377, SLG: 0.429	P6			E1	1B			L7		3	1	1	0	1	0	0				
<b>Bill Melton, R</b> (1,9) OBP: 0.330, SLG: 0.482		F4		P4		FC6-4		L7		4	0	0	0	0	0	3				
<b>Duane Josephson, R</b> (1,2) OBP: 0.372, SLG: 0.399		4-3				F4				3	0	1	2	0	0	1				
<b>Gail Hopkins, L</b> (1,3) OBP: 0.339, SLG: 0.370		F2						F6		3	0	0	0	0	0	1				
<b>Ken Berry, R</b> (1,8) OBP: 0.350, SLG: 0.367				5-3				F8		3	0	1	0	0	0	0				
<b>Bobby Knoop, R</b> (1,4) OBP: 0.277, SLG: 0.295				5-3				FC6-4	1B	3	1	1	0	0	0	1				
<b>Bart Johnson, R</b> (1,1) OBP: 0.333, SLG: 0.357				1-3						3	0	1	1	0	0	1				
<b>Wilbur Wood, R</b> (9,1) OBP: 0.133, SLG: 0.200								F8		0	0	0	0	0	0	0				
<b>Inning Stats</b>	R: 0 E: 0 K: 1 S: 5	H: 0 LOB: 0 BB: 0 P: 5	R: 0 E: 0 K: 0 S: 3	H: 0 LOB: 0 BB: 0 P: 3	R: 0 E: 0 K: 0 S: 3	H: 0 LOB: 0 BB: 0 P: 3	R: 2 E: 1 K: 0 S: 6	H: 3 LOB: 1 BB: 0 P: 6	R: 0 E: 0 K: 0 S: 4	H: 1 LOB: 1 BB: 0 P: 4	R: 0 E: 0 K: 0 S: 3	H: 0 LOB: 1 BB: 1 P: 7	R: 1 E: 0 K: 0 S: 5	H: 2 LOB: 1 BB: 0 P: 5	R: 0 E: 0 K: 0 S: 3	H: 0 LOB: 0 BB: 0 P: 3	1B: 5 2B: 1 3B: 0 HR: 0	SF: 0 SAC: 0 DP: 0 HBP: 0	WP: 0 PB: 0 CS: 0	PA: 31
<b>PITCHER</b>	IP	WLS	BF	H	R	ER	SO	BB	IBB	HBP	BLK	WP	HR	S	P	ERA	WHIP			
<b>Stan Bahnsen, R</b> (1,1) ERA: 3.27	7.0	L	28	6	3	2	1	0	0	0	0	0	0	29	33	2.57	1.000			
<b>Mike McCormick, L</b> (8,1) ERA: 6.41	1.0		3	0	0	0	0	0	0	0	0	0	0	3	3	0.00	0.000			

**New York Yankees @ Chicago White Sox**  
Comiskey Park, Chicago, IL  
Sat Aug 22 1970, 4:33 AM EDT  
Att: 5,367 - Overcast - 70 F

livebaseballscores.com

AB 30  
R 3  
H 6  
RBI 3  
BB 1  
SO 1  
LOB 10





Batter	1	2	3	4	5	6	7	8	9	AB	R	H	RBI	BB	SO	LOB	TOP			
Horace Clarke, S (1,4) OBP: 0.286, SLG: 0.308	5-3		P4		G6-4-3			K		4	0	0	0	0	1	2	<b>New York Yankees @ Chicago White Sox</b> Comiskey Park, Chicago, IL Sun Aug 23 1970, 4:33 AM EDT Sunny - 70 F <a href="http://livebaseballscorecards.com">livebaseballscorecards.com</a>			
Thurman Munson, R (1,2) OBP: 0.376, SLG: 0.395	G3		6-3			F5		1B		4	0	1	0	0	0	0				
Roy White, S (1,7) OBP: 0.393, SLG: 0.473	6-3			1-3		FC4-6 BB		4-3		3	0	0	0	1	0	1				
Danny Cater, R (1,5) OBP: 0.338, SLG: 0.411		5-3		5-3		FC4-6 BB			6-3	4	0	0	0	0	0	1				
Bobby Murcer, L (1,8) OBP: 0.353, SLG: 0.429		S 1B				K			1-3	4	0	2	0	0	1	1				
John Ellis, R (1,3) OBP: 0.302, SLG: 0.417		K		6-3			6-3		3-1	4	0	0	0	0	1	2				
Ron Woods, R (1,9) OBP: 0.327, SLG: 0.359		BB			4-0 1B BB		F8			1	0	0	0	2	0	0				
Gene Michael, S (1,6) OBP: 0.297, SLG: 0.265		K			0-0 1-2 1B		1-3			3	0	1	0	0	1	2				
Fritz Peterson, S (1,1) OBP: 0.200, SLG: 0.294			5-3					K		2	0	0	0	0	1	2				
Curt Blefary, L (8, PH) OBP: 0.323, SLG: 0.333										1	0	0	0	0	1	0				
Gary Waslewski, R (8, 1) OBP: 0.118, SLG: 0.063										0	0	0	0	0	0	0				
<b>Inning Stats</b>	R: 0 E: 0 K: 0 S: 3	H: 0 LOB: 0 BB: 0 P: 3	R: 0 E: 0 K: 2 S: 8	H: 1 LOB: 2 BB: 1 P: 12	R: 0 E: 0 K: 0 S: 3	H: 0 LOB: 0 BB: 0 P: 3	R: 0 E: 0 K: 0 S: 4	H: 1 LOB: 1 BB: 0 P: 4	R: 0 E: 0 K: 1 S: 5	H: 0 LOB: 1 BB: 1 P: 9	R: 0 E: 0 K: 0 S: 3	H: 0 LOB: 0 BB: 0 P: 3	R: 0 E: 0 K: 2 S: 8	H: 1 LOB: 1 BB: 0 P: 8	R: 0 E: 0 K: 0 S: 3	H: 0 LOB: 0 BB: 0 P: 3	1B: 4 2B: 0 3B: 0 HR: 0	SF: 0 SAC: 0 DP: 1 HBP: 0	WP: 0 PB: 0 CS: 1	PA: 33
<b>PITCHER</b> Tommy John, L (1,1) ERA: 3.22	IP: 9.0 WLS: W BF: 33 H: 4 R: 0 ER: 0 SO: 6 BB: 3 IBB: 0 HBP: 0 BLK: 0 WP: 0 HR: 0 S: 42 P: 54 ERA: 0.00 WHIP: 0.778															<b>PITCHER</b>				

Batter	1	2	3	4	5	6	7	8	9	AB	R	H	RBI	BB	SO	LOB	BOTTOM			
Syd O'Brien, R (1,5) OBP: 0.287, SLG: 0.333	5-3		E5 1B SF7		4-3			5-3		4	1	0	0	0	0	2	<b>New York Yankees @ Chicago White Sox</b> Comiskey Park, Chicago, IL Sun Aug 23 1970, 4:33 AM EDT Sunny - 70 F <a href="http://livebaseballscorecards.com">livebaseballscorecards.com</a>			
Luis Aparicio, R (1,6) OBP: 0.374, SLG: 0.401		G1-6-3 1B				FC3-6 1B		FC3-5 BB 1B		4	0	4	0	0	0	0				
Carlos May, L (1,7) OBP: 0.376, SLG: 0.427	G1-6-3 1-2		SF7			FC3-6 1-2		BB FC3-5 HBP BB		2	1	0	1	1	0	2				
Bill Melton, R (1,9) OBP: 0.330, SLG: 0.480		4-3 1B	F8			F8		FC3-5 HBP BB		4	0	1	0	0	0	4				
Ossie Blanco, R (1,3) OBP: 0.210, SLG: 0.172		4-3			F4			F7		3	0	0	0	0	0	2				
Tom McCraw, L (8, 3) OBP: 0.296, SLG: 0.345		1-2				4-3				1	0	0	0	0	0	2				
Ed Herrmann, L (1,2) OBP: 0.356, SLG: 0.504		FC6-5-4-6-4 1B 2-3			G4-6-3 1B			4-3		3	0	1	0	1	0	1				
Ken Berry, R (1,8) OBP: 0.352, SLG: 0.367		1-2 1B			G4-6-3 1-2			1-3		3	0	1	1	0	0	1				
Bobby Knoop, R (1,4) OBP: 0.277, SLG: 0.294		K				F8		F8		4	0	1	0	0	1	5				
Tommy John, R (1,1) OBP: 0.192, SLG: 0.171			1-3			F9		E5		3	0	0	0	0	0	1				
<b>Inning Stats</b>	R: 0 E: 0 K: 0 S: 3	H: 1 LOB: 0 BB: 0 P: 3	R: 0 E: 0 K: 1 S: 7	H: 2 LOB: 2 BB: 0 P: 7	R: 1 E: 1 K: 0 S: 5	H: 1 LOB: 1 BB: 0 P: 5	R: 0 E: 0 K: 0 S: 3	H: 1 LOB: 0 BB: 0 P: 3	R: 0 E: 0 K: 0 S: 4	H: 0 LOB: 0 BB: 0 P: 4	R: 0 E: 0 K: 0 S: 5	H: 1 LOB: 2 BB: 0 P: 5	R: 1 E: 0 K: 0 S: 4	H: 1 LOB: 3 BB: 2 P: 13	R: 0 E: 0 K: 0 S: 3	H: 0 LOB: 0 BB: 0 P: 13	1B: 8 2B: 0 3B: 0 HR: 0	SF: 1 SAC: 0 DP: 2 HBP: 1	WP: 0 PB: 0 CS: 0	PA: 35
<b>PITCHER</b> Fritz Peterson, L (1,1) ERA: 3.23	IP: 7.0 WLS: L BF: 28 H: 7 R: 1 ER: 1 SO: 0 BB: 0 IBB: 0 HBP: 0 BLK: 0 WP: 0 HR: 0 S: 30 P: 30 ERA: 0.00 WHIP: 1.000															<b>PITCHER</b>				
<b>PITCHER</b> Gary Waslewski, R (8, 1) ERA: 4.07	IP: 1.0 WLS: L BF: 7 H: 1 R: 1 ER: 1 SO: 0 BB: 2 IBB: 0 HBP: 0 BLK: 0 WP: 0 HR: 0 S: 4 P: 13 ERA: 9.00 WHIP: 3.000															<b>PITCHER</b>				



Batter	1	2	3	4	5	6	7	8	9	AB	R	H	RBI	BB	SO	LOB	TOP			
<b>Frank Baker, L</b> OBP: 0.440, SLG: 0.410 (1, 6)	4-0 G3 BB	4-0 BB		0-0 6-3		0-0 2B 1B		0-0 FC4-6 1B		3	0	2	0	2	0	0				
<b>Jake Gibbs, L</b> OBP: 0.336, SLG: 0.555 (1, 2)	0-0 G3 1-2	0-0 4-3			0-0 WP 2B 1B	0-0 1-3 2B		0-0 FC4-6 K2-5-2 1B 1-2		5	1	2	0	0	0	4				
<b>Roy White, S</b> OBP: 0.393, SLG: 0.471 (1, 7)	0-0 4-3 2-3		4-0 1B BB		0-0 2B WP	0-0 F9		0-0 1-2 1B		4	2	1	0	1	0	4				
<b>Bobby Murcer, L</b> OBP: 0.353, SLG: 0.427 (1, 8)	4-0 BB		0-0 1B SF8		0-0 F3 1-2 2-3		0-0 F8	0-3 K2-5-2 2-3		4	1	1	1	1	1	4				
<b>Pete Ward, L</b> OBP: 0.338, SLG: 0.386 (1, 3)	0-3 K		0-0 E3 G1-6-3		0-3 K		4-0 FC3-6 1B BB		0-0 1B SF9 1B	4	2	1	0	1	2	5				
<b>Jim Lytle, L</b> OBP: 0.404, SLG: 0.529 (1, 9)		0-0 1B G1	0-0 SF8		0-0 2B		0-0 FC3-6 1B		0-0 1-3 S 1B	4	1	4	3	0	0	0				
<b>Gene Michael, S</b> OBP: 0.296, SLG: 0.265 (1, 4)		0-0 FC1-5-2 1B	0-0 G1-6-3		0-0 6-3		0-0 FC3-6 1B		0-0 SF9 1-2 3-H 1B	4	0	1	1	0	0	4				
<b>Jerry Kenney, L</b> OBP: 0.295, SLG: 0.301 (1, 5)		0-0 FC1-5-2 G1 1-3		0-0 1B		0-0 F4		0-0 L7		5	0	2	1	0	0	3				
<b>Mike Kekich, R</b> OBP: 0.160, SLG: 0.125 <b>Lindy McDaniel, R</b> OBP: 0.182, SLG: 0.227 (8, 1)		0-0 G1 2-3 3-H		0-0 1-3		0-0 4-3		0-0 F9		4	0	0	1	0	0	3				
<b>Inning Stats</b>	R: 0 E: 0 K: 1 S: 5	H: 0 LOB: 2 BB: 2 P: 13	R: 1 E: 0 K: 0 S: 5	H: 2 LOB: 2 BB: 1 P: 9	R: 2 E: 1 K: 0 S: 4	H: 1 LOB: 0 BB: 1 P: 8	R: 0 E: 0 K: 0 S: 3	H: 1 LOB: 0 BB: 0 P: 3	R: 2 E: 1 K: 1 S: 8	H: 2 LOB: 1 BB: 0 P: 8	R: 1 E: 0 K: 0 S: 5	H: 2 LOB: 2 BB: 1 P: 9	R: 0 E: 0 K: 1 S: 6	H: 2 LOB: 2 BB: 0 P: 6	R: 1 E: 0 K: 0 S: 5	H: 2 LOB: 1 BB: 0 P: 5	1B: 12 2B: 3 3B: 0 HR: 0	SF: 2 SAC: 0 DP: 2 HBP: 0	WP: 1 PB: 0 CS: 2	PA: 45
<b>PITCHER</b>	IP WLS BF H R ER SO	IP WLS BF H R ER SO	IP WLS BF H R ER SO	IP WLS BF H R ER SO	IP WLS BF H R ER SO	IP WLS BF H R ER SO	IP WLS BF H R ER SO	IP WLS BF H R ER SO	IP WLS BF H R ER SO	IP WLS BF H R ER SO	IP WLS BF H R ER SO	IP WLS BF H R ER SO	IP WLS BF H R ER SO	IP WLS BF H R ER SO	IP WLS BF H R ER SO	IP WLS BF H R ER SO	ERA WHIP	ERA WHIP		
<b>Bob Miller, R</b> ERA: 4.48	4.2 L 24 6 5 2 2																3.86 2.143			
<b>Jerry Crider, R</b> ERA: 4.11	2.1 4 1 1 0 1																3.86 2.143			
<b>Wilbur Wood, L</b> ERA: 2.88	1.0 2 0 0 0 1																0.00 2.000			
<b>Floyd Weaver, R</b> ERA: 4.1	1.0 5 2 1 1 0																9.00 2.000			
<b>Tom McCraw, L</b> OBP: 0.292, SLG: 0.340 <b>Wilbur Wood, R</b> OBP: 0.133, SLG: 0.200 <b>Gail Hopkins, L</b> OBP: 0.338, SLG: 0.368 <b>Floyd Weaver, R</b> (8, 1)	0-0 5-3		0-0 P6		0-0 4-3		0-0 F8	0-0 F7		4	0	0	0	0	0	1				
<b>Luis Aparicio, R</b> OBP: 0.376, SLG: 0.406 (1, 6)	0-0 F3		0-0 1B		0-0 1B		0-0 2B		4-0 1B HR BB	4	1	3	0	1	0	0				
<b>Carlos May, L</b> OBP: 0.376, SLG: 0.427 (1, 7)	0-0 P6		0-0 1B		0-0 F9		0-0 4-3		0-0 1-2 HR 1B	5	1	2	0	0	0	3				
<b>Bill Melton, R</b> OBP: 0.328, SLG: 0.484 (1, 9)		0-3 K	0-0 P4		0-0 F2		0-0 HR		0-0 P6	5	1	1	1	0	1	5				
<b>Duane Josephson, R</b> OBP: 0.373, SLG: 0.412 (1, 2)		0-0 HR		0-0 F3		0-0 F8		0-0 1B 1B	0-0 P6	5	1	2	1	0	0	2				
<b>Syd O'Brien, R</b> OBP: 0.288, SLG: 0.342 (1, 5)		0-0 5-3		0-0 F9		0-0 G6-4-3 1B		0-3 K	0-0 HR	5	1	2	3	0	1	1				
<b>Ken Berry, R</b> OBP: 0.353, SLG: 0.365 (1, 8)		4-0 FC6-4 BB		0-0 BB 1B		0-0 G6-4-3 1-2		0-0 F9	0-0 5-3	4	0	1	0	1	0	2				
<b>Bobby Knoop, R</b> OBP: 0.282, SLG: 0.298 (1, 4)		0-0 FC6-4 1-2		4-0 BB		0-0 1B		0-0 2B 1B	0-0 1-2 1B	3	0	2	0	1	0	1				
<b>Bob Miller, R</b> OBP: 0.258, SLG: 0.179 <b>Jerry Crider, R</b> OBP: 0.095, SLG: 0.143 <b>Ossie Blanco, R</b> OBP: 0.219, SLG: 0.183 (7, 3)			0-0 F8		0-0 1-3		0-0 F5		0-0 1-2 2-3 1B	2	0	0	0	0	0	2				
<b>Inning Stats</b>	R: 0 E: 0 K: 0 S: 3	H: 0 LOB: 0 BB: 0 P: 3	R: 1 E: 0 K: 1 S: 6	H: 1 LOB: 1 BB: 1 P: 10	R: 0 E: 0 K: 0 S: 5	H: 2 LOB: 2 BB: 0 P: 5	R: 0 E: 0 K: 0 S: 4	H: 1 LOB: 1 BB: 0 P: 4	R: 0 E: 0 K: 0 S: 3	H: 1 LOB: 0 BB: 0 P: 3	R: 0 E: 0 K: 0 S: 5	H: 2 LOB: 2 BB: 0 P: 5	R: 1 E: 0 K: 1 S: 9	H: 4 LOB: 3 BB: 0 P: 9	R: 3 E: 0 K: 0 S: 5	H: 2 LOB: 0 BB: 1 P: 9	1B: 10 2B: 1 3B: 0 HR: 3	SF: 0 SAC: 0 DP: 1 HBP: 0	WP: 0 PB: 0 CS: 0	PA: 43
<b>PITCHER</b>	IP WLS BF H R ER SO	IP WLS BF H R ER SO	IP WLS BF H R ER SO	IP WLS BF H R ER SO	IP WLS BF H R ER SO	IP WLS BF H R ER SO	IP WLS BF H R ER SO	IP WLS BF H R ER SO	IP WLS BF H R ER SO	IP WLS BF H R ER SO	IP WLS BF H R ER SO	IP WLS BF H R ER SO	IP WLS BF H R ER SO	IP WLS BF H R ER SO	IP WLS BF H R ER SO	IP WLS BF H R ER SO	ERA WHIP	ERA WHIP		
<b>Mike Kekich, L</b> ERA: 6.01	7.2 W 35 11 2 2 2																2.35 1.696			
<b>Lindy McDaniel, R</b> ERA: 2.0	1.1 S 8 3 3 3 0																20.25 3.000			

**New York Yankees @ Chicago White Sox**  
Comiskey Park, Chicago, IL  
Sun Aug 23 1970, 4:38 AM EDT  
Att: 17,200 - Sunny - 70 F

AB 38  
R 7  
H 14  
RBI 7  
BB 5  
SO 3  
LOB 28



**New York Yankees @ Chicago White Sox**  
Comiskey Park, Chicago, IL  
Sun Aug 23 1970, 4:38 AM EDT  
Att: 17,200 - Sunny - 70 F

AB 40  
R 5  
H 14  
RBI 5  
BB 3  
SO 2  
LOB 21





Batter	1	2	3	4	5	6	7	8	9	AB	R	H	RBI	BB	SO	LOB	TOP																		
Horace Clarke, S OBP: 0.285, SLG: 0.311 (1, 4)	0-0 6-3	0-0 4-3		0-0 2H 3B			0-0 F7		0-0 6-3	5	0	1	1	0	0	0	<b>New York Yankees @ Kansas City Royals</b> Municipal Stadium, Kansas City, MO Mon Aug 24 1970, 8:05 PM EDT Att: 8,622 - Unknown - 83 F																		
Thurman Munson, R OBP: 0.378, SLG: 0.395 (1, 2)	0-0 1B SF8		0-0 1B SF9	0-0 F9			0-0 F9		0-0 6-3	5	2	2	0	0	0	1																			
Roy White, S OBP: 0.395, SLG: 0.472 (1, 7)	0-0 1B S		0-0 WP S 1B		0-3 K		0-0 1B		0-0 F7	5	1	3	0	0	1	0																			
Bobby Murcer, L OBP: 0.353, SLG: 0.434 (1, 8)	0-0 SF8		0-0 SF9		0-0 HR		0-0 P4			2	1	1	3	0	0	1																			
Danny Cater, R OBP: 0.339, SLG: 0.412 (1, 3)	0-0 1B 2H		0-0 F3		0-0 6-3				0-0 4-3 1B	4	2	2	1	0	0	1																			
Jim Lyttle, L OBP: 0.393, SLG: 0.509 (1, 9)	0-0 1B		0-0 5-3		0-0 L8				0-3 K	4	0	1	0	0	1	2																			
Frank Baker, L OBP: 0.444, SLG: 0.419 (1, 6)	0-0 1B			0-0 FC1-6 1B		0-3 K			0-0 4-3	4	0	2	1	0	1	1																			
Jerry Kenney, L OBP: 0.292, SLG: 0.298 (8, PH)		0-0 5-3		0-0 FC1-6 SH3-4 3B		0-0 F6		0-0 2H 1B		3	1	0	0	0	0	1																			
Gene Michael, S OBP: 0.298, SLG: 0.267 (8, 5)				0-0 SH3-4		0-0 G3		0-3 K		1	0	1	1	0	0	0																			
Mel Stottlemyre, R OBP: 0.340, SLG: 0.340 (3, 1)		0-3 K		0-0 SH3-4		0-0 G3		0-3 K		1	0	0	0	0	0	0																			
Ron Klimkowski, R OBP: 0.307, SLG: 0.357 (5, PH)				0-0 SH3-4						0	0	0	0	0	0	0																			
Steve Hamilton, L OBP: 0.255, SLG: 0.279 (5, PH)				0-0 SH3-4						0	0	0	0	0	0	0																			
Ron Woods, R OBP: 0.307, SLG: 0.357 (5, PH)				0-0 SH3-4						0	0	0	0	0	0	0																			
Gary Waslewski, R OBP: 0.307, SLG: 0.357 (5, PH)				0-0 SH3-4						0	0	0	0	0	0	0																			
John Ellis, R OBP: 0.307, SLG: 0.357 (5, PH)				0-0 SH3-4						0	0	0	0	0	0	0																			
Mike McCormick, L OBP: 0.290, SLG: 0.162 (8, 1)				0-0 SH3-4						0	0	0	0	0	0	0																			
<b>Inning Stats</b>	R: 3 E: 0 K: 0 S: 7	H: 5 LOB: 2 BB: 0 P: 7	R: 0 E: 0 K: 1 S: 5	H: 0 LOB: 0 BB: 0 P: 5	R: 1 E: 0 K: 0 S: 5	H: 2 LOB: 1 BB: 0 P: 5	R: 1 E: 0 K: 1 S: 6	H: 1 LOB: 0 BB: 0 P: 6	R: 0 E: 0 K: 1 S: 5	H: 0 LOB: 0 BB: 0 P: 5	R: 0 E: 0 K: 0 S: 4	H: 1 LOB: 1 BB: 0 P: 4	R: 1 E: 0 K: 2 S: 9	H: 2 LOB: 1 BB: 0 P: 9	R: 0 E: 0 K: 0 S: 3	H: 0 LOB: 0 BB: 0 P: 3	1B: 11 2B: 2 3B: 1 HR: 1	SF: 2 SAC: 1 DP: 0 HBP: 0	WP: 1 PB: 0 SB: 2 CS: 0	PA: 39															
<b>PITCHER</b>	IP WLS BF H R ER SO BB IBB HBP BLK WP HR S P ERA WHIP	IP WLS BF H R ER SO BB IBB HBP BLK WP HR S P ERA WHIP																																	
Ai Fitzmorris, R ERA: 3.94 (1, 1)	2.0	W	12	7	4	4	1	0	0	0	0	0	0	0	0	0	0	0	0	14	14	18.00	3.500												
Tom Burgmeier, L ERA: 3.42 (3, 1)	7.0	W	27	6	3	3	4	0	0	0	0	0	1	1	35	35	3.86	0.857																	

Batter	1	2	3	4	5	6	7	8	9	AB	R	H	RBI	BB	SO	LOB	BOTTOM						
George Spriggs, L OBP: 0.340, SLG: 0.333 (1, 9)	0-0 5-3	0-0 6-3		0-0 CS 1B	0-0 P4			0-3 K		3	0	1	0	0	0	1	<b>New York Yankees @ Kansas City Royals</b> Municipal Stadium, Kansas City, MO Mon Aug 24 1970, 8:05 PM EDT Att: 8,622 - Unknown - 83 F						
Eliee Rodriguez, R OBP: 0.313, SLG: 0.316 (5, PH)										1	0	0	0	0	0	2							
Pat Kelly, L OBP: 0.340, SLG: 0.317 (6, 9)										1	0	0	0	0	1	0							
Cookie Rojas, R OBP: 0.277, SLG: 0.303 (1, 4)	0-0 6-3 2B	0-0 F9		0-0 F4		0-0 P4		0-0 BB PB 1B		5	0	2	0	0	0	2							
Amos Otis, R OBP: 0.349, SLG: 0.438 (1, 8)	0-0 6-3		0-0 F8		0-0 E1 FC1-5 1B	0-0 S 1B		0-0 6-3		5	0	2	0	0	0	2							
Lou Piniella, R OBP: 0.350, SLG: 0.438 (1, 7)	0-0 1-3		0-0 1B 3B 1B		0-0 FC1-5 E PB 1B	0-0 F8		4-0 BB IBB		4	2	1	0	1	0	3							
Ed Kirkpatrick, L OBP: 0.332, SLG: 0.434 (1, 2)		4-0 BB 1B 2B BB	0-0 1B 3B 1B		4-0 E 1B BB	0-0 4-3		4-0 1-2 2-3 BB		2	3	1	0	3	0	1							
Bob Oliver, R OBP: 0.309, SLG: 0.476 (1, 3)		0-0 BB 2B 1B	0-3 K		0-0 E6 1B 1B		0-3 K	0-3 K		5	2	1	0	0	3	7							
Paul Schaal, R OBP: 0.348, SLG: 0.353 (1, 5)		4-0 BB 2B BB	0-0 1B 3B		0-0 SH1-4 1B 1-3 2-3 3H		0-0 S 1B 1B			3	1	3	4	1	0	0							
Tom Matchick, L OBP: 0.255, SLG: 0.279 (1, 6)		0-0 BB		0-0 1-2 2-3 3H	0-0 F7		0-0 S 1B 1B			2	0	1	3	0	0	1							
Hawk Taylor, R OBP: 0.259, SLG: 0.245 (5, PH)										1	0	1	1	0	0	0							
Rich Severson, R OBP: 0.302, SLG: 0.335 (6, 6)										1	0	1	0	0	0	0							
Ai Fitzmorris, S OBP: 0.385, SLG: 0.500 (1, 1)		0-3 K		0-3 K						1	0	0	0	0	1	1							
Tom Burgmeier, L OBP: 0.290, SLG: 0.162 (3, 1)				0-3 K						2	0	0	0	0	1	1							
<b>Inning Stats</b>	R: 0 E: 0 K: 0 S: 4	H: 1 LOB: 1 BB: 0 P: 4	R: 3 E: 0 K: 1 S: 7	H: 2 LOB: 1 BB: 2 P: 15	R: 2 E: 0 K: 1 S: 8	H: 3 LOB: 1 BB: 0 P: 8	R: 0 E: 0 K: 1 S: 5	H: 1 LOB: 0 BB: 0 P: 5	R: 3 E: 2 K: 0 S: 7	H: 3 LOB: 2 BB: 1 P: 11	R: 0 E: 0 K: 0 S: 4	H: 1 LOB: 1 BB: 0 P: 4	R: 0 E: 0 K: 1 S: 6	H: 2 LOB: 1 BB: 0 P: 6	R: 0 E: 0 K: 2 S: 8	H: 1 LOB: 3 BB: 2 P: 16	1B: 11 2B: 2 3B: 1 HR: 0	SF: 0 SAC: 1 DP: 0 HBP: 0	WP: 0 PB: 2 SB: 2 CS: 1	PA: 42			
<b>PITCHER</b>	IP WLS BF H R ER SO BB IBB HBP BLK WP HR S P ERA WHIP	IP WLS BF H R ER SO BB IBB HBP BLK WP HR S P ERA WHIP																					
Mel Stottlemyre, R ERA: 3.2 (1, 1)	2.2	L	16	6	5	5	2	2	0	0	0	0	0	0	0	0	0	0	0	18	26	16.88	3.000
Ron Klimkowski, R ERA: 3.15 (3, 1)	1.2	L	9	3	3	2	1	1	0	0	0	0	0	0	0	0	0	0	0	10	14	10.80	2.400
Steve Hamilton, L ERA: 2.64 (5, 1)	0.2		3	1	0	0	0	0	0	0	0	0	0	0	0	0	0	0	0	3	3	0.00	1.500
Gary Waslewski, R ERA: 3.96 (6, 1)	2.0		8	3	0	0	1	0	0	0	0	0	0	0	0	0	0	0	0	10	10	0.00	1.500
Mike McCormick, L ERA: 6.35 (8, 1)	1.0		6	1	0	0	2	1	1	0	0	0	0	0	0	0	0	0	0	8	16	0.00	2.000



Batter	1	2	3	4	5	6	7	8	9	AB	R	H	RBI	BB	SO	LOB	TOP			
Horace Clarke, S OBP: 0.285, SLG: 0.309 (1,4)	5-3		F9			FC4-6 BB		K		3	0	0	0	1	1	0				
Frank Baker, L OBP: 0.414, SLG: 0.383 (1,6)	K		G3			FC4-6 1B 1-2		F8		4	0	0	0	0	1	1				
Roy White, S OBP: 0.398, SLG: 0.475 (1,7)	CS 1B			6-3				1B S 1B		4	1	3	0	0	0	0				
Bobby Murcer, L OBP: 0.352, SLG: 0.435 (1,8)	CS 1-2	1B 2B		F4		6-3		F8		4	1	1	0	0	0	3				
Danny Cater, R OBP: 0.341, SLG: 0.412 (1,3)		1-3 2H 1B		F9				1B 1-3 1B		4	0	2	1	0	0	0				
Jim Lytle, L OBP: 0.385, SLG: 0.492 (1,9)		K			1-3			1-3 1B		4	0	1	1	0	1	1				
Jake Gibbs, L OBP: 0.325, SLG: 0.535 (1,2)		1-3 2-3		E6 G6-3		F5		1-3 3H 1B		4	0	0	0	0	0	3				
Jerry Kenney, L OBP: 0.290, SLG: 0.296 (1,5)		6-3		G6-3 1-2				L8		3	0	0	0	0	0	2				
Steve Kline, R OBP: 0.313, SLG: 0.267 Jack Aker, R OBP: 0.067, SLG: 0.067 Fritz Peterson, S OBP: 0.200, SLG: 0.294 Lindy McDaniel, R OBP: 0.182, SLG: 0.227 (1,1)			L4-3			L5-3		L5-3		3	0	0	0	0	0	0				
<b>Inning Stats</b>	R: 0 E: 0 K: 1 S: 5	H: 1 LOB: 0 BB: 0 P: 5	R: 1 E: 0 K: 1 S: 7	H: 2 LOB: 1 BB: 0 P: 7	R: 0 E: 0 K: 0 S: 3	H: 0 LOB: 0 BB: 0 P: 3	R: 0 E: 0 K: 0 S: 3	H: 0 LOB: 0 BB: 0 P: 3	R: 0 E: 1 K: 0 S: 4	H: 1 LOB: 2 BB: 1 P: 8	R: 0 E: 0 K: 0 S: 3	H: 0 LOB: 0 BB: 0 P: 3	R: 0 E: 0 K: 1 S: 5	H: 0 LOB: 0 BB: 0 P: 5	R: 1 E: 0 K: 0 S: 6	H: 3 LOB: 2 BB: 0 P: 6	1B: 6 2B: 1 3B: 0 HR: 0	SF: 0 SAC: 0 DP: 1 HBP: 0	WP: 0 PB: 0 CS: 1	PA: 35
<b>PITCHER</b> Dick Drago, R ERA: 3.99 (1,1)	IP: 9.0 WLS: L BF: 34	H: 7 R: 2 ER: 2 SO: 3	BB: 1 IBB: 0 HBP: 0 BLK: 0	WP: 0 HR: 0 S: 39 P: 43	ERA: 2.00 WHIP: 0.889															

New York Yankees @ Kansas City Royals  
Municipal Stadium, Kansas City, MO  
Tue Aug 25 1970, 8:05 PM EDT  
Alt. 9,353 - Unknown - 86 F

AB 33  
R 2  
H 7  
RBI 2  
BB 1  
SO 3  
LOB 10



Batter	1	2	3	4	5	6	7	8	9	AB	R	H	RBI	BB	SO	LOB	BOTTOM			
George Spriggs, L OBP: 0.333, SLG: 0.327 (1,9)	L1-3		K		F8			SH3-4 1B		4	0	1	0	0	1	1				
Cookie Rojas, R OBP: 0.274, SLG: 0.300 (1,4)	5-3		K			F7		SH3-4 1-2		3	0	0	0	0	1	0				
Amos Otis, R OBP: 0.350, SLG: 0.437 (1,8)	1B 1B			K		4-3		1B IBB		3	0	1	0	1	1	0				
Lou Piniella, R OBP: 0.351, SLG: 0.439 (1,7)	1-2 1B			5-3		1B		F7		4	0	2	0	0	0	2				
Ed Kirkpatrick, L OBP: 0.331, SLG: 0.432 (1,2)	F6			FC6-4 1B		4-3		F4		4	0	1	0	0	0	5				
Bob Oliver, R OBP: 0.312, SLG: 0.484 (1,3)		G4-6-3 1B		FC6-4 1-2			HR	FC1-6 BB		3	1	2	1	1	0	1				
Bill Sorrell, L OBP: 0.313, SLG: 0.363 Al Fitzmorris, S OBP: 0.385, SLG: 0.500 (9, PR)		G4-6-3 1-2					K	FC1-6 1-2		4	0	1	0	0	1	2				
Tom Matchick, L OBP: 0.248, SLG: 0.271 Hawk Taylor, R OBP: 0.255, SLG: 0.240 (9, PH)		K			F5			F9		3	0	0	0	0	1	1				
Dick Drago, R OBP: 0.081, SLG: 0.050 Pat Kelly, L OBP: 0.339, SLG: 0.316 (9, PH)		5-3			K			5-3		3	0	0	0	0	1	1				
<b>Inning Stats</b>	R: 0 E: 0 K: 0 S: 5	H: 2 LOB: 2 BB: 0 P: 5	R: 0 E: 0 K: 1 S: 5	H: 1 LOB: 0 BB: 0 P: 5	R: 0 E: 0 K: 2 S: 7	H: 0 LOB: 0 BB: 0 P: 7	R: 0 E: 0 K: 1 S: 6	H: 1 LOB: 1 BB: 0 P: 6	R: 0 E: 0 K: 0 S: 4	H: 1 LOB: 1 BB: 0 P: 4	R: 1 E: 0 K: 1 S: 6	H: 1 LOB: 0 BB: 0 P: 6	R: 0 E: 0 K: 0 S: 4	H: 1 LOB: 2 BB: 1 P: 8	R: 0 E: 0 K: 0 S: 3	H: 0 LOB: 1 BB: 1 P: 7	1B: 7 2B: 0 3B: 0 HR: 1	SF: 0 SAC: 1 DP: 1 HBP: 0	WP: 0 PB: 0 CS: 0	PA: 36
<b>PITCHER</b> Steve Kline, R ERA: 4.84 Jack Aker, R ERA: 2.09 Fritz Peterson, L ERA: 3.22 Lindy McDaniel, R ERA: 1.99 (1,1)	IP: 7.1 WLS: 0 BF: 29	H: 8 R: 1 ER: 1 SO: 6	BB: 0 IBB: 0 HBP: 0 BLK: 0	WP: 0 HR: 1 S: 41 P: 41	ERA: 1.23 WHIP: 1.091															

New York Yankees @ Kansas City Royals  
Municipal Stadium, Kansas City, MO  
Tue Aug 25 1970, 8:05 PM EDT  
Alt. 9,353 - Unknown - 86 F

AB 33  
R 1  
H 8  
RBI 1  
BB 2  
SO 6  
LOB 15





Batter	1	2	3	4	5	6	7	8	9	AB	R	H	RBI	BB	SO	LOB	TOP			
Horace Clarke, S OBP: 0.285, SLG: 0.309										4	1	1	0	0	0	1				
Thurman Munson, R OBP: 0.382, SLG: 0.399										4	1	3	0	0	0	0				
Roy White, S OBP: 0.400, SLG: 0.476										3	1	2	1	1	0	1				
Bobby Murcer, L OBP: 0.353, SLG: 0.434										3	0	1	0	1	0	3				
Danny Cater, R OBP: 0.338, SLG: 0.409										4	0	0	0	0	0	4				
Jim Lytle, L OBP: 0.391, SLG: 0.484										3	0	1	1	1	0	2				
Frank Baker, L OBP: 0.387, SLG: 0.353										4	0	0	0	0	1	3				
Jerry Kenney, L OBP: 0.290, SLG: 0.301										4	0	1	0	0	0	2				
Stan Bahnsen, R OBP: 0.175, SLG: 0.180										4	0	0	0	0	2	1				
<b>Inning Stats</b>	R: 3 E: 1 K: 1 S: 9	H: 4 LOB: 2 BB: 1 P: 13	R: 0 E: 0 K: 0 S: 4	H: 1 LOB: 2 BB: 1 P: 8	R: 0 E: 0 K: 0 S: 3	H: 0 LOB: 0 BB: 0 P: 3	R: 0 E: 0 K: 1 S: 5	H: 0 LOB: 0 BB: 1 P: 5	R: 0 E: 0 K: 0 S: 2	H: 0 LOB: 0 BB: 1 P: 6	R: 0 E: 0 K: 1 S: 5	H: 1 LOB: 0 BB: 0 P: 5	R: 0 E: 0 K: 0 S: 5	H: 2 LOB: 2 BB: 0 P: 5	R: 0 E: 0 K: 0 S: 3	H: 0 LOB: 0 BB: 0 P: 3	1B: 8 2B: 1 3B: 1 HR: 0	SF: 0 SAC: 0 DP: 1 HBP: 0	WP: 0 PB: 0 SB: 0 CS: 1	PA: 36
<b>PITCHER</b>	IP WLS BF H R ER SO BB IBB HBP BLK WP HR S P ERA WHIP																			
Wally Bunker, R ERA: 5.54	(1, 1)	8.0 L 33 9 3 3 3 3 0 0 0 0 0 0 36 48 3.38 1.500																		
Tom Burgmeier, L ERA: 3.36	(9, 1)	1.0 3 0 0 0 0 0 0 0 0 0 0 0 3 3 0.00 0.000																		

New York Yankees @ Kansas City Royals  
Municipal Stadium, Kansas City, MO  
Wed Aug 26 1970, 8:05 PM EDT  
Alt: 8,826 - Unknown - 90 F

AB 33  
R 3  
H 9  
RBI 2  
BB 3  
SO 3  
LOB 17



Batter	1	2	3	4	5	6	7	8	9	AB	R	H	RBI	BB	SO	LOB	BOTTOM					
George Spriggs, L OBP: 0.328, SLG: 0.321										4	0	1	0	0	1	3						
Cookie Rojas, R OBP: 0.271, SLG: 0.296										4	0	0	0	0	0	1						
Amos Otis, R OBP: 0.348, SLG: 0.434										4	0	0	0	0	0	0						
Lou Piniella, R OBP: 0.348, SLG: 0.434										4	0	0	0	0	0	0						
Ed Kirkpatrick, L OBP: 0.331, SLG: 0.431										3	0	1	0	0	1	0						
Bob Oliver, R OBP: 0.313, SLG: 0.483										3	0	1	0	0	1	1						
Bill Sorrell, L OBP: 0.313, SLG: 0.362										3	0	1	0	0	0	0						
Tom Matchick, L OBP: 0.250, SLG: 0.273										3	0	1	0	0	0	2						
Wally Bunker, R OBP: 0.190, SLG: 0.056	(1, 1)									0	0	0	0	1	0	0						
Pat Kelly, L OBP: 0.338, SLG: 0.315	(8, PH)									1	0	0	0	0	1	2						
Tom Burgmeier, L OBP: 0.250, SLG: 0.182	(9, 1)									0	0	0	0	0	0	0						
<b>Inning Stats</b>	R: 0 E: 0 K: 0 S: 3	H: 0 LOB: 0 BB: 0 P: 3	R: 0 E: 0 K: 0 S: 3	H: 1 LOB: 0 BB: 0 P: 3	R: 0 E: 0 K: 0 S: 3	H: 1 LOB: 2 BB: 1 P: 7	R: 0 E: 0 K: 0 S: 3	H: 0 LOB: 0 BB: 0 P: 3	R: 0 E: 0 K: 1 S: 5	H: 0 LOB: 0 BB: 0 P: 5	R: 0 E: 0 K: 1 S: 6	H: 1 LOB: 1 BB: 0 P: 6	R: 0 E: 0 K: 1 S: 5	H: 0 LOB: 0 BB: 0 P: 5	R: 0 E: 0 K: 1 S: 7	H: 2 LOB: 2 BB: 0 P: 7	R: 0 E: 0 K: 0 S: 3	H: 0 LOB: 0 BB: 0 P: 3	1B: 5 2B: 0 3B: 0 HR: 0	SF: 0 SAC: 1 DP: 1 HBP: 0	WP: 0 PB: 0 SB: 0 CS: 0	PA: 31
<b>PITCHER</b>	IP WLS BF H R ER SO BB IBB HBP BLK WP HR S P ERA WHIP																					
Stan Bahnsen, R ERA: 3.12	(1, 1)	9.0 W 31 5 0 0 0 4 1 0 0 0 0 0 38 42 0.00 0.667																				

New York Yankees @ Kansas City Royals  
Municipal Stadium, Kansas City, MO  
Wed Aug 26 1970, 8:05 PM EDT  
Alt: 8,826 - Unknown - 90 F

AB 29  
R 0  
H 5  
RBI 0  
BB 1  
SO 4  
LOB 9





Batter	1	2	3	4	5	6	7	8	9	AB	R	H	RBI	BB	SO	LOB	TOP		
<b>Cesar Tovar, R</b> OBP: 0.347, SLG: 0.435 (1, 7)										3	0	0	0	1	0	0	<b>Minnesota Twins @ New York Yankees</b> Yankee Stadium, Bronx, NY Fri Aug 28 1970, 7:05 PM EDT Unknown - 89 F		
<b>Rich Reese, L</b> OBP: 0.339, SLG: 0.380 (1, 3)										4	0	2	0	0	1	0			
<b>Harmon Killebrew, R</b> OBP: 0.417, SLG: 0.595 (1, 5)										4	0	0	0	0	0	3			
<b>Tony Oliva, L</b> OBP: 0.355, SLG: 0.505 (1, 8)										3	0	0	0	0	1	1			
<b>Brant Aleya, R</b> OBP: 0.362, SLG: 0.497 (1, 9)										3	0	0	0	0	0	0			
<b>Danny Thompson, R</b> OBP: 0.285, SLG: 0.298 (1, 4)										3	0	0	0	0	0	0			
<b>Leo Cardenas, R</b> OBP: 0.311, SLG: 0.393 (1, 6)										3	0	1	0	0	0	0			
<b>George Mitterwald, R</b> OBP: 0.289, SLG: 0.374 (1, 2)										3	0	0	0	0	1	1			
<b>Jim Kaat, L</b> OBP: 0.260, SLG: 0.212 (1, 1)										1	0	0	0	0	1	0			
<b>Tom Hall, L</b> OBP: 0.200, SLG: 0.200 (5, 1)										0	0	0	0	0	0	0			
<b>Bob Allison, R</b> OBP: 0.356, SLG: 0.305 (6, PH)										1	0	0	0	0	0	0			
<b>Dick Woodson, R</b> (6, 1)										0	0	0	0	0	0	0			
<b>Rick Renick, R</b> OBP: 0.318, SLG: 0.424 (9, PH)										1	0	0	0	0	0	0			
<b>Inning Stats</b>	R: 0 E: 0 K: 0 S: 3	H: 1 LOB: 1 BB: 1 P: 7	R: 0 E: 0 K: 0 S: 3	H: 0 LOB: 0 BB: 0 P: 3	R: 0 E: 0 K: 2 S: 7	H: 0 LOB: 0 BB: 0 P: 7	R: 0 E: 0 K: 2 S: 7	H: 0 LOB: 0 BB: 0 P: 7	R: 0 E: 0 K: 0 S: 4	H: 1 LOB: 1 BB: 0 P: 4	R: 0 E: 0 K: 0 S: 3	H: 0 LOB: 0 BB: 0 P: 3	R: 0 E: 0 K: 0 S: 3	H: 0 LOB: 0 BB: 0 P: 3	R: 0 E: 0 K: 0 S: 4	H: 1 LOB: 1 BB: 0 P: 4	1B: 2 2B: 1 3B: 0 HR: 0	SF: 0 SAC: 0 DP: 1 HBP: 0	WP: 0 PA: 30
<b>PITCHER</b> <b>Fritz Peterson, L</b> ERA: 3.07 (1, 1)	IP: 9.0 WLS: W BF: 30 H: 3 R: 0 ER: 0 SO: 4 BB: 1 IBB: 0 HBP: 0 BLK: 0 WP: 0 HR: 0 S: 37 P: 41 ERA: 0.00 WHIP: 0.444															<b>PITCHER</b>			

AB	29
R	0
H	3
RBI	0
BB	1
SO	4
LOB	5



Batter	1	2	3	4	5	6	7	8	9	AB	R	H	RBI	BB	SO	LOB	BOTTOM					
<b>Horace Clarke, S</b> OBP: 0.285, SLG: 0.309 (1, 4)										4	1	1	0	0	0	4	<b>Minnesota Twins @ New York Yankees</b> Yankee Stadium, Bronx, NY Fri Aug 28 1970, 7:05 PM EDT Unknown - 89 F					
<b>Thurman Munson, R</b> OBP: 0.385, SLG: 0.408 (1, 2)										4	1	3	1	0	0	1						
<b>Roy White, S</b> OBP: 0.397, SLG: 0.473 (1, 7)										3	0	0	1	0	1	3						
<b>Danny Cater, R</b> OBP: 0.337, SLG: 0.406 (1, 5) (7, 3)										3	0	0	0	1	1	1						
<b>Bobby Murcer, L</b> OBP: 0.352, SLG: 0.432 (1, 8)										4	1	1	0	0	0	3						
<b>John Ellis, R</b> OBP: 0.301, SLG: 0.409 (1, 3)										2	0	0	0	1	0	2						
<b>Jerry Kenney, L</b> OBP: 0.289, SLG: 0.300 (6, FR) (7, 5)										1	1	0	0	0	0	0						
<b>Ron Woods, R</b> OBP: 0.325, SLG: 0.362 (1, 9)										3	1	1	0	0	0	0						
<b>Gene Michael, S</b> OBP: 0.300, SLG: 0.270 (1, 6)										4	0	2	3	0	1	0						
<b>Fritz Peterson, S</b> OBP: 0.219, SLG: 0.324 (1, 1)										3	1	2	0	0	0	1						
<b>Inning Stats</b>	R: 0 E: 0 K: 0 S: 3	H: 1 LOB: 0 BB: 0 P: 3	R: 0 E: 0 K: 0 S: 3	H: 0 LOB: 0 BB: 0 P: 3	R: 0 E: 0 K: 1 S: 6	H: 1 LOB: 1 BB: 0 P: 6	R: 0 E: 0 K: 1 S: 6	H: 1 LOB: 2 BB: 1 P: 10	R: 4 E: 0 K: 0 S: 7	H: 4 LOB: 0 BB: 0 P: 7	R: 2 E: 0 K: 0 S: 5	H: 2 LOB: 1 BB: 1 P: 9	R: 0 E: 0 K: 1 S: 6	H: 1 LOB: 0 BB: 0 P: 6	R: 0 E: 0 K: 0 S: 3	H: 0 LOB: 0 BB: 0 P: 3	1B: 6 2B: 4 3B: 0 HR: 0	SF: 1 SAC: 1 DP: 1 HBP: 0	WP: 1 PA: 35			
<b>PITCHER</b> <b>Jim Kaat, L</b> ERA: 3.79 (1, 1)	IP: 4.1 WLS: L BF: 20 H: 7 R: 4 ER: 4 SO: 4 BB: 1 IBB: 0 HBP: 0 BLK: 0 WP: 1 HR: 0 S: 23 P: 27 ERA: 8.31 WHIP: 1.846															<b>PITCHER</b>						
<b>Tom Hall, L</b> ERA: 2.5 (5, 1)	0.2	2	0	0	0	0	0	0	0	0	0	0	0	0	0	0	1	0	2	2	0.00	0.000
<b>Dick Woodson, R</b> ERA: 3.82 (6, 1)	3.0	13	3	2	2	1	1	0	0	0	0	0	0	0	0	0	0	0	14	18	6.00	1.333

AB	31
R	6
H	10
RBI	5
BB	2
SO	3
LOB	15





Batter	1	2	3	4	5	6	7	8	9	AB	R	H	RBI	BB	SO	LOB	TOP					
<b>Cesar Tovar, R</b> OBP: 0.347, SLG: 0.434 (1, 7)										4	0	1	0	0	1	2	<b>Minnesota Twins @ New York Yankees</b> Yankee Stadium, Bronx, NY Fri Aug 28 1970, 7:05 PM EDT Att: 25,824 - Unknown - 85 F					
<b>Danny Thompson, R</b> OBP: 0.290, SLG: 0.292 (1, 4) (9, 5)										4	0	0	0	0	0	1						
<b>Harmon Killebrew, R</b> OBP: 0.417, SLG: 0.595 <b>Frank Quilici, R</b> OBP: 0.287, SLG: 0.257 (1, 5) (9, PR) (9, 4)										3	0	1	0	1	0	0						
<b>Tony Oliva, L</b> OBP: 0.354, SLG: 0.502 (1, 8) (7, 9)										3	0	0	0	1	0	1						
<b>Brant Aylea, R</b> OBP: 0.357, SLG: 0.489 <b>Jim Holt, L</b> OBP: 0.302, SLG: 0.343 (1, 9) (7, 8)										3	0	0	0	0	0	0						
<b>Rich Reese, L</b> OBP: 0.341, SLG: 0.379 (1, 3)										3	1	1	0	1	0	2						
<b>Leo Cardenas, R</b> OBP: 0.308, SLG: 0.389 (1, 6)										4	0	0	0	0	1	4						
<b>George Mitterwald, R</b> OBP: 0.289, SLG: 0.374 (1, 2)										3	0	1	1	0	2	0						
<b>Luis Tiant, R</b> OBP: 0.438, SLG: 0.548 <b>Bob Allison, R</b> OBP: 0.351, SLG: 0.300 <b>Ron Perranoski, L</b> OBP: 0.059, SLG: 0.059 (1, 1) (8, PH) (8, 1)										2	0	1	0	0	1	0						
<b>Inning Stats</b>	R: 0 E: 0 K: 0 S: 3	H: 0 LOB: 0 BB: 0 P: 3	R: 0 E: 0 K: 1 S: 5	H: 0 LOB: 1 BB: 1 P: 9	R: 0 E: 0 K: 3 S: 9	H: 0 LOB: 0 BB: 0 P: 9	R: 0 E: 0 K: 0 S: 2	H: 0 LOB: 0 BB: 1 P: 6	R: 1 E: 0 K: 0 S: 6	H: 3 LOB: 3 BB: 0 P: 6	R: 0 E: 0 K: 0 S: 3	H: 0 LOB: 0 BB: 0 P: 3	R: 0 E: 0 K: 0 S: 3	H: 0 LOB: 0 BB: 0 P: 3	R: 0 E: 0 K: 2 S: 8	H: 1 LOB: 1 BB: 0 P: 8		R: 0 E: 0 K: 1 S: 6	H: 1 LOB: 2 BB: 1 P: 10	1B: 4 2B: 1 3B: 0 HR: 0	SF: 0 SAC: 0 DP: 0 HBP: 0	WP: 0 PB: 0 CS: 1
<b>PITCHER</b> <b>Mike Kekich, L</b> ERA: 5.45 (1, 1)	IP: 9.0 WLS: W BF: 34 H: 5 R: 1 ER: 1 SO: 7 BB: 2 IBB: 1 HBP: 0 BLK: 0 WP: 0 HR: 0 S: 45 P: 57 ERA: 1.00 WHIP: 0.778															<b>PITCHER</b> <b>Mike Kekich, L</b> ERA: 5.45 (1, 1)	IP: 9.0 WLS: W BF: 34 H: 5 R: 1 ER: 1 SO: 7 BB: 2 IBB: 1 HBP: 0 BLK: 0 WP: 0 HR: 0 S: 45 P: 57 ERA: 1.00 WHIP: 0.778					

AB	31
R	1
H	5
RBI	1
BB	3
SO	7
LOB	12



Batter	1	2	3	4	5	6	7	8	9	AB	R	H	RBI	BB	SO	LOB	BOTTOM			
<b>Horace Clarke, S</b> OBP: 0.284, SLG: 0.308 (1, 4)										4	1	1	0	0	0	1	<b>Minnesota Twins @ New York Yankees</b> Yankee Stadium, Bronx, NY Fri Aug 28 1970, 7:05 PM EDT Att: 25,824 - Unknown - 85 F			
<b>Frank Baker, L</b> OBP: 0.379, SLG: 0.345 (1, 6)										4	0	1	1	0	1	1				
<b>Roy White, S</b> OBP: 0.396, SLG: 0.470 (1, 7)										3	0	0	0	1	0	1				
<b>Bobby Murcer, L</b> OBP: 0.352, SLG: 0.433 (1, 8)										4	1	1	0	0	0	0				
<b>Jim Lyttle, L</b> OBP: 0.417, SLG: 0.484 <b>Ron Woods, R</b> OBP: 0.325, SLG: 0.362 (1, 9) (9, PH)										0	0	0	0	3	0	0				
<b>Pete Ward, L</b> OBP: 0.325, SLG: 0.370 <b>Danny Cater, R</b> OBP: 0.339, SLG: 0.406 (1, 3) (9, PH)										3	0	0	0	0	0	4				
<b>Jake Gibbs, L</b> OBP: 0.325, SLG: 0.526 <b>Thurman Munson, R</b> OBP: 0.384, SLG: 0.407 (1, 2) (9, PH)										2	0	0	0	1	0	1				
<b>Jerry Kenney, L</b> OBP: 0.289, SLG: 0.300 <b>Gene Michael, S</b> OBP: 0.300, SLG: 0.270 (1, 5) (9, PH)										3	0	1	0	0	0	2				
<b>Mike Kekich, R</b> OBP: 0.148, SLG: 0.115 (1, 1)										2	0	0	0	0	0	0				
<b>Inning Stats</b>	R: 0 E: 0 K: 1 S: 4	H: 0 LOB: 1 BB: 1 P: 8	R: 0 E: 0 K: 0 S: 3	H: 0 LOB: 2 BB: 2 P: 11	R: 1 E: 0 K: 0 S: 4	H: 2 LOB: 0 BB: 0 P: 4	R: 0 E: 0 K: 0 S: 3	H: 0 LOB: 1 BB: 1 P: 7	R: 0 E: 0 K: 0 S: 3	H: 1 LOB: 1 BB: 0 P: 4	R: 0 E: 0 K: 0 S: 3	H: 1 LOB: 0 BB: 0 P: 3	R: 0 E: 0 K: 0 S: 3	H: 0 LOB: 0 BB: 0 P: 3	R: 1 E: 1 K: 0 S: 3	H: 0 LOB: 1 BB: 1 P: 7		1B: 3 2B: 1 3B: 0 HR: 0	SF: 0 SAC: 2 DP: 2 HBP: 0	WP: 2 PB: 0 CS: 1
<b>PITCHER</b> <b>Luis Tiant, R</b> ERA: 3.29 <b>Ron Perranoski, L</b> ERA: 2.34 (1, 1) (8, 1)	IP: 7.0 WLS: L BF: 27 H: 4 R: 1 ER: 0 SO: 1 BB: 0 IBB: 0 HBP: 0 BLK: 0 WP: 1 HR: 0 S: 24 P: 44 ERA: 1.29 WHIP: 1.286															<b>PITCHER</b> <b>Luis Tiant, R</b> ERA: 3.29 <b>Ron Perranoski, L</b> ERA: 2.34 (1, 1) (8, 1)	IP: 7.0 WLS: L BF: 27 H: 4 R: 1 ER: 0 SO: 1 BB: 0 IBB: 0 HBP: 0 BLK: 0 WP: 1 HR: 0 S: 24 P: 44 ERA: 1.29 WHIP: 1.286			

AB	27
R	2
H	4
RBI	1
BB	6
SO	1
LOB	13





Batter	1	2	3	4	5	6	7	8	9	AB	R	H	RBI	BB	SO	LOB	TOP			
<b>Cesar Tovar, R</b> OBP: 0.346, SLG: 0.432 (1, 7)										4	1	1	0	0	1	0	<b>Minnesota Twins @ New York Yankees</b> Yankee Stadium, Bronx, NY Sat Aug 29 1970, 7:05 PM EDT Att: 17,344 - Unknown - 77 F			
<b>Rich Reese, L</b> OBP: 0.338, SLG: 0.376 (1, 3)										4	0	0	0	0	2	1				
<b>Tony Oliva, L</b> OBP: 0.352, SLG: 0.498 (1, 9)										4	1	0	0	0	0	1				
<b>Harmon Killebrew, R</b> OBP: 0.416, SLG: 0.594 (9, 5)										3	0	1	1	0	0	0				
<b>Jim Holt, L</b> OBP: 0.301, SLG: 0.341 (1, 8)										4	0	1	0	0	0	1				
<b>Paul Retzliff, L</b> OBP: 0.328, SLG: 0.373 (1, 2)										4	1	2	2	0	1	0				
<b>Leo Cardenas, R</b> OBP: 0.308, SLG: 0.388 (1, 6)										4	0	1	0	0	0	2				
<b>Frank Quilici, R</b> OBP: 0.288, SLG: 0.259 (1, 4)										3	0	1	0	0	0	0				
<b>Bill Zepp, R</b> OBP: 0.147, SLG: 0.147 (7, PH)										2	0	0	0	0	2	2				
<b>Bob Allison, R</b> OBP: 0.347, SLG: 0.295 (7, PH)										1	0	0	0	0	1	0				
<b>Stan Williams, R</b> OBP: 0.200, SLG: 0.200 (7, 1)										0	0	0	0	0	0	0				
<b>Tom Hall, L</b> OBP: 0.200, SLG: 0.200 (7, 1)										0	0	0	0	0	0	0				
<b>Inning Stats</b>	R: 2 E: 1 K: 1 S: 9	H: 3 LOB: 2 BB: 0 P: 9	R: 0 E: 0 K: 2 S: 7	H: 0 LOB: 0 BB: 0 P: 7	R: 0 E: 0 K: 0 S: 4	H: 1 LOB: 1 BB: 0 P: 4	R: 0 E: 0 K: 1 S: 6	H: 2 LOB: 2 BB: 0 P: 6	R: 0 E: 0 K: 0 S: 3	H: 0 LOB: 0 BB: 0 P: 3	R: 0 E: 0 K: 1 S: 5	H: 0 LOB: 0 BB: 0 P: 5	R: 0 E: 0 K: 1 S: 5	H: 0 LOB: 0 BB: 0 P: 5	R: 1 E: 0 K: 0 S: 4	H: 1 LOB: 0 BB: 0 P: 4	1B: 6 2B: 0 3B: 0 HR: 1	SF: 1 SAC: 0 DP: 0 HBP: 0	WP: 0 PB: 0 CS: 0	PA: 34
<b>PITCHER</b> <b>Mel Stottlemyre, R</b> ERA: 3.12 (1, 1)	IP: 9.0 WLS: L BF: 34	H: 7 R: 3 ER: 1 SO: 7	BB: 0 IBB: 0 HBP: 0 BLK: 0	WP: 0 HR: 1 S: 48 P: 48	ERA: 1.00 WHIP: 0.778	<b>PITCHER</b>														

Batter	1	2	3	4	5	6	7	8	9	AB	R	H	RBI	BB	SO	LOB	BOTTOM		
<b>Horace Clarke, S</b> OBP: 0.284, SLG: 0.308 (1, 4)										4	0	1	1	0	0	3	<b>Minnesota Twins @ New York Yankees</b> Yankee Stadium, Bronx, NY Sat Aug 29 1970, 7:05 PM EDT Att: 17,344 - Unknown - 77 F		
<b>Thurman Munson, R</b> OBP: 0.384, SLG: 0.407 (1, 2)										5	0	2	0	0	0	1			
<b>Roy White, S</b> OBP: 0.396, SLG: 0.469 (1, 7)										5	0	2	0	0	0	2			
<b>Bobby Murcer, L</b> OBP: 0.351, SLG: 0.431 (1, 8)										4	0	1	0	0	1	2			
<b>Danny Cater, R</b> OBP: 0.336, SLG: 0.403 (1, 3)										4	0	0	0	0	1	2			
<b>Jim Lytle, L</b> OBP: 0.421, SLG: 0.485 (1, 9)										4	0	2	0	0	1	0			
<b>Frank Baker, L</b> OBP: 0.400, SLG: 0.362 (1, 6)										3	0	2	0	0	1	0			
<b>Jerry Kenney, L</b> OBP: 0.290, SLG: 0.301 (9, PH)										3	0	1	0	0	0	4			
<b>Gene Michael, S</b> OBP: 0.239, SLG: 0.269 (9, PH)										1	0	0	0	0	0	0			
<b>Mel Stottlemyre, R</b> OBP: 0.305, SLG: 0.333 (9, PH)										2	0	0	0	1	0	4			
<b>Ron Woods, R</b> OBP: 0.328, SLG: 0.377 (9, PH)										1	1	1	0	0	0	0			
<b>Inning Stats</b>	R: 0 E: 0 K: 0 S: 5	H: 3 LOB: 3 BB: 1 P: 8	R: 0 E: 0 K: 0 S: 3	H: 1 LOB: 0 BB: 1 P: 8	R: 0 E: 0 K: 1 S: 7	H: 2 LOB: 2 BB: 0 P: 7	R: 0 E: 0 K: 0 S: 4	H: 2 LOB: 2 BB: 0 P: 5	R: 0 E: 0 K: 1 S: 6	H: 1 LOB: 1 BB: 0 P: 6	R: 0 E: 0 K: 2 S: 7	H: 0 LOB: 0 BB: 0 P: 7	R: 1 E: 0 K: 0 S: 5	H: 2 LOB: 1 BB: 0 P: 5	1B: 11 2B: 0 3B: 1 HR: 0	SF: 1 SAC: 0 DP: 1 HBP: 1	WP: 0 PB: 0 CS: 0	PA: 39	
<b>PITCHER</b> <b>Bill Zepp, R</b> ERA: 2.79 (7, 1)	IP: 6.0 WLS: W BF: 27	H: 9 R: 0 ER: 0 SO: 1	BB: 1 IBB: 0 HBP: 1 BLK: 0	WP: 0 HR: 0 S: 27 P: 32	ERA: 0.00 WHIP: 1.667	<b>PITCHER</b>													
<b>Stan Williams, R</b> ERA: 2.04 (7, 1)	IP: 0.2 WLS: S BF: 9	H: 1 R: 0 ER: 0 SO: 3	BB: 0 IBB: 0 HBP: 0 BLK: 0	WP: 0 HR: 0 S: 15 P: 15	ERA: 0.00 WHIP: 1.500	<b>PITCHER</b>													
<b>Tom Hall, L</b> ERA: 2.92 (7, 1)	IP: 2.1 WLS: S BF: 9	H: 2 R: 1 ER: 1 SO: 3	BB: 0 IBB: 0 HBP: 0 BLK: 0	WP: 0 HR: 0 S: 15 P: 15	ERA: 3.86 WHIP: 0.857	<b>PITCHER</b>													




Batter	1	2	3	4	5	6	7	8	9	AB	R	H	RBI	BB	SO	LOB	TOP										
<b>Cesar Tovar, R</b> (1, 7) OBP: 0.345, SLG: 0.433										4	0	1	0	0	1	0	<b>Minnesota Twins @ New York Yankees</b> Yankee Stadium, Bronx, NY Sun Aug 30 1970, 3:33 AM EDT Att: 20,980 - Overcast - 77 F										
<b>Rich Reese, L</b> (1, 3) OBP: 0.337, SLG: 0.377										4	0	1	0	0	0	1											
<b>Tony Oliva, L</b> (1, 9) OBP: 0.351, SLG: 0.495										3	0	0	0	1	0	1											
<b>Harmon Killebrew, R</b> (1, 5) OBP: 0.415, SLG: 0.590										4	1	1	0	0	1	3											
<b>Jim Holt, L</b> (1, 8) OBP: 0.304, SLG: 0.344										4	1	2	0	0	0	0											
<b>Paul Retzliff, L</b> (1, 2) OBP: 0.341, SLG: 0.388										3	0	2	2	1	0	0											
<b>Leo Cardenas, R</b> (1, 6) OBP: 0.308, SLG: 0.388										3	0	1	0	0	1	2											
<b>Frank Quilici, R</b> (1, 4) OBP: 0.283, SLG: 0.254										2	0	0	0	0	0	3											
<b>Brant Aiyco, R</b> (7, PH) OBP: 0.355, SLG: 0.487										1	0	0	0	0	1	0											
<b>Danny Thompson, R</b> (7, 4) OBP: 0.279, SLG: 0.290										1	0	0	0	0	0	2											
<b>Bert Blyleven, R</b> (1, 1) OBP: 0.194, SLG: 0.171										2	0	0	0	0	1	3											
<b>Charlie Manuel, L</b> (7, PH) OBP: 0.302, SLG: 0.289										1	0	0	0	0	0	0											
<b>Ron Perranoski, L</b> (7, 1) OBP: 0.059, SLG: 0.059										0	0	0	0	0	0	0											
<b>Rick Renick, R</b> (9, PH) OBP: 0.322, SLG: 0.428										1	0	1	0	0	0	0											
<b>Inning Stats</b>	R: 0 E: 0 K: 1 S: 5	H: 0 LOB: 0 BB: 0 P: 5	R: 2 E: 0 K: 1 S: 8	H: 3 LOB: 1 BB: 0 P: 8	R: 0 E: 0 K: 0 S: 4	H: 1 LOB: 1 BB: 0 P: 4	R: 0 E: 0 K: 0 S: 4	H: 1 LOB: 2 BB: 1 P: 8	R: 0 E: 0 K: 1 S: 5	H: 0 LOB: 0 BB: 0 P: 5	R: 0 E: 0 K: 1 S: 5	H: 0 LOB: 0 BB: 0 P: 5	R: 0 E: 0 K: 1 S: 5	H: 3 LOB: 2 BB: 0 P: 5	R: 0 E: 0 K: 0 S: 5	H: 3 LOB: 2 BB: 0 P: 5	1B: 6 2B: 3 3B: 0 HR: 0	SF: 0 SAC: 1 DP: 1 HBP: 0	WP: 0 PB: 0 CS: 0	PA: 36							
<b>PITCHER</b>	IP	WLS	BF	H	R	ER	SO	BB	IBB	HBP	BLK	WP	HR	S	P	ERA	WHIP										
<b>Steve Kline, R</b> (1, 1) ERA: 4.42	8.1	W	34	8	2	2	5	1	1	0	0	0	0	42	50	2.16	1.080										
<b>Lindy McDaniel, R</b> (9, 1) ERA: 1.99	0.2	S	2	1	0	0	0	0	0	0	0	0	0	2	2	0.00	1.500										

Batter	1	2	3	4	5	6	7	8	9	AB	R	H	RBI	BB	SO	LOB	BOTTOM										
<b>Horace Clarke, S</b> (1, 4) OBP: 0.285, SLG: 0.308										3	1	1	0	0	0	2	<b>Minnesota Twins @ New York Yankees</b> Yankee Stadium, Bronx, NY Sun Aug 30 1970, 3:33 AM EDT Att: 20,980 - Overcast - 77 F										
<b>Frank Baker, L</b> (1, 6) OBP: 0.405, SLG: 0.350										2	1	0	0	2	2	2											
<b>Roy White, S</b> (1, 7) OBP: 0.395, SLG: 0.474										4	1	1	4	0	1	4											
<b>Bobby Murcer, L</b> (1, 8) OBP: 0.352, SLG: 0.431										3	0	1	0	1	1	0											
<b>Danny Cater, R</b> (1, 3) OBP: 0.335, SLG: 0.402										4	0	1	0	0	0	2											
<b>Jim Lytle, L</b> (1, 9) OBP: 0.400, SLG: 0.457										4	0	0	0	0	1	2											
<b>Jake Gibbs, L</b> (1, 2) OBP: 0.338, SLG: 0.558										4	1	3	1	0	0	1											
<b>Jerry Kenney, L</b> (1, 5) OBP: 0.292, SLG: 0.301										3	1	1	0	1	1	2											
<b>Steve Kline, R</b> (1, 1) OBP: 0.278, SLG: 0.235										2	0	0	0	0	0	2											
<b>Lindy McDaniel, R</b> (9, 1) OBP: 0.182, SLG: 0.227										0	0	0	0	0	0	0											
<b>Inning Stats</b>	R: 0 E: 0 K: 2 S: 7	H: 0 LOB: 0 BB: 0 P: 7	R: 0 E: 0 K: 0 S: 3	H: 0 LOB: 0 BB: 0 P: 3	R: 1 E: 0 K: 1 S: 7	H: 2 LOB: 2 BB: 0 P: 8	R: 0 E: 0 K: 0 S: 2	H: 0 LOB: 0 BB: 1 P: 6	R: 4 E: 0 K: 1 S: 7	H: 2 LOB: 0 BB: 2 P: 15	R: 0 E: 0 K: 0 S: 3	H: 1 LOB: 2 BB: 1 P: 3	R: 0 E: 0 K: 1 S: 6	H: 1 LOB: 2 BB: 1 P: 10	R: 0 E: 0 K: 1 S: 7	H: 2 LOB: 2 BB: 0 P: 7	1B: 6 2B: 0 3B: 0 HR: 2	SF: 0 SAC: 1 DP: 2 HBP: 1	WP: 0 PB: 0 CS: 0	PA: 35							
<b>PITCHER</b>	IP	WLS	BF	H	R	ER	SO	BB	IBB	HBP	BLK	WP	HR	S	P	ERA	WHIP										
<b>Bert Blyleven, R</b> (1, 1) ERA: 3.44	6.0	L	25	5	5	5	4	3	0	1	0	0	2	29	42	7.50	1.333										
<b>Ron Perranoski, L</b> (7, 1) ERA: 2.29	2.0		10	3	0	0	2	1	0	0	0	0	0	13	17	0.00	2.000										

AB	33
R	2
H	9
RBI	2
BB	2
SO	5
LOB	15



AB	29
R	5
H	8
RBI	5
BB	4
SO	6
LOB	17





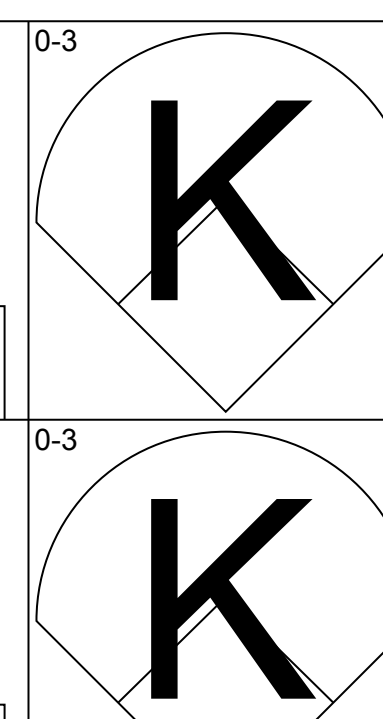
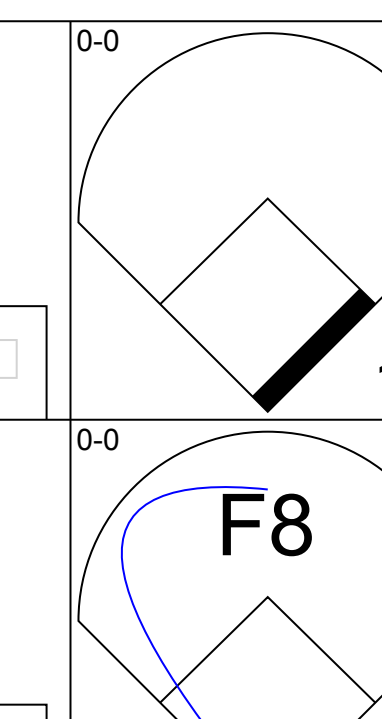
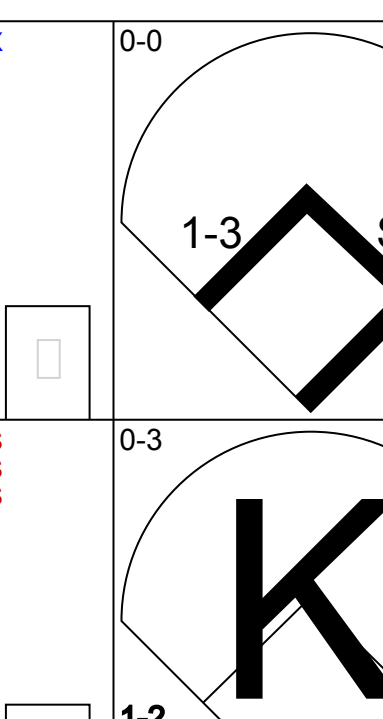
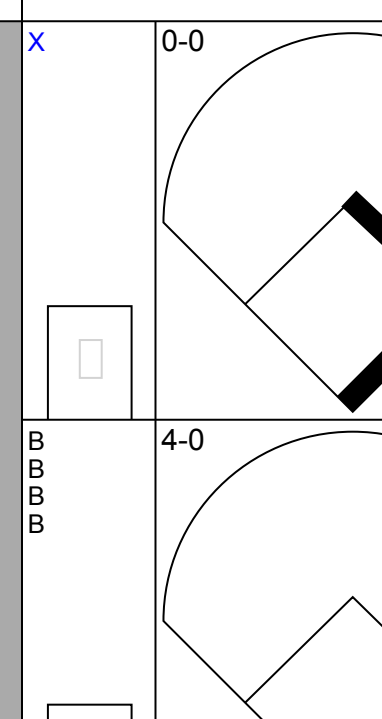
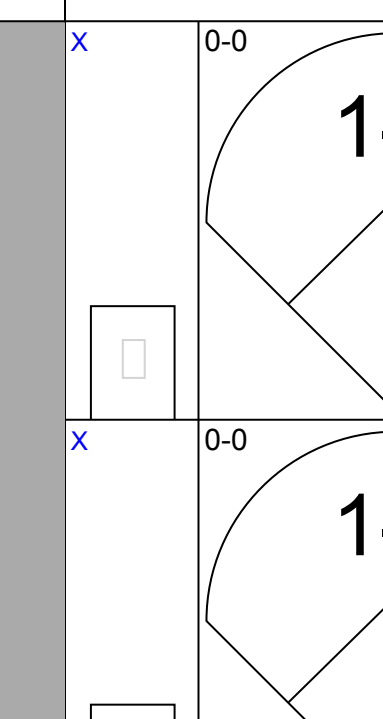

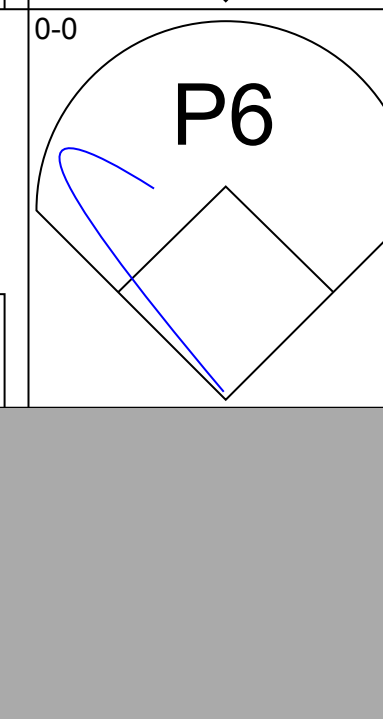

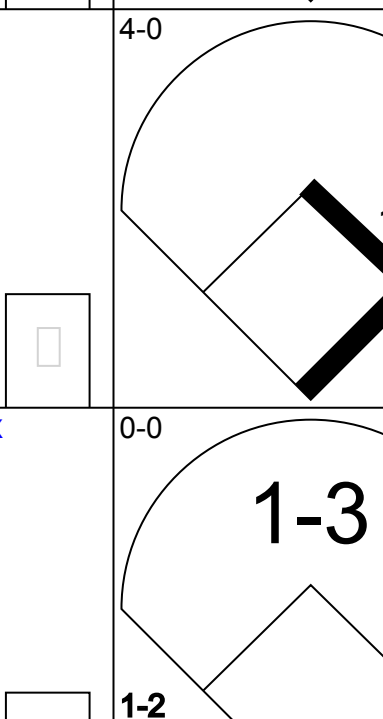
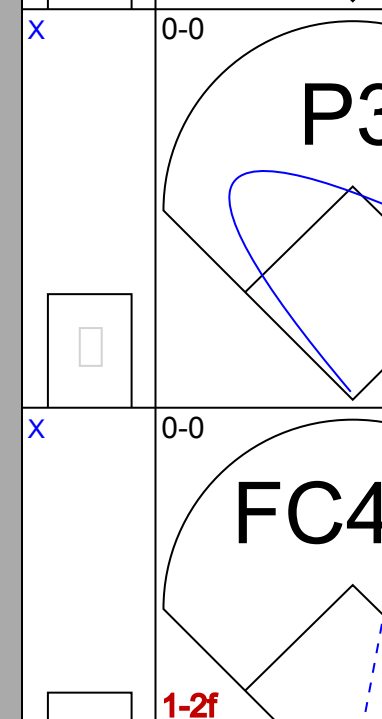


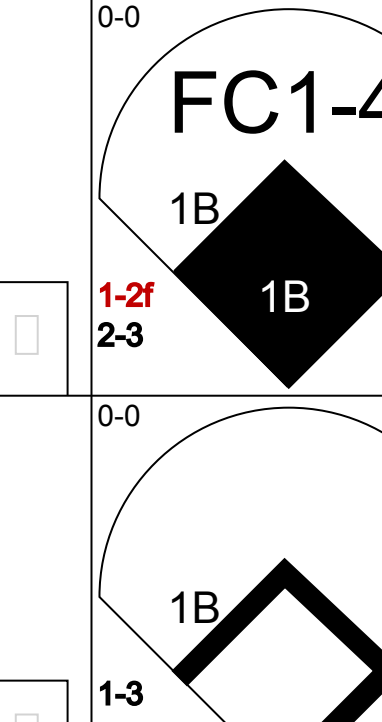
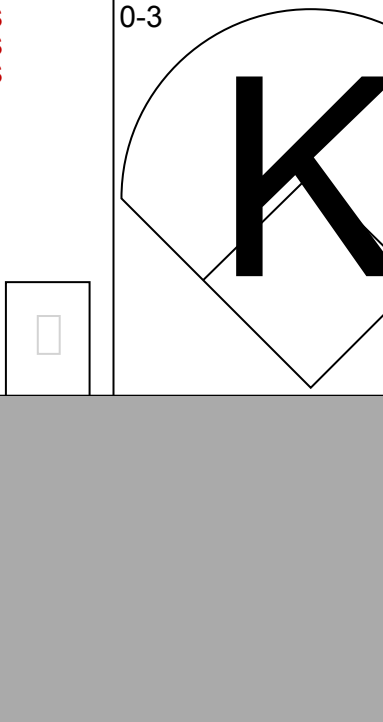

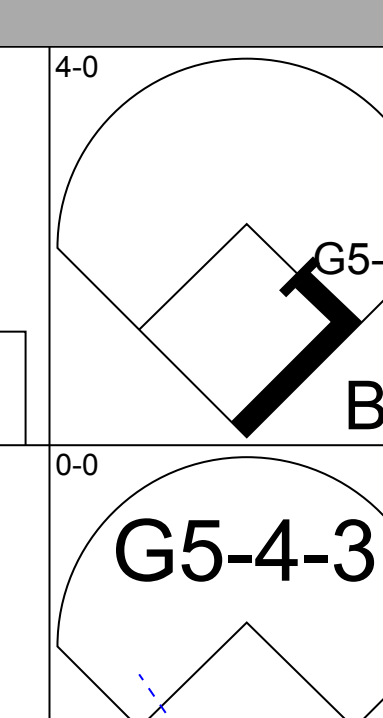
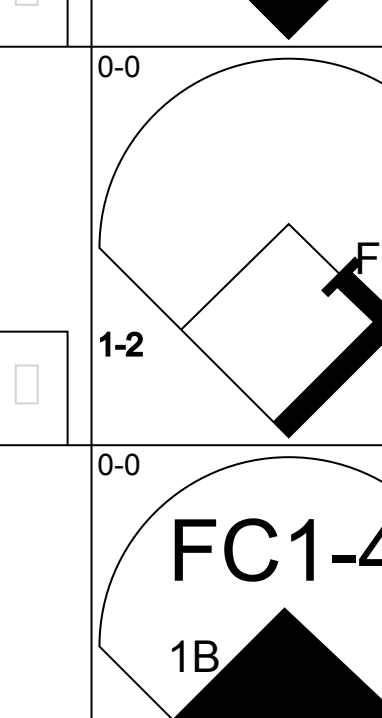
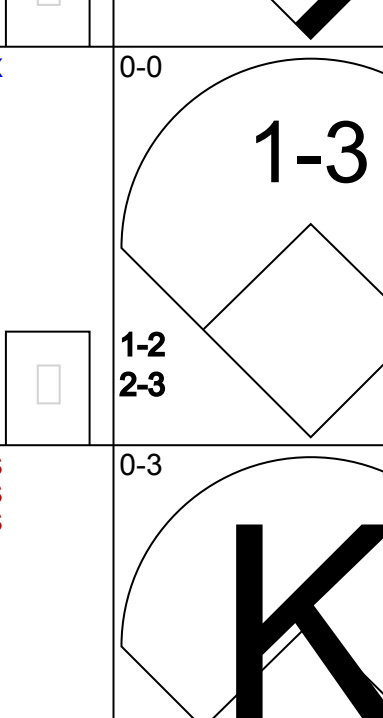
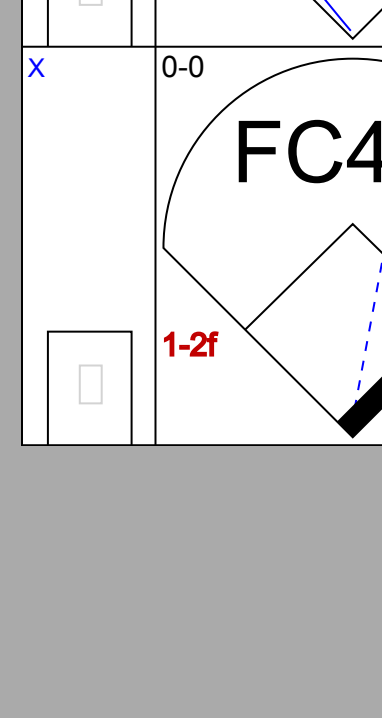
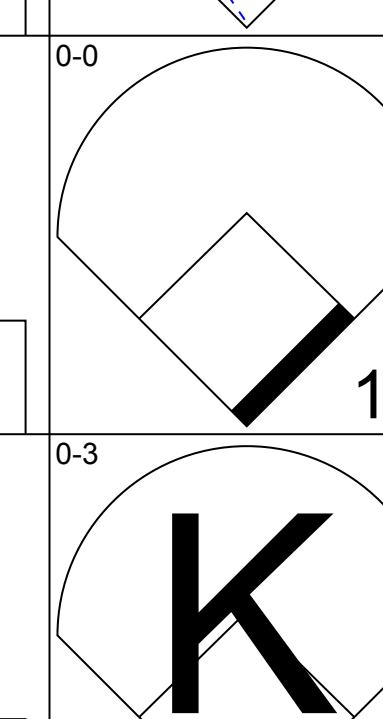
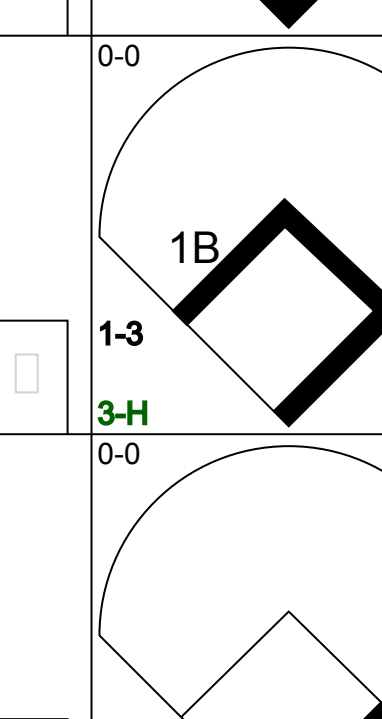

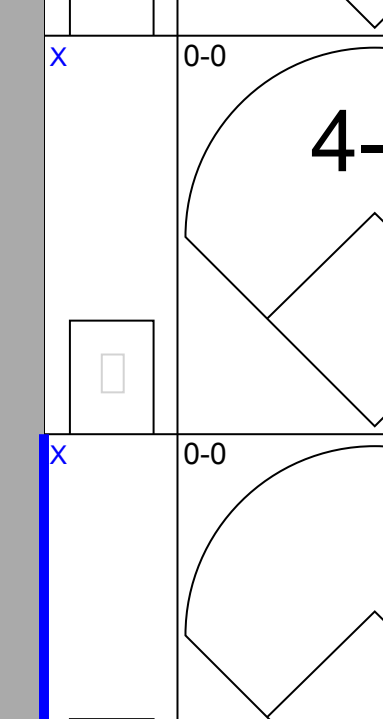

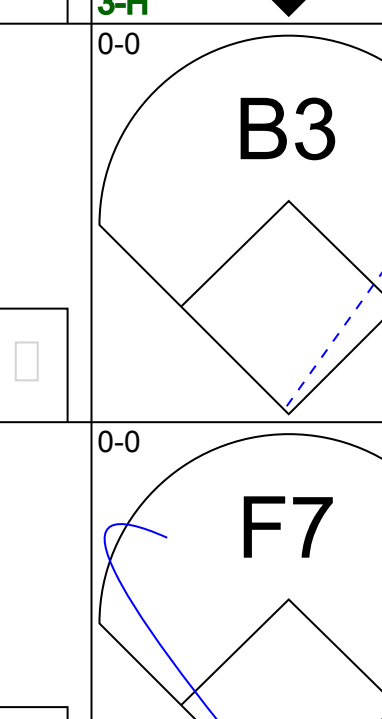
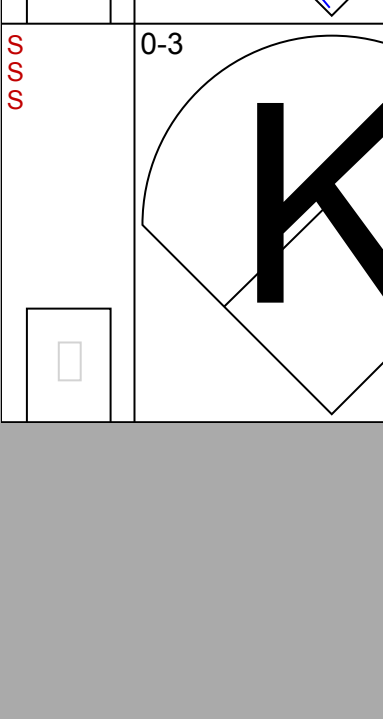
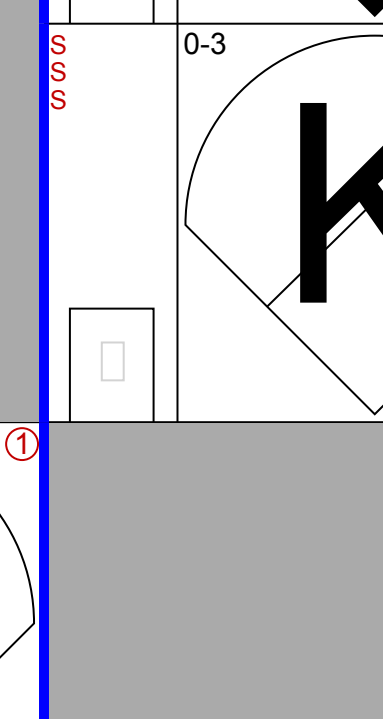
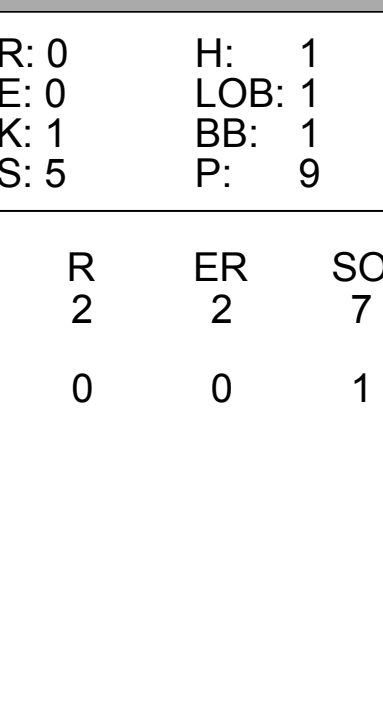
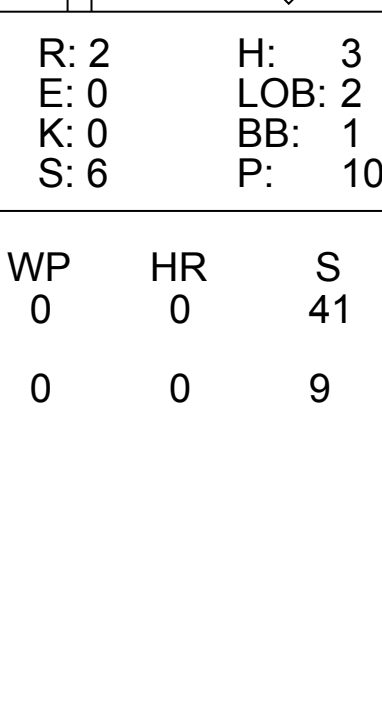
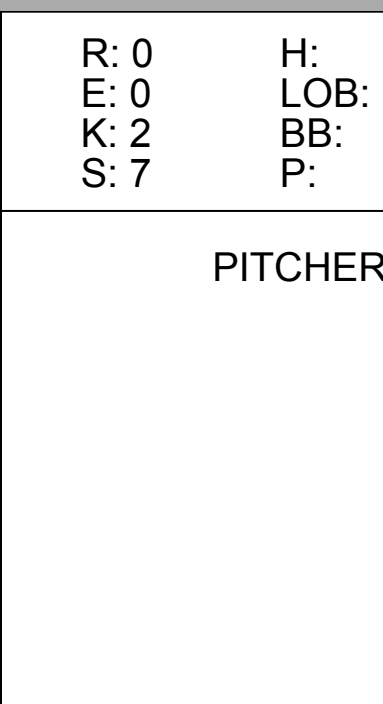
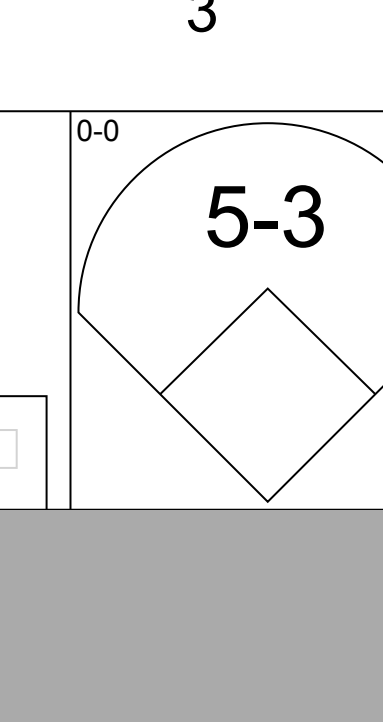
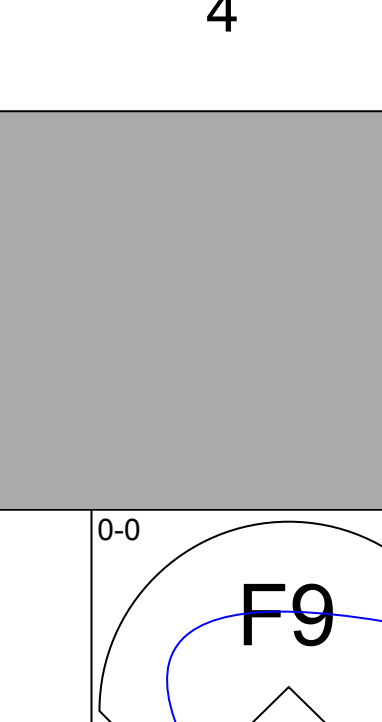
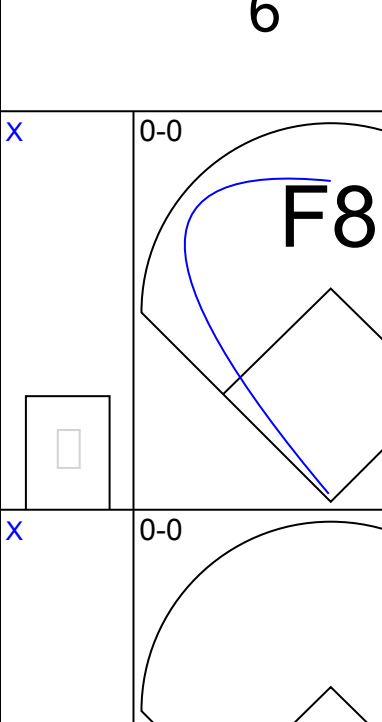
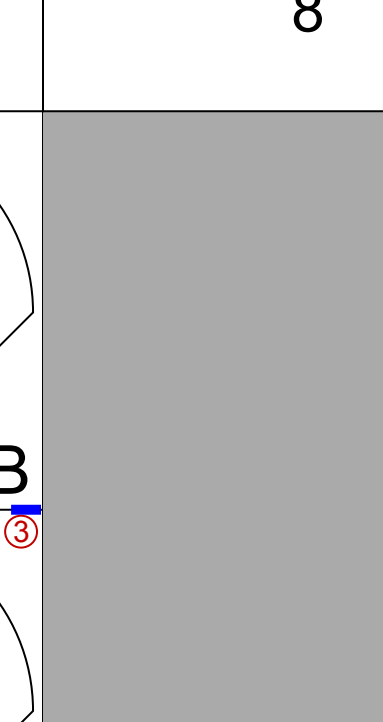
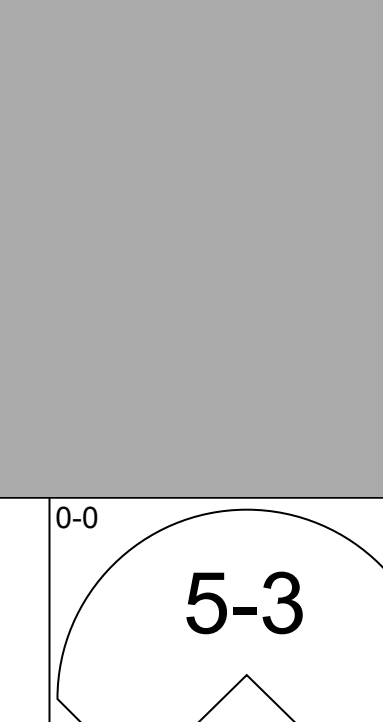

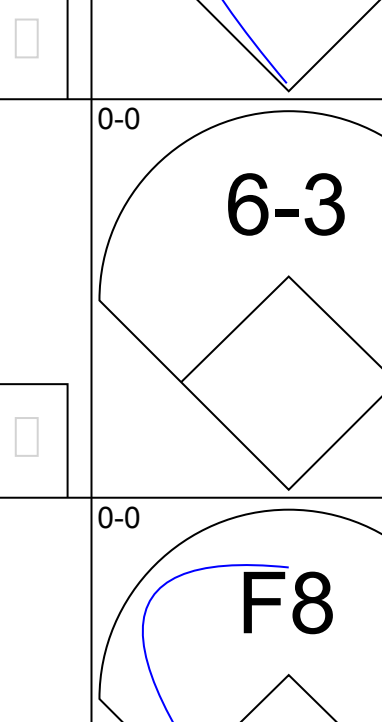
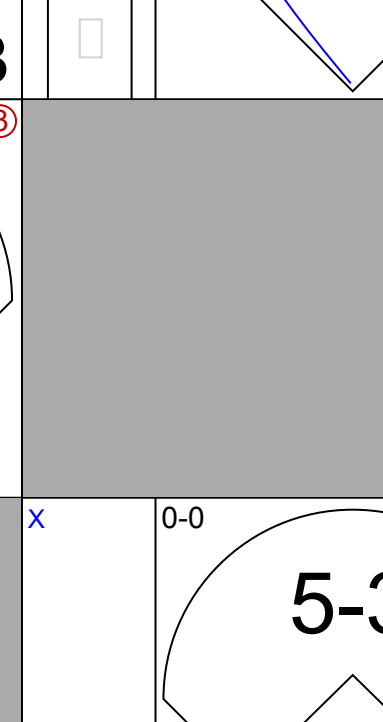
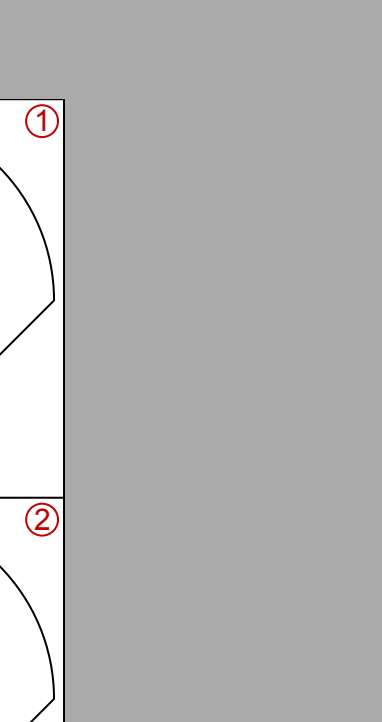
Batter	1	2	3	4	5	6	7	8	9	AB	R	H	RBI	BB	SO	LOB	TOP			
<b>Don Buford, S</b> OBP: 0.405, SLG: 0.428 (1, 7)										5	2	3	0	0	0	1	<b>Baltimore Orioles @ New York Yankees</b> Yankee Stadium, Bronx, NY Mon Aug 31 1970, 7:05 PM EDT Att: 15,301 - Unknown			
<b>Paul Blair, R</b> OBP: 0.344, SLG: 0.430 (1, 8)										4	1	2	2	1	1	2				
<b>Boog Powell, L</b> OBP: 0.413, SLG: 0.546 (1, 3)										4	1	0	0	1	0	4				
<b>Frank Robinson, R</b> OBP: 0.393, SLG: 0.518 (1, 9)										4	3	1	0	0	1	0				
<b>Eliot Hendricks, L</b> OBP: 0.310, SLG: 0.377 (1, 2)										3	1	1	2	1	0	1				
<b>Brooks Robinson, R</b> OBP: 0.335, SLG: 0.425 (1, 5)										5	1	3	3	0	0	1				
<b>Davey Johnson, R</b> OBP: 0.376, SLG: 0.405 (1, 4)										5	0	2	0	0	0	2				
<b>Chico Salmon, R</b> OBP: 0.326, SLG: 0.447 (1, 6)										5	0	0	0	0	0	4				
<b>Mike Cuellar, L</b> OBP: 0.100, SLG: 0.162 (1, 1)										4	1	1	0	0	1	1				
<b>Inning Stats</b>	R: 4 E: 2 K: 0 S: 5	H: 2 LOB: 0 BB: 1 P: 10	R: 1 E: 0 K: 0 S: 5	H: 2 LOB: 1 BB: 0 P: 5	R: 2 E: 0 K: 0 S: 6	H: 3 LOB: 1 BB: 0 P: 6	R: 2 E: 1 K: 1 S: 8	H: 2 LOB: 1 BB: 0 P: 8	R: 0 E: 0 K: 0 S: 3	H: 0 LOB: 0 BB: 0 P: 3	R: 0 E: 0 K: 1 S: 7	H: 2 LOB: 2 BB: 0 P: 7	R: 0 E: 0 K: 1 S: 6	H: 1 LOB: 1 BB: 0 P: 6	R: 1 E: 0 K: 0 S: 4	H: 1 LOB: 1 BB: 1 P: 8	1B: 10 2B: 2 3B: 0 HR: 1	SF: 1 SAC: 0 DP: 2 HBP: 1	WP: 1 PB: 0 SB: 0 CS: 0	PA: 44
<b>PITCHER</b>	IP WLS BF H R ER SO BB IBB HBP BLK WP HR S P ERA WHIP																			
<b>Stan Bahnsen, R</b> ERA: 3.27 (1, 1)	2.1 L 15 6 7 4 0 1 0 0 1 0 0 1 13 18 15.43 3.000																			
<b>Ron Klimkowski, R</b> ERA: 2.94 (3, 1)	5.2 24 6 2 0 3 1 0 0 0 0 0 0 29 33 0.00 1.235																			
<b>Steve Hamilton, L</b> ERA: 2.78 (9, 1)	1.0 5 1 1 1 0 1 0 0 0 0 1 0 4 8 9.00 2.000																			

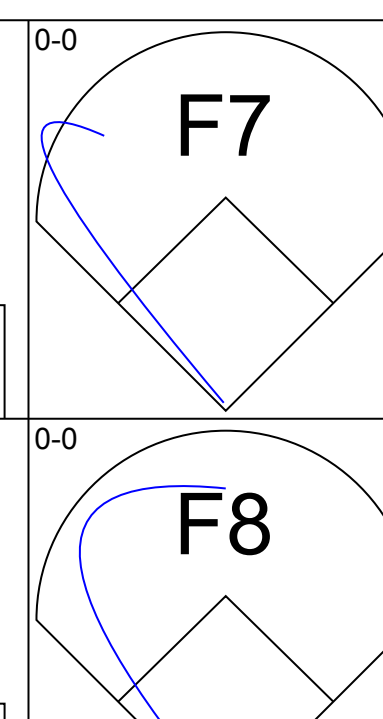
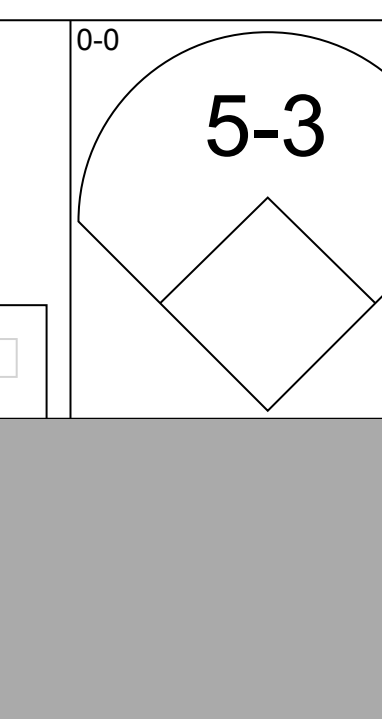
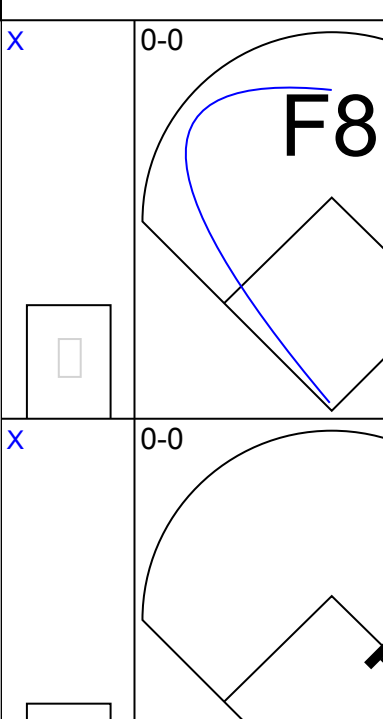
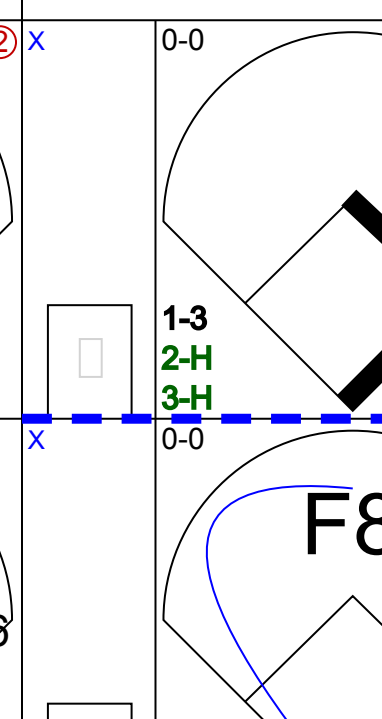

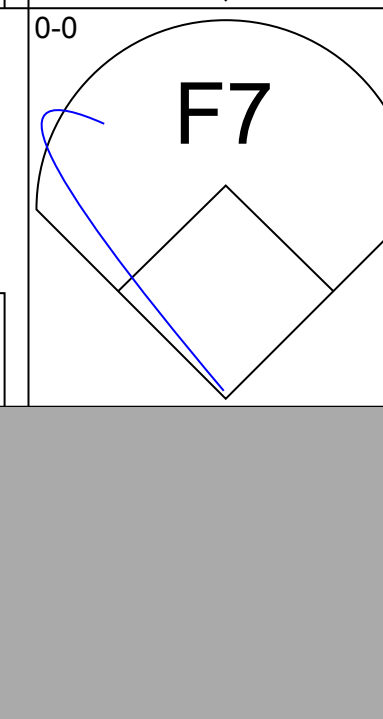
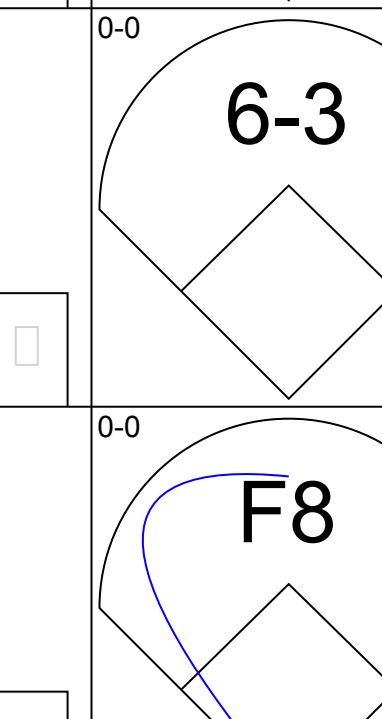
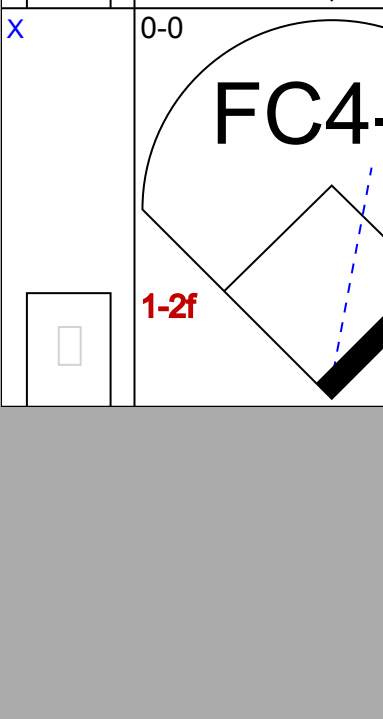
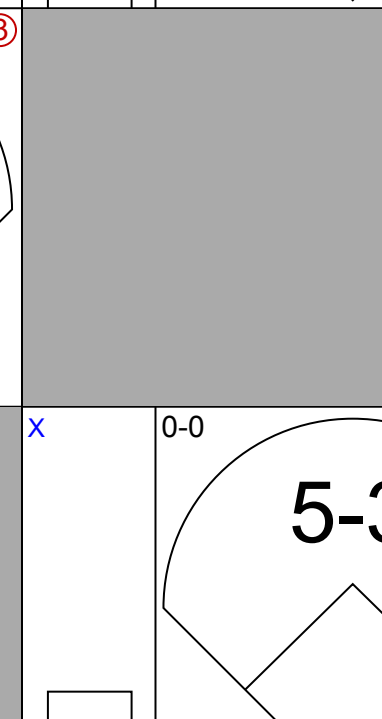



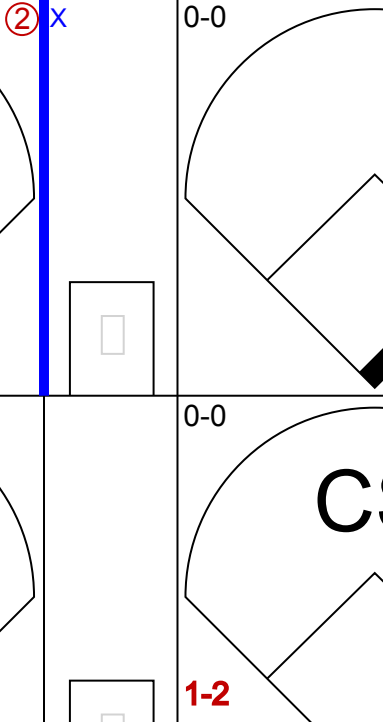
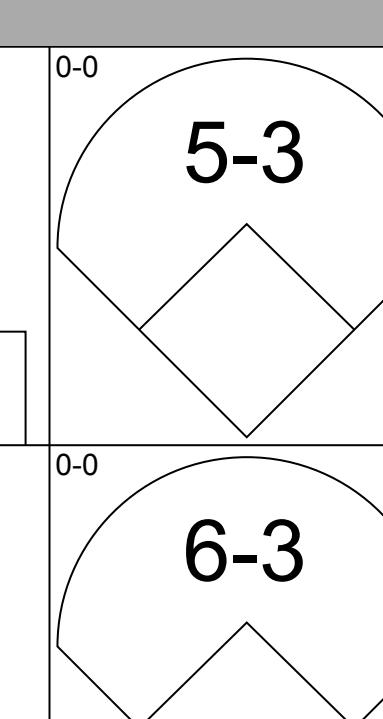
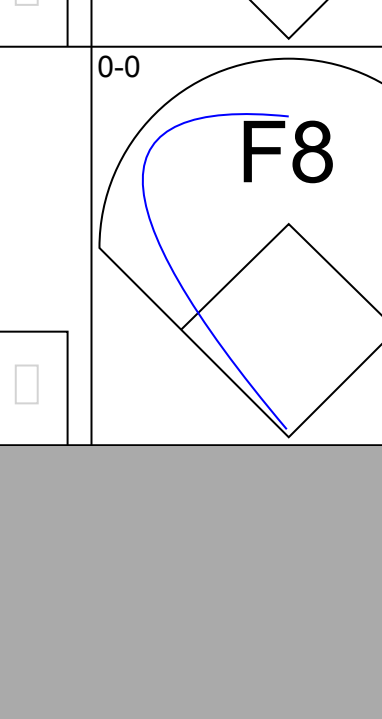
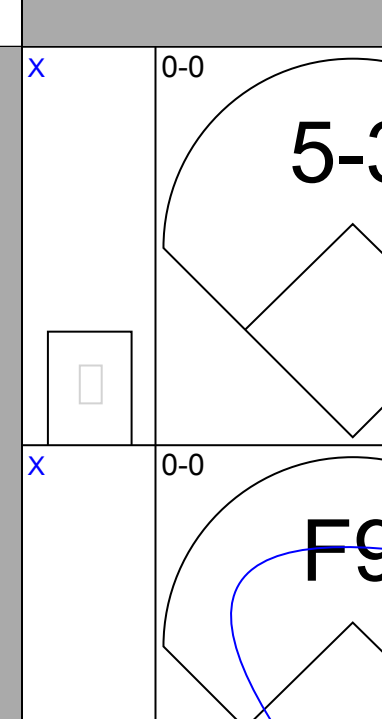
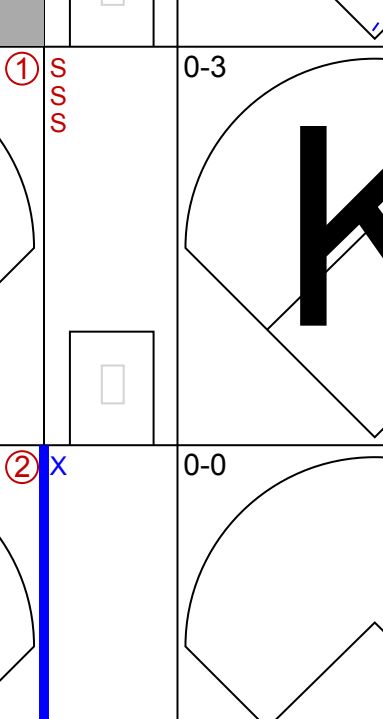
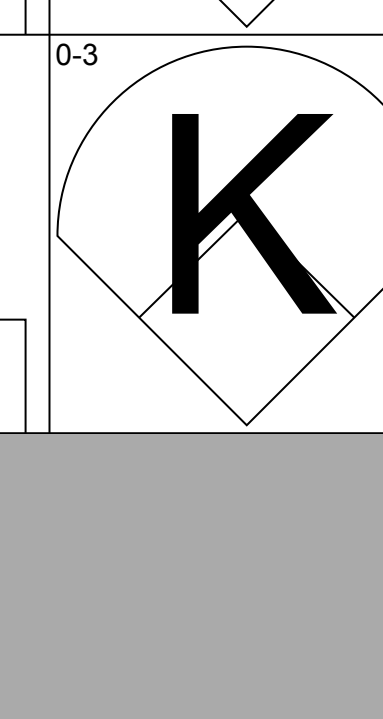
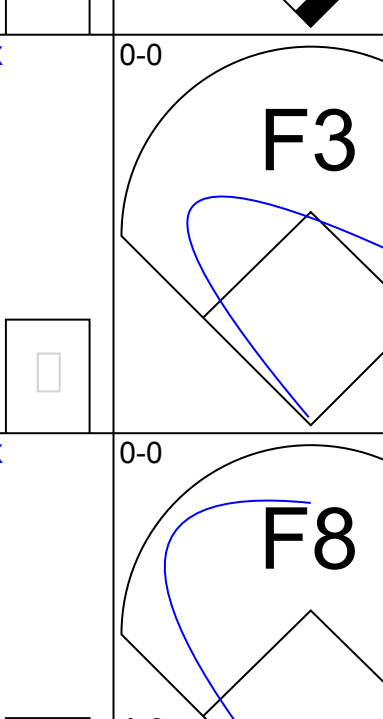
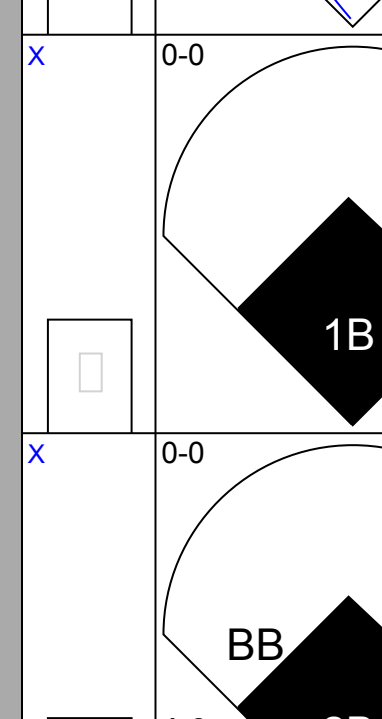
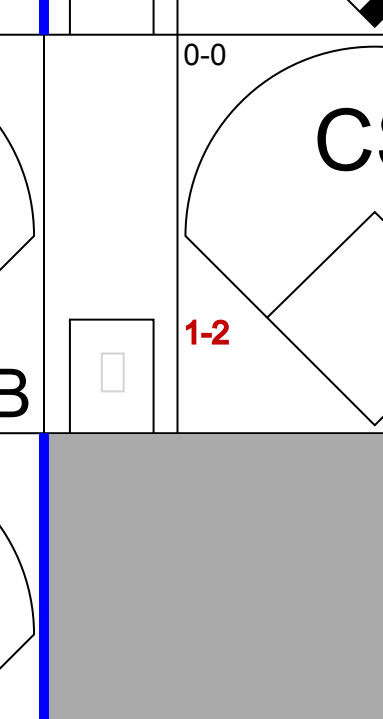

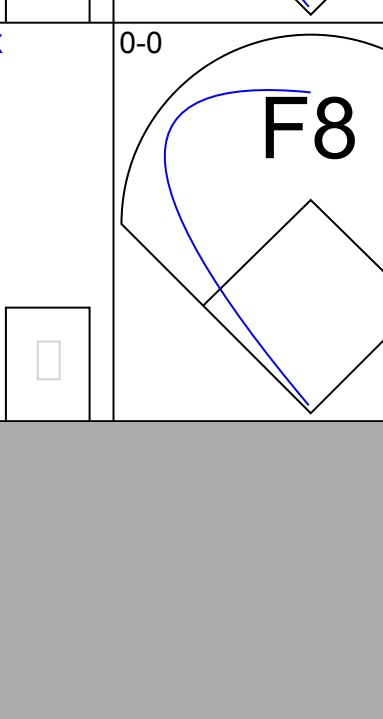
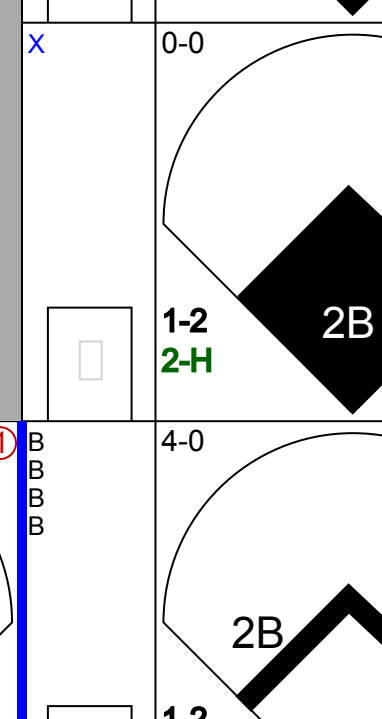
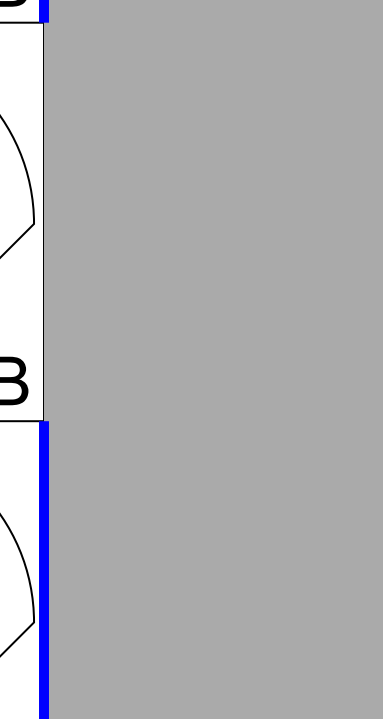
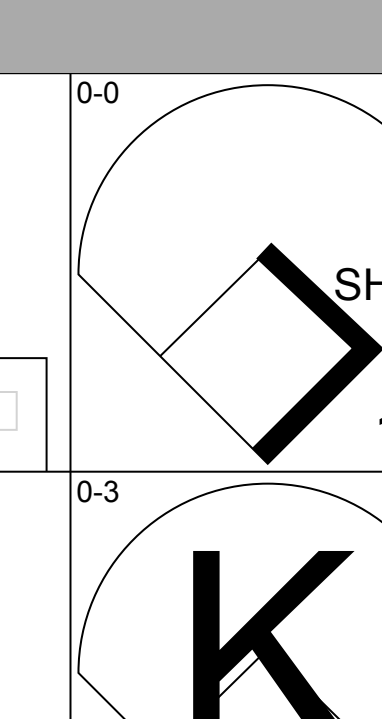
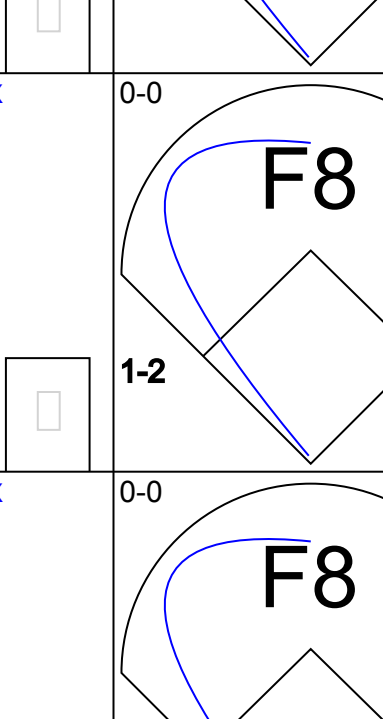
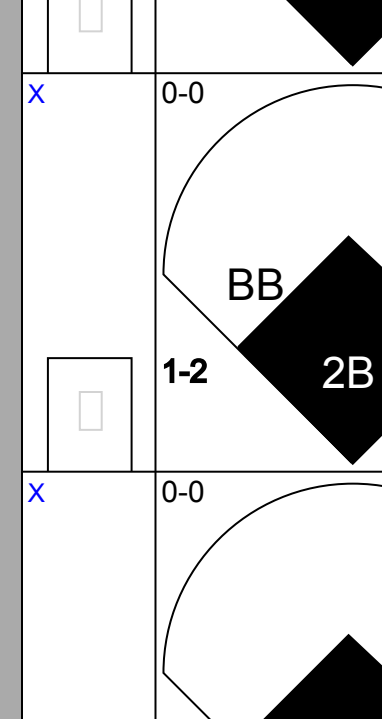
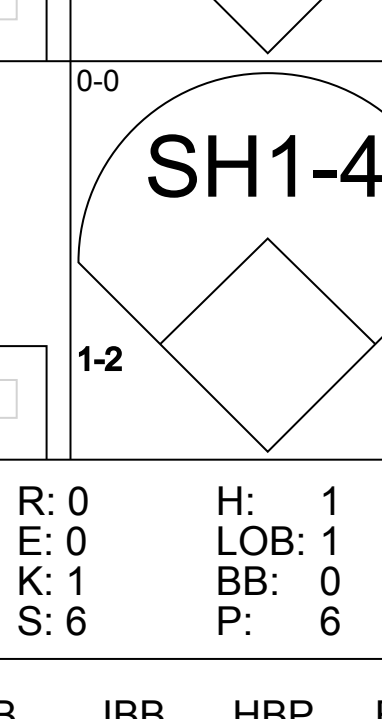
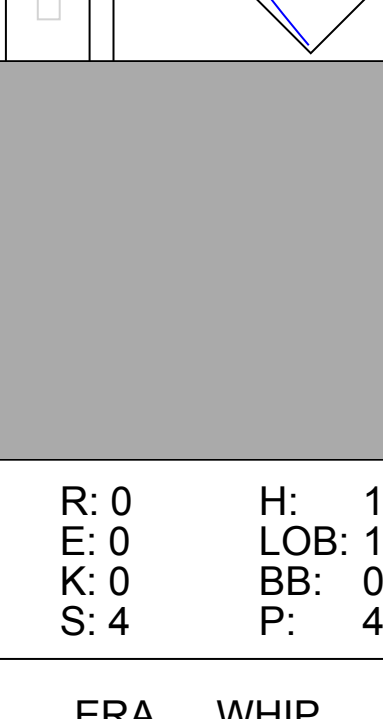
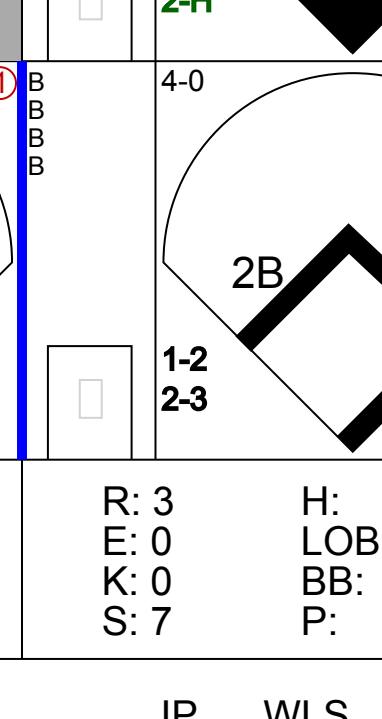



Batter	1	2	3	4	5	6	7	8	9	AB	R	H	RBI	BB	SO	LOB	BOTTOM					
<b>Horace Clarke, S</b> OBP: 0.285, SLG: 0.307 (1, 4)										4	0	1	0	0	0	0	<b>Baltimore Orioles @ New York Yankees</b> Yankee Stadium, Bronx, NY Mon Aug 31 1970, 7:05 PM EDT Att: 15,301 - Unknown					
<b>Thurman Munson, R</b> OBP: 0.386, SLG: 0.412 (1, 2)									3	1	1	0	1	0	1							
<b>Roy White, S</b> OBP: 0.396, SLG: 0.478 (1, 7)									4	0	2	0	0	1	2							
<b>Danny Cater, R</b> OBP: 0.335, SLG: 0.400 (1, 5)									4	0	1	1	0	0	3							
<b>Bobby Murcer, L</b> OBP: 0.351, SLG: 0.431 (1, 8)										4	1	1	0	0	0	1						
<b>John Ellis, R</b> OBP: 0.306, SLG: 0.423 (1, 3)										4	0	2	1	0	1	1						
<b>Ron Woods, R</b> OBP: 0.327, SLG: 0.371 (1, 9)										3	0	0	0	1	1	3						
<b>Gene Michael, S</b> OBP: 0.297, SLG: 0.267 (1, 6)										3	0	0	0	0	2							
<b>Stan Bahnsen, R</b> OBP: 0.172, SLG: 0.177 (1, 1)										1	0	0	0	0	1	1						
<b>Ron Klimkowski, R</b> (3, 1)										1	0	0	0	0	1	0						
<b>Curt Blefary, L</b> OBP: 0.322, SLG: 0.332 (8, PH)										1	0	0	0	0	0	0						
<b>Steve Hamilton, L</b> (9, 1)										0	0	0	0	0	0	0						
<b>Inning Stats</b>	R: 0 E: 0 K: 0 S: 4	H: 1 LOB: 1 BB: 0 P: 4	R: 1 E: 0 K: 2 S: 9	H: 2 LOB: 0 BB: 0 P: 9	R: 0 E: 0 K: 1 S: 6	H: 1 LOB: 1 BB: 0 P: 6	R: 0 E: 0 K: 0 S: 3	H: 1 LOB: 0 BB: 0 P: 3	R: 0 E: 0 K: 1 S: 5	H: 0 LOB: 0 BB: 0 P: 5	R: 1 E: 0 K: 0 S: 3	H: 1 LOB: 0 BB: 1 P: 7	R: 0 E: 0 K: 0 S: 2	H: 0 LOB: 0 BB: 0 P: 6	R: 0 E: 0 K: 0 S: 4	H: 1 LOB: 1 BB: 0 P: 4	R: 0 E: 0 K: 1 S: 6	H: 1 LOB: 1 BB: 0 P: 6	1B: 3 2B: 4 3B: 2 HR: 0	SF: 0 SAC: 0 DP: 3 HBP: 0	WP: 0 PB: 0 SB: 0 CS: 0	PA: 34
<b>PITCHER</b>	IP WLS BF H R ER SO BB IBB HBP BLK WP HR S P ERA WHIP																					
<b>Mike Cuellar, L</b> ERA: 3.6 (1, 1)	9.0 W 34 8 2 2 5 2 0 0 0 0 0 0 42 50 2.00 1.111																					







Batter	1	2	3	4	5	6	7	8	9	AB	R	H	RBI	BB	SO	LOB	TOP			
Merv Rettenmund, R (1, 7) OBP: 0.391, SLG: 0.548										5	0	3	0	0	1	0	<p><b>Baltimore Orioles @ New York Yankees</b> Yankee Stadium, Bronx, NY Wed Sep 02 1970, 3:33 AM EDT Att: 20,008 - Unknown</p> <p>livebaseballscorecards.com</p> <p>AB 34 R 2 H 8 RBI 2 BB 4 SO 8 LOB 19</p> 			
Paul Blair, R (1, 8) OBP: 0.339, SLG: 0.422										4	0	0	0	1	2	2				
Frank Robinson, R (1, 9) OBP: 0.395, SLG: 0.514										2	1	0	0	2	0	2				
Boog Powell, L (1, 3)										3	0	1	0	1	0	4				
Brooks Robinson, R (1, 5) OBP: 0.334, SLG: 0.423										4	1	0	0	0	1	5				
Davey Johnson, R (1, 4) OBP: 0.378, SLG: 0.406										4	0	2	1	0	1	0				
Andy Etchebarren, R (1, 2) Elrod Hendricks, L (8, PH) OBP: 0.312, SLG: 0.379										3	0	1	1	0	1	1				
Mark Belanger, R (1, 6) Chico Salmon, R (8, PH) OBP: 0.323, SLG: 0.444										3	0	0	0	0	1	2				
Dave McNally, R (1, 1) Dick Hall, R (7, 1) Don Buford, S (9, PH) OBP: 0.406, SLG: 0.428										3	0	0	0	0	0	2				
<b>Inning Stats</b>	R: 0 E: 0 K: 2 S: 7	H: 0 LOB: 0 BB: 0 P: 7	R: 0 E: 0 K: 1 S: 5	H: 1 LOB: 1 BB: 1 P: 9	R: 0 E: 0 K: 0 S: 4	H: 1 LOB: 1 BB: 0 P: 4	R: 2 E: 0 K: 0 S: 6	H: 3 LOB: 2 BB: 1 P: 10	R: 0 E: 0 K: 2 S: 8	H: 1 LOB: 2 BB: 1 P: 12	R: 0 E: 0 K: 0 S: 4	H: 1 LOB: 1 BB: 0 P: 8	R: 0 E: 0 K: 1 S: 6	H: 1 LOB: 1 BB: 0 P: 6	R: 0 E: 0 K: 0 S: 3	H: 0 LOB: 0 BB: 0 P: 3		1B: 7 2B: 1 3B: 0 HR: 0	SF: 0 SAC: 0 DP: 1 HBP: 0	WP: 0 PB: 0 SB: 1 CS: 0
<b>PITCHER</b>	IP WLS BF H R ER SO BB IBB HBP BLK WP HR S P ERA WHIP																			
Mike Kekich, L (1, 1) ERA: 5.21	7.0 W 31 7 2 2 7 3 1 0 0 0 0 0 41 57 2.57 1.429																			
Lindy McDaniel, R (8, 1) ERA: 1.92	2.0 S 7 1 0 0 1 0 0 0 0 0 0 0 0 9 9 0.00 0.500																			

Batter	1	2	3	4	5	6	7	8	9	AB	R	H	RBI	BB	SO	LOB	BOTTOM			
Horace Clarke, S (1, 4) OBP: 0.284, SLG: 0.308										4	0	1	2	0	0	1	<p><b>Baltimore Orioles @ New York Yankees</b> Yankee Stadium, Bronx, NY Wed Sep 02 1970, 3:33 AM EDT Att: 20,008 - Unknown</p> <p>livebaseballscorecards.com</p> <p>AB 30 R 3 H 8 RBI 3 BB 1 SO 4 LOB 8</p> 			
Thurman Munson, R (1, 2) OBP: 0.384, SLG: 0.410										4	0	1	0	0	0	2				
Roy White, S (1, 7) OBP: 0.392, SLG: 0.478										4	0	0	0	0	0	1				
Danny Cater, R (1, 9) OBP: 0.332, SLG: 0.397										4	0	0	0	0	1	0				
John Ellis, R (1, 3) OBP: 0.306, SLG: 0.422										3	0	1	0	0	0	0				
Jim Lyttle, L (8, 9) OBP: 0.405, SLG: 0.459										1	0	1	0	0	0	0				
Ron Woods, R (1, 8) OBP: 0.327, SLG: 0.370										3	1	1	0	0	1	1				
Ron Hansen, R (1, 5) OBP: 0.421, SLG: 0.434										3	1	2	0	0	0	1				
Jerry Kenney, L (8, 5) OBP: 0.290, SLG: 0.298										0	0	0	0	0	0	0				
Gene Michael, S (1, 6) OBP: 0.297, SLG: 0.267										3	1	1	1	0	1	2				
Mike Kekich, R (1, 1) OBP: 0.143, SLG: 0.111										1	0	0	0	0	1	0				
Bobby Murcer, L (7, PH) OBP: 0.354, SLG: 0.439										0	0	0	0	1	0	0				
Lindy McDaniel, R (8, 1) OBP: 0.182, SLG: 0.227										0	0	0	0	0	0	0				
<b>Inning Stats</b>	R: 0 E: 0 K: 0 S: 3	H: 0 LOB: 0 BB: 0 P: 3	R: 0 E: 0 K: 1 S: 5	H: 0 LOB: 0 BB: 0 P: 5	R: 0 E: 0 K: 1 S: 6	H: 1 LOB: 1 BB: 0 P: 6	R: 0 E: 0 K: 0 S: 3	H: 0 LOB: 0 BB: 0 P: 3	R: 0 E: 0 K: 0 S: 4	H: 1 LOB: 1 BB: 0 P: 4	R: 0 E: 0 K: 1 S: 6	H: 1 LOB: 1 BB: 0 P: 6	R: 3 E: 0 K: 0 S: 7	H: 4 LOB: 2 BB: 1 P: 11	R: 0 E: 0 K: 1 S: 5	H: 1 LOB: 0 BB: 0 P: 5	1B: 7 2B: 1 3B: 0 HR: 0	SF: 0 SAC: 1 DP: 0 HBP: 0	WP: 0 PB: 0 SB: 0 CS: 1	PA: 33
<b>PITCHER</b>	IP WLS BF H R ER SO BB IBB HBP BLK WP HR S P ERA WHIP																			
Dave McNally, L (1, 1) ERA: 3.34	6.2 L 28 7 3 3 3 3 1 0 0 0 0 0 0 33 37 4.05 1.200																			
Dick Hall, R (7, 1) ERA: 3.42	1.1 4 1 0 0 1 0 0 0 0 0 0 0 0 6 6 0.00 0.750																			



Batter	1	2	3	4	5	6	7	8	9	AB	R	H	RBI	BB	SO	LOB	TOP
<b>Don Buford, S</b> OBP: 0.404, SLG: 0.425 (1, 7)										5	1	1	0	0	0	2	<b>Baltimore Orioles @ New York Yankees</b> Yankee Stadium, Bronx, NY Thu Sep 03 1970, 7:05 PM EDT Att: 14,898 - Unknown
<b>Paul Blair, R</b> OBP: 0.338, SLG: 0.420 (1, 8)										4	1	1	1	0	1	3	
<b>Boog Powell, L</b> OBP: 0.417, SLG: 0.546 (1, 3)										4	1	3	0	1	0	0	
<b>Frank Robinson, R</b> OBP: 0.399, SLG: 0.515 (1, 9)										3	1	2	1	2	1	1	
<b>Brooks Robinson, R</b> OBP: 0.333, SLG: 0.419 (1, 5)										4	0	0	2	1	0	6	
<b>Davey Johnson, R</b> OBP: 0.376, SLG: 0.404 (1, 4)										5	1	1	1	0	2	5	
<b>Eliot Hendricks, L</b> OBP: 0.313, SLG: 0.383 (1, 2)										5	1	2	0	0	0	1	
<b>Mark Belanger, R</b> OBP: 0.284, SLG: 0.223 (1, 6)										5	1	2	1	0	0	0	
<b>Jim Palmer, R</b> OBP: 0.182, SLG: 0.196 (1, 1)										5	1	0	1	0	2	3	
<b>Pete Richert, L</b> (9, 1)										0	0	0	0	0	0	0	
<b>Inning Stats</b>	R: 1 E: 0 K: 1 S: 7	H: 2 LOB: 2 BB: 1 P: 11	R: 0 E: 0 K: 0 S: 3	H: 0 LOB: 0 BB: 0 P: 3	R: 0 E: 0 K: 0 S: 5	H: 2 LOB: 2 BB: 0 P: 5	R: 1 E: 0 K: 0 S: 6	H: 3 LOB: 2 BB: 0 P: 6	R: 0 E: 0 K: 2 S: 8	H: 1 LOB: 1 BB: 0 P: 8	R: 0 E: 0 K: 0 S: 4	H: 1 LOB: 1 BB: 0 P: 4	R: 0 E: 0 K: 1 S: 5	H: 0 LOB: 0 BB: 0 P: 5	1B: 11 2B: 1 3B: 0 HR: 0	SF: 1 SAC: 0 DP: 0 HBP: 0	WP: 0 PA: 45 PB: 0 SB: 1 CS: 0
<b>PITCHER</b>	IP WLS BF H R ER SO BB IBB HBP BLK WP HR S P ERA WHIP																
<b>Mel Stottlemyre, R</b> ERA: 3.24 (1, 1)	5.1 L 31 11 8 5 3 2 1 0 0 0 0 0 34 46 8.44 2.438																
<b>Gary Waslewski, R</b> ERA: 3.87 (6, 1)	1.2 7 0 0 0 2 1 0 0 0 0 0 0 10 14 0.00 0.600																
<b>Mike McCormick, L</b> ERA: 6.22 (8, 1)	2.0 7 1 0 0 1 0 0 0 0 0 0 0 9 9 0.00 0.500																

Batter	1	2	3	4	5	6	7	8	9	AB	R	H	RBI	BB	SO	LOB	BOTTOM				
<b>Horace Clarke, S</b> OBP: 0.284, SLG: 0.307 (1, 4)										5	1	1	0	0	0	2	<b>Baltimore Orioles @ New York Yankees</b> Yankee Stadium, Bronx, NY Thu Sep 03 1970, 7:05 PM EDT Att: 14,898 - Unknown				
<b>Thurman Munson, R</b> OBP: 0.385, SLG: 0.416 (1, 2)										4	1	2	0	0	0	1					
<b>Roy White, S</b> OBP: 0.391, SLG: 0.476 (1, 7)										4	1	1	1	0	1	2					
<b>Bobby Murcer, L</b> OBP: 0.353, SLG: 0.437 (1, 8)										4	0	1	1	0	0	1					
<b>Danny Cater, R</b> OBP: 0.333, SLG: 0.398 (1, 3)										4	0	2	1	0	1	1					
<b>Jim Little, L</b> OBP: 0.398, SLG: 0.487 (1, 9)										4	1	1	1	0	0	3					
<b>Frank Baker, L</b> OBP: 0.390, SLG: 0.328 (1, 6)										4	0	0	0	0	3	0					
<b>Jerry Kenney, L</b> OBP: 0.292, SLG: 0.299 (1, 5)										4	0	0	0	0	3	0					
<b>Mel Stottlemyre, R</b> OBP: 0.310, SLG: 0.338 (1, 1)										3	0	1	0	1	0	0					
<b>Gary Waslewski, R</b> OBP: 0.316, SLG: 0.063 (6, 1)										3	0	1	0	1	0	0					
<b>Curt Blefary, L</b> OBP: 0.316, SLG: 0.327 (7, PH)										1	0	0	0	0	0	1					
<b>Mike McCormick, L</b> OBP: 0.194, SLG: 0.200 (8, 1)										0	0	0	0	0	0	0					
<b>John Ellis, R</b> OBP: 0.304, SLG: 0.419 (9, PH)										1	0	0	0	0	1	1					
<b>Inning Stats</b>	R: 1 E: 0 K: 0 S: 4	H: 1 LOB: 0 BB: 0 P: 4	R: 0 E: 0 K: 2 S: 7	H: 0 LOB: 0 BB: 0 P: 7	R: 0 E: 0 K: 0 S: 4	H: 1 LOB: 1 BB: 0 P: 4	R: 0 E: 0 K: 1 S: 6	H: 1 LOB: 1 BB: 0 P: 6	R: 0 E: 0 K: 2 S: 7	H: 0 LOB: 0 BB: 0 P: 7	R: 0 E: 0 K: 0 S: 6	H: 3 LOB: 2 BB: 0 P: 6	R: 0 E: 0 K: 1 S: 5	H: 1 LOB: 0 BB: 0 P: 5	R: 1 E: 0 K: 0 S: 5	H: 2 LOB: 1 BB: 0 P: 5	R: 1 E: 0 K: 1 S: 6	H: 1 LOB: 1 BB: 1 P: 10	1B: 8 2B: 1 3B: 1 HR: 1	SF: 0 SAC: 0 DP: 1 HBP: 0	WP: 0 PA: 37 PB: 0 SB: 0 CS: 0
<b>PITCHER</b>	IP WLS BF H R ER SO BB IBB HBP BLK WP HR S P ERA WHIP																				
<b>Jim Palmer, R</b> ERA: 2.73 (1, 1)	8.1 W 35 10 4 4 6 1 0 0 0 0 0 0 46 50 4.32 1.320																				
<b>Pete Richert, L</b> ERA: 2.2 (9, 1)	0.2 S 2 0 0 0 1 0 0 0 0 0 0 0 4 4 0.00 0.000																				



Batter	1	2	3	4	5	6	7	8	9	AB	R	H	RBI	BB	SO	LOB	TOP			
Ted Uhlhaender, L (1, 8) OBP: 0.313, SLG: 0.380	0-0 5-3 1B		0-0 4-3		0-0 G3			0-0 F9		4	1	1	0	0	0	1	<b>Cleveland Indians @ New York Yankees</b> Yankee Stadium, Bronx, NY Fri Sep 04 1970, 7:05 PM EDT Alt. 9,394 - Unknown - 83 F			
Graig Nettles, L (1, 5) OBP: 0.336, SLG: 0.400	0-0 F7		4-0 FC6-4 BB			0-0 5-3 1B		0-0 4-3		3	1	1	0	1	0	1				
Vada Pinson, L (1, 7) OBP: 0.318, SLG: 0.468	0-0 5-3 1-2		0-0 FC6-4 1-2			0-0 F7		0-0 4-3		4	0	0	0	0	0	3				
Chuck Hinton, R (1, 3) OBP: 0.405, SLG: 0.477	0-0 2H 1B			0-0 F3		0-0 5-3		0-3 K		4	0	1	1	0	1	1				
Duke Sims, L (1, 2) OBP: 0.354, SLG: 0.496	0-0 L6			0-0 G3		0-0 1B		0-0 L9		4	0	1	1	0	0	1				
Roy Foster, R (1, 9) OBP: 0.348, SLG: 0.453		0-0 6-3		0-0 5-3		0-0 F7		0-0 F8		4	0	0	0	0	0	1				
Eddie Leon, R (1, 4) OBP: 0.317, SLG: 0.376		0-3 K			0-0 FC5-4 1B		0-0 F9			3	0	1	0	0	1	0				
Jack Heidemann, R (1, 6) OBP: 0.267, SLG: 0.296		0-3 K			0-0 FC5-4 SH1-4 1-2		0-0 F7			3	0	0	0	0	1	1				
Rich Hand, R (1, 1) OBP: 0.167, SLG: 0.154			0-0 6-3		0-0 SH1-4 1-2		0-3 K			2	0	0	0	0	1	0				
Steve Mingori, L (7, 1)										0	0	0	0	0	0	0				
<b>Inning Stats</b>	R: 1 E: 0 K: 0 S: 5	H: 2 LOB: 1 BB: 0 P: 5	R: 0 E: 0 K: 2 S: 7	H: 0 LOB: 0 BB: 0 P: 7	R: 0 E: 0 K: 0 S: 3	H: 0 LOB: 1 BB: 1 P: 7	R: 0 E: 0 K: 0 S: 3	H: 0 LOB: 0 BB: 0 P: 3	R: 0 E: 0 K: 1 S: 4	H: 1 LOB: 1 BB: 0 P: 4	R: 1 E: 0 K: 0 S: 5	H: 2 LOB: 1 BB: 0 P: 5	R: 0 E: 0 K: 1 S: 5	H: 0 LOB: 0 BB: 0 P: 5	R: 0 E: 0 K: 1 S: 3	H: 0 LOB: 0 BB: 0 P: 5	1B: 5 2B: 0 3B: 0 HR: 0	SF: 0 SAC: 1 DP: 0 HBP: 0	WP: 0 PB: 0 SB: 0 CS: 0	PA: 33
<b>PITCHER</b> Steve Kline, R (1, 1) ERA: 4.06	IP: 9.0 WLS: W BF: 33 H: 5 R: 2 ER: 2 SO: 4 BB: 1 IBB: 0 HBP: 0 BLK: 0 WP: 0 HR: 0 S: 40 P: 44 ERA: 2.00 WHIP: 0.667																			

Batter	1	2	3	4	5	6	7	8	9	AB	R	H	RBI	BB	SO	LOB	BOTTOM	
Horace Clarke, S (1, 4) OBP: 0.282, SLG: 0.305	0-0 4-3	0-3 K			0-0 6-3		0-0 F8			4	0	0	0	0	1	4	<b>Cleveland Indians @ New York Yankees</b> Yankee Stadium, Bronx, NY Fri Sep 04 1970, 7:05 PM EDT Alt. 9,394 - Unknown - 83 F	
Jake Gibbs, L (1, 2) OBP: 0.343, SLG: 0.575	0-0 G3		0-0 HR		0-3 K		2-3 2B 1B			4	1	2	2	0	1	0		
Roy White, S (1, 7) OBP: 0.390, SLG: 0.477	0-0 F9		0-0 F8		0-3 K		3H 2B			4	0	1	0	0	1	0		
Bobby Murcer, L (1, 8) OBP: 0.353, SLG: 0.435		4-0 1B 3-4-1 BB	0-0 F8		0-0 K		0-0 E7 F7	0-0 F2		3	1	0	0	1	0	2		
Danny Cater, R (1, 3) OBP: 0.335, SLG: 0.399		0-0 E 3-4-1 1B	0-0 1B			0-0 F7	1-2	0-0 6-3		4	0	2	0	0	0	1		
Jim Lyttle, L (1, 9) OBP: 0.380, SLG: 0.463		0-3 K	0-0 G3			0-0 F7		0-3 K		4	0	0	0	0	2	4		
Frank Baker, L (1, 6) OBP: 0.384, SLG: 0.314		0-0 3-4-1 1-2 3H		0-0 4-3		0-0 F7		4-0 BB		3	0	0	1	1	0	2		
Jerry Kenney, L (1, 5) OBP: 0.294, SLG: 0.299		4-0 E BB		0-0 L8			0-0 F8 SH3 1B	0-0 F7		3	1	1	0	1	0	1		
Steve Kline, R (1, 1) OBP: 0.300, SLG: 0.222		4-0 1-2 2-3 BB		0-3 K			0-0 SH3			1	0	0	0	1	1	0		
<b>Inning Stats</b>	R: 0 E: 0 K: 0 S: 3	H: 0 LOB: 0 BB: 0 P: 3	R: 1 E: 1 K: 2 S: 8	H: 1 LOB: 3 BB: 3 P: 20	R: 1 E: 0 K: 0 S: 5	H: 2 LOB: 1 BB: 0 P: 5	R: 0 E: 0 K: 1 S: 5	H: 0 LOB: 0 BB: 0 P: 5	R: 0 E: 0 K: 0 S: 4	H: 0 LOB: 1 BB: 0 P: 4	R: 1 E: 0 K: 0 S: 6	H: 3 LOB: 2 BB: 0 P: 6	R: 0 E: 0 K: 1 S: 5	H: 0 LOB: 1 BB: 1 P: 9	1B: 4 2B: 1 3B: 0 HR: 1	SF: 0 SAC: 1 DP: 0 HBP: 0	WP: 0 PB: 0 SB: 0 CS: 0	PA: 35
<b>PITCHER</b> Rich Hand, R (1, 1) ERA: 3.52	IP: 6.2 WLS: L BF: 30 H: 6 R: 3 ER: 3 SO: 3 BB: 3 IBB: 0 HBP: 0 BLK: 0 WP: 1 HR: 1 S: 37 P: 49 ERA: 4.05 WHIP: 1.350																	
Steve Mingori, L (7, 1) ERA: 4.5	IP: 1.1 WLS: L BF: 5 H: 0 R: 0 ER: 0 SO: 1 BB: 1 IBB: 0 HBP: 0 BLK: 0 WP: 0 HR: 0 S: 6 P: 10 ERA: 0.00 WHIP: 0.750																	

AB	31
R	2
H	5
RBI	2
BB	1
SO	4
LOB	9



AB	30
R	3
H	6
RBI	3
BB	4
SO	6
LOB	14





Batter	1	2	3	4	5	6	7	8	9	AB	R	H	RBI	BB	SO	LOB	TOP			
Ted Ford, R OBP: 0.192, SLG: 0.292 (1,9)	6-3		5-3		F9			F4	F3	5	0	0	0	0	0	3	Cleveland Indians @ New York Yankees Yankee Stadium, Bronx, NY Sat Sep 05 1970, 3:33 AM EDT Alt. 9,232 - Unknown - 87 F			
Ted Uhlaender, L OBP: 0.311, SLG: 0.378 (1,8)	4-3		F6		FC6-4			E	4-3	5	0	1	0	0	0	3				
Vada Pinson, L OBP: 0.316, SLG: 0.465 (1,7)	L4			F8		4-3		F9		4	0	0	0	0	0	1				
Chuck Hinton, R OBP: 0.401, SLG: 0.470 (1,3)		F9		BB		6-3		E6		4	0	1	0	0	0	1				
Duke Sims, L OBP: 0.353, SLG: 0.491 (1,2)		F8		BB		K		F5		3	0	0	0	1	1	2				
Graig Nettles, L OBP: 0.338, SLG: 0.403 (1,5)		FC5		F4			F7		1B	4	1	2	0	0	0	2				
Eddie Leon, R OBP: 0.321, SLG: 0.378 (1,4)		BB		5-3			1-3	1B	1B	3	0	2	0	1	0	2				
Jack Heidemann, R OBP: 0.266, SLG: 0.295 (7, PH)		FC5		6-3			1-3		K	2	0	0	0	0	0	2				
John Lowenstein, L OBP: 0.355, SLG: 0.327 (7,6)		2-3f					1-2			2	0	0	0	0	1	3				
Steve Dunning, R OBP: 0.172, SLG: 0.143 (1,1)			3-1				6-3			2	0	1	0	0	0	0				
Steve Mingo, L OBP: 0.347, SLG: 0.452 (6,1)					FC6-4					0	0	0	0	0	0	0				
Roy Foster, R OBP: 0.211, SLG: 0.176 (7,1)										1	0	0	0	0	0	0				
Rick Austin, R OBP: 0.355, SLG: 0.327 (9, PH)								1-2	2-H	1	0	1	1	0	0	0				
<b>Inning Stats</b>	R: 0 E: 0 K: 0 S: 3	H: 0 LOB: 0 BB: 0 P: 3	R: 0 E: 0 K: 0 S: 4	H: 1 LOB: 2 BB: 1 P: 8	R: 0 E: 0 K: 0 S: 3	H: 0 LOB: 0 BB: 0 P: 3	R: 0 E: 0 K: 0 S: 4	H: 1 LOB: 2 BB: 1 P: 8	R: 0 E: 0 K: 1 S: 5	H: 0 LOB: 0 BB: 0 P: 5	R: 0 E: 0 K: 0 S: 4	H: 1 LOB: 1 BB: 0 P: 4	R: 0 E: 1 K: 0 S: 5	H: 1 LOB: 2 BB: 0 P: 5	R: 1 E: 0 K: 1 S: 8	H: 3 LOB: 2 BB: 0 P: 8	1B: 7 2B: 1 3B: 0 HR: 0	SF: 0 SAC: 0 DP: 0 HBP: 0	WP: 0 PB: 0 SB: 0 CS: 0	PA: 38
<b>PITCHER</b>	IP WLS BF H R ER SO BB IBB HBP BLK WP HR S P ERA WHIP																			
Stan Bahnsen, R ERA: 3.18 (1,1)	8.0 W 34 H 7 R 1 ER 1 SO 1 BB 2 IBB 0 HBP 0 BLK 0 WP 0 HR 0 S 34 P 42 ERA 1.12 WHIP 1.125																			
Lindy McDaniel, R ERA: 1.9 (9,1)	1.0 S 4 H 1 R 0 ER 0 SO 1 BB 0 IBB 0 HBP 0 BLK 0 WP 0 HR 6 S 6 P 6 ERA 0.00 WHIP 1.000																			

AB 36  
R 1  
H 8  
RBI 1  
BB 2  
SO 2  
LOB 20



Batter	1	2	3	4	5	6	7	8	9	AB	R	H	RBI	BB	SO	LOB	BOTTOM	
Frank Baker, L OBP: 0.378, SLG: 0.311 (1,6)	K		4-3		1-2			K		4	0	1	1	0	2	0	Cleveland Indians @ New York Yankees Yankee Stadium, Bronx, NY Sat Sep 05 1970, 3:33 AM EDT Alt. 9,232 - Unknown - 87 F	
Thurman Munson, R OBP: 0.382, SLG: 0.412 (1,2)	5-3		5-3		3-H			F8		4	0	0	0	0	1	2		
Roy White, S OBP: 0.391, SLG: 0.476 (1,7)		1B		S		F9		K		3	0	1	0	1	1	2		
Bobby Murcer, L OBP: 0.352, SLG: 0.439 (1,8)	G3		K			F9			HR	4	1	1	1	0	1	4		
Danny Cater, R OBP: 0.336, SLG: 0.398 (1,3)		6-3		5-3		G6-4-3		1B	BB	3	0	1	0	1	0	0		
Jim Lytle, L OBP: 0.383, SLG: 0.464 (1,9)				B1-3		G6-4-3			BB	2	1	1	0	0	0	0		
Ron Woods, R OBP: 0.329, SLG: 0.372 (6, PH)		4-3				1-2f		1-2	1B	2	0	1	0	0	0	1		
Jerry Kenney, L OBP: 0.291, SLG: 0.296 (1,5)		4-3		F4		F9		K		4	0	0	0	0	1	3		
Gene Michael, S OBP: 0.300, SLG: 0.270 (1,4)							B1-3			3	1	2	1	0	0	0		
Stan Bahnsen, R OBP: 0.179, SLG: 0.185 (1,1)		2-H								3	0	1	0	0	1	1		
Lindy McDaniel, R OBP: 0.182, SLG: 0.227 (9,1)		L1								0	0	0	0	0	0	0		
<b>Inning Stats</b>	R: 0 E: 0 K: 1 S: 6	H: 1 LOB: 1 BB: 0 P: 6	R: 1 E: 0 K: 0 S: 5	H: 2 LOB: 1 BB: 0 P: 5	R: 0 E: 0 K: 1 S: 5	H: 0 LOB: 1 BB: 1 P: 9	R: 0 E: 0 K: 0 S: 3	H: 0 LOB: 0 BB: 0 P: 3	R: 1 E: 1 K: 1 S: 8	H: 3 LOB: 2 BB: 0 P: 8	R: 0 E: 0 K: 2 S: 7	H: 0 LOB: 0 BB: 0 P: 7	R: 1 E: 0 K: 2 S: 9	H: 2 LOB: 2 BB: 1 P: 13	1B: 8 2B: 0 3B: 0 HR: 1	SF: 0 SAC: 0 DP: 1 HBP: 0		WP: 0 PB: 0 SB: 1 CS: 0
<b>PITCHER</b>	IP WLS BF H R ER SO BB IBB HBP BLK WP HR S P ERA WHIP																	
Steve Dunning, R ERA: 5.05 (1,1)	5.0 L 23 H 7 R 2 ER 2 SO 3 BB 1 IBB 0 HBP 0 BLK 0 WP 0 HR 0 S 28 P 32 ERA 3.60 WHIP 1.600																	
Steve Mingo, L ERA: 4.09 (6,1)	1.0 2 0 0 0 0 0 0 0 0 0 0 0 2 2 0.00 0.000																	
Rick Austin, L ERA: 5.37 (7,1)	2.0 9 2 1 1 4 1 0 0 0 0 0 1 16 20 4.50 1.500																	

AB 32  
R 3  
H 9  
RBI 3  
BB 2  
SO 7  
LOB 13





Batter	1	2	3	4	5	6	7	8	9	AB	R	H	RBI	BB	SO	LOB	TOP			
<b>Graig Nettles, L</b> (1.5) OBP: 0.335, SLG: 0.399										4	0	0	0	0	0	0	<b>Cleveland Indians @ New York Yankees</b> Yankee Stadium, Bronx, NY Sun Sep 06 1970, 3:33 AM EDT Att: 13,127 - Unknown - 78 F			
<b>Eddie Leon, R</b> (1.4) OBP: 0.320, SLG: 0.381										4	0	1	0	0	0	0				
<b>Vada Pinson, L</b> (1.7) OBP: 0.313, SLG: 0.461										4	0	0	0	0	1	1				
<b>Roy Foster, R</b> (1.9) OBP: 0.349, SLG: 0.451										3	0	1	0	1	0	1				
<b>Ken Harrelson, R</b> (1.3) OBP: 0.250, SLG: 0.250										4	0	1	0	0	0	1				
<b>Steve Hargan, R</b> (9, PR) OBP: 0.207, SLG: 0.214										0	0	0	0	0	0	0				
<b>Ted Ford, R</b> (1.8) OBP: 0.200, SLG: 0.286										4	1	1	0	0	1	3				
<b>Duke Sims, L</b> (1.2) OBP: 0.353, SLG: 0.489										3	0	1	0	0	2	1				
<b>Jack Heidemann, R</b> (1.6) OBP: 0.264, SLG: 0.293										2	0	0	1	0	0	0				
<b>Mike Paul, L</b> (1.1) OBP: 0.111, SLG: 0.111										3	0	0	0	0	0	1				
<b>Inning Stats</b>	R: 0 E: 0 K: 1 S: 4	H: 1 LOB: 1 BB: 0 P: 4	R: 1 E: 0 K: 0 S: 5	H: 2 LOB: 1 BB: 0 P: 5	R: 0 E: 0 K: 1 S: 3	H: 0 LOB: 0 BB: 0 P: 3	R: 0 E: 0 K: 1 S: 5	H: 0 LOB: 1 BB: 1 P: 9	R: 0 E: 0 K: 0 S: 3	H: 0 LOB: 0 BB: 0 P: 3	R: 0 E: 0 K: 2 S: 7	H: 0 LOB: 0 BB: 0 P: 7	R: 0 E: 0 K: 0 S: 3	H: 0 LOB: 0 BB: 0 P: 3	R: 0 E: 0 K: 1 S: 7	H: 2 LOB: 2 BB: 0 P: 7	1B: 4 2B: 0 3B: 1 HR: 0	SF: 1 SAC: 0 DP: 0 HBP: 0	WP: 0 PB: 0 SB: 0 CS: 0	PA: 33
<b>PITCHER</b> <b>Fritz Peterson, L</b> (1.1) ERA: 2.96	IP: 9.0 WLS: W BF: 33	H: 5 R: 1 ER: 1 SO: 4	BB: 1 IBB: 0 HBP: 0 BLK: 0	WP: 0 HR: 0 S: 40 P: 44	ERA: 1.00 WHIP: 0.667											ERA: 1.00 WHIP: 0.667				

AB	31
R	1
H	5
RBI	1
BB	1
SO	4
LOB	8



Batter	1	2	3	4	5	6	7	8	9	AB	R	H	RBI	BB	SO	LOB	BOTTOM			
<b>Horace Clarke, S</b> (1.4) OBP: 0.283, SLG: 0.307										4	0	2	1	0	0	0	<b>Cleveland Indians @ New York Yankees</b> Yankee Stadium, Bronx, NY Sun Sep 06 1970, 3:33 AM EDT Att: 13,127 - Unknown - 78 F			
<b>Thurman Munson, R</b> (1.2) OBP: 0.381, SLG: 0.409										3	0	0	0	1	1	2				
<b>Roy White, S</b> (1.7) OBP: 0.390, SLG: 0.473										3	0	0	0	1	1	2				
<b>Danny Cater, R</b> (1.5) OBP: 0.337, SLG: 0.399										4	0	2	0	0	0	2				
<b>Bobby Murcer, L</b> (1.8) OBP: 0.351, SLG: 0.438										4	1	1	0	0	0	3				
<b>John Ellis, R</b> (1.3) OBP: 0.309, SLG: 0.421										4	1	2	0	0	0	2				
<b>Jerry Kenney, L</b> (9.5) OBP: 0.291, SLG: 0.296										0	0	0	0	0	0	0				
<b>Ron Woods, R</b> (1.9) OBP: 0.332, SLG: 0.382										3	1	1	2	1	1	1				
<b>Gene Michael, S</b> (1.6) OBP: 0.302, SLG: 0.273										4	1	2	0	0	1	4				
<b>Fritz Peterson, S</b> (1.1) OBP: 0.203, SLG: 0.299										3	0	0	0	0	0	1				
<b>Inning Stats</b>	R: 0 E: 0 K: 1 S: 5	H: 0 LOB: 1 BB: 1 P: 9	R: 0 E: 0 K: 1 S: 6	H: 1 LOB: 1 BB: 0 P: 6	R: 0 E: 0 K: 0 S: 4	H: 1 LOB: 1 BB: 0 P: 4	R: 0 E: 0 K: 0 S: 3	H: 1 LOB: 0 BB: 0 P: 3	R: 1 E: 0 K: 0 S: 5	H: 2 LOB: 1 BB: 0 P: 5	R: 0 E: 0 K: 1 S: 6	H: 1 LOB: 2 BB: 2 P: 14	R: 0 E: 0 K: 1 S: 5	H: 0 LOB: 0 BB: 0 P: 5	R: 3 E: 1 K: 0 S: 7	H: 4 LOB: 1 BB: 0 P: 7	1B: 9 2B: 1 3B: 1 HR: 0	SF: 0 SAC: 1 DP: 1 HBP: 0	WP: 0 PB: 0 SB: 0 CS: 0	PA: 36
<b>PITCHER</b> <b>Mike Paul, L</b> (1.1) ERA: 4.99	IP: 8.0 WLS: L BF: 36	H: 10 R: 4 ER: 3 SO: 4	BB: 3 IBB: 0 HBP: 0 BLK: 0	WP: 0 HR: 0 S: 41 P: 53	ERA: 3.38 WHIP: 1.625											ERA: 3.38 WHIP: 1.625				

AB	32
R	4
H	10
RBI	3
BB	3
SO	4
LOB	17





Batter	1	2	3	4	5	6	7	8	9	AB	R	H	RBI	BB	SO	LOB	TOP										
<b>Horace Clarke, S</b> OBP: 0.283, SLG: 0.306 (1, 4)										4	2	1	0	0	0	1											
<b>Jake Gibbs, L</b> OBP: 0.355, SLG: 0.595 (1, 2)										4	1	3	1	0	0	0											
<b>Roy White, S</b> OBP: 0.391, SLG: 0.473 (1, 7)										4	1	2	1	0	0	2											
<b>Bobby Murcer, L</b> OBP: 0.350, SLG: 0.437 (1, 8)										3	0	1	2	0	0	2											
<b>Danny Cater, R</b> OBP: 0.336, SLG: 0.398 (1, 3)										4	0	1	0	0	0	1											
<b>Jim Lyttle, L</b> OBP: 0.367, SLG: 0.443 (1, 9)										4	0	0	0	0	0	3											
<b>Frank Baker, L</b> OBP: 0.362, SLG: 0.295 (1, 6)										4	0	0	0	0	1	0											
<b>Gene Michael, S</b> OBP: 0.301, SLG: 0.272 (1, 5)										4	0	1	0	0	0	0											
<b>Mike Kekich, R</b> OBP: 0.129, SLG: 0.100 <b>Lindy McDaniel, R</b> OBP: 0.174, SLG: 0.217 (7, 1)										3	0	0	0	0	1	1											
<b>Inning Stats</b>	R: 1 E: 0 K: 0 S: 6	H: 3 LOB: 2 BB: 0 P: 6	R: 0 E: 0 K: 1 S: 5	H: 0 LOB: 0 BB: 0 P: 5	R: 2 E: 1 K: 0 S: 6	H: 2 LOB: 1 BB: 0 P: 6	R: 0 E: 0 K: 1 S: 5	H: 0 LOB: 0 BB: 0 P: 5	R: 0 E: 0 K: 0 S: 4	H: 2 LOB: 1 BB: 0 P: 4	R: 0 E: 0 K: 0 S: 3	H: 0 LOB: 0 BB: 0 P: 3	R: 1 E: 0 K: 0 S: 5	H: 2 LOB: 1 BB: 0 P: 5	R: 0 E: 0 K: 0 S: 3	H: 0 LOB: 0 BB: 0 P: 3	R: 0 E: 0 K: 0 S: 3	H: 0 LOB: 0 BB: 0 P: 3	R: 0 E: 0 K: 0 S: 3	H: 0 LOB: 0 BB: 0 P: 3	1B: 7 2B: 2 3B: 0 HR: 0	SF: 1 SAC: 0 DP: 1 HBP: 0	WP: 0 PB: 0 SB: 3 CS: 0	PA: 36			
<b>PITCHER</b>	IP	WLS	BF	H	R	ER	SO	BB	IBB	HBP	BLK	WP	HR	S	P	ERA	WHIP										
<b>Dick Bosman, R</b> ERA: 2.97 <b>Darold Knowles, L</b> ERA: 2.0 <b>Joe Grzenda, L</b> ERA: 4.93	(1, 1)	7.0	L	30	9	4	4	2	0	0	0	0	0	34	34	5.14	1.286										

**New York Yankees @ Washington Senators**  
**Robert F. Kennedy Memorial Stadium, Washington, DC**  
 Mon Sep 07 1970, 3:33 AM EDT  
 Att: 13,632 - Unknown - 84 F

AB	35
R	4
H	9
RBI	4
BB	0
SO	2
LOB	10



Batter	1	2	3	4	5	6	7	8	9	AB	R	H	RBI	BB	SO	LOB	BOTTOM										
<b>Ed Brinkman, R</b> OBP: 0.337, SLG: 0.310 (1, 6)										3	1	0	0	2	0	2											
<b>Tom Grieve, R</b> OBP: 0.315, SLG: 0.380 <b>Del Unser, L</b> OBP: 0.312, SLG: 0.320 (7, PH)										1	0	0	0	2	0	1											
<b>Frank Howard, R</b> OBP: 0.438, SLG: 0.574 (8, 7)										3	1	1	0	1	1	1											
<b>Rick Reichardt, R</b> OBP: 0.343, SLG: 0.477 <b>Mike Epstein, L</b> OBP: 0.337, SLG: 0.428 (7, PH)										2	0	0	0	1	0	3											
<b>Aurelio Rodriguez, R</b> OBP: 0.300, SLG: 0.423 (1, 5)										4	0	0	1	0	0	5											
<b>Greg Goossen, R</b> OBP: 0.378, SLG: 0.397 <b>Lee Maye, L</b> OBP: 0.324, SLG: 0.403 (7, PH)										3	0	1	0	0	1	1											
<b>Paul Casanova, R</b> OBP: 0.256, SLG: 0.369 (1, 2)										4	0	0	0	0	0	1											
<b>Tim Cullen, R</b> OBP: 0.305, SLG: 0.286 <b>Bernie Allen, L</b> OBP: 0.342, SLG: 0.374 (8, PH)										3	0	1	0	0	0	1											
<b>Dick Bosman, R</b> OBP: 0.145, SLG: 0.132 <b>Wayne Comer, R</b> OBP: 0.246, SLG: 0.246 <b>Darold Knowles, L</b> OBP: 0.100, SLG: 0.053 <b>Ed Stroud, L</b> OBP: 0.343, SLG: 0.351 <b>Joe Grzenda, R</b> (9, 1)										2	0	0	0	0	1	1											
<b>Inning Stats</b>	R: 2 E: 1 K: 1 S: 6	H: 1 LOB: 1 BB: 2 P: 14	R: 0 E: 0 K: 1 S: 6	H: 1 LOB: 1 BB: 0 P: 6	R: 0 E: 0 K: 0 S: 3	H: 0 LOB: 0 BB: 1 P: 7	R: 0 E: 0 K: 0 S: 3	H: 0 LOB: 0 BB: 0 P: 3	R: 0 E: 0 K: 0 S: 4	H: 1 LOB: 1 BB: 0 P: 4	R: 1 E: 0 K: 0 S: 3	H: 0 LOB: 3 BB: 4 P: 19	R: 0 E: 1 K: 0 S: 4	H: 0 LOB: 1 BB: 0 P: 4	R: 0 E: 0 K: 1 S: 5	H: 0 LOB: 0 BB: 0 P: 5	R: 0 E: 0 K: 0 S: 5	H: 0 LOB: 0 BB: 0 P: 5	1B: 1 2B: 2 3B: 0 HR: 0	SF: 0 SAC: 1 DP: 0 HBP: 1	WP: 0 PB: 0 SB: 1 CS: 0	PA: 40					
<b>PITCHER</b>	IP	WLS	BF	H	R	ER	SO	BB	IBB	HBP	BLK	WP	HR	S	P	ERA	WHIP										
<b>Mike Kekich, L</b> ERA: 5.07 <b>Lindy McDaniel, R</b> ERA: 1.84	(1, 1)	6.0	W	27	3	3	2	2	5	0	1	0	0	25	46	3.00	1.333										
<b>Lindy McDaniel, R</b> ERA: 1.84	(7, 1)	3.0	S	13	0	0	0	1	2	1	0	0	0	12	24	0.00	0.667										

**New York Yankees @ Washington Senators**  
**Robert F. Kennedy Memorial Stadium, Washington, DC**  
 Mon Sep 07 1970, 3:33 AM EDT  
 Att: 13,632 - Unknown - 84 F

AB	30
R	3
H	3
RBI	2
BB	8
SO	3
LOB	19





Batter	1	2	3	4	5	6	7	8	9	AB	R	H	RBI	BB	SO	LOB	TOP			
<b>Horace Clarke, S</b> OBP: 0.285, SLG: 0.309 (1, 4)										5	1	2	1	1	0	5	<b>New York Yankees @ Washington Senators</b> Robert F. Kennedy Memorial Stadium, Washington, DC Tue Sep 08 1970, 7:05 PM EDT Att. 4,628 - Unknown - 78 F <a href="http://livebaseballscorecards.com">livebaseballscorecards.com</a>			
<b>Thurman Munson, R</b> OBP: 0.381, SLG: 0.409 (1, 2)										5	1	2	0	0	0	5				
<b>Roy White, S</b> OBP: 0.394, SLG: 0.483 (1, 7)										4	2	3	3	1	0	1				
<b>Danny Cater, R</b> OBP: 0.337, SLG: 0.398 (8, 3)										5	0	2	2	0	0	2				
<b>John Ellis, R</b> OBP: 0.311, SLG: 0.417 <b>Jim Lyttle, L</b> OBP: 0.367, SLG: 0.443 (1, 3) (8, 9)										4	0	1	0	1	2	3				
<b>Ron Woods, R</b> OBP: 0.329, SLG: 0.374 (1, 8)										4	1	0	0	1	0	5				
<b>Ron Hansen, R</b> OBP: 0.440, SLG: 0.463 <b>Frank Baker, L</b> OBP: 0.362, SLG: 0.295 (9, PR) (9, 6)										4	1	3	0	1	0	2				
<b>Gene Michael, S</b> OBP: 0.300, SLG: 0.272 (1, 6) (9, 5)										5	0	1	0	0	0	4				
<b>Mel Stottlemyre, R</b> OBP: 0.318, SLG: 0.360 (1, 1)										4	1	2	1	0	0	2				
<b>Inning Stats</b>	R: 2 E: 0 K: 0 S: 5	H: 2 LOB: 1 BB: 1 P: 9	R: 0 E: 0 K: 0 S: 4	H: 2 LOB: 1 BB: 0 P: 4	R: 0 E: 0 K: 0 S: 5	H: 2 LOB: 2 BB: 1 P: 5	R: 4 E: 0 K: 0 S: 7	H: 4 LOB: 1 BB: 1 P: 11	R: 1 E: 0 K: 1 S: 6	H: 2 LOB: 2 BB: 1 P: 9	R: 0 E: 0 K: 0 S: 4	H: 1 LOB: 1 BB: 0 P: 4	R: 0 E: 0 K: 1 S: 5	H: 1 LOB: 0 BB: 0 P: 5	R: 0 E: 0 K: 0 S: 4	H: 1 LOB: 3 BB: 1 P: 8		1B: 11 2B: 3 3B: 2 HR: 0	SF: 0 SAC: 1 DP: 1 HBP: 0	WP: 1 PB: 0 SB: 0 CS: 1
<b>PITCHER</b>	IP WLS BF H R ER SO BB IBB HBP BLK WP HR S P ERA WHIP	IP WLS BF H R ER SO BB IBB HBP BLK WP HR S P ERA WHIP																		
<b>Jim Shellenback, L</b> ERA: 3.41 (1, 1)	3.1 L 18 8 4 4 0 1 0 0 0 0 0 17 21 10.80 2.700																			
<b>Bill Gogolewski, R</b> ERA: 3.85 (4, 1)	1.2 11 4 3 3 0 2 0 0 0 0 1 0 9 17 16.20 3.600																			
<b>Jackie Brown, R</b> ERA: 4.54 (6, 1)	2.0 9 2 0 0 1 1 0 0 0 0 0 0 10 14 0.00 1.500																			
<b>Jim Hannan, R</b> ERA: 3.41 (8, 1)	2.0 8 2 0 0 1 1 0 0 0 0 0 0 9 13 0.00 1.500																			
<b>Batter</b>	<b>1</b>	<b>2</b>	<b>3</b>	<b>4</b>	<b>5</b>	<b>6</b>	<b>7</b>	<b>8</b>	<b>9</b>	<b>AB</b>	<b>R</b>	<b>H</b>	<b>RBI</b>	<b>BB</b>	<b>SO</b>	<b>LOB</b>	<b>BOTTOM</b>			
<b>Ed Stroud, L</b> OBP: 0.347, SLG: 0.364 (1, 8)										4	2	3	2	0	0	1	<b>New York Yankees @ Washington Senators</b> Robert F. Kennedy Memorial Stadium, Washington, DC Tue Sep 08 1970, 7:05 PM EDT Att. 4,628 - Unknown - 78 F <a href="http://livebaseballscorecards.com">livebaseballscorecards.com</a>			
<b>Del Unser, L</b> OBP: 0.314, SLG: 0.322 (1, 9)										4	0	2	0	0	1	2				
<b>Frank Howard, R</b> OBP: 0.436, SLG: 0.571 (1, 7)										4	0	1	1	0	0	1				
<b>Mike Epstein, L</b> OBP: 0.356, SLG: 0.426 (1, 3)										4	0	1	0	0	0	2				
<b>Aurelio Rodriguez, R</b> OBP: 0.298, SLG: 0.420 (1, 5)										4	0	0	0	0	0	3				
<b>Ed Brinkman, R</b> OBP: 0.336, SLG: 0.309 (1, 6)										4	0	1	0	0	0	4				
<b>Jim French, L</b> OBP: 0.364, SLG: 0.271 (1, 2)										4	1	1	0	0	0	1				
<b>Tim Cullen, R</b> OBP: 0.305, SLG: 0.284 <b>Bernie Allen, L</b> OBP: 0.340, SLG: 0.373 (9, PH) (8, 1)										2	0	0	0	1	1	1				
<b>Jim Shellenback, L</b> OBP: 0.111, SLG: 0.115 (4, 1) <b>Tom Grieve, R</b> OBP: 0.311, SLG: 0.375 (5, PH) <b>Jackie Brown, R</b> OBP: 0.291, SLG: 0.299 (8, 1) <b>Lee Maye, L</b> OBP: 0.222, SLG: 0.402 (7, PH) <b>Jim Hannan, R</b> OBP: 0.184, SLG: 0.138 (8, 1) <b>Rick Reichardt, R</b> OBP: 0.186, SLG: 0.475 (9, PH)										1	0	0	0	0	0	0				
<b>Inning Stats</b>	R: 1 E: 0 K: 0 S: 6	H: 3 LOB: 2 BB: 0 P: 6	R: 0 E: 0 K: 0 S: 3	H: 0 LOB: 0 BB: 0 P: 3	R: 0 E: 0 K: 0 S: 3	H: 1 LOB: 1 BB: 0 P: 3	R: 0 E: 0 K: 0 S: 4	H: 1 LOB: 1 BB: 0 P: 4	R: 0 E: 1 K: 2 S: 10	H: 3 LOB: 1 BB: 0 P: 10	R: 0 E: 0 K: 0 S: 3	H: 0 LOB: 0 BB: 0 P: 3	R: 0 E: 0 K: 0 S: 3	H: 0 LOB: 0 BB: 0 P: 3	1B: 8 2B: 0 3B: 0 HR: 1	SF: 0 SAC: 0 DP: 1 HBP: 0		WP: 0 PB: 0 SB: 0 CS: 1	PA: 36	
<b>PITCHER</b>	IP WLS BF H R ER SO BB IBB HBP BLK WP HR S P ERA WHIP	IP WLS BF H R ER SO BB IBB HBP BLK WP HR S P ERA WHIP																		
<b>Mel Stottlemyre, R</b> ERA: 3.23 (1, 1)	9.0 W 36 9 3 3 3 1 0 0 0 0 1 41 45 3.00 1.111																			



Batter	1	2	3	4	5	6	7	8	9	AB	R	H	RBI	BB	SO	LOB	TOP			
<b>Horace Clarke, S</b> (1,4) OBP: 0.283, SLG: 0.307	L5		5-3		L6			5-3		4	0	0	0	0	0	0	<b>New York Yankees @ Baltimore Orioles</b> Memorial Stadium, Baltimore, MD Wed Sep 09 1970, 7:05 PM EDT Att: 11,823 - Unknown			
<b>Thurman Munson, R</b> (1,2) OBP: 0.382, SLG: 0.410	1B		F9				F7	1B		4	0	2	0	0	0	0				
<b>Roy White, S</b> (1,7) OBP: 0.393, SLG: 0.480	F8			G5-4-3 BB			5-3	K		3	0	0	0	1	1	2				
<b>Danny Cater, R</b> (1,5) OBP: 0.338, SLG: 0.399	1B			G5-4-3 BB			5-3			4	0	2	0	0	0	1				
<b>John Ellis, R</b> (1,3) OBP: 0.315, SLG: 0.419 <b>Jerry Kenney, L</b> (9, PR) OBP: 0.291, SLG: 0.296	F9			BB 1B			F8	BB 1B		4	0	2	0	0	0	2				
<b>Bobby Murcer, L</b> (1,8) OBP: 0.351, SLG: 0.437		P6		BB 1B			1-4-3 1B	F7		3	0	1	0	1	0	2				
<b>Ron Woods, R</b> (1,9) OBP: 0.327, SLG: 0.368	1-3			P3			1-4-3 1B	BB		3	0	0	0	1	0	3				
<b>Gene Michael, S</b> (1,6) OBP: 0.297, SLG: 0.269	5-3						K	F9		4	0	0	0	0	2	4				
<b>Steve Kline, R</b> (1,1) OBP: 0.273, SLG: 0.200 <b>Ron Hansen, R</b> (8, PH) OBP: 0.436, SLG: 0.457 <b>Ron Klimkowski, R</b> (8, 1) <b>Jake Gibbs, L</b> (9, PH) OBP: 0.352, SLG: 0.591			K				K	F9		2	0	0	0	0	2	0				
<b>Inning Stats</b>	R: 0 E: 0 K: 0 S: 5	H: 2 LOB: 2 BB: 0 P: 5	R: 0 E: 0 K: 0 S: 3	H: 0 LOB: 0 BB: 0 P: 3	R: 0 E: 0 K: 1 S: 5	H: 0 LOB: 0 BB: 0 P: 5	R: 0 E: 0 K: 2 S: 3	H: 1 LOB: 2 BB: 2 P: 11	R: 0 E: 0 K: 1 S: 7	H: 0 LOB: 0 BB: 0 P: 7	R: 0 E: 0 K: 1 S: 6	H: 1 LOB: 1 BB: 0 P: 6	R: 0 E: 0 K: 1 S: 6	H: 1 LOB: 1 BB: 1 P: 6	R: 0 E: 0 K: 0 S: 5	H: 2 LOB: 3 BB: 1 P: 9		1B: 7 2B: 0 3B: 0 HR: 0	SF: 0 SAC: 0 DP: 1 HBP: 0	WP: 0 PB: 0 SB: 0 CS: 0
<b>PITCHER</b> <b>Mike Cuellar, L</b> (1,1) ERA: 3.62	IP: 9.0 WLS: W BF: 36 H: 7 R: 0 ER: 0 SO: 5 BB: 3 IBB: 0 HBP: 0 BLK: 0 WP: 0 HR: 0 S: 43 P: 55 ERA: 0.00 WHIP: 1.111															<b>PITCHER</b> <b>Mike Cuellar, L</b> (1,1) ERA: 3.62				


Batter	1	2	3	4	5	6	7	8	9	AB	R	H	RBI	BB	SO	LOB	BOTTOM			
<b>Don Buford, S</b> (1,7) OBP: 0.394, SLG: 0.417	F7		4-3		G3			4-3		4	0	0	0	0	0	1	<b>New York Yankees @ Baltimore Orioles</b> Memorial Stadium, Baltimore, MD Wed Sep 09 1970, 7:05 PM EDT Att: 11,823 - Unknown			
<b>Paul Blair, R</b> (1,8) OBP: 0.347, SLG: 0.429	1B		5-3				K	1-3 1B		4	0	2	0	0	1	0				
<b>Boog Powell, L</b> (1,3) OBP: 0.412, SLG: 0.543	F8			L1			4-3	1-3		4	0	0	0	0	0	2				
<b>Frank Robinson, R</b> (1,9) OBP: 0.404, SLG: 0.519	1B			5-3			1B	5-3		4	1	2	0	0	0	1				
<b>Brooks Robinson, R</b> (1,5) OBP: 0.340, SLG: 0.436	F7			E6			1B	5-3		3	0	1	1	0	0	2				
<b>Eliot Hendricks, L</b> (1,2) OBP: 0.319, SLG: 0.389 <b>Andy Etchebarren, R</b> (7,2) OBP: 0.320, SLG: 0.337		L3-1		F9			F8			3	0	0	0	0	0	2				
<b>Davey Johnson, R</b> (1,4) OBP: 0.374, SLG: 0.413		6-3					1B	6-3		3	0	1	0	0	0	0				
<b>Chico Salmon, R</b> (1,6) OBP: 0.304, SLG: 0.417 <b>Mark Belanger, R</b> (8,6) OBP: 0.294, SLG: 0.223		5-3					F8	6-3		3	0	0	0	0	0	1				
<b>Mike Cuellar, L</b> (1,1) OBP: 0.097, SLG: 0.157			K				K	K		3	0	0	0	0	3	1				
<b>Inning Stats</b>	R: 0 E: 0 K: 0 S: 5	H: 2 LOB: 2 BB: 0 P: 5	R: 0 E: 0 K: 1 S: 3	H: 0 LOB: 0 BB: 0 P: 3	R: 0 E: 1 K: 0 S: 4	H: 0 LOB: 1 BB: 0 P: 4	R: 0 E: 0 K: 1 S: 6	H: 1 LOB: 1 BB: 0 P: 6	R: 1 E: 0 K: 1 S: 7	H: 2 LOB: 1 BB: 0 P: 7	R: 0 E: 0 K: 1 S: 5	H: 0 LOB: 0 BB: 0 P: 5	R: 0 E: 0 K: 0 S: 4	H: 1 LOB: 1 BB: 0 P: 4	R: 0 E: 0 K: 0 S: 5	H: 1 LOB: 1 BB: 0 P: 4		1B: 5 2B: 1 3B: 0 HR: 0	SF: 0 SAC: 0 DP: 0 HBP: 0	WP: 0 PB: 0 SB: 0 CS: 0
<b>PITCHER</b> <b>Steve Kline, R</b> (1,1) ERA: 3.78 <b>Ron Klimkowski, R</b> (8,1) ERA: 2.91	IP: 7.0 WLS: L BF: 27 H: 5 R: 1 ER: 1 SO: 4 BB: 0 IBB: 0 HBP: 0 BLK: 0 WP: 0 HR: 0 S: 35 P: 35 ERA: 1.29 WHIP: 0.714															<b>PITCHER</b> <b>Steve Kline, R</b> (1,1) ERA: 3.78 <b>Ron Klimkowski, R</b> (8,1) ERA: 2.91				



Batter	1	2	3	4	5	6	7	8	9	AB	R	H	RBI	BB	SO	LOB	TOP					
<b>Horace Clarke, S</b> (1, 4) OBP: 0.282, SLG: 0.305	5-3		F5			F8	FC5			4	0	0	0	0	0	2	<b>New York Yankees @ Baltimore Orioles</b> Memorial Stadium, Baltimore, MD Thu Sep 10 1970, 7:05 PM EDT Att: 10,049 - Unknown					
<b>Thurman Munson, R</b> (1, 2) OBP: 0.381, SLG: 0.408	4-3			F7		WP 1B		L7		4	0	1	0	0	0	0						
<b>Roy White, S</b> (1, 7) OBP: 0.392, SLG: 0.479	F9			1-3		K		1B		4	0	1	0	0	1	1						
<b>Danny Cater, R</b> (1, 9) OBP: 0.341, SLG: 0.400		FC6-4 1B			BB			1B		3	0	2	0	1	0	1						
<b>John Ellis, R</b> (1, 3) OBP: 0.313, SLG: 0.415		FC6-4 1-2f		F8				G4-6-3 1B		4	1	1	0	0	0	4						
<b>Ron Hansen, R</b> (1, 5) OBP: 0.438, SLG: 0.464		F8			BB			F5		3	0	1	1	1	0	1						
<b>Ron Woods, R</b> (1, 8) OBP: 0.326, SLG: 0.362		FC6-4 1-2f			F5			BB		3	0	0	0	1	0	2						
<b>Gene Michael, S</b> (1, 6) OBP: 0.295, SLG: 0.266			K		F3			K		4	0	0	0	0	2	3						
<b>Stan Bahnsen, R</b> (1, 1) OBP: 0.174, SLG: 0.179			K		K			K		2	0	0	0	0	2	1						
<b>Bobby Murcer, L</b> (7, PH) OBP: 0.351, SLG: 0.436										1	0	0	0	0	1	2						
<b>Gary Waslewski, R</b> (7, 1) OBP: 0.118, SLG: 0.063										0	0	0	0	0	0	0						
<b>Inning Stats</b>	R: 0 E: 0 K: 0 S: 3	H: 0 LOB: 0 BB: 0 P: 3	R: 0 E: 0 K: 0 S: 4	H: 1 LOB: 1 BB: 0 P: 4	R: 0 E: 0 K: 2 S: 7	H: 0 LOB: 0 BB: 0 P: 7	R: 0 E: 0 K: 0 S: 3	H: 0 LOB: 1 BB: 1 P: 7	R: 0 E: 0 K: 1 S: 5	H: 0 LOB: 1 BB: 1 P: 9	R: 0 E: 0 K: 2 S: 6	H: 1 LOB: 1 BB: 0 P: 6	R: 1 E: 0 K: 2 S: 9	H: 2 LOB: 2 BB: 1 P: 13	R: 0 E: 0 K: 0 S: 4	H: 2 LOB: 1 BB: 0 P: 4	R: 0 E: 0 K: 0 S: 3	H: 0 LOB: 0 BB: 0 P: 3	1B: 5 2B: 1 3B: 0 HR: 0	SF: 0 SAC: 0 DP: 1 HBP: 0	WP: 1 PB: 0 SB: 0 CS: 0	PA: 35
<b>PITCHER</b> <b>Dave McNally, L</b> (1, 1) ERA: 3.32	IP: 9.0 WLS: W BF: 35 H: 6 R: 1 ER: 1 SO: 6 BB: 3 IBB: 0 HBP: 0 BLK: 0 WP: 1 HR: 0 S: 44 P: 56 ERA: 1.00 WHIP: 1.000															<b>PITCHER</b>						

Batter	1	2	3	4	5	6	7	8	9	AB	R	H	RBI	BB	SO	LOB	BOTTOM					
<b>Don Buford, S</b> (1, 7) OBP: 0.395, SLG: 0.416	1-3		2B BB			G3				2	0	0	0	2	0	0	<b>New York Yankees @ Baltimore Orioles</b> Memorial Stadium, Baltimore, MD Thu Sep 10 1970, 7:05 PM EDT Att: 10,049 - Unknown					
<b>Paul Blair, R</b> (1, 8) OBP: 0.346, SLG: 0.430	F9		1-3 2B			K		K		4	0	1	0	0	2	1						
<b>Boog Powell, L</b> (1, 3) OBP: 0.410, SLG: 0.540	K		K			1-3				3	0	0	0	0	2	2						
<b>Frank Robinson, R</b> (1, 9) OBP: 0.402, SLG: 0.515		F3			P4			P6		3	0	0	0	0	0	0						
<b>Brooks Robinson, R</b> (1, 5) OBP: 0.340, SLG: 0.437		1B 2B			F8			K		3	1	1	0	0	1	0						
<b>Davey Johnson, R</b> (1, 4) OBP: 0.372, SLG: 0.411		K			P6			K		3	0	0	0	0	2	1						
<b>Chico Salmon, R</b> (1, 6) OBP: 0.305, SLG: 0.415						K				3	0	1	1	0	1	0						
<b>Mark Belanger, R</b> (8, 6) OBP: 0.284, SLG: 0.223		CS 1B						F7		0	0	0	0	0	0	0						
<b>Andy Etchebarren, R</b> (1, 2) OBP: 0.320, SLG: 0.354		CS 1-2		F9				P5		3	1	1	1	0	0	0						
<b>Dave McNally, R</b> (1, 1) OBP: 0.234, SLG: 0.232					K			1-3		3	0	0	0	0	2	0						
<b>Inning Stats</b>	R: 0 E: 0 K: 1 S: 5	H: 0 LOB: 0 BB: 0 P: 5	R: 1 E: 0 K: 1 S: 6	H: 2 LOB: 0 BB: 0 P: 6	R: 0 E: 0 K: 2 S: 8	H: 1 LOB: 2 BB: 1 P: 12	R: 0 E: 0 K: 0 S: 3	H: 0 LOB: 0 BB: 0 P: 3	R: 1 E: 0 K: 1 S: 6	H: 1 LOB: 0 BB: 0 P: 6	R: 0 E: 0 K: 1 S: 5	H: 0 LOB: 0 BB: 0 P: 5	R: 0 E: 0 K: 2 S: 7	H: 0 LOB: 0 BB: 0 P: 7	R: 0 E: 0 K: 2 S: 7	H: 0 LOB: 1 BB: 1 P: 11	R: 0 E: 0 K: 0 S: 3	H: 0 LOB: 0 BB: 0 P: 3	1B: 1 2B: 2 3B: 0 HR: 1	SF: 0 SAC: 0 DP: 0 HBP: 0	WP: 0 PB: 0 SB: 0 CS: 1	PA: 30
<b>PITCHER</b> <b>Stan Bahnsen, R</b> (1, 1) ERA: 3.18	IP: 6.0 WLS: L BF: 22 H: 4 R: 2 ER: 2 SO: 6 BB: 1 IBB: 0 HBP: 0 BLK: 0 WP: 0 HR: 1 S: 33 P: 37 ERA: 3.00 WHIP: 0.833															<b>PITCHER</b>						
<b>Gary Waslewski, R</b> (7, 1) ERA: 3.79	IP: 2.0 WLS: 7 BF: 7 H: 0 R: 0 ER: 0 SO: 4 BB: 1 IBB: 0 HBP: 0 BLK: 0 WP: 0 HR: 0 S: 14 P: 18 ERA: 0.00 WHIP: 0.500															<b>PITCHER</b>						

AB	32
R	1
H	6
RBI	1
BB	3
SO	6
LOB	17



AB	27
R	2
H	4
RBI	2
BB	2
SO	10
LOB	4





Batter	1	2	3	4	5	6	7	8	9	AB	R	H	RBI	BB	SO	LOB	TOP																					
Horace Clarke, S OBP: 0.284, SLG: 0.309 (1,4)										5	0	3	0	0	1	3																						
Thurman Munson, R OBP: 0.381, SLG: 0.410 (1,2)										5	1	2	0	0	0	3																						
Roy White, S OBP: 0.391, SLG: 0.476 (1,7)										5	0	1	0	0	0	3																						
Danny Cater, R OBP: 0.343, SLG: 0.401 (1,5)										4	0	2	0	1	0	2																						
Bobby Murcer, L OBP: 0.350, SLG: 0.436 (1,8)										4	0	1	0	0	0	4																						
John Ellis, R OBP: 0.312, SLG: 0.409 (1,3)										3	0	0	0	1	0	1																						
Ron Woods, R OBP: 0.326, SLG: 0.377 (8, PH)										3	1	1	1	0	0	2	AB 36																					
Jim Lyttle, L OBP: 0.364, SLG: 0.438 (8, 9)										1	0	0	0	0	1	0	R 2																					
Gene Michael, S OBP: 0.296, SLG: 0.265 (1,6)										2	0	0	0	2	2	0	H 12																					
Fritz Peterson, S OBP: 0.220, SLG: 0.313 (8, PH)										3	0	2	0	0	0	0	RBI 1																					
Pete Ward, L OBP: 0.325, SLG: 0.370 (8, PH)										0	0	0	0	0	0	0	BB 4																					
Ron Hansen, R OBP: 0.434, SLG: 0.459 (8, 1)										1	0	0	0	0	0	1	SO 4																					
Ron Klimkowski, R (8, 1)										0	0	0	0	0	0	0	LOB 19																					
<b>Inning Stats</b>	R: 0 E: 0 K: 0 S: 4	H: 1 LOB: 2 BB: 1 P: 8	R: 0 E: 0 K: 1 S: 6	H: 1 LOB: 2 BB: 1 P: 10	R: 0 E: 0 K: 0 S: 4	H: 2 LOB: 1 BB: 0 P: 4	R: 1 E: 0 K: 1 S: 7	H: 2 LOB: 1 BB: 0 P: 7	R: 1 E: 0 K: 0 S: 5	H: 3 LOB: 1 BB: 1 P: 9	R: 0 E: 0 K: 0 S: 6	H: 1 LOB: 1 BB: 0 P: 6	R: 0 E: 0 K: 0 S: 4	H: 1 LOB: 1 BB: 0 P: 4	R: 0 E: 0 K: 1 S: 4	H: 0 LOB: 0 BB: 1 P: 8	R: 0 E: 0 K: 0 S: 4	H: 1 LOB: 1 BB: 0 P: 4	1B: 8 2B: 3 3B: 0 HR: 1	SF: 0 SAC: 0 DP: 3 HBP: 0	WP: 0 PB: 1 SB: 0 CS: 0	PA: 40																
<b>PITCHER</b>	IP	WLS	BF	H	R	ER	SO	BB	IBB	HBP	BLK	WP	HR	S	P	ERA	WHIP	<b>PITCHER</b>				IP	WLS	BF	H	R	ER	SO	BB	IBB	HBP	BLK	WP	HR	S	P	ERA	WHIP
Mike Paul, L ERA: 4.73 (1,1)	7.0	W	33	11	2	2	3	3	0	0	0	0	1	36	48	2.57	2.000																					
Jim Rittwage, R ERA: 3.0 (8,1)	0.1		2	0	0	0	1	1	0	0	0	0	0	3	7	0.00	3.000																					
Steve Mingo, L ERA: 3.21 (8,1)	1.1		4	1	0	0	0	0	0	0	0	0	0	4	4	0.00	0.750																					
Dennis Higgins, R ERA: 4.17 (9,1)	0.1	S	1	0	0	0	0	0	0	0	0	0	0	1	1	0.00	0.000																					

Batter	1	2	3	4	5	6	7	8	9	AB	R	H	RBI	BB	SO	LOB	BOTTOM																					
Larry Brown, R OBP: 0.384, SLG: 0.362 (1,6)										3	0	0	0	1	0	0																						
Eddie Leon, R OBP: 0.318, SLG: 0.378 (1,4)										4	0	1	0	0	0	2																						
Vada Pinson, L OBP: 0.317, SLG: 0.472 (1,9) (7,7) (9,3)										4	0	1	1	0	0	1																						
Chuck Hinton, R OBP: 0.394, SLG: 0.493 (1,7) (7,3)										3	1	1	1	0	0	2																						
Ted Uhlhaender, L OBP: 0.317, SLG: 0.388 (8, PH) (9,9)										1	0	0	0	0	0	0																						
Ken Harrelson, R OBP: 0.381, SLG: 0.368 (7,9) (9,7)										2	0	2	0	1	0	0																						
Buddy Bradford, R OBP: 0.290, SLG: 0.386 (1,8)										4	1	0	0	0	1	4																						
Duke Sims, L OBP: 0.357, SLG: 0.481 (1,2)										3	0	1	1	0	2	2																						
John Lowenstein, L OBP: 0.267, SLG: 0.467 (1,5)										3	0	1	0	0	1	1																						
Mike Paul, L OBP: 0.150, SLG: 0.150 (1,1)										2	1	1	0	0	0	1																						
Rich Rollins, R OBP: 0.288, SLG: 0.333 (7, PH)										1	0	0	0	0	0	0																						
Jim Rittwage, R (8,1)										0	0	0	0	0	0	0																						
Steve Mingo, L (8,1)										0	0	0	0	0	0	0																						
Dennis Higgins, R OBP: 0.357, SLG: 0.250 (9,1)										0	0	0	0	0	0	0																						
<b>Inning Stats</b>	R: 0 E: 0 K: 0 S: 3	H: 0 LOB: 0 BB: 0 P: 3	R: 0 E: 0 K: 2 S: 8	H: 1 LOB: 1 BB: 0 P: 8	R: 1 E: 0 K: 0 S: 5	H: 2 LOB: 2 BB: 1 P: 9	R: 1 E: 0 K: 1 S: 7	H: 2 LOB: 1 BB: 0 P: 7	R: 0 E: 0 K: 0 S: 3	H: 0 LOB: 0 BB: 0 P: 3	R: 1 E: 0 K: 0 S: 6	H: 2 LOB: 2 BB: 1 P: 10	R: 0 E: 0 K: 0 S: 4	H: 1 LOB: 1 BB: 0 P: 4	R: 0 E: 0 K: 0 S: 3	H: 1 LOB: 1 BB: 0 P: 3	1B: 7 2B: 1 3B: 0 HR: 1	SF: 0 SAC: 0 DP: 1 HBP: 0	WP: 0 PB: 0 SB: 0 CS: 0	PA: 33																		
<b>PITCHER</b>	IP	WLS	BF	H	R	ER	SO	BB	IBB	HBP	BLK	WP	HR	S	P	ERA	WHIP	<b>PITCHER</b>				IP	WLS	BF	H	R	ER	SO	BB	IBB	HBP	BLK	WP	HR	S	P	ERA	WHIP
Fritz Peterson, L ERA: 2.99 (1,1)	7.0	L	30	8	3	3	4	2	0	0	0	0	1	36	44	3.86	1.429																					
Ron Klimkowski, R ERA: 2.67 (8,1)	1.0		3	1	0	0	0	0	0	0	0	0	0	3	3	0.00	1.000																					

New York Yankees @ Cleveland Indians  
Cleveland Municipal Stadium, Cleveland, OH

AB 36  
R 2  
H 12  
RBI 1  
BB 4  
SO 4  
LOB 19



WP: 0 PA: 40  
PB: 1  
SB: 0  
CS: 0

New York Yankees @ Cleveland Indians  
Cleveland Municipal Stadium, Cleveland, OH

AB 31  
R 3  
H 9  
RBI 3  
BB 2  
SO 4  
LOB 13



WP: 0 PA: 33  
PB: 0  
SB: 0  
CS: 0

Fri Sep 11 1970, 7:05 PM EDT  
Att: 5,567 - Unknown - 63 F

Fri Sep 11 1970, 7:05 PM EDT  
Att: 5,567 - Unknown - 63 F

livebaseballscores.com

livebaseballscores.com



Batter	1	2	3	4	5	6	7	8	9	10	11	AB	R	H	RBI	BB	SO	LOB						
Horace Clarke, S OBP: 0.286, SLG: 0.312 (1.4)	K		E 1B		5-3 1B		6-3		WP 2B		F7	6	1	3	0	0	1	2						
Thurman Munson, R OBP: 0.382, SLG: 0.418 (1.2)	K		F 1B		F7		HR		K 2B			5	1	2	2	1	2	2						
Roy White, S OBP: 0.390, SLG: 0.473 (1.7)			E5 G3-6-3		5-3 1B		L9		F2		F7	5	0	1	0	1	0	5						
Danny Cater, R OBP: 0.340, SLG: 0.397 (8.3)	F9		G3-6-3		5-3		1-3				4-3	5	0	0	0	0	0	5						
Bobby Murcer, L OBP: 0.349, SLG: 0.434 (1.8)		K			K		G3				K	5	0	1	0	0	3	2						
John Ellis, R OBP: 0.306, SLG: 0.400 (1.3)		F8			G5-4-3		K		4-3		F7	4	0	0	0	0	1	1						
Jerry Kenney, L OBP: 0.290, SLG: 0.295 (8.5)												1	0	0	0	0	0	0						
Ron Woods, R OBP: 0.332, SLG: 0.376 (1.9)	K				S 1B		E5				BB SH BB	3	0	1	0	2	1	0						
Gene Michael, S OBP: 0.296, SLG: 0.263 (1.6)			K		FC4-6 BB		K		F4		SH BB	3	0	0	0	1	2	2						
Mike Kekich, R OBP: 0.300, SLG: 0.304 (7.1)					FC4-6		6-3				F7	2	1	0	0	1	0	3						
Lindy McDaniel, L OBP: 0.217, SLG: 0.217 (9.9)											F1	0	0	0	0	0	0	0						
Jack Aker, R OBP: 0.267, SLG: 0.267 (11.9)												1	0	0	0	0	0	0						
Ron Harrison, L OBP: 0.303, SLG: 0.343 (11.9)												1	0	0	0	0	0	2						
Ron Klimkowski, R OBP: 0.285, SLG: 0.285 (11.1)												0	0	0	0	0	0	0						
<b>Inning Stats</b>	R: 0 E: 0 K: 2 S: 7	H: 0 LOB: 1 BB: 1 P: 11	R: 0 E: 0 K: 2 S: 7	H: 0 LOB: 0 BB: 0 P: 7	R: 2 E: 1 K: 1 S: 7	H: 2 LOB: 1 BB: 1 P: 11	R: 0 E: 0 K: 0 S: 4	H: 2 LOB: 2 BB: 1 P: 8	R: 0 E: 1 K: 2 S: 8	H: 0 LOB: 0 BB: 0 P: 8	R: 1 E: 0 K: 0 S: 4	H: 1 LOB: 0 BB: 0 P: 4	R: 0 E: 0 K: 0 S: 3	H: 0 LOB: 1 BB: 1 P: 7	R: 0 E: 0 K: 1 S: 6	H: 1 LOB: 1 BB: 0 P: 6	R: 0 E: 0 K: 2 S: 5	H: 0 LOB: 0 BB: 0 P: 5	R: 0 E: 1 K: 0 S: 4	H: 0 LOB: 3 BB: 2 P: 12	1B: 6 2B: 1 3B: 0 HR: 1	SF: 0 SAC: 1 DP: 2 HBP: 0	WP: 1 PB: 0 SB: 1 CS: 0	PA: 48

PITCHER	IP	WLS	BF	H	R	ER	SO	BB	IBB	HBP	BLK	WP	HR	S	P	ERA	WHIP	
Sam McDowell, L ERA: 2.7 (1.1)	4	3	35	7	3	2	8	4	0	0	0	1	0	11	11	0.00	0.500	
Dennis Higgins, R ERA: 4.08 (9.1)	2.0	7	1	0	0	2	0	0	0	0	0	0	1	0	11	11	0.00	0.500
Steve Mingo, L ERA: 3.07 (11.1)	0.2	4	0	0	0	0	1	0	0	0	0	0	0	3	7	0.00	1.500	
Fred Lasher, R ERA: 4.1 (11.1)	0.0	1	0	0	0	0	1	0	0	0	0	0	0	0	4	∞	∞	
Dean Chance, R ERA: 4.26 (11.1)	0.1	W	1	0	0	0	0	0	0	0	0	0	0	1	1	0.00	0.000	


**TOP**

**New York Yankees @ Cleveland Indians**  
Cleveland Municipal Stadium, Cleveland, OH

Sat Sep 12 1970, 3:33 AM EDT  
Att: 5,861 - Unknown - 67 F

livebaseballscorecards.com

AB 41  
R 3  
H 8  
RBI 2  
BB 6  
SO 10  
LOB 24



Batter	1	2	3	4	5	6	7	8	9	10	11	AB	R	H	RBI	BB	SO	LOB		
Larry Brown, R OBP: 0.376, SLG: 0.354 (1.6)	6-3		F8				F9				K	3	0	0	0	0	0	0		
Grady Nettles, L OBP: 0.332, SLG: 0.398 (8. PH)								HR				2	1	1	2	0	1	1		
Eddie Leon, R OBP: 0.318, SLG: 0.376 (1.4)	FC6-4 BB		6-3				5-3				IBB HBP	3	0	0	0	1	0	0		
Vada Pinson, L OBP: 0.317, SLG: 0.471 (1.9)	FC6-4					F6		F7			IBB	4	0	1	0	1	0	1		
Chuck Hinton, R OBP: 0.361, SLG: 0.487 (8.3)						F8		F3			L3	4	0	1	0	0	1	2		
Dennis Higgins, R OBP: 0.250, SLG: 0.250 (10. PH)	K							1B				0	0	0	0	0	0	0		
Lou Camilli, S OBP: 0.250, SLG: 0.250 (11. PH)								1B				1	0	0	0	0	0	3		
Steve Mingo, L OBP: 0.250, SLG: 0.250 (11.1)												0	0	0	0	0	0	0		
Fred Lasher, R OBP: 0.250, SLG: 0.250 (11.1)												0	0	0	0	0	0	0		
Dean Chance, R OBP: 0.111, SLG: 0.071 (11.1)												0	0	0	0	0	0	0		
Ken Harrison, R OBP: 0.417, SLG: 0.409 (1.3)												3	0	2	0	0	0	0		
Ted Ford, R OBP: 0.250, SLG: 0.303 (7. PR)												1	0	1	0	1	0	0		
Buddy Bradford, R OBP: 0.284, SLG: 0.376 (1.8)		G4-6-3 1B						1B			2-4 BB	5	0	0	0	0	2	5		
Duke Sims, L OBP: 0.388, SLG: 0.500 (1.2)												5	2	2	2	0	1	3		
John Lowenstein, L OBP: 0.211, SLG: 0.368 (1.5)												4	0	0	0	0	2	0		
Sam McDowell, L OBP: 0.156, SLG: 0.156 (1.1)												2	0	0	0	0	1	0		
Ted Uhlaender, L OBP: 0.320, SLG: 0.391 (8. PH)												2	1	2	0	0	0	0		
Ron Klimkowski, R OBP: 0.295, SLG: 0.295 (11.1)												0	0	0	0	0	0	0		
<b>Inning Stats</b>	R: 0 E: 0 K: 1 S: 5	H: 0 LOB: 1 BB: 1 P: 9	R: 1 E: 0 K: 0 S: 4	H: 2 LOB: 0 BB: 0 P: 4	R: 0 E: 0 K: 0 S: 3	H: 0 LOB: 0 BB: 0 P: 3	R: 0 E: 0 K: 1 S: 5	H: 0 LOB: 0 BB: 0 P: 5	R: 2 E: 0 K: 0 S: 6	H: 3 LOB: 1 BB: 0 P: 6	R: 0 E: 0 K: 1 S: 5	H: 1 LOB: 0 BB: 0 P: 5	R: 0 E: 0 K: 2 S: 8	H: 1 LOB: 3 BB: 1 P: 13	R: 1 E: 0 K: 0 S: 2	H: 1 LOB: 0 BB: 1 P: 6	1B: 7 2B: 2 3B: 0 HR: 3	SF: 0 SAC: 0 DP: 3 HBP: 1	WP: 0 PB: 0 SB: 0 CS: 0	PA: 43


**BOTTOM**

**New York Yankees @ Cleveland Indians**  
Cleveland Municipal Stadium, Cleveland, OH

Sat Sep 12 1970, 3:33 AM EDT  
Att: 5,861 - Unknown - 67 F

livebaseballscorecards.com

AB 39  
R 4  
H 10  
RBI 4  
BB 3  
SO 8  
LOB 15



PITCHER	IP	WLS	BF	H	R	ER	SO	BB	IBB	HBP	BLK	WP	HR	S	P	ERA	WHIP
Mike Kekich, L ERA: 4.83 (1.1)	6.1	3	23	8	4	1	3	1	0	0	0	0	1	28	32	1.42	0.789
Lindy McDaniel, R ERA: 1.96 (7.1)	1.2	8	3	2	2	2	2	0	0	0	0	0	1	12	12	10.80	1.800
Jack Aker, R ERA: 2.03 (9.1)	2.0	9	2	0	0	3	0	1	1	0	0	0	0	13	18	0.00	1.000
Ron Klimkowski, R ERA: 2.95 (11.1)	0.2	L	3	1	1	1	0	1	0	0	0	0	1	2	6	13.50	3.000



Batter	1	2	3	4	5	6	7	8	9	AB	R	H	RBI	BB	SO	LOB	TOP			
Horace Clarke, S OBP: 0.284, SLG: 0.310	G3			E6 1B F8 FC4-6		6-3			1-3	4	1	0	0	0	0	0	<b>New York Yankees @ Cleveland Indians</b> Cleveland Municipal Stadium, Cleveland, OH Sun Sep 13 1970, 3:33 AM EDT Att: 6,651 - Unknown <a href="http://livebaseballscorecards.com">livebaseballscorecards.com</a>			
Jake Gibbs, L OBP: 0.342, SLG: 0.574	F9			F8			F8		3-1	4	0	0	0	0	0	1				
Roy White, S OBP: 0.390, SLG: 0.473	F7			FC4-6 1B			F7			3	0	1	0	0	0	0				
Bobby Murcer, L OBP: 0.347, SLG: 0.432		4-3		FC4-6 CS			6-3			3	0	0	1	0	0	1				
Danny Cater, R OBP: 0.340, SLG: 0.397		K		CS	6-3			FC4-6 1B		3	0	1	0	0	1	0				
Jim Lyttle, L OBP: 0.353, SLG: 0.424		4-3			F5			L8		3	0	0	0	0	0	1				
Frank Baker, L OBP: 0.351, SLG: 0.284			F6		F8			K		3	0	0	0	0	1	1				
Jerry Kenney, L OBP: 0.288, SLG: 0.293			L7			4-3		FC4-6		3	0	0	0	0	0	1				
Mel Stottlemyre, R OBP: 0.311, SLG: 0.351 Curt Blefary, L OBP: 0.317, SLG: 0.326 (9, PH)			K			K		L4		2	0	0	0	0	2	0				
										1	0	0	0	0	0	0				
<b>Inning Stats</b>	R: 0 E: 0 K: 0 S: 3	H: 0 LOB: 0 BB: 0 P: 3	R: 0 E: 0 K: 1 S: 5	H: 0 LOB: 0 BB: 0 P: 5	R: 0 E: 0 K: 1 S: 5	H: 0 LOB: 0 BB: 0 P: 5	R: 1 E: 1 K: 0 S: 4	H: 1 LOB: 0 BB: 0 P: 4	R: 0 E: 0 K: 0 S: 3	H: 0 LOB: 0 BB: 0 P: 3	R: 0 E: 0 K: 0 S: 3	H: 0 LOB: 0 BB: 0 P: 3	R: 0 E: 0 K: 1 S: 6	H: 1 LOB: 0 BB: 0 P: 6	R: 0 E: 0 K: 0 S: 3	H: 0 LOB: 0 BB: 0 P: 3	1B: 2 2B: 0 3B: 0 HR: 0	SF: 0 SAC: 0 DP: 0 HBP: 0	WP: 0 PB: 0 SB: 0 CS: 1	PA: 30
<b>PITCHER</b> Steve Hargan, R ERA: 2.93	(1, 1)	IP: 9.0 WLS: W BF: 29 H: 2 R: 1 ER: 0 SO: 4 BB: 0 IBB: 0 HBP: 0 BLK: 0 WP: 0 HR: 0 S: 37 P: 37 ERA: 0.00 WHIP: 0.222																		

Batter	1	2	3	4	5	6	7	8	9	AB	R	H	RBI	BB	SO	LOB	BOTTOM			
Graig Nettles, L OBP: 0.333, SLG: 0.406	HR		F9		K			SH1-4 FC6-4 2B		4	2	2	1	0	1	0	<b>New York Yankees @ Cleveland Indians</b> Cleveland Municipal Stadium, Cleveland, OH Sun Sep 13 1970, 3:33 AM EDT Att: 6,651 - Unknown <a href="http://livebaseballscorecards.com">livebaseballscorecards.com</a>			
Eddie Leon, R OBP: 0.318, SLG: 0.376	6-3		F9			G6-3 1B		SH1-4		3	0	1	0	0	0	0				
Vada Pinson, L OBP: 0.317, SLG: 0.468	F6			F8		G6-3 1-2		FC6-4 IBB		3	0	0	0	1	0	1				
Duke Sims, L OBP: 0.354, SLG: 0.493	F8			4-3		F7		FC6-4		4	0	0	1	0	0	1				
Ted Uhlhaender, L OBP: 0.322, SLG: 0.391		6-3		BB 1B			SH1-4 BB	F8		3	0	1	0	1	0	1				
Chuck Hinton, R OBP: 0.392, SLG: 0.483		K			BB 1-2		SH1-4 1-2			1	0	0	0	1	1	0				
John Lowenstein, L OBP: 0.192, SLG: 0.318 Vern Fuller, R OBP: 0.167, SLG: 0.278		4-3			L7		5-3			3	0	0	0	0	0	3				
Buddy Bradford, R OBP: 0.289, SLG: 0.392			HR		K			BB		2	1	1	1	1	1	0				
Steve Hargan, R OBP: 0.171, SLG: 0.176			K		K		K			3	0	0	0	0	3	2				
<b>Inning Stats</b>	R: 1 E: 0 K: 0 S: 4	H: 1 LOB: 0 BB: 0 P: 4	R: 0 E: 0 K: 1 S: 5	H: 0 LOB: 0 BB: 0 P: 5	R: 1 E: 0 K: 1 S: 6	H: 1 LOB: 0 BB: 0 P: 6	R: 0 E: 0 K: 0 S: 4	H: 1 LOB: 2 BB: 1 P: 8	R: 0 E: 0 K: 3 S: 9	H: 0 LOB: 0 BB: 0 P: 9	R: 0 E: 0 K: 0 S: 3	H: 1 LOB: 0 BB: 0 P: 3	R: 0 E: 0 K: 1 S: 5	H: 0 LOB: 2 BB: 2 P: 13	R: 1 E: 0 K: 0 S: 4	H: 1 LOB: 1 BB: 1 P: 8	1B: 2 2B: 1 3B: 0 HR: 2	SF: 0 SAC: 2 DP: 1 HBP: 0	WP: 0 PB: 0 SB: 0 CS: 0	PA: 32
<b>PITCHER</b> Mel Stottlemyre, R ERA: 3.23	(1, 1)	IP: 8.0 WLS: L BF: 32 H: 5 R: 3 ER: 3 SO: 6 BB: 3 IBB: 1 HBP: 0 BLK: 0 WP: 0 HR: 2 S: 40 P: 56 ERA: 3.38 WHIP: 1.000																		

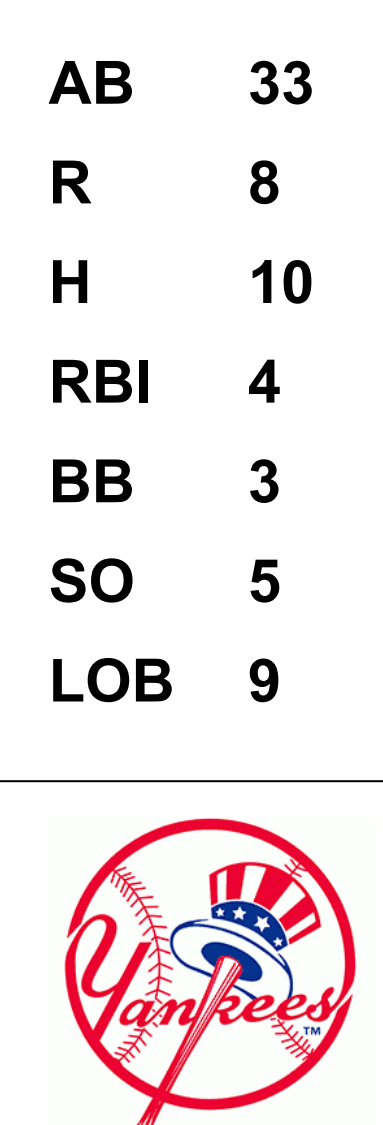


Batter	1	2	3	4	5	6	7	8	9	AB	R	H	RBI	BB	SO	LOB	TOP								
Mike Andrews, R OBP: 0.346, SLG: 0.400	0-3 K		0-0 FC6-4 1B		0-0 1B	0-0 2B		4-0 BB		4	1	3	0	1	1	0	<b>Boston Red Sox @ New York Yankees</b> Yankee Stadium, Bronx, NY Tue Sep 15 1970, 7:05 PM EDT Overcast - 69 F								
Reggie Smith, S OBP: 0.371, SLG: 0.519	4-0 BB 2B		0-0 F7		0-0 F6	0-3 K		0-3 K		4	1	0	0	1	2	5									
Carl Yastrzemski, L Sparky Lyte, L	4-0 2B BB		0-0 L9		0-0 1B		0-0 PB 1B	0-3 K		4	1	2	1	1	1	2									
Tony Conigliaro, R OBP: 0.325, SLG: 0.484	0-0 2H 2B		0-0 FC6-4		0-0 F2		0-0 SF8 1B		0-0 2B WP 1B	5	2	3	2	0	0	2									
Rico Petrocelli, R OBP: 0.330, SLG: 0.463	0-3 K			0-3 K	0-0 1B		0-0 SF8 1-3		0-0 WP 5-3 2B	5	1	2	0	0	2	3									
George Scott, R OBP: 0.355, SLG: 0.460	0-0 F8			0-0 6-3	0-0 F8		0-0 SF8		0-3 K	4	0	0	1	0	1	6									
Billy Conigliaro, R OBP: 0.349, SLG: 0.473		0-0 F3				0-3 K	0-0 F6		0-0 5-3	5	0	1	1	0	1	1									
Bob Montgomery, R OBP: 0.256, SLG: 0.314		0-0 P4		4-0 BB		0-0 L4	0-0 6-3		0-0 6-3	4	0	0	0	1	0	1									
Ray Culp, R OBP: 0.161, SLG: 0.144		0-0 6-3				0-0 K				3	0	1	0	0	1	2									
Bobby Bolin, R Joe Lahoud, L Mike Fiore, L						0-0 1B			0-0 1-3	0	0	0	0	0	0	0									
<b>Inning Stats</b>	R: 1 E: 0 K: 2 S: 8	H: 1 LOB: 2 BB: 2 P: 16	R: 0 E: 0 K: 0 S: 3	H: 0 LOB: 0 BB: 0 P: 3	R: 0 E: 0 K: 0 S: 4	H: 1 LOB: 1 BB: 0 P: 4	R: 0 E: 0 K: 2 S: 8	H: 1 LOB: 2 BB: 0 P: 12	R: 1 E: 0 K: 0 S: 6	H: 3 LOB: 2 BB: 0 P: 6	R: 0 E: 0 K: 2 S: 9	H: 2 LOB: 2 BB: 0 P: 9	R: 2 E: 1 K: 0 S: 6	H: 2 LOB: 1 BB: 0 P: 6	R: 0 E: 0 K: 2 S: 7	H: 0 LOB: 1 BB: 1 P: 11	R: 2 E: 0 K: 1 S: 7	H: 2 LOB: 0 BB: 0 P: 7	1B: 8 2B: 4 3B: 0 HR: 0	SF: 1 SAC: 0 DP: 0 HBP: 0	WP: 1 PB: 1 SB: 0 CS: 0	PA: 44			
<b>PITCHER</b>	IP WLS BF H R ER SO BB IBB HBP BLK WP HR S P ERA WHIP	7.1 W 37 10 4 3 6 4 0 0 0 0 0 45 61 3.68 1.909	1.2 S 7 2 2 2 3 0 0 0 0 1 0 13 13 10.80 1.200																						

AB	39
R	6
H	12
RBI	5
BB	4
SO	9
LOB	22



Batter	1	2	3	4	5	6	7	8	9	AB	R	H	RBI	BB	SO	LOB	BOTTOM							
Horace Clarke, S OBP: 0.288, SLG: 0.313	0-0 G3		0-0 E 1B	0-0 S E 1B		4-0 1B WP IBB		0-0 1B		4	3	3	1	1	0	0	<b>Boston Red Sox @ New York Yankees</b> Yankee Stadium, Bronx, NY Tue Sep 15 1970, 7:05 PM EDT Overcast - 69 F							
Thurman Munson, R OBP: 0.383, SLG: 0.417	0-0 P4		0-0 E2 2B 1B	0-3 K 1B		0-0 WP BB 1B		0-3 K2-3		5	1	2	1	0	2	1								
Roy White, S OBP: 0.392, SLG: 0.475	0-0 1B		0-0 WP 1B 2B		0-0 L7	4-0 WP BB		1-2 BB		3	1	2	1	1	0	0								
Bobby Murcer, L OBP: 0.345, SLG: 0.428	0-0 G3		0-0 F8 2-3		0-0 L9	0-0 F8		1-2 3H		4	0	0	0	0	0	4								
Danny Cater, R OBP: 0.341, SLG: 0.397		0-0 F3	0-0 1B		4-0 BB BB		0-0 4-3			3	0	1	1	1	0	0								
Jim Lytle, L OBP: 0.346, SLG: 0.417		0-0 F8	0-0 F8		0-0 G3		0-0 G4-6-3 1B			4	0	1	0	0	0	2								
Frank Baker, L OBP: 0.337, SLG: 0.271		0-0 4-3		0-0 E4 SH3-1 1B		0-3 K	0-0 G4-6-3 1B			4	1	0	0	0	1	1								
Jerry Kenney, L OBP: 0.286, SLG: 0.290			0-0 6-3	0-0 SH3-1		0-0 E4 SH1-4 1B		0-3 K		3	1	0	0	0	1	0								
Stan Bahnsen, R Lindy McDaniel, R			0-0 1B 1B E 1B	0-3 K		0-0 SH1-4		0-0 5-3		2	1	1	0	0	1	1								
<b>Inning Stats</b>	R: 0 E: 0 K: 0 S: 4	H: 1 LOB: 0 BB: 0 P: 4	R: 0 E: 0 K: 0 S: 3	H: 0 LOB: 0 BB: 0 P: 3	R: 4 E: 1 K: 0 S: 8	H: 5 LOB: 1 BB: 0 P: 8	R: 2 E: 1 K: 2 S: 9	H: 1 LOB: 0 BB: 0 P: 9	R: 0 E: 0 K: 0 S: 3	H: 0 LOB: 1 BB: 1 P: 7	R: 2 E: 1 K: 1 S: 7	H: 1 LOB: 2 BB: 2 P: 15	R: 0 E: 0 K: 0 S: 3	H: 1 LOB: 0 BB: 0 P: 3	R: 0 E: 0 K: 2 S: 8	H: 1 LOB: 1 BB: 0 P: 8		1B: 9 2B: 1 3B: 0 HR: 0	SF: 0 SAC: 2 DP: 1 HBP: 0	WP: 2 PB: 0 SB: 1 CS: 0	PA: 38			
<b>PITCHER</b>	IP WLS BF H R ER SO BB IBB HBP BLK WP HR S P ERA WHIP	5.2 L 29 8 8 4 3 1 0 0 0 1 0 4 8 0.00 1.588	1.0 4 1 0 0 2 0 0 0 0 0 0 0 8 8 0.00 1.000																					





Batter	1	2	3	4	5	6	7	8	9	AB	R	H	RBI	BB	SO	LOB	TOP		
Mike Andrews, R (1,4) OBP: 0.346, SLG: 0.401	5-3			F6		K		1B 2B		4	1	1	1	0	1	0	<b>Boston Red Sox @ New York Yankees</b> Yankee Stadium, Bronx, NY Tue Sep 15 1970, 7:05 PM EDT Att: 10,134 - Unknown - 62 F		
Joe Lahoud, L (1,7) OBP: 0.355, SLG: 0.346	6-3			1B		BB		2H 1B		3	0	2	1	1	0	0			
Carl Yastrzemski, L (1,3) OBP: 0.449, SLG: 0.599	L1-3			1B		F7		F8		4	0	1	0	0	0	2			
Tony Conigliaro, R (1,9) OBP: 0.323, SLG: 0.480		K		K				F7		4	0	0	0	0	2	2			
Rico Petrocelli, R (1,6) OBP: 0.328, SLG: 0.460	6-3			P6				F5		4	0	0	0	0	1	2			
George Scott, R (1,5) OBP: 0.352, SLG: 0.455	G2							L6		4	0	0	0	0	0	0			
Billy Conigliaro, R (1,8) OBP: 0.349, SLG: 0.472				F7				6-3 SH1-4 2B 1B		3	1	1	0	0	0	0			
Tom Satriano, L (1,2) OBP: 0.319, SLG: 0.354				F8		L1-3		SH1-4		2	0	0	0	0	0	0			
Mike Nagy, R (1,1) OBP: 0.263, SLG: 0.316				K				F9		3	0	0	0	0	1	1			
<b>Inning Stats</b>	R: 0 E: 0 K: 0 S: 3	H: 0 LOB: 0 BB: 0 P: 3	R: 0 E: 0 K: 1 S: 5	H: 0 LOB: 0 BB: 0 P: 5	R: 0 E: 0 K: 1 S: 5	H: 2 LOB: 2 BB: 0 P: 7	R: 0 E: 0 K: 0 S: 3	H: 0 LOB: 0 BB: 0 P: 3	R: 0 E: 0 K: 1 S: 5	H: 0 LOB: 1 BB: 1 P: 9	R: 0 E: 0 K: 0 S: 3	H: 0 LOB: 0 BB: 0 P: 3	R: 2 E: 0 K: 0 S: 6	H: 3 LOB: 1 BB: 0 P: 6	R: 0 E: 0 K: 1 S: 5	H: 0 LOB: 0 BB: 0 P: 5	1B: 4 2B: 1 3B: 0 HR: 0	SF: 0 SAC: 1 DP: 0 HBP: 0	WP: 0 PA: 33 CS: 0
<b>PITCHER</b> Steve Kline, R (1,1) ERA: 3.58	IP: 9.0 WLS: W BF: 33	H: 5 R: 2 ER: 2 SO: 5	BB: 1 IBB: 0 HBP: 0 BLK: 0	WP: 0 HR: 0 S: 42 P: 46	ERA: 2.00 WHIP: 0.667	<b>PITCHER</b>											ERA: 2.00 WHIP: 0.667		

AB	31
R	2
H	5
RBI	2
BB	1
SO	5
LOB	7





Batter	1	2	3	4	5	6	7	8	9	AB	R	H	RBI	BB	SO	LOB	BOTTOM		
Horace Clarke, S (1,4) OBP: 0.288, SLG: 0.313	B2		L4		F6					4	0	1	0	0	0	2	<b>Boston Red Sox @ New York Yankees</b> Yankee Stadium, Bronx, NY Tue Sep 15 1970, 7:05 PM EDT Att: 10,134 - Unknown - 62 F		
Jake Gibbs, L (1,2) OBP: 0.333, SLG: 0.557	F3		F7		P5			G3		4	0	0	0	0	4				
Roy White, S (1,7) OBP: 0.393, SLG: 0.476	1B				F4			G3		4	0	2	0	0	0				
Bobby Murcer, L (1,8) OBP: 0.344, SLG: 0.427					F8			4-3		4	0	1	0	0	0	1			
Danny Cater, R (1,3) OBP: 0.341, SLG: 0.396	4-3							5-3		4	0	1	0	0	0	3			
Jim Little, L (1,9) OBP: 0.345, SLG: 0.410			K		P4			F9		4	1	1	0	0	1	2			
Frank Baker, L (1,6) OBP: 0.333, SLG: 0.270	4-3				HBP 1B			4-3		4	1	1	0	0	0	1			
Jerry Kenney, L (1,5) OBP: 0.284, SLG: 0.288 Pete Ward, L (9, PH) OBP: 0.316, SLG: 0.360	6-3				P5			F5		3	0	0	0	0	0	1			
Steve Kline, R (1,1) OBP: 0.320, SLG: 0.190 Curt Blefary, L (9, PH) OBP: 0.319, SLG: 0.340			K					1B		1	0	0	0	1	1	0			
<b>Inning Stats</b>	R: 0 E: 0 K: 0 S: 5	H: 2 LOB: 2 BB: 0 P: 5	R: 0 E: 0 K: 1 S: 5	H: 0 LOB: 0 BB: 0 P: 5	R: 0 E: 0 K: 0 S: 4	H: 1 LOB: 1 BB: 0 P: 4	R: 0 E: 0 K: 0 S: 4	H: 1 LOB: 2 BB: 0 P: 5	R: 0 E: 1 K: 0 S: 4	H: 1 LOB: 1 BB: 0 P: 4	R: 0 E: 0 K: 0 S: 4	H: 1 LOB: 2 BB: 1 P: 8	R: 0 E: 0 K: 0 S: 3	H: 0 LOB: 0 BB: 0 P: 3	R: 3 E: 1 K: 1 S: 6	H: 2 LOB: 0 BB: 0 P: 6	1B: 7 2B: 0 3B: 0 HR: 1	SF: 0 SAC: 0 DP: 0 HBP: 1	WP: 0 PA: 36 CS: 0
<b>PITCHER</b> Mike Nagy, R (1,1) ERA: 4.59	IP: 8.1 WLS: L BF: 36	H: 8 R: 3 ER: 2 SO: 3	BB: 1 IBB: 0 HBP: 1 BLK: 0	WP: 0 HR: 1 S: 40 P: 45	ERA: 2.16 WHIP: 1.080	<b>PITCHER</b>											ERA: 2.16 WHIP: 1.080		

AB	34
R	3
H	8
RBI	3
BB	1
SO	3
LOB	16





Batter	1	2	3	4	5	6	7	8	9	AB	R	H	RBI	BB	SO	LOB	TOP					
Mike Andrews, R (1, 4) OBP: 0.343, SLG: 0.398	0-3 K			0-0 5-3		0-0 F9		0-0 P4		4	0	0	0	0	1	0	<b>Boston Red Sox @ New York Yankees</b> Yankee Stadium, Bronx, NY Wed Sep 16 1970, 7:05 PM EDT Alt. 6,966 - Unknown - 80 F  <b>AB 30</b> <b>R 3</b> <b>H 4</b> <b>RBI 2</b> <b>BB 3</b> <b>SO 7</b> <b>LOB 9</b> 					
Reggie Smith, S (1, 8) OBP: 0.371, SLG: 0.519	0-0 1-3			0-0 1B			0-0 1B	0-0 L3		4	0	2	0	0	0	0						
Carl Yastrzemski, L (1, 3) OBP: 0.447, SLG: 0.597	0-3 K			0-0 F5			0-0 1B		0-3 K	4	1	1	0	0	2	1						
Tony Conigliaro, R (1, 9) OBP: 0.322, SLG: 0.478		0-0 6-3		0-0 L9			0-0 FC1-5-2 1B		4-0 1-3 BB	3	1	0	0	1	0	3						
Rico Petrocelli, R (1, 6) OBP: 0.327, SLG: 0.458		0-3 K			0-0 F3		4-0 1B BLK IBB		0-0 1-3 BB	3	1	0	0	1	1	1						
George Scott, R (1, 5) OBP: 0.353, SLG: 0.454		0-0 F9			4-0 G6-3 BB		0-0 1-3 2-H 3-H 1B		0-3 K	3	0	1	2	1	1	1						
Billy Conigliaro, R (1, 7) OBP: 0.340, SLG: 0.468			0-0 F3		0-0 G6-3 1-2		0-0 F4			3	0	0	0	0	0	2						
Bob Montgomery, R (1, 2) OBP: 0.238, SLG: 0.289			0-0 4-3			0-0 6-3		0-0 F4		3	0	0	0	0	0	1						
Sonny Siebert, R (1, 1) OBP: 0.133, SLG: 0.151 (6, PH)			0-3 K			0-0 G3		0-3 K		1	0	0	0	0	1	0						
Luis Alvarado, R (6, PH) OBP: 0.263, SLG: 0.286 Roger Moret, S (6, 1)										1	0	0	0	0	0	0						
										1	0	0	0	0	1	0						
<b>Inning Stats</b>	R: 0 E: 0 K: 2 S: 7	H: 0 LOB: 0 BB: 0 P: 7	R: 0 E: 0 K: 1 S: 5	H: 0 LOB: 0 BB: 0 P: 5	R: 0 E: 0 K: 1 S: 5	H: 0 LOB: 0 BB: 0 P: 5	R: 0 E: 0 K: 0 S: 4	H: 1 LOB: 1 BB: 0 P: 4	R: 0 E: 0 K: 0 S: 2	H: 0 LOB: 0 BB: 1 P: 6	R: 0 E: 0 K: 0 S: 3	H: 0 LOB: 0 BB: 0 P: 3	R: 3 E: 0 K: 0 S: 6	H: 3 LOB: 1 BB: 1 P: 10	R: 0 E: 0 K: 1 S: 5	H: 0 LOB: 0 BB: 0 P: 5	R: 0 E: 0 K: 2 S: 7	H: 0 LOB: 1 BB: 1 P: 11	1B: 4 2B: 0 3B: 0 HR: 0	SF: 0 SAC: 0 DP: 1 HBP: 0	WP: 0 PB: 0 SB: 0 CS: 0	PA: 33
<b>PITCHER</b>	IP WLS BF H R ER SO BB IBB HBP BLK WP HR S P ERA WHIP																					
Fritz Peterson, L (1, 1) ERA: 3.0	8.0 L 29 4 3 3 5 1 1 0 0 0 0 0 0 37 45 3.38 0.625																					
Gary Waslewski, R (9, 1) ERA: 3.73	1.0 4 0 0 0 2 1 0 0 0 0 0 0 0 7 11 0.00 1.000																					

Batter	1	2	3	4	5	6	7	8	9	AB	R	H	RBI	BB	SO	LOB	BOTTOM					
Horace Clarke, S (1, 4) OBP: 0.286, SLG: 0.311	0-0 3-1		0-0 3-1			0-0 4-3		0-0 L6		4	0	0	0	0	0	1	<b>Boston Red Sox @ New York Yankees</b> Yankee Stadium, Bronx, NY Wed Sep 16 1970, 7:05 PM EDT Alt. 6,966 - Unknown - 80 F  <b>AB 30</b> <b>R 1</b> <b>H 5</b> <b>RBI 1</b> <b>BB 1</b> <b>SO 3</b> <b>LOB 9</b> 					
Thurman Munson, R (1, 2) OBP: 0.384, SLG: 0.417	0-0 1B SF9		0-0 F7			0-0 L7		4-0 BB		3	1	1	0	1	0	0						
Roy White, S (1, 7) OBP: 0.395, SLG: 0.479	0-0 SF9 WP 1-3 1B			0-0 BLK 2B		0-0 CS 1B		0-0 F4		4	0	3	0	0	0	1						
Bobby Murcer, L (1, 8) OBP: 0.342, SLG: 0.425	0-0 SF9 1-3 3-H			0-0 P6		0-0 CS 1-2	0-0 4-3		0-0 4-3	3	0	0	1	0	0	2						
Danny Cater, R (1, 3) OBP: 0.340, SLG: 0.395	0-0 6-3			0-3 K		0-0 F8		0-0 P4		1	0	0	0	0	0	1						
Curt Blefary, L (4, 3) OBP: 0.316, SLG: 0.338				0-0 K						1	0	0	0	0	1	1						
Ron Woods, R (7, PH) OBP: 0.329, SLG: 0.373				2-3						2	0	0	0	0	0	1						
Jim Lytle, L (1, 9) OBP: 0.339, SLG: 0.402		0-0 P3		0-0 L6		0-0 F4				2	0	0	0	0	0	1						
John Ellis, R (7, PH) OBP: 0.305, SLG: 0.398										1	0	0	0	0	0	0						
Frank Baker, L (1, 6) OBP: 0.324, SLG: 0.261		0-0 F2			0-0 L6		0-3 K			3	0	0	0	0	1	0						
Jerry Kenney, L (1, 5) OBP: 0.283, SLG: 0.286		0-0 4-3			0-0 P6		0-0 5-3 1B			2	0	0	0	0	0	0						
Gene Michael, S (8, PH) OBP: 0.238, SLG: 0.265										1	0	1	0	0	0	0						
Fritz Peterson, S (1, 1) OBP: 0.214, SLG: 0.305			0-3 K		0-0 F7			0-0 5-3		2	0	0	0	0	1	0						
Ron Hansen, R (8, PH) OBP: 0.426, SLG: 0.448								1-2		1	0	0	0	0	0	1						
Gary Waslewski, R (9, 1) OBP: 0.118, SLG: 0.063										0	0	0	0	0	0	0						
<b>Inning Stats</b>	R: 1 E: 0 K: 0 S: 5	H: 2 LOB: 1 BB: 0 P: 5	R: 0 E: 0 K: 0 S: 3	H: 0 LOB: 0 BB: 0 P: 3	R: 0 E: 0 K: 1 S: 5	H: 0 LOB: 0 BB: 0 P: 5	R: 0 E: 0 K: 1 S: 6	H: 1 LOB: 1 BB: 0 P: 6	R: 0 E: 0 K: 0 S: 3	H: 0 LOB: 0 BB: 0 P: 3	R: 0 E: 0 K: 0 S: 3	H: 1 LOB: 0 BB: 0 P: 3	R: 0 E: 0 K: 1 S: 6	H: 1 LOB: 1 BB: 0 P: 6	R: 0 E: 0 K: 0 S: 3	H: 0 LOB: 1 BB: 1 P: 7	R: 0 E: 0 K: 0 S: 5	H: 0 LOB: 1 BB: 1 P: 11	1B: 4 2B: 1 3B: 0 HR: 0	SF: 1 SAC: 0 DP: 0 HBP: 0	WP: 1 PB: 0 SB: 0 CS: 1	PA: 33
<b>PITCHER</b>	IP WLS BF H R ER SO BB IBB HBP BLK WP HR S P ERA WHIP																					
Sonny Siebert, R (1, 1) ERA: 3.52	5.0 18 3 1 1 2 0 0 0 0 0 0 0 0 22 22 1.80 0.600																					
Roger Moret, L (6, 1) ERA:	4.0 W 14 2 0 0 1 1 0 0 0 0 0 0 0 15 19 0.00 0.750																					




Batter	1	2	3	4	5	6	7	8	9	10	AB	R	H	RBI	BB	SO	LOB	TOP	
Mike Andrews, R OBP: 0.342, SLG: 0.395 (1, 4)	L7		K			F3		1B BB	SH3-4	F5	4	1	0	0	1	1	3		
Reggie Smith, S OBP: 0.371, SLG: 0.517 (1, 8)	F3			6-3 4-1 1B		F8		1B E 1B	K	FC4-6	6	1	2	0	0	1	4		
Carl Yastrzemski, L OBP: 0.448, SLG: 0.594 (1, 3)				4-1		4-1 1B BB		F5			2	0	0	0	3	0	4		
Tony Conigliaro, R OBP: 0.323, SLG: 0.477 (1, 9)	F3			6-3				E8 SF7 1B	K		5	1	2	2	0	1	4		
Rico Petrocelli, R OBP: 0.326, SLG: 0.454 (1, 6)		2-3		K		5-3		E 1B		F8	4	0	0	0	1	1	1		
George Scott, R OBP: 0.356, SLG: 0.456 (1, 5)		5-3						E1 1B		HBP 1B	5	1	3	0	0	0	2		
Billy Conigliaro, R OBP: 0.344, SLG: 0.464 (1, 7)		4-3				L8		F4	SF7	FC4 1B HBP	3	0	0	1	0	0	2		
Bob Montgomery, R OBP: 0.217, SLG: 0.262 Tom Satriano, L OBP: 0.322, SLG: 0.358 (10, PH) (10, 2)				6-3		FC6-4 1B		K	K		4	0	0	0	0	2	4		
Gary Peters, L OBP: 0.318, SLG: 0.307 Gary Wagner, R OBP: 0.308, SLG: 0.290 Sparky Lyle, L OBP: 0.370, SLG: 0.578 Bobby Bolin, R OBP: 0.278, SLG: 0.186 Vicente Romo, R OBP: 0.185, SLG: 0.280 (1, 11) (8, 1) (8, 1) (9, PH) (9, 1) (10, PH) (10, 1)				4-3		F6		1B BB 1B	SH3-4 1B	FC4 FC4-6	2	1	0	0	1	0	1		
<b>Inning Stats</b>	R: 0 E: 0 K: 0 S: 3	H: 0 LOB: 1 BB: 1 P: 7	R: 0 E: 0 K: 0 S: 3	H: 0 LOB: 0 BB: 0 P: 3	R: 0 E: 0 K: 1 S: 5	H: 0 LOB: 0 BB: 0 P: 5	R: 0 E: 0 K: 1 S: 6	H: 1 LOB: 1 BB: 0 P: 6	R: 0 E: 0 K: 1 S: 3	H: 1 LOB: 1 BB: 0 P: 6	R: 4 E: 2 K: 1 S: 8	H: 2 LOB: 2 BB: 3 P: 20	R: 0 E: 0 K: 2 S: 8	H: 1 LOB: 2 BB: 0 P: 12	R: 1 E: 1 K: 0 S: 6	H: 2 LOB: 3 BB: 0 P: 7	1B: 9 2B: 0 3B: 0 HR: 0	SF: 1 SAC: 1 DP: 0 HBP: 1	WP: 0 PA: 47
<b>PITCHER</b>	IP WLS BF H R ER SO BB IBB HBP BLK WP HR S P ERA WHIP	7.0 1.1 28 4 2 2 3 4 0 0 0 0 0 30 46 2.57 1.143	2.0 0.1 12 3 2 0 3 0 2 0 0 0 0 16 24 0.00 1.500	1.0 L 7 2 1 1 0 0 0 1 0 0 0 6 7 9.00 2.000	<b>PITCHER</b>														

**Boston Red Sox @ New York Yankees**  
 Yankee Stadium, Bronx, NY  
 Thu Sep 17 1970, 3:33 AM EDT  
 Att: 4,985 - Sunny - 75 F

livebaseballscores.com

AB 38  
 R 5  
 H 9  
 RBI 4  
 BB 6  
 SO 6  
 LOB 27




WP: 0 PA: 47  
 PB: 0  
 SB: 0  
 CS: 0

Batter	1	2	3	4	5	6	7	8	9	10	AB	R	H	RBI	BB	SO	LOB	BOTTOM		
Horace Clarke, S OBP: 0.288, SLG: 0.313 (1, 4)	1B 2B		G5-4-3 1-2f		P6			1B 3B 1B	IBB		4	2	2	0	1	0	3			
Thurman Munson, R OBP: 0.384, SLG: 0.417 (1, 2)	FC4-6 2H 1B		K			F9		1B 3B 1B	F8		5	1	2	1	0	1	2			
Roy White, S OBP: 0.394, SLG: 0.480 (1, 7)	FC4-6 1-2f 6-3				F9		1-3	1B 6-3 3B		4-3	5	1	1	2	0	0	1			
Danny Cater, R OBP: 0.339, SLG: 0.393 (1, 5)	6-3			6-3				F3		K	5	0	1	0	0	1	2			
Bobby Murcer, L OBP: 0.341, SLG: 0.422 Ron Hansen, R OBP: 0.422, SLG: 0.443 Jim Lytle, L OBP: 0.345, SLG: 0.408 (1, 8) (8, PH) (9, 8)	K			F4				6-3		1B	3	0	0	0	0	2	2			
John Ellis, R OBP: 0.302, SLG: 0.393 (1, 3)					K FC1-5 BB			F8	6-3		5	0	1	0	0	1	0			
Ron Woods, R OBP: 0.332, SLG: 0.382 (1, 9)					F8					K	3	0	1	0	1	1	0			
Gene Michael, S OBP: 0.295, SLG: 0.262 (1, 6)					K			F3		F8	4	0	0	0	0	1	3			
Mel Stottlemyre, R OBP: 0.312, SLG: 0.342 Lindy McDaniel, R OBP: 0.167, SLG: 0.208 Curt Blefary, L OBP: 0.320, SLG: 0.338 Jerry Kenney, L OBP: 0.293, SLG: 0.286 Jack Aker, R OBP: 0.067, SLG: 0.067 (1, 1) (8, 1) (8, PH) (9, PH) (9, PR) (10, 1)					F4			F6			2	0	0	0	1	0	3			
<b>Inning Stats</b>	R: 1 E: 1 K: 1 S: 7	H: 2 LOB: 1 BB: 0 P: 7	R: 0 E: 0 K: 1 S: 5	H: 0 LOB: 0 BB: 0 P: 5	R: 0 E: 0 K: 1 S: 4	H: 0 LOB: 0 BB: 1 P: 8	R: 0 E: 0 K: 0 S: 3	H: 0 LOB: 0 BB: 0 P: 3	R: 0 E: 0 K: 1 S: 6	H: 1 LOB: 1 BB: 0 P: 6	R: 3 E: 0 K: 0 S: 6	H: 3 LOB: 0 BB: 0 P: 6	R: 0 E: 0 K: 1 S: 5	H: 0 LOB: 2 BB: 2 P: 13	R: 0 E: 0 K: 1 S: 6	H: 2 LOB: 2 BB: 0 P: 6	1B: 6 2B: 1 3B: 2 HR: 0	SF: 0 SAC: 0 DP: 1 HBP: 0	WP: 0 PA: 42	
<b>PITCHER</b>	IP WLS BF H R ER SO BB IBB HBP BLK WP HR S P ERA WHIP	7.0 0.1 30 7 4 4 5 2 0 0 0 0 0 38 46 5.14 1.286	0.1 0.2 2.0 5 0 0 1 1 0 0 0 0 0 1 2 0.00 0.000	1.0 W 5 0 0 0 1 1 1 0 0 0 0 5 13 0.00 1.000	1.0 S 4 2 0 0 1 0 0 0 0 0 0 6 6 0.00 2.000	<b>PITCHER</b>														

**Boston Red Sox @ New York Yankees**  
 Yankee Stadium, Bronx, NY  
 Thu Sep 17 1970, 3:33 AM EDT  
 Att: 4,985 - Sunny - 75 F


livebaseballscores.com

AB 38  
 R 4  
 H 9  
 RBI 4  
 BB 4  
 SO 7  
 LOB 16



WP: 0 PA: 42  
 PB: 1  
 SB: 3  
 CS: 0



Batter	1	2	3	4	5	6	7	8	9	AB	R	H	RBI	BB	SO	LOB	TOP										
Horace Clarke, S OBP: 0.286, SLG: 0.311	F9	FC3-6 2B			4-3		K		F2	5	1	0	0	0	1	3	<b>New York Yankees @ Detroit Tigers</b> Tiger Stadium, Detroit, MI Fri Sep 18, 1970, 7:05 PM EDT Att: 11,202 - Unknown - 66 F										
Thurman Munson, R OBP: 0.387, SLG: 0.423	BB 1B	BB 2B			F8			2B		3	1	2	1	1	0	0											
Roy White, S OBP: 0.393, SLG: 0.478	BB 1B	HR BB			F5			L8		3	1	0	0	1	1	2											
Danny Cater, R OBP: 0.340, SLG: 0.394	HR 1B				1B			F9		4	1	2	1	0	1	1											
John Ellis, R OBP: 0.301, SLG: 0.405	HR				K			F4		4	1	1	3	0	2	2											
Bobby Murcer, L OBP: 0.340, SLG: 0.420	4-3				4-3			F9		3	0	0	0	1	0	1											
Ron Woods, R OBP: 0.331, SLG: 0.379	6-3				F4			F8		4	0	1	0	0	0	1											
Gene Michael, S OBP: 0.295, SLG: 0.260					K			K		3	0	0	0	1	3	2											
Ron Klimkowski, R OBP: 0.053, SLG: 0.053					3-4 BB			K		4	0	1	0	0	1	3											
<b>Inning Stats</b>	R: 4 E: 0 K: 0 S: 5	H: 2 LOB: 0 BB: 2 P: 13	R: 1 E: 0 K: 2 S: 9	H: 2 LOB: 1 BB: 0 P: 9	R: 0 E: 0 K: 2 S: 7	H: 0 LOB: 0 BB: 1 P: 7	R: 0 E: 0 K: 0 S: 2	H: 0 LOB: 0 BB: 1 P: 6	R: 0 E: 0 K: 1 S: 6	H: 1 LOB: 1 BB: 0 P: 6	R: 0 E: 0 K: 3 S: 9	H: 0 LOB: 0 BB: 0 P: 9	R: 0 E: 0 K: 0 S: 4	H: 1 LOB: 1 BB: 0 P: 4	R: 0 E: 0 K: 1 S: 6	H: 1 LOB: 2 BB: 1 P: 10		1B: 4 2B: 3 3B: 0 HR: 1	SF: 0 SAC: 0 DP: 1 HBP: 0	WP: 1 PB: 0 SB: 1 CS: 0	PA: 37						
<b>PITCHER</b>	IP	WLS	BF	H	R	ER	SO	BB	IBB	HBP	BLK	WP	HR	S	P	ERA	WHIP										
Mike Kilkenny, L ERA: 5.37	0.1	L	5	2	4	4	0	2	0	0	0	0	1	3	11	108.00	12.000										
Bob Reed, R ERA: 4.91	2.2		10	2	1	1	4	0	0	0	0	0	0	18	18	3.38	0.750										
Norm McRae, R ERA: 2.63	2.0		6	0	0	0	4	1	0	0	0	0	0	5	9	0.00	0.500										
Daryl Patterson, R ERA: 5.07	2.0		7	1	0	0	4	0	0	0	0	0	0	15	15	0.00	0.500										
Fred Scherman, L ERA: 3.08	2.0		9	2	0	0	1	1	0	0	0	1	0	10	14	0.00	1.500										
<b>Batter</b>	<b>1</b>	<b>2</b>	<b>3</b>	<b>4</b>	<b>5</b>	<b>6</b>	<b>7</b>	<b>8</b>	<b>9</b>	<b>AB</b>	<b>R</b>	<b>H</b>	<b>RBI</b>	<b>BB</b>	<b>SO</b>	<b>LOB</b>	<b>BOTTOM</b>										
Dick McAuliffe, L OBP: 0.362, SLG: 0.349	5-1		G3		F6			K		4	0	0	0	0	1	3	<b>New York Yankees @ Detroit Tigers</b> Tiger Stadium, Detroit, MI Fri Sep 18, 1970, 7:05 PM EDT Att: 11,202 - Unknown - 66 F										
Mickey Stanley, R OBP: 0.310, SLG: 0.399	1-3				K			L6		4	0	0	0	0	1	0											
Gates Brown, L OBP: 0.358, SLG: 0.357	4-3				F4			FC4-6 1B		4	0	1	0	0	0	0											
Jim Northrup, L OBP: 0.352, SLG: 0.473	4-3				F2			FC4-6 1B		3	0	0	0	1	0	1											
Norm Cash, L OBP: 0.383, SLG: 0.443	4-3				K			1B		4	0	1	0	0	1	1											
Dalton Jones, L OBP: 0.339, SLG: 0.348	BB				BB 2B			F6		3	0	1	0	1	0	2											
Jim Price, R OBP: 0.285, SLG: 0.303	5-3				F6			5-3		3	0	0	0	0	0	2											
Ken Szotkiewicz, L OBP: 0.216, SLG: 0.226			4-3							2	0	0	0	1	1	0											
Cesar Gutierrez, R OBP: 0.276, SLG: 0.303					BB BB			K		0	0	0	0	0	0	0											
Mike Kilkenny, R OBP: 0.279, SLG: 0.081			4-3					K		0	0	0	0	0	0	0											
Bob Reed, R OBP: 0.143, SLG: 0.143										0	0	0	0	0	0	0											
Kevin Collins, L OBP: 0.222, SLG: 0.412										1	0	0	0	0	0	0											
Norm McRae, R OBP: 0.296, SLG: 0.293										0	0	0	0	0	0	0											
Russ Nagelson, L OBP: 0.296, SLG: 0.293										0	0	0	0	1	0	0											
Daryl Patterson, L OBP: 0.296, SLG: 0.293										0	0	0	0	0	0	0											
Ike Brown, R OBP: 0.167, SLG: 0.167					1-2 2-3 BB					1	0	0	0	0	1	0											
<b>Inning Stats</b>	R: 0 E: 0 K: 0 S: 3	H: 0 LOB: 0 BB: 0 P: 3	R: 0 E: 0 K: 0 S: 3	H: 0 LOB: 1 BB: 1 P: 7	R: 0 E: 0 K: 0 S: 3	H: 0 LOB: 0 BB: 0 P: 3	R: 0 E: 0 K: 1 S: 5	H: 0 LOB: 0 BB: 0 P: 5	R: 0 E: 0 K: 0 S: 6	H: 1 LOB: 3 BB: 2 P: 14	R: 0 E: 0 K: 0 S: 5	H: 2 LOB: 2 BB: 0 P: 5	R: 0 E: 0 K: 2 S: 7	H: 0 LOB: 0 BB: 0 P: 7	R: 0 E: 0 K: 1 S: 5	H: 0 LOB: 0 BB: 0 P: 5	R: 0 E: 0 K: 0 S: 2	H: 0 LOB: 0 BB: 1 P: 6	1B: 2 2B: 1 3B: 0 HR: 0	SF: 0 SAC: 0 DP: 1 HBP: 0	WP: 0 PB: 0 SB: 0 CS: 0	PA: 33					
<b>PITCHER</b>	IP	WLS	BF	H	R	ER	SO	BB	IBB	HBP	BLK	WP	HR	S	P	ERA	WHIP										
Ron Klimkowski, R ERA: 2.88	9.0	W	33	3	0	0	5	4	0	0	0	0	0	39	55	0.00	0.778										



Batter	1	2	3	4	5	6	7	8	9	AB	R	H	RBI	BB	SO	LOB	TOP																					
Horace Clarke, S OBP: 0.287, SLG: 0.312	L7		S 1B		L8		L4-3		1B 1B	5	1	2	2	0	0	1																						
Thurman Munson, R OBP: 0.387, SLG: 0.422	K		P6		L6			E BB	1B WP 1B	4	1	1	0	1	1	1																						
Roy White, S OBP: 0.393, SLG: 0.477	F6		FC5-6-4-6		L1-4-3 1B			E5	1B WP 1B	5	1	2	1	0	0	2																						
Danny Cater, R OBP: 0.341, SLG: 0.393		2B 1B		L3		L1-4-3		K	1B BB	4	1	1	0	1	1	3																						
John Ellis, R OBP: 0.313, SLG: 0.414		1B 2B						K	1B BB	3	1	2	2	2	1	2																						
Jerry Kenney, L OBP: 0.283, SLG: 0.286								K	1B	0	0	0	0	0	0	0																						
Bobby Murcer, L OBP: 0.338, SLG: 0.417	K			F8		K		K	BB	4	0	0	0	1	3	6																						
Ron Woods, R OBP: 0.377, SLG: 0.379										3	0	1	0	0	2	2																						
Jim Lyttle, L OBP: 0.339, SLG: 0.400									K	2	1	0	0	0	1	3																						
Gene Michael, S OBP: 0.295, SLG: 0.261										3	0	1	1	0	1	1																						
Pete Ward, L OBP: 0.326, SLG: 0.368										1	0	1	0	0	0	0																						
Frank Baker, L OBP: 0.321, SLG: 0.258										1	1	0	0	0	0	3																						
Stan Bahnsen, R OBP: 0.178, SLG: 0.183										2	0	0	0	0	1	1																						
Ron Platero, R OBP: 0.149, SLG: 0.158										1	0	0	0	0	0	1																						
Mike McCormick, L OBP: 0.194, SLG: 0.200										0	0	0	0	0	0	0																						
Curt Blefary, R OBP: 0.167, SLG: 0.177										1	0	0	0	0	0	2																						
Jack Aker, R OBP: 0.187, SLG: 0.207										0	0	0	0	0	0	0																						
Lindy McDaniel, R OBP: 0.167, SLG: 0.208										0	0	0	0	0	0	0																						
<b>Inning Stats</b>	R: 0 E: 0 K: 1 S: 5	H: 0 LOB: 0 BB: 0 P: 5	R: 2 E: 0 K: 3 S: 12	H: 3 LOB: 1 BB: 0 P: 12	R: 0 E: 0 K: 0 S: 3	H: 1 LOB: 0 BB: 0 P: 3	R: 0 E: 0 K: 1 S: 5	H: 0 LOB: 1 BB: 1 P: 9	R: 0 E: 0 K: 1 S: 5	H: 0 LOB: 0 BB: 0 P: 5	R: 0 E: 0 K: 1 S: 6	H: 1 LOB: 2 BB: 1 P: 10	R: 0 E: 0 K: 0 S: 4	H: 1 LOB: 0 BB: 0 P: 4	R: 0 E: 1 K: 3 S: 10	H: 0 LOB: 2 BB: 1 P: 14	R: 5 E: 1 K: 1 S: 11	H: 5 LOB: 3 BB: 2 P: 19	1B: 10 2B: 2 3B: 0 HR: 0	SF: 0 SAC: 0 DP: 1 HBP: 0	WP: 1 PB: 0 SB: 1 CS: 0	PA: 44																
<b>PITCHER</b>	IP	WLS	BF	H	R	ER	SO	BB	IBB	HBP	BLK	WP	HR	S	P	ERA	WHIP	<b>PITCHER</b>				IP	WLS	BF	H	R	ER	SO	BB	IBB	HBP	BLK	WP	HR	S	P	ERA	WHIP
John Hiller, L ERA: 3.0	7.0		30	6	2	2	7	3	0	0	0	0	0	41	53	2.57	1.286																					
Tom Timmermann, R ERA: 4.1	1.1	L	11	5	5	4	3	1	0	0	0	1	0	16	20	27.00	4.500																					
Fred Scherman, L ERA: 3.05	0.2		3	0	0	0	1	1	0	0	0	0	0	4	8	0.00	1.500																					

New York Yankees @ Detroit Tigers  
Tiger Stadium, Detroit, MI  
Sat Sep 19 1970, 4:33 AM EDT  
Alt. 8,864 - Unknown - 72 F

AB 39  
R 7  
H 11  
RBI 6  
BB 5  
SO 11  
LOB 28



Batter	1	2	3	4	5	6	7	8	9	AB	R	H	RBI	BB	SO	LOB	BOTTOM																						
Dick McAuliffe, L OBP: 0.362, SLG: 0.348	F6		4-3		BB		4-3		SH3-4 1B 1B	4	0	1	0	1	0	0																							
Mickey Stanley, R OBP: 0.311, SLG: 0.399	6-3		FC6 BB		K				SH3-4 1-2	3	0	1	0	1	1	1																							
Al Kaline, R OBP: 0.377, SLG: 0.450			F6		F2		L7		2H 1B	4	0	0	0	0	1	3																							
Norm Cash, L OBP: 0.385, SLG: 0.445	K									1	0	1	0	0	0	0																							
Jim Northrup, L OBP: 0.352, SLG: 0.472		4-3 1B 1B	FC6 1-2			2B 1B			K	5	2	2	0	0	1	3																							
Gates Brown, L OBP: 0.350, SLG: 0.347										3	0	0	0	0	1	2																							
Elliott Maddox, R OBP: 0.317, SLG: 0.345										1	0	0	0	0	1	0																							
Dalton Jones, L OBP: 0.347, SLG: 0.382										4	3	3	3	0	1	0																							
Don Wert, R OBP: 0.307, SLG: 0.307		1B 1B 1B								0	0	0	0	0	0	0																							
Jim Price, R OBP: 0.297, SLG: 0.341		1B 1B 1B			F8		E7 1B			4	1	3	2	0	0	0																							
Cesar Gutierrez, R OBP: 0.280, SLG: 0.305					5-3		B1-4			4	0	2	1	0	0	1																							
John Hiller, R										3	0	0	0	0	1	2																							
Tom Timmermann, R										1	0	0	0	0	0	1																							
Fred Scherman, L										0	0	0	0	0	0	0																							
<b>Inning Stats</b>	R: 0 E: 0 K: 1 S: 5	H: 4 LOB: 1 BB: 0 P: 8	R: 2 E: 0 K: 1 S: 8	H: 4 LOB: 1 BB: 0 P: 8	R: 0 E: 0 K: 0 S: 3	H: 0 LOB: 1 BB: 1 P: 7	R: 1 E: 0 K: 1 S: 6	H: 1 LOB: 0 BB: 0 P: 6	R: 0 E: 0 K: 0 S: 4	H: 1 LOB: 1 BB: 0 P: 4	R: 1 E: 0 K: 2 S: 9	H: 2 LOB: 1 BB: 0 P: 9	R: 0 E: 0 K: 1 S: 6	H: 2 LOB: 1 BB: 0 P: 6	1B: 10 2B: 1 3B: 0 HR: 2	SF: 0 SAC: 1 DP: 0 HBP: 0	WP: 0 PB: 0 SB: 0 CS: 0	PA: 40																					
<b>PITCHER</b>	IP	WLS	BF	H	R	ER	SO	BB	IBB	HBP	BLK	WP	HR	S	P	ERA	WHIP	<b>PITCHER</b>				IP	WLS	BF	H	R	ER	SO	BB	IBB	HBP	BLK	WP	HR	S	P	ERA	WHIP	
Stan Bahnsen, R ERA: 3.31	6.0		27	3	1	1	2	0	0	0	0	0	0	1	13	13	4.50	1.667																					
Mike McCormick, L ERA: 6.18	2.0	W	9	3	1	1	2	0	0	0	0	0	0	1	13	13	4.50	1.500																					
Jack Aker, R ERA: 2.12	0.1		2	1	0	0	0	0	0	0	0	0	0	2	2	0.00	3.000																						
Lindy McDaniel, R ERA: 2.07	0.2	S	2	1	0	0	1	0	0	0	0	0	0	4	4	0.00	1.500																						

New York Yankees @ Detroit Tigers  
Tiger Stadium, Detroit, MI  
Sat Sep 19 1970, 4:33 AM EDT  
Alt. 8,864 - Unknown - 72 F

AB 37  
R 6  
H 13  
RBI 6  
BB 2  
SO 7  
LOB 13





Batter	1	2	3	4	5	6	7	8	9	AB	R	H	RBI	BB	SO	LOB	TOP											
<b>Horace Clarke, S</b> OBP: 0.288, SLG: 0.312	4-0 1B PB BB	0-0 FC6-4 E S 1-2			0-0 1B		0-0 5-3		0-0 8-2 2H	3	1	0	1	0	1		<b>New York Yankees @ Detroit Tigers</b> Tiger Stadium, Detroit, MI Sun Sep 20 1970, 4:33 AM EDT Att: 11,341 - Overcast - 78 F											
<b>Thurman Munson, R</b> OBP: 0.386, SLG: 0.422	0-0 E PB 1B	0-3 K			0-0 1B		0-0 4-3			4	1	2	0	0	1													
<b>Roy White, S</b> OBP: 0.392, SLG: 0.481	0-0 F3				0-0 HR		0-0 F6			4	1	1	1	0	0	3												
<b>Danny Cater, R</b> OBP: 0.342, SLG: 0.393	0-0 2B 1H 3H 1B				0-0 5-3		0-0 F7		4-0 L5-3 BB	3	0	1	1	1	0	1												
<b>John Ellis, R</b> OBP: 0.316, SLG: 0.425	0-0 1-3 2B				0-0 F8		0-0 WP HR 2B		0-0 L5-3	4	1	2	0	0	0	1												
<b>Jerry Kenney, L</b> OBP: 0.283, SLG: 0.286									1-2	0	0	0	0	0	0	0												
<b>Bobby Murcer, L</b> OBP: 0.338, SLG: 0.416	0-3 K				0-0 F8		0-3 K		0-0 CS 1B	4	0	1	0	0	2	3												
<b>Ron Woods, R</b> OBP: 0.329, SLG: 0.390	0-0 5-3				0-0 6-3		0-0 2H HR		0-0 CS F7	4	1	1	2	0	0	2												
<b>Gene Michael, S</b> OBP: 0.297, SLG: 0.263					0-3 K		0-3 K		0-0 E SH3-4 1B	4	0	2	0	0	2	0												
<b>Steve Kline, R</b> OBP: 0.286, SLG: 0.167	0-3 K				0-0 L8		0-3 K		0-0 SH3-4 1-2	3	0	0	0	0	2	1												
<b>Inning Stats</b>	R: 2 E: 0 K: 1 S: 8	H: 3 LOB: 2 BB: 1 P: 12	R: 0 E: 0 K: 2 S: 8	H: 1 LOB: 1 BB: 0 P: 8	R: 1 E: 0 K: 0 S: 4	H: 1 LOB: 0 BB: 0 P: 4	R: 0 E: 0 K: 1 S: 5	H: 2 LOB: 1 BB: 0 P: 4	R: 0 E: 0 K: 3 S: 11	H: 2 LOB: 0 BB: 0 P: 11	R: 0 E: 0 K: 0 S: 3	H: 0 LOB: 0 BB: 0 P: 3	R: 0 E: 0 K: 0 S: 2	H: 1 LOB: 0 BB: 1 P: 6	R: 0 E: 1 K: 0 S: 3	H: 1 LOB: 1 BB: 0 P: 3	1B: 7 2B: 3 3B: 0 HR: 2	SF: 0 SAC: 1 DP: 1 HBP: 0	WP: 1 PB: 1 SB: 1 CS: 1	PA: 37								
<b>PITCHER</b>	IP	WLS	BF	H	R	ER	SO	BB	IBB	HBP	BLK	WP	HR	S	P	ERA	WHIP											
<b>Mickey Lolich, L</b> ERA: 3.81	(1, 1)	7.0	L	30	9	5	5	7	1	0	0	0	1	2	43	47	6.43	1.429										
<b>Daryl Patterson, R</b> ERA: 4.93	(8, 1)	2.0		7	2	0	0	0	1	0	0	0	0	0	5	9	0.00	1.500										

AB	33
R	5
H	11
RBI	4
BB	2
SO	7
LOB	13



Batter	1	2	3	4	5	6	7	8	9	AB	R	H	RBI	BB	SO	LOB	BOTTOM											
<b>Dick McAuliffe, L</b> OBP: 0.362, SLG: 0.347	0-0 G3	0-0 F4			0-0 G4-6-3 1B			0-0 F8		4	0	1	0	0	0	2	<b>New York Yankees @ Detroit Tigers</b> Tiger Stadium, Detroit, MI Sun Sep 20 1970, 4:33 AM EDT Att: 11,341 - Overcast - 78 F											
<b>Mickey Stanley, R</b> OBP: 0.309, SLG: 0.396	0-0 4-3				0-0 G4-6-3			0-0 5-3		4	0	0	0	0	0	2												
<b>Gates Brown, L</b> OBP: 0.346, SLG: 0.337	4-0 BB				0-0 4-3			0-0 F7		3	0	0	0	1	0	1												
<b>Jim Northrup, L</b> OBP: 0.351, SLG: 0.472	0-0 4-3				0-0 2B			0-0 4-3		4	0	1	0	0	0	1												
<b>Norm Cash, L</b> OBP: 0.384, SLG: 0.448					0-0 SF8 3B			0-0 F7		4	1	1	0	0	1	1												
<b>Dalton Jones, L</b> OBP: 0.340, SLG: 0.375					0-0 SF8			0-0 F7		3	0	0	1	0	0	0												
<b>Jim Price, R</b> OBP: 0.293, SLG: 0.303					0-0 L7			0-0 6-3		2	0	0	0	0	0	0												
<b>Gene Lamont, L</b> OBP: 0.455, SLG: 0.684					0-0 L7			0-0 K		1	0	0	0	0	0	0												
<b>Cesar Gutierrez, R</b> OBP: 0.278, SLG: 0.303					0-0 F4			0-0 F7		2	0	0	0	0	0	1												
<b>Kevin Collins, L</b> OBP: 0.211, SLG: 0.389					0-0 L7			0-0 L1-3		1	0	0	0	0	0	0												
<b>Ken Szotkiewicz, L</b> OBP: 0.216, SLG: 0.226										0	0	0	0	0	0	0												
<b>Mickey Lolich, S</b> OBP: 0.236, SLG: 0.128					4-0 G4-6-3 1B					0	0	0	0	2	0	0												
<b>Elliot Maddox, R</b> OBP: 0.316, SLG: 0.343										1	0	0	0	0	0	0												
<b>Daryl Patterson, L</b> ERA: 4.93	(8, 1)									0	0	0	0	0	0	0												
<b>Inning Stats</b>	R: 0 E: 0 K: 0 S: 3	H: 0 LOB: 1 BB: 1 P: 7	R: 1 E: 1 K: 0 S: 5	H: 1 LOB: 2 BB: 1 P: 9	R: 0 E: 0 K: 0 S: 4	H: 1 LOB: 1 BB: 0 P: 4	R: 0 E: 0 K: 0 S: 3	H: 0 LOB: 0 BB: 0 P: 3	R: 0 E: 0 K: 0 S: 3	H: 0 LOB: 0 BB: 0 P: 3	R: 0 E: 0 K: 0 S: 3	H: 0 LOB: 0 BB: 0 P: 3	R: 0 E: 0 K: 1 S: 5	H: 0 LOB: 0 BB: 0 P: 5	R: 0 E: 0 K: 0 S: 5	H: 0 LOB: 0 BB: 0 P: 5	1B: 1 2B: 1 3B: 1 HR: 0	SF: 1 SAC: 0 DP: 1 HBP: 0	WP: 0 PB: 0 SB: 0 CS: 0	PA: 33								
<b>PITCHER</b>	IP	WLS	BF	H	R	ER	SO	BB	IBB	HBP	BLK	WP	HR	S	P	ERA	WHIP											
<b>Steve Kline, R</b> ERA: 3.31	(1, 1)	9.0	W	33	3	1	1	1	3	0	0	0	0	0	32	44	1.00	0.667										

AB	29
R	1
H	3
RBI	1
BB	3
SO	1
LOB	8

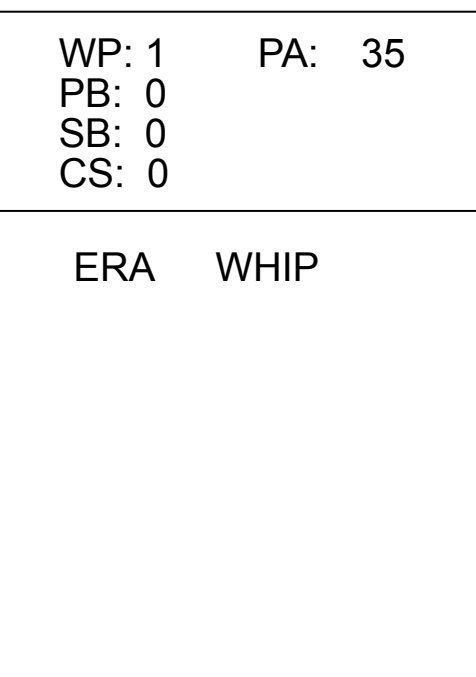




Batter	1	2	3	4	5	6	7	8	9	AB	R	H	RBI	BB	SO	LOB	TOP			
Davey Nelson, R OBP: 0.208, SLG: 0.159 (1, 4)										4	0	1	0	0	0	2				
Ed Brinkman, R OBP: 0.332, SLG: 0.304 (1, 6)										4	1	1	0	0	0	2				
Frank Howard, R OBP: 0.424, SLG: 0.561 (1, 9)										4	0	2	0	0	0	0				
Rick Reichardt, R OBP: 0.344, SLG: 0.486 (1, 8)										4	0	1	1	0	1	2				
Aurelio Rodriguez, R OBP: 0.303, SLG: 0.430 (1, 5)										4	0	1	0	0	0	4				
Mike Epstein, L OBP: 0.386, SLG: 0.447 (1, 3)										4	1	1	1	0	3	3				
Tom Grieve, R OBP: 0.290, SLG: 0.337 (1, 7)										4	0	0	0	0	2	3				
Paul Casanova, R OBP: 0.246, SLG: 0.348 (1, 2)										4	0	1	0	0	0	0				
Bill Gogolewski, L (1, 1)										0	0	0	0	0	0	0				
Greg Goossen, R OBP: 0.372, SLG: 0.389 (5, PH)										1	0	1	0	0	0	0				
Joe Grzenda, R (5, 1)										0	0	0	0	0	0	0				
Dick Billings, R OBP: 0.143, SLG: 0.143 (7, PH)										1	0	0	0	0	0	0				
Denny Riddleberger, R (7, 1)										0	0	0	0	0	0	0				
<b>Inning Stats</b>	R: 0 E: 0 K: 0 S: 3	H: 1 LOB: 0 BB: 0 P: 3	R: 0 E: 0 K: 2 S: 8	H: 1 LOB: 1 BB: 0 P: 8	R: 0 E: 0 K: 0 S: 4	H: 1 LOB: 0 BB: 0 P: 4	R: 0 E: 0 K: 0 S: 3	H: 1 LOB: 0 BB: 0 P: 3	R: 1 E: 0 K: 1 S: 7	H: 2 LOB: 1 BB: 0 P: 7	R: 0 E: 0 K: 0 S: 3	H: 0 LOB: 0 BB: 0 P: 3	R: 0 E: 0 K: 0 S: 4	H: 1 LOB: 1 BB: 0 P: 4	R: 0 E: 0 K: 2 S: 7	H: 0 LOB: 0 BB: 0 P: 7	1B: 7 2B: 1 3B: 0 HR: 1	SF: 0 SAC: 1 DP: 2 HBP: 0	WP: 1 PB: 0 CS: 0	PA: 35
<b>PITCHER</b> Fritz Peterson, L ERA: 2.96 (1, 1)	IP: 9.0 WLS: W BF: 35 H: 9 R: 2 ER: 2 SO: 6 BB: 0 IBB: 0 HBP: 0 BLK: 0 WP: 1 HR: 1 S: 47 P: 47 ERA: 2.00 WHIP: 1.000																			

Washington Senators @ New York Yankees  
Yankee Stadium, Bronx, NY  
Mon Sep 21 1970, 7:05 PM EDT  
Att. 4,749 - Unknown - 78 F

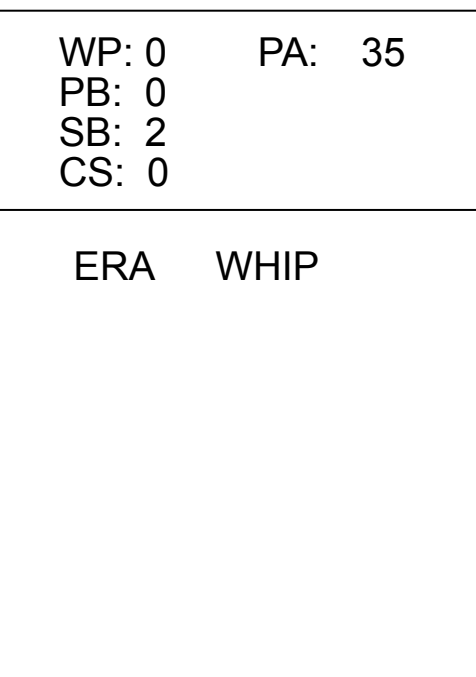
AB	34
R	2
H	9
RBI	2
BB	0
SO	6
LOB	16



Batter	1	2	3	4	5	6	7	8	9	AB	R	H	RBI	BB	SO	LOB	BOTTOM			
Horace Clarke, S OBP: 0.287, SLG: 0.310 (1, 4)										4	0	0	0	0	0	1				
Thurman Munson, R OBP: 0.391, SLG: 0.423 (1, 2)										2	2	1	0	2	1	0				
Roy White, S OBP: 0.393, SLG: 0.480 (1, 7)										3	2	1	0	1	0	3				
Bobby Murcer, L OBP: 0.341, SLG: 0.417 (1, 8)										3	0	2	2	1	0	2				
Danny Cater, R OBP: 0.341, SLG: 0.392 (1, 3)										4	0	1	2	0	0	2				
Jim Lytle, L OBP: 0.345, SLG: 0.431 (1, 9)										4	1	2	1	0	0	2				
Frank Baker, L OBP: 0.319, SLG: 0.258 (1, 6)										4	0	1	0	0	1	0				
Jerry Kenney, L OBP: 0.280, SLG: 0.284 (1, 5)										4	0	0	0	0	0	2				
Fritz Peterson, S OBP: 0.218, SLG: 0.306 (1, 1)										3	0	1	0	0	1	0				
<b>Inning Stats</b>	R: 1 E: 0 K: 1 S: 6	H: 1 LOB: 1 BB: 1 P: 10	R: 1 E: 0 K: 0 S: 4	H: 1 LOB: 0 BB: 0 P: 4	R: 2 E: 0 K: 0 S: 4	H: 2 LOB: 1 BB: 2 P: 12	R: 0 E: 0 K: 1 S: 5	H: 0 LOB: 0 BB: 0 P: 5	R: 1 E: 0 K: 0 S: 4	H: 1 LOB: 1 BB: 1 P: 8	R: 0 E: 0 K: 1 S: 5	H: 0 LOB: 0 BB: 0 P: 5	R: 0 E: 1 K: 0 S: 5	H: 2 LOB: 2 BB: 0 P: 5	R: 0 E: 0 K: 0 S: 4	H: 2 LOB: 1 BB: 0 P: 4	1B: 8 2B: 0 3B: 0 HR: 1	SF: 0 SAC: 0 DP: 2 HBP: 0	WP: 0 PB: 0 CS: 0	PA: 35
<b>PITCHER</b> Bill Gogolewski, R ERA: 3.48 (1, 1)	IP: 4.0 WLS: L BF: 18 H: 4 R: 4 ER: 4 SO: 2 BB: 3 IBB: 0 HBP: 0 BLK: 0 WP: 0 HR: 1 S: 19 P: 31 ERA: 4.50 WHIP: 1.750																			
<b>PITCHER</b> Joe Grzenda, L ERA: 5.07 (5, 1)	IP: 2.0 WLS: 8 BF: 1 H: 1 R: 1 ER: 1 SO: 1 BB: 1 IBB: 0 HBP: 0 BLK: 0 WP: 0 HR: 0 S: 9 P: 13 ERA: 4.50 WHIP: 1.000																			
<b>PITCHER</b> Denny Riddleberger, L ERA: 1.8 (7, 1)	IP: 2.0 WLS: 9 BF: 4 H: 0 R: 0 ER: 0 SO: 0 BB: 0 IBB: 0 HBP: 0 BLK: 0 WP: 0 HR: 0 S: 9 P: 9 ERA: 0.00 WHIP: 2.000																			

Washington Senators @ New York Yankees  
Yankee Stadium, Bronx, NY  
Mon Sep 21 1970, 7:05 PM EDT  
Att. 4,749 - Unknown - 78 F

AB	31
R	5
H	9
RBI	5
BB	4
SO	3
LOB	12





Batter	1	2	3	4	5	6	7	8	9	AB	R	H	RBI	BB	SO	LOB	TOP										
Ed Stroud, L (1.8) OBP: 0.333, SLG: 0.353	G3		F8		F8			4-3	F9	5	0	1	0	0	0	1											
Del Unser, L (1.7) OBP: 0.326, SLG: 0.333	3-1 WP		F7					BB 1B		4	1	3	0	0	0	0											
Frank Howard, R (1.9) OBP: 0.425, SLG: 0.560	3-1						K			3	0	1	0	1	1	2											
Mike Epstein, L (1.3) OBP: 0.367, SLG: 0.446	FC5-4		F8				4-3			3	0	1	0	1	0	2											
Aurelio Rodriguez, R (1.5) OBP: 0.301, SLG: 0.427	FC5-4						P4			4	0	0	0	0	1	5											
Ed Brinkman, R (1.6) OBP: 0.331, SLG: 0.303										4	0	1	0	0	1	3											
Davey Nelson, R (1.4) OBP: 0.198, SLG: 0.151										4	0	0	0	0	3	1											
Dick Billings, R (1.2) OBP: 0.273, SLG: 0.364										4	0	2	0	0	0	1											
Dick Bosman, R (1.1) OBP: 0.143, SLG: 0.132										2	0	0	0	0	0	1											
Bernie Allen, L (7, PH) OBP: 0.345, SLG: 0.369	6-3									1	0	0	0	0	0	1											
Darold Knowles, L (7, PH) OBP: 0.095, SLG: 0.050										0	0	0	0	0	0	0											
Rick Reichardt, R (9, PH) OBP: 0.342, SLG: 0.484										1	0	0	0	0	1	1											
<b>Inning Stats</b>	R: 1 E: 0 K: 0 S: 5	H: 2 LOB: 1 BB: 0 P: 5	R: 0 E: 0 K: 2 S: 8	H: 1 LOB: 1 BB: 0 P: 8	R: 0 E: 0 K: 0 S: 3	H: 1 LOB: 1 BB: 1 P: 7	R: 0 E: 0 K: 1 S: 5	H: 0 LOB: 0 BB: 0 P: 5	R: 0 E: 0 K: 0 S: 3	H: 0 LOB: 0 BB: 0 P: 3	R: 0 E: 0 K: 1 S: 6	H: 1 LOB: 1 BB: 0 P: 6	R: 0 E: 0 K: 0 S: 4	H: 1 LOB: 1 BB: 0 P: 4	R: 0 E: 0 K: 1 S: 7	H: 2 LOB: 3 BB: 1 P: 11	R: 0 E: 0 K: 2 S: 8	H: 1 LOB: 1 BB: 0 P: 8	1B: 6 2B: 2 3B: 1 HR: 0	SF: 0 SAC: 0 DP: 0 HBP: 0	WP: 1 PB: 0 CS: 0	PA: 37					
<b>PITCHER</b>	IP	WLS	BF	H	R	ER	SO	BB	IBB	HBP	BLK	WP	HR	S	P	ERA	WHIP										
Mel Stottlemyre, R (1.1) ERA: 3.16	7.1	W	30	8	1	1	4	1	0	0	0	1	0	37	41	1.23	1.227										
Lindy McDaniel, R (8.1) ERA: 2.04	1.2	S	7	1	0	0	3	1	0	0	0	0	0	12	16	0.00	1.200										

Washington Senators @ New York Yankees  
Yankee Stadium, Bronx, NY  
Tue Sep 22 1970, 7:05 PM EDT  
Att. 5,631 - Unknown - 86 F

AB	35
R	1
H	9
RBI	0
BB	2
SO	7
LOB	18



Batter	1	2	3	4	5	6	7	8	9	AB	R	H	RBI	BB	SO	LOB	BOTTOM										
Frank Baker, L (1.6) OBP: 0.308, SLG: 0.248	K		F7		F8			F8		4	0	0	0	0	1	2											
Jake Gibbs, L (1.2) OBP: 0.331, SLG: 0.549	F7				L8			P4		4	0	1	0	0	0	0											
Roy White, S (1.7) OBP: 0.392, SLG: 0.479	K				F8			4-3		4	0	1	0	0	1	0											
Bobby Murcer, L (1.8) OBP: 0.340, SLG: 0.415					4-3			4-3		3	0	0	0	1	1	2											
Curt Blefary, L (1.3) OBP: 0.326, SLG: 0.342										2	1	2	0	1	0	0											
Danny Cater, R (8, PH) (9.3) OBP: 0.342, SLG: 0.392										0	0	0	0	0	1	0											
Jim Lytle, L (1.9) OBP: 0.347, SLG: 0.441										2	1	1	0	0	0	1											
Thurman Munson, R (8, PH) (9.9) OBP: 0.390, SLG: 0.422										1	0	0	0	0	0	3											
Bobby Mitchell, R (9.9) OBP: 0.167, SLG: 0.167										0	0	0	0	0	0	0											
Gene Michael, S (1.4) OBP: 0.295, SLG: 0.262										1	0	0	1	0	0	0											
Jerry Kenney, L (1.5) OBP: 0.283, SLG: 0.285										2	0	1	1	1	0	2											
Mel Stottlemyre, R (1.1) OBP: 0.313, SLG: 0.341										3	0	1	0	0	1	3											
Lindy McDaniel, R (8.1) OBP: 0.167, SLG: 0.208										0	0	0	0	0	0	0											
<b>Inning Stats</b>	R: 0 E: 0 K: 2 S: 7	H: 0 LOB: 0 BB: 0 P: 7	R: 0 E: 0 K: 0 S: 2	H: 1 LOB: 0 BB: 1 P: 6	R: 0 E: 0 K: 1 S: 5	H: 0 LOB: 1 BB: 1 P: 9	R: 0 E: 0 K: 0 S: 3	H: 0 LOB: 0 BB: 0 P: 3	R: 2 E: 0 K: 0 S: 6	H: 4 LOB: 1 BB: 0 P: 6	R: 0 E: 0 K: 0 S: 3	H: 0 LOB: 0 BB: 0 P: 3	R: 0 E: 1 K: 0 S: 4	H: 0 LOB: 2 BB: 1 P: 8	R: 0 E: 0 K: 1 S: 7	H: 2 LOB: 3 BB: 1 P: 11	R: 0 E: 0 K: 2 S: 8	H: 0 LOB: 0 BB: 0 P: 8	1B: 6 2B: 1 3B: 0 HR: 0	SF: 1 SAC: 2 DP: 1 HBP: 0	WP: 1 PB: 0 CS: 0	PA: 33					
<b>PITCHER</b>	IP	WLS	BF	H	R	ER	SO	BB	IBB	HBP	BLK	WP	HR	S	P	ERA	WHIP										
Dick Bosman, R (1.1) ERA: 2.92	6.0	L	22	5	2	2	3	2	0	0	0	1	0	26	34	3.00	1.167										
Darold Knowles, L (7.1) ERA: 1.99	2.0		11	2	0	0	1	1	1	0	0	1	0	11	19	0.00	1.500										

Washington Senators @ New York Yankees  
Yankee Stadium, Bronx, NY  
Tue Sep 22 1970, 7:05 PM EDT  
Att. 5,631 - Unknown - 86 F

AB	26
R	2
H	7
RBI	2
BB	4
SO	4
LOB	13









Batter	1	2	3	4	5	6	7	8	9	AB	R	H	RBI	BB	SO	LOB	TOP								
Dick McAuliffe, L (1,5) OBP: 0.359, SLG: 0.350	L3-1		HR	FC4-6 IBB		F2			K	4	1	1	1	1	1	2									
Mickey Stanley, R (1,8) OBP: 0.309, SLG: 0.394	K		F9	FC4-6 1-2			G4-6-3 1B		1B	5	0	2	0	0	1	3									
Jim Northrup, L (1,9) OBP: 0.350, SLG: 0.468	K			2B	4-3		G4-6-3 1-2		F7	5	0	1	0	0	1	2									
Norm Cash, L (1,3) OBP: 0.381, SLG: 0.444		F8	F8		4-3				F4	5	0	0	0	0	1	2									
Dalton Jones, L (1,4) OBP: 0.333, SLG: 0.362		G3		L3-1	L8				F8	4	0	0	0	0	0	0									
Gates Brown, L (1,7) OBP: 0.351, SLG: 0.351						F4				2	1	2	0	0	0	0									
Don Wert, R (6,PH) OBP: 0.308, SLG: 0.306	E 2B			1B 1B					2B 1B	2	1	1	0	0	0	0									
Gene Lamont, L (1,2) OBP: 0.419, SLG: 0.607	E5 FC6-4 2-3			SH2-4 1B 1B		K			2B 1B	4	0	2	1	0	1	1									
Cesar Gutierrez, R (1,6) OBP: 0.276, SLG: 0.301										0	0	0	0	0	0	0									
Elliott Maddox, R (2,PH) OBP: 0.327, SLG: 0.352	FC6-4 1-2			SH2-4 1B			BB 1B		K	4	0	2	1	0	1	3									
Mickey Lolich, S (1,1) OBP: 0.239, SLG: 0.125			K	SH2-4			BB		K	2	0	0	0	1	2	1									
<b>Inning Stats</b>	R: 0 E: 0 K: 2 S: 7	H: 0 LOB: 0 BB: 0 P: 7	R: 0 E: 1 K: 0 S: 5	H: 1 LOB: 2 BB: 0 P: 5	R: 1 E: 0 K: 1 S: 7	H: 2 LOB: 1 BB: 0 P: 7	R: 1 E: 0 K: 0 S: 6	H: 3 LOB: 3 BB: 1 P: 10	R: 0 E: 0 K: 0 S: 3	H: 0 LOB: 0 BB: 0 P: 3	R: 0 E: 0 K: 1 S: 6	H: 1 LOB: 2 BB: 1 P: 10	R: 0 E: 0 K: 1 S: 5	H: 1 LOB: 0 BB: 0 P: 5	R: 1 E: 0 K: 2 S: 9	H: 2 LOB: 1 BB: 0 P: 9	R: 0 E: 0 K: 1 S: 6	H: 1 LOB: 1 BB: 0 P: 6	1B: 7 2B: 3 3B: 0 HR: 1	SF: 0 SAC: 1 DP: 1 HBP: 0	WP: 0 PB: 0 SB: 0 CS: 0	PA: 40			
<b>PITCHER</b>	IP	WLS	BF	H	R	ER	SO	BB	IBB	HBP	BLK	WP	HR	S	P	ERA	WHIP								
Steve Kline, R (1,1) ERA: 3.33	5.0	L	23	6	2	2	3	0	1	0	0	0	1	28	32	3.60	1.200								
Gary Jones, L (6,1) ERA:	2.0		8	2	0	0	2	1	0	0	0	0	0	11	15	0.00	1.500								
Lloyd Colson, R (8,1) ERA: 4.5	2.0		9	3	1	1	3	0	0	0	0	0	0	15	15	4.50	1.500								

Detroit Tigers @ New York Yankees  
Yankee Stadium, Bronx, NY  
Fri Sep 25 1970, 7:05 PM EDT  
Unknown - 87 F

AB	37
R	3
H	11
RBI	3
BB	2
SO	8
LOB	14



Batter	1	2	3	4	5	6	7	8	9	AB	R	H	RBI	BB	SO	LOB	BOTTOM								
Horace Clarke, S (1,4) OBP: 0.286, SLG: 0.310	5-3		L7		F8				L9	5	0	1	0	0	0	2									
Bobby Mitchell, R (1,8) OBP: 0.188, SLG: 0.133	6-3		E6 1B		CS BB		F7			3	0	0	0	1	0	2									
Thurman Munson, R (1,2) OBP: 0.390, SLG: 0.421				FC6-4 1B	CS				4-3	4	0	3	0	0	0	0									
Danny Cater, R (1,3) OBP: 0.341, SLG: 0.391	F9		FC6-4 1-2			FC6-4 1B			K	4	0	0	0	0	1	4									
John Ellis, R (1,5) OBP: 0.310, SLG: 0.417		F7			6-3		F8		F8	4	0	0	0	0	0	1									
Ron Woods, R (1,7) OBP: 0.328, SLG: 0.385		FC4-6 BB		F8		K			6-3	3	0	0	0	1	1	1									
Jim Lyttle, L (1,9) OBP: 0.349, SLG: 0.462		FC4-6 1-2		1-3			1-3-1		E 1B	4	0	1	0	0	0	1									
Gene Michael, S (1,6) OBP: 0.293, SLG: 0.260		FC5-4 1-2			4-3		5-3		E4	4	0	0	0	0	0	2									
Steve Kline, R (1,1) OBP: 0.276, SLG: 0.160										1	0	0	0	0	0	0									
Ron Harris, R (5,PH) OBP: 0.423, SLG: 0.478										1	1	1	1	0	0	0									
Gary Jones, L (8,1) ERA:										0	0	0	0	0	0	0									
Bobby Murcer, L (7,PH) OBP: 0.342, SLG: 0.415										1	0	1	0	0	0	0									
Lloyd Colson, R (8,1) ERA:										0	0	0	0	0	0	0									
Roy White, S (9,PH) OBP: 0.300, SLG: 0.476										1	0	0	0	0	1	2									
<b>Inning Stats</b>	R: 0 E: 0 K: 0 S: 4	H: 1 LOB: 1 BB: 0 P: 4	R: 0 E: 0 K: 0 S: 3	H: 0 LOB: 1 BB: 1 P: 7	R: 0 E: 1 K: 0 S: 5	H: 1 LOB: 2 BB: 0 P: 5	R: 0 E: 0 K: 0 S: 3	H: 0 LOB: 0 BB: 0 P: 3	R: 1 E: 0 K: 0 S: 3	H: 1 LOB: 0 BB: 1 P: 7	R: 0 E: 0 K: 1 S: 6	H: 1 LOB: 1 BB: 0 P: 6	R: 0 E: 0 K: 0 S: 5	H: 2 LOB: 2 BB: 0 P: 5	R: 1 E: 1 K: 1 S: 7	H: 0 LOB: 0 BB: 0 P: 5	R: 0 E: 1 K: 1 S: 7	H: 1 LOB: 2 BB: 0 P: 7	1B: 5 2B: 1 3B: 0 HR: 1	SF: 0 SAC: 0 DP: 0 HBP: 0	WP: 0 PB: 0 SB: 0 CS: 1	PA: 38			
<b>PITCHER</b>	IP	WLS	BF	H	R	ER	SO	BB	IBB	HBP	BLK	WP	HR	S	P	ERA	WHIP								
Mickey Lolich, L (1,1) ERA: 3.71	9.0	W	37	7	1	1	3	2	0	0	0	0	1	41	49	1.00	1.000								

Detroit Tigers @ New York Yankees  
Yankee Stadium, Bronx, NY  
Fri Sep 25 1970, 7:05 PM EDT  
Unknown - 87 F

AB	35
R	1
H	7
RBI	1
BB	2
SO	3
LOB	15






Batter	1	2	3	4	5	6	7	8	9	AB	R	H	RBI	BB	SO	LOB	TOP										
Dick McAuliffe, L (1,6) OBP: 0.360, SLG: 0.351	F6		G6-3 1B		G3			HR 1B		4	1	2	0	0	0	1											
Mickey Stanley, R (1,8) OBP: 0.308, SLG: 0.399	6-3		K			5-3		HR 1-H		4	1	1	2	0	1	1											
Jim Northrup, L (1,9) OBP: 0.348, SLG: 0.464	4-3		G6-3 1-2			G3		G3		4	0	0	0	0	0	1											
Norm Cash, L (1,3) OBP: 0.377, SLG: 0.439		4-3		L4		F8		F7		4	0	0	0	0	0	0											
Dalton Jones, L (1,4) OBP: 0.336, SLG: 0.367		1B 1B 2B		K			1B BB	4-3		3	1	1	0	1	1	0											
Gates Brown, L (1,7) OBP: 0.348, SLG: 0.348		1B 2-3 1B		4-3			F9		F4	4	0	1	0	0	0	1											
Gene Lamont, L (1,2) OBP: 0.400, SLG: 0.563		K			6-3		1-2 1B	G3		4	0	1	0	0	1	2											
Don Wert, R (1,5) OBP: 0.310, SLG: 0.308							K	F7		4	0	2	1	0	1	2											
Joe Niekro, R (1,1) OBP: 0.274, SLG: 0.273										0	0	0	0	0	0	0											
Mike Kilkenny, R (1,1) OBP: 0.075, SLG: 0.077										2	0	0	0	0	1	3											
Russ Nagelsom, L (7, PH) OBP: 0.288, SLG: 0.255										1	0	0	0	0	0	2											
Fred Scherman, L (7,1) OBP: 0.167, SLG: 0.167										0	0	0	0	0	0	0											
Tom Timmermann, R (8,1) OBP: 0.167, SLG: 0.167										0	0	0	0	0	0	0											
<b>Inning Stats</b>	R: 0 E: 0 K: 0 S: 3	H: 0 LOB: 0 BB: 0 P: 3	R: 1 E: 0 K: 1 S: 8	H: 3 LOB: 2 BB: 0 P: 8	R: 0 E: 0 K: 1 S: 5	H: 1 LOB: 0 BB: 0 P: 5	R: 0 E: 0 K: 1 S: 5	H: 0 LOB: 0 BB: 0 P: 5	R: 0 E: 0 K: 1 S: 6	H: 1 LOB: 1 BB: 0 P: 6	R: 0 E: 0 K: 0 S: 3	H: 0 LOB: 0 BB: 0 P: 3	R: 0 E: 0 K: 1 S: 6	H: 1 LOB: 2 BB: 1 P: 10	R: 2 E: 0 K: 0 S: 5	H: 2 LOB: 0 BB: 0 P: 5	R: 0 E: 0 K: 0 S: 3	H: 0 LOB: 0 BB: 0 P: 3	1B: 6 2B: 1 3B: 0 HR: 1	SF: 0 SAC: 0 DP: 1 HBP: 0	WP: 0 PB: 0 SB: 0 CS: 0	PA: 35					
<b>PITCHER</b>	IP	WLS	BF	H	R	ER	SO	BB	IBB	HBP	BLK	WP	HR	S	P	ERA	WHIP										
Stan Bahnsen, R (1,1) ERA: 3.33	7.0		29	8	3	3	5	1	0	0	0	0	1	38	42	3.86	1.286										
Lindy McDaniel, R (8,1) ERA: 2.02	1.0	W	3	0	0	0	0	0	0	0	0	0	0	3	3	0.00	0.000										
Ron Klimkowski, R (9,1) ERA: 2.65	1.0	S	3	0	0	0	0	0	0	0	0	0	0	3	3	0.00	0.000										

Detroit Tigers @ New York Yankees  
Yankee Stadium, Bronx, NY  
Fri Sep 25 1970, 7:05 PM EDT  
Att: 10,575 - Unknown - 81 F


AB 34  
R 3  
H 8  
RBI 3  
BB 1  
SO 5  
LOB 13



Batter	1	2	3	4	5	6	7	8	9	AB	R	H	RBI	BB	SO	LOB	BOTTOM										
Frank Baker, L (1,6) OBP: 0.317, SLG: 0.264	FC4-6 1B	K		BB 1B		K		1B E		5	1	3	0	0	2	0											
Jake Gibbs, L (1,2) OBP: 0.333, SLG: 0.544	FC4-6 1B 1-2			F4		F9		1-2 E		5	2	2	0	0	0	2											
Roy White, S (1,7) OBP: 0.390, SLG: 0.475	1B 1-2 BB	5-3		BB 1B		F8		1-H 2-H E		4	2	1	0	1	0	1											
Bobby Murcer, L (1,8) OBP: 0.347, SLG: 0.420	1B 1-3 2-H BB		S S 1B	1-2 2-3 BB		SH5-3 FC6-2-5-1 2B		E E IBB		3	2	3	1	2	0	0											
Jim Lyttle, L (1,9) OBP: 0.348, SLG: 0.455	4-0 BB BB			K		SH5-3		E7		2	0	0	0	1	2	4											
Ron Woods, R (8, PH) OBP: 0.328, SLG: 0.385				K				SF8 1B		0	0	0	0	0	0	0											
Pete Ward, L (8, PH) OBP: 0.333, SLG: 0.377				K				1-H 2-H SF8 1B		1	0	1	2	0	0	0											
Bobby Mitchell, R (8, PR) OBP: 0.188, SLG: 0.133				BB						0	1	0	0	0	0	0											
John Ellis, R (1,5) OBP: 0.308, SLG: 0.414				F4		F4		SF8		4	0	1	3	0	0	5											
Curt Blefary, L (1,3) OBP: 0.327, SLG: 0.338	1-2 2-H 3-H 1B									3	0	0	0	2	1	3											
Jerry Kenney, L (1,4) OBP: 0.284, SLG: 0.283										3	0	0	0	1	1	4											
Stan Bahnsen, R (1,1) OBP: 0.171, SLG: 0.176										3	0	0	0	0	2	3											
Lindy McDaniel, R (8,1) OBP: 0.167, SLG: 0.208										0	0	0	0	0	0	0											
Thurman Munson, R (8, PH) OBP: 0.389, SLG: 0.420										1	0	0	0	0	0	0											
Ron Klimkowski, R (9,1) OBP: 0.053, SLG: 0.053										0	0	0	0	0	0	0											
<b>Inning Stats</b>	R: 3 E: 0 K: 1 S: 8	H: 3 LOB: 2 BB: 2 P: 16	R: 0 E: 0 K: 2 S: 8	H: 1 LOB: 1 BB: 0 P: 8	R: 0 E: 0 K: 1 S: 6	H: 1 LOB: 2 BB: 2 P: 14	R: 0 E: 0 K: 1 S: 7	H: 2 LOB: 3 BB: 1 P: 11	R: 0 E: 0 K: 2 S: 7	H: 0 LOB: 0 BB: 0 P: 7	R: 0 E: 0 K: 1 S: 5	H: 0 LOB: 0 BB: 0 P: 5	R: 0 E: 0 K: 0 S: 4	H: 1 LOB: 2 BB: 1 P: 8	R: 5 E: 2 K: 0 S: 7	H: 3 LOB: 1 BB: 1 P: 11	R: 0 E: 0 K: 0 S: 3	H: 0 LOB: 0 BB: 0 P: 3	1B: 10 2B: 1 3B: 0 HR: 0	SF: 1 SAC: 1 DP: 0 HBP: 0	WP: 0 PB: 0 SB: 3 CS: 0	PA: 43					
<b>PITCHER</b>	IP	WLS	BF	H	R	ER	SO	BB	IBB	HBP	BLK	WP	HR	S	P	ERA	WHIP										
Joe Niekro, R (1,1) ERA: 4.06	0.1		6	3	3	3	0	2	0	0	0	0	0	4	12	81.00	15.000										
Mike Kilkenny, L (1,1) ERA: 5.16	5.2		24	4	0	0	8	3	0	0	0	0	0	37	49	0.00	1.235										
Fred Scherman, L (7,1) ERA: 3.25	1.1	L	10	3	4	2	0	1	1	0	0	0	0	8	16	13.50	3.000										
Tom Timmermann, R (8,1) ERA: 4.03	0.2		3	1	1	0	0	0	0	0	0	0	0	3	3	0.00	1.500										

Detroit Tigers @ New York Yankees  
Yankee Stadium, Bronx, NY  
Fri Sep 25 1970, 7:05 PM EDT  
Att: 10,575 - Unknown - 81 F

AB 34  
R 8  
H 11  
RBI 6  
BB 7  
SO 8  
LOB 22





Batter	1	2	3	4	5	6	7	8	9	AB	R	H	RBI	BB	SO	LOB	TOP			
Mickey Stanley, R (1, 8) OBP: 0.306, SLG: 0.396	0-0 1-3			0-0 5-3		0-0 6-3		0-0 6-3	4 0 0 0 0 0											
Dick McAuliffe, L (1, 6) OBP: 0.360, SLG: 0.350	0-0 1-3 1B			0-0 F9		0-0 F9		0-0 4-3	4 0 1 0 0 0											
Al Kaline, R (1, 3) Dalton Jones, L (9, PR) OBP: 0.377, SLG: 0.450 OBP: 0.336, SLG: 0.367	0-0 L6-4-3 1-2			0-0 L6-3		0-0 L7		0-0 1B	4 0 1 0 0 0 1 0 0 0 0 0 0 0											
Jim Northrup, L (1, 9) OBP: 0.345, SLG: 0.461		0-0 F9			0-0 1-3		0-0 F8		0-0 F9	4 0 0 0 0 0 1										
Elliott Maddox, R (1, 7) OBP: 0.324, SLG: 0.348		0-0 F8			0-0 6-3		0-0 F3			3 0 0 0 0 0 0										
Don Wert, R (1, 5) OBP: 0.310, SLG: 0.309		0-0 F4			0-0 1B			0-0 F8	3 0 1 0 0 0 0											
Ike Brown, R (1, 4) OBP: 0.377, SLG: 0.467			0-3 K		0-0 1-2 1B			0-3 K	3 0 1 0 0 2 0								AB 31 R 1 H 5 RBI 1 BB 0 SO 4 LOB 4			
Tim Hosley, R (1, 2) OBP: 0.200, SLG: 0.556			0-3 K		0-0 F8			0-0 HR	3 1 1 1 0 1 2											
Bob Reed, R (1, 1) Fred Scherman, L (8, 1) OBP: 0.100, SLG: 0.100 OBP: 0.167, SLG: 0.167			0-3 K		0-0 4-3			0-0 F9	3 0 0 0 0 1 0 0 0 0 0 0 0 0											
<b>Inning Stats</b>	R: 0 E: 0 K: 0 S: 3	H: 1 LOB: 0 BB: 0 P: 3	R: 0 E: 0 K: 0 S: 3	H: 0 LOB: 0 BB: 0 P: 3	R: 0 E: 0 K: 3 S: 9	H: 0 LOB: 0 BB: 0 P: 9	R: 0 E: 0 K: 0 S: 3	H: 0 LOB: 2 BB: 0 P: 3	R: 0 E: 0 K: 0 S: 5	H: 0 LOB: 0 BB: 0 P: 3	R: 0 E: 0 K: 0 S: 3	H: 0 LOB: 0 BB: 0 P: 3	R: 0 E: 0 K: 1 S: 6	H: 1 LOB: 0 BB: 0 P: 6	R: 0 E: 0 K: 0 S: 4	H: 1 LOB: 1 BB: 0 P: 4	1B: 4 2B: 0 3B: 0 HR: 1	SF: 0 SAC: 0 DP: 1 HBP: 0	WP: 0 PB: 0 SB: 0 CS: 0	PA: 31
<b>PITCHER</b> Fritz Peterson, L (1, 1) ERA: 2.89	IP: 9.0 WLS: W BF: 31 H: 5 R: 1 ER: 1 SO: 4 BB: 0 IBB: 0 HBP: 0 BLK: 0 WP: 0 HR: 1 S: 39 P: 39 ERA: 1.00 WHIP: 0.556																			

**Detroit Tigers @ New York Yankees**  
 Yankee Stadium, Bronx, NY  
 Sat Sep 26 1970, 3:33 AM EDT  
 Att: 13,366 - Unknown - 90 F

AB	31
R	1
H	5
RBI	1
BB	0
SO	4
LOB	4



Batter	1	2	3	4	5	6	7	8	9	AB	R	H	RBI	BB	SO	LOB	BOTTOM			
Frank Baker, L (1, 6) OBP: 0.331, SLG: 0.289	0-0 FC3-6 E 1B		0-0 L1-3			0-0 2H 2B		0-0 1-3 1B	4 0 3 1 0 0 0											
Thurman Munson, R (1, 2) OBP: 0.388, SLG: 0.418	0-0 E5 FC3-6 1-2			0-0 L6-3		0-0 F6		0-0 1-2 1B	4 0 1 1 0 0 2											
Roy White, S (1, 7) OBP: 0.388, SLG: 0.471	0-0 FC3-6 L4-6-3 1-2 2-3			0-0 L4-3		0-0 L4		0-0 3H F2	4 0 0 0 0 0 5											
Bobby Murcer, L (1, 8) OBP: 0.346, SLG: 0.418	0-0 L4-6-3 1-2			0-0 L4-3			0-0 L3		3 0 0 0 0 0 2											
Jim Lyttle, L (1, 9) OBP: 0.348, SLG: 0.452		0-0 CS 1B			0-0 L3		0-3 K		3 0 1 0 0 1 0											
John Ellis, R (1, 5) OBP: 0.304, SLG: 0.408		0-0 F8			0-0 L5-3		0-0 F7		3 0 0 0 0 0 1											
Curt Blefary, L (1, 3) OBP: 0.324, SLG: 0.335		0-3 K 1-2			0-0 L3			0-0 F4	3 0 0 0 0 1 1								AB 29 R 2 H 7 RBI 2 BB 0 SO 3 LOB 11			
Jerry Kenney, L (1, 4) OBP: 0.285, SLG: 0.283			0-0 L7			0-0 SH1-4 2B 1B		0-0 L4-3	3 1 1 0 0 0 0											
Fritz Peterson, S (1, 1) OBP: 0.225, SLG: 0.310			0-3 K		0-0 SH1-4 1-2			0-0 1B 1B 1B	2 1 1 0 0 1 0											
<b>Inning Stats</b>	R: 0 E: 1 K: 0 S: 4	H: 1 LOB: 1 BB: 0 P: 4	R: 0 E: 0 K: 1 S: 5	H: 1 LOB: 0 BB: 0 P: 5	R: 0 E: 0 K: 1 S: 5	H: 0 LOB: 0 BB: 0 P: 5	R: 0 E: 0 K: 0 S: 3	H: 0 LOB: 0 BB: 0 P: 3	R: 1 E: 0 K: 0 S: 5	H: 2 LOB: 1 BB: 0 P: 5	R: 0 E: 0 K: 1 S: 5	H: 0 LOB: 0 BB: 0 P: 5	R: 1 E: 0 K: 0 S: 6	H: 3 LOB: 2 BB: 0 P: 6	R: 0 E: 0 K: 0 S: 4	H: 0 LOB: 0 BB: 0 P: 4	1B: 6 2B: 1 3B: 0 HR: 0	SF: 0 SAC: 1 DP: 1 HBP: 0	WP: 0 PB: 0 SB: 0 CS: 1	PA: 30
<b>PITCHER</b> Bob Reed, R (1, 1) ERA: 5.45 Fred Scherman, L (8, 1) ERA: 3.23	IP: 7.2 WLS: L BF: 29 H: 7 R: 2 ER: 2 SO: 3 BB: 0 IBB: 0 HBP: 0 BLK: 0 WP: 0 HR: 0 S: 35 P: 35 ERA: 2.35 WHIP: 0.913																			

**Detroit Tigers @ New York Yankees**  
 Yankee Stadium, Bronx, NY  
 Sat Sep 26 1970, 3:33 AM EDT  
 Att: 13,366 - Unknown - 90 F

AB	29
R	2
H	7
RBI	2
BB	0
SO	3
LOB	11





Batter	1	2	3	4	5	6	7	8	9	AB	R	H	RBI	BB	SO	LOB	TOP					
Dick McAuliffe, L (1,6)	F7		G1-6-3 BB			4-3	G3			3	0	0	0	1	0	1						
Mickey Stanley, R (1,8)	SF7 3B		G1-6-3 1-2			6-3		F8 4-3 E 1B		4	2	2	0	0	0	1						
Jim Northrup, L (1,9)	SF7			1-6-3		1-6-3	BB 1B HBP	E3 4-3		2	0	0	1	0	0	1						
Norm Cash, L (1,3)				3-1			BB 1B	F8		4	0	2	0	0	0	2						
Dalton Jones, L (1,4)	F7						1-2 BB	4-3		3	0	1	1	1	0	2						
Gates Brown, L (1,7)		F8		L9			1-2 2-3 BB	F9		4	0	0	0	0	0	5						
Gene Lamont, L (1,2)		F8			3-1			4-3	K	4	0	0	0	0	1	0	AB 32					
Don Wert, R (1,5)		F4			F6			L9		4	0	1	0	0	0	0	R 2					
John Hiller, R (1,1)								4-3		2	0	0	0	0	2	0	H 6					
Kevin Collins, L (7, PH)										1	0	0	0	0	1	1	RBI 2					
Tom Timmermann, R (7, 1)										0	0	0	0	0	0	0	BB 2					
Russ Nagelson, L (9, PH)										1	0	0	0	0	0	0	SO 4					
										1	0	0	0	0	0	0	LOB 13					
<b>Inning Stats</b>	R: 1 E: 0 K: 0 S: 5	H: 2 LOB: 1 BB: 0 P: 5	R: 0 E: 0 K: 0 S: 3	H: 0 LOB: 0 BB: 0 P: 3	R: 0 E: 0 K: 1 S: 4	H: 0 LOB: 0 BB: 1 P: 8	R: 0 E: 0 K: 0 S: 4	H: 1 LOB: 1 BB: 0 P: 4	R: 0 E: 0 K: 1 S: 5	H: 0 LOB: 0 BB: 0 P: 5	R: 0 E: 0 K: 0 S: 4	H: 1 LOB: 3 BB: 1 P: 9	R: 0 E: 0 K: 0 S: 6	H: 1 LOB: 1 BB: 0 P: 6	R: 1 E: 1 K: 0 S: 5	H: 1 LOB: 1 BB: 0 P: 5	R: 0 E: 0 K: 1 S: 5	H: 0 LOB: 0 BB: 0 P: 5	1B: 5 2B: 0 3B: 1 HR: 0	SF: 1 SAC: 0 DP: 1 HBP: 1	WP: 0 PB: 0 SB: 0 CS: 0	PA: 36
<b>PITCHER</b>	IP WLS BF H R ER SO BB IBB HBP BLK WP HR S P ERA WHIP																					
Mel Stottlemyre, R (1,1)	9.0 W 36 6 2 1 4 2 0 1 0 0 0 41 50 1.00 0.889																					

**Detroit Tigers @ New York Yankees**  
 Yankee Stadium, Bronx, NY  
 Sun Sep 27 1970, 3:33 AM EDT  
 Att: 10,821 - Unknown - 60 F



Batter	1	2	3	4	5	6	7	8	9	AB	R	H	RBI	BB	SO	LOB	BOTTOM					
Horace Clarke, S (1,4)	1B		SH1-3 1B				F8			4	0	2	0	0	0	0						
Thurman Munson, R (1,2)	F7		SH1-3 1-2				K			3	0	0	0	0	1	1						
Roy White, S (1,7)	FC4-6 1B		F5				F8			4	1	2	1	0	0	1						
Danny Cater, R (1,3)	FC4-6 1-2		L8				6-3			4	0	0	0	0	1	3						
John Ellis, R (1,5)	F7			FC6-4 1B			K			4	0	1	0	0	2	2						
Bobby Murcer, L (1,8)		F7		FC6-4 1-2 2B			2B 1B			4	3	2	0	0	0	1						
Bobby Mitchell, R (1,9)		4-3			1-H		2B			4	0	3	3	0	0	0	AB 32					
Gene Michael, S (1,6)				6-3			K			2	0	0	0	1	1	2	R 4					
Mel Stottlemyre, R (1,1)				1-3			K			3	0	0	0	0	2	3	H 10					
										2	0	0	0	1	1	2	RBI 4					
<b>Inning Stats</b>	R: 0 E: 0 K: 0 S: 5	H: 2 LOB: 2 BB: 0 P: 5	R: 0 E: 0 K: 1 S: 5	H: 0 LOB: 1 BB: 1 P: 9	R: 0 E: 0 K: 0 S: 4	H: 1 LOB: 1 BB: 0 P: 4	R: 1 E: 0 K: 0 S: 5	H: 2 LOB: 1 BB: 0 P: 5	R: 1 E: 0 K: 1 S: 6	H: 1 LOB: 0 BB: 0 P: 6	R: 1 E: 0 K: 3 S: 11	H: 2 LOB: 1 BB: 0 P: 11	R: 0 E: 0 K: 0 S: 3	H: 0 LOB: 0 BB: 0 P: 3	R: 1 E: 0 K: 2 S: 8	H: 2 LOB: 0 BB: 0 P: 8	R: 0 E: 0 K: 0 S: 8	H: 0 LOB: 0 BB: 0 P: 8	1B: 6 2B: 3 3B: 0 HR: 1	SF: 0 SAC: 1 DP: 0 HBP: 0	WP: 0 PB: 0 SB: 0 CS: 1	PA: 35
<b>PITCHER</b>	IP WLS BF H R ER SO BB IBB HBP BLK WP HR S P ERA WHIP																					
John Hiller, L (1,1)	6.0 L 27 8 3 3 5 1 0 0 0 0 0 0 11 11 4.50 1.500																					
Tom Timmermann, R (7, 1)	2.0 7 2 1 1 2 0 0 0 0 0 0 0 11 11 4.50 1.000																					

**Detroit Tigers @ New York Yankees**  
 Yankee Stadium, Bronx, NY  
 Sun Sep 27 1970, 3:33 AM EDT  
 Att: 10,821 - Unknown - 60 F





Batter	1	2	3	4	5	6	7	8	9	AB	R	H	RBI	BB	SO	LOB	TOP					
Horace Clarke, S OBP: 0.288, SLG: 0.311										4	0	1	0	1	0	4	<b>New York Yankees @ Boston Red Sox</b> Fenway Park, Boston, MA Tue Sep 29 1970, 7:05 PM EDT Att: 14,254 - Unknown - 62 F					
Thurman Munson, R OBP: 0.386, SLG: 0.415										3	1	1	1	1	0	2						
Roy White, S OBP: 0.389, SLG: 0.476										5	0	2	1	0	2	3						
Danny Cater, R OBP: 0.340, SLG: 0.393 Jerry Kenney, L OBP: 0.294, SLG: 0.282										3	0	2	1	0	0	2						
John Ellis, R OBP: 0.305, SLG: 0.403										4	0	1	0	1	0	1						
Bobby Mitchell, R OBP: 0.320, SLG: 0.318 Jim Lyttle, L OBP: 0.348, SLG: 0.452										3	0	0	0	1	1	6						
Ron Woods, R OBP: 0.326, SLG: 0.381										5	1	1	0	0	0	4						
Gene Michael, S OBP: 0.292, SLG: 0.256										4	2	0	0	1	1	7						
Steve Kline, R OBP: 0.303, SLG: 0.179 Jack Aker, R OBP: 0.063, SLG: 0.063 Gary Jones, L OBP: 0.063, SLG: 0.063										3	0	1	1	1	0	2						
<b>Inning Stats</b>	R: 0 E: 0 K: 0 S: 5	H: 2 LOB: 3 BB: 1 P: 9	R: 0 E: 1 K: 0 S: 4	H: 0 LOB: 1 BB: 0 P: 4	R: 1 E: 0 K: 1 S: 7	H: 2 LOB: 1 BB: 0 P: 7	R: 1 E: 1 K: 0 S: 4	H: 1 LOB: 2 BB: 2 P: 12	R: 0 E: 0 K: 1 S: 7	H: 2 LOB: 2 BB: 0 P: 7	R: 0 E: 0 K: 0 S: 2	H: 0 LOB: 0 BB: 1 P: 6	R: 0 E: 0 K: 1 S: 5	H: 0 LOB: 0 BB: 0 P: 5	R: 2 E: 1 K: 1 S: 7	H: 2 LOB: 2 BB: 2 P: 15	R: 0 E: 1 K: 2 S: 8	H: 0 LOB: 0 BB: 0 P: 9	1B: 8 2B: 0 3B: 1 HR: 0	SF: 1 SAC: 0 DP: 1 HBP: 1	WP: 0 PB: 0 SB: 1 CS: 0	PA: 44
<b>PITCHER</b>	IP WLS BF H R ER SO BB IBB HBP BLK WP HR S P ERA WHIP	7.1 L 37 9 4 3 3 5 0 0 0 0 0 0 37 57 3.68 1.909	1.2 W 8 0 0 0 3 0 1 1 0 0 0 0 12 17 0.00 0.000	<b>PITCHER</b>										IP WLS BF H R ER SO BB IBB HBP BLK WP HR S P ERA WHIP								

AB 36  
R 4  
H 9  
RBI 4  
BB 6  
SO 6  
LOB 31



Batter	1	2	3	4	5	6	7	8	9	AB	R	H	RBI	BB	SO	LOB	BOTTOM			
Mike Andrews, R OBP: 0.344, SLG: 0.391										4	1	0	0	1	0	2	<b>New York Yankees @ Boston Red Sox</b> Fenway Park, Boston, MA Tue Sep 29 1970, 7:05 PM EDT Att: 14,254 - Unknown - 62 F			
Joe Lahoud, L OBP: 0.346, SLG: 0.400										5	0	2	2	0	1	1				
Carl Yastrzemski, L OBP: 0.453, SLG: 0.594										4	0	3	2	0	0	0				
Tony Conigliaro, R OBP: 0.326, SLG: 0.502										4	1	1	0	0	0	3				
George Scott, R OBP: 0.356, SLG: 0.466										4	0	2	0	0	0	1				
Billy Conigliaro, R OBP: 0.337, SLG: 0.454										4	0	1	1	0	0	3				
Luis Alvarado, R OBP: 0.259, SLG: 0.285 Dick Schofield, S OBP: 0.290, SLG: 0.245										3	0	1	0	0	0	0				
Bob Montgomery, R OBP: 0.241, SLG: 0.227 Mike Fiore, L OBP: 0.265, SLG: 0.180										3	0	0	0	0	0	2				
Ken Brett, L OBP: 0.364, SLG: 0.537 Bobby Bolin, R OBP: 0.250, SLG: 0.270 Reggie Smith, S OBP: 0.362, SLG: 0.497										3	1	2	0	0	0	0				
<b>Inning Stats</b>	R: 0 E: 0 K: 0 S: 4	H: 1 LOB: 1 BB: 0 P: 4	R: 0 E: 0 K: 0 S: 3	H: 1 LOB: 0 BB: 0 P: 3	R: 0 E: 0 K: 1 S: 6	H: 1 LOB: 1 BB: 0 P: 6	R: 1 E: 0 K: 0 S: 6	H: 3 LOB: 2 BB: 0 P: 6	R: 1 E: 0 K: 0 S: 5	H: 2 LOB: 1 BB: 0 P: 5	R: 0 E: 0 K: 0 S: 3	H: 0 LOB: 0 BB: 0 P: 3	R: 0 E: 0 K: 0 S: 5	H: 2 LOB: 2 BB: 0 P: 5	R: 3 E: 1 K: 0 S: 5	H: 3 LOB: 2 BB: 1 P: 9	1B: 9 2B: 4 3B: 0 HR: 0	SF: 1 SAC: 0 DP: 1 HBP: 0	WP: 0 PB: 0 SB: 0 CS: 0	PA: 39
<b>PITCHER</b>	IP WLS BF H R ER SO BB IBB HBP BLK WP HR S P ERA WHIP	8.1 L 37 11 5 4 1 11 5 4 1 0 0 1 1 8.1 1.440	0.0 L 1 1 0 0 0 0 0 0 0 0 0 0 1 1 ∞ ∞	0.0 L 1 1 0 0 0 0 0 0 0 0 0 0 1 1 ∞ ∞	<b>PITCHER</b>										IP WLS BF H R ER SO BB IBB HBP BLK WP HR S P ERA WHIP					

AB 37  
R 5  
H 13  
RBI 5  
BB 1  
SO 1  
LOB 14





Batter	1	2	3	4	5	6	7	8	9	AB	R	H	RBI	BB	SO	LOB	TOP								
<b>Horace Clarke, S</b> OBP: 0.286, SLG: 0.309 (1,4)	3-1		F9		K			4-3		4	0	0	0	0	1	1	<b>New York Yankees @ Boston Red Sox</b> Fenway Park, Boston, MA Wed Sep 30 1970, 7:05 PM EDT Att: 16,255 - Unknown - 60 F								
<b>Jake Gibbs, L</b> OBP: 0.331, SLG: 0.542 (1,2)	E8		2-3		4-3			F9		4	0	1	0	0	0	0									
<b>Roy White, S</b> OBP: 0.387, SLG: 0.473 (1,7)	F3		3-1		F8			F9		4	0	0	0	0	0	2									
<b>Bobby Murcer, L</b> OBP: 0.348, SLG: 0.420 (1,8)	F8				1B			G3		3	1	1	0	1	0	1									
<b>Frank Tepedino, L</b> OBP: 0.350, SLG: 0.421 (1,3)					4-1			F4		3	1	1	0	1	0	1									
<b>Jim Lytle, L</b> OBP: 0.355, SLG: 0.452 (9, PH)					4-1			F8		2	1	1	0	1	0	1									
<b>Ron Hansen, R</b> OBP: 0.420, SLG: 0.473 (9, PH)	F9				1-2			F8		1	0	0	0	0	0	1									
<b>Ron Woods, R</b> OBP: 0.326, SLG: 0.381 (9,9)					1-2			F8		0	0	0	0	0	0	0									
<b>Frank Baker, L</b> OBP: 0.282, SLG: 0.282 (8,6)	L8				4-1			CS		3	0	0	1	0	0	3									
<b>Gene Michael, S</b> OBP: 0.292, SLG: 0.256 (8,6)					4-1			L7		1	0	0	0	0	0	1									
<b>Jerry Kenney, L</b> OBP: 0.284, SLG: 0.282 (1,5)	CS		F8		CS			F8		3	0	1	2	0	0	0									
<b>Fritz Peterson, S</b> OBP: 0.228, SLG: 0.322 (9,1)					2H			F5		3	1	1	0	0	1	1									
<b>Lindy McDaniel, R</b> OBP: 0.167, SLG: 0.208 (9,1)			F9		K					0	0	0	0	0	0	0									
<b>Inning Stats</b>	R: 0 E: 1 K: 0 S: 4	H: 0 LOB: 1 BB: 0 P: 4	R: 0 E: 0 K: 0 S: 3	H: 1 LOB: 0 BB: 0 P: 3	R: 1 E: 0 K: 0 S: 5	H: 2 LOB: 1 BB: 0 P: 5	R: 3 E: 0 K: 1 S: 7	H: 3 LOB: 0 BB: 1 P: 11	R: 0 E: 0 K: 0 S: 2	H: 0 LOB: 0 BB: 0 P: 6	R: 0 E: 0 K: 0 S: 3	H: 0 LOB: 0 BB: 0 P: 3	R: 0 E: 0 K: 0 S: 3	H: 0 LOB: 1 BB: 1 P: 7	R: 0 E: 0 K: 0 S: 3	H: 0 LOB: 0 BB: 0 P: 3	1B: 4 2B: 2 3B: 0 HR: 0	SF: 0 SAC: 0 DP: 0 HBP: 0	WP: 1 PB: 0 SB: 1 CS: 3	PA: 36					
<b>PITCHER</b>	IP	WLS	BF	H	R	ER	SO	BB	IBB	HBP	BLK	WP	HR	S	P	ERA	WHIP								
<b>Mike Nagy, R</b> ERA: 4.48 (1,1)	8.0	L	30	6	4	4	2	2	0	0	0	1	0	32	40	4.50	1.000								
<b>Sparky Lyle, L</b> ERA: 3.88 (9,1)	1.0		4	0	0	0	0	1	0	0	0	0	0	3	7	0.00	1.000								

AB	31
R	4
H	6
RBI	3
BB	3
SO	2
LOB	12



Batter	1	2	3	4	5	6	7	8	9	AB	R	H	RBI	BB	SO	LOB	BOTTOM								
<b>Mike Andrews, R</b> OBP: 0.344, SLG: 0.390 (1,4)	F3		F7					FC6-4		4	1	1	0	1	0	3	<b>New York Yankees @ Boston Red Sox</b> Fenway Park, Boston, MA Wed Sep 30 1970, 7:05 PM EDT Att: 16,255 - Unknown - 60 F								
<b>Luis Alvarado, R</b> OBP: 0.258, SLG: 0.301 (1,6)	5-3				K			FC6-4		4	1	1	2	0	1	1									
<b>Carl Yastrzemski, L</b> OBP: 0.482, SLG: 0.592 (1,3)	1-3				E6			F7		4	0	1	0	0	0	1									
<b>Mike Fiore, L</b> OBP: 0.285, SLG: 0.180 (9,3)					1B			F7		0	0	0	0	0	0	0									
<b>Tony Conigliaro, R</b> OBP: 0.324, SLG: 0.498 (1,9)					5-3			F8		4	0	0	0	0	0	2									
<b>George Scott, R</b> OBP: 0.355, SLG: 0.467 (1,5)					K					4	0	1	0	0	1	1									
<b>Billy Conigliaro, R</b> OBP: 0.339, SLG: 0.462 (1,8)								F9		4	1	2	1	0	0	1									
<b>Joe Lahoud, L</b> OBP: 0.339, SLG: 0.388 (1,7)								F9		4	0	1	0	0	1	1									
<b>Bob Montgomery, R</b> OBP: 0.244, SLG: 0.244 (1,2)								K		4	0	1	0	0	1	1									
<b>Reggie Smith, S</b> OBP: 0.391, SLG: 0.497 (9, PH)								K		1	0	0	0	0	0	2									
<b>Mike Nagy, R</b> OBP: 0.250, SLG: 0.318 (1,1)								F9		2	0	0	0	0	0	1									
<b>Rico Petrocelli, R</b> OBP: 0.334, SLG: 0.473 (8, PH)								F2		1	0	0	0	0	0	0									
<b>Sparky Lyle, L</b> OBP: 0.294, SLG: 0.245 (9, PH)								F7		0	0	0	0	0	0	0									
<b>Dick Schofield, S</b> OBP: 0.294, SLG: 0.245 (9, PH)								FC6-4		0	0	0	1	0	0	0									
<b>Inning Stats</b>	R: 0 E: 0 K: 0 S: 3	H: 0 LOB: 0 BB: 0 P: 3	R: 1 E: 0 K: 0 S: 4	H: 1 LOB: 0 BB: 0 P: 4	R: 0 E: 0 K: 0 S: 3	H: 0 LOB: 0 BB: 0 P: 3	R: 0 E: 1 K: 2 S: 8	H: 1 LOB: 1 BB: 0 P: 8	R: 0 E: 0 K: 0 S: 4	H: 1 LOB: 1 BB: 0 P: 4	R: 0 E: 0 K: 0 S: 8	H: 1 LOB: 1 BB: 0 P: 8	R: 0 E: 0 K: 0 S: 4	H: 2 LOB: 2 BB: 1 P: 8	R: 0 E: 0 K: 0 S: 5	H: 2 LOB: 3 BB: 1 P: 9	1B: 4 2B: 2 3B: 0 HR: 2	SF: 0 SAC: 0 DP: 0 HBP: 0	WP: 0 PB: 0 SB: 0 CS: 0	PA: 37					
<b>PITCHER</b>	IP	WLS	BF	H	R	ER	SO	BB	IBB	HBP	BLK	WP	HR	S	P	ERA	WHIP								
<b>Fritz Peterson, L</b> ERA: 2.9 (1,1)	8.1	W	34	8	3	3	4	1	0	0	0	0	2	41	45	3.24	1.080								
<b>Lindy McDaniel, R</b> ERA: 2.01 (9,1)	0.2	S	3	0	0	0	0	1	0	0	0	0	0	2	6	0.00	1.500								

AB	35
R	3
H	8
RBI	3
BB	2
SO	4
LOB	14

