

# New York Yankees - 1971

Batter	1	2	3	4	5	6	7	8	9	AB	R	H	RBI	BB	SO	LOB	TOP				
Horace Clarke, S (1,4) OBP: 0.250, SLG: 0.250										4	0	1	1	0	0	0	<b>New York Yankees @ Boston Red Sox</b> Fenway Park, Boston, MA Tue Apr 06 1971, 3:33 AM EST Att: 34,517 - Unknown - 43 F				
Thurman Munson, R (1,2) OBP: 0.500, SLG: 0.500										4	0	2	0	0	1	0					
Roy White, S (1,7)										4	0	0	0	0	1	2					
Bobby Murcer, L (1,8)										4	0	0	0	0	0	2					
Danny Cater, R (1,3) OBP: 0.250, SLG: 0.250										4	1	1	0	0	0	1					
Jim Lytle, L (1,9) OBP: 0.333, SLG: 0.333										3	0	1	0	0	0	0					
Jerry Kenney, L (1,5)										3	0	0	0	0	0	2					
Gene Michael, S (1,6)										2	0	0	0	0	0	0					
Frank Tepedino, L (8,PH) Frank Baker, L (8,6)										1	0	0	0	0	0	3					
Stan Bahnsen, R (1,1) Jake Gibbs, L (8,PH) Jack Aker, R (8,1)										0	0	0	0	0	0	0					
<b>Inning Stats</b>	R: 0 E: 0 K: 1 S: 5	H: 0 LOB: 0 BB: 0 P: 5	R: 0 E: 0 K: 0 S: 3	H: 0 LOB: 0 BB: 0 P: 3	R: 0 E: 0 K: 1 S: 5	H: 0 LOB: 0 BB: 0 P: 5	R: 0 E: 0 K: 0 S: 4	H: 1 LOB: 1 BB: 0 P: 4	R: 0 E: 0 K: 0 S: 3	H: 0 LOB: 0 BB: 0 P: 3	R: 0 E: 0 K: 1 S: 5	H: 0 LOB: 0 BB: 0 P: 5	R: 0 E: 0 K: 0 S: 3	H: 0 LOB: 0 BB: 0 P: 3	R: 0 E: 0 K: 1 S: 8	H: 3 LOB: 2 BB: 0 P: 8	R: 0 E: 0 K: 1 S: 6	H: 1 LOB: 1 BB: 0 P: 6	1B: 5 2B: 0 3B: 0 HR: 0	SF: 0 SAC: 0 DP: 0 HBP: 0	WP: 0 PA: 32 SB: 0 CS: 1
<b>PITCHER</b> Ray Culp, R (1,1) ERA:	IP: 9.0 WLS: W BF: 32 H: 5 R: 1 ER: 0 SO: 5 BB: 0 IBB: 0 HBP: 0 BLK: 0 WP: 0 HR: 0 S: 42 P: 42 ERA: 0.00 WHIP: 0.556															<b>PITCHER</b>					

Batter	1	2	3	4	5	6	7	8	9	AB	R	H	RBI	BB	SO	LOB	BOTTOM				
Luis Aparicio, R (1,6) OBP: 0.250, SLG: 0.250										4	0	1	0	0	0	4	<b>New York Yankees @ Boston Red Sox</b> Fenway Park, Boston, MA Tue Apr 06 1971, 3:33 AM EST Att: 34,517 - Unknown - 43 F				
Reggie Smith, S (1,9) OBP: 0.750, SLG: 1.000										4	1	3	0	0	0	0					
Carl Yastrzemski, L (1,7) OBP: 0.500, SLG: 0.750										4	1	2	1	0	0	2					
Rico Petrocelli, R (1,5) OBP: 0.250, SLG: 0.250										4	0	1	0	0	2	1					
George Scott, R (1,3) OBP: 0.250, SLG: 0.333										3	1	1	1	0	1	1					
Duane Josephson, R (1,2) OBP: 0.750, SLG: 0.750										4	0	3	0	0	1	0					
Billy Conigliaro, R (1,8)										3	0	0	0	0	0	3					
Doug Griffin, R (1,4) Joe Lahoud, L (7,PH) John Kennedy, R (8,4)										1	0	0	0	1	0	0					
Ray Culp, R (1,1)										3	0	0	1	0	1	4					
<b>Inning Stats</b>	R: 0 E: 0 K: 0 S: 3	H: 2 LOB: 0 BB: 0 P: 3	R: 0 E: 0 K: 3 S: 9	H: 0 LOB: 0 BB: 0 P: 9	R: 0 E: 0 K: 1 S: 5	H: 0 LOB: 0 BB: 0 P: 5	R: 1 E: 0 K: 0 S: 5	H: 2 LOB: 1 BB: 0 P: 5	R: 0 E: 0 K: 0 S: 4	H: 1 LOB: 2 BB: 1 P: 8	R: 0 E: 0 K: 1 S: 5	H: 1 LOB: 0 BB: 0 P: 5	R: 0 E: 0 K: 0 S: 5	H: 2 LOB: 2 BB: 1 P: 9	R: 1 E: 0 K: 0 S: 6	H: 3 LOB: 2 BB: 0 P: 6		R: 0 E: 0 K: 0 S: 6	H: 3 LOB: 2 BB: 0 P: 6	1B: 9 2B: 2 3B: 0 HR: 0	SF: 1 SAC: 1 DP: 1 HBP: 0
<b>PITCHER</b> Stan Bahnsen, R (1,1) ERA: 2.57 Jack Aker, R (8,1) ERA: 9.0	IP: 7.0 WLS: L BF: 28 H: 8 R: 2 ER: 2 SO: 5 BB: 1 IBB: 1 HBP: 0 BLK: 0 WP: 0 HR: 0 S: 36 P: 44 ERA: 2.57 WHIP: 1.286															<b>PITCHER</b>					




Batter	1	2	3	4	5	6	7	8	9	10	AB	R	H	RBI	BB	SO	LOB			
Horace Clarke, S OBP: 0.333, SLG: 0.333 (1, 4)	0-0 4-3	0-0 4-3			0-0 G5-4-3 1B		0-0 F8		0-0 1-3 2H 1B		5	0	2	1	0	0	2			
Thurman Munson, R OBP: 0.333, SLG: 0.250 (1, 2)	4-0 2B BB		0-0 5-3		0-0 G5-4-3 1-2f		0-0 6-3		0-0 4-3		4	1	0	0	1	0	3			
Roy White, S OBP: 0.111, SLG: 0.444 (1, 7)	0-3 K		0-0 HR		0-3 K		0-0 F7		0-0 P6		5	1	1	1	0	2	1			
Bobby Murcer, L OBP: 0.222, SLG: 0.333 (1, 8)	0-0 1H 2B		0-0 F7		0-0 G4-6-3 1B		0-0 P6		0-0 F8		5	0	2	1	0	0	0			
Danny Cater, R OBP: 0.333, SLG: 0.250 (1, 3)	4-0 BB		0-0 L5		0-0 F9		0-0 F9		0-0 1B 1B		4	1	1	0	1	0	1			
Jim Lytle, L OBP: 0.286, SLG: 0.286 (1, 9)	0-0 F2		0-0 FC6-4 1B		0-0 G4-6-3 1-2f		0-0 G4-6-3 1B		0-0 L6		4	0	1	0	0	0	4			
Jerry Kenney, L OBP: 0.143, SLG: 0.143 (1, 5)		0-3 K		0-0 F7		0-0 F9		0-0 F9		0-0 1B 1B	4	1	1	0	0	1	1			
Gene Michael, S OBP: 0.500, SLG: 0.667 (1, 6)		0-0 2B		0-0 F8		0-0 S 1B		0-0 S 1B		0-0 1B 1B	4	0	3	1	0	0	1			
Fritz Peterson, S (1, 1)		0-3 K		0-0 FC6-4		0-0 F5		0-0 F5		0-3 K	2	0	0	0	0	1	2			
Curt Blefary, L (7, PH)											1	0	0	0	0	0	1			
Gary Waslewski, R (7, 1)											0	0	0	0	0	0	0			
Jake Gibbs, L (9, PH)											1	0	0	0	0	1	2			
Lindy McDaniel, R (9, 1)											0	0	0	0	0	0	0			
<b>Inning Stats</b>	R: 1 E: 0 K: 1 S: 6	H: 1 LOB: 2 BB: 2 P: 14	R: 0 E: 0 K: 2 S: 8	H: 1 LOB: 1 BB: 0 P: 8	R: 1 E: 0 K: 1 S: 4	H: 1 LOB: 1 BB: 0 P: 4	R: 0 E: 0 K: 0 S: 5	H: 1 LOB: 0 BB: 0 P: 5	R: 0 E: 0 K: 0 S: 3	H: 1 LOB: 1 BB: 0 P: 3	R: 0 E: 0 K: 0 S: 4	H: 1 LOB: 0 BB: 0 P: 4	R: 0 E: 0 K: 1 S: 9	H: 4 LOB: 2 BB: 0 P: 9	R: 0 E: 0 K: 0 S: 3	H: 0 LOB: 0 BB: 0 P: 3	1B: 8 2B: 2 3B: 0 HR: 1	SF: 0 SAC: 0 DP: 2 HBP: 0	WP: 0 PB: 0 SB: 1 CS: 0	PA: 41
<b>PITCHER</b> Denny McLain, R ERA: 3.6 (1, 1)	IP 10.0	WLS W 41	BF H 11	R ER SO 5	BB 2	IBB 0	HBP 0	BLK 0	WP 0	HR 1	S 49	P 57	ERA 3.60	WHIP 1.300						

**TOP**

**New York Yankees @ Washington Senators**  
Robert F. Kennedy Memorial Stadium, Washington, DC

Fri Apr 09 1971, 6:05 PM EST  
Att: 25,079 - Unknown - 68 F

AB	39
R	4
H	11
RBI	4
BB	2
SO	5
LOB	18




Batter	1	2	3	4	5	6	7	8	9	10	AB	R	H	RBI	BB	SO	LOB			
Toby Harrah, R OBP: 0.214, SLG: 0.154 (1, 6)	0-0 P3	0-0 F7			0-0 5-3			0-0 F7			4	0	0	0	0	0	1			
Curt Flood, R OBP: 0.357, SLG: 0.250 (1, 8)	0-0 1B		0-0 F9		0-0 1-3			0-0 1-3			4	0	1	0	0	0	0			
Frank Howard, R OBP: 0.286, SLG: 0.308 Del Unser, L (9, 9)	0-3 K		0-0 FC6-4 1B		0-0 1B SF7 1B			0-3 K			4	1	2	0	0	2	1			
Mike Epstein, L OBP: 0.538, SLG: 0.400 (1, 3)	0-0 5-3		0-3 K		0-0 FC6-4 1B			0-0 K			4	0	1	0	0	2	2			
Joe Foy, R OBP: 0.500, SLG: 0.750 (1, 5)		0-0 3B 2B	0-0 FC6-4		0-0 SF7			0-0 1B 2B			3	2	2	1	0	0	1			
Elliot Maddox, R OBP: 0.250, SLG: 0.417 (9, 7)		0-0 2H 5-3 3B		0-0 F9		0-0 FC6-4 CS		0-0 1B 2B			4	1	2	2	0	0	1			
Paul Casanova, R OBP: 0.333, SLG: 0.455 (1, 2)		4-0 5-3 BB		0-0 F9		0-0 CS		0-0 F8		0-0 P4	3	0	0	0	1	0	1			
Tim Cullen, R OBP: 0.167, SLG: 0.167 (1, 4)		0-0 L4		0-0 6-3				0-3 K		0-0 F7	4	0	0	0	0	1	3			
Denny McLain, R (1, 1)		0-0 5-3			0-0 6-3			0-3 K2-3			3	0	0	1	0	1	1			
Tom McCraw, L OBP: 1.000, SLG: 4.000 (10, PH)		1-2 3H								0-0 HR	1	1	1	1	0	0	0			
<b>Inning Stats</b>	R: 0 E: 0 K: 1 S: 6	H: 2 LOB: 1 BB: 1 P: 6	R: 2 E: 0 K: 0 S: 5	H: 2 LOB: 1 BB: 1 P: 9	R: 0 E: 0 K: 1 S: 6	H: 1 LOB: 1 BB: 0 P: 6	R: 0 E: 0 K: 0 S: 3	H: 0 LOB: 0 BB: 0 P: 3	R: 0 E: 0 K: 0 S: 5	H: 0 LOB: 0 BB: 0 P: 5	R: 1 E: 0 K: 1 S: 7	H: 2 LOB: 0 BB: 0 P: 7	R: 0 E: 0 K: 1 S: 7	H: 2 LOB: 1 BB: 0 P: 7	R: 1 E: 0 K: 0 S: 1	H: 1 LOB: 0 BB: 0 P: 1	1B: 5 2B: 2 3B: 1 HR: 1	SF: 1 SAC: 0 DP: 0 HBP: 0	WP: 0 PB: 0 SB: 0 CS: 1	PA: 37
<b>PITCHER</b> Fritz Peterson, L ERA: 4.5 (1, 1)	IP 6.0	WLS B 3	BF H 6	R ER SO 2	BB 1	IBB 0	HBP 0	BLK 0	WP 0	HR 0	S 27	P 31	ERA 4.50	WHIP 1.167						
Gary Waslewski, R (7, 1)	2.0	6	0	0	3	0	0	0	0	0	12	12	0.00	0.000						
Lindy McDaniel, R ERA: 18.0 (9, 1)	1.0	L	6	3	2	2	1	0	0	0	8	8	18.00	3.000						

**BOTTOM**

**New York Yankees @ Washington Senators**  
Robert F. Kennedy Memorial Stadium, Washington, DC

Fri Apr 09 1971, 6:05 PM EST  
Att: 25,079 - Unknown - 68 F

AB	34
R	5
H	9
RBI	5
BB	1
SO	6
LOB	11





Batter	1	2	3	4	5	6	7	8	9	AB	R	H	RBI	BB	SO	LOB	TOP				
<b>Horace Clarke, S</b> OBP: 0.429, SLG: 0.385 (1,4)										4	1	2	0	1	0	2					
<b>Ron Woods, R</b> OBP: 0.600, SLG: 0.667 (1,9)										3	1	2	0	2	0	0					
<b>Thurman Munson, R</b> OBP: 0.214, SLG: 0.154 (1,2)										5	0	0	0	0	0	6					
<b>Roy White, S</b> OBP: 0.214, SLG: 0.500 (1,7)										5	0	2	1	0	0	0					
<b>Danny Cater, R</b> OBP: 0.357, SLG: 0.308 (7,3)										5	2	2	0	0	0	2					
<b>John Ellis, R</b> OBP: 0.333, SLG: 0.333 <b>Jerry Kenney, L</b> OBP: 0.250, SLG: 0.250 (7,5)										3	1	1	0	0	0	0					
<b>Bobby Murcer, L</b> OBP: 0.231, SLG: 0.385 (1,8)										4	0	1	1	0	1	2					
<b>Gene Michael, S</b> OBP: 0.400, SLG: 0.500 (1,6)										4	0	1	1	0	0	1					
<b>Mel Stottlemyre, R</b> OBP: 0.250, SLG: 0.250 (1,1)										4	0	1	1	0	2	1					
<b>Inning Stats</b>	R: 1 E: 0 K: 0 S: 3	H: 1 LOB: 0 BB: 1 P: 7	R: 0 E: 0 K: 0 S: 3	H: 0 LOB: 0 BB: 0 P: 3	R: 0 E: 0 K: 1 S: 6	H: 1 LOB: 2 BB: 1 P: 10	R: 2 E: 0 K: 1 S: 9	H: 4 LOB: 2 BB: 0 P: 9	R: 0 E: 0 K: 0 S: 4	H: 0 LOB: 0 BB: 0 P: 3	R: 0 E: 0 K: 0 S: 4	H: 2 LOB: 1 BB: 0 P: 4	R: 0 E: 1 K: 1 S: 8	H: 3 LOB: 1 BB: 0 P: 8	R: 1 E: 0 K: 0 S: 4	H: 1 LOB: 1 BB: 1 P: 8	1B: 11 2B: 2 3B: 0 HR: 0	SF: 0 SAC: 0 DP: 2 HBP: 0	WP: 0 PB: 0 CS: 2	PA: 41	
<b>PITCHER</b>	IP	WLS	BF	H	R	ER	SO	BB	IBB	HBP	BLK	WP	HR	S	P	ERA	WHIP				
<b>Jim Shellenback, L</b> ERA: 5.4 (1,1)	5.0	L	23	7	3	3	2	2	0	0	0	0	0	25	33	5.40	1.800				
<b>Gerry Janeski, R</b> ERA: 2.08 (6,1)	2.1		10	4	2	1	0	0	0	0	0	0	0	10	10	3.86	1.714				
<b>Denny Riddleberger, L</b> ERA: (8,1)	0.2		3	1	0	0	1	0	0	0	0	0	0	5	5	0.00	1.500				
<b>Horacio Pina, R</b> ERA: 9.0 (9,1)	1.0		5	1	1	1	0	1	0	0	0	0	0	4	8	9.00	2.000				

**New York Yankees @ Washington Senators**  
Robert F. Kennedy Memorial Stadium, Washington, DC  
Sat Apr 10 1971, 3:33 AM EST  
Att: 6,412 - Unknown

AB	38
R	6
H	13
RBI	4
BB	3
SO	3
LOB	14



Batter	1	2	3	4	5	6	7	8	9	AB	R	H	RBI	BB	SO	LOB	BOTTOM				
<b>Toby Harrah, R</b> OBP: 0.222, SLG: 0.125 (1,6)										3	0	0	0	1	0	0					
<b>Curt Flood, R</b> OBP: 0.276, SLG: 0.188 (1,8)										4	0	0	0	0	0	1					
<b>Frank Howard, R</b> OBP: 0.222, SLG: 0.235 (1,7)										4	0	0	0	0	2	1					
<b>Mike Epstein, L</b> OBP: 0.529, SLG: 0.429 (1,3)										4	0	2	0	0	0	0					
<b>Joe Foy, R</b> OBP: 0.467, SLG: 0.727 (1,5)										3	0	1	0	0	0	3					
<b>Elliott Maddox, R</b> OBP: 0.200, SLG: 0.333 (1,9)										3	0	0	0	0	0	1					
<b>Paul Casanova, R</b> OBP: 0.267, SLG: 0.357 (1,2)										3	0	0	0	0	0	1					
<b>Tim Cullen, R</b> OBP: 0.200, SLG: 0.143 (1,4)										2	0	0	0	1	0	0					
<b>Jim Shellenback, L</b> <b>Richie Scheinblum, S</b> <b>Gerry Janeski, R</b> <b>Denny Riddleberger, R</b> <b>Tom McCraw, L</b> <b>Horacio Pina, R</b> (1,1) (5, P6) (8, 1) (8, 1) (8, P6) (9, 1)										1	0	0	0	0	0	0					
<b>Inning Stats</b>	R: 0 E: 0 K: 1 S: 6	H: 1 LOB: 2 BB: 1 P: 10	R: 0 E: 0 K: 0 S: 3	H: 0 LOB: 0 BB: 0 P: 3	R: 0 E: 0 K: 1 S: 5	H: 1 LOB: 0 BB: 0 P: 5	R: 0 E: 0 K: 0 S: 3	H: 0 LOB: 1 BB: 1 P: 7	R: 0 E: 0 K: 0 S: 4	H: 0 LOB: 0 BB: 0 P: 3	R: 0 E: 0 K: 0 S: 3	H: 1 LOB: 1 BB: 0 P: 4	R: 0 E: 0 K: 0 S: 3	H: 0 LOB: 0 BB: 0 P: 3	R: 0 E: 0 K: 0 S: 3	H: 0 LOB: 0 BB: 0 P: 3	1B: 2 2B: 1 3B: 0 HR: 0	SF: 0 SAC: 0 DP: 1 HBP: 0	WP: 0 PB: 0 CS: 0	PA: 31	
<b>PITCHER</b>	IP	WLS	BF	H	R	ER	SO	BB	IBB	HBP	BLK	WP	HR	S	P	ERA	WHIP				
<b>Mel Stottlemyre, R</b> ERA: (1,1)	9.0	W	31	3	0	0	2	2	0	0	0	0	0	33	41	0.00	0.556				

**New York Yankees @ Washington Senators**  
Robert F. Kennedy Memorial Stadium, Washington, DC  
Sat Apr 10 1971, 3:33 AM EST  
Att: 6,412 - Unknown

AB	29
R	0
H	3
RBI	0
BB	2
SO	2
LOB	8





Batter	1	2	3	4	5	6	7	8	9	AB	R	H	RBI	BB	SO	LOB	TOP										
Horace Clarke, S OBP: 0.444, SLG: 0.438 (1,4)	4-3		1-4-3			G6-4-3 HBP			5-3 2B	3	0	1	0	0	0	0	<b>New York Yankees @ Washington Senators</b> Robert F. Kennedy Memorial Stadium, Washington, DC Sun Apr 11 1971, 3:33 AM EST Unknown - 68 F <a href="http://livebaseballscorecards.com">livebaseballscorecards.com</a>										
Jerry Kenney, L OBP: 0.250, SLG: 0.250 (1,5)	K			P4-6 BB 1B		G6-4-3 1-2		5-3	4	0	1	0	0	1	2												
Roy White, S OBP: 0.278, SLG: 0.438 (1,7)	4-3			1-2 BB			3-1	4-0 S IBB	2	0	0	0	2	0	0												
Bobby Murcer, L OBP: 0.176, SLG: 0.294 (1,8)		4-1		F7			4-3	0-3 K	4	0	0	0	0	1	4												
Danny Cater, R OBP: 0.353, SLG: 0.313 (1,3)		6-3		P4-6 2-3			CS 1B		3	0	1	0	0	0	2												
Curt Blefary, L OBP: 0.250, SLG: 1.000 Ron Woods, R OBP: 0.800, SLG: 0.667 (1,9) (8,9)					P5		CS 1-2	F8	3	1	1	1	0	0	0												
Thurman Munson, R OBP: 0.176, SLG: 0.125 (1,2)					F9			5-3	3	0	0	0	0	0	0												
Gene Michael, S OBP: 0.308, SLG: 0.385 (1,6)			4-1		3-1			K	3	0	0	0	0	1	0												
Steve Kline, R (1,1)			L1-3			L4		L5-3	3	0	0	0	0	0	0												
<b>Inning Stats</b>	R: 0 E: 0 K: 1 S: 5	H: 0 LOB: 0 BB: 0 P: 5	R: 1 E: 0 K: 0 S: 4	H: 1 LOB: 0 BB: 0 P: 4	R: 0 E: 0 K: 0 S: 3	H: 0 LOB: 0 BB: 0 P: 3	R: 0 E: 0 K: 0 S: 3	H: 1 LOB: 1 BB: 1 P: 7	R: 0 E: 0 K: 0 S: 3	H: 0 LOB: 0 BB: 0 P: 3	R: 0 E: 0 K: 0 S: 3	H: 1 LOB: 0 BB: 0 P: 3	R: 0 E: 0 K: 1 S: 5	H: 0 LOB: 0 BB: 0 P: 5	R: 0 E: 0 K: 1 S: 6	H: 1 LOB: 2 BB: 1 P: 10	1B: 2 2B: 2 3B: 0 HR: 1	SF: 0 SAC: 0 DP: 2 HBP: 1	WP: 0 PB: 0 SB: 1 CS: 1	PA: 32							
<b>PITCHER</b>	IP	WLS	BF	H	R	ER	SO	BB	IBB	HBP	BLK	WP	HR	S	P	ERA	WHIP										
Dick Bosman, R ERA: 0.53 (1,1)	8.0	L	26	3	1	1	2	1	0	1	0	0	1	28	33	1.12	0.500										
Darold Knowles, L ERA: (9,1)	1.0		5	1	0	0	1	0	1	0	0	0	0	6	10	0.00	1.000										

Batter	1	2	3	4	5	6	7	8	9	AB	R	H	RBI	BB	SO	LOB	BOTTOM										
Del Unser, L OBP: 0.250, SLG: 0.250 (1,9) (9,8)	F7		L1					FC4-6 1-2		4	0	1	0	0	0	2	<b>New York Yankees @ Washington Senators</b> Robert F. Kennedy Memorial Stadium, Washington, DC Sun Apr 11 1971, 3:33 AM EST Unknown - 68 F <a href="http://livebaseballscorecards.com">livebaseballscorecards.com</a>										
Curt Flood, R OBP: 0.227, SLG: 0.150 Darold Knowles, L (1,8) (9,1)	6-3			6-3		5-3		5-3	4	0	0	0	0	0	2												
Frank Howard, R OBP: 0.182, SLG: 0.190 (1,7)	F7			6-3			F8	K	4	0	0	0	0	1	0												
Mike Epstein, L OBP: 0.524, SLG: 0.471 Elliott Maddox, R OBP: 0.200, SLG: 0.333 (1,3) (9, PR)		F8		K			1B 2B	L1-3 BB	3	0	1	0	1	1	0												
Joe Foy, R OBP: 0.474, SLG: 0.667 (1,5)		6-3			FC3-6 1B		2-3 1B	L1-3	4	0	2	0	0	0	1												
Jim French, L (1,2) (7, PH)		4-3			FC3-6 CS 1-2		L6	P6	2	0	0	0	0	0	1												
Tom McCraw, L OBP: 0.333, SLG: 1.333 Paul Casanova, R OBP: 0.250, SLG: 0.333 (7, PH) (8, 2)					K		4-3		1	0	0	0	0	0	2												
Toby Harrah, R OBP: 0.250, SLG: 0.222 Bernie Allen, L (7, PH) Tom Ragland, R (8, 4)			6-3 2B		K				2	0	0	0	0	0	0												
Tim Cullen, R OBP: 0.167, SLG: 0.118 (1,4) (8, 6)			6-3		CS	6-3		6-3	3	0	0	0	0	0	1												
Dick Bosman, R Richie Scheinblum, S (1,1) (8, PH) (9, 9)			K			F3		FC4-6 BB	2	0	0	0	0	1	1												
<b>Inning Stats</b>	R: 0 E: 0 K: 0 S: 3	H: 0 LOB: 0 BB: 0 P: 3	R: 0 E: 0 K: 0 S: 3	H: 0 LOB: 0 BB: 0 P: 3	R: 0 E: 0 K: 1 S: 6	H: 1 LOB: 0 BB: 0 P: 6	R: 0 E: 0 K: 1 S: 5	H: 0 LOB: 0 BB: 0 P: 5	R: 0 E: 0 K: 0 S: 4	H: 1 LOB: 1 BB: 0 P: 4	R: 0 E: 0 K: 0 S: 5	H: 2 LOB: 2 BB: 0 P: 5	R: 0 E: 0 K: 0 S: 3	H: 0 LOB: 1 BB: 1 P: 7	R: 0 E: 0 K: 1 S: 5	H: 0 LOB: 2 BB: 1 P: 9	1B: 3 2B: 2 3B: 0 HR: 0	SF: 0 SAC: 0 DP: 0 HBP: 0	WP: 0 PB: 0 SB: 0 CS: 1	PA: 34							
<b>PITCHER</b>	IP	WLS	BF	H	R	ER	SO	BB	IBB	HBP	BLK	WP	HR	S	P	ERA	WHIP										
Steve Kline, R ERA: (1,1)	9.0	W	33	5	0	0	4	2	0	0	0	0	0	39	47	0.00	0.778										



Batter	1	2	3	4	5	6	7	8	9	AB	R	H	RBI	BB	SO	LOB	TOP																
Horace Clarke, S OBP: 0.435, SLG: 0.400 (1, 4)	5-3		1B S 1B BB		G1-6-3 1B		P4		F7	4	1	1	0	1	0	1	<b>New York Yankees @ Washington Senators</b> Robert F. Kennedy Memorial Stadium, Washington, DC Sun Apr 11 1971, 3:38 AM EST Att: 24,358 - Unknown - 70 F <a href="http://livebaseballscorecards.com">livebaseballscorecards.com</a>																
Jerry Kenney, L OBP: 0.313, SLG: 0.267 (1, 5)			F7		G1-6-3 1-2		FC5-4 1B			3	0	1	0	1	0	2																	
Roy White, S OBP: 0.273, SLG: 0.400 (1, 7)	F8		P3-4 1B 1-3			6-3	FC5-4 1-2			4	0	1	0	0	0	2																	
Bobby Murcer, L OBP: 0.286, SLG: 0.350 (1, 8)						WP S 1B 1B		K		3	1	2	1	1	1	0																	
Danny Cater, R OBP: 0.286, SLG: 0.250 (1, 3)	L3		P3-4 2-3			K	1-2	F9		4	0	0	0	0	1	5																	
Curt Blefary, L OBP: 0.286, SLG: 0.714 Ron Woods, R OBP: 0.667, SLG: 0.500 (8, PH) (8, 9)		F7		F7		2B 1B		P6		3	1	1	1	0	0	0																	
Jake Gibbs, L OBP: 0.167, SLG: 0.333 (1, 2)		F7		5-3		2B 1B		F9		4	0	1	1	0	0	0																	
Gene Michael, S OBP: 0.294, SLG: 0.412 (1, 6)				1-3		K		K		4	0	1	0	0	2	1																	
Mike Kekich, R Jack Aker, R Ron Hansen, R Lindy McDaniel, R John Ellis, R Frank Baker, L (1, 1) (6, 1) (7, PH) (7, 1) (9, PH) (9, PH)					5-3			K		2	0	0	0	0	1	1																	
<b>Inning Stats</b>	R: 0 E: 0 K: 0 S: 3	H: 0 LOB: 2 BB: 2 P: 11	R: 0 E: 0 K: 1 S: 6	H: 1 LOB: 1 BB: 0 P: 6	R: 1 E: 0 K: 0 S: 4	H: 2 LOB: 1 BB: 1 P: 8	R: 0 E: 0 K: 0 S: 3	H: 0 LOB: 0 BB: 0 P: 3	R: 0 E: 0 K: 0 S: 3	H: 1 LOB: 0 BB: 0 P: 3	R: 2 E: 0 K: 2 S: 10	H: 3 LOB: 1 BB: 0 P: 10	R: 0 E: 0 K: 1 S: 6	H: 1 LOB: 1 BB: 0 P: 6	R: 0 E: 0 K: 1 S: 5	H: 0 LOB: 0 BB: 0 P: 5		R: 0 E: 0 K: 1 S: 5	H: 0 LOB: 1 BB: 1 P: 9	1B: 6 2B: 3 3B: 0 HR: 0	SF: 0 SAC: 0 DP: 2 HBP: 0	WP: 1 PA: 37 PB: 0 CS: 3											
<b>PITCHER</b>	IP WLS BF H R ER SO BB IBB HBP BLK WP HR S P ERA WHIP																																
Casey Cox, R ERA: 4.22 Darold Knowles, L ERA:	(1, 1) (6, 1)	5.2 W 3.1	24 L 13	6 2	3 0	3 0	2 4	3 1	0 0	0 0	0 0	0 0	1 0	25 20	37 24	4.76 0.00	1.588 0.900																

Batter	1	2	3	4	5	6	7	8	9	AB	R	H	RBI	BB	SO	LOB	BOTTOM																
Toby Harrah, R OBP: 0.250, SLG: 0.227 (1, 6)	E5 F8					K	L6			4	0	1	0	0	1	0	<b>New York Yankees @ Washington Senators</b> Robert F. Kennedy Memorial Stadium, Washington, DC Sun Apr 11 1971, 3:38 AM EST Att: 24,358 - Unknown - 70 F <a href="http://livebaseballscorecards.com">livebaseballscorecards.com</a>																
Elliott Maddox, R OBP: 0.211, SLG: 0.316 (1, 8)	K		P4			2B 1B	K			4	1	1	0	0	2	2																	
Frank Howard, R Del Unser, L OBP: 0.222, SLG: 0.320 OBP: 0.250, SLG: 0.250 (1, 7) (9, 9)	F8					WP 1B 2B		K		4	1	2	1	0	1	1																	
Mike Epstein, L OBP: 0.480, SLG: 0.400 (1, 3)	K			1-3		2B 1B BB		K		3	1	0	0	1	2	2																	
Joe Foy, R OBP: 0.435, SLG: 0.556 (1, 5)			G1-6-3 BB			F2		F7		3	0	0	0	1	1	3																	
Richie Scheinblum, S (1, 9) (9, 7)		P4		6-3		1B E BB				2	1	0	0	1	0	2																	
Paul Casanova, R Bernie Allen, L Jim French, L OBP: 0.222, SLG: 0.294 OBP: 0.500, SLG: 0.500 (1, 2) (6, PH) (7, 2)		G1-6-3				F9	E9 1B			2	0	0	0	0	0	1																	
Tim Cullen, R OBP: 0.143, SLG: 0.100 (1, 4)			4-3			F8	P4			3	0	0	0	0	0	1																	
Casey Cox, R Darold Knowles, L (1, 1) (6, 1)			K			K	4-3			2	0	0	0	0	2	0																	
<b>Inning Stats</b>	R: 0 E: 1 K: 2 S: 8	H: 0 LOB: 1 BB: 0 P: 8	R: 0 E: 0 K: 0 S: 2	H: 0 LOB: 0 BB: 1 P: 6	R: 0 E: 0 K: 1 S: 6	H: 1 LOB: 1 BB: 0 P: 6	R: 0 E: 0 K: 1 S: 6	H: 1 LOB: 1 BB: 0 P: 6	R: 0 E: 0 K: 1 S: 5	H: 0 LOB: 0 BB: 0 P: 5	R: 4 E: 1 K: 1 S: 8	H: 3 LOB: 1 BB: 2 P: 16	R: 0 E: 0 K: 1 S: 5	H: 0 LOB: 0 BB: 0 P: 5	R: 0 E: 0 K: 2 S: 7	H: 0 LOB: 0 BB: 0 P: 7		1B: 3 2B: 2 3B: 0 HR: 0	SF: 0 SAC: 0 DP: 1 HBP: 0	WP: 1 PA: 32 PB: 0 CS: 0													
<b>PITCHER</b>	IP WLS BF H R ER SO BB IBB HBP BLK WP HR S P ERA WHIP																																
Mike Kekich, L Jack Aker, R Lindy McDaniel, R ERA: 5.06 ERA: 5.4 ERA: 6.0	(1, 1) (6, 1) (7, 1)	5.1 L 2.0	22 4	4 1	3 1	3 0	6 0	2 1	0 0	0 0	0 0	0 0	0 0	0 3	7 12	5.06 0.00 0.000	1.125 3.000 0.000																



Batter	1	2	3	4	5	6	7	8	9	AB	R	H	RBI	BB	SO	LOB	TOP				
Dick McAuliffe, L (1.4)	G3		3-1		F8		3-1		F9	5	0	0	1	0	0	2	<b>Detroit Tigers @ New York Yankees</b> Yankee Stadium, Bronx, NY Tue Apr 13 1971, 3:33 AM EST Att: 34,745 - Unknown - 67 F				
Al Kaline, R (1.9)	L9		1B		1B		L5-3			4	0	2	0	0	0	0					
Jim Northrup, L (1.8)	1B		6-3		F8				K	4	0	1	0	0	1	3					
Gates Brown, L (1.7)	CS	G2		4-3			F9		4-3	4	0	0	0	0	0	0					
Norm Cash, L (1.3)		K		FC5-4 1B		HR			2B	4	1	3	1	0	1	0					
Bill Freehan, R (1.2)	1B	1B	FC5-4 1B	1B	6-3				L8	4	0	1	0	0	0	2					
Aurelio Rodriguez, R (1.5)		1B	1B	1B	6-3				5-3	4	0	2	0	0	0	0					
Ed Brinkman, R (1.6)	FC4-6		CS	1B	6-3				F4	2	0	0	0	1	0	2					
Willie Horton, R (9, PH)	1B		3-H	BB					1B	1	0	0	0	0	0	0					
Joe Niekro, R (6, 1)			K							2	0	0	0	0	2	1					
Mike Kilkenny, R (6, 1)										0	0	0	0	0	0	0					
Daryl Patterson, L (6, 1)										0	0	0	0	0	0	0					
Kevin Collins, L (7, PH)										1	1	1	0	0	0	0					
Jim Hannan, R (7, 1)										0	0	0	0	0	0	0					
Tom Timmermann, R (7, 1)										0	0	0	0	0	0	0					
Dalton Jones, L (9, PH)							3-1		1B	1	0	1	0	0	0	0					
<b>Inning Stats</b>	R: 0 E: 0 K: 0 S: 3	H: 1 LOB: 0 BB: 0 P: 3	R: 0 E: 0 K: 1 S: 7	H: 2 LOB: 2 BB: 0 P: 7	R: 0 E: 0 K: 1 S: 6	H: 1 LOB: 1 BB: 0 P: 6	R: 0 E: 0 K: 0 S: 4	H: 2 LOB: 1 BB: 0 P: 4	R: 0 E: 0 K: 1 S: 6	H: 1 LOB: 2 BB: 1 P: 10	R: 1 E: 0 K: 0 S: 4	H: 1 LOB: 0 BB: 0 P: 4	R: 1 E: 0 K: 0 S: 4	H: 1 LOB: 0 BB: 0 P: 4	R: 0 E: 0 K: 1 S: 6	H: 1 LOB: 1 BB: 0 P: 6	R: 0 E: 0 K: 0 S: 4	H: 1 LOB: 1 BB: 0 P: 4	1B: 8 2B: 1 3B: 1 HR: 1	SF: 0 LOB: 0 SAC: 0 DP: 0 HBP: 0	WP: 0 PA: 39 CS: 2
<b>PITCHER</b> Stan Bahnsen, R (1.1) ERA: 2.25	IP: 9.0 WLS: W BF: 37 H: 11 R: 2 ER: 2 SO: 4 BB: 1 IBB: 0 HBP: 0 BLK: 0 WP: 0 HR: 1 S: 44 P: 48 ERA: 2.00 WHIP: 1.333															<b>PITCHER</b>					

Batter	1	2	3	4	5	6	7	8	9	AB	R	H	RBI	BB	SO	LOB	BOTTOM		
Horace Clarke, S (1.4)	4-3		CS		G6-4-3 BB		SF7 2B			3	0	2	0	1	0	0	<b>Detroit Tigers @ New York Yankees</b> Yankee Stadium, Bronx, NY Tue Apr 13 1971, 3:33 AM EST Att: 34,745 - Unknown - 67 F		
Thurman Munson, R (1.2)	4-3		CS	F7	G6-4-3		SF7			3	0	0	1	0	0	2			
Roy White, S (1.7)	E6			HR		L9 BLK BB	F5			3	2	1	1	1	0	1			
Bobby Murcer, L (1.8)	4-3			1B BB		BLK BB			K	2	1	0	0	2	1	1			
Danny Cater, R (1.3)		4-3		G1-6-3 1B		L9			L9	4	0	1	1	0	0	2			
Curt Blefary, L (1.9)		3-1		G1-6-3		F8			L9	2	0	0	0	0	0	1			
Ron Woods, R (6, PH)				1B					L9	2	0	0	0	0	0	2			
Jerry Kenney, L (1.5)	F8			FC5-4 1B		K				3	0	1	0	0	1	1			
Gene Michael, S (1.6)		4-3		FC5-4 3B		FC1-6 BB				2	1	0	0	1	0	1			
Stan Bahnsen, R (1.1)	F8			1B		FC1-6 2B				3	1	1	1	0	0	1			
<b>Inning Stats</b>	R: 0 E: 1 K: 0 S: 4	H: 0 LOB: 1 BB: 0 P: 4	R: 0 E: 0 K: 0 S: 3	H: 0 LOB: 0 BB: 0 P: 3	R: 0 E: 0 K: 0 S: 3	H: 1 LOB: 0 BB: 0 P: 3	R: 2 E: 0 K: 0 S: 4	H: 2 LOB: 0 BB: 1 P: 8	R: 1 E: 0 K: 0 S: 4	H: 2 LOB: 1 BB: 1 P: 8	R: 1 E: 0 K: 1 S: 5	H: 0 LOB: 1 BB: 2 P: 13	R: 1 E: 0 K: 0 S: 4	H: 1 LOB: 1 BB: 1 P: 8	R: 0 E: 0 K: 1 S: 5	H: 0 LOB: 0 BB: 0 P: 5	1B: 3 2B: 1 3B: 1 HR: 1	SF: 1 LOB: 0 SAC: 0 DP: 2 HBP: 0	WP: 1 PA: 34 CS: 1
<b>PITCHER</b> Joe Niekro, R (1.1) ERA: 7.3	IP: 5.0 WLS: L BF: 21 H: 5 R: 4 ER: 4 SO: 4 BB: 3 IBB: 0 HBP: 0 BLK: 0 WP: 1 HR: 1 S: 18 P: 30 ERA: 7.20 WHIP: 1.600															<b>PITCHER</b>			
Mike Kilkenny, L (6, 1) ERA: 22.5	0.1	2	0	0	0	0	1	0	0	0	0	1	5	0.00	3.000				
Daryl Patterson, R (6, 1) ERA:	0.2	2	0	0	0	1	0	0	0	1	0	0	4	0.00	0.000				
Jim Hannan, R (7, 1) ERA: 6.75	0.1	3	1	1	1	0	1	0	0	0	0	2	6	27.00	6.000				
Tom Timmermann, R (7, 1) ERA: 2.7	1.2	5	0	0	0	1	0	0	0	0	0	7	7	0.00	0.000				






Batter	1	2	3	4	5	6	7	8	9	AB	R	H	RBI	BB	SO	LOB	TOP			
Mickey Stanley, R OBP: 0.289, SLG: 0.280 (1, 8)										5	0	2	0	0	0	3				
Jim Northrup, L OBP: 0.355, SLG: 0.429 (1, 3)										4	2	0	0	1	0	3				
Al Kaline, R OBP: 0.563, SLG: 0.538 (1, 9)										4	1	4	0	1	0	0				
Willie Horton, R OBP: 0.185, SLG: 0.160 (1, 7)										5	0	0	0	0	1	8				
Aurelio Rodriguez, R OBP: 0.345, SLG: 0.464 (1, 5)										5	0	2	2	0	1	5				
Bill Freehan, R OBP: 0.259, SLG: 0.360 (1, 2)										5	0	1	0	0	1	4				
Dick McAuliffe, L OBP: 0.438, SLG: 0.556 (1, 4)										3	1	2	1	1	0	1				
Ed Brinkman, R OBP: 0.286, SLG: 0.240 (1, 6)										4	0	1	0	0	0	3				
Mickey Lolich, S Ike Brown, R Tom Timmermann, R Fred Scherman, L Cesar Gutierrez, R Mike Kilkenny, R Daryl Patterson, L (1, 1) (5, PH) (6, 1) (6, 1) (8, PH) (8, 1) (8, 1)										1	0	0	0	1	0	0				
<b>Inning Stats</b>	R: 0 E: 0 K: 0 S: 5	H: 2 LOB: 2 BB: 0 P: 5	R: 0 E: 0 K: 0 S: 4	H: 1 LOB: 2 BB: 1 P: 8	R: 1 E: 0 K: 0 S: 5	H: 2 LOB: 1 BB: 0 P: 5	R: 0 E: 0 K: 0 S: 3	H: 1 LOB: 0 BB: 0 P: 3	R: 1 E: 0 K: 1 S: 8	H: 3 LOB: 2 BB: 0 P: 8	R: 0 E: 1 K: 0 S: 4	H: 0 LOB: 2 BB: 1 P: 8	R: 0 E: 1 K: 0 S: 4	H: 0 LOB: 1 BB: 1 P: 5	R: 1 E: 0 K: 2 S: 8	H: 2 LOB: 1 BB: 1 P: 12	1B: 7 2B: 4 3B: 0 HR: 1	SF: 0 SAC: 0 DP: 2 HBP: 0	WP: 1 PB: 0 SB: 0 CS: 0	PA: 42
<b>PITCHER</b>	IP WLS BF H R ER SO BB IBB HBP BLK WP HR S P ERA WHIP																			
Fritz Peterson, L ERA: 4.5 Jack Aker, R ERA: 3.38 (1, 1) (9, 1)	8.0 W 39 12 4 4 1 4 0 0 0 0 1 0 7 7 4.50 2.000																			

Detroit Tigers @ New York Yankees  
Yankee Stadium, Bronx, NY  
Wed Apr 14 1971, 3:33 AM EST  
Att: 11,745 - Unknown - 53 F


AB 38  
R 4  
H 12  
RBI 3  
BB 4  
SO 3  
LOB 29



Batter	1	2	3	4	5	6	7	8	9	AB	R	H	RBI	BB	SO	LOB	BOTTOM				
Horace Clarke, S OBP: 0.438, SLG: 0.429 (1, 4)										5	0	1	2	0	0	5					
Felipe Alou, R OBP: 0.231, SLG: 0.538 (1, 9)										5	1	1	1	0	0	1					
Thurman Munson, R OBP: 0.120, SLG: 0.087 (1, 2)										4	0	0	0	0	0	0					
Roy White, S OBP: 0.367, SLG: 0.538 (1, 7)										3	1	2	0	1	0	0					
Danny Cater, R OBP: 0.276, SLG: 0.286 (7, 3) (1, 5)										4	1	1	0	0	0	2					
John Ellis, R OBP: 0.571, SLG: 0.333 Jerry Kenney, L OBP: 0.350, SLG: 0.278 (6, FR) (7, 5)										0	0	0	1	2	0	0					
Bobby Murcer, L OBP: 0.379, SLG: 0.333 (1, 8)										2	2	1	0	2	0	2					
Gene Michael, S OBP: 0.375, SLG: 0.409 (1, 6)										3	1	2	2	1	0	0					
Fritz Peterson, S OBP: 0.333, SLG: 0.200 Jack Aker, R (1, 1) (9, 1)										3	0	1	2	1	1	2					
<b>Inning Stats</b>	R: 0 E: 0 K: 0 S: 3	H: 0 LOB: 0 BB: 0 P: 3	R: 0 E: 0 K: 0 S: 3	H: 1 LOB: 1 BB: 1 P: 7	R: 0 E: 0 K: 0 S: 3	H: 0 LOB: 0 BB: 0 P: 3	R: 4 E: 0 K: 0 S: 8	H: 5 LOB: 2 BB: 1 P: 12	R: 0 E: 0 K: 0 S: 3	H: 0 LOB: 0 BB: 0 P: 3	R: 1 E: 0 K: 0 S: 2	H: 0 LOB: 4 BB: 4 P: 18	R: 0 E: 0 K: 0 S: 3	H: 0 LOB: 1 BB: 1 P: 7	R: 3 E: 1 K: 1 S: 7	H: 3 LOB: 0 BB: 1 P: 11	1B: 7 2B: 3 3B: 0 HR: 1	SF: 1 SAC: 0 DP: 3 HBP: 0	WP: 0 PB: 0 SB: 0 CS: 0	PA: 38	
<b>PITCHER</b>	IP WLS BF H R ER SO BB IBB HBP BLK WP HR S P ERA WHIP																				
Mickey Lolich, L ERA: 3.18 Tom Timmermann, R ERA: 3.85 Fred Scherman, L ERA: Mike Kilkenny, L ERA: 31.5 Daryl Patterson, R ERA: (1, 1) (6, 1) (6, 1) (8, 1) (8, 1)	5.0 L 22 6 4 4 0 3 0 0 0 0 0 0 1 13 7.20 1.600	0.1 4 0 1 1 0 3 0 0 0 0 0 0 1 13 27.00 9.000	1.2 6 0 0 0 0 2 0 0 0 0 0 0 4 12 0.00 1.200	0.0 3 2 3 2 0 1 0 0 0 0 0 0 2 6 ∞ ∞	1.0 3 1 0 0 1 0 0 0 0 0 0 5 5 0.00 1.000																

Detroit Tigers @ New York Yankees  
Yankee Stadium, Bronx, NY  
Wed Apr 14 1971, 3:33 AM EST  
Att: 11,745 - Unknown - 53 F

AB 29  
R 8  
H 9  
RBI 8  
BB 8  
SO 1  
LOB 12









Batter	1	2	3	4	5	6	7	8	9	AB	R	H	RBI	BB	SO	LOB	TOP			
Horace Clarke, S (1,4) OBP: 0.415, SLG: 0.371	F7		F8		1-3			4-1		4	0	0	0	0	0	2	<b>New York Yankees @ Baltimore Orioles</b> Memorial Stadium, Baltimore, MD Fri Apr 16 1971, 6:05 PM EST Att. 7,465 - Unknown - 60 F  <b>AB 30</b> <b>R 1</b> <b>H 4</b> <b>RBI 1</b> <b>BB 2</b> <b>SO 1</b> <b>LOB 8</b>			
Jake Gibbs, L (1,2) OBP: 0.083, SLG: 0.167	P6			4-3		L8		4-3		4	0	0	0	0	0					
Felipe Alou, R (1,7) OBP: 0.273, SLG: 0.571	FC6 1B			4-3		P6		BB		3	0	1	0	1	0					
Bobby Murcer, L (1,8) OBP: 0.421, SLG: 0.500	FC6 1-2			HR		F7		F7		4	1	1	1	0	2					
Danny Cater, R (1,3) OBP: 0.289, SLG: 0.278		4-3		E4		1-3		F9		4	0	0	0	0	1					
Curt Blefary, L (1,9) OBP: 0.286, SLG: 0.462	F7			4-3		P4				3	0	0	0	0	1					
Jerry Kenney, L (1,5) OBP: 0.333, SLG: 0.217						1-3				3	0	0	0	0	0					
Gene Michael, S (1,6) OBP: 0.355, SLG: 0.357			CS BB		F8			G4-6-3 1B		2	0	1	0	1	0					
Steve Kline, R (1,1) OBP: 0.200, SLG: 0.200										2	0	1	0	0	1					
Frank Tepedino, L (8, PH)			K					G4-6-3 1-2		1	0	0	0	0	0					
Gary Waslewski, R (8, 1)										0	0	0	0	0	0					
<b>Inning Stats</b>	R: 0 E: 0 K: 0 S: 4	H: 1 LOB: 1 BB: 0 P: 4	R: 0 E: 0 K: 0 S: 3	H: 0 LOB: 0 BB: 0 P: 3	R: 0 E: 0 K: 1 S: 4	H: 0 LOB: 0 BB: 1 P: 8	R: 1 E: 1 K: 0 S: 5	H: 1 LOB: 1 BB: 0 P: 5	R: 0 E: 0 K: 0 S: 3	H: 0 LOB: 0 BB: 0 P: 3	R: 0 E: 0 K: 0 S: 3	H: 0 LOB: 0 BB: 0 P: 3	R: 0 E: 0 K: 0 S: 3	H: 1 LOB: 0 BB: 0 P: 3	R: 0 E: 0 K: 0 S: 3	H: 0 LOB: 1 BB: 1 P: 7	1B: 3 2B: 0 3B: 0 HR: 1	SF: 0 SAC: 0 DP: 1 HBP: 0	WP: 0 PB: 0 SB: 0 CS: 1	PA: 32
<b>PITCHER</b> Pat Dobson, R (1,1) ERA: 2.12	IP: 9.0 WLS: W BF: 32 H: 4 R: 1 ER: 1 SO: 1 BB: 2 IBB: 0 HBP: 0 BLK: 0 WP: 0 HR: 1 S: 32 P: 40 ERA: 1.00 WHIP: 0.667																			


Batter	1	2	3	4	5	6	7	8	9	AB	R	H	RBI	BB	SO	LOB	BOTTOM	
Don Buford, S (1,7) OBP: 0.560, SLG: 0.700	HR		4-3			2B BB	FC3-6 1B			3	3	1	1	1	0	2	<b>New York Yankees @ Baltimore Orioles</b> Memorial Stadium, Baltimore, MD Fri Apr 16 1971, 6:05 PM EST Att. 7,465 - Unknown - 60 F  <b>AB 30</b> <b>R 6</b> <b>H 8</b> <b>RBI 6</b> <b>BB 4</b> <b>SO 0</b> <b>LOB 12</b>	
Davey Johnson, R (1,4) OBP: 0.393, SLG: 0.630	F8		F8			1B 2B	1B			4	1	2	2	0	0	1		
Boog Powell, L (1,3) OBP: 0.378, SLG: 0.581	F7			L9		FC6-4 1B IBB	1B			3	1	1	0	1	0			
Frank Robinson, R (1,9) OBP: 0.419, SLG: 0.370	F7			5-3		FC6-4 1B	P6			4	0	1	1	0	0	2		
Paul Blair, R (1,8) OBP: 0.219, SLG: 0.267		F8		L1-3		FC6-4 1B	FC3-6 1B BB			3	1	0	0	1	0	2		
Brooks Robinson, R (1,5) OBP: 0.371, SLG: 0.471		6-3			F3	1B	FC3-6 1B			4	0	2	1	0	0			
Eliod Hendricks, L (1,2) OBP: 0.238, SLG: 0.111		L1-3			4-3	G3	FC3-6 FC4			4	0	0	0	0	0	4		
Mark Belanger, R (1,6) OBP: 0.260, SLG: 0.179			4-3 SH3-4 1B		F9		4-3 SF8			3	0	1	1	0	0			
Pat Dobson, R (1,1)			SH3-4 1-2			6-3	FC3-6 BB	FC4		2	0	0	0	1	0	1		
<b>Inning Stats</b>	R: 1 E: 0 K: 0 S: 4	H: 1 LOB: 0 BB: 0 P: 4	R: 0 E: 0 K: 0 S: 3	H: 0 LOB: 0 BB: 0 P: 3	R: 0 E: 0 K: 0 S: 3	H: 0 LOB: 0 BB: 0 P: 3	R: 3 E: 0 K: 0 S: 6	H: 3 LOB: 2 BB: 2 P: 14	R: 1 E: 0 K: 0 S: 5	H: 2 LOB: 2 BB: 1 P: 9	R: 1 E: 0 K: 0 S: 4	H: 1 LOB: 1 BB: 1 P: 8	R: 1 E: 0 K: 0 S: 4	H: 1 LOB: 1 BB: 1 P: 8	1B: 6 2B: 1 3B: 0 HR: 1	SF: 1 SAC: 1 DP: 0 HBP: 0		WP: 0 PB: 0 SB: 1 CS: 0
<b>PITCHER</b> Steve Kline, R (1,1) ERA: 2.81 Gary Waslewski, R (8, 1) ERA: 3.0	IP: 7.0 WLS: L BF: 31 H: 7 R: 5 ER: 5 SO: 0 BB: 2 IBB: 1 HBP: 0 BLK: 0 WP: 0 HR: 1 S: 28 P: 40 ERA: 6.43 WHIP: 1.286																	



Batter	1	2	3	4	5	6	7	8	9	10	AB	R	H	RBI	BB	SO	LOB	TOP			
Horace Clarke, S OBP: 0.413, SLG: 0.359 (1, 4)	P5		G3 1B		5-3			5-3		4-3 WP 1B BB	4	1	1	0	1	0	0				
Thurman Munson, R OBP: 0.121, SLG: 0.067 (1, 2)	K		L9		4-3			6-3		4-3	5	0	0	0	0	1	2				
Felipe Alou, R OBP: 0.333, SLG: 0.577 (1, 9)	PO 1B		G3 1B					6-3		S 1B	5	1	3	1	0	0	0				
Danny Cater, R OBP: 0.326, SLG: 0.341 (1, 5)	PO	HR 2B	G3		6-3					1B FC6-4 1B	5	2	3	1	0	0	2				
John Ellis, R OBP: 0.553, SLG: 0.857 (1, 3)		HR	F7							G6-4-3 1B	4	1	2	2	1	0	3				
Bobby Murcer, L OBP: 0.429, SLG: 0.514 (1, 8)		HR			4-3			L9		FC6-4 1B	3	0	1	0	1	0	1				
Ron Woods, R OBP: 0.308, SLG: 0.182 (1, 7)			F9		F5			1-3		FC6-4 BB	4	0	0	1	0	0	3				
Ron Hansen, R (1, 6)			FC5-2		5-3			5-3		K	4	0	0	0	0	1	3				
Mike Kekich, R Jack Aker, R Curt Blefary, L Gary Waslewski, R Jake Gibbs, L Fritz Peterson, S OBP: 0.297, SLG: 0.429 OBP: 0.333, SLG: 0.200 (1, 11)			FC6-4					F9		FC6-4	2	0	0	0	0	0	1				
<b>Inning Stats</b>	R: 0 E: 0 K: 1 S: 5	H: 1 LOB: 0 BB: 0 P: 5	R: 2 E: 0 K: 0 S: 6	H: 3 LOB: 1 BB: 0 P: 6	R: 0 E: 0 K: 0 S: 5	H: 2 LOB: 2 BB: 0 P: 5	R: 0 E: 0 K: 0 S: 3	H: 0 LOB: 0 BB: 0 P: 3	R: 0 E: 0 K: 1 S: 5	H: 0 LOB: 0 BB: 0 P: 5	R: 0 E: 0 K: 0 S: 3	H: 0 LOB: 0 BB: 0 P: 3	R: 0 E: 0 K: 0 S: 3	H: 0 LOB: 0 BB: 0 P: 3	R: 1 E: 0 K: 1 S: 7	H: 2 LOB: 2 BB: 1 P: 11	R: 2 E: 0 K: 0 S: 4	H: 2 LOB: 0 BB: 1 P: 8	1B: 7 2B: 2 3B: 0 HR: 1	SF: 0 SAC: 0 DP: 1 HBP: 0	WP: 1 PA: 42
<b>PITCHER</b>	IP 8.0	WLS L	BF 32	H 8	R 3	ER 3	SO 2	BB 1	IBB 0	HBP 0	BLK 0	WP 0	HR 1	S 35	P 39	ERA 3.38	WHIP 1.125				
Dave McNally, L ERA: 2.77 (1, 1)	1.0	L	5	0	1	1	1	2	0	0	0	0	0	5	13	9.00	2.000				
Pete Richert, L ERA: 5.4 (9, 1)	1.0		4	2	1	1	0	0	0	0	0	1	0	4	4	9.00	2.000				
Eddie Watt, R ERA: 3.38 (10, 1)																					

New York Yankees @ Baltimore Orioles  
Memorial Stadium, Baltimore, MD  
Sat. Apr 17 1971, 6:05 PM EST  
Att: 6,555 - Unknown - 59 F


AB 38  
R 5  
H 10  
RBI 5  
BB 3  
SO 3  
LOB 17



Batter	1	2	3	4	5	6	7	8	9	10	AB	R	H	RBI	BB	SO	LOB	BOTTOM	
Mark Belanger, R OBP: 0.270, SLG: 0.242 (1, 6)	F7	FC1-6		1B		FC1-2		F7			5	1	2	0	0	0	2		
Paul Blair, R OBP: 0.243, SLG: 0.286 (1, 8)	BB 1B	5-3		2B		FC1-2		F7			5	1	2	1	0	0	5		
Boog Powell, L OBP: 0.357, SLG: 0.514 (1, 3)	K		1B BB	1-3		L3		P6			4	1	0	0	1	1	5		
Frank Robinson, R OBP: 0.444, SLG: 0.419 (1, 9)	1B BB		FC5-4 1B			K		P6			4	0	2	0	1	1	3		
Merv Rettenmund, R OBP: 0.454, SLG: 0.250 (1, 7)			FC5-4 1B		6-3			K			5	0	2	2	0	1	1		
Brooks Robinson, R OBP: 0.326, SLG: 0.410 (1, 5)	F8		FC5-4		K			5-3		F9	5	0	0	0	0	1	5		
Davey Johnson, R OBP: 0.364, SLG: 0.563 (1, 4)		FC1-6 BB 1B	F7		5-3			4-3		F9	5	0	1	0	0	0	2		
Andy Etchebarren, R OBP: 0.313, SLG: 0.214 (1, 2)		K		CS 1B		1B SH FC1-2 1B		4-3			4	0	2	0	0	1	1		
Dave McNally, R OBP: 0.273, SLG: 0.200 Pete Richert, L Eddie Watt, R (1, 1) (9, 1) (10, 1)			FC1-6 BB		B3			K			2	0	0	0	1	1	1		
<b>Inning Stats</b>	R: 1 E: 0 K: 1 S: 7	H: 2 LOB: 2 BB: 1 P: 11	R: 0 E: 0 K: 1 S: 6	H: 1 LOB: 1 BB: 1 P: 10	R: 1 E: 0 K: 0 S: 4	H: 3 LOB: 1 BB: 1 P: 8	R: 0 E: 0 K: 0 S: 5	H: 0 LOB: 0 BB: 0 P: 5	R: 0 E: 0 K: 1 S: 5	H: 0 LOB: 0 BB: 0 P: 5	R: 0 E: 0 K: 0 S: 3	H: 0 LOB: 0 BB: 0 P: 3	R: 0 E: 0 K: 0 S: 3	H: 0 LOB: 0 BB: 0 P: 3	R: 0 E: 0 K: 0 S: 3	H: 0 LOB: 0 BB: 0 P: 3	1B: 9 2B: 2 3B: 0 HR: 0	SF: 0 SAC: 1 DP: 1 HBP: 0	WP: 0 PA: 43
<b>PITCHER</b>	IP 5.2	WLS 30	BF 11	H 3	R 3	ER 3	SO 3	BB 3	IBB 0	HBP 0	BLK 0	WP 0	HR 0	S 33	P 45	ERA 4.76	WHIP 2.471		
Mike Kekich, L ERA: 4.91 (1, 1)	0.1		1	0	0	1	0	0	0	0	0	0	0	3	3	0.00	0.000		
Jack Aker, R ERA: 3.0 (6, 1)	2.0		6	0	0	0	2	0	0	0	0	0	0	10	10	0.00	0.000		
Gary Waslewski, R ERA: 1.8 (7, 1)	2.0	W	6	0	0	0	0	0	0	0	0	0	0	6	6	0.00	0.000		
Fritz Peterson, L ERA: 3.94 (9, 1)																			

New York Yankees @ Baltimore Orioles  
Memorial Stadium, Baltimore, MD  
Sat. Apr 17 1971, 6:05 PM EST  
Att: 6,555 - Unknown - 59 F

AB 39  
R 3  
H 11  
RBI 3  
BB 3  
SO 6  
LOB 25





Batter	1	2	3	4	5	6	7	8	9	AB	R	H	RBI	BB	SO	LOB	TOP										
<b>Horace Clarke, S</b> OBP: 0.412, SLG: 0.386 (1, 4)	5-3		PB 6-3 2B	P4		1B		P5		5	1	2	0	0	0	3	<b>New York Yankees @ Baltimore Orioles</b> Memorial Stadium, Baltimore, MD Sun Apr 18 1971, 3:33 AM EST Att: 30,427 - Unknown - 60 F										
<b>Thurman Munson, R</b> OBP: 0.184, SLG: 0.118 (1, 2)	BB		6-3	HR	1B	G6-4-3 1B		F9		4	1	2	1	1	0	0											
<b>Felipe Alou, R</b> OBP: 0.313, SLG: 0.613 (1, 9)	K		K2-3	HR	1B	P4		4-3		5	1	1	2	0	2	3											
<b>Danny Cater, R</b> OBP: 0.292, SLG: 0.304 (1, 5)	4-3		F9	F8	F8	G6-4-3		F9		5	0	0	0	0	0	3											
<b>John Ellis, R</b> OBP: 0.625, SLG: 0.778 (1, 3)		HR BB		1B HBP	BB 1B			F8		2	2	1	0	1	0	0											
<b>Bobby Murcer, L</b> OBP: 0.457, SLG: 0.605 (1, 8)	HR			BB 1B	BB 1B			G3		3	1	2	2	1	0	0											
<b>Ron Woods, R</b> OBP: 0.250, SLG: 0.143 <b>Frank Tepedino, L</b> (7, PH)	4-3		P6	F9	F9			F7		3	0	0	0	0	0	4											
<b>Ron Hansen, R</b> OBP: 0.250, SLG: 0.143 <b>Jerry Kenney, L</b> OBP: 0.321, SLG: 0.208	P6		BB 1B	BB 1B	BB 1B			K		2	0	1	1	1	0	0											
<b>Stan Bahnsen, R</b> OBP: 0.187, SLG: 0.500 <b>Bill Burbach, R</b> <b>Roy White, S</b> <b>Lindy McDaniel, R</b> <b>Curt Blefary, L</b> <b>Jack Aker, R</b>	5-3		K	K	K			F9		1	0	0	0	0	0	0											
<b>Inning Stats</b>	R: 0 E: 0 K: 1 S: 5	H: 0 LOB: 1 BB: 1 P: 9	R: 2 E: 0 K: 0 S: 4	H: 1 LOB: 0 BB: 1 P: 8	R: 1 E: 0 K: 1 S: 6	H: 1 LOB: 0 BB: 0 P: 6	R: 0 E: 0 K: 1 S: 6	H: 1 LOB: 3 BB: 1 P: 11	R: 3 E: 0 K: 1 S: 9	H: 4 LOB: 2 BB: 1 P: 13	R: 0 E: 0 K: 0 S: 4	H: 2 LOB: 1 BB: 0 P: 4	R: 0 E: 0 K: 0 S: 3	H: 0 LOB: 0 BB: 0 P: 3	R: 0 E: 0 K: 1 S: 5	H: 0 LOB: 0 BB: 0 P: 5		R: 0 E: 0 K: 0 S: 3	H: 0 LOB: 0 BB: 0 P: 3	1B: 6 2B: 1 3B: 0 HR: 2	SF: 0 SAC: 0 DP: 1 HBP: 1	WP: 0 PB: 1 SB: 0 CS: 0	PA: 40				
<b>PITCHER</b>	IP	WLS	BF	H	R	ER	SO	BB	IBB	HBP	BLK	WP	HR	S	P	ERA	WHIP										
<b>Mike Cuellar, L</b> ERA: 3.98	4.1		24	6	6	5	3	4	0	1	0	0	2	25	42	10.38	2.308										
<b>Tom Dukes, R</b> ERA:	0.2		5	3	0	0	1	0	0	0	0	0	0	7	7	0.00	4.500										
<b>Dick Hall, R</b> ERA:	4.0	W	11	0	0	0	1	0	0	0	0	0	0	13	13	0.00	0.000										

Batter	1	2	3	4	5	6	7	8	9	AB	R	H	RBI	BB	SO	LOB	BOTTOM										
<b>Don Buford, S</b> OBP: 0.548, SLG: 0.760 (1, 7)	HR	1B BB	P6		1-3		1B 1B	L3		5	3	2	1	1	0	3	<b>New York Yankees @ Baltimore Orioles</b> Memorial Stadium, Baltimore, MD Sun Apr 18 1971, 3:33 AM EST Att: 30,427 - Unknown - 60 F										
<b>Paul Blair, R</b> OBP: 0.286, SLG: 0.308 (1, 8)	F9	WP 2B 1B		E3 BB WP	G5-4-3 BB		1B 1B			4	2	2	3	1	0	0											
<b>Frank Robinson, R</b> OBP: 0.463, SLG: 0.472 (1, 9)	F3	1B 2B		WP BB FC3-2 1B	G5-4-3		1B			5	1	3	2	0	0	1											
<b>Boog Powell, L</b> OBP: 0.383, SLG: 0.500 (1, 3)	F5	1B IBB		FC3-2 1B BB			FC5-4 1B	F9		3	1	1	0	2	0	2											
<b>Brooks Robinson, R</b> OBP: 0.333, SLG: 0.409 (1, 5)		FC4-6 1B		6-3			F8	P6		5	1	2	1	0	0	3											
<b>Davey Johnson, R</b> OBP: 0.388, SLG: 0.528 (1, 4)		FC4-6 BB		FC3-2 BB 1B			FC5-4	1B G3		4	0	1	0	1	0	5											
<b>Eliot Hendricks, L</b> OBP: 0.269, SLG: 0.217 (1, 2)	F9	WP 2B		2-3 3-H 1B			K	G3		5	1	2	1	0	1	4											
<b>Mark Belanger, R</b> OBP: 0.310, SLG: 0.250 (1, 6)	FC4-6 BB 1B	CS 1B		1-2 2-3 BB			F9	1B IBB		3	1	1	2	2	0	1											
<b>Mike Cuellar, L</b> OBP: 0.222, SLG: 0.125 <b>Tom Dukes, R</b>	4-0	BB 1B		K			5-3			2	1	0	0	1	2	4											
<b>Dick Hall, R</b> OBP: 0.500, SLG: 0.500 (6, 1)	1-2 BB	BB		K				1-2 2-3 1B		2	0	1	0	0	0	0											
<b>Inning Stats</b>	R: 1 E: 0 K: 0 S: 4	H: 1 LOB: 0 BB: 0 P: 4	R: 6 E: 0 K: 0 S: 7	H: 4 LOB: 2 BB: 4 P: 23	R: 1 E: 0 K: 1 S: 6	H: 2 LOB: 0 BB: 0 P: 6	R: 2 E: 1 K: 1 S: 8	H: 2 LOB: 3 BB: 2 P: 16	R: 0 E: 0 K: 0 S: 2	H: 0 LOB: 0 BB: 1 P: 6	R: 0 E: 0 K: 1 S: 6	H: 1 LOB: 1 BB: 0 P: 6	R: 1 E: 0 K: 0 S: 6	H: 3 LOB: 2 BB: 0 P: 6	R: 0 E: 0 K: 0 S: 5	H: 2 LOB: 3 BB: 1 P: 9	R: 0 E: 0 K: 0 S: 5	H: 2 LOB: 3 BB: 1 P: 9	1B: 12 2B: 2 3B: 0 HR: 1	SF: 0 SAC: 0 DP: 1 HBP: 0	WP: 3 PB: 0 SB: 0 CS: 1	PA: 46					
<b>PITCHER</b>	IP	WLS	BF	H	R	ER	SO	BB	IBB	HBP	BLK	WP	HR	S	P	ERA	WHIP										
<b>Stan Bahnsen, R</b> ERA: 5.6	1.2	L	12	4	7	7	0	3	0	0	0	0	1	9	21	37.80	4.200										
<b>Bill Burbach, R</b> ERA: 3.86	2.1		15	5	3	1	2	2	1	0	0	2	0	16	28	3.86	3.000										
<b>Lindy McDaniel, R</b> ERA: 5.14	3.0		13	4	1	1	1	1	0	0	0	0	0	14	18	3.00	1.667										
<b>Jack Aker, R</b> ERA: 2.25	1.0		6	2	0	0	0	0	1	0	0	0	0	5	9	0.00	2.000										





Batter	1	2	3	4	5	6	7	8	9	AB	R	H	RBI	BB	SO	LOB	TOP			
Tim Cullen, R OBP: 0.269, SLG: 0.300 (1, 4)										5	1	2	2	0	1	0	<b>Washington Senators @ New York Yankees</b> Yankee Stadium, Bronx, NY Tue Apr 20 1971, 3:33 AM EST Alt. 6,851 - Unknown - 69 F  <b>AB 37</b> <b>R 7</b> <b>H 11</b> <b>RBI 6</b> <b>BB 4</b> <b>SO 4</b> <b>LOB 15</b>			
Curt Flood, R OBP: 0.263, SLG: 0.176 (1, 8)										4	1	1	0	1	0	1				
Frank Howard, R OBP: 0.321, SLG: 0.380 Del Unser, L OBP: 0.300, SLG: 0.316 (1, 9)										4	3	2	1	1	0	1				
Joe Foy, R OBP: 0.404, SLG: 0.419 (1, 5)										5	0	1	1	0	0	2				
Elliott Maddox, R OBP: 0.355, SLG: 0.280 (1, 7)										4	0	1	0	1	0	1				
Mike Epstein, L OBP: 0.420, SLG: 0.317 (1, 3)										4	1	1	1	0	1	1				
Paul Casanova, R OBP: 0.300, SLG: 0.483 (1, 2)										4	0	1	1	0	1	4				
Toby Harrah, R OBP: 0.250, SLG: 0.167 (1, 6)										3	0	2	0	1	0	0				
Jim Shellenback, L (1, 1)										4	1	0	0	0	1	5				
<b>Inning Stats</b>	R: 2 E: 1 K: 0 S: 5	H: 2 LOB: 2 BB: 1 P: 10	R: 0 E: 0 K: 1 S: 6	H: 1 LOB: 1 BB: 0 P: 6	R: 2 E: 0 K: 0 S: 6	H: 4 LOB: 2 BB: 1 P: 10	R: 1 E: 0 K: 0 S: 4	H: 1 LOB: 0 BB: 0 P: 4	R: 0 E: 0 K: 1 S: 5	H: 0 LOB: 1 BB: 1 P: 9	R: 0 E: 0 K: 1 S: 5	H: 0 LOB: 0 BB: 0 P: 5	R: 2 E: 0 K: 0 S: 5	H: 2 LOB: 0 BB: 0 P: 5	R: 0 E: 0 K: 0 S: 3	H: 0 LOB: 0 BB: 0 P: 3	1B: 8 2B: 0 3B: 1 HR: 2	SF: 0 SAC: 0 DP: 1 HBP: 1	WP: 0 PB: 0 SB: 0 CS: 0	PA: 42
<b>PITCHER</b>	IP WLS BF H R ER SO BB IBB HBP BLK WP HR S P ERA WHIP																			
Fritz Peterson, L ERA: 4.95 (1, 1)	4.0 L 22 8 5 4 1 1 1 1 0 0 1 21 30 9.00 2.250																			
Gary Waslewski, R ERA: 1.13 (5, 1)	3.0 12 1 0 0 3 2 0 0 0 0 0 16 24 0.00 1.000																			
Mike Kekich, L ERA: 5.54 (8, 1)	2.0 8 2 2 2 0 0 0 0 0 0 1 8 8 9.00 1.000																			

Batter	1	2	3	4	5	6	7	8	9	AB	R	H	RBI	BB	SO	LOB	BOTTOM			
Horace Clarke, S OBP: 0.393, SLG: 0.367 (1, 4)										5	0	1	0	0	0	3	<b>Washington Senators @ New York Yankees</b> Yankee Stadium, Bronx, NY Tue Apr 20 1971, 3:33 AM EST Alt. 6,851 - Unknown - 69 F  <b>AB 32</b> <b>R 2</b> <b>H 8</b> <b>RBI 2</b> <b>BB 4</b> <b>SO 2</b> <b>LOB 22</b>			
Thurman Munson, R OBP: 0.214, SLG: 0.162 (1, 2)										3	0	2	1	0	0	1				
Roy White, S OBP: 0.405, SLG: 0.613 (1, 7)										3	1	2	1	1	0	1				
Danny Cater, R OBP: 0.269, SLG: 0.280 (1, 5)										4	0	0	0	0	0	4				
Felipe Alou, R OBP: 0.278, SLG: 0.543 (1, 9)										4	0	0	0	0	0	4				
John Ellis, R OBP: 0.600, SLG: 0.667 (1, 3)										3	0	1	0	1	0	0				
Bobby Murcer, L OBP: 0.440, SLG: 0.571 (1, 8)										4	0	1	0	0	1	3				
Gene Michael, S OBP: 0.371, SLG: 0.355 (1, 6)										3	0	1	0	1	0	2				
Fritz Peterson, S OBP: 0.420, SLG: 0.200 Ron Hansen, R OBP: 0.227, SLG: 0.125 Gary Waslewski, R OBP: 0.250, SLG: 0.133 Mike Kekich, R OBP: 0.250, SLG: 0.375 (1, 1)										0	1	0	0	1	0	0				
<b>Inning Stats</b>	R: 0 E: 0 K: 0 S: 4	H: 1 LOB: 2 BB: 1 P: 8	R: 0 E: 1 K: 1 S: 5	H: 0 LOB: 0 BB: 0 P: 5	R: 1 E: 0 K: 0 S: 5	H: 2 LOB: 2 BB: 1 P: 9	R: 0 E: 0 K: 0 S: 3	H: 0 LOB: 1 BB: 1 P: 7	R: 0 E: 0 K: 0 S: 4	H: 1 LOB: 1 BB: 0 P: 4	R: 0 E: 0 K: 0 S: 4	H: 1 LOB: 1 BB: 0 P: 4	R: 1 E: 0 K: 0 S: 4	H: 1 LOB: 0 BB: 0 P: 4	R: 0 E: 0 K: 1 S: 5	H: 1 LOB: 1 BB: 1 P: 9	1B: 7 2B: 1 3B: 0 HR: 1	SF: 1 SAC: 0 DP: 3 HBP: 0	WP: 0 PB: 0 SB: 0 CS: 0	PA: 37
<b>PITCHER</b>	IP WLS BF H R ER SO BB IBB HBP BLK WP HR S P ERA WHIP																			
Jim Shellenback, L ERA: 4.76 (1, 1)	9.0 W 37 8 2 2 2 4 0 0 0 0 1 37 43 2.00 1.333																			



Batter	1	2	3	4	5	6	7	8	9	AB	R	H	RBI	BB	SO	LOB	TOP								
<b>Del Unser, L</b> OBP: 0.385, SLG: 0.522 (1.8)	0-0 3-1 S 1B		0-0 1-2 3B 1B		0-0 F3	0-0 HR		4-0 SH1-4 1B BB	0-0 SF7	4	3	2	1	0	0										
<b>Tim Cullen, R</b> OBP: 0.281, SLG: 0.309 (1.4)	0-0 5-3		0-0 1-2 3B 1B		0-0 E5 1B	0-0 1B 1B		0-0 SH1-4	0-0 F9	5	2	2	0	0	0	2									
<b>Mike Epstein, L</b> OBP: 0.455, SLG: 0.400 (1.3)	0-0 3-1		0-0 1-2 3B		0-0 1B 1B	0-0 1B 1B		4-0 1B IBB		4	0	3	3	1	0	1									
<b>Joe Foy, R</b> OBP: 0.386, SLG: 0.396 (1.5)	0-0 F9		0-0 1-3		0-0 1-2 1B	0-0 1-3 1B		0-0 F8		5	0	1	0	0	0	6									
<b>Frank Howard, R</b> OBP: 0.344, SLG: 0.400 (8.7)		0-0 G1-6-3 1B		0-0 5-3	0-3 K		0-0 SH2-4 FC6-2 1B	0-0 1-3 2-H 1B		5	0	3	1	0	1	2									
<b>Elliott Maddox, R</b> OBP: 0.355, SLG: 0.280 (8.9)		0-3 K		0-0 HR	0-3 K		4-0 FC6-2 SH2-4 BB	0-0 1B		4	2	2	1	1	2	3									
<b>Tom McCraw, L</b> OBP: 0.526, SLG: 0.938 (1.7)		0-0 G1-6-3		4-0 BB	0-3 K		0-0 SH2-4	0-0 1-2 2-3 1B		3	1	1	1	1	1	1									
<b>Jim French, L</b> OBP: 0.364, SLG: 0.368 (1.2)		0-0 1-2		0-0 1B	0-0 1-3		0-0 SH5-4 SF7 1B	0-0 3-H		5	0	2	0	0	1	3									
<b>Toby Harrah, R</b> OBP: 0.264, SLG: 0.191 (1.6)			0-0 1B	0-3 K	0-0 4-3		0-0 FC6-2	0-0 1-2 2-3 1B		2	0	0	0	0	1	2									
<b>Dick Bosman, R</b> OBP: 0.300, SLG: 0.556 (6, PH)			0-0 K	0-0 1-3	0-0 HR		0-0 3-1	0-0 SH5-4		1	1	1	1	0	0	0									
<b>Darold Knowles, L</b> OBP: 0.300, SLG: 0.556 (6, PH)			0-0 K	0-0 1-3	0-0 HR		0-0 3-1	0-0 SH5-4		1	0	0	0	0	0	2									
<b>Gerry Janeski, R</b> OBP: 0.300, SLG: 0.556 (7.1)			0-0 K	0-0 1-3	0-0 HR		0-0 3-1	0-0 SH5-4		0	0	0	0	0	0	0									
<b>Inning Stats</b>	R: 0 E: 0 K: 0 S: 4	H: 1 LOB: 1 BB: 0 P: 4	R: 0 E: 0 K: 1 S: 5	H: 1 LOB: 0 BB: 0 P: 5	R: 2 E: 0 K: 1 S: 8	H: 4 LOB: 1 BB: 0 P: 8	R: 1 E: 0 K: 1 S: 6	H: 1 LOB: 1 BB: 1 P: 10	R: 1 E: 1 K: 2 S: 10	H: 2 LOB: 2 BB: 0 P: 10	R: 2 E: 0 K: 1 S: 9	H: 4 LOB: 2 BB: 0 P: 9	R: 0 E: 0 K: 0 S: 4	H: 1 LOB: 2 BB: 1 P: 8	R: 1 E: 0 K: 0 S: 3	H: 1 LOB: 2 BB: 2 P: 11	R: 2 E: 0 K: 0 S: 6	H: 3 LOB: 1 BB: 0 P: 6	1B: 13 2B: 0 3B: 2 HR: 3	SF: 1 SAC: 3 DP: 1 HBP: 0	WP: 0 PB: 0 SB: 1 CS: 0	PA: 47			
<b>PITCHER</b>	IP	WLS	BF	H	R	ER	SO	BB	IBB	HBP	BLK	WP	HR	S	P	ERA	WHIP								
<b>Mel Stottlemyre, R</b> ERA: 2.78 (1.1)	5.2		28	11	6	5	6	1	0	0	0	0	3	39	43	7.94	2.118								
<b>Lindy McDaniel, R</b> ERA: 4.91 (6.1)	0.1		3	2	0	0	0	0	0	0	0	0	0	3	3	0.00	6.000								
<b>Jack Aker, R</b> ERA: 3.0 (7.1)	2.0	L	10	2	1	1	0	2	1	0	0	0	0	7	19	4.50	2.000								
<b>Stan Bahnsen, R</b> ERA: 6.27 (9.1)	1.0		6	3	2	2	0	0	0	0	0	0	0	6	6	18.00	3.000								

Washington Senators @ New York Yankees  
 Yankee Stadium, Bronx, NY  
 Wed Apr 21 1971, 3:33 AM EST  
 Att. 5,415 - Unknown - 73 F

AB 39  
 R 9  
 H 18  
 RBI 9  
 BB 4  
 SO 6  
 LOB 22



Batter	1	2	3	4	5	6	7	8	9	AB	R	H	RBI	BB	SO	LOB	BOTTOM								
<b>Horace Clarke, S</b> OBP: 0.393, SLG: 0.346 (1.4)	0-0 F8		4-0 FC4-6 BB		4-0 HR BB		0-0 5-3	0-0 4-3		3	1	0	0	2	0	1									
<b>Jake Gibbs, L</b> OBP: 0.167, SLG: 0.389 (1.2)	0-0 F8		0-0 FC4-6 E S 1-2		0-0 1-H 2-H HR		0-0 1B 1B		0-0 P3	5	2	2	3	0	0	1									
<b>Roy White, S</b> OBP: 0.405, SLG: 0.583 (1.7)	0-0 4-3		0-0 1-3		0-0 L3		0-0 1B 1B		0-0 G1-6-3 1B	5	0	2	0	0	0	1									
<b>Bobby Murcer, L</b> OBP: 0.436, SLG: 0.596 (1.8)		0-0 FC6-2 3B	0-0 P5		0-0 F8		0-0 FC6-4 1B		0-0 G1-6-3 1-2	5	0	2	1	0	0	2									
<b>Danny Cater, R</b> OBP: 0.250, SLG: 0.259 (1.3)		0-0 FC6-2 BB 1B		0-0 6-3	0-0 6-3		0-0 F8			4	1	0	0	0	0	3									
<b>Curt Blefary, L</b> OBP: 0.263, SLG: 0.353 (1.9)		4-0 3-H		0-0 4-3		0-3 K	0-0 FC6-4			1	0	0	0	1	0	0									
<b>Felipe Alou, R</b> OBP: 0.263, SLG: 0.514 (6, PH) (7.9)		0-0 1B BB		0-0 4-3		0-0 K	0-0 FC6-4			2	0	0	0	0	1	2									
<b>Jerry Kenney, L</b> OBP: 0.344, SLG: 0.250 (1.5)		0-0 1-2 2-H 1B		0-0 1-3		0-0 F7		0-0 P6 E 1B		4	0	2	1	0	0	0									
<b>Gene Michael, S</b> OBP: 0.385, SLG: 0.382 (1.6)		0-0 F8		0-0 2B 2B		4-0 BB		0-0 E5 P6		3	1	1	0	1	0	3									
<b>Mel Stottlemyre, R</b> ERA: 2.22, SLG: 0.333 (6.1)		0-0 6-3		0-0 2B 2B		0-0 1-3		0-0 P6		2	1	1	1	0	0	2									
<b>John Ellis, R</b> OBP: 0.227, SLG: 0.615 (6, PH) (7.1)				0-0 HR		0-0 2B		0-0 1-2 2-3		0	0	0	0	0	0	0									
<b>Jack Aker, R</b> ERA: 3.0 (7.1)				0-0 HR		0-0 2B		0-0 1-2 2-3		0	0	0	0	0	0	0									
<b>Frank Tepedino, L</b> OBP: 0.107, SLG: 0.500 (9.1)				0-0 HR		0-0 2B		0-0 1-2 2-3		0	0	0	0	0	0	0									
<b>Inning Stats</b>	R: 0 E: 0 K: 0 S: 3	H: 0 LOB: 0 BB: 0 P: 3	R: 1 E: 0 K: 0 S: 5	H: 2 LOB: 2 BB: 1 P: 9	R: 0 E: 0 K: 0 S: 3	H: 0 LOB: 0 BB: 0 P: 3	R: 4 E: 0 K: 0 S: 6	H: 3 LOB: 0 BB: 1 P: 10	R: 0 E: 0 K: 1 S: 5	H: 0 LOB: 1 BB: 1 P: 9	R: 1 E: 0 K: 0 S: 6	H: 3 LOB: 2 BB: 0 P: 6	R: 0 E: 1 K: 0 S: 4	H: 1 LOB: 1 BB: 0 P: 4	R: 0 E: 0 K: 0 S: 3	H: 1 LOB: 0 BB: 0 P: 3	1B: 6 2B: 2 3B: 1 HR: 1	SF: 0 SAC: 0 DP: 1 HBP: 0	WP: 0 PB: 0 SB: 1 CS: 0	PA: 40					
<b>PITCHER</b>	IP	WLS	BF	H	R	ER	SO	BB	IBB	HBP	BLK	WP	HR	S	P	ERA	WHIP								
<b>Dick Bosman, R</b> ERA: 2.89 (1.1)	5.0		23	5	5	5	0	3	0	0	0	0	1	20	32	9.00	1.600								
<b>Darold Knowles, L</b> ERA: 0.93 (6.1)	1.1		8	3	1	1	1	1	0	0	0	0	0	9	13	6.75	3.000								
<b>Gerry Janeski, R</b> ERA: 3.68 (7.1)	2.2	W	9	2	0	0	0	0	0	0	0	0	0	9	9	0.00	0.750								

Washington Senators @ New York Yankees  
 Yankee Stadium, Bronx, NY  
 Wed Apr 21 1971, 3:33 AM EST  
 Att. 5,415 - Unknown - 73 F

AB 36  
 R 6  
 H 10  
 RBI 6  
 BB 4  
 SO 1  
 LOB 18





Batter	1	2	3	4	5	6	7	8	9	AB	R	H	RBI	BB	SO	LOB	TOP			
Cesar Tovar, R OBP: 0.423, SLG: 0.438 (1, 7)	L8		F2		F7			2B		4	0	1	0	0	0	0	<b>Minnesota Twins @ New York Yankees</b> Yankee Stadium, Bronx, NY Fri Apr 23 1971, 6:05 PM EST Att: 11,704 - Unknown - 60 F  <b>AB 32</b> <b>R 3</b> <b>H 5</b> <b>RBI 1</b> <b>BB 1</b> <b>SO 5</b> <b>LOB 6</b>			
Rod Carew, L OBP: 0.288, SLG: 0.300 Stan Williams, R (8, 1)	2B S 1B		L1 E 1B		L1-3			K		4	2	2	0	0	1	1				
Tony Oliva, L OBP: 0.389, SLG: 0.667 (1, 9)	S 1-3 2B		L1 1-H		L9			HR		4	1	2	1	0	0	0				
Harmon Killebrew, R OBP: 0.365, SLG: 0.446 (1, 5)	S IBB		K		6-3			5-3		3	0	0	0	1	1	0				
Rich Reese, L OBP: 0.231, SLG: 0.167 (1, 3)	F6				F7			4-3		4	0	0	0	0	0	3				
Jim Holt, L OBP: 0.310, SLG: 0.357 (1, 8)	G3 1-2 2-3 3-H				6-3			L4-1		4	0	0	0	0	0	2				
Leo Cardenas, R OBP: 0.271, SLG: 0.240 (1, 6)			K		6-3			F4		3	0	0	0	0	1	0				
George Mitterwald, R OBP: 0.158, SLG: 0.135 Charlie Manuel, L OBP: 0.500, SLG: 0.333 Tom Tischinski, R OBP: 0.167, SLG: 0.333 (8, 2)			L1-3					K		2	0	0	0	0	0	0				
Bert Blyleven, R OBP: 0.182, SLG: 0.100 Sal Campisi, R (7, 1)			K					4-3		2	0	0	0	0	1	0				
Steve Braun, L OBP: 0.500, SLG: 0.364 (8, 4)					L1-3					0	0	0	0	0	0	0				
<b>Inning Stats</b>	R: 1 E: 0 K: 0 S: 5	H: 2 LOB: 2 BB: 1 P: 9	R: 0 E: 0 K: 2 S: 7	H: 0 LOB: 0 BB: 0 P: 7	R: 1 E: 1 K: 1 S: 6	H: 1 LOB: 0 BB: 0 P: 6	R: 0 E: 0 K: 0 S: 3	H: 0 LOB: 0 BB: 0 P: 3	R: 0 E: 0 K: 0 S: 3	H: 0 LOB: 0 BB: 0 P: 3	R: 0 E: 0 K: 0 S: 3	H: 0 LOB: 0 BB: 0 P: 3	R: 0 E: 0 K: 2 S: 8	H: 1 LOB: 1 BB: 0 P: 8	R: 1 E: 0 K: 0 S: 4	H: 1 LOB: 0 BB: 0 P: 4	1B: 2 2B: 2 3B: 0 HR: 1	SF: 0 SAC: 0 DP: 0 HBP: 0	WP: 0 PB: 0 CS: 3	PA: 33
<b>PITCHER</b> Steve Kline, R ERA: 2.52 (1, 1)	IP: 9.0 WLS: W BF: 33	H: 5 R: 3 ER: 2 SO: 5	BB: 0 IBB: 1 HBP: 0 BLK: 0	WP: 0 HR: 1 S: 42 P: 46	ERA: 2.00 WHIP: 0.556	<b>PITCHER</b>										IP: 9.0 WLS: W BF: 33	H: 5 R: 3 ER: 2 SO: 5	BB: 0 IBB: 1 HBP: 0 BLK: 0	WP: 0 HR: 1 S: 42 P: 46	ERA: 2.00 WHIP: 0.556

Batter	1	2	3	4	5	6	7	8	9	AB	R	H	RBI	BB	SO	LOB	BOTTOM			
Horace Clarke, S OBP: 0.379, SLG: 0.321 (1, 4)	FC1-6 1B BB		1-3		K			6-3		4	1	0	0	1	1	3	<b>Minnesota Twins @ New York Yankees</b> Yankee Stadium, Bronx, NY Fri Apr 23 1971, 6:05 PM EST Att: 11,704 - Unknown - 60 F  <b>AB 35</b> <b>R 7</b> <b>H 12</b> <b>RBI 7</b> <b>BB 4</b> <b>SO 5</b> <b>LOB 20</b>			
Felipe Alou, R OBP: 0.256, SLG: 0.476 (1, 9)	K		CS 1B		E4 1B		G6-4-3 1-2	5-3		5	1	1	0	0	1	4				
Roy White, S OBP: 0.468, SLG: 0.692 (1, 7)	FC1-6 1-2 1B		HR BB		1B 1-3 1B		HR	BB		3	2	3	1	2	0	0				
Bobby Murcer, L OBP: 0.450, SLG: 0.692 (1, 8)	FC1-6 1B 1-2 2-3		HR		1B 1-3 3-H 1B		HR	BB		5	2	3	3	0	0	3				
Danny Cater, R OBP: 0.267, SLG: 0.276 (1, 5)	1-2 3-H 1B		5-3		K		1B 4-3 1B			4	1	2	2	0	1	2				
Jake Gibbs, L OBP: 0.136, SLG: 0.318 (1, 2)	F6				K		1-3 1B	F6		4	0	0	0	0	1	5				
Curt Blefary, L OBP: 0.304, SLG: 0.381 (1, 3)			3-1		K		SH 1B 1B	4-3 1B		4	0	2	0	0	1	0				
Gene Michael, S OBP: 0.395, SLG: 0.378 (1, 6)			1-3		BB		SH 1B 1-2	4-3 1B 1-2		3	0	1	1	1	0	1				
Steve Kline, R OBP: 0.125, SLG: 0.125 (1, 1)	L7				L4-1		SH G6-4-3 1-2 2-3	L4-3		3	0	0	0	0	0	2				
<b>Inning Stats</b>	R: 1 E: 0 K: 1 S: 7	H: 2 LOB: 2 BB: 1 P: 11	R: 0 E: 0 K: 0 S: 3	H: 0 LOB: 0 BB: 0 P: 3	R: 2 E: 0 K: 0 S: 4	H: 2 LOB: 1 BB: 1 P: 8	R: 0 E: 0 K: 2 S: 7	H: 0 LOB: 1 BB: 1 P: 11	R: 1 E: 1 K: 2 S: 10	H: 2 LOB: 2 BB: 0 P: 10	R: 0 E: 0 K: 0 S: 5	H: 2 LOB: 0 BB: 0 P: 5	R: 3 E: 0 K: 0 S: 7	H: 4 LOB: 1 BB: 0 P: 7	R: 0 E: 0 K: 0 S: 3	H: 0 LOB: 1 BB: 1 P: 7		1B: 9 2B: 0 3B: 1 HR: 2	SF: 0 SAC: 1 DP: 1 HBP: 0	WP: 0 PB: 0 CS: 1
<b>PITCHER</b> Bert Blyleven, R ERA: 2.61 Sal Campisi, R ERA: 4.15 Stan Williams, R ERA: 3.95 (8, 1)	IP: 6.0 WLS: L BF: 31	H: 10 R: 6 ER: 5 SO: 5	BB: 3 IBB: 0 HBP: 0 BLK: 0	WP: 0 HR: 2 S: 38 P: 50	ERA: 7.50 WHIP: 2.167	<b>PITCHER</b>										IP: 1.0 WLS: 5 BF: 4	H: 2 R: 1 ER: 1 SO: 0	BB: 0 IBB: 0 HBP: 0 BLK: 0	WP: 0 HR: 0 S: 5 P: 7	ERA: 9.00 WHIP: 2.000







Batter	1	2	3	4	5	6	7	8	9	AB	R	H	RBI	BB	SO	LOB	TOP		
<b>Cesar Tovar, R</b> OBP: 0.402, SLG: 0.397 (1, 7)										5	1	0	0	0	0	5	<b>Minnesota Twins @ New York Yankees</b> Yankee Stadium, Bronx, NY Sun Apr 25 1971, 3:33 AM EDT Att: 29,474 - Cloudy - 51 F		
<b>Rod Carew, L</b> OBP: 0.258, SLG: 0.267 (1, 4)										5	1	0	1	0	0	3			
<b>Harmon Killebrew, R</b> OBP: 0.392, SLG: 0.597 <b>Rich Reese, L</b> OBP: 0.268, SLG: 0.231 (9, PR) (9, 3)										5	0	3	1	0	0	0			
<b>Tony Oliva, L</b> OBP: 0.415, SLG: 0.783 <b>Jim Holt, L</b> OBP: 0.283, SLG: 0.326 (9, 9)										4	3	3	3	1	1	1			
<b>Paul Powell, R</b> OBP: 0.381, SLG: 0.444 (1, 8)										4	1	1	0	1	1	2			
<b>Danny Thompson, R</b> OBP: 0.283, SLG: 0.235 (1, 5)										4	0	0	1	0	0	4			
<b>Leo Cardenas, R</b> OBP: 0.314, SLG: 0.300 (1, 6)										5	0	3	2	0	0	0			
<b>George Mitterwald, R</b> OBP: 0.227, SLG: 0.195 (1, 2)										4	1	2	0	1	1	1			
<b>Jim Kaat, L</b> OBP: 0.385, SLG: 0.538 (1, 1)										5	0	2	0	0	1	5			
<b>Inning Stats</b>	R: 0 E: 0 K: 0 S: 3	H: 0 LOB: 0 BB: 0 P: 3	R: 1 E: 0 K: 1 S: 6	H: 1 LOB: 0 BB: 0 P: 6	R: 3 E: 2 K: 0 S: 8	H: 3 LOB: 2 BB: 0 P: 8	R: 0 E: 0 K: 0 S: 4	H: 2 LOB: 1 BB: 0 P: 4	R: 0 E: 0 K: 1 S: 7	H: 2 LOB: 2 BB: 0 P: 7	R: 1 E: 0 K: 0 S: 4	H: 1 LOB: 0 BB: 0 P: 4	R: 0 E: 0 K: 1 S: 6	H: 1 LOB: 1 BB: 0 P: 6	R: 3 E: 0 K: 1 S: 7	H: 2 LOB: 3 BB: 3 P: 19		1B: 9 2B: 3 3B: 0 HR: 2	SF: 1 SAC: 0 DP: 1 HBP: 0
<b>PITCHER</b>	IP WLS BF H R ER SO BB IBB HBP BLK WP HR S P ERA WHIP																		
<b>Fritz Peterson, L</b> ERA: 4.15 <b>Gary Waslewski, R</b> ERA: 3.45 <b>Mike Kekich, L</b> ERA: 7.36	(1, 1) 6.0 L 29 10 4 1 2 0 0 0 0 0 1 33 33 1.50 1.667	(7, 1) 2.0 8 2 1 1 1 0 0 0 0 0 1 10 10 4.50 1.000	(9, 1) 1.0 8 2 3 3 1 1 2 0 0 0 0 7 19 27.00 3.000																

Batter	1	2	3	4	5	6	7	8	9	AB	R	H	RBI	BB	SO	LOB	BOTTOM		
<b>Horace Clarke, S</b> OBP: 0.364, SLG: 0.292 (1, 4)										4	0	1	0	0	0	2	<b>Minnesota Twins @ New York Yankees</b> Yankee Stadium, Bronx, NY Sun Apr 25 1971, 3:33 AM EDT Att: 29,474 - Cloudy - 51 F		
<b>Thurman Munson, R</b> OBP: 0.245, SLG: 0.239 (1, 2)										4	0	0	0	0	0	0			
<b>Felipe Alou, R</b> OBP: 0.296, SLG: 0.440 (1, 9)										2	0	0	0	2	0	0			
<b>Roy White, S</b> OBP: 0.431, SLG: 0.673 (1, 7)										4	0	0	0	0	0	2			
<b>Danny Cater, R</b> OBP: 0.268, SLG: 0.275 (1, 5)										4	0	0	0	0	0	2			
<b>Bobby Murcer, L</b> OBP: 0.443, SLG: 0.639 (1, 8)										3	0	0	0	0	0	0			
<b>John Ellis, R</b> OBP: 0.586, SLG: 0.529 (1, 3)										3	0	0	0	0	1	0			
<b>Gene Michael, S</b> OBP: 0.385, SLG: 0.364 (1, 6)										3	0	0	0	0	1	0			
<b>Fritz Peterson, S</b> OBP: 0.375, SLG: 0.167 <b>Ron Hansen, R</b> OBP: 0.192, SLG: 0.100 <b>Gary Waslewski, R</b> (6, PH) <b>Ron Woods, R</b> OBP: 0.263, SLG: 0.176 <b>Mike Kekich, R</b> (8, PH) (9, 1)										1	0	0	0	0	0	0			
<b>Inning Stats</b>	R: 0 E: 0 K: 0 S: 3	H: 0 LOB: 0 BB: 0 P: 3	R: 0 E: 0 K: 0 S: 3	H: 0 LOB: 0 BB: 0 P: 3	R: 0 E: 1 K: 1 S: 6	H: 1 LOB: 1 BB: 0 P: 6	R: 0 E: 0 K: 0 S: 3	H: 0 LOB: 1 BB: 1 P: 7	R: 0 E: 0 K: 1 S: 5	H: 0 LOB: 0 BB: 0 P: 5	R: 0 E: 0 K: 0 S: 3	H: 0 LOB: 0 BB: 0 P: 3	R: 0 E: 1 K: 0 S: 5	H: 1 LOB: 2 BB: 0 P: 5	R: 0 E: 0 K: 0 S: 3	H: 0 LOB: 1 BB: 1 P: 7		1B: 2 2B: 0 3B: 0 HR: 0	SF: 0 SAC: 0 DP: 0 HBP: 0
<b>PITCHER</b>	IP WLS BF H R ER SO BB IBB HBP BLK WP HR S P ERA WHIP																		
<b>Jim Kaat, L</b> ERA: 2.89	(1, 1) 9.0 W 32 2 0 0 2 2 0 0 0 1 34 42 0.00 0.444																		



Batter	1	2	3	4	5	6	7	8	9	10	11	12	AB	R	H	RBI	BB	SO	LOB	TOP				
Lee Richard, R OBP: 0.295, SLG: 0.316 (1.6)	FC6-4 BB		1B	1B		L5			K		4-3		5	1	2	1	1	1	0					
Ed Stroud, L OBP: 0.200, SLG: 0.097 Mike Andrews, R OBP: 0.354, SLG: 0.412 (9.4)	FC6-4 CS		1B	1B		K			FC4-6 BB				4	0	1	0	0	1	3					
Carlos May, L OBP: 0.358, SLG: 0.352 (1.3)						L7			FC4-6 1B		F7		5	2	2	1	1	0	2					
Rick Reichardt, R OBP: 0.266, SLG: 0.321 (1.7)	F5		F3		6-3				1B		L4		6	0	1	0	0	0	5					
Bill Melton, R OBP: 0.351, SLG: 0.418 (1.5)			1-3										6	1	4	2	0	1	2					
Jay Johnstone, L OBP: 0.306, SLG: 0.359 (9.9)	F7								F9		SH4-3 1B		4	1	1	1	0	0	3					
Ed Herrmann, L OBP: 0.419, SLG: 0.500 Walt Williams, R OBP: 0.256, SLG: 0.314 Chuck Brinkman, R (8.2)	FC3-6 1B		L6						4-3				3	0	1	0	0	0	2					
Luis Alvarado, R OBP: 0.214, SLG: 0.185 (9.6)	F2								B1-3		F7		5	0	1	0	1	0	2					
Tommy John, R Vicente Romo, R Rich Morales, R Steve Kealey, R Lee Maye, L Don Eddy, R Terry Forster, L Wilbur Wood, R (12.1)			K						F4		G3		3	0	0	0	0	0	1	4				
<b>Inning Stats</b>	R: 0 E: 0 K: 0 S: 2	H: 0 LOB: 1 BB: 2 P: 10	R: 0 E: 0 K: 0 S: 4	H: 1 LOB: 1 BB: 0 P: 4	R: 1 E: 0 K: 1 S: 6	H: 3 LOB: 2 BB: 0 P: 6	R: 1 E: 0 K: 0 S: 6	H: 3 LOB: 2 BB: 0 P: 6	R: 2 E: 0 K: 0 S: 6	H: 3 LOB: 1 BB: 1 P: 10	R: 0 E: 0 K: 1 S: 5	H: 0 LOB: 0 BB: 0 P: 5	R: 0 E: 0 K: 0 S: 3	R: 1 E: 0 K: 1 S: 7	H: 2 LOB: 2 BB: 1 P: 11	R: 0 E: 0 K: 1 S: 5	H: 0 LOB: 0 BB: 0 P: 5	R: 0 E: 0 K: 0 S: 4	H: 1 LOB: 1 BB: 0 P: 4	1B: 10 2B: 3 3B: 0 HR: 0	SF: 1 SAC: 1 DP: 0 HBP: 0	WP: 0 PB: 1 SB: 0 CS: 1	PA: 53	
<b>PITCHER</b>	IP WLS BF H R ER SO BB IBB HBP BLK WP HR S P ERA WHIP	<b>PITCHER</b>																			IP WLS BF H R ER SO BB IBB HBP BLK WP HR S P ERA WHIP			
Mel Stottlemyre, R ERA: 3.62 Gary Waslewski, R ERA: 3.38 Mike Kekich, L ERA: 3.38 Jack Aker, R ERA: 2.25 Lindy McDaniel, R ERA: 3.09	4.2 0.1 3.2 0.0 3.1	26 1 13 0 12	10 0 1 1 1	4 0 1 1 0	4 0 3 0 0	1 0 1 0 0	1 0 0 0 0	0 0 0 0 0	0 0 0 0 0	1 1 18 1 13	1 1 22 ∞ 17	0.00 0.00 2.46 ∞ 0.00	0.600											

Chicago White Sox @ New York Yankees  
Yankee Stadium, Bronx, NY  
Tue Apr 27 1971, 7:05 PM EDT  
Att. 7,009 - Cloudy - 60 F

AB	46
R	5
H	13
RBI	5
BB	5
SO	5
LOB	24



Batter	1	2	3	4	5	6	7	8	9	10	11	12	AB	R	H	RBI	BB	SO	LOB	BOTTOM					
Horace Clarke, S OBP: 0.373, SLG: 0.324 (1.4)	FC4-6 1B		1B						K		FC6-2		6	1	3	2	0	1	3						
Bobby Murcer, L OBP: 0.453, SLG: 0.636 (1.8)	FC4-6 CS		1B						FC4-6 1B		L8		5	1	3	1	0	0	4						
Thurman Munson, R OBP: 0.271, SLG: 0.240 (1.2)	6-3		1B						FC4-6		CS		4	0	1	2	2	0	3						
Roy White, S OBP: 0.422, SLG: 0.623 (1.7)			1-3										4	1	0	0	2	0	5						
Danny Cater, R OBP: 0.273, SLG: 0.280 (9.3)													6	0	2	0	0	1	2						
Felipe Alou, R OBP: 0.300, SLG: 0.429 (1.9)													6	0	2	1	0	1	2						
John Ellis, R OBP: 0.545, SLG: 0.524 Jerry Kenney, L OBP: 0.353, SLG: 0.267 (9.5)			E6										4	0	1	0	0	0	2						
Gene Michael, S OBP: 0.386, SLG: 0.354 (1.6)			5-3										4	1	1	0	1	0	3						
Mel Stottlemyre, R Gary Waslewski, R Ron Woods, R Mike Kekich, L Jack Aker, R Lindy McDaniel, R (12.1)			FC5-2										1	1	0	0	0	0	1						
<b>Inning Stats</b>	R: 0 E: 0 K: 0 S: 3	H: 1 LOB: 0 BB: 0 P: 3	R: 0 E: 0 K: 1 S: 4	H: 0 LOB: 0 BB: 1 P: 8	R: 3 E: 1 K: 0 S: 7	H: 4 LOB: 1 BB: 0 P: 7	R: 0 E: 0 K: 0 S: 3	H: 0 LOB: 0 BB: 0 P: 3	R: 2 E: 0 K: 0 S: 6	H: 3 LOB: 1 BB: 0 P: 6	R: 0 E: 0 K: 0 S: 4	H: 1 LOB: 1 BB: 0 P: 4	R: 0 E: 0 K: 1 S: 6	R: 0 E: 0 K: 1 S: 2	H: 1 LOB: 1 BB: 0 P: 6	R: 0 E: 0 K: 0 S: 4	H: 0 LOB: 0 BB: 1 P: 6	R: 0 E: 0 K: 0 S: 4	H: 2 LOB: 2 BB: 1 P: 8	R: 1 E: 0 K: 0 S: 3	H: 2 LOB: 2 BB: 1 P: 7	1B: 14 2B: 2 3B: 0 HR: 0	SF: 0 SAC: 1 DP: 1 HBP: 0	WP: 0 PB: 0 SB: 1 CS: 3	PA: 52
<b>PITCHER</b>	IP WLS BF H R ER SO BB IBB HBP BLK WP HR S P ERA WHIP	<b>PITCHER</b>																			IP WLS BF H R ER SO BB IBB HBP BLK WP HR S P ERA WHIP				
Tommy John, L Vicente Romo, R Steve Kealey, R Don Eddy, L Terry Forster, L	5.1 1.2 6.1 1.0 1.1	24 7 8 6 5	9 1 2 2 1	5 0 0 0 1	5 0 0 0 0	1 0 0 0 0	0 0 0 0 0	0 0 0 0 0	0 0 0 0 0	0 0 0 0 0	0 0 0 0 0	0 0 0 0 0	0 0 0 0 0	8.44 1.875	0.00 1.200	0.00 4.000	6.75 1.500								

Chicago White Sox @ New York Yankees  
Yankee Stadium, Bronx, NY  
Tue Apr 27 1971, 7:05 PM EDT  
Att. 7,009 - Cloudy - 60 F

AB	45
R	6
H	16
RBI	6
BB	5
SO	3
LOB	25





Batter	1	2	3	4	5	6	7	8	9	AB	R	H	RBI	BB	SO	LOB	TOP					
Tommy Harper, R OBP: 0.275, SLG: 0.221 (1, 5)	5-3		F8			FC6-4		K		4	0	0	0	0	1	1						
Mike Hegan, L OBP: 0.373, SLG: 0.451 (1, 3)	L3-1			L8		F7		G3		4	0	0	0	0	0	1						
John Briggs, L OBP: 0.280, SLG: 0.186 (1, 7)	K			F7		F7		L1-3		4	0	0	0	0	1	1						
Dave May, L OBP: 0.312, SLG: 0.394 (1, 8)		6-3		L3-1		L3-1			HR	4	1	1	1	0	0	0						
Bill Voss, L OBP: 0.265, SLG: 0.283 (1, 9)	L3-1				F8			4-3		4	0	1	0	0	0	0						
Ted Kubiak, S OBP: 0.342, SLG: 0.364 (1, 4)							1B			3	0	2	0	0	0	1						
Elie Rodriguez, R OBP: 0.324, SLG: 0.344 (1, 2)										3	0	0	0	0	0	3						
Rick Auerbach, R OBP: 0.276, SLG: 0.192 (1, 6)										3	0	0	0	0	0	1						
Skip Lockwood, R OBP: 0.231, SLG: 0.187 (5, PH)										1	0	0	0	0	0	0						
Ron Theobald, R (6, PH)										0	0	0	0	0	0	0						
John Geinar, R (6, 1)										0	0	0	0	0	0	0						
Dick Ellsworth, L (6, 1)										0	0	0	0	0	0	0						
Floyd Wicker, L (8, PH)										1	0	0	0	0	0	0						
Marcelino Lopez, R (8, 1)										0	0	0	0	0	0	0						
<b>Inning Stats</b>	R: 0 E: 0 K: 1 S: 5	H: 0 LOB: 0 BB: 0 P: 5	R: 0 E: 0 K: 0 S: 4	H: 1 LOB: 1 BB: 0 P: 4	R: 0 E: 0 K: 0 S: 3	H: 0 LOB: 0 BB: 0 P: 3	R: 0 E: 0 K: 0 S: 3	H: 0 LOB: 1 BB: 0 P: 3	R: 0 E: 0 K: 0 S: 4	H: 1 LOB: 1 BB: 0 P: 4	R: 0 E: 0 K: 0 S: 3	H: 0 LOB: 1 BB: 1 P: 7	R: 0 E: 0 K: 0 S: 4	H: 1 LOB: 0 BB: 0 P: 4	R: 0 E: 0 K: 1 S: 5	H: 0 LOB: 0 BB: 0 P: 5	R: 1 E: 0 K: 0 S: 4	H: 1 LOB: 0 BB: 0 P: 4	1B: 3 2B: 0 3B: 0 HR: 1	SF: 0 SAC: 0 DP: 0 HBP: 0	WP: 0 PB: 0 CS: 0	PA: 32
<b>PITCHER</b> Steve Kline, R ERA: 2.12 (1, 1)	IP: 9.0 WLS: W BF: 32 H: 4 R: 1 ER: 1 SO: 2 BB: 1 IBB: 0 HBP: 0 BLK: 0 WP: 0 HR: 1 S: 35 P: 39 ERA: 1.00 WHIP: 0.556											<b>PITCHER</b>	IP: 9.0 WLS: W BF: 32 H: 4 R: 1 ER: 1 SO: 2 BB: 1 IBB: 0 HBP: 0 BLK: 0 WP: 0 HR: 1 S: 35 P: 39 ERA: 1.00 WHIP: 0.556									

Milwaukee Brewers @ New York Yankees  
Yankee Stadium, Bronx, NY  
Fri Apr 30 1971, 7:05 PM EDT  
Att: 7,023 - Cloudy - 52 F

AB 31  
R 1  
H 4  
RBI 1  
BB 1  
SO 2  
LOB 8



Batter	1	2	3	4	5	6	7	8	9	AB	R	H	RBI	BB	SO	LOB	BOTTOM					
Horace Clarke, S OBP: 0.398, SLG: 0.342 (1, 4)	BB		SF8 SH3 PB BB	2B		2B		G1		2	2	1	1	3	0	1						
Thurman Munson, R OBP: 0.297, SLG: 0.264 (1, 2)	BB		SH3 E BB	5-3		BB		K		3	0	1	1	2	1	2						
Roy White, S OBP: 0.397, SLG: 0.600 (1, 7)	F8		SF8		G3	SF8				2	0	0	2	0	2							
Bobby Murcer, L OBP: 0.456, SLG: 0.623 (1, 8)	F7		SH3 IBB	1B	4-3 E	3-1				3	0	1	0	1	0	3						
Danny Cater, R OBP: 0.263, SLG: 0.269 (1, 3)	FC6-4		SH3		E4 4-3		F7			3	0	0	1	0	0	3						
Felipe Alou, R OBP: 0.297, SLG: 0.407 (1, 9)		5-3	F4		4-3			G4-6-3 BB		3	0	0	0	1	0	4						
Jerry Kenney, L OBP: 0.316, SLG: 0.235 (1, 5)		4-3		F8	6-3			G4-6-3		4	0	0	0	0	0	3						
Gene Michael, S OBP: 0.393, SLG: 0.340 (1, 6)		F5		SH3-4 2B BB		F9		G1 SH1 BB		2	1	0	0	2	0	0						
Steve Kline, R OBP: 0.300, SLG: 0.300 (1, 1)			PB BB SF8	1B	SH3-4		2B 1B	SH1		2	2	2	0	0	0	0						
<b>Inning Stats</b>	R: 0 E: 0 K: 0 S: 3	H: 0 LOB: 2 BB: 2 P: 11	R: 0 E: 0 K: 0 S: 3	H: 0 LOB: 0 BB: 0 P: 3	R: 2 E: 1 K: 0 S: 4	H: 1 LOB: 2 BB: 3 P: 16	R: 1 E: 0 K: 0 S: 4	H: 1 LOB: 1 BB: 1 P: 8	R: 0 E: 0 K: 0 S: 5	H: 1 LOB: 2 BB: 0 P: 5	R: 2 E: 0 K: 0 S: 5	H: 2 LOB: 1 BB: 1 P: 9	R: 0 E: 0 K: 0 S: 2	H: 0 LOB: 0 BB: 1 P: 6	R: 0 E: 0 K: 1 S: 5	H: 0 LOB: 1 BB: 1 P: 9	R: 0 E: 0 K: 1 S: 5	H: 0 LOB: 1 BB: 1 P: 9	1B: 3 2B: 2 3B: 0 HR: 0	SF: 2 SAC: 3 DP: 1 HBP: 0	WP: 0 PB: 1 CS: 0	PA: 38
<b>PITCHER</b> Skip Lockwood, R ERA: 2.78 John Geinar, R ERA: 13.5 Dick Ellsworth, L ERA: 4.26 Marcelino Lopez, L ERA: (1, 1)	IP: 5.0 WLS: L BF: 25 H: 3 R: 3 ER: 3 SO: 0 BB: 1 IBB: 0 HBP: 0 BLK: 0 WP: 0 HR: 0 S: 19 P: 43 ERA: 5.40 WHIP: 1.600											<b>PITCHER</b>	IP: 5.0 WLS: L BF: 25 H: 3 R: 3 ER: 3 SO: 0 BB: 1 IBB: 0 HBP: 0 BLK: 0 WP: 0 HR: 0 S: 19 P: 43 ERA: 5.40 WHIP: 1.600									

Milwaukee Brewers @ New York Yankees  
Yankee Stadium, Bronx, NY  
Fri Apr 30 1971, 7:05 PM EDT  
Att: 7,023 - Cloudy - 52 F

AB 24  
R 5  
H 5  
RBI 5  
BB 9  
SO 1  
LOB 18

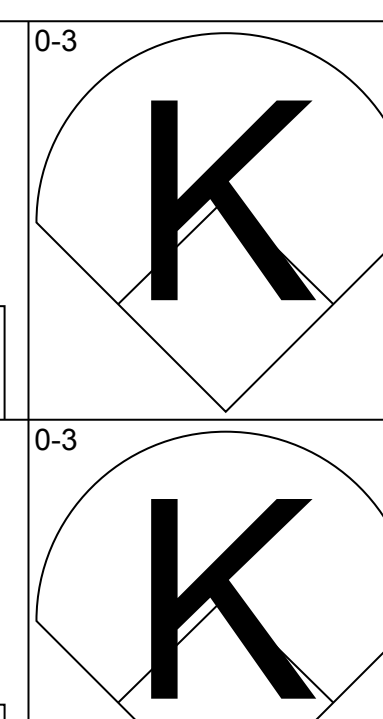
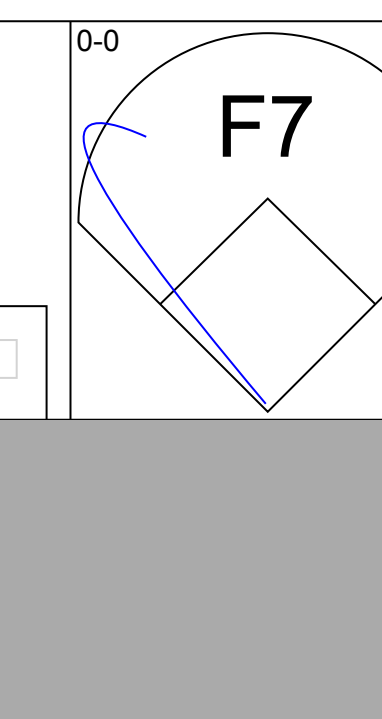
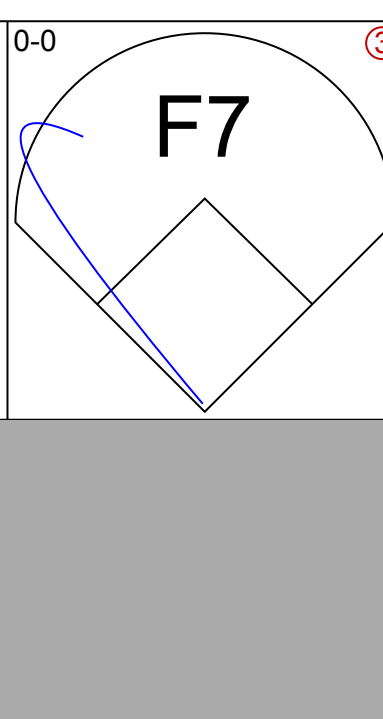
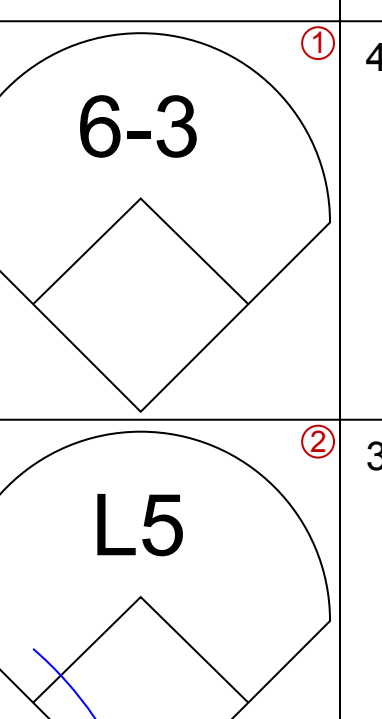
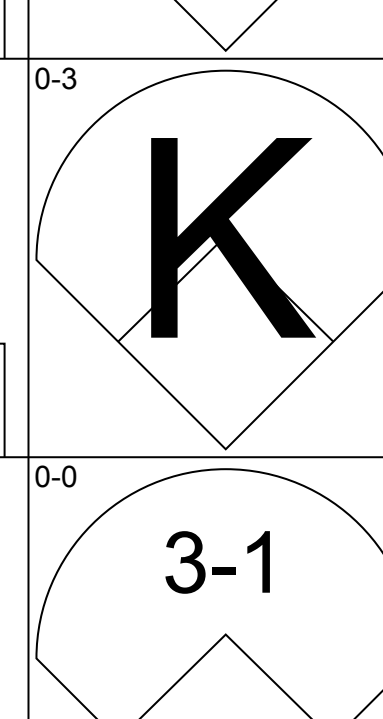
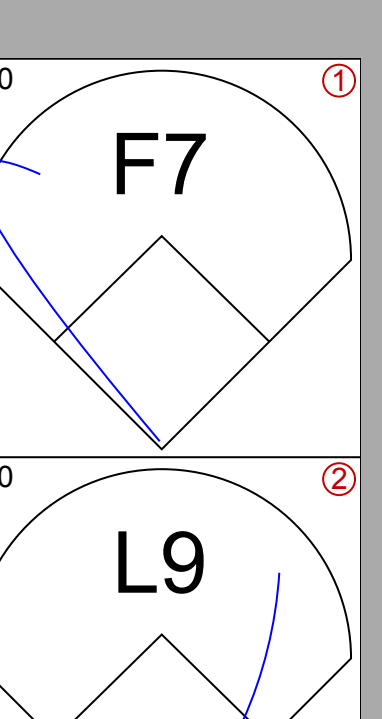
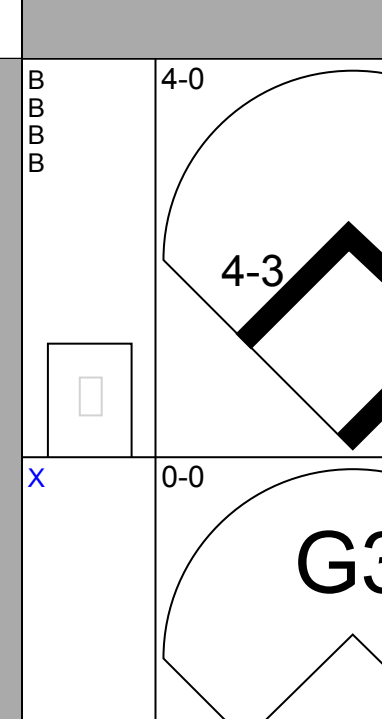
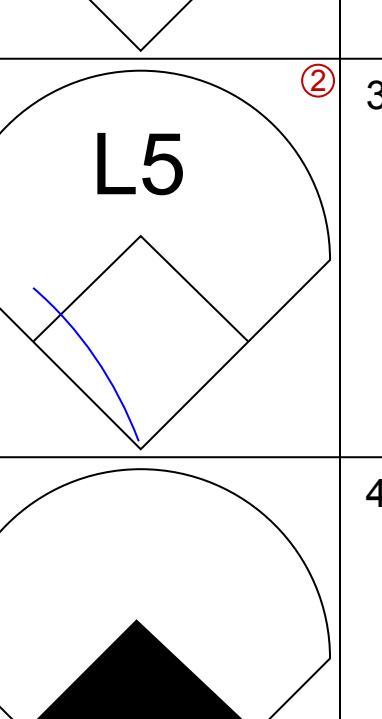
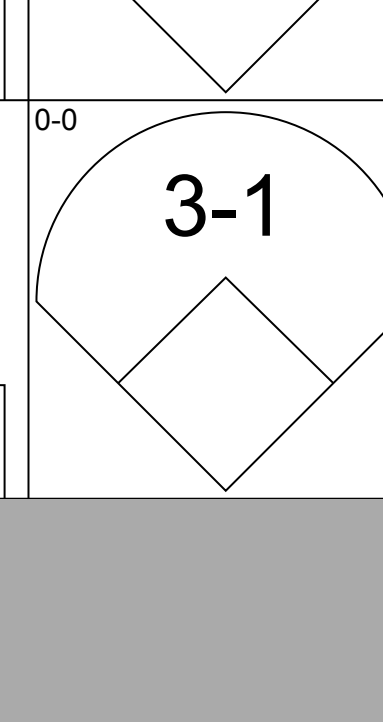
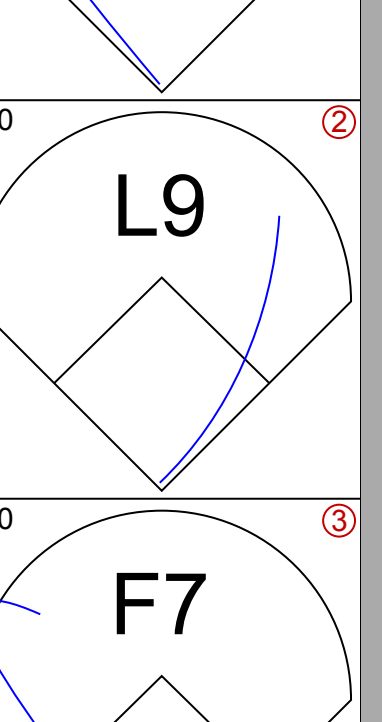
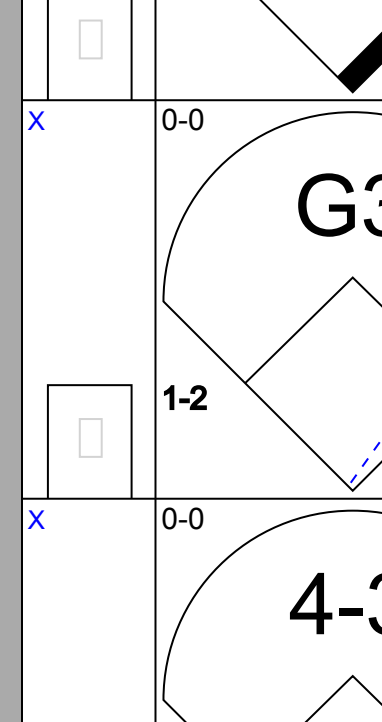
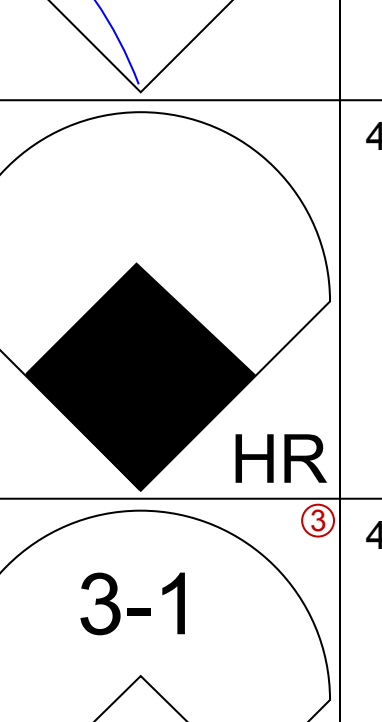
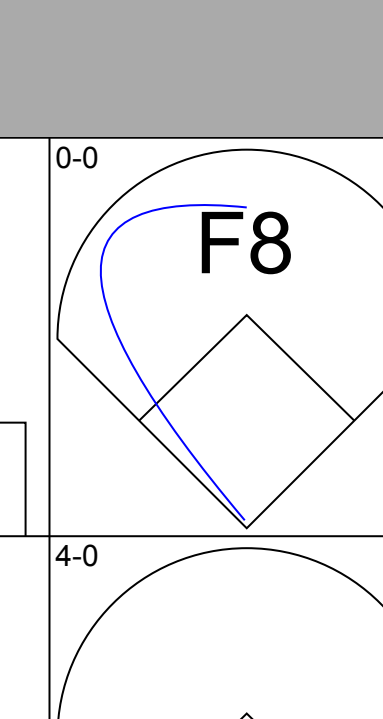
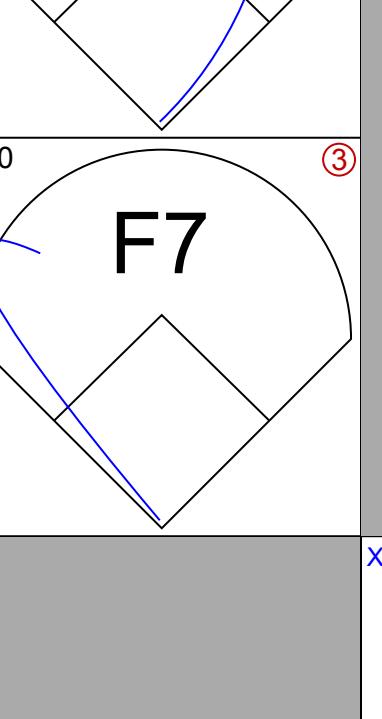
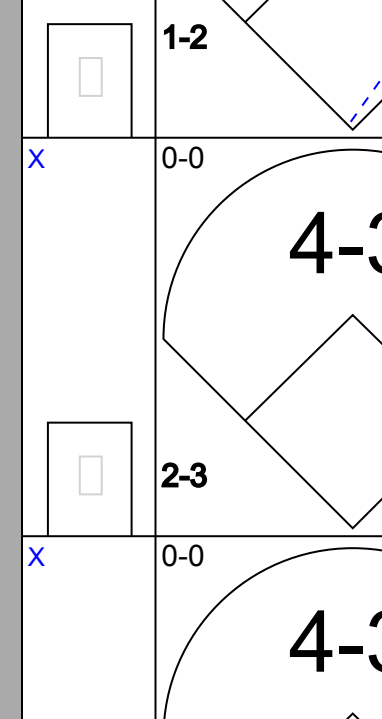
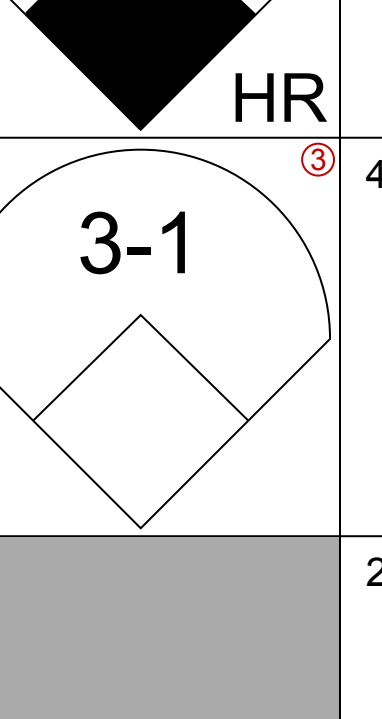
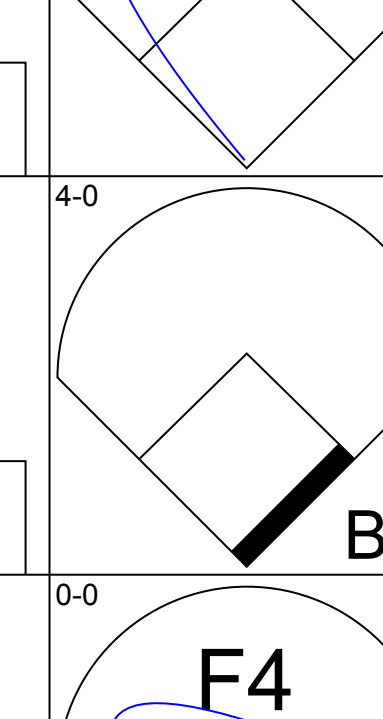
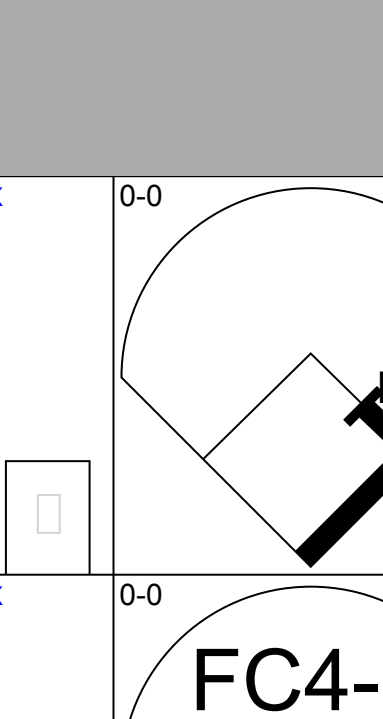
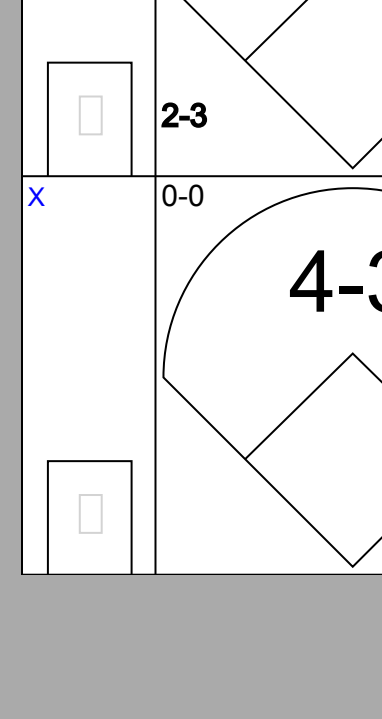
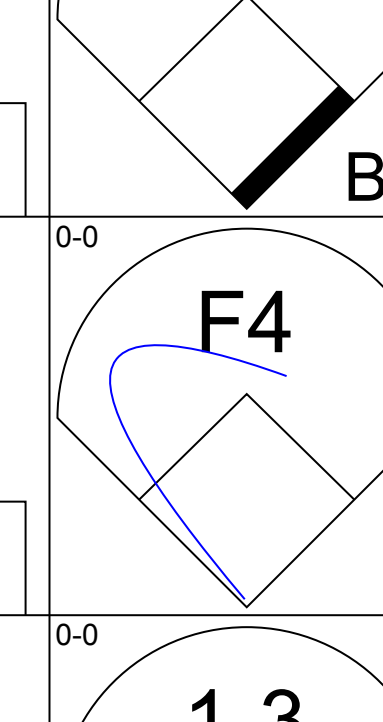
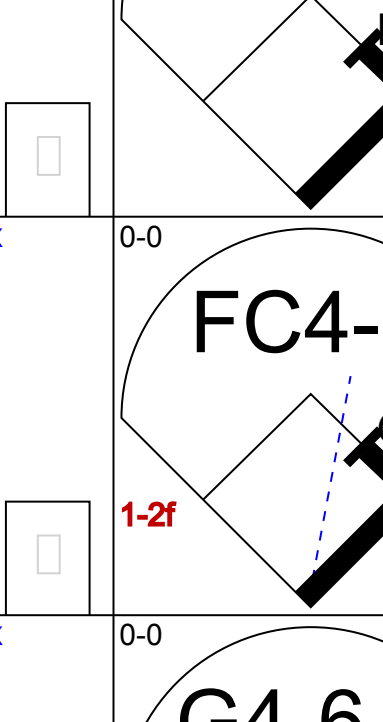
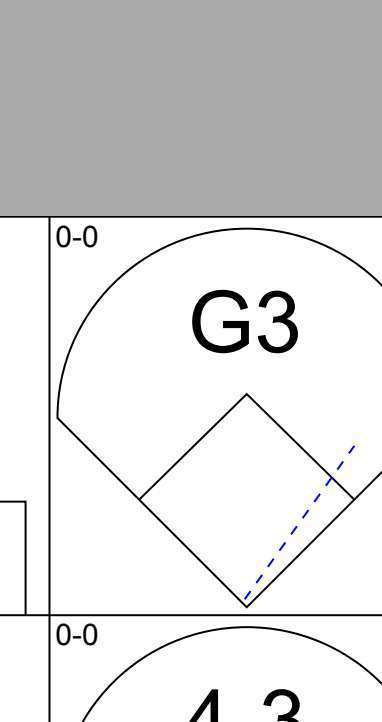
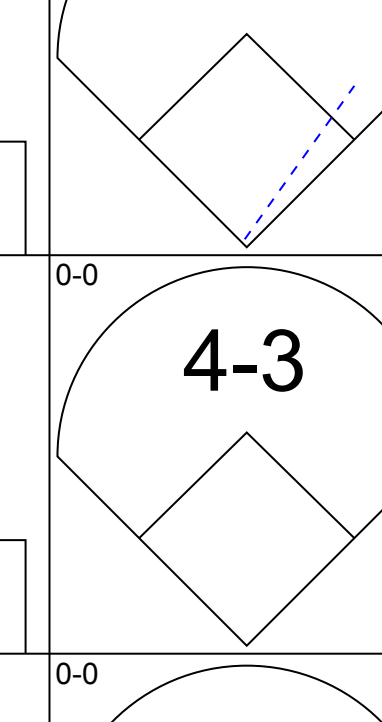
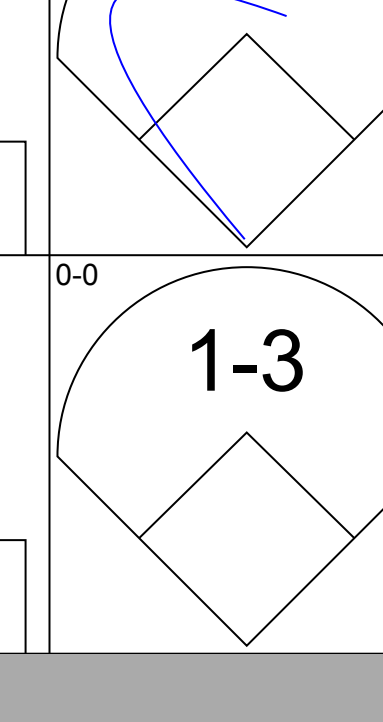
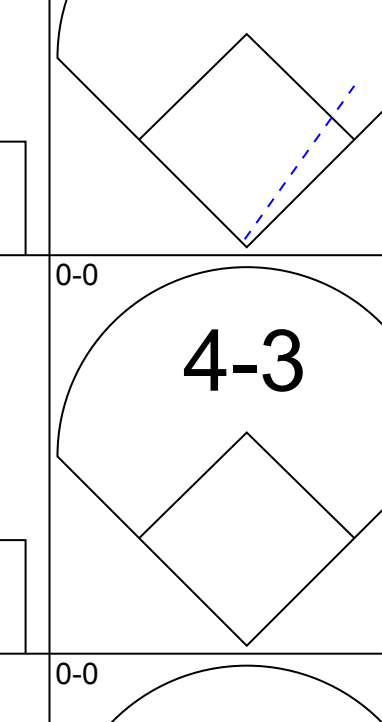
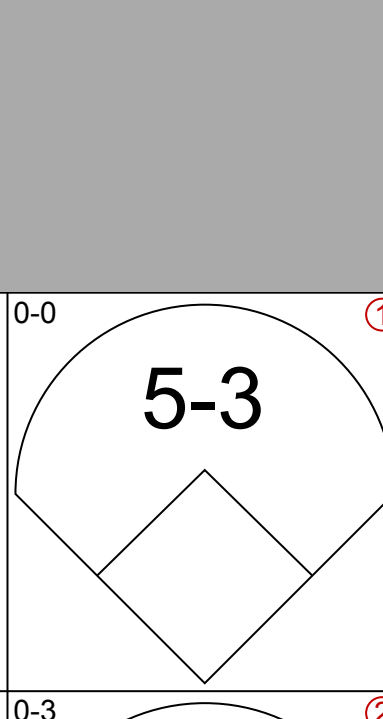
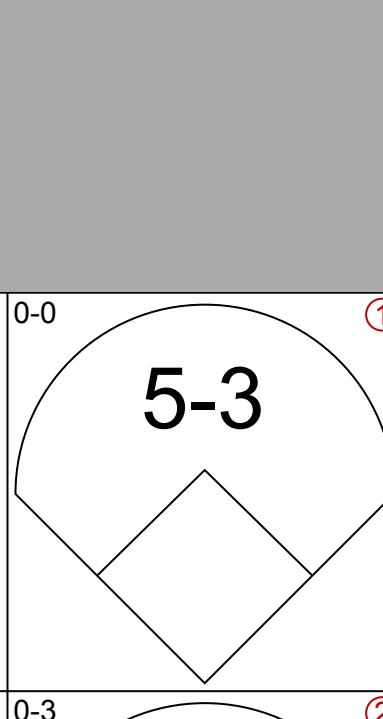
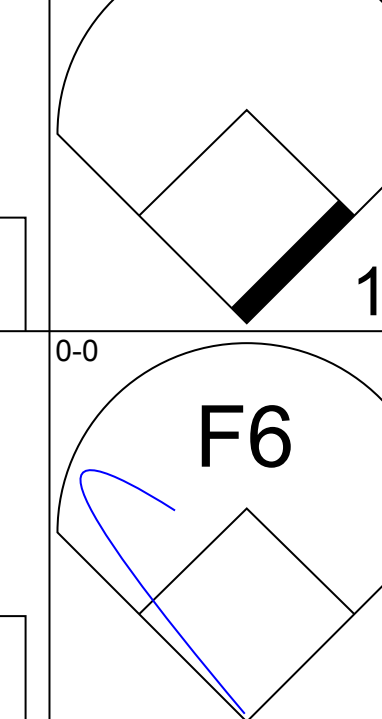
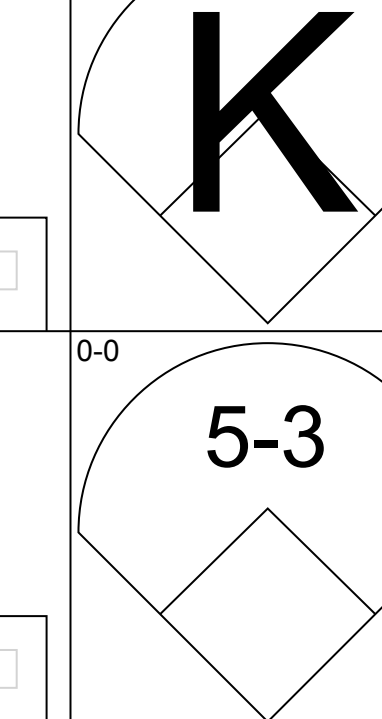
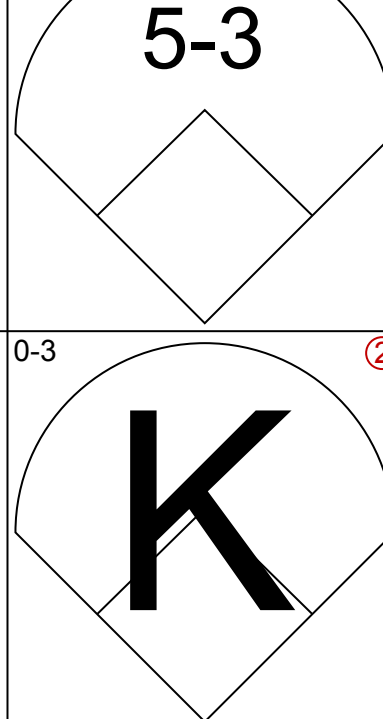
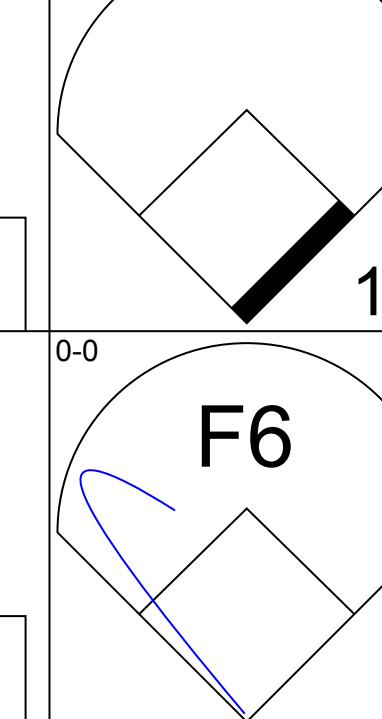


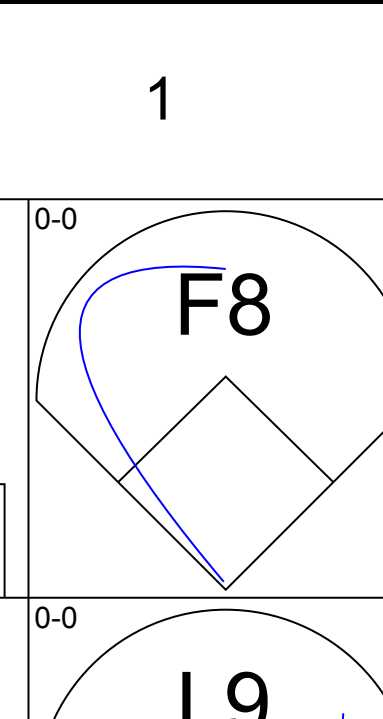
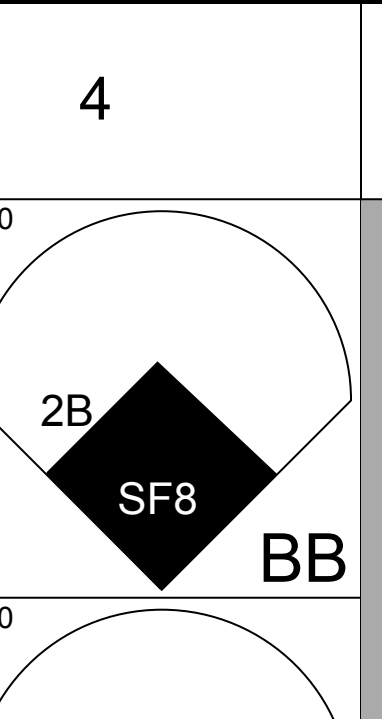
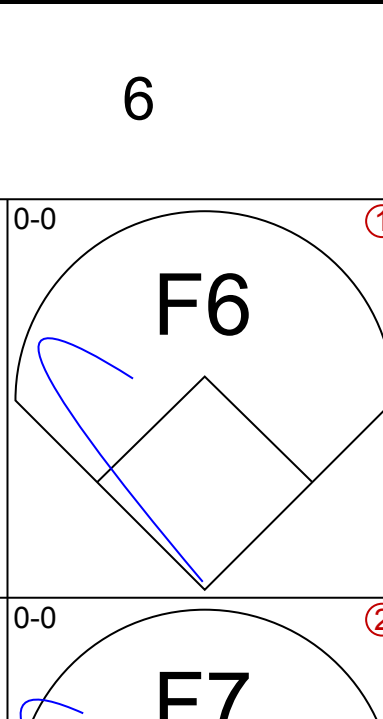
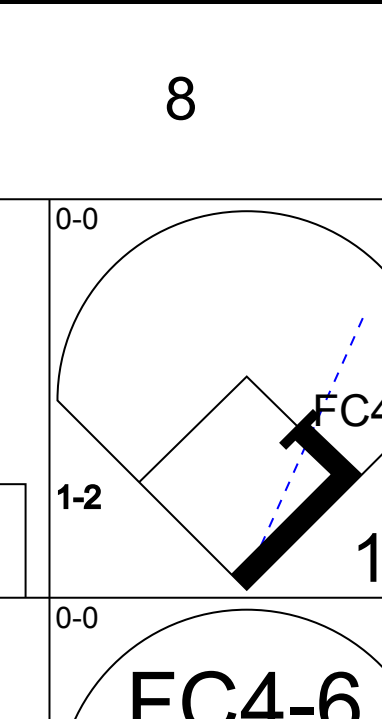
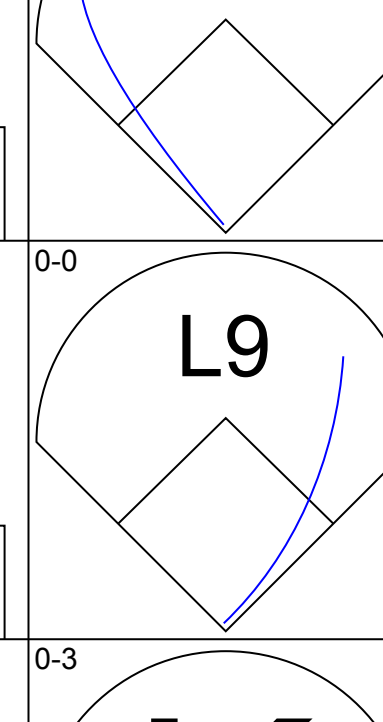
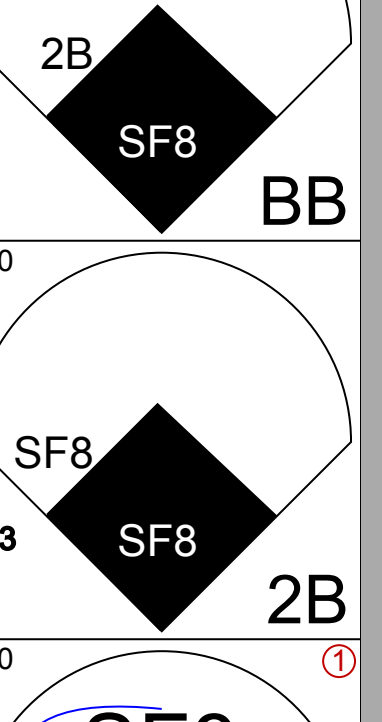
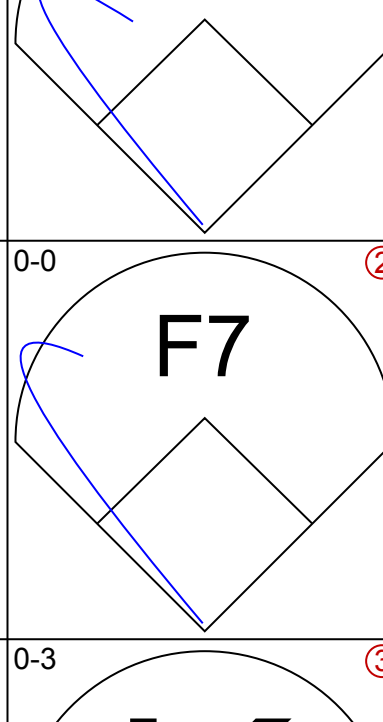
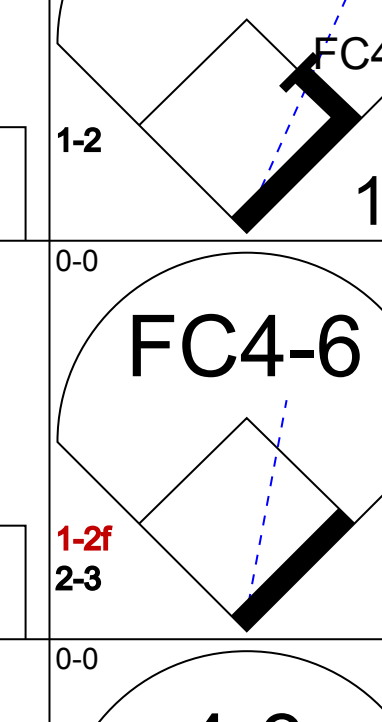
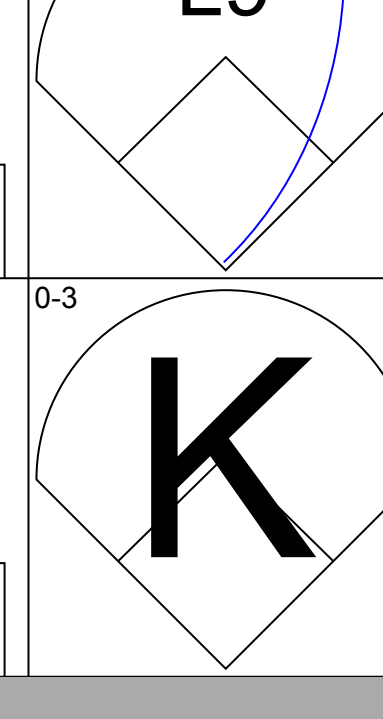
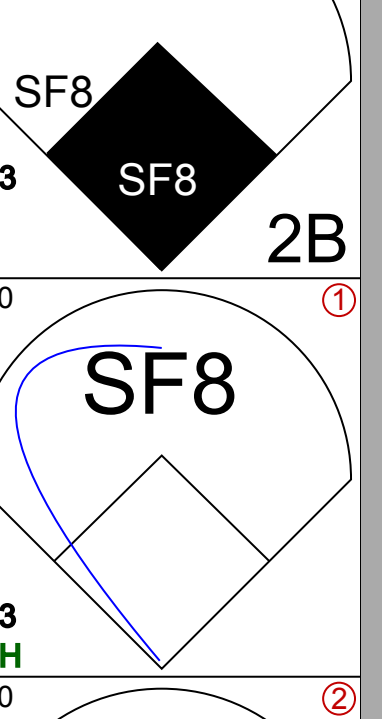
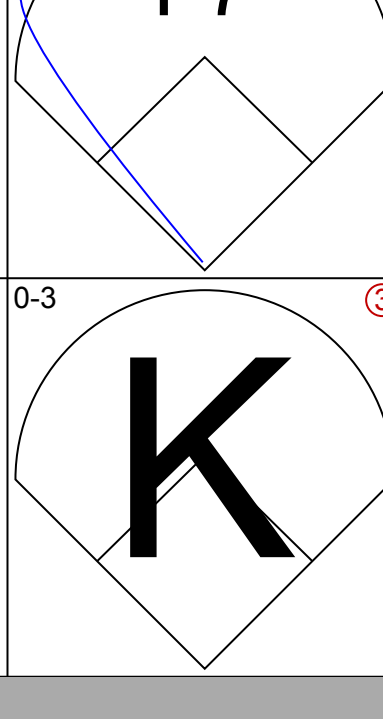
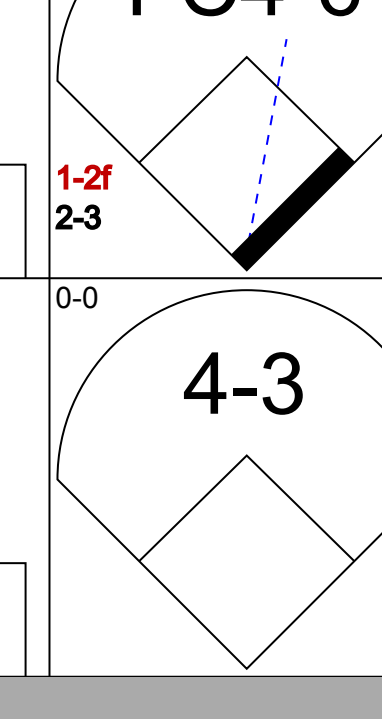
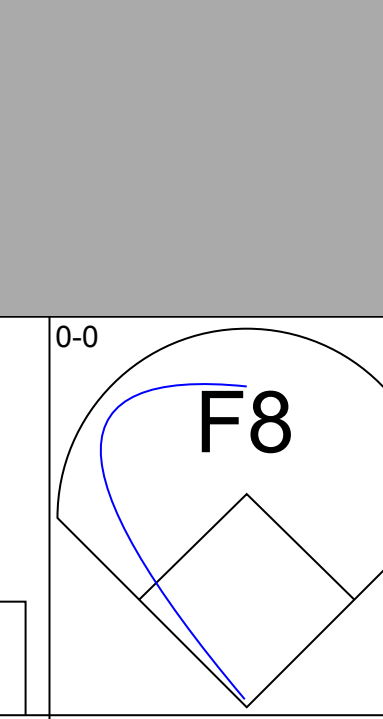
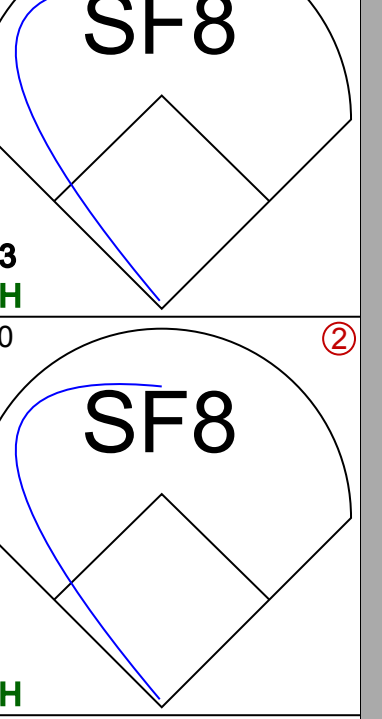
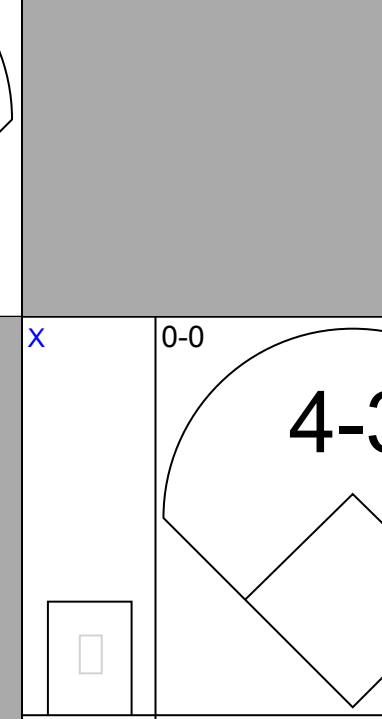
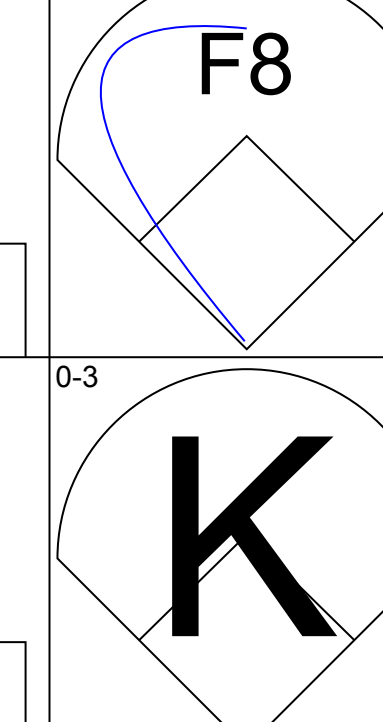
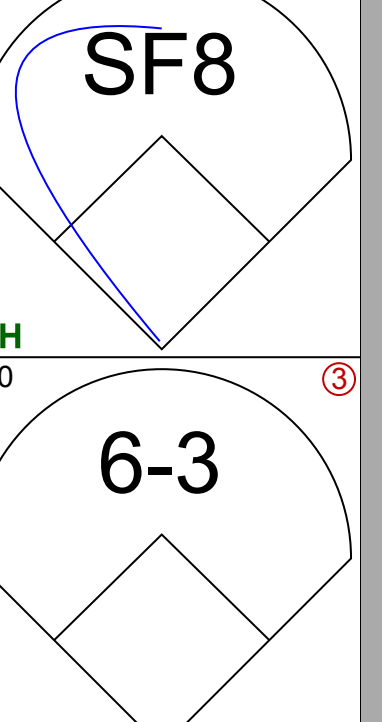
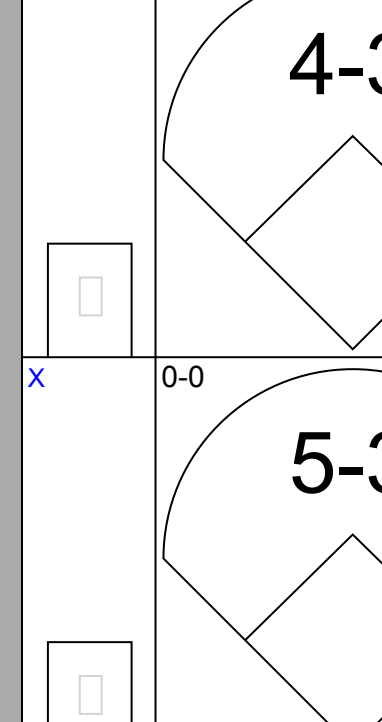
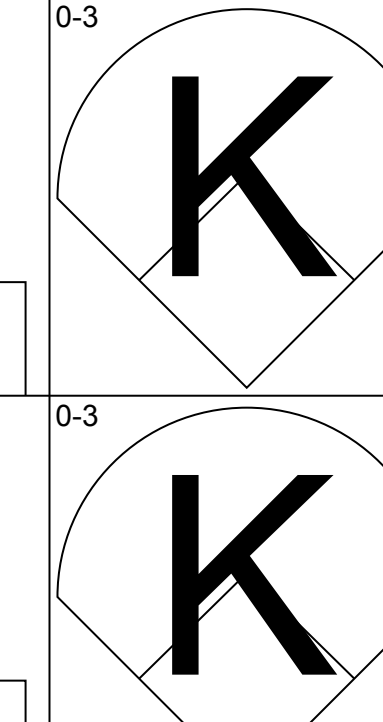
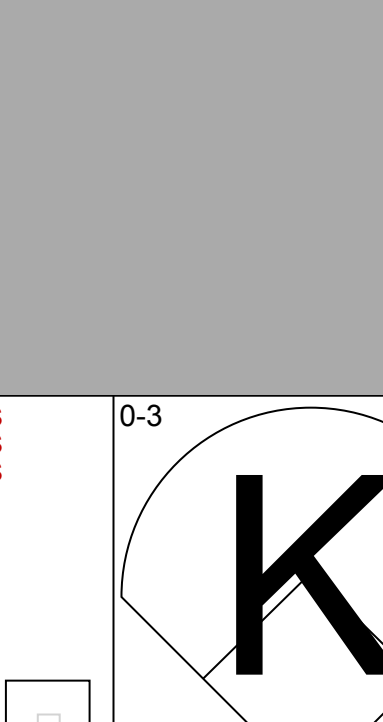
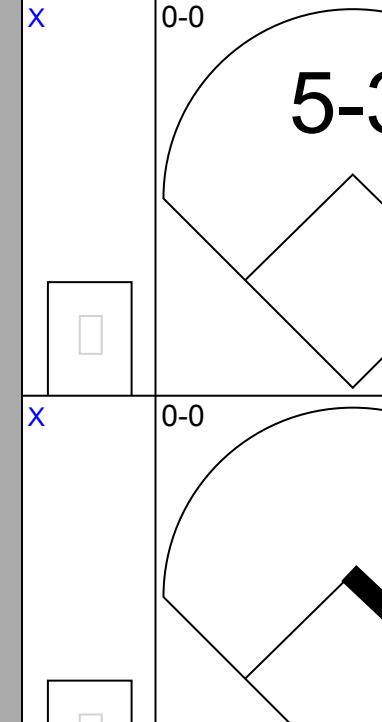
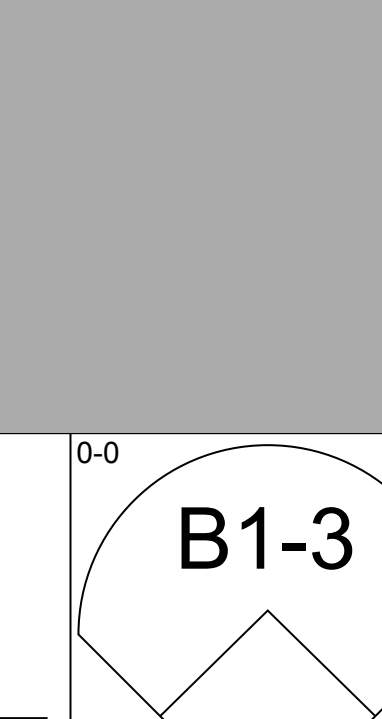
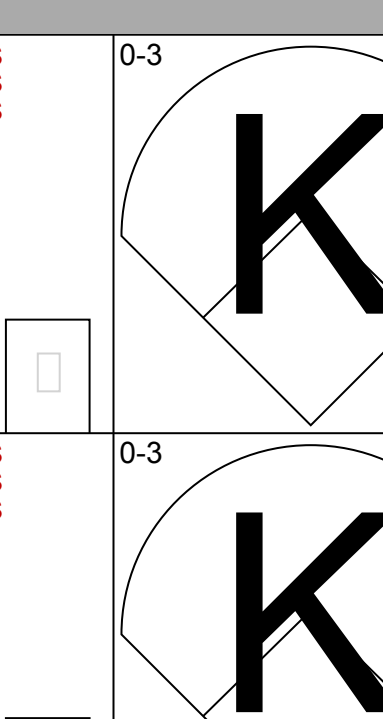
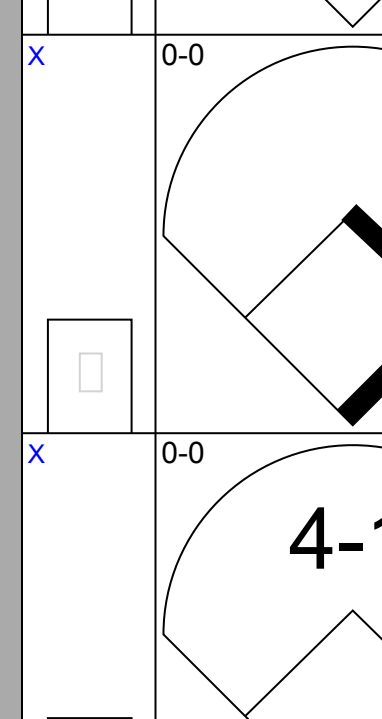
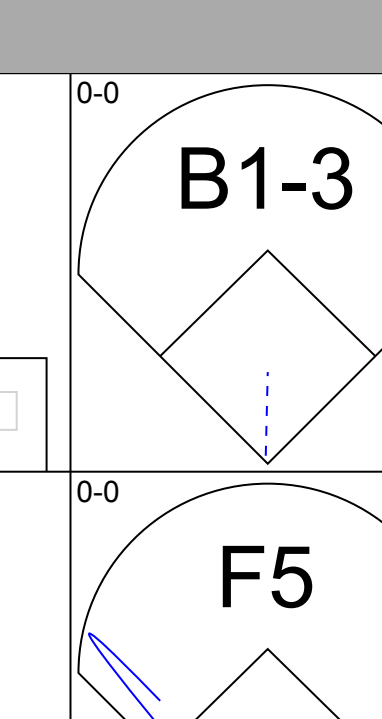
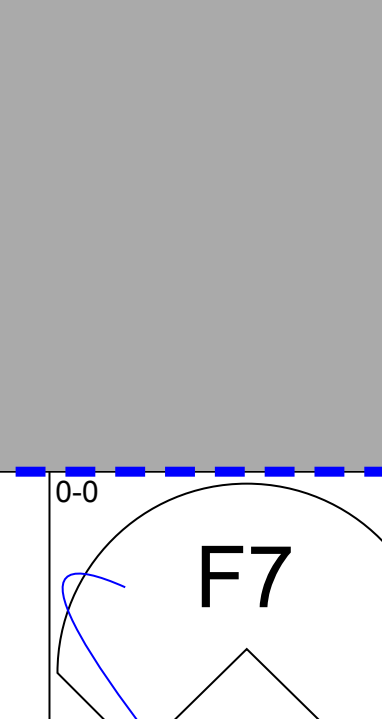
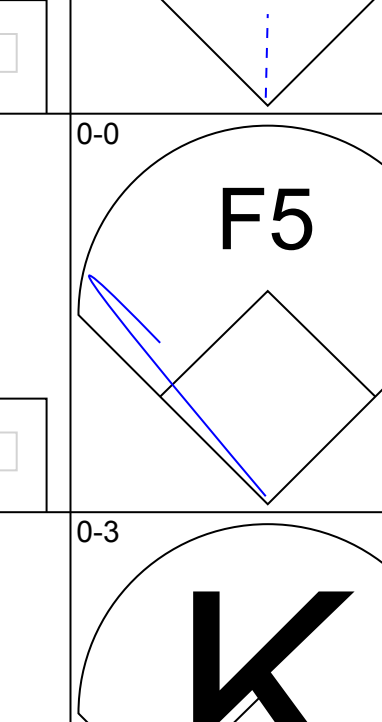
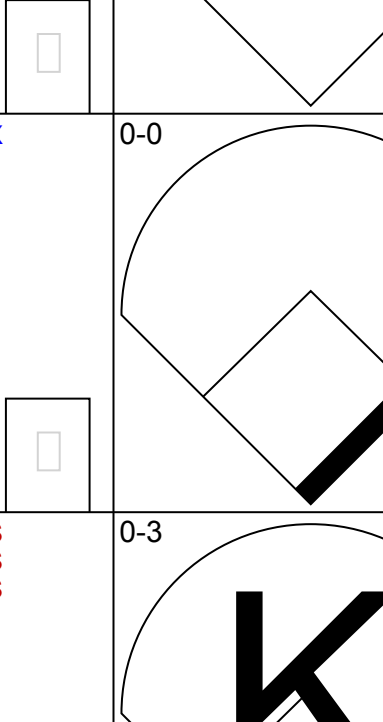
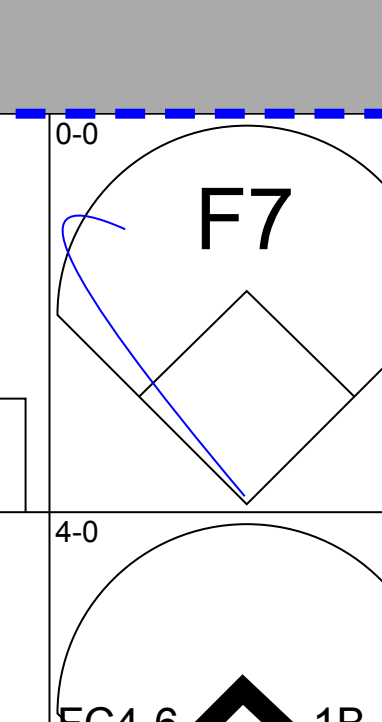


Batter	1	2	3	4	5	6	7	8	9	AB	R	H	RBI	BB	SO	LOB	TOP					
Tommy Harper, R (1, 5) OBP: 0.288, SLG: 0.263	F2		BB			F9		HR		3	1	1	1	1	0	0	<b>Milwaukee Brewers @ New York Yankees</b> Yankee Stadium, Bronx, NY Sat May 01 1971, 3:33 AM EDT Alt. 7, 384 - Unknown - 64 F					
Mike Hegan, L (1, 3) OBP: 0.365, SLG: 0.436	L7		F7			G4-6-3 1B		F7		4	0	1	0	0	0	1						
Dave May, L (1, 8) OBP: 0.309, SLG: 0.387	5-3			4-3		G4-6-3 1-2				4	0	1	0	0	0	1						
Bill Voss, L (1, 9) OBP: 0.264, SLG: 0.280		F9		L9			FC4-6 1B	F8		4	0	1	0	0	0	1						
John Briggs, L (1, 7) OBP: 0.296, SLG: 0.234				K			FC4-6 1-2	F8 SH5-4 1B		4	0	2	0	0	1	1						
Ted Kubiak, S (1, 4) OBP: 0.342, SLG: 0.353		G6-4-3 BB			5-3		E5 1-2	SH5-4 1-2		2	0	0	0	1	0	1						
Elie Rodriguez, R (1, 2) OBP: 0.316, SLG: 0.314		G6-4-3 1-2			5-3		L9	IBB		3	0	0	0	1	0	4						
Rick Auerbach, R (1, 6) OBP: 0.273, SLG: 0.200			F2				5-3	F8		4	0	1	0	0	0	4						
Lew Krausse, R (1, 1) Danny Walton, R (9, PH) Ken Sanders, R (9, 1)			F5				F4	K	F1	3	0	0	0	0	1	1						
										0	0	0	0	0	0	0						
										0	0	0	0	0	0	0						
<b>Inning Stats</b>	R: 0 E: 0 K: 0 S: 3	H: 0 LOB: 0 BB: 0 P: 3	R: 0 E: 0 K: 0 S: 3	H: 1 LOB: 1 BB: 1 P: 7	R: 0 E: 0 K: 0 S: 3	H: 0 LOB: 1 BB: 1 P: 7	R: 0 E: 0 K: 1 S: 5	H: 0 LOB: 0 BB: 0 P: 5	R: 0 E: 0 K: 0 S: 4	H: 1 LOB: 1 BB: 0 P: 4	R: 0 E: 0 K: 0 S: 3	H: 1 LOB: 2 BB: 0 P: 3	R: 0 E: 1 K: 0 S: 5	H: 1 LOB: 2 BB: 0 P: 5	R: 1 E: 0 K: 1 S: 7	H: 2 LOB: 1 BB: 0 P: 7	R: 0 E: 0 K: 0 S: 4	H: 1 LOB: 2 BB: 1 P: 8	1B: 5 2B: 1 3B: 0 HR: 1	SF: 0 SAC: 1 DP: 2 HBP: 0	WP: 0 PB: 0 CS: 0	PA: 36
<b>PITCHER</b> Stan Bahnsen, R (1, 1) ERA: 5.08	IP: 9.0 WLS: L BF: 36 H: 7 R: 1 ER: 1 SO: 2 BB: 2 IBB: 1 HBP: 0 BLK: 0 WP: 0 HR: 1 S: 37 P: 49 ERA: 1.00 WHIP: 1.000																					

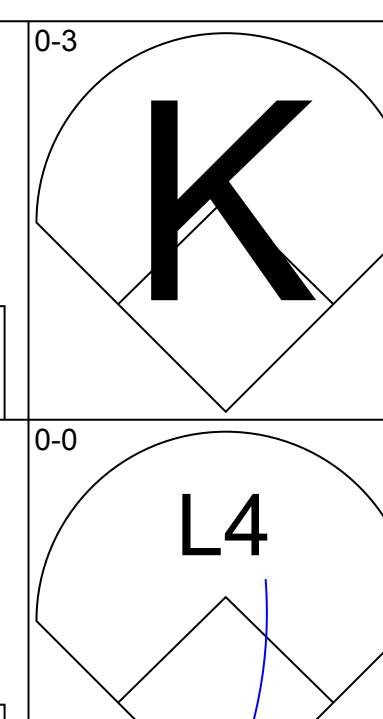
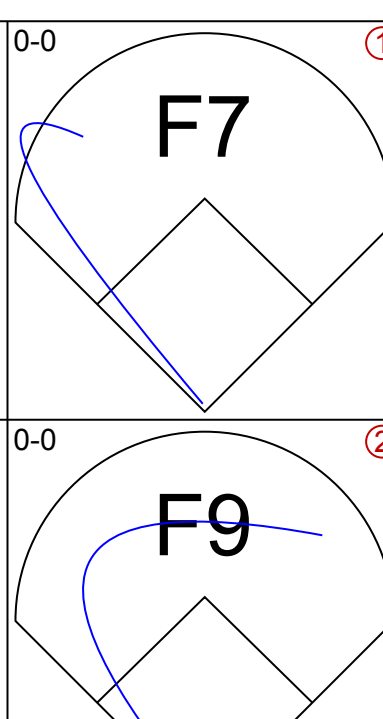
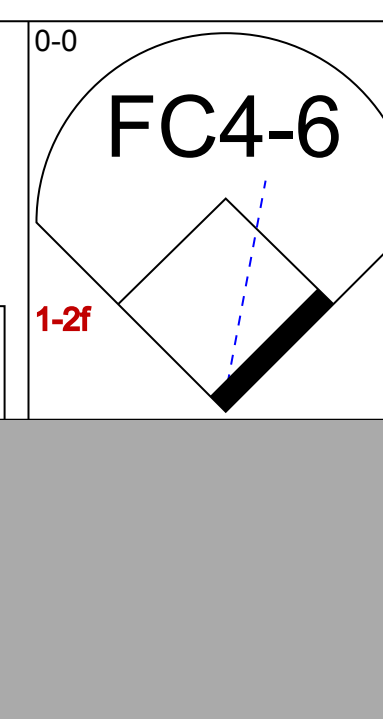
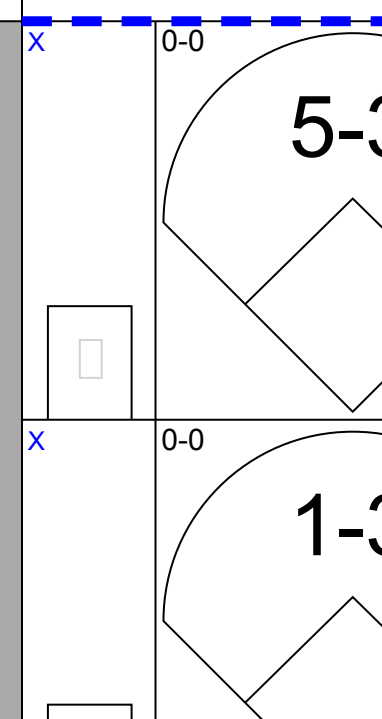
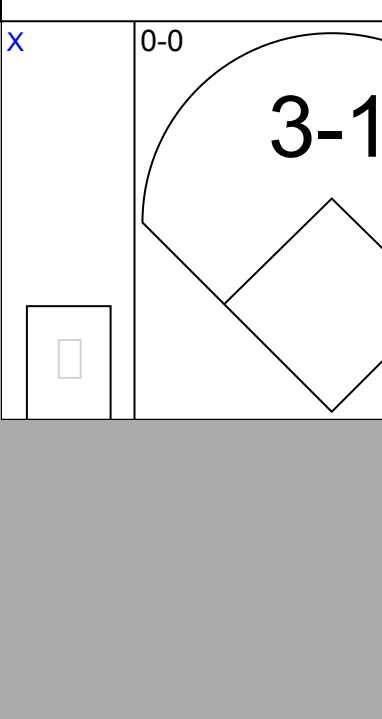
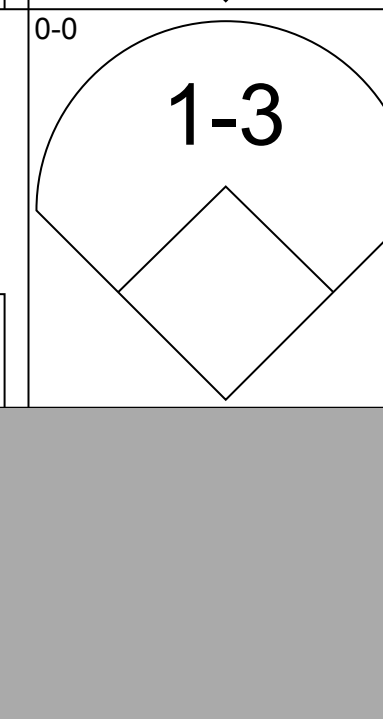

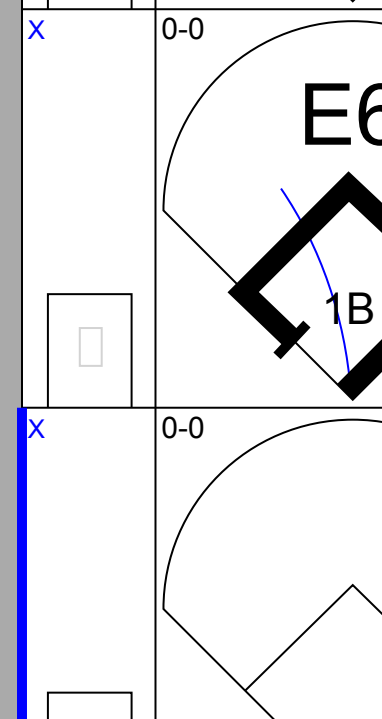
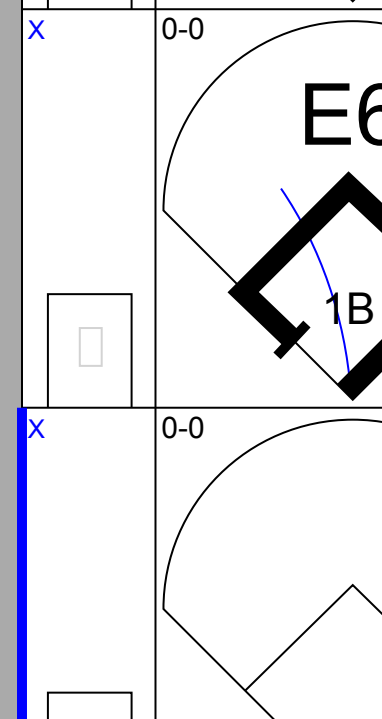



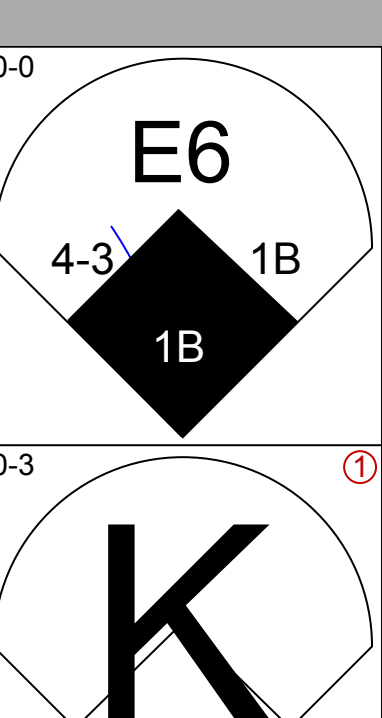
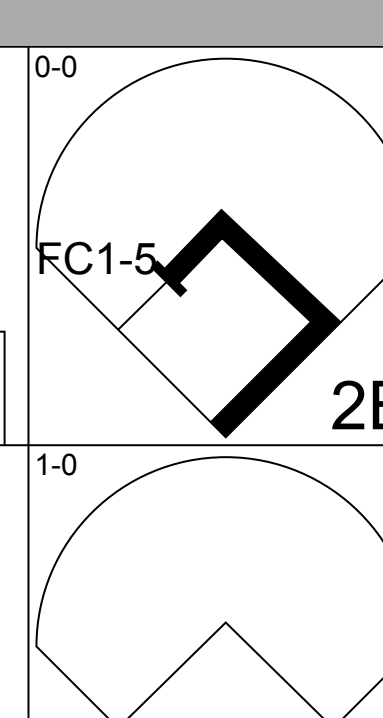
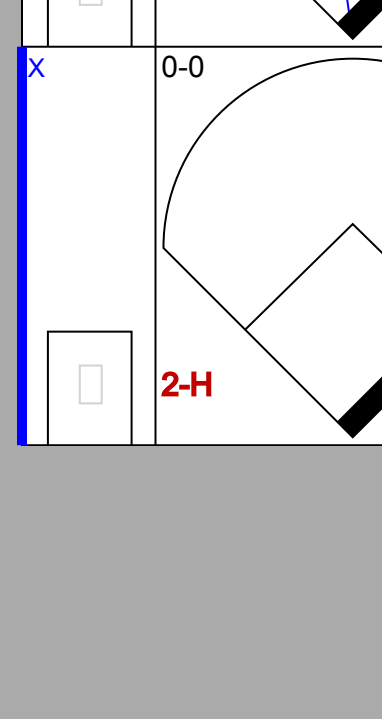
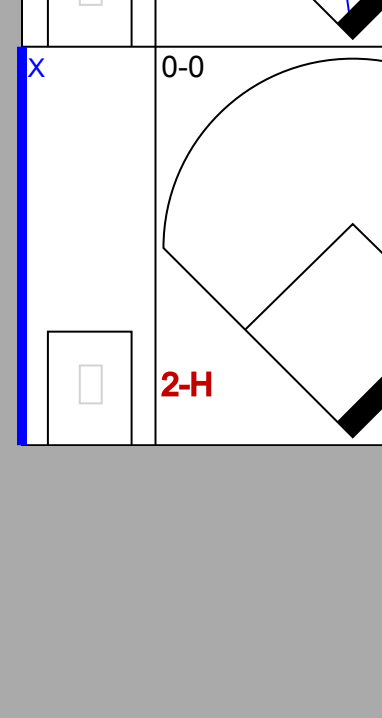

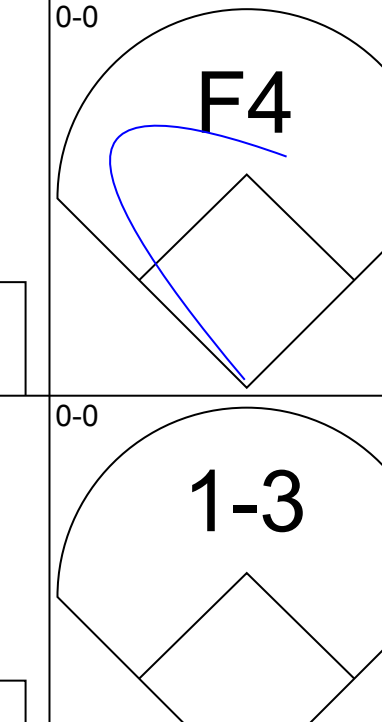
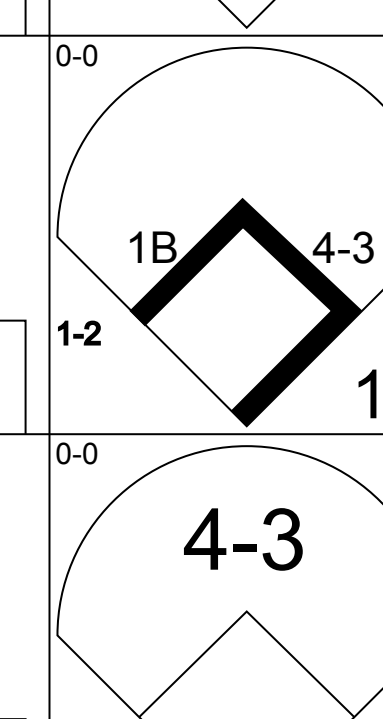
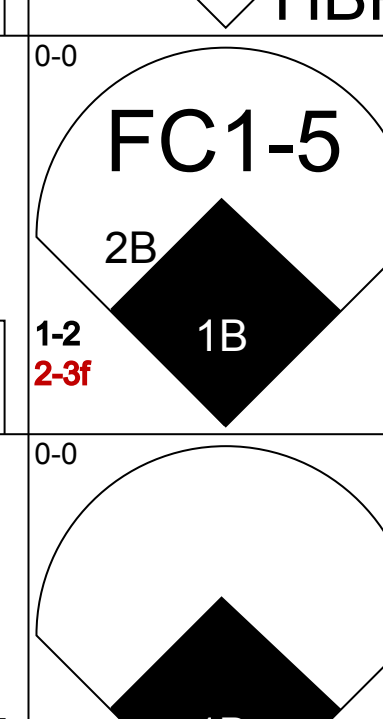
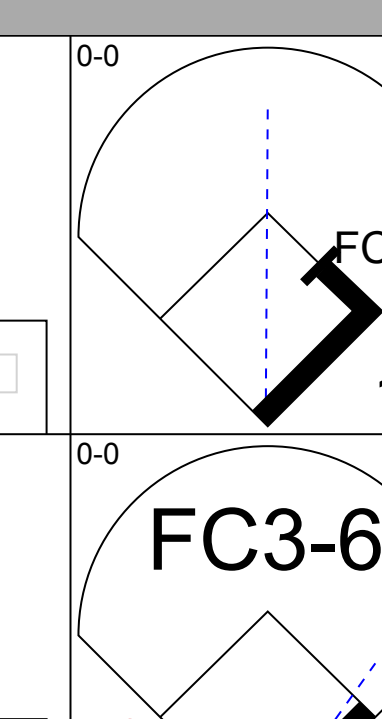

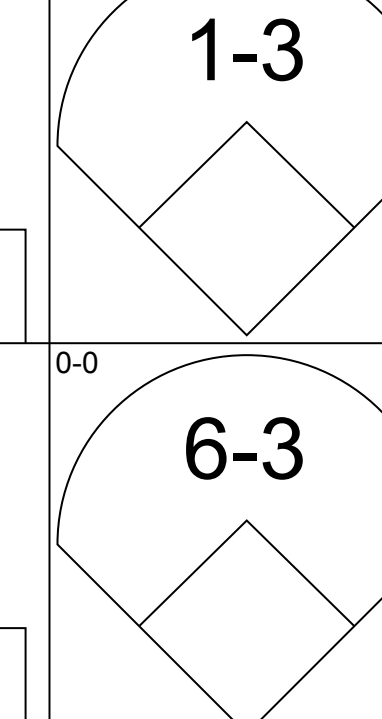
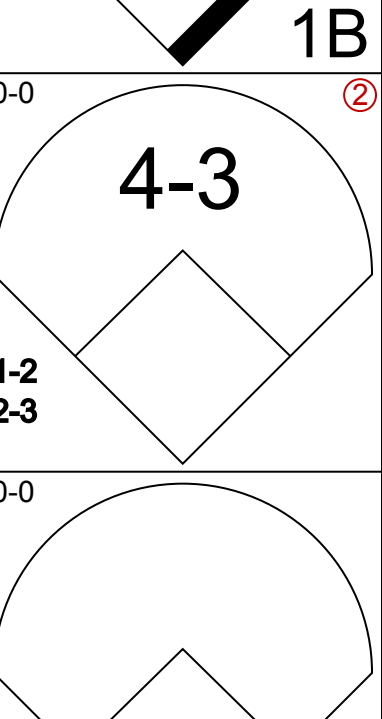
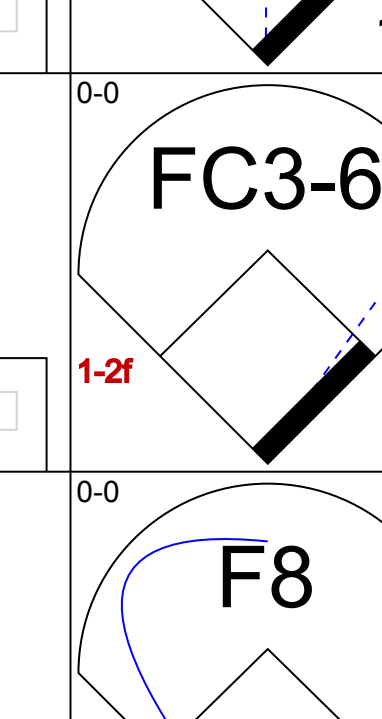
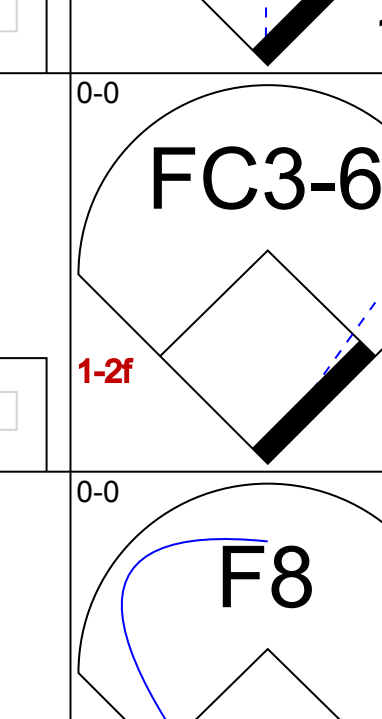

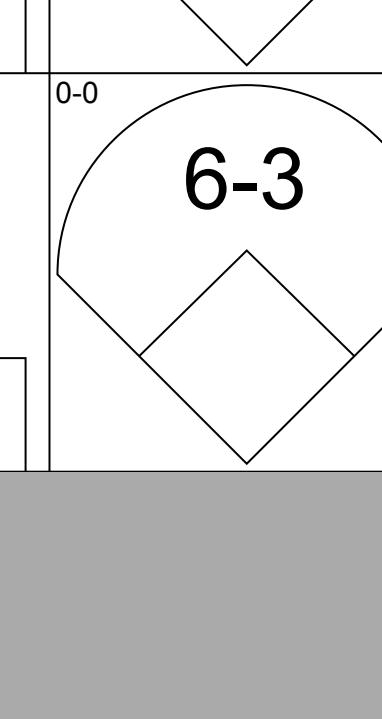
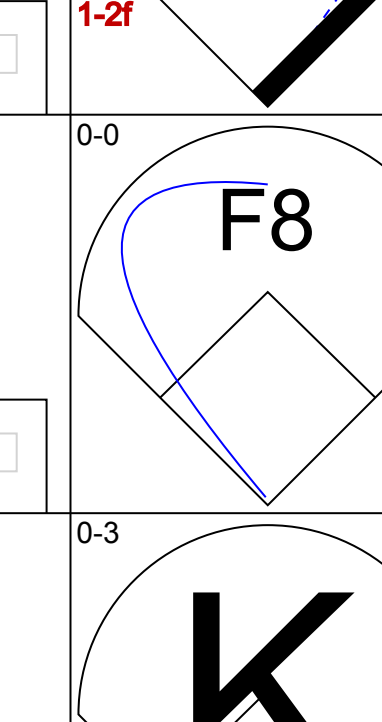
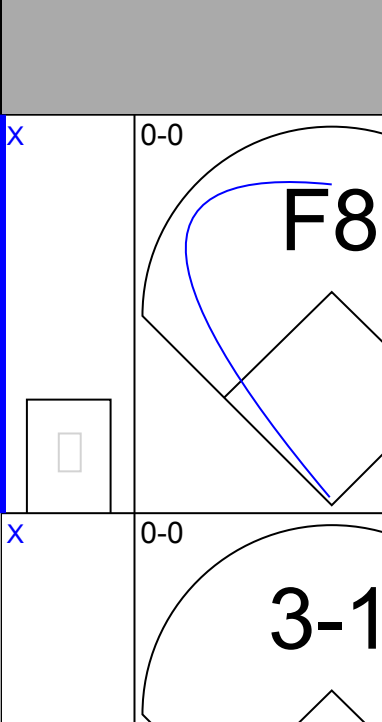
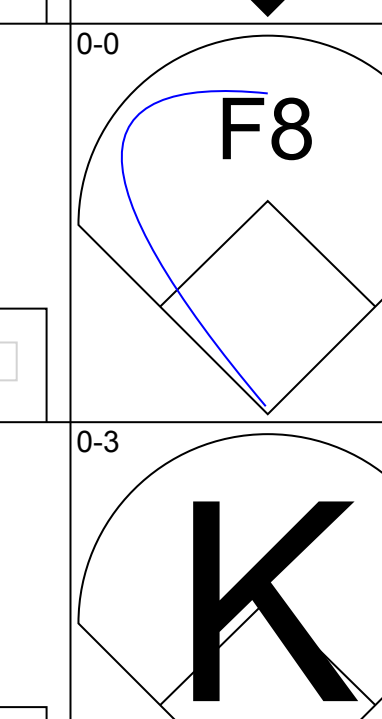

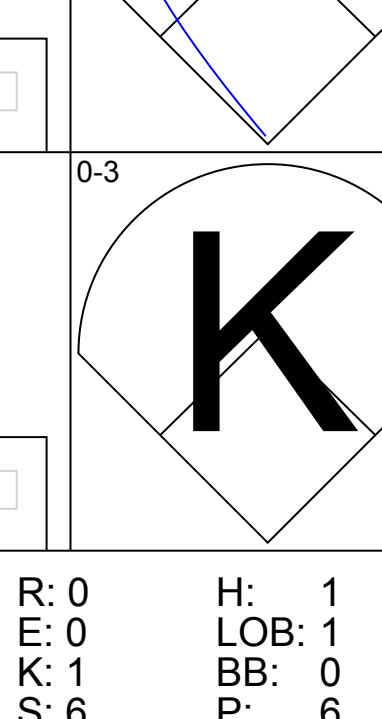
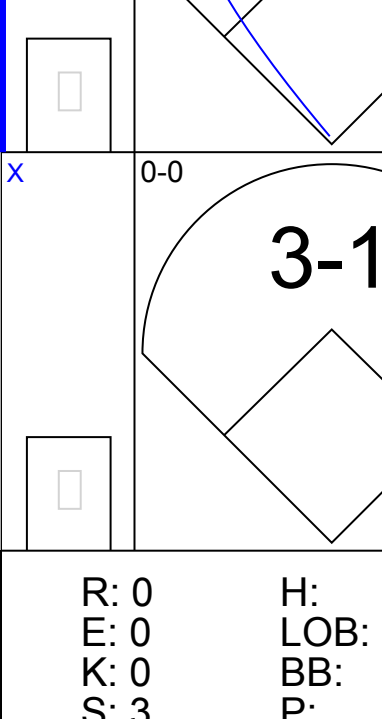
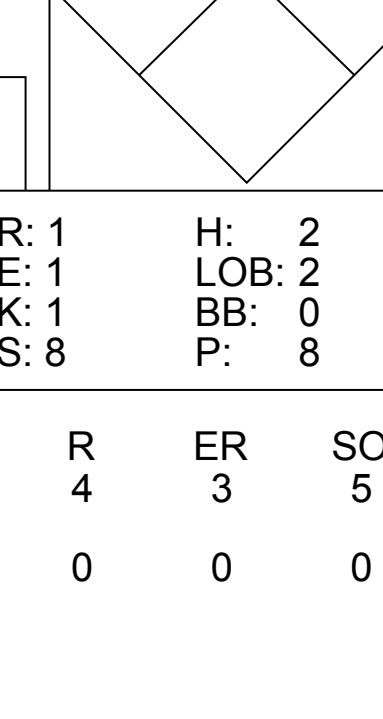
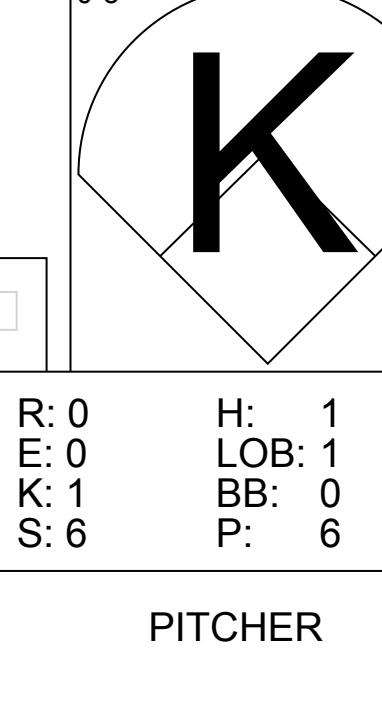
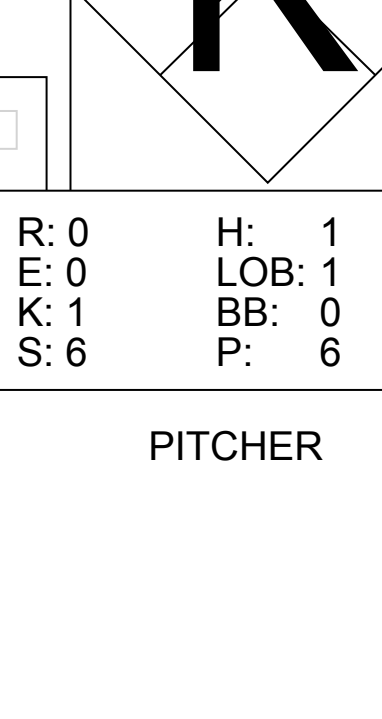
Batter	1	2	3	4	5	6	7	8	9	AB	R	H	RBI	BB	SO	LOB	BOTTOM					
Horace Clarke, S (1, 4) OBP: 0.380, SLG: 0.325	K		G3		K		F7			4	0	0	0	0	2	1	<b>Milwaukee Brewers @ New York Yankees</b> Yankee Stadium, Bronx, NY Sat May 01 1971, 3:33 AM EDT Alt. 7, 384 - Unknown - 64 F					
Jake Gibbs, L (1, 2) OBP: 0.154, SLG: 0.308	F7		3-1			F9 BB 1B		3-1		4	0	1	0	0	0	0						
Roy White, S (1, 7) OBP: 0.417, SLG: 0.632				CS BB			1-2 BB	L8		2	0	1	0	2	0	0						
Bobby Murcer, L (1, 8) OBP: 0.446, SLG: 0.603	6-3		CS		F5 1B		F6	F6		4	0	1	0	0	0	3						
Danny Cater, R (1, 3) OBP: 0.262, SLG: 0.268		F3			F5 1B		F9	F9		4	0	1	0	0	0	2						
Jim Lyttle, L (1, 9) OBP: 0.182, SLG: 0.182		4-3			F5 1-2 2-3		F5	K2-3		4	0	0	0	1	4							
Jerry Kenney, L (1, 5) OBP: 0.310, SLG: 0.216					4-3			F8	4-3	3	0	0	0	1	0	1						
Gene Michael, S (1, 6) OBP: 0.406, SLG: 0.365						L3				2	0	1	0	1	0	0						
Stan Bahnsen, R (1, 1) OBP: 0.182, SLG: 0.364		1-3								3	0	0	0	0	2	3						
<b>Inning Stats</b>	R: 0 E: 0 K: 1 S: 6	H: 1 LOB: 1 BB: 0 P: 6	R: 0 E: 0 K: 0 S: 3	H: 0 LOB: 2 BB: 2 P: 11	R: 0 E: 0 K: 0 S: 2	H: 0 LOB: 0 BB: 1 P: 6	R: 0 E: 0 K: 0 S: 4	H: 2 LOB: 1 BB: 0 P: 4	R: 0 E: 0 K: 2 S: 7	H: 0 LOB: 0 BB: 0 P: 7	R: 0 E: 0 K: 0 S: 4	H: 1 LOB: 2 BB: 1 P: 8	R: 0 E: 0 K: 1 S: 6	H: 1 LOB: 1 BB: 0 P: 6	R: 0 E: 0 K: 0 S: 3	H: 0 LOB: 0 BB: 0 P: 3	R: 0 E: 0 K: 1 S: 5	H: 0 LOB: 0 BB: 0 P: 5	1B: 3 2B: 1 3B: 1 HR: 0	SF: 0 SAC: 0 DP: 0 HBP: 0	WP: 0 PB: 0 CS: 1	PA: 35
<b>PITCHER</b> Lew Krausse, R (1, 1) ERA: 2.56 Ken Sanders, R (9, 1) ERA: 2.93	IP: 8.0 WLS: W BF: 31 H: 5 R: 0 ER: 0 SO: 4 BB: 3 IBB: 1 HBP: 0 BLK: 0 WP: 0 HR: 0 S: 35 P: 51 ERA: 0.00 WHIP: 1.000																					



Batter	1	2	3	4	5	6	7	8	9	AB	R	H	RBI	BB	SO	LOB	TOP					
<b>Tommy Harper, R</b> OBP: 0.277, SLG: 0.250 (1, 5)										4	0	0	0	0	1	0	<b>Milwaukee Brewers @ New York Yankees</b> Yankee Stadium, Bronx, NY Sun May 02 1971, 3:33 AM EDT Overcast - 60 F <a href="http://livebaseballscorecards.com">livebaseballscorecards.com</a>					
<b>Mike Hegan, L</b> OBP: 0.358, SLG: 0.414 (1, 3)										3	0	0	0	1	1	0						
<b>Dave May, L</b> OBP: 0.306, SLG: 0.418 (1, 8)										4	1	1	1	0	0	1						
<b>Bill Voss, L</b> OBP: 0.246, SLG: 0.259 (1, 9)										4	0	0	0	0	0	1						
<b>John Briggs, L</b> OBP: 0.316, SLG: 0.245 (1, 7)										2	0	1	0	1	0	1						
<b>Ted Kubiak, S</b> OBP: 0.328, SLG: 0.338 (1, 4)										3	0	0	0	0	0	2						
<b>Elie Rodriguez, R</b> OBP: 0.300, SLG: 0.297 (8, PH)										2	0	0	0	0	0	2						
<b>Ted Savage, R</b> OBP: 0.308, SLG: 0.100 (8, 6)										1	0	0	0	0	0	0						
<b>Roberto Pena, R</b> OBP: 0.273, SLG: 0.325 (8, 6)										0	0	0	0	0	0	0						
<b>Rick Auerbach, R</b> OBP: 0.257, SLG: 0.188 (8, PH)										2	0	0	0	0	1	0						
<b>Floyd Wicker, L</b> OBP: 0.500, SLG: 0.500 (8, 2)										1	0	1	0	0	0	0						
<b>Phil Roof, R</b> OBP: 0.250, SLG: 0.189 (8, 2)										0	0	0	0	0	0	0						
<b>Marty Pattin, R</b> OBP: 0.250, SLG: 0.077 (8, PH)										2	0	0	0	0	1	0						
<b>Danny Walton, R</b> OBP: 0.364, SLG: 0.500 (8, 1)										0	0	0	0	0	0	0						
<b>Ken Sanders, R</b> (8, 1)										0	0	0	0	0	0	0						
<b>Inning Stats</b>	R: 0 E: 0 K: 2 S: 7	H: 0 LOB: 0 BB: 0 P: 7	R: 0 E: 0 K: 0 S: 3	H: 0 LOB: 1 BB: 1 P: 7	R: 0 E: 0 K: 1 S: 5	H: 0 LOB: 0 BB: 0 P: 5	R: 0 E: 0 K: 0 S: 3	H: 0 LOB: 0 BB: 0 P: 3	R: 0 E: 0 K: 1 S: 5	H: 1 LOB: 0 BB: 0 P: 3	R: 0 E: 0 K: 1 S: 5	H: 0 LOB: 0 BB: 0 P: 5	R: 0 E: 0 K: 0 S: 3	H: 0 LOB: 1 BB: 1 P: 7	R: 0 E: 0 K: 0 S: 4	H: 1 LOB: 1 BB: 0 P: 4	R: 1 E: 0 K: 0 S: 4	H: 1 LOB: 0 BB: 0 P: 4	1B: 2 2B: 0 3B: 0 HR: 1	SF: 0 SAC: 0 DP: 1 HBP: 0	WP: 0 PB: 0 CS: 0	PA: 31
<b>PITCHER</b> <b>Mel Stottlemyre, R</b> ERA: 2.97 (1, 1)	IP: 9.0 WLS: W BF: 31	H: 3 R: 1 ER: 1 SO: 4	BB: 2 IBB: 0 HBP: 0 BLK: 0	WP: 0 HR: 1 S: 37 P: 45	ERA: 1.00 WHIP: 0.556																	

Batter	1	2	3	4	5	6	7	8	9	AB	R	H	RBI	BB	SO	LOB	BOTTOM			
<b>Horace Clarke, S</b> OBP: 0.385, SLG: 0.325 (1, 4)										3	1	1	0	1	0	0	<b>Milwaukee Brewers @ New York Yankees</b> Yankee Stadium, Bronx, NY Sun May 02 1971, 3:33 AM EDT Overcast - 60 F <a href="http://livebaseballscorecards.com">livebaseballscorecards.com</a>			
<b>Jake Gibbs, L</b> OBP: 0.167, SLG: 0.333 (1, 2)										4	1	1	0	0	0	2				
<b>Roy White, S</b> OBP: 0.395, SLG: 0.600 (1, 7)										3	0	0	1	0	2	2				
<b>Bobby Murcer, L</b> OBP: 0.430, SLG: 0.587 (1, 8)										2	0	0	1	0	0	0				
<b>Danny Cater, R</b> OBP: 0.253, SLG: 0.259 (1, 3)										3	0	0	0	0	1	0				
<b>Felipe Alou, R</b> OBP: 0.299, SLG: 0.419 (1, 9)										3	0	1	0	0	2	0				
<b>Jerry Kenney, L</b> OBP: 0.289, SLG: 0.200 (1, 5)										3	0	0	0	0	1	1				
<b>Gene Michael, S</b> OBP: 0.403, SLG: 0.364 (1, 6)										3	0	1	0	0	0	0				
<b>Mel Stottlemyre, R</b> OBP: 0.231, SLG: 0.250 (1, 1)										2	0	0	0	1	2	1				
<b>Inning Stats</b>	R: 0 E: 0 K: 1 S: 5	H: 0 LOB: 0 BB: 0 P: 5	R: 0 E: 0 K: 2 S: 7	H: 0 LOB: 0 BB: 0 P: 7	R: 0 E: 0 K: 1 S: 5	H: 0 LOB: 0 BB: 0 P: 5	R: 2 E: 0 K: 0 S: 4	H: 1 LOB: 0 BB: 1 P: 8	R: 0 E: 0 K: 3 S: 10	H: 1 LOB: 1 BB: 0 P: 10	R: 0 E: 0 K: 1 S: 5	H: 0 LOB: 0 BB: 0 P: 5	R: 0 E: 0 K: 0 S: 4	H: 1 LOB: 1 BB: 0 P: 4	R: 0 E: 0 K: 0 S: 4	H: 1 LOB: 2 BB: 1 P: 8		1B: 2 2B: 2 3B: 0 HR: 0	SF: 2 SAC: 0 DP: 0 HBP: 0	WP: 0 PB: 0 CS: 0
<b>PITCHER</b> <b>Marty Pattin, R</b> ERA: 2.55 <b>Ken Sanders, R</b> ERA: 2.76 (8, 1)	IP: 7.0 WLS: L BF: 25	H: 3 R: 2 ER: 2 SO: 8	BB: 1 IBB: 0 HBP: 0 BLK: 0	WP: 0 HR: 0 S: 40 P: 44	ERA: 0.00 WHIP: 2.000															

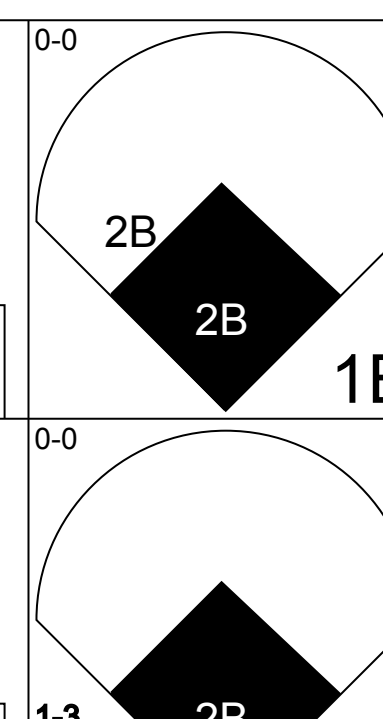
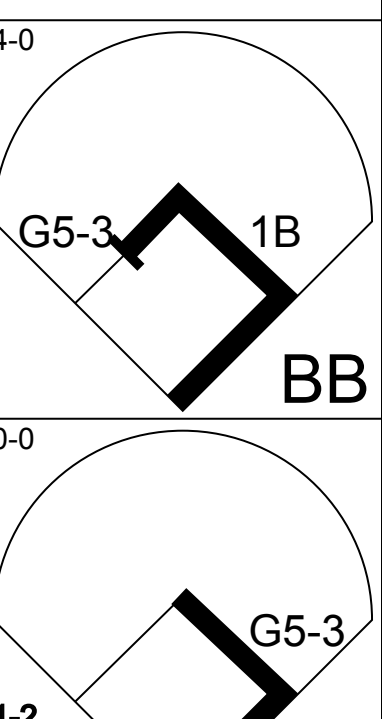
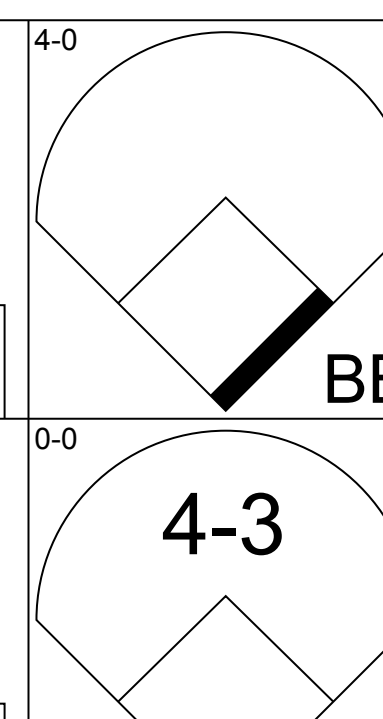
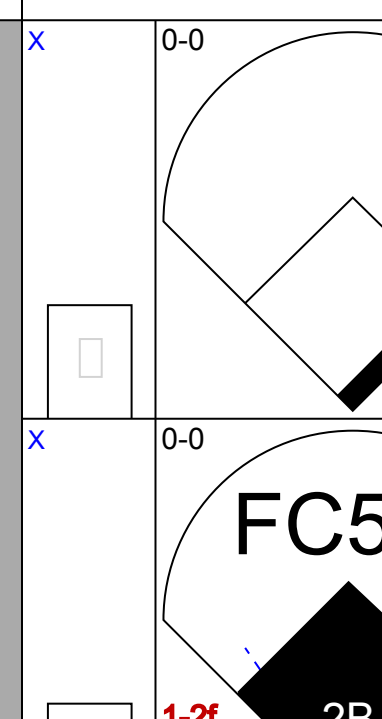
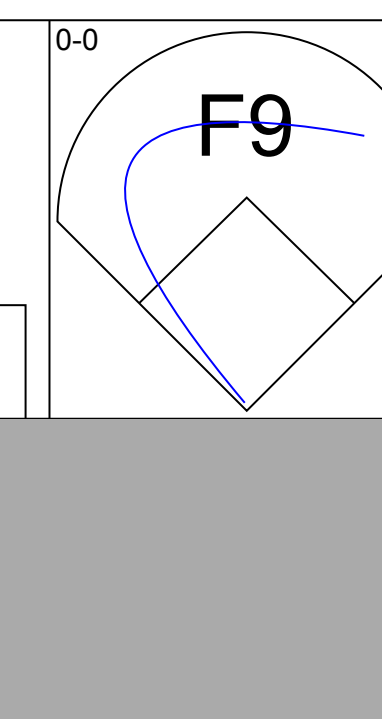
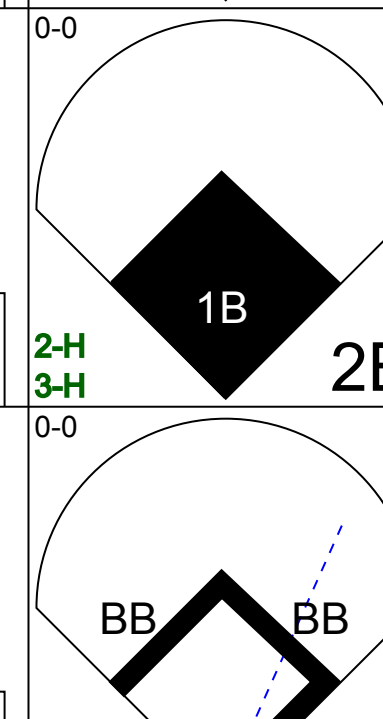
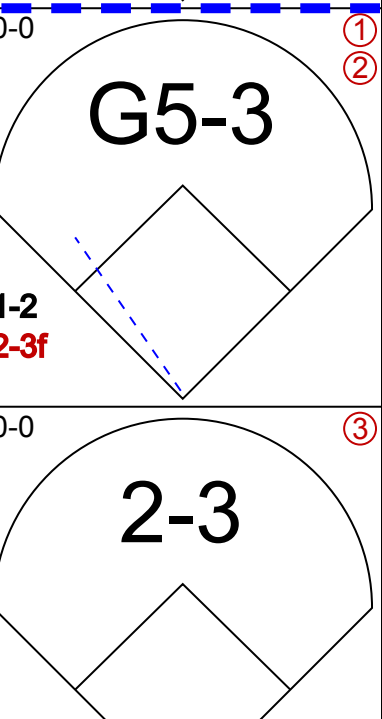

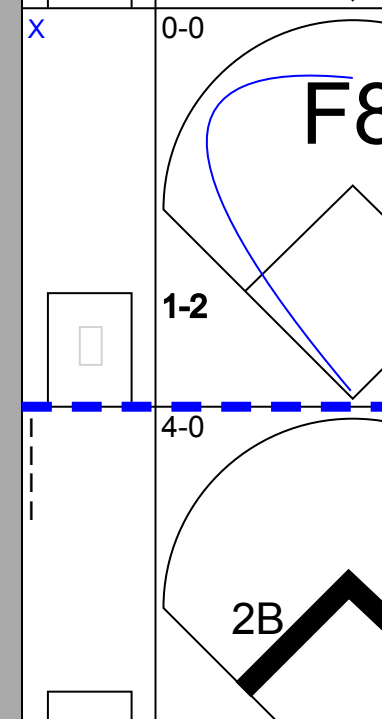

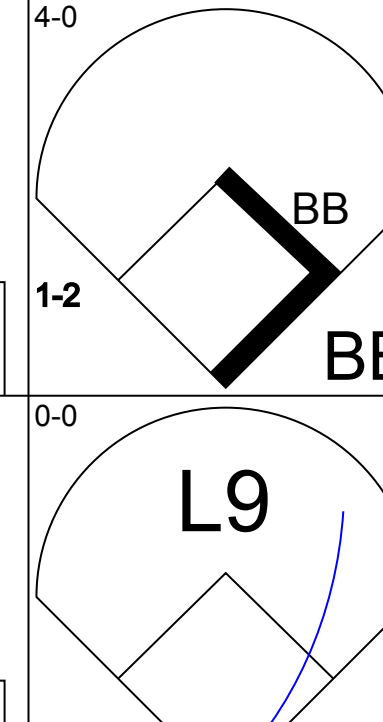


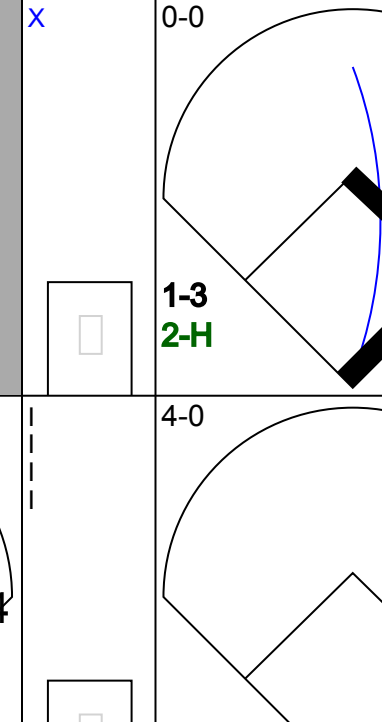
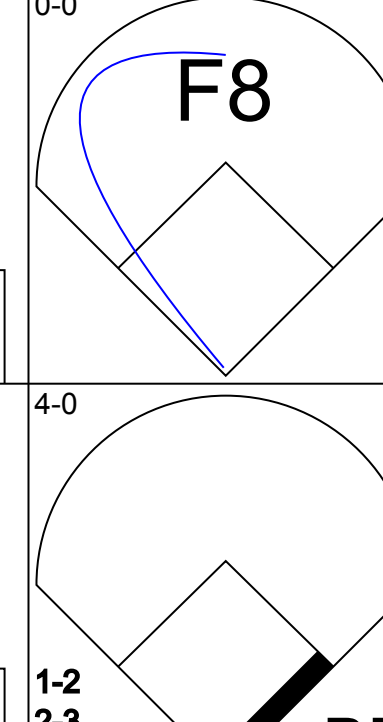


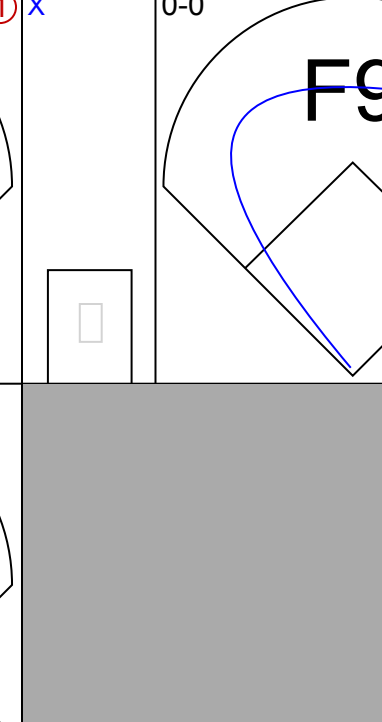
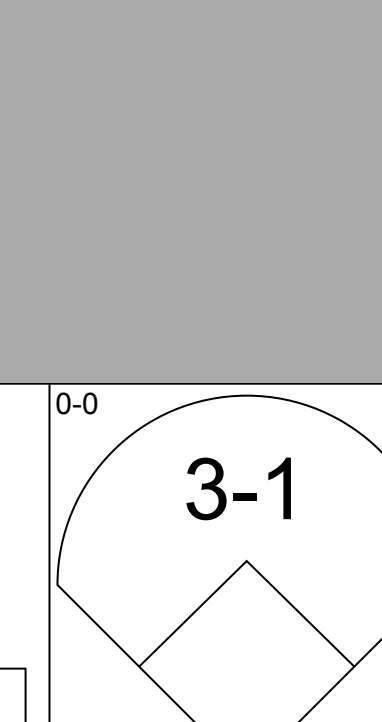
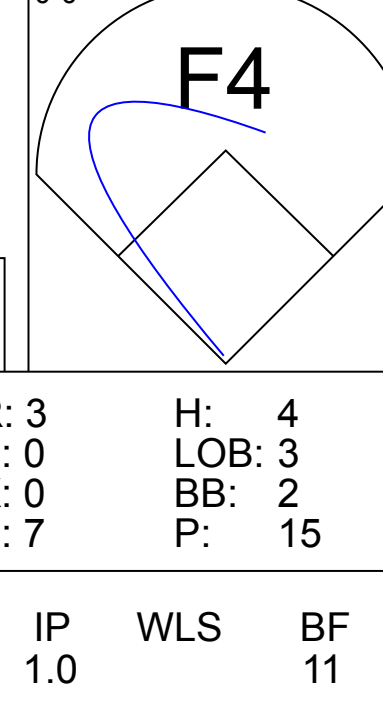
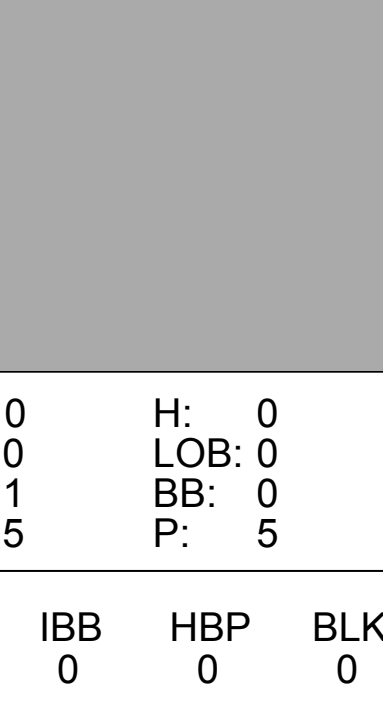
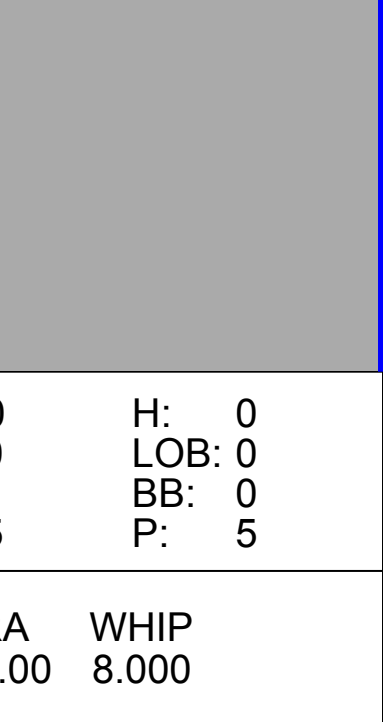
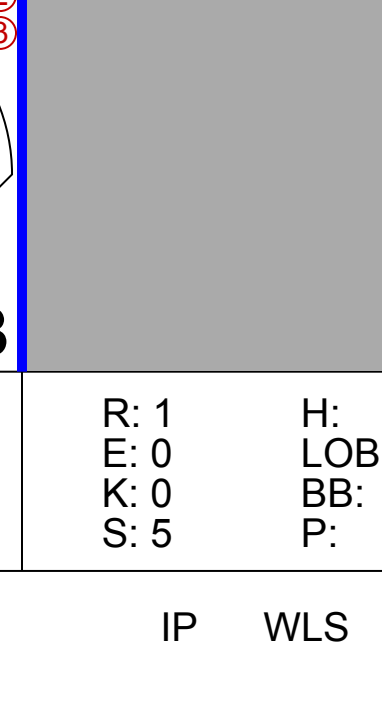






Batter	1	2	3	4	5	6	7	8	9	AB	R	H	RBI	BB	SO	LOB	TOP					
<b>Tommy Harper, R</b> OBP: 0.263, SLG: 0.236 (1, 8) (7, 5)										5	0	0	0	0	1	1						
<b>Ted Kubiak, S</b> OBP: 0.313, SLG: 0.320 (1, 4)										4	0	0	0	0	0	0						
<b>Ted Savage, R</b> OBP: 0.294, SLG: 0.143 <b>Ken Sanders, R</b> (7, 1)										4	0	1	0	0	1	0						
<b>Andy Kosco, R</b> OBP: 0.289, SLG: 0.353 <b>Mike Hegan, L</b> OBP: 0.306, SLG: 0.424 (7, 3) (7, 3)										3	1	1	0	0	0	1						
<b>Danny Walton, R</b> OBP: 0.361, SLG: 0.467 <b>John Briggs, L</b> OBP: 0.310, SLG: 0.240 (1, 7) (5, 7)										0	1	0	0	0	0	0						
<b>Roberto Pena, R</b> OBP: 0.298, SLG: 0.349 <b>Bill Voss, L</b> OBP: 0.241, SLG: 0.255 (1, 5) (7, 9)										3	1	2	0	0	0	2						
<b>Phil Roof, R</b> OBP: 0.290, SLG: 0.220 (1, 2)										4	1	1	1	0	0	3						
<b>Rick Auerbach, R</b> OBP: 0.263, SLG: 0.200 <b>Floyd Wicker, L</b> OBP: 0.333, SLG: 0.333 (1, 6) (9, PH)										3	0	1	1	0	0	3						
<b>Jim Slaton, R</b> (1, 1) <b>Marcelino Lopez, R</b> OBP: 0.500, SLG: 0.500 <b>Dave May, L</b> OBP: 0.302, SLG: 0.413 (2, 1) (7, 8)										1	0	0	0	0	0	2						
<b>Inning Stats</b>	R: 0 E: 0 K: 1 S: 5	H: 0 LOB: 0 BB: 0 P: 5	R: 1 E: 1 K: 1 S: 8	H: 2 LOB: 2 BB: 0 P: 8	R: 0 E: 0 K: 1 S: 5	H: 0 LOB: 0 BB: 0 P: 5	R: 3 E: 0 K: 0 S: 6	H: 3 LOB: 1 BB: 0 P: 7	R: 0 E: 0 K: 1 S: 6	H: 1 LOB: 1 BB: 0 P: 6	R: 0 E: 0 K: 0 S: 6	H: 1 LOB: 1 BB: 0 P: 6	R: 0 E: 1 K: 0 S: 4	H: 1 LOB: 2 BB: 0 P: 4	R: 0 E: 0 K: 0 S: 3	H: 0 LOB: 0 BB: 0 P: 3	R: 0 E: 0 K: 0 S: 3	H: 0 LOB: 0 BB: 0 P: 3	1B: 6 2B: 2 3B: 0 HR: 0	SF: 0 SAC: 0 DP: 0 HBP: 1	WP: 0 PB: 0 CS: 0	PA: 37
<b>PITCHER</b>	IP	WLS	BF	H	R	ER	SO	BB	IBB	HBP	BLK	WP	HR	S	P	ERA	WHIP					
<b>Fritz Peterson, L</b> ERA: 4.22 <b>Jack Aker, R</b> ERA: 1.64	(1, 1) (7, 1)	6.0 W	27 10	7 1	4 0	3 0	5 0	0 0	0 0	1 0	0 0	0 0	0 0	36 10	37 10	4.50 0.00	1.167 0.333					

**Milwaukee Brewers @ New York Yankees**  
Yankee Stadium, Bronx, NY  
Sun May 02 1971, 3:38 AM EDT  
Att: 21,461 - Overcast - 57 F


AB 34  
R 4  
H 8  
RBI 4  
BB 0  
SO 3  
LOB 13



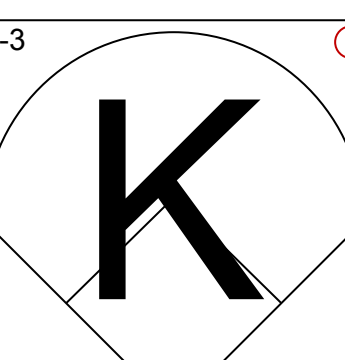
Batter	1	2	3	4	5	6	7	8	9	AB	R	H	RBI	BB	SO	LOB	BOTTOM				
<b>Horace Clarke, S</b> OBP: 0.406, SLG: 0.337 (1, 4)										3	1	2	0	2	0	0					
<b>Jake Gibbs, L</b> OBP: 0.206, SLG: 0.382 (1, 2)										4	2	2	0	0	0	2					
<b>Roy White, S</b> OBP: 0.388, SLG: 0.594 (1, 7)										4	1	1	2	0	1	3					
<b>Bobby Murcer, L</b> OBP: 0.433, SLG: 0.577 (1, 8)										3	0	1	1	1	0	1					
<b>Danny Cater, R</b> OBP: 0.264, SLG: 0.273 (1, 5) (8, 3)										3	0	1	1	1	0	0					
<b>John Ellis, R</b> OBP: 0.541, SLG: 0.500 <b>Jerry Kenney, L</b> OBP: 0.289, SLG: 0.200 (1, 3) (8, 5)										3	0	1	0	1	1	2					
<b>Jim Lyttle, L</b> OBP: 0.154, SLG: 0.154 <b>Ron Woods, R</b> OBP: 0.273, SLG: 0.200 (1, 9) (6, PH) (7, 9)										2	0	0	0	0	0	2					
<b>Frank Baker, L</b> (1, 6) <b>Gene Michael, S</b> OBP: 0.400, SLG: 0.351 (4, PH) (5, 6)										0	0	0	0	1	0	0					
<b>Fritz Peterson, S</b> OBP: 0.300, SLG: 0.125 <b>Felipe Alou, R</b> OBP: 0.309, SLG: 0.429 <b>Jack Aker, R</b> (1, 1) (6, PH) (7, 1)										2	0	0	0	0	0	3					
<b>Inning Stats</b>	R: 3 E: 0 K: 0 S: 7	H: 4 LOB: 3 BB: 2 P: 15	R: 0 E: 0 K: 0 S: 3	H: 1 LOB: 1 BB: 1 P: 7	R: 0 E: 0 K: 1 S: 5	H: 0 LOB: 0 BB: 0 P: 5	R: 0 E: 0 K: 1 S: 5	H: 0 LOB: 1 BB: 1 P: 9	R: 0 E: 0 K: 0 S: 3	H: 2 LOB: 2 BB: 1 P: 7	R: 1 E: 0 K: 0 S: 5	H: 2 LOB: 3 BB: 2 P: 13	R: 0 E: 0 K: 1 S: 5	H: 0 LOB: 0 BB: 0 P: 5	1B: 6 2B: 3 3B: 0 HR: 0	SF: 0 SAC: 0 DP: 1 HBP: 0	WP: 0 PB: 0 CS: 0	PA: 37			
<b>PITCHER</b>	IP	WLS	BF	H	R	ER	SO	BB	IBB	HBP	BLK	WP	HR	S	P	ERA	WHIP				
<b>Jim Slaton, R</b> ERA: 3.52 <b>Marcelino Lopez, L</b> ERA: 1.23 <b>Ken Sanders, R</b> ERA: 2.55	(1, 1) (2, 1) (7, 1)	1.0 L	11 19	5 3	3 2	3 2	3 3	0 2	0 0	0 0	0 0	0 0	0 0	8 23	20 31	27.00 3.18	8.000 0.882				

**Milwaukee Brewers @ New York Yankees**  
Yankee Stadium, Bronx, NY  
Sun May 02 1971, 3:38 AM EDT  
Att: 21,461 - Overcast - 57 F

AB 30  
R 5  
H 9  
RBI 5  
BB 7  
SO 4  
LOB 17





Batter	1	2	3	4	5	6	7	8	9	10	AB	R	H	RBI	BB	SO	LOB	TOP				
Horace Clarke, S OBP: 0.306, SLG: 0.322			6-3		F9		4-3		1B SF8 BB		4	1	0	0	1	1	1					
Bobby Murcer, L OBP: 0.432, SLG: 0.561	F8		F8		K			1B BB	SF8 1B		4	2	1	0	1	1	0					
Roy White, S OBP: 0.376, SLG: 0.567	F9		1B BB		4-3			F4	SF8		3	0	0	1	1	0	1					
Danny Cater, R OBP: 0.292, SLG: 0.333		1B			6-3			1B FC6-4	2B		5	2	4	1	0	0	0					
Felipe Alou, R OBP: 0.315, SLG: 0.418	E5 1B		F9		F3			FC6-4 1B	IBB		4	0	1	0	1	0	3					
Ron Hansen, R OBP: 0.250, SLG: 0.200					4-3			FC6-4 1B	F6		5	0	2	2	0	0	2					
Lindy McDaniel, R OBP: 0.500, SLG: 0.500								FC6-4 1B			0	0	0	0	0	0	0					
Gene Michael, S OBP: 0.387, SLG: 0.339	K		L3					SH3-4 1B	F7		5	0	1	1	0	1	4					
Jake Gibbs, L OBP: 0.211, SLG: 0.368	K				SH3-4			G3	F2		4	0	1	0	0	1	4					
Steve Kline, R Ron Woods, R Mike Kekich, L Gary Wastewski, R Curt Bilefy, L Jerry Kenney, L	L9		L3-4-3		5-3			F7	K		2	0	0	0	0	0	3					
<b>Inning Stats</b>	R: 0 E: 0 K: 1 S: 5	H: 0 LOB: 0 BB: 0 P: 5	R: 1 E: 1 K: 2 S: 10	H: 2 LOB: 2 BB: 0 P: 10	R: 0 E: 0 K: 0 S: 4	H: 1 LOB: 2 BB: 0 P: 8	R: 0 E: 0 K: 0 S: 4	H: 1 LOB: 1 BB: 0 P: 4	R: 0 E: 0 K: 0 S: 3	H: 0 LOB: 0 BB: 0 P: 3	R: 0 E: 0 K: 0 S: 4	H: 1 LOB: 1 BB: 0 P: 4	R: 2 E: 0 K: 0 S: 6	H: 3 LOB: 2 BB: 1 P: 10	R: 2 E: 0 K: 0 S: 5	H: 2 LOB: 2 BB: 2 P: 13	R: 0 E: 0 K: 1 S: 5	H: 0 LOB: 0 BB: 0 P: 5	1B: 8 2B: 1 3B: 1 HR: 0	SF: 1 SAC: 1 DP: 0 HBP: 0	WP: 0 PB: 0 SB: 0 CS: 0	PA: 45
<b>PITCHER</b>	IP	WLS	BF	H	R	ER	SO	BB	IBB	HBP	BLK	WP	HR	S	P	ERA	WHIP					
Jim Kaat, L ERA: 2.79	7.0		28	5	1	1	4	1	0	0	0	0	0	35	39	1.29	0.857					
Stan Williams, R ERA: 4.82	0.1		5	3	2	2	0	1	0	0	0	0	0	4	8	54.00	12.000					
Ron Perranoski, L ERA: 5.93	1.1		6	1	2	2	0	1	0	0	0	0	0	5	9	13.50	1.500					
Ray Corbin, R ERA: 1.04	1.1	W	6	1	0	0	1	0	1	0	0	0	0	7	11	0.00	0.750					

New York Yankees @ Minnesota Twins  
Metropolitan Stadium, Bloomington, MI  
Tue May 04 1971, 8:05 PM EDT  
Att: 8,571 - Unknown - 66 F

AB 39  
R 5  
H 10  
RBI 5  
BB 4  
SO 5  
LOB 19



Batter	1	2	3	4	5	6	7	8	9	10	AB	R	H	RBI	BB	SO	LOB	BOTTOM				
Cesar Tovar, R OBP: 0.367, SLG: 0.377	G4-6-3 1B		6-3		F9		1B 1B		6-3		5	1	2	0	0	2						
Rod Carew, L OBP: 0.296, SLG: 0.338	G4-6-3 1-2r		G3			1B 1B	1B 1B		HR		5	2	3	2	0	1						
Tony Oliva, L OBP: 0.422, SLG: 0.711	L3-1				F7	1B 1B	1B 1B		L6		5	0	2	1	0	0						
Harmon Killebrew, R OBP: 0.417, SLG: 0.516		2B 2B			L1-3		F7 F6		4-3		4	1	1	0	0	4						
Stan Williams, R Ron Perranoski, L Ray Corbin, R					L1-3						0	0	0	0	0	0						
Steve Braun, L OBP: 0.375, SLG: 0.324	F8				L1-3		G6-4-3 1B	SH1-4 HBP	3-1		4	0	1	1	0	1						
Brant Alyea, R OBP: 0.400, SLG: 0.438							G6-4-3 1B	SH1-4			3	0	2	1	0	2						
Jim Holt, L OBP: 0.288, SLG: 0.390	F8 2H						FC3-6 1B	1-2r	HR		1	1	1	1	0	0						
Paul Rattiff, L OBP: 0.190, SLG: 0.278	F8						FC3-6 1B	1-2r			2	0	0	0	0	2						
George Mitterwald, R OBP: 0.294, SLG: 0.254	F8						FC3-6 1B	1-2r			2	0	1	0	0	1						
Leo Cardenas, R OBP: 0.297, SLG: 0.284	6-3						FC3-6 1B		F5		4	0	1	0	0	3						
							FC3-6 1B		F8													
Jim Kaat, L OBP: 0.294, SLG: 0.412							FC5-2-5		4-3		2	0	0	0	0	2						
Tom Hall, L OBP: 0.333, SLG: 0.364							FC5-2-5				0	1	0	0	0	0						
Rich Reese, L OBP: 0.231, SLG: 0.181							FC5-2-5				1	0	0	0	0	0						
<b>Inning Stats</b>	R: 0 E: 0 K: 0 S: 3	H: 1 LOB: 0 BB: 0 P: 3	R: 1 E: 0 K: 0 S: 5	H: 2 LOB: 1 BB: 0 P: 5	R: 0 E: 0 K: 0 S: 3	H: 0 LOB: 0 BB: 0 P: 3	R: 0 E: 0 K: 0 S: 3	H: 0 LOB: 0 BB: 0 P: 3	R: 0 E: 0 K: 0 S: 5	H: 3 LOB: 1 BB: 0 P: 5	R: 1 E: 0 K: 0 S: 7	H: 4 LOB: 2 BB: 0 P: 7	R: 0 E: 0 K: 0 S: 3	H: 0 LOB: 1 BB: 0 P: 4	R: 1 E: 0 K: 0 S: 4	H: 1 LOB: 0 BB: 0 P: 4	R: 1 E: 0 K: 0 S: 3	H: 1 LOB: 0 BB: 0 P: 3	1B: 10 2B: 2 3B: 0 HR: 2	SF: 0 SAC: 2 DP: 2 HBP: 1	WP: 0 PB: 0 SB: 0 CS: 0	PA: 42
<b>PITCHER</b>	IP	WLS	BF	H	R	ER	SO	BB	IBB	HBP	BLK	WP	HR	S	P	ERA	WHIP					
Steve Kline, R ERA: 2.25	6.0		24	8	2	2	0	0	0	0	0	0	0	24	24	3.00	1.333					
Mike Kekich, L ERA: 7.11	0.2		6	4	2	2	0	0	0	0	0	0	0	6	6	27.00	6.000					
Gary Wastewski, R ERA: 3.0	1.1		5	0	0	0	0	0	0	1	0	0	0	4	5	0.00	0.000					
Lindy McDaniel, R ERA: 4.05	1.2	L	7	2	2	2	0	0	0	0	0	0	2	7	7	10.80	1.200					

New York Yankees @ Minnesota Twins  
Metropolitan Stadium, Bloomington, MI  
Tue May 04 1971, 8:05 PM EDT  
Att: 8,571 - Unknown - 66 F

AB 39  
R 6  
H 14  
RBI 6  
BB 0  
SO 0  
LOB 18










Batter	1	2	3	4	5	6	7	8	9	AB	R	H	RBI	BB	SO	LOB	TOP				
Horace Clarke, S OBP: 0.397, SLG: 0.337										4	2	1	0	1	0	4	<b>New York Yankees @ Minnesota Twins</b> Metropolitan Stadium, Bloomington, MI Thu May 06 1971, 8:05 PM EDT Att. 7,494 - Unknown - 66 F				
Bobby Murcer, L OBP: 0.423, SLG: 0.539										3	0	1	1	0	0	1					
Roy White, S OBP: 0.372, SLG: 0.533										4	1	2	0	0	1	2					
Danny Cater, R OBP: 0.267, SLG: 0.307										3	0	0	1	0	1	2					
Felipe Alou, R OBP: 0.341, SLG: 0.459										3	0	1	1	1	0	1					
Ron Hansen, R OBP: 0.300, SLG: 0.222 Jerry Kenney, L OBP: 0.320, SLG: 0.214										3	0	1	0	1	2	1					
Gene Michael, S OBP: 0.373, SLG: 0.319										3	0	0	0	1	0	2					
Jake Gibbs, L OBP: 0.234, SLG: 0.333										3	0	0	0	1	0	2					
Mel Stottlemyre, R OBP: 0.250, SLG: 0.267 Ron Woods, R OBP: 0.280, SLG: 0.217										3	0	1	0	0	0	1					
<b>Inning Stats</b>	R: 2 E: 0 K: 1 S: 8	H: 3 LOB: 1 BB: 0 P: 8	R: 0 E: 0 K: 0 S: 2	H: 0 LOB: 0 BB: 1 P: 6	R: 1 E: 0 K: 1 S: 6	H: 1 LOB: 1 BB: 1 P: 10	R: 0 E: 0 K: 1 S: 5	H: 0 LOB: 0 BB: 0 P: 5	R: 0 E: 0 K: 0 S: 3	H: 1 LOB: 2 BB: 1 P: 10	R: 0 E: 0 K: 0 S: 4	H: 1 LOB: 1 BB: 0 P: 4	R: 0 E: 0 K: 0 S: 3	H: 1 LOB: 0 BB: 2 P: 3	R: 0 E: 0 K: 0 S: 3	H: 0 LOB: 3 BB: 2 P: 11	1B: 6 2B: 0 3B: 1 HR: 0	SF: 2 SAC: 0 DP: 2 HBP: 0	WP: 0 PB: 0 CS: 0	PA: 37	
<b>PITCHER</b>	IP	WLS	BF	H	R	ER	SO	BB	IBB	HBP	BLK	WP	HR	S	P	ERA	WHIP				
Tom Hall, L ERA: 3.63	(1, 1)	8.0	W	32	7	3	3	4	3	0	0	0	0	0	37	49	3.38	1.250			
Stan Williams, R ERA: 4.82	(9, 1)	0.0		1	0	0	0	0	1	0	0	0	0	0	4						
Ron Perranoski, L ERA: 5.52	(9, 1)	1.0	S	4	0	0	0	0	1	0	0	0	0	3	7	0.00	1.000				

AB	30
R	3
H	7
RBI	3
BB	5
SO	4
LOB	19



Batter	1	2	3	4	5	6	7	8	9	AB	R	H	RBI	BB	SO	LOB	BOTTOM			
Cesar Tovar, R OBP: 0.375, SLG: 0.365										4	1	2	1	0	0	0	<b>New York Yankees @ Minnesota Twins</b> Metropolitan Stadium, Bloomington, MI Thu May 06 1971, 8:05 PM EDT Att. 7,494 - Unknown - 66 F			
Rod Carew, L OBP: 0.281, SLG: 0.318										4	0	1	1	0	0	2				
Tony Oliva, L OBP: 0.409, SLG: 0.673										3	1	0	0	1	0	2				
Brant Alyea, R OBP: 0.426, SLG: 0.459 Steve Barber, R OBP: 0.250, SLG: 0.222 Tom Tischinski, R OBP: 0.143, SLG: 0.286										3	1	1	0	1	0	2				
Steve Braun, L OBP: 0.417, SLG: 0.366										4	0	1	2	0	1	1				
Rich Reese, L OBP: 0.232, SLG: 0.184										4	0	1	1	0	0	2				
Leo Cardenas, R OBP: 0.306, SLG: 0.326										3	0	0	0	0	0	1				
George Mitterwald, R OBP: 0.271, SLG: 0.250 Paul Powell, R OBP: 0.276, SLG: 0.308										2	0	0	0	1	0	0				
Tom Hall, L OBP: 0.357, SLG: 0.385 Danny Thompson, R OBP: 0.250, SLG: 0.222 Stan Williams, R OBP: 0.276, SLG: 0.308 Ron Perranoski, L										2	1	1	0	0	0	0				
<b>Inning Stats</b>	R: 0 E: 0 K: 0 S: 3	H: 0 LOB: 0 BB: 0 P: 3	R: 1 E: 0 K: 0 S: 4	H: 2 LOB: 0 BB: 0 P: 4	R: 0 E: 0 K: 0 S: 3	H: 0 LOB: 0 BB: 0 P: 3	R: 0 E: 0 K: 0 S: 3	H: 0 LOB: 0 BB: 0 P: 3	R: 0 E: 0 K: 1 S: 5	H: 0 LOB: 0 BB: 0 P: 5	R: 3 E: 0 K: 0 S: 5	H: 2 LOB: 2 BB: 3 P: 17	R: 0 E: 0 K: 0 S: 3	H: 0 LOB: 0 BB: 0 P: 3	R: 0 E: 0 K: 0 S: 3	H: 0 LOB: 0 BB: 0 P: 3	1B: 6 2B: 1 3B: 0 HR: 0	SF: 0 SAC: 1 DP: 1 HBP: 0	WP: 0 PB: 0 CS: 0	PA: 33
<b>PITCHER</b>	IP	WLS	BF	H	R	ER	SO	BB	IBB	HBP	BLK	WP	HR	S	P	ERA	WHIP			
Mel Stottlemyre, R ERA: 3.45	(1, 1)	8.0	L	33	7	5	5	1	2	1	0	0	0	32	44	5.62	1.125			

AB	29
R	5
H	7
RBI	5
BB	3
SO	1
LOB	10










Batter	1	2	3	4	5	6	7	8	9	10	11	AB	R	H	RBI	BB	SO	LOB					
Horace Clarke, S OBP: 0.389, SLG: 0.327 (1.4)	6-3 ①		F7 ③					4-3 ①		F9 ③		4 0 0 0 1 0 1											
Thurman Munson, R OBP: 0.342, SLG: 0.367 (1.2)	1B ②			BB E 1B ①	2-4 ③	F8 ①		4-3 ②			BB E 1B 3B ①	5 2 3 0 0 0 0											
Roy White, S OBP: 0.389, SLG: 0.548 (1.7)	F9 ②							F6 ③			6-3 ①	5 0 1 0 0 0 3											
Bobby Murcer, L OBP: 0.425, SLG: 0.521 (1.8)	4-3 ③											3 0 1 1 2 1 1											
Danny Cater, R OBP: 0.263, SLG: 0.300 (1.3)												5 0 2 0 0 0 4											
Felipe Alou, R OBP: 0.319, SLG: 0.434 (1.9)												5 0 0 0 0 0 7											
Jerry Kenney, L OBP: 0.296, SLG: 0.196 (1.5)												4 0 0 0 0 1 3											
Gene Michael, S OBP: 0.352, SLG: 0.289 (1.6)												4 0 0 0 0 1 0											
Steve Kline, R OBP: 0.250, SLG: 0.250 (1.1)												4 0 1 0 0 1 0											
<b>Inning Stats</b>	R: 0 E: 0 K: 0 S: 4	H: 1 LOB: 1 BB: 0 P: 4	R: 0 E: 0 K: 0 S: 3	H: 1 LOB: 0 BB: 0 P: 3	R: 0 E: 0 K: 1 S: 5	H: 0 LOB: 0 BB: 0 P: 5	R: 1 E: 1 K: 1 S: 7	H: 1 LOB: 2 BB: 1 P: 11	R: 0 E: 0 K: 0 S: 4	H: 1 LOB: 2 BB: 1 P: 8	R: 0 E: 0 K: 0 S: 3	H: 0 LOB: 0 BB: 0 P: 3	R: 0 E: 0 K: 1 S: 5	H: 1 LOB: 0 BB: 0 P: 5	R: 0 E: 0 K: 1 S: 6	H: 1 LOB: 1 BB: 0 P: 6	R: 1 E: 0 K: 0 S: 5	H: 2 LOB: 1 BB: 0 P: 5	1B: 6 2B: 1 3B: 1 HR: 0	SF: 0 SAC: 0 DP: 1 HBP: 0	WP: 0 PB: 0 SB: 1 CS: 1	PA: 43	
<b>PITCHER</b>	IP 10.0	WLS 10.0	BF 38	H 6	R 1	ER 0	SO 4	BB 2	IBB 1	HBP 0	BLK 0	WP 0	HR 0	S 42	P 54	ERA 0.00	WHIP 0.800						
Tom Bradley, R ERA: 1.47 (1.1)																							
Joe Horlen, R ERA: 1.69 (11.1)	0.1	L	2	1	1	1	0	0	0	0	0	0	0	2	2	27.00	3.000						
Terry Forster, L ERA: 2.63 (11.1)	0.2		3	1	0	0	0	0	0	0	0	0	0	3	3	0.00	1.500						

**TOP**

**New York Yankees @ Chicago White Sox**  
Comiskey Park, Chicago, IL  
Sat May 08 1971, 8:05 PM EDT  
Att. 10,477 - Unknown - 60 F

livebaseballscorecards.com

AB 39  
R 2  
H 8  
RBI 1  
BB 3  
SO 4  
LOB 19




Batter	1	2	3	4	5	6	7	8	9	10	11	AB	R	H	RBI	BB	SO	LOB				
Lee Richard, R OBP: 0.281, SLG: 0.304 (1.8)	4-3 ①		5-3 ③			6-3 ②		F8 ③			6-3 ①	5 0 0 0 0 0 1										
Ed Stroud, L OBP: 0.226, SLG: 0.179 (1.7)	4-3 ②					4-3 ③					L4 ②	5 0 0 0 0 0 0										
Carlos May, L OBP: 0.333, SLG: 0.381 (1.3)	L1-3 ③					6-3 ②						5 0 1 0 0 1 0										
Rich McKinney, R OBP: 0.442, SLG: 0.426 (1.9)						F5 ③						5 0 2 0 0 0 1										
Bill Melton, R OBP: 0.361, SLG: 0.427 (1.5)												4 0 2 0 0 0 2										
Ed Herrmann, L OBP: 0.389, SLG: 0.446 (1.2)												3 1 1 1 1 0 1										
Rich Morales, R OBP: 0.474, SLG: 0.471 (1.6)												2 0 0 0 0 1 1										
Walt Williams, R OBP: 0.315, SLG: 0.360 (7. PH)												2 0 0 0 0 0 2										
Luis Alvarado, R OBP: 0.270, SLG: 0.250 (1.4)												4 0 2 0 0 0 1										
Tom Bradley, R OBP: 0.116, SLG: 0.063 (1.1)												3 0 0 0 0 0 1										
Mike Andrews, R OBP: 0.365, SLG: 0.427 (10. PH)												1 0 0 0 0 0 1										
Joe Horlen, R (11.1)												0 0 0 0 0 0 0										
Terry Forster, L (11.1)												0 0 0 0 0 0 0										
<b>Inning Stats</b>	R: 0 E: 0 K: 0 S: 3	H: 0 LOB: 0 BB: 0 P: 3	R: 1 E: 0 K: 0 S: 4	H: 2 LOB: 0 BB: 0 P: 4	R: 0 E: 0 K: 0 S: 3	H: 0 LOB: 0 BB: 0 P: 3	R: 0 E: 0 K: 0 S: 3	H: 0 LOB: 0 BB: 0 P: 3	R: 0 E: 0 K: 0 S: 3	H: 1 LOB: 2 BB: 1 P: 10	R: 0 E: 0 K: 0 S: 3	H: 1 LOB: 1 BB: 0 P: 3	R: 0 E: 0 K: 0 S: 4	H: 1 LOB: 1 BB: 0 P: 4	R: 0 E: 0 K: 0 S: 4	H: 1 LOB: 1 BB: 0 P: 4	R: 0 E: 0 K: 0 S: 4	H: 1 LOB: 1 BB: 0 P: 4	1B: 7 2B: 1 3B: 0 HR: 1	SF: 0 SAC: 0 DP: 1 HBP: 0	WP: 0 PB: 0 SB: 0 CS: 1	PA: 40
<b>PITCHER</b>	IP 11.0	WLS W	BF 40	H 8	R 1	ER 1	SO 2	BB 1	IBB 0	HBP 0	BLK 0	WP 0	HR 1	S 43	P 47	ERA 0.82	WHIP 0.818					
Steve Kline, R ERA: 1.94 (1.1)																						

**BOTTOM**

**New York Yankees @ Chicago White Sox**  
Comiskey Park, Chicago, IL  
Sat May 08 1971, 8:05 PM EDT  
Att. 10,477 - Unknown - 60 F

livebaseballscorecards.com

AB 39  
R 1  
H 8  
RBI 1  
BB 1  
SO 2  
LOB 11





Batter	1	2	3	4	5	6	7	8	9	AB	R	H	RBI	BB	SO	LOB	TOP					
Horace Clarke, S OBP: 0.392, SLG: 0.333 (1, 4)	5-3		FC5-4														4 1 2 2 0 0 1					
Bobby Murcer, L OBP: 0.410, SLG: 0.500 (1, 8)	4-3																4 0 0 0 0 0 1					
Roy White, S OBP: 0.364, SLG: 0.575 (1, 7)	F8																3 1 1 2 0 0 0					
Danny Cater, R OBP: 0.263, SLG: 0.298 (1, 3)		5-3															4 0 1 0 0 0 0					
Thurman Munson, R OBP: 0.338, SLG: 0.359 (1, 2)		4-3															4 1 1 0 0 1 1					
Felipe Alou, R OBP: 0.316, SLG: 0.425 (1, 9)		6-3															4 1 1 0 0 0 2					
Ron Hansen, R OBP: 0.286, SLG: 0.240 (1, 5)			6-3														3 1 1 1 0 0 0					
Gene Michael, S OBP: 0.358, SLG: 0.300 (1, 6)			5-3														4 1 2 1 0 0 0					
Mike Kekich, R OBP: 0.143, SLG: 0.143 Jack Aker, R (6, 1)																	2 0 1 0 0 0 1 1 0 0 0 0 1 0					
<b>Inning Stats</b>	R: 0 E: 0 K: 0 S: 3	H: 0 LOB: 0 BB: 0 P: 3	R: 0 E: 0 K: 0 S: 3	H: 0 LOB: 0 BB: 0 P: 3	R: 0 E: 0 K: 0 S: 4	H: 1 LOB: 1 BB: 0 P: 4	R: 0 E: 0 K: 0 S: 3	H: 0 LOB: 0 BB: 0 P: 3	R: 1 E: 0 K: 0 S: 5	H: 2 LOB: 1 BB: 0 P: 5	R: 1 E: 0 K: 0 S: 4	H: 1 LOB: 0 BB: 0 P: 4	R: 3 E: 0 K: 0 S: 6	H: 4 LOB: 1 BB: 0 P: 6	R: 1 E: 0 K: 1 S: 7	H: 2 LOB: 1 BB: 0 P: 7	R: 0 E: 0 K: 1 S: 5	H: 0 LOB: 0 BB: 0 P: 5	1B: 9 2B: 0 3B: 0 HR: 1	SF: 2 SAC: 1 DP: 0 HBP: 0	WP: 0 PB: 2 CS: 1	PA: 36
<b>PITCHER</b>	IP WLS BF H R ER SO BB IBB HBP BLK WP HR S P ERA WHIP																					
Wilbur Wood, L ERA: 2.08 (1, 1)	6.0 L 22 4 2 0 0 0 0 0 0 0 0 0 0 22 22 0.00 0.667																					
Tommy John, L ERA: 6.39 (7, 1)	1.0 6 4 3 3 0 0 0 0 0 0 0 0 0 6 6 27.00 4.000																					
Steve Kealey, R ERA: 3.86 (8, 1)	2.0 8 2 1 1 2 0 0 0 0 0 0 1 12 12 4.50 1.000																					

**New York Yankees @ Chicago White Sox**  
Comiskey Park, Chicago, IL  
Sun May 09 1971, 4:33 AM EDT  
Att: 10,401 - Unknown - 50 F

AB 33  
R 6  
H 10  
RBI 6  
BB 0  
SO 2  
LOB 6



Batter	1	2	3	4	5	6	7	8	9	AB	R	H	RBI	BB	SO	LOB	BOTTOM					
Lee Richard, R OBP: 0.270, SLG: 0.292 (1, 6)	F9		1-3														4 0 0 0 0 1 1					
Mike Hershberger, R (1, 8)	F9		F8														3 0 0 0 1 0 1					
Rick Reichardt, R OBP: 0.287, SLG: 0.402 (1, 7)	K																4 0 1 0 0 2 0					
Rich McKinney, R OBP: 0.446, SLG: 0.408 (1, 9)		K															2 1 0 0 2 2 0					
Bill Melton, R OBP: 0.366, SLG: 0.440 (1, 5)																	4 0 2 1 0 0 3					
Carlos May, L OBP: 0.336, SLG: 0.385 (1, 3)																	4 0 2 0 0 0 1					
Luis Alvarado, R OBP: 0.244, SLG: 0.225 (1, 4)			G6-4-3														4 0 0 0 0 0 4					
Chuck Brinkman, R OBP: 0.111, SLG: 0.111 Watt Williams, R OBP: 0.309, SLG: 0.353 Steve Kealey, R (8, 1)																	2 0 1 0 0 0 0 1 0 0 0 0 0 1 0 0 0 0 0 0 0					
Wilbur Wood, R (1, 1)																	1 0 0 0 0 1 1					
Rich Morales, R OBP: 0.450, SLG: 0.444 (6, PH)																	1 0 0 0 0 0 0					
Tommy John, R (7, 1)																	0 0 0 0 0 0 0					
Ed Herrmann, L OBP: 0.364, SLG: 0.439 (8, 2)																	1 0 0 0 0 0 1					
<b>Inning Stats</b>	R: 0 E: 0 K: 1 S: 5	H: 0 LOB: 0 BB: 0 P: 5	R: 0 E: 0 K: 1 S: 6	H: 2 LOB: 1 BB: 0 P: 6	R: 0 E: 0 K: 1 S: 6	H: 1 LOB: 1 BB: 0 P: 6	R: 0 E: 0 K: 2 S: 7	H: 0 LOB: 0 BB: 0 P: 7	R: 0 E: 0 K: 0 S: 3	H: 0 LOB: 0 BB: 0 P: 3	R: 0 E: 0 K: 0 S: 4	H: 1 LOB: 3 BB: 2 P: 12	R: 0 E: 0 K: 0 S: 4	H: 1 LOB: 1 BB: 0 P: 4	R: 0 E: 0 K: 1 S: 5	H: 0 LOB: 0 BB: 0 P: 5	R: 1 E: 0 K: 0 S: 3	H: 1 LOB: 0 BB: 1 P: 7	1B: 5 2B: 2 3B: 0 HR: 0	SF: 0 SAC: 0 DP: 2 HBP: 0	WP: 1 PB: 0 CS: 0	PA: 34
<b>PITCHER</b>	IP WLS BF H R ER SO BB IBB HBP BLK WP HR S P ERA WHIP																					
Mike Kekich, L ERA: 5.47 Jack Aker, R ERA: 1.76 (6, 1)	5.2 W 22 4 0 0 0 0 1 0 0 0 0 0 0 30 38 0.00 1.059																					

**New York Yankees @ Chicago White Sox**  
Comiskey Park, Chicago, IL  
Sun May 09 1971, 4:33 AM EDT  
Att: 10,401 - Unknown - 50 F

AB 31  
R 1  
H 6  
RBI 1  
BB 3  
SO 6  
LOB 13






Batter	1	2	3	4	5	6	7	8	9	AB	R	H	RBI	BB	SO	LOB	TOP					
<b>Horace Clarke, S</b> OBP: 0.396, SLG: 0.333 (1, 4)										3	0	1	1	1	0	3						
<b>Jake Gibbs, L</b> OBP: 0.231, SLG: 0.320 (1, 2)										5	0	1	1	0	1	3						
<b>Roy White, S</b> OBP: 0.375, SLG: 0.576 (1, 7)										5	0	3	0	0	1	1						
<b>Bobby Murcer, L</b> OBP: 0.426, SLG: 0.505 (1, 8)										3	0	2	0	2	0	0						
<b>Danny Cater, R</b> OBP: 0.260, SLG: 0.288 (1, 3)										4	1	0	0	1	0	9						
<b>Felipe Alou, R</b> OBP: 0.323, SLG: 0.422 (1, 9)										3	0	1	0	1	0	1						
<b>Jerry Kenney, L</b> OBP: 0.293, SLG: 0.184 (1, 5)										3	0	0	0	1	0	3						
<b>Gene Michael, S</b> OBP: 0.364, SLG: 0.301 (1, 6)										3	1	1	0	1	0	1						
<b>Mel Stottlemyre, R</b> OBP: 0.350, SLG: 0.294 (1, 1)										2	1	1	1	2	0	2						
<b>Inning Stats</b>	R: 0 E: 0 K: 1 S: 5	H: 0 LOB: 2 BB: 2 P: 13	R: 0 E: 0 K: 0 S: 4	H: 1 LOB: 2 BB: 1 P: 8	R: 0 E: 0 K: 0 S: 3	H: 0 LOB: 0 BB: 0 P: 3	R: 2 E: 0 K: 1 S: 6	H: 2 LOB: 2 BB: 3 P: 18	R: 0 E: 0 K: 0 S: 4	H: 2 LOB: 1 BB: 0 P: 4	R: 0 E: 0 K: 0 S: 3	H: 0 LOB: 1 BB: 1 P: 7	R: 0 E: 0 K: 0 S: 4	H: 2 LOB: 1 BB: 0 P: 4	R: 0 E: 0 K: 0 S: 3	H: 1 LOB: 0 BB: 0 P: 3	R: 1 E: 0 K: 0 S: 4	H: 2 LOB: 2 BB: 2 P: 12	1B: 10 2B: 1 3B: 0 HR: 0	SF: 0 SAC: 1 DP: 4 HBP: 0	WP: 0 PB: 0 CS: 1	PA: 41
<b>PITCHER</b>	IP	WLS	BF	H	R	ER	SO	BB	IBB	HBP	BLK	WP	HR	S	P	ERA	WHIP					
<b>Skip Lockwood, R</b> ERA: 2.84 (1, 1)	8.0	L	35	8	2	2	2	6	1	0	0	0	0	32	60	2.25	1.750					
<b>Marcelino Lopez, L</b> ERA: 1.55 (9, 1)	0.1		5	2	1	1	0	2	0	0	0	0	0	3	11	27.00	12.000					
<b>Ken Sanders, R</b> ERA: 3.13 (9, 1)	0.2		1	0	0	0	0	0	0	0	0	0	0	1	1	0.00	0.000					

**New York Yankees @ Milwaukee Brewers**  
Milwaukee County Stadium, Milwaukee, WI  
Wed May 12 1971, 8:05 PM EDT  
Att. 4,010 - Unknown - 50 F

livebaseballscores.com

AB 31  
R 3  
H 10  
RBI 3  
BB 9  
SO 2  
LOB 23




Batter	1	2	3	4	5	6	7	8	9	AB	R	H	RBI	BB	SO	LOB	BOTTOM					
<b>Ron Theobald, R</b> OBP: 0.375, SLG: 0.286 (1, 4)										4	0	0	0	0	0	1						
<b>Roberto Pena, R</b> OBP: 0.282, SLG: 0.286 (1, 5)										4	0	0	0	0	1	1						
<b>Marcelino Lopez, R</b> OBP: 0.500, SLG: 0.500 (9, 1)										0	0	0	0	0	0	0						
<b>Ken Sanders, R</b> (9, 1)										0	0	0	0	0	0	0						
<b>John Briggs, L</b> OBP: 0.338, SLG: 0.338 (1, 9)										4	0	2	0	0	0	0						
<b>Danny Walton, R</b> OBP: 0.327, SLG: 0.381 (1, 7)										4	0	0	0	0	2	2						
<b>Bill Voss, L</b> OBP: 0.256, SLG: 0.325 (1, 8)										3	0	0	0	1	0	0						
<b>Andy Kosco, R</b> OBP: 0.304, SLG: 0.390 (1, 3)										2	0	0	0	0	1	2						
<b>Mike Hegan, L</b> OBP: 0.321, SLG: 0.373 (7, PH)										1	0	0	0	0	1	0						
<b>Elie Rodriguez, R</b> OBP: 0.333, SLG: 0.340 (1, 2)										2	0	1	0	1	0	2						
<b>Rick Auerbach, R</b> OBP: 0.291, SLG: 0.240 (1, 6)										1	0	0	0	1	1	1						
<b>Floyd Wicker, L</b> OBP: 0.428, SLG: 0.200 (7, PH)										1	0	0	0	0	0	1						
<b>Tommy Harper, R</b> OBP: 0.237, SLG: 0.204 (8, 5)										0	0	0	0	0	0	0						
<b>Skip Lockwood, R</b> OBP: 0.250, SLG: 0.143 (1, 1)										1	0	0	0	0	1	0						
<b>Ted Kubiak, S</b> OBP: 0.298, SLG: 0.286 (8, PH)										1	0	0	0	0	0	0						
<b>Inning Stats</b>	R: 0 E: 0 K: 2 S: 8	H: 1 LOB: 1 BB: 0 P: 8	R: 0 E: 0 K: 2 S: 8	H: 1 LOB: 0 BB: 0 P: 8	R: 0 E: 0 K: 1 S: 5	H: 0 LOB: 0 BB: 0 P: 5	R: 0 E: 0 K: 0 S: 4	H: 1 LOB: 2 BB: 1 P: 8	R: 0 E: 0 K: 0 S: 3	H: 0 LOB: 1 BB: 1 P: 7	R: 0 E: 0 K: 1 S: 5	H: 0 LOB: 0 BB: 0 P: 5	R: 0 E: 0 K: 1 S: 4	H: 0 LOB: 0 BB: 1 P: 8	R: 0 E: 0 K: 0 S: 3	H: 0 LOB: 0 BB: 0 P: 3	R: 0 E: 0 K: 0 S: 3	H: 0 LOB: 0 BB: 0 P: 3	1B: 3 2B: 0 3B: 0 HR: 0	SF: 0 SAC: 1 DP: 1 HBP: 0	WP: 0 PB: 0 CS: 0	PA: 32
<b>PITCHER</b>	IP	WLS	BF	H	R	ER	SO	BB	IBB	HBP	BLK	WP	HR	S	P	ERA	WHIP					
<b>Mel Stottlemyre, R</b> ERA: 2.87 (1, 1)	9.0	W	32	3	0	0	7	3	0	0	0	0	0	43	55	0.00	0.667					

**New York Yankees @ Milwaukee Brewers**  
Milwaukee County Stadium, Milwaukee, WI  
Wed May 12 1971, 8:05 PM EDT  
Att. 4,010 - Unknown - 50 F

livebaseballscores.com

AB 28  
R 0  
H 3  
RBI 0  
BB 3  
SO 7  
LOB 10





Batter	1	2	3	4	5	6	7	8	9	10	AB	R	H	RBI	BB	SO	LOB										
Horace Clarke, S OBP: 0.306, SLG: 0.371 (1, 4)											5	2	2	0	0	2	0										
Jake Gibbs, L OBP: 0.228, SLG: 0.333 (1, 2)											4	0	1	2	0	1	0										
Roy White, S OBP: 0.376, SLG: 0.567 (1, 7)											5	1	2	0	0	1	1										
Bobby Murcer, L OBP: 0.441, SLG: 0.638 (1, 8)											3	1	2	2	2	0	1										
Danny Cater, R OBP: 0.250, SLG: 0.276 (1, 3)											5	0	0	0	0	0	3										
Jim Lytle, L OBP: 0.118, SLG: 0.118 (1, 9)											3	0	0	0	0	1	0										
Jerry Kenney, L OBP: 0.306, SLG: 0.176 (1, 5)											2	0	0	0	2	0	0										
Gene Michael, S OBP: 0.359, SLG: 0.291 Lindy McDaniel, R OBP: 0.333, SLG: 0.333 (9, 1)											3	0	0	0	1	1	4										
Fritz Peterson, S OBP: 0.188, SLG: 0.071 Frank Baker, L (9, 6)											3	0	0	0	0	0	2										
											1	0	0	0	0	1	0										
<b>Inning Stats</b>	R: 1 E: 0 K: 1 S: 5	H: 1 LOB: 0 BB: 1 P: 9	R: 0 E: 0 K: 1 S: 5	H: 0 LOB: 1 BB: 1 P: 9	R: 0 E: 0 K: 2 S: 7	H: 0 LOB: 0 BB: 0 P: 7	R: 2 E: 0 K: 0 S: 5	H: 2 LOB: 0 BB: 0 P: 5	R: 0 E: 0 K: 2 S: 7	H: 0 LOB: 0 BB: 0 P: 7	R: 0 E: 0 K: 0 S: 3	H: 1 LOB: 0 BB: 0 P: 3	R: 0 E: 1 K: 0 S: 4	H: 0 LOB: 2 BB: 1 P: 8	R: 0 E: 0 K: 0 S: 3	H: 0 LOB: 0 BB: 0 P: 3	R: 0 E: 1 K: 0 S: 4	H: 1 LOB: 2 BB: 1 P: 8	R: 0 E: 0 K: 1 S: 7	H: 2 LOB: 1 BB: 1 P: 11	1B: 3 2B: 1 3B: 2 HR: 1	SF: 1 SAC: 1 DP: 2 HBP: 0	WP: 0 PB: 0 SB: 0 CS: 1	PA: 42			
<b>PITCHER</b>	IP 8.0	WLS 30	BF 4	H 3	R 3	ER 3	SO 6	BB 2	IBB 0	HBP 0	BLK 0	WP 0	HR 1	S 39	P 51	ERA 3.38	WHIP 0.750										
Marty Pattin, R ERA: 2.52 Ken Sanders, R ERA: 3.24 (9, 1)	2.0	L	11	3	1	1	1	0	2	0	0	0	0	0	11	19	4.50	1.500									

**TOP**

**New York Yankees @ Milwaukee Brewers**  
Milwaukee County Stadium, Milwaukee, WI

Thu May 13 1971, 4:33 AM EDT  
Att: 3,809 - Unknown - 67 F

livebaseballscorecards.com

AB	34
R	4
H	7
RBI	4
BB	5
SO	7
LOB	11

Batter	1	2	3	4	5	6	7	8	9	10	AB	R	H	RBI	BB	SO	LOB									
Tommy Harper, R OBP: 0.235, SLG: 0.204 (1, 8)											5	0	1	0	0	1	4									
Roberto Pena, R OBP: 0.248, SLG: 0.267 Dave May, L OBP: 0.310, SLG: 0.385 (10, PH)											4	0	0	0	0	0	2									
Al Yates, R OBP: 0.250, SLG: 0.250 Bill Voss, L OBP: 0.265, SLG: 0.333 (10, PH)											4	0	1	1	0	0	1									
Andy Kosco, R OBP: 0.378, SLG: 0.378 Ken Sanders, R (9, 1) Floyd Wicker, L OBP: 0.375, SLG: 0.167 (10, PH)											4	0	1	0	0	0	1									
Danny Walton, R OBP: 0.371, SLG: 0.370 John Briggs, L OBP: 0.333, SLG: 0.333 (10, 7)											4	0	1	0	0	2	2									
Ted Kubiak, S OBP: 0.289, SLG: 0.276 (1, 4)											3	0	0	0	0	1	0									
Phil Roof, R OBP: 0.304, SLG: 0.255 (1, 2)											4	0	2	1	0	0	0									
Rick Auerbach, R OBP: 0.288, SLG: 0.241 (1, 6)											4	1	1	0	0	0	2									
Marty Pattin, R OBP: 0.333, SLG: 0.222 Ron Theobald, R OBP: 0.412, SLG: 0.400 Mike Hegan, L OBP: 0.329, SLG: 0.373 (9, 3)											2	0	1	1	0	0	0									
											0	0	0	0	1	0	0									
<b>Inning Stats</b>	R: 0 E: 1 K: 1 S: 7	H: 1 LOB: 2 BB: 7 P: 7	R: 0 E: 0 K: 0 S: 3	H: 0 LOB: 0 BB: 0 P: 3	R: 0 E: 0 K: 0 S: 3	H: 1 LOB: 1 BB: 0 P: 3	R: 0 E: 0 K: 0 S: 3	H: 0 LOB: 0 BB: 0 P: 3	R: 1 E: 0 K: 1 S: 6	H: 1 LOB: 1 BB: 0 P: 6	R: 0 E: 0 K: 0 S: 5	H: 2 LOB: 1 BB: 0 P: 5	R: 1 E: 1 K: 1 S: 7	H: 2 LOB: 2 BB: 1 P: 11	R: 0 E: 0 K: 0 S: 4	H: 1 LOB: 1 BB: 0 P: 4	1B: 9 2B: 1 3B: 0 HR: 0	SF: 0 SAC: 1 DP: 1 HBP: 0	WP: 0 PB: 0 SB: 1 CS: 0	PA: 41						
<b>PITCHER</b>	IP 8.2	WLS 34	BF 9	H 3	R 3	ER 3	SO 3	BB 0	IBB 0	HBP 0	BLK 1	WP 0	HR 0	S 40	P 40	ERA 3.12	WHIP 1.038									
Fritz Peterson, L ERA: 4.02 Lindy McDaniel, R ERA: 3.12 (9, 1)	1.1	W	7	1	0	0	1	1	0	0	0	0	0	8	12	0.00	1.500									

**BOTTOM**

**New York Yankees @ Milwaukee Brewers**  
Milwaukee County Stadium, Milwaukee, WI

Thu May 13 1971, 4:33 AM EDT  
Att: 3,809 - Unknown - 67 F

livebaseballscorecards.com


AB	39
R	3
H	10
RBI	3
BB	1
SO	4
LOB	14



Batter	1	2	3	4	5	6	7	8	9	AB	R	H	RBI	BB	SO	LOB	TOP			
Ted Uhlhaender, L (1,7) X	0-0 FC1-6 1B		0-0 L3			0-0 F7		0-0 FC4-6 1B		4	0	2	0	0	0	0				
Vada Pinson, L (1,8) X	0-0 FC1-6 1B FC1-4 1-2		0-0 F7			0-3 K		0-0 FC4-6 1-2		4	1	0	0	0	1	2				
Graig Nettles, L (1,5) X	0-0 FC1-4 1-3 1B			0-0 L3-4-1		0-0 HR		0-0 F7		4	1	2	1	0	0	0				
Ray Fosse, R (1,2) X	0-0 FC1-4 1-2 3-H			0-0 6-3 1B		0-0 6-3		0-3 K		4	0	1	1	0	1	1				
Roy Foster, R (1,9) X	0-0 F6			0-0 6-3 1-2		0-3 K		0-0 1-3		4	0	0	0	0	1	2				
Gomer Hodges, S (1,3) X		0-0 L1-3		0-0 F5		0-0 4-3				3	0	0	0	0	0	1				
Eddie Leon, R (1,4) X		0-0 4-3			0-0 6-3		0-0 5-3			3	0	0	0	0	0	0				
Jack Heidemann, R (1,6) X		0-3 K			0-3 K		0-3 K			3	0	0	0	0	3	0				
Ray Lamb, R (1,1) X			0-3 K		0-3 K		0-3 K			3	0	0	0	0	3	0				
<b>Inning Stats</b>	R: 1 E: 0 K: 0 S: 5	H: 2 LOB: 1 BB: 0 P: 5	R: 0 E: 0 K: 1 S: 5	H: 0 LOB: 0 BB: 0 P: 5	R: 0 E: 0 K: 1 S: 5	H: 0 LOB: 0 BB: 0 P: 5	R: 0 E: 0 K: 2 S: 4	H: 1 LOB: 1 BB: 0 P: 4	R: 0 E: 0 K: 1 S: 7	H: 0 LOB: 0 BB: 0 P: 7	R: 0 E: 0 K: 1 S: 6	H: 1 LOB: 0 BB: 0 P: 6	R: 0 E: 0 K: 1 S: 5	H: 0 LOB: 1 BB: 0 P: 8	R: 0 E: 0 K: 1 S: 5	H: 0 LOB: 0 BB: 0 P: 5	1B: 4 2B: 0 3B: 0 HR: 1	SF: 0 SAC: 0 DP: 0 HBP: 0	WP: 0 PB: 0 CS: 0	PA: 32
<b>PITCHER</b>	IP WLS BF H R ER SO BB IBB HBP BLK WP HR S P ERA WHIP																			
Steve Kline, R (1,1) ERA: 1.98	8.0 L 29 5 2 2 8 0 0 0 0 0 1 45 45 2.25 0.625																			
Jack Aker, R (9,1) ERA: 1.65	1.0 3 0 0 0 1 0 0 0 0 0 0 5 5 0.00 0.000																			

**Cleveland Indians @ New York Yankees**  
 Yankee Stadium, Bronx, NY  
 Fri May 14 1971, 7:05 PM EDT  
 Att: 10,541 - Unknown - 64 F


AB 32  
 R 2  
 H 5  
 RBI 2  
 BB 0  
 SO 9  
 LOB 6



Batter	1	2	3	4	5	6	7	8	9	AB	R	H	RBI	BB	SO	LOB	BOTTOM					
Horace Clarke, S (1,4) X	0-3 K		0-0 S 1B			0-0 L3 1B		0-0 4-3		4	0	2	0	0	1	0						
Jake Gibbs, L (1,2) X	0-0 F9		0-3 K 1-2			0-0 L3 1-2		0-3 K		4	0	0	0	0	2	2						
Roy White, S (1,7) X	0-0 4-3			0-0 F5		0-3 K		0-0 F5		4	0	0	0	0	1	0						
Bobby Murcer, L (1,8) X		0-0 1B 2B		0-0 G5-4-3 1B		0-0 4-3				3	1	2	0	0	0	0						
Danny Cater, R (1,3) X		0-0 G5-4-3 2H 1B		0-0 G5-4-3 1-2		0-0 FC6-4 1B				3	0	2	1	0	0	1						
Felipe Alou, R (1,9) X		0-0 G5-4-3 1-2			0-0 F2		0-0 FC6-4 1-2			3	0	0	0	0	0	2						
Jerry Kenney, L (1,5) X		0-0 CS 1B		0-3 K		0-0 1-3				3	0	1	0	0	1	0						
Gene Michael, S (1,6) X		0-0 CS 1-2	0-0 F2		0-0 F8		0-0 F9			3	0	0	0	0	0	0						
Steve Kline, R (1,1) X			0-0 L1-3			0-0 L3		0-0 6-3		2	0	0	0	0	0	0						
Curt Blefary, L (8,PH) X										1	0	0	0	0	0	0						
Jack Aker, R (9,1) X										0	0	0	0	0	0	0						
<b>Inning Stats</b>	R: 0 E: 0 K: 1 S: 5	H: 0 LOB: 0 BB: 0 P: 5	R: 1 E: 0 K: 0 S: 4	H: 3 LOB: 0 BB: 0 P: 4	R: 0 E: 0 K: 1 S: 6	H: 1 LOB: 1 BB: 0 P: 6	R: 0 E: 0 K: 0 S: 3	H: 1 LOB: 0 BB: 0 P: 3	R: 0 E: 0 K: 1 S: 5	H: 0 LOB: 0 BB: 0 P: 5	R: 0 E: 0 K: 0 S: 3	H: 1 LOB: 1 BB: 0 P: 3	R: 0 E: 0 K: 1 S: 6	H: 1 LOB: 1 BB: 0 P: 6	R: 0 E: 0 K: 0 S: 3	H: 0 LOB: 0 BB: 0 P: 3	R: 0 E: 0 K: 1 S: 5	H: 0 LOB: 0 BB: 0 P: 5	1B: 6 2B: 2 3B: 0 HR: 0	SF: 0 SAC: 0 DP: 3 HBP: 0	WP: 0 PB: 0 CS: 1	PA: 31
<b>PITCHER</b>	IP WLS BF H R ER SO BB IBB HBP BLK WP HR S P ERA WHIP																					
Ray Lamb, R (1,1) ERA: 1.23	9.0 W 30 7 1 1 5 0 0 0 0 0 0 40 40 1.00 0.778																					

**Cleveland Indians @ New York Yankees**  
 Yankee Stadium, Bronx, NY  
 Fri May 14 1971, 7:05 PM EDT  
 Att: 10,541 - Unknown - 64 F

AB 30  
 R 1  
 H 7  
 RBI 1  
 BB 0  
 SO 5  
 LOB 5















Batter	1	2	3	4	5	6	7	8	9	AB R H RBI BB SO LOB	TOP									
Paul Blair, R (1, 8) OBP: 0.291, SLG: 0.368	0-0 HR		0-0 5-3		0-0 P4		4-0 1B BB		0-0 6-3	4 1 1 1 1 0 0	<p><b>Baltimore Orioles @ New York Yankees</b> Yankee Stadium, Bronx, NY Tue May 18 1971, 7:05 PM EDT Att: 14,700 - Unknown - 74 F</p> <p>AB 37 R 6 H 12 RBI 6 BB 1 SO 3 LOB 10</p> 									
Davey Johnson, R (1, 4) OBP: 0.370, SLG: 0.463	0-0 G4-6-3 1B			0-0 F7	0-0 F7		0-0 F8		0-0 5-3	5 0 1 0 0 0 2										
Frank Robinson, R (1, 9) OBP: 0.381, SLG: 0.402	0-0 G4-6-3 1-2			0-0 HR 1B	0-0 P4		0-0 1-2 2-H 1B		0-3 K	5 1 2 1 0 1 1										
Brooks Robinson, R (1, 5) OBP: 0.342, SLG: 0.354	0-0 F8			0-0 1-H HR		0-0 6-3	0-0 F2			4 1 1 2 0 0 2										
Merv Rettenmund, R (1, 7) OBP: 0.411, SLG: 0.385		0-0 5-3		0-0 FC5-6 1B		0-0 4-3		0-0 G3		4 0 1 0 0 0 0										
Boog Powell, L (1, 3) OBP: 0.342, SLG: 0.425		0-3 K		0-0 FC5-6 1-2 1B		0-0 2B		0-0 1-3		4 1 1 0 0 1 1										
Andy Etchebarren, R (1, 2) OBP: 0.309, SLG: 0.341		0-0 4-3		0-0 1-2 1B		0-0 F9		0-0 1B 2B		4 1 2 0 0 0 1										
Mark Belanger, R (1, 6) OBP: 0.392, SLG: 0.349			0-0 5-3	0-0 1-3 2-H 1B		0-0 SH2-4 1B 1B	0-0 2-H 1B			4 1 3 2 0 0 0										
Mike Cuellar, L (1, 1) OBP: 0.154, SLG: 0.208			0-0 4-3	0-3 K		0-0 SH2-4 1-2	0-0 1-3			3 0 0 0 0 1 3										
<b>Inning Stats</b>	R: 1 E: 0 K: 0 S: 4	H: 2 LOB: 0 BB: 0 P: 4	R: 0 E: 0 K: 1 S: 5	H: 0 LOB: 0 BB: 0 P: 5	R: 0 E: 0 K: 1 S: 3	H: 0 LOB: 0 BB: 0 P: 3	R: 3 E: 0 K: 1 S: 10	H: 5 LOB: 2 BB: 0 P: 10	R: 0 E: 0 K: 0 S: 3	H: 1 LOB: 1 BB: 0 P: 4		R: 1 E: 0 K: 0 S: 5	H: 2 LOB: 2 BB: 1 P: 9	R: 1 E: 0 K: 0 S: 5	H: 2 LOB: 1 BB: 0 P: 5	R: 0 E: 0 K: 1 S: 5	H: 0 LOB: 0 BB: 0 P: 5	1B: 8 2B: 2 3B: 0 HR: 2	SF: 0 SAC: 1 DP: 1 HBP: 0	WP: 0 PB: 0 SB: 0 CS: 0
<b>PITCHER</b>	IP WLS BF H R ER SO BB IBB HBP BLK WP HR S P ERA WHIP																			
Fritz Peterson, L (1, 1) ERA: 4.39	6.1 L 27 9 5 5 2 0 0 0 0 0 2 31 31 7.11 1.421																			
Gary Waslewski, R (7, 1) ERA: 2.55	1.2 9 3 1 1 0 1 0 0 0 0 0 8 12 5.40 2.400																			
Gary Jones, L (9, 1) ERA: 4.5	1.0 3 0 0 0 0 1 0 0 0 0 0 5 5 0.00 0.000																			

Batter	1	2	3	4	5	6	7	8	9	AB R H RBI BB SO LOB	BOTTOM									
Horace Clarke, S (1, 4) OBP: 0.390, SLG: 0.364	4-0 1B SF9 BB		0-0 5-3			0-0 5-3		0-0 4-3		3 1 0 0 1 0 0	<p><b>Baltimore Orioles @ New York Yankees</b> Yankee Stadium, Bronx, NY Tue May 18 1971, 7:05 PM EDT Att: 14,700 - Unknown - 74 F</p> <p>AB 30 R 2 H 6 RBI 2 BB 1 SO 3 LOB 6</p> 									
Thurman Munson, R (1, 2) OBP: 0.315, SLG: 0.329	0-0 1-3 1B		0-0 5-3			0-0 5-3		0-0 F8		4 0 1 0 0 0 0										
Roy White, S (1, 7) OBP: 0.353, SLG: 0.536	0-0 SF9 3-H			0-0 B3		0-0 F9		0-0 F9		3 0 0 1 0 0 0										
Bobby Murcer, L (1, 8) OBP: 0.458, SLG: 0.583	0-0 G1-6-3 1-2 1B			0-0 2B		0-0 HR		0-0 F9		4 1 3 1 0 0 0										
Danny Cater, R (1, 3) OBP: 0.257, SLG: 0.296	0-0 G1-6-3 1-2			0-0 F9		0-0 6-3		0-3 K		4 0 0 0 0 1 3										
Felipe Alou, R (1, 9) OBP: 0.291, SLG: 0.376		0-0 P5		0-0 L5		0-0 F7				3 0 0 0 0 0 1										
Ron Hansen, R (1, 5) OBP: 0.290, SLG: 0.286		0-0 F3			0-0 P4		0-0 2B			3 0 1 0 0 0 0										
Gene Michael, S (1, 6) OBP: 0.351, SLG: 0.289		0-0 G3			0-0 G5-4-3 1B		0-3 K			3 0 1 0 0 1 1										
Fritz Peterson, S (1, 1) OBP: 0.167, SLG: 0.063			0-3 K		0-0 G5-4-3			0-0 F8		2 0 0 0 0 1 1										
Ron Woods, R (8, PH) OBP: 0.269, SLG: 0.208					1-2					0 0 0 0 0 0 0										
Gary Jones, L (9, 1) ERA: 4.5										0 0 0 0 0 0 0										
<b>Inning Stats</b>	R: 1 E: 0 K: 0 S: 4	H: 2 LOB: 1 BB: 1 P: 8	R: 0 E: 0 K: 0 S: 3	H: 0 LOB: 0 BB: 0 P: 3	R: 0 E: 0 K: 1 S: 5	H: 0 LOB: 0 BB: 0 P: 5	R: 0 E: 0 K: 0 S: 4	H: 1 LOB: 1 BB: 0 P: 4	R: 0 E: 0 K: 0 S: 3	H: 0 LOB: 0 BB: 0 P: 3	R: 1 E: 0 K: 1 S: 7	H: 2 LOB: 1 BB: 0 P: 7	R: 0 E: 0 K: 0 S: 3	H: 0 LOB: 0 BB: 0 P: 3	R: 0 E: 0 K: 1 S: 5	H: 0 LOB: 0 BB: 0 P: 5	1B: 3 2B: 2 3B: 0 HR: 1	SF: 1 SAC: 0 DP: 2 HBP: 0	WP: 0 PB: 0 SB: 0 CS: 0	PA: 32
<b>PITCHER</b>	IP WLS BF H R ER SO BB IBB HBP BLK WP HR S P ERA WHIP																			
Mike Cuellar, L (1, 1) ERA: 3.61	9.0 W 32 6 2 2 3 1 0 0 0 0 1 37 41 2.00 0.778																			







Batter	1	2	3	4	5	6	7	8	9	AB	R	H	RBI	BB	SO	LOB	TOP				
Horace Clarke, S OBP: 0.384, SLG: 0.350 (1, 4)	F8		6-3		G4-3		6-3			4	0	0	0	1	0	1					
Thurman Munson, R OBP: 0.333, SLG: 0.325 (1, 2)	B3 BB		6-3			FC5-4 1B	4-3		F9	4	0	1	0	1	0	1					
Roy White, S OBP: 0.336, SLG: 0.500 (1, 7)	B3 1-2		6-3			FC5-4 2B 1-2	WP BB		L8	4	1	0	0	1	0	3					
Bobby Murcer, L OBP: 0.305, SLG: 0.579 (1, 8)	BB			4-3		1B 2B	F4			3	1	1	0	1	0	1					
Danny Cater, R OBP: 0.255, SLG: 0.292 (1, 3)	1-6-3			1-3		6-3				4	0	1	1	0	0	3					
Felipe Alou, R OBP: 0.291, SLG: 0.394 (1, 9)		6-3				3H BB BB 1B	K			4	0	2	1	0	1	1					
Ron Hansen, R OBP: 0.314, SLG: 0.290 (1, 5)				5-3		BB BB 1B	K			3	0	1	0	1	1	2					
Gene Michael, S OBP: 0.361, SLG: 0.291 (1, 6)		K				G4-3 1B	1-3			3	0	1	0	1	1	2					
Stan Bahnsen, R OBP: 0.133, SLG: 0.267 (1, 1)						1-2 2-3 BB				2	0	0	0	0	1	2					
Curt Blefary, L OBP: 0.261, SLG: 0.310 (6, PH)	F7						F8			1	0	0	0	0	0	3					
Lindy McDaniel, R OBP: 0.333, SLG: 0.333 (6, 1)										0	0	0	0	0	0	0					
Jake Gibbs, L OBP: 0.203, SLG: 0.295 (9, PH)										1	0	0	0	0	1	0					
<b>Inning Stats</b>	R: 0 E: 0 K: 0 S: 3	H: 0 LOB: 2 BB: 2 P: 11	R: 0 E: 0 K: 1 S: 6	H: 1 LOB: 1 BB: 0 P: 6	R: 0 E: 0 K: 0 S: 3	H: 0 LOB: 0 BB: 0 P: 3	R: 0 E: 0 K: 0 S: 4	H: 1 LOB: 1 BB: 0 P: 4	R: 0 E: 0 K: 1 S: 5	H: 1 LOB: 0 BB: 0 P: 5	R: 2 E: 0 K: 0 S: 6	H: 3 LOB: 3 BB: 2 P: 14	R: 0 E: 0 K: 0 S: 3	H: 0 LOB: 1 BB: 1 P: 7	R: 0 E: 0 K: 2 S: 8	H: 1 LOB: 1 BB: 0 P: 8	R: 0 E: 0 K: 1 S: 5	H: 0 LOB: 1 BB: 1 P: 9	1B: 5 2B: 2 3B: 0 HR: 0	SF: 0 SAC: 0 DP: 1 HBP: 0	WP: 1 PA: 39 CS: 0
<b>PITCHER</b>	IP WLS BF H R ER SO BB IBB HBP BLK WP HR S P ERA WHIP	IP WLS BF H R ER SO BB IBB HBP BLK WP HR S P ERA WHIP																			
Bill Lee, L ERA: 2.49 (1, 1)	5.2 W 26 6 2 2 2 4 0 0 0 0 0 26 42 3.18 1.765	3.1 S 13 1 0 0 3 2 0 0 0 1 0 17 25 0.00 0.900																			
Bobby Bolin, R ERA: 3.45 (6, 1)																					

**New York Yankees @ Boston Red Sox**  
 Fenway Park, Boston, MA  
 Thu May 20 1971, 7:05 PM EDT  
 Att: 20,334 - Cloudy - 55 F


AB 33  
 R 2  
 H 7  
 RBI 2  
 BB 6  
 SO 5  
 LOB 19



Batter	1	2	3	4	5	6	7	8	9	AB	R	H	RBI	BB	SO	LOB	BOTTOM				
Luis Aparicio, R OBP: 0.250, SLG: 0.326 (1, 6)	K	4-3		FC4-6			FC4-6			4	0	0	0	1	3						
Reggie Smith, S OBP: 0.401, SLG: 0.522 (1, 9)	2B BB	3-1			4-3		F8			3	1	0	0	1	0	2					
Carl Yastrzemski, L OBP: 0.469, SLG: 0.542 (1, 7)	HR 2B			F7		G1-4-3 1B	4-3 WP HR 1B			4	2	3	1	0	0	0					
Rico Petrocelli, R OBP: 0.393, SLG: 0.422 (1, 5)	HR				G1-4-3		4-3			3	1	1	2	1	0	2					
George Scott, R OBP: 0.360, SLG: 0.459 (1, 3)	FC5-4 1B			F4		5-3		HR		4	1	2	2	0	0	1					
Billy Conigliaro, R OBP: 0.324, SLG: 0.439 (1, 8)	F8			L9		5-3		F8		4	0	0	0	0	0	2					
Duane Josephson, R OBP: 0.277, SLG: 0.358 (1, 2)	FC5-4			6-3		5-3		F9		4	0	0	0	0	0	1					
John Kennedy, R OBP: 0.478, SLG: 0.471 (1, 4)		4-3 SH1-4 1B			FC1-6 HBP		FC4-6 BB			1	0	1	0	1	0	0					
Bill Lee, L (1, 1)		SH1-4			FC1-6 FC4-6					1	0	0	0	0	0	1					
Bobby Bolin, R (6, 1)							K			1	0	0	0	0	1	1					
<b>Inning Stats</b>	R: 3 E: 0 K: 1 S: 8	H: 3 LOB: 1 BB: 1 P: 12	R: 0 E: 0 K: 0 S: 4	H: 1 LOB: 1 BB: 0 P: 4	R: 0 E: 0 K: 0 S: 3	H: 0 LOB: 1 BB: 1 P: 7	R: 0 E: 0 K: 0 S: 3	H: 0 LOB: 0 BB: 0 P: 4	R: 0 E: 0 K: 0 S: 3	H: 1 LOB: 0 BB: 0 P: 3	R: 0 E: 0 K: 0 S: 3	H: 0 LOB: 0 BB: 0 P: 3	R: 0 E: 0 K: 1 S: 5	H: 0 LOB: 1 BB: 1 P: 9	R: 2 E: 0 K: 0 S: 5	H: 2 LOB: 0 BB: 0 P: 5	R: 0 E: 0 K: 0 S: 5	H: 0 LOB: 0 BB: 0 P: 5	1B: 4 2B: 1 3B: 0 HR: 2	SF: 0 SAC: 1 DP: 1 HBP: 1	WP: 1 PA: 34 CS: 0
<b>PITCHER</b>	IP WLS BF H R ER SO BB IBB HBP BLK WP HR S P ERA WHIP	IP WLS BF H R ER SO BB IBB HBP BLK WP HR S P ERA WHIP																			
Stan Bahnsen, R ERA: 4.91 (1, 1)	5.0 L 22 5 3 3 1 2 0 0 0 1 1 13 17 6.00 1.000	3.0 L 12 2 2 2 1 1 0 0 0 1 1 13 17 6.00 1.000																			
Lindy McDaniel, R ERA: 4.22 (6, 1)																					

**New York Yankees @ Boston Red Sox**  
 Fenway Park, Boston, MA  
 Thu May 20 1971, 7:05 PM EDT  
 Att: 20,334 - Cloudy - 55 F

AB 29  
 R 5  
 H 7  
 RBI 5  
 BB 3  
 SO 2  
 LOB 13





Batter	1	2	3	4	5	6	7	8	9	AB	R	H	RBI	BB	SO	LOB	TOP																			
Horace Clarke, S OBP: 0.385, SLG: 0.348 (1, 4)										4	2	1	0	1	1	1	<b>New York Yankees @ Cleveland Indians</b> Cleveland Municipal Stadium, Cleveland, OH Fri May 21 1971, 7:05 PM EDT Att: 6,981 - Unknown - 61 F																			
Thurman Munson, R OBP: 0.346, SLG: 0.345 (1, 2)										4	3	2	0	1	0	2																				
Roy White, S OBP: 0.345, SLG: 0.504 (1, 7)										3	1	2	3	1	1	1																				
Bobby Murcer, L OBP: 0.474, SLG: 0.620 (1, 8)										3	1	2	2	2	0	1																				
Danny Cater, R OBP: 0.253, SLG: 0.289 (1, 3)										5	0	1	2	0	0	5																				
Felipe Alou, R OBP: 0.309, SLG: 0.384 (1, 9)										3	0	0	0	1	0	2																				
Jerry Kenney, L OBP: 0.284, SLG: 0.176 (1, 5)										3	0	1	0	1	0	2																				
Gene Michael, S OBP: 0.352, SLG: 0.283 (1, 6)										3	0	0	0	0	0	2																				
Mike Kekich, R OBP: 0.222, SLG: 0.222 (5, 1)										2	0	1	0	0	0	0																				
Gary Waslewski, R OBP: 0.266, SLG: 0.281 (5, 1)										0	0	0	0	0	0	0																				
Ron Hansen, R OBP: 0.266, SLG: 0.281 (5, 1)										0	0	0	0	0	0	0																				
Gary Jones, L OBP: 0.266, SLG: 0.281 (5, 1)										0	0	0	0	0	0	0																				
Jack Aker, R OBP: 0.266, SLG: 0.281 (7, 1)										0	0	0	0	0	0	0																				
Curt Blefary, R OBP: 0.266, SLG: 0.281 (9, 1)										0	0	0	0	0	0	0																				
Lindy McDaniel, R OBP: 0.266, SLG: 0.281 (9, 1)										0	0	0	0	0	0	0																				
<b>Inning Stats</b>	R: 1 E: 0 K: 0 S: 5	H: 2 LOB: 1 BB: 0 P: 5	R: 0 E: 0 K: 0 S: 2	H: 0 LOB: 1 BB: 1 P: 6	R: 0 E: 0 K: 0 S: 4	H: 1 LOB: 3 BB: 2 P: 12	R: 0 E: 0 K: 0 S: 2	H: 0 LOB: 0 BB: 0 P: 3	R: 2 E: 0 K: 0 S: 5	H: 2 LOB: 1 BB: 1 P: 9	R: 0 E: 0 K: 0 S: 3	H: 0 LOB: 1 BB: 1 P: 7	R: 2 E: 0 K: 2 S: 8	H: 1 LOB: 0 BB: 1 P: 12	R: 0 E: 0 K: 0 S: 3	H: 1 LOB: 2 BB: 1 P: 3	R: 2 E: 0 K: 0 S: 6	H: 3 LOB: 2 BB: 1 P: 10	1B: 7 2B: 1 3B: 1 HR: 1	SF: 1 SAC: 1 DP: 2 HBP: 1	WP: 1 PB: 0 SB: 1 CS: 0	PA: 42														
<b>PITCHER</b>	IP WLS BF H R ER SO BB IBB HBP BLK WP HR S P ERA WHIP	IP WLS BF H R ER SO BB IBB HBP BLK WP HR S P ERA WHIP																																		
Rich Hand, R ERA: 8.59 (1, 1)	4.1	21	5	3	3	0	4	0	1	0	0	0	0	1	13	21	6.23	2.077																		
Steve Mingo, L ERA: 3.18 (5, 1)	2.2	11	1	2	2	2	2	0	0	0	0	0	0	1	7	7	6.75	1.125																		
Vince Colbert, R ERA: 5.93 (8, 1)	1.2	7	3	2	2	0	0	0	0	0	0	0	0	0	7	7	10.80	1.800																		
Rick Austin, L ERA: 3.46 (9, 1)	0.0	1	0	0	0	0	1	0	0	0	0	0	0	0	4	4	∞	∞																		
Phil Hennigan, R ERA: (9, 1)	0.1	W	2	1	0	0	0	0	0	0	0	0	0	0	2	2	0.00	3.000																		
<b>Batter</b>	<b>1</b>	<b>2</b>	<b>3</b>	<b>4</b>	<b>5</b>	<b>6</b>	<b>7</b>	<b>8</b>	<b>9</b>	<b>AB</b>	<b>R</b>	<b>H</b>	<b>RBI</b>	<b>BB</b>	<b>SO</b>	<b>LOB</b>	<b>BOTTOM</b>																			
Ted Ford, R OBP: 0.244, SLG: 0.293 (1, 8)										5	0	0	0	0	0	4	<b>New York Yankees @ Cleveland Indians</b> Cleveland Municipal Stadium, Cleveland, OH Fri May 21 1971, 7:05 PM EDT Att: 6,981 - Unknown - 61 F																			
Graig Nettles, L OBP: 0.335, SLG: 0.339 (1, 5)										3	2	1	1	2	0	2																				
Roy Foster, R OBP: 0.291, SLG: 0.418 (1, 9)										3	2	1	0	2	1	2																				
Ray Fosse, R OBP: 0.338, SLG: 0.377 (1, 2)										5	2	2	1	0	0	3																				
Ken Harrelson, R OBP: 0.306, SLG: 0.328 (1, 3)										4	1	3	3	0	0	1																				
Steve Dunning, R OBP: 0.200, SLG: 0.357 (9, PR)										0	1	0	0	0	0	0																				
Chuck Hinton, R OBP: 0.386, SLG: 0.351 (1, 7)										2	0	1	1	0	0	1																				
Vada Pinson, L OBP: 0.283, SLG: 0.319 (5, PH)										3	0	1	0	0	0	3																				
Eddie Leon, R OBP: 0.290, SLG: 0.320 (1, 4)										5	0	1	1	0	1	2																				
Fred Stanley, R (1, 6)										2	0	0	0	2	1	0																				
Gomer Hodges, S OBP: 0.333, SLG: 0.321 (9, PH)										1	0	1	1	0	0	0																				
Rich Hand, R ERA: 8.59 (1, 1)	4.0	21	5	4	3	1	4	0	0	0	0	0	0	0	3	3	6.75	2.250																		
Steve Mingo, L ERA: 3.18 (5, 1)	1.0	3	0	0	0	0	0	0	0	0	0	0	0	0	3	3	0.00	0.000																		
Vince Colbert, R ERA: 5.93 (8, 1)	1.1	6	1	1	1	1	1	0	0	0	0	0	0	7	11	6.75	1.500																			
Gary Jones, L ERA: 5.06 (6, 1)	1.1	6	1	1	1	1	1	0	0	0	0	0	0	7	11	6.75	1.500																			
Jack Aker, R ERA: 1.83 (7, 1)	1.2	9	2	1	1	2	2	0	0	0	0	0	0	1	11	19	5.40	2.400																		
Rick Austin, L ERA: 1.83 (9, 1)	0.1	L	5	4	2	2	0	0	0	0	0	0	0	5	5	54.00	12.000																			
Lindy McDaniel, R ERA: 4.98 (9, 1)	0.1	L	5	4	2	2	0	0	0	0	0	0	0	5	5	54.00	12.000																			
<b>Inning Stats</b>	R: 2 E: 0 K: 0 S: 5	H: 2 LOB: 2 BB: 1 P: 9	R: 0 E: 0 K: 0 S: 3	H: 0 LOB: 2 BB: 2 P: 11	R: 1 E: 1 K: 0 S: 5	H: 2 LOB: 1 BB: 0 P: 5	R: 0 E: 0 K: 1 S: 5	H: 0 LOB: 0 BB: 0 P: 5	R: 1 E: 0 K: 0 S: 4	H: 1 LOB: 1 BB: 1 P: 8	R: 0 E: 0 K: 1 S: 6	H: 1 LOB: 1 BB: 0 P: 6	R: 2 E: 0 K: 0 S: 5	H: 2 LOB: 1 BB: 1 P: 9	R: 0 E: 0 K: 2 S: 7	H: 0 LOB: 2 BB: 2 P: 15	R: 2 E: 0 K: 0 S: 5	H: 4 LOB: 2 BB: 0 P: 5	1B: 10 2B: 0 3B: 0 HR: 2	SF: 1 SAC: 0 DP: 0 HBP: 0	WP: 0 PB: 0 SB: 1 CS: 0	PA: 44														
<b>PITCHER</b>	IP WLS BF H R ER SO BB IBB HBP BLK WP HR S P ERA WHIP	IP WLS BF H R ER SO BB IBB HBP BLK WP HR S P ERA WHIP																																		
Mike Kekich, L ERA: 5.65 (1, 1)	4.0	21	5	4	3	1	4	0	0	0	0	0	0	0	3	3	6.75	2.250																		
Gary Waslewski, R ERA: 3.66 (5, 1)	1.0	3	0	0	0	0	0	0	0	0	0	0	0	3	3	0.00	0.000																			
Steve Mingo, L ERA: 3.18 (5, 1)	1.0	3	0	0	0	0	0	0	0	0	0	0	0	3	3	0.00	0.000																			
Vince Colbert, R ERA: 5.93 (8, 1)	1.1	6	1	1	1	1	1	0	0	0	0	0	0	7	11	6.75	1.500																			
Gary Jones, L ERA: 5.06 (6, 1)	1.1	6	1	1	1	1	1	0	0	0	0	0	0	7	11	6.75	1.500																			
Jack Aker, R ERA: 1.83 (7, 1)	1.2	9	2	1	1	2	2	0	0	0	0	0	0	1	11	19	5.40	2.400																		
Rick Austin, L ERA: 1.83 (9, 1)	0.1	L	5	4	2	2	0	0	0	0	0	0	0	5	5	54.00	12.000																			
Lindy McDaniel, R ERA: 4.98 (9, 1)	0.1	L	5	4	2	2	0	0	0	0	0	0	0	5	5	54.00	12.000																			

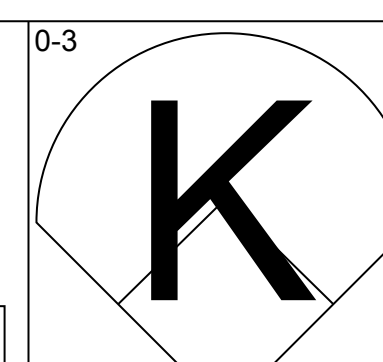
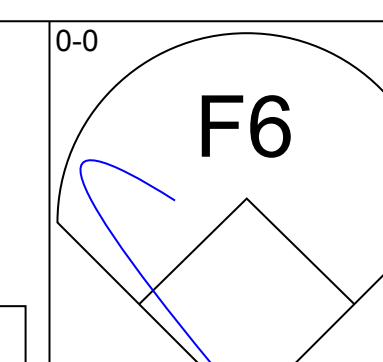
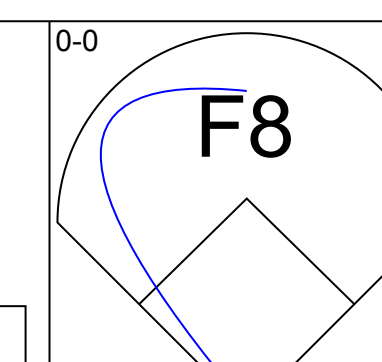
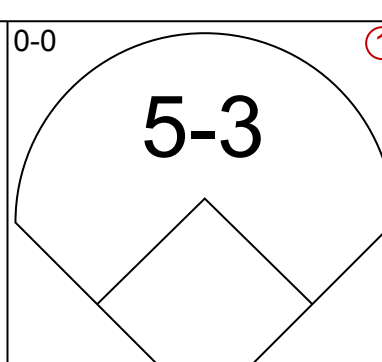
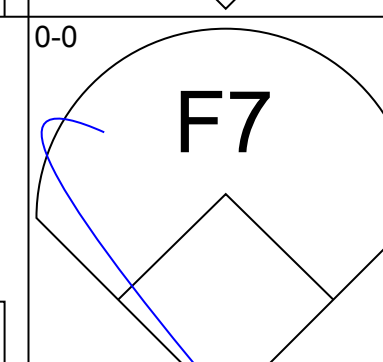
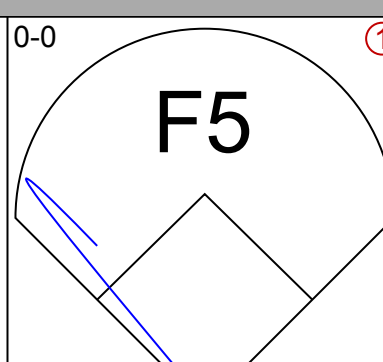
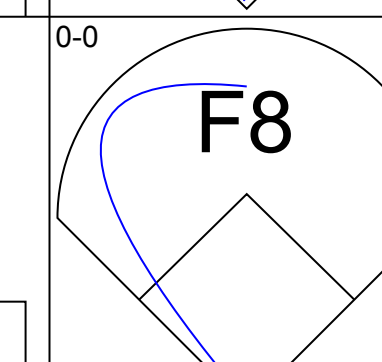
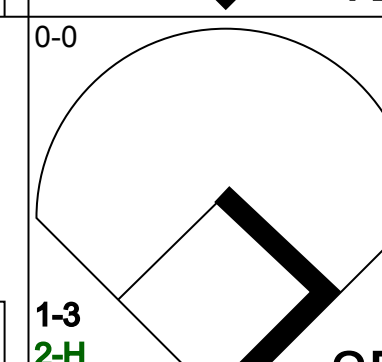
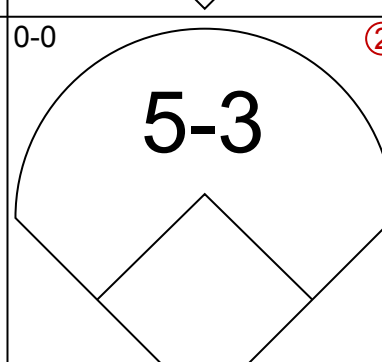
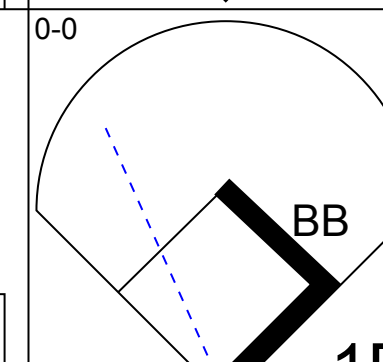
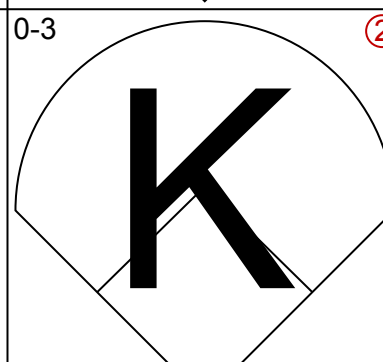
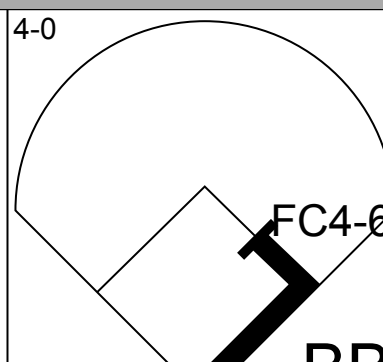
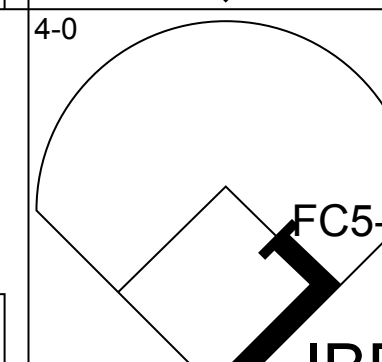
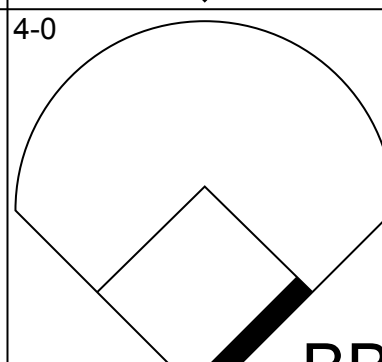
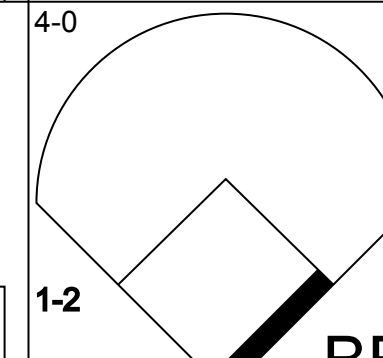
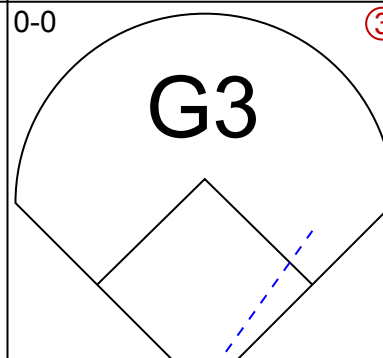
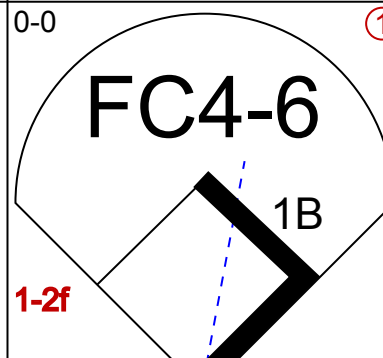
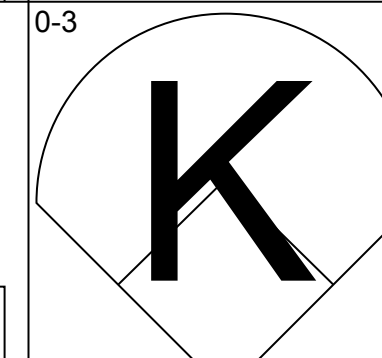
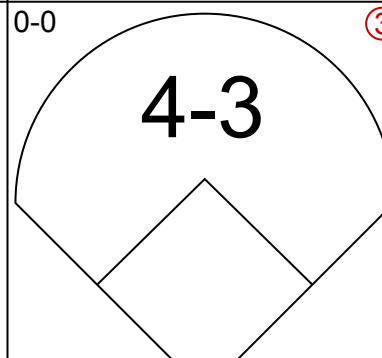
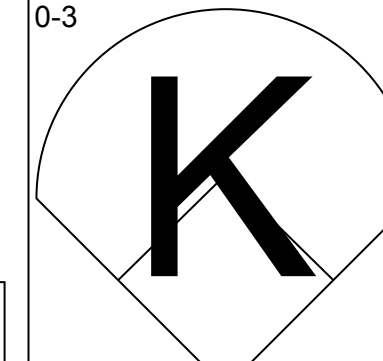
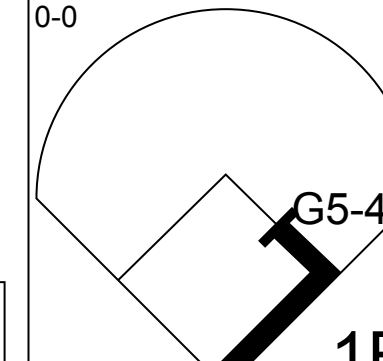
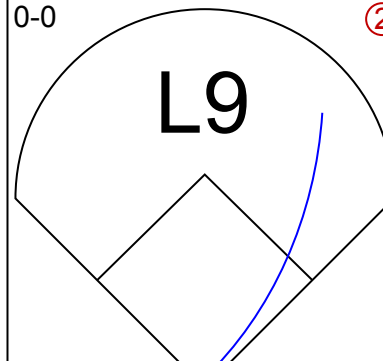
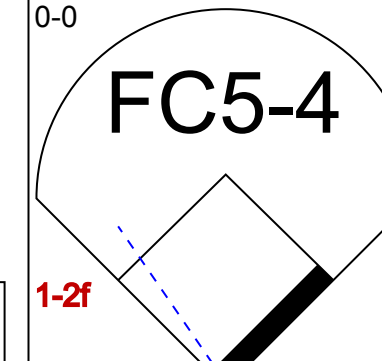
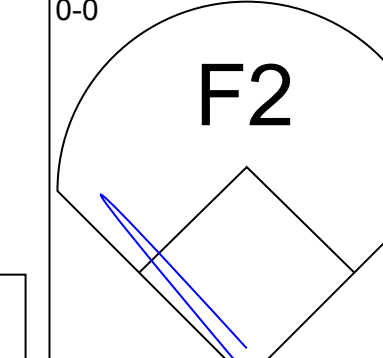
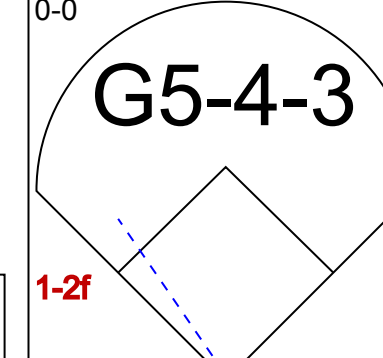
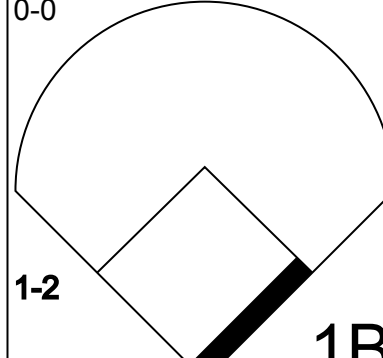
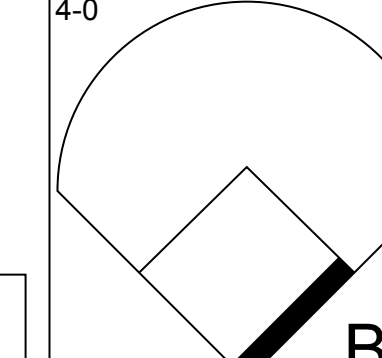
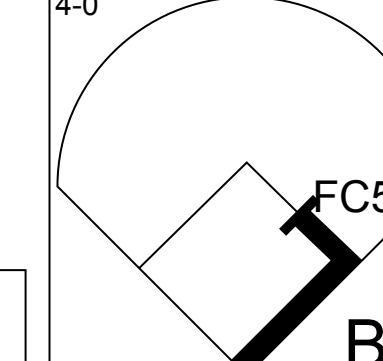
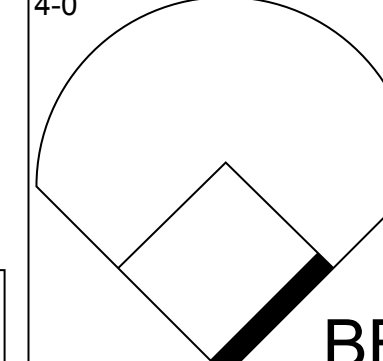
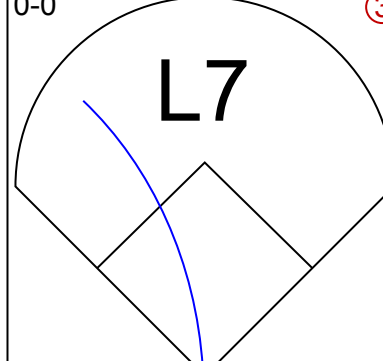
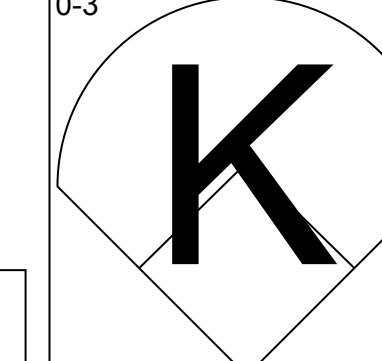
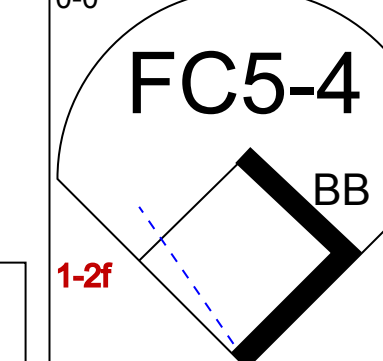
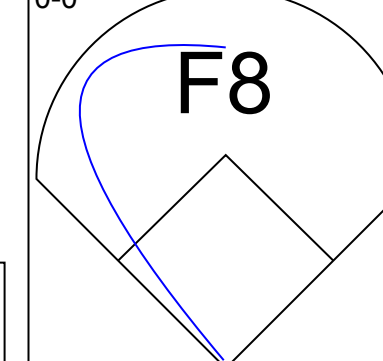
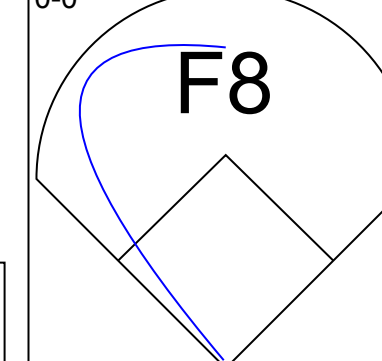
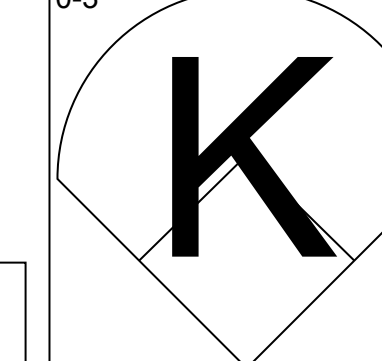
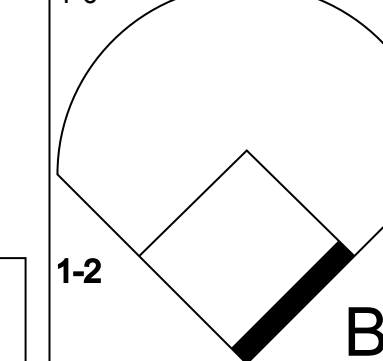
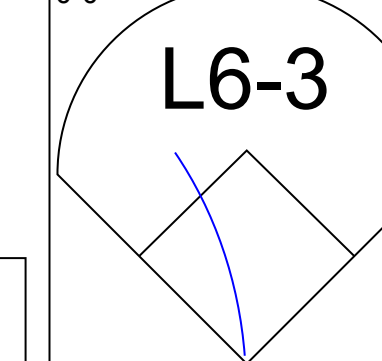
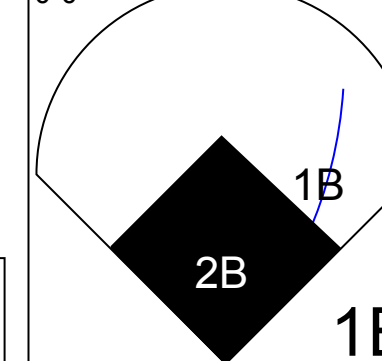
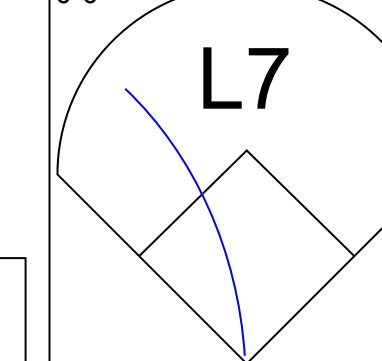


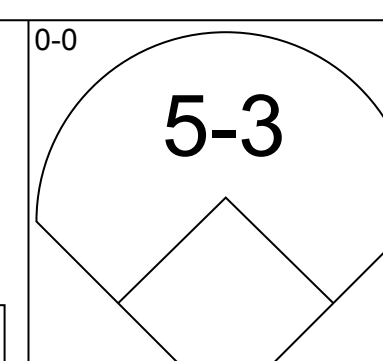
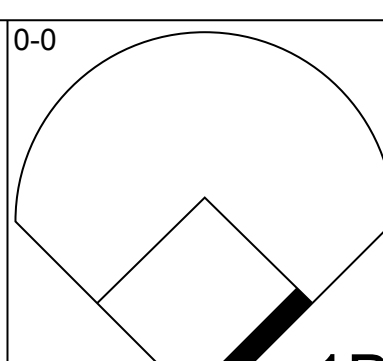
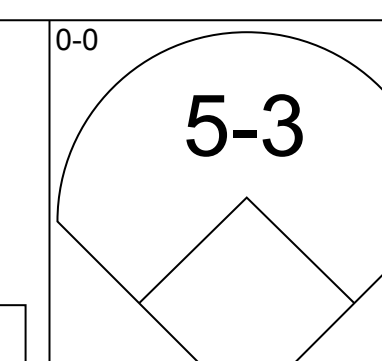
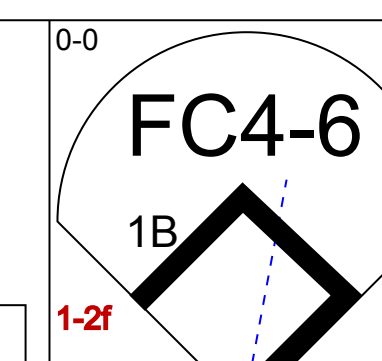
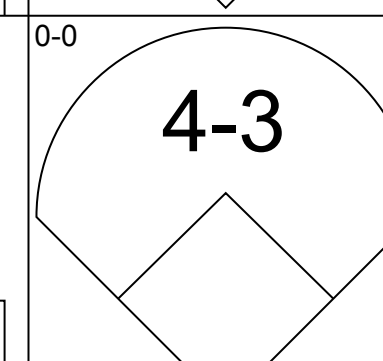
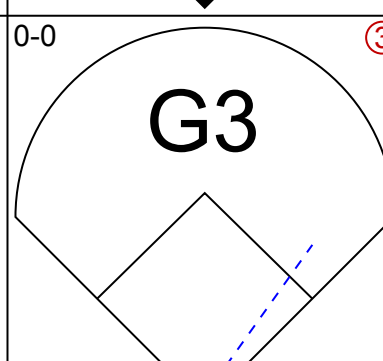
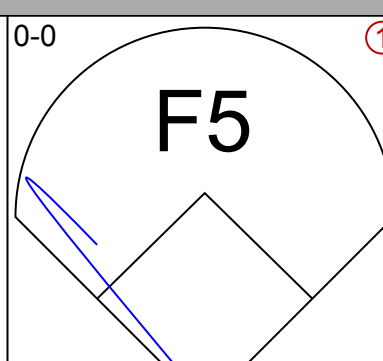
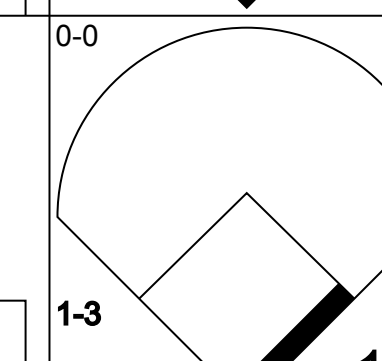
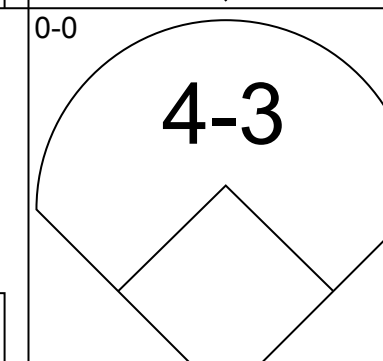
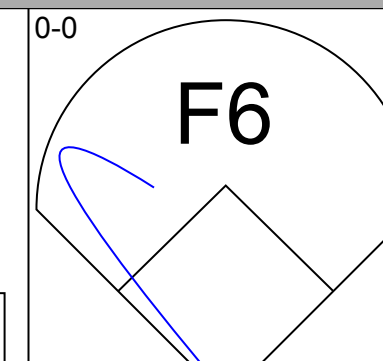
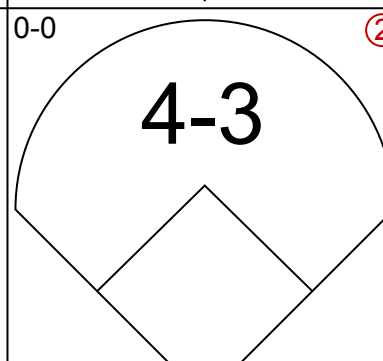
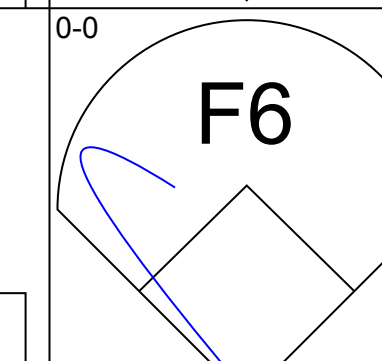
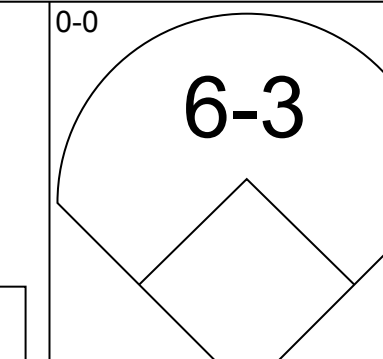
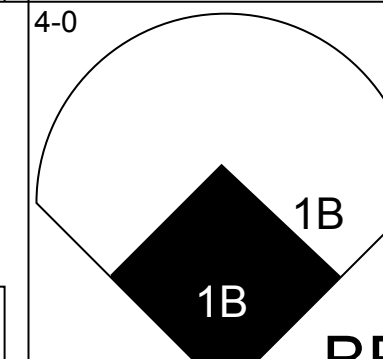

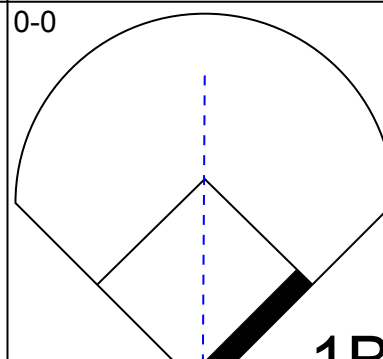
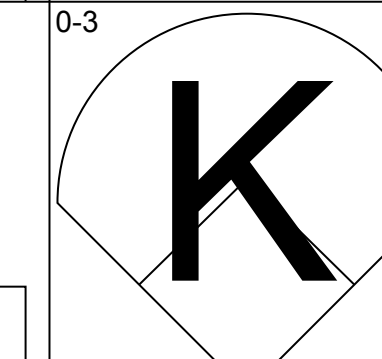
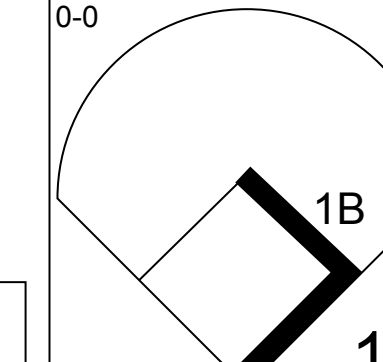
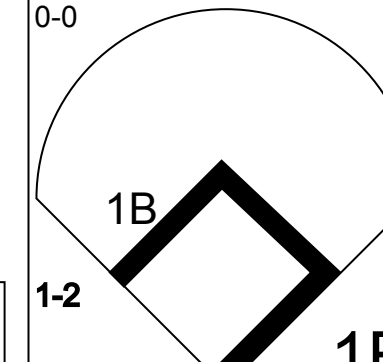

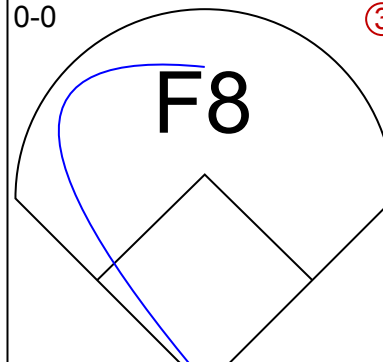
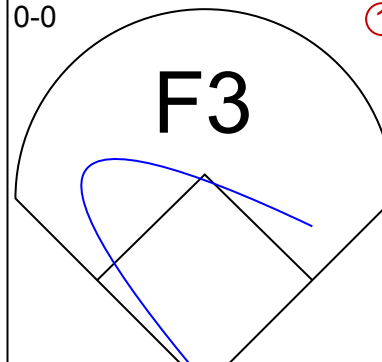
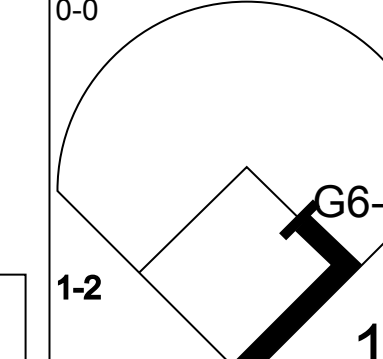
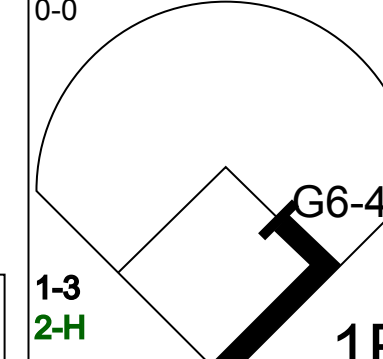


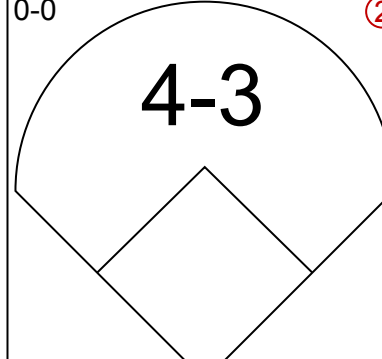
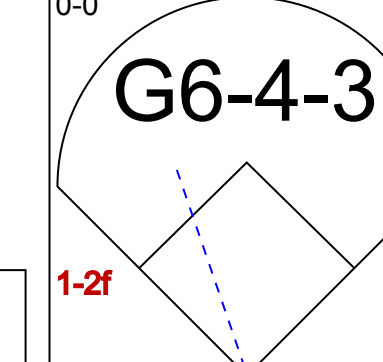
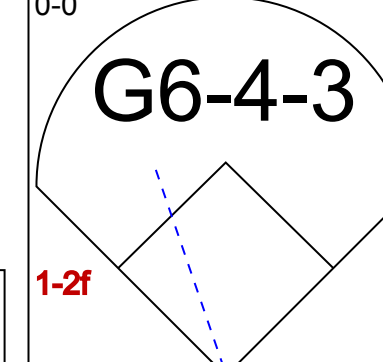


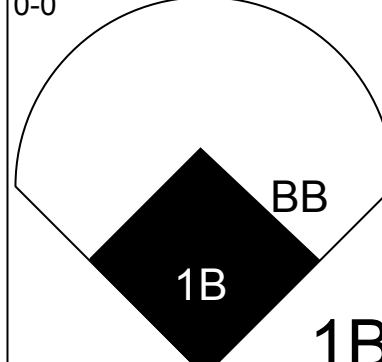
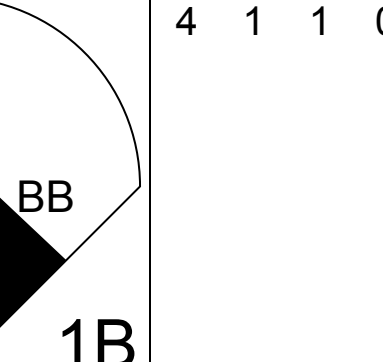
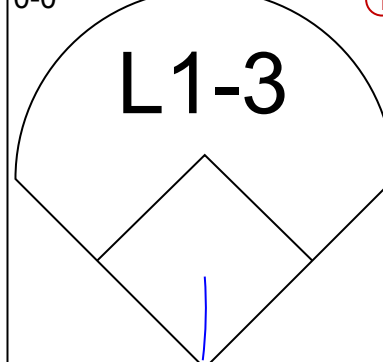
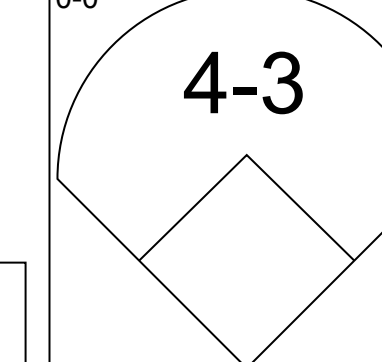
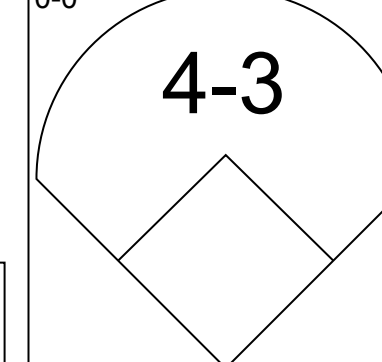
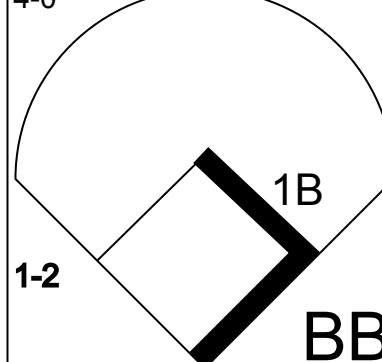
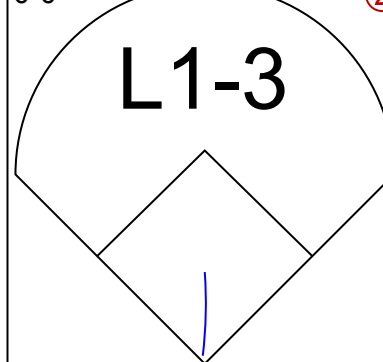
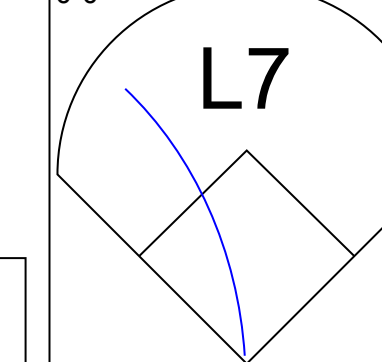
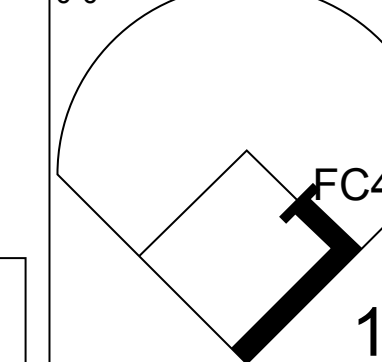
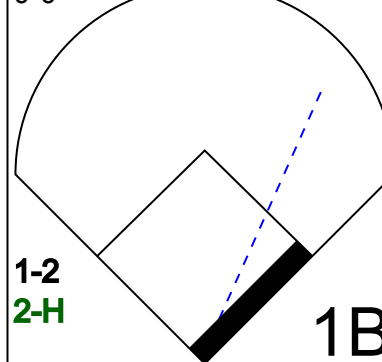
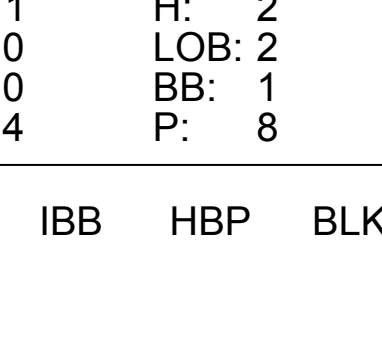








Batter	1	2	3	4	5	6	7	8	9	AB	R	H	RBI	BB	SO	LOB	TOP					
<b>Horace Clarke, S</b> (1, 4) OBP: 0.372, SLG: 0.335										5	0	1	0	0	1	2	<b>New York Yankees @ Cleveland Indians</b> Cleveland Municipal Stadium, Cleveland, OH Sun May 23 1971, 3:38 AM EDT Att: 19,014 - Unknown - 65 F <a href="http://livebaseballscorecards.com">livebaseballscorecards.com</a>					
<b>Thurman Munson, R</b> (1, 2) OBP: 0.336, SLG: 0.344										5	0	1	1	0	0	0						
<b>Roy White, S</b> (1, 7) OBP: 0.364, SLG: 0.511										2	0	1	0	3	1	0						
<b>Bobby Murcer, L</b> (1, 8) OBP: 0.476, SLG: 0.594										4	0	0	0	1	1	5						
<b>Danny Cater, R</b> (1, 5) OBP: 0.255, SLG: 0.284										4	0	1	0	0	1	6						
<b>Felipe Alou, R</b> (1, 9) OBP: 0.315, SLG: 0.385										3	0	1	0	1	0	1						
<b>John Ellis, R</b> (1, 3) OBP: 0.315, SLG: 0.462										2	0	0	0	2	1	3						
<b>Gene Michael, S</b> (1, 6) OBP: 0.341, SLG: 0.273										4	0	0	0	0	1	3						
<b>Steve Kline, R</b> (1, 1) OBP: 0.292, SLG: 0.227										3	1	1	0	1	0	1						
<b>Inning Stats</b>	R: 0 E: 0 K: 2 S: 8	H: 1 LOB: 2 BB: 1 P: 12	R: 0 E: 0 K: 0 S: 3	H: 0 LOB: 2 BB: 11	R: 0 E: 0 K: 1 S: 5	H: 0 LOB: 0 BB: 0 P: 5	R: 0 E: 0 K: 0 S: 3	H: 1 LOB: 1 BB: 1 P: 7	R: 0 E: 0 K: 0 S: 3	H: 0 LOB: 0 BB: 0 P: 3	R: 0 E: 0 K: 0 S: 4	H: 1 LOB: 2 BB: 1 P: 8	R: 1 E: 0 K: 1 S: 8	H: 3 LOB: 3 BB: 1 P: 12	R: 0 E: 0 K: 2 S: 7	H: 0 LOB: 1 BB: 1 P: 11	R: 0 E: 0 K: 0 S: 3	H: 0 LOB: 1 BB: 1 P: 7	1B: 5 2B: 1 3B: 0 HR: 0	SF: 0 SAC: 0 DP: 1 HBP: 0	WP: 0 PB: 0 SB: 0 CS: 0	PA: 40
<b>PITCHER</b> <b>Sam McDowell, L</b> (1, 1) ERA: 3.8	IP: 9.0 WLS: W BF: 40	H: 6 R: 1 ER: 1 SO: 6	BB: 7 IBB: 1 HBP: 0 BLK: 0	WP: 0 HR: 0 S: 44 P: 76	ERA: 1.00 WHIP: 1.444																	

Batter	1	2	3	4	5	6	7	8	9	AB	R	H	RBI	BB	SO	LOB	BOTTOM			
<b>Ted Ford, R</b> (1, 8) OBP: 0.235, SLG: 0.277										4	0	1	0	0	0	1	<b>New York Yankees @ Cleveland Indians</b> Cleveland Municipal Stadium, Cleveland, OH Sun May 23 1971, 3:38 AM EDT Att: 19,014 - Unknown - 65 F <a href="http://livebaseballscorecards.com">livebaseballscorecards.com</a>			
<b>Vada Pinson, L</b> (1, 9) OBP: 0.275, SLG: 0.308										4	0	1	0	0	0	1				
<b>Ken Harrelson, R</b> (1, 3) OBP: 0.301, SLG: 0.320										4	0	0	0	0	0	2				
<b>Graig Nettles, L</b> (1, 5) OBP: 0.335, SLG: 0.351										3	1	1	0	1	1	2				
<b>Ray Fosse, R</b> (1, 2) OBP: 0.344, SLG: 0.387										4	0	2	0	0	0	1				
<b>Ted Uhlhaender, L</b> (1, 7) OBP: 0.325, SLG: 0.338										4	0	2	1	0	0	0				
<b>Eddie Leon, R</b> (1, 4) OBP: 0.297, SLG: 0.318										4	1	1	0	0	0	4				
<b>Lou Camilli, S</b> (1, 6) OBP: 0.167, SLG: 0.091										3	0	0	0	0	0	0				
<b>Chuck Hinton, R</b> (9, PH) OBP: 0.391, SLG: 0.425										0	0	0	0	1	0	0				
<b>Fred Stanley, R</b> (9, FR)										0	0	0	0	0	0	0				
<b>Sam McDowell, L</b> (1, 1) OBP: 0.273, SLG: 0.273	IP: 8.2 WLS: L BF: 36	H: 10 R: 2 ER: 2 SO: 1	BB: 2 IBB: 0 HBP: 0 BLK: 0	WP: 0 HR: 0 S: 36 P: 44	ERA: 2.08 WHIP: 1.385															
<b>PITCHER</b> <b>Steve Kline, R</b> (1, 1) ERA: 1.95	IP: 8.2 WLS: L BF: 36	H: 10 R: 2 ER: 2 SO: 1	BB: 2 IBB: 0 HBP: 0 BLK: 0	WP: 0 HR: 0 S: 36 P: 44	ERA: 2.08 WHIP: 1.385															

AB 32  
R 1  
H 6  
RBI 1  
BB 8  
SO 6  
LOB 21



AB 34  
R 2  
H 10  
RBI 2  
BB 2  
SO 1  
LOB 11





Batter	1	2	3	4	5	6	7	8	9	AB	R	H	RBI	BB	SO	LOB	TOP					
<b>Horace Clarke, S</b> OBP: 0.367, SLG: 0.331 (1, 4)	4-3		BB BB	G6-4-3		F7		6-3		5	0	1	0	0	0	5	<b>New York Yankees @ Detroit Tigers</b> Tiger Stadium, Detroit, MI Tue May 25 1971, 7:05 PM EDT Att: 10,842 - Overcast - 55 F					
<b>Thurman Munson, R</b> OBP: 0.339, SLG: 0.340 (1, 2)	K		BB	BB		FC5-4		F3		4	0	1	0	1	2	0						
<b>Roy White, S</b> OBP: 0.377, SLG: 0.515 (1, 7)	HBP		BB	BB		L9		1B		3	1	2	0	1	0	1						
<b>Bobby Murcer, L</b> OBP: 0.469, SLG: 0.580 (1, 8)	6-3		BB	L9		F5		1B		5	1	1	0	0	0	6						
<b>Danny Cater, R</b> OBP: 0.253, SLG: 0.281 (1, 3)		L9				FC5-4		FC5		5	0	1	1	0	0	2						
<b>Felipe Alou, R</b> OBP: 0.311, SLG: 0.377 (1, 9)	F8			FC5-4		F4		5-3		5	1	1	0	0	0	1						
<b>Jerry Kenney, L</b> OBP: 0.312, SLG: 0.218 (7, PH)	6-3			BB		F7		6-3		3	0	1	0	0	0	0						
<b>Ron Hansen, R</b> OBP: 0.289, SLG: 0.273 (7, 6)				BB		SF8				1	0	0	1	0	0	0						
<b>Gene Michael, S</b> OBP: 0.348, SLG: 0.277 (6, PR)			1-3							2	0	1	1	0	0	0						
<b>Frank Baker, L</b> OBP: 0.333, SLG: 0.364 (6, 6)										0	1	0	0	0	0	0						
<b>John Ellis, R</b> OBP: 0.548, SLG: 0.462 (7, PH)				BB		2B	HBP	IBB		0	0	0	0	1	0	0						
<b>Stan Bahnsen, R</b> OBP: 0.125, SLG: 0.250 (4, PH)										1	0	0	0	0	1	0						
<b>Mike Kekich, L</b> OBP: 0.274, SLG: 0.285 (4, 1)										0	0	0	0	0	0	0						
<b>Jim Lyle, R</b> OBP: 0.222, SLG: 0.222 (6, PH)										1	0	1	1	0	0	0						
<b>Gary Waslewski, R</b> OBP: 0.299, SLG: 0.328 (6, 1)										0	0	0	0	0	0	0						
<b>Ron Woods, R</b> OBP: 0.295, SLG: 0.200 (7, PH)										1	0	0	0	0	0	3						
<b>Lindy McDaniel, R</b> OBP: 0.333, SLG: 0.333 (7, 1)										0	0	0	0	0	0	0						
<b>Jack Aker, R</b> (7, 1)										0	0	0	0	0	0	0						
<b>Inning Stats</b>	R: 0 E: 0 K: 1 S: 5	H: 0 LOB: 1 BB: 0 P: 6	R: 0 E: 0 K: 0 S: 3	H: 0 LOB: 0 BB: 0 P: 3	R: 0 E: 0 K: 1 S: 6	H: 1 LOB: 3 BB: 2 P: 14	R: 1 E: 0 K: 0 S: 5	H: 3 LOB: 2 BB: 1 P: 9	R: 0 E: 0 K: 0 S: 4	H: 1 LOB: 1 BB: 0 P: 4	R: 1 E: 0 K: 0 S: 4	H: 1 LOB: 2 BB: 0 P: 5	R: 2 E: 0 K: 1 S: 9	H: 3 LOB: 3 BB: 1 P: 13	R: 0 E: 0 K: 0 S: 4	H: 1 LOB: 1 BB: 0 P: 4	R: 0 E: 0 K: 0 S: 3	H: 0 LOB: 0 BB: 0 P: 3	1B: 9 2B: 1 3B: 0 HR: 0	SF: 1 SAC: 0 DP: 1 HBP: 2	WP: 0 PB: 0 SB: 0 CS: 0	PA: 43
<b>PITCHER</b>	IP	WLS	BF	H	R	ER	SO	BB	IBB	HBP	BLK	WP	HR	S	P	ERA	WHIP					
<b>Joe Coleman, R</b> ERA: 3.15 (1, 1)	6.1		33	9	4	4	3	3	0	2	0	0	0	34	48	5.68	1.895					
<b>Fred Scherman, L</b> ERA: 1.67 (7, 1)	2.2	W	10	1	0	0	0	0	1	0	0	0	0	9	13	0.00	0.375					

Batter	1	2	3	4	5	6	7	8	9	AB	R	H	RBI	BB	SO	LOB	BOTTOM				
<b>Dick McAuliffe, L</b> OBP: 0.269, SLG: 0.347 (1, 4)	2-3	FC4-6		F4		3-1		F8		5	0	0	0	0	0	3	<b>New York Yankees @ Detroit Tigers</b> Tiger Stadium, Detroit, MI Tue May 25 1971, 7:05 PM EDT Att: 10,842 - Overcast - 55 F				
<b>Al Kaline, R</b> OBP: 0.444, SLG: 0.429 (1, 9)	BB		L3	FC5-4		1B		L6-3		4	1	1	0	1	0	2					
<b>Jim Northrup, L</b> OBP: 0.372, SLG: 0.433 (1, 8)	G3-6-3		K			G3		6-3		5	1	1	0	0	1	1					
<b>Willie Horton, R</b> OBP: 0.294, SLG: 0.475 (1, 7)										3	1	2	0	1	0	2					
<b>Mickey Stanley, R</b> OBP: 0.296, SLG: 0.362 (9, 8)		1B	BB	BB		CS		F9		0	0	0	0	0	0	0					
<b>Norm Cash, L</b> OBP: 0.407, SLG: 0.707 (1, 3)		2B		BB		BB		BB		2	2	2	2	2	0	0					
<b>Bill Freehan, R</b> OBP: 0.345, SLG: 0.443 (1, 2)		3B	1B	BB		BB		BB		2	1	1	1	1	0	2					
<b>Gates Brown, L</b> OBP: 0.320, SLG: 0.261 (7, PH)				F7				FC3		1	1	0	1	0	0	1					
<b>Jim Price, R</b> OBP: 0.290, SLG: 0.238 (8, 2)		1B				1B		1B		0	0	0	0	0	0	0					
<b>Aurelio Rodriguez, R</b> OBP: 0.260, SLG: 0.311 (1, 5)		4-3		F8		L9		1B		4	0	1	1	0	0	3					
<b>Ed Brinkman, R</b> OBP: 0.272, SLG: 0.257 (1, 6)		E1				5-3		1B		4	0	3	2	0	0	0					
<b>Joe Coleman, R</b> OBP: 0.240, SLG: 0.217 (1, 1)		1B						1B		2	0	1	0	1	0	0					
<b>Fred Scherman, L</b> (7, 1)		FC4-6				4-1		G3		1	0	0	0	0	0	1					
<b>Inning Stats</b>	R: 0 E: 0 K: 0 S: 2	H: 0 LOB: 1 BB: 1 P: 6	R: 3 E: 1 K: 0 S: 7	H: 5 LOB: 1 BB: 0 P: 7	R: 0 E: 0 K: 1 S: 6	H: 1 LOB: 2 BB: 1 P: 10	R: 0 E: 0 K: 0 S: 4	H: 1 LOB: 2 BB: 1 P: 8	R: 0 E: 0 K: 0 S: 2	H: 0 LOB: 3 BB: 3 P: 14	R: 0 E: 0 K: 0 S: 3	H: 0 LOB: 0 BB: 0 P: 3	R: 4 E: 0 K: 0 S: 8	H: 5 LOB: 1 BB: 0 P: 8	R: 0 E: 0 K: 0 S: 3	H: 0 LOB: 0 BB: 0 P: 3	1B: 9 2B: 2 3B: 1 HR: 0	SF: 0 SAC: 0 DP: 1 HBP: 0	WP: 0 PB: 0 SB: 0 CS: 1	PA: 39	
<b>PITCHER</b>	IP	WLS	BF	H	R	ER	SO	BB	IBB	HBP	BLK	WP	HR	S	P	ERA	WHIP				
<b>Stan Bahnsen, R</b> ERA: 5.05 (1, 1)	3.0		15	6	3	3	1	2	0	0	0	0	0	15	23	9.00	2.667				
<b>Mike Kekich, L</b> ERA: 5.09 (4, 1)	2.0		10	1	0	0	0	4	0	0	0	0	0	6	22	0.00	2.500				
<b>Gary Waslewski, R</b> ERA: 3.48 (6, 1)	1.0		3	0	0	0	0	0	0	0	0	0	0	3	3	0.00	0.000				
<b>Lindy McDaniel, R</b> ERA: 6.14 (7, 1)	0.1	L	4	3	3	3	0	0	0	0	0	0	0	4	4	81.00	9.000				
<b>Jack Aker, R</b> ERA: 2.11 (7, 1)	1.2		7	2	1	1	0	0	0	0	0	0	0	7	7	5.40	1.200				





Batter	1	2	3	4	5	6	7	8	9	AB	R	H	RBI	BB	SO	LOB	TOP	
<b>Horace Clarke, S</b> (1,4) OBP: 0.359, SLG: 0.323	0-0 5-3		0-0 6-3					0-0 F7		4	0	0	0	0	0	1	<b>New York Yankees @ Detroit Tigers</b> Tiger Stadium, Detroit, MI Wed May 26 1971, 7:05 PM EDT Att: 11,565 - Overcast -51 F	
<b>Thurman Munson, R</b> (1,2) OBP: 0.353, SLG: 0.343	4-0 BB			0-0 FC5-4 1B				4-0 5-3	4-0 2B BB	2	1	1	0	2	0	0		
<b>Roy White, S</b> (1,7) OBP: 0.380, SLG: 0.518	0-0 L7			0-0 FC5-4 1B P6-4 1-2			4-0 FC6-4 1B BB	0-0 2B		3	0	1	2	1	0	2		
<b>Bobby Murcer, L</b> (1,8) OBP: 0.464, SLG: 0.571	0-0 4-3			0-0 1B			0-0 F8	0-0 L9		4	0	1	0	0	0	3		
<b>John Ellis, R</b> (1,3) OBP: 0.533, SLG: 0.448 <b>Jerry Kenney, L</b> (8,5) OBP: 0.309, SLG: 0.215		0-3 K		0-0 P6-4 2-3			0-0 FC6-4 1B		0-3 K	3	0	1	0	0	1	2		
<b>Felipe Alou, R</b> (1,9) OBP: 0.302, SLG: 0.365		0-0 F4					0-0 F8	0-0 FC6-4	0-0 G3	4	0	0	0	0	0	2		
<b>Danny Cater, R</b> (1,5) OBP: 0.253, SLG: 0.280		0-0 L9					0-0 F8	0-0 L9		4	0	1	0	0	0	2		
<b>Gene Michael, S</b> (1,6) OBP: 0.346, SLG: 0.270			0-0 L9				0-0 F7	4-0 2B S BB	0-0 5-3	3	1	0	0	1	0	1		
<b>Mel Stottlemyre, R</b> (1,1) OBP: 0.296, SLG: 0.250			0-3 K				0-0 F3	0-0 B2		3	0	0	0	0	1	1		
<b>Inning Stats</b>	R: 0 E: 0 K: 0 S: 3	H: 0 LOB: 1 BB: 1 P: 7	R: 0 E: 0 K: 1 S: 5	H: 0 LOB: 0 BB: 0 P: 5	R: 0 E: 0 K: 1 S: 5	H: 2 LOB: 1 BB: 0 P: 4	R: 0 E: 0 K: 0 S: 3	H: 0 LOB: 0 BB: 0 P: 3	R: 0 E: 0 K: 0 S: 3	H: 1 LOB: 2 BB: 1 P: 8	R: 2 E: 0 K: 0 S: 4	H: 1 LOB: 1 BB: 2 P: 12	R: 0 E: 0 K: 1 S: 6	H: 1 LOB: 1 BB: 0 P: 6	1B: 4 2B: 2 3B: 0 HR: 0	SF: 0 SAC: 0 DP: 1 HBP: 0		WP: 0 PA: 35 PB: 0 SB: 1 CS: 0
<b>PITCHER</b>	IP	WLS	BF	H	R	ER	SO	BB	IBB	HBP	BLK	WP	HR	S	P	ERA	WHIP	
<b>Mike Kilkenny, L</b> (1,1) ERA: 8.44	7.2	L	30	4	2	2	2	4	0	0	0	0	0	30	46	2.35	1.043	
<b>Fred Scherman, L</b> (8,1) ERA: 1.99	1.1		5	1	0	0	1	0	0	0	0	0	0	7	7	0.00	0.750	

Batter	1	2	3	4	5	6	7	8	9	AB	R	H	RBI	BB	SO	LOB	BOTTOM		
<b>Dick McAuliffe, L</b> (1,4) OBP: 0.263, SLG: 0.339	0-0 F7		0-0 4-3		0-0 L7		0-0 4-3			4	0	0	0	0	0	2	<b>New York Yankees @ Detroit Tigers</b> Tiger Stadium, Detroit, MI Wed May 26 1971, 7:05 PM EDT Att: 11,565 - Overcast -51 F		
<b>Al Kaline, R</b> (1,9) OBP: 0.446, SLG: 0.426	1-0 FC6-4 HBP		0-0 L6-3		0-0 1-3 2-H 1B		0-3 K			3	0	1	1	0	1	0			
<b>Jim Northrup, L</b> (1,8) OBP: 0.365, SLG: 0.423	0-0 F6			0-0 4-3	0-3 K			0-0 G3		4	0	0	0	0	1	3			
<b>Willie Horton, R</b> (1,7) OBP: 0.293, SLG: 0.476	0-0 FC6-4 1-2			0-3 K		0-0 FC6-4 2B		0-0 5-3		4	0	1	0	0	1	1			
<b>Norm Cash, L</b> (1,3) OBP: 0.410, SLG: 0.706		0-0 6-3		0-0 2B		4-0 FC6-4 BB		0-0 F9		3	0	1	0	1	0	0			
<b>Bill Freehan, R</b> (1,2) OBP: 0.345, SLG: 0.440 <b>Gates Brown, L</b> (9, PH) OBP: 0.308, SLG: 0.250		0-0 E5 1B 1B		0-0 6-3		0-0 L8		0-0 F8		3	0	1	0	0	0	3			
<b>Aurelio Rodriguez, R</b> (1,5) OBP: 0.251, SLG: 0.311 <b>Dalton Jones, L</b> (9, PH) OBP: 0.429, SLG: 0.606		0-0 5-3			0-0 SH 1B 1B	0-0 FC6-4 1-2 2-3		0-0 1-3		3	1	1	0	0	0	3			
<b>Ed Brinkman, R</b> (1,6) OBP: 0.273, SLG: 0.258 <b>Kevin Collins, L</b> (9, PH) OBP: 0.333, SLG: 0.583		0-0 2-H 1B			0-0 F8	0-0 F7		0-3 K		3	0	1	0	0	0	3			
<b>Mike Kilkenny, R</b> (1,1) <b>Fred Scherman, L</b> (8,1)			0-3 K		0-0 SH 1B 1-2		0-3 K			2	0	0	0	0	2	0			
<b>Inning Stats</b>	R: 0 E: 0 K: 0 S: 3	H: 0 LOB: 0 BB: 0 P: 4	R: 0 E: 1 K: 0 S: 4	H: 2 LOB: 2 BB: 0 P: 4	R: 0 E: 0 K: 1 S: 6	H: 1 LOB: 1 BB: 0 P: 6	R: 1 E: 0 K: 1 S: 8	H: 2 LOB: 2 BB: 0 P: 8	R: 0 E: 0 K: 0 S: 4	H: 1 LOB: 2 BB: 1 P: 8	R: 0 E: 0 K: 2 S: 7	H: 0 LOB: 0 BB: 0 P: 7	R: 0 E: 0 K: 0 S: 3	H: 0 LOB: 0 BB: 0 P: 3	R: 0 E: 0 K: 1 S: 5	H: 0 LOB: 0 BB: 0 P: 5		1B: 4 2B: 2 3B: 0 HR: 0	SF: 0 SAC: 1 DP: 0 HBP: 1
<b>PITCHER</b>	IP	WLS	BF	H	R	ER	SO	BB	IBB	HBP	BLK	WP	HR	S	P	ERA	WHIP		
<b>Mel Stottlemyre, R</b> (1,1) ERA: 2.88	9.0	W	35	6	1	1	6	1	0	1	0	0	0	45	50	1.00	0.778		



Batter	1	2	3	4	5	6	7	8	9	AB	R	H	RBI	BB	SO	LOB	TOP			
Horace Clarke, S (1,4) OBP: 0.355, SLG: 0.320										5	0	1	1	0	0	5	<b>New York Yankees @ Detroit Tigers</b> Tiger Stadium, Detroit, MI Thu May 27 1971, 7:05 PM EDT Att: 14,518 - Unknown - 55 F			
Thurman Munson, R (1,2) OBP: 0.347, SLG: 0.330									4	0	0	0	0	2	5					
Roy White, S (1,7) OBP: 0.371, SLG: 0.504									4	0	0	0	0	1	3					
Bobby Murcer, L (1,8) OBP: 0.464, SLG: 0.587									3	1	1	1	1	1	0					
John Ellis, R (1,3) OBP: 0.510, SLG: 0.515									4	1	1	1	0	1	1					
Felipe Alou, R (1,9) OBP: 0.308, SLG: 0.369									4	1	2	0	0	0	0					
Danny Cater, R (1,5) OBP: 0.247, SLG: 0.274									4	0	0	0	0	0	2					
Gene Michael, S (1,6) OBP: 0.357, SLG: 0.288									3	0	2	0	1	0	0					
Fritz Peterson, S (1,1) OBP: 0.217, SLG: 0.100									0	0	0	0	1	0	0					
Ron Woods, R (7, PH) OBP: 0.250, SLG: 0.192									1	0	0	0	0	1	1					
Gary Waslewski, R (7, 1) OBP: 0.308, SLG: 0.294									0	0	0	0	0	0	0					
Ron Hansen, R (9, PH) OBP: 0.308, SLG: 0.294									1	0	1	0	0	0	0					
Jerry Kenney, L (9, PR) OBP: 0.309, SLG: 0.215									0	0	0	0	0	0	0					
<b>Inning Stats</b>	R: 0 E: 0 K: 1 S: 5	H: 1 LOB: 0 BB: 0 P: 5	R: 0 E: 0 K: 2 S: 8	H: 1 LOB: 1 BB: 0 P: 8	R: 0 E: 0 K: 1 S: 5	H: 0 LOB: 1 BB: 1 P: 9	R: 2 E: 0 K: 1 S: 7	H: 2 LOB: 0 BB: 0 P: 7	R: 0 E: 0 K: 0 S: 3	H: 0 LOB: 2 BB: 1 P: 8	R: 0 E: 0 K: 0 S: 3	H: 1 LOB: 1 BB: 0 P: 6	R: 0 E: 0 K: 0 S: 3	H: 0 LOB: 1 BB: 1 P: 7	R: 1 E: 0 K: 0 S: 6	H: 3 LOB: 3 BB: 0 P: 6	1B: 5 2B: 1 3B: 0 HR: 2	SF: 0 SAC: 1 DP: 0 HBP: 1	WP: 0 PB: 0 SB: 0 CS: 1	PA: 39
<b>PITCHER</b> Mickey Lolich, L (1,1) ERA: 2.66	IP: 9.0 WLS: W BF: 38 H: 8 R: 3 ER: 3 SO: 6 BB: 3 IBB: 0 HBP: 1 BLK: 0 WP: 0 HR: 2 S: 46 P: 59 ERA: 3.00 WHIP: 1.222															<b>PITCHER</b>				

Batter	1	2	3	4	5	6	7	8	9	AB	R	H	RBI	BB	SO	LOB	BOTTOM			
Ike Brown, R (1,4) OBP: 0.476, SLG: 0.778										3	1	0	0	1	0	2	<b>New York Yankees @ Detroit Tigers</b> Tiger Stadium, Detroit, MI Thu May 27 1971, 7:05 PM EDT Att: 14,518 - Unknown - 55 F			
Aurelio Rodriguez, R (1,5) OBP: 0.261, SLG: 0.310										4	1	1	0	0	1	2				
Al Kaline, R (1,9) OBP: 0.447, SLG: 0.429										4	1	2	1	0	1	0				
Willie Horton, R (1,7) OBP: 0.298, SLG: 0.497										4	1	2	2	0	0	1				
Bill Freehan, R (1,2) OBP: 0.342, SLG: 0.435										4	0	1	1	0	1	0				
Norm Cash, L (1,3) OBP: 0.400, SLG: 0.686										3	0	0	0	0	2	2				
Mickey Stanley, R (1,8) OBP: 0.287, SLG: 0.351										3	0	0	0	0	2	2				
Ed Brinkman, R (1,6) OBP: 0.268, SLG: 0.253										3	0	0	0	0	0	0				
Mickey Lolich, S (1,1) OBP: 0.341, SLG: 0.182										1	0	0	0	2	1	0				
<b>Inning Stats</b>	R: 0 E: 0 K: 1 S: 5	H: 0 LOB: 0 BB: 0 P: 5	R: 1 E: 0 K: 1 S: 6	H: 1 LOB: 0 BB: 0 P: 6	R: 0 E: 0 K: 1 S: 5	H: 0 LOB: 1 BB: 1 P: 9	R: 0 E: 0 K: 0 S: 3	H: 1 LOB: 0 BB: 0 P: 3	R: 0 E: 0 K: 0 S: 3	H: 0 LOB: 0 BB: 0 P: 3	R: 3 E: 0 K: 2 S: 11	H: 4 LOB: 2 BB: 1 P: 15	R: 0 E: 0 K: 0 S: 3	H: 0 LOB: 1 BB: 1 P: 7	R: 0 E: 0 K: 1 S: 5	H: 0 LOB: 0 BB: 0 P: 5		1B: 5 2B: 0 3B: 0 HR: 1	SF: 0 SAC: 0 DP: 1 HBP: 0	WP: 0 PB: 0 SB: 0 CS: 0
<b>PITCHER</b> Fritz Peterson, L (1,1) ERA: 4.35	IP: 6.0 WLS: L BF: 25 H: 6 R: 4 ER: 4 SO: 5 BB: 2 IBB: 0 HBP: 0 BLK: 0 WP: 0 HR: 1 S: 33 P: 41 ERA: 6.00 WHIP: 1.333															<b>PITCHER</b>				
Gary Waslewski, R (7, 1) ERA: 3.18	IP: 2.0 WLS: 7 BF: 7 H: 0 R: 0 ER: 0 SO: 1 BB: 1 IBB: 0 HBP: 0 BLK: 0 WP: 0 HR: 0 S: 8 P: 12 ERA: 0.00 WHIP: 0.500															<b>PITCHER</b>				





Batter	1	2	3	4	5	6	7	8	9	AB	R	H	RBI	BB	SO	LOB	TOP										
Sandy Alomar Sr. S OBP: 0.252, SLG: 0.269 (1.6)	L1-3		1B 2B	F6		L9			K2-3	5	1	1	0	0	1	0	<b>California Angels @ New York Yankees</b> Yankee Stadium, Bronx, NY Fri May 28 1971, 7:05 PM EDT Att. 9,508 - Unknown - 62 F										
Syd O'Brien R OBP: 0.284, SLG: 0.388 (1.4)	L7		2B E 1B	1B BB		L4			F7	4	2	1	0	1	0	0											
Alex Johnson R OBP: 0.283, SLG: 0.297 (1.7)	L4		E 1B	F8		F7			4-3	5	1	1	2	0	0	1											
Roger Repoz L OBP: 0.432, SLG: 0.470 (1.9)		HR BB	E 1B	1B	1-2 1B				F8	2	2	1	0	2	0	0											
Ken McMullen R OBP: 0.314, SLG: 0.426 (1.5)	K		E5 1B G6-3	1B	1-3 2-H 1B				F7	4	1	1	1	0	1	3											
Jim Spencer L OBP: 0.265, SLG: 0.349 (1.3)		HR	1-3 2-H 3-H 1B	F8					K	4	1	2	4	0	1	2											
Ken Berry R OBP: 0.252, SLG: 0.307 (1.8)	K		1-2 3-H 1B	G6-3					5-3	4	0	0	0	0	1	1											
Jeff Torborg R OBP: 0.100, SLG: 0.105 (1.2)	F6			F6					K	4	0	1	0	0	1	0											
Andy Messersmith R OBP: 0.222, SLG: 0.280 Lloyd Allen R OBP: 0.250, SLG: 0.250 (8.1)			1B 1B	1-3					K	4	1	1	0	0	2	1											
Dave LaRoche L OBP: 0.250, SLG: 0.250 (9.1)				K						0	0	0	0	0	0	0											
<b>Inning Stats</b>	R: 0 E: 0 K: 0 S: 3	H: 0 LOB: 0 BB: 0 P: 3	R: 2 E: 0 K: 2 S: 8	H: 1 LOB: 0 BB: 1 P: 12	R: 6 E: 1 K: 1 S: 11	H: 6 LOB: 1 BB: 1 P: 15	R: 1 E: 0 K: 0 S: 5	H: 2 LOB: 2 BB: 1 P: 9	R: 0 E: 0 K: 0 S: 3	H: 0 LOB: 0 BB: 0 P: 3	R: 0 E: 0 K: 1 S: 5	H: 0 LOB: 0 BB: 0 P: 5	R: 0 E: 0 K: 2 S: 7	H: 0 LOB: 0 BB: 0 P: 7	R: 0 E: 0 K: 1 S: 5	H: 0 LOB: 0 BB: 0 P: 5	1B: 7 2B: 1 3B: 0 HR: 1	SF: 0 SAC: 0 DP: 1 HBP: 0	WP: 0 PB: 0 CS: 0	PA: 39							
<b>PITCHER</b>	IP	WLS	BF	H	R	ER	SO	BB	IBB	HBP	BLK	WP	HR	S	P	ERA	WHIP										
Steve Kline R ERA: 2.62 (1.1)	2.0	L	15	6	8	6	2	1	1	0	0	0	1	17	25	27.00	3.500										
Mike Kekich L ERA: 5.09 (3.1)	3.0		12	3	1	1	1	1	0	0	0	0	0	13	17	3.00	1.333										
Gary Jones L ERA: 3.68 (6.1)	2.0		6	0	0	0	1	0	0	0	0	0	0	8	8	0.00	0.000										
Jack Aker R ERA: 2.01 (8.1)	1.0		3	0	0	0	2	0	0	0	0	0	0	7	7	0.00	0.000										
Gary Waslewski R ERA: 3.04 (9.1)	1.0		3	0	0	0	1	0	0	0	0	0	0	5	5	0.00	0.000										

Batter	1	2	3	4	5	6	7	8	9	AB	R	H	RBI	BB	SO	LOB	BOTTOM										
Horace Clarke S OBP: 0.356, SLG: 0.318 (1.4)	1B BB		L6		4-3		K		BB 1B	4	2	1	0	1	1	2	<b>California Angels @ New York Yankees</b> Yankee Stadium, Bronx, NY Fri May 28 1971, 7:05 PM EDT Att. 9,508 - Unknown - 62 F										
Jake Gibbs L OBP: 0.241, SLG: 0.278 (1.2)	1B SF9 1B		4-3			G6-4-3 1B		HR BB	K	4	2	2	0	1	1	1											
Roy White S OBP: 0.367, SLG: 0.493 (1.7)	SF9 1-3 2-H 1B		F9			G6-4-3 1-2		F8	F8	5	0	1	1	0	0	3											
Bobby Murcer L OBP: 0.463, SLG: 0.597 (1.8)	K				L9	L9		HR 1B	BB	4	1	1	2	1	1	2											
Danny Cater R OBP: 0.251, SLG: 0.279 (1.3)	SF9				6-3		L9	2B 1B	1-2 1B	4	0	2	2	0	0	0											
Jim Lytle L OBP: 0.250, SLG: 0.387 Ron Hansen R OBP: 0.300, SLG: 0.286 (9. PH) (1.9)	K				1B		1B SF9 BB	L5	F3	3	1	1	0	1	1	2											
Jerry Kenney L OBP: 0.316, SLG: 0.241 (1.5)			F7		F9		1-3 1B		2B	4	0	2	0	0	0	1											
Frank Baker L OBP: 0.375, SLG: 0.333 (1.6)			F9		G6-4-3 BB		SF9		BB	1	0	0	1	2	0	0											
Steve Kline R OBP: 0.280, SLG: 0.217 Mike Kekich R OBP: 0.222, SLG: 0.222 Felipe Alou L OBP: 0.236, SLG: 0.396 Gary Jones L OBP: 0.265, SLG: 0.349 John Ellis R OBP: 0.240, SLG: 0.515 Jack Aker R OBP: 0.250, SLG: 0.250 Ron Woods R OBP: 0.250, SLG: 0.185 Gary Waslewski R OBP: 0.250, SLG: 0.250 (1.1) (3.1) (5. PH) (8.1) (7. PH) (8.1) (8. PH) (9.1)			L6-3		G6-4-3		3-H 1-0 HBP	K		1	0	0	0	0	0	0											
<b>Inning Stats</b>	R: 2 E: 0 K: 2 S: 9	H: 2 LOB: 1 BB: 1 P: 13	R: 0 E: 0 K: 0 S: 3	H: 0 LOB: 0 BB: 0 P: 3	R: 0 E: 0 K: 0 S: 3	H: 0 LOB: 0 BB: 0 P: 3	R: 0 E: 0 K: 0 S: 4	H: 1 LOB: 1 BB: 0 P: 4	R: 0 E: 0 K: 0 S: 2	H: 0 LOB: 0 BB: 1 P: 6	R: 0 E: 0 K: 0 S: 3	H: 1 LOB: 0 BB: 0 P: 3	R: 1 E: 0 K: 1 S: 6	H: 1 LOB: 2 BB: 1 P: 11	R: 2 E: 0 K: 1 S: 8	H: 3 LOB: 3 BB: 2 P: 16		R: 1 E: 0 K: 1 S: 7	H: 2 LOB: 2 BB: 1 P: 11	1B: 8 2B: 1 3B: 0 HR: 1	SF: 2 SAC: 0 DP: 2 HBP: 1	WP: 0 PB: 0 CS: 0	PA: 42				
<b>PITCHER</b>	IP	WLS	BF	H	R	ER	SO	BB	IBB	HBP	BLK	WP	HR	S	P	ERA	WHIP										
Andy Messersmith R ERA: 3.76 (1.1)	7.1		32	7	5	5	3	4	0	1	0	0	0	33	50	6.14	1.500										
Lloyd Allen R ERA: 4.07 (8.1)	0.2		4	1	0	0	1	1	0	0	0	0	0	5	9	0.00	3.000										
Dave LaRoche L ERA: 0.79 (9.1)	1.0	S	6	2	1	1	1	1	0	0	0	0	0	7	11	9.00	3.000										



Batter	1	2	3	4	5	6	7	8	9	AB	R	H	RBI	BB	SO	LOB	TOP			
Sandy Alomar Sr. S (1, 6) OBP: 0.252, SLG: 0.265	L8			1-3		BB		1-3		3	0	0	0	1	0	0				
Jim Spencer L (1, 3) OBP: 0.270, SLG: 0.365	4-3			1B						4	1	2	0	0	0	1				
Alex Johnson R (1, 7) OBP: 0.287, SLG: 0.298	F9			CS						3	0	1	1	0	0	1				
Roger Repoz L (1, 8) OBP: 0.426, SLG: 0.453		F2		BB				F7		3	0	0	0	1	0	2				
Ken McMullen R (1, 5) OBP: 0.313, SLG: 0.428		F6		K						4	0	1	0	0	1	3				
Tony Conigliaro R (1, 9) OBP: 0.318, SLG: 0.371		5-3								4	0	0	0	0	0	3				
Syd O'Brien R (1, 4) OBP: 0.277, SLG: 0.377			G3							3	0	0	0	0	0	1				
Jeff Torborg R (1, 2) OBP: 0.091, SLG: 0.095			5-3							2	0	0	0	0	1	0				
Tony Gonzalez L (8, PH) OBP: 0.333, SLG: 0.273										1	0	0	0	0	0	0				
Lloyd Allen R (8, 1)										0	0	0	0	0	0	0				
Clyde Wright R (1, 1) OBP: 0.156, SLG: 0.194										2	0	0	0	0	1	0				
John Stephenson L (8, PH) OBP: 0.408, SLG: 0.500										1	0	0	0	0	0	0				
<b>Inning Stats</b>	R: 0 E: 0 K: 0 S: 3	H: 0 LOB: 0 BB: 0 P: 3	R: 0 E: 0 K: 0 S: 3	H: 0 LOB: 0 BB: 0 P: 3	R: 0 E: 0 K: 1 S: 5	H: 0 LOB: 0 BB: 0 P: 5	R: 1 E: 0 K: 1 S: 6	H: 2 LOB: 1 BB: 1 P: 10	R: 0 E: 0 K: 0 S: 5	H: 0 LOB: 0 BB: 0 P: 5	R: 0 E: 0 K: 0 S: 4	H: 1 LOB: 1 BB: 0 P: 4	R: 0 E: 0 K: 0 S: 3	H: 0 LOB: 0 BB: 0 P: 3	R: 0 E: 0 K: 0 S: 4	H: 1 LOB: 2 BB: 0 P: 5	1B: 1 2B: 3 3B: 0 HR: 0	SF: 0 SAC: 0 DP: 0 HBP: 1	WP: 0 PB: 0 SB: 0 CS: 1	PA: 33
<b>PITCHER</b> Stan Bahnsen R (1, 1) ERA: 4.45	IP: 9.0 WLS: W BF: 33 H: 4 R: 1 ER: 1 SO: 3 BB: 2 IBB: 0 HBP: 1 BLK: 0 WP: 0 HR: 0 S: 36 P: 45 ERA: 1.00 WHIP: 0.667															<b>PITCHER</b>				

California Angels @ New York Yankees  
Yankee Stadium, Bronx, NY  
Sat May 29 1971, 3:33 AM EDT  
Att. 8,894 - Unknown - 71 F

AB 30  
R 1  
H 4  
RBI 1  
BB 2  
SO 3  
LOB 11



Batter	1	2	3	4	5	6	7	8	9	AB	R	H	RBI	BB	SO	LOB	BOTTOM			
Horace Clarke S (1, 4) OBP: 0.359, SLG: 0.318	F3		5-3							3	0	1	0	1	0	1				
Thurman Munson R (1, 2) OBP: 0.352, SLG: 0.336										4	2	2	0	0	0	2				
Roy White S (1, 7) OBP: 0.364, SLG: 0.507										4	1	1	2	0	1	2				
Bobby Murcer L (1, 8) OBP: 0.464, SLG: 0.592										3	2	1	0	1	0	0				
John Ellis R (1, 3) OBP: 0.537, SLG: 0.611										3	1	2	2	1	0	0				
Jerry Kenney L (9, 5) OBP: 0.316, SLG: 0.241										0	0	0	0	0	0	0				
Danny Cater R (1, 5) OBP: 0.251, SLG: 0.278										4	0	1	1	0	0	3				
Felipe Alou R (1, 9) OBP: 0.304, SLG: 0.363										4	0	1	1	0	0	3				
Gene Michael S (1, 6) OBP: 0.357, SLG: 0.289										3	0	1	0	0	1	3				
Stan Bahnsen R (1, 1) OBP: 0.105, SLG: 0.211										3	0	0	0	0	1	1				
<b>Inning Stats</b>	R: 0 E: 0 K: 1 S: 5	H: 1 LOB: 1 BB: 0 P: 5	R: 0 E: 0 K: 0 S: 3	H: 0 LOB: 0 BB: 0 P: 3	R: 0 E: 1 K: 1 S: 6	H: 1 LOB: 1 BB: 0 P: 6	R: 3 E: 1 K: 0 S: 6	H: 3 LOB: 1 BB: 1 P: 10	R: 0 E: 0 K: 0 S: 3	H: 1 LOB: 0 BB: 0 P: 3	R: 0 E: 0 K: 0 S: 4	H: 1 LOB: 1 BB: 0 P: 4	R: 0 E: 0 K: 1 S: 5	H: 1 LOB: 0 BB: 0 P: 5	R: 3 E: 0 K: 0 S: 5	H: 2 LOB: 1 BB: 2 P: 13	1B: 7 2B: 3 3B: 1 HR: 1	SF: 0 SAC: 0 DP: 3 HBP: 0	WP: 0 PB: 0 SB: 1 CS: 2	PA: 34
<b>PITCHER</b> Clyde Wright L (1, 1) ERA: 2.95	IP: 7.0 WLS: L BF: 27 H: 8 R: 3 ER: 3 SO: 3 BB: 1 IBB: 0 HBP: 0 BLK: 0 WP: 0 HR: 1 S: 32 P: 36 ERA: 3.86 WHIP: 1.286															<b>PITCHER</b>				
Lloyd Allen R (8, 1) ERA: 4.97	IP: 1.0 WLS: L BF: 7 H: 2 R: 3 ER: 3 SO: 0 BB: 1 IBB: 1 HBP: 0 BLK: 0 WP: 0 HR: 0 S: 5 P: 13 ERA: 27.00 WHIP: 3.000															<b>PITCHER</b>				

California Angels @ New York Yankees  
Yankee Stadium, Bronx, NY  
Sat May 29 1971, 3:33 AM EDT  
Att. 8,894 - Unknown - 71 F

AB 31  
R 6  
H 10  
RBI 6  
BB 3  
SO 3  
LOB 15





Batter	1	2	3	4	5	6	7	8	9	AB	R	H	RBI	BB	SO	LOB	TOP			
Sandy Alomar Sr. S OBP: 0.249, SLG: 0.261 Jim Fregosi, R OBP: 0.316, SLG: 0.345 (8, 6)	F8		F8		1-3			F6		3	0	0	0	0	0	0	California Angels @ New York Yankees Yankee Stadium, Bronx, NY Sun May 30 1971, 3:33 AM EDT Att: 8,105 - Unknown - 60 F			
Jim Spencer L OBP: 0.270, SLG: 0.358 (1, 3)	1B 4-3 BB		K			G3		3-1		3	1	0	0	1	1	2				
Alex Johnson, R OBP: 0.292, SLG: 0.302 (1, 7)				K		6-3				4	0	2	1	0	1	0				
Roger Repoz, L OBP: 0.420, SLG: 0.444 Eddie Fisher, R (8, 1)	4-3			FC5-4 1B		1-3		F8		4	0	1	1	0	0	3				
Ken McMullen, R OBP: 0.311, SLG: 0.420 (1, 5)	F6			FC5-4 HR						3	1	0	0	1	0	2				
Tony Conigliaro, R OBP: 0.322, SLG: 0.390 (1, 9)										3	1	1	2	1	0	1				
John Stephenson, L OBP: 0.388, SLG: 0.473 (1, 2)										4	0	0	0	0	0	2				
Syd O'Brien, R OBP: 0.270, SLG: 0.367 (1, 4)										3	1	0	0	0	1	0				
Andy Hassler, L (1, 1)										2	0	0	0	0	1	0				
Archie Reynolds, R (5, 1)										0	0	0	0	0	0	0				
Mel Queen, L (6, 1)										0	0	0	0	0	0	0				
Tony Gonzalez, L OBP: 0.350, SLG: 0.294 (8, 8)										1	0	1	0	0	0	0				
<b>Inning Stats</b>	R: 1 E: 0 K: 0 S: 4	H: 1 LOB: 1 BB: 1 P: 8	R: 0 E: 0 K: 0 S: 2	H: 0 LOB: 0 BB: 1 P: 6	R: 0 E: 0 K: 1 S: 5	H: 0 LOB: 0 BB: 0 P: 5	R: 2 E: 0 K: 1 S: 7	H: 2 LOB: 2 BB: 0 P: 7	R: 0 E: 0 K: 2 S: 3	H: 0 LOB: 0 BB: 0 P: 3	R: 0 E: 0 K: 0 S: 2	H: 0 LOB: 0 BB: 1 P: 6	R: 1 E: 1 K: 0 S: 6	H: 2 LOB: 2 BB: 0 P: 6	R: 0 E: 0 K: 0 S: 3	H: 0 LOB: 0 BB: 0 P: 3	1B: 4 2B: 0 3B: 0 HR: 1	SF: 0 SAC: 0 DP: 2 HBP: 0	WP: 0 PB: 0 SB: 0 CS: 0	PA: 34
<b>PITCHER</b> Mel Stottlemyre, R ERA: 2.83 (1, 1)	IP: 9.0 WLS: W BF: 34 H: 5 R: 4 ER: 3 SO: 4 BB: 3 IBB: 0 HBP: 0 BLK: 0 WP: 0 HR: 1 S: 39 P: 51 ERA: 3.00 WHIP: 0.889															<b>PITCHER</b>				

Batter	1	2	3	4	5	6	7	8	9	AB	R	H	RBI	BB	SO	LOB	BOTTOM			
Horace Clarke, S OBP: 0.360, SLG: 0.317 (1, 4)	6-3	FC5-4		K						4	1	1	0	1	1	4	California Angels @ New York Yankees Yankee Stadium, Bronx, NY Sun May 30 1971, 3:33 AM EDT Att: 8,105 - Unknown - 60 F			
Thurman Munson, R OBP: 0.361, SLG: 0.351 (1, 2)	1B 1-3 1B			G1						4	2	2	0	1	1	3				
Roy White, S OBP: 0.370, SLG: 0.510 (1, 7)	1-3									5	2	3	1	0	0	2				
Bobby Murcer, L OBP: 0.467, SLG: 0.593 (1, 8)				L8						5	1	3	2	0	0	3				
John Ellis, R OBP: 0.525, SLG: 0.610 Jerry Kenney, L OBP: 0.316, SLG: 0.241 (1, 3) (9, 5)	5-3			K						5	0	2	2	0	1	3				
Danny Cater, R OBP: 0.245, SLG: 0.271 (9, 3)										5	0	0	0	0	1	5				
Felipe Alou, R OBP: 0.320, SLG: 0.377 (1, 9)										3	1	2	0	2	0	2				
Gene Michael, S OBP: 0.372, SLG: 0.301 (1, 6)										2	0	1	1	3	0	2				
Mel Stottlemyre, R OBP: 0.250, SLG: 0.207 (1, 1)										5	0	0	0	0	3	10				
<b>Inning Stats</b>	R: 1 E: 0 K: 0 S: 5	H: 2 LOB: 1 BB: 0 P: 5	R: 0 E: 0 K: 0 S: 4	H: 1 LOB: 2 BB: 1 P: 8	R: 0 E: 0 K: 1 S: 7	H: 2 LOB: 2 BB: 0 P: 7	R: 0 E: 0 K: 1 S: 6	H: 1 LOB: 2 BB: 1 P: 10	R: 1 E: 1 K: 2 S: 11	H: 3 LOB: 3 BB: 1 P: 12	R: 4 E: 1 K: 2 S: 11	H: 4 LOB: 2 BB: 2 P: 19	R: 0 E: 0 K: 1 S: 5	H: 0 LOB: 1 BB: 1 P: 9	R: 1 E: 0 K: 1 S: 6	H: 1 LOB: 1 BB: 1 P: 10		1B: 10 2B: 4 3B: 0 HR: 0	SF: 0 SAC: 0 DP: 0 HBP: 0	WP: 1 PB: 0 SB: 1 CS: 0
<b>PITCHER</b> Andy Hassler, L ERA: 4.5 Archie Reynolds, R ERA: 5.79 Mel Queen, R ERA: 0.82 Eddie Fisher, R ERA: 2.56 (1, 1) (5, 1) (6, 1) (8, 1)	IP: 4.0 WLS: L BF: 9 H: 4 R: 4 ER: 3 SO: 2 BB: 2 IBB: 1 HBP: 0 BLK: 0 WP: 0 HR: 0 S: 24 P: 32 ERA: 4.50 WHIP: 2.500															<b>PITCHER</b>				



Batter	1	2	3	4	5	6	7	8	9	AB	R	H	RBI	BB	SO	LOB	TOP					
Bert Campaneris, R (1,6) OBP: 0.297, SLG: 0.332										5	1	2	0	0	0	2						
Joe Rudi, R (1,7) OBP: 0.310, SLG: 0.400										4	0	1	1	0	0	1						
Reggie Jackson, L (1,9) OBP: 0.366, SLG: 0.489										4	1	1	0	0	1	1						
Tommy Davis, R (1,3) OBP: 0.361, SLG: 0.444										4	0	3	0	0	0	1						
Sal Bando, R (1,5) OBP: 0.394, SLG: 0.467										4	0	0	0	0	0	5						
Angel Mangual, R (1,8) OBP: 0.274, SLG: 0.397										4	0	1	0	0	0	3						
Dave Duncan, R (1,2)										4	0	1	0	0	0	1						
Dick Green, R (1,4) OBP: 0.353, SLG: 0.417										4	1	1	1	0	2	1						
Caffish Hunter, R (1,1) OBP: 0.359, SLG: 0.324										1	0	1	0	0	0	0						
Gene Tenace, R (6, PH) OBP: 0.333, SLG: 0.250										1	0	0	0	0	1	0						
Jim Roland, R (6, PH) OBP: 0.270, SLG: 0.243										0	0	0	0	0	0	0						
Larry Brown, R (9, PH)										1	0	0	0	0	0	0						
<b>Inning Stats</b>	R: 1 E: 0 K: 0 S: 6	H: 3 LOB: 2 BB: 0 P: 6	R: 0 E: 0 K: 1 S: 6	H: 1 LOB: 1 BB: 0 P: 6	R: 1 E: 1 K: 0 S: 5	H: 2 LOB: 1 BB: 0 P: 5	R: 0 E: 0 K: 0 S: 4	H: 1 LOB: 1 BB: 0 P: 4	R: 0 E: 1 K: 1 S: 6	H: 0 LOB: 1 BB: 0 P: 4	R: 1 E: 0 K: 1 S: 6	H: 1 LOB: 0 BB: 0 P: 6	R: 0 E: 0 K: 1 S: 5	H: 1 LOB: 1 BB: 0 P: 5	R: 0 E: 0 K: 0 S: 4	H: 2 LOB: 1 BB: 0 P: 4	R: 0 E: 0 K: 1 S: 5	H: 0 LOB: 0 BB: 0 P: 5	1B: 8 2B: 2 3B: 0 HR: 1	SF: 0 SAC: 1 DP: 2 HBP: 0	WP: 0 PB: 0 SB: 0 CS: 0	PA: 37
<b>PITCHER</b> Fritz Peterson, L (1,1) ERA: 4.07	IP: 9.0 WLS: W BF: 37 H: 11 R: 3 ER: 2 SO: 4 BB: 0 IBB: 0 HBP: 0 BLK: 0 WP: 0 HR: 1 S: 45 P: 45 ERA: 2.00 WHIP: 1.222															<b>PITCHER</b>	IP: 9.0 WLS: W BF: 37 H: 11 R: 3 ER: 2 SO: 4 BB: 0 IBB: 0 HBP: 0 BLK: 0 WP: 0 HR: 1 S: 45 P: 45 ERA: 2.00 WHIP: 1.222					

Oakland Athletics @ New York Yankees  
Yankee Stadium, Bronx, NY  
Mon May 31 1971, 3:33 AM EDT  
Unknown - 64 F

AB 36  
R 3  
H 11  
RBI 2  
BB 0  
SO 4  
LOB 15



Batter	1	2	3	4	5	6	7	8	9	AB	R	H	RBI	BB	SO	LOB	BOTTOM					
Horace Clarke, S (1,4) OBP: 0.358, SLG: 0.311										3	0	0	0	1	0	1						
Jake Gibbs, L (1,2) OBP: 0.241, SLG: 0.276										4	0	1	1	0	1	0						
Roy White, S (1,7) OBP: 0.373, SLG: 0.522										4	1	2	0	0	1	2						
Bobby Murcer, L (1,8) OBP: 0.468, SLG: 0.585										2	1	0	0	2	0	0						
John Ellis, R (1,3) OBP: 0.524, SLG: 0.659										3	1	1	3	1	1	2						
Frank Baker, L (8, PR) OBP: 0.375, SLG: 0.333										0	0	0	0	0	0	0						
Danny Cater, R (9, 3) OBP: 0.245, SLG: 0.271										0	0	0	0	0	0	0						
Jim Lytle, L (1,9) OBP: 0.250, SLG: 0.387										0	0	0	0	0	0	0						
Felipe Alou, R (2,9) OBP: 0.312, SLG: 0.366										4	0	0	0	0	0	1						
Jerry Kenney, L (1,5) OBP: 0.314, SLG: 0.264										4	1	1	0	0	0	1						
Gene Michael, S (1,6) OBP: 0.375, SLG: 0.315										4	1	2	1	0	1	0						
Fritz Peterson, S (1,1) OBP: 0.222, SLG: 0.087										3	0	0	0	1	0	3						
<b>Inning Stats</b>	R: 0 E: 0 K: 1 S: 6	H: 1 LOB: 2 BB: 1 P: 10	R: 2 E: 0 K: 1 S: 8	H: 3 LOB: 2 BB: 1 P: 12	R: 0 E: 0 K: 0 S: 3	H: 0 LOB: 0 BB: 0 P: 3	R: 0 E: 0 K: 0 S: 3	H: 0 LOB: 0 BB: 0 P: 3	R: 3 E: 0 K: 1 S: 7	H: 2 LOB: 0 BB: 1 P: 11	R: 0 E: 0 K: 1 S: 5	H: 0 LOB: 1 BB: 1 P: 9	R: 0 E: 0 K: 0 S: 3	H: 0 LOB: 0 BB: 0 P: 3	R: 0 E: 0 K: 0 S: 4	H: 1 LOB: 2 BB: 1 P: 8	R: 0 E: 0 K: 1 S: 4	H: 1 LOB: 2 BB: 1 P: 8	1B: 3 2B: 1 3B: 2 HR: 1	SF: 0 SAC: 0 DP: 0 HBP: 0	WP: 0 PB: 0 SB: 0 CS: 0	PA: 36
<b>PITCHER</b> Caffish Hunter, R (1,1) ERA: 3.42	IP: 5.0 WLS: L BF: 24 H: 6 R: 5 ER: 5 SO: 3 BB: 2 IBB: 1 HBP: 0 BLK: 0 WP: 0 HR: 1 S: 27 P: 39 ERA: 9.00 WHIP: 1.600															<b>PITCHER</b>	IP: 5.0 WLS: L BF: 24 H: 6 R: 5 ER: 5 SO: 3 BB: 2 IBB: 1 HBP: 0 BLK: 0 WP: 0 HR: 1 S: 27 P: 39 ERA: 9.00 WHIP: 1.600					
Jim Roland, L (6, 1) ERA: 4.07	IP: 3.0 WLS: L BF: 12 H: 1 R: 0 ER: 0 SO: 1 BB: 2 IBB: 0 HBP: 0 BLK: 0 WP: 0 HR: 0 S: 12 P: 20 ERA: 0.00 WHIP: 1.000															<b>PITCHER</b>	IP: 3.0 WLS: L BF: 12 H: 1 R: 0 ER: 0 SO: 1 BB: 2 IBB: 0 HBP: 0 BLK: 0 WP: 0 HR: 0 S: 12 P: 20 ERA: 0.00 WHIP: 1.000					

Oakland Athletics @ New York Yankees  
Yankee Stadium, Bronx, NY  
Mon May 31 1971, 3:33 AM EDT  
Unknown - 64 F

AB 31  
R 5  
H 7  
RBI 5  
BB 5  
SO 4  
LOB 10





Batter	1	2	3	4	5	6	7	8	9	AB	R	H	RBI	BB	SO	LOB	TOP											
Bert Campaneris, R OBP: 0.289, SLG: 0.343	F7		WP 1B 2B		E5 1B 1B	F4 1B				5	2	2	0	0	0	0	<b>Oakland Athletics @ New York Yankees</b> Yankee Stadium, Bronx, NY Mon May 31 1971, 3:38 AM EDT Att: 20,167 - Cloudy - 67 F											
Joe Rudi, R OBP: 0.312, SLG: 0.400	K		K		1B 1B	1B		K	5	1	2	0	0	0	3	2												
Reggie Jackson, L OBP: 0.367, SLG: 0.500	HBP		K		F6	K			4	1	1	1	1	0	2	4												
Tommy Davis, R OBP: 0.364, SLG: 0.441	K		1B		1B 1B		F8		5	1	2	2	0	1	1													
Sal Bando, R OBP: 0.394, SLG: 0.470		L5	6-3		FC5 1B 1B			6-3	5	0	2	1	0	0	1													
Angel Mangual, R OBP: 0.303, SLG: 0.435	WP 2B			G6-4-3 BB 1B		1-2 2-H 1B	F8		4	1	3	1	0	0	1													
Rick Monday, L OBP: 0.352, SLG: 0.385					1-2 2-H 1B			K	1	0	0	0	0	1	0													
Gene Tenace, R OBP: 0.351, SLG: 0.290				G6-4-3 BB 1B	F7		F7		3	0	1	1	1	0	3													
Larry Brown, R OBP: 0.256, SLG: 0.230	F5			G6-4-3 1-2 2-3	FC5			6-3	4	0	0	0	0	0	5													
Blue Moon Odom, R	K			B1				6-3	3	0	0	0	0	1	2													
Bob Locker, S									0	0	0	0	0	0	0	0	<b>OAKLAND ATHLETICS</b> AB 40 R 6 H 13 RBI 6 BB 1 SO 8 LOB 19											
Darold Knowles, L									0	0	0	0	0	0	0	0												
Rollie Fingers, R OBP: 0.300, SLG: 0.263									1	0	0	0	0	0	0	0												
<b>Inning Stats</b>	R: 0 E: 0 K: 2 S: 7	H: 0 LOB: 1 BB: 0 P: 8	R: 1 E: 0 K: 1 S: 7	H: 2 LOB: 1 BB: 0 P: 7	R: 1 E: 0 K: 2 S: 9	H: 2 LOB: 1 BB: 0 P: 9	R: 0 E: 0 K: 0 S: 3	H: 1 LOB: 1 BB: 1 P: 7	R: 3 E: 1 K: 0 S: 8	H: 4 LOB: 2 BB: 0 P: 8	R: 0 E: 0 K: 1 S: 6	H: 1 LOB: 1 BB: 0 P: 6	R: 0 E: 0 K: 0 S: 4	H: 1 LOB: 1 BB: 0 P: 4	R: 0 E: 0 K: 1 S: 6	H: 1 LOB: 1 BB: 0 P: 6		R: 1 E: 0 K: 1 S: 6	H: 1 LOB: 0 BB: 0 P: 6	1B: 7 2B: 5 3B: 0 HR: 1	SF: 0 SAC: 0 DP: 1 HBP: 1	WP: 2 PB: 0 SB: 0 CS: 0	PA: 42					
<b>PITCHER</b>	IP	WLS	BF	H	R	ER	SO	BB	IBB	HBP	BLK	WP	HR	S	P	ERA		WHIP										
Mike Kekich, L ERA: 5.45	4.1	L	22	7	5	4	5	1	0	1	0	2	0	30	35	8.31		1.846										
Gary Waslewski, R ERA: 2.73	2.2		12	4	0	0	1	0	0	0	0	0	0	14	14	0.00		1.500										
Jim Hardin, R ERA: 4.05	1.0		4	1	0	0	1	0	0	0	0	0	0	6	6	0.00		1.000										
Lindy McDaniel, R ERA: 6.26	1.0		4	1	1	1	1	0	0	0	0	0	1	6	6	9.00		1.000										
<b>Batter</b>	<b>1</b>	<b>2</b>	<b>3</b>	<b>4</b>	<b>5</b>	<b>6</b>	<b>7</b>	<b>8</b>	<b>9</b>	<b>AB</b>	<b>R</b>	<b>H</b>	<b>RBI</b>	<b>BB</b>	<b>SO</b>	<b>LOB</b>		<b>BOTTOM</b>										
Horace Clarke, S OBP: 0.368, SLG: 0.314	FC4-6 BB		1B 1B BB		L9 5-3 BB		F8 1B		3-1	2	1	1	0	3	0	0	<b>Oakland Athletics @ New York Yankees</b> Yankee Stadium, Bronx, NY Mon May 31 1971, 3:38 AM EDT Att: 20,167 - Cloudy - 67 F											
Thurman Munson, R OBP: 0.362, SLG: 0.353	K		PB 1B PB		5-3		BB 1B		E3 G3	5	1	2	0	0	1	2												
Roy White, S OBP: 0.369, SLG: 0.512	FC4-6 1-2		PB 1B PB		L9		F8		G3	5	0	1	1	0	0	5												
Bobby Murcer, L OBP: 0.466, SLG: 0.575	F7		PB IBB		F9		BB		F7	3	0	0	0	2	0	3												
John Ellis, R OBP: 0.507, SLG: 0.646		K	K				3-1 G3 2B		K	4	1	1	0	0	3	5												
Felipe Alou, R OBP: 0.304, SLG: 0.356	F7		F7				3-1		K	4	0	0	0	0	1	3												
Danny Cater, R OBP: 0.245, SLG: 0.266					F9		G3		K	3	0	0	1	1	1	0												
Frank Baker, L OBP: 0.350, SLG: 0.313					F9		G3			4	0	1	0	0	1	1												
Mike Kekich, R OBP: 0.182, SLG: 0.182										2	0	0	0	0	2	0												
Gary Waslewski, R OBP: 0.340, SLG: 0.375										0	0	0	0	0	0	0												
Jim Lytle, L ERA: 3.95										1	0	0	0	0	1	0												
Jim Hardin, R										0	0	0	0	0	0	0												
Jake Gibbs, L OBP: 0.286, SLG: 0.273										1	0	0	0	0	0	1												
Lindy McDaniel, R OBP: 0.333, SLG: 0.333										0	0	0	0	0	0	0												
<b>Inning Stats</b>	R: 0 E: 0 K: 1 S: 5	H: 0 LOB: 1 BB: 1 P: 9	R: 0 E: 0 K: 2 S: 7	H: 0 LOB: 1 BB: 1 P: 11	R: 2 E: 0 K: 2 S: 9	H: 2 LOB: 2 BB: 2 P: 17	R: 0 E: 0 K: 1 S: 5	H: 0 LOB: 0 BB: 0 P: 5	R: 0 E: 0 K: 0 S: 3	H: 0 LOB: 0 BB: 1 P: 7	R: 1 E: 0 K: 0 S: 4	H: 1 LOB: 0 BB: 0 P: 4	R: 0 E: 0 K: 2 S: 9	H: 2 LOB: 3 BB: 1 P: 13	R: 0 E: 0 K: 0 S: 8	H: 1 LOB: 1 BB: 0 P: 8	R: 0 E: 1 K: 0 S: 4	H: 0 LOB: 1 BB: 0 P: 4	1B: 5 2B: 1 3B: 0 HR: 0	SF: 0 SAC: 0 DP: 0 HBP: 0	WP: 0 PB: 2 SB: 0 CS: 0	PA: 40						
<b>PITCHER</b>	IP	WLS	BF	H	R	ER	SO	BB	IBB	HBP	BLK	WP	HR	S	P	ERA	WHIP											
Blue Moon Odom, R ERA: 5.4	5.0	W	23	3	3	2	6	4	1	0	0	0	0	30	50	3.60	1.400											
Bob Locker, R ERA: 3.95	1.2		7	2	0	0	1	0	0	0	0	0	0	9	9	0.00	1.200											
Darold Knowles, L ERA: 6.75	0.0		1	0	0	0	0	1	0	0	0	0	0	4	4	∞	∞											
Rollie Fingers, R ERA: 3.43	2.1	S	9	1	0	0	3	0	0	0	0	0	0	15	15	0.00	0.429											



Batter	1	2	3	4	5	6	7	8	9	AB	R	H	RBI	BB	SO	LOB	TOP				
<b>Bert Campaneris, R</b> OBP: 0.283, SLG: 0.335 (1, 6)	6-3	L8		FC6-4			6-3		F6	5	0	0	0	0	0	3					
<b>Joe Rudi, R</b> OBP: 0.318, SLG: 0.410 (1, 7)	6-3			FC6-4						5	2	3	0	0	0	1					
<b>Reggie Jackson, L</b> OBP: 0.363, SLG: 0.508 (1, 9)	4-3			HR						5	1	1	2	0	2	2					
<b>Mike Epstein, L</b> OBP: 0.362, SLG: 0.383 (1, 3)				HR						5	0	1	1	0	3	1					
<b>Sal Bando, R</b> OBP: 0.392, SLG: 0.471 (1, 5)										4	1	1	0	0	0	1					
<b>Rick Monday, L</b> OBP: 0.356, SLG: 0.388 (1, 8)										4	1	2	1	0	0	0					
<b>Dave Duncan, R</b> OBP: 0.290, SLG: 0.381 (1, 2)										4	0	1	1	0	1	1					
<b>Dick Green, R</b> OBP: 0.362, SLG: 0.421 (1, 4)										3	0	2	0	0	0	1					
<b>Vida Blue, S</b> OBP: 0.179, SLG: 0.184 (1, 1)										4	0	1	0	0	1	3					
<b>Inning Stats</b>	R: 0 E: 0 K: 0 S: 3	H: 0 LOB: 0 BB: 0 P: 3	R: 2 E: 1 K: 1 S: 9	H: 4 LOB: 2 BB: 0 P: 9	R: 2 E: 0 K: 0 S: 6	H: 3 LOB: 1 BB: 0 P: 6	R: 0 E: 0 K: 0 S: 4	H: 1 LOB: 1 BB: 0 P: 4	R: 0 E: 0 K: 1 S: 5	H: 0 LOB: 0 BB: 0 P: 5	R: 1 E: 0 K: 1 S: 7	H: 2 LOB: 1 BB: 0 P: 7	R: 0 E: 0 K: 2 S: 7	H: 0 LOB: 1 BB: 0 P: 8	R: 0 E: 0 K: 2 S: 8	H: 1 LOB: 1 BB: 0 P: 8	1B: 8 2B: 3 3B: 0 HR: 1	SF: 0 SAC: 0 DP: 0 HBP: 1	WP: 0 PB: 0 SB: 1 CS: 0	PA: 40	
<b>PITCHER</b>	IP	WLS	BF	H	R	ER	SO	BB	IBB	HBP	BLK	WP	HR	S	P	ERA	WHIP				
<b>Steve Kline, R</b> ERA: 2.87 (1, 1)	6.0	L	27	9	4	4	2	0	0	0	0	0	1	31	31	6.00	1.500				
<b>Jim Hardin, R</b> ERA: 4.15 (7, 1)	2.0		9	2	1	1	3	0	0	1	0	0	0	14	15	4.50	1.000				
<b>Gary Jones, L</b> ERA: 3.24 (9, 1)	1.0		4	1	0	0	2	0	0	0	0	0	0	8	8	0.00	1.000				

Oakland Athletics @ New York Yankees  
Yankee Stadium, Bronx, NY  
Tue Jun 01 1971, 7:05 PM EDT  
Att: 30,052 - Unknown - 63 F

AB	39
R	5
H	12
RBI	5
BB	0
SO	7
LOB	13



Batter	1	2	3	4	5	6	7	8	9	AB	R	H	RBI	BB	SO	LOB	BOTTOM				
<b>Horace Clarke, S</b> OBP: 0.366, SLG: 0.312 (1, 4)										4	0	1	0	0	1	2					
<b>Thurman Munson, R</b> OBP: 0.352, SLG: 0.342 (1, 2)										4	0	0	0	0	1	1					
<b>Roy White, S</b> OBP: 0.361, SLG: 0.500 (1, 7)										4	0	0	0	0	0	0					
<b>Bobby Murcer, L</b> OBP: 0.467, SLG: 0.576 (1, 8)										3	1	1	0	1	0	0					
<b>John Ellis, R</b> OBP: 0.479, SLG: 0.596 (1, 3)										4	0	0	0	0	2	2					
<b>Felipe Alou, R</b> OBP: 0.311, SLG: 0.369 (1, 9)										3	1	2	1	0	0	0					
<b>Danny Cater, R</b> OBP: 0.241, SLG: 0.262 (1, 5)										3	0	0	0	0	1	2					
<b>Gene Michael, S</b> OBP: 0.374, SLG: 0.315 (1, 6)										3	0	1	1	0	1	0					
<b>Frank Baker, L</b> OBP: 0.350, SLG: 0.313 (9, 6)										0	0	0	0	0	0	0					
<b>Steve Kline, R</b> OBP: 0.289, SLG: 0.208 (5, PH)										1	0	0	0	0	0	0					
<b>Ron Woods, R</b> OBP: 0.223, SLG: 0.179 (7, 1)										0	0	0	0	0	0	0					
<b>Jim Hardin, R</b> OBP: 0.311, SLG: 0.326 (8, PH)										0	0	0	0	0	0	0					
<b>Ron Hansen, R</b> OBP: 0.217, SLG: 0.326 (8, PH)										0	0	0	0	0	0	0					
<b>Jim Lytle, L</b> OBP: 0.242, SLG: 0.325 (8, PH)										0	0	0	0	0	0	0					
<b>Gary Jones, L</b> (9, 1)										0	0	0	0	0	0	0					
<b>Inning Stats</b>	R: 0 E: 0 K: 0 S: 3	H: 1 LOB: 0 BB: 0 P: 3	R: 1 E: 0 K: 1 S: 6	H: 2 LOB: 0 BB: 0 P: 6	R: 0 E: 0 K: 1 S: 5	H: 0 LOB: 0 BB: 0 P: 5	R: 0 E: 0 K: 0 S: 3	H: 0 LOB: 0 BB: 0 P: 3	R: 0 E: 0 K: 1 S: 5	H: 0 LOB: 0 BB: 0 P: 5	R: 0 E: 0 K: 1 S: 5	H: 0 LOB: 0 BB: 0 P: 5	R: 1 E: 0 K: 2 S: 10	H: 3 LOB: 2 BB: 0 P: 10	R: 0 E: 0 K: 0 S: 3	H: 0 LOB: 1 BB: 1 P: 7	1B: 4 2B: 3 3B: 0 HR: 0	SF: 0 SAC: 0 DP: 2 HBP: 0	WP: 0 PB: 0 SB: 0 CS: 0	PA: 32	
<b>PITCHER</b>	IP	WLS	BF	H	R	ER	SO	BB	IBB	HBP	BLK	WP	HR	S	P	ERA	WHIP				
<b>Vida Blue, L</b> ERA: 1.36 (1, 1)	9.0	W	32	6	2	2	6	1	0	0	0	0	0	43	47	2.00	0.778				

Oakland Athletics @ New York Yankees  
Yankee Stadium, Bronx, NY  
Tue Jun 01 1971, 7:05 PM EDT  
Att: 30,052 - Unknown - 63 F

AB	31
R	2
H	6
RBI	2
BB	1
SO	6
LOB	7






Batter	1	2	3	4	5	6	7	8	9	AB	R	H	RBI	BB	SO	LOB	TOP		
Doug Griffin, R (1,4) OBP: 0.317, SLG: 0.321	1-3		F4			F8			1-3	4	0	0	0	0	0	1			
Reggie Smith, S (1,9) OBP: 0.381, SLG: 0.505	4-3 1B			G3		G1-6-3			F8	4	0	1	0	0	0	1			
Carl Yastrzemski, L (1,7) OBP: 0.434, SLG: 0.500	4-3 1-2			F8					E3 2B	4	1	0	0	0	0	1			
Rico Petrocelli, R (1,5) OBP: 0.383, SLG: 0.491	L8									4	0	3	1	0	0	1			
George Scott, R (1,3) OBP: 0.338, SLG: 0.453				F8					F7	4	0	0	0	0	1	3			
Billy Conigliaro, R (1,8) OBP: 0.342, SLG: 0.512				K						3	0	0	0	0	1	1			
Luis Aparicio, R (1,6) OBP: 0.207, SLG: 0.249				L8						3	0	0	0	0	0	0			
Duane Josephson, R (1,2) OBP: 0.269, SLG: 0.357				5-3						3	0	1	0	0	0	0			
Sonny Siebert, R (1,1) OBP: 0.281, SLG: 0.548				6-3						1	0	0	0	0	0	0			
Gary Peters, L (6,PH) OBP: 0.333, SLG: 0.393										1	0	1	0	0	0	0			
Bill Lee, L (6,1) OBP: 0.143, SLG: 0.143				6-3						0	0	0	0	0	0	0			
Joe Lahoud, L (8,PH) OBP: 0.417, SLG: 0.400										1	0	0	0	0	0	1			
Roger Moret, S (8,1) OBP: 0.417, SLG: 0.400										0	0	0	0	0	0	0			
<b>Inning Stats</b>	R: 0 E: 0 K: 0 S: 4	H: 1 LOB: 1 BB: 0 P: 4	R: 0 E: 0 K: 1 S: 5	H: 0 LOB: 0 BB: 0 P: 5	R: 0 E: 0 K: 0 S: 3	H: 0 LOB: 0 BB: 0 P: 3	R: 0 E: 0 K: 0 S: 4	H: 1 LOB: 1 BB: 0 P: 4	R: 0 E: 0 K: 0 S: 3	H: 0 LOB: 0 BB: 0 P: 3	R: 0 E: 0 K: 1 S: 6	H: 1 LOB: 1 BB: 0 P: 6	R: 0 E: 0 K: 0 S: 3	H: 1 LOB: 0 BB: 0 P: 3	R: 1 E: 1 K: 0 S: 5	H: 1 LOB: 1 BB: 0 P: 5	1B: 4 2B: 2 3B: 0 HR: 0	SF: 0 SAC: 0 DP: 2 HBP: 0	WP: 0 PA: 32 SB: 0 CS: 0
<b>PITCHER</b> Stan Bahnsen, R (1,1) ERA: 3.88	IP: 9.0 WLS: W BF: 32 H: 6 R: 1 ER: 0 SO: 2 BB: 0 IBB: 0 HBP: 0 BLK: 0 WP: 0 HR: 0 S: 36 P: 36 ERA: 0.00 WHIP: 0.667															<b>PITCHER</b>			

**Boston Red Sox @ New York Yankees**  
Yankee Stadium, Bronx, NY  
Wed Jun 02 1971, 3:33 AM EDT  
Alt. 9,306 - Unknown - 69 F


AB 32  
R 1  
H 6  
RBI 1  
BB 0  
SO 2  
LOB 9



Batter	1	2	3	4	5	6	7	8	9	AB	R	H	RBI	BB	SO	LOB	BOTTOM		
Horace Clarke, S (1,4) OBP: 0.371, SLG: 0.330	4-3								4-3	5	1	3	2	0	0	0			
Jake Gibbs, L (1,2) OBP: 0.236, SLG: 0.259	F6									4	0	0	0	1	1	2			
Roy White, S (1,7) OBP: 0.359, SLG: 0.491	E S BB									3	1	0	0	1	1	4			
Bobby Murcer, L (1,8) OBP: 0.472, SLG: 0.613	E8 1-H									3	2	2	2	1	0	0			
John Ellis, R (1,3) OBP: 0.480, SLG: 0.607	F8									4	0	2	1	0	0	1			
Jim Lytle, L (1,9) OBP: 0.216, SLG: 0.333										4	0	0	0	0	1	3			
Jerry Kenney, L (1,5) OBP: 0.311, SLG: 0.275										4	0	1	0	0	1	1			
Frank Baker, L (1,6) OBP: 0.375, SLG: 0.278	F7									2	1	0	0	2	1	2			
Stan Bahnsen, R (1,1) OBP: 0.091, SLG: 0.182	K									3	1	0	0	0	2	2			
<b>Inning Stats</b>	R: 1 E: 1 K: 0 S: 4	H: 0 LOB: 1 BB: 1 P: 8	R: 0 E: 0 K: 1 S: 6	H: 1 LOB: 1 BB: 0 P: 6	R: 1 E: 0 K: 1 S: 7	H: 2 LOB: 2 BB: 1 P: 11	R: 1 E: 0 K: 0 S: 4	H: 1 LOB: 2 BB: 2 P: 12	R: 1 E: 0 K: 0 S: 6	H: 1 LOB: 0 BB: 0 P: 6	R: 1 E: 0 K: 0 S: 4	H: 1 LOB: 1 BB: 1 P: 8	R: 1 E: 0 K: 2 S: 9	H: 2 LOB: 1 BB: 0 P: 9	R: 0 E: 0 K: 2 S: 7	H: 0 LOB: 0 BB: 0 P: 7	1B: 3 2B: 2 3B: 1 HR: 2	SF: 0 SAC: 1 DP: 0 HBP: 0	WP: 1 PA: 38 SB: 0 CS: 0
<b>PITCHER</b> Sonny Siebert, R (1,1) ERA: 1.97	IP: 5.0 WLS: L BF: 25 H: 5 R: 4 ER: 3 SO: 3 BB: 3 IBB: 1 HBP: 0 BLK: 0 WP: 1 HR: 1 S: 27 P: 43 ERA: 5.40 WHIP: 1.600															<b>PITCHER</b>			
Bill Lee, L (6,1) ERA: 3.5	2.0 3 2 2 2 1 0 0 0 0 0 1 13 17 9.00 2.000																		
Roger Moret, L (8,1) ERA: 3.0	1.0 3 0 0 0 2 0 0 0 0 0 0 7 7 0.00 0.000																		

**Boston Red Sox @ New York Yankees**  
Yankee Stadium, Bronx, NY  
Wed Jun 02 1971, 3:33 AM EDT  
Alt. 9,306 - Unknown - 69 F

AB 32  
R 6  
H 8  
RBI 5  
BB 5  
SO 7  
LOB 15





Batter	1	2	3	4	5	6	7	8	9	AB	R	H	RBI	BB	SO	LOB	TOP								
Doug Griffin, R (1,4) OBP: 0.312, SLG: 0.315	K			K		G1-6-3		F2		3	0	0	0	0	2	1	<b>Boston Red Sox @ New York Yankees</b> Yankee Stadium, Bronx, NY Thu Jun 03 1971, 7:05 PM EDT Att: 15,010 - Cloudy - 79 F								
Joe Lahoud, L (8,PH) OBP: 0.405, SLG: 0.387										1	0	0	0	0	0	1									
John Kennedy, R (8,4) OBP: 0.500, SLG: 0.556										1	0	1	0	0	0	0									
Reggie Smith, S (1,9) OBP: 0.381, SLG: 0.515	F2			K						4	1	1	1	1	1	2									
Carl Yastrzemski, L (1,7) OBP: 0.435, SLG: 0.506	6-3									4	0	2	1	0	0	0									
Rico Petrocelli, R (1,5) OBP: 0.385, SLG: 0.485		K								2	0	0	0	2	1	1									
George Scott, R (1,3) OBP: 0.337, SLG: 0.448		4-3								4	0	1	0	0	0	4									
Billy Conigliaro, R (1,8) OBP: 0.360, SLG: 0.503		F8								3	0	0	0	1	0	1									
Luis Aparicio, R (1,6) OBP: 0.203, SLG: 0.243				4-3						4	0	0	0	0	0	3									
Duane Josephson, R (1,2) OBP: 0.275, SLG: 0.367				6-3						4	2	2	0	0	0	0									
Ray Culp, R (1,1) OBP: 0.200, SLG: 0.200										3	0	2	1	0	1	0									
Sparky Lyle, L (9,1)										0	0	0	0	0	0	0									
Bobby Bolin, R (9,1) OBP: 0.500, SLG: 0.500				K						0	0	0	0	0	0	0									
<b>Inning Stats</b>	R: 0 E: 0 K: 1 S: 5	H: 0 LOB: 0 BB: 0 P: 5	R: 0 E: 0 K: 1 S: 5	H: 0 LOB: 0 BB: 0 P: 5	R: 0 E: 0 K: 1 S: 5	H: 0 LOB: 0 BB: 0 P: 5	R: 0 E: 0 K: 2 S: 8	H: 1 LOB: 1 BB: 0 P: 8	R: 0 E: 0 K: 0 S: 3	H: 1 LOB: 0 BB: 0 P: 3	R: 0 E: 0 K: 0 S: 3	H: 1 LOB: 2 BB: 0 P: 3	R: 1 E: 0 K: 0 S: 4	H: 1 LOB: 2 BB: 0 P: 12	R: 1 E: 0 K: 0 S: 5	H: 2 LOB: 3 BB: 2 P: 13	R: 1 E: 0 K: 0 S: 6	H: 3 LOB: 2 BB: 0 P: 6	1B: 5 2B: 3 3B: 0 HR: 1	SF: 0 SAC: 1 DP: 1 HBP: 0	WP: 2 PB: 0 SB: 0 CS: 1	PA: 39			
<b>PITCHER</b>	IP	WLS	BF	H	R	ER	SO	BB	IBB	HBP	BLK	WP	HR	S	P	ERA	WHIP								
Mel Stottlemyre, R (1,1) ERA: 2.59	8.0	L	32	6	2	2	5	3	1	0	0	2	1	38	54	2.25	1.125								
Jack Aker, R (9,1) ERA: 2.35	0.2		5	3	1	1	0	0	0	0	0	0	0	5	5	13.50	4.500								
Lindy McDaniel, R (9,1) ERA: 6.17	0.1		1	0	0	0	0	0	0	0	0	0	0	1	1	0.00	0.000								

AB	33
R	3
H	9
RBI	3
BB	4
SO	5
LOB	13



Batter	1	2	3	4	5	6	7	8	9	AB	R	H	RBI	BB	SO	LOB	BOTTOM								
Horace Clarke, S (1,4) OBP: 0.369, SLG: 0.333	F7		6-3			L7		CS		4	1	1	0	0	0	0	<b>Boston Red Sox @ New York Yankees</b> Yankee Stadium, Bronx, NY Thu Jun 03 1971, 7:05 PM EDT Att: 15,010 - Cloudy - 79 F								
Thurman Munson, R (1,2) OBP: 0.356, SLG: 0.366										3	1	1	1	1	1	1									
Bobby Murcer, L (1,8) OBP: 0.477, SLG: 0.621										4	0	3	1	0	0	0									
Roy White, S (1,7) OBP: 0.357, SLG: 0.486										4	0	1	0	0	1	2									
John Ellis, R (1,3) OBP: 0.468, SLG: 0.583										4	0	1	0	0	1	3									
Jerry Kenney, L (9,PR) OBP: 0.311, SLG: 0.275										0	0	0	0	0	0	0									
Felipe Alou, R (1,9) OBP: 0.304, SLG: 0.359										4	0	0	0	0	1	3									
Danny Cater, R (1,5) OBP: 0.242, SLG: 0.263										3	0	1	0	0	1	0									
Frank Baker, L (1,6) OBP: 0.346, SLG: 0.250										2	0	0	0	0	1	0									
Jim Lytle, L (8,PH) OBP: 0.211, SLG: 0.324										1	0	0	0	0	0	0									
Gene Michael, S (9,6) OBP: 0.374, SLG: 0.315										0	0	0	0	0	0	0									
Mel Stottlemyre, R (1,1) OBP: 0.235, SLG: 0.194										2	0	0	0	0	0	0									
Jake Gibbs, L (8,PH) OBP: 0.244, SLG: 0.268										1	0	1	0	0	0	0									
Jack Aker, R (9,1) ERA: 1.71										0	0	0	0	0	0	0									
Lindy McDaniel, R (9,1) OBP: 0.333, SLG: 0.333										0	0	0	0	0	0	0									
<b>Inning Stats</b>	R: 0 E: 0 K: 1 S: 6	H: 1 LOB: 1 BB: 0 P: 6	R: 0 E: 0 K: 0 S: 3	H: 2 LOB: 0 BB: 0 P: 3	R: 0 E: 0 K: 1 S: 5	H: 0 LOB: 0 BB: 0 P: 5	R: 0 E: 0 K: 1 S: 5	H: 1 LOB: 1 BB: 0 P: 9	R: 0 E: 0 K: 0 S: 4	H: 1 LOB: 0 BB: 0 P: 4	R: 0 E: 0 K: 1 S: 5	H: 0 LOB: 0 BB: 0 P: 5	R: 0 E: 0 K: 0 S: 3	H: 1 LOB: 2 BB: 0 P: 3	R: 1 E: 0 K: 1 S: 8	H: 3 LOB: 2 BB: 0 P: 8	1B: 6 2B: 2 3B: 0 HR: 1	SF: 0 SAC: 0 DP: 1 HBP: 0	WP: 0 PB: 0 SB: 1 CS: 2	PA: 35					
<b>PITCHER</b>	IP	WLS	BF	H	R	ER	SO	BB	IBB	HBP	BLK	WP	HR	S	P	ERA	WHIP								
Ray Culp, R (1,1) ERA: 4.32	8.0	W	28	7	2	2	5	1	0	0	0	0	0	37	41	2.25	1.000								
Sparky Lyle, L (9,1) ERA: 1.71	0.1		3	2	0	0	1	0	0	0	0	0	0	5	5	0.00	6.000								
Bobby Bolin, R (9,1) ERA: 3.13	0.2	S	2	0	0	0	0	0	0	0	0	0	0	2	2	0.00	0.000								





Batter	1	2	3	4	5	6	7	8	9	AB	R	H	RBI	BB	SO	LOB	TOP	
Freddie Patek, R OBP: 0.310, SLG: 0.313 (1, 6)	0-0 6-3 1B		0-0 G6-3 1B		0-0 F9		0-0 1-2 2-H 1B		0-0 2-H 3-H 1B	5	0	3	3	0	0	0		
Paul Schaaf, R OBP: 0.400, SLG: 0.463 (1, 5)	0-0 HR		0-0 G6-3 1-2		0-0 5-3		0-0 F9		0-0 5-3	5	1	1	1	0	0	4		
Amos Otis, R OBP: 0.346, SLG: 0.520 (1, 8)	0-0 HR 1B		0-0 1B 1B		0-3 K		0-0 F8			4	1	2	0	0	1	0		
Bob Oliver, R OBP: 0.288, SLG: 0.336 (1, 3)	0-3 K		0-0 FC6-4 1B		0-3 K		4-0 G6-3 BB			3	0	1	0	1	2	1		
Cookie Rojas, R OBP: 0.377, SLG: 0.436 (1, 4)	0-0 1-H HR		0-0 FC6-4 1-2		0-0 5-3		0-0 G6-3 1-2			4	1	1	2	0	0	3		
Dennis Paepke, R OBP: 0.305, SLG: 0.412 (9, PH) Joe Keough, L OBP: 0.333, SLG: 0.278 (9, 9)	0-3 K		0-0 6-3		0-0 6-3		0-0 1-3		0-0 4-3	3	0	0	0	0	1	0		
Ted Savage, R OBP: 0.162 Ed Kirkpatrick, L OBP: 0.357, SLG: 0.358 (9, 7)		0-0 5-3		0-0 G3-6-3 1B		4-0 FC1-5 E BB		0-0 2B 1B	2	0	1	0	1	0	0	0		
Jerry May, R OBP: 0.330, SLG: 0.381 (1, 2)		0-0 6-3		0-0 G3-6-3 1-2		0-0 E5 FC1-5 1B		0-0 1-3 1B 2B	4	2	1	0	0	0	2			
Ken Wright, R OBP: 0.133, SLG: 0.071 Tom Burgmeier, L OBP: 0.286, SLG: 0.167 (6, 1)		0-3 K		0-3 K		0-3 K		0-0 FC1-5 1B 1-2 2-3	2	0	0	0	0	2	0	4		
<b>Inning Stats</b>	R: 3 E: 0 K: 2 S: 10	H: 3 LOB: 0 BB: 0 P: 10	R: 0 E: 0 K: 1 S: 5	H: 0 LOB: 0 BB: 0 P: 5	R: 0 E: 0 K: 0 S: 3	H: 1 LOB: 0 BB: 0 P: 3	R: 0 E: 0 K: 1 S: 5	H: 0 LOB: 0 BB: 0 P: 5	R: 0 E: 1 K: 0 S: 2	H: 1 LOB: 2 BB: 1 P: 6	R: 0 E: 0 K: 0 S: 2	H: 0 LOB: 1 BB: 0 P: 6	R: 2 E: 0 K: 0 S: 6	H: 3 LOB: 1 BB: 0 P: 6	1B: 8 2B: 1 3B: 0 HR: 2	SF: 0 SAC: 0 DP: 3 HBP: 0	WP: 0 PB: 0 CS: 0	PA: 38
<b>PITCHER</b>	IP WLS BF H R ER SO BB IBB HBP BLK WP HR S P ERA WHIP	IP WLS BF H R ER SO BB IBB HBP BLK WP HR S P ERA WHIP																
Fritz Peterson, L ERA: 4.06 Jim Hardin, R ERA: 5.06	(1, 1) 7.0 L 29 8 4 3 6 1 0 0 0 0 2 40 44 3.86 1.286	(8, 1) 2.0 9 3 2 2 0 1 0 0 0 0 0 8 12 9.00 2.000																

Kansas City Royals @ New York Yankees  
Yankee Stadium, Bronx, NY  
Fri Jun 04 1971, 7:05 PM EDT  
Att: 10,803 - Unknown - 83 F

AB	36
R	6
H	11
RBI	6
BB	2
SO	6
LOB	14



Batter	1	2	3	4	5	6	7	8	9	AB	R	H	RBI	BB	SO	LOB	BOTTOM	
Horace Clarke, S OBP: 0.363, SLG: 0.327 (1, 4)	0-3 K		0-3 K			0-0 G3	0-0 1-3			4	0	0	0	0	2	1		
Thurman Munson, R OBP: 0.347, SLG: 0.354 (1, 2)	0-0 E6 1B 1B		0-0 F8			0-0 5-3	2-3 3-H		0-0 1-3	4	1	0	0	0	0	0		
Bobby Murcer, L OBP: 0.477, SLG: 0.617 (1, 8)	0-0 1B 2-3 1B		0-3 K			4-0 BB BB			0-0 G3	3	0	1	0	1	1	0		
Roy White, S OBP: 0.364, SLG: 0.494 (1, 7)	0-0 1-3 3-H 1B			0-0 F4		4-0 1-2 BB			0-0 2B	3	0	2	1	1	0	0		
John Ellis, R OBP: 0.446, SLG: 0.547 (1, 3)	0-3 K			0-0 F7		0-0 F5			0-3 K	4	0	0	0	0	2	5		
Felipe Alou, R OBP: 0.297, SLG: 0.350 (1, 9)	0-0 F4			0-0 4-3			0-0 L8		0-0 F8	4	0	0	0	0	0	2		
Danny Cater, R OBP: 0.240, SLG: 0.260 Ron Hansen, R OBP: 0.302, SLG: 0.289 (7, 5)		0-3 K			0-0 F4		0-0 E5 2B WP		0-0 6-3	2	0	0	0	0	1	0		
Gene Michael, S OBP: 0.365, SLG: 0.306 (1, 6)		0-3 K			0-0 6-3		0-0 B2		0-0 F9	4	0	0	0	0	1	1		
Fritz Peterson, S OBP: 0.207, SLG: 0.080 Ron Woods, R OBP: 0.258, SLG: 0.241 Jim Hardin, R ERA: 1.21 (8, 1)		0-3 K			0-3 K		0-0 WP 1-3 2B			2	0	0	0	0	2	0		
<b>Inning Stats</b>	R: 1 E: 1 K: 2 S: 10	H: 2 LOB: 2 BB: 0 P: 10	R: 0 E: 0 K: 3 S: 9	H: 0 LOB: 0 BB: 0 P: 9	R: 0 E: 0 K: 2 S: 7	H: 0 LOB: 0 BB: 0 P: 7	R: 0 E: 0 K: 0 S: 3	H: 0 LOB: 0 BB: 0 P: 3	R: 0 E: 0 K: 1 S: 5	H: 1 LOB: 1 BB: 0 P: 5	R: 0 E: 0 K: 1 S: 6	H: 1 LOB: 1 BB: 0 P: 6	R: 0 E: 0 K: 0 S: 3	H: 0 LOB: 0 BB: 0 P: 3	1B: 2 2B: 2 3B: 0 HR: 0	SF: 0 SAC: 0 DP: 0 HBP: 0	WP: 1 PB: 0 CS: 0	PA: 35
<b>PITCHER</b>	IP WLS BF H R ER SO BB IBB HBP BLK WP HR S P ERA WHIP	IP WLS BF H R ER SO BB IBB HBP BLK WP HR S P ERA WHIP																
Ken Wright, R ERA: 2.4 Tom Burgmeier, L ERA: 1.21	(1, 1) 5.2 S 14 2 1 0 1	(6, 1) 3.1 14 2 1 0 1																

Kansas City Royals @ New York Yankees  
Yankee Stadium, Bronx, NY  
Fri Jun 04 1971, 7:05 PM EDT  
Att: 10,803 - Unknown - 83 F

AB	33
R	2
H	4
RBI	1
BB	2
SO	9
LOB	9






Batter	1	2	3	4	5	6	7	8	9	AB	R	H	RBI	BB	SO	LOB	TOP					
Freddie Patek, R OBP: 0.307, SLG: 0.310 (1, 6)	L6		F9	F9		F8	F7			5	1	1	0	0	0	3						
Paul Schaaf, R OBP: 0.400, SLG: 0.463 (1, 5)	L1-3		2B		L7		2B	F9		4	1	1	2	1	0	0						
Amos Otis, R OBP: 0.342, SLG: 0.516 (1, 8)	F6		5-3		L1-3		4-3	F9		5	1	1	0	0	0	1						
Ed Kirkpatrick, L OBP: 0.352, SLG: 0.353 (1, 7)		4-3	L3-1		HR		4-3	F4		5	1	1	1	0	0	2						
Cookie Rojas, R OBP: 0.382, SLG: 0.454 (1, 4)	4-3			FC1-6	HR		1B	F8		4	2	2	2	1	0	0						
Bob Oliver, R OBP: 0.291, SLG: 0.338 (1, 3)			FC1-6	2B	F2		4-3	F7		5	2	2	1	0	0	1						
Joe Keough, L OBP: 0.329, SLG: 0.283 (1, 9)	L1-3		FC1-2	2B		L4	4-3	3-1		5	0	1	1	0	0	2						
Jerry May, R OBP: 0.347, SLG: 0.391 (1, 2)			FC3-6	FC5						3	1	2	0	1	0	1						
Bruce Dal Canton, R OBP: 0.042, SLG: 0.042 Jim Rooker, R Gail Hopkins, L Ted Abernathy, R	FC3-6		FC1-2			K				3	1	0	0	0	1	4						
<b>Inning Stats</b>	R: 0 E: 0 K: 0 S: 3	H: 0 LOB: 0 BB: 0 P: 3	R: 0 E: 0 K: 0 S: 4	H: 1 LOB: 1 BB: 0 P: 4	R: 2 E: 0 K: 0 S: 6	H: 3 LOB: 1 BB: 0 P: 6	R: 1 E: 1 K: 0 S: 6	H: 2 LOB: 2 BB: 0 P: 6	R: 2 E: 0 K: 0 S: 5	H: 2 LOB: 0 BB: 0 P: 5	R: 0 E: 0 K: 1 S: 6	H: 1 LOB: 1 BB: 0 P: 6	R: 6 E: 0 K: 0 S: 6	H: 3 LOB: 3 BB: 3 P: 18	R: 0 E: 0 K: 0 S: 3	H: 0 LOB: 0 BB: 0 P: 3	R: 0 E: 0 K: 0 S: 3	H: 0 LOB: 0 BB: 0 P: 3	1B: 7 2B: 3 3B: 0 HR: 2	SF: 0 SAC: 0 DP: 0 HBP: 0	WP: 0 PB: 0 SB: 0 CS: 0	PA: 43
<b>PITCHER</b>	IP	WLS	BF	H	R	ER	SO	BB	IBB	HBP	BLK	WP	HR	S	P	ERA	WHIP					
Steve Kline, R ERA: 3.12	5.0		24	8	5	4	0	0	0	0	0	0	1	24	24	7.20	1.600					
Gary Waslewski, R ERA: 3.29	1.0	L	6	2	2	2	1	1	0	0	0	0	0	7	11	18.00	3.000					
Lindy McDaniel, R ERA: 7.11	2.0		10	2	4	4	0	1	1	0	0	0	1	8	16	18.00	1.500					
Gary Jones, L ERA: 2.89	1.0		3	0	0	0	0	0	0	0	0	0	0	3	3	0.00	0.000					

**Kansas City Royals @ New York Yankees**  
 Yankee Stadium, Bronx, NY  
 Sat Jun 05 1971, 3:33 AM EDT  
 Att: 10,874 - Unknown - 81 F


AB 40  
 R 11  
 H 12  
 RBI 10  
 BB 3  
 SO 1  
 LOB 14



Batter	1	2	3	4	5	6	7	8	9	AB	R	H	RBI	BB	SO	LOB	BOTTOM				
Horace Clarke, S OBP: 0.355, SLG: 0.319 (1, 4)	G3		G3		4-3		K	FC6-4		5	0	0	1	0	1	3					
Jerry Kenney, L OBP: 0.324, SLG: 0.269 (1, 5)	IHR		E6			E	FC3-6	L8		2	2	0	0	3	0	2					
Bobby Murcer, L OBP: 0.476, SLG: 0.609 (1, 8)	6-3		L3			F8	FC3-6	F7		4	0	1	0	1	0	2					
Roy White, S OBP: 0.370, SLG: 0.508 (1, 7)	IHR		L3			1B	FC3-6	BB		3	2	1	2	2	0	4					
John Ellis, R OBP: 0.432, SLG: 0.515 (1, 3)	K			5-3		F6	F7	FC6-4		4	0	0	0	1	1	4					
Jake Gibbs, L OBP: 0.242, SLG: 0.264 (1, 2)	F8		E3			1B		F9	F7	5	1	1	1	0	0	2					
Jim Lyttle, L OBP: 0.200, SLG: 0.308 Felipe Alou, R	G3		G4-6-3			1B		FC6-4		2	0	0	0	0	0	1					
Gene Michael, S OBP: 0.368, SLG: 0.312 (1, 6)	G3					1B		FC6-4		3	1	2	1	0	0	2					
Steve Kline, R Frank Tepedino, L Gary Waslewski, R Lindy McDaniel, R Ron Woods, R Gary Jones, L	G3		E			K		FC6-4		1	1	1	0	0	0	0					
<b>Inning Stats</b>	R: 2 E: 0 K: 1 S: 6	H: 1 LOB: 1 BB: 1 P: 10	R: 0 E: 0 K: 0 S: 3	H: 0 LOB: 0 BB: 0 P: 3	R: 1 E: 1 K: 0 S: 4	H: 1 LOB: 1 BB: 1 P: 8	R: 0 E: 1 K: 0 S: 3	H: 0 LOB: 0 BB: 0 P: 3	R: 0 E: 0 K: 1 S: 8	H: 3 LOB: 2 BB: 2 P: 16	R: 0 E: 0 K: 1 S: 6	H: 1 LOB: 2 BB: 1 P: 10	R: 1 E: 0 K: 0 S: 5	H: 2 LOB: 2 BB: 1 P: 9	R: 0 E: 0 K: 0 S: 3	H: 0 LOB: 2 BB: 2 P: 11	1B: 6 2B: 2 3B: 0 HR: 1	SF: 0 SAC: 0 DP: 2 HBP: 0	WP: 0 PB: 0 SB: 0 CS: 0	PA: 43	
<b>PITCHER</b>	IP	WLS	BF	H	R	ER	SO	BB	IBB	HBP	BLK	WP	HR	S	P	ERA	WHIP				
Bruce Dal Canton, R ERA: 2.96	5.2		24	3	6	5	1	4	0	0	0	0	0	22	38	7.94	1.235				
Jim Rooker, L ERA: 8.02	0.1		3	2	0	0	1	0	0	0	0	0	0	5	5	0.00	6.000				
Ted Abernathy, R ERA: 1.91	3.0	W	16	3	1	1	1	4	0	0	0	0	0	14	30	3.00	2.333				

**Kansas City Royals @ New York Yankees**  
 Yankee Stadium, Bronx, NY  
 Sat Jun 05 1971, 3:33 AM EDT  
 Att: 10,874 - Unknown - 81 F

AB 35  
 R 7  
 H 8  
 RBI 6  
 BB 8  
 SO 3  
 LOB 22





Batter	1	2	3	4	5	6	7	8	9	AB	R	H	RBI	BB	SO	LOB	TOP		
Freddie Patek, R OBP: 0.306, SLG: 0.309	0-0 1B 5-3 1B		0-0 F8			0-0 5-3		0-0 6-3		4	0	1	0	0	0	0			
Paul Schaaf, R OBP: 0.397, SLG: 0.464	0-0 5-3		0-0 2B			0-0 L7		0-0 6-3		4	0	1	0	0	0	1			
Amos Otis, R OBP: 0.345, SLG: 0.532	0-0 G4-6-3 2-3 1B		0-0 L7			0-0 HR		0-0 5-3		4	1	2	1	0	0	1			
Ed Kirkpatrick, L OBP: 0.349, SLG: 0.371	0-0 G4-6-3 1-2		0-0 4-3			0-0 HR		0-0 F8		4	1	1	1	0	0	2			
Cookie Rojas, R OBP: 0.380, SLG: 0.449		0-0 F8		0-0 F4		0-0 1B		0-3 K		4	0	1	0	0	1	0			
Bob Oliver, R OBP: 0.284, SLG: 0.329		0-3 K		0-0 F8		0-3 K		0-3 K		4	0	0	0	0	3	1			
Joe Keough, L OBP: 0.329, SLG: 0.279		4-0 BB		0-0 4-3		0-0 4-3		0-0 F7		2	0	0	0	1	0	0			
Jerry May, R OBP: 0.337, SLG: 0.378		0-0 1-3		0-0 4-3		0-0 6-3		0-3 K		3	0	0	0	0	0	1			
Dick Drago, R Al Fitzmorris, R Carl Taylor, R Jim York, R Ted Savage, R Jim Rooker, R			0-0 5-3		0-0 3-1		0-3 K			1	0	0	0	0	0	0			
<b>Inning Stats</b>	R: 0 E: 0 K: 0 S: 4	H: 2 LOB: 1 BB: 0 P: 4	R: 0 E: 0 K: 1 S: 5	H: 0 LOB: 1 BB: 1 P: 9	R: 0 E: 0 K: 0 S: 4	H: 1 LOB: 1 BB: 0 P: 4	R: 0 E: 0 K: 0 S: 3	H: 0 LOB: 0 BB: 0 P: 3	R: 0 E: 0 K: 1 S: 8	H: 3 LOB: 1 BB: 0 P: 8	R: 0 E: 0 K: 1 S: 5	H: 0 LOB: 0 BB: 0 P: 5	R: 0 E: 0 K: 0 S: 3	H: 0 LOB: 0 BB: 0 P: 7	R: 0 E: 0 K: 2 S: 7	H: 0 LOB: 0 BB: 0 P: 7	1B: 3 2B: 1 3B: 0 HR: 2	SF: 0 SAC: 0 DP: 1 HBP: 0	WP: 0 PA: 33 CS: 0
<b>PITCHER</b> Stan Bahnsen, R ERA: 3.66	IP: 9.0 WLS: W BF: 33 H: 6 R: 2 ER: 2 SO: 5 BB: 1 IBB: 0 HBP: 0 BLK: 0 WP: 0 HR: 2 S: 42 P: 46 ERA: 2.00 WHIP: 0.778																		

**Kansas City Royals @ New York Yankees**  
 Yankee Stadium, Bronx, NY  
 Sun Jun 06 1971, 3:33 AM EDT  
 Att: 59,348 - Unknown - 80 F

AB	32
R	2
H	6
RBI	2
BB	1
SO	5
LOB	6



Batter	1	2	3	4	5	6	7	8	9	AB	R	H	RBI	BB	SO	LOB	BOTTOM		
Horace Clarke, S OBP: 0.363, SLG: 0.338	0-0 SH5-3 2B		0-0 FC4 1-3 1B 2B	0-0 SH5-3		0-0 1B				3	1	3	0	0	0	0			
Jerry Kenney, L OBP: 0.316, SLG: 0.260	0-0 SH5-3		0-0 FC4 1B	0-0 4-3		0-3 K				3	1	0	1	0	1	3			
Bobby Murcer, L OBP: 0.476, SLG: 0.604	4-0 G4-6-3 BB		0-0 1B 1-3 3-H 1B	0-3 K		0-3 K				3	1	1	1	1	2	1			
Roy White, S OBP: 0.372, SLG: 0.508	0-0 G4-6-3		0-0 1B 1-3 3-H 1B		0-0 6-3 1B		0-0 F8			4	1	2	1	0	0	2			
John Ellis, R OBP: 0.413, SLG: 0.486		0-0 6-3	0-3 K		0-0 F9		0-0 F7			4	0	0	0	0	1	3			
Thurman Munson, R OBP: 0.357, SLG: 0.362		1-0 5-3 HBP	0-0 1B 1-3 3-H 1B	0-0 6-3		0-0 6-3		0-0 G5-4-3 1B		3	0	2	1	0	0	1			
Felipe Alou, R OBP: 0.302, SLG: 0.354		0-0 5-3	0-0 G1-6-3 1B		0-0 F8		0-0 F9			4	0	1	1	0	0	3			
Gene Michael, S OBP: 0.359, SLG: 0.303		0-0 F8	0-0 G1-6-3		0-0 F5		0-0 G5-4-3			4	0	0	0	0	0	4			
Stan Bahnsen, R OBP: 0.160, SLG: 0.208			0-0 2B FC4 1B	4-0 4-3 SH5-3 BB		0-3 K				2	1	1	0	1	1	0			
<b>Inning Stats</b>	R: 0 E: 0 K: 0 S: 3	H: 1 LOB: 1 BB: 1 P: 7	R: 0 E: 0 K: 0 S: 3	H: 0 LOB: 1 BB: 0 P: 4	R: 5 E: 0 K: 1 S: 11	H: 6 LOB: 1 BB: 0 P: 11	R: 0 E: 0 K: 1 S: 5	H: 0 LOB: 1 BB: 1 P: 9	R: 0 E: 0 K: 2 S: 8	H: 1 LOB: 1 BB: 0 P: 8	R: 0 E: 0 K: 1 S: 5	H: 0 LOB: 0 BB: 0 P: 5	R: 0 E: 0 K: 0 S: 3	H: 1 LOB: 0 BB: 0 P: 3	R: 0 E: 0 K: 0 S: 3	H: 1 LOB: 0 BB: 0 P: 3	1B: 8 2B: 2 3B: 0 HR: 0	SF: 0 SAC: 2 DP: 3 HBP: 1	WP: 0 PA: 35 CS: 0
<b>PITCHER</b> Dick Drago, R Al Fitzmorris, R Jim York, R Jim Rooker, L	IP: 2.1 WLS: L BF: 15 H: 6 R: 5 ER: 5 SO: 1 BB: 1 IBB: 0 HBP: 0 BLK: 0 WP: 0 HR: 0 S: 15 P: 20 ERA: 19.29 WHIP: 3.000																		

**Kansas City Royals @ New York Yankees**  
 Yankee Stadium, Bronx, NY  
 Sun Jun 06 1971, 3:33 AM EDT  
 Att: 59,348 - Unknown - 80 F

AB	30
R	5
H	10
RBI	5
BB	2
SO	5
LOB	17









Batter	1	2	3	4	5	6	7	8	9	AB	R	H	RBI	BB	SO	LOB	TOP				
Horace Clarke, S (1.4) OBP: 0.358, SLG: 0.333										4	0	1	0	0	0	1					
Jerry Kenney, L (1.5) OBP: 0.331, SLG: 0.273										3	1	2	0	1	0	0					
Bobby Murcer, L (1.8) OBP: 0.475, SLG: 0.593										4	1	1	0	0	0	3					
Roy White, S (1.7) OBP: 0.375, SLG: 0.503										4	1	1	0	0	1	1					
Danny Cater, R (1.3) OBP: 0.260, SLG: 0.300										4	0	2	1	0	0	0					
Thurman Munson, R (1.2) OBP: 0.340, SLG: 0.341										4	0	0	0	0	1	3					
Felipe Alou, R (1.9) OBP: 0.309, SLG: 0.355										4	0	2	1	0	0	1					
Gene Michael, S (1.6) OBP: 0.349, SLG: 0.293										4	0	1	0	0	0	4					
Fritz Peterson, S (1.1) OBP: 0.200, SLG: 0.077										1	0	0	0	0	0	0					
Jake Gibbs, L (8, PH) OBP: 0.240, SLG: 0.261										1	0	0	0	0	0	0					
Jack Aker, R (8, PH) OBP: 0.402, SLG: 0.468										0	0	0	0	0	0	0					
John Ellis, R (9, PH) OBP: 0.402, SLG: 0.468										1	0	0	0	0	0	2					
Jim Hardin, R (9, 1) OBP: 0.402, SLG: 0.468										0	0	0	0	0	0	0					
<b>Inning Stats</b>	R: 0 E: 0 K: 1 S: 6	H: 2 LOB: 1 BB: 0 P: 6	R: 0 E: 0 K: 0 S: 4	H: 1 LOB: 1 BB: 0 P: 4	R: 0 E: 0 K: 0 S: 3	H: 0 LOB: 1 BB: 1 P: 7	R: 0 E: 0 K: 1 S: 5	H: 0 LOB: 0 BB: 0 P: 5	R: 0 E: 0 K: 0 S: 4	H: 1 LOB: 1 BB: 0 P: 4	R: 1 E: 1 K: 0 S: 4	H: 1 LOB: 0 BB: 0 P: 4	R: 0 E: 0 K: 0 S: 3	H: 1 LOB: 0 BB: 0 P: 3	R: 0 E: 0 K: 0 S: 3	H: 0 LOB: 0 BB: 0 P: 3	R: 2 E: 0 K: 0 S: 7	H: 4 LOB: 2 BB: 0 P: 7	1B: 10 2B: 1 3B: 0 HR: 0	SF: 0 SAC: 1 DP: 2 HBP: 0	WP: 0 PA: 36 CS: 0
<b>PITCHER</b>	IP WLS BF H R ER SO BB IBB HBP BLK WP HR S P ERA WHIP																				
Andy Messersmith, R (1, 1) ERA: 3.9	8.0 31 8 3 2 2 1 0 0 0 0 0 34 38 2.25 1.125																				
Mel Queen, R (9, 1) ERA: 0.77	0.1 3 2 0 0 0 0 0 0 0 0 0 3 3 0.00 6.000																				
Dave LaRoche, L (9, 1) ERA: 1.61	0.2 W 2 0 0 0 0 0 0 0 0 0 0 2 2 0.00 0.000																				

New York Yankees @ California Angels  
Anaheim Stadium, Anaheim, CA  
Wed Jun 09 1971, 10:05 PM EDT  
Att. 7,802 - Overcast - 66 F

AB 34  
R 3  
H 10  
RBI 2  
BB 1  
SO 2  
LOB 15



Batter	1	2	3	4	5	6	7	8	9	AB	R	H	RBI	BB	SO	LOB	BOTTOM			
Sandy Alomar Sr., S (1.4) OBP: 0.269, SLG: 0.275										4	0	1	0	0	0	0				
Ken Berry, R (1.8) OBP: 0.288, SLG: 0.359										4	1	2	0	0	1	1				
Jim Fregosi, R (1.6) OBP: 0.305, SLG: 0.327										3	1	0	0	0	1	2				
Ken McMullen, R (1.5) OBP: 0.303, SLG: 0.405										3	0	0	0	1	0	2				
Tony Conigliaro, R (1.9) OBP: 0.317, SLG: 0.382										3	1	0	0	1	1	2				
Billy Cowan, R (1.7) OBP: 0.280, SLG: 0.417										3	1	1	3	0	1	0				
Tony Gonzalez, L (8, 7) OBP: 0.388, SLG: 0.349										1	0	1	1	0	0	0				
Jim Spencer, L (1.3) OBP: 0.263, SLG: 0.346										3	0	1	0	0	1	0				
Jeff Torborg, R (1.2) OBP: 0.077, SLG: 0.080										3	0	0	0	0	1					
Andy Messersmith, R (1, 1) OBP: 0.194, SLG: 0.241										3	0	0	0	0	1	0				
Mel Queen, L (9, 1) ERA: 2.25										0	0	0	0	0	0	0				
Dave LaRoche, L (9, 1) OBP: 0.400, SLG: 0.250										0	0	0	0	0	0	0				
<b>Inning Stats</b>	R: 0 E: 0 K: 2 S: 7	H: 0 LOB: 0 BB: 0 P: 7	R: 0 E: 0 K: 1 S: 5	H: 0 LOB: 0 BB: 0 P: 5	R: 0 E: 0 K: 0 S: 3	H: 1 LOB: 0 BB: 0 P: 3	R: 0 E: 0 K: 0 S: 4	H: 1 LOB: 1 BB: 0 P: 4	R: 0 E: 0 K: 2 S: 7	H: 0 LOB: 0 BB: 0 P: 7	R: 3 E: 0 K: 0 S: 5	H: 2 LOB: 0 BB: 1 P: 9	R: 0 E: 0 K: 0 S: 3	H: 0 LOB: 0 BB: 0 P: 3	R: 1 E: 0 K: 0 S: 4	H: 2 LOB: 2 BB: 1 P: 8	1B: 4 2B: 1 3B: 1 HR: 1	SF: 0 SAC: 1 DP: 1 HBP: 0	WP: 0 PA: 33 CS: 0	
<b>PITCHER</b>	IP WLS BF H R ER SO BB IBB HBP BLK WP HR S P ERA WHIP																			
Fritz Peterson, L (1, 1) ERA: 4.04	7.0 25 4 3 3 6 1 0 0 0 0 0 36 40 3.86 0.714																			
Jack Aker, R (8, 1) ERA: 2.25	1.0 3 0 0 0 0 0 0 0 0 0 0 3 3 0.00 0.000																			
Jim Hardin, R (9, 1) ERA: 5.56	0.2 L 5 2 1 1 0 0 1 0 0 0 0 4 8 13.50 3.000																			

New York Yankees @ California Angels  
Anaheim Stadium, Anaheim, CA  
Wed Jun 09 1971, 10:05 PM EDT  
Att. 7,802 - Overcast - 66 F

AB 30  
R 4  
H 6  
RBI 4  
BB 2  
SO 6  
LOB 8





Batter	1	2	3	4	5	6	7	8	9	AB	R	H	RBI	BB	SO	LOB	TOP			
Jerry Kenney, L (1.5) OBP: 0.336, SLG: 0.282	0-0 1B 3-1	0-0 E8 2H 1B		0-0 4-3			0-0 6-3		0-3 K	4	1	2	1	0	0	1				
Jim Lytle, L (1.9) OBP: 0.205, SLG: 0.302	0-0 FC6-4 3-1 1B	0-3 K			0-0 4-3		0-0 F8			4	0	1	0	0	1	1				
Bobby Murcer, L (1.8) OBP: 0.471, SLG: 0.586	0-0 3-1 1B	0-3 K			0-0 4-3		0-0 F7			4	0	1	1	0	1	2				
Roy White, S (1.7) OBP: 0.373, SLG: 0.495	4-0 FC6-4 BB			0-0 4-3			0-0 F5		0-0 G4-6-3 1B	3	0	0	0	1	0	1				
Danny Cater, R (1.3) OBP: 0.255, SLG: 0.294	0-0 FC6-4 BB			0-0 5-3			0-0 5-3		0-0 G4-6-3 1B	4	0	0	0	0	0	2				
Thurman Munson, R (1.2) OBP: 0.355, SLG: 0.350	4-0 FC6-4 BB			0-0 CS 1B			4-0 4-3 E BB		0-0 4-3	2	1	2	0	2	0	0				
Gene Michael, S (1.4) OBP: 0.341, SLG: 0.286	0-0 FC6-4 1-2			0-0 CS 1-2 1B			0-0 4-3		0-0 4-3 1B	4	0	0	0	0	1	5				
Frank Baker, L (1.6) OBP: 0.367, SLG: 0.227		4-0 SH1-4 E BB		0-0 6-3			4-0 S S IBB		0-3 K	2	1	0	0	2	0	1				
Stan Bahnsen, R (1.1) OBP: 0.179, SLG: 0.259		0-0 SH1-4 1-2 2B		0-0 2B			0-0 S 1-H 3H		0-0 F5	4	0	1	0	0	1	2				
<b>Inning Stats</b>	R: 1 E: 0 K: 0 S: 5	H: 2 LOB: 3 BB: 2 P: 13	R: 1 E: 1 K: 2 S: 8	H: 1 LOB: 1 BB: 1 P: 12	R: 0 E: 0 K: 0 S: 3	H: 1 LOB: 0 BB: 0 P: 3	R: 0 E: 0 K: 0 S: 4	H: 1 LOB: 1 BB: 0 P: 4	R: 0 E: 0 K: 0 S: 3	H: 0 LOB: 0 BB: 0 P: 3	R: 0 E: 0 K: 0 S: 3	H: 0 LOB: 0 BB: 0 P: 3	R: 0 E: 0 K: 0 S: 3	H: 1 LOB: 1 BB: 0 P: 3	R: 0 E: 0 K: 2 S: 8	H: 1 LOB: 1 BB: 0 P: 8	1B: 6 2B: 1 3B: 0 HR: 0	SF: 0 SAC: 1 DP: 1 HBP: 0	WP: 0 PB: 0 SB: 1 CS: 1	PA: 38
<b>PITCHER</b>	IP WLS BF H R ER SO BB IBB HBP BLK WP HR S P ERA WHIP	IP WLS BF H R ER SO BB IBB HBP BLK WP HR S P ERA WHIP																		
Tom Murphy, R (1.1) ERA: 4.44	7.0	L	30	5	3	2	2	4	1	0	0	0	0	0	0	28	48	2.57	1.286	
Dave LaRoche, L (8.1) ERA: 1.5	2.0		7	2	0	0	2	0	0	0	0	0	0	0	0	11	11	0.00	1.000	

New York Yankees @ California Angels  
Anaheim Stadium, Anaheim, CA  
Thu Jun 10 1971, 10:05 PM EDT  
Att. 8,557 - Overcast - 67 F

AB 31  
R 3  
H 7  
RBI 2  
BB 5  
SO 4  
LOB 15



Batter	1	2	3	4	5	6	7	8	9	AB	R	H	RBI	BB	SO	LOB	BOTTOM		
Sandy Alomar Sr., S (1.4) OBP: 0.264, SLG: 0.271	0-0 F7		0-0 B1-3			0-0 6-3	0-0 4-3			4	0	0	0	0	0	2			
Jim Spencer, L (1.3) OBP: 0.288, SLG: 0.351	0-0 2B		0-0 G3			4-0 BB		0-3 K		3	1	1	0	1	1	0			
Jim Fregosi, R (1.6) OBP: 0.311, SLG: 0.350	0-0 2B		0-0 F7			0-0 F8				4	0	2	1	0	0	1			
Tony Gonzalez, L (1.7) OBP: 0.358, SLG: 0.319	0-0 F8			0-0 F7		0-0 L8		0-0 L4		4	0	0	0	0	0	3			
Ken McMullen, R (1.5) OBP: 0.302, SLG: 0.399	4-0 BB			0-0 5-3			0-0 E6 FC3-6	0-0 G3		3	0	0	0	1	0	1			
Roger Repoz, L (1.9) OBP: 0.369, SLG: 0.368	0-0 1-3			0-3 K			0-0 FC3-6 1-3 1B		0-0 F3	4	1	0	0	0	1	3			
John Stephenson, L (1.2) OBP: 0.366, SLG: 0.430			0-0 4-3			0-0 G6-4-3 1B		0-0 1-3		4	0	1	0	0	0	1			
Ken Berry, R (1.8) OBP: 0.287, SLG: 0.356			0-0 6-3			0-0 G6-4-3 1-2		0-0 F5		4	0	1	1	0	0	1			
Tom Murphy, R (1.1) OBP: 0.065, SLG: 0.097			0-0 4-3			0-3 K				2	0	0	0	0	1	0			
Alex Johnson, R (7, PH) OBP: 0.309, SLG: 0.311										0	0	0	0	1	0	0			
Dave LaRoche, L (8.1) OBP: 0.400, SLG: 0.250										0	0	0	0	0	0	0			
<b>Inning Stats</b>	R: 1 E: 0 K: 0 S: 5	H: 2 LOB: 2 BB: 1 P: 9	R: 0 E: 0 K: 0 S: 3	H: 0 LOB: 0 BB: 0 P: 3	R: 0 E: 0 K: 1 S: 5	H: 0 LOB: 0 BB: 0 P: 5	R: 0 E: 0 K: 0 S: 3	H: 0 LOB: 1 BB: 1 P: 7	R: 1 E: 1 K: 0 S: 5	H: 1 LOB: 2 BB: 1 P: 9	R: 0 E: 0 K: 1 S: 6	H: 1 LOB: 1 BB: 0 P: 6	R: 0 E: 0 K: 0 S: 3	H: 0 LOB: 0 BB: 0 P: 3	1B: 2 2B: 3 3B: 0 HR: 0	SF: 0 SAC: 0 DP: 1 HBP: 0	WP: 0 PB: 0 SB: 0 CS: 0	PA: 35	
<b>PITCHER</b>	IP WLS BF H R ER SO BB IBB HBP BLK WP HR S P ERA WHIP	IP WLS BF H R ER SO BB IBB HBP BLK WP HR S P ERA WHIP																	
Stan Bahnsen, R (1.1) ERA: 3.39	9.0	W	35	5	2	1	3	3	0	0	0	0	0	0	0	38	50	1.00	0.889

New York Yankees @ California Angels  
Anaheim Stadium, Anaheim, CA  
Thu Jun 10 1971, 10:05 PM EDT  
Att. 8,557 - Overcast - 67 F


AB 32  
R 2  
H 5  
RBI 2  
BB 3  
SO 3  
LOB 12










Batter	1	2	3	4	5	6	7	8	9	AB	R	H	RBI	BB	SO	LOB	TOP					
Horace Clarke, S OBP: 0.354, SLG: 0.323 (1, 4)	0-0 3-1		0-3 K		0-0 6-3		0-0 F7			4	0	0	0	0	1	2	<b>New York Yankees @ Oakland Athletics</b> Oakland-Alameda County Coliseum, Oakland, CA Sat Jun 12 1971, 3:33 AM PDT Att: 23,985 - Unknown - 60 F 					
Felipe Alou, R OBP: 0.313, SLG: 0.366 (1, 8)	0-0 3B		0-0 F4			4-0 HR BB		0-0 6-3		3	1	1	0	1	0	1						
Thurman Munson, R OBP: 0.356, SLG: 0.342 (1, 2)	0-3 K			4-0 PB 1B BB		0-0 F9		4-0 FC6-4 BB		2	1	0	0	2	1	2						
Roy White, S OBP: 0.371, SLG: 0.505 (1, 7)	0-3 K			0-0 6-3 1-2		0-0 1-H HR		0-0 FC6-4 FC4-6		4	1	1	2	0	1	3						
Danny Cater, R OBP: 0.264, SLG: 0.302 (1, 5)		0-0 G5-4-3 1B		0-3 K 2-3		0-3 K		0-0 FC4-6		4	0	1	0	0	2	2						
John Ellis, R OBP: 0.406, SLG: 0.469 (1, 3)		0-0 G5-4-3 1-2f		0-0 1B		0-3 K			0-0 1B	4	0	2	1	0	1	1						
Danny Walton, R OBP: 0.268, SLG: 0.311 (1, 9)		0-3 K		0-3 K			0-3 K		0-0 F8	4	0	0	0	0	3	2						
Gene Michael, S OBP: 0.337, SLG: 0.277 (1, 6)			4-0 FC6 BB		0-0 6-3		0-0 6-3		0-0 L9	3	0	0	0	1	0	1						
Mel Stottlemyre, R OBP: 0.275, SLG: 0.222 Gary Jones, L (5, 1)			0-0 FC6		0-3 K		4-0 BB		0-0 F5	2	0	0	0	0	1	1						
Ron Woods, R OBP: 0.303, SLG: 0.241 Lindy McDaniel, R OBP: 0.333, SLG: 0.333 Ron Hansen, R OBP: 0.295, SLG: 0.282 (9, PH)			1-2f							1	0	0	0	0	0	1						
<b>Inning Stats</b>	R: 0 E: 0 K: 2 S: 8	H: 1 LOB: 1 BB: 0 P: 8	R: 0 E: 0 K: 1 S: 5	H: 1 LOB: 0 BB: 0 P: 5	R: 0 E: 0 K: 1 S: 5	H: 0 LOB: 1 BB: 1 P: 9	R: 1 E: 0 K: 2 S: 8	H: 1 LOB: 1 BB: 1 P: 12	R: 0 E: 0 K: 1 S: 5	H: 0 LOB: 0 BB: 0 P: 5	R: 2 E: 0 K: 2 S: 8	H: 1 LOB: 0 BB: 1 P: 12	R: 0 E: 0 K: 1 S: 5	H: 0 LOB: 1 BB: 1 P: 9	R: 0 E: 0 K: 0 S: 3	H: 0 LOB: 1 BB: 0 P: 7	R: 0 E: 0 K: 0 S: 4	H: 1 LOB: 1 BB: 0 P: 4	1B: 3 2B: 0 3B: 1 HR: 1	SF: 0 SAC: 0 DP: 1 HBP: 0	WP: 0 PB: 1 SB: 0 CS: 0	PA: 36
<b>PITCHER</b> Vida Blue, L ERA: 1.45 (1, 1)	IP: 9.0 WLS: W BF: 36 H: 5 R: 3 ER: 3 SO: 10 BB: 5 IBB: 0 HBP: 0 BLK: 0 WP: 0 HR: 1 S: 51 P: 71 ERA: 3.00 WHIP: 1.111															<b>PITCHER</b>						

Batter	1	2	3	4	5	6	7	8	9	AB	R	H	RBI	BB	SO	LOB	BOTTOM			
Bert Campaneris, R OBP: 0.276, SLG: 0.329 (1, 6)	0-0 1B G3	0-0 1B 1B		0-0 L6	0-0 1B	0-0 F8		0-0 WP HR 1B		6	3	4	1	0	0	2	<b>New York Yankees @ Oakland Athletics</b> Oakland-Alameda County Coliseum, Oakland, CA Sat Jun 12 1971, 3:33 AM PDT Att: 23,985 - Unknown - 60 F 			
Joe Rudi, R OBP: 0.319, SLG: 0.417 (1, 7)	0-0 G3 4-3	0-0 1B 1B		0-0 6-3	0-0 1-3 2-H 1B		0-0 F7	0-0 1-H HR		6	2	4	3	0	0	0				
Reggie Jackson, L OBP: 0.357, SLG: 0.498 Curt Blefary, L OBP: 0.280, SLG: 0.326 (7, PR) (8, 9)	4-0 4-3 1-2	0-0 BB 1B			4-3 F8		0-0 1B	0-0 2B		4	0	2	1	1	0	2				
Mike Epstein, L OBP: 0.357, SLG: 0.368 Tommy Davis, R OBP: 0.372, SLG: 0.429 (8, 5)	0-0 G3	4-0 BB			0-0 1B E 1B	0-0 6-3	0-0 F2	0-0 6-3		4	1	1	1	1	0	3				
Sal Bando, R OBP: 0.395, SLG: 0.477 Ray Webster, L OBP: 0.200, SLG: 0.077 (7, PR) (8, 3)	4-0 4-3 1-2 2-3 3-H	0-3 K			0-0 1B E 1B	4-0 1B BB	0-0 1B			3	2	2	0	2	1	3				
Angel Mangual, R OBP: 0.368, SLG: 0.449 (1, 8)	0-0 4-3		0-0 G5-4-3 1B		0-0 E 1B 1B	0-0 1B SH 1B	0-0 1B	0-0 1B		5	2	4	2	0	0	2				
Dave Duncan, R OBP: 0.283, SLG: 0.400 (1, 2)	0-0 L6		0-0 G5-4-3 1-2f		0-0 E5 1B	0-0 SH 1B	0-0 F8			5	1	1	2	0	0	6				
Dick Green, R OBP: 0.365, SLG: 0.444 Larry Brown, R OBP: 0.265, SLG: 0.227 (7, 4)		0-0 G3	0-0 F7		0-0 1B 1B	0-0 SH 1B		0-0 F2		3	1	1	2	0	0	0				
Vida Blue, S OBP: 0.174, SLG: 0.159 (1, 1)	0-3 K		0-0 6-3		0-0 K	0-3 K		0-3 K		5	0	0	0	0	4	4				
<b>Inning Stats</b>	R: 2 E: 0 K: 0 S: 5	H: 2 LOB: 2 BB: 2 P: 13	R: 1 E: 0 K: 2 S: 10	H: 3 LOB: 3 BB: 1 P: 14	R: 0 E: 0 K: 0 S: 3	H: 0 LOB: 0 BB: 0 P: 3	R: 0 E: 0 K: 0 S: 3	H: 0 LOB: 0 BB: 0 P: 3	R: 5 E: 1 K: 1 S: 12	H: 6 LOB: 2 BB: 0 P: 12	R: 2 E: 1 K: 1 S: 8	H: 2 LOB: 2 BB: 1 P: 12	R: 1 E: 0 K: 0 S: 6	H: 3 LOB: 3 BB: 0 P: 6	R: 2 E: 0 K: 1 S: 8	H: 3 LOB: 1 BB: 0 P: 8		1B: 18 2B: 1 3B: 0 HR: 1	SF: 0 SAC: 1 DP: 1 HBP: 0	WP: 1 PB: 0 SB: 0 CS: 0
<b>PITCHER</b> Mel Stottlemyre, R ERA: 2.88 Gary Jones, L ERA: 4.22 Lindy McDaniel, R ERA: 7.57 (1, 1) (5, 1) (7, 1)	IP: 4.2 WLS: L BF: 29 H: 12 R: 8 ER: 5 SO: 3 BB: 3 IBB: 0 HBP: 0 BLK: 0 WP: 0 HR: 0 S: 32 P: 44 ERA: 9.64 WHIP: 3.214															<b>PITCHER</b>				



Batter	1	2	3	4	5	6	7	8	9	AB	R	H	RBI	BB	SO	LOB	TOP										
<b>Horace Clarke, S</b> OBP: 0.358, SLG: 0.326 (1, 4)	4-0 BB G6-4-3	0-0 2H 1B		0-0 2-3 4-3		0-0 F5			0-0 BB 2B 1B	4	1	2	1	1	0	2											
<b>Jerry Kenney, L</b> OBP: 0.341, SLG: 0.297 (1, 5)	0-0 G6-4-3 1-2f	0-0 L7		0-0 L7			0-0 4-3		4-0 BB 2B BB	4	1	0	0	1	0	3											
<b>Bobby Murcer, L</b> OBP: 0.472, SLG: 0.583 (1, 8)	0-0 1B S 1B		4-0 E SF8 BB		0-0 4-3		4-0 1B CS BB		0-0 BB F5	3	1	1	0	2	0	2											
<b>Roy White, S</b> OBP: 0.380, SLG: 0.517 (1, 7)	4-0 1B BB 1-2		0-0 SF8 1H		0-0 S 1B 1B		0-0 1-3 1B		0-0 1H 2H 2B	3	1	3	3	1	0	0											
<b>Danny Cater, R</b> OBP: 0.262, SLG: 0.300 (1, 3)	0-0 FC6 1B 1-2 2-3		0-0 F3		0-0 F9		0-0 F4		0-0 5-3	5	0	1	0	0	0	4											
<b>Thurman Munson, R</b> OBP: 0.360, SLG: 0.347 (1, 2)	0-0 FC6 1-2f		0-0 FC6-4 1B		0-0 CS		0-0 CS		0-0 G2	4	0	2	1	0	0	3											
<b>Felipe Alou, R</b> OBP: 0.306, SLG: 0.358 (1, 9)		0-0 6-3	0-0 FC6-4 1-2f		0-0 CS		0-0 F6		0-0 6-3	4	0	0	0	0	0	1											
<b>Gene Michael, S</b> OBP: 0.340, SLG: 0.278 (1, 6)		0-0 SH3-4 1B 1B		4-0 4-3 SH1-4 BB		0-0 6-3		0-0 F8		3	1	1	0	1	0	0											
<b>Fritz Peterson, S</b> OBP: 0.219, SLG: 0.074 (1, 1)		0-0 SH3-4 1-2		0-0 SH1-4 1-2		4-0 BB		0-0 1-3		1	0	0	0	1	0	0											
<b>Inning Stats</b>	R: 0 E: 0 K: 0 S: 4	H: 2 LOB: 3 BB: 2 P: 12	R: 1 E: 0 K: 0 S: 5	H: 2 LOB: 1 BB: 0 P: 5	R: 1 E: 1 K: 0 S: 4	H: 1 LOB: 1 BB: 1 P: 8	R: 0 E: 0 K: 0 S: 3	H: 0 LOB: 1 BB: 1 P: 7	R: 1 E: 0 K: 0 S: 4	H: 2 LOB: 0 BB: 0 P: 4	R: 0 E: 0 K: 0 S: 3	H: 0 LOB: 1 BB: 1 P: 7	R: 0 E: 0 K: 0 S: 3	H: 1 LOB: 1 BB: 1 P: 7	R: 0 E: 0 K: 0 S: 3	H: 0 LOB: 0 BB: 0 P: 3	R: 2 E: 0 K: 0 S: 5	H: 2 LOB: 1 BB: 1 P: 9	1B: 9 2B: 1 3B: 0 HR: 0	SF: 1 SAC: 2 DP: 1 HBP: 0	WP: 0 PA: 43 CS: 2						
<b>PITCHER</b>	IP	WLS	BF	H	R	ER	SO	BB	IBB	HBP	BLK	WP	HR	S	P	ERA	WHIP										
<b>Blue Moon Odom, R</b> ERA: 5.24 (1, 1)	6.1	L	31	8	3	2	0	6	0	0	0	0	0	25	49	2.84	2.211										
<b>Rollie Fingers, R</b> ERA: 3.14 (7, 1)	0.2		1	0	0	0	0	0	0	0	0	0	0	1	1	0.00	0.000										
<b>Ron Klimkowski, R</b> ERA: 4.37 (8, 1)	1.1		6	1	2	2	0	1	0	0	0	0	0	5	9	13.50	1.500										
<b>Jim Roland, L</b> ERA: 4.26 (9, 1)	0.2		3	1	0	0	0	0	0	0	0	0	0	3	3	0.00	1.500										

**New York Yankees @ Oakland Athletics**  
Oakland-Alameda County Coliseum, Oakland, CA

Sun Jun 13 1971, 3:33 AM PDT  
Att: 38,916 - Unknown - 62 F



AB 31  
R 5  
H 10  
RBI 5  
BB 7  
SO 0  
LOB 15

Batter	1	2	3	4	5	6	7	8	9	AB	R	H	RBI	BB	SO	LOB	BOTTOM										
<b>Bert Campaneris, R</b> OBP: 0.283, SLG: 0.336 (1, 6)	0-0 FC4-6 1B		0-0 6-3		0-0 WP 2B 1B		0-0 FC5-4 1B			4	1	3	0	0	0	0											
<b>Joe Rudi, R</b> OBP: 0.322, SLG: 0.421 (1, 7)	0-0 FC4-6 FC5-4 1-2f		4-0 FC6-4 BB		0-0 1H 2B		0-0 FC5-4 1-2f			3	0	1	1	1	0	2											
<b>Reggie Jackson, L</b> OBP: 0.364, SLG: 0.491 (1, 9)	0-3 K		0-0 FC6-4 1-2f		0-0 1-3			4-0 G6-4-3 BB		3	0	0	0	1	1	3											
<b>Tommy Davis, R</b> OBP: 0.366, SLG: 0.419 (1, 3)	0-0 FC5-4 1-2f			0-0 FC1-4 1B		0-0 F3		0-0 G6-4-3		4	0	1	0	0	0	2											
<b>Sal Bando, R</b> OBP: 0.392, SLG: 0.473 (1, 5)		0-0 6-3		0-0 FC1-4 FC4-6 1-2f		0-0 1B		0-3 K		4	0	1	0	0	1	1											
<b>Angel Mangual, R</b> OBP: 0.364, SLG: 0.452 (1, 8)		0-0 G5-3 2B		0-0 FC4-6 FC6-4 1-2f		0-0 F3		0-0 1-3		4	0	1	0	0	0	2											
<b>Dave Duncan, R</b> OBP: 0.282, SLG: 0.393 (1, 2)		4-0 BB		0-0 FC6-4 1-2f		0-0 F9			0-0 F7	3	0	0	0	1	0	2											
<b>Dick Green, R</b> OBP: 0.359, SLG: 0.435 (1, 4)		0-0 G5-3 2-3f			0-0 5-3		0-0 2-3		0-0 E6 FC5-4	4	0	0	0	0	0	2											
<b>Blue Moon Odom, R</b> ERA: 5.24 (7, PH)			0-3 K		0-0 5-3		0-0 F8		0-0 FC5-4 1-2f	2	0	0	0	0	1	0											
<b>Rollie Fingers, R</b> ERA: 3.14 (7, PH)										0	0	0	0	0	0	0											
<b>Gene Tenace, R</b> ERA: 3.14 (7, PH)										0	0	0	0	0	0	0											
<b>Ron Klimkowski, R</b> ERA: 4.37 (8, PH)										0	0	0	0	0	0	0											
<b>Jim Roland, R</b> ERA: 4.26 (9, PH)										0	0	0	0	0	0	0											
<b>Larry Brown, R</b> ERA: 4.26 (9, PH)										1	0	0	0	0	0	1											
<b>Inning Stats</b>	R: 0 E: 0 K: 1 S: 6	H: 1 LOB: 1 BB: 0 P: 6	R: 0 E: 0 K: 0 S: 3	H: 1 LOB: 1 BB: 1 P: 7	R: 0 E: 0 K: 1 S: 5	H: 0 LOB: 1 BB: 1 P: 9	R: 0 E: 0 K: 0 S: 4	H: 1 LOB: 1 BB: 0 P: 4	R: 1 E: 0 K: 0 S: 5	H: 2 LOB: 1 BB: 0 P: 5	R: 0 E: 0 K: 0 S: 4	H: 1 LOB: 1 BB: 0 P: 4	R: 0 E: 0 K: 1 S: 4	H: 0 LOB: 0 BB: 1 P: 8	R: 0 E: 1 K: 0 S: 4	H: 0 LOB: 1 BB: 0 P: 4	1B: 5 2B: 2 3B: 0 HR: 0	SF: 0 SAC: 0 DP: 2 HBP: 0	WP: 1 PA: 36 CS: 0								
<b>PITCHER</b>	IP	WLS	BF	H	R	ER	SO	BB	IBB	HBP	BLK	WP	HR	S	P	ERA	WHIP										
<b>Fritz Peterson, L</b> ERA: 3.77 (1, 1)	9.0	W	36	7	1	1	3	3	0	0	0	1	0	39	51	1.00	1.111										

**New York Yankees @ Oakland Athletics**  
Oakland-Alameda County Coliseum, Oakland, CA

Sun Jun 13 1971, 3:33 AM PDT  
Att: 38,916 - Unknown - 62 F



AB 33  
R 1  
H 7  
RBI 1  
BB 3  
SO 3  
LOB 15



Batter	1	2	3	4	5	6	7	8	9	AB	R	H	RBI	BB	SO	LOB	TOP			
<b>Horace Clarke, S</b> OBP: 0.353, SLG: 0.321 (1, 4)	F5		1-3		F8			F5		4	0	0	0	0	0	3	<b>New York Yankees @ Kansas City Royals</b> Municipal Stadium, Kansas City, MO Mon Jun 14 1971, 8:05 PM EDT Att: 11,870 - Unknown - 78 F			
<b>Jerry Kenney, L</b> OBP: 0.331, SLG: 0.287 (1, 5)	F7				F8	G3		1-3		4	0	0	0	0	0	0				
<b>Bobby Murcer, L</b> OBP: 0.469, SLG: 0.576 (1, 8)	K			K		1B		F3		4	0	1	0	0	2	0				
<b>Roy White, S</b> OBP: 0.378, SLG: 0.512 (1, 7)		G3		4-3					K	4	0	1	0	0	1	0				
<b>Danny Cater, R</b> OBP: 0.258, SLG: 0.294 (1, 3)		F3				6-3		F6		4	0	0	0	0	0	2				
<b>Thurman Munson, R</b> OBP: 0.357, SLG: 0.344 (1, 2)		6-3						F9		4	1	1	0	0	0	2				
<b>Jim Lyttle, L</b> OBP: 0.216, SLG: 0.286 (1, 9)			4-3							3	0	1	0	0	0	0				
<b>Gene Michael, S</b> OBP: 0.345, SLG: 0.285 (1, 6)										3	0	2	1	0	0	0				
<b>Mike Kekich, R</b> OBP: 0.182, SLG: 0.182 (1, 1)										0	0	0	0	0	0	0				
<b>Gary Waslewski, R</b> (6, 1)										0	0	0	0	0	0	0				
<b>John Ellis, R</b> OBP: 0.402, SLG: 0.463 (7, PH)										1	0	0	0	0	0	0				
<b>Lindy McDaniel, R</b> OBP: 0.333, SLG: 0.333 (7, 1)										0	0	0	0	0	0	0				
<b>Inning Stats</b>	R: 0 E: 0 K: 1 S: 5	H: 0 LOB: 0 BB: 0 P: 5	R: 0 E: 0 K: 0 S: 3	H: 0 LOB: 0 BB: 0 P: 3	R: 0 E: 0 K: 1 S: 4	H: 1 LOB: 1 BB: 0 P: 4	R: 0 E: 0 K: 1 S: 5	H: 0 LOB: 0 BB: 0 P: 5	R: 1 E: 0 K: 0 S: 6	H: 3 LOB: 2 BB: 0 P: 6	R: 0 E: 0 K: 0 S: 3	H: 0 LOB: 0 BB: 0 P: 3	R: 0 E: 0 K: 1 S: 5	H: 0 LOB: 0 BB: 0 P: 5	R: 0 E: 0 K: 0 S: 3	H: 0 LOB: 0 BB: 0 P: 3	1B: 6 2B: 0 3B: 0 HR: 0	SF: 0 SAC: 2 DP: 0 HBP: 0	WP: 0 PB: 0 CS: 0	PA: 33
<b>PITCHER</b> <b>Mike Hedlund, R</b> ERA: 2.38 (1, 1)	IP: 9.0 WLS: W BF: 33 H: 6 R: 1 ER: 1 SO: 3 BB: 0 IBB: 0 HBP: 0 BLK: 0 WP: 0 HR: 0 S: 39 P: 39 ERA: 1.00 WHIP: 0.667											<b>PITCHER</b>	IP: 9.0 WLS: W BF: 33 H: 6 R: 1 ER: 1 SO: 3 BB: 0 IBB: 0 HBP: 0 BLK: 0 WP: 0 HR: 0 S: 39 P: 39 ERA: 1.00 WHIP: 0.667							

AB	31
R	1
H	6
RBI	1
BB	0
SO	3
LOB	7



Batter	1	2	3	4	5	6	7	8	9	AB	R	H	RBI	BB	SO	LOB	BOTTOM			
<b>Freddie Patek, R</b> OBP: 0.319, SLG: 0.313 (1, 6)	FC1-6 BB		5-3		G5-3			K		3	0	0	0	1	1	2	<b>New York Yankees @ Kansas City Royals</b> Municipal Stadium, Kansas City, MO Mon Jun 14 1971, 8:05 PM EDT Att: 11,870 - Unknown - 78 F			
<b>Paul Schaal, R</b> OBP: 0.397, SLG: 0.444 (1, 5)	FC1-6 FC5-4		WP S BB			1B		6-3		3	1	1	0	1	0	1				
<b>Amos Otis, R</b> OBP: 0.356, SLG: 0.531 (1, 8)	F8		F7			1B				3	1	1	0	1	0	2				
<b>Chuck Harrison, R</b> OBP: 0.476, SLG: 0.611 (1, 3)	FC5-4			6-3		1B		F5		4	1	1	1	0	0	2				
<b>Lou Piniella, R</b> OBP: 0.302, SLG: 0.287 (1, 7)			5-3 1B			1B		K		4	1	2	0	0	2	0				
<b>Bob Oliver, R</b> OBP: 0.282, SLG: 0.321 (1, 9)			F8		K			F6		4	0	1	2	0	1	1				
<b>Bobby Knoop, R</b> OBP: 0.353, SLG: 0.333 (1, 4)			5-3			1B		K		4	0	1	0	0	1	2				
<b>Jerry May, R</b> OBP: 0.333, SLG: 0.369 (1, 2)			F3			1B		F6		3	0	1	0	0	0	2				
<b>Mike Hedlund, R</b> OBP: 0.103, SLG: 0.071 (1, 1)			K			1B		F9		3	0	0	0	0	1	3				
<b>Inning Stats</b>	R: 0 E: 0 K: 0 S: 3	H: 0 LOB: 1 BB: 1 P: 7	R: 0 E: 0 K: 0 S: 4	H: 1 LOB: 1 BB: 0 P: 4	R: 0 E: 0 K: 1 S: 5	H: 0 LOB: 1 BB: 1 P: 9	R: 0 E: 0 K: 2 S: 7	H: 0 LOB: 0 BB: 0 P: 7	R: 0 E: 0 K: 0 S: 4	H: 2 LOB: 1 BB: 0 P: 4	R: 4 E: 0 K: 0 S: 8	H: 5 LOB: 1 BB: 0 P: 8	R: 0 E: 0 K: 1 S: 5	H: 0 LOB: 1 BB: 1 P: 9	R: 0 E: 0 K: 2 S: 7	H: 0 LOB: 0 BB: 0 P: 7		1B: 8 2B: 0 3B: 0 HR: 0	SF: 0 SAC: 0 DP: 1 HBP: 0	WP: 2 PB: 1 CS: 0
<b>PITCHER</b> <b>Mike Kekich, L</b> ERA: 5.52 (1, 1)	IP: 5.0 WLS: L BF: 22 H: 6 R: 3 ER: 3 SO: 3 BB: 2 IBB: 0 HBP: 0 BLK: 0 WP: 1 HR: 0 S: 26 P: 34 ERA: 5.40 WHIP: 1.600											<b>PITCHER</b> <b>Gary Waslewski, R</b> ERA: 3.49 (6, 1)	IP: 1.0 WLS: 5 BF: 2 H: 1 R: 1 ER: 1 SO: 0 BB: 0 IBB: 0 HBP: 0 BLK: 0 WP: 0 HR: 0 S: 5 P: 5 ERA: 9.00 WHIP: 2.000							
<b>Lindy McDaniel, R</b> ERA: 7.06 (7, 1)	IP: 2.0 WLS: 7 BF: 0 H: 0 R: 0 ER: 0 SO: 3 BB: 1 IBB: 0 HBP: 0 BLK: 0 WP: 0 HR: 0 S: 12 P: 16 ERA: 0.00 WHIP: 0.500											<b>PITCHER</b> <b>Lindy McDaniel, R</b> ERA: 7.06 (7, 1)	IP: 2.0 WLS: 7 BF: 0 H: 0 R: 0 ER: 0 SO: 3 BB: 1 IBB: 0 HBP: 0 BLK: 0 WP: 0 HR: 0 S: 12 P: 16 ERA: 0.00 WHIP: 0.500							

AB	31
R	4
H	8
RBI	3
BB	3
SO	6
LOB	15





Batter	1	2	3	4	5	6	7	8	9	AB	R	H	RBI	BB	SO	LOB	TOP							
Horace Clarke, S (1.4) OBP: 0.351, SLG: 0.319	3-1			F8		3-4	1B			4	0	1	0	0	0	1								
Jerry Kenney, L (1.5) OBP: 0.321, SLG: 0.277	4-3			K		6-3	6-3			4	0	0	0	0	1	3								
Bobby Murcer, L (1.8) OBP: 0.469, SLG: 0.589	K			1B		HR		F6		4	1	2	2	0	1	0								
Roy White, S (1.7) OBP: 0.376, SLG: 0.505		4-3		F7		HBP		F9		3	0	0	0	0	0	1								
Thurman Munson, R (1.2) OBP: 0.355, SLG: 0.342	K				4-3	FC5-4		L9		4	0	1	0	0	1	0								
John Ellis, R (1.3) OBP: 0.387, SLG: 0.442																								
Danny Cater, R (9.3) OBP: 0.258, SLG: 0.294	F4				K	FC5-4			K	4	0	0	0	0	2	2								
Felipe Alou, R (1.9) OBP: 0.315, SLG: 0.368				WP				1B		3	0	2	0	1	0	0								
Gene Michael, S (1.6) OBP: 0.348, SLG: 0.290			L9		F8					4	0	2	0	0	0	2								
Steve Kline, R (1.1) OBP: 0.273, SLG: 0.258			FC1-2-5-4			HR			K	4	1	1	0	0	2	3								
<b>Inning Stats</b>	R: 0 E: 0 K: 1 S: 5	H: 0 LOB: 0 BB: 0 P: 5	R: 0 E: 0 K: 1 S: 5	H: 0 LOB: 0 BB: 0 P: 5	R: 0 E: 0 K: 0 S: 3	H: 1 LOB: 0 BB: 0 P: 3	R: 0 E: 0 K: 1 S: 6	H: 1 LOB: 1 BB: 0 P: 6	R: 0 E: 0 K: 1 S: 5	H: 0 LOB: 1 BB: 1 P: 9	R: 2 E: 0 K: 0 S: 6	H: 3 LOB: 2 BB: 0 P: 7	R: 0 E: 0 K: 1 S: 7	H: 3 LOB: 2 BB: 0 P: 7	R: 0 E: 0 K: 0 S: 3	H: 0 LOB: 0 BB: 0 P: 3	R: 0 E: 0 K: 2 S: 8	H: 1 LOB: 1 BB: 0 P: 8	1B: 7 2B: 2 3B: 0 HR: 1	SF: 0 SAC: 0 DP: 1 HBP: 1	WP: 1 PB: 0 CS: 0	PA: 36		
<b>PITCHER</b>	IP	WLS	BF	H	R	ER	SO	BB	IBB	HBP	BLK	WP	HR	S	P	ERA	WHIP							
Ken Wright, R (1.1) ERA: 2.38	8.0	L	32	8	2	2	5	1	0	1	0	1	1	40	45	2.25	1.125							
Jim York, R (9.1) ERA: 3.71	1.0		4	1	0	0	2	0	0	0	0	0	0	8	8	0.00	1.000							

New York Yankees @ Kansas City Royals  
Municipal Stadium, Kansas City, MO  
Tue Jun 15 1971, 8:05 PM EDT  
Att: 15,348 - Unknown - 78 F

AB 34  
R 2  
H 9  
RBI 2  
BB 1  
SO 7  
LOB 12



Batter	1	2	3	4	5	6	7	8	9	AB	R	H	RBI	BB	SO	LOB	BOTTOM							
Freddie Patek, R (1.6) OBP: 0.321, SLG: 0.317	F9					4-3		F9		3	0	1	0	1	0	0								
Paul Schaaf, R (1.5) OBP: 0.395, SLG: 0.437	4-3					4-3		F8		3	0	0	0	1	0	1								
Amos Otis, R (1.8) OBP: 0.354, SLG: 0.536	6-3					L6		L6		4	1	1	0	0	0	3								
Ed Kirkpatrick, L (1.9) OBP: 0.354, SLG: 0.388						F7		L3-1		3	0	1	1	0	0	1								
Chuck Harrison, R (1.3) OBP: 0.400, SLG: 0.500						F7		F3		4	0	0	0	0	0	1								
Lou Piniella, R (1.7) OBP: 0.309, SLG: 0.296						5-3		6-3		4	0	2	0	0	0	0								
Bobby Knoop, R (1.4) OBP: 0.316, SLG: 0.294										2	0	0	0	0	0	2								
Gail Hopkins, L (7. PH) OBP: 0.321, SLG: 0.580										1	0	0	0	0	0	1								
Rich Severson, R (8.4) OBP: 0.250, SLG: 0.143										0	0	0	0	0	0	0								
Jerry May, R (1.2) OBP: 0.326, SLG: 0.360										3	0	0	0	0	0	1								
Ken Wright, R (1.1) OBP: 0.118, SLG: 0.063										2	0	0	0	0	0	0								
Cookie Rojas, R (8. PH) OBP: 0.381, SLG: 0.425										1	0	0	0	0	1	0								
Jim York, R (9.1) ERA: 3.71										0	0	0	0	0	0	0								
<b>Inning Stats</b>	R: 0 E: 0 K: 0 S: 3	H: 2 LOB: 1 BB: 0 P: 4	R: 0 E: 0 K: 0 S: 4	H: 1 LOB: 2 BB: 1 P: 8	R: 0 E: 0 K: 0 S: 3	H: 0 LOB: 0 BB: 0 P: 3	R: 0 E: 0 K: 0 S: 3	H: 0 LOB: 0 BB: 1 P: 7	R: 0 E: 0 K: 1 S: 5	H: 0 LOB: 0 BB: 0 P: 5	R: 1 E: 0 K: 0 S: 4	H: 1 LOB: 0 BB: 0 P: 4	1B: 3 2B: 1 3B: 1 HR: 0	SF: 1 SAC: 0 DP: 1 HBP: 0	WP: 0 PB: 0 SB: 1 CS: 0	PA: 33								
<b>PITCHER</b>	IP	WLS	BF	H	R	ER	SO	BB	IBB	HBP	BLK	WP	HR	S	P	ERA	WHIP							
Steve Kline, R (1.1) ERA: 3.01	9.0	W	33	5	1	1	1	2	0	0	0	0	0	33	41	1.00	0.778							

New York Yankees @ Kansas City Royals  
Municipal Stadium, Kansas City, MO  
Tue Jun 15 1971, 8:05 PM EDT  
Att: 15,348 - Unknown - 78 F

AB 30  
R 1  
H 5  
RBI 1  
BB 2  
SO 1  
LOB 10





Batter	1	2	3	4	5	6	7	8	9	AB	R	H	RBI	BB	SO	LOB	TOP								
<b>Horace Clarke, S</b> OBP: 0.349, SLG: 0.321 (1, 4)										5	0	1	0	0	0	2									
<b>Jerry Kenney, L</b> OBP: 0.333, SLG: 0.293 (1, 5)										4	1	3	1	0	0	0									
<b>Bobby Murcer, L</b> OBP: 0.470, SLG: 0.585 (1, 8)										3	0	1	0	1	0	4									
<b>Roy White, S</b> OBP: 0.378, SLG: 0.502 (1, 7)										3	1	1	0	1	0	3									
<b>Felipe Alou, R</b> OBP: 0.314, SLG: 0.366 (1, 9)										4	0	1	1	0	0	5									
<b>Thurman Munson, R</b> OBP: 0.347, SLG: 0.335 (1, 2)										3	0	0	1	0	0	4									
<b>John Ellis, R</b> OBP: 0.362, SLG: 0.433 <b>Danny Cater, R</b> OBP: 0.258, SLG: 0.294 (1, 3)										4	1	1	0	0	0	3									
<b>Gene Michael, S</b> OBP: 0.347, SLG: 0.289 (1, 6)										4	0	1	0	0	0	0									
<b>Stan Bahnsen, R</b> OBP: 0.156, SLG: 0.226 (1, 1)										4	0	0	0	0	1	2									
<b>Inning Stats</b>	R: 0 E: 0 K: 0 S: 5	H: 2 LOB: 2 BB: 0 P: 5	R: 0 E: 0 K: 0 S: 3	H: 0 LOB: 0 BB: 0 P: 3	R: 0 E: 0 K: 1 S: 5	H: 0 LOB: 0 BB: 0 P: 5	R: 0 E: 0 K: 0 S: 3	H: 0 LOB: 1 BB: 1 P: 7	R: 1 E: 0 K: 0 S: 6	H: 3 LOB: 2 BB: 0 P: 6	R: 1 E: 0 K: 0 S: 4	H: 2 LOB: 0 BB: 0 P: 4	R: 0 E: 0 K: 0 S: 3	H: 0 LOB: 0 BB: 0 P: 3	R: 1 E: 0 K: 0 S: 5	H: 2 LOB: 2 BB: 1 P: 9	R: 0 E: 0 K: 0 S: 3	H: 0 LOB: 0 BB: 0 P: 3	1B: 8 2B: 1 3B: 0 HR: 0	SF: 1 SAC: 0 DP: 1 HBP: 0	WP: 0 PB: 0 SB: 1 CS: 1	PA: 38			
<b>PITCHER</b>	IP	WLS	BF	H	R	ER	SO	BB	IBB	HBP	BLK	WP	HR	S	P	ERA	WHIP								
<b>Bruce Dal Canton, R</b> ERA: 2.99 <b>Tom Burgmeier, L</b> ERA: 1.34 <b>Ted Abernathy, R</b> ERA: 1.89	(1, 1)	7.0	28	7	2	2	1	1	0	0	0	0	0	29	33	2.57	1.143								
	(8, 1)	0.0	L	3	2	1	1	0	0	0	0	0	0	2	6	=	=								
	(8, 1)	2.0		6	0	0	0	0	0	0	0	0	0	6	6	0.00	0.000								

New York Yankees @ Kansas City Royals  
Municipal Stadium, Kansas City, MO

AB 34  
R 3  
H 9  
RBI 3  
BB 2  
SO 1  
LOB 23



Wed Jun 16 1971, 8:05 PM EDT  
Att: 25,496 - Unknown - 85 F

Batter	1	2	3	4	5	6	7	8	9	AB	R	H	RBI	BB	SO	LOB	BOTTOM								
<b>Paul Schaal, R</b> OBP: 0.399, SLG: 0.435 (1, 5)										3	1	1	0	2	0	2									
<b>Cookie Rojas, R</b> OBP: 0.355, SLG: 0.419 (1, 4)										3	0	0	1	0	0	4									
<b>Amos Otis, R</b> OBP: 0.352, SLG: 0.528 (1, 8)										3	0	0	0	1	0	2									
<b>Ed Kirkpatrick, L</b> OBP: 0.358, SLG: 0.387 (1, 9)										3	0	1	1	1	0	1									
<b>Chuck Harrison, R</b> OBP: 0.345, SLG: 0.423 (1, 3)										4	0	0	0	0	1	2									
<b>Lou Piniella, R</b> OBP: 0.298, SLG: 0.284 (1, 7)										4	0	0	0	0	0	1									
<b>Jerry May, R</b> OBP: 0.331, SLG: 0.368 <b>Freddie Patek, R</b> OBP: 0.321, SLG: 0.317 (9, PR)										3	0	1	0	1	0	0									
<b>Rich Severson, R</b> OBP: 0.364, SLG: 0.222 <b>Joe Keough, L</b> OBP: 0.317, SLG: 0.281 (9, PH)										2	1	1	0	1	0	0									
<b>Bruce Dal Canton, R</b> OBP: 0.071, SLG: 0.071 <b>Gail Hopkins, L</b> OBP: 0.316, SLG: 0.569 <b>Tom Burgmeier, L</b> OBP: 0.238, SLG: 0.167 <b>Ted Abernathy, R</b> OBP: 0.281, SLG: 0.320 (9, PH)										1	0	0	0	0	1	0									
<b>Inning Stats</b>	R: 1 E: 0 K: 0 S: 4	H: 1 LOB: 1 BB: 1 P: 8	R: 0 E: 0 K: 0 S: 4	H: 1 LOB: 3 BB: 2 P: 12	R: 0 E: 0 K: 1 S: 5	H: 0 LOB: 0 BB: 1 P: 9	R: 0 E: 0 K: 1 S: 5	H: 0 LOB: 0 BB: 0 P: 5	R: 0 E: 0 K: 0 S: 3	H: 0 LOB: 1 BB: 1 P: 7	R: 0 E: 0 K: 0 S: 3	H: 0 LOB: 0 BB: 0 P: 3	R: 1 E: 0 K: 1 S: 7	H: 2 LOB: 1 BB: 0 P: 7	R: 0 E: 0 K: 0 S: 3	H: 0 LOB: 2 BB: 0 P: 3	R: 0 E: 0 K: 0 S: 3	H: 0 LOB: 1 BB: 1 P: 7	1B: 3 2B: 1 3B: 0 HR: 0	SF: 1 SAC: 2 DP: 0 HBP: 0	WP: 0 PB: 0 SB: 1 CS: 0	PA: 37			
<b>PITCHER</b>	IP	WLS	BF	H	R	ER	SO	BB	IBB	HBP	BLK	WP	HR	S	P	ERA	WHIP								
<b>Stan Bahnsen, R</b> ERA: 3.26	(1, 1)	9.0	W	37	4	2	2	3	6	0	0	0	0	37	61	2.00	1.111								

New York Yankees @ Kansas City Royals  
Municipal Stadium, Kansas City, MO

AB 28  
R 2  
H 4  
RBI 2  
BB 6  
SO 3  
LOB 15



Wed Jun 16 1971, 8:05 PM EDT  
Att: 25,496 - Unknown - 85 F



Batter	1	2	3	4	5	6	7	8	9	AB	R	H	RBI	BB	SO	LOB	TOP
Horace Clarke, S (1,4) OBP: 0.347, SLG: 0.320										4	0	1	0	0	0	0	<b>New York Yankees @ Baltimore Orioles</b> Memorial Stadium, Baltimore, MD Thu Jun 17 1971, 7:05 PM EDT Att: 15,528 - Unknown
Jerry Kenney, L (1,5) OBP: 0.324, SLG: 0.283										4	0	0	0	0	0	1	
Bobby Murcer, L (1,8) OBP: 0.463, SLG: 0.575										4	0	0	0	0	2	0	
Roy White, S (1,7) OBP: 0.377, SLG: 0.505										3	1	1	0	0	1	0	
Felipe Alou, R (1,9) OBP: 0.309, SLG: 0.360										3	0	0	0	0	1	1	
Thurman Munson, R (1,2) OBP: 0.342, SLG: 0.329										3	0	0	0	0	1	1	
Danny Cater, R (1,3) OBP: 0.308, SLG: 0.308										3	0	3	1	0	0	0	
Gene Michael, S (1,6) OBP: 0.341, SLG: 0.284										3	0	0	0	0	0	3	
Mel Stottlemyre, R (1,1) OBP: 0.262, SLG: 0.211										2	0	0	0	0	0	1	
John Ellis, R (8, PH) OBP: 0.378, SLG: 0.429										1	0	0	0	0	0	1	
Jack Aker, R (8, 1) OBP: 0.378, SLG: 0.429										0	0	0	0	0	0	0	
<b>Inning Stats</b>	R: 0 E: 0 K: 1 S: 5	H: 1 LOB: 0 BB: 0 P: 5	R: 1 E: 0 K: 1 S: 7	H: 2 LOB: 1 BB: 0 P: 7	R: 0 E: 0 K: 0 S: 3	H: 0 LOB: 0 BB: 0 P: 3	R: 0 E: 0 K: 0 S: 3	H: 0 LOB: 0 BB: 0 P: 3	R: 0 E: 0 K: 2 S: 7	H: 0 LOB: 0 BB: 0 P: 7	R: 0 E: 0 K: 0 S: 3	H: 1 LOB: 0 BB: 0 P: 3	R: 0 E: 0 K: 1 S: 5	H: 0 LOB: 0 BB: 0 P: 5	1B: 3 2B: 2 3B: 0 HR: 0	SF: 0 SAC: 0 DP: 1 HBP: 0	WP: 0 PA: 30 PB: 0 SB: 0 CS: 1
<b>PITCHER</b> Pat Dobson, R (1,1) ERA: 3.45	IP: 9.0 WLS: W BF: 30 H: 5 R: 1 ER: 1 SO: 5 BB: 0 IBB: 0 HBP: 0 BLK: 0 WP: 0 HR: 0 S: 40 P: 40 ERA: 1.00 WHIP: 0.556																

Batter	1	2	3	4	5	6	7	8	9	AB	R	H	RBI	BB	SO	LOB	BOTTOM		
Don Buford, S (1,7) OBP: 0.419, SLG: 0.503										4	0	2	0	0	0	0	<b>New York Yankees @ Baltimore Orioles</b> Memorial Stadium, Baltimore, MD Thu Jun 17 1971, 7:05 PM EDT Att: 15,528 - Unknown		
Paul Blair, R (1,8) OBP: 0.291, SLG: 0.372										4	0	0	0	0	0	3			
Boog Powell, L (1,3) OBP: 0.344, SLG: 0.366										3	0	1	0	1	0	2			
Frank Robinson, R (1,9) OBP: 0.395, SLG: 0.509										3	1	0	0	1	0	3			
Eliud Hendricks, L (1,2) OBP: 0.340, SLG: 0.413										3	2	2	2	1	0	0			
Brooks Robinson, R (1,5) OBP: 0.393, SLG: 0.417										4	0	0	0	0	0	4			
Davey Johnson, R (1,4) OBP: 0.379, SLG: 0.438										2	0	0	1	0	0	0			
Mark Belanger, R (1,6) OBP: 0.384, SLG: 0.328										3	0	0	0	0	1	0			
Pat Dobson, R (1,1) OBP: 0.147, SLG: 0.094										3	0	1	0	0	0	0			
<b>Inning Stats</b>	R: 0 E: 1 K: 0 S: 4	H: 0 LOB: 3 BB: 2 P: 12	R: 0 E: 0 K: 0 S: 3	H: 0 LOB: 0 BB: 0 P: 3	R: 0 E: 0 K: 0 S: 4	H: 2 LOB: 1 BB: 0 P: 4	R: 1 E: 0 K: 1 S: 6	H: 1 LOB: 0 BB: 0 P: 6	R: 0 E: 0 K: 0 S: 3	H: 0 LOB: 0 BB: 0 P: 3	R: 2 E: 0 K: 0 S: 4	H: 1 LOB: 1 BB: 1 P: 8	R: 0 E: 0 K: 0 S: 5	H: 2 LOB: 2 BB: 0 P: 5	R: 0 E: 0 K: 0 S: 3	H: 0 LOB: 0 BB: 0 P: 3	1B: 4 2B: 1 3B: 0 HR: 1	SF: 1 SAC: 0 DP: 1 HBP: 0	WP: 1 PA: 33 PB: 0 SB: 0 CS: 0
<b>PITCHER</b> Mel Stottlemyre, R (1,1) ERA: 2.76 Jack Aker, R (8, 1) ERA: 2.0	IP: 7.0 WLS: L BF: 30 H: 6 R: 3 ER: 3 SO: 1 BB: 3 IBB: 0 HBP: 0 BLK: 0 WP: 0 HR: 1 S: 29 P: 41 ERA: 3.86 WHIP: 1.286																		

AB 30  
R 1  
H 5  
RBI 1  
BB 0  
SO 5  
LOB 8

AB 29  
R 3  
H 6  
RBI 3  
BB 3  
SO 1  
LOB 12



Batter	1	2	3	4	5	6	7	8	9	AB	R	H	RBI	BB	SO	LOB	TOP			
Horace Clarke, S OBP: 0.349, SLG: 0.335										4	2	2	1	0	0	2	<b>New York Yankees @ Baltimore Orioles</b> Memorial Stadium, Baltimore, MD Fri Jun 18 1971, 7:05 PM EDT Att: 39,619 - Unknown			
Thurman Munson, R OBP: 0.344, SLG: 0.331 Jake Gibbs, L OBP: 0.232, SLG: 0.253										2	1	1	0	0	0	1				
Bobby Murcer, L OBP: 0.460, SLG: 0.582										4	1	1	2	0	0	1				
Roy White, S OBP: 0.378, SLG: 0.505 Ron Woods, R OBP: 0.314, SLG: 0.258										2	0	1	1	0	0	0				
Felipe Alou, R OBP: 0.303, SLG: 0.352										4	0	0	0	0	0	2				
Danny Cater, R OBP: 0.271, SLG: 0.311										4	0	2	0	0	0	0				
John Ellis, R OBP: 0.365, SLG: 0.411										4	0	0	0	0	0	2				
Gene Michael, S OBP: 0.340, SLG: 0.283										4	0	1	0	0	1	0				
Fritz Peterson, S OBP: 0.206, SLG: 0.069 Ron Hansen, R OBP: 0.289, SLG: 0.275 Jim Hardin, R (7, 1)										2	0	0	0	0	0	0				
<b>Inning Stats</b>	R: 1 E: 0 K: 0 S: 5	H: 2 LOB: 1 BB: 0 P: 5	R: 0 E: 0 K: 0 S: 3	H: 0 LOB: 0 BB: 0 P: 3	R: 3 E: 0 K: 0 S: 6	H: 3 LOB: 0 BB: 0 P: 6	R: 0 E: 0 K: 1 S: 5	H: 0 LOB: 0 BB: 0 P: 5	R: 0 E: 0 K: 0 S: 3	H: 0 LOB: 0 BB: 0 P: 3	R: 0 E: 0 K: 0 S: 5	H: 2 LOB: 2 BB: 0 P: 5	R: 0 E: 0 K: 0 S: 4	H: 1 LOB: 1 BB: 0 P: 4	R: 0 E: 0 K: 0 S: 3	H: 1 LOB: 0 BB: 0 P: 3	1B: 7 2B: 0 3B: 0 HR: 2	SF: 0 SAC: 0 DP: 1 HBP: 0	WP: 0 PB: 0 SB: 1 CS: 0	PA: 35
<b>PITCHER</b> Mike Cuellar, L ERA: 2.76	IP: 9.0 WLS: W BF: 35 H: 9 R: 4 ER: 4 SO: 1 BB: 0 IBB: 0 HBP: 0 BLK: 0 WP: 0 HR: 2 S: 37 P: 37 ERA: 4.00 WHIP: 1.000															<b>PITCHER</b>				

Batter	1	2	3	4	5	6	7	8	9	AB	R	H	RBI	BB	SO	LOB	BOTTOM			
Paul Blair, R OBP: 0.289, SLG: 0.373										5	1	1	0	0	0	0	<b>New York Yankees @ Baltimore Orioles</b> Memorial Stadium, Baltimore, MD Fri Jun 18 1971, 7:05 PM EDT Att: 39,619 - Unknown			
Mark Belanger, R OBP: 0.385, SLG: 0.335										5	2	3	1	0	0	1				
Frank Robinson, R OBP: 0.395, SLG: 0.506										5	1	2	0	0	1	2				
Merv Rettenmund, R OBP: 0.397, SLG: 0.358										2	1	1	1	2	0	2				
Brooks Robinson, R OBP: 0.365, SLG: 0.416										3	0	1	1	1	0	2				
Boog Powell, L OBP: 0.339, SLG: 0.360										3	0	0	1	0	2	2				
Davey Johnson, R OBP: 0.381, SLG: 0.437										3	0	1	0	1	0	0				
Andy Etchebarren, R OBP: 0.280, SLG: 0.314										4	1	2	1	0	1	1				
Mike Cuellar, L OBP: 0.098, SLG: 0.122										4	0	0	0	0	2	5				
<b>Inning Stats</b>	R: 0 E: 0 K: 0 S: 4	H: 2 LOB: 1 BB: 0 P: 4	R: 0 E: 0 K: 0 S: 3	H: 0 LOB: 0 BB: 0 P: 3	R: 3 E: 1 K: 3 S: 13	H: 4 LOB: 2 BB: 1 P: 17	R: 0 E: 0 K: 0 S: 3	H: 0 LOB: 0 BB: 0 P: 3	R: 3 E: 1 K: 1 S: 9	H: 3 LOB: 3 BB: 2 P: 17	R: 0 E: 0 K: 2 S: 8	H: 1 LOB: 1 BB: 0 P: 8	R: 0 E: 0 K: 0 S: 3	H: 0 LOB: 0 BB: 0 P: 3	R: 0 E: 0 K: 0 S: 3	H: 0 LOB: 0 BB: 0 P: 3	1B: 10 2B: 1 3B: 0 HR: 0	SF: 1 SAC: 0 DP: 1 HBP: 0	WP: 0 PB: 0 SB: 1 CS: 0	PA: 39
<b>PITCHER</b> Fritz Peterson, L ERA: 3.64 Jim Hardin, R ERA: 4.73	IP: 6.0 WLS: L BF: 32 H: 10 R: 6 ER: 1 SO: 4 BB: 2 IBB: 0 HBP: 0 BLK: 0 WP: 0 HR: 0 S: 36 P: 52 ERA: 1.50 WHIP: 2.000															<b>PITCHER</b>				







Batter	1	2	3	4	5	6	7	8	9	AB	R	H	RBI	BB	SO	LOB	TOP					
Horace Clarke, S (1,4) OBP: 0.355, SLG: 0.354	0-0 6-3			0-0 HR		0-0 2B		0-0 F8		4	2	2	1	0	0	0	<b>New York Yankees @ Baltimore Orioles</b> Memorial Stadium, Baltimore, MD Sun Jun 20 1971, 3:33 AM EDT Att: 31,359 - Unknown					
Thurman Munson, R (1,2) OBP: 0.350, SLG: 0.368	0-0 F2			0-0 HR		0-0 2B		0-0 2B		4	1	3	2	0	0	0						
Bobby Murcer, L (1,8) OBP: 0.454, SLG: 0.568	0-0 F7			0-0 4-3		0-0 F8		0-0 6-3		4	0	0	0	0	0	2						
Felipe Alou, R (1,9) OBP: 0.294, SLG: 0.351		0-0 F9		0-0 F8		0-0 P4			0-0 6-3	4	0	0	0	0	0	1						
Danny Cater, R (1,5) OBP: 0.272, SLG: 0.308		0-3 K		0-0 6-3			0-0 F9		0-3 K	4	0	0	0	0	2	0						
John Ellis, R (1,3) OBP: 0.353, SLG: 0.394		0-0 6-3			0-0 5-3		0-0 P4		0-0 E5	4	0	0	0	0	0	0						
Danny Walton, R (1,7) OBP: 0.267, SLG: 0.346			0-3 K		0-0 F9		0-0 HR		0-3 K	4	1	1	1	0	2	1						
Gene Michael, S (1,6) OBP: 0.332, SLG: 0.277			0-0 F9		0-0 P6		0-0 F9			3	0	0	0	0	0	0						
Steve Kline, R (1,1) OBP: 0.257, SLG: 0.242			0-3 K			0-0 L6		0-0 F8		2	0	0	0	0	1	0						
Gary Jones, L (7,1) Jim Lyttle, L (8,PH) OBP: 0.211, SLG: 0.291 Gary Waslewski, R (8,1)										0	0	0	0	0	0	0						
<b>Inning Stats</b>	R: 0 E: 0 K: 0 S: 3	H: 0 LOB: 0 BB: 0 P: 3	R: 0 E: 0 K: 1 S: 5	H: 0 LOB: 0 BB: 0 P: 5	R: 0 E: 0 K: 2 S: 7	H: 0 LOB: 0 BB: 0 P: 7	R: 2 E: 0 K: 0 S: 5	H: 2 LOB: 0 BB: 0 P: 5	R: 0 E: 0 K: 0 S: 3	H: 0 LOB: 0 BB: 0 P: 3	R: 1 E: 0 K: 0 S: 5	H: 2 LOB: 1 BB: 0 P: 5	R: 1 E: 0 K: 0 S: 4	H: 1 LOB: 0 BB: 0 P: 4	R: 0 E: 0 K: 0 S: 4	H: 1 LOB: 1 BB: 0 P: 4	R: 0 E: 1 K: 2 S: 8	H: 0 LOB: 1 BB: 0 P: 8	1B: 0 2B: 3 3B: 0 HR: 3	SF: 0 SAC: 0 DP: 0 HBP: 0	WP: 0 PB: 0 SB: 0 CS: 0	PA: 34
<b>PITCHER</b>	IP WLS BF H R ER SO BB IBB HBP BLK WP HR S P ERA WHIP																					
Dave McNally, L (1,1) ERA: 3.23	7.0 W 26 5 4 4 3 0 0 0 0 0 3 32 32 5.14 0.714																					
Eddie Watt, R (8,1) ERA: 1.76	2.0 S 8 1 0 0 2 0 0 0 0 0 0 0 12 12 0.00 0.500																					

AB	34
R	4
H	6
RBI	4
BB	0
SO	5
LOB	4





Batter	1	2	3	4	5	6	7	8	9	AB	R	H	RBI	BB	SO	LOB	BOTTOM	
Don Buford, S (1,7) OBP: 0.429, SLG: 0.503	4-0 BB 1B	0-0 F9			0-0 F7			4-0 BB 1B		3	2	1	2	2	0	0	<b>New York Yankees @ Baltimore Orioles</b> Memorial Stadium, Baltimore, MD Sun Jun 20 1971, 3:33 AM EDT Att: 31,359 - Unknown	
Paul Blair, R (1,8) OBP: 0.289, SLG: 0.367	0-0 F9	0-0 5-3			0-0 1B		4-0 1B IBB	0-3 K		4	0	1	0	1	1	4		
Brooks Robinson, R (1,5) OBP: 0.367, SLG: 0.413	4-0 BB 1B		0-0 G4-6-3 1B		0-0 F8		0-0 1B	0-0 F9		4	1	2	2	1	0	4		
Boog Powell, L (1,3) OBP: 0.335, SLG: 0.351	0-0 F7		0-0 F7		0-0 4-3		0-0 K			4	0	0	0	0	1	4		
Merv Rettenmund, R (1,9) OBP: 0.397, SLG: 0.361	0-0 E 1B		0-0 G4-6-3 1-2F		0-0 5-3			0-0 E6 1B		4	2	1	1	0	0	1		
Elrod Hendricks, L (1,2) OBP: 0.340, SLG: 0.405	0-0 E3 BB 1B			0-0 4-3		0-0 L1-3		0-0 BB 1B		4	2	1	0	0	0	1		
Davey Johnson, R (1,4) OBP: 0.387, SLG: 0.445	4-0 BB 1B			0-0 4-3			0-0 F8	0-0 BB BB 1B		3	1	1	1	1	0	0		
Mark Belanger, R (1,6) OBP: 0.389, SLG: 0.335	0-0 CS 1B			0-0 L1-3			0-0 BB 1B	4-0 BB BB 1B		3	1	2	2	1	0	0		
Dave McNally, R (1,1) OBP: 0.163, SLG: 0.167	0-0 CS	0-0 P4			0-3 K		4-0 BB 1B	0-0 P4		2	0	0	0	0	1	0		
Terry Crowley, L (7,PH) OBP: 0.375, SLG: 0.167 Eddie Watt, R (8,1)	1-2 3H						1-2 BB			0	1	0	0	1	0	0		
<b>Inning Stats</b>	R: 5 E: 1 K: 0 S: 5	H: 2 LOB: 0 BB: 3 P: 17	R: 0 E: 0 K: 0 S: 3	H: 0 LOB: 0 BB: 0 P: 3	R: 0 E: 0 K: 0 S: 3	H: 1 LOB: 0 BB: 0 P: 3	R: 0 E: 0 K: 0 S: 3	H: 0 LOB: 0 BB: 0 P: 3	R: 3 E: 0 K: 1 S: 7	H: 3 LOB: 1 BB: 2 P: 15	R: 2 E: 1 K: 1 S: 8	H: 2 LOB: 3 BB: 2 P: 16	R: 0 E: 0 K: 0 S: 0	H: 0 LOB: 0 BB: 0 P: 0	1B: 8 2B: 1 3B: 0 HR: 0	SF: 0 SAC: 0 DP: 1 HBP: 0	WP: 0 PB: 0 SB: 1 CS: 1	PA: 40
<b>PITCHER</b>	IP WLS BF H R ER SO BB IBB HBP BLK WP HR S P ERA WHIP																	
Steve Kline, R (1,1) ERA: 3.16	6.2 L 30 7 8 4 1 4 1 0 0 0 0 27 47 5.40 1.650																	
Gary Jones, L (7,1) ERA: 4.09	0.1 1 0 0 0 1 0 0 0 0 0 0 3 3 0.00 0.000																	
Gary Waslewski, R (8,1) ERA: 3.26	1.0 8 2 2 0 1 2 0 0 0 0 0 0 8 16 0.00 4.000																	

AB	32
R	10
H	9
RBI	8
BB	7
SO	3
LOB	17







Batter	1	2	3	4	5	6	7	8	9	AB	R	H	RBI	BB	SO	LOB	TOP				
Mickey Stanley, R (1, 8) OBP: 0.332, SLG: 0.379 Dick McAuliffe, L (7, PH) OBP: 0.265, SLG: 0.362 (7, 4)	0-0 6-3	0-3 K			0-0 5-3		0-0 L7		0-0 HR	3	0	0	0	0	1	1	<p><b>Detroit Tigers @ New York Yankees</b> Yankee Stadium, Bronx, NY Tue Jun 22 1971, 3:33 AM EDT Unknown - 82 F</p> <p>livebaseballscores.com</p> <p>AB 38 R 7 H 13 RBI 7 BB 6 SO 6 LOB 22</p> 				
Tony Taylor, R (1, 4) OBP: 0.307, SLG: 0.320 Dean Chance, R (7, 1)	0-0 B2-3		0-3 K		0-0 5-3		0-0 1B		4-0 L5-3 BB	4	0	1	0	0	1	0					
Ike Brown, R (9, PH) OBP: 0.436, SLG: 0.711 (9, 9)							1-3 1B			0	1	0	0	1	0	0					
Norm Cash, L (1, 3) OBP: 0.416, SLG: 0.653	4-0 1B BB						0-0 4-3		0-0 L5-3 1B 2B	3	3	2	1	2	0	2					
Willie Horton, R (1, 7) OBP: 0.340, SLG: 0.504 (7, 9) (9, 7)	0-0 1B						0-0 F5		4-0 L5-3 1B IBB	4	1	3	0	1	0	1					
Al Kaline, R (1, 9) OBP: 0.461, SLG: 0.449 (7, 8)	0-0 1B						4-0 FC4-6 BB		0-0 F3 L5-3	4	0	1	2	1	0	4					
Aurelio Rodriguez, R (1, 5) OBP: 0.252, SLG: 0.374	0-0 F6						0-0 FC4-6 CS		0-3 K 1B IBB	4	0	1	0	1	1	4					
Bill Freehan, R (1, 2) OBP: 0.342, SLG: 0.422 (8, PH) Jim Northrup, L (8, PH) OBP: 0.361, SLG: 0.436 (8, 2) Jim Price, R (8, 2) OBP: 0.389, SLG: 0.448		0-0 F2			0-0 5-3		0-3 K		0-0 K 1B	3	0	0	0	0	1	2					
Ed Brinkman, R (1, 6) OBP: 0.265, SLG: 0.249 (7, PH) Dalton Jones, L (7, PH) OBP: 0.311, SLG: 0.514 (7, PH) Cesar Gutierrez, R (7, PH) OBP: 0.133, SLG: 0.133 (7, 6)		0-0 1B			0-0 3-1		0-0 CS		0-0 F8 F9	2	0	1	0	0	0	1					
Les Cain, L (1, 1) OBP: 0.238, SLG: 0.250 (5, 1) Joe Niekro, R (7, PH) OBP: 0.333, SLG: 0.313 (7, PH) Gates Brown, L (7, 7) OBP: 0.405, SLG: 0.590 (7, 7) Fred Scherman, L (9, 1) OBP: 0.222, SLG: 0.222		0-0 L9			0-3 K		0-0 F8		0-0 HR 1B	2	1	1	0	0	0	1					
	R: 1 H: 2 E: 0 LOB: 2 K: 0 BB: 1 S: 5 P: 9	R: 0 H: 1 E: 0 LOB: 1 K: 1 BB: 0 S: 6 P: 6	R: 1 H: 2 E: 0 LOB: 0 K: 1 BB: 0 S: 6 P: 6	R: 0 H: 1 E: 0 LOB: 1 K: 1 BB: 0 S: 6 P: 6	R: 0 H: 0 E: 0 LOB: 1 K: 0 BB: 1 S: 3 P: 7	R: 0 H: 0 E: 0 LOB: 0 K: 1 BB: 1 S: 4 P: 8	R: 0 H: 2 E: 0 LOB: 2 K: 0 BB: 0 S: 5 P: 5	R: 0 H: 1 E: 0 LOB: 1 K: 2 BB: 0 S: 8 P: 8	R: 5 H: 4 E: 0 LOB: 2 K: 0 BB: 3 S: 7 P: 19	1B: 10 SF: 0 2B: 1 SAC: 0 3B: 0 DP: 1 HR: 2 HBP: 0	WP: 0 PA: 45 PB: 0 SB: 0 CS: 1										
	PITCHER IP WLS BF H R ER SO BB IBB HBP BLK WP HR S P ERA WHIP																				
Mel Stottlemyre, R (1, 1) ERA: 2.93	8.1 L 38	11 5 5 6	4 0 0 0	0 0 0 0	0 2 46 62	5.40 1.800															
Gary Jones, L (9, 1) ERA: 4.91	0.0	1 1 0 0	0 0 0 0	0 0 0 0	0 0 1 1	∞ ∞															
Lindy McDaniel, R (9, 1) ERA: 6.42	0.2	5 1 2 2	0 2 0 0	0 0 0 0	0 0 3 11	27.00 1.500															

Batter	1	2	3	4	5	6	7	8	9	AB	R	H	RBI	BB	SO	LOB	BOTTOM				
Horace Clarke, S (1, 4) OBP: 0.349, SLG: 0.347	0-3 K		0-0 L7		0-0 6-3		0-0 F6		0-0 6-3	5	0	0	0	0	1	1	<p><b>Detroit Tigers @ New York Yankees</b> Yankee Stadium, Bronx, NY Tue Jun 22 1971, 3:33 AM EDT Unknown - 82 F</p> <p>livebaseballscores.com</p> <p>AB 29 R 4 H 4 RBI 3 BB 6 SO 5 LOB 13</p> 				
Thurman Munson, R (1, 2) OBP: 0.353, SLG: 0.377	0-0 F8		0-0 5-3		2-3 1B 2B		0-0 1B			4	1	2	1	0	0	0					
Bobby Murcer, L (1, 8) OBP: 0.455, SLG: 0.564	0-0 F2				4-0 G5-4-3 BB WP BB		0-0 L8			2	1	0	0	2	0	1					
Felipe Alou, R (1, 7) OBP: 0.302, SLG: 0.353		4-0 BB BB			4-0 G5-4-3 1-2 2H 1B		0-0 6-3			2	0	1	1	2	0	0					
Danny Cater, R (1, 5) OBP: 0.272, SLG: 0.304 (6, 3)		4-0 BB			0-0 G5-4-3 L9		0-0 4-3			3	0	0	0	1	0	4					
John Ellis, R (1, 3) OBP: 0.395, SLG: 0.390 (6, 5) Jerry Kenney, L (6, 5) OBP: 0.329, SLG: 0.301		0-3 K			1-0 HBP		0-3 K		0-0 L8	1	0	0	0	0	1	2					
Danny Walton, R (1, 9) OBP: 0.251, SLG: 0.338 (6, 9) Jim Lyttle, L (9, PH) OBP: 0.207, SLG: 0.286 (9, PH) Ron Woods, R (9, PH) OBP: 0.333, SLG: 0.375		0-3 K			0-0 F4		0-0 F2		0-0 HR	2	0	0	0	0	1	3					
Gene Michael, S (1, 6) OBP: 0.330, SLG: 0.272		0-0 L5			4-0 6-3 SH1-4 2B BB		0-0 L7		0-3 K	3	1	0	0	1	1	2					
Mel Stottlemyre, R (1, 1) OBP: 0.250, SLG: 0.200 (9, 1) Gary Jones, L (9, 1) Lindy McDaniel, R (9, 1) OBP: 0.250, SLG: 0.250 (9, PH) Ron Hansen, R (9, PH) OBP: 0.283, SLG: 0.268			0-0 1-3		0-0 SH1-4		0-0 F4		0-0 F2	2	0	0	0	0	0	0					
	R: 0 H: 0 E: 0 LOB: 0 K: 1 BB: 0 S: 5 P: 5	R: 0 H: 0 E: 0 LOB: 2 K: 2 BB: 2 S: 7 P: 15	R: 0 H: 0 E: 0 LOB: 0 K: 0 BB: 0 S: 3 P: 3	R: 1 H: 0 E: 0 LOB: 1 K: 0 BB: 2 S: 2 P: 11	R: 2 H: 2 E: 0 LOB: 2 K: 0 BB: 2 S: 5 P: 13	R: 0 H: 0 E: 0 LOB: 0 K: 1 BB: 0 S: 5 P: 5	R: 0 H: 1 E: 0 LOB: 1 K: 0 BB: 0 S: 4 P: 4	R: 0 H: 0 E: 0 LOB: 0 K: 0 BB: 0 S: 3 P: 3	R: 1 H: 1 E: 0 LOB: 0 K: 1 BB: 0 S: 6 P: 6	1B: 2 SF: 0 2B: 1 SAC: 1 3B: 0 DP: 1 HR: 1 HBP: 1	WP: 1 PA: 37 PB: 0 SB: 0 CS: 0										
	PITCHER IP WLS BF H R ER SO BB IBB HBP BLK WP HR S P ERA WHIP																				
Les Cain, L (1, 1) ERA: 1.4	4.0	2 2 2 3	5 0 1 0	0 0 0 0	0 0 10 14	4.50 1.250															
Joe Niekro, R (5, 1) ERA: 4.28	2.0	9 2 1 1	0 0 0 0	0 0 0 0	0 0 7 7	0.00 0.500															
Dean Chance, R (7, 1) ERA: 3.34	2.0	W 7 1	0 0 0 0	0 0 0 0	0 0 1 6	9.00 1.000															
Fred Scherman, L (9, 1) ERA: 1.99	1.0	S 4 1	1 1 1 1	0 0 0 0	0 1 6 6	9.00 1.000															



Batter	1	2	3	4	5	6	7	8	9	AB	R	H	RBI	BB	SO	LOB	TOP			
Dick McAuliffe, L (1,4) OBP: 0.265, SLG: 0.360	F6		4-3			G6-4-3 1B		F9		4	0	1	0	0	0	0	<b>Detroit Tigers @ New York Yankees</b> Yankee Stadium, Bronx, NY Tue Jun 22 1971, 3:38 AM EDT Att: 14,902 - Unknown - 85 F  <b>AB 31</b> <b>R 1</b> <b>H 8</b> <b>RBI 1</b> <b>BB 1</b> <b>SO 2</b> <b>LOB 12</b> 			
Aurelio Rodriguez, R (1,5) OBP: 0.291, SLG: 0.372	F9				F7	G6-4-3 1-2		1B		4	0	1	0	0	0	1				
Norm Cash, L (1,3) OBP: 0.413, SLG: 0.642	L8				1B BB			F5		3	0	0	0	1	0	1				
Willie Horton, R (1,9) OBP: 0.338, SLG: 0.500		5-3			F8			F8		4	0	1	0	0	0	2				
Gates Brown, L (1,7) OBP: 0.457, SLG: 0.628						G6-4-3 1B		1B		4	0	4	0	0	0	0				
Jim Price, R (1,2) OBP: 0.368, SLG: 0.419								1B												
Bill Freehan, R (6,2) OBP: 0.339, SLG: 0.418	G6-4-3 1-2				F9			G1-6-3 1-2		2	0	0	0	0	0	3				
Mickey Stanley, R (1,8) OBP: 0.332, SLG: 0.379								1-2 2-3		2	0	0	0	0	0	4				
Ed Brinkman, R (1,6) OBP: 0.263, SLG: 0.248						WP SF8 1B		F8		3	1	1	0	0	0	1				
Jim Northrup, L (8, PH) OBP: 0.360, SLG: 0.434								F7		1	0	0	1	0	1	0				
Cesar Gutierrez, R (8,6) OBP: 0.133, SLG: 0.133						SF8 1-H		K		1	0	0	0	0	0	0				
Joe Coleman, R (1,1) OBP: 0.184, SLG: 0.143								F7		0	0	0	0	0	0	0				
Dalton Jones, L (8, PH) OBP: 0.307, SLG: 0.507								K		1	0	0	0	0	1	0				
Tom Timmermann, R (8,1) OBP: 0.171, SLG: 0.235						1-6-3		K		0	0	0	0	0	0	0				
<b>Inning Stats</b>	R: 0 E: 0 K: 0 S: 3	H: 0 LOB: 0 BB: 0 P: 3	R: 0 E: 0 K: 0 S: 3	H: 1 LOB: 0 BB: 0 P: 3	R: 1 E: 0 K: 0 S: 4	H: 1 LOB: 0 BB: 0 P: 4	R: 0 E: 0 K: 0 S: 4	H: 1 LOB: 2 BB: 1 P: 8	R: 0 E: 0 K: 1 S: 5	H: 0 LOB: 0 BB: 0 P: 5	R: 0 E: 0 K: 0 S: 4	H: 2 LOB: 1 BB: 0 P: 4	R: 0 E: 0 K: 1 S: 5	H: 0 LOB: 0 BB: 0 P: 5	R: 0 E: 0 K: 0 S: 5	H: 2 LOB: 2 BB: 0 P: 5	1B: 8 2B: 0 3B: 0 HR: 0	SF: 1 SAC: 0 DP: 3 HBP: 0	WP: 2 PB: 2 SB: 0 CS: 0	PA: 33
<b>PITCHER</b> Stan Bahnsen, R (1,1) ERA: 3.07	IP: 9.0 WLS: W BF: 33 H: 8 R: 1 ER: 1 SO: 2 BB: 1 IBB: 0 HBP: 0 BLK: 0 WP: 1 HR: 0 S: 36 P: 40 ERA: 1.00 WHIP: 1.000															<b>PITCHER</b>	IP: 9.0 WLS: W BF: 33 H: 8 R: 1 ER: 1 SO: 2 BB: 1 IBB: 0 HBP: 0 BLK: 0 WP: 1 HR: 0 S: 36 P: 40 ERA: 1.00 WHIP: 1.000			


Batter	1	2	3	4	5	6	7	8	9	AB	R	H	RBI	BB	SO	LOB	BOTTOM			
Horace Clarke, S (1,4) OBP: 0.347, SLG: 0.346	3-1									4	0	1	0	0	0	1	<b>Detroit Tigers @ New York Yankees</b> Yankee Stadium, Bronx, NY Tue Jun 22 1971, 3:38 AM EDT Att: 14,902 - Unknown - 85 F  <b>AB 31</b> <b>R 2</b> <b>H 7</b> <b>RBI 2</b> <b>BB 4</b> <b>SO 9</b> <b>LOB 18</b> 			
Jerry Kenney, L (1,5) OBP: 0.333, SLG: 0.309										3	1	1	0	1	1	2				
Bobby Murcer, L (1,8) OBP: 0.459, SLG: 0.563										2	1	1	1	2	1	1				
Felipe Alou, R (1,7) OBP: 0.301, SLG: 0.348										3	0	0	0	1	1	5				
Jake Gibbs, L (1,2) OBP: 0.278, SLG: 0.286										4	0	3	1	0	0	2				
Danny Cater, R (1,3) OBP: 0.288, SLG: 0.299										4	0	0	0	0	0	3				
Jim Lyttle, L (1,9) OBP: 0.194, SLG: 0.267										4	0	0	0	0	2	2				
Frank Baker, L (1,6) OBP: 0.314, SLG: 0.185										4	0	0	0	0	2	2				
Stan Bahnsen, R (1,1) OBP: 0.171, SLG: 0.235										3	0	1	0	0	2	0				
<b>Inning Stats</b>	R: 2 E: 0 K: 1 S: 8	H: 3 LOB: 1 BB: 0 P: 8	R: 0 E: 0 K: 2 S: 7	H: 0 LOB: 0 BB: 0 P: 7	R: 0 E: 0 K: 2 S: 8	H: 1 LOB: 2 BB: 1 P: 12	R: 0 E: 0 K: 1 S: 5	H: 0 LOB: 0 BB: 0 P: 5	R: 0 E: 0 K: 0 S: 4	H: 1 LOB: 2 BB: 1 P: 8	R: 0 E: 0 K: 0 S: 4	H: 1 LOB: 1 BB: 0 P: 4	R: 0 E: 0 K: 1 S: 5	H: 0 LOB: 2 BB: 2 P: 13	R: 0 E: 0 K: 2 S: 8	H: 1 LOB: 1 BB: 0 P: 8		1B: 6 2B: 1 3B: 0 HR: 0	SF: 0 SAC: 0 DP: 0 HBP: 0	WP: 1 PB: 1 SB: 2 CS: 0
<b>PITCHER</b> Joe Coleman, R (1,1) ERA: 4.09	IP: 7.0 WLS: L BF: 31 H: 6 R: 2 ER: 2 SO: 7 BB: 3 IBB: 1 HBP: 0 BLK: 0 WP: 0 HR: 0 S: 41 P: 57 ERA: 2.57 WHIP: 1.286															<b>PITCHER</b>	IP: 7.0 WLS: L BF: 31 H: 6 R: 2 ER: 2 SO: 7 BB: 3 IBB: 1 HBP: 0 BLK: 0 WP: 0 HR: 0 S: 41 P: 57 ERA: 2.57 WHIP: 1.286			
<b>PITCHER</b> Tom Timmermann, R (8,1) ERA: 3.95	IP: 1.0 WLS: L BF: 4 H: 1 R: 0 ER: 0 SO: 2 BB: 0 IBB: 0 HBP: 0 BLK: 0 WP: 0 HR: 0 S: 8 P: 8 ERA: 0.00 WHIP: 1.000															<b>PITCHER</b>	IP: 1.0 WLS: L BF: 4 H: 1 R: 0 ER: 0 SO: 2 BB: 0 IBB: 0 HBP: 0 BLK: 0 WP: 0 HR: 0 S: 8 P: 8 ERA: 0.00 WHIP: 1.000			



Batter	1	2	3	4	5	6	7	8	9	10	11	12	13	AB	R	H	RBI	BB	SO	LOB	TOP							
Aurelio Rodriguez, R OBP: 0.266, SLG: 0.274 Gates Brown, L OBP: 0.468, SLG: 0.705 Bill Deneshy, S Fred Scherman, L OBP: 0.222, SLG: 0.222	F2		6-3 2B		K			K	HR		BB			4	0	1	0	0	2	0								
Tony Taylor, R OBP: 0.308, SLG: 0.313 Dick McAuliffe, L OBP: 0.270, SLG: 0.360	4-3		6-3			6-3		1B	BB		BB			3	0	0	0	1	0	1								
Al Kaline, R OBP: 0.455, SLG: 0.443	K		L6-3			FC6-4 1B		1B	L4-6-3 BB		BB			5	0	1	0	1	2	4								
Willie Horton, R OBP: 0.342, SLG: 0.504				6-3		FC6-4 1B		G6-4-3 1B			4-3 WP			6	0	3	0	0	1	2								
Ike Brown, R OBP: 0.424, SLG: 0.673 Norm Cash, L OBP: 0.409, SLG: 0.635		6-3		K		FC6-4		1B	WP		K			4	1	1	0	0	1	3								
Bill Freehan, R OBP: 0.337, SLG: 0.415 Dalton Jones, L OBP: 0.303, SLG: 0.500 Gene Lamont, L		F8				F7		F8	4-3		4-3			4	0	1	0	0	0	4								
Mickey Stanley, R OBP: 0.332, SLG: 0.374				F8				1B	1B		FC1-2-5-2			5	1	1	1	1	1	2								
Ed Brinkman, R OBP: 0.264, SLG: 0.247		K			6-3			1B	HR		1B			5	1	1	0	1	1	2								
Mike Kilkenny, R Tom Timmermann, R Cesar Gutierrez, R OBP: 0.167, SLG: 0.167			F4		K2-3			K2-3	1B		L4-3 BB			3	0	0	0	0	2	0								
<b>Inning Stats</b>	R: 0 E: 0 K: 1 S: 5	H: 0 LOB: 0 BB: 0 P: 5	R: 0 E: 0 K: 1 S: 6	H: 1 LOB: 2 BB: 1 P: 10	R: 0 E: 0 K: 0 S: 4	H: 1 LOB: 1 BB: 0 P: 4	R: 0 E: 0 K: 1 S: 6	H: 1 LOB: 1 BB: 0 P: 6	R: 0 E: 0 K: 2 S: 7	H: 0 LOB: 0 BB: 0 P: 7	R: 0 E: 0 K: 1 S: 5	H: 1 LOB: 1 BB: 3 P: 11	R: 0 E: 0 K: 2 S: 7	H: 0 LOB: 0 BB: 0 P: 7	R: 0 E: 0 K: 0 S: 3	H: 0 LOB: 0 BB: 0 P: 3	R: 0 E: 0 K: 0 S: 3	H: 0 LOB: 0 BB: 0 P: 3	R: 0 E: 0 K: 0 S: 3	H: 0 LOB: 0 BB: 0 P: 3	1B: 6 2B: 3 3B: 0 HR: 1	SF: 0 SAC: 0 DP: 3 HBP: 0	WP: 2 PB: 0 SB: 0 CS: 0	PA: 54				
<b>PITCHER</b>	IP 8.1	WLS 36	BF 9	H 4	R 4	ER 4	SO 8	BB 2	IBB 1	HBP 0	BLK 0	WP 1	HR 0	S 49	P 61	ERA 4.32	WHIP 1.320											
Fritz Peterson, L ERA: 3.69 Jack Aker, R ERA: 2.43 Lindy McDaniel, R ERA: 5.73	(1, 1) (9, 1) (10, 1)	8.1 0.2 4.0	WLS 36 14	BF 9 0	H 4 0	R 4 0	ER 4 0	SO 8 0	BB 2 0	IBB 1 0	HBP 0 0	BLK 0 0	WP 1 0	HR 0 3	S 49 7	P 61 31	ERA 4.32 13.50	WHIP 1.320 4.500										

Detroit Tigers @ New York Yankees  
Yankee Stadium, Bronx, NY  
Wed Jun 23 1971, 7:05 PM EDT  
Att. 11,949 - Unknown - 73 F


AB 47  
R 5  
H 11  
RBI 5  
BB 7  
SO 12  
LOB 21



Batter	1	2	3	4	5	6	7	8	9	10	11	12	13	AB	R	H	RBI	BB	SO	LOB	BOTTOM							
Horace Clarke, S OBP: 0.347, SLG: 0.343	F4		2-3 BB			G3			F8		L9			5	0	1	1	1	0	0								
Thurman Munson, R OBP: 0.343, SLG: 0.355	F6		L9			5-3		L9	5-3		L9			6	0	0	0	0	0	4								
Bobby Murcer, L OBP: 0.453, SLG: 0.551	4-3				K	G3		L3	3-1					5	0	0	0	1	1	0								
Felipe Alou, R OBP: 0.298, SLG: 0.343		L8		4-3				5-3			K			6	1	1	0	0	1	1								
Danny Cater, R OBP: 0.269, SLG: 0.308		6-3		5-3				3B 1B	BB		F3			6	2	2	1	0	0	1								
John Ellis, R OBP: 0.365, SLG: 0.398 Jerry Kenney, L OBP: 0.342, SLG: 0.314		L9						1B 3B	1B					3	0	1	1	0	0	0								
Ron Hansen, R OBP: 0.277, SLG: 0.262					F7			1B 2B	BB		BB			1	0	0	0	0	0	2								
Danny Walton, R OBP: 0.264, SLG: 0.337 Jim Lytle, L OBP: 0.215, SLG: 0.274				F7		5-3		1B 1B	1-3 BB		BB			3	0	1	1	0	0	0								
Gene Michael, S OBP: 0.339, SLG: 0.292				WP SH2-4 1B				1-3 BB	1B		BB			4	1	2	1	2	1	4								
Fritz Peterson, S OBP: 0.189, SLG: 0.063 Jack Aker, R Lindy McDaniel, R OBP: 0.200, SLG: 0.200				SH2-4 1B		F7		K	K		F7			3	0	0	0	0	2	6								
<b>Inning Stats</b>	R: 0 E: 0 K: 0 S: 3	H: 0 LOB: 0 BB: 0 P: 3	R: 0 E: 0 K: 0 S: 3	H: 0 LOB: 0 BB: 0 P: 3	R: 0 E: 0 K: 0 S: 4	H: 1 LOB: 2 BB: 1 P: 8	R: 0 E: 0 K: 1 S: 5	H: 0 LOB: 0 BB: 0 P: 5	R: 0 E: 0 K: 0 S: 3	H: 0 LOB: 0 BB: 1 P: 7	R: 0 E: 0 K: 1 S: 10	H: 0 LOB: 2 BB: 0 P: 10	R: 1 E: 0 K: 1 S: 7	H: 2 LOB: 3 BB: 2 P: 15	R: 0 E: 0 K: 0 S: 3	H: 0 LOB: 0 BB: 0 P: 3	R: 0 E: 0 K: 0 S: 8	H: 1 LOB: 2 BB: 1 P: 12	R: 0 E: 0 K: 0 S: 3	H: 0 LOB: 0 BB: 0 P: 3	R: 0 E: 0 K: 0 S: 3	H: 0 LOB: 1 BB: 1 P: 7	R: 1 E: 0 K: 0 S: 2	H: 1 LOB: 0 BB: 0 P: 2	1B: 7 2B: 1 3B: 1 HR: 1	SF: 0 SAC: 1 DP: 1 HBP: 0	WP: 1 PB: 0 SB: 0 CS: 0	PA: 53
<b>PITCHER</b>	IP 6.0	WLS 24	BF 4	H 3	R 3	ER 3	SO 1	BB 2	IBB 0	HBP 0	BLK 0	WP 1	HR 0	S 24	P 32	ERA 4.50	WHIP 1.000											
Mike Kilkenny, L ERA: 5.4 Tom Timmermann, R ERA: 4.16 Bill Deneshy, R ERA: 2.78 Fred Scherman, L ERA: 2.13	(1, 1) (7, 1) (9, 1) (12, 1)	6.0 2.0 3.1 1.0	WLS 24 12 L 3	BF 4 2 3	H 3 0 1	R 3 0 1	ER 3 2 1	SO 1 2 0	BB 2 0 0	IBB 0 0 0	HBP 0 0 0	BLK 0 0 0	WP 1 0 1	HR 0 14 3	S 24 22 3	P 32 22 3	ERA 4.50 9.00 0.00	WHIP 1.000 3.000 0.900										

Detroit Tigers @ New York Yankees  
Yankee Stadium, Bronx, NY  
Wed Jun 23 1971, 7:05 PM EDT  
Att. 11,949 - Unknown - 73 F

AB 46  
R 6  
H 10  
RBI 6  
BB 6  
SO 5  
LOB 18





Batter	1	2	3	4	5	6	7	8	9	AB	R	H	RBI	BB	SO	LOB	TOP			
<b>Del Unser, L</b> OBP: 0.344, SLG: 0.369 (1, 7)	0-0 6-3	0-0 4-3			0-0 G3			0-0 F7		4	0	0	0	0	0	1	<b>Washington Senators @ New York Yankees</b> Yankee Stadium, Bronx, NY Fri Jun 25 1971, 7:05 PM EDT Att: 13,261 - Unknown - 86 F			
<b>Bernie Allen, L</b> OBP: 0.333, SLG: 0.391 (1, 5)	0-0 FC5-4 BB		0-0 4-3		0-0 L3-1		0-0 E4		3	0	1	0	0	0	0	0				
<b>Toby Harrah, R</b> OBP: 0.332, SLG: 0.338 (6, 5)	1B								1	0	0	0	0	0	0	0				
<b>Don Mincher, L</b> OBP: 0.409, SLG: 0.447 (1, 3)	1-2 FC5-4 BB		0-0 F7		0-0 G3		0-0 F5		3	0	0	0	1	0	1					
<b>Frank Howard, R</b> OBP: 0.371, SLG: 0.496 (1, 9)	1-2 FC5-4		0-0 6-3					0-3 K		4	1	1	1	0	1	3				
<b>Elliott Maddox, R</b> OBP: 0.291, SLG: 0.238 (1, 8)	0-0 F4				0-0 5-3		0-3 K		4	0	0	0	0	1	2					
<b>Paul Casanova, R</b> OBP: 0.242, SLG: 0.315 (1, 2)		0-0 6-3		0-0 F8			0-0 6-3		2	0	0	0	0	0	0	0				
<b>Rick Stelmazek, L</b> (7, PH)									2	0	0	0	0	0	0	0				
<b>Lenny Randle, S</b> OBP: 0.281, SLG: 0.258 (1, 4)		0-0 2B		0-3 K			0-0 6-3		4	1	1	0	0	1	0					
<b>Tim Cullen, R</b> OBP: 0.238, SLG: 0.224 (1, 6)		0-0 4-3			0-0 F9		0-0 E7		3	0	2	1	0	0	0	0				
<b>Horacio Pina, R</b> (7, 1)	1-H	2B					0-0 1B		0	0	0	0	0	0	0	0				
<b>Pete Broberg, R</b> (1, 1)		0-0 4-3			0-3 K		0-3 K		1	0	0	0	0	0	0	1				
<b>Casey Cox, R</b> OBP: 0.198, SLG: 0.111 (3, 1)									0	0	0	0	0	0	0	0				
<b>Larry Ginter</b> OBP: 0.202, SLG: 0.243 (5, PH)									1	0	0	0	0	1	0	0				
<b>Jackie Brown, R</b> (5, 1)									0	0	0	0	0	0	0	0				
<b>Davey Nelson, R</b> OBP: 0.300, SLG: 0.448 (7, PH)		2-3							1	0	0	0	0	1	1	0				
<b>Inning Stats</b>	R: 0 E: 0 K: 0 S: 4	H: 1 LOB: 2 BB: 1 P: 8	R: 1 E: 0 K: 0 S: 5	H: 2 LOB: 1 BB: 0 P: 5	R: 0 E: 0 K: 1 S: 3	H: 0 LOB: 0 BB: 0 P: 3	R: 0 E: 0 K: 1 S: 5	H: 0 LOB: 0 BB: 0 P: 5	R: 0 E: 0 K: 1 S: 6	H: 1 LOB: 0 BB: 0 P: 6	R: 0 E: 1 K: 1 S: 6	H: 1 LOB: 1 BB: 0 P: 6	R: 0 E: 1 K: 0 S: 3	H: 0 LOB: 0 BB: 0 P: 3	R: 0 E: 0 K: 0 S: 3	H: 0 LOB: 0 BB: 0 P: 3	1B: 3 2B: 1 3B: 0 HR: 1	SF: 0 SAC: 0 DP: 0 HBP: 0	WP: 0 PB: 0 SB: 0 CS: 0	PA: 34
<b>PITCHER</b> <b>Steve Kline, R</b> ERA: 3.07 (1, 1)	IP: 9.0 WLS: W BF: 34 H: 5 R: 2 ER: 2 SO: 5 BB: 1 IBB: 0 HBP: 0 BLK: 0 WP: 0 HR: 1 S: 43 P: 47 ERA: 2.00 WHIP: 0.667																			

Batter	1	2	3	4	5	6	7	8	9	AB	R	H	RBI	BB	SO	LOB	BOTTOM			
<b>Horace Clarke, S</b> OBP: 0.348, SLG: 0.342 (1, 4)	0-0 3B	0-0 1-3		0-3 K	4-0 BB		0-0 6-3		4	1	1	0	1	1	1	1	<b>Washington Senators @ New York Yankees</b> Yankee Stadium, Bronx, NY Fri Jun 25 1971, 7:05 PM EDT Att: 13,261 - Unknown - 86 F			
<b>Jerry Kenney, L</b> OBP: 0.348, SLG: 0.319 (1, 5)	0-3 K		0-0 3B	4-0 3B	0-0 1-3		0-0 2B		4	3	2	0	1	1	3					
<b>Bobby Murcer, L</b> OBP: 0.460, SLG: 0.571 (1, 8)	0-0 E		4-0 3B	0-0 3B		4-0 4-3		0-0 1B	2	2	2	2	2	0	0	0				
<b>Jim Lyttle, L</b> OBP: 0.227, SLG: 0.302 (7, 8)	1-H 3B		1-2 3B	1-H 3B		1-2 BB		1-3 2B	1	1	1	0	0	0	0	0				
<b>Felipe Alou, R</b> OBP: 0.300, SLG: 0.353 (1, 3)	0-0 FC5		0-0 HR	0-0 L6		0-0 4-3		0-0 1B	5	2	2	4	0	0	2					
<b>Ron Blomberg, L</b> OBP: 0.400, SLG: 1.200 (1, 9)	0-0 4-3		0-0 HR		0-0 6-3		0-0 L8		5	2	2	2	0	0	2					
<b>Ron Swoboda, R</b> OBP: 0.366, SLG: 0.380 (1, 7)	0-0 1B		0-0 5-3	0-0 HR	0-0 6-3		0-0 4-3		4	0	1	1	1	0	2					
<b>Jake Gibbs, L</b> OBP: 0.274, SLG: 0.311 (1, 2)	0-0 F5		0-3 K		0-0 HR		0-0 L8		5	1	1	2	0	1	2					
<b>Gene Michael, S</b> OBP: 0.338, SLG: 0.291 (1, 6)		0-3 K	0-0 6-3		0-0 SH1		0-0 E5		4	0	1	0	0	1	0					
<b>Steve Kline, R</b> OBP: 0.237, SLG: 0.222 (1, 1)	0-0 L3			0-0 L6-3	0-0 SH1		0-0 FC1-6		3	0	0	0	0	0	1					
<b>Inning Stats</b>	R: 3 E: 1 K: 1 S: 9	H: 3 LOB: 1 BB: 0 P: 9	R: 0 E: 0 K: 1 S: 5	H: 0 LOB: 0 BB: 0 P: 5	R: 4 E: 1 K: 1 S: 8	H: 3 LOB: 1 BB: 1 P: 12	R: 1 E: 0 K: 1 S: 6	H: 1 LOB: 1 BB: 1 P: 10	R: 2 E: 0 K: 0 S: 6	H: 3 LOB: 2 BB: 1 P: 10	R: 0 E: 0 K: 0 S: 3	H: 0 LOB: 1 BB: 1 P: 7	R: 0 E: 1 K: 0 S: 4	H: 0 LOB: 1 BB: 0 P: 4	R: 2 E: 0 K: 0 S: 5	H: 3 LOB: 1 BB: 1 P: 9	1B: 6 2B: 2 3B: 3 HR: 2	SF: 0 SAC: 1 DP: 0 HBP: 0	WP: 0 PB: 0 SB: 0 CS: 0	PA: 43
<b>PITCHER</b> <b>Pete Broberg, R</b> ERA: 7.56 (1, 1)	IP: 2.0 WLS: L BF: 14 H: 6 R: 7 ER: 5 SO: 2 BB: 1 IBB: 0 HBP: 0 BLK: 0 WP: 0 HR: 1 S: 17 P: 21 ERA: 22.50 WHIP: 3.500																			
<b>Casey Cox, R</b> ERA: 3.5 (3, 1)	2.0 8 1 1 1 2 1 0 0 0 0 0 11 15 4.50 1.000																			
<b>Jackie Brown, R</b> ERA: 3.44 (5, 1)	2.0 11 3 2 2 0 2 0 0 0 0 1 9 17 9.00 2.500																			
<b>Horacio Pina, R</b> ERA: 3.52 (7, 1)	2.0 10 3 2 2 0 1 0 0 0 0 0 9 13 9.00 2.000																			



Batter	1	2	3	4	5	6	7	8	9	AB	R	H	RBI	BB	SO	LOB	TOP					
<b>Del Unser, L</b> OBP: 0.343, SLG: 0.367 (1,8)	0-0 4-3			0-0 4-3		0-0 B1-3			0-0 1B	4	0	1	0	0	0	1						
<b>Tom McCraw, L</b> OBP: 0.297, SLG: 0.434 (1,7)	0-0 P5			0-0 4-3		0-0 3-1			0-0 F9	4	0	0	0	0	0	2						
<b>Don Mincher, L</b> OBP: 0.406, SLG: 0.443 (1,3)	0-3 K			0-0 1B		0-0 L8			0-0 F8	4	0	1	0	0	1	2						
<b>Frank Howard, R</b> OBP: 0.369, SLG: 0.492 (1,9)		0-0 5-3		0-0 1B		0-0 5-3			0-0 F9	4	0	1	0	0	0	1						
<b>Bernie Allen, L</b> OBP: 0.324, SLG: 0.379 (1,5)		0-0 4-3		0-0 4-3						3	0	0	0	0	0	2						
<b>Rick Steimaszek, L</b> (1,2)		0-3 K				0-0 F2			0-3 K	3	0	0	0	0	2	0						
<b>Lenny Randle, S</b> OBP: 0.257, SLG: 0.235 (1,4)			0-0 F8			0-0 B1-3		0-3 K		3	0	0	0	0	1	0						
<b>Tim Cullen, R</b> OBP: 0.236, SLG: 0.221 (1,6)			0-3 K			0-0 1-6-3		0-0 L3		3	0	0	0	0	1	0						
<b>Denny McLain, R</b> OBP: 0.125, SLG: 0.161 (1,1)									0-0 5-3	1	0	0	0	0	0	0						
<b>Lary Bittner, L</b> OBP: 0.251, SLG: 0.253 (6, PH)										0	0	0	0	0	0	0						
<b>Denny Riddleberger, R</b> (6, 1)										0	0	0	0	0	0	0						
<b>Elliott Maddox, R</b> OBP: 0.289, SLG: 0.236 (8, PH)										1	0	0	0	0	0	0						
<b>Casey Cox, R</b> OBP: 0.158, SLG: 0.111 (8, 1)										0	0	0	0	0	0	0						
<b>Inning Stats</b>	R: 0 E: 0 K: 1 S: 5	H: 0 LOB: 0 BB: 0 P: 5	R: 0 E: 0 K: 1 S: 5	H: 0 LOB: 0 BB: 0 P: 5	R: 0 E: 0 K: 0 S: 5	H: 0 LOB: 0 BB: 0 P: 5	R: 0 E: 0 K: 0 S: 3	H: 2 LOB: 2 BB: 0 P: 5	R: 0 E: 0 K: 0 S: 3	H: 0 LOB: 0 BB: 0 P: 3	R: 0 E: 0 K: 0 S: 4	H: 1 LOB: 1 BB: 0 P: 4	R: 0 E: 0 K: 1 S: 5	H: 0 LOB: 0 BB: 0 P: 5	R: 0 E: 0 K: 1 S: 4	H: 0 LOB: 0 BB: 0 P: 5	R: 0 E: 0 K: 0 S: 4	H: 1 LOB: 1 BB: 0 P: 4	1B: 4 2B: 0 3B: 0 HR: 0	SF: 0 SAC: 0 DP: 0 HBP: 0	WP: 0 PB: 0 SB: 0 CS: 0	PA: 31
<b>PITCHER</b> <b>Mel Stottlemyre, R</b> ERA: 2.73 (1,1)	IP: 9.0 WLS: W BF: 31 H: 4 R: 0 ER: 0 SO: 5 BB: 0 IBB: 0 HBP: 0 BLK: 0 WP: 0 HR: 0 S: 41 P: 41 ERA: 0.00 WHIP: 0.444															<b>PITCHER</b>	IP: 9.0 WLS: W BF: 31 H: 4 R: 0 ER: 0 SO: 5 BB: 0 IBB: 0 HBP: 0 BLK: 0 WP: 0 HR: 0 S: 41 P: 41 ERA: 0.00 WHIP: 0.444					

Washington Senators @ New York Yankees  
Yankee Stadium, Bronx, NY  
Sat Jun 26 1971, 3:33 AM EDT  
Att: 11,221 - Unknown

AB	31
R	0
H	4
RBI	0
BB	0
SO	5
LOB	8

WP	0	PA	31
PB	0		
SB	0		
CS	0		

Batter	1	2	3	4	5	6	7	8	9	AB	R	H	RBI	BB	SO	LOB	BOTTOM			
<b>Horace Clarke, S</b> OBP: 0.349, SLG: 0.340 (1,4)	0-0 HR	0-3 K		0-0 4-3		4-0 1B		0-0 L5		4	1	1	0	1	1	1				
<b>Jerry Kenney, L</b> OBP: 0.347, SLG: 0.313 (1,5)	0-0 P6		0-0 F7		4-0 BB	0-3 K				3	0	0	0	1	1	3				
<b>Bobby Murcer, L</b> OBP: 0.464, SLG: 0.598 (1,8)	0-0 HR		0-0 BB		0-0 G3-6-3					4	2	3	3	0	0	1				
<b>Felipe Alou, R</b> OBP: 0.307, SLG: 0.365 (1,3)	0-0 L6		0-0 BB		0-0 2B					4	0	3	0	0	0	0				
<b>Ron Blomberg, L</b> OBP: 0.333, SLG: 0.750 (1,9)	0-0 F8		0-0 F7		4-0 IBB					3	0	0	0	1	0	3				
<b>Ron Swoboda, R</b> OBP: 0.371, SLG: 0.378 (1,7)		0-0 F7	4-0 BB		0-3 K					3	0	1	0	1	1	2				
<b>Thurman Munson, R</b> OBP: 0.341, SLG: 0.362 (1,2)		0-0 1B	0-0 F8		0-0 L5					4	1	1	0	0	0	4				
<b>Gene Michael, S</b> OBP: 0.340, SLG: 0.292 (1,6)		0-0 1B			0-0 6-3					3	0	1	0	1	0	0				
<b>Mel Stottlemyre, R</b> OBP: 0.229, SLG: 0.186 (1,1)		0-0 SF8			0-0 5-3					3	0	0	1	0	0	1				
<b>Inning Stats</b>	R: 2 E: 0 K: 0 S: 5	H: 2 LOB: 1 BB: 0 P: 7	R: 0 E: 0 K: 1 S: 7	H: 2 LOB: 1 BB: 0 P: 7	R: 0 E: 0 K: 0 S: 3	H: 2 LOB: 3 BB: 1 P: 9	R: 0 E: 0 K: 0 S: 3	H: 0 LOB: 0 BB: 0 P: 3	R: 0 E: 0 K: 1 S: 5	H: 1 LOB: 2 BB: 2 P: 13	R: 0 E: 0 K: 1 S: 5	H: 0 LOB: 2 BB: 2 P: 13	R: 1 E: 0 K: 0 S: 5	H: 3 LOB: 1 BB: 0 P: 5	R: 0 E: 0 K: 0 S: 3	H: 0 LOB: 0 BB: 0 P: 3	1B: 7 2B: 1 3B: 0 HR: 2	SF: 1 SAC: 0 DP: 1 HBP: 0	WP: 0 PB: 0 SB: 0 CS: 1	PA: 37
<b>PITCHER</b> <b>Denny McLain, R</b> ERA: 4.81 (1,1)	IP: 5.0 WLS: L BF: 24 H: 7 R: 3 ER: 3 SO: 2 BB: 2 IBB: 0 HBP: 0 BLK: 0 WP: 0 HR: 1 S: 25 P: 37 ERA: 5.40 WHIP: 1.800															<b>PITCHER</b>	IP: 5.0 WLS: L BF: 24 H: 7 R: 3 ER: 3 SO: 2 BB: 2 IBB: 0 HBP: 0 BLK: 0 WP: 0 HR: 1 S: 25 P: 37 ERA: 5.40 WHIP: 1.800			
<b>Denny Riddleberger, L</b> ERA: 4.66 (6, 1)	IP: 2.0 WLS: 10 BF: 3 H: 1 R: 1 ER: 1 SO: 1 BB: 2 IBB: 0 HBP: 0 BLK: 0 WP: 0 HR: 1 S: 10 P: 18 ERA: 4.50 WHIP: 2.500															<b>PITCHER</b>	IP: 2.0 WLS: 10 BF: 3 H: 1 R: 1 ER: 1 SO: 1 BB: 2 IBB: 0 HBP: 0 BLK: 0 WP: 0 HR: 1 S: 10 P: 18 ERA: 4.50 WHIP: 2.500			
<b>Casey Cox, R</b> ERA: 3.56 (8, 1)	IP: 1.0 WLS: 3 BF: 0 H: 0 R: 0 ER: 0 SO: 0 BB: 0 IBB: 0 HBP: 0 BLK: 0 WP: 0 HR: 0 S: 3 P: 3 ERA: 0.00 WHIP: 0.000															<b>PITCHER</b>	IP: 1.0 WLS: 3 BF: 0 H: 0 R: 0 ER: 0 SO: 0 BB: 0 IBB: 0 HBP: 0 BLK: 0 WP: 0 HR: 0 S: 3 P: 3 ERA: 0.00 WHIP: 0.000			

Washington Senators @ New York Yankees  
Yankee Stadium, Bronx, NY  
Sat Jun 26 1971, 3:33 AM EDT  
Att: 11,221 - Unknown

AB	31
R	4
H	10
RBI	4
BB	5
SO	3
LOB	15

WP	0	PA	37
PB	0		
SB	0		
CS	1		



Batter	1	2	3	4	5	6	7	8	9	AB	R	H	RBI	BB	SO	LOB	TOP											
<b>Del Unser, L</b> OBP: 0.341, SLG: 0.378 (1, 8)										4	1	1	2	0	0	0	<b>Washington Senators @ New York Yankees</b> Yankee Stadium, Bronx, NY Sun Jun 27 1971, 3:33 AM EDT Sunny - 84 F											
<b>Tom McCraw, L</b> OBP: 0.296, SLG: 0.427 (1, 7)										4	0	1	0	0	0	0												
<b>Don Mincher, L</b> OBP: 0.407, SLG: 0.438 <b>Elliott Maddox, R</b> OBP: 0.289, SLG: 0.236 (9, PR)										2	0	0	0	1	0	1												
<b>Frank Howard, R</b> OBP: 0.364, SLG: 0.485 (1, 9)										4	0	0	0	0	2	3												
<b>Bernie Allen, L</b> OBP: 0.321, SLG: 0.367 (1, 5)										3	0	0	0	1	0	2												
<b>Paul Casanova, R</b> OBP: 0.242, SLG: 0.314 (1, 2)										4	0	1	0	0	1	2												
<b>Lenny Randle, S</b> OBP: 0.237, SLG: 0.216 (1, 4)										3	0	0	0	0	0	2												
<b>Tim Cullen, R</b> OBP: 0.237, SLG: 0.222 (1, 6)										3	1	1	0	0	0	1												
<b>Gerry Janeski, R</b> OBP: 0.267, SLG: 0.214 <b>Joe Grzenda, R</b> (1, 1)										0	0	0	0	0	0	0												
<b>Casey Cox, R</b> OBP: 0.150, SLG: 0.105 <b>Paul Lindblad, L</b> OBP: 0.200, SLG: 0.300 <b>Horacio Pina, R</b> (9, 1)										1	0	0	0	0	1	0												
<b>Inning Stats</b>	R: 0 E: 0 K: 0 S: 3	H: 0 LOB: 0 BB: 0 P: 3	R: 0 E: 0 K: 1 S: 5	H: 0 LOB: 1 BB: 1 P: 9	R: 2 E: 0 K: 0 S: 5	H: 2 LOB: 1 BB: 0 P: 6	R: 0 E: 0 K: 1 S: 5	H: 0 LOB: 0 BB: 0 P: 5	R: 0 E: 0 K: 1 S: 6	H: 1 LOB: 0 BB: 0 P: 6	R: 0 E: 0 K: 0 S: 3	H: 1 LOB: 0 BB: 0 P: 3	R: 0 E: 0 K: 1 S: 5	H: 0 LOB: 0 BB: 0 P: 5	R: 0 E: 0 K: 0 S: 3	H: 0 LOB: 1 BB: 1 P: 7	1B: 3 2B: 0 3B: 0 HR: 1	SF: 0 SAC: 1 DP: 0 HBP: 1	WP: 0 PB: 0 CS: 1	PA: 33								
<b>PITCHER</b>	IP	WLS	BF	H	R	ER	SO	BB	IBB	HBP	BLK	WP	HR	S	P	ERA	WHIP											
<b>Stan Bahnsen, R</b> ERA: 3.01	(1, 1)	8.0	L	29	4	2	2	5	1	0	1	0	0	1	37	42	2.25	0.625										
<b>Lindy McDaniel, R</b> ERA: 5.99	(9, 1)	1.0		4	0	0	0	0	1	0	0	0	0	0	3	7	0.00	1.000										

Batter	1	2	3	4	5	6	7	8	9	AB	R	H	RBI	BB	SO	LOB	BOTTOM											
<b>Horace Clarke, S</b> OBP: 0.348, SLG: 0.337 (1, 4)										3	1	0	0	1	0	1	<b>Washington Senators @ New York Yankees</b> Yankee Stadium, Bronx, NY Sun Jun 27 1971, 3:33 AM EDT Sunny - 84 F											
<b>Jerry Kenney, L</b> OBP: 0.348, SLG: 0.310 <b>Ron Hansen, R</b> OBP: 0.265, SLG: 0.250 (6, PH)										1	0	0	0	1	1	1												
<b>Bobby Murcer, L</b> OBP: 0.458, SLG: 0.589 (1, 8)										4	0	0	0	0	1	3												
<b>Ron Blomberg, L</b> OBP: 0.364, SLG: 0.700 <b>Felipe Alou, R</b> OBP: 0.305, SLG: 0.362 (7, PH)										2	0	1	1	0	0	0												
<b>Jake Gibbs, L</b> OBP: 0.276, SLG: 0.311 <b>Thurman Munson, R</b> OBP: 0.344, SLG: 0.366 (9, PH)										3	0	1	0	0	1	2												
<b>Danny Cater, R</b> OBP: 0.273, SLG: 0.308 (1, 3)										3	0	1	0	1	0	0												
<b>Jim Lyttle, L</b> OBP: 0.224, SLG: 0.297 <b>Ron Swoboda, R</b> OBP: 0.370, SLG: 0.369 (6, PH)										1	0	0	0	0	0	0												
<b>Frank Baker, L</b> OBP: 0.306, SLG: 0.179 <b>Gene Michael, S</b> OBP: 0.338, SLG: 0.289 (6, 6)										2	0	0	0	1	1	4												
<b>Stan Bahnsen, R</b> OBP: 0.189, SLG: 0.278 <b>Roy White, S</b> OBP: 0.377, SLG: 0.502 <b>Lindy McDaniel, R</b> OBP: 0.200, SLG: 0.200 (9, 1)										2	0	1	0	0	0	0												
<b>Inning Stats</b>	R: 1 E: 0 K: 0 S: 3	H: 1 LOB: 1 BB: 2 P: 11	R: 0 E: 0 K: 0 S: 3	H: 0 LOB: 0 BB: 0 P: 3	R: 0 E: 0 K: 1 S: 6	H: 1 LOB: 1 BB: 0 P: 6	R: 0 E: 0 K: 1 S: 5	H: 0 LOB: 0 BB: 0 P: 5	R: 0 E: 0 K: 0 S: 2	H: 0 LOB: 0 BB: 1 P: 6	R: 0 E: 0 K: 0 S: 3	H: 0 LOB: 2 BB: 1 P: 10	R: 0 E: 1 K: 0 S: 3	H: 0 LOB: 0 BB: 0 P: 3	R: 0 E: 0 K: 1 S: 7	H: 2 LOB: 2 BB: 0 P: 7		1B: 4 2B: 1 3B: 0 HR: 0	SF: 0 SAC: 0 DP: 3 HBP: 0	WP: 1 PB: 0 CS: 0	PA: 34							
<b>PITCHER</b>	IP	WLS	BF	H	R	ER	SO	BB	IBB	HBP	BLK	WP	HR	S	P	ERA	WHIP											
<b>Gerry Janeski, R</b> ERA: 5.04	(1, 1)	0.0		2	1	1	0	0	2	0	0	0	0	0	8	∞	∞											
<b>Joe Grzenda, L</b> ERA: 1.39	(1, 1)	6.1	W	21	3	0	0	2	1	0	0	0	1	0	24	28	0.00	0.632										
<b>Casey Cox, R</b> ERA: 3.48	(7, 1)	1.2		6	0	0	0	1	1	0	0	0	0	0	7	11	0.00	0.600										
<b>Paul Lindblad, L</b> ERA: 2.7	(9, 1)	0.2		4	2	0	0	1	0	0	0	0	0	0	6	6	0.00	3.000										
<b>Horacio Pina, R</b> ERA: 3.48	(9, 1)	0.1	S	1	0	0	0	0	0	0	0	0	0	0	1	1	0.00	0.000										



Batter	1	2	3	4	5	6	7	8	9	AB	R	H	RBI	BB	SO	LOB	TOP										
<b>Toby Harrah, R</b> OBP: 0.333, SLG: 0.340 (1, 5)	F9		K			F8		E	1B	5	1	2	2	0	1	0	<b>Washington Senators @ New York Yankees</b> Yankee Stadium, Bronx, NY Sun Jun 27 1971, 3:38 AM EDT Att: 41,173 - Sunny - 89 F										
<b>Elliott Maddox, R</b> OBP: 0.292, SLG: 0.258 (1, 8)	1B		F7			1B		E5	1B	5	2	2	0	0	1	3											
<b>Frank Howard, R</b> OBP: 0.366, SLG: 0.483 <b>Tom McCraw, L</b> OBP: 0.292, SLG: 0.432 (6, PR) (8, 9)	K				K			FC5	1B	3	0	1	0	1	2	1											
<b>Dick Billings, R</b> OBP: 0.253, SLG: 0.264 <b>Don Mincher, L</b> OBP: 0.406, SLG: 0.439 (8, PH) (8, 3)	1B				3-1			FC6-2-5	1B	2	0	1	2	0	0	0											
<b>Paul Casanova, R</b> OBP: 0.236, SLG: 0.308 (1, 2)	F9				K			FC5	1B	4	0	0	1	0	1	4											
<b>Del Unser, L</b> OBP: 0.342, SLG: 0.376 (1, 7)										4	1	1	0	1	0	2											
<b>Lenny Randle, S</b> OBP: 0.238, SLG: 0.220 (1, 4)										4	1	1	0	0	0	1											
<b>Tim Cullen, R</b> OBP: 0.241, SLG: 0.232 (1, 6)										3	1	1	0	1	0	0											
<b>Jim Shellenback, L</b> OBP: 0.154, SLG: 0.154 (1, 1)										4	2	2	1	0	1	1											
<b>Inning Stats</b>	R: 1 E: 0 K: 1 S: 7	H: 2 LOB: 1 BB: 0 P: 7	R: 0 E: 0 K: 0 S: 2	H: 0 LOB: 0 BB: 1 P: 6	R: 0 E: 0 K: 2 S: 5	H: 0 LOB: 0 BB: 0 P: 5	R: 0 E: 0 K: 2 S: 7	H: 0 LOB: 0 BB: 0 P: 7	R: 0 E: 0 K: 1 S: 6	H: 1 LOB: 1 BB: 0 P: 6	R: 1 E: 0 K: 0 S: 5	H: 2 LOB: 1 BB: 0 P: 5	R: 0 E: 0 K: 0 S: 3	H: 0 LOB: 0 BB: 0 P: 3	R: 1 E: 1 K: 0 S: 5	H: 2 LOB: 2 BB: 1 P: 9	R: 5 E: 1 K: 1 S: 11	H: 6 LOB: 2 BB: 1 P: 15	1B: 11 2B: 0 3B: 2 HR: 0	SF: 2 SAC: 0 DP: 2 HBP: 0	WP: 0 PB: 0 CS: 0	PA: 42					
<b>PITCHER</b>	IP	WLS	BF	H	R	ER	SO	BB	IBB	HBP	BLK	WP	HR	S	P	ERA	WHIP										
<b>Mike Kekich, L</b> ERA: 5.04 (1, 1)	7.0	L	30	7	3	2	5	1	1	0	0	0	0	38	46	2.57	1.143										
<b>Jack Aker, R</b> ERA: 2.35 (8, 1)	1.0		2	0	0	0	0	0	0	0	0	0	0	2	2	0.00	0.000										
<b>Gary Jones, L</b> ERA: 8.25 (9, 1)	1.0		10	6	5	5	1	0	1	0	0	0	0	11	15	45.00	6.000										
<b>Batter</b>	<b>1</b>	<b>2</b>	<b>3</b>	<b>4</b>	<b>5</b>	<b>6</b>	<b>7</b>	<b>8</b>	<b>9</b>	<b>AB</b>	<b>R</b>	<b>H</b>	<b>RBI</b>	<b>BB</b>	<b>SO</b>	<b>LOB</b>	<b>BOTTOM</b>										
<b>Horace Clarke, S</b> OBP: 0.343, SLG: 0.332 (1, 4)	6-3		P3			5-3		P4		4	0	0	0	0	0	1	<b>Washington Senators @ New York Yankees</b> Yankee Stadium, Bronx, NY Sun Jun 27 1971, 3:38 AM EDT Att: 41,173 - Sunny - 89 F										
<b>Thurman Munson, R</b> OBP: 0.347, SLG: 0.370 (1, 2)	F7		K			1B		E	BB	3	0	1	0	1	1	1											
<b>Bobby Murcer, L</b> OBP: 0.460, SLG: 0.590 <b>Ron Blomberg, L</b> OBP: 0.333, SLG: 0.636 (6, PR) (7, 9)	FC6-4				4-3			E6		3	0	2	0	0	0	0											
<b>Felipe Alou, R</b> OBP: 0.300, SLG: 0.355 (1, 9) (7, 8)	FC6-4				F8			L8		4	0	0	0	0	0	4											
<b>Danny Cater, R</b> OBP: 0.269, SLG: 0.304 (1, 3)					L8					4	0	0	0	0	0	0											
<b>Ron Swoboda, R</b> OBP: 0.375, SLG: 0.375 (1, 7)										4	0	2	0	0	1	0											
<b>Ron Hansen, R</b> OBP: 0.245, SLG: 0.229 (1, 5)										4	0	0	0	0	1	2											
<b>Gene Michael, S</b> OBP: 0.338, SLG: 0.290 (1, 6)										3	0	1	0	0	0	2											
<b>Mike Kekich, R</b> OBP: 0.214, SLG: 0.214 <b>Jack Aker, R</b> (8, 1) <b>Jerry Kenney, L</b> OBP: 0.347, SLG: 0.308 <b>Gary Jones, L</b> (9, 1)										1	0	0	0	0	0	1											
<b>Inning Stats</b>	R: 0 E: 0 K: 0 S: 4	H: 1 LOB: 1 BB: 0 P: 4	R: 0 E: 0 K: 2 S: 7	H: 0 LOB: 0 BB: 0 P: 7	R: 0 E: 0 K: 1 S: 6	H: 1 LOB: 1 BB: 0 P: 6	R: 0 E: 0 K: 0 S: 3	H: 0 LOB: 0 BB: 0 P: 3	R: 0 E: 0 K: 0 S: 4	H: 1 LOB: 1 BB: 0 P: 4	R: 0 E: 0 K: 0 S: 4	H: 2 LOB: 1 BB: 0 P: 4	R: 0 E: 0 K: 0 S: 4	H: 1 LOB: 1 BB: 0 P: 4	R: 0 E: 1 K: 0 S: 4	H: 0 LOB: 2 BB: 1 P: 8	R: 0 E: 0 K: 0 S: 3	H: 0 LOB: 0 BB: 0 P: 3	1B: 5 2B: 1 3B: 0 HR: 0	SF: 0 SAC: 1 DP: 0 HBP: 0	WP: 0 PB: 0 CS: 0	PA: 34					
<b>PITCHER</b>	IP	WLS	BF	H	R	ER	SO	BB	IBB	HBP	BLK	WP	HR	S	P	ERA	WHIP										
<b>Jim Shellenback, L</b> ERA: 3.92 (1, 1)	9.0	W	34	6	0	0	3	1	0	0	0	0	0	39	43	0.00	0.778										



Batter	1	2	3	4	5	6	7	8	9	AB	R	H	RBI	BB	SO	LOB	TOP				
Ted Ford, R OBP: 0.247, SLG: 0.274 Vada Pinson, L OBP: 0.310, SLG: 0.386	(1, 8) 0-3 K		(2) 0-0 F9			(2) 0-0 F5		(3) 0-0 F9		4	0	0	0	0	1	1	<b>Cleveland Indians @ New York Yankees</b> Yankee Stadium, Bronx, NY Mon Jun 28 1971, 7:05 PM EDT Overcast - 74 F				
Graig Nettles, L OBP: 0.351, SLG: 0.400	(1, 5) 0-0 4-3		(3) 0-0 P6			(1) 0-0 1B			(0-0) E9 1B SF9	4	1	2	0	0	0	1					
Roy Foster, R OBP: 0.349, SLG: 0.482	(1, 7) 0-0 F8			(1) 0-0 3-1		(3) 0-0 F3			(0-0) SF9 1B	4	1	1	0	0	0	1					
Ray Fosse, R OBP: 0.327, SLG: 0.377		(1, 2) 0-0 L7		(2) 0-0 F7			(1) 0-3 K2-3		(0-0) SF9 1B	3	0	0	1	0	1	0					
Chuck Hinton, R OBP: 0.355, SLG: 0.424 Frank Baker, L OBP: 0.245, SLG: 0.372	(1, 9) 0-0 1B (9, PR) 0-0 1B			(3) 0-0 F7			(0-0) FC6-4 1B		(4-0) E 1B SF9 IBB	3	0	2	0	1	0	0					
Chris Chambliss, L OBP: 0.378, SLG: 0.483	(1, 3) 0-3 K				(1) 0-0 F6		(2) 0-3 K		(0-0) E8 1B	4	0	1	1	0	2	2					
Kurt Bevacqua, R OBP: 0.233, SLG: 0.241	(1, 4) 0-0 F9				(2) 0-0 L6		(3) 0-0 FC6-4 1-2		(4-0) IBB	3	0	0	0	1	0	2					
Jack Heidemann, R OBP: 0.225, SLG: 0.192	(1, 6) 0-3 K		(1) 0-3 K		(3) 0-0 6-3			(0-0) F3	(0-0) SF9	3	0	0	1	0	1	0					
Ray Lamb, R OBP: 0.107, SLG: 0.074 Steve Mingori, L OBP: 0.500, SLG: 0.500	(1, 1) 0-0 1B (9, 1) 0-0 1B				(1) 0-0 5-3			(0-3) K	(0-0) F7	4	0	1	0	0	1	2					
<b>Inning Stats</b>	R: 0 E: 0 K: 1 S: 5	H: 0 LOB: 0 BB: 0 P: 5	R: 0 E: 0 K: 1 S: 6	H: 1 LOB: 1 BB: 0 P: 6	R: 0 E: 0 K: 1 S: 6	H: 1 LOB: 1 BB: 0 P: 6	R: 0 E: 0 K: 0 S: 3	H: 0 LOB: 0 BB: 0 P: 3	R: 0 E: 0 K: 0 S: 3	H: 0 LOB: 0 BB: 0 P: 3	R: 0 E: 0 K: 2 S: 8	H: 1 LOB: 1 BB: 0 P: 8	R: 0 E: 0 K: 1 S: 5	H: 0 LOB: 0 BB: 0 P: 5	R: 3 E: 2 K: 0 S: 6	H: 3 LOB: 2 BB: 2 P: 14		1B: 7 2B: 0 3B: 0 HR: 0	SF: 2 SAC: 0 DP: 0 HBP: 0	WP: 0 PB: 0 SB: 0 CS: 0	PA: 36
<b>PITCHER</b> Fritz Peterson, L ERA: 3.64	(1, 1) 9.0	WLS 36	BF 7	H 3	R 3	ER 3	SO 6	BB 0	IBB 2	HBP 0	BLK 0	WP 0	HR 0	S 46	P 54	ERA 3.00	WHIP 0.778				

Batter	1	2	3	4	5	6	7	8	9	AB	R	H	RBI	BB	SO	LOB	BOTTOM				
Horace Clarke, S OBP: 0.342, SLG: 0.331	(1, 4) 0-0 G3-6-3 BB 1B		(1) 0-0 1-3		(2) 0-0 5-3		(3) 0-0 G3			4	0	1	0	0	0	2	<b>Cleveland Indians @ New York Yankees</b> Yankee Stadium, Bronx, NY Mon Jun 28 1971, 7:05 PM EDT Overcast - 74 F				
Jerry Kenney, L OBP: 0.382, SLG: 0.322	(1, 5) 4-0 G3-6-3 1-2 BB				(1) 0-0 1B				(0-0) 1B	3	0	3	0	1	0	0					
Bobby Murcer, L OBP: 0.454, SLG: 0.581	(1, 8) 0-0 G3-6-3 1-2 2-3		(2) 0-0 F6		(3) 0-0 G3				(0-3) K	4	0	0	0	0	1	6					
Felipe Alou, R OBP: 0.299, SLG: 0.351	(1, 3) 4-0 BB BB		(3) 0-0 F8		(1) 0-0 5-3				(0-0) F8	3	0	0	0	1	0	2					
Ron Blomberg, L OBP: 0.313, SLG: 0.533	(1, 9) 0-3 K			(1) 0-0 G3		(2) 0-0 CS 1B			(0-0) F8	4	0	1	0	0	1	3					
Jake Gibbs, L OBP: 0.275, SLG: 0.303	(1, 2) 0-0 G3		(2) 0-0 F7		(3) 0-0 F8				(4-0) G5-4-3 BB	3	0	0	0	1	0	1					
Jim Lyttle, L OBP: 0.229, SLG: 0.299 Ron Swoboda, R OBP: 0.371, SLG: 0.371	(1, 7) 0-0 FC6-4 1B (9, PH) 0-0 1B			(3) 0-0 P4		(1) 0-0 CS 1-2			(0-0) F8	3	0	1	0	0	0	0					
Gene Michael, S OBP: 0.336, SLG: 0.289	(1, 6) 0-3 K		(2) 0-3 K		(1) 0-0 F7				(0-3) K SH1-4 1B	4	0	1	0	0	2	1					
Fritz Peterson, S OBP: 0.205, SLG: 0.061	(1, 1) 4-0 FC6-4 1-2				(3) 4-0 1B 5-3 BB				(0-0) SH1-4 1-2	1	0	0	0	1	0	1					
<b>Inning Stats</b>	R: 0 E: 0 K: 1 S: 5	H: 1 LOB: 2 BB: 2 P: 13	R: 0 E: 0 K: 1 S: 6	H: 1 LOB: 1 BB: 0 P: 6	R: 0 E: 0 K: 0 S: 4	H: 0 LOB: 0 BB: 0 P: 4	R: 0 E: 0 K: 0 S: 3	H: 0 LOB: 0 BB: 0 P: 3	R: 0 E: 0 K: 0 S: 4	H: 1 LOB: 1 BB: 0 P: 4	R: 0 E: 0 K: 1 S: 6	H: 1 LOB: 1 BB: 0 P: 6	R: 0 E: 0 K: 1 S: 4	H: 0 LOB: 0 BB: 1 P: 8	1B: 7 2B: 0 3B: 0 HR: 0	SF: 0 SAC: 1 DP: 2 HBP: 0		WP: 0 PB: 0 SB: 0 CS: 1	PA: 36		
<b>PITCHER</b> Ray Lamb, R ERA: 2.13 Steve Mingori, L ERA: 2.7	(1, 1) 8.0	WLS 33	BF 7	H 0	R 0	ER 0	SO 3	BB 4	IBB 0	HBP 0	BLK 0	WP 0	HR 0	S 35	P 51	ERA 0.00	WHIP 1.375				



Batter	1	2	3	4	5	6	7	8	9	AB	R	H	RBI	BB	SO	LOB	TOP																
Vada Pinson, L OBP: 0.315, SLG: 0.394 (1, 8)										5	0	3	1	0	0	1	<b>Cleveland Indians @ New York Yankees</b> Yankee Stadium, Bronx, NY Mon Jun 28 1971, 7:05 PM EDT Att: 11,690 - Cloudy - 71 F																
Graig Nettles, L OBP: 0.352, SLG: 0.398 (1, 5)										4	1	1	0	1	0	4																	
Roy Foster, R OBP: 0.346, SLG: 0.470 (1, 7)										4	0	0	0	1	0	3																	
Chris Chambliss, L OBP: 0.386, SLG: 0.492 (1, 3)										4	0	2	1	1	1	1																	
Ray Fosse, R OBP: 0.329, SLG: 0.378 (1, 2)										5	1	2	0	0	0	3																	
Frank Baker, L OBP: 0.259, SLG: 0.362 (1, 9)										4	1	1	0	1	0	3																	
Kurt Bevacqua, R OBP: 0.235, SLG: 0.242 Eddie Leon, R OBP: 0.339, SLG: 0.319 (9, PH)										4	0	1	1	0	2	0																	
Jack Heidemann, R OBP: 0.233, SLG: 0.291 (1, 6)										4	1	2	1	0	0	0																	
Rich Hand, R OBP: 0.236, SLG: 0.182 Gongg, Hideo, S OBP: 0.116, SLG: 0.333 Phil Hennigan, R (7, 1)										2	1	2	0	0	0	0																	
Steve Mingo, L OBP: 0.250, SLG: 0.500 (8, 1)										1	0	0	0	0	0	0																	
<b>Inning Stats</b>	R: 0 E: 0 K: 0 S: 5	H: 2 LOB: 3 BB: 1 P: 9	R: 0 E: 0 K: 0 S: 5	H: 2 LOB: 2 BB: 0 P: 5	R: 0 E: 0 K: 0 S: 3	H: 1 LOB: 0 BB: 0 P: 3	R: 0 E: 0 K: 1 S: 5	H: 0 LOB: 0 BB: 0 P: 5	R: 1 E: 1 K: 0 S: 5	H: 2 LOB: 1 BB: 0 P: 5	R: 0 E: 0 K: 1 S: 5	H: 0 LOB: 0 BB: 0 P: 5	R: 1 E: 1 K: 0 S: 5	H: 2 LOB: 1 BB: 0 P: 5	R: 2 E: 0 K: 1 S: 8	H: 4 LOB: 3 BB: 0 P: 8	R: 1 E: 0 K: 0 S: 4	H: 1 LOB: 3 BB: 3 P: 16	1B: 12 2B: 2 3B: 0 HR: 0	SF: 0 SAC: 0 DP: 1 HBP: 0	WP: 3 PB: 0 SB: 1 CS: 1	PA: 44											
<b>PITCHER</b>	IP WLS BF H R ER SO BB IBB HBP BLK WP HR S P ERA WHIP																																
Jim Hardin, R ERA: 3.66 (1, 1)	6.1	28	9	2	1	2	1	0	0	0	0	2	0	31	35	1.42	1.579																
Lindy McDaniel, R ERA: 5.8 (7, 1)	1.2	L 8	4	2	2	1	0	0	0	0	1	0	10	10	10.80	2.400																	
Jack Aker, R ERA: 2.56 (9, 1)	1.0	7	1	1	1	0	2	1	0	0	0	0	4	16	9.00	3.000																	

AB	39
R	5
H	14
RBI	4
BB	4
SO	3
LOB	21

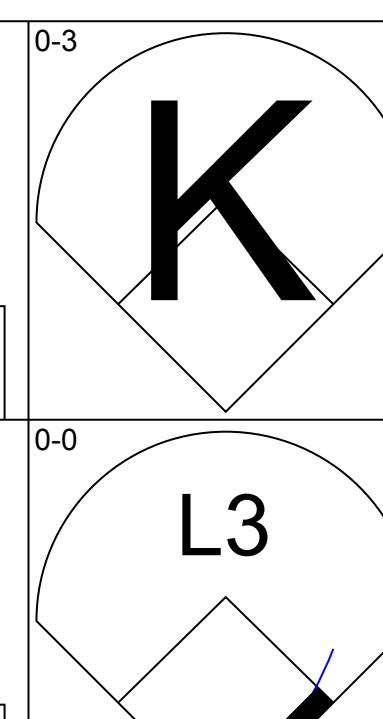
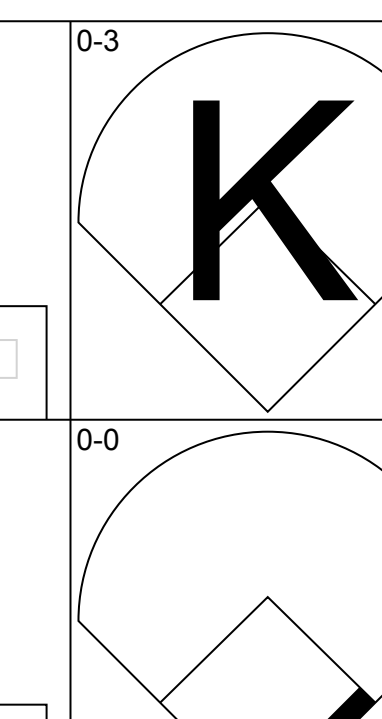
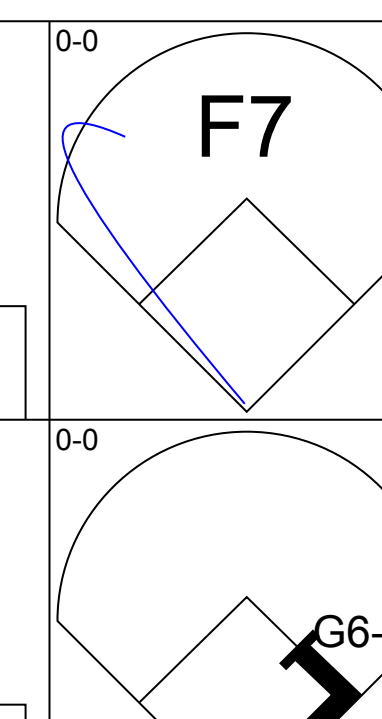
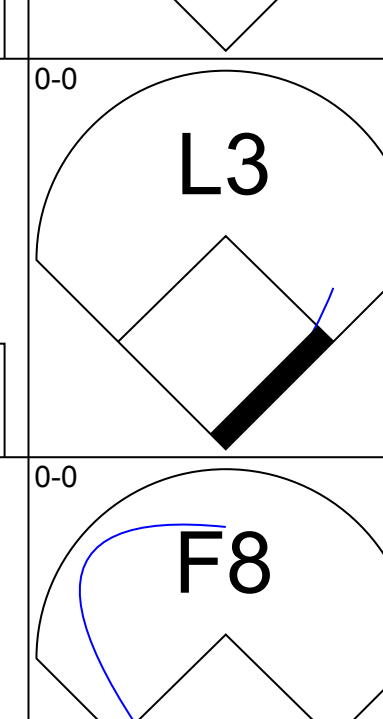
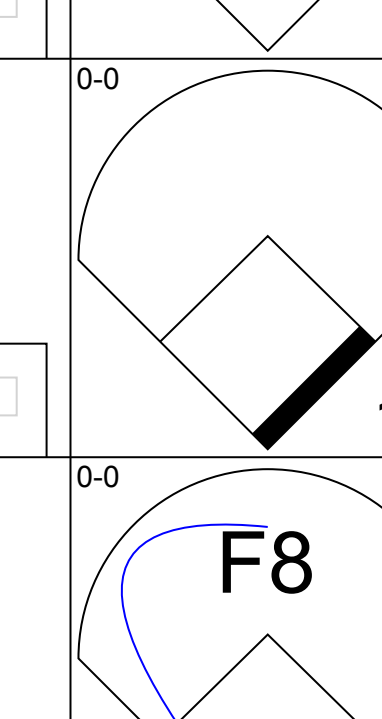
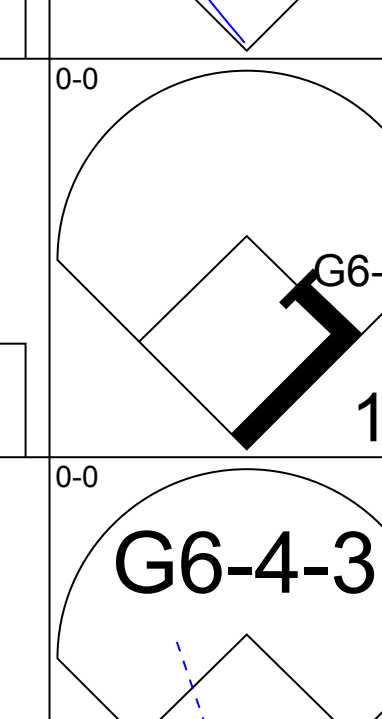
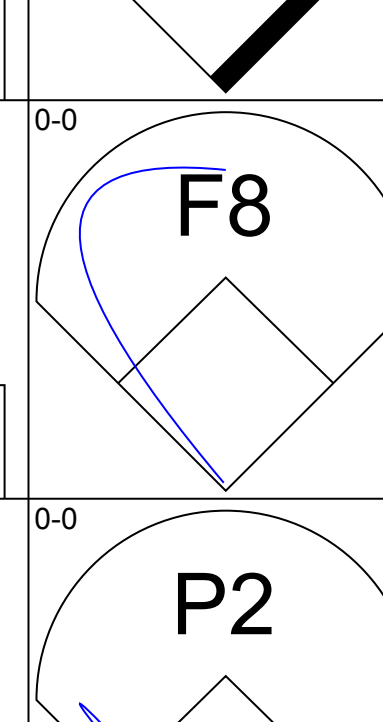
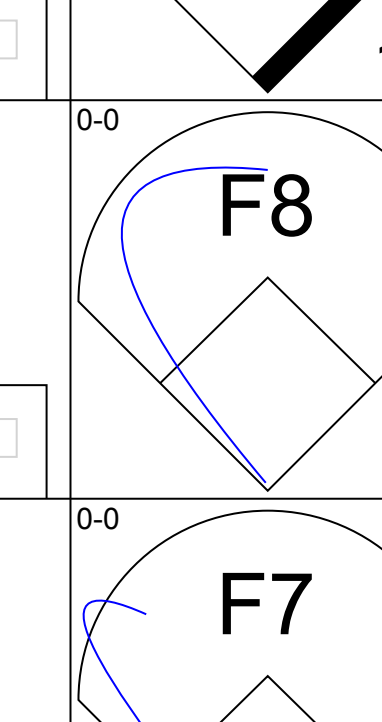
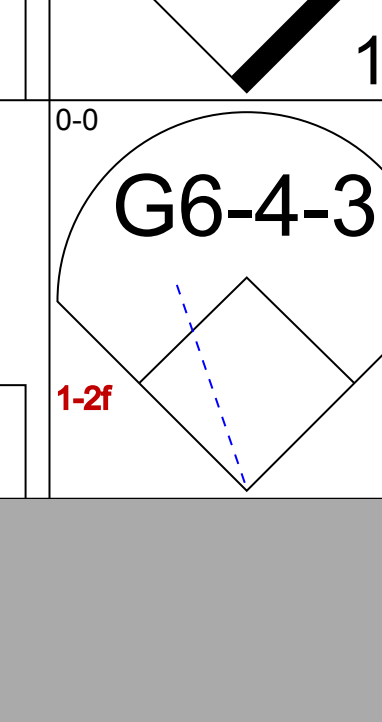
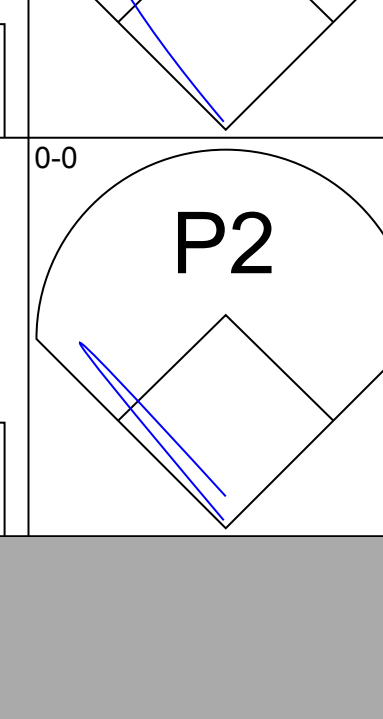
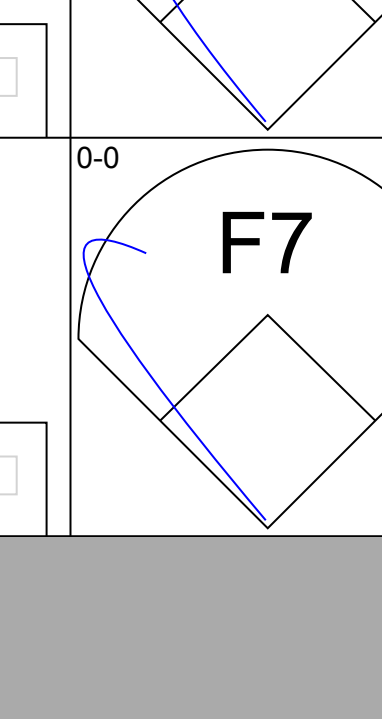

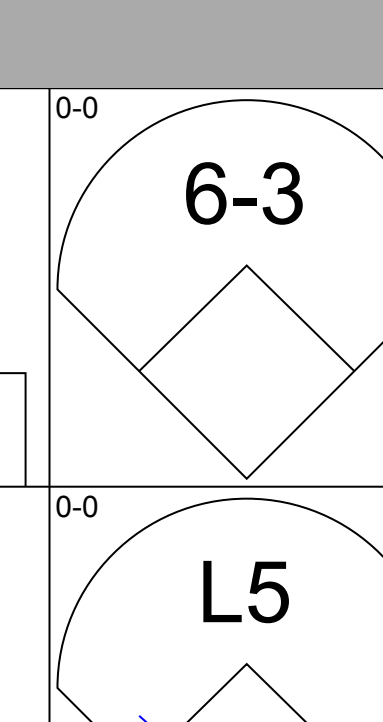
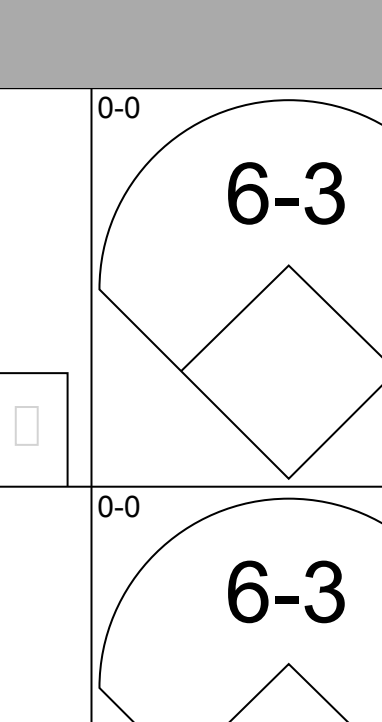
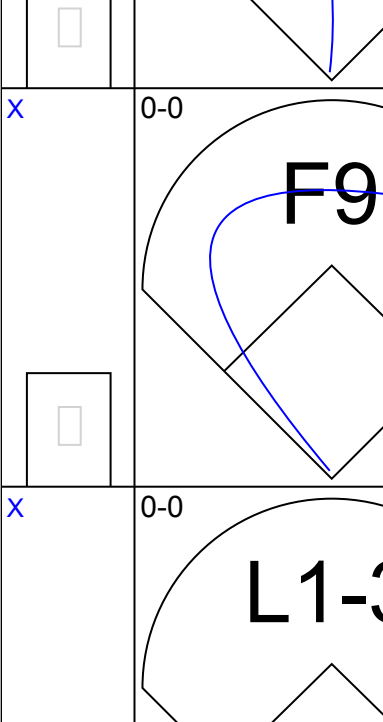
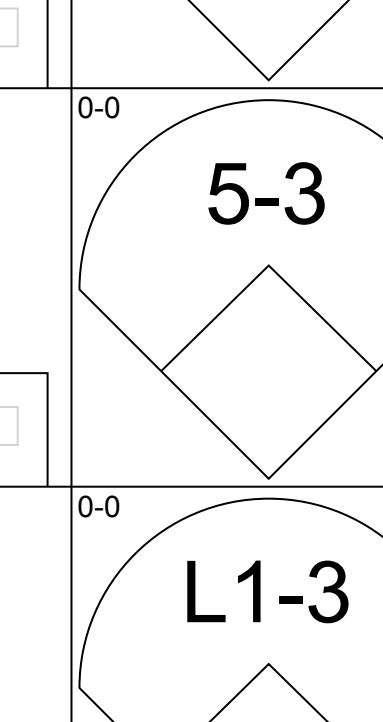
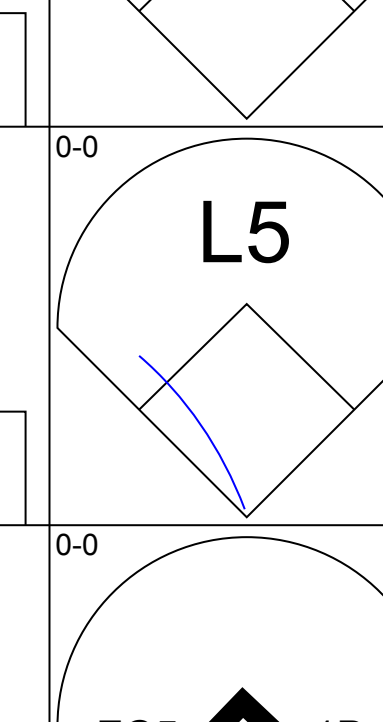
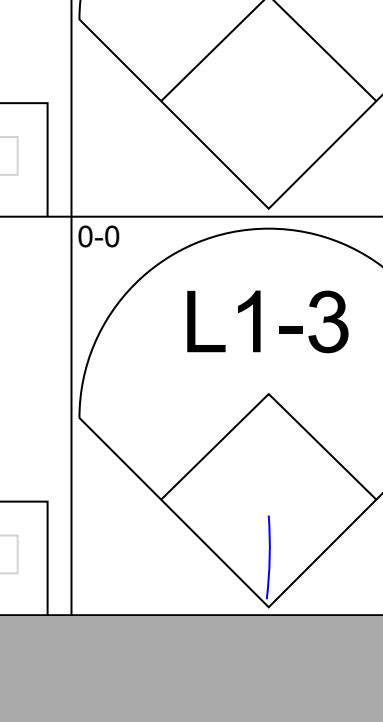
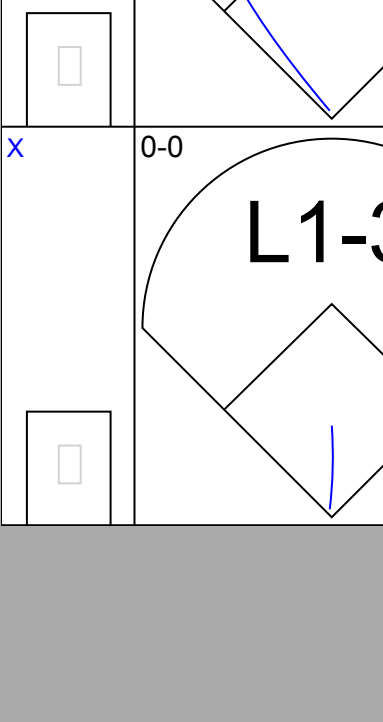
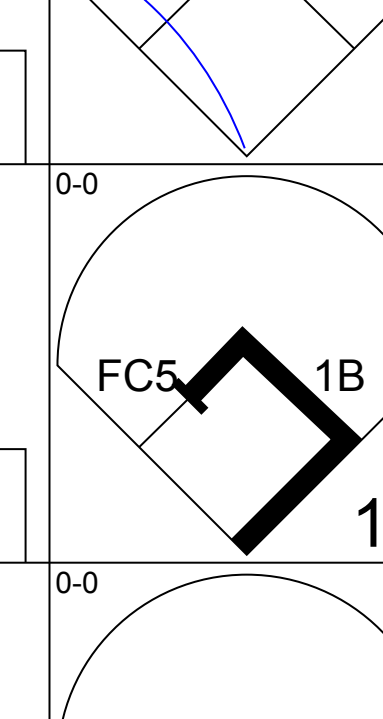
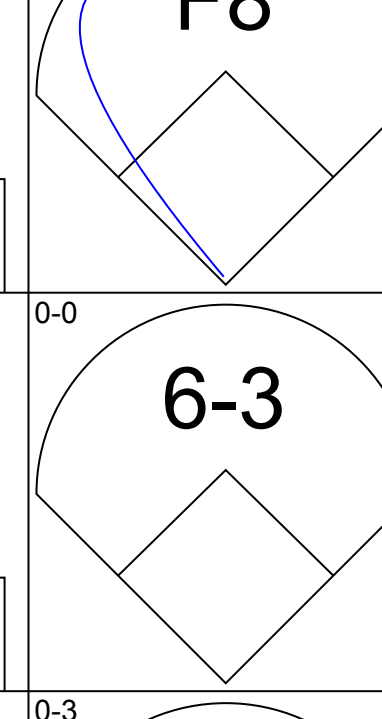
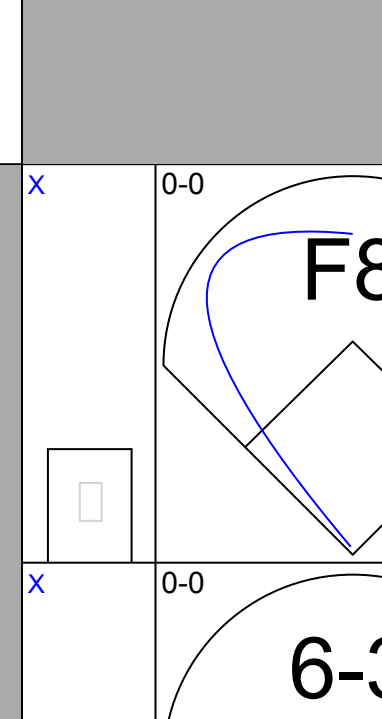
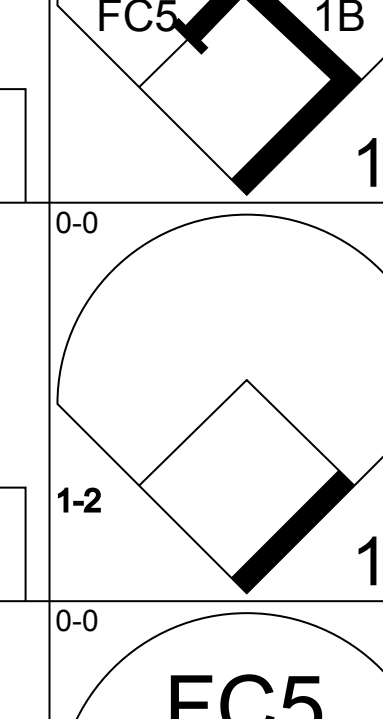
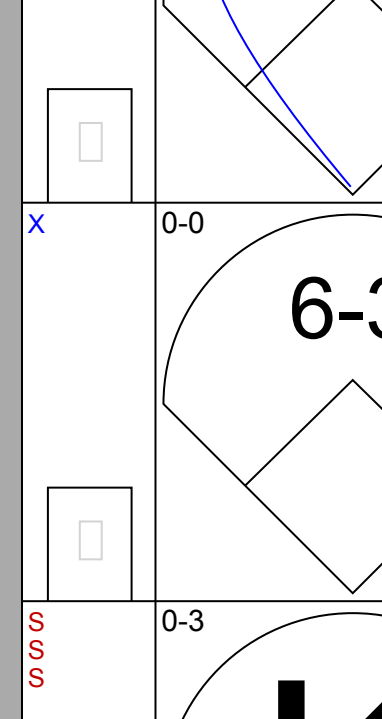

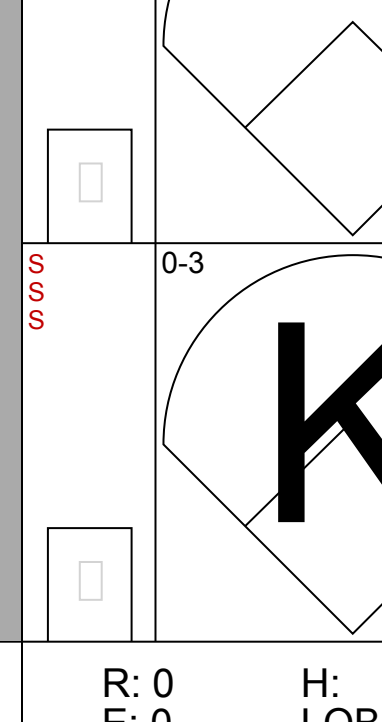


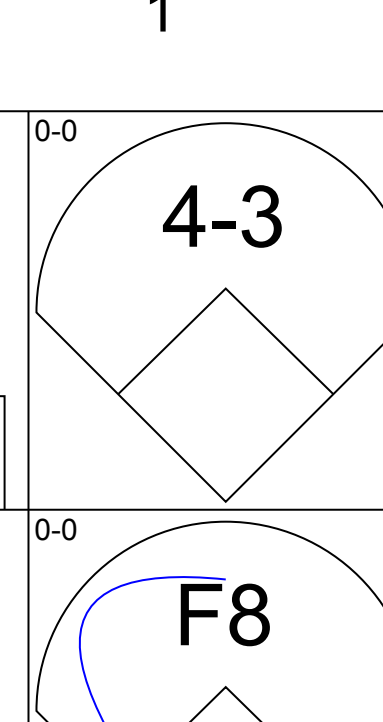
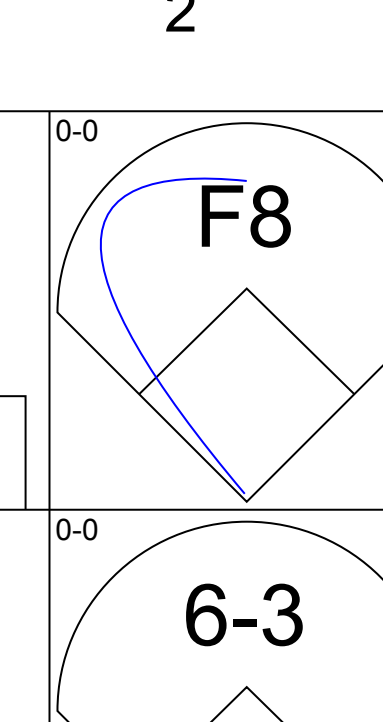
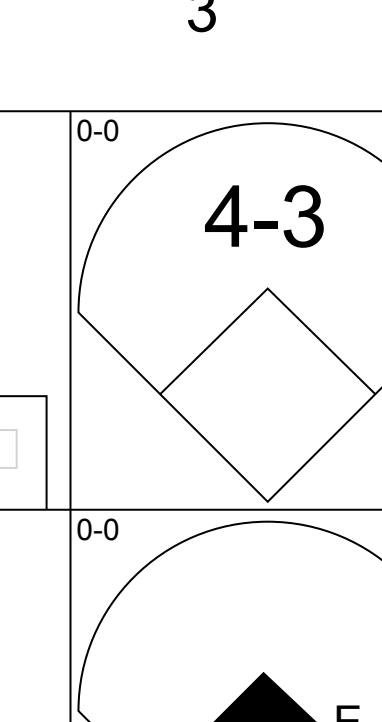
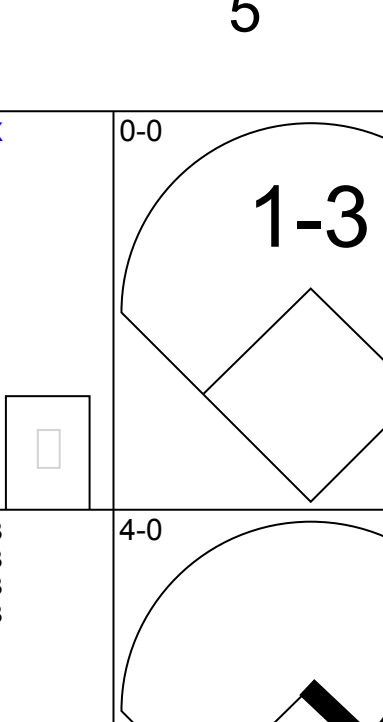
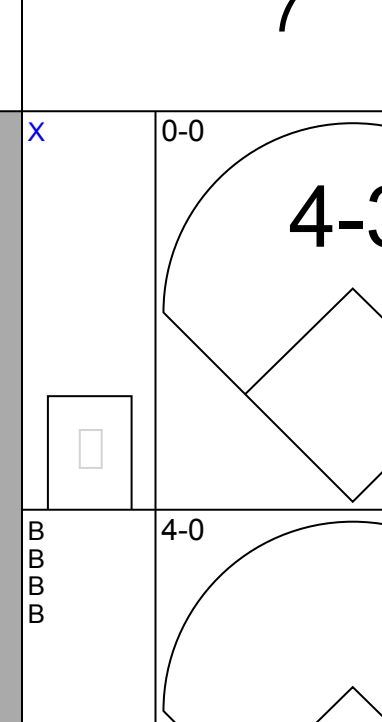
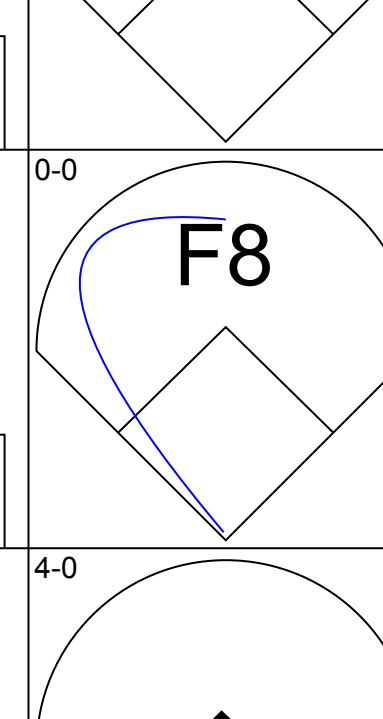
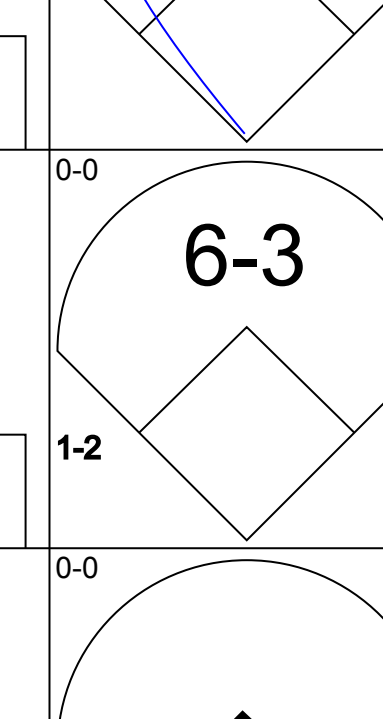
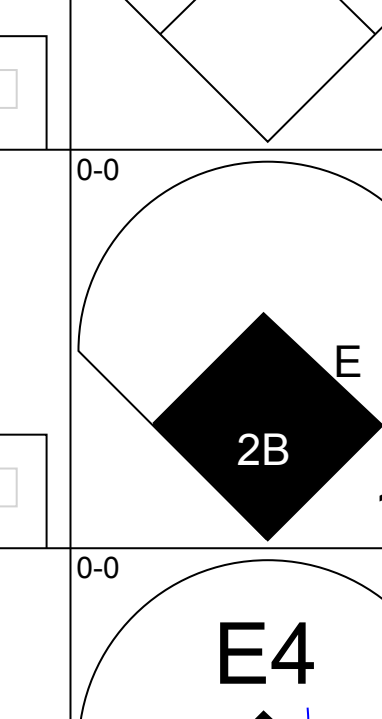
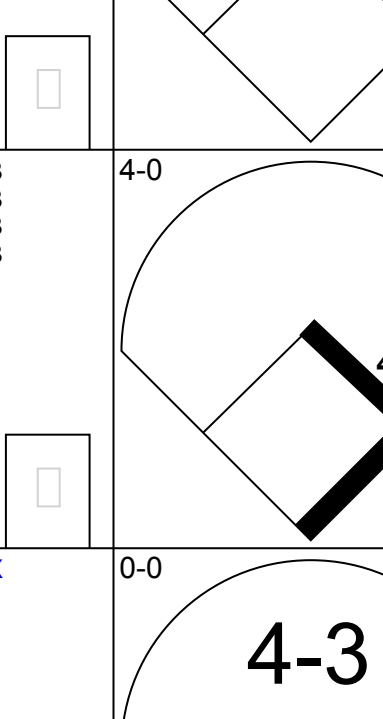
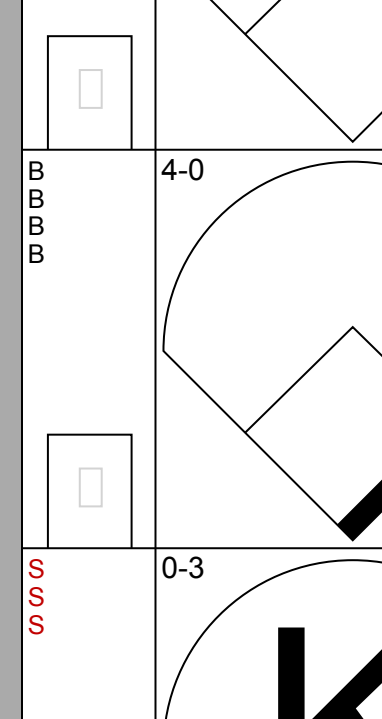
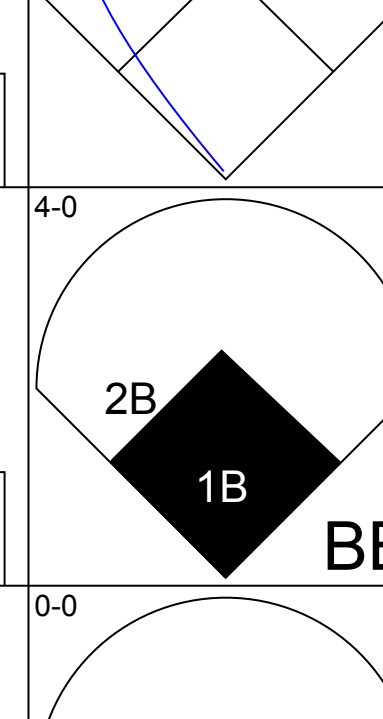
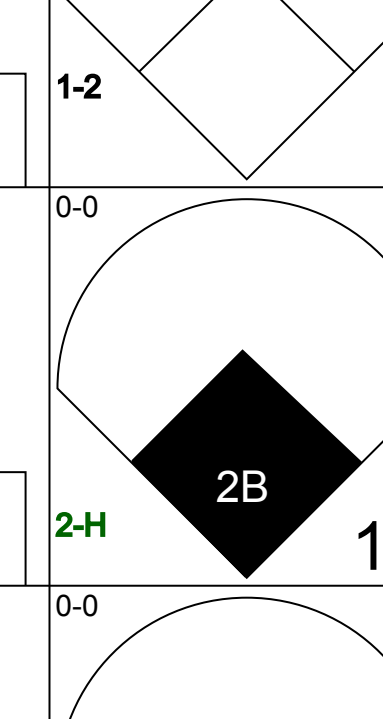
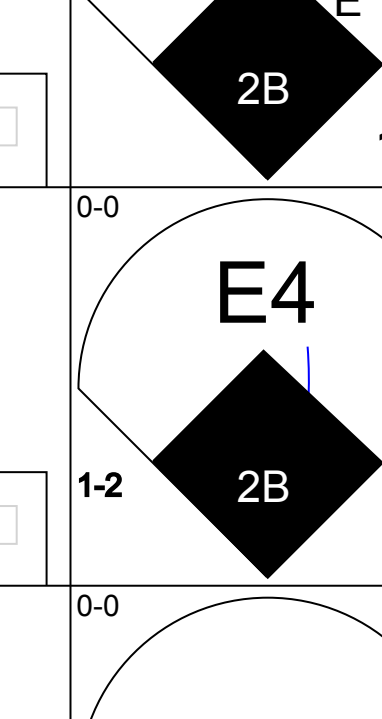
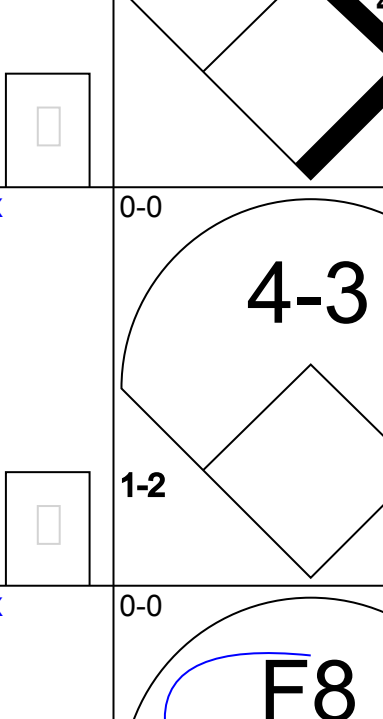
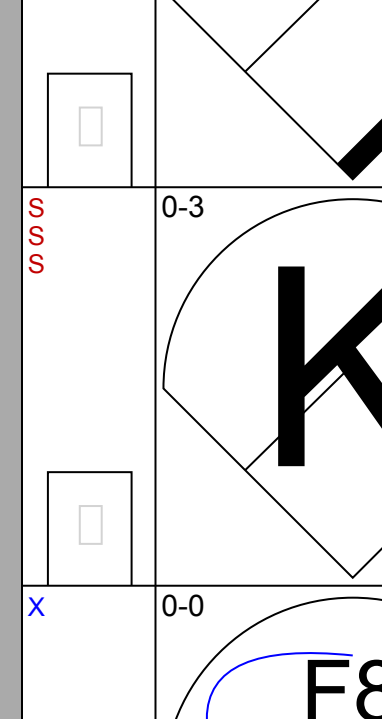
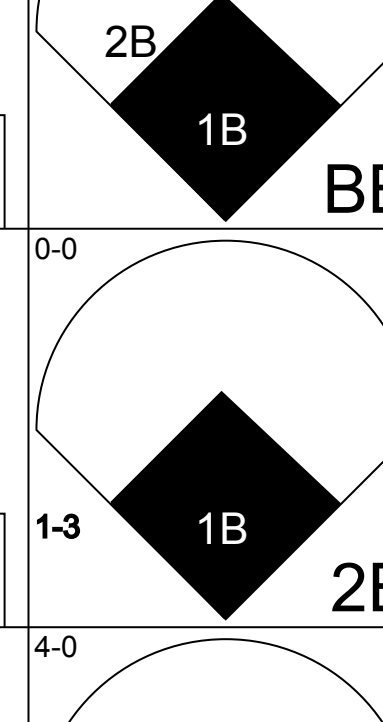
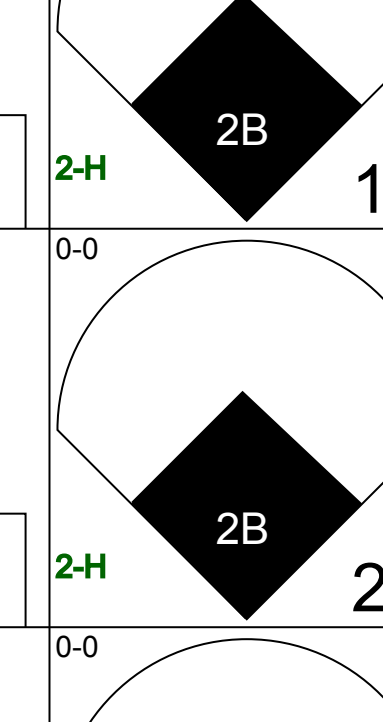
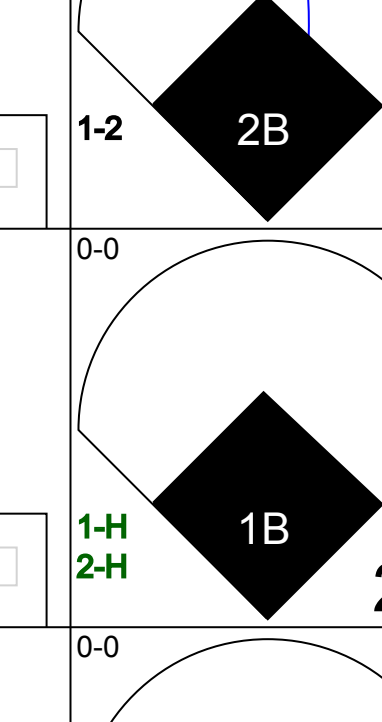
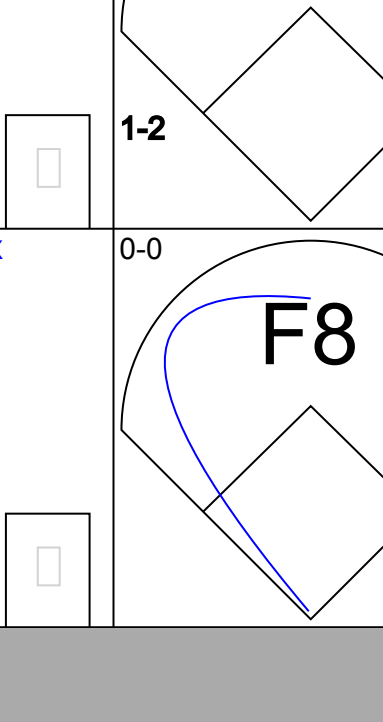
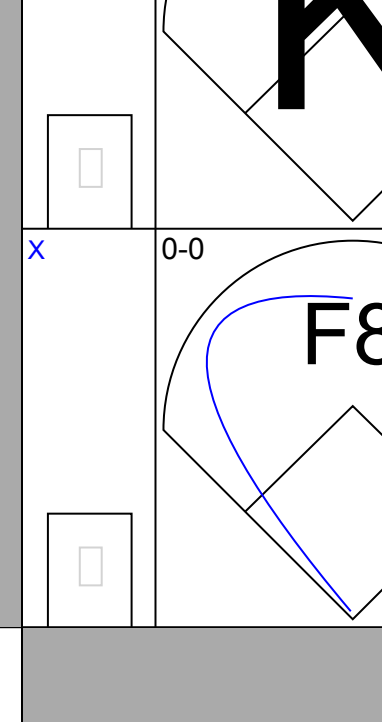
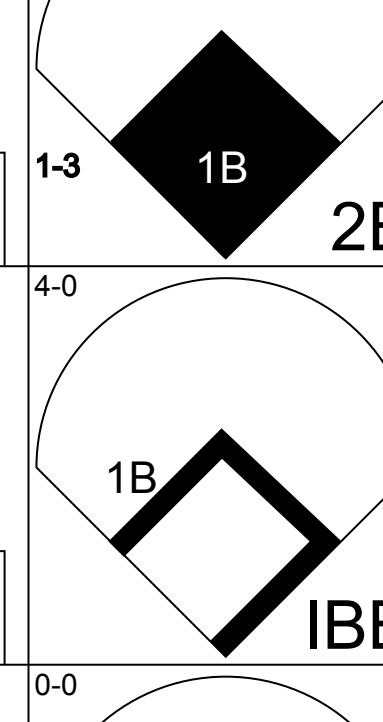
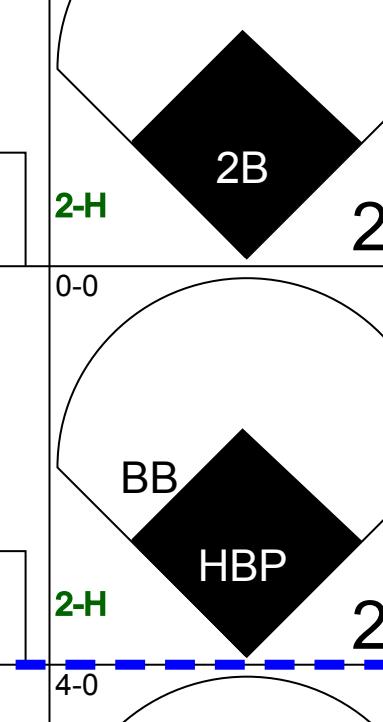
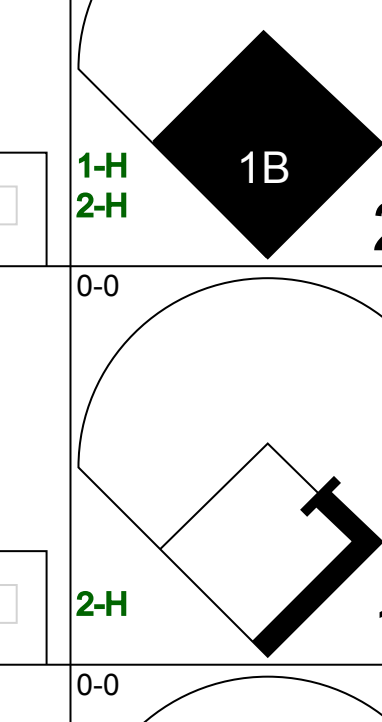
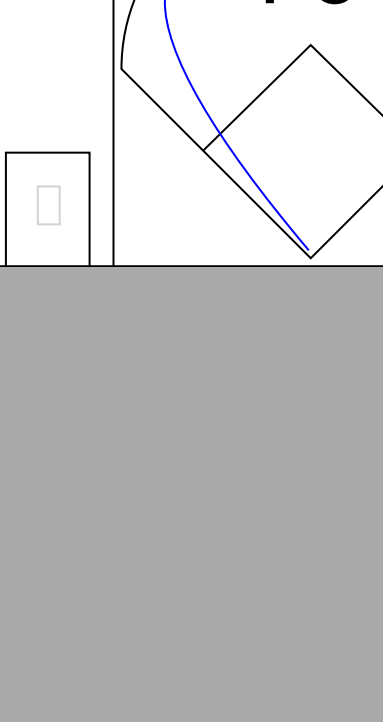
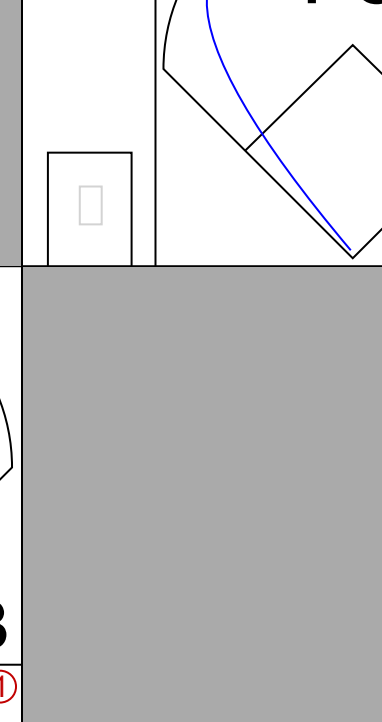
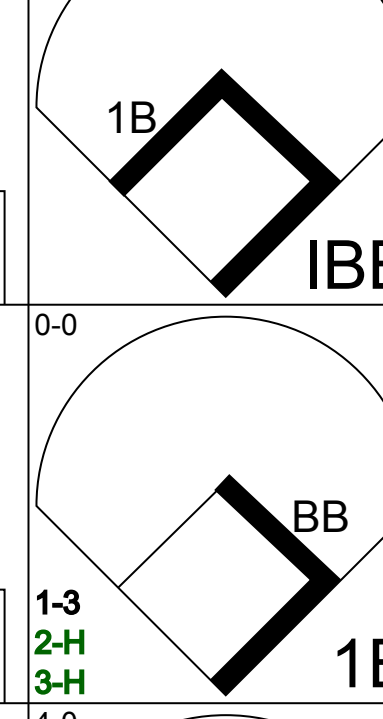
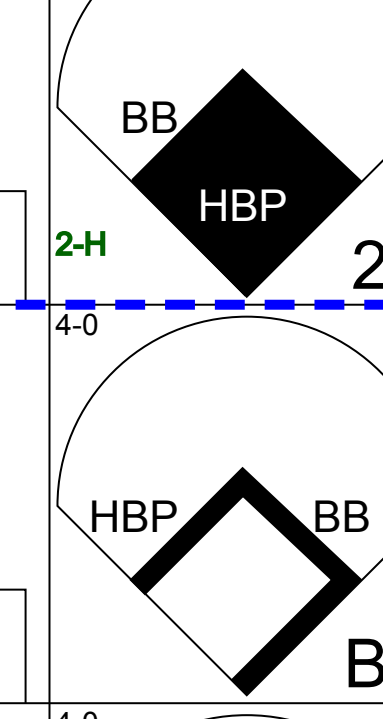
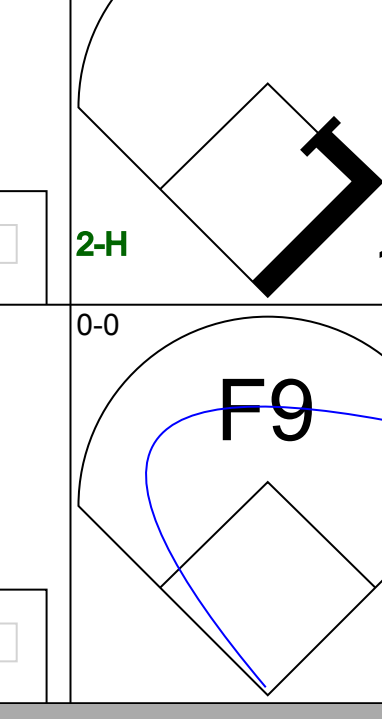


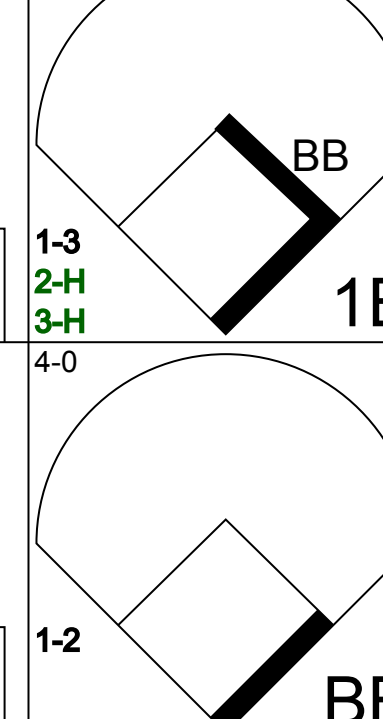
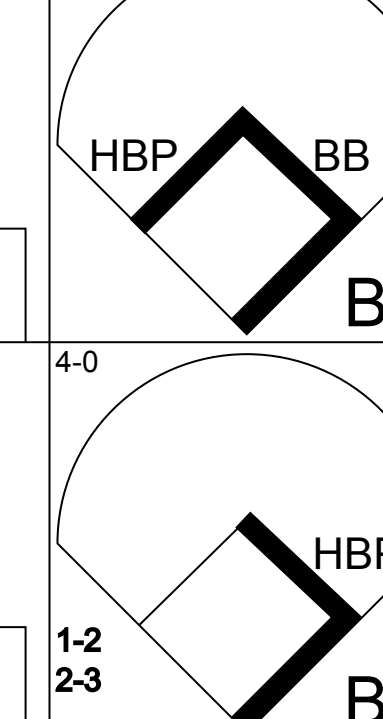
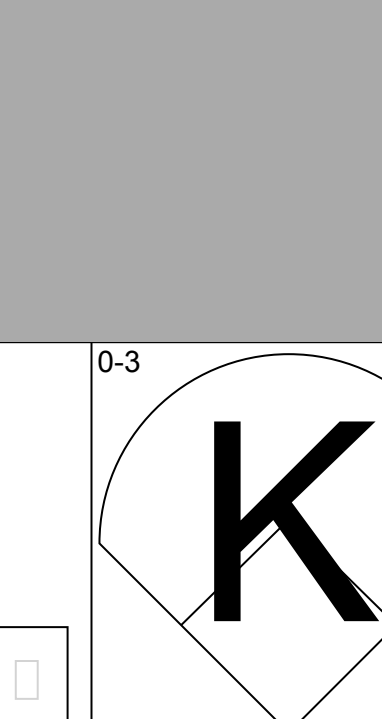
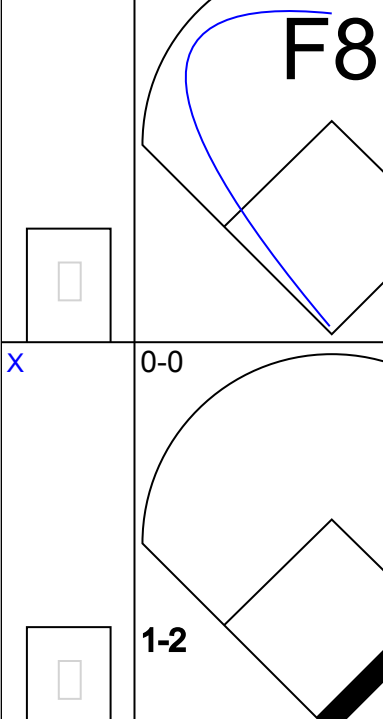
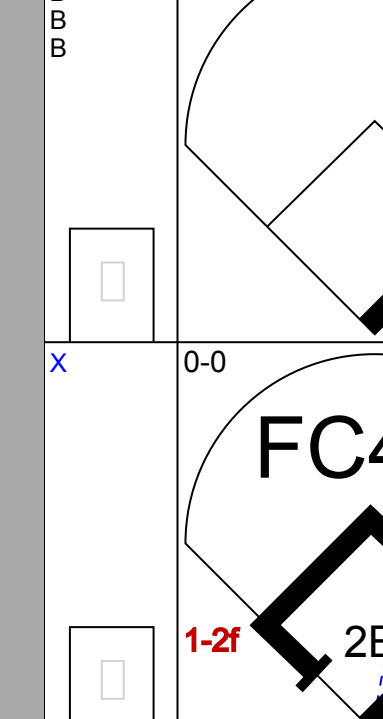
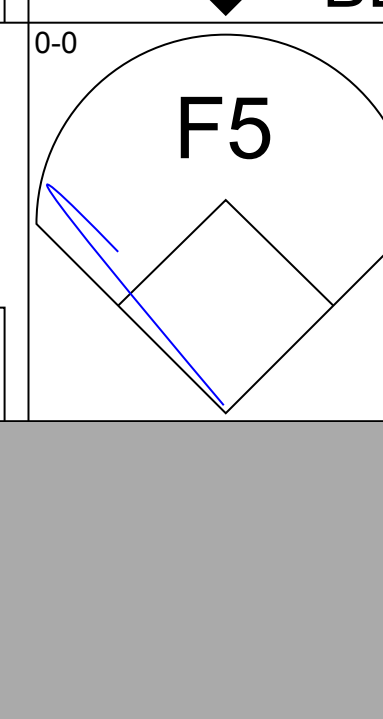
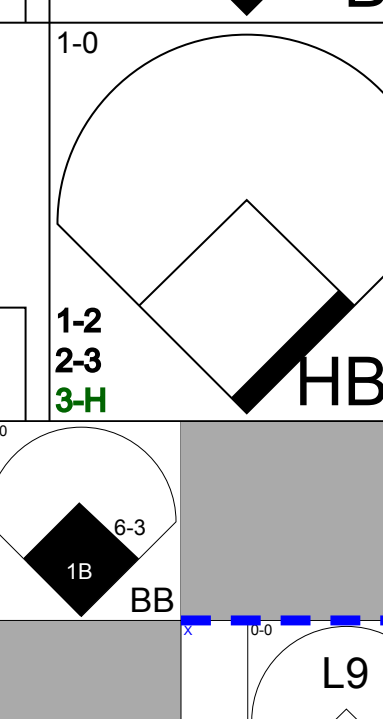
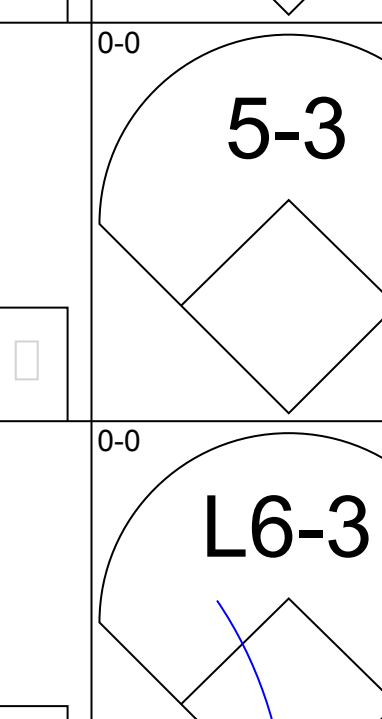
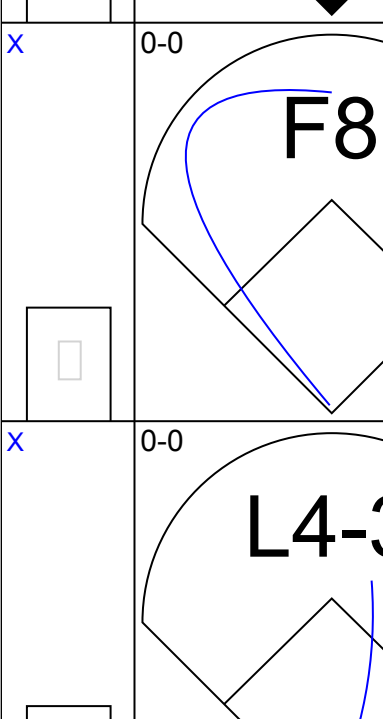
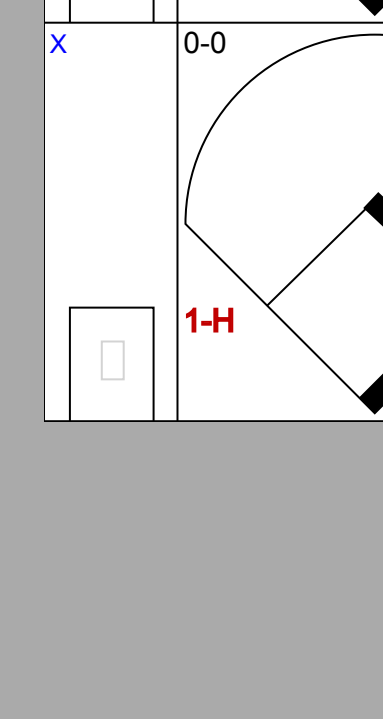
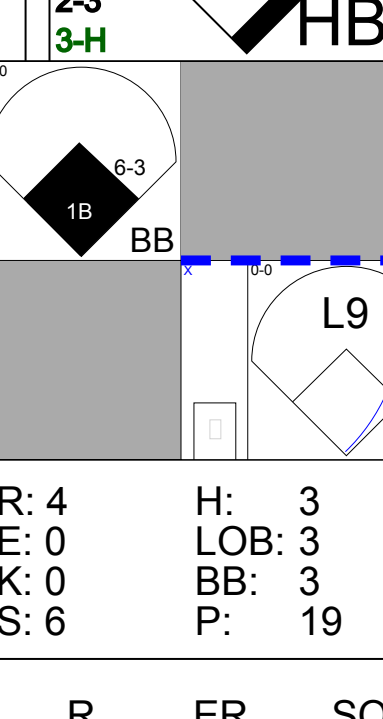
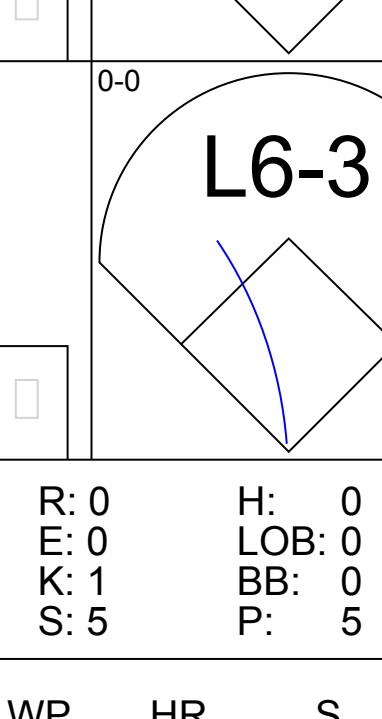
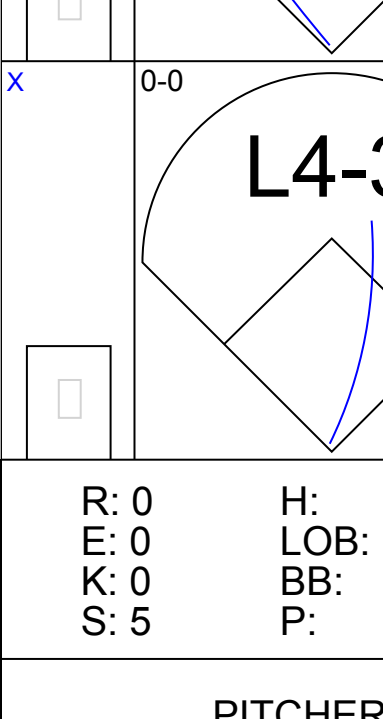
Batter	1	2	3	4	5	6	7	8	9	AB	R	H	RBI	BB	SO	LOB	BOTTOM															
Jerry Kenney, L OBP: 0.370, SLG: 0.320 (1, 5)										1	1	0	0	3	0	0	<b>Cleveland Indians @ New York Yankees</b> Yankee Stadium, Bronx, NY Mon Jun 28 1971, 7:05 PM EDT Att: 11,690 - Cloudy - 71 F															
Jim Lytle, L OBP: 0.247, SLG: 0.314 Felipe Alou, R OBP: 0.302, SLG: 0.353 (8, PH)										3	1	2	0	0	1	1																
Thurman Munson, R OBP: 0.345, SLG: 0.368 (1, 2)										4	0	1	1	0	1	3																
Ron Blomberg, L OBP: 0.350, SLG: 0.471 (1, 9)										2	0	0	0	2	0	2																
Danny Cater, R OBP: 0.268, SLG: 0.303 (1, 3)										4	0	1	1	0	0	5																
Ron Swoboda, R OBP: 0.356, SLG: 0.355 (1, 7)										4	0	0	0	0	1	2																
Ron Hansen, R OBP: 0.228, SLG: 0.212 (1, 4)										4	0	0	0	0	1	2																
Frank Baker, L OBP: 0.282, SLG: 0.161 Gene Michael, S OBP: 0.335, SLG: 0.288 (9, PH)										3	0	0	0	0	3	0																
Jim Hardin, R (1, 1)										2	0	0	0	0	0	0																
Lindy McDaniel, R OBP: 0.200, SLG: 0.200 Bobby Murcer, L OBP: 0.453, SLG: 0.579 Jack Aker, R (9, 1)										0	0	0	0	0	0	0																
<b>Inning Stats</b>	R: 2 E: 0 K: 0 S: 6	H: 3 LOB: 2 BB: 1 P: 10	R: 0 E: 0 K: 1 S: 5	H: 0 LOB: 0 BB: 0 P: 5	R: 0 E: 0 K: 1 S: 3	H: 1 LOB: 1 BB: 1 P: 7	R: 0 E: 0 K: 1 S: 5	H: 0 LOB: 0 BB: 0 P: 5	R: 0 E: 0 K: 3 S: 9	H: 0 LOB: 0 BB: 0 P: 9	R: 0 E: 0 K: 0 S: 4	H: 1 LOB: 3 BB: 2 P: 12	R: 0 E: 0 K: 0 S: 3	H: 0 LOB: 0 BB: 0 P: 3	1B: 5 2B: 2 3B: 0 HR: 0	SF: 0 SAC: 0 DP: 2 HBP: 0	WP: 0 PB: 0 SB: 0 CS: 1	PA: 35														
<b>PITCHER</b>	IP WLS BF H R ER SO BB IBB HBP BLK WP HR S P ERA WHIP																															
Rich Hand, R ERA: 4.58 (1, 1)	6.0	23	4	2	2	4	3	0	0	0	0	0	28	40	3.00	1.167																
Phil Hennigan, R ERA: 1.76 (7, 1)	1.0	W 3	0	0	0	3	0	0	0	0	0	9	9	0.00	0.000																	
Ed Farmer, R ERA: 3.6 (8, 1)	0.1	2	0	0	0	0	1	0	0	0	0	1	5	0.00	3.000																	
Steve Mingo, L ERA: 2.56 (8, 1)	1.2	S 7	1	0	0	0	1	0	0	0	0	6	10	0.00	1.200																	

AB	30
R	2
H	5
RBI	2
BB	5
SO	7
LOB	15





Batter	1	2	3	4	5	6	7	8	9	AB	R	H	RBI	BB	SO	LOB	TOP					
Vada Pinson, L (1, 8) OBP: 0.310, SLG: 0.388										4	0	0	1	0	2	1	<b>Cleveland Indians @ New York Yankees</b> Yankee Stadium, Bronx, NY Tue Jun 29 1971, 3:33 AM EDT Att. 7,192 - Overcast - 74 F					
Graig Nettles, L (1, 5) OBP: 0.354, SLG: 0.401										3	0	2	1	0	0	0						
Roy Foster, R (1, 7) OBP: 0.338, SLG: 0.459										4	0	0	0	0	0	3						
Chris Chambliss, L (1, 3) OBP: 0.375, SLG: 0.476										4	0	0	0	0	0	2						
Ray Fosse, R (1, 2) OBP: 0.326, SLG: 0.375										2	0	0	0	0	0	0						
Ken Suarez, R (4, 2) OBP: 0.341, SLG: 0.294										2	0	0	0	0	0	0						
Ted Ford, R (1, 9) OBP: 0.241, SLG: 0.267										4	0	0	0	0	0	0						
Kurt Bevacqua, R (1, 4) OBP: 0.243, SLG: 0.250										3	0	1	0	0	0	0						
Jack Heidemann, R (1, 6) OBP: 0.242, SLG: 0.212										3	1	2	0	0	0	0						
Alan Foster, R (1, 1) OBP: 0.103, SLG: 0.111										1	0	0	0	0	0	2						
Ed Farmer, R (2, 1)										0	0	0	0	0	0	0						
Vince Colbert, R (2, 1) OBP: 0.250, SLG: 0.375										2	1	1	0	0	1	0						
<b>Inning Stats</b>	R: 0 E: 1 K: 1 S: 6	H: 0 LOB: 1 BB: 0 P: 6	R: 0 E: 0 K: 0 S: 5	H: 2 LOB: 2 BB: 0 P: 5	R: 0 E: 0 K: 1 S: 6	H: 1 LOB: 1 BB: 0 P: 6	R: 0 E: 0 K: 0 S: 3	H: 0 LOB: 0 BB: 0 P: 3	R: 2 E: 0 K: 0 S: 5	H: 2 LOB: 0 BB: 0 P: 5	R: 0 E: 0 K: 0 S: 3	H: 0 LOB: 0 BB: 0 P: 3	R: 0 E: 0 K: 1 S: 5	H: 0 LOB: 0 BB: 0 P: 5	R: 0 E: 0 K: 0 S: 3	H: 1 LOB: 0 BB: 0 P: 3	R: 0 E: 0 K: 0 S: 3	H: 0 LOB: 0 BB: 0 P: 3	1B: 5 2B: 1 3B: 0 HR: 0	SF: 1 SAC: 0 DP: 1 HBP: 0	WP: 0 PB: 0 SB: 0 CS: 0	PA: 33
<b>PITCHER</b> Steve Kline, R (1, 1) ERA: 2.99	IP: 9.0 WLS: W BF: 33 H: 6 R: 2 ER: 2 SO: 3 BB: 0 IBB: 0 HBP: 0 BLK: 0 WP: 0 HR: 0 S: 39 P: 39 ERA: 2.00 WHIP: 0.667															<b>PITCHER</b>	IP: WLS: BF: H: R: ER: SO: BB: IBB: HBP: BLK: WP: HR: S: P: ERA: WHIP:					

Batter	1	2	3	4	5	6	7	8	9	AB	R	H	RBI	BB	SO	LOB	BOTTOM			
Horace Clarke, S (1, 4) OBP: 0.337, SLG: 0.326										5	0	0	0	0	0	1	<b>Cleveland Indians @ New York Yankees</b> Yankee Stadium, Bronx, NY Tue Jun 29 1971, 3:33 AM EDT Att. 7,192 - Overcast - 74 F			
Jerry Kenney, L (1, 5) OBP: 0.376, SLG: 0.320										3	1	1	0	2	0	1				
Thurman Munson, R (1, 2) OBP: 0.346, SLG: 0.365										4	3	1	1	1	1	3				
Felipe Alou, R (1, 3) OBP: 0.308, SLG: 0.371										5	3	3	3	0	0	2				
Ron Blomberg, L (1, 9) OBP: 0.440, SLG: 0.571										4	1	3	2	1	0	0				
Ron Swoboda, R (1, 7) OBP: 0.368, SLG: 0.354										3	0	1	2	2	0	1				
Jim Lyttle, L (1, 8) OBP: 0.269, SLG: 0.315										3	0	1	0	2	1	1				
Gene Michael, S (1, 6) OBP: 0.336, SLG: 0.292										4	0	1	1	0	0	5				
Steve Kline, R (1, 1) OBP: 0.238, SLG: 0.205										3	1	0	0	1	0	5				
<b>Inning Stats</b>	R: 2 E: 0 K: 0 S: 5	H: 2 LOB: 3 BB: 3 P: 17	R: 4 E: 0 K: 0 S: 6	H: 3 LOB: 3 BB: 3 P: 19	R: 3 E: 1 K: 0 S: 6	H: 3 LOB: 0 BB: 0 P: 6	R: 0 E: 0 K: 1 S: 5	H: 0 LOB: 0 BB: 0 P: 5	R: 0 E: 0 K: 0 S: 5	H: 2 LOB: 2 BB: 0 P: 5	R: 0 E: 0 K: 1 S: 5	H: 0 LOB: 1 BB: 1 P: 9	R: 0 E: 0 K: 0 S: 3	H: 1 LOB: 2 BB: 1 P: 7	R: 0 E: 0 K: 0 S: 3	H: 1 LOB: 2 BB: 1 P: 7		1B: 6 2B: 5 3B: 0 HR: 0	SF: 0 SAC: 0 DP: 0 HBP: 1	WP: 0 PB: 0 SB: 0 CS: 0
<b>PITCHER</b> Alan Foster, R (1, 1) ERA: 3.64	IP: 1.2 WLS: L BF: 14 H: 5 R: 6 ER: 6 SO: 0 BB: 3 IBB: 1 HBP: 0 BLK: 0 WP: 0 HR: 0 S: 10 P: 26 ERA: 32.40 WHIP: 4.800															<b>PITCHER</b>	IP: WLS: BF: H: R: ER: SO: BB: IBB: HBP: BLK: WP: HR: S: P: ERA: WHIP:			
Ed Farmer, R (2, 1) ERA: 3.6	0.0	3	0	0	0	0	2	0	1	0	0	0	0	9	∞	∞				
Vince Colbert, R (2, 1) ERA: 4.18	6.1	27	6	3	2	2	3	0	0	0	0	0	0	28	40	2.84	1.421			



Batter	1	2	3	4	5	6	7	8	9	AB	R	H	RBI	BB	SO	LOB	TOP
Horace Clarke, S OBP: 0.333, SLG: 0.321	(1,4) X E4 FC4-6		(2) X F2		(3) X 4-3			(2) X 1-3		4	0	0	0	0	0	1	
Jerry Kenney, L OBP: 0.374, SLG: 0.318	(1,5) X FC4-6 CS		(3) X FC6-4			(1) X FC6-4 1B		(3) X 4-3		4	0	1	0	0	0	2	
Felipe Alou, R OBP: 0.303, SLG: 0.365	(1,8) X F8			(1) X F9		(1) X FC6-4 1-2			(1) X F8	4	0	0	0	0	0	2	
Roy White, S OBP: 0.375, SLG: 0.511	(1,7) X CS		(1) X F9		(2) X 4-3		(2) X L4-3		(1) X HR	4	1	1	1	0	0	1	
Jim Lyttle, L OBP: 0.269, SLG: 0.315	(9,7) X 1-2									0	0	0	0	0	0	0	
Ron Blomberg, L OBP: 0.448, SLG: 0.542	(1,9) X E4 S			(1) X S BB			(1) X P3		(1) X CS 1B	3	0	1	0	1	0	0	
Thurman Munson, R OBP: 0.345, SLG: 0.360	(1,2) X F9 1-2			(2) X S BB			(2) X F9		(2) X F9 1-2	3	0	0	0	1	0	2	
Danny Cater, R OBP: 0.269, SLG: 0.303	(1,3) X F9			(3) X F9			(3) X 1B			3	0	1	0	0	0	3	
Gene Michael, S OBP: 0.336, SLG: 0.292	(1,6) X F5		(1) X F5		(1) X P3		(3) X 1B			3	0	1	0	0	0	0	
Mel Stottlemyre, R OBP: 0.235, SLG: 0.196	(1,1) X FC6-4 1B			(2) X P6			(1) X F7			3	0	1	0	0	0	0	
<b>Inning Stats</b>	R: 0 E: 1 K: 0 S: 3	H: 0 LOB: 0 BB: 0 P: 3	R: 0 E: 1 K: 0 S: 4	H: 0 LOB: 1 BB: 0 P: 4	R: 0 E: 0 K: 0 S: 4	H: 1 LOB: 1 BB: 0 P: 4	R: 0 E: 0 K: 0 S: 3	H: 0 LOB: 0 BB: 0 P: 3	R: 0 E: 0 K: 0 S: 4	H: 2 LOB: 2 BB: 0 P: 4	R: 0 E: 0 K: 0 S: 3	H: 0 LOB: 0 BB: 0 P: 3	R: 1 E: 0 K: 0 S: 4	H: 2 LOB: 0 BB: 0 P: 4	1B: 5 2B: 1 3B: 0 HR: 1	SF: 0 SAC: 0 DP: 1 HBP: 0	WP: 0 PA: 34
<b>PITCHER</b> Denny McLain, R ERA: 4.37	(1,1)	IP: 9.0 WLS: W BF: 33 H: 6 R: 1 ER: 1 SO: 0 BB: 2 IBB: 0 HBP: 0 BLK: 0 WP: 0 HR: 1 S: 31 P: 39 ERA: 1.00 WHIP: 0.889															

**New York Yankees @ Washington Senators**  
 Robert F. Kennedy Memorial Stadium, Washington, DC  
 Wed Jun 30 1971, 7:05 PM EDT  
 Att: 8,747 - Unknown

AB 31  
 R 1  
 H 6  
 RBI 1  
 BB 2  
 SO 0  
 LOB 11





Batter	1	2	3	4	5	6	7	8	9	AB	R	H	RBI	BB	SO	LOB	BOTTOM		
Del Unser, L OBP: 0.343, SLG: 0.372	(1,8) 0-3 K			(1) X F7		(3) X K			(1) X G3	4	0	0	0	0	2	0			
Lenny Randle, S OBP: 0.291, SLG: 0.352	(1,4) X 4-3			(2) X 6-3			(1) X F7		(1) X 1B 2B	4	1	1	0	0	0	0			
Don Mincher, L OBP: 0.403, SLG: 0.430	(1,3) 0-3 K			(3) X L6			(2) X BB		(2) X K	3	0	0	0	1	2	1			
Frank Howard, R OBP: 0.362, SLG: 0.471	(1,7) 0-3 K2-3			(1) X F2			(2) X K		(1) X 1B 1B	4	0	1	0	0	2	1			
Elliott Maddox, R OBP: 0.291, SLG: 0.246	(9, PR)								(1) X 1B 1B	0	1	0	0	0	0	0			
Bernie Allen, L OBP: 0.325, SLG: 0.361	(1,5) X P6			(2) X F9			(3) X G3		(1) X 1B	4	0	1	1	0	0	1			
Larry Bittner, L OBP: 0.299, SLG: 0.268	(1,9) X F8								(1) X 3-1 SH2-4 1B	4	0	3	1	0	0	0			
Dick Billings, R OBP: 0.285, SLG: 0.258	(1,2) X L7			(1) X P4					(1) X SH2-4	2	0	0	0	0	0	1			
Tim Cullen, R OBP: 0.244, SLG: 0.236	(1,6) X 4-3			(2) X 4-3					(2) X 3-1	2	0	0	0	0	0	0			
Tom McCraw, L OBP: 0.265, SLG: 0.421	(8, PH)								(1) X 3-1	1	0	0	0	0	0	1			
Toby Harrah, R OBP: 0.333, SLG: 0.340	(9,6)			(3) X K					(3) X 5-3	0	0	0	0	0	0	0			
Denny McLain, R OBP: 0.114, SLG: 0.147	(1,1)									3	0	0	0	0	1	1			
<b>Inning Stats</b>	R: 0 E: 0 K: 2 S: 7	H: 0 LOB: 0 BB: 0 P: 7	R: 0 E: 0 K: 1 S: 5	H: 0 LOB: 0 BB: 0 P: 5	R: 0 E: 0 K: 1 S: 5	H: 0 LOB: 0 BB: 0 P: 5	R: 0 E: 0 K: 0 S: 3	H: 0 LOB: 0 BB: 0 P: 3	R: 0 E: 0 K: 0 S: 4	H: 1 LOB: 1 BB: 0 P: 4	R: 0 E: 0 K: 1 S: 5	H: 0 LOB: 0 BB: 0 P: 5	R: 0 E: 0 K: 0 S: 4	H: 1 LOB: 1 BB: 0 P: 4	R: 2 E: 0 K: 1 S: 8	H: 4 LOB: 2 BB: 0 P: 8	1B: 5 2B: 1 3B: 0 HR: 0	SF: 0 SAC: 1 DP: 0 HBP: 0	WP: 0 PA: 33
<b>PITCHER</b> Mel Stottlemyre, R ERA: 2.69	(1,1)	IP: 8.2 WLS: L BF: 33 H: 6 R: 2 ER: 2 SO: 7 BB: 1 IBB: 0 HBP: 0 BLK: 0 WP: 0 HR: 0 S: 46 P: 50 ERA: 2.08 WHIP: 0.808																	


**New York Yankees @ Washington Senators**  
 Robert F. Kennedy Memorial Stadium, Washington, DC  
 Wed Jun 30 1971, 7:05 PM EDT  
 Att: 8,747 - Unknown

AB 31  
 R 2  
 H 6  
 RBI 2  
 BB 1  
 SO 7  
 LOB 6





Batter	1	2	3	4	5	6	7	8	9	AB	R	H	RBI	BB	SO	LOB	TOP			
Gene Michael, S (1,6) OBP: 0.335, SLG: 0.291	SH5-3 1B		L6		FC6-4			L9		4	0	1	0	0	0	1	<p><b>New York Yankees @ Washington Senators</b>  <b>Robert F. Kennedy Memorial Stadium, Washington, DC</b></p> <p>Thu Jul 01 1971, 7:05 PM EDT  Att: 3,775 - Unknown</p> <p>livebaseballscorecards.com</p> <p>AB 30  R 1  H 4  RBI 1  BB 0  SO 0  LOB 9</p> 			
Thurman Munson, R (1,2) OBP: 0.340, SLG: 0.355	SH5-3		5-3				L8	F8		3	0	0	0	0	0	0				
Ron Swoboda, R (1,7) OBP: 0.364, SLG: 0.343	G6-4-3 HBP				F9		F9		6-3	3	0	0	0	0	0	0				
Felipe Alou, R (1,8) OBP: 0.299, SLG: 0.359	G6-4-3				E5 1B		F9		5-3	4	0	0	0	0	2	0				
Danny Cater, R (1,3) OBP: 0.272, SLG: 0.310		P4 E 2B			G5-4-3 1B				F9	4	1	2	0	0	0	0				
Ron Hansen, R (1,4) OBP: 0.217, SLG: 0.200	P4				G5-4-3				L8	3	0	0	0	0	3	0				
Ron Blomberg, L (1,9) OBP: 0.438, SLG: 0.519									E4 1B	3	0	1	1	0	0	0				
Len Boehmer, R (1,5)									FC4 1B	3	0	0	0	0	2	0				
Mike Kekich, R (1,1) OBP: 0.188, SLG: 0.188										2	0	0	0	0	1					
Horace Clarke, S (8,PH) OBP: 0.332, SLG: 0.320			5-3							1	0	0	0	0	0					
Gary Waslewski, R (8,1)										0	0	0	0	0	0					
<b>Inning Stats</b>	R: 0 E: 0 K: 0 S: 3	H: 1 LOB: 1 BB: 0 P: 4	R: 1 E: 1 K: 0 S: 4	H: 1 LOB: 0 BB: 0 P: 4	R: 0 E: 0 K: 0 S: 3	H: 0 LOB: 0 BB: 0 P: 3	R: 0 E: 1 K: 0 S: 4	H: 1 LOB: 1 BB: 0 P: 4	R: 0 E: 0 K: 0 S: 4	H: 0 LOB: 0 BB: 0 P: 3	R: 0 E: 1 K: 0 S: 4	H: 0 LOB: 1 BB: 0 P: 4	R: 0 E: 0 K: 0 S: 3	H: 0 LOB: 0 BB: 0 P: 3	R: 0 E: 0 K: 0 S: 3	H: 0 LOB: 0 BB: 0 P: 3	1B: 3 2B: 1 3B: 0 HR: 0	SF: 0 SAC: 1 DP: 2 HBP: 1	WP: 0 PB: 0 SB: 0 CS: 0	PA: 32
<b>PITCHER</b> Jim Shellenback, L (1,1) ERA: 3.53	IP: 9.0 WLS: W BF: 32 H: 4 R: 1 ER: 1 SO: 0 BB: 0 IBB: 0 HBP: 1 BLK: 0 WP: 0 HR: 0 S: 31 P: 32 ERA: 1.00 WHIP: 0.444															<b>PITCHER</b>				

Batter	1	2	3	4	5	6	7	8	9	AB	R	H	RBI	BB	SO	LOB	BOTTOM			
Del Unser, L (1,9) OBP: 0.344, SLG: 0.370	6-3		F8				F5	FC6-4 IBB		4	0	1	0	1	0	0	<p><b>New York Yankees @ Washington Senators</b>  <b>Robert F. Kennedy Memorial Stadium, Washington, DC</b></p> <p>Thu Jul 01 1971, 7:05 PM EDT  Att: 3,775 - Unknown</p> <p>livebaseballscorecards.com</p> <p>AB 32  R 3  H 9  RBI 2  BB 5  SO 5  LOB 24</p> 			
Elliott Maddox, R (1,8) OBP: 0.279, SLG: 0.239	5-3		K		F3		2B BB	FC6-4		4	0	0	0	1	1	3				
Frank Howard, R (1,7) OBP: 0.370, SLG: 0.480										3	2	3	0	1	0	0				
Tom McCraw, L (7,PR) OBP: 0.285, SLG: 0.421	E 1B									0	0	0	0	0	0	0				
Dick Billings, R (1,2) OBP: 0.275, SLG: 0.281	E6 1B									3	0	2	0	1	0	1				
Don Mincher, L (1,3) OBP: 0.405, SLG: 0.431										4	1	2	2	0	1	5				
Toby Harrah, R (1,5) OBP: 0.328, SLG: 0.333	CS									4	0	0	0	0	1	7				
Lenny Randle, S (1,4) OBP: 0.288, SLG: 0.333										3	0	0	0	1	1	4				
Tim Cullen, R (1,6) OBP: 0.241, SLG: 0.233										3	0	0	0	0	0	1				
Jim Shellenback, L (1,1) OBP: 0.176, SLG: 0.176										4	0	1	0	0	1	3				
<b>Inning Stats</b>	R: 1 E: 1 K: 0 S: 5	H: 2 LOB: 1 BB: 0 P: 5	R: 0 E: 0 K: 2 S: 7	H: 0 LOB: 0 BB: 0 P: 7	R: 0 E: 0 K: 1 S: 5	H: 1 LOB: 0 BB: 0 P: 5	R: 0 E: 0 K: 1 S: 6	H: 1 LOB: 2 BB: 1 P: 10	R: 0 E: 0 K: 0 S: 4	H: 1 LOB: 1 BB: 0 P: 4	R: 2 E: 1 K: 1 S: 9	H: 3 LOB: 2 BB: 0 P: 9	R: 0 E: 0 K: 0 S: 4	H: 1 LOB: 3 BB: 2 P: 12	R: 0 E: 0 K: 0 S: 3	H: 0 LOB: 2 BB: 2 P: 11	1B: 7 2B: 2 3B: 0 HR: 0	SF: 0 SAC: 1 DP: 0 HBP: 0	WP: 0 PB: 0 SB: 0 CS: 1	PA: 39
<b>PITCHER</b> Mike Kekich, L (1,1) ERA: 4.62	IP: 7.0 WLS: L BF: 33 H: 9 R: 3 ER: 3 SO: 5 BB: 2 IBB: 1 HBP: 0 BLK: 0 WP: 0 HR: 0 S: 40 P: 52 ERA: 1.29 WHIP: 1.571															<b>PITCHER</b>				
Gary Waslewski, R (8,1) ERA: 3.16	IP: 1.0 WLS: L BF: 5 H: 0 R: 0 ER: 0 SO: 0 BB: 1 IBB: 1 HBP: 0 BLK: 0 WP: 0 HR: 0 S: 3 P: 11 ERA: 0.00 WHIP: 1.000															<b>PITCHER</b>				



Batter	1	2	3	4	5	6	7	8	9	AB	R	H	RBI	BB	SO	LOB	TOP			
Horace Clarke, S OBP: 0.333, SLG: 0.319										4	1	1	0	1	0	1				
Jerry Kenney, L OBP: 0.389, SLG: 0.315										5	1	1	0	0	0	3				
Bobby Murcer, L OBP: 0.449, SLG: 0.575										5	0	1	1	0	0	1				
Jim Lytle, L OBP: 0.269, SLG: 0.315										0	0	0	0	0	0	0				
Roy White, S OBP: 0.375, SLG: 0.504										3	0	0	0	2	0	1				
Ron Blomberg, L OBP: 0.486, SLG: 0.581										4	2	3	0	1	0	2				
Thurman Munson, R OBP: 0.346, SLG: 0.377										4	2	2	4	1	1	3				
Danny Cater, R OBP: 0.271, SLG: 0.308										5	0	1	0	0	0	6				
Gene Michael, S OBP: 0.333, SLG: 0.295										4	0	1	1	0	0	1				
Stan Bahnsen, R OBP: 0.175, SLG: 0.256										3	0	0	0	0	2	1				
<b>Inning Stats</b>	R: 1 E: 0 K: 1 S: 7	H: 2 LOB: 2 BB: 1 P: 11	R: 0 E: 0 K: 0 S: 4	H: 1 LOB: 1 BB: 0 P: 4	R: 0 E: 0 K: 0 S: 4	H: 1 LOB: 3 BB: 2 P: 12	R: 0 E: 0 K: 0 S: 3	H: 0 LOB: 0 BB: 0 P: 3	R: 0 E: 0 K: 1 S: 8	H: 3 LOB: 2 BB: 1 P: 12	R: 0 E: 1 K: 0 S: 5	H: 1 LOB: 2 BB: 0 P: 5	R: 0 E: 0 K: 1 S: 5	H: 0 LOB: 0 BB: 0 P: 5	R: 3 E: 0 K: 0 S: 5	H: 2 LOB: 0 BB: 1 P: 9	1B: 5 2B: 4 3B: 0 HR: 1	SF: 0 SAC: 1 DP: 0 HBP: 0	WP: 1 PB: 0 SB: 0 CS: 0	PA: 43
<b>PITCHER</b>	IP WLS BF H R ER SO BB IBB HBP BLK WP HR S P ERA WHIP																			
Ray Culp, R ERA: 3.26	(1, 1) 7.0 L 34 8 3 3 2 4 0 0 0 0 1 0 34 50 3.86 1.714																			
Ken Brett, L ERA: 3.86	(8, 1) 1.2 8 2 3 3 1 1 0 0 0 0 0 1 9 13 16.20 1.800																			
Ken Tatum, R ERA: 3.97	(9, 1) 0.1 1 0 0 0 0 0 0 0 0 0 0 0 1 1 0.00 0.000																			

**New York Yankees @ Boston Red Sox**  
 Fenway Park, Boston, MA  
 Fri Jul 02 1971, 7:05 PM EDT  
 Att: 29,309 - Overcast - 80 F

AB 37  
 R 6  
 H 10  
 RBI 6  
 BB 5  
 SO 3  
 LOB 19

Batter	1	2	3	4	5	6	7	8	9	AB	R	H	RBI	BB	SO	LOB	BOTTOM					
John Kennedy, R OBP: 0.380, SLG: 0.462										4	0	0	0	0	0	2						
Luis Aparicio, R OBP: 0.280, SLG: 0.280										3	0	2	0	0	0	0						
Buddy Hunter, R										1	0	0	0	0	0	0						
Reggie Smith, S OBP: 0.357, SLG: 0.495										3	0	1	0	1	0	1						
Carl Yastrzemski, L OBP: 0.416, SLG: 0.455										4	0	0	0	0	0	4						
Rico Petrocelli, R OBP: 0.353, SLG: 0.437										4	0	1	0	0	0	2						
George Scott, R OBP: 0.319, SLG: 0.423										4	0	0	0	0	0	1						
Billy Conigliaro, R OBP: 0.336, SLG: 0.489										4	0	1	0	0	1	1						
Bob Montgomery, R OBP: 0.362, SLG: 0.321										4	0	2	0	0	1	0						
Ray Culp, R OBP: 0.214, SLG: 0.154	(1, 1) 9.0 W 35 7 0 0 2 2 0 0 0 0 1 0 37 45 0.00 1.000																					
Joe Lahoud, L OBP: 0.389, SLG: 0.507	(7, PH) 0.0 0 0 0 0 0 0 0 0 0 0 0 0 0 0 0 0 0																					
Ken Brett, L OBP: 0.222, SLG: 0.222	(8, 1) 0.0 0 0 0 0 0 0 0 0 0 0 0 0 0 0 0 0 0																					
Ken Tatum, R OBP: 0.600, SLG: 0.333	(9, 1) 1-2 2-3																					
<b>Inning Stats</b>	R: 0 E: 1 K: 0 S: 3	H: 1 LOB: 1 BB: 1 P: 7	R: 0 E: 0 K: 0 S: 5	H: 2 LOB: 2 BB: 0 P: 5	R: 0 E: 0 K: 0 S: 3	H: 0 LOB: 0 BB: 0 P: 3	R: 0 E: 0 K: 0 S: 4	H: 1 LOB: 1 BB: 0 P: 4	R: 0 E: 0 K: 1 S: 5	H: 0 LOB: 0 BB: 0 P: 5	R: 0 E: 0 K: 0 S: 4	H: 1 LOB: 1 BB: 0 P: 4	R: 0 E: 0 K: 1 S: 6	H: 1 LOB: 2 BB: 1 P: 10	R: 0 E: 0 K: 0 S: 4	H: 1 LOB: 1 BB: 0 P: 4	R: 0 E: 0 K: 0 S: 3	H: 0 LOB: 0 BB: 0 P: 3	1B: 6 2B: 1 3B: 0 HR: 0	SF: 0 SAC: 0 DP: 1 HBP: 0	WP: 1 PB: 0 SB: 0 CS: 0	PA: 35
<b>PITCHER</b>	IP WLS BF H R ER SO BB IBB HBP BLK WP HR S P ERA WHIP																					
Stan Bahnsen, R ERA: 2.79	(1, 1) 9.0 W 35 7 0 0 2 2 0 0 0 0 1 0 37 45 0.00 1.000																					

**New York Yankees @ Boston Red Sox**  
 Fenway Park, Boston, MA  
 Fri Jul 02 1971, 7:05 PM EDT  
 Att: 29,309 - Overcast - 80 F


AB 33  
 R 0  
 H 7  
 RBI 0  
 BB 2  
 SO 2  
 LOB 13



Batter	1	2	3	4	5	6	7	8	9	AB	R	H	RBI	BB	SO	LOB	TOP										
<b>Horace Clarke, S</b> (1,4) OBP: 0.330, SLG: 0.315	0-0 6-3		0-0 6-3		0-0 F6			0-0 F7		4	0	0	0	0	0	0											
<b>Jerry Kenney, L</b> (1,5) OBP: 0.377, SLG: 0.313	0-0 6-3			4-0 2B BB		4-0 HR BB		4-0 WP BB		1	1	0	0	3	0	0											
<b>Bobby Murcer, L</b> (1,8) OBP: 0.446, SLG: 0.574	0-0 3-1			0-0 1-3 2B		0-3 K		0-0 F7		4	0	1	0	0	1	2											
<b>Roy White, S</b> (1,7) OBP: 0.374, SLG: 0.513		0-0 F7		0-3 K		0-0 1-H HR		0-0 6-3		4	1	1	2	0	1	3											
<b>Ron Blomberg, L</b> (1,9) OBP: 0.475, SLG: 0.545 <b>Danny Cater, R</b> (9, PH) OBP: 0.270, SLG: 0.307 (9,3)		0-0 3-1		4-0 IBB		0-0 4-3			0-0 6-3	2	0	0	0	1	0	0											
<b>Thurman Munson, R</b> (1,2) OBP: 0.348, SLG: 0.376		0-0 FC5-4 1B		0-0 L4		0-3 K			4-0 PB BB	3	0	1	0	1	1	3											
<b>Felipe Alou, R</b> (1,3) OBP: 0.294, SLG: 0.353 (9,9)		0-0 FC5-4 1-2		0-0 F7			0-0 F6		0-0 5-3 1-2	4	0	0	0	0	0	5											
<b>Gene Michael, S</b> (1,6) OBP: 0.332, SLG: 0.291			0-0 F8		0-0 6-3		0-3 K		4-0 IBB	3	0	0	0	1	1	0											
<b>Fritz Peterson, S</b> (1,1) OBP: 0.186, SLG: 0.054			0-0 F7		0-3 K		0-0 6-3		0-0 L6	4	0	0	0	0	1	2											
<b>Inning Stats</b>	R: 0 E: 0 K: 0 S: 3	H: 0 LOB: 0 BB: 0 P: 3	R: 0 E: 0 K: 0 S: 4	H: 1 LOB: 1 BB: 0 P: 4	R: 0 E: 0 K: 0 S: 3	H: 0 LOB: 0 BB: 0 P: 3	R: 0 E: 0 K: 1 S: 6	H: 1 LOB: 3 BB: 2 P: 14	R: 0 E: 0 K: 1 S: 5	H: 0 LOB: 0 BB: 0 P: 5	R: 2 E: 0 K: 2 S: 8	H: 1 LOB: 0 BB: 1 P: 12	R: 0 E: 0 K: 1 S: 5	H: 0 LOB: 0 BB: 0 P: 5	R: 0 E: 0 K: 0 S: 3	H: 0 LOB: 1 BB: 2 P: 7	R: 0 E: 0 K: 0 S: 3	H: 0 LOB: 2 BB: 2 P: 11	1B: 1 2B: 1 3B: 0 HR: 1	SF: 0 SAC: 0 DP: 0 HBP: 0	WP: 1 PB: 1 CS: 0	PA: 36					
<b>PITCHER</b>	IP	WLS	BF	H	R	ER	SO	BB	IBB	HBP	BLK	WP	HR	S	P	ERA	WHIP										
<b>Luis Tiant, R</b> (1,1) ERA: 7.2	7.0	L	27	3	2	2	5	2	1	0	0	0	1	34	46	2.57	0.714										
<b>Sparky Lyle, L</b> (8,1) ERA: 2.51	2.0		9	0	0	0	0	2	1	0	0	1	0	6	18	0.00	1.000										

**New York Yankees @ Boston Red Sox**  
Fenway Park, Boston, MA  
Sat Jul 03 1971, 7:05 PM EDT  
Att: 28,878 - Unknown


AB 30  
R 2  
H 3  
RBI 2  
BB 6  
SO 5  
LOB 15



Batter	1	2	3	4	5	6	7	8	9	AB	R	H	RBI	BB	SO	LOB	BOTTOM										
<b>John Kennedy, R</b> (1,4) OBP: 0.365, SLG: 0.442	0-0 F8		0-0 1-3		0-0 L8		0-0 6-3			4	0	0	0	0	0	2											
<b>Luis Aparicio, R</b> (1,6) OBP: 0.280, SLG: 0.280	0-0 F8		0-0 1B		0-0 4-3			0-0 6-3		4	0	1	0	0	0	1											
<b>Reggie Smith, S</b> (1,9) OBP: 0.356, SLG: 0.492	0-0 1B		0-3 K		0-0 P4			0-0 F8		4	0	1	0	0	1	1											
<b>Carl Yastrzemski, L</b> (1,7) OBP: 0.414, SLG: 0.452	0-0 G3		0-0 L4		0-0 F2			0-0 FC5-4 1B		4	0	1	0	0	0	2											
<b>Rico Petrocelli, R</b> (1,5) OBP: 0.355, SLG: 0.436		0-0 G5-3 1B 1B		0-0 6-3		4-0 BB		0-0 FC5-4 1-2		3	0	1	0	1	0	1											
<b>George Scott, R</b> (1,3) OBP: 0.318, SLG: 0.420		0-0 G5-3 1B 1B		0-0 5-3		0-0 1-3			0-0 5-3	4	1	1	0	0	0	1											
<b>Billy Conigliaro, R</b> (1,8) OBP: 0.331, SLG: 0.481		0-0 G5-3 1-2 2-3		0-0 5-3			0-0 5-3		0-0 6-3	4	0	0	0	0	0	2											
<b>Bob Montgomery, R</b> (1,2) OBP: 0.387, SLG: 0.357		4-0 1B BB			0-0 F9				0-0 1B	3	0	2	0	1	0	0											
<b>Luis Tiant, R</b> (1,1) OBP: 0.667, SLG: 1.000 <b>Phil Gagliano, R</b> (7, PH) OBP: 0.600, SLG: 0.615 <b>Sparky Lyle, L</b> (8,1) OBP: 1.000, SLG: 1.000 <b>Duane Josephson, R</b> (8, PH) OBP: 0.290, SLG: 0.374		0-0 1-3 2H 1B			0-0 2B			0-0 5-3		2	0	2	1	0	0	0											
<b>Inning Stats</b>	R: 0 E: 0 K: 0 S: 4	H: 1 LOB: 1 BB: 0 P: 4	R: 1 E: 0 K: 0 S: 4	H: 3 LOB: 2 BB: 1 P: 8	R: 0 E: 0 K: 1 S: 6	H: 1 LOB: 0 BB: 0 P: 6	R: 0 E: 0 K: 0 S: 3	H: 0 LOB: 0 BB: 0 P: 3	R: 0 E: 0 K: 0 S: 4	H: 1 LOB: 1 BB: 0 P: 4	R: 0 E: 0 K: 0 S: 3	H: 0 LOB: 1 BB: 1 P: 7	R: 0 E: 0 K: 0 S: 4	H: 1 LOB: 1 BB: 0 P: 4	R: 0 E: 0 K: 0 S: 4	H: 1 LOB: 1 BB: 0 P: 4	R: 0 E: 0 K: 0 S: 4	H: 1 LOB: 1 BB: 0 P: 4	1B: 7 2B: 2 3B: 0 HR: 0	SF: 0 SAC: 0 DP: 1 HBP: 0	WP: 0 PB: 0 CS: 0	PA: 36					
<b>PITCHER</b>	IP	WLS	BF	H	R	ER	SO	BB	IBB	HBP	BLK	WP	HR	S	P	ERA	WHIP										
<b>Fritz Peterson, L</b> (1,1) ERA: 3.46	9.0	W	36	9	1	1	1	2	0	0	0	0	0	36	44	1.00	1.222										

**New York Yankees @ Boston Red Sox**  
Fenway Park, Boston, MA  
Sat Jul 03 1971, 7:05 PM EDT  
Att: 28,878 - Unknown

AB 34  
R 1  
H 9  
RBI 1  
BB 2  
SO 1  
LOB 12









Batter	1	2	3	4	5	6	7	8	9	AB	R	H	RBI	BB	SO	LOB	TOP																
Gene Michael, S (1, 6) OBP: 0.335, SLG: 0.303										5	1	1	1	0	0	2	<b>New York Yankees @ Boston Red Sox</b> Fenway Park, Boston, MA Mon Jul 05 1971, 3:33 AM EDT Att: 23,364 - Sunny - 88 F																
Thurman Munson, R (1, 2) OBP: 0.344, SLG: 0.370										5	1	1	0	0	2	0																	
Bobby Murcer, L (1, 8) OBP: 0.451, SLG: 0.584										5	2	3	1	0	1	0																	
Roy White, S (1, 7) OBP: 0.375, SLG: 0.506										4	1	2	1	0	0	0																	
Felipe Alou, R (1, 3) OBP: 0.299, SLG: 0.373										5	1	3	3	0	0	2																	
Danny Cater, R (1, 5) OBP: 0.275, SLG: 0.311										4	1	1	0	0	1	2																	
Ron Swoboda, R (1, 9) OBP: 0.394, SLG: 0.393										5	0	4	0	0	0	0																	
Ron Hansen, R (1, 4) OBP: 0.203, SLG: 0.186										3	0	0	0	0	2	3																	
Horace Clarke, S (5, 4) OBP: 0.333, SLG: 0.315										2	0	0	0	0	0	4																	
Mel Stottlemyre, R (1, 1) Lindy McDaniel, R (6, 1) Ron Blomberg, L (7, PH) Mike Kekich, L (7, 1) Gary Jones, L (8, 1) Jim Lytle, L (9, PH) OBP: 0.296, SLG: 0.311										3	0	1	1	0	2	0																	
<b>Inning Stats</b>	R: 5 E: 0 K: 2 S: 13	H: 6 LOB: 2 BB: 0 P: 14	R: 0 E: 0 K: 0 S: 5	H: 2 LOB: 2 BB: 0 P: 5	R: 0 E: 0 K: 2 S: 7	H: 0 LOB: 0 BB: 0 P: 7	R: 1 E: 0 K: 1 S: 6	H: 1 LOB: 1 BB: 0 P: 6	R: 0 E: 0 K: 0 S: 4	H: 1 LOB: 1 BB: 0 P: 4	R: 1 E: 0 K: 1 S: 8	H: 3 LOB: 2 BB: 0 P: 8	R: 0 E: 0 K: 1 S: 6	H: 1 LOB: 1 BB: 0 P: 6	R: 0 E: 0 K: 1 S: 5	H: 0 LOB: 0 BB: 0 P: 5	R: 0 E: 0 K: 0 S: 5	H: 2 LOB: 3 BB: 0 P: 6	1B: 10 2B: 2 3B: 1 HR: 3	SF: 0 SAC: 0 DP: 0 HBP: 2	WP: 0 PB: 0 SB: 0 CS: 0	PA: 45											
<b>PITCHER</b>	IP WLS BF H R ER SO BB IBB HBP BLK WP HR S P ERA WHIP																																
Gary Peters, L (1, 1) ERA: 5.13	0.1	6	4	5	5	1	0	0	0	0	0	2	7	8	135.00	12.000																	
Bobby Bolin, R (1, 1) ERA: 3.05	5.2	W	26	9	2	2	5	0	0	0	0	1	36	36	3.18	1.588																	
Ken Tatum, R (7, 1) ERA: 3.51	3.0	S	13	3	0	0	2	0	0	1	0	0	0	16	17	0.00	1.000																

AB	43
R	7
H	16
RBI	7
BB	0
SO	8
LOB	17



Batter	1	2	3	4	5	6	7	8	9	AB	R	H	RBI	BB	SO	LOB	BOTTOM															
John Kennedy, R (1, 4) OBP: 0.395, SLG: 0.500										4	3	3	0	1	1	0	<b>New York Yankees @ Boston Red Sox</b> Fenway Park, Boston, MA Mon Jul 05 1971, 3:33 AM EDT Att: 23,364 - Sunny - 88 F															
Luis Aparicio, R (1, 6) OBP: 0.273, SLG: 0.290										5	3	4	0	0	0	1																
Buddy Hunter, R (7, PR) (8, 4)										0	0	0	0	0	0	0																
Reggie Smith, S (1, 8) OBP: 0.358, SLG: 0.500										3	1	1	3	1	1	3																
Carl Yastrzemski, L (1, 7) OBP: 0.415, SLG: 0.450										3	1	1	2	1	0	1																
Ken Tatum, R (7, 1) OBP: 0.500, SLG: 0.250										1	0	0	0	0	1	2																
Rico Petrocelli, R (1, 5) OBP: 0.361, SLG: 0.456										5	2	2	4	0	1	2																
George Scott, R (1, 3) OBP: 0.322, SLG: 0.447										5	1	3	2	0	1	0																
Joe Lahoud, L (1, 9) OBP: 0.394, SLG: 0.619										5	1	2	1	0	0	2																
Duane Josephson, R (1, 2) OBP: 0.283, SLG: 0.365										5	0	0	0	0	0	2																
Gary Peters, L (1, 1) OBP: 0.309, SLG: 0.365										0	0	0	0	0	0	0																
Bobby Bolin, R (1, 1) OBP: 0.333, SLG: 0.333										2	0	0	0	0	0	1																
Phil Gagliano, R (6, PH) OBP: 0.583, SLG: 0.571										1	0	0	0	0	0	0																
Billy Conigliaro, R (7, 8) OBP: 0.324, SLG: 0.471										1	0	0	0	0	0	0																
<b>Inning Stats</b>	R: 3 E: 0 K: 0 S: 6	H: 3 LOB: 1 BB: 1 P: 10	R: 2 E: 0 K: 1 S: 8	H: 3 LOB: 0 BB: 0 P: 9	R: 0 E: 0 K: 0 S: 4	H: 1 LOB: 1 BB: 0 P: 4	R: 0 E: 0 K: 0 S: 4	H: 1 LOB: 1 BB: 0 P: 4	R: 1 E: 0 K: 1 S: 6	H: 1 LOB: 0 BB: 0 P: 6	R: 6 E: 0 K: 1 S: 10	H: 5 LOB: 0 BB: 1 P: 14	R: 0 E: 0 K: 2 S: 8	H: 1 LOB: 2 BB: 1 P: 12	R: 0 E: 0 K: 0 S: 4	H: 1 LOB: 1 BB: 0 P: 4	R: 0 E: 0 K: 0 S: 4	H: 1 LOB: 1 BB: 0 P: 4	1B: 9 2B: 2 3B: 1 HR: 4	SF: 0 SAC: 0 DP: 0 HBP: 1	WP: 0 PB: 0 SB: 0 CS: 0	PA: 44										
<b>PITCHER</b>	IP WLS BF H R ER SO BB IBB HBP BLK WP HR S P ERA WHIP																															
Mel Stottlemyre, R (1, 1) ERA: 3.03	5.1	L	28	10	7	7	2	1	0	0	0	2	30	35	67.50	7.500																
Lindy McDaniel, R (6, 1) ERA: 6.6	0.2	L	7	4	5	5	1	1	0	0	0	2	8	12	0.00	2.000																
Mike Kekich, L (7, 1) ERA: 4.48	1.0		5	1	0	0	2	1	0	0	0	0	8	12	0.00	2.000																
Gary Jones, L (8, 1) ERA: 7.62	1.0		4	1	0	0	0	0	0	0	0	0	4	4	0.00	1.000																

AB	40
R	12
H	16
RBI	12
BB	3
SO	5
LOB	14













Batter	1	2	3	4	5	6	7	8	9	AB	R	H	RBI	BB	SO	LOB	TOP					
<b>Horace Clarke, S</b> OBP: 0.331, SLG: 0.316 (1, 4)	0-0 6-3		0-0 6-3			0-0 P4		0-0 F8		4	0	0	0	0	0	0						
<b>Thurman Munson, R</b> OBP: 0.347, SLG: 0.383 (1, 2)	0-0 1B			0-0 5-3		0-0 HR		0-0 F4		4	1	2	1	0	0	0						
<b>Bobby Murcer, L</b> OBP: 0.449, SLG: 0.584 (1, 8)	0-0 F8			0-0 F3		0-0 F8		0-0 4-3		4	0	0	0	0	0	1						
<b>Roy White, S</b> OBP: 0.369, SLG: 0.500 (1, 7)	0-0 F8			0-0 5-3		0-0 F8		0-0 6-3		4	0	0	0	0	0	1						
<b>Felipe Alou, R</b> OBP: 0.300, SLG: 0.371 (1, 3)		0-0 F8				0-0 BB 1B		0-0 F9		3	0	1	0	0	0	0						
<b>Ron Swoboda, R</b> OBP: 0.403, SLG: 0.393 (1, 9)		4-0 BB G6-4-3				4-0 1-2 BB		0-0 1-3		1	0	0	0	2	0	0						
<b>Gene Michael, S</b> OBP: 0.334, SLG: 0.308 (1, 6)		0-0 BB G6-4-3				0-0 L7		0-0 F7		3	0	0	0	0	0	3						
<b>Jerry Kenney, L</b> OBP: 0.368, SLG: 0.299 (1, 5)			0-0 6-3			0-0 F8		0-3 K		3	0	0	0	0	1	2						
<b>Steve Kline, R</b> OBP: 0.227, SLG: 0.195 (1, 1)			0-3 K			0-3 K		0-0 6-3		2	0	0	0	0	2	2						
<b>Ron Hansen, R</b> OBP: 0.203, SLG: 0.234 (8, PH)										1	0	0	0	0	0	0						
<b>Lindy McDaniel, R</b> OBP: 0.200, SLG: 0.200 (8, 1)										0	0	0	0	0	0	0						
<b>Inning Stats</b>	R: 0 E: 0 K: 0 S: 4	H: 1 LOB: 1 BB: 0 P: 4	R: 0 E: 0 K: 0 S: 2	H: 0 LOB: 0 BB: 1 P: 6	R: 0 E: 0 K: 1 S: 5	H: 0 LOB: 0 BB: 0 P: 5	R: 0 E: 0 K: 0 S: 3	H: 0 LOB: 0 BB: 0 P: 3	R: 0 E: 0 K: 1 S: 6	H: 1 LOB: 2 BB: 1 P: 10	R: 1 E: 0 K: 0 S: 4	H: 1 LOB: 0 BB: 0 P: 4	R: 0 E: 0 K: 0 S: 3	H: 0 LOB: 0 BB: 0 P: 3	R: 0 E: 0 K: 1 S: 5	H: 0 LOB: 0 BB: 0 P: 5	R: 0 E: 0 K: 0 S: 3	H: 0 LOB: 0 BB: 0 P: 3	1B: 2 2B: 0 3B: 0 HR: 1	SF: 0 SAC: 0 DP: 1 HBP: 0	WP: 0 PB: 0 SB: 0 CS: 0	PA: 31
<b>PITCHER</b> <b>Bill Gilbreth, L</b> ERA: 1.93 (1, 1)	IP: 9.0 WLS: W BF: 31 H: 3 R: 1 ER: 1 SO: 3 BB: 2 IBB: 0 HBP: 0 BLK: 0 WP: 0 HR: 1 S: 35 P: 43 ERA: 1.00 WHIP: 0.556															<b>PITCHER</b>						

New York Yankees @ Detroit Tigers  
Tiger Stadium, Detroit, MI  
Thu Jul 08 1971, 7:05 PM EDT  
Att: 27,859 - Unknown

AB 29  
R 1  
H 3  
RBI 1  
BB 2  
SO 3  
LOB 9



Batter	1	2	3	4	5	6	7	8	9	AB	R	H	RBI	BB	SO	LOB	BOTTOM					
<b>Dalton Jones, L</b> OBP: 0.287, SLG: 0.457 (1, 7)	0-0 6-3	0-0 6-3			0-0 G3	0-0 F7				4	0	0	0	0	0	1						
<b>Aurelio Rodriguez, R</b> OBP: 0.282, SLG: 0.372 (1, 5)	0-0 1B 2B		0-0 F8		0-0 L1-3		0-0 5-3			4	1	1	0	0	0	0						
<b>Norm Cash, L</b> OBP: 0.398, SLG: 0.621 (1, 3)	0-0 2B 1-2 FC5-4		0-0 F8		0-0 1B		0-0 4-3			4	1	2	0	0	0	0						
<b>Willie Horton, R</b> OBP: 0.343, SLG: 0.488 (1, 9)	0-0 FC5-4		0-0 1-3 2H		0-0 1B		0-0 4-3			1	0	1	1	0	0	0						
<b>Mickey Stanley, R</b> OBP: 0.339, SLG: 0.377 (2, 8)	0-0 FC5-4		0-0 1-3 2H		0-0 1B		0-0 4-3			3	0	2	0	0	0	0						
<b>Jim Northrup, L</b> OBP: 0.370, SLG: 0.469 (1, 8) (2, 9)	4-0 FC5-4		0-0 4-3		4-0 FC5-4		0-0 1B			2	0	1	0	2	0	1						
<b>Bill Freehan, R</b> OBP: 0.345, SLG: 0.483 (1, 2)	0-0 FC5-4			0-0 HR	0-0 FC5-4		0-0 F7			4	1	1	2	0	0	5						
<b>Dick McAuliffe, L</b> OBP: 0.286, SLG: 0.338 (1, 4)	0-0 4-3			0-0 P6		0-0 F2		0-3 K		4	0	0	0	0	1	2						
<b>Ed Brinkman, R</b> OBP: 0.267, SLG: 0.253 (1, 6)		0-0 F7		0-0 6-3		0-0 WP 1B				3	0	1	0	0	0	0						
<b>Bill Gilbreth, L</b> OBP: 0.222, SLG: 0.222 (1, 1)		0-3 K		0-3 K		0-3 K				3	0	0	0	0	3	1						
<b>Inning Stats</b>	R: 2 E: 0 K: 0 S: 6	H: 3 LOB: 2 BB: 1 P: 10	R: 0 E: 0 K: 1 S: 5	H: 0 LOB: 0 BB: 0 P: 5	R: 0 E: 0 K: 0 S: 4	H: 1 LOB: 1 BB: 0 P: 4	R: 1 E: 0 K: 1 S: 6	H: 1 LOB: 0 BB: 0 P: 6	R: 0 E: 0 K: 1 S: 6	H: 2 LOB: 3 BB: 1 P: 9	R: 0 E: 0 K: 1 S: 6	H: 1 LOB: 1 BB: 0 P: 6	R: 0 E: 0 K: 0 S: 3	H: 0 LOB: 0 BB: 0 P: 3	R: 0 E: 0 K: 1 S: 5	H: 1 LOB: 0 BB: 0 P: 5	R: 0 E: 0 K: 0 S: 5	H: 1 LOB: 0 BB: 0 P: 5	1B: 7 2B: 1 3B: 0 HR: 1	SF: 0 SAC: 0 DP: 0 HBP: 0	WP: 1 PB: 0 SB: 0 CS: 0	PA: 34
<b>PITCHER</b> <b>Steve Kline, R</b> ERA: 3.28 (1, 1)	IP: 7.0 WLS: L BF: 31 H: 8 R: 3 ER: 3 SO: 3 BB: 1 IBB: 0 HBP: 0 BLK: 0 WP: 1 HR: 1 S: 35 P: 43 ERA: 3.86 WHIP: 1.286															<b>PITCHER</b>						
<b>Lindy McDaniel, R</b> ERA: 6.49 (8, 1)	IP: 1.0 WLS: L BF: 3 H: 1 R: 0 ER: 0 SO: 1 BB: 0 IBB: 0 HBP: 0 BLK: 0 WP: 0 HR: 0 S: 5 P: 5 ERA: 0.00 WHIP: 1.000															<b>PITCHER</b>						

New York Yankees @ Detroit Tigers  
Tiger Stadium, Detroit, MI  
Thu Jul 08 1971, 7:05 PM EDT  
Att: 27,859 - Unknown

AB 32  
R 3  
H 9  
RBI 3  
BB 2  
SO 4  
LOB 10





Batter	1	2	3	4	5	6	7	8	9	AB	R	H	RBI	BB	SO	LOB	TOP					
<b>John Kennedy, R</b> OBP: 0.370, SLG: 0.484 (1, 4)	F9		6-3		F8			F8		4	0	0	0	0	0	1	<b>Boston Red Sox @ New York Yankees</b> Yankee Stadium, Bronx, NY Fri Jul 09 1971, 7:05 PM EDT Att: 19,016 - Overcast - 88 F					
<b>Luis Aparicio, R</b> OBP: 0.272, SLG: 0.289 (1, 6)	6-3		4-3			4-3		FC4-6 1B		4	0	1	0	0	0	0						
<b>Reggie Smith, S</b> OBP: 0.351, SLG: 0.498 (1, 9)	BB		4-3			F7		FC4-6 BB 1-2		3	0	0	0	1	0	1						
<b>Carl Yastrzemski, L</b> OBP: 0.414, SLG: 0.452 (1, 7)	K				F7			1-2 BB		3	0	0	0	1	1	1						
<b>Rico Petrocelli, R</b> OBP: 0.357, SLG: 0.450 (1, 5)	K				F2			5-3 1B		4	1	1	0	0	1	2						
<b>George Scott, R</b> OBP: 0.321, SLG: 0.435 (1, 3)	SF8 BB				5-3			5-3 1-2		3	1	0	0	1	1	1						
<b>Billy Conigliaro, R</b> OBP: 0.332, SLG: 0.476 (1, 8)	E5 SF8 1-3				5-3			2-H 1B		4	0	1	1	0	0	1						
<b>Bob Montgomery, R</b> OBP: 0.351, SLG: 0.386 (9, PH)	SF8				G3			K		2	0	0	1	0	1	1						
<b>Joe Lahoud, L</b> OBP: 0.369, SLG: 0.558 (8, 1)	2-3 3-H G1							6-3		1	0	0	0	0	0	0						
<b>Gary Peters, L</b> OBP: 0.300, SLG: 0.351 (1, 1)	G1							4-3		3	0	1	0	0	0	2						
<b>Bobby Bolin, R</b> OBP: 0.333, SLG: 0.333 (8, 1)								1B		0	0	0	0	0	0	0						
<b>Inning Stats</b>	R: 0 E: 0 K: 1 S: 5	H: 0 LOB: 1 BB: 1 P: 9	R: 1 E: 1 K: 1 S: 6	H: 0 LOB: 1 BB: 1 P: 10	R: 0 E: 0 K: 0 S: 3	H: 0 LOB: 0 BB: 0 P: 3	R: 0 E: 0 K: 0 S: 3	H: 0 LOB: 0 BB: 0 P: 3	R: 0 E: 0 K: 0 S: 3	H: 1 LOB: 1 BB: 0 P: 4	R: 0 E: 0 K: 0 S: 3	H: 0 LOB: 0 BB: 0 P: 3	R: 1 E: 0 K: 1 S: 7	H: 2 LOB: 1 BB: 0 P: 7	R: 0 E: 0 K: 0 S: 4	H: 1 LOB: 2 BB: 1 P: 8	R: 0 E: 0 K: 1 S: 5	H: 0 LOB: 0 BB: 0 P: 5	1B: 4 2B: 0 3B: 0 HR: 0	SF: 1 SAC: 0 DP: 0 HBP: 0	WP: 0 PB: 0 SB: 0 CS: 0	PA: 35
<b>PITCHER</b> <b>Mel Stottlemyre, R</b> ERA: 2.91 (1, 1)	IP: 9.0 WLS: W BF: 35 H: 4 R: 2 ER: 1 SO: 4 BB: 3 IBB: 0 HBP: 0 BLK: 0 WP: 0 HR: 0 S: 40 P: 52 ERA: 1.00 WHIP: 0.778															<b>PITCHER</b>						

Batter	1	2	3	4	5	6	7	8	9	AB	R	H	RBI	BB	SO	LOB	BOTTOM					
<b>Horace Clarke, S</b> OBP: 0.327, SLG: 0.313 (1, 4)	F7		F3		E9 2-H			F8		4	0	0	0	0	0	0	<b>Boston Red Sox @ New York Yankees</b> Yankee Stadium, Bronx, NY Fri Jul 09 1971, 7:05 PM EDT Att: 19,016 - Overcast - 88 F					
<b>Thurman Munson, R</b> OBP: 0.342, SLG: 0.376 (1, 2)	L7				P4 1-2			5-3		4	0	0	0	0	1							
<b>Bobby Murcer, L</b> OBP: 0.449, SLG: 0.581 (1, 8)	F8				3B 1B			F3 BB		3	2	1	0	1	0							
<b>Roy White, S</b> OBP: 0.368, SLG: 0.504 (1, 7)	F6				F3			1-3		4	1	1	1	0	0							
<b>Felipe Alou, R</b> OBP: 0.310, SLG: 0.393 (1, 3)	BB BB				1-H 3B			1-3 3B		3	0	3	2	1	0							
<b>Ron Swoboda, R</b> OBP: 0.399, SLG: 0.383 (1, 9)	BB BB				1-H 3B			G5-4-3 1B		3	0	0	0	1	3							
<b>Gene Michael, S</b> OBP: 0.331, SLG: 0.304 (1, 6)	G6-4-3 BB 1-2				F8			K		3	0	0	0	0	2							
<b>Jerry Kenney, L</b> OBP: 0.367, SLG: 0.299 (1, 5)	G6-4-3 1-2				6-3			1-3		3	1	1	0	0	1							
<b>Mel Stottlemyre, R</b> OBP: 0.246, SLG: 0.269 (1, 1)	G6-4-3 1-2				K			1-3		3	1	1	0	0	1							
<b>Inning Stats</b>	R: 0 E: 0 K: 0 S: 3	H: 0 LOB: 0 BB: 0 P: 3	R: 0 E: 0 K: 0 S: 2	H: 0 LOB: 2 BB: 2 P: 10	R: 0 E: 0 K: 1 S: 5	H: 0 LOB: 0 BB: 0 P: 5	R: 1 E: 0 K: 0 S: 5	H: 2 LOB: 1 BB: 0 P: 5	R: 1 E: 2 K: 0 S: 5	H: 1 LOB: 1 BB: 0 P: 5	R: 0 E: 0 K: 1 S: 6	H: 1 LOB: 1 BB: 0 P: 6	R: 1 E: 0 K: 0 S: 4	H: 1 LOB: 0 BB: 0 P: 4	R: 2 E: 0 K: 0 S: 4	H: 2 LOB: 0 BB: 1 P: 8		R: 0 E: 0 K: 0 S: 3	H: 0 LOB: 0 BB: 0 P: 5	1B: 3 2B: 0 3B: 3 HR: 1	SF: 0 SAC: 0 DP: 2 HBP: 0	WP: 0 PB: 0 SB: 1 CS: 0
<b>PITCHER</b> <b>Gary Peters, L</b> ERA: 4.99 (1, 1)	IP: 7.1 WLS: L BF: 31 H: 6 R: 5 ER: 4 SO: 2 BB: 3 IBB: 0 HBP: 0 BLK: 0 WP: 0 HR: 1 S: 32 P: 44 ERA: 4.91 WHIP: 1.227															<b>PITCHER</b>						
<b>Bobby Bolin, R</b> ERA: 3.0 (8, 1)	IP: 0.2 WLS: L BF: 2 H: 1 R: 0 ER: 0 SO: 0 BB: 0 IBB: 0 HBP: 0 BLK: 0 WP: 0 HR: 0 S: 2 P: 2 ERA: 0.00 WHIP: 1.500															<b>PITCHER</b>						

livebaseballscores.com

AB 31  
R 2  
H 4  
RBI 2  
BB 3  
SO 4  
LOB 10



livebaseballscores.com

AB 30  
R 5  
H 7  
RBI 4  
BB 3  
SO 2  
LOB 8





Batter	1	2	3	4	5	6	7	8	9	AB	R	H	RBI	BB	SO	LOB	TOP										
<b>John Kennedy, R</b> OBP: 0.374, SLG: 0.492 (1, 4)										4	1	2	0	0	1	1	<b>Boston Red Sox @ New York Yankees</b> Yankee Stadium, Bronx, NY Sat Jul 10 1971, 3:33 AM EDT Att: 43,433 - Sunny - 90 F										
<b>Luis Aparicio, R</b> OBP: 0.276, SLG: 0.291 (1, 6)										2	1	1	0	1	0	1											
<b>Reggie Smith, S</b> OBP: 0.353, SLG: 0.502 (1, 9)										4	1	2	2	0	0	1											
<b>Carl Yastrzemski, L</b> OBP: 0.415, SLG: 0.450 (1, 7)										3	0	1	0	1	0	0											
<b>Rico Petrocelli, R</b> OBP: 0.353, SLG: 0.445 (1, 5)										3	0	0	1	0	1	2											
<b>George Scott, R</b> OBP: 0.317, SLG: 0.429 (1, 3)										4	0	0	0	0	1	3											
<b>Billy Conigliaro, R</b> OBP: 0.327, SLG: 0.499 (1, 8)										4	0	0	0	0	0	0											
<b>Bob Montgomery, R</b> OBP: 0.338, SLG: 0.370 (1, 2)										3	0	0	0	0	1	0											
<b>Sonny Siebert, R</b> OBP: 0.294, SLG: 0.540 (1, 1)										3	0	1	0	0	0	0											
<b>Sparky Lyle, L</b> OBP: 1.000, SLG: 1.000 (8, 1)										0	0	0	0	0	0	0											
<b>Bobby Bolin, R</b> OBP: 0.333, SLG: 0.333 (8, 1)										0	0	0	0	0	0	0											
<b>Inning Stats</b>	R: 2 E: 1 K: 2 S: 10	H: 3 LOB: 1 BB: 0 P: 10	R: 0 E: 0 K: 1 S: 5	H: 0 LOB: 0 BB: 0 P: 5	R: 1 E: 0 K: 0 S: 5	H: 2 LOB: 2 BB: 1 P: 9	R: 0 E: 0 K: 0 S: 3	H: 0 LOB: 0 BB: 0 P: 3	R: 0 E: 0 K: 1 S: 5	H: 1 LOB: 1 BB: 0 P: 4	R: 0 E: 0 K: 0 S: 4	H: 0 LOB: 0 BB: 0 P: 5	R: 0 E: 0 K: 0 S: 2	H: 0 LOB: 0 BB: 1 P: 6	R: 0 E: 0 K: 0 S: 3	H: 0 LOB: 0 BB: 0 P: 3	1B: 5 2B: 2 3B: 0 HR: 0	SF: 1 SAC: 1 DP: 2 HBP: 0	WP: 0 PB: 0 SB: 0 CS: 0	PA: 34							
<b>PITCHER</b>	IP	WLS	BF	H	R	ER	SO	BB	IBB	HBP	BLK	WP	HR	S	P	ERA	WHIP										
<b>Stan Bahnsen, R</b> ERA: 3.08 (1, 1)	7.0		28	7	3	3	4	0	1	0	0	0	0	35	39	3.86	1.000										
<b>Mike Kekich, L</b> ERA: 4.04 (8, 1)	2.0	W	6	0	0	0	0	1	0	0	0	0	0	5	9	0.00	0.500										

AB	30
R	3
H	7
RBI	3
BB	2
SO	4
LOB	8



Batter	1	2	3	4	5	6	7	8	9	AB	R	H	RBI	BB	SO	LOB	BOTTOM										
<b>Horace Clarke, S</b> OBP: 0.326, SLG: 0.312 (1, 4)										4	1	1	0	0	0	1	<b>Boston Red Sox @ New York Yankees</b> Yankee Stadium, Bronx, NY Sat Jul 10 1971, 3:33 AM EDT Att: 43,433 - Sunny - 90 F										
<b>Jerry Kenney, L</b> OBP: 0.382, SLG: 0.294 (1, 5)										3	0	0	0	0	0	2											
<b>Bobby Murcer, L</b> OBP: 0.450, SLG: 0.589 (1, 8)										3	2	1	1	1	0	0											
<b>Roy White, S</b> OBP: 0.369, SLG: 0.502 (1, 7)										3	0	1	0	1	1	2											
<b>Ron Blomberg, L</b> OBP: 0.392, SLG: 0.432 (1, 9)										3	0	0	0	0	0	2											
<b>Ron Swoboda, R</b> OBP: 0.341, SLG: 0.383 (8, PH) (9, 9)										0	1	0	0	1	0	0											
<b>Felipe Alou, R</b> OBP: 0.309, SLG: 0.388 (1, 3)										3	0	0	0	1	0	1											
<b>Jake Gibbs, L</b> OBP: 0.328, SLG: 0.328 (1, 2)										3	1	1	1	0	0	1											
<b>Danny Cater, R</b> OBP: 0.277, SLG: 0.313 (8, PH)										1	0	1	2	0	0	0											
<b>John Ellis, R</b> OBP: 0.352, SLG: 0.394 (9, 2)										0	0	0	0	0	0	0											
<b>Gene Michael, S</b> OBP: 0.330, SLG: 0.304 (1, 6)										4	0	1	0	0	2	2											
<b>Stan Bahnsen, R</b> OBP: 0.190, SLG: 0.268 (1, 1)										2	0	1	0	0	1	0											
<b>Thurman Munson, R</b> OBP: 0.341, SLG: 0.374 (7, PH)										1	0	0	0	0	0	1											
<b>Mike Kekich, R</b> OBP: 0.222, SLG: 0.222 (8, 1)										0	0	0	0	0	0	0											
<b>Inning Stats</b>	R: 1 E: 1 K: 0 S: 5	H: 2 LOB: 1 BB: 0 P: 5	R: 1 E: 0 K: 2 S: 8	H: 1 LOB: 0 BB: 0 P: 8	R: 0 E: 0 K: 0 S: 3	H: 0 LOB: 0 BB: 0 P: 3	R: 0 E: 0 K: 0 S: 3	H: 0 LOB: 1 BB: 1 P: 7	R: 0 E: 0 K: 0 S: 4	H: 1 LOB: 1 BB: 0 P: 4	R: 0 E: 0 K: 0 S: 3	H: 0 LOB: 0 BB: 0 P: 3	R: 0 E: 0 K: 0 S: 4	H: 1 LOB: 1 BB: 0 P: 4	R: 3 E: 0 K: 2 S: 9	H: 2 LOB: 2 BB: 3 P: 21	1B: 5 2B: 0 3B: 0 HR: 2	SF: 0 SAC: 1 DP: 1 HBP: 0	WP: 1 PB: 0 SB: 0 CS: 0	PA: 35							
<b>PITCHER</b>	IP	WLS	BF	H	R	ER	SO	BB	IBB	HBP	BLK	WP	HR	S	P	ERA	WHIP										
<b>Sonny Siebert, R</b> ERA: 2.9 (1, 1)	7.0		28	6	3	3	2	1	0	0	0	0	2	31	35	3.86	1.000										
<b>Sparky Lyle, L</b> ERA: 2.98 (8, 1)	0.2	L	5	0	0	0	1	2	1	0	0	1	0	4	16	0.00	3.000										
<b>Bobby Bolin, R</b> ERA: 2.98 (8, 1)	0.1		2	1	2	2	1	0	0	0	0	0	0	4	4	54.00	3.000										

AB	30
R	5
H	7
RBI	4
BB	4
SO	4
LOB	12





Batter	1	2	3	4	5	6	7	8	9	AB	R	H	RBI	BB	SO	LOB	TOP								
<b>John Kennedy, R</b> OBP: 0.373, SLG: 0.489 (1.4)	0-3 K		0-3 K		0-0 2H 3H 1B			0-0 SH1-4		3	0	1	2	0	2	0	<b>Boston Red Sox @ New York Yankees</b> Yankee Stadium, Bronx, NY Sun Jul 11 1971, 3:33 AM EDT Att: 23,104 - Overcast - 76 F								
<b>Luis Aparicio, R</b> OBP: 0.273, SLG: 0.287 (1.6)	0-0 6-3		0-0 6-3			0-0 F8		0-0 F9		4	0	0	0	0	0	1									
<b>Reggie Smith, S</b> OBP: 0.355, SLG: 0.501 (1.8)	0-0 1B			0-0 6-3		0-0 FC1-6 1B		0-0 1-3		4	0	2	0	0	0	1									
<b>Carl Yastrzemski, L</b> OBP: 0.411, SLG: 0.444 (1.7)	0-3 K			0-0 4-3		0-0 FC1-6 1-2			0-0 1-3	4	0	0	0	0	1	2									
<b>Rico Petrocelli, R</b> OBP: 0.349, SLG: 0.439 (1.5)		0-0 F8		0-0 6-3		0-0 F7			0-3 K	4	0	0	0	0	1	1									
<b>George Scott, R</b> OBP: 0.319, SLG: 0.430 (1.3)					0-0 2B 1B			0-0 F9		4	1	2	0	0	0	0									
<b>Joe Lahoud, L</b> OBP: 0.368, SLG: 0.561 (1.9)		0-3 K			0-0 1-3 2B			0-0 4-3		3	1	1	0	0	1	1									
<b>Duane Josephson, R</b> OBP: 0.280, SLG: 0.358 (1.2)		0-3 K			0-3 K			0-0 F4		3	0	0	0	0	2	3									
<b>Ray Culp, R</b> OBP: 0.208, SLG: 0.156 (1.1)			0-0 4-3		0-3 K			0-0 F9 SH1-4 1B		3	0	1	0	0	1	2									
<b>Inning Stats</b>	R: 0 E: 0 K: 2 S: 8	H: 1 LOB: 1 BB: 0 P: 8	R: 0 E: 0 K: 2 S: 8	H: 1 LOB: 1 BB: 0 P: 8	R: 0 E: 0 K: 1 S: 5	H: 0 LOB: 0 BB: 0 P: 5	R: 0 E: 0 K: 0 S: 3	H: 0 LOB: 0 BB: 0 P: 3	R: 2 E: 0 K: 2 S: 9	H: 3 LOB: 1 BB: 0 P: 9	R: 0 E: 0 K: 0 S: 4	H: 1 LOB: 1 BB: 0 P: 4	R: 0 E: 0 K: 0 S: 3	H: 0 LOB: 0 BB: 0 P: 3	R: 0 E: 0 K: 0 S: 4	H: 1 LOB: 1 BB: 0 P: 4	R: 0 E: 0 K: 1 S: 5	H: 0 LOB: 0 BB: 0 P: 5	1B: 6 2B: 1 3B: 0 HR: 0	SF: 0 SAC: 1 DP: 0 HBP: 0	WP: 0 PB: 0 SB: 1 CS: 0	PA: 33			
<b>PITCHER</b>	IP	WLS	BF	H	R	ER	SO	BB	IBB	HBP	BLK	WP	HR	S	P	ERA	WHIP								
<b>Fritz Peterson, L</b> ERA: 3.46 (1.1)	7.0		26	6	2	2	7	0	0	0	0	0	0	40	40	2.57	0.857								
<b>Lindy McDaniel, R</b> ERA: 6.2 (8.1)	2.0	W	7	1	0	0	1	0	0	0	0	0	0	9	9	0.00	0.500								

Batter	1	2	3	4	5	6	7	8	9	AB	R	H	RBI	BB	SO	LOB	BOTTOM								
<b>Horace Clarke, S</b> OBP: 0.327, SLG: 0.313 (1.4)	0-0 2B 1B		0-0 G3		0-0 F9		0-0 F7		0-0 2H 1B	5	1	2	1	0	0	0	<b>Boston Red Sox @ New York Yankees</b> Yankee Stadium, Bronx, NY Sun Jul 11 1971, 3:33 AM EDT Att: 23,104 - Overcast - 76 F								
<b>Jerry Kenney, L</b> OBP: 0.385, SLG: 0.304 (1.5)	0-0 L8		0-0 2B		0-0 G4-6-3 1B			0-0 4-3		4	0	2	0	0	0	1									
<b>Bobby Murcer, L</b> OBP: 0.448, SLG: 0.583 (1.8)	0-0 F8 1-2		4-0 BB		0-0 G4-6-3 1-2			0-0 G3		3	0	0	0	1	0	2									
<b>Roy White, S</b> OBP: 0.371, SLG: 0.506 (1.7)	0-0 2H 2B		0-0 F7		0-0 F9			0-0 1B 1B		4	1	2	1	0	0	2									
<b>Ron Blomberg, L</b> OBP: 0.400, SLG: 0.438 (1.9)	0-0 3-1		0-0 G3		0-0 6-3 1B			0-0 1-3 1B		4	0	2	0	0	0	3									
<b>Thurman Munson, R</b> OBP: 0.339, SLG: 0.372 (1.2)		0-0 F3		0-3 K		0-0 6-3		0-0 1-2 FC6-4 1B		4	0	1	1	0	1	1									
<b>Danny Cater, R</b> OBP: 0.277, SLG: 0.313 (1.3)		0-0 5-3		0-0 1-3 1B		0-0 6-3		0-0 FC6-4 1-2		4	0	1	0	0	0	3									
<b>Gene Michael, S</b> OBP: 0.332, SLG: 0.307 (1.6)		0-0 1B		0-0 1-3		0-0 F5		0-0 SH2-4 1B		4	1	2	0	0	0	1									
<b>Fritz Peterson, S</b> OBP: 0.167, SLG: 0.048 (1.1)		0-3 K		0-3 K		0-0 F8		0-0 SH2-4 1-2		2	0	0	0	0	2	2									
<b>Jake Gibbs, L</b> (7, PH)										1	0	0	0	0	0	0									
<b>Lindy McDaniel, R</b> OBP: 0.200, SLG: 0.200 (8.1)										0	0	0	0	0	0	0									
<b>Inning Stats</b>	R: 1 E: 0 K: 0 S: 5	H: 2 LOB: 1 BB: 0 P: 5	R: 0 E: 0 K: 1 S: 6	H: 1 LOB: 1 BB: 0 P: 6	R: 0 E: 0 K: 2 S: 4	H: 1 LOB: 2 BB: 1 P: 8	R: 0 E: 0 K: 2 S: 8	H: 1 LOB: 1 BB: 0 P: 8	R: 0 E: 0 K: 0 S: 3	H: 1 LOB: 0 BB: 0 P: 3	R: 0 E: 0 K: 0 S: 4	H: 1 LOB: 1 BB: 0 P: 4	R: 0 E: 0 K: 0 S: 3	H: 0 LOB: 0 BB: 0 P: 3	R: 0 E: 0 K: 0 S: 6	H: 3 LOB: 2 BB: 0 P: 6	R: 1 E: 0 K: 0 S: 3	H: 2 LOB: 1 BB: 0 P: 3	1B: 10 2B: 2 3B: 0 HR: 0	SF: 0 SAC: 1 DP: 1 HBP: 0	WP: 0 PB: 0 SB: 1 CS: 0	PA: 37			
<b>PITCHER</b>	IP	WLS	BF	H	R	ER	SO	BB	IBB	HBP	BLK	WP	HR	S	P	ERA	WHIP								
<b>Ray Culp, R</b> ERA: 3.07 (1.1)	8.1	L	37	12	3	3	3	1	0	0	0	0	0	42	46	3.24	1.560								



Batter	1	2	3	4	5	6	7	8	9	AB	R	H	RBI	BB	SO	LOB	TOP					
Tommy Harper, R OBP: 0.296, SLG: 0.349 (1, 7)										4	0	0	0	0	0	0						
Ron Theobald, R OBP: 0.348, SLG: 0.338 (1, 4)										4	0	0	0	0	0	0						
Dave May, L OBP: 0.358, SLG: 0.437 (1, 8)										4	1	1	1	0	0	0						
John Briggs, L OBP: 0.374, SLG: 0.428 (1, 3)										4	0	2	0	0	0	0						
Rob Ellis, R OBP: 0.329, SLG: 0.297 (1, 5)										4	0	2	0	0	0	1						
Bill Voss, L OBP: 0.315, SLG: 0.386 (1, 9)										4	0	1	0	0	0	4						
Ted Kubiak, S OBP: 0.336, SLG: 0.298 Ken Sanders, R (7, 1)										2	0	0	0	1	0	1	AB 33					
Ellie Rodriguez, R OBP: 0.277, SLG: 0.232 (1, 2)										3	0	0	0	0	1	2	R 1					
Marcelino Lopez, R OBP: 0.083, SLG: 0.083 Bob Heise, R OBP: 0.143, SLG: 0.171 (7, 6)										2	0	0	0	0	1	0	H 6					
										1	0	0	0	0	0	0	RBI 1					
<b>Inning Stats</b>	R: 0 E: 0 K: 0 S: 3	H: 0 LOB: 0 BB: 0 P: 3	R: 0 E: 0 K: 0 S: 4	H: 1 LOB: 1 BB: 0 P: 4	R: 0 E: 0 K: 0 S: 3	H: 0 LOB: 0 BB: 0 P: 3	R: 0 E: 0 K: 0 S: 5	H: 2 LOB: 2 BB: 0 P: 5	R: 0 E: 0 K: 2 S: 7	H: 0 LOB: 0 BB: 0 P: 7	R: 0 E: 0 K: 0 S: 3	H: 0 LOB: 0 BB: 0 P: 3	R: 0 E: 0 K: 0 S: 4	H: 1 LOB: 2 BB: 1 P: 8	R: 0 E: 0 K: 0 S: 3	H: 0 LOB: 0 BB: 0 P: 3	R: 1 E: 0 K: 0 S: 5	H: 2 LOB: 1 BB: 0 P: 5	1B: 5 2B: 0 3B: 0 HR: 1	SF: 0 SAC: 0 DP: 0 HBP: 0	WP: 0 PB: 1 CS: 0	PA: 34
<b>PITCHER</b> Mel Stottlemyre, R ERA: 2.8 (1, 1)	IP: 9.0 WLS: L BF: 34 H: 6 R: 1 ER: 1 SO: 2 BB: 1 IBB: 0 HBP: 0 BLK: 0 WP: 0 HR: 1 S: 37 P: 41 ERA: 1.00 WHIP: 0.778															<b>PITCHER</b> Mel Stottlemyre, R ERA: 2.8 (1, 1)	IP: 9.0 WLS: L BF: 34 H: 6 R: 1 ER: 1 SO: 2 BB: 1 IBB: 0 HBP: 0 BLK: 0 WP: 0 HR: 1 S: 37 P: 41 ERA: 1.00 WHIP: 0.778					

Milwaukee Brewers @ New York Yankees  
Yankee Stadium, Bronx, NY  
Thu Jul 15 1971, 3:33 AM EDT  
Att: 9,649 - Cloudy - 83 F

AB 33  
R 1  
H 6  
RBI 1  
BB 1  
SO 2  
LOB 9



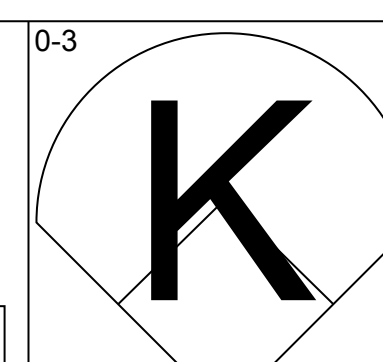
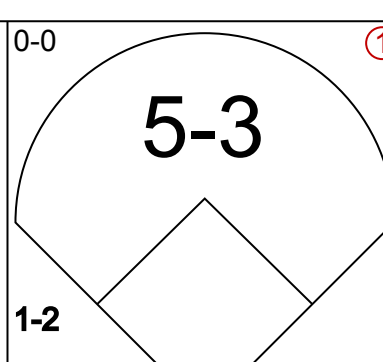
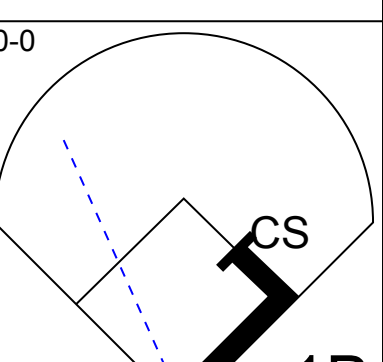
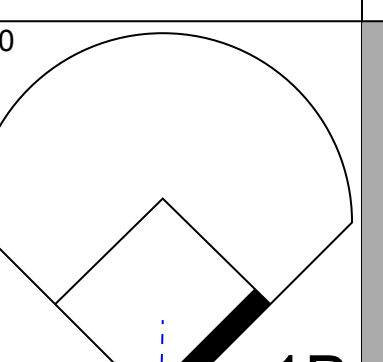
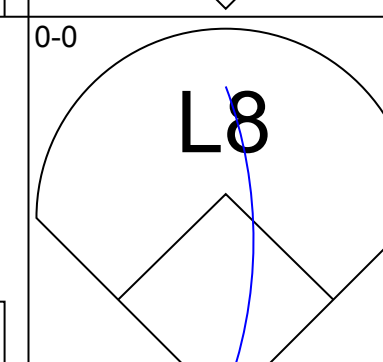
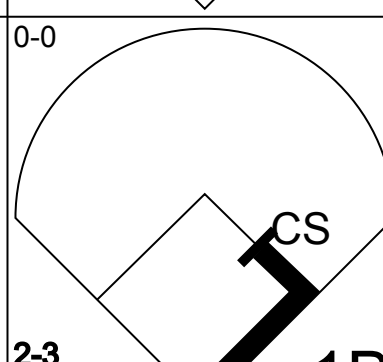
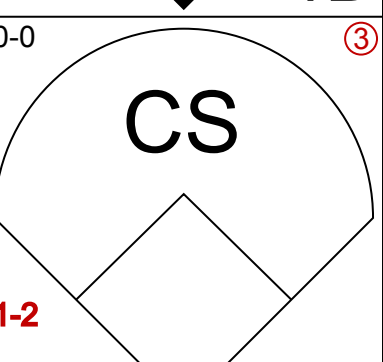
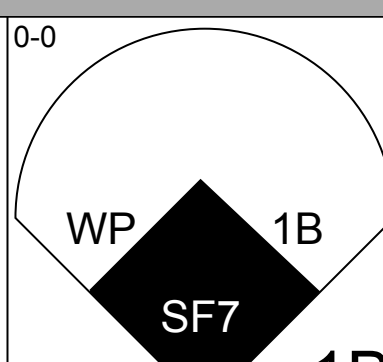
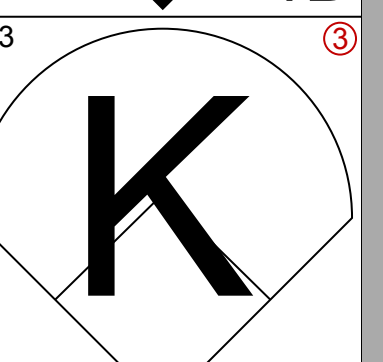
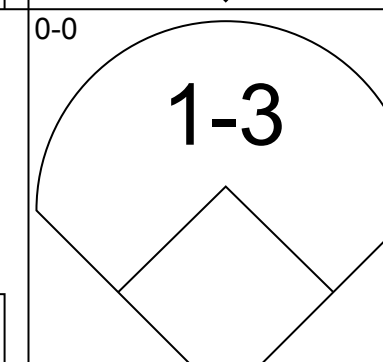
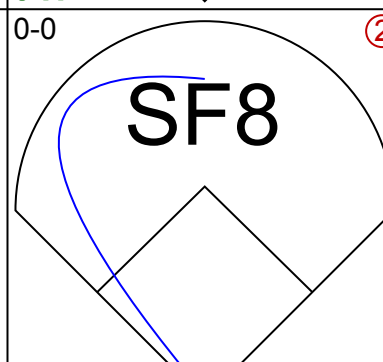
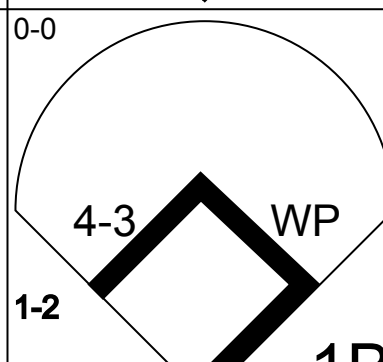
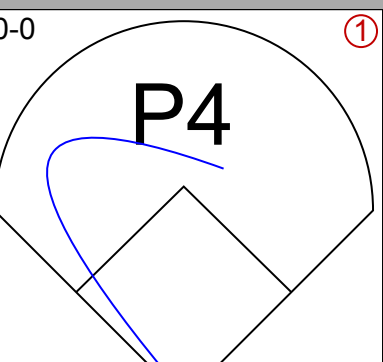
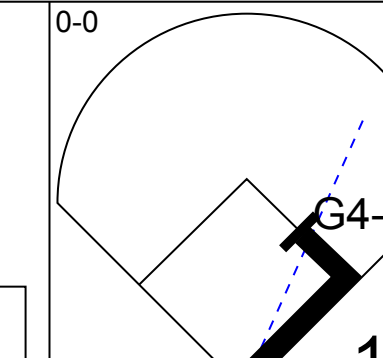
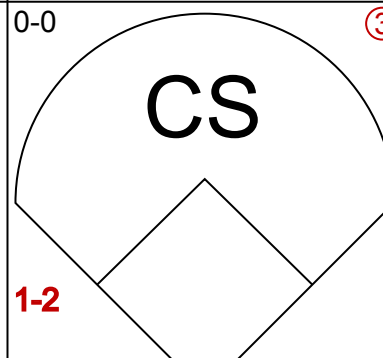
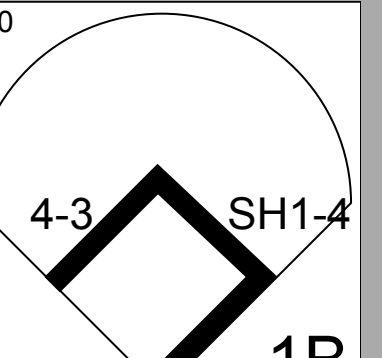
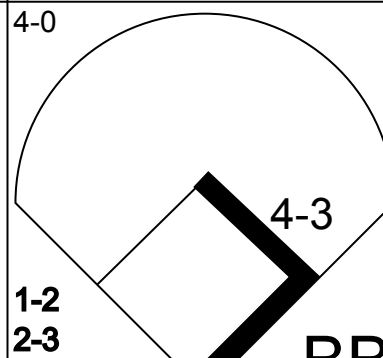
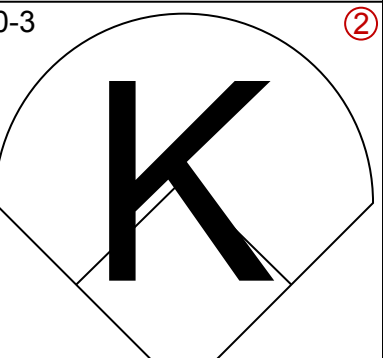
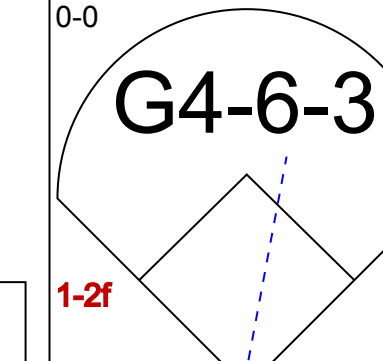
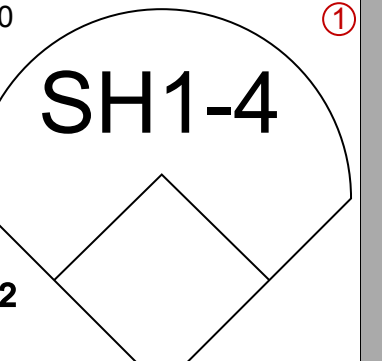
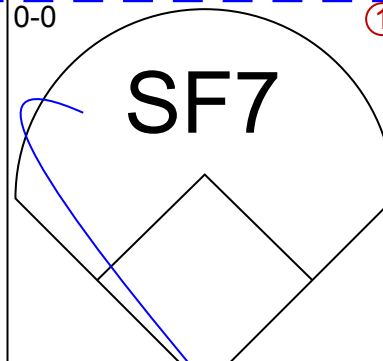
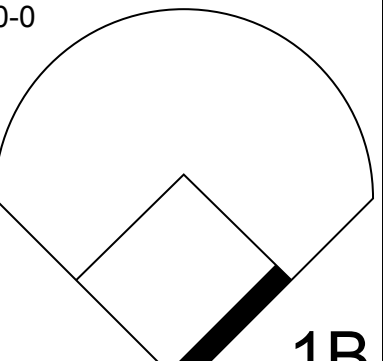
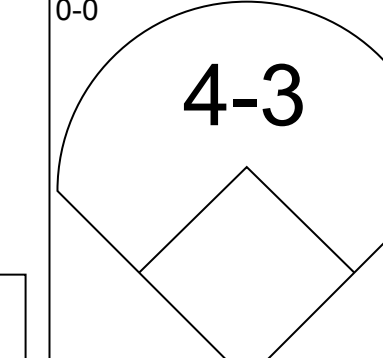
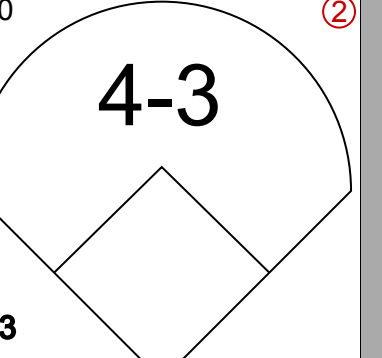
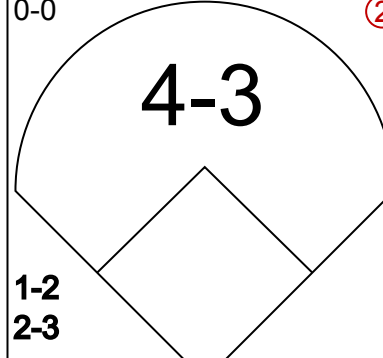
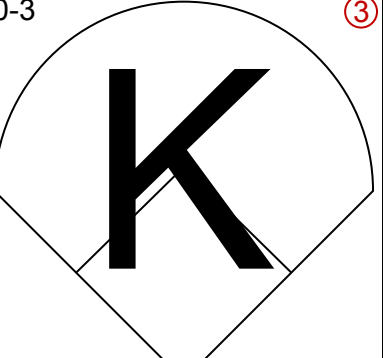
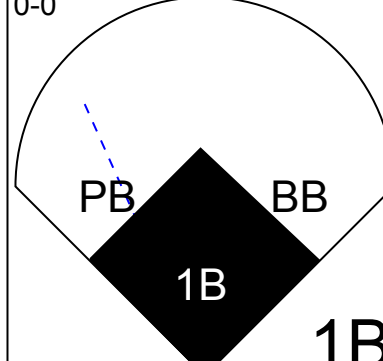
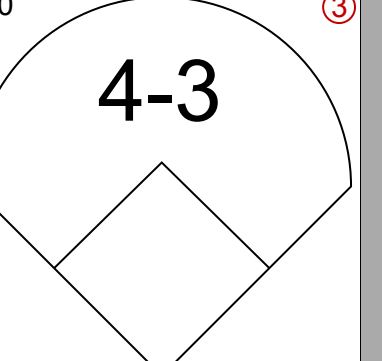
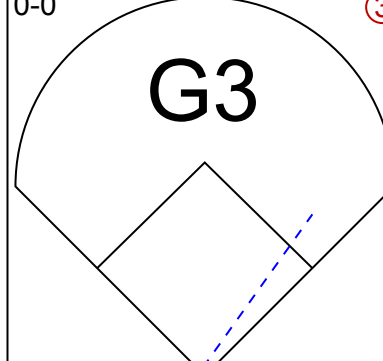
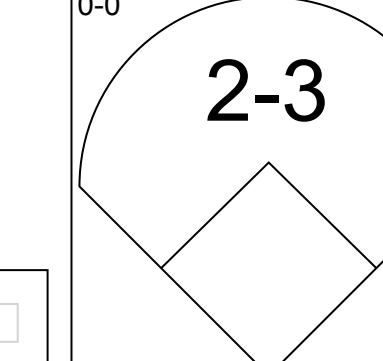
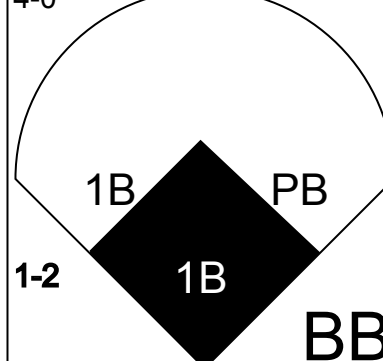
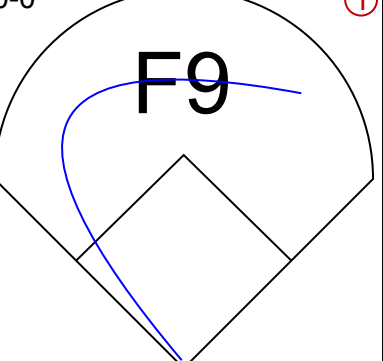
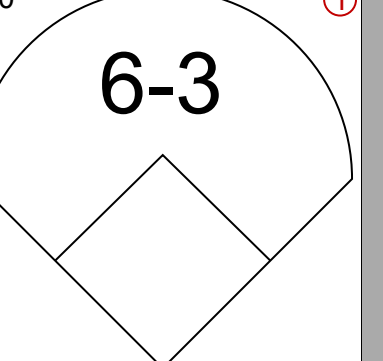
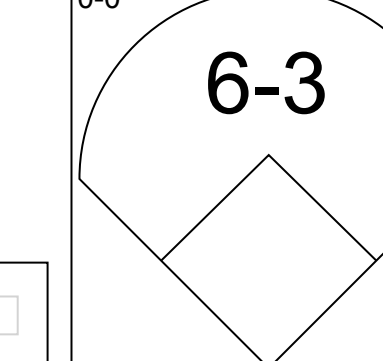
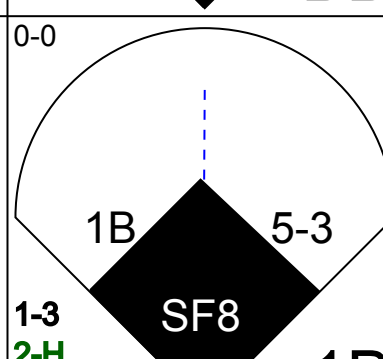
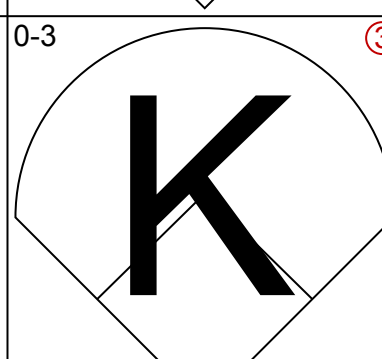
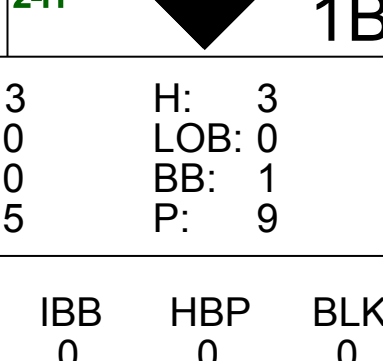
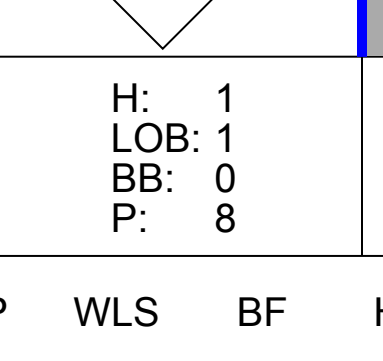
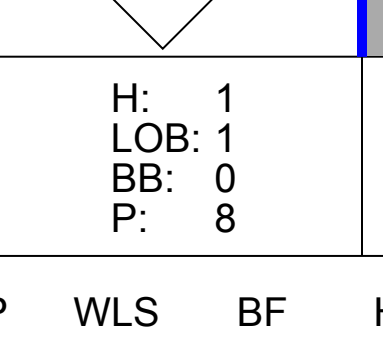
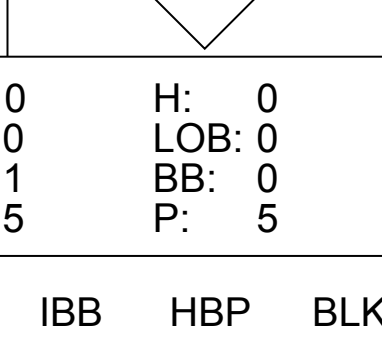
Batter	1	2	3	4	5	6	7	8	9	AB	R	H	RBI	BB	SO	LOB	BOTTOM			
Horace Clarke, S OBP: 0.327, SLG: 0.310 (1, 4)										3	0	0	0	1	0	2				
Thurman Munson, R OBP: 0.338, SLG: 0.368 (1, 2)										3	0	0	0	1	1	0				
Bobby Murcer, L OBP: 0.448, SLG: 0.580 (1, 8)										3	0	1	0	1	0	2				
Roy White, S OBP: 0.373, SLG: 0.507 (1, 7)										3	0	1	0	1	0	1				
John Ellis, R OBP: 0.344, SLG: 0.383 Ron Blomberg, L OBP: 0.411, SLG: 0.449 (8, PH) (9, 9)										3	0	0	0	0	0	5				
Felipe Alou, R OBP: 0.311, SLG: 0.388 (9, 3)										3	0	1	0	1	0	2				
Danny Cater, R OBP: 0.273, SLG: 0.308 (1, 5)										4	0	0	0	0	0	2	AB 30			
Jerry Kenney, L OBP: 0.363, SLG: 0.299 (1, 6)										3	0	0	0	1	2	0	R 0			
Mel Stottlemyre, R OBP: 0.233, SLG: 0.255 Jim Lyttle, L OBP: 0.263, SLG: 0.307 (9, PH)										3	0	0	0	0	1	2	H 4			
										1	0	0	0	0	0	0	RBI 0			
<b>Inning Stats</b>	R: 0 E: 0 K: 1 S: 6	H: 1 LOB: 2 BB: 1 P: 10	R: 0 E: 0 K: 1 S: 5	H: 1 LOB: 0 BB: 0 P: 5	R: 0 E: 0 K: 0 S: 3	H: 0 LOB: 3 BB: 3 P: 15	R: 0 E: 0 K: 0 S: 3	H: 0 LOB: 0 BB: 0 P: 3	R: 0 E: 0 K: 0 S: 3	H: 0 LOB: 0 BB: 0 P: 3	R: 0 E: 0 K: 1 S: 5	H: 0 LOB: 2 BB: 2 P: 13	R: 0 E: 0 K: 0 S: 5	H: 2 LOB: 2 BB: 0 P: 5	R: 0 E: 0 K: 1 S: 5	H: 0 LOB: 0 BB: 0 P: 5	1B: 3 2B: 1 3B: 0 HR: 0	SF: 0 SAC: 0 DP: 1 HBP: 0	WP: 1 PB: 0 CS: 0	PA: 36
<b>PITCHER</b> Marcelino Lopez, L ERA: 3.29 Ken Sanders, R ERA: 1.76 (7, 1)	IP: 6.1 WLS: W BF: 10 H: 2 R: 0 ER: 0 SO: 2 BB: 0 IBB: 0 HBP: 0 BLK: 0 WP: 0 HR: 0 S: 24 P: 48 ERA: 0.00 WHIP: 1.263															<b>PITCHER</b> Mel Stottlemyre, R ERA: 2.8 (1, 1)	IP: 9.0 WLS: L BF: 34 H: 6 R: 1 ER: 1 SO: 2 BB: 1 IBB: 0 HBP: 0 BLK: 0 WP: 0 HR: 1 S: 37 P: 41 ERA: 1.00 WHIP: 0.778			

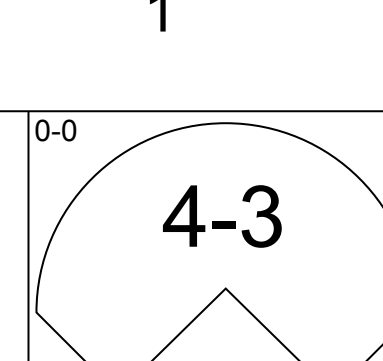
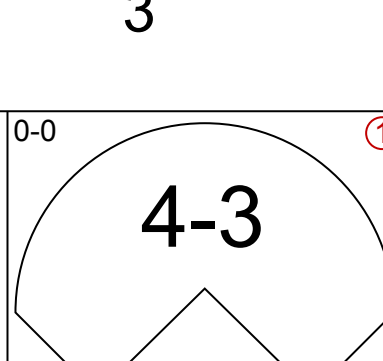
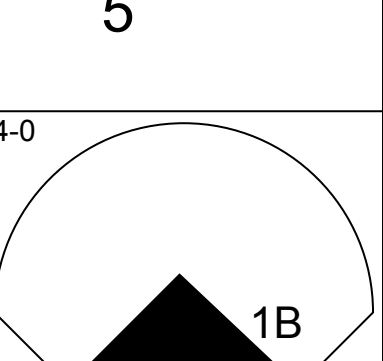
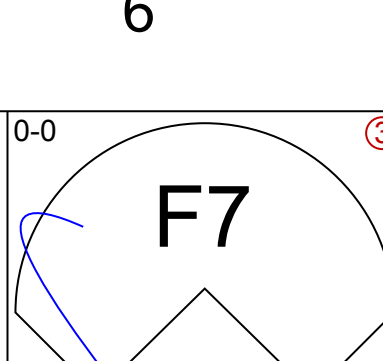
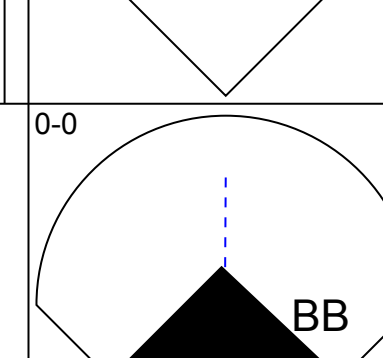
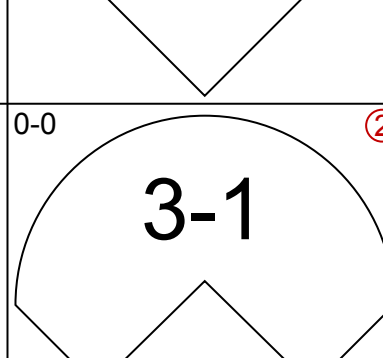
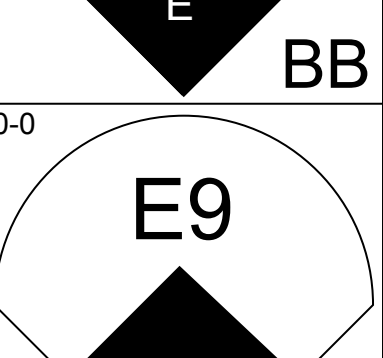
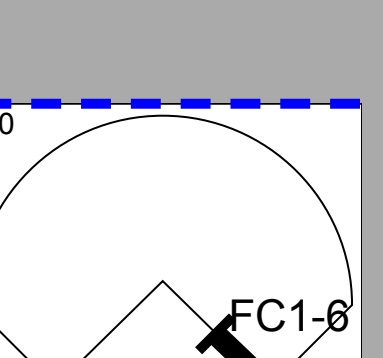
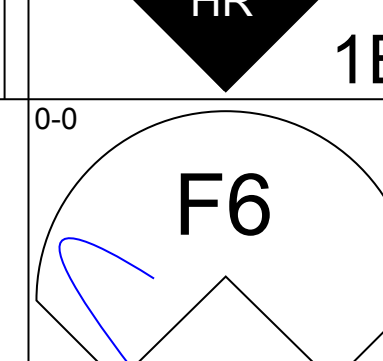
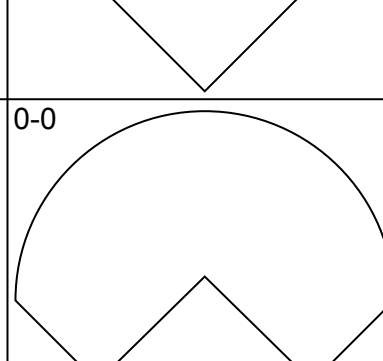
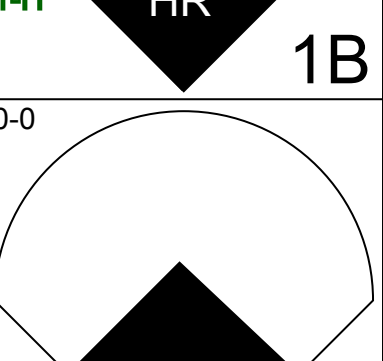

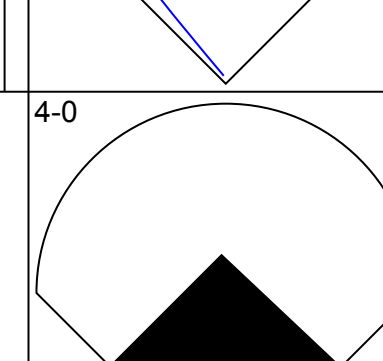
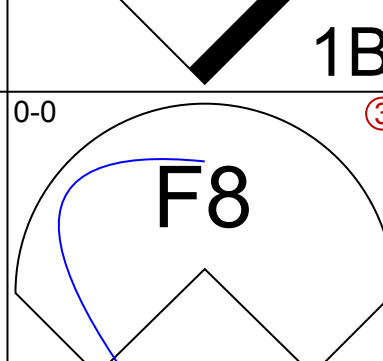
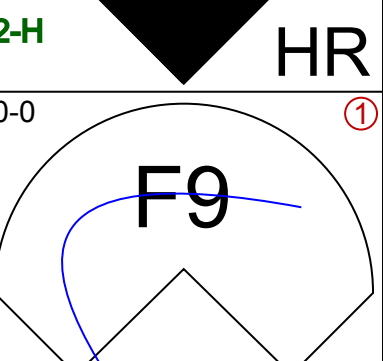
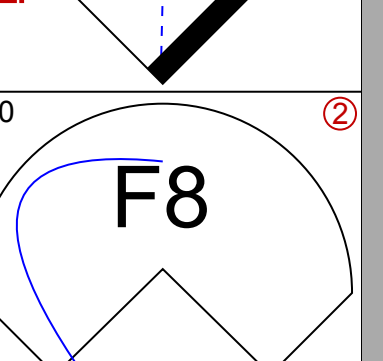
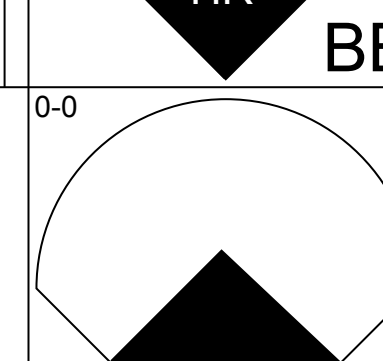
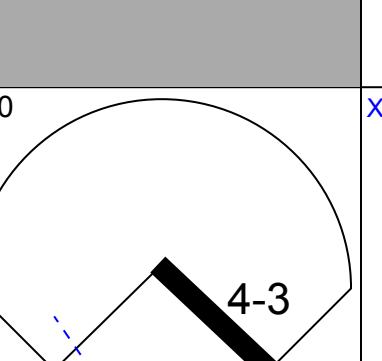
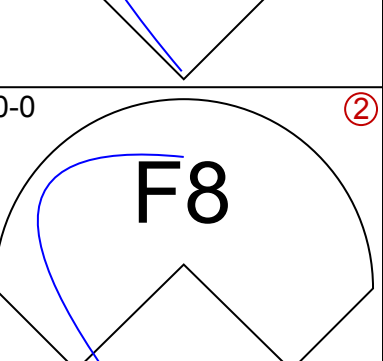
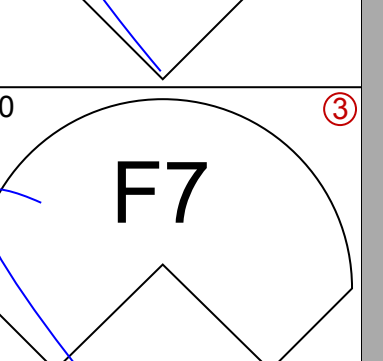
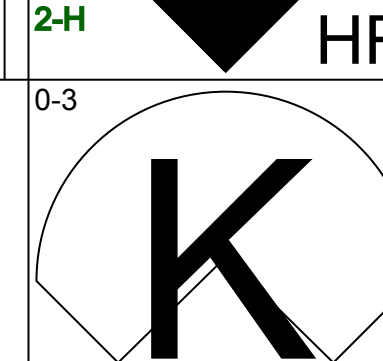
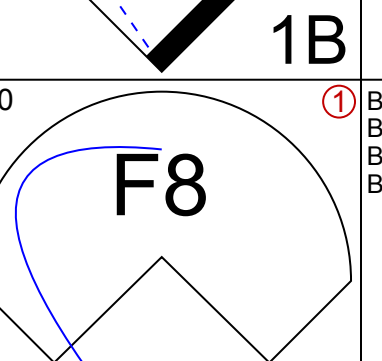
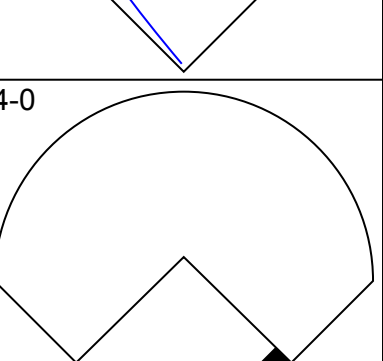

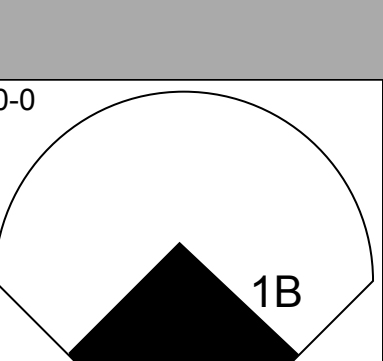
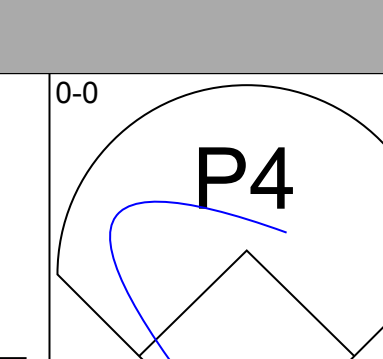
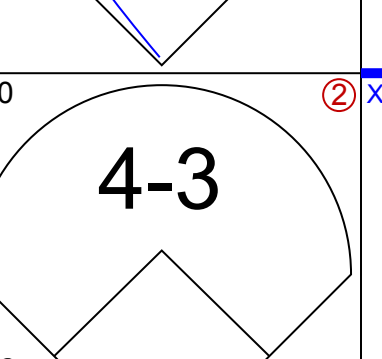
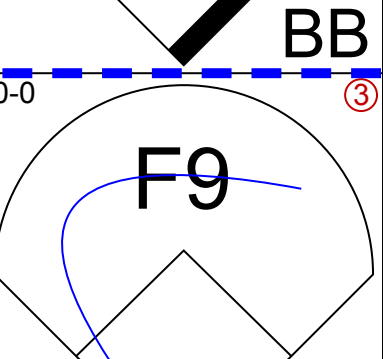
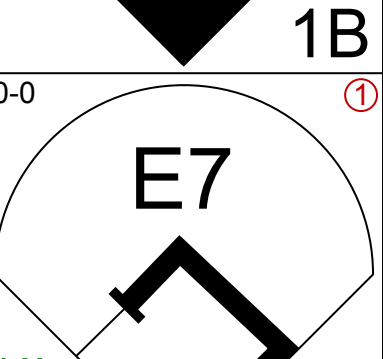
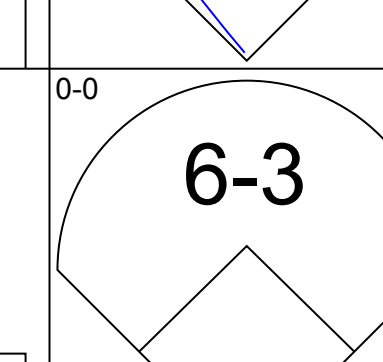
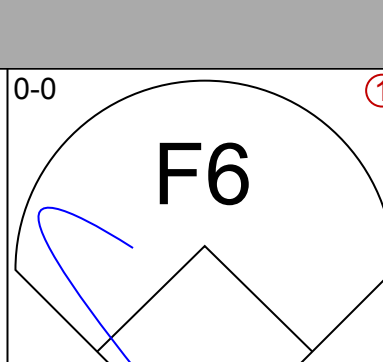
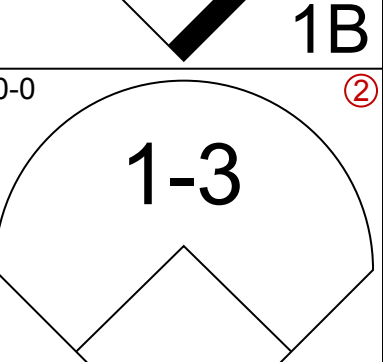
Milwaukee Brewers @ New York Yankees  
Yankee Stadium, Bronx, NY  
Thu Jul 15 1971, 3:33 AM EDT  
Att: 9,649 - Cloudy - 83 F

AB 30  
R 0  
H 4  
RBI 0  
BB 6  
SO 4  
LOB 16





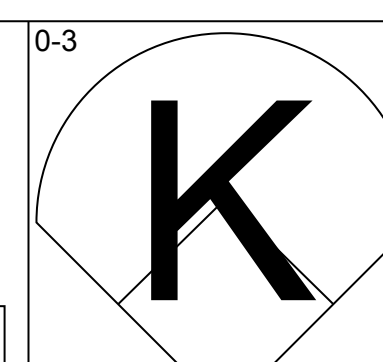
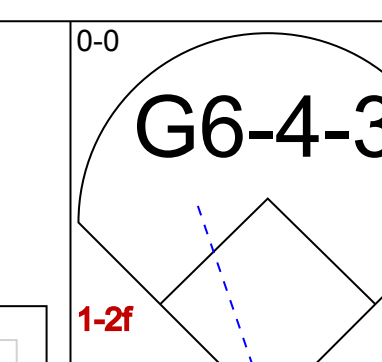
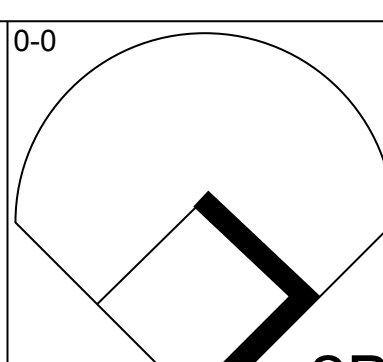
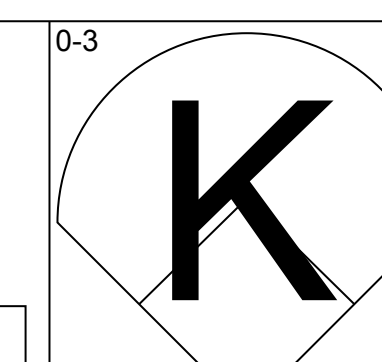
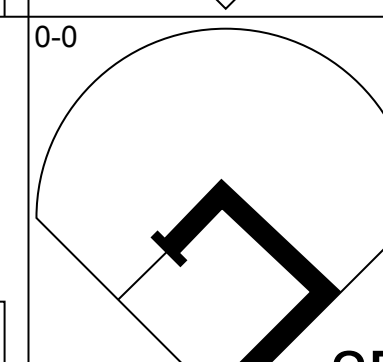
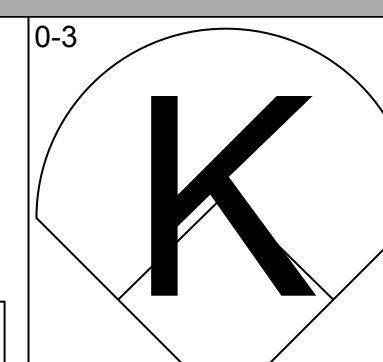
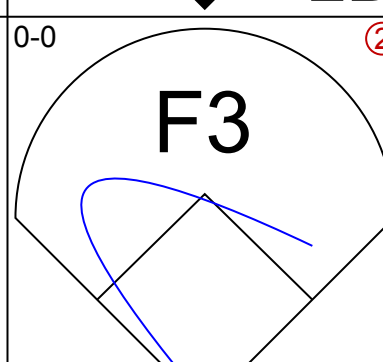
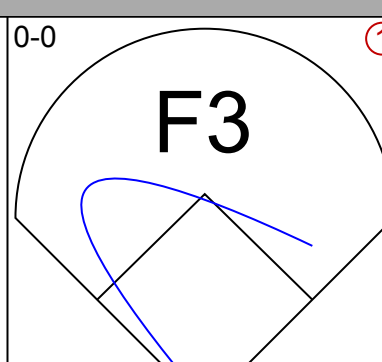
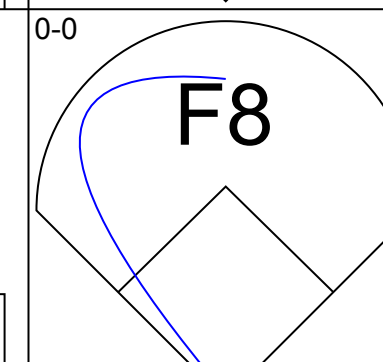
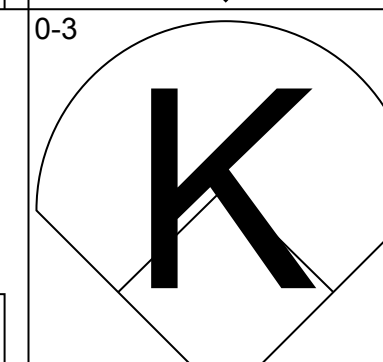
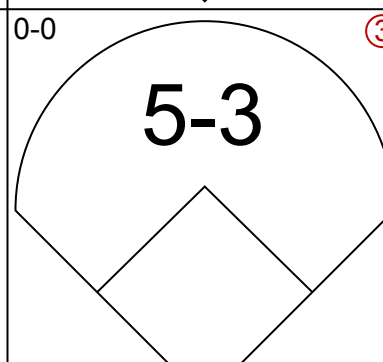
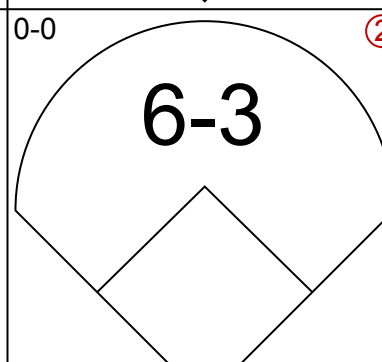
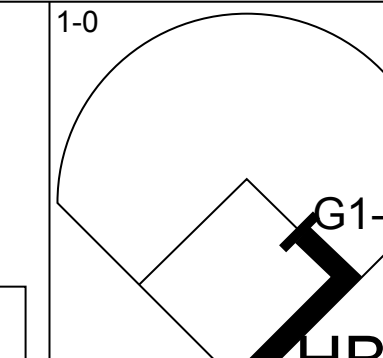
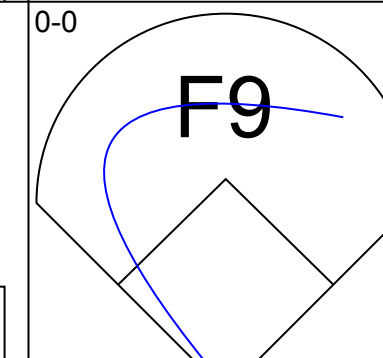
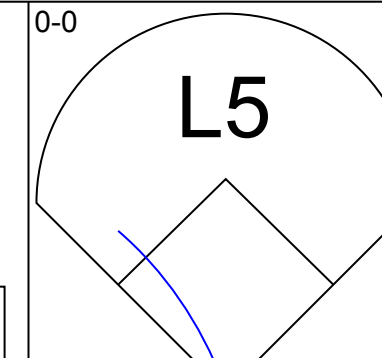
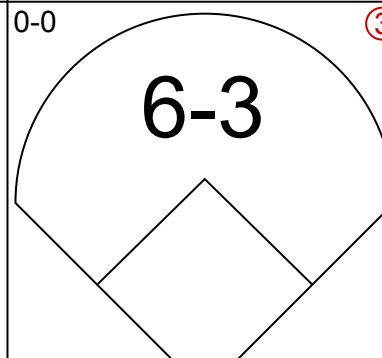
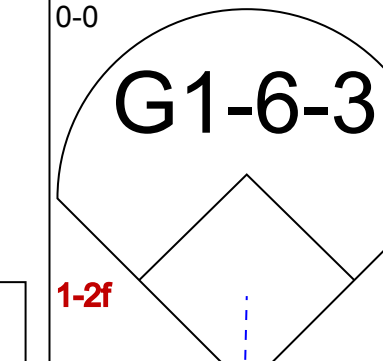
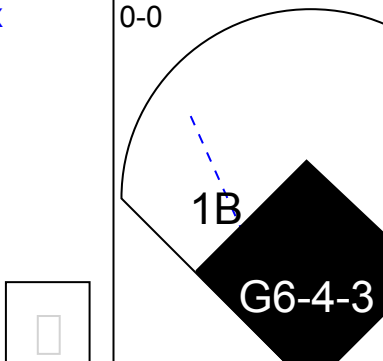
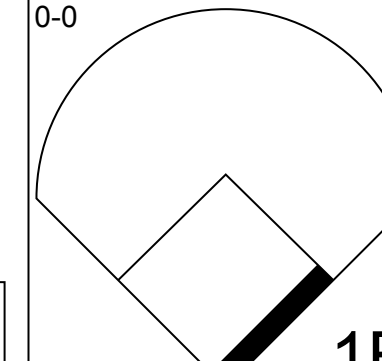
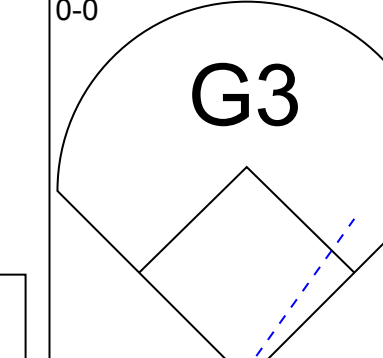
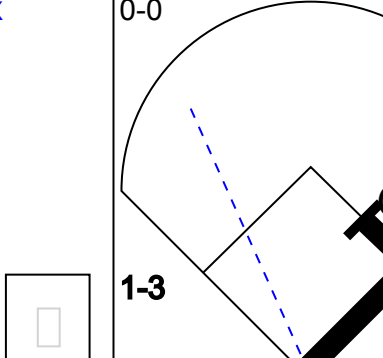
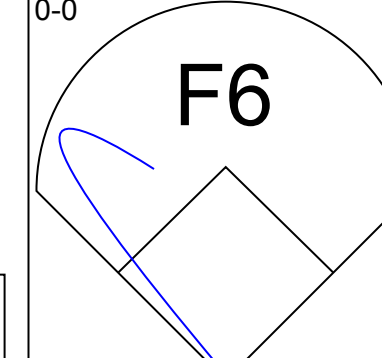
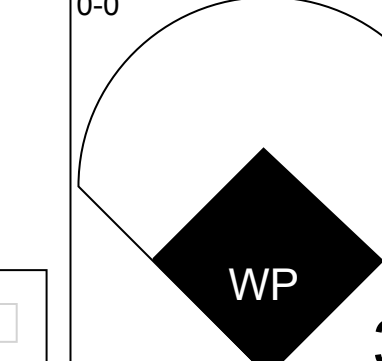
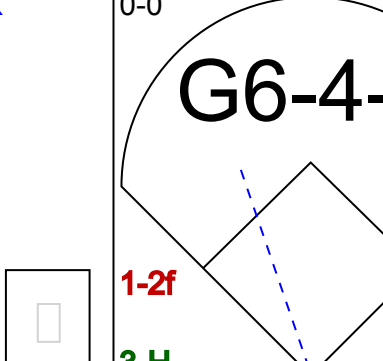
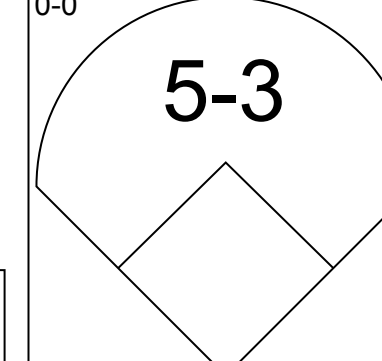
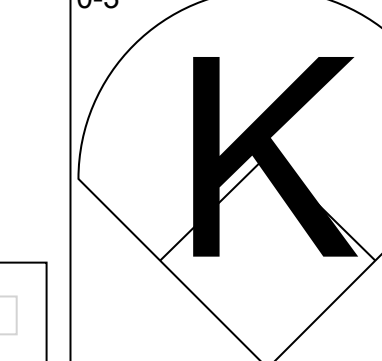
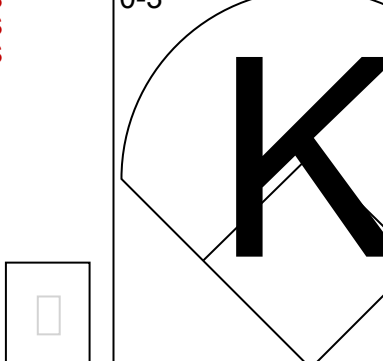
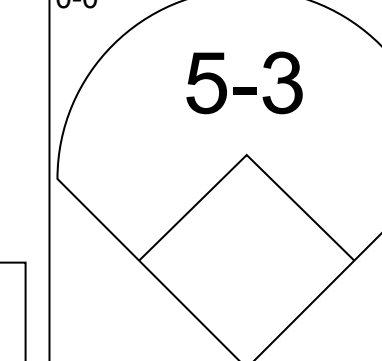
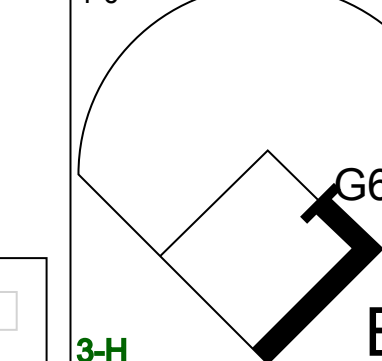
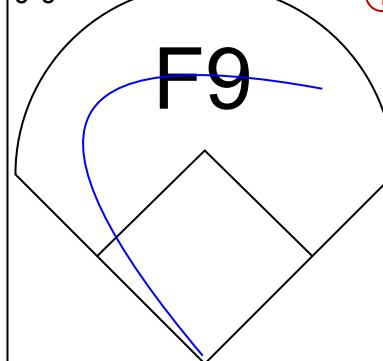
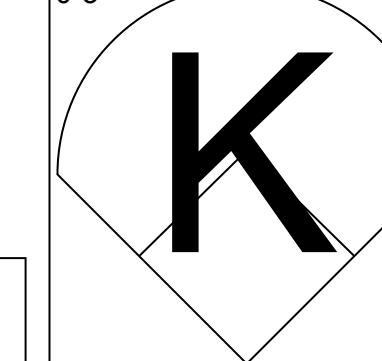
Batter	1	2	3	4	5	6	7	8	9	AB	R	H	RBI	BB	SO	LOB	TOP					
<b>Tommy Harper, R</b> OBP: 0.300, SLG: 0.351										4	0	2	0	0	1	2	<b>Milwaukee Brewers @ New York Yankees</b> Yankee Stadium, Bronx, NY Fri Jul 16 1971, 7:05 PM EDT Att: 10,171 - Unknown - 80 F					
<b>Ron Theobald, R</b> OBP: 0.351, SLG: 0.342										4	1	2	1	0	1	1						
<b>Dave May, L</b> OBP: 0.356, SLG: 0.436										3	0	1	1	0	0	0						
<b>John Briggs, L</b> OBP: 0.381, SLG: 0.432										3	0	2	0	1	1	0						
<b>Rob Ellis, R</b> OBP: 0.329, SLG: 0.303										2	0	1	1	0	0	1						
<b>Bill Voos, L</b> OBP: 0.310, SLG: 0.379										4	0	0	0	0	1	4						
<b>Ted Kubiak, S</b> OBP: 0.335, SLG: 0.297										4	1	1	0	0	0	3						
<b>Ellie Rodriguez, R</b> OBP: 0.276, SLG: 0.230										2	1	0	0	1	0	0						
<b>Roberto Pena, R</b> OBP: 0.287, SLG: 0.370										1	0	0	0	0	0	0						
<b>Marty Pattin, R</b> OBP: 0.226, SLG: 0.188										2	1	1	1	0	0	0						
<b>Lew Krausse, R</b> OBP: 0.159, SLG: 0.233										0	0	0	0	0	0	0						
<b>Frank Tepedino, L</b> OBP: 0.167, SLG: 0.200										0	0	0	0	0	0	0						
<b>John Morris, R</b> OBP: 0.167, SLG: 0.200										0	0	0	0	0	0	0						
<b>Paul Ratliff, L</b> OBP: 0.216, SLG: 0.304										1	0	0	0	0	1	0						
<b>Inning Stats</b>	R: 0 E: 0 K: 1 S: 5	H: 0 LOB: 0 BB: 0 P: 5	R: 0 E: 0 K: 0 S: 3	H: 1 LOB: 0 BB: 0 P: 3	R: 3 E: 0 K: 0 S: 5	H: 3 LOB: 0 BB: 1 P: 9	R: 0 E: 0 K: 0 S: 4	H: 1 LOB: 1 BB: 0 P: 4	R: 0 E: 0 K: 0 S: 3	H: 1 LOB: 0 BB: 0 P: 3	R: 1 E: 0 K: 0 S: 5	H: 2 LOB: 2 BB: 1 P: 9	R: 0 E: 0 K: 2 S: 8	H: 1 LOB: 1 BB: 0 P: 8	R: 0 E: 0 K: 1 S: 5	H: 0 LOB: 0 BB: 0 P: 5	R: 0 E: 0 K: 1 S: 5	H: 0 LOB: 0 BB: 0 P: 5	1B: 10 2B: 0 3B: 0 HR: 0	SF: 2 SAC: 1 DP: 1 HBP: 0	WP: 1 PB: 1 CS: 0	PA: 38
<b>PITCHER</b>	IP	WLS	BF	H	R	ER	SO	BB	IBB	HBP	BLK	WP	HR	S	P	ERA	WHIP					
<b>Stan Bahnsen, R</b> ERA: 3.23	(1, 1)	5.0	W	22	8	4	4	1	2	0	0	0	1	0	22	30	7.20	2.000				
<b>Lindy McDaniel, R</b> ERA: 5.69	(6, 1)	4.0	S	14	2	0	0	5	0	0	0	0	0	0	24	24	0.00	0.500				

Batter	1	2	3	4	5	6	7	8	9	AB	R	H	RBI	BB	SO	LOB	BOTTOM						
<b>Horace Clarke, S</b> OBP: 0.326, SLG: 0.308										3	1	0	0	1	0	0	<b>Milwaukee Brewers @ New York Yankees</b> Yankee Stadium, Bronx, NY Fri Jul 16 1971, 7:05 PM EDT Att: 10,171 - Unknown - 80 F						
<b>Jerry Kenney, L</b> OBP: 0.370, SLG: 0.309										4	2	3	0	0	0	0							
<b>Bobby Murcer, L</b> OBP: 0.449, SLG: 0.589										4	1	2	2	0	0	2							
<b>Roy White, S</b> OBP: 0.371, SLG: 0.502										3	1	0	0	1	0	2							
<b>Ron Blomberg, L</b> OBP: 0.417, SLG: 0.509										4	1	2	3	0	0	1							
<b>Felipe Alou, R</b> OBP: 0.314, SLG: 0.387										3	1	1	0	1	1	1							
<b>Thurman Munson, R</b> OBP: 0.337, SLG: 0.366										4	0	1	0	0	0	2							
<b>Frank Baker, L</b> OBP: 0.279, SLG: 0.147										3	0	0	0	1	0	0							
<b>Stan Bahnsen, R</b> ERA: 3.07	(1, 1)	4.2	L	24	6	6	6	2	3	1	0	0	0	0	4	40		11.57	1.929				
<b>Lew Krausse, R</b> ERA: 3.66	(5, 1)	1.1		4	0	0	0	0	0	0	0	0	0	0	4	4		0.00	0.000				
<b>John Morris, L</b> ERA: 3.05	(7, 1)	2.0		8	3	1	0	0	0	0	0	0	0	0	8	8	0.00	1.500					
<b>Inning Stats</b>	R: 3 E: 0 K: 1 S: 7	H: 2 LOB: 0 BB: 1 P: 11	R: 0 E: 0 K: 1 S: 5	H: 0 LOB: 0 BB: 0 P: 5	R: 0 E: 0 K: 0 S: 4	H: 1 LOB: 1 BB: 0 P: 4	R: 0 E: 0 K: 0 S: 4	H: 1 LOB: 2 BB: 1 P: 8	R: 3 E: 1 K: 0 S: 3	H: 2 LOB: 1 BB: 2 P: 13	R: 0 E: 0 K: 0 S: 4	H: 0 LOB: 0 BB: 0 P: 3	R: 0 E: 0 K: 0 S: 4	H: 1 LOB: 1 BB: 0 P: 4	R: 1 E: 1 K: 0 S: 4	H: 2 LOB: 0 BB: 0 P: 4	R: 0 E: 0 K: 1 S: 5	H: 0 LOB: 0 BB: 0 P: 5	1B: 7 2B: 0 3B: 0 HR: 2	SF: 0 SAC: 0 DP: 0 HBP: 0	WP: 0 PB: 0 CS: 0	PA: 36	
<b>PITCHER</b>	IP	WLS	BF	H	R	ER	SO	BB	IBB	HBP	BLK	WP	HR	S	P	ERA	WHIP						








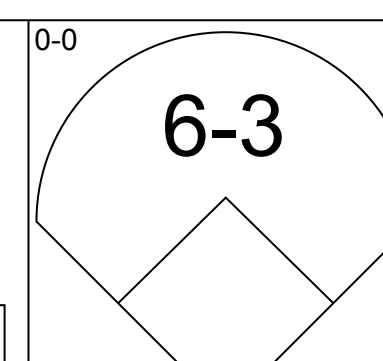
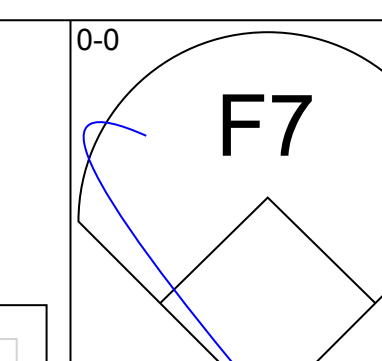
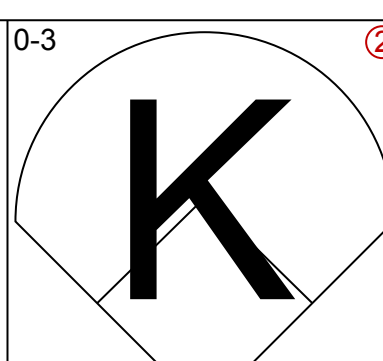
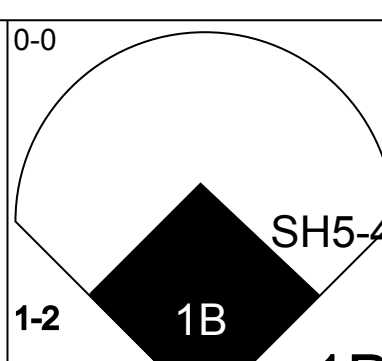
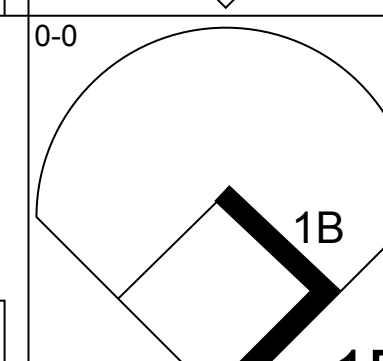
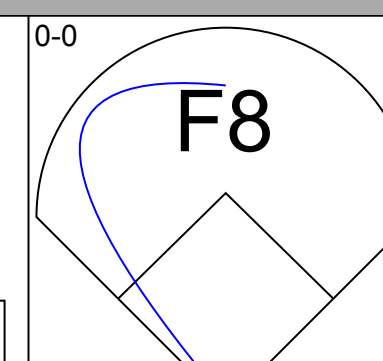
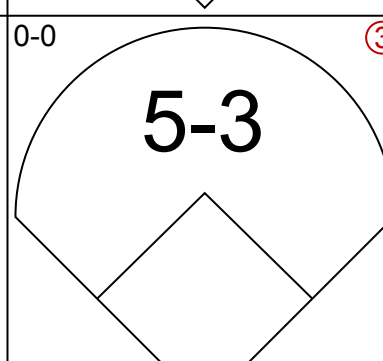
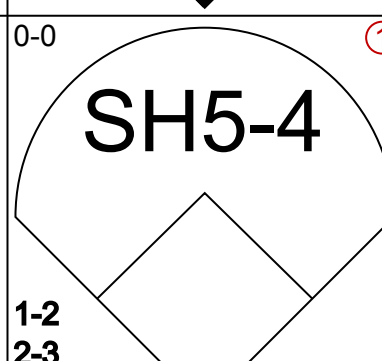
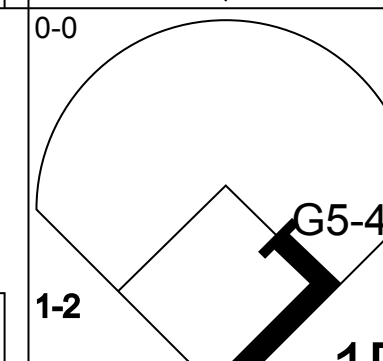
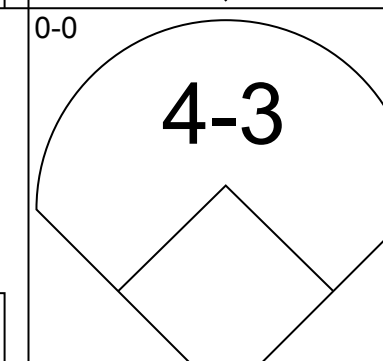
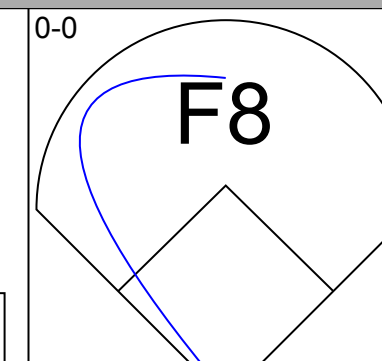
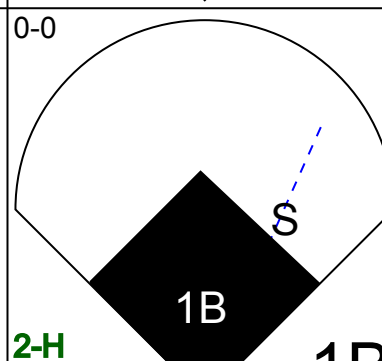
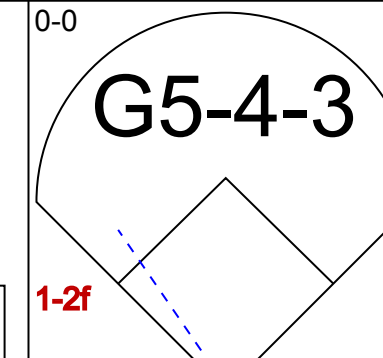
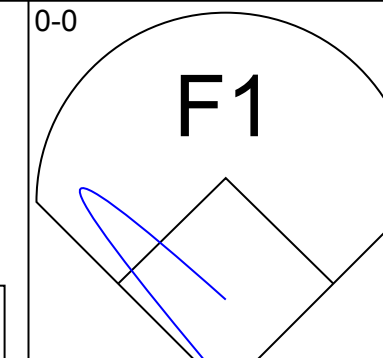
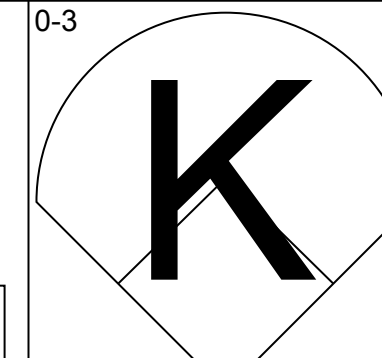
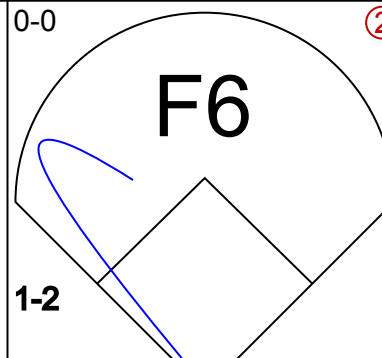
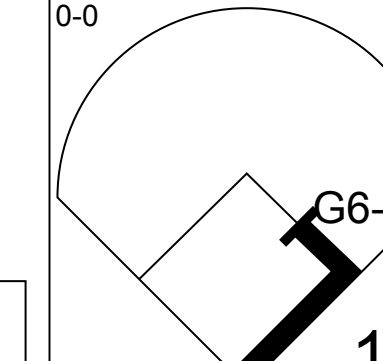
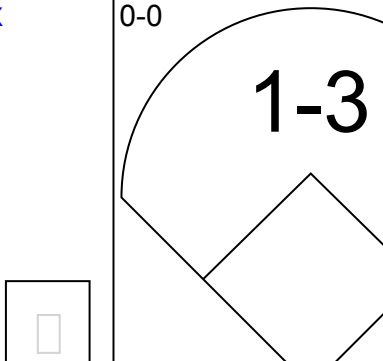
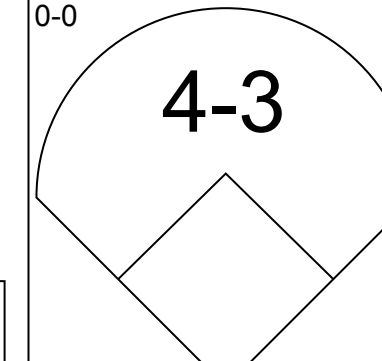
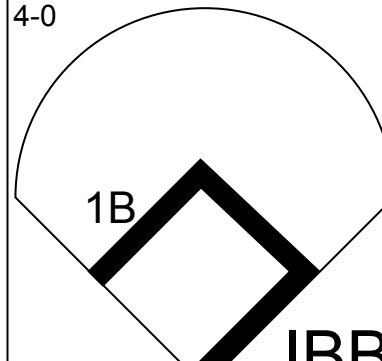
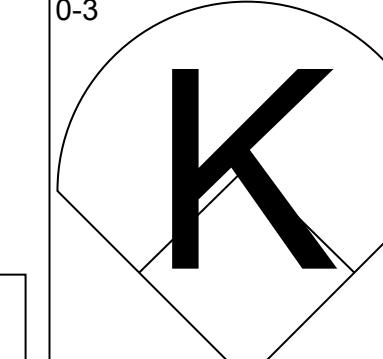
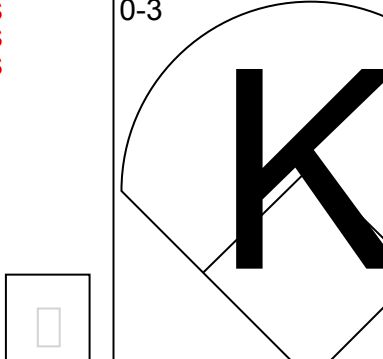
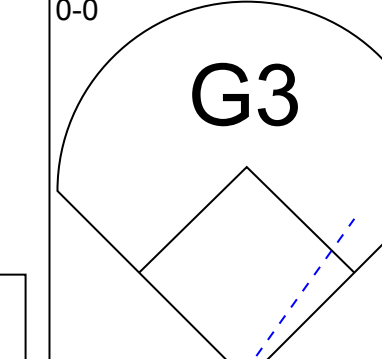
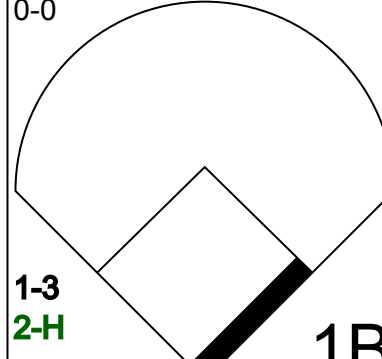
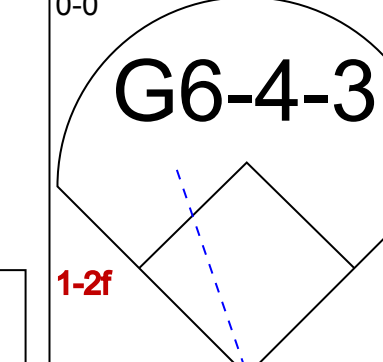
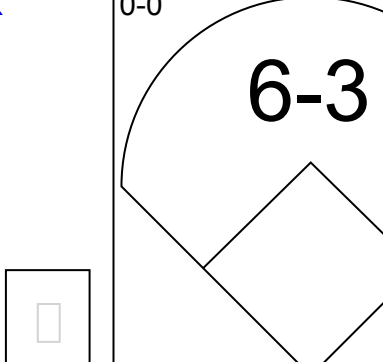
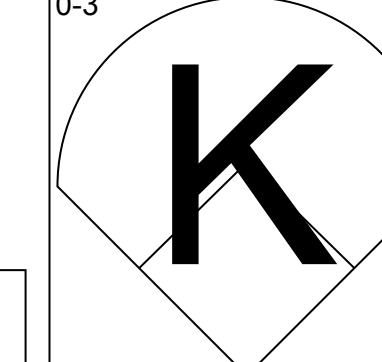
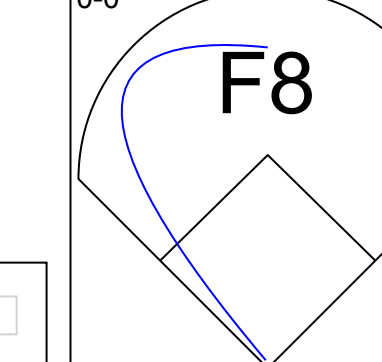
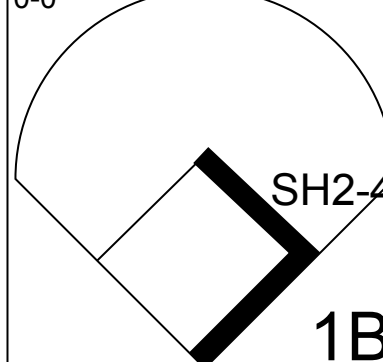
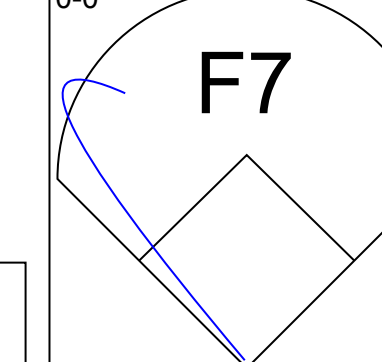
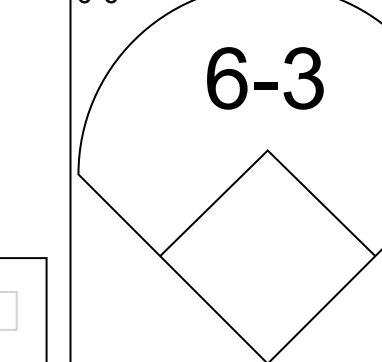
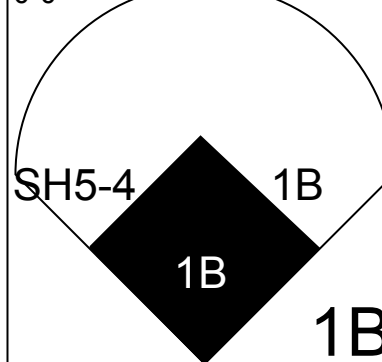
Batter	1	2	3	4	5	6	7	8	9	AB	R	H	RBI	BB	SO	LOB	TOP					
Mike Hershberger, R (1, 8) OBP: 0.425, SLG: 0.380										4	0	1	0	0	2	1						
Ron Loliich, R (1, 9) OBP: 0.250, SLG: 0.500 Pat Kelly, L (9, 9) OBP: 0.400, SLG: 0.367										4	0	1	0	0	1	1						
Rick Reichardt, R (1, 7) OBP: 0.354, SLG: 0.475										4	0	0	0	0	1	1						
Bill Melton, R (1, 5) OBP: 0.362, SLG: 0.543		 HBP								3	0	0	0	0	0	0						
Carlos May, L (1, 3) OBP: 0.357, SLG: 0.364					 G6-4-3					3	1	2	0	0	0	1						
Mike Andrews, R (1, 4) OBP: 0.377, SLG: 0.387					 G6-4-3					3	0	1	0	0	0	1						
Tom Egan, R (1, 2) OBP: 0.337, SLG: 0.468			 3B							3	1	1	0	0	0	2						
Luis Alvarado, R (1, 6) OBP: 0.235, SLG: 0.278										3	0	0	0	0	2	1						
Wilbur Wood, R (1, 1) OBP: 0.161, SLG: 0.041			 G6-4-3							2	0	0	0	1	1	0						
<b>Inning Stats</b>	R: 0 E: 0 K: 1 S: 5	H: 1 LOB: 0 BB: 0 P: 5	R: 0 E: 0 K: 0 S: 2	H: 0 LOB: 0 BB: 0 P: 3	R: 1 E: 0 K: 1 S: 5	H: 1 LOB: 0 BB: 1 P: 9	R: 0 E: 0 K: 2 S: 7	H: 0 LOB: 0 BB: 0 P: 7	R: 1 E: 0 K: 1 S: 6	H: 2 LOB: 0 BB: 0 P: 6	R: 0 E: 0 K: 0 S: 4	H: 1 LOB: 1 BB: 0 P: 4	R: 0 E: 0 K: 0 S: 4	H: 1 LOB: 1 BB: 0 P: 4	R: 0 E: 0 K: 2 S: 7	H: 0 LOB: 0 BB: 0 P: 7	R: 0 E: 0 K: 0 S: 3	H: 0 LOB: 0 BB: 0 P: 3	1B: 3 2B: 2 3B: 1 HR: 0	SF: 0 SAC: 0 DP: 3 HBP: 1	WP: 1 PB: 0 CS: 0	PA: 31
<b>PITCHER</b> Fritz Peterson, L (1, 1) ERA: 3.38	IP: 9.0 WLS: W BF: 31 H: 6 R: 2 ER: 2 SO: 7 BB: 1 IBB: 0 HBP: 1 BLK: 0 WP: 1 HR: 0 S: 43 P: 48 ERA: 2.00 WHIP: 0.778															<b>PITCHER</b>	IP: 9.0 WLS: W BF: 31 H: 6 R: 2 ER: 2 SO: 7 BB: 1 IBB: 0 HBP: 1 BLK: 0 WP: 1 HR: 0 S: 43 P: 48 ERA: 2.00 WHIP: 0.778					

Chicago White Sox @ New York Yankees  
Yankee Stadium, Bronx, NY  
Sun Jul 18 1971, 3:33 AM EDT  
Sunny

livebaseballscores.com

AB 29  
R 2  
H 6  
RBI 0  
BB 1  
SO 7  
LOB 8



Batter	1	2	3	4	5	6	7	8	9	AB	R	H	RBI	BB	SO	LOB	BOTTOM					
Jerry Kenney, L (1, 6) OBP: 0.360, SLG: 0.299 Felipe Alou, R (9, PH) OBP: 0.316, SLG: 0.389									 1B	3	0	0	0	0	1	1						
Thurman Munson, R (1, 2) OBP: 0.337, SLG: 0.365										3	0	1	0	0	0	1						
Bobby Murcer, L (1, 8) OBP: 0.445, SLG: 0.580									 2H 3H	4	1	2	2	0	0	0						
Roy White, S (1, 7) OBP: 0.368, SLG: 0.495										4	0	0	0	0	1	3						
Danny Cater, R (1, 5) OBP: 0.277, SLG: 0.312		 1B							 IBB	3	0	1	0	1	0	0						
Ron Swoboda, R (1, 9) OBP: 0.399, SLG: 0.378									 1-3 2H	4	0	1	1	0	2	1						
John Ellis, R (1, 3) OBP: 0.336, SLG: 0.373										3	0	0	0	0	1	1						
Ron Hansen, R (1, 4) OBP: 0.208, SLG: 0.239							 1B			3	0	1	0	0	0	0						
Fritz Peterson, S (1, 1) Horace Clarke, S (9, PH)						 1-2			 1B 1B	1	0	0	0	0	0	0						
<b>Inning Stats</b>	R: 0 E: 0 K: 0 S: 4	H: 2 LOB: 1 BB: 0 P: 4	R: 0 E: 0 K: 1 S: 5	H: 1 LOB: 0 BB: 0 P: 5	R: 0 E: 0 K: 0 S: 3	H: 0 LOB: 0 BB: 0 P: 3	R: 0 E: 0 K: 0 S: 3	H: 0 LOB: 0 BB: 0 P: 3	R: 0 E: 0 K: 1 S: 5	H: 0 LOB: 0 BB: 0 P: 5	R: 0 E: 0 K: 1 S: 6	H: 1 LOB: 1 BB: 0 P: 6	R: 0 E: 0 K: 1 S: 5	H: 0 LOB: 0 BB: 0 P: 5	R: 0 E: 0 K: 1 S: 5	H: 0 LOB: 0 BB: 0 P: 5	R: 3 E: 0 K: 0 S: 6	H: 4 LOB: 2 BB: 1 P: 10	1B: 8 2B: 0 3B: 0 HR: 0	SF: 0 SAC: 2 DP: 2 HBP: 0	WP: 0 PB: 0 CS: 0	PA: 33
<b>PITCHER</b> Wilbur Wood, L (1, 1) ERA: 2.05	IP: 8.2 WLS: L BF: 33 H: 8 R: 3 ER: 3 SO: 5 BB: 0 IBB: 1 HBP: 0 BLK: 0 WP: 0 HR: 0 S: 42 P: 46 ERA: 3.12 WHIP: 0.923															<b>PITCHER</b>	IP: 8.2 WLS: L BF: 33 H: 8 R: 3 ER: 3 SO: 5 BB: 0 IBB: 1 HBP: 0 BLK: 0 WP: 0 HR: 0 S: 42 P: 46 ERA: 3.12 WHIP: 0.923					

Chicago White Sox @ New York Yankees  
Yankee Stadium, Bronx, NY  
Sun Jul 18 1971, 3:33 AM EDT  
Sunny

livebaseballscores.com

AB 30  
R 3  
H 8  
RBI 3  
BB 1  
SO 5  
LOB 7





Batter	1	2	3	4	5	6	7	8	9	AB	R	H	RBI	BB	SO	LOB	TOP										
Mike Hershberger, R OBP: 0.419, SLG: 0.368 (1, 8)	4-3		5-3					FC6-4		3	0	0	0	1	0	1											
Ron Lohich, R OBP: 0.125, SLG: 0.250 (1, 9)	K									4	0	0	0	0	1	1											
Rick Reichardt, R OBP: 0.350, SLG: 0.468 (1, 7)	E5									4	0	0	0	0	0	1											
Bill Melton, R OBP: 0.358, SLG: 0.537 (1, 5)	L6									4	0	0	0	0	3	1											
Carlos May, L OBP: 0.354, SLG: 0.361 (1, 3)		F7								3	0	0	0	0	0	0											
Mike Andrews, R OBP: 0.377, SLG: 0.399 (1, 4)		F8								3	1	1	1	0	0	0											
Tom Egan, R OBP: 0.331, SLG: 0.459 (1, 2)		F7								3	0	0	0	0	1	0											
Luis Alvarado, R OBP: 0.230, SLG: 0.273 (1, 6)			F9							3	0	0	0	0	0	0											
Tom Bradley, R OBP: 0.137, SLG: 0.180 Rich Hinton, L (6, 1)			4-3							2	0	0	0	0	0	0											
Rich Morales, R OBP: 0.357, SLG: 0.361 Terry Forster, L (8, 1)										0	0	0	0	0	0	0											
Bart Johnson, R OBP: 0.200, SLG: 0.225 (8, 1)										0	0	0	0	0	0	0											
<b>Inning Stats</b>	R: 0 E: 1 K: 1 S: 6	H: 0 LOB: 1 BB: 0 P: 6	R: 0 E: 0 K: 0 S: 3	H: 0 LOB: 0 BB: 0 P: 3	R: 0 E: 0 K: 0 S: 3	H: 0 LOB: 0 BB: 0 P: 3	R: 0 E: 0 K: 1 S: 5	H: 0 LOB: 0 BB: 0 P: 5	R: 1 E: 0 K: 1 S: 6	H: 1 LOB: 0 BB: 1 P: 6	R: 0 E: 0 K: 0 S: 3	H: 0 LOB: 0 BB: 0 P: 5	R: 0 E: 0 K: 1 S: 5	H: 0 LOB: 1 BB: 1 P: 7	R: 0 E: 0 K: 0 S: 3	H: 0 LOB: 0 BB: 0 P: 4	R: 0 E: 0 K: 1 S: 5	H: 0 LOB: 0 BB: 0 P: 5	1B: 0 2B: 0 3B: 0 HR: 1	SF: 0 SAC: 0 DP: 0 HBP: 1	WP: 0 PB: 0 SB: 0 CS: 0	PA: 31					
<b>PITCHER</b>	IP	WLS	BF	H	R	ER	SO	BB	IBB	HBP	BLK	WP	HR	S	P	ERA	WHIP										
Mike Kekich, L ERA: 3.7 (1, 1)	9.0	W	31	1	1	1	5	1	0	1	0	0	1	39	44	1.00	0.222										

Chicago White Sox @ New York Yankees  
Yankee Stadium, Bronx, NY  
Sun Jul 18 1971, 3:38 AM EDT  
Att: 35,004 - Sunny - 84 F

AB	29
R	1
H	1
RBI	1
BB	1
SO	5
LOB	4



Batter	1	2	3	4	5	6	7	8	9	AB	R	H	RBI	BB	SO	LOB	BOTTOM										
Horace Clarke, S OBP: 0.321, SLG: 0.303 (1, 4)	K		F9							4	0	0	0	0	1	1											
Jerry Kenney, L OBP: 0.397, SLG: 0.305 (1, 5)	HR		6-3							3	1	2	0	1	0	0											
Bobby Murcer, L OBP: 0.445, SLG: 0.577 (1, 8)	F7		6-3							2	1	0	0	2	0	1											
Roy White, S OBP: 0.376, SLG: 0.512 (1, 7)	HR									2	3	2	2	0	0	0											
Ron Blomberg, L OBP: 0.431, SLG: 0.544 Ron Swoboda, R OBP: 0.390, SLG: 0.372 (6, PH) (7, 9)	2B		SH1-3							1	0	1	0	0	0	0											
Felipe Alou, R OBP: 0.315, SLG: 0.387 (1, 3)	F3		K							4	0	1	2	0	1	5											
Jake Gibbs, L OBP: 0.272, SLG: 0.323 (1, 2)			4-3							4	0	0	0	0	1	1											
Frank Baker, L OBP: 0.300, SLG: 0.132 (1, 6)	K									2	0	0	0	2	1	0											
Mike Kekich, R OBP: 0.190, SLG: 0.190 (1, 1)	4-3									3	0	0	0	0	1	2											
<b>Inning Stats</b>	R: 2 E: 0 K: 1 S: 7	H: 2 LOB: 1 BB: 1 P: 11	R: 0 E: 0 K: 1 S: 5	H: 0 LOB: 0 BB: 0 P: 5	R: 0 E: 0 K: 0 S: 3	H: 0 LOB: 0 BB: 0 P: 3	R: 1 E: 0 K: 1 S: 6	H: 1 LOB: 0 BB: 0 P: 6	R: 0 E: 0 K: 1 S: 5	H: 0 LOB: 0 BB: 0 P: 5	R: 0 E: 0 K: 1 S: 5	H: 1 LOB: 2 BB: 1 P: 10	R: 0 E: 0 K: 1 S: 5	H: 0 LOB: 1 BB: 1 P: 9	R: 3 E: 0 K: 0 S: 5	H: 2 LOB: 2 BB: 2 P: 14	1B: 3 2B: 2 3B: 0 HR: 1	SF: 0 SAC: 2 DP: 1 HBP: 2	WP: 1 PB: 0 SB: 3 CS: 0	PA: 36							
<b>PITCHER</b>	IP	WLS	BF	H	R	ER	SO	BB	IBB	HBP	BLK	WP	HR	S	P	ERA	WHIP										
Tom Bradley, R ERA: 3.01 Rich Hinton, L ERA Terry Forster, L ERA: 4.91 Bart Johnson, R ERA: 3.28 (1, 1) (6, 1) (8, 1) (8, 1)	5.0	L	22	4	3	3	4	2	0	1	0	0	0	9	13	0.00	0.500										

Chicago White Sox @ New York Yankees  
Yankee Stadium, Bronx, NY  
Sun Jul 18 1971, 3:38 AM EDT  
Att: 35,004 - Sunny - 84 F

AB	27
R	6
H	6
RBI	4
BB	5
SO	6
LOB	16






Batter	1	2	3	4	5	6	7	8	9	10	AB	R	H	RBI	BB	SO	LOB	TOP	
Pat Kelly, L OBP: 0.425, SLG: 0.382 (1, 9)	1-3 BB	4-0 1B					F7			1B	4	2	2	0	1	0	0		
Mike Hershberger, R OBP: 0.429, SLG: 0.375 Lee Richard, R OBP: 0.290, SLG: 0.311 (1, 8) (2, PR) (2, 8) (9, 6)	4-0 2B	0-0 CS 1B					K		6-3	B1	1	1	1	1	1	0	0		
Carlos May, L OBP: 0.355, SLG: 0.364 (1, 7)	0-0 1B	0-0 CS	3-1				F8		4-3	FC6-4 HR	5	2	2	1	0	0	2		
Bill Melton, R OBP: 0.364, SLG: 0.541 (1, 5)	0-0 1B						F7			FC6-4	5	0	4	3	0	0	2		
Mike Andrews, R OBP: 0.370, SLG: 0.391 (1, 4)	0-0 F6						G6-4-3 1B			FC6-4 HR	5	1	0	0	0	1	5		
Ed Herrmann, L OBP: 0.320, SLG: 0.388 (1, 2)	4-0 1B						4-3			F9	4	1	1	3	1	0	0		
Bob Spence, L OBP: 0.167, SLG: 0.167 (1, 3)	4-3						L9			1-4-3	5	0	1	0	0	0	2		
Luis Alvarado, R OBP: 0.226, SLG: 0.268 Jay Johnstone, L OBP: 0.316, SLG: 0.359 (1, 6) (9, PH) (9, 8)		6-3					F7			6-3	3	0	0	0	0	0	0		
Jim Magnuson, R Vicente Romo, R OBP: 0.286, SLG: 0.167 Rich Hinton, L (8, 1) Rich McKinney, R OBP: 0.351, SLG: 0.422 Bart Johnson, R OBP: 0.200, SLG: 0.225 (1, 1) (1, 1) (10, PH) (10, 1)		F8								P5	0	0	0	0	0	0	0		
<b>Inning Stats</b>	R: 2 E: 0 K: 0 S: 5	H: 2 LOB: 2 BB: 2 P: 13	R: 1 E: 0 K: 0 S: 3	H: 1 LOB: 1 BB: 1 P: 7	R: 0 E: 0 K: 0 S: 3	H: 1 LOB: 0 BB: 0 P: 3	R: 0 E: 0 K: 1 S: 5	H: 0 LOB: 0 BB: 0 P: 5	R: 0 E: 0 K: 0 S: 3	H: 0 LOB: 0 BB: 0 P: 3	R: 0 E: 0 K: 0 S: 4	H: 1 LOB: 1 BB: 0 P: 4	R: 0 E: 0 K: 0 S: 3	H: 1 LOB: 0 BB: 0 P: 3	R: 5 E: 0 K: 0 S: 8	H: 5 LOB: 0 BB: 0 P: 8	1B: 11 2B: 1 3B: 0 HR: 1	SF: 0 SAC: 0 DP: 2 HBP: 0	WP: 0 PA: 44
<b>PITCHER</b> Mel Stottlemyre, R ERA: 3.06 (1, 1)	IP 10.0	WLS L	BF 43	H 13	R 8	ER 8	SO 2	BB 3	IBB 0	HBP 0	BLK 0	WP 0	HR 1	S 44	P 56	ERA 7.20	WHIP 1.600		

Chicago White Sox @ New York Yankees  
Yankee Stadium, Bronx, NY  
Mon Jul 19 1971, 7:05 PM EDT  
Overcast - 78 F


AB	40
R	8
H	13
RBI	8
BB	3
SO	2
LOB	16



Batter	1	2	3	4	5	6	7	8	9	10	AB	R	H	RBI	BB	SO	LOB	BOTTOM	
Horace Clarke, S OBP: 0.320, SLG: 0.299 (1, 4)	F7	L7					4-3			BB	4	0	0	0	1	0	0		
Thurman Munson, R OBP: 0.338, SLG: 0.374 (1, 2)	1B	4-3					K			K	5	1	2	0	0	2	1		
Bobby Murcer, L OBP: 0.442, SLG: 0.571 (1, 8)	2B						F7			F5	5	1	1	1	0	0	2		
Roy White, S OBP: 0.380, SLG: 0.512 (1, 7)	2B	SF8					F9			CS	2	1	1	0	2	0	0		
Danny Cater, R OBP: 0.290, SLG: 0.317 Gene Michael, S OBP: 0.331, SLG: 0.305 (1, 5) (7, 6)	1B	2B					L7			K	2	0	1	1	0	2			
Ron Swoboda, R OBP: 0.363, SLG: 0.363 (1, 9)	SF8						5-3			K	3	0	0	1	0	1	1		
John Ellis, R OBP: 0.341, SLG: 0.377 Jim Lytle, L OBP: 0.263, SLG: 0.307 Ron Hansen, R OBP: 0.208, SLG: 0.239 (1, 3) (9, PR) (10, 5)							6-3			F2	4	0	2	0	0	0	0		
Jerry Kenney, L OBP: 0.362, SLG: 0.300 (1, 6) (7, 5)	6-3						6-3			5-3	3	0	0	0	0	0	2		
Felipe Alou, R OBP: 0.314, SLG: 0.386 (9, PH) (10, 3)	6-3						6-3			5-3	1	0	0	0	0	1			
Mel Stottlemyre, R OBP: 0.222, SLG: 0.241 Ron Blomberg, L OBP: 0.424, SLG: 0.534 (1, 1) (10, PH)		F9					L4			K	3	0	0	0	0	1	0		
<b>Inning Stats</b>	R: 3 E: 0 K: 0 S: 7	H: 4 LOB: 2 BB: 1 P: 11	R: 0 E: 0 K: 0 S: 3	H: 0 LOB: 0 BB: 0 P: 3	R: 0 E: 0 K: 0 S: 3	H: 0 LOB: 1 BB: 1 P: 7	R: 0 E: 0 K: 0 S: 3	H: 0 LOB: 0 BB: 0 P: 3	R: 0 E: 0 K: 1 S: 5	H: 0 LOB: 0 BB: 0 P: 5	R: 0 E: 0 K: 1 S: 5	H: 1 LOB: 1 BB: 0 P: 5	R: 0 E: 0 K: 0 S: 3	H: 1 LOB: 1 BB: 0 P: 3	R: 0 E: 0 K: 2 S: 7	H: 0 LOB: 1 BB: 1 P: 11	1B: 5 2B: 2 3B: 1 HR: 0	SF: 1 SAC: 0 DP: 2 HBP: 0	WP: 0 PA: 39
<b>PITCHER</b> Jim Magnuson, L ERA: 3.86 (1, 1)	IP 0.1	WLS 6.2	BF 24	H 2	R 0	ER 0	SO 3	BB 1	IBB 0	HBP 0	BLK 0	WP 0	HR 0	S 4	P 8	ERA 81.00	WHIP 12.000		
Vicente Romo, R ERA: 4.57 (8, 1)	2.0	W	6	2	0	0	1	0	0	0	0	0	0	0	8	8	0.00	1.000	
Bart Johnson, R ERA: 3.25 (10, 1)	1.0	S	4	0	0	0	2	1	0	0	0	0	0	7	11	0.00	1.000		

Chicago White Sox @ New York Yankees  
Yankee Stadium, Bronx, NY  
Mon Jul 19 1971, 7:05 PM EDT  
Overcast - 78 F

AB	34
R	3
H	7
RBI	3
BB	4
SO	6
LOB	10





Batter	1	2	3	4	5	6	7	8	9	AB	R	H	RBI	BB	SO	LOB	TOP								
Pat Kelly, L OBP: 0.444, SLG: 0.361 (1, 9)	0-0 6-3		4-0 BB		4-0 1B BB		4-0 CS E BB		0-0 4-3	2	1	0	0	3	0	1									
Rich McKinney, R OBP: 0.354, SLG: 0.423 (1, 4)	0-0 G4-6-3 1B		0-3 K		0-0 1B 1B		0-0 F7			4	0	2	0	0	1	3									
Carlos May, L OBP: 0.359, SLG: 0.376 (1, 7)	0-0 G4-6-3 1-2			0-0 HR	0-0 1B 1-2 2-3 3-H		4-0 CS BB			3	1	2	3	1	0	1									
Bill Melton, R OBP: 0.360, SLG: 0.534 (1, 5)		0-0 F4		0-0 F7	0-0 K		0-0 CS	0-3 K		4	0	0	0	0	2	2									
Rick Reichardt, R OBP: 0.345, SLG: 0.462 (1, 8)		0-3 K		0-0 F9		0-0 F4		0-3 K		4	0	0	0	0	2	0									
Ed Herrmann, L OBP: 0.318, SLG: 0.385 (1, 2)		0-0 F9		0-0 F9		0-0 1B 1B		0-3 K		4	0	1	0	0	1	0									
Bob Spence, L OBP: 0.200, SLG: 0.200 (1, 3)			0-0 F6		0-0 F5	0-0 1B		0-0 F9		4	0	1	0	0	0	0									
Rich Morales, R OBP: 0.376, SLG: 0.385 (1, 6)			0-0 SH3 1B		0-0 1B SH3 1B	0-0 F4		0-0 PB 1B		4	1	3	0	0	0	2									
Tommy John, R OBP: 0.133, SLG: 0.093 (1, 1)			0-0 SH3		0-0 SH3	0-0 5-3		0-0 F8		2	0	0	0	0	0	3									
<b>Inning Stats</b>	R: 0 E: 0 K: 0 S: 3	H: 1 LOB: 0 BB: 0 P: 3	R: 0 E: 0 K: 1 S: 5	H: 0 LOB: 0 BB: 0 P: 5	R: 0 E: 0 K: 1 S: 6	H: 1 LOB: 2 BB: 1 P: 10	R: 1 E: 0 K: 0 S: 4	H: 1 LOB: 0 BB: 0 P: 4	R: 2 E: 0 K: 1 S: 8	H: 3 LOB: 2 BB: 1 P: 12	R: 0 E: 0 K: 0 S: 5	H: 2 LOB: 2 BB: 0 P: 5	R: 0 E: 1 K: 0 S: 1	H: 0 LOB: 0 BB: 2 P: 9	R: 0 E: 0 K: 3 S: 9	H: 0 LOB: 0 BB: 0 P: 9	R: 0 E: 0 K: 0 S: 4	H: 1 LOB: 1 BB: 0 P: 4	1B: 8 2B: 0 3B: 0 HR: 1	SF: 0 SAC: 2 DP: 1 HBP: 0	WP: 0 PB: 1 SB: 0 CS: 2	PA: 38			
<b>PITCHER</b>	IP	WLS	BF	H	R	ER	SO	BB	IBB	HBP	BLK	WP	HR	S	P	ERA	WHIP								
Jim Hardin, R ERA: 4.5 (1, 1)	5.0	L	22	6	3	3	3	2	0	0	0	0	1	26	34	5.40	1.600								
Al Closter, L ERA: (6, 1)	3.0		11	2	0	0	3	2	0	0	0	0	0	15	23	0.00	1.333								
Roger Hambright, R ERA: (9, 1)	1.0		4	1	0	0	0	0	0	0	0	0	0	4	4	0.00	1.000								

Chicago White Sox @ New York Yankees  
Yankee Stadium, Bronx, NY  
Mon Jul 19 1971, 7:05 PM EDT  
Att: 10,231 - Overcast - 78 F

AB	31
R	3
H	9
RBI	3
BB	4
SO	6
LOB	12



Batter	1	2	3	4	5	6	7	8	9	AB	R	H	RBI	BB	SO	LOB	BOTTOM								
Jerry Kenney, L OBP: 0.356, SLG: 0.295 (1, 5)	0-0 5-3		0-0 6-3		0-0 6-3			0-0 3-1		4	0	0	0	0	0	0									
Thurman Munson, R OBP: 0.333, SLG: 0.368 (1, 2)	0-0 5-3		0-0 6-3			0-0 6-3		0-0 5-3		4	0	0	0	0	0	0									
Felipe Alou, R OBP: 0.313, SLG: 0.384 (1, 8)	0-0 1B			0-0 E7 1B		0-3 K		0-0 6-3		4	1	1	0	0	1	0									
Roy White, S OBP: 0.382, SLG: 0.512 (1, 7)	0-0 F7			0-0 6-3 1B		0-0 G3		0-0 1B 1B		4	0	2	1	0	0	1									
Ron Swoboda, R OBP: 0.379, SLG: 0.359 (1, 9)		0-0 6-3		0-0 6-3			0-0 L4		0-0 G6-4-3 1B	4	0	1	0	0	0	1									
John Ellis, R OBP: 0.338, SLG: 0.373 (1, 3)		0-0 1B		0-0 F8			0-0 F3		0-0 G6-4-3	4	0	1	0	0	0	3									
Ron Hansen, R OBP: 0.213, SLG: 0.243 (1, 4)		0-0 F9		0-3 K			0-0 1B			3	0	1	0	0	1	2									
Gene Michael, S OBP: 0.328, SLG: 0.302 (1, 6)		0-0 6-3			0-0 F9		0-0 F7			3	0	0	0	0	0	2									
Jim Hardin, R (1, 1)			0-3 K		0-3 K			0-0 4-3		1	0	0	0	0	1	0									
Horace Clarke, S OBP: 0.319, SLG: 0.299 (5, PH)										1	0	0	0	0	1	0									
Al Closter, L (6, 1)										0	0	0	0	0	0	0									
Bobby Murcer, L OBP: 0.441, SLG: 0.569 (8, PH)										1	0	0	0	0	0	0									
Roger Hambright, R (9, 1)										0	0	0	0	0	0	0									
<b>Inning Stats</b>	R: 0 E: 0 K: 0 S: 4	H: 1 LOB: 1 BB: 0 P: 4	R: 0 E: 0 K: 0 S: 4	H: 1 LOB: 1 BB: 0 P: 4	R: 0 E: 0 K: 1 S: 5	H: 0 LOB: 0 BB: 0 P: 5	R: 1 E: 1 K: 1 S: 7	H: 1 LOB: 1 BB: 0 P: 7	R: 0 E: 0 K: 1 S: 5	H: 0 LOB: 0 BB: 0 P: 5	R: 0 E: 0 K: 1 S: 5	H: 0 LOB: 0 BB: 0 P: 5	R: 0 E: 0 K: 0 S: 4	H: 1 LOB: 1 BB: 0 P: 4	R: 0 E: 0 K: 0 S: 3	H: 0 LOB: 0 BB: 0 P: 3	R: 0 E: 0 K: 0 S: 4	H: 2 LOB: 1 BB: 0 P: 4	1B: 6 2B: 0 3B: 0 HR: 0	SF: 0 SAC: 0 DP: 1 HBP: 0	WP: 0 PB: 0 SB: 0 CS: 0	PA: 33			
<b>PITCHER</b>	IP	WLS	BF	H	R	ER	SO	BB	IBB	HBP	BLK	WP	HR	S	P	ERA	WHIP								
Tommy John, L ERA: 2.81 (1, 1)	9.0	W	33	6	1	0	4	0	0	0	0	0	0	41	41	0.00	0.667								

Chicago White Sox @ New York Yankees  
Yankee Stadium, Bronx, NY  
Mon Jul 19 1971, 7:05 PM EDT  
Att: 10,231 - Overcast - 78 F

AB	33
R	1
H	6
RBI	1
BB	0
SO	4
LOB	9





Batter	1	2	3	4	5	6	7	8	9	AB	R	H	RBI	BB	SO	LOB	TOP										
Cesar Tovar, R OBP: 0.355, SLG: 0.352	5-3		FC6-4				L5			3	1	0	0	1	0	1	<b>Minnesota Twins @ New York Yankees</b> Yankee Stadium, Bronx, NY Tue Jul 20 1971, 7:05 PM EDT Att: 13,038 - Cloudy - 76 F										
Rod Carew, L OBP: 0.318, SLG: 0.360	F7			F7		F6	4-3			4	0	0	0	0	0	1											
Tony Oliva, L OBP: 0.408, SLG: 0.646	1-3							F5		4	1	2	0	0	0	0											
Rich Reese, L OBP: 0.247, SLG: 0.319										0	0	0	0	0	0	0											
Harmon Killebrew, R OBP: 0.379, SLG: 0.426		K								3	1	0	0	1	2	1											
Jim Holt, L OBP: 0.289, SLG: 0.329										0	0	0	0	0	0	0											
Leo Cardenas, R OBP: 0.338, SLG: 0.450	F7					SF8		F8		3	0	1	1	0	0	0											
Steve Braun, L OBP: 0.358, SLG: 0.349	F7									2	1	0	0	2	0	2											
Jim Nettles, L OBP: 0.345, SLG: 0.582			1-3							4	1	1	4	0	0	1											
Phil Roof, R OBP: 0.254, SLG: 0.258										4	0	0	0	0	2	0											
Tom Tischenki, R OBP: 0.200, SLG: 0.217			K							0	0	0	0	0	0	0											
Bert Blyleven, R OBP: 0.093, SLG: 0.075										3	0	0	0	0	0	0											
Tom Hall, L OBP: 0.333, SLG: 0.350			E4							0	0	0	0	0	0	0											
Stan Williams, R OBP: 0.300, SLG: 0.132										0	0	0	0	0	0	0											
Ron Perranoski, L OBP: 0.377, SLG: 0.357										0	0	0	0	0	0	0											
<b>Inning Stats</b>	R: 0 E: 0 K: 0 S: 3	H: 0 LOB: 0 BB: 0 P: 3	R: 0 E: 0 K: 1 S: 5	H: 0 LOB: 0 BB: 0 P: 5	R: 0 E: 1 K: 1 S: 6	H: 0 LOB: 1 BB: 0 P: 6	R: 0 E: 0 K: 1 S: 7	H: 2 LOB: 2 BB: 0 P: 7	R: 0 E: 0 K: 0 S: 3	H: 0 LOB: 0 BB: 0 P: 3	R: 5 E: 0 K: 1 S: 7	H: 2 LOB: 0 BB: 3 P: 19	R: 0 E: 0 K: 0 S: 3	H: 0 LOB: 0 BB: 0 P: 3	R: 0 E: 0 K: 0 S: 2	H: 0 LOB: 0 BB: 1 P: 6	1B: 3 2B: 0 3B: 0 HR: 1	SF: 1 SAC: 0 DP: 1 HBP: 0	WP: 0 PB: 0 CS: 0	PA: 35							
<b>PITCHER</b>	IP	WLS	BF	H	R	ER	SO	BB	IBB	HBP	BLK	WP	HR	S	P	ERA	WHIP										
Stan Bahnsen, R ERA: 3.42	(1, 1)	5.2	25	4	5	5	3	3	0	0	0	0	1	28	40	7.94	1.235										
Jack Aker, R ERA: 2.27	(6, 1)	1.1	4	0	0	0	1	0	0	0	0	0	0	6	6	0.00	0.000										
Roger Hambricht, R ERA:	(8, 1)	2.0	W	6	0	0	0	1	0	0	0	0	0	5	9	0.00	0.500										

Batter	1	2	3	4	5	6	7	8	9	AB	R	H	RBI	BB	SO	LOB	BOTTOM										
Horace Clarke, S OBP: 0.316, SLG: 0.295	5-3									4	0	0	0	0	0	2	<b>Minnesota Twins @ New York Yankees</b> Yankee Stadium, Bronx, NY Tue Jul 20 1971, 7:05 PM EDT Att: 13,038 - Cloudy - 76 F										
Thurman Munson, R OBP: 0.336, SLG: 0.371			6-3							1	1	1	1	0	0	0											
Jerry Kenney, L OBP: 0.359, SLG: 0.299	1-3									4	0	2	0	0	1	0											
John Ellis, R OBP: 0.343, SLG: 0.378										1	0	1	1	0	0	0											
Frank Baker, L OBP: 0.300, SLG: 0.132			K							0	1	0	0	0	0	0											
Bobby Murcer, L OBP: 0.441, SLG: 0.570										5	1	2	0	0	0	2											
Roy White, S OBP: 0.382, SLG: 0.509										4	0	1	1	1	2	3											
Ron Blomberg, L OBP: 0.400, SLG: 0.500										4	0	0	0	0	3	4											
Ron Swoboda, R OBP: 0.377, SLG: 0.357										1	0	0	1	0	0	2											
Felipe Alou, R OBP: 0.316, SLG: 0.389										4	1	2	0	0	1	0											
Jake Gibbs, L OBP: 0.271, SLG: 0.320										4	1	1	1	0	1	1											
Gene Michael, S OBP: 0.330, SLG: 0.309										4	0	2	0	0	1	1											
Stan Bahnsen, R OBP: 0.196, SLG: 0.267										2	0	1	0	0	0	0											
Jack Aker, R OBP: 0.259, SLG: 0.303										0	0	0	0	0	0	0											
Jim Lytle, L OBP: 0.259, SLG: 0.303										1	0	0	0	0	1	1											
Roger Hambricht, R OBP: 0.283, SLG: 0.317										0	0	0	0	0	0	0											
Danny Cater, R OBP: 0.283, SLG: 0.317										0	1	0	0	1	0	0											
<b>Inning Stats</b>	R: 1 E: 0 K: 1 S: 7	H: 2 LOB: 1 BB: 0 P: 7	R: 0 E: 0 K: 1 S: 5	H: 0 LOB: 0 BB: 0 P: 5	R: 0 E: 0 K: 2 S: 7	H: 0 LOB: 0 BB: 0 P: 7	R: 0 E: 0 K: 1 S: 7	H: 3 LOB: 2 BB: 0 P: 7	R: 0 E: 0 K: 1 S: 6	H: 1 LOB: 1 BB: 0 P: 6	R: 0 E: 0 K: 1 S: 6	H: 1 LOB: 1 BB: 0 P: 6	R: 0 E: 0 K: 1 S: 7	H: 2 LOB: 2 BB: 0 P: 7	R: 5 E: 1 K: 1 S: 9	H: 4 LOB: 3 BB: 2 P: 17	1B: 10 2B: 3 3B: 0 HR: 0	SF: 0 SAC: 0 DP: 0 HBP: 0	WP: 0 PB: 1 CS: 0	PA: 41							
<b>PITCHER</b>	IP	WLS	BF	H	R	ER	SO	BB	IBB	HBP	BLK	WP	HR	S	P	ERA	WHIP										
Bert Blyleven, R ERA: 3.37	(1, 1)	8.0	34	11	3	3	9	1	0	0	0	0	0	4	8	3.38	1.375										
Tom Hall, L ERA: 3.3	(9, 1)	0.1	3	1	0	0	1	1	0	0	0	0	0	4	8	0.00	6.000										
Stan Williams, R ERA: 3.79	(9, 1)	0.0	L	1	1	1	0	0	0	0	0	0	0	1	1	∞	∞										
Ron Perranoski, L ERA: 6.53	(9, 1)	0.0	3	0	2	1	0	0	1	0	0	0	0	2	6	∞	∞										

AB	30
R	5
H	4
RBI	5
BB	4
SO	4
LOB	6

AB	39
R	6
H	13
RBI	5
BB	2
SO	10
LOB	16





Batter	1	2	3	4	5	6	7	8	9	AB	R	H	RBI	BB	SO	LOB	TOP										
<b>Cesar Tovar, R</b> OBP: 0.354, SLG: 0.351 (1, 7)	0-0 6-3		0-0 5-3		0-0 CS			0-0 F7		4	0	1	1	0	0	1	<b>Minnesota Twins @ New York Yankees</b> Yankee Stadium, Bronx, NY Wed Jul 21 1971, 3:33 AM EDT Att: 10,793 - Sunny - 80 F										
<b>Rod Carew, L</b> OBP: 0.318, SLG: 0.359 (1, 4)	0-0 4-3		0-0 4-3		0-0 CS	0-0 G6-4-3		0-0 G3		4	0	1	0	0	0	1											
<b>Tony Oliva, L</b> OBP: 0.403, SLG: 0.637 (1, 9)	0-0 F7			0-0 4-3		0-0 G6-4-3			0-0 L3-1	4	0	0	0	0	0	1											
<b>Jim Holt, L</b> OBP: 0.289, SLG: 0.329 (9, 9)										0	0	0	0	0	0	0											
<b>Harmon Killebrew, R</b> OBP: 0.377, SLG: 0.427 (9, PR)		0-0 5-3		0-0 F6		0-0 6-3			0-0 1B	4	0	1	0	0	0	0											
<b>Rich Reese, L</b> OBP: 0.247, SLG: 0.319 (9, 3)									0-0 2B	0	1	0	0	0	0	0											
<b>Leo Cardenas, R</b> OBP: 0.337, SLG: 0.448 (1, 6)		0-3 K		0-0 E5			0-0 F7		0-0 2-3	4	0	1	0	0	1	0											
<b>Steve Braun, L</b> OBP: 0.360, SLG: 0.352 (1, 5)		0-0 1B		0-0 4-3			0-0 4-3		0-0 2-3	4	0	2	1	0	0	1											
<b>Jim Nettles, L</b> OBP: 0.339, SLG: 0.559 (1, 8)		0-0 1B		0-0 FC6-4		0-0 F5		0-3 K	0-0 2-3	4	0	1	0	0	1	2											
<b>George Mitterwald, R</b> OBP: 0.321, SLG: 0.350 (1, 2)		0-0 FC6-4		0-0 1B		0-0 2B		0-0 F7	4-0 IBB	3	1	1	0	1	0	2											
<b>Jim Kaat, L</b> OBP: 0.246, SLG: 0.268 (1, 1)		0-3 K		0-0 F5				0-0 1B	0-0 4-3	4	0	1	0	0	1	4											
<b>Inning Stats</b>	R: 0 E: 0 K: 0 S: 3	H: 0 LOB: 0 BB: 0 P: 3	R: 0 E: 0 K: 1 S: 7	H: 2 LOB: 2 BB: 0 P: 7	R: 0 E: 0 K: 1 S: 5	H: 0 LOB: 0 BB: 0 P: 5	R: 0 E: 1 K: 0 S: 4	H: 0 LOB: 1 BB: 0 P: 4	R: 1 E: 0 K: 0 S: 4	H: 2 LOB: 0 BB: 0 P: 4	R: 0 E: 0 K: 0 S: 3	H: 1 LOB: 0 BB: 0 P: 3	R: 0 E: 0 K: 1 S: 5	H: 0 LOB: 0 BB: 0 P: 5	R: 0 E: 0 K: 0 S: 4	H: 1 LOB: 1 BB: 0 P: 4	R: 1 E: 0 K: 0 S: 6	H: 3 LOB: 3 BB: 1 P: 10	1B: 7 2B: 2 3B: 0 HR: 0	SF: 0 SAC: 0 DP: 1 HBP: 0	WP: 0 PB: 0 CS: 1	PA: 37					
<b>PITCHER</b>	IP	WLS	BF	H	R	ER	SO	BB	IBB	HBP	BLK	WP	HR	S	P	ERA	WHIP										
<b>Steve Kline, R</b> ERA: 3.09 (1, 1)	8.1	L	32	8	2	2	3	0	0	0	0	0	0	38	38	2.16	0.960										
<b>Lindy McDaniel, R</b> ERA: 5.62 (9, 1)	0.2		4	1	0	0	0	0	1	0	0	0	0	3	7	0.00	1.500										

Batter	1	2	3	4	5	6	7	8	9	AB	R	H	RBI	BB	SO	LOB	BOTTOM										
<b>Horace Clarke, S</b> OBP: 0.313, SLG: 0.292 (1, 4)	0-3 K		0-0 5-3		0-0 5-3			0-0 F3		4	0	0	0	0	1	0	<b>Minnesota Twins @ New York Yankees</b> Yankee Stadium, Bronx, NY Wed Jul 21 1971, 3:33 AM EDT Att: 10,793 - Sunny - 80 F										
<b>Thurman Munson, R</b> OBP: 0.331, SLG: 0.365 (1, 2)	0-3 K		0-0 5-3			0-0 6-3		0-0 F9		4	0	0	0	0	1	0											
<b>Bobby Murcer, L</b> OBP: 0.436, SLG: 0.563 (1, 8)	0-3 K		0-3 K			0-3 K			0-0 G3	4	0	0	0	0	3	0											
<b>Roy White, S</b> OBP: 0.383, SLG: 0.507 (1, 7)		0-0 1B		4-0 BB		0-3 K			0-0 6-3	3	1	1	0	1	1	0											
<b>Danny Cater, R</b> OBP: 0.282, SLG: 0.316 (1, 5)		0-0 SF7		0-0 F2			0-0 6-3		0-0 F7	4	0	1	0	0	0	1											
<b>Ron Swoboda, R</b> OBP: 0.376, SLG: 0.351 (1, 9)		4-0 FC5-2		0-3 K			0-0 1-3			2	0	0	0	1	1	1											
<b>John Ellis, R</b> OBP: 0.343, SLG: 0.380 (1, 3)		0-0 SF7		0-0 6-3			0-0 FC5-4			2	0	1	1	0	0	1											
<b>Gene Michael, S</b> OBP: 0.327, SLG: 0.305 (1, 6)		0-0 FC5-2			0-0 6-3		0-0 FC5-4			3	0	0	0	0	0	3											
<b>Steve Kline, R</b> OBP: 0.220, SLG: 0.191 (1, 1)		0-0 L5-3			0-0 L1-3			0-0 L8		3	0	0	0	0	0	2											
<b>Lindy McDaniel, R</b> OBP: 0.143, SLG: 0.143 (9, 1)										0	0	0	0	0	0	0											
<b>Inning Stats</b>	R: 0 E: 0 K: 3 S: 9	H: 0 LOB: 0 BB: 0 P: 9	R: 1 E: 0 K: 0 S: 5	H: 2 LOB: 2 BB: 1 P: 9	R: 0 E: 0 K: 1 S: 5	H: 0 LOB: 0 BB: 0 P: 5	R: 0 E: 0 K: 1 S: 5	H: 0 LOB: 1 BB: 1 P: 9	R: 0 E: 0 K: 0 S: 3	H: 0 LOB: 0 BB: 0 P: 3	R: 0 E: 0 K: 2 S: 7	H: 0 LOB: 0 BB: 0 P: 7	R: 0 E: 0 K: 0 S: 4	H: 1 LOB: 1 BB: 0 P: 4	R: 0 E: 0 K: 0 S: 3	H: 0 LOB: 0 BB: 0 P: 3	R: 0 E: 0 K: 0 S: 3	H: 0 LOB: 0 BB: 0 P: 3	1B: 3 2B: 0 3B: 0 HR: 0	SF: 1 SAC: 0 DP: 0 HBP: 0	WP: 0 PB: 0 CS: 0	PA: 32					
<b>PITCHER</b>	IP	WLS	BF	H	R	ER	SO	BB	IBB	HBP	BLK	WP	HR	S	P	ERA	WHIP										
<b>Jim Kaat, L</b> ERA: 3.46 (1, 1)	9.0	W	32	3	1	1	7	2	0	0	0	0	0	44	52	1.00	0.556										

AB	35
R	2
H	9
RBI	2
BB	1
SO	3
LOB	12



AB	29
R	1
H	3
RBI	1
BB	2
SO	7
LOB	8





Batter	1	2	3	4	5	6	7	8	9	AB	R	H	RBI	BB	SO	LOB	TOP					
<b>Cesar Tovar, R</b> OBP: 0.397, SLG: 0.357 (1, 7)	FC1-5 2B		2B 1B		4-3		FC6-4		HBP 1B	5	1	3	0	0	0	1	<b>Minnesota Twins @ New York Yankees</b> Yankee Stadium, Bronx, NY Thu Jul 22 1971, 3:33 AM EDT Att: 9,268 - Cloudy - 80 F					
<b>Rod Carew, L</b> OBP: 0.314, SLG: 0.354 (1, 4)	FC1-5		K		F8		L6		FC6-4 HBP	4	0	0	0	0	1	3						
<b>Tom Hall, L</b> OBP: 0.333, SLG: 0.350 (7, 1)	FC6-4									0	0	0	0	0	0	0						
<b>Rich Reese, L</b> OBP: 0.250, SLG: 0.319 (9, PH)	2-3									0	0	0	0	0	0	0						
<b>Harmon Killebrew, R</b> OBP: 0.375, SLG: 0.427 (1, 3)	F8		2B		5-3		F2		FC6-4	5	0	1	1	0	0	3						
<b>Tony Oliva, L</b> OBP: 0.399, SLG: 0.631 (1, 9)	FC6-4		1-3		4-3		F7			3	0	0	0	0	0	2						
<b>Jim Holt, L</b> OBP: 0.288, SLG: 0.328 (7, 7)	1-2									1	0	0	0	0	0	0						
<b>Leo Cardenas, R</b> OBP: 0.336, SLG: 0.446 (1, 6)		1-3			6-3		F8		1B	4	0	1	0	0	0	0						
<b>Steve Braun, L</b> OBP: 0.358, SLG: 0.355 (1, 5)	F5				2B		3-1		F7	4	0	1	0	0	0	1						
<b>George Mitterwald, R</b> OBP: 0.327, SLG: 0.377 (1, 2)					F9		IHR 3B		HR	4	2	3	1	0	0	1						
<b>Jim Nettles, L</b> OBP: 0.333, SLG: 0.587 (1, 8)	K				4-3		IHR 1B		F9	4	1	1	2	0	1	2						
<b>Ray Corbin, R</b> OBP: 0.231, SLG: 0.231 (3, PH)					5-3		F8		F7	0	0	0	0	0	0	0						
<b>George Thomas, R</b> OBP: 0.214, SLG: 0.154 (3, 1)										1	0	0	0	0	0	0						
<b>Jim Strickland, L</b> OBP: 0.214, SLG: 0.154 (3, 1)										0	0	0	0	0	0	0						
<b>Stan Williams, R</b> OBP: 0.214, SLG: 0.154 (3, 1)										0	0	0	0	0	0	0						
<b>Danny Thompson, R</b> OBP: 0.214, SLG: 0.154 (5, PH)										0	0	0	0	0	0	0						
<b>Hal Haydel, R</b> OBP: 0.214, SLG: 0.154 (5, 1)										1	0	0	0	0	0	0						
<b>Brant Alyea, R</b> OBP: 0.277, SLG: 0.266 (7, 9)										2	0	1	0	0	0	0						
<b>Inning Stats</b>	R: 0 E: 0 K: 0 S: 4	H: 1 LOB: 1 BB: 0 P: 4	R: 0 E: 0 K: 1 S: 6	H: 1 LOB: 1 BB: 0 P: 6	R: 1 E: 0 K: 1 S: 7	H: 2 LOB: 1 BB: 0 P: 7	R: 0 E: 0 K: 0 S: 4	H: 1 LOB: 1 BB: 0 P: 4	R: 0 E: 0 K: 0 S: 3	H: 0 LOB: 0 BB: 0 P: 3	R: 0 E: 0 K: 0 S: 3	H: 0 LOB: 0 BB: 0 P: 3	R: 2 E: 0 K: 0 S: 6	H: 3 LOB: 1 BB: 0 P: 6	R: 0 E: 0 K: 0 S: 4	H: 1 LOB: 1 BB: 0 P: 4	R: 1 E: 0 K: 0 S: 5	H: 2 LOB: 2 BB: 0 P: 6	1B: 5 2B: 3 3B: 1 HR: 2	SF: 0 SAC: 2 DP: 0 HBP: 1	WP: 0 PB: 0 SB: 0 CS: 0	PA: 39
<b>PITCHER</b> <b>Fritz Peterson, L</b> ERA: 3.41 (1, 1)	IP: 9.0 WLS: W BF: 39 H: 11 R: 4 ER: 4 SO: 2 BB: 0 IBB: 0 HBP: 1 BLK: 0 WP: 0 HR: 1 S: 42 P: 43 ERA: 4.00 WHIP: 1.222															<b>PITCHER</b> <b>Fritz Peterson, L</b> ERA: 3.41 (1, 1)	IP: 9.0 WLS: W BF: 39 H: 11 R: 4 ER: 4 SO: 2 BB: 0 IBB: 0 HBP: 1 BLK: 0 WP: 0 HR: 1 S: 42 P: 43 ERA: 4.00 WHIP: 1.222					

AB 38  
R 4  
H 11  
RBI 4  
BB 0  
SO 2  
LOB 13



Batter	1	2	3	4	5	6	7	8	9	AB	R	H	RBI	BB	SO	LOB	BOTTOM			
<b>Jerry Kenney, L</b> OBP: 0.362, SLG: 0.306 (1, 5)	6-3		F6		HBP 1B BB	HR BB		F8		5	2	2	2	1	0	2	<b>Minnesota Twins @ New York Yankees</b> Yankee Stadium, Bronx, NY Thu Jul 22 1971, 3:33 AM EDT Att: 9,268 - Cloudy - 80 F			
<b>Thurman Munson, R</b> OBP: 0.328, SLG: 0.372 (1, 2)	E6 1B SF8	K	FC6-5 BB		F8	HR		F6		6	2	1	2	0	1	5				
<b>Bobby Murcer, L</b> OBP: 0.443, SLG: 0.567 (1, 8)	SF8 1B				BB HBP 1B					3	2	3	1	2	0	0				
<b>Roy White, S</b> OBP: 0.381, SLG: 0.502 (1, 7)	SF8	F4	F9		1B BB HBP	K				3	0	0	1	0	1	5				
<b>Felipe Alou, R</b> OBP: 0.320, SLG: 0.391 (1, 9)	FC6-4 1B		1B E 3B 1B		F5	1B BB		K		4	1	2	2	1	1	0				
<b>Danny Cater, R</b> OBP: 0.281, SLG: 0.314 (1, 3)	FC6-4		E5 1B 3B		F9	1B BB		4-3		5	1	1	1	0	0	2				
<b>Gene Michael, S</b> OBP: 0.328, SLG: 0.307 (1, 6)			SH3-4 1B 2B 1B		K	F8		K		5	2	2	0	0	2	3				
<b>Horace Clarke, S</b> OBP: 0.319, SLG: 0.307 (1, 4)			SH3-4 2B 1B			SH3-4 1B 2B		FC1-6 1B		5	3	4	3	0	0	0				
<b>Fritz Peterson, S</b> OBP: 0.173, SLG: 0.087 (1, 1)			SH3-4 FC6-5 2B		SH3-4	F7		FC1-6		3	0	1	1	0	0	1				
<b>Inning Stats</b>	R: 2 E: 1 K: 0 S: 6	H: 2 LOB: 1 BB: 0 P: 6	R: 2 E: 0 K: 1 S: 8	H: 3 LOB: 2 BB: 1 P: 12	R: 4 E: 1 K: 0 S: 8	H: 4 LOB: 2 BB: 1 P: 12	R: 0 E: 0 K: 1 S: 5	H: 0 LOB: 0 BB: 0 P: 5	R: 3 E: 0 K: 0 S: 7	H: 4 LOB: 3 BB: 1 P: 12	R: 2 E: 0 K: 1 S: 7	H: 2 LOB: 1 BB: 1 P: 11	R: 0 E: 0 K: 2 S: 7	H: 0 LOB: 0 BB: 0 P: 7	R: 0 E: 0 K: 0 S: 4	H: 1 LOB: 1 BB: 0 P: 4		1B: 11 2B: 3 3B: 1 HR: 1	SF: 1 SAC: 2 DP: 0 HBP: 1	WP: 0 PB: 0 SB: 0 CS: 0
<b>PITCHER</b> <b>Ray Corbin, R</b> ERA: 3.27 (3, 1)	IP: 2.0 WLS: L BF: 13 H: 5 R: 4 ER: 2 SO: 1 BB: 1 IBB: 0 HBP: 0 BLK: 0 WP: 0 HR: 0 S: 14 P: 18 ERA: 9.00 WHIP: 3.000															<b>PITCHER</b> <b>Ray Corbin, R</b> ERA: 3.27 (3, 1)	IP: 2.0 WLS: L BF: 13 H: 5 R: 4 ER: 2 SO: 1 BB: 1 IBB: 0 HBP: 0 BLK: 0 WP: 0 HR: 0 S: 14 P: 18 ERA: 9.00 WHIP: 3.000			
<b>Jim Strickland, L</b> ERA: 1.53 (3, 1)	0.0 0 4 3 4 3 0 0 0 0 0 0 0 4 4 ∞ ∞															<b>Jim Strickland, L</b> ERA: 1.53 (3, 1)	0.0 0 4 3 4 3 0 0 0 0 0 0 0 4 4 ∞ ∞			
<b>Stan Williams, R</b> ERA: 3.67 (3, 1)	2.0 8 1 0 0 1 1 0 0 0 0 0 9 13 0.00 1.000															<b>Stan Williams, R</b> ERA: 3.67 (3, 1)	2.0 8 1 0 0 1 1 0 0 0 0 0 9 13 0.00 1.000			
<b>Hal Haydel, R</b> ERA: 7.9 (5, 1)	2.0 15 6 5 5 1 2 0 1 0 0 1 14 23 22.50 4.000															<b>Hal Haydel, R</b> ERA: 7.9 (5, 1)	2.0 15 6 5 5 1 2 0 1 0 0 1 14 23 22.50 4.000			
<b>Tom Hall, L</b> ERA: 3.26 (7, 1)	2.0 7 1 0 0 2 0 0 0 0 0 0 11 11 0.00 0.500															<b>Tom Hall, L</b> ERA: 3.26 (7, 1)	2.0 7 1 0 0 2 0 0 0 0 0 0 11 11 0.00 0.500			

AB 39  
R 13  
H 16  
RBI 13  
BB 4  
SO 5  
LOB 18





Batter	1	2	3	4	5	6	7	8	9	AB	R	H	RBI	BB	SO	LOB	TOP					
Jerry Kenney, L (1.5) OBP: 0.364, SLG: 0.314										4	1	2	2	0	0	1	New York Yankees @ Milwaukee Brewers Milwaukee County Stadium, Milwaukee, WI Fri Jul 23 1971, 8:05 PM EDT Att: 28,958 - Overcast - 68 F	<b>AB</b> 38 <b>R</b> 6 <b>H</b> 13 <b>RBI</b> 6 <b>BB</b> 2 <b>SO</b> 7 <b>LOB</b> 25				
Thurman Munson, R (1.2) OBP: 0.329, SLG: 0.372										5	2	2	0	0	0	4						
Bobby Murcer, L (1.8) OBP: 0.445, SLG: 0.567										5	1	3	2	0	1	2						
Roy White, S (1.7) OBP: 0.375, SLG: 0.493										5	0	0	0	0	0	6						
Felipe Alou, R (1.3) OBP: 0.327, SLG: 0.397										5	1	4	2	0	0	1						
Ron Blomberg, L (1.9) OBP: 0.392, SLG: 0.485										4	1	1	0	0	1	3						
Jim Lyttle, L (8.9) OBP: 0.256, SLG: 0.299										1	0	0	0	0	0	1						
Gene Michael, S (1.6) OBP: 0.329, SLG: 0.308										2	0	1	0	0	1	2						
Frank Baker, L (4.6) OBP: 0.294, SLG: 0.128										1	0	0	0	0	1	0						
Horace Clarke, S (1.4) OBP: 0.318, SLG: 0.304										3	0	0	0	1	1	1						
Mel Stottlemyre, R (1.1) OBP: 0.224, SLG: 0.230										3	0	0	0	1	2	4						
<b>Inning Stats</b>	R: 2 E: 0 K: 1 S: 9	H: 4 LOB: 2 BB: 0 P: 9	R: 0 E: 0 K: 0 S: 3	H: 0 LOB: 0 BB: 0 P: 3	R: 2 E: 0 K: 0 S: 5	H: 3 LOB: 0 BB: 0 P: 5	R: 0 E: 0 K: 1 S: 6	H: 1 LOB: 1 BB: 0 P: 6	R: 0 E: 1 K: 0 S: 4	H: 1 LOB: 1 BB: 0 P: 4	R: 0 E: 0 K: 3 S: 9	H: 0 LOB: 0 BB: 0 P: 9	R: 0 E: 1 K: 1 S: 6	H: 0 LOB: 2 BB: 1 P: 10	R: 2 E: 0 K: 1 S: 8	H: 3 LOB: 2 BB: 1 P: 12	R: 0 E: 0 K: 0 S: 4	H: 1 LOB: 1 BB: 0 P: 4	1B: 12 2B: 1 3B: 0 HR: 0	SF: 0 SAC: 2 DP: 1 HBP: 0	WP: 0 PB: 0 CS: 1	PA: 42
<b>PITCHER</b>	IP WLS BF H R ER SO BB IBB HBP BLK WP HR S P ERA WHIP	IP WLS BF H R ER SO BB IBB HBP BLK WP HR S P ERA WHIP																				
Bill Parsons, R (1.1) ERA: 2.6	5.0 L 23 9 4 4 2 0 0 0 0 0 0 0 27 27 7.20 1.800																					
John Morris, L (6.1) ERA: 3.35	2.0 8 0 0 0 4 1 0 0 0 0 0 0 15 19 0.00 0.500																					
Lew Krausse, R (8.1) ERA: 3.63	2.0 11 4 2 2 1 0 1 0 0 0 0 0 12 16 9.00 2.000																					

Batter	1	2	3	4	5	6	7	8	9	AB	R	H	RBI	BB	SO	LOB	BOTTOM			
Tommy Harper, R (1.7) OBP: 0.308, SLG: 0.360										5	0	2	0	0	0	2	New York Yankees @ Milwaukee Brewers Milwaukee County Stadium, Milwaukee, WI Fri Jul 23 1971, 8:05 PM EDT Att: 28,958 - Overcast - 68 F	<b>AB</b> 33 <b>R</b> 2 <b>H</b> 6 <b>RBI</b> 2 <b>BB</b> 4 <b>SO</b> 6 <b>LOB</b> 18		
Ted Kubiak, S (1.6) OBP: 0.332, SLG: 0.306										4	1	0	0	0	0	3				
Dave May, L (1.8) OBP: 0.356, SLG: 0.427										3	1	0	0	0	0	1				
Frank Tepedino, L (7.3) OBP: 0.183, SLG: 0.288										1	0	0	0	0	1	0				
John Briggs, L (1.3) OBP: 0.391, SLG: 0.461										4	0	2	1	0	1	0				
Bill Voss, L (1.9) OBP: 0.314, SLG: 0.379										4	0	1	1	0	0	2				
Paul Retzliff, L (1.2) OBP: 0.221, SLG: 0.371										3	0	0	0	1	2	2				
Rob Ellis, R (1.5) OBP: 0.294, SLG: 0.247										2	0	0	0	2	1	1				
Ron Theobald, R (1.4) OBP: 0.351, SLG: 0.339										3	0	1	0	1	1	4				
Bill Parsons, R (1.1) OBP: 0.206, SLG: 0.205										1	0	0	0	0	0	1				
Bobby Mitchell, R (5. PH)										1	0	0	0	0	0	1				
John Morris, R (6. PH)										0	0	0	0	0	0	0				
Roberto Penes, R (7. PH)										1	0	0	0	0	0	0				
Bill Voss, R (8. PH)										0	0	0	0	0	0	0				
Lew Krausse, R (9. PH)										0	0	0	0	0	0	0				
Andy Kosco, R (9. PH)										1	0	0	0	0	0	1				
<b>Inning Stats</b>	R: 0 E: 0 K: 0 S: 3	H: 0 LOB: 0 BB: 0 P: 3	R: 0 E: 0 K: 1 S: 5	H: 0 LOB: 0 BB: 0 P: 5	R: 0 E: 0 K: 2 S: 10	H: 1 LOB: 1 BB: 0 P: 10	R: 0 E: 0 K: 0 S: 4	H: 2 LOB: 1 BB: 0 P: 4	R: 0 E: 0 K: 1 S: 6	H: 1 LOB: 3 BB: 2 P: 14	R: 0 E: 0 K: 0 S: 3	H: 1 LOB: 0 BB: 0 P: 3	R: 0 E: 0 K: 2 S: 8	H: 1 LOB: 1 BB: 0 P: 8	R: 0 E: 0 K: 0 S: 3	H: 0 LOB: 1 BB: 1 P: 7	1B: 6 2B: 0 3B: 0 HR: 0	SF: 0 SAC: 0 DP: 2 HBP: 0	WP: 1 PB: 0 CS: 0	PA: 37
<b>PITCHER</b>	IP WLS BF H R ER SO BB IBB HBP BLK WP HR S P ERA WHIP	IP WLS BF H R ER SO BB IBB HBP BLK WP HR S P ERA WHIP																		
Mel Stottlemyre, R (1.1) ERA: 2.91	9.0 W 37 6 2 0 6 4 0 0 0 0 1 0 45 61 0.00 1.111																			



Batter	1	2	3	4	5	6	7	8	9	AB	R	H	RBI	BB	SO	LOB	TOP										
<b>Jerry Kenney, L</b> OBP: 0.388, SLG: 0.314 (1, 5)	4-0 HR BB		0-0 4-3 1-3 1B	0-0 FC4-6		4-0 S BB			0-0 G3	3	1	1	0	2	0	2	<b>New York Yankees @ Milwaukee Brewers</b> Milwaukee County Stadium, Milwaukee, WI Sat Jul 24 1971, 4:33 AM EDT Att: 16,688 - Cloudy - 66 F										
<b>Jake Gibbs, L</b> OBP: 0.276, SLG: 0.346 (1, 2)	0-0 1-H HR		0-0 1-3		0-0 F3	0-3 K2-3			0-0 1B	5	1	2	2	0	1	2											
<b>Bobby Murcer, L</b> OBP: 0.442, SLG: 0.561 (1, 8)	0-0 L3		0-0 4-3		4-0 1B 2B BB				0-0 F7	4	1	0	0	1	0	2											
<b>Roy White, S</b> OBP: 0.376, SLG: 0.489 (1, 7)	4-0 S BB		4-0 BB		0-0 F9				0-0 4-3	3	0	0	0	2	0	2											
<b>Ron Blomberg, L</b> OBP: 0.397, SLG: 0.478 (1, 9)	0-0 F9		0-0 6-3		0-0 1-3 2B 1B				4-0 CS BB	3	1	1	0	1	0	3											
<b>Danny Cater, R</b> OBP: 0.280, SLG: 0.316 (1, 3)	0-0 4-3			0-0 4-3	0-0 1-H 3-H 2B				0-0 G3	4	0	1	2	0	0	1											
<b>Horace Clarke, S</b> OBP: 0.320, SLG: 0.307 (1, 4)		4-0 E 4-3-5 BB		0-0 4-3	0-0 4-3				0-0 2B	3	0	1	0	1	0	1											
<b>Frank Baker, L</b> OBP: 0.291, SLG: 0.140 (1, 6)	0-0 F5		0-0 1-2	0-0 1B 1B		0-0 F8			0-0 L7	4	0	1	0	0	0	2											
<b>Mike Kekich, R</b> OBP: 0.208, SLG: 0.208 (1, 1)		0-0 4-3-5		0-0 FC4-6 1B		0-0 F3			0-0 F8	3	0	1	0	0	0	1											
<b>Lindy McDaniel, R</b> OBP: 0.125, SLG: 0.125 (7, 1)										1	0	0	0	0	0	1											
<b>Inning Stats</b>	R: 2 E: 0 K: 0 S: 4	H: 1 LOB: 1 BB: 2 P: 12	R: 0 E: 1 K: 0 S: 2	H: 0 LOB: 0 BB: 1 P: 6	R: 0 E: 0 K: 0 S: 4	H: 1 LOB: 2 BB: 1 P: 8	R: 0 E: 0 K: 0 S: 5	H: 2 LOB: 2 BB: 0 P: 5	R: 2 E: 0 K: 1 S: 5	H: 2 LOB: 1 BB: 1 P: 9	R: 0 E: 0 K: 0 S: 2	H: 0 LOB: 0 BB: 1 P: 6	R: 0 E: 0 K: 0 S: 4	H: 1 LOB: 1 BB: 0 P: 4	R: 0 E: 0 K: 0 S: 4	H: 1 LOB: 1 BB: 0 P: 4	1B: 5 2B: 3 3B: 0 HR: 1	SF: 0 SAC: 0 DP: 1 HBP: 0	WP: 0 PB: 0 SB: 2 CS: 1	PA: 41							
<b>PITCHER</b>	IP	WLS	BF	H	R	ER	SO	BB	IBB	HBP	BLK	WP	HR	S	P	ERA	WHIP										
<b>Jim Slaton, R</b> ERA: 4.34 (1, 1)	5.0	L	25	6	4	4	0	5	0	0	0	0	1	20	40	7.20	2.200										
<b>Floyd Weaver, R</b> ERA: 4.82 (6, 1)	2.0		7	0	0	0	1	2	0	0	0	0	0	7	15	0.00	1.000										
<b>Ken Sanders, R</b> ERA: 1.8 (8, 1)	2.0		8	2	0	0	0	0	0	0	0	0	0	8	8	0.00	1.000										
<b>Batter</b>	<b>1</b>	<b>2</b>	<b>3</b>	<b>4</b>	<b>5</b>	<b>6</b>	<b>7</b>	<b>8</b>	<b>9</b>	<b>AB</b>	<b>R</b>	<b>H</b>	<b>RBI</b>	<b>BB</b>	<b>SO</b>	<b>LOB</b>	<b>BOTTOM</b>										
<b>Tommy Harper, R</b> OBP: 0.307, SLG: 0.367 (1, 7)	0-0 F9		0-0 F7		0-0 6-3				0-0 1-H 2-H HR	4	1	1	3	0	0	0	<b>New York Yankees @ Milwaukee Brewers</b> Milwaukee County Stadium, Milwaukee, WI Sat Jul 24 1971, 4:33 AM EDT Att: 16,688 - Cloudy - 66 F										
<b>Ron Theobald, R</b> OBP: 0.348, SLG: 0.337 (1, 4)	0-0 B1		0-0 1B			0-0 6-3			0-0 6-3	4	0	1	0	0	0	1											
<b>Ken Sanders, R</b> (8, 1)										0	0	0	0	0	0	0											
<b>Roberto Pena, R</b> OBP: 0.291, SLG: 0.366 (1, 3)	0-0 G3		0-0 1B			0-0 5-3			0-0 P4	4	0	1	0	0	0	0											
<b>Andy Kosco, R</b> OBP: 0.305, SLG: 0.345 (1, 9)		4-0 6-3 1B BB		0-0 G6-4-3		4-0 BB			0-0 F6	1	0	0	0	2	0	2											
<b>Bill Voss, L</b> OBP: 0.313, SLG: 0.378 (8, PH)			0-0 6-3 1B		0-0 G6-4-3				0-0 F8	1	0	0	0	0	0	0											
<b>Rob Ellis, R</b> OBP: 0.283, SLG: 0.238 (1, 5)		0-3 K		0-0 6-3		0-0 F8			0-0 F8	4	0	0	0	0	1	2											
<b>Bobby Mitchell, R</b> OBP: 0.300, SLG: 0.125 (1, 8)		0-0 6-3 1B		0-0 F8		0-0 4-3			4-0 SH5-4 BB	3	0	1	0	1	0	0											
<b>Ted Kubiak, S</b> OBP: 0.329, SLG: 0.303 (1, 6)		0-0 6-3		0-0 6-3			0-3 K		0-0 SH5-4	3	0	0	0	0	1	2											
<b>Ellie Rodriguez, R</b> OBP: 0.284, SLG: 0.224 (1, 2)		4-0 IBB			0-0 F8		4-0 1B HR BB		0-0 F5	1	1	0	0	2	0	0											
<b>Paul Retzliff, L</b> OBP: 0.217, SLG: 0.365 (9, PH)										1	0	0	0	0	0	1											
<b>Jim Slaton, R</b> OBP: 0.176, SLG: 0.067 (1, 1)										1	0	0	0	0	1	3											
<b>Frank Tompkins, L</b> OBP: 0.186, SLG: 0.283 (5, PH)										1	0	0	0	0	0	0											
<b>Floyd Weaver, R</b> (8, 1)										0	0	0	0	0	0	0											
<b>Al Yates, R</b> OBP: 0.048, SLG: 0.020 (7, PH)										0	1	0	0	0	0	0											
<b>Marcelino Lopez, R</b> OBP: 0.071, SLG: 0.037 (7, PH)										0	1	0	0	0	0	0											
<b>John Briggs, L</b> OBP: 0.306, SLG: 0.459 (8, 3)										1	0	0	0	0	0	1											
<b>Inning Stats</b>	R: 0 E: 0 K: 0 S: 3	H: 0 LOB: 0 BB: 0 P: 3	R: 0 E: 0 K: 2 S: 8	H: 1 LOB: 3 BB: 2 P: 16	R: 0 E: 0 K: 0 S: 4	H: 2 LOB: 1 BB: 0 P: 4	R: 0 E: 0 K: 0 S: 3	H: 0 LOB: 0 BB: 0 P: 3	R: 0 E: 0 K: 0 S: 3	H: 0 LOB: 0 BB: 0 P: 3	R: 3 E: 0 K: 1 S: 7	H: 2 LOB: 1 BB: 1 P: 11	R: 0 E: 0 K: 0 S: 3	H: 0 LOB: 0 BB: 0 P: 3	R: 0 E: 0 K: 0 S: 3	H: 0 LOB: 1 BB: 1 P: 7	1B: 4 2B: 0 3B: 0 HR: 1	SF: 0 SAC: 1 DP: 1 HBP: 0	WP: 0 PB: 0 SB: 0 CS: 0	PA: 36							
<b>PITCHER</b>	IP	WLS	BF	H	R	ER	SO	BB	IBB	HBP	BLK	WP	HR	S	P	ERA	WHIP										
<b>Mike Kekich, L</b> ERA: 3.72 (1, 1)	6.2	W	28	5	3	3	3	3	1	0	0	0	1	30	46	4.05	1.200										
<b>Lindy McDaniel, R</b> ERA: 5.37 (7, 1)	2.1	S	8	0	0	0	0	1	0	0	0	0	0	7	11	0.00	0.429										




Batter	1	2	3	4	5	6	7	8	9	10	11	AB	R	H	RBI	BB	SO	LOB	TOP				
Jerry Kenney, L OBP: 0.368, SLG: 0.310 (1, 5)	4-0 1B SF8 BB	0-0 P6	0-0 G3		0-0 G3		4-0 BB		0-0 F8	0-0 SF8	3	1	0	1	2	0	1						
Jake Gibbs, L OBP: 0.272, SLG: 0.338 (1, 2)	0-0 FC3-6 1-3 1B SF8	0-3 K	0-0 1-3		0-0 F9		0-0 F9		0-0 F5	0-3 K	6	1	1	0	0	2	4						
Bobby Murcer, L OBP: 0.442, SLG: 0.559 (1, 8)	0-0 SF8		0-0 F4		0-0 6-3		4-0 FC3-6 BB		0-0 PO		3	0	1	1	1	0	0						
Roy White, S OBP: 0.381, SLG: 0.490 (1, 7)	4-0 FC3-6 BB		4-0 S BB		0-0 G3-6-3 1B		0-0 FC3-6 FC5-4 1-2		0-0 PO	0-0 1B	3	1	2	0	2	0	1						
Ron Blomberg, L OBP: 0.386, SLG: 0.459 (1, 9)	0-0 FC3-6 1B 1-2 2-3		0-3 K		0-0 G3-6-3 1-2		0-3 K		0-0 FC5-4		5	1	1	0	0	2	5						
Felipe Alou, R OBP: 0.328, SLG: 0.397 (1, 3)	0-0 1-3 3-H 1B		0-0 5-3		0-0 F6		0-0 FC5-4 1-2		0-0 FC5-4		5	1	2	2	0	0	2						
Horace Clarke, S OBP: 0.320, SLG: 0.308 (1, 4)	0-0 L4		0-0 4-3		0-0 K		0-0 1B		0-3 K		5	0	2	1	0	1	2						
Frank Baker, L OBP: 0.288, SLG: 0.149 (1, 6)		0-0 E4 SH3	0-3 K		0-0 K		0-0 1B		0-0 P4		4	0	1	0	0	1	0						
Gene Michael, S OBP: 0.331, SLG: 0.311 (11, PH)										0-0 E SF8 2-H 3-H 1B	4	0	1	1	0	0	0						
Stan Bahnsen, R OBP: 0.194, SLG: 0.250 (9, 1)		0-0 SH3	0-0 6-3		0-0 F3		0-0 6-3		0-0 6-3		3	0	0	0	0	0	1						
Lindy McDaniel, R OBP: 0.111, SLG: 0.111 (9, 1)											1	0	0	0	0	0	1						
<b>Inning Stats</b>	R: 2 E: 0 K: 0 S: 5	H: 2 LOB: 2 BB: 2 P: 13	R: 0 E: 1 K: 1 S: 6	H: 0 LOB: 1 BB: 0 P: 6	R: 0 E: 0 K: 1 S: 5	H: 0 LOB: 1 BB: 1 P: 9	R: 0 E: 0 K: 1 S: 5	H: 1 LOB: 0 BB: 0 P: 5	R: 0 E: 0 K: 0 S: 3	H: 2 LOB: 2 BB: 1 P: 8	R: 0 E: 0 K: 1 S: 5	H: 0 LOB: 1 BB: 1 P: 9	R: 0 E: 0 K: 1 S: 5	H: 0 LOB: 0 BB: 0 P: 5	R: 0 E: 0 K: 0 S: 3	H: 1 LOB: 0 BB: 0 P: 3	R: 0 E: 2 K: 0 S: 10	H: 5 LOB: 1 BB: 0 P: 10	1B: 11 2B: 0 3B: 0 HR: 0	SF: 2 SAC: 1 DP: 1 HBP: 0	WP: 0 PB: 0 SB: 2 CS: 0	PA: 48	
<b>PITCHER</b>	Marty Pattin, R ERA: 3.03 (1, 1)	IP: 8.0 WLS: L BF: 33	H: 5 R: 2 ER: 4 SO: 1	BB: 0 IBB: 0 HBP: 0 BLK: 0	WP: 0 HR: 0 S: 36 P: 56	ERA: 2.25 WHIP: 1.250	Ken Sanders, R ERA: 2.09 (9, 1)	IP: 2.0 WLS: L BF: 10	H: 5 R: 4 ER: 3 SO: 1	BB: 0 IBB: 0 HBP: 0 BLK: 0	WP: 0 HR: 0 S: 12 P: 12	ERA: 13.50 WHIP: 2.500	John Morris, L ERA: 3.28 (11, 1)	IP: 1.0 WLS: L BF: 4	H: 1 R: 0 ER: 0 SO: 1	BB: 0 IBB: 0 HBP: 0 BLK: 0	WP: 0 HR: 0 S: 6 P: 6	ERA: 0.00 WHIP: 1.000					

**New York Yankees @ Milwaukee Brewers**  
 Milwaukee County Stadium, Milwaukee, WI  
 Sun Jul 25 1971, 4:33 AM EDT  
 Cloudy - 81 F

livebaseballscores.com

AB 39  
R 6  
H 11  
RBI 6  
BB 5  
SO 6  
LOB 17




Batter	1	2	3	4	5	6	7	8	9	10	11	AB	R	H	RBI	BB	SO	LOB	BOTTOM			
Tommy Harper, R OBP: 0.306, SLG: 0.365 (1, 7)	0-0 F5		0-0 F9			0-0 F2		0-0 F7			0-0 G5-4-3 1B	5	0	1	0	0	0					
Roberto Pena, R OBP: 0.269, SLG: 0.361 (8, 5)	0-0 1B 1B		0-0 F8			0-0 6-3			0-0 6-3		5	1	1	0	0	0	1					
John Briggs, L OBP: 0.398, SLG: 0.479 (1, 9)	0-0 1B 1-2 1B		0-0 F9		4-0 BB		0-0 HR		0-0 1B		4	1	3	1	1	0	0					
Bill Voss, L OBP: 0.311, SLG: 0.374 (1, 8)	0-0 G4-6-3 1-2 2-H 1B		0-3 K		0-0 F6		0-0 G3		0-0 G3		5	0	1	1	0	1	2					
Frank Tepedino, L OBP: 0.169, SLG: 0.266 (1, 3)	0-0 G4-6-3 1-2		0-0 5-3		0-0 P4		0-0 G3		0-0 G3		4	0	0	0	0	0	2					
Paul Rattiff, L OBP: 0.208, SLG: 0.348 (1, 2)		0-3 K			0-0 F7		0-0 4-3		0-0 G3 SH2-4 1B		3	0	0	0	0	1	0					
Eliee Rodriguez, R OBP: 0.287, SLG: 0.228 (9, 2)										0-0 SH2-4 1-2 1B	2	0	0	0	0	2	0					
Rob Ellis, R OBP: 0.278, SLG: 0.233 (1, 5)		0-3 K			0-3 K		0-0 F9		0-0 SH2-4 1-2 1B		2	0	0	0	0	2	0					
Ron Theobald, R OBP: 0.347, SLG: 0.335 (7, PH)										0-0 SH2-4 1-2 1B	1	0	0	0	0	0	0					
Ted Kubiak, S OBP: 0.327, SLG: 0.306 (8, 6)		0-0 F8			0-0 2B		0-3 K		0-0 G3		4	0	1	0	0	1	1					
Marty Pattin, R ERA: 3.35 (1, 1)			0-3 K		0-0 F2		0-0 6-3		0-0 F9		2	0	0	0	0	1	1					
Andy Kosco, R OBP: 0.303, SLG: 0.343 (8, PH)											1	0	0	0	0	0	0					
Ken Sanders, R (9, 1)											1	0	0	0	0	1	1					
John Morris, R OBP: 0.167, SLG: 0.200 (11, 1)											0	0	0	0	0	0	0					
<b>Inning Stats</b>	R: 1 E: 0 K: 0 S: 5	H: 3 LOB: 1 BB: 0 P: 5	R: 0 E: 0 K: 2 S: 7	H: 0 LOB: 0 BB: 0 P: 7	R: 0 E: 0 K: 1 S: 5	H: 0 LOB: 0 BB: 0 P: 5	R: 0 E: 0 K: 1 S: 6	H: 1 LOB: 1 BB: 0 P: 6	R: 0 E: 0 K: 0 S: 3	H: 0 LOB: 0 BB: 0 P: 3	R: 0 E: 0 K: 1 S: 5	H: 0 LOB: 0 BB: 0 P: 5	R: 1 E: 0 K: 0 S: 4	H: 1 LOB: 0 BB: 0 P: 4	R: 0 E: 0 K: 0 S: 4	H: 1 LOB: 1 BB: 0 P: 4	R: 0 E: 0 K: 0 S: 4	H: 2 LOB: 1 BB: 0 P: 4	1B: 6 2B: 1 3B: 0 HR: 1	SF: 0 SAC: 1 DP: 2 HBP: 0	WP: 0 PB: 0 SB: 0 CS: 0	PA: 40
<b>PITCHER</b>	Stan Bahnsen, R ERA: 3.35 (1, 1)	IP: 8.1 WLS: W BF: 30	H: 5 R: 2 ER: 2 SO: 6	BB: 1 IBB: 0 HBP: 0 BLK: 0	WP: 0 HR: 1 S: 41 P: 45	ERA: 2.16 WHIP: 0.720	Lindy McDaniel, R ERA: 5.1 (9, 1)	IP: 2.2 WLS: W BF: 10	H: 3 R: 0 ER: 0 SO: 0	BB: 0 IBB: 0 HBP: 0 BLK: 0	WP: 0 HR: 0 S: 10 P: 10	ERA: 0.00 WHIP: 1.125										

**New York Yankees @ Milwaukee Brewers**  
 Milwaukee County Stadium, Milwaukee, WI  
 Sun Jul 25 1971, 4:33 AM EDT  
 Cloudy - 81 F

livebaseballscores.com

AB 38  
R 2  
H 8  
RBI 2  
BB 1  
SO 6  
LOB 8





Batter	1	2	3	4	5	6	7	8	9	AB	R	H	RBI	BB	SO	LOB	TOP										
Gene Michael, S OBP: 0.332, SLG: 0.310	4-0 2B 6-3 BB	0-0 F8		0-0 1-2 1B		0-0 L3	0-0 F9			4	1	1	0	1	0	1											
Thurman Munson, R OBP: 0.337, SLG: 0.391	0-0 6-3 SF7 2B	0-0 FC4-6 1B		0-0 F8		0-0 1B				5	2	4	0	0	0	2											
Felipe Alou, R Al Closter, L	0-0 6-3	0-0 F4		0-0 F7		0-0 4-3				2	0	0	1	0	0	2											
Jack Aker, R										2	0	0	0	0	0	3											
Fritz Peterson, S OBP: 0.170, SLG: 0.087										0	0	0	0	0	0	0											
Roy White, S OBP: 0.382, SLG: 0.487	0-0 SF7	0-0 FC4-6			4-0 WP E BB		0-0 1B 2B BB		0-0 F8	2	2	0	1	2	0	1											
Danny Cater, R OBP: 0.279, SLG: 0.314	0-0 5-3		0-0 4-3		0-0 F9		0-0 1-3 2B 1B		0-0 6-3	5	1	1	0	0	0	1											
Ron Swoboda, R OBP: 0.377, SLG: 0.348		0-0 E HR 1B	0-0 F9		0-3 K		4-0 2B 1-2 SF7 BB		0-0 1-3	4	2	1	0	1	1	1											
John Ellis, R Jerry Kenney, L		0-0 E5 HR BB	0-0 L5		0-0 E6		0-0 3-1 2B		0-0 6-3	5	1	1	2	0	0	1											
Ron Hansen, R OBP: 0.225, SLG: 0.247		4-0 HR BB		0-0 F8 1B		0-3 K		0-0 SF7		3	1	1	1	1	1	1											
Jim Hardin, R										0	0	0	0	0	0	0											
Bobby Murcer, L (2, PH)		1-1 HR		0-0 F9		0-3 K		0-0 3-1		4	1	1	4	0	1	2											
<b>Inning Stats</b>	R: 2 E: 0 K: 0 S: 4	H: 1 LOB: 0 BB: 1 P: 8	R: 4 E: 1 K: 0 S: 7	H: 3 LOB: 1 BB: 1 P: 11	R: 0 E: 0 K: 0 S: 3	H: 0 LOB: 0 BB: 0 P: 3	R: 0 E: 0 K: 0 S: 5	H: 2 LOB: 2 BB: 0 P: 5	R: 1 E: 1 K: 2 S: 8	H: 0 LOB: 1 BB: 1 P: 12	R: 0 E: 0 K: 1 S: 6	H: 1 LOB: 1 BB: 0 P: 6	R: 3 E: 1 K: 0 S: 5	H: 2 LOB: 1 BB: 2 P: 13	R: 1 E: 0 K: 0 S: 4	H: 1 LOB: 0 BB: 0 P: 4	R: 0 E: 0 K: 0 S: 3	H: 0 LOB: 0 BB: 0 P: 3	1B: 6 2B: 2 3B: 1 HR: 1	SF: 3 SAC: 0 DP: 0 HBP: 0	WP: 1 PB: 0 SB: 0 CS: 0	PA: 44					
<b>PITCHER</b>	IP	WLS	BF	H	R	ER	SO	BB	IBB	HBP	BLK	WP	HR	S	P	ERA	WHIP										
Marcelino Lopez, L ERA: 4.26	1.0	L	8	2	5	5	0	2	0	0	0	0	0	6	14	45.00	4.000										
Lew Krausse, R ERA: 3.52	3.0		13	4	1	0	0	0	0	0	0	0	1	13	13	0.00	1.333										
Jim Hannan, R ERA: 4.54	2.0		13	3	4	3	3	3	0	0	0	1	0	16	28	13.50	3.000										
John Morris, L ERA: 3.21	1.0		3	0	0	0	0	0	0	0	0	0	0	3	3	0.00	0.000										
Floyd Weaver, R ERA: 4.75	2.0		7	1	1	1	0	0	0	0	0	0	0	7	7	4.50	0.500										

New York Yankees @ Milwaukee Brewers  
Milwaukee County Stadium, Milwaukee, WI

AB 36  
R 11  
H 10  
RBI 10  
BB 5  
SO 3  
LOB 15



WP: 1 PA: 44  
PB: 0 SB: 0 CS: 0

New York Yankees @ Milwaukee Brewers  
Milwaukee County Stadium, Milwaukee, WI

AB 40  
R 8  
H 12  
RBI 9  
BB 2  
SO 7  
LOB 18



WP: 1 PA: 43  
PB: 0 SB: 2 CS: 0

Batter	1	2	3	4	5	6	7	8	9	AB	R	H	RBI	BB	SO	LOB	BOTTOM										
Tommy Harper, R OBP: 0.307, SLG: 0.368	0-0 E 1B 2B	0-0 4-3			0-0 F7		0-0 FC5-4 WP 1B	0-0 1B		5	2	2	0	0	0	1											
Ron Theobald, R OBP: 0.343, SLG: 0.331	0-0 E4 1B 2-3		0-0 F8		0-0 6-3		0-0 1B WP	0-0 4-3		5	2	1	0	0	0	2											
John Briggs, L Andy Kosco, R	0-0 F5		0-3 K		0-0 1-3		0-0 E 1B		0-3 K	3	0	0	0	0	1	2											
Bill Voss, L Bobby Mitchell, R	4-0 S 1B FC6-4 BB		0-0 F9			0-3 K	0-0 E6 1B HR		0-0 4-3 1B	2	1	0	0	1	1	0											
Frank Tepedino, L OBP: 0.200, SLG: 0.290	0-0			0-0 4-3		0-0 F8				5	0	3	3	0	0	0											
Ted Kubiak, S OBP: 0.336, SLG: 0.325	1-2 2-3 3-H 1B			0-0 FC5 1B		0-0 F8	0-0 1B		0-0 4-3	4	1	3	3	1	0	2											
Roberto Pena, R Floyd Weaver, R	0-0 FC6-4			0-0 FC5 1B		0-0 G3	0-0 F2		0-3 K	3	0	1	1	0	0	3											
Paul Ratliff, L OBP: 0.205, SLG: 0.343	1-2 2-3 3-H 1B			1-2 1B					0-0 K	1	0	0	0	0	1	2											
Ellie Rodriguez, R OBP: 0.286, SLG: 0.224	0-0 1-2	0-0 F3		0-3 K			1-0 FC5-4 HBP	0-3 K2-3		3	0	0	0	0	2	2											
Marcelino Lopez, R Lew Krausse, R				0-0 FC5						0	0	0	0	0	0	0											
Al Yates, R Jim Hannan, R										1	0	0	0	0	1	0											
John Morris, R Rob Ellis, R										0	0	0	0	0	0	0											
Dave May, L OBP: 0.250, SLG: 0.425										2	0	0	0	0	0	1											
<b>Inning Stats</b>	R: 3 E: 1 K: 0 S: 5	H: 2 LOB: 2 BB: 2 P: 13	R: 0 E: 0 K: 1 S: 5	H: 0 LOB: 0 BB: 0 P: 5	R: 0 E: 0 K: 1 S: 5	H: 0 LOB: 0 BB: 0 P: 5	R: 0 E: 0 K: 1 S: 7	H: 2 LOB: 2 BB: 0 P: 7	R: 0 E: 0 K: 0 S: 3	H: 0 LOB: 0 BB: 0 P: 3	R: 0 E: 0 K: 1 S: 6	H: 1 LOB: 1 BB: 0 P: 6	R: 6 E: 1 K: 0 S: 8	H: 4 LOB: 0 BB: 0 P: 9	R: 0 E: 0 K: 1 S: 6	H: 1 LOB: 1 BB: 0 P: 6	R: 0 E: 0 K: 2 S: 9	H: 2 LOB: 2 BB: 0 P: 9	1B: 10 2B: 1 3B: 0 HR: 1	SF: 0 SAC: 0 DP: 0 HBP: 1	WP: 1 PB: 0 SB: 2 CS: 0	PA: 43					
<b>PITCHER</b>	IP	WLS	BF	H	R	ER	SO	BB	IBB	HBP	BLK	WP	HR	S	P	ERA	WHIP										
Jim Hardin, R ERA: 4.66	1.0		8	2	3	1	0	1	0	0	0	0	0	5	13	9.00	3.000										
Al Closter, L ERA: 2.08	5.2	W	25	6	5	3	4	0	0	1	0	1	0	32	33	4.76	1.059										
Jack Aker, R ERA: 2.52	0.0		1	1	1	0	0	0	0	0	0	0	1	1	1	∞	∞										
Fritz Peterson, L ERA: 3.36	2.1	S	10	3	0	0	3	0	0	0	0	0	0	16	16	0.00	1.286										

New York Yankees @ Milwaukee Brewers  
Milwaukee County Stadium, Milwaukee, WI


Sun Jul 25 1971, 4:38 AM EDT  
Att: 15,006 - Overcast - 82 F



Batter	1	2	3	4	5	6	7	8	9	10	11	12	AB	R	H	RBI	BB	SO	LOB	TOP			
Gene Michael, S OBP: 0.329, SLG: 0.304 (1, 6)	4-0 1B SF9 BB		0-0 F9	0-0 4-3			0-3 K		0-3 K		0-3 K		5	1	0	0	1	3	5				
Thurman Munson, R OBP: 0.336, SLG: 0.387 (12, 9)	4-0 SF9 1B BB		0-0 7-4 BB 1B		0-0 6-3		0-0 G3			0-0 P4	0-0 FC4-6		5	1	1	0	1	0	2				
Bobby Murcer, L OBP: 0.445, SLG: 0.573 (1, 8)	0-0 1B		4-0 1-2 BB		0-0 HR			0-0 F8		4-0 E BB		4-0 FC5 BB	3	1	2	1	3	0	0				
Roy White, S OBP: 0.381, SLG: 0.484 (1, 7)	0-0 SF9		0-0 7-4		0-0 6-3		0-0 CS 1B		0-3 K		4-0 E BB	4-0 1-2 E BB	4	1	1	1	1	1	3				
Felipe Alou, R OBP: 0.324, SLG: 0.390 (1, 3)	0-0 1-2 3H 1B		0-0 G4-3 1B		0-0 L8		0-0 F3		0-0 F3		0-0 E5	0-0 P6	6	0	1	1	0	0	4				
Ron Swoboda, R OBP: 0.376, SLG: 0.343 Ron Blomberg, L OBP: 0.388, SLG: 0.461 (9, PH) John Ellis, R OBP: 0.336, SLG: 0.376 (12, PH)	0-0 G4-3		0-0 G4-3 1B		4-0 WP 1B BB		0-0 F3		0-0 CS	0-0 FC1-6 1B	0-0 L4	0-0 FC5	2	1	0	0	1	0	2				
Danny Cater, R OBP: 0.279, SLG: 0.314 Jerry Kenney, L OBP: 0.369, SLG: 0.308 (9, PH)		0-0 4-3		0-0 WP 1B		0-0 6-3		0-0 6-3		0-0 FC1-6 BB		4-0 SH5-4 BB	4	1	1	0	0	0	1				
Horace Clarke, S OBP: 0.320, SLG: 0.308 (1, 4)		0-3 K		0-0 FC6-4 1B		0-0 6-3		0-0 6-3		0-0 F8		0-0 SH5-4	4	0	1	2	0	1	1				
Mel Stottlemyre, R OBP: 0.279, SLG: 0.314 Lindy McDaniel, R OBP: 0.279, SLG: 0.314 Al Closter, L OBP: 0.279, SLG: 0.314 Jack Aker, R OBP: 0.279, SLG: 0.314 Jim Little, R OBP: 0.279, SLG: 0.314 Roger Hambright, R OBP: 0.279, SLG: 0.314		0-3 K		0-0 FC6-4			0-0 F8		4-0 1-2 BB		4-0 FC4-6 IBB		3	0	0	0	0	1	1				
<b>Inning Stats</b>	R: 2 E: 0 K: 2 S: 4	H: 2 LOB: 1 BB: 2 P: 12	R: 0 E: 0 K: 2 S: 7	H: 0 LOB: 0 BB: 0 P: 7	R: 0 E: 0 K: 0 S: 3	H: 1 LOB: 1 BB: 1 P: 7	R: 2 E: 0 K: 0 S: 5	H: 2 LOB: 1 BB: 1 P: 9	R: 1 E: 0 K: 0 S: 4	H: 1 LOB: 0 BB: 0 P: 4	R: 0 E: 0 K: 1 S: 5	H: 0 LOB: 0 BB: 0 P: 5	R: 0 E: 0 K: 3 S: 6	H: 1 LOB: 0 BB: 0 P: 3	R: 0 E: 0 K: 1 S: 6	H: 1 LOB: 2 BB: 1 P: 10	R: 0 E: 1 K: 1 S: 6	H: 0 LOB: 2 BB: 1 P: 13	R: 1 E: 1 K: 0 S: 3	H: 0 LOB: 1 BB: 2 P: 11	1B: 7 2B: 1 3B: 0 HR: 1	SF: 1 DP: 2 HBP: 0	WP: 1 PA: 53
<b>PITCHER</b>	IP WLS BF H R ER SO BB IBB HBP BLK WP HR S P ERA WHIP	IP WLS BF H R ER SO BB IBB HBP BLK WP HR S P ERA WHIP	IP WLS BF H R ER SO BB IBB HBP BLK WP HR S P ERA WHIP	IP WLS BF H R ER SO BB IBB HBP BLK WP HR S P ERA WHIP	IP WLS BF H R ER SO BB IBB HBP BLK WP HR S P ERA WHIP	IP WLS BF H R ER SO BB IBB HBP BLK WP HR S P ERA WHIP	IP WLS BF H R ER SO BB IBB HBP BLK WP HR S P ERA WHIP	IP WLS BF H R ER SO BB IBB HBP BLK WP HR S P ERA WHIP	IP WLS BF H R ER SO BB IBB HBP BLK WP HR S P ERA WHIP	IP WLS BF H R ER SO BB IBB HBP BLK WP HR S P ERA WHIP	IP WLS BF H R ER SO BB IBB HBP BLK WP HR S P ERA WHIP	IP WLS BF H R ER SO BB IBB HBP BLK WP HR S P ERA WHIP	IP WLS BF H R ER SO BB IBB HBP BLK WP HR S P ERA WHIP	IP WLS BF H R ER SO BB IBB HBP BLK WP HR S P ERA WHIP	IP WLS BF H R ER SO BB IBB HBP BLK WP HR S P ERA WHIP	IP WLS BF H R ER SO BB IBB HBP BLK WP HR S P ERA WHIP	IP WLS BF H R ER SO BB IBB HBP BLK WP HR S P ERA WHIP	IP WLS BF H R ER SO BB IBB HBP BLK WP HR S P ERA WHIP	IP WLS BF H R ER SO BB IBB HBP BLK WP HR S P ERA WHIP	IP WLS BF H R ER SO BB IBB HBP BLK WP HR S P ERA WHIP	IP WLS BF H R ER SO BB IBB HBP BLK WP HR S P ERA WHIP	IP WLS BF H R ER SO BB IBB HBP BLK WP HR S P ERA WHIP	IP WLS BF H R ER SO BB IBB HBP BLK WP HR S P ERA WHIP

**New York Yankees @ Chicago White Sox**  
Comiskey Park, Chicago, IL  
Tue Jul 27 1971, 8:05 PM EDT  
Att. 13,346 - Unknown - 72 F


**AB 40**  
**R 6**  
**H 8**  
**RBI 5**  
**BB 10**  
**SO 6**  
**LOB 23**



Batter	1	2	3	4	5	6	7	8	9	10	11	12	AB	R	H	RBI	BB	SO	LOB	BOTTOM					
Pat Kelly, L OBP: 0.378, SLG: 0.329 (1, 9)	0-3 K		0-3 K		0-0 F7		0-0 4-3	0-0 4-3		0-0 1B		0-0 HR 2B	7	1	2	1	0	2	3						
Jay Johnstone, L OBP: 0.341, SLG: 0.400 Rick Rachard, R OBP: 0.349, SLG: 0.485 (9, PH)	0-0 3-1		0-0 HR	0-0 HR	0-0 1B		0-0 1B	0-0 1B	4-0 SH5-4 BB	0-3 K		0-0 5-3	4	1	3	1	0	0	0						
Carlos May, L OBP: 0.362, SLG: 0.376 (1, 7)	0-3 K		0-0 4-3 1B 2B	0-0 4-3 1B 2B	0-0 L3		0-0 4-3	0-0 4-3	0-0 SH5-4	0-0 SH5-4		4-0 1-3	5	2	1	0	1	1	2						
Bill Melton, R OBP: 0.397, SLG: 0.536 (1, 5)		0-0 F3		0-0 4-3		0-0 FC4-6 1B		0-3 K	4-0 K	0-0 IBB		0-0 5-3	6	1	2	3	1	1	1						
Rich McKinney, R OBP: 0.352, SLG: 0.422 (1, 4)		0-0 F3		0-0 FC4-6 1B SF7		0-0 FC4-6 1B SF7		0-0 F8	0-0 F9			0-0 2B	6	1	2	1	0	0	3						
Ed Hemmery, L OBP: 0.338, SLG: 0.404 Luis Alvarado, R OBP: 0.221, SLG: 0.262 Tom Egan, R OBP: 0.349, SLG: 0.483 (1, 2)		0-3 K		0-0 1B	0-0 1B		0-0 1B	0-0 1B	0-3 K	0-3 K		4-0 2B	4	0	3	0	0	1	0						
Bob Spence, L OBP: 0.320, SLG: 0.200 Lee Richard, R OBP: 0.289, SLG: 0.309 (10, PH)			0-0 L8	0-3 K		0-0 SF7		0-0 E8 1B 1B		0-0 CS 1B		0-0 F9	4	1	2	1	0	1	2						
Rich Morales, R OBP: 0.425, SLG: 0.382 (1, 6)		0-0 SH3-4 1B		0-0 F7		0-0 F5		0-0 1B 1B	0-0 1B	4-0 1B		4-0 SH5-3 2B	4	1	2	1	2	0	3						
Tommy John, R OBP: 0.378, SLG: 0.329 Vicente Romo, R OBP: 0.341, SLG: 0.400 Bart Johnson, R OBP: 0.336, SLG: 0.376 Rich Hinton, L OBP: 0.336, SLG: 0.376 (1, 1)			0-0 SH3-4		0-0 6-3		0-3 K	0-0 1-2 1B		0-0 B1		0-0 SH5-3	1	0	0	0	0	0	0						
<b>Inning Stats</b>	R: 0 E: 0 K: 2 S: 7	H: 0 LOB: 0 BB: 0 P: 5	R: 0 E: 0 K: 1 S: 5	H: 0 LOB: 0 BB: 0 P: 5	R: 0 E: 0 K: 1 S: 6	H: 1 LOB: 1 BB: 0 P: 6	R: 2 E: 0 K: 1 S: 9	H: 4 LOB: 2 BB: 0 P: 9	R: 0 E: 0 K: 0 S: 5	H: 2 LOB: 1 BB: 0 P: 5	R: 0 E: 0 K: 1 S: 6	H: 1 LOB: 1 BB: 0 P: 6	R: 2 E: 1 K: 1 S: 9	H: 4 LOB: 2 BB: 0 P: 9	R: 0 E: 0 K: 1 S: 5	H: 0 LOB: 2 BB: 2 P: 13	R: 0 E: 0 K: 1 S: 6	H: 2 LOB: 2 BB: 1 P: 10	R: 0 E: 0 K: 0 S: 4	H: 1 LOB: 2 BB: 1 P: 8	R: 4 E: 0 K: 0 S: 4	H: 2 LOB: 0 BB: 0 P: 12	1B: 13 2B: 3 3B: 0 HR: 2	SF: 1 SAC: 3 DP: 0 HBP: 0	WP: 0 PA: 58
<b>PITCHER</b>	IP WLS BF H R ER SO BB IBB HBP BLK WP HR S P ERA WHIP	IP WLS BF H R ER SO BB IBB HBP BLK WP HR S P ERA WHIP	IP WLS BF H R ER SO BB IBB HBP BLK WP HR S P ERA WHIP	IP WLS BF H R ER SO BB IBB HBP BLK WP HR S P ERA WHIP	IP WLS BF H R ER SO BB IBB HBP BLK WP HR S P ERA WHIP	IP WLS BF H R ER SO BB IBB HBP BLK WP HR S P ERA WHIP	IP WLS BF H R ER SO BB IBB HBP BLK WP HR S P ERA WHIP	IP WLS BF H R ER SO BB IBB HBP BLK WP HR S P ERA WHIP	IP WLS BF H R ER SO BB IBB HBP BLK WP HR S P ERA WHIP	IP WLS BF H R ER SO BB IBB HBP BLK WP HR S P ERA WHIP	IP WLS BF H R ER SO BB IBB HBP BLK WP HR S P ERA WHIP	IP WLS BF H R ER SO BB IBB HBP BLK WP HR S P ERA WHIP	IP WLS BF H R ER SO BB IBB HBP BLK WP HR S P ERA WHIP	IP WLS BF H R ER SO BB IBB HBP BLK WP HR S P ERA WHIP	IP WLS BF H R ER SO BB IBB HBP BLK WP HR S P ERA WHIP	IP WLS BF H R ER SO BB IBB HBP BLK WP HR S P ERA WHIP	IP WLS BF H R ER SO BB IBB HBP BLK WP HR S P ERA WHIP	IP WLS BF H R ER SO BB IBB HBP BLK WP HR S P ERA WHIP	IP WLS BF H R ER SO BB IBB HBP BLK WP HR S P ERA WHIP	IP WLS BF H R ER SO BB IBB HBP BLK WP HR S P ERA WHIP	IP WLS BF H R ER SO BB IBB HBP BLK WP HR S P ERA WHIP	IP WLS BF H R ER SO BB IBB HBP BLK WP HR S P ERA WHIP	IP WLS BF H R ER SO BB IBB HBP BLK WP HR S P ERA WHIP	IP WLS BF H R ER SO BB IBB HBP BLK WP HR S P ERA WHIP	

**New York Yankees @ Chicago White Sox**  
Comiskey Park, Chicago, IL  
Tue Jul 27 1971, 8:05 PM EDT  
Att. 13,346 - Unknown - 72 F

**AB 48**  
**R 9**  
**H 18**  
**RBI 9**  
**BB 6**  
**SO 9**  
**LOB 22**





Batter	1	2	3	4	5	6	7	8	9	AB	R	H	RBI	BB	SO	LOB	TOP			
Gene Michael, S OBP: 0.325, SLG: 0.300	5-3	K		K			K			4	0	0	0	0	3	0	<b>New York Yankees @ Chicago White Sox</b> Comiskey Park, Chicago, IL Wed Jul 28 1971, 8:05 PM EDT Att: 10,217 - Unknown - 70 F <a href="http://livebaseballscorecards.com">livebaseballscorecards.com</a>			
Thurman Munson, R OBP: 0.335, SLG: 0.385	BB 1B HBP	F5			L7			K		4	1	1	0	0	1	0				
Bobby Murcer, L OBP: 0.443, SLG: 0.569	HBP BB PB			K				F9		4	1	1	0	0	2	0				
Roy White, S OBP: 0.379, SLG: 0.480	HBP PB			F3				K		3	1	0	0	1	1	0				
Danny Cater, R OBP: 0.279, SLG: 0.313	K			1B				6-3		4	0	1	0	0	1	3				
John Ellis, R OBP: 0.340, SLG: 0.377				1B						3	0	1	1	0	2	0				
Jerry Kenney, L OBP: 0.369, SLG: 0.308	PB HBP			1B				K		0	0	0	0	0	0	0				
Ron Swoboda, R OBP: 0.379, SLG: 0.364	HBP FC6-4			1-3				5-3		3	1	1	1	1	0	2				
Horace Clarke, S OBP: 0.319, SLG: 0.307	FC6-4			6-3				P3		4	0	1	0	0	0	2				
Fritz Peterson, S OBP: 0.158, SLG: 0.080				6-3				6-3		4	0	0	0	0	0	1				
Lindy McDaniel, R OBP: 0.111, SLG: 0.111	1-3			6-3				6-3		0	0	0	0	0	0	0				
<b>Inning Stats</b>	R: 3 E: 0 K: 1 S: 7	H: 2 LOB: 2 BB: 2 P: 16	R: 0 E: 0 K: 1 S: 5	H: 0 LOB: 0 BB: 0 P: 5	R: 0 E: 0 K: 1 S: 7	H: 2 LOB: 2 BB: 0 P: 7	R: 0 E: 0 K: 1 S: 5	H: 0 LOB: 0 BB: 0 P: 5	R: 0 E: 0 K: 1 S: 5	H: 0 LOB: 0 BB: 0 P: 5	R: 0 E: 0 K: 2 S: 7	H: 0 LOB: 0 BB: 0 P: 7	R: 0 E: 0 K: 1 S: 7	H: 2 LOB: 1 BB: 0 P: 7	R: 1 E: 0 K: 1 S: 7	H: 2 LOB: 1 BB: 0 P: 7	1B: 5 2B: 0 3B: 0 HR: 1	SF: 0 SAC: 0 DP: 0 HBP: 1	WP: 0 PB: 2 CS: 0	PA: 36
<b>PITCHER</b> Wilbur Wood, L ERA: 1.97	IP: 9.0 WLS: W BF: 36 H: 6 R: 4 ER: 3 SO: 10 BB: 2 IBB: 0 HBP: 1 BLK: 0 WP: 0 HR: 1 S: 53 P: 62 ERA: 3.00 WHIP: 0.889																			

Batter	1	2	3	4	5	6	7	8	9	AB	R	H	RBI	BB	SO	LOB	BOTTOM					
Walt Williams, R OBP: 0.377, SLG: 0.484	1B 2B				6-3				FC6-4	4	1	2	0	0	0	1	<b>New York Yankees @ Chicago White Sox</b> Comiskey Park, Chicago, IL Wed Jul 28 1971, 8:05 PM EDT Att: 10,217 - Unknown - 70 F <a href="http://livebaseballscorecards.com">livebaseballscorecards.com</a>					
Ed Herrmann, L OBP: 0.337, SLG: 0.401				FC6-4				1-3		1	0	0	0	0	0	1						
Mike Herzberger, R OBP: 0.409, SLG: 0.356	B1-3			F8						4	0	1	0	0	1	3						
Jay Johnstone, L OBP: 0.341, SLG: 0.400					K					0	0	0	0	0	0	0						
Rich McKinney, R OBP: 0.351, SLG: 0.419				FC6-4						4	0	1	0	0	0	2						
Bill Melton, R OBP: 0.356, SLG: 0.531	F8				F9					3	0	0	0	1	0	0						
Rick Reichardt, R OBP: 0.353, SLG: 0.478										4	1	3	1	0	0	1						
Mike Andrews, R OBP: 0.378, SLG: 0.405										3	1	1	1	1	0	2						
Lee Richard, R OBP: 0.289, SLG: 0.309	G6-4-3				P4					0	1	0	0	0	0	0						
Tom Egan, R OBP: 0.349, SLG: 0.477										2	0	0	0	1	0	1						
Pat Kelly, L OBP: 0.386, SLG: 0.338	FC5-4				P4					1	1	1	0	0	0	0						
Rich Morales, R OBP: 0.413, SLG: 0.370										3	0	0	0	0	1	1						
Carlos May, L OBP: 0.354, SLG: 0.378	FC5-4				E6					1	0	1	1	0	0	0						
Wilbur Wood, R OBP: 0.141, SLG: 0.035										2	0	0	0	0	2	0						
Luis Alvarado, R OBP: 0.220, SLG: 0.260					SH3-4					1	0	0	0	0	2	2						
<b>Inning Stats</b>	R: 1 E: 0 K: 0 S: 4	H: 2 LOB: 0 BB: 0 P: 4	R: 0 E: 0 K: 0 S: 3	H: 1 LOB: 1 BB: 1 P: 7	R: 0 E: 0 K: 1 S: 6	H: 1 LOB: 1 BB: 0 P: 6	R: 0 E: 0 K: 0 S: 4	H: 1 LOB: 1 BB: 0 P: 4	R: 0 E: 0 K: 0 S: 4	H: 1 LOB: 1 BB: 0 P: 4	R: 2 E: 0 K: 0 S: 5	H: 2 LOB: 0 BB: 0 P: 5	R: 0 E: 0 K: 2 S: 7	H: 0 LOB: 0 BB: 0 P: 7	R: 0 E: 0 K: 0 S: 3	H: 1 LOB: 1 BB: 1 P: 7	R: 2 E: 1 K: 0 S: 4	H: 2 LOB: 2 BB: 1 P: 8	1B: 7 2B: 1 3B: 0 HR: 2	SF: 0 SAC: 1 DP: 2 HBP: 0	WP: 1 PB: 0 CS: 0	PA: 37
<b>PITCHER</b> Fritz Peterson, L ERA: 3.41	IP: 0.2 WLS: L BF: 4 H: 2 R: 1 ER: 1 SO: 0 BB: 3 IBB: 0 HBP: 0 BLK: 0 WP: 0 HR: 0 S: 4 P: 4 ERA: 4.50 WHIP: 1.375																					
<b>PITCHER</b> Lindy McDaniel, R ERA: 5.01	IP: 0.2 WLS: L BF: 4 H: 2 R: 1 ER: 1 SO: 0 BB: 3 IBB: 0 HBP: 0 BLK: 0 WP: 0 HR: 0 S: 4 P: 4 ERA: 0.00 WHIP: 3.000																					




Batter	1	2	3	4	5	6	7	8	9	AB	R	H	RBI	BB	SO	LOB	TOP					
Jerry Kenney, L (1, 5) OBP: 0.373, SLG: 0.312	5-3		4-3 BB				0-3 K		0-0 1-2 1B	4	0	2	0	1	1	1	<b>New York Yankees @ Chicago White Sox</b> Comiskey Park, Chicago, IL Thu Jul 29 1971, 8:05 PM EDT Att: 10,124 - Overcast - 68 F <a href="http://livebaseballscorecards.com">livebaseballscorecards.com</a>					
Jake Gibbs, L (1, 2) OBP: 0.274, SLG: 0.333	1B S 1B		4-3 1-2				0-0 F2		0-0 F5	5	0	1	0	0	0	5						
Bobby Murcer, L (1, 8) OBP: 0.439, SLG: 0.563	0-3 K 1-2		0-0 6-3						0-0 F6	4	0	0	0	0	1	3						
Roy White, S (1, 7) OBP: 0.381, SLG: 0.486	0-0 2-3 1B			0-0 4-3			0-3 K		0-0 3B	4	0	2	0	0	1	0						
Ron Blomberg, L (1, 9) OBP: 0.393, SLG: 0.463	0-0 4-3			HBP 1B					0-3 K	4	0	2	0	0	1	3						
Felipe Alou, R (1, 3)		0-0 6-3		0-0 F7			0-0 F8		0-0 F9	4	0	0	0	0	0	3						
Horace Clarke, S (1, 4) OBP: 0.319, SLG: 0.305		0-0 1-3		1-2 HBP			0-0 F7		0-0 6-3	3	0	0	0	0	0	1						
Frank Baker, L (1, 6) OBP: 0.283, SLG: 0.146		0-3 K		0-0 F6			0-3 K		0-0 1B	1	0	0	0	0	1	0						
John Ellis, R (4, PH) OBP: 0.338, SLG: 0.374									0-0 1B	1	0	0	0	0	0	2						
Gene Michael, S (4, 6) OBP: 0.326, SLG: 0.302									0-3 K 1B	2	0	1	0	0	1	0						
Mike Kekich, R (1, 1) OBP: 0.200, SLG: 0.200							0-3 K		0-3 K	1	0	0	0	0	0	0						
Jim Hardy, L (5, PH) OBP: 0.260, SLG: 0.296										1	0	0	0	0	1	0						
Jim Hardy, R (5, 1)										0	0	0	0	0	0	0						
Danny Cater, R (7, PH) OBP: 0.280, SLG: 0.335										1	0	1	0	0	0	0						
Roger Hambricht, R (7, 1)										0	0	0	0	0	0	0						
Ron Swoboda, R (8, PH) OBP: 0.376, SLG: 0.362									0-3 K	1	0	0	0	0	1	1						
<b>Inning Stats</b>	R: 0 E: 0 K: 1 S: 7	H: 2 LOB: 2 BB: 0 P: 7	R: 0 E: 0 K: 1 S: 5	H: 0 LOB: 0 BB: 0 P: 5	R: 0 E: 0 K: 0 S: 3	H: 0 LOB: 1 BB: 1 P: 7	R: 0 E: 0 K: 0 S: 4	H: 1 LOB: 2 BB: 0 P: 5	R: 0 E: 0 K: 1 S: 6	H: 1 LOB: 1 BB: 0 P: 6	R: 0 E: 0 K: 1 S: 6	H: 1 LOB: 1 BB: 0 P: 6	R: 0 E: 0 K: 2 S: 8	H: 1 LOB: 1 BB: 0 P: 8	R: 0 E: 0 K: 1 S: 6	H: 2 LOB: 2 BB: 0 P: 7	R: 0 E: 0 K: 1 S: 7	H: 2 LOB: 2 BB: 0 P: 7	1B: 8 2B: 0 3B: 1 HR: 0	SF: 0 SAC: 0 DP: 0 HBP: 1	WP: 0 PB: 0 CS: 1	PA: 38
<b>PITCHER</b> Tom Bradley, R (1, 1) ERA: 2.89	IP: 9.0 WLS: W BF: 38 H: 9 R: 0 ER: 0 SO: 8 BB: 1 IBB: 0 HBP: 1 BLK: 0 WP: 0 HR: 0 S: 52 P: 57 ERA: 0.00 WHIP: 1.111															<b>PITCHER</b>						


Batter	1	2	3	4	5	6	7	8	9	AB	R	H	RBI	BB	SO	LOB	BOTTOM			
Walt Williams, R (1, 9) OBP: 0.369, SLG: 0.473	6-3		F7	F8			F9			4	0	0	0	0	0	3	<b>New York Yankees @ Chicago White Sox</b> Comiskey Park, Chicago, IL Thu Jul 29 1971, 8:05 PM EDT Att: 10,124 - Overcast - 68 F <a href="http://livebaseballscorecards.com">livebaseballscorecards.com</a>			
Mike Hershberger, R (1, 8) OBP: 0.397, SLG: 0.343	F8		K				P6		6-3	4	0	0	0	0	1	1				
Rich McKinney, R (1, 4) OBP: 0.349, SLG: 0.416	5-3		L7				1B		5-3	4	0	1	0	0	0	1				
Bill Melton, R (1, 5) OBP: 0.355, SLG: 0.537		0-3 K		HR			F3		6-3	4	1	1	1	0	1	1				
Rick Reichardt, R (1, 7) OBP: 0.353, SLG: 0.477		F9					5-3		K	3	1	1	0	0	0	1				
Carlos May, L (7, 3) OBP: 0.363, SLG: 0.377				BB 1B			5-3		K	1	0	0	0	0	1	0				
Mike Andrews, R (1, 3) OBP: 0.381, SLG: 0.403		4-0 HR BB					F6		K	1	1	0	0	2	0	0				
Jay Johnstone, L (7, 9) OBP: 0.340, SLG: 0.398				1-3 1B 1-2 BB					K	1	0	0	0	0	1	0				
Tom Egan, R (1, 2) OBP: 0.354, SLG: 0.494		1-H HR		K			5-3 BB			2	1	1	2	1	1	2				
Rich Morales, R (1, 6) OBP: 0.411, SLG: 0.368		0-0 F6					5-3			3	0	1	1	0	0	1				
Tom Bradley, R (1, 1) OBP: 0.140, SLG: 0.179				1-2 2-3 1B			K			3	0	1	0	0	1	3				
<b>Inning Stats</b>	R: 0 E: 0 K: 0 S: 3	H: 0 LOB: 0 BB: 0 P: 3	R: 2 E: 0 K: 1 S: 6	H: 1 LOB: 1 BB: 1 P: 10	R: 0 E: 0 K: 1 S: 6	H: 1 LOB: 1 BB: 0 P: 6	R: 2 E: 0 K: 1 S: 8	H: 3 LOB: 2 BB: 1 P: 12	R: 0 E: 0 K: 0 S: 4	H: 1 LOB: 1 BB: 0 P: 4	R: 0 E: 0 K: 1 S: 5	H: 0 LOB: 1 BB: 1 P: 9	R: 0 E: 0 K: 2 S: 7	H: 0 LOB: 0 BB: 0 P: 3	R: 0 E: 0 K: 2 S: 7	H: 0 LOB: 0 BB: 0 P: 7	1B: 4 2B: 0 3B: 0 HR: 2	SF: 0 SAC: 0 DP: 0 HBP: 0	WP: 0 PB: 0 CS: 0	PA: 33
<b>PITCHER</b> Mike Kekich, L (1, 1) ERA: 3.96	IP: 4.0 WLS: L BF: 19 H: 5 R: 4 ER: 4 SO: 3 BB: 2 IBB: 0 HBP: 0 BLK: 0 WP: 0 HR: 2 S: 23 P: 31 ERA: 9.00 WHIP: 1.750															<b>PITCHER</b>				
Jim Hardy, R (5, 1) ERA: 4.35	2.0	8	1	0	0	1	1	0	0	0	0	9	13	0.00	1.000					
Roger Hambricht, R (7, 1) ERA: 5.4	2.0	6	0	0	0	2	0	0	0	0	0	10	10	0.00	0.000					



Batter	1	2	3	4	5	6	7	8	9	AB	R	H	RBI	BB	SO	LOB	TOP										
Gene Michael, S OBP: 0.329, SLG: 0.303 (1, 6)	6-3		F9		F9			2B	2B	5	2	1	1	0	2												
Thurman Munson, R OBP: 0.341, SLG: 0.396 (1, 2)	K				6-3			2B	2B	5	2	3	2	1	1												
Felipe Alou, R OBP: 0.317, SLG: 0.382 (1, 8) (7, 9)	4-3		F9		F8			2B	K	6	0	1	1	0	1	6											
Roy White, S OBP: 0.380, SLG: 0.480 (1, 7)		L6	K			K		2B	F9	4	1	0	0	2	2												
Danny Cater, R OBP: 0.288, SLG: 0.332 (1, 5) (8, 3)		1B						2B		4	2	3	4	1	0	2											
Ron Swoboda, R OBP: 0.370, SLG: 0.354 Bobby Murcer, L OBP: 0.437, SLG: 0.560 (1, 9) (7, PH) (7, 8)	FC1				F9			2B	K	3	0	0	0	0	2												
John Ellis, R OBP: 0.373, SLG: 0.312 Jerry Kenney, L OBP: 0.373, SLG: 0.312 (1, 3) (8, 5)	F3				F8			2B	6-3	5	1	1	0	0	0	6											
Horace Clarke, S OBP: 0.324, SLG: 0.308 (1, 4)					F9			2B	SH1-4	3	2	2	1	2	0	1											
Stan Bahnsen, R Al Closter, L Ron Hansen, R Roger Hambricht, R Ron Blomberg, L Jack Aker, R (1, 1) (5, 1) (6, PH) (6, 1) (8, PH) (8, 1)	FC6-4				F8			2B	SH1-4	2	0	0	0	0	0	2											
Inning Stats	R: 0 E: 0 K: 1 S: 5	H: 0 LOB: 0 BB: 5 P: 5	R: 1 E: 1 K: 0 S: 5	H: 1 LOB: 2 BB: 1 P: 9	R: 0 E: 0 K: 1 S: 6	H: 1 LOB: 1 BB: 0 P: 6	R: 0 E: 0 K: 0 S: 4	H: 1 LOB: 1 BB: 0 P: 4	R: 0 E: 0 K: 1 S: 4	H: 1 LOB: 2 BB: 0 P: 4	R: 2 E: 0 K: 1 S: 9	H: 4 LOB: 2 BB: 0 P: 9	R: 1 E: 0 K: 0 S: 5	H: 2 LOB: 2 BB: 1 P: 9	R: 5 E: 0 K: 1 S: 6	H: 1 LOB: 1 BB: 5 P: 26	R: 2 E: 0 K: 1 S: 7	H: 2 LOB: 1 BB: 1 P: 11	1B: 9 2B: 3 3B: 0 HR: 1	SF: 0 SAC: 1 DP: 0 HBP: 0	WP: 3 PB: 0 CS: 0	PA: 49					
PITCHER	IP	WLS	BF	H	R	ER	SO	BB	IBB	HBP	BLK	WP	HR	S	P	ERA	WHIP										
Jim Kaat, L ERA: 3.36 Ray Corbin, R ERA: 3.42 Stan Williams, R ERA: 3.89 Tom Hall, L ERA: 3.45 Hal Haydel, R ERA: 6.75	6.0		29	9	4	3	3	1	0	0	0	1	1	34	38	4.50	1.667										
Cesar Tovar, R OBP: 0.358, SLG: 0.355 (1, 7)	1B																			5	2	3	0	0	0	2	
Rod Carew, L OBP: 0.316, SLG: 0.351 (1, 4)	E1																			4	2	2	0	0	1	3	
Harmon Killebrew, R OBP: 0.383, SLG: 0.421 (1, 5)	2B																			3	1	0	0	2	1	3	
Tony Oliva, L OBP: 0.389, SLG: 0.614 Jim Holt, L OBP: 0.285, SLG: 0.326 (1, 9) (7, 9)	2B																			3	1	2	2	1	0	1	
Rich Reese, L OBP: 0.265, SLG: 0.340 (1, 3)	1-3																			5	1	1	2	0	0	2	
Leo Cardenas, R OBP: 0.345, SLG: 0.437 (1, 6)	F6																			5	1	1	0	0	1	2	
Jim Nettles, L OBP: 0.315, SLG: 0.488 (1, 8)	4-3																			3	0	0	1	1	0	1	
George Mitterwald, R OBP: 0.323, SLG: 0.406 (1, 2)		L7																		5	1	2	3	0	0	1	
Jim Kaat, L Ray Corbin, R Stan Williams, R Tom Hall, L Hal Haydel, R Steve Braun, L (1, 1) (7, 1) (8, 1) (8, 1) (9, 1) (9, PH)	4-3																			2	0	1	0	1	0	0	
Inning Stats	R: 3 E: 1 K: 0 S: 6	H: 3 LOB: 1 BB: 1 P: 10	R: 0 E: 0 K: 0 S: 3	H: 0 LOB: 1 BB: 1 P: 7	R: 0 E: 0 K: 1 S: 6	H: 1 LOB: 0 BB: 0 P: 6	R: 0 E: 0 K: 0 S: 3	H: 0 LOB: 0 BB: 0 P: 3	R: 6 E: 1 K: 1 S: 12	H: 6 LOB: 2 BB: 1 P: 16	R: 0 E: 0 K: 0 S: 2	H: 0 LOB: 0 BB: 1 P: 6	R: 0 E: 1 K: 1 S: 6	H: 0 LOB: 1 BB: 0 P: 6	R: 0 E: 0 K: 0 S: 4	H: 1 LOB: 1 BB: 0 P: 4	R: 0 E: 0 K: 1 S: 6	H: 1 LOB: 2 BB: 1 P: 10	1B: 9 2B: 2 3B: 0 HR: 1	SF: 1 SAC: 1 DP: 1 HBP: 0	WP: 1 PB: 1 CS: 0	PA: 45					
PITCHER	IP	WLS	BF	H	R	ER	SO	BB	IBB	HBP	BLK	WP	HR	S	P	ERA	WHIP										
Stan Bahnsen, R ERA: 3.77 Al Closter, L ERA: 1.93 Roger Hambricht, R ERA: 4.15 Jack Aker, R ERA: 2.29	4.2		26	9	9	9	1	2	0	0	0	0	0	5	5	0.00	3.000										
Stan Bahnsen, R Al Closter, L Roger Hambricht, R Jack Aker, R (1, 1) (5, 1) (6, 1) (8, 1)	4.2		26	9	9	9	1	2	0	0	0	0	0	5	5	0.00	3.000										
Stan Bahnsen, R Al Closter, L Roger Hambricht, R Jack Aker, R (1, 1) (5, 1) (6, 1) (8, 1)	4.2		26	9	9	9	1	2	0	0	0	0	0	5	5	0.00	3.000										
Stan Bahnsen, R Al Closter, L Roger Hambricht, R Jack Aker, R (1, 1) (5, 1) (6, 1) (8, 1)	4.2		26	9	9	9	1	2	0	0	0	0	0	5	5	0.00	3.000										
Stan Bahnsen, R Al Closter, L Roger Hambricht, R Jack Aker, R (1, 1) (5, 1) (6, 1) (8, 1)	4.2		26	9	9	9	1	2	0	0	0	0	0	5	5	0.00	3.000										
Stan Bahnsen, R Al Closter, L Roger Hambricht, R Jack Aker, R (1, 1) (5, 1) (6, 1) (8, 1)	4.2		26	9	9	9	1	2	0	0	0	0	0	5	5	0.00	3.000										
Stan Bahnsen, R Al Closter, L Roger Hambricht, R Jack Aker, R (1, 1) (5, 1) (6, 1) (8, 1)	4.2		26	9	9	9	1	2	0	0	0	0	0	5	5	0.00	3.000										
Stan Bahnsen, R Al Closter, L Roger Hambricht, R Jack Aker, R (1, 1) (5, 1) (6, 1) (8, 1)	4.2		26	9	9	9	1	2	0	0	0	0	0	5	5	0.00	3.000										
Stan Bahnsen, R Al Closter, L Roger Hambricht, R Jack Aker, R (1, 1) (5, 1) (6, 1) (8, 1)	4.2		26	9	9	9	1	2	0	0	0	0	0	5	5	0.00	3.000										
Stan Bahnsen, R Al Closter, L Roger Hambricht, R Jack Aker, R (1, 1) (5, 1) (6, 1) (8, 1)	4.2		26	9	9	9	1	2	0	0	0	0	0	5	5	0.00	3.000										
Stan Bahnsen, R Al Closter, L Roger Hambricht, R Jack Aker, R (1, 1) (5, 1) (6, 1) (8, 1)	4.2		26	9	9	9	1	2	0	0	0	0	0	5	5	0.00	3.000										
Stan Bahnsen, R Al Closter, L Roger Hambricht, R Jack Aker, R (1, 1) (5, 1) (6, 1) (8, 1)	4.2		26	9	9	9	1	2	0	0	0	0	0	5	5	0.00	3.000										
Stan Bahnsen, R Al Closter, L Roger Hambricht, R Jack Aker, R (1, 1) (5, 1) (6, 1) (8, 1)	4.2		26	9	9	9	1	2	0	0	0	0	0	5	5	0.00	3.000										
Stan Bahnsen, R Al Closter, L Roger Hambricht, R Jack Aker, R (1, 1) (5, 1) (6, 1) (8, 1)	4.2		26	9	9	9	1	2	0	0	0	0	0	5	5	0.00	3.000										
Stan Bahnsen, R Al Closter, L Roger Hambricht, R Jack Aker, R (1, 1) (5, 1) (6, 1) (8, 1)	4.2		26	9	9	9	1	2	0	0	0	0	0	5	5	0.00	3.000										
Stan Bahnsen, R Al Closter, L Roger Hambricht, R Jack Aker, R (1, 1) (5, 1) (6, 1) (8, 1)	4.2		26	9	9	9	1	2	0	0	0	0	0	5	5	0.00	3.000										
Stan Bahnsen, R Al Closter, L Roger Hambricht, R Jack Aker, R (1, 1) (5, 1) (6, 1) (8, 1)	4.2		26	9	9	9	1	2	0	0	0	0	0	5	5	0.00	3.000										
Stan Bahnsen, R Al Closter, L Roger Hambricht, R Jack Aker, R (1, 1) (5, 1) (6, 1) (8, 1)	4.2		26	9	9	9	1	2	0	0	0	0	0	5	5	0.00	3.000										
Stan Bahnsen, R Al Closter, L Roger Hambricht, R Jack Aker, R (1, 1) (5, 1) (6, 1) (8, 1)	4.2		26	9	9	9	1	2	0	0	0	0	0	5	5	0.00	3.000										
Stan Bahnsen, R Al Closter, L Roger Hambricht, R Jack Aker, R (1, 1) (5, 1) (6, 1) (8, 1)	4.2		26	9	9	9	1	2	0	0	0	0	0	5	5	0.00	3.000										
Stan Bahnsen, R Al Closter, L Roger Hambricht, R Jack Aker, R (1, 1) (5, 1) (6, 1) (8, 1)	4.2		26	9	9	9	1	2	0	0	0	0	0	5	5	0.00	3.000										
Stan Bahnsen, R Al Closter, L Roger Hambricht, R Jack Aker, R (1, 1) (5, 1) (6, 1) (8, 1)	4.2		26	9	9	9	1	2	0	0	0	0	0	5	5	0.00	3.000										
Stan Bahnsen, R Al Closter, L Roger Hambricht, R Jack Aker, R (1, 1) (5, 1) (6, 1) (8, 1)	4.2		26	9	9	9	1	2	0	0	0	0	0	5	5	0.00	3.000										
Stan Bahnsen, R Al Closter, L Roger Hambricht, R Jack Aker, R (1, 1) (5, 1) (6, 1) (8, 1)	4.2		26	9	9	9	1	2	0	0	0	0	0	5	5	0.00	3.000										
Stan Bahnsen, R Al Closter, L Roger Hambricht, R Jack Aker, R (1, 1) (5, 1) (6, 1) (8, 1)	4.2		26	9	9	9	1	2	0	0	0	0	0	5	5	0.00	3.000										
Stan Bahnsen, R Al Closter, L Roger Hambricht, R Jack Aker, R (1, 1) (5, 1) (6, 1) (8, 1)	4.2		26	9	9	9	1	2	0	0	0	0	0	5	5	0.00	3.000										
Stan Bahnsen, R Al Closter, L Roger Hambricht, R Jack Aker, R (1, 1) (5, 1) (6, 1) (8, 1)	4.2		26	9	9	9	1	2	0	0	0	0	0	5	5	0.00	3.000										
Stan Bahnsen, R Al Closter, L Roger Hambricht, R Jack Aker, R (1, 1) (5, 1) (6, 1) (8, 1)	4.2		26	9	9	9	1	2	0	0	0	0	0	5	5	0.00	3.000										
Stan Bahnsen, R Al Closter, L Roger Hambricht, R Jack Aker, R (1, 1) (5, 1) (6, 1) (8, 1)	4.2		26	9	9	9	1	2	0	0	0	0	0	5	5	0.00	3.000										
Stan Bahnsen, R Al Closter, L Roger Hambricht, R Jack Aker, R (1, 1) (5, 1) (6, 1) (8, 1)	4.2		26	9	9	9	1	2	0	0	0	0	0	5	5	0.00	3.000										
Stan Bahnsen, R Al Closter, L Roger Hambricht, R Jack Aker, R (1, 1) (5, 1) (6, 1) (8, 1)	4.2		26	9	9	9	1	2	0	0	0	0	0	5	5	0.00	3.000										
Stan Bahnsen, R Al Closter, L Roger Hambricht, R Jack Aker, R (1, 1) (5, 1) (6, 1) (8, 1)	4.2		26	9	9	9	1	2	0	0	0	0	0	5	5	0.00	3.000										
Stan Bahnsen, R Al Closter, L Roger Hambricht, R Jack Aker, R (1, 1) (5, 1) (6, 1) (8, 1)	4.2		26	9	9	9	1	2	0	0	0	0	0	5	5	0.00	3.000										
Stan Bahnsen, R Al Closter, L Roger Hambricht, R Jack Aker, R (1, 1) (5, 1) (6, 1) (8, 1)	4.2		26	9	9	9	1	2	0	0	0	0	0	5	5	0.00	3.000										
Stan Bahnsen, R Al Closter, L Roger Hambricht, R Jack Aker, R (1, 1) (5, 1) (6, 1) (8, 1)	4.2		26																								



Batter	1	2	3	4	5	6	7	8	9	AB	R	H	RBI	BB	SO	LOB	TOP				
Jerry Kenney, L (1.5) X OBP: 0.371, SLG: 0.311	0-0 S 1B		0-3 K			0-0 6-3		0-3 K		4	0	1	0	0	2	2	<p><b>New York Yankees @ Minnesota Twins</b> Metropolitan Stadium, Bloomington, MI</p> <p>Sat Jul 31 1971, 4:33 AM EDT Att: 25,650 - Sunny - 75 F</p> <p>livebaseballscores.com</p> <p>AB 34 R 4 H 8 RBI 4 BB 1 SO 8 LOB 12</p> 				
Jake Gibbs, L (1.2) X OBP: 0.287, SLG: 0.324	0-0 F9			0-0 1-3		0-3 K		0-0 F7		4	0	0	0	0	1	3					
Bobby Murcer, L (1.8) X OBP: 0.436, SLG: 0.556	0-0 F7			0-0 4-3			0-0 L8		4-0 FC4-6 BB	3	0	0	0	1	0	1					
Roy White, S (1.7) X OBP: 0.376, SLG: 0.474	0-3 K 1-2			0-3 K			0-3 K		0-0 FC4-6 1B 1-2 HR	4	1	0	0	0	3	2					
Ron Blomberg, L (1.9) X OBP: 0.415, SLG: 0.476		0-0 G6-4-3 1B			0-0 FC3-6 1B				0-0 F7												
Danny Cater, R (1.3) X OBP: 0.288, SLG: 0.340		0-0 G6-4-3 1-2			0-0 F9				0-0 5-3												
Horace Clarke, S (1.4) X OBP: 0.323, SLG: 0.307		0-0 6-3			0-0 FC3-6 1-2				0-0 1B 1B												
Gene Michael, S (1.6) X OBP: 0.328, SLG: 0.303			0-3 K		0-0 4-3				0-0 1B 1B												
Steve Kline, R (1.1) X OBP: 0.216, SLG: 0.188			0-3 K			0-0 L5			0-0 1-2 2-H 1B												
Jim Lytle, L (6, PH) X OBP: 0.259, SLG: 0.291																					
Al Closter, L (6, PH) X OBP: 0.319, SLG: 0.383																					
Felipe Alou, R (8, PH) X OBP: 0.200, SLG: 0.200																					
Mike Kekich, R (8, 1) X OBP: 0.200, SLG: 0.200																					
<b>Inning Stats</b>	R: 0 E: 0 K: 1 S: 6	H: 1 LOB: 1 BB: 0 P: 6	R: 0 E: 0 K: 0 S: 3	H: 1 LOB: 0 BB: 0 P: 3	R: 0 E: 0 K: 3 S: 9	H: 0 LOB: 0 BB: 0 P: 9	R: 0 E: 0 K: 1 S: 5	H: 0 LOB: 1 BB: 0 P: 5	R: 0 E: 0 K: 0 S: 4	H: 1 LOB: 1 BB: 0 P: 4	R: 0 E: 0 K: 1 S: 5	H: 0 LOB: 0 BB: 0 P: 5	R: 0 E: 0 K: 1 S: 5	H: 0 LOB: 2 BB: 0 P: 8	R: 3 E: 0 K: 0 S: 5	H: 2 LOB: 0 BB: 1 P: 9		1B: 7 2B: 0 3B: 0 HR: 1	SF: 0 SAC: 0 DP: 1 HBP: 0	WP: 0 PB: 0 SB: 1 CS: 0	PA: 35
<b>PITCHER</b> Bert Blyleven, R (1.1) ERA: 3.34	IP: 9.0 WLS: W BF: 35 H: 8 R: 4 ER: 4 SO: 8 BB: 1 IBB: 0 HBP: 0 BLK: 0 WP: 0 HR: 1 S: 50 P: 54 ERA: 4.00 WHIP: 1.000															<b>PITCHER</b>					

Batter	1	2	3	4	5	6	7	8	9	AB	R	H	RBI	BB	SO	LOB	BOTTOM				
Cesar Tovar, R (1.7) X OBP: 0.360, SLG: 0.359	0-0 1B SF8 2B	0-0 FC4-6 1B		0-0 L8		0-0 4-3				4	1	2	0	0	0	1	<p><b>New York Yankees @ Minnesota Twins</b> Metropolitan Stadium, Bloomington, MI</p> <p>Sat Jul 31 1971, 4:33 AM EDT Att: 25,650 - Sunny - 75 F</p> <p>livebaseballscores.com</p> <p>AB 31 R 5 H 11 RBI 4 BB 3 SO 5 LOB 17</p> 				
Rod Carew, L (1.4) X OBP: 0.318, SLG: 0.353	0-0 BB 1B 2-3	0-0 FC4-6 1B 1-2		0-0 F8			0-0 FC5-4 1B			4	1	2	0	0	0	2					
Harmon Killebrew, R (1.5) X OBP: 0.381, SLG: 0.421	0-0 SF8	0-0 G4-6-3 1B 1-2			0-0 F8		0-3 K			3	0	1	1	0	1	1					
Tony Oliva, L (1.9) X OBP: 0.390, SLG: 0.616	0-0 1B BB 1-2	0-0 G4-6-3 1B 1-2			0-0 E 2B		0-0 FC5-4 1-2			4	2	2	0	0	0	3					
Rich Reese, L (1.3) X OBP: 0.268, SLG: 0.340	4-0 BB 1B 1-2 2-3		0-0 G4-3 1B		0-0 E3 CS S 2-H		0-3 K			3	0	1	0	1	1	1					
Leo Cardenas, R (1.6) X OBP: 0.348, SLG: 0.447	0-0 BB 1B 1-2 2-3 3-H		0-0 G4-3 1-2		4-0 BB 1-2			0-0 HR		3	1	2	2	1	0	1					
Jim Nettles, L (1.8) X OBP: 0.313, SLG: 0.471	0-0 BB 1-2 2-3 3-H		0-3 K		0-3 K 2-3			0-0 F5		3	0	0	1	1	2	2					
Phil Roof, R (1.2) X OBP: 0.252, SLG: 0.256	0-0 F6			0-0 SH1-4 1B		0-0 1-3		0-3 K		4	0	1	0	0	1	3					
Bert Blyleven, R (1.1) X OBP: 0.103, SLG: 0.088	0-0 F9			0-0 SH1-4 1-2		0-0 L4		0-0 5-3		3	0	0	0	0	0	3					
<b>Inning Stats</b>	R: 3 E: 0 K: 0 S: 7	H: 4 LOB: 3 BB: 2 P: 15	R: 0 E: 0 K: 0 S: 4	H: 2 LOB: 1 BB: 0 P: 4	R: 0 E: 0 K: 1 S: 5	H: 1 LOB: 0 BB: 0 P: 5	R: 0 E: 0 K: 0 S: 4	H: 1 LOB: 1 BB: 0 P: 4	R: 1 E: 1 K: 1 S: 6	H: 1 LOB: 2 BB: 1 P: 10	R: 0 E: 0 K: 0 S: 3	H: 0 LOB: 0 BB: 0 P: 3	R: 0 E: 0 K: 2 S: 8	H: 1 LOB: 1 BB: 0 P: 8	R: 1 E: 0 K: 1 S: 6	H: 1 LOB: 0 BB: 0 P: 6		1B: 8 2B: 3 3B: 0 HR: 1	SF: 1 SAC: 1 DP: 3 HBP: 0	WP: 0 PB: 0 SB: 0 CS: 1	PA: 36
<b>PITCHER</b> Steve Kline, R (1.1) ERA: 3.16	IP: 5.0 WLS: L BF: 25 H: 9 R: 4 ER: 3 SO: 2 BB: 3 IBB: 0 HBP: 0 BLK: 0 WP: 0 HR: 0 S: 26 P: 38 ERA: 5.40 WHIP: 2.400															<b>PITCHER</b>					
Al Closter, L (6, 1) ERA: 1.59	2.0 7 1 0 0 2 0 0 0 0 0 0 11 11 0.00 0.500																				
Mike Kekich, L (8, 1) ERA: 4.01	1.0 4 1 1 1 1 0 0 0 0 0 1 6 6 9.00 1.000																				



Batter	1	2	3	4	5	6	7	8	9	AB	R	H	RBI	BB	SO	LOB	TOP			
Jerry Kenney, L (1, 5) OBP: 0.373, SLG: 0.311 Ron Hansen, R (7, PH) OBP: 0.232, SLG: 0.253 (7, 5)	0-0 2-3	0-0 1-2 2-3 1B		4-0 HR BB	0-0 6-3		0-3 K			3	1	1	0	1	0	0	1 0 0 0 0 1 1			
Thurman Munson, R (1, 2) OBP: 0.339, SLG: 0.403	0-0 5-3	0-0 FC5		0-0 F1	0-0 F7			0-0 HR		5	1	1	1	1	0	0	4			
Bobby Murcer, L (1, 8) OBP: 0.438, SLG: 0.567	0-0 2B		0-0 FC3-6 1B	0-0 HR		0-0 4-1		0-3 K		5	2	3	2	0	1	0				
Roy White, S (1, 7) OBP: 0.379, SLG: 0.478	0-0 F7		4-0 FC3-6 1-2 BB	0-0 HR		0-0 FC1-6 1B		0-0 1-3		4	1	2	0	1	0	1				
Ron Blomberg, L (1, 9) OBP: 0.418, SLG: 0.545 Ron Swoboda, R (8, PH) OBP: 0.368, SLG: 0.352 (8, 9)		0-0 HR	0-0 FC3-6 1B 1B	0-0 HR		0-0 FC1-6		0-0 1-3		4	2	2	3	0	0	3	1 0 0 0 0 0 0			
Felipe Alou, R (1, 3) OBP: 0.323, SLG: 0.387	0-0 5-3		0-0 1B	0-0 1B		0-0 F7			0-0 1B	5	0	3	1	0	0	1				
Horace Clarke, S (1, 4) OBP: 0.328, SLG: 0.316		0-0 1B BB	0-0 1B	0-0 1B			0-0 2B		0-3 K	5	0	4	0	0	1	1				
Gene Michael, S (1, 6) OBP: 0.327, SLG: 0.299		4-0 FC5 1B BB	0-0 G6-4-3 1B	0-0 G3			0-0 F7		0-0 B5	4	0	0	0	1	0	7				
Mel Stottlemyre, R (1, 1) OBP: 0.214, SLG: 0.239 Roger Hambricht, R (4, PH) OBP: 0.211, SLG: 0.111 Lindy McDaniel, R (2, 1) OBP: 0.25, SLG: 0.288 Al Closter, L (4, 1) OBP: 0.25, SLG: 0.339 Jack Aker, R (7, 1) OBP: 0.331, SLG: 0.365 John Ellis, R (9, PH)	0-3 K			0-0 G3		0-3 K		0-0 F2		0	0	0	0	0	0	0	0 0 0 0 0 0 0 1 2 0 0 0 0 0 0 0 1 1 0 0 0 0 0 0 1			
<b>Inning Stats</b>	R: 0 E: 0 K: 0 S: 4	H: 1 LOB: 1 BB: 0 P: 4	R: 1 E: 0 K: 1 S: 8	H: 3 LOB: 3 BB: 1 P: 12	R: 1 E: 0 K: 0 S: 5	H: 3 LOB: 2 BB: 1 P: 9	R: 4 E: 0 K: 0 S: 8	H: 5 LOB: 2 BB: 1 P: 12	R: 0 E: 0 K: 1 S: 5	H: 0 LOB: 0 BB: 0 P: 5	R: 0 E: 0 K: 1 S: 6	H: 1 LOB: 1 BB: 0 P: 6	R: 1 E: 0 K: 1 S: 6	H: 1 LOB: 0 BB: 0 P: 6	R: 0 E: 0 K: 1 S: 6	H: 1 LOB: 1 BB: 0 P: 6	1B: 9 2B: 3 3B: 0 HR: 4	SF: 0 SAC: 0 DP: 1 HBP: 0	WP: 0 PB: 0 CS: 0	PA: 45
<b>PITCHER</b>	IP WLS BF H R ER SO BB IBB HBP BLK WP HR S P ERA WHIP																			
Steve Luebber, R (1, 1) ERA: 5.91	2.1	16	7	2	2	1	2	0	0	0	0	0	0	1	16	24	7.71	3.857		
Ray Corbin, R (3, 1) ERA: 3.79	1.1	7	3	4	4	0	1	0	0	0	0	0	2	6	10	27.00	3.000			
Hal Haydel, R (4, 1) ERA: 6.61	0.1	3	2	0	0	0	0	0	0	0	0	0	0	3	3	0.00	6.000			
Tom Hall, L (5, 1) ERA: 3.36	5.0	W	19	4	1	1	4	0	0	0	0	0	1	27	27	1.80	0.800			

**New York Yankees @ Minnesota Twins**  
Metropolitan Stadium, Bloomington, MI  
Sun Aug 01 1971, 4:33 AM EDT  
Att: 24,056 - Overcast - 72 F

AB 42  
R 7  
H 16  
RBI 7  
BB 3  
SO 5  
LOB 22



Batter	1	2	3	4	5	6	7	8	9	AB	R	H	RBI	BB	SO	LOB	BOTTOM	
Cesar Tovar, R (1, 7) OBP: 0.362, SLG: 0.362	0-0 1B	0-0 FC4-6	0-0 G6-4-3 1B	0-0 FC6-4			0-0 1B			5	1	3	1	0	0	4		
Rod Carew, L (1, 4) OBP: 0.316, SLG: 0.351	0-0 E8 1B	0-0 1-3	0-0 F7		0-3 K		0-0 B1			5	1	1	0	0	1	4		
Harmon Killebrew, R (1, 5) OBP: 0.362, SLG: 0.418	0-0 1B 2B	0-3 K	0-0 G6-4-3 1-2	4-0 G4-6-3 BB			0-0 F5			4	1	1	1	1	1	2		
Tony Oliva, L (1, 9) OBP: 0.393, SLG: 0.625	0-0 2B	0-0 HR		0-0 FC1-5 E 1B	0-0 G4-6-3		0-3 K			5	2	3	1	0	1	2		
Rich Reese, L (1, 3) OBP: 0.271, SLG: 0.346	0-0 2B	0-0 1B		0-0 E9 WP FC1-5 2B		0-0 F2		0-0 F9		5	3	2	0	0	0	1		
Leo Cardenas, R (1, 6) OBP: 0.355, SLG: 0.457	0-0 SH FC4-6 2B	0-0 1B		0-0 FC1-5 WP 2B		0-0 PB 1B		0-0 6-3 2B		5	2	4	3	0	0	2		
Jim Holt, L (1, 8) OBP: 0.287, SLG: 0.327 Brant Aylea, R (4, PH) OBP: 0.284, SLG: 0.264 Jim Nettles, L (4, PR) OBP: 0.316, SLG: 0.466 (5, 8)	0-0 1-3			4-0 2B FC5-2 IBB		0-0 F3		4-0 6-3 IBB		2	0	1	0	0	0	2	AB 40 R 10 H 17 RBI 9 BB 4 SO 4 LOB 31	
Phil Roof, R (1, 2) OBP: 0.259, SLG: 0.259 George Mitterwald, R (4, PH) OBP: 0.326, SLG: 0.410 (5, 2)	0-0 FC4-6 SH 1B	0-0 P4		0-0 FC5-2 1-3 2H 3H 2B		4-0 IBB		0-0 6-3		2	0	1	1	0	0	2		
Steve Luebber, R (1, 1) Ray Corbin, R (3, 1) Hal Haydel, R (4, 1) George Thomas, R (4, PH) Tom Hall, L (5, 1) OBP: 0.320, SLG: 0.333	0-0 SH	0-0 FC6-4		0-0 FC5-2		0-0 F7		0-3 K		1	0	0	0	0	0	2	0 0 0 0 0 0 0 0 0 0 0 0 0 0 0 0 3 2 0 0 0 0 1 4	
<b>Inning Stats</b>	R: 6 E: 2 K: 0 S: 11	H: 7 LOB: 2 BB: 0 P: 11	R: 2 E: 0 K: 1 S: 9	H: 4 LOB: 2 BB: 0 P: 9	R: 0 E: 0 K: 0 S: 3	H: 1 LOB: 0 BB: 0 P: 3	R: 2 E: 1 K: 0 S: 6	H: 2 LOB: 2 BB: 1 P: 10	R: 0 E: 0 K: 0 S: 4	H: 0 LOB: 0 BB: 1 P: 8	R: 0 E: 0 K: 1 S: 6	H: 1 LOB: 1 BB: 0 P: 6	R: 0 E: 0 K: 1 S: 6	H: 1 LOB: 2 BB: 1 P: 10	1B: 12 2B: 4 3B: 0 HR: 1	SF: 0 SAC: 1 DP: 2 HBP: 0	WP: 1 PB: 1 CS: 0	PA: 45
<b>PITCHER</b>	IP WLS BF H R ER SO BB IBB HBP BLK WP HR S P ERA WHIP																	
Mel Stottlemyre, R (1, 1) ERA: 3.21	1.0	7	4	2	2	1	0	0	0	0	1	9	9	18.00	4.000			
Roger Hambricht, R (1, 1) ERA: 5.59	1.2	5	1	0	0	0	0	0	0	0	0	5	5	0.00	0.600			
Lindy McDaniel, R (2, 1) ERA: 4.87	3.0	15	3	2	1	1	1	2	0	0	1	0	14	26	3.00	1.333		
Al Closter, L (4, 1) ERA: 1.88	2.0	9	2	0	0	2	0	1	0	0	0	12	16	0.00	1.000			

**New York Yankees @ Minnesota Twins**  
Metropolitan Stadium, Bloomington, MI  
Sun Aug 01 1971, 4:33 AM EDT  
Att: 24,056 - Overcast - 72 F

AB 40  
R 10  
H 17  
RBI 9  
BB 4  
SO 4  
LOB 31





Batter	1	2	3	4	5	6	7	8	9	AB	R	H	RBI	BB	SO	LOB	TOP				
Horace Clarke, S OBP: 0.327, SLG: 0.314 (1, 4)	F7		FC3-5-6-4-3		5-3			HBP 1B	1-3	5	1	1	0	0	0	2	<b>New York Yankees @ Cleveland Indians</b> Cleveland Municipal Stadium, Cleveland, OH Mon Aug 02 1971, 7:05 PM EDT Att: 8,025 - Unknown - 84 F				
Thurman Munson, R OBP: 0.338, SLG: 0.399 Jake Gibbs, L OBP: 0.267, SLG: 0.324 (1, 2) (8, 2)	F3		F8		5-3			1B FC1-2 HBP		3	0	0	0	0	0	1					
Bobby Murcer, L OBP: 0.436, SLG: 0.563 (1, 8)	K			F8	4-3			FC1-2 E 1B		4	1	1	1	0	1	0					
Roy White, S OBP: 0.380, SLG: 0.478 (1, 7)				F5				FC1-2 FC6-4		4	1	2	0	0	0	2					
Danny Cater, R OBP: 0.289, SLG: 0.344 (1, 5)								1-2 3-H FC6-4		4	1	2	0	0	0	2					
John Ellis, R OBP: 0.335, SLG: 0.369 (1, 3)								1-2 2-H 1B		4	1	2	1	0	0	1					
Ron Swoboda, R OBP: 0.365, SLG: 0.349 (1, 9)								2-3 1B		4	1	1	1	0	1	2					
Gene Michael, S OBP: 0.329, SLG: 0.309 (1, 6)										3	1	1	2	1	1	0					
Fritz Peterson, S OBP: 0.150, SLG: 0.075 (1, 1)										3	0	0	0	0	0	0					
<b>Inning Stats</b>	R: 0 E: 0 K: 1 S: 5	H: 0 LOB: 0 P: 5	R: 1 E: 0 K: 1 S: 6	H: 2 LOB: 0 BB: 0 P: 6	R: 0 E: 1 K: 0 S: 3	H: 0 LOB: 1 BB: 1 P: 7	R: 4 E: 0 K: 0 S: 7	H: 4 LOB: 0 BB: 0 P: 7	R: 0 E: 0 K: 0 S: 3	H: 1 LOB: 0 BB: 0 P: 3	R: 0 E: 0 K: 0 S: 3	H: 0 LOB: 0 BB: 0 P: 3	R: 2 E: 1 K: 0 S: 6	H: 3 LOB: 2 BB: 0 P: 7	R: 0 E: 0 K: 1 S: 5	H: 0 LOB: 0 BB: 0 P: 5		1B: 8 2B: 2 3B: 0 HR: 1	SF: 0 SAC: 1 DP: 3 HBP: 1	WP: 0 PB: 0 SB: 0 CS: 0	PA: 37
<b>PITCHER</b>	IP	WLS	BF	H	R	ER	SO	BB	IBB	HBP	BLK	WP	HR	S	P	ERA	WHIP				
Mike Paul, L ERA: 4.68 (1, 1)	7.0	L	29	8	7	7	2	1	0	1	0	0	1	31	36	9.00	1.286				
Phil Hennigan, R ERA: 4.37 (8, 1)	1.0		5	2	0	0	0	0	0	0	0	0	0	5	5	0.00	2.000				
Steve Mingo, L ERA: 1.7 (9, 1)	1.0		3	0	0	0	1	0	0	0	0	0	0	5	5	0.00	0.000				

AB	34
R	7
H	10
RBI	5
BB	1
SO	3
LOB	10



Batter	1	2	3	4	5	6	7	8	9	AB	R	H	RBI	BB	SO	LOB	BOTTOM				
Ted Uhlhaender, L OBP: 0.329, SLG: 0.300 (1, 8)	K							G3		3	0	0	0	1	1	0	<b>New York Yankees @ Cleveland Indians</b> Cleveland Municipal Stadium, Cleveland, OH Mon Aug 02 1971, 7:05 PM EDT Att: 8,025 - Unknown - 84 F				
Vada Pinson, L OBP: 0.294, SLG: 0.367 (1, 7)	4-3								F9	4	0	0	0	0	0	1					
Roy Foster, R OBP: 0.310, SLG: 0.395 (1, 9)	F7								F8	4	0	1	0	0	0	0					
Graig Nettles, L OBP: 0.365, SLG: 0.458 (1, 5)									P4	3	0	0	0	1	0	1					
Ray Fosse, R OBP: 0.313, SLG: 0.350 (1, 2)										3	0	1	0	0	0	2					
Chris Chambliss, L OBP: 0.360, SLG: 0.421 (1, 3)										3	0	1	0	0	0	2					
Eddie Leon, R OBP: 0.315, SLG: 0.326 (1, 4)										3	0	0	0	0	0	2					
Jack Heidemann, R OBP: 0.251, SLG: 0.238 (1, 6)										3	0	1	0	0	0	0					
Mike Paul, L (1, 1)										2	0	0	0	0	0	0					
Phil Hennigan, R (8, 1)										0	0	0	0	0	0	0					
Ken Suarez, R OBP: 0.306, SLG: 0.290 (8, PH)										1	0	0	0	0	0	1					
Steve Mingo, L OBP: 0.500, SLG: 0.500 (9, 1)										0	0	0	0	0	0	0					
<b>Inning Stats</b>	R: 0 E: 0 K: 1 S: 5	H: 0 LOB: 0 P: 5	R: 0 E: 0 K: 0 S: 3	H: 1 LOB: 1 BB: 1 P: 7	R: 0 E: 0 K: 0 S: 3	H: 0 LOB: 1 BB: 1 P: 7	R: 0 E: 0 K: 0 S: 4	H: 1 LOB: 1 BB: 0 P: 4	R: 0 E: 0 K: 0 S: 3	H: 0 LOB: 0 BB: 0 P: 3	R: 0 E: 0 K: 0 S: 3	H: 0 LOB: 0 BB: 0 P: 3	R: 0 E: 0 K: 0 S: 4	H: 1 LOB: 1 BB: 0 P: 4	R: 0 E: 0 K: 0 S: 3	H: 0 LOB: 0 BB: 0 P: 3	1B: 4 2B: 0 3B: 0 HR: 0	SF: 0 SAC: 0 DP: 2 HBP: 0	WP: 0 PB: 0 SB: 0 CS: 0	PA: 31	
<b>PITCHER</b>	IP	WLS	BF	H	R	ER	SO	BB	IBB	HBP	BLK	WP	HR	S	P	ERA	WHIP				
Fritz Peterson, L ERA: 3.25 (1, 1)	9.0	W	31	4	0	0	1	2	0	0	0	0	0	31	39	0.00	0.667				


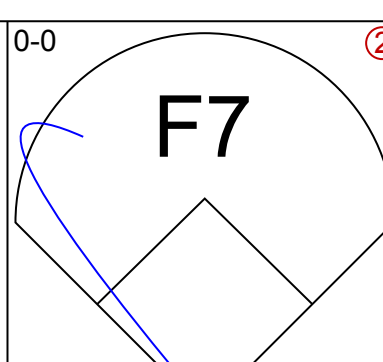
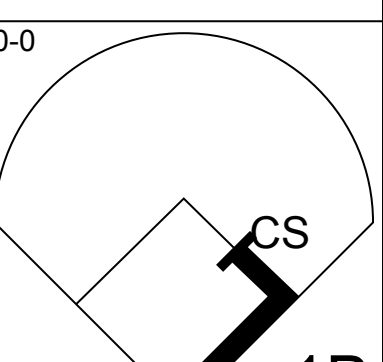
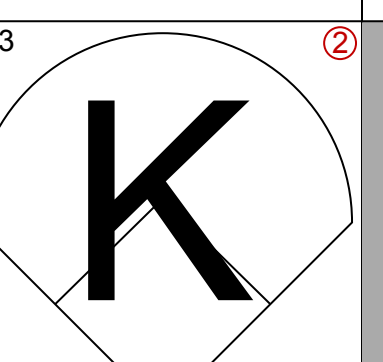
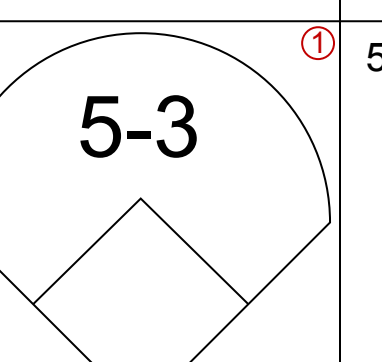
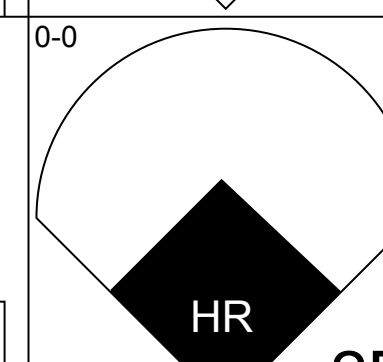
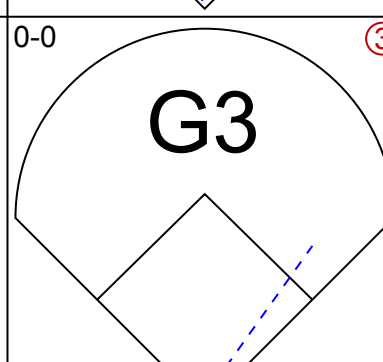
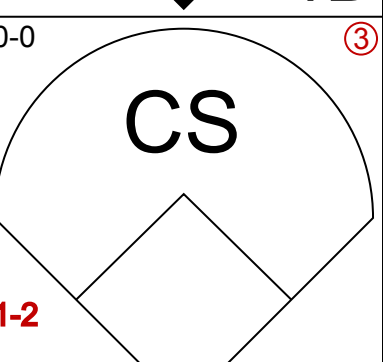
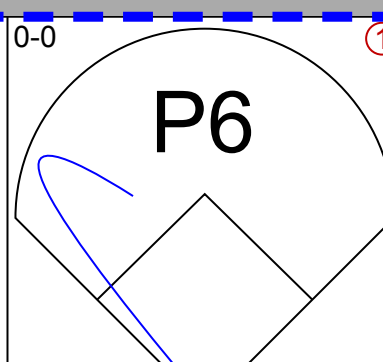
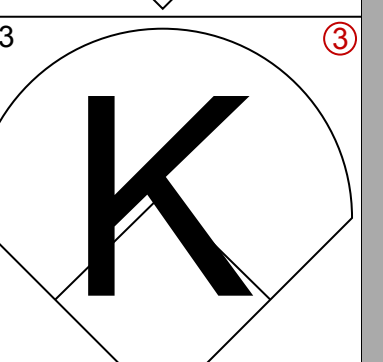
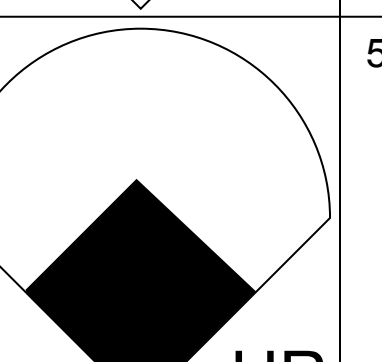
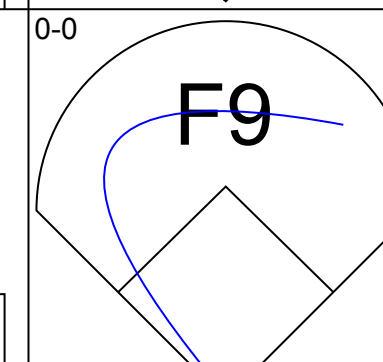
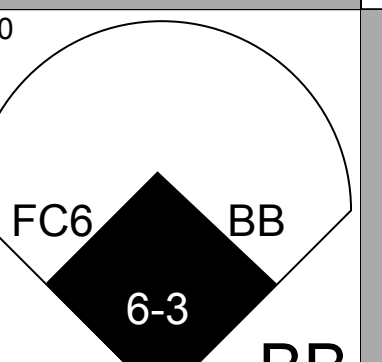
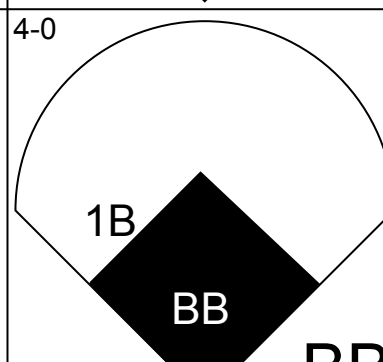
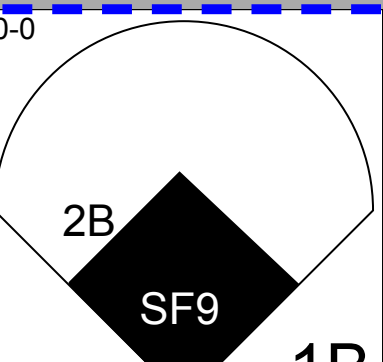
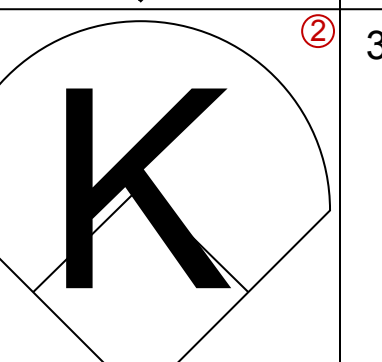
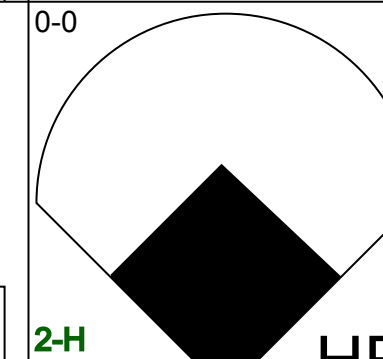
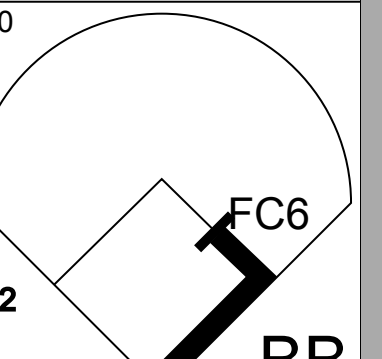
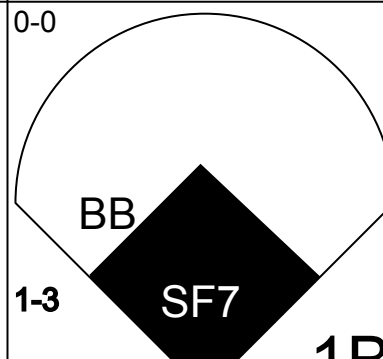
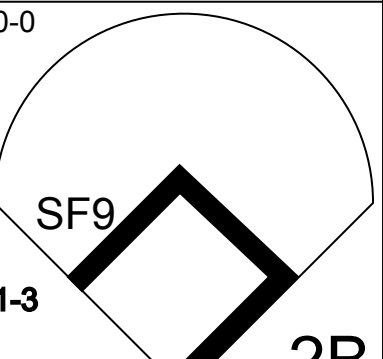
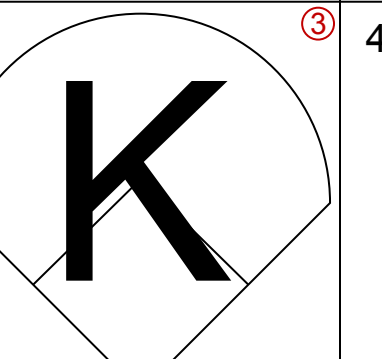
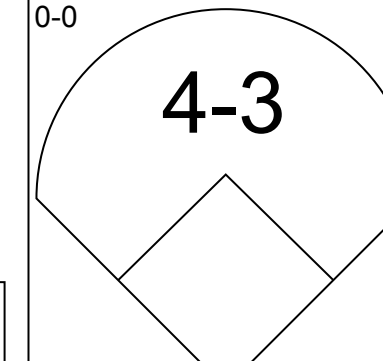
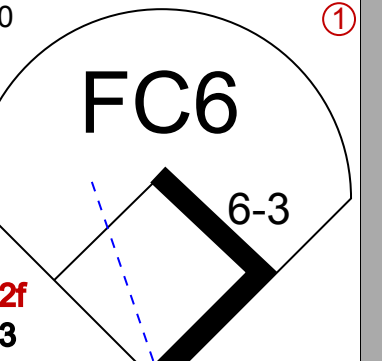
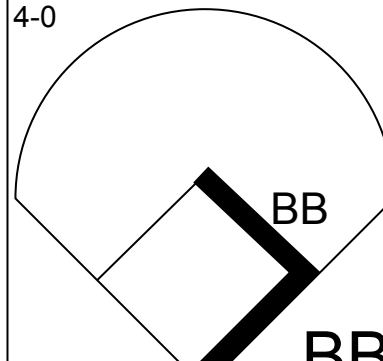
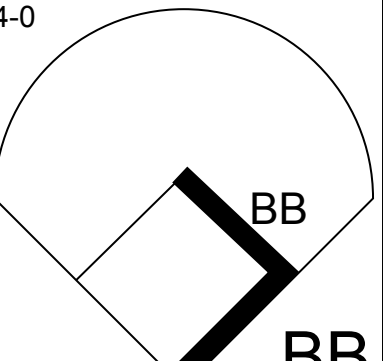
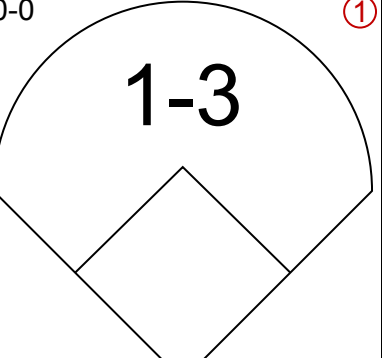
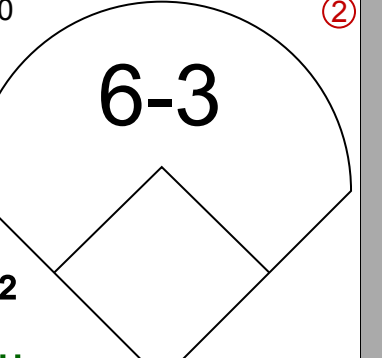
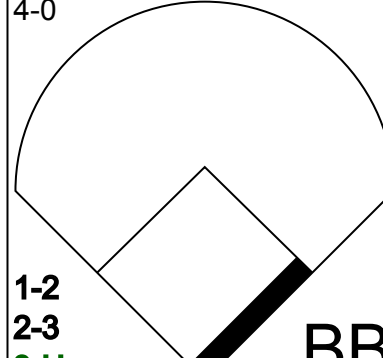
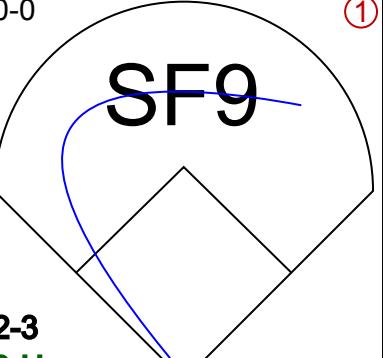
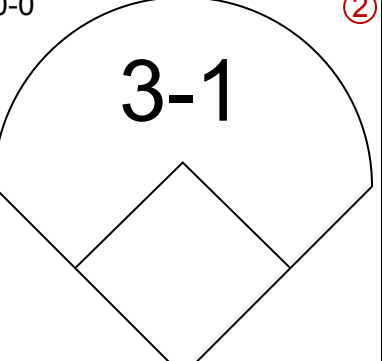
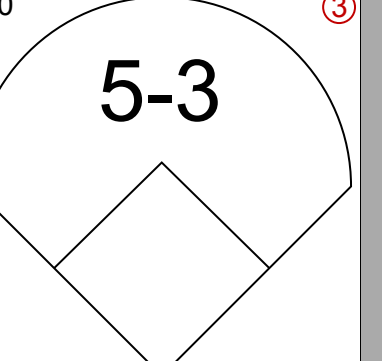
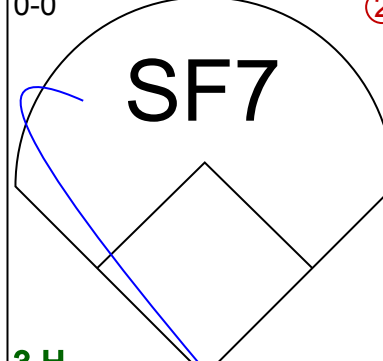
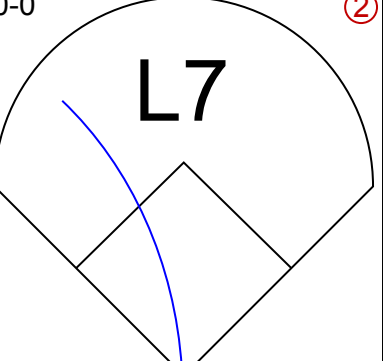

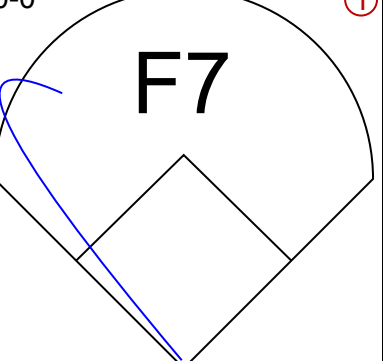
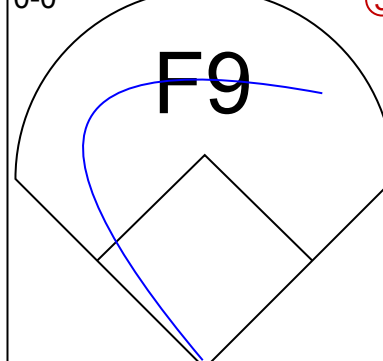
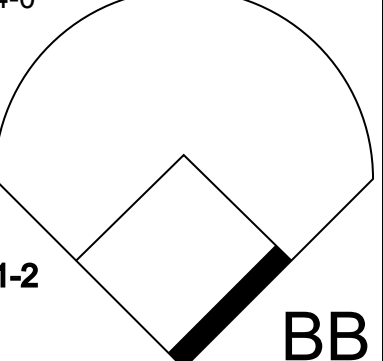

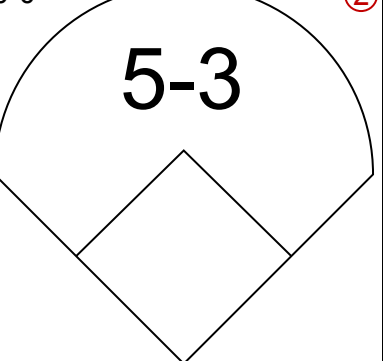
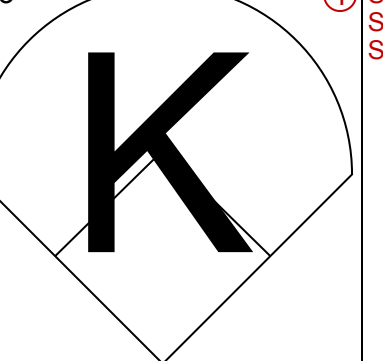
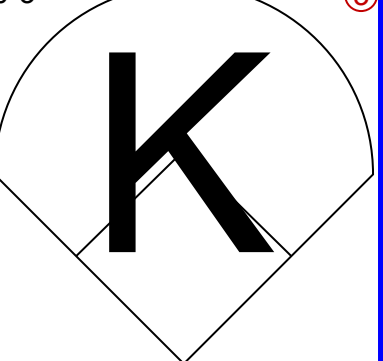


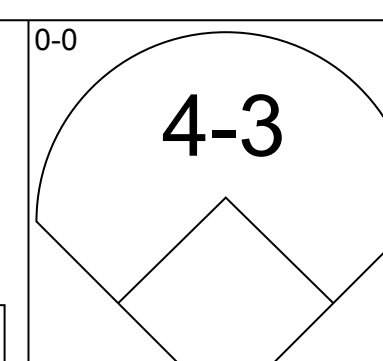
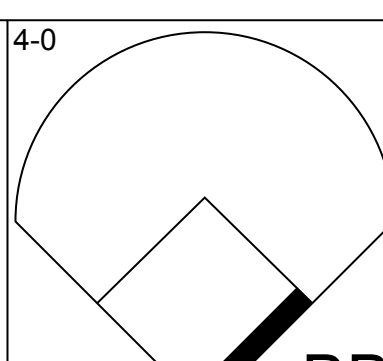
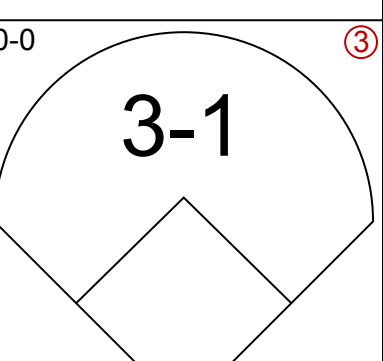
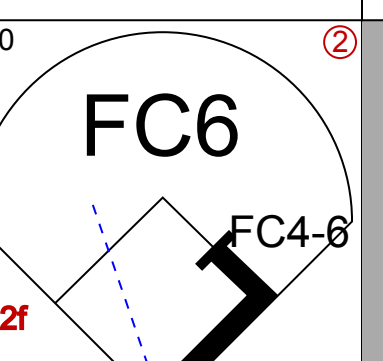
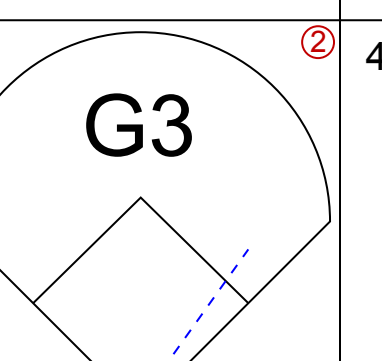
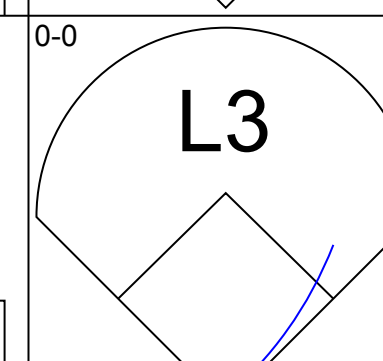
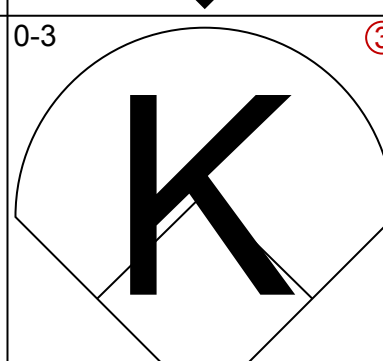
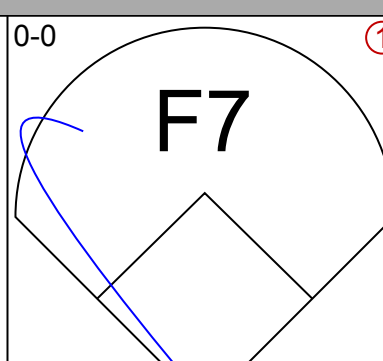
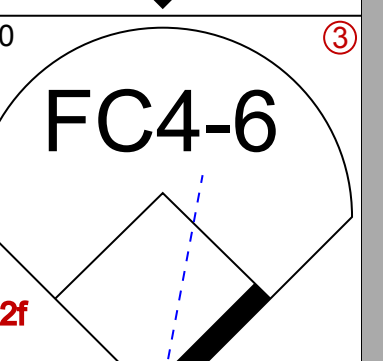
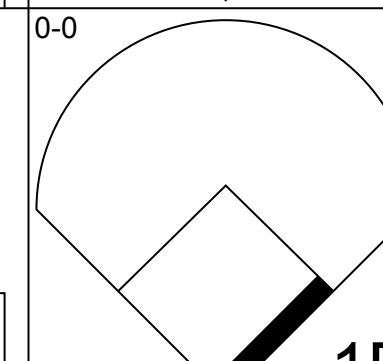
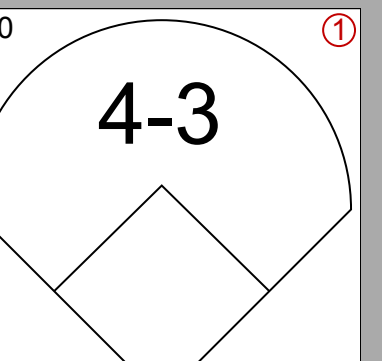
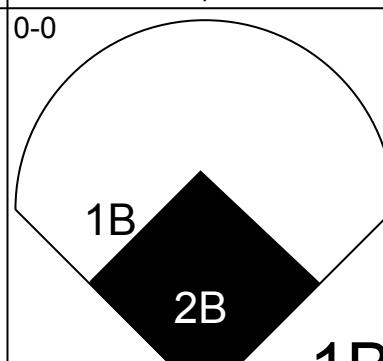
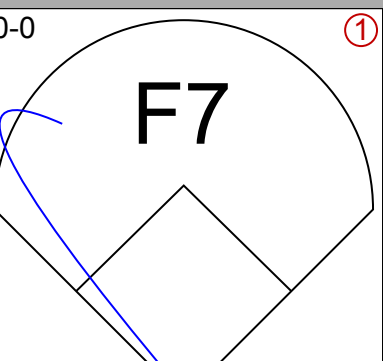
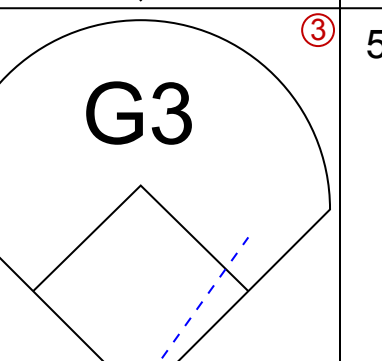
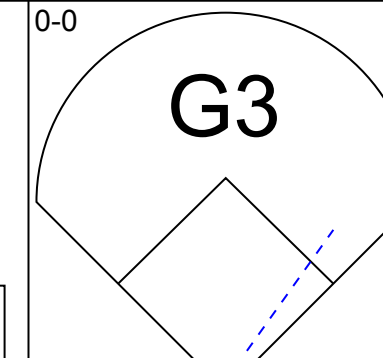
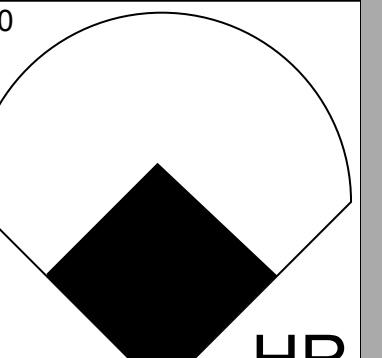
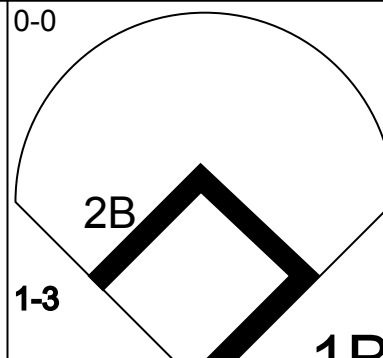
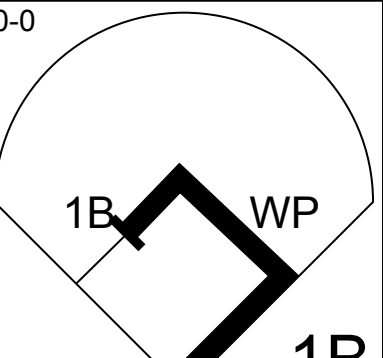
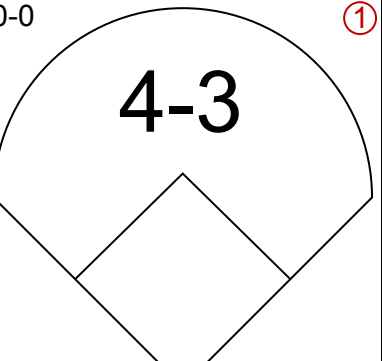
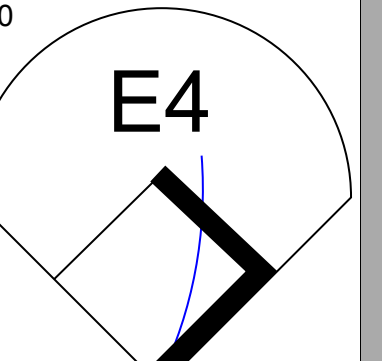
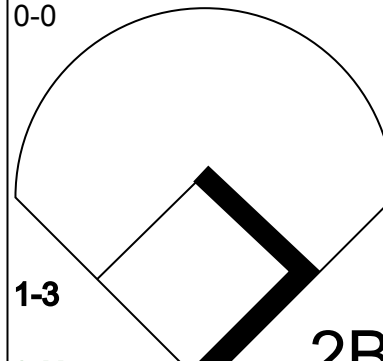
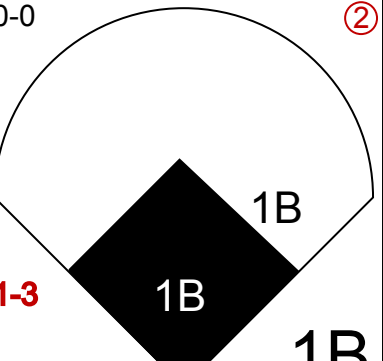

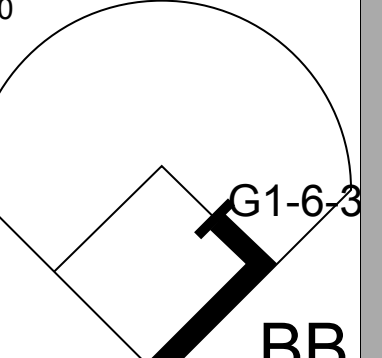
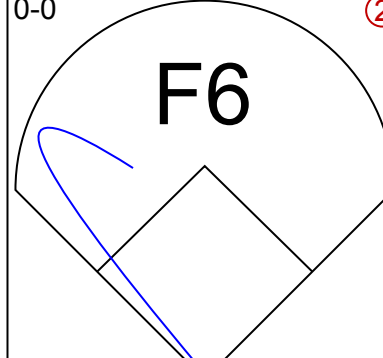
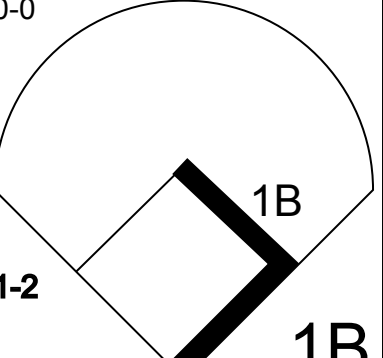

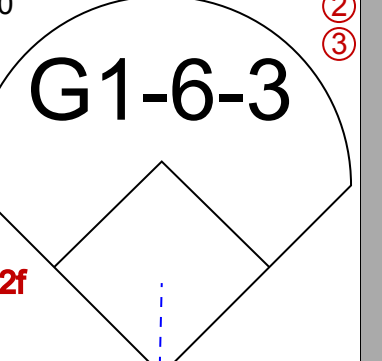

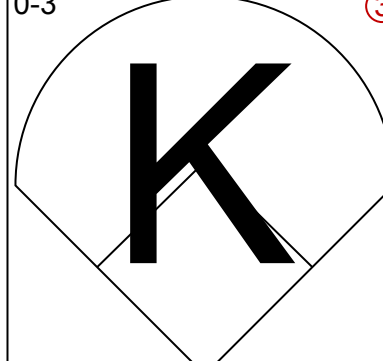
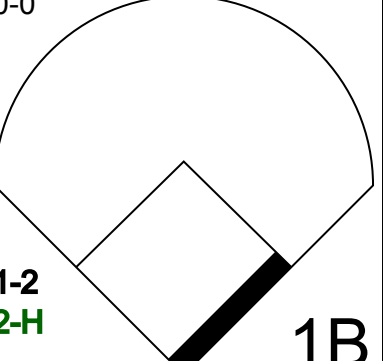
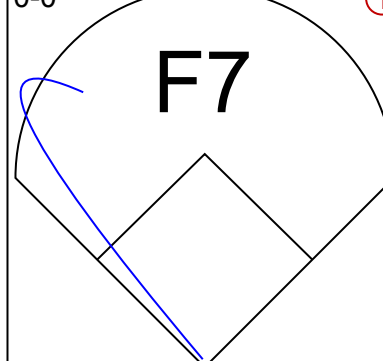
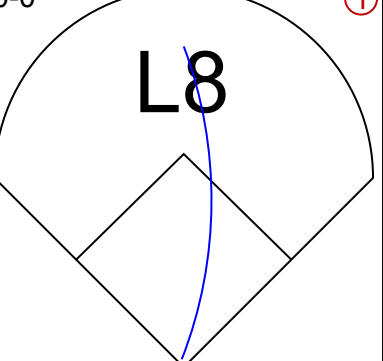
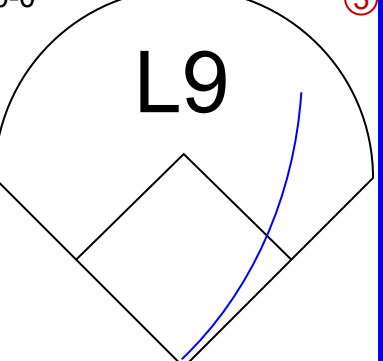
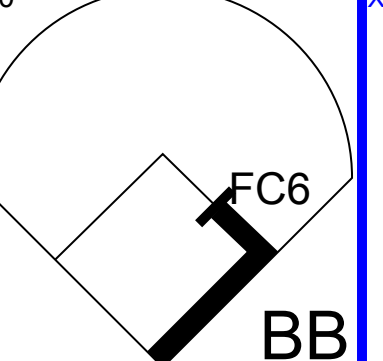
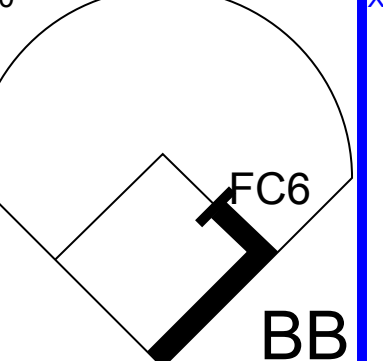


Batter	1	2	3	4	5	6	7	8	9	AB	R	H	RBI	BB	SO	LOB	TOP				
<b>Jerry Kenney, L</b> OBP: 0.371, SLG: 0.307	4-0 FC4-6 1B BB	SH5-4 G3			0-0 F7			0-0 G3		3	0	0	0	1	0	3	<b>New York Yankees @ Cleveland Indians</b> Cleveland Municipal Stadium, Cleveland, OH Tue Aug 03 1971, 7:05 PM EDT Att: 5,084 - Unknown - 71 F <a href="http://livebaseballscores.com">livebaseballscores.com</a>				
<b>Thurman Munson, R</b> OBP: 0.339, SLG: 0.397	0-0 FC4-6 1-2 1B	4-0 1B E BB	0-0 6-3		0-0 5-3			0-0 6-3		4	1	1	0	1	0	0					
<b>Bobby Murcer, L</b> OBP: 0.435, SLG: 0.561	0-0 L9	0-0 1-3 3-H 1B 1B			0-0 6-3			0-3 K		5	1	2	1	0	1	2					
<b>Roy White, S</b> OBP: 0.376, SLG: 0.471	0-0 FC4-6 1-2 2-3	0-0 E4 1B 1B			0-0 F9			0-0 F8		5	1	0	0	0	0	4					
<b>Ron Blomberg, L</b> OBP: 0.408, SLG: 0.527	0-0 G3	0-0 FC3-6 1-3 2-H 1B 1B			0-0 4-3			0-0 L4		5	1	1	1	0	0	3					
<b>Felipe Alou, R</b> OBP: 0.325, SLG: 0.388		0-0 1B			0-0 1-3			0-0 F7		4	1	2	1	0	0	0					
<b>Horace Clarke, S</b> OBP: 0.326, SLG: 0.316		0-0 1B 2B			0-0 F8			0-3 K		4	1	1	1	0	1	2					
<b>Gene Michael, S</b> OBP: 0.331, SLG: 0.309		0-0 1B			0-3 K			0-0 F9		3	1	1	1	1	1	0					
<b>Mike Kekich, R</b> OBP: 0.241, SLG: 0.185		0-0 1B BB			0-0 6-3			0-0 F8		2	1	0	1	2	0	0					
<b>Inning Stats</b>	R: 0 E: 0 K: 0 S: 4	H: 1 LOB: 2 BB: 1 P: 8	R: 3 E: 1 K: 0 S: 10	H: 6 LOB: 3 BB: 4 P: 26	R: 0 E: 0 K: 0 S: 4	H: 1 LOB: 1 BB: 0 P: 4	R: 0 E: 0 K: 1 S: 5	H: 0 LOB: 0 BB: 0 P: 5	R: 0 E: 0 K: 0 S: 3	H: 0 LOB: 0 BB: 0 P: 3	R: 0 E: 0 K: 1 S: 5	H: 0 LOB: 0 BB: 0 P: 5	R: 0 E: 0 K: 0 S: 3	H: 0 LOB: 0 BB: 0 P: 3	R: 0 E: 0 K: 1 S: 5	H: 0 LOB: 0 BB: 0 P: 5	1B: 7 2B: 1 3B: 0 HR: 0	SF: 0 SAC: 1 DP: 0 HBP: 0	WP: 0 PB: 1 SB: 0 CS: 0	PA: 41	
<b>PITCHER</b>	IP	WLS	BF	H	R	ER	SO	BB	IBB	HBP	BLK	WP	HR	S	P	ERA	WHIP				
<b>Alan Foster, R</b> ERA: 4.08	1.0	L	9	4	4	4	0	2	0	0	0	0	0	7	15	36.00	6.000				
<b>Rick Austin, L</b> ERA: 4.43	0.1		5	2	2	2	0	1	0	0	0	0	0	4	8	54.00	9.000				
<b>Ed Farmer, R</b> ERA: 1.86	4.2		18	2	2	0	1	2	0	0	0	0	0	18	26	0.00	0.857				
<b>Steve Mingo, L</b> ERA: 1.6	3.0		9	0	0	0	2	0	0	0	0	0	0	13	13	0.00	0.000				

Batter	1	2	3	4	5	6	7	8	9	AB	R	H	RBI	BB	SO	LOB	BOTTOM				
<b>Ted Uhlhaender, L</b> OBP: 0.329, SLG: 0.304	0-0 WP 2B									3	0	1	0	0	0	0	<b>New York Yankees @ Cleveland Indians</b> Cleveland Municipal Stadium, Cleveland, OH Tue Aug 03 1971, 7:05 PM EDT Att: 5,084 - Unknown - 71 F <a href="http://livebaseballscores.com">livebaseballscores.com</a>				
<b>Frank Baker, L</b> OBP: 0.258, SLG: 0.325			0-0 L8			0-0 F6			0-0 FC5-4 1B	1	0	1	1	0	0	0					
<b>Vada Pinson, L</b> OBP: 0.291, SLG: 0.364	0-0 1-3					0-0 4-3			0-0 FC5-4 FC6-4 1B	3	0	0	0	0	0	1					
<b>Steve Mingo, L</b> OBP: 0.500, SLG: 0.500			0-0 F7						1-2 FC6-4 1B	0	0	0	0	0	0	0					
<b>Ken Suarez, R</b> OBP: 0.304, SLG: 0.287									1-2 K	1	0	0	0	0	0	1					
<b>Roy Foster, R</b> OBP: 0.306, SLG: 0.389	0-0 F5				0-0 6-3				0-0 FC6-4 1B	4	0	0	0	0	0	2					
<b>Graig Nettles, L</b> OBP: 0.366, SLG: 0.457	4-0 FC6-4 2-3 BB				0-0 F8				0-0 1-2 1B	3	0	1	0	1	1	0					
<b>Ray Fosse, R</b> OBP: 0.310, SLG: 0.345	0-0 FC6-4 1-2				0-0 5-3				0-3 K	4	0	0	0	0	2	4					
<b>Chris Chambliss, L</b> OBP: 0.360, SLG: 0.420		0-3 K			0-0 G5-4-3 1B				0-3 K	3	0	1	0	0	2	0					
<b>Eddie Leon, R</b> OBP: 0.312, SLG: 0.323		0-0 1-3			0-0 G5-4-3 1-2				0-0 L8	3	0	0	0	0	0	1					
<b>Jack Heidemann, R</b> OBP: 0.251, SLG: 0.238										0	0	0	0	0	0	0					
<b>Kurt Bevacqua, R</b> OBP: 0.205, SLG: 0.231			0-0 5-3			0-0 F8			0-0 1-3	3	0	0	0	0	0	0					
<b>Alan Foster, R</b> OBP: 0.079, SLG: 0.083									0-0 K	0	0	0	0	0	0	0					
<b>Rick Austin, R</b>									0-0 K	0	0	0	0	0	0	0					
<b>Ed Farmer, R</b>									0-0 K	1	0	0	0	0	1	0					
<b>Chuck Hinton, R</b> (6, PH)									1B 3B	1	0	0	0	0	1	0					
<b>Jim Clark, R</b> OBP: 0.250, SLG: 0.278										1	1	1	0	0	0	0					
<b>Inning Stats</b>	R: 0 E: 0 K: 0 S: 4	H: 1 LOB: 2 BB: 1 P: 8	R: 0 E: 0 K: 1 S: 5	H: 0 LOB: 0 BB: 0 P: 5	R: 0 E: 0 K: 1 S: 5	H: 0 LOB: 0 BB: 0 P: 5	R: 0 E: 0 K: 0 S: 3	H: 0 LOB: 0 BB: 0 P: 3	R: 0 E: 0 K: 2 S: 7	H: 0 LOB: 0 BB: 0 P: 7	R: 0 E: 0 K: 1 S: 5	H: 0 LOB: 0 BB: 0 P: 5	R: 0 E: 0 K: 1 S: 5	H: 0 LOB: 0 BB: 0 P: 5	R: 1 E: 0 K: 1 S: 8	H: 3 LOB: 2 BB: 0 P: 8	1B: 3 2B: 1 3B: 1 HR: 0	SF: 0 SAC: 0 DP: 1 HBP: 0	WP: 1 PB: 0 SB: 0 CS: 0	PA: 32	
<b>PITCHER</b>	IP	WLS	BF	H	R	ER	SO	BB	IBB	HBP	BLK	WP	HR	S	P	ERA	WHIP				
<b>Mike Kekich, L</b> ERA: 3.74	9.0	W	32	5	1	1	7	1	0	0	0	1	0	45	49	1.00	0.667				



Batter	1	2	3	4	5	6	7	8	9	AB	R	H	RBI	BB	SO	LOB	TOP			
Jerry Kenney, L (1.5) OBP: 0.368, SLG: 0.305										5	0	1	0	0	2	0	<p><b>New York Yankees @ Cleveland Indians</b> Cleveland Municipal Stadium, Cleveland, OH</p> <p>Wed Aug 04 1971, 7:05 PM EDT Att: 4,721 - Unknown</p>			
Thurman Munson, R (1.2) OBP: 0.340, SLG: 0.410										5	2	2	1	0	1	0				
Bobby Murcer, L (1.8) OBP: 0.437, SLG: 0.560										3	3	1	0	2	1	1				
Roy White, S (1.7) OBP: 0.381, SLG: 0.486										4	2	3	2	1	1	0				
Ron Blomberg, L (1.9) OBP: 0.411, SLG: 0.516										2	0	0	0	2	0	2				
Danny Cater, R (1.3) OBP: 0.289, SLG: 0.342										2	0	0	3	1	0	1				
Horace Clarke, S (1.4) OBP: 0.324, SLG: 0.314										3	0	0	1	0	0	3				
Gene Michael, S (1.6) OBP: 0.330, SLG: 0.306										3	0	0	0	1	1	2				
Stan Bahnsen, R (1.1) OBP: 0.164, SLG: 0.222										4	0	0	0	0	3	3				
Lindy McDaniel, R (8.1) OBP: 0.111, SLG: 0.111										0	0	0	0	0	0	0				
<b>Inning Stats</b>	R: 2 E: 0 K: 1 S: 7	H: 2 LOB: 0 BB: 0 P: 7	R: 0 E: 0 K: 1 S: 5	H: 0 LOB: 0 BB: 0 P: 5	R: 0 E: 0 K: 1 S: 5	H: 0 LOB: 1 BB: 0 P: 11	R: 0 E: 0 K: 0 S: 3	H: 1 LOB: 0 BB: 0 P: 3	R: 2 E: 0 K: 3 S: 4	H: 1 LOB: 2 BB: 3 P: 16	R: 0 E: 0 K: 3 S: 9	H: 0 LOB: 0 BB: 0 P: 9	R: 1 E: 0 K: 1 S: 7	H: 2 LOB: 2 BB: 2 P: 15	R: 1 E: 0 K: 2 S: 8	H: 1 LOB: 0 BB: 0 P: 8	1B: 3 2B: 2 3B: 0 HR: 2	SF: 2 SAC: 0 DP: 0 HBP: 0	WP: 0 PB: 0 SB: 0 CS: 1	PA: 41
<b>PITCHER</b>	IP WLS BF H R ER SO BB IBB HBP BLK WP HR S P ERA WHIP																			
Ray Lamb, R (1.1) ERA: 3.02	5.0 L 19 3 3 3 3 2 0 0 0 0 1 23 31 5.40 1.000																			
Alan Foster, R (6.1) ERA: 4.15	2.0 10 1 2 2 3 3 0 0 0 0 0 13 25 9.00 2.000																			
Phil Hennigan, R (8.1) ERA: 4.53	2.0 11 3 2 2 3 2 0 0 0 0 0 1 15 23 9.00 2.500																			

Batter	1	2	3	4	5	6	7	8	9	AB	R	H	RBI	BB	SO	LOB	BOTTOM					
Ted Uhlhaender, L (1.8) OBP: 0.327, SLG: 0.300										4	0	0	0	1	0	1	<p><b>New York Yankees @ Cleveland Indians</b> Cleveland Municipal Stadium, Cleveland, OH</p> <p>Wed Aug 04 1971, 7:05 PM EDT Att: 4,721 - Unknown</p>					
Vada Pinson, L (1.9) OBP: 0.290, SLG: 0.362										5	0	1	0	0	1	2						
Chris Chambliss, L (1.3) OBP: 0.360, SLG: 0.419										5	1	2	0	0	0	1						
Graig Nettles, L (1.5) OBP: 0.369, SLG: 0.467										4	1	3	1	0	0	1						
Frank Baker, L (1.7) OBP: 0.266, SLG: 0.339										4	1	2	1	0	0	0						
John Lowenstein, L (1.6) OBP: 0.282, SLG: 0.348										3	0	1	0	1	0	2						
Eddie Leon, R (1.4) OBP: 0.311, SLG: 0.322										4	0	1	1	0	1	4						
Ken Suarez, R (1.2) OBP: 0.304, SLG: 0.281										2	0	0	0	1	0	0						
Chuck Hinton, R (8. PH) OBP: 0.341, SLG: 0.450										1	0	0	0	0	0	2						
Ray Fosse, R (9.2) OBP: 0.310, SLG: 0.345										0	0	0	0	0	0	0						
Ray Lamb, R (1.1) OBP: 0.143, SLG: 0.115										1	0	0	0	0	0	0						
Roy Foster, R (5. PH) OBP: 0.206, SLG: 0.306										1	0	0	0	0	0	0						
Alan Foster, R (8.1) OBP: 0.279, SLG: 0.383										0	0	0	0	0	0	0						
Gomer Hodgson, R (7. PH) OBP: 0.279, SLG: 0.281										1	0	0	0	0	0	1						
Phil Hennigan, R (8.1) OBP: 0.279, SLG: 0.281										0	0	0	0	0	0	0						
Kurt Bavacchia, R (9. PH) OBP: 0.202, SLG: 0.228										1	0	0	0	0	1	0						
<b>Inning Stats</b>	R: 0 E: 0 K: 0 S: 4	H: 1 LOB: 1 BB: 0 P: 4	R: 0 E: 0 K: 0 S: 3	H: 0 LOB: 0 BB: 0 P: 3	R: 0 E: 0 K: 1 S: 5	H: 0 LOB: 1 BB: 1 P: 9	R: 1 E: 1 K: 0 S: 4	H: 1 LOB: 1 BB: 1 P: 8	R: 0 E: 0 K: 1 S: 3	H: 0 LOB: 0 BB: 0 P: 3	R: 1 E: 0 K: 1 S: 8	H: 3 LOB: 2 BB: 0 P: 8	R: 0 E: 0 K: 0 S: 3	H: 0 LOB: 1 BB: 1 P: 7	R: 1 E: 0 K: 0 S: 6	H: 4 LOB: 2 BB: 0 P: 6	R: 0 E: 0 K: 1 S: 6	H: 1 LOB: 1 BB: 0 P: 6	1B: 8 2B: 1 3B: 0 HR: 1	SF: 0 SAC: 0 DP: 1 HBP: 0	WP: 1 PB: 0 SB: 0 CS: 0	PA: 39
<b>PITCHER</b>	IP WLS BF H R ER SO BB IBB HBP BLK WP HR S P ERA WHIP																					
Stan Bahnsen, R (1.1) ERA: 3.76	7.2 33 8 3 3 2 3 0 0 0 0 1 34 46 3.52 1.435																					
Lindy McDaniel, R (8.1) ERA: 4.70	1.1 S 6 2 0 0 1 0 0 0 0 0 0 8 8 0.00 1.500																					



Batter	1	2	3	4	5	6	7	8	9	AB	R	H	RBI	BB	SO	LOB	TOP			
<b>Don Buford, S</b> OBP: 0.410, SLG: 0.458 (1, 7)										4	0	0	0	0	0	1	<b>Baltimore Orioles @ New York Yankees</b> Yankee Stadium, Bronx, NY Thu Aug 05 1971, 7:05 PM EDT Att: 18,509 - Unknown			
<b>Mery Rettenmund, R</b> OBP: 0.424, SLG: 0.446 (1, 8)										4	0	1	0	0	1	0				
<b>Boog Powell, L</b> OBP: 0.369, SLG: 0.436 (1, 3)										3	0	0	0	1	2	0				
<b>Frank Robinson, R</b> OBP: 0.391, SLG: 0.508 (1, 9)										4	0	0	0	0	2					
<b>Eliot Hendricks, L</b> OBP: 0.336, SLG: 0.363 (1, 2)										3	0	2	0	1	0	0				
<b>Brooks Robinson, R</b> OBP: 0.354, SLG: 0.424 (1, 5)										4	0	0	0	0	1	5				
<b>Davey Johnson, R</b> OBP: 0.357, SLG: 0.441 (1, 4)										3	0	0	0	0	1					
<b>Mark Belanger, R</b> OBP: 0.371, SLG: 0.316 (1, 6)										3	0	0	0	0	2					
<b>Mike Cuellar, L</b> OBP: 0.083, SLG: 0.100 (1, 1)										2	0	0	0	0	2	1				
<b>Tom Dukes, R</b> OBP: 0.143, SLG: 0.286 (7, 1)										0	0	0	0	0	0	0				
<b>Tom Shopy, L</b> OBP: 0.325, SLG: 0.316 (6, PH)										1	0	0	0	0	0	0				
<b>Dave Boswell, R</b> OBP: 0.250, SLG: 0.500 (8, 1)										0	0	0	0	0	0	0				
<b>Inning Stats</b>	R: 0 E: 0 K: 0 S: 4	H: 1 LOB: 3 BB: 2 P: 12	R: 0 E: 1 K: 1 S: 6	H: 0 LOB: 1 BB: 0 P: 6	R: 0 E: 0 K: 1 S: 5	H: 0 LOB: 0 BB: 0 P: 5	R: 0 E: 0 K: 1 S: 6	H: 1 LOB: 1 BB: 0 P: 6	R: 0 E: 0 K: 1 S: 5	H: 0 LOB: 0 BB: 0 P: 5	R: 0 E: 0 K: 0 S: 3	H: 0 LOB: 0 BB: 0 P: 3	R: 0 E: 0 K: 1 S: 5	H: 0 LOB: 0 BB: 0 P: 5	R: 0 E: 0 K: 0 S: 4	H: 1 LOB: 1 BB: 0 P: 4	1B: 3 2B: 0 3B: 0 HR: 0	SF: 0 SAC: 0 DP: 0 HBP: 0	WP: 1 PB: 0 SB: 0 CS: 0	PA: 33
<b>PITCHER</b> <b>Mel Stottlemyre, R</b> ERA: 3.07 (1, 1)	IP: 9.0 WLS: W BF: 33 H: 3 R: 0 ER: 0 SO: 6 BB: 2 IBB: 0 HBP: 0 BLK: 0 WP: 1 HR: 0 S: 43 P: 51 ERA: 0.00 WHIP: 0.556															<b>PITCHER</b>				

Batter	1	2	3	4	5	6	7	8	9	AB	R	H	RBI	BB	SO	LOB	BOTTOM								
<b>Horace Clarke, S</b> OBP: 0.325, SLG: 0.312 (1, 4)										2	0	0	0	2	0	0	<b>Baltimore Orioles @ New York Yankees</b> Yankee Stadium, Bronx, NY Thu Aug 05 1971, 7:05 PM EDT Att: 18,509 - Unknown								
<b>Thurman Munson, R</b> OBP: 0.339, SLG: 0.408 (1, 2)										4	1	1	0	0	3										
<b>Bobby Murcer, L</b> OBP: 0.438, SLG: 0.559 (1, 8)										4	1	2	0	0	0										
<b>Roy White, S</b> OBP: 0.379, SLG: 0.481 (1, 7)										3	1	0	0	1	2	2									
<b>Danny Cater, R</b> OBP: 0.288, SLG: 0.341 (1, 5) (8, 3)										4	1	1	2	0	0	0									
<b>John Ellis, R</b> OBP: 0.329, SLG: 0.361 (1, 3)										3	0	0	0	0	2										
<b>Jerry Kenney, L</b> OBP: 0.368, SLG: 0.305 (8, 5)										0	0	0	0	0	0	0									
<b>Ron Swoboda, R</b> OBP: 0.365, SLG: 0.349 (1, 9)										3	1	1	1	0	0	0									
<b>Gene Michael, S</b> OBP: 0.331, SLG: 0.307 (1, 6)										2	0	1	0	0	0	0									
<b>Mel Stottlemyre, R</b> OBP: 0.219, SLG: 0.224 (1, 1)										3	0	1	2	0	1										
<b>Inning Stats</b>	R: 0 E: 0 K: 1 S: 5	H: 1 LOB: 2 BB: 1 P: 9	R: 0 E: 0 K: 0 S: 3	H: 0 LOB: 0 BB: 0 P: 3	R: 0 E: 0 K: 0 S: 3	H: 0 LOB: 0 BB: 0 P: 3	R: 0 E: 0 K: 0 S: 3	H: 1 LOB: 0 BB: 0 P: 3	R: 5 E: 0 K: 0 S: 8	H: 5 LOB: 2 BB: 2 P: 16	R: 0 E: 0 K: 1 S: 5	H: 0 LOB: 0 BB: 0 P: 5	1B: 7 2B: 1 3B: 0 HR: 0	SF: 0 SAC: 1 DP: 1 HBP: 0	WP: 0 PB: 0 SB: 1 CS: 2	PA: 32									
<b>PITCHER</b> <b>Mike Cuellar, L</b> ERA: 3.4 (1, 1)	IP: 6.2 WLS: L BF: 27 H: 7 R: 5 ER: 5 SO: 1 BB: 2 IBB: 0 HBP: 0 BLK: 0 WP: 0 HR: 0 S: 27 P: 35 ERA: 6.75 WHIP: 1.350															<b>PITCHER</b>									
<b>Tom Dukes, R</b> ERA: 3.73 (7, 1)	0.1	2	0	0	0	0	0	1	5	0.00	0.000														
<b>Dave Boswell, R</b> ERA: 4.76 (8, 1)	1.0	3	0	0	0	1	0	0	5	0.00	0.000														





Batter	1	2	3	4	5	6	7	8	9	AB	R	H	RBI	BB	SO	LOB	TOP
Merv Rettenmund, R OBP: 0.421, SLG: 0.446										5	1	1	0	0	0	2	<b>Baltimore Orioles @ New York Yankees</b> Yankee Stadium, Bronx, NY Fri Aug 06 1971, 7:05 PM EDT Att: 24,681 - Unknown
Mark Belanger, R OBP: 0.370, SLG: 0.315										4	0	1	0	0	0	2	
Frank Robinson, R Orlando Pena, R OBP: 0.392, SLG: 0.508										4	0	2	1	0	0	1	
Brooks Robinson, R OBP: 0.353, SLG: 0.423										3	0	1	1	0	0	2	
Curt Motton, R OBP: 0.243, SLG: 0.313										4	0	0	0	0	2	2	
Davey Johnson, R OBP: 0.358, SLG: 0.442										4	0	2	0	0	0	0	
Andy Etchebarren, R OBP: 0.283, SLG: 0.293										4	0	0	0	0	0	3	
Chico Salmon, R OBP: 0.167, SLG: 0.254										4	1	2	1	0	1	1	
Pat Dobson, R Grant Jackson, S Don Buford, S OBP: 0.179, SLG: 0.141										1	0	0	0	0	1	0	
										1	1	0	0	0	0	1	
										2	0	1	0	0	0	0	
<b>Inning Stats</b>	R: 1 E: 0 K: 1 S: 7	H: 2 LOB: 1 BB: 0 P: 7	R: 0 E: 0 K: 1 S: 5	H: 0 LOB: 0 BB: 0 P: 5	R: 0 E: 0 K: 0 S: 5	H: 2 LOB: 2 BB: 0 P: 5	R: 1 E: 0 K: 1 S: 6	H: 3 LOB: 2 BB: 0 P: 6	R: 0 E: 0 K: 1 S: 4	H: 1 LOB: 1 BB: 0 P: 4	R: 0 E: 0 K: 0 S: 3	H: 0 LOB: 0 BB: 0 P: 3	R: 1 E: 0 K: 0 S: 4	H: 1 LOB: 0 BB: 0 P: 4	1B: 7 2B: 2 3B: 0 HR: 1	SF: 1 SAC: 0 DP: 0 HBP: 0	WP: 0 PA: 37 PB: 0 SB: 0 CS: 0
<b>PITCHER</b> Fritz Peterson, L ERA: 3.23	IP: 9.0 WLS: W BF: 37 H: 10 R: 3 ER: 3 SO: 4 BB: 0 IBB: 0 HBP: 0 BLK: 0 WP: 0 HR: 1 S: 45 P: 45 ERA: 3.00 WHIP: 1.111											<b>PITCHER</b>	IP: 9.0 WLS: W BF: 37 H: 10 R: 3 ER: 3 SO: 4 BB: 0 IBB: 0 HBP: 0 BLK: 0 WP: 0 HR: 1 S: 45 P: 45 ERA: 3.00 WHIP: 1.111				

Batter	1	2	3	4	5	6	7	8	9	AB	R	H	RBI	BB	SO	LOB	BOTTOM		
Jerry Kenney, L Danny Cater, R OBP: 0.366, SLG: 0.302										2	0	0	0	0	0	0	<b>Baltimore Orioles @ New York Yankees</b> Yankee Stadium, Bronx, NY Fri Aug 06 1971, 7:05 PM EDT Att: 24,681 - Unknown		
Jake Gibbs, L OBP: 0.259, SLG: 0.314										5	0	0	0	0	5				
Bobby Murcer, L OBP: 0.439, SLG: 0.570										5	3	3	3	0	0				
Roy White, S OBP: 0.377, SLG: 0.476										4	1	0	0	1	1	2			
Ron Blomberg, L OBP: 0.420, SLG: 0.520										5	1	3	1	0	0	0			
Felipe Alou, R OBP: 0.322, SLG: 0.386										2	0	0	2	0	1				
Horace Clarke, S OBP: 0.326, SLG: 0.312										3	2	1	0	1	0	1			
Gene Michael, S OBP: 0.332, SLG: 0.310										4	3	2	1	0	0	2			
Fritz Peterson, S OBP: 0.175, SLG: 0.107										3	1	2	3	0	1	0			
<b>Inning Stats</b>	R: 0 E: 0 K: 0 S: 3	H: 0 LOB: 0 BB: 0 P: 3	R: 1 E: 0 K: 1 S: 5	H: 1 LOB: 1 BB: 2 P: 13	R: 0 E: 0 K: 1 S: 5	H: 0 LOB: 0 BB: 0 P: 5	R: 5 E: 1 K: 1 S: 11	H: 6 LOB: 1 BB: 0 P: 11	R: 1 E: 0 K: 0 S: 5	H: 2 LOB: 1 BB: 0 P: 5	R: 3 E: 1 K: 0 S: 5	H: 1 LOB: 0 BB: 1 P: 9	R: 2 E: 1 K: 0 S: 7	H: 3 LOB: 2 BB: 0 P: 7	R: 0 E: 0 K: 0 S: 3	H: 0 LOB: 0 BB: 0 P: 3	1B: 10 2B: 1 3B: 1 HR: 1	SF: 2 SAC: 1 DP: 1 HBP: 0	WP: 0 PA: 41 PB: 0 SB: 1 CS: 0
<b>PITCHER</b> Pat Dobson, R ERA: 2.87	IP: 3.2 WLS: L BF: 18 H: 6 R: 6 ER: 6 SO: 3 BB: 2 IBB: 0 HBP: 0 BLK: 0 WP: 0 HR: 0 S: 22 P: 30 ERA: 14.73 WHIP: 2.182											<b>PITCHER</b>	IP: 3.2 WLS: L BF: 18 H: 6 R: 6 ER: 6 SO: 3 BB: 2 IBB: 0 HBP: 0 BLK: 0 WP: 0 HR: 0 S: 22 P: 30 ERA: 14.73 WHIP: 2.182						
<b>PITCHER</b> Grant Jackson, L ERA: 3.09	IP: 2.1 WLS: L BF: 13 H: 4 R: 4 ER: 1 SO: 0 BB: 0 IBB: 1 HBP: 0 BLK: 0 WP: 0 HR: 1 S: 12 P: 16 ERA: 3.86 WHIP: 1.714											<b>PITCHER</b>	IP: 2.1 WLS: L BF: 13 H: 4 R: 4 ER: 1 SO: 0 BB: 0 IBB: 1 HBP: 0 BLK: 0 WP: 0 HR: 1 S: 12 P: 16 ERA: 3.86 WHIP: 1.714						
<b>PITCHER</b> Orlando Pena, R ERA: 3.07	IP: 2.0 WLS: L BF: 10 H: 3 R: 2 ER: 0 SO: 0 BB: 0 IBB: 0 HBP: 0 BLK: 0 WP: 0 HR: 0 S: 10 P: 10 ERA: 0.00 WHIP: 1.500											<b>PITCHER</b>	IP: 2.0 WLS: L BF: 10 H: 3 R: 2 ER: 0 SO: 0 BB: 0 IBB: 0 HBP: 0 BLK: 0 WP: 0 HR: 0 S: 10 P: 10 ERA: 0.00 WHIP: 1.500						



Batter	1	2	3	4	5	6	7	8	9	AB	R	H	RBI	BB	SO	LOB	TOP										
<b>Don Buford, S</b> OBP: 0.413, SLG: 0.458 (1, 7)										2	1	0	0	3	1	0	<b>Baltimore Orioles @ New York Yankees</b> Yankee Stadium, Bronx, NY Sat Aug 07 1971, 3:33 AM EDT Att: 21,813 - Unknown										
<b>Mark Belanger, R</b> OBP: 0.365, SLG: 0.312 (1, 6)										4	0	0	0	0	0	3											
<b>Frank Robinson, R</b> OBP: 0.396, SLG: 0.508 (1, 3)										2	0	1	0	2	0	0											
<b>Brooks Robinson, R</b> OBP: 0.352, SLG: 0.420 (1, 5)										3	0	0	0	1	0	4											
<b>Merv Rettenmund, R</b> OBP: 0.420, SLG: 0.441 (1, 8)										3	1	0	0	1	0	4											
<b>Davey Johnson, R</b> OBP: 0.357, SLG: 0.449 (1, 4)										4	1	1	2	0	1	1											
<b>Curt Motton, R</b> OBP: 0.225, SLG: 0.288 (9, PH)										3	0	0	0	0	2	0											
<b>Tom Shopay, L</b> OBP: 0.341, SLG: 0.316 (9, 9)										0	0	0	0	1	0	0											
<b>Andy Etchebarren, R</b> OBP: 0.284, SLG: 0.289 (6, 2)										2	0	0	0	1	1	0											
<b>Clay Dalrymple, L</b> OBP: 0.432, SLG: 0.382 (6, 2)										0	0	0	0	0	0	0											
<b>Jim Palmer, R</b> OBP: 0.214, SLG: 0.191 (1, 1)										4	0	0	0	0	0	2											
<b>Inning Stats</b>	R: 1 E: 1 K: 0 S: 4	H: 1 LOB: 1 BB: 1 P: 8	R: 0 E: 0 K: 1 S: 5	H: 0 LOB: 1 BB: 1 P: 9	R: 0 E: 0 K: 1 S: 5	H: 0 LOB: 1 BB: 1 P: 9	R: 2 E: 0 K: 1 S: 6	H: 1 LOB: 0 BB: 1 P: 10	R: 0 E: 0 K: 0 S: 3	H: 0 LOB: 2 BB: 2 P: 11	R: 0 E: 0 K: 0 S: 3	H: 0 LOB: 0 BB: 0 P: 3	R: 0 E: 0 K: 0 S: 3	H: 0 LOB: 1 BB: 1 P: 7	R: 0 E: 0 K: 0 S: 3	H: 0 LOB: 2 BB: 2 P: 11	1B: 1 2B: 0 3B: 0 HR: 1	SF: 0 SAC: 2 DP: 0 HBP: 0	WP: 1 PB: 0 SB: 1 CS: 0	PA: 38							
<b>PITCHER</b>	IP	WLS	BF	H	R	ER	SO	BB	IBB	HBP	BLK	WP	HR	S	P	ERA	WHIP										
<b>Mike Kekich, L</b> ERA: 3.67 (1, 1)	7.0	L	29	2	3	2	5	5	1	0	0	0	1	33	57	2.57	1.000										
<b>Jack Aker, R</b> ERA: 2.08 (8, 1)	2.0		9	0	0	0	0	2	1	0	0	1	0	6	18	0.00	1.000										

Batter	1	2	3	4	5	6	7	8	9	AB	R	H	RBI	BB	SO	LOB	BOTTOM										
<b>Jerry Kenney, L</b> OBP: 0.364, SLG: 0.302 (1, 5)										4	1	1	0	0	2	1	<b>Baltimore Orioles @ New York Yankees</b> Yankee Stadium, Bronx, NY Sat Aug 07 1971, 3:33 AM EDT Att: 21,813 - Unknown										
<b>Thurman Munson, R</b> OBP: 0.335, SLG: 0.403 (1, 2)										4	0	0	0	0	0	1											
<b>Bobby Murcer, L</b> OBP: 0.442, SLG: 0.568 (1, 8)										1	0	0	0	3	0	0											
<b>Roy White, S</b> OBP: 0.378, SLG: 0.475 (1, 7)										3	0	1	1	1	0	1											
<b>Ron Blomberg, L</b> OBP: 0.405, SLG: 0.500 (1, 9)										4	0	0	0	0	1	4											
<b>Danny Cater, R</b> OBP: 0.291, SLG: 0.347 (1, 3)										4	0	0	0	0	0	4											
<b>Horace Clarke, S</b> OBP: 0.328, SLG: 0.314 (1, 4)										4	0	2	0	0	0	0											
<b>Gene Michael, S</b> OBP: 0.329, SLG: 0.306 (1, 6)										4	0	0	0	0	1	2											
<b>Mike Kekich, R</b> OBP: 0.226, SLG: 0.172 (7, PH)										2	0	0	0	0	1	0											
<b>Jake Gibbs, L</b> OBP: 0.257, SLG: 0.312 (8, 1)										1	0	0	0	0	0	0											
<b>Jack Aker, R</b> (8, 1)										0	0	0	0	0	0	0											
<b>Inning Stats</b>	R: 0 E: 1 K: 1 S: 5	H: 0 LOB: 0 BB: 0 P: 3	R: 0 E: 0 K: 2 S: 7	H: 0 LOB: 0 BB: 0 P: 7	R: 0 E: 0 K: 1 S: 5	H: 0 LOB: 0 BB: 2 P: 13	R: 0 E: 0 K: 0 S: 5	H: 2 LOB: 1 BB: 1 P: 9	R: 0 E: 0 K: 0 S: 4	H: 1 LOB: 1 BB: 0 P: 4	R: 0 E: 0 K: 0 S: 3	H: 0 LOB: 0 BB: 0 P: 3	R: 0 E: 0 K: 0 S: 4	H: 1 LOB: 1 BB: 0 P: 4	R: 0 E: 0 K: 0 S: 4	H: 1 LOB: 0 BB: 0 P: 4	1B: 4 2B: 0 3B: 0 HR: 0	SF: 0 SAC: 0 DP: 0 HBP: 0	WP: 2 PB: 0 SB: 0 CS: 0	PA: 35							
<b>PITCHER</b>	IP	WLS	BF	H	R	ER	SO	BB	IBB	HBP	BLK	WP	HR	S	P	ERA	WHIP										
<b>Jim Palmer, R</b> ERA: 2.91 (1, 1)	9.0	W	35	4	1	1	5	4	0	0	0	2	0	41	57	1.00	0.889										



Batter	1	2	3	4	5	6	7	8	9	AB	R	H	RBI	BB	SO	LOB	TOP					
<b>Don Buford, S</b> OBP: 0.416, SLG: 0.468 (1, 7)										4	1	3	0	0	0	1	<b>Baltimore Orioles @ New York Yankees</b> Yankee Stadium, Bronx, NY Sun Aug 08 1971, 3:33 AM EDT Att: 26,319 - Unknown					
<b>Mark Belanger, R</b> OBP: 0.365, SLG: 0.368 (1, 6)										4	0	0	0	0	0	4						
<b>Frank Robinson, R</b> OBP: 0.392, SLG: 0.502 (1, 9)										4	0	0	1	0	0	2						
<b>Boog Powell, L</b> OBP: 0.365, SLG: 0.430 (1, 3)										4	0	0	0	0	0	0						
<b>Merv Rettenmund, R</b> OBP: 0.415, SLG: 0.436 (1, 8)										4	0	0	0	0	0	0						
<b>Brooks Robinson, R</b> OBP: 0.350, SLG: 0.417 (1, 5)										3	0	0	0	0	0	0						
<b>Davey Johnson, R</b> OBP: 0.357, SLG: 0.448 (1, 4)										3	0	1	0	0	0	0						
<b>Clay Dalrymple, L</b> OBP: 0.426, SLG: 0.378 (1, 2)										3	0	1	0	0	2	1						
<b>Grant Jackson, S</b> OBP: 0.100, SLG: 0.211 (1, 1)										3	0	0	0	0	0	2						
<b>Tom Dukes, R</b> OBP: 0.143, SLG: 0.286 (9, 1)										0	0	0	0	0	0	0						
<b>Inning Stats</b>	R: 1 E: 0 K: 0 S: 4	H: 1 LOB: 0 BB: 0 P: 4	R: 0 E: 0 K: 0 S: 3	H: 0 LOB: 0 BB: 0 P: 3	R: 0 E: 0 K: 0 S: 5	H: 2 LOB: 2 BB: 0 P: 5	R: 0 E: 0 K: 0 S: 3	H: 0 LOB: 0 BB: 0 P: 3	R: 0 E: 0 K: 1 S: 6	H: 1 LOB: 1 BB: 0 P: 6	R: 0 E: 0 K: 0 S: 3	H: 0 LOB: 0 BB: 0 P: 3	R: 0 E: 0 K: 0 S: 3	H: 0 LOB: 0 BB: 0 P: 3	R: 0 E: 0 K: 1 S: 6	H: 1 LOB: 1 BB: 0 P: 6	R: 0 E: 0 K: 0 S: 3	H: 0 LOB: 0 BB: 0 P: 3	1B: 4 2B: 0 3B: 1 HR: 0	SF: 0 SAC: 0 DP: 0 HBP: 0	WP: 0 PB: 0 SB: 0 CS: 0	PA: 32
<b>PITCHER</b> <b>Steve Kline, R</b> ERA: 3.04 (1, 1)	IP: 9.0 WLS: W BF: 32	H: 5 R: 1 ER: 1 SO: 2	BB: 0 IBB: 0 HBP: 0 BLK: 0	WP: 0 HR: 0 S: 36 P: 36	ERA: 1.00 WHIP: 0.556	<b>PITCHER</b>														IP: WLS: BF: H: R: ER: SO: BB: IBB: HBP: BLK: WP: HR: S: P: ERA: WHIP		

Batter	1	2	3	4	5	6	7	8	9	AB	R	H	RBI	BB	SO	LOB	BOTTOM										
<b>Horace Clarke, S</b> OBP: 0.327, SLG: 0.314 (1, 4)										4	0	1	0	0	0	0	<b>Baltimore Orioles @ New York Yankees</b> Yankee Stadium, Bronx, NY Sun Aug 08 1971, 3:33 AM EDT Att: 26,319 - Unknown										
<b>Thurman Munson, R</b> OBP: 0.337, SLG: 0.402 (1, 2)										3	1	1	0	0	0	1											
<b>Bobby Murcer, L</b> OBP: 0.441, SLG: 0.568 (1, 8)										4	0	1	0	0	2	2											
<b>Roy White, S</b> OBP: 0.380, SLG: 0.476 (1, 7)										3	1	2	1	0	0	1											
<b>Danny Cater, R</b> OBP: 0.289, SLG: 0.344 (1, 5)										3	0	0	0	0	0	2											
<b>John Ellis, R</b> OBP: 0.324, SLG: 0.354 (1, 3)										3	0	0	0	0	0	1											
<b>Felipe Alou, R</b> OBP: 0.323, SLG: 0.388 (9, FH)										1	0	1	1	0	0	0											
<b>Ron Swoboda, R</b> OBP: 0.370, SLG: 0.351 (1, 9)										2	0	1	0	1	0	0											
<b>Gene Michael, S</b> OBP: 0.326, SLG: 0.303 (1, 6)										3	0	0	0	0	1	2											
<b>Steve Kline, R</b> OBP: 0.204, SLG: 0.176 (1, 1)										3	0	0	0	0	2	1											
<b>Inning Stats</b>	R: 1 E: 0 K: 0 S: 5	H: 2 LOB: 1 BB: 0 P: 5	R: 0 E: 0 K: 1 S: 6	H: 1 LOB: 1 BB: 0 P: 6	R: 0 E: 0 K: 0 S: 5	H: 0 LOB: 1 BB: 0 P: 6	R: 0 E: 0 K: 0 S: 3	H: 0 LOB: 1 BB: 1 P: 7	R: 0 E: 0 K: 1 S: 6	H: 1 LOB: 1 BB: 0 P: 6	R: 0 E: 0 K: 2 S: 7	H: 0 LOB: 0 BB: 0 P: 7	R: 0 E: 0 K: 0 S: 3	H: 0 LOB: 0 BB: 0 P: 3	R: 0 E: 0 K: 0 S: 3	H: 0 LOB: 1 BB: 0 P: 3	R: 1 E: 0 K: 0 S: 3	H: 2 LOB: 1 BB: 0 P: 3	1B: 6 2B: 1 3B: 0 HR: 0	SF: 1 SAC: 1 DP: 1 HBP: 1	WP: 0 PB: 0 SB: 0 CS: 0	PA: 33					
<b>PITCHER</b> <b>Grant Jackson, L</b> ERA: 2.98 (1, 1)	IP: 8.0 WLS: L BF: 31	H: 6 R: 2 ER: 2 SO: 5	BB: 1 IBB: 0 HBP: 1 BLK: 0	WP: 0 HR: 0 S: 39 P: 44	ERA: 2.25 WHIP: 0.875	<b>PITCHER</b>														IP: WLS: BF: H: R: ER: SO: BB: IBB: HBP: BLK: WP: HR: S: P: ERA: WHIP							
<b>Tom Dukes, R</b> ERA: 3.69 (9, 1)	0.1	2	1	0	0	0	0	0	0	2	2	0.00	3.000														



Batter	1	2	3	4	5	6	7	8	9	AB	R	H	RBI	BB	SO	LOB	TOP			
Sandy Alomar Sr. S OBP: 0.311, SLG: 0.325 (1,4)										5	2	2	0	0	0	3	California Angels @ New York Yankees Yankee Stadium, Bronx, NY Tue Aug 10 1971, 7:05 PM EDT Att: 14,496 - Unknown - 86 F			
Mickey Rivers L OBP: 0.308, SLG: 0.339 (1,8)										5	1	1	0	0	0	1				
Tony Gonzalez L OBP: 0.337, SLG: 0.353 (1,7)										5	0	2	2	0	1	0				
Ken McMullen, R OBP: 0.311, SLG: 0.393 (1,5)										5	0	0	0	0	1	3				
Jim Spencer L OBP: 0.306, SLG: 0.403 (1,3)										3	1	2	2	0	0	0				
Jim Fregosi R OBP: 0.292, SLG: 0.299 Bruce Christensen L OBP: 0.313, SLG: 0.233 (8, PR) (8, 6)										3	1	2	0	0	0	1				
Roger Repoz L OBP: 0.369, SLG: 0.395 (1,9)										4	1	1	2	0	1	3				
John Stephenson L OBP: 0.291, SLG: 0.350 Jeff Torborg R OBP: 0.175, SLG: 0.204 (8, PR) (8, 2)										4	0	2	1	0	2	2				
Clyde Wright R OBP: 0.233, SLG: 0.239 Lloyd Allen R OBP: 0.357, SLG: 0.571 (8, 1)										4	0	0	0	0	2	3				
										0	0	0	0	0	0	0				
<b>Inning Stats</b>	R: 2 E: 0 K: 1 S: 8	H: 3 LOB: 1 BB: 0 P: 8	R: 0 E: 0 K: 3 S: 9	H: 0 LOB: 0 BB: 0 P: 9	R: 0 E: 0 K: 1 S: 5	H: 0 LOB: 0 BB: 0 P: 5	R: 0 E: 0 K: 1 S: 6	H: 1 LOB: 1 BB: 0 P: 7	R: 1 E: 0 K: 0 S: 5	H: 2 LOB: 1 BB: 0 P: 5	R: 0 E: 0 K: 0 S: 3	H: 0 LOB: 0 BB: 0 P: 3	R: 3 E: 0 K: 0 S: 7	H: 4 LOB: 3 BB: 0 P: 7	R: 0 E: 0 K: 0 S: 3	H: 0 LOB: 0 BB: 0 P: 3	1B: 6 2B: 3 3B: 1 HR: 2	SF: 1 SAC: 0 DP: 0 HBP: 1	WP: 1 PB: 0 SB: 0 CS: 0	PA: 40
<b>PITCHER</b>	IP WLS BF H R ER SO BB IBB HBP BLK WP HR S P ERA WHIP																			
Stan Bahnsen R ERA: 3.92 (1, 1)	7.1 L 33 10 6 6 7 0 0 0 0 0 0 1 1 4 4 7.36 1.364																			
Lindy McDaniel R ERA: 4.95 (8, 1)	0.2 4 2 1 1 0 0 0 0 0 0 1 1 4 4 13.50 3.000																			
Jack Aker R ERA: 2.03 (9, 1)	1.0 3 0 0 0 0 0 0 0 0 0 0 0 3 3 0.00 0.000																			

Batter	1	2	3	4	5	6	7	8	9	AB	R	H	RBI	BB	SO	LOB	BOTTOM					
Horace Clarke S OBP: 0.330, SLG: 0.317 (1,4)										5	0	3	2	0	0	0	California Angels @ New York Yankees Yankee Stadium, Bronx, NY Tue Aug 10 1971, 7:05 PM EDT Att: 14,496 - Unknown - 86 F					
Thurman Munson R OBP: 0.332, SLG: 0.396 (1,2)										5	1	0	0	0	1	3						
Bobby Murcer L OBP: 0.438, SLG: 0.563 (1,8)										5	0	1	0	0	1	0						
Roy White S OBP: 0.381, SLG: 0.478 (1,7)										3	1	1	0	1	0	0						
Felipe Alou R OBP: 0.320, SLG: 0.384 (1,3)										3	0	0	1	0	0	1						
Danny Cater R OBP: 0.291, SLG: 0.351 (1,5)										4	2	2	1	0	0	2						
Ron Swoboda R OBP: 0.369, SLG: 0.350 Ron Blomberg L OBP: 0.402, SLG: 0.495 (8, PH) (9, 9)										3	1	1	0	0	1	0						
Gene Michael S OBP: 0.331, SLG: 0.309 (1,6)										3	1	3	1	0	0	0						
Stan Bahnsen R OBP: 0.161, SLG: 0.218 Lindy McDaniel R OBP: 0.111, SLG: 0.111 Jake Gibbs L OBP: 0.256, SLG: 0.310 Jack Aker R (9, 1)										1	0	0	0	0	0	1						
										0	0	0	0	0	0	0						
<b>Inning Stats</b>	R: 1 E: 0 K: 0 S: 5	H: 2 LOB: 2 BB: 1 P: 9	R: 1 E: 0 K: 2 S: 9	H: 2 LOB: 1 BB: 0 P: 9	R: 0 E: 0 K: 1 S: 5	H: 0 LOB: 0 BB: 0 P: 5	R: 2 E: 0 K: 0 S: 6	H: 3 LOB: 1 BB: 0 P: 6	R: 0 E: 0 K: 0 S: 3	H: 0 LOB: 0 BB: 0 P: 3	R: 0 E: 0 K: 0 S: 4	H: 1 LOB: 1 BB: 0 P: 4	R: 0 E: 0 K: 0 S: 3	H: 0 LOB: 0 BB: 0 P: 3	R: 2 E: 0 K: 1 S: 8	H: 3 LOB: 1 BB: 0 P: 8	R: 0 E: 0 K: 0 S: 3	H: 0 LOB: 0 BB: 0 P: 3	1B: 9 2B: 1 3B: 1 HR: 0	SF: 2 SAC: 2 DP: 0 HBP: 0	WP: 0 PB: 0 SB: 0 CS: 0	PA: 39
<b>PITCHER</b>	IP WLS BF H R ER SO BB IBB HBP BLK WP HR S P ERA WHIP																					
Clyde Wright L ERA: 3.32 (1, 1)	7.1 W 33 10 6 6 3 1 0 0 0 0 0 0 0 8 8 7.36 1.500																					
Lloyd Allen R ERA: 2.61 (8, 1)	1.2 S 6 1 0 0 1 0 0 0 0 0 0 0 0 8 8 0.00 0.600																					



Batter	1	2	3	4	5	6	7	8	9	AB	R	H	RBI	BB	SO	LOB	TOP			
Sandy Alomar Sr. S (1.4) X OBP: 0.313, SLG: 0.327	0-0 G6-4-3 1B		0-0 6-3			0-0 F3		0-0 FC6-4 1B		4	0	2	0	0	0	1				
Ken Berry R (1.8) X OBP: 0.297, SLG: 0.295	0-0 G6-4-3 1-2			0-0 G6-4-3 1B		0-0 F9		0-0 FC6-4 1-2		4	0	1	0	0	0	3				
Ken McMullen, R (1.5) X OBP: 0.311, SLG: 0.394	0-0 F9			0-3 K		0-0 F8			0-0 WP 2B	4	0	1	0	0	1	2				
Billy Cowan, R (1.7) X OBP: 0.341, SLG: 0.480		0-0 F9 2B		0-0 G6-4-3 1-2			0-0 1B		4-0 WP BB	3	0	2	0	1	0	1				
Jim Fregosi, R (1.6) X OBP: 0.286, SLG: 0.303		0-0 F9			0-0 1B		0-0 G5-4-3 1B		0-0 6-3	4	0	2	0	0	0	3				
Jim Spencer L (1.3) X OBP: 0.303, SLG: 0.399		0-0 F9 2-3			0-0 F9		0-3 K		0-3 K	4	0	0	0	0	2	6				
Tommye Reynolds, R (1.9) X OBP: 0.296, SLG: 0.300		0-0 5-3			0-0 F9		0-0 G5-4-3 1-2		0-0 1-3	4	0	0	0	0	0	6				
Jerry Moses, R (1.2) X OBP: 0.274, SLG: 0.371			0-0 F8		0-0 1-3			0-0 F7		3	0	0	0	0	0	1				
Rudy May L (1.1) X OBP: 0.204, SLG: 0.191			0-3 K			0-0 1B		0-0 6-3		1	0	0	0	0	1	0				
Mickey Rivers, L (6, PH) X OBP: 0.313, SLG: 0.344										1	0	1	0	0	0	0				
Mel Queen, L (6, PH) X OBP: 0.245, SLG: 0.302										0	0	0	0	0	0	0				
Syd O'Brien, R (8, PH) X OBP: 0.245, SLG: 0.302										1	0	0	0	0	0	0				
Eddie Fisher, R (8.1) X										0	0	0	0	0	0	0				
<b>Inning Stats</b>	R: 0 E: 0 K: 0 S: 3	H: 1 LOB: 0 BB: 0 P: 3	R: 0 E: 0 K: 0 S: 4	H: 1 LOB: 1 BB: 0 P: 4	R: 0 E: 0 K: 1 S: 5	H: 0 LOB: 0 BB: 0 P: 5	R: 0 E: 0 K: 1 S: 5	H: 1 LOB: 1 BB: 0 P: 5	R: 0 E: 0 K: 0 S: 4	H: 1 LOB: 1 BB: 0 P: 4	R: 0 E: 0 K: 1 S: 6	H: 2 LOB: 1 BB: 0 P: 6	R: 0 E: 0 K: 0 S: 4	H: 1 LOB: 1 BB: 0 P: 4	R: 0 E: 0 K: 1 S: 6	H: 1 LOB: 2 BB: 1 P: 10	1B: 7 2B: 2 3B: 0 HR: 0	SF: 0 SAC: 0 DP: 3 HBP: 0	WP: 1 PB: 0 SB: 0 CS: 0	PA: 34
<b>PITCHER</b> Fritz Peterson, L ERA: 3.09	IP: 9.0 WLS: W BF: 34 H: 9 R: 0 ER: 0 SO: 4 BB: 1 IBB: 0 HBP: 0 BLK: 0 WP: 1 HR: 0 S: 41 P: 45 ERA: 0.00 WHIP: 1.111															<b>PITCHER</b>	IP: 9.0 WLS: W BF: 34 H: 9 R: 0 ER: 0 SO: 4 BB: 1 IBB: 0 HBP: 0 BLK: 0 WP: 1 HR: 0 S: 41 P: 45 ERA: 0.00 WHIP: 1.111			

California Angels @ New York Yankees  
Yankee Stadium, Bronx, NY  
Thu Aug 12 1971, 7:05 PM EDT  
Unknown - 81 F

AB 33  
R 0  
H 9  
RBI 0  
BB 1  
SO 4  
LOB 23



Batter	1	2	3	4	5	6	7	8	9	AB	R	H	RBI	BB	SO	LOB	BOTTOM			
Horace Clarke, S (1.4) X OBP: 0.329, SLG: 0.316	0-0 SH1-3 1B		0-0 6-3	0-0 F8		0-0 4-3				4	1	1	0	0	0	0				
Thurman Munson, R (1.2) X OBP: 0.332, SLG: 0.395	0-0 SH1-3 1-2		0-0 1B	0-3 K			0-0 F9			3	1	1	0	0	1	0				
Bobby Murcer, L (1.8) X OBP: 0.436, SLG: 0.560	0-0 P4		0-0 2B	0-0 G3			0-3 K			4	1	1	0	0	1	1				
Roy White, S (1.7) X OBP: 0.386, SLG: 0.488	0-0 CS 2H		0-0 1B	0-0 2B		0-0 2B	4-0 BB			3	0	3	2	1	0	0				
Danny Cater, R (1.5) X OBP: 0.293, SLG: 0.351	0-0 CS 1-2	0-0 BB 1B	0-0 IBB	0-0 E5		0-0 F7				3	0	1	0	1	0	2				
Ron Swoboda, R (1.9) X OBP: 0.372, SLG: 0.356		4-0 BB 1B	0-0 6-3	0-3 K		0-0 K		0-0 L5 2B		3	0	1	1	1	1	4				
John Ellis, R (1.3) X OBP: 0.328, SLG: 0.353		0-3 BB	0-0 IBB	0-0 F7				0-0 2-3 1B		3	0	1	0	1	1	4				
Jerry Kenney, L (6, PR) X OBP: 0.364, SLG: 0.302		0-0 K	0-0 IBB					0-0 1B		0	0	0	0	0	0	0				
Gene Michael, S (1.6) X OBP: 0.327, SLG: 0.306		0-0 P4	0-0 F9			0-3 K		0-0 L5		4	0	0	0	0	1	7				
Fritz Peterson, S (1.1) X OBP: 0.164, SLG: 0.100		0-3 K		0-3 K		0-3 K		0-3 K2-3		4	0	0	0	0	4	3				
<b>Inning Stats</b>	R: 1 E: 0 K: 0 S: 4	H: 2 LOB: 0 BB: 0 P: 4	R: 0 E: 0 K: 2 S: 8	H: 1 LOB: 1 BB: 1 P: 12	R: 2 E: 0 K: 0 S: 6	H: 3 LOB: 3 BB: 2 P: 14	R: 0 E: 0 K: 2 S: 7	H: 0 LOB: 0 BB: 0 P: 7	R: 0 E: 0 K: 1 S: 7	H: 1 LOB: 2 BB: 0 P: 7	R: 0 E: 0 K: 2 S: 7	H: 0 LOB: 0 BB: 0 P: 7	R: 0 E: 0 K: 1 S: 5	H: 0 LOB: 1 BB: 1 P: 9	R: 0 E: 0 K: 1 S: 6	H: 2 LOB: 1 BB: 0 P: 6	1B: 6 2B: 4 3B: 0 HR: 0	SF: 0 SAC: 1 DP: 1 HBP: 0	WP: 0 PB: 0 SB: 0 CS: 1	PA: 37
<b>PITCHER</b> Rudy May, L ERA: 2.88	IP: 5.0 WLS: L BF: 25 H: 7 R: 3 ER: 3 SO: 5 BB: 1 IBB: 0 HBP: 0 BLK: 0 WP: 0 HR: 0 S: 32 P: 44 ERA: 5.40 WHIP: 1.600															<b>PITCHER</b>	IP: 5.0 WLS: L BF: 25 H: 7 R: 3 ER: 3 SO: 5 BB: 1 IBB: 0 HBP: 0 BLK: 0 WP: 0 HR: 0 S: 32 P: 44 ERA: 5.40 WHIP: 1.600			
Mel Queen, R ERA: 1.69	2.0 7 0 0 0 3 1 0 0 0 0 0 12 16 0.00 0.500															<b>PITCHER</b>	2.0 7 0 0 0 3 1 0 0 0 0 0 12 16 0.00 0.500			
Eddie Fisher, R ERA: 2.18	1.0 4 2 0 0 1 0 0 0 0 0 0 6 6 0.00 2.000															<b>PITCHER</b>	1.0 4 2 0 0 1 0 0 0 0 0 0 6 6 0.00 2.000			

California Angels @ New York Yankees  
Yankee Stadium, Bronx, NY  
Thu Aug 12 1971, 7:05 PM EDT  
Unknown - 81 F

AB 31  
R 3  
H 9  
RBI 3  
BB 4  
SO 9  
LOB 21





Batter	1	2	3	4	5	6	7	8	9	10	11	AB	R	H	RBI	BB	SO	LOB	TOP			
Sandy Alomar Sr., S OBP: 0.310, SLG: 0.323 (1, 4)	K		E6 SF9 1B		F8		F8			P3		5	0	0	0	0	1	2				
Mickey Rivers, L OBP: 0.339, SLG: 0.339 Lloyd Allen, R OBP: 0.357, SLG: 0.571 (1, 9) (10, 1)	K		E		F5					K		5	0	1	0	0	3	1				
Ken McMullen, R OBP: 0.310, SLG: 0.391 (1, 5)	5-3		SF9							5-3		3	0	0	1	1	0	1				
Billy Cowan, R OBP: 0.328, SLG: 0.462 (1, 7)			2-3 3-H		4-3					P4		5	0	0	0	0	1	3				
Jim Fregosi, R OBP: 0.285, SLG: 0.299 Syd O'Brien, R OBP: 0.244, SLG: 0.300 (1, 6) (9, 6)			1-2		F7							3	0	0	0	1	0	0				
Jim Spencer, L OBP: 0.304, SLG: 0.396 (1, 3)			1B		IBB					5-3		1	0	0	0	0	0	0				
Ken Berry, R OBP: 0.260, SLG: 0.297 (1, 8)			1B		5-3							3	0	0	0	2	0	3				
John Stephenson, L OBP: 0.286, SLG: 0.344 (1, 2)			L9		3-1					1B		5	0	2	0	0	0	1				
Tom Murphy, R OBP: 0.203, SLG: 0.203 Dave LaRoche, L OBP: 0.200, SLG: 0.111 Tommy Reynolds, R OBP: 0.310, SLG: 0.300 (1, 1) (9, 1) (10, PH) (10, 9)			E5 1B SF9 1B		F2							4	0	0	0	0	0	3				
<b>Inning Stats</b>	R: 0 E: 0 K: 2 S: 7	H: 0 LOB: 0 BB: 0 P: 7	R: 0 E: 0 K: 0 S: 4	H: 1 LOB: 2 BB: 1 P: 8	R: 1 E: 3 K: 0 S: 6	H: 2 LOB: 3 BB: 1 P: 10	R: 0 E: 0 K: 0 S: 3	H: 0 LOB: 0 BB: 0 P: 3	R: 0 E: 0 K: 1 S: 5	H: 0 LOB: 0 BB: 0 P: 3	R: 0 E: 0 K: 1 S: 5	H: 0 LOB: 0 BB: 0 P: 5	R: 0 E: 0 K: 0 S: 4	H: 1 LOB: 1 BB: 0 P: 4	R: 0 E: 0 K: 1 S: 5	H: 0 LOB: 1 BB: 1 P: 9	R: 0 E: 0 K: 0 S: 3	H: 0 LOB: 1 BB: 1 P: 7	1B: 4 2B: 0 3B: 0 HR: 0	SF: 1 SAC: 0 DP: 0 HBP: 0	WP: 0 PB: 0 SB: 0 CS: 0	PA: 43
<b>PITCHER</b> Mike Kekich, L ERA: 3.33 (1, 1)	IP 11.0	WLS W 43	BF 43	H 4	R 1	ER 0	SO 5	BB 4	IBB 1	HBP 0	BLK 0	WP 0	HR 0	S 48	P 68	ERA 0.00	WHIP 0.727					

California Angels @ New York Yankees  
Yankee Stadium, Bronx, NY  
Thu Aug 12 1971, 7:05 PM EDT  
Att. 13,072 - Unknown - 77 F

AB 37  
R 1  
H 4  
RBI 1  
BB 5  
SO 5  
LOB 14



Batter	1	2	3	4	5	6	7	8	9	10	11	AB	R	H	RBI	BB	SO	LOB	BOTTOM			
Jerry Kenney, L OBP: 0.363, SLG: 0.298 (1, 5)	1-3		4-3			F7				SH5-4		3	0	0	0	1	0	0				
Jake Gibbs, L OBP: 0.251, SLG: 0.304 Thurman Munson, R OBP: 0.333, SLG: 0.394 (1, 2) (9, PH) (10, 2)	4-3		1-3			G3						3	0	0	0	0	0	0				
Bobby Murcer, L OBP: 0.436, SLG: 0.558 (1, 8)	L4									IBB		5	0	2	1	0	0	2				
Roy White, S OBP: 0.383, SLG: 0.482 (1, 7)			2-3			F8				F8		4	0	0	0	0	0	3				
Ron Blomberg, L OBP: 0.388, SLG: 0.477 (1, 9)			4-1			F8						4	0	0	0	0	0	1				
Felipe Alou, R OBP: 0.322, SLG: 0.384 (1, 3)			S			CS				6-3		3	1	1	0	1	0	0				
Horace Clarke, S OBP: 0.331, SLG: 0.318 (1, 4)			1B			1B				4-3		4	0	2	1	0	0	0				
Frank Baker, L OBP: 0.270, SLG: 0.137 Danny Cater, R OBP: 0.292, SLG: 0.350 (1, 6) (11, PH) (10, 1)			1B			1B						3	0	0	0	0	0	2				
Mike Kekich, R OBP: 0.235, SLG: 0.188 Gene Michael, S OBP: 0.329, SLG: 0.311 (1, 1) (11, PH)			K									3	0	1	0	0	1	0				
<b>Inning Stats</b>	R: 0 E: 0 K: 0 S: 3	H: 0 LOB: 0 BB: 0 P: 3	R: 1 E: 0 K: 0 S: 4	H: 1 LOB: 1 BB: 1 P: 8	R: 0 E: 0 K: 1 S: 5	H: 0 LOB: 0 BB: 0 P: 5	R: 0 E: 0 K: 0 S: 3	H: 1 LOB: 0 BB: 0 P: 3	R: 0 E: 0 K: 0 S: 3	H: 0 LOB: 0 BB: 0 P: 3	R: 0 E: 0 K: 0 S: 3	H: 0 LOB: 0 BB: 0 P: 3	R: 0 E: 0 K: 0 S: 4	H: 1 LOB: 2 BB: 1 P: 8	R: 0 E: 0 K: 0 S: 3	H: 0 LOB: 0 BB: 0 P: 3	R: 1 E: 0 K: 0 S: 4	H: 2 LOB: 2 BB: 1 P: 8	1B: 6 2B: 1 3B: 0 HR: 0	SF: 0 SAC: 1 DP: 1 HBP: 0	WP: 0 PB: 0 SB: 1 CS: 1	PA: 40
<b>PITCHER</b> Tom Murphy, R ERA: 3.67 (1, 1) Dave LaRoche, L ERA: 1.87 (9, 1) Lloyd Allen, R ERA: 2.68 (10, 1)	IP 8.1	WLS 0.2	BF 28	H 5	R 0	ER 0	SO 0	BB 1	IBB 0	HBP 0	BLK 0	WP 0	HR 0	S 29	P 33	ERA 1.08	WHIP 0.720					

California Angels @ New York Yankees  
Yankee Stadium, Bronx, NY  
Thu Aug 12 1971, 7:05 PM EDT  
Att. 13,072 - Unknown - 77 F

AB 35  
R 2  
H 7  
RBI 2  
BB 3  
SO 1  
LOB 10









Batter	1	2	3	4	5	6	7	8	9	AB	R	H	RBI	BB	SO	LOB	TOP					
Bert Campaneris, R OBP: 0.289, SLG: 0.340	6-3		FC5-4 1B		5-3			5-3		4	0	1	0	0	0	0						
Joe Rudi, R OBP: 0.295, SLG: 0.401	4-3 1B		FC5-4			L1-3			F8 1B	4	1	2	0	0	0	2						
Reggie Jackson, L OBP: 0.355, SLG: 0.470	4-3		K			5-3			F8	4	0	0	0	0	1	4						
Mike Epstein, L OBP: 0.372, SLG: 0.418	L3-1				F7					3	0	0	0	1	1							
Blue Moon Odom, R OBP: 0.162, SLG: 0.222						K				0	0	0	0	0	0	0						
Mike Hegan, L OBP: 0.360, SLG: 0.369									1B IBB	0	0	0	0	0	0	0						
Sal Bando, R OBP: 0.385, SLG: 0.460		G6-4-3 1B			F7			F5		4	0	2	1	0	0	0						
Angel Mangual, R OBP: 0.329, SLG: 0.362		G6-4-3				F7			1B	4	0	1	0	0	0	3						
Dave Duncan, R OBP: 0.298, SLG: 0.431		4-3			K			K		4	0	0	0	0	2	3						
Dick Green, R OBP: 0.334, SLG: 0.368					5-3			6-3		3	0	0	0	0	0	0						
Caffish Hunter, R OBP: 0.367, SLG: 0.429			FC5-4 1B			K		F8		3	0	1	0	0	1	0						
<b>Inning Stats</b>	R: 0 E: 0 K: 0 S: 4	H: 1 LOB: 1 BB: 0 P: 4	R: 0 E: 0 K: 0 S: 3	H: 1 LOB: 0 BB: 0 P: 3	R: 0 E: 0 K: 1 S: 7	H: 2 LOB: 2 BB: 0 P: 7	R: 0 E: 0 K: 1 S: 6	H: 1 LOB: 1 BB: 0 P: 6	R: 0 E: 0 K: 1 S: 5	H: 0 LOB: 0 BB: 0 P: 5	R: 0 E: 0 K: 1 S: 5	H: 0 LOB: 0 BB: 0 P: 5	R: 0 E: 0 K: 1 S: 5	H: 0 LOB: 0 BB: 0 P: 5	R: 0 E: 0 K: 0 S: 3	H: 0 LOB: 0 BB: 0 P: 3	R: 1 E: 0 K: 0 S: 5	H: 2 LOB: 2 BB: 1 P: 9	1B: 7 2B: 0 3B: 0 HR: 0	SF: 0 SAC: 0 DP: 1 HBP: 0	WP: 0 PB: 0 SB: 0 CS: 0	PA: 34
<b>PITCHER</b> Steve Kline, R ERA: 2.94	IP: 9.0 WLS: L BF: 34 H: 7 R: 1 ER: 1 SO: 5 BB: 0 IBB: 1 HBP: 0 BLK: 0 WP: 0 HR: 0 S: 43 P: 47 ERA: 1.00 WHIP: 0.778															<b>PITCHER</b>	IP: 9.0 WLS: W BF: 35 H: 6 R: 0 ER: 0 SO: 2 BB: 2 IBB: 1 HBP: 0 BLK: 0 WP: 0 HR: 0 S: 36 P: 48 ERA: 0.00 WHIP: 0.889					

Oakland Athletics @ New York Yankees  
Yankee Stadium, Bronx, NY  
Sat Aug 14 1971, 3:33 AM EDT  
Att: 16,318 - Unknown - 86 F

AB 33  
R 1  
H 7  
RBI 1  
BB 1  
SO 5  
LOB 13



Batter	1	2	3	4	5	6	7	8	9	AB	R	H	RBI	BB	SO	LOB	BOTTOM			
Jerry Kenney, L OBP: 0.364, SLG: 0.296	4-3		1B BB		5-3			1-3		3	0	0	0	1	0	0				
Jake Gibbs, L OBP: 0.251, SLG: 0.298	1B BB		L8		F9			P6		3	0	0	0	1	0	1				
Bobby Murcer, L OBP: 0.435, SLG: 0.557	G4-6-3 1B		FC4-6 1B		F7			2B		4	0	3	0	0	0	0				
Roy White, S OBP: 0.383, SLG: 0.477	G4-6-3		FC4-6		K			IBB		3	0	0	0	1	1	4				
Ron Blomberg, L OBP: 0.395, SLG: 0.479		1B	K		F8			F8		4	0	1	0	0	1	4				
Danny Cater, R OBP: 0.293, SLG: 0.350		1B			L7			5-3		4	0	1	0	0	0	0				
Horace Clarke, S OBP: 0.328, SLG: 0.314		F7			L4			1B		4	0	1	0	0	0	2				
Gene Michael, S OBP: 0.327, SLG: 0.309		P6			F5			F2		4	0	0	0	0	0	3				
Steve Kline, R OBP: 0.193, SLG: 0.167		L4			L8			L6-3		3	0	0	0	0	0	3				
<b>Inning Stats</b>	R: 0 E: 0 K: 0 S: 3	H: 1 LOB: 1 BB: 1 P: 7	R: 0 E: 0 K: 0 S: 5	H: 2 LOB: 2 BB: 0 P: 5	R: 0 E: 0 K: 1 S: 6	H: 1 LOB: 2 BB: 1 P: 10	R: 0 E: 0 K: 0 S: 3	H: 0 LOB: 0 BB: 0 P: 3	R: 0 E: 0 K: 1 S: 5	H: 0 LOB: 0 BB: 0 P: 5	R: 0 E: 0 K: 1 S: 4	H: 1 LOB: 1 BB: 0 P: 4	R: 0 E: 0 K: 0 S: 4	H: 1 LOB: 2 BB: 1 P: 8	R: 0 E: 0 K: 0 S: 3	H: 0 LOB: 0 BB: 0 P: 3	1B: 5 2B: 1 3B: 0 HR: 0	SF: 0 SAC: 0 DP: 1 HBP: 0	WP: 0 PB: 0 SB: 1 CS: 0	PA: 35
<b>PITCHER</b> Caffish Hunter, R ERA: 3.39	IP: 9.0 WLS: W BF: 35 H: 6 R: 0 ER: 0 SO: 2 BB: 2 IBB: 1 HBP: 0 BLK: 0 WP: 0 HR: 0 S: 36 P: 48 ERA: 0.00 WHIP: 0.889															<b>PITCHER</b>	IP: 9.0 WLS: L BF: 34 H: 7 R: 1 ER: 1 SO: 5 BB: 0 IBB: 1 HBP: 0 BLK: 0 WP: 0 HR: 0 S: 43 P: 47 ERA: 1.00 WHIP: 0.778			

Oakland Athletics @ New York Yankees  
Yankee Stadium, Bronx, NY  
Sat Aug 14 1971, 3:33 AM EDT  
Att: 16,318 - Unknown - 86 F

AB 32  
R 0  
H 6  
RBI 0  
BB 3  
SO 2  
LOB 17





Batter	1	2	3	4	5	6	7	8	9	AB	R	H	RBI	BB	SO	LOB	TOP																
Bert Campaneris, R OBP: 0.289, SLG: 0.340 (1, 6)										6	1	2	2	0	1	5	<b>Oakland Athletics @ New York Yankees</b> Yankee Stadium, Bronx, NY Sun Aug 15 1971, 3:33 AM EDT Att: 45,343 - Sunny - 86 F																
Joe Rudi, R OBP: 0.296, SLG: 0.398 (1, 7)										5	0	1	0	1	0	3																	
Reggie Jackson, L OBP: 0.356, SLG: 0.470 (1, 9)										5	0	2	0	0	2	3																	
Mike Epstein, L OBP: 0.373, SLG: 0.422 Blue Moon Odum, R (7, PR) Mike Hegan, L (7, 3) OBP: 0.358, SLG: 0.366										4	0	2	0	0	1	2																	
Sal Bando, R OBP: 0.387, SLG: 0.461 (1, 5)										3	0	1	1	2	0	4																	
Angel Mangual, R OBP: 0.335, SLG: 0.368 (1, 8)										5	1	3	1	0	1	3																	
Dave Duncan, R OBP: 0.300, SLG: 0.430 (1, 2)										5	1	2	0	0	0	4																	
Dick Green, R OBP: 0.337, SLG: 0.371 (1, 4)										5	1	3	0	0	0	2																	
Vida Blue, S OBP: 0.200, SLG: 0.155 (1, 1)										3	1	2	1	1	1	2																	
<b>Inning Stats</b>	R: 0 E: 0 K: 0 S: 5	H: 2 LOB: 2 BB: 0 P: 5	R: 1 E: 0 K: 1 S: 8	H: 3 LOB: 2 BB: 0 P: 8	R: 0 E: 0 K: 2 S: 6	H: 0 LOB: 0 BB: 1 P: 10	R: 0 E: 1 K: 1 S: 7	H: 2 LOB: 2 BB: 0 P: 7	R: 0 E: 0 K: 1 S: 4	H: 1 LOB: 1 BB: 0 P: 4	R: 1 E: 0 K: 0 S: 5	H: 2 LOB: 1 BB: 2 P: 5	R: 4 E: 0 K: 2 S: 12	H: 5 LOB: 3 BB: 2 P: 20	R: 0 E: 0 K: 0 S: 3	H: 1 LOB: 1 BB: 1 P: 7	1B: 16 2B: 2 3B: 0 HR: 0	SF: 0 SAC: 1 DP: 0 HBP: 0	WP: 2 PB: 1 SB: 0 CS: 1	PA: 48													
<b>PITCHER</b>	IP WLS BF H R ER SO BB IBB HBP BLK WP HR S P ERA WHIP																																
Stan Bahnsen, R ERA: 3.86 (1, 1)	7.0	33	12	2	2	5	1	0	0	0	0	1	0	42	46	2.57	1.857																
Jack Aker, R ERA: 2.84 (8, 1)	0.0	L	4	4	4	0	0	0	0	0	0	0	0	4	4	∞	∞																
Lindy McDaniel, R ERA: 4.91 (8, 1)	1.0	6	1	0	0	2	1	1	0	0	1	0	8	16	0.00	2.000																	
Roger Hambricht, R ERA: 5.06 (9, 1)	1.0	4	1	0	0	0	1	0	0	0	0	0	3	7	0.00	2.000																	

AB	42
R	6
H	18
RBI	5
BB	4
SO	7
LOB	30



Batter	1	2	3	4	5	6	7	8	9	AB	R	H	RBI	BB	SO	LOB	BOTTOM															
Horace Clarke, S OBP: 0.324, SLG: 0.311 (1, 4)										5	0	0	0	0	1	4	<b>Oakland Athletics @ New York Yankees</b> Yankee Stadium, Bronx, NY Sun Aug 15 1971, 3:33 AM EDT Att: 45,343 - Sunny - 86 F															
Thurman Munson, R OBP: 0.332, SLG: 0.387 (1, 2)										4	0	0	0	0	2	1																
Bobby Murcer, L OBP: 0.432, SLG: 0.552 (1, 8)										4	0	0	0	0	0	0																
Roy White, S OBP: 0.384, SLG: 0.478 (1, 7)										4	0	2	0	0	1	0																
Felipe Alou, R OBP: 0.318, SLG: 0.378 (1, 3)										4	1	1	0	0	0	2																
Danny Cater, R OBP: 0.296, SLG: 0.358 Jack Aker, R (8, 1)										3	1	2	0	0	0	0																
Lindy McDaniel, R OBP: 0.311, SLG: 0.111 Ron Blomberg, L (8, PH) Roger Hambricht, R (9, 1)										0	0	0	0	0	0	0																
Ron Swoboda, R OBP: 0.372, SLG: 0.354 (1, 9)										3	1	1	0	1	1	1																
Gene Michael, S OBP: 0.328, SLG: 0.310 John Ellis, R (7, PH) Frank Baker, L (7, PR) OBP: 0.266, SLG: 0.135 (8, 6)										2	0	1	0	0	0	1																
Stan Bahnsen, R OBP: 0.155, SLG: 0.211 Ron Hansen, R (7, PH) Jerry Kenney, L (7, PR) OBP: 0.366, SLG: 0.299 (8, 5)										2	0	0	0	0	0	2																
<b>Inning Stats</b>	R: 0 E: 0 K: 1 S: 5	H: 0 LOB: 0 BB: 0 P: 5	R: 0 E: 0 K: 0 S: 3	H: 0 LOB: 0 BB: 0 P: 3	R: 0 E: 0 K: 0 S: 4	H: 1 LOB: 1 BB: 0 P: 4	R: 0 E: 0 K: 0 S: 4	H: 1 LOB: 1 BB: 0 P: 4	R: 0 E: 0 K: 1 S: 6	H: 1 LOB: 1 BB: 0 P: 6	R: 4 E: 0 K: 1 S: 9	H: 4 LOB: 1 BB: 1 P: 13	R: 0 E: 0 K: 1 S: 6	H: 1 LOB: 1 BB: 0 P: 6	R: 0 E: 0 K: 0 S: 4	H: 2 LOB: 1 BB: 0 P: 4	1B: 6 2B: 4 3B: 0 HR: 0	SF: 0 SAC: 0 DP: 1 HBP: 0	WP: 0 PB: 0 SB: 0 CS: 0	PA: 37												
<b>PITCHER</b>	IP WLS BF H R ER SO BB IBB HBP BLK WP HR S P ERA WHIP																															
Vida Blue, L ERA: 1.7 (1, 1)	9.0	W	37	10	4	4	5	1	0	0	0	0	46	50	4.00	1.222																





Batter	1	2	3	4	5	6	7	8	9	AB	R	H	RBI	BB	SO	LOB	TOP					
Freddie Patek, R OBP: 0.323, SLG: 0.365 (1, 6)										4	0	0	0	0	0	2						
Cookie Rojas, R OBP: 0.362, SLG: 0.412 (1, 4)										4	0	1	0	0	1	0						
Amos Otis, R OBP: 0.358, SLG: 0.478 (1, 8)										4	0	0	0	0	1	1						
Lou Piniella, R OBP: 0.301, SLG: 0.373 (1, 7)										4	0	1	0	0	0	0						
Bob Oliver, R OBP: 0.278, SLG: 0.330 (1, 9)										4	0	1	0	0	1	1						
Chuck Harrison, R OBP: 0.299, SLG: 0.344 (1, 3)										4	0	2	0	0	1	0						
Paul Schaal, R OBP: 0.386, SLG: 0.394 (1, 5)										2	0	0	0	1	1	2						
Dennis Paepke, R OBP: 0.242, SLG: 0.298 (1, 2)										3	0	0	0	0	0	4						
Paul Splittorf, L OBP: 0.147, SLG: 0.094 (8, PH)										2	0	0	0	0	0	2						
Bobby Knoop, R OBP: 0.302, SLG: 0.339 (8, PH)										1	0	0	0	0	1	0						
Jim York, R OBP: 0.188, SLG: 0.400 (8, 1)										0	0	0	0	0	0	0						
<b>Inning Stats</b>	R: 0 E: 0 K: 0 S: 3	H: 0 LOB: 0 BB: 0 P: 3	R: 0 E: 0 K: 0 S: 5	H: 2 LOB: 2 BB: 0 P: 5	R: 0 E: 0 K: 0 S: 3	H: 0 LOB: 0 BB: 0 P: 3	R: 0 E: 0 K: 1 S: 5	H: 0 LOB: 0 BB: 0 P: 5	R: 0 E: 0 K: 0 S: 4	H: 1 LOB: 2 BB: 1 P: 8	R: 0 E: 0 K: 2 S: 8	H: 1 LOB: 1 BB: 0 P: 8	R: 0 E: 0 K: 2 S: 7	H: 0 LOB: 0 BB: 0 P: 7	R: 0 E: 0 K: 1 S: 6	H: 1 LOB: 1 BB: 0 P: 6	R: 0 E: 0 K: 0 S: 3	H: 0 LOB: 0 BB: 0 P: 3	1B: 5 2B: 0 3B: 0 HR: 0	SF: 0 SAC: 0 DP: 0 HBP: 0	WP: 0 PB: 0 CS: 0	PA: 33
<b>PITCHER</b> Fritz Peterson, L ERA: 2.96 (1, 1)	IP: 9.0 WLS: W BF: 33 H: 5 R: 0 ER: 0 SO: 6 BB: 1 IBB: 0 HBP: 0 BLK: 0 WP: 0 HR: 0 S: 44 P: 48 ERA: 0.00 WHIP: 0.667															<b>PITCHER</b>						

Kansas City Royals @ New York Yankees  
Yankee Stadium, Bronx, NY  
Tue Aug 17 1971, 3:33 AM EDT  
Sunny - 82 F

AB	32
R	0
H	5
RBI	0
BB	1
SO	6
LOB	12



Batter	1	2	3	4	5	6	7	8	9	AB	R	H	RBI	BB	SO	LOB	BOTTOM					
Horace Clarke, S OBP: 0.324, SLG: 0.313 (1, 4)										4	1	1	0	0	0	1						
Thurman Munson, R OBP: 0.336, SLG: 0.389 (1, 2)										3	0	2	1	1	1	0						
Bobby Murcer, L OBP: 0.428, SLG: 0.547 (1, 8)										4	0	0	0	0	0	4						
Roy White, S OBP: 0.385, SLG: 0.478 (1, 7)										4	1	2	0	0	1	1						
Felipe Alou, R OBP: 0.320, SLG: 0.380 (1, 3)										3	0	2	0	0	0	1						
Danny Cater, R OBP: 0.296, SLG: 0.357 (1, 5)										3	0	1	1	0	0	3						
Ron Swoboda, R OBP: 0.367, SLG: 0.347 (1, 9)										3	0	0	0	0	0	3						
Gene Michael, S OBP: 0.328, SLG: 0.311 (1, 6)										3	0	1	0	0	0	2						
Fritz Peterson, S OBP: 0.159, SLG: 0.097 (1, 1)										2	0	0	0	0	0	0						
<b>Inning Stats</b>	R: 0 E: 0 K: 0 S: 3	H: 1 LOB: 0 BB: 0 P: 3	R: 1 E: 1 K: 0 S: 5	H: 2 LOB: 1 BB: 0 P: 5	R: 1 E: 0 K: 0 S: 5	H: 2 LOB: 1 BB: 0 P: 5	R: 0 E: 0 K: 0 S: 3	H: 1 LOB: 0 BB: 0 P: 3	R: 0 E: 0 K: 0 S: 4	H: 1 LOB: 2 BB: 1 P: 8	R: 0 E: 0 K: 0 S: 4	H: 2 LOB: 1 BB: 0 P: 4	R: 0 E: 0 K: 0 S: 3	H: 0 LOB: 0 BB: 0 P: 3	R: 0 E: 0 K: 2 S: 7	H: 0 LOB: 0 BB: 0 P: 7	R: 0 E: 0 K: 0 S: 3	H: 0 LOB: 0 BB: 0 P: 3	1B: 8 2B: 2 3B: 0 HR: 0	SF: 0 SAC: 1 DP: 4 HBP: 0	WP: 0 PB: 0 CS: 0	PA: 31
<b>PITCHER</b> Paul Splittorf, L ERA: 2.39 (1, 1)	IP: 7.0 WLS: L BF: 28 H: 9 R: 2 ER: 2 SO: 2 BB: 1 IBB: 0 HBP: 0 BLK: 0 WP: 0 HR: 0 S: 27 P: 31 ERA: 2.57 WHIP: 1.429															<b>PITCHER</b>						
Jim York, R ERA: 2.63 (8, 1)	IP: 1.0 WLS: L BF: 3 H: 0 R: 0 ER: 0 SO: 2 BB: 0 IBB: 0 HBP: 0 BLK: 0 WP: 0 HR: 0 S: 7 P: 7 ERA: 0.00 WHIP: 0.000															<b>PITCHER</b>						

Kansas City Royals @ New York Yankees  
Yankee Stadium, Bronx, NY  
Tue Aug 17 1971, 3:33 AM EDT  
Sunny - 82 F

AB	29
R	2
H	9
RBI	2
BB	1
SO	2
LOB	15





Batter	1	2	3	4	5	6	7	8	9	AB	R	H	RBI	BB	SO	LOB	TOP								
Freddie Patek, R OBP: 0.328, SLG: 0.370	G5-4-3 1B		E9 1B		L4-3 1B				P6	5	1	4	1	0	0	0									
Cookie Rojas, R OBP: 0.358, SLG: 0.408	G5-4-3 1-2		5-3		L4-3 1-2				F2	4	0	0	0	0	0	5									
Amos Otis, R OBP: 0.359, SLG: 0.479	FC5-4 1B						F4		1-3	4	0	2	1	0	0	1									
Lou Piniella, R OBP: 0.301, SLG: 0.370	FC5-4 1-2								5-3	3	1	0	0	1	0	2									
Bob Oliver, R OBP: 0.278, SLG: 0.329		6-3			F2				L1	4	0	1	0	0	0	0									
Chuck Harrison, R OBP: 0.306, SLG: 0.350					F9				F3	4	0	2	1	0	0	0									
Paul Schaal, R OBP: 0.383, SLG: 0.390	F9				6-3				F7	4	0	0	0	0	0	2									
Buck Martinez, R OBP: 0.188, SLG: 0.077										2	0	0	0	1	1	1									
Joe Keough, L OBP: 0.340, SLG: 0.335	K								WP	1	1	1	0	0	0	0									
Lance Clemons, L OBP: 0.333, SLG: 1.000									1-3	2	2	1	0	0	0	0									
Ted Abernathy, R OBP: 0.111, SLG: 0.111			E4 1B							0	0	0	0	0	0	0									
Tom Burgmeier, L OBP: 0.250, SLG: 0.267					SH1-4 1-2					0	0	0	0	0	0	0									
Gail Hopkins, L OBP: 0.387, SLG: 0.462									1-3	1	0	0	0	0	0	0									
<b>Inning Stats</b>	R: 0 E: 0 K: 0 S: 4	H: 2 LOB: 1 BB: 0 P: 4	R: 0 E: 0 K: 1 S: 6	H: 1 LOB: 1 BB: 0 P: 6	R: 2 E: 2 K: 0 S: 5	H: 2 LOB: 0 BB: 0 P: 5	R: 0 E: 0 K: 0 S: 3	H: 0 LOB: 0 BB: 0 P: 3	R: 0 E: 0 K: 0 S: 3	H: 1 LOB: 1 BB: 1 P: 7	R: 1 E: 0 K: 0 S: 4	H: 2 LOB: 1 BB: 1 P: 8	R: 1 E: 0 K: 0 S: 5	H: 2 LOB: 0 BB: 0 P: 5	R: 0 E: 0 K: 0 S: 3	H: 0 LOB: 0 BB: 0 P: 3	R: 0 E: 0 K: 0 S: 4	H: 1 LOB: 0 BB: 0 P: 4	1B: 9 2B: 1 3B: 2 HR: 0	SF: 0 SAC: 1 DP: 2 HBP: 0	WP: 1 PB: 0 SB: 0 CS: 1	PA: 37			
<b>PITCHER</b>	IP	WLS	BF	H	R	ER	SO	BB	IBB	HBP	BLK	WP	HR	S	P	ERA	WHIP								
Mike Kekich, L ERA: 3.29	7.0	W	30	10	4	2	1	2	0	0	0	0	0	30	38	2.57	1.714								
Roger Hambricht, R ERA: 4.97	2.0	S	7	1	1	1	0	0	0	0	0	1	0	7	7	4.50	0.500								

**Kansas City Royals @ New York Yankees**  
 Yankee Stadium, Bronx, NY  
 Tue Aug 17 1971, 3:38 AM EDT  
 Att: 17,223 - Unknown - 85 F


AB 34  
 R 5  
 H 11  
 RBI 3  
 BB 2  
 SO 1  
 LOB 11



Batter	1	2	3	4	5	6	7	8	9	AB	R	H	RBI	BB	SO	LOB	BOTTOM								
Gene Michael, S OBP: 0.327, SLG: 0.310	L8		5-3		F8				SF8	4	1	1	1	0	0	1									
Thurman Munson, R OBP: 0.337, SLG: 0.388	BB 1B		K						P4	4	1	1	0	1	1	2									
Bobby Murcer, L OBP: 0.429, SLG: 0.552	4-0 1-2 BB				3-1				L9	3	1	1	3	1	0	1									
Roy White, S OBP: 0.381, SLG: 0.473	F8				5-3				F6	4	0	0	0	0	1	3									
Danny Cater, R OBP: 0.296, SLG: 0.356	F8				F7				K	4	0	1	0	0	1	2									
John Ellis, R OBP: 0.324, SLG: 0.355		6-3			6-3				F9	4	0	0	0	0	0	2									
Horace Clarke, S OBP: 0.324, SLG: 0.313					6-3					0	0	0	0	0	0	0									
Ron Swoboda, R OBP: 0.374, SLG: 0.353		5-3			E HBP				E8	3	3	2	0	0	0	0									
Ron Hansen, R OBP: 0.250, SLG: 0.266					E5				F7	3	0	0	0	1	1	1									
Jerry Kenney, L OBP: 0.366, SLG: 0.299	K				1-H E5				F7	0	1	0	0	0	0	0									
Mike Kekich, R OBP: 0.222, SLG: 0.176					K				E8	2	0	0	0	0	2	1									
Felipe Alou, R OBP: 0.322, SLG: 0.390					K				E8	1	1	1	2	0	0	0									
Roger Hambricht, R OBP: 0.500, SLG: 0.500					K				E8	1	0	1	1	0	0	0									
<b>Inning Stats</b>	R: 0 E: 0 K: 0 S: 4	H: 1 LOB: 2 BB: 1 P: 8	R: 0 E: 0 K: 1 S: 5	H: 0 LOB: 0 BB: 0 P: 5	R: 0 E: 0 K: 2 S: 7	H: 0 LOB: 0 BB: 0 P: 7	R: 0 E: 0 K: 0 S: 3	H: 0 LOB: 0 BB: 0 P: 3	R: 1 E: 1 K: 1 S: 6	H: 0 LOB: 1 BB: 0 P: 7	R: 0 E: 1 K: 1 S: 7	H: 1 LOB: 2 BB: 0 P: 7	R: 5 E: 0 K: 1 S: 9	H: 4 LOB: 0 BB: 1 P: 13	R: 2 E: 2 K: 0 S: 5	H: 2 LOB: 2 BB: 1 P: 9	1B: 6 2B: 0 3B: 0 HR: 2	SF: 1 SAC: 0 DP: 0 HBP: 1	WP: 0 PB: 0 SB: 0 CS: 0	PA: 38					
<b>PITCHER</b>	IP	WLS	BF	H	R	ER	SO	BB	IBB	HBP	BLK	WP	HR	S	P	ERA	WHIP								
Lance Clemons, L ERA: 3.24	6.1	L	28	5	4	3	5	1	0	0	0	0	0	36	41	4.26	0.947								
Ted Abernathy, R ERA: 2.51	0.0	L	1	0	0	0	0	1	0	0	0	0	0	4	4	∞	∞								
Tom Burgmeier, L ERA: 1.92	1.2		9	3	4	3	1	0	1	0	0	0	1	10	14	16.20	1.800								

**Kansas City Royals @ New York Yankees**  
 Yankee Stadium, Bronx, NY  
 Tue Aug 17 1971, 3:38 AM EDT  
 Att: 17,223 - Unknown - 85 F

AB 33  
 R 8  
 H 8  
 RBI 7  
 BB 3  
 SO 6  
 LOB 13





Batter	1	2	3	4	5	6	7	8	9	AB	R	H	RBI	BB	SO	LOB	TOP			
Freddie Patek, R OBP: 0.325, SLG: 0.367 (1, 6)	0-0 6-3		0-0 F9			0-0 F2		0-0 6-3		4	0	0	0	0	0	0				
Joe Keough, L OBP: 0.342, SLG: 0.341 (1, 9)	0-0 2B			0-0 G3		0-0 1B		0-0 G3		4	0	2	0	0	0	0				
Amos Otis, R OBP: 0.358, SLG: 0.477 (1, 8)	0-0 F9			0-0 2B 1B		0-0 F8		0-0 F9		4	1	1	0	0	0	2				
Gail Hopkins, L OBP: 0.384, SLG: 0.462 (1, 3)	0-0 L7			0-0 2B 1B		0-0 CS 1-2	0-3 K	0-0 F8		4	0	1	1	0	1	1				
Lou Piniella, R OBP: 0.298, SLG: 0.367 (1, 7)		0-0 6-3		0-0 4-3			0-0 6-3			3	0	0	0	0	0	1				
Ed Kirkpatrick, L OBP: 0.307, SLG: 0.346 (1, 2)	0-3 K			0-3 K			4-0 BB			2	0	0	0	1	2	1				
Paul Schaal, R OBP: 0.381, SLG: 0.387 (1, 5)	0-0 P6				0-0 1-3		0-0 F4			3	0	0	0	0	0	1				
Bobby Knoop, R OBP: 0.288, SLG: 0.322 (1, 4)			0-0 F4		0-0 6-3		0-3 K			3	0	0	0	0	1	0				
Dick Drago, R OBP: 0.203, SLG: 0.158 (8, PH)			0-0 G3		0-3 K		0-3 K			2	0	0	0	0	1	0				
Bob Oliver, R OBP: 0.277, SLG: 0.327 (8, PH)										1	0	0	0	0	1	0				
Tom Burgmeier, L OBP: 0.250, SLG: 0.267 (8, 1)										0	0	0	0	0	0	0				
<b>Inning Stats</b>	R: 0 E: 0 K: 0 S: 4	H: 1 LOB: 1 BB: 0 P: 4	R: 0 E: 0 K: 1 S: 5	H: 0 LOB: 0 BB: 0 P: 5	R: 0 E: 0 K: 0 S: 3	H: 0 LOB: 0 BB: 0 P: 3	R: 1 E: 0 K: 1 S: 7	H: 2 LOB: 1 BB: 0 P: 7	R: 0 E: 0 K: 1 S: 5	H: 0 LOB: 0 BB: 0 P: 5	R: 0 E: 0 K: 1 S: 5	H: 0 LOB: 1 BB: 1 P: 9	R: 0 E: 0 K: 2 S: 7	H: 0 LOB: 0 BB: 0 P: 7	R: 0 E: 0 K: 0 S: 3	H: 0 LOB: 0 BB: 0 P: 3	1B: 2 2B: 2 3B: 0 HR: 0	SF: 0 SAC: 0 DP: 0 HBP: 0	WP: 0 PB: 0 CS: 1	PA: 32
<b>PITCHER</b> Mel Stottlemyre, R ERA: 2.96 (1, 1)	IP: 9.0 WLS: W BF: 31 H: 4 R: 1 ER: 1 SO: 6 BB: 1 IBB: 0 HBP: 0 BLK: 0 WP: 0 HR: 0 S: 42 P: 46 ERA: 1.00 WHIP: 0.556																			

Kansas City Royals @ New York Yankees  
Yankee Stadium, Bronx, NY  
Wed Aug 18 1971, 7:05 PM EDT  
Att: 11,829 - Unknown - 80 F

AB 30  
R 1  
H 4  
RBI 1  
BB 1  
SO 6  
LOB 6



Batter	1	2	3	4	5	6	7	8	9	AB	R	H	RBI	BB	SO	LOB	BOTTOM			
Jerry Kenney, L OBP: 0.365, SLG: 0.295 (1, 5)	4-0 BB		0-0 F8			0-0 F8		0-3 K		3	0	0	0	1	1	1				
Jake Gibbs, L OBP: 0.257, SLG: 0.303 (1, 2)	0-0 G4-3 1-2		0-0 1B			0-0 F8 2B 1B		0-0 5-3		4	1	2	0	0	0	1				
Bobby Murcer, L OBP: 0.427, SLG: 0.548 (1, 8)	0-0 P6		0-0 L3			4-0 F8 2B BB		0-3 K		3	1	0	0	1	1	2				
Roy White, S OBP: 0.379, SLG: 0.469 (1, 7)		0-0 1-3		0-3 K		0-0 F8 1-2 2-3		0-0 F8		3	0	0	0	0	1	2				
Ron Blomberg, L OBP: 0.398, SLG: 0.488 (1, 9)		0-0 G6-4-3 1B		0-0 3-1		0-0 2B		0-0 2B		3	0	2	2	0	0	0				
Felipe Alou, R OBP: 0.320, SLG: 0.387 (1, 3)	0-0 G6-4-3 1-2		0-0 L7			0-0 F9		0-0 F9		3	0	0	0	0	0	2				
Horace Clarke, S OBP: 0.324, SLG: 0.313 (1, 4)			0-0 2-3 1B			0-0 L8		0-0 F9		3	1	1	0	0	0	0				
Gene Michael, S OBP: 0.324, SLG: 0.307 (1, 6)			0-0 2-3			0-0 F4		0-0 5-3		3	0	0	0	0	0	1				
Mel Stottlemyre, R OBP: 0.221, SLG: 0.225 (1, 1)			0-0 1B			0-0 5-3		0-0 L7		3	0	1	1	0	0	0				
<b>Inning Stats</b>	R: 0 E: 0 K: 0 S: 2	H: 0 LOB: 0 BB: 1 P: 6	R: 0 E: 0 K: 0 S: 3	H: 1 LOB: 0 BB: 0 P: 3	R: 1 E: 0 K: 0 S: 6	H: 3 LOB: 2 BB: 0 P: 6	R: 0 E: 0 K: 1 S: 5	H: 0 LOB: 0 BB: 0 P: 5	R: 0 E: 0 K: 0 S: 3	H: 0 LOB: 0 BB: 0 P: 3	R: 0 E: 0 K: 0 S: 5	H: 0 LOB: 1 BB: 1 P: 9	R: 0 E: 0 K: 2 S: 7	H: 0 LOB: 0 BB: 0 P: 7	R: 0 E: 0 K: 0 S: 3	H: 0 LOB: 0 BB: 0 P: 3	1B: 5 2B: 1 3B: 0 HR: 0	SF: 0 SAC: 0 DP: 2 HBP: 0	WP: 0 PB: 0 CS: 0	PA: 30
<b>PITCHER</b> Dick Drago, R ERA: 2.81 Tom Burgmeier, L ERA: 1.89 (8, 1)	IP: 7.0 WLS: L BF: 27 H: 6 R: 3 ER: 3 SO: 1 BB: 2 IBB: 0 HBP: 0 BLK: 0 WP: 0 HR: 0 S: 27 P: 35 ERA: 3.86 WHIP: 1.143																			

Kansas City Royals @ New York Yankees  
Yankee Stadium, Bronx, NY  
Wed Aug 18 1971, 7:05 PM EDT  
Att: 11,829 - Unknown - 80 F

AB 28  
R 3  
H 6  
RBI 3  
BB 2  
SO 3  
LOB 9





Batter	1	2	3	4	5	6	7	8	9	AB	R	H	RBI	BB	SO	LOB	TOP		
Horace Clarke, S OBP: 0.323, SLG: 0.312	0-0 7-4 BB 1B		0-0 6-3			0-0 6-3		0-0 F7		4	0	1	0	0	0	1			
Thurman Munson, R OBP: 0.336, SLG: 0.384	4-0 FC6-4 1-2 BB		0-0 L5			0-0 5-3			0-0 F2	3	0	0	0	1	0	0			
Bobby Murcer, L OBP: 0.424, SLG: 0.543	0-0 7-4 2-3f			0-0 F2		0-0 1-3			0-0 G3	4	0	0	0	0	0	2			
Roy White, S OBP: 0.378, SLG: 0.467	0-0 FC6-4 1-2f			0-0 G4-3 1B			0-0 F7		0-0 K	4	0	1	0	0	1	1			
Felipe Alou, R OBP: 0.320, SLG: 0.387		0-0 5-3		0-0 G4-3 1B			0-0 G1-4-3 1B			3	0	1	0	0	0	1			
Danny Cater, R OBP: 0.296, SLG: 0.354		4-0 BB BB			0-0 5-3		0-0 G1-4-3 1B			2	0	0	0	1	0	1			
Ron Swoboda, R OBP: 0.379, SLG: 0.355		4-0 1-2 BB			0-0 FC5-4 1B			0-0 5-3		2	0	1	0	1	0	0			
Gene Michael, S OBP: 0.322, SLG: 0.305		0-0 L4-3 1-2			0-0 FC5-4 1-2f			0-0 F8		3	0	0	0	0	0	3			
Steve Kline, R AI Ron Hansen, R Terry Ley, L John Ellis, R Roger Hambricht, R			0-0 L5-3			0-0 F9			0-0 2B	1	0	0	0	0	0	0			
<b>Inning Stats</b>	R: 0 E: 0 K: 0 S: 3	H: 1 LOB: 1 BB: 1 P: 7	R: 0 E: 0 K: 0 S: 2	H: 0 LOB: 1 BB: 2 P: 10	R: 0 E: 0 K: 0 S: 3	H: 0 LOB: 0 BB: 0 P: 3	R: 0 E: 0 K: 0 S: 3	H: 1 LOB: 1 BB: 0 P: 3	R: 0 E: 0 K: 0 S: 3	H: 0 LOB: 0 BB: 0 P: 3	R: 0 E: 0 K: 0 S: 3	H: 1 LOB: 1 BB: 0 P: 3	R: 0 E: 0 K: 0 S: 4	H: 1 LOB: 1 BB: 0 P: 4	R: 0 E: 0 K: 1 S: 5	H: 0 LOB: 0 BB: 0 P: 5	1B: 4 2B: 3 3B: 0 HR: 0	SF: 0 SAC: 0 DP: 4 HBP: 0	WP: 0 PA: 31 CS: 0
<b>PITCHER</b> Rudy May, L ERA: 2.87	IP: 9.0 WLS: W BF: 31	H: 5 R: 0 ER: 0 SO: 1	BB: 3 IBB: 0 HBP: 0 BLK: 0	WP: 0 HR: 0 S: 30 P: 42	ERA: 0.00 WHIP: 0.889														

New York Yankees @ California Angels  
Anaheim Stadium, Anaheim, CA  
Fri Aug 20 1971, 10:05 PM EDT  
Att: 8,655 - Unknown

AB 28  
R 0  
H 5  
RBI 0  
BB 3  
SO 1  
LOB 10



										1B: 4	SF: 0	WP: 0	PA: 31
--	--	--	--	--	--	--	--	--	--	-------	-------	-------	--------

										2B: 3	SAC: 0	CS: 0	
--	--	--	--	--	--	--	--	--	--	-------	--------	-------	--

Batter	1	2	3	4	5	6	7	8	9	AB	R	H	RBI	BB	SO	LOB	BOTTOM		
Sandy Alomar Sr, S OBP: 0.307, SLG: 0.322	0-0 1B 2B		0-0 E HR	0-0 1B 1-2		0-3 K	0-0 E5			5	2	3	0	0	1	2			
Mickey Rivers, L OBP: 0.325, SLG: 0.349	0-0 F8		0-0 E4 HR	0-0 1B 1-3 2-H		4-0 1-3 BB	0-0 F2			4	1	1	1	1	0	4			
Tony Gonzalez, L OBP: 0.327, SLG: 0.341	0-0 F8		0-0 P4	0-3 K		0-0 1-3		0-0 F8		5	0	0	0	0	1	7			
Jim Fregosi, R OBP: 0.295, SLG: 0.300	0-0 BB 2H		0-0 L7		0-0 F9	4-0 IBB		0-0 FC1-6 1B		4	0	2	1	1	0	2			
Jim Spencer, L OBP: 0.312, SLG: 0.407	4-0 FC4-6 1-2 BB		0-0 1-1H 2-H HR		0-0 F8	0-0 P2		0-0 FC1-6 1-2f		4	1	1	3	1	0	4			
Ken McMullen, R OBP: 0.316, SLG: 0.387	0-0 FC4-6 1-2f		0-0 F7		4-0 BB BB		0-0 E9 SF7 2B	0-0 P4		4	1	1	0	1	0	3			
Roger Repoz, L OBP: 0.354, SLG: 0.381		0-0 F8		0-0 F5	4-0 BB		4-0 SH2-3 BB			2	0	0	0	2	0	0			
John Stephenson, L OBP: 0.278, SLG: 0.329		0-0 G3		0-0 1B 1B		0-0 F9		0-0 SF7		3	1	1	1	0	0	2			
Rudy May, L OBP: 0.212, SLG: 0.184		0-3 K		0-3 K		4-0 1-3 BB BB		3-H SH2-3		2	0	0	0	1	2	1			
<b>Inning Stats</b>	R: 1 E: 0 K: 0 S: 5	H: 2 LOB: 2 BB: 1 P: 9	R: 0 E: 0 K: 1 S: 5	H: 0 LOB: 0 BB: 0 P: 5	R: 3 E: 1 K: 0 S: 6	H: 2 LOB: 0 BB: 0 P: 6	R: 1 E: 0 K: 2 S: 10	H: 3 LOB: 2 BB: 0 P: 10	R: 0 E: 0 K: 0 S: 3	H: 0 LOB: 2 BB: 2 P: 11	R: 0 E: 0 K: 1 S: 5	H: 0 LOB: 3 BB: 3 P: 17	R: 1 E: 2 K: 0 S: 5	H: 1 LOB: 2 BB: 1 P: 9	R: 0 E: 0 K: 0 S: 4	H: 1 LOB: 1 BB: 0 P: 4	1B: 6 2B: 2 3B: 0 HR: 1	SF: 1 SAC: 1 DP: 0 HBP: 0	WP: 0 PA: 42 CS: 0
<b>PITCHER</b> Steve Kline, R AI Terry Ley, L Roger Hambricht, R	IP: 3.2 WLS: L BF: 20	H: 7 R: 5 ER: 2 SO: 2	BB: 1 IBB: 0 HBP: 0 BLK: 0	WP: 0 HR: 1 S: 23 P: 27	ERA: 4.91 WHIP: 2.182														

New York Yankees @ California Angels  
Anaheim Stadium, Anaheim, CA  
Fri Aug 20 1971, 10:05 PM EDT  
Att: 8,655 - Unknown

AB 33  
R 6  
H 9  
RBI 6  
BB 7  
SO 4  
LOB 25









Batter	1	2	3	4	5	6	7	8	9	AB	R	H	RBI	BB	SO	LOB	TOP	
Jerry Kenney, L (1.5) OBP: 0.364, SLG: 0.294	F8		E6 G3		F7		4-3			4	0	1	0	0	0	0	<b>New York Yankees @ California Angels</b> Anaheim Stadium, Anaheim, CA Sun Aug 22 1971, 6:33 AM EDT Att: 8,957 - Sunny - 87 F	
Jake Gibbs, L (1.2) OBP: 0.257, SLG: 0.302	1-3		G3		FC4-6		4-3			4	0	1	0	0	0	1		
Bobby Murcer, L (1.8) OBP: 0.423, SLG: 0.541	BB		F7		FC4-6		F9			4	0	1	0	0	0	2		
Roy White, S (1.7) OBP: 0.375, SLG: 0.459	1-2				4-3		P4			2	0	0	0	2	0	1		
Ron Blomberg, L (1.9) OBP: 0.376, SLG: 0.457	4-3		F9		K					4	0	0	0	0	1	4		
Danny Cater, R (1.3) OBP: 0.300, SLG: 0.358		6-3		E5 FC4-6						4	0	2	0	0	0	0		
Horace Clarke, S (1.4) OBP: 0.320, SLG: 0.307	F7		FC4-6		G3-6-3					4	0	0	0	0	0	3		
Gene Michael, S (1.6) OBP: 0.319, SLG: 0.302	FC5-4		F7				F8			3	0	1	0	0	0	1		
Fritz Peterson, S (1.1) OBP: 0.155, SLG: 0.094 (7, PH)	FC5-4		F8				F7			2	0	0	0	0	0	2		
Felipe Alou, R (7, PH) OBP: 0.318, SLG: 0.383										1	0	0	0	0	0	0		
Roger Hambricht, R (7.1) OBP: 0.500, SLG: 0.500										0	0	0	0	0	0	0		
<b>Inning Stats</b>	R: 0 E: 0 K: 0 S: 4	H: 1 LOB: 2 BB: 1 P: 8	R: 0 E: 0 K: 0 S: 4	H: 1 LOB: 1 BB: 0 P: 4	R: 0 E: 1 K: 0 S: 4	H: 0 LOB: 1 BB: 0 P: 4	R: 0 E: 0 K: 0 S: 5	H: 1 LOB: 0 BB: 0 P: 5	R: 0 E: 0 K: 0 S: 3	H: 0 LOB: 0 BB: 0 P: 3	R: 0 E: 0 K: 0 S: 3	H: 1 LOB: 0 BB: 0 P: 3	R: 0 E: 0 K: 0 S: 3	H: 0 LOB: 0 BB: 0 P: 3	R: 0 E: 0 K: 0 S: 3	H: 1 LOB: 0 BB: 0 P: 3	1B: 6 SF: 0 2B: 0 SAC: 0 3B: 0 DP: 2 HR: 0 HBP: 0	WP: 0 PA: 34 SB: 0 CS: 1
<b>PITCHER</b> Andy Messersmith, R (1.1) ERA: 3.41	IP: 9.0 WLS: W BF: 34	H: 6 R: 0 ER: 0 SO: 1	BB: 2 IBB: 0 HBP: 0 BLK: 0	WP: 0 HR: 0 S: 34 P: 42	ERA: 0.00 WHIP: 0.889	<b>PITCHER</b>	IP: 9.0 WLS: W BF: 34	H: 6 R: 0 ER: 0 SO: 1	BB: 2 IBB: 0 HBP: 0 BLK: 0	WP: 0 HR: 0 S: 34 P: 42	ERA: 0.00 WHIP: 0.889	<b>PITCHER</b>	IP: 9.0 WLS: W BF: 34	H: 6 R: 0 ER: 0 SO: 1	BB: 2 IBB: 0 HBP: 0 BLK: 0	WP: 0 HR: 0 S: 34 P: 42	ERA: 0.00 WHIP: 0.889	

Batter	1	2	3	4	5	6	7	8	9	AB	R	H	RBI	BB	SO	LOB	BOTTOM	
Sandy Alomar Sr., S (1.4) OBP: 0.309, SLG: 0.322	F7		E				F5			3	0	1	0	1	0	0	<b>New York Yankees @ California Angels</b> Anaheim Stadium, Anaheim, CA Sun Aug 22 1971, 6:33 AM EDT Att: 8,957 - Sunny - 87 F	
Mickey Rivers, L (1.9) OBP: 0.318, SLG: 0.335 (5, PH)	1-3		4-3		P4					2	0	0	0	0	0	1		
Tommie Reynolds, R (6.9) OBP: 0.313, SLG: 0.278 (6, PH)			1-3							1	0	0	0	0	0	3		
Roger Repoz, L (8.9) OBP: 0.349, SLG: 0.389 (9, PH)								HR		1	1	1	1	0	0	0		
Jim Fregosi, R (1.6) OBP: 0.300, SLG: 0.303 (7, PH)	F8				5-3			E6		3	1	1	0	0	0	0		
Bruce Christensen, L (7.6) OBP: 0.316, SLG: 0.250					1B					1	0	0	0	0	0	0		
Billy Cowan, R (1.7) OBP: 0.319, SLG: 0.439		5-3		F3		5-3		K		4	0	0	0	0	1	2		
Ken McMullen, R (1.5) OBP: 0.311, SLG: 0.381		5-3		K		1-3		F3		4	0	0	0	0	1	2		
Jim Spencer, L (1.3) OBP: 0.315, SLG: 0.415					P3			F8		4	1	2	2	0	0	1		
Ken Berry, R (1.8) OBP: 0.261, SLG: 0.297		HR								3	0	0	0	0	1	1		
Jeff Torborg, R (1.2) OBP: 0.177, SLG: 0.203			F9							3	0	1	0	0	0	0		
Andy Messersmith, R (1.1) OBP: 0.208, SLG: 0.235			P4							3	0	1	0	0	1	0		
<b>Inning Stats</b>	R: 0 E: 0 K: 0 S: 3	H: 0 LOB: 0 BB: 0 P: 3	R: 1 E: 0 K: 0 S: 4	H: 1 LOB: 0 BB: 0 P: 4	R: 0 E: 1 K: 0 S: 5	H: 0 LOB: 0 BB: 0 P: 5	R: 0 E: 0 K: 0 S: 5	H: 2 LOB: 1 BB: 0 P: 5	R: 1 E: 0 K: 0 S: 7	H: 1 LOB: 1 BB: 0 P: 7	R: 0 E: 0 K: 0 S: 5	H: 0 LOB: 0 BB: 0 P: 5	R: 1 E: 1 K: 1 S: 7	H: 1 LOB: 1 BB: 0 P: 7	R: 0 E: 0 K: 0 S: 5	H: 0 LOB: 0 BB: 0 P: 5	1B: 4 SF: 0 2B: 1 SAC: 0 3B: 0 DP: 0 HR: 2 HBP: 0	WP: 0 PA: 33 SB: 0 CS: 0
<b>PITCHER</b> Fritz Peterson, L (1.1) ERA: 2.96	IP: 6.0 WLS: L BF: 25	H: 6 R: 2 ER: 2 SO: 2	BB: 0 IBB: 0 HBP: 0 BLK: 0	WP: 0 HR: 1 S: 28 P: 32	ERA: 3.00 WHIP: 1.000	<b>PITCHER</b>	IP: 6.0 WLS: L BF: 25	H: 6 R: 1 ER: 1 SO: 2	BB: 0 IBB: 0 HBP: 0 BLK: 0	WP: 0 HR: 1 S: 28 P: 32	ERA: 4.50 WHIP: 0.500	<b>PITCHER</b>	IP: 6.0 WLS: L BF: 25	H: 6 R: 1 ER: 1 SO: 2	BB: 0 IBB: 0 HBP: 0 BLK: 0	WP: 0 HR: 1 S: 28 P: 32	ERA: 4.50 WHIP: 0.500	



Batter	1	2	3	4	5	6	7	8	9	AB	R	H	RBI	BB	SO	LOB	TOP					
Jerry Kenney, L (1, 5) OBP: 0.358, SLG: 0.289	F7		F7		4-3		F5		6-3	5	0	0	0	0	0	4	<b>New York Yankees @ Oakland Athletics</b> Oakland-Alameda County Coliseum, Oakland, CA Mon Aug 23 1971, 7:05 PM PDT Att. 4,972 - Unknown - 70 F					
Thurman Munson, R (1, 2) OBP: 0.336, SLG: 0.381	L8			5-3		4-3		G3 1B		4	1	1	0	0	0	0						
Bobby Murcer, L (1, 8) OBP: 0.419, SLG: 0.536	4-3			P6		F8		G3 1-2		4	0	0	0	0	0	1						
Roy White, S (1, 7) OBP: 0.380, SLG: 0.468		1B BB						1B 2H		3	0	3	1	1	0	0						
Ron Blomberg, L (1, 9) OBP: 0.372, SLG: 0.451	K			K		3-4-3		G6-4-3 1-2		4	0	1	0	0	2	3						
Felipe Alou, R (1, 3) OBP: 0.318, SLG: 0.384					L6			G6-4-3 1-2		4	0	2	0	0	0	2						
Horace Clarke, S (1, 4) OBP: 0.321, SLG: 0.311						FC1-5 1B		G6-4-3 1-2		4	0	2	0	0	0	3						
Gene Michael, S (1, 6) OBP: 0.321, SLG: 0.306				F9				4-3 2-3		4	1	2	0	0	0	1						
Mike Kekich, R (1, 1) OBP: 0.211, SLG: 0.167				K		FC1-5 1-2		F3		2	0	0	0	0	1	2						
Jack Aker, R (5, 1)										0	0	0	0	0	0	0						
John Ellis, R (7, PH) OBP: 0.330, SLG: 0.367										1	0	1	1	0	0	0						
Terry Ley, L (7, 1)										0	0	0	0	0	0	0						
Jim Lytle, L (9, PH) OBP: 0.283, SLG: 0.284										1	0	0	0	0	0	1						
<b>Inning Stats</b>	R: 0 E: 0 K: 0 S: 3	H: 0 LOB: 0 BB: 0 P: 3	R: 0 E: 0 K: 1 S: 5	H: 1 LOB: 1 BB: 1 P: 9	R: 0 E: 0 K: 1 S: 5	H: 0 LOB: 0 BB: 0 P: 5	R: 0 E: 0 K: 1 S: 6	H: 1 LOB: 1 BB: 0 P: 6	R: 0 E: 0 K: 0 S: 5	H: 2 LOB: 2 BB: 0 P: 5	R: 0 E: 0 K: 0 S: 4	H: 1 LOB: 1 BB: 0 P: 4	R: 1 E: 0 K: 0 S: 5	H: 3 LOB: 1 BB: 0 P: 5	R: 1 E: 0 K: 0 S: 5	H: 3 LOB: 1 BB: 0 P: 5	R: 0 E: 0 K: 0 S: 4	H: 1 LOB: 1 BB: 0 P: 4	1B: 9 2B: 2 3B: 1 HR: 0	SF: 0 SAC: 0 DP: 3 HBP: 0	WP: 0 PB: 0 SB: 0 CS: 0	PA: 37
<b>PITCHER</b>	IP WLS BF H R ER SO BB IBB HBP BLK WP HR S P ERA WHIP																					
Chuck Dobson, R (1, 1) ERA: 3.66	7.1 W 32 11 2 2 3 1 0 0 0 0 0 0 37 41 2.46 1.636																					
Rollie Fingers, R (8, 1) ERA: 2.62	1.2 S 5 1 0 0 0 0 0 0 0 0 0 0 5 5 0.00 0.600																					



Batter	1	2	3	4	5	6	7	8	9	AB	R	H	RBI	BB	SO	LOB	BOTTOM			
Bert Campaneris, R (1, 6) OBP: 0.294, SLG: 0.344			F7		F9		E FC6-4 F8 1B	P6		5	1	2	0	0	0	1	<b>New York Yankees @ Oakland Athletics</b> Oakland-Alameda County Coliseum, Oakland, CA Mon Aug 23 1971, 7:05 PM PDT Att. 4,972 - Unknown - 70 F			
Joe Rudi, R (1, 7) OBP: 0.292, SLG: 0.386				1B FC6-4	1B FC5 BB		F8 1-2	F4		5	1	3	0	0	0	2				
Reggie Jackson, L (1, 9) OBP: 0.359, SLG: 0.486			K		1B FC6-4 1-3		E1 FC6-4 2-3	K		4	1	1	0	1	2	3				
Tommy Davis, R (1, 3) OBP: 0.363, SLG: 0.414				FC6-4	FC5 BB		FC6-4 2B			4	2	0	2	0	0	5				
Mike Hegan, L (8, 3) OBP: 0.355, SLG: 0.364				FC6-4 1-2	FC5 1B 1-2 2-3		FC6-4 2B 1-2 3-H			0	0	0	0	0	0	0				
Sal Bando, R (1, 5) OBP: 0.386, SLG: 0.457		4-0 BB BB			1B SF9 1-3		2B HBP 1-2 2-H			2	1	2	1	1	0	0				
Larry Brown, R (7, PR) OBP: 0.235, SLG: 0.232					1B 1-2 2-H		2B HBP 1-2 2-H			0	1	0	0	0	0	0				
Angel Mangual, R (1, 8) OBP: 0.330, SLG: 0.374					FC5 1B IBB		1-3 2B			3	0	1	2	1	0	3				
Dave Duncan, R (1, 2) OBP: 0.305, SLG: 0.444					1B 1-2 2-3 3-H		6-3	F8		4	0	1	1	0	0	3				
Dick Green, R (1, 4) OBP: 0.326, SLG: 0.367				K	SF9		4-3			3	1	1	2	0	1	0				
Chuck Dobson, R (1, 1) ERA: 3.44					F3		F7			3	0	0	0	0	0	2				
Rollie Fingers, R (8, 1) ERA: 2.76					F3					1	0	1	0	0	0	0				
<b>Inning Stats</b>	R: 0 E: 0 K: 1 S: 6	H: 2 LOB: 1 BB: 0 P: 6	R: 0 E: 0 K: 0 S: 2	H: 0 LOB: 0 BB: 1 P: 6	R: 0 E: 0 K: 1 S: 5	H: 0 LOB: 0 BB: 0 P: 5	R: 3 E: 0 K: 0 S: 7	H: 4 LOB: 2 BB: 1 P: 11	R: 1 E: 0 K: 0 S: 5	H: 2 LOB: 2 BB: 1 P: 9	R: 0 E: 0 K: 0 S: 3	H: 0 LOB: 0 BB: 0 P: 3	R: 3 E: 1 K: 0 S: 6	H: 2 LOB: 2 BB: 0 P: 7	R: 1 E: 0 K: 1 S: 7	H: 2 LOB: 1 BB: 0 P: 7	1B: 9 2B: 2 3B: 0 HR: 1	SF: 1 SAC: 0 DP: 1 HBP: 1	WP: 0 PB: 0 SB: 0 CS: 0	PA: 39
<b>PITCHER</b>	IP WLS BF H R ER SO BB IBB HBP BLK WP HR S P ERA WHIP																			
Mike Kekich, L (1, 1) ERA: 3.44	4.2 L 23 8 4 4 2 0 0 0 0 0 0 4 4 0.00 0.000																			
Jack Aker, R (5, 1) ERA: 2.76	1.1 4 0 0 0 0 0 0 0 0 0 0 4 4 0.00 0.000																			
Terry Ley, L (7, 1) ERA: 1.8	2.0 12 4 4 1 1 0 0 1 0 0 0 1 13 14 4.50 2.000																			



Batter	1	2	3	4	5	6	7	8	9	AB	R	H	RBI	BB	SO	LOB	TOP
<b>Horace Clarke, S</b> OBP: 0.319, SLG: 0.308										4	0	0	0	0	0	0	<b>New York Yankees @ Oakland Athletics</b> Oakland-Alameda County Coliseum, Oakland, CA Tue Aug 24 1971, 7:05 PM PDT Att: 18,288 - Overcast - 64 F <a href="http://livebaseballscorecards.com">livebaseballscorecards.com</a>
<b>Thurman Munson, R</b> OBP: 0.335, SLG: 0.380										4	1	1	0	0	1		
<b>Roy White, S</b> OBP: 0.379, SLG: 0.468										4	0	1	0	0	0		
<b>Felipe Alou, R</b> OBP: 0.316, SLG: 0.380										4	0	0	1	0	0	1	
<b>John Ellis, R</b> OBP: 0.324, SLG: 0.360 <b>Bobby Murcer, L</b> OBP: 0.419, SLG: 0.535										3	0	0	0	0	2	1	
<b>Ron Hansen, R</b> OBP: 0.250, SLG: 0.265										3	0	1	0	0	1	0	
<b>Ron Swoboda, R</b> OBP: 0.376, SLG: 0.358										3	0	1	0	0	2	1	
<b>Gene Michael, S</b> OBP: 0.318, SLG: 0.304										3	0	0	0	0	1	1	
<b>Mel Stottlemyre, R</b> OBP: 0.213, SLG: 0.216										3	0	0	0	0	2	1	
<b>Inning Stats</b>	R: 1 E: 0 K: 1 S: 7	H: 2 LOB: 1 BB: 0 P: 7	R: 0 E: 0 K: 2 S: 7	H: 0 LOB: 0 BB: 0 P: 7	R: 0 E: 0 K: 1 S: 5	H: 0 LOB: 0 BB: 0 P: 5	R: 0 E: 0 K: 1 S: 5	H: 0 LOB: 1 BB: 0 P: 5	R: 0 E: 0 K: 1 S: 6	H: 1 LOB: 1 BB: 0 P: 6	R: 0 E: 1 K: 0 S: 4	H: 0 LOB: 1 BB: 0 P: 4	R: 0 E: 0 K: 1 S: 5	H: 0 LOB: 0 BB: 0 P: 5	1B: 2 2B: 2 3B: 0 HR: 0	SF: 0 SAC: 0 DP: 0 HBP: 0	WP: 0 PA: 32 SB: 0 CS: 0
<b>PITCHER</b> <b>Vida Blue, L</b> ERA: 1.66	IP: 9.0 WLS: L BF: 32	H: 4 R: 1 ER: 1 SO: 10	BB: 0 IBB: 0 HBP: 0 BLK: 0	WP: 0 HR: 0 S: 52 P: 52	ERA: 1.00 WHIP: 0.444												

Batter	1	2	3	4	5	6	7	8	9	AB	R	H	RBI	BB	SO	LOB	BOTTOM
<b>Bert Campaneris, R</b> OBP: 0.294, SLG: 0.343										4	0	1	0	0	1	0	<b>New York Yankees @ Oakland Athletics</b> Oakland-Alameda County Coliseum, Oakland, CA Tue Aug 24 1971, 7:05 PM PDT Att: 18,288 - Overcast - 64 F <a href="http://livebaseballscorecards.com">livebaseballscorecards.com</a>
<b>Joe Rudi, R</b> OBP: 0.289, SLG: 0.383										4	0	0	0	0	0	1	
<b>Reggie Jackson, L</b> OBP: 0.358, SLG: 0.482										3	0	0	0	1	0	0	
<b>Rick Monday, L</b> OBP: 0.331, SLG: 0.415										4	0	1	0	0	2	1	
<b>Dave Duncan, R</b> OBP: 0.307, SLG: 0.443										3	0	1	0	1	0	0	
<b>Mike Hegan, L</b> OBP: 0.349, SLG: 0.357										3	0	0	0	0	3		
<b>Larry Brown, R</b> OBP: 0.231, SLG: 0.229										3	0	0	0	0	3		
<b>Dick Green, R</b> OBP: 0.326, SLG: 0.365										2	0	0	0	1	0	0	
<b>Vida Blue, S</b> OBP: 0.188, SLG: 0.144										3	0	0	0	0	2	2	
<b>Inning Stats</b>	R: 0 E: 0 K: 0 S: 3	H: 0 LOB: 0 BB: 0 P: 3	R: 0 E: 0 K: 1 S: 5	H: 0 LOB: 0 BB: 0 P: 5	R: 0 E: 0 K: 1 S: 5	H: 0 LOB: 1 BB: 1 P: 9	R: 0 E: 0 K: 1 S: 5	H: 2 LOB: 1 BB: 0 P: 4	R: 0 E: 1 K: 0 S: 4	H: 1 LOB: 1 BB: 0 P: 4	R: 0 E: 0 K: 0 S: 3	H: 0 LOB: 0 BB: 0 P: 3	1B: 3 2B: 0 3B: 0 HR: 0	SF: 0 SAC: 0 DP: 1 HBP: 0	WP: 0 PA: 32 SB: 0 CS: 0		
<b>PITCHER</b> <b>Mel Stottlemyre, R</b> ERA: 2.84	IP: 9.0 WLS: W BF: 32	H: 3 R: 0 ER: 0 SO: 5	BB: 2 IBB: 1 HBP: 0 BLK: 0	WP: 0 HR: 0 S: 39 P: 51	ERA: 0.00 WHIP: 0.556												



Batter	1	2	3	4	5	6	7	8	9	AB	R	H	RBI	BB	SO	LOB	TOP					
Jerry Kenney, L (1.5) X OBP: 0.357, SLG: 0.288	0-0 2B 1B		0-0 6-3		0-0 F8		0-0 F7			4	1	1	0	0	0	1						
Jake Gibbs, L (1.2) X OBP: 0.257, SLG: 0.306	0-0 1B 2B		0-0 F9		0-0 4-3			0-0 F5		4	1	1	0	0	0	0						
Bobby Murcer, L (1.8) X OBP: 0.419, SLG: 0.541	0-0 4-3 2H 3H 1B		0-0 HR		0-0 F7			0-0 F8		4	1	2	3	0	0	0						
Roy White, S (1.7) X OBP: 0.376, SLG: 0.464	0-0 P6		0-0 L8		0-0 5-3			0-0 L5		4	0	0	0	0	0	1						
Felipe Alou, R (1.9) X OBP: 0.318, SLG: 0.392	0-0 4-3			0-0 HR		0-0 2B			0-0 6-3	4	1	2	1	0	0	1						
John Ellis, R (1.3) X OBP: 0.323, SLG: 0.358	0-0 P4			0-3 K		0-0 F8			0-0 1B	4	0	1	0	0	1	2						
Horace Clarke, S (1.4) X OBP: 0.318, SLG: 0.308		0-0 G3		0-0 E S B5-6 1B			0-0 F7		0-0 F7	4	0	1	0	0	0	1	AB 34					
Gene Michael, S (1.6) X OBP: 0.315, SLG: 0.301		0-0 F5		0-0 B5-6			0-3 K		0-0 L9	4	0	0	0	0	1	2	R 4					
Steve Kline, R (1.1) X OBP: 0.197, SLG: 0.158		0-0 L9		1-H			4-0 BB			2	0	0	0	1	0	0	H 8					
<b>Inning Stats</b>	R: 2 E: 0 K: 0 S: 6	H: 3 LOB: 1 BB: 0 P: 6	R: 0 E: 0 K: 0 S: 3	H: 0 LOB: 0 BB: 0 P: 3	R: 1 E: 0 K: 1 S: 4	H: 1 LOB: 0 BB: 0 P: 4	R: 1 E: 0 K: 1 S: 6	H: 2 LOB: 0 BB: 0 P: 6	R: 0 E: 0 K: 0 S: 3	H: 0 LOB: 0 BB: 0 P: 3	R: 0 E: 0 K: 0 S: 4	H: 1 LOB: 1 BB: 0 P: 4	R: 0 E: 0 K: 1 S: 5	H: 0 LOB: 1 BB: 1 P: 9	R: 0 E: 0 K: 0 S: 3	H: 0 LOB: 0 BB: 0 P: 3	R: 0 E: 0 K: 0 S: 4	H: 1 LOB: 1 BB: 0 P: 4	1B: 4 2B: 3 3B: 0 HR: 2	SF: 0 SAC: 0 DP: 1 HBP: 0	WP: 0 PB: 0 SB: 1 CS: 0	PA: 35
<b>PITCHER</b> Caffish Hunter, R (1.1) ERA: 3.31	IP: 9.0 WLS: L BF: 35 H: 8 R: 4 ER: 4 SO: 2 BB: 1 IBB: 0 HBP: 0 BLK: 0 WP: 0 HR: 2 S: 38 P: 42 ERA: 4.00 WHIP: 1.000															<b>PITCHER</b>						

New York Yankees @ Oakland Athletics  
Oakland-Alameda County Coliseum, Oakland, CA  
Wed Aug 25 1971, 7:05 PM PDT  
Att: 5,950 - Unknown - 63 F

AB 34  
R 4  
H 8  
RBI 4  
BB 1  
SO 2  
LOB 8



Batter	1	2	3	4	5	6	7	8	9	AB	R	H	RBI	BB	SO	LOB	BOTTOM					
Bert Campaneris, R (1.6) X OBP: 0.291, SLG: 0.340	0-0 F9		0-0 G6-4-3 1-2		0-0 F3		0-0 5-3			4	0	0	0	0	0	1						
Curt Blefary, L (1.7) X OBP: 0.324, SLG: 0.414	0-0 F5		0-0 1B		0-0 1B			0-0 F6		4	0	2	0	0	0	0						
Reggie Jackson, L (1.9) X OBP: 0.357, SLG: 0.487	0-0 HR		0-3 K		0-0 P6			0-0 F8		4	1	1	1	0	1	2						
Mike Epstein, L (1.3) X OBP: 0.370, SLG: 0.413	0-0 4-3			0-0 F5		0-0 L4		0-0 B2		4	0	0	0	0	0	0						
Dave Duncan, R (1.2) X OBP: 0.310, SLG: 0.444		0-0 FC1-6 1B		0-0 1B		0-0 5-3			0-0 F3	4	0	2	0	0	0	0						
Rick Monday, L (1.8) X OBP: 0.330, SLG: 0.423		0-0 FC1-6 FC5-4 1-2		0-0 F7		0-0 HR			0-0 6-3	4	1	1	1	0	0	2						
Dick Green, R (1.4) X OBP: 0.326, SLG: 0.365		0-0 FC5-4		0-0 FC4-6 1B		0-0 6-3			0-0 1B	3	0	1	0	0	0	1	AB 35					
Tommy Davis, R (0. PH) X OBP: 0.366, SLG: 0.417		0-0 5-3		0-0 FC4-6					0-0 P4	1	0	1	0	0	0	0	R 2					
Larry Brown, R (1.5) X OBP: 0.228, SLG: 0.225				0-0 FC4-6					0-0 F8	3	0	0	0	0	0	3	H 9					
Gene Tenace, R (0. PH) X OBP: 0.403, SLG: 0.469				0-0 FC4-6					0-0 P4	1	0	0	0	0	0	1	RBI 2					
Caffish Hunter, R (1.1) X OBP: 0.365, SLG: 0.422			0-0 G6-4-3 1B		0-0 5-3				0-0 F2	3	0	1	0	0	0	0	BB 0					
<b>Inning Stats</b>	R: 1 E: 0 K: 0 S: 4	H: 1 LOB: 0 BB: 0 P: 4	R: 0 E: 0 K: 0 S: 4	H: 1 LOB: 1 BB: 0 P: 4	R: 0 E: 0 K: 1 S: 6	H: 2 LOB: 1 BB: 0 P: 6	R: 0 E: 0 K: 0 S: 5	H: 2 LOB: 2 BB: 0 P: 5	R: 0 E: 0 K: 0 S: 4	H: 1 LOB: 1 BB: 0 P: 4	R: 0 E: 0 K: 0 S: 3	H: 0 LOB: 0 BB: 0 P: 3	R: 0 E: 0 K: 0 S: 3	H: 0 LOB: 0 BB: 0 P: 3	R: 0 E: 0 K: 0 S: 4	H: 1 LOB: 1 BB: 0 P: 4	R: 0 E: 0 K: 0 S: 4	H: 1 LOB: 1 BB: 0 P: 4	1B: 7 2B: 0 3B: 0 HR: 2	SF: 0 SAC: 0 DP: 1 HBP: 0	WP: 0 PB: 0 SB: 0 CS: 0	PA: 35
<b>PITCHER</b> Steve Kline, R (1.1) ERA: 2.93	IP: 9.0 WLS: W BF: 35 H: 9 R: 2 ER: 2 SO: 1 BB: 0 IBB: 0 HBP: 0 BLK: 0 WP: 0 HR: 2 S: 37 P: 37 ERA: 2.00 WHIP: 1.000															<b>PITCHER</b>						

New York Yankees @ Oakland Athletics  
Oakland-Alameda County Coliseum, Oakland, CA  
Wed Aug 25 1971, 7:05 PM PDT  
Att: 5,950 - Unknown - 63 F

AB 35  
R 2  
H 9  
RBI 2  
BB 0  
SO 1  
LOB 10





Batter	1	2	3	4	5	6	7	8	9	AB	R	H	RBI	BB	SO	LOB	TOP					
<b>Horace Clarke, S</b> OBP: 0.316, SLG: 0.305 (1,4)	0-0 6-3		0-0 L6		0-0 F8			0-0 L8		4	0	0	0	0	0	0	<b>New York Yankees @ Kansas City Royals</b> Municipal Stadium, Kansas City, MO Fri Aug 27 1971, 8:05 PM EDT Att: 10,425 - Unknown - 76 F <a href="http://livebaseballscorecards.com">livebaseballscorecards.com</a>					
<b>Thurman Munson, R</b> OBP: 0.334, SLG: 0.377 (1,2)	4-0 1B BB		0-0 F7		0-0 5-3			0-0 F8		3	0	0	0	1	0	0						
<b>Bobby Murcer, L</b> OBP: 0.420, SLG: 0.540 (1,8)	0-0 L8		4-0 CS BB		0-0 P6			0-0 FC4-6 1B		3	0	1	0	1	0	1						
<b>Roy White, S</b> OBP: 0.377, SLG: 0.467 (1,7)	0-0 FC6-4 1B		0-0 CS	0-0 F7				0-0 FC4-6		4	0	2	0	0	0	1						
<b>Felipe Alou, R</b> OBP: 0.315, SLG: 0.388 (1,3)	0-0 FC6-4			0-0 F7				0-0 L6		4	0	0	0	0	0	3						
<b>Danny Cater, R</b> OBP: 0.299, SLG: 0.355 (1,5)		0-0 L9		4-0 BB BB				0-0 F8		3	0	0	0	1	1	1						
<b>Ron Swoboda, R</b> OBP: 0.393, SLG: 0.356 (1,9)		4-0 BB		4-0 BB				4-0 BB		1	0	0	0	3	1	0						
<b>Gene Michael, S</b> OBP: 0.312, SLG: 0.298 (1,6)		0-3 K		0-0 6-3				0-0 L8		4	0	0	0	0	2	4						
<b>Stan Bahnsen, R</b> OBP: 0.143, SLG: 0.194 (7, PH)		0-0 F9			0-3 K					2	0	0	0	0	1	1						
<b>John Ellis, R</b> OBP: 0.321, SLG: 0.355 (7, PH)										1	0	0	0	0	0	0						
<b>Lindy McDaniel, R</b> OBP: 0.111, SLG: 0.111 (7, 1)										0	0	0	0	0	0	0						
<b>Inning Stats</b>	R: 0 E: 0 K: 0 S: 4	H: 1 LOB: 2 BB: 1 P: 8	R: 0 E: 0 K: 1 S: 5	H: 0 LOB: 1 BB: 1 P: 9	R: 0 E: 0 K: 0 S: 2	H: 0 LOB: 0 BB: 1 P: 6	R: 0 E: 0 K: 0 S: 3	H: 0 LOB: 0 BB: 2 P: 11	R: 0 E: 0 K: 1 S: 5	H: 0 LOB: 0 BB: 0 P: 5	R: 0 E: 0 K: 1 S: 6	H: 1 LOB: 1 BB: 0 P: 6	R: 0 E: 0 K: 2 S: 7	H: 0 LOB: 0 BB: 0 P: 7	R: 0 E: 0 K: 0 S: 4	H: 1 LOB: 1 BB: 1 P: 4	R: 0 E: 0 K: 0 S: 3	H: 0 LOB: 1 BB: 1 P: 7	1B: 2 2B: 1 3B: 0 HR: 0	SF: 0 SAC: 0 DP: 0 HBP: 0	WP: 0 PB: 0 SB: 0 CS: 1	PA: 36
<b>PITCHER</b> <b>Paul Splittorf, L</b> ERA: 2.09 (1,1)	IP: 9.0 WLS: W BF: 35 H: 3 R: 0 ER: 0 SO: 5 BB: 6 IBB: 0 HBP: 0 BLK: 0 WP: 0 HR: 0 S: 39 P: 63 ERA: 0.00 WHIP: 1.000															<b>PITCHER</b>						

Batter	1	2	3	4	5	6	7	8	9	AB	R	H	RBI	BB	SO	LOB	BOTTOM			
<b>Freddie Patek, R</b> OBP: 0.338, SLG: 0.387 (1,6)	0-3 K		0-0 BB 1B	0-0 CS 1B				0-0 E4 G4-6-3		5	2	3	0	0	1	2	<b>New York Yankees @ Kansas City Royals</b> Municipal Stadium, Kansas City, MO Fri Aug 27 1971, 8:05 PM EDT Att: 10,425 - Unknown - 76 F <a href="http://livebaseballscorecards.com">livebaseballscorecards.com</a>			
<b>Joe Kouchal, L</b> OBP: 0.342, SLG: 0.337 (1,9)	0-0 F9		4-0 BB 1B	0-0 CS	0-0 F1			0-0 G4-6-3		4	1	1	0	1	0	3				
<b>Amos Otis, R</b> OBP: 0.353, SLG: 0.466 (1,8)	0-0 6-3		0-0 BB 4-3 1B	0-0 CS	0-0 F8			0-0 SF4		3	0	1	2	0	0	0				
<b>Gail Hopkins, L</b> OBP: 0.367, SLG: 0.433 (1,3)		0-0 F8	0-0 4-3	0-0 F9				0-0 BB		3	0	0	0	1	0	2				
<b>Lou Piniella, R</b> OBP: 0.294, SLG: 0.358 (1,7)		0-0 6-3	4-0 BB IBB	0-0 6-3	0-0 FC5			0-0 FC5		3	0	0	0	1	0	2				
<b>Paul Schaaf, R</b> OBP: 0.381, SLG: 0.384 (1,5)		4-0 BB BB	4-0 FC6-4 BB	0-0 6-3	0-0 FC6			0-0 5-3		2	0	0	1	2	0	0				
<b>Bobby Knoop, R</b> OBP: 0.287, SLG: 0.277 (1,4)		4-0 BB	0-0 FC6-4	0-0 FC6 BB				0-0 1B 1B		2	1	1	0	2	0	3				
<b>Jerry May, R</b> OBP: 0.327, SLG: 0.349 (1,2)		0-3 K		0-0 G3				0-0 E 1B 1B		4	0	1	0	0	1	3				
<b>Paul Splittorf, L</b> OBP: 0.171, SLG: 0.105 (1,1)			0-0 1-4-3	0-0 4-3				0-0 E 1B		4	0	1	1	0	1	0				
<b>Inning Stats</b>	R: 0 E: 0 K: 1 S: 5	H: 0 LOB: 0 BB: 0 P: 5	R: 0 E: 0 K: 1 S: 5	H: 0 LOB: 2 BB: 2 P: 13	R: 2 E: 0 K: 0 S: 5	H: 2 LOB: 3 BB: 3 P: 17	R: 0 E: 0 K: 0 S: 3	H: 1 LOB: 0 BB: 0 P: 3	R: 0 E: 0 K: 0 S: 3	H: 0 LOB: 0 BB: 0 P: 3	R: 0 E: 0 K: 0 S: 3	H: 0 LOB: 1 BB: 1 P: 7	R: 1 E: 0 K: 1 S: 7	H: 2 LOB: 2 BB: 1 P: 11	R: 1 E: 1 K: 0 S: 6	H: 3 LOB: 3 BB: 0 P: 6	1B: 8 2B: 0 3B: 0 HR: 0	SF: 1 SAC: 0 DP: 1 HBP: 0	WP: 0 PB: 0 SB: 0 CS: 1	PA: 39
<b>PITCHER</b> <b>Stan Bahnsen, R</b> ERA: 3.68 (1,1)	IP: 6.0 WLS: L BF: 26 H: 3 R: 2 ER: 2 SO: 2 BB: 5 IBB: 1 HBP: 0 BLK: 0 WP: 0 HR: 0 S: 24 P: 48 ERA: 3.00 WHIP: 1.333															<b>PITCHER</b>				
<b>Lindy McDaniel, R</b> ERA: 4.69 (7, 1)	IP: 2.0 WLS: L BF: 12 H: 5 R: 2 ER: 2 SO: 1 BB: 1 IBB: 0 HBP: 0 BLK: 0 WP: 0 HR: 0 S: 13 P: 17 ERA: 9.00 WHIP: 3.000															<b>PITCHER</b>				



Batter	1	2	3	4	5	6	7	8	9	AB	R	H	RBI	BB	SO	LOB	TOP				
Jerry Kenney, L (1, 5) OBP: 0.358, SLG: 0.290										5	0	2	0	0	0	0	<b>New York Yankees @ Kansas City Royals</b> Municipal Stadium, Kansas City, MO Sat Aug 28 1971, 8:05 PM EDT Att: 15,845 - Unknown - 81 F				
Thurman Munson, R (1, 2) OBP: 0.336, SLG: 0.378										4	0	2	0	0	0	1					
Bobby Murcer, L (1, 8) OBP: 0.417, SLG: 0.535										4	0	0	0	0	0	4					
Roy White, S (1, 7) OBP: 0.376, SLG: 0.464										4	1	1	0	0	0	2					
Ron Blomberg, L (1, 9) OBP: 0.376, SLG: 0.496										4	2	2	3	0	0	2					
Danny Cater, R (1, 3) OBP: 0.304, SLG: 0.357										3	0	2	0	1	0	0					
Horace Clarke, S (1, 4) OBP: 0.317, SLG: 0.305										3	0	1	0	1	0	2					
Frank Baker, L (1, 6) OBP: 0.254, SLG: 0.127 (9, PH) Felipe Alou, R (9, PH) OBP: 0.314, SLG: 0.387										3	0	0	0	0	1	4					
Fritz Peterson, S (1, 1) OBP: 0.149, SLG: 0.090 Jake Gibbs, L (9, PH) OBP: 0.255, SLG: 0.305										3	0	0	0	0	0	1					
<b>Inning Stats</b>	R: 0 E: 0 K: 0 S: 5	H: 2 LOB: 2 BB: 0 P: 5	R: 0 E: 0 K: 0 S: 2	H: 0 LOB: 1 BB: 2 P: 10	R: 0 E: 0 K: 0 S: 3	H: 0 LOB: 0 BB: 0 P: 3	R: 2 E: 0 K: 1 S: 7	H: 3 LOB: 0 BB: 0 P: 7	R: 0 E: 0 K: 0 S: 4	H: 1 LOB: 1 BB: 0 P: 4	R: 1 E: 0 K: 0 S: 5	H: 2 LOB: 1 BB: 0 P: 5	R: 0 E: 0 K: 0 S: 4	H: 1 LOB: 1 BB: 0 P: 4	R: 0 E: 0 K: 0 S: 4	H: 1 LOB: 1 BB: 0 P: 4	R: 0 E: 0 K: 0 S: 3	H: 0 LOB: 0 BB: 0 P: 3	1B: 8 2B: 0 3B: 0 HR: 2	SF: 0 SAC: 0 DP: 1 HBP: 0	WP: 0 PA: 37 PB: 0 CS: 1
<b>PITCHER</b> Mike Hedlund, R (1, 1) ERA: 2.95	IP: 9.0 WLS: W BF: 37 H: 10 R: 3 ER: 3 SO: 1 BB: 2 IBB: 0 HBP: 0 BLK: 0 WP: 0 HR: 2 S: 37 P: 45 ERA: 3.00 WHIP: 1.333															<b>PITCHER</b>					

Batter	1	2	3	4	5	6	7	8	9	AB	R	H	RBI	BB	SO	LOB	BOTTOM		
Freddie Patek, R (1, 6) OBP: 0.340, SLG: 0.390										4	1	2	0	0	1	0	<b>New York Yankees @ Kansas City Royals</b> Municipal Stadium, Kansas City, MO Sat Aug 28 1971, 8:05 PM EDT Att: 15,845 - Unknown - 81 F		
Paul Schaaf, R (1, 5) OBP: 0.382, SLG: 0.384										3	1	1	0	1	0	2			
Amos Otis, R (1, 8) OBP: 0.352, SLG: 0.465										3	0	1	1	0	0	1			
Lou Piniella, R (1, 7) OBP: 0.296, SLG: 0.364										4	2	2	1	0	0	1			
Bob Oliver, R (1, 9) OBP: 0.286, SLG: 0.347										4	0	2	2	0	1	1			
Chuck Harrison, R (1, 3) OBP: 0.289, SLG: 0.321										4	0	0	0	0	0	2			
Bobby Knoop, R (1, 4) OBP: 0.296, SLG: 0.287										4	0	2	0	0	0	2			
Jerry May, R (1, 2) OBP: 0.332, SLG: 0.354										3	0	2	0	0	0	1			
Mike Hedlund, R (1, 1) OBP: 0.113, SLG: 0.078										3	0	0	0	0	1	4			
<b>Inning Stats</b>	R: 1 E: 0 K: 1 S: 7	H: 2 LOB: 1 BB: 0 P: 7	R: 0 E: 0 K: 1 S: 6	H: 1 LOB: 0 BB: 0 P: 6	R: 1 E: 0 K: 0 S: 4	H: 1 LOB: 0 BB: 0 P: 4	R: 0 E: 0 K: 1 S: 7	H: 2 LOB: 2 BB: 0 P: 7	R: 0 E: 0 K: 0 S: 2	H: 0 LOB: 0 BB: 1 P: 6	R: 1 E: 0 K: 0 S: 4	H: 2 LOB: 0 BB: 0 P: 4	R: 0 E: 0 K: 0 S: 4	H: 2 LOB: 1 BB: 0 P: 4	R: 0 E: 1 K: 0 S: 5	H: 2 LOB: 1 BB: 0 P: 5	1B: 10 2B: 2 3B: 1 HR: 0	SF: 1 SAC: 0 DP: 3 HBP: 0	WP: 0 PA: 34 PB: 0 CS: 0
<b>PITCHER</b> Fritz Peterson, L (1, 1) ERA: 2.97	IP: 8.0 WLS: L BF: 34 H: 12 R: 4 ER: 3 SO: 3 BB: 1 IBB: 0 HBP: 0 BLK: 0 WP: 0 HR: 0 S: 39 P: 43 ERA: 3.38 WHIP: 1.625															<b>PITCHER</b>			



Batter	1	2	3	4	5	6	7	8	9	AB R H RBI BB SO LOB	TOP											
<b>Jerry Kenney, L</b> OBP: 0.361, SLG: 0.293 (1, 5)	4-0 HBP 1B BB		0-0 SH4-3		0-0 1B 1B	0-0 4-3	0-0 1B		0-3 K	4 1 2 2 1 1 0	<b>New York Yankees @ Kansas City Royals</b> Municipal Stadium, Kansas City, MO Sun Aug 29 1971, 4:33 AM EDT Att: 13,229 - Sunny - 83 F											
<b>Thurman Munson, R</b> OBP: 0.339, SLG: 0.379 (1, 2)	1-0 1B HBP		0-0 6-3		0-0 1B 1B	0-0 5-3	0-0 1B			4 1 2 0 0 0 1												
<b>Bobby Murcer, L</b> OBP: 0.420, SLG: 0.539 (1, 8)	0-0 G4-6-3 1B		0-0 2B		0-0 HR 1B	4-0 S BB		0-0 L4		4 1 3 2 1 0 0												
<b>Felipe Alou, R</b> OBP: 0.313, SLG: 0.385 (1, 7)	0-0 G4-6-3		0-0 F8		0-0 HR 1B	0-0 F8		0-0 4-3		5 1 1 1 0 0 4												
<b>Ron Blomberg, L</b> OBP: 0.383, SLG: 0.521 (1, 9)		0-0 6-3		0-0 F7	0-0 HR		0-0 4-3 1B	0-0 1B		5 2 3 3 0 0 0												
<b>Danny Cater, R</b> OBP: 0.305, SLG: 0.365 (1, 3)		0-0 6-3		0-0 F8	0-0 HR		0-0 4-3	0-0 1B		5 1 2 1 0 0 1												
<b>Horace Clarke, S</b> OBP: 0.320, SLG: 0.309 (1, 4)		4-0 S BB		0-0 2B	0-0 5-3		0-0 SH1-4 BB 1B	0-3 K		4 1 2 1 1 1 2												
<b>Gene Michael, S</b> OBP: 0.313, SLG: 0.297 (1, 6)		0-0 4-3		0-0 4-3	0-0 FC6 1B		4-0 SH1-4 BB 1B	0-3 K		4 1 1 0 1 1 2												
<b>Mel Stottlemyre, R</b> OBP: 0.217, SLG: 0.221 <b>Al Closter, L</b> (5, 1)			0-0 SH4-3 2B 1B		F2 FC6		0-0 SH1-4	0-0 6-3		3 1 1 0 0 0 1 1 0 0 0 0 0 0												
<b>Inning Stats</b>	R: 0 E: 0 K: 0 S: 2	H: 1 LOB: 1 BB: 1 P: 7	R: 0 E: 0 K: 0 S: 3	H: 0 LOB: 1 BB: 1 P: 7	R: 1 E: 0 K: 0 S: 5	H: 2 LOB: 1 BB: 0 P: 5	R: 0 E: 0 K: 0 S: 4	H: 1 LOB: 1 BB: 0 P: 4	R: 6 E: 0 K: 0 S: 10	H: 7 LOB: 1 BB: 0 P: 10	R: 0 E: 0 K: 0 S: 3	H: 0 LOB: 1 BB: 1 P: 7	R: 3 E: 0 K: 0 S: 6	H: 4 LOB: 2 BB: 1 P: 10	R: 0 E: 0 K: 1 S: 7	H: 2 LOB: 2 BB: 0 P: 7	R: 0 E: 0 K: 2 S: 7	H: 0 LOB: 0 BB: 0 P: 7	1B: 13 2B: 2 3B: 0 HR: 2	SF: 0 SAC: 2 DP: 1 HBP: 1	WP: 0 PB: 0 SB: 2 CS: 0	PA: 46
<b>PITCHER</b>	IP WLS BF H R ER SO BB IBB HBP BLK WP HR S P ERA WHIP											<b>PITCHER</b>	IP WLS BF H R ER SO BB IBB HBP BLK WP HR S P ERA WHIP									
<b>Dick Drago, R</b> ERA: 3.11 (1, 1)	4.1 L 23 9 6 6 0 2 0 0 0 0 0 1 20 29 12.46 2.538																					
<b>Tom Burgmeier, L</b> ERA: 1.79 (5, 1)	0.2 4 2 1 1 0 0 0 0 0 0 0 1 4 4 13.50 3.000																					
<b>Ken Wright, R</b> ERA: 3.66 (6, 1)	1.2 9 2 3 3 0 2 0 0 0 0 0 0 7 15 16.20 2.400																					
<b>Lance Clemons, L</b> ERA: 2.7 (7, 1)	0.1 2 2 0 0 0 0 0 0 0 0 0 0 2 2 0.00 6.000																					
<b>Bill Butler, L</b> ERA: 4.28 (8, 1)	2.0 8 2 0 0 3 0 0 0 0 0 0 0 14 14 0.00 1.000																					

AB	39
R	10
H	17
RBI	10
BB	4
SO	3
LOB	11



Batter	1	2	3	4	5	6	7	8	9	AB R H RBI BB SO LOB	BOTTOM											
<b>Freddie Patek, R</b> OBP: 0.340, SLG: 0.390 (1, 6)	0-0 E 1B		0-0 F9		0-3 K		0-3 K		0-0 1B	5 0 2 0 0 2 2	<b>New York Yankees @ Kansas City Royals</b> Municipal Stadium, Kansas City, MO Sun Aug 29 1971, 4:33 AM EDT Att: 13,229 - Sunny - 83 F											
<b>Joe Keough, L</b> OBP: 0.341, SLG: 0.337 <b>Chuck Harrison, R</b> OBP: 0.287, SLG: 0.318 (7, PH)	0-0 6-3		0-0 1B		0-0 4-3		0-3 K		0-0 L8	3 0 1 1 0 0 1 1 0 0 0 0 1 1 0 0 0 0 0 0 0 1 0 0 0 0 0 2												
<b>Bill Butler, L</b> OBP: 0.091, SLG: 0.100 <b>Dennis Paepke, R</b> OBP: 0.248, SLG: 0.302 (9, PH)	1-2 1B		2-H 1B		0-0 6-3				0-0 F8	4 0 0 0 0 0 2												
<b>Amos Otis, R</b> OBP: 0.350, SLG: 0.461 (1, 8)	0-0 F5		0-0 L5		0-0 6-3			0-0 F8		4 0 0 0 0 0 2												
<b>Gail Hopkins, L</b> OBP: 0.361, SLG: 0.425 (1, 3)	0-0 4-3			0-0 3-1		0-0 1-3		0-0 4-3		4 0 0 0 0 0 1												
<b>Lou Piniella, R</b> OBP: 0.299, SLG: 0.366 (1, 7)		0-0 CS 1B		0-0 6-3		0-0 1-3		0-0 1B		4 0 2 0 0 0 0												
<b>Paul Schaaf, R</b> OBP: 0.381, SLG: 0.385 (1, 5)	0-3 K		0-0 2B		0-0 2B		0-0 P6		0-0 F8	4 1 1 0 0 1 2												
<b>Bobby Knoop, R</b> OBP: 0.304, SLG: 0.319 (1, 4)	0-0 5-3			0-0 2B			0-0 1B SF7		0-3 K	4 1 2 1 0 1 0												
<b>Jerry May, R</b> OBP: 0.339, SLG: 0.359 (1, 2)			0-0 SH1-4 1B		4-0 IBB		0-0 1B		0-0 6-3	3 1 2 0 1 0 0												
<b>Dick Drago, R</b> ERA: 2.25, SLG: 0.180 <b>Tom Burgmeier, L</b> ERA: 2.09, SLG: 0.309 <b>Ken Wright, R</b> ERA: 1.06, SLG: 0.095 <b>Lance Clemons, L</b> ERA: 2.35, SLG: 0.759 <b>Bob Oliver, R</b> ERA: 2.87, SLG: 0.350 (8, 9)			0-0 SH1-4		0-3 K		0-0 SF7		0-0 1B	1 0 0 0 0 1 2 0 1 0 1 1 0 0 0												
<b>Inning Stats</b>	R: 0 E: 1 K: 0 S: 4	H: 1 LOB: 0 BB: 0 P: 4	R: 0 E: 0 K: 1 S: 5	H: 1 LOB: 0 BB: 0 P: 5	R: 1 E: 0 K: 0 S: 5	H: 2 LOB: 1 BB: 0 P: 5	R: 1 E: 0 K: 1 S: 7	H: 2 LOB: 2 BB: 1 P: 11	R: 0 E: 0 K: 1 S: 5	H: 0 LOB: 0 BB: 0 P: 5	R: 0 E: 0 K: 0 S: 3	H: 0 LOB: 0 BB: 0 P: 3	R: 1 E: 0 K: 2 S: 9	H: 2 LOB: 1 BB: 0 P: 9	R: 0 E: 0 K: 0 S: 4	H: 1 LOB: 1 BB: 0 P: 4	R: 0 E: 0 K: 1 S: 7	H: 2 LOB: 2 BB: 0 P: 7	1B: 8 2B: 3 3B: 0 HR: 0	SF: 1 SAC: 1 DP: 0 HBP: 0	WP: 0 PB: 0 SB: 0 CS: 1	PA: 38
<b>PITCHER</b>	IP WLS BF H R ER SO BB IBB HBP BLK WP HR S P ERA WHIP											<b>PITCHER</b>	IP WLS BF H R ER SO BB IBB HBP BLK WP HR S P ERA WHIP									
<b>Mel Stottlemyre, R</b> ERA: 2.87 (1, 1)	4.1 W 19 5 1 1 3 0 0 0 0 0 0 0 24 28 4.15 1.385																					
<b>Al Closter, L</b> ERA: 2.25 (5, 1)	4.2 W 19 5 1 1 3 0 0 0 0 0 0 0 25 25 1.93 1.071																					

AB	35
R	3
H	11
RBI	3
BB	1
SO	6
LOB	13





Batter	1	2	3	4	5	6	7	8	9	AB	R	H	RBI	BB	SO	LOB	TOP			
Del Unser, L OBP: 0.347, SLG: 0.379 (1, 7)										5	1	2	0	0	1	1	<b>Washington Senators @ New York Yankees</b> Yankee Stadium, Bronx, NY Tue Aug 31 1971, 7:05 PM EDT Att: 8,950 - Unknown - 67 F			
Elliott Maddox, R OBP: 0.332, SLG: 0.266 (1, 8)										4	1	0	0	1	0	2				
Frank Howard, R OBP: 0.287, SLG: 0.471 Tom McCraw, L OBP: 0.289, SLG: 0.385 (9, PR) (9, 3)										4	1	1	0	1	1	1				
Jeff Burroughs, R OBP: 0.366, SLG: 0.458 (1, 9)										2	1	0	0	3	0	1				
Davey Nelson, R OBP: 0.311, SLG: 0.369 (1, 5)										4	1	0	1	1	2	5				
Paul Casanova, R OBP: 0.232, SLG: 0.280 (1, 2)										3	0	0	0	1	0	3				
Toby Harrah, R OBP: 0.287, SLG: 0.272 Don Mincher, L OBP: 0.402, SLG: 0.451 Lenny Randle, S OBP: 0.300, SLG: 0.301 (6, PH) (6, 4)										2	0	0	0	0	1	1				
Tim Cullen, R OBP: 0.245, SLG: 0.260 (6, 6)										4	0	1	0	0	0	0				
Dick Bosman, R OBP: 0.221, SLG: 0.133 Horacio Pina, R (8, 1)										3	0	1	0	0	2	1				
Joe Grzenda, R OBP: 0.250, SLG: 0.250 Casey Cox, R OBP: 0.115, SLG: 0.080 Paul Lindblad, L OBP: 0.300, SLG: 0.300 (8, 1)										0	0	0	0	0	0	0				
<b>Inning Stats</b>	R: 0 E: 0 K: 0 S: 4	H: 1 LOB: 2 BB: 1 P: 8	R: 0 E: 0 K: 2 S: 8	H: 1 LOB: 1 BB: 0 P: 8	R: 0 E: 0 K: 1 S: 3	H: 0 LOB: 1 BB: 1 P: 9	R: 0 E: 0 K: 2 S: 7	H: 0 LOB: 0 BB: 0 P: 7	R: 5 E: 0 K: 0 S: 6	H: 3 LOB: 1 BB: 3 P: 18	R: 0 E: 0 K: 1 S: 5	H: 0 LOB: 1 BB: 1 P: 9	R: 0 E: 0 K: 0 S: 3	H: 0 LOB: 0 BB: 0 P: 3	R: 1 E: 1 K: 2 S: 9	H: 1 LOB: 3 BB: 1 P: 13	1B: 4 2B: 1 3B: 0 HR: 1	SF: 0 SAC: 0 DP: 0 HBP: 0	WP: 0 PB: 0 SB: 1 CS: 0	PA: 41
<b>PITCHER</b>	IP WLS BF H R ER SO BB IBB HBP BLK WP HR S P ERA WHIP																			
Mike Kekich, L ERA: 3.58 (1, 1)	5.0 23 3 4 4 5 5 0 0 0 0 0 0 28 48 7.20 1.600																			
Roger Hambricht, R ERA: 4.58 (6, 1)	2.0 9 2 1 1 1 1 0 0 0 0 0 1 10 14 4.50 1.500																			
Jack Aker, R ERA: 2.7 (8, 1)	1.0 3 0 0 0 0 0 0 0 0 0 0 0 3 3 0.00 0.000																			
Lindy McDaniel, R ERA: 4.81 (9, 1)	1.0 L 6 1 1 0 2 0 1 0 0 0 0 0 9 13 0.00 1.000																			

Batter	1	2	3	4	5	6	7	8	9	AB	R	H	RBI	BB	SO	LOB	BOTTOM					
Jerry Kenney, L OBP: 0.363, SLG: 0.299 Ron Hansen, R OBP: 0.247, SLG: 0.262 (8, PH) (9, 5)										4	0	2	1	0	1	1	<b>Washington Senators @ New York Yankees</b> Yankee Stadium, Bronx, NY Tue Aug 31 1971, 7:05 PM EDT Att: 8,950 - Unknown - 67 F					
Jake Gibbs, L OBP: 0.257, SLG: 0.305 Ron Swoboda, R OBP: 0.381, SLG: 0.354 Lindy McDaniel, R OBP: 0.111, SLG: 0.111 (1, 2) (8, PH) (9, 1)										3	0	1	0	0	0	1						
Bobby Murcer, L OBP: 0.418, SLG: 0.535 (1, 8)										4	1	0	0	1	2	2						
Roy White, S OBP: 0.378, SLG: 0.464 (1, 7)										3	1	1	0	2	0	1						
Ron Blomberg, L OBP: 0.377, SLG: 0.510 (1, 9)										5	1	1	1	0	0	3						
Felipe Alou, R OBP: 0.319, SLG: 0.389 (1, 3)										3	1	2	0	1	0	0						
Horace Clarke, S OBP: 0.319, SLG: 0.308 (1, 4)										5	0	1	1	0	0	4						
Gene Michael, S OBP: 0.316, SLG: 0.303 Thurman Munson, R OBP: 0.340, SLG: 0.381 (8, PH) (9, 2)										3	1	2	0	0	0	1						
Mike Kekich, R OBP: 0.205, SLG: 0.182 Roger Hambricht, R OBP: 0.200, SLG: 0.500 Danny Calder, R OBP: 0.346, SLG: 0.364 Jack Aker, R John Ellis, R OBP: 0.102, SLG: 0.353 Frank Baker, L OBP: 0.254, SLG: 0.127 (1, 1) (6, 1) (7, PH) (8, 1) (8, PH) (9, 6)										1	0	0	0	0	0	1						
<b>Inning Stats</b>	R: 0 E: 0 K: 1 S: 6	H: 1 LOB: 1 BB: 0 P: 10	R: 0 E: 0 K: 0 S: 4	H: 1 LOB: 0 BB: 0 P: 4	R: 0 E: 0 K: 1 S: 5	H: 0 LOB: 0 BB: 1 P: 9	R: 0 E: 0 K: 0 S: 3	H: 0 LOB: 0 BB: 0 P: 3	R: 1 E: 0 K: 0 S: 5	H: 3 LOB: 1 BB: 0 P: 5	R: 0 E: 0 K: 0 S: 4	H: 1 LOB: 1 BB: 0 P: 4	R: 0 E: 0 K: 0 S: 4	H: 1 LOB: 0 BB: 0 P: 4	R: 4 E: 1 K: 1 S: 10	H: 4 LOB: 2 BB: 0 P: 11		R: 0 E: 0 K: 1 S: 5	H: 0 LOB: 2 BB: 2 P: 13	1B: 8 2B: 3 3B: 0 HR: 0	SF: 0 SAC: 2 DP: 0 HBP: 1	WP: 0 PB: 0 SB: 0 CS: 0
<b>PITCHER</b>	IP WLS BF H R ER SO BB IBB HBP BLK WP HR S P ERA WHIP																					
Dick Bosman, R ERA: 3.69 (1, 1)	7.0 32 9 4 3 2 2 0 0 0 0 0 0 34 42 3.86 1.571																					
Horacio Pina, R ERA: 3.74 (8, 1)	0.0 1 0 0 0 0 0 0 0 1 0 0 0 0 1 * *																					
Joe Grzenda, L ERA: 2.11 (8, 1)	0.0 1 1 0 0 0 0 0 0 0 0 0 0 0 1 1 * *																					
Casey Cox, R ERA: 3.24 (8, 1)	0.1 2 1 1 1 0 0 0 0 0 0 0 0 0 2 2 27.00 3.000																					
Paul Lindblad, L ERA: 2.99 (8, 1)	1.2 W 7 0 0 0 2 2 0 0 0 0 0 0 0 9 17 0.00 1.200																					



Batter	1	2	3	4	5	6	7	8	9	AB	R	H	RBI	BB	SO	LOB	TOP			
<b>Del Unser, L</b> OBP: 0.344, SLG: 0.376 (1, 8)	L1-3		L6		4-3			L3-1		4	0	0	0	0	0	1				
<b>Davey Nelson, R</b> OBP: 0.310, SLG: 0.367 (1, 5)	4-3 3B 1B		6-3			4-3		P6		4	1	1	0	0	0	0				
<b>Don Mincher, L</b> OBP: 0.401, SLG: 0.449 <b>Elliott Maddox, R</b> OBP: 0.332, SLG: 0.266 (9, PR) (9, 8)	4-3 1-2			F8		L3-1			S 1B 1B	4	0	1	0	0	0	1				
<b>Tom McCraw, L</b> OBP: 0.288, SLG: 0.393 (1, 7) (9, 3)	2H 3B			G3		4-3				4	0	1	1	0	1	1				
<b>Jeff Burroughs, R</b> OBP: 0.362, SLG: 0.450 (1, 9)	K			E5 FC6				G5-3 BB 1B		4	0	1	0	0	2	2				
<b>Bernie Allen, L</b> OBP: 0.356, SLG: 0.354 (1, 4)		L3-1		FC6 1-2				1-2 BB		2	0	0	0	2	0	1				
<b>Dick Billings, R</b> OBP: 0.285, SLG: 0.335 (1, 2)		5-3				5-3		K		4	0	1	1	0	1	2				
<b>Tim Cullen, R</b> OBP: 0.245, SLG: 0.260 (1, 6)		P4						G5-3 2-3f		4	0	1	0	0	0	4				
<b>Bill Gogolewski, L</b> OBP: 0.240, SLG: 0.174 (1, 1)			K			F3			F7	3	0	0	0	0	1	1				
<b>Inning Stats</b>	R: 1 E: 0 K: 1 S: 7	H: 2 LOB: 1 BB: 0 P: 7	R: 0 E: 0 K: 0 S: 3	H: 0 LOB: 0 BB: 0 P: 3	R: 0 E: 0 K: 1 S: 5	H: 0 LOB: 0 BB: 0 P: 5	R: 0 E: 1 K: 0 S: 4	H: 0 LOB: 1 BB: 0 P: 4	R: 0 E: 0 K: 0 S: 4	H: 1 LOB: 1 BB: 0 P: 4	R: 0 E: 0 K: 1 S: 5	H: 1 LOB: 1 BB: 1 P: 9	R: 0 E: 0 K: 0 S: 3	H: 0 LOB: 0 BB: 0 P: 3	R: 1 E: 0 K: 2 S: 9	H: 2 LOB: 2 BB: 1 P: 13	1B: 5 2B: 0 3B: 1 HR: 0	SF: 0 SAC: 0 DP: 1 HBP: 0	WP: 0 PB: 0 CS: 1	PA: 35
<b>PITCHER</b> <b>Steve Kline, R</b> ERA: 2.89 (1, 1)	IP: 9.0 WLS: L BF: 35 H: 6 R: 2 ER: 2 SO: 5 BB: 1 IBB: 1 HBP: 0 BLK: 0 WP: 0 HR: 0 S: 43 P: 51 ERA: 2.00 WHIP: 0.778															<b>PITCHER</b>				

Washington Senators @ New York Yankees  
Yankee Stadium, Bronx, NY  
Wed Sep 01 1971, 3:33 AM EDT  
Att: 8,467 - Sunny - 78 F

AB 33  
R 2  
H 6  
RBI 2  
BB 2  
SO 5  
LOB 13



Batter	1	2	3	4	5	6	7	8	9	AB	R	H	RBI	BB	SO	LOB	BOTTOM			
<b>Jerry Kenney, L</b> OBP: 0.362, SLG: 0.302 (1, 5)	6-3			4-3 2B		FC5-6 1-2f			3-1	4	0	1	0	0	0	1				
<b>Thurman Munson, R</b> OBP: 0.337, SLG: 0.377 (1, 2)	K			4-3 2-3		K 1-2			F9	4	0	0	0	0	2	2				
<b>Bobby Murcer, L</b> OBP: 0.418, SLG: 0.534 (1, 8)	F7			F8				G3-6 1B		3	0	1	0	0	0	1				
<b>Roy White, S</b> OBP: 0.376, SLG: 0.460 (1, 7)		F7		4-3				G3-6 1-2f		3	0	0	0	0	0	2				
<b>Ron Blomberg, L</b> OBP: 0.377, SLG: 0.507 (1, 9)		6-3						K		3	0	1	0	0	1	0				
<b>Danny Cater, R</b> OBP: 0.302, SLG: 0.362 (1, 3)		F9				F9			6-3	3	0	0	0	0	0	1				
<b>Horace Clarke, S</b> OBP: 0.317, SLG: 0.306 (1, 4)				F8		P4			K	3	0	0	0	0	1	1				
<b>Gene Michael, S</b> OBP: 0.314, SLG: 0.300 (1, 6)				K		G3			G3	3	0	0	0	0	1	1				
<b>Steve Kline, R</b> OBP: 0.206, SLG: 0.169 <b>Felipe Alou, R</b> OBP: 0.318, SLG: 0.388 (9, PH)				L8				FC5-6 1B		2	0	1	0	0	0	0				
<b>Inning Stats</b>	R: 0 E: 0 K: 1 S: 5	H: 0 LOB: 0 BB: 0 P: 5	R: 0 E: 0 K: 0 S: 3	H: 0 LOB: 0 BB: 0 P: 3	R: 0 E: 0 K: 1 S: 5	H: 0 LOB: 0 BB: 0 P: 5	R: 0 E: 0 K: 0 S: 4	H: 1 LOB: 1 BB: 0 P: 4	R: 0 E: 0 K: 0 S: 4	H: 1 LOB: 1 BB: 0 P: 4	R: 0 E: 0 K: 1 S: 5	H: 1 LOB: 1 BB: 0 P: 5	R: 0 E: 0 K: 1 S: 5	H: 0 LOB: 0 BB: 0 P: 5	R: 0 E: 0 K: 0 S: 3	H: 0 LOB: 0 BB: 0 P: 3	1B: 3 2B: 1 3B: 0 HR: 0	SF: 0 SAC: 0 DP: 1 HBP: 0	WP: 0 PB: 1 CS: 0	PA: 29
<b>PITCHER</b> <b>Bill Gogolewski, R</b> ERA: 2.79 (1, 1)	IP: 9.0 WLS: W BF: 29 H: 4 R: 0 ER: 0 SO: 5 BB: 0 IBB: 0 HBP: 0 BLK: 0 WP: 0 HR: 0 S: 39 P: 39 ERA: 0.00 WHIP: 0.444															<b>PITCHER</b>				

Washington Senators @ New York Yankees  
Yankee Stadium, Bronx, NY  
Wed Sep 01 1971, 3:33 AM EDT  
Att: 8,467 - Sunny - 78 F

AB 29  
R 0  
H 4  
RBI 0  
BB 0  
SO 5  
LOB 9





Batter	1	2	3	4	5	6	7	8	9	AB	R	H	RBI	BB	SO	LOB	TOP					
<b>Del Unser, L</b> OBP: 0.343, SLG: 0.375 (1, 8)	F5		1B		4-3			4-3		4	0	1	0	0	0	1	<b>Washington Senators @ New York Yankees</b> Yankee Stadium, Bronx, NY Thu Sep 02 1971, 7:05 PM EDT Alt. 7, 461 - Unknown - 70 F  <b>AB 31</b> <b>R 1</b> <b>H 4</b> <b>RBI 1</b> <b>BB 2</b> <b>SO 4</b> <b>LOB 9</b>					
<b>Davey Nelson, R</b> OBP: 0.305, SLG: 0.361 (1, 5)	5-3		K			F8		6-3		4	0	0	0	0	1	2						
<b>Don Mincher, L</b> OBP: 0.400, SLG: 0.447 (1, 3)	1B		F7			F8		F8		4	0	1	0	0	0	2						
<b>Tom McCraw, L</b> OBP: 0.282, SLG: 0.385 (1, 7)	K			K		K			L7	4	0	0	0	0	3	1						
<b>Larry Blittner, L</b> OBP: 0.337, SLG: 0.311 (1, 9)		F5		F7			F7		F8	4	0	0	0	0	0	0						
<b>Dick Billings, R</b> OBP: 0.281, SLG: 0.330 (1, 2)		4-3		F8			6-3		1-3	4	0	0	0	0	0	0						
<b>Bernie Allen, L</b> OBP: 0.360, SLG: 0.361 (1, 4)		L7						BLK 1B BB		2	1	1	0	1	0	0						
<b>Tim Cullen, R</b> OBP: 0.244, SLG: 0.259 (1, 6)										2	0	0	0	0	0	1						
<b>Denny Riddleberger, R</b> (5, 1)										0	0	0	0	0	0	0						
<b>Jeff Burroughs, R</b> OBP: 0.367, SLG: 0.455 (7, PH)			6-3		F9			FC4-6 1B		1	0	1	1	0	0	0						
<b>Horacio Pina, R</b> (7, 1)										0	0	0	0	0	0	0						
<b>Jim Shellenback, L</b> OBP: 0.179, SLG: 0.185 (1, 1)										0	0	0	0	0	0	0						
<b>Casey Cox, R</b> OBP: 0.115, SLG: 0.080 (1, 1)										0	0	0	0	0	0	0						
<b>Mike Thompson, R</b> OBP: 0.235, SLG: 0.071 (2, 1)			1B		1-3			FC4-6		0	0	0	0	1	0	0						
<b>Toby Harrah, R</b> OBP: 0.286, SLG: 0.271 (5, PH)								1-2		2	0	0	0	0	0	2						
<b>Inning Stats</b>	R: 0 E: 0 K: 1 S: 6	H: 1 LOB: 1 BB: 0 P: 6	R: 0 E: 0 K: 0 S: 3	H: 0 LOB: 0 BB: 0 P: 3	R: 0 E: 0 K: 1 S: 6	H: 1 LOB: 2 BB: 1 P: 10	R: 0 E: 0 K: 1 S: 5	H: 0 LOB: 0 BB: 0 P: 5	R: 0 E: 0 K: 0 S: 4	H: 1 LOB: 1 BB: 0 P: 4	R: 0 E: 0 K: 0 S: 5	H: 0 LOB: 0 BB: 0 P: 5	R: 1 E: 0 K: 0 S: 4	H: 1 LOB: 1 BB: 1 P: 8	R: 0 E: 0 K: 0 S: 3	H: 0 LOB: 0 BB: 0 P: 3	R: 0 E: 0 K: 0 S: 3	H: 0 LOB: 0 BB: 0 P: 3	1B: 3 2B: 1 3B: 0 HR: 0	SF: 0 SAC: 0 DP: 0 HBP: 0	WP: 0 PB: 0 SB: 0 CS: 0	PA: 33
<b>PITCHER</b> <b>Stan Bahnsen, R</b> ERA: 3.56 (1, 1)	IP: 9.0 WLS: W BF: 33 H: 4 R: 1 ER: 1 SO: 4 BB: 2 IBB: 0 HBP: 0 BLK: 1 WP: 0 HR: 0 S: 39 P: 47 ERA: 1.00 WHIP: 0.667															<b>PITCHER</b>	IP: 9.0 WLS: W BF: 33 H: 4 R: 1 ER: 1 SO: 4 BB: 2 IBB: 0 HBP: 0 BLK: 1 WP: 0 HR: 0 S: 39 P: 47 ERA: 1.00 WHIP: 0.667					


Batter	1	2	3	4	5	6	7	8	9	AB	R	H	RBI	BB	SO	LOB	BOTTOM						
<b>Horace Clarke, S</b> OBP: 0.320, SLG: 0.309 (1, 4)					6-3					4	2	2	2	1	0	0	<b>Washington Senators @ New York Yankees</b> Yankee Stadium, Bronx, NY Thu Sep 02 1971, 7:05 PM EDT Alt. 7, 461 - Unknown - 70 F  <b>AB 34</b> <b>R 11</b> <b>H 13</b> <b>RBI 9</b> <b>BB 6</b> <b>SO 3</b> <b>LOB 18</b>						
<b>Thurman Munson, R</b> OBP: 0.340, SLG: 0.380 (1, 2)										5	2	3	0	0	0	2							
<b>Bobby Murcer, L</b> OBP: 0.419, SLG: 0.533 (1, 8)					G3					4	2	2	2	1	0	1							
<b>Roy White, S</b> OBP: 0.378, SLG: 0.461 (1, 7)										4	2	2	1	1	0	0							
<b>Felipe Alou, R</b> OBP: 0.323, SLG: 0.398 (1, 3)										3	1	2	3	2	0	2							
<b>Danny Cater, R</b> OBP: 0.303, SLG: 0.362 (1, 5)										5	1	2	1	0	0	4							
<b>Ron Swoboda, R</b> ERA: 3.65 (1, 9)										1	0	0	0	0	0	1							
<b>Ron Blomberg, L</b> OBP: 0.372, SLG: 0.500 (2, PR)										2	1	0	0	0	1	2							
<b>Gene Michael, S</b> OBP: 0.313, SLG: 0.298 (1, 6)										3	0	0	0	1	1	4							
<b>Stan Bahnsen, R</b> OBP: 0.136, SLG: 0.185 (1, 1)										3	0	0	0	0	1	2							
<b>Inning Stats</b>	R: 4 E: 1 K: 0 S: 5	H: 2 LOB: 2 BB: 4 P: 21	R: 7 E: 0 K: 1 S: 12	H: 7 LOB: 2 BB: 0 P: 13	R: 0 E: 0 K: 0 S: 3	H: 0 LOB: 0 BB: 1 P: 7	R: 0 E: 0 K: 2 S: 7	H: 0 LOB: 0 BB: 0 P: 7	R: 0 E: 0 K: 0 S: 3	H: 1 LOB: 0 BB: 0 P: 3	R: 0 E: 0 K: 0 S: 5	H: 2 LOB: 2 BB: 0 P: 5	R: 0 E: 0 K: 0 S: 3	H: 0 LOB: 0 BB: 0 P: 3	R: 0 E: 0 K: 0 S: 3	H: 1 LOB: 1 BB: 1 P: 7		R: 0 E: 0 K: 0 S: 3	H: 1 LOB: 1 BB: 1 P: 7	1B: 11 2B: 1 3B: 0 HR: 1	SF: 0 SAC: 1 DP: 2 HBP: 1	WP: 2 PB: 2 SB: 0 CS: 0	PA: 42
<b>PITCHER</b> <b>Jim Shellenback, L</b> ERA: 3.59 (1, 1)	IP: 0.0 WLS: L BF: 4 H: 2 R: 4 ER: 4 SO: 4 BB: 2 IBB: 0 HBP: 0 BLK: 0 WP: 1 HR: 0 S: 10 P: 10 ERA: 45.00 WHIP: 6.000															<b>PITCHER</b>		IP: 0.0 WLS: L BF: 4 H: 2 R: 4 ER: 4 SO: 4 BB: 2 IBB: 0 HBP: 0 BLK: 0 WP: 1 HR: 0 S: 10 P: 10 ERA: 45.00 WHIP: 6.000					
<b>Casey Cox, R</b> (1, 1)	IP: 1.0 WLS: 0 BF: 10 H: 5 R: 5 ER: 5 SO: 0 BB: 1 IBB: 1 HBP: 0 BLK: 0 WP: 1 HR: 1 S: 8 P: 16 ERA: 6.00 WHIP: 1.000															<b>PITCHER</b>		IP: 1.0 WLS: 0 BF: 10 H: 5 R: 5 ER: 5 SO: 0 BB: 1 IBB: 1 HBP: 0 BLK: 0 WP: 1 HR: 1 S: 8 P: 16 ERA: 6.00 WHIP: 1.000					
<b>Mike Thompson, R</b> ERA: 3.54 (2, 1)	IP: 3.0 WLS: 0 BF: 13 H: 2 R: 2 ER: 2 SO: 3 BB: 1 IBB: 0 HBP: 1 BLK: 0 WP: 1 HR: 0 S: 17 P: 22 ERA: 6.00 WHIP: 1.500															<b>PITCHER</b>		IP: 3.0 WLS: 0 BF: 13 H: 2 R: 2 ER: 2 SO: 3 BB: 1 IBB: 0 HBP: 1 BLK: 0 WP: 1 HR: 0 S: 17 P: 22 ERA: 6.00 WHIP: 1.500					
<b>Denny Riddleberger, L</b> ERA: 3.54 (5, 1)	IP: 2.0 WLS: 0 BF: 8 H: 3 R: 0 ER: 0 SO: 0 BB: 0 IBB: 0 HBP: 0 BLK: 0 WP: 0 HR: 0 S: 6 P: 8 ERA: 0.00 WHIP: 1.000															<b>PITCHER</b>		IP: 2.0 WLS: 0 BF: 8 H: 3 R: 0 ER: 0 SO: 0 BB: 0 IBB: 0 HBP: 0 BLK: 0 WP: 0 HR: 0 S: 6 P: 8 ERA: 0.00 WHIP: 1.000					
<b>Horacio Pina, R</b> ERA: 3.5 (7, 1)	IP: 2.0 WLS: 0 BF: 7 H: 1 R: 0 ER: 0 SO: 0 BB: 0 IBB: 0 HBP: 0 BLK: 0 WP: 0 HR: 0 S: 6 P: 10 ERA: 0.00 WHIP: 1.000															<b>PITCHER</b>	IP: 2.0 WLS: 0 BF: 7 H: 1 R: 0 ER: 0 SO: 0 BB: 0 IBB: 0 HBP: 0 BLK: 0 WP: 0 HR: 0 S: 6 P: 10 ERA: 0.00 WHIP: 1.000						



Batter	1	2	3	4	5	6	7	8	9	AB	R	H	RBI	BB	SO	LOB	TOP					
<b>Aurelio Rodriguez, R</b> OBP: 0.282, SLG: 0.386 (1, 5) X	0-0 5-3			0-0 L5		0-0 1B 1B	0-0 5-3			4	1	1	0	0	0	1						
<b>Tony Taylor, R</b> OBP: 0.315, SLG: 0.339 (1, 4) X	0-0 F7			0-0 F7		0-0 1B 1-2 1B		0-0 6-3		4	0	1	0	0	0	0						
<b>Al Kaline, R</b> OBP: 0.424, SLG: 0.475 (1, 9) X	0-0 L5-3			0-0 1B		0-0 1-3 2-H 1B		0-0 L7		4	0	2	1	0	0	0						
<b>Bill Freehan, R</b> OBP: 0.355, SLG: 0.474 (1, 2) X		0-0 F8		0-0 6-3		0-3 K		0-0 HR		4	1	1	0	0	1	3						
<b>Norm Cash, L</b> OBP: 0.379, SLG: 0.550 (1, 3) X		0-0 F9			0-3 K	0-3 K		0-0 2B		4	1	1	2	0	2	2						
<b>Ike Brown, R</b> OBP: 0.348, SLG: 0.495 <b>Jim Northrup, L</b> OBP: 0.355, SLG: 0.420 (1, 7) (8, 7) X		0-0 4-3			0-0 6-3	0-0 5-3		0-3 2H HR		4	0	0	0	0	1	2						
<b>Mickey Stanley, R</b> OBP: 0.327, SLG: 0.365 (1, 8) X			0-0 5-3-6 1B		4-0 BB 1B		0-0 F8		0-3 K	3	0	1	0	1	1	0						
<b>Ed Brinkman, R</b> OBP: 0.289, SLG: 0.273 (1, 6) X			0-0 5-3-6 1-3f		0-0 1-2 1B		0-0 3-1 2B		0-0 6-3	4	0	2	0	0	0	1						
<b>Mike Kilkenny, R</b> OBP: 0.050, SLG: 0.050 (1, 1) X			0-3 K		0-3 K		0-0 3-1 2-3		0-0 L8	4	0	0	0	0	2	3						
<b>Inning Stats</b>	R: 0 E: 0 K: 0 S: 3	H: 0 LOB: 0 BB: 0 P: 3	R: 0 E: 0 K: 0 S: 3	H: 0 LOB: 0 BB: 0 P: 3	R: 0 E: 0 K: 1 S: 5	H: 1 LOB: 0 BB: 0 P: 5	R: 0 E: 0 K: 0 S: 4	H: 1 LOB: 1 BB: 0 P: 4	R: 0 E: 0 K: 2 S: 8	H: 1 LOB: 2 BB: 1 P: 12	R: 1 E: 0 K: 2 S: 10	H: 3 LOB: 2 BB: 0 P: 10	R: 0 E: 0 K: 0 S: 4	H: 1 LOB: 1 BB: 0 P: 4	R: 2 E: 0 K: 1 S: 7	H: 2 LOB: 0 BB: 0 P: 7	R: 0 E: 0 K: 1 S: 5	H: 0 LOB: 0 BB: 0 P: 5	1B: 6 2B: 3 3B: 0 HR: 1	SF: 0 SAC: 0 DP: 1 HBP: 0	WP: 0 PB: 0 SB: 0 CS: 0	PA: 36
<b>PITCHER</b> <b>Fritz Peterson, L</b> ERA: 2.97 (1, 1)	IP: 9.0 WLS: L BF: 36 H: 9 R: 3 ER: 3 SO: 7 BB: 1 IBB: 0 HBP: 0 BLK: 0 WP: 0 HR: 1 S: 49 P: 53 ERA: 3.00 WHIP: 1.111															<b>PITCHER</b> <b>Fritz Peterson, L</b> ERA: 2.97 (1, 1)	IP: 9.0 WLS: W BF: 36 H: 6 R: 1 ER: 1 SO: 4 BB: 4 IBB: 0 HBP: 0 BLK: 0 WP: 0 HR: 0 S: 40 P: 56 ERA: 1.00 WHIP: 1.111					

**Detroit Tigers @ New York Yankees**  
Yankee Stadium, Bronx, NY  
Fri Sep 03 1971, 7:05 PM EDT  
Att: 11,353 - Unknown - 78 F


AB 35  
R 3  
H 9  
RBI 3  
BB 1  
SO 7  
LOB 12



Batter	1	2	3	4	5	6	7	8	9	AB	R	H	RBI	BB	SO	LOB	BOTTOM					
<b>Horace Clarke, S</b> OBP: 0.319, SLG: 0.311 (1, 4) X	0-0 5-3		0-0 6-3		0-0 6-3			0-0 4-3 6-3 2B		4	1	1	0	0	0	0						
<b>Thurman Munson, R</b> OBP: 0.339, SLG: 0.377 (1, 2) B B B	4-0 1B BB		0-3 K		0-0 4-3			0-0 4-3 2-3		3	0	0	0	1	1	1						
<b>Bobby Murcer, L</b> OBP: 0.418, SLG: 0.531 (1, 8) X	0-0 FC6-4 1-3 1B		0-0 4-1			0-3 K		0-0 6-3 3-H		4	0	1	1	0	1	0						
<b>Roy White, S</b> OBP: 0.379, SLG: 0.460 (1, 7) S	0-3 K			0-0 F3		4-0 FC6-4 BB		0-0 FC5-4 1B		3	0	1	0	1	1	2						
<b>Felipe Alou, R</b> OBP: 0.323, SLG: 0.397 (1, 9) X	0-0 FC6-4 1-2f			0-0 E 1B		0-0 FC6-4 1-2f FC5-4		0-0 FC5-4 1-2f		4	0	1	0	0	0	4						
<b>Danny Cater, R</b> OBP: 0.303, SLG: 0.361 (1, 5) X		0-0 6-3		0-0 E7 G5-3 1B		0-0 FC5-4 1-2f		0-0 F8		4	0	1	0	0	0	1						
<b>John Ellis, R</b> OBP: 0.323, SLG: 0.349 (1, 3) B B B		4-0 FC1-4 BB		4-0 BB BB		0-0 F8		0-0 L7		2	0	0	0	2	0	0						
<b>Gene Michael, S</b> OBP: 0.313, SLG: 0.298 (1, 6) X		0-0 FC1-4 1-2f		0-0 G5-3		0-0 5-3		0-0 FC5-4 1B		4	0	1	0	0	0	4						
<b>Fritz Peterson, S</b> OBP: 0.143, SLG: 0.086 <b>Ron Hansen, R</b> OBP: 0.245, SLG: 0.259 (1, 1) (8, PH) X		0-3 K			0-0 L6		0-0 5-3		0-0 FC5-4 1-2f	3	0	0	0	0	1	1						
<b>Inning Stats</b>	R: 0 E: 0 K: 1 S: 6	H: 1 LOB: 2 BB: 1 P: 10	R: 0 E: 0 K: 1 S: 5	H: 0 LOB: 1 BB: 1 P: 9	R: 0 E: 0 K: 1 S: 5	H: 0 LOB: 0 BB: 0 P: 5	R: 0 E: 1 K: 0 S: 4	H: 2 LOB: 2 BB: 1 P: 8	R: 0 E: 0 K: 0 S: 3	H: 0 LOB: 0 BB: 0 P: 3	R: 0 E: 0 K: 1 S: 5	H: 0 LOB: 1 BB: 1 P: 9	R: 0 E: 0 K: 0 S: 3	H: 0 LOB: 0 BB: 0 P: 3	R: 1 E: 0 K: 0 S: 5	H: 2 LOB: 1 BB: 0 P: 5	R: 0 E: 0 K: 0 S: 4	H: 1 LOB: 1 BB: 0 P: 4	1B: 5 2B: 1 3B: 0 HR: 0	SF: 0 SAC: 0 DP: 1 HBP: 0	WP: 0 PB: 0 SB: 0 CS: 0	PA: 36
<b>PITCHER</b> <b>Mike Kilkenny, L</b> ERA: 4.88 (1, 1)	IP: 9.0 WLS: W BF: 36 H: 6 R: 1 ER: 1 SO: 4 BB: 4 IBB: 0 HBP: 0 BLK: 0 WP: 0 HR: 0 S: 40 P: 56 ERA: 1.00 WHIP: 1.111															<b>PITCHER</b> <b>Mike Kilkenny, L</b> ERA: 4.88 (1, 1)	IP: 9.0 WLS: W BF: 36 H: 6 R: 1 ER: 1 SO: 4 BB: 4 IBB: 0 HBP: 0 BLK: 0 WP: 0 HR: 0 S: 40 P: 56 ERA: 1.00 WHIP: 1.111					

**Detroit Tigers @ New York Yankees**  
Yankee Stadium, Bronx, NY  
Fri Sep 03 1971, 7:05 PM EDT  
Att: 11,353 - Unknown - 78 F

AB 32  
R 1  
H 6  
RBI 1  
BB 4  
SO 4  
LOB 14









Batter	1	2	3	4	5	6	7	8	9	AB	R	H	RBI	BB	SO	LOB	TOP										
<b>Aurelio Rodriguez, R</b> OBP: 0.280, SLG: 0.382 (1, 5)	5-3	F5			6-3		FC6-4 3B	L4-3 SH3 1B		5	1	1	0	0	0	2	<b>Detroit Tigers @ New York Yankees</b> Yankee Stadium, Bronx, NY Sun Sep 05 1971, 3:33 AM EDT Att: 12,366 - Sunny - 88 F										
<b>Tony Taylor, R</b> OBP: 0.315, SLG: 0.344 (1, 4)	1B BB		F7		4-3		1B 3B	SH3		3	2	1	1	1	0	0											
<b>Al Kaline, R</b> OBP: 0.427, SLG: 0.473 (1, 9)	1B 1-2 BB				L7		1B 2B BB	L4-3		3	1	1	0	2	0	1											
<b>Norm Cash, L</b> OBP: 0.382, SLG: 0.564 (1, 3)	FC6-4 1-3 2H 1B		F9			F7	1-2 2B 1B	4-3		5	1	2	2	0	0	2											
<b>Tim Hosley, R</b> (1, 2)	F4					F7	L9			2	0	0	0	0	0	3											
<b>Jim Price, R</b> OBP: 0.328, SLG: 0.340 (5, 2)			F3							1	0	0	0	0	0	0											
<b>Gates Brown, L</b> OBP: 0.452, SLG: 0.594 (7, 7)										2	0	0	0	0	1	2											
<b>Mickey Stanley, R</b> OBP: 0.327, SLG: 0.374 (7, PH)	FC6-4				5-3		1B	E 1-2 2H 2B		3	0	1	0	0	0	2											
<b>Jim Northrup, L</b> OBP: 0.354, SLG: 0.420 (7, 8)	1-2						1B			2	0	1	2	0	0	0											
<b>Marvin Lane, R</b> OBP: 0.250, SLG: 0.250 (7, PH)		5-3			F9		1B			3	0	1	0	0	0	0											
<b>Dick McAuliffe, L</b> OBP: 0.300, SLG: 0.388 (7, 6)							1B	E BB		1	0	0	0	1	0	0											
<b>Ed Brinkman, R</b> OBP: 0.289, SLG: 0.274 (7, PH)		4-0								2	0	1	0	1	0	2											
<b>Dalton Jones, L</b> OBP: 0.294, SLG: 0.368 (7, 2)	1-3 WP BB						F8	E4 1-2 2-3		1	0	0	0	0	0	2											
<b>Gene Lamont, L</b> OBP: 0.067, SLG: 0.067 (7, 2)										0	0	0	0	0	0	0											
<b>Les Cain, L</b> OBP: 0.185, SLG: 0.252 (5, 1)		1-3			F2					2	0	0	0	0	0	2											
<b>Tom Timmermann, R</b> OBP: 0.187, SLG: 0.287 (5, 1)										0	0	0	0	0	0	0											
<b>Ron Perranoski, L</b> OBP: 0.252, SLG: 0.358 (7, PH)										1	0	1	0	0	0	0											
<b>Cesar Gutierrez, R</b> OBP: 0.252, SLG: 0.412 (7, PH)										1	0	0	0	0	0	0											
<b>Kevin Collins, L</b> OBP: 0.252, SLG: 0.412 (7, 1)										1	0	0	0	0	0	3											
<b>Fred Scherman, L</b> OBP: 0.333, SLG: 0.226 (7, 1)										0	0	0	0	0	0	0											
<b>Inning Stats</b>	R: 1 E: 0 K: 0 S: 4	H: 1 LOB: 2 BB: 2 P: 12	R: 0 E: 0 K: 0 S: 3	H: 0 LOB: 1 BB: 1 P: 7	R: 0 E: 0 K: 0 S: 4	H: 1 LOB: 1 BB: 0 P: 4	R: 0 E: 0 K: 0 S: 3	H: 0 LOB: 0 BB: 0 P: 3	R: 0 E: 0 K: 0 S: 5	H: 2 LOB: 2 BB: 0 P: 5	R: 4 E: 1 K: 0 S: 8	H: 4 LOB: 3 BB: 2 P: 16	R: 0 E: 0 K: 0 S: 4	H: 1 LOB: 1 BB: 0 P: 4	R: 0 E: 0 K: 1 S: 5	H: 0 LOB: 0 BB: 0 P: 5	1B: 7 2B: 2 3B: 1 HR: 0	SF: 0 SAC: 1 DP: 0 HBP: 0	WP: 1 PB: 0 SB: 2 CS: 0	PA: 43							
<b>PITCHER</b>	IP	WLS	BF	H	R	ER	SO	BB	IBB	HBP	BLK	WP	HR	S	P	ERA	WHIP										
<b>Mike Kekich, L</b> ERA: 3.61 (1, 1)	6.1	W	29	7	3	3	0	3	0	0	0	1	0	26	38	4.26	1.579										
<b>Lindy McDaniel, R</b> ERA: 5.05 (7, 1)	0.1		4	2	2	2	0	1	0	0	0	0	0	3	7	54.00	9.000										
<b>Jack Aker, R</b> ERA: 2.57 (7, 1)	2.1	S	10	1	0	0	1	1	0	0	0	0	0	11	15	0.00	0.857										

Batter	1	2	3	4	5	6	7	8	9	AB	R	H	RBI	BB	SO	LOB	BOTTOM										
<b>Horace Clarke, S</b> OBP: 0.321, SLG: 0.311 (1, 4)	L9 BB SF8 BB		2B WP 1B	FC6-4 1B		4-3		F8		4	2	2	1	1	0	1	<b>Detroit Tigers @ New York Yankees</b> Yankee Stadium, Bronx, NY Sun Sep 05 1971, 3:33 AM EDT Att: 12,366 - Sunny - 88 F										
<b>Thurman Munson, R</b> OBP: 0.340, SLG: 0.378 (1, 2)	1-2 BB		WP E 2B	FC6-4						3	1	1	0	1	1	1											
<b>Bobby Murcer, L</b> OBP: 0.419, SLG: 0.531 (1, 8)	L9		E BB		4-0		1B BB			2	1	1	0	2	0	2											
<b>Roy White, S</b> OBP: 0.375, SLG: 0.455 (1, 7)	SF8		P4		0-3		K	L9		3	0	0	1	0	1	4											
<b>Felipe Alou, R</b> OBP: 0.324, SLG: 0.396 (1, 3)	K		L7		0-0		1B SF7 1B	G4-3 BB		3	1	1	1	1	1	2											
<b>Danny Cater, R</b> OBP: 0.304, SLG: 0.361 (1, 5)		1B	5-3		0-0		FC6-4 1B	G4-3		4	0	2	0	0	0	3											
<b>Ron Swoboda, R</b> OBP: 0.354, SLG: 0.350 (6, PH)	F8		FC5-6 BB		4-0		SF7	CS 1B		1	0	0	0	1	0	1											
<b>Ron Blomberg, L</b> OBP: 0.365, SLG: 0.490 (6, 9)										1	0	1	1	0	0	0											
<b>Gene Michael, S</b> OBP: 0.312, SLG: 0.295 (1, 6)	F7		FC5-6 SH3-4 1B		0-0		FC6-4	SH5-4 BB		3	1	0	0	1	0	3											
<b>Mike Kekich, R</b> OBP: 0.195, SLG: 0.154 (7, 1)		0-3			0-0					2	0	0	0	0	1	1											
<b>Lindy McDaniel, R</b> OBP: 0.111, SLG: 0.111 (7, 1)	K		SH3-4		1-2		4-3	SH5-4		0	0	0	0	0	0	0											
<b>Jack Aker, R</b> (7, 1)										0	0	0	0	0	0	0											
<b>Inning Stats</b>	R: 1 E: 0 K: 1 S: 5	H: 0 LOB: 1 BB: 2 P: 13	R: 0 E: 0 K: 1 S: 6	H: 1 LOB: 0 BB: 0 P: 6	R: 2 E: 1 K: 0 S: 5	H: 2 LOB: 1 BB: 1 P: 9	R: 1 E: 0 K: 0 S: 4	H: 1 LOB: 1 BB: 1 P: 8	R: 2 E: 0 K: 1 S: 7	H: 2 LOB: 0 BB: 1 P: 11	R: 0 E: 0 K: 1 S: 5	H: 0 LOB: 0 BB: 0 P: 5	R: 0 E: 0 K: 0 S: 3	H: 1 LOB: 1 BB: 1 P: 7	R: 0 E: 0 K: 0 S: 3	H: 1 LOB: 1 BB: 1 P: 7	1B: 6 2B: 2 3B: 0 HR: 0	SF: 2 SAC: 2 DP: 1 HBP: 0	WP: 1 PB: 0 SB: 1 CS: 1	PA: 37							
<b>PITCHER</b>	IP	WLS	BF	H	R	ER	SO	BB	IBB	HBP	BLK	WP	HR	S	P	ERA	WHIP										
<b>Les Cain, L</b> ERA: 4.33 (1, 1)	4.0	L	21	4	5	5	2	5	0	0	0	0	0	5	5	0.00	6.000										
<b>Tom Timmermann, R</b> ERA: 4.15 (5, 1)	0.1		3	2	0	0	1	0	0	0	0	0	0	5	5	0.00	6.000										
<b>Ron Perranoski, L</b> ERA: 6.02 (5, 1)	1.2		5	0	1	1	1	0	0	0	0	0	0	7	7	5.40	0.000										
<b>Fred Scherman, L</b> ERA: 2.59 (7, 1)	2.0		8	2	0	0	0	2	0	0	0	0	0	6	14	0.00	2.000										





Batter	1	2	3	4	5	6	7	8	9	AB	R	H	RBI	BB	SO	LOB	TOP		
<b>John Kennedy, R</b> OBP: 0.322, SLG: 0.416 (1, 4)										4	2	2	1	0	0	0	<b>Boston Red Sox @ New York Yankees</b> Yankee Stadium, Bronx, NY Mon Sep 06 1971, 3:33AM EDT Overcast - 87 F		
<b>Luis Aparicio, R</b> OBP: 0.277, SLG: 0.287 (1, 6)										4	0	0	0	0	0	1			
<b>Carl Yastrzemski, L</b> OBP: 0.385, SLG: 0.408 (1, 7)										3	0	1	0	1	0	0			
<b>Reggie Smith, S</b> OBP: 0.360, SLG: 0.504 (1, 8)										3	1	1	1	0	1	1			
<b>Billy Conigliaro, R</b> OBP: 0.314, SLG: 0.437 (1, 9)										4	0	1	0	0	0	2			
<b>Mike Fiore, L</b> OBP: 0.292, SLG: 0.217 (1, 3)											4	0	1	0	0	1		3	
<b>Phil Gagliano, R</b> OBP: 0.423, SLG: 0.390 (1, 5)										3	0	2	1	0	0	0			
<b>Bob Montgomery, R</b> OBP: 0.312, SLG: 0.357 (1, 2)										3	0	0	0	0	1	2			
<b>Ray Culp, R</b> OBP: 0.203, SLG: 0.127 (1, 1)										3	0	0	0	0	3	0			
<b>Bill Lee, L</b> OBP: 0.261, SLG: 0.227 (8, 1)										0	0	0	0	0	0	0			
<b>Inning Stats</b>	R: 0 E: 0 K: 0 S: 3	H: 0 LOB: 0 BB: 0 P: 3	R: 1 E: 0 K: 0 S: 5	H: 3 LOB: 1 BB: 0 P: 5	R: 1 E: 0 K: 1 S: 6	H: 1 LOB: 0 BB: 0 P: 6	R: 0 E: 0 K: 1 S: 5	H: 1 LOB: 0 BB: 0 P: 5	R: 0 E: 0 K: 0 S: 5	H: 2 LOB: 1 BB: 0 P: 5	R: 0 E: 0 K: 1 S: 5	H: 0 LOB: 0 BB: 0 P: 5	R: 0 E: 0 K: 1 S: 5	H: 0 LOB: 1 BB: 1 P: 9	1B: 7 2B: 0 3B: 0 HR: 1	SF: 1 SAC: 0 DP: 2 HBP: 0	WP: 0 PB: 0 SB: 0 CS: 1	PA: 34	
<b>PITCHER</b>	IP WLS BF H R ER SO BB IBB HBP BLK WP HR S P ERA WHIP																		
<b>Steve Kline, R</b> ERA: 2.92 (1, 1)	7.0		26	8	3	3	4	0	0	0	0	0	0	0	1	34	34	3.86	1.143
<b>Roger Hambright, R</b> ERA: 4.12 (8, 1)	2.0	W	7	0	0	0	2	1	0	0	0	0	0	0	0	10	14	0.00	0.500

AB	31
R	3
H	8
RBI	3
BB	1
SO	6
LOB	9



Batter	1	2	3	4	5	6	7	8	9	AB	R	H	RBI	BB	SO	LOB	BOTTOM			
<b>Jerry Kenney, L</b> OBP: 0.359, SLG: 0.301 (1, 5)										4	0	1	1	0	1	1	<b>Boston Red Sox @ New York Yankees</b> Yankee Stadium, Bronx, NY Mon Sep 06 1971, 3:33AM EDT Overcast - 87 F			
<b>Jake Gibbs, L</b> OBP: 0.281, SLG: 0.321 (1, 2)										4	2	2	1	0	0	1				
<b>Felipe Alou, R</b> OBP: 0.326, SLG: 0.397 (1, 8)										4	1	2	0	0	1	0				
<b>Roy White, S</b> OBP: 0.374, SLG: 0.453 (1, 7)										4	1	1	0	0	0	2				
<b>Ron Blomberg, L</b> OBP: 0.358, SLG: 0.481 (1, 9)										3	0	0	0	0	0	2				
<b>Ron Swoboda, R</b> OBP: 0.339, SLG: 0.377 (8, PH) (9, 9)										1	0	1	2	0	0	0				
<b>Danny Cater, R</b> OBP: 0.310, SLG: 0.370 (1, 3)										4	1	4	1	0	0	0				
<b>Horace Clarke, S</b> OBP: 0.323, SLG: 0.313 (1, 4)										4	0	2	0	0	0	4				
<b>Frank Baker, L</b> OBP: 0.278, SLG: 0.169 (1, 6)										2	0	1	0	0	1	0				
<b>Steve Kline, R</b> OBP: 0.200, SLG: 0.164 (1, 1)										2	0	0	0	0	1	1				
<b>Thurman Munson, R</b> OBP: 0.339, SLG: 0.377 (7, PH)										1	0	0	0	0	1	2				
<b>Roger Hambright, R</b> OBP: 0.500, SLG: 0.500 (8, 1)										0	0	0	0	0	0	0				
<b>Inning Stats</b>	R: 0 E: 0 K: 1 S: 5	H: 0 LOB: 0 BB: 0 P: 5	R: 0 E: 0 K: 0 S: 4	H: 2 LOB: 2 BB: 0 P: 4	R: 0 E: 0 K: 3 S: 9	H: 0 LOB: 0 BB: 0 P: 9	R: 0 E: 0 K: 0 S: 6	H: 3 LOB: 2 BB: 0 P: 6	R: 0 E: 0 K: 0 S: 4	H: 1 LOB: 1 BB: 0 P: 4	R: 0 E: 0 K: 0 S: 3	H: 0 LOB: 0 BB: 0 P: 3	R: 1 E: 0 K: 1 S: 7	H: 3 LOB: 2 BB: 0 P: 7	R: 3 E: 1 K: 0 S: 6	H: 5 LOB: 0 BB: 0 P: 6	1B: 11 2B: 2 3B: 0 HR: 1	SF: 0 SAC: 1 DP: 0 HBP: 0	WP: 0 PB: 0 SB: 0 CS: 0	PA: 35
<b>PITCHER</b>	IP WLS BF H R ER SO BB IBB HBP BLK WP HR S P ERA WHIP																			
<b>Ray Culp, R</b> ERA: 3.56 (1, 1)	7.0	L	31	12	5	5	0	0	0	0	0	0	0	0	0	41	41	6.43	1.714	
<b>Bill Lee, L</b> ERA: 2.65 (8, 1)	1.0		3	2	0	0	0	0	0	0	0	0	0	0	3	3	0.00	2.000		





Batter	1	2	3	4	5	6	7	8	9	AB	R	H	RBI	BB	SO	LOB	TOP			
Doug Griffin, R OBP: 0.298, SLG: 0.333 (1, 4)	F8																			
Rick Miller, L OBP: 0.600, SLG: 1.000 (1, 8)	1B																			
Joe Lahoud, L OBP: 0.332, SLG: 0.441 (1, 9)																				
Rico Petrocelli, R OBP: 0.348, SLG: 0.439 (1, 5)	K																			
George Scott, R OBP: 0.321, SLG: 0.452 (1, 3)	F9																			
Ben Oglivie, L OBP: 0.400, SLG: 0.400 (1, 7)																				
Juan Beniquez, R OBP: 0.500, SLG: 0.750 (1, 6)																				
Carlton Fisk, R (1, 2)																				
John Curtis, L (1, 1)																				
Luis Tiant, R OBP: 0.167, SLG: 0.222 (8, 1)																				
<b>Inning Stats</b>	R: 0 E: 0 K: 1 S: 7	H: 2 LOB: 2 BB: 0 P: 7	R: 0 E: 0 K: 0 S: 4	H: 1 LOB: 1 BB: 0 P: 4	R: 0 E: 0 K: 1 S: 4	H: 0 LOB: 0 BB: 1 P: 8	R: 0 E: 0 K: 0 S: 3	H: 1 LOB: 0 BB: 1 P: 7	R: 0 E: 0 K: 1 S: 5	H: 0 LOB: 0 BB: 0 P: 5	R: 0 E: 0 K: 0 S: 4	H: 1 LOB: 1 BB: 0 P: 4	R: 0 E: 0 K: 2 S: 7	H: 0 LOB: 0 BB: 0 P: 7	R: 0 E: 0 K: 2 S: 8	H: 1 LOB: 1 BB: 0 P: 8	1B: 5 2B: 1 3B: 0 HR: 0	SF: 0 SAC: 0 DP: 2 HBP: 0	WP: 0 PB: 0 SB: 0 CS: 1	PA: 33
<b>PITCHER</b> Stan Bahnsen, R ERA: 3.41 (1, 1)	IP: 9.0 WLS: W BF: 33 H: 6 R: 0 ER: 0 SO: 8 BB: 3 IBB: 0 HBP: 0 BLK: 0 WP: 0 HR: 0 S: 46 P: 58 ERA: 0.00 WHIP: 1.000															<b>PITCHER</b>				

**Boston Red Sox @ New York Yankees**  
 Yankee Stadium, Bronx, NY  
 Mon Sep 06 1971, 3:38 AM EDT  
 Att: 21,490 - Overcast - 82 F

AB 30  
 R 0  
 H 6  
 RBI 0  
 BB 3  
 SO 8  
 LOB 15




Batter	1	2	3	4	5	6	7	8	9	AB	R	H	RBI	BB	SO	LOB	BOTTOM			
Gene Michael, S OBP: 0.311, SLG: 0.294 Horace Clarke, S OBP: 0.323, SLG: 0.317 (6, FH) (7, 4)	K																			
Thurman Munson, R OBP: 0.341, SLG: 0.377 (1, 2)	1B																			
Roy White, S OBP: 0.377, SLG: 0.459 (1, 7)																				
Felipe Alou, R OBP: 0.325, SLG: 0.396 (1, 8)																				
John Ellis, R OBP: 0.322, SLG: 0.347 (1, 3)																				
Danny Cater, R OBP: 0.308, SLG: 0.367 (1, 5)																				
Ron Swoboda, R OBP: 0.381, SLG: 0.348 (1, 9)																				
Ron Hansen, R OBP: 0.247, SLG: 0.261 (7, 6)																				
Frank Baker, L OBP: 0.278, SLG: 0.169 (8, PR) (9, 6)																				
Stan Bahnsen, R OBP: 0.132, SLG: 0.179 (1, 1)																				
<b>Inning Stats</b>	R: 0 E: 0 K: 1 S: 6	H: 2 LOB: 1 BB: 0 P: 6	R: 0 E: 0 K: 0 S: 3	H: 0 LOB: 0 BB: 0 P: 3	R: 0 E: 0 K: 0 S: 3	H: 0 LOB: 0 BB: 0 P: 3	R: 0 E: 0 K: 0 S: 4	H: 1 LOB: 0 BB: 0 P: 4	R: 0 E: 0 K: 1 S: 5	H: 0 LOB: 0 BB: 0 P: 5	R: 0 E: 0 K: 1 S: 5	H: 0 LOB: 0 BB: 0 P: 5	R: 0 E: 0 K: 0 S: 4	H: 2 LOB: 1 BB: 0 P: 4	R: 3 E: 0 K: 1 S: 9	H: 3 LOB: 2 BB: 1 P: 13	1B: 6 2B: 1 3B: 1 HR: 0	SF: 1 SAC: 1 DP: 2 HBP: 0	WP: 0 PB: 0 SB: 0 CS: 0	PA: 32
<b>PITCHER</b> John Curtis, L ERA: 3.68 Luis Tiant, R ERA: 4.98 (1, 1) (8, 1)	IP: 7.1 WLS: L BF: 28 H: 7 R: 3 ER: 3 SO: 3 BB: 0 IBB: 0 HBP: 0 BLK: 0 WP: 0 HR: 0 S: 36 P: 36 ERA: 3.68 WHIP: 0.955															<b>PITCHER</b>				


**Boston Red Sox @ New York Yankees**  
 Yankee Stadium, Bronx, NY  
 Mon Sep 06 1971, 3:38 AM EDT  
 Att: 21,490 - Overcast - 82 F

AB 29  
 R 3  
 H 8  
 RBI 3  
 BB 1  
 SO 4  
 LOB 9





Batter	1	2	3	4	5	6	7	8	9	AB R H RBI BB SO LOB	TOP														
Doug Griffin, R OBP: 0.297, SLG: 0.334 (1, 4)	0-0 4-3 ①		0-0 F7 ③			0-0 F3 ①		0-0 1B E 2B ①	0-3 K ①	5 1 1 2 0 1 0	<b>Boston Red Sox @ New York Yankees</b> Yankee Stadium, Bronx, NY Tue Sep 07 1971, 7:05 PM EDT Att: 14,527 - Overcast - 75 F  <b>AB 33</b> <b>R 9</b> <b>H 8</b> <b>RBI 7</b> <b>BB 4</b> <b>SO 3</b> <b>LOB 11</b> 														
Juan Beniquez, R OBP: 0.482, SLG: 0.583 (1, 6)	0-0 F9 ②			0-0 1B 1B		0-3 K ②		0-0 6-3 ①	4-0 BB ②	4 1 1 0 1 1 3															
Carl Yastrzemski, L OBP: 0.385, SLG: 0.497 (1, 7)	0-0 4-3 ③			0-0 E8 1B 1B		0-0 F9 ③		4-0 1B E IBB	0-0 F4 ②	4 2 1 0 1 0 1															
Reggie Smith, S OBP: 0.362, SLG: 0.506 (8, 9)		0-0 4-3 SF9 2B		0-0 G6-4-3 1B			0-0 P4 ①	0-0 E SF8 1B	0-0 1-3 ③	5 2 3 3 0 0 1															
Rico Petrocelli, R OBP: 0.346, SLG: 0.435 (1, 5)	0-0 4-3 ①		0-0 G6-4-3 1B			0-3 K ②		0-0 E3 SF8 1B		4 0 0 0 0 1 3															
George Scott, R OBP: 0.320, SLG: 0.450 (1, 3)	0-0 SF9 ②		0-0 4-3 ③			0-0 L4 ③		4-0 SF8 IBB		2 0 0 1 1 0 0															
Billy Conigliaro, R OBP: 0.514, SLG: 0.436 (8, PR)		0-0 5-3 ③			0-0 F4 ①			0-0 1B IBB		3 0 1 0 0 0 0															
Rick Miller, L OBP: 0.500, SLG: 1.000 (8, 8)								0-0 SF8 IBB		0 1 0 1 0 0 0															
Duane Josephson, R OBP: 0.300, SLG: 0.399 (1, 2)			0-0 5-3 ①		0-0 6-3 ②			0-0 1B IBB		3 1 1 0 1 0 0															
Sonny Siebert, R OBP: 0.272, SLG: 0.513 (1, 1)			0-0 F8 ②		0-0 1-3 ③			0-0 SH 1B IBB		3 1 0 0 0 0 3															
<b>Inning Stats</b>	R: 0 E: 0 K: 0 S: 3	H: 0 LOB: 0 BB: 0 P: 3	R: 1 E: 0 K: 0 S: 4	H: 1 LOB: 0 BB: 0 P: 4	R: 0 E: 0 K: 0 S: 3	H: 0 LOB: 0 BB: 0 P: 3	R: 2 E: 1 K: 0 S: 5	H: 3 LOB: 0 BB: 0 P: 5	R: 0 E: 0 K: 1 S: 5	H: 0 LOB: 0 BB: 0 P: 5	R: 0 E: 0 K: 1 S: 5	H: 0 LOB: 0 BB: 0 P: 5	R: 6 E: 1 K: 0 S: 9	H: 4 LOB: 3 BB: 3 P: 21	R: 0 E: 0 K: 1 S: 5	H: 0 LOB: 1 BB: 1 P: 9	1B: 6 2B: 2 3B: 0 HR: 0	SF: 2 SAC: 1 DP: 1 HBP: 0	WP: 0 PB: 0 SB: 0 CS: 0	PA: 40					
<b>PITCHER</b>	IP WLS BF H R ER SO BB IBB HBP BLK WP HR S P ERA WHIP											<b>PITCHER</b>	IP WLS BF H R ER SO BB IBB HBP BLK WP HR S P ERA WHIP												
Fritz Peterson, L ERA: 3.15 (1, 1)	7.0 L 28	7 8 7 2	0 0 0 0	0 3 0 0	0 0 0 0	0 0 0 0	0 0 0 0	0 0 0 0	0 0 0 0	0 0 0 0	0 0 0 0	0 0 0 0	0 0 0 0	9.00 1.000	1.000										
Al Closter, L ERA: 3.46 (8, 1)	1.0 8 1 1	0 0 0 0	0 3 0 0	0 0 0 0	0 0 0 0	0 0 0 0	0 0 0 0	0 0 0 0	0 0 0 0	0 0 0 0	0 0 0 0	0 0 0 0	0 0 0 0	0.00 1.000	1.000										
Terry Ley, L ERA: 1.29 (9, 1)	1.0 4 0 0	0 0 0 1	1 0 0 0	1 0 0 0	0 0 0 0	0 0 0 0	0 0 0 0	0 0 0 0	0 0 0 0	0 0 0 0	0 0 0 0	0 0 0 0	0 0 0 0	0.00 1.000	1.000										

Batter	1	2	3	4	5	6	7	8	9	AB R H RBI BB SO LOB	BOTTOM														
Jerry Kenney, L OBP: 0.360, SLG: 0.302 (1, 5)	0-0 1B 1B 1B		0-0 F7 ①		0-0 L7 ①		0-0 6-3 ①		0-0 1B ①	5 1 2 0 0 0 0	<b>Boston Red Sox @ New York Yankees</b> Yankee Stadium, Bronx, NY Tue Sep 07 1971, 7:05 PM EDT Att: 14,527 - Overcast - 75 F  <b>AB 38</b> <b>R 3</b> <b>H 11</b> <b>RBI 3</b> <b>BB 0</b> <b>SO 3</b> <b>LOB 13</b> 														
Horace Clarke, S OBP: 0.324, SLG: 0.318 (1, 4)	0-0 G3 1B 1B		0-0 4-3 ②		0-0 S 1B ②		0-0 F7 ②		0-0 4-3 ③	5 0 2 0 0 0 1															
Felipe Alou, R OBP: 0.327, SLG: 0.397 (1, 8)	0-0 G3 1B 1B		0-0 S 1B ②		0-0 6-3 ②		0-0 F8 ③			4 1 2 1 0 0 1															
Roy White, S OBP: 0.376, SLG: 0.457 (1, 7)	0-0 F4 ①		0-0 1B 1B ①		0-3 K ③			0-0 1-3 ①		4 0 1 1 0 1 3															
Ron Blomberg, L OBP: 0.356, SLG: 0.488 (1, 9)	0-0 G3 ②		0-0 G3 ③		0-0 F9 ①		0-0 1-3 ②	0-0 6-3 3B ②		4 1 1 0 0 0 3															
Thurman Munson, R OBP: 0.338, SLG: 0.373 (1, 2)	0-0 F9 ③		0-0 1B 1B ①		0-0 F7 ①		0-0 1-3 ②	0-0 6-3 ②		4 0 0 1 0 0 2															
John Ellis, R OBP: 0.320, SLG: 0.345 (1, 3)		0-0 F7 ①		0-0 4-3 ②		0-0 1B 1B ②		0-0 F9 ③		4 0 1 0 0 0 0															
Frank Baker, L OBP: 0.289, SLG: 0.190 (1, 6)		0-0 L6 ②		0-0 1B ②		0-0 1B 1B ③		0-0 2-3 ①		4 0 2 0 0 0 0															
Fritz Peterson, S OBP: 0.138, SLG: 0.082 (8, 1)		0-3 K ③		0-0 L4 ③		0-3 K ③			0-0 L9 ②	3 0 0 0 0 2 3															
Terry Ley, L (9, 1)										0 0 0 0 0 0 0															
Jake Gibbs, L OBP: 0.260, SLG: 0.319 (9, PH)										1 0 0 0 0 0 0															
<b>Inning Stats</b>	R: 1 E: 0 K: 0 S: 6	H: 3 LOB: 2 BB: 0 P: 6	R: 0 E: 0 K: 1 S: 5	H: 0 LOB: 0 BB: 0 P: 5	R: 1 E: 0 K: 0 S: 5	H: 2 LOB: 1 BB: 0 P: 5	R: 0 E: 0 K: 0 S: 4	H: 1 LOB: 1 BB: 0 P: 4	R: 0 E: 0 K: 1 S: 6	H: 1 LOB: 1 BB: 0 P: 6	R: 0 E: 0 K: 1 S: 7	H: 2 LOB: 2 BB: 0 P: 7	R: 0 E: 0 K: 0 S: 3	H: 0 LOB: 0 BB: 0 P: 3	R: 1 E: 0 K: 0 S: 4	H: 1 LOB: 0 BB: 0 P: 4	R: 0 E: 0 K: 0 S: 4	H: 1 LOB: 1 BB: 0 P: 4	1B: 10 2B: 0 3B: 1 HR: 0	SF: 0 SAC: 0 DP: 0 HBP: 0	WP: 0 PB: 0 SB: 2 CS: 0	PA: 38			
<b>PITCHER</b>	IP WLS BF H R ER SO BB IBB HBP BLK WP HR S P ERA WHIP											<b>PITCHER</b>	IP WLS BF H R ER SO BB IBB HBP BLK WP HR S P ERA WHIP												
Sonny Siebert, R ERA: 2.87 (1, 1)	9.0 W 38	11 3 3 3	0 0 0 0	0 0 0 0	0 0 0 0	0 0 0 0	0 0 0 0	0 0 0 0	0 0 0 0	0 0 0 0	0 0 0 0	0 0 0 0	0 0 0 0	3.00 1.222	1.222										




Batter	1	2	3	4	5	6	7	8	9	10	11	AB	R	H	RBI	BB	SO	LOB	TOP			
Doug Griffin, R OBP: 0.296, SLG: 0.335 (1, 4)	1-3		L9			F8 1B 2B		E1 G6-3			6-3	5	1	1	0	0	0	0				
Juan Beniquez, R OBP: 0.369, SLG: 0.471 (1, 6)	6-3					5-3		G6-3 1-2f			4-3	5	0	1	0	0	0	2				
Carl Yastrzemski, L OBP: 0.385, SLG: 0.405 (1, 7)												3	0	0	0	2	0	2				
Reggie Smith, S OBP: 0.363, SLG: 0.505 (1, 8)												5	0	2	1	0	1	2				
Rico Petrocelli, R OBP: 0.343, SLG: 0.431 (1, 5)												4	0	0	0	0	0	2				
George Scott, R OBP: 0.319, SLG: 0.447 (1, 3)												4	0	0	0	0	3	1				
Ben Oglivie, L OBP: 0.333, SLG: 0.333 (1, 9)												4	0	1	0	0	0	0				
Carlton Fisk, R (1, 2)												4	0	0	0	0	2	1				
Roger Moret, S Cecil Cooper, L Bobby Bolin, R OBP: 0.273, SLG: 0.273 (10, 1)												3	0	0	0	0	0	0				
												1	0	0	0	0	0	0				
												0	0	0	0	0	0	0				
<b>Inning Stats</b>	R: 0 E: 0 K: 0 S: 3	H: 0 LOB: 1 BB: 1 P: 7	R: 0 E: 0 K: 0 S: 4	H: 1 LOB: 1 BB: 0 P: 4	R: 0 E: 0 K: 0 S: 4	H: 1 LOB: 1 BB: 0 P: 4	R: 0 E: 0 K: 2 S: 7	H: 0 LOB: 0 BB: 0 P: 7	R: 0 E: 0 K: 1 S: 5	H: 0 LOB: 0 BB: 0 P: 5	R: 0 E: 0 K: 1 S: 5	H: 0 LOB: 1 BB: 0 P: 5	R: 0 E: 1 K: 0 S: 3	H: 0 LOB: 0 BB: 0 P: 3	R: 0 E: 0 K: 1 S: 6	H: 1 LOB: 1 BB: 0 P: 6	R: 0 E: 0 K: 1 S: 5	H: 0 LOB: 1 BB: 1 P: 7	1B: 4 2B: 1 3B: 0 HR: 0	SF: 0 SAC: 0 DP: 1 HBP: 0	WP: 0 PB: 0 SB: 0 CS: 0	PA: 40
<b>PITCHER</b>	IP 7.0	WLS 26	BF 10	H 1	R 0	ER 0	SO 2	BB 0	IBB 0	HBP 0	BLK 0	WP 0	HR 0	S 14	P 14	ERA 0.00	WHIP 0.333					
Mel Stottlemyre, R ERA: 2.82 Jack Aker, R ERA: 2.42 Roger Hambright, R ERA: 3.92																						

**Boston Red Sox @ New York Yankees**  
 Yankee Stadium, Bronx, NY  
 Wed Sep 08 1971, 3:33 AM EDT  
 Att: 6,154 - Cloudy - 84 F

livebaseballscores.com

AB 38  
 R 1  
 H 5  
 RBI 1  
 BB 2  
 SO 6  
 LOB 10




Batter	1	2	3	4	5	6	7	8	9	10	11	AB	R	H	RBI	BB	SO	LOB	BOTTOM					
Horace Clarke, S OBP: 0.325, SLG: 0.319 (1, 4)	F3											5	0	2	0	0	0	0						
Thurman Munson, R OBP: 0.341, SLG: 0.379 Roger Hambright, R OBP: 0.500, SLG: 0.500 (11, 1)	6-3											5	0	3	0	0	0	0						
												0	0	0	0	0	0	0						
Felipe Alou, R OBP: 0.323, SLG: 0.392 (1, 8)	F7											5	0	0	0	0	0	4						
Roy White, S OBP: 0.376, SLG: 0.454 (1, 7)												3	1	0	0	2	0	3						
Danny Cater, R OBP: 0.306, SLG: 0.364 (1, 5)												3	0	0	0	0	0	0						
Ron Swoboda, R OBP: 0.388, SLG: 0.369 (1, 9)												3	1	2	1	1	1	0						
John Ellis, R OBP: 0.322, SLG: 0.344 (1, 3)												3	0	1	1	1	0	2						
Frank Baker, L OBP: 0.291, SLG: 0.185 Ron Blomberg, L OBP: 0.354, SLG: 0.485 Jerry Kenney, L OBP: 0.360, SLG: 0.302 (10, 6)												2	0	0	0	1	1	2						
												1	0	0	0	0	0	2						
												0	0	0	0	0	0	0						
Mel Stottlemyre, R OBP: 0.212, SLG: 0.215 Ron Hansen, R OBP: 0.245, SLG: 0.258 Jack Aker, R OBP: 0.259, SLG: 0.317 (11, 2)												2	0	0	0	0	1	1						
												1	0	0	0	0	0	1						
												0	0	0	0	0	0	0						
												1	0	0	0	0	0	0						
<b>Inning Stats</b>	R: 0 E: 0 K: 0 S: 3	H: 0 LOB: 0 BB: 0 P: 3	R: 0 E: 0 K: 1 S: 5	H: 0 LOB: 0 BB: 0 P: 5	R: 0 E: 0 K: 0 S: 2	H: 0 LOB: 0 BB: 1 P: 6	R: 0 E: 0 K: 0 S: 4	H: 1 LOB: 1 BB: 0 P: 4	R: 0 E: 0 K: 1 S: 6	H: 2 LOB: 1 BB: 0 P: 6	R: 0 E: 0 K: 1 S: 7	H: 1 LOB: 1 BB: 0 P: 7	R: 0 E: 0 K: 0 S: 3	H: 0 LOB: 0 BB: 0 P: 3	R: 0 E: 0 K: 0 S: 3	H: 2 LOB: 2 BB: 2 P: 11	R: 0 E: 0 K: 0 S: 4	H: 2 LOB: 1 BB: 0 P: 4	R: 1 E: 0 K: 0 S: 3	H: 0 LOB: 1 BB: 1 P: 7	1B: 6 2B: 2 3B: 0 HR: 1	SF: 1 SAC: 3 DP: 1 HBP: 0	WP: 0 PB: 0 SB: 0 CS: 1	PA: 43
<b>PITCHER</b>	IP 9.0	WLS 35	BF 16	H 6	R 1	ER 1	SO 3	BB 3	IBB 1	HBP 0	BLK 0	WP 0	HR 1	S 37	P 53	ERA 1.00	WHIP 1.000							
Roger Moret, L ERA: 2.83 Bobby Bolin, R ERA: 4.57																								

**Boston Red Sox @ New York Yankees**  
 Yankee Stadium, Bronx, NY  
 Wed Sep 08 1971, 3:33 AM EDT  
 Att: 6,154 - Cloudy - 84 F

livebaseballscores.com

AB 34  
 R 2  
 H 8  
 RBI 2  
 BB 5  
 SO 3  
 LOB 15









Batter	1	2	3	4	5	6	7	8	9	AB	R	H	RBI	BB	SO	LOB	TOP					
<b>Horace Clarke, S</b> OBP: 0.326, SLG: 0.319	F8	1-3		6-3		5-3			F8	5	0	0	0	0	0	4						
<b>Ron Swoboda, R</b> OBP: 0.384, SLG: 0.365	F3		1B	K			K		K	5	0	1	0	0	3	3						
<b>Roy White, S</b> OBP: 0.379, SLG: 0.460	HR		1B		F8		K		FC6-4	4	1	1	0	1	1	2						
<b>Felipe Alou, R</b> OBP: 0.323, SLG: 0.399	HR		5-3			6-3				4	1	2	2	0	0	2						
<b>Thurman Munson, R</b> OBP: 0.343, SLG: 0.384	1B		FC5-4		K		K			3	0	1	0	1	2	1						
<b>Ron Blomberg, L</b> OBP: 0.394, SLG: 0.494	F7		K				2-3			3	0	0	0	1	1	4						
<b>Ron Hansen, R</b> OBP: 0.245, SLG: 0.250		FC3-6	FC5-4		K		K			3	0	0	0	1	2	5						
<b>Gene Michael, S</b> OBP: 0.311, SLG: 0.293	FC3-6			6-3	SH3-4		4-3		BB	3	0	1	0	1	0	1						
<b>Fritz Peterson, S</b> OBP: 0.134, SLG: 0.080	F5			SH3-4			4-3		BB	2	0	0	0	0	0	1						
<b>Bobby Murcer, L</b> OBP: 0.420, SLG: 0.531										0	0	0	0	1	0	0						
<b>Jerry Kenney, L</b> OBP: 0.360, SLG: 0.304									FC6-4	0	0	0	0	0	0	0						
<b>Inning Stats</b>	R: 2 E: 0 K: 0 S: 5	H: 2 LOB: 1 BB: 1 P: 9	R: 0 E: 0 K: 0 S: 3	H: 0 LOB: 1 BB: 1 P: 7	R: 0 E: 0 K: 1 S: 7	H: 2 LOB: 3 BB: 1 P: 11	R: 0 E: 0 K: 1 S: 5	H: 0 LOB: 1 BB: 1 P: 9	R: 0 E: 0 K: 2 S: 8	H: 1 LOB: 2 BB: 1 P: 12	R: 0 E: 0 K: 0 S: 3	H: 0 LOB: 0 BB: 0 P: 3	R: 0 E: 0 K: 2 S: 7	H: 0 LOB: 0 BB: 0 P: 7	R: 0 E: 0 K: 2 S: 7	H: 0 LOB: 0 BB: 0 P: 7	R: 0 E: 0 K: 1 S: 6	H: 1 LOB: 2 BB: 1 P: 10	1B: 4 2B: 1 3B: 0 HR: 1	SF: 0 SAC: 1 DP: 0 HBP: 0	WP: 0 PB: 0 SB: 0 CS: 0	PA: 39
<b>PITCHER</b>	IP	WLS	BF	H	R	ER	SO	BB	IBB	HBP	BLK	WP	HR	S	P	ERA	WHIP					
<b>Sam McDowell, L</b> ERA: 3.2	(1, 1)	8.0	W	36	6	2	2	8	6	0	0	0	0	1	46	70	2.25	1.500				
<b>Phil Hennigan, R</b> ERA: 4.69	(9, 1)	1.0	S	3	0	0	0	1	0	0	0	0	0	5	5	0.00	0.000					

**New York Yankees @ Cleveland Indians**  
Cleveland Municipal Stadium, Cleveland, OH  
Sun Sep 12 1971, 3:33 AM EDT  
Att. 7,556 - Overcast - 71 F

AB 32  
R 2  
H 6  
RBI 2  
BB 6  
SO 9  
LOB 23



Batter	1	2	3	4	5	6	7	8	9	AB	R	H	RBI	BB	SO	LOB	BOTTOM				
<b>Ted Uhlhaender, L</b> OBP: 0.341, SLG: 0.342	HR	3-1			P3		5-3			4	1	1	0	0	0	2					
<b>Vada Pinson, L</b> OBP: 0.295, SLG: 0.386	3-1		S		CS		G3			4	0	2	0	0	0	1					
<b>Roy Foster, R</b> OBP: 0.315, SLG: 0.464	2-3		1B		1B					4	1	1	2	0	2	2					
<b>Ted Ford, R</b> OBP: 0.233, SLG: 0.261	HR		K		K		F9			0	0	0	0	0	0	0					
<b>Ray Fosse, R</b> OBP: 0.320, SLG: 0.387	5-3		F7			G3-6-3	HR			4	1	2	0	0	0	1					
<b>Graig Nettles, L</b> OBP: 0.359, SLG: 0.446	HR		3-1		G3-6-3		HR			4	2	2	3	0	0	2					
<b>Chris Chambliss, L</b> OBP: 0.359, SLG: 0.439	6-3				F8		3-1		K	4	0	0	0	0	1	0					
<b>Kurt Bevacqua, R</b> OBP: 0.216, SLG: 0.319		P4		6-3			F9			3	0	0	0	0	0	0					
<b>Lou Camilli, S</b> OBP: 0.298, SLG: 0.262							SH3-4			3	0	3	0	0	0	0					
<b>Sam McDowell, L</b> OBP: 0.186, SLG: 0.174							1B			2	0	0	0	0	1	2					
<b>Phil Hennigan, R</b> ERA: 4.69					F5		SH3-4			0	0	0	0	0	0	0					
<b>Inning Stats</b>	R: 3 E: 0 K: 0 S: 6	H: 3 LOB: 0 BB: 0 P: 6	R: 0 E: 0 K: 1 S: 6	H: 1 LOB: 1 BB: 0 P: 6	R: 0 E: 0 K: 1 S: 6	H: 1 LOB: 1 BB: 0 P: 6	R: 0 E: 0 K: 0 S: 4	H: 1 LOB: 0 BB: 0 P: 4	R: 0 E: 0 K: 0 S: 3	H: 1 LOB: 0 BB: 0 P: 3	R: 0 E: 0 K: 0 S: 4	H: 1 LOB: 1 BB: 0 P: 4	R: 2 E: 0 K: 1 S: 7	H: 2 LOB: 0 BB: 0 P: 7	R: 0 E: 0 K: 1 S: 7	H: 2 LOB: 0 BB: 0 P: 7	1B: 5 2B: 3 3B: 0 HR: 3	SF: 0 SAC: 1 DP: 1 HBP: 0	WP: 0 PB: 0 SB: 1 CS: 1	PA: 33	
<b>PITCHER</b>	IP	WLS	BF	H	R	ER	SO	BB	IBB	HBP	BLK	WP	HR	S	P	ERA	WHIP				
<b>Fritz Peterson, L</b> ERA: 3.23	(1, 1)	8.0	L	33	11	5	5	4	0	0	0	0	3	41	41	5.62	1.375				

**New York Yankees @ Cleveland Indians**  
Cleveland Municipal Stadium, Cleveland, OH  
Sun Sep 12 1971, 3:33 AM EDT  
Att. 7,556 - Overcast - 71 F

AB 32  
R 5  
H 11  
RBI 5  
BB 0  
SO 4  
LOB 10





Batter	1	2	3	4	5	6	7	8	9	AB R H RBI BB SO LOB	TOP											
<b>Jerry Kenney, L</b> OBP: 0.361, SLG: 0.305 (1, 5)	0-0 1-3		0-0 F4		0-0 CS 1B		0-0 FC5-4 1B		0-3 K	5 0 2 0 0 1 0	<b>New York Yankees @ Boston Red Sox</b> Fenway Park, Boston, MA Mon Sep 13 1971, 7:05 PM EDT Att: 12,272 - Overcast - 78 F											
<b>Thurman Munson, R</b> OBP: 0.341, SLG: 0.382 (1, 2)	0-0 1B 1B		0-3 K		0-3 K		0-0 FC5-4 1B		0-0 F7	5 2 1 0 0 2 3												
<b>Felipe Alou, R</b> OBP: 0.324, SLG: 0.399 (1, 8)	0-0 1B 1-2 1B		0-0 6-3		0-0 CS 1-2		0-0 5-3		0-0 F8	5 0 2 0 0 0 0												
<b>Roy White, S</b> OBP: 0.381, SLG: 0.463 (1, 7)	0-0 1B 1-2 2H 1B				0-0 F5		0-0 FC4-6 1B		0-0 1-2 2H 1B	4 0 3 2 0 0 0												
<b>Ron Blomberg, L</b> OBP: 0.361, SLG: 0.494 (1, 9)	0-3 K				0-0 1B 2B		0-0 FC4-6 1B E		0-0 4-3	4 2 1 0 0 1 5												
<b>John Ellis, R</b> OBP: 0.330, SLG: 0.350 (1, 3)	0-3 K				0-0 FC4-6 1B 2H		0-0 1-3 1B E		1-0 HBP	3 0 2 1 0 1 2												
<b>Horace Clarke, S</b> OBP: 0.324, SLG: 0.317 (1, 4)			0-0 1-3		0-0 FC4-6 1-2		0-0 E6		0-0 F8	4 0 0 0 0 0 3												
<b>Gene Michael, S</b> OBP: 0.308, SLG: 0.290 (1, 6)			0-0 1-3		0-0 4-3		0-3 K		0-0 F7	4 0 0 0 0 1 4												
<b>Stan Bahnsen, R</b> OBP: 0.139, SLG: 0.183 (1, 1)			0-0 F8				0-3 K		0-3 FC5-4 1B K	4 0 1 0 0 2 1												
<b>Inning Stats</b>	R: 1 E: 0 K: 2 S: 10	H: 3 LOB: 2 BB: 0 P: 10	R: 0 E: 0 K: 0 S: 3	H: 0 LOB: 0 BB: 0 P: 3	R: 0 E: 0 K: 1 S: 5	H: 0 LOB: 0 BB: 0 P: 5	R: 1 E: 0 K: 0 S: 5	H: 2 LOB: 1 BB: 0 P: 5	R: 0 E: 0 K: 2 S: 7	H: 1 LOB: 0 BB: 0 P: 7	R: 1 E: 1 K: 1 S: 8	H: 2 LOB: 2 BB: 0 P: 8	R: 1 E: 0 K: 0 S: 6	H: 4 LOB: 2 BB: 0 P: 6	R: 0 E: 0 K: 1 S: 5	H: 0 LOB: 0 BB: 0 P: 6	R: 0 E: 0 K: 1 S: 5	H: 0 LOB: 0 BB: 0 P: 5	1B: 11 2B: 1 3B: 0 HR: 0	SF: 0 SAC: 0 DP: 1 HBP: 1	WP: 0 PB: 0 SB: 0 CS: 1	PA: 40
<b>PITCHER</b>	IP WLS BF H R ER SO BB IBB HBP BLK WP HR S P ERA WHIP											<b>PITCHER</b>	IP WLS BF H R ER SO BB IBB HBP BLK WP HR S P ERA WHIP									
<b>Sonny Siebert, R</b> ERA: 2.91 (1, 1)	6.2 L 31 12 4 3 6 0 0 0 0 0 0 0 43 43 4.05 1.800																					
<b>Ken Brett, L</b> ERA: 4.54 (7, 1)	0.1 1 0 0 0 0 0 0 0 0 0 0 0 1 1 0.00 0.000																					
<b>Ken Tatum, R</b> ERA: 4.09 (8, 1)	2.0 7 0 0 0 2 0 0 0 1 0 0 0 0 10 11 0.00 0.000																					

Batter	1	2	3	4	5	6	7	8	9	AB R H RBI BB SO LOB	BOTTOM									
<b>Doug Griffin, R</b> OBP: 0.291, SLG: 0.323 (1, 4)	0-0 P3		4-0 SH1-4 BB		0-0 G3			0-0 1-3		3 0 0 0 1 0 1	<b>New York Yankees @ Boston Red Sox</b> Fenway Park, Boston, MA Mon Sep 13 1971, 7:05 PM EDT Att: 12,272 - Overcast - 78 F									
<b>Juan Beniquez, R</b> OBP: 0.333, SLG: 0.400 (1, 6)	0-0 6-3		0-0 SH1-4		0-3 K		0-3 K2-3		0-0 K	3 0 0 0 0 2 1										
<b>Billy Conigliaro, R</b> OBP: 0.311, SLG: 0.439 (1, 9)	0-3 K		0-0 9-2-5		0-3 K		0-3 K		0-3 K	4 0 0 0 0 3 3										
<b>Reggie Smith, S</b> OBP: 0.360, SLG: 0.498 (1, 8)			0-0 6-3		0-0 4-3 6-3 1B		0-0 F7		0-0 F8	4 0 1 0 0 0 0										
<b>Rico Petrocelli, R</b> OBP: 0.338, SLG: 0.429 (1, 5)			0-0 F9		0-0 6-3		0-3 K		0-3 K	4 0 0 0 0 2 1										
<b>Cecil Cooper, L</b> OBP: 0.333, SLG: 0.333 (1, 3)			0-0 BB 1B		0-0 4-3		0-0 4-3		0-0 G3	4 0 1 0 0 0 1										
<b>Rick Miller, L</b> OBP: 0.556, SLG: 0.800 (1, 7)			4-0 FC5-4 BB		4-0 BB		0-3 K			1 0 0 0 2 1 0										
<b>Carlton Fisk, R</b> OBP: 0.154, SLG: 0.385 (1, 2)			0-0 FC5-4		0-0 5-3		0-0 F7			3 0 0 0 0 0 4										
<b>Sonny Siebert, R</b> OBP: 0.289, SLG: 0.532 (1, 1)			4-0 SH1-4 BB		0-0 2B		0-0 3-1			1 0 1 0 1 0 0										
<b>Ken Brett, L</b> OBP: 0.222, SLG: 0.222 (7, 1)										0 0 0 0 0 0 0										
<b>Joe Lahoud, L</b> OBP: 0.328, SLG: 0.435 (7, PH)										1 0 0 0 0 0 0										
<b>Ken Tatum, R</b> OBP: 0.417, SLG: 0.600 (8, 1)										0 0 0 0 0 0 0										
<b>Inning Stats</b>	R: 0 E: 0 K: 1 S: 5	H: 0 LOB: 0 BB: 0 P: 5	R: 0 E: 0 K: 0 S: 4	H: 1 LOB: 2 BB: 1 P: 8	R: 0 E: 0 K: 0 S: 2	H: 0 LOB: 1 BB: 2 P: 10	R: 0 E: 0 K: 0 S: 4	H: 1 LOB: 2 BB: 1 P: 8	R: 0 E: 0 K: 2 S: 8	H: 1 LOB: 0 BB: 0 P: 8	R: 0 E: 0 K: 1 S: 5	H: 0 LOB: 0 BB: 0 P: 5	R: 0 E: 0 K: 1 S: 5	H: 0 LOB: 0 BB: 0 P: 7	R: 0 E: 0 K: 1 S: 5	H: 0 LOB: 0 BB: 0 P: 5	1B: 2 2B: 2 3B: 0 HR: 0	SF: 0 SAC: 1 DP: 1 HBP: 0	WP: 0 PB: 0 SB: 0 CS: 0	PA: 33
<b>PITCHER</b>	IP WLS BF H R ER SO BB IBB HBP BLK WP HR S P ERA WHIP											<b>PITCHER</b>	IP WLS BF H R ER SO BB IBB HBP BLK WP HR S P ERA WHIP							
<b>Stan Bahnsen, R</b> ERA: 3.27 (1, 1)	9.0 W 33 3 0 0 8 4 0 0 0 0 0 0 45 61 0.00 0.778																			



Batter	1	2	3	4	5	6	7	8	9	AB	R	H	RBI	BB	SO	LOB	TOP					
Horace Clarke, S (1.4)	F3			6-3	F6	L7		2B		5	0	1	0	0	0	3	<b>New York Yankees @ Boston Red Sox</b> Fenway Park, Boston, MA Tue Sep 14 1971, 7:05 PM EDT Att: 12,492 - Unknown - 70 F					
Thurman Munson, R (1.2)	G4-6-3 BB			1B		BB		L9		2	2	1	1	3	0	1						
Roy White, S (1.7)	G4-6-3 1-2			E5		BB			K	4	1	0	0	1	1	5						
Felipe Alou, R (1.8)		F4		1BB 1B		SF7 2B		L8		5	1	2	2	0	0	0						
John Ellis, R (1.3)	L9			FC4 1B		1B 1B 1B		F9		3	1	0	0	2	0	0						
Ron Swoboda, R (1.9)	K			K		1B BB 1B				3	1	1	1	1	2	3						
Ron Hansen, R (1.5)				F5	FC4	SF7		K		3	0	0	1	0	1	4						
Gene Michael, S (1.6)				L4		BB 1B		6-3		4	0	1	0	0	0	0						
Mel Stottlemyre, R (1.1)	K			F7		BB 1B		K		4	0	1	1	0	2	0						
<b>Inning Stats</b>	R: 0 E: 0 K: 0 S: 2	H: 0 LOB: 0 BB: 1 P: 6	R: 0 E: 0 K: 1 S: 5	H: 0 LOB: 0 BB: 0 P: 5	R: 0 E: 0 K: 1 S: 5	H: 0 LOB: 0 BB: 0 P: 5	R: 1 E: 1 K: 1 S: 8	H: 2 LOB: 3 BB: 1 P: 12	R: 0 E: 0 K: 0 S: 3	H: 0 LOB: 0 BB: 0 P: 3	R: 5 E: 0 K: 0 S: 7	H: 4 LOB: 3 BB: 4 P: 23	R: 0 E: 0 K: 1 S: 5	H: 0 LOB: 1 BB: 1 P: 9	R: 0 E: 0 K: 1 S: 6	H: 1 LOB: 1 BB: 0 P: 6	R: 0 E: 0 K: 1 S: 5	H: 0 LOB: 0 BB: 0 P: 5	1B: 5 2B: 2 3B: 0 HR: 0	SF: 1 SAC: 0 DP: 1 HBP: 0	WP: 0 PB: 0 SB: 0 CS: 0	PA: 41
<b>PITCHER</b>	IP	WLS	BF	H	R	ER	SO	BB	IBB	HBP	BLK	WP	HR	S	P	ERA	WHIP					
Roger Moret, L (1.1)	5.1	L	27	6	6	5	3	3	2	0	0	0	0	28	48	8.44	1.688					
Luis Tiant, R (6.1)	2.2		11	1	0	0	2	2	0	0	0	0	0	13	21	0.00	1.125					
Bobby Bolin, R (9.1)	1.0		3	0	0	0	1	0	0	0	0	0	0	5	5	0.00	0.000					

Batter	1	2	3	4	5	6	7	8	9	AB	R	H	RBI	BB	SO	LOB	BOTTOM					
Doug Griffin, R (1.4)	G3		5-3		6-3			1B		4	0	1	0	0	0	1	<b>New York Yankees @ Boston Red Sox</b> Fenway Park, Boston, MA Tue Sep 14 1971, 7:05 PM EDT Att: 12,492 - Unknown - 70 F					
Luis Aparicio, R (1.6)	G6-3 1B		F7		L8			SF7		3	0	1	1	0	0	1						
Joe Lahoud, L (1.9)	G6-3 1-2			L6		4-3		L8		4	0	0	0	0	0	2						
Reggie Smith, S (1.8)		G3		F7		K		L7		4	0	0	0	0	1	1						
Rico Petrocelli, R (1.5)		2B BB		F7		6-3		F9		3	0	0	0	1	0	0						
Ben Oglivie, L (1.7)		L6-4 2B		F9				4-3		4	0	2	0	0	0	0						
Cecil Cooper, L (1.3)				1B E		L7		E5		3	1	1	0	1	0	1						
Carlton Fisk, R (1.2)		L6-4 2-3		E		G4-6-3		6-3		4	1	1	0	0	0	5						
Roger Moret, S (1.1)				F7		E6		1B SF7		2	0	0	1	0	0	0						
Luis Tiant, R (6.1)										0	0	0	0	0	0	0						
Mike Fiore, L (6. PH)										1	1	1	0	0	0	0						
Bobby Bolin, R (9.1)										0	0	0	0	0	0	0						
<b>Inning Stats</b>	R: 0 E: 0 K: 0 S: 3	H: 1 LOB: 0 BB: 0 P: 3	R: 0 E: 0 K: 0 S: 3	H: 1 LOB: 2 BB: 2 P: 11	R: 0 E: 0 K: 0 S: 3	H: 0 LOB: 0 BB: 0 P: 3	R: 0 E: 0 K: 0 S: 3	H: 0 LOB: 0 BB: 0 P: 3	R: 2 E: 1 K: 0 S: 6	H: 2 LOB: 1 BB: 0 P: 6	R: 0 E: 0 K: 1 S: 5	H: 0 LOB: 0 BB: 0 P: 5	R: 0 E: 0 K: 0 S: 3	H: 1 LOB: 0 BB: 0 P: 3	R: 1 E: 0 K: 0 S: 5	H: 2 LOB: 1 BB: 0 P: 5	R: 0 E: 1 K: 0 S: 4	H: 0 LOB: 1 BB: 0 P: 4	1B: 6 2B: 2 3B: 0 HR: 0	SF: 1 SAC: 0 DP: 3 HBP: 0	WP: 0 PB: 0 SB: 0 CS: 0	PA: 35
<b>PITCHER</b>	IP	WLS	BF	H	R	ER	SO	BB	IBB	HBP	BLK	WP	HR	S	P	ERA	WHIP					
Mel Stottlemyre, R (1.1)	9.0	W	35	7	3	2	1	1	1	0	0	0	0	35	43	2.00	0.889					



Batter	1	2	3	4	5	6	7	8	9	AB	R	H	RBI	BB	SO	LOB	TOP			
Horace Clarke, S OBP: 0.321, SLG: 0.315 (1,4)	6-3		5-3			F9		F3		4	0	0	0	0	0	0				
Thurman Munson, R OBP: 0.343, SLG: 0.379 (1,2)	F8			L6			1-3		5-3	4	0	0	0	0	0	0				
Bobby Murcer, L OBP: 0.421, SLG: 0.536 (1,8)	F5			F8			HR		2B 1B	4	2	2	1	0	0	0				
Roy White, S OBP: 0.377, SLG: 0.455 (1,7)		6-3		F3			G3		F9	4	0	0	0	0	0	1				
Felipe Alou, R OBP: 0.328, SLG: 0.406 (1,3)		G6-4-3 1B			F8		1B 1B		1B 2B	4	1	3	0	0	0	0				
Ron Swoboda, R OBP: 0.388, SLG: 0.367 (1,9)		G6-4-3 1-2			K		1-2 1B		1B	4	0	2	2	0	1	1				
Ron Hansen, R OBP: 0.245, SLG: 0.283 (1,5)				HR	5-3		F7		1-2 1B	4	1	2	1	0	0	2				
Gene Michael, S OBP: 0.305, SLG: 0.287 (1,6)			6-3			F4		F8	F6	4	0	0	0	0	0	2				
Steve Kline, R OBP: 0.191, SLG: 0.156 (1,1)			K			K		K		3	0	0	0	0	3	0				
<b>Inning Stats</b>	R: 0 E: 0 K: 0 S: 3	H: 0 LOB: 0 BB: 0 P: 3	R: 0 E: 0 K: 0 S: 3	H: 1 LOB: 0 BB: 0 P: 3	R: 1 E: 0 K: 1 S: 6	H: 1 LOB: 0 BB: 0 P: 6	R: 0 E: 0 K: 0 S: 3	H: 0 LOB: 0 BB: 0 P: 3	R: 0 E: 0 K: 1 S: 5	H: 0 LOB: 0 BB: 0 P: 5	R: 1 E: 0 K: 0 S: 6	H: 3 LOB: 2 BB: 0 P: 6	R: 0 E: 0 K: 1 S: 5	H: 0 LOB: 0 BB: 0 P: 5	R: 2 E: 0 K: 0 S: 7	H: 4 LOB: 2 BB: 0 P: 7	1B: 6 2B: 1 3B: 0 HR: 2	SF: 0 SAC: 0 DP: 1 HBP: 0	WP: 0 PB: 0 SB: 0 CS: 0	PA: 35
<b>PITCHER</b> Mike Cuellar, L ERA: 3.16 (1,1)	IP: 9.0 WLS: L BF: 35	H: 9 R: 4 ER: 4 SO: 4	BB: 0 IBB: 0 HBP: 0 BLK: 0	WP: 0 HR: 2 S: 43 P: 43	ERA: 4.00 WHIP: 1.000															

New York Yankees @ Baltimore Orioles  
Memorial Stadium, Baltimore, MD  
Wed Sep 15 1971, 7:05 PM EDT  
Att: 9,921 - Unknown

AB 35  
R 4  
H 9  
RBI 4  
BB 0  
SO 4  
LOB 6



Batter	1	2	3	4	5	6	7	8	9	AB	R	H	RBI	BB	SO	LOB	BOTTOM					
Paul Blair, R OBP: 0.302, SLG: 0.388 (1,8)	5-3		F7			4-3	F9			4	0	0	0	0	0	1						
Merv Rettenmund, R OBP: 0.428, SLG: 0.455 (1,7)	E6 F8			6-3		1B 1B		4-3		4	1	1	0	0	0	0						
Boog Powell, L OBP: 0.372, SLG: 0.426 (1,3)	F8 1-2			G3		1B 1B		F9		4	0	1	0	0	0	1						
Frank Robinson, R OBP: 0.381, SLG: 0.504 (1,9)	K			6-3		1-2 2H 1B		F7		4	0	1	1	0	1	1						
Brooks Robinson, R OBP: 0.345, SLG: 0.406 (1,5)		FC5-4 1B			FC3-6 1B	F9		HR		4	1	3	1	0	0	2						
Davey Johnson, R OBP: 0.356, SLG: 0.446 (1,4)		FC5-4 G4-6-3 1-2		K	K			6-3		4	0	0	0	0	2	4						
Eliot Hendricks, L OBP: 0.323, SLG: 0.361 (1,2)		G4-6-3 1-2			FC3-6 1B		F6		F8	4	0	1	0	0	0	1						
Mark Belanger, R OBP: 0.365, SLG: 0.322 (1,6)			G2-6-4 BB		FC3-6 FC4-6 1-2 2-3			1B		3	0	1	0	1	0	2						
Mike Cuellar, L OBP: 0.101, SLG: 0.124 (1,1)			G2-6-4 1-2		FC4-6		K			3	0	0	0	0	1	4						
<b>Inning Stats</b>	R: 0 E: 1 K: 1 S: 6	H: 0 LOB: 1 BB: 0 P: 6	R: 0 E: 0 K: 0 S: 3	H: 1 LOB: 0 BB: 0 P: 3	R: 0 E: 0 K: 0 S: 2	H: 0 LOB: 1 BB: 1 P: 6	R: 0 E: 0 K: 0 S: 3	H: 0 LOB: 0 BB: 0 P: 3	R: 0 E: 0 K: 1 S: 7	H: 2 LOB: 2 BB: 0 P: 7	R: 1 E: 0 K: 1 S: 8	H: 3 LOB: 2 BB: 0 P: 8	R: 0 E: 0 K: 1 S: 6	H: 1 LOB: 1 BB: 0 P: 6	R: 0 E: 0 K: 0 S: 3	H: 0 LOB: 0 BB: 0 P: 3	R: 1 E: 0 K: 0 S: 4	H: 1 LOB: 0 BB: 0 P: 4	1B: 7 2B: 0 3B: 0 HR: 1	SF: 0 SAC: 0 DP: 2 HBP: 0	WP: 0 PB: 0 SB: 0 CS: 0	PA: 35
<b>PITCHER</b> Steve Kline, R ERA: 2.88 (1,1)	IP: 9.0 WLS: W BF: 35	H: 8 R: 2 ER: 2 SO: 4	BB: 1 IBB: 0 HBP: 0 BLK: 0	WP: 0 HR: 1 S: 42 P: 46	ERA: 2.00 WHIP: 1.000																	

New York Yankees @ Baltimore Orioles  
Memorial Stadium, Baltimore, MD  
Wed Sep 15 1971, 7:05 PM EDT  
Att: 9,921 - Unknown

AB 34  
R 2  
H 8  
RBI 2  
BB 1  
SO 4  
LOB 16





Batter	1	2	3	4	5	6	7	8	9	AB	R	H	RBI	BB	SO	LOB	TOP			
Jerry Kenney, L (1,5) OBP: 0.365, SLG: 0.312										3	1	2	0	1	0	0	<b>New York Yankees @ Baltimore Orioles</b> Memorial Stadium, Baltimore, MD Thu Sep 16 1971, 7:05 PM EDT Att: 11,602 - Unknown			
Horace Clarke, S (1,4) OBP: 0.319, SLG: 0.313										4	0	0	0	0	0	3				
Bobby Murcer, L (1,8) OBP: 0.422, SLG: 0.536										4	1	2	1	0	0	0				
Roy White, S (1,7) OBP: 0.376, SLG: 0.453										4	0	1	0	0	0	2				
Ron Blomberg, L (1,9) OBP: 0.364, SLG: 0.494										4	0	2	0	0	1	1				
John Ellis, R (1,3) OBP: 0.330, SLG: 0.342										4	0	1	1	0	1	3				
Thurman Munson, R (1,2) OBP: 0.340, SLG: 0.375									4	0	0	0	0	2	4					
Gene Michael, S (1,6) OBP: 0.305, SLG: 0.285									3	0	0	0	1	0	2					
Mike Kekich, R (1,1) OBP: 0.188, SLG: 0.152									3	0	0	0	0	1	1					
Roger Hambricht, R (8,1) OBP: 0.500, SLG: 0.500									0	0	0	0	0	0	0					
Jim Lyttle, L (9, PH) OBP: 0.269, SLG: 0.298									1	0	0	0	0	1	0					
<b>Inning Stats</b>	R: 2 E: 0 K: 1 S: 9	H: 4 LOB: 2 BB: 0 P: 9	R: 0 E: 0 K: 1 S: 6	H: 1 LOB: 1 BB: 0 P: 6	R: 0 E: 0 K: 0 S: 3	H: 0 LOB: 0 BB: 0 P: 3	R: 0 E: 0 K: 0 S: 3	H: 0 LOB: 1 BB: 1 P: 7	R: 0 E: 0 K: 2 S: 9	H: 2 LOB: 2 BB: 0 P: 9	R: 0 E: 0 K: 0 S: 3	H: 0 LOB: 0 BB: 0 P: 3	R: 0 E: 0 K: 1 S: 6	H: 1 LOB: 0 BB: 0 P: 6	R: 0 E: 0 K: 1 S: 5	H: 0 LOB: 0 BB: 0 P: 5	1B: 7 2B: 1 3B: 0 HR: 0	SF: 0 SAC: 0 DP: 0 HBP: 0	WP: 1 PB: 0 SB: 0 CS: 1	PA: 36
<b>PITCHER</b> Pat Dobson, R (1,1) ERA: 2.97	IP: 9.0 WLS: W BF: 36 H: 8 R: 2 ER: 2 SO: 6 BB: 2 IBB: 0 HBP: 0 BLK: 0 WP: 1 HR: 0 S: 46 P: 54 ERA: 2.00 WHIP: 1.111															<b>PITCHER</b>				

Batter	1	2	3	4	5	6	7	8	9	AB	R	H	RBI	BB	SO	LOB	BOTTOM			
Paul Blair, R (1,8) OBP: 0.301, SLG: 0.387										4	1	1	0	0	0	0	<b>New York Yankees @ Baltimore Orioles</b> Memorial Stadium, Baltimore, MD Thu Sep 16 1971, 7:05 PM EDT Att: 11,602 - Unknown			
Davey Johnson, R (1,4) OBP: 0.357, SLG: 0.445										3	1	1	0	1	1	0				
Merv Rettenmund, R (1,7) OBP: 0.428, SLG: 0.455										3	0	1	0	1	0	2				
Frank Robinson, R (1,9) OBP: 0.384, SLG: 0.512										3	2	2	1	1	0	2				
Brooks Robinson, R (1,5) OBP: 0.345, SLG: 0.410										4	1	1	4	0	0	4				
Boog Powell, L (1,3) OBP: 0.371, SLG: 0.423										3	0	0	0	1	0	0				
Andy Etchebarren, R (1,2) OBP: 0.329, SLG: 0.449										4	1	2	1	0	0	0				
Mark Belanger, R (1,6) OBP: 0.364, SLG: 0.322										4	0	1	0	0	0	2				
Pat Dobson, R (1,1) OBP: 0.140, SLG: 0.108										3	0	0	0	0	1	1				
<b>Inning Stats</b>	R: 0 E: 0 K: 0 S: 3	H: 0 LOB: 0 BB: 0 P: 3	R: 1 E: 0 K: 0 S: 4	H: 1 LOB: 0 BB: 0 P: 4	R: 0 E: 0 K: 0 S: 3	H: 0 LOB: 0 BB: 0 P: 3	R: 0 E: 0 K: 1 S: 5	H: 1 LOB: 1 BB: 1 P: 9	R: 0 E: 0 K: 1 S: 6	H: 1 LOB: 1 BB: 0 P: 6	R: 0 E: 0 K: 0 S: 4	H: 1 LOB: 2 BB: 1 P: 8	R: 1 E: 0 K: 0 S: 4	H: 1 LOB: 0 BB: 0 P: 4	R: 4 E: 0 K: 0 S: 6	H: 4 LOB: 1 BB: 2 P: 14	1B: 6 2B: 2 3B: 0 HR: 3	SF: 0 SAC: 0 DP: 2 HBP: 0	WP: 1 PB: 0 SB: 0 CS: 0	PA: 35
<b>PITCHER</b> Mike Kekich, L (1,1) ERA: 3.71	IP: 7.0 WLS: L BF: 29 H: 6 R: 4 ER: 4 SO: 2 BB: 3 IBB: 0 HBP: 0 BLK: 0 WP: 0 HR: 2 S: 30 P: 42 ERA: 5.14 WHIP: 1.286															<b>PITCHER</b>				
Roger Hambricht, R (8,1) ERA: 4.43	IP: 1.0 WLS: L BF: 6 H: 3 R: 2 ER: 2 SO: 0 BB: 1 IBB: 0 HBP: 0 BLK: 0 WP: 1 HR: 1 S: 5 P: 9 ERA: 18.00 WHIP: 4.000															<b>PITCHER</b>				

AB	34
R	2
H	8
RBI	2
BB	2
SO	6
LOB	16



AB	31
R	6
H	9
RBI	6
BB	4
SO	2
LOB	11





Batter	1	2	3	4	5	6	7	8	9	AB	R	H	RBI	BB	SO	LOB	TOP	
Ted Uhlhaender, L (1, 7) OBP: 0.342, SLG: 0.355	L3		K			P6			F9	4	0	0	0	0	1	1	<b>Cleveland Indians @ New York Yankees</b> Yankee Stadium, Bronx, NY Fri Sep 17 1971, 7:05 PM EDT Unknown - 73 F	
Eddie Leon, R (1, 6) OBP: 0.317, SLG: 0.327	E5		1B			6-3			1-3	4	0	1	0	0	0	0		
Roy Foster, R (1, 9) OBP: 0.324, SLG: 0.455	K			5-3			FC6-4 BB		BB BB BB	2	0	0	0	2	1	1		
Ray Fosse, R (1, 2) OBP: 0.323, SLG: 0.391	L7			1-3			F8		F8	4	0	0	0	0	0	3		
Graig Nettles, L (1, 5) OBP: 0.357, SLG: 0.440		4-3		L9			F9			3	0	0	0	0	0	1		
Chuck Hinton, R (1, 3) OBP: 0.314, SLG: 0.387		K			K		FC6-4 1-2			3	0	0	0	0	2	1		
Ted Ford, R (1, 8) OBP: 0.227, SLG: 0.254			P3		F9				2-3	3	0	0	0	0	0	0		
Lou Camilli, S (1, 4) OBP: 0.323, SLG: 0.263				5-3					K	3	0	1	0	0	1	0		
Sam McDowell, L (1, 1) OBP: 0.181, SLG: 0.169										1	0	0	0	0	0	0		
Gomer Hodge, S (8, PH) OBP: 0.265, SLG: 0.289			SH1-4							1	0	0	0	0	0	0		
Steve Hargan, R (8, 1) OBP: 0.067, SLG: 0.067					2-3				6-3	0	0	0	0	0	0	0		
<b>Inning Stats</b>	R: 0 E: 1 K: 1 S: 6	H: 0 LOB: 1 BB: 0 P: 6	R: 0 E: 0 K: 1 S: 5	H: 0 LOB: 0 BB: 0 P: 5	R: 0 E: 0 K: 1 S: 6	H: 2 LOB: 2 BB: 0 P: 6	R: 0 E: 0 K: 0 S: 3	H: 0 LOB: 0 BB: 0 P: 3	R: 0 E: 0 K: 1 S: 5	H: 0 LOB: 1 BB: 1 P: 7	R: 0 E: 0 K: 1 S: 5	H: 0 LOB: 0 BB: 0 P: 5	R: 0 E: 0 K: 0 S: 3	H: 0 LOB: 1 BB: 1 P: 7	1B: 2 2B: 0 3B: 0 HR: 0	SF: 0 SAC: 1 DP: 0 HBP: 0	WP: 0 PB: 0 SB: 0 CS: 0	PA: 31
<b>PITCHER</b> Fritz Peterson, L (1, 1) ERA: 3.12	IP: 9.0 WLS: W BF: 31 H: 2 R: 0 ER: 0 SO: 5 BB: 2 IBB: 0 HBP: 0 BLK: 0 WP: 0 HR: 0 S: 39 P: 47 ERA: 0.00 WHIP: 0.444																	

Batter	1	2	3	4	5	6	7	8	9	AB	R	H	RBI	BB	SO	LOB	BOTTOM	
Horace Clarke, S (1, 4) OBP: 0.317, SLG: 0.311	5-3		5-3		4-3		F8			4	0	0	0	0	0	0	<b>Cleveland Indians @ New York Yankees</b> Yankee Stadium, Bronx, NY Fri Sep 17 1971, 7:05 PM EDT Unknown - 73 F	
Thurman Munson, R (1, 2) OBP: 0.340, SLG: 0.374	E6		1B		P4		5-3			4	1	1	0	0	0	0		
Bobby Murcer, L (1, 8) OBP: 0.422, SLG: 0.535	4-3		1B		BB		F9			3	0	1	0	1	0	1		
Roy White, S (1, 7) OBP: 0.375, SLG: 0.450	F7		1B		L7				4-3	3	0	0	0	1	0	2		
Felipe Alou, R (1, 9) OBP: 0.334, SLG: 0.410		1B	G6-4-3		1B	FC2 BB		2B	1B	3	0	3	1	1	0	0		
John Ellis, R (1, 3) OBP: 0.329, SLG: 0.345		K	G6-4-3		F8			1-3	2B	4	0	1	0	0	1	5		
Ron Hansen, R (1, 5) OBP: 0.272, SLG: 0.304		1B			G6-3		FC2		FC4-6 IBB	3	0	3	0	1	0	0		
Gene Michael, S (1, 6) OBP: 0.305, SLG: 0.284					G6-3		FC2		K	2	0	0	0	1	0	3		
Ron Blomberg, L (8, PH) OBP: 0.382, SLG: 0.492						1-2				1	0	0	0	0	1	3		
Frank Baker, L (9, 6) OBP: 0.291, SLG: 0.185		IBB				3-H				0	0	0	0	0	0	0		
Fritz Peterson, S (1, 1) OBP: 0.128, SLG: 0.076		G5-2-3			4-3		F7		FC4-6	4	0	0	0	0	0	8		
<b>Inning Stats</b>	R: 0 E: 1 K: 0 S: 4	H: 0 LOB: 1 BB: 0 P: 4	R: 0 E: 0 K: 1 S: 6	H: 2 LOB: 2 BB: 1 P: 10	R: 1 E: 0 K: 0 S: 5	H: 3 LOB: 2 BB: 1 P: 9	R: 0 E: 0 K: 0 S: 3	H: 1 LOB: 0 BB: 0 P: 3	R: 0 E: 0 K: 0 S: 3	H: 1 LOB: 2 BB: 1 P: 8	R: 0 E: 0 K: 0 S: 3	H: 0 LOB: 0 BB: 0 P: 3	R: 0 E: 0 K: 1 S: 7	H: 2 LOB: 3 BB: 1 P: 11	1B: 8 2B: 1 3B: 0 HR: 0	SF: 0 SAC: 0 DP: 3 HBP: 0	WP: 0 PB: 0 SB: 0 CS: 0	PA: 36
<b>PITCHER</b> Sam McDowell, L (1, 1) ERA: 3.17	IP: 7.0 WLS: L BF: 30 H: 7 R: 1 ER: 1 SO: 1 BB: 3 IBB: 1 HBP: 0 BLK: 0 WP: 0 HR: 0 S: 28 P: 44 ERA: 1.29 WHIP: 1.429																	
Steve Hargan, R (8, 1) ERA: 6.4	IP: 1.0 WLS: L BF: 6 H: 2 R: 0 ER: 0 SO: 1 BB: 0 IBB: 1 HBP: 0 BLK: 0 WP: 0 HR: 0 S: 7 P: 11 ERA: 0.00 WHIP: 2.000																	



Batter	1	2	3	4	5	6	7	8	9	AB	R	H	RBI	BB	SO	LOB	TOP				
Ted Uhlhaender, L (1, 7) OBP: 0.341, SLG: 0.354										4	0	1	0	0	1	1	Cleveland Indians @ New York Yankees Yankee Stadium, Bronx, NY Fri Sep 17 1971, 7:05 PM EDT Att: 7,527 - Cloudy - 73 F				
Vada Pinson, L (1, 8) OBP: 0.299, SLG: 0.389										4	0	0	0	0	2						
Chris Chambliss, L (1, 3) OBP: 0.351, SLG: 0.420										4	0	0	0	1	2						
Graig Nettles, L (1, 5) OBP: 0.356, SLG: 0.444										4	1	1	1	0	2						
Frank Baker, L (1, 9) OBP: 0.270, SLG: 0.314										3	0	1	0	0	0						
John Lowenstein, L (1, 4) OBP: 0.278, SLG: 0.320										2	0	0	0	2	1	0					
Lou Camilli, S (1, 6) OBP: 0.304, SLG: 0.246										4	0	0	0	0	4						
Ken Suarez, R (1, 2) OBP: 0.310, SLG: 0.283										2	0	0	0	1	2						
Ray Fosse, R (7, PH) OBP: 0.326, SLG: 0.393										1	0	1	0	1	0	0					
Mike Paul, L (1, 1) ERA: 6.12										0	0	0	0	1	0	0					
Ray Lamb, R (4, 1) ERA: 3.32										1	0	0	0	0	0	0					
Ed Farmer, R (7, 1) ERA: 4.3										1	0	0	0	0	3	0					
Steve Mingo, L (7, 1) ERA: 1.57										0	0	0	0	0	0	0					
Bob Kaiser, L (8, 1) ERA: 6.75										0	0	0	0	0	0	0					
Chuck Hinton, R (9, PH) ERA: 6.75										1	0	0	0	1	2	0					
<b>Inning Stats</b>	R: 0 E: 0 K: 1 S: 5	H: 0 LOB: 0 BB: 0 P: 5	R: 0 E: 0 K: 1 S: 6	H: 1 LOB: 2 BB: 1 P: 10	R: 0 E: 0 K: 0 S: 2	H: 0 LOB: 0 BB: 1 P: 6	R: 1 E: 0 K: 1 S: 6	H: 1 LOB: 0 BB: 0 P: 6	R: 0 E: 0 K: 0 S: 3	H: 0 LOB: 0 BB: 0 P: 3	R: 0 E: 1 K: 0 S: 4	H: 0 LOB: 1 BB: 0 P: 4	R: 0 E: 0 K: 0 S: 2	H: 0 LOB: 2 BB: 2 P: 11	R: 0 E: 0 K: 0 S: 4	H: 1 LOB: 1 BB: 0 P: 4	R: 0 E: 1 K: 2 S: 9	H: 1 LOB: 2 BB: 0 P: 9	1B: 3 2B: 0 3B: 0 HR: 1	SF: 0 SAC: 0 DP: 1 HBP: 1	WP: 0 PA: 37
<b>PITCHER</b> Stan Bahnsen, R (1, 1) ERA: 3.18	IP: 9.0 WLS: W BF: 36 H: 4 R: 1 ER: 1 SO: 5 BB: 4 IBB: 0 HBP: 1 BLK: 0 WP: 0 HR: 1 S: 41 P: 58 ERA: 1.00 WHIP: 0.889															<b>PITCHER</b>					

Batter	1	2	3	4	5	6	7	8	9	AB	R	H	RBI	BB	SO	LOB	BOTTOM		
Horace Clarke, S (1, 4) OBP: 0.319, SLG: 0.313										5	1	3	1	0	0	0	Cleveland Indians @ New York Yankees Yankee Stadium, Bronx, NY Fri Sep 17 1971, 7:05 PM EDT Att: 7,527 - Cloudy - 73 F		
Thurman Munson, R (1, 2) OBP: 0.340, SLG: 0.380										4	1	1	1	0	4				
Bobby Murcer, L (1, 8) OBP: 0.424, SLG: 0.535										4	1	2	0	1	0				
Roy White, S (1, 7) OBP: 0.375, SLG: 0.448										3	0	0	0	2	3				
John Ellis, R (1, 3) OBP: 0.330, SLG: 0.347										5	0	2	1	0	2	5			
Ron Swoboda, R (1, 9) OBP: 0.396, SLG: 0.371										3	1	2	1	2	0	2			
Ron Hansen, R (1, 5) OBP: 0.277, SLG: 0.308										5	1	2	0	0	6				
Gene Michael, S (1, 6) OBP: 0.305, SLG: 0.282										3	1	0	0	1	2	4			
Stan Bahnsen, R (1, 1) OBP: 0.158, SLG: 0.200										4	1	2	2	0	1	1			
<b>Inning Stats</b>	R: 1 E: 0 K: 1 S: 7	H: 2 LOB: 3 BB: 1 P: 12	R: 0 E: 0 K: 1 S: 5	H: 0 LOB: 0 BB: 0 P: 5	R: 1 E: 0 K: 1 S: 8	H: 3 LOB: 3 BB: 1 P: 12	R: 1 E: 0 K: 0 S: 5	H: 3 LOB: 2 BB: 1 P: 9	R: 0 E: 0 K: 1 S: 6	H: 1 LOB: 1 BB: 0 P: 6	R: 0 E: 0 K: 0 S: 3	H: 0 LOB: 0 BB: 0 P: 3	R: 3 E: 0 K: 1 S: 9	H: 4 LOB: 2 BB: 1 P: 13	R: 0 E: 0 K: 0 S: 3	H: 1 LOB: 2 BB: 2 P: 11		1B: 13 2B: 1 3B: 0 HR: 1	SF: 0 SAC: 0 DP: 2 HBP: 1
<b>PITCHER</b> Mike Paul, L (1, 1) ERA: 6.12	IP: 3.0 WLS: L BF: 19 H: 7 R: 3 ER: 3 SO: 3 BB: 2 IBB: 0 HBP: 1 BLK: 0 WP: 1 HR: 0 S: 12 P: 16 ERA: 9.00 WHIP: 3.000															<b>PITCHER</b>			
Ray Lamb, R (4, 1) ERA: 3.32	IP: 3.0 WLS: L BF: 11 H: 2 R: 0 ER: 0 SO: 1 BB: 1 IBB: 0 HBP: 0 BLK: 0 WP: 0 HR: 0 S: 12 P: 16 ERA: 0.00 WHIP: 1.000																		
Ed Farmer, R (7, 1) ERA: 4.3	IP: 0.2 WLS: L BF: 7 H: 4 R: 3 ER: 3 SO: 1 BB: 1 IBB: 0 HBP: 0 BLK: 0 WP: 0 HR: 0 S: 8 P: 12 ERA: 40.50 WHIP: 7.500																		
Steve Mingo, L (7, 1) ERA: 1.57	IP: 0.1 WLS: L BF: 1 H: 0 R: 0 ER: 0 SO: 0 BB: 0 IBB: 0 HBP: 0 BLK: 0 WP: 0 HR: 0 S: 1 P: 1 ERA: 0.00 WHIP: 0.000																		
Bob Kaiser, L (8, 1) ERA: 6.75	IP: 1.0 WLS: L BF: 5 H: 1 R: 1 ER: 1 SO: 0 BB: 2 IBB: 0 HBP: 0 BLK: 0 WP: 0 HR: 0 S: 3 P: 11 ERA: 9.00 WHIP: 3.000																		



Batter	1	2	3	4	5	6	7	8	9	AB	R	H	RBI	BB	SO	LOB	TOP			
Ted Uhlhaender, L (1.7) OBP: 0.339, SLG: 0.351	F7			K		L8			F7	4	0	0	0	0	1	1	<b>Cleveland Indians @ New York Yankees</b> Yankee Stadium, Bronx, NY Sat Sep 18 1971, 3:33 AM EDT Att. 9,105 - Overcast - 74 F			
Vada Pinson, L (1.8) OBP: 0.299, SLG: 0.388	G6-4-3 1B			E4			1-3		F7	4	0	1	0	0	0	1				
Ray Fosse, R (1.2) OBP: 0.327, SLG: 0.394	G6-4-3 1-2			5-3					1B	4	0	2	0	0	0	2				
Graig Nettles, L (1.5) OBP: 0.355, SLG: 0.443		F9		P6					1-3	4	0	1	0	0	0	3				
Chris Chambliss, L (1.3) OBP: 0.348, SLG: 0.417		F7			L7					3	0	0	0	0	0	2				
Frank Baker, L (1.9) OBP: 0.286, SLG: 0.309					K				F7	3	0	0	0	0	1	0				
Eddie Leon, R (1.6) OBP: 0.317, SLG: 0.327										3	0	1	0	0	0	0				
Kurt Bevacqua, R (8. PR) OBP: 0.221, SLG: 0.315				6-3		5-3			G1-6-3 1B	0	0	0	0	0	0	0				
Lou Camilli, S (1.4) OBP: 0.292, SLG: 0.234				6-3		4-3			G1-6-3 1-2	3	0	0	0	0	0	1				
Vince Colbert, R (1.1) OBP: 0.120, SLG: 0.125										1	0	0	0	0	1	0				
Mark Ballinger, R (5.1) OBP: 0.287, SLG: 0.200										0	0	0	0	0	0	0				
Ted Ford, R (6. PH) OBP: 0.226, SLG: 0.253										0	0	0	0	0	0	0				
Steve Mingori, L (6.1) OBP: 0.300, SLG: 0.500										0	0	0	0	0	0	0				
Bob Kaiser, S (7.1) OBP: 0.271, SLG: 0.295										1	0	1	0	0	0	0				
Gomer Hodges, S (6. PH) OBP: 0.271, SLG: 0.295										0	0	0	0	0	0	0				
<b>Inning Stats</b>	R: 0 E: 0 K: 0 S: 3	H: 1 LOB: 0 BB: 0 P: 3	R: 0 E: 0 K: 0 S: 3	H: 0 LOB: 0 BB: 0 P: 3	R: 0 E: 0 K: 1 S: 5	H: 0 LOB: 0 BB: 0 P: 5	R: 0 E: 1 K: 1 S: 6	H: 0 LOB: 1 BB: 0 P: 6	R: 0 E: 0 K: 1 S: 5	H: 0 LOB: 0 BB: 0 P: 5	R: 0 E: 0 K: 0 S: 4	H: 2 LOB: 1 BB: 0 P: 4	R: 0 E: 0 K: 0 S: 3	H: 1 LOB: 1 BB: 0 P: 3	R: 0 E: 0 K: 0 S: 5	H: 2 LOB: 2 BB: 0 P: 5	1B: 6 2B: 0 3B: 0 HR: 0	SF: 0 SAC: 0 DP: 3 HBP: 0	WP: 0 PB: 0 CS: 0	PA: 31
<b>PITCHER</b> Mel Stottlemyre, R (1.1) ERA: 2.69	IP: 9.0 WLS: W BF: 31 H: 6 R: 0 ER: 0 SO: 4 BB: 0 IBB: 0 HBP: 0 BLK: 0 WP: 0 HR: 0 S: 39 P: 39 ERA: 0.00 WHIP: 0.667																			

Batter	1	2	3	4	5	6	7	8	9	AB	R	H	RBI	BB	SO	LOB	BOTTOM	
Jerry Kenney, L (1.5) OBP: 0.368, SLG: 0.311	6-3		SF8		2B	L1-3				1	1	0	1	2	0	0	<b>Cleveland Indians @ New York Yankees</b> Yankee Stadium, Bronx, NY Sat Sep 18 1971, 3:33 AM EDT Att. 9,105 - Overcast - 74 F	
Ron Hansen, R (8. PR) OBP: 0.277, SLG: 0.308					3B	BB			BB	0	0	0	0	0	0	0		
Jake Gibbs, L (1.2) OBP: 0.287, SLG: 0.332	G3-6-3 BB		2B		3B	2B			F8	4	2	2	0	1	0	2		
Bobby Murcer, L (1.8) OBP: 0.426, SLG: 0.544	G3-6-3 1-2		1B		1B	3B				4	2	3	4	0	0	1		
Jim Lyttle, L (7.8) OBP: 0.266, SLG: 0.294			2B		3B	2B			K	1	0	0	0	0	1	1		
Roy White, S (1.7) OBP: 0.376, SLG: 0.446		L7			F7	K				4	0	1	1	1	1	2		
Ron Blomberg, L (1.9) OBP: 0.358, SLG: 0.484		2-3	3-4-1		2B	1B			F2	5	1	1	1	0	0	3		
John Ellis, R (1.3) OBP: 0.333, SLG: 0.355		L6			K	1B			1B	4	1	2	1	0	1	0		
Horace Clarke, S (1.4) OBP: 0.320, SLG: 0.314			1B		6-3				F6	4	1	2	1	0	0	1		
Frank Baker, L (1.6) OBP: 0.301, SLG: 0.191			G3		G3	K				3	0	1	0	1	1	2		
Mel Stottlemyre, R (1.1) OBP: 0.215, SLG: 0.218			2B		5-3	F8			K	4	1	1	0	0	1	4		
<b>Inning Stats</b>	R: 0 E: 0 K: 0 S: 2	H: 0 LOB: 1 BB: 1 P: 6	R: 0 E: 0 K: 0 S: 3	H: 0 LOB: 0 BB: 0 P: 3	R: 4 E: 0 K: 0 S: 8	H: 5 LOB: 1 BB: 0 P: 8	R: 0 E: 0 K: 1 S: 5	H: 0 LOB: 1 BB: 1 P: 9	R: 5 E: 0 K: 1 S: 10	H: 5 LOB: 1 BB: 1 P: 14	R: 0 E: 0 K: 1 S: 7	H: 2 LOB: 2 BB: 0 P: 7	R: 0 E: 0 K: 1 S: 5	H: 0 LOB: 2 BB: 1 P: 10	1B: 7 2B: 6 3B: 1 HR: 0	SF: 1 SAC: 0 DP: 2 HBP: 1	WP: 0 PB: 0 CS: 0	PA: 41
<b>PITCHER</b> Vince Colbert, R (1.1) ERA: 4.2	IP: 4.1 WLS: L BF: 23 H: 8 R: 8 ER: 8 SO: 1 BB: 3 IBB: 0 HBP: 0 BLK: 0 WP: 0 HR: 0 S: 22 P: 34 ERA: 16.61 WHIP: 2.538																	
Mark Ballinger, R (5.1) ERA: 4.55	0.2	4	2	1	1	1	0	0	0	0	0	6	6	13.50	3.000			
Steve Mingori, L (6.1) ERA: 1.54	1.0	4	1	0	0	1	1	0	0	0	0	5	9	0.00	2.000			
Bob Kaiser, L (7.1) ERA: 4.5	2.0	10	2	0	0	2	1	0	1	0	0	12	17	0.00	1.500			



Batter	1	2	3	4	5	6	7	8	9	AB	R	H	RBI	BB	SO	LOB	TOP					
Ted Uhlaender, L (1.7)										3	2	0	1	0	3							
Vada Pinson, L (1.8)										4	0	2	0	0	0	2						
Roy Foster, R (1.9)										4	0	0	1	0	1	2						
Graig Nettles, L (1.5)										4	0	0	0	0	1							
Chris Chambliss, L (1.3)										4	0	1	0	0	0							
Ray Fosse, R (1.2)										4	0	0	0	0	0	1						
Eddie Leon, R (1.6)										4	0	1	0	0	0	1						
Lou Camilli, S (1.4)										3	0	1	0	0	0							
Steve Dunning, R (1.1)										2	0	1	0	1	0							
<b>Inning Stats</b>	R: 1 E: 0 K: 0 S: 4	H: 2 LOB: 0 BB: 0 P: 4	R: 0 E: 0 K: 0 S: 3	H: 1 LOB: 0 BB: 0 P: 3	R: 0 E: 0 K: 0 S: 2	H: 0 LOB: 1 BB: 2 P: 10	R: 0 E: 0 K: 1 S: 5	H: 0 LOB: 0 BB: 0 P: 5	R: 0 E: 0 K: 0 S: 3	H: 0 LOB: 0 BB: 0 P: 3	R: 1 E: 0 K: 0 S: 7	H: 2 LOB: 1 BB: 0 P: 7	R: 0 E: 0 K: 0 S: 6	H: 3 LOB: 3 BB: 0 P: 6	R: 0 E: 0 K: 0 S: 3	H: 0 LOB: 0 BB: 0 P: 3	R: 0 E: 0 K: 0 S: 3	H: 0 LOB: 0 BB: 0 P: 3	1B: 8 2B: 0 3B: 0 HR: 0	SF: 0 SAC: 0 DP: 3 HBP: 0	WP: 0 PB: 0 CS: 0	PA: 34
<b>PITCHER</b> Steve Kline, R (1.1) ERA: 2.85	IP: 9.0 WLS: W BF: 34 H: 8 R: 2 ER: 2 SO: 2 BB: 2 IBB: 0 HBP: 0 BLK: 0 WP: 0 HR: 0 S: 36 P: 44 ERA: 2.00 WHIP: 1.11															<b>PITCHER</b>						

Cleveland Indians @ New York Yankees  
Yankee Stadium, Bronx, NY  
Sun Sep 19 1971, 3:33 AM EDT  
Att: 9,177 - Cloudy - 68 F


AB 32  
R 2  
H 8  
RBI 1  
BB 2  
SO 2  
LOB 10



Batter	1	2	3	4	5	6	7	8	9	AB	R	H	RBI	BB	SO	LOB	BOTTOM			
Horace Clarke, S (1.4)										4	0	1	0	0	1	1				
Jake Gibbs, L (1.2)										4	1	2	1	0	0	1				
Felipe Alou, R (1.8)										3	0	0	0	0	0	2				
Roy White, S (1.7)										2	1	0	0	2	1	1				
Ron Blomberg, L (1.9)										4	0	1	1	0	0	1				
John Ellis, R (1.3)										3	0	0	0	0	0					
Ron Hansen, R (1.5)										3	0	0	0	0	0					
Frank Baker, L (1.6)										2	1	0	0	1	0	0				
Steve Kline, R (1.1)										2	0	0	0	0	1	0				
<b>Inning Stats</b>	R: 0 E: 0 K: 1 S: 6	H: 1 LOB: 1 BB: 0 P: 6	R: 0 E: 0 K: 0 S: 3	H: 0 LOB: 0 BB: 0 P: 3	R: 1 E: 0 K: 1 S: 6	H: 1 LOB: 1 BB: 1 P: 10	R: 0 E: 0 K: 0 S: 3	H: 0 LOB: 0 BB: 0 P: 3	R: 1 E: 0 K: 0 S: 3	H: 0 LOB: 0 BB: 1 P: 7	R: 0 E: 0 K: 0 S: 3	H: 0 LOB: 0 BB: 0 P: 3	R: 1 E: 1 K: 0 S: 3	H: 2 LOB: 2 BB: 1 P: 7	R: 0 E: 0 K: 0 S: 3	H: 0 LOB: 0 BB: 0 P: 3	1B: 4 2B: 0 3B: 0 HR: 0	SF: 0 SAC: 2 DP: 0 HBP: 0	WP: 0 PB: 0 CS: 0	PA: 32
<b>PITCHER</b> Steve Dunning, R (1.1) ERA: 4.4	IP: 8.1 WLS: L BF: 32 H: 4 R: 3 ER: 2 SO: 3 BB: 2 IBB: 1 HBP: 0 BLK: 0 WP: 0 HR: 0 S: 35 P: 47 ERA: 2.16 WHIP: 0.720															<b>PITCHER</b>				

Cleveland Indians @ New York Yankees  
Yankee Stadium, Bronx, NY  
Sun Sep 19 1971, 3:33 AM EDT  
Att: 9,177 - Cloudy - 68 F


AB 27  
R 3  
H 4  
RBI 2  
BB 3  
SO 3  
LOB 6










Batter	1	2	3	4	5	6	7	8	9	AB	R	H	RBI	BB	SO	LOB	TOP					
Don Buford, S OBP: 0.416, SLG: 0.488 (1, 7)	0-0 3-1 2B		0-3 K		0-0 F3			0-0 6-3		4	0	1	0	0	1	1	<p><b>Baltimore Orioles @ New York Yankees</b> Yankee Stadium, Bronx, NY Tue Sep 21 1971, 7:05 PM EDT Att: 8,136 - Unknown</p> <p>livebaseballscores.com</p> <p>AB 34 R 5 H 8 RBI 4 BB 1 SO 6 LOB 7</p> 					
Bobby Grich, R OBP: 0.467, SLG: 0.385 (1, 6)	0-3 K			0-3 K		0-0 F7		0-0 6-3		4	0	0	0	0	2	1						
Paul Blair, R OBP: 0.307, SLG: 0.401 (1, 8)	0-0 3-1 2-3			0-0 HR			0-0 6-3		0-0 B1	4	1	1	1	0	0	1						
Frank Robinson, R OBP: 0.381, SLG: 0.508 (1, 9)	0-0 5-3			0-0 4-3			0-0 6-3		0-3 K	4	0	0	0	0	1	1						
Brooks Robinson, R OBP: 0.340, SLG: 0.409 (1, 5)		0-0 6-3		0-0 6-3			0-0 F7		0-0 1B 1B	4	1	1	0	0	0	0						
Boog Powell, L OBP: 0.377, SLG: 0.438 (1, 3)		0-0 L6			0-0 HR		0-0 FC6-4 1B		0-0 1B 1B	4	2	3	1	0	0	0						
Davey Johnson, R OBP: 0.353, SLG: 0.444 (1, 4)		0-0 6-3			0-0 1-3		0-3 K		4-0 1B 1-2 S BB	3	1	0	0	1	1	1						
Andy Etchebarren, R OBP: 0.319, SLG: 0.434 (1, 2)			0-0 1-3		0-0 SH2-4 1B		0-0 FC6-4		0-0 S 1B	4	0	2	2	0	0	1						
Dave McNally, R OBP: 0.200, SLG: 0.292 (1, 1)			0-0 1-3		0-0 SH2-4			0-0 5-3	0-3 K 1-2 3-H	3	0	0	0	0	1	1						
<b>Inning Stats</b>	R: 0 E: 0 K: 1 S: 6	H: 1 LOB: 1 BB: 0 P: 6	R: 0 E: 0 K: 0 S: 3	H: 0 LOB: 0 BB: 0 P: 3	R: 0 E: 0 K: 1 S: 5	H: 0 LOB: 0 BB: 0 P: 5	R: 1 E: 0 K: 1 S: 6	H: 1 LOB: 1 BB: 0 P: 6	R: 1 E: 0 K: 0 S: 5	H: 2 LOB: 1 BB: 0 P: 5	R: 0 E: 0 K: 0 S: 3	H: 0 LOB: 0 BB: 0 P: 3	R: 0 E: 0 K: 1 S: 6	H: 1 LOB: 1 BB: 0 P: 6	R: 0 E: 0 K: 0 S: 3	R: 0 E: 0 K: 0 S: 3	R: 3 E: 0 K: 2 S: 10	H: 3 LOB: 1 BB: 1 P: 14	1B: 5 2B: 1 3B: 0 HR: 2	SF: 0 SAC: 1 DP: 0 HBP: 0	WP: 0 PB: 0 SB: 2 CS: 0	PA: 36
<b>PITCHER</b>	IP WLS BF H R ER SO BB IBB HBP BLK WP HR S P ERA WHIP	8.0 L 29 5 2 2 4 0 0 0 0 0 2 37 37 2.25 0.625	1.0 7 3 3 3 2 1 0 0 0 0 0 0 10 14 27.00 4.000	<b>PITCHER</b>														IP WLS BF H R ER SO BB IBB HBP BLK WP HR S P ERA WHIP				

Batter	1	2	3	4	5	6	7	8	9	AB	R	H	RBI	BB	SO	LOB	BOTTOM					
Horace Clarke, S OBP: 0.319, SLG: 0.313 (1, 4)	0-0 F8		0-0 F7			0-0 F8		0-0 E7 1B		4	0	1	0	0	0	1	<p><b>Baltimore Orioles @ New York Yankees</b> Yankee Stadium, Bronx, NY Tue Sep 21 1971, 7:05 PM EDT Att: 8,136 - Unknown</p> <p>livebaseballscores.com</p> <p>AB 32 R 0 H 5 RBI 0 BB 1 SO 7 LOB 10</p> 					
Thurman Munson, R OBP: 0.339, SLG: 0.377 (1, 2)	0-0 F9			4-0 S BB		0-0 6-3		0-0 6-3		3	0	0	0	1	0	1						
Felipe Alou, R OBP: 0.331, SLG: 0.407 (1, 8)	0-0 6-3			0-0 4-3		0-0 2B			0-0 4-3	4	0	1	0	0	0	1						
Roy White, S OBP: 0.380, SLG: 0.456 (1, 7)		0-0 1-3		0-3 K		0-0 5-3			0-0 1B	4	0	1	0	0	1	2						
John Ellis, R OBP: 0.318, SLG: 0.336 (1, 3)		0-3 K		0-0 F9			0-0 F3		0-0 F4	4	0	0	0	0	1	2						
Ron Swoboda, R OBP: 0.390, SLG: 0.364 (1, 9)		0-0 F8			0-0 F8		0-0 6-3		0-0 F8	4	0	0	0	0	0	1						
Ron Hansen, R OBP: 0.271, SLG: 0.299 (1, 5)			0-3 K		0-0 1B		0-3 K			3	0	1	0	0	2	0						
Gene Michael, S OBP: 0.302, SLG: 0.278 (1, 6)			0-0 F8		0-3 K			0-3 K		3	0	0	0	0	2	1						
Fritz Peterson, S OBP: 0.136, SLG: 0.086 Rusty Torres, S OBP: 0.200, SLG: 0.200 Terry Ley, L (8, PH) (9, 1)					0-0 1B			0-3 K		2 0 0 0 0 0 0	0	1 0 0 0 0 0 0	0 0 0 0 0 0 0	0 0 0 0 0 0 0	0 0 0 0 0 0 0	0 0 0 0 0 0 0						
<b>Inning Stats</b>	R: 0 E: 0 K: 0 S: 3	H: 0 LOB: 0 BB: 0 P: 3	R: 0 E: 0 K: 1 S: 5	H: 0 LOB: 0 BB: 0 P: 5	R: 0 E: 0 K: 1 S: 6	H: 1 LOB: 1 BB: 0 P: 6	R: 0 E: 0 K: 1 S: 5	H: 0 LOB: 1 BB: 1 P: 9	R: 0 E: 0 K: 1 S: 6	H: 1 LOB: 1 BB: 0 P: 6	R: 0 E: 0 K: 0 S: 4	H: 1 LOB: 1 BB: 0 P: 4	R: 0 E: 0 K: 1 S: 5	H: 0 LOB: 0 BB: 0 P: 5	R: 0 E: 0 K: 2 S: 8	H: 1 LOB: 1 BB: 0 P: 8	R: 0 E: 0 K: 0 S: 4	H: 1 LOB: 1 BB: 0 P: 4	1B: 4 2B: 1 3B: 0 HR: 0	SF: 0 SAC: 0 DP: 0 HBP: 0	WP: 0 PB: 0 SB: 1 CS: 0	PA: 33
<b>PITCHER</b>	IP WLS BF H R ER SO BB IBB HBP BLK WP HR S P ERA WHIP	9.0 W 33 5 0 0 7 1 0 0 0 0 0 46 50 0.00 0.667	<b>PITCHER</b>														IP WLS BF H R ER SO BB IBB HBP BLK WP HR S P ERA WHIP					



Batter	1	2	3	4	5	6	7	8	9	AB	R	H	RBI	BB	SO	LOB	TOP					
<b>Don Buford, S</b> OBP: 0.415, SLG: 0.485 (1, 7)	G3	WP 1B		FC6-4 BB		F4		4-3	K	5	0	1	0	1	1	0						
<b>Paul Blair, R</b> OBP: 0.308, SLG: 0.401 (1, 8)	HR	F8		FC6-4		6-3		HR	1B	5	2	2	0	0	0	2						
<b>Boog Powell, L</b> OBP: 0.377, SLG: 0.453 (1, 3)	HR		F8	4-3		K		HR		5	2	2	4	0	1	1						
<b>Frank Robinson, R</b> OBP: 0.382, SLG: 0.508 (1, 9)	F7		F7		5-3		2B	1B	BLK	4	2	1	0	1	0	0						
<b>Brooks Robinson, R</b> OBP: 0.342, SLG: 0.413 (1, 5)	1B		1B	2B	4-3		F4	BLK	1B	5	1	3	0	0	0	1						
<b>Eliud Hendricks, L</b> OBP: 0.337, SLG: 0.381 (1, 2)	1B		1B	1B	BB	HR	1B	K		5	1	4	2	0	1	1						
<b>Davey Johnson, R</b> OBP: 0.354, SLG: 0.442 (1, 4)	F8		1-3	1B	HR	BB	1B	F8		4	1	1	0	1	0	4						
<b>Bobby Grich, R</b> OBP: 0.450, SLG: 0.529 (1, 6)		F8	1-3		HR			F8		4	1	1	3	1	0	2						
<b>Jim Palmer, R</b> OBP: 0.218, SLG: 0.194 (1, 1)	6-3			F6	6-3		F9	F9		5	0	0	0	0	0	2						
<b>Inning Stats</b>	R: 2 E: 0 K: 0 S: 7	H: 4 LOB: 2 BB: 0 P: 7	R: 0 E: 0 K: 0 S: 4	H: 1 LOB: 1 BB: 0 P: 4	R: 1 E: 0 K: 0 S: 6	H: 3 LOB: 0 BB: 0 P: 6	R: 0 E: 0 K: 0 S: 3	H: 0 LOB: 1 BB: 1 P: 7	R: 3 E: 0 K: 1 S: 5	H: 2 LOB: 0 BB: 1 P: 9	R: 0 E: 0 K: 1 S: 5	H: 0 LOB: 0 BB: 0 P: 5	R: 1 E: 0 K: 0 S: 5	H: 2 LOB: 2 BB: 1 P: 9	R: 3 E: 0 K: 1 S: 8	H: 3 LOB: 1 BB: 1 P: 12	R: 0 E: 0 K: 1 S: 5	H: 0 LOB: 0 BB: 0 P: 5	1B: 9 2B: 3 3B: 0 HR: 3	SF: 0 SAC: 0 DP: 0 HBP: 0	WP: 1 PB: 0 SB: 0 CS: 0	PA: 46
<b>PITCHER</b>	IP	WLS	BF	H	R	ER	SO	BB	IBB	HBP	BLK	WP	HR	S	P	ERA	WHIP					
<b>Stan Bahnsen, R</b> ERA: 3.35 (1, 1)	5.0	L	27	10	6	6	0	2	0	0	0	1	2	25	33	10.80	2.400					
<b>Rob Gardner, L</b> ERA: 2.79 (6, 1)	2.0	9	2	1	1	1	1	1	0	0	0	0	0	10	14	4.50	1.500					
<b>Steve Kline, R</b> ERA: 2.96 (8, 1)	1.0	7	3	3	3	1	1	0	0	0	1	0	1	8	12	27.00	4.000					
<b>Roger Hambrick, R</b> ERA: 4.5 (9, 1)	1.0	3	0	0	0	1	0	0	0	0	0	0	0	5	5	0.00	0.000					

Baltimore Orioles @ New York Yankees  
Yankee Stadium, Bronx, NY  
Wed Sep 22 1971, 7:05 PM EDT  
Att: 8,845 - Unknown

AB 42  
R 10  
H 15  
RBI 9  
BB 4  
SO 3  
LOB 13



Batter	1	2	3	4	5	6	7	8	9	AB	R	H	RBI	BB	SO	LOB	BOTTOM					
<b>Horace Clarke, S</b> OBP: 0.317, SLG: 0.311 (1, 4)	F8		4-3		G6-4-3			4-3		4	0	0	0	0	0	1						
<b>Jake Gibbs, L</b> OBP: 0.271, SLG: 0.337 (1, 2)	F9		F9			BLK	2B	3-1		4	0	1	0	0	0	0						
<b>Felipe Alou, R</b> OBP: 0.332, SLG: 0.410 (1, 8)	1B	2B		1B		6-3		6-3		4	1	2	0	0	0	1						
<b>Roy White, S</b> OBP: 0.381, SLG: 0.454 (1, 7)	1B	BB	F8			BLK	BB	G3		2	0	0	0	2	0	1						
<b>Ron Blomberg, L</b> OBP: 0.364, SLG: 0.485 (1, 9)	1B		G4-6-3	1B		F1		FC6-4	1B	4	0	3	1	0	0	2						
<b>John Ellis, R</b> OBP: 0.313, SLG: 0.330 (1, 3)	L1		G4-6-3			K		K		4	0	0	0	0	2	6						
<b>Ron Hansen, R</b> OBP: 0.263, SLG: 0.289 (1, 5)		L6		F9				FC6-4		4	0	0	0	0	0	1						
<b>Gene Michael, S</b> OBP: 0.300, SLG: 0.276 (1, 6)		F6			F2		1-3			3	0	0	0	0	0	0						
<b>Stan Bahnsen, R</b> OBP: 0.196, SLG: 0.197 (5, PH)										1	0	0	0	0	1	0						
<b>Jim Little, L</b> OBP: 0.271, SLG: 0.291 (6, 1)										0	0	0	0	0	1	0						
<b>Rob Gardner, R</b> OBP: 0.300, SLG: 0.500 (7, PH)										0	0	0	0	0	0	0						
<b>Rusty Torres, S</b> OBP: 0.187, SLG: 0.187 (8, 1)										0	0	0	0	0	0	0						
<b>Steve Kline, R</b> OBP: 0.188, SLG: 0.152 (9, 1)										0	0	0	0	0	0	0						
<b>Roger Hambrick, R</b> OBP: 0.200, SLG: 0.200 (9, 1)										0	0	0	0	0	0	0						
<b>Inning Stats</b>	R: 1 E: 0 K: 0 S: 5	H: 2 LOB: 2 BB: 1 P: 9	R: 0 E: 0 K: 1 S: 5	H: 0 LOB: 0 BB: 0 P: 5	R: 0 E: 0 K: 0 S: 4	H: 1 LOB: 1 BB: 0 P: 4	R: 0 E: 0 K: 0 S: 3	H: 1 LOB: 0 BB: 0 P: 3	R: 0 E: 0 K: 0 S: 2	H: 0 LOB: 0 BB: 1 P: 6	R: 0 E: 0 K: 1 S: 6	H: 1 LOB: 2 BB: 1 P: 10	R: 0 E: 0 K: 0 S: 3	H: 0 LOB: 0 BB: 0 P: 3	R: 0 E: 0 K: 0 S: 3	H: 0 LOB: 1 BB: 0 P: 6	R: 0 E: 0 K: 1 S: 6	H: 1 LOB: 1 BB: 0 P: 6	1B: 4 2B: 2 3B: 0 HR: 0	SF: 0 SAC: 0 DP: 2 HBP: 0	WP: 0 PB: 0 SB: 0 CS: 0	PA: 34
<b>PITCHER</b>	IP	WLS	BF	H	R	ER	SO	BB	IBB	HBP	BLK	WP	HR	S	P	ERA	WHIP					
<b>Jim Palmer, R</b> ERA: 2.77 (1, 1)	9.0	W	34	6	1	1	3	3	0	0	0	0	0	37	49	1.00	1.000					

Baltimore Orioles @ New York Yankees  
Yankee Stadium, Bronx, NY  
Wed Sep 22 1971, 7:05 PM EDT  
Att: 8,845 - Unknown

AB 31  
R 1  
H 6  
RBI 1  
BB 3  
SO 3  
LOB 12





Batter	1	2	3	4	5	6	7	8	9	AB	R	H	RBI	BB	SO	LOB	TOP						
Horace Clarke, S OBP: 0.317, SLG: 0.312										5	1	2	0	0	0	2	<b>New York Yankees @ Detroit Tigers</b> Tiger Stadium, Detroit, MI Fri Sep 24 1971, 7:05 PM EDT Att: 11,037 - Unknown - 60 F						
Thurman Munson, R OBP: 0.338, SLG: 0.375										5	0	1	0	0	1	2							
Bobby Murcer, L OBP: 0.425, SLG: 0.542										4	1	1	0	1	1	2							
Roy White, S OBP: 0.382, SLG: 0.456										5	1	3	1	0	0	0							
Ron Blomberg, L OBP: 0.366, SLG: 0.482										3	1	1	0	1	1	2							
John Ellis, R OBP: 0.312, SLG: 0.333										4	1	1	2	0	0	4							
Ron Hansen, R OBP: 0.283, SLG: 0.288										4	0	1	2	0	2	2							
Frank Baker, L OBP: 0.289, SLG: 0.176										4	0	0	0	0	0	3							
Mel Stottlemyre, R OBP: 0.219, SLG: 0.222										3	0	1	0	0	1	0							
Al Closter, L OBP: 0.143, SLG: 0.143										0	0	0	0	0	0	0							
Rusty Torres, S OBP: 0.500, SLG: 0.500										1	0	0	0	0	1	1							
Rob Gardner, R OBP: 0.500, SLG: 0.500										0	0	0	0	0	0	0							
<b>Inning Stats</b>	R: 0 E: 0 K: 0 S: 3	H: 1 LOB: 0 BB: 0 P: 3	R: 0 E: 0 K: 1 S: 7	H: 2 LOB: 2 BB: 0 P: 7	R: 5 E: 0 K: 2 S: 11	H: 4 LOB: 1 BB: 2 P: 19	R: 0 E: 0 K: 1 S: 6	H: 1 LOB: 1 BB: 0 P: 6	R: 0 E: 0 K: 1 S: 5	H: 0 LOB: 0 BB: 0 P: 5	R: 0 E: 0 K: 0 S: 4	H: 1 LOB: 1 BB: 0 P: 4	R: 0 E: 0 K: 0 S: 5	H: 2 LOB: 2 BB: 0 P: 5	R: 0 E: 1 K: 2 S: 8	H: 0 LOB: 1 BB: 0 P: 8	R: 0 E: 0 K: 0 S: 3	H: 0 LOB: 0 BB: 0 P: 3	1B: 10 2B: 1 3B: 0 HR: 0	SF: 0 SAC: 0 DP: 0 HBP: 0	WP: 0 PB: 0 SB: 0 CS: 1	PA: 41	
<b>PITCHER</b>	IP WLS BF H R ER SO BB IBB HBP BLK WP HR S P ERA WHIP	7.0 W 33 11 5 5 5 2 0 0 0 0 0 0 41 49 6.43 1.857	2.0 S 7 0 0 0 2 0 0 0 0 0 0 0 11 11 0.00 0.000																				

AB	38
R	5
H	11
RBI	5
BB	2
SO	7
LOB	18



Batter	1	2	3	4	5	6	7	8	9	AB	R	H	RBI	BB	SO	LOB	BOTTOM					
Dick McAuliffe, L OBP: 0.295, SLG: 0.385										2	0	1	1	0	0	0	<b>New York Yankees @ Detroit Tigers</b> Tiger Stadium, Detroit, MI Fri Sep 24 1971, 7:05 PM EDT Att: 11,037 - Unknown - 60 F					
Dalton Jones, L OBP: 0.304, SLG: 0.399										5	1	2	1	0	3	3						
Ike Brown, R OBP: 0.354, SLG: 0.477										4	1	1	1	0	0	1						
Aurelio Rodriguez, R OBP: 0.288, SLG: 0.405										4	1	1	1	0	0	1						
Gates Brown, L OBP: 0.414, SLG: 0.545										0	0	0	0	0	0	0						
Fred Scherman, L OBP: 0.321, SLG: 0.208										4	1	2	1	0	0	1						
Al Kaline, R OBP: 0.419, SLG: 0.465										4	0	1	2	0	0	1						
Jim Northrup, L OBP: 0.358, SLG: 0.446										4	0	1	2	0	0	1						
Bill Freehan, R OBP: 0.385, SLG: 0.463										4	1	1	0	0	0	2						
Norm Cash, L OBP: 0.370, SLG: 0.518										3	0	1	0	0	0	0						
Tony Taylor, R OBP: 0.318, SLG: 0.366										1	0	0	0	0	0	2						
Ed Brinkman, R OBP: 0.292, SLG: 0.275										4	1	2	1	0	0	1						
Joe Coleman, R OBP: 0.139, SLG: 0.106										2	1	0	0	0	0	1						
Kevin Collins, L OBP: 0.263, SLG: 0.447										1	1	1	1	0	0	0						
Mickey Stanley, R OBP: 0.326, SLG: 0.395										1	0	0	0	0	0	1						
<b>Inning Stats</b>	R: 0 E: 0 K: 1 S: 5	H: 0 LOB: 0 BB: 0 P: 5	R: 0 E: 0 K: 0 S: 3	H: 0 LOB: 0 BB: 0 P: 3	R: 1 E: 0 K: 1 S: 7	H: 2 LOB: 1 BB: 0 P: 7	R: 0 E: 0 K: 0 S: 4	H: 1 LOB: 1 BB: 0 P: 4	R: 0 E: 0 K: 0 S: 3	H: 0 LOB: 0 BB: 0 P: 3	R: 0 E: 0 K: 0 S: 4	H: 1 LOB: 1 BB: 0 P: 4	R: 7 E: 1 K: 0 S: 12	H: 8 LOB: 2 BB: 0 P: 12	R: 0 E: 0 K: 1 S: 5	H: 1 LOB: 1 BB: 1 P: 9	1B: 7 2B: 5 3B: 1 HR: 0	SF: 0 SAC: 0 DP: 0 HBP: 0	WP: 0 PB: 0 SB: 0 CS: 1	PA: 38		
<b>PITCHER</b>	IP WLS BF H R ER SO BB IBB HBP BLK WP HR S P ERA WHIP	6.2 L 31 11 8 8 8 0 0 0 0 0 0 3 3 10.80 3.000	0.1 L 3 1 0 0 0 0 0 0 0 0 0 3 3 0.00 3.000	1.0 L 4 1 0 0 1 1 0 0 0 0 0 5 9 0.00 2.000																		


AB	37
R	8
H	13
RBI	8
BB	1
SO	3
LOB	13










Batter	1	2	3	4	5	6	7	8	9	AB R H RBI BB SO LOB	TOP									
Horace Clarke, S (1,4) OBP: 0.320, SLG: 0.317	F2		FC5-4 WP HR		2B BB		K		1B	4 1 1 0 1 1 1	<b>New York Yankees @ Detroit Tigers</b> Tiger Stadium, Detroit, MI Sun Sep 26 1971, 4:33 AM EDT Att. 9,514 - Overcast - 60 F									
Rusty Torres, S (1,8) OBP: 0.385, SLG: 0.769	1B		HR		2B		2B		6-3	5 1 4 2 0 0 1										
Thurman Munson, R (1,2) OBP: 0.334, SLG: 0.369	F8		F3		K		K			4 0 0 0 0 2 4										
Roy White, S (1,7) OBP: 0.385, SLG: 0.462	K			F8 1B		HR		F7		4 1 2 1 0 1 1										
John Ellis, R (1,3) OBP: 0.317, SLG: 0.338		K		F8 1-2		FC5-4 1B		5-3 1B		4 0 2 0 0 1 1										
Ron Swoboda, R (1,9) OBP: 0.383, SLG: 0.354		K		K		F3		5-3		4 0 0 0 0 2 3										
Ron Hansen, R (1,5) OBP: 0.260, SLG: 0.288		6-3		P4		K		K		4 0 0 0 0 2 3										
Gene Michael, S (1,6) OBP: 0.297, SLG: 0.275			L8		F4	FC5-4 1-2		K		4 0 0 0 0 1 1										
Fritz Peterson, S (1,1) OBP: 0.141, SLG: 0.094			FC5-4 1B		5-3		5-3	L5		4 0 1 0 0 0 0										
<b>Inning Stats</b>	R: 0 E: 0 K: 1 S: 6	H: 1 LOB: 1 BB: 0 P: 6	R: 0 E: 0 K: 2 S: 7	H: 0 LOB: 0 BB: 7	R: 2 E: 0 K: 0 S: 5	H: 2 LOB: 0 BB: 0 P: 5	R: 0 E: 0 K: 1 S: 6	H: 1 LOB: 1 BB: 0 P: 6	R: 0 E: 0 K: 1 S: 8	H: 1 LOB: 1 BB: 0 P: 8	R: 0 E: 0 K: 1 S: 6	H: 1 LOB: 1 BB: 0 P: 6	R: 0 E: 0 K: 1 S: 6	H: 1 LOB: 1 BB: 0 P: 6	1B: 6 2B: 2 3B: 0 HR: 2	SF: 0 SAC: 0 DP: 0 HBP: 0	WP: 1 PB: 0 SB: 0 CS: 0	PA: 38		
<b>PITCHER</b> Mickey Lolich, L (1,1) ERA: 2.96	IP: 9.0 WLS: L BF: 38	H: 10 R: 3 ER: 3 SO: 10	BB: 1 IBB: 0 HBP: 0 BLK: 0	WP: 1 HR: 2 S: 57 P: 61	ERA: 3.00 WHIP: 1.222	<b>PITCHER</b>					IP: 9.0 WLS: L BF: 38	H: 10 R: 3 ER: 3 SO: 10	BB: 1 IBB: 0 HBP: 0 BLK: 0	WP: 1 HR: 2 S: 57 P: 61	ERA: 3.00 WHIP: 1.222					


Batter	1	2	3	4	5	6	7	8	9	AB R H RBI BB SO LOB	BOTTOM									
Tony Taylor, R (1,4) OBP: 0.318, SLG: 0.372	F9 WP 2B		F9		4-3			K		4 1 1 0 0 1 0	<b>New York Yankees @ Detroit Tigers</b> Tiger Stadium, Detroit, MI Sun Sep 26 1971, 4:33 AM EDT Att. 9,514 - Overcast - 60 F									
Aurelio Rodriguez, R (1,5) OBP: 0.288, SLG: 0.403	F9 2-3		1-3			L9		G5-4-3 1B		4 0 1 0 0 0 1										
Willie Horton, R (1,7) OBP: 0.354, SLG: 0.503	F3		F9			K2-3		G5-4-3 1-2		4 0 0 0 0 1 2										
Bill Freehan, R (1,2) OBP: 0.352, SLG: 0.459	6-3 3-H			5-3		L5		K		4 0 0 0 0 1 0										
Mickey Stanley, R (1,8) OBP: 0.330, SLG: 0.407		1B FC6-4 2B			2B	4-3				3 1 2 0 0 0 0										
Ike Brown, R (1,3) OBP: 0.359, SLG: 0.482					6-3		6-3			1 0 1 0 0 0 0										
Tim Hosley, R (4, PH) OBP: 0.167, SLG: 0.667 (5, 3)			FC6-4 1B							2 0 0 0 0 0 1										
Marvin Lane, R (1,9) OBP: 0.200, SLG: 0.143			FC6-4 1B 1-2 3-H		F3		F8			3 0 0 1 0 0 2										
Ed Brinkman, R (1,6) OBP: 0.293, SLG: 0.276					3-1			L8		2 0 1 0 0 0 0										
Al Kaline, R (8, PH) OBP: 0.416, SLG: 0.462										1 0 0 0 0 0 0										
Cesar Gutierrez, R (9, 6) OBP: 0.211, SLG: 0.189										0 0 0 0 0 0 0										
Mickey Lolich, S (1,1) OBP: 0.248, SLG: 0.152			K		F9			1-3		3 0 0 0 0 1 1										
<b>Inning Stats</b>	R: 1 E: 0 K: 0 S: 4	H: 1 LOB: 0 BB: 0 P: 4	R: 1 E: 0 K: 1 S: 7	H: 3 LOB: 1 BB: 0 P: 7	R: 0 E: 0 K: 0 S: 3	H: 0 LOB: 0 BB: 0 P: 3	R: 0 E: 0 K: 0 S: 4	H: 1 LOB: 1 BB: 0 P: 4	R: 0 E: 0 K: 1 S: 5	H: 0 LOB: 0 BB: 0 P: 5	R: 0 E: 0 K: 1 S: 3	H: 0 LOB: 0 BB: 0 P: 3	R: 0 E: 0 K: 1 S: 5	H: 0 LOB: 0 BB: 0 P: 5	R: 0 E: 0 K: 1 S: 5	H: 1 LOB: 0 BB: 0 P: 5	1B: 3 2B: 3 3B: 0 HR: 0	SF: 0 SAC: 0 DP: 1 HBP: 0	WP: 1 PB: 0 SB: 0 CS: 0	PA: 31
<b>PITCHER</b> Fritz Peterson, L (1,1) ERA: 3.05	IP: 9.0 WLS: W BF: 31	H: 6 R: 2 ER: 2 SO: 4	BB: 0 IBB: 0 HBP: 0 BLK: 0	WP: 1 HR: 0 S: 39 P: 39	ERA: 2.00 WHIP: 0.667	<b>PITCHER</b>					IP: 9.0 WLS: W BF: 31	H: 6 R: 2 ER: 2 SO: 4	BB: 0 IBB: 0 HBP: 0 BLK: 0	WP: 1 HR: 0 S: 39 P: 39	ERA: 2.00 WHIP: 0.667					



Batter	1	2	3	4	5	6	7	8	9	AB	R	H	RBI	BB	SO	LOB	TOP	
<b>Horace Clarke, S</b> OBP: 0.321, SLG: 0.317	F9		1B		1B		F7		K	4	1	1	0	1	1	1	<b>New York Yankees @ Washington Senators</b> Robert F. Kennedy Memorial Stadium, Washington, DC Tue Sep 28 1971, 7:05 PM EDT Att: 3,242 - Unknown <a href="http://livebaseballscorecards.com">livebaseballscorecards.com</a>	
<b>Rusty Torres, S</b> OBP: 0.412, SLG: 0.765	G3		K		1B		K			4	1	2	0	0	2	2		
<b>Bobby Murcer, L</b> OBP: 0.426, SLG: 0.540	G3		G3				F5			4	0	1	1	0	0	3		
<b>Roy White, S</b> OBP: 0.386, SLG: 0.462	G3				FC5-4		SF8			2	0	1	1	1	0	1		
<b>John Ellis, R</b> OBP: 0.316, SLG: 0.336					K		K			4	0	1	0	0	2	3		
<b>Thurman Munson, R</b> OBP: 0.334, SLG: 0.367					FC5-4		L6			2	0	0	0	1	0	1		
<b>Ron Hansen, R</b> OBP: 0.253, SLG: 0.279					FC5-4		F8			4	0	0	0	0	1	4		
<b>Frank Baker, L</b> OBP: 0.280, SLG: 0.169					4-3		5-3			3	0	0	0	0	0	3		
<b>Ron Swoboda, R</b> OBP: 0.381, SLG: 0.352	3-1				4-3		5-3		K	1	0	0	0	0	1	0		
<b>Stan Bahnsen, R</b> OBP: 0.163, SLG: 0.203					K		1-3			3	0	1	0	0	1	0		
<b>Felipe Alou, R</b> OBP: 0.331, SLG: 0.408									6-3	1	0	0	0	0	0	0		
<b>Inning Stats</b>	R: 0 E: 0 K: 0 S: 4	H: 1 LOB: 1 BB: 0 P: 4	R: 0 E: 0 K: 1 S: 6	H: 1 LOB: 1 BB: 0 P: 6	R: 0 E: 0 K: 2 S: 8	H: 1 LOB: 2 BB: 1 P: 8	R: 0 E: 0 K: 1 S: 6	H: 0 LOB: 0 BB: 0 P: 3	R: 0 E: 0 K: 1 S: 6	H: 1 LOB: 1 BB: 0 P: 6	R: 0 E: 0 K: 0 S: 3	H: 0 LOB: 0 BB: 0 P: 7	R: 0 E: 0 K: 2 S: 7	H: 0 LOB: 0 BB: 0 P: 7	1B: 6 2B: 1 3B: 0 HR: 0	SF: 1 SAC: 1 DP: 0 HBP: 0	WP: 0 PA: 37 PB: 0 SB: 0 CS: 0	
<b>PITCHER</b>	IP WLS BF H R ER SO BB IBB HBP BLK WP HR S P ERA WHIP																	
<b>Bill Gogolewski, R</b> ERA: 2.75	(1, 1)	6.0	26	6	2	2	5	2	0	0	0	0	0	0	34	42	3.00	1.333
<b>Joe Grzenda, L</b> ERA: 1.94	(7, 1)	3.0	W	11	1	0	0	3	1	0	0	0	0	0	16	20	0.00	0.667

Batter	1	2	3	4	5	6	7	8	9	AB	R	H	RBI	BB	SO	LOB	BOTTOM	
<b>Del Unser, L</b> OBP: 0.327, SLG: 0.358			F7							4	1	1	0	0	0	0	<b>New York Yankees @ Washington Senators</b> Robert F. Kennedy Memorial Stadium, Washington, DC Tue Sep 28 1971, 7:05 PM EDT Att: 3,242 - Unknown <a href="http://livebaseballscorecards.com">livebaseballscorecards.com</a>	
<b>Toby Harrah, R</b> OBP: 0.297, SLG: 0.285										4	1	2	0	0	1	0		
<b>Don Mincher, L</b> OBP: 0.365, SLG: 0.428										2	0	1	0	0	1	0		
<b>Elliott Maddox, R</b> OBP: 0.346, SLG: 0.272										1	1	0	0	0	0	0		
<b>Frank Howard, R</b> OBP: 0.365, SLG: 0.469										2	0	0	1	0	0	1		
<b>Tom McCraw, L</b> OBP: 0.288, SLG: 0.379										0	0	0	0	0	0	0		
<b>Dick Billings, R</b> OBP: 0.291, SLG: 0.333										3	1	2	1	0	0	0		
<b>Jeff Burroughs, R</b> OBP: 0.327, SLG: 0.376										3	0	2	1	0	0	0		
<b>Jim Mason, L</b> OBP: 0.286, SLG: 0.167										3	0	1	0	0	1	2		
<b>Tom Ragland, R</b> OBP: 0.235, SLG: 0.188										3	0	1	0	0	0	2		
<b>Bill Gogolewski, L</b> OBP: 0.206, SLG: 0.188										1	0	0	0	0	1	0		
<b>Larry Bittner, L</b> OBP: 0.324, SLG: 0.293										1	0	0	0	0	0	0		
<b>Joe Grzenda, R</b> OBP: 0.143, SLG: 0.143										1	0	0	0	0	1	2		
<b>Inning Stats</b>	R: 2 E: 0 K: 0 S: 5	H: 2 LOB: 0 BB: 0 P: 5	R: 0 E: 0 K: 0 S: 3	H: 1 LOB: 0 BB: 0 P: 3	R: 0 E: 0 K: 1 S: 5	H: 1 LOB: 0 BB: 0 P: 5	R: 0 E: 0 K: 1 S: 5	H: 1 LOB: 0 BB: 0 P: 5	R: 0 E: 0 K: 1 S: 9	H: 4 LOB: 2 BB: 0 P: 9	R: 0 E: 0 K: 0 S: 3	H: 0 LOB: 0 BB: 0 P: 3	R: 0 E: 0 K: 1 S: 3	H: 0 LOB: 0 BB: 0 P: 3	1B: 9 2B: 1 3B: 0 HR: 0	SF: 1 SAC: 1 DP: 2 HBP: 0	WP: 0 PA: 32 PB: 1 SB: 0 CS: 2	
<b>PITCHER</b>	IP WLS BF H R ER SO BB IBB HBP BLK WP HR S P ERA WHIP																	
<b>Stan Bahnsen, R</b> ERA: 3.35	(1, 1)	8.0	L	30	10	4	3	5	0	0	0	0	0	0	40	40	3.38	1.250



Batter	1	2	3	4	5	6	7	8	9	AB	R	H	RBI	BB	SO	LOB	TOP										
<b>Horace Clarke, S</b> OBP: 0.323, SLG: 0.320 (1, 4)	0-3 K		0-0 1B		0-0 5-3	0-0 FC4-6 2B		0-0 1B		5	1	3	0	0	1	0	<b>New York Yankees @ Washington Senators</b> Robert F. Kennedy Memorial Stadium, Washington, DC Wed Sep 29 1971, 7:05 PM EDT Att. 4,003 - Unknown - 73 F <a href="http://livebaseballscorecards.com">livebaseballscorecards.com</a>										
<b>Rusty Torres, S</b> OBP: 0.354, SLG: 0.636 (1, 9)	0-0 6-3		0-0 FC6-4 1B		0-0 E3 BB 1B	0-0 4-3		0-0 6-3		5	1	1	0	0	0	1											
<b>Bobby Murcer, L</b> OBP: 0.427, SLG: 0.539 (1, 8)	0-0 6-3		0-0 L3		4-0 1B BB	4-0 FC4-6 BB			0-0 FC6-4 1B	3	1	1	0	2	0	2											
<b>Roy White, S</b> OBP: 0.386, SLG: 0.461 (1, 7)		0-0 1B FC4-6 1B	0-0 F8		4-0 1B BB	0-0 FC4-6 FC6-4		0-0 FC6-4 1B	0-0 FC6-4 1B	4	2	1	1	1	0	4											
<b>Felipe Alou, R</b> OBP: 0.333, SLG: 0.410 (1, 3)		0-0 FC4-6 1B	0-0 FC6-4		0-0 1B FC3-6 1B	0-0 FC6-4			0-0 FC6-4 1B	5	1	3	2	0	0	3											
<b>Ron Hansen, R</b> OBP: 0.252, SLG: 0.277 (1, 5)		0-0 P4		0-0 L6	0-0 FC3-6 1B		0-0 F9		0-0 G6-3	5	0	1	1	0	0	4											
<b>Jake Gibbs, L</b> OBP: 0.270, SLG: 0.335 (1, 2)		0-0 FC4-6 1B		0-0 1B	0-0 FC3-6 1B		0-0 F7			4	0	1	2	0	0	2											
<b>Gene Michael, S</b> OBP: 0.299, SLG: 0.277 (1, 6)		0-0 1B	0-0 F8		0-0 1B		0-0 F3			4	0	2	0	0	0	1											
<b>Mel Stottlemyre, R</b> OBP: 0.210, SLG: 0.213 (1, 1)	0-3 K		0-3 K		0-0 5-3			0-3 K		4	0	0	0	0	3	5											
<b>Inning Stats</b>	R: 0 E: 0 K: 1 S: 5	H: 0 LOB: 0 BB: 0 P: 5	R: 1 E: 0 K: 1 S: 8	H: 3 LOB: 2 BB: 0 P: 8	R: 0 E: 0 K: 0 S: 5	H: 2 LOB: 2 BB: 0 P: 5	R: 0 E: 0 K: 1 S: 6	H: 1 LOB: 1 BB: 0 P: 6	R: 4 E: 1 K: 0 S: 7	H: 3 LOB: 2 BB: 2 P: 15	R: 1 E: 0 K: 0 S: 4	H: 1 LOB: 1 BB: 1 P: 8	R: 0 E: 0 K: 0 S: 3	H: 0 LOB: 0 BB: 0 P: 3	R: 0 E: 0 K: 1 S: 5	H: 1 LOB: 1 BB: 0 P: 5		R: 0 E: 0 K: 0 S: 4	H: 2 LOB: 1 BB: 0 P: 4	1B: 12 2B: 1 3B: 0 HR: 0	SF: 0 SAC: 0 DP: 1 HBP: 0	WP: 0 PB: 0 SB: 0 CS: 0	PA: 42				
<b>PITCHER</b>	IP	WLS	BF	H	R	ER	SO	BB	IBB	HBP	BLK	WP	HR	S	P	ERA	WHIP										
<b>Jim Shellenback, L</b> ERA: 3.53 (1, 1)	4.1	L	24	8	5	3	3	2	0	0	0	0	0	28	36	6.23	2.308										
<b>Paul Lindblad, L</b> ERA: 2.86 (5, 1)	0.2		3	1	0	0	0	0	0	0	0	0	0	3	3	0.00	1.500										
<b>Denny Riddleberger, L</b> ERA: 3.23 (6, 1)	2.0		8	1	1	1	0	1	0	0	0	0	0	7	11	4.50	1.000										
<b>Casey Cox, R</b> ERA: 3.98 (8, 1)	2.0		7	3	0	0	1	0	0	0	0	0	0	9	9	0.00	1.500										

Batter	1	2	3	4	5	6	7	8	9	AB	R	H	RBI	BB	SO	LOB	BOTTOM										
<b>Del Unser, L</b> OBP: 0.327, SLG: 0.357 (1, 8)	0-0 F5		0-0 L4		0-0 1B			0-0 6-3		4	0	1	0	0	0	0	<b>New York Yankees @ Washington Senators</b> Robert F. Kennedy Memorial Stadium, Washington, DC Wed Sep 29 1971, 7:05 PM EDT Att. 4,003 - Unknown - 73 F <a href="http://livebaseballscorecards.com">livebaseballscorecards.com</a>										
<b>Toby Harrah, R</b> OBP: 0.301, SLG: 0.290 (1, 5)	0-0 S 1B		0-0 E1 1B		0-0 G4-6-3 1B			0-0 1-3		4	2	3	0	0	0	0											
<b>Larry Bittner, L</b> OBP: 0.323, SLG: 0.292 (1, 3)	0-0 F7		0-0 E8 1B		0-0 G4-6-3 1B			0-0 1-3		4	1	1	1	0	0	3											
<b>Frank Howard, R</b> OBP: 0.366, SLG: 0.469 (1, 7)	0-0 2H 1B		0-0 7-6-3 1B		0-0 G3			0-0 F8		4	0	2	2	0	0	0											
<b>Jeff Burroughs, R</b> OBP: 0.320, SLG: 0.367 (1, 9)	0-3 K		0-0 7-6-3		0-0 F9			0-0 6-3		4	0	0	0	0	1	2											
<b>Bill Fahey, L</b> (1, 2)		0-0 6-3		0-0 4-3		0-0 F9			0-0 1-3	4	0	0	0	0	0	0											
<b>Jim Mason, L</b> OBP: 0.400, SLG: 0.333 (1, 6)		0-0 3-4 1B		0-3 K		0-0 G6-4-3 1B				3	0	2	0	0	1	0											
<b>Tom Ragland, R</b> OBP: 0.200, SLG: 0.158 (1, 4)		0-0 3-4		0-0 5-3		0-0 G6-4-3				3	0	0	0	0	0	2											
<b>Jim Shellenback, L</b> OBP: 0.194, SLG: 0.200 (5, 1)		0-0 4-3		0-3 K		0-0 P6				1	0	0	0	0	0	1											
<b>Don Mincher, L</b> OBP: 0.305, SLG: 0.427 (8, 1)										0	0	0	0	0	0	0											
<b>Casey Cox, R</b> OBP: 0.171, SLG: 0.277 (8, 1)										0	0	0	0	0	0	0											
<b>Inning Stats</b>	R: 1 E: 0 K: 1 S: 7	H: 2 LOB: 1 BB: 0 P: 7	R: 0 E: 0 K: 0 S: 4	H: 1 LOB: 0 BB: 0 P: 4	R: 2 E: 2 K: 0 S: 5	H: 3 LOB: 0 BB: 0 P: 5	R: 0 E: 0 K: 1 S: 5	H: 0 LOB: 0 BB: 0 P: 5	R: 0 E: 0 K: 0 S: 3	H: 0 LOB: 0 BB: 0 P: 3	R: 0 E: 0 K: 0 S: 3	H: 1 LOB: 0 BB: 0 P: 3	R: 0 E: 0 K: 0 S: 3	H: 0 LOB: 0 BB: 0 P: 3	R: 0 E: 0 K: 0 S: 3	H: 0 LOB: 0 BB: 0 P: 3	1B: 9 2B: 1 3B: 0 HR: 0	SF: 0 SAC: 0 DP: 3 HBP: 0	WP: 0 PB: 0 SB: 1 CS: 0	PA: 33							
<b>PITCHER</b>	IP	WLS	BF	H	R	ER	SO	BB	IBB	HBP	BLK	WP	HR	S	P	ERA	WHIP										
<b>Mel Stottlemyre, R</b> ERA: 2.87 (1, 1)	9.0	W	33	9	3	2	3	0	0	0	0	0	0	39	39	2.00	1.000										



Batter	1	2	3	4	5	6	7	8	9	AB	R	H	RBI	BB	SO	LOB	TOP			
<b>Bobby Murcer, L</b> OBP: 0.427, SLG: 0.543 (1, 8)	F8	HR		3-1		BB			1-3	4	1	2	1	0	0		<b>New York Yankees @ Washington Senators</b> Robert F. Kennedy Memorial Stadium, Washington, DC Thu Sep 30 1971, 7:05 PM EDT Att: 14,460 - Unknown - 72 F  <b>AB 32</b> <b>R 5</b> <b>H 9</b> <b>RBI 5</b> <b>BB 3</b> <b>SO 5</b> <b>LOB 9</b>			
<b>Horace Clarke, S</b> OBP: 0.321, SLG: 0.318 (1, 4)	4-3	4-3			4-3	F7				4	0	0	0	0	1					
<b>Rusty Torres, S</b> OBP: 0.385, SLG: 0.731 (1, 9)	HR			CS	F2			F8		4	1	2	1	0	0					
<b>Roy White, S</b> OBP: 0.388, SLG: 0.469 (1, 7)	1B	2B		HBP	HR			K		3	2	2	1	1	1	0				
<b>John Ellis, R</b> OBP: 0.322, SLG: 0.340 (1, 3)	1B			1B	1B			F8		3	0	2	1	0	0	0				
<b>Thurman Munson, R</b> OBP: 0.335, SLG: 0.368 (1, 2)	K			HBP	1B					4	0	2	0	0	2	3				
<b>Ron Hansen, R</b> OBP: 0.245, SLG: 0.269 (1, 5)		K		F8	FC5-4			G6-4-3		4	0	0	0	0	1	5				
<b>Frank Baker, L</b> OBP: 0.281, SLG: 0.165 (8, PH)		SH1-4		4-3				5-3		2	1	0	0	1	1	0				
<b>Gene Michael, S</b> OBP: 0.298, SLG: 0.276 (8, 6)		HR		BB						1	0	0	0	0	0	0				
<b>Mike Kekich, R</b> OBP: 0.185, SLG: 0.154 <b>Jack Aker, R</b> (6, 1)		SH1-4		F9				3-1		2	0	0	0	0	0	0				
<b>Felipe Alou, R</b> OBP: 0.333, SLG: 0.409 (9, PH)		1-2							1-3	1	0	0	0	0	0	0				
<b>Inning Stats</b>	R: 2 E: 0 K: 1 S: 8	H: 3 LOB: 1 BB: 0 P: 8	R: 2 E: 0 K: 1 S: 6	H: 1 LOB: 0 BB: 1 P: 10	R: 0 E: 0 K: 1 S: 5	H: 1 LOB: 2 BB: 1 P: 10	R: 0 E: 0 K: 0 S: 3	H: 0 LOB: 0 BB: 0 P: 3	R: 1 E: 0 K: 0 S: 6	H: 3 LOB: 2 BB: 0 P: 6	R: 0 E: 0 K: 1 S: 5	H: 0 LOB: 1 BB: 1 P: 9	R: 0 E: 0 K: 0 S: 3	H: 0 LOB: 0 BB: 0 P: 3	R: 0 E: 0 K: 0 S: 2	H: 0 LOB: 0 BB: 0 P: 2	1B: 5 2B: 1 3B: 0 HR: 3	SF: 0 SAC: 1 DP: 1 HBP: 1	WP: 0 PB: 0 SB: 0 CS: 1	PA: 37
<b>PITCHER</b>	IP WLS BF H R ER SO BB IBB HBP BLK WP HR S P ERA WHIP																			
<b>Dick Bosman, R</b> ERA: 3.73	(1, 1) 5.0 25 8 5 5 3 2 0 1 0 0 3 28 37 9.00 2.000																			
<b>Horacio Pina, R</b> ERA: 3.59	(6, 1) 1.0 4 0 0 0 1 1 0 0 0 0 0 5 9 0.00 1.000																			
<b>Paul Lindblad, L</b> ERA: 2.8	(7, 1) 2.0 6 1 0 0 1 0 0 0 0 0 0 8 8 0.00 0.500																			
<b>Joe Grzenda, L</b> ERA: 1.92	(9, 1) 0.2 2 0 0 0 0 0 0 0 0 0 0 2 2 0.00 0.000																			

Batter	1	2	3	4	5	6	7	8	9	AB	R	H	RBI	BB	SO	LOB	BOTTOM			
<b>Elliott Maddox, R</b> OBP: 0.344, SLG: 0.275 (1, 8)	6-3		F8		F9	2B		SF9		4	0	1	2	0	0	2	<b>New York Yankees @ Washington Senators</b> Robert F. Kennedy Memorial Stadium, Washington, DC Thu Sep 30 1971, 7:05 PM EDT Att: 14,460 - Unknown - 72 F  <b>AB 33</b> <b>R 7</b> <b>H 11</b> <b>RBI 5</b> <b>BB 3</b> <b>SO 3</b> <b>LOB 18</b>			
<b>Toby Harrah, R</b> OBP: 0.300, SLG: 0.290 (1, 6)	BB		F3		G6-3		F7	CS		4	0	1	0	0	0	2				
<b>Frank Howard, R</b> OBP: 0.367, SLG: 0.474 <b>Joe Grzenda, R</b> OBP: 0.143, SLG: 0.143 (1, 3)	1B		P6			HR		F2		3	1	1	1	1	0	0				
<b>Dick Billings, R</b> OBP: 0.296, SLG: 0.338 (1, 2)	G5-4-3				1B					4	1	3	0	0	0	2				
<b>Jeff Burroughs, R</b> OBP: 0.319, SLG: 0.365 (1, 7)		P6		F7		1B		5-3		4	1	1	0	0	0	2				
<b>Davey Nelson, R</b> OBP: 0.326, SLG: 0.377 (1, 5)		E		K		E		E1		4	3	2	0	0	1	1				
<b>Del Unser, L</b> OBP: 0.325, SLG: 0.355 (1, 9)		FC1		F9		1-3		1-3		4	0	0	1	0	1	4				
<b>Tom Ragland, R</b> OBP: 0.208, SLG: 0.174 (1, 4)		E6				BB		K		4	1	1	0	0	1	3				
<b>Dick Bosman, R</b> OBP: 0.181, SLG: 0.107 <b>Paul Garmon, R</b> OBP: 0.238, SLG: 0.286 <b>Horacio Pina, R</b> (5, PH)		G6-4-3				1B				1	0	0	0	0	0	2				
<b>Don Mincher, L</b> OBP: 0.196, SLG: 0.427 <b>Paul Lindblad, L</b> OBP: 0.122, SLG: 0.273 <b>Tom McCraw, L</b> OBP: 0.201, SLG: 0.382 (9, 3)						BB		CS		0	0	0	0	1	0	0				
<b>Inning Stats</b>	R: 0 E: 0 K: 0 S: 3	H: 1 LOB: 1 BB: 1 P: 7	R: 1 E: 2 K: 0 S: 5	H: 1 LOB: 1 BB: 0 P: 5	R: 0 E: 0 K: 0 S: 3	H: 0 LOB: 0 BB: 0 P: 3	R: 0 E: 0 K: 1 S: 6	H: 1 LOB: 1 BB: 0 P: 6	R: 0 E: 0 K: 0 S: 3	H: 1 LOB: 1 BB: 1 P: 7	R: 4 E: 1 K: 1 S: 9	H: 5 LOB: 2 BB: 1 P: 13	R: 0 E: 0 K: 0 S: 4	H: 1 LOB: 1 BB: 0 P: 4	R: 2 E: 2 K: 1 S: 7	H: 1 LOB: 0 BB: 0 P: 7	1B: 9 2B: 1 3B: 0 HR: 1	SF: 1 SAC: 0 DP: 3 HBP: 0	WP: 0 PB: 0 SB: 1 CS: 1	PA: 38
<b>PITCHER</b>	IP WLS BF H R ER SO BB IBB HBP BLK WP HR S P ERA WHIP																			
<b>Mike Kekich, L</b> ERA: 4.08	(1, 1) 5.0 23 7 4 3 1 2 0 1 0 0 0 0 17 23 31 5.40 1.800																			
<b>Jack Aker, R</b> ERA: 2.57	(6, 1) 3.0 14 4 3 1 2 0 0 0 0 0 0 0 17 21 3.00 1.333																			