

# New York Yankees - 1973

Batter	1	2	3	4	5	6	7	8	9	AB	R	H	RBI	BB	SO	LOB	TOP			
Horace Clarke, S OBP: 0.200, SLG: 0.200										5	0	1	0	0	0	1				
Roy White, S OBP: 0.177, SLG: 0.167										5	0	0	0	0	1	1				
Matty Alou, L OBP: 0.400, SLG: 0.800										5	2	2	0	0	0	0				
Bobby Murcer, L OBP: 0.177, SLG: 0.167										3	1	0	0	1	0	1				
Graig Nettles, L OBP: 0.750, SLG: 2.000										2	2	1	2	2	0	0				
Ron Blomberg, L OBP: 0.500, SLG: 0.333										3	0	1	1	1	0	1				
Felipe Alou, R OBP: 0.750, SLG: 1.000										4	0	3	2	0	0	0				
Thurman Munson, R OBP: 0.177, SLG: 0.167										3	0	0	0	1	1	6				
Gene Michael, S OBP: 0.177, SLG: 0.167										4	0	0	0	0	0	3				
<b>Inning Stats</b>	R: 3 E: 0 K: 1 S: 7	H: 3 LOB: 2 BB: 3 P: 19	R: 0 E: 0 K: 0 S: 3	H: 0 LOB: 0 BB: 0 P: 3	R: 1 E: 0 K: 0 S: 6	H: 3 LOB: 2 BB: 0 P: 6	R: 0 E: 0 K: 0 S: 3	H: 0 LOB: 0 BB: 0 P: 3	R: 1 E: 0 K: 0 S: 4	H: 1 LOB: 0 BB: 0 P: 4	R: 0 E: 0 K: 0 S: 3	H: 0 LOB: 0 BB: 0 P: 3	R: 0 E: 0 K: 1 S: 6	H: 1 LOB: 2 BB: 1 P: 10	R: 0 E: 0 K: 0 S: 3	H: 0 LOB: 0 BB: 0 P: 3	1B: 4 2B: 4 3B: 0 HR: 1	SF: 0 SAC: 0 DP: 1 HBP: 0	WP: 0 PB: 0 SB: 0 CS: 1	PA: 39
<b>PITCHER</b> Luis Tiant, R ERA: 5.0	IP: 9.0 WLS: W BF: 39 H: 8 R: 5 ER: 5 SO: 2 BB: 5 IBB: 0 HBP: 0 BLK: 0 WP: 0 HR: 1 S: 38 P: 58 ERA: 5.00 WHIP: 1.444																			

**New York Yankees @ Boston Red Sox**  
Fenway Park, Boston, MA  
Fri Apr 06 1973, 3:33 AM EST  
Att: 32,882 - Sunny - 55 F

AB 34  
R 5  
H 8  
RBI 5  
BB 5  
SO 2  
LOB 13



Batter	1	2	3	4	5	6	7	8	9	AB	R	H	RBI	BB	SO	LOB	BOTTOM			
Tommy Harper, R OBP: 0.500, SLG: 0.667										6	1	3	1	0	1	2				
Luis Aparicio, R OBP: 0.167, SLG: 0.167										6	0	1	1	0	0	8				
Carl Yastrzemski, L OBP: 0.500, SLG: 1.250										4	2	2	2	1	0	1				
Reggie Smith, S OBP: 0.500, SLG: 0.600										5	2	2	0	0	0	2				
Rick Miller, L (8, PR)										0	0	0	0	0	0	0				
Orlando Cepeda, R OBP: 0.500, SLG: 1.250										6	0	0	0	0	2	6				
Rico Petrocelli, R OBP: 0.800, SLG: 0.750										4	3	3	0	1	0	1				
Carlton Fisk, R OBP: 0.800, SLG: 2.500										4	4	3	6	0	0	1				
Doug Griffin, R OBP: 0.800, SLG: 0.800										5	2	4	2	0	0	1				
Dwight Evans, R OBP: 0.400, SLG: 0.600										5	1	2	1	0	0	3				
<b>Inning Stats</b>	R: 1 E: 0 K: 0 S: 4	H: 1 LOB: 0 BB: 0 P: 4	R: 4 E: 1 K: 1 S: 10	H: 4 LOB: 1 BB: 0 P: 10	R: 3 E: 0 K: 0 S: 8	H: 5 LOB: 2 BB: 0 P: 8	R: 4 E: 0 K: 2 S: 12	H: 5 LOB: 2 BB: 1 P: 16	R: 0 E: 0 K: 0 S: 3	H: 0 LOB: 0 BB: 0 P: 3	R: 3 E: 1 K: 0 S: 7	H: 3 LOB: 2 BB: 0 P: 8	R: 0 E: 0 K: 0 S: 4	H: 1 LOB: 1 BB: 0 P: 4	R: 0 E: 0 K: 0 S: 4	H: 1 LOB: 3 BB: 1 P: 9	1B: 13 2B: 4 3B: 0 HR: 3	SF: 1 SAC: 0 DP: 0 HBP: 2	WP: 0 PB: 0 SB: 0 CS: 0	PA: 50
<b>PITCHER</b> Mel Stottlemyre, R ERA: 20.25	IP: 2.2 WLS: L BF: 17 H: 8 R: 8 ER: 6 SO: 1 BB: 0 IBB: 0 HBP: 0 BLK: 0 WP: 0 HR: 2 S: 19 P: 19 ERA: 20.25 WHIP: 3.000																			
Lindy McDaniel, R ERA: 15.43	IP: 3.1 WLS: L BF: 15 H: 7 R: 4 ER: 4 SO: 2 BB: 0 IBB: 0 HBP: 0 BLK: 0 WP: 0 HR: 1 S: 18 P: 22 ERA: 15.43 WHIP: 3.000																			
Casey Cox, R ERA: 6.0	IP: 6.1 WLS: L BF: 18 H: 5 R: 3 ER: 2 SO: 0 BB: 1 IBB: 0 HBP: 2 BLK: 0 WP: 0 HR: 0 S: 15 P: 21 ERA: 6.00 WHIP: 2.000																			

**New York Yankees @ Boston Red Sox**  
Fenway Park, Boston, MA  
Fri Apr 06 1973, 3:33 AM EST  
Att: 32,882 - Sunny - 55 F

AB 45  
R 15  
H 20  
RBI 13  
BB 2  
SO 3  
LOB 25





Batter	1	2	3	4	5	6	7	8	9	AB	R	H	RBI	BB	SO	LOB	TOP								
<b>Horace Clarke, S</b> OBP: 0.300, SLG: 0.300 (1.4)	1-3		4-3			1B FC6-4 1B		4-3		5	1	2	0	0	0	1	<b>New York Yankees @ Boston Red Sox</b> Fenway Park, Boston, MA Sat Apr 07 1973, 3:33 AM EST Att: 19,236 - Unknown - 61 F								
<b>Roy White, S</b> OBP: 0.200, SLG: 0.200 (1.7)	K		G3			1B FC6-4 1B				5	0	2	0	0	2	2									
<b>Matty Alou, L</b> OBP: 0.333, SLG: 0.556 (1.9)	1B 1B					1B FC6-4 1-2 3-H		K		4	0	1	1	0	2	3									
<b>Bobby Murcer, L</b> OBP: 0.375, SLG: 0.167 (1.8)	1B				6-3	K				3	1	1	0	1	1	1									
<b>Graig Nettles, L</b> OBP: 0.500, SLG: 1.333 (1.5)		4-3			4-3		F7			4	1	1	2	0	0	0									
<b>Ron Blomberg, L</b> OBP: 0.250, SLG: 0.143 (1.10)		P4				B2		K		4	0	0	0	0	1	0									
<b>Felipe Alou, R</b> OBP: 0.375, SLG: 0.500 (1.3)		6-3				F7		6-3		4	0	0	0	0	0	0									
<b>Thurman Munson, R</b> OBP: 0.250, SLG: 0.286 (1.2)			5-3			1-3		K		4	1	1	0	0	1	0									
<b>Gene Michael, S</b> OBP: 0.250, SLG: 0.625 (1.6)			HR			P9		1B 4-3 1B	E4 2-H	4	1	2	1	0	0	0									
<b>Inning Stats</b>	R: 0 E: 0 K: 1 S: 6	H: 2 LOB: 2 BB: 0 P: 6	R: 0 E: 0 K: 0 S: 3	H: 0 LOB: 0 BB: 0 P: 3	R: 1 E: 0 K: 0 S: 4	H: 1 LOB: 0 BB: 0 P: 4	R: 0 E: 0 K: 1 S: 5	H: 0 LOB: 0 BB: 0 P: 5	R: 0 E: 0 K: 0 S: 3	H: 0 LOB: 0 BB: 0 P: 3	R: 1 E: 0 K: 1 S: 7	H: 2 LOB: 1 BB: 0 P: 7	R: 0 E: 0 K: 1 S: 5	H: 0 LOB: 0 BB: 0 P: 5	R: 0 E: 0 K: 2 S: 9	H: 2 LOB: 2 BB: 0 P: 9	R: 3 E: 1 K: 1 S: 9	H: 3 LOB: 2 BB: 1 P: 13	1B: 7 2B: 1 3B: 0 HR: 2	SF: 0 SAC: 0 DP: 0 HBP: 0	WP: 0 PB: 0 SB: 0 CS: 0	PA: 38			
<b>PITCHER</b>	IP	WLS	BF	H	R	ER	SO	BB	IBB	HBP	BLK	WP	HR	S	P	ERA	WHIP								
<b>Marty Pattin, R</b> ERA: 4.15 (1.1)	8.2	W	37	10	5	4	6	1	0	0	0	0	2	48	52	4.15	1.269								
<b>Bob Veale, L</b> ERA: (9.1)	0.1	S	1	0	0	0	1	0	0	0	0	0	0	3	3	0.00	0.000								

Batter	1	2	3	4	5	6	7	8	9	AB	R	H	RBI	BB	SO	LOB	BOTTOM								
<b>Tommy Harper, R</b> OBP: 0.273, SLG: 0.364 (1.7)	F2	6-3				1B SH 1B	FC6-4			5	1	0	0	0	0	3	<b>New York Yankees @ Boston Red Sox</b> Fenway Park, Boston, MA Sat Apr 07 1973, 3:33 AM EST Att: 19,236 - Unknown - 61 F								
<b>Luis Aparicio, R</b> OBP: 0.200, SLG: 0.111 (1.6)	E SF7 BB		5-3			1B SH 1B SF7		6-3		3	2	0	0	1	0	0									
<b>Carl Yastrzemski, L</b> OBP: 0.727, SLG: 1.625 (1.3)	E9 1-3 1B		HR			BB 2B SF7 1B		1B HR BB		4	2	4	2	1	0	0									
<b>Reggie Smith, S</b> OBP: 0.636, SLG: 0.625 (1.8)	FC6-4 IBB		6-3			BB IBB SF7 1B		1B HR 1B		3	1	2	1	2	0	0									
<b>Orlando Cepeda, R</b> (1.10)	SF7		5-3			BB BB SF7		K		2	0	0	2	1	1	2									
<b>Rico Petrocelli, R</b> OBP: 0.500, SLG: 0.778 (1.5)	FC6-4 1-2				6-3	F7	F5	HR		5	1	1	3	0	0	7									
<b>Carlton Fisk, R</b> OBP: 0.800, SLG: 1.750 (1.2)			SH1-3 1B 1B			FC3-6 BB		1B 1B 2B		4	2	3	0	1	0	0									
<b>Doug Griffin, R</b> OBP: 0.556, SLG: 0.556 (1.4)		SH1-3			FC3-6 FC6-4			1B 1B		4	0	1	0	0	0	2									
<b>Dwight Evans, R</b> OBP: 0.556, SLG: 0.625 (1.9)					FC6-4			SH FC1-5 1B 1B	FC6-4 BB	3	1	2	2	1	0	1									
<b>Inning Stats</b>	R: 1 E: 1 K: 0 S: 4	H: 1 LOB: 2 BB: 2 P: 12	R: 1 E: 0 K: 0 S: 4	H: 2 LOB: 0 BB: 0 P: 4	R: 1 E: 0 K: 0 S: 4	H: 1 LOB: 0 BB: 0 P: 4	R: 0 E: 0 K: 0 S: 3	H: 0 LOB: 1 BB: 1 P: 7	R: 0 E: 0 K: 0 S: 4	H: 1 LOB: 3 BB: 2 P: 12	R: 4 E: 0 K: 0 S: 9	H: 5 LOB: 2 BB: 0 P: 9	R: 0 E: 0 K: 0 S: 3	H: 0 LOB: 1 BB: 1 P: 7	R: 3 E: 0 K: 1 S: 8	H: 3 LOB: 1 BB: 1 P: 12	1B: 9 2B: 2 3B: 0 HR: 2	SF: 2 SAC: 2 DP: 0 HBP: 0	WP: 0 PB: 0 SB: 0 CS: 0	PA: 44					
<b>PITCHER</b>	IP	WLS	BF	H	R	ER	SO	BB	IBB	HBP	BLK	WP	HR	S	P	ERA	WHIP								
<b>Steve Kline, R</b> ERA: 11.81 (1.1)	5.1	L	29	8	7	7	0	3	2	0	0	0	1	24	44	11.81	2.062								
<b>Jim Magnuson, L</b> ERA: 10.13 (6.1)	2.2		15	5	3	3	1	2	0	0	0	0	1	15	23	10.12	2.625								





Batter	1	2	3	4	5	6	7	8	9	AB	R	H	RBI	BB	SO	LOB	TOP		
Horace Clarke, S OBP: 0.267, SLG: 0.214	L4	G4-6-3 BB			6-3		F9		F3	4	0	0	0	1	0	1			
Roy White, S OBP: 0.143, SLG: 0.143	F7	G4-6-3			5-3		F9			4	0	0	0	0	0	2			
Matty Alou, L OBP: 0.308, SLG: 0.417	1B BB			1-3	G3			K		3	1	0	0	1	1	0			
Bobby Murcer, L OBP: 0.417, SLG: 0.300	1B 1B					F7		F8		4	0	2	0	0	0	0			
Graig Nettles, L OBP: 0.417, SLG: 0.900	1B					1-3		L3		4	0	1	1	0	0	1			
Felipe Alou, R OBP: 0.333, SLG: 0.417	K				P5		E6 WP		1B FC6-4 1B	4	1	1	0	0	1	3			
Thurman Munson, R OBP: 0.333, SLG: 0.636					F9		E6 FC6-4		1B FC6-4 1B	4	1	2	1	0	0	1			
Ron Swoboda, R (1, 10)		K			F9		FC6-4		F2	4	0	0	0	0	1	4			
Gene Michael, S OBP: 0.250, SLG: 0.500					5-3		F9		FC6-4	4	0	1	0	0	0	1			
<b>Inning Stats</b>	R: 1 E: 0 K: 1 S: 7	H: 2 LOB: 2 BB: 1 P: 11	R: 1 E: 0 K: 1 S: 6	H: 2 LOB: 1 BB: 1 P: 10	R: 0 E: 0 K: 0 S: 4	H: 1 LOB: 1 BB: 0 P: 4	R: 0 E: 0 K: 0 S: 3	H: 0 LOB: 0 BB: 0 P: 3	R: 0 E: 0 K: 0 S: 5	H: 0 LOB: 0 BB: 0 P: 5	R: 0 E: 0 K: 0 S: 3	H: 0 LOB: 0 BB: 0 P: 3	R: 0 E: 0 K: 1 S: 5	H: 0 LOB: 0 BB: 0 P: 5	R: 1 E: 1 K: 0 S: 5	H: 2 LOB: 1 BB: 0 P: 5	1B: 6 2B: 0 3B: 0 HR: 1	SF: 0 SAC: 0 DP: 1 HBP: 0	WP: 1 PA: 37 CS: 0
<b>PITCHER</b>	IP	WLS	BF	H	R	ER	SO	BB	IBB	HBP	BLK	WP	HR	S	P	ERA	WHIP		
John Curtis, L ERA: 2.25	8.0		34	7	3	2	3	2	0	0	0	1	1	38	46	2.25	1.125		
Bob Veale, L ERA:	1.0	W	3	0	0	0	0	0	0	0	0	0	0	3	3	0.00	0.000		

**New York Yankees @ Boston Red Sox**  
 Fenway Park, Boston, MA  
 Sun Apr 08 1973, 3:33 AM EST  
 Att: 12,754 - Overcast - 45 F

AB	35
R	3
H	7
RBI	2
BB	2
SO	3
LOB	13



Batter	1	2	3	4	5	6	7	8	9	AB	R	H	RBI	BB	SO	LOB	BOTTOM		
Tommy Harper, R OBP: 0.333, SLG: 0.357	4-3									3	1	1	0	1	0	0			
Rick Miller, L (9, 7)			F8			4-3 1B E 1B		S 1B FC4-2 BB		0	0	0	0	0	0	0			
Luis Aparicio, R OBP: 0.273, SLG: 0.200					1-3					1	0	1	0	0	0	0			
Mario Guerrero, R OBP: 0.667, SLG: 0.667						1-2 2-3 E 1B		FC4-2 S 1B		3	1	2	0	0	0	0			
Carl Yastrzemski, L OBP: 0.533, SLG: 1.063	F7				4-3			FC4-2		4	0	0	1	0	0	5			
Reggie Smith, S OBP: 0.533, SLG: 0.583	K				4-3			F7		4	0	1	2	0	1	3			
Orlando Cepeda, R OBP: 0.133, SLG: 0.333			5-3			4-3				4	1	1	1	0	0	1			
Rico Petrocelli, R OBP: 0.385, SLG: 0.583			F8			6-3				3	0	0	0	0	0	0			
Carlton Fisk, R OBP: 0.615, SLG: 1.273			F8			K				3	0	0	0	0	1	0			
Doug Griffin, R OBP: 0.500, SLG: 0.500					K					3	1	1	0	0	1	0			
Dwight Evans, R OBP: 0.417, SLG: 0.455					5-3					3	0	0	0	0	0	1			
<b>Inning Stats</b>	R: 0 E: 0 K: 1 S: 6	H: 1 LOB: 1 BB: 0 P: 6	R: 0 E: 0 K: 0 S: 3	H: 0 LOB: 0 BB: 0 P: 3	R: 0 E: 0 K: 1 S: 5	H: 0 LOB: 0 BB: 0 P: 5	R: 0 E: 0 K: 0 S: 3	H: 0 LOB: 0 BB: 0 P: 3	R: 0 E: 1 K: 0 S: 7	H: 4 LOB: 1 BB: 0 P: 7	R: 0 E: 0 K: 0 S: 3	H: 0 LOB: 0 BB: 0 P: 3	R: 0 E: 0 K: 0 S: 4	H: 1 LOB: 2 BB: 1 P: 8	R: 1 E: 0 K: 0 S: 1	H: 1 LOB: 0 BB: 0 P: 1	1B: 5 2B: 1 3B: 0 HR: 1	SF: 0 SAC: 0 DP: 0 HBP: 0	WP: 0 PA: 32 CS: 0
<b>PITCHER</b>	IP	WLS	BF	H	R	ER	SO	BB	IBB	HBP	BLK	WP	HR	S	P	ERA	WHIP		
Doc Medich, R ERA: 5.06	5.1		20	4	3	3	3	0	0	0	0	0	0	26	26	5.06	0.750		
Sparky Lyle, L ERA: 3.36	2.2	L	12	3	1	1	0	1	0	0	0	0	1	11	15	3.36	1.500		

**New York Yankees @ Boston Red Sox**  
 Fenway Park, Boston, MA  
 Sun Apr 08 1973, 3:33 AM EST  
 Att: 12,754 - Overcast - 45 F

AB	31
R	4
H	7
RBI	4
BB	1
SO	3
LOB	10





Batter	1	2	3	4	5	6	7	8	9	AB	R	H	RBI	BB	SO	LOB	TOP																					
Rusty Torres, S OBP: 0.385, SLG: 0.455	F7		K				G3-6-1		K	5	0	3	2	0	0	1																						
George Hendrick, R OBP: 0.154, SLG: 0.308	G3		K		L9		K		F8	5	0	0	0	0	2	3																						
Chris Chambliss, L OBP: 0.417, SLG: 0.700	3-1			K		E				4	1	2	0	0	1	0																						
Charlie Spikes, R OBP: 0.182, SLG: 0.273		6-3				E5				4	0	1	0	0	0	2																						
Dave Duncan, R (1, 2)		6-3		F8		F8				4	0	0	0	0	0	4																						
John Ellis, R OBP: 0.250, SLG: 0.182		2-3								4	0	2	1	0	0	1																						
Buddy Bell, R OBP: 0.200, SLG: 0.111			5-3 WP	K			5-3		5-3	3	1	0	0	1	1	4																						
Jack Brohamer, L (1, 4)			K		1-3		L9		4-3	4	0	0	0	0	1	3																						
Leo Cardenas, R OBP: 0.500, SLG: 0.625			5-3		K					3	1	1	0	1	1	1																						
<b>Inning Stats</b>	R: 0 E: 0 K: 0 S: 3	H: 0 LOB: 0 BB: 0 P: 3	R: 0 E: 0 K: 0 S: 3	H: 0 LOB: 0 BB: 0 P: 3	R: 1 E: 0 K: 2 S: 8	H: 1 LOB: 1 BB: 1 P: 12	R: 0 E: 0 K: 2 S: 9	H: 2 LOB: 2 BB: 0 P: 9	R: 0 E: 0 K: 1 S: 6	H: 1 LOB: 1 BB: 0 P: 6	R: 1 E: 0 K: 0 S: 6	H: 2 LOB: 0 BB: 0 P: 6	R: 0 E: 0 K: 1 S: 4	H: 0 LOB: 0 BB: 1 P: 8	R: 0 E: 0 K: 0 S: 4	H: 1 LOB: 1 BB: 0 P: 4	R: 1 E: 0 K: 0 S: 5	H: 2 LOB: 1 BB: 0 P: 5	1B: 4 2B: 5 3B: 0 HR: 0	SF: 0 SAC: 0 DP: 1 HBP: 0	WP: 1 PA: 38																	
<b>PITCHER</b>	IP	WLS	BF	H	R	ER	SO	BB	IBB	HBP	BLK	WP	HR	S	P	ERA	WHIP	<b>PITCHER</b>				IP	WLS	BF	H	R	ER	SO	BB	IBB	HBP	BLK	WP	HR	S	P	ERA	WHIP
Fritz Peterson, L ERA: 3.38	(1, 1)	5.1	L	24	6	2	2	5	1	0	0	0	1	0	33	37	3.38	1.312																				
Lindy McDaniel, R ERA: 7.5	(6, 1)	3.2		14	3	1	1	1	1	0	0	0	0	0	15	19	2.46	1.091																				

Cleveland Indians @ New York Yankees  
Yankee Stadium, Bronx, NY  
Mon Apr 09 1973, 3:33 AM EST  
Att: 17,028 - Unknown - 53 F

AB	36
R	3
H	9
RBI	3
BB	2
SO	6
LOB	19



Batter	1	2	3	4	5	6	7	8	9	AB	R	H	RBI	BB	SO	LOB	BOTTOM																					
Horace Clarke, S OBP: 0.211, SLG: 0.167	F8		K		G6-4-3			6-3		4	0	0	0	0	1	1																						
Roy White, S OBP: 0.222, SLG: 0.222			F5			FC5-4		K		4	0	2	0	0	1	0																						
Matty Alou, L OBP: 0.353, SLG: 0.438						FC5-4				4	0	2	0	0	0	2																						
Bobby Murcer, L OBP: 0.375, SLG: 0.231			F8		F8			K		3	0	0	0	1	1	3																						
Graig Nettles, L OBP: 0.375, SLG: 0.714		L4				G1-6-3				4	0	1	0	0	1	3																						
Felipe Alou, R OBP: 0.375, SLG: 0.467		WP						6-3		3	1	1	0	1	0	1																						
Thurman Munson, R OBP: 0.313, SLG: 0.643		SF8			L4					3	0	1	1	0	0	3																						
Ron Swoboda, R (1, 10)			K				P4			4	0	0	0	0	2	2																						
Gene Michael, S OBP: 0.267, SLG: 0.467			F8					F8		3	0	1	0	0	0	1																						
<b>Inning Stats</b>	R: 0 E: 0 K: 0 S: 4	H: 1 LOB: 1 BB: 0 P: 4	R: 1 E: 0 K: 1 S: 6	H: 1 LOB: 0 BB: 0 P: 6	R: 0 E: 0 K: 1 S: 5	H: 0 LOB: 0 BB: 0 P: 5	R: 0 E: 0 K: 1 S: 6	H: 1 LOB: 2 BB: 1 P: 10	R: 0 E: 0 K: 0 S: 3	H: 1 LOB: 0 BB: 0 P: 3	R: 0 E: 0 K: 0 S: 3	H: 1 LOB: 1 BB: 1 P: 7	R: 0 E: 0 K: 1 S: 6	H: 1 LOB: 1 BB: 0 P: 6	R: 0 E: 0 K: 2 S: 8	H: 1 LOB: 1 BB: 0 P: 8	R: 0 E: 0 K: 0 S: 4	H: 1 LOB: 1 BB: 0 P: 4	1B: 6 2B: 2 3B: 0 HR: 0	SF: 1 SAC: 0 DP: 2 HBP: 0	WP: 1 PA: 35																	
<b>PITCHER</b>	IP	WLS	BF	H	R	ER	SO	BB	IBB	HBP	BLK	WP	HR	S	P	ERA	WHIP	<b>PITCHER</b>				IP	WLS	BF	H	R	ER	SO	BB	IBB	HBP	BLK	WP	HR	S	P	ERA	WHIP
Brent Strom, L ERA: 1.0	(1, 1)	9.0	W	35	8	1	1	6	1	1	0	0	1	0	45	53	1.00	1.000																				

Cleveland Indians @ New York Yankees  
Yankee Stadium, Bronx, NY  
Mon Apr 09 1973, 3:33 AM EST  
Att: 17,028 - Unknown - 53 F

AB	32
R	1
H	8
RBI	1
BB	2
SO	6
LOB	16





Batter	1	2	3	4	5	6	7	8	9	AB	R	H	RBI	BB	SO	LOB	TOP			
<b>Rusty Torres, S</b> OBP: 0.412, SLG: 0.385 (1, 9)	4-0 E 4-3 BB		0-0 F9		4-0 CS BB		0-0 FC4-6			2	0	0	0	2	0	1	<b>Cleveland Indians @ New York Yankees</b> Yankee Stadium, Bronx, NY Wed Apr 11 1973, 3:33 AM EST Att: 5,059 - Unknown - 44 F			
<b>George Hendrick, R</b> OBP: 0.176, SLG: 0.294 (1, 8)	0-0 4-3		0-0 4-3 1B		0-3 K		0-3 K			4	0	1	0	0	2	3				
<b>Chris Chambliss, L</b> OBP: 0.375, SLG: 0.538 (1, 3)	4-0 E BB		0-0 4-3		0-0 B1		0-0 F7			3	0	0	0	1	0	1				
<b>Charlie Spikes, R</b> OBP: 0.200, SLG: 0.214 (1, 7)	0-0 P6		4-0 BB		0-0 F2		0-3 K			3	0	0	0	1	1	2				
<b>Dave Duncan, R</b> (1, 2)	0-3 K		0-0 F2		4-0 1B BB		0-3 K			3	0	0	0	1	2	4				
<b>John Lowenstein, L</b> OBP: 0.500, SLG: 0.333 (1, 10)		0-0 3-1		0-0 F7		0-0 FC6-4 1B		4-0 G6-4-3 BB		3	0	1	0	1	0	0				
<b>Buddy Bell, R</b> OBP: 0.143, SLG: 0.077 (1, 5)		0-0 4-3		0-0 5-3		0-0 FC6-4		0-0 G6-4-3		4	0	0	0	0	0	3				
<b>Jack Brohamer, L</b> (1, 4)		4-0 BB		0-0 6-3		4-0 FC4-6 BB		0-0 P6		2	0	0	0	2	0	0				
<b>Leo Cardenas, R</b> OBP: 0.385, SLG: 0.455 (1, 6)		0-0 P4		0-0 5-6-3		0-3 K				3	0	0	0	0	1	2				
<b>Inning Stats</b>	R: 0 E: 1 K: 1 S: 5	H: 0 LOB: 2 BB: 2 P: 13	R: 0 E: 0 K: 0 S: 3	H: 0 LOB: 1 BB: 1 P: 7	R: 0 E: 0 K: 0 S: 4	H: 1 LOB: 2 BB: 1 P: 8	R: 0 E: 0 K: 0 S: 3	H: 0 LOB: 0 BB: 0 P: 3	R: 0 E: 0 K: 1 S: 4	H: 1 LOB: 2 BB: 1 P: 8	R: 0 E: 0 K: 2 S: 7	H: 0 LOB: 1 BB: 1 P: 11	R: 0 E: 0 K: 2 S: 7	H: 0 LOB: 0 BB: 0 P: 7	R: 0 E: 0 K: 0 S: 2	H: 0 LOB: 0 BB: 1 P: 6	1B: 2 2B: 1 3B: 0 HR: 0	SF: 0 SAC: 0 DP: 2 HBP: 0	WP: 0 PB: 0 SB: 0 CS: 1	PA: 35
<b>PITCHER</b> <b>Mel Stottlemyre, R</b> ERA: 4.63 (1, 1)	IP: 9.0 WLS: W BF: 35	H: 2 R: 0 ER: 0 SO: 6	BB: 8 IBB: 0 HBP: 0 BLK: 0	WP: 0 HR: 0 S: 39 P: 71	ERA: 0.00 WHIP: 1.111	<b>PITCHER</b>										ERA: 0.00 WHIP: 1.111				

Batter	1	2	3	4	5	6	7	8	9	AB	R	H	RBI	BB	SO	LOB	BOTTOM	
<b>Horace Clarke, S</b> OBP: 0.261, SLG: 0.227 (1, 4)	0-0 F8		0-0 G3 FC3-2-5 1B		0-0 4-3		0-0 1B			4	0	2	0	0	0	0	<b>Cleveland Indians @ New York Yankees</b> Yankee Stadium, Bronx, NY Wed Apr 11 1973, 3:33 AM EST Att: 5,059 - Unknown - 44 F	
<b>Roy White, S</b> OBP: 0.227, SLG: 0.190 (1, 7)	0-0 F8		0-0 FC3-2-5 G3		4-0 BB		0-0 F8			3	0	0	0	1	0	4		
<b>Matty Alou, L</b> OBP: 0.333, SLG: 0.400 (1, 9)	0-0 F9		0-0 G3		0-0 4-3			0-0 WP 1B 1B		4	1	1	0	0	0	3		
<b>Bobby Murcer, L</b> OBP: 0.450, SLG: 0.412 (1, 8)		0-0 WP 1B 2B	0-0 1-3		0-0 G4-6-3 1B		0-0 WP 1B 1B			4	2	3	0	0	0	2		
<b>Graig Nettles, L</b> OBP: 0.350, SLG: 0.611 (1, 5)		0-0 2H 1B		0-3 K		0-0 G4-6-3		0-0 G3		4	0	1	1	0	1	3		
<b>Ron Blomberg, L</b> OBP: 0.333, SLG: 0.200 (1, 3)		0-0 L9		0-0 PB 1B 1B		0-0 F9		4-0 1B IBB		3	1	1	0	1	0	1		
<b>Johnny Callison, L</b> OBP: 0.250, SLG: 0.250 (1, 10)		0-3 K		0-3 K		0-0 4-3		0-0 G6-4-3 1B		4	0	1	2	0	2	2		
<b>Thurman Munson, R</b> OBP: 0.350, SLG: 0.611 (1, 2)		0-0 F9		0-0 CS 1B		0-0 FC1-6 1B		0-0 G6-4-3		4	0	2	1	0	0	3		
<b>Gene Michael, S</b> OBP: 0.278, SLG: 0.500 (1, 6)			0-0 1B FC3-2-5 2B		0-0 CS 6-3		0-0 FC1-6 1B			3	0	1	0	0	0	1		
<b>Inning Stats</b>	R: 0 E: 0 K: 0 S: 3	H: 2 LOB: 1 BB: 0 P: 7	R: 1 E: 0 K: 1 S: 7	H: 2 LOB: 1 BB: 0 P: 7	R: 0 E: 0 K: 2 S: 8	H: 2 LOB: 0 BB: 0 P: 8	R: 0 E: 0 K: 0 S: 3	H: 0 LOB: 1 BB: 1 P: 7	R: 0 E: 0 K: 0 S: 3	H: 1 LOB: 0 BB: 0 P: 3	R: 0 E: 0 K: 0 S: 5	H: 2 LOB: 2 BB: 0 P: 5	R: 2 E: 0 K: 0 S: 5	H: 3 LOB: 1 BB: 1 P: 9	1B: 10 2B: 2 3B: 0 HR: 0	SF: 0 SAC: 0 DP: 2 HBP: 0	WP: 2 PB: 1 SB: 1 CS: 1	PA: 36
<b>PITCHER</b> <b>Gaylord Perry, R</b> ERA: 2.12 (1, 1)	IP: 8.0 WLS: L BF: 35	H: 12 R: 4 ER: 3 SO: 3	BB: 1 IBB: 1 HBP: 0 BLK: 0	WP: 2 HR: 0 S: 39 P: 47	ERA: 3.38 WHIP: 1.625	<b>PITCHER</b>										ERA: 3.38 WHIP: 1.625		



Batter	1	2	3	4	5	6	7	8	9	AB	R	H	RBI	BB	SO	LOB	TOP			
<b>Rusty Torres, S</b> OBP: 0.381, SLG: 0.313 (1, 9)	4-0 FC5-4 BB		0-0 4-3			0-0 P3		0-0 P6		3	0	0	0	1	0	1				
<b>George Hendrick, R</b> OBP: 0.190, SLG: 0.286 (1, 8)	0-0 FC5-4 1-2			0-0 F2		0-0 1B			0-0 5-3	4	0	1	0	0	0	1				
<b>Chris Chambliss, L</b> OBP: 0.300, SLG: 0.412 (1, 3)	0-3 K			0-0 4-3		0-0 4-3			0-0 L8	4	0	0	0	0	1	2				
<b>John Ellis, R</b> OBP: 0.188, SLG: 0.133 (1, 10)	0-0 FC5-4 1-2			0-0 5-3			0-3 K		0-0 P5	4	0	0	0	0	1	1				
<b>Charlie Spikes, R</b> OBP: 0.222, SLG: 0.188 (1, 7)		0-3 K			0-0 2-3		4-0 G5-4-3 BB			2	0	0	0	1	1	0				
<b>Dave Duncan, R</b> (1, 2)		0-3 K			0-0 4-3		0-0 G5-4-3 1-2			3	0	0	0	0	1	1				
<b>Jack Brohamer, L</b> OBP: 0.176, SLG: 0.067 (1, 4)		0-0 L3-1			0-0 FC6-4 1B			0-0 6-3		3	0	1	0	0	0	0				
<b>Buddy Bell, R</b> OBP: 0.125, SLG: 0.067 (8, PH)				0-0 5-3		0-0 FC6-4 1-2		4-0 BB		2	0	0	0	0	0	1				
<b>John Lowenstein, L</b> OBP: 0.600, SLG: 0.333 (8, 5)					0-0 FC6-4 1-2					0	0	0	0	1	0	0				
<b>Leo Cardenas, R</b> OBP: 0.313, SLG: 0.357 (1, 6)				0-0 5-3		0-0 5-3		0-3 K		3	0	0	0	0	1	1				
<b>Inning Stats</b>	R: 0 E: 0 K: 1 S: 5	H: 0 LOB: 1 BB: 1 P: 9	R: 0 E: 0 K: 2 S: 7	H: 0 LOB: 0 BB: 0 P: 7	R: 0 E: 0 K: 0 S: 3	H: 0 LOB: 0 BB: 0 P: 3	R: 0 E: 0 K: 0 S: 3	H: 1 LOB: 1 BB: 0 P: 4	R: 0 E: 0 K: 1 S: 4	H: 1 LOB: 1 BB: 0 P: 4	R: 0 E: 0 K: 1 S: 4	H: 0 LOB: 0 BB: 1 P: 8	R: 0 E: 0 K: 1 S: 5	H: 0 LOB: 1 BB: 1 P: 9	R: 0 E: 0 K: 0 S: 3	H: 0 LOB: 0 BB: 0 P: 3	1B: 2 2B: 0 3B: 0 HR: 0	SF: 0 SAC: 0 DP: 1 HBP: 0	WP: 0 PB: 0 CS: 0	PA: 31
<b>PITCHER</b> <b>Steve Kline, R</b> ERA: 4.4 (1, 1)	IP: 9.0 WLS: W BF: 31 H: 2 R: 0 ER: 0 SO: 5 BB: 3 IBB: 0 HBP: 0 BLK: 0 WP: 0 HR: 0 S: 38 P: 50 ERA: 0.00 WHIP: 0.556															<b>PITCHER</b>				

Cleveland Indians @ New York Yankees  
Yankee Stadium, Bronx, NY  
Thu Apr 12 1973, 3:33 AM EST  
Att. 4,532 - Overcast - 47 F

AB	28
R	0
H	2
RBI	0
BB	3
SO	5
LOB	8



Batter	1	2	3	4	5	6	7	8	9	AB	R	H	RBI	BB	SO	LOB	BOTTOM			
<b>Horace Clarke, S</b> OBP: 0.333, SLG: 0.280 (1, 4)	4-0 HBP SF8 BB		0-0 4-3					0-0 1B SF8 1B		3	2	2	0	1	0	0				
<b>Roy White, S</b> OBP: 0.269, SLG: 0.208 (1, 7)	4-0 HBP 1B BB		0-0 L8		0-0 CS 1B	0-0 F9		0-0 2B 1B		3	2	1	0	1	0	0				
<b>Matty Alou, L</b> OBP: 0.364, SLG: 0.400 (2, 9)	1-0 1B HBP		0-0 P5		0-0 6-3			0-0 SF8		0	0	0	0	0	0	0				
<b>Felipe Alou, R</b> OBP: 0.316, SLG: 0.412 (9, 3)	1-2 2-3 HBP			0-0 P5		0-0 6-3		0-0 3H SF8		2	0	0	1	0	0	0				
<b>Bobby Murcer, L</b> OBP: 0.417, SLG: 0.429 (1, 8)	0-0 F9		0-0 4-3		0-0 4-3		0-0 3-1	0-0 1B 2B		4	1	1	1	0	0	3				
<b>Graig Nettles, L</b> OBP: 0.333, SLG: 0.550 (1, 5)	0-0 SF8			0-0 L7		0-3 K		4-0 1B BB		2	0	0	1	1	1	0				
<b>Ron Blomberg, L</b> OBP: 0.400, SLG: 0.250 (1, 3)	0-0 3H			0-0 1-3		4-0 BB		0-0 1B		2	0	1	1	1	0	0				
<b>Ron Swoboda, R</b> OBP: 0.111, SLG: 0.111 (8, PH)	1-3 2H				0-0 1B			1-3 2H 1B		1	0	1	1	0	0	0				
<b>Johnny Callison, L</b> OBP: 0.125, SLG: 0.125 (1, 10)	0-0 L9			0-3 K		0-0 F7		0-0 1-3		4	0	0	0	0	1	5				
<b>Thurman Munson, R</b> OBP: 0.304, SLG: 0.524 (1, 2)		0-0 6-3			0-0 P4		0-0 5-3			3	0	0	0	0	0	1				
<b>Gene Michael, S</b> OBP: 0.238, SLG: 0.429 (1, 6)		0-0 F8			0-0 3-1			0-0 F8		3	0	0	0	0	0	0				
<b>Inning Stats</b>	R: 2 E: 0 K: 0 S: 4	H: 1 LOB: 2 BB: 2 P: 13	R: 0 E: 0 K: 0 S: 3	H: 0 LOB: 0 BB: 0 P: 3	R: 0 E: 0 K: 0 S: 3	H: 0 LOB: 0 BB: 0 P: 3	R: 0 E: 0 K: 1 S: 5	H: 1 LOB: 0 BB: 0 P: 6	R: 0 E: 0 K: 0 S: 3	H: 0 LOB: 0 BB: 0 P: 3	R: 0 E: 0 K: 1 S: 5	H: 0 LOB: 1 BB: 1 P: 9	R: 3 E: 0 K: 0 S: 7	H: 4 LOB: 2 BB: 1 P: 11	R: 0 E: 0 K: 0 S: 3	H: 0 LOB: 0 BB: 0 P: 3	1B: 5 2B: 1 3B: 0 HR: 0	SF: 2 SAC: 0 DP: 0 HBP: 1	WP: 0 PB: 0 CS: 1	PA: 35
<b>PITCHER</b> <b>Dick Tidrow, R</b> ERA: 6.08 (8, 1)	IP: 0.1 WLS: L BF: 3 H: 1 R: 0 ER: 0 SO: 0 BB: 1 IBB: 0 HBP: 0 BLK: 0 WP: 0 HR: 0 S: 31 P: 44 ERA: 5.87 WHIP: 1.043															<b>PITCHER</b>				

Cleveland Indians @ New York Yankees  
Yankee Stadium, Bronx, NY  
Thu Apr 12 1973, 3:33 AM EST  
Att. 4,532 - Overcast - 47 F


AB	27
R	5
H	6
RBI	5
BB	4
SO	2
LOB	9










Batter	1	2	3	4	5	6	7	8	9	AB	R	H	RBI	BB	SO	LOB	TOP			
Tommy Harper, R OBP: 0.435, SLG: 0.500	4-0 SH1-3 BB		5-3			4-0 1B BB		0-0 1B		2	1	1	0	2	0	0	<b>Boston Red Sox @ New York Yankees</b> Yankee Stadium, Bronx, NY Sun Apr 15 1973, 3:33 AM EST Att: 35,700 - Unknown - 66 F			
Luis Aparicio, R OBP: 0.368, SLG: 0.250	0-0 SH1-3			0-0 P4		4-0 1B BB		0-0 G6-4-3 1B		2	0	0	0	1	0	1				
Carl Yastrzemski, L OBP: 0.333, SLG: 0.650	0-0 4-3			0-0 F8		0-0 SF7		0-0 1-3		3	0	0	1	0	0	1				
Reggie Smith, S OBP: 0.500, SLG: 0.474	0-0 P9			0-0 F9		0-0 1B		0-0 F7		4	0	1	1	0	0	1				
Rico Petrocelli, R OBP: 0.273, SLG: 0.400		0-0 F8			0-0 G5-4-3 1B			0-0 P6		4	0	1	0	0	0	2				
Carlton Fisk, R OBP: 0.600, SLG: 1.000		0-0 6-3			0-0 G5-4-3 1-2			0-0 G4-6-3 1B		3	0	1	0	0	0	1				
Ben Oglivie, L (1, 10)		0-0 F6			0-0 1-3			0-0 G4-6-3 1-2		3	0	0	0	0	0	1				
Doug Griffin, R OBP: 0.579, SLG: 0.722			0-0 5-3			4-0 BB SF7 BB		0-0 F8		2	1	0	0	1	0	0				
Dwight Evans, R OBP: 0.263, SLG: 0.278			0-3 K			0-3 K		0-3 K		3	0	0	0	0	3	1				
<b>Inning Stats</b>	R: 0 E: 0 K: 0 S: 3	H: 0 LOB: 1 BB: 1 P: 7	R: 0 E: 0 K: 0 S: 3	H: 0 LOB: 0 BB: 0 P: 3	R: 0 E: 0 K: 1 S: 5	H: 0 LOB: 0 BB: 0 P: 5	R: 0 E: 0 K: 0 S: 3	H: 0 LOB: 0 BB: 0 P: 3	R: 0 E: 0 K: 1 S: 6	H: 1 LOB: 2 BB: 3 P: 18	R: 0 E: 0 K: 0 S: 3	H: 1 LOB: 0 BB: 0 P: 3	R: 0 E: 0 K: 1 S: 5	H: 1 LOB: 0 BB: 0 P: 5	R: 0 E: 0 K: 0 S: 3	H: 0 LOB: 0 BB: 0 P: 3	1B: 4 2B: 0 3B: 0 HR: 0	SF: 1 SAC: 1 DP: 3 HBP: 0	WP: 0 PA: 32 CS: 0	
<b>PITCHER</b> Mel Stottlemyre, R ERA: 3.48	IP: 9.0 WLS: W BF: 32	H: 4 R: 2 ER: 2 SO: 3	BB: 4 IBB: 0 HBP: 0 BLK: 0	WP: 0 HR: 0 S: 34 P: 50	ERA: 2.00 WHIP: 0.889	<b>PITCHER</b>					IP: 9.0 WLS: W BF: 32	H: 4 R: 2 ER: 2 SO: 3	BB: 4 IBB: 0 HBP: 0 BLK: 0	WP: 0 HR: 0 S: 34 P: 50	ERA: 2.00 WHIP: 0.889					

Batter	1	2	3	4	5	6	7	8	9	AB	R	H	RBI	BB	SO	LOB	BOTTOM			
Horace Clarke, S OBP: 0.314, SLG: 0.273	0-0 F8		0-0 FC4 1-2	0-0 PB 1B		0-0 L4				4	0	1	2	0	0	2	<b>Boston Red Sox @ New York Yankees</b> Yankee Stadium, Bronx, NY Sun Apr 15 1973, 3:33 AM EST Att: 35,700 - Unknown - 66 F			
Roy White, S OBP: 0.285, SLG: 0.194	0-0 1-3			0-0 K 5-3			0-0 5-3			4	0	0	0	0	1	1				
Thurman Munson, R OBP: 0.267, SLG: 0.429	0-0 4-3			0-0 E4 1B 2B	0-0 WP 1B		0-0 5-3			4	1	1	0	0	0	0				
Bobby Murcer, L OBP: 0.375, SLG: 0.379		0-0 6-3		0-0 2B FC4-6 1B	0-3 K		0-3 K			4	1	1	0	0	2	1				
Graig Nettles, L OBP: 0.281, SLG: 0.464		0-3 K		0-0 FC4-6 BB 2B	0-3 K		0-0 G3			4	1	1	1	0	2	1				
Felipe Alou, R OBP: 0.308, SLG: 0.478		0-0 6-3		0-0 FC4-6 IBB	0-3 K		0-0 F7			3	0	0	0	1	1	1				
Celerino Sanchez, R OBP: 0.250, SLG: 0.500			0-0 6-3	0-0 FC4-6 BB 1B		0-0 2B		0-3 K		4	1	1	1	0	1	2				
Ron Swoboda, R OBP: 0.167, SLG: 0.091			0-0 5-3	0-0 BB 1B BB		0-3 K				2	1	0	0	1	1	1				
Gene Michael, S OBP: 0.269, SLG: 0.400			0-0 FC4 1B	0-0 1B PB BB		0-0 P9				2	1	1	1	0	1					
<b>Inning Stats</b>	R: 0 E: 0 K: 0 S: 3	H: 0 LOB: 0 BB: 0 P: 3	R: 0 E: 0 K: 1 S: 5	H: 0 LOB: 0 BB: 0 P: 5	R: 0 E: 0 K: 1 S: 9	H: 3 LOB: 1 BB: 3 P: 21	R: 0 E: 0 K: 3 S: 10	H: 1 LOB: 1 BB: 0 P: 10	R: 0 E: 0 K: 1 S: 6	H: 1 LOB: 1 BB: 0 P: 6	R: 0 E: 0 K: 1 S: 5	H: 0 LOB: 0 BB: 0 P: 5	R: 0 E: 0 K: 1 S: 5	H: 0 LOB: 0 BB: 0 P: 5	R: 0 E: 0 K: 0 S: 3	H: 0 LOB: 0 BB: 0 P: 3	1B: 4 2B: 2 3B: 0 HR: 0	SF: 0 SAC: 0 DP: 0 HBP: 0	WP: 1 PA: 34 CS: 0	
<b>PITCHER</b> John Curtis, L ERA: 2.31	IP: 3.2 WLS: L BF: 19	H: 4 R: 6 ER: 1 SO: 2	BB: 2 IBB: 1 HBP: 0 BLK: 0	WP: 0 HR: 0 S: 20 P: 32	ERA: 2.46 WHIP: 1.636	<b>PITCHER</b>					IP: 4.1 WLS: L BF: 15	H: 2 R: 0 ER: 0 SO: 6	BB: 0 IBB: 0 HBP: 0 BLK: 0	WP: 1 HR: 0 S: 27 P: 27	ERA: 0.00 WHIP: 0.462					



Batter	1	2	3	4	5	6	7	8	9	AB	R	H	RBI	BB	SO	LOB	TOP
<b>Horace Clarke, S</b> (1,4) OBP: 0.333, SLG: 0.278	4-0 BB	0-0 1-2 3-H 1B			0-0 F8			0-0 P6		3	0	1	1	1	0	0	<b>New York Yankees @ Baltimore Orioles</b> Memorial Stadium, Baltimore, MD Tue Apr 17 1973, 6:05 PM EST Att: 10,068 - Unknown
<b>Roy White, S</b> (1,7) OBP: 0.237, SLG: 0.171	0-3 K	0-0 5-3			0-0 6-3			0-0 F9		4	0	0	0	0	1	3	
<b>Thurman Munson, R</b> (1,2) OBP: 0.235, SLG: 0.375	0-0 5-3			0-0 6-3				0-0 F8		4	0	0	0	0	0	1	
<b>Bobby Murcer, L</b> (1,8) OBP: 0.361, SLG: 0.344	0-0 F5			4-0 3-1 BB				0-0 G3		3	0	0	0	1	0	1	
<b>Graig Nettles, L</b> (1,5) OBP: 0.250, SLG: 0.406		0-0 1-3	0-0 3-1					0-0 3-1		4	0	0	0	0	0	1	
<b>Felipe Alou, R</b> (1,3) OBP: 0.333, SLG: 0.519		0-0 1B 2B	0-0 F8					0-0 1B		4	1	2	0	0	1	1	
<b>Celerino Sanchez, R</b> (1,10) OBP: 0.250, SLG: 0.375		0-0 FC1-4 1B			0-0 F7			0-0 4-3		4	1	1	1	0	0	1	
<b>Ron Swoboda, R</b> (1,9) OBP: 0.200, SLG: 0.077		4-0 FC1-4 BB			0-3 K			0-3 K		2	0	0	0	1	2	0	
<b>Gene Michael, S</b> (1,6) OBP: 0.241, SLG: 0.357		0-0 FC1-4 1B			0-0 F8			0-0 1-6-3		3	0	0	0	0	0	2	
<b>Inning Stats</b>	R: 0 E: 0 K: 1 S: 5	H: 0 LOB: 1 BB: 1 P: 9	R: 2 E: 0 K: 0 S: 6	H: 3 LOB: 2 BB: 1 P: 10	R: 0 E: 0 K: 0 S: 3	H: 0 LOB: 1 BB: 1 P: 7	R: 0 E: 0 K: 1 S: 5	H: 0 LOB: 0 BB: 0 P: 5	R: 0 E: 0 K: 1 S: 5	H: 0 LOB: 0 BB: 0 P: 5	R: 0 E: 0 K: 0 S: 3	H: 0 LOB: 0 BB: 0 P: 3	R: 0 E: 0 K: 0 S: 4	H: 1 LOB: 1 BB: 0 P: 4	1B: 3 2B: 1 3B: 0 HR: 0	SF: 0 SAC: 0 DP: 0 HBP: 0	WP: 0 PA: 34 SB: 0 CS: 0
<b>PITCHER</b> <b>Dave McNally, L</b> (1,1) ERA: 0.65	IP: 9.0 WLS: W BF: 34 H: 4 R: 2 ER: 2 SO: 4 BB: 3 IBB: 0 HBP: 0 BLK: 0 WP: 0 HR: 0 S: 39 P: 51 ERA: 2.00 WHIP: 0.778															<b>PITCHER</b>	

AB	31
R	2
H	4
RBI	2
BB	3
SO	4
LOB	10



Batter	1	2	3	4	5	6	7	8	9	AB	R	H	RBI	BB	SO	LOB	BOTTOM		
<b>Merv Rettenmund, R</b> (1,9) OBP: 0.150, SLG: 0.469	0-0 5-3		0-0 F9 2B					0-0 2B SF9 1B		4	1	2	0	0	0	2	<b>New York Yankees @ Baltimore Orioles</b> Memorial Stadium, Baltimore, MD Tue Apr 17 1973, 6:05 PM EST Att: 10,068 - Unknown		
<b>Bobby Grich, R</b> (1,4) OBP: 0.405, SLG: 0.353	0-0 6-3		0-0 F9		0-0 L6			0-0 SF9 HR 2B		4	1	1	0	0	0	2			
<b>Boog Powell, L</b> (1,3) OBP: 0.195, SLG: 0.184	0-0 1B		0-0 F8					0-0 SF9		3	0	1	1	0	0	1			
<b>Earl Williams, R</b> (1,2) OBP: 0.343, SLG: 0.419	0-0 1-2 1B				0-0 G5-4-3 1B			0-0 HR		4	1	3	2	0	0	0			
<b>Don Baylor, R</b> (1,7) OBP: 0.325, SLG: 0.472	0-0 F8				0-0 G5-4-3			0-3 K		4	0	0	0	0	1	3			
<b>Brooks Robinson, R</b> (1,5) OBP: 0.189, SLG: 0.314		0-0 6-3			0-0 5-3			0-0 F8		3	0	0	0	0	0	0			
<b>Paul Blair, R</b> (1,8) OBP: 0.294, SLG: 0.303		0-0 G4-6-3 1B						0-0 P4		3	1	2	0	0	0	0			
<b>Terry Crowley, L</b> (1,10) OBP: 0.400, SLG: 0.250		0-0 G4-6-3			4-0 G6-4-3 1B			0-0 F9		2	0	0	0	1	0	1			
<b>Mark Belanger, R</b> (1,6) OBP: 0.389, SLG: 0.313			0-0 4-3		0-0 G6-4-3 1B			0-0 G3		3	0	1	0	0	0	0			
<b>Inning Stats</b>	R: 0 E: 0 K: 0 S: 5	H: 2 LOB: 2 BB: 0 P: 5	R: 0 E: 0 K: 0 S: 3	H: 1 LOB: 0 BB: 0 P: 3	R: 0 E: 0 K: 0 S: 4	H: 1 LOB: 1 BB: 0 P: 4	R: 0 E: 0 K: 0 S: 3	H: 1 LOB: 0 BB: 0 P: 3	R: 1 E: 0 K: 0 S: 4	H: 2 LOB: 1 BB: 1 P: 8	R: 0 E: 0 K: 0 S: 3	H: 0 LOB: 0 BB: 0 P: 3	R: 0 E: 0 K: 0 S: 3	H: 0 LOB: 0 BB: 0 P: 3	R: 3 E: 0 K: 1 S: 8	H: 3 LOB: 0 BB: 0 P: 8	1B: 7 2B: 2 3B: 0 HR: 1	SF: 1 SAC: 0 DP: 3 HBP: 0	WP: 0 PA: 32 SB: 1 CS: 0
<b>PITCHER</b> <b>Steve Kline, R</b> (1,1) ERA: 4.15 <b>Sparky Lyle, L</b> (8,1) ERA: 5.4	IP: 7.1 WLS: L BF: 29 H: 9 R: 3 ER: 3 SO: 3 BB: 1 IBB: 0 HBP: 0 BLK: 0 WP: 0 HR: 0 S: 28 P: 32 ERA: 3.68 WHIP: 1.364															<b>PITCHER</b>			

AB	30
R	4
H	10
RBI	3
BB	1
SO	1
LOB	9





Batter	1	2	3	4	5	6	7	8	9	AB	R	H	RBI	BB	SO	LOB	TOP					
<b>Horace Clarke, S</b> (1,4) OBP: 0.318, SLG: 0.268	F7		F8				F7		F7	5	0	1	1	0	0	2	<b>New York Yankees @ Baltimore Orioles</b> Memorial Stadium, Baltimore, MD Wed Apr 18 1973, 6:05 PM EST Att: 10,138 - Unknown					
<b>Roy White, S</b> (1,7) OBP: 0.256, SLG: 0.179	F9		5-3			1-2 2-H 1B	CS BB		HR	4	1	1	1	1	1	2						
<b>Felipe Alou, R</b> (1,3) OBP: 0.314, SLG: 0.563	F8			5-3	L1		CS	6-3	HR	5	1	1	2	0	0	2						
<b>Bobby Murcer, L</b> (1,8) OBP: 0.366, SLG: 0.351		F8		P6				6-3	HR	5	1	2	0	0	0	0						
<b>Graig Nettles, L</b> (1,5) OBP: 0.244, SLG: 0.361	F8			FC6-4 BB		5-3		K	F8	4	0	0	0	1	1	2						
<b>Jim Ray Hart, R</b> (1,10) OBP: 0.545, SLG: 0.429		1B		FC6-4					HR	4	1	3	1	0	0	1						
<b>Thurman Munson, R</b> (1,2) OBP: 0.289, SLG: 0.500									HR	4	2	3	2	0	0	1						
<b>Ron Swoboda, R</b> (1,9) OBP: 0.211, SLG: 0.063		K							F7 1B SH3-4 BB	3	1	0	0	1	2	4						
<b>Gene Michael, S</b> (1,6) OBP: 0.281, SLG: 0.387				CS 1B				4-3	SH3-4	3	0	2	0	0	0	0						
<b>Inning Stats</b>	R: 0 E: 0 K: 0 S: 3	H: 0 LOB: 0 BB: 0 P: 3	R: 0 E: 0 K: 1 S: 7	H: 2 LOB: 2 BB: 0 P: 7	R: 0 E: 0 K: 0 S: 3	H: 1 LOB: 0 BB: 0 P: 3	R: 0 E: 0 K: 0 S: 3	H: 0 LOB: 1 BB: 1 P: 7	R: 1 E: 0 K: 1 S: 8	H: 3 LOB: 2 BB: 0 P: 8	R: 1 E: 0 K: 0 S: 7	H: 2 LOB: 1 BB: 0 P: 7	R: 0 E: 0 K: 0 S: 2	H: 0 LOB: 0 BB: 1 P: 6	R: 0 E: 0 K: 1 S: 5	H: 0 LOB: 0 BB: 0 P: 5	R: 5 E: 0 K: 0 S: 8	H: 5 LOB: 1 BB: 1 P: 12	1B: 11 2B: 0 3B: 0 HR: 2	SF: 0 SAC: 1 DP: 0 HBP: 0	WP: 0 PB: 0 SB: 0 CS: 2	PA: 42
<b>PITCHER</b>	IP	WLS	BF	H	R	ER	SO	BB	IBB	HBP	BLK	WP	HR	S	P	ERA	WHIP					
<b>Mike Cuellar, L</b> (1,1) ERA: 5.09	8.0	L	35	10	5	5	4	3	0	0	0	0	1	40	52	5.62	1.625					
<b>Grant Jackson, L</b> (9,1) ERA: 5.4	1.0		6	3	2	2	0	0	0	0	0	0	1	6	6	18.00	3.000					

AB	37
R	7
H	13
RBI	7
BB	3
SO	4
LOB	14



Batter	1	2	3	4	5	6	7	8	9	AB	R	H	RBI	BB	SO	LOB	BOTTOM				
<b>Merv Rettenmund, R</b> (1,9) OBP: 0.432, SLG: 0.472	6-3		1B 2B				F7			4	1	1	0	0	0	0	<b>New York Yankees @ Baltimore Orioles</b> Memorial Stadium, Baltimore, MD Wed Apr 18 1973, 6:05 PM EST Att: 10,138 - Unknown				
<b>Bobby Grich, R</b> (1,4) OBP: 0.435, SLG: 0.421	1B		K						E 2B	4	1	3	0	0	1	1					
<b>Boog Powell, L</b> (1,3) OBP: 0.244, SLG: 0.220	1-2 1B		HR 1B						FC6-4 BB	3	1	2	1	1	0	1					
<b>Earl Williams, R</b> (1,2) OBP: 0.333, SLG: 0.486	P3		HR						K	4	1	1	2	0	2	5					
<b>Don Baylor, R</b> (1,7) OBP: 0.295, SLG: 0.425	K		F3						FC6-4	4	0	0	0	0	1	3					
<b>Brooks Robinson, R</b> (1,5) OBP: 0.171, SLG: 0.282		F7	5-3						5-3	4	0	0	0	0	0	1					
<b>Paul Blair, R</b> (1,8) OBP: 0.289, SLG: 0.297	F9						P3		P6	4	0	1	0	0	0	0					
<b>Terry Crowley, L</b> (1,10) OBP: 0.379, SLG: 0.217					P5		F8		4-3	3	0	0	0	1	0	1					
<b>Mark Belanger, R</b> (1,6) OBP: 0.350, SLG: 0.278	F9				4-3		5-3		4-3	4	0	0	0	0	0	1					
<b>Inning Stats</b>	R: 0 E: 0 K: 1 S: 7	H: 2 LOB: 2 BB: 0 P: 7	R: 3 E: 0 K: 1 S: 8	H: 3 LOB: 0 BB: 0 P: 8	R: 0 E: 0 K: 0 S: 3	H: 1 LOB: 0 BB: 0 P: 3	R: 0 E: 0 K: 0 S: 6	H: 1 LOB: 1 BB: 0 P: 6	R: 0 E: 0 K: 0 S: 3	H: 0 LOB: 0 BB: 0 P: 3	R: 0 E: 0 K: 0 S: 3	H: 0 LOB: 0 BB: 0 P: 3	R: 1 E: 1 K: 1 S: 6	H: 1 LOB: 1 BB: 1 P: 10	R: 0 E: 0 K: 0 S: 3	H: 0 LOB: 0 BB: 0 P: 3	1B: 5 2B: 2 3B: 0 HR: 1	SF: 0 SAC: 0 DP: 0 HBP: 0	WP: 0 PB: 0 SB: 0 CS: 1	PA: 36	
<b>PITCHER</b>	IP	WLS	BF	H	R	ER	SO	BB	IBB	HBP	BLK	WP	HR	S	P	ERA	WHIP				
<b>Doc Medich, R</b> (1,1) ERA: 4.38	7.0		30	8	4	3	3	2	0	0	0	0	1	34	42	3.86	1.429				
<b>Lindy McDaniel, R</b> (8,1) ERA: 5.19	2.0	W	6	0	0	0	1	0	0	0	0	0	0	8	8	0.00	0.000				





Batter	1	2	3	4	5	6	7	8	9	AB	R	H	RBI	BB	SO	LOB	TOP			
<b>Horace Clarke, S</b> OBP: 0.327, SLG: 0.304 (1,4)	0-0 2B	0-0 1B		0-0 4-3			0-0 4-3		0-0 4-3	5	1	2	0	0	0	0	<b>New York Yankees @ Baltimore Orioles</b> Memorial Stadium, Baltimore, MD Thu Apr 19 1973, 6:05 PM EST Att: 8,270 - Unknown <a href="http://livebaseballscorecards.com">livebaseballscorecards.com</a>			
<b>Roy White, S</b> OBP: 0.255, SLG: 0.186 (1,7)	0-0 4-3	0-0 1B		0-0 4-3			0-0 F8			4	1	1	1	0	0	1				
<b>Ron Blomberg, L</b> OBP: 0.391, SLG: 0.263 (1,3)	0-3 K	0-0 1B			0-0 4-3		0-0			4	1	2	1	0	1	1				
<b>Bobby Murcer, L</b> OBP: 0.400, SLG: 0.450 (1,8)	4-0 BB	0-0 HR			0-0 FC5		0-0 F9			3	1	2	3	1	0	1				
<b>Graig Nettles, L</b> OBP: 0.222, SLG: 0.325 (1,5)	0-0 F7	0-3 K			0-0 1-3			0-0 4-3		4	0	0	0	0	1	3				
<b>Jim Ray Hart, R</b> OBP: 0.583, SLG: 0.500 (3, PH)		0-0 1B	0-3 K		0-0 FC5			0-0 L3		1	0	1	0	0	0	0				
<b>Johnny Callison, L</b> OBP: 0.067, SLG: 0.067 (1,9)		0-0 F8	0-0 4-3		0-3 K			0-0 F2		4	0	0	0	0	1	1				
<b>Thurman Munson, R</b> OBP: 0.310, SLG: 0.487 (1,2)		0-0 1B	0-0 F8		0-3 K			4-0 CS		3	1	1	0	1	1	0				
<b>Gene Michael, S</b> OBP: 0.278, SLG: 0.371 (1,6)		0-0 1B		0-0 F7		0-0 G3		0-0 G3		4	1	1	1	0	0	1				
<b>Inning Stats</b>	R: 0 E: 0 K: 1 S: 6	H: 1 LOB: 2 BB: 1 P: 10	R: 6 E: 0 K: 1 S: 11	H: 7 LOB: 0 BB: 0 P: 11	R: 0 E: 0 K: 1 S: 5	H: 0 LOB: 0 BB: 0 P: 5	R: 0 E: 0 K: 0 S: 3	H: 0 LOB: 0 BB: 0 P: 3	R: 0 E: 0 K: 0 S: 4	H: 1 LOB: 1 BB: 0 P: 4	R: 0 E: 0 K: 0 S: 4	H: 1 LOB: 1 BB: 0 P: 4	R: 0 E: 0 K: 0 S: 3	H: 0 LOB: 0 BB: 0 P: 3	R: 0 E: 0 K: 0 S: 2	H: 0 LOB: 0 BB: 1 P: 6		1B: 8 2B: 1 3B: 0 HR: 1	SF: 0 SAC: 0 DP: 0 HBP: 0	WP: 0 PA: 37 PB: 0 SB: 0 CS: 1
<b>PITCHER</b>	IP	WLS	BF	H	R	ER	SO	BB	IBB	HBP	BLK	WP	HR	S	P	ERA	WHIP			
<b>Jim Palmer, R</b> ERA: 3.86 (1,1)	1.2	L	12	7	5	5	1	1	0	0	0	0	0	13	17	27.00	4.800			
<b>Orlando Pena, R</b> ERA: 3.0 (2,1)	7.1		25	3	1	1	4	1	0	0	0	0	1	32	36	1.23	0.545			

Batter	1	2	3	4	5	6	7	8	9	AB	R	H	RBI	BB	SO	LOB	BOTTOM			
<b>Merv Rettenmund, R</b> OBP: 0.417, SLG: 0.436 (1,9)	4-0 1B		0-0 F7		0-0 F8			0-0 1-3		3	0	0	0	1	0	1	<b>New York Yankees @ Baltimore Orioles</b> Memorial Stadium, Baltimore, MD Thu Apr 19 1973, 6:05 PM EST Att: 8,270 - Unknown <a href="http://livebaseballscorecards.com">livebaseballscorecards.com</a>			
<b>Bobby Grich, R</b> OBP: 0.400, SLG: 0.381 (1,4)	0-0 F9		0-0 F2			0-0 6-3		0-0 F7		4	0	0	0	0	0	1				
<b>Boog Powell, L</b> OBP: 0.265, SLG: 0.227 (1,3)	0-0 1B			0-0 4-3		0-0 2-3		4-0 B1-3		3	0	1	0	1	0	0				
<b>Earl Williams, R</b> OBP: 0.326, SLG: 0.538 (1,2)	0-0 F9			0-0 HR		0-0 6-3		0-0 F8		4	1	1	1	0	0	3				
<b>Don Baylor, R</b> OBP: 0.313, SLG: 0.432 (1,7)	0-3 K			0-0 6-3			0-0 1B	0-0 B1-3		4	0	2	0	0	1	2				
<b>Brooks Robinson, R</b> OBP: 0.156, SLG: 0.256 (1,5)		0-0 6-3		0-0 6-3		0-0 P4		0-0 B1-3		4	0	0	0	0	0	3				
<b>Paul Blair, R</b> OBP: 0.262, SLG: 0.268 (1,8)		0-0 1-3			0-0 F8		0-0 F9	0-0 6-3		4	0	0	0	0	0	3				
<b>Tommy Davis, R</b> OBP: 0.294, SLG: 0.353 (1,10)		0-0 F9			0-0 1B		0-0 F7			3	0	1	0	0	0	1				
<b>Mark Belanger, R</b> OBP: 0.326, SLG: 0.256 (1,6)			0-0 F7		0-0 F7			0-0 F7		3	0	0	0	0	0	1				
<b>Inning Stats</b>	R: 0 E: 0 K: 1 S: 6	H: 1 LOB: 2 BB: 1 P: 10	R: 0 E: 0 K: 0 S: 3	H: 0 LOB: 0 BB: 0 P: 3	R: 0 E: 0 K: 0 S: 3	H: 0 LOB: 0 BB: 0 P: 3	R: 1 E: 0 K: 0 S: 4	H: 1 LOB: 0 BB: 0 P: 4	R: 0 E: 0 K: 0 S: 3	H: 0 LOB: 0 BB: 0 P: 3	R: 0 E: 0 K: 0 S: 4	H: 1 LOB: 1 BB: 0 P: 4	R: 0 E: 0 K: 0 S: 3	H: 0 LOB: 0 BB: 0 P: 3	R: 0 E: 0 K: 0 S: 4	H: 1 LOB: 2 BB: 1 P: 8		1B: 4 2B: 0 3B: 0 HR: 1	SF: 0 SAC: 0 DP: 0 HBP: 0	WP: 0 PA: 34 PB: 0 SB: 0 CS: 0
<b>PITCHER</b>	IP	WLS	BF	H	R	ER	SO	BB	IBB	HBP	BLK	WP	HR	S	P	ERA	WHIP			
<b>Fritz Peterson, L</b> ERA: 2.45 (1,1)	8.1	W	32	5	1	1	1	2	0	0	0	0	0	2	40	1.08	0.840			
<b>Lindy McDaniel, R</b> ERA: 4.82 (9,1)	0.2	S	2	0	0	0	0	0	0	0	0	0	0	2	2	0.00	0.000			



Batter	1	2	3	4	5	6	7	8	9	AB	R	H	RBI	BB	SO	LOB	TOP			
Horace Clarke, S OBP: 0.302, SLG: 0.280 (1, 4)	F8			4-3		4-3		4-3		4	0	0	0	0	0	1	<b>New York Yankees @ Milwaukee Brewers</b> Milwaukee County Stadium, Milwaukee, WI Fri Apr 20 1973, 7:05 PM EST Att: 8,348 - Unknown - 60 F <a href="http://livebaseballscorecards.com">livebaseballscorecards.com</a>			
Roy White, S OBP: 0.255, SLG: 0.174 (1, 7)	G3			3-1		BB		G3		3	0	0	0	1	0					
Ron Blomberg, L OBP: 0.333, SLG: 0.217 (1, 10)	4-3			G3		4-3			F8	4	0	0	0	0	2					
Bobby Murcer, L OBP: 0.388, SLG: 0.432 (1, 8)					1-3			G3	L9	4	0	1	0	0	0					
Graig Nettles, L OBP: 0.224, SLG: 0.341 (1, 5)								F3	F9	4	0	1	0	0	1					
Felipe Alou, R OBP: 0.316, SLG: 0.543 (1, 3)										3	0	1	0	0	1					
Johnny Callison, L OBP: 0.111, SLG: 0.111 (1, 9)										3	0	1	0	0	1					
Thurman Munson, R OBP: 0.311, SLG: 0.476 (1, 2)										3	0	1	0	0	2					
Gene Michael, S OBP: 0.256, SLG: 0.342 (1, 6)										3	0	0	0	0	1					
<b>Inning Stats</b>	R: 0 E: 0 K: 0 S: 3	H: 0 LOB: 0 BB: 0 P: 3	R: 0 E: 0 K: 0 S: 3	H: 1 LOB: 0 BB: 0 P: 3	R: 0 E: 0 K: 0 S: 3	H: 0 LOB: 0 BB: 0 P: 3	R: 0 E: 0 K: 2 S: 8	H: 1 LOB: 1 BB: 0 P: 8	R: 0 E: 0 K: 0 S: 4	H: 1 LOB: 2 BB: 1 P: 8	R: 0 E: 0 K: 0 S: 5	H: 2 LOB: 2 BB: 0 P: 5	R: 0 E: 0 K: 0 S: 3	H: 0 LOB: 0 BB: 0 P: 3	R: 0 E: 0 K: 0 S: 3	H: 0 LOB: 0 BB: 0 P: 3	1B: 4 2B: 1 3B: 0 HR: 0	SF: 0 SAC: 0 DP: 1 HBP: 0	WP: 0 PB: 0 CS: 0	PA: 32
<b>PITCHER</b> Jim Slaton, R ERA: 0.95 (1, 1)	IP: 9.0 WLS: W BF: 32 H: 5 R: 0 ER: 0 SO: 2 BB: 1 IBB: 0 HBP: 0 BLK: 0 WP: 0 HR: 0 S: 35 P: 39 ERA: 0.00 WHIP: 0.667															<b>PITCHER</b>				

Batter	1	2	3	4	5	6	7	8	9	AB	R	H	RBI	BB	SO	LOB	BOTTOM			
Dave May, L OBP: 0.286, SLG: 0.488 (1, 8)	F7			4-3		HR				3	1	1	2	0	0		<b>New York Yankees @ Milwaukee Brewers</b> Milwaukee County Stadium, Milwaukee, WI Fri Apr 20 1973, 7:05 PM EST Att: 8,348 - Unknown - 60 F <a href="http://livebaseballscorecards.com">livebaseballscorecards.com</a>			
Bob Coluccio, R OBP: 0.286, SLG: 0.167 Gorman Thomas, R OBP: 0.188, SLG: 0.300 (1, 9) (7, 9)	6-3			5-3		L1				3	0	0	0	0	0					
John Briggs, L OBP: 0.341, SLG: 0.412 (1, 7)	P3			G3				F7		3	0	0	0	0	0					
George Scott, R OBP: 0.293, SLG: 0.500 (1, 3)								E9		3	0	0	0	1	1					
Don Money, R OBP: 0.211, SLG: 0.324 (1, 6)								P4		3	0	0	0	0	1					
Joe Lahoud, L OBP: 0.200, SLG: 0.091 (1, 10)										2	0	0	0	1	1					
Darrell Porter, L OBP: 0.357, SLG: 0.500 (1, 2)										3	0	1	0	0	1					
John Vukovich, R OBP: 0.080, SLG: 0.083 (1, 5)										3	0	0	0	2	1					
Pedro Garcia, R OBP: 0.212, SLG: 0.485 (1, 4)										2	1	0	0	0	1					
<b>Inning Stats</b>	R: 0 E: 0 K: 0 S: 3	H: 0 LOB: 0 BB: 0 P: 3	R: 0 E: 0 K: 1 S: 5	H: 0 LOB: 0 BB: 0 P: 5	R: 0 E: 0 K: 1 S: 5	H: 0 LOB: 0 BB: 0 P: 5	R: 0 E: 0 K: 2 S: 7	H: 0 LOB: 0 BB: 0 P: 7	R: 2 E: 0 K: 1 S: 7	H: 2 LOB: 0 BB: 0 P: 7	R: 0 E: 1 K: 0 S: 3	H: 0 LOB: 0 BB: 0 P: 3	R: 0 E: 0 K: 0 S: 2	H: 0 LOB: 0 BB: 1 P: 6	R: 0 E: 0 K: 0 S: 2	H: 0 LOB: 0 BB: 1 P: 6	1B: 1 2B: 0 3B: 0 HR: 1	SF: 0 SAC: 0 DP: 1 HBP: 0	WP: 0 PB: 0 CS: 0	PA: 26
<b>PITCHER</b> Mel Stottlemyre, R ERA: 3.14 (1, 1)	IP: 8.0 WLS: L BF: 26 H: 2 R: 2 ER: 2 SO: 5 BB: 1 IBB: 0 HBP: 0 BLK: 0 WP: 0 HR: 1 S: 35 P: 39 ERA: 2.25 WHIP: 0.375															<b>PITCHER</b>				



Batter	1	2	3	4	5	6	7	8	9	AB	R	H	RBI	BB	SO	LOB	TOP		
Horace Clarke, S (1.4) OBP: 0.286, SLG: 0.264 Celerino Sanchez, R (9, PH) OBP: 0.222, SLG: 0.333	E5 G6-4-3		F8			SH1-4	F2		F7	3	0	0	0	0	0	2	<b>New York Yankees @ Milwaukee Brewers</b> Milwaukee County Stadium, Milwaukee, WI Sun Apr 22 1973, 4:33 AM EST Alt. 9,726 - Unknown - 62 F		
Roy White, S (1.7) OBP: 0.288, SLG: 0.163	G6-4-3		L5			FC5-4 BB	BB		F7	3	0	0	0	2	0	1			
Felipe Alou, R (1.3) OBP: 0.286, SLG: 0.487	K				F7	FC5-4 BB 1B	L7			4	1	0	0	0	1	5			
Bobby Murcer, L (1.8) OBP: 0.377, SLG: 0.404		F8			F5	1B BB		5-3		3	0	0	0	1	0	0			
Jim Ray Hart, R (1.10) OBP: 0.563, SLG: 0.583		F8 1B 2B			F7	1-3 2-H 3-H 1B		F2		4	1	2	2	0	0	0			
Graig Nettles, L (1.5) OBP: 0.226, SLG: 0.333		F8			B1	F7		1B 1B		4	0	1	0	0	0	3			
Thurman Munson, R (1.2) OBP: 0.347, SLG: 0.500					F7		2B 1B	1B 1B		4	0	3	1	0	0	0			
Ron Swoboda, R (1.9) OBP: 0.190, SLG: 0.056 Johnny Callison, L (7, PH) OBP: 0.150, SLG: 0.200	K				1-3		1-3 2B	K		2	0	0	0	0	1	1			
Gene Michael, S (1.6) OBP: 0.256, SLG: 0.317			6-3			FC5-4 SH1-4 BB 1B	P6	5-3		3	1	0	0	1	0	2			
<b>Inning Stats</b>	R: 0 E: 1 K: 1 S: 5	H: 0 LOB: 0 BB: 0 P: 5	R: 1 E: 0 K: 1 S: 7	H: 2 LOB: 1 BB: 0 P: 7	R: 0 E: 0 K: 0 S: 3	H: 0 LOB: 0 BB: 0 P: 3	R: 0 E: 0 K: 0 S: 3	H: 0 LOB: 0 BB: 0 P: 3	R: 0 E: 0 K: 0 S: 3	H: 0 LOB: 2 BB: 3 P: 16	R: 0 E: 0 K: 0 S: 5	H: 2 LOB: 3 BB: 1 P: 9	R: 0 E: 0 K: 1 S: 7	H: 2 LOB: 2 BB: 0 P: 7	R: 0 E: 0 K: 0 S: 3	H: 0 LOB: 0 BB: 0 P: 3		1B: 5 2B: 2 3B: 0 HR: 0	SF: 0 SAC: 1 DP: 1 HBP: 0
<b>PITCHER</b>	IP WLS BF H R ER SO BB IBB HBP BLK WP HR S P ERA WHIP																		
Gary Ryerson, L (1.1) ERA: 3.48	5.1	20	2	3	3	2	2	0	0	0	0	0	0	22	30	5.06	0.750		
Jim Colborn, R (6.1) ERA: 0.53	1.2	W 10	3	0	0	0	2	0	0	0	0	0	0	8	16	0.00	3.000		
Ray Newman, L (8.1) ERA:	2.0	S 8	2	0	0	1	0	0	0	0	0	0	0	10	10	0.00	1.000		

Batter	1	2	3	4	5	6	7	8	9	AB	R	H	RBI	BB	SO	LOB	BOTTOM		
Dave May, L (1.8) OBP: 0.283, SLG: 0.467	4-3		6-3				G3			4	0	1	0	0	0	1	<b>New York Yankees @ Milwaukee Brewers</b> Milwaukee County Stadium, Milwaukee, WI Sun Apr 22 1973, 4:33 AM EST Alt. 9,726 - Unknown - 62 F		
Bob Coluccio, R (1.9) OBP: 0.364, SLG: 0.300			F9		1B					4	0	2	0	0	0	3			
John Briggs, L (1.7) OBP: 0.311, SLG: 0.368	4-3				L1-3	K	P4			4	0	0	0	0	1	2			
George Scott, R (1.3) OBP: 0.289, SLG: 0.477		6-3			F8	L8		SH3-4 BB 1B		4	0	1	0	0	0	0			
Don Money, R (1.6) OBP: 0.238, SLG: 0.400		F7				K		SH3-4 BB		3	1	1	1	1	1	0			
Darrell Porter, L (1.2) OBP: 0.375, SLG: 0.462 Ellie Rodriguez, R (7, PH) OBP: 0.360, SLG: 0.360					F9		E6 1B HR	SH3-4		1	0	0	0	0	0	0			
Joe Lahoud, L (1.10) OBP: 0.192, SLG: 0.087 Ollie Brown, R (5, PH) OBP: 0.333, SLG: 0.529					F7			1-2 2-3		1	0	0	0	0	0	1			
John Vukovich, R (1.5) OBP: 0.172, SLG: 0.259						6-3 SH1-4 1B	1B BB	8-2-1-5		3	1	2	3	1	0	3			
Pedro Garcia, R (1.4) OBP: 0.200, SLG: 0.457					SH1-4		K	5-3		2	0	0	0	0	1	1			
<b>Inning Stats</b>	R: 0 E: 0 K: 0 S: 3	H: 1 LOB: 0 BB: 0 P: 3	R: 0 E: 0 K: 0 S: 3	H: 0 LOB: 1 BB: 0 P: 4	R: 0 E: 0 K: 0 S: 4	H: 1 LOB: 1 BB: 0 P: 4	R: 1 E: 0 K: 0 S: 4	H: 1 LOB: 0 BB: 0 P: 4	R: 0 E: 0 K: 2 S: 8	H: 1 LOB: 2 BB: 1 P: 12	R: 0 E: 0 K: 2 S: 7	H: 0 LOB: 0 BB: 0 P: 7	R: 3 E: 1 K: 0 S: 7	H: 3 LOB: 1 BB: 0 P: 7	R: 0 E: 0 K: 0 S: 3	H: 1 LOB: 2 BB: 2 P: 11		1B: 6 2B: 1 3B: 0 HR: 2	SF: 0 SAC: 2 DP: 1 HBP: 1
<b>PITCHER</b>	IP WLS BF H R ER SO BB IBB HBP BLK WP HR S P ERA WHIP																		
Steve Kline, R (1.1) ERA: 3.86	4.0	15	3	1	1	0	0	0	1	0	0	0	0	14	15	2.25	0.750		
Sparky Lyle, L (5.1) ERA: 5.68	3.0	L 15	4	3	2	4	1	0	0	0	0	1	22	26	6.00	1.667			
Lindy McDaniel, R (8.1) ERA: 4.35	1.0	5	1	0	0	0	1	1	0	0	0	0	3	11	0.00	2.000			



Batter	1	2	3	4	5	6	7	8	9	AB	R	H	RBI	BB	SO	LOB	TOP					
<b>Horace Clarke, S</b> (1, 4) OBP: 0.311, SLG: 0.268	4-0 BB BB		4-0 S BB	0-0 F8		0-0 G3			0-0 CS 1B	3	0	1	0	2	0	3	<b>New York Yankees @ Milwaukee Brewers</b> <b>Milwaukee County Stadium, Milwaukee, WI</b> Mon Apr 23 1973, 7:05 PM EST Att: 12,986 - Unknown - 50 F <a href="http://livebaseballscorecards.com">livebaseballscorecards.com</a>					
<b>Roy White, S</b> (1, 7) OBP: 0.282, SLG: 0.151	4-0 L3 BB		0-0 F8		0-0 6-3	0-0 F3			0-3 K	4	0	0	0	1	1	2						
<b>Matty Alou, L</b> (1, 9) OBP: 0.333, SLG: 0.360	0-0 L3			0-0 4-3 1B	0-0 F2	0-0 G3			0-3 K	5	1	1	0	0	1	3						
<b>Bobby Murcer, L</b> (1, 8) OBP: 0.368, SLG: 0.392	0-0 G3			0-0 4-3 1B	0-0 2B 1B				0-3 K	4	1	1	0	0	1	2						
<b>Graig Nettles, L</b> (1, 5) OBP: 0.263, SLG: 0.327		4-0 G6-4-3 BB		4-0 G3 1B BB	4-0 2B BB				0-0 F7	1	2	0	0	3	0	0						
<b>Jim Ray Hart, R</b> (1, 10) OBP: 0.550, SLG: 0.625		0-0 G6-4-3		0-0 BB G3 1B	0-0 E7 1B 2B				0-0 1-3	4	1	2	2	0	0	1						
<b>Ron Blomberg, L</b> (1, 3) <b>Felipe Alou, R</b> (5, PH) OBP: 0.295, SLG: 0.488		0-0 L8		0-0 G3	0-0 2B 1B				0-0 4-3	2	0	0	0	0	0	2						
<b>Thurman Munson, R</b> (1, 2) OBP: 0.377, SLG: 0.531				0-0 G4-6-3 1B	4-0 BB				0-3 K	3	0	2	0	1	1	0						
<b>Gene Michael, S</b> (1, 6) <b>Hal Lanier, R</b> (6, 6)				0-0 G4-6-3	4-0 BB				0-0 F9	2	0	0	1	1	0	3						
<b>Inning Stats</b>	R: 0 E: 0 K: 0 S: 2	H: 0 LOB: 1 BB: 2 P: 10	R: 0 E: 0 K: 0 S: 2	H: 0 LOB: 0 BB: 1 P: 6	R: 0 E: 0 K: 0 S: 3	H: 1 LOB: 1 BB: 1 P: 7	R: 2 E: 0 K: 0 S: 5	H: 2 LOB: 3 BB: 3 P: 17	R: 3 E: 1 K: 0 S: 7	H: 4 LOB: 2 BB: 1 P: 11	R: 0 E: 0 K: 0 S: 3	H: 0 LOB: 0 BB: 0 P: 3	R: 0 E: 0 K: 1 S: 5	H: 0 LOB: 0 BB: 0 P: 5	R: 0 E: 0 K: 1 S: 5	H: 0 LOB: 0 BB: 0 P: 5		R: 0 E: 0 K: 2 S: 7	H: 1 LOB: 1 BB: 0 P: 7	1B: 6 2B: 4 3B: 0 HR: 0	SF: 0 SAC: 0 DP: 4 HBP: 0	WP: 0 PB: 0 SB: 1 CS: 1
<b>PITCHER</b>	IP WLS BF H R ER SO BB IBB HBP BLK WP HR S P ERA WHIP																					
<b>Bill Parsons, R</b> (1, 1) ERA: 2.08	3.2 L 18 3 2 2 0 6 1 0 0 0 0 0 11 39 4.91 2.455																					
<b>Chris Short, L</b> (4, 1) ERA: 13.5	1.0 8 4 3 3 0 1 0 0 0 0 0 0 7 11 27.00 5.000																					
<b>Skip Lockwood, R</b> (5, 1) ERA: 3.79	4.1 13 1 0 0 4 0 0 0 0 0 0 0 21 21 0.00 0.231																					

Batter	1	2	3	4	5	6	7	8	9	AB	R	H	RBI	BB	SO	LOB	BOTTOM			
<b>Dave May, L</b> (1, 8) OBP: 0.255, SLG: 0.420	0-0 P6			0-0 P4		0-0 P4	0-3 K		0-3 K	5	0	0	0	0	2	1	<b>New York Yankees @ Milwaukee Brewers</b> <b>Milwaukee County Stadium, Milwaukee, WI</b> Mon Apr 23 1973, 7:05 PM EST Att: 12,986 - Unknown - 50 F <a href="http://livebaseballscorecards.com">livebaseballscorecards.com</a>			
<b>Bob Coluccio, R</b> (1, 9) OBP: 0.333, SLG: 0.500	0-0 6-3			0-3 K		0-0 HR	0-0 F8			4	1	1	1	0	1	1				
<b>John Briggs, L</b> (1, 7) OBP: 0.327, SLG: 0.390	0-0 F8			0-0 2B		4-0 FC6 1B BB			0-3 K	3	0	1	0	1	1	0				
<b>George Scott, R</b> (1, 3) OBP: 0.327, SLG: 0.489		0-3 K		4-0 BB		0-0 BB FC6 1B			0-0 1B	3	0	2	0	1	1	0				
<b>Don Money, R</b> (1, 6) OBP: 0.239, SLG: 0.386		0-3 K		0-0 F9		0-0 FC6 BB			0-0 1B	4	0	1	0	0	1	4				
<b>Darrell Porter, L</b> (1, 2) OBP: 0.350, SLG: 0.375		0-0 P6				4-0 F8			0-3 K	3	0	0	0	1	1	2				
<b>Joe Lahoud, L</b> (1, 10) OBP: 0.167, SLG: 0.074				0-3 K		0-0 3-1			0-0 F9	4	0	0	0	0	2	5				
<b>John Vukovich, R</b> (1, 5) OBP: 0.161, SLG: 0.241				0-3 K					0-3 K	2	0	0	0	0	2	0				
<b>Rick Auerbach, R</b> (7, PH) OBP: 0.100, SLG: 0.200				0-3 K					0-3 K	1	0	0	0	0	0	0				
<b>Elie Rodriguez, R</b> (9, PH) OBP: 0.346, SLG: 0.346									0-3 K	1	0	0	0	0	1	0				
<b>Pedro Garcia, R</b> (1, 4) OBP: 0.231, SLG: 0.538				0-0 F8		0-0 HR			0-0 4-3	4	1	2	1	0	0	0				
<b>Inning Stats</b>	R: 0 E: 0 K: 0 S: 3	H: 0 LOB: 0 BB: 0 P: 3	R: 0 E: 0 K: 2 S: 7	H: 0 LOB: 0 BB: 0 P: 7	R: 0 E: 0 K: 1 S: 6	H: 1 LOB: 1 BB: 1 P: 10	R: 0 E: 0 K: 1 S: 5	H: 0 LOB: 0 BB: 0 P: 5	R: 2 E: 0 K: 1 S: 8	H: 3 LOB: 3 BB: 2 P: 16	R: 0 E: 1 K: 1 S: 6	H: 1 LOB: 1 BB: 0 P: 6	R: 0 E: 0 K: 2 S: 9	H: 2 LOB: 2 BB: 0 P: 9	R: 0 E: 0 K: 2 S: 7	H: 0 LOB: 0 BB: 0 P: 7	1B: 4 2B: 1 3B: 0 HR: 2	SF: 0 SAC: 0 DP: 0 HBP: 0	WP: 0 PB: 0 SB: 0 CS: 0	PA: 37
<b>PITCHER</b>	IP WLS BF H R ER SO BB IBB HBP BLK WP HR S P ERA WHIP																			
<b>Doc Medich, R</b> (1, 1) ERA: 4.08	5.1 W 22 4 2 2 6 2 0 0 0 0 0 2 32 40 3.38 1.125																			
<b>Lindy McDaniel, R</b> (6, 1) ERA: 3.21	3.2 S 15 3 0 0 6 1 0 0 0 0 0 0 26 30 0.00 1.091																			




Batter	1	2	3	4	5	6	7	8	9	AB	R	H	RBI	BB	SO	LOB	TOP																				
Johnny Jeter, R OBP: 0.357, SLG: 0.607	5-3		F2	E6			6-3	F8		5	0	0	0	0	0	4																					
Carlos May, L OBP: 0.373, SLG: 0.479	F7		4-3	4-3-2				4-3		5	1	1	1	0	0	5																					
Dick Allen, R OBP: 0.365, SLG: 0.674 Tony Muser, L OBP: 0.300, SLG: 0.125	FC5-4 BB		6-3	F7			HR		4-3	4	0	1	0	1	0	1																					
Bill Melton, R OBP: 0.423, SLG: 0.698	FC5-4			HR		F7	L7		G6-4-3 1B	5	1	2	1	0	0	2																					
Ken Henderson, S OBP: 0.377, SLG: 0.400		K		1B		1-3	1-3		G6-4-3 1B	5	1	1	0	0	1	2																					
Mike Andrews, R OBP: 0.488, SLG: 0.528	HR			1B		F5				4	2	3	0	0	0	0																					
Eddie Leon, R OBP: 0.356, SLG: 0.368				1B						4	2	3	3	0	1	0																					
Jorge Orta, L OBP: 0.417, SLG: 0.359	G3			1B						3	1	2	1	1	0	0																					
Chuck Brinkman, R OBP: 0.333, SLG: 0.235	F7			1B						3	0	0	0	1	0	4																					
<b>Inning Stats</b>	R: 0 E: 0 K: 0 S: 3	H: 0 LOB: 1 BB: 1 P: 7	R: 2 E: 0 K: 1 S: 7	H: 2 LOB: 0 BB: 0 P: 7	R: 0 E: 0 K: 0 S: 3	H: 0 LOB: 0 BB: 0 P: 3	R: 5 E: 1 K: 0 S: 8	H: 5 LOB: 1 BB: 1 P: 12	R: 0 E: 0 K: 1 S: 4	H: 0 LOB: 0 BB: 1 P: 8	R: 1 E: 0 K: 0 S: 5	H: 2 LOB: 1 BB: 0 P: 5	R: 0 E: 0 K: 0 S: 6	H: 3 LOB: 3 BB: 0 P: 6	R: 0 E: 0 K: 0 S: 3	H: 1 LOB: 0 BB: 0 P: 3	1B: 8 2B: 3 3B: 0 HR: 3	SF: 0 SAC: 0 DP: 2 HBP: 0	WP: 0 PB: 1 CS: 0	PA: 41																	
<b>PITCHER</b>	IP	WLS	BF	H	R	ER	SO	BB	IBB	HBP	BLK	WP	HR	S	P	ERA	WHIP	<b>PITCHER</b>			IP	WLS	BF	H	R	ER	SO	BB	IBB	HBP	BLK	WP	HR	S	P	ERA	WHIP
Fritz Peterson, L ERA: 3.96	(1, 1)	3.0	L	17	7	7	5	1	1	0	0	0	2	18	22	15.00	2.667																				
Fred Beene, R ERA: 2.25	(4, 1)	4.0		15	2	1	1	1	2	0	0	0	1	15	23	2.25	1.000																				
Jim Magnuson, L ERA: 5.79	(8, 1)	2.0		9	4	0	0	0	0	0	0	0	0	9	9	0.00	2.000																				

Chicago White Sox @ New York Yankees  
Yankee Stadium, Bronx, NY  
Tue Apr 24 1973, 3:33 AM EST  
Att: 12,334 - Cloudy - 70 F

livebaseballscorecards.com

AB 38  
R 8  
H 13  
RBI 6  
BB 3  
SO 2  
LOB 18



Batter	1	2	3	4	5	6	7	8	9	AB	R	H	RBI	BB	SO	LOB	BOTTOM																				
Horace Clarke, S OBP: 0.333, SLG: 0.283	F8 1B BB		FC3-6 1B	L9		4-3			WP 1B	4	1	2	0	1	0	3																					
Roy White, S OBP: 0.273, SLG: 0.172	F8		FC3-6 1B			1B			6-3	5	0	2	2	0	0	2																					
Matty Alou, L OBP: 0.313, SLG: 0.333	G3-6 1B		FC3-6 1B			F9			F3	5	0	1	1	0	0	4																					
Bobby Murcer, L OBP: 0.361, SLG: 0.382	G3-6		4-3			1B				4	0	1	0	0	0	3																					
Graig Nettles, L OBP: 0.262, SLG: 0.308		G6-3 BB		F7		K			3-1	3	0	0	0	1	1	2																					
Jim Ray Hart, R OBP: 0.500, SLG: 0.600	F7			3-1 1B		F7			6-3	4	1	1	0	0	0	3																					
Ron Blomberg, L OBP: 0.273, SLG: 0.172	G6-3			3-1		K			F8	4	0	0	0	0	1	2																					
Thurman Munson, R OBP: 0.386, SLG: 0.528				1B		F8			P6	4	1	2	1	0	0	0																					
Gene Michael, S OBP: 0.271, SLG: 0.295 Johnny Callison, L OBP: 0.190, SLG: 0.238 Hal Lanier, R OBP: 0.500, SLG: 0.500				1B					WP 1B	1	0	0	0	1	0	1																					
				L7						1	0	1	0	0	0	0																					
										1	1	1	0	0	0	0																					
<b>Inning Stats</b>	R: 1 E: 0 K: 0 S: 3	H: 1 LOB: 0 BB: 1 P: 7	R: 0 E: 0 K: 0 S: 2	H: 0 LOB: 0 BB: 1 P: 6	R: 1 E: 0 K: 0 S: 6	H: 3 LOB: 2 BB: 0 P: 6	R: 1 E: 0 K: 0 S: 5	H: 2 LOB: 2 BB: 1 P: 9	R: 0 E: 0 K: 1 S: 7	H: 2 LOB: 0 BB: 0 P: 7	R: 0 E: 0 K: 1 S: 6	H: 1 LOB: 1 BB: 0 P: 6	R: 0 E: 0 K: 0 S: 3	H: 0 LOB: 0 BB: 0 P: 3	R: 0 E: 0 K: 0 S: 3	H: 0 LOB: 0 BB: 0 P: 3	R: 1 E: 0 K: 0 S: 5	H: 2 LOB: 1 BB: 0 P: 5	1B: 10 2B: 1 3B: 0 HR: 0	SF: 0 SAC: 0 DP: 2 HBP: 0	WP: 1 PB: 0 CS: 0	PA: 39															
<b>PITCHER</b>	IP	WLS	BF	H	R	ER	SO	BB	IBB	HBP	BLK	WP	HR	S	P	ERA	WHIP	<b>PITCHER</b>			IP	WLS	BF	H	R	ER	SO	BB	IBB	HBP	BLK	WP	HR	S	P	ERA	WHIP
Stan Bahnsen, R ERA: 4.39	(1, 1)	9.0	W	39	11	4	4	2	3	0	0	0	1	40	52	4.00	1.556																				

Chicago White Sox @ New York Yankees  
Yankee Stadium, Bronx, NY  
Tue Apr 24 1973, 3:33 AM EST  
Att: 12,334 - Cloudy - 70 F

livebaseballscorecards.com

AB 36  
R 4  
H 11  
RBI 4  
BB 3  
SO 2  
LOB 20





Batter	1	2	3	4	5	6	7	8	9	AB	R	H	RBI	BB	SO	LOB	TOP			
Pat Kelly, L OBP: 0.486, SLG: 0.438 (1, 9)	0-3 K		0-3 K		0-0 CS 1B			0-0 1B 1B	0-0 1B	5	1	3	0	0	2	0	<b>Chicago White Sox @ New York Yankees</b> Yankee Stadium, Bronx, NY Wed Apr 25 1973, 3:33 AM EST Att: 8,604 - Cloudy - 63 F <a href="http://livebaseballscorecards.com">livebaseballscorecards.com</a>			
Carlos May, L OBP: 0.357, SLG: 0.509 (1, 7)	0-0 HR		0-0 4-3		0-0 F9			0-0 F8	0-0 F7	5	1	1	1	0	0	3				
Dick Allen, R OBP: 0.393, SLG: 0.660 (1, 3)	0-0 1B			0-0 P6	0-0 F3			0-0 1B 1-2		4	0	2	0	0	0	1				
Bill Melton, R OBP: 0.411, SLG: 0.660 (1, 5)	0-0 L9			0-0 1B FC5-2 1B	0-0 CS	0-3 K		0-0 P3		4	0	1	0	0	1	3				
Ken Henderson, S OBP: 0.386, SLG: 0.408 (1, 8)	0-0 4-3			0-0 1-3 1B FC5-2 1B		0-3 K		0-0 BB 1B	1-3 2-H	4	1	2	1	0	1	1				
Mike Andrews, R OBP: 0.467, SLG: 0.487 (1, 10)		0-3 K		0-0 1-2 1B BB FC5-2 1B	0-0 P4			0-0 BB 1-2		3	0	0	0	1	1	2				
Ed Herrmann, L OBP: 0.194, SLG: 0.143 (1, 2)		0-0 4-3		0-0 1-2 2-H 1B BB				0-0 F8	0-0 3-1	4	0	1	1	0	0	3				
Jorge Orta, L OBP: 0.423, SLG: 0.357 (1, 4)		0-0 4-3		0-0 1-2 2-3 BB				0-0 CS 1B	0-0 F8	3	0	1	0	1	0	0				
Eddie Leon, R OBP: 0.327, SLG: 0.333 (1, 6)			0-0 5-3		0-0 P4			0-3 1-2 K	0-0 4-3	4	0	0	0	0	1	4				
<b>Inning Stats</b>	R: 1 E: 0 K: 1 S: 7	H: 2 LOB: 1 BB: 0 P: 7	R: 0 E: 0 K: 1 S: 5	H: 0 LOB: 0 BB: 0 P: 5	R: 0 E: 0 K: 1 S: 5	H: 0 LOB: 0 BB: 0 P: 5	R: 1 E: 0 K: 0 S: 6	H: 3 LOB: 3 BB: 1 P: 10	R: 0 E: 0 K: 2 S: 7	H: 0 LOB: 0 BB: 0 P: 7	R: 0 E: 0 K: 1 S: 5	H: 1 LOB: 0 BB: 0 P: 5	R: 1 E: 0 K: 0 S: 6	H: 3 LOB: 3 BB: 1 P: 10	R: 0 E: 0 K: 0 S: 4	H: 1 LOB: 1 BB: 0 P: 4	1B: 10 2B: 0 3B: 0 HR: 1	SF: 0 SAC: 0 DP: 0 HBP: 0	WP: 0 PB: 0 SB: 1 CS: 2	PA: 39
<b>PITCHER</b>	IP WLS BF L	H R ER SO	BB IBB HBP BLK	WP HR S P	ERA WHIP	<b>PITCHER</b>	IP WLS BF L	H R ER SO	BB IBB HBP BLK	WP HR S P	ERA WHIP									
Mel Stottlemyre, R ERA: 3.19 Sparky Lyle, L ERA: 4.91 (9, 1)	8.0 L	34 10 3 3 6	2 0 0 0 0	0 0 0 0 0	0 0 0 0 0	0 0 0 0 0	0 0 0 0 0	4 4 4 4 4	0.00 1.000											

Batter	1	2	3	4	5	6	7	8	9	AB	R	H	RBI	BB	SO	LOB	BOTTOM					
Horace Clarke, S OBP: 0.329, SLG: 0.281 (1, 4)	0-0 F7		0-0 FC6-4 1B			0-0 5-3		0-0 F7		4	0	1	0	0	0	1	<b>Chicago White Sox @ New York Yankees</b> Yankee Stadium, Bronx, NY Wed Apr 25 1973, 3:33 AM EST Att: 8,604 - Cloudy - 63 F <a href="http://livebaseballscorecards.com">livebaseballscorecards.com</a>					
Roy White, S OBP: 0.286, SLG: 0.194 (1, 7)	0-0 5-3		0-0 FC6-4			0-0 1B			0-0 1B	4	0	2	0	0	0	1						
Matty Alou, L OBP: 0.306, SLG: 0.324 (1, 9)	0-0 1B			0-3 K		0-0 1-3			0-3 K	4	0	1	0	0	2	2						
Bobby Murcer, L OBP: 0.338, SLG: 0.356 (1, 8)	0-3 K			0-0 P4				0-0 G3	0-3 K	4	0	0	0	0	2	2						
Jim Ray Hart, R OBP: 0.429, SLG: 0.500 (1, 10)		0-0 1-3		0-0 F7				0-0 F8	0-0 5-3	4	0	0	0	0	0	1						
Felipe Alou, R OBP: 0.277, SLG: 0.455 (1, 3)		0-0 1-3			0-0 P4			0-0 P6		3	0	0	0	0	0	0						
Graig Nettles, L OBP: 0.250, SLG: 0.291 (1, 5)		0-0 4-3			0-0 6-3			0-0 F7		3	0	0	0	0	0	0						
Thurman Munson, R OBP: 0.383, SLG: 0.536 (1, 2)			0-0 P4		0-0 F9				0-0 2B	3	0	1	0	0	0	0						
Gene Michael, S OBP: 0.255, SLG: 0.277 (1, 6)			0-0 F9			0-0 F2		0-0 L7		3	0	0	0	0	0	1						
<b>Inning Stats</b>	R: 0 E: 0 K: 1 S: 6	H: 1 LOB: 1 BB: 0 P: 6	R: 0 E: 0 K: 0 S: 3	H: 0 LOB: 0 BB: 0 P: 3	R: 0 E: 0 K: 0 S: 4	H: 1 LOB: 1 BB: 0 P: 4	R: 0 E: 0 K: 1 S: 5	H: 0 LOB: 0 BB: 0 P: 5	R: 0 E: 0 K: 1 S: 3	H: 0 LOB: 0 BB: 0 P: 3	R: 0 E: 0 K: 0 S: 4	H: 1 LOB: 1 BB: 0 P: 4	R: 0 E: 0 K: 0 S: 3	H: 0 LOB: 0 BB: 0 P: 3	R: 0 E: 0 K: 0 S: 4	H: 1 LOB: 1 BB: 0 P: 4	R: 0 E: 0 K: 2 S: 8	H: 1 LOB: 1 BB: 0 P: 8	1B: 4 2B: 1 3B: 0 HR: 0	SF: 0 SAC: 0 DP: 0 HBP: 0	WP: 0 PB: 0 SB: 0 CS: 0	PA: 32
<b>PITCHER</b>	IP WLS BF L	H R ER SO	BB IBB HBP BLK	WP HR S P	ERA WHIP	<b>PITCHER</b>	IP WLS BF L	H R ER SO	BB IBB HBP BLK	WP HR S P	ERA WHIP											
Wilbur Wood, L ERA: 1.55 (1, 1)	9.0 W	32 5 0 0 4	0 0 0 0 0	0 0 0 0 0	0 0 0 0 0	0 0 0 0 0	0 0 0 0 0	40 40 40 40 40	0.00 0.556													



Batter	1	2	3	4	5	6	7	8	9	AB	R	H	RBI	BB	SO	LOB	TOP			
Larry Hise, R OBP: 0.373, SLG: 0.656 (1, 8)										4	1	1	0	0	1	0	<b>Minnesota Twins @ New York Yankees</b> Yankee Stadium, Bronx, NY Sat Apr 28 1973, 3:33 AM EST Att: 6,461 - Cloudy - 56 F			
Rod Carew, L OBP: 0.338, SLG: 0.396 (1, 4)										3	0	1	1	0	0	0				
Harmon Killebrew, R OBP: 0.279, SLG: 0.270 (1, 3)										4	0	1	0	0	2	1				
Tony Oliva, L OBP: 0.294, SLG: 0.319 (1, 10)										4	0	0	0	0	0	1				
Bobby Darwin, R OBP: 0.286, SLG: 0.333 (9, PR) Mike Adams, R										4	0	0	0	0	1	0				
Steve Braun, L OBP: 0.414, SLG: 0.500 (1, 5)										4	1	2	1	0	0	1				
Danny Thompson, R OBP: 0.241, SLG: 0.208 (1, 6)										3	0	1	1	0	0	1				
George Mitterwald, R OBP: 0.361, SLG: 0.276 (1, 2)										4	0	0	0	0	2	2				
Jim Holt, L OBP: 0.400, SLG: 0.571 (1, 7)										3	0	0	0	0	0	0				
<b>Inning Stats</b>	R: 0 E: 0 K: 2 S: 7	H: 0 LOB: 0 BB: 0 P: 7	R: 0 E: 1 K: 0 S: 4	H: 0 LOB: 1 BB: 0 P: 4	R: 0 E: 0 K: 1 S: 5	H: 0 LOB: 0 BB: 0 P: 5	R: 0 E: 0 K: 1 S: 5	H: 1 LOB: 0 BB: 0 P: 6	R: 1 E: 0 K: 0 S: 5	H: 2 LOB: 1 BB: 0 P: 5	R: 1 E: 0 K: 1 S: 6	H: 1 LOB: 0 BB: 0 P: 6	R: 0 E: 0 K: 0 S: 4	H: 1 LOB: 1 BB: 0 P: 4	R: 1 E: 1 K: 0 S: 5	H: 1 LOB: 1 BB: 0 P: 5		1B: 4 2B: 0 3B: 1 HR: 1	SF: 2 SAC: 0 DP: 0 HBP: 0	WP: 0 PB: 0 CS: 0
<b>PITCHER</b> Doc Medich, R ERA: 3.38 (1, 1)	IP: 9.0 WLS: W BF: 35 H: 6 R: 3 ER: 2 SO: 6 BB: 0 IBB: 0 HBP: 0 BLK: 0 WP: 0 HR: 1 S: 47 P: 47 ERA: 2.00 WHIP: 0.667															<b>PITCHER</b>				

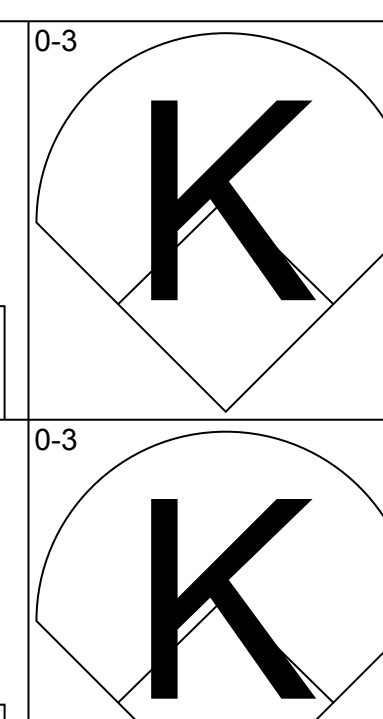
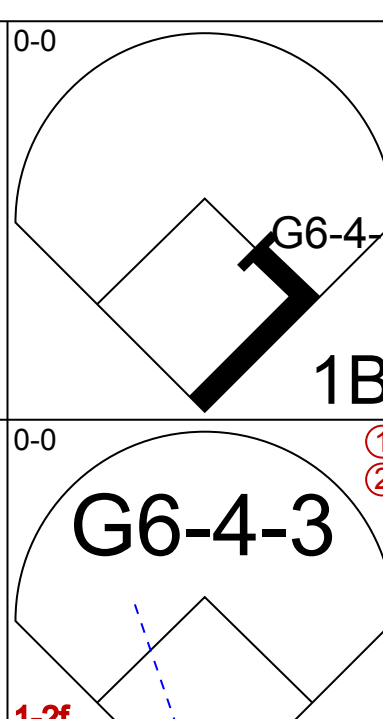
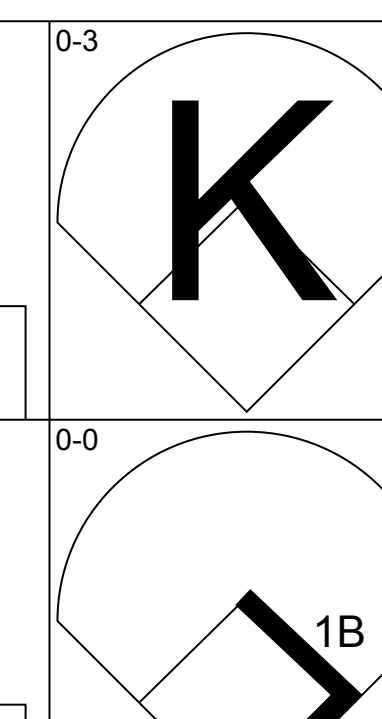
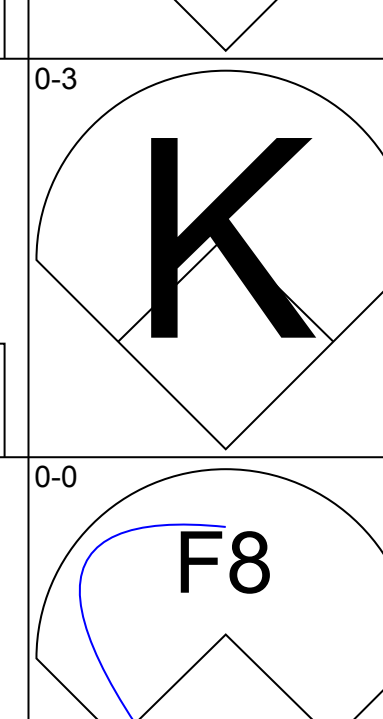
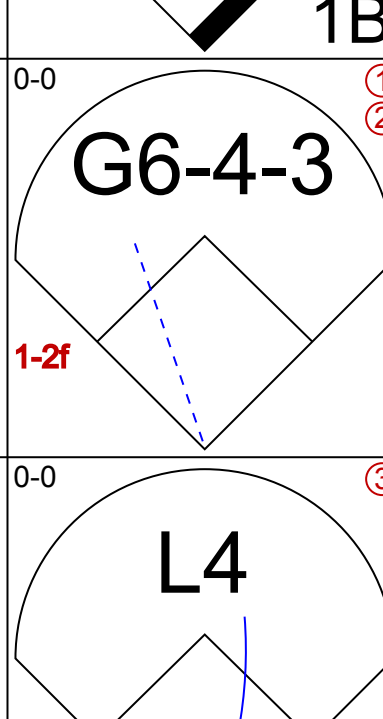
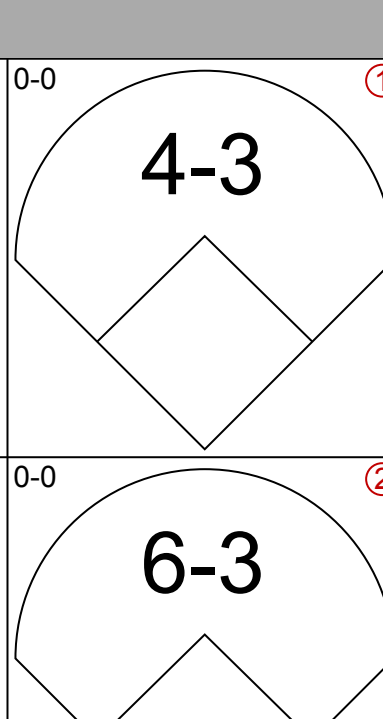
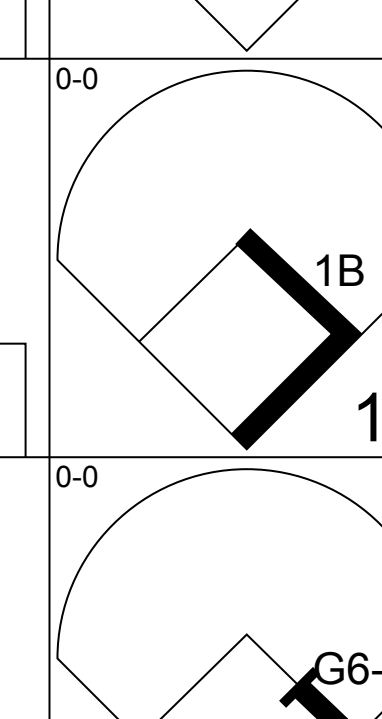
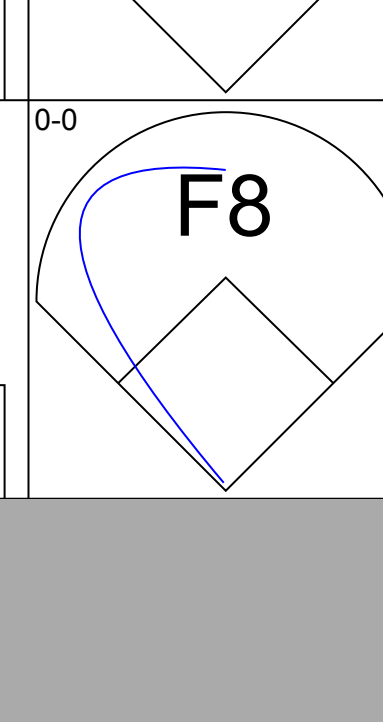
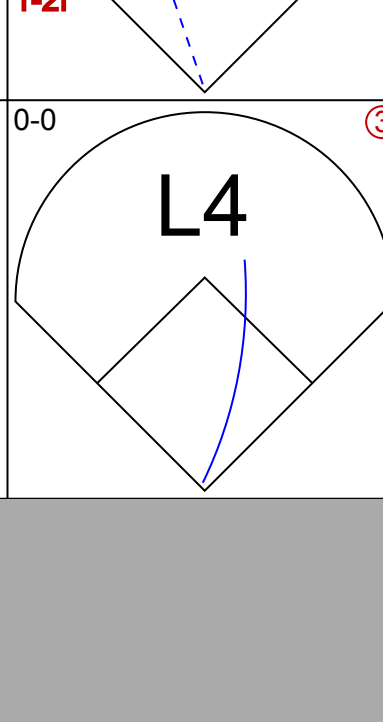
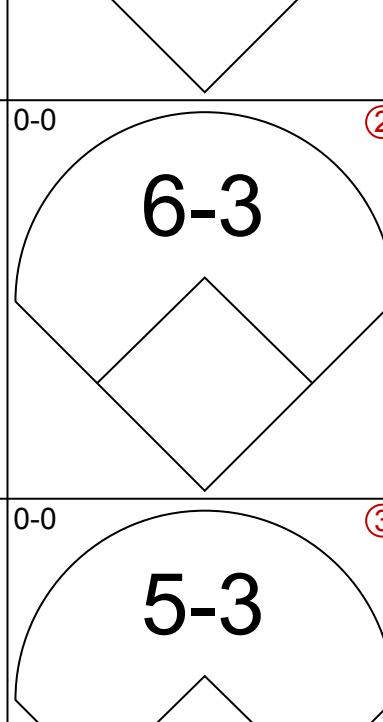
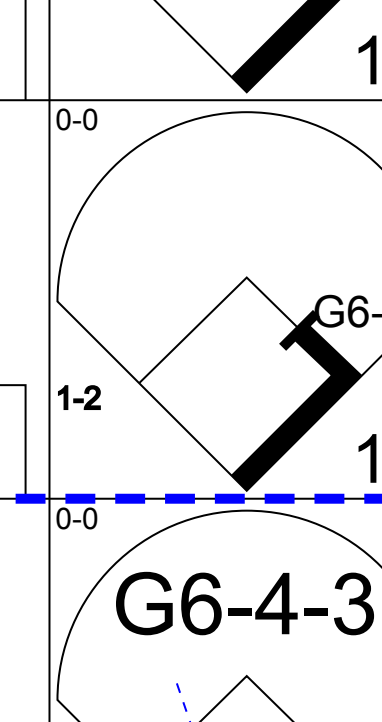
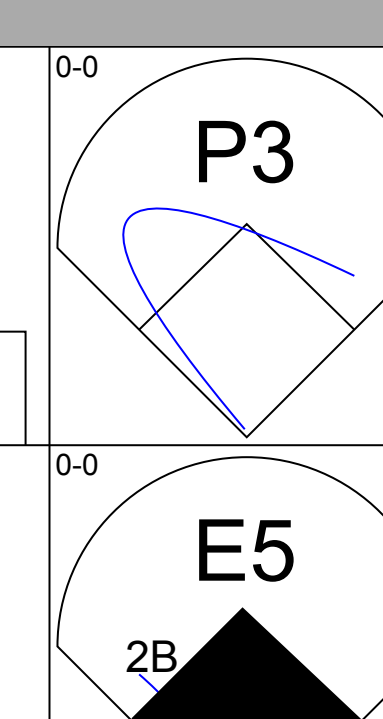
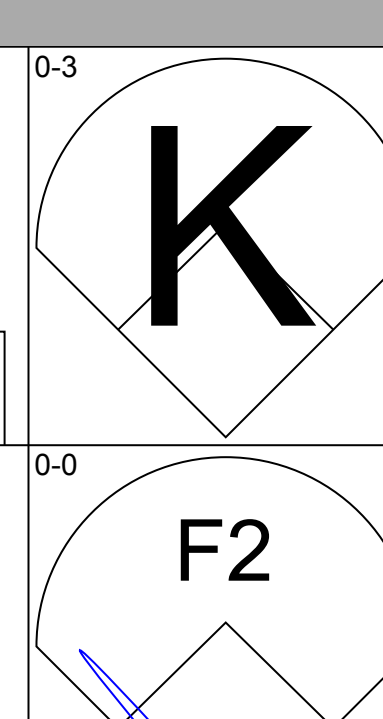
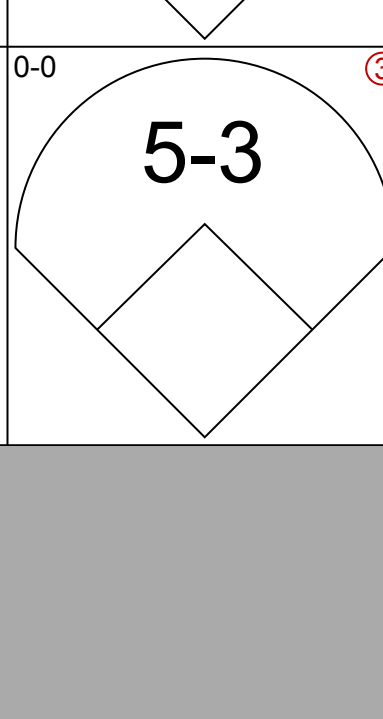
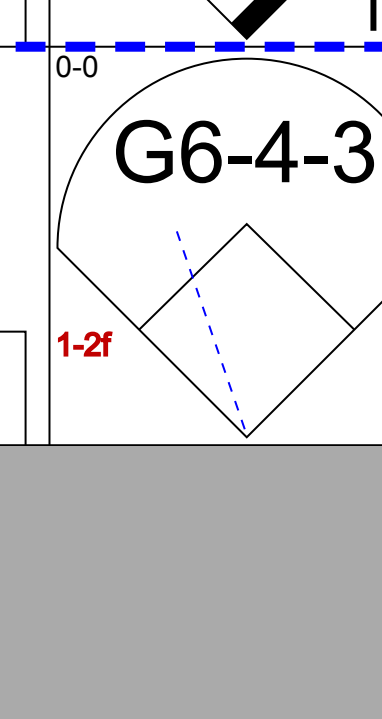
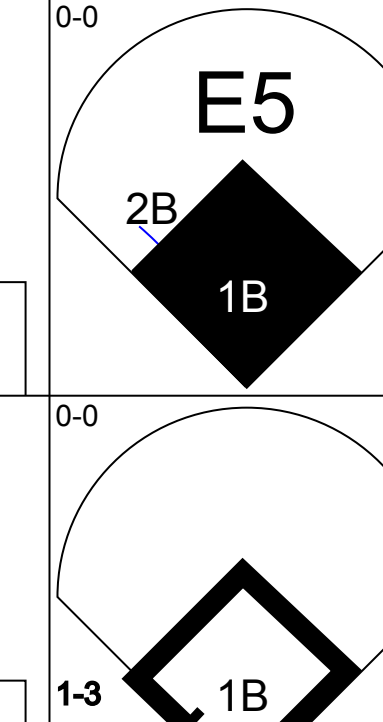
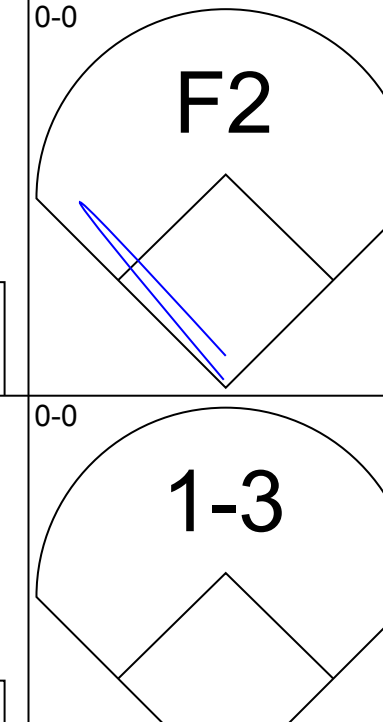
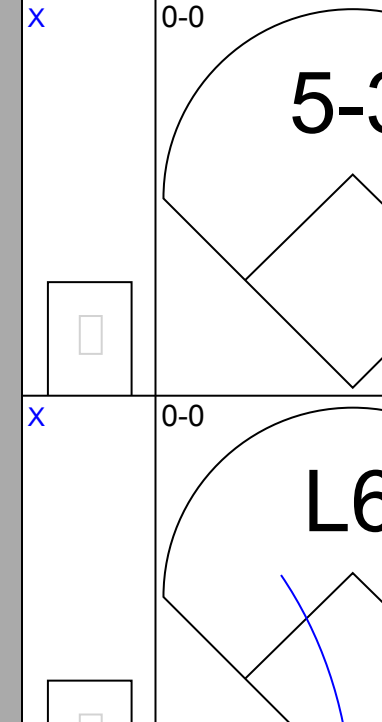
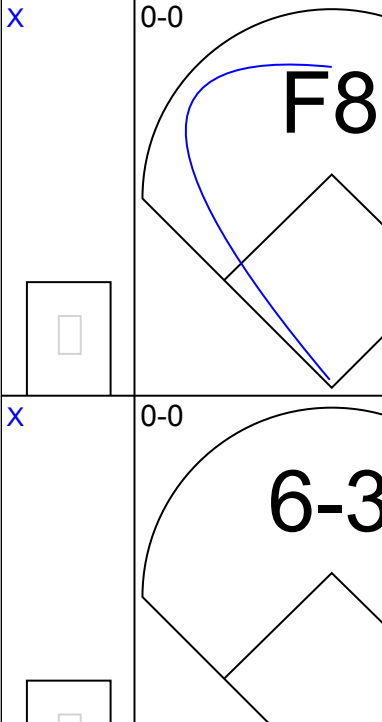
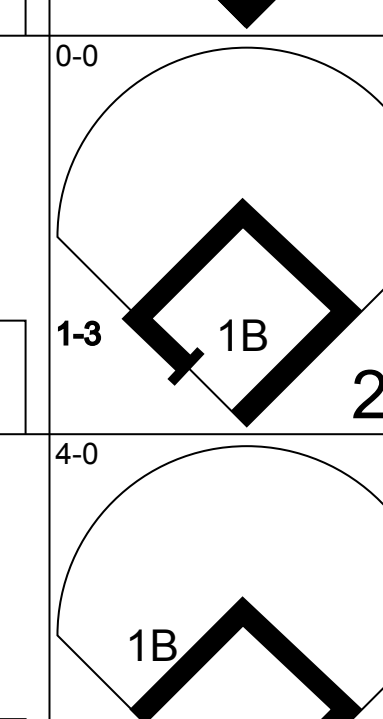
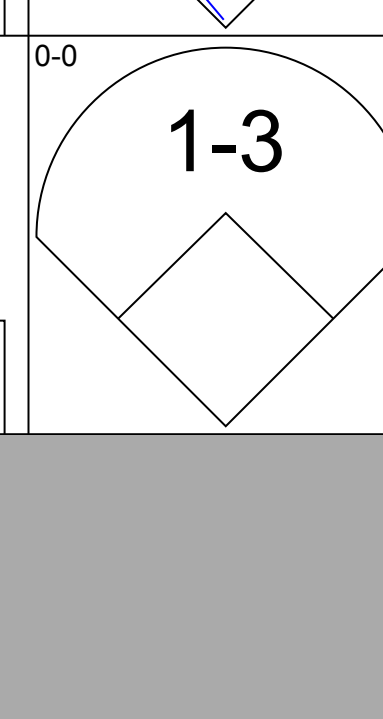
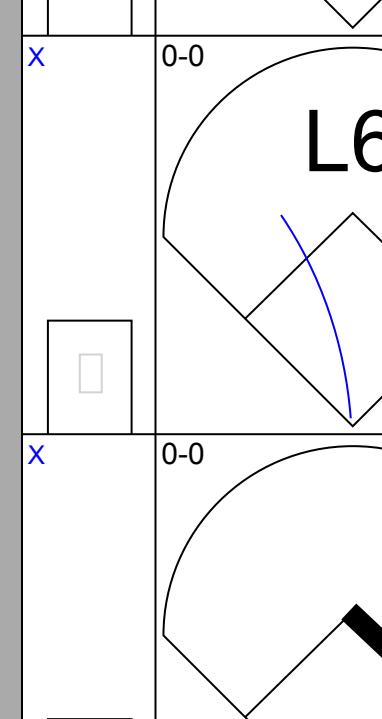
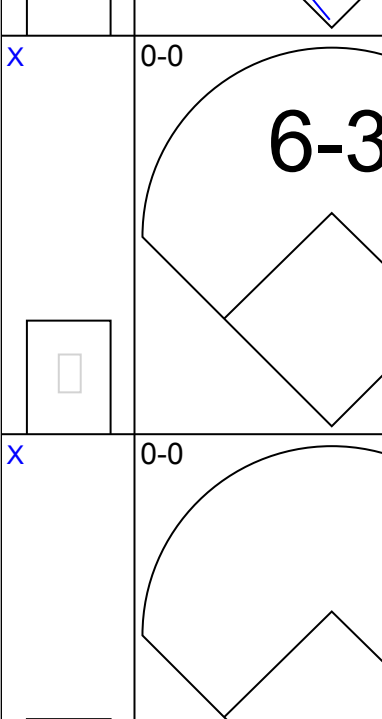
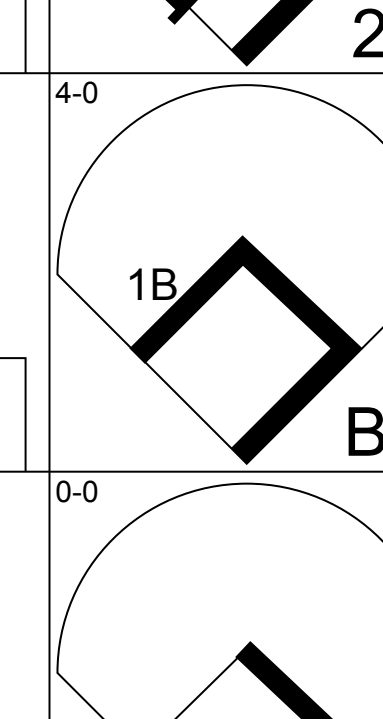
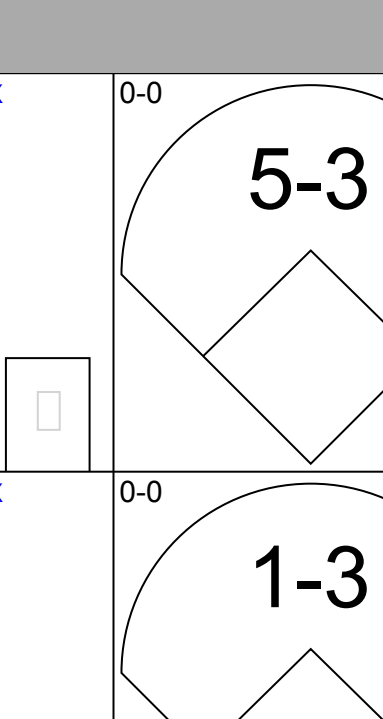
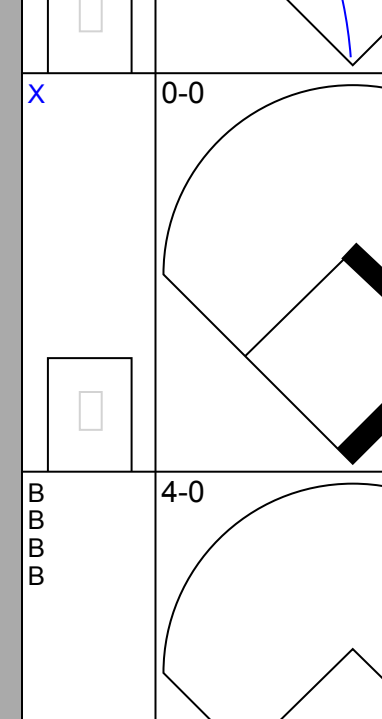
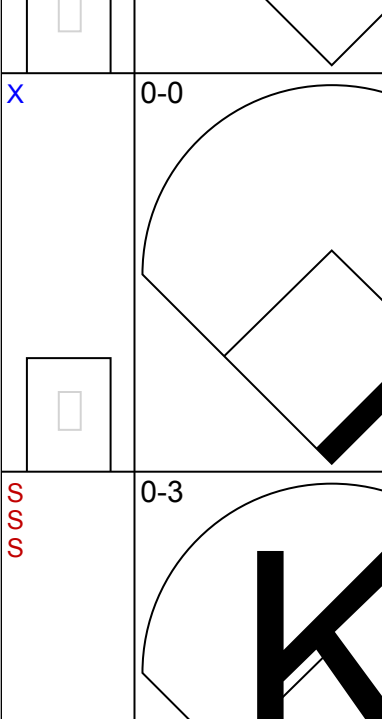
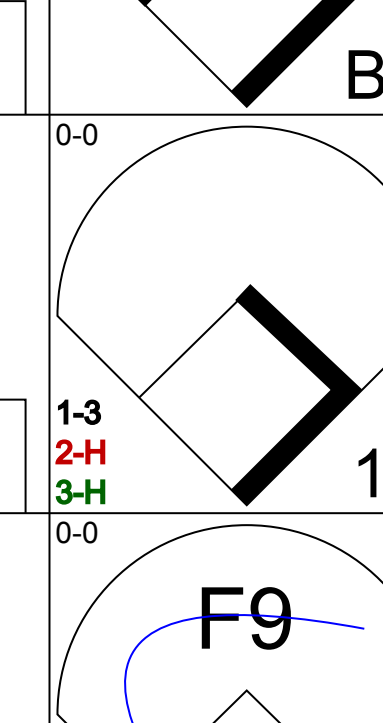
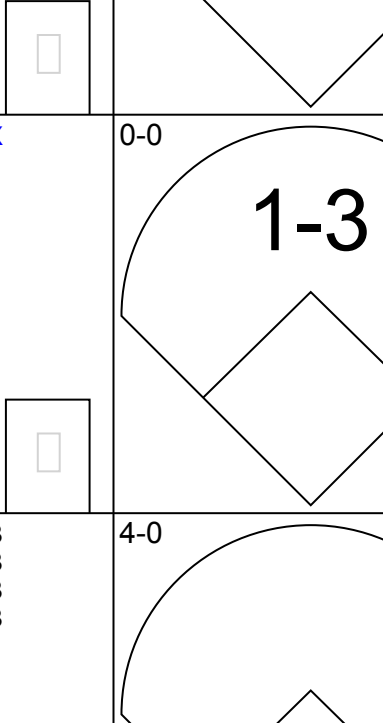
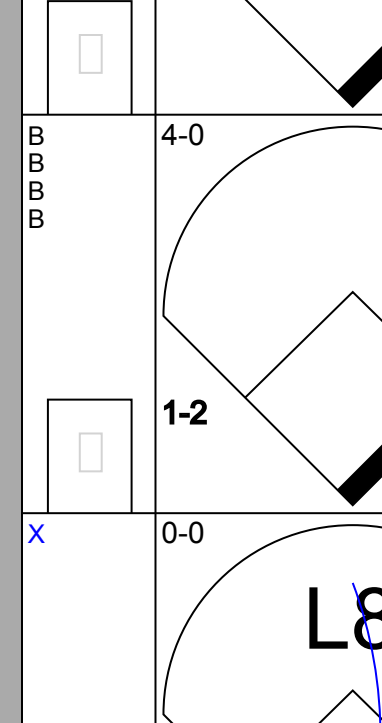
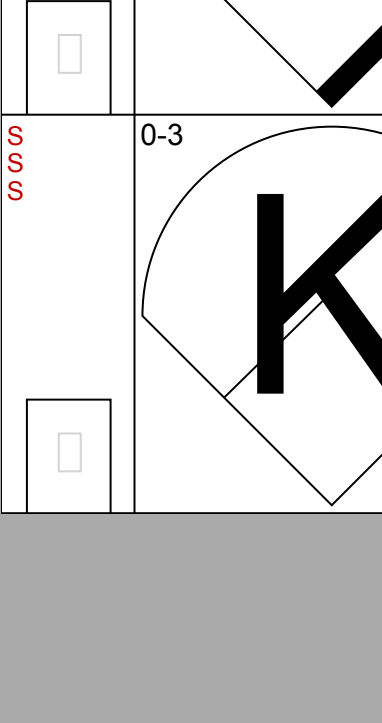
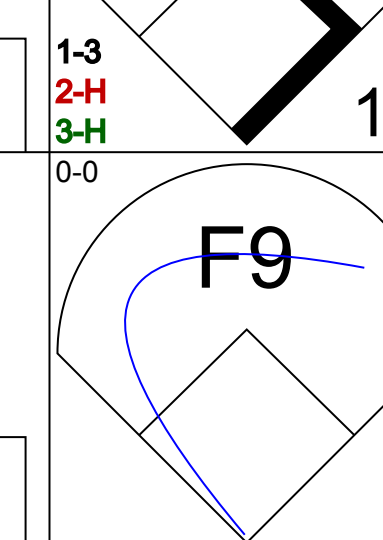
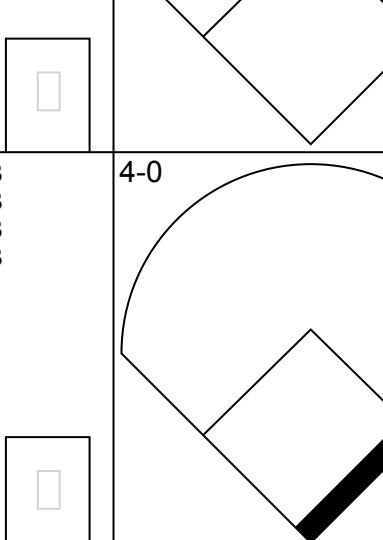
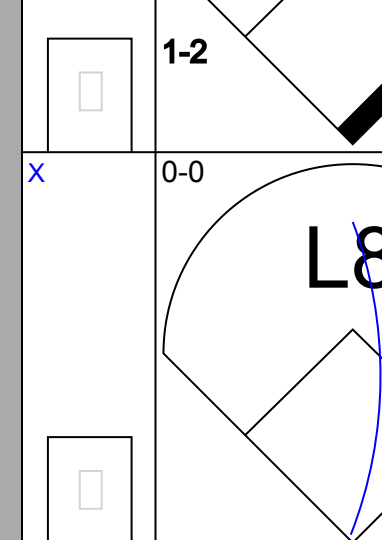
Batter	1	2	3	4	5	6	7	8	9	AB	R	H	RBI	BB	SO	LOB	BOTTOM			
Horace Clarke, S OBP: 0.307, SLG: 0.261 (1, 4)										5	0	0	0	0	1	3	<b>Minnesota Twins @ New York Yankees</b> Yankee Stadium, Bronx, NY Sat Apr 28 1973, 3:33 AM EST Att: 6,461 - Cloudy - 56 F			
Roy White, S OBP: 0.280, SLG: 0.194 (1, 7)										5	1	1	1	0	1	1				
Matty Alou, L OBP: 0.366, SLG: 0.513 (1, 9) Ron Swoboda, R OBP: 0.190, SLG: 0.056 (9, 9)										5	3	4	2	0	0	2				
Bobby Murcer, L OBP: 0.357, SLG: 0.469 (1, 8)										5	2	3	5	0	1	1				
Jim Ray Hart, R OBP: 0.394, SLG: 0.448 (1, 10)										5	1	1	0	0	2	2				
Felipe Alou, R OBP: 0.255, SLG: 0.417 (1, 3)										4	0	0	0	0	0	1				
Graig Nettles, L OBP: 0.279, SLG: 0.351 (1, 5)										2	2	1	2	2	0	0				
Thurman Munson, R OBP: 0.406, SLG: 0.550 (1, 2)										4	1	3	0	0	1	1				
Gene Michael, S OBP: 0.255, SLG: 0.275 (1, 6)										4	1	1	1	0	0	3				
<b>Inning Stats</b>	R: 2 E: 0 K: 0 S: 5	H: 2 LOB: 0 BB: 0 P: 5	R: 0 E: 0 K: 0 S: 4	H: 1 LOB: 1 BB: 0 P: 4	R: 2 E: 0 K: 1 S: 7	H: 2 LOB: 0 BB: 0 P: 7	R: 0 E: 0 K: 1 S: 5	H: 0 LOB: 1 BB: 1 P: 9	R: 0 E: 0 K: 2 S: 8	H: 1 LOB: 1 BB: 0 P: 8	R: 2 E: 0 K: 1 S: 8	H: 3 LOB: 1 BB: 0 P: 8	R: 2 E: 0 K: 0 S: 5	H: 2 LOB: 0 BB: 0 P: 5	R: 3 E: 1 K: 1 S: 9	H: 3 LOB: 2 BB: 1 P: 13		1B: 8 2B: 2 3B: 0 HR: 4	SF: 0 SAC: 0 DP: 0 HBP: 0	WP: 0 PB: 0 CS: 0
<b>PITCHER</b> Jim Kaat, L ERA: 4.6 (1, 1) Joe Decker, R ERA: 7.2 (6, 1) Jim Strickland, L ERA: 27.0 (8, 1) Ken Sanders, R ERA: 5.4 (8, 1)	IP: 5.0 WLS: L BF: 22 H: 6 R: 4 ER: 4 SO: 4 BB: 1 IBB: 0 HBP: 0 BLK: 0 WP: 0 HR: 2 S: 29 P: 33 ERA: 7.20 WHIP: 1.400															<b>PITCHER</b>				

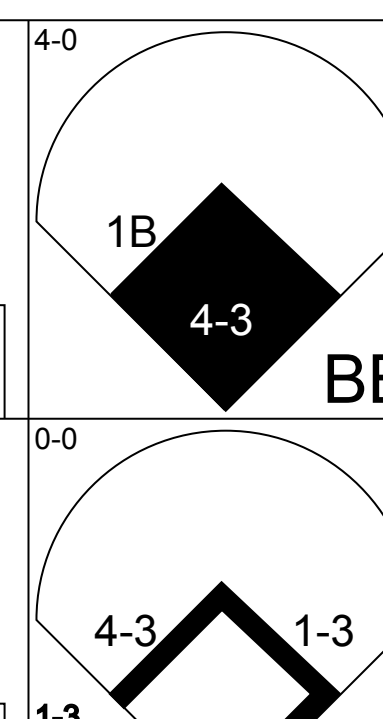
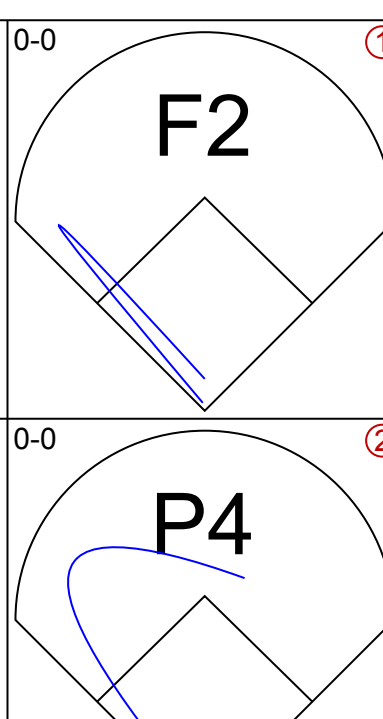
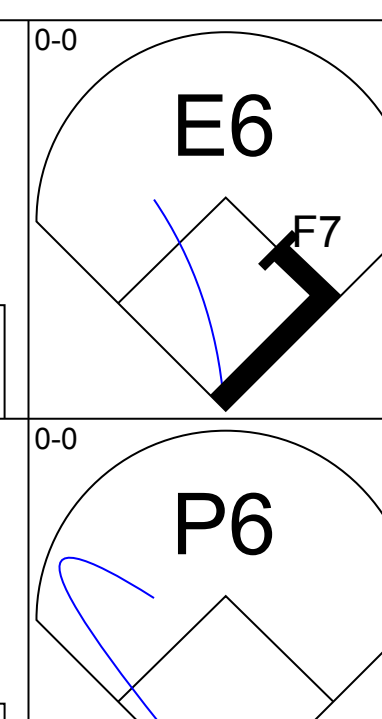
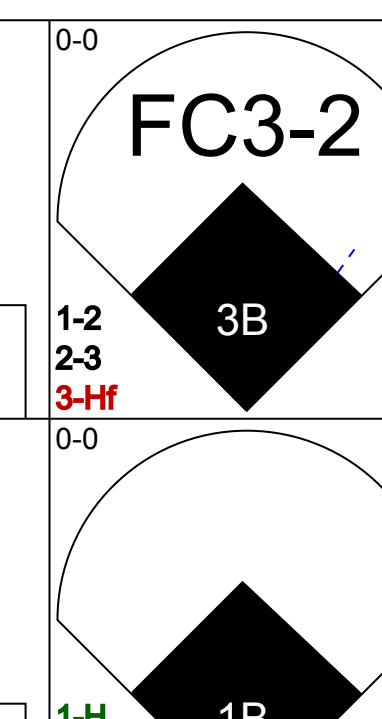
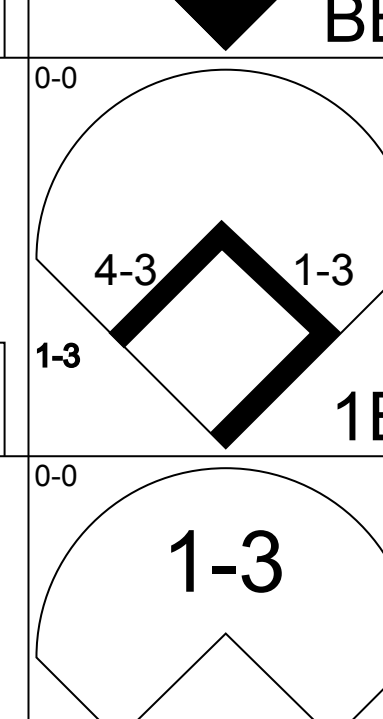
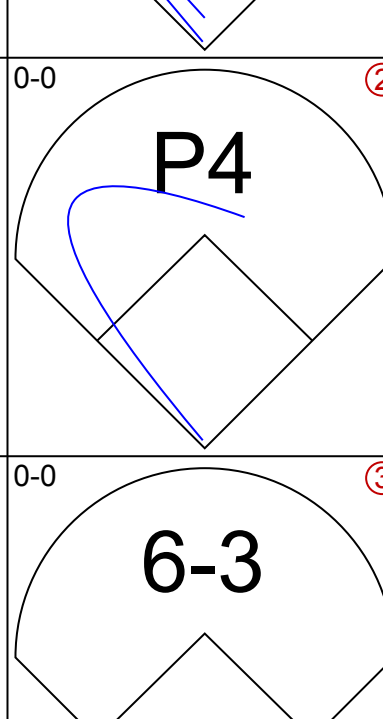
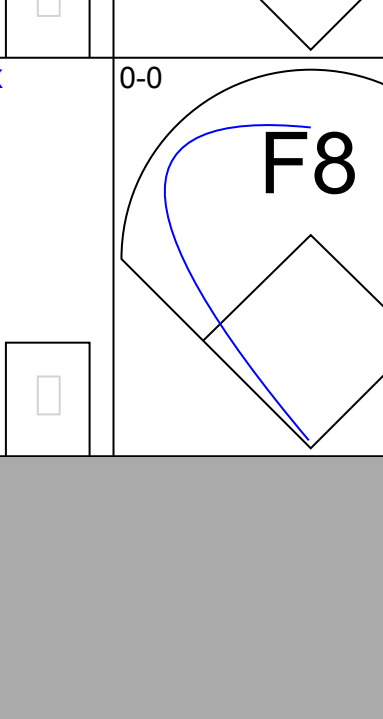
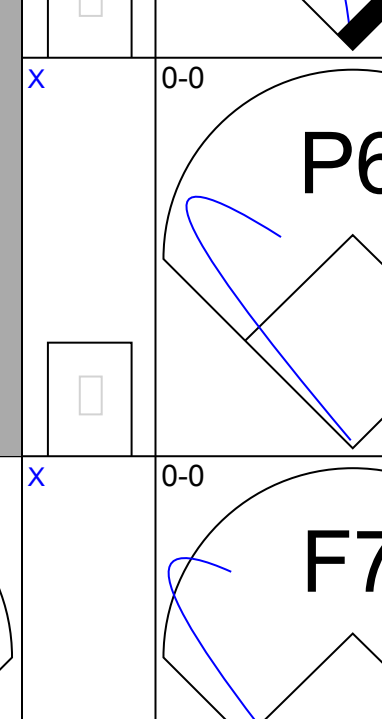
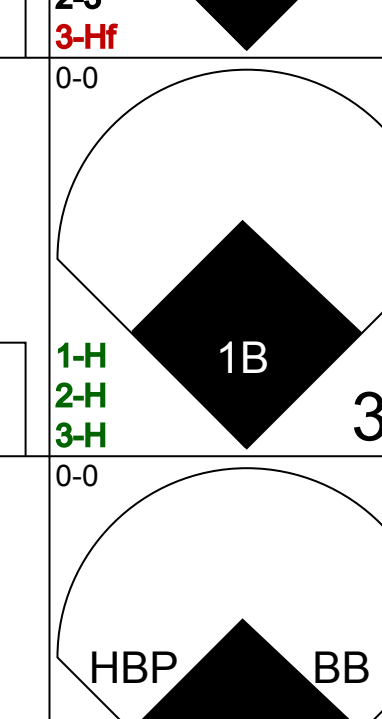
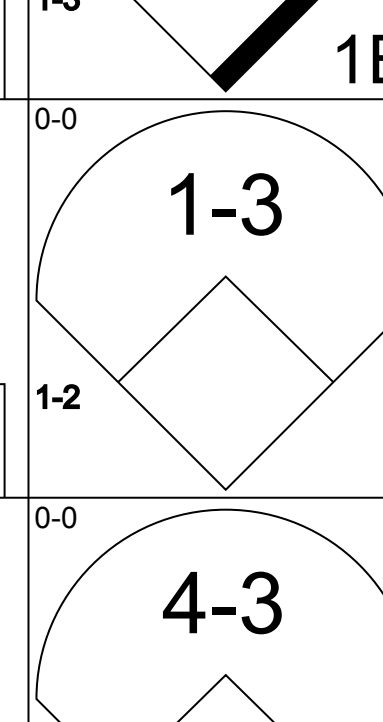
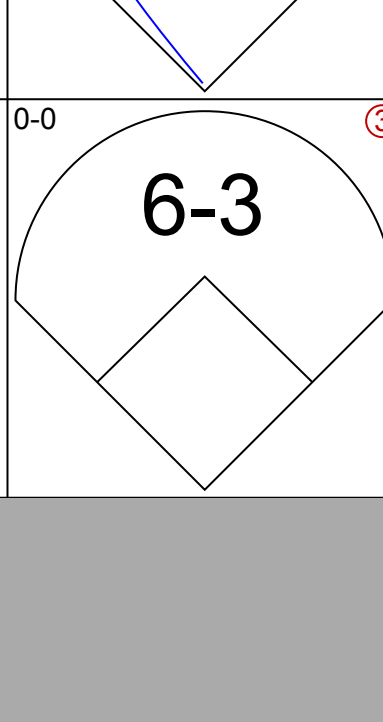
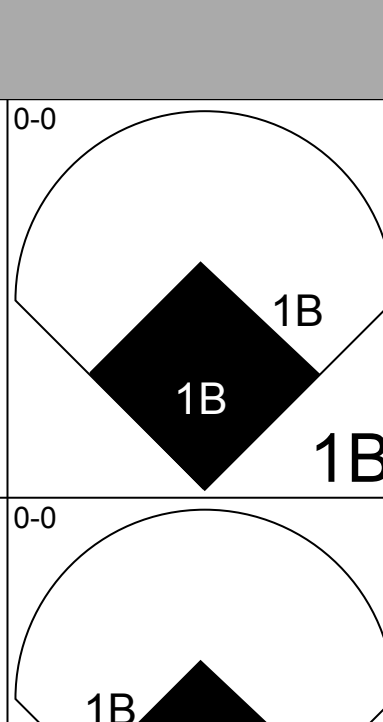
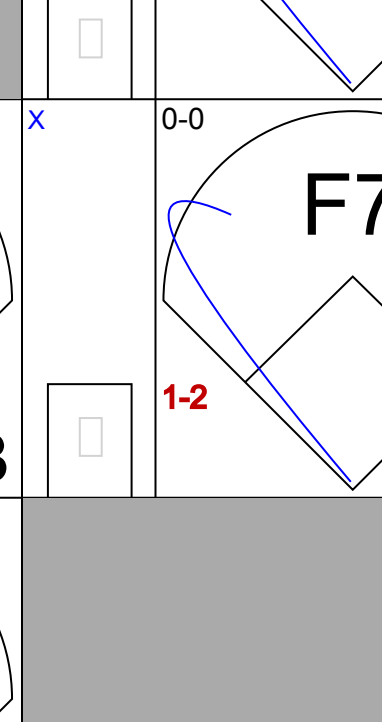
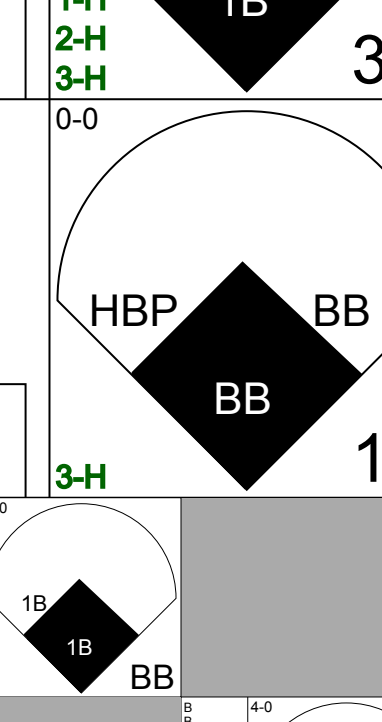
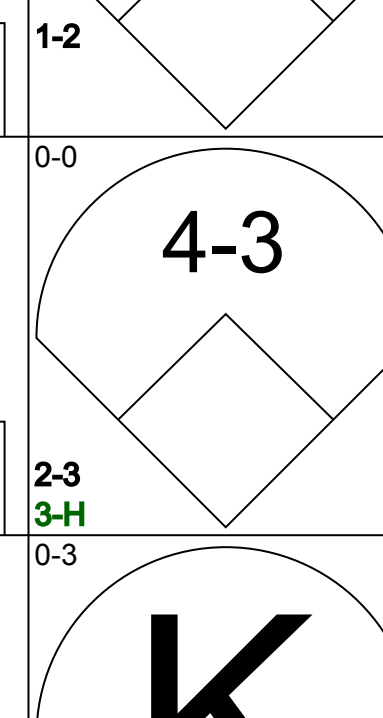
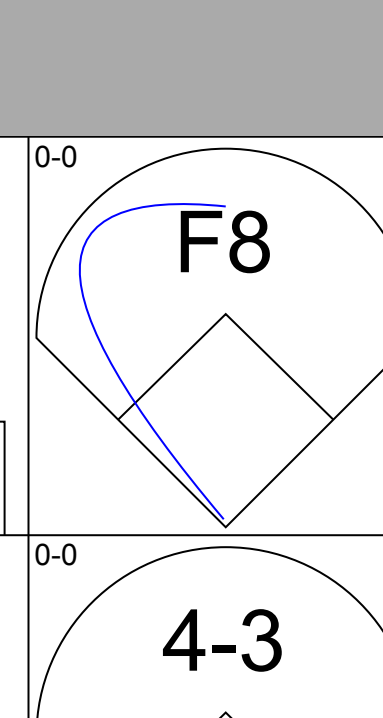
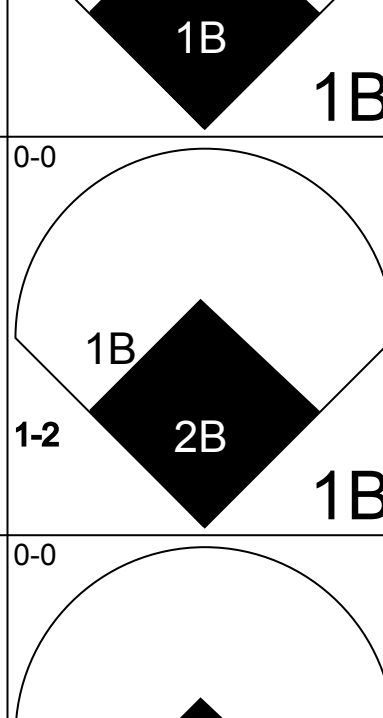
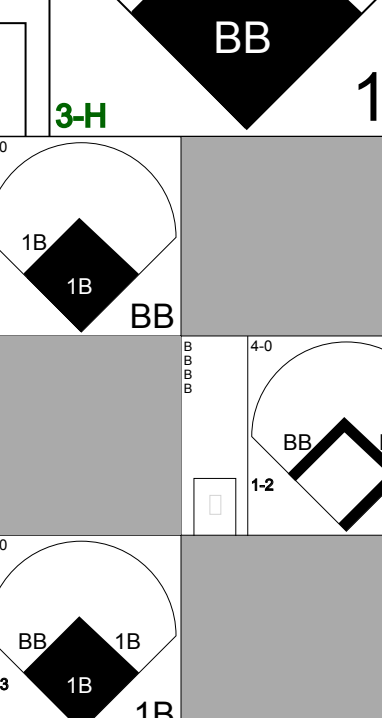
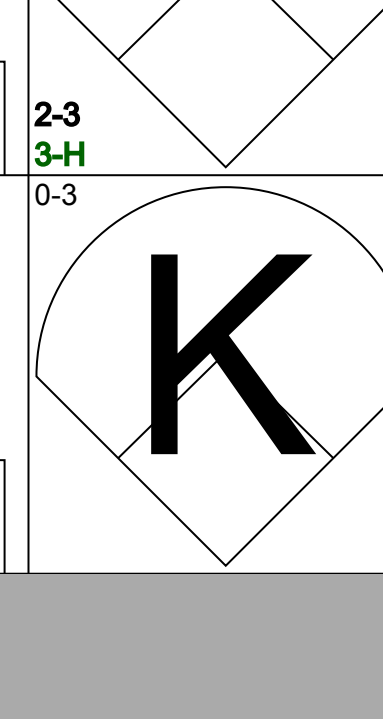
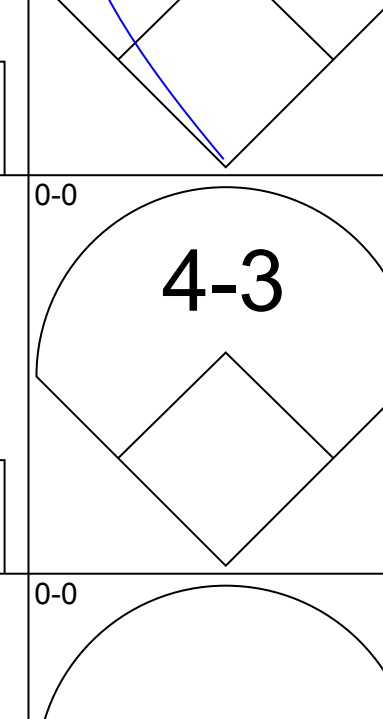
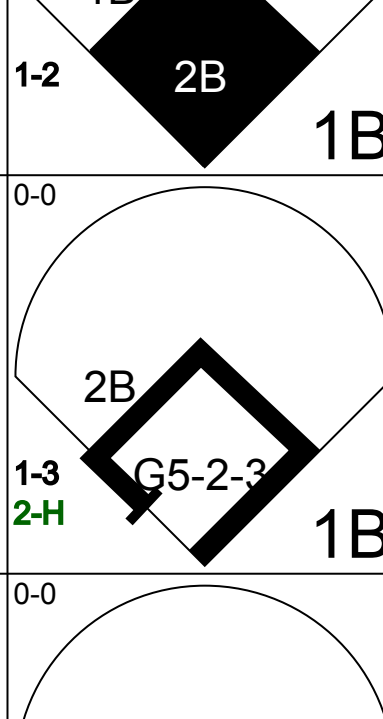
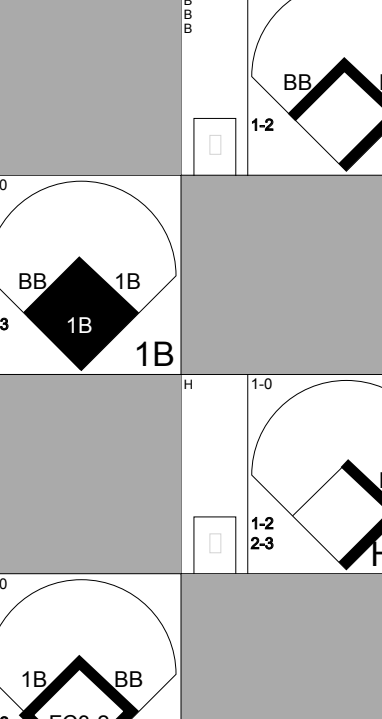
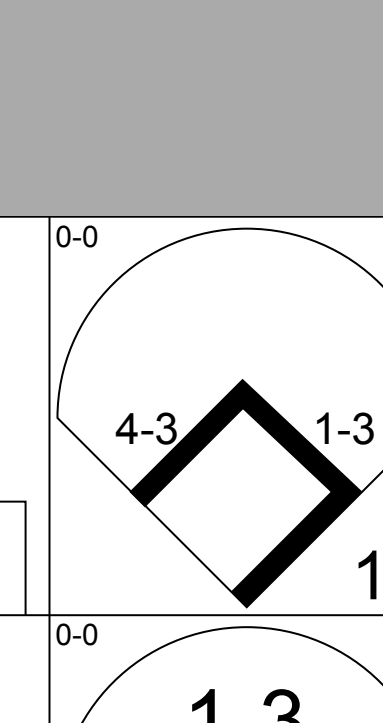
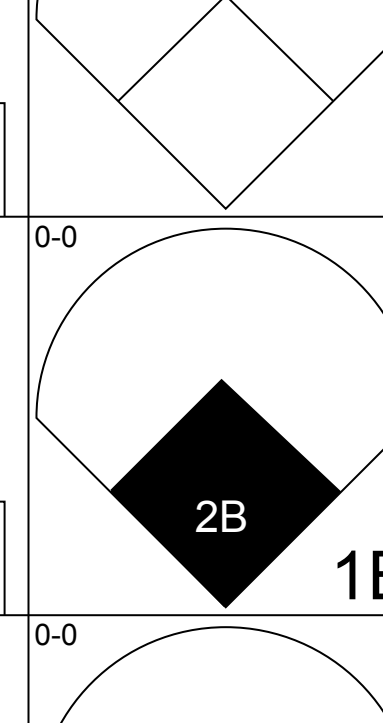
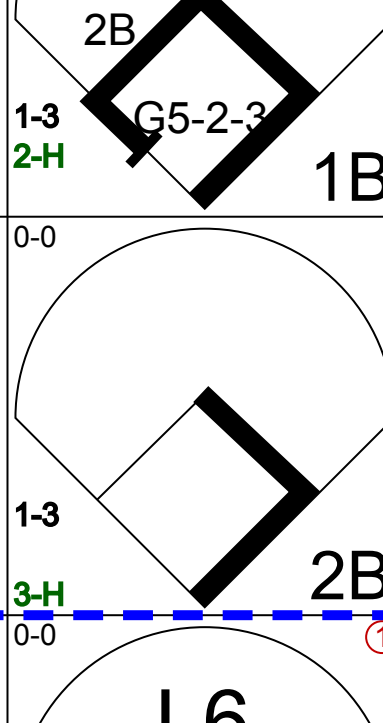
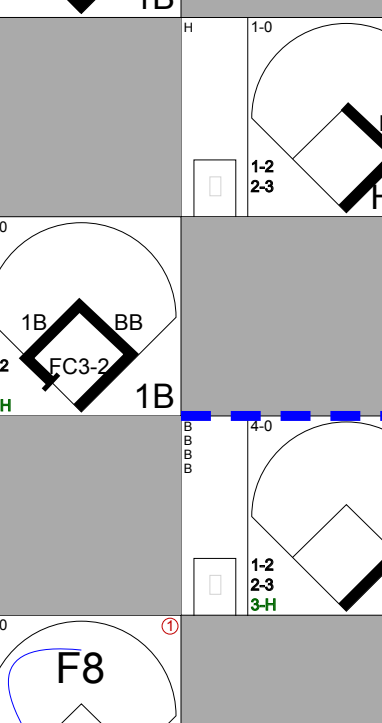
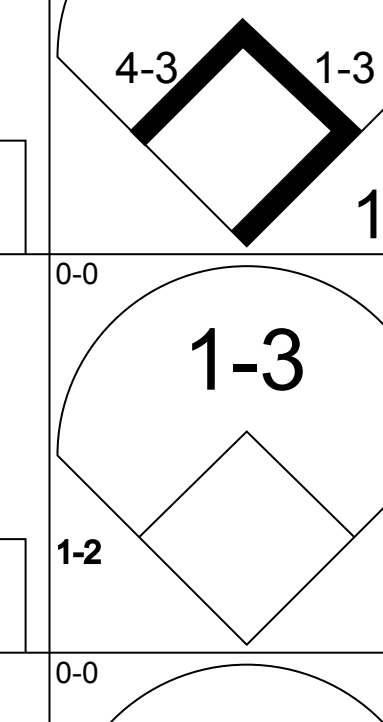
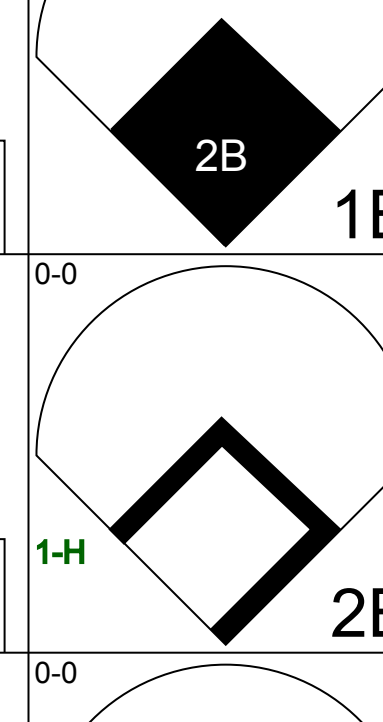
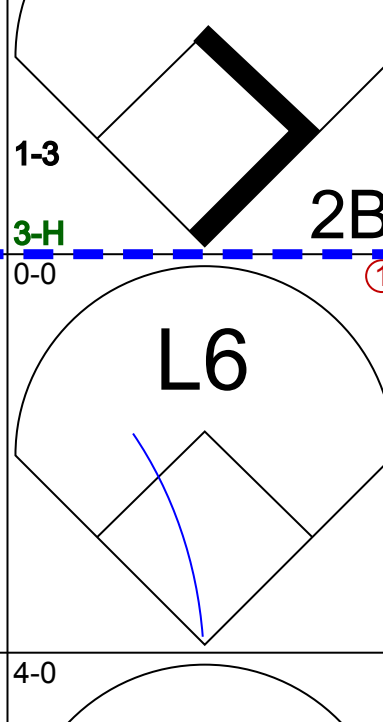
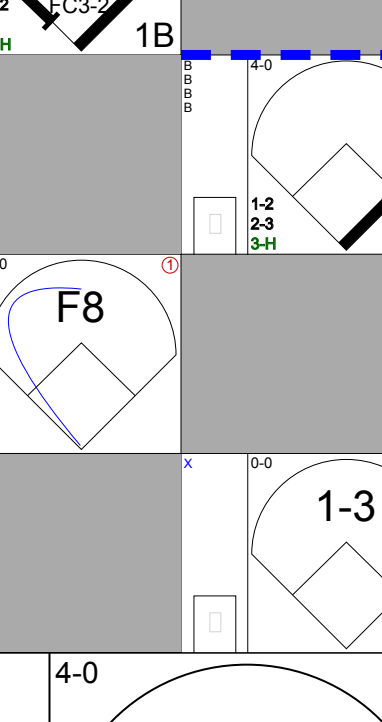
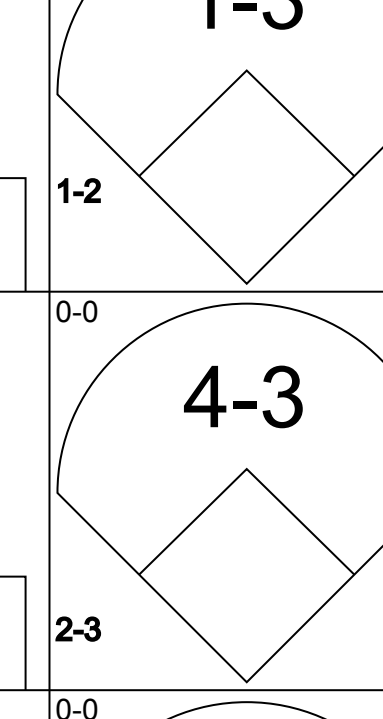
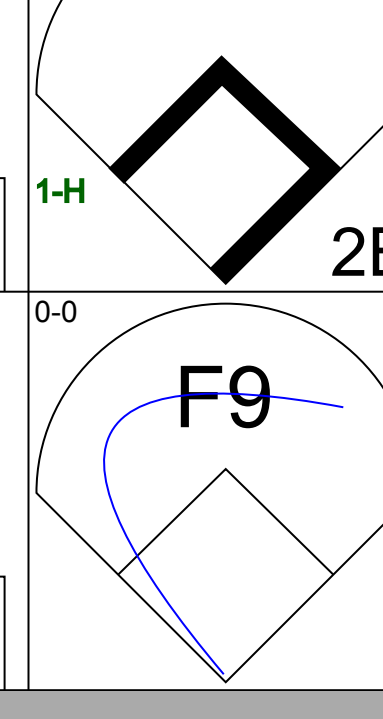
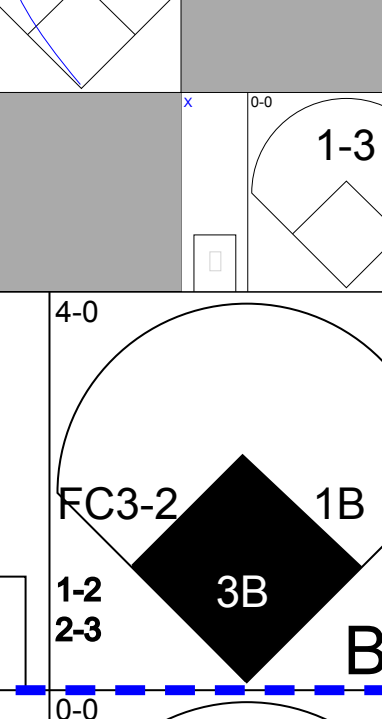
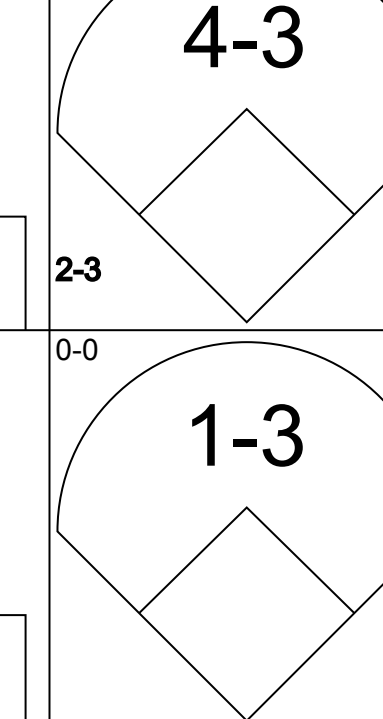
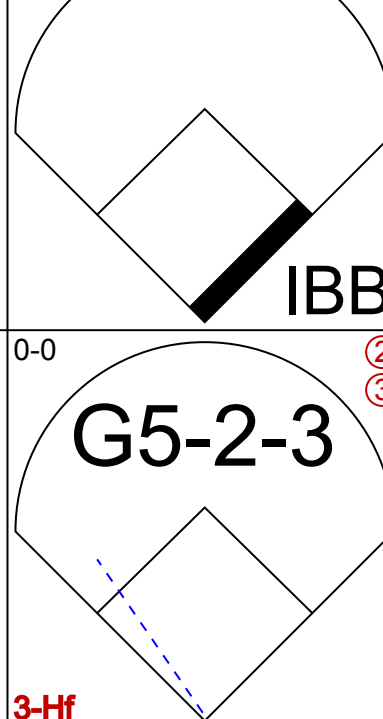
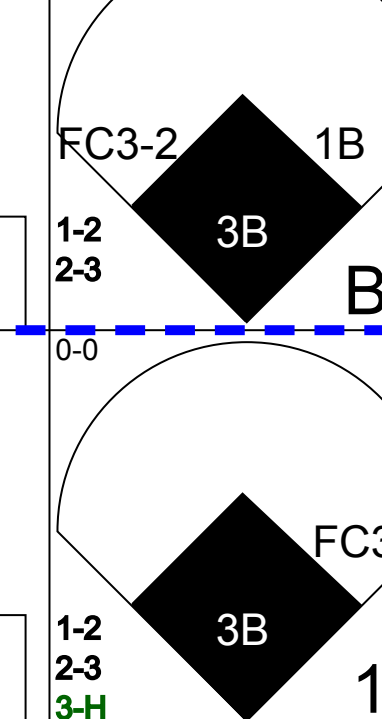
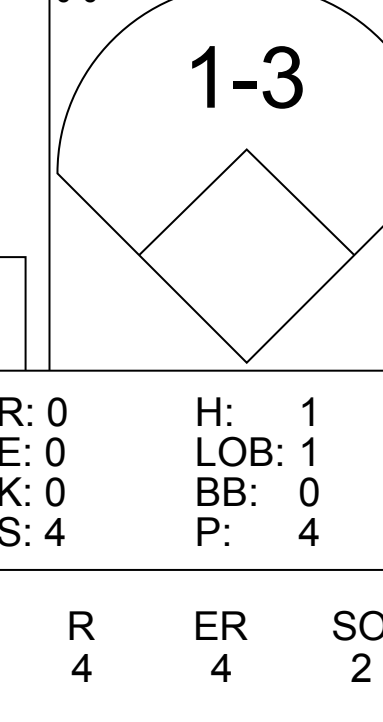
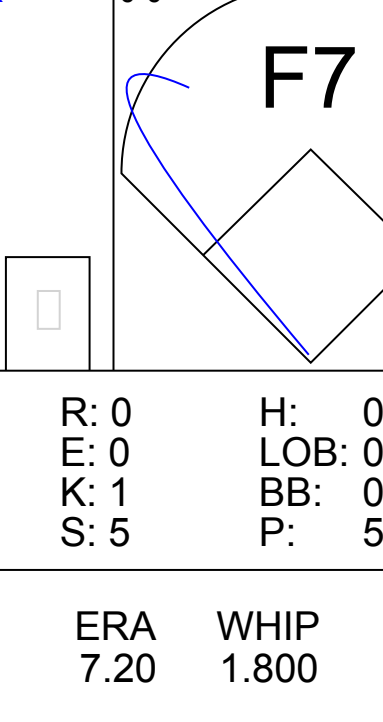
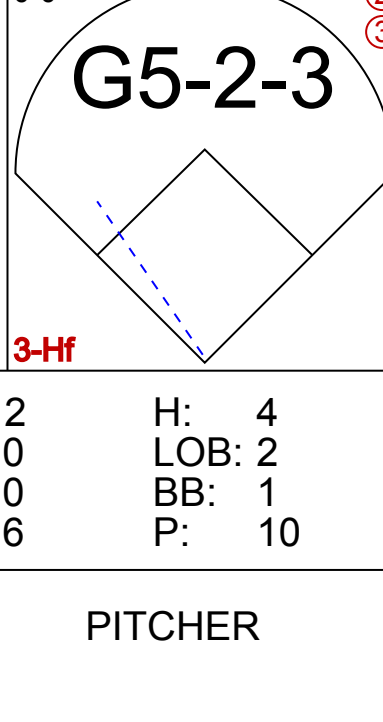
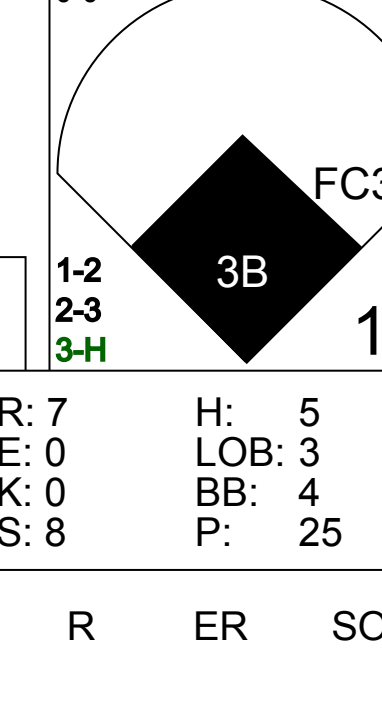


Batter	1	2	3	4	5	6	7	8	9	AB	R	H	RBI	BB	SO	LOB	TOP		
Larry Hise, R OBP: 0.396, SLG: 0.631 (1, 8)	6-3		E5		F8			G1-6-3 1B		4	0	1	0	0	0	1	<b>Minnesota Twins @ New York Yankees</b> Yankee Stadium, Bronx, NY Sun Apr 29 1973, 3:33 AM EDT Cloudy - 53 F		
Rod Carew, L OBP: 0.318, SLG: 0.368 (1, 4)	1-3		K			6-3		G1-6-3 1B		4	0	0	0	0	1	3			
Harmon Killebrew, R OBP: 0.255, SLG: 0.244 (1, 3)	K			5-3		P4		5-3		4	0	0	0	0	1	1			
Tony Oliva, L OBP: 0.291, SLG: 0.314 (1, 10)		FC5-4 1B		L7		F8		F7		4	0	1	0	0	0	0			
Danny Walton, R OBP: 0.350, SLG: 0.778 (1, 9)		FC5-4 G4-6-3 1-2f		K2-3				E5 FC4-6		4	1	1	0	0	1	1			
Steve Braun, L OBP: 0.403, SLG: 0.500 (1, 5)		G4-6-3 1-2f				FC6-4 FC4-6 2B		FC4-6 1-2f		4	1	1	1	0	0	2			
Danny Thompson, R OBP: 0.259, SLG: 0.231 (1, 6)			F7			FC6-4 1B		P3		4	0	2	0	0	0	1			
George Mitterwald, R OBP: 0.359, SLG: 0.258 (1, 2)						FC6-4 FC4-6 1-2f 2-3		1-3		2	1	0	0	0	0	3			
Bobby Darwin, R OBP: 0.281, SLG: 0.328 (9, PH)			G3 E HBP					1-3		1	0	0	0	0	1	1			
Jim Holt, L OBP: 0.396, SLG: 0.556 (1, 7)			G3			FC4-6 1-2f 3-H		1B WP 1B		3	0	1	1	0	0	2			
<b>Inning Stats</b>	R: 0 E: 0 K: 1 S: 5	H: 0 LOB: 0 BB: 0 P: 5	R: 0 E: 0 K: 0 S: 3	H: 1 LOB: 0 BB: 0 P: 3	R: 1 E: 1 K: 1 S: 6	H: 0 LOB: 1 BB: 0 P: 7	R: 0 E: 0 K: 1 S: 5	H: 0 LOB: 0 BB: 0 P: 5	R: 0 E: 0 K: 0 S: 3	H: 0 LOB: 1 BB: 0 P: 4	R: 0 E: 1 K: 0 S: 4	H: 0 LOB: 1 BB: 0 P: 4	R: 0 E: 0 K: 0 S: 4	H: 2 LOB: 1 BB: 0 P: 4	R: 1 E: 0 K: 1 S: 7	H: 2 LOB: 1 BB: 0 P: 7	1B: 5 2B: 1 3B: 1 HR: 0	SF: 0 SAC: 0 DP: 2 HBP: 1	WP: 1 PA: 35 SB: 0 CS: 1
<b>PITCHER</b> Mel Stottlemyre, R ERA: 2.96 (1, 1)	IP: 9.0 WLS: W BF: 35 H: 7 R: 3 ER: 2 SO: 4 BB: 0 IBB: 0 HBP: 1 BLK: 0 WP: 1 HR: 0 S: 42 P: 43 ERA: 2.00 WHIP: 0.778																		

Batter	1	2	3	4	5	6	7	8	9	AB	R	H	RBI	BB	SO	LOB	BOTTOM		
Horace Clarke, S OBP: 0.329, SLG: 0.288 (1, 4)	BB 1B		4-3			FC6 1B		CS		4	0	3	1	0	0	0	<b>Minnesota Twins @ New York Yankees</b> Yankee Stadium, Bronx, NY Sun Apr 29 1973, 3:33 AM EDT Cloudy - 53 F		
Roy White, S OBP: 0.278, SLG: 0.186 (1, 7)	G4-6-3 BB		K		6-3	FC6 1-2f				3	0	0	0	1	1	3			
Matty Alou, L OBP: 0.356, SLG: 0.488 (1, 9)	K			WP SF8 1B		1-3		K		4	1	1	0	0	2	2			
Bobby Murcer, L OBP: 0.351, SLG: 0.463 (1, 8)	G4-6-3 1-2f			SF8 1-H		3-1 BB 1B		F7		3	1	1	1	0	0	2			
Graig Nettles, L OBP: 0.319, SLG: 0.424 (1, 5)				PB BB		3-1 BB 1B				2	2	2	1	2	0	0			
Jim Ray Hart, R OBP: 0.394, SLG: 0.448 (1, 10)				P4		3-1		4-3		0	0	0	0	0	0	0			
Johnny Callison, L OBP: 0.160, SLG: 0.200 (2, PH)		6-3				3-1				4	0	0	0	0	0	4			
Ron Blomberg, L OBP: 0.297, SLG: 0.188 (1, 3)		G6-4-3 BB		4-3		S 1B		L9		3	1	1	2	1	0	1			
Thurman Munson, R OBP: 0.412, SLG: 0.540 (1, 2)		G6-4-3 1-2f			5-3	1B BB		CS 1B		3	1	1	0	1	0	1			
Gene Michael, S OBP: 0.254, SLG: 0.273 (1, 6)			3-1		P5	1B 1-2f		F8		4	0	1	1	0	0	1			
<b>Inning Stats</b>	R: 0 E: 0 K: 1 S: 5	H: 1 LOB: 1 BB: 1 P: 9	R: 1 E: 0 K: 0 S: 3	H: 1 LOB: 0 BB: 1 P: 7	R: 0 E: 0 K: 1 S: 5	H: 0 LOB: 0 BB: 0 P: 5	R: 1 E: 0 K: 0 S: 4	H: 1 LOB: 1 BB: 1 P: 8	R: 0 E: 0 K: 0 S: 4	H: 1 LOB: 1 BB: 0 P: 4	R: 4 E: 0 K: 0 S: 7	H: 4 LOB: 2 BB: 2 P: 15	R: 0 E: 0 K: 1 S: 6	H: 1 LOB: 1 BB: 0 P: 6	R: 0 E: 0 K: 0 S: 3	H: 1 LOB: 0 BB: 0 P: 3	1B: 9 2B: 0 3B: 0 HR: 1	SF: 1 SAC: 0 DP: 2 HBP: 0	WP: 2 PA: 37 SB: 1 CS: 1
<b>PITCHER</b> Bert Blyleven, R ERA: 3.09 (1, 1)	IP: 6.0 WLS: L BF: 29 H: 8 R: 6 ER: 2 SO: 2 BB: 5 IBB: 0 HBP: 0 BLK: 0 WP: 1 HR: 1 S: 28 P: 48 ERA: 3.00 WHIP: 2.167																		
Dave Goltz, R ERA: 1.93 (7, 1)	IP: 2.0 WLS: W BF: 7 H: 2 R: 0 ER: 0 SO: 1 BB: 0 IBB: 0 HBP: 0 BLK: 0 WP: 0 HR: 0 S: 9 P: 9 ERA: 0.00 WHIP: 1.000																		



Batter	1	2	3	4	5	6	7	8	9	AB	R	H	RBI	BB	SO	LOB	TOP			
Larry Hise, R OBP: 0.360, SLG: 0.609 (1, 8)										4	0	1	0	0	2	1	<b>Minnesota Twins @ New York Yankees</b> Yankee Stadium, Bronx, NY Sun Apr 29 1973, 3:38 AM EDT Att: 28,123 - Overcast - 55 F			
Jerry Terrell, R OBP: 0.364, SLG: 0.364 (1, 5)										4	0	1	0	0	1					
Bobby Darwin, R OBP: 0.279, SLG: 0.323 (1, 10)										4	0	1	0	0	0					
Danny Walton, R OBP: 0.292, SLG: 0.636 (1, 9)										4	0	0	0	0	1	2				
Joe Lis, R OBP: 0.192, SLG: 0.130 (1, 3)											4	1	0	0	0	0				
Danny Thomson, R OBP: 0.238, SLG: 0.250 (1, 6)											4	0	1	0	0	0				
Dan Monzon, R OBP: 0.750, SLG: 0.667 (1, 4)											3	0	2	0	1	0				
Phil Roof, R OBP: 0.238, SLG: 0.158 (1, 2)											3	0	1	1	1	1				
Mike Adams, R (1, 7)											2	0	0	0	1	0				
<b>Inning Stats</b>	R: 0 E: 0 K: 2 S: 7	H: 0 LOB: 0 BB: 0 P: 7	R: 1 E: 1 K: 0 S: 5	H: 2 LOB: 2 BB: 1 P: 9	R: 0 E: 0 K: 0 S: 3	H: 1 LOB: 0 BB: 0 P: 3	R: 0 E: 0 K: 1 S: 5	H: 0 LOB: 0 BB: 0 P: 5	R: 0 E: 0 K: 0 S: 3	H: 0 LOB: 1 BB: 1 P: 7	R: 0 E: 0 K: 0 S: 3	H: 1 LOB: 2 BB: 1 P: 8	R: 0 E: 0 K: 1 S: 6	H: 2 LOB: 1 BB: 0 P: 6	R: 0 E: 0 K: 1 S: 6	H: 1 LOB: 1 BB: 0 P: 6	1B: 6 2B: 1 3B: 0 HR: 0	SF: 0 SAC: 0 DP: 2 HBP: 0	WP: 0 PB: 0 CS: 0	PA: 35
<b>PITCHER</b>	IP WLS BF H R ER SO BB IBB HBP BLK WP HR S P ERA WHIP																			
Fritz Peterson, L ERA: 3.06 (1, 1)	7.1 W 30	6 1 0 4	3 0 0 0	0 0 0 0	0 0 0 0	0 0 0 0	0 0 0 0	0 0 0 0	0 0 0 0	0 0 0 0	0 0 0 0	0 0 0 0	0 0 0 0	0 0 0 0	0 0 0 0	0 0 0 0	0.00	1.227		
Lindy McDaniel, R ERA: 2.87 (8, 1)	1.2 S 5	1 0 0 1	0 0 0 0	0 0 0 0	0 0 0 0	0 0 0 0	0 0 0 0	0 0 0 0	0 0 0 0	0 0 0 0	0 0 0 0	0 0 0 0	0 0 0 0	0 0 0 0	0 0 0 0	0 0 0 0	0.00	0.600		

Batter	1	2	3	4	5	6	7	8	9	AB	R	H	RBI	BB	SO	LOB	BOTTOM			
Roy White, S OBP: 0.274, SLG: 0.176 (1, 7)											4	2	0	0	1	1	3			
Thurman Munson, R OBP: 0.411, SLG: 0.559 (1, 2)										5	1	2	3	0	0	1				
Matty Alou, L OBP: 0.360, SLG: 0.479 (1, 9)										5	2	2	1	0	0	3				
Bobby Murcer, L OBP: 0.367, SLG: 0.457 (1, 8)										3	2	1	1	2	0	1				
Graig Nettles, L OBP: 0.338, SLG: 0.429 (1, 5)										4	1	2	1	0	1	1				
Ron Blomberg, L OBP: 0.381, SLG: 0.306 (1, 3)										4	1	4	3	1	0	0				
Johnny Callison, L OBP: 0.167, SLG: 0.233 (1, 10)										5	0	1	1	0	0	8				
Bernie Allen, L (1, 4)										2	0	0	0	2	0	2				
Horace Clarke, S OBP: 0.325, SLG: 0.288 (8, P) (9, 4)										0	1	0	0	0	0	0				
Hal Lanier, R OBP: 0.333, SLG: 0.333 (1, 6)										4	1	1	1	0	0	4				
<b>Inning Stats</b>	R: 1 E: 0 K: 1 S: 6	H: 1 LOB: 1 BB: 1 P: 10	R: 0 E: 0 K: 0 S: 4	H: 1 LOB: 1 BB: 0 P: 4	R: 0 E: 0 K: 0 S: 3	H: 0 LOB: 0 BB: 0 P: 3	R: 1 E: 0 K: 0 S: 5	H: 2 LOB: 1 BB: 0 P: 5	R: 0 E: 0 K: 1 S: 5	H: 0 LOB: 0 BB: 0 P: 5	R: 2 E: 0 K: 0 S: 6	H: 4 LOB: 2 BB: 1 P: 10	R: 0 E: 1 K: 0 S: 3	H: 0 LOB: 0 BB: 0 P: 3	R: 0 E: 0 K: 0 S: 8	H: 5 LOB: 3 BB: 4 P: 25	1B: 10 2B: 2 3B: 1 HR: 0	SF: 0 SAC: 0 DP: 1 HBP: 1	WP: 0 PB: 0 CS: 0	PA: 43
<b>PITCHER</b>	IP WLS BF H R ER SO BB IBB HBP BLK WP HR S P ERA WHIP																			
Bill Hands, R ERA: 3.94 (1, 1)	5.0 L 24	8 4 4 2	1 0 0 0	0 0 0 0	0 0 0 0	0 0 0 0	0 0 0 0	0 0 0 0	0 0 0 0	0 0 0 0	0 0 0 0	0 0 0 0	0 0 0 0	0 0 0 0	0 0 0 0	0 0 0 0	7.20	1.800		
Ken Sanders, R ERA: 8.0 (6, 1)	2.1 11	2 4 4 0	2 1 0 0	0 0 0 0	0 0 0 0	0 0 0 0	0 0 0 0	0 0 0 0	0 0 0 0	0 0 0 0	0 0 0 0	0 0 0 0	0 0 0 0	0 0 0 0	0 0 0 0	0 0 0 0	15.43	1.714		
Ray Corbin, R ERA: 2.92 (8, 1)	0.1 6	3 2 2 0	1 0 1 0	0 0 0 0	0 0 0 0	0 0 0 0	0 0 0 0	0 0 0 0	0 0 0 0	0 0 0 0	0 0 0 0	0 0 0 0	0 0 0 0	0 0 0 0	0 0 0 0	0 0 0 0	54.00	12.000		
Jim Strickland, L ERA: 18.0 (8, 1)	0.1 2	0 1 1 0	1 0 0 0	0 0 0 0	0 0 0 0	0 0 0 0	0 0 0 0	0 0 0 0	0 0 0 0	0 0 0 0	0 0 0 0	0 0 0 0	0 0 0 0	0 0 0 0	0 0 0 0	0 0 0 0	27.00	3.000		

AB	32
R	1
H	7
RBI	1
BB	3
SO	5
LOB	9



AB	36
R	11
H	13
RBI	11
BB	6
SO	2
LOB	23






Batter	1	2	3	4	5	6	7	8	9	AB	R	H	RBI	BB	SO	LOB	TOP				
Freddie Patek, R OBP: 0.397, SLG: 0.372 (1, 6)	5-3		E 1B BB		4-3		5-3			3	1	0	0	1	0	2	<b>Kansas City Royals @ New York Yankees</b> Yankee Stadium, Bronx, NY Tue May 01 1973, 7:05 PM EDT Att. 7,488 - Unknown - 58 F				
Cookie Rojas, R OBP: 0.384, SLG: 0.437 Bobby Floyd, R OBP: 0.200, SLG: 0.200 Kurt Bevacqua, R OBP: 0.250, SLG: 0.217 (7, PH) (7, 4)	4-0		E7 1B 1B			F7	6-3			0	0	0	0	1	0	0					
Amos Otis, R OBP: 0.343, SLG: 0.500 (1, 8)	FC5-4 BB 1-2		L5			P6		F9		4	0	0	0	0	0	3					
John Mayberry, L OBP: 0.392, SLG: 0.468 (1, 3)	4-0		E7 1B 3-H			F8		K		3	0	1	1	1	1	0					
Ed Kirkpatrick, L OBP: 0.452, SLG: 0.654 (1, 9)	FC4-6 BB 1-2		G6-3 1B			FC5-4 1B		K		4	0	1	0	0	1	4					
Lou Piniella, R OBP: 0.333, SLG: 0.363 (1, 7)		5-3		6-3		FC5-4 1-2		P6		4	0	0	0	0	0	1					
Hal McRae, R OBP: 0.315, SLG: 0.344 (1, 10)				5-3			SH1-4 1B	F7		4	0	2	0	0	0	0					
Paul Schaal, R OBP: 0.370, SLG: 0.321 (1, 5)					L1-3		SH1-4 1B	5-3		4	0	1	0	0	0	1					
Fran Healy, R OBP: 0.182, SLG: 0.238 (1, 2)					L1-3		SH1-4 1-2 2-3			2	0	0	0	0	0	1					
<b>Inning Stats</b>	R: 0 E: 0 K: 0 S: 3	H: 0 LOB: 2 BB: 2 P: 11	R: 0 E: 0 K: 0 S: 4	H: 1 LOB: 1 BB: 0 P: 4	R: 1 E: 1 K: 0 S: 4	H: 2 LOB: 1 BB: 1 P: 8	R: 0 E: 0 K: 0 S: 3	H: 0 LOB: 0 BB: 0 P: 3	R: 0 E: 0 K: 0 S: 4	H: 1 LOB: 1 BB: 0 P: 4	R: 0 E: 0 K: 0 S: 5	H: 2 LOB: 2 BB: 0 P: 5	R: 0 E: 0 K: 2 S: 7	H: 0 LOB: 0 BB: 0 P: 7	R: 0 E: 0 K: 0 S: 3	H: 0 LOB: 0 BB: 0 P: 3		1B: 5 2B: 1 3B: 0 HR: 0	SF: 0 SAC: 1 DP: 1 HBP: 0	WP: 0 SB: 0 CS: 0	PA: 35
<b>PITCHER</b>	IP	WLS	BF	H	R	ER	SO	BB	IBB	HBP	BLK	WP	HR	S	P	ERA	WHIP				
Steve Kline, R ERA: 3.38 Sparky Lyle, L ERA: 3.6 (1, 1) (7, 1)	6.1	W	27	6	1	1	0	3	0	0	0	0	0	24	36	1.42	1.421				
<b>PITCHER</b>	IP	WLS	BF	H	R	ER	SO	BB	IBB	HBP	BLK	WP	HR	S	P	ERA	WHIP				

AB	31
R	1
H	6
RBI	1
BB	3
SO	2
LOB	14



Batter	1	2	3	4	5	6	7	8	9	AB	R	H	RBI	BB	SO	LOB	BOTTOM				
Horace Clarke, S OBP: 0.345, SLG: 0.312 (1, 4)	K	BB S 1B		E BB			1B 2B	F8		4	1	2	1	1	1	1	<b>Kansas City Royals @ New York Yankees</b> Yankee Stadium, Bronx, NY Tue May 01 1973, 7:05 PM EDT Att. 7,488 - Unknown - 58 F				
Roy White, S OBP: 0.292, SLG: 0.192 (1, 7)		BB 1B		E5 BB		1B HR	F9			4	1	2	0	1	0	2					
Matty Alou, L OBP: 0.382, SLG: 0.471 (1, 9)		BB		P3		HR 1B	F2			3	1	1	1	2	0	3					
Bobby Murcer, L OBP: 0.361, SLG: 0.486 (1, 8)	F7	G3			K		HR			4	1	1	3	0	1	5					
Graig Nettles, L OBP: 0.321, SLG: 0.403 (1, 5)	4-3			G3		F3	F8			4	0	0	0	0	0	2					
Ron Blomberg, L OBP: 0.386, SLG: 0.297 Felipe Alou, R OBP: 0.245, SLG: 0.400 (5, PH) (6, 3)		E 1-3 BB		1-3		L7	G3			1	1	0	0	1	0	0					
Thurman Munson, R OBP: 0.416, SLG: 0.549 (1, 2)		1-3		5-3		CS BB	1B			3	0	1	0	1	0	1					
Johnny Callison, L OBP: 0.161, SLG: 0.226 Celestino Sanchez, R OBP: 0.250, SLG: 0.273 (4, PH)		F2				F8	K			1	0	0	0	0	0	1					
Gene Michael, S OBP: 0.270, SLG: 0.288 (1, 6)		E2 1B		L8		K				4	1	2	1	0	1	2					
<b>Inning Stats</b>	R: 0 E: 0 K: 1 S: 6	H: 1 LOB: 2 BB: 1 P: 10	R: 2 E: 1 K: 0 S: 5	H: 2 LOB: 3 BB: 3 P: 17	R: 0 E: 0 K: 0 S: 3	H: 0 LOB: 0 BB: 0 P: 3	R: 0 E: 0 K: 0 S: 3	H: 0 LOB: 2 BB: 2 P: 11	R: 0 E: 0 K: 1 S: 5	H: 0 LOB: 0 BB: 0 P: 5	R: 0 E: 0 K: 1 S: 4	H: 0 LOB: 1 BB: 1 P: 8	R: 4 E: 0 K: 1 S: 10	H: 5 LOB: 1 BB: 0 P: 10	R: 0 E: 0 K: 0 S: 4	H: 1 LOB: 1 BB: 0 P: 4		1B: 7 2B: 1 3B: 0 HR: 1	SF: 0 SAC: 0 DP: 0 HBP: 0	WP: 0 SB: 1 CS: 2	PA: 39
<b>PITCHER</b>	IP	WLS	BF	H	R	ER	SO	BB	IBB	HBP	BLK	WP	HR	S	P	ERA	WHIP				
Ken Wright, R ERA: 3.79 Mike Jackson, L ERA: 6.43 Tom Burgmeier, L ERA: 5.4 (1, 1) (2, 1) (7, 1)	1.2	L	11	3	2	2	1	3	0	0	0	0	0	10	22	10.80	3.600				
<b>PITCHER</b>	IP	WLS	BF	H	R	ER	SO	BB	IBB	HBP	BLK	WP	HR	S	P	ERA	WHIP				

AB	32
R	6
H	9
RBI	6
BB	7
SO	4
LOB	19






Batter	1	2	3	4	5	6	7	8	9	AB	R	H	RBI	BB	SO	LOB	TOP					
Freddie Patek, R OBP: 0.369, SLG: 0.352	K		F9		L9		F9		1-3	5	0	0	0	0	1	4						
Steve Hoyley, L OBP: 0.280, SLG: 0.333	F7				FC4-6		K			3	0	0	0	1	1	3						
Amos Otis, R OBP: 0.340, SLG: 0.490	F7				F9		F7			4	1	1	0	0	0	2						
John Mayberry, L OBP: 0.387, SLG: 0.458		K			K				3-1	4	1	1	0	0	2	1						
Ed Kirkpatrick, L OBP: 0.470, SLG: 0.679					F5					4	1	3	2	0	0	1						
Cookie Rojas, R OBP: 0.388, SLG: 0.440		L5-3								4	1	2	0	0	0	2						
Hal McRae, R OBP: 0.299, SLG: 0.328					F8					3	0	0	1	0	1	2						
Paul Splittorf, L OBP: 0.388, SLG: 0.440					F7		SF9-4-3			0	0	0	0	0	0	0						
Gene Garber, R									K	0	0	0	0	0	0	0						
Paul Schaal, R OBP: 0.385, SLG: 0.341									F2	4	0	3	0	0	0	0						
Carl Taylor, R OBP: 0.415, SLG: 0.303					6-3				4-3	4	0	2	1	0	0	1						
<b>Inning Stats</b>	R: 0 E: 0 K: 1 S: 5	H: 0 LOB: 0 BB: 0 P: 5	R: 0 E: 0 K: 1 S: 5	H: 1 LOB: 0 BB: 0 P: 5	R: 0 E: 0 K: 0 S: 4	H: 1 LOB: 1 BB: 0 P: 4	R: 0 E: 0 K: 1 S: 5	H: 0 LOB: 1 BB: 1 P: 9	R: 1 E: 0 K: 0 S: 6	H: 3 LOB: 2 BB: 0 P: 6	R: 3 E: 0 K: 0 S: 6	H: 5 LOB: 0 BB: 0 P: 6	R: 0 E: 0 K: 1 S: 6	H: 1 LOB: 1 BB: 0 P: 6	R: 0 E: 0 K: 1 S: 6	H: 1 LOB: 1 BB: 0 P: 6	R: 0 E: 0 K: 0 S: 3	H: 0 LOB: 0 BB: 0 P: 3	1B: 11 2B: 3 3B: 0 HR: 0	SF: 1 SAC: 0 DP: 2 HBP: 0	WP: 1 PB: 0 CS: 1	PA: 38
<b>PITCHER</b>	IP	WLS	BF	H	R	ER	SO	BB	IBB	HBP	BLK	WP	HR	S	P	ERA	WHIP					
Doc Medich, R ERA: 3.69	5.0	L	22	7	3	3	3	1	0	0	0	0	0	27	31	5.40	1.600					
Lindy McDaniel, R ERA: 2.75	4.0		15	5	1	1	2	0	0	0	0	1	0	19	19	2.25	1.250					

**Kansas City Royals @ New York Yankees**  
 Yankee Stadium, Bronx, NY  
 Wed May 02 1973, 7:05 PM EDT  
 Alt. 7,604 - Unknown - 67 F


AB 35  
 R 4  
 H 12  
 RBI 4  
 BB 1  
 SO 5  
 LOB 16



Batter	1	2	3	4	5	6	7	8	9	AB	R	H	RBI	BB	SO	LOB	BOTTOM					
Horace Clarke, S OBP: 0.360, SLG: 0.329			G6-4-3							5	0	3	2	0	0	3						
Roy White, S OBP: 0.298, SLG: 0.205					5-3					5	0	2	0	0	0	1						
Matty Alou, L OBP: 0.367, SLG: 0.446					4-3					5	0	1	0	0	0	5						
Bobby Murcer, L OBP: 0.345, SLG: 0.462					F8					4	0	0	0	0	1	4						
Jim Ray Hart, R OBP: 0.378, SLG: 0.406					6-3					3	0	0	1	1	1	1						
Graig Nettles, L OBP: 0.318, SLG: 0.386					F8					3	1	0	0	0	0	3						
Thurman Munson, R OBP: 0.420, SLG: 0.547					5-3					4	1	2	0	0	0	0						
Felipe Alou, R OBP: 0.263, SLG: 0.407										4	0	2	0	0	0	3						
Gene Michael, S OBP: 0.288, SLG: 0.306										3	1	2	0	0	1	1						
Ron Blomberg, L OBP: 0.378, SLG: 0.289										1	0	0	0	0	0	2						
<b>Inning Stats</b>	R: 0 E: 0 K: 0 S: 3	H: 1 LOB: 0 BB: 0 P: 3	R: 0 E: 0 K: 1 S: 5	H: 0 LOB: 0 BB: 0 P: 5	R: 0 E: 0 K: 0 S: 4	H: 2 LOB: 1 BB: 0 P: 4	R: 0 E: 0 K: 0 S: 3	H: 0 LOB: 0 BB: 0 P: 3	R: 0 E: 0 K: 0 S: 4	H: 1 LOB: 1 BB: 0 P: 4	R: 1 E: 0 K: 1 S: 8	H: 3 LOB: 3 BB: 1 P: 12	R: 0 E: 0 K: 1 S: 6	H: 1 LOB: 1 BB: 0 P: 6	R: 0 E: 0 K: 0 S: 4	H: 1 LOB: 1 BB: 0 P: 4	R: 2 E: 0 K: 0 S: 6	H: 3 LOB: 2 BB: 0 P: 7	1B: 12 2B: 0 3B: 0 HR: 0	SF: 0 SAC: 0 DP: 2 HBP: 1	WP: 0 PB: 0 CS: 0	PA: 39
<b>PITCHER</b>	IP	WLS	BF	H	R	ER	SO	BB	IBB	HBP	BLK	WP	HR	S	P	ERA	WHIP					
Paul Splittorf, L ERA: 3.07	8.0	W	34	10	3	3	3	1	0	1	0	0	0	38	43	3.38	1.375					
Paul Splittorf, L ERA: 3.07	8.0	W	34	10	3	3	3	1	0	1	0	0	0	38	43	3.38	1.375					
Gene Garber, R ERA: 1.66	1.0	S	5	2	0	0	0	0	0	0	0	0	0	5	5	0.00	2.000					

**Kansas City Royals @ New York Yankees**  
 Yankee Stadium, Bronx, NY  
 Wed May 02 1973, 7:05 PM EDT  
 Alt. 7,604 - Unknown - 67 F

AB 37  
 R 3  
 H 12  
 RBI 3  
 BB 1  
 SO 3  
 LOB 23





Batter	1	2	3	4	5	6	7	8	9	AB	R	H	RBI	BB	SO	LOB	TOP										
<b>Horace Clarke, S</b> OBP: 0.351, SLG: 0.314 (1, 4)	1-3		FC5-4 BB	4-3		F9		1-3	4 0 0 0 1 0 2								<b>New York Yankees @ Chicago White Sox</b> Comiskey Park, Chicago, IL Fri May 04 1973, 8:05 PM EDT Att: 43,760 - Unknown - 45 F <a href="http://livebaseballscorecards.com">livebaseballscorecards.com</a>										
<b>Roy White, S</b> OBP: 0.313, SLG: 0.218 (1, 7)	FC6-4 BB		P6		B2		G3-6-1 1B	1B	4 0 2 0 1 0 1																		
<b>Matty Alou, L</b> OBP: 0.369, SLG: 0.433 (1, 9)	FC6-4 BB		FC5-4 BB		1B		G3-6-1 1-2	P4	4 0 1 0 1 0 3																		
<b>Bobby Murcer, L</b> OBP: 0.363, SLG: 0.463 (1, 8)	FC6-4 1-2 2-3		BB		1B		BB		2 0 1 0 2 0 2																		
<b>Graig Nettles, L</b> OBP: 0.315, SLG: 0.370 (1, 5)	P3		BB		1B		F8		3 0 0 0 1 0 5																		
<b>Jim Ray Hart, R</b> OBP: 0.341, SLG: 0.361 (1, 10)			F8		1-3			6-3	4 0 0 0 0 0 5																		
<b>Ron Blomberg, L</b> OBP: 0.396, SLG: 0.366 (8, PH)					F8			5-3	3 0 2 0 0 0 0																		
<b>Felipe Alou, R</b> OBP: 0.259, SLG: 0.400 (8, 3)			2B		F9			5-3	1 0 0 0 0 0 0																		
<b>Thurman Munson, R</b> OBP: 0.412, SLG: 0.526 (1, 2)			G6-4-3 HBP		F8				3 0 0 0 0 0 0																		
<b>Gene Michael, S</b> OBP: 0.300, SLG: 0.308 (1, 6)			G6-4-3 1-2					K	3 0 1 0 1 1 2																		
<b>Inning Stats</b>	R: 0 E: 0 K: 0 S: 3	H: 0 LOB: 2 BB: 2 P: 11	R: 0 E: 0 K: 0 S: 3	H: 1 LOB: 1 BB: 0 P: 4	R: 0 E: 0 K: 0 S: 3	H: 0 LOB: 3 BB: 3 P: 15	R: 0 E: 0 K: 0 S: 3	H: 0 LOB: 1 BB: 1 P: 7	R: 0 E: 0 K: 0 S: 5	H: 2 LOB: 2 BB: 0 P: 5	R: 0 E: 0 K: 0 S: 4	H: 2 LOB: 1 BB: 0 P: 4	R: 0 E: 0 K: 0 S: 3	H: 1 LOB: 1 BB: 1 P: 7	R: 0 E: 0 K: 0 S: 3	H: 0 LOB: 0 BB: 0 P: 3	R: 0 E: 0 K: 1 S: 6	H: 1 LOB: 1 BB: 0 P: 6	1B: 5 2B: 2 3B: 0 HR: 0	SF: 0 SAC: 0 DP: 2 HBP: 1	WP: 0 PB: 0 CS: 0	PA: 39					
<b>PITCHER</b>	IP	WLS	BF	H	R	ER	SO	BB	IBB	HBP	BLK	WP	HR	S	P	ERA	WHIP										
<b>Stan Bahnsen, R</b> ERA: 3.23 (1, 1)	6.0	W	29	6	0	0	0	6	0	1	0	0	0	22	47	0.00	2.000										
<b>Terry Forster, L</b> ERA: 1.17 (7, 1)	3.0	S	10	1	0	0	1	1	0	0	0	0	0	11	15	0.00	0.667										

Batter	1	2	3	4	5	6	7	8	9	AB	R	H	RBI	BB	SO	LOB	BOTTOM										
<b>Pat Kelly, L</b> OBP: 0.510, SLG: 0.558 (1, 9)	1-6-3	3-1		3-1		4-3		BB	4 0 0 0 1 0 2								<b>New York Yankees @ Chicago White Sox</b> Comiskey Park, Chicago, IL Fri May 04 1973, 8:05 PM EDT Att: 43,760 - Unknown - 45 F <a href="http://livebaseballscorecards.com">livebaseballscorecards.com</a>										
<b>Carlos May, L</b> OBP: 0.321, SLG: 0.417 (1, 7)	E6 1B FC5-4		K	E6 CS		6-3		K	5 1 0 0 0 2 3																		
<b>Dick Allen, R</b> OBP: 0.362, SLG: 0.687 (1, 3)				CS		F9		P4	2 0 1 0 1 0 0																		
<b>Tony Muser, L</b> OBP: 0.273, SLG: 0.111 (6, 3)	FC5-4 1B		1B BB	CS		F9			1 0 0 0 0 0 1																		
<b>Bill Melton, R</b> OBP: 0.390, SLG: 0.621 (1, 5)	FC5-4 1B		F9		2B SF8 1B			P3	4 2 1 1 0 0 2																		
<b>Ken Henderson, S</b> OBP: 0.410, SLG: 0.471 (1, 8)	1B							G5-4-3 1B	4 0 4 0 0 0 0																		
<b>Mike Andrews, R</b> OBP: 0.443, SLG: 0.412 (1, 10)	1-2 2H		1B		1-3 2B			G5-4-3	3 0 1 1 1 0 3																		
<b>Ed Herrmann, L</b> OBP: 0.275, SLG: 0.444 (1, 2)	F8				SF7 3B			F9	3 1 1 1 0 0 2																		
<b>Jorge Orta, L</b> OBP: 0.371, SLG: 0.298 (1, 4)			K	SF7		G3			2 0 0 1 1 1 2																		
<b>Eddie Leon, R</b> OBP: 0.269, SLG: 0.300 (1, 6)					3-1 E 2B			F9	4 1 2 0 0 0 1																		
<b>Inning Stats</b>	R: 2 E: 1 K: 0 S: 7	H: 3 LOB: 2 BB: 0 P: 7	R: 0 E: 0 K: 1 S: 5	H: 0 LOB: 0 BB: 0 P: 5	R: 0 E: 0 K: 1 S: 6	H: 1 LOB: 2 BB: 1 P: 10	R: 2 E: 0 K: 0 S: 5	H: 2 LOB: 0 BB: 0 P: 5	R: 1 E: 0 K: 0 S: 5	H: 2 LOB: 2 BB: 1 P: 9	R: 0 E: 0 K: 0 S: 4	H: 1 LOB: 1 BB: 0 P: 4	R: 0 E: 0 K: 0 S: 3	H: 1 LOB: 0 BB: 0 P: 3	R: 0 E: 0 K: 1 S: 5	H: 0 LOB: 2 BB: 2 P: 13	R: 0 E: 0 K: 1 S: 5	H: 0 LOB: 2 BB: 2 P: 13	1B: 6 2B: 3 3B: 1 HR: 0	SF: 2 SAC: 0 DP: 1 HBP: 0	WP: 0 PB: 0 CS: 1	PA: 39					
<b>PITCHER</b>	IP	WLS	BF	H	R	ER	SO	BB	IBB	HBP	BLK	WP	HR	S	P	ERA	WHIP										
<b>Mel Stottlemyre, R</b> ERA: 2.9 (1, 1)	4.0	L	20	6	4	1	2	1	0	0	0	0	0	23	27	2.25	1.750										
<b>Jim Magnuson, L</b> ERA: 4.15 (5, 1)	4.0		18	4	1	1	1	2	1	0	0	0	0	17	29	2.25	1.500										







Batter	1	2	3	4	5	6	7	8	9	AB	R	H	RBI	BB	SO	LOB	TOP			
Horace Clarke, S OBP: 0.343, SLG: 0.309	F3		F8			F8		1B 1B		4	0	1	0	0	0	0	<b>New York Yankees @ Chicago White Sox</b> Comiskey Park, Chicago, IL Sun May 06 1973, 4:33 AM EDT Att: 27,549 - Overcast - 64 F			
Roy White, S OBP: 0.318, SLG: 0.242	5-3			1-3		2B		1B 1-2		4	0	2	0	0	0	0				
Matty Alou, L OBP: 0.370, SLG: 0.448	1B 3B			BB		6-3		K		3	1	1	0	1	1	3				
Bobby Murcer, L OBP: 0.364, SLG: 0.466	1B CS			K				1B 1B	4-3	4	0	2	1	0	1	3				
Jim Ray Hart, R OBP: 0.333, SLG: 0.349 Ron Swoboda, R OBP: 0.227, SLG: 0.105	CS	K		K				1B 1-2	2B 1B	3	0	1	0	0	0	2				
Felipe Alou, R OBP: 0.286, SLG: 0.433		K				F8		1-2 2-3	G6-4-3 1B	4	0	2	1	0	1	0				
Graig Nettles, L OBP: 0.299, SLG: 0.346			3-1			F8		F5	L9	4	0	0	0	0	0	4				
Thurman Munson, R OBP: 0.380, SLG: 0.482			4-3			4-3		G6-4-3 1-2	F8	4	0	0	0	0	0	4				
Hal Lanier, R OBP: 0.200, SLG: 0.200			5-3			F8		F7	F9	4	0	0	0	0	0	1				
<b>Inning Stats</b>	R: 1 E: 0 K: 0 S: 4	H: 2 LOB: 0 BB: 4 P: 4	R: 0 E: 0 K: 2 S: 7	H: 0 LOB: 0 BB: 0 P: 7	R: 0 E: 0 K: 0 S: 3	H: 0 LOB: 0 BB: 0 P: 3	R: 0 E: 0 K: 2 S: 7	H: 0 LOB: 1 BB: 1 P: 11	R: 0 E: 0 K: 0 S: 3	H: 1 LOB: 1 BB: 0 P: 4	R: 0 E: 0 K: 0 S: 5	H: 3 LOB: 2 BB: 0 P: 5	R: 0 E: 0 K: 1 S: 7	H: 2 LOB: 2 BB: 0 P: 7	R: 1 E: 0 K: 0 S: 5	H: 2 LOB: 1 BB: 0 P: 5		1B: 7 2B: 2 3B: 1 HR: 0	SF: 0 SAC: 0 DP: 1 HBP: 0	WP: 0 PB: 0 CS: 1
<b>PITCHER</b> Wilbur Wood, L ERA: 1.23	IP: 9.0 WLS: W BF: 36 H: 10 R: 2 ER: 2 SO: 5 BB: 1 IBB: 0 HBP: 0 BLK: 0 WP: 0 HR: 0 S: 45 P: 49 ERA: 2.00 WHIP: 1.222															<b>PITCHER</b>				

Batter	1	2	3	4	5	6	7	8	9	AB	R	H	RBI	BB	SO	LOB	BOTTOM			
Pat Kelly, L OBP: 0.536, SLG: 0.574	1B E 1B			L1-3		1B 1B		1B 1-3		4	2	3	2	1	0	0	<b>New York Yankees @ Chicago White Sox</b> Comiskey Park, Chicago, IL Sun May 06 1973, 4:33 AM EDT Att: 27,549 - Overcast - 64 F			
Carlos May, L OBP: 0.333, SLG: 0.405	E4 1B		L1-3		4-3	1B 1B		1B 1-3		5	2	2	2	0	0	2				
Dick Allen, R OBP: 0.366, SLG: 0.689 Tony Muser, L OBP: 0.231, SLG: 0.091	1B E 1B		1B 3B		4-3	1B 1B		K		4	2	3	1	0	0	0				
Bill Melton, R OBP: 0.424, SLG: 0.644 Rich Morales, R	G6-4-3 E 1B		G4-6-3 1B		5-3	1B FC6-4 1B		G3		4	0	3	4	0	0	0				
Ken Henderson, S OBP: 0.402, SLG: 0.462	E6 G6-4-3 1B		G4-6-3 1B		4-3	FC6-4 1B		P4		5	0	1	0	0	0	3				
Rick Reichardt, R OBP: 0.444, SLG: 0.412	G6-4-3 1-2 2-3		G4-6-3 1-2 2-3			G3 1B		1-3		4	1	1	0	0	0	4				
Ed Herrmann, L OBP: 0.276, SLG: 0.442	G3		6-3			1B 1B		1-3		4	1	1	0	0	0	2				
Jorge Orta, L OBP: 0.364, SLG: 0.297		K		5-3		G3 1B		1B 1B		4	1	1	0	0	1	2				
Eddie Leon, R OBP: 0.288, SLG: 0.318		L1-3		4-3		1B 1B		1B 1B		4	2	2	1	0	0	0				
<b>Inning Stats</b>	R: 3 E: 2 K: 0 S: 7	H: 3 LOB: 1 BB: 0 P: 7	R: 0 E: 0 K: 1 S: 5	H: 0 LOB: 1 BB: 1 P: 9	R: 1 E: 0 K: 0 S: 5	H: 3 LOB: 1 BB: 0 P: 5	R: 0 E: 0 K: 0 S: 3	H: 0 LOB: 0 BB: 0 P: 3	R: 0 E: 0 K: 0 S: 3	H: 0 LOB: 0 BB: 0 P: 3	R: 5 E: 0 K: 0 S: 10	H: 7 LOB: 2 BB: 0 P: 10	R: 2 E: 0 K: 0 S: 6	H: 4 LOB: 2 BB: 0 P: 6	R: 0 E: 0 K: 1 S: 5	H: 0 LOB: 0 BB: 0 P: 5		1B: 16 2B: 0 3B: 1 HR: 0	SF: 0 SAC: 0 DP: 2 HBP: 0	WP: 0 PB: 0 CS: 0
<b>PITCHER</b> Steve Kline, R ERA: 4.3 Jim Magnuson, L ERA: 5.73	IP: 5.2 WLS: L BF: 28 H: 10 R: 8 ER: 6 SO: 1 BB: 1 IBB: 0 HBP: 0 BLK: 0 WP: 0 HR: 0 S: 29 P: 33 ERA: 9.53 WHIP: 1.941															<b>PITCHER</b>				





Batter	1	2	3	4	5	6	7	8	9	AB	R	H	RBI	BB	SO	LOB	TOP										
<b>Horace Clarke, S</b> (1, 4) OBP: 0.352, SLG: 0.306	0-0 4-3	0-0 1B		0-0 F8		4-0 4-3 BB	4-0 SF7 1B	0-0 4-3		4	1	1	2	2	0	1	<b>New York Yankees @ Minnesota Twins</b> Metropolitan Stadium, Bloomington, MI Tue May 08 1973, 8:05 PM EDT Att: 6,041 - Unknown - 72 F										
<b>Roy White, S</b> (1, 7) OBP: 0.327, SLG: 0.242	4-0 3-1 1B	0-0 G3		0-0 F9		4-0 1-2 BB	0-0 4-3 SF7	0-3 K		4	1	1	1	2	1	2											
<b>Matty Alou, L</b> (1, 9) OBP: 0.372, SLG: 0.465 <b>Ron Swoboda, R</b> (8, 9) OBP: 0.217, SLG: 0.100	0-0 1-2 1B			0-0 HR		0-0 F8	0-0 4-3	0-0 SF7	0-0 6-3	4	1	2	1	0	0	2											
<b>Bobby Murcer, L</b> (1, 8) OBP: 0.352, SLG: 0.457	0-0 3-1			0-3 K		0-0 WP 1B	0-0 P6	0-0 4-3	0-0 F8	6	1	1	1	0	1	6											
<b>Graig Nettles, L</b> (1, 5) OBP: 0.320, SLG: 0.345	0-0 G3			1-0 HR		4-0 1B L5		0-0 2-3 3-H	0-0 F8	3	2	1	1	2	0	2											
<b>Ron Blomberg, L</b> (1, 3) OBP: 0.418, SLG: 0.447		0-0 P5		0-0 HR		0-0 BB		0-0 K		4	2	2	4	1	1	1											
<b>Johnny Callison, L</b> (1, 10) OBP: 0.222, SLG: 0.235		0-3 K		0-0 3-1		1-3 3-H 1B		0-0 2B 1B	4-0 1B 4-3	3	2	1	1	2	1	0											
<b>Thurman Munson, R</b> (1, 2) OBP: 0.392, SLG: 0.500	0-0 E 1B			0-0 4-3		0-0 L5		0-0 1B 4-3	0-0 4-3 1B	5	2	3	1	0	0	3											
<b>Gene Michael, S</b> (1, 6) OBP: 0.295, SLG: 0.301	0-0 E8 1B			0-0 F9		0-3 K		0-0 1B SF7	0-0 4-3	5	2	2	2	0	1	1											
<b>Inning Stats</b>	R: 0 E: 0 K: 0 S: 4	H: 1 LOB: 2 BB: 1 P: 8	R: 2 E: 1 K: 1 S: 8	H: 3 LOB: 1 BB: 0 P: 8	R: 3 E: 0 K: 1 S: 7	H: 2 LOB: 0 BB: 0 P: 8	R: 0 E: 0 K: 0 S: 3	H: 0 LOB: 0 BB: 0 P: 3	R: 1 E: 0 K: 0 S: 4	H: 2 LOB: 2 BB: 2 P: 12	R: 0 E: 0 K: 1 S: 5	H: 0 LOB: 2 BB: 2 P: 13	R: 7 E: 0 K: 1 S: 10	H: 5 LOB: 1 BB: 3 P: 22	R: 1 E: 0 K: 1 S: 6	H: 1 LOB: 1 BB: 1 P: 10	R: 0 E: 0 K: 0 S: 3	H: 0 LOB: 0 BB: 0 P: 3	1B: 10 2B: 4 3B: 0 HR: 1	SF: 1 SAC: 0 DP: 1 HBP: 1	WP: 1 PA: 50 CS: 0						
<b>PITCHER</b>	IP	WLS	BF	H	R	ER	SO	BB	IBB	HBP	BLK	WP	HR	S	P	ERA	WHIP										
<b>Dick Woodson, R</b> (1, 1) ERA: 5.28	4.1	L	23	7	6	5	2	2	0	1	0	1	1	24	33	10.38	2.077										
<b>Joe Decker, R</b> (5, 1) ERA: 10.9	1.2		12	3	4	4	1	5	0	0	0	0	0	9	29	21.60	4.800										
<b>Jim Strickland, L</b> (7, 1) ERA: 22.5	1.0		7	3	3	3	1	1	0	0	0	0	0	8	12	27.00	4.000										
<b>Dave Goltz, R</b> (8, 1) ERA: 6.35	1.0		5	1	1	1	1	1	0	0	0	0	0	6	10	9.00	2.000										
<b>Ken Sanders, R</b> (9, 1) ERA: 7.04	1.0		3	0	0	0	0	0	0	0	0	0	0	3	3	0.00	0.000										
Batter	1	2	3	4	5	6	7	8	9	AB	R	H	RBI	BB	SO	LOB	BOTTOM										
<b>Larry Hise, R</b> (1, 8) OBP: 0.354, SLG: 0.573	0-0 5-3		0-0 F2		0-0 1B		0-3 K2-3		0-0 4-3	5	0	1	0	0	1	0	<b>New York Yankees @ Minnesota Twins</b> Metropolitan Stadium, Bloomington, MI Tue May 08 1973, 8:05 PM EDT Att: 6,041 - Unknown - 72 F										
<b>Rod Carew, L</b> (1, 4) OBP: 0.360, SLG: 0.413 <b>Jerry Terrell, R</b> (9, 4) OBP: 0.350, SLG: 0.400	0-0 G5-4-3 1B		0-0 F8		0-0 G6-4-3 1B		0-0 1B		0-0 4-3	4	0	3	1	0	0	0											
<b>Harmon Killebrew, R</b> (1, 3) OBP: 0.290, SLG: 0.279 <b>Joe Lis, R</b> (8, 3) OBP: 0.222, SLG: 0.292	0-0 G5-4-3		0-0 6-3		0-0 G6-4-3		0-0 F9			4	0	0	0	0	0	4											
<b>Tony Oliva, L</b> (1, 10) OBP: 0.342, SLG: 0.388		0-0 4-3		0-0 6-3		0-0 1B FC5-4		0-0 HR		4	2	2	1	0	0	0											
<b>Bobby Darwin, R</b> (1, 9) OBP: 0.289, SLG: 0.346		0-0 1B		0-3 K		0-3 K		4-0 FC5-4		3	1	1	0	1	2	1											
<b>Steve Braun, L</b> (1, 5) OBP: 0.400, SLG: 0.486		0-0 1B G5-2-3		4-0 BB		0-0 1B		0-3 K		3	0	2	1	1	1	1											
<b>Danny Thompson, R</b> (1, 6) OBP: 0.278, SLG: 0.288		0-0 BB		0-0 F8		0-0 FC5-4		0-0 FC5-4		4	0	1	1	0	0	3											
<b>Phil Roof, R</b> (1, 2) OBP: 0.297, SLG: 0.188		4-0 BB		0-0 6-3		0-0 FC4-6		0-0 FC5-4		3	0	0	0	1	0	2											
<b>Jim Holt, L</b> (1, 7) OBP: 0.403, SLG: 0.569		0-0 G5-2-3		0-0 1B		0-0 1B		0-0 6-3		4	1	1	0	0	0	3											
<b>Inning Stats</b>	R: 0 E: 0 K: 0 S: 3	H: 1 LOB: 0 BB: 0 P: 3	R: 1 E: 0 K: 0 S: 5	H: 3 LOB: 1 BB: 1 P: 9	R: 0 E: 0 K: 1 S: 5	H: 0 LOB: 1 BB: 1 P: 9	R: 0 E: 0 K: 1 S: 5	H: 0 LOB: 1 BB: 0 P: 5	R: 1 E: 0 K: 0 S: 7	H: 2 LOB: 1 BB: 0 P: 7	R: 0 E: 0 K: 1 S: 6	H: 1 LOB: 1 BB: 0 P: 6	R: 1 E: 0 K: 1 S: 6	H: 1 LOB: 1 BB: 1 P: 10	R: 0 E: 0 K: 0 S: 3	H: 0 LOB: 0 BB: 0 P: 3	1B: 8 2B: 2 3B: 0 HR: 1	SF: 0 SAC: 0 DP: 3 HBP: 0	WP: 0 PA: 38 CS: 0								
<b>PITCHER</b>	IP	WLS	BF	H	R	ER	SO	BB	IBB	HBP	BLK	WP	HR	S	P	ERA	WHIP										
<b>Mel Stottlemyre, R</b> (1, 1) ERA: 3.07	6.0	W	26	9	3	3	2	2	0	0	0	0	0	28	36	4.50	1.833										
<b>Lindy McDaniel, R</b> (7, 1) ERA: 2.79	3.0	S	12	2	1	1	2	1	0	0	0	0	1	15	19	3.00	1.000										



Batter	1	2	3	4	5	6	7	8	9	AB	R	H	RBI	BB	SO	LOB	TOP	
<b>Horace Clarke, S</b> OBP: 0.345, SLG: 0.301 (1, 4)										5	1	1	0	0	0	5	<b>New York Yankees @ Minnesota Twins</b> Metropolitan Stadium, Bloomington, MI Wed May 09 1973, 8:05 PM EDT Att: 5,099 - Unknown - 61 F	
<b>Roy White, S</b> OBP: 0.314, SLG: 0.231 (1, 7)										5	0	0	0	0	2	3		
<b>Matty Alou, L</b> OBP: 0.366, SLG: 0.446 (1, 9)										3	0	0	0	1	2	1		
<b>Bobby Murcer, L</b> OBP: 0.349, SLG: 0.449 (1, 8)										4	0	1	0	0	0	1		
<b>Jim Ray Hart, R</b> OBP: 0.346, SLG: 0.362 (1, 10)										4	0	2	1	0	2	1		
<b>Felipe Alou, R</b> OBP: 0.299, SLG: 0.453 (1, 3)										4	0	2	0	0	0	2		
<b>Thurman Munson, R</b> OBP: 0.366, SLG: 0.500 (1, 2)										4	1	1	0	0	0	3		
<b>Graig Nettles, L</b> OBP: 0.327, SLG: 0.337 (1, 5)										2	0	0	0	2	0	1		
<b>Gene Michael, S</b> OBP: 0.305, SLG: 0.325 (1, 6)										4	0	2	1	0	0	1		
<b>Inning Stats</b>	R: 1 E: 0 K: 1 S: 8	H: 3 LOB: 2 BB: 0 P: 8	R: 0 E: 0 K: 0 S: 3	H: 0 LOB: 1 BB: 1 P: 7	R: 0 E: 0 K: 1 S: 5	H: 0 LOB: 1 BB: 1 P: 9	R: 1 E: 0 K: 0 S: 4	H: 2 LOB: 1 BB: 1 P: 8	R: 0 E: 0 K: 1 S: 5	H: 1 LOB: 0 BB: 0 P: 6	R: 0 E: 1 K: 0 S: 3	H: 0 LOB: 0 BB: 0 P: 3	R: 0 E: 0 K: 1 S: 7	H: 2 LOB: 2 BB: 0 P: 7	R: 0 E: 0 K: 1 S: 6	H: 1 LOB: 1 BB: 0 P: 6	1B: 6 2B: 4 3B: 0 HR: 0 SF: 0 SAC: 0 DP: 2 HBP: 0	WP: 0 PA: 38 CS: 1
<b>PITCHER</b> <b>Jim Kaat, L</b> ERA: 4.18 (1, 1)	IP: 9.0 WLS: L BF: 38	H: 9 R: 2 ER: 2 SO: 6	BB: 3 IBB: 0 HBP: 0 BLK: 0	WP: 0 HR: 0 S: 47 P: 59	ERA: 2.00 WHIP: 1.333	<b>PITCHER</b>											IP: WLS: BF: H: R: ER: SO: BB: IBB: HBP: BLK: WP: HR: S: P: ERA: WHIP	

Batter	1	2	3	4	5	6	7	8	9	AB	R	H	RBI	BB	SO	LOB	BOTTOM	
<b>Larry Hise, R</b> OBP: 0.350, SLG: 0.570 (1, 8)										4	0	1	0	0	1	0	<b>New York Yankees @ Minnesota Twins</b> Metropolitan Stadium, Bloomington, MI Wed May 09 1973, 8:05 PM EDT Att: 5,099 - Unknown - 61 F	
<b>Rod Carew, L</b> OBP: 0.366, SLG: 0.430 (1, 4)										4	0	2	0	0	0	1		
<b>Harmon Killebrew, R</b> OBP: 0.301, SLG: 0.292 (1, 3)										4	0	2	0	0	1	2		
<b>Bobby Darwin, R</b> OBP: 0.277, SLG: 0.329 (1, 9)										4	0	0	0	0	3	4		
<b>Tony Oliva, L</b> OBP: 0.325, SLG: 0.366 (1, 10)										4	0	0	0	0	0	0		
<b>Danny Thompson, R</b> OBP: 0.277, SLG: 0.286 (1, 6)										4	0	1	0	0	1	0		
<b>Danny Walton, R</b> OBP: 0.316, SLG: 0.485 (1, 7)										4	0	2	0	0	1	0		
<b>Phil Roof, R</b> OBP: 0.300, SLG: 0.176 (1, 2)										2	0	0	0	1	1	2		
<b>Jerry Terrell, R</b> OBP: 0.348, SLG: 0.391 (1, 5)										3	0	1	0	0	0	2		
<b>Inning Stats</b>	R: 0 E: 0 K: 2 S: 8	H: 2 LOB: 1 BB: 0 P: 8	R: 0 E: 0 K: 1 S: 5	H: 0 LOB: 0 BB: 0 P: 5	R: 0 E: 0 K: 0 S: 3	H: 0 LOB: 0 BB: 0 P: 3	R: 0 E: 0 K: 0 S: 3	H: 1 LOB: 0 BB: 0 P: 3	R: 0 E: 0 K: 0 S: 4	H: 1 LOB: 2 BB: 1 P: 8	R: 0 E: 0 K: 1 S: 6	H: 1 LOB: 1 BB: 0 P: 6	R: 0 E: 0 K: 1 S: 7	H: 3 LOB: 2 BB: 0 P: 7	R: 0 E: 0 K: 2 S: 8	H: 1 LOB: 1 BB: 0 P: 8	1B: 7 2B: 3 3B: 0 HR: 0 SF: 0 SAC: 0 DP: 1 HBP: 0	WP: 1 PA: 34 CS: 0
<b>PITCHER</b> <b>Fritz Peterson, L</b> ERA: 2.89 <b>Sparky Lyle, L</b> ERA: 2.4 (8, 1)	IP: 7.0 WLS: W BF: 28	H: 9 R: 0 ER: 0 SO: 5	BB: 1 IBB: 0 HBP: 0 BLK: 0	WP: 0 HR: 0 S: 37 P: 41	ERA: 0.00 WHIP: 1.429	<b>PITCHER</b>											IP: WLS: BF: H: R: ER: SO: BB: IBB: HBP: BLK: WP: HR: S: P: ERA: WHIP	



Batter	1	2	3	4	5	6	7	8	9	AB	R	H	RBI	BB	SO	LOB	TOP			
<b>Al Bumbry, L</b> OBP: 0.241, SLG: 0.370 (1, 7)	0-0 4-3	0-0 F5		0-0 F7		0-3 K			0-0 F8	5	0	0	0	0	1	1	<b>Baltimore Orioles @ New York Yankees</b> Yankee Stadium, Bronx, NY Fri May 11 1973, 7:05 PM EDT Att: 11,936 - Unknown  <a href="http://livebaseballscorecards.com">livebaseballscorecards.com</a>			
<b>Bobby Grich, R</b> OBP: 0.385, SLG: 0.367 (1, 4)	0-0 5-3 1B		0-0 5-3		0-0 F8		4-0 S BB		0-0 F8	4	0	1	0	1	0	1				
<b>Tommy Davis, R</b> OBP: 0.270, SLG: 0.311 (1, 10)	0-0 5-3 1-2		0-3 K		0-0 6-3		0-0 F8 1-2		0-0 F8	5	0	0	0	0	1	3				
<b>Boog Powell, L</b> OBP: 0.296, SLG: 0.242 (1, 3)	4-0 BB		4-0 E BB		4-0 E 1B BB		0-0 F9			1	1	0	0	3	0	1				
<b>Rich Coggins, L</b> OBP: 0.214, SLG: 0.444 (1, 8) (8, 9)	0-0 F9		0-0 E3 BB		0-0 E3 1B		0-0 4-3			4	0	0	0	0	0	5				
<b>Brooks Robinson, R</b> OBP: 0.250, SLG: 0.337 (1, 5)		4-0 FC4-6 BB		4-0 1-2 BB		0-0 1-3 2H 1B		0-0 F9		2	0	1	1	2	0	0				
<b>Terry Crowley, L</b> OBP: 0.316, SLG: 0.240 (1, 9)		0-0 FC4-6 HR		0-0 F8		0-0 F9		0-0 G3		4	1	0	0	0	0	6				
<b>Paul Blair, R</b> OBP: 0.264, SLG: 0.244 (8, 8)										0	0	0	0	0	0	0				
<b>Eliot Hendricks, L</b> OBP: 0.200, SLG: 0.800 (1, 2)		0-0 1-H HR		0-3 K		0-0 G3		0-0 4-3		4	1	1	2	0	1	0				
<b>Mark Belanger, R</b> OBP: 0.288, SLG: 0.255 (1, 6)		0-0 F9		0-0 6-3		0-0 B3			0-0 2B	4	0	1	0	0	0	0				
<b>Inning Stats</b>	R: 0 E: 0 K: 0 S: 4	H: 1 LOB: 2 BB: 1 P: 8	R: 2 E: 0 K: 0 S: 4	H: 1 LOB: 0 BB: 1 P: 8	R: 0 E: 1 K: 1 S: 6	H: 0 LOB: 3 BB: 2 P: 14	R: 0 E: 0 K: 1 S: 5	H: 0 LOB: 0 BB: 0 P: 5	R: 1 E: 1 K: 0 S: 5	H: 1 LOB: 2 BB: 1 P: 9	R: 0 E: 0 K: 0 S: 3	H: 0 LOB: 1 BB: 1 P: 7	R: 0 E: 0 K: 0 S: 3	H: 0 LOB: 0 BB: 0 P: 3	R: 0 E: 0 K: 0 S: 4	H: 1 LOB: 1 BB: 0 P: 4	1B: 2 2B: 1 3B: 0 HR: 1	SF: 0 SAC: 0 DP: 0 HBP: 0	WP: 0 PB: 0 SB: 1 CS: 0	PA: 39
<b>PITCHER</b> <b>Steve Kline, R</b> ERA: 3.86 (1, 1)	IP: 9.0 WLS: L BF: 39	H: 4 R: 3 ER: 2 SO: 3	BB: 6 IBB: 0 HBP: 0 BLK: 0	WP: 0 HR: 1 S: 39 P: 63	ERA: 2.00 WHIP: 1.111											ERA: 2.00 WHIP: 1.111				

Batter	1	2	3	4	5	6	7	8	9	AB	R	H	RBI	BB	SO	LOB	BOTTOM			
<b>Horace Clarke, S</b> OBP: 0.333, SLG: 0.290 (1, 4)	0-0 F7		0-3 K			0-0 F7			0-0 FC1-6 1-2	4	0	0	0	0	1	2	<b>Baltimore Orioles @ New York Yankees</b> Yankee Stadium, Bronx, NY Fri May 11 1973, 7:05 PM EDT Att: 11,936 - Unknown  <a href="http://livebaseballscorecards.com">livebaseballscorecards.com</a>			
<b>Roy White, S</b> OBP: 0.303, SLG: 0.222 (1, 7)	0-0 F8			0-3 K		0-0 F8			0-3 K	4	0	0	0	0	2	2				
<b>Matty Alou, L</b> OBP: 0.349, SLG: 0.423 (1, 9)	0-0 1-3			0-0 G3			0-0 4-3		0-0 L4	4	0	0	0	0	0	1				
<b>Bobby Murcer, L</b> OBP: 0.339, SLG: 0.436 (1, 8)		0-0 F9		0-0 4-3			0-0 F7			3	0	0	0	0	0	0				
<b>Ron Blomberg, L</b> OBP: 0.414, SLG: 0.440 (1, 3)		0-0 1B			0-0 F8		0-0 G3			3	0	1	0	0	0	0				
<b>Graig Nettles, L</b> OBP: 0.318, SLG: 0.326 (1, 5)		0-0 F8			0-0 G3			0-0 P6		3	0	0	0	0	0	1				
<b>Johnny Callison, L</b> OBP: 0.205, SLG: 0.216 (1, 10)		0-0 F4			0-0 3-1			0-0 P4		3	0	0	0	0	0	1				
<b>Thurman Munson, R</b> OBP: 0.375, SLG: 0.485 (1, 2)			0-0 6-3			0-0 F7		0-0 P5		3	0	0	0	0	0	0				
<b>Gene Michael, S</b> OBP: 0.318, SLG: 0.338 (1, 6)			0-0 F8			0-0 1B			0-0 FC1-6 1B	3	0	2	0	0	0	0				
<b>Inning Stats</b>	R: 0 E: 0 K: 0 S: 3	H: 0 LOB: 0 BB: 0 P: 3	R: 0 E: 0 K: 0 S: 4	H: 1 LOB: 1 BB: 0 P: 4	R: 0 E: 0 K: 1 S: 5	H: 0 LOB: 0 BB: 0 P: 5	R: 0 E: 0 K: 1 S: 5	H: 0 LOB: 0 BB: 0 P: 5	R: 0 E: 0 K: 0 S: 3	H: 1 LOB: 1 BB: 0 P: 3	R: 0 E: 0 K: 0 S: 3	H: 0 LOB: 0 BB: 0 P: 3	R: 0 E: 0 K: 0 S: 3	H: 0 LOB: 0 BB: 0 P: 3	R: 0 E: 0 K: 1 S: 6	H: 1 LOB: 1 BB: 0 P: 6		1B: 3 2B: 0 3B: 0 HR: 0	SF: 0 SAC: 0 DP: 0 HBP: 0	WP: 0 PB: 0 SB: 0 CS: 0
<b>PITCHER</b> <b>Jim Palmer, R</b> ERA: 2.09 (1, 1)	IP: 9.0 WLS: W BF: 30	H: 3 R: 0 ER: 0 SO: 3	BB: 0 IBB: 0 HBP: 0 BLK: 0	WP: 0 HR: 0 S: 36 P: 36	ERA: 0.00 WHIP: 0.333											ERA: 0.00 WHIP: 0.333				



Batter	1	2	3	4	5	6	7	8	9	AB	R	H	RBI	BB	SO	LOB	TOP			
<b>Al Bumby, L</b> OBP: 0.303, SLG: 0.419 (1.7)										4	0	3	0	0	0	1	<b>Baltimore Orioles @ New York Yankees</b> Yankee Stadium, Bronx, NY Sat May 12 1973, 3:33 AM EDT Att: 10,341 - Unknown			
<b>Rich Coggins, L</b> OBP: 0.186, SLG: 0.387 (1.8)										4	0	0	0	0	0	2				
<b>Bobby Grich, R</b> OBP: 0.381, SLG: 0.363 (1.4)										4	0	1	0	0	1	2				
<b>Boog Powell, L</b> OBP: 0.303, SLG: 0.252 (1.3)										4	0	2	0	0	1	2				
<b>Eliot Hendricks, L</b> OBP: 0.222, SLG: 0.556 (1.2)										4	0	1	0	0	0	3				
<b>Brooks Robinson, R</b> OBP: 0.241, SLG: 0.324 (1.5)										4	0	0	0	0	0	3				
<b>Earl Williams, R</b> OBP: 0.315, SLG: 0.372 (1.10)										4	0	2	0	0	2	1				
<b>Terry Crowley, L</b> OBP: 0.295, SLG: 0.222 (1.9)										4	0	0	0	0	0	3				
<b>Mark Belanger, R</b> OBP: 0.280, SLG: 0.247 (1.6)										3	0	0	0	0	2	2				
<b>Inning Stats</b>	R: 0 E: 0 K: 2 S: 8	H: 1 LOB: 1 BB: 0 P: 8	R: 0 E: 0 K: 1 S: 5	H: 0 LOB: 0 BB: 0 P: 5	R: 0 E: 0 K: 1 S: 5	H: 1 LOB: 0 BB: 0 P: 5	R: 0 E: 0 K: 0 S: 5	H: 2 LOB: 2 BB: 0 P: 5	R: 0 E: 0 K: 1 S: 6	H: 1 LOB: 1 BB: 0 P: 6	R: 0 E: 0 K: 0 S: 4	H: 1 LOB: 1 BB: 0 P: 4	R: 0 E: 0 K: 0 S: 4	H: 1 LOB: 1 BB: 0 P: 4	R: 0 E: 0 K: 1 S: 6	H: 1 LOB: 1 BB: 0 P: 6	1B: 9 2B: 0 3B: 0 HR: 0	SF: 0 SAC: 0 DP: 0 HBP: 0	WP: 0 PB: 0 SB: 1 CS: 1	PA: 36
<b>PITCHER</b> <b>Doc Medich, R</b> ERA: 2.88 (1.1)	IP: 9.0 WLS: W BF: 35 H: 9 R: 0 ER: 0 SO: 6 BB: 0 IBB: 0 HBP: 0 BLK: 0 WP: 0 HR: 0 S: 47 P: 47 ERA: 0.00 WHIP: 1.000															<b>PITCHER</b>				

Batter	1	2	3	4	5	6	7	8	9	AB	R	H	RBI	BB	SO	LOB	BOTTOM			
<b>Horace Clarke, S</b> OBP: 0.336, SLG: 0.304 (1.4)										5	1	2	0	0	0	2	<b>Baltimore Orioles @ New York Yankees</b> Yankee Stadium, Bronx, NY Sat May 12 1973, 3:33 AM EDT Att: 10,341 - Unknown			
<b>Roy White, S</b> OBP: 0.307, SLG: 0.239 (1.7)										5	2	2	0	0	1	2				
<b>Matty Alou, L</b> OBP: 0.374, SLG: 0.443 (1.9)										1	2	1	1	3	0	0				
<b>Bobby Murcer, L</b> OBP: 0.345, SLG: 0.467 (1.8)										4	2	2	3	0	0	3				
<b>Ron Swoboda, R</b> OBP: 0.206, SLG: 0.095 (8.8)										1	0	0	0	0	1	2				
<b>Jim Ray Hart, R</b> OBP: 0.333, SLG: 0.347 (1.10)										2	0	0	0	0	1	2				
<b>Ron Blomberg, L</b> OBP: 0.407, SLG: 0.440 (5. PH)										0	0	0	1	0	0	0				
<b>Celerino Sanchez, R</b> OBP: 0.308, SLG: 0.583 (7. PH)										1	1	1	2	0	0	0				
<b>Thurman Munson, R</b> OBP: 0.370, SLG: 0.485 (1.2)										4	0	1	0	0	0	0				
<b>Felipe Alou, R</b> OBP: 0.296, SLG: 0.441 (1.3)										4	0	1	0	0	1	1				
<b>Graig Nettles, L</b> OBP: 0.325, SLG: 0.326 (1.5)										3	0	1	0	1	0	1				
<b>Gene Michael, S</b> OBP: 0.326, SLG: 0.337 (1.6)										3	0	1	0	1	0	2				
<b>Inning Stats</b>	R: 0 E: 0 K: 1 S: 6	H: 1 LOB: 2 BB: 1 P: 10	R: 0 E: 0 K: 0 S: 3	H: 0 LOB: 1 BB: 1 P: 7	R: 3 E: 0 K: 0 S: 6	H: 3 LOB: 0 BB: 0 P: 6	R: 0 E: 0 K: 0 S: 4	H: 1 LOB: 1 BB: 0 P: 4	R: 2 E: 1 K: 1 S: 7	H: 2 LOB: 1 BB: 1 P: 11	R: 0 E: 0 K: 0 S: 3	H: 1 LOB: 0 BB: 0 P: 3	R: 3 E: 0 K: 0 S: 7	H: 4 LOB: 1 BB: 0 P: 7	R: 0 E: 0 K: 2 S: 7	H: 0 LOB: 2 BB: 2 P: 15	1B: 6 2B: 4 3B: 0 HR: 2	SF: 2 SAC: 0 DP: 1 HBP: 0	WP: 2 PB: 0 SB: 0 CS: 0	PA: 40
<b>PITCHER</b> <b>Mike Cuellar, L</b> ERA: 5.24 (1.1)	IP: 4.0 WLS: L BF: 21 H: 6 R: 5 ER: 5 SO: 1 BB: 3 IBB: 0 HBP: 0 BLK: 0 WP: 1 HR: 0 S: 20 P: 32 ERA: 11.25 WHIP: 2.250															<b>PITCHER</b>				
<b>Bob Reynolds, R</b> ERA: 2.19 (5.1)	IP: 2.1 WLS: L BF: 10 H: 4 R: 2 ER: 2 SO: 1 BB: 0 IBB: 0 HBP: 0 BLK: 0 WP: 1 HR: 0 S: 12 P: 12 ERA: 7.71 WHIP: 1.714															<b>PITCHER</b>				
<b>Mickey Scott, L</b> ERA: 5.4 (7.1)	IP: 1.2 WLS: L BF: 9 H: 2 R: 1 ER: 1 SO: 2 BB: 2 IBB: 0 HBP: 0 BLK: 0 WP: 0 HR: 1 S: 11 P: 19 ERA: 5.40 WHIP: 2.400															<b>PITCHER</b>				

AB	35
R	0
H	9
RBI	0
BB	0
SO	6
LOB	19



AB	33
R	8
H	12
RBI	7
BB	5
SO	4
LOB	15





Batter	1	2	3	4	5	6	7	8	9	AB	R	H	RBI	BB	SO	LOB	TOP					
<b>Al Bumbry, L</b> OBP: 0.289, SLG: 0.371 (1, 9)	B1-3	FC4-6			F5		1-3			4	0	0	0	1	0	2	<b>Baltimore Orioles @ New York Yankees</b> Yankee Stadium, Bronx, NY Sun May 13 1973, 3:33 AM EDT Unknown					
<b>Bobby Grich, R</b> OBP: 0.382, SLG: 0.364 (1, 4)	FC5-4 1B		5-3		G1-4-3 1B		F8		BB	5	0	2	0	0	1	1						
<b>Tommy Davis, R</b> OBP: 0.284, SLG: 0.313 (1, 10)	FC5-4 BB		1B	BB	G1-4-3 1-2				1-3 1B	3	0	1	0	1	0	2						
<b>Boog Powell, L</b> OBP: 0.325, SLG: 0.267 (1, 3)	1-2 BB		1-2 1B			1B FC6-2 BB			1-3 1B	2	0	2	0	2	0	0						
<b>Eliot Hendricks, L</b> OBP: 0.167, SLG: 0.417 (8, PH) <b>Earl Williams, R</b> OBP: 0.313, SLG: 0.368 (8, 2)	K		F7			K		F7		3	0	0	0	0	2	5						
<b>Rich Coggins, L</b> OBP: 0.200, SLG: 0.382 (8, PH) <b>Paul Blair, R</b> OBP: 0.261, SLG: 0.241 (8, 8)		3-1	1-3			FC6-2 1B		1-3		3	0	1	0	0	0	2						
<b>Brooks Robinson, R</b> OBP: 0.241, SLG: 0.321 (1, 5)		FC1-6 1B				FC6-2 1-2 3H		F8		4	0	1	0	0	1	4						
<b>Don Baylor, R</b> OBP: 0.310, SLG: 0.359 (1, 7)		FC1-6 1-2 1B			F9	F9			E6 G6-4-3	4	0	1	0	0	0	2						
<b>Frank Baker, L</b> <b>Larry Brown, R</b> OBP: 0.333, SLG: 0.333 (8, PH)	FC1-6 FC4-6				6-3		G3		G6-4-3	3	0	0	0	0	0	2						
<b>Inning Stats</b>	R: 0 E: 0 K: 1 S: 6	H: 1 LOB: 2 BB: 1 P: 10	R: 0 E: 0 K: 0 S: 5	H: 2 LOB: 2 BB: 0 P: 5	R: 0 E: 0 K: 0 S: 4	H: 1 LOB: 1 BB: 1 P: 8	R: 0 E: 0 K: 1 S: 5	H: 0 LOB: 0 BB: 0 P: 5	R: 0 E: 0 K: 0 S: 3	H: 1 LOB: 2 BB: 1 P: 10	R: 0 E: 0 K: 0 S: 3	H: 0 LOB: 0 BB: 0 P: 3	R: 0 E: 0 K: 0 S: 5	H: 2 LOB: 2 BB: 0 P: 5	R: 0 E: 1 K: 1 S: 5	H: 0 LOB: 1 BB: 1 P: 9		1B: 8 2B: 0 3B: 0 HR: 0	SF: 0 SAC: 0 DP: 2 HBP: 0	WP: 0 PB: 0 SB: 0 CS: 0	PA: 38	
<b>PITCHER</b>	IP	WLS	BF	H	R	ER	SO	BB	IBB	HBP	BLK	WP	HR	S	P	ERA		WHIP				
<b>Mel Stottlemyre, R</b> ERA: 2.73 (1, 1)	7.0	W	31	8	0	0	3	3	0	0	0	0	0	34	46	0.00		1.571				
<b>Sparky Lyle, L</b> ERA: 2.12 (8, 1)	2.0	S	7	0	0	0	1	1	0	0	0	0	0	8	12	0.00	0.500					

Batter	1	2	3	4	5	6	7	8	9	AB	R	H	RBI	BB	SO	LOB	BOTTOM					
<b>Roy White, S</b> OBP: 0.321, SLG: 0.270 (1, 7)	G3		S BB			HR	BB			2	1	1	1	2	0	0	<b>Baltimore Orioles @ New York Yankees</b> Yankee Stadium, Bronx, NY Sun May 13 1973, 3:33 AM EDT Unknown					
<b>Johnny Callison, L</b> OBP: 0.186, SLG: 0.195 (1, 9)	K		K			F9	F7			4	0	0	0	0	2	3						
<b>Matty Alou, L</b> OBP: 0.368, SLG: 0.434 (1, 10)	4-3				F2	5-3			FC4-6 1B	4	0	1	0	0	0	0						
<b>Bobby Murcer, L</b> OBP: 0.350, SLG: 0.495 (1, 8)		3-1 S 1B			HR	F8			FC4-6 S	4	1	2	1	0	0	1						
<b>Ron Blomberg, L</b> OBP: 0.397, SLG: 0.481 (1, 3)		K			4-3				K	4	1	1	1	0	2	2						
<b>Graig Nettles, L</b> OBP: 0.331, SLG: 0.358 (1, 5)		3-1			F5		HR		BB	3	1	1	1	1	0	1						
<b>Thurman Munson, R</b> OBP: 0.357, SLG: 0.467 (1, 2)		F8				F7			P4 F9	4	0	0	0	0	0	3						
<b>Bernie Allen, L</b> <b>Celerino Sanchez, R</b> OBP: 0.286, SLG: 0.538 (7, PH) <b>Horace Clarke, S</b> OBP: 0.336, SLG: 0.304 (8, 4)			4-3			4-3			5-3	2	0	0	0	0	0	0						
<b>Gene Michael, S</b> OBP: 0.326, SLG: 0.329 (1, 6)			5-3			K			BB	2	0	0	0	1	1	0						
<b>Inning Stats</b>	R: 0 E: 0 K: 1 S: 5	H: 0 LOB: 0 BB: 0 P: 5	R: 0 E: 0 K: 1 S: 6	H: 1 LOB: 1 BB: 0 P: 6	R: 0 E: 0 K: 1 S: 5	H: 0 LOB: 1 BB: 1 P: 9	R: 1 E: 0 K: 0 S: 4	H: 1 LOB: 0 BB: 0 P: 4	R: 0 E: 0 K: 0 S: 5	H: 0 LOB: 0 BB: 0 P: 5	R: 1 E: 0 K: 0 S: 4	H: 1 LOB: 0 BB: 0 P: 4	R: 2 E: 0 K: 0 S: 5	H: 2 LOB: 2 BB: 2 P: 13	R: 0 E: 0 K: 1 S: 6	H: 1 LOB: 2 BB: 1 P: 10		1B: 2 2B: 0 3B: 0 HR: 4	SF: 0 SAC: 0 DP: 0 HBP: 0	WP: 0 PB: 0 SB: 3 CS: 0	PA: 34	
<b>PITCHER</b>	IP	WLS	BF	H	R	ER	SO	BB	IBB	HBP	BLK	WP	HR	S	P	ERA		WHIP				
<b>Orlando Pena, R</b> ERA: 3.12 (1, 1)	6.0	L	23	4	3	3	4	1	0	0	0	0	0	3	34	4.50		0.833				
<b>Grant Jackson, L</b> ERA: 3.12 (7, 1)	2.0		11	2	1	1	1	3	0	0	0	0	1	10	22	4.50	2.500					



Batter	1	2	3	4	5	6	7	8	9	AB	R	H	RBI	BB	SO	LOB	TOP								
Merv Rettenmund, R OBP: 0.340, SLG: 0.333 (1, 9)										4	1	1	2	1	0	0	<b>Baltimore Orioles @ New York Yankees</b> Yankee Stadium, Bronx, NY Sun May 13 1973, 3:38 AM EDT Att: 23,183 - Unknown								
Bobby Grich, R OBP: 0.378, SLG: 0.355 (1, 4)										3	0	0	0	1	2	3									
Tommy Davis, R OBP: 0.292, SLG: 0.324 (1, 10)										4	1	2	3	0	0	1									
Earl Williams, R OBP: 0.325, SLG: 0.384 (1, 3) (2, 2)										4	1	2	0	1	0	2									
Don Baylor, R OBP: 0.314, SLG: 0.355 (1, 7)										4	0	1	1	1	1	1									
Paul Blair, R OBP: 0.269, SLG: 0.241 (1, 8)										4	0	1	0	1	0	5									
Andy Etchebarren, R OBP: 0.259, SLG: 0.429 Boog Powell, L OBP: 0.323, SLG: 0.259 (1, 2) (2, 3)										1	0	1	0	0	0	0									
Larry Brown, R OBP: 0.429, SLG: 0.857 Al Bumbry, L OBP: 0.289, SLG: 0.371 Brooks Robinson, R OBP: 0.239, SLG: 0.318 (1, 5) (8, PR) (8, 5)										4	2	2	2	0	0	2									
Mark Belanger, R OBP: 0.288, SLG: 0.260 (1, 6)										3	2	1	0	0	0	0									
<b>Inning Stats</b>	R: 0 E: 0 K: 0 S: 3	H: 0 LOB: 3 BB: 3 P: 15	R: 2 E: 0 K: 1 S: 7	H: 2 LOB: 2 BB: 1 P: 12	R: 0 E: 0 K: 0 S: 2	H: 0 LOB: 1 BB: 2 P: 10	R: 0 E: 0 K: 0 S: 3	H: 0 LOB: 0 BB: 0 P: 3	R: 4 E: 0 K: 0 S: 7	H: 4 LOB: 0 BB: 0 P: 7	R: 0 E: 0 K: 1 S: 5	H: 0 LOB: 0 BB: 0 P: 5	R: 0 E: 0 K: 1 S: 6	H: 1 LOB: 1 BB: 0 P: 6	R: 3 E: 0 K: 0 S: 7	H: 4 LOB: 1 BB: 0 P: 7		R: 0 E: 0 K: 1 S: 5	H: 0 LOB: 0 BB: 0 P: 5	1B: 6 2B: 3 3B: 1 HR: 1	SF: 1 SAC: 1 DP: 0 HBP: 1	WP: 0 PB: 0 SB: 1 CS: 1	PA: 44		
<b>PITCHER</b>	IP	WLS	BF	H	R	ER	SO	BB	IBB	HBP	BLK	WP	HR	S	P	ERA	WHIP								
Mike Kekich, L ERA: 13.5 (1, 1)	1.1		10	1	2	2	0	4	0	1	0	0	0	5	22	13.50	3.750								
Lindy McDaniel, R ERA: 3.75 (2, 1)	3.2	L	17	5	4	4	1	2	0	0	0	0	1	17	25	9.82	1.909								
Jim Magnuson, L ERA: 6.0 (6, 1)	4.0		17	5	3	3	3	0	0	0	0	0	0	23	23	6.75	1.250								

Batter	1	2	3	4	5	6	7	8	9	AB	R	H	RBI	BB	SO	LOB	BOTTOM								
Horace Clarke, S OBP: 0.339, SLG: 0.302 (1, 4)										4	1	1	0	1	0	1	<b>Baltimore Orioles @ New York Yankees</b> Yankee Stadium, Bronx, NY Sun May 13 1973, 3:38 AM EDT Att: 23,183 - Unknown								
Roy White, S OBP: 0.326, SLG: 0.277 (1, 7)										4	2	2	0	0	1	1									
Matty Alou, L OBP: 0.364, SLG: 0.425 (1, 9)										4	1	1	0	0	0	1									
Bobby Murcer, L OBP: 0.355, SLG: 0.496 (1, 8)										4	1	2	2	0	1	0									
Felipe Alou, R OBP: 0.280, SLG: 0.417 (1, 3)										4	0	0	0	0	0	4									
Graig Nettles, L OBP: 0.344, SLG: 0.367 (1, 5)										3	1	2	2	1	0	0									
Celerino Sanchez, R OBP: 0.267, SLG: 0.500 Ron Blomberg, L OBP: 0.400, SLG: 0.500 Thurman Munson, R OBP: 0.354, SLG: 0.462 (1, 10) (3, PH) (9, PH)										1	0	0	0	0	0	1									
Jerry Moses, R (1, 2)										3	0	0	1	0	0	2									
Hal Lanier, R OBP: 0.167, SLG: 0.167 Bernie Allen, L (7, PH) Gene Michael, S OBP: 0.323, SLG: 0.326 (8, 6)										2	0	0	0	0	0	0									
<b>Inning Stats</b>	R: 3 E: 0 K: 0 S: 7	H: 5 LOB: 1 BB: 0 P: 7	R: 0 E: 0 K: 0 S: 3	H: 0 LOB: 0 BB: 0 P: 3	R: 2 E: 0 K: 0 S: 7	H: 4 LOB: 2 BB: 0 P: 7	R: 0 E: 0 K: 1 S: 5	H: 0 LOB: 0 BB: 0 P: 5	R: 0 E: 0 K: 1 S: 5	H: 0 LOB: 0 BB: 0 P: 5	R: 0 E: 0 K: 1 S: 2	H: 0 LOB: 0 BB: 1 P: 6	R: 0 E: 0 K: 0 S: 3	H: 0 LOB: 0 BB: 0 P: 3	R: 1 E: 1 K: 0 S: 4	H: 0 LOB: 1 BB: 1 P: 8		1B: 8 2B: 1 3B: 0 HR: 0	SF: 1 SAC: 0 DP: 1 HBP: 0	WP: 0 PB: 0 SB: 0 CS: 1	PA: 37				
<b>PITCHER</b>	IP	WLS	BF	H	R	ER	SO	BB	IBB	HBP	BLK	WP	HR	S	P	ERA	WHIP								
Dave McNally, L ERA: 2.33 (1, 1)	2.1		13	7	5	5	0	0	0	0	0	0	0	13	13	19.29	3.000								
Eddie Watt, R ERA: 1.74 (3, 1)	4.0	W	15	2	0	0	3	1	0	0	0	0	0	20	24	0.00	0.750								
Grant Jackson, L ERA: 2.38 (7, 1)	2.2	S	9	0	1	0	0	1	0	0	0	0	0	8	12	0.00	0.375								



Batter	1	2	3	4	5	6	7	8	9	AB	R	H	RBI	BB	SO	LOB	TOP								
Tony Taylor, R OBP: 0.189, SLG: 0.231 (1, 4)										5	0	0	0	0	0	3									
Aurelio Rodriguez, R OBP: 0.227, SLG: 0.310 (1, 5)										5	1	2	0	0	0	1									
Bill Freehan, R OBP: 0.383, SLG: 0.373 (1, 3)										5	1	2	1	0	0	1									
Frank Howard, R OBP: 0.313, SLG: 0.310 (1, 10)										4	2	2	0	0	1	1									
Mickey Stanley, R OBP: 0.317, SLG: 0.407 (1, 8)										3	2	1	0	1	0	1									
Ike Brown, R OBP: 0.308, SLG: 0.182 (1, 7)										4	1	2	1	0	1	1									
Duke Sims, L OBP: 0.375, SLG: 0.410 (1, 2)										2	1	1	2	0	0	0									
Dick Sharon, R OBP: 0.250, SLG: 0.500 (1, 9)										4	0	1	2	0	0	2									
Ed Brinkman, R OBP: 0.336, SLG: 0.376 (1, 6)										3	0	1	1	1	0	2									
<b>Inning Stats</b>	R: 0 E: 0 K: 0 S: 3	H: 0 LOB: 0 BB: 0 P: 3	R: 4 E: 1 K: 0 S: 7	H: 4 LOB: 1 BB: 0 P: 8	R: 0 E: 0 K: 0 S: 3	H: 0 LOB: 0 BB: 0 P: 3	R: 0 E: 0 K: 0 S: 3	H: 0 LOB: 0 BB: 0 P: 3	R: 1 E: 0 K: 0 S: 4	H: 2 LOB: 1 BB: 0 P: 4	R: 1 E: 0 K: 0 S: 7	H: 2 LOB: 1 BB: 0 P: 7	R: 0 E: 0 K: 0 S: 2	H: 0 LOB: 0 BB: 1 P: 6	R: 2 E: 0 K: 1 S: 8	H: 3 LOB: 2 BB: 1 P: 12	R: 0 E: 0 K: 0 S: 3	H: 1 LOB: 0 BB: 0 P: 3	1B: 8 2B: 6 3B: 0 HR: 0	SF: 1 SAC: 0 DP: 3 HBP: 1	WP: 0 PB: 0 SB: 0 CS: 0	PA: 39			
<b>PITCHER</b>	IP	WLS	BF	H	R	ER	SO	BB	IBB	HBP	BLK	WP	HR	S	P	ERA	WHIP								
Fritz Peterson, L ERA: 3.44 (1, 1)	6.0	L	26	8	6	5	1	0	0	1	0	0	0	27	28	7.50	1.333								
Mike Kekich, L ERA: 10.8 (7, 1)	2.0		10	3	2	2	1	2	0	0	0	0	0	10	18	9.00	2.500								
Fred Beene, R ERA: 3.18 (9, 1)	1.0		3	1	0	0	0	0	0	0	0	0	0	3	3	0.00	1.000								

Detroit Tigers @ New York Yankees  
Yankee Stadium, Bronx, NY  
Mon May 14 1973, 7:05 PM EDT  
Att. 8,643 - Unknown - 63 F

AB	35
R	8
H	12
RBI	7
BB	2
SO	2
LOB	12

Batter	1	2	3	4	5	6	7	8	9	AB	R	H	RBI	BB	SO	LOB	BOTTOM								
Horace Clarke, S OBP: 0.333, SLG: 0.298 (1, 4)										5	0	1	0	0	1	2									
Roy White, S OBP: 0.338, SLG: 0.281 (1, 7)										2	0	1	0	2	0	0									
Matty Alou, L OBP: 0.359, SLG: 0.418 (1, 9)										4	0	1	0	0	1	3									
Bobby Murcer, L OBP: 0.352, SLG: 0.496 (1, 8)										4	0	1	0	0	0	4									
Ron Blomberg, L OBP: 0.406, SLG: 0.492 (1, 3)										3	0	1	0	1	0	4									
Graig Nettles, L OBP: 0.341, SLG: 0.356 (1, 5)										3	0	0	0	1	0	2									
Johnny Callison, L OBP: 0.170, SLG: 0.178 (1, 10)										4	0	0	0	0	2	3									
Thurman Munson, R OBP: 0.342, SLG: 0.445 (1, 2)										4	0	0	0	0	3	3									
Gene Michael, S OBP: 0.320, SLG: 0.322 (1, 6)										4	0	1	0	0	1	2									
<b>Inning Stats</b>	R: 0 E: 0 K: 0 S: 4	H: 2 LOB: 1 BB: 0 P: 4	R: 0 E: 1 K: 1 S: 7	H: 1 LOB: 2 BB: 0 P: 7	R: 0 E: 0 K: 1 S: 5	H: 1 LOB: 0 BB: 0 P: 5	R: 0 E: 0 K: 1 S: 5	H: 0 LOB: 0 BB: 0 P: 5	R: 0 E: 0 K: 2 S: 7	H: 0 LOB: 1 BB: 1 P: 7	R: 0 E: 0 K: 2 S: 7	H: 0 LOB: 0 BB: 0 P: 7	R: 0 E: 0 K: 1 S: 6	H: 1 LOB: 2 BB: 1 P: 10	R: 0 E: 0 K: 2 S: 8	H: 1 LOB: 2 BB: 1 P: 12	R: 0 E: 0 K: 2 S: 8	H: 1 LOB: 2 BB: 1 P: 12	1B: 5 2B: 2 3B: 0 HR: 0	SF: 0 SAC: 0 DP: 1 HBP: 0	WP: 0 PB: 0 SB: 0 CS: 0	PA: 37			
<b>PITCHER</b>	IP	WLS	BF	H	R	ER	SO	BB	IBB	HBP	BLK	WP	HR	S	P	ERA	WHIP								
Joe Coleman, R ERA: 2.25 (1, 1)	9.0	W	37	6	0	0	8	4	0	0	0	0	0	49	65	0.00	1.111								

Detroit Tigers @ New York Yankees  
Yankee Stadium, Bronx, NY  
Mon May 14 1973, 7:05 PM EDT  
Att. 8,643 - Unknown - 63 F

AB	33
R	0
H	6
RBI	0
BB	4
SO	8
LOB	23



Batter	1	2	3	4	5	6	7	8	9	AB	R	H	RBI	BB	SO	LOB	TOP					
Tim Johnson, L (1, 6) OBP: 0.300, SLG: 0.391	L1-3		L1-3			G3		E5		5	1	1	1	0	0	2	<b>Milwaukee Brewers @ New York Yankees</b> Yankee Stadium, Bronx, NY Wed May 16 1973, 7:05 PM EDT Alt: 6,721 - Unknown - 61 F					
Don Money, R (1, 5) OBP: 0.231, SLG: 0.275	6-3			F7				K	F7	5	0	1	0	0	1	5						
Dave May, L (1, 8) OBP: 0.299, SLG: 0.531 Bob Coluccio, R (7, 8) OBP: 0.206, SLG: 0.356	G3					1-3				3	0	1	0	0	0	1						
George Scott, R (1, 3) OBP: 0.323, SLG: 0.383 John Feiske, R (7, 3) OBP: 0.296, SLG: 0.417		L9		G5-4-3						3	0	0	0	0	1	2						
John Briggs, L (1, 7) OBP: 0.350, SLG: 0.443 Joe Lahoud, L (7, 7) OBP: 0.186, SLG: 0.094		6-3				4-3				3	0	0	0	0	1	0						
Elie Rodriguez, R (1, 2) OBP: 0.333, SLG: 0.333		6-3								4	1	1	0	0	1	0						
Ollie Brown, R (1, 10) OBP: 0.292, SLG: 0.364										4	0	3	0	0	1	0						
Gorman Thomas, R (1, 9) OBP: 0.313, SLG: 0.351										4	0	1	0	0	2	2						
Pedro Garcia, R (1, 4) OBP: 0.301, SLG: 0.462										3	2	2	1	1	0	3						
<b>Inning Stats</b>	R: 0 E: 0 K: 0 S: 3	H: 0 LOB: 0 BB: 0 P: 3	R: 0 E: 0 K: 0 S: 3	H: 0 LOB: 0 BB: 0 P: 3	R: 0 E: 0 K: 1 S: 5	H: 1 LOB: 1 BB: 1 P: 9	R: 0 E: 0 K: 0 S: 3	H: 1 LOB: 0 BB: 0 P: 3	R: 0 E: 0 K: 0 S: 4	H: 1 LOB: 1 BB: 0 P: 4	R: 1 E: 0 K: 1 S: 7	H: 2 LOB: 1 BB: 0 P: 7	R: 0 E: 0 K: 3 S: 9	H: 0 LOB: 0 BB: 0 P: 9	R: 2 E: 1 K: 2 S: 10	H: 2 LOB: 1 BB: 0 P: 10		R: 1 E: 0 K: 0 S: 7	H: 4 LOB: 3 BB: 0 P: 7	1B: 7 2B: 2 3B: 1 HR: 1	SF: 0 SAC: 0 DP: 1 HBP: 0	WP: 0 PB: 0 SB: 0 CS: 0
<b>PITCHER</b>	IP WLS BF H R ER SO BB IBB HBP BLK WP HR S P ERA WHIP	5.1 W 20 5 1 1 1 1 1 0 0 0 0 0 1 21 25 1.69 1.125	6.1 S 18 6 3 1 6 0 0 0 0 0 0 0 30 30 2.46 1.636																			

Batter	1	2	3	4	5	6	7	8	9	AB	R	H	RBI	BB	SO	LOB	BOTTOM	
Horace Clarke, S (1, 4) OBP: 0.336, SLG: 0.296	F8									4	1	1	0	1	0	1	<b>Milwaukee Brewers @ New York Yankees</b> Yankee Stadium, Bronx, NY Wed May 16 1973, 7:05 PM EDT Alt: 6,721 - Unknown - 61 F	
Roy White, S (1, 7) OBP: 0.340, SLG: 0.286	L9									5	1	2	0	0	1	4		
Matty Alou, L (1, 3) OBP: 0.352, SLG: 0.400	L4									4	1	0	1	1	0	4		
Bobby Murcer, L (1, 8) OBP: 0.353, SLG: 0.492		G3								5	1	2	2	0	0	2		
Graig Nettles, L (1, 5) OBP: 0.351, SLG: 0.362		G3								4	1	2	1	1	0	0		
Jim Ray Hart, R (1, 10) OBP: 0.339, SLG: 0.370		P6								5	0	2	1	0	0	5		
Johnny Callison, L (1, 9) OBP: 0.163, SLG: 0.170 Felipe Alou, R (6, PH) OBP: 0.282, SLG: 0.413										2	0	0	0	0	0	2		
Thurman Munson, R (1, 2) OBP: 0.355, SLG: 0.491										4	3	3	4	0	0	0		
Gene Michael, S (1, 6) OBP: 0.327, SLG: 0.333										3	1	1	1	1	1	0		
<b>Inning Stats</b>	R: 0 E: 0 K: 0 S: 3	H: 0 LOB: 0 BB: 0 P: 3	R: 0 E: 0 K: 0 S: 3	H: 0 LOB: 0 BB: 0 P: 3	R: 2 E: 0 K: 0 S: 7	H: 4 LOB: 2 BB: 0 P: 7	R: 1 E: 0 K: 0 S: 5	H: 2 LOB: 1 BB: 0 P: 5	R: 6 E: 0 K: 1 S: 10	H: 4 LOB: 3 BB: 4 P: 26	R: 2 E: 0 K: 1 S: 8	H: 3 LOB: 1 BB: 0 P: 8	R: 0 E: 0 K: 1 S: 6	H: 1 LOB: 1 BB: 0 P: 6	1B: 10 2B: 3 3B: 0 HR: 1	SF: 0 SAC: 0 DP: 0 HBP: 0		WP: 0 PB: 0 SB: 0 CS: 0
<b>PITCHER</b>	IP WLS BF H R ER SO BB IBB HBP BLK WP HR S P ERA WHIP	4.0 L 18 6 3 2 0 0 0 0 0 0 0 6 6 13.50 1.500	6.1 S 18 6 2 2 2 0 0 0 0 0 0 5 17 54.00 12.000	6.1 S 13 5 4 4 2 1 0 0 0 0 1 16 20 15.43 2.571														







Batter	1	2	3	4	5	6	7	8	9	AB	R	H	RBI	BB	SO	LOB	TOP		
<b>Tim Johnson, L</b> (1, 6) <small>OBP: 0.288, SLG: 0.364</small> <b>Bob Heise, R</b> (9, PH) <small>OBP: 0.364, SLG: 0.455</small>	F7	CS	G6-4-3			FC6-4	4-3		FC1-4	4	0	2	0	0	0	0	<b>Milwaukee Brewers @ New York Yankees</b> Yankee Stadium, Bronx, NY Fri May 18 1973, 7:05 PM EDT Att. 6,066 - Unknown - 56 F		
<b>Don Money, R</b> (1, 5) <small>OBP: 0.236, SLG: 0.280</small>	1B		G6-4-3			FC6-4	F8		1B	5	3	2	1	0	0	2			
<b>Dave May, L</b> (1, 8) <small>OBP: 0.320, SLG: 0.536</small>	1B		P5			1B			1B	5	1	4	2	0	0	0			
<b>George Scott, R</b> (1, 3) <small>OBP: 0.329, SLG: 0.379</small>	1B			6-3		1B			K	5	0	2	1	0	2	2			
<b>John Briggs, L</b> (1, 7) <small>OBP: 0.333, SLG: 0.417</small>	F7			F3		1B			FC4-6	4	0	1	2	0	0	3			
<b>Ollie Brown, R</b> (1, 10) <small>OBP: 0.284, SLG: 0.338</small>	K			F7		1B			4-3	4	0	1	0	0	1	3			
<b>Darrell Porter, L</b> (1, 2) <b>Elie Rodriguez, R</b> (9, PH) <small>OBP: 0.323, SLG: 0.323</small>				4-3		K			K	2	0	0	0	1	1	3			
<b>Gorman Thomas, R</b> (1, 9) <small>OBP: 0.297, SLG: 0.321</small>				K		5-3			FC1-4	3	1	0	0	1	1	4			
<b>Pedro Garcia, R</b> (1, 4) <small>OBP: 0.295, SLG: 0.460</small>				F7					FC1-4	4	0	1	0	0	0	1			
<b>Inning Stats</b>	R: 1 E: 0 K: 1 S: 8	H: 3 LOB: 2 BB: 0 P: 8	R: 0 E: 0 K: 0 S: 2	H: 0 LOB: 0 BB: 1 P: 6	R: 0 E: 0 K: 0 S: 3	H: 1 LOB: 0 BB: 0 P: 3	R: 0 E: 0 K: 0 S: 3	H: 0 LOB: 0 BB: 0 P: 3	R: 0 E: 0 K: 1 S: 5	H: 5 LOB: 3 BB: 0 P: 10	R: 0 E: 0 K: 0 S: 3	H: 0 LOB: 0 BB: 0 P: 3	R: 0 E: 0 K: 1 S: 6	H: 1 LOB: 1 BB: 0 P: 6	R: 3 E: 0 K: 2 S: 10	H: 3 LOB: 1 BB: 1 P: 14		1B: 12 2B: 1 3B: 0 HR: 0	SF: 0 SAC: 0 DP: 1 HBP: 0
<b>PITCHER</b> <b>Mel Stottlemyre, R</b> (1, 1) <small>ERA: 2.91</small> <b>Sparky Lyle, L</b> (6, 1) <small>ERA: 2.96</small>	IP	WLS	BF	H	R	ER	SO	BB	IBB	HBP	BLK	WP	HR	S	P	ERA	WHIP		
	5.1	L	24	9	3	3	2	1	0	0	0	0	0	27	31	5.06	1.875		
	3.2		16	4	3	3	4	1	0	0	0	0	0	23	27	7.36	1.364		

Batter	1	2	3	4	5	6	7	8	9	AB	R	H	RBI	BB	SO	LOB	BOTTOM				
<b>Horace Clarke, S</b> (1, 4) <small>OBP: 0.333, SLG: 0.299</small>	WP		1B	SF8		6-3			L6-4	4	0	2	1	0	0	4	<b>Milwaukee Brewers @ New York Yankees</b> Yankee Stadium, Bronx, NY Fri May 18 1973, 7:05 PM EDT Att. 6,066 - Unknown - 56 F				
<b>Roy White, S</b> (1, 7) <small>OBP: 0.331, SLG: 0.274</small>	F8		F8	G3					FC4-6	5	0	1	0	0	0	3					
<b>Matty Alou, L</b> (1, 9) <small>OBP: 0.331, SLG: 0.371</small>	P1				4-3				FC4-6	5	0	1	0	0	0	2					
<b>Bobby Murcer, L</b> (1, 8) <small>OBP: 0.350, SLG: 0.515</small>	P6		F9						F5	5	0	1	0	0	0	4					
<b>Ron Blomberg, L</b> (1, 3) <b>Felipe Alou, R</b> (8, PR) <small>OBP: 0.291, SLG: 0.421</small>	4-3				F9				F9	4	1	2	1	0	0	1					
<b>Johnny Callison, L</b> (9, PH) <small>OBP: 0.160, SLG: 0.167</small>				HR					FC6-2	1	0	0	0	0	0	0					
<b>Graig Nettles, L</b> (1, 5) <small>OBP: 0.357, SLG: 0.384</small>	6-3			BB	CS				FC6-2	2	2	0	0	2	0	0					
<b>Jim Ray Hart, R</b> (1, 10) <small>OBP: 0.373, SLG: 0.424</small>				BB					1B	1	2	1	1	3	0	0					
<b>Thurman Munson, R</b> (1, 2) <small>OBP: 0.341, SLG: 0.467</small>				BB					FC6-2	4	0	1	1	0	0	4					
<b>Gene Michael, S</b> (1, 6) <small>OBP: 0.339, SLG: 0.356</small>				1B					1B	4	0	2	1	0	0	2					
<b>Inning Stats</b>	R: 0 E: 0 K: 0 S: 4	H: 1 LOB: 1 BB: 0 P: 4	R: 0 E: 0 K: 0 S: 3	H: 0 LOB: 1 BB: 1 P: 7	R: 0 E: 0 K: 0 S: 5	H: 2 LOB: 2 BB: 0 P: 5	R: 3 E: 0 K: 0 S: 5	H: 2 LOB: 1 BB: 2 P: 13	R: 0 E: 0 K: 0 S: 3	H: 0 LOB: 0 BB: 0 P: 3	R: 1 E: 0 K: 0 S: 5	H: 2 LOB: 1 BB: 0 P: 5	R: 0 E: 0 K: 0 S: 3	H: 0 LOB: 0 BB: 0 P: 3	R: 1 E: 0 K: 0 S: 4	H: 2 LOB: 2 BB: 2 P: 12	R: 0 E: 0 K: 0 S: 4	H: 1 LOB: 1 BB: 0 P: 4	1B: 9 2B: 1 3B: 0 HR: 2	SF: 1 SAC: 0 DP: 1 HBP: 0	WP: 1 PA: 42 CS: 1
<b>PITCHER</b> <b>Bill Champion, R</b> (1, 1) <small>ERA: 4.13</small> <b>Skip Lockwood, R</b> (4, 1) <small>ERA: 2.91</small> <b>Frank Linzy, R</b> (9, 1) <small>ERA: 3.75</small>	IP	WLS	BF	H	R	ER	SO	BB	IBB	HBP	BLK	WP	HR	S	P	ERA	WHIP				
	3.0		17	5	3	3	0	3	0	0	0	0	1	14	26	9.00	2.667				
	5.0	W	21	6	2	2	0	2	0	0	0	0	0	19	27	3.60	1.600				
	1.0	S	3	0	0	0	0	0	0	0	0	0	0	3	3	0.00	0.000				



Batter	1	2	3	4	5	6	7	8	9	AB	R	H	RBI	BB	SO	LOB	TOP								
<b>Horace Clarke, S</b> OBP: 0.322, SLG: 0.288 (1,4)	0-0 4-3		0-0 1-3		0-0 FC6-4		0-0 G3		0-0 G3	5	0	0	0	0	0	1									
<b>Roy White, S</b> OBP: 0.335, SLG: 0.275 (1,7)	0-0 F7		4-0 BB			0-0 1-3 1B				3	1	1	0	1	0	0									
<b>Matty Alou, L</b> OBP: 0.320, SLG: 0.358 (1,9)	0-0 5-3		0-3 K			0-3 K			0-0 P6	4	0	0	0	0	2	2									
<b>Bobby Murcer, L</b> OBP: 0.347, SLG: 0.507 (1,8)		0-0 1B FC4-6 1B		0-0 6-3		0-0 1-3			0-0 F9	4	1	1	0	0	0	1									
<b>Ron Blomberg, L</b> OBP: 0.420, SLG: 0.543 (1,3)		0-0 FC4-6 1B		0-3 K		0-0 BB 1B			4-0 BB	3	1	2	1	1	1	0									
<b>Graig Nettles, L</b> OBP: 0.354, SLG: 0.374 (1,5)		0-0 FC4-6		0-0 F7		4-0 1B BB			0-0 4-3	3	0	0	1	1	0	2									
<b>Jim Ray Hart, R</b> OBP: 0.380, SLG: 0.429 (1,10)		0-0 P6			0-0 G5-4-3 1B	0-0 FC6-4 1B			0-0 F7	4	0	2	1	0	0	1									
<b>Thurman Munson, R</b> OBP: 0.338, SLG: 0.484 (1,2)		0-0 F7			0-0 G5-4-3	0-0 FC6-4			0-0 HR	4	1	1	1	0	0	4									
<b>Gene Michael, S</b> OBP: 0.336, SLG: 0.352 (1,6)			0-0 G3		0-0 FC6-4 1B				0-3 K	4	0	1	0	0	1	0									
<b>Inning Stats</b>	R: 0 E: 0 K: 0 S: 3	H: 0 LOB: 0 BB: 0 P: 3	R: 1 E: 0 K: 0 S: 5	H: 2 LOB: 1 BB: 0 P: 5	R: 0 E: 0 K: 1 S: 5	H: 0 LOB: 1 BB: 1 P: 9	R: 0 E: 0 K: 1 S: 5	H: 0 LOB: 0 BB: 0 P: 5	R: 0 E: 0 K: 0 S: 4	H: 2 LOB: 1 BB: 0 P: 4	R: 2 E: 0 K: 1 S: 8	H: 3 LOB: 2 BB: 1 P: 12	R: 0 E: 0 K: 0 S: 3	H: 0 LOB: 0 BB: 0 P: 3	R: 0 E: 0 K: 0 S: 3	H: 0 LOB: 1 BB: 1 P: 7	R: 1 E: 0 K: 1 S: 6	H: 1 LOB: 0 BB: 0 P: 6	1B: 7 2B: 0 3B: 0 HR: 1	SF: 0 SAC: 0 DP: 1 HBP: 0	WP: 0 PB: 0 SB: 0 CS: 0	PA: 37			
<b>PITCHER</b>	IP	WLS	BF	H	R	ER	SO	BB	IBB	HBP	BLK	WP	HR	S	P	ERA	WHIP								
<b>Milt Wilcox, R</b> ERA: 4.65 (1,1)	5.2	W	25	7	3	3	3	2	0	0	0	0	0	29	37	4.76	1.588								
<b>Ray Lamb, R</b> ERA: 1.69 (6,1)	3.1	S	12	1	1	1	1	1	0	0	0	0	1	13	17	2.70	0.600								

**New York Yankees @ Cleveland Indians**  
Cleveland Municipal Stadium, Cleveland, OH  
Sat May 19 1973, 7:05 PM EDT  
Att. 6,337 - Unknown - 54 F

AB 34  
R 4  
H 8  
RBI 4  
BB 3  
SO 4  
LOB 11



Batter	1	2	3	4	5	6	7	8	9	AB	R	H	RBI	BB	SO	LOB	BOTTOM								
<b>Buddy Bell, R</b> OBP: 0.303, SLG: 0.262 (1,5)	0-0 6-3	0-0 FC6-4		4-0 3-1 BB		0-0 F7		0-0 5-3		4	0	0	1	1	0	3									
<b>Rusty Torres, S</b> OBP: 0.299, SLG: 0.287 (1,9)	0-0 3-1	0-0 F7		0-0 3-1		0-0 1B		4-0 BB		4	0	1	0	1	0	3									
<b>George Hendrick, R</b> OBP: 0.270, SLG: 0.354 (1,8)	0-0 1B HR		0-3 K		0-0 F9		0-0 P4		0-0 2-1	4	1	1	0	0	1	4									
<b>Charlie Spikes, R</b> OBP: 0.289, SLG: 0.423 (1,7)	0-0 1B HR		0-0 F8		0-0 P4		0-0 6-3			4	1	1	0	0	0	0									
<b>Dave Duncan, R</b> OBP: 0.302, SLG: 0.462 (1,2)	0-0 1B HR		0-0 HR		0-0 1B		0-0 P6			4	2	3	4	0	0	0									
<b>John Ellis, R</b> OBP: 0.313, SLG: 0.333 (1,3)	0-3 K		0-0 HR		0-0 F7		0-0 1B			4	1	2	1	0	1	1									
<b>Ron Lolich, R</b> OBP: 0.275, SLG: 0.421 (1,10)		0-3 K		0-0 6-3		0-0 F5		0-3 K		4	0	0	0	0	2	2									
<b>Frank Duffy, R</b> OBP: 0.262, SLG: 0.211 (1,6)		4-0 1B FC6-4 BB		0-0 F8		0-0 1B		0-0 4-3 PB 2-1 1B		3	1	2	0	1	0	0									
<b>Tom Ragland, R</b> OBP: 0.405, SLG: 0.382 (1,4)		0-0 FC6-4 1B		0-0 3-1 PB 1B		0-0 F9		0-0 4-3		4	0	2	0	0	0	2									
<b>Inning Stats</b>	R: 3 E: 0 K: 1 S: 8	H: 3 LOB: 0 BB: 0 P: 8	R: 1 E: 0 K: 1 S: 6	H: 1 LOB: 1 BB: 1 P: 10	R: 2 E: 0 K: 1 S: 7	H: 2 LOB: 0 BB: 0 P: 7	R: 0 E: 0 K: 0 S: 4	H: 1 LOB: 2 BB: 1 P: 8	R: 0 E: 0 K: 0 S: 4	H: 1 LOB: 1 BB: 0 P: 4	R: 0 E: 0 K: 0 S: 5	H: 2 LOB: 2 BB: 0 P: 5	R: 0 E: 0 K: 1 S: 6	H: 1 LOB: 1 BB: 0 P: 6	R: 0 E: 0 K: 0 S: 3	H: 1 LOB: 2 BB: 1 P: 7	1B: 9 2B: 0 3B: 0 HR: 3	SF: 0 SAC: 0 DP: 0 HBP: 0	WP: 0 PB: 2 SB: 0 CS: 0	PA: 38					
<b>PITCHER</b>	IP	WLS	BF	H	R	ER	SO	BB	IBB	HBP	BLK	WP	HR	S	P	ERA	WHIP								
<b>Fritz Peterson, L</b> ERA: 3.9 (1,1)	8.0	L	39	12	6	6	4	3	0	0	0	0	3	43	55	6.75	1.875								

**New York Yankees @ Cleveland Indians**  
Cleveland Municipal Stadium, Cleveland, OH  
Sat May 19 1973, 7:05 PM EDT  
Att. 6,337 - Unknown - 54 F

AB 35  
R 6  
H 12  
RBI 6  
BB 3  
SO 4  
LOB 15





Batter	1	2	3	4	5	6	7	8	9	AB R H RBI BB SO LOB	TOP									
Roy White, S (1, 7) OBP: 0.344, SLG: 0.282	1-3		G3		G3		1B		E	4 0 2 1 1 0 0	<b>New York Yankees @ Cleveland Indians</b> Cleveland Municipal Stadium, Cleveland, OH Sun May 20 1973, 3:33AM EDT Unknown - 50 F									
Bernie Allen, L (1, 4) Horace Clarke, S (7, PR) OBP: 0.200, SLG: 0.077 OBP: 0.320, SLG: 0.286	G3		G3		1-6-3		1B		E5	4 0 1 1 0 0 1 1 0 0 0 0 0 1										
Matty Alou, L (1, 9) OBP: 0.315, SLG: 0.351			G3		5-3		F9		FC1-6-3-5-2-5	5 0 1 0 0 0 5										
Bobby Murcer, L (1, 8) OBP: 0.338, SLG: 0.493	F7		G3		F9				6-3	4 0 0 0 0 0 2										
Ron Blomberg, L (1, 3) Felipe Alou, R (8, PH) OBP: 0.440, SLG: 0.562 OBP: 0.288, SLG: 0.416			F9		FC4-6		1B		6-3	3 1 3 0 0 0 0 1 0 0 0 0 0 0										
Graig Nettles, L (1, 5) OBP: 0.351, SLG: 0.395	E4		F9		FC4-6		F9		HR	4 1 1 1 0 0 3										
Jim Ray Hart, R (1, 10) OBP: 0.387, SLG: 0.424	F8		G5-4-3		G5-4-3		1B		BB	3 1 1 0 1 0 3										
Thurman Munson, R (1, 2) OBP: 0.336, SLG: 0.477	F9				K		FC4-6		F7	4 0 1 1 0 1 3										
Gene Michael, S (1, 6) OBP: 0.325, SLG: 0.339	P6				G3		FC4-6		1-3	4 1 0 0 0 0 4										
<b>Inning Stats</b>	R: 0 E: 0 K: 0 S: 4	H: 1 LOB: 1 BB: 0 P: 4	R: 0 E: 1 K: 0 S: 5	H: 1 LOB: 2 BB: 0 P: 5	R: 0 E: 0 K: 0 S: 4	H: 1 LOB: 0 BB: 0 P: 4	R: 0 E: 0 K: 1 S: 5	H: 0 LOB: 0 BB: 0 P: 5	R: 0 E: 0 K: 0 S: 3	H: 0 LOB: 0 BB: 0 P: 3		R: 3 E: 0 K: 0 S: 8	H: 5 LOB: 2 BB: 0 P: 8	R: 1 E: 0 K: 0 S: 4	H: 1 LOB: 1 BB: 1 P: 8	R: 0 E: 1 K: 0 S: 3	H: 0 LOB: 1 BB: 1 P: 7	1B: 9 2B: 1 3B: 0 HR: 1	SF: 0 SAC: 0 DP: 2 HBP: 0	WP: 0 PB: 0 SB: 0 CS: 0
<b>PITCHER</b>	IP WLS BF H R ER SO BB IBB HBP BLK WP HR S P ERA WHIP											IP WLS BF H R ER SO BB IBB HBP BLK WP HR S P ERA WHIP								
Dick Bosman, R (1, 1) ERA: 3.81	6.2 L 29 9 3 3 1 0 0 0 0 0 0 0 0 31 31 4.05 1.350											Steve Mingo, L (7, 1) ERA: 6.23	2.1 10 1 1 1 0 2 0 0 0 0 0 1 8 16 3.86 1.286							

AB 37  
R 4  
H 10  
RBI 4  
BB 2  
SO 1  
LOB 22



Batter	1	2	3	4	5	6	7	8	9	AB R H RBI BB SO LOB	BOTTOM									
Buddy Bell, R (1, 5) OBP: 0.306, SLG: 0.256	F9							L6	6-3	3 0 0 0 2 0 1	<b>New York Yankees @ Cleveland Indians</b> Cleveland Municipal Stadium, Cleveland, OH Sun May 20 1973, 3:33AM EDT Unknown - 50 F									
Jack Brohamer, L (1, 4) OBP: 0.273, SLG: 0.284			F8		3-1		F7			4 0 1 0 0 0 4										
George Hendrick, R (1, 8) OBP: 0.270, SLG: 0.358	5-3				F8		6-3			4 0 1 0 0 0 0										
Charlie Spikes, R (1, 7) OBP: 0.281, SLG: 0.410			K		K		6-3		K	4 0 0 0 0 3 1										
Dave Duncan, R (1, 2) OBP: 0.301, SLG: 0.478	F7				6-3		F8			4 1 1 1 0 0 0										
John Ellis, R (1, 10) OBP: 0.352, SLG: 0.381									HR	3 1 3 0 1 0 0										
Chris Chambliss, L (1, 3) OBP: 0.283, SLG: 0.237	F8				FC1-5		4-3		E	3 0 1 0 0 0 2										
Rusty Torres, S (1, 9) OBP: 0.289, SLG: 0.276			1-3		FC1-5		G3		P3	4 0 0 0 0 0 5										
Frank Duffy, R (1, 6) Oscar Gamble, L (7, PH) Leo Cardenas, R (8, 6) Ron Lolich, R (8, PH) OBP: 0.250, SLG: 0.200 OBP: 0.303, SLG: 0.435 OBP: 0.232, SLG: 0.211 OBP: 0.268, SLG: 0.410			F7		K		K		FC4	2 0 0 0 0 1 2 1 0 0 0 0 1 1 0 0 0 0 0 0 0 1 0 0 0 0 0 1										
<b>Inning Stats</b>	R: 0 E: 0 K: 0 S: 3	H: 1 LOB: 0 BB: 0 P: 3	R: 0 E: 0 K: 1 S: 6	H: 1 LOB: 0 BB: 0 P: 6	R: 0 E: 0 K: 1 S: 5	H: 0 LOB: 0 BB: 0 P: 5	R: 0 E: 0 K: 1 S: 5	H: 0 LOB: 3 BB: 2 P: 14	R: 0 E: 0 K: 0 S: 3	H: 0 LOB: 0 BB: 0 P: 3		R: 0 E: 0 K: 1 S: 6	H: 1 LOB: 1 BB: 0 P: 6	R: 0 E: 0 K: 1 S: 6	H: 1 LOB: 1 BB: 0 P: 6	R: 2 E: 1 K: 0 S: 6	H: 3 LOB: 1 BB: 0 P: 6	1B: 4 2B: 2 3B: 0 HR: 1	SF: 0 SAC: 0 DP: 0 HBP: 1	WP: 0 PB: 0 SB: 0 CS: 0
<b>PITCHER</b>	IP WLS BF H R ER SO BB IBB HBP BLK WP HR S P ERA WHIP											IP WLS BF H R ER SO BB IBB HBP BLK WP HR S P ERA WHIP								
Fred Beene, R (1, 1) ERA: 1.54	6.0 W 24 3 0 0 3 3 0 0 1 0 0 0 1 26 39 0.00 1.000											Lindy McDaniel, R (7, 1) ERA: 3.59	2.0 10 4 2 1 2 0 0 0 0 0 1 14 14 4.50 2.000							
Sparky Lyle, L (8, 1) ERA: 2.84	1.0 S 3 0 0 0 0 0 0 0 0 0 0 0 3 3 0.00 0.000																			

AB 33  
R 2  
H 7  
RBI 1  
BB 3  
SO 5  
LOB 17





Batter	1	2	3	4	5	6	7	8	9	AB R H RBI BB SO LOB	TOP												
Horace Clarke, S OBP: 0.323, SLG: 0.292	0-0 2B		0-0 G5-4-3	1-0 HR HBP			0-0 1-3	0-0 4-3		4 1 1 0 0 0 3	<b>New York Yankees @ Cleveland Indians</b> Cleveland Municipal Stadium, Cleveland, OH Sun May 20 1973, 3:38 AM EDT Att: 31,482 - Unknown <a href="http://livebaseballscorecards.com">livebaseballscorecards.com</a>												
Roy White, S OBP: 0.339, SLG: 0.299	0-0 F3		0-0 5-3	0-0 HR			0-3 K	0-0 F8		5 1 1 4 0 1 1													
Matty Alou, L OBP: 0.318, SLG: 0.353	0-3 K			0-0 1B			0-0 1B	0-3 K		5 0 2 0 0 2 1													
Bobby Murcer, L OBP: 0.333, SLG: 0.483	0-0 F8			0-0 FC5-4 HR			0-0 1B	0-0 1-3		5 1 1 0 0 1 2													
Jim Ray Hart, R OBP: 0.392, SLG: 0.471		0-0 F3		0-0 HR			0-3 K			4 1 2 2 0 1 2													
Graig Nettles, L OBP: 0.355, SLG: 0.388		0-3 K		4-0 FC5-4 BB				4-0 FC5-4 BB		2 0 0 0 2 1 1													
Felipe Alou, R OBP: 0.286, SLG: 0.400		4-0 BB		0-0 FC5-4 2B			0-0 4-3	0-0 FC5-4 1B		3 1 0 0 1 0 2													
Jerry Moses, R OBP: 0.125, SLG: 0.143		0-0 4-3		0-3 K 2B HR			0-0 5-3	0-0 WP 1B		4 1 1 0 0 1 2													
Hal Lanier, R OBP: 0.250, SLG: 0.313			0-0 1B	0-0 HR 2B			0-0 5-3	0-3 K		4 1 2 1 0 1 2													
<b>Inning Stats</b>	R: 0 E: 0 K: 1 S: 6	H: 1 LOB: 1 BB: 0 P: 6	R: 0 E: 0 K: 1 S: 5	H: 0 LOB: 1 BB: 1 P: 9	R: 0 E: 0 K: 0 S: 3	H: 1 LOB: 0 BB: 0 P: 3	R: 7 E: 0 K: 1 S: 10	H: 4 LOB: 0 BB: 1 P: 15	R: 0 E: 0 K: 2 S: 5	H: 0 LOB: 0 BB: 0 P: 3	R: 0 E: 0 K: 2 S: 9	H: 2 LOB: 2 BB: 0 P: 9	R: 0 E: 0 K: 1 S: 6	H: 1 LOB: 2 BB: 1 P: 10	R: 0 E: 0 K: 1 S: 5	H: 0 LOB: 0 BB: 0 P: 5	1B: 6 2B: 2 3B: 0 HR: 2	SF: 0 SAC: 0 DP: 2 HBP: 1	WP: 2 PB: 2 SB: 0 CS: 0	PA: 40			
<b>PITCHER</b>	IP WLS BF H R ER SO BB IBB HBP BLK WP HR S P ERA WHIP											<b>PITCHER</b>	IP WLS BF H R ER SO BB IBB HBP BLK WP HR S P ERA WHIP										
Brent Strom, L ERA: 4.81	3.2 L 20 6 7 7 3 2 0 0 0 0 1 2 23 32 17.18 2.182																						
Ray Lamb, R ERA: 1.52	4.1 3.0 11 3 0 0 2 0 0 0 0 0 0 15 15 0.00 1.000																						
Ed Farmer, R ERA: 5.68	7.1 1.1 6 1 0 0 2 1 0 0 0 0 1 0 9 13 0.00 1.500																						
Steve Mingo, L ERA: 5.06	9.1 1.0 3 0 0 0 1 0 0 0 0 0 0 5 5 0.00 0.000																						

Batter	1	2	3	4	5	6	7	8	9	AB R H RBI BB SO LOB	BOTTOM												
Buddy Bell, R OBP: 0.318, SLG: 0.273	0-0 1B		0-0 6-3			0-0 1B 2B		4-0 BB		3 1 2 0 1 0 0	<b>New York Yankees @ Cleveland Indians</b> Cleveland Municipal Stadium, Cleveland, OH Sun May 20 1973, 3:38 AM EDT Att: 31,482 - Unknown <a href="http://livebaseballscorecards.com">livebaseballscorecards.com</a>												
Tom Ragland, R OBP: 0.400, SLG: 0.378	0-0 G6-4-3		0-0 F8			0-0 1B		0-0 SF9		3 0 1 1 0 0 1													
Jack Brohamer, L OBP: 0.270, SLG: 0.284	1-2					2-H		2-3 3-H		0 0 0 1 0 0 0													
George Hendrick, R OBP: 0.262, SLG: 0.348	0-0 F7			0-0 P4		0-0 F7		0-0 G6-3		4 0 0 0 0 0 3													
Charlie Spikes, R OBP: 0.287, SLG: 0.431		4-0 BB BB		0-3 K		0-0 F7		0-0 HR		3 1 1 1 1 1 1													
Dave Duncan, R OBP: 0.299, SLG: 0.467		0-0 L4		0-3 K		4-0 G5-4-3 BB		0-0 F7		3 0 0 0 1 1 1													
John Ellis, R OBP: 0.347, SLG: 0.373		0-0 F5			0-3 K		0-0 F9	0-0 1B		4 0 1 0 0 1 2													
Ron Lolich, R OBP: 0.273, SLG: 0.390		4-0 BB			0-0 2-3		0-0 G5-4-3	0-0 1B		2 0 0 0 1 0 1													
John Lowenstein, L OBP: 0.375, SLG: 0.317		1-2 BB				1-2		1-2 FC5-4 1B		1 0 1 0 0 0 0													
Chris Chambliss, L OBP: 0.263, SLG: 0.238		0-0 1-3			0-0 F7			0-0 BB 1B		4 1 1 0 0 0 4													
Frank Duffy, R OBP: 0.250, SLG: 0.205			0-0 F7			0-0 6-3		0-0 SF9 BB 1B		4 0 1 0 0 0 2													
<b>Inning Stats</b>	R: 0 E: 0 K: 0 S: 3	H: 1 LOB: 0 BB: 0 P: 3	R: 0 E: 0 K: 0 S: 3	H: 0 LOB: 2 BB: 2 P: 11	R: 0 E: 0 K: 2 S: 7	H: 0 LOB: 0 BB: 0 P: 7	R: 0 E: 0 K: 1 S: 5	H: 0 LOB: 0 BB: 0 P: 5	R: 1 E: 0 K: 0 S: 5	H: 2 LOB: 1 BB: 0 P: 5	R: 0 E: 0 K: 0 S: 2	H: 0 LOB: 0 BB: 1 P: 6	R: 1 E: 0 K: 0 S: 4	H: 2 LOB: 1 BB: 1 P: 8	R: 0 E: 0 K: 0 S: 6	H: 3 LOB: 2 BB: 0 P: 6	1B: 6 2B: 1 3B: 0 HR: 1	SF: 1 SAC: 0 DP: 3 HBP: 0	WP: 0 PB: 0 SB: 0 CS: 0	PA: 36			
<b>PITCHER</b>	IP WLS BF H R ER SO BB IBB HBP BLK WP HR S P ERA WHIP											<b>PITCHER</b>	IP WLS BF H R ER SO BB IBB HBP BLK WP HR S P ERA WHIP										
Mike Kekich, L ERA: 5.23	7.0 W 27 5 2 2 3 3 0 0 0 0 0 1 30 42 2.57 1.143																						
Lindy McDaniel, R ERA: 3.69	8.1 1.1 7 3 1 1 0 1 0 0 0 0 1 6 10 6.75 3.000																						
Sparky Lyle, L ERA: 2.77	9.1 0.2 S 2 0 0 0 0 0 0 0 0 0 0 2 2 0.00 0.000																						



Batter	1	2	3	4	5	6	7	8	9	AB	R	H	RBI	BB	SO	LOB	TOP			
<b>Horace Clarke, S</b> OBP: 0.325, SLG: 0.295 (1, 4)	0-0 4-3	0-0 1B		0-0 4-3			0-0 4-3		0-0 1-3 1B	5	0	2	1	0	0	0	<b>New York Yankees @ Cleveland Indians</b> Cleveland Municipal Stadium, Cleveland, OH Mon May 21 1973, 7:05 PM EDT Att. 4,168 - Unknown - 68 F <a href="http://livebaseballscorecards.com">livebaseballscorecards.com</a>			
<b>Roy White, S</b> OBP: 0.335, SLG: 0.303 (1, 7)	0-0 2B	0-3 K		0-0 P5			0-0 F8		0-0 F5	5	0	1	0	0	1	3				
<b>Matty Alou, L</b> OBP: 0.316, SLG: 0.350 (1, 9)	0-0 F9	0-0 1B			0-0 P4			0-0 5-3		4	0	1	0	0	0	1				
<b>Bobby Murcer, L</b> OBP: 0.331, SLG: 0.477 (1, 8)	0-3 K	0-0 G3			0-0 1B			0-0 F7		4	0	1	0	0	1	3				
<b>Ron Blomberg, L</b> OBP: 0.443, SLG: 0.553 (1, 3)		4-0 1B PB 1B BB		0-0 F5			0-0 G4-6-3 1B		0-0 1B	3	1	1	0	1	0	1				
<b>Graig Nettles, L</b> OBP: 0.353, SLG: 0.379 (1, 5)		0-3 K		0-0 F7			4-0 G5-4-3 BB		0-0 4-3	3	0	0	0	1	1	2				
<b>Jim Ray Hart, R</b> OBP: 0.386, SLG: 0.459 (1, 10)		0-0 1B 3B 1B		0-0 5-3			0-0 G5-4-3 1-2		0-0 F5	4	1	1	0	0	0	1				
<b>Thurman Munson, R</b> OBP: 0.348, SLG: 0.507 (1, 2)		0-0 1B 3B 1B		0-0 HR			0-0 6-3		0-0 1B 1B	4	2	3	2	0	0	0				
<b>Gene Michael, S</b> OBP: 0.322, SLG: 0.354 (1, 6)		0-0 1B 3B		0-0 G1			0-3 K		0-0 F7	4	1	1	2	0	1	1				
<b>Inning Stats</b>	R: 0 E: 0 K: 1 S: 6	H: 1 LOB: 1 BB: 0 P: 6	R: 4 E: 0 K: 2 S: 12	H: 5 LOB: 2 BB: 1 P: 16	R: 0 E: 0 K: 0 S: 3	H: 0 LOB: 0 BB: 0 P: 3	R: 1 E: 0 K: 0 S: 4	H: 1 LOB: 0 BB: 0 P: 4	R: 0 E: 0 K: 0 S: 3	H: 0 LOB: 0 BB: 1 P: 6	R: 0 E: 0 K: 1 S: 5	H: 0 LOB: 0 BB: 0 P: 5	R: 0 E: 0 K: 0 S: 4	H: 1 LOB: 1 BB: 0 P: 4	R: 0 E: 0 K: 0 S: 5	H: 2 LOB: 2 BB: 0 P: 5	1B: 8 2B: 1 3B: 1 HR: 1	SF: 0 SAC: 0 DP: 2 HBP: 0	WP: 0 PB: 1 SB: 0 CS: 0	PA: 38
<b>PITCHER</b> <b>Gaylord Perry, R</b> ERA: 2.75 (1, 1)	IP: 9.0 WLS: W BF: 38 H: 11 R: 5 ER: 5 SO: 4 BB: 2 IBB: 0 HBP: 0 BLK: 0 WP: 0 HR: 1 S: 44 P: 52 ERA: 5.00 WHIP: 1.444															<b>PITCHER</b>				

Batter	1	2	3	4	5	6	7	8	9	AB	R	H	RBI	BB	SO	LOB	BOTTOM			
<b>Buddy Bell, R</b> OBP: 0.333, SLG: 0.292 (1, 5)	0-0 4-3 1B	0-0 2B 1B		0-0 E 1B			0-0 6-3		0-0 3H 1B	5	3	4	2	0	0	0	<b>New York Yankees @ Cleveland Indians</b> Cleveland Municipal Stadium, Cleveland, OH Mon May 21 1973, 7:05 PM EDT Att. 4,168 - Unknown - 68 F <a href="http://livebaseballscorecards.com">livebaseballscorecards.com</a>			
<b>John Lowenstein, L</b> OBP: 0.365, SLG: 0.333 (1, 9)	0-0 SH5-3 1-2	0-0 2B		0-0 E4 1B 2B			0-0 4-3		0-0 F5	4	1	1	1	0	0	2				
<b>Chris Chambliss, L</b> OBP: 0.295, SLG: 0.230 (1, 3)	0-0 4-3 2-3	0-0 L4		0-3 K			0-0 F8			4	0	0	0	0	1	4				
<b>Charlie Spikes, R</b> OBP: 0.292, SLG: 0.433 (1, 7)	0-0 FC5-4 3H 1B			0-0 2B 1B			0-0 6-3			4	1	2	2	0	1	0				
<b>Dave Duncan, R</b> OBP: 0.298, SLG: 0.468 (1, 2)	0-0 FC5-4 1-2			0-0 F7			0-0 6-3			4	0	1	2	0	0	1				
<b>John Ellis, R</b> OBP: 0.342, SLG: 0.357 (1, 10)		0-3 K		4-0 HR BB			0-0 F7		0-0 F8	3	1	0	0	1	1	1				
<b>George Hendrick, R</b> OBP: 0.275, SLG: 0.380 (1, 8)		0-0 2B 1B		1-0 HR			0-0 L1		0-0 G5-4-3 1B 1B	4	3	3	2	0	0	0				
<b>Tom Ragland, R</b> OBP: 0.409, SLG: 0.415 (1, 4)		0-0 1B 2B		0-0 F9			0-0 P4		0-0 G5-4-3 1-2 1B	4	1	2	1	0	0	0				
<b>Frank Duffy, R</b> OBP: 0.231, SLG: 0.188 (1, 6)		0-0 P6		0-0 5-3			0-0 F9		0-0 G5-4-3 1-2 2-3	4	0	0	0	0	0	3				
<b>Inning Stats</b>	R: 1 E: 0 K: 0 S: 5	H: 2 LOB: 1 BB: 0 P: 5	R: 3 E: 0 K: 1 S: 9	H: 4 LOB: 1 BB: 0 P: 9	R: 2 E: 0 K: 1 S: 6	H: 1 LOB: 0 BB: 1 P: 10	R: 3 E: 1 K: 1 S: 9	H: 3 LOB: 1 BB: 0 P: 9	R: 0 E: 0 K: 0 S: 3	H: 0 LOB: 0 BB: 0 P: 3	R: 0 E: 0 K: 0 S: 3	H: 0 LOB: 0 BB: 0 P: 3	R: 0 E: 0 K: 0 S: 3	H: 3 LOB: 1 BB: 0 P: 5	R: 1 E: 0 K: 0 S: 5	H: 3 LOB: 1 BB: 0 P: 5	1B: 9 2B: 3 3B: 0 HR: 1	SF: 0 SAC: 1 DP: 1 HBP: 0	WP: 0 PB: 0 SB: 0 CS: 0	PA: 38
<b>PITCHER</b> <b>Doc Medich, R</b> ERA: 3.33 (1, 1)	IP: 1.2 WLS: L BF: 27 H: 7 R: 6 ER: 3 SO: 2 BB: 1 IBB: 0 HBP: 0 BLK: 0 WP: 0 HR: 0 S: 13 P: 13 ERA: 21.60 WHIP: 3.600															<b>PITCHER</b>				
<b>Jim Magnuson, L</b> ERA: 5.46 (2, 1)	IP: 6.1 WLS: L BF: 27 H: 7 R: 6 ER: 3 SO: 2 BB: 1 IBB: 0 HBP: 0 BLK: 0 WP: 0 HR: 1 S: 30 P: 34 ERA: 4.26 WHIP: 1.263															<b>PITCHER</b>				



Batter	1	2	3	4	5	6	7	8	9	AB	R	H	RBI	BB	SO	LOB	TOP			
<b>Horace Clarke, S</b> OBP: 0.321, SLG: 0.292 (1.4)	F9	F3		G5-4-3			WP 1B 1B	F9		5	1	1	0	0	0	3	<b>New York Yankees @ Detroit Tigers</b> Tiger Stadium, Detroit, MI Tue May 22 1973, 7:05 PM EDT Alt. 9.222 - Unknown - 56 F			
<b>Roy White, S</b> OBP: 0.337, SLG: 0.301 (1.7)	L6	5-3			4-3		WP 1B 1B			4	1	1	0	1	0	2				
<b>Matty Alou, L</b> OBP: 0.319, SLG: 0.352 (1.9)				4-3	F9		BB HR 1B	G3		5	1	2	2	0	0	1				
<b>Bobby Murcer, L</b> OBP: 0.327, SLG: 0.464 (1.8)	L4		F8		K		HR BB		F8	4	1	0	0	1	1	1				
<b>Jim Ray Hart, R</b> OBP: 0.409, SLG: 0.532 (1.10)		2B	WP 1B		5-3		HR	E7 1B		5	2	4	3	0	0	0				
<b>Graig Nettles, L</b> OBP: 0.360, SLG: 0.378 (1.5)		2B 1B BB			3-1		BB 1B	F7		3	1	1	0	2	0	1				
<b>Thurman Munson, R</b> OBP: 0.349, SLG: 0.597 (1.2)		1B 2B	P3		F9		BB	F9		4	0	1	1	1	0	3				
<b>Felipe Alou, R</b> OBP: 0.295, SLG: 0.405 (1.3)		5-3 1B		G5-4-3 1B			K			4	0	2	1	0	1	2				
<b>Gene Michael, S</b> OBP: 0.312, SLG: 0.342 (1.6)		5-3		L4			K	4-3		4	0	0	0	0	1	3				
<b>Inning Stats</b>	R: 0 E: 0 K: 0 S: 4	H: 1 LOB: 1 BB: 0 P: 4	R: 2 E: 0 K: 0 S: 6	H: 3 LOB: 2 BB: 1 P: 10	R: 0 E: 0 K: 0 S: 4	H: 1 LOB: 0 BB: 1 P: 8	R: 0 E: 0 K: 1 S: 3	H: 0 LOB: 0 BB: 0 P: 3	R: 0 E: 0 K: 0 S: 5	H: 0 LOB: 0 BB: 0 P: 5	R: 5 E: 0 K: 2 S: 12	H: 5 LOB: 2 BB: 2 P: 20	R: 0 E: 0 K: 0 S: 3	H: 0 LOB: 1 BB: 1 P: 7	R: 0 E: 1 K: 0 S: 4	H: 1 LOB: 1 BB: 0 P: 4	1B: 9 2B: 2 3B: 0 HR: 1	SF: 0 SAC: 0 DP: 1 HBP: 0	WP: 2 PB: 0 SB: 0 CS: 0	PA: 43
<b>PITCHER</b>	IP	WLS	BF	H	R	ER	SO	BB	IBB	HBP	BLK	WP	HR	S	P	ERA	WHIP			
<b>Woodie Fryman, L</b> ERA: 5.98 (1.1)	6.2	L	30	9	5	5	2	2	0	0	0	2	0	32	40	6.75	1.650			
<b>Fred Scherman, L</b> ERA: 3.29 (7.1)	2.1		13	3	2	2	1	3	0	0	0	0	1	12	24	7.71	2.571			

AB	38
R	7
H	12
RBI	7
BB	5
SO	3
LOB	16



Batter	1	2	3	4	5	6	7	8	9	AB	R	H	RBI	BB	SO	LOB	BOTTOM			
<b>Jim Northrup, L</b> OBP: 0.324, SLG: 0.365 (1.9)	F7		1-3			4-3		4-3		4	0	0	0	0	0	1	<b>New York Yankees @ Detroit Tigers</b> Tiger Stadium, Detroit, MI Tue May 22 1973, 7:05 PM EDT Alt. 9.222 - Unknown - 56 F			
<b>Bill Freehan, R</b> OBP: 0.362, SLG: 0.351 (1.10)	5-3			1-4-3		F8		5-3		4	0	0	0	0	1					
<b>Dick McAuliffe, L</b> OBP: 0.342, SLG: 0.320 (1.4)				F8		F8			F7	3	0	0	0	1	0					
<b>Duke Sims, L</b> OBP: 0.382, SLG: 0.453 (1.2)	F7			3-1		P6			E 2B	4	1	1	0	0	0	1				
<b>Norm Cash, L</b> OBP: 0.294, SLG: 0.388 (1.3)				4-3		F7		F7	E4 2H	4	0	0	0	0	0					
<b>Mickey Stanley, R</b> OBP: 0.298, SLG: 0.391 (1.8)				4-3	1B		6-3		K	4	0	1	0	0	1					
<b>Rich Reese, L</b> OBP: 0.132, SLG: 0.061 (1.7)				K				6-3	4-3	4	0	1	0	0	1					
<b>Aurelio Rodriguez, R</b> OBP: 0.241, SLG: 0.295 (1.5)				4-3					E 1B WP 1B	2	1	1	0	1	0					
<b>Ed Brinkman, R</b> OBP: 0.336, SLG: 0.384 (1.6)				K		G4-6-3 BB		E9 4-3 WP 1B		3	0	1	0	0	1	3				
<b>Inning Stats</b>	R: 0 E: 0 K: 0 S: 3	H: 0 LOB: 1 BB: 1 P: 7	R: 0 E: 0 K: 1 S: 5	H: 0 LOB: 0 BB: 0 P: 5	R: 0 E: 0 K: 1 S: 5	H: 0 LOB: 0 BB: 0 P: 5	R: 0 E: 0 K: 0 S: 3	H: 0 LOB: 0 BB: 0 P: 3	R: 0 E: 0 K: 0 S: 3	H: 0 LOB: 0 BB: 0 P: 3	R: 0 E: 0 K: 0 S: 3	H: 0 LOB: 0 BB: 0 P: 3	R: 1 E: 1 K: 0 S: 5	H: 2 LOB: 1 BB: 0 P: 5	R: 1 E: 1 K: 1 S: 7	H: 1 LOB: 1 BB: 0 P: 7	1B: 4 2B: 1 3B: 0 HR: 0	SF: 0 SAC: 0 DP: 1 HBP: 0	WP: 1 PB: 0 SB: 0 CS: 0	PA: 34
<b>PITCHER</b>	IP	WLS	BF	H	R	ER	SO	BB	IBB	HBP	BLK	WP	HR	S	P	ERA	WHIP			
<b>Mel Stottlemyre, R</b> ERA: 2.69 (1.1)	9.0	W	34	5	2	1	3	2	0	0	0	1	0	38	46	1.00	0.778			





Batter	1	2	3	4	5	6	7	8	9	AB	R	H	RBI	BB	SO	LOB	TOP								
<b>Horace Clarke, S</b> OBP: 0.322, SLG: 0.288 (1, 4)										2	1	0	0	1	0	1									
<b>Roy White, S</b> OBP: 0.328, SLG: 0.292 (1, 7)										5	0	0	0	0	1	3									
<b>Matty Alou, L</b> OBP: 0.322, SLG: 0.361 (1, 9)										5	1	2	1	0	0	1									
<b>Bobby Murcer, L</b> OBP: 0.341, SLG: 0.475 (1, 8)										5	1	4	1	0	0	0									
<b>Ron Blomberg, L</b> OBP: 0.446, SLG: 0.550 (9, PH)										4	1	2	1	0	0	1									
<b>Felipe Alou, R</b> OBP: 0.292, SLG: 0.400 (9, 3)										1	0	0	0	0	0	2									
<b>Graig Nettles, L</b> OBP: 0.352, SLG: 0.369 (1, 5)										3	1	0	1	0	0	2									
<b>Jim Ray Hart, R</b> OBP: 0.413, SLG: 0.524 (1, 10)										3	0	1	0	1	0	3									
<b>Thurman Munson, R</b> OBP: 0.347, SLG: 0.500 (1, 2)										4	0	1	1	0	1	3									
<b>Gene Michael, S</b> OBP: 0.318, SLG: 0.347 (1, 6)										4	1	2	0	0	0	1									
<b>Inning Stats</b>	R: 3 E: 0 K: 0 S: 6	H: 3 LOB: 1 BB: 1 P: 10	R: 0 E: 0 K: 0 S: 3	H: 0 LOB: 0 BB: 0 P: 3	R: 0 E: 0 K: 0 S: 3	H: 0 LOB: 0 BB: 0 P: 3	R: 2 E: 2 K: 0 S: 6	H: 2 LOB: 1 BB: 0 P: 6	R: 0 E: 0 K: 1 S: 5	H: 1 LOB: 0 BB: 1 P: 5	R: 0 E: 0 K: 0 S: 3	H: 0 LOB: 1 BB: 1 P: 7	R: 0 E: 0 K: 0 S: 4	H: 1 LOB: 0 BB: 0 P: 4	R: 0 E: 0 K: 1 S: 7	H: 2 LOB: 2 BB: 0 P: 7	R: 1 E: 0 K: 0 S: 6	H: 3 LOB: 2 BB: 0 P: 6	1B: 11 2B: 1 3B: 0 HR: 0	SF: 1 SAC: 2 DP: 0 HBP: 0	WP: 0 PB: 0 SB: 0 CS: 1	PA: 42			
<b>PITCHER</b>	IP	WLS	BF	H	R	ER	SO	BB	IBB	HBP	BLK	WP	HR	S	P	ERA	WHIP								
<b>Joe Coleman, R</b> ERA: 2.42 (1, 1)	8.2	L	39	11	6	4	2	2	0	0	0	0	0	41	49	4.15	1.500								
<b>John Hiller, L</b> ERA: 2.7 (9, 1)	0.1		2	1	0	0	0	0	0	0	0	0	0	2	2	0.00	3.000								

**New York Yankees @ Detroit Tigers**  
Tiger Stadium, Detroit, MI  
Wed May 23 1973, 7:05 PM EDT  
Att: 12,038 - Unknown - 59 F

**AB 36**  
**R 6**  
**H 12**  
**RBI 5**  
**BB 2**  
**SO 2**  
**LOB 17**



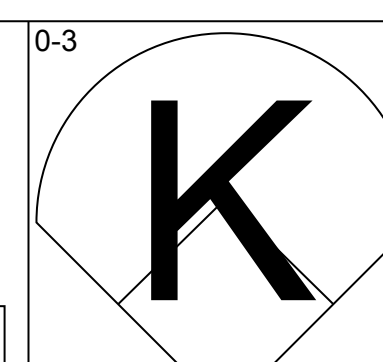
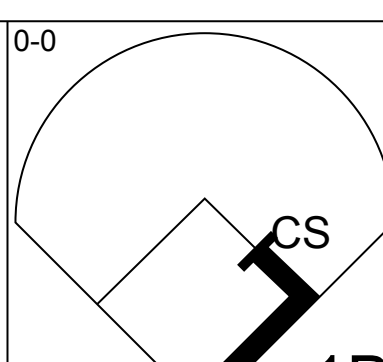
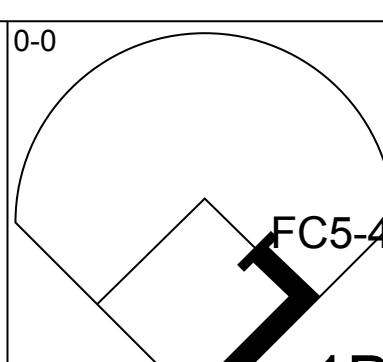
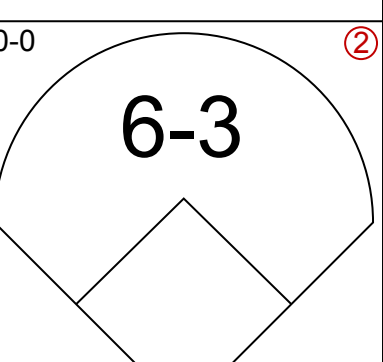
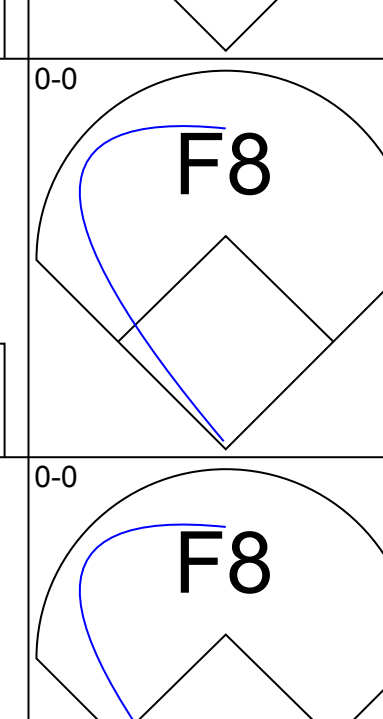
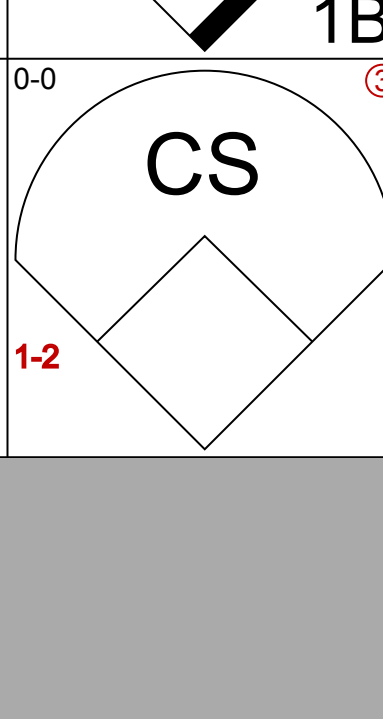
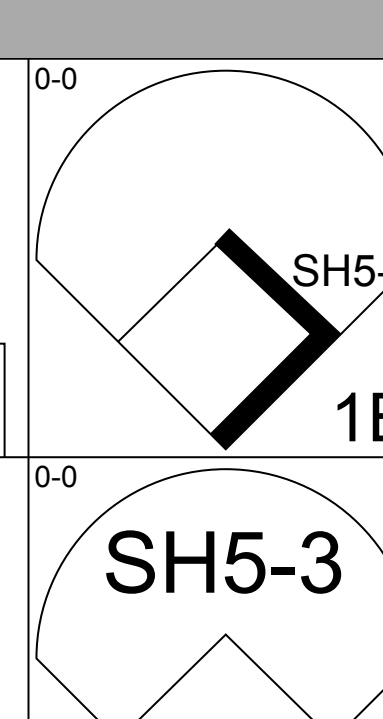
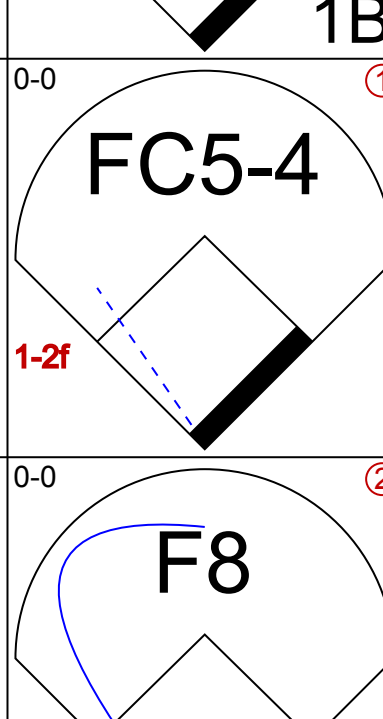
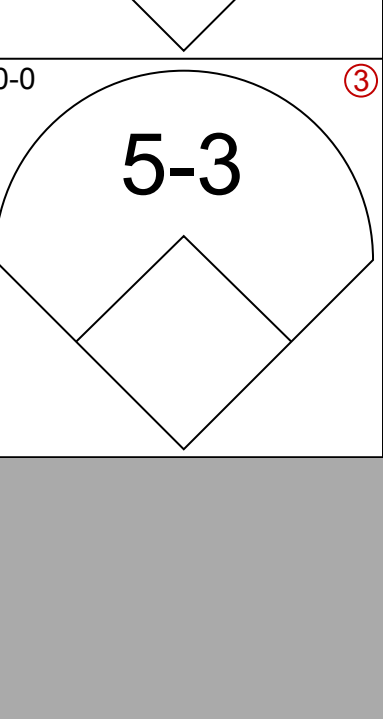
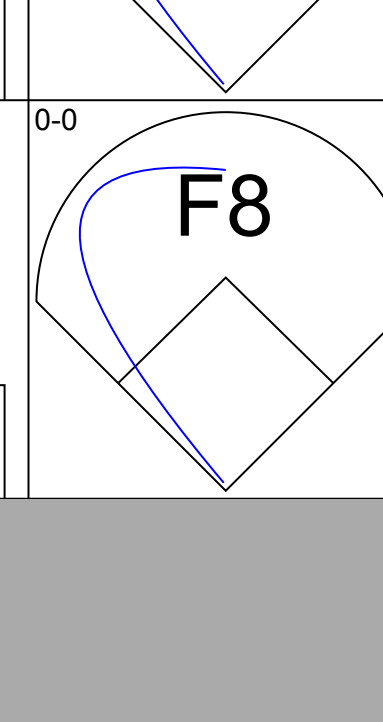
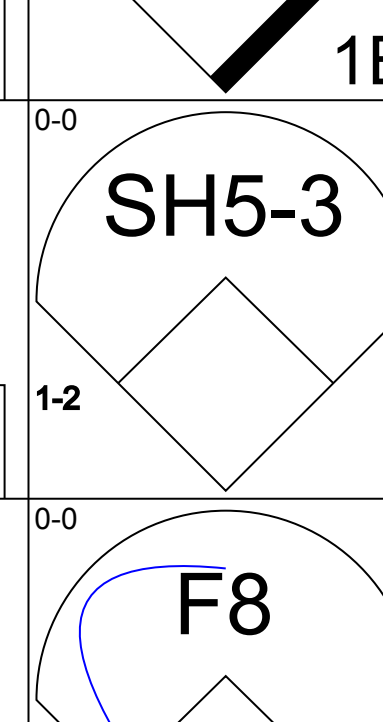
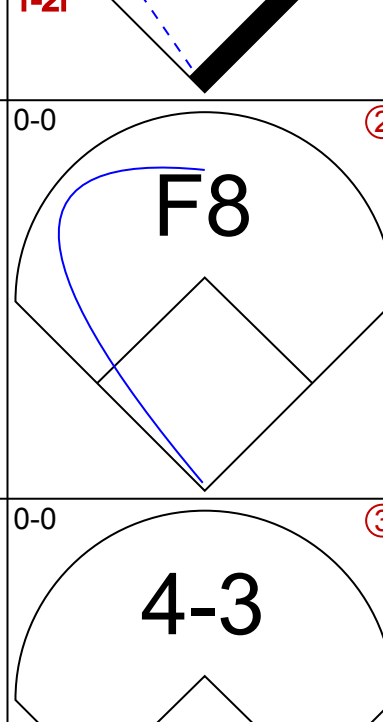
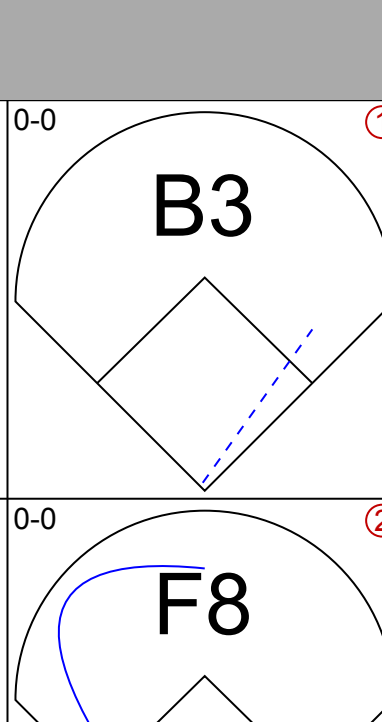
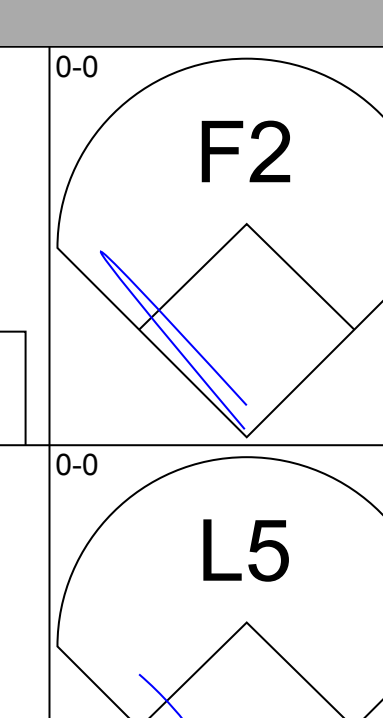
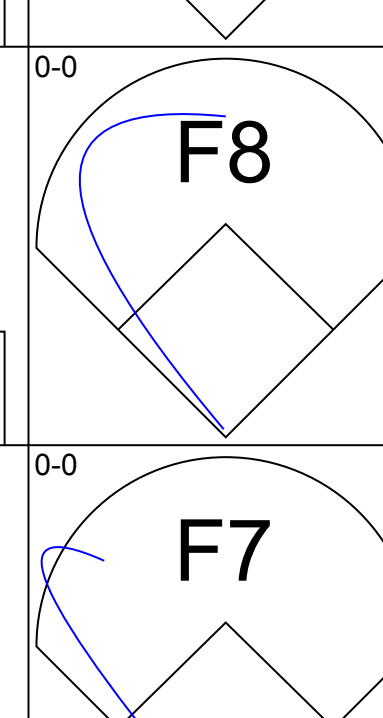
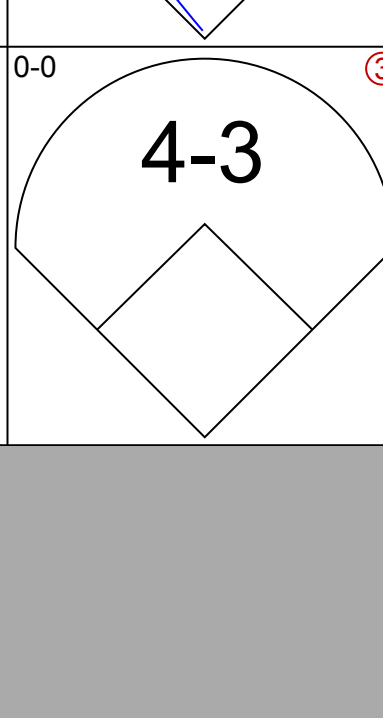
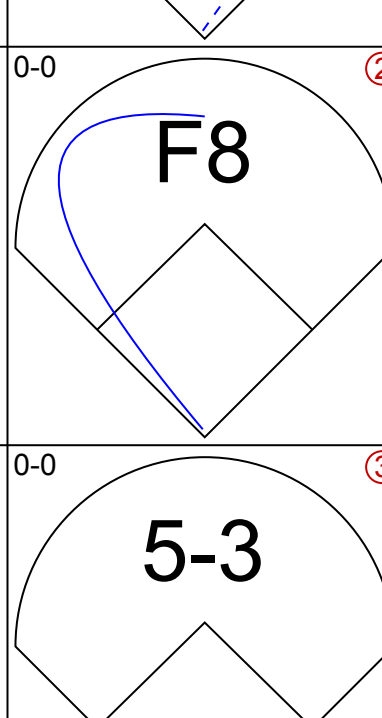
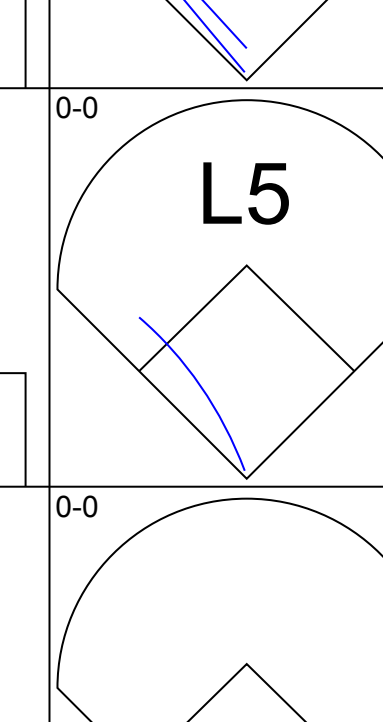
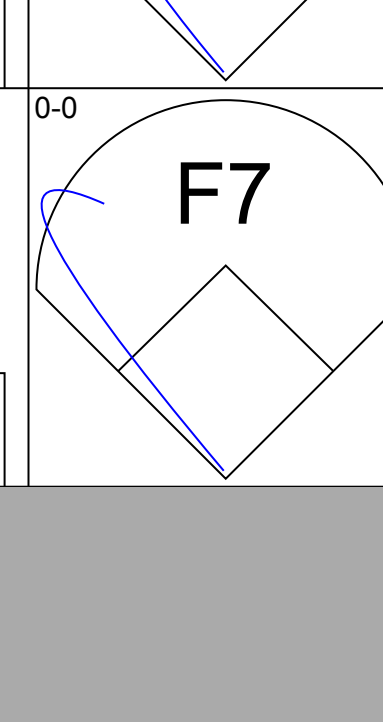
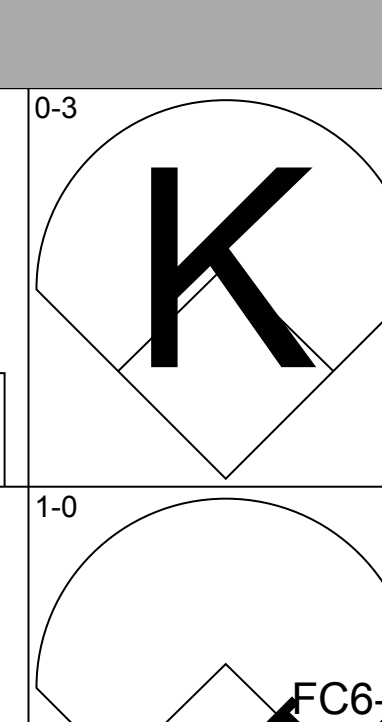
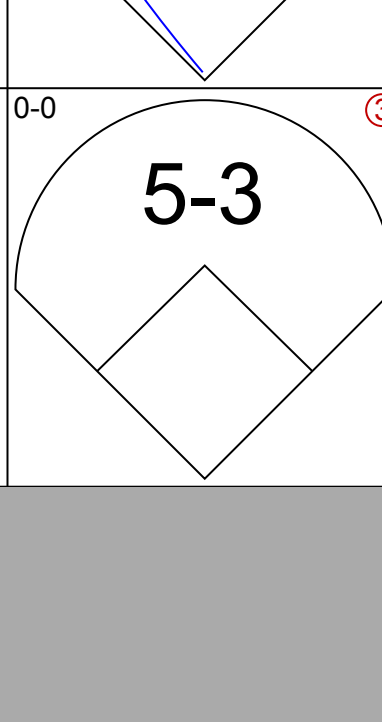
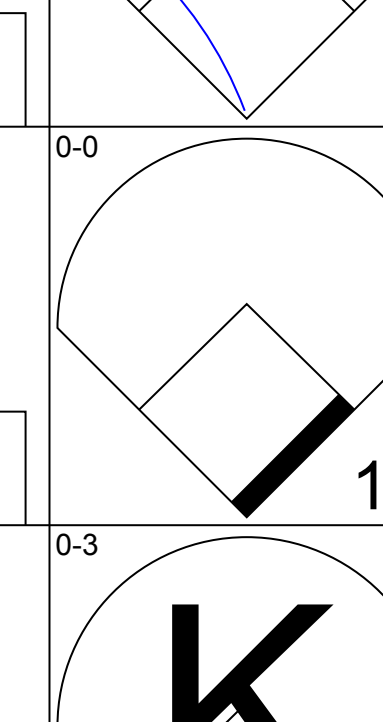
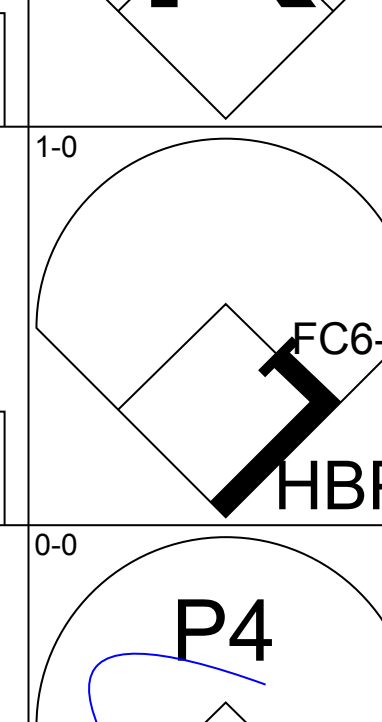
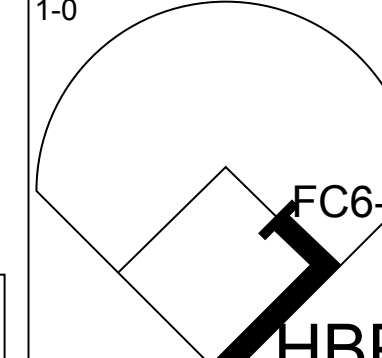
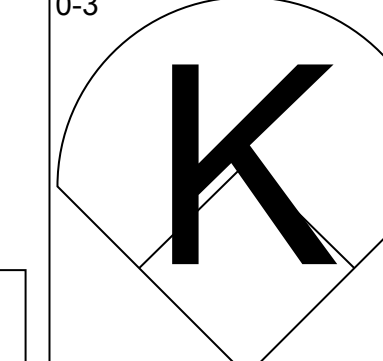
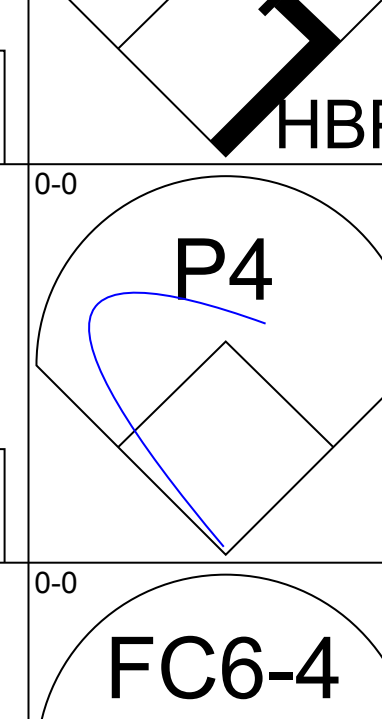
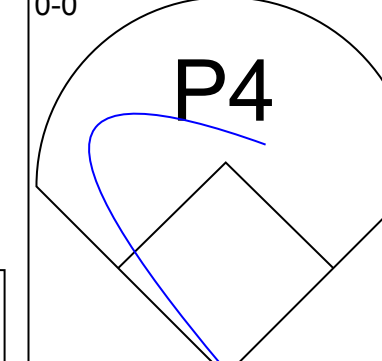
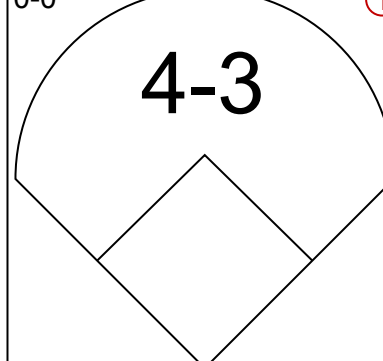
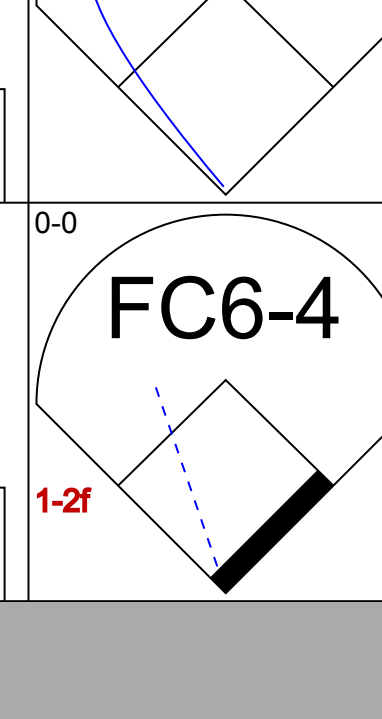
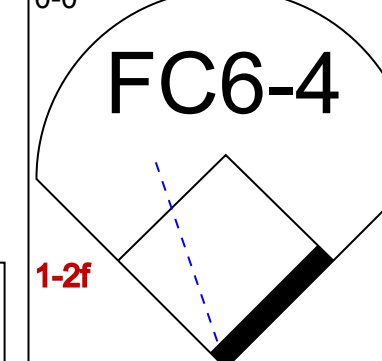
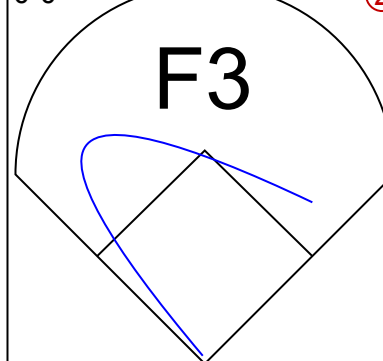
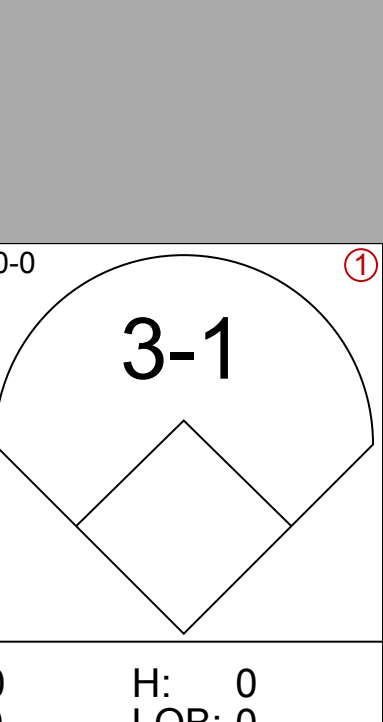
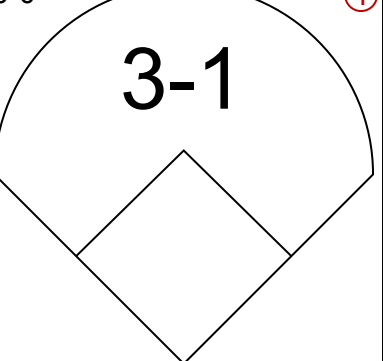
Batter	1	2	3	4	5	6	7	8	9	AB	R	H	RBI	BB	SO	LOB	BOTTOM								
<b>Tony Taylor, R</b> OBP: 0.187, SLG: 0.257 (1, 4)										5	0	1	0	0	0	3									
<b>Aurelio Rodriguez, R</b> OBP: 0.239, SLG: 0.299 (1, 5)										5	0	1	1	0	2	2									
<b>Bill Freehan, R</b> OBP: 0.364, SLG: 0.353 (1, 3)										5	0	2	0	0	1	3									
<b>Frank Howard, R</b> OBP: 0.306, SLG: 0.278 (1, 10)										3	1	0	0	1	0	3									
<b>Duke Sims, L</b> OBP: 0.388, SLG: 0.500 (1, 2)										4	2	2	2	0	0	0									
<b>Mickey Stanley, R</b> OBP: 0.304, SLG: 0.420 (1, 8)										4	1	2	1	0	0	0									
<b>Jim Northrup, L</b> OBP: 0.313, SLG: 0.350 (1, 9)										4	0	0	0	0	1	2									
<b>Ike Brown, R</b> OBP: 0.375, SLG: 0.211 (9, PR)										3	0	1	1	1	0	0									
<b>Ed Brinkman, R</b> OBP: 0.333, SLG: 0.388 (1, 6)										4	1	1	0	0	1	3									
<b>Inning Stats</b>	R: 0 E: 0 K: 0 S: 4	H: 1 LOB: 1 BB: 0 P: 4	R: 1 E: 0 K: 0 S: 6	H: 3 LOB: 2 BB: 0 P: 6	R: 2 E: 0 K: 1 S: 6	H: 1 LOB: 0 BB: 1 P: 10	R: 0 E: 0 K: 1 S: 5	H: 0 LOB: 0 BB: 0 P: 5	R: 0 E: 0 K: 0 S: 4	H: 1 LOB: 0 BB: 0 P: 4	R: 1 E: 0 K: 0 S: 5	H: 2 LOB: 1 BB: 0 P: 5	R: 0 E: 0 K: 0 S: 3	H: 0 LOB: 0 BB: 0 P: 3	R: 0 E: 0 K: 2 S: 8	H: 1 LOB: 2 BB: 1 P: 12	1B: 6 2B: 2 3B: 0 HR: 2	SF: 0 SAC: 0 DP: 0 HBP: 0	WP: 0 PB: 0 SB: 0 CS: 0	PA: 39					
<b>PITCHER</b>	IP	WLS	BF	H	R	ER	SO	BB	IBB	HBP	BLK	WP	HR	S	P	ERA	WHIP								
<b>Fritz Peterson, L</b> ERA: 4.1 (1, 1)	6.0		26	7	4	4	3	1	0	0	0	0	0	31	35	6.00	1.333								
<b>Lindy McDaniel, R</b> ERA: 3.94 (7, 1)	0.1	3	2	1	1	1	0	0	0	0	0	0	0	3	3	27.00	6.000								
<b>Sparky Lytle, L</b> ERA: 2.51 (7, 1)	2.2	W	10	1	0	0	2	1	0	0	0	0	0	13	17	0.00	0.750								

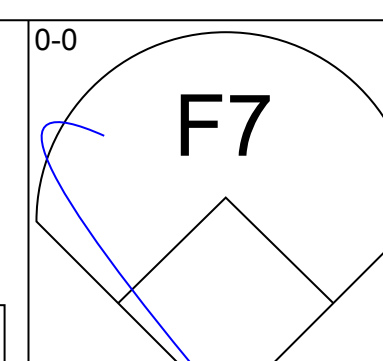
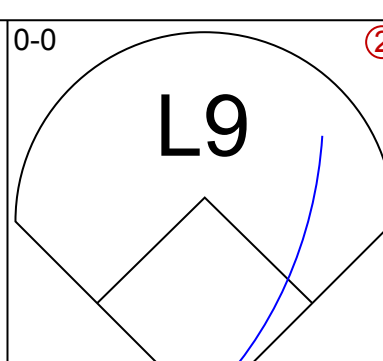
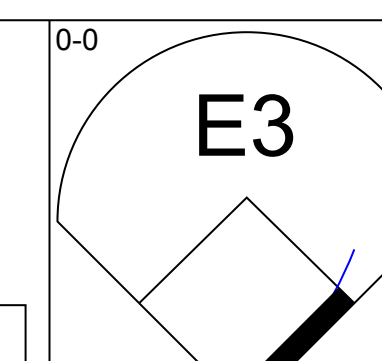
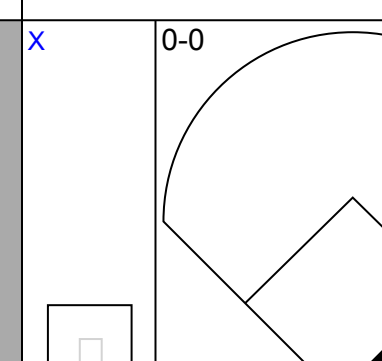
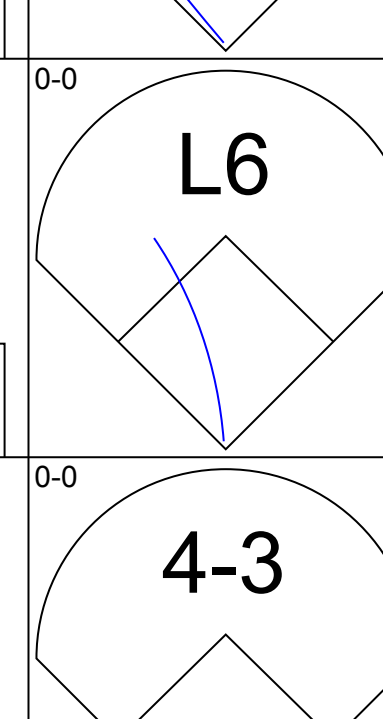
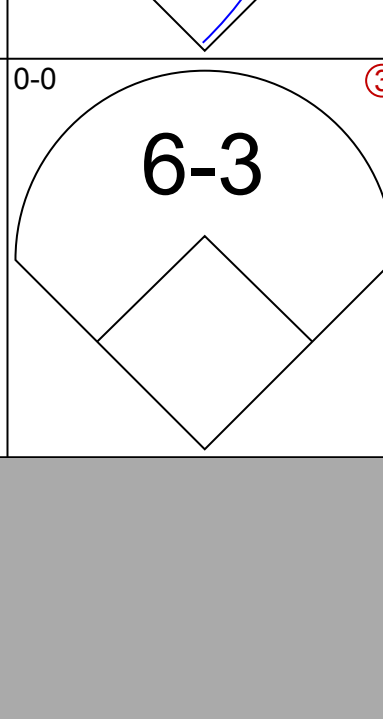
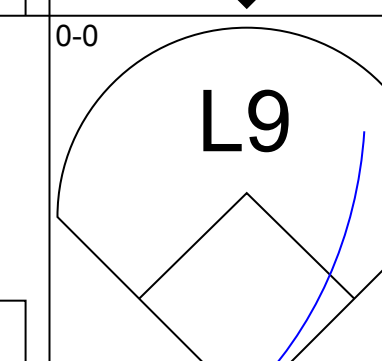
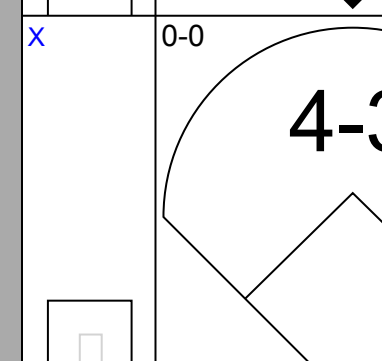
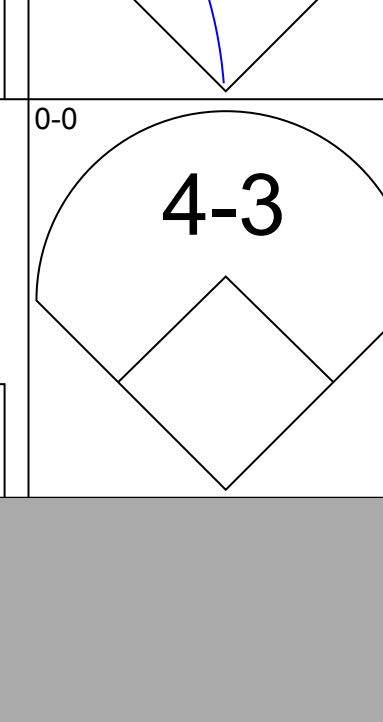
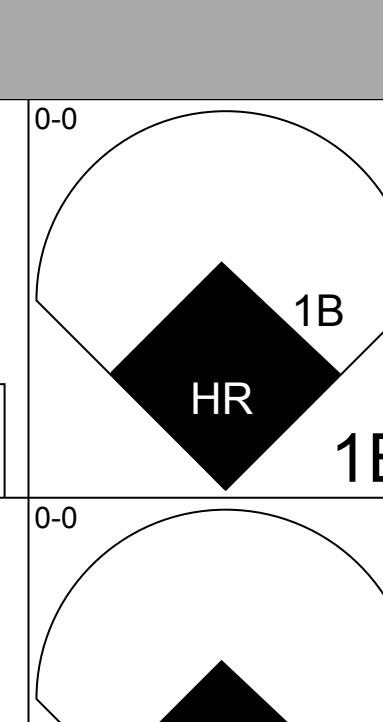

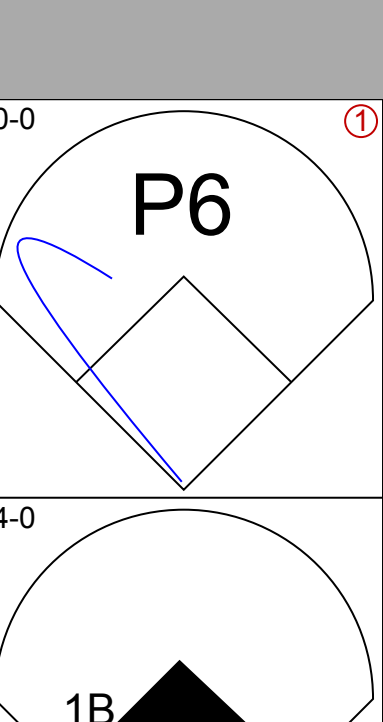
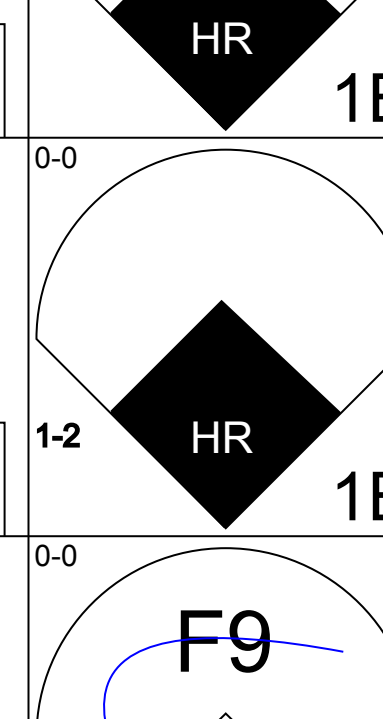
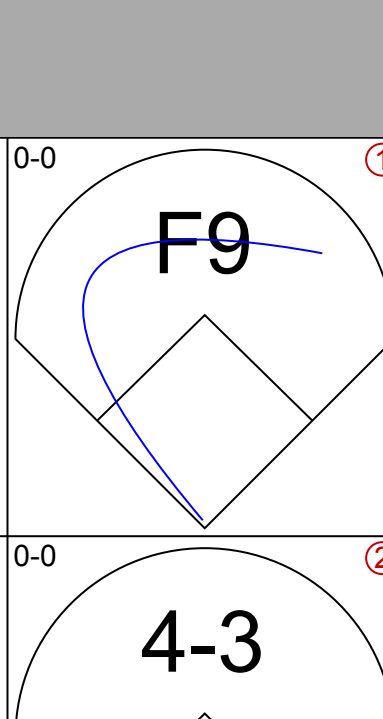
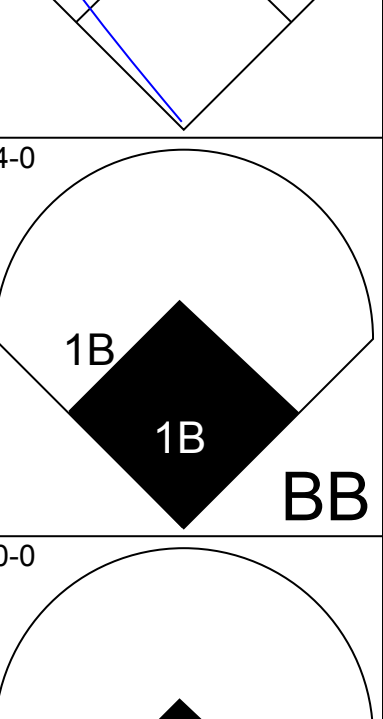
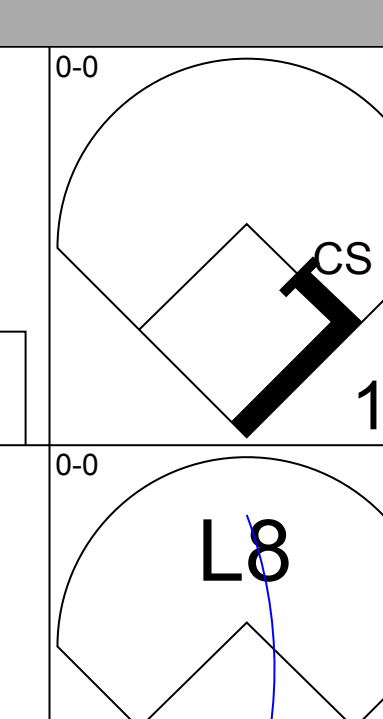
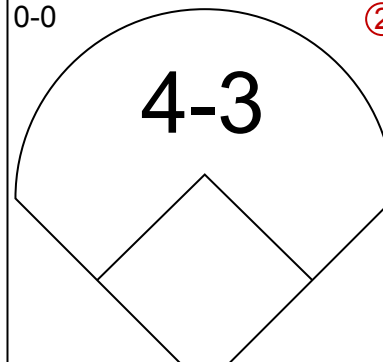
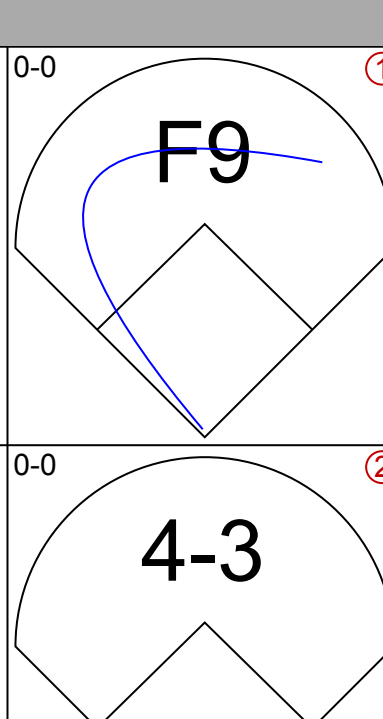
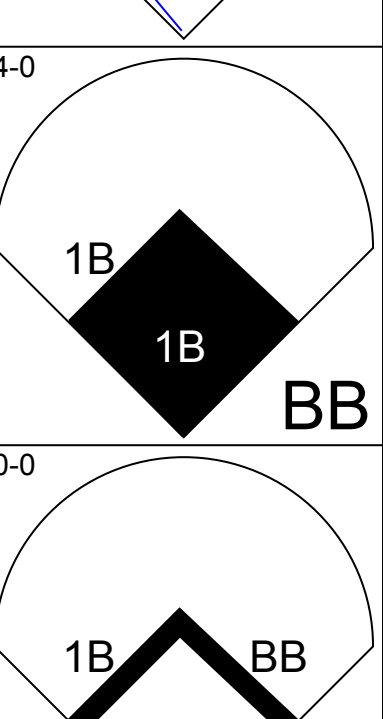
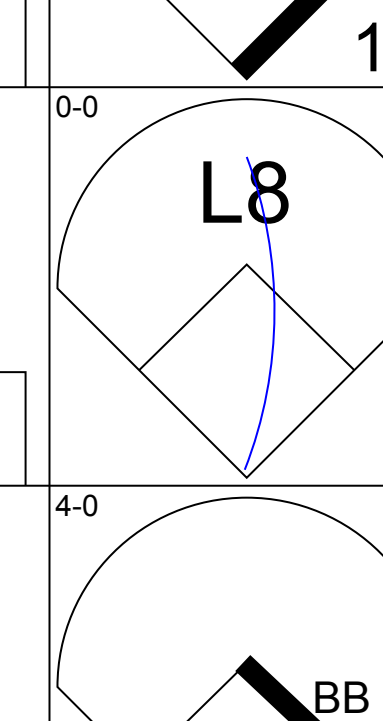
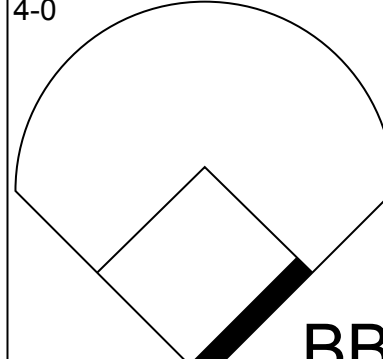
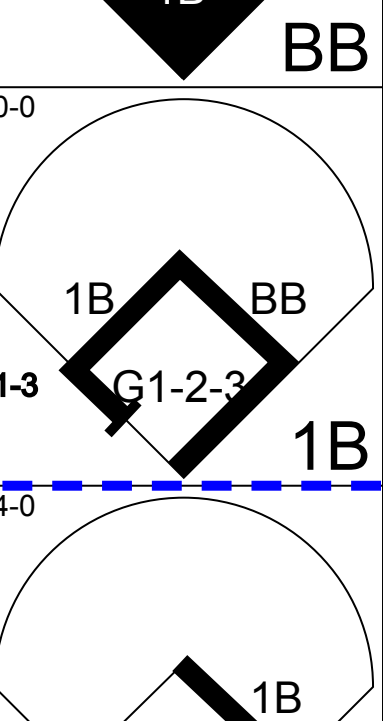
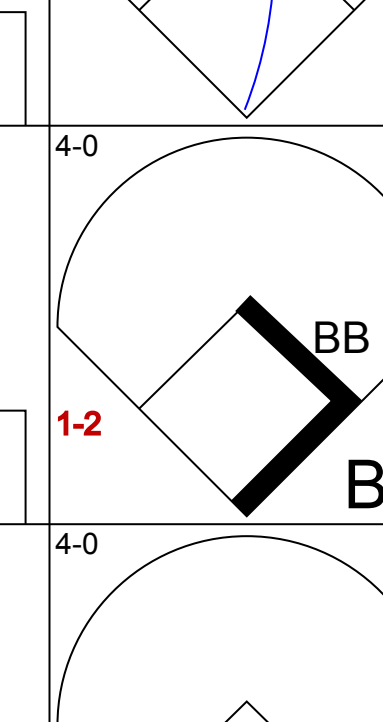
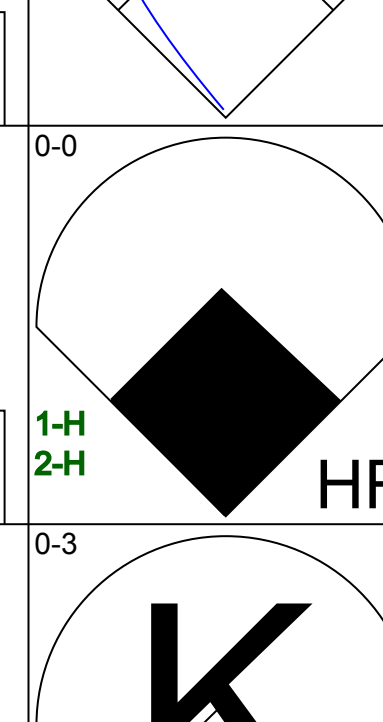
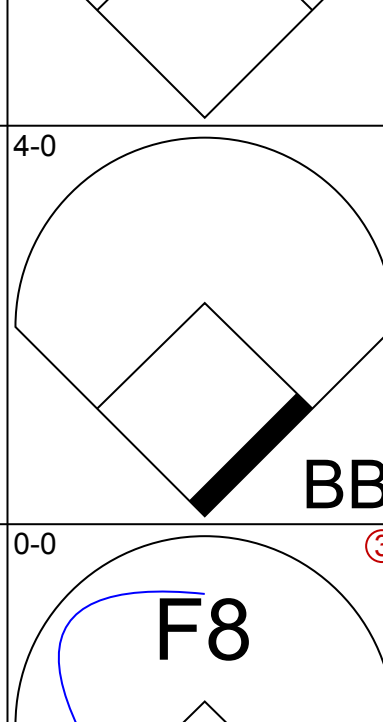
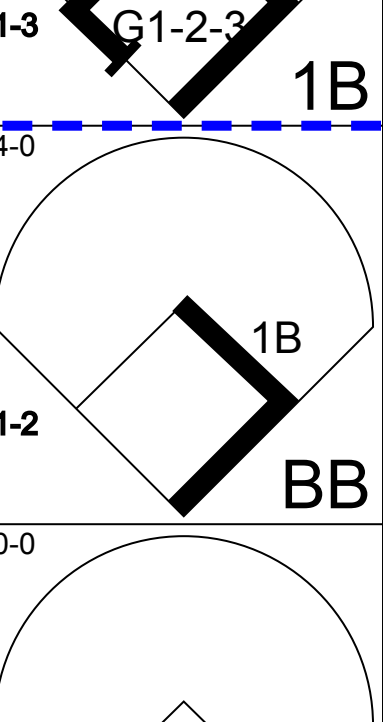
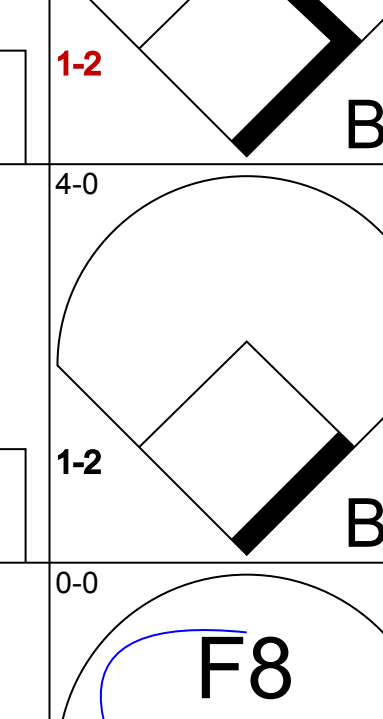
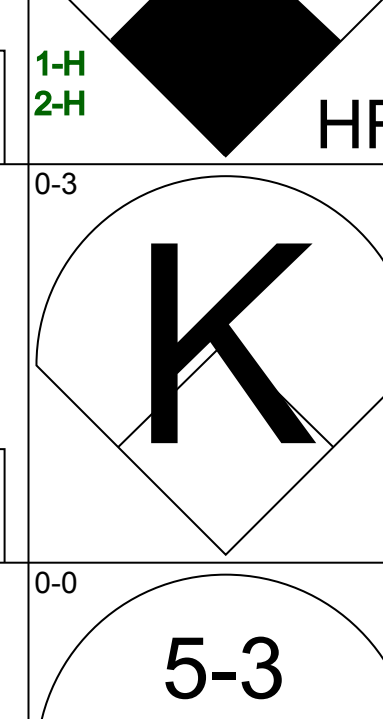
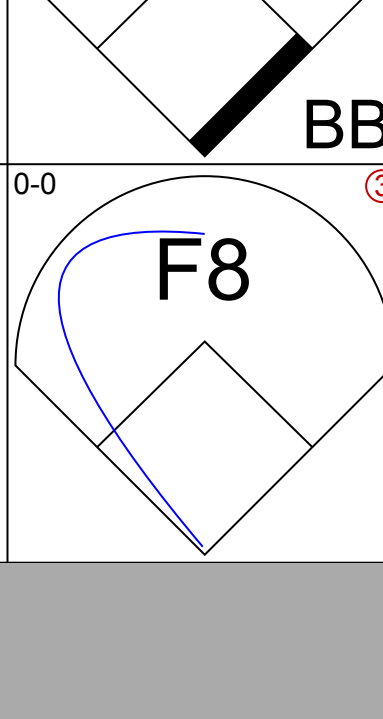
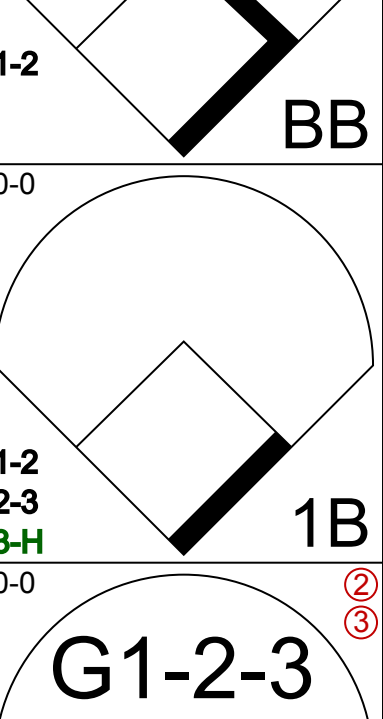
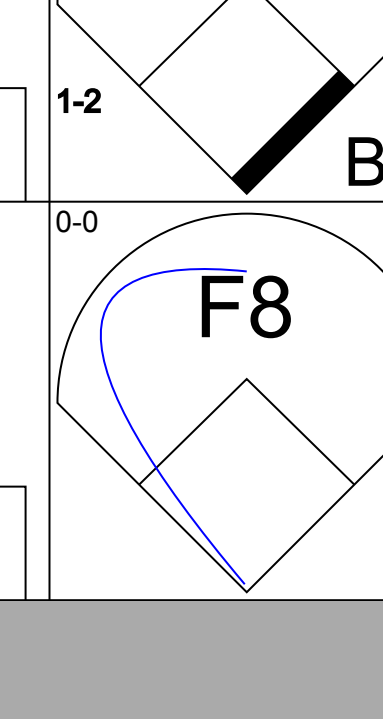
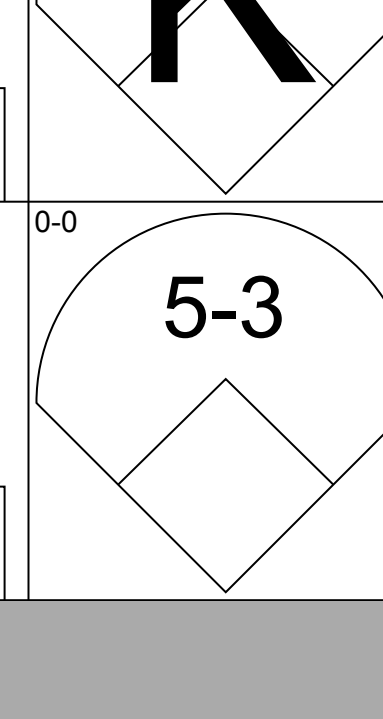
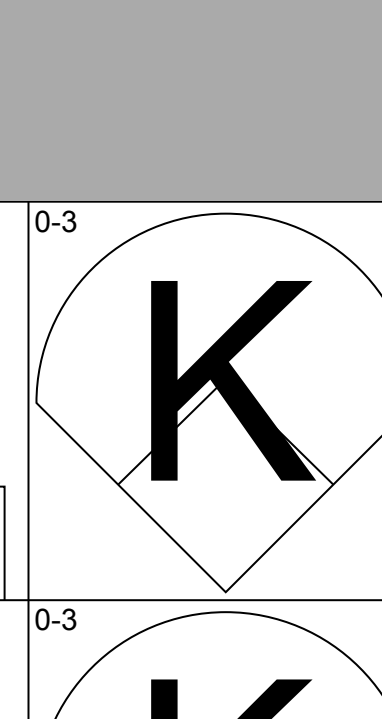
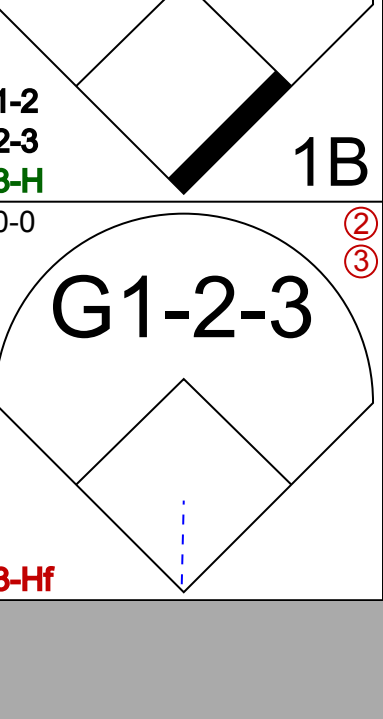
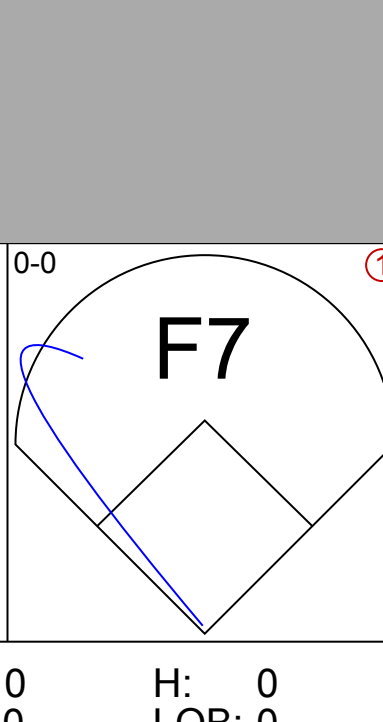
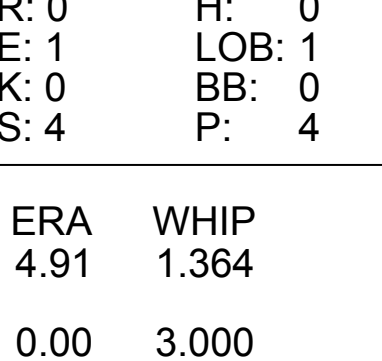
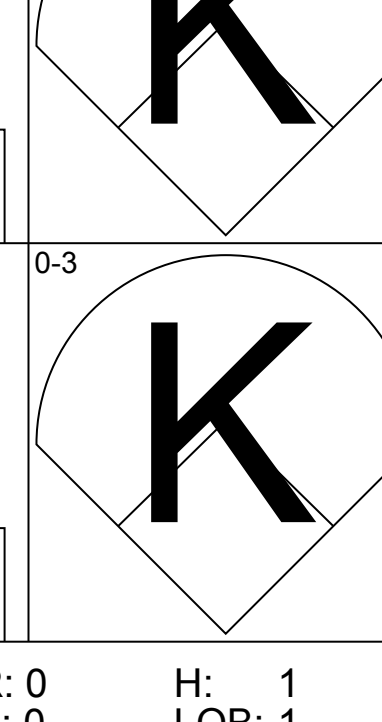
**New York Yankees @ Detroit Tigers**  
Tiger Stadium, Detroit, MI  
Wed May 23 1973, 7:05 PM EDT  
Att: 12,038 - Unknown - 59 F

**AB 37**  
**R 5**  
**H 10**  
**RBI 5**  
**BB 2**  
**SO 5**  
**LOB 16**





Batter	1	2	3	4	5	6	7	8	9	AB	R	H	RBI	BB	SO	LOB	TOP					
<b>Horace Clarke, S</b> (1, 4) OBP: 0.326, SLG: 0.294			 1B			 1B				4	0	2	0	0	1	0	<b>New York Yankees @ Detroit Tigers</b> Tiger Stadium, Detroit, MI Thu May 24 1973, 7:05 PM EDT Att: 12,391 - Unknown - 60 F					
<b>Roy White, S</b> (1, 7) OBP: 0.326, SLG: 0.291			 1-2	 1B		 1-2				4	0	1	0	0	0	1						
<b>Matty Alou, L</b> (1, 9) OBP: 0.315, SLG: 0.353				 1-2						3	0	0	0	0	0	1						
<b>Bobby Murcer, L</b> (1, 8) OBP: 0.333, SLG: 0.463										4	0	0	0	0	0	2						
<b>Jim Ray Hart, R</b> (1, 10) OBP: 0.396, SLG: 0.500										4	0	0	0	0	1	1						
<b>Graig Nettles, L</b> (1, 5) OBP: 0.393, SLG: 0.379							 HBP			2	0	2	0	0	0	0						
<b>Thurman Munson, R</b> (1, 2) OBP: 0.346, SLG: 0.497				 G4-6-3						3	0	1	0	0	1	2						
<b>Felipe Alou, R</b> (1, 3) OBP: 0.283, SLG: 0.386							 1-2			3	0	0	0	0	0	3						
<b>Gene Michael, S</b> (1, 6) OBP: 0.311, SLG: 0.339					 1-2					3	0	0	0	0	0	2						
<b>Inning Stats</b>	R: 0 E: 0 K: 1 S: 5	H: 0 LOB: 0 BB: 0 P: 5	R: 0 E: 0 K: 1 S: 6	H: 1 LOB: 1 BB: 0 P: 6	R: 0 E: 0 K: 0 S: 3	H: 1 LOB: 0 BB: 0 P: 3	R: 0 E: 0 K: 0 S: 4	H: 1 LOB: 1 BB: 0 P: 4	R: 0 E: 0 K: 0 S: 4	H: 2 LOB: 1 BB: 0 P: 4	R: 0 E: 0 K: 0 S: 4	H: 1 LOB: 1 BB: 0 P: 4	R: 0 E: 0 K: 1 S: 5	H: 0 LOB: 1 BB: 0 P: 6	R: 0 E: 0 K: 0 S: 3	H: 0 LOB: 0 BB: 0 P: 3	R: 0 E: 0 K: 0 S: 3	H: 0 LOB: 0 BB: 0 P: 3	1B: 6 2B: 0 3B: 0 HR: 0	SF: 0 SAC: 1 DP: 1 HBP: 1	WP: 0 PB: 0 SB: 0 CS: 1	PA: 33
<b>PITCHER</b> <b>Mickey Lolich, L</b> (1, 1) ERA: 3.5	IP: 9.0 WLS: W BF: 32	H: 6 R: 0 ER: 0 SO: 3	BB: 0 IBB: 0 HBP: 1 BLK: 0	WP: 0 HR: 0 S: 37 P: 38	ERA: 0.00 WHIP: 0.667											ERA: 0.00 WHIP: 0.667						

Batter	1	2	3	4	5	6	7	8	9	AB	R	H	RBI	BB	SO	LOB	BOTTOM					
<b>Rich Reese, L</b> (1, 7) OBP: 0.140, SLG: 0.075										4	0	1	0	0	0	0	<b>New York Yankees @ Detroit Tigers</b> Tiger Stadium, Detroit, MI Thu May 24 1973, 7:05 PM EDT Att: 12,391 - Unknown - 60 F					
<b>John Gamble, R</b> (7, FR)										0	0	0	0	0	0	0						
<b>Dick Sharon, R</b> (8, 7) OBP: 0.200, SLG: 0.400										4	0	0	0	0	0	2						
<b>Mickey Stanley, R</b> (1, 8) OBP: 0.295, SLG: 0.407										4	0	0	0	0	0	2						
<b>Gates Brown, L</b> (1, 10) OBP: 0.333, SLG: 0.386				 HR						4	1	1	0	0	0	1						
<b>Duke Sims, L</b> (1, 2) OBP: 0.405, SLG: 0.507		 1B		 1B				 BB		3	2	2	0	1	0	0						
<b>Norm Cash, L</b> (1, 3) OBP: 0.293, SLG: 0.383								 BB		4	0	1	0	0	0	3						
<b>Dick McAuliffe, L</b> (1, 4) OBP: 0.394, SLG: 0.356	 1-2			 1-H 2-H				 1-2		1	1	1	3	3	0	0						
<b>Jim Northrup, L</b> (1, 9) OBP: 0.319, SLG: 0.350	 1-2							 1-2 2-3 3-H		3	0	1	1	1	1	1						
<b>Aurelio Rodriguez, R</b> (1, 5) OBP: 0.234, SLG: 0.291										4	0	0	0	0	1	5						
<b>Ed Brinkman, R</b> (1, 6) OBP: 0.326, SLG: 0.379										3	0	0	0	0	1	0						
<b>Inning Stats</b>	R: 0 E: 0 K: 0 S: 3	H: 0 LOB: 0 BB: 0 P: 3	R: 0 E: 0 K: 0 S: 3	H: 1 LOB: 2 BB: 2 P: 11	R: 0 E: 0 K: 0 S: 3	H: 0 LOB: 0 BB: 0 P: 3	R: 3 E: 0 K: 1 S: 8	H: 3 LOB: 0 BB: 0 P: 8	R: 0 E: 1 K: 0 S: 4	H: 0 LOB: 1 BB: 0 P: 4	R: 0 E: 0 K: 0 S: 3	H: 0 LOB: 1 BB: 1 P: 7	R: 0 E: 0 K: 2 S: 8	H: 1 LOB: 1 BB: 0 P: 8	R: 1 E: 0 K: 0 S: 4	H: 2 LOB: 2 BB: 2 P: 12	R: 0 E: 0 K: 0 S: 3	H: 0 LOB: 0 BB: 0 P: 3	1B: 6 2B: 0 3B: 0 HR: 1	SF: 0 SAC: 0 DP: 1 HBP: 0	WP: 0 PB: 0 SB: 0 CS: 1	PA: 35
<b>PITCHER</b> <b>Doc Medich, R</b> (1, 1) ERA: 3.53	IP: 7.1 WLS: L BF: 32	H: 6 R: 4 ER: 4 SO: 3	BB: 4 IBB: 0 HBP: 0 BLK: 0	WP: 0 HR: 1 S: 34 P: 50	ERA: 4.91 WHIP: 1.364											ERA: 4.91 WHIP: 1.364						
<b>Jim Magnuson, L</b> (8, 1) ERA: 5.32	IP: 0.2 WLS: L BF: 3	H: 1 R: 0 ER: 0 SO: 0	BB: 1 IBB: 0 HBP: 0 BLK: 0	WP: 0 HR: 0 S: 2 P: 6	ERA: 0.00 WHIP: 3.000											ERA: 0.00 WHIP: 3.000						







Batter	1	2	3	4	5	6	7	8	9	AB	R	H	RBI	BB	SO	LOB	TOP						
Davey Nelson, R OBP: 0.331, SLG: 0.426 (1, 4)										3	0	2	2	0	0	2							
Toby Harrah, R OBP: 0.311, SLG: 0.310 (1, 5)										5	0	1	0	0	1	6							
Rico Carty, R OBP: 0.280, SLG: 0.250 (1, 10)										5	0	0	0	0	2	4							
Alex Johnson, R OBP: 0.327, SLG: 0.390 (1, 7)										5	0	1	0	0	0	1							
Larry Bittner, L OBP: 0.226, SLG: 0.211 (1, 3)										5	1	3	0	0	0	1							
Dick Billings, R OBP: 0.234, SLG: 0.214 (1, 9)										4	1	1	0	0	1	2							
Vic Harris, S OBP: 0.276, SLG: 0.349 (1, 8)										4	3	3	1	0	0	0							
Ken Suarez, R OBP: 0.378, SLG: 0.413 (1, 2)										2	0	1	1	1	0	0							
Jim Mason, L OBP: 0.328, SLG: 0.327 (1, 6)										4	0	2	0	0	0	3							
<b>Inning Stats</b>	R: 0 E: 1 K: 0 S: 4	H: 2 LOB: 1 BB: 0 P: 4	R: 3 E: 1 K: 1 S: 9	H: 3 LOB: 1 BB: 0 P: 9	R: 0 E: 0 K: 0 S: 4	H: 1 LOB: 1 BB: 0 P: 4	R: 0 E: 0 K: 0 S: 5	H: 2 LOB: 2 BB: 0 P: 5	R: 0 E: 0 K: 1 S: 6	H: 1 LOB: 1 BB: 0 P: 6	R: 1 E: 0 K: 1 S: 8	H: 3 LOB: 3 BB: 0 P: 8	R: 0 E: 0 K: 0 S: 3	H: 0 LOB: 0 BB: 0 P: 3	R: 1 E: 0 K: 0 S: 4	H: 1 LOB: 1 BB: 1 P: 8	R: 0 E: 0 K: 1 S: 5	H: 1 LOB: 0 BB: 0 P: 5	1B: 12 2B: 2 3B: 0 HR: 1	SF: 2 SAC: 1 DP: 2 HBP: 0	WP: 0 PB: 0 SB: 1 CS: 0	PA: 41	
<b>PITCHER</b>	IP WLS BF H R ER SO BB IBB HBP BLK WP HR S P ERA WHIP	5.1 W 28 12 4 2 2 0 0 0 0 0 1 32 32 3.38 2.250	6.1 S 13 2 1 1 2 1 0 0 0 0 0 16 20 2.46 0.818																				

Texas Rangers @ New York Yankees  
Yankee Stadium, Bronx, NY  
Sat May 26 1973, 3:33 AM EDT  
Att: 8,167 - Cloudy - 59 F

AB	37
R	5
H	14
RBI	4
BB	1
SO	4
LOB	19



Batter	1	2	3	4	5	6	7	8	9	AB	R	H	RBI	BB	SO	LOB	BOTTOM						
Horace Clarke, S OBP: 0.321, SLG: 0.286 (1, 4)										4	0	0	0	1	0	0							
Roy White, S OBP: 0.335, SLG: 0.287 (1, 7)										4	2	1	0	1	0	1							
Matty Alou, L OBP: 0.321, SLG: 0.352 (1, 9)										5	3	2	0	0	0	2							
Bobby Murcer, L OBP: 0.353, SLG: 0.488 Ron Swoboda, R OBP: 0.206, SLG: 0.095 (1, 8)										3	3	2	4	2	0	0							
Ron Blomberg, L OBP: 0.455, SLG: 0.563 (1, 3)										5	0	3	3	0	0	2							
Jim Ray Hart, R OBP: 0.387, SLG: 0.521 (1, 10)										5	0	2	1	0	0	2							
Thurman Munson, R OBP: 0.358, SLG: 0.483 (1, 2)										2	0	0	0	2	0	2							
Celerino Sanchez, R OBP: 0.300, SLG: 0.444 (1, 5)										3	1	1	0	1	1	3							
Gene Michael, S OBP: 0.321, SLG: 0.389 (1, 6)										4	1	1	2	0	0	5							
<b>Inning Stats</b>	R: 2 E: 0 K: 0 S: 5	H: 2 LOB: 1 BB: 1 P: 9	R: 5 E: 0 K: 0 S: 9	H: 6 LOB: 2 BB: 1 P: 13	R: 0 E: 0 K: 0 S: 3	H: 0 LOB: 0 BB: 0 P: 3	R: 0 E: 0 K: 0 S: 3	H: 0 LOB: 1 BB: 1 P: 7	R: 0 E: 0 K: 1 S: 9	H: 1 LOB: 1 BB: 1 P: 7	R: 3 E: 2 K: 1 S: 9	H: 2 LOB: 3 BB: 2 P: 17	R: 0 E: 0 K: 0 S: 2	H: 0 LOB: 0 BB: 1 P: 6	R: 0 E: 0 K: 0 S: 3	H: 1 LOB: 0 BB: 0 P: 3	R: 0 E: 0 K: 1 S: 5	H: 1 LOB: 0 BB: 0 P: 5	1B: 8 2B: 2 3B: 0 HR: 2	SF: 0 SAC: 0 DP: 3 HBP: 0	WP: 0 PB: 0 SB: 2 CS: 0	PA: 42	
<b>PITCHER</b>	IP WLS BF H R ER SO BB IBB HBP BLK WP HR S P ERA WHIP	1.2 L 13 6 3 0 1 4 1 0 0 0 0 26 46 0.00 1.579																					

Texas Rangers @ New York Yankees  
Yankee Stadium, Bronx, NY  
Sat May 26 1973, 3:33 AM EDT  
Att: 8,167 - Cloudy - 59 F

AB	35
R	10
H	12
RBI	10
BB	7
SO	1
LOB	17





Batter	1	2	3	4	5	6	7	8	9	AB	R	H	RBI	BB	SO	LOB	TOP								
Davey Nelson, R OBP: 0.333, SLG: 0.451 (1, 4)	B5-3		K2-3	E1						5	0	2	2	0	1	2	<p>Texas Rangers @ New York Yankees Yankee Stadium, Bronx, NY Sun May 27 1973, 3:33 AM EDT Att: 12,550 - Cloudy - 54 F</p>								
Vic Harris, S OBP: 0.281, SLG: 0.346 (1, 8)	G3		K	1B				L4		4	0	1	1	1	1										
Rico Carty, R OBP: 0.284, SLG: 0.250 Don Stanhouse, R (9, PR)	1B		6-3		6-3				G1-6-3	4	0	1	0	1	0	3									
Alex Johnson, R OBP: 0.329, SLG: 0.390 (1, 7)	1B			1B	5-3				G1-6-3	5	1	2	0	0	0	1									
Larry Bittner, L OBP: 0.239, SLG: 0.226 Tom Grieve, R OBP: 0.125, SLG: 0.125 (1, 9)	4-3		1B		K				4-3	5	1	2	0	0	1	3									
Jim Spencer, L OBP: 0.318, SLG: 0.400 (1, 3)		F2		E						4	1	1	2	0	0	1									
Toby Harrah, R OBP: 0.304, SLG: 0.302 (1, 5)		F7		2B						4	0	0	0	0	0	2									
Ken Suarez, R OBP: 0.384, SLG: 0.403 (1, 2)		FC6-4		5-3						2	1	0	0	2	0	1									
Jim Mason, L OBP: 0.323, SLG: 0.322 (1, 6)	FC6-4			E3						4	1	1	0	0	0	2									
<b>Inning Stats</b>	R: 0 E: 0 K: 0 S: 4	H: 1 LOB: 2 BB: 1 P: 8	R: 0 E: 0 K: 0 S: 3	H: 0 LOB: 1 BB: 1 P: 7	R: 0 E: 0 K: 2 S: 7	H: 0 LOB: 0 BB: 0 P: 7	R: 4 E: 1 K: 0 S: 8	H: 5 LOB: 2 BB: 0 P: 8	R: 0 E: 0 K: 1 S: 5	H: 0 LOB: 0 BB: 0 P: 5	R: 1 E: 1 K: 0 S: 5	H: 1 LOB: 3 BB: 2 P: 13	R: 0 E: 0 K: 0 S: 4	H: 1 LOB: 1 BB: 0 P: 4	R: 0 E: 0 K: 0 S: 4	H: 1 LOB: 1 BB: 0 P: 3		R: 0 E: 0 K: 0 S: 3	H: 1 LOB: 1 BB: 0 P: 3	1B: 7 2B: 2 3B: 1 HR: 0	SF: 0 SAC: 0 DP: 1 HBP: 0	WP: 0 PB: 0 SB: 0 CS: 0	PA: 41		
<b>PITCHER</b>	IP	WLS	BF	H	R	ER	SO	BB	IBB	HBP	BLK	WP	HR	S	P	ERA	WHIP								
Steve Kline, R ERA: 3.72 (1, 1)	3.2	L	19	5	4	2	2	2	0	0	0	0	0	21	29	4.91	1.909								
Jim Magnuson, L ERA: 4.28 (4, 1)	5.1		22	5	1	0	1	2	0	0	0	0	0	22	30	0.00	1.312								

Batter	1	2	3	4	5	6	7	8	9	AB	R	H	RBI	BB	SO	LOB	BOTTOM								
Horace Clarke, S OBP: 0.319, SLG: 0.285 (1, 4)	F7			G4-6-3						4	0	1	0	0	0	0	<p>Texas Rangers @ New York Yankees Yankee Stadium, Bronx, NY Sun May 27 1973, 3:33 AM EDT Att: 12,550 - Cloudy - 54 F</p>								
Roy White, S OBP: 0.328, SLG: 0.280 (1, 7)	4-3			G4-6-3						4	0	0	0	0	1	1									
Matty Alou, L OBP: 0.319, SLG: 0.349 (1, 9)	3-1			4-3						4	1	1	0	0	0	0									
Bobby Murcer, L OBP: 0.351, SLG: 0.500 (1, 8)		F8			HR					4	1	1	1	0	1	1									
Ron Blomberg, L OBP: 0.456, SLG: 0.560 (1, 3)		G3			4-3					4	0	2	0	0	0	0									
Jim Ray Hart, R OBP: 0.373, SLG: 0.505 (1, 10)		5-3			F8					3	0	0	1	0	0	1									
Thurman Munson, R OBP: 0.364, SLG: 0.483 (1, 2)			6-3		FC4					2	0	1	0	1	0	0									
Celerino Sanchez, R OBP: 0.273, SLG: 0.400 Johnny Callison, L OBP: 0.157, SLG: 0.163 Hal Lanier, R OBP: 0.250, SLG: 0.313 (1, 5)				1-3	FC4					2	0	0	0	0	0	1									
Gene Michael, S OBP: 0.315, SLG: 0.381 (1, 6)				P4						1	0	0	0	0	0	2									
<b>Inning Stats</b>	R: 0 E: 0 K: 0 S: 3	H: 0 LOB: 0 BB: 0 P: 3	R: 0 E: 0 K: 0 S: 3	H: 0 LOB: 0 BB: 0 P: 3	R: 0 E: 0 K: 0 S: 3	H: 1 LOB: 0 BB: 0 P: 3	R: 1 E: 0 K: 0 S: 5	H: 2 LOB: 1 BB: 0 P: 5	R: 0 E: 0 K: 1 S: 5	H: 0 LOB: 0 BB: 0 P: 5	R: 1 E: 0 K: 1 S: 7	H: 2 LOB: 2 BB: 1 P: 11	R: 0 E: 0 K: 0 S: 3	H: 0 LOB: 0 BB: 0 P: 3	R: 0 E: 0 K: 0 S: 4	H: 1 LOB: 1 BB: 0 P: 4		R: 0 E: 0 K: 0 S: 4	H: 1 LOB: 1 BB: 0 P: 4	1B: 5 2B: 0 3B: 0 HR: 1	SF: 1 SAC: 0 DP: 1 HBP: 0	WP: 0 PB: 1 SB: 0 CS: 0	PA: 33		
<b>PITCHER</b>	IP	WLS	BF	H	R	ER	SO	BB	IBB	HBP	BLK	WP	HR	S	P	ERA	WHIP								
Sonny Siebert, R ERA: 2.33 (1, 1)	6.2	W	25	5	2	1	2	1	0	0	0	0	0	8	32	1.35	0.900								
Bill Gogolewski, R ERA: 3.19 (7, 1)	2.1	S	8	1	0	0	0	0	0	0	0	0	0	8	8	0.00	0.429								



Batter	1	2	3	4	5	6	7	8	9	AB	R	H	RBI	BB	SO	LOB	TOP			
Bill North, S OBP: 0.385, SLG: 0.355 (1, 8)										4	1	3	0	0	0	0	<b>Oakland Athletics @ New York Yankees</b> Yankee Stadium, Bronx, NY Tue May 29 1973, 7:05 PM EDT Att: 12,941 - Unknown - 78 F <a href="http://livebaseballscorecards.com">livebaseballscorecards.com</a>			
Joe Rudi, R OBP: 0.265, SLG: 0.344 (1, 7)										4	0	1	1	0	0	3				
Sal Bando, R OBP: 0.339, SLG: 0.436 (1, 5)										4	0	0	0	0	2					
Reggie Jackson, L OBP: 0.355, SLG: 0.446 (1, 9)										4	0	0	0	1	1					
Deron Johnson, R OBP: 0.313, SLG: 0.455 (1, 10)										4	0	1	0	0	1	0				
Ray Fosse, R OBP: 0.299, SLG: 0.365 Tim Hosley, R OBP: 0.400, SLG: 0.400 (1, 2) (7, 2)										3	0	0	0	0	0	0				
Gene Tenace, R OBP: 0.389, SLG: 0.477 (1, 3)										3	0	0	0	0	0	0				
Dick Green, R OBP: 0.255, SLG: 0.320 (1, 4)										3	0	0	0	0	0	0				
Ted Kubiak, S OBP: 0.311, SLG: 0.351 (1, 6)										3	0	0	0	0	0	0				
<b>Inning Stats</b>	R: 0 E: 0 K: 0 S: 4	H: 1 LOB: 1 BB: 0 P: 4	R: 0 E: 0 K: 1 S: 5	H: 0 LOB: 0 BB: 0 P: 5	R: 1 E: 1 K: 0 S: 5	H: 2 LOB: 1 BB: 0 P: 5	R: 0 E: 0 K: 0 S: 3	H: 0 LOB: 0 BB: 0 P: 3	R: 0 E: 1 K: 0 S: 5	H: 1 LOB: 2 BB: 0 P: 5	R: 0 E: 0 K: 0 S: 3	H: 0 LOB: 0 BB: 0 P: 3	R: 0 E: 0 K: 0 S: 3	H: 0 LOB: 0 BB: 0 P: 3	R: 0 E: 0 K: 2 S: 8	H: 1 LOB: 1 BB: 0 P: 8		1B: 5 2B: 0 3B: 0 HR: 0	SF: 0 SAC: 0 DP: 0 HBP: 0	WP: 0 PB: 0 SB: 0 CS: 0
<b>PITCHER</b> Fritz Peterson, L ERA: 3.59 (1, 1)	IP: 9.0 WLS: W BF: 33 H: 5 R: 1 ER: 0 SO: 3 BB: 0 IBB: 0 HBP: 0 BLK: 0 WP: 0 HR: 0 S: 39 P: 39 ERA: 0.00 WHIP: 0.556																			

Batter	1	2	3	4	5	6	7	8	9	AB	R	H	RBI	BB	SO	LOB	BOTTOM			
Horace Clarke, S OBP: 0.318, SLG: 0.284 (1, 4)										4	1	1	0	0	0	0	<b>Oakland Athletics @ New York Yankees</b> Yankee Stadium, Bronx, NY Tue May 29 1973, 7:05 PM EDT Att: 12,941 - Unknown - 78 F <a href="http://livebaseballscorecards.com">livebaseballscorecards.com</a>			
Roy White, S OBP: 0.337, SLG: 0.303 (1, 7)										3	1	2	2	1	0	0				
Matty Alou, L OBP: 0.317, SLG: 0.342 (1, 9)										3	0	0	0	1	0	1				
Bobby Murcer, L OBP: 0.349, SLG: 0.511 (1, 8)										4	1	1	1	0	0	2				
Ron Blomberg, L OBP: 0.467, SLG: 0.574 (1, 3)										3	2	2	0	1	0	0				
Graig Nettles, L OBP: 0.389, SLG: 0.429 Celerino Sanchez, R OBP: 0.273, SLG: 0.400 (1, 5) (9, 5)										4	2	2	4	0	0	3				
Jim Ray Hart, R OBP: 0.363, SLG: 0.490 (1, 10)										3	0	0	0	0	0	0				
Thurman Munson, R OBP: 0.357, SLG: 0.474 (1, 2)										3	0	0	0	0	0	0				
Gene Michael, S OBP: 0.308, SLG: 0.372 (1, 6)										3	0	0	0	0	0	0				
<b>Inning Stats</b>	R: 0 E: 0 K: 0 S: 2	H: 0 LOB: 0 BB: 1 P: 6	R: 2 E: 0 K: 0 S: 5	H: 2 LOB: 0 BB: 0 P: 5	R: 5 E: 0 K: 0 S: 8	H: 5 LOB: 0 BB: 0 P: 8	R: 0 E: 0 K: 0 S: 3	H: 0 LOB: 0 BB: 0 P: 3	R: 0 E: 0 K: 0 S: 3	H: 1 LOB: 2 BB: 2 P: 11	R: 0 E: 0 K: 0 S: 3	H: 0 LOB: 0 BB: 0 P: 3	R: 0 E: 0 K: 0 S: 3	H: 0 LOB: 0 BB: 0 P: 3	R: 0 E: 0 K: 0 S: 3	H: 0 LOB: 0 BB: 0 P: 3		1B: 3 2B: 1 3B: 0 HR: 4	SF: 0 SAC: 0 DP: 1 HBP: 0	WP: 0 PB: 0 SB: 0 CS: 1
<b>PITCHER</b> Caffish Hunter, R ERA: 3.46 Paul Lindblad, L ERA: 6.33 (1, 1) (3, 1)	IP: 2.2 WLS: L BF: 14 H: 6 R: 6 ER: 6 SO: 0 BB: 1 IBB: 0 HBP: 0 BLK: 0 WP: 0 HR: 3 S: 13 P: 17 ERA: 20.25 WHIP: 2.625																			



Batter	1	2	3	4	5	6	7	8	9	AB	R	H	RBI	BB	SO	LOB	TOP								
Bill North, S OBP: 0.388, SLG: 0.359 (1, 8)										4	1	2	0	0	2	2	<b>Oakland Athletics @ New York Yankees</b> Yankee Stadium, Bronx, NY Wed May 30 1973, 7:05 PM EDT Att: 15,719 - Unknown - 73 F								
Ted Kubiak, S OBP: 0.303, SLG: 0.371 (1, 6)										5	1	1	2	0	1	2									
Sal Bando, R OBP: 0.335, SLG: 0.426 (1, 5)										4	0	0	0	1	1	2									
Reggie Jackson, L OBP: 0.353, SLG: 0.442 (1, 9)										4	0	1	1	0	1	0									
Deron Johnson, R OBP: 0.311, SLG: 0.449 Bert Campaneris, R (8, PR) OBP: 0.343, SLG: 0.363 (1, 10)										4	0	1	0	0	1	2									
Joe Rudi, R OBP: 0.260, SLG: 0.337 (1, 7)										4	0	0	0	0	1	1									
Gene Tenace, R OBP: 0.392, SLG: 0.474 (1, 3)										3	0	1	0	1	1	0									
Ray Fosse, R OBP: 0.298, SLG: 0.368 (1, 2)										4	0	1	0	0	1	3									
Dick Green, R OBP: 0.274, SLG: 0.330 (1, 4)										3	1	2	0	1	0	0									
<b>Inning Stats</b>	R: 0 E: 0 K: 2 S: 7	H: 0 LOB: 0 BB: 0 P: 7	R: 0 E: 0 K: 1 S: 5	H: 0 LOB: 0 BB: 0 P: 5	R: 3 E: 0 K: 1 S: 9	H: 4 LOB: 2 BB: 1 P: 13	R: 0 E: 0 K: 1 S: 6	H: 1 LOB: 2 BB: 1 P: 10	R: 0 E: 0 K: 1 S: 5	H: 0 LOB: 0 BB: 0 P: 5	R: 0 E: 0 K: 1 S: 6	H: 1 LOB: 1 BB: 0 P: 6	R: 0 E: 0 K: 1 S: 6	H: 1 LOB: 1 BB: 0 P: 6	R: 0 E: 0 K: 1 S: 6	H: 1 LOB: 2 BB: 1 P: 10		R: 0 E: 0 K: 0 S: 4	H: 1 LOB: 1 BB: 0 P: 4	1B: 7 2B: 1 3B: 1 HR: 0	SF: 0 SAC: 1 DP: 0 HBP: 0	WP: 0 PB: 0 SB: 1 CS: 0	PA: 39		
<b>PITCHER</b>	IP	WLS	BF	H	R	ER	SO	BB	IBB	HBP	BLK	WP	HR	S	P	ERA	WHIP								
Doc Medich, R ERA: 3.75 (1, 1)	3.2		18	5	3	3	4	2	0	0	0	0	0	24	32	7.36	1.909								
Lindy McDaniel, R ERA: 3.24 (4, 1)	3.2		14	3	0	0	4	0	0	0	0	0	0	22	22	0.00	0.818								
Sparky Lyle, L ERA: 2.25 (8, 1)	1.2	W	7	1	0	0	1	1	0	0	0	0	0	8	12	0.00	1.200								

AB	35
R	3
H	9
RBI	3
BB	3
SO	9
LOB	12



Batter	1	2	3	4	5	6	7	8	9	AB	R	H	RBI	BB	SO	LOB	BOTTOM								
Horace Clarke, S OBP: 0.310, SLG: 0.276 (1, 4)										5	1	0	0	0	1	1	<b>Oakland Athletics @ New York Yankees</b> Yankee Stadium, Bronx, NY Wed May 30 1973, 7:05 PM EDT Att: 15,719 - Unknown - 73 F								
Roy White, S OBP: 0.349, SLG: 0.307 (1, 7)										1	1	1	0	3	0	0									
Matty Alou, L OBP: 0.324, SLG: 0.344 (1, 9)									2	0	1	0	1	0	1										
Bobby Murcer, L OBP: 0.342, SLG: 0.503 (1, 8)									3	0	0	1	0	1	5										
Jim Ray Hart, R OBP: 0.368, SLG: 0.486 (1, 10)									3	0	1	1	1	0	4										
Graig Nettles, L OBP: 0.389, SLG: 0.427 Celerino Sanchez, R (6, PR) OBP: 0.281, SLG: 0.381 (1, 5) (7, 5)										3	0	1	0	0	0	2									
Thurman Munson, R OBP: 0.360, SLG: 0.494 (1, 2)										4	1	2	1	0	0	3									
Felipe Alou, R OBP: 0.273, SLG: 0.368 (1, 3)										4	0	0	0	0	2	3									
Gene Michael, S OBP: 0.307, SLG: 0.369 (1, 6)										4	0	1	1	0	0	1									
<b>Inning Stats</b>	R: 2 E: 1 K: 0 S: 6	H: 2 LOB: 2 BB: 1 P: 10	R: 0 E: 0 K: 0 S: 3	H: 0 LOB: 0 BB: 0 P: 3	R: 0 E: 0 K: 1 S: 5	H: 1 LOB: 1 BB: 1 P: 9	R: 0 E: 0 K: 1 S: 6	H: 1 LOB: 1 BB: 0 P: 6	R: 0 E: 0 K: 1 S: 5	H: 2 LOB: 1 BB: 0 P: 5	R: 0 E: 0 K: 0 S: 3	H: 0 LOB: 2 BB: 2 P: 11	R: 0 E: 0 K: 1 S: 6	H: 1 LOB: 0 BB: 0 P: 6	R: 1 E: 0 K: 1 S: 6	H: 1 LOB: 0 BB: 0 P: 6		1B: 6 2B: 0 3B: 0 HR: 1	SF: 1 SAC: 1 DP: 1 HBP: 0	WP: 0 PB: 0 SB: 0 CS: 0	PA: 37				
<b>PITCHER</b>	IP	WLS	BF	H	R	ER	SO	BB	IBB	HBP	BLK	WP	HR	S	P	ERA	WHIP								
Vida Blue, L ERA: 4.97 (1, 1)	6.0		29	6	3	2	3	4	0	0	0	0	0	31	47	3.00	1.667								
Darold Knowles, L ERA: 2.7 (7, 1)	2.0	L	8	1	1	1	1	0	1	0	0	0	1	9	13	4.50	0.500								





Batter	1	2	3	4	5	6	7	8	9	AB	R	H	RBI	BB	SO	LOB	TOP	
<b>Bill North, S</b> OBP: 0.379, SLG: 0.349 (1, 8)	0-0 6-3	0-3 K			0-0 4-3		0-0 F8			4	0	0	0	0	1	0		
<b>Ted Kubiak, S</b> OBP: 0.314, SLG: 0.394 (1, 6)	0-0 1B 3B		0-0 F8		0-0 HR		0-0 G3			4	2	2	0	0	0	0		
<b>Sal Bando, R</b> OBP: 0.348, SLG: 0.453 (1, 5)	0-0 1-3 3B		4-0 FC6-4 BB		0-0 2H HR			0-0 G6-4-3 1B		3	2	3	2	1	0	0		
<b>Reggie Jackson, L</b> OBP: 0.355, SLG: 0.470 (1, 9)	0-0 1-3 3H 1B		0-0 FC6-4 FC5-4		0-0 HR			0-0 G6-4-3 1-2		4	2	2	3	0	0	2		
<b>Deron Johnson, R</b> OBP: 0.310, SLG: 0.443 (1, 3)	0-0 3H 1B		0-0 FC5-4 1-2		0-0 F7			0-0 F9		4	0	1	1	0	0	1		
<b>Gene Tenace, R</b> OBP: 0.389, SLG: 0.465 (1, 10)	0-0 F8		0-3 K		0-0 F7			4-0 CS BB		3	0	0	0	1	1	1		
<b>Angel Mangual, R</b> OBP: 0.205, SLG: 0.244 (1, 7)	0-0 F2		0-0 L7		0-0 5-3			0-3 K		4	0	0	0	0	1	2		
<b>Ray Fosse, R</b> OBP: 0.292, SLG: 0.360 (1, 2)		0-0 L8		0-0 F7		0-3 K		0-3 K 1-2		4	0	0	0	0	2	1		
<b>Dick Green, R</b> OBP: 0.266, SLG: 0.320 (1, 4)		0-3 K		0-0 F3		0-0 P5				3	0	0	0	0	1	0		
<b>Inning Stats</b>	R: 3 E: 0 K: 0 S: 7	H: 4 LOB: 1 BB: 0 P: 7	R: 0 E: 0 K: 2 S: 7	H: 0 LOB: 0 BB: 0 P: 7	R: 0 E: 0 K: 1 S: 5	H: 0 LOB: 1 BB: 1 P: 7	R: 0 E: 0 K: 1 S: 5	H: 0 LOB: 0 BB: 0 P: 6	R: 0 E: 0 K: 1 S: 5	H: 0 LOB: 0 BB: 0 P: 6	R: 0 E: 0 K: 0 S: 3	H: 1 LOB: 0 BB: 0 P: 3	R: 0 E: 0 K: 2 S: 6	H: 0 LOB: 1 BB: 1 P: 10	1B: 4 2B: 2 3B: 1 HR: 2	SF: 0 SAC: 0 DP: 2 HBP: 0	WP: 0 PB: 0 SB: 0 CS: 1	PA: 35
<b>PITCHER</b> <b>Mel Stottlemyre, R</b> ERA: 3.05 (1, 1)	IP: 9.0 WLS: L BF: 35 H: 8 R: 6 ER: 6 SO: 6 BB: 2 IBB: 0 HBP: 0 BLK: 0 WP: 0 HR: 2 S: 45 P: 53 ERA: 6.00 WHIP: 1.111															<b>PITCHER</b>		

Oakland Athletics @ New York Yankees  
Yankee Stadium, Bronx, NY  
Thu May 31 1973, 7:05 PM EDT  
Att: 14,237 - Unknown - 73 F

AB 33  
R 6  
H 8  
RBI 6  
BB 2  
SO 6  
LOB 7



Batter	1	2	3	4	5	6	7	8	9	AB	R	H	RBI	BB	SO	LOB	BOTTOM	
<b>Horace Clarke, S</b> OBP: 0.303, SLG: 0.270 (1, 4)	0-0 F8			0-0 F8			0-0 6-3		0-3 K	4	0	0	0	0	1	0		
<b>Roy White, S</b> OBP: 0.343, SLG: 0.301 (1, 7)	0-0 G3			0-0 F9			0-0 6-3		0-3 K	4	0	0	0	0	1	0		
<b>Matty Alou, L</b> OBP: 0.324, SLG: 0.344 (1, 9)	0-0 1-3			0-0 F9			0-0 1B			3	0	1	0	0	0	0		
<b>Bobby Murcer, L</b> OBP: 0.337, SLG: 0.495 (1, 8)		0-3 K			0-0 F9		0-0 F7			3	0	0	0	0	1	1		
<b>Jim Ray Hart, R</b> OBP: 0.358, SLG: 0.472 (1, 10)		0-0 F8			0-0 F8			0-0 1-3		3	0	0	0	0	0	0		
<b>Graig Nettles, L</b> OBP: 0.398, SLG: 0.421 (1, 5)		0-0 3-1			0-0 P6			4-0 FC5-4 BB		2	0	0	0	1	0	0		
<b>Thurman Munson, R</b> OBP: 0.354, SLG: 0.484 (1, 2)			0-0 F9			0-0 F8		0-0 FC5-4 1-2		3	0	0	0	0	0	1		
<b>Felipe Alou, R</b> OBP: 0.267, SLG: 0.361 (1, 3)				0-0 6-3			0-0 L8			2	0	0	0	0	0	0		
<b>Ron Blomberg, L</b> OBP: 0.463, SLG: 0.568 (8, PH) (9, 3)								0-0 P6		1	0	0	0	0	0	1		
<b>Gene Michael, S</b> OBP: 0.301, SLG: 0.361 (1, 6)				0-0 5-3			0-0 6-3		0-0 L9	3	0	0	0	0	0	0		
<b>Inning Stats</b>	R: 0 E: 0 K: 0 S: 3	H: 0 LOB: 0 BB: 0 P: 3	R: 0 E: 0 K: 1 S: 5	H: 0 LOB: 0 BB: 0 P: 5	R: 0 E: 0 K: 0 S: 3	H: 0 LOB: 0 BB: 0 P: 3	R: 0 E: 0 K: 0 S: 3	H: 0 LOB: 0 BB: 0 P: 3	R: 0 E: 0 K: 0 S: 4	H: 1 LOB: 1 BB: 0 P: 4	R: 0 E: 0 K: 0 S: 3	H: 0 LOB: 0 BB: 1 P: 7	R: 0 E: 0 K: 2 S: 7	H: 0 LOB: 0 BB: 0 P: 7	1B: 1 2B: 0 3B: 0 HR: 0	SF: 0 SAC: 0 DP: 0 HBP: 0	WP: 0 PB: 0 SB: 0 CS: 0	PA: 29
<b>PITCHER</b> <b>Ken Holtzman, L</b> ERA: 1.56 (1, 1)	IP: 7.1 WLS: W BF: 23 H: 1 R: 0 ER: 0 SO: 1 BB: 0 IBB: 0 HBP: 0 BLK: 0 WP: 0 HR: 0 S: 25 P: 25 ERA: 0.00 WHIP: 0.136															<b>PITCHER</b> <b>Rollie Fingers, R</b> ERA: 1.51 (8, 1)		

Oakland Athletics @ New York Yankees  
Yankee Stadium, Bronx, NY  
Thu May 31 1973, 7:05 PM EDT  
Att: 14,237 - Unknown - 73 F

AB 28  
R 0  
H 1  
RBI 0  
BB 1  
SO 3  
LOB 3





Batter	1	2	3	4	5	6	7	8	9	AB	R	H	RBI	BB	SO	LOB	TOP			
<b>Billy Grabarkewitz, R</b> OBP: 0.286, SLG: 0.308 <b>Sandy Alomar Sr., S</b> OBP: 0.216, SLG: 0.192	(1, 5) X 0-0 L3		(4, 0) X 1B HR BB	(0, 0) X 4-3		(0, 3) X K		(0, 0) X FC6		4	1	0	0	1	1	3				
<b>Vada Pinson, L</b> OBP: 0.292, SLG: 0.341	(1, 7) X 0-0 4-3		(1, 3) X 1-3 HR 1B		(0, 0) X F7 E 2B	(0, 0) X 1B		(0, 0) X F8		5	2	3	0	0	0	0				
<b>Ken Berry, R</b> OBP: 0.339, SLG: 0.384	(1, 8) X 0-0 F9		(0, 0) X 2-H 3-H HR		(0, 0) X E4 F7 2B	(0, 0) X F2		(0, 0) X 6-3		5	2	1	3	0	0	2				
<b>Frank Robinson, R</b> OBP: 0.364, SLG: 0.468	(1, 10) X 0-0 G5-4-3 BB		(0, 0) X F7		(0, 0) X F7		(0, 0) X 6-3		(0, 0) X 4-3	4	0	0	0	1	0	2				
<b>Bob Oliver, R</b> OBP: 0.313, SLG: 0.471 <b>Leroy Stanton, R</b> OBP: 0.291, SLG: 0.338	(1, 9) X (7, 9) X		(0, 0) X G5-4-3 1-2	(0, 0) X 4-3		(4, 0) X 2B IBB		(0, 0) X 6-3		3	0	0	0	1	0	1				
<b>Mike Epstein, L</b> OBP: 0.336, SLG: 0.267	(1, 3) X 0-0 1B BB		(0, 0) X WP 1B		(0, 3) X K		(0, 0) X 3-1			3	0	1	0	1	1	3				
<b>Jerry Davanon, R</b> OBP: 0.444, SLG: 0.667	(1, 4) X (8, 5) X		(0, 0) X 1-2 1B		(0, 0) X WP 1B	(0, 0) X 1-3 2-H 3-H 2B		(0, 0) X P3		4	0	3	2	0	0	0				
<b>Art Kusnyer, R</b> OBP: 0.205, SLG: 0.243	(1, 2) X 0-0 F9		(0, 3) X 1-2 2-3 K		(0, 0) X L6		(0, 0) X F8			4	0	0	0	0	1	6				
<b>Rudy Meoli, L</b> OBP: 0.337, SLG: 0.284	(1, 6) X 0-0 F7		(0, 0) X 4-3		(0, 0) X 4-3		(0, 0) X FC6 1B			4	0	1	0	0	0	2				
<b>Inning Stats</b>	R: 0 E: 0 K: 0 S: 3	H: 0 LOB: 0 BB: 0 P: 3	R: 0 E: 0 K: 0 S: 3	H: 1 LOB: 2 BB: 2 P: 11	R: 3 E: 0 K: 0 S: 5	H: 2 LOB: 0 BB: 1 P: 9	R: 0 E: 0 K: 1 S: 7	H: 2 LOB: 2 BB: 0 P: 7	R: 2 E: 1 K: 1 S: 8	H: 2 LOB: 2 BB: 1 P: 12	R: 0 E: 0 K: 0 S: 3	H: 0 LOB: 0 BB: 0 P: 3	R: 0 E: 0 K: 0 S: 4	H: 1 LOB: 1 BB: 0 P: 4	R: 0 E: 0 K: 0 S: 3	H: 0 LOB: 0 BB: 0 P: 3	1B: 6 2B: 2 3B: 0 HR: 1	SF: 0 SAC: 0 DP: 1 HBP: 0	WP: 1 PB: 0 SB: 0 CS: 0	PA: 40
<b>PITCHER</b>	IP	WLS	BF	H	R	ER	SO	BB	IBB	HBP	BLK	WP	HR	S	P	ERA	WHIP			
<b>Mike Kekich, L</b> ERA: 9.2	(1, 1)	3.0	L	16	5	3	3	0	3	0	0	0	1	13	25	9.00	2.667			
<b>Fred Beene, R</b> ERA: 1.27	(4, 1)	6.0		24	4	2	0	3	0	1	0	1	0	29	33	0.00	0.667			

California Angels @ New York Yankees  
Yankee Stadium, Bronx, NY  
Fri Jun 01 1973, 7:05 PM EDT  
Att: 12,060 - Unknown - 66 F

AB	36
R	5
H	9
RBI	5
BB	4
SO	3
LOB	19



Batter	1	2	3	4	5	6	7	8	9	AB	R	H	RBI	BB	SO	LOB	BOTTOM			
<b>Horace Clarke, S</b> OBP: 0.312, SLG: 0.280	(1, 4) X 0-0 1B FC5-4		(0, 0) X F7			(0, 0) X 2-H BB 1B		(0, 0) X 1B		4	1	3	1	0	0	0				
<b>Roy White, S</b> OBP: 0.341, SLG: 0.299	(1, 7) X 0-0 FC5-4 1B		(0, 0) X F8		(0, 3) X K		(0, 0) X F9			4	0	1	0	0	1	2				
<b>Matty Alou, L</b> OBP: 0.322, SLG: 0.338	(1, 9) X 0-0 FC5-4 1-2 3-H		(0, 0) X 4-3		(4, 0) X 1-2 BB		(0, 0) X 4-3		(0, 0) X 4-3	3	0	0	1	1	0	1				
<b>Bobby Murcer, L</b> OBP: 0.335, SLG: 0.489	(1, 8) X 0-0 F2		(0, 3) X K		(0, 0) X 6-3		(0, 0) X 1B 1B 1B		(0, 0) X 4-3	4	0	1	0	0	1	2				
<b>Ron Blomberg, L</b> OBP: 0.455, SLG: 0.556	(1, 3) X 0-0 4-3		(0, 0) X F7		(0, 0) X G3		(0, 0) X 1-2 1B 1B		(0, 0) X P6	4	0	1	0	0	0	0				
<b>Graig Nettles, L</b> OBP: 0.380, SLG: 0.409	(1, 5) X 0-0 F7		(0, 0) X P4		(0, 0) X P6		(0, 0) X P6		(0, 0) X P6	4	0	0	0	0	0	2				
<b>Jim Ray Hart, R</b> OBP: 0.355, SLG: 0.464	(1, 10) X 0-0 5-3		(0, 0) X 4-3		(0, 0) X F8		(0, 0) X 1-2 2-3 1B		(0, 0) X F9	4	0	1	0	0	0	0				
<b>Thurman Munson, R</b> OBP: 0.352, SLG: 0.485	(1, 2) X 0-0 K		(0, 3) X 1B 2B		(0, 0) X F9		(0, 0) X F9		(0, 0) X F9	4	1	1	0	0	1	3				
<b>Gene Michael, S</b> OBP: 0.295, SLG: 0.354	(1, 6) X 0-0 F9		(0, 0) X K		(0, 3) X 4-3					3	0	0	0	0	1	1				
<b>Inning Stats</b>	R: 1 E: 0 K: 0 S: 4	H: 2 LOB: 0 BB: 0 P: 4	R: 0 E: 0 K: 0 S: 3	H: 0 LOB: 0 BB: 0 P: 3	R: 0 E: 0 K: 1 S: 5	H: 0 LOB: 0 BB: 0 P: 5	R: 0 E: 0 K: 1 S: 5	H: 0 LOB: 0 BB: 0 P: 5	R: 0 E: 0 K: 2 S: 9	H: 2 LOB: 2 BB: 1 P: 13	R: 0 E: 0 K: 0 S: 3	H: 0 LOB: 0 BB: 0 P: 3	R: 0 E: 0 K: 0 S: 4	H: 1 LOB: 1 BB: 0 P: 4	R: 0 E: 0 K: 0 S: 6	H: 3 LOB: 3 BB: 0 P: 6	1B: 7 2B: 1 3B: 0 HR: 0	SF: 0 SAC: 0 DP: 0 HBP: 0	WP: 0 PB: 0 SB: 0 CS: 0	PA: 35
<b>PITCHER</b>	IP	WLS	BF	H	R	ER	SO	BB	IBB	HBP	BLK	WP	HR	S	P	ERA	WHIP			
<b>Bill Singer, R</b> ERA: 2.23	(1, 1)	8.1	W	32	7	2	4	0	0	0	0	0	0	39	43	2.16	0.960			
<b>Steve Barber, L</b> ERA: 2.45	(9, 1)	0.1		1	0	0	0	0	0	0	0	0	0	1	1	0.00	0.000			
<b>Dave Sells, R</b> ERA: 1.06	(9, 1)	0.1	S	2	1	0	0	0	0	0	0	0	0	2	2	0.00	3.000			

California Angels @ New York Yankees  
Yankee Stadium, Bronx, NY  
Fri Jun 01 1973, 7:05 PM EDT  
Att: 12,060 - Unknown - 66 F

AB	34
R	2
H	8
RBI	2
BB	1
SO	4
LOB	11





Batter	1	2	3	4	5	6	7	8	9	AB	R	H	RBI	BB	SO	LOB	TOP										
<b>Billy Grabarkewitz, R</b> OBP: 0.295, SLG: 0.300 (1.5)										2	0	0	0	2	1	1	<b>California Angels @ New York Yankees</b> Yankee Stadium, Bronx, NY Sat Jun 02 1973, 3:33 AM EDT Att: 13,831 - Unknown										
<b>Vada Pinson, L</b> OBP: 0.274, SLG: 0.331 (1.7)										4	0	0	0	0	0	3											
<b>Ken Berry, R</b> OBP: 0.336, SLG: 0.374 (1.8)										3	0	0	0	1	0	3											
<b>Frank Robinson, R</b> OBP: 0.361, SLG: 0.458 (1.10)										3	0	0	0	1	0	1											
<b>Bob Oliver, R</b> OBP: 0.318, SLG: 0.469 (1.9)										3	0	1	0	1	0	3											
<b>Mike Epstein, L</b> OBP: 0.333, SLG: 0.260 (1.3)										3	0	0	0	0	1	2											
<b>Jerry Davanon, R</b> OBP: 0.333, SLG: 0.500 (1.4)										3	0	0	0	0	1	2											
<b>Art Kuszner, R</b> OBP: 0.195, SLG: 0.231 (7, PH)										2	0	0	0	0	0	1											
<b>Winston Lianas, R</b> OBP: 0.250, SLG: 0.273 (7, 2B)										1	0	0	0	0	0	1											
<b>Jeff Torborg, R</b> OBP: 0.247, SLG: 0.257 (7, 2)										0	0	0	0	0	0	0											
<b>Rudy Meoli, L</b> OBP: 0.337, SLG: 0.286 (1.6)										3	0	1	0	0	0	1											
<b>Inning Stats</b>	R: 0 E: 0 K: 0 S: 2	H: 0 LOB: 0 BB: 1 P: 6	R: 0 E: 0 K: 1 S: 4	H: 0 LOB: 1 BB: 1 P: 8	R: 0 E: 0 K: 0 S: 4	H: 1 LOB: 1 BB: 0 P: 4	R: 0 E: 0 K: 0 S: 2	H: 0 LOB: 0 BB: 1 P: 6	R: 0 E: 0 K: 0 S: 4	H: 0 LOB: 1 BB: 0 P: 4	R: 0 E: 1 K: 0 S: 4	H: 0 LOB: 3 BB: 2 P: 12	R: 0 E: 0 K: 1 S: 5	H: 0 LOB: 1 BB: 0 P: 6	R: 0 E: 0 K: 1 S: 3	H: 0 LOB: 0 BB: 0 P: 3	1B: 2 2B: 2 3B: 0 HR: 0	SF: 0 SAC: 0 DP: 3 HBP: 1	WP: 2 PB: 0 SB: 0 CS: 1	PA: 33							
<b>PITCHER</b>	IP	WLS	BF	H	R	ER	SO	BB	IBB	HBP	BLK	WP	HR	S	P	ERA	WHIP										
<b>Fritz Peterson, L</b> ERA: 3.28 (1.1)	7.0	W	27	2	0	0	2	5	0	1	0	2	0	25	46	0.00	1.000										
<b>Sparky Lyle, L</b> ERA: 2.12 (8.1)	2.0	S	6	0	0	0	1	0	0	0	0	0	0	8	8	0.00	0.000										

Batter	1	2	3	4	5	6	7	8	9	AB	R	H	RBI	BB	SO	LOB	BOTTOM										
<b>Horace Clarke, S</b> OBP: 0.306, SLG: 0.276 (1.4)										3	0	0	1	0	2	1	<b>California Angels @ New York Yankees</b> Yankee Stadium, Bronx, NY Sat Jun 02 1973, 3:33 AM EDT Att: 13,831 - Unknown										
<b>Roy White, S</b> OBP: 0.339, SLG: 0.298 (1.7)										4	0	1	0	0	1	1											
<b>Matty Alou, L</b> OBP: 0.320, SLG: 0.335 (1.9)										4	0	1	0	0	0	1											
<b>Bobby Murcer, L</b> OBP: 0.338, SLG: 0.495 (1.8)										4	1	2	0	0	0	2											
<b>Ron Blomberg, L</b> OBP: 0.461, SLG: 0.554 (1.3)										2	0	1	1	1	0	1											
<b>Graig Nettles, L</b> OBP: 0.354, SLG: 0.401 (1.5)										3	0	0	0	0	1	3											
<b>Jim Ray Hart, R</b> OBP: 0.354, SLG: 0.461 (1.10)										3	0	1	0	0	0	1											
<b>Thurman Munson, R</b> OBP: 0.357, SLG: 0.482 (1.2)										1	1	0	0	2	1	0											
<b>Gene Michael, S</b> OBP: 0.296, SLG: 0.353 (1.6)										3	0	1	0	0	1	1											
<b>Inning Stats</b>	R: 0 E: 0 K: 1 S: 6	H: 1 LOB: 0 BB: 0 P: 6	R: 0 E: 0 K: 1 S: 4	H: 0 LOB: 0 BB: 1 P: 8	R: 0 E: 0 K: 2 S: 7	H: 0 LOB: 0 BB: 0 P: 7	R: 1 E: 0 K: 0 S: 5	H: 2 LOB: 1 BB: 0 P: 5	R: 1 E: 0 K: 0 S: 4	H: 1 LOB: 1 BB: 1 P: 8	R: 0 E: 0 K: 0 S: 4	H: 1 LOB: 1 BB: 0 P: 4	R: 0 E: 0 K: 2 S: 7	H: 1 LOB: 1 BB: 1 P: 11	R: 0 E: 0 K: 0 S: 3	H: 1 LOB: 0 BB: 0 P: 3		1B: 6 2B: 1 3B: 0 HR: 0	SF: 1 SAC: 0 DP: 1 HBP: 0	WP: 0 PB: 0 SB: 2 CS: 2	PA: 31						
<b>PITCHER</b>	IP	WLS	BF	H	R	ER	SO	BB	IBB	HBP	BLK	WP	HR	S	P	ERA	WHIP										
<b>Nolan Ryan, R</b> ERA: 2.63 (1.1)	8.0	L	31	7	2	2	6	3	0	0	0	0	0	40	52	2.25	1.250										



Batter	1	2	3	4	5	6	7	8	9	AB	R	H	RBI	BB	SO	LOB	TOP								
Rudy Meoli, L (1, 6) OBP: 0.333, SLG: 0.296 Leroy Stanton, R (9, PH) OBP: 0.288, SLG: 0.333	K		4-3				3-1		E5	4	0	1	0	0	1	0									
Vada Pinson, L (1, 8) OBP: 0.272, SLG: 0.326	F9						F8		P6	5	0	1	0	0	0	5									
Tom McCraw, L (1, 7) OBP: 0.289, SLG: 0.288 Bobby Brooks, R (9, PH) OBP: 0.167, SLG: 0.167	E4		F9				F9		F9	4	0	0	0	0	0	3									
Frank Robinson, R (1, 10) OBP: 0.364, SLG: 0.473									6-3	4	1	2	0	0	0	0									
Bob Oliver, R (1, 9) OBP: 0.310, SLG: 0.456	K								K	4	0	0	0	0	2	3									
Mike Epstein, L (1, 3) OBP: 0.338, SLG: 0.256 Sandy Alomar Sr., S (9, PR) OBP: 0.215, SLG: 0.192		G3							E3	2	0	0	0	2	0	0									
Billy Grabarkewitz, R (1, 5) OBP: 0.289, SLG: 0.289 Al Gallagher, R (9, PH) OBP: 0.361, SLG: 0.310 Ken Berry, R (9, PR) OBP: 0.330, SLG: 0.374		P3							E	3	0	1	0	0	0	2									
Jerry Davanon, R (1, 4) OBP: 0.250, SLG: 0.375		4-3							K	4	0	0	0	0	1	3									
Jeff Torborg, R (1, 2) OBP: 0.250, SLG: 0.260 Winston Lienas, R (9, PH) OBP: 0.308, SLG: 0.333			K							3	0	1	0	0	1	0									
<b>Inning Stats</b>	R: 0 E: 1 K: 2 S: 9	H: 1 LOB: 2 BB: 0 P: 9	R: 0 E: 0 K: 0 S: 3	H: 0 LOB: 0 BB: 0 P: 3	R: 0 E: 0 K: 1 S: 6	H: 1 LOB: 1 BB: 0 P: 6	R: 0 E: 0 K: 0 S: 3	H: 0 LOB: 1 BB: 1 P: 7	R: 0 E: 0 K: 0 S: 5	H: 2 LOB: 2 BB: 1 P: 5	R: 1 E: 0 K: 0 S: 4	H: 1 LOB: 1 BB: 1 P: 8	R: 0 E: 0 K: 0 S: 3	H: 0 LOB: 0 BB: 0 P: 3	R: 0 E: 0 K: 1 S: 5	H: 0 LOB: 0 BB: 0 P: 5	R: 1 E: 2 K: 2 S: 11	H: 2 LOB: 3 BB: 0 P: 11	1B: 4 2B: 3 3B: 0 HR: 0	SF: 0 SAC: 0 DP: 0 HBP: 0	WP: 0 PB: 0 SB: 1 CS: 0	PA: 39			
<b>PITCHER</b>	IP	WLS	BF	H	R	ER	SO	BB	IBB	HBP	BLK	WP	HR	S	P	ERA	WHIP								
Doc Medich, R (1, 1) ERA: 3.45 Sparky Lyle, L (9, 1) ERA: 2.06	8.0	W	34	6	2	1	4	1	1	0	0	0	0	40	48	1.12	0.875								
1.0	S	5	1	0	0	2	0	0	0	0	0	0	0	9	9	0.00	1.000								

California Angels @ New York Yankees  
Yankee Stadium, Bronx, NY  
Sun Jun 03 1973, 3:33 AM EDT  
Att: 60,108 - Cloudy - 71 F

AB 37  
R 2  
H 7  
RBI 2  
BB 2  
SO 6  
LOB 21



Batter	1	2	3	4	5	6	7	8	9	AB	R	H	RBI	BB	SO	LOB	BOTTOM								
Horace Clarke, S (1, 4) OBP: 0.318, SLG: 0.299	SH1-3		2-3							5	0	4	1	0	0	1									
Roy White, S (1, 7) OBP: 0.338, SLG: 0.297	SH1-3		1-3							4	0	1	0	0	0	3									
Matty Alou, L (1, 9) OBP: 0.324, SLG: 0.335	F2									3	0	1	0	1	0	4									
Bobby Murcer, L (1, 8) OBP: 0.332, SLG: 0.485	1-3									4	0	0	0	0	0	6									
Jim Ray Hart, R (1, 10) OBP: 0.351, SLG: 0.454			F9							4	0	1	0	0	0	1									
Graig Nettles, L (1, 5) OBP: 0.358, SLG: 0.406			1-3							3	1	1	0	1	1	2									
Thurman Munson, R (1, 2) OBP: 0.355, SLG: 0.473			6-3							3	1	0	0	1	0	4									
Felipe Alou, R (1, 3) OBP: 0.267, SLG: 0.356			1-3							4	1	1	1	0	0	0									
Gene Michael, S (1, 6) OBP: 0.301, SLG: 0.357										4	0	2	1	0	0	1									
<b>Inning Stats</b>	R: 0 E: 0 K: 0 S: 4	H: 1 LOB: 1 BB: 0 P: 4	R: 0 E: 0 K: 0 S: 3	H: 0 LOB: 0 BB: 0 P: 3	R: 0 E: 0 K: 0 S: 4	H: 1 LOB: 1 BB: 0 P: 4	R: 0 E: 0 K: 0 S: 3	H: 0 LOB: 2 BB: 2 P: 11	R: 0 E: 0 K: 0 S: 6	H: 3 LOB: 3 BB: 0 P: 6	R: 3 E: 0 K: 1 S: 7	H: 3 LOB: 1 BB: 1 P: 10	R: 0 E: 0 K: 1 S: 7	H: 2 LOB: 2 BB: 0 P: 7	R: 0 E: 0 K: 0 S: 4	H: 1 LOB: 1 BB: 0 P: 4	1B: 8 2B: 3 3B: 0 HR: 0	SF: 0 SAC: 1 DP: 0 HBP: 0	WP: 0 PB: 0 SB: 0 CS: 0	PA: 38					
<b>PITCHER</b>	IP	WLS	BF	H	R	ER	SO	BB	IBB	HBP	BLK	WP	HR	S	P	ERA	WHIP								
Clyde Wright, L (1, 1) ERA: 3.7 Steve Barber, L (7, 1) ERA: 2.4 Dave Sells, R (7, 1) ERA: 0.98	6.1	L	32	10	3	3	0	3	0	0	0	0	0	29	41	4.26	2.053								
0.1		1	0	0	0	1	0	0	0	0	0	0	0	3	3	0.00	0.000								
1.1		5	1	0	0	0	0	0	0	0	0	0	0	5	5	0.00	0.750								

California Angels @ New York Yankees  
Yankee Stadium, Bronx, NY  
Sun Jun 03 1973, 3:33 AM EDT  
Att: 60,108 - Cloudy - 71 F

AB 34  
R 3  
H 11  
RBI 3  
BB 3  
SO 1  
LOB 22





Batter	1	2	3	4	5	6	7	8	9	AB	R	H	RBI	BB	SO	LOB	TOP			
Horace Clarke, S OBP: 0.320, SLG: 0.302 (1,4)	F5		B4			E4 4-3 1B	HR 1B	FC4 1-2 1B		5	2	2	0	0	0	0				
Roy White, S OBP: 0.339, SLG: 0.315 (1,7)	1B		3-1			F7	HR 1-H	FC4 1-2		5	1	2	2	0	0	3				
Matty Alou, L OBP: 0.326, SLG: 0.337 (1,9)	F5			P6		4-3 1B	2B 1B		P6	5	2	2	0	0	0	1				
Bobby Murcer, L OBP: 0.324, SLG: 0.473 (1,8)	K			4-3		4-3	F9		K	5	0	0	0	0	2	4				
Ron Blomberg, L OBP: 0.458, SLG: 0.557 (1,3)		F9		5-3		1B HR	2B 1B		E6	5	1	2	3	0	0	0				
Graig Nettles, L OBP: 0.395, SLG: 0.408 (1,5)		HBP				FC5-4 BB	HR 1B	F7		2	1	1	0	1	0	1				
Jim Ray Hart, R OBP: 0.348, SLG: 0.472 (1,10)		P4				F3	HR 1-H	1-3		4	1	1	3	0	0	2				
Thurman Munson, R OBP: 0.347, SLG: 0.462 (1,2)		F8				FC5-4 1-2	F7	K		4	0	0	0	0	1	2				
Gene Michael, S OBP: 0.299, SLG: 0.354 (1,6)			3-1			1-3		4-3	1B	4	0	1	0	0	0	1				
<b>Inning Stats</b>	R: 0 E: 0 K: 1 S: 6	H: 1 LOB: 1 BB: 0 P: 6	R: 0 E: 0 K: 0 S: 3	H: 0 LOB: 1 BB: 0 P: 4	R: 0 E: 0 K: 0 S: 3	H: 0 LOB: 0 BB: 0 P: 3	R: 0 E: 0 K: 0 S: 3	H: 0 LOB: 1 BB: 1 P: 7	R: 5 E: 1 K: 0 S: 8	H: 4 LOB: 0 BB: 0 P: 8	R: 3 E: 0 K: 0 S: 7	H: 4 LOB: 1 BB: 0 P: 7	R: 0 E: 0 K: 1 S: 7	H: 2 LOB: 2 BB: 0 P: 7	R: 0 E: 1 K: 1 S: 5	H: 0 LOB: 1 BB: 0 P: 5	1B: 8 2B: 1 3B: 0 HR: 2	SF: 0 SAC: 0 DP: 0 HBP: 1	WP: 0 PB: 0 CS: 0	PA: 41
<b>PITCHER</b>	IP WLS BF H R ER SO BB IBB HBP BLK WP HR S P ERA WHIP																			
Sonny Siebert, R ERA: 3.03 (1,1)	6.1 L 30 8 8 3 1 1 0 0 1 0 0 2 30 35 4.26 1.421																			
Mike Paul, L ERA: 5.66 (7,1)	2.2 11 3 0 0 2 0 0 0 0 0 0 0 15 15 0.00 1.125																			

New York Yankees @ Texas Rangers  
Arlington Stadium, Arlington, TX  
Tue Jun 05 1973, 8:05 PM EDT  
Att: 10,210 - Unknown

AB	39
R	8
H	11
RBI	8
BB	1
SO	3
LOB	14



Batter	1	2	3	4	5	6	7	8	9	AB	R	H	RBI	BB	SO	LOB	BOTTOM					
Davey Nelson, R OBP: 0.338, SLG: 0.434 (1,4)	4-3		S 1B		G5-4-3 1-2		6-3		E 1B	5	0	2	0	0	0	1						
Toby Harrah, R OBP: 0.307, SLG: 0.303 (1,5)	4-3		FC6-4 BB			PB E 1B	F7		E3 FC6-4	4	1	1	0	1	0	2						
Rico Carty, R OBP: 0.305, SLG: 0.275 (1,10)	4-3		FC6-4 1-2			6-3		G6-3 1B	FC6-4 1-2	5	0	1	0	0	0	6						
Alex Johnson, R OBP: 0.330, SLG: 0.396 (1,7)		1B 2B			L6	E 2B 1B		F8		4	2	2	0	0	0	1						
Jim Spencer, L OBP: 0.356, SLG: 0.442 (1,3)		G4-6-3 2H 1B				E2 2B 1B		G6-3 1-2		4	1	3	2	0	0	1						
Larry Bittner, L OBP: 0.247, SLG: 0.240 (1,9)		P4			P4	1B 2B			F7	4	1	1	2	0	0	2						
Vic Harris, S OBP: 0.274, SLG: 0.319 (1,8)		G4-6-3 1-2			F8	CS 1B			F8	4	0	1	1	0	0	2						
Ken Suarez, R OBP: 0.398, SLG: 0.413 (1,2)			6-3		6-3	P4			1B 2B	4	1	1	0	0	0	1						
Jim Mason, L OBP: 0.367, SLG: 0.378 (1,6)			1B		G5-4-3 BB	CS	G3		E 1B	3	0	2	1	1	0	0						
<b>Inning Stats</b>	R: 0 E: 0 K: 0 S: 3	H: 0 LOB: 0 BB: 0 P: 3	R: 1 E: 0 K: 0 S: 4	H: 2 LOB: 0 BB: 0 P: 4	R: 0 E: 0 K: 0 S: 4	H: 2 LOB: 2 BB: 1 P: 8	R: 0 E: 0 K: 0 S: 4	H: 1 LOB: 1 BB: 0 P: 4	R: 0 E: 0 K: 0 S: 2	H: 0 LOB: 0 BB: 1 P: 6	R: 4 E: 1 K: 0 S: 7	H: 5 LOB: 0 BB: 0 P: 7	R: 0 E: 0 K: 0 S: 3	H: 0 LOB: 0 BB: 0 P: 3	R: 0 E: 0 K: 0 S: 3	H: 1 LOB: 0 BB: 0 P: 3	R: 1 E: 1 K: 0 S: 7	H: 3 LOB: 3 BB: 0 P: 7	1B: 11 2B: 3 3B: 0 HR: 0	SF: 0 SAC: 0 DP: 3 HBP: 0	WP: 0 PB: 1 CS: 1	PA: 40
<b>PITCHER</b>	IP WLS BF H R ER SO BB IBB HBP BLK WP HR S P ERA WHIP																					
Mel Stottlemyre, R ERA: 3.35 (1,1)	5.1 W 24 9 5 5 0 2 0 0 0 0 0 0 22 30 8.44 2.062																					
Lindy McDaniel, R ERA: 3.2 (6,1)	3.1 W 12 4 1 1 0 0 0 0 0 0 0 0 12 12 2.70 1.200																					
Sparky Lyle, L ERA: 2.04 (9,1)	0.1 S 3 1 0 0 0 0 0 0 0 0 0 0 3 3 0.00 3.000																					

New York Yankees @ Texas Rangers  
Arlington Stadium, Arlington, TX  
Tue Jun 05 1973, 8:05 PM EDT  
Att: 10,210 - Unknown

AB	37
R	6
H	14
RBI	6
BB	2
SO	0
LOB	16





Batter	1	2	3	4	5	6	7	8	9	AB	R	H	RBI	BB	SO	LOB	TOP					
Horace Clarke, S (1,4) OBP: 0.321, SLG: 0.306										4	1	2	1	0	0	2						
Roy White, S (1,7) OBP: 0.332, SLG: 0.307										5	1	0	0	0	0	6						
Matty Alou, L (1,9) OBP: 0.333, SLG: 0.347										4	1	2	0	1	0	1						
Bobby Murcer, L (1,8) OBP: 0.326, SLG: 0.473										4	0	1	1	1	0	2						
Jim Ray Hart, R (1,10) OBP: 0.343, SLG: 0.457										4	0	0	1	1	0	4						
Graig Nettles, L (1,5) OBP: 0.361, SLG: 0.398										4	0	0	0	1	1	2						
Thurman Munson, R (1,2) OBP: 0.349, SLG: 0.458										4	2	1	0	1	1	4						
Felipe Alou, R (1,3) OBP: 0.284, SLG: 0.371										4	0	3	0	0	1	1						
Gene Michael, S (1,6) OBP: 0.298, SLG: 0.352										4	0	1	0	0	1	4						
<b>Inning Stats</b>	R: 1 E: 0 K: 0 S: 5	H: 2 LOB: 2 BB: 1 P: 9	R: 1 E: 0 K: 1 S: 6	H: 1 LOB: 1 BB: 1 P: 10	R: 1 E: 1 K: 0 S: 5	H: 1 LOB: 1 BB: 0 P: 5	R: 0 E: 0 K: 1 S: 6	H: 1 LOB: 1 BB: 0 P: 6	R: 0 E: 0 K: 0 S: 2	H: 0 LOB: 0 BB: 1 P: 6	R: 1 E: 1 K: 0 S: 6	H: 2 LOB: 2 BB: 0 P: 6	R: 0 E: 0 K: 0 S: 3	H: 0 LOB: 0 BB: 0 P: 3	R: 0 E: 0 K: 2 S: 8	H: 1 LOB: 1 BB: 0 P: 8	R: 1 E: 0 K: 0 S: 5	H: 2 LOB: 3 BB: 2 P: 13	1B: 8 2B: 2 3B: 0 HR: 0	SF: 1 SAC: 0 DP: 1 HBP: 0	WP: 1 PB: 0 SB: 0 CS: 0	PA: 43
<b>PITCHER</b>	IP WLS BF H R ER SO BB IBB HBP BLK WP HR S P ERA WHIP																					
Jim Merritt, L (1,1) ERA: 3.94	6.0 L 29 7 4 2 2 2 2 1 0 0 0 1 0 30 42 3.00 1.500																					
Bill Gogolewski, R (7,1) ERA: 3.32	3.0 14 3 1 1 2 0 2 0 0 0 0 0 0 16 24 3.00 1.000																					

New York Yankees @ Texas Rangers  
Arlington Stadium, Arlington, TX  
Wed Jun 06 1973, 8:05 PM EDT  
Alt. 9,072 - Unknown - 86 F

AB 37  
R 5  
H 10  
RBI 3  
BB 5  
SO 4  
LOB 26



Batter	1	2	3	4	5	6	7	8	9	AB	R	H	RBI	BB	SO	LOB	BOTTOM			
Davey Nelson, R (1,4) OBP: 0.335, SLG: 0.436										4	0	1	0	0	1	4				
Toby Harrah, R (1,5) OBP: 0.305, SLG: 0.304										3	1	1	1	0	0	2				
Rico Carty, R (1,10) OBP: 0.303, SLG: 0.275										4	0	1	0	0	1	2				
Alex Johnson, R (1,7) OBP: 0.323, SLG: 0.387										4	0	0	1	0	0	3				
Jim Spencer, L (1,3) OBP: 0.360, SLG: 0.444										4	0	2	0	0	1	1				
Larry Bittner, L (1,9) OBP: 0.282, SLG: 0.256										3	0	2	0	0	0	1				
Ken Suarez, R (9, PH) OBP: 0.394, SLG: 0.409										1	0	0	0	0	0	0				
Dick Billings, R (1,2) OBP: 0.273, SLG: 0.250										4	1	1	0	0	0	3				
Vic Harris, S (1,8) OBP: 0.285, SLG: 0.329										4	0	3	0	0	0	0				
Jim Mason, L (1,6) OBP: 0.355, SLG: 0.365										3	0	0	0	0	0	3				
Jeff Burroughs, R (9, PH) OBP: 0.311, SLG: 0.378										1	0	0	0	0	1	1				
<b>Inning Stats</b>	R: 0 E: 1 K: 1 S: 6	H: 1 LOB: 0 BB: 0 P: 6	R: 0 E: 0 K: 0 S: 4	H: 1 LOB: 1 BB: 0 P: 4	R: 0 E: 0 K: 0 S: 4	H: 1 LOB: 1 BB: 0 P: 4	R: 1 E: 1 K: 1 S: 7	H: 2 LOB: 2 BB: 0 P: 7	R: 0 E: 0 K: 0 S: 5	H: 2 LOB: 2 BB: 0 P: 5	R: 0 E: 0 K: 0 S: 3	H: 0 LOB: 0 BB: 0 P: 3	R: 1 E: 0 K: 1 S: 6	H: 2 LOB: 1 BB: 0 P: 6	R: 0 E: 0 K: 1 S: 6	H: 1 LOB: 1 BB: 0 P: 6	1B: 10 2B: 1 3B: 0 HR: 0	SF: 1 SAC: 0 DP: 2 HBP: 0	WP: 1 PB: 0 SB: 0 CS: 0	PA: 36
<b>PITCHER</b>	IP WLS BF H R ER SO BB IBB HBP BLK WP HR S P ERA WHIP																			
Steve Kline, R (1,1) ERA: 3.45	7.0 W 31 10 2 1 2 0 0 0 0 0 1 0 34 34 1.29 1.429																			
Sparky Lyle, L (8,1) ERA: 1.93	2.0 S 6 1 0 0 2 0 0 0 0 0 1 0 10 10 0.00 0.500																			

New York Yankees @ Texas Rangers  
Arlington Stadium, Arlington, TX  
Wed Jun 06 1973, 8:05 PM EDT  
Alt. 9,072 - Unknown - 86 F

AB 35  
R 2  
H 11  
RBI 2  
BB 0  
SO 4  
LOB 20





Batter	1	2	3	4	5	6	7	8	9	AB	R	H	RBI	BB	SO	LOB	TOP										
<b>Horace Clarke, S</b> OBP: 0.319, SLG: 0.300 (1, 4)										4	1	0	0	1	0	5	<b>New York Yankees @ Texas Rangers</b> Arlington Stadium, Arlington, TX Thu Jun 07 1973, 8:05 PM EDT Att: 10,278 - Unknown										
<b>Roy White, S</b> OBP: 0.338, SLG: 0.314 (1, 7)										5	1	3	0	0	0	0											
<b>Matty Alou, L</b> OBP: 0.330, SLG: 0.343 (1, 9)										5	1	1	0	0	1	2											
<b>Bobby Murcer, L</b> OBP: 0.323, SLG: 0.467 (1, 8)										5	0	1	0	0	0	3											
<b>Ron Blomberg, L</b> OBP: 0.476, SLG: 0.565 <b>Felipe Alou, R</b> OBP: 0.282, SLG: 0.368 (9, PH)										2	1	2	0	2	0	0											
<b>Graig Nettles, L</b> OBP: 0.359, SLG: 0.390 (1, 5)										3	1	0	1	1	0	3											
<b>Jim Ray Hart, R</b> OBP: 0.347, SLG: 0.450 (1, 10)										2	0	0	1	2	0	1											
<b>Thurman Munson, R</b> OBP: 0.347, SLG: 0.453 (1, 2)										4	0	1	2	0	1	3											
<b>Gene Michael, S</b> OBP: 0.297, SLG: 0.345 (1, 6)										3	0	0	0	1	2	2											
<b>Inning Stats</b>	R: 5 E: 0 K: 1 S: 8	H: 3 LOB: 2 BB: 4 P: 24	R: 0 E: 0 K: 1 S: 5	H: 1 LOB: 3 BB: 5	R: 0 E: 0 K: 1 S: 6	H: 1 LOB: 3 BB: 2 P: 14	R: 0 E: 0 K: 0 S: 3	H: 0 LOB: 0 BB: 0 P: 3	R: 0 E: 0 K: 0 S: 4	H: 1 LOB: 1 BB: 0 P: 4	R: 0 E: 0 K: 1 S: 5	H: 0 LOB: 0 BB: 0 P: 5	R: 0 E: 0 K: 0 S: 3	H: 0 LOB: 1 BB: 1 P: 7	R: 0 E: 0 K: 0 S: 3	H: 0 LOB: 0 BB: 0 P: 3		R: 0 E: 0 K: 0 S: 5	H: 2 LOB: 2 BB: 0 P: 5	1B: 8 2B: 0 3B: 0 HR: 0	SF: 0 SAC: 0 DP: 1 HBP: 0	WP: 1 PB: 1 CS: 0	PA: 41				
<b>PITCHER</b>	IP	WLS	BF	H	R	ER	SO	BB	IBB	HBP	BLK	WP	HR	S	P	ERA	WHIP										
<b>Lloyd Allen, R</b> ERA: 15.0 (1, 1)	0.1		5	2	4	4	0	2	0	0	0	1	0	3	11	108.00	12.000										
<b>Mike Paul, L</b> ERA: 5.85 (1, 1)	0.0		3	1	1	1	0	2	0	0	0	0	0	1	9	∞	∞										
<b>Don Stanhouse, R</b> ERA: 4.31 (1, 1)	8.1	W	32	5	0	0	4	3	0	0	0	0	0	37	49	0.00	0.960										
<b>Charlie Hudson, L</b> ERA: 6.0 (9, 1)	0.1	S	1	0	0	0	0	0	0	0	0	0	0	1	1	0.00	0.000										

Batter	1	2	3	4	5	6	7	8	9	AB	R	H	RBI	BB	SO	LOB	BOTTOM										
<b>Davey Nelson, R</b> OBP: 0.331, SLG: 0.429 (1, 4)										5	1	1	1	0	1	4	<b>New York Yankees @ Texas Rangers</b> Arlington Stadium, Arlington, TX Thu Jun 07 1973, 8:05 PM EDT Att: 10,278 - Unknown										
<b>Toby Harrah, R</b> OBP: 0.308, SLG: 0.312 (1, 5)										5	1	2	0	0	1	2											
<b>Rico Carty, R</b> OBP: 0.301, SLG: 0.274 <b>Elliott Maddox, R</b> OBP: 0.366, SLG: 0.304 (9, 7)										4	1	1	1	0	1	1											
<b>Alex Johnson, R</b> OBP: 0.335, SLG: 0.400 (1, 10)										4	2	3	2	1	0	0											
<b>Dick Billings, R</b> OBP: 0.268, SLG: 0.262 (1, 2)										5	0	1	0	0	0	3											
<b>Jim Spencer, L</b> OBP: 0.361, SLG: 0.442 (1, 3)										5	1	2	1	0	0	1											
<b>Jeff Burroughs, R</b> OBP: 0.374, SLG: 0.374 <b>Joe Lovitto, S</b> OBP: 0.213, SLG: 0.143 (9, 9)										4	0	1	0	1	0	4											
<b>Vic Harris, S</b> OBP: 0.295, SLG: 0.335 (1, 8)										3	0	2	1	1	0	0											
<b>Jim Mason, L</b> OBP: 0.361, SLG: 0.375 (1, 6)										3	1	1	0	1	2	4											
<b>Inning Stats</b>	R: 0 E: 0 K: 0 S: 4	H: 1 LOB: 2 BB: 1 P: 8	R: 1 E: 0 K: 0 S: 5	H: 2 LOB: 1 BB: 1 P: 9	R: 1 E: 0 K: 0 S: 5	H: 2 LOB: 1 BB: 0 P: 5	R: 3 E: 0 K: 0 S: 7	H: 4 LOB: 1 BB: 0 P: 7	R: 0 E: 0 K: 2 S: 7	H: 0 LOB: 2 BB: 2 P: 15	R: 0 E: 0 K: 1 S: 5	H: 0 LOB: 0 BB: 0 P: 5	R: 0 E: 0 K: 1 S: 7	H: 2 LOB: 2 BB: 0 P: 7	R: 2 E: 1 K: 1 S: 9	H: 3 LOB: 2 BB: 0 P: 9		R: 0 E: 0 K: 0 S: 5	H: 0 LOB: 0 BB: 0 P: 5	1B: 10 2B: 4 3B: 0 HR: 0	SF: 1 SAC: 0 DP: 0 HBP: 0	WP: 0 PB: 0 CS: 0	PA: 43				
<b>PITCHER</b>	IP	WLS	BF	H	R	ER	SO	BB	IBB	HBP	BLK	WP	HR	S	P	ERA	WHIP										
<b>Fritz Peterson, L</b> ERA: 3.58 (1, 1)	3.1		19	7	4	4	0	2	0	0	0	0	0	17	25	10.80	2.700										
<b>Lindy McDaniel, R</b> ERA: 3.25 (4, 1)	4.2	L	24	7	3	2	5	2	0	0	0	0	0	32	40	3.86	1.929										

AB	34
R	5
H	8
RBI	4
BB	7
SO	4
LOB	21





Batter	1	2	3	4	5	6	7	8	9	AB	R	H	RBI	BB	SO	LOB	TOP					
<b>Horace Clarke, S</b> (1, 4) OBP: 0.316, SLG: 0.302	F9	L7		2B		FC5-4	FC6-4			5	0	1	0	0	0	6						
<b>Roy White, S</b> (1, 7) OBP: 0.347, SLG: 0.333				HR		FC6-4		BB		3	2	2	2	2	0	1						
<b>Matty Alou, L</b> (1, 9) OBP: 0.332, SLG: 0.344	F5		1-3	BB		E8				5	0	2	0	0	1	3						
<b>Bobby Murcer, L</b> (1, 8) OBP: 0.320, SLG: 0.474	K			HR		F7				5	1	1	2	0	1	6						
<b>Ron Blomberg, L</b> (1, 3) OBP: 0.481, SLG: 0.563						4-3				4	2	2	0	1	0	1						
<b>Graig Nettles, L</b> (1, 5) OBP: 0.351, SLG: 0.379	1-3		F8			K				5	0	0	0	0	2	3						
<b>Jim Ray Hart, R</b> (1, 10) OBP: 0.362, SLG: 0.500 <b>Ron Swoboda, R</b> (0, PR) OBP: 0.208, SLG: 0.095				HR		3-1				3	2	2	3	2	0	0						
<b>Thurman Munson, R</b> (1, 2) OBP: 0.353, SLG: 0.451										3	1	1	0	2	0	1						
<b>Gene Michael, S</b> (1, 6) OBP: 0.306, SLG: 0.349						6-3				4	0	2	1	1	0	1						
<b>Inning Stats</b>	R: 0 E: 0 K: 1 S: 6	H: 1 LOB: 1 BB: 0 P: 6	R: 1 E: 0 K: 0 S: 4	H: 2 LOB: 2 BB: 2 P: 12	R: 4 E: 0 K: 0 S: 6	H: 3 LOB: 0 BB: 1 P: 10	R: 0 E: 0 K: 1 S: 6	H: 1 LOB: 2 BB: 1 P: 10	R: 0 E: 0 K: 1 S: 5	H: 0 LOB: 0 BB: 0 P: 5	R: 1 E: 1 K: 0 S: 6	H: 3 LOB: 2 BB: 0 P: 6	R: 1 E: 0 K: 1 S: 6	H: 2 LOB: 2 BB: 2 P: 14	R: 1 E: 0 K: 0 S: 4	H: 1 LOB: 1 BB: 1 P: 8	R: 0 E: 0 K: 0 S: 2	H: 0 LOB: 1 BB: 1 P: 6	1B: 8 2B: 1 3B: 0 HR: 4	SF: 0 SAC: 0 DP: 1 HBP: 0	WP: 1 PB: 1 SB: 0 CS: 0	PA: 45
<b>PITCHER</b>	IP	WLS	BF	H	R	ER	SO	BB	IBB	HBP	BLK	WP	HR	S	P	ERA	WHIP					
<b>Gene Garber, R</b> (1, 1) ERA: 2.91	2.2	L	16	6	5	5	1	3	0	0	0	1	3	15	27	16.88	3.375					
<b>Mike Jackson, L</b> (3, 1) ERA: 8.85	4.1		21	6	2	2	3	3	0	0	0	0	1	24	36	4.15	2.077					
<b>Wayne Simpson, R</b> (8, 1) ERA: 5.69	2.0		8	1	1	1	0	2	0	0	0	0	0	6	14	4.50	1.500					

**New York Yankees @ Kansas City Royals**  
 Royals Stadium, Kansas City, MO  
 Fri Jun 08 1973, 8:05 PM EDT  
 Att: 19,624 - Unknown - 84 F

AB 37  
 R 8  
 H 13  
 RBI 8  
 BB 8  
 SO 4  
 LOB 22



Batter	1	2	3	4	5	6	7	8	9	AB	R	H	RBI	BB	SO	LOB	BOTTOM					
<b>Paul Schaaf, R</b> (1, 5) OBP: 0.383, SLG: 0.390	6-3		K		4-3				P2	4	0	0	0	0	1	2						
<b>Steve Hovley, L</b> (1, 8) OBP: 0.326, SLG: 0.277	1-3				F8		1-3			3	0	0	0	2	0	0						
<b>Cookie Rojas, R</b> (1, 4) OBP: 0.318, SLG: 0.368	P5			2B		F9	5-3		FC5	5	1	1	0	0	0	5						
<b>John Mayberry, L</b> (1, 3) OBP: 0.433, SLG: 0.560										4	0	3	1	0	0	0						
<b>Ed Kirkpatrick, L</b> (1, 9) OBP: 0.392, SLG: 0.509 (8, 2)										3	0	2	0	1	0	1						
<b>Lou Piniella, R</b> (1, 7) OBP: 0.271, SLG: 0.335 <b>Hal McRae, R</b> (3, 7) OBP: 0.234, SLG: 0.238										1	0	0	0	0	1	1						
<b>Gail Hopkins, L</b> (1, 10) OBP: 0.459, SLG: 0.500 <b>Kurt Bevacqua, R</b> (8, PH) OBP: 0.384, SLG: 0.408										3	0	1	0	0	0	1						
<b>Carl Taylor, R</b> (1, 2) OBP: 0.345, SLG: 0.221 <b>Jim Wohlford, R</b> (7, PH) OBP: 0.295, SLG: 0.485 (8, 9)										2	0	0	0	0	0	0						
<b>Bobby Floyd, R</b> (1, 6) OBP: 0.286, SLG: 0.333										4	0	2	0	0	0	2						
<b>Inning Stats</b>	R: 0 E: 0 K: 0 S: 3	H: 0 LOB: 0 BB: 0 P: 3	R: 0 E: 0 K: 1 S: 6	H: 1 LOB: 1 BB: 0 P: 6	R: 0 E: 0 K: 1 S: 5	H: 0 LOB: 0 BB: 0 P: 5	R: 1 E: 0 K: 0 S: 4	H: 2 LOB: 1 BB: 1 P: 8	R: 0 E: 0 K: 0 S: 4	H: 1 LOB: 1 BB: 0 P: 4	R: 0 E: 0 K: 0 S: 5	H: 2 LOB: 2 BB: 0 P: 5	R: 0 E: 0 K: 0 S: 4	H: 2 LOB: 3 BB: 1 P: 9	R: 0 E: 0 K: 0 S: 4	H: 1 LOB: 1 BB: 0 P: 4	R: 0 E: 0 K: 0 S: 4	H: 1 LOB: 2 BB: 1 P: 8	1B: 8 2B: 2 3B: 0 HR: 0	SF: 0 SAC: 0 DP: 2 HBP: 1	WP: 1 PB: 0 SB: 0 CS: 0	PA: 39
<b>PITCHER</b>	IP	WLS	BF	H	R	ER	SO	BB	IBB	HBP	BLK	WP	HR	S	P	ERA	WHIP					
<b>Doc Medich, R</b> (1, 1) ERA: 3.27	6.2	W	29	8	1	1	2	2	0	1	0	0	0	30	39	1.35	1.500					
<b>Sparky Lyle, L</b> (7, 1) ERA: 1.82	2.1	S	10	2	0	0	0	1	0	0	0	0	0	9	13	0.00	1.286					

**New York Yankees @ Kansas City Royals**  
 Royals Stadium, Kansas City, MO  
 Fri Jun 08 1973, 8:05 PM EDT  
 Att: 19,624 - Unknown - 84 F

AB 35  
 R 1  
 H 10  
 RBI 1  
 BB 3  
 SO 2  
 LOB 18






Batter	1	2	3	4	5	6	7	8	9	AB	R	H	RBI	BB	SO	LOB	TOP				
<b>Horace Clarke, S</b> OBP: 0.318, SLG: 0.301	4-0 F8 BB		0-3 K			0-0 6-3		0-0 G3	0-0 1B	4	0	1	2	1	1	1					
<b>Roy White, S</b> OBP: 0.344, SLG: 0.327	0-0 F8			0-0 4-3		0-0 F8			1-2 2-H 3-H BB	4	1	0	0	1	0	3					
<b>Matty Alou, L</b> OBP: 0.335, SLG: 0.353	0-0 4-3			0-0 2B			0-0 G6-4-3 1B		0-0 G3	4	0	2	0	0	0	2					
<b>Bobby Murcer, L</b> OBP: 0.319, SLG: 0.468	0-0 4-3			0-3 K			0-0 G6-4-3 1B		4-0 1B BB	3	1	0	0	1	1	3					
<b>Ron Blomberg, L</b> OBP: 0.474, SLG: 0.552		0-0 G3		0-0 6-3			0-0 F8		0-0 BB BB	4	0	1	1	0	0	1					
<b>Jim Ray Hart, R</b> OBP: 0.359, SLG: 0.489		0-3 K			0-3 K				4-0 FC5-2 BB	3	0	0	0	1	3	0					
<b>Felipe Alou, R</b> OBP: 0.282, SLG: 0.368									1-2 BB	0	1	0	0	0	0	0					
<b>Graig Nettles, L</b> OBP: 0.349, SLG: 0.372		0-0 4-3			0-0 6-3				4-0 BB FC5-2 1B	3	1	0	1	1	0	0					
<b>Thurman Munson, R</b> OBP: 0.351, SLG: 0.444			0-3 K		0-0 1-3				1-2 2-3 3-H BB	3	2	0	0	1	1	3					
<b>Gene Michael, S</b> OBP: 0.310, SLG: 0.355			0-0 F7			0-0 G3			4-0 1-2 2-3 3-H BB	3	0	1	2	1	0	0					
<b>Inning Stats</b>	R: 0 E: 0 K: 0 S: 3	H: 0 LOB: 1 BB: 1 P: 7	R: 0 E: 0 K: 1 S: 5	H: 0 LOB: 0 BB: 0 P: 5	R: 0 E: 0 K: 2 S: 7	H: 0 LOB: 0 BB: 0 P: 7	R: 0 E: 0 K: 1 S: 6	H: 1 LOB: 1 BB: 0 P: 6	R: 0 E: 0 K: 0 S: 5	H: 0 LOB: 0 BB: 0 P: 5	R: 0 E: 0 K: 0 S: 3	H: 1 LOB: 0 BB: 0 P: 3	R: 0 E: 0 K: 1 S: 6	H: 1 LOB: 1 BB: 1 P: 10	R: 5 E: 0 K: 0 S: 5	H: 2 LOB: 2 BB: 5 P: 25	1B: 3 2B: 2 3B: 0 HR: 0	SF: 0 SAC: 0 DP: 1 HBP: 0	WP: 0 PB: 0 CS: 0	PA: 38	
<b>PITCHER</b>	IP	WLS	BF	H	R	ER	SO	BB	IBB	HBP	BLK	WP	HR	S	P	ERA	WHIP				
<b>Dick Drago, R</b> ERA: 4.63	(1, 1)	8.1	32	4	4	4	6	4	0	0	0	0	0	40	56	4.32	0.960				
<b>Doug Bird, R</b> ERA: 2.38	(9, 1)	0.0	L	1	0	0	0	1	0	0	0	0	0	0	4	∞	∞				
<b>Norm Angelini, L</b> ERA: 7.71	(9, 1)	0.0		1	0	0	0	1	0	0	0	0	0	0	4	∞	∞				
<b>Bruce Dal Canton, R</b> ERA: 3.13	(9, 1)	0.2	4	1	2	2	0	1	0	0	0	0	0	3	7	27.00	3.000				

**New York Yankees @ Kansas City Royals**  
Royals Stadium, Kansas City, MO  
Sat Jun 09 1973, 8:05 PM EDT  
Att: 25,083 - Unknown - 83 F

AB 31  
R 6  
H 5  
RBI 6  
BB 7  
SO 6  
LOB 13



Batter	1	2	3	4	5	6	7	8	9	AB	R	H	RBI	BB	SO	LOB	BOTTOM					
<b>Steve Hovley, L</b> OBP: 0.325, SLG: 0.276	0-0 3-1		0-0 1B	0-0 6-3			0-0 FC1-5 1B			4	1	1	0	0	0	2						
<b>Paul Schaal, R</b> OBP: 0.385, SLG: 0.392	0-0 1B		0-0 FC6 1B		0-0 F7		0-0 1B			4	1	2	1	0	0	1						
<b>Cookie Rojas, R</b> OBP: 0.317, SLG: 0.365	0-0 F9		0-0 E9 1B		0-3 K		0-0 F7			4	1	1	1	0	1	3						
<b>John Mayberry, L</b> OBP: 0.430, SLG: 0.554	0-3 K		0-0 1B		0-3 K			0-0 4-3		4	0	1	1	0	2	1						
<b>Ed Kirkpatrick, L</b> OBP: 0.389, SLG: 0.503		0-0 F9	0-0 1B		0-0 G3		0-0 F7			4	0	1	0	0	0	0						
<b>Lou Piniella, R</b> OBP: 0.271, SLG: 0.333		0-0 G4-6-3 1B	0-0 F8		0-3 K		0-0 F9			4	0	1	0	0	1	2						
<b>Gail Hopkins, L</b> OBP: 0.438, SLG: 0.472		0-0 G4-6-3 1B	0-3 K			0-0 L6			0-0 1-3	3	0	0	0	0	1	3						
<b>Jim Wohlford, R</b> OBP: 0.257, SLG: 0.471										1	0	0	0	0	0	0						
<b>Bobby Floyd, R</b> OBP: 0.280, SLG: 0.320			0-0 1B FC6 1B		0-0 L6		0-0 E6 FC1-5 BB		0-0 P4	4	1	1	0	0	0	0						
<b>Fran Healy, R</b> OBP: 0.267, SLG: 0.235			0-0 F2		0-0 1-3		4-0 1B FC1-5 BB		0-0 F8	2	0	0	0	1	0	1						
<b>Kurt Bevacqua, R</b> OBP: 0.379, SLG: 0.403										1	0	0	0	0	0	0						
<b>Inning Stats</b>	R: 0 E: 0 K: 1 S: 6	H: 1 LOB: 1 BB: 0 P: 6	R: 0 E: 0 K: 0 S: 3	H: 1 LOB: 0 BB: 0 P: 3	R: 4 E: 2 K: 1 S: 11	H: 5 LOB: 2 BB: 0 P: 11	R: 0 E: 0 K: 0 S: 3	H: 0 LOB: 0 BB: 0 P: 3	R: 0 E: 0 K: 2 S: 7	H: 0 LOB: 0 BB: 0 P: 7	R: 0 E: 0 K: 1 S: 5	H: 0 LOB: 0 BB: 0 P: 5	R: 0 E: 1 K: 0 S: 4	H: 1 LOB: 2 BB: 1 P: 8	R: 0 E: 0 K: 0 S: 3	H: 0 LOB: 0 BB: 0 P: 3	R: 0 E: 0 K: 0 S: 3	H: 0 LOB: 0 BB: 0 P: 3	1B: 8 2B: 0 3B: 0 HR: 0	SF: 0 SAC: 0 DP: 1 HBP: 0	WP: 0 PB: 0 CS: 0	PA: 36
<b>PITCHER</b>	IP	WLS	BF	H	R	ER	SO	BB	IBB	HBP	BLK	WP	HR	S	P	ERA	WHIP					
<b>Fred Beene, R</b> ERA: 2.22	(1, 1)	3.0	16	7	4	3	2	0	0	0	0	0	0	20	20	9.00	2.333					
<b>Pat Dobson, R</b> ERA: 4.6	(4, 1)	5.0	W	17	1	0	0	3	1	0	0	0	0	22	26	0.00	0.400					
<b>Sparky Lyle, L</b> ERA: 1.77	(9, 1)	1.0	S	3	0	0	0	0	0	0	0	0	0	3	3	0.00	0.000					

**New York Yankees @ Kansas City Royals**  
Royals Stadium, Kansas City, MO  
Sat Jun 09 1973, 8:05 PM EDT  
Att: 25,083 - Unknown - 83 F

AB 35  
R 4  
H 8  
RBI 3  
BB 1  
SO 5  
LOB 13





Batter	1	2	3	4	5	6	7	8	9	AB	R	H	RBI	BB	SO	LOB	TOP			
Horace Clarke, S OBP: 0.320, SLG: 0.304 (1, 4)										5	0	2	0	0	0	1				
Roy White, S OBP: 0.339, SLG: 0.321 (1, 7)										4	0	0	0	0	0	3				
Matty Alou, L OBP: 0.343, SLG: 0.358 (1, 9)										3	1	2	0	1	0	0				
Bobby Murcer, L OBP: 0.314, SLG: 0.459 (1, 8)										4	1	0	0	0	0	4				
Jim Ray Hart, R OBP: 0.357, SLG: 0.482 (1, 10)										4	0	1	1	0	0	1				
Graig Nettles, L OBP: 0.352, SLG: 0.381 (1, 5)										4	1	2	1	0	1	1				
Felipe Alou, R OBP: 0.272, SLG: 0.355 (1, 3)										4	0	0	0	0	0	3				
Thurman Munson, R OBP: 0.354, SLG: 0.461 (1, 2)										4	1	2	2	0	0	2				
Gene Michael, S OBP: 0.309, SLG: 0.349 (1, 6)										3	0	0	0	1	1	1				
<b>Inning Stats</b>	R: 0 E: 0 K: 0 S: 3	H: 1 LOB: 1 BB: 1 P: 7	R: 0 E: 0 K: 0 S: 3	H: 0 LOB: 0 BB: 0 P: 3	R: 0 E: 0 K: 0 S: 2	H: 0 LOB: 0 BB: 1 P: 6	R: 2 E: 1 K: 0 S: 7	H: 3 LOB: 2 BB: 0 P: 7	R: 0 E: 0 K: 1 S: 6	H: 0 LOB: 0 BB: 0 P: 6	R: 0 E: 0 K: 0 S: 5	H: 2 LOB: 2 BB: 0 P: 5	R: 0 E: 0 K: 0 S: 3	H: 0 LOB: 0 BB: 0 P: 3	R: 2 E: 0 K: 1 S: 7	H: 2 LOB: 0 BB: 0 P: 7	1B: 7 2B: 1 3B: 0 HR: 1	SF: 0 SAC: 0 DP: 2 HBP: 0	WP: 0 PB: 0 SB: 0 CS: 0	PA: 37
<b>PITCHER</b> Paul Splittorf, L ERA: 2.69 (1, 1)	IP: 9.0 WLS: W BF: 37 H: 9 R: 4 ER: 3 SO: 2 BB: 2 IBB: 0 HBP: 0 BLK: 0 WP: 0 HR: 1 S: 39 P: 47 ERA: 3.00 WHIP: 1.222																			

**New York Yankees @ Kansas City Royals**  
 Royals Stadium, Kansas City, MO  
 Sun Jun 10 1973, 4:33 AM EDT  
 Att: 22,835 - Unknown - 86 F

AB	35
R	4
H	9
RBI	4
BB	2
SO	2
LOB	16



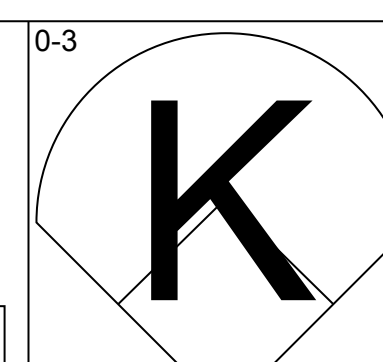
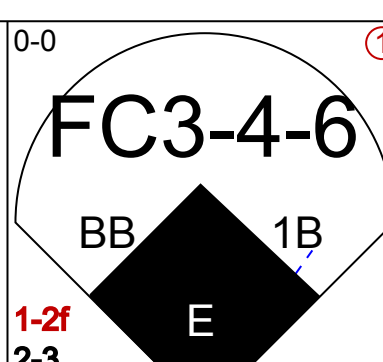
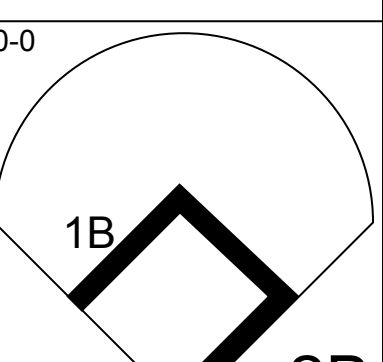
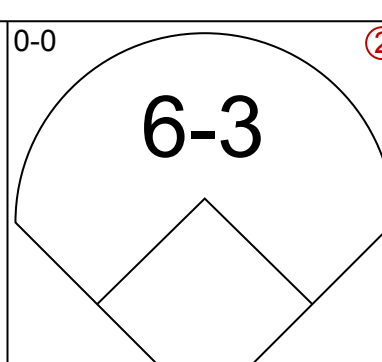
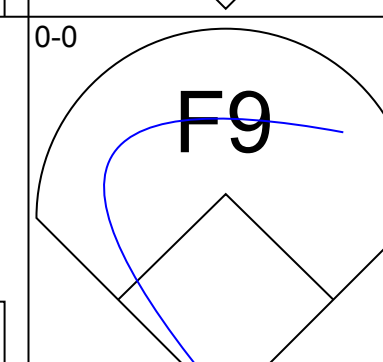
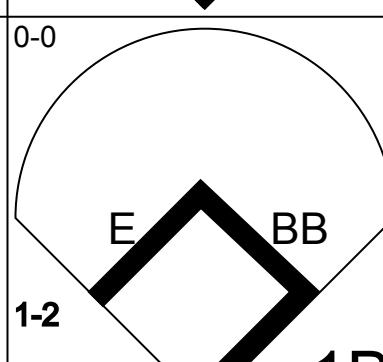
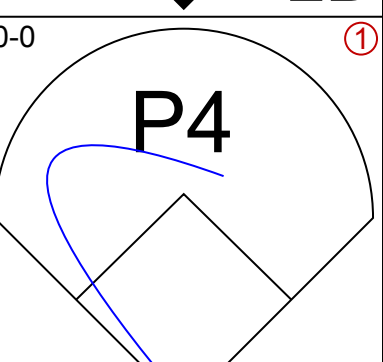
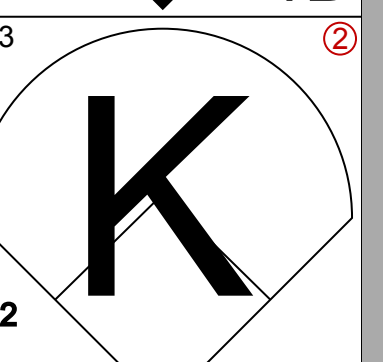
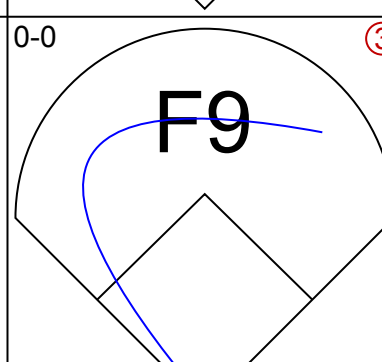
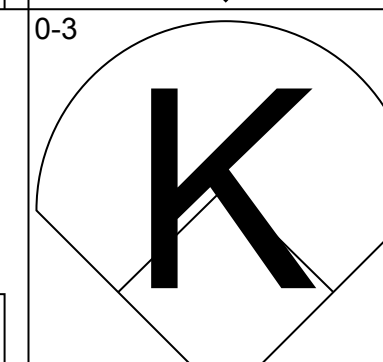
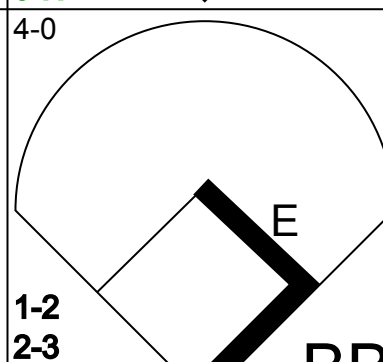
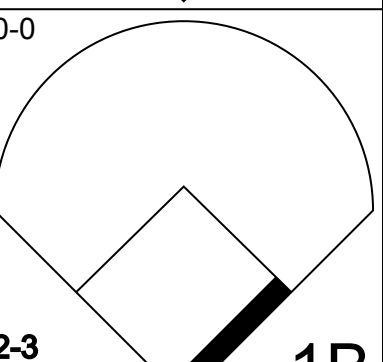
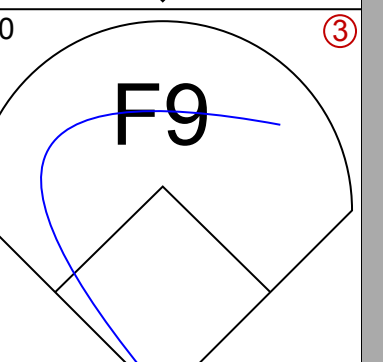
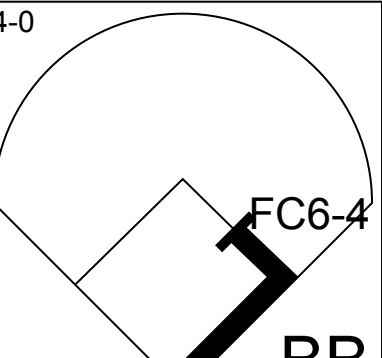
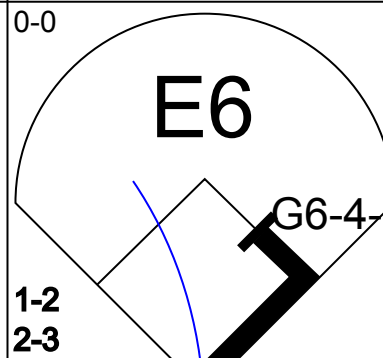
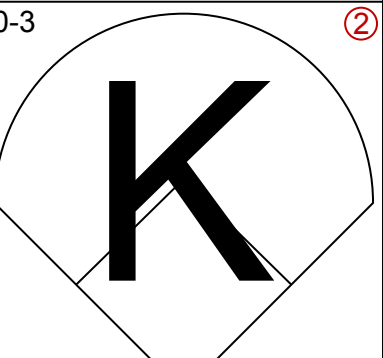
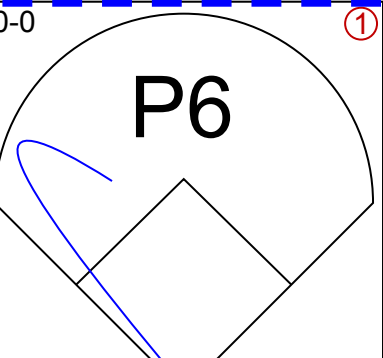
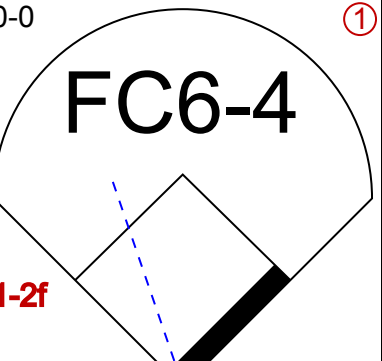
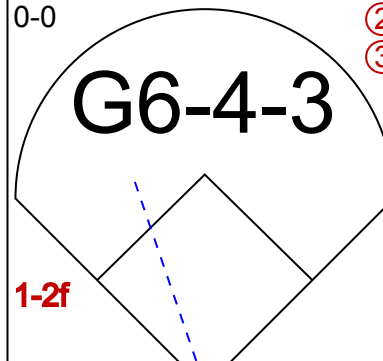
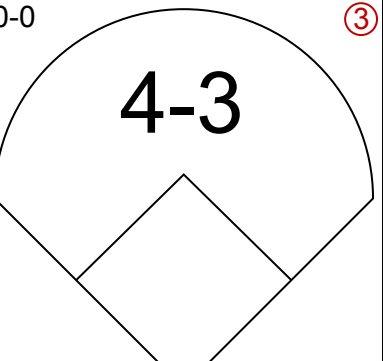
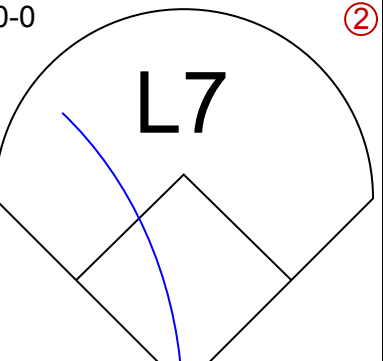
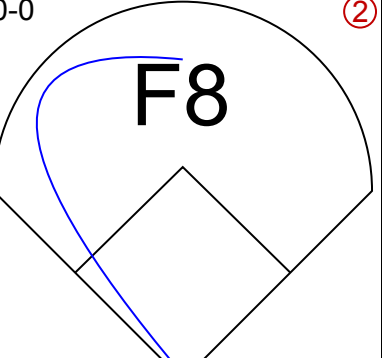

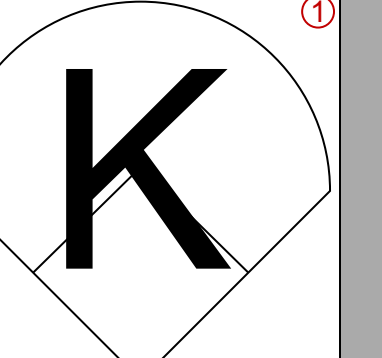
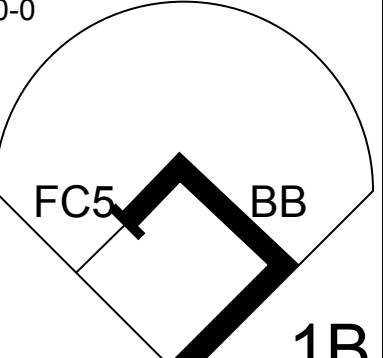
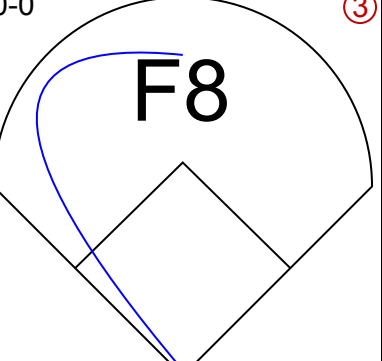
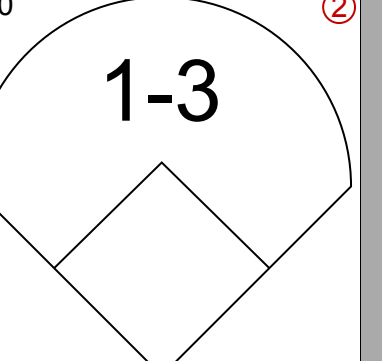
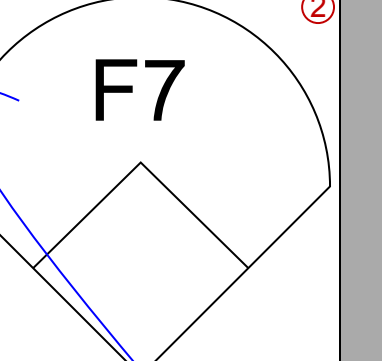
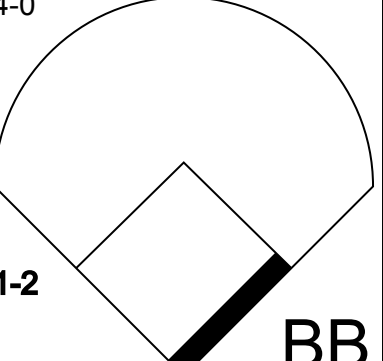
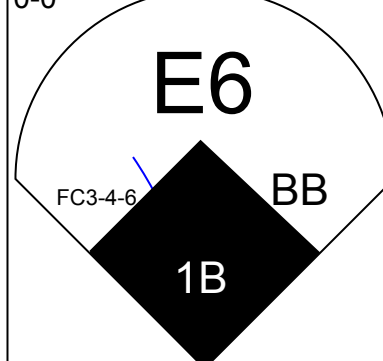
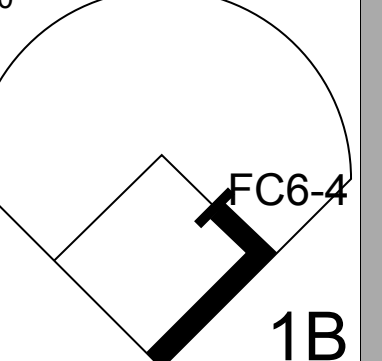
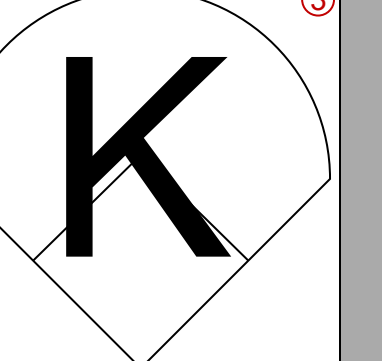
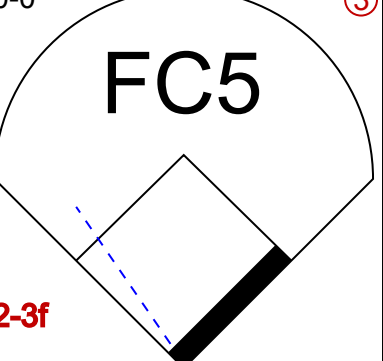
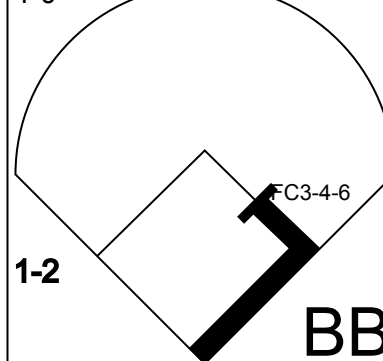
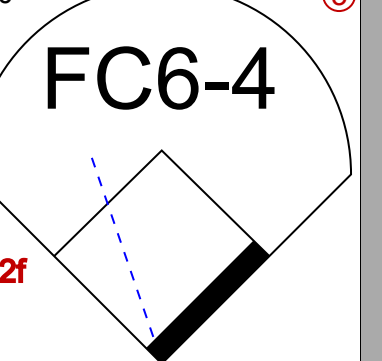
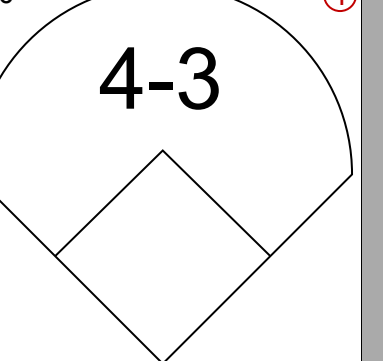
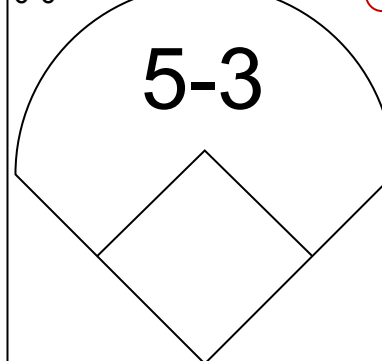
Batter	1	2	3	4	5	6	7	8	9	AB	R	H	RBI	BB	SO	LOB	BOTTOM			
Freddie Patek, R OBP: 0.333, SLG: 0.324 (1, 6)										4	1	2	2	0	0	2				
Bobby Floyd, R OBP: 0.269, SLG: 0.308 (6, FR) (7, 6)										1	0	0	0	0	0	0				
Steve Hovley, L OBP: 0.336, SLG: 0.284 (1, 8)										4	1	2	0	1	1	0				
Cookie Rojas, R OBP: 0.316, SLG: 0.360 (1, 4)										3	0	0	0	1	0	3				
John Mayberry, L OBP: 0.435, SLG: 0.568 (1, 3)										2	1	1	1	2	0	2				
Gail Hopkins, L OBP: 0.412, SLG: 0.446 (1, 10)										3	0	0	1	0	1	1				
Paul Schaaf, R OBP: 0.387, SLG: 0.400 (1, 5)										4	2	2	0	0	0	2				
Ed Kirkpatrick, L OBP: 0.392, SLG: 0.503 (1, 9)										4	1	2	0	0	0	1				
Kurt Bevacqua, R OBP: 0.374, SLG: 0.407 (1, 7)										4	1	1	1	0	0	2				
Fran Healy, R OBP: 0.278, SLG: 0.239 (1, 2)										3	0	1	1	1	0	2				
<b>Inning Stats</b>	R: 0 E: 0 K: 0 S: 2	H: 0 LOB: 0 BB: 1 P: 6	R: 2 E: 1 K: 1 S: 9	H: 3 LOB: 2 BB: 0 P: 9	R: 0 E: 0 K: 0 S: 3	H: 0 LOB: 1 BB: 1 P: 7	R: 5 E: 0 K: 0 S: 8	H: 5 LOB: 2 BB: 2 P: 16	R: 0 E: 0 K: 0 S: 2	H: 0 LOB: 0 BB: 1 P: 6	R: 0 E: 0 K: 0 S: 4	H: 2 LOB: 1 BB: 0 P: 4	R: 0 E: 0 K: 0 S: 4	H: 1 LOB: 1 BB: 0 P: 4	R: 0 E: 0 K: 1 S: 5	H: 0 LOB: 0 BB: 0 P: 5	1B: 8 2B: 3 3B: 0 HR: 1	SF: 1 SAC: 0 DP: 2 HBP: 0	WP: 1 PB: 0 SB: 0 CS: 1	PA: 39
<b>PITCHER</b> Mel Stottlemyre, R ERA: 3.78 Lindy McDaniel, R ERA: 2.99 (1, 1) (4, 1)	IP: 3.1 WLS: L BF: 20 H: 8 R: 7 ER: 6 SO: 1 BB: 2 IBB: 0 HBP: 0 BLK: 0 WP: 1 HR: 1 S: 20 P: 28 ERA: 16.20 WHIP: 3.000																			

**New York Yankees @ Kansas City Royals**  
 Royals Stadium, Kansas City, MO  
 Sun Jun 10 1973, 4:33 AM EDT  
 Att: 22,835 - Unknown - 86 F

AB	32
R	7
H	11
RBI	6
BB	5
SO	2
LOB	15

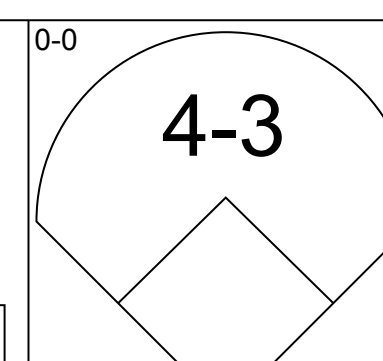
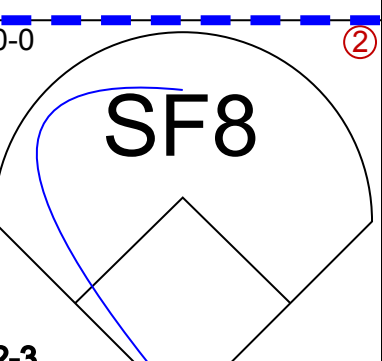
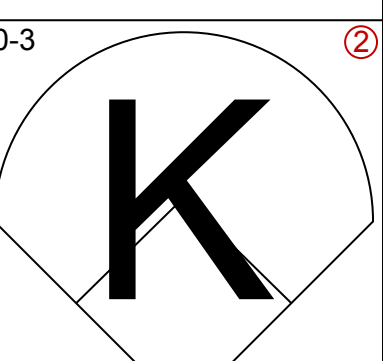
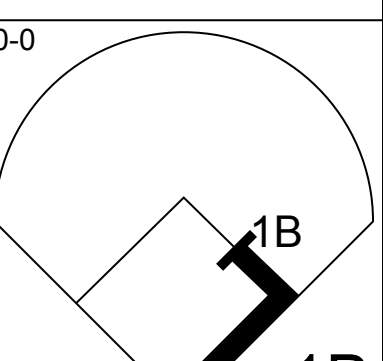
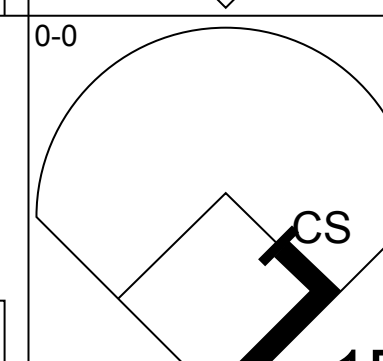
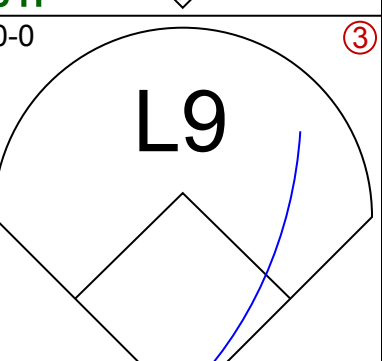
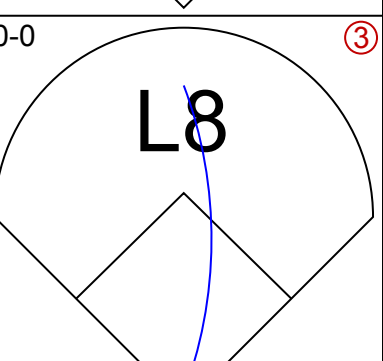
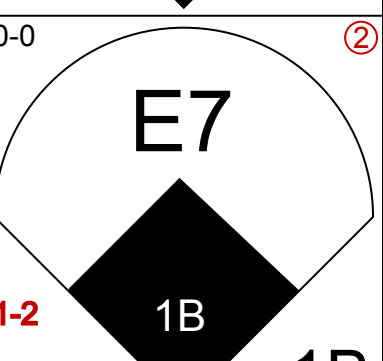
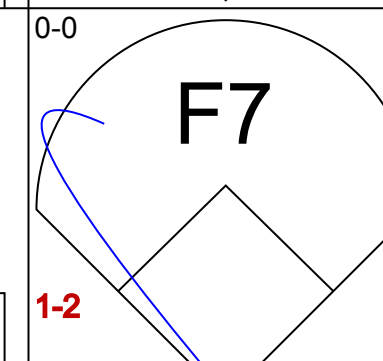
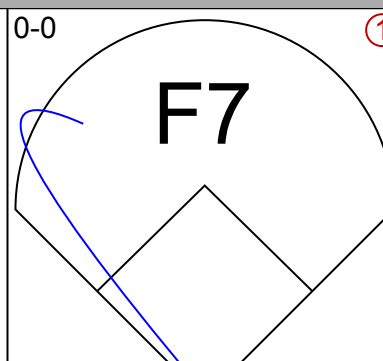
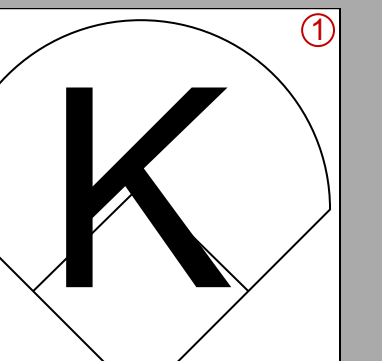
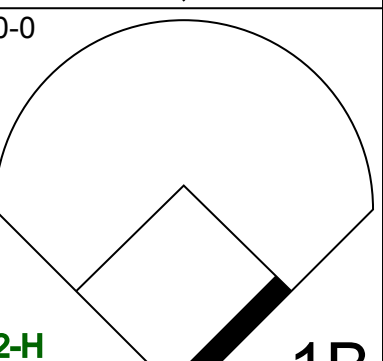
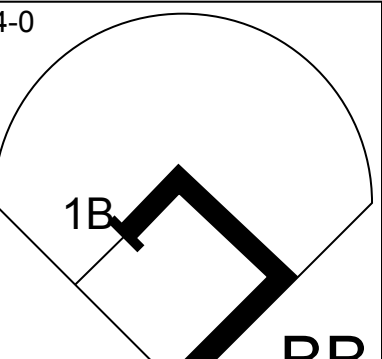
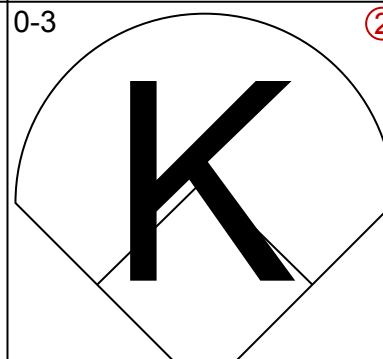
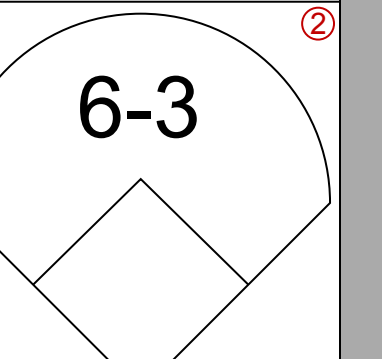
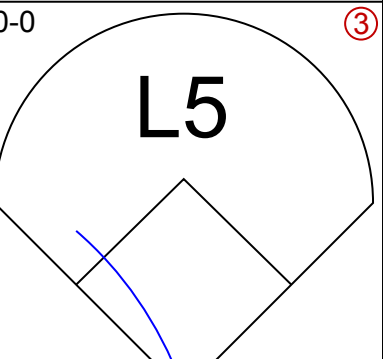
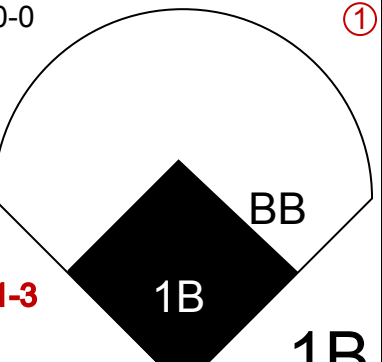
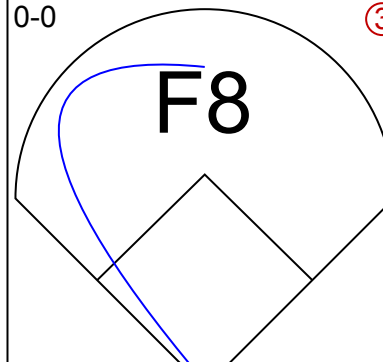
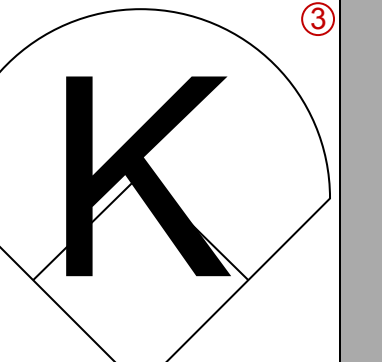
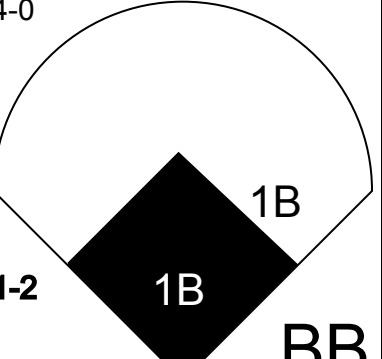


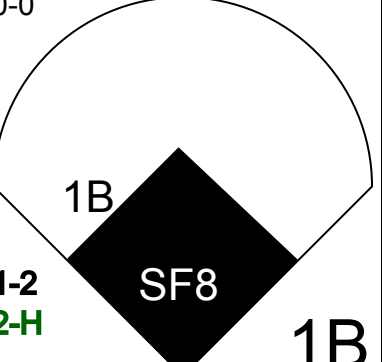

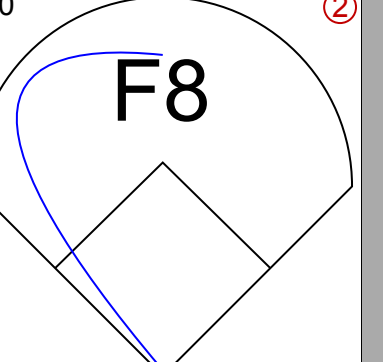
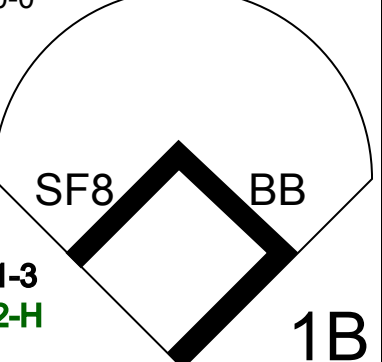

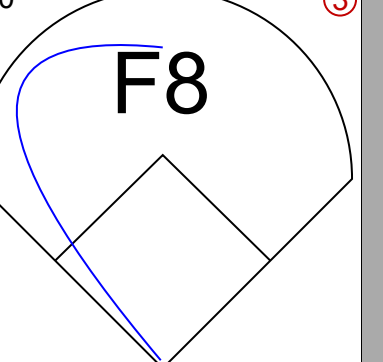
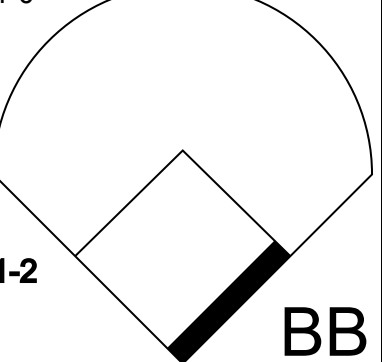
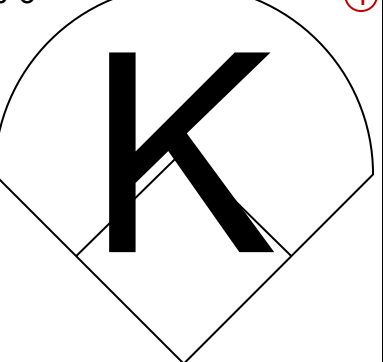
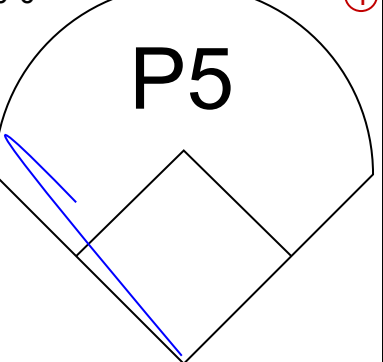




Batter	1	2	3	4	5	6	7	8	9	AB	R	H	RBI	BB	SO	LOB	TOP			
<b>Horace Clarke, S</b> OBP: 0.321, SLG: 0.310 (1, 4)										5	1	2	0	0	1	2	<b>New York Yankees @ Oakland Athletics</b> Oakland-Alameda County Coliseum, Oakland, CA Tue Jun 12 1973, 7:05 PM PDT Att: 8,748 - Unknown			
<b>Roy White, S</b> OBP: 0.336, SLG: 0.319 (1, 7)										5	0	1	1	0	1	2				
<b>Matty Alou, L</b> OBP: 0.346, SLG: 0.357 (1, 9)										3	0	1	0	1	1	1				
<b>Bobby Murcer, L</b> OBP: 0.313, SLG: 0.453 (1, 8)										3	0	0	1	1	1	4				
<b>Jim Ray Hart, R</b> OBP: 0.348, SLG: 0.469 (1, 10)										4	0	0	0	0	0	6				
<b>Graig Nettles, L</b> OBP: 0.350, SLG: 0.378 (1, 5)										4	0	1	0	0	2	1				
<b>Felipe Alou, R</b> OBP: 0.271, SLG: 0.345 (1, 3)										3	0	0	0	1	0	1				
<b>Thurman Munson, R</b> OBP: 0.352, SLG: 0.456 (1, 2)										4	1	1	0	0	1	2				
<b>Gene Michael, S</b> OBP: 0.307, SLG: 0.343 (1, 6)										3	0	0	0	1	0	1				
<b>Inning Stats</b>	R: 0 E: 0 K: 2 S: 7	H: 0 LOB: 0 BB: 0 P: 7	R: 0 E: 0 K: 0 S: 3	H: 0 LOB: 1 BB: 1 P: 7	R: 2 E: 2 K: 0 S: 5	H: 1 LOB: 2 BB: 2 P: 13	R: 0 E: 0 K: 1 S: 6	H: 1 LOB: 1 BB: 0 P: 6	R: 0 E: 0 K: 2 S: 7	H: 2 LOB: 2 BB: 0 P: 7	R: 0 E: 0 K: 1 S: 6	H: 1 LOB: 1 BB: 0 P: 6	R: 0 E: 0 K: 0 S: 4	H: 1 LOB: 2 BB: 1 P: 8	R: 0 E: 0 K: 0 S: 3	H: 0 LOB: 0 BB: 0 P: 3	1B: 5 2B: 1 3B: 0 HR: 0	SF: 0 SAC: 0 DP: 1 HBP: 0	WP: 0 PB: 0 SB: 0 CS: 0	PA: 38
<b>PITCHER</b>	IP	WLS	BF	H	R	ER	SO	BB	IBB	HBP	BLK	WP	HR	S	P	ERA	WHIP			
<b>Vida Blue, L</b> ERA: 4.19 (1, 1)	7.0	W	30	5	2	0	7	3	0	0	1	0	0	41	53	0.00	1.143			
<b>Darold Knowles, L</b> ERA: 2.3 (8, 1)	2.0	S	8	1	0	0	0	1	0	0	0	0	0	7	11	0.00	1.000			

AB	34
R	2
H	6
RBI	2
BB	4
SO	7
LOB	20



Batter	1	2	3	4	5	6	7	8	9	AB	R	H	RBI	BB	SO	LOB	BOTTOM			
<b>Bert Campaneris, R</b> OBP: 0.351, SLG: 0.353 (1, 6)										3	0	1	1	0	1	0	<b>New York Yankees @ Oakland Athletics</b> Oakland-Alameda County Coliseum, Oakland, CA Tue Jun 12 1973, 7:05 PM PDT Att: 8,748 - Unknown			
<b>Bill North, S</b> OBP: 0.385, SLG: 0.337 (1, 8)										4	1	2	0	0	0	2				
<b>Sal Bando, R</b> OBP: 0.344, SLG: 0.450 (1, 5)										4	0	1	1	0	1	1				
<b>Reggie Jackson, L</b> OBP: 0.351, SLG: 0.479 (1, 9)										3	0	0	0	1	1	1				
<b>Deron Johnson, R</b> OBP: 0.323, SLG: 0.452 (1, 10)										3	1	1	0	0	1	0				
<b>Gene Tenace, R</b> OBP: 0.391, SLG: 0.481 (1, 2)										2	1	0	0	1	2	0				
<b>Joe Rudi, R</b> OBP: 0.276, SLG: 0.340 (1, 7)										3	1	1	1	0	0	0				
<b>Mike Hegan, L</b> OBP: 0.278, SLG: 0.313 (1, 3)										3	0	1	1	0	0	0				
<b>Ted Kubiak, S</b> OBP: 0.307, SLG: 0.411 (1, 4)										2	0	0	0	1	1	0				
<b>Inning Stats</b>	R: 0 E: 0 K: 0 S: 3	H: 1 LOB: 0 BB: 0 P: 3	R: 3 E: 0 K: 0 S: 5	H: 3 LOB: 3 BB: 3 P: 17	R: 0 E: 0 K: 1 S: 5	H: 0 LOB: 0 BB: 0 P: 5	R: 0 E: 0 K: 1 S: 5	H: 0 LOB: 0 BB: 0 P: 5	R: 0 E: 0 K: 2 S: 7	H: 0 LOB: 0 BB: 0 P: 7	R: 0 E: 0 K: 1 S: 5	H: 0 LOB: 0 BB: 0 P: 5	R: 1 E: 1 K: 0 S: 5	H: 3 LOB: 1 BB: 0 P: 5	R: 0 E: 0 K: 0 S: 3	H: 0 LOB: 0 BB: 0 P: 3	1B: 7 2B: 0 3B: 0 HR: 0	SF: 1 SAC: 0 DP: 0 HBP: 0	WP: 0 PB: 0 SB: 0 CS: 1	PA: 31
<b>PITCHER</b>	IP	WLS	BF	H	R	ER	SO	BB	IBB	HBP	BLK	WP	HR	S	P	ERA	WHIP			
<b>Steve Kline, R</b> ERA: 3.8 (1, 1)	1.1	L	9	4	3	3	0	3	0	0	0	0	0	6	18	0.00	5.250			
<b>Fred Beene, R</b> ERA: 1.74 (2, 1)	6.2		22	3	1	0	7	0	0	0	0	0	0	36	36	0.00	0.450			

AB	27
R	4
H	7
RBI	4
BB	3
SO	7
LOB	4





Batter	1	2	3	4	5	6	7	8	9	AB	R	H	RBI	BB	SO	LOB	TOP										
<b>Horace Clarke, S</b> OBP: 0.329, SLG: 0.316 (1,4)										5	1	3	3	1	0	1											
<b>Roy White, S</b> OBP: 0.343, SLG: 0.322 (1,7)										4	1	2	0	1	0	2											
<b>Matty Alou, L</b> OBP: 0.345, SLG: 0.356 (1,9)										6	0	2	1	0	1	6											
<b>Bobby Murcer, L</b> OBP: 0.317, SLG: 0.455 (1,8)										6	0	3	1	0	0	4											
<b>Jim Ray Hart, R</b> OBP: 0.337, SLG: 0.453 (1,10)										5	0	0	0	0	0	8											
<b>Graig Nettles, L</b> OBP: 0.351, SLG: 0.375 (1,5)										4	2	1	0	1	1	0											
<b>Felipe Alou, R</b> OBP: 0.275, SLG: 0.348 (5, PH)										2	1	1	0	0	0	0											
<b>Ron Blomberg, L</b> OBP: 0.478, SLG: 0.551 (5, 3)										2	1	1	0	1	1	0											
<b>Thurman Munson, R</b> OBP: 0.357, SLG: 0.465 (1,2)										5	1	3	1	0	0	5											
<b>Gene Michael, S</b> OBP: 0.310, SLG: 0.344 (1,6)										5	1	2	2	0	1	2											
<b>Inning Stats</b>	R: 0 E: 0 K: 1 S: 7	H: 2 LOB: 2 BB: 0 P: 7	R: 2 E: 0 K: 0 S: 7	H: 4 LOB: 2 BB: 0 P: 7	R: 0 E: 0 K: 0 S: 3	H: 1 LOB: 0 BB: 0 P: 3	R: 0 E: 0 K: 0 S: 4	H: 1 LOB: 1 BB: 0 P: 4	R: 1 E: 0 K: 0 S: 5	H: 3 LOB: 3 BB: 2 P: 13	R: 0 E: 0 K: 2 S: 8	H: 1 LOB: 1 BB: 0 P: 8	R: 0 E: 0 K: 0 S: 3	H: 0 LOB: 0 BB: 0 P: 3	R: 5 E: 2 K: 0 S: 9	H: 5 LOB: 2 BB: 0 P: 10	1B: 17 2B: 1 3B: 0 HR: 0	SF: 0 SAC: 0 DP: 2 HBP: 1	WP: 0 PB: 0 SB: 0 CS: 0	PA: 49							
<b>PITCHER</b>	IP	WLS	BF	H	R	ER	SO	BB	IBB	HBP	BLK	WP	HR	S	P	ERA	WHIP										
<b>Ken Holtzman, L</b> ERA: 1.66 (1,1)	4.0	L	22	11	3	3	1	0	0	0	0	0	0	24	24	6.75	2.750										
<b>Horacio Pina, R</b> ERA: 2.79 (5,1)	0.2		2	0	0	0	0	1	0	0	0	0	0	1	5	0.00	1.500										
<b>Paul Lindblad, L</b> ERA: 5.33 (5,1)	1.0		7	1	0	0	1	3	0	0	0	0	0	6	18	0.00	4.000										
<b>Rollie Fingers, R</b> ERA: 1.7 (6,1)	3.1		18	6	5	0	2	0	0	1	0	0	0	21	22	0.00	1.800										

**New York Yankees @ Oakland Athletics**  
Oakland-Alameda County Coliseum, Oakland, CA  
Wed Jun 13 1973, 7:05 PM PDT  
Att: 7,634 - Unknown - 63 F

AB 44  
R 8  
H 18  
RBI 8  
BB 4  
SO 4  
LOB 28



Batter	1	2	3	4	5	6	7	8	9	AB	R	H	RBI	BB	SO	LOB	BOTTOM										
<b>Bert Campaneris, R</b> OBP: 0.347, SLG: 0.349 (1,6)										5	1	1	0	0	0	4											
<b>Bill North, S</b> OBP: 0.377, SLG: 0.330 (1,8)										4	0	0	0	0	1	3											
<b>Sal Bando, R</b> OBP: 0.339, SLG: 0.442 (1,5)										4	0	0	0	0	0	2											
<b>Reggie Jackson, L</b> OBP: 0.353, SLG: 0.480 (1,9)										4	0	2	1	0	1	0											
<b>Deron Johnson, R</b> OBP: 0.322, SLG: 0.448 (1,10)										4	1	1	0	0	0	2											
<b>Gene Tenace, R</b> OBP: 0.397, SLG: 0.486 (1,3)										2	1	1	0	1	0	0											
<b>Joe Rudi, R</b> OBP: 0.275, SLG: 0.338 (1,7)										4	0	1	0	0	0	3											
<b>Ray Fosse, R</b> OBP: 0.273, SLG: 0.327 (1,2)										4	0	1	1	0	0	1											
<b>Ted Kubiak, S</b> OBP: 0.314, SLG: 0.414 (1,4)										4	0	2	1	0	0	2											
<b>Inning Stats</b>	R: 1 E: 0 K: 0 S: 5	H: 2 LOB: 1 BB: 0 P: 5	R: 0 E: 0 K: 0 S: 2	H: 0 LOB: 0 BB: 0 P: 3	R: 0 E: 0 K: 1 S: 7	H: 2 LOB: 2 BB: 0 P: 7	R: 0 E: 0 K: 0 S: 4	H: 1 LOB: 1 BB: 0 P: 4	R: 0 E: 0 K: 0 S: 3	H: 0 LOB: 0 BB: 0 P: 3	R: 0 E: 0 K: 1 S: 6	H: 1 LOB: 1 BB: 0 P: 6	R: 2 E: 0 K: 0 S: 6	H: 3 LOB: 2 BB: 1 P: 10	1B: 8 2B: 1 3B: 0 HR: 0	SF: 0 SAC: 0 DP: 1 HBP: 1	WP: 0 PB: 0 SB: 1 CS: 0	PA: 37									
<b>PITCHER</b>	IP	WLS	BF	H	R	ER	SO	BB	IBB	HBP	BLK	WP	HR	S	P	ERA	WHIP										
<b>Fritz Peterson, L</b> ERA: 3.4 (1,1)	7.0		27	6	1	1	1	0	0	1	0	0	0	28	29	1.29	0.857										
<b>Sparky Lyle, L</b> ERA: 2.11 (8,1)	2.0	S	10	3	2	2	1	1	0	0	0	0	0	11	15	9.00	2.000										

**New York Yankees @ Oakland Athletics**  
Oakland-Alameda County Coliseum, Oakland, CA  
Wed Jun 13 1973, 7:05 PM PDT  
Att: 7,634 - Unknown - 63 F

AB 35  
R 3  
H 9  
RBI 3  
BB 1  
SO 2  
LOB 17





Batter	1	2	3	4	5	6	7	8	9	AB	R	H	RBI	BB	SO	LOB	TOP				
<b>Horace Clarke, S</b> OBP: 0.328, SLG: 0.315 (1,4)										4	0	1	0	0	0	1	<b>New York Yankees @ Oakland Athletics</b> Oakland-Alameda County Coliseum, Oakland, CA Thu Jun 14 1973, 7:05 PM PDT Att: 6,925 - Unknown				
<b>Roy White, S</b> OBP: 0.346, SLG: 0.319 (1,7)										2	0	0	0	2	0						
<b>Matty Alou, L</b> OBP: 0.339, SLG: 0.350 (1,9)										4	0	0	0	0	3						
<b>Bobby Murcer, L</b> OBP: 0.320, SLG: 0.455 (1,8)										4	0	2	0	0	1						
<b>Jim Ray Hart, R</b> OBP: 0.341, SLG: 0.450 (1,10)										3	0	1	0	1	1	2					
<b>Graig Nettles, L</b> OBP: 0.353, SLG: 0.378 (1,5)										4	0	2	0	0	2						
<b>Felipe Alou, R</b> OBP: 0.266, SLG: 0.336 (1,3)										4	0	0	0	0	5						
<b>Thurman Munson, R</b> OBP: 0.357, SLG: 0.463 (9, PH)										3	0	1	0	0	1	2					
<b>Ron Blomberg, L</b> OBP: 0.474, SLG: 0.546 (9, PH)										1	0	0	0	0	2						
<b>Gene Michael, S</b> OBP: 0.305, SLG: 0.339 (1,6)										3	0	0	0	1	2						
<b>Inning Stats</b>	R: 0 E: 0 K: 0 S: 3	H: 1 LOB: 1 BB: 1 P: 7	R: 0 E: 0 K: 0 S: 3	H: 0 LOB: 1 BB: 1 P: 7	R: 0 E: 0 K: 1 S: 5	H: 0 LOB: 1 BB: 1 P: 9	R: 0 E: 0 K: 0 S: 4	H: 1 LOB: 1 BB: 0 P: 4	R: 0 E: 0 K: 0 S: 4	H: 1 LOB: 0 BB: 0 P: 4	R: 0 E: 0 K: 1 S: 6	H: 1 LOB: 0 BB: 0 P: 6	R: 0 E: 0 K: 0 S: 3	H: 2 LOB: 2 BB: 0 P: 7	1B: 7 2B: 0 3B: 0 HR: 0	SF: 0 SAC: 0 DP: 1 HBP: 0	WP: 0 PB: 0 CS: 0	PA: 36			
<b>PITCHER</b>	IP WLS BF H R ER SO BB IBB HBP BLK WP HR S P ERA WHIP																				
<b>Dave Hamilton, L</b> ERA: 3.86 (1,1)	8.2 W 34	H 7 R 0 ER 0 SO 3	BB 3 IBB 0 HBP 0 BLK 0	WP 0 HR 0 S 37 P 49	ERA 0.00 WHIP 1.154																
<b>Rollie Fingers, R</b> ERA: 1.69 (9,1)	0.1 S 1	H 0 R 0 ER 0 SO 0	BB 0 IBB 0 HBP 0 BLK 0	WP 0 HR 0 S 1 P 1	ERA 0.00 WHIP 0.000																

AB	32
R	0
H	7
RBI	0
BB	3
SO	3
LOB	20



Batter	1	2	3	4	5	6	7	8	9	AB	R	H	RBI	BB	SO	LOB	BOTTOM				
<b>Bert Campaneris, R</b> OBP: 0.341, SLG: 0.342 (1,6)										4	0	0	0	0	1	2	<b>New York Yankees @ Oakland Athletics</b> Oakland-Alameda County Coliseum, Oakland, CA Thu Jun 14 1973, 7:05 PM PDT Att: 6,925 - Unknown				
<b>Bill North, S</b> OBP: 0.380, SLG: 0.333 (1,8)										4	1	2	0	0	0	0					
<b>Sal Bando, R</b> OBP: 0.341, SLG: 0.454 (1,5)										3	1	1	1	1	1	3					
<b>Reggie Jackson, L</b> OBP: 0.355, SLG: 0.493 (1,9)										4	1	2	2	0	2	0					
<b>Deron Johnson, R</b> OBP: 0.315, SLG: 0.438 (1,10)										4	0	0	0	0	2	2					
<b>Gene Tenace, R</b> OBP: 0.392, SLG: 0.479 (1,3)										3	0	0	0	0	2	2					
<b>Mike Hegan, L</b> OBP: 0.270, SLG: 0.303 (7,3)										1	0	0	0	0	0	0					
<b>Joe Rudi, R</b> OBP: 0.272, SLG: 0.333 (1,7)										3	0	0	0	0	0	0					
<b>Tim Hosley, R</b> OBP: 0.300, SLG: 0.222 (1,2)										3	0	0	0	0	1	0					
<b>Ted Kubiak, S</b> OBP: 0.324, SLG: 0.422 (1,4)										3	0	2	0	0	0	0					
<b>Inning Stats</b>	R: 1 E: 0 K: 2 S: 9	H: 2 LOB: 2 BB: 1 P: 13	R: 0 E: 0 K: 0 S: 4	H: 1 LOB: 0 BB: 0 P: 4	R: 0 E: 0 K: 1 S: 5	H: 0 LOB: 0 BB: 0 P: 5	R: 0 E: 0 K: 1 S: 5	H: 0 LOB: 0 BB: 0 P: 5	R: 2 E: 0 K: 0 S: 5	H: 2 LOB: 0 BB: 0 P: 5	R: 0 E: 0 K: 1 S: 8	H: 2 LOB: 3 BB: 0 P: 8	R: 0 E: 0 K: 2 S: 7	H: 0 LOB: 0 BB: 0 P: 7	1B: 5 2B: 0 3B: 0 HR: 2	SF: 0 SAC: 0 DP: 0 HBP: 0	WP: 0 PB: 1 CS: 0	PA: 33			
<b>PITCHER</b>	IP WLS BF H R ER SO BB IBB HBP BLK WP HR S P ERA WHIP																				
<b>Doc Medich, R</b> ERA: 3.28 (1,1)	8.0 L 33	H 7 R 3 ER 3 SO 9	BB 1 IBB 0 HBP 0 BLK 0	WP 0 HR 2 S 50 P 54	ERA 3.38 WHIP 1.000																









Batter	1	2	3	4	5	6	7	8	9	AB	R	H	RBI	BB	SO	LOB	TOP					
Horace Clarke, S OBP: 0.323, SLG: 0.308 (1, 4)	F8		G6-3		4-3			K2-3	1B	5	0	1	0	0	1	1	<b>New York Yankees @ California Angels</b> Anaheim Stadium, Anaheim, CA Sat Jun 16 1973, 6:33 AM EDT Att: 15,134 - Unknown					
Roy White, S OBP: 0.344, SLG: 0.313 (1, 7)	K		F5			K		FC6-4 1B	K	5	0	1	0	0	3	1						
Matty Alou, L OBP: 0.343, SLG: 0.358 (1, 9)	2B			F2 1B	6-3			FC6-4 BB 1-2 BB		4	1	2	0	0	0	1						
Bobby Murcer, L OBP: 0.321, SLG: 0.449 (1, 8)	K			F7 1B	P2			BB BB 1-2 BB		3	0	0	0	1	1	2						
Ron Blomberg, L OBP: 0.479, SLG: 0.540 (1, 3)		2B 1B		1-2 1B		SF9 BB		1-2 2-3 BB		2	1	2	0	2	0	0						
Graig Nettles, L OBP: 0.371, SLG: 0.402 (1, 5)	1-2 2B			F2 2-3		1-3 1B		1-2 2-3 3-H BB		3	0	2	1	1	0	2						
Jim Ray Hart, R OBP: 0.326, SLG: 0.430 (1, 10)	K			P3		SF9		F9		3	0	0	1	0	1	6						
Thurman Munson, R OBP: 0.349, SLG: 0.450 (1, 2)	P4				K			K		4	0	0	0	0	3	2						
Gene Michael, S OBP: 0.303, SLG: 0.328 (1, 6)			G6-3 BB		K			F5		3	0	0	0	1	1	1						
<b>Inning Stats</b>	R: 0 E: 0 K: 2 S: 8	H: 1 LOB: 1 BB: 0 P: 8	R: 0 E: 0 K: 1 S: 6	H: 2 LOB: 1 BB: 0 P: 6	R: 0 E: 0 K: 0 S: 2	H: 0 LOB: 0 BB: 1 P: 6	R: 0 E: 0 K: 0 S: 5	H: 2 LOB: 2 BB: 0 P: 5	R: 0 E: 0 K: 1 S: 7	H: 0 LOB: 0 BB: 0 P: 7	R: 0 E: 0 K: 1 S: 5	H: 0 LOB: 0 BB: 0 P: 5	R: 1 E: 0 K: 1 S: 6	H: 1 LOB: 1 BB: 1 P: 10	R: 1 E: 0 K: 1 S: 6	H: 1 LOB: 3 BB: 3 P: 18	R: 0 E: 0 K: 2 S: 8	H: 1 LOB: 1 BB: 0 P: 8	1B: 6 2B: 2 3B: 0 HR: 0	SF: 1 SAC: 0 DP: 1 HBP: 0	WP: 0 PB: 0 CS: 0	PA: 38
<b>PITCHER</b> Nolan Ryan, R ERA: 2.64 (1, 1)	IP: 9.0 WLS: W BF: 38 H: 8 R: 2 ER: 2 SO: 10 BB: 5 IBB: 0 HBP: 0 BLK: 0 WP: 0 HR: 0 S: 53 P: 73 ERA: 2.00 WHIP: 1.444																					

Batter	1	2	3	4	5	6	7	8	9	AB	R	H	RBI	BB	SO	LOB	BOTTOM			
Sandy Alomar Sr., S OBP: 0.244, SLG: 0.218 (1, 4)	K		G3			4-3	S 3B 1B			4	1	1	0	0	1	0	<b>New York Yankees @ California Angels</b> Anaheim Stadium, Anaheim, CA Sat Jun 16 1973, 6:33 AM EDT Att: 15,134 - Unknown			
Vada Pinson, L OBP: 0.285, SLG: 0.381 (1, 8) (7, 7)	K			3-1		E 2B	1-2 3B			4	2	1	0	0	1	1				
Frank Robinson, R OBP: 0.382, SLG: 0.511 (1, 10)	1B			F9		E 2B IBB		K		3	1	1	0	1	1	2				
Mike Epstein, L OBP: 0.318, SLG: 0.267 (1, 3)	F7			3-1		E3 2B FC1-2 1-3 2-H	1-2 2-H 3B			4	0	1	2	0	0	2				
Bob Oliver, R OBP: 0.288, SLG: 0.413 (6, PR) Leroy Stanton, R OBP: 0.284, SLG: 0.325 (7, 9)	6-3				1-3	FC1-2 1-3 3-H 2B		K		3	0	1	1	0	0	0				
Richie Scheinblum, S OBP: 0.353, SLG: 0.375 Ken Berry, R OBP: 0.325, SLG: 0.357 (7, 8)	F9				HR	FC1-2 IBB		P4		2	1	1	1	1	0	0				
Al Gallagher, R OBP: 0.356, SLG: 0.308 (1, 5)	4-3					4-3 1B	FC1-2 1-2 2-3 3-H	FC5-4 1B		4	0	2	0	0	0	3				
Jeff Torborg, R OBP: 0.250, SLG: 0.242 (1, 2)			5-3		4-3	1-3		FC5-4 1-2		4	0	0	0	0	0	5				
Rudy Meoli, L OBP: 0.316, SLG: 0.282 (1, 6)	4-3				3-1			4-3		4	0	0	0	0	0	2				
<b>Inning Stats</b>	R: 0 E: 0 K: 2 S: 8	H: 1 LOB: 1 BB: 0 P: 8	R: 0 E: 0 K: 0 S: 3	H: 0 LOB: 0 BB: 0 P: 3	R: 0 E: 0 K: 0 S: 3	H: 0 LOB: 0 BB: 0 P: 3	R: 0 E: 0 K: 0 S: 5	H: 2 LOB: 1 BB: 0 P: 5	R: 2 E: 1 K: 0 S: 6	H: 2 LOB: 3 BB: 2 P: 14	R: 2 E: 1 K: 2 S: 10	H: 2 LOB: 1 BB: 0 P: 10	R: 0 E: 0 K: 0 S: 4	H: 1 LOB: 1 BB: 0 P: 4	R: 0 E: 0 K: 2 S: 8	H: 1 LOB: 1 BB: 0 P: 8	1B: 4 2B: 2 3B: 1 HR: 1	SF: 0 SAC: 0 DP: 0 HBP: 0	WP: 0 PB: 0 CS: 0	PA: 36
<b>PITCHER</b> Pat Dobson, R ERA: 4.33 (1, 1)	IP: 8.0 WLS: L BF: 36 H: 8 R: 5 ER: 2 SO: 4 BB: 0 IBB: 2 HBP: 0 BLK: 0 WP: 0 HR: 1 S: 42 P: 50 ERA: 2.25 WHIP: 1.000																			



Batter	1	2	3	4	5	6	7	8	9	AB	R	H	RBI	BB	SO	LOB	TOP			
Horace Clarke, S OBP: 0.318, SLG: 0.302	F8		F7		P6		F9		P4	5	0	0	0	0	0	2	<b>New York Yankees @ California Angels</b> Anaheim Stadium, Anaheim, CA Sun Jun 17 1973, 6:33 AM EDT Unknown - 74 F			
Roy White, S OBP: 0.343, SLG: 0.309	6-3		G3		1B		FC4-6			3	0	0	0	1	0	1				
Matty Alou, L OBP: 0.346, SLG: 0.361	F8				1B		FC6-4			4	0	2	0	0	0	1				
Bobby Murcer, L OBP: 0.320, SLG: 0.445		G3			G3				F3	4	0	1	0	0	0	2				
Jim Ray Hart, R OBP: 0.330, SLG: 0.429					1B		4-3		1-3	3	0	1	0	1	0	0				
Graig Nettles, L OBP: 0.395, SLG: 0.394					BB		G3		4-3	4	0	0	0	0	1	4				
Thurman Munson, R OBP: 0.356, SLG: 0.451					F9		FC5-4			2	0	1	0	2	0	3				
Felipe Alou, R OBP: 0.254, SLG: 0.323	FC6-4				F7		FC5-4		F7	4	0	0	0	0	0	7				
Gene Michael, S OBP: 0.302, SLG: 0.327			6-3		5-3				F7	4	0	1	0	0	0	1				
<b>Inning Stats</b>	R: 0 E: 0 K: 0 S: 3	H: 0 LOB: 0 BB: 0 P: 3	R: 0 E: 0 K: 0 S: 4	H: 1 LOB: 2 BB: 1 P: 8	R: 0 E: 0 K: 1 S: 3	H: 0 LOB: 0 BB: 0 P: 3	R: 0 E: 0 K: 1 S: 7	H: 2 LOB: 3 BB: 1 P: 11	R: 0 E: 0 K: 0 S: 4	H: 1 LOB: 1 BB: 0 P: 4	R: 0 E: 0 K: 0 S: 4	H: 1 LOB: 1 BB: 0 P: 4	R: 0 E: 0 K: 0 S: 3	H: 0 LOB: 0 BB: 0 P: 3	R: 0 E: 0 K: 0 S: 3	H: 0 LOB: 1 BB: 1 P: 7	1B: 6 2B: 0 3B: 0 HR: 0	SF: 0 SAC: 0 DP: 0 HBP: 0	WP: 0 PA: 37 CS: 0	
<b>PITCHER</b> Clyde Wright, L ERA: 3.53	IP: 9.0 WLS: W BF: 37	H: 6 R: 0 ER: 0 SO: 1	BB: 4 IBB: 0 HBP: 0 BLK: 0	WP: 0 HR: 0 S: 35 P: 51	ERA: 0.00 WHIP: 1.111	<b>PITCHER</b>										IP: 9.0 WLS: W BF: 37	H: 6 R: 0 ER: 0 SO: 1	BB: 4 IBB: 0 HBP: 0 BLK: 0	WP: 0 HR: 0 S: 35 P: 51	ERA: 0.00 WHIP: 1.111


Batter	1	2	3	4	5	6	7	8	9	AB	R	H	RBI	BB	SO	LOB	BOTTOM			
Sandy Alomar Sr., S OBP: 0.243, SLG: 0.223	6-3		4-3							5	0	1	0	0	0	1	<b>New York Yankees @ California Angels</b> Anaheim Stadium, Anaheim, CA Sun Jun 17 1973, 6:33 AM EDT Unknown - 74 F			
Vada Pinson, L OBP: 0.293, SLG: 0.403	WP		F7							5	2	3	0	0	0	1				
Frank Robinson, R OBP: 0.378, SLG: 0.500	L3									4	1	0	0	1	0	3				
Bob Oliver, R OBP: 0.292, SLG: 0.412	HR									3	1	1	2	1	1	1				
Richie Scheinblum, S OBP: 0.361, SLG: 0.373	HR									3	1	1	2	1	1	0				
Leroy Stanton, R OBP: 0.294, SLG: 0.325	HR									0	0	0	0	0	0	0				
Ken Berry, R OBP: 0.335, SLG: 0.386	HR									4	1	3	3	0	1	2				
Al Gallagher, R OBP: 0.356, SLG: 0.302	6-3									3	0	0	0	1	1	2				
Jeff Torborg, R OBP: 0.250, SLG: 0.273										4	1	1	1	0	1	5				
Rudy Meoli, L OBP: 0.314, SLG: 0.275										3	1	0	0	1	1	1				
<b>Inning Stats</b>	R: 4 E: 0 K: 0 S: 6	H: 3 LOB: 0 BB: 1 P: 10	R: 4 E: 1 K: 2 S: 10	H: 3 LOB: 3 BB: 4 P: 26	R: 0 E: 0 K: 0 S: 3	H: 0 LOB: 0 BB: 0 P: 3	R: 0 E: 0 K: 1 S: 5	H: 0 LOB: 0 BB: 0 P: 5	R: 0 E: 0 K: 1 S: 6	H: 1 LOB: 1 BB: 0 P: 6	R: 0 E: 1 K: 1 S: 6	H: 1 LOB: 1 BB: 0 P: 6	R: 0 E: 0 K: 0 S: 4	H: 1 LOB: 1 BB: 0 P: 4	R: 0 E: 0 K: 1 S: 6	H: 1 LOB: 1 BB: 0 P: 6	1B: 5 2B: 2 3B: 1 HR: 2	SF: 0 SAC: 0 DP: 0 HBP: 0	WP: 1 PA: 39 CS: 0	
<b>PITCHER</b> Fritz Peterson, L ERA: 4.04 Lindy McDaniel, R ERA: 2.6	IP: 1.1 WLS: L	H: 5 R: 1 ER: 1 SO: 6	BB: 2 IBB: 1 HBP: 0 BLK: 0	WP: 0 HR: 0 S: 37 P: 49	ERA: 1.35 WHIP: 1.050	<b>PITCHER</b>										IP: 6.2 WLS: 28	H: 5 R: 1 ER: 1 SO: 6	BB: 2 IBB: 1 HBP: 0 BLK: 0	WP: 0 HR: 0 S: 37 P: 49	ERA: 1.35 WHIP: 1.050



Batter	1	2	3	4	5	6	7	8	9	AB	R	H	RBI	BB	SO	LOB	TOP				
<b>Bernie Allen, L</b> OBP: 0.250, SLG: 0.222 (1, 4)										5	1	2	0	0	0	1					
<b>Johnny Callison, L</b> OBP: 0.175, SLG: 0.167 (1, 9)										4	2	1	1	1	1	0					
<b>Roy White, S</b> OBP: 0.340, SLG: 0.306 (1, 7)										5	0	1	0	0	0	3					
<b>Bobby Murcer, L</b> OBP: 0.317, SLG: 0.440 (1, 8)										5	0	1	0	0	1	3					
<b>Ron Blomberg, L</b> OBP: 0.480, SLG: 0.535 <b>Felipe Alou, R</b> OBP: 0.254, SLG: 0.323 (1, 3) (8, 3)										3	1	1	1	1	0	0					
<b>Graig Nettles, L</b> OBP: 0.397, SLG: 0.418 (1, 5)										3	1	2	3	0	1	0					
<b>Jim Ray Hart, R</b> OBP: 0.328, SLG: 0.421 (1, 10)										3	0	0	0	1	0	4					
<b>Jerry Moses, R</b> OBP: 0.167, SLG: 0.182 (1, 2)										4	0	1	0	0	1	2					
<b>Hal Lanier, R</b> OBP: 0.250, SLG: 0.300 (1, 6)										4	0	1	0	0	0	4					
<b>Inning Stats</b>	R: 4 E: 1 K: 0 S: 8	H: 5 LOB: 2 BB: 1 P: 12	R: 0 E: 0 K: 1 S: 6	H: 1 LOB: 1 BB: 0 P: 6	R: 0 E: 0 K: 1 S: 5	H: 0 LOB: 0 BB: 0 P: 5	R: 0 E: 0 K: 1 S: 5	H: 0 LOB: 0 BB: 0 P: 5	R: 1 E: 0 K: 0 S: 4	H: 1 LOB: 2 BB: 2 P: 12	R: 0 E: 0 K: 0 S: 3	H: 1 LOB: 0 BB: 0 P: 3	R: 0 E: 1 K: 0 S: 5	H: 1 LOB: 2 BB: 0 P: 5	R: 0 E: 0 K: 0 S: 4	H: 1 LOB: 1 BB: 0 P: 4	1B: 7 2B: 2 3B: 0 HR: 1	SF: 1 SAC: 0 DP: 1 HBP: 0	WP: 0 PB: 0 CS: 0	PA: 40	
<b>PITCHER</b>	IP	WLS	BF	H	R	ER	SO	BB	IBB	HBP	BLK	WP	HR	S	P	ERA	WHIP				
<b>Rich Hand, R</b> ERA: 5.87 (1, 1)	0.2	L	8	5	4	4	0	1	0	0	0	0	1	7	11	54.00	9.000				
<b>Steve Barber, L</b> ERA: 2.9 (1, 1)	7.1		28	4	1	1	3	2	0	0	0	0	0	32	40	1.23	0.818				
<b>Ron Perranoski, L</b> ERA: 4.09 (9, 1)	1.0		4	1	0	0	0	0	0	0	0	0	0	4	4	0.00	1.000				

**New York Yankees @ California Angels**  
Anaheim Stadium, Anaheim, CA  
Sun Jun 17 1973, 10:05 PM EDT  
Att: 28,857 - Unknown


**AB 36**  
**R 5**  
**H 10**  
**RBI 5**  
**BB 3**  
**SO 3**  
**LOB 18**



Batter	1	2	3	4	5	6	7	8	9	AB	R	H	RBI	BB	SO	LOB	BOTTOM					
<b>Sandy Alomar Sr., S</b> OBP: 0.247, SLG: 0.223 (1, 4) (3, 6)										4	0	1	0	1	0	1						
<b>Richie Scheinblum, S</b> OBP: 0.355, SLG: 0.355 (1, 7)										3	0	0	0	1	2	2						
<b>Frank Robinson, R</b> OBP: 0.381, SLG: 0.495 (1, 10)										2	0	0	0	2	1	2						
<b>Bob Oliver, R</b> OBP: 0.291, SLG: 0.409 (1, 3)										4	0	1	0	0	1	1						
<b>Leroy Stanton, R</b> OBP: 0.283, SLG: 0.314 (1, 9)										3	0	0	0	1	1	3						
<b>Ken Berry, R</b> OBP: 0.339, SLG: 0.389 (1, 8)										4	1	2	0	0	0	1						
<b>Al Gallagher, R</b> OBP: 0.353, SLG: 0.296 (1, 5)										3	0	0	0	1	0	2						
<b>Jeff Torborg, R</b> OBP: 0.255, SLG: 0.270 <b>Billy Grabarkewitz, R</b> OBP: 0.277, SLG: 0.279 <b>Art Kusnyer, R</b> OBP: 0.193, SLG: 0.191 (1, 2) (7, PH) (8, 2)										1	0	0	0	1	0	2						
<b>Rudy Meoli, L</b> OBP: 0.314, SLG: 0.275 <b>Winston Lienas, R</b> OBP: 0.296, SLG: 0.320 (1, 6) (2, PH) (3, 4)										0	0	0	0	0	0	0						
<b>Inning Stats</b>	R: 0 E: 0 K: 2 S: 8	H: 1 LOB: 2 BB: 1 P: 12	R: 0 E: 0 K: 0 S: 4	H: 1 LOB: 2 BB: 2 P: 12	R: 0 E: 0 K: 1 S: 6	H: 1 LOB: 2 BB: 1 P: 10	R: 0 E: 0 K: 0 S: 2	H: 0 LOB: 0 BB: 1 P: 6	R: 0 E: 0 K: 2 S: 7	H: 0 LOB: 0 BB: 0 P: 7	R: 0 E: 0 K: 0 S: 2	H: 0 LOB: 0 BB: 1 P: 6	R: 0 E: 0 K: 1 S: 6	H: 1 LOB: 2 BB: 1 P: 10	R: 0 E: 0 K: 0 S: 3	H: 0 LOB: 0 BB: 0 P: 3	R: 0 E: 0 K: 1 S: 6	H: 1 LOB: 1 BB: 0 P: 6	1B: 5 2B: 0 3B: 0 HR: 0	SF: 1 SAC: 0 DP: 2 HBP: 0	WP: 0 PB: 0 CS: 0	PA: 37
<b>PITCHER</b>	IP	WLS	BF	H	R	ER	SO	BB	IBB	HBP	BLK	WP	HR	S	P	ERA	WHIP					
<b>Sam McDowell, L</b> ERA: 4.05 (1, 1)	6.2	W	29	4	1	1	6	7	0	0	0	0	0	34	62	1.35	1.650					
<b>Sparky Lyle, L</b> ERA: 1.96 (7, 1)	2.1	S	8	1	0	0	1	0	0	0	0	0	0	10	10	0.00	0.429					

**New York Yankees @ California Angels**  
Anaheim Stadium, Anaheim, CA  
Sun Jun 17 1973, 10:05 PM EDT  
Att: 28,857 - Unknown

**AB 29**  
**R 1**  
**H 5**  
**RBI 1**  
**BB 7**  
**SO 7**  
**LOB 15**





Batter	1	2	3	4	5	6	7	8	9	AB	R	H	RBI	BB	SO	LOB	TOP					
<b>Al Bumbry, L</b> OBP: 0.368, SLG: 0.486 <b>Don Baylor, R</b> OBP: 0.310, SLG: 0.341										4	1	1	1	0	1	0	<b>Baltimore Orioles @ New York Yankees</b> Yankee Stadium, Bronx, NY Tue Jun 19 1973, 7:05 PM EDT Att: 13,368 - Unknown					
<b>Rich Coggins, L</b> OBP: 0.306, SLG: 0.449 <b>Merv Rettenmund, R</b> OBP: 0.318, SLG: 0.310										4	1	3	0	0	0	0						
<b>Bobby Grich, R</b> OBP: 0.377, SLG: 0.377										5	0	0	0	0	0	3						
<b>Tommy Davis, R</b> OBP: 0.302, SLG: 0.371										4	1	2	0	0	1	0						
<b>Earl Williams, R</b> OBP: 0.325, SLG: 0.402										2	0	0	0	2	1	1						
<b>Elrod Hendricks, L</b> OBP: 0.299, SLG: 0.373										4	0	1	0	0	1	3						
<b>Paul Blair, R</b> OBP: 0.331, SLG: 0.382										4	1	2	1	0	0	2						
<b>Brooks Robinson, R</b> OBP: 0.281, SLG: 0.297										4	0	0	0	0	0	5						
<b>Mark Belanger, R</b> OBP: 0.313, SLG: 0.246										4	0	0	0	0	1	3						
<b>Inning Stats</b>	R: 0 E: 0 K: 1 S: 5	H: 1 LOB: 0 BB: 0 P: 5	R: 0 E: 0 K: 0 S: 4	H: 1 LOB: 2 BB: 1 P: 8	R: 0 E: 0 K: 0 S: 4	H: 1 LOB: 1 BB: 0 P: 4	R: 1 E: 0 K: 0 S: 5	H: 2 LOB: 2 BB: 1 P: 9	R: 2 E: 0 K: 1 S: 7	H: 2 LOB: 0 BB: 0 P: 7	R: 0 E: 0 K: 0 S: 3	H: 0 LOB: 0 BB: 0 P: 3	R: 0 E: 0 K: 2 S: 8	H: 1 LOB: 1 BB: 0 P: 8	R: 0 E: 0 K: 2 S: 8	H: 0 LOB: 0 BB: 0 P: 7		R: 1 E: 0 K: 0 S: 6	H: 3 LOB: 2 BB: 0 P: 6	1B: 7 2B: 2 3B: 1 HR: 1	SF: 0 SAC: 0 DP: 0 HBP: 0	WP: 0 PB: 1 SB: 1 CS: 0
<b>PITCHER</b>	IP WLS BF H R ER SO BB IBB HBP BLK WP HR S P ERA WHIP																					
<b>Doc Medich, R</b> ERA: 3.43	(1, 1) 4.1	W 21	BF 7	H 3	R 3	ER 3	SO 1	BB 2	IBB 0	HBP 0	BLK 1	WP 0	HR 1	S 21	P 29	ERA 6.23	WHIP 2.077					
<b>Fred Beene, R</b> ERA: 1.92	(5, 1) 3.2	W 13	BF 2	H 1	R 1	ER 1	SO 4	BB 0	IBB 0	HBP 0	BLK 0	WP 0	HR 0	S 21	P 21	ERA 2.46	WHIP 0.545					
<b>Sparky Lyle, L</b> ERA: 1.91	(9, 1) 1.0	S 5	BF 2	H 0	R 0	ER 0	SO 0	BB 0	IBB 0	HBP 0	BLK 0	WP 0	HR 0	S 5	P 5	ERA 0.00	WHIP 2.000					

Batter	1	2	3	4	5	6	7	8	9	AB	R	H	RBI	BB	SO	LOB	BOTTOM					
<b>Horace Clarke, S</b> OBP: 0.320, SLG: 0.302										3	0	1	0	1	0	3	<b>Baltimore Orioles @ New York Yankees</b> Yankee Stadium, Bronx, NY Tue Jun 19 1973, 7:05 PM EDT Att: 13,368 - Unknown					
<b>Roy White, S</b> OBP: 0.336, SLG: 0.302										4	0	0	0	0	2	2						
<b>Matty Alou, L</b> OBP: 0.340, SLG: 0.354										4	0	0	0	0	1	2						
<b>Bobby Murcer, L</b> OBP: 0.316, SLG: 0.438										4	0	1	0	0	0	1						
<b>Graig Nettles, L</b> OBP: 0.369, SLG: 0.431										3	2	1	1	1	0	1						
<b>Johnny Callison, L</b> OBP: 0.164, SLG: 0.155										4	1	0	0	0	0	1						
<b>Bernie Allen, L</b> OBP: 0.292, SLG: 0.273										4	1	2	1	0	1	0						
<b>Thurman Munson, R</b> OBP: 0.354, SLG: 0.452										4	1	1	1	0	1	2						
<b>Gene Michael, S</b> OBP: 0.307, SLG: 0.337										3	0	2	2	0	0	0						
<b>Inning Stats</b>	R: 0 E: 0 K: 1 S: 5	H: 0 LOB: 1 BB: 1 P: 9	R: 1 E: 0 K: 0 S: 4	H: 1 LOB: 0 BB: 0 P: 4	R: 0 E: 0 K: 0 S: 4	H: 1 LOB: 1 BB: 0 P: 4	R: 3 E: 0 K: 0 S: 6	H: 3 LOB: 1 BB: 1 P: 10	R: 0 E: 0 K: 0 S: 3	H: 0 LOB: 0 BB: 0 P: 3	R: 1 E: 1 K: 0 S: 6	H: 2 LOB: 2 BB: 0 P: 6	R: 0 E: 0 K: 2 S: 8	H: 1 LOB: 1 BB: 0 P: 8	R: 0 E: 0 K: 2 S: 7	H: 0 LOB: 0 BB: 0 P: 7		R: 0 E: 0 K: 2 S: 7	H: 0 LOB: 0 BB: 0 P: 7	1B: 5 2B: 2 3B: 0 HR: 1	SF: 0 SAC: 0 DP: 0 HBP: 0	WP: 0 PB: 0 SB: 0 CS: 0
<b>PITCHER</b>	IP WLS BF H R ER SO BB IBB HBP BLK WP HR S P ERA WHIP																					
<b>Doyle Alexander, R</b> ERA: 3.78	(1, 1) 5.2	L 27	BF 7	H 5	R 5	ER 4	SO 1	BB 2	IBB 0	HBP 0	BLK 0	WP 0	HR 1	S 27	P 35	ERA 6.35	WHIP 1.588					
<b>Bob Reynolds, R</b> ERA: 2.1	(6, 1) 2.1	L 8	BF 1	H 0	R 0	ER 0	SO 4	BB 0	IBB 0	HBP 0	BLK 0	WP 0	HR 0	S 16	P 16	ERA 0.00	WHIP 0.429					



Batter	1	2	3	4	5	6	7	8	9	AB	R	H	RBI	BB	SO	LOB	TOP			
Al Bumbry, L (1, 7) OBP: 0.359, SLG: 0.474 Merv Rettenmund, R (8, PH) OBP: 0.315, SLG: 0.307 Frank Baker, L (8, 6)										3	0	0	0	0	1	1	<p><b>Baltimore Orioles @ New York Yankees</b> Yankee Stadium, Bronx, NY Wed Jun 20 1973, 7:05 PM EDT Att: 16,371 - Unknown</p> <p>livebaseballscores.com</p> <p>AB 27 R 1 H 2 RBI 1 BB 4 SO 3 LOB 8</p>			
Rich Coggins, L (1, 9) OBP: 0.299, SLG: 0.438 Enos Cabell, R (9, PH) OBP: 0.182, SLG: 0.200										3	0	0	0	0	1					
Tommy Davis, R (1, 10) OBP: 0.301, SLG: 0.364										3	0	0	0	1	0					
Earl Williams, R (1, 3) OBP: 0.324, SLG: 0.395										3	0	0	0	1	0					
Eliot Hendricks, L (1, 2) OBP: 0.246, SLG: 0.352 Andy Etchebarren, R (9, PH) OBP: 0.236, SLG: 0.440										3	0	0	0	0	0	1				
Paul Blair, R (1, 8) OBP: 0.337, SLG: 0.380										1	1	0	0	2	1	0				
Bobby Grich, R (1, 4) OBP: 0.380, SLG: 0.381										3	0	2	0	0	0	1				
Brooks Robinson, R (1, 5) OBP: 0.279, SLG: 0.294										2	0	0	0	0	0	1				
Mark Belanger, R (1, 6) OBP: 0.310, SLG: 0.243 Terry Crowley, L (8, PH) OBP: 0.297, SLG: 0.254 Don Baylor, R (8, PH) OBP: 0.309, SLG: 0.339 (8, 7)										2	0	0	0	0	0	0				
<b>Inning Stats</b>	R: 0 E: 0 K: 1 S: 5	H: 0 LOB: 0 BB: 0 P: 5	R: 0 E: 0 K: 0 S: 3	H: 0 LOB: 1 BB: 1 P: 7	R: 0 E: 1 K: 0 S: 4	H: 0 LOB: 1 BB: 0 P: 4	R: 0 E: 0 K: 0 S: 3	H: 0 LOB: 0 BB: 0 P: 3	R: 0 E: 0 K: 1 S: 5	H: 1 LOB: 0 BB: 0 P: 5	R: 0 E: 0 K: 0 S: 2	H: 0 LOB: 0 BB: 1 P: 6	R: 0 E: 0 K: 0 S: 4	H: 1 LOB: 1 BB: 1 P: 8	R: 0 E: 0 K: 1 S: 5	H: 0 LOB: 1 BB: 1 P: 9		1B: 2 2B: 0 3B: 0 HR: 0	SF: 0 SAC: 1 DP: 1 HBP: 0	WP: 0 PB: 0 SB: 0 CS: 0
<b>PITCHER</b>	IP WLS BF H R ER SO BB IBB HBP BLK WP HR S P ERA WHIP																			
Mel Stottlemyre, R (1, 1) ERA: 3.56 Sparky Lyle, L (8, 1) ERA: 1.85	7.1 W 26 2 1 1 2 3 0 0 0 0 0 0 0 0 1.23 0.682																			
8.1 S 6 0 0 0 1 1 0 0 0 0 0 0 0 7 11 0.00 0.600																				


Batter	1	2	3	4	5	6	7	8	9	AB	R	H	RBI	BB	SO	LOB	BOTTOM	
Horace Clarke, S (1, 4) OBP: 0.319, SLG: 0.298										3	0	0	0	1	0	0	<p><b>Baltimore Orioles @ New York Yankees</b> Yankee Stadium, Bronx, NY Wed Jun 20 1973, 7:05 PM EDT Att: 16,371 - Unknown</p> <p>livebaseballscores.com</p> <p>AB 27 R 2 H 4 RBI 2 BB 2 SO 1 LOB 6</p>	
Roy White, S (1, 7) OBP: 0.338, SLG: 0.302										3	0	1	0	1	0	1		
Matty Alou, L (1, 9) OBP: 0.336, SLG: 0.350										3	1	0	0	0	0	2		
Bobby Murcer, L (1, 8) OBP: 0.317, SLG: 0.436										3	1	1	0	0	0	1		
Jim Ray Hart, R (1, 10) OBP: 0.328, SLG: 0.425										3	0	1	2	0	0	0		
Graig Nettles, L (1, 5) OBP: 0.369, SLG: 0.430										3	0	1	0	0	0	0		
Thurman Munson, R (1, 2) OBP: 0.350, SLG: 0.445										3	0	0	0	0	0	2		
Felipe Alou, R (1, 3) OBP: 0.248, SLG: 0.315										3	0	0	0	0	1	0		
Gene Michael, S (1, 6) OBP: 0.303, SLG: 0.332										3	0	0	0	0	0	0		
<b>Inning Stats</b>	R: 0 E: 0 K: 0 S: 3	H: 0 LOB: 0 BB: 0 P: 3	R: 0 E: 0 K: 0 S: 3	H: 0 LOB: 0 BB: 0 P: 3	R: 0 E: 0 K: 0 S: 3	H: 1 LOB: 1 BB: 0 P: 4	R: 0 E: 0 K: 0 S: 4	H: 0 LOB: 0 BB: 0 P: 3	R: 0 E: 0 K: 1 S: 5	H: 0 LOB: 0 BB: 0 P: 5	R: 2 E: 0 K: 0 S: 5	H: 3 LOB: 1 BB: 1 P: 9	R: 0 E: 0 K: 0 S: 3	H: 0 LOB: 1 BB: 1 P: 7	1B: 3 2B: 1 3B: 0 HR: 0	SF: 0 SAC: 0 DP: 1 HBP: 0		WP: 0 PB: 0 SB: 1 CS: 0
<b>PITCHER</b>	IP WLS BF H R ER SO BB IBB HBP BLK WP HR S P ERA WHIP																	
Mike Cuellar, L (1, 1) ERA: 4.37 Eddie Watt, R (7, 1) ERA: 2.89 Grant Jackson, L (8, 1) ERA: 1.31	6.1 L 24 4 2 2 1 1 0 0 0 0 0 0 0 3 7 0.00 0.789																	
0.1 S 1 0 0 0 0 0 0 0 0 0 0 0 0 1 1 0.00 0.000																		



Batter	1	2	3	4	5	6	7	8	9	AB	R	H	RBI	BB	SO	LOB	TOP			
Jim Northrup, L (1, 9) OBP: 0.324, SLG: 0.364	0-0 4-3		0-0 F9		0-0 4-3					3	0	0	0	0	0	0				
Mickey Stanley, R (1, 8) OBP: 0.309, SLG: 0.410	0-0 5-3		0-0 1B		0-0 5-3					3	0	1	0	0	0	0				
Gates Brown, L (1, 10) OBP: 0.308, SLG: 0.325	0-0 3-1		0-0 F9			0-0 4-3				3	0	0	0	0	0	1				
Willie Horton, R (1, 7) OBP: 0.442, SLG: 0.638		0-0 F9		0-0 1B		0-0 E5				3	0	1	0	0	0	0				
Norm Cash, L (1, 3) OBP: 0.333, SLG: 0.484		0-0 HR		0-0 F2		0-3 K				3	1	1	1	0	1	2				
Duke Sims, L (1, 2) OBP: 0.348, SLG: 0.422		0-0 4-3		0-0 1-3		0-0 L1				3	0	2	0	0	0	1				
Dick McAuliffe, L (1, 4) OBP: 0.353, SLG: 0.404		0-0 4-3		0-0 1-3						2	0	0	0	0	0	3				
Ed Brinkman, R (1, 6) OBP: 0.326, SLG: 0.401		0-0 F9		0-0 F9						2	0	0	0	0	0	3				
Aurelio Rodriguez, R (1, 5) OBP: 0.234, SLG: 0.338			0-0 F7		0-3 K					2	0	0	0	0	1	0				
<b>Inning Stats</b>	R: 0 E: 0 K: 0 S: 3	H: 0 LOB: 0 BB: 0 P: 3	R: 1 E: 0 K: 0 S: 5	H: 2 LOB: 1 BB: 0 P: 5	R: 0 E: 0 K: 0 S: 4	H: 1 LOB: 1 BB: 0 P: 4	R: 0 E: 0 K: 0 S: 5	H: 2 LOB: 2 BB: 0 P: 5	R: 0 E: 0 K: 1 S: 5	H: 0 LOB: 0 BB: 0 P: 5	R: 0 E: 1 K: 1 S: 6	H: 0 LOB: 1 BB: 0 P: 6					1B: 3 2B: 1 3B: 0 HR: 1	SF: 0 SAC: 0 DP: 0 HBP: 0	WP: 0 PB: 0 SB: 0 CS: 0	PA: 24
<b>PITCHER</b> Pat Dobson, R (1, 1) ERA: 4.11	IP: 6.0 WLS: W BF: 24 H: 5 R: 1 ER: 1 SO: 2 BB: 0 IBB: 0 HBP: 0 BLK: 0 WP: 0 HR: 1 S: 28 P: 28 ERA: 1.50 WHIP: 0.833															<b>PITCHER</b>	IP: WLS: BF: H: R: ER: SO: BB: IBB: HBP: BLK: WP: HR: S: P: ERA: WHIP:			

Detroit Tigers @ New York Yankees  
Yankee Stadium, Bronx, NY  
Thu Jun 21 1973, 7:05 PM EDT  
Att: 14,940 - Unknown - 72 F


AB	24
R	1
H	5
RBI	1
BB	0
SO	2
LOB	10



Batter	1	2	3	4	5	6	7	8	9	AB	R	H	RBI	BB	SO	LOB	BOTTOM			
Horace Clarke, S (1, 4) OBP: 0.319, SLG: 0.299	0-0 6-3		0-0 FC5-4		0-0 L6					3	0	1	0	0	0	0				
Roy White, S (1, 7) OBP: 0.334, SLG: 0.298	0-0 F7		0-0 FC5-4		0-0 F8					3	0	0	0	0	0	2				
Matty Alou, L (1, 9) OBP: 0.336, SLG: 0.354	0-0 1-3		0-0 L4			0-0 1B				3	1	1	0	0	0	1				
Bobby Murcer, L (1, 8) OBP: 0.317, SLG: 0.435		0-0 P4		0-0 F2		0-0 G3-6-3				3	0	1	1	0	0	0				
Jim Ray Hart, R (1, 10) OBP: 0.323, SLG: 0.418		0-0 F8		0-0 5-3		0-3 K				3	0	0	0	0	1	1				
Graig Nettles, L (1, 5) OBP: 0.308, SLG: 0.429		0-0 HR		0-3 K		0-0 G3-6-3				3	1	1	0	0	1	1				
Thurman Munson, R (1, 2) OBP: 0.355, SLG: 0.464		0-0 HR			0-0 HR					2	2	2	2	0	0	0				
Felipe Alou, R (1, 3) OBP: 0.252, SLG: 0.341		0-0 P6			0-0 HR					2	1	1	2	0	0	0				
Gene Michael, S (1, 6) OBP: 0.305, SLG: 0.330			4-0 FC5-4		0-0 5-3					1	0	0	0	1	0	0				
<b>Inning Stats</b>	R: 0 E: 0 K: 0 S: 3	H: 0 LOB: 0 BB: 0 P: 3	R: 2 E: 0 K: 0 S: 5	H: 2 LOB: 0 BB: 0 P: 5	R: 0 E: 0 K: 0 S: 3	H: 1 LOB: 1 BB: 1 P: 7	R: 0 E: 0 K: 1 S: 5	H: 0 LOB: 0 BB: 0 P: 5	R: 2 E: 0 K: 0 S: 5	H: 2 LOB: 0 BB: 0 P: 5	R: 1 E: 0 K: 1 S: 6	H: 2 LOB: 0 BB: 0 P: 6					1B: 4 2B: 1 3B: 0 HR: 2	SF: 0 SAC: 0 DP: 2 HBP: 0	WP: 0 PB: 0 SB: 0 CS: 0	PA: 24
<b>PITCHER</b> Mickey Lolich, L (1, 1) ERA: 3.3	IP: 6.0 WLS: L BF: 24 H: 7 R: 5 ER: 5 SO: 2 BB: 1 IBB: 0 HBP: 0 BLK: 0 WP: 0 HR: 2 S: 27 P: 31 ERA: 7.50 WHIP: 1.333															<b>PITCHER</b>	IP: WLS: BF: H: R: ER: SO: BB: IBB: HBP: BLK: WP: HR: S: P: ERA: WHIP:			

Detroit Tigers @ New York Yankees  
Yankee Stadium, Bronx, NY  
Thu Jun 21 1973, 7:05 PM EDT  
Att: 14,940 - Unknown - 72 F

AB	23
R	5
H	7
RBI	5
BB	1
SO	2
LOB	5






Batter	1	2	3	4	5	6	7	8	9	AB	R	H	RBI	BB	SO	LOB	TOP								
Mickey Stanley, R OBP: 0.307, SLG: 0.403 (1, 8)										4	1	0	0	1	0	3									
Tony Taylor, R OBP: 0.229, SLG: 0.260 (1, 4) (8, 5)										5	1	2	1	0	1	1									
Al Kaline, R OBP: 0.305, SLG: 0.328 (1, 3) (8, 9)										4	0	1	2	1	0	0									
Willie Horton, R OBP: 0.438, SLG: 0.634 (1, 7)										4	0	1	0	0	0	3									
Bill Freehan, R OBP: 0.343, SLG: 0.347 (1, 2) (8, 3)										4	0	0	0	0	1	3									
Frank Howard, R OBP: 0.287, SLG: 0.310 (1, 10)										4	0	1	0	0	0	1									
Dick Sharon, R OBP: 0.242, SLG: 0.485 (8, PH)										3	1	1	0	0	0	1	AB 36								
Duke Sims, L OBP: 0.353, SLG: 0.422 (8, 2)										0	0	0	0	1	0	0	R 4								
Ed Brinkman, R OBP: 0.323, SLG: 0.397 (1, 6)										2	0	0	0	0	1	1	H 10								
Ike Brown, R OBP: 0.459, SLG: 0.286 (5, 5)										1	1	1	0	0	0	0	RBI 4								
Gates Brown, L OBP: 0.306, SLG: 0.322 (8, PH)										1	1	0	0	0	0	0	BB 3								
Dick McAuliffe, L OBP: 0.353, SLG: 0.404 (8, 4)										0	1	0	0	0	1	2	SO 4								
Aurelio Rodriguez, R OBP: 0.242, SLG: 0.352 (1, 5) (5, 6)										4	0	3	1	0	0	2	LOB 17								
<b>Inning Stats</b>	R: 0 E: 0 K: 0 S: 3	H: 0 LOB: 0 BB: 0 P: 3	R: 0 E: 0 K: 1 S: 6	H: 1 LOB: 1 BB: 0 P: 6	R: 0 E: 0 K: 0 S: 4	H: 1 LOB: 1 BB: 0 P: 4	R: 0 E: 0 K: 0 S: 3	H: 0 LOB: 0 BB: 0 P: 3	R: 0 E: 1 K: 1 S: 7	H: 1 LOB: 2 BB: 0 P: 7	R: 0 E: 0 K: 0 S: 3	H: 1 LOB: 1 BB: 1 P: 7	R: 4 E: 0 K: 0 S: 7	H: 5 LOB: 1 BB: 1 P: 11	R: 0 E: 0 K: 1 S: 6	H: 1 LOB: 2 BB: 1 P: 10	R: 0 E: 0 K: 1 S: 5	H: 0 LOB: 0 BB: 0 P: 5	1B: 7 2B: 3 3B: 0 HR: 0	SF: 0 SAC: 0 DP: 1 HBP: 0	WP: 0 PB: 0 SB: 0 CS: 0	PA: 39			
<b>PITCHER</b>	IP	WLS	BF	H	R	ER	SO	BB	IBB	HBP	BLK	WP	HR	S	P	ERA	WHIP								
Fritz Peterson, L ERA: 3.96 (1, 1)	6.1		26	6	2	2	2	1	0	0	0	0	0	29	33	2.84	1.105								
Sparky Lyle, L ERA: 2.17 (7, 1)	1.0	W	7	4	2	2	0	0	1	0	0	0	0	6	10	18.00	4.000								
Lindy McDaniel, R ERA: 2.73 (8, 1)	1.2		6	0	0	0	2	1	0	0	0	0	0	9	13	0.00	0.600								

Detroit Tigers @ New York Yankees  
Yankee Stadium, Bronx, NY  
Fri Jun 22 1973, 7:05 PM EDT  
Att: 19,501 - Unknown - 68 F


AB 36  
R 4  
H 10  
RBI 4  
BB 3  
SO 4  
LOB 17



Batter	1	2	3	4	5	6	7	8	9	AB	R	H	RBI	BB	SO	LOB	BOTTOM								
Horace Clarke, S OBP: 0.321, SLG: 0.301 (1, 4)										5	1	2	0	0	0	1									
Roy White, S OBP: 0.330, SLG: 0.294 (1, 7)										4	0	0	0	0	0	2									
Matty Alou, L OBP: 0.335, SLG: 0.352 (1, 3) (9, 9)										4	1	1	0	0	0	1									
Bobby Murcer, L OBP: 0.323, SLG: 0.447 (1, 8)										4	1	3	2	0	0	0									
Ron Blomberg, L OBP: 0.483, SLG: 0.538 (1, 10)										3	1	2	1	0	0	1									
Jim Ray Hart, R OBP: 0.326, SLG: 0.418 (7, PH)										0	0	0	0	1	0	0									
Graig Nettles, L OBP: 0.374, SLG: 0.437 (1, 5)										3	0	2	1	1	0	2									
Johnny Callison, L OBP: 0.172, SLG: 0.164 (1, 9)										3	0	1	0	0	0	3	AB 35								
Felipe Alou, R OBP: 0.250, SLG: 0.338 (8, PH) (9, 3)										1	0	0	0	0	0	0	R 5								
Thurman Munson, R OBP: 0.357, SLG: 0.482 (1, 2)										4	1	2	1	0	0	4	H 13								
Gene Michael, S OBP: 0.299, SLG: 0.324 (1, 6)										4	0	0	0	0	1	3	RBI 5								
<b>Inning Stats</b>	R: 0 E: 0 K: 0 S: 3	H: 4 LOB: 1 BB: 0 P: 6	R: 2 E: 0 K: 0 S: 6	H: 4 LOB: 1 BB: 0 P: 6	R: 0 E: 0 K: 0 S: 3	H: 0 LOB: 0 BB: 0 P: 3	R: 0 E: 0 K: 0 S: 5	H: 2 LOB: 2 BB: 0 P: 5	R: 0 E: 0 K: 0 S: 4	H: 1 LOB: 1 BB: 0 P: 4	R: 0 E: 0 K: 0 S: 3	H: 1 LOB: 1 BB: 1 P: 7	R: 3 E: 0 K: 0 S: 7	H: 4 LOB: 2 BB: 1 P: 11	R: 0 E: 0 K: 1 S: 6	H: 1 LOB: 1 BB: 0 P: 6	1B: 8 2B: 4 3B: 0 HR: 1	SF: 0 SAC: 0 DP: 2 HBP: 0	WP: 0 PB: 0 SB: 0 CS: 0	PA: 37					
<b>PITCHER</b>	IP	WLS	BF	H	R	ER	SO	BB	IBB	HBP	BLK	WP	HR	S	P	ERA	WHIP								
Jim Perry, R ERA: 2.78 (1, 1)	6.0		26	9	3	3	0	1	0	0	0	0	1	25	29	4.50	1.667								
Fred Scherman, L ERA: 5.91 (7, 1)	0.2	L	6	3	2	2	0	0	1	0	0	0	0	5	9	27.00	4.500								
John Hiller, L ERA: 1.77 (7, 1)	1.1		5	1	0	0	1	0	0	0	0	0	0	7	7	0.00	0.750								

Detroit Tigers @ New York Yankees  
Yankee Stadium, Bronx, NY  
Fri Jun 22 1973, 7:05 PM EDT  
Att: 19,501 - Unknown - 68 F

AB 35  
R 5  
H 13  
RBI 5  
BB 2  
SO 1  
LOB 17





Batter	1	2	3	4	5	6	7	8	9	AB	R	H	RBI	BB	SO	LOB	TOP								
<b>Tony Taylor, R</b> OBP: 0.230, SLG: 0.259 (1, 4)										4	1	1	0	0	0	1	<b>Detroit Tigers @ New York Yankees</b> Yankee Stadium, Bronx, NY Sat Jun 23 1973, 3:33 AM EDT Att: 21,797 - Cloudy - 76 F								
<b>Mickey Stanley, R</b> OBP: 0.314, SLG: 0.406 (1, 8)										3	1	2	0	1	0	0									
<b>Willie Horton, R</b> OBP: 0.427, SLG: 0.616 (1, 7)										4	0	0	0	0	3	4									
<b>Al Kaline, R</b> OBP: 0.304, SLG: 0.333 (1, 3)										4	0	1	1	0	0	2									
<b>Bill Freehan, R</b> OBP: 0.338, SLG: 0.342 (1, 2)										3	0	0	1	0	1	1									
<b>Duke Sims, L</b> OBP: 0.350, SLG: 0.419 (8, PH) (8, 2)										1	0	0	0	0	0	1									
<b>Frank Howard, R</b> OBP: 0.288, SLG: 0.302 (1, 10)										2	0	0	0	1	1	1									
<b>Norm Cash, L</b> OBP: 0.331, SLG: 0.481 (9, PH)										1	0	0	0	0	0	0									
<b>Dick Sharon, R</b> OBP: 0.222, SLG: 0.444 (1, 9)										3	0	0	0	0	1	1									
<b>Jim Northrup, L</b> OBP: 0.322, SLG: 0.361 (9, PH)										1	0	0	0	0	0	0									
<b>Aurelio Rodriguez, R</b> OBP: 0.243, SLG: 0.352 (1, 5)										3	0	1	0	0	0	0									
<b>Gates Brown, L</b> OBP: 0.304, SLG: 0.320 (9, PH)										1	0	0	0	0	0	0									
<b>Ed Brinkman, R</b> OBP: 0.323, SLG: 0.394 (1, 6)										2	0	0	0	1	0	2									
<b>Inning Stats</b>	R: 0 E: 0 K: 1 S: 5	H: 0 LOB: 0 BB: 0 P: 5	R: 0 E: 0 K: 0 S: 3	H: 0 LOB: 0 BB: 0 P: 3	R: 0 E: 0 K: 0 S: 3	H: 0 LOB: 1 BB: 1 P: 7	R: 1 E: 0 K: 2 S: 9	H: 2 LOB: 1 BB: 0 P: 9	R: 0 E: 0 K: 1 S: 5	H: 0 LOB: 0 BB: 0 P: 5	R: 0 E: 0 K: 1 S: 6	H: 1 LOB: 1 BB: 0 P: 6	R: 0 E: 0 K: 1 S: 6	H: 1 LOB: 2 BB: 1 P: 10	R: 1 E: 0 K: 0 S: 4	H: 1 LOB: 1 BB: 1 P: 8	R: 0 E: 0 K: 0 S: 3	H: 0 LOB: 0 BB: 0 P: 3	1B: 4 2B: 1 3B: 0 HR: 0	SF: 0 SAC: 0 DP: 0 HBP: 0	WP: 1 PB: 0 SB: 0 CS: 0	PA: 35			
<b>PITCHER</b>	IP	WLS	BF	H	R	ER	SO	BB	IBB	HBP	BLK	WP	HR	S	P	ERA	WHIP								
<b>Sam McDowell, L</b> ERA: 3.86 (1, 1)	7.0	W	29	5	2	2	6	3	0	0	0	1	0	38	50	2.57	1.143								
<b>Lindy McDaniel, R</b> ERA: 2.64 (8, 1)	2.0	S	6	0	0	0	0	0	0	0	0	0	0	6	6	0.00	0.000								

Batter	1	2	3	4	5	6	7	8	9	AB	R	H	RBI	BB	SO	LOB	BOTTOM								
<b>Horace Clarke, S</b> OBP: 0.316, SLG: 0.296 (1, 4)										4	0	0	0	0	0	1	<b>Detroit Tigers @ New York Yankees</b> Yankee Stadium, Bronx, NY Sat Jun 23 1973, 3:33 AM EDT Att: 21,797 - Cloudy - 76 F								
<b>Roy White, S</b> OBP: 0.332, SLG: 0.294 (1, 7)										3	1	1	0	1	0	1									
<b>Matty Alou, L</b> OBP: 0.337, SLG: 0.354 (1, 9)										4	1	2	0	0	1	1									
<b>Bobby Murcer, L</b> OBP: 0.325, SLG: 0.459 (1, 8)										4	1	2	3	0	0	1									
<b>Jim Ray Hart, R</b> OBP: 0.325, SLG: 0.420 (1, 10)										4	0	1	0	0	0	2									
<b>Graig Nettles, L</b> OBP: 0.376, SLG: 0.435 (1, 5)										3	0	1	0	1	0	0									
<b>Thurman Munson, R</b> OBP: 0.352, SLG: 0.474 (1, 2)										4	0	0	0	0	1	3									
<b>Felipe Alou, R</b> OBP: 0.252, SLG: 0.333 (1, 3)										2	0	0	0	1	0	1									
<b>Gene Michael, S</b> OBP: 0.300, SLG: 0.324 (1, 6)										3	0	1	0	0	0	2									
<b>Inning Stats</b>	R: 0 E: 0 K: 0 S: 5	H: 2 LOB: 2 BB: 0 P: 5	R: 0 E: 0 K: 0 S: 3	H: 0 LOB: 1 BB: 1 P: 7	R: 3 E: 0 K: 0 S: 6	H: 3 LOB: 0 BB: 0 P: 6	R: 0 E: 0 K: 0 S: 2	H: 0 LOB: 0 BB: 1 P: 6	R: 0 E: 0 K: 1 S: 5	H: 0 LOB: 0 BB: 0 P: 5	R: 0 E: 0 K: 1 S: 4	H: 1 LOB: 1 BB: 0 P: 4	R: 0 E: 0 K: 1 S: 7	H: 2 LOB: 2 BB: 0 P: 7	1B: 6 2B: 1 3B: 0 HR: 1	SF: 0 SAC: 0 DP: 0 HBP: 0		WP: 0 PB: 0 SB: 1 CS: 1	PA: 34						
<b>PITCHER</b>	IP	WLS	BF	H	R	ER	SO	BB	IBB	HBP	BLK	WP	HR	S	P	ERA	WHIP								
<b>Woodie Fryman, L</b> ERA: 5.84 (1, 1)	2.1	L	13	5	3	3	0	1	0	0	0	0	0	12	16	11.57	2.571								
<b>Ed Farmer, R</b> ERA: 3.57 (3, 1)	5.0		17	1	0	0	2	2	0	0	0	0	0	19	27	0.00	0.600								
<b>John Hiller, L</b> ERA: 1.73 (8, 1)	0.2		4	2	0	0	0	0	0	0	0	0	0	4	4	0.00	3.000								

AB	32
R	2
H	5
RBI	2
BB	3
SO	6
LOB	13





Batter	1	2	3	4	5	6	7	8	9	AB	R	H	RBI	BB	SO	LOB	TOP			
Mickey Stanley, R OBP: 0.317, SLG: 0.413										4	1	2	0	0	0	0	<b>Detroit Tigers @ New York Yankees</b> Yankee Stadium, Bronx, NY Sun Jun 24 1973, 3:33 AM EDT Unknown - 77 F			
Gates Brown, L OBP: 0.309, SLG: 0.321										3	1	1	0	1	1					
Willie Horton, R OBP: 0.417, SLG: 0.600										4	0	0	0	0	1	4				
Norm Cash, L OBP: 0.341, SLG: 0.484										3	0	2	0	1	1	1				
Al Kaline, R OBP: 0.296, SLG: 0.324										4	0	0	0	0	5					
Duke Sims, L OBP: 0.355, SLG: 0.417										3	0	1	2	1	2	0				
Tony Taylor, R OBP: 0.230, SLG: 0.259										0	0	0	0	0	0	0				
Dick McAuliffe, L OBP: 0.353, SLG: 0.399										2	0	0	0	1	0	2				
Bill Freehan, R OBP: 0.336, SLG: 0.340										1	0	0	0	0	0	1				
Ed Brinkman, R OBP: 0.318, SLG: 0.386										4	0	0	0	0	2					
Aurelio Rodriguez, R OBP: 0.240, SLG: 0.348										3	0	0	0	0	1					
<b>Inning Stats</b>	R: 2 E: 0 K: 0 S: 6	H: 3 LOB: 2 BB: 1 P: 10	R: 0 E: 0 K: 0 S: 3	H: 0 LOB: 0 BB: 0 P: 3	R: 0 E: 0 K: 1 S: 6	H: 1 LOB: 1 BB: 0 P: 6	R: 0 E: 0 K: 1 S: 5	H: 0 LOB: 1 BB: 1 P: 9	R: 0 E: 0 K: 1 S: 5	H: 0 LOB: 0 BB: 0 P: 5	R: 0 E: 1 K: 1 S: 6	H: 0 LOB: 0 BB: 0 P: 6	R: 0 E: 0 K: 0 S: 3	H: 1 LOB: 0 BB: 0 P: 3	R: 0 E: 0 K: 0 S: 2	H: 0 LOB: 1 BB: 1 P: 6	1B: 5 2B: 1 3B: 0 HR: 0	SF: 0 SAC: 0 DP: 3 HBP: 0	WP: 0 PB: 0 SB: 0 CS: 0	PA: 35
<b>PITCHER</b>	IP WLS BF H R ER SO BB IBB HBP BLK WP HR S P ERA WHIP																			
Steve Kline, R ERA: 3.84	(1, 1) 4.0	W 20	B 5	H 2	R 2	ER 2	SO 2	BB 2	IBB 1	HBP 0	BLK 0	WP 0	HR 0	S 21	P 33	ERA 4.50	WHIP 1.750			
Fred Beene, R ERA: 1.53	(5, 1) 4.0	W 13	B 1	H 0	R 0	ER 0	SO 3	BB 1	IBB 0	HBP 0	BLK 0	WP 0	HR 0	S 18	P 22	ERA 0.00	WHIP 0.500			
Sparky Lyle, L ERA: 2.13	(9, 1) 1.0	S 2	B 0	H 0	R 0	ER 0	SO 0	BB 0	IBB 0	HBP 0	BLK 0	WP 0	HR 0	S 2	P 2	ERA 0.00	WHIP 0.000			

Batter	1	2	3	4	5	6	7	8	9	AB	R	H	RBI	BB	SO	LOB	BOTTOM		
Bernie Allen, L OBP: 0.286, SLG: 0.240										3	0	0	0	1	1	3	<b>Detroit Tigers @ New York Yankees</b> Yankee Stadium, Bronx, NY Sun Jun 24 1973, 3:33 AM EDT Unknown - 77 F		
Horace Clarke, S OBP: 0.316, SLG: 0.296										0	0	0	0	0	0				
Roy White, S OBP: 0.331, SLG: 0.291										3	1	0	0	1	3	2			
Matty Alou, L OBP: 0.337, SLG: 0.354										3	0	1	0	0	0	1			
Bobby Murcer, L OBP: 0.328, SLG: 0.464										4	1	2	1	0	0	1			
Ron Blomberg, L OBP: 0.484, SLG: 0.537										4	0	2	1	0	1	0			
Graig Nettles, L OBP: 0.372, SLG: 0.429										3	0	0	0	0	2				
Johnny Callison, L OBP: 0.194, SLG: 0.188										3	1	2	0	0	0	0			
Felipe Alou, R OBP: 0.252, SLG: 0.333										0	0	0	0	0	0	0			
Jerry Moses, R OBP: 0.214, SLG: 0.231										2	0	1	0	0	0	1			
Gene Michael, S OBP: 0.300, SLG: 0.324										3	0	1	1	0	2				
<b>Inning Stats</b>	R: 0 E: 0 K: 1 S: 4	H: 0 LOB: 0 BB: 1 P: 8	R: 0 E: 0 K: 0 S: 3	H: 1 LOB: 0 BB: 0 P: 3	R: 0 E: 0 K: 1 S: 6	H: 1 LOB: 1 BB: 0 P: 6	R: 1 E: 0 K: 1 S: 7	H: 2 LOB: 1 BB: 0 P: 7	R: 0 E: 0 K: 0 S: 4	H: 1 LOB: 1 BB: 1 P: 8	R: 1 E: 1 K: 1 S: 7	H: 2 LOB: 1 BB: 0 P: 7	R: 0 E: 0 K: 1 S: 5	H: 1 LOB: 0 BB: 0 P: 5	1B: 8 2B: 1 3B: 0 HR: 0	SF: 0 SAC: 2 DP: 2 HBP: 0	WP: 0 PB: 1 SB: 1 CS: 0	PA: 32	
<b>PITCHER</b>	IP WLS BF H R ER SO BB IBB HBP BLK WP HR S P ERA WHIP																		
Joe Coleman, R ERA: 3.43	(1, 1) 8.0	L 32	B 9	H 3	R 3	ER 3	SO 5	BB 2	IBB 0	HBP 0	BLK 0	WP 0	HR 0	S 40	P 48	ERA 3.38	WHIP 1.375		

AB 31  
R 2  
H 6  
RBI 2  
BB 4  
SO 5  
LOB 17



AB 28  
R 3  
H 9  
RBI 3  
BB 2  
SO 5  
LOB 12





Batter	1	2	3	4	5	6	7	8	9	AB R H RBI BB SO LOB	TOP															
<b>Rich Reese, L</b> (1, 7) OBP: 0.207, SLG: 0.188										4 1 2 1 0 1 1	<b>Detroit Tigers @ New York Yankees</b> Yankee Stadium, Bronx, NY Sun Jun 24 1973, 3:38 AM EDT Att: 62,107 - Unknown - 76 F															
<b>Mickey Stanley, R</b> (1, 8) OBP: 0.312, SLG: 0.405										4 0 0 0 0 0 2																
<b>Willie Horton, R</b> (1, 9) OBP: 0.413, SLG: 0.591										4 0 1 0 0 1 2																
<b>Norm Cash, L</b> (1, 3) OBP: 0.333, SLG: 0.472										4 0 0 0 0 1 1																
<b>Bill Freehan, R</b> (1, 2) OBP: 0.335, SLG: 0.338										4 0 1 0 0 0 0																
<b>Gates Brown, L</b> (1, 10) OBP: 0.302, SLG: 0.313										4 0 0 0 0 0 2																
<b>Dick McAuliffe, L</b> (1, 4) OBP: 0.353, SLG: 0.398										3 0 1 0 0 1 0																
<b>Ed Brinkman, R</b> (1, 6) OBP: 0.314, SLG: 0.381										3 0 0 0 0 1 1																
<b>Aurelio Rodriguez, R</b> (1, 5) OBP: 0.245, SLG: 0.352										3 0 2 0 0 0 0																
<b>Inning Stats</b>	R: 1 E: 0 K: 0 S: 6	H: 3 LOB: 2 BB: 0 P: 6	R: 0 E: 0 K: 1 S: 5	H: 0 LOB: 0 BB: 0 P: 5	R: 0 E: 0 K: 0 S: 3	H: 0 LOB: 0 BB: 0 P: 3	R: 0 E: 0 K: 2 S: 8	H: 2 LOB: 1 BB: 0 P: 8	R: 0 E: 0 K: 0 S: 3	H: 0 LOB: 0 BB: 0 P: 3	R: 0 E: 0 K: 1 S: 7	H: 2 LOB: 2 BB: 0 P: 7	R: 0 E: 0 K: 1 S: 5	H: 0 LOB: 0 BB: 0 P: 5	1B: 6 2B: 0 3B: 0 HR: 1	SF: 0 SAC: 0 DP: 0 HBP: 0	WP: 0 PB: 0 SB: 0 CS: 1	PA: 33								
<b>PITCHER</b>	IP WLS BF H R ER SO BB IBB HBP BLK WP HR S P ERA WHIP											IP WLS BF H R ER SO BB IBB HBP BLK WP HR S P ERA WHIP														
<b>Doc Medich, R</b> (1, 1) ERA: 3.26	7.1	28	7	1	1	3	0	0	0	0	0	1	34	34	1.23	0.955										
<b>Lindy McDaniel, R</b> (8, 1) ERA: 2.99	1.2	5	0	0	0	2	0	0	0	0	0	0	9	9	0.00	0.000										

Batter	1	2	3	4	5	6	7	8	9	AB R H RBI BB SO LOB	BOTTOM															
<b>Horace Clarke, S</b> (1, 4) OBP: 0.312, SLG: 0.292										4 1 0 0 0 0 0	<b>Detroit Tigers @ New York Yankees</b> Yankee Stadium, Bronx, NY Sun Jun 24 1973, 3:38 AM EDT Att: 62,107 - Unknown - 76 F															
<b>Roy White, S</b> (1, 7) OBP: 0.337, SLG: 0.298										4 0 3 0 0 0 0																
<b>Thurman Munson, R</b> (1, 2) OBP: 0.354, SLG: 0.479										4 0 2 1 0 0 1																
<b>Bobby Murcer, L</b> (1, 8) OBP: 0.327, SLG: 0.460										4 0 1 0 0 0 3																
<b>Jim Ray Hart, R</b> (1, 10) OBP: 0.323, SLG: 0.416										4 0 1 0 0 1 0																
<b>Graig Nettles, L</b> (1, 5) OBP: 0.370, SLG: 0.439										4 1 1 1 0 1 2																
<b>Felipe Alou, R</b> (1, 3) OBP: 0.254, SLG: 0.333										3 0 1 0 0 1 1																
<b>Ron Swoboda, R</b> (1, 9) OBP: 0.185, SLG: 0.083										3 0 0 0 0 2 1																
<b>Hal Lanier, R</b> (1, 6) OBP: 0.217, SLG: 0.261										3 0 0 0 0 0 0																
<b>Inning Stats</b>	R: 0 E: 0 K: 0 S: 3	H: 2 LOB: 1 BB: 0 P: 4	R: 1 E: 1 K: 1 S: 8	H: 2 LOB: 2 BB: 0 P: 8	R: 0 E: 0 K: 2 S: 8	H: 1 LOB: 1 BB: 0 P: 8	R: 0 E: 0 K: 1 S: 5	H: 0 LOB: 0 BB: 0 P: 5	R: 0 E: 0 K: 1 S: 5	H: 0 LOB: 0 BB: 0 P: 5	R: 0 E: 0 K: 0 S: 4	H: 2 LOB: 1 BB: 0 P: 4	R: 1 E: 0 K: 0 S: 2	H: 1 LOB: 0 BB: 0 P: 2	1B: 7 2B: 1 3B: 0 HR: 1	SF: 0 SAC: 0 DP: 1 HBP: 0	WP: 0 PB: 0 SB: 1 CS: 1	PA: 33								
<b>PITCHER</b>	IP WLS BF H R ER SO BB IBB HBP BLK WP HR S P ERA WHIP											IP WLS BF H R ER SO BB IBB HBP BLK WP HR S P ERA WHIP														
<b>Mickey Lolich, L</b> (1, 1) ERA: 3.17	8.1	33	9	2	1	5	0	0	0	0	0	1	43	43	1.08	1.080										




Batter	1	2	3	4	5	6	7	8	9	AB	R	H	RBI	BB	SO	LOB	TOP			
Horace Clarke, S (1,4) OBP: 0.315, SLG: 0.295 Jim Ray Hart, R (9, FH) OBP: 0.322, SLG: 0.413										4	0	2	0	0	1	1	<b>New York Yankees @ Cleveland Indians</b> Cleveland Municipal Stadium, Cleveland, OH Mon Jun 25 1973, 7:05 PM EDT Att: 18,670 - Unknown - 76 F			
Roy White, S (1,7) OBP: 0.335, SLG: 0.297										4	1	1	0	0	2					
Matty Alou, L (1,3)										4	0	0	0	0	2					
Bobby Murcer, L (1,8) OBP: 0.329, SLG: 0.461										4	0	2	0	0	1					
Ron Blomberg, L (1,10) OBP: 0.478, SLG: 0.526										3	0	0	0	1	3					
Graig Nettles, L (1,5) OBP: 0.372, SLG: 0.438										3	0	1	1	1	0					
Johnny Callison, L (1,9) OBP: 0.197, SLG: 0.206										4	0	1	0	0	3					
Thurman Munson, R (1,2) OBP: 0.352, SLG: 0.487										4	1	1	1	0	2					
Gene Michael, S (1,6) OBP: 0.299, SLG: 0.327										4	0	1	0	0	2					
<b>Inning Stats</b>	R: 0 E: 0 K: 1 S: 5	H: 0 LOB: 0 BB: 0 P: 5	R: 0 E: 0 K: 0 S: 3	H: 1 LOB: 0 BB: 0 P: 3	R: 0 E: 0 K: 1 S: 6	H: 1 LOB: 1 BB: 0 P: 6	R: 1 E: 0 K: 1 S: 7	H: 2 LOB: 2 BB: 1 P: 11	R: 0 E: 0 K: 0 S: 4	H: 0 LOB: 0 BB: 0 P: 7	R: 0 E: 0 K: 0 S: 3	H: 0 LOB: 1 BB: 1 P: 7	R: 0 E: 1 K: 0 S: 5	H: 2 LOB: 2 BB: 0 P: 5	R: 1 E: 0 K: 1 S: 7	H: 2 LOB: 1 BB: 0 P: 7	1B: 6 2B: 3 3B: 0 HR: 1	SF: 0 SAC: 0 DP: 1 HBP: 0	WP: 0 PB: 0 SB: 0 CS: 0	PA: 37
<b>PITCHER</b> Gaylord Perry, R (1,1) ERA: 2.95	IP: 9.0 WLS: W BF: 37 H: 9 R: 2 ER: 2 SO: 6 BB: 2 IBB: 0 HBP: 0 BLK: 0 WP: 0 HR: 1 S: 47 P: 55 ERA: 2.00 WHIP: 1.222															<b>PITCHER</b>				


Batter	1	2	3	4	5	6	7	8	9	AB	R	H	RBI	BB	SO	LOB	BOTTOM				
Buddy Bell, R (1,5) OBP: 0.359, SLG: 0.383 Jack Brohamer, L (2,4) OBP: 0.265, SLG: 0.288										1	1	1	0	0	0	0	<b>New York Yankees @ Cleveland Indians</b> Cleveland Municipal Stadium, Cleveland, OH Mon Jun 25 1973, 7:05 PM EDT Att: 18,670 - Unknown - 76 F				
Oscar Gamble, L (1,9) OBP: 0.345, SLG: 0.540 Rusty Torres, S (9,9) OBP: 0.316, SLG: 0.293										4	1	1	0	0	0	0					
George Hendrick, R (1,8) OBP: 0.308, SLG: 0.471									4	0	1	0	0	2	2						
John Ellis, R (1,10) OBP: 0.329, SLG: 0.407									4	0	2	1	0	0	1						
Charlie Spikes, R (1,7) OBP: 0.291, SLG: 0.431									2	1	1	1	2	0	0						
John Lowenstein, L (1,4) OBP: 0.358, SLG: 0.402									3	1	0	0	1	0	3						
Dave Duncan, R (1,2) OBP: 0.267, SLG: 0.384									3	0	0	0	1	0	6						
Chris Chambliss, L (1,3) OBP: 0.278, SLG: 0.255									3	0	1	2	0	1	1						
Leo Cardenas, R (1,6) OBP: 0.258, SLG: 0.221									3	0	0	0	0	0	2						
<b>Inning Stats</b>	R: 2 E: 0 K: 0 S: 7	H: 4 LOB: 2 BB: 0 P: 7	R: 0 E: 0 K: 1 S: 5	H: 0 LOB: 0 BB: 0 P: 5	R: 0 E: 0 K: 0 S: 3	H: 0 LOB: 1 BB: 1 P: 7	R: 0 E: 0 K: 0 S: 3	H: 0 LOB: 0 BB: 0 P: 3	R: 2 E: 0 K: 1 S: 7	H: 2 LOB: 2 BB: 2 P: 15	R: 0 E: 0 K: 1 S: 5	H: 0 LOB: 0 BB: 0 P: 5	R: 0 E: 0 K: 0 S: 3	H: 0 LOB: 1 BB: 1 P: 7	R: 0 E: 0 K: 0 S: 3	H: 0 LOB: 1 BB: 1 P: 7		1B: 6 2B: 1 3B: 0 HR: 0	SF: 0 SAC: 0 DP: 0 HBP: 0	WP: 0 PB: 0 SB: 0 CS: 1	PA: 35
<b>PITCHER</b> Mel Stottlemyre, R (1,1) ERA: 3.62	IP: 8.0 WLS: L BF: 34 H: 7 R: 4 ER: 4 SO: 3 BB: 4 IBB: 0 HBP: 0 BLK: 0 WP: 0 HR: 0 S: 36 P: 52 ERA: 4.50 WHIP: 1.375															<b>PITCHER</b>					



Batter	1	2	3	4	5	6	7	8	9	AB	R	H	RBI	BB	SO	LOB	TOP								
Horace Clarke, S OBP: 0.315, SLG: 0.296 (1, 4)	1-6-3	K			F9		HR	G4-6-3		6	1	2	0	0	1	2	<b>New York Yankees @ Cleveland Indians</b> Cleveland Municipal Stadium, Cleveland, OH Tue Jun 26 1973, 7:05 PM EDT Att. 7,926 - Unknown - 85 F								
Roy White, S OBP: 0.340, SLG: 0.311 (1, 7)	BB		4-3 WP		F8		HR	F8		4	1	2	2	1	0	3									
Matty Alou, L OBP: 0.333, SLG: 0.347 Ron Swoboda, R OBP: 0.185, SLG: 0.083 (1, 9) (9, 9)	BB		F8		F9		G3-6-3	E1		4	0	1	0	1	0	4									
Bobby Murcer, L OBP: 0.327, SLG: 0.456 (1, 8)	K		4-3				G3-6-3	F8		0	0	0	0	0	0	0									
Jim Ray Hart, R OBP: 0.324, SLG: 0.413 (1, 10)	3-1		F8				K			5	1	2	0	0	1	3									
Graig Nettles, L OBP: 0.377, SLG: 0.454 Celerino Sanchez, R OBP: 0.292, SLG: 0.499 (1, 5) (8, PR) (8, 5)		2B WP			K			F8		3	2	2	1	1	1	2									
Thurman Munson, R OBP: 0.353, SLG: 0.490 (1, 2)	F9		F3					F8		5	1	2	3	0	0	2									
Felipe Alou, R OBP: 0.265, SLG: 0.350 (1, 3)	WP		6-3					E7		5	1	3	2	0	0	2									
Gene Michael, S OBP: 0.297, SLG: 0.324 (1, 6)	K		K					F8		5	0	1	1	0	2	5									
<b>Inning Stats</b>	R: 0 E: 0 K: 1 S: 5	H: 0 LOB: 2 BB: 2 P: 13	R: 1 E: 0 K: 2 S: 9	H: 2 LOB: 1 BB: 0 P: 9	R: 0 E: 0 K: 0 S: 4	H: 1 LOB: 1 BB: 0 P: 4	R: 1 E: 0 K: 1 S: 6	H: 1 LOB: 0 BB: 0 P: 6	R: 0 E: 0 K: 0 S: 3	H: 0 LOB: 0 BB: 0 P: 3	R: 1 E: 0 K: 1 S: 8	H: 3 LOB: 2 BB: 0 P: 8	R: 2 E: 0 K: 1 S: 7	H: 3 LOB: 0 BB: 0 P: 7	R: 2 E: 2 K: 0 S: 7	H: 3 LOB: 3 BB: 1 P: 11		R: 3 E: 0 K: 0 S: 6	H: 4 LOB: 0 BB: 0 P: 6	1B: 13 2B: 2 3B: 0 HR: 2	SF: 0 SAC: 0 DP: 2 HBP: 0	WP: 3 PB: 0 SB: 0 CS: 0	PA: 46		
<b>PITCHER</b>	IP	WLS	BF	H	R	ER	SO	BB	IBB	HBP	BLK	WP	HR	S	P	ERA	WHIP	<b>PITCHER</b>							
Brent Strom, L ERA: 4.95 (1, 1)	5.1	L	25	7	3	3	5	2	0	0	0	2	1	33	41	5.06	1.688								
Tom Hilgendorf, L ERA: 3.27 (6, 1)	2.0		11	5	4	4	1	1	0	0	0	1	1	12	16	18.00	3.000								
Mike Kekich, L ERA: 10.03 (8, 1)	0.2		8	5	3	3	0	0	0	0	0	0	0	8	8	40.50	7.500								
Tom Timmermann, R ERA: 4.11 (9, 1)	1.0		2	0	0	0	0	0	0	0	0	0	0	2	2	0.00	0.000								
<b>Batter</b>	<b>1</b>	<b>2</b>	<b>3</b>	<b>4</b>	<b>5</b>	<b>6</b>	<b>7</b>	<b>8</b>	<b>9</b>	<b>AB</b>	<b>R</b>	<b>H</b>	<b>RBI</b>	<b>BB</b>	<b>SO</b>	<b>LOB</b>	<b>BOTTOM</b>								
John Lowenstein, L OBP: 0.351, SLG: 0.392 (1, 5)	3-1			F7	K		WP		4-3	5	0	1	0	0	1	2	<b>New York Yankees @ Cleveland Indians</b> Cleveland Municipal Stadium, Cleveland, OH Tue Jun 26 1973, 7:05 PM EDT Att. 7,926 - Unknown - 85 F								
Oscar Gamble, L OBP: 0.341, SLG: 0.530 (1, 9)	F7			F8	E4		WP		1-3	5	0	1	0	0	0	2									
George Hendrick, R OBP: 0.307, SLG: 0.466 (1, 8)	K			2B	4-3		5-3			3	1	0	0	1	1	4									
John Ellis, R OBP: 0.339, SLG: 0.422 (1, 10)	K			1B						4	1	3	1	0	1	0									
Charlie Spikes, R OBP: 0.291, SLG: 0.429 (1, 7)	F9			1B			K		G1-4-3	4	0	1	1	0	1	2									
Chris Chambliss, L OBP: 0.281, SLG: 0.259 (1, 3)	P4			1B			F7			4	0	2	0	0	0	1									
Dave Duncan, R OBP: 0.263, SLG: 0.378 (1, 2)				5-3	K				P4	4	0	0	0	0	2	4									
Jack Brohamer, L OBP: 0.272, SLG: 0.289 (1, 4)				G3			F7			3	0	1	0	1	0	0									
Leo Cardenas, R OBP: 0.250, SLG: 0.214 (1, 6)				6-3			F8		B5-3	4	0	0	0	0	0	2									
<b>Inning Stats</b>	R: 0 E: 0 K: 1 S: 5	H: 0 LOB: 0 BB: 0 P: 5	R: 0 E: 0 K: 1 S: 5	H: 0 LOB: 0 BB: 0 P: 5	R: 0 E: 0 K: 0 S: 3	H: 0 LOB: 0 BB: 0 P: 3	R: 2 E: 0 K: 1 S: 8	H: 3 LOB: 2 BB: 1 P: 12	R: 0 E: 1 K: 1 S: 6	H: 0 LOB: 2 BB: 1 P: 10	R: 0 E: 0 K: 2 S: 8	H: 1 LOB: 1 BB: 0 P: 8	R: 0 E: 0 K: 0 S: 5	H: 2 LOB: 2 BB: 0 P: 5	R: 0 E: 0 K: 0 S: 4	H: 2 LOB: 1 BB: 0 P: 4		R: 0 E: 0 K: 0 S: 4	H: 1 LOB: 1 BB: 0 P: 4	1B: 8 2B: 1 3B: 0 HR: 0	SF: 0 SAC: 0 DP: 1 HBP: 0	WP: 1 PB: 0 SB: 0 CS: 0	PA: 38		
<b>PITCHER</b>	IP	WLS	BF	H	R	ER	SO	BB	IBB	HBP	BLK	WP	HR	S	P	ERA	WHIP	<b>PITCHER</b>							
Pat Dobson, R ERA: 4.0 (1, 1)	6.2	W	29	6	2	2	6	2	0	0	0	0	0	39	47	2.70	1.200								
Lindy McDaniel, R ERA: 2.49 (7, 1)	2.1	S	9	3	0	0	0	0	0	0	0	1	0	9	9	0.00	1.286								



Batter	1	2	3	4	5	6	7	8	9	AB	R	H	RBI	BB	SO	LOB	TOP			
Horace Clarke, S OBP: 0.321, SLG: 0.302	0-0 SH1-3 1B		0-0 1B			0-0 FC5-4 1B	0-0 F3			4	0	3	0	0	0	1	New York Yankees @ Baltimore Orioles Memorial Stadium, Baltimore, MD Wed Jun 27 1973, 7:05 PM EDT Att: 21,822 - Unknown			
Roy White, S OBP: 0.343, SLG: 0.314	0-0 SH1-3		0-0 1B			0-0 FC5-4 1B		0-0 G3-6-3 1B		3	0	2	0	0	0	1				
Matty Alou, L OBP: 0.332, SLG: 0.345	0-3 K		0-0 F8			0-0 1B		0-0 G3-6-3 1B		4	0	1	0	0	1	4				
Bobby Murcer, L OBP: 0.329, SLG: 0.457	0-0 4-3			0-0 F4		0-0 1B		0-0 1B		4	0	2	0	0	0	1				
Jim Ray Hart, R OBP: 0.318, SLG: 0.404		0-0 5-3		0-0 F7		0-0 L5		0-0 5-3		4	0	0	0	0	0	4				
Graig Nettles, L OBP: 0.372, SLG: 0.446		0-0 L4		0-0 1-3		0-0 F8			0-0 G2	4	0	0	0	0	0	3				
Thurman Munson, R OBP: 0.348, SLG: 0.482		0-3 K			0-0 5-3		0-0 F8		0-0 5-3	4	0	0	0	0	1	0				
Felipe Alou, R OBP: 0.265, SLG: 0.347			0-0 6-3		0-0 6-3		0-0 L4		0-0 FC6-4 1B	4	0	1	0	0	0	0				
Gene Michael, S OBP: 0.296, SLG: 0.323			0-0 F8		0-0 F7			0-0 FC6-4 1B		4	0	1	0	0	0	1				
<b>Inning Stats</b>	R: 0 E: 0 K: 1 S: 6	H: 1 LOB: 1 BB: 0 P: 6	R: 0 E: 0 K: 1 S: 5	H: 0 LOB: 0 BB: 0 P: 5	R: 0 E: 0 K: 0 S: 5	H: 2 LOB: 2 BB: 0 P: 5	R: 0 E: 0 K: 0 S: 3	H: 0 LOB: 0 BB: 0 P: 3	R: 0 E: 0 K: 0 S: 6	H: 3 LOB: 3 BB: 0 P: 6	R: 0 E: 0 K: 0 S: 4	H: 1 LOB: 1 BB: 0 P: 4	R: 0 E: 0 K: 0 S: 4	H: 2 LOB: 1 BB: 0 P: 4	R: 0 E: 0 K: 0 S: 4	H: 1 LOB: 1 BB: 0 P: 4		1B: 10 2B: 0 3B: 0 HR: 0	SF: 0 SAC: 1 DP: 1 HBP: 0	WP: 0 PB: 0 SB: 0 CS: 0
<b>PITCHER</b> Dave McNally, L ERA: 2.88	IP: 9.0 WLS: W BF: 36 H: 10 R: 0 ER: 0 SO: 2 BB: 0 IBB: 0 HBP: 0 BLK: 0 WP: 0 HR: 0 S: 40 P: 40 ERA: 0.00 WHIP: 1.111															<b>PITCHER</b>				

Batter	1	2	3	4	5	6	7	8	9	AB	R	H	RBI	BB	SO	LOB	BOTTOM	
Merv Rettenmund, R OBP: 0.296, SLG: 0.286	0-0 5-3		0-0 SH2-3 1-2		0-0 5-3		0-0 F8			3	0	0	0	0	0	1	New York Yankees @ Baltimore Orioles Memorial Stadium, Baltimore, MD Wed Jun 27 1973, 7:05 PM EDT Att: 21,822 - Unknown	
Bobby Grich, R OBP: 0.371, SLG: 0.374	0-0 F9		0-0 5-3		0-0 F8			0-3 K		4	0	0	0	0	1	1		
Paul Blair, R OBP: 0.371, SLG: 0.459	0-0 HR		0-0 2B 2B		0-0 L5			0-3 K		4	2	2	2	0	1	0		
Tommy Davis, R OBP: 0.295, SLG: 0.365	0-0 4-3		0-0 2B 2B 1B		0-0 5-3			0-0 HR		4	1	2	2	0	0	0		
Earl Williams, R OBP: 0.333, SLG: 0.395		0-0 F7	0-0 2B		0-3 K			0-0 1-3		4	0	1	0	0	1	0		
Don Baylor, R OBP: 0.314, SLG: 0.331		0-0 F8	0-0 PO IBB		0-0 F5					2	0	0	0	1	0	0		
Brooks Robinson, R OBP: 0.279, SLG: 0.291		0-0 1B	0-0 PO 1-2		0-0 F7			0-0 4-3		3	0	1	0	0	0	0		
Andy Etchebarren, R OBP: 0.235, SLG: 0.344		0-0 F8			0-0 F9			0-3 K		3	0	0	0	0	1	1		
Mark Belanger, R OBP: 0.299, SLG: 0.239			0-0 SH2-3 2B 1B		0-0 1-3			0-0 E6		3	1	1	0	0	0	0		
<b>Inning Stats</b>	R: 1 E: 0 K: 0 S: 4	H: 1 LOB: 0 BB: 0 P: 4	R: 0 E: 0 K: 0 S: 4	H: 1 LOB: 0 BB: 0 P: 4	R: 2 E: 0 K: 0 S: 6	H: 4 LOB: 2 BB: 1 P: 10	R: 0 E: 0 K: 0 S: 3	H: 0 LOB: 0 BB: 0 P: 3	R: 0 E: 0 K: 1 S: 5	H: 0 LOB: 0 BB: 0 P: 5	R: 0 E: 1 K: 1 S: 6	H: 0 LOB: 1 BB: 0 P: 6	R: 1 E: 0 K: 2 S: 8	H: 1 LOB: 0 BB: 0 P: 8	1B: 3 2B: 2 3B: 0 HR: 2	SF: 0 SAC: 1 DP: 0 HBP: 0		WP: 0 PB: 0 SB: 0 CS: 0
<b>PITCHER</b> Fritz Peterson, L ERA: 4.13 Fred Beene, R ERA: 1.64	IP: 2.2 WLS: L BF: 15 H: 6 R: 3 ER: 3 SO: 3 BB: 0 IBB: 1 HBP: 0 BLK: 0 WP: 0 HR: 1 S: 14 P: 18 ERA: 10.12 WHIP: 2.250															<b>PITCHER</b>		
	IP: 5.1 WLS: L BF: 17 H: 1 R: 1 ER: 1 SO: 4 BB: 0 IBB: 0 HBP: 0 BLK: 0 WP: 0 HR: 1 S: 25 P: 25 ERA: 1.69 WHIP: 0.188															<b>PITCHER</b>		



Batter	1	2	3	4	5	6	7	8	9	AB	R	H	RBI	BB	SO	LOB	TOP					
<b>Horace Clarke, S</b> (1,4) OBP: 0.322, SLG: 0.301										4	0	1	0	1	1	1	<b>New York Yankees @ Baltimore Orioles</b> Memorial Stadium, Baltimore, MD Thu Jun 28 1973, 7:05 PM EDT Att: 26,012 - Unknown					
<b>Roy White, S</b> (1,7) OBP: 0.341, SLG: 0.311										3	0	0	0	1	1	2						
<b>Matty Alou, L</b> (1,3) OBP: 0.335, SLG: 0.348										4	1	2	0	0	0	2						
<b>Bobby Murcer, L</b> (1,8) OBP: 0.325, SLG: 0.451										4	0	0	0	0	0	3						
<b>Ron Blomberg, L</b> (1,10) OBP: 0.478, SLG: 0.525 <b>Jim Ray Hart, R</b> (6, PH) OBP: 0.315, SLG: 0.400										2	1	1	0	0	0	0						
<b>Graig Nettles, L</b> (1,5) OBP: 0.374, SLG: 0.447										4	0	2	1	0	0	0						
<b>Johnny Callison, L</b> (1,9) OBP: 0.205, SLG: 0.214 <b>Felipe Alou, R</b> (6, PH) OBP: 0.261, SLG: 0.342										2	0	1	1	0	0	0						
<b>Thurman Munson, R</b> (1,2) OBP: 0.350, SLG: 0.494										4	1	2	1	0	0	2						
<b>Gene Michael, S</b> (1,6) OBP: 0.291, SLG: 0.317										4	0	0	0	0	1	1						
<b>Inning Stats</b>	R: 0 E: 0 K: 1 S: 4	H: 0 LOB: 0 BB: 1 P: 8	R: 0 E: 0 K: 0 S: 3	H: 0 LOB: 0 BB: 0 P: 3	R: 0 E: 0 K: 1 S: 6	H: 1 LOB: 1 BB: 0 P: 6	R: 2 E: 0 K: 0 S: 7	H: 4 LOB: 2 BB: 0 P: 7	R: 0 E: 0 K: 1 S: 7	H: 2 LOB: 2 BB: 0 P: 7	R: 0 E: 0 K: 0 S: 3	H: 0 LOB: 0 BB: 0 P: 3	R: 1 E: 0 K: 0 S: 4	H: 1 LOB: 1 BB: 1 P: 8	R: 0 E: 0 K: 0 S: 4	H: 1 LOB: 1 BB: 0 P: 4		R: 0 E: 0 K: 0 S: 3	H: 0 LOB: 0 BB: 0 P: 3	1B: 8 2B: 0 3B: 0 HR: 1	SF: 0 SAC: 0 DP: 1 HBP: 0	WP: 0 PB: 0 SB: 1 CS: 0
<b>PITCHER</b>	IP	WLS	BF	H	R	ER	SO	BB	IBB	HBP	BLK	WP	HR	S	P	ERA	WHIP					
<b>Jesse Jefferson, R</b> (1,1) ERA: 1.84	4.2		21	7	2	2	3	1	0	0	0	0	0	26	30	3.86	1.714					
<b>Grant Jackson, L</b> (5,1) ERA: 1.29	4.1	W	16	2	1	1	0	1	0	0	0	0	1	15	19	2.08	0.692					

AB	35
R	3
H	9
RBI	3
BB	2
SO	3
LOB	12



Batter	1	2	3	4	5	6	7	8	9	AB	R	H	RBI	BB	SO	LOB	BOTTOM				
<b>Merv Rettenmund, R</b> (1,9) OBP: 0.288, SLG: 0.277										4	1	0	0	0	0	3	<b>New York Yankees @ Baltimore Orioles</b> Memorial Stadium, Baltimore, MD Thu Jun 28 1973, 7:05 PM EDT Att: 26,012 - Unknown				
<b>Bobby Grich, R</b> (1,4) OBP: 0.372, SLG: 0.374										3	2	1	1	1	0	0					
<b>Paul Blair, R</b> (1,8) OBP: 0.373, SLG: 0.460										4	2	2	0	0	0	2					
<b>Tommy Davis, R</b> (1,10) OBP: 0.304, SLG: 0.369										3	0	2	1	1	0	1					
<b>Earl Williams, R</b> (1,3) OBP: 0.332, SLG: 0.389										3	0	0	1	1	1	3					
<b>Don Baylor, R</b> (1,7) OBP: 0.313, SLG: 0.342										3	0	1	2	0	0	1					
<b>Brooks Robinson, R</b> (1,5) OBP: 0.278, SLG: 0.287										3	0	0	0	1	0	4					
<b>Andy Etchebarran, R</b> (1,2) OBP: 0.237, SLG: 0.333										4	0	1	0	0	0	3					
<b>Mark Belanger, R</b> (1,6) OBP: 0.304, SLG: 0.237										1	1	0	0	2	0	0					
<b>Inning Stats</b>	R: 0 E: 0 K: 0 S: 3	H: 0 LOB: 0 BB: 0 P: 3	R: 0 E: 0 K: 0 S: 4	H: 1 LOB: 1 BB: 0 P: 4	R: 3 E: 1 K: 0 S: 6	H: 3 LOB: 1 BB: 1 P: 10	R: 0 E: 0 K: 0 S: 2	H: 0 LOB: 0 BB: 1 P: 6	R: 0 E: 0 K: 1 S: 7	H: 2 LOB: 1 BB: 0 P: 7	R: 0 E: 0 K: 0 S: 2	H: 0 LOB: 0 BB: 1 P: 6	R: 0 E: 0 K: 0 S: 4	H: 0 LOB: 2 BB: 3 P: 16	R: 2 E: 0 K: 0 S: 4	H: 1 LOB: 2 BB: 3 P: 16		1B: 6 2B: 0 3B: 1 HR: 0	SF: 1 SAC: 0 DP: 1 HBP: 0	WP: 0 PB: 0 SB: 0 CS: 1	PA: 35
<b>PITCHER</b>	IP	WLS	BF	H	R	ER	SO	BB	IBB	HBP	BLK	WP	HR	S	P	ERA	WHIP				
<b>Sam McDowell, L</b> (1,1) ERA: 3.86	7.0	L	28	6	4	3	1	3	0	0	0	0	0	27	39	3.86	1.286				
<b>Lindy McDaniel, R</b> (8,1) ERA: 2.71	1.0		7	1	2	2	0	3	0	0	0	0	0	4	16	18.00	4.000				





Batter	1	2	3	4	5	6	7	8	9	AB	R	H	RBI	BB	SO	LOB	TOP		
John Lowenstein, L (1,5) OBP: 0.354, SLG: 0.395										4	1	1	0	0	0	0			
Oscar Gamble, L (1,10) OBP: 0.333, SLG: 0.511										4	0	1	0	0	1	0			
George Hendrick, R (1,8) OBP: 0.307, SLG: 0.462										2	0	0	1	1	1	0			
John Ellis, R (1,2) OBP: 0.342, SLG: 0.434										4	0	0	0	0	1	2			
Charlie Spikes, R (1,7) OBP: 0.295, SLG: 0.430										4	0	1	0	0	2	1			
Chris Chambliss, L (1,3) OBP: 0.287, SLG: 0.264										4	1	1	0	0	0	1			
Jack Brohamer, L (1,4) OBP: 0.287, SLG: 0.283										4	0	0	0	0	0	2			
Rusty Torres, S (1,9) OBP: 0.313, SLG: 0.290										3	0	2	1	0	0	0			
Leo Cardenas, R (1,6) OBP: 0.259, SLG: 0.220										3	0	1	0	0	0	1			
<b>Inning Stats</b>	R: 1 E: 0 K: 0 S: 5	H: 2 LOB: 1 BB: 0 P: 5	R: 0 E: 0 K: 0 S: 4	H: 1 LOB: 1 BB: 0 P: 4	R: 0 E: 0 K: 0 S: 3	H: 0 LOB: 1 BB: 1 P: 7	R: 1 E: 0 K: 1 S: 7	H: 3 LOB: 1 BB: 0 P: 7	R: 0 E: 0 K: 0 S: 4	H: 1 LOB: 1 BB: 0 P: 4	R: 0 E: 0 K: 0 S: 3	H: 0 LOB: 0 BB: 0 P: 3	R: 0 E: 0 K: 1 S: 5	H: 0 LOB: 0 BB: 0 P: 5	R: 0 E: 0 K: 1 S: 5	H: 0 LOB: 0 BB: 0 P: 5	1B: 6 2B: 1 3B: 0 HR: 0	SF: 1 SAC: 0 DP: 0 HBP: 0	WP: 0 PA: 35
<b>PITCHER</b> Doc Medich, R (1,1) ERA: 3.15	IP: 9.0 WLS: W BF: 34 H: 7 R: 2 ER: 2 SO: 5 BB: 1 IBB: 0 HBP: 0 BLK: 0 WP: 0 HR: 0 S: 43 P: 47 ERA: 2.00 WHIP: 0.889															<b>PITCHER</b>			

Cleveland Indians @ New York Yankees  
Yankee Stadium, Bronx, NY  
Fri Jun 29 1973, 7:05 PM EDT  
Att: 9,611 - Unknown - 71 F

AB	32
R	2
H	7
RBI	2
BB	1
SO	5
LOB	7



Batter	1	2	3	4	5	6	7	8	9	AB	R	H	RBI	BB	SO	LOB	BOTTOM		
Horace Clarke, S (1,4) OBP: 0.321, SLG: 0.298										3	0	0	0	1	1	2			
Roy White, S (1,7) OBP: 0.343, SLG: 0.334										4	2	2	2	0	1	2			
Matty Alou, L (1,3) OBP: 0.333, SLG: 0.346										4	1	1	0	0	0	1			
Bobby Murcer, L (1,8) OBP: 0.327, SLG: 0.462										4	1	2	2	0	0	1			
Ron Blomberg, L (1,10) OBP: 0.473, SLG: 0.514										3	1	0	0	1	0	1			
Graig Nettles, L (1,5) OBP: 0.372, SLG: 0.444										4	1	1	0	0	1	1			
Johnny Callison, L (1,9) OBP: 0.195, SLG: 0.203										4	0	0	0	0	1	3			
Thurman Munson, R (1,2) OBP: 0.350, SLG: 0.490										2	1	0	0	1	2	0			
Gene Michael, S (1,6) OBP: 0.296, SLG: 0.323										2	0	1	3	1	0	0			
<b>Inning Stats</b>	R: 0 E: 0 K: 1 S: 5	H: 0 LOB: 1 BB: 1 P: 9	R: 0 E: 0 K: 0 S: 3	H: 0 LOB: 0 BB: 0 P: 3	R: 0 E: 0 K: 2 S: 7	H: 0 LOB: 0 BB: 0 P: 7	R: 6 E: 0 K: 0 S: 8	H: 5 LOB: 1 BB: 2 P: 16	R: 0 E: 0 K: 0 S: 3	H: 0 LOB: 0 BB: 0 P: 3	R: 0 E: 0 K: 3 S: 9	H: 0 LOB: 0 BB: 0 P: 9	R: 1 E: 0 K: 0 S: 3	H: 1 LOB: 1 BB: 1 P: 7	R: 0 E: 0 K: 0 S: 4	H: 1 LOB: 1 BB: 0 P: 4	1B: 3 2B: 1 3B: 0 HR: 3	SF: 0 SAC: 0 DP: 1 HBP: 0	WP: 0 PA: 34
<b>PITCHER</b> Gaylord Perry, R (1,1) ERA: 3.13	IP: 8.0 WLS: L BF: 34 H: 7 R: 7 ER: 6 SO: 6 BB: 4 IBB: 0 HBP: 0 BLK: 0 WP: 0 HR: 3 S: 42 P: 58 ERA: 6.75 WHIP: 1.375															<b>PITCHER</b>			

Cleveland Indians @ New York Yankees  
Yankee Stadium, Bronx, NY  
Fri Jun 29 1973, 7:05 PM EDT  
Att: 9,611 - Unknown - 71 F

AB	30
R	7
H	7
RBI	7
BB	4
SO	6
LOB	11





Batter	1	2	3	4	5	6	7	8	9	AB	R	H	RBI	BB	SO	LOB	TOP							
<b>Buddy Bell, R</b> OBP: 0.358, SLG: 0.388 (1, 5)	0-0 6-3		0-0 F7		0-0 FC6-4			0-0 SF9 3B		4	1	1	1	0	0	3	<b>Cleveland Indians @ New York Yankees</b> Yankee Stadium, Bronx, NY Sat Jun 30 1973, 3:33 AM EDT Att: 11,086 - Unknown - 80 F							
<b>Oscar Gamble, L</b> OBP: 0.327, SLG: 0.503 (1, 10)	0-0 F3			0-0 G3		0-0 G3		0-0 SF9		3	0	0	1	0	0	0								
<b>George Hendrick, R</b> OBP: 0.303, SLG: 0.455 (1, 8)	0-0 5-3			0-0 F7		0-0 6-3		0-0 F9		4	0	0	0	0	0	0								
<b>John Ellis, R</b> OBP: 0.335, SLG: 0.424 (1, 2)		0-0 L1		0-0 6-3		0-0 L6			0-0 F3	4	0	0	0	0	0	0								
<b>Charlie Spikes, R</b> OBP: 0.291, SLG: 0.423 (1, 7)		0-0 F9			0-0 5-3		0-0 F3		0-0 F8	4	0	0	0	0	0	0								
<b>John Lowenstein, L</b> OBP: 0.351, SLG: 0.390 (1, 4)		0-0 1-3			0-0 E 1B		0-0 P4		0-0 G3	4	1	1	0	0	0	0								
<b>Chris Chambliss, L</b> OBP: 0.288, SLG: 0.285 (1, 3)			0-0 1-3 1B		0-0 E6 1B		0-0 F7			3	0	1	0	0	0	1								
<b>Rusty Torres, S</b> OBP: 0.313, SLG: 0.287 (1, 9)			0-0 1-3		0-3 K			4-0 3B BB		2	1	0	0	1	1	3								
<b>Leo Cardenas, R</b> OBP: 0.260, SLG: 0.222 (1, 6)			0-0 1-3		0-0 FC6-4 1B			0-0 F8		3	0	1	1	0	0	2								
<b>Inning Stats</b>	R: 0 E: 0 K: 0 S: 3	H: 0 LOB: 0 BB: 0 P: 3	R: 0 E: 0 K: 0 S: 3	H: 0 LOB: 0 BB: 0 P: 3	R: 0 E: 0 K: 0 S: 4	H: 1 LOB: 1 BB: 0 P: 4	R: 0 E: 0 K: 0 S: 3	H: 0 LOB: 0 BB: 0 P: 3	R: 0 E: 0 K: 0 S: 3	H: 0 LOB: 0 BB: 0 P: 3	R: 1 E: 1 K: 1 S: 8	H: 2 LOB: 2 BB: 0 P: 8	R: 0 E: 0 K: 0 S: 3	H: 0 LOB: 0 BB: 0 P: 3	R: 0 E: 0 K: 0 S: 3	H: 0 LOB: 0 BB: 0 P: 3	R: 2 E: 0 K: 0 S: 4	H: 1 LOB: 0 BB: 1 P: 8	R: 0 E: 0 K: 0 S: 3	H: 0 LOB: 0 BB: 0 P: 3	1B: 3 2B: 0 3B: 1 HR: 0	SF: 1 SAC: 0 DP: 0 HBP: 0	WP: 0 PB: 0 SB: 0 CS: 0	PA: 33
<b>PITCHER</b> <b>Mel Stottlemyre, R</b> ERA: 3.51 (1, 1)	IP: 9.0 WLS: W BF: 33 H: 4 R: 3 ER: 2 SO: 1 BB: 1 IBB: 0 HBP: 0 BLK: 0 WP: 0 HR: 0 S: 34 P: 38 ERA: 2.00 WHIP: 0.556																	<b>PITCHER</b> IP: WLS: BF: H: R: ER: SO: BB: IBB: HBP: BLK: WP: HR: S: P: ERA: WHIP:						

Batter	1	2	3	4	5	6	7	8	9	AB	R	H	RBI	BB	SO	LOB	BOTTOM			
<b>Horace Clarke, S</b> OBP: 0.319, SLG: 0.294 (1, 4)	0-3 K		0-0 F7		4-0 2B 1B BB	0-3 K		0-0 F3		4	1	0	0	1	2	1	<b>Cleveland Indians @ New York Yankees</b> Yankee Stadium, Bronx, NY Sat Jun 30 1973, 3:33 AM EDT Att: 11,086 - Unknown - 80 F			
<b>Roy White, S</b> OBP: 0.347, SLG: 0.346 (1, 7)	0-0 E 2B		0-0 P6		0-0 1B 2B		0-0 1B 2B	0-0 L3		5	3	3	0	0	0	1				
<b>Matty Alou, L</b> OBP: 0.339, SLG: 0.350 (1, 9)	0-0 E7 2H 1B			4-0 BB E 1B BB	0-0 1-3		0-0 2B 1B			3	1	2	0	1	0	2				
<b>Bobby Murcer, L</b> OBP: 0.329, SLG: 0.465 (1, 8)	0-3 K			0-0 E BB 1B	0-0 P4		0-0 1-3 2H 2B			4	1	2	1	0	1	3				
<b>Jim Ray Hart, R</b> OBP: 0.318, SLG: 0.396 (1, 10)	0-0 F9			4-0 E SF7 BB	4-0 1B IBB		0-0 L4			2	1	0	0	2	0	3				
<b>Graig Nettles, L</b> OBP: 0.377, SLG: 0.447 (1, 5)		0-0 G6-4-3 1B		0-0 P4	0-0 FC5-4 1B		4-0 IBB			3	0	2	2	1	0	3				
<b>Thurman Munson, R</b> OBP: 0.345, SLG: 0.482 (1, 2)		0-0 F9		0-0 E5 FC6-4	0-0 FC5-4		0-3 K			4	0	0	1	0	1	7				
<b>Felipe Alou, R</b> OBP: 0.261, SLG: 0.342 (1, 3)		0-0 G6-4-3		0-0 SF7		0-0 G6-4-3 1B		0-0 F9		3	0	1	1	0	0	4				
<b>Hal Lanier, R</b> OBP: 0.222, SLG: 0.259 (1, 6)			0-0 6-3		0-0 FC6-4		0-0 G6-4-3		0-0 L3 1B	4	0	1	0	0	0	2				
<b>Inning Stats</b>	R: 1 E: 1 K: 2 S: 9	H: 2 LOB: 1 BB: 0 P: 9	R: 0 E: 0 K: 0 S: 3	H: 1 LOB: 0 BB: 0 P: 3	R: 0 E: 0 K: 0 S: 3	H: 0 LOB: 0 BB: 0 P: 3	R: 3 E: 1 K: 0 S: 5	H: 1 LOB: 1 BB: 2 P: 13	R: 2 E: 0 K: 0 S: 5	H: 2 LOB: 2 BB: 2 P: 13	R: 0 E: 0 K: 1 S: 5	H: 1 LOB: 0 BB: 0 P: 5	R: 1 E: 0 K: 1 S: 8	H: 3 LOB: 3 BB: 1 P: 12	R: 0 E: 0 K: 0 S: 3	H: 1 LOB: 0 BB: 0 P: 3	1B: 8 2B: 4 3B: 0 HR: 0	SF: 1 SAC: 0 DP: 3 HBP: 0	WP: 0 PB: 0 SB: 0 CS: 0	PA: 38
<b>PITCHER</b> <b>Brent Strom, L</b> ERA: 4.99 (1, 1)	IP: 4.2 WLS: L BF: 24 H: 6 R: 6 ER: 3 SO: 2 BB: 3 IBB: 1 HBP: 0 BLK: 0 WP: 0 HR: 0 S: 24 P: 40 ERA: 5.79 WHIP: 1.929																	<b>PITCHER</b> IP: WLS: BF: H: R: ER: SO: BB: IBB: HBP: BLK: WP: HR: S: P: ERA: WHIP:		
<b>Ray Lamb, R</b> ERA: 4.55 (5, 1)	1.1 7 4 1 1 1 0 0 0 0 0 0 9 9 6.75 3.000																			
<b>Milt Wilcox, R</b> ERA: 5.12 (7, 1)	2.0 7 1 0 0 1 0 1 0 0 0 0 8 12 0.00 0.500																			



Batter	1	2	3	4	5	6	7	8	9	AB	R	H	RBI	BB	SO	LOB	TOP								
<b>Buddy Bell, R</b> OBP: 0.353, SLG: 0.383 (1,5)	0-0 5-3		0-0 G5-4-3		0-0 6-3		0-0 6-3			4	0	0	0	0	0	1	<b>Cleveland Indians @ New York Yankees</b> Yankee Stadium, Bronx, NY Sun Jul 01 1973, 3:33 AM EDT Unknown - 84 F								
<b>Oscar Gamble, L</b> OBP: 0.335, SLG: 0.511 (1,10)	0-0 1B		0-0 2B			0-0 4-3		4-0 G5-4-3 BB		3	0	2	0	1	0	0									
<b>George Hendrick, R</b> OBP: 0.303, SLG: 0.452 (1,8)	0-0 F8		0-3 K			0-0 E 1B		0-0 G5-4-3 1-2		4	1	1	0	0	1	3									
<b>John Ellis, R</b> OBP: 0.328, SLG: 0.414 (1,2)	0-0 2-3			0-0 5-3		0-0 E9 F8 1B		0-0 P4		4	0	0	0	0	0	2									
<b>Charlie Spikes, R</b> OBP: 0.299, SLG: 0.424 (1,7)		0-0 SH1-3 1B		0-3 K		0-0 F8 1B			0-3 K	4	0	2	1	0	2	0									
<b>John Lowenstein, L</b> OBP: 0.346, SLG: 0.383 (6,3)	0-0 SH1-3		0-0 5-3			0-0 F8			0-0 F8	2	0	0	0	0	0	2									
<b>Ron Lolich, R</b> OBP: 0.222, SLG: 0.300 (9,PH)	1-2					1-2 2-3				1	0	0	0	0	0	0									
<b>Chris Chambliss, L</b> OBP: 0.289, SLG: 0.275 (6,PH)	0-3 K				0-0 SF8 3B				0-3 K	2	1	1	0	0	1	1									
<b>Watt Williams, R</b> OBP: 0.239, SLG: 0.276 (6,4)										1	0	0	0	0	0	2									
<b>Tom Ragland, R</b> OBP: 0.294, SLG: 0.314 (6,4)										1	0	0	0	0	1	0									
<b>Rusty Torres, S</b> OBP: 0.308, SLG: 0.283 (1,9)	0-0 P5									2	0	0	1	0	0	1									
<b>Leo Cardenas, R</b> OBP: 0.262, SLG: 0.225 (1,6)			0-0 G5-4-3 1B							3	0	1	0	0	2	0									
<b>Inning Stats</b>	R: 0 E: 0 K: 0 S: 4	H: 1 LOB: 1 BB: 0 P: 4	R: 0 E: 0 K: 1 S: 6	H: 1 LOB: 1 BB: 0 P: 6	R: 0 E: 0 K: 1 S: 6	H: 2 LOB: 1 BB: 0 P: 6	R: 0 E: 0 K: 1 S: 5	H: 0 LOB: 0 BB: 0 P: 5	R: 1 E: 0 K: 0 S: 6	H: 1 LOB: 0 BB: 0 P: 6	R: 1 E: 1 K: 0 S: 6	H: 2 LOB: 2 BB: 0 P: 6	R: 0 E: 0 K: 1 S: 5	H: 0 LOB: 0 BB: 0 P: 5	R: 0 E: 0 K: 0 S: 2	H: 0 LOB: 0 BB: 1 P: 6	R: 0 E: 0 K: 2 S: 7	H: 0 LOB: 0 BB: 0 P: 7	1B: 5 2B: 1 3B: 1 HR: 0	SF: 1 SAC: 1 DP: 2 HBP: 0	WP: 0 PB: 0 SB: 0 CS: 0	PA: 34			
<b>PITCHER</b>	IP	WLS	BF	H	R	ER	SO	BB	IBB	HBP	BLK	WP	HR	S	P	ERA	WHIP								
<b>Pat Dobson, R</b> ERA: 3.84 (1,1)	5.2	W	24	7	2	1	4	0	0	0	0	0	0	32	32	1.59	1.235								
<b>Sparky Lyle, L</b> ERA: 2.0 (6,1)	3.1	S	10	0	0	0	3	1	0	0	0	0	0	15	19	0.00	0.300								

AB 31  
R 2  
H 7  
RBI 2  
BB 1  
SO 7  
LOB 12



Batter	1	2	3	4	5	6	7	8	9	AB	R	H	RBI	BB	SO	LOB	BOTTOM								
<b>Horace Clarke, S</b> OBP: 0.324, SLG: 0.304 (1,4)	0-3 K			0-0 1B		0-0 3B 1B				4	1	3	1	0	1	0	<b>Cleveland Indians @ New York Yankees</b> Yankee Stadium, Bronx, NY Sun Jul 01 1973, 3:33 AM EDT Unknown - 84 F								
<b>Roy White, S</b> OBP: 0.349, SLG: 0.355 (1,7)	0-0 1B	0-0 5-3		0-0 P4		0-0 1B		1-2 3B		4	1	2	2	0	0	2									
<b>Matty Alou, L</b> OBP: 0.338, SLG: 0.348 (1,9)	0-0 1B	0-0 L7		0-0 G3		0-0 3-1				4	0	1	0	0	0	3									
<b>Bobby Murcer, L</b> OBP: 0.331, SLG: 0.466 (1,8)	0-0 1B		0-0 F7 1B		0-0 G3		0-0 1-3			4	1	2	1	0	0	0									
<b>Jim Ray Hart, R</b> OBP: 0.312, SLG: 0.388 (1,10)	0-0 F8		0-0 F7		0-0 5-3		0-0 6-3			4	0	0	0	0	0	3									
<b>Graig Nettles, L</b> OBP: 0.372, SLG: 0.440 (1,5)	0-0 P6		0-0 F8		0-3 K		0-0 F7			4	0	0	0	0	1	3									
<b>Felipe Alou, R</b> OBP: 0.261, SLG: 0.336 (1,3)		0-0 6-3	4-0 1B BB			0-0 L5		0-0 F8		3	0	0	0	1	0	0									
<b>Jerry Moses, R</b> OBP: 0.333, SLG: 0.353 (1,2)		0-0 E 2B 1B	0-0 1B	1-2 2H		0-0 1B 3B 1B		0-0 5-3		4	2	3	1	0	0	0									
<b>Hal Lanier, R</b> OBP: 0.194, SLG: 0.226 (1,6)	0-0 E6 2B		0-0 F3			0-0 F8		0-0 6-3		4	0	0	0	0	0	4									
<b>Inning Stats</b>	R: 1 E: 0 K: 1 S: 8	H: 3 LOB: 2 BB: 0 P: 8	R: 1 E: 1 K: 0 S: 6	H: 2 LOB: 2 BB: 0 P: 6	R: 1 E: 0 K: 0 S: 5	H: 2 LOB: 2 BB: 1 P: 9	R: 0 E: 0 K: 0 S: 3	H: 1 LOB: 0 BB: 0 P: 3	R: 0 E: 0 K: 1 S: 5	H: 0 LOB: 0 BB: 0 P: 5	R: 2 E: 0 K: 0 S: 6	H: 3 LOB: 1 BB: 0 P: 6	R: 0 E: 0 K: 0 S: 3	H: 0 LOB: 0 BB: 0 P: 3	R: 0 E: 0 K: 0 S: 3	H: 0 LOB: 0 BB: 0 P: 3		1B: 9 2B: 1 3B: 1 HR: 0	SF: 0 SAC: 0 DP: 0 HBP: 0	WP: 0 PB: 0 SB: 0 CS: 0	PA: 36				
<b>PITCHER</b>	IP	WLS	BF	H	R	ER	SO	BB	IBB	HBP	BLK	WP	HR	S	P	ERA	WHIP								
<b>Tom Hilgendorf, L</b> ERA: 3.63 (1,1)	8.0	L	36	11	5	5	2	1	0	0	0	0	0	39	43	5.62	1.500								





Batter	1	2	3	4	5	6	7	8	9	AB	R	H	RBI	BB	SO	LOB	TOP								
Buddy Bell, R OBP: 0.350, SLG: 0.381	1-3	SF8		1B			K		F9	4	0	1	1	0	1	0	<b>Cleveland Indians @ New York Yankees</b> Yankee Stadium, Bronx, NY Sun Jul 01 1973, 3:38 AM EDT Att: 28,556 - Unknown - 87 F								
John Lowenstein, L OBP: 0.348, SLG: 0.392	CS 1B	K		1-3			4-3		WP 3-1 2B	5	1	2	0	0	1	3									
Oscar Gamble, L OBP: 0.337, SLG: 0.503	1-2 1B BB	F8							3-1	3	0	0	1	2	0	2									
John Ellis, R OBP: 0.291, SLG: 0.413	FC6-4 1-2 1B			4-3			F8		6-3	5	0	2	0	0	0	1									
Charlie Spikes, R OBP: 0.291, SLG: 0.420	FC6-4			4-3			F9			3	0	0	0	0	0	3									
Ron Litch, R OBP: 0.219, SLG: 0.295	1-2			1-2						1	0	0	0	0	0	0									
Chris Chambliss, L OBP: 0.293, SLG: 0.283		1B 1B		F5					K	4	1	2	0	0	1	1									
George Hendrick, R OBP: 0.305, SLG: 0.453		1B 1B SF8 1B		4-3			1-3		1-3	4	1	2	0	0	0	2									
Walt Williams, R OBP: 0.250, SLG: 0.278		1-2 1B 1B					L4		6-3	3	0	1	1	1	0	1									
Frank Duffy, R OBP: 0.226, SLG: 0.217	1-2 2-3 1B			5-3					F9	4	0	1	0	0	0	3									
<b>Inning Stats</b>	R: 0 E: 0 K: 0 S: 4	H: 2 LOB: 2 BB: 1 P: 8	R: 2 E: 0 K: 1 S: 9	H: 4 LOB: 2 BB: 0 P: 9	R: 0 E: 0 K: 0 S: 4	H: 1 LOB: 1 BB: 0 P: 4	R: 0 E: 0 K: 0 S: 4	H: 1 LOB: 1 BB: 0 P: 4	R: 0 E: 0 K: 0 S: 3	H: 0 LOB: 0 BB: 0 P: 3	R: 0 E: 0 K: 0 S: 4	H: 1 LOB: 1 BB: 0 P: 4	R: 0 E: 0 K: 1 S: 5	H: 0 LOB: 1 BB: 1 P: 9	R: 0 E: 0 K: 1 S: 6	H: 1 LOB: 2 BB: 1 P: 10	R: 1 E: 0 K: 0 S: 4	H: 1 LOB: 0 BB: 0 P: 4	1B: 9 2B: 2 3B: 0 HR: 0	SF: 1 SAC: 0 DP: 0 HBP: 0	WP: 1 PB: 0 SB: 0 CS: 1	PA: 40			
<b>PITCHER</b>	IP	WLS	BF	H	R	ER	SO	BB	IBB	HBP	BLK	WP	HR	S	P	ERA	WHIP								
Dave Pagan, R ERA: 18.0	(1, 1)	1.0	9	6	2	2	0	1	0	0	0	0	0	8	12	18.00	7.000								
Fred Beene, R ERA: 1.96	(2, 1)	8.0	31	5	1	1	3	2	0	0	0	1	0	35	43	1.12	0.875								

Batter	1	2	3	4	5	6	7	8	9	AB	R	H	RBI	BB	SO	LOB	BOTTOM								
Bernie Allen, L OBP: 0.333, SLG: 0.333	F9	K		2B						5	2	3	2	0	1	0	<b>Cleveland Indians @ New York Yankees</b> Yankee Stadium, Bronx, NY Sun Jul 01 1973, 3:38 AM EDT Att: 28,556 - Unknown - 87 F								
Roy White, S OBP: 0.352, SLG: 0.373	1B			4-3			F7			4	2	2	2	1	0	1									
Matty Alou, L OBP: 0.339, SLG: 0.353	3B									5	1	2	2	0	0	1									
Bobby Murcer, L OBP: 0.338, SLG: 0.479	BB 1B			HR						4	2	3	3	1	0	1									
Ron Blomberg, L OBP: 0.476, SLG: 0.534	3H 1B FC1-2 BB			HR						4	1	2	1	1	0	2									
Graig Nettles, L OBP: 0.369, SLG: 0.435	1-2 FC1-2 1B			G4-6-3 1B						5	0	1	1	0	0	4									
Thurman Munson, R OBP: 0.344, SLG: 0.483	FC1-2 1-2 3H			G4-6-3						4	1	1	0	0	0	2									
Celerino Sanchez, R OBP: 0.286, SLG: 0.423				P3						4	1	1	0	0	0	1									
Gene Michael, S OBP: 0.295, SLG: 0.322				K						4	1	1	0	0	1	1									
<b>Inning Stats</b>	R: 2 E: 0 K: 0 S: 6	H: 3 LOB: 2 BB: 1 P: 10	R: 0 E: 0 K: 2 S: 7	H: 0 LOB: 0 BB: 0 P: 7	R: 2 E: 0 K: 0 S: 5	H: 3 LOB: 0 BB: 0 P: 5	R: 1 E: 0 K: 0 S: 5	H: 2 LOB: 1 BB: 0 P: 5	R: 0 E: 0 K: 0 S: 4	H: 1 LOB: 1 BB: 0 P: 4	R: 3 E: 0 K: 0 S: 6	H: 4 LOB: 1 BB: 1 P: 10	R: 1 E: 0 K: 0 S: 4	H: 1 LOB: 0 BB: 0 P: 4	R: 2 E: 1 K: 0 S: 6	H: 2 LOB: 2 BB: 1 P: 10		R: 1 E: 0 K: 0 S: 4	H: 1 LOB: 0 BB: 0 P: 4	1B: 8 2B: 4 3B: 1 HR: 3	SF: 0 SAC: 0 DP: 1 HBP: 0	WP: 0 PB: 0 SB: 0 CS: 0	PA: 42		
<b>PITCHER</b>	IP	WLS	BF	H	R	ER	SO	BB	IBB	HBP	BLK	WP	HR	S	P	ERA	WHIP								
Tom Timmermann, R ERA: 4.42	(1, 1)	5.0	24	9	5	5	2	1	0	0	0	0	1	27	31	9.00	2.000								
Mike Kekich, L ERA: 10.97	(6, 1)	2.0	11	5	4	4	0	1	0	0	0	0	1	10	14	18.00	3.000								
Jerry Johnson, R ERA: 5.4	(8, 1)	1.0	7	2	2	2	0	1	0	0	0	0	1	6	10	18.00	3.000								



Batter	1	2	3	4	5	6	7	8	9	AB	R	H	RBI	BB	SO	LOB	TOP			
Tommy Harper, R (1,7) OBP: 0.315, SLG: 0.318	FC1-6 BB		5-3			P4			5-3	3	0	0	0	1	0	0				
Luis Aparicio, R (1,6) OBP: 0.323, SLG: 0.298	FC1-6 FC5-4			L8					5-3	3	0	0	0	1	0	1				
Carlton Fisk, R (1,2) OBP: 0.351, SLG: 0.533	FC5-4			P3		F7			F8	4	0	0	0	0	0	2				
Carl Yastrzemski, L (1,3) OBP: 0.360, SLG: 0.441	L4			3-1					F9	3	0	0	0	0	0	1				
Orlando Cepeda, R (1,10) OBP: 0.339, SLG: 0.481		K				6-3			6-3	3	0	0	0	0	1	0				
Rico Petrocelli, R (1,5) OBP: 0.347, SLG: 0.438				F7					5-3	3	0	1	0	0	0	0				
Dwight Evans, R (1,9) OBP: 0.340, SLG: 0.390		G5-4-3 1B				HR			F7	3	1	1	1	0	0	1				
John Kennedy, R (1,4) OBP: 0.255, SLG: 0.310				F7		4-3			4-3	3	0	0	0	0	0	0				
Rick Miller, L (1,8) OBP: 0.378, SLG: 0.405				4-3					F9	3	0	0	0	0	0	0				
									P6											
<b>Inning Stats</b>	R: 0 E: 0 K: 0 S: 3	H: 0 LOB: 1 BB: 1 P: 7	R: 0 E: 0 K: 1 S: 5	H: 1 LOB: 0 BB: 0 P: 5	R: 0 E: 0 K: 0 S: 3	H: 0 LOB: 0 BB: 0 P: 3	R: 0 E: 0 K: 0 S: 3	H: 0 LOB: 0 BB: 0 P: 3	R: 1 E: 0 K: 0 S: 4	H: 1 LOB: 0 BB: 0 P: 4	R: 0 E: 0 K: 0 S: 3	H: 0 LOB: 0 BB: 0 P: 3	R: 0 E: 0 K: 0 S: 3	H: 0 LOB: 0 BB: 0 P: 3	R: 0 E: 0 K: 0 S: 3	H: 0 LOB: 0 BB: 0 P: 3	1B: 1 2B: 0 3B: 0 HR: 1	SF: 0 SAC: 0 DP: 1 HBP: 0	WP: 0 PB: 0 SB: 0 CS: 0	PA: 30
<b>PITCHER</b> Fritz Peterson, L (1,1) ERA: 3.87	IP: 9.0 WLS: L BF: 30	H: 2 R: 1 ER: 1 SO: 1	BB: 2 IBB: 0 HBP: 0 BLK: 0	WP: 0 HR: 1 S: 30 P: 38	ERA: 1.00 WHIP: 0.444															

**Boston Red Sox @ New York Yankees**  
Yankee Stadium, Bronx, NY  
Mon Jul 02 1973, 7:05 PM EDT  
Att: 23,453 - Unknown - 78 F

AB 28  
R 1  
H 2  
RBI 1  
BB 2  
SO 1  
LOB 5



Batter	1	2	3	4	5	6	7	8	9	AB	R	H	RBI	BB	SO	LOB	BOTTOM			
Horace Clarke, S (1,4) OBP: 0.323, SLG: 0.303	F7		G5-4-3			E4 1B G3			G6-3 1B	4	0	1	0	0	0	2				
Roy White, S (1,7) OBP: 0.348, SLG: 0.368	6-3			6-3		G3			G6-3	4	0	0	0	0	0	2				
Matty Alou, L (1,9) OBP: 0.334, SLG: 0.348	1-3			1-3		5-3			L8	4	0	0	0	0	0	1				
Bobby Murcer, L (1,8) OBP: 0.343, SLG: 0.481				F8					BB 1B	3	0	2	0	0	0	0				
Jim Ray Hart, R (1,10) OBP: 0.311, SLG: 0.385				G6-4-3		P8			BB 1B	4	0	1	0	0	0	3				
Ron Swoboda, R (9, PR) OBP: 0.185, SLG: 0.083						F2			BB 1B	0	0	0	0	0	0	0				
Graig Nettles, L (1,5) OBP: 0.395, SLG: 0.428				F3		K			F9	4	0	0	0	0	1	2				
Thurman Munson, R (1,2) OBP: 0.346, SLG: 0.481				K					F9	3	0	1	0	1	1	0				
Felipe Alou, R (1,3) OBP: 0.267, SLG: 0.340				1B					BB	4	0	2	0	0	0	3				
Gene Michael, S (1,6) OBP: 0.296, SLG: 0.322				1B		L4			P3	3	0	1	0	0	0	2				
<b>Inning Stats</b>	R: 0 E: 0 K: 0 S: 3	H: 0 LOB: 0 BB: 0 P: 3	R: 0 E: 0 K: 1 S: 6	H: 2 LOB: 1 BB: 0 P: 6	R: 0 E: 0 K: 0 S: 3	H: 0 LOB: 0 BB: 0 P: 3	R: 0 E: 0 K: 1 S: 7	H: 2 LOB: 2 BB: 0 P: 7	R: 0 E: 1 K: 0 S: 5	H: 1 LOB: 2 BB: 0 P: 5	R: 0 E: 0 K: 0 S: 3	H: 0 LOB: 0 BB: 0 P: 3	R: 0 E: 0 K: 0 S: 3	H: 1 LOB: 0 BB: 0 P: 3	R: 0 E: 0 K: 0 S: 5	H: 2 LOB: 3 BB: 1 P: 9	1B: 8 2B: 0 3B: 0 HR: 0	SF: 0 SAC: 0 DP: 3 HBP: 1	WP: 0 PB: 0 SB: 0 CS: 0	PA: 35
<b>PITCHER</b> John Curtis, L (1,1) ERA: 2.93	IP: 9.0 WLS: W BF: 35	H: 8 R: 0 ER: 0 SO: 2	BB: 1 IBB: 0 HBP: 1 BLK: 0	WP: 0 HR: 0 S: 37 P: 42	ERA: 0.00 WHIP: 1.000															

**Boston Red Sox @ New York Yankees**  
Yankee Stadium, Bronx, NY  
Mon Jul 02 1973, 7:05 PM EDT  
Att: 23,453 - Unknown - 78 F

AB 33  
R 0  
H 8  
RBI 0  
BB 1  
SO 2  
LOB 15





Batter	1	2	3	4	5	6	7	8	9	AB	R	H	RBI	BB	SO	LOB	TOP			
Luis Aparicio, R (1, 6) OBP: 0.326, SLG: 0.299 Danny Cater, R (9, PH) OBP: 0.337, SLG: 0.370	F3		F8						F3	3	0	1	0	1	0	3	<b>Boston Red Sox @ New York Yankees</b> Yankee Stadium, Bronx, NY Tue Jul 03 1973, 3:33 AM EDT Att: 14,499 - Unknown - 82 F			
Reggie Smith, S (1, 8) OBP: 0.399, SLG: 0.444	K		FC5-4						F8	4	0	1	0	1	1					
Carlton Fisk, R (1, 2) OBP: 0.346, SLG: 0.525	K		FC5-4							4	0	0	0	0	2					
Carl Yastrzemski, L (1, 3) OBP: 0.358, SLG: 0.442		G3								4	1	1	0	0	1					
Orlando Cepeda, R (1, 10) OBP: 0.341, SLG: 0.477										2	0	0	0	2	2					
Rico Petrocelli, R (1, 5) OBP: 0.341, SLG: 0.430										4	0	0	0	0	1					
Dwight Evans, R (1, 9) OBP: 0.338, SLG: 0.381										3	0	0	0	1	0					
Tommy Harper, R (1, 7) OBP: 0.314, SLG: 0.314										3	0	0	0	1	0					
John Kennedy, R (1, 4) OBP: 0.255, SLG: 0.303										3	0	0	1	1	2					
<b>Inning Stats</b>	R: 0 E: 0 K: 2 S: 7	H: 0 LOB: 0 BB: 7	R: 0 E: 0 K: 0 S: 3	H: 0 LOB: 1 BB: 1 P: 7	R: 0 E: 0 K: 1 S: 7	H: 2 LOB: 2 BB: 0 P: 7	R: 1 E: 0 K: 1 S: 6	H: 1 LOB: 3 BB: 3 P: 18	R: 0 E: 0 K: 1 S: 4	H: 0 LOB: 0 BB: 1 P: 8	R: 0 E: 0 K: 1 S: 5	H: 0 LOB: 1 BB: 1 P: 9	R: 0 E: 1 K: 2 S: 8	H: 0 LOB: 1 BB: 0 P: 8	R: 0 E: 0 K: 0 S: 3	H: 0 LOB: 0 BB: 0 P: 3		1B: 2 2B: 1 3B: 0 HR: 0	SF: 0 SAC: 0 DP: 1 HBP: 0	WP: 0 PB: 0 SB: 0 CS: 0
<b>PITCHER</b>	IP WLS BF H R ER SO BB IBB HBP BLK WP HR S P ERA WHIP																			
Sam McDowell, L (1, 1) ERA: 3.65	6.0 W 28 3 1 1 6 7 0 0 0 0 0 0 33 61 1.50 1.667																			
Sparky Lyle, L (7, 1) ERA: 1.89	3.0 S 10 0 0 0 3 0 0 0 0 0 0 0 16 16 0.00 0.000																			


Batter	1	2	3	4	5	6	7	8	9	AB	R	H	RBI	BB	SO	LOB	BOTTOM			
Horace Clarke, S (1, 4) OBP: 0.320, SLG: 0.300	4-3	L8								3	0	0	0	0	1	0	<b>Boston Red Sox @ New York Yankees</b> Yankee Stadium, Bronx, NY Tue Jul 03 1973, 3:33 AM EDT Att: 14,499 - Unknown - 82 F			
Roy White, S (1, 7) OBP: 0.345, SLG: 0.363	F9									4	0	0	0	0	1					
Matty Alou, L (1, 9) OBP: 0.337, SLG: 0.350										4	1	2	0	0	1					
Bobby Murcer, L (1, 8) OBP: 0.343, SLG: 0.478										2	1	0	0	1	1					
Ron Blomberg, L (1, 3) OBP: 0.474, SLG: 0.550										3	1	1	3	0	0					
Graig Nettles, L (1, 5) OBP: 0.394, SLG: 0.425										2	0	0	0	1	0					
Johnny Callison, L (1, 10) OBP: 0.188, SLG: 0.195										3	0	0	0	0	1					
Thurman Munson, R (1, 2) OBP: 0.342, SLG: 0.476										3	0	0	0	0	1					
Gene Michael, S (1, 6) OBP: 0.296, SLG: 0.322										3	0	1	0	0	1					
<b>Inning Stats</b>	R: 3 E: 0 K: 0 S: 5	H: 2 LOB: 1 BB: 2 P: 13	R: 0 E: 0 K: 1 S: 5	H: 0 LOB: 0 BB: 0 P: 5	R: 0 E: 0 K: 1 S: 5	H: 0 LOB: 0 BB: 0 P: 5	R: 0 E: 0 K: 0 S: 3	H: 0 LOB: 0 BB: 0 P: 3	R: 0 E: 0 K: 2 S: 7	H: 0 LOB: 0 BB: 0 P: 7	R: 0 E: 0 K: 0 S: 4	H: 1 LOB: 1 BB: 0 P: 4	R: 0 E: 0 K: 0 S: 3	H: 0 LOB: 0 BB: 0 P: 3	R: 0 E: 0 K: 0 S: 4	H: 1 LOB: 1 BB: 0 P: 4		1B: 3 2B: 0 3B: 0 HR: 1	SF: 0 SAC: 1 DP: 0 HBP: 0	WP: 0 PB: 0 SB: 1 CS: 0
<b>PITCHER</b>	IP WLS BF H R ER SO BB IBB HBP BLK WP HR S P ERA WHIP																			
Marty Pattin, R (1, 1) ERA: 4.51	8.0 L 30 4 3 3 4 2 0 0 0 0 0 1 36 44 3.38 0.750																			



Batter	1	2	3	4	5	6	7	8	9	AB	R	H	RBI	BB	SO	LOB	TOP								
<b>Rick Miller, L</b> OBP: 0.370, SLG: 0.395 (1, 7)										4	0	0	0	0	0	2									
<b>Reggie Smith, S</b> OBP: 0.401, SLG: 0.445 (1, 8)										4	1	2	0	0	0	1									
<b>Carl Yastrzemski, L</b> OBP: 0.397, SLG: 0.439 (1, 3)										4	1	1	0	0	0	1									
<b>Orlando Cepeda, R</b> OBP: 0.338, SLG: 0.472 <b>Tommy Harper, R</b> OBP: 0.314, SLG: 0.314 (9, PR)										3	0	0	0	0	0	0									
<b>Rico Petrocelli, R</b> OBP: 0.336, SLG: 0.422 (1, 5)										4	0	0	0	0	1	3									
<b>Carlton Fisk, R</b> OBP: 0.345, SLG: 0.521 (1, 2)										4	0	1	1	0	0	1									
<b>Dwight Evans, R</b> OBP: 0.329, SLG: 0.369 (1, 9)										4	0	0	0	0	0	3									
<b>Luis Aparicio, R</b> OBP: 0.326, SLG: 0.303 (1, 6)										3	0	1	0	0	0	0									
<b>Mario Guerrero, R</b> OBP: 0.304, SLG: 0.295 (1, 4)										3	0	1	0	0	1	1									
<b>Inning Stats</b>	R: 0 E: 0 K: 0 S: 3	H: 0 LOB: 0 BB: 0 P: 3	R: 0 E: 0 K: 0 S: 4	H: 1 LOB: 1 BB: 0 P: 4	R: 0 E: 0 K: 1 S: 6	H: 1 LOB: 1 BB: 0 P: 6	R: 0 E: 0 K: 0 S: 3	H: 0 LOB: 0 BB: 0 P: 3	R: 0 E: 0 K: 0 S: 3	H: 0 LOB: 0 BB: 0 P: 3	R: 0 E: 0 K: 0 S: 4	H: 1 LOB: 1 BB: 0 P: 4	R: 0 E: 0 K: 0 S: 3	H: 0 LOB: 0 BB: 0 P: 3	R: 0 E: 0 K: 0 S: 4	H: 1 LOB: 1 BB: 0 P: 4	R: 2 E: 2 K: 1 S: 8	H: 2 LOB: 2 BB: 0 P: 8	1B: 5 2B: 1 3B: 0 HR: 0	SF: 0 SAC: 1 DP: 0 HBP: 0	WP: 0 PB: 0 SB: 0 CS: 0	PA: 34			
<b>PITCHER</b>	IP	WLS	BF	H	R	ER	SO	BB	IBB	HBP	BLK	WP	HR	S	P	ERA	WHIP								
<b>Mel Stottlemyre, R</b> ERA: 3.31 <b>Sparky Lyle, L</b> ERA: 1.96 (9, 1)	8.0	L	29	5	1	0	1	0	0	0	0	0	0	31	31	0.00	0.625								

**Boston Red Sox @ New York Yankees**  
Yankee Stadium, Bronx, NY  
Wed Jul 04 1973, 3:33 AM EDT  
Overcast - 77 F


AB 33  
R 2  
H 6  
RBI 1  
BB 0  
SO 2  
LOB 12



Batter	1	2	3	4	5	6	7	8	9	AB	R	H	RBI	BB	SO	LOB	BOTTOM								
<b>Bernie Allen, L</b> OBP: 0.333, SLG: 0.333 <b>Horace Clarke, S</b> OBP: 0.322, SLG: 0.302 (9, PH)										3	0	1	0	0	0	1									
<b>Johnny Callison, L</b> OBP: 0.181, SLG: 0.188 <b>Felipe Alou, R</b> OBP: 0.265, SLG: 0.338 (9, PH)										3	0	0	0	0	1	2									
<b>Roy White, S</b> OBP: 0.341, SLG: 0.359 (1, 7)										4	0	0	0	0	1	2									
<b>Bobby Murcer, L</b> OBP: 0.345, SLG: 0.488 (1, 8)										4	1	2	1	0	0	1									
<b>Ron Blomberg, L</b> OBP: 0.466, SLG: 0.539 <b>Celerino Sanchez, R</b> OBP: 0.276, SLG: 0.467 (9, PH)										3	0	0	0	0	1	0									
<b>Graig Nettles, L</b> OBP: 0.361, SLG: 0.420 (1, 5)										3	0	0	0	0	0	0									
<b>Jim Ray Hart, R</b> OBP: 0.311, SLG: 0.384 (1, 10)										3	0	1	0	0	0	0									
<b>Thurman Munson, R</b> OBP: 0.342, SLG: 0.474 (1, 2)										3	0	1	0	0	2	1									
<b>Gene Michael, S</b> OBP: 0.293, SLG: 0.318 (1, 6)										3	0	0	0	0	1	1									
<b>Inning Stats</b>	R: 0 E: 0 K: 0 S: 4	H: 1 LOB: 1 BB: 0 P: 4	R: 0 E: 0 K: 0 S: 3	H: 0 LOB: 0 BB: 0 P: 3	R: 0 E: 0 K: 1 S: 6	H: 1 LOB: 1 BB: 0 P: 6	R: 1 E: 0 K: 1 S: 6	H: 1 LOB: 0 BB: 0 P: 6	R: 0 E: 0 K: 2 S: 7	H: 0 LOB: 0 BB: 0 P: 7	R: 0 E: 0 K: 1 S: 5	H: 0 LOB: 0 BB: 0 P: 5	R: 0 E: 0 K: 0 S: 3	H: 0 LOB: 0 BB: 0 P: 3	R: 0 E: 0 K: 1 S: 5	H: 1 LOB: 0 BB: 0 P: 5	R: 0 E: 0 K: 0 S: 5	H: 2 LOB: 2 BB: 0 P: 5	1B: 5 2B: 1 3B: 0 HR: 1	SF: 0 SAC: 0 DP: 1 HBP: 0	WP: 0 PB: 0 SB: 0 CS: 1	PA: 32			
<b>PITCHER</b>	IP	WLS	BF	H	R	ER	SO	BB	IBB	HBP	BLK	WP	HR	S	P	ERA	WHIP								
<b>Ray Culp, R</b> ERA: 3.0 <b>Bob Veale, L</b> ERA: 3.0 (9, 1)	8.0	W	27	4	1	1	6	0	0	0	0	0	0	5	5	0.00	2.000								

**Boston Red Sox @ New York Yankees**  
Yankee Stadium, Bronx, NY  
Wed Jul 04 1973, 3:33 AM EDT  
Overcast - 77 F

AB 32  
R 1  
H 6  
RBI 1  
BB 0  
SO 6  
LOB 11





Batter	1	2	3	4	5	6	7	8	9	AB	R	H	RBI	BB	SO	LOB	TOP					
<b>Rick Miller, L</b> OBP: 0.367, SLG: 0.388 (1, 7)										3	1	0	0	1	1	0	<b>Boston Red Sox @ New York Yankees</b> Yankee Stadium, Bronx, NY Wed Jul 04 1973, 3:38 AM EDT Att: 41,693 - Cloudy - 83 F					
<b>Reggie Smith, S</b> OBP: 0.395, SLG: 0.437 (1, 8)										4	0	0	0	0	1	1						
<b>Carl Yastrzemski, L</b> OBP: 0.359, SLG: 0.438 (1, 3)										3	0	1	1	1	0	0						
<b>Orlando Cepeda, R</b> OBP: 0.340, SLG: 0.470 (8, PR)										3	0	1	0	0	1	1						
<b>Tommy Harper, R</b> OBP: 0.314, SLG: 0.314 (8, PR)										0	0	0	0	0	0	0						
<b>Rico Petrocelli, R</b> OBP: 0.331, SLG: 0.415 (1, 5)										4	0	0	0	0	0	3						
<b>Dwight Evans, R</b> OBP: 0.333, SLG: 0.376 (1, 9)										3	0	1	0	1	0	0						
<b>Bob Montgomery, R</b> OBP: 0.342, SLG: 0.714 (1, 2)										3	0	1	0	0	2	1						
<b>Mario Guerrero, R</b> OBP: 0.302, SLG: 0.293 (1, 6)										4	0	1	0	0	0	1						
<b>John Kennedy, R</b> OBP: 0.248, SLG: 0.294 (1, 4)										4	0	0	0	0	2	3						
<b>Inning Stats</b>	R: 0 E: 0 K: 2 S: 7	H: 0 LOB: 1 BB: 1 P: 11	R: 0 E: 0 K: 1 S: 7	H: 2 LOB: 2 BB: 0 P: 7	R: 0 E: 1 K: 0 S: 4	H: 0 LOB: 0 BB: 0 P: 5	R: 0 E: 0 K: 1 S: 5	H: 0 LOB: 0 BB: 0 P: 5	R: 1 E: 0 K: 1 S: 5	H: 1 LOB: 0 BB: 1 P: 9	R: 0 E: 0 K: 2 S: 8	H: 1 LOB: 1 BB: 0 P: 8	R: 0 E: 0 K: 0 S: 3	H: 0 LOB: 0 BB: 0 P: 3	R: 0 E: 0 K: 0 S: 4	H: 1 LOB: 1 BB: 1 P: 4	R: 0 E: 0 K: 0 S: 3	H: 0 LOB: 1 BB: 1 P: 7	1B: 4 2B: 1 3B: 0 HR: 0	SF: 0 SAC: 1 DP: 0 HBP: 1	WP: 0 PB: 0 SB: 2 CS: 1	PA: 37
<b>PITCHER</b> <b>Doc Medich, R</b> ERA: 2.98 (1, 1)	IP: 9.0 WLS: L BF: 36	H: 5 R: 1 ER: 1 SO: 7	BB: 3 IBB: 0 HBP: 1 BLK: 0	WP: 0 HR: 0 S: 46 P: 59	ERA: 1.00 WHIP: 0.889																	

Batter	1	2	3	4	5	6	7	8	9	AB	R	H	RBI	BB	SO	LOB	BOTTOM					
<b>Horace Clarke, S</b> OBP: 0.322, SLG: 0.299 (1, 4)										3	0	0	0	1	0	0	<b>Boston Red Sox @ New York Yankees</b> Yankee Stadium, Bronx, NY Wed Jul 04 1973, 3:38 AM EDT Att: 41,693 - Cloudy - 83 F					
<b>Roy White, S</b> OBP: 0.342, SLG: 0.361 (1, 7)										4	0	2	0	0	0	0						
<b>Matty Alou, L</b> OBP: 0.339, SLG: 0.352 (1, 9)										4	0	2	0	0	1	3						
<b>Bobby Murcer, L</b> OBP: 0.347, SLG: 0.484 (1, 8)										2	0	0	0	2	1	2						
<b>Jim Ray Hart, R</b> OBP: 0.315, SLG: 0.383 (8, PR)										3	0	1	0	1	0	2						
<b>Ron Swoboda, R</b> OBP: 0.185, SLG: 0.083 (8, PR)										0	0	0	0	0	0	0						
<b>Graig Nettles, L</b> OBP: 0.356, SLG: 0.414 (1, 5)										4	0	0	0	0	0	5						
<b>Felipe Alou, R</b> OBP: 0.259, SLG: 0.329 (1, 3)										4	0	0	0	0	2	0						
<b>Jerry Moses, R</b> OBP: 0.318, SLG: 0.381 (1, 2)										4	0	1	0	0	0	0						
<b>Hal Lanier, R</b> OBP: 0.176, SLG: 0.206 (8, PH)										3	0	0	0	0	2	1						
<b>Thurman Munson, R</b> OBP: 0.341, SLG: 0.472 (8, PH)										1	0	0	0	0	0	0						
<b>Inning Stats</b>	R: 0 E: 0 K: 0 S: 4	H: 1 LOB: 3 BB: 2 P: 12	R: 0 E: 0 K: 1 S: 5	H: 0 LOB: 0 BB: 0 P: 5	R: 0 E: 0 K: 0 S: 3	H: 1 LOB: 2 BB: 2 P: 11	R: 0 E: 0 K: 1 S: 6	H: 1 LOB: 1 BB: 0 P: 6	R: 0 E: 0 K: 2 S: 8	H: 1 LOB: 1 BB: 0 P: 8	R: 0 E: 0 K: 1 S: 5	H: 0 LOB: 0 BB: 0 P: 5	R: 0 E: 0 K: 0 S: 3	H: 0 LOB: 0 BB: 0 P: 3	R: 0 E: 0 K: 0 S: 5	H: 2 LOB: 2 BB: 0 P: 5	R: 0 E: 0 K: 1 S: 5	H: 0 LOB: 0 BB: 0 P: 5	1B: 5 2B: 1 3B: 0 HR: 0	SF: 0 SAC: 0 DP: 1 HBP: 0	WP: 0 PB: 0 SB: 2 CS: 0	PA: 36
<b>PITCHER</b> <b>Roger Moret, L</b> ERA: 2.83 (1, 1)	IP: 9.0 WLS: W BF: 36	H: 6 R: 0 ER: 0 SO: 6	BB: 4 IBB: 0 HBP: 0 BLK: 0	WP: 0 HR: 0 S: 44 P: 60	ERA: 0.00 WHIP: 1.111																	







Batter	1	2	3	4	5	6	7	8	9	AB	R	H	RBI	BB	SO	LOB	TOP					
<b>Horace Clarke, S</b> (1,4) OBP: 0.320, SLG: 0.298										4	0	1	0	0	0	2	<b>New York Yankees @ Minnesota Twins</b> Metropolitan Stadium, Bloomington, MI Fri Jul 06 1973, 8:05 PM EDT Att: 16,434 - Unknown - 93 F					
<b>Roy White, S</b> (1,7) OBP: 0.346, SLG: 0.370										4	1	2	1	0	0	1						
<b>Matty Alou, L</b> (1,9) OBP: 0.333, SLG: 0.344										4	0	0	0	0	0	4						
<b>Bobby Murcer, L</b> (1,8)										4	1	3	1	0	0	1						
<b>Jim Ray Hart, R</b> (1,10) OBP: 0.313, SLG: 0.393										4	1	2	3	0	0	1						
<b>Graig Nettles, L</b> (1,5) OBP: 0.354, SLG: 0.412										4	0	1	0	0	1	2						
<b>Thurman Munson, R</b> (1,2) OBP: 0.345, SLG: 0.469										4	0	1	0	0	1	3						
<b>Felipe Alou, R</b> (1,3) OBP: 0.258, SLG: 0.325										4	1	1	0	0	0	2						
<b>Gene Michael, S</b> (1,6) OBP: 0.284, SLG: 0.308										4	1	0	0	0	1	1						
<b>Inning Stats</b>	R: 0 E: 0 K: 0 S: 3	H: 1 LOB: 0 BB: 0 P: 3	R: 0 E: 0 K: 1 S: 5	H: 1 LOB: 0 BB: 0 P: 5	R: 0 E: 0 K: 0 S: 3	H: 0 LOB: 0 BB: 0 P: 3	R: 0 E: 0 K: 0 S: 4	H: 1 LOB: 1 BB: 0 P: 4	R: 0 E: 0 K: 1 S: 6	H: 1 LOB: 1 BB: 0 P: 6	R: 0 E: 0 K: 0 S: 3	H: 0 LOB: 0 BB: 0 P: 3	R: 0 E: 0 K: 0 S: 5	H: 2 LOB: 2 BB: 0 P: 5	R: 5 E: 1 K: 0 S: 8	H: 4 LOB: 0 BB: 0 P: 8	R: 0 E: 0 K: 1 S: 5	H: 1 LOB: 0 BB: 0 P: 5	1B: 8 2B: 2 3B: 0 HR: 1	SF: 0 SAC: 0 DP: 2 HBP: 0	WP: 0 PB: 0 CS: 1	PA: 36
<b>PITCHER</b>	IP	WLS	BF	H	R	ER	SO	BB	IBB	HBP	BLK	WP	HR	S	P	ERA	WHIP					
<b>Jim Kaat, L</b> (1,1) ERA: 3.85	8.0	L	33	10	5	0	2	0	0	0	0	0	1	37	37	0.00	1.250					
<b>Bill Hands, R</b> (9,1) ERA: 4.5	1.0	S	3	1	0	0	1	0	0	0	0	0	0	5	5	0.00	1.000					



Batter	1	2	3	4	5	6	7	8	9	AB	R	H	RBI	BB	SO	LOB	BOTTOM					
<b>Rod Carew, L</b> (1,4) OBP: 0.412, SLG: 0.500										4	0	2	0	1	1	2	<b>New York Yankees @ Minnesota Twins</b> Metropolitan Stadium, Bloomington, MI Fri Jul 06 1973, 8:05 PM EDT Att: 16,434 - Unknown - 93 F					
<b>Jerry Terrell, R</b> (1,6) OBP: 0.327, SLG: 0.353										5	0	2	0	0	0	5						
<b>Tony Oliva, L</b> (1,10) OBP: 0.348, SLG: 0.392										4	0	2	0	0	0	2						
<b>Bobby Darwin, R</b> (1,9) OBP: 0.323, SLG: 0.415										4	0	2	0	0	0	2						
<b>Steve Braun, L</b> (1,5) OBP: 0.415, SLG: 0.478										4	0	2	0	0	0	1						
<b>Larry Hise, R</b> (1,8) OBP: 0.349, SLG: 0.433										4	1	1	0	0	0	4						
<b>Joe Lis, R</b> (1,3) OBP: 0.252, SLG: 0.337										3	0	0	0	1	2	4						
<b>Phil Roof, R</b> (1,2) OBP: 0.304, SLG: 0.257										3	0	1	1	0	1	3						
<b>Dan Monzon, R</b> (9, PH) OBP: 0.324, SLG: 0.324										1	0	0	0	0	1	0						
<b>Jim Holt, L</b> (1,7) OBP: 0.322, SLG: 0.447										4	1	2	0	0	0	2						
<b>Inning Stats</b>	R: 0 E: 0 K: 0 S: 4	H: 3 LOB: 1 BB: 0 P: 4	R: 1 E: 0 K: 0 S: 5	H: 2 LOB: 3 BB: 2 P: 13	R: 0 E: 0 K: 1 S: 8	H: 3 LOB: 3 BB: 0 P: 8	R: 1 E: 1 K: 0 S: 4	H: 2 LOB: 0 BB: 0 P: 4	R: 0 E: 0 K: 0 S: 3	H: 1 LOB: 0 BB: 0 P: 3	R: 0 E: 0 K: 2 S: 7	H: 0 LOB: 0 BB: 0 P: 7	R: 0 E: 0 K: 0 S: 3	H: 1 LOB: 0 BB: 0 P: 3	R: 0 E: 0 K: 0 S: 4	H: 1 LOB: 1 BB: 0 P: 4	R: 0 E: 0 K: 2 S: 8	H: 1 LOB: 1 BB: 0 P: 8	1B: 13 2B: 2 3B: 0 HR: 0	SF: 0 SAC: 0 DP: 4 HBP: 0	WP: 0 PB: 0 CS: 0	PA: 38
<b>PITCHER</b>	IP	WLS	BF	H	R	ER	SO	BB	IBB	HBP	BLK	WP	HR	S	P	ERA	WHIP					
<b>Fred Beene, R</b> (1,1) ERA: 1.64	8.1	W	36	14	2	2	4	1	0	0	0	0	0	42	50	2.16	1.800					
<b>Sparky Lyle, L</b> (9,1) ERA: 1.64	0.2	S	2	0	0	0	1	0	0	0	0	0	0	4	4	0.00	0.000					





Batter	1	2	3	4	5	6	7	8	9	AB	R	H	RBI	BB	SO	LOB	TOP					
<b>Horace Clarke, S</b> OBP: 0.318, SLG: 0.297 (1, 4)										5	0	1	0	0	0	3						
<b>Roy White, S</b> OBP: 0.342, SLG: 0.366 (1, 7)										4	0	0	0	0	2	2						
<b>Matty Alou, L</b> OBP: 0.332, SLG: 0.342 (1, 9)										4	0	1	0	0	1	0						
<b>Bobby Murcer, L</b> OBP: 0.352, SLG: 0.485 (1, 8)										4	0	1	0	0	1	2						
<b>Ron Blomberg, L</b> OBP: 0.456, SLG: 0.526 (1, 3)										4	0	0	0	0	0	3						
<b>Graig Nettles, L</b> OBP: 0.352, SLG: 0.408 (1, 5)										3	0	0	0	1	0	0						
<b>Jim Ray Hart, R</b> OBP: 0.311, SLG: 0.390 (1, 10)										4	0	1	0	0	1	2						
<b>Ron Swoboda, R</b> OBP: 0.185, SLG: 0.083 (0, PR)										0	0	0	0	0	0	0						
<b>Thurman Munson, R</b> OBP: 0.354, SLG: 0.475 (1, 2)										3	1	3	0	1	0	0						
<b>Gene Michael, S</b> OBP: 0.284, SLG: 0.307 (1, 6)										4	0	1	0	0	2	6						
<b>Inning Stats</b>	R: 0 E: 0 K: 0 S: 3	H: 0 LOB: 0 BB: 0 P: 3	R: 0 E: 0 K: 0 S: 4	H: 1 LOB: 3 BB: 2 P: 12	R: 0 E: 0 K: 1 S: 5	H: 0 LOB: 0 BB: 0 P: 5	R: 0 E: 0 K: 1 S: 5	H: 0 LOB: 0 BB: 0 P: 5	R: 1 E: 0 K: 2 S: 9	H: 2 LOB: 1 BB: 0 P: 9	R: 0 E: 0 K: 1 S: 5	H: 0 LOB: 0 BB: 0 P: 5	R: 0 E: 0 K: 1 S: 6	H: 1 LOB: 1 BB: 0 P: 6	R: 0 E: 0 K: 0 S: 5	H: 2 LOB: 2 BB: 0 P: 5	R: 0 E: 0 K: 1 S: 7	H: 2 LOB: 2 BB: 0 P: 7	1B: 8 2B: 0 3B: 0 HR: 0	SF: 0 SAC: 0 DP: 0 HBP: 0	WP: 0 PB: 0 CS: 0	PA: 37
<b>PITCHER</b> <b>Bert Blyleven, R</b> ERA: 2.42 (1, 1)	IP: 9.0 WLS: W BF: 37 H: 8 R: 1 ER: 1 SO: 7 BB: 2 IBB: 0 HBP: 0 BLK: 0 WP: 0 HR: 0 S: 49 P: 57 ERA: 1.00 WHIP: 1.111															<b>PITCHER</b>						

**New York Yankees @ Minnesota Twins**  
Metropolitan Stadium, Bloomington, MI  
Sat Jul 07 1973, 4:33 AM EDT  
Att: 17,810 - Unknown - 91 F

AB 35  
R 1  
H 8  
RBI 0  
BB 2  
SO 7  
LOB 18

Batter	1	2	3	4	5	6	7	8	9	AB	R	H	RBI	BB	SO	LOB	BOTTOM			
<b>Jerry Terrell, R</b> OBP: 0.328, SLG: 0.354 (1, 6)										5	0	2	2	0	0	0				
<b>Rod Carew, L</b> OBP: 0.410, SLG: 0.497 (1, 4)										2	0	0	0	0	0	1				
<b>Dan Monzon, R</b> OBP: 0.325, SLG: 0.351 (4, 4)										3	1	1	0	0	0	1				
<b>Bobby Darwin, R</b> OBP: 0.325, SLG: 0.424 (1, 9)										3	1	1	2	1	1	0				
<b>Tony Oliva, L</b> OBP: 0.350, SLG: 0.394 (1, 10)										4	1	2	0	0	0	1				
<b>Larry Hise, R</b> OBP: 0.345, SLG: 0.427 (1, 8)										4	0	0	0	0	0	2				
<b>Steve Braun, L</b> OBP: 0.418, SLG: 0.482 (1, 5)										2	0	1	0	1	0	0				
<b>Danny Thompson, R</b> OBP: 0.296, SLG: 0.331 (8, 5)										1	1	1	0	0	0	0				
<b>Joe Lis, R</b> OBP: 0.281, SLG: 0.337 (1, 3)										3	2	1	1	1	0	1				
<b>George Mitterwald, R</b> OBP: 0.315, SLG: 0.383 (1, 2)										4	1	1	0	0	0	4				
<b>Jim Holt, L</b> OBP: 0.325, SLG: 0.466 (1, 7)										4	2	2	3	0	1	2				
<b>Inning Stats</b>	R: 0 E: 0 K: 1 S: 5	H: 0 LOB: 0 BB: 0 P: 5	R: 1 E: 1 K: 1 S: 7	H: 2 LOB: 2 BB: 1 P: 11	R: 0 E: 0 K: 0 S: 3	H: 1 LOB: 1 BB: 1 P: 7	R: 3 E: 1 K: 0 S: 7	H: 3 LOB: 1 BB: 0 P: 7	R: 0 E: 0 K: 0 S: 3	H: 0 LOB: 0 BB: 0 P: 3	R: 0 E: 0 K: 0 S: 2	H: 0 LOB: 0 BB: 1 P: 6	R: 2 E: 0 K: 0 S: 6	H: 3 LOB: 1 BB: 0 P: 6	R: 3 E: 1 K: 0 S: 6	H: 3 LOB: 0 BB: 0 P: 6	1B: 7 2B: 3 3B: 0 HR: 2	SF: 0 SAC: 0 DP: 2 HBP: 0	WP: 0 PB: 0 CS: 0	PA: 38
<b>PITCHER</b> <b>Fritz Peterson, L</b> ERA: 3.99 (1, 1)	IP: 8.0 WLS: L BF: 38 H: 12 R: 9 ER: 5 SO: 2 BB: 2 IBB: 1 HBP: 0 BLK: 0 WP: 0 HR: 2 S: 39 P: 51 ERA: 5.62 WHIP: 1.750															<b>PITCHER</b>				

**New York Yankees @ Minnesota Twins**  
Metropolitan Stadium, Bloomington, MI  
Sat Jul 07 1973, 4:33 AM EDT  
Att: 17,810 - Unknown - 91 F

AB 35  
R 9  
H 12  
RBI 8  
BB 3  
SO 2  
LOB 12



Batter	1	2	3	4	5	6	7	8	9	AB	R	H	RBI	BB	SO	LOB	TOP					
<b>Bernie Allen, L</b> OBP: 0.293, SLG: 0.289 (1, 4)	F8		4-3		F5		3-1		6-3	5	0	0	0	0	0	1						
<b>Johnny Callison, L</b> OBP: 0.184, SLG: 0.190 (1, 9)	WP 1B		K			K		F5		4	0	1	0	0	2	0						
<b>Roy White, S</b> OBP: 0.354, SLG: 0.364 (1, 7)	1-2 BB		4-3			3B BB		FC4-6 1B BB		1	1	0	0	3	0	0						
<b>Bobby Murcer, L</b> OBP: 0.354, SLG: 0.484 (1, 8)	P4			L4-3 HBP		F5		FC4-6 1B		3	0	1	0	0	0	3						
<b>Ron Blomberg, L</b> OBP: 0.451, SLG: 0.531 (1, 3)	F7			L4-3		2B 3B		FC4-6 FC6		4	1	1	1	0	0	5						
<b>Graig Nettles, L</b> OBP: 0.354, SLG: 0.413 (1, 5)		F5				2B		FC6		4	0	2	1	0	0	2						
<b>Jim Ray Hart, R</b> OBP: 0.310, SLG: 0.387 (1, 10)						2B				4	0	1	0	0	2	2						
<b>Ron Swoboda, R</b> OBP: 0.185, SLG: 0.083 (0, PR)	K			P4		K				0	0	0	0	0	0	0						
<b>Jerry Moses, R</b> OBP: 0.308, SLG: 0.360 (1, 2)					L7			F8		4	0	1	0	0	0	1						
<b>Hal Lanier, R</b> OBP: 0.184, SLG: 0.211 (1, 6)	FC6-4 1B				6-3			K		4	0	1	0	0	1	2						
<b>Inning Stats</b>	R: 0 E: 0 K: 0 S: 4	H: 1 LOB: 2 BB: 1 P: 8	R: 0 E: 0 K: 1 S: 6	H: 1 LOB: 1 BB: 0 P: 6	R: 0 E: 0 K: 1 S: 5	H: 0 LOB: 0 BB: 0 P: 5	R: 0 E: 0 K: 0 S: 3	H: 1 LOB: 0 BB: 0 P: 4	R: 0 E: 0 K: 0 S: 3	H: 0 LOB: 0 BB: 0 P: 3	R: 2 E: 0 K: 2 S: 9	H: 2 LOB: 1 BB: 1 P: 13	R: 0 E: 0 K: 0 S: 3	H: 1 LOB: 0 BB: 0 P: 3	R: 0 E: 0 K: 1 S: 4	H: 1 LOB: 2 BB: 1 P: 8	R: 0 E: 0 K: 1 S: 6	H: 1 LOB: 1 BB: 0 P: 6	1B: 6 2B: 2 3B: 1 HR: 0	SF: 0 SAC: 0 DP: 1 HBP: 1	WP: 1 PB: 0 CS: 0	PA: 37
<b>PITCHER</b>	IP	WLS	BF	H	R	ER	SO	BB	IBB	HBP	BLK	WP	HR	S	P	ERA	WHIP					
<b>Dick Woodson, R</b> ERA: 3.69 (1, 1)	7.1	W	30	6	2	2	4	3	0	1	0	1	0	34	47	2.46	1.227					
<b>Ray Corbin, R</b> ERA: 2.36 (8, 1)	1.2	S	7	2	0	0	1	0	0	0	0	0	0	9	9	0.00	1.200					

**New York Yankees @ Minnesota Twins**  
Metropolitan Stadium, Bloomington, MI  
Sat Jul 07 1973, 8:05 PM EDT  
Att: 10,719 - Unknown - 90 F

**AB 33**  
**R 2**  
**H 8**  
**RBI 2**  
**BB 3**  
**SO 5**  
**LOB 16**



Batter	1	2	3	4	5	6	7	8	9	AB	R	H	RBI	BB	SO	LOB	BOTTOM					
<b>Jerry Terrell, R</b> OBP: 0.335, SLG: 0.358 (1, 4)	S BB 1B	1B HBP		BB SH5-4 BB 1B	K		FC4-6			4	1	2	1	0	1	3						
<b>Danny Thompson, R</b> OBP: 0.301, SLG: 0.331 (1, 6)	HBP BB			SH5-4	F8			4-3		3	0	1	1	1	0	2						
<b>Tony Oliva, L</b> OBP: 0.347, SLG: 0.388 (1, 10)	P6			BB FC6-4 IBB	L6			6-3		4	1	0	0	1	0	2						
<b>Bobby Darwin, R</b> OBP: 0.329, SLG: 0.435 (1, 9)	K			FC6-4 BB	K	HR		K		4	1	2	2	1	2	2						
<b>Steve Braun, L</b> OBP: 0.422, SLG: 0.482 (1, 5)				F7	FC6-4 BB	L4-3 1B				2	0	1	1	1	0	1						
<b>Larry Hise, R</b> OBP: 0.343, SLG: 0.423 (1, 8)	P6			FC5-4 BB	FC6-4	L4-3		L4-3		3	0	0	1	1	0	6						
<b>Joe Lis, R</b> OBP: 0.269, SLG: 0.343 (1, 3)			6-3 4-3 1B	FC5-4	K		FC5-4 1B			4	1	2	0	0	1	4						
<b>Phil Roof, R</b> OBP: 0.313, SLG: 0.284 (1, 2)	4-3			1B 1B	1B 2B		K			4	1	2	0	0	1	2						
<b>Jim Holt, L</b> OBP: 0.328, SLG: 0.466 (1, 7)	6-3			SH5-4 1B	CS 1B		FC5-4			4	1	2	0	0	0	2						
<b>Inning Stats</b>	R: 0 E: 0 K: 1 S: 6	H: 1 LOB: 3 BB: 1 P: 11	R: 1 E: 0 K: 0 S: 4	H: 2 LOB: 2 BB: 0 P: 5	R: 0 E: 0 K: 0 S: 4	H: 1 LOB: 2 BB: 1 P: 8	R: 4 E: 0 K: 1 S: 8	H: 3 LOB: 2 BB: 3 P: 20	R: 0 E: 0 K: 1 S: 6	H: 2 LOB: 1 BB: 0 P: 6	R: 1 E: 0 K: 0 S: 4	H: 2 LOB: 0 BB: 0 P: 4	R: 0 E: 0 K: 1 S: 6	H: 1 LOB: 1 BB: 0 P: 6	R: 0 E: 0 K: 1 S: 5	H: 0 LOB: 0 BB: 0 P: 5	1B: 10 2B: 2 3B: 0 HR: 1	SF: 0 SAC: 1 DP: 1 HBP: 2	WP: 0 PB: 0 CS: 1	PA: 40		
<b>PITCHER</b>	IP	WLS	BF	H	R	ER	SO	BB	IBB	HBP	BLK	WP	HR	S	P	ERA	WHIP					
<b>Pat Dobson, R</b> ERA: 4.59 (1, 1)	3.1	L	23	7	5	5	1	4	1	2	0	0	1	18	40	13.50	3.300					
<b>Dave Pagan, R</b> ERA: 4.76 (4, 1)	4.2		17	5	1	1	4	0	0	0	0	0	1	25	25	1.93	1.071					

**New York Yankees @ Minnesota Twins**  
Metropolitan Stadium, Bloomington, MI  
Sat Jul 07 1973, 8:05 PM EDT  
Att: 10,719 - Unknown - 90 F

**AB 32**  
**R 6**  
**H 12**  
**RBI 6**  
**BB 5**  
**SO 5**  
**LOB 24**





Batter	1	2	3	4	5	6	7	8	9	AB R H RBI BB SO LOB	TOP									
<b>Horace Clarke, S</b> (1, 4) OBP: 0.317, SLG: 0.298	0-0 4-3		0-3 K	0-0 G3		0-0 1B 2B		0-0 4-3		5 1 1 0 0 1 4	<b>New York Yankees @ Minnesota Twins</b> Metropolitan Stadium, Bloomington, MI Sun Jul 08 1973, 4:33 AM EDT Att: 27,425 - Unknown - 84 F <a href="http://livebaseballscorecards.com">livebaseballscorecards.com</a>									
<b>Matty Alou, L</b> (1, 9) OBP: 0.333, SLG: 0.343	0-0 E1		0-0 4-3	0-3 K		0-0 1B		0-0 FC3-6 1B	5 0 2 3 0 1 3											
<b>Roy White, S</b> (1, 7) OBP: 0.345, SLG: 0.371	0-0 G5-4-3		0-0 HR		0-0 F7	0-0 F8		0-0 FC3-6 1B	5 2 1 2 0 0 3											
<b>Bobby Murcer, L</b> (1, 8) OBP: 0.354, SLG: 0.482		0-0 4-3	0-0 2B 1B		0-0 F7		0-0 E3 F8 4-3	0-0 CS 1B 1B	5 0 2 0 0 0 0											
<b>Jim Ray Hart, R</b> (1, 10) OBP: 0.313, SLG: 0.394		0-0 FC6-4 1B	0-0 1-3 2B		0-0 5-3		0-0 4-3	0-0 1-2 1B	4 0 2 0 0 0 1											
<b>Ron Blomberg, L</b> (9, PH) OBP: 0.454, SLG: 0.534								0-0 1-2 3-H 1B	1 0 1 1 0 0 0											
<b>Graig Nettles, L</b> (1, 5) OBP: 0.348, SLG: 0.406		0-0 F9	0-0 4-3			0-3 K	0-0 F8	0-3 K	5 0 0 0 0 2 6											
<b>Thurman Munson, R</b> (1, 2) OBP: 0.356, SLG: 0.484		0-0 FC6-4 1-2		4-0 CS BB		0-0 HR	0-0 5-3		3 1 1 1 1 0 2											
<b>Felipe Alou, R</b> (1, 3) OBP: 0.264, SLG: 0.329			0-0 1B 4-3 1B	0-0 G3 1B 1-2		0-3 K		0-0 E6 G1-6-3	4 1 2 0 0 1 0											
<b>Gene Michael, S</b> (1, 6) OBP: 0.290, SLG: 0.314			0-0 HR 1B	0-0 4-3 1B	0-0 G3 1B	0-0 2B 1B 1B		0-0 G1-6-3	4 2 3 0 0 0 1											
<b>Inning Stats</b>	R: 0 E: 1 K: 0 S: 3	H: 0 LOB: 0 BB: 0 P: 3	R: 0 E: 0 K: 0 S: 4	H: 1 LOB: 1 BB: 0 P: 4	R: 3 E: 0 K: 1 S: 10	H: 5 LOB: 2 BB: 0 P: 10	R: 0 E: 0 K: 1 S: 6	H: 2 LOB: 2 BB: 1 P: 10	R: 0 E: 0 K: 0 S: 3	H: 0 LOB: 0 BB: 0 P: 3	R: 0 E: 1 K: 0 S: 4	H: 0 LOB: 1 BB: 0 P: 4	R: 0 E: 1 K: 0 S: 3	H: 0 LOB: 0 BB: 0 P: 3	R: 1 E: 0 K: 1 S: 7	H: 3 LOB: 2 BB: 0 P: 7	1B: 11 2B: 3 3B: 0 HR: 2	SF: 0 SAC: 0 DP: 3 HBP: 0	WP: 0 PB: 0 CS: 2	PA: 42
<b>PITCHER</b>	IP WLS BF H R ER SO BB IBB HBP BLK WP HR S P ERA WHIP																			
<b>Eddie Bane, L</b> (1, 1) ERA: 3.48	3.1 L 18 8 3 3 1 1 0 0 0 0 1 19 23 8.10 2.700																			
<b>Dave Goltz, R</b> (4, 1) ERA: 4.95	2.2 12 4 3 3 3 0 0 0 0 0 1 18 18 10.12 1.500																			
<b>Ken Sanders, R</b> (7, 1) ERA: 5.22	3.0 12 3 1 1 1 0 0 0 0 0 0 14 14 3.00 1.000																			


Batter	1	2	3	4	5	6	7	8	9	AB R H RBI BB SO LOB	BOTTOM									
<b>Jerry Terrell, R</b> (1, 4) OBP: 0.338, SLG: 0.354	0-0 6-3		0-0 F9			4-0 G6-4-3 BB			4-0 G5-3 BB	2 0 0 0 2 0 0	<b>New York Yankees @ Minnesota Twins</b> Metropolitan Stadium, Bloomington, MI Sun Jul 08 1973, 4:33 AM EDT Att: 27,425 - Unknown - 84 F <a href="http://livebaseballscorecards.com">livebaseballscorecards.com</a>									
<b>Danny Thompson, R</b> (1, 6) OBP: 0.299, SLG: 0.326	0-0 F8			0-0 6-3		0-0 G6-4-3		0-0 BB	4-0 BB	3 0 0 0 1 0 1										
<b>Tony Oliva, L</b> (1, 10) OBP: 0.343, SLG: 0.383	0-0 4-3			0-0 3-1			0-0 4-3	0-0 F3	0-0 BB	4 0 0 0 0 0 2										
<b>Bobby Darwin, R</b> (1, 9) OBP: 0.329, SLG: 0.432		0-0 1B 1B		0-3 K			0-3 K	0-0 G5-3	0-0 2-3	4 0 1 0 0 2 2										
<b>Steve Braun, L</b> (1, 5) OBP: 0.421, SLG: 0.480		0-0 G5-4-3 1B			0-0 L8		0-0 4-3			3 0 1 0 0 0 0										
<b>Larry Hisle, R</b> (1, 8) OBP: 0.343, SLG: 0.422		0-0 F7			0-0 G5-3 BB 1B			0-0 5-3		3 0 1 0 0 0 2										
<b>Joe Lis, R</b> (1, 3) OBP: 0.279, SLG: 0.355		0-0 G5-4-3			4-0 BB 1B			0-0 2B		2 0 1 0 1 0 2										
<b>George Mitterwald, R</b> (1, 2) OBP: 0.311, SLG: 0.377			0-0 6-3		0-0 G5-3			0-0 5-3		3 0 0 0 0 0 3										
<b>Jim Holt, L</b> (1, 7) OBP: 0.324, SLG: 0.460			0-0 6-3			0-0 5-3		0-0 3-1		3 0 0 0 0 0 1										
<b>Inning Stats</b>	R: 0 E: 0 K: 0 S: 3	H: 0 LOB: 0 BB: 0 P: 3	R: 0 E: 0 K: 0 S: 4	H: 2 LOB: 1 BB: 0 P: 4	R: 0 E: 0 K: 1 S: 5	H: 0 LOB: 0 BB: 0 P: 5	R: 0 E: 0 K: 0 S: 2	H: 0 LOB: 0 BB: 1 P: 6	R: 0 E: 0 K: 1 S: 5	H: 0 LOB: 0 BB: 0 P: 5	R: 0 E: 0 K: 0 S: 4	H: 1 LOB: 1 BB: 0 P: 4	R: 0 E: 0 K: 0 S: 2	H: 0 LOB: 1 BB: 2 P: 10	1B: 3 2B: 1 3B: 0 HR: 0	SF: 0 SAC: 0 DP: 4 HBP: 0	WP: 0 PB: 0 CS: 0	PA: 31		
<b>PITCHER</b>	IP WLS BF H R ER SO BB IBB HBP BLK WP HR S P ERA WHIP																			
<b>Mel Stottlemyre, R</b> (1, 1) ERA: 3.11	9.0 W 31 4 0 0 2 4 0 0 0 0 0 31 47 0.00 0.889																			




Batter	1	2	3	4	5	6	7	8	9	AB	R	H	RBI	BB	SO	LOB	TOP			
Horace Clarke, S OBP: 0.319, SLG: 0.304 (1,4)										4	0	2	0	0	0	0	<p><b>New York Yankees @ Chicago White Sox</b> Comiskey Park, Chicago, IL Mon Jul 09 1973, 8:05 PM EDT Att: 20,882 - Unknown</p> <p>AB 31 R 3 H 6 RBI 3 BB 2 SO 5 LOB 9</p>			
Matty Alou, L OBP: 0.335, SLG: 0.343 (1,9)										3	0	1	0	1	1					
Roy White, S OBP: 0.341, SLG: 0.367 (1,7)										4	0	0	0	0	4					
Bobby Murcer, L OBP: 0.353, SLG: 0.483 (1,8)										4	1	1	0	0	1					
Jim Ray Hart, R OBP: 0.313, SLG: 0.389 (1,10)										3	0	0	0	1	1					
Graig Nettles, L OBP: 0.345, SLG: 0.400 (1,5)										4	1	0	0	0	2					
Thurman Munson, R OBP: 0.356, SLG: 0.490 (1,2)										3	1	1	2	0	1					
Felipe Alou, R OBP: 0.265, SLG: 0.330 (1,3)										3	0	1	1	0	0					
Gene Michael, S OBP: 0.287, SLG: 0.311 (1,6)										3	0	0	0	0	1					
<b>Inning Stats</b>	R: 0 E: 0 K: 0 S: 2	H: 0 LOB: 0 BB: 1 P: 6	R: 3 E: 0 K: 0 S: 5	H: 3 LOB: 0 BB: 1 P: 9	R: 0 E: 0 K: 0 S: 4	H: 1 LOB: 0 BB: 0 P: 4	R: 0 E: 0 K: 1 S: 5	H: 0 LOB: 0 BB: 0 P: 5	R: 0 E: 0 K: 2 S: 3	H: 0 LOB: 0 BB: 0 P: 3	R: 0 E: 0 K: 2 S: 7	H: 0 LOB: 0 BB: 0 P: 7	R: 0 E: 0 K: 0 S: 5	H: 2 LOB: 2 BB: 0 P: 5	R: 0 E: 0 K: 1 S: 5	H: 0 LOB: 0 BB: 0 P: 5	1B: 3 2B: 2 3B: 1 HR: 0	SF: 0 SAC: 0 DP: 2 HBP: 0	WP: 0 PB: 0 CS: 0	PA: 33
<b>PITCHER</b> Wilbur Wood, L ERA: 2.66 (1,1)	IP: 9.0 WLS: W BF: 33 H: 6 R: 3 ER: 3 SO: 5 BB: 2 IBB: 0 HBP: 0 BLK: 0 WP: 0 HR: 0 S: 41 P: 49 ERA: 3.00 WHIP: 0.889															<b>PITCHER</b>				

Batter	1	2	3	4	5	6	7	8	9	AB	R	H	RBI	BB	SO	LOB	BOTTOM					
Pat Kelly, L OBP: 0.368, SLG: 0.381 (1,9)										5	1	3	2	0	0	0	<p><b>New York Yankees @ Chicago White Sox</b> Comiskey Park, Chicago, IL Mon Jul 09 1973, 8:05 PM EDT Att: 20,882 - Unknown</p> <p>AB 35 R 4 H 8 RBI 4 BB 2 SO 6 LOB 15</p>					
Tony Muser, L OBP: 0.391, SLG: 0.382 (1,3)										3	0	0	0	0	2	1						
Mike Andrews, R OBP: 0.302, SLG: 0.258 (8, FH)										0	0	0	0	1	0	0						
Carlos May, L OBP: 0.315, SLG: 0.379 (1,7)										4	0	2	1	0	0	0						
Bill Melton, R OBP: 0.365, SLG: 0.476 (1,5)										4	0	0	0	0	0	4						
Ken Henderson, S OBP: 0.341, SLG: 0.344 (1,10)										3	0	0	0	1	0	2						
Ed Herrmann, L OBP: 0.272, SLG: 0.346 (1,2)										3	0	0	0	0	0	2						
Luis Alvarado, R OBP: 0.287, SLG: 0.327 (9, FH)										1	1	1	0	0	0	0						
Buddy Bradford, R OBP: 0.362, SLG: 0.595 (1,8)										4	1	1	0	0	1	2						
Jorge Orta, L OBP: 0.274, SLG: 0.291 (1,4)										4	1	1	1	0	0	1						
Eddie Leon, R OBP: 0.323, SLG: 0.318 (1,6)										4	0	0	0	0	3	3						
<b>Inning Stats</b>	R: 0 E: 1 K: 1 S: 6	H: 0 LOB: 1 BB: 0 P: 6	R: 0 E: 0 K: 0 S: 3	H: 0 LOB: 0 BB: 0 P: 3	R: 0 E: 0 K: 1 S: 6	H: 1 LOB: 1 BB: 0 P: 6	R: 0 E: 0 K: 1 S: 6	H: 1 LOB: 2 BB: 1 P: 10	R: 0 E: 0 K: 1 S: 5	H: 0 LOB: 0 BB: 0 P: 5	R: 0 E: 0 K: 0 S: 3	H: 0 LOB: 0 BB: 0 P: 3	R: 0 E: 0 K: 0 S: 3	H: 0 LOB: 0 BB: 0 P: 3	R: 2 E: 0 K: 1 S: 8	H: 3 LOB: 2 BB: 1 P: 12	R: 2 E: 0 K: 1 S: 7	H: 3 LOB: 2 BB: 0 P: 7	1B: 7 2B: 1 3B: 0 HR: 0	SF: 0 SAC: 0 DP: 0 HBP: 0	WP: 0 PB: 0 CS: 0	PA: 37
<b>PITCHER</b> Doc Medich, R ERA: 2.95 Sparky Lyle, L ERA: 2.11 (8,1)	IP: 7.1 WLS: L BF: 28 H: 4 R: 2 ER: 2 SO: 5 BB: 1 IBB: 0 HBP: 0 BLK: 0 WP: 0 HR: 0 S: 37 P: 41 ERA: 2.46 WHIP: 0.682															<b>PITCHER</b>						



Batter	1	2	3	4	5	6	7	8	9	AB	R	H	RBI	BB	SO	LOB	TOP										
<b>Bernie Allen, L</b> OBP: 0.267, SLG: 0.262 (1, 4)	0-0 4-3		0-0 4-3			0-0 4-3			0-0 F8	4	0	0	0	0	0	0	<b>New York Yankees @ Chicago White Sox</b> Comiskey Park, Chicago, IL Tue Jul 10 1973, 8:05 PM EDT Att: 19,932 - Unknown - 73 F  <b>AB 28</b> <b>R 1</b> <b>H 5</b> <b>RBI 1</b> <b>BB 3</b> <b>SO 4</b> <b>LOB 8</b> 										
<b>Matty Alou, L</b> OBP: 0.331, SLG: 0.339 (1, 3)	0-3 K		0-0 L4			0-0 1-3			0-0 L6	4	0	0	0	0	1	0											
<b>Roy White, S</b> OBP: 0.345, SLG: 0.367 (1, 7)	4-0 BB		0-3 K			4-0 CS BB			0-0 1B	2	0	1	0	2	1	0											
<b>Bobby Murcer, L</b> OBP: 0.352, SLG: 0.480 (1, 8)	0-0 F3			0-3 K		0-0 CS	0-0 6-3		0-0 1B	4	0	1	0	0	1	1											
<b>Ron Blomberg, L</b> OBP: 0.452, SLG: 0.530 (1, 10)		0-0 WP BB SF9 1B							0-0 FC6-4 1B	3	1	1	0	0	0	0											
<b>Jim Ray Hart, R</b> OBP: 0.311, SLG: 0.387 (9, PH)									0-0 FC6-4	1	0	0	0	0	0	2											
<b>Graig Nettles, L</b> OBP: 0.345, SLG: 0.397 (1, 5)		4-0 SF9 WP BB							0-0 1B	2	0	0	0	1	0	0											
<b>Thurman Munson, R</b> OBP: 0.355, SLG: 0.488 (1, 2)		0-3 K							0-0 G4-6-3 1B	3	0	1	0	0	1	2											
<b>Johnny Callison, L</b> OBP: 0.189, SLG: 0.198 (1, 9)		0-0 SF9							0-0 G4-6-3	2	0	1	1	0	0	1											
<b>Gene Michael, S</b> OBP: 0.284, SLG: 0.307 (1, 6)		0-0 P4							0-0 G3	3	0	0	0	0	0	2											
<b>Inning Stats</b>	R: 0 E: 0 K: 1 S: 5	H: 0 LOB: 1 BB: 1 P: 9	R: 1 E: 0 K: 1 S: 6	H: 1 LOB: 1 BB: 1 P: 10	R: 0 E: 0 K: 1 S: 5	H: 0 LOB: 0 BB: 0 P: 5	R: 0 E: 0 K: 1 S: 5	H: 0 LOB: 0 BB: 0 P: 5	R: 0 E: 0 K: 0 S: 3	H: 1 LOB: 0 BB: 0 P: 3	R: 0 E: 0 K: 0 S: 2	H: 0 LOB: 0 BB: 1 P: 6	R: 0 E: 0 K: 0 S: 3	H: 0 LOB: 0 BB: 0 P: 3	R: 0 E: 0 K: 0 S: 3	H: 1 LOB: 2 BB: 0 P: 5	1B: 5 2B: 0 3B: 0 HR: 0	SF: 1 SAC: 0 DP: 1 HBP: 0	WP: 1 PB: 0 CS: 2	PA: 33							
<b>PITCHER</b>	IP	WLS	BF	H	R	ER	SO	BB	IBB	HBP	BLK	WP	HR	S	P	ERA	WHIP										
<b>Stan Bahnsen, R</b> ERA: 3.01 (1, 1)	8.2	W	30	4	1	1	4	3	0	0	0	1	0	35	47	1.04	0.808										
<b>Terry Forster, L</b> ERA: 2.11 (9, 1)	0.0		1	1	0	0	0	0	0	0	0	0	0	1	1	∞	∞										
<b>Cy Acosta, R</b> ERA: 1.83 (9, 1)	0.1	S	1	0	0	0	0	0	0	0	0	0	0	1	1	0.00	0.000										

Batter	1	2	3	4	5	6	7	8	9	AB	R	H	RBI	BB	SO	LOB	BOTTOM										
<b>Pat Kelly, L</b> OBP: 0.364, SLG: 0.375 (1, 9)	0-0 5-3		0-0 4-3			0-3 K			0-0 F5	4	0	0	0	0	1	1	<b>New York Yankees @ Chicago White Sox</b> Comiskey Park, Chicago, IL Tue Jul 10 1973, 8:05 PM EDT Att: 19,932 - Unknown - 73 F  <b>AB 27</b> <b>R 2</b> <b>H 3</b> <b>RBI 2</b> <b>BB 4</b> <b>SO 11</b> <b>LOB 8</b> 										
<b>Tony Muser, L</b> OBP: 0.376, SLG: 0.368 (1, 3)	0-0 4-3			0-3 K		0-0 G1		0-3 K	0-0 K	4	0	0	0	0	2	0											
<b>Carlos May, L</b> OBP: 0.314, SLG: 0.375 (1, 7)	4-0 BB			0-3 K		0-3 K		0-0 F7	0-0 K	3	0	0	0	1	2	0											
<b>Bill Melton, R</b> OBP: 0.370, SLG: 0.476 (1, 5)	0-3 K			0-0 1B		4-0 BB 1B BB		4-0 BB	4-0 BB	2	1	1	0	2	1	1											
<b>Ken Henderson, S</b> OBP: 0.340, SLG: 0.339 (1, 10)		0-3 K		0-3 K		4-0 1B BB		0-0 G3	0-0 G3	3	0	0	0	1	2	2											
<b>Buddy Bradford, R</b> OBP: 0.380, SLG: 0.600 (1, 8)		0-0 6-3				0-0 SH2-4 FC6-5 1B		0-0 1B	0-0 1B	3	1	2	1	0	0	0											
<b>Ed Herrmann, L</b> OBP: 0.268, SLG: 0.342 (1, 2)		0-3 K				0-0 E4 FC6-5 SH2-4		0-3 K	0-3 K	3	0	0	0	0	2	3											
<b>Jorge Orta, L</b> OBP: 0.271, SLG: 0.289 (1, 4)			0-0 4-3			0-0 SH2-4		0-3 K	0-3 K	2	0	0	0	0	1	0											
<b>Eddie Leon, R</b> OBP: 0.320, SLG: 0.315 (1, 6)			0-0 F9			0-0 FC6-5		0-0 F9	0-0 F9	3	0	0	1	0	0	1											
<b>Inning Stats</b>	R: 0 E: 0 K: 1 S: 5	H: 0 LOB: 1 BB: 1 P: 9	R: 0 E: 0 K: 2 S: 7	H: 0 LOB: 0 BB: 0 P: 7	R: 0 E: 0 K: 0 S: 3	H: 0 LOB: 0 BB: 0 P: 3	R: 0 E: 0 K: 3 S: 10	H: 1 LOB: 1 BB: 0 P: 10	R: 1 E: 1 K: 1 S: 7	H: 1 LOB: 1 BB: 0 P: 7	R: 1 E: 0 K: 2 S: 8	H: 1 LOB: 2 BB: 2 P: 16	R: 0 E: 0 K: 1 S: 5	H: 0 LOB: 0 BB: 0 P: 5	R: 0 E: 0 K: 1 S: 5	H: 0 LOB: 1 BB: 1 P: 9	1B: 3 2B: 0 3B: 0 HR: 0	SF: 0 SAC: 1 DP: 0 HBP: 0	WP: 0 PB: 0 CS: 0	PA: 32							
<b>PITCHER</b>	IP	WLS	BF	H	R	ER	SO	BB	IBB	HBP	BLK	WP	HR	S	P	ERA	WHIP										
<b>Lindy McDaniel, R</b> ERA: 2.71 (1, 1)	8.0	L	32	3	2	1	11	4	0	0	0	0	0	50	66	1.12	0.875										



Batter	1	2	3	4	5	6	7	8	9	AB R H RBI BB SO LOB	TOP									
<b>Horace Clarke, S</b> (1, 4) OBP: 0.317, SLG: 0.302	F8	F9		E 2H 1B		F8			4-3	5 0 1 1 0 0 2	<b>New York Yankees @ Chicago White Sox</b> Comiskey Park, Chicago, IL Wed Jul 11 1973, 4:33 AM EDT Att: 32,614 - Unknown - 70 F									
<b>Matty Alou, L</b> (1, 3) OBP: 0.335, SLG: 0.346				F7 FC6 1B 1-2			FC4-6 1B	1-3	5 0 3 0 0 0 1											
<b>Roy White, S</b> (1, 7) OBP: 0.341, SLG: 0.362	K		F9	F7			K	1-3	5 0 0 0 0 2 4											
<b>Bobby Murcer, L</b> (1, 8) OBP: 0.348, SLG: 0.475	K		FC6 BB 1B 1-2		F9		FC4-6 1-2		4 0 0 0 0 1 3											
<b>Ron Blomberg, L</b> (1, 10) OBP: 0.453, SLG: 0.548		HR		BB 1B 1-2	F9		F7		4 1 2 1 0 0 1											
<b>Graig Nettles, L</b> (1, 5) OBP: 0.348, SLG: 0.398		HBP 1B		BB 1B 1-2 2-3				4-3	2 0 1 0 2 0 0											
<b>Thurman Munson, R</b> (1, 2) OBP: 0.351, SLG: 0.481		K	K		K			6-3	4 0 0 0 0 3 5											
<b>Johnny Callison, L</b> (1, 9) OBP: 0.191, SLG: 0.200	F8			F8		K			4 0 1 0 0 1 1											
<b>Hal Lanier, R</b> (1, 6) OBP: 0.214, SLG: 0.244		HBP 1-2		1B 2B		K		K	3 1 1 0 0 2 1											
<b>Inning Stats</b>	R: 0 E: 0 K: 2 S: 8	H: 1 LOB: 1 BB: 0 P: 8	R: 1 E: 0 K: 1 S: 7	H: 2 LOB: 2 BB: 0 P: 8	R: 0 E: 0 K: 1 S: 7	H: 2 LOB: 3 BB: 1 P: 11	R: 1 E: 1 K: 0 S: 5	H: 2 LOB: 1 BB: 0 P: 5	R: 0 E: 0 K: 2 S: 7	H: 0 LOB: 1 BB: 1 P: 9		R: 0 E: 0 K: 1 S: 6	H: 1 LOB: 1 BB: 0 P: 6	R: 0 E: 0 K: 1 S: 6	H: 1 LOB: 1 BB: 0 P: 6	R: 0 E: 0 K: 3 S: 3	H: 0 LOB: 0 BB: 3 P: 3	1B: 6 2B: 2 3B: 0 HR: 1	SF: 0 SAC: 0 DP: 0 HBP: 1	WP: 0 PB: 0 CS: 0
<b>PITCHER</b> <b>Steve Stone, R</b> (1, 1) ERA: 4.1	IP: 9.0 WLS: L BF: 39	H: 9 R: 2 ER: 2 SO: 9	BB: 2 IBB: 0 HBP: 1 BLK: 0	WP: 0 HR: 1 S: 54 P: 63	ERA: 2.00 WHIP: 1.222															

Batter	1	2	3	4	5	6	7	8	9	AB R H RBI BB SO LOB	BOTTOM									
<b>Pat Kelly, L</b> (1, 9) OBP: 0.362, SLG: 0.374	F7			3-1		4-3				4 0 1 0 0 0 0	<b>New York Yankees @ Chicago White Sox</b> Comiskey Park, Chicago, IL Wed Jul 11 1973, 4:33 AM EDT Att: 32,614 - Unknown - 70 F									
<b>Tony Muser, L</b> (1, 3) OBP: 0.376, SLG: 0.362				G3					2 0 0 0 1 0 0											
<b>Johnny Jeter, R</b> (9, PH) OBP: 0.248, SLG: 0.320	G6-3 BB								1 0 0 0 0 1 2											
<b>Carlos May, L</b> (1, 7) OBP: 0.310, SLG: 0.370	G6-3 1-2			P3					4 0 0 0 0 0 2											
<b>Bill Melton, R</b> (1, 5) OBP: 0.375, SLG: 0.481				G4-6-3 BB 1B 2B		G4-3 BB			1 1 1 0 2 0 0											
<b>Ken Henderson, S</b> (1, 10) OBP: 0.340, SLG: 0.339		G4-6-3 1-2		G6-4-3 2H 1B		G4-3 1-2			3 0 1 1 0 0 2											
<b>Buddy Bradford, R</b> (1, 8) OBP: 0.377, SLG: 0.574		HBP CS		G6-4-3 1-2				K	2 0 0 0 0 1 1											
<b>Eddie Leon, R</b> (1, 6) OBP: 0.320, SLG: 0.315		CS 1-2		F8 1B				5-3	3 0 1 0 0 0 0											
<b>Jorge Orta, L</b> (1, 4) OBP: 0.268, SLG: 0.284				G3		4-3		F8	3 0 0 0 0 0 1											
<b>Chuck Brinkman, R</b> (1, 2) OBP: 0.229, SLG: 0.238				K				5-3	1 0 0 0 0 1 0											
<b>Luis Alvarado, R</b> (6, PH) OBP: 0.294, SLG: 0.323								K 1B HBP	1 0 0 0 0 0 0											
<b>Ed Herrmann, L</b> (7, 2) OBP: 0.271, SLG: 0.342									0 0 0 0 0 0 0											
<b>Joe Keough, L</b> (9, PR)									0 0 0 0 0 0 0											
<b>Inning Stats</b>	R: 0 E: 0 K: 0 S: 2	H: 0 LOB: 0 BB: 1 P: 6	R: 0 E: 0 K: 0 S: 1	H: 0 LOB: 0 BB: 1 P: 6	R: 0 E: 0 K: 1 S: 5	H: 0 LOB: 0 BB: 0 P: 5	R: 0 E: 0 K: 0 S: 3	H: 0 LOB: 0 BB: 0 P: 3	R: 0 E: 0 K: 0 S: 2	H: 0 LOB: 0 BB: 1 P: 6	R: 0 E: 0 K: 1 S: 5	H: 0 LOB: 0 BB: 0 P: 5	R: 0 E: 0 K: 1 S: 5	H: 1 LOB: 1 BB: 0 P: 6	R: 0 E: 0 K: 1 S: 5	H: 1 LOB: 1 BB: 0 P: 6	1B: 3 2B: 1 3B: 0 HR: 0	SF: 0 SAC: 0 DP: 4 HBP: 2	WP: 0 PB: 0 CS: 1	PA: 31
<b>PITCHER</b> <b>Fritz Peterson, L</b> (1, 1) ERA: 3.81	IP: 8.0 WLS: W BF: 28	H: 4 R: 1 ER: 1 SO: 2	BB: 3 IBB: 0 HBP: 2 BLK: 0	WP: 0 HR: 0 S: 27 P: 41	ERA: 1.12 WHIP: 0.875															
<b>Sparky Lytle, L</b> (9, 1) ERA: 2.09	IP: 1.0 WLS: S BF: 2	H: 0 R: 0 ER: 0 SO: 1	BB: 0 IBB: 0 HBP: 0 BLK: 0	WP: 0 HR: 0 S: 4 P: 4	ERA: 0.00 WHIP: 0.000															



Batter	1	2	3	4	5	6	7	8	9	AB	R	H	RBI	BB	SO	LOB	TOP					
Freddie Patek, R OBP: 0.333, SLG: 0.337										4	0	1	0	0	0	3	<b>Kansas City Royals @ New York Yankees</b> Yankee Stadium, Bronx, NY Thu Jul 12 1973, 7:05 PM EDT Att: 15,323 - Unknown - 75 F					
Cookie Rojas, R OBP: 0.306, SLG: 0.344										2	1	0	0	2	0	2						
Amos Otis, R OBP: 0.351, SLG: 0.486										4	1	1	2	0	0	2						
John Mayberry, L OBP: 0.435, SLG: 0.549										2	0	0	0	2	0	0						
Ed Kirkpatrick, L OBP: 0.373, SLG: 0.438										4	0	0	0	0	0	3						
Lou Piniella, R OBP: 0.282, SLG: 0.358										4	0	1	0	0	1	1						
Steve Hovley, L OBP: 0.340, SLG: 0.306										4	1	1	0	0	0	1						
Kurt Bevacqua, R OBP: 0.342, SLG: 0.374										4	0	1	0	0	2	0						
Fran Healy, R OBP: 0.326, SLG: 0.361										3	0	2	1	0	1	0						
<b>Inning Stats</b>	R: 2 E: 0 K: 0 S: 4	H: 2 LOB: 0 BB: 1 P: 8	R: 0 E: 0 K: 0 S: 3	H: 1 LOB: 2 BB: 0 P: 3	R: 0 E: 0 K: 0 S: 4	H: 1 LOB: 1 BB: 0 P: 4	R: 0 E: 0 K: 1 S: 5	H: 0 LOB: 0 BB: 0 P: 5	R: 1 E: 0 K: 0 S: 5	H: 3 LOB: 1 BB: 0 P: 5	R: 0 E: 0 K: 0 S: 3	H: 0 LOB: 1 BB: 1 P: 7	R: 0 E: 0 K: 2 S: 7	H: 0 LOB: 0 BB: 2 P: 7	R: 0 E: 0 K: 0 S: 3	H: 0 LOB: 2 BB: 0 P: 11	R: 0 E: 0 K: 1 S: 5	H: 0 LOB: 0 BB: 0 P: 5	1B: 5 2B: 2 3B: 0 HR: 1	SF: 0 SAC: 0 DP: 2 HBP: 0	WP: 0 PB: 0 SB: 1 CS: 1	PA: 35
<b>PITCHER</b> Pat Dobson, R ERA: 4.46	IP: 9.0 WLS: W BF: 35 H: 7 R: 3 ER: 3 SO: 4 BB: 4 IBB: 0 HBP: 0 BLK: 0 WP: 0 HR: 1 S: 39 P: 55 ERA: 3.00 WHIP: 1.222															<b>PITCHER</b>						

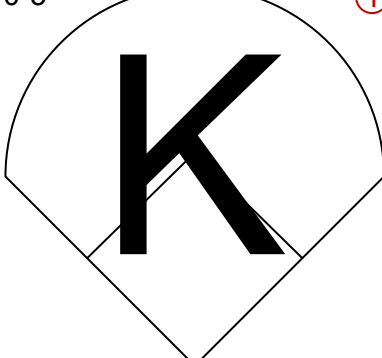
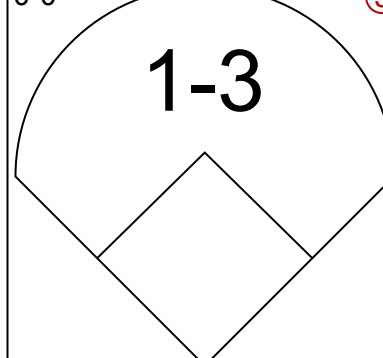
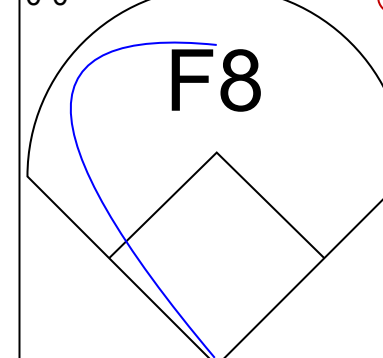
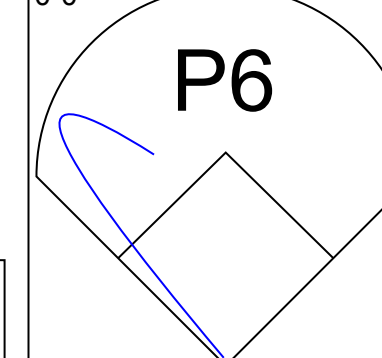
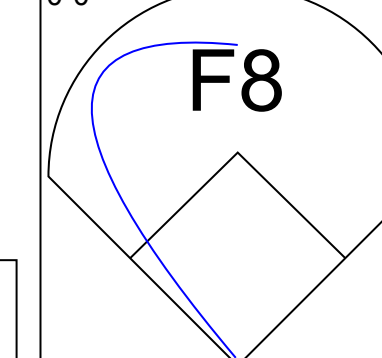

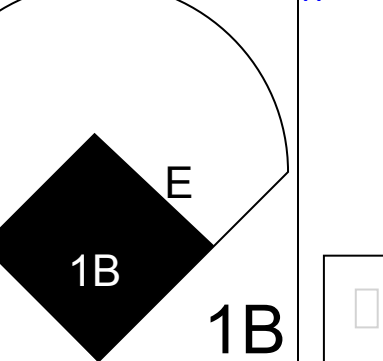
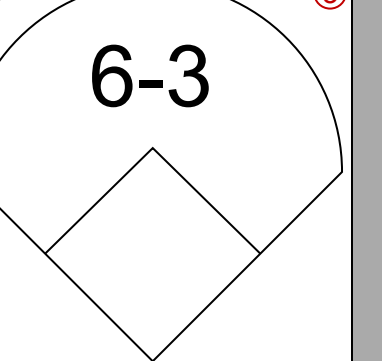
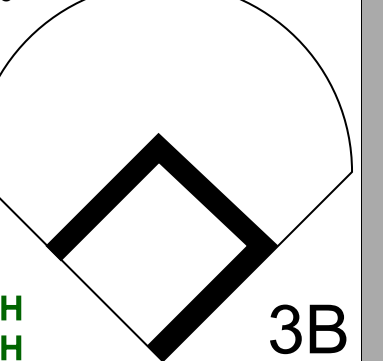
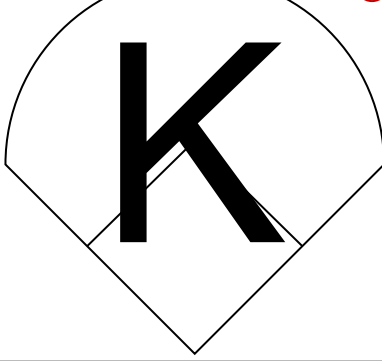
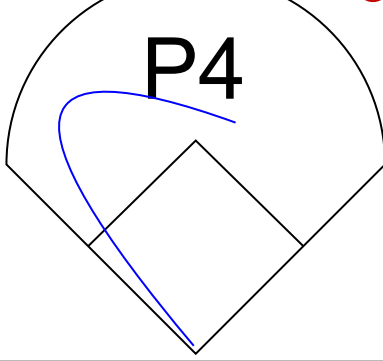
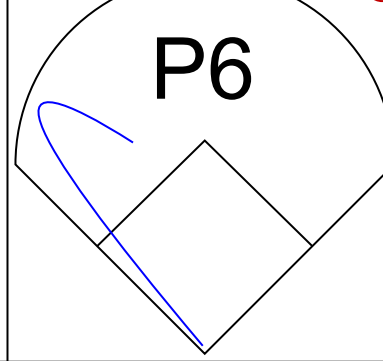
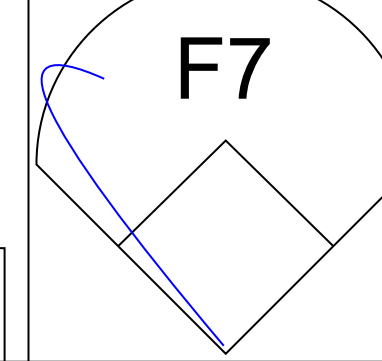
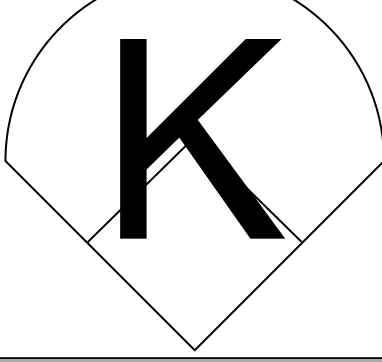
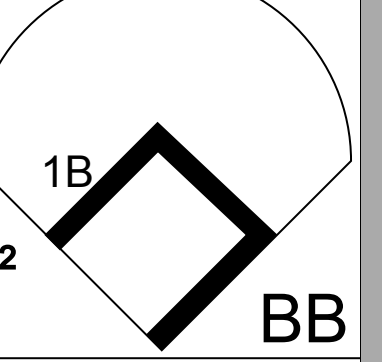

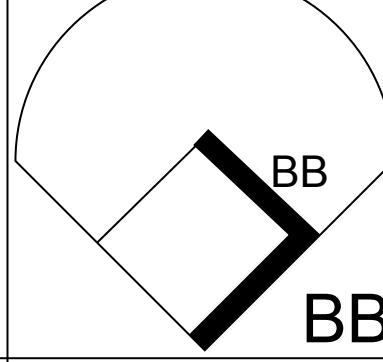
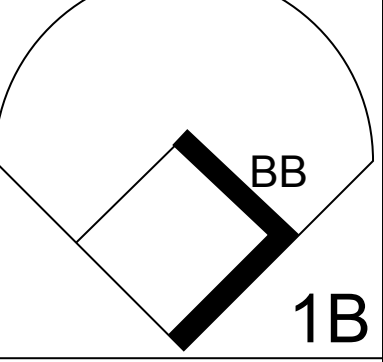

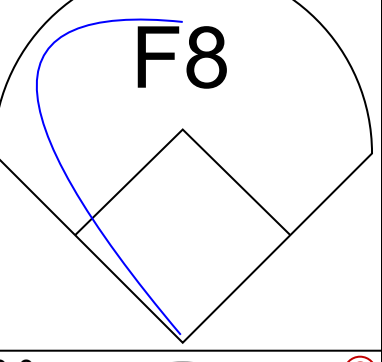
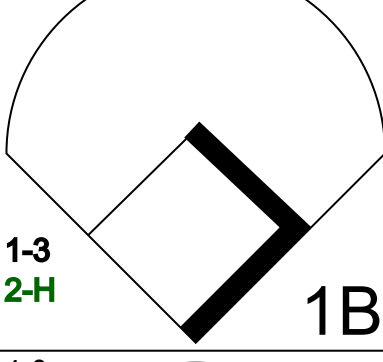
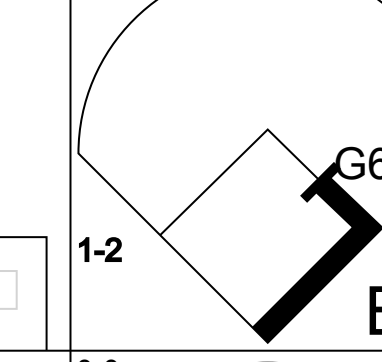
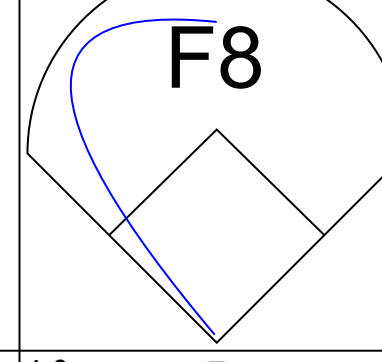
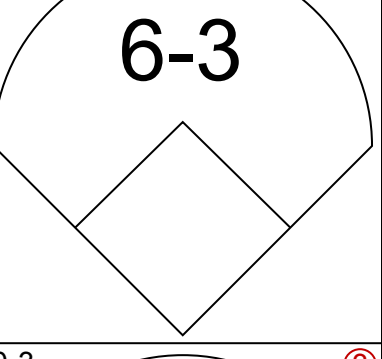
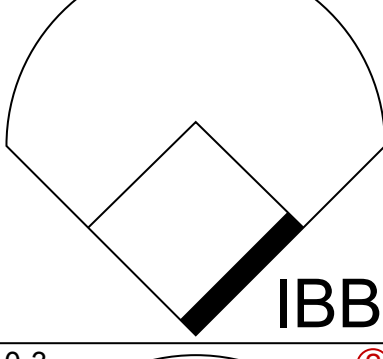
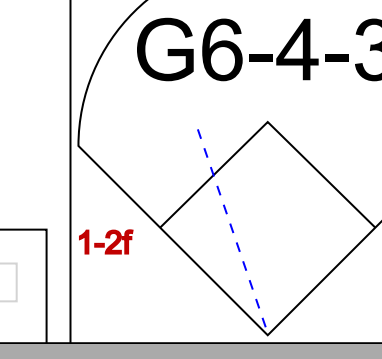
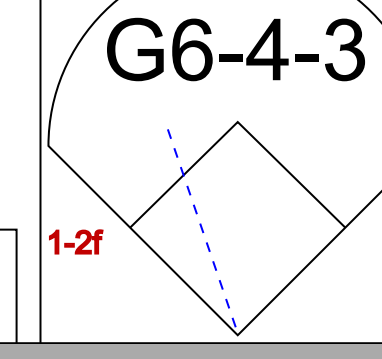
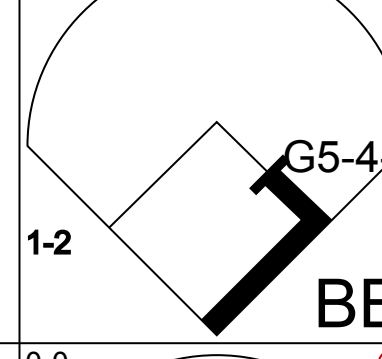
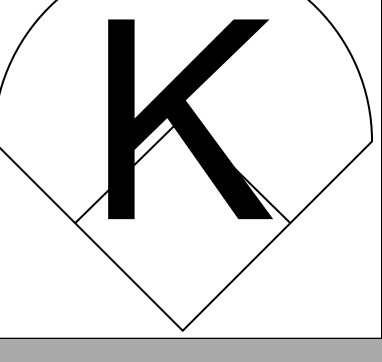
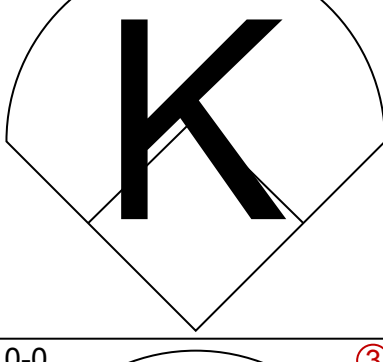
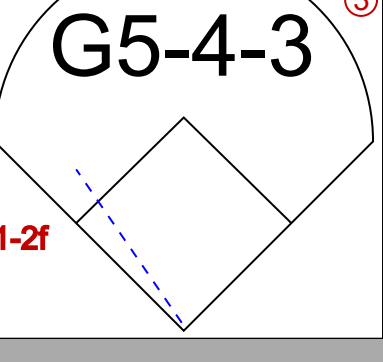
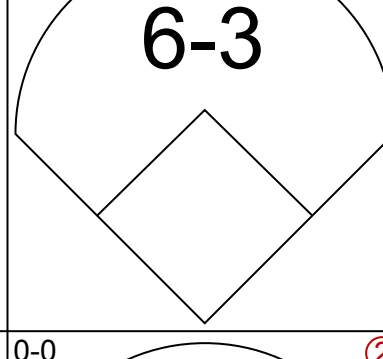
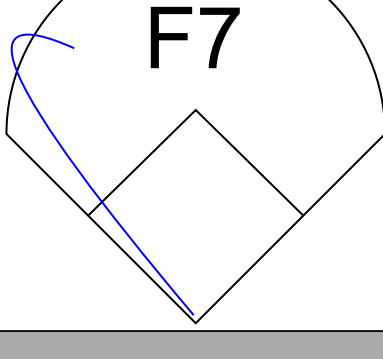
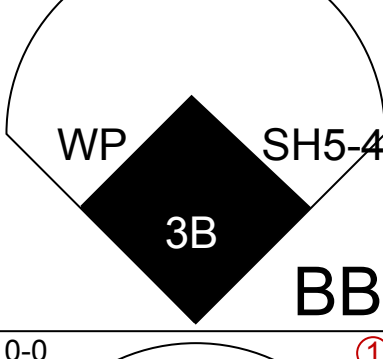
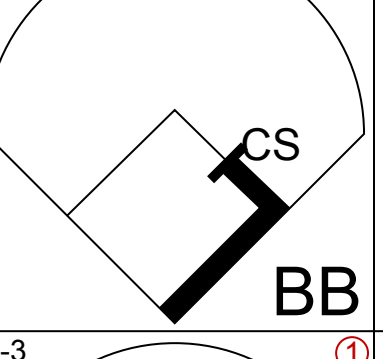
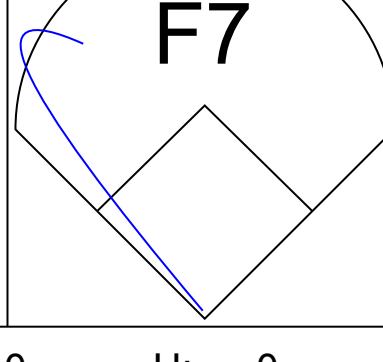
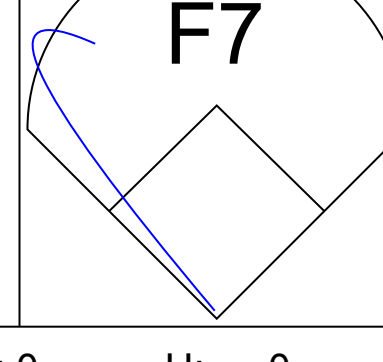
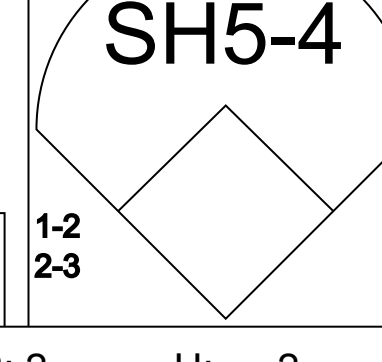
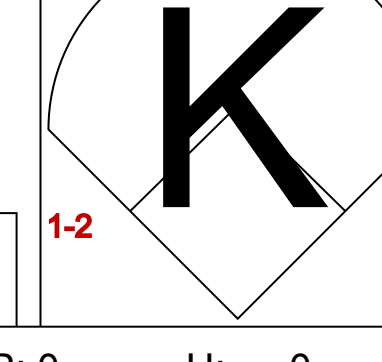
Batter	1	2	3	4	5	6	7	8	9	AB	R	H	RBI	BB	SO	LOB	BOTTOM					
Horace Clarke, S OBP: 0.318, SLG: 0.303										5	1	2	2	0	0	3	<b>Kansas City Royals @ New York Yankees</b> Yankee Stadium, Bronx, NY Thu Jul 12 1973, 7:05 PM EDT Att: 15,323 - Unknown - 75 F					
Matty Alou, L OBP: 0.339, SLG: 0.353										5	1	3	1	0	0	1						
Roy White, S OBP: 0.344, SLG: 0.366										4	1	2	1	1	0	3						
Bobby Murcer, L OBP: 0.352, SLG: 0.479										5	0	3	2	0	0	2						
Ron Blomberg, L OBP: 0.442, SLG: 0.532										5	0	0	0	0	1	5						
Graig Nettles, L OBP: 0.353, SLG: 0.405										5	1	3	0	0	1	1						
Johnny Callison, L OBP: 0.204, SLG: 0.237										3	2	1	1	1	0	1						
Thurman Munson, R OBP: 0.356, SLG: 0.490										3	3	2	0	1	0	2						
Gene Michael, S OBP: 0.284, SLG: 0.310										4	1	1	3	0	0	3						
<b>Inning Stats</b>	R: 1 E: 0 K: 1 S: 7	H: 2 LOB: 1 BB: 0 P: 7	R: 2 E: 1 K: 0 S: 6	H: 2 LOB: 2 BB: 1 P: 10	R: 0 E: 0 K: 0 S: 3	H: 0 LOB: 0 BB: 0 P: 3	R: 3 E: 0 K: 0 S: 8	H: 6 LOB: 2 BB: 0 P: 8	R: 3 E: 0 K: 0 S: 6	H: 3 LOB: 2 BB: 2 P: 14	R: 0 E: 0 K: 0 S: 3	H: 1 LOB: 0 BB: 0 P: 3	R: 0 E: 0 K: 0 S: 3	H: 1 LOB: 0 BB: 0 P: 3	R: 1 E: 0 K: 1 S: 7	H: 2 LOB: 1 BB: 0 P: 7	R: 0 E: 0 K: 0 S: 3	H: 0 LOB: 0 BB: 0 P: 5	1B: 10 2B: 5 3B: 1 HR: 1	SF: 0 SAC: 0 DP: 2 HBP: 0	WP: 0 PB: 0 SB: 0 CS: 0	PA: 42
<b>PITCHER</b> Dick Drago, R ERA: 3.85 Steve Mingori, L ERA: 6.46 Bruce Dal Canton, R ERA: 9.84	IP: 3.1 WLS: L BF: 20 H: 8 R: 6 ER: 5 SO: 1 BB: 1 IBB: 0 HBP: 0 BLK: 0 WP: 0 HR: 1 S: 21 P: 25 ERA: 13.50 WHIP: 2.700															<b>PITCHER</b>						



Batter	1	2	3	4	5	6	7	8	9	AB	R	H	RBI	BB	SO	LOB	TOP					
Frank White, R (1, 6) OBP: 0.253, SLG: 0.268 Gail Hopkins, L (8, PH) OBP: 0.403, SLG: 0.398 Bobby Floyd, R (8, PR) OBP: 0.385, SLG: 0.400 (8, 6)	0-0 1B		0-3 K			0-3 K		0-0 1B		3	0	1	0	0	2	0	<b>Kansas City Royals @ New York Yankees</b> Yankee Stadium, Bronx, NY Fri Jul 13, 1973, 7:05 PM EDT Att: 15,690 - Unknown - 79 F <a href="http://livebaseballscorecards.com">livebaseballscorecards.com</a>					
Cookie Rojas, R (1, 4) OBP: 0.305, SLG: 0.343	0-0 1B		0-0 F9			0-0 6-3		0-0 F7		4	0	1	0	0	0	2						
Amos Otis, R (1, 8) OBP: 0.347, SLG: 0.480	0-0 P4			0-0 6-3		0-3 K		0-0 4-3		4	0	0	0	0	1	4						
John Mayberry, L (1, 3) OBP: 0.433, SLG: 0.544	0-0 G6-3			0-0 3-1			4-0 G6-4-3 1B BB		0-3 K	3	0	0	0	1	1	2						
Ed Kirkpatrick, L (1, 9) OBP: 0.371, SLG: 0.436		0-0 F9		0-0 1-3			0-0 G6-4-3 1B		0-0 F8	4	0	1	0	0	0	0						
Lou Piniella, R (1, 7) OBP: 0.276, SLG: 0.353		0-0 F7			0-0 4-3		0-0 G6-4-3		0-0 3-1	4	0	0	0	0	0	2						
Rick Reichardt, R (1, 10) OBP: 0.319, SLG: 0.397					0-0 6-3		0-0 6-3			3	0	1	0	0	0	1						
Kurt Bevacqua, R (1, 5) OBP: 0.342, SLG: 0.380		0-0 F8			0-0 2B			0-0 1-3		3	0	1	0	0	0	1						
Fran Healy, R (1, 2) OBP: 0.326, SLG: 0.357			0-0 L6		0-0 4-3			4-0 1B BB		2	0	0	0	1	0	1						
<b>Inning Stats</b>	R: 0 E: 0 K: 0 S: 4	H: 2 LOB: 1 BB: 0 P: 4	R: 0 E: 0 K: 0 S: 4	H: 1 LOB: 1 BB: 0 P: 4	R: 0 E: 0 K: 1 S: 5	H: 0 LOB: 0 BB: 0 P: 5	R: 0 E: 0 K: 0 S: 3	H: 0 LOB: 0 BB: 0 P: 3	R: 0 E: 0 K: 0 S: 4	H: 1 LOB: 1 BB: 0 P: 4	R: 0 E: 0 K: 2 S: 7	H: 0 LOB: 0 BB: 0 P: 7	R: 0 E: 0 K: 0 S: 3	H: 1 LOB: 1 BB: 1 P: 7	R: 0 E: 0 K: 0 S: 4	H: 1 LOB: 2 BB: 0 P: 8		R: 0 E: 0 K: 1 S: 5	H: 0 LOB: 0 BB: 0 P: 5	1B: 5 2B: 1 3B: 0 HR: 0	SF: 0 SAC: 0 DP: 2 HBP: 0	WP: 0 PB: 0 CS: 0
<b>PITCHER</b> Mel Stottlemyre, R (1, 1) ERA: 2.94	IP: 9.0 WLS: W BF: 33 H: 6 R: 0 ER: 0 SO: 4 BB: 2 IBB: 0 HBP: 0 BLK: 0 WP: 0 HR: 0 S: 39 P: 47 ERA: 0.00 WHIP: 0.889																	<b>PITCHER</b>				

Batter	1	2	3	4	5	6	7	8	9	AB	R	H	RBI	BB	SO	LOB	BOTTOM					
Horace Clarke, S (1, 4) OBP: 0.315, SLG: 0.300	0-0 L8	0-0 4-3			0-0 1-3		0-0 F8			4	0	0	0	0	0	1	<b>Kansas City Royals @ New York Yankees</b> Yankee Stadium, Bronx, NY Fri Jul 13, 1973, 7:05 PM EDT Att: 15,690 - Unknown - 79 F <a href="http://livebaseballscorecards.com">livebaseballscorecards.com</a>					
Matty Alou, L (1, 3) OBP: 0.338, SLG: 0.352	0-0 1B HR		0-0 4-3		0-0 5-3		0-0 2-3			4	1	1	0	0	0	1						
Roy White, S (1, 7) OBP: 0.343, SLG: 0.365	0-0 1-3 1B HR		0-0 4-3		0-3 K			0-0 L9		4	1	1	0	0	1	0						
Bobby Murcer, L (1, 8) OBP: 0.356, SLG: 0.507	0-0 1-3 1B HR		0-0 G3			0-0 HR		0-0 HR		4	3	3	5	0	0	0						
Ron Blomberg, L (1, 10) OBP: 0.433, SLG: 0.520	0-0 1-6-3			0-0 L3		0-0 F8		0-0 F7		4	0	0	0	0	0	0						
Graig Nettles, L (1, 5) OBP: 0.352, SLG: 0.403	0-0 1B			0-0 F7		0-0 F5		0-0 3-1		4	0	1	0	0	0	0						
Johnny Callison, L (1, 9) OBP: 0.208, SLG: 0.240	0-0 4-3			0-0 1B 1B		0-0 4-3				3	0	1	0	0	0	1						
Jerry Moses, R (1, 2) OBP: 0.310, SLG: 0.357		0-0 F7		0-0 1-2 1B			0-0 E6			3	0	1	0	0	0	0						
Gene Michael, S (1, 6) OBP: 0.281, SLG: 0.307		0-0 G3		0-0 3-1			0-0 L6			3	0	0	0	0	0	3						
<b>Inning Stats</b>	R: 3 E: 0 K: 0 S: 7	H: 4 LOB: 1 BB: 0 P: 7	R: 0 E: 0 K: 0 S: 3	H: 0 LOB: 0 BB: 0 P: 3	R: 0 E: 0 K: 0 S: 3	H: 0 LOB: 0 BB: 0 P: 3	R: 0 E: 0 K: 0 S: 5	H: 2 LOB: 2 BB: 0 P: 5	R: 0 E: 0 K: 1 S: 5	H: 0 LOB: 0 BB: 0 P: 5	R: 1 E: 0 K: 0 S: 4	H: 1 LOB: 0 BB: 0 P: 4	R: 0 E: 1 K: 0 S: 4	H: 0 LOB: 1 BB: 0 P: 4	R: 1 E: 0 K: 0 S: 4	H: 1 LOB: 0 BB: 0 P: 4		R: 0 E: 0 K: 0 S: 3	H: 0 LOB: 0 BB: 0 P: 5	1B: 5 2B: 0 3B: 0 HR: 3	SF: 0 SAC: 0 DP: 0 HBP: 0	WP: 0 PB: 0 CS: 0
<b>PITCHER</b> Gene Garber, R (1, 1) ERA: 4.03	IP: 8.0 WLS: L BF: 33 H: 8 R: 5 ER: 5 SO: 1 BB: 0 IBB: 0 HBP: 0 BLK: 0 WP: 0 HR: 3 S: 35 P: 35 ERA: 5.62 WHIP: 1.000																	<b>PITCHER</b>				



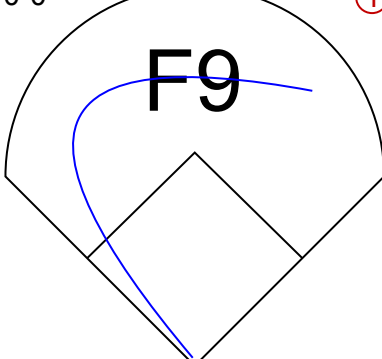
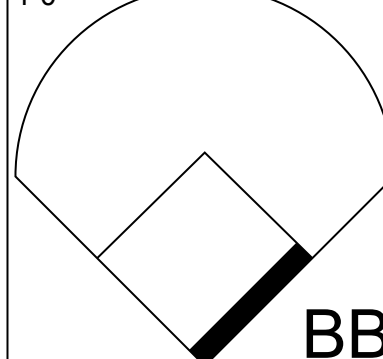
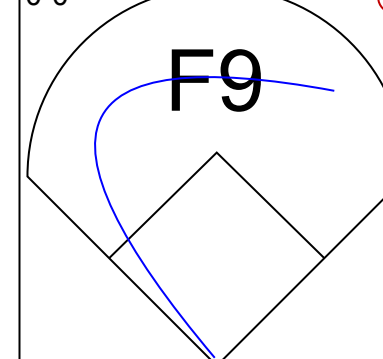
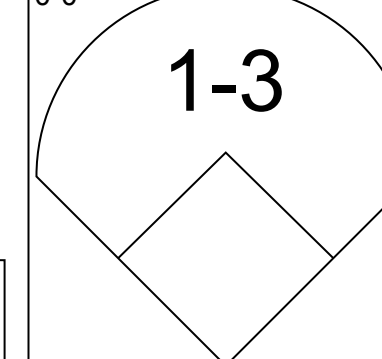
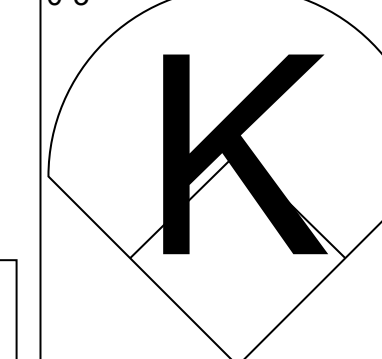
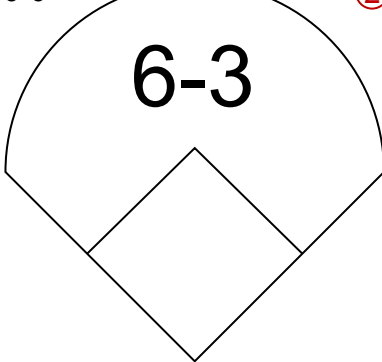
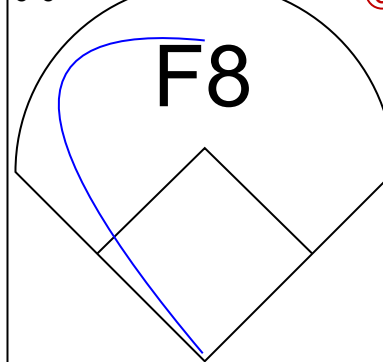
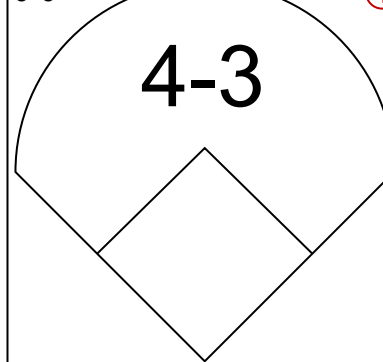
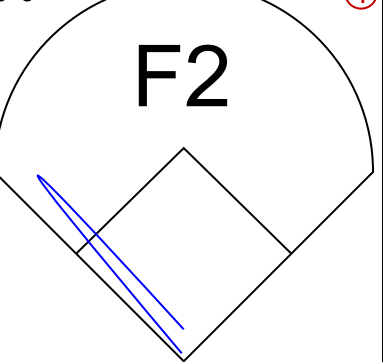
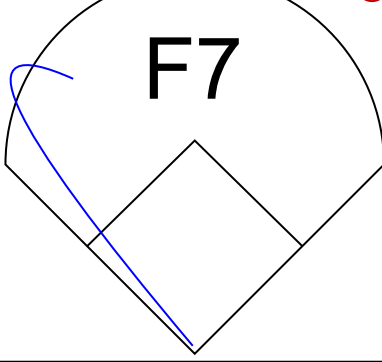
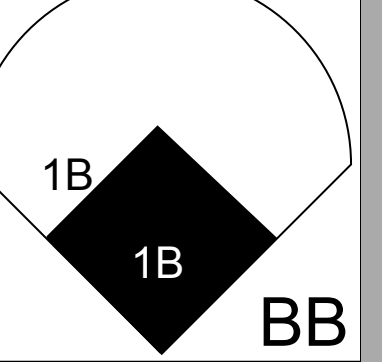

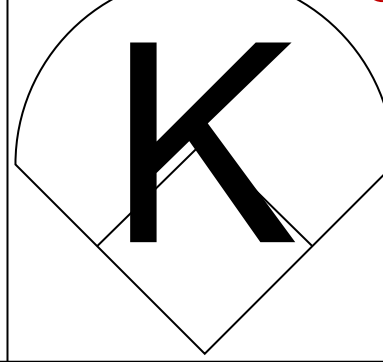
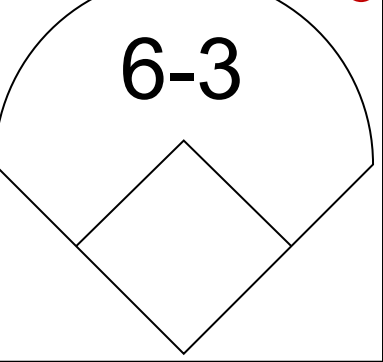
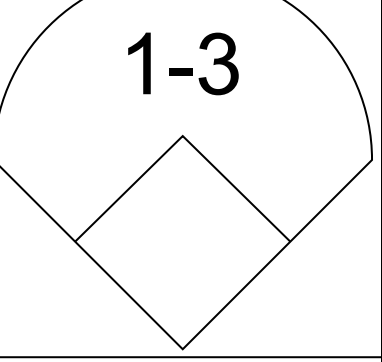
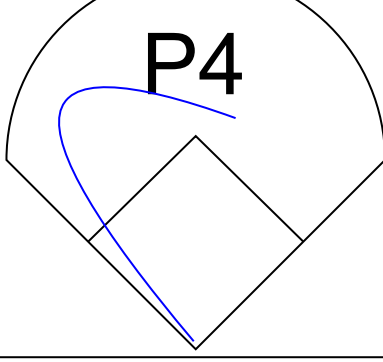
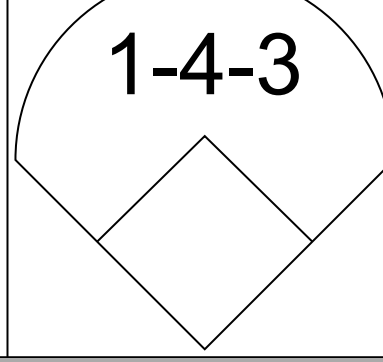
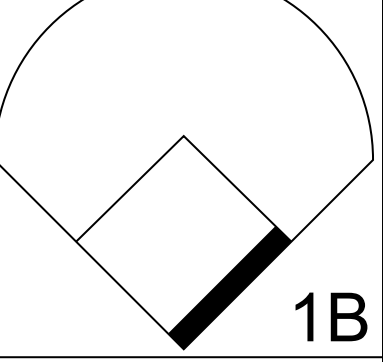
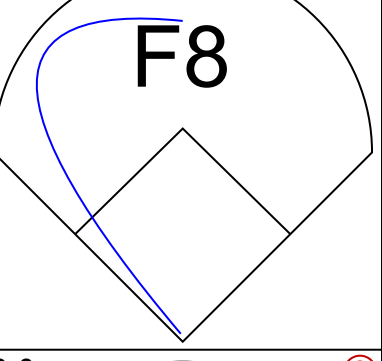
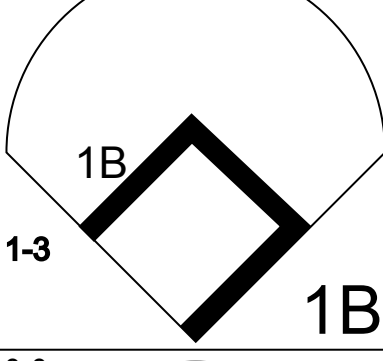

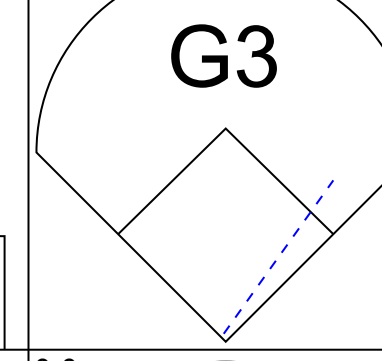
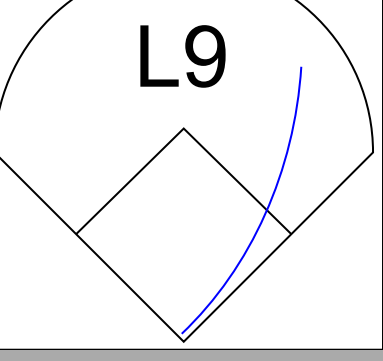
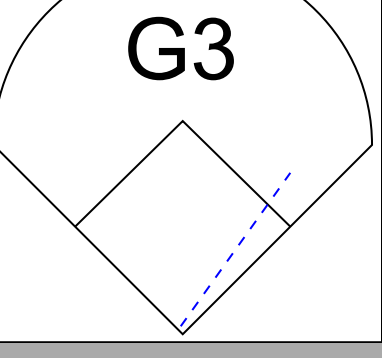
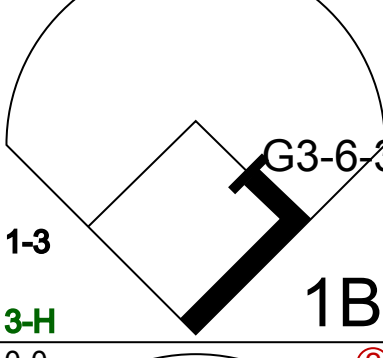

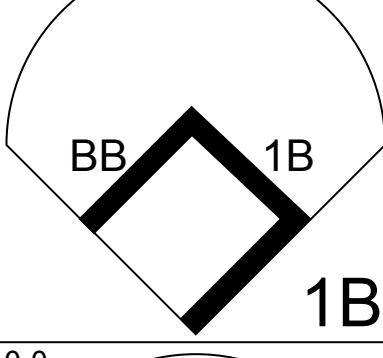

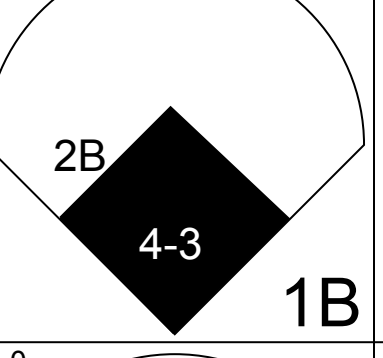
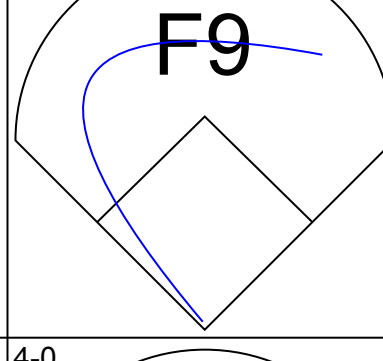
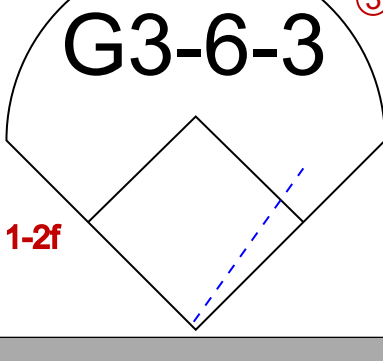
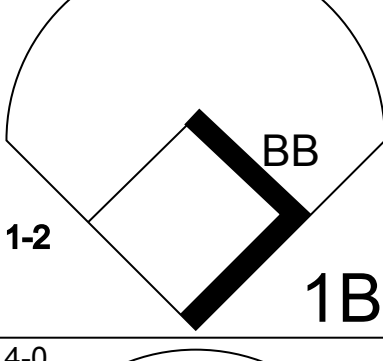

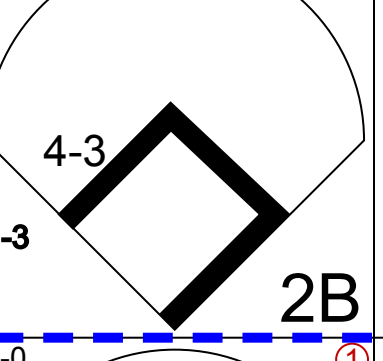
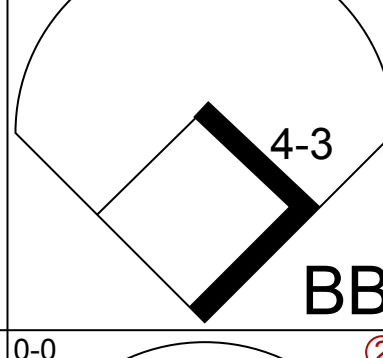

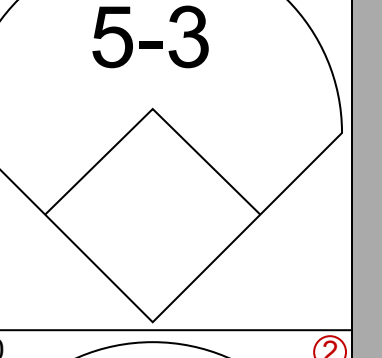
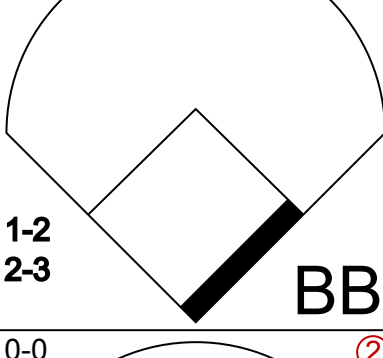
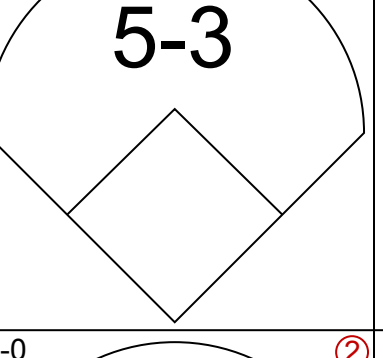
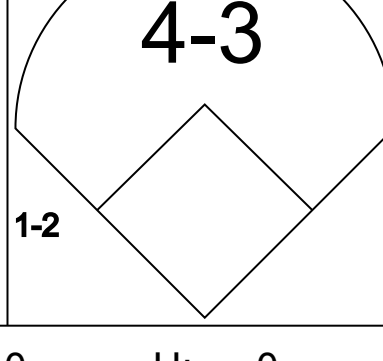

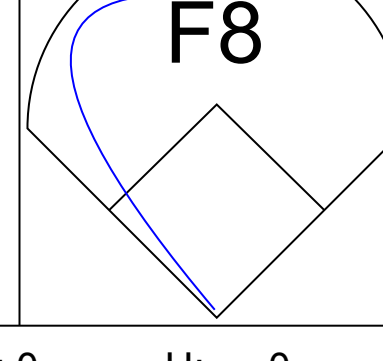
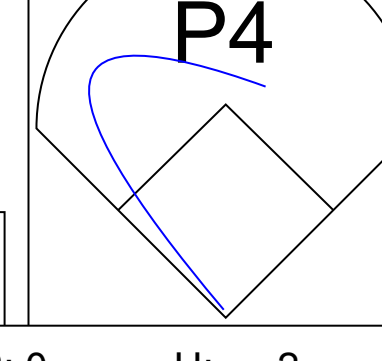
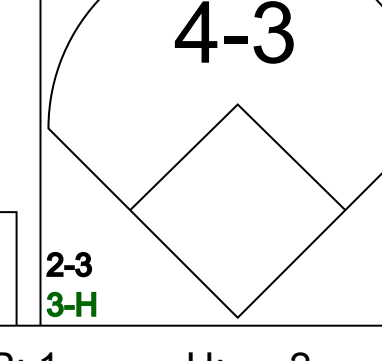
Batter	1	2	3	4	5	6	7	8	9	AB	R	H	RBI	BB	SO	LOB	TOP				
Freddie Patek, R OBP: 0.328, SLG: 0.331										5	0	0	0	0	1	2					
Cookie Rojas, R OBP: 0.310, SLG: 0.363										4	2	3	2	0	0	0					
Amos Otis, R OBP: 0.344, SLG: 0.475										4	0	0	0	0	1	2					
John Mayberry, L OBP: 0.437, SLG: 0.543										2	0	1	0	2	1	0					
Ed Kirkpatrick, L OBP: 0.373, SLG: 0.434										3	0	1	1	1	0	1					
Rick Reichardt, R OBP: 0.324, SLG: 0.392										2	0	0	0	2	0	2					
Lou Piniella, R OBP: 0.278, SLG: 0.355										4	1	1	0	0	2	5					
Kurt Bevacqua, R OBP: 0.346, SLG: 0.375										2	1	0	0	2	0	3					
Fran Healy, R OBP: 0.321, SLG: 0.351										3	0	0	0	0	1	1					
<b>Inning Stats</b>	R: 1 E: 0 K: 3 S: 10	H: 1 LOB: 0 BB: 0 P: 10	R: 0 E: 0 K: 1 S: 5	H: 0 LOB: 0 BB: 0 P: 5	R: 0 E: 0 K: 0 S: 3	H: 0 LOB: 0 BB: 0 P: 3	R: 1 E: 1 K: 1 S: 7	H: 2 LOB: 3 BB: 2 P: 15	R: 0 E: 0 K: 0 S: 3	H: 0 LOB: 0 BB: 0 P: 3	R: 0 E: 0 K: 0 S: 2	H: 0 LOB: 1 BB: 2 P: 10	R: 2 E: 0 K: 0 S: 5	H: 2 LOB: 1 BB: 1 P: 9	R: 0 E: 0 K: 0 S: 3	H: 1 LOB: 1 BB: 1 P: 7	R: 0 E: 0 K: 1 S: 4	H: 0 LOB: 0 BB: 1 P: 8	1B: 3 2B: 1 3B: 1 HR: 1	SF: 0 SAC: 1 DP: 2 HBP: 0	WP: 1 PA: 37 CS: 0
<b>PITCHER</b>	IP WLS BF H R ER SO BB IBB HBP BLK WP HR S P ERA WHIP																				
Doc Medich, R ERA: 3.08	(1, 1)	6.2 L 29 5 4 4 5 4 1 0 0 0 1 1 34 54 5.40 1.350																			
Fred Beene, R ERA: 1.95	(7, 1)	2.1 8 1 0 0 1 2 0 0 0 0 0 0 8 16 0.00 1.286																			

Kansas City Royals @ New York Yankees  
Yankee Stadium, Bronx, NY

AB 29  
R 4  
H 6  
RBI 3  
BB 7  
SO 6  
LOB 16



Sat Jul 14 1973, 3:33 AM EDT  
Att: 14,966 - Unknown - 90 F

Batter	1	2	3	4	5	6	7	8	9	AB	R	H	RBI	BB	SO	LOB	BOTTOM				
Horace Clarke, S OBP: 0.314, SLG: 0.297										3	0	0	0	1	0	3					
Jim Ray Hart, R OBP: 0.310, SLG: 0.385										1	0	0	0	0	1	1					
Matty Alou, L OBP: 0.334, SLG: 0.348										4	0	0	0	0	0	2					
Roy White, S OBP: 0.342, SLG: 0.362										3	1	0	0	1	1	0					
Bobby Murcer, L OBP: 0.355, SLG: 0.504										4	0	1	0	0	0	1					
Ron Blomberg, L OBP: 0.429, SLG: 0.514										4	0	1	0	0	0	1					
Graig Nettles, L OBP: 0.356, SLG: 0.407										4	1	3	1	0	0	0					
Johnny Callison, L OBP: 0.219, SLG: 0.260										4	0	2	0	0	0	2					
Thurman Munson, R OBP: 0.358, SLG: 0.487										2	0	0	0	2	0	2					
Gene Michael, S OBP: 0.277, SLG: 0.302										4	0	0	1	0	0	5					
<b>Inning Stats</b>	R: 0 E: 0 K: 0 S: 3	H: 0 LOB: 0 BB: 0 P: 3	R: 0 E: 0 K: 0 S: 3	H: 0 LOB: 0 BB: 0 P: 3	R: 0 E: 0 K: 0 S: 3	H: 0 LOB: 2 BB: 2 P: 11	R: 1 E: 0 K: 0 S: 4	H: 2 LOB: 1 BB: 1 P: 8	R: 0 E: 0 K: 0 S: 3	H: 0 LOB: 0 BB: 0 P: 3	R: 0 E: 0 K: 1 S: 5	H: 0 LOB: 0 BB: 0 P: 5	R: 0 E: 0 K: 0 S: 5	H: 2 LOB: 3 BB: 1 P: 9	R: 0 E: 0 K: 0 S: 4	H: 1 LOB: 1 BB: 0 P: 4	R: 1 E: 0 K: 1 S: 7	H: 2 LOB: 1 BB: 0 P: 7	1B: 6 2B: 1 3B: 0 HR: 0	SF: 0 SAC: 0 DP: 1 HBP: 0	WP: 0 PA: 37 CS: 0
<b>PITCHER</b>	IP WLS BF H R ER SO BB IBB HBP BLK WP HR S P ERA WHIP																				
Steve Busby, R ERA: 4.44	(1, 1)	8.0 W 34 7 2 2 1 4 0 0 0 0 0 0 32 48 2.25 1.375																			
Doug Bird, R ERA: 3.51	(9, 1)	1.0 S 3 0 0 0 1 0 0 0 0 0 0 0 5 5 0.00 0.000																			

Kansas City Royals @ New York Yankees  
Yankee Stadium, Bronx, NY

AB 33  
R 2  
H 7  
RBI 2  
BB 4  
SO 2  
LOB 17



Sat Jul 14 1973, 3:33 AM EDT  
Att: 14,966 - Unknown - 90 F



Batter	1	2	3	4	5	6	7	8	9	AB	R	H	RBI	BB	SO	LOB	TOP										
Freddie Patek, R OBP: 0.327, SLG: 0.328 (1, 6)										3	0	0	0	1	0	1											
Cookie Rojas, R OBP: 0.309, SLG: 0.359 (1, 4)										3	0	0	0	1	1	1											
Amos Otis, R OBP: 0.345, SLG: 0.474 (1, 8)										3	0	1	0	1	1	1											
John Mayberry, L OBP: 0.437, SLG: 0.541 (1, 3)										3	0	1	0	1	1	1											
Rick Reichardt, R OBP: 0.324, SLG: 0.388 (1, 9)										2	0	0	0	1	0	3											
Lou Piniella, R OBP: 0.281, SLG: 0.353 (1, 7)										2	0	0	0	2	0	1											
Hal McRae, R OBP: 0.257, SLG: 0.242 (1, 10)										4	0	1	0	0	1	5											
Kurt Bevacqua, R OBP: 0.337, SLG: 0.365 (1, 5)										4	0	0	0	0	1	4											
Fran Healy, R OBP: 0.319, SLG: 0.354 (1, 2)										4	0	1	0	0	3	0											
<b>Inning Stats</b>	R: 0 E: 0 K: 0 S: 3	H: 1 LOB: 2 BB: 2 P: 11	R: 0 E: 0 K: 0 S: 3	H: 0 LOB: 0 BB: 0 P: 3	R: 0 E: 0 K: 1 S: 5	H: 0 LOB: 0 BB: 0 P: 5	R: 0 E: 0 K: 3 S: 9	H: 0 LOB: 2 BB: 2 P: 17	R: 0 E: 0 K: 1 S: 6	H: 1 LOB: 1 BB: 0 P: 6	R: 0 E: 0 K: 1 S: 6	H: 0 LOB: 0 BB: 2 P: 14	R: 0 E: 0 K: 1 S: 5	H: 0 LOB: 1 BB: 1 P: 7	R: 0 E: 0 K: 1 S: 5	H: 1 LOB: 0 BB: 0 P: 5	1B: 3 2B: 1 3B: 0 HR: 0	SF: 0 SAC: 1 DP: 1 HBP: 0	WP: 0 PB: 1 SB: 0 CS: 1	PA: 36							
<b>PITCHER</b>	IP	WLS	BF	H	R	ER	SO	BB	IBB	HBP	BLK	WP	HR	S	P	ERA	WHIP										
Sam McDowell, L ERA: 3.25 Sparky Lyle, L ERA: 2.04	(1, 1)	8.0	W	33	3	0	0	7	6	1	0	0	0	40	68	0.00	1.125										
(9, 1)	1.0	S	3	1	0	0	1	0	0	0	0	0	0	5	5	0.00	1.000										

Kansas City Royals @ New York Yankees  
Yankee Stadium, Bronx, NY  
Sun Jul 15 1973, 3:33 AM EDT  
Att: 10,906 - Unknown - 67 F

AB 28  
R 0  
H 4  
RBI 0  
BB 7  
SO 8  
LOB 17



Batter	1	2	3	4	5	6	7	8	9	AB	R	H	RBI	BB	SO	LOB	BOTTOM										
Horace Clarke, S OBP: 0.313, SLG: 0.295 (1, 4)										3	1	0	0	1	2	1											
Matty Alou, L OBP: 0.334, SLG: 0.346 (1, 3)										2	1	0	0	1	0	0											
Roy White, S OBP: 0.346, SLG: 0.363 (1, 7)										2	0	1	2	2	1	1											
Bobby Murcer, L OBP: 0.351, SLG: 0.499 (1, 8)										4	0	0	0	0	0	4											
Ron Blomberg, L OBP: 0.428, SLG: 0.511 Jim Ray Hart, R OBP: 0.309, SLG: 0.384 (8, PH)											3	0	1	0	0	1	0										
Graig Nettles, L OBP: 0.356, SLG: 0.406 (1, 5)										3	0	1	0	0	0	1											
Johnny Callison, L OBP: 0.213, SLG: 0.252 (1, 9)										3	0	0	0	0	0	2											
Jerry Moses, R OBP: 0.344, SLG: 0.345 (1, 2)										1	0	0	0	2	0	0											
Gene Michael, S OBP: 0.278, SLG: 0.300 (1, 6)										2	0	0	0	1	0	4											
<b>Inning Stats</b>	R: 0 E: 0 K: 1 S: 5	H: 0 LOB: 1 BB: 1 P: 9	R: 0 E: 0 K: 1 S: 5	H: 0 LOB: 0 BB: 0 P: 5	R: 0 E: 0 K: 0 S: 2	H: 0 LOB: 1 BB: 1 P: 6	R: 0 E: 0 K: 1 S: 4	H: 0 LOB: 0 BB: 1 P: 8	R: 0 E: 0 K: 1 S: 5	H: 1 LOB: 2 BB: 1 P: 8	R: 0 E: 0 K: 1 S: 4	H: 0 LOB: 1 BB: 1 P: 9	R: 0 E: 0 K: 0 S: 4	H: 1 LOB: 2 BB: 1 P: 8	R: 2 E: 1 K: 0 S: 4	H: 1 LOB: 0 BB: 1 P: 8	1B: 3 2B: 0 3B: 0 HR: 0	SF: 0 SAC: 1 DP: 2 HBP: 0	WP: 0 PB: 0 SB: 0 CS: 1	PA: 33							
<b>PITCHER</b>	IP	WLS	BF	H	R	ER	SO	BB	IBB	HBP	BLK	WP	HR	S	P	ERA	WHIP										
Ken Wright, R ERA: 3.79 Steve Mingo, L ERA: 6.11	(1, 1)	7.0	L	30	3	2	1	4	7	0	0	0	0	31	59	1.29	1.429										
(8, 1)	1.0		2	0	0	0	0	0	0	0	0	0	0	2	2	0.00	0.000										

Kansas City Royals @ New York Yankees  
Yankee Stadium, Bronx, NY  
Sun Jul 15 1973, 3:33 AM EDT  
Att: 10,906 - Unknown - 67 F

AB 24  
R 2  
H 3  
RBI 2  
BB 7  
SO 4  
LOB 14









Batter	1	2	3	4	5	6	7	8	9	AB	R	H	RBI	BB	SO	LOB	TOP			
Larry Hise, R OBP: 0.342, SLG: 0.402 (1, 8)	6-3		F8		K			1B		4	0	1	0	0	1	1	<b>Minnesota Twins @ New York Yankees</b> Yankee Stadium, Bronx, NY Tue Jul 17 1973, 7:05 PM EDT Att: 25,562 - Unknown - 77 F			
Rod Carew, L OBP: 0.413, SLG: 0.489 (1, 4)	F7			BB 1B		4-3		1B		4	1	2	0	0	0	0				
Steve Braun, L OBP: 0.409, SLG: 0.459 (1, 5) Bobby Darwin, R OBP: 0.318, SLG: 0.411 (8, PH) (8, 9)	F7			CS 1B BB		G4-6-3 1B		FC6-4 1B		2	0	1	0	1	0	0				
Tony Oliva, L OBP: 0.339, SLG: 0.390 (1, 10)		L4		F7		G4-6-3 1-2			6-3	4	0	0	0	0	3					
George Mitterwald, R OBP: 0.325, SLG: 0.402 (1, 2)		L8		BB 1B			K		6-3	4	0	1	1	0	1	0				
Jim Holt, L OBP: 0.333, SLG: 0.469 (1, 7) Dan Monzon, R OBP: 0.311, SLG: 0.317 (8, PH)	4-3			1-2 2-H BB 1B			F9		4-3	2	0	0	0	1	0	0				
Joe Lis, R OBP: 0.309, SLG: 0.417 (1, 3)			5-3		F7					3	0	0	0	0	2					
Danny Walton, R OBP: 0.295, SLG: 0.342 (1, 9) Jery Terrell, R OBP: 0.314, SLG: 0.325 (8, 5)			BB		G3			K		2	0	0	0	1	1	0				
Danny Thompson, R OBP: 0.276, SLG: 0.296 (1, 6)			K		5-3			F8		0	0	0	0	0	0	0				
										3	0	0	0	0	1	1				
<b>Inning Stats</b>	R: 0 E: 0 K: 0 S: 3	H: 0 LOB: 0 BB: 0 P: 3	R: 0 E: 0 K: 0 S: 3	H: 0 LOB: 0 BB: 0 P: 3	R: 0 E: 0 K: 1 S: 5	H: 0 LOB: 1 BB: 1 P: 9	R: 1 E: 0 K: 0 S: 4	H: 2 LOB: 2 BB: 2 P: 12	R: 0 E: 0 K: 1 S: 5	H: 0 LOB: 0 BB: 0 P: 5	R: 0 E: 0 K: 1 S: 5	H: 0 LOB: 0 BB: 0 P: 5	R: 0 E: 0 K: 1 S: 7	H: 2 LOB: 2 BB: 0 P: 7	R: 0 E: 0 K: 0 S: 3	H: 0 LOB: 0 BB: 0 P: 3	1B: 5 2B: 0 3B: 0 HR: 0	SF: 0 SAC: 0 DP: 1 HBP: 0	WP: 0 PB: 0 CS: 1	PA: 33
<b>PITCHER</b>	IP WLS BF H R ER SO BB IBB HBP BLK WP HR S P ERA WHIP																			
Pat Dobson, R ERA: 4.23 (1, 1)	7.2 W 29 5 1 1 4 3 0 0 0 0 0 0 34 46 1.17 1.043																			
Sparky Lyle, L ERA: 1.94 (8, 1)	1.1 S 4 0 0 0 0 0 0 0 0 0 0 0 4 4 0.00 0.000																			

Batter	1	2	3	4	5	6	7	8	9	AB	R	H	RBI	BB	SO	LOB	BOTTOM			
Horace Clarke, S OBP: 0.315, SLG: 0.297 (1, 4)	P4		6-3							4	0	2	0	0	0	0	<b>Minnesota Twins @ New York Yankees</b> Yankee Stadium, Bronx, NY Tue Jul 17 1973, 7:05 PM EDT Att: 25,562 - Unknown - 77 F			
Felipe Alou, R OBP: 0.285, SLG: 0.328 (1, 3)	F3		F8		CS 1B					4	1	1	0	0	1					
Roy White, S OBP: 0.351, SLG: 0.368 (1, 7)		2B		BB		2B BLK 1B			P6	3	1	2	0	1	0	0				
Bobby Murcer, L OBP: 0.348, SLG: 0.491 (1, 8)	P6		2-3			1B BLK 2B			1B BB	3	1	1	1	1	0	2				
Jim Ray Hart, R OBP: 0.309, SLG: 0.380 (1, 10) Ron Blomberg, L OBP: 0.425, SLG: 0.521 (8, PH)		E BB			K				FC3-6 1B	2	0	0	0	1	2	1				
Graig Nettles, L OBP: 0.358, SLG: 0.406 (1, 5)		K			P6				FC3-6 1B	4	0	1	1	0	1	2				
Thurman Munson, R OBP: 0.359, SLG: 0.497 (1, 2)		E8 1B			L8				FC3-6 1B	4	1	2	1	0	2					
Ron Swoboda, R OBP: 0.161, SLG: 0.071 (1, 9)						5-3			F7	4	0	0	0	1	4					
Hal Lanier, R OBP: 0.200, SLG: 0.227 (1, 6)									F8	3	0	0	0	0	2					
										1B: 7 2B: 2 3B: 0 HR: 1	SF: 0 SAC: 0 DP: 1 HBP: 0	WP: 0 PB: 0 CS: 1	PA: 36							
<b>Inning Stats</b>	R: 0 E: 0 K: 0 S: 4	H: 1 LOB: 1 BB: 0 P: 4	R: 0 E: 1 K: 2 S: 8	H: 1 LOB: 2 BB: 1 P: 12	R: 0 E: 0 K: 1 S: 5	H: 0 LOB: 1 BB: 1 P: 7	R: 0 E: 0 K: 1 S: 5	H: 0 LOB: 0 BB: 0 P: 5	R: 0 E: 0 K: 1 S: 7	H: 3 LOB: 0 BB: 0 P: 7	R: 1 E: 0 K: 0 S: 5	H: 2 LOB: 1 BB: 0 P: 5	R: 1 E: 0 K: 0 S: 5	H: 2 LOB: 2 BB: 1 P: 9	R: 0 E: 0 K: 0 S: 3	H: 0 LOB: 0 BB: 0 P: 3	1B: 7 2B: 2 3B: 0 HR: 1	SF: 0 SAC: 0 DP: 1 HBP: 0	WP: 0 PB: 0 CS: 1	PA: 36
<b>PITCHER</b>	IP WLS BF H R ER SO BB IBB HBP BLK WP HR S P ERA WHIP																			
Eddie Bane, L ERA: 3.28 (1, 1)	7.0 L 29 8 3 3 4 2 0 0 0 0 0 0 35 43 3.86 1.429																			
Bill Campbell, R ERA: 4.5 (8, 1)	1.0 6 2 1 1 0 1 0 0 0 0 0 0 5 9 9.00 3.000																			



Batter	1	2	3	4	5	6	7	8	9	AB	R	H	RBI	BB	SO	LOB	TOP			
Jerry Terrell, R OBP: 0.313, SLG: 0.328 (1, 6)	F2		5-3		3-1			2B		4	0	1	0	0	0	0	<b>Minnesota Twins @ New York Yankees</b> Yankee Stadium, Bronx, NY Wed Jul 18 1973, 3:33 AM EDT Att: 20,161 - Unknown - 86 F			
Rod Carew, L OBP: 0.414, SLG: 0.488 (1, 4)	1B		HR		K			5-3		3	2	1	0	1	1					
Tony Oliva, L OBP: 0.338, SLG: 0.398 (1, 10)	F8		HR			L9		6-3		4	1	1	2	0	0					
Bobby Darwin, R OBP: 0.323, SLG: 0.413 (1, 9)	1B		6-3			G3-6		HBP		3	0	2	1	0	0					
Steve Braun, L OBP: 0.405, SLG: 0.453 (1, 5)	F8		1-3			G3-6		F8		4	0	0	0	0	4					
George Mitterwald, R OBP: 0.331, SLG: 0.411 (1, 2)		6-3				G4-6-3		1B		4	0	3	0	0	0					
Joe Lis, R OBP: 0.307, SLG: 0.412 (1, 3)		FC6-4			F7		L7	F3		4	0	1	0	0	3					
Jim Holt, L OBP: 0.329, SLG: 0.461 (1, 7)		FC6-4			G4-6-3		F7	F7		4	0	0	0	0	4					
Larry Hisle, R OBP: 0.339, SLG: 0.398 (1, 8)		FC5-4			P4		FC6-4	F8		4	0	0	0	0	3					
<b>Inning Stats</b>	R: 1 E: 1 K: 0 S: 5	H: 2 LOB: 1 BB: 0 P: 5	R: 0 E: 0 K: 0 S: 4	H: 1 LOB: 1 BB: 0 P: 4	R: 2 E: 0 K: 0 S: 4	H: 1 LOB: 0 BB: 1 P: 8	R: 0 E: 0 K: 0 S: 3	H: 1 LOB: 0 BB: 0 P: 3	R: 0 E: 0 K: 1 S: 5	H: 0 LOB: 0 BB: 0 P: 5	R: 0 E: 0 K: 0 S: 4	H: 1 LOB: 1 BB: 0 P: 4	R: 0 E: 0 K: 0 S: 4	H: 1 LOB: 2 BB: 0 P: 5	R: 0 E: 0 K: 0 S: 4	H: 1 LOB: 1 BB: 0 P: 4	1B: 6 2B: 2 3B: 0 HR: 1	SF: 0 SAC: 0 DP: 2 HBP: 1	WP: 0 PB: 0 CS: 0	PA: 36
<b>PITCHER</b> Mel Stottlemyre, R ERA: 2.89 (1, 1)	IP: 9.0 WLS: L BF: 36	H: 9 R: 3 ER: 2 SO: 1	BB: 1 IBB: 0 HBP: 1 BLK: 0	WP: 0 HR: 1 S: 36 P: 41	ERA: 2.00 WHIP: 1.111	<b>PITCHER</b>										IP: 9.0 WLS: L BF: 36	H: 9 R: 3 ER: 2 SO: 1	BB: 1 IBB: 0 HBP: 1 BLK: 0	WP: 0 HR: 1 S: 36 P: 41	ERA: 2.00 WHIP: 1.111


Batter	1	2	3	4	5	6	7	8	9	AB	R	H	RBI	BB	SO	LOB	BOTTOM			
Horace Clarke, S OBP: 0.315, SLG: 0.297 (1, 4)	F8			5-3			F3		1B	4	0	1	0	0	0	<b>Minnesota Twins @ New York Yankees</b> Yankee Stadium, Bronx, NY Wed Jul 18 1973, 3:33 AM EDT Att: 20,161 - Unknown - 86 F				
Matty Alou, L OBP: 0.337, SLG: 0.354 (1, 9)	1-4-3			L3-6			2B		1B	4	0	3	0	0	0					
Roy White, S OBP: 0.347, SLG: 0.364 (1, 7)	5-3			L3-6			F7		L7	4	0	0	0	0	4					
Bobby Murcer, L OBP: 0.345, SLG: 0.486 (1, 8)			K			F8		P4		4	0	0	0	2	3					
Thurman Munson, R OBP: 0.359, SLG: 0.495 (1, 2)			K			1-3				3	0	1	0	0	1					
Graig Nettles, L OBP: 0.358, SLG: 0.405 (1, 5)			K			F5				3	0	1	0	0	1					
Jerry Moses, R OBP: 0.300, SLG: 0.306 (1, 10)				5-3			L6		G5-4-3	3	0	0	0	0	2					
Felipe Alou, R OBP: 0.260, SLG: 0.322 (1, 3)				6-3			5-3		1-3	3	0	0	0	0	1					
Gene Michael, S OBP: 0.275, SLG: 0.296 (1, 6)				F7			6-3		K	3	0	0	0	1	0					
<b>Inning Stats</b>	R: 0 E: 0 K: 0 S: 3	H: 0 LOB: 0 BB: 0 P: 3	R: 0 E: 0 K: 3 S: 9	H: 0 LOB: 0 BB: 0 P: 9	R: 0 E: 0 K: 0 S: 3	H: 1 LOB: 0 BB: 0 P: 3	R: 0 E: 0 K: 0 S: 3	H: 0 LOB: 0 BB: 0 P: 3	R: 0 E: 0 K: 0 S: 4	H: 1 LOB: 1 BB: 0 P: 4	R: 0 E: 0 K: 0 S: 4	H: 2 LOB: 1 BB: 0 P: 4	R: 0 E: 0 K: 2 S: 9	H: 2 LOB: 2 BB: 0 P: 9	1B: 4 2B: 3 3B: 0 HR: 0	SF: 0 SAC: 0 DP: 2 HBP: 0	WP: 0 PB: 0 CS: 0	PA: 31		
<b>PITCHER</b> Jim Kaat, L ERA: 3.5 (1, 1)	IP: 9.0 WLS: W BF: 31	H: 6 R: 0 ER: 0 SO: 5	BB: 0 IBB: 0 HBP: 0 BLK: 0	WP: 0 HR: 0 S: 41 P: 41	ERA: 0.00 WHIP: 0.667	<b>PITCHER</b>										IP: 9.0 WLS: W BF: 31	H: 6 R: 0 ER: 0 SO: 5	BB: 0 IBB: 0 HBP: 0 BLK: 0	WP: 0 HR: 0 S: 41 P: 41	ERA: 0.00 WHIP: 0.667



Batter	1	2	3	4	5	6	7	8	9	AB	R	H	RBI	BB	SO	LOB	TOP					
Pat Kelly, L OBP: 0.371, SLG: 0.373 (1, 9)	4-0 CS BB		0-0 F8			0-0 FC4-6 1B			0-0 F7	4	0	1	0	1	0	2						
Tony Muser, L OBP: 0.355, SLG: 0.349 (1, 3)	0-0 F7		0-0 1B			0-0 FC4-6 1B			0-0 P4	5	0	1	0	0	0	3						
Carlos May, L OBP: 0.305, SLG: 0.365 (1, 7)	0-0 F5		0-0 1B			0-0 F7			0-0 1B	5	0	2	0	0	0	3						
Bill Melton, R OBP: 0.387, SLG: 0.502 (1, 5)		0-0 1B				0-0 HR			0-0 1B	4	1	3	1	0	0	2						
Ken Henderson, S OBP: 0.352, SLG: 0.352 (1, 10)		0-0 P6				0-0 1B			0-0 F7	5	1	2	0	0	0	3						
Buddy Bradford, R OBP: 0.344, SLG: 0.481 (1, 8)		0-3 K				0-0 F7			0-0 FC5-4	4	0	0	0	0	1	4						
Ed Herrmann, L OBP: 0.283, SLG: 0.369 (1, 2)		0-0 1B				0-0 F5			0-0 P5	4	0	1	0	0	0	1						
Jorge Orta, L OBP: 0.270, SLG: 0.282 (1, 4)		0-0 F7				0-0 FC4-6 1B			0-0 6-3	4	0	2	0	0	0	2						
Eddie Leon, R OBP: 0.307, SLG: 0.299 (1, 6)			0-3 K			0-0 F9			0-0 1-3	4	0	1	1	0	1	1						
<b>Inning Stats</b>	R: 0 E: 0 K: 0 S: 2	H: 0 LOB: 0 BB: 1 P: 6	R: 0 E: 0 K: 1 S: 7	H: 2 LOB: 2 BB: 0 P: 7	R: 0 E: 0 K: 1 S: 7	H: 2 LOB: 2 BB: 0 P: 7	R: 0 E: 0 K: 0 S: 3	H: 0 LOB: 0 BB: 0 P: 3	R: 0 E: 0 K: 0 S: 5	H: 2 LOB: 2 BB: 0 P: 5	R: 2 E: 0 K: 0 S: 7	H: 4 LOB: 2 BB: 0 P: 7	R: 0 E: 0 K: 0 S: 4	H: 1 LOB: 2 BB: 0 P: 5	R: 0 E: 0 K: 0 S: 3	H: 0 LOB: 0 BB: 0 P: 3	R: 0 E: 0 K: 0 S: 5	H: 2 LOB: 2 BB: 0 P: 5	1B: 12 2B: 0 3B: 0 HR: 1	SF: 0 SAC: 0 DP: 0 HBP: 1	WP: 0 PB: 0 SB: 0 CS: 1	PA: 41
<b>PITCHER</b>	IP WLS BF H R ER SO BB IBB HBP BLK WP HR S P ERA WHIP	IP WLS BF H R ER SO BB IBB HBP BLK WP HR S P ERA WHIP															IP WLS BF H R ER SO BB IBB HBP BLK WP HR S P ERA WHIP					
Doc Medich, R ERA: 3.08 (1, 1)	5.2 W 27 10 2 2 2	3.1 S 14 3 0 0 0															3.18 1.941					
Lindy McDaniel, R ERA: 2.53 (6, 1)	3.1 S 14 3 0 0 0															0.00 0.900						

Chicago White Sox @ New York Yankees  
Yankee Stadium, Bronx, NY  
Fri Jul 20 1973, 7:05 PM EDT  
Overcast - 85 F


AB	39
R	2
H	13
RBI	2
BB	1
SO	2
LOB	21



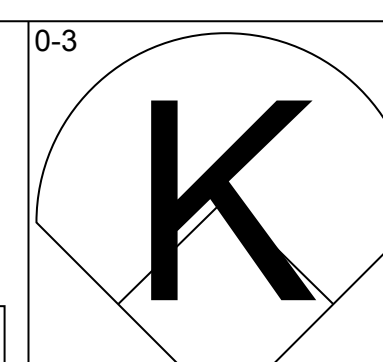
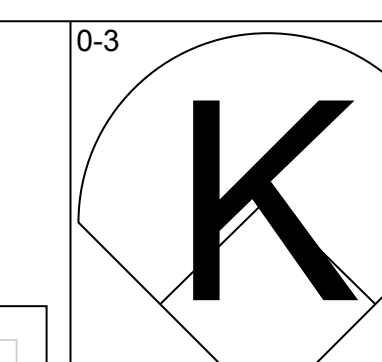
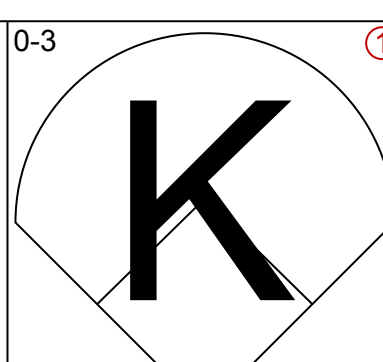

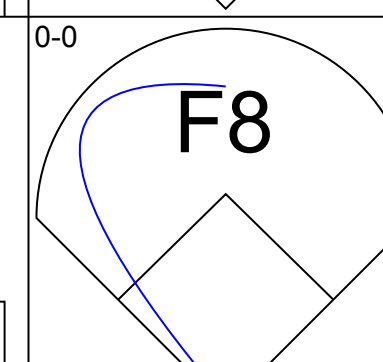
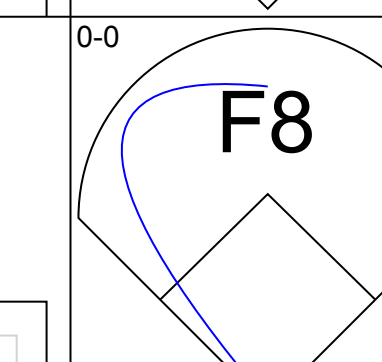
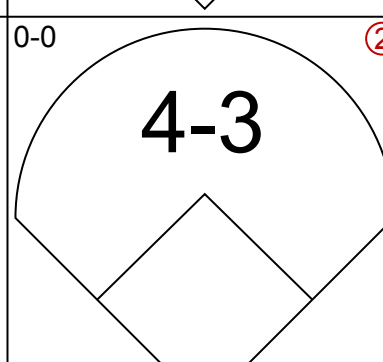
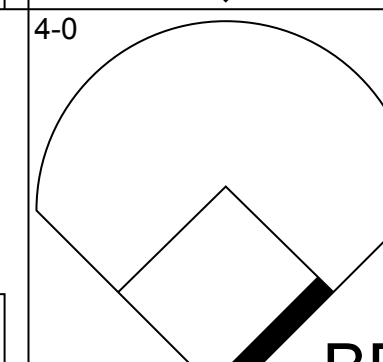
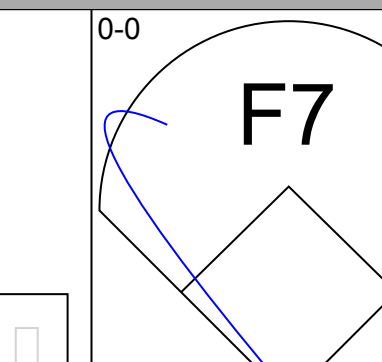
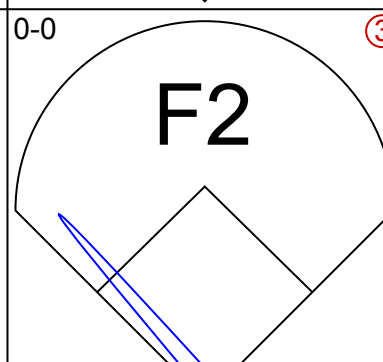
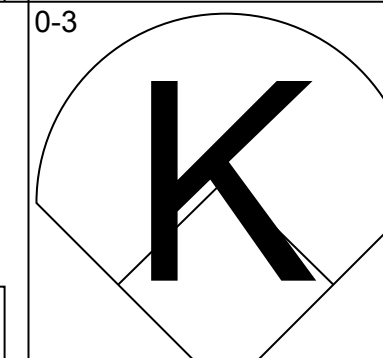
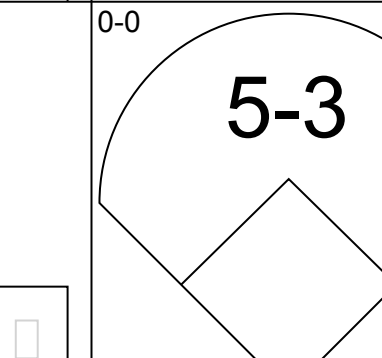
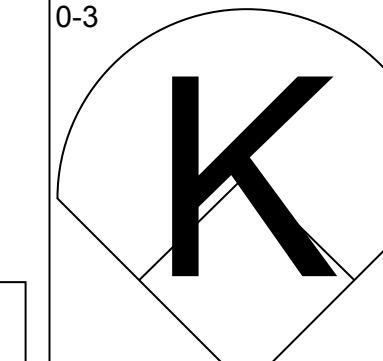
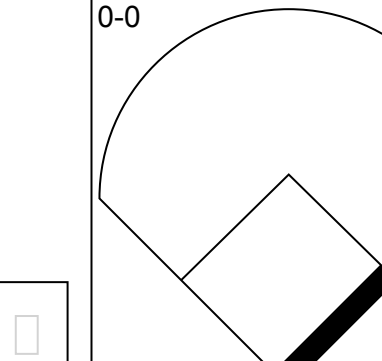
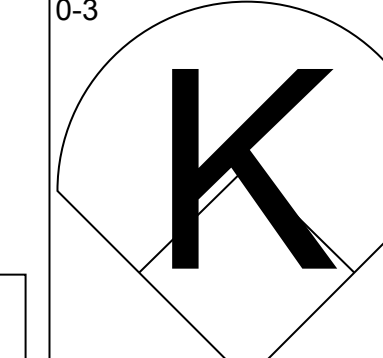
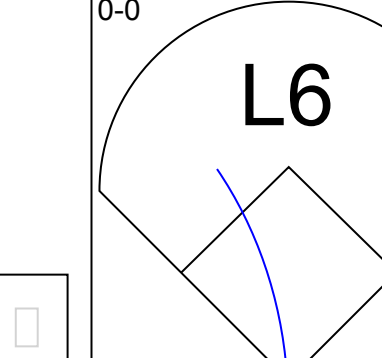
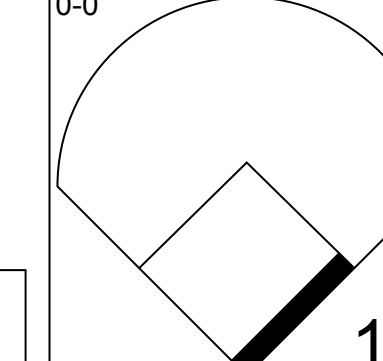
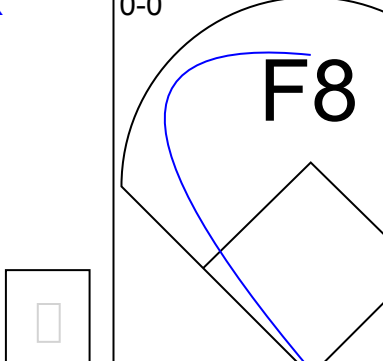
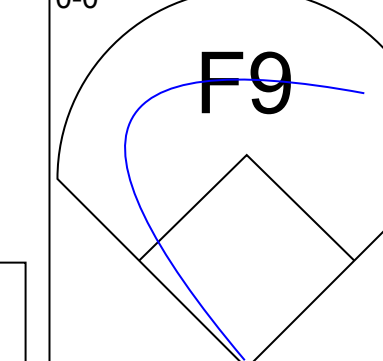
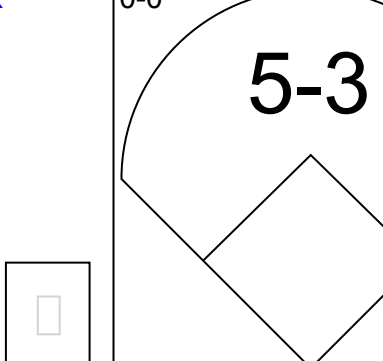
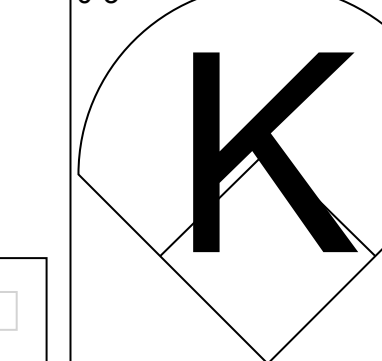
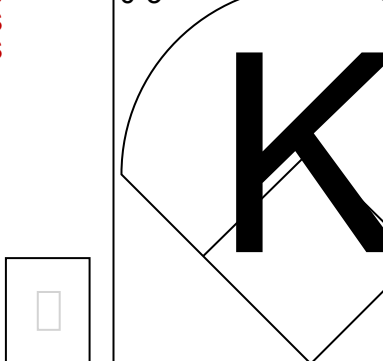
Batter	1	2	3	4	5	6	7	8	9	AB	R	H	RBI	BB	SO	LOB	BOTTOM			
Horace Clarke, S OBP: 0.315, SLG: 0.297 (1, 4)	0-0 K		0-0 4-3			0-0 1B			0-0 4-3	6	3	2	1	0	1	2				
Matty Alou, L OBP: 0.346, SLG: 0.360 (1, 9)	0-0 BB		0-0 FC3-6 1B			0-0 1B			0-0 1B	3	1	3	1	2	0	0				
Roy White, S OBP: 0.348, SLG: 0.367 (1, 7)	0-0 1B		0-0 FC3-6 1B			0-0 FC1-4-6			0-0 F9	5	1	2	3	0	0	4				
Bobby Murcer, L OBP: 0.348, SLG: 0.486 (1, 8)	0-0 1B		0-0 1B			0-0 P4			0-0 1B	4	1	2	1	1	0	3				
Thurman Munson, R OBP: 0.360, SLG: 0.497 (1, 2)	0-0 1B		0-0 F8			0-0 5-3			0-0 1B	5	1	2	1	0	0	2				
Graig Nettles, L OBP: 0.356, SLG: 0.402 (1, 5)	0-0 1B		0-0 L4			0-0 F8			0-0 G3	5	1	1	2	0	0	0				
Felipe Alou, R OBP: 0.269, SLG: 0.330 (1, 3)	0-0 2B		0-0 1B			0-3 K			0-0 1B	5	2	3	0	0	2	0				
Celerino Sanchez, R OBP: 0.353, SLG: 0.500 (1, 10)	0-0 1B		0-0 1B			0-0 F7			0-0 1B	5	2	4	2	0	0	0				
Hal Lanier, R OBP: 0.200, SLG: 0.224 (1, 6)	0-0 F9		0-0 5-3			0-0 5-3			0-0 1B	5	0	1	1	0	0	4				
<b>Inning Stats</b>	R: 8 E: 0 K: 1 S: 14	H: 8 LOB: 2 BB: 1 P: 18	R: 0 E: 0 K: 0 S: 5	H: 2 LOB: 2 BB: 0 P: 5	R: 0 E: 0 K: 1 S: 5	H: 0 LOB: 0 BB: 0 P: 5	R: 0 E: 0 K: 1 S: 5	H: 0 LOB: 0 BB: 0 P: 5	R: 1 E: 0 K: 0 S: 5	H: 2 LOB: 1 BB: 0 P: 5	R: 0 E: 0 K: 1 S: 5	H: 0 LOB: 0 BB: 0 P: 5	R: 2 E: 0 K: 0 S: 5	H: 3 LOB: 2 BB: 2 P: 13	R: 1 E: 0 K: 0 S: 5	H: 3 LOB: 1 BB: 0 P: 5	1B: 17 2B: 3 3B: 0 HR: 0	SF: 0 SAC: 0 DP: 0 HBP: 0	WP: 0 PB: 1 SB: 1 CS: 0	PA: 46
<b>PITCHER</b>	IP WLS BF H R ER SO BB IBB HBP BLK WP HR S P ERA WHIP	IP WLS BF H R ER SO BB IBB HBP BLK WP HR S P ERA WHIP															IP WLS BF H R ER SO BB IBB HBP BLK WP HR S P ERA WHIP			
Wilbur Wood, L ERA: 2.85 (1, 1)	0.0 L 6 4 6 5 1	5.0 25 10 3 3 1															5.40 2.000			
Eddie Fisher, R ERA: 4.93 (1, 1)	5.0 25 10 3 3 1															5.40 2.000				
Rich Gossage, R ERA: 9.08 (6, 1)	2.0 10 3 2 2 1															9.00 2.000				
Jim Geddes, R ERA: 1.8 (8, 1)	1.0 5 3 1 1 0															9.00 3.000				

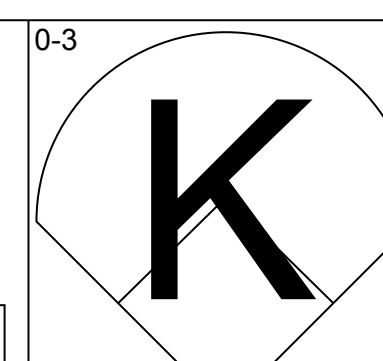
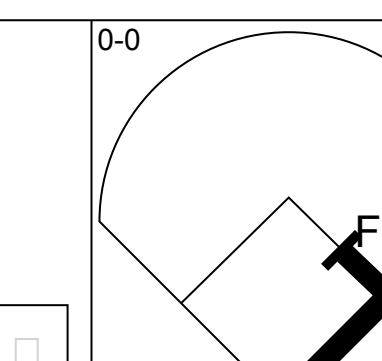
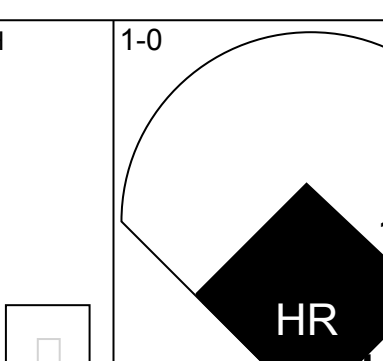

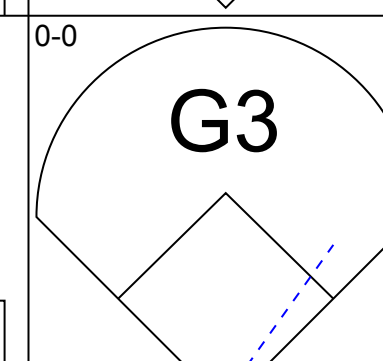
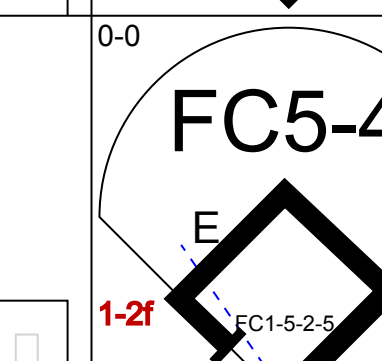
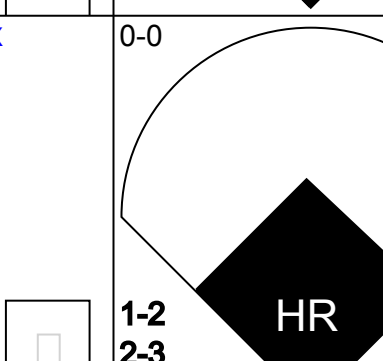
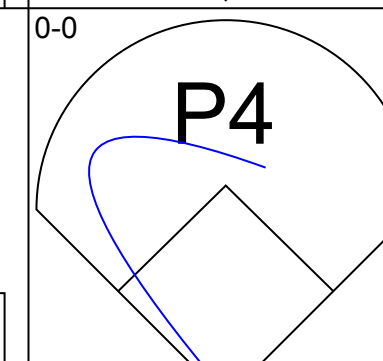
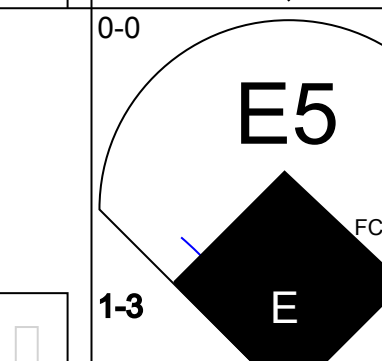
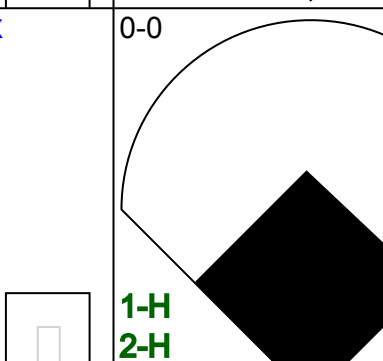
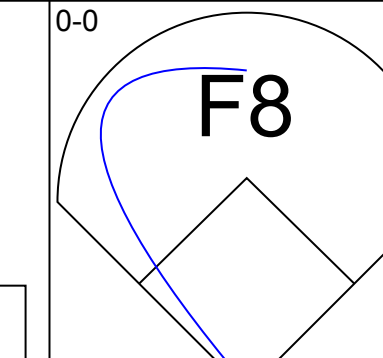
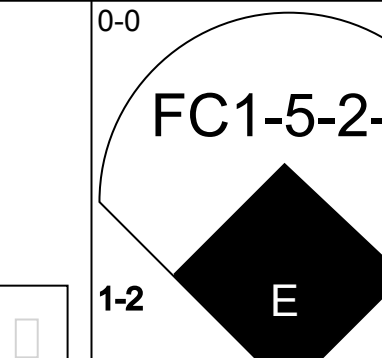
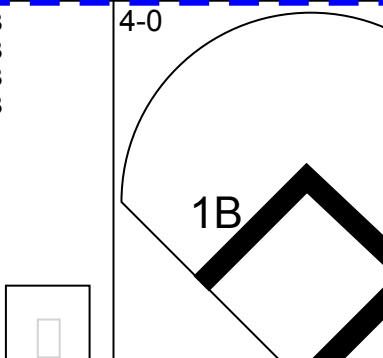
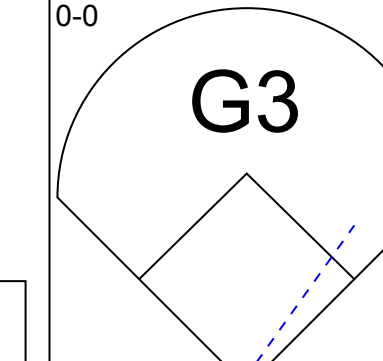
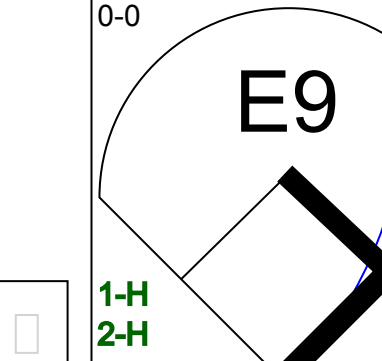
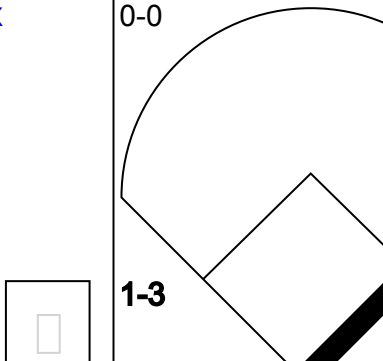
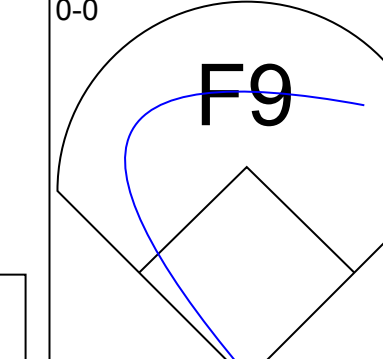
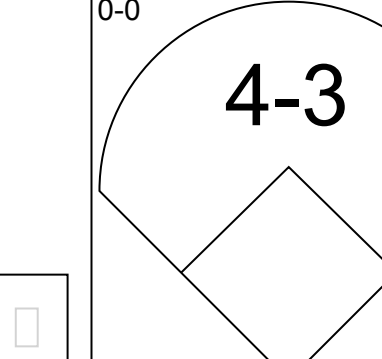
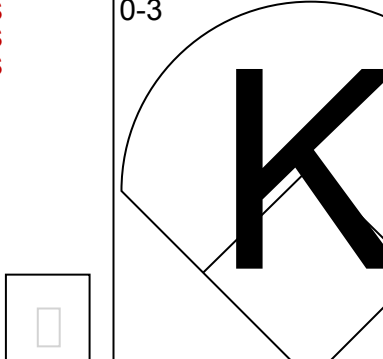
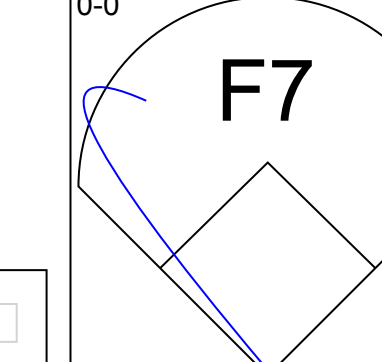
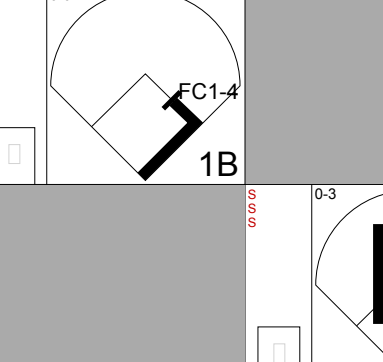
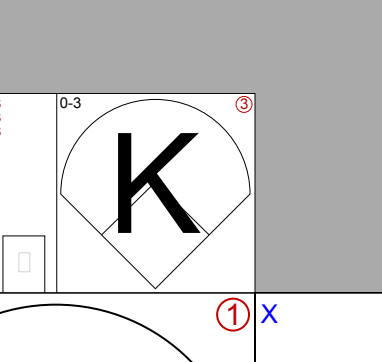
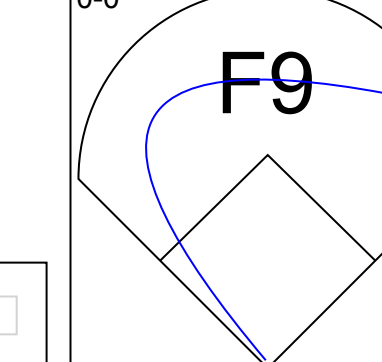
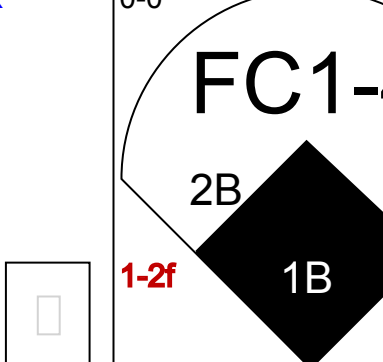
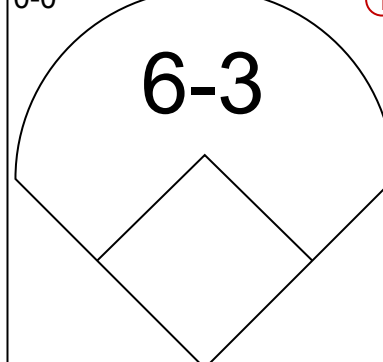
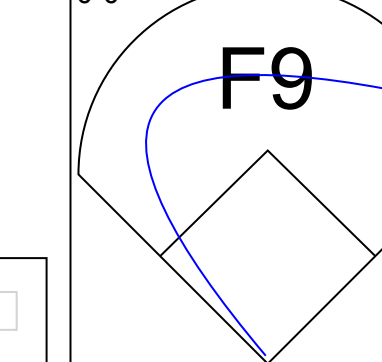
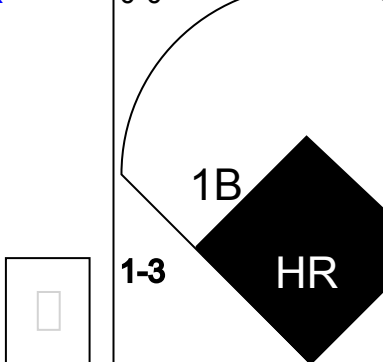
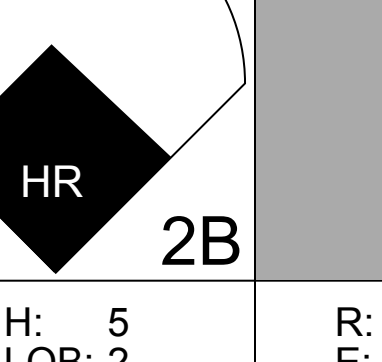
Chicago White Sox @ New York Yankees  
Yankee Stadium, Bronx, NY  
Fri Jul 20 1973, 7:05 PM EDT  
Overcast - 85 F

AB	43
R	12
H	20
RBI	12
BB	3
SO	3
LOB	15

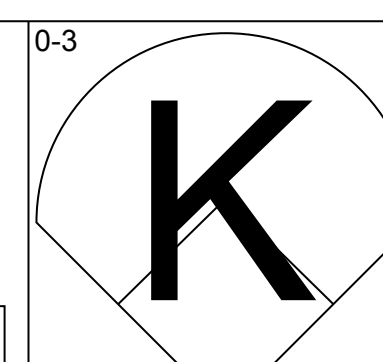
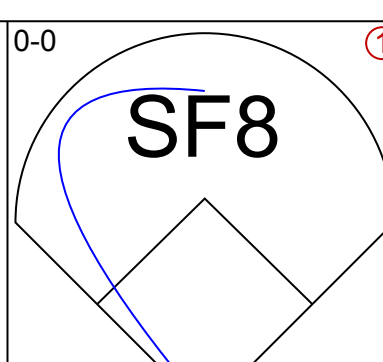
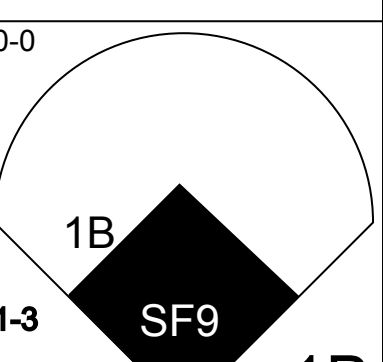
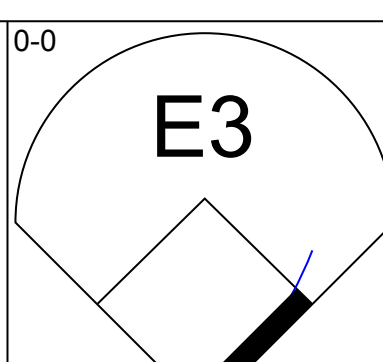
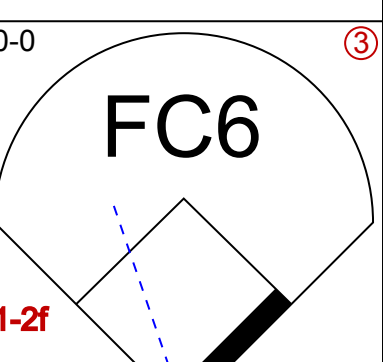
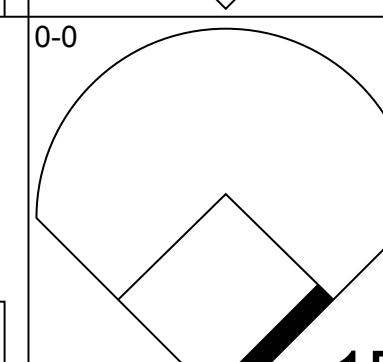
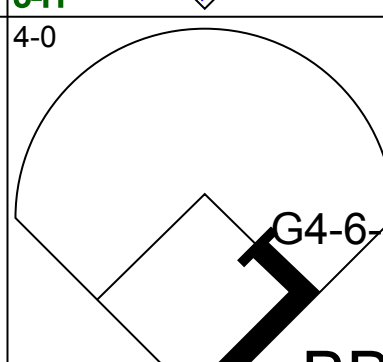
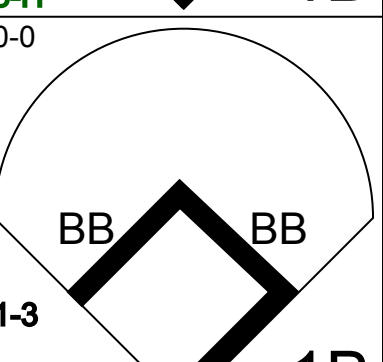
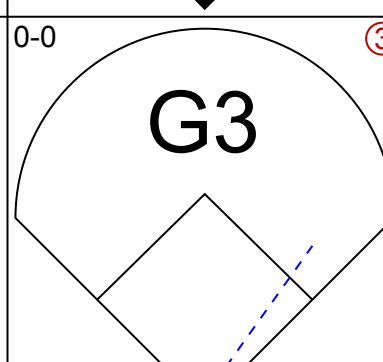

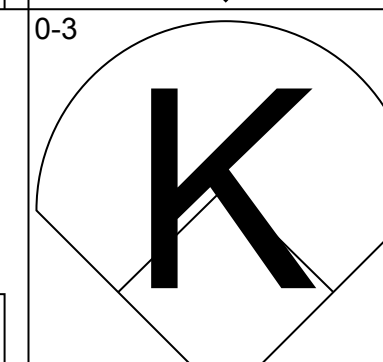
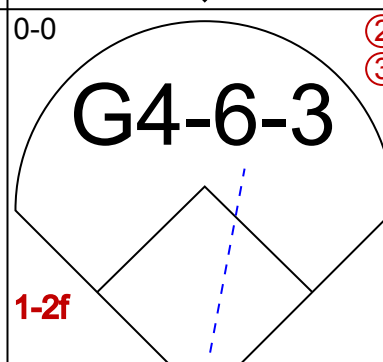
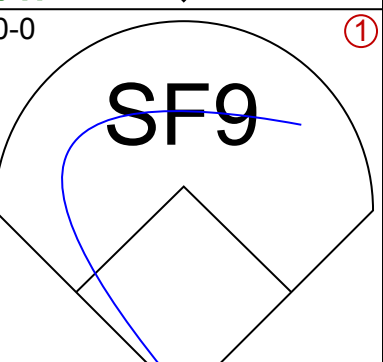
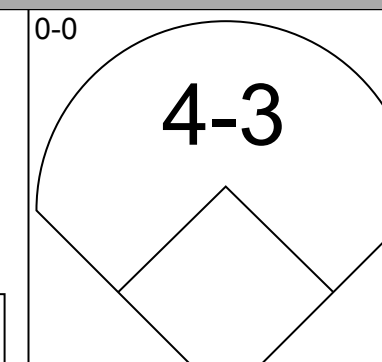

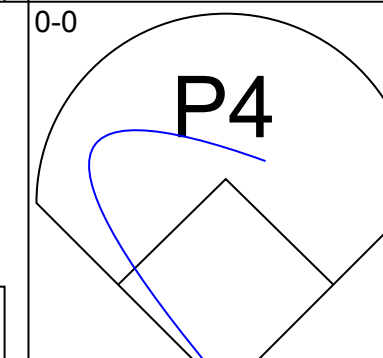
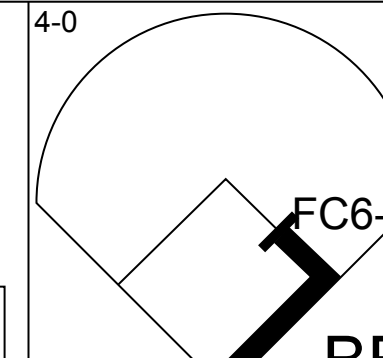
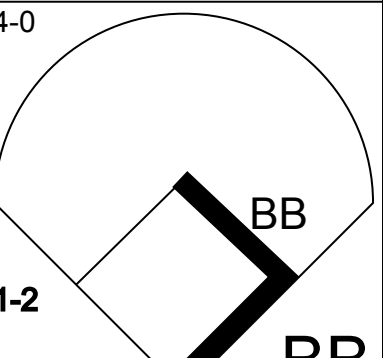
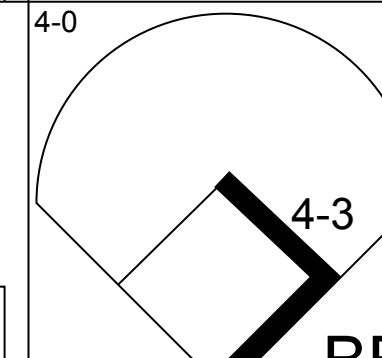

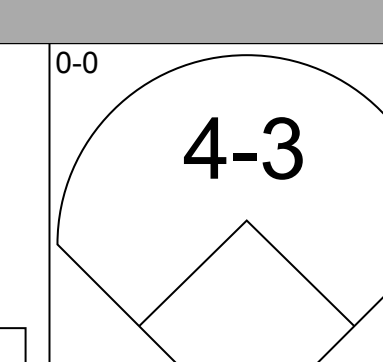
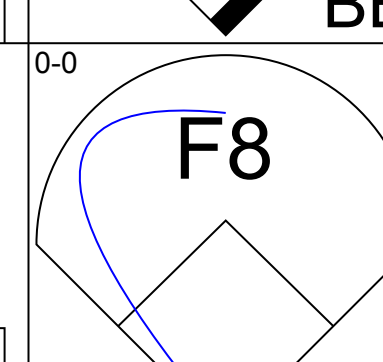
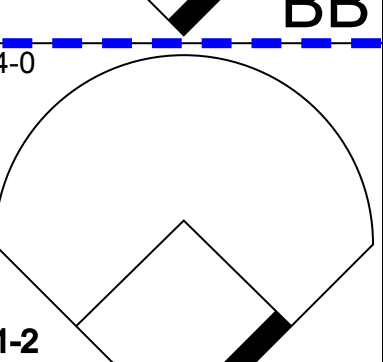
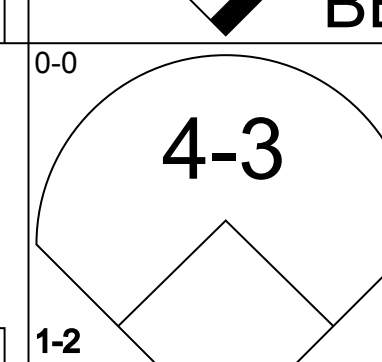
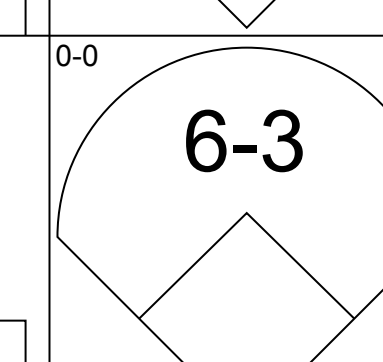
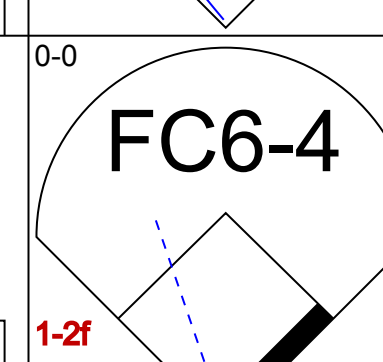
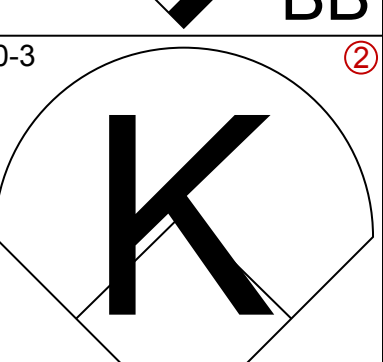
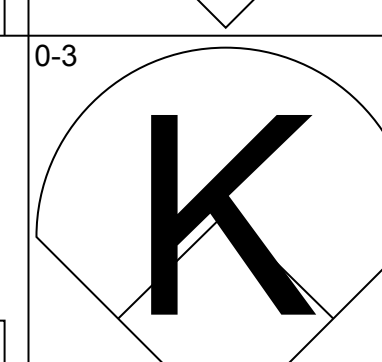
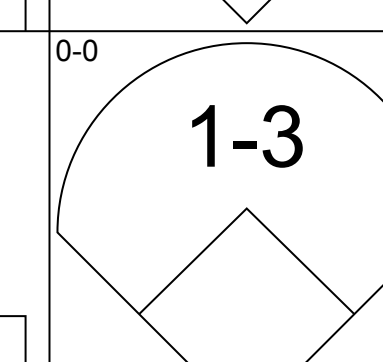
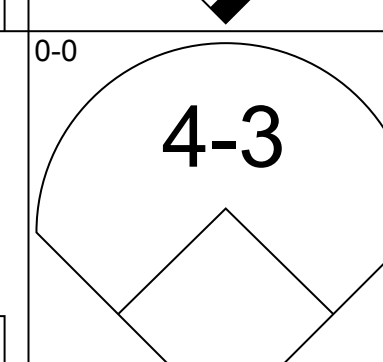
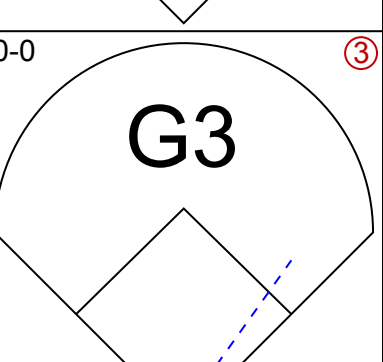
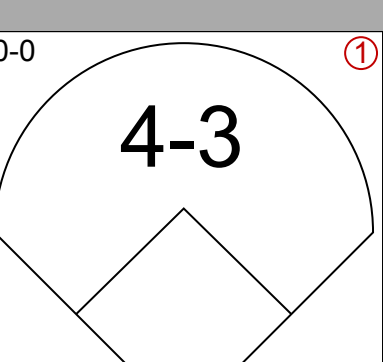
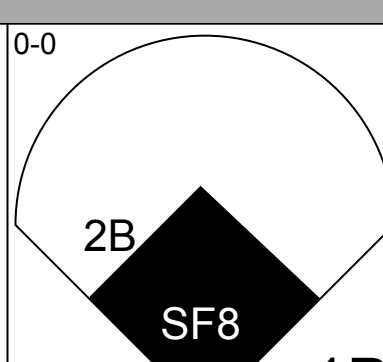
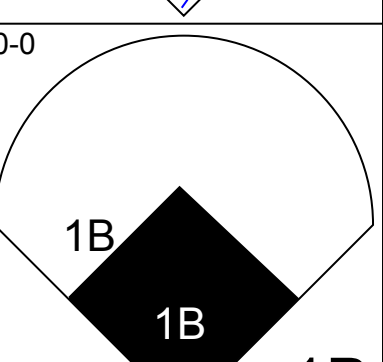
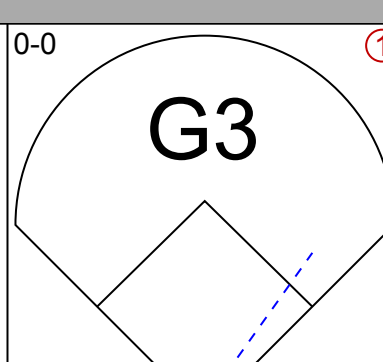
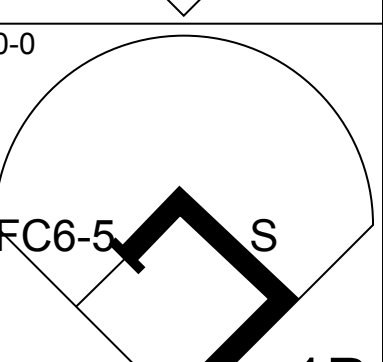
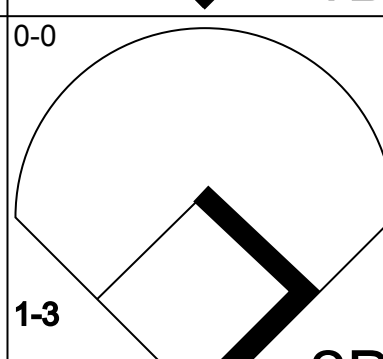
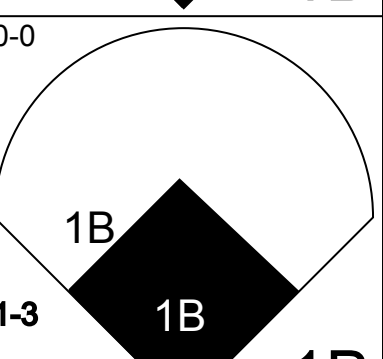
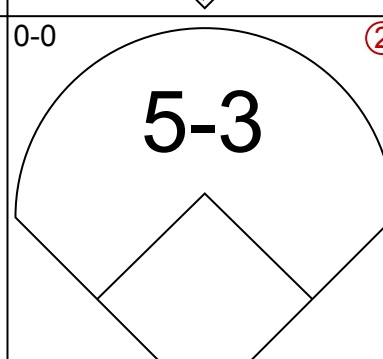
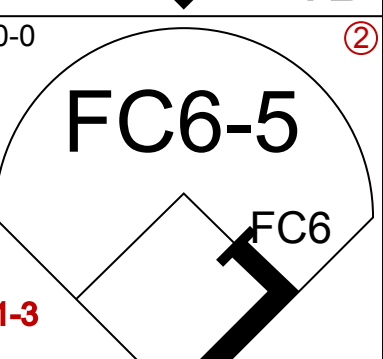


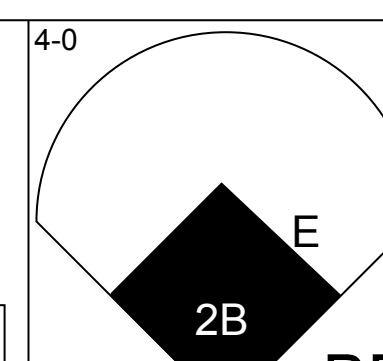
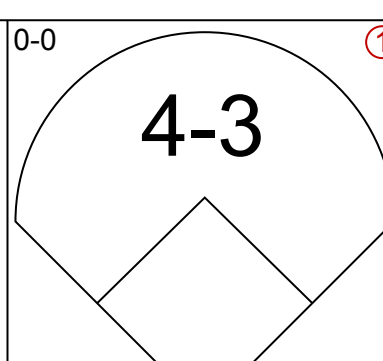
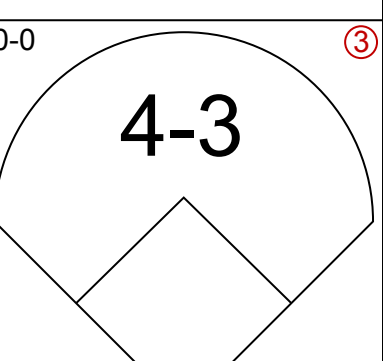
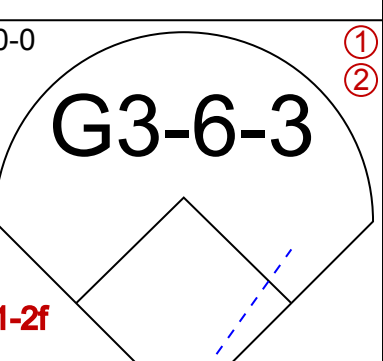
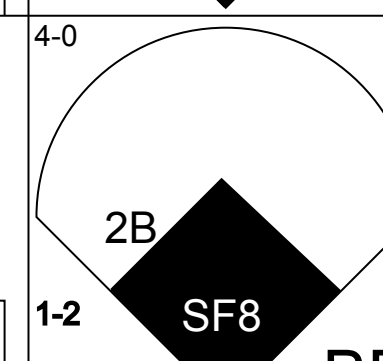
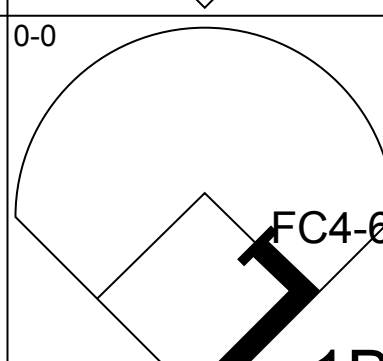
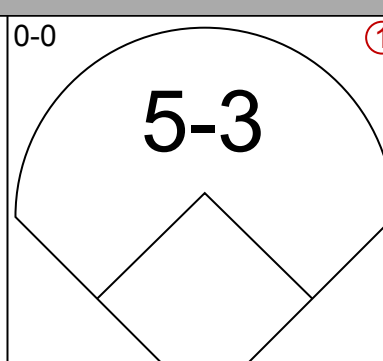
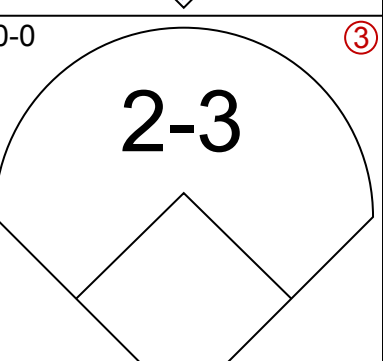
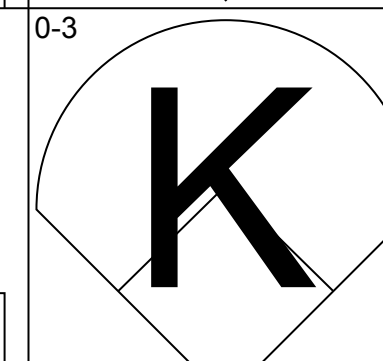
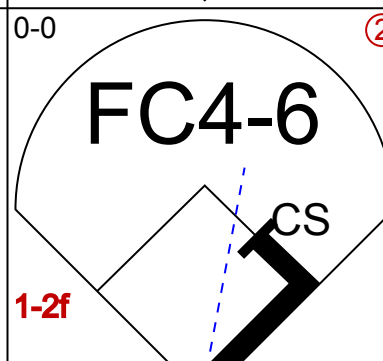
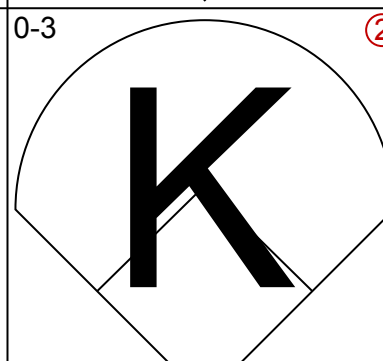

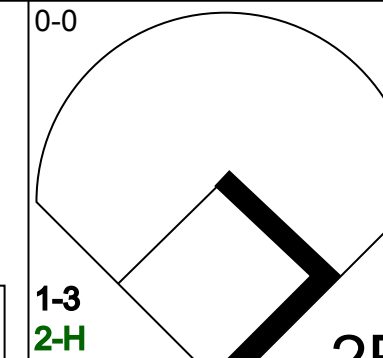
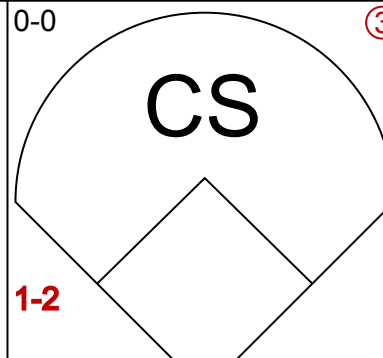
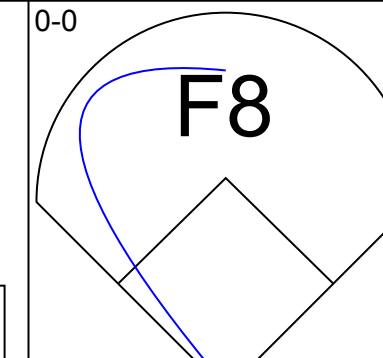
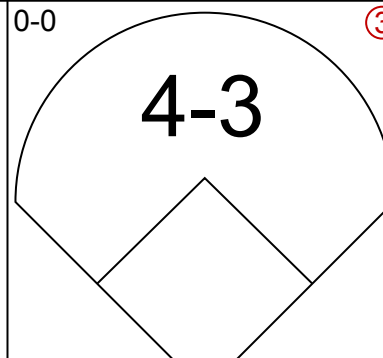

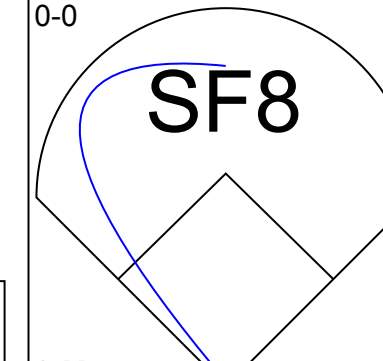
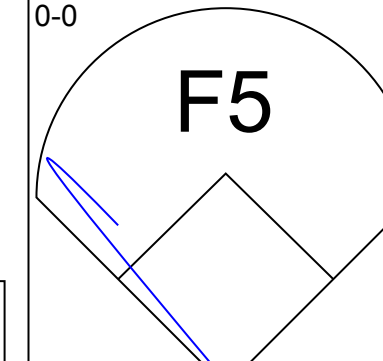
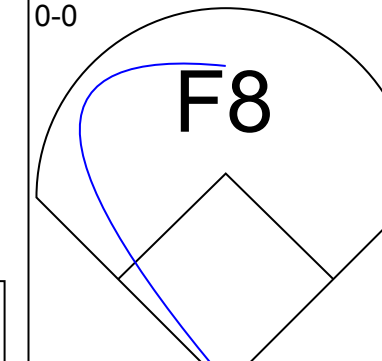
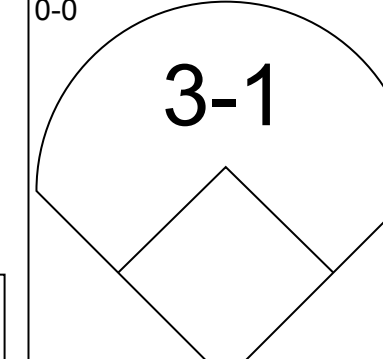
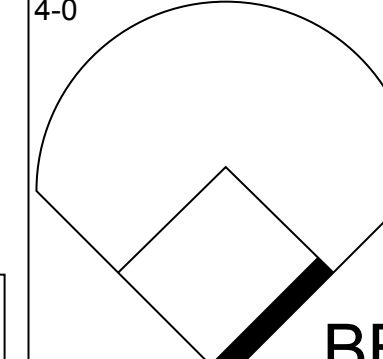
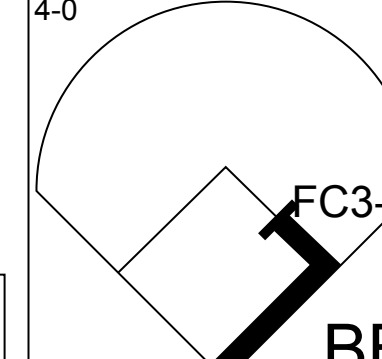

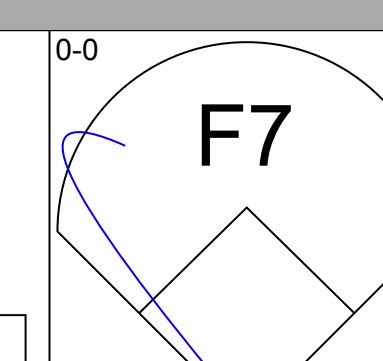
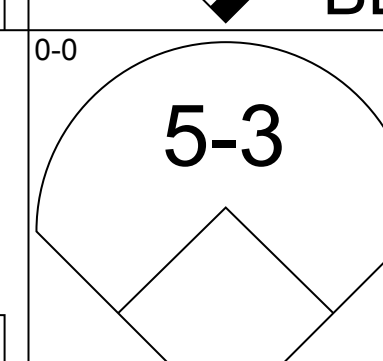
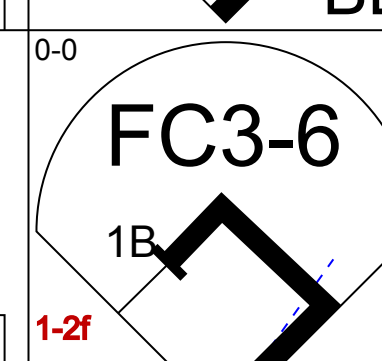

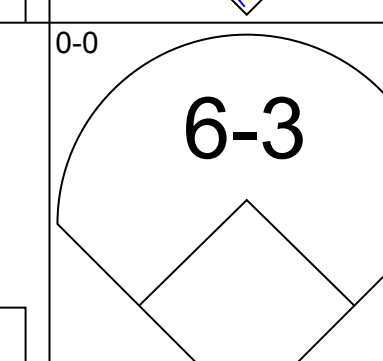
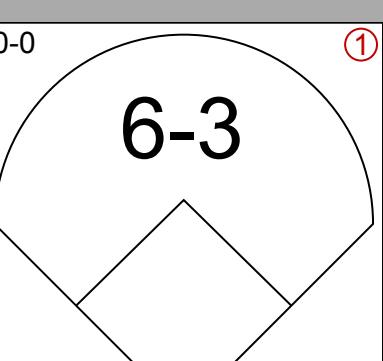
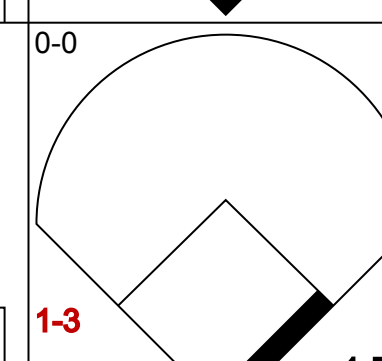
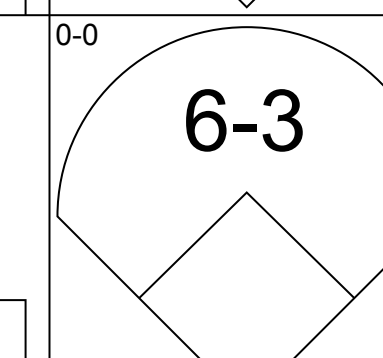
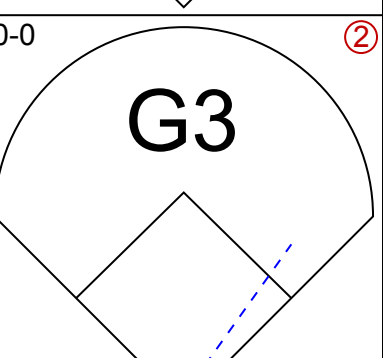
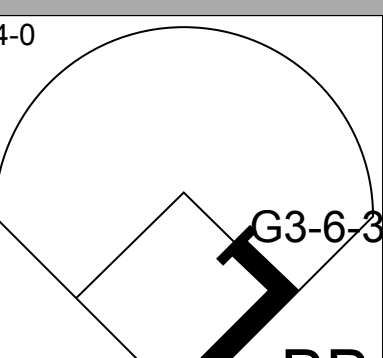


Batter	1	2	3	4	5	6	7	8	9	AB	R	H	RBI	BB	SO	LOB	TOP
Johnny Jeter, R OBP: 0.246, SLG: 0.350 (1, 9)										3	0	0	0	0	3	0	<p>Chicago White Sox @ New York Yankees Yankee Stadium, Bronx, NY Fri Jul 20 1973, 7:05 PM EDT Att: 34,587 - Unknown - 82 F</p> <p>livebaseballscorecards.com</p> <p>AB 20 R 0 H 2 RBI 0 BB 1 SO 8 LOB 3</p> 
Luis Alvarado, R OBP: 0.277, SLG: 0.319 (1, 4)										3	0	0	0	0	0	0	
Carlos May, L OBP: 0.306, SLG: 0.363 (1, 10)										2	0	0	0	1	0	0	
Bill Melton, R OBP: 0.385, SLG: 0.498 (1, 5)										2	0	0	0	0	1	1	
Ken Henderson, S OBP: 0.336, SLG: 0.354 (1, 7)										2	0	1	0	0	1	0	
Buddy Bradford, R OBP: 0.337, SLG: 0.470 (1, 8)										2	0	0	0	0	1	1	
Hank Allen, R OBP: 0.118, SLG: 0.176 (1, 3)										2	0	1	0	0	0	0	
Eddie Leon, R OBP: 0.305, SLG: 0.297 (1, 6)										2	0	0	0	0	0	1	
Chuck Brinkman, R OBP: 0.205, SLG: 0.211 (1, 2)										2	0	0	0	0	2	0	
<b>Inning Stats</b>	R: 0 E: 0 K: 2 S: 7	H: 0 LOB: 1 BB: 1 P: 11	R: 0 E: 0 K: 2 S: 8	H: 1 LOB: 1 BB: 0 P: 8	R: 0 E: 0 K: 2 S: 7	H: 0 LOB: 0 BB: 0 P: 7	R: 0 E: 0 K: 0 S: 4	H: 1 LOB: 1 BB: 0 P: 4	R: 0 E: 0 K: 1 S: 5	H: 0 LOB: 0 BB: 0 P: 5	R: 0 E: 0 K: 1 S: 5	H: 0 LOB: 0 BB: 0 P: 5					
<b>PITCHER</b> Sam McDowell, L ERA: 3.01 (1, 1)	IP: 6.0 WLS: W BF: 21 H: 2 R: 0 ER: 0 SO: 8 BB: 1 IBB: 0 HBP: 0 BLK: 0 WP: 0 HR: 0 S: 36 P: 40 ERA: 0.00 WHIP: 0.500																

Batter	1	2	3	4	5	6	7	8	9	AB	R	H	RBI	BB	SO	LOB	BOTTOM
Horace Clarke, S OBP: 0.318, SLG: 0.298 (1, 4)				 1B	 HR HBP					2	1	1	0	0	1	0	<p>Chicago White Sox @ New York Yankees Yankee Stadium, Bronx, NY Fri Jul 20 1973, 7:05 PM EDT Att: 34,587 - Unknown - 82 F</p> <p>livebaseballscorecards.com</p> <p>AB 24 R 7 H 6 RBI 5 BB 1 SO 3 LOB 10</p> 
Matty Alou, L OBP: 0.346, SLG: 0.360 (1, 9)				 E 1-2 FC1-5-2-5	 1B					3	1	1	1	0	0	1	
Roy White, S OBP: 0.348, SLG: 0.375 (1, 7)				 E FC1-5-2-5	 1B					3	2	1	4	0	0	1	
Bobby Murcer, L OBP: 0.348, SLG: 0.483 (1, 8)				 E 1-2 3-H	 BB					2	1	0	0	1	0	2	
Celerino Sanchez, R OBP: 0.351, SLG: 0.486 (1, 10)				 E 1-H 2-H	 1B					3	0	1	0	0	0	0	
Graig Nettles, L OBP: 0.353, SLG: 0.398 (1, 5)					 2					3	0	0	0	0	1	3	
Felipe Alou, R OBP: 0.270, SLG: 0.330 (1, 3)				 1B						3	0	1	0	0	1	2	
Jerry Moses, R OBP: 0.279, SLG: 0.282 (1, 2)				 2B 1B						3	1	0	0	0	0	1	
Gene Michael, S OBP: 0.276, SLG: 0.301 (1, 6)				 HR						2	1	1	0	0	0	0	
<b>Inning Stats</b>	R: 0 E: 0 K: 1 S: 5	H: 0 LOB: 0 BB: 0 P: 5	R: 0 E: 0 K: 0 S: 3	H: 0 LOB: 0 BB: 0 P: 3	R: 0 E: 0 K: 0 S: 3	H: 0 LOB: 0 BB: 0 P: 3	R: 2 E: 2 K: 0 S: 6	H: 1 LOB: 1 BB: 1 P: 6	R: 5 E: 0 K: 2 S: 12	H: 5 LOB: 2 BB: 1 P: 17	R: 0 E: 0 K: 0 S: 1	H: 0 LOB: 0 BB: 0 P: 1					
<b>PITCHER</b> Wilbur Wood, L ERA: 2.98 Ken Frailing, L ERA: (5, 1)	IP: 4.1 WLS: L BF: 21 H: 5 R: 7 ER: 5 SO: 1 BB: 0 IBB: 0 HBP: 1 BLK: 0 WP: 0 HR: 1 S: 22 P: 23 ERA: 10.38 WHIP: 1.154																



Batter	1	2	3	4	5	6	7	8	9	AB	R	H	RBI	BB	SO	LOB	TOP					
Pat Kelly, L OBP: 0.368, SLG: 0.372 (1, 9)										4	1	1	2	0	1	1	Chicago White Sox @ New York Yankees Yankee Stadium, Bronx, NY Sun Jul 22 1973, 3:33 AM EDT Unknown - 79 F					
Tony Muser, L OBP: 0.363, SLG: 0.353 (1, 3)										4	0	2	1	1	0	1						
Carlos May, L OBP: 0.301, SLG: 0.358 (1, 7)										4	0	0	1	0	1	3						
Bill Melton, R OBP: 0.388, SLG: 0.495 (1, 5)										2	0	0	0	3	0	1						
Ken Henderson, S OBP: 0.335, SLG: 0.349 (1, 10)										3	0	0	0	1	0	2						
Buddy Bradford, R OBP: 0.323, SLG: 0.448 (1, 8)										4	0	0	0	0	2	5						
Ed Herrmann, L OBP: 0.279, SLG: 0.363 (1, 2)										4	0	0	0	0	0	4						
Jorge Orta, L OBP: 0.276, SLG: 0.290 (1, 4)										4	2	3	0	0	0	0						
Eddie Leon, R OBP: 0.308, SLG: 0.303 (1, 6)										4	1	2	0	0	0	1						
<b>Inning Stats</b>	R: 0 E: 0 K: 2 S: 8	H: 1 LOB: 1 BB: 0 P: 8	R: 0 E: 0 K: 0 S: 3	H: 0 LOB: 0 BB: 0 P: 3	R: 1 E: 0 K: 0 S: 4	H: 2 LOB: 1 BB: 1 P: 8	R: 0 E: 0 K: 0 S: 3	H: 0 LOB: 1 BB: 1 P: 7	R: 3 E: 0 K: 1 S: 9	H: 4 LOB: 3 BB: 2 P: 17	R: 0 E: 1 K: 0 S: 4	H: 0 LOB: 1 BB: 0 P: 4	R: 0 E: 0 K: 1 S: 5	H: 0 LOB: 1 BB: 1 P: 9	R: 0 E: 0 K: 0 S: 4	H: 1 LOB: 1 BB: 0 P: 4	R: 0 E: 0 K: 0 S: 3	H: 0 LOB: 0 BB: 0 P: 3	1B: 7 2B: 1 3B: 0 HR: 0	SF: 2 SAC: 0 DP: 1 HBP: 0	WP: 0 PB: 0 SB: 1 CS: 0	PA: 40
<b>PITCHER</b>	IP WLS BF H R ER SO BB IBB HBP BLK WP HR S P ERA WHIP	IP WLS BF H R ER SO BB IBB HBP BLK WP HR S P ERA WHIP																				
Mel Stottlemyre, R ERA: 3.02 (1, 1)	4.1 L 22 7 4 4 2 3 0 0 0 0 0 23 35 8.31 2.308	4.2 S 18 1 0 0 2 2 0 0 0 0 0 20 28 0.00 0.643																				
Fred Beene, R ERA: 1.47 (5, 1)																						

Batter	1	2	3	4	5	6	7	8	9	AB	R	H	RBI	BB	SO	LOB	BOTTOM					
Horace Clarke, S OBP: 0.317, SLG: 0.296 (1, 4)										3	1	0	0	1	0	1	Chicago White Sox @ New York Yankees Yankee Stadium, Bronx, NY Sun Jul 22 1973, 3:33 AM EDT Unknown - 79 F					
Matty Alou, L OBP: 0.348, SLG: 0.359 (1, 3)										3	1	1	0	1	0	0						
Roy White, S OBP: 0.347, SLG: 0.372 (1, 7)										3	0	0	0	1	2	3						
Bobby Murcer, L OBP: 0.347, SLG: 0.483 (1, 8)										4	0	1	1	0	0	1						
Ron Blomberg, L OBP: 0.419, SLG: 0.516 (1, 10)										2	0	0	1	0	0	0						
Jim Ray Hart, R OBP: 0.312, SLG: 0.383 (9, PH)										1	0	1	0	0	0	0						
Ron Swoboda, R OBP: 0.161, SLG: 0.071 (9, PR)										0	0	0	0	0	0	0						
Graig Nettles, L OBP: 0.355, SLG: 0.396 (1, 5)										2	0	0	0	2	1	3						
Johnny Callison, L OBP: 0.207, SLG: 0.243 (1, 9)										3	0	0	0	0	0	2						
Celerino Sanchez, R OBP: 0.342, SLG: 0.472 (9, PH)										1	0	0	0	0	1	2						
Thurman Munson, R OBP: 0.359, SLG: 0.495 (1, 2)										3	0	1	0	0	0	0						
Gene Michael, S OBP: 0.277, SLG: 0.299 (1, 6)										2	0	0	0	1	0	0						
<b>Inning Stats</b>	R: 2 E: 1 K: 1 S: 6	H: 1 LOB: 2 BB: 2 P: 14	R: 0 E: 0 K: 0 S: 3	H: 0 LOB: 0 BB: 0 P: 3	R: 0 E: 0 K: 0 S: 3	H: 1 LOB: 0 BB: 0 P: 3	R: 0 E: 0 K: 0 S: 3	H: 0 LOB: 1 BB: 1 P: 7	R: 0 E: 0 K: 0 S: 3	H: 0 LOB: 0 BB: 0 P: 3	R: 0 E: 0 K: 1 S: 5	H: 0 LOB: 0 BB: 0 P: 5	R: 0 E: 0 K: 0 S: 3	H: 1 LOB: 2 BB: 1 P: 7	R: 0 E: 0 K: 0 S: 2	H: 0 LOB: 1 BB: 1 P: 6	R: 0 E: 0 K: 2 S: 8	H: 1 LOB: 2 BB: 1 P: 12	1B: 3 2B: 1 3B: 0 HR: 0	SF: 1 SAC: 0 DP: 1 HBP: 0	WP: 0 PB: 0 SB: 0 CS: 1	PA: 35
<b>PITCHER</b>	IP WLS BF H R ER SO BB IBB HBP BLK WP HR S P ERA WHIP	IP WLS BF H R ER SO BB IBB HBP BLK WP HR S P ERA WHIP																				
Stan Bahnsen, R ERA: 2.99 (1, 1)	8.0 W 30 3 2 2 2 6 0 0 0 0 0 28 52 2.25 1.125	1.0 S 4 1 0 0 2 0 0 0 0 0 0 8 8 0.00 1.000																				
Terry Forster, L ERA: 2.09 (9, 1)																						



Batter	1	2	3	4	5	6	7	8	9	AB	R	H	RBI	BB	SO	LOB	TOP			
Pat Kelly, L OBP: 0.367, SLG: 0.368 (1, 9)	F8		1-4-3					4-3		3	0	0	0	0	0	0				
Luis Avarado, R OBP: 0.276, SLG: 0.325 (1, 4)	G3							L6		4	0	1	0	0	0	3				
Carlos May, L OBP: 0.298, SLG: 0.354 (1, 10)	4-3									4	0	0	0	0	1	1				
Bill Melton, R OBP: 0.384, SLG: 0.490 (1, 5)		4-3								4	0	0	0	0	0	1				
Ken Henderson, S OBP: 0.330, SLG: 0.343 (1, 7)		1-3								4	0	0	0	0	0	1				
Buddy Bradford, R OBP: 0.323, SLG: 0.444 (1, 8)										3	0	1	0	0	0	0				
Eddie Leon, R OBP: 0.305, SLG: 0.300 (1, 6)										3	0	0	0	0	0	1				
Tony Muser, L OBP: 0.362, SLG: 0.353 (1, 3)										3	0	1	0	0	0	0				
Chuck Brinkman, R OBP: 0.210, SLG: 0.216 (1, 2)										3	0	1	0	0	0	0				
<b>Inning Stats</b>	R: 0 E: 0 K: 0 S: 3	H: 0 LOB: 0 BB: 0 P: 3	R: 0 E: 0 K: 0 S: 4	H: 1 LOB: 1 BB: 0 P: 4	R: 0 E: 0 K: 0 S: 3	H: 0 LOB: 0 BB: 0 P: 3	R: 0 E: 0 K: 0 S: 4	H: 1 LOB: 1 BB: 0 P: 4	R: 0 E: 0 K: 0 S: 5	H: 2 LOB: 3 BB: 0 P: 6	R: 0 E: 0 K: 0 S: 3	H: 0 LOB: 0 BB: 0 P: 3	R: 0 E: 0 K: 0 S: 3	H: 0 LOB: 0 BB: 0 P: 3	R: 0 E: 0 K: 1 S: 5	H: 0 LOB: 0 BB: 0 P: 5	1B: 3 2B: 1 3B: 0 HR: 0	SF: 0 SAC: 0 DP: 0 HBP: 1	WP: 0 PB: 0 SB: 1 CS: 0	PA: 32
<b>PITCHER</b>	IP	WLS	BF	H	R	ER	SO	BB	IBB	HBP	BLK	WP	HR	S	P	ERA	WHIP			
Fritz Peterson, L ERA: 3.61 Sparky Lyle, L ERA: 1.91	(1, 1)	8.0	W	29	4	0	0	0	0	0	1	0	0	0	1	0.00	0.500			
(9, 1)	1.0	S	3	0	0	0	1	0	0	0	0	0	0	5	5	0.00	0.000			

Chicago White Sox @ New York Yankees  
Yankee Stadium, Bronx, NY  
Sun Jul 22 1973, 3:38 AM EDT  
Att: 53,664 - Unknown - 84 F

AB 31  
R 0  
H 4  
RBI 0  
BB 0  
SO 1  
LOB 7



Batter	1	2	3	4	5	6	7	8	9	AB	R	H	RBI	BB	SO	LOB	BOTTOM			
Bernie Allen, L OBP: 0.278, SLG: 0.245 Horace Clarke, S OBP: 0.317, SLG: 0.296 (7, PR) (8, 4)	4-3									3	0	1	0	1	0	2				
Matty Alou, L OBP: 0.344, SLG: 0.355 (1, 3)	1-3									4	0	0	0	0	0	3				
Roy White, S OBP: 0.348, SLG: 0.371 (1, 7)										3	1	1	0	1	1	1				
Bobby Murcer, L OBP: 0.348, SLG: 0.482 (1, 8)										3	1	1	0	1	0	2				
Ron Blomberg, L OBP: 0.418, SLG: 0.518 Jim Ray Hart, R OBP: 0.311, SLG: 0.381 (8, PH)										3	0	1	2	0	0	1				
Jim Ray Hart, R OBP: 0.311, SLG: 0.381 (8, PH)										1	0	0	0	0	0	1				
Graig Nettles, L OBP: 0.354, SLG: 0.397 (1, 5)										4	0	1	0	0	1	1				
Johnny Callison, L OBP: 0.202, SLG: 0.237 (1, 9)										3	0	0	0	0	1	1				
Jerry Moses, R OBP: 0.283, SLG: 0.286 (1, 2)										3	0	1	0	0	1	1				
Hal Lanier, R OBP: 0.226, SLG: 0.250 (1, 6)										3	0	2	0	0	0	1				
<b>Inning Stats</b>	R: 2 E: 0 K: 0 S: 4	H: 2 LOB: 0 BB: 1 P: 8	R: 0 E: 0 K: 1 S: 7	H: 2 LOB: 2 BB: 0 P: 7	R: 0 E: 0 K: 0 S: 3	H: 0 LOB: 1 BB: 1 P: 7	R: 0 E: 0 K: 1 S: 6	H: 1 LOB: 0 BB: 0 P: 6	R: 0 E: 0 K: 1 S: 5	H: 0 LOB: 1 BB: 1 P: 9	R: 0 E: 0 K: 1 S: 5	H: 0 LOB: 0 BB: 0 P: 5	R: 0 E: 0 K: 0 S: 4	H: 2 LOB: 2 BB: 0 P: 4	R: 0 E: 0 K: 0 S: 4	H: 1 LOB: 1 BB: 0 P: 4	1B: 6 2B: 2 3B: 0 HR: 0	SF: 0 SAC: 0 DP: 1 HBP: 0	WP: 1 PB: 0 SB: 0 CS: 0	PA: 34
<b>PITCHER</b>	IP	WLS	BF	H	R	ER	SO	BB	IBB	HBP	BLK	WP	HR	S	P	ERA	WHIP			
Steve Stone, R ERA: 4.28 Terry Forster, L ERA: 2.06	(1, 1)	7.0	L	30	8	2	2	4	3	0	0	0	0	35	47	2.57	1.571			
(8, 1)	1.0		3	0	0	0	0	0	0	0	0	0	0	3	3	0.00	0.000			

Chicago White Sox @ New York Yankees  
Yankee Stadium, Bronx, NY  
Sun Jul 22 1973, 3:38 AM EDT  
Att: 53,664 - Unknown - 84 F

AB 30  
R 2  
H 8  
RBI 2  
BB 3  
SO 4  
LOB 14





Batter	1	2	3	4	5	6	7	8	9	10	11	12	AB	R	H	RBI	BB	SO	LOB	TOP		
Joe Lahoud, L OBP: 0.297, SLG: 0.281 (1.9)	G3		L3			P4			3-1		G3		5	0	0	0	0	0	1			
Don Money, R OBP: 0.321, SLG: 0.383 (1.5)	P4			F7		P4			G6-3 1B		F2		5	0	1	0	0	0	0			
Dave May, L OBP: 0.368, SLG: 0.510 (1.8)	1-3			G3		G3			G6-3 1-2f				5	0	1	0	0	0	1			
John Briggs, L OBP: 0.345, SLG: 0.408 (1.7)		5-3					F7			F8		G6-4-3 1B	4	0	0	0	1	1	1			
George Scott, R OBP: 0.352, SLG: 0.440 (1.3)		5-3		BB			F8			1B S 1B		G6-4-3 1-2f	5	0	1	0	0	0	2			
Darrell Porter, L OBP: 0.358, SLG: 0.497 (1.2)		3-1					4-3			F9			4	0	0	0	0	0	1			
Elie Rodriguez, R OBP: 0.373, SLG: 0.290 (1.10)			5-3					6-3					4	0	2	0	0	0	0			
Tim Johnson, L OBP: 0.267, SLG: 0.260 (1.6)			4-3				6-3			1B			4	0	0	0	0	1	3			
Pedro Garcia, R OBP: 0.299, SLG: 0.384 (1.4)				BB			F7		L5				3	0	0	0	1	1	1			
<b>Inning Stats</b>	R: 0 E: 0 K: 0 S: 3	H: 0 LOB: 0 BB: 0 P: 3	R: 0 E: 0 K: 0 S: 3	H: 0 LOB: 0 BB: 0 P: 3	R: 0 E: 0 K: 0 S: 3	H: 0 LOB: 1 BB: 1 P: 7	R: 0 E: 0 K: 0 S: 3	H: 0 LOB: 1 BB: 1 P: 7	R: 0 E: 0 K: 0 S: 4	H: 1 LOB: 0 BB: 0 P: 4	R: 0 E: 0 K: 0 S: 3	H: 0 LOB: 0 BB: 0 P: 3	R: 0 E: 0 K: 0 S: 5	H: 1 LOB: 0 BB: 0 P: 3	R: 0 E: 0 K: 1 S: 5	H: 1 LOB: 0 BB: 0 P: 5	R: 0 E: 0 K: 1 S: 5	H: 1 LOB: 0 BB: 0 P: 5	1B: 4 2B: 1 3B: 0 HR: 0	SF: 0 SAC: 0 DP: 2 HBP: 0	WP: 0 PB: 0 SB: 1 CS: 0	PA: 41
<b>PITCHER</b>	IP	WLS	BF	H	R	ER	SO	BB	IBB	HBP	BLK	WP	HR	S	P	ERA	WHIP					
Pat Dobson, R ERA: 3.86 Sparky Lyle, L ERA: 1.88	(1.1)	11.0	39	5	0	0	2	0	0	0	0	0	0	4	4	0.00	0.000					

Milwaukee Brewers @ New York Yankees  
Yankee Stadium, Bronx, NY

Thu Jul 26 1973, 7:05 PM EDT  
Att: 14,983 - Unknown - 80 F

AB 39  
R 0  
H 5  
RBI 0  
BB 2  
SO 3  
LOB 10



Batter	1	2	3	4	5	6	7	8	9	10	11	12	AB	R	H	RBI	BB	SO	LOB	BOTTOM				
Horace Clarke, S OBP: 0.316, SLG: 0.297 (1.4)	F8			F8			6-3		FC5-6 1B		FC1-6 1B		5	0	2	0	0	0	0					
Matty Alou, L OBP: 0.342, SLG: 0.356 (1.3)	F8			5-3				2B	FC5-6 4-3 1-2f		FC1-6 WP		5	0	1	0	0	0	2					
Roy White, S OBP: 0.347, SLG: 0.389 (1.7)	F9				CS 1B		P6		4-3 1-2		4-3 1-2		5	0	1	0	0	0	3					
Bobby Murcer, L OBP: 0.353, SLG: 0.482 (1.8)						CS 1B	G3						2	1	1	0	3	0	0					
Ron Blomberg, L OBP: 0.411, SLG: 0.508 Ron Swoboda, R OBP: 0.161, SLG: 0.071 (12, PR)		FC4-6 1B						BB					4	0	0	0	0	0	5					
Graig Nettles, L OBP: 0.349, SLG: 0.391 (1.5)			FC4-6 G3-6-3 1-2f				P5						0	0	0	0	0	0	0					
Graig Nettles, L OBP: 0.349, SLG: 0.391 (1.5)		G3-6-3 1-2f					F7						5	0	0	0	0	0	3					
Thurman Munson, R OBP: 0.366, SLG: 0.500 (1.2)													5	0	4	1	0	0	0					
Johnny Callison, L OBP: 0.195, SLG: 0.229 (1.9)							F9						4	0	0	0	0	1	3					
Gene Michael, S OBP: 0.273, SLG: 0.295 (1.6)							G4-6-3 1B						4	0	0	0	0	0	1					
Gene Michael, S OBP: 0.273, SLG: 0.295 (1.6)							G3						4	0	0	0	0	0	1					
Gene Michael, S OBP: 0.273, SLG: 0.295 (1.6)							F7						4	0	0	0	0	0	1					
<b>Inning Stats</b>	R: 0 E: 0 K: 0 S: 3	H: 0 LOB: 0 BB: 0 P: 3	R: 0 E: 0 K: 0 S: 3	H: 1 LOB: 0 BB: 0 P: 3	R: 0 E: 0 K: 0 S: 3	H: 1 LOB: 0 BB: 0 P: 3	R: 0 E: 0 K: 0 S: 3	H: 1 LOB: 0 BB: 0 P: 3	R: 0 E: 0 K: 0 S: 4	H: 0 LOB: 0 BB: 0 P: 3	R: 0 E: 0 K: 0 S: 3	H: 1 LOB: 2 BB: 1 P: 8	R: 0 E: 0 K: 0 S: 4	H: 1 LOB: 2 BB: 1 P: 8	R: 0 E: 0 K: 0 S: 3	H: 1 LOB: 0 BB: 0 P: 3	R: 0 E: 0 K: 0 S: 4	H: 1 LOB: 0 BB: 0 P: 4	R: 1 E: 0 K: 0 S: 3	H: 1 LOB: 2 BB: 1 P: 7	1B: 8 2B: 1 3B: 0 HR: 0	SF: 0 SAC: 1 DP: 3 HBP: 0	WP: 1 PB: 0 SB: 1 CS: 1	PA: 44
<b>PITCHER</b>	IP	WLS	BF	H	R	ER	SO	BB	IBB	HBP	BLK	WP	HR	S	P	ERA	WHIP							
Jim Colborn, R ERA: 2.76	(1.1)	11.1	L	43	9	1	1	1	2	1	0	0	1	0	54	0.79	0.971							

Milwaukee Brewers @ New York Yankees  
Yankee Stadium, Bronx, NY

Thu Jul 26 1973, 7:05 PM EDT  
Att: 14,983 - Unknown - 80 F

AB 39  
R 1  
H 9  
RBI 1  
BB 3  
SO 1  
LOB 17





Batter	1	2	3	4	5	6	7	8	9	AB	R	H	RBI	BB	SO	LOB	TOP										
Joe Lahoud, L OBP: 0.284, SLG: 0.273 (1, 9)										4	1	0	0	1	0	2											
Bob Heise, R OBP: 0.200, SLG: 0.205 (1, 5)										4	0	0	0	0	0	2											
Ollie Brown, R OBP: 0.350, SLG: 0.417 (9, PH)										1	0	0	0	0	0	0											
Dave May, L OBP: 0.366, SLG: 0.508 (1, 8)										4	1	1	1	0	1	0											
George Scott, R OBP: 0.351, SLG: 0.438 (1, 3)										4	1	1	0	0	0	0											
Darrell Porter, L OBP: 0.361, SLG: 0.497 (1, 2)										4	1	2	1	0	1	0											
John Briggs, L OBP: 0.344, SLG: 0.406 (1, 7)										4	1	1	0	0	1	2											
Elie Rodriguez, R OBP: 0.379, SLG: 0.305 (1, 10)										3	1	2	3	1	0	0											
Tim Johnson, L OBP: 0.267, SLG: 0.261 (1, 6)										3	0	1	1	0	0	1											
Pedro Garcia, R OBP: 0.302, SLG: 0.384 (1, 4)										3	0	1	0	1	0	3											
<b>Inning Stats</b>	R: 3 E: 0 K: 0 S: 8	H: 5 LOB: 3 BB: 1 P: 12	R: 0 E: 0 K: 0 S: 3	H: 0 LOB: 0 BB: 0 P: 3	R: 3 E: 0 K: 0 S: 6	H: 3 LOB: 1 BB: 1 P: 10	R: 0 E: 0 K: 0 S: 3	H: 0 LOB: 0 BB: 0 P: 3	R: 0 E: 0 K: 1 S: 5	H: 1 LOB: 1 BB: 0 P: 4	R: 0 E: 0 K: 2 S: 7	H: 0 LOB: 0 BB: 0 P: 7	R: 0 E: 0 K: 0 S: 2	H: 0 LOB: 0 BB: 1 P: 6	R: 0 E: 0 K: 0 S: 3	H: 0 LOB: 0 BB: 0 P: 3	1B: 8 2B: 1 3B: 1 HR: 0	SF: 1 SAC: 0 DP: 1 HBP: 0	WP: 0 PB: 0 CS: 0	PA: 38							
<b>PITCHER</b>	IP	WLS	BF	H	R	ER	SO	BB	IBB	HBP	BLK	WP	HR	S	P	ERA	WHIP										
Mel Stottlemyre, R ERA: 3.24 (1, 1)	2.1		15	7	5	5	0	1	0	0	0	0	0	14	18	19.29	3.429										
Lindy McDaniel, R ERA: 2.45 (3, 1)	6.2	W	23	2	1	1	3	2	0	0	0	0	0	27	35	1.35	0.600										

Milwaukee Brewers @ New York Yankees  
Yankee Stadium, Bronx, NY  
Fri Jul 27 1973, 3:33 AM EDT  
Att: 9,545 - Cloudy - 84 F

AB 34  
R 6  
H 9  
RBI 6  
BB 3  
SO 3  
LOB 10



Batter	1	2	3	4	5	6	7	8	9	AB	R	H	RBI	BB	SO	LOB	BOTTOM										
Horace Clarke, S OBP: 0.317, SLG: 0.297 (1, 4)										4	0	1	1	0	0	0											
Matty Alou, L OBP: 0.341, SLG: 0.355 (1, 3)										4	0	1	0	0	0	2											
Roy White, S OBP: 0.346, SLG: 0.373 (1, 7)										4	1	1	0	0	0	1											
Bobby Murcer, L OBP: 0.353, SLG: 0.479 (1, 8)										3	0	0	0	1	0	1											
Ron Blomberg, L OBP: 0.412, SLG: 0.505 (1, 10)										3	1	1	1	1	0	0											
Graig Nettles, L OBP: 0.351, SLG: 0.401 (1, 5)										4	2	2	1	0	0	2											
Thurman Munson, R OBP: 0.370, SLG: 0.509 (1, 2)										4	2	3	1	0	0	2											
Johnny Callison, L OBP: 0.197, SLG: 0.231 (1, 9)										3	1	1	1	0	0	3											
Gene Michael, S OBP: 0.274, SLG: 0.295 (1, 6)										3	0	1	1	0	0	0											
<b>Inning Stats</b>	R: 0 E: 0 K: 0 S: 3	H: 0 LOB: 0 BB: 1 P: 3	R: 3 E: 1 K: 0 S: 5	H: 2 LOB: 0 BB: 1 P: 9	R: 0 E: 0 K: 0 S: 4	H: 1 LOB: 1 BB: 0 P: 4	R: 3 E: 0 K: 0 S: 7	H: 5 LOB: 1 BB: 0 P: 7	R: 0 E: 0 K: 0 S: 3	H: 0 LOB: 0 BB: 0 P: 3	R: 0 E: 0 K: 0 S: 3	H: 0 LOB: 0 BB: 0 P: 3	R: 1 E: 0 K: 0 S: 5	H: 2 LOB: 2 BB: 1 P: 9	R: 0 E: 0 K: 0 S: 3	H: 0 LOB: 0 BB: 0 P: 3	1B: 8 2B: 1 3B: 2 HR: 1	SF: 1 SAC: 0 DP: 2 HBP: 0	WP: 0 PB: 0 CS: 0	PA: 35							
<b>PITCHER</b>	IP	WLS	BF	H	R	ER	SO	BB	IBB	HBP	BLK	WP	HR	S	P	ERA	WHIP										
Jim Slaton, R ERA: 3.78 (1, 1)	3.1		16	5	5	5	0	1	0	0	0	0	0	14	18	4.91	1.636										
Carlos Velazquez, R ERA: 1.93 (4, 1)	3.2	L	15	5	2	2	0	1	0	0	0	0	0	14	18	4.91	1.636										
Eduardo Rodriguez, R ERA: 1.32 (8, 1)	1.0		4	1	0	0	0	0	0	0	0	0	0	4	4	0.00	1.000										

Milwaukee Brewers @ New York Yankees  
Yankee Stadium, Bronx, NY  
Fri Jul 27 1973, 3:33 AM EDT  
Att: 9,545 - Cloudy - 84 F

AB 32  
R 7  
H 11  
RBI 6  
BB 2  
SO 0  
LOB 11





Batter	1	2	3	4	5	6	7	8	9	AB	R	H	RBI	BB	SO	LOB	TOP										
Horace Clarke, S OBP: 0.321, SLG: 0.303	0-0 WP 1B 2B	0-0 1B		0-0 FC5-4 1B		0-0 L3		0-3 K		5	1	3	0	0	1	0	<b>New York Yankees @ Milwaukee Brewers</b> Milwaukee County Stadium, Milwaukee, WI Sat Jul 28 1973, 4:33 AM EDT Att: 20,481 - Cloudy - 70 F										
Matty Alou, L OBP: 0.339, SLG: 0.353	0-0 CS 2H 1B	0-0 2-3		0-0 FC5-4 1B FC4-6		0-0 1-3		0-0 L4		5	1	1	1	0	0	2											
Roy White, S OBP: 0.346, SLG: 0.373	0-3 K		0-0 1B 2B	0-0 FC4-6 1B		0-0 G3		0-0 1-3		5	1	2	0	0	1	1											
Bobby Murcer, L OBP: 0.355, SLG: 0.479	0-0 1B 1B		0-0 F8	0-0 FC4-6			0-0 BB 1B		4-0 BB	4	0	2	1	1	0	2											
Ron Blomberg, L OBP: 0.414, SLG: 0.505 Celerino Sanchez, R OBP: 0.333, SLG: 0.459	0-0 BB 1B		0-0 BB 2B 1B	0-0 F9			0-0 F3		0-0 F8	4	1	2	0	0	0	2											
Graig Nettles, L OBP: 0.354, SLG: 0.399	4-0 BB		4-0 2B 1-2 BB		0-0 P6		4-0 BB		0-0 P4	2	0	0	0	3	0	1											
Thurman Munson, R OBP: 0.369, SLG: 0.509	0-0 F7		0-3 K		0-0 PB 2B		0-0 F8			4	0	1	0	0	1	8											
Felipe Alou, R OBP: 0.270, SLG: 0.333		0-0 F7	0-0 BB 2B		0-3 K		0-0 F8			4	0	1	2	0	1	3											
Gene Michael, S OBP: 0.271, SLG: 0.292 Jim Ray Hart, R OBP: 0.309, SLG: 0.380 Hal Lanier, R OBP: 0.226, SLG: 0.250	0-0 3-1	0-0 F8		0-0 F8		0-0 4-3		0-0 1-3		3	0	0	0	0	0	3	<b>AB 38</b> <b>R 4</b> <b>H 12</b> <b>RBI 4</b> <b>BB 4</b> <b>SO 4</b> <b>LOB 23</b>										
<b>Inning Stats</b>	R: 1 E: 0 K: 1 S: 8	H: 4 LOB: 3 BB: 1 P: 12	R: 0 E: 0 K: 0 S: 4	H: 1 LOB: 1 BB: 0 P: 4	R: 2 E: 0 K: 1 S: 8	H: 3 LOB: 2 BB: 1 P: 12	R: 1 E: 0 K: 0 S: 5	H: 2 LOB: 1 BB: 0 P: 5	R: 0 E: 0 K: 1 S: 6	H: 1 LOB: 1 BB: 0 P: 6	R: 0 E: 0 K: 0 S: 3	H: 0 LOB: 0 BB: 0 P: 3	R: 0 E: 0 K: 1 S: 4	H: 1 LOB: 2 BB: 1 P: 8	R: 0 E: 0 K: 1 S: 5	H: 0 LOB: 0 BB: 0 P: 5		R: 0 E: 0 K: 0 S: 3	H: 0 LOB: 1 BB: 1 P: 7	1B: 9 2B: 4 3B: 0 HR: 0	SF: 0 SAC: 0 DP: 1 HBP: 0	WP: 1 PB: 1 SB: 0 CS: 1	PA: 42				
<b>PITCHER</b>	IP	WLS	BF	H	R	ER	SO	BB	IBB	HBP	BLK	WP	HR	S	P	ERA	WHIP	<b>PITCHER</b>									
Skip Lockwood, R ERA: 3.42	4.0		23	10	4	4	2	2	0	0	0	1	0	25	33	9.00	3.000										
Bill Champion, R ERA: 4.15	4.1	W	16	2	0	0	2	1	0	0	0	0	0	19	23	0.00	0.692										
Chris Short, L ERA: 4.42	0.2	S	3	0	0	0	0	1	0	0	0	0	0	2	6	0.00	1.500										

Batter	1	2	3	4	5	6	7	8	9	AB	R	H	RBI	BB	SO	LOB	BOTTOM										
Bob Coluccio, R OBP: 0.281, SLG: 0.404	0-0 2B 3B	0-0 1B PO 1B	0-0 FC4-6			0-0 6-3				4	1	2	0	0	0	2	<b>New York Yankees @ Milwaukee Brewers</b> Milwaukee County Stadium, Milwaukee, WI Sat Jul 28 1973, 4:33 AM EDT Att: 20,481 - Cloudy - 70 F										
Dave May, L OBP: 0.365, SLG: 0.505	0-0 5-3	0-0 1B		0-0 4-3		0-3 K				4	0	1	1	0	1	1											
John Briggs, L OBP: 0.343, SLG: 0.413	0-3 K	0-0 PO 3H	0-0 HR	0-0 F9		0-3 K				4	1	1	1	0	2	1											
George Scott, R OBP: 0.357, SLG: 0.443	4-0 2B BB		0-0 1B 1B	0-0 CS 1B		0-0 FC4-6 1B				3	1	3	0	1	0	0											
Darrell Porter, L OBP: 0.363, SLG: 0.502	0-0 1B 2B		0-0 1B 1B	0-0 CS	0-3 K		0-0 FC4-6			4	1	2	1	0	1	1											
Elie Rodriguez, R OBP: 0.377, SLG: 0.301	0-0 F9		0-3 K		4-0 L1-3 BB		0-0 F2			3	0	0	0	1	1	5											
Tim Johnson, L OBP: 0.266, SLG: 0.261		0-0 1-3	0-0 1B 1B	0-0 L1-3 BB		0-0 4-3				4	0	1	1	0	0	1											
Pedro Garcia, R OBP: 0.304, SLG: 0.385		0-0 CS 1B	0-3 K		0-0 P6		0-0 CS 1B			4	0	2	0	0	1	3											
John Vukovich, R OBP: 0.190, SLG: 0.167		4-0 1B BB	0-0 FC4-6 1B		0-0 6-3		0-0 F9			3	1	1	1	1	0	1											
<b>Inning Stats</b>	R: 1 E: 0 K: 1 S: 7	H: 2 LOB: 2 BB: 1 P: 11	R: 1 E: 0 K: 0 S: 4	H: 3 LOB: 1 BB: 1 P: 8	R: 3 E: 0 K: 2 S: 12	H: 5 LOB: 2 BB: 0 P: 12	R: 0 E: 0 K: 0 S: 3	H: 1 LOB: 0 BB: 0 P: 3	R: 0 E: 0 K: 1 S: 5	H: 0 LOB: 0 BB: 0 P: 5	R: 0 E: 0 K: 1 S: 6	H: 1 LOB: 1 BB: 0 P: 6	R: 0 E: 0 K: 0 S: 3	H: 1 LOB: 0 BB: 0 P: 3	R: 0 E: 0 K: 1 S: 3	H: 1 LOB: 0 BB: 0 P: 3	1B: 10 2B: 1 3B: 1 HR: 1	SF: 0 SAC: 0 DP: 0 HBP: 0	WP: 0 PB: 0 SB: 0 CS: 3	PA: 38							
<b>PITCHER</b>	IP	WLS	BF	H	R	ER	SO	BB	IBB	HBP	BLK	WP	HR	S	P	ERA	WHIP	<b>PITCHER</b>									
Doc Medich, R ERA: 3.35	2.2	L	18	10	5	5	3	2	0	0	0	0	0	22	30	16.88	4.500										
Steve Kline, R ERA: 3.56	5.1		18	3	0	0	3	1	0	0	0	0	0	23	27	0.00	0.750										



Batter	1	2	3	4	5	6	7	8	9	AB	R	H	RBI	BB	SO	LOB	TOP				
Horace Clarke, S OBP: 0.318, SLG: 0.301	1-3		SF8			1-3		4-3		3	0	0	1	0	0	0	<b>New York Yankees @ Milwaukee Brewers</b> Milwaukee County Stadium, Milwaukee, WI Sun Jul 29 1973, 4:33 AM EDT Unknown - 83 F <a href="http://livebaseballscorecards.com">livebaseballscorecards.com</a>				
Matty Alou, L OBP: 0.341, SLG: 0.354	6-3		4-3			2B SF7 1B		1B		4	1	2	0	0	0	1					
Roy White, S OBP: 0.346, SLG: 0.375	G3				G3			F7		4	0	1	0	0	0	1					
Bobby Murcer, L OBP: 0.357, SLG: 0.480		F8			FC3-6 1B			SF7		3	0	2	1	0	0	0					
Ron Blomberg, L OBP: 0.407, SLG: 0.495	P4				FC3-6 1B			3-1		4	0	0	0	0	0	4					
Graig Nettles, L OBP: 0.350, SLG: 0.394	6-3				L7					4	0	0	0	0	1	1					
Thurman Munson, R OBP: 0.365, SLG: 0.503			1-3		6-3			F8		4	0	0	0	0	0	0					
Felipe Alou, R OBP: 0.274, SLG: 0.337			1B SF8 1B		6-3			6-3		4	1	2	0	0	0	0					
Gene Michael, S OBP: 0.272, SLG: 0.293					3-1			F8		3	0	1	0	0	0	1					
<b>Inning Stats</b>	R: 0 E: 0 K: 0 S: 3	H: 0 LOB: 0 BB: 0 P: 3	R: 0 E: 0 K: 0 S: 3	H: 0 LOB: 0 BB: 0 P: 3	R: 1 E: 0 K: 0 S: 5	H: 2 LOB: 1 BB: 0 P: 5	R: 0 E: 0 K: 0 S: 4	H: 1 LOB: 0 BB: 0 P: 4	R: 0 E: 0 K: 0 S: 3	H: 0 LOB: 0 BB: 0 P: 3	R: 1 E: 0 K: 0 S: 5	H: 2 LOB: 1 BB: 0 P: 5	R: 0 E: 0 K: 1 S: 6	H: 1 LOB: 0 BB: 0 P: 6	R: 0 E: 0 K: 0 S: 5	H: 2 LOB: 2 BB: 0 P: 5	R: 0 E: 0 K: 0 S: 3	H: 0 LOB: 0 BB: 0 P: 3	1B: 7 2B: 1 3B: 0 HR: 0	SF: 2 SAC: 0 DP: 0 HBP: 0	WP: 0 PA: 35 CS: 0
<b>PITCHER</b> Jerry Bell, R ERA: 4.02	(1, 1)	IP: 9.0 WLS: W BF: 35 H: 8 R: 2 ER: 2 SO: 1 BB: 0 IBB: 0 HBP: 0 BLK: 0 WP: 0 HR: 0 S: 37 P: 37 ERA: 2.00 WHIP: 0.889																			

Batter	1	2	3	4	5	6	7	8	9	AB	R	H	RBI	BB	SO	LOB	BOTTOM		
Bob Coluccio, R OBP: 0.287, SLG: 0.414	1B 1B FC5-2 1B	FC5-4				SH1-4 1B BB		F8		4	1	2	1	1	0	1	<b>New York Yankees @ Milwaukee Brewers</b> Milwaukee County Stadium, Milwaukee, WI Sun Jul 29 1973, 4:33 AM EDT Unknown - 83 F <a href="http://livebaseballscorecards.com">livebaseballscorecards.com</a>		
Bob Heise, R OBP: 0.204, SLG: 0.208	FC5-2 1B BB 1B	G6-4-3			6-3	SH1-4		P6		4	1	1	0	0	0	2			
Dave May, L OBP: 0.368, SLG: 0.506	BB FC5-2 1B				F9	1B E 1B		K		5	2	3	1	0	1	0			
George Scott, R OBP: 0.360, SLG: 0.445	FC5-2 1B BB				F8	1B SF8 1B		E7		5	2	3	0	0	0	4			
Ollie Brown, R OBP: 0.355, SLG: 0.416	1B BB				F9	SF8 1B		1B		3	0	1	1	2	0	2			
Ellie Rodriguez, R OBP: 0.383, SLG: 0.306	FC6-4 1B				1-3	FC5 SF8 IBB		4-3		3	0	2	2	1	0	1			
John Briggs, L OBP: 0.339, SLG: 0.409	K				F8	SF8		G4-6-3 1B		3	0	0	1	0	1	5			
Pedro Garcia, R OBP: 0.303, SLG: 0.382	FC6-4				5-3			F7		3	0	0	0	1	0	3			
John Vukovich, R OBP: 0.193, SLG: 0.184		E4			3B 2B	FC5		1-3		4	1	1	0	0	0	3			
<b>Inning Stats</b>	R: 2 E: 0 K: 1 S: 9	H: 4 LOB: 3 BB: 1 P: 13	R: 0 E: 1 K: 0 S: 3	H: 0 LOB: 0 BB: 0 P: 3	R: 0 E: 0 K: 0 S: 4	H: 1 LOB: 1 BB: 0 P: 4	R: 1 E: 0 K: 0 S: 5	H: 2 LOB: 3 BB: 0 P: 5	R: 1 E: 0 K: 0 S: 5	H: 2 LOB: 3 BB: 2 P: 13	R: 3 E: 1 K: 0 S: 5	H: 3 LOB: 1 BB: 2 P: 13	R: 0 E: 0 K: 0 S: 3	H: 0 LOB: 0 BB: 0 P: 3	R: 0 E: 0 K: 1 S: 6	H: 1 LOB: 1 BB: 0 P: 6	1B: 11 2B: 1 3B: 1 HR: 0	SF: 1 SAC: 1 DP: 2 HBP: 0	WP: 0 PA: 41 CS: 0
<b>PITCHER</b> Fritz Peterson, L ERA: 3.79	(1, 1)	IP: 8.0 WLS: L BF: 41 H: 13 R: 7 ER: 6 SO: 2 BB: 3 IBB: 2 HBP: 0 BLK: 0 WP: 0 HR: 0 S: 40 P: 60 ERA: 6.75 WHIP: 2.000																	



Batter	1	2	3	4	5	6	7	8	9	AB	R	H	RBI	BB	SO	LOB	TOP				
<b>Bernie Allen, L</b> OBP: 0.288, SLG: 0.259 (1, 4)	G3		L4-6 E 1B		F3		FC3-6			5	0	2	0	0	0	3					
<b>Matty Alou, L</b> OBP: 0.337, SLG: 0.349 (1, 3)	G3		E4 1-2		F2			P4	4-3	5	0	0	0	0	0	2					
<b>Roy White, S</b> OBP: 0.345, SLG: 0.373 (1, 7)	2-3		L4-6 2-3		5-3			FC3-6 1B 2B		4	1	1	0	0	0	1					
<b>Bobby Murcer, L</b> OBP: 0.360, SLG: 0.483 (1, 8)		1B SF7 1B		F3				FC3-6 1B		4	1	3	0	0	0	0					
<b>Ron Blomberg, L</b> OBP: 0.404, SLG: 0.491 (1, 10)		1B 1-3 1B		4-3		4-3		FC3-6 2B		4	1	1	0	0	0	3					
<b>Graig Nettles, L</b> OBP: 0.352, SLG: 0.399 (1, 5)		SF7 3-H		P3			BB 1B	1-H 3-H 2B		3	0	2	3	0	0	0					
<b>Johnny Callison, L</b> OBP: 0.198, SLG: 0.232 (1, 9)		1-2 1B		P6			L9 1B	P4		4	0	1	0	0	0	2					
<b>Jerry Moses, R</b> OBP: 0.260, SLG: 0.261 (1, 2)		F9		P6			F7		K	4	0	0	0	0	1	3					
<b>Hal Lanier, R</b> OBP: 0.250, SLG: 0.259 <b>Thurman Munson, R</b> OBP: 0.364, SLG: 0.502 (9, PH)		F9					FC3-6 BB		P4	2	0	1	0	1	0	2					
<b>Inning Stats</b>	R: 0 E: 0 K: 0 S: 3	H: 0 LOB: 0 BB: 0 P: 3	R: 1 E: 0 K: 0 S: 6	H: 3 LOB: 2 BB: 0 P: 6	R: 0 E: 1 K: 0 S: 3	H: 1 LOB: 0 BB: 0 P: 3	R: 0 E: 0 K: 0 S: 3	H: 0 LOB: 0 BB: 0 P: 3	R: 0 E: 0 K: 0 S: 4	H: 1 LOB: 1 BB: 0 P: 4	R: 0 E: 0 K: 0 S: 4	H: 1 LOB: 2 BB: 1 P: 8	R: 2 E: 0 K: 0 S: 6	H: 3 LOB: 1 BB: 0 P: 6	R: 0 E: 0 K: 1 S: 6	H: 1 LOB: 1 BB: 0 P: 6	1B: 10 2B: 2 3B: 0 HR: 0	SF: 1 SAC: 0 DP: 1 HBP: 0	WP: 0 PB: 0 SB: 0 CS: 0	PA: 38	
<b>PITCHER</b>	IP	WLS	BF	H	R	ER	SO	BB	IBB	HBP	BLK	WP	HR	S	P	ERA	WHIP				
<b>Frank Linzy, R</b> ERA: 4.27 (1, 1)	3.0		12	4	1	1	0	0	0	0	0	0	0	12	12	3.00	1.333				
<b>Carlos Velazquez, R</b> ERA: 1.42 (4, 1)	3.1	W	13	3	0	0	0	0	0	0	0	0	0	13	13	0.00	0.900				
<b>Eduardo Rodriguez, R</b> ERA: 1.65 (7, 1)	2.2	S	13	4	2	2	1	1	0	0	0	0	0	14	18	6.75	1.875				

**New York Yankees @ Milwaukee Brewers**  
Milwaukee County Stadium, Milwaukee, WI

AB 36  
R 3  
H 11  
RBI 3  
BB 1  
SO 1  
LOB 16



WP: 0 PA: 38  
PB: 0  
SB: 0  
CS: 0

Sun Jul 29 1973, 4:38 AM EDT  
Att: 32,436 - Unknown - 80 F

livebaseballscores.com

Batter	1	2	3	4	5	6	7	8	9	AB	R	H	RBI	BB	SO	LOB	BOTTOM				
<b>Bob Coluccio, R</b> OBP: 0.289, SLG: 0.416 (1, 9)	BB 1B BB	F7			L7		HR 2B	F2		4	2	1	0	1	0	1					
<b>Pedro Garcia, R</b> OBP: 0.302, SLG: 0.379 (1, 4)	BB 1B	1-3			6-3		5-3	K		5	1	1	0	0	1	3					
<b>Dave May, L</b> OBP: 0.372, SLG: 0.506 (1, 8)	F8 1-2 2-3 BB		E3 L4 1B				HR IBB			2	1	1	0	2	0	0					
<b>George Scott, R</b> OBP: 0.362, SLG: 0.454 (1, 3)	1-2 2-H 3-H 1B		F7		K		HR			4	1	2	6	0	1	2					
<b>Ollie Brown, R</b> OBP: 0.353, SLG: 0.413 (1, 10)	F8						F7	K		4	0	1	0	0	1	2					
<b>Elie Rodriguez, R</b> OBP: 0.381, SLG: 0.302 (1, 2)	F8 2-3		L4				5-3	BB BB		3	0	0	0	1	0	4					
<b>Bobby Mitchell, R</b> OBP: 0.280, SLG: 0.600 <b>John Briggs, L</b> OBP: 0.341, SLG: 0.409 (6, PR) (7, 7)	F4				P3		K	1-2 BB		3	0	0	0	0	1	2					
<b>John Vukovich, R</b> OBP: 0.184, SLG: 0.175 (1, 5)		P4			F8		L6	K		4	0	0	0	0	1	3					
<b>Tim Johnson, L</b> OBP: 0.269, SLG: 0.262 (1, 6)					K			2B HR BB	K	3	1	1	0	1	2	0					
<b>Inning Stats</b>	R: 2 E: 0 K: 0 S: 5	H: 2 LOB: 2 BB: 2 P: 13	R: 0 E: 0 K: 0 S: 4	H: 1 LOB: 1 BB: 0 P: 4	R: 0 E: 1 K: 0 S: 4	H: 0 LOB: 0 BB: 0 P: 5	R: 0 E: 0 K: 1 S: 5	H: 0 LOB: 1 BB: 0 P: 6	R: 0 E: 0 K: 1 S: 6	H: 0 LOB: 1 BB: 0 P: 6	R: 4 E: 0 K: 2 S: 9	H: 2 LOB: 2 BB: 4 P: 25	R: 0 E: 0 K: 2 S: 7	H: 0 LOB: 0 BB: 0 P: 7	R: 0 E: 0 K: 1 S: 6	H: 0 LOB: 0 BB: 0 P: 6	1B: 5 2B: 2 3B: 0 HR: 1	SF: 0 SAC: 0 DP: 1 HBP: 0	WP: 0 PB: 1 SB: 0 CS: 0	PA: 38	
<b>PITCHER</b>	IP	WLS	BF	H	R	ER	SO	BB	IBB	HBP	BLK	WP	HR	S	P	ERA	WHIP				
<b>Sam McDowell, L</b> ERA: 3.41 (1, 1)	6.1	L	31	7	6	6	3	3	1	0	0	0	1	33	49	8.53	1.579				
<b>Doc Medich, R</b> ERA: 3.31 (7, 1)	1.2		7	0	0	0	4	2	0	0	0	0	0	13	21	0.00	1.200				

**New York Yankees @ Milwaukee Brewers**  
Milwaukee County Stadium, Milwaukee, WI

AB 32  
R 6  
H 7  
RBI 6  
BB 6  
SO 7  
LOB 17



WP: 0 PA: 38  
PB: 1  
SB: 0  
CS: 0

Sun Jul 29 1973, 4:38 AM EDT  
Att: 32,436 - Unknown - 80 F

livebaseballscores.com



Batter	1	2	3	4	5	6	7	8	9	AB	R	H	RBI	BB	SO	LOB	TOP		
Horace Clarke, S OBP: 0.317, SLG: 0.299 Jim Ray Hart, R OBP: 0.312, SLG: 0.395 Hal Lanier, R OBP: 0.250, SLG: 0.259	4-0 BB G6-4-3		0-0 P6		0-0 6-3		0-0 P7		0-0 HR	3	0	0	0	1	0	2	<b>New York Yankees @ Boston Red Sox</b> Fenway Park, Boston, MA Mon Jul 30 1973, 7:05 PM EDT Att: 31,700 - Unknown - 75 F		
Matty Alou, L OBP: 0.337, SLG: 0.348	0-0 G6-4-3 1-2f		0-0 FC3-6 BB 1B		4-0 BB BB		0-0 6-3 1-2		0-0 G3	4	0	1	0	1	0	2			
Roy White, S OBP: 0.345, SLG: 0.371	0-3 K		4-0 FC3-6 BB		4-0 BB BB		0-0 G3		0-0 P7	3	0	0	0	2	1	1			
Bobby Murcer, L OBP: 0.359, SLG: 0.481		0-0 FC4-6 1B	0-0 FC3-6 BB 1-2f 2-3 3-H		0-3 K		0-0 G3			4	0	1	1	0	1	4			
Ron Blomberg, L OBP: 0.406, SLG: 0.493		0-0 FC4-6 BB 1-2f	4-0 BB 1-2		0-0 4-3				0-0 2B	3	0	1	0	1	0	3			
Graig Nettles, L OBP: 0.348, SLG: 0.395		0-0 P3	0-0 F8		0-0 P9				0-0 1-3	4	0	0	0	0	0	5			
Thurman Munson, R OBP: 0.362, SLG: 0.497		4-0 BB 1-2		0-0 F9		0-0 4-3			0-0 F8	3	0	0	0	1	0	1			
Felipe Alou, R OBP: 0.269, SLG: 0.330		0-0 F7		0-0 5-3		0-0 6-3			0-0 L5	4	0	0	0	0	0	2			
Gene Michael, S OBP: 0.277, SLG: 0.296			0-0 BB FC3-6 1B	0-3 K		4-0 BB 6-3			0-0 HR 1B	3	2	2	0	1	1	0			
<b>Inning Stats</b>	R: 0 E: 0 K: 1 S: 4	H: 0 LOB: 0 BB: 1 P: 8	R: 0 E: 0 K: 0 S: 4	H: 1 LOB: 2 BB: 1 P: 8	R: 1 E: 0 K: 0 S: 5	H: 2 LOB: 3 BB: 2 P: 13	R: 0 E: 0 K: 1 S: 5	H: 0 LOB: 0 BB: 0 P: 5	R: 0 E: 0 K: 0 S: 3	H: 0 LOB: 2 BB: 2 P: 13	R: 0 E: 0 K: 0 S: 3	H: 0 LOB: 1 BB: 1 P: 7	R: 0 E: 0 K: 0 S: 4	H: 1 LOB: 2 BB: 0 P: 4	R: 2 E: 0 K: 0 S: 5	H: 2 LOB: 0 BB: 0 P: 5	1B: 4 2B: 1 3B: 0 HR: 1	SF: 0 SAC: 0 DP: 1 HBP: 0	WP: 0 PA: 39 CS: 0
<b>PITCHER</b> Luis Tiant, R ERA: 3.73	IP: 9.0 WLS: W BF: 39	H: 6 R: 3 ER: 3 SO: 3	BB: 7 IBB: 0 HBP: 0 BLK: 0	WP: 0 HR: 1 S: 38 P: 66	ERA: 3.00 WHIP: 1.444											ERA: 3.00 WHIP: 1.444			

Batter	1	2	3	4	5	6	7	8	9	AB	R	H	RBI	BB	SO	LOB	BOTTOM		
Tommy Harper, R OBP: 0.341, SLG: 0.420	0-0 E S 1B		0-0 1-3		0-0 HR		0-0 P3			4	1	2	1	0	0	0	<b>New York Yankees @ Boston Red Sox</b> Fenway Park, Boston, MA Mon Jul 30 1973, 7:05 PM EDT Att: 31,700 - Unknown - 75 F		
Luis Aparicio, R OBP: 0.323, SLG: 0.313	0-3 K 1-3		0-0 1-3		4-0 E BB		0-0 5-3			3	0	0	0	1	1	1			
Reggie Smith, S OBP: 0.387, SLG: 0.490 Dwight Evans, R OBP: 0.313, SLG: 0.370	0-0 G3		0-0 BB 1B		0-0 E5 G4-6-3 1-2		4-0 BB BB			3	0	1	0	1	0	2			
Carl Yastrzemski, L OBP: 0.362, SLG: 0.420	0-0 F9		4-0 BB 1-2		0-0 G4-6-3 1-2f		4-0 BB BB G6-4-3			2	0	0	0	2	0	3			
Orlando Cepeda, R OBP: 0.332, SLG: 0.446		0-0 HR 2B	0-0 1-3		0-0 G6-4-3 1B		0-0 G6-4-3		0-0 G6-4-3 1-2f	4	1	2	0	0	0	4			
Rico Petrocelli, R OBP: 0.331, SLG: 0.416		0-0 HR 2-H		0-0 5-3		0-0 P4			0-0 5-3 WP 1B	4	2	2	2	0	0	1			
Carlton Fisk, R OBP: 0.325, SLG: 0.474		0-0 G6-4-3 1B		0-0 5-3		0-0 G6-4-3 1-2f			0-0 5-3 1-2	4	0	1	0	0	0	2			
Doug Griffin, R OBP: 0.322, SLG: 0.378		0-0 G6-4-3 1-2f		0-0 5-3					0-0 5-3 2-3	4	0	0	0	0	0	2			
Rick Miller, L OBP: 0.344, SLG: 0.363		0-0 4-3			0-0 1-3		0-0 F7		0-0 3-H 1B	4	0	1	1	0	0	0			
<b>Inning Stats</b>	R: 0 E: 0 K: 1 S: 6	H: 1 LOB: 1 BB: 0 P: 6	R: 2 E: 0 K: 0 S: 5	H: 3 LOB: 0 BB: 0 P: 5	R: 0 E: 0 K: 0 S: 4	H: 1 LOB: 2 BB: 1 P: 8	R: 0 E: 0 K: 0 S: 3	H: 0 LOB: 0 BB: 0 P: 3	R: 1 E: 1 K: 0 S: 4	H: 1 LOB: 1 BB: 1 P: 8	R: 0 E: 0 K: 0 S: 3	H: 0 LOB: 0 BB: 0 P: 3	R: 0 E: 0 K: 0 S: 2	H: 0 LOB: 2 BB: 2 P: 10	R: 1 E: 0 K: 0 S: 4	H: 2 LOB: 1 BB: 0 P: 4	1B: 6 2B: 1 3B: 0 HR: 2	SF: 0 SAC: 0 DP: 4 HBP: 0	WP: 1 PA: 36 CS: 0
<b>PITCHER</b> Fred Beene, R ERA: 1.67 Sparky Lyle, L ERA: 2.0	IP: 8.0 WLS: L BF: 4	H: 7 R: 3 ER: 3 SO: 1	BB: 4 IBB: 0 HBP: 0 BLK: 0	WP: 1 HR: 2 S: 30 P: 46	ERA: 3.38 WHIP: 1.375											ERA: 13.50 WHIP: 3.000			



Batter	1	2	3	4	5	6	7	8	9	AB	R	H	RBI	BB	SO	LOB	TOP				
Horace Clarke, S OBP: 0.313, SLG: 0.295 (1,4)	5-3	P3		5-3			6-3		K	5	0	0	0	0	1	4					
Matty Alou, L OBP: 0.341, SLG: 0.352 (1,3)	F S 1B	F7			F9		S 1B		1B 1B	5	2	3	0	0	0	3					
Roy White, S OBP: 0.346, SLG: 0.373 (1,7)	F9		1B FC6-4 2B		6-3		L7		1B 1B 7-2	5	1	2	0	0	0	2					
Bobby Murcer, L OBP: 0.362, SLG: 0.482 (1,8)	1H 1B		FC6-4 1B		L9			6-3	1B 1B	5	0	3	3	0	0	0					
Jim Ray Hart, R OBP: 0.311, SLG: 0.393 Ron Blomberg, L OBP: 0.404, SLG: 0.491 (9, PH)	4-3		FC6-4 FC4-6 1-2 3H			6-3		1B	7-2	4	0	1	1	0	0	2					
Thurman Munson, R OBP: 0.356, SLG: 0.491 (1,2)		2-3	FC4-6 1-2			6-3		L7		4	0	0	0	0	0	2					
Graig Nettles, L OBP: 0.347, SLG: 0.396 (1,5)		E3 1B 1B	P4					G3		4	0	1	0	0	0	2					
Felipe Alou, R OBP: 0.273, SLG: 0.348 (1,9)		1-2 1B 1B		6-3		6-3			HR	4	1	2	1	0	0	1					
Gene Michael, S OBP: 0.280, SLG: 0.299 (1,6)		1-2 2-3 1B		5-3			5-3		1B 1B 1B	4	1	2	0	0	0	0					
<b>Inning Stats</b>	R: 1 E: 0 K: 0 S: 5	H: 2 LOB: 1 BB: 0 P: 5	R: 0 E: 1 K: 0 S: 6	H: 2 LOB: 3 BB: 0 P: 6	R: 1 E: 0 K: 0 S: 5	H: 2 LOB: 1 BB: 0 P: 5	R: 0 E: 0 K: 0 S: 3	H: 0 LOB: 0 BB: 0 P: 3	R: 0 E: 0 K: 0 S: 4	H: 1 LOB: 1 BB: 0 P: 4	R: 0 E: 0 K: 0 S: 4	H: 1 LOB: 1 BB: 0 P: 4	R: 0 E: 0 K: 0 S: 4	H: 1 LOB: 1 BB: 0 P: 4	R: 3 E: 0 K: 1 S: 9	H: 5 LOB: 1 BB: 0 P: 9	1B: 11 2B: 3 3B: 0 HR: 1	SF: 0 SAC: 0 DP: 1 HBP: 0	WP: 0 PA: 41 CS: 0		
<b>PITCHER</b>	IP WLS BF H R ER SO BB IBB HBP BLK WP HR S P ERA WHIP	IP WLS BF H R ER SO BB IBB HBP BLK WP HR S P ERA WHIP	IP WLS BF H R ER SO BB IBB HBP BLK WP HR S P ERA WHIP	IP WLS BF H R ER SO BB IBB HBP BLK WP HR S P ERA WHIP	IP WLS BF H R ER SO BB IBB HBP BLK WP HR S P ERA WHIP	IP WLS BF H R ER SO BB IBB HBP BLK WP HR S P ERA WHIP	IP WLS BF H R ER SO BB IBB HBP BLK WP HR S P ERA WHIP	IP WLS BF H R ER SO BB IBB HBP BLK WP HR S P ERA WHIP	IP WLS BF H R ER SO BB IBB HBP BLK WP HR S P ERA WHIP	IP WLS BF H R ER SO BB IBB HBP BLK WP HR S P ERA WHIP	IP WLS BF H R ER SO BB IBB HBP BLK WP HR S P ERA WHIP	IP WLS BF H R ER SO BB IBB HBP BLK WP HR S P ERA WHIP	IP WLS BF H R ER SO BB IBB HBP BLK WP HR S P ERA WHIP	IP WLS BF H R ER SO BB IBB HBP BLK WP HR S P ERA WHIP	IP WLS BF H R ER SO BB IBB HBP BLK WP HR S P ERA WHIP	IP WLS BF H R ER SO BB IBB HBP BLK WP HR S P ERA WHIP	IP WLS BF H R ER SO BB IBB HBP BLK WP HR S P ERA WHIP	IP WLS BF H R ER SO BB IBB HBP BLK WP HR S P ERA WHIP			
Bill Lee, L ERA: 2.75 Bob Veale, L ERA: 2.51 Bobby Bolin, R ERA: 2.93 (1,1) (9,1) (9,1)	8.0 L 0.1 0.2	36 4 1 1	11 3 1 0	4 1 1 0	4 1 1 0	0 0 0 0	0 0 0 0	0 0 0 0	0 0 0 0	0 0 0 0	0 0 0 0	0 0 0 0	0 0 0 0	0 0 0 0	0 0 0 0	0 0 0 0	0 0 0 0	0 0 0 0	0 0 0 0	4.50 27.00 0.00	1.375 9.000 0.000

New York Yankees @ Boston Red Sox  
Fenway Park, Boston, MA  
Tue Jul 31 1973, 7:05 PM EDT  
Att: 33,084 - Unknown

AB 41  
R 5  
H 14  
RBI 5  
BB 0  
SO 1  
LOB 18



Batter	1	2	3	4	5	6	7	8	9	AB	R	H	RBI	BB	SO	LOB	BOTTOM				
Tommy Harper, R OBP: 0.341, SLG: 0.429 (1,7)	6-3		6-3		HR		S SH1-3 G1-2-3 1B		K	5	1	2	3	0	1	0					
Luis Aparicio, R OBP: 0.322, SLG: 0.313 (1,6)	K		K		1B		SH1-3		5-3	4	0	1	0	0	2	0					
Reggie Smith, S OBP: 0.389, SLG: 0.490 Dwight Evans, R OBP: 0.313, SLG: 0.370 (7, PR) (8,9)	1B			K	K		S 1B			4	0	2	0	0	2	1					
Carl Yastrzemski, L OBP: 0.361, SLG: 0.416 (1,3)	4-3			4-3		F7		1-2 2-3 IBB		3	0	0	0	1	0	1					
Orlando Cepeda, R OBP: 0.331, SLG: 0.444 (1,10)		FC5-4 1B		K		F9		G1-2-3		4	0	1	0	0	1	3					
Rico Petrocelli, R OBP: 0.331, SLG: 0.413 (1,5)		L7			P6	WP 1B		K		4	0	1	0	0	1	1					
Carlton Fisk, R OBP: 0.327, SLG: 0.481 (1,2)		FC5-4 1-2		HR		FC6-4 IBB		F9		3	1	1	1	1	0	1					
Doug Griffin, R OBP: 0.315, SLG: 0.370 (1,4)		P4			5-3	FC6-4		6-3		4	0	0	0	0	0	3					
Rick Miller, L OBP: 0.347, SLG: 0.369 (8,8)			1-6-3		HR 1B		1B 2B		K	4	2	2	0	0	1	0					
<b>Inning Stats</b>	R: 0 E: 0 K: 1 S: 6	H: 1 LOB: 1 BB: 0 P: 6	R: 0 E: 0 K: 0 S: 4	H: 1 LOB: 1 BB: 0 P: 4	R: 0 E: 0 K: 1 S: 5	H: 0 LOB: 0 BB: 0 P: 5	R: 0 E: 0 K: 2 S: 7	H: 0 LOB: 0 BB: 0 P: 7	R: 3 E: 0 K: 1 S: 9	H: 4 LOB: 1 BB: 0 P: 9	R: 0 E: 0 K: 0 S: 4	H: 1 LOB: 2 BB: 1 P: 8	R: 1 E: 0 K: 0 S: 5	H: 3 LOB: 2 BB: 1 P: 9	R: 0 E: 0 K: 1 S: 5	H: 0 LOB: 0 BB: 0 P: 5	R: 0 E: 0 K: 2 S: 7	H: 0 LOB: 0 BB: 0 P: 7	1B: 7 2B: 1 3B: 0 HR: 2	SF: 0 SAC: 1 DP: 1 HBP: 0	WP: 1 PA: 38 CS: 0
<b>PITCHER</b>	IP WLS BF H R ER SO BB IBB HBP BLK WP HR S P ERA WHIP	IP WLS BF H R ER SO BB IBB HBP BLK WP HR S P ERA WHIP	IP WLS BF H R ER SO BB IBB HBP BLK WP HR S P ERA WHIP	IP WLS BF H R ER SO BB IBB HBP BLK WP HR S P ERA WHIP	IP WLS BF H R ER SO BB IBB HBP BLK WP HR S P ERA WHIP	IP WLS BF H R ER SO BB IBB HBP BLK WP HR S P ERA WHIP	IP WLS BF H R ER SO BB IBB HBP BLK WP HR S P ERA WHIP	IP WLS BF H R ER SO BB IBB HBP BLK WP HR S P ERA WHIP	IP WLS BF H R ER SO BB IBB HBP BLK WP HR S P ERA WHIP	IP WLS BF H R ER SO BB IBB HBP BLK WP HR S P ERA WHIP	IP WLS BF H R ER SO BB IBB HBP BLK WP HR S P ERA WHIP	IP WLS BF H R ER SO BB IBB HBP BLK WP HR S P ERA WHIP	IP WLS BF H R ER SO BB IBB HBP BLK WP HR S P ERA WHIP	IP WLS BF H R ER SO BB IBB HBP BLK WP HR S P ERA WHIP	IP WLS BF H R ER SO BB IBB HBP BLK WP HR S P ERA WHIP	IP WLS BF H R ER SO BB IBB HBP BLK WP HR S P ERA WHIP	IP WLS BF H R ER SO BB IBB HBP BLK WP HR S P ERA WHIP	IP WLS BF H R ER SO BB IBB HBP BLK WP HR S P ERA WHIP			
Pat Dobson, R ERA: 3.9 Lindy McDaniel, R ERA: 2.45 (1,1) (6,1)	5.2 W 3.1	25 13	7 3	3 1	3 1	0 0	0 1	0 0	0 0	0 0	0 0	18 22	2.70 2.70	0.900 0.900							

New York Yankees @ Boston Red Sox  
Fenway Park, Boston, MA  
Tue Jul 31 1973, 7:05 PM EDT  
Att: 33,084 - Unknown

AB 35  
R 4  
H 10  
RBI 4  
BB 2  
SO 8  
LOB 10





Batter	1	2	3	4	5	6	7	8	9	AB	R	H	RBI	BB	SO	LOB	TOP					
<b>Horace Clarke, S</b> OBP: 0.320, SLG: 0.300 (1, 4)										3	0	3	0	1	0	0	<b>New York Yankees @ Boston Red Sox</b> Fenway Park, Boston, MA Wed Aug 01 1973, 3:33 AM EDT Att: 30,689 - Overcast - 74 F					
<b>Matty Alou, L</b> OBP: 0.337, SLG: 0.348 (1, 3)										4	0	0	0	0	1	7						
<b>Roy White, S</b> OBP: 0.345, SLG: 0.372 (1, 7)										4	2	1	0	0	0	1						
<b>Bobby Murcer, L</b> OBP: 0.361, SLG: 0.480 (1, 8)										4	0	1	1	0	2	1						
<b>Jim Ray Hart, R</b> OBP: 0.310, SLG: 0.390 (1, 10)										4	0	1	0	0	1	1						
<b>Thurman Munson, R</b> OBP: 0.360, SLG: 0.494 <b>Jerry Moses, R</b> OBP: 0.260, SLG: 0.261 (9, 2)										4	0	2	1	0	0	1						
<b>Graig Nettles, L</b> OBP: 0.344, SLG: 0.392 (1, 5)										4	0	0	0	0	0	3						
<b>Felipe Alou, R</b> OBP: 0.277, SLG: 0.344 (1, 9)										2	0	0	0	2	0	0						
<b>Gene Michael, S</b> OBP: 0.277, SLG: 0.295 (1, 6)										4	0	0	0	0	0	5						
<b>Inning Stats</b>	R: 1 E: 0 K: 1 S: 7	H: 2 LOB: 1 BB: 0 P: 7	R: 0 E: 0 K: 0 S: 3	H: 0 LOB: 0 BB: 0 P: 3	R: 0 E: 0 K: 1 S: 3	H: 1 LOB: 1 BB: 0 P: 3	R: 1 E: 0 K: 1 S: 7	H: 2 LOB: 1 BB: 0 P: 7	R: 0 E: 1 K: 0 S: 4	H: 1 LOB: 1 BB: 0 P: 4	R: 0 E: 0 K: 0 S: 3	H: 0 LOB: 0 BB: 0 P: 3	R: 0 E: 0 K: 1 S: 6	H: 1 LOB: 3 BB: 2 P: 14	R: 0 E: 0 K: 1 S: 5	H: 0 LOB: 0 BB: 0 P: 5	R: 0 E: 0 K: 0 S: 3	H: 1 LOB: 1 BB: 1 P: 7	1B: 7 2B: 1 3B: 0 HR: 0	SF: 0 SAC: 0 DP: 1 HBP: 0	WP: 0 PB: 0 SB: 1 CS: 2	PA: 36
<b>PITCHER</b> <b>John Curtis, L</b> ERA: 3.13 (1, 1)	IP: 9.0 WLS: W BF: 37 H: 8 R: 2 ER: 2 SO: 4 BB: 1 IBB: 2 HBP: 0 BLK: 0 WP: 0 HR: 0 S: 41 P: 53 ERA: 2.00 WHIP: 1.000																	<b>PITCHER</b>				

Batter	1	2	3	4	5	6	7	8	9	AB	R	H	RBI	BB	SO	LOB	BOTTOM			
<b>Tommy Harper, R</b> OBP: 0.343, SLG: 0.433 (1, 7)										4	1	2	0	0	0	0	<b>New York Yankees @ Boston Red Sox</b> Fenway Park, Boston, MA Wed Aug 01 1973, 3:33 AM EDT Att: 30,689 - Overcast - 74 F			
<b>Doug Griffin, R</b> OBP: 0.319, SLG: 0.372 (1, 4)										4	0	2	0	0	0	1				
<b>Reggie Smith, S</b> OBP: 0.387, SLG: 0.486 (1, 8)										4	0	1	0	0	1	3				
<b>Carl Yastrzemski, L</b> OBP: 0.357, SLG: 0.411 (1, 3)										4	0	0	0	0	1	4				
<b>Orlando Cepeda, R</b> OBP: 0.333, SLG: 0.443 (1, 10)										3	0	1	1	1	0	0				
<b>Rico Petrocelli, R</b> OBP: 0.330, SLG: 0.411 (1, 5)										4	0	1	0	0	0	4				
<b>Carlton Fisk, R</b> OBP: 0.327, SLG: 0.479 <b>Bob Montgomery, R</b> OBP: 0.400, SLG: 0.737 (9, 2)										2	1	0	0	0	0	1				
<b>Rick Miller, L</b> OBP: 0.349, SLG: 0.373 (1, 9)										3	0	1	1	1	0	1				
<b>Mario Guerrero, R</b> OBP: 0.289, SLG: 0.299 (1, 6)										4	0	1	1	0	0	0				
<b>Inning Stats</b>	R: 1 E: 0 K: 0 S: 6	H: 3 LOB: 2 BB: 0 P: 6	R: 1 E: 0 K: 0 S: 4	H: 2 LOB: 1 BB: 0 P: 5	R: 0 E: 0 K: 1 S: 5	H: 0 LOB: 0 BB: 0 P: 5	R: 0 E: 0 K: 0 S: 3	H: 1 LOB: 0 BB: 0 P: 3	R: 0 E: 1 K: 0 S: 3	H: 1 LOB: 1 BB: 1 P: 7	R: 0 E: 0 K: 0 S: 3	H: 0 LOB: 0 BB: 0 P: 3	R: 0 E: 0 K: 1 S: 6	H: 1 LOB: 1 BB: 0 P: 6	R: 0 E: 0 K: 0 S: 4	H: 2 LOB: 2 BB: 1 P: 8	1B: 8 2B: 3 3B: 0 HR: 0	SF: 0 SAC: 0 DP: 2 HBP: 1	WP: 0 PB: 0 SB: 0 CS: 0	PA: 36
<b>PITCHER</b> <b>Mel Stottlemyre, R</b> ERA: 3.21 <b>Sparky Lyle, L</b> ERA: 2.09 (8, 1)	IP: 1.1 WLS: L BF: 7 H: 2 R: 1 ER: 1 SO: 1 BB: 1 IBB: 0 HBP: 0 BLK: 0 WP: 0 HR: 0 S: 8 P: 12 ERA: 6.75 WHIP: 2.250																	<b>PITCHER</b>		



Batter	1	2	3	4	5	6	7	8	9	AB	R	H	RBI	BB	SO	LOB	TOP		
Horace Clarke, S OBP: 0.317, SLG: 0.297 (1, 4)	F8		F7		K			6-3		4	0	0	0	0	1	1	<b>New York Yankees @ Boston Red Sox</b> Fenway Park, Boston, MA Thu Aug 02 1973, 7:05 PM EDT Att: 30,393 - Unknown - 77 F		
Matty Alou, L OBP: 0.339, SLG: 0.350 (1, 3)	5-3		FC6-4 1B		F7			1B		4	0	2	0	0	0	0			
Roy White, S OBP: 0.344, SLG: 0.371 (1, 7)			FC6-4 1-2 1B		F8			K		4	0	1	0	0	1	3			
Bobby Murcer, L OBP: 0.359, SLG: 0.477 Ron Swoboda, R OBP: 0.156, SLG: 0.069 (1, 8) (6, 8)	P3				F9			3-1		3	0	0	0	0	0	1			
Jim Ray Hart, R OBP: 0.309, SLG: 0.386 (1, 10)					L5			P6		3	0	0	0	1	0	0			
Thurman Munson, R OBP: 0.359, SLG: 0.491 (1, 2)					1B BB			K		4	0	1	0	0	2	0			
Graig Nettles, L OBP: 0.342, SLG: 0.389 (1, 5)					1-3 1B			P4		3	0	0	0	0	1	2			
Felipe Alou, R OBP: 0.274, SLG: 0.340 (1, 9)			4-3		F8			P4		3	0	0	0	0	0	2			
Gene Michael, S OBP: 0.277, SLG: 0.293 (1, 6)					1B BB			K		2	0	0	0	1	2	0			
<b>Inning Stats</b>	R: 0 E: 0 K: 0 S: 4	H: 1 LOB: 1 BB: 0 P: 4	R: 0 E: 0 K: 0 S: 3	H: 0 LOB: 0 BB: 0 P: 3	R: 0 E: 0 K: 0 S: 4	H: 1 LOB: 2 BB: 1 P: 8	R: 0 E: 0 K: 1 S: 6	H: 0 LOB: 0 BB: 0 P: 7	R: 0 E: 0 K: 2 S: 3	H: 0 LOB: 0 BB: 0 P: 3	R: 0 E: 0 K: 1 S: 5	H: 0 LOB: 0 BB: 0 P: 5	R: 0 E: 0 K: 2 S: 8	H: 1 LOB: 1 BB: 0 P: 8	R: 0 E: 0 K: 2 S: 7	H: 0 LOB: 0 BB: 0 P: 7	1B: 4 2B: 0 3B: 0 HR: 0	SF: 0 SAC: 0 DP: 0 HBP: 0	WP: 0 PA: 33 CS: 0
<b>PITCHER</b> Roger Moret, L ERA: 2.34 (1, 1)	IP: 9.0 WLS: W BF: 33 H: 4 R: 0 ER: 0 SO: 8 BB: 2 IBB: 0 HBP: 0 BLK: 0 WP: 0 HR: 0 S: 47 P: 55 ERA: 0.00 WHIP: 0.667															<b>PITCHER</b> IP: 9.0 WLS: W BF: 33 H: 4 R: 0 ER: 0 SO: 8 BB: 2 IBB: 0 HBP: 0 BLK: 0 WP: 0 HR: 0 S: 47 P: 55 ERA: 0.00 WHIP: 0.667			

Batter	1	2	3	4	5	6	7	8	9	AB	R	H	RBI	BB	SO	LOB	BOTTOM		
Tommy Harper, R OBP: 0.341, SLG: 0.429 (1, 7)	5-3	K		G6-4-3 1-2		1B BB 1B	E6 1B			5	1	1	0	0	1	1	<b>New York Yankees @ Boston Red Sox</b> Fenway Park, Boston, MA Thu Aug 02 1973, 7:05 PM EDT Att: 30,393 - Unknown - 77 F		
Luis Aparicio, R OBP: 0.323, SLG: 0.314 (1, 6)	6-3	F7				2B WP 1B	F3			5	1	2	0	0	0	1			
Reggie Smith, S OBP: 0.386, SLG: 0.483 Dwight Evans, R OBP: 0.312, SLG: 0.368 (1, 8) (7, 9)		L9				P6 1B	K			4	1	1	0	0	1	2			
Carl Yastrzemski, L OBP: 0.365, SLG: 0.424 (1, 3)						1B BB	K			4	3	4	0	1	0	0			
Orlando Cepeda, R OBP: 0.337, SLG: 0.451 Ben Oglivie, L OBP: 0.253, SLG: 0.368 (1, 10) (6, PR)						1B WP SF9 1B	P5			2	2	1	3	2	0	1			
Rico Petrocelli, R OBP: 0.333, SLG: 0.411 (1, 5)						1B BB	P5			1	0	0	0	0	0	1			
Carlton Fisk, R OBP: 0.328, SLG: 0.484 (1, 2)						1B BB	E1			3	1	1	2	2	0	1			
Doug Griffin, R OBP: 0.316, SLG: 0.375 (1, 4)						1B BB	F2			4	1	1	2	1	0	5			
Rick Miller, L OBP: 0.347, SLG: 0.371 (1, 9) (7, 8)						1B BB	F9			4	0	1	1	0	1	1			
<b>Inning Stats</b>	R: 5 E: 0 K: 0 S: 7	H: 4 LOB: 1 BB: 2 P: 15	R: 0 E: 0 K: 1 S: 5	H: 0 LOB: 0 BB: 0 P: 5	R: 0 E: 0 K: 0 S: 4	H: 1 LOB: 1 BB: 0 P: 4	R: 0 E: 0 K: 0 S: 3	H: 1 LOB: 0 BB: 0 P: 3	R: 3 E: 0 K: 0 S: 6	H: 3 LOB: 2 BB: 2 P: 14	R: 1 E: 0 K: 1 S: 7	H: 2 LOB: 2 BB: 2 P: 15	R: 0 E: 1 K: 1 S: 7	H: 1 LOB: 1 BB: 0 P: 7	R: 1 E: 1 K: 1 S: 7	H: 1 LOB: 1 BB: 0 P: 7	1B: 8 2B: 3 3B: 0 HR: 2	SF: 1 SAC: 0 DP: 1 HBP: 0	WP: 1 PA: 44 CS: 0
<b>PITCHER</b> Steve Kline, R ERA: 4.01 Doc Medich, R ERA: 3.45 (1, 1) (1, 1)	IP: 7.1 WLS: L BF: 38 H: 11 R: 6 ER: 5 SO: 4 BB: 3 IBB: 1 HBP: 0 BLK: 0 WP: 1 HR: 1 S: 42 P: 58 ERA: 6.14 WHIP: 1.909															<b>PITCHER</b> IP: 7.1 WLS: L BF: 38 H: 11 R: 6 ER: 5 SO: 4 BB: 3 IBB: 1 HBP: 0 BLK: 0 WP: 1 HR: 1 S: 42 P: 58 ERA: 6.14 WHIP: 1.909			

AB	31
R	0
H	4
RBI	0
BB	2
SO	8
LOB	9



AB	37
R	10
H	13
RBI	8
BB	6
SO	4
LOB	18





Batter	1	2	3	4	5	6	7	8	9	AB	R	H	RBI	BB	SO	LOB	TOP		
Horace Clarke, S OBP: 0.314, SLG: 0.294 (1, 4)	L6			L5-3		F8			F7	4	0	0	0	0	0	0			
Matty Alou, L OBP: 0.336, SLG: 0.346 (1, 3)	L1-3			F7		L6-3			6-3	4	0	0	0	0	0	0			
Roy White, S OBP: 0.346, SLG: 0.372 (1, 7)				F8			6-3			4	0	2	0	0	0	0			
Bobby Murcer, L OBP: 0.359, SLG: 0.476 Ron Swoboda, R OBP: 0.176, SLG: 0.097 (5, PR) (5, 8)	CS	L6-3			HR		1B		K	1	0	0	0	0	0	0			
Jim Ray Hart, R OBP: 0.306, SLG: 0.381 (1, 10)		L6-3			K		F8			3	0	0	0	0	1	2			
Graig Nettles, L OBP: 0.339, SLG: 0.385 (1, 5)		K			K		4-3			3	0	0	0	0	2	2			
Thurman Munson, R OBP: 0.361, SLG: 0.501 (1, 2)				L5-3				5-3		3	1	2	2	0	0	0			
Felipe Alou, R OBP: 0.270, SLG: 0.335 (1, 9)		L5-3			F9			F3		3	0	0	0	0	0	2			
Gene Michael, S OBP: 0.276, SLG: 0.292 Celerino Sanchez, R OBP: 0.353, SLG: 0.447 Hal Lanier, R OBP: 0.280, SLG: 0.259 (8, PH) (8, 6)				K		L4-3		6-3		2	0	0	0	0	1	0			
<b>Inning Stats</b>	R: 0 E: 0 K: 0 S: 3	H: 1 LOB: 0 BB: 0 P: 3	R: 0 E: 0 K: 1 S: 5	H: 0 LOB: 0 BB: 0 P: 5	R: 0 E: 0 K: 1 S: 5	H: 1 LOB: 0 BB: 0 P: 5	R: 0 E: 0 K: 0 S: 3	H: 0 LOB: 0 BB: 0 P: 3	R: 2 E: 0 K: 2 S: 8	H: 1 LOB: 1 BB: 0 P: 9	R: 0 E: 0 K: 0 S: 4	H: 1 LOB: 1 BB: 0 P: 4	R: 0 E: 0 K: 0 S: 3	H: 0 LOB: 0 BB: 0 P: 3	R: 0 E: 0 K: 1 S: 6	H: 1 LOB: 1 BB: 0 P: 6	1B: 4 2B: 1 3B: 0 HR: 1	SF: 0 SAC: 0 DP: 1 HBP: 1	WP: 0 PA: 32 CS: 1
<b>PITCHER</b> Mickey Lolich, L ERA: 3.48 (1, 1)	IP: 9.0 WLS: W BF: 31 H: 5 R: 2 ER: 2 SO: 5 BB: 0 IBB: 0 HBP: 1 BLK: 0 WP: 0 HR: 1 S: 40 P: 41 ERA: 2.00 WHIP: 0.556															<b>PITCHER</b>			

New York Yankees @ Detroit Tigers  
Tiger Stadium, Detroit, MI  
Fri Aug 03 1973, 7:05 PM EDT  
Att: 43,334 - Unknown

AB	30
R	2
H	5
RBI	2
BB	0
SO	5
LOB	7



Batter	1	2	3	4	5	6	7	8	9	AB	R	H	RBI	BB	SO	LOB	BOTTOM
Mickey Stanley, R OBP: 0.285, SLG: 0.360 (1, 8)	K	K		SF9	FC6-4		F8			4	0	0	1	0	2	3	
Tony Taylor, R OBP: 0.274, SLG: 0.311 (1, 4)	K			1B	FC5-4					4	1	2	1	1	1	1	
Al Kaline, R OBP: 0.311, SLG: 0.353 Rich Reese, L OBP: 0.193, SLG: 0.206 (7, 3)		1B		2B		F5		K		3	0	1	1	1	1	1	
Willie Horton, R OBP: 0.394, SLG: 0.565 (1, 7)	K			1B						5	0	2	1	0	1	2	
Frank Howard, R OBP: 0.341, SLG: 0.459 (1, 10)		5-3		L7		L5		G6-4-3		4	0	0	0	1	0	3	
Dick Sharon, R OBP: 0.296, SLG: 0.463 (1, 9)		1B		2B		5-3				4	1	2	0	0	1	4	
Bill Freehan, R OBP: 0.310, SLG: 0.307 (1, 2)		1B		6-3	FC5-4		5-3			3	1	0	0	1	0	4	
Aurelio Rodriguez, R OBP: 0.267, SLG: 0.356 (1, 5)				1B		F5		K		3	2	1	1	1	1	0	
Ed Brinkman, R OBP: 0.312, SLG: 0.361 (1, 6)		E6		1B						3	2	3	0	1	0	0	
<b>Inning Stats</b>	R: 4 E: 0 K: 3 S: 9	H: 4 LOB: 1 BB: 1 P: 13	R: 0 E: 1 K: 2 S: 11	H: 4 LOB: 1 BB: 1 P: 15	R: 0 E: 0 K: 0 S: 4	H: 1 LOB: 0 BB: 0 P: 4	R: 3 E: 0 K: 1 S: 9	H: 4 LOB: 3 BB: 2 P: 17	R: 0 E: 0 K: 0 S: 4	H: 1 LOB: 1 BB: 0 P: 4	R: 0 E: 0 K: 1 S: 6	H: 1 LOB: 1 BB: 0 P: 6	R: 0 E: 1 K: 1 S: 5	H: 0 LOB: 1 BB: 1 P: 9	1B: 9 2B: 2 3B: 0 HR: 0	SF: 1 SAC: 0 DP: 1 HBP: 0	WP: 1 PA: 41 CS: 0
<b>PITCHER</b> Sam McDowell, L ERA: 3.89 Fred Beene, R ERA: 1.95 (4, 1)	IP: 3.1 WLS: L BF: 20 H: 7 R: 7 ER: 6 SO: 5 BB: 3 IBB: 0 HBP: 0 BLK: 0 WP: 1 HR: 0 S: 27 P: 39 ERA: 16.20 WHIP: 3.000															<b>PITCHER</b>	

New York Yankees @ Detroit Tigers  
Tiger Stadium, Detroit, MI  
Fri Aug 03 1973, 7:05 PM EDT  
Att: 43,334 - Unknown

AB	34
R	7
H	11
RBI	5
BB	6
SO	8
LOB	19





Batter	1	2	3	4	5	6	7	8	9	10	11	12	13	14	AB	R	H	RBI	BB	SO	LOB	TOP					
Horace Clarke, S OBP: 0.316, SLG: 0.306 (1.4)															7	2	3	1	0	1	3						
Matty Alou, L OBP: 0.340, SLG: 0.352 (1.3)															5	0	3	1	0	1	0						
Roy White, S OBP: 0.343, SLG: 0.369 (1.7)															7	0	1	0	0	1	7						
Thurman Munson, R OBP: 0.360, SLG: 0.484 (1.2)															5	0	0	0	2	2	5						
Jim Ray Hart, R OBP: 0.307, SLG: 0.375 (1.10)															4	0	0	0	2	2	3						
Graig Nettles, L OBP: 0.335, SLG: 0.385 (1.5)															6	0	2	1	0	1	3						
Felipe Alou, R OBP: 0.263, SLG: 0.326 (8.8)															6	0	0	0	0	0	1						
Ron Swoboda, R OBP: 0.276, SLG: 0.292 (8.8)															2	0	1	0	1	1	1						
Celerno Sanchez, R OBP: 0.302, SLG: 0.415 (8.9)															3	0	0	0	0	1	0						
Gene Michael, S OBP: 0.276, SLG: 0.292 (1.6)															3	0	1	0	0	0	2						
Jerry Moses, R OBP: 0.275, SLG: 0.277 (9. PH)															1	0	1	0	0	0							
Hal Lanier, R OBP: 0.241, SLG: 0.250 (9. PR)															2	1	0	0	0	0							
<b>Inning Stats</b>	R: 0 E: 1 K: 2 S: 9	H: 1 LOB: 2 BB: 0 P: 9	R: 0 E: 0 K: 0 S: 3	H: 0 LOB: 1 BB: 1 P: 7	R: 1 E: 0 K: 0 S: 4	H: 2 LOB: 2 BB: 1 P: 9	R: 0 E: 0 K: 1 S: 5	H: 1 LOB: 1 BB: 0 P: 9	R: 0 E: 0 K: 1 S: 6	H: 0 LOB: 0 BB: 0 P: 3	R: 1 E: 0 K: 1 S: 7	H: 2 LOB: 2 BB: 0 P: 7	R: 0 E: 0 K: 1 S: 5	H: 0 LOB: 0 BB: 0 P: 5	R: 0 E: 0 K: 0 S: 4	H: 1 LOB: 3 BB: 0 P: 12	R: 0 E: 0 K: 0 S: 3	H: 0 LOB: 0 BB: 0 P: 3	R: 1 E: 0 K: 2 S: 8	H: 1 LOB: 0 BB: 0 P: 8	1B: 9 2B: 2 3B: 0 HR: 1	SF: 0 SAC: 1 DP: 2 HBP: 1	WP: 0 PB: 0 CS: 0	PA: 58			
<b>PITCHER</b>	IP 8.1	WLS 36	BF 9	H 2	R 2	ER 2	SO 5	BB 2	IBB 1	HBP 0	BLK 0	WP 0	HR 0	S 42	P 55	ERA 2.16	WHIP 1.320										
Woodie Fryman, L ERA: 5.31 (1.1)																											
John Hillier, L ERA: 1.89 (9.1)																											

New York Yankees @ Detroit Tigers  
Tiger Stadium, Detroit, MI  
Sat-Aug 04 1973, 7:05 PM EDT  
Att. 48,120 - Unknown

AB 51  
R 3  
H 12  
RBI 3  
BB 5  
SO 10  
LOB 25

Batter	1	2	3	4	5	6	7	8	9	10	11	12	13	14	AB	R	H	RBI	BB	SO	LOB	BOTTOM					
Mickey Stanley, R OBP: 0.288, SLG: 0.370 (1.8)															5	2	2	1	1	0	1						
Tony Taylor, R OBP: 0.268, SLG: 0.302 (1.4)															5	0	0	0	0	0	3						
Al Kaline, R OBP: 0.307, SLG: 0.348 (1.3)															6	0	1	0	0	0	1						
Willie Horton, R OBP: 0.389, SLG: 0.556 (1.7)															6	0	1	0	0	0	2						
Frank Howard, R OBP: 0.335, SLG: 0.447 (1.10)															6	0	1	0	0	1	1						
Dick Sharon, R OBP: 0.279, SLG: 0.436 (1.9)															6	0	0	0	0	1	1						
Bill Freehan, R OBP: 0.311, SLG: 0.305 (1.2)															5	0	1	0	1	0	1						
Aurelio Rodriguez, R OBP: 0.266, SLG: 0.351 (1.5)															5	0	0	0	1	0	3						
Ed Brinkman, R OBP: 0.313, SLG: 0.365 (1.6)															5	0	2	0	0	1	1						
<b>Inning Stats</b>	R: 1 E: 0 K: 0 S: 5	H: 2 LOB: 1 BB: 0 P: 5	R: 0 E: 0 K: 0 S: 4	H: 1 LOB: 1 BB: 0 P: 4	R: 0 E: 0 K: 0 S: 4	H: 0 LOB: 0 BB: 0 P: 4	R: 0 E: 0 K: 0 S: 4	H: 1 LOB: 1 BB: 0 P: 4	R: 1 E: 0 K: 1 S: 7	H: 2 LOB: 1 BB: 0 P: 7	R: 0 E: 0 K: 0 S: 3	H: 0 LOB: 0 BB: 0 P: 3	R: 0 E: 0 K: 0 S: 3	H: 0 LOB: 0 BB: 0 P: 3	R: 0 E: 0 K: 0 S: 3	H: 0 LOB: 0 BB: 0 P: 3	R: 0 E: 0 K: 1 S: 5	H: 0 LOB: 0 BB: 0 P: 5	R: 0 E: 0 K: 0 S: 3	H: 0 LOB: 0 BB: 0 P: 3	1B: 5 2B: 2 3B: 0 HR: 1	SF: 0 SAC: 1 DP: 2 HBP: 0	WP: 0 PB: 0 CS: 0	PA: 53			
<b>PITCHER</b>	IP 1.0	WLS 5	BF 2	H 1	R 1	ER 1	SO 0	BB 0	IBB 0	HBP 0	BLK 0	WP 0	HR 0	S 5	P 5	ERA 9.00	WHIP 2.000										
Fritz Peterson, L ERA: 3.82 (1.1)																											
Lindy McDaniel, R ERA: 2.26 (2.1)																											

New York Yankees @ Detroit Tigers  
Tiger Stadium, Detroit, MI  
Sat-Aug 04 1973, 7:05 PM EDT  
Att. 48,120 - Unknown

AB 49  
R 2  
H 8  
RBI 1  
BB 3  
SO 3  
LOB 14











Batter	1	2	3	4	5	6	7	8	9	AB	R	H	RBI	BB	SO	LOB	TOP			
<b>Davey Nelson, R</b> OBP: 0.314, SLG: 0.359 (1, 4)	F9		F8			K			5-3	5	0	1	0	0	1	3				
<b>Vic Harris, S</b> OBP: 0.311, SLG: 0.356 (1, 8)	K		F7			FC6-4 BB			6-3	4	0	0	0	1	1	1				
<b>Jim Fregosi, R</b> OBP: 0.336, SLG: 0.366 (1, 5)	F3					FC6-4 1B			K	4	0	0	0	1	1	1				
<b>Alex Johnson, R</b> OBP: 0.319, SLG: 0.385 (1, 10)		1B WP 2B	F8			1B			5-3	4	1	2	0	0	0	2				
<b>Jeff Burroughs, R</b> OBP: 0.356, SLG: 0.467 (1, 7)	WP 1B BB		P4			P3			5-3	3	1	0	0	1	0	4				
<b>Toby Harrah, R</b> OBP: 0.340, SLG: 0.371 (1, 6)	1B WP 1B					F7			FC6-4 BB	3	0	1	0	1	0	2				
<b>Jim Spencer, L</b> OBP: 0.355, SLG: 0.377 (1, 3)	L5-3 1B					SH3 BB			FC6-4 1B	2	0	1	1	2	0	1				
<b>Tom Grieve, R</b> OBP: 0.339, SLG: 0.390 (1, 9)	K					SH3			FC6-4 1B	3	0	2	0	0	1	2				
<b>Ken Suarez, R</b> OBP: 0.369, SLG: 0.340 (1, 2)	L5-3					F7			FC6-4	4	0	0	0	0	0	7				
<b>Inning Stats</b>	R: 0 E: 0 K: 1 S: 5	H: 0 LOB: 0 BB: 0 P: 5	R: 2 E: 0 K: 1 S: 7	H: 3 LOB: 1 BB: 1 P: 11	R: 0 E: 0 K: 0 S: 4	H: 1 LOB: 2 BB: 1 P: 8	R: 0 E: 0 K: 0 S: 4	H: 1 LOB: 2 BB: 1 P: 8	R: 0 E: 0 K: 1 S: 5	H: 0 LOB: 1 BB: 1 P: 9	R: 0 E: 0 K: 0 S: 3	H: 0 LOB: 0 BB: 0 P: 3	R: 0 E: 0 K: 0 S: 4	H: 1 LOB: 2 BB: 1 P: 8	R: 0 E: 0 K: 1 S: 5	H: 0 LOB: 0 BB: 0 P: 5	1B: 6 2B: 2 3B: 0 HR: 0	SF: 0 SAC: 1 DP: 1 HBP: 0	WP: 1 PB: 0 SB: 1 CS: 0	PA: 39
<b>PITCHER</b> <b>Sam McDowell, L</b> ERA: 3.71 (1, 1)	IP: 9.0 WLS: L BF: 39 H: 7 R: 2 ER: 2 SO: 4 BB: 6 IBB: 0 HBP: 0 BLK: 0 WP: 1 HR: 0 S: 41 P: 65 ERA: 2.00 WHIP: 1.444																			

Texas Rangers @ New York Yankees  
Yankee Stadium, Bronx, NY  
Tue Aug 07 1973, 7:05 PM EDT  
Unknown - 86 F


AB 32  
R 2  
H 7  
RBI 1  
BB 6  
SO 4  
LOB 23



Batter	1	2	3	4	5	6	7	8	9	AB	R	H	RBI	BB	SO	LOB	BOTTOM					
<b>Horace Clarke, S</b> OBP: 0.315, SLG: 0.304 (1, 4)	K		G4-3			K			F8	4	0	0	0	0	2	1						
<b>Matty Alou, L</b> OBP: 0.344, SLG: 0.358 (1, 3)	L5					1B			BB 2B 1B	4	1	3	0	0	0	0						
<b>Roy White, S</b> OBP: 0.347, SLG: 0.371 (1, 7)	F9					1B BB			2B BB	2	0	0	0	2	1	1						
<b>Bobby Murcer, L</b> OBP: 0.370, SLG: 0.485 (1, 8)		F7 WP BB				K			F9	3	0	1	1	1	1	2						
<b>Ron Blomberg, L</b> OBP: 0.406, SLG: 0.491 <b>Ron Swoboda, R</b> OBP: 0.216, SLG: 0.121 (9, PR)	K					1B			F5	3	0	1	0	1	1	1						
<b>Graig Nettles, L</b> OBP: 0.338, SLG: 0.387 (1, 5)	F7					1B			F8	4	0	0	0	0	0	6						
<b>Jerry Moses, R</b> OBP: 0.259, SLG: 0.260 <b>Thurman Munson, R</b> OBP: 0.358, SLG: 0.494 (9, PH)	K					6-3			F5	3	0	0	0	0	1	1						
<b>Felipe Alou, R</b> OBP: 0.255, SLG: 0.316 (1, 9)			P6			4-3			P5	4	0	0	0	0	0	3						
<b>Gene Michael, S</b> OBP: 0.276, SLG: 0.289 (1, 6)			G4-3 BB			K			F8	2	0	0	0	1	1	0						
<b>Inning Stats</b>	R: 0 E: 0 K: 1 S: 5	H: 0 LOB: 0 BB: 0 P: 5	R: 0 E: 0 K: 2 S: 7	H: 0 LOB: 1 BB: 1 P: 11	R: 0 E: 0 K: 0 S: 2	H: 0 LOB: 0 BB: 1 P: 6	R: 0 E: 0 K: 1 S: 6	H: 2 LOB: 2 BB: 1 P: 10	R: 0 E: 0 K: 1 S: 5	H: 0 LOB: 0 BB: 0 P: 5	R: 0 E: 0 K: 2 S: 8	H: 1 LOB: 1 BB: 0 P: 8	R: 0 E: 0 K: 0 S: 3	H: 0 LOB: 0 BB: 0 P: 3	R: 0 E: 0 K: 0 S: 3	H: 0 LOB: 0 BB: 0 P: 3	R: 1 E: 0 K: 0 S: 4	H: 2 LOB: 3 BB: 2 P: 13	1B: 3 2B: 3 3B: 0 HR: 0	SF: 0 SAC: 0 DP: 2 HBP: 1	WP: 1 PB: 0 SB: 0 CS: 0	PA: 35
<b>PITCHER</b> <b>Jim Bibby, R</b> ERA: 3.35 (1, 1)	IP: 9.0 WLS: W BF: 35 H: 5 R: 1 ER: 1 SO: 7 BB: 4 IBB: 1 HBP: 1 BLK: 0 WP: 1 HR: 0 S: 43 P: 64 ERA: 1.00 WHIP: 1.000																					

Texas Rangers @ New York Yankees  
Yankee Stadium, Bronx, NY  
Tue Aug 07 1973, 7:05 PM EDT  
Unknown - 86 F

AB 29  
R 1  
H 5  
RBI 1  
BB 5  
SO 7  
LOB 15





Batter	1	2	3	4	5	6	7	8	9	AB	R	H	RBI	BB	SO	LOB	TOP								
Davey Nelson, R OBP: 0.313, SLG: 0.360 (1, 4)	F8		F8			F9 E 2B	K			4	1	1	0	0	1	2	<p>Texas Rangers @ New York Yankees Yankee Stadium, Bronx, NY Tue Aug 07 1973, 7:05 PM EDT Att: 16,842 - Unknown - 79 F</p>								
Vic Harris, S OBP: 0.311, SLG: 0.354 (1, 8)	4-3		S BB			F9	1-3			3	0	0	0	1	0	3									
Jim Spencer, L OBP: 0.357, SLG: 0.377 (1, 3)		BB	K			E3 1B			G6-4-3 1B	3	0	1	1	1	1	1									
Alex Johnson, R OBP: 0.318, SLG: 0.383 (1, 10)	F8			K					G6-4-3 1-2	4	0	1	0	0	1	2									
Bill Sudakis, S OBP: 0.280, SLG: 0.426 (1, 5)		F2		P4		F5			G3	4	0	0	0	0	0	2									
Jeff Burroughs, R OBP: 0.353, SLG: 0.462 (1, 7)		K		K		K				4	0	0	0	0	3	2									
Larry Bittner, L OBP: 0.272, SLG: 0.266 (1, 9)					L8		4-3			4	0	1	0	0	0	0									
Dick Billings, R OBP: 0.217, SLG: 0.203 (1, 2)		6-3			L9				K	4	0	1	0	0	1	1									
Jim Mason, L OBP: 0.284, SLG: 0.300 (1, 6)			B3		3-1					3	0	1	0	0	0	0									
<b>Inning Stats</b>	R: 0 E: 0 K: 0 S: 3	H: 0 LOB: 1 BB: 1 P: 7	R: 0 E: 0 K: 1 S: 6	H: 1 LOB: 1 BB: 0 P: 6	R: 0 E: 0 K: 1 S: 5	H: 0 LOB: 1 BB: 1 P: 9	R: 0 E: 0 K: 2 S: 7	H: 0 LOB: 0 BB: 0 P: 7	R: 0 E: 0 K: 0 S: 3	H: 0 LOB: 0 BB: 0 P: 3	R: 1 E: 1 K: 1 S: 8	H: 2 LOB: 2 BB: 0 P: 8	R: 0 E: 0 K: 1 S: 7	H: 2 LOB: 0 BB: 0 P: 7	R: 0 E: 0 K: 0 S: 3	H: 1 LOB: 0 BB: 0 P: 3		R: 0 E: 0 K: 1 S: 5	H: 0 LOB: 0 BB: 0 P: 5	1B: 5 2B: 1 3B: 0 HR: 0	SF: 0 SAC: 0 DP: 1 HBP: 0	WP: 0 PB: 0 SB: 1 CS: 0	PA: 35		
<b>PITCHER</b>	IP	WLS	BF	H	R	ER	SO	BB	IBB	HBP	BLK	WP	HR	S	P	ERA	WHIP								
Doc Medich, R ERA: 3.39 (1, 1)	5.1	W	21	2	1	1	4	2	0	0	0	0	0	27	35	1.69	0.750								
Lindy McDaniel, R ERA: 2.19 (6, 1)	3.2	S	14	4	0	0	3	0	0	0	0	0	0	20	20	0.00	1.091								

Batter	1	2	3	4	5	6	7	8	9	AB	R	H	RBI	BB	SO	LOB	BOTTOM								
Bernie Allen, L OBP: 0.290, SLG: 0.281 (1, 4)				F5		F7				3	1	1	0	0	1	2	<p>Texas Rangers @ New York Yankees Yankee Stadium, Bronx, NY Tue Aug 07 1973, 7:05 PM EDT Att: 16,842 - Unknown - 79 F</p>								
Horace Clarke, S OBP: 0.314, SLG: 0.303 (6, FH) (7, 4)	1B SF7 2B	K								1	0	0	0	0	0	0									
Matty Alou, L OBP: 0.350, SLG: 0.370 (1, 3)			FC5 E BB		FC6-4 1B		HR			3	1	3	1	1	0	0									
Roy White, S OBP: 0.344, SLG: 0.368 (1, 7)	SF7		E6 1-3 FC5		FC6-4 BB 1B		F7			3	1	0	1	0	0	2									
Bobby Murcer, L OBP: 0.369, SLG: 0.482 (1, 8)	K		FC5 1-3		F9 1B BB		F9			3	0	0	0	1	1	3									
Ron Blomberg, L OBP: 0.407, SLG: 0.489 Jim Ray Hart, R OBP: 0.312, SLG: 0.379 (5, FH) (1, 10)			1-3							1	0	0	0	1	0	2									
										2	0	2	1	0	0	0									
Graig Nettles, L OBP: 0.335, SLG: 0.383 (1, 5)	F8		F8		F9		F8			4	0	0	0	0	0	7									
Thurman Munson, R OBP: 0.357, SLG: 0.490 (1, 2)		1-3			4-3				F8	3	0	0	0	1	0	2									
Johnny Callison, L OBP: 0.199, SLG: 0.230 (1, 9)			E S 1B		F8		K		F8	4	0	1	0	0	1	1									
Gene Michael, S OBP: 0.273, SLG: 0.286 (1, 6)			K		P4		K		F8	4	0	0	0	0	2	2									
<b>Inning Stats</b>	R: 1 E: 0 K: 1 S: 7	H: 2 LOB: 2 BB: 1 P: 11	R: 0 E: 0 K: 2 S: 8	H: 1 LOB: 0 BB: 0 P: 8	R: 0 E: 1 K: 0 S: 4	H: 0 LOB: 2 BB: 1 P: 8	R: 0 E: 0 K: 0 S: 3	H: 0 LOB: 1 BB: 1 P: 7	R: 1 E: 0 K: 0 S: 5	H: 2 LOB: 2 BB: 1 P: 9	R: 0 E: 0 K: 2 S: 7	H: 0 LOB: 0 BB: 0 P: 7	R: 1 E: 0 K: 0 S: 5	H: 2 LOB: 1 BB: 0 P: 5	R: 0 E: 0 K: 0 S: 3	H: 0 LOB: 0 BB: 0 P: 3	1B: 5 2B: 1 3B: 0 HR: 1	SF: 1 SAC: 0 DP: 0 HBP: 0	WP: 0 PB: 0 SB: 2 CS: 0	PA: 36					
<b>PITCHER</b>	IP	WLS	BF	H	R	ER	SO	BB	IBB	HBP	BLK	WP	HR	S	P	ERA	WHIP								
Sonny Siebert, R ERA: 2.53 (1, 1)	0.0	L	22	3	1	1	3	4	0	0	0	0	0	24	40	1.93	1.500								
Mike Paul, L ERA: 5.65 (1, 1)	4.2																								
Steve Dunning, R ERA: 5.88 (5, 1)	0.1		1	0	0	0	0	0	0	0	0	0	0	1	1	0.00	0.000								
Charlie Hudson, L ERA: 5.17 (6, 1)	3.0		11	2	1	1	2	0	0	0	0	0	1	15	15	3.00	0.667								


AB	33
R	1
H	6
RBI	1
BB	2
SO	7
LOB	13



WP	0	PA	35
PB	0		
SB	1		
CS	0		

**BOTTOM**

AB	31
R	3
H	7
RBI	3
BB	4
SO	5
LOB	21



WP	0	PA	36
PB	0		
SB	2		
CS	0		



Batter	1	2	3	4	5	6	7	8	9	AB	R	H	RBI	BB	SO	LOB	TOP
Davey Nelson, R OBP: 0.313, SLG: 0.359										4	1	1	0	0	1	0	<b>Texas Rangers @ New York Yankees</b> Yankee Stadium, Bronx, NY Wed Aug 08 1973, 3:33 AM EDT Att: 17,433 - Overcast - 81 F
Toby Harrah, R OBP: 0.339, SLG: 0.370										4	0	1	0	0	1	1	
Jim Fregosi, R OBP: 0.330, SLG: 0.359										4	0	0	0	0	1	1	
Alex Johnson, R OBP: 0.320, SLG: 0.384										4	0	2	0	0	0	0	
Bill Sudakis, S OBP: 0.281, SLG: 0.446										3	1	1	1	0	1	1	
Jim Spencer, L OBP: 0.355, SLG: 0.373										3	0	0	0	1	0	1	
Tom Grieve, R OBP: 0.328, SLG: 0.377										2	0	0	0	0	0	0	
Vic Harris, S OBP: 0.309, SLG: 0.352										2	0	0	0	0	1	3	
Ken Suarez, R OBP: 0.368, SLG: 0.337										2	0	0	0	1	0	2	
Elliott Maddox, R OBP: 0.333, SLG: 0.244										3	0	0	0	0	1	1	
<b>Inning Stats</b>	R: 1 E: 0 K: 0 S: 4	H: 1 LOB: 0 BB: 0 P: 4	R: 0 E: 0 K: 1 S: 5	H: 0 LOB: 0 BB: 0 P: 5	R: 0 E: 0 K: 1 S: 5	H: 0 LOB: 0 BB: 0 P: 5	R: 1 E: 0 K: 0 S: 4	H: 1 LOB: 1 BB: 1 P: 8	R: 0 E: 0 K: 1 S: 6	H: 1 LOB: 2 BB: 1 P: 10	R: 0 E: 0 K: 0 S: 4	H: 1 LOB: 1 BB: 0 P: 4	R: 0 E: 0 K: 0 S: 4	H: 1 LOB: 1 BB: 0 P: 4	1B: 4 2B: 0 3B: 0 HR: 1	SF: 0 SAC: 1 DP: 0 HBP: 0	WP: 0 PA: 34 PB: 0 SB: 1 CS: 0
<b>PITCHER</b>	IP WLS BF H R ER SO BB IBB HBP BLK WP HR S P ERA WHIP																
Fritz Peterson, L ERA: 3.88	(1, 1) 0.0 W 33 4 1 1 1 0 0 0 0 0 0 0 1 1 1.00 0.556																
Fred Beene, R ERA: 1.52	(1, 1) 9.0 W 33 4 1 1 1 5 1 1 0 0 0 1 41 49 1.00 0.556																

Batter	1	2	3	4	5	6	7	8	9	AB	R	H	RBI	BB	SO	LOB	BOTTOM				
Horace Clarke, S OBP: 0.314, SLG: 0.303										4	0	1	0	0	0	2	<b>Texas Rangers @ New York Yankees</b> Yankee Stadium, Bronx, NY Wed Aug 08 1973, 3:33 AM EDT Att: 17,433 - Overcast - 81 F				
Matty Alou, L OBP: 0.349, SLG: 0.368										4	0	1	0	0	1	1					
Roy White, S OBP: 0.344, SLG: 0.367										4	0	1	0	0	1	1					
Bobby Murcer, L OBP: 0.372, SLG: 0.485										3	1	2	0	1	0	1					
Jim Ray Hart, R OBP: 0.311, SLG: 0.377										4	1	1	0	0	0	4					
Thurman Munson, R OBP: 0.359, SLG: 0.491										4	1	2	1	0	0	2					
Celerino Sanchez, R OBP: 0.277, SLG: 0.378										4	0	0	0	0	2	3					
Felipe Alou, R OBP: 0.255, SLG: 0.316										3	0	1	1	0	0	0					
Hal Lanier, R OBP: 0.250, SLG: 0.259										2	0	1	0	0	0	0					
Graig Nettles, L OBP: 0.334, SLG: 0.382										1	0	0	0	0	0	0					
Gene Michael, S OBP: 0.275, SLG: 0.288										1	0	1	1	0	0	0					
<b>Inning Stats</b>	R: 0 E: 0 K: 0 S: 3	H: 0 LOB: 0 BB: 1 P: 3	R: 0 E: 0 K: 0 S: 2	H: 0 LOB: 0 BB: 1 P: 6	R: 0 E: 0 K: 0 S: 3	H: 0 LOB: 0 BB: 0 P: 3	R: 0 E: 0 K: 0 S: 4	H: 1 LOB: 1 BB: 0 P: 4	R: 1 E: 0 K: 0 S: 6	H: 3 LOB: 2 BB: 0 P: 6	R: 0 E: 0 K: 0 S: 5	H: 2 LOB: 0 BB: 0 P: 5	R: 0 E: 0 K: 1 S: 5	H: 0 LOB: 0 BB: 0 P: 5	R: 0 E: 0 K: 0 S: 3	H: 1 LOB: 0 BB: 0 P: 3	R: 2 E: 0 K: 1 S: 8	H: 4 LOB: 2 BB: 0 P: 8	1B: 10 2B: 1 3B: 0 HR: 0	SF: 1 SAC: 0 DP: 2 HBP: 0	WP: 0 PA: 36 PB: 0 SB: 0 CS: 0
<b>PITCHER</b>	IP WLS BF H R ER SO BB IBB HBP BLK WP HR S P ERA WHIP																				
Jim Merritt, L ERA: 4.1	(1, 1) 8.2 L 36 11 3 3 3 2 1 0 0 0 0 0 39 43 3.12 1.385																				



Batter	1	2	3	4	5	6	7	8	9	AB	R	H	RBI	BB	SO	LOB	TOP					
Bert Campaneris, R OBP: 0.323, SLG: 0.329	0-0 CS 1B		0-0 4-3		0-0 F9		0-0 HR		0-0 1B 1B	5	2	3	1	0	0	0	<b>Oakland Athletics @ New York Yankees</b> Yankee Stadium, Bronx, NY Fri Aug 10 1973, 7:05 PM EDT Att: 29,652 - Unknown - 86 F					
Bill North, S OBP: 0.366, SLG: 0.346	0-0 1-2 1B			4-0 FC4-6 1B HR BB	0-3 K		0-0 P5		0-3 K	4	1	1	0	1	2	2						
Sal Bando, R OBP: 0.357, SLG: 0.458	0-0 F7			0-0 FC4-6 1B		0-0 6-3		0-0 HR 1B	0-0 L9	5	1	2	0	0	0	3						
Reggie Jackson, L OBP: 0.369, SLG: 0.525	0-0 F7			0-0 FC4-6 HR		0-0 HR		0-0 HR 1B	0-0 1B 1B	5	3	3	4	0	0	3						
Deron Johnson, R OBP: 0.343, SLG: 0.437 Blue Moon Odom, R (9, PR)		0-3 K		0-0 HR		0-0 1B		0-0 K	0-0 1B	5	1	3	4	0	2	0						
Gene Tenace, R OBP: 0.380, SLG: 0.462		0-0 5-3		0-0 E 1B		0-0 F2		0-0 1B	0-3 K	5	0	2	0	0	1	3						
Vic Davalillo, L OBP: 0.186, SLG: 0.211		0-0 L9		0-0 E3 G4-6-3		0-0 F7		0-0 1B		4	0	1	0	0	0	2						
Ray Fosse, R OBP: 0.289, SLG: 0.356				0-0 P6				0-0 F8	0-0 G6-4-3	2	0	0	0	0	0	2						
Gonzalo Marquez, L (7, PH) OBP: 0.250, SLG: 0.292				0-0 G4-6-3				0-0 G6-4-3		1	0	0	0	0	0	0						
Ted Kubiak, S OBP: 0.269, SLG: 0.314				1-2 K				1-2 K		0	0	0	0	0	0	0						
Jesus Alou, R (8, PH) OBP: 0.302, SLG: 0.320				1-2 K				1-2 K		1	0	0	0	0	0	2						
Mike Andrews, R OBP: 0.302, SLG: 0.262				1-2 K				1-2 K		0	0	0	0	0	0	0						
Dick Green, R OBP: 0.302, SLG: 0.332				0-0 F9				0-0 F5		2	0	0	0	0	0	0						
Mike Hegan, L (7, PH) OBP: 0.229, SLG: 0.246				0-0 P4				0-0 1B		1	0	0	0	0	0	0						
Billy Conigliaro, R (9, PH) OBP: 0.291, SLG: 0.299				0-0 F9				0-0 1B	0-0 1B	1	1	1	0	0	0	0						
<b>Inning Stats</b>	R: 0 E: 0 K: 0 S: 4	H: 2 LOB: 1 BB: 0 P: 4	R: 0 E: 0 K: 1 S: 5	H: 0 LOB: 0 BB: 0 P: 5	R: 0 E: 0 K: 0 S: 3	H: 0 LOB: 0 BB: 0 P: 3	R: 3 E: 1 K: 0 S: 6	H: 3 LOB: 1 BB: 1 P: 10	R: 0 E: 0 K: 1 S: 5	H: 0 LOB: 0 BB: 0 P: 5	R: 1 E: 0 K: 0 S: 5	H: 2 LOB: 1 BB: 0 P: 5	R: 1 E: 0 K: 0 S: 4	H: 1 LOB: 0 BB: 0 P: 4	R: 2 E: 0 K: 1 S: 8	H: 4 LOB: 1 BB: 0 P: 8	R: 2 E: 0 K: 2 S: 11	H: 4 LOB: 2 BB: 0 P: 11	1B: 12 2B: 0 3B: 0 HR: 4	SF: 0 SAC: 0 DP: 2 HBP: 0	WP: 0 PB: 0 SB: 0 CS: 1	PA: 42
<b>PITCHER</b>	IP WLS BF H R ER SO BB IBB HBP BLK WP HR S P ERA WHIP	IP WLS BF H R ER SO BB IBB HBP BLK WP HR S P ERA WHIP	IP WLS BF H R ER SO BB IBB HBP BLK WP HR S P ERA WHIP	IP WLS BF H R ER SO BB IBB HBP BLK WP HR S P ERA WHIP	IP WLS BF H R ER SO BB IBB HBP BLK WP HR S P ERA WHIP	IP WLS BF H R ER SO BB IBB HBP BLK WP HR S P ERA WHIP	IP WLS BF H R ER SO BB IBB HBP BLK WP HR S P ERA WHIP	IP WLS BF H R ER SO BB IBB HBP BLK WP HR S P ERA WHIP	IP WLS BF H R ER SO BB IBB HBP BLK WP HR S P ERA WHIP	IP WLS BF H R ER SO BB IBB HBP BLK WP HR S P ERA WHIP	IP WLS BF H R ER SO BB IBB HBP BLK WP HR S P ERA WHIP	IP WLS BF H R ER SO BB IBB HBP BLK WP HR S P ERA WHIP	IP WLS BF H R ER SO BB IBB HBP BLK WP HR S P ERA WHIP	IP WLS BF H R ER SO BB IBB HBP BLK WP HR S P ERA WHIP	IP WLS BF H R ER SO BB IBB HBP BLK WP HR S P ERA WHIP	IP WLS BF H R ER SO BB IBB HBP BLK WP HR S P ERA WHIP						
Pat Dobson, R ERA: 4.39	3.1	15	5	3	3	1	1	0	0	0	0	0	0	0	0	0	8.10	1.800				
Lindy McDaniel, R ERA: 2.41	4.0	19	7	4	4	2	0	0	0	0	0	0	0	0	0	3	23	9.00	1.750			
Sparky Lyle, L ERA: 2.41	1.1	7	4	2	2	1	0	0	0	0	0	0	0	0	0	9	9	13.50	3.000			
Tom Buskey, R ERA:	0.1	1	0	0	0	1	0	0	0	0	0	0	0	0	0	3	3	0.00	0.000			



Batter	1	2	3	4	5	6	7	8	9	AB	R	H	RBI	BB	SO	LOB	BOTTOM				
Horace Clarke, S OBP: 0.312, SLG: 0.304	0-0 4-3	0-0 5-3		0-0 F7		0-0 2B	0-0 P6			5	0	1	1	0	0	2	<b>Oakland Athletics @ New York Yankees</b> Yankee Stadium, Bronx, NY Fri Aug 10 1973, 7:05 PM EDT Att: 29,652 - Unknown - 86 F				
Matty Alou, L OBP: 0.349, SLG: 0.369	0-0 2B HR 1B	0-0 5-3		0-3 K		0-0 2B 1B	0-0 4-3			5	2	2	0	0	1	1					
Roy White, S OBP: 0.346, SLG: 0.381	0-0 1-3 HR 2B		0-0 1-3		0-0 HR	0-0 1B 2B	0-0 F7			5	3	3	1	0	0	0					
Bobby Murcer, L OBP: 0.374, SLG: 0.493	0-0 1-3		0-0 1B 3B		0-0 FC6 2B	0-0 1B	0-0 6-3			5	1	3	2	0	0	2					
Thurman Munson, R OBP: 0.360, SLG: 0.499	0-0 2-H 3-H HR		0-0 3-H 1B		0-0 FC6 2B		0-0 1-3			4	1	2	4	0	0	1					
Graig Nettles, L OBP: 0.335, SLG: 0.380	0-0 BB		0-0 P6		0-0 F7		0-0 HR BB			2	1	0	0	2	0	2					
Jim Ray Hart, R OBP: 0.311, SLG: 0.375	0-0 6-3		0-0 1-2 BB		0-0 F9		0-0 HR			2	0	0	0	1	0	2					
Ron Blomberg, L (7, PH) OBP: 0.409, SLG: 0.504			0-0 1-2 BB		0-0 F9		0-0 HR			1	1	1	2	0	0	0					
Felipe Alou, R OBP: 0.251, SLG: 0.311		0-0 6-3	0-0 3-1		0-0 5-3	0-0 6-3				4	0	0	0	0	0	2					
Gene Michael, S OBP: 0.280, SLG: 0.293		0-0 5-3 1B		0-0 F8		0-0 2B 1B	0-0 1B			4	1	3	0	0	0	0					
<b>Inning Stats</b>	R: 3 E: 0 K: 0 S: 6	H: 3 LOB: 1 BB: 1 P: 10	R: 0 E: 0 K: 0 S: 4	H: 1 LOB: 0 BB: 0 P: 4	R: 1 E: 0 K: 0 S: 5	H: 2 LOB: 2 BB: 1 P: 9	R: 0 E: 0 K: 1 S: 5	H: 0 LOB: 0 BB: 0 P: 5	R: 1 E: 0 K: 0 S: 5	H: 2 LOB: 1 BB: 0 P: 5	R: 3 E: 0 K: 0 S: 6	H: 5 LOB: 1 BB: 0 P: 6	R: 2 E: 0 K: 0 S: 5	H: 2 LOB: 1 BB: 1 P: 9	R: 0 E: 0 K: 0 S: 3	H: 0 LOB: 0 BB: 0 P: 3		1B: 7 2B: 4 3B: 1 HR: 3	SF: 0 SAC: 0 DP: 0 HBP: 0	WP: 0 PB: 0 SB: 0 CS: 0	PA: 40
<b>PITCHER</b>	IP WLS BF H R ER SO BB IBB HBP BLK WP HR S P ERA WHIP	IP WLS BF H R ER SO BB IBB HBP BLK WP HR S P ERA WHIP	IP WLS BF H R ER SO BB IBB HBP BLK WP HR S P ERA WHIP	IP WLS BF H R ER SO BB IBB HBP BLK WP HR S P ERA WHIP	IP WLS BF H R ER SO BB IBB HBP BLK WP HR S P ERA WHIP	IP WLS BF H R ER SO BB IBB HBP BLK WP HR S P ERA WHIP	IP WLS BF H R ER SO BB IBB HBP BLK WP HR S P ERA WHIP	IP WLS BF H R ER SO BB IBB HBP BLK WP HR S P ERA WHIP	IP WLS BF H R ER SO BB IBB HBP BLK WP HR S P ERA WHIP	IP WLS BF H R ER SO BB IBB HBP BLK WP HR S P ERA WHIP	IP WLS BF H R ER SO BB IBB HBP BLK WP HR S P ERA WHIP	IP WLS BF H R ER SO BB IBB HBP BLK WP HR S P ERA WHIP	IP WLS BF H R ER SO BB IBB HBP BLK WP HR S P ERA WHIP	IP WLS BF H R ER SO BB IBB HBP BLK WP HR S P ERA WHIP	IP WLS BF H R ER SO BB IBB HBP BLK WP HR S P ERA WHIP						
Darold Knowles, L ERA: 2.8	4.0	21	6	3	3	0	0	0	0	0	0	0	0	0	0	10		10	13.50	3.000	
Dave Hamilton, L ERA: 4.64	2.0	10	6	3	3	0	0	0	0	0	0	0	0	0	0	1		8	9.00	1.500	
Horacio Pina, R ERA: 3.02	2.0	9	2	2	2	0	1	0	0	0	0	0	0	0	0	1		8	9.00	1.500	





Batter	1	2	3	4	5	6	7	8	9	AB	R	H	RBI	BB	SO	LOB	TOP									
<b>Bert Campaneris, R</b> OBP: 0.322, SLG: 0.328 (1, 6)	0-0 4-3		0-0 6-3	0-0 FC6-4		0-0 E 1B		0-0 5-3		5	0	1	1	0	0	2	<b>Oakland Athletics @ New York Yankees</b> Yankee Stadium, Bronx, NY Sat Aug 11 1973, 3:33 AM EDT Att: 46,293 - Cloudy - 81 F									
<b>Bill North, S</b> OBP: 0.364, SLG: 0.344 (1, 8)	0-0 4-3		0-0 4-3		0-0 6-3	0-0 E4		0-0 E 1B		5	1	1	0	0	0	1										
<b>Sal Bando, R</b> OBP: 0.356, SLG: 0.454 (1, 5)	0-0 5-3			4-0 6-3 1B HR BB	0-0 F7	0-0 K		0-0 E5 1B		4	1	0	0	1	1	3										
<b>Reggie Jackson, L</b> OBP: 0.374, SLG: 0.529 (1, 9)		0-0 E 2B		0-0 6-3 1B HR	0-0 4-3		4-0 FC5-4 BB	0-0 FC5-4 1B		4	1	3	1	1	0	0										
<b>Deron Johnson, R</b> OBP: 0.342, SLG: 0.432 (1, 10)		4-0 E BB		0-0 6-3 1B		0-3 K	0-0 FC5-4 FC6-4	0-0 FC5-4 1B		4	0	0	0	1	1	5										
<b>Gene Tenace, R</b> OBP: 0.381, SLG: 0.473 <b>Ray Fosse, R</b> OBP: 0.291, SLG: 0.358 (1, 2) (7, 2)		0-0 P2 1-2 2-3		0-0 HR		0-0 6-3 1B 2B	0-0 FC6-4 1B			4	2	2	3	0	0	3										
<b>Vic Davallillo, L</b> OBP: 0.186, SLG: 0.210 (1, 7)		0-0 F3		0-0 F7		0-0 6-3 2B	0-0 FC4-6 1B		0-0 FC6 1B	5	0	1	0	0	0	4										
<b>Mike Hegan, L</b> OBP: 0.240, SLG: 0.257 (1, 3)		0-0 F7		0-0 E 1B		0-0 1B 1B	0-0 FC4-6 1-2		0-0 F8	5	1	2	1	0	0	6										
<b>Ted Kubiak, S</b> OBP: 0.271, SLG: 0.314 <b>Dick Green, R</b> OBP: 0.299, SLG: 0.329 (1, 4) (6, 4)			0-0 F8	0-0 E3 FC6-4		0-0 1B E 1B		0-0 6-3	0-0 G6-4-3	3	1	1	0	0	0	1										
			0-0 F8	0-0 E3 FC6-4		0-0 1B E 1B		0-0 6-3	0-0 G6-4-3	2	0	0	0	0	0	2										
<b>Inning Stats</b>	R: 0 E: 0 K: 0 S: 3	H: 0 LOB: 0 BB: 0 P: 3	R: 0 E: 1 K: 0 S: 4	H: 1 LOB: 2 BB: 1 P: 8	R: 0 E: 0 K: 0 S: 3	H: 0 LOB: 0 BB: 0 P: 3	R: 3 E: 1 K: 0 S: 7	H: 3 LOB: 2 BB: 1 P: 11	R: 0 E: 0 K: 0 S: 3	H: 0 LOB: 0 BB: 0 P: 3	R: 3 E: 1 K: 2 S: 12	H: 4 LOB: 2 BB: 0 P: 12	R: 0 E: 0 K: 0 S: 4	H: 1 LOB: 2 BB: 1 P: 8	R: 1 E: 1 K: 0 S: 6	H: 2 LOB: 1 BB: 0 P: 6	R: 0 E: 0 K: 0 S: 4	H: 1 LOB: 1 BB: 0 P: 4	1B: 9 2B: 2 3B: 0 HR: 1	SF: 0 SAC: 0 DP: 1 HBP: 0	WP: 0 PB: 0 SB: 0 CS: 0	PA: 45				
<b>PITCHER</b>	IP	WLS	BF	H	R	ER	SO	BB	IBB	HBP	BLK	WP	HR	S	P	ERA	WHIP									
<b>Mel Stottlemyre, R</b> ERA: 3.35 <b>Wayne Granger, R</b> ERA: 3.96 (1, 1) (6, 1)	5.2	L	28	8	6	5	1	2	0	0	0	0	0	1	28	36	7.94	1.765								

AB	42
R	7
H	12
RBI	6
BB	3
SO	2
LOB	27



Batter	1	2	3	4	5	6	7	8	9	AB	R	H	RBI	BB	SO	LOB	BOTTOM								
<b>Horace Clarke, S</b> OBP: 0.314, SLG: 0.304 (1, 4)	4-0 G4-6-3 BB		0-0 G6-4-3 1-2			0-0 6-3		0-0 WP E 1B		3	1	1	0	1	0	2	<b>Oakland Athletics @ New York Yankees</b> Yankee Stadium, Bronx, NY Sat Aug 11 1973, 3:33 AM EDT Att: 46,293 - Cloudy - 81 F								
<b>Matty Alou, L</b> OBP: 0.349, SLG: 0.368 (1, 3)	0-0 G4-6-3 1-2			0-0 F3		0-0 F8		0-0 E3 FC5-4 1B		4	0	1	0	0	0	1									
<b>Roy White, S</b> OBP: 0.343, SLG: 0.377 (1, 7)	0-3 K			0-0 5-3		0-0 F9		0-0 FC5-4 FC4-6 1-2		4	0	0	0	0	1	1									
<b>Bobby Murcer, L</b> OBP: 0.373, SLG: 0.490 (1, 8)		0-0 F8		4-0 BB		0-0 F3		0-0 FC4-6 1-2		3	0	0	0	1	0	1									
<b>Thurman Munson, R</b> OBP: 0.359, SLG: 0.496 (1, 2)		0-0 F8		0-0 F2		0-0 2B 1B		0-0 F8		4	1	1	0	0	0	2									
<b>Graig Nettles, L</b> OBP: 0.337, SLG: 0.384 (1, 5)		0-0 F8			0-0 PB 1B		0-0 1B 2B		0-0 4-3	4	1	2	1	0	0	0									
<b>Jim Ray Hart, R</b> OBP: 0.310, SLG: 0.373 (1, 10)			0-0 F9		0-0 5-3 1-2		0-0 2B 1B		0-0 5-3	4	0	1	1	0	0	1									
<b>Felipe Alou, R</b> OBP: 0.251, SLG: 0.310 (1, 9)			0-0 E 1B		0-0 6-3		0-0 F8		0-0 L6	4	0	1	0	0	0	2									
<b>Gene Michael, S</b> OBP: 0.280, SLG: 0.293 <b>Hal Lanier, R</b> OBP: 0.252, SLG: 0.250 <b>Celerino Sanchez, R</b> OBP: 0.271, SLG: 0.370 (1, 6) (2, 6) (7, PH) (8, 6)			0-0 E4		0-0 F9		0-0 F8			0	0	0	0	0	0	0									
			0-0 E4		0-0 F9		0-0 F8			2	0	0	0	0	0	2									
			0-0 E4		0-0 F9		0-0 F8			1	0	0	0	0	0	1									
<b>Inning Stats</b>	R: 0 E: 0 K: 1 S: 4	H: 0 LOB: 0 BB: 1 P: 8	R: 0 E: 0 K: 0 S: 3	H: 0 LOB: 0 BB: 0 P: 3	R: 0 E: 1 K: 0 S: 4	H: 1 LOB: 1 BB: 0 P: 4	R: 0 E: 0 K: 0 S: 3	H: 0 LOB: 1 BB: 1 P: 7	R: 0 E: 0 K: 0 S: 4	H: 1 LOB: 1 BB: 0 P: 4	R: 2 E: 0 K: 0 S: 6	H: 3 LOB: 1 BB: 0 P: 6	R: 1 E: 1 K: 0 S: 5	H: 2 LOB: 1 BB: 0 P: 5	R: 0 E: 0 K: 0 S: 3	H: 0 LOB: 0 BB: 0 P: 3	1B: 6 2B: 1 3B: 0 HR: 0	SF: 0 SAC: 0 DP: 2 HBP: 0	WP: 1 PB: 1 SB: 0 CS: 0	PA: 35					
<b>PITCHER</b>	IP	WLS	BF	H	R	ER	SO	BB	IBB	HBP	BLK	WP	HR	S	P	ERA	WHIP								
<b>Vida Blue, L</b> ERA: 3.52 (1, 1)	9.0	W	35	7	3	3	1	2	0	0	0	1	0	35	43	3.00	1.000								

AB	33
R	3
H	7
RBI	2
BB	2
SO	1
LOB	13



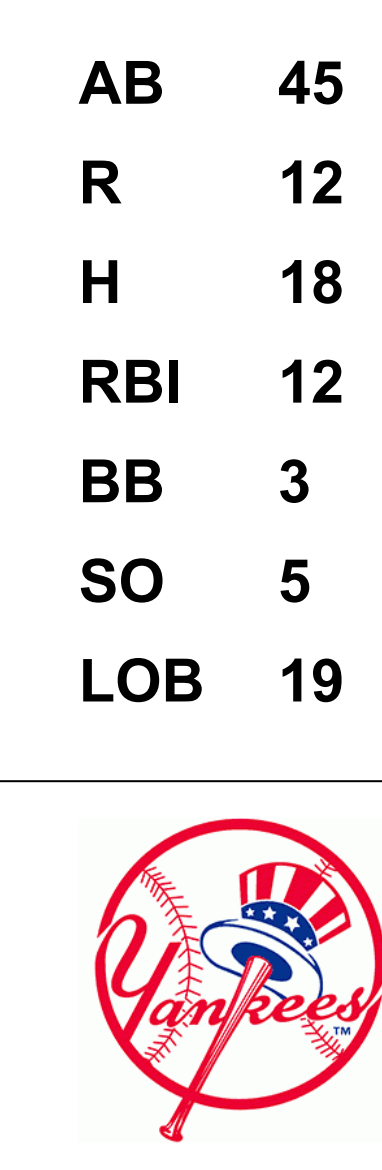


Batter	1	2	3	4	5	6	7	8	9	AB	R	H	RBI	BB	SO	LOB	TOP																
<b>Bert Campaneris, R</b> OBP: 0.318, SLG: 0.323 (1, 6)										6	0	0	0	0	1	3	<b>Oakland Athletics @ New York Yankees</b> Yankee Stadium, Bronx, NY Sun Aug 12 1973, 3:33 AM EDT Att: 32,951 - Unknown - 85 F																
<b>Bill North, S</b> OBP: 0.367, SLG: 0.345 (1, 8)										4	2	2	0	1	0	3																	
<b>Sal Bando, R</b> OBP: 0.352, SLG: 0.449 (1, 5)										5	0	0	0	0	1	4																	
<b>Reggie Jackson, L</b> OBP: 0.378, SLG: 0.538 (1, 9)										4	3	3	3	1	1	0																	
<b>Deron Johnson, R</b> OBP: 0.345, SLG: 0.440 (1, 10)										4	3	2	1	1	1	1																	
<b>Gene Tenace, R</b> OBP: 0.382, SLG: 0.475 (1, 3)										3	2	1	3	1	1	1																	
<b>Mike Hegan, L</b> OBP: 0.240, SLG: 0.257 (8, 3)										0	0	0	0	0	0	0																	
<b>Jesus Alou, R</b> OBP: 0.306, SLG: 0.325 (1, 7)										5	2	2	2	0	0	1																	
<b>Ray Fosse, R</b> OBP: 0.292, SLG: 0.359 (1, 2)										5	0	2	0	0	0	1																	
<b>Dick Green, R</b> OBP: 0.300, SLG: 0.326 (1, 4)										2	1	0	0	1	1	1																	
<b>Vic Davallo, L</b> OBP: 0.164, SLG: 0.208 (7, PH)										1	0	0	0	0	0	1																	
<b>Ted Kubiak, S</b> OBP: 0.269, SLG: 0.313 (7, 4)										1	0	0	0	0	0	0																	
<b>Inning Stats</b>	R: 2 E: 1 K: 1 S: 7	H: 2 LOB: 0 BB: 7	R: 0 E: 0 K: 1 S: 5	H: 0 LOB: 0 BB: 5	R: 0 E: 0 K: 2 S: 7	H: 0 LOB: 1 BB: 1 P: 11	R: 2 E: 0 K: 1 S: 8	H: 3 LOB: 1 BB: 0 P: 8	R: 0 E: 0 K: 0 S: 3	H: 0 LOB: 0 BB: 0 P: 3	R: 1 E: 0 K: 1 S: 6	H: 1 LOB: 1 BB: 1 P: 10	R: 6 E: 2 K: 0 S: 10	H: 5 LOB: 3 BB: 2 P: 18	R: 2 E: 1 K: 0 S: 4	H: 1 LOB: 0 BB: 1 P: 8	R: 0 E: 0 K: 0 S: 3	H: 0 LOB: 0 BB: 0 P: 3	1B: 9 2B: 1 3B: 0 HR: 2	SF: 1 SAC: 0 DP: 0 HBP: 0	WP: 0 PB: 0 SB: 0 CS: 0	PA: 46											
<b>PITCHER</b>	IP WLS BF H R ER SO BB IBB HBP BLK WP HR S P ERA WHIP																																
<b>Sam McDowell, L</b> ERA: 3.99 (1, 1)	6.2	31	8	8	6	6	3	0	0	0	0	0	2	40	52	8.10	1.650																
<b>Sparky Lyle, L</b> ERA: 2.99 (7, 1)	0.0	4	3	2	2	0	1	0	0	0	0	0	0	3	7	∞	∞																
<b>Tom Buskey, R</b> ERA: 1.5 (7, 1)	2.1	L	11	1	3	1	0	1	0	0	0	0	0	10	14	3.86	0.857																

AB	40
R	13
H	12
RBI	9
BB	5
SO	6
LOB	16



Batter	1	2	3	4	5	6	7	8	9	AB	R	H	RBI	BB	SO	LOB	BOTTOM															
<b>Horace Clarke, S</b> OBP: 0.316, SLG: 0.304 (1, 4)										4	1	1	0	2	0	0	<b>Oakland Athletics @ New York Yankees</b> Yankee Stadium, Bronx, NY Sun Aug 12 1973, 3:33 AM EDT Att: 32,951 - Unknown - 85 F															
<b>Matty Alou, L</b> OBP: 0.353, SLG: 0.372 (1, 3)										6	2	4	0	0	1	2																
<b>Roy White, S</b> OBP: 0.345, SLG: 0.381 (1, 7)										6	3	3	1	0	1	4																
<b>Bobby Murcer, L</b> OBP: 0.373, SLG: 0.489 (1, 8)										5	1	2	2	0	1	2																
<b>Thurman Munson, R</b> OBP: 0.362, SLG: 0.499 (1, 2)										4	2	2	1	1	0	1																
<b>Graig Nettles, L</b> OBP: 0.338, SLG: 0.392 (1, 5)										5	1	2	4	0	1	3																
<b>Jim Ray Hart, R</b> OBP: 0.315, SLG: 0.395 (1, 10)										5	2	3	3	0	1	2																
<b>Felipe Alou, R</b> OBP: 0.250, SLG: 0.307 (1, 9)										5	0	1	1	0	0	4																
<b>Hal Lanier, R</b> OBP: 0.227, SLG: 0.234 (1, 6)										4	0	0	0	0	0	1																
<b>Jerry Moses, R</b> OBP: 0.255, SLG: 0.255 (9, PH)										1	0	0	0	0	0	0																
<b>Inning Stats</b>	R: 3 E: 0 K: 1 S: 9	H: 4 LOB: 2 BB: 1 P: 13	R: 0 E: 1 K: 1 S: 6	H: 1 LOB: 1 BB: 0 P: 6	R: 2 E: 1 K: 0 S: 6	H: 3 LOB: 1 BB: 0 P: 6	R: 4 E: 0 K: 1 S: 9	H: 4 LOB: 0 BB: 0 P: 9	R: 0 E: 0 K: 0 S: 3	H: 0 LOB: 0 BB: 0 P: 3	R: 2 E: 0 K: 1 S: 9	H: 4 LOB: 2 BB: 0 P: 9	R: 0 E: 0 K: 0 S: 3	H: 0 LOB: 1 BB: 1 P: 7	R: 0 E: 0 K: 1 S: 5	H: 0 LOB: 0 BB: 0 P: 5	R: 1 E: 0 K: 0 S: 5	H: 2 LOB: 2 BB: 1 P: 9	1B: 13 2B: 2 3B: 1 HR: 2	SF: 0 SAC: 0 DP: 0 HBP: 0	WP: 2 PB: 0 SB: 0 CS: 0	PA: 48										
<b>PITCHER</b>	IP WLS BF H R ER SO BB IBB HBP BLK WP HR S P ERA WHIP																															
<b>Ken Holtzman, L</b> ERA: 2.57 (1, 1)	3.0	19	6	5	5	1	0	0	0	0	2	1	14	14	22.50	3.000																
<b>Paul Lindblad, L</b> ERA: 4.14 (4, 1)	2.0	12	6	5	5	1	0	0	0	0	0	0	7	11	0.00	1.500																
<b>Horacio Pina, R</b> ERA: 2.95 (6, 1)	1.1	6	1	0	0	1	1	0	0	0	0	1	11	15	3.86	1.286																
<b>Darold Knowles, L</b> ERA: 2.84 (7, 1)	2.1	W	10	2	1	1	1	1	0	0	0	1	11	15	3.86	1.286																
<b>Rolie Fingers, R</b> ERA: 1.44 (9, 1)	0.1	S	1	0	0	0	0	0	0	0	0	1	1	1	0.00	0.000																





Batter	1	2	3	4	5	6	7	8	9	AB	R	H	RBI	BB	SO	LOB	TOP			
Sandy Alomar Sr. S (1,6) OBP: 0.259, SLG: 0.224 Tom McCraw L (8,PH) OBP: 0.336, SLG: 0.307 Rudy Meoli L (8,6) OBP: 0.300, SLG: 0.296	0-0 F9		0-0 F7			0-0 F5		4-0 BB		3	0	0	0	0	0	2	California Angels @ New York Yankees Yankee Stadium, Bronx, NY Mon Aug 13 1973, 7:05 PM EDT Att: 18,202 - Unknown - 78 F			
Ken Berry R (1,8) OBP: 0.330, SLG: 0.357	0-0 4-3		0-3 K			0-0 4-3		0-0 1-3		4	0	0	0	0	1	3				
Frank Robinson R (1,10) OBP: 0.380, SLG: 0.501	0-3 K			0-0 F3		0-0 1B		0-0 6-3		4	0	1	0	0	1	1				
Bob Oliver R (1,5) OBP: 0.301, SLG: 0.402		0-0 F8		0-0 5-3		0-0 F7		0-3 K		4	0	0	0	0	1	2				
Mike Epstein L (1,3) OBP: 0.302, SLG: 0.305		0-0 P6		0-0 F8			0-0 P6		0-0 4-3		4	0	0	0	0	0				
Vada Pinson L (1,7) OBP: 0.282, SLG: 0.381		0-0 F7			0-0 G3		0-0 G3		0-0 WP		4	0	1	0	0	0				
Richie Scheinblum S (1,9) OBP: 0.379, SLG: 0.371			0-0 1B		0-0 F8		0-0 BB		0-0 P6		4	0	2	0	0	0		1		
Billy Parker R (1,4) OBP: 0.162, SLG: 0.091 Winston Lianas R (9,PH) OBP: 0.333, SLG: 0.341			0-3 K		4-0 FC6-4		4-0 BB		4-0 BB		1	0	0	0	2	1				
Jeff Torborg R (1,2) OBP: 0.282, SLG: 0.256 John Stephenson L (9,PH) OBP: 0.306, SLG: 0.337			0-0 1-2		0-0 FC6-4		0-0 P4		0-0 F9		3	0	1	0	0	0		3		
			0-0 1B		1-2						1	0	0	0	0	2				
<b>Inning Stats</b>	R: 0 E: 0 K: 1 S: 5	H: 0 LOB: 0 BB: 0 P: 5	R: 0 E: 0 K: 0 S: 3	H: 0 LOB: 0 BB: 0 P: 3	R: 0 E: 0 K: 2 S: 9	H: 2 LOB: 2 BB: 0 P: 9	R: 0 E: 0 K: 0 S: 3	H: 0 LOB: 0 BB: 0 P: 3	R: 0 E: 0 K: 0 S: 4	H: 1 LOB: 1 BB: 0 P: 4	R: 0 E: 0 K: 0 S: 4	H: 1 LOB: 2 BB: 1 P: 8	R: 0 E: 0 K: 1 S: 5	H: 0 LOB: 1 BB: 1 P: 9	R: 0 E: 0 K: 0 S: 4	H: 1 LOB: 2 BB: 1 P: 8	1B: 4 2B: 1 3B: 0 HR: 0	SF: 0 SAC: 0 DP: 0 HBP: 0	WP: 1 PB: 0 SB: 0 CS: 0	PA: 36
<b>PITCHER</b> Doc Medich R (1,1) ERA: 3.2	IP: 9.0 WLS: W BF: 36 H: 5 R: 0 ER: 0 SO: 4 BB: 4 IBB: 0 HBP: 0 BLK: 0 WP: 1 HR: 0 S: 40 P: 56 ERA: 0.00 WHIP: 1.000															<b>PITCHER</b>				

Batter	1	2	3	4	5	6	7	8	9	AB	R	H	RBI	BB	SO	LOB	BOTTOM			
Horace Clarke S (1,4) OBP: 0.319, SLG: 0.304	0-0 5-3		0-0 SF8		4-0 FC6-4			4-0 BB		2	0	1	1	2	0	0	California Angels @ New York Yankees Yankee Stadium, Bronx, NY Mon Aug 13 1973, 7:05 PM EDT Att: 18,202 - Unknown - 78 F			
Matty Alou L (1,3) OBP: 0.351, SLG: 0.372	0-0 6-3		0-0 FC6-4		0-0 4-3			0-0 G4-6-3		5	1	1	1	0	0	5				
Roy White S (1,7) OBP: 0.346, SLG: 0.394	0-0 HR		0-0 HR		0-0 1-3		0-3 K		0-0 6-3		5	2	2	3	0	1				
Bobby Murcer L (1,8) OBP: 0.374, SLG: 0.488	4-0 1B		0-0 F8		0-0 1B		0-3 K		0-0 K		3	1	1	0	1	1				
Thurman Munson R (1,2) OBP: 0.366, SLG: 0.503	0-0 1B		4-0 1B		0-0 F9		0-0 1B		0-0 2B		3	0	2	0	1	0				
Graig Nettles L (1,5) OBP: 0.337, SLG: 0.390	0-0 1-3		0-3 K		0-0 G3		0-0 F9		0-0 F9		4	0	1	1	0	1				
Jim Ray Hart R (1,10) OBP: 0.314, SLG: 0.393	0-3 K		0-0 1B		0-0 1B		0-0 P3		0-0 5-3		4	0	1	0	0	1				
Felipe Alou R (1,9) OBP: 0.250, SLG: 0.310		0-0 1B		0-0 F2		0-0 P2		0-0 5-3		4	1	1	0	0	0	1				
Gene Michael S (1,6) OBP: 0.283, SLG: 0.296		0-0 2B		0-0 F7		0-0 BB		0-0 1-3		4	1	2	0	0	0	1				
		0-0 1B		0-0 1B																
<b>Inning Stats</b>	R: 2 E: 0 K: 1 S: 8	H: 3 LOB: 2 BB: 1 P: 12	R: 4 E: 0 K: 1 S: 9	H: 4 LOB: 1 BB: 1 P: 13	R: 0 E: 0 K: 0 S: 5	H: 2 LOB: 2 BB: 0 P: 5	R: 0 E: 0 K: 0 S: 4	H: 1 LOB: 1 BB: 0 P: 4	R: 0 E: 0 K: 2 S: 8	H: 1 LOB: 1 BB: 0 P: 8	R: 0 E: 0 K: 0 S: 3	H: 0 LOB: 0 BB: 0 P: 3	R: 0 E: 0 K: 0 S: 2	H: 0 LOB: 0 BB: 1 P: 6	R: 0 E: 0 K: 0 S: 2	H: 0 LOB: 0 BB: 1 P: 6	1B: 7 2B: 3 3B: 0 HR: 2	SF: 1 SAC: 0 DP: 1 HBP: 0	WP: 0 PB: 0 SB: 0 CS: 0	PA: 39
<b>PITCHER</b> Rudy May L (1,1) ERA: 3.99 Dick Lange R (2,1) ERA: 4.71 Steve Barber L (8,1) ERA: 3.91	IP: 1.1 WLS: L BF: 11 H: 6 R: 5 ER: 5 SO: 1 BB: 1 IBB: 0 HBP: 0 BLK: 0 WP: 0 HR: 1 S: 29 P: 37 ERA: 33.75 WHIP: 5.250															<b>PITCHER</b>				

AB	32
R	0
H	5
RBI	0
BB	4
SO	4
LOB	15



AB	34
R	6
H	12
RBI	6
BB	4
SO	4
LOB	13





Batter	1	2	3	4	5	6	7	8	9	AB	R	H	RBI	BB	SO	LOB	TOP																	
Vada Pinson, L OBP: 0.282, SLG: 0.380 (1, 8)	0-0 5-3 1B		0-3 K			0-0 4-3	0-0 F8			4	0	1	0	0	1	1	California Angels @ New York Yankees Yankee Stadium, Bronx, NY Tue Aug 14 1973, 7:05 PM EDT Att: 14,098 - Unknown																	
Rudy Meoli, L OBP: 0.303, SLG: 0.300 (1, 6)	0-0 5-3 1-2		0-0 4-3			0-0 2B SF7 1B		0-0 CS 1B		4	1	2	0	0	0	1																		
Frank Robinson, R OBP: 0.379, SLG: 0.501 (1, 10)	0-0 P4			0-0 6-3		0-0 1B 2B		0-3 K 1-2		4	1	1	0	0	1	2																		
Bob Oliver, R OBP: 0.298, SLG: 0.399 (1, 5)	0-0 5-3			0-0 F8		0-0 SF7 2B		0-0 5-3		3	0	0	1	0	0	1																		
Mike Epstein, L OBP: 0.301, SLG: 0.305 (1, 3)		0-3 K		0-0 F8		0-0 2B 1B		0-0 F7		4	0	1	1	0	1	0																		
Richie Scheinblum, S OBP: 0.380, SLG: 0.373 (1, 9)		0-0 BB 1B			0-0 1B		0-0 G3		0-0 3-1		4	0	2	0	0	0		1																
Tom McCraw, L OBP: 0.340, SLG: 0.307 (1, 7)		4-0 BB 1B G6-4-3			0-0 F8 1B		0-0 F9 1B		0-3 K		3	0	1	0	1	1																		
Jeff Torborg, R OBP: 0.279, SLG: 0.253 (1, 2)		0-0 G6-4-3 1-2			0-3 K		0-0 SH1-2-4 1-2		0-0 K		2	0	0	0	0	1		3																
Sandy Alomar Sr., S OBP: 0.257, SLG: 0.222 (1, 4)			0-0 F9		0-0 F8		0-0 F9 2-3			3	0	0	0	0	0	2																		
<b>Inning Stats</b>	R: 0 E: 0 K: 0 S: 4	H: 1 LOB: 1 BB: 0 P: 4	R: 0 E: 0 K: 1 S: 5	H: 1 LOB: 1 BB: 1 P: 9	R: 0 E: 0 K: 1 S: 5	H: 0 LOB: 0 BB: 0 P: 5	R: 0 E: 0 K: 0 S: 3	H: 0 LOB: 0 BB: 0 P: 3	R: 0 E: 0 K: 1 S: 6	H: 1 LOB: 1 BB: 0 P: 6	R: 2 E: 0 K: 0 S: 6	H: 3 LOB: 1 BB: 0 P: 6	R: 0 E: 0 K: 0 S: 4	H: 1 LOB: 0 BB: 0 P: 4	R: 0 E: 0 K: 1 S: 5	H: 0 LOB: 0 BB: 0 P: 5	R: 0 E: 0 K: 1 S: 5	H: 0 LOB: 0 BB: 0 P: 5	1B: 7 2B: 2 3B: 0 HR: 0	SF: 1 SAC: 1 DP: 2 HBP: 0	WP: 0 PB: 0 SB: 0 CS: 1	PA: 34												
<b>PITCHER</b>	IP WLS BF H R ER SO BB IBB HBP BLK WP HR S P ERA WHIP	IP WLS BF H R ER SO BB IBB HBP BLK WP HR S P ERA WHIP																																
Pat Dobson, R ERA: 4.32 (1, 1)	6.1	26	7	2	2	3	1	0	0	0	0	0	0	0	31	35	2.84	1.263																
Lindy McDaniel, R ERA: 2.35 (7, 1)	2.2	8	1	0	0	2	0	0	0	0	0	0	0	0	12	12	0.00	0.375																

Batter	1	2	3	4	5	6	7	8	9	AB	R	H	RBI	BB	SO	LOB	BOTTOM																
Horace Clarke, S OBP: 0.322, SLG: 0.312 (1, 4)	0-0 5-3	0-0 F3								5	0	3	0	0	0	1	California Angels @ New York Yankees Yankee Stadium, Bronx, NY Tue Aug 14 1973, 7:05 PM EDT Att: 14,098 - Unknown																
Matty Alou, L OBP: 0.352, SLG: 0.371 (1, 3)	0-0 FC1-6 1B	0-0 5-3			0-0 4-3		0-0 P4	4-0 2B BB		4	1	1	0	1	0	3																	
Roy White, S OBP: 0.344, SLG: 0.391 (1, 7)	4-0 FC1-6 1-2 BB		0-0 1-3		0-0 1-3			6-3 P5		4	0	0	0	1	0	3																	
Bobby Murcer, L OBP: 0.371, SLG: 0.484 (1, 8)	0-0 FC1-6 1B		0-0 F9			0-0 P5		0-0 E4 HR		4	2	0	0	0	0	2																	
Thurman Munson, R OBP: 0.367, SLG: 0.505 (1, 2)	0-0 1B		0-0 5-3			0-0 2B		0-0 L5		4	0	2	1	0	0	1																	
Graig Nettles, L OBP: 0.338, SLG: 0.399 (1, 5)	0-0 1-2 3H 1B			0-0 4-3		0-0 F5		0-0 HR		4	1	2	3	0	0	1																	
Jim Ray Hart, R OBP: 0.313, SLG: 0.398 (1, 10)	0-0 F9			0-0 6-3		0-0 F7		0-0 2B 3B		4	1	1	0	0	0	3																	
Felipe Alou, R OBP: 0.250, SLG: 0.313 (1, 9)		0-0 F6		0-0 F7			0-0 F8	0-0 2B 1B		4	1	1	1	0	0	0																	
Gene Michael, S OBP: 0.285, SLG: 0.298 (1, 6)		0-0 1B			0-0 6-3		0-0 1-3	0-0 2B WP 1B		4	1	2	1	0	0	0																	
<b>Inning Stats</b>	R: 2 E: 0 K: 0 S: 6	H: 3 LOB: 2 BB: 1 P: 10	R: 0 E: 0 K: 0 S: 4	H: 1 LOB: 0 BB: 0 P: 4	R: 0 E: 0 K: 0 S: 3	H: 0 LOB: 0 BB: 0 P: 3	R: 0 E: 0 K: 0 S: 3	H: 0 LOB: 0 BB: 0 P: 3	R: 0 E: 0 K: 0 S: 4	H: 1 LOB: 1 BB: 0 P: 4	R: 0 E: 0 K: 0 S: 4	H: 1 LOB: 1 BB: 0 P: 4	R: 0 E: 0 K: 0 S: 4	H: 1 LOB: 0 BB: 0 P: 4	R: 5 E: 1 K: 0 S: 9	H: 5 LOB: 2 BB: 1 P: 13	1B: 6 2B: 4 3B: 1 HR: 1	SF: 0 SAC: 0 DP: 0 HBP: 0	WP: 1 PB: 0 SB: 1 CS: 0	PA: 39													
<b>PITCHER</b>	IP WLS BF H R ER SO BB IBB HBP BLK WP HR S P ERA WHIP	IP WLS BF H R ER SO BB IBB HBP BLK WP HR S P ERA WHIP																															
Clyde Wright, L ERA: 3.53 (1, 1)	7.2	34	9	5	3	0	1	0	0	0	0	1	0	4	8	27.00	12.000																
Nolan Ryan, R ERA: 2.99 (8, 1)	0.1	5	3	2	1	0	1	0	0	0	1	0	4	8	27.00	12.000																	



Batter	1	2	3	4	5	6	7	8	9	AB	R	H	RBI	BB	SO	LOB	TOP		
Vada Pinson, L OBP: 0.283, SLG: 0.383 (1, 8)	0-0 1-3 1B		0-0 1-3 2B	0-0 1-3			0-0 4-3	0-0 F9		5	1	2	0	0	0	6	<b>California Angels @ New York Yankees</b> Yankee Stadium, Bronx, NY Wed Aug 15 1973, 3:33 AM EDT Att: 17,253 - Overcast - 76 F		
Rudy Meoli, L OBP: 0.301, SLG: 0.298 (1, 6)	0-0 1-3		0-0 6-3		0-0 4-3		0-0 F5		0-0 E4 1B	5	0	1	0	0	0	2			
Frank Robinson, R OBP: 0.377, SLG: 0.496 (1, 10)	0-0 5-3		0-0 1-3		4-0 HBP BB		0-3 K		0-0 FC1-6-5 1B	4	0	0	0	1	1	3			
Bob Oliver, R OBP: 0.297, SLG: 0.397 Billy Parker, R OBP: 0.162, SLG: 0.091 John Stephenson, L OBP: 0.303, SLG: 0.333 (1, 5)	0-0 1B		0-0 6-3		0-0 F9			0-0 E5 FC4-6 1B	0-0 G3	4	0	1	1	0	0	2			
Mike Epstein, L OBP: 0.302, SLG: 0.304 (1, 3)	0-0 1B			0-0 P6		1-0 HBP		0-0 4-3	0-0 F9	4	0	1	0	0	0	2			
Richie Scheinblum, S OBP: 0.352, SLG: 0.373 Leroy Stanton, R OBP: 0.289, SLG: 0.367 (1, 9)		0-0 4-3		0-0 E 1B		0-0 F8		4-0 FC4-6 1B		3	0	1	0	1	0	2			
Tom McCraw, L OBP: 0.343, SLG: 0.313 Ken Berry, R OBP: 0.330, SLG: 0.357 (1, 7)				0-0 E 1B			0-0 G3		0-0 FC4-6 1B	4	1	2	0	0	0	2			
Jeff Torborg, R OBP: 0.274, SLG: 0.249 Winston Lianas, R OBP: 0.340, SLG: 0.348 Al Gallagher, R OBP: 0.355, SLG: 0.306 (1, 2)		0-0 FC6-4 1B		0-0 6-3			0-0 3-1		0-0 1B	3	0	0	0	0	0	3			
Sandy Alomar Sr., S OBP: 0.260, SLG: 0.223 (1, 4)		0-0 4-3		0-0 BB			0-0 L4		0-0 1B	3	0	1	1	1	0	1			
<b>Inning Stats</b>	R: 1 E: 0 K: 0 S: 5	H: 3 LOB: 2 BB: 0 P: 5	R: 0 E: 0 K: 0 S: 4	H: 1 LOB: 1 BB: 0 P: 4	R: 0 E: 1 K: 0 S: 4	H: 2 LOB: 3 BB: 1 P: 9	R: 0 E: 0 K: 0 S: 3	H: 0 LOB: 0 BB: 0 P: 3	R: 0 E: 0 K: 1 S: 5	H: 0 LOB: 0 BB: 0 P: 5	R: 2 E: 1 K: 0 S: 6	H: 2 LOB: 3 BB: 1 P: 10	R: 0 E: 1 K: 0 S: 4	H: 1 LOB: 1 BB: 0 P: 4	1B: 9 2B: 1 3B: 0 HR: 0	SF: 0 SAC: 0 DP: 0 HBP: 1		WP: 0 PB: 0 SB: 0 CS: 0	PA: 41
<b>PITCHER</b> Mel Stottlemyre, R ERA: 3.24 (1, 1)	IP: 9.0 WLS: L BF: 41	H: 10 R: 3 ER: 1 SO: 1	BB: 2 IBB: 1 HBP: 1 BLK: 0	WP: 0 HR: 0 S: 39 P: 52	ERA: 1.00 WHIP: 1.333	<b>PITCHER</b>												ERA: 1.00 WHIP: 1.333	


Batter	1	2	3	4	5	6	7	8	9	AB	R	H	RBI	BB	SO	LOB	BOTTOM		
Horace Clarke, S OBP: 0.323, SLG: 0.312 (1, 4)	0-0 G6-4-3 1B		0-0 6-3	0-3 K			4-0 FC5 1B		0-0 G6-4-3 1B	4	0	1	0	1	1	3	<b>California Angels @ New York Yankees</b> Yankee Stadium, Bronx, NY Wed Aug 15 1973, 3:33 AM EDT Att: 17,253 - Overcast - 76 F		
Matty Alou, L OBP: 0.354, SLG: 0.376 (1, 3)	0-0 G6-4-3 1-2		0-0 2B		0-0 E4 L4-6 1B		0-0 1-2 1B		0-0 6-3	5	0	3	0	0	0	1			
Roy White, S OBP: 0.344, SLG: 0.388 (1, 7)	4-0 1B		0-0 6-3		0-0 L6		0-0 FC5 2-3			3	0	0	0	1	0	4			
Bobby Murcer, L OBP: 0.372, SLG: 0.484 (1, 8)	0-0 1-2 1B		0-0 P4		0-0 L4-6 2-3			0-0 SH2-3 1B		4	0	2	0	0	0	2			
Thurman Munson, R OBP: 0.367, SLG: 0.503 (1, 2)	0-3 K			1-0 1B SF7 HBP		0-3 K		0-0 SH2-3 1-2		2	1	0	0	0	2	2			
Graig Nettles, L OBP: 0.340, SLG: 0.398 (1, 5)		0-0 4-3		0-0 BB 1-3 1B		0-0 4-3		4-0 BB BB		3	0	1	0	1	0	0			
Jim Ray Hart, R OBP: 0.317, SLG: 0.402 Ron Blomberg, L OBP: 0.408, SLG: 0.502 (1, 10)		0-0 FC6 2B		4-0 1-2 BB		0-3 K		0-0 F7		2	0	1	0	1	1	0			
Felipe Alou, R OBP: 0.247, SLG: 0.310 Johnny Callison, L OBP: 0.197, SLG: 0.228 (1, 9)		0-0 FC6 2-3		0-0 P6			0-0 F7		0-0 4-3	3	0	0	0	0	0	4			
Gene Michael, S OBP: 0.285, SLG: 0.298 (1, 6)		0-0 FC6-4 1-2		0-0 SF7 3-H			0-0 F7		0-0 G6-4-3 1B	3	0	1	1	0	0	1			
<b>Inning Stats</b>	R: 0 E: 0 K: 1 S: 6	H: 2 LOB: 2 BB: 1 P: 10	R: 0 E: 0 K: 0 S: 4	H: 1 LOB: 1 BB: 0 P: 4	R: 0 E: 0 K: 1 S: 6	H: 1 LOB: 2 BB: 1 P: 11	R: 0 E: 0 K: 2 S: 7	H: 0 LOB: 0 BB: 0 P: 7	R: 0 E: 0 K: 0 S: 4	H: 1 LOB: 2 BB: 1 P: 8	R: 0 E: 0 K: 0 S: 4	H: 1 LOB: 2 BB: 1 P: 8	R: 0 E: 0 K: 0 S: 3	H: 1 LOB: 0 BB: 0 P: 3	1B: 7 2B: 3 3B: 0 HR: 0	SF: 1 SAC: 1 DP: 3 HBP: 1		WP: 0 PB: 0 SB: 0 CS: 0	PA: 38
<b>PITCHER</b> Steve Barber, L ERA: 3.68 Aurelio Monteaogudo, R ERA: 4.15 (1, 1)	IP: 7.1 WLS: W BF: 33	H: 8 R: 1 ER: 1 SO: 4	BB: 4 IBB: 0 HBP: 0 BLK: 0	WP: 0 HR: 0 S: 5 P: 5	ERA: 0.00 WHIP: 0.600	<b>PITCHER</b>												ERA: 0.00 WHIP: 0.600	




Batter	1	2	3	4	5	6	7	8	9	AB	R	H	RBI	BB	SO	LOB	TOP					
Horace Clarke, S OBP: 0.325, SLG: 0.315										5	0	3	0	0	1	2	<p><b>New York Yankees @ Texas Rangers</b> Arlington Stadium, Arlington, TX Fri Aug 17 1973, 8:05 PM EDT Att: 19,600 - Unknown - 88 F</p> <p>livebaseballscores.com</p> <p>AB 34 R 1 H 9 RBI 1 BB 4 SO 5 LOB 28</p>					
Matty Alou, L OBP: 0.355, SLG: 0.375										4	0	1	0	1	1							
Roy White, S OBP: 0.343, SLG: 0.386										3	0	0	0	1	5							
Bobby Murcer, L OBP: 0.369, SLG: 0.480										4	0	0	0	0	6							
Thurman Munson, R OBP: 0.372, SLG: 0.509										3	1	3	0	1	0							
Graig Nettles, L OBP: 0.341, SLG: 0.398										3	0	1	0	1	2							
Jim Ray Hart, R OBP: 0.313, SLG: 0.397										4	0	0	0	0	1	6						
Felipe Alou, R OBP: 0.244, SLG: 0.306 (8, PH)										3	0	0	0	0	1	4						
Ron Blomberg, L OBP: 0.406, SLG: 0.500 (8, PH)										1	0	0	0	0	2							
Johnny Callison, L OBP: 0.197, SLG: 0.228										0	0	0	0	0	0	0						
Gene Michael, S OBP: 0.284, SLG: 0.298										4	0	1	1	0	0	0						
<b>Inning Stats</b>	R: 0 E: 0 K: 1 S: 6	H: 1 LOB: 1 BB: 0 P: 6	R: 1 E: 0 K: 1 S: 7	H: 2 LOB: 2 BB: 1 P: 11	R: 0 E: 0 K: 0 S: 2	H: 0 LOB: 0 BB: 1 P: 6	R: 0 E: 0 K: 0 S: 3	H: 0 LOB: 1 BB: 1 P: 7	R: 0 E: 0 K: 0 S: 5	H: 2 LOB: 2 BB: 0 P: 5	R: 0 E: 0 K: 0 S: 4	H: 1 LOB: 1 BB: 0 P: 4	R: 0 E: 0 K: 1 S: 6	H: 1 LOB: 2 BB: 1 P: 10	R: 0 E: 0 K: 1 S: 6	H: 2 LOB: 1 BB: 0 P: 6	1B: 8 2B: 1 3B: 0 HR: 0	SF: 0 SAC: 0 DP: 1 HBP: 0	WP: 1 PB: 0 CS: 1	PA: 39		
<b>PITCHER</b>	IP WLS BF H R ER SO BB IBB HBP BLK WP HR S P ERA WHIP																					
David Clyde, L ERA: 3.27	(1, 1)	7.0 W 31	7 1 1 3	4 0 0 0	1 0 33 49	1.29 1.571																
Jackie Brown, R ERA: 2.51	(8, 1)	2.0 S 7	2 0 0 2	0 0 0 0	0 0 11 11	0.00 1.000																

Batter	1	2	3	4	5	6	7	8	9	AB	R	H	RBI	BB	SO	LOB	BOTTOM					
Davey Nelson, R OBP: 0.313, SLG: 0.364										5	2	3	2	0	1	0	<p><b>New York Yankees @ Texas Rangers</b> Arlington Stadium, Arlington, TX Fri Aug 17 1973, 8:05 PM EDT Att: 19,600 - Unknown - 88 F</p> <p>livebaseballscores.com</p> <p>AB 32 R 8 H 13 RBI 6 BB 4 SO 4 LOB 13</p>					
Toby Harrah, R OBP: 0.333, SLG: 0.352										4	0	1	0	0	2							
Jim Fregosi, R OBP: 0.326, SLG: 0.355										2	0	1	1	0	1	0						
Jim Spencer, L OBP: 0.356, SLG: 0.379										2	1	1	0	0	0	1						
Alex Johnson, R OBP: 0.325, SLG: 0.393										4	0	2	1	0	0	1						
Bill Sudakis, S OBP: 0.284, SLG: 0.435										4	0	1	0	0	2	2						
Jeff Burroughs, R OBP: 0.348, SLG: 0.460										3	2	2	0	1	0	0						
Dick Billings, R OBP: 0.231, SLG: 0.218										3	0	0	0	1	0	5						
Tom Grieve, R OBP: 0.345, SLG: 0.462										3	1	1	1	0	2							
Elliott Maddox, R OBP: 0.338, SLG: 0.244										2	2	1	1	2	0	0						
<b>Inning Stats</b>	R: 0 E: 0 K: 2 S: 7	H: 0 LOB: 0 BB: 0 P: 7	R: 0 E: 0 K: 1 S: 5	H: 0 LOB: 0 BB: 0 P: 5	R: 0 E: 0 K: 0 S: 3	H: 1 LOB: 2 BB: 2 P: 11	R: 0 E: 0 K: 0 S: 4	H: 2 LOB: 2 BB: 1 P: 8	R: 3 E: 1 K: 0 S: 6	H: 3 LOB: 1 BB: 1 P: 10	R: 1 E: 0 K: 0 S: 4	H: 1 LOB: 0 BB: 0 P: 4	R: 1 E: 0 K: 1 S: 7	H: 2 LOB: 1 BB: 0 P: 7	R: 3 E: 0 K: 0 S: 7	H: 4 LOB: 1 BB: 0 P: 7	1B: 9 2B: 2 3B: 1 HR: 1	SF: 2 SAC: 1 DP: 2 HBP: 0	WP: 1 PB: 0 CS: 0	PA: 39		
<b>PITCHER</b>	IP WLS BF H R ER SO BB IBB HBP BLK WP HR S P ERA WHIP																					
Sam McDowell, L ERA: 4.07	(1, 1)	4.2 L 22	6 3 3 3	0 0 0 0	1 1 19 19	13.50 2.100																
Tom Buskey, R ERA: 5.79	(5, 1)	3.1	7 5 5 1	0 0 0 0	1 1 19 19	13.50 2.100																



Batter	1	2	3	4	5	6	7	8	9	AB	R	H	RBI	BB	SO	LOB	TOP										
Horace Clarke, S OBP: 0.324, SLG: 0.313	F9	K2-3		F2		F7		1B		5	0	1	0	0	1	4	<p><b>New York Yankees @ Texas Rangers</b> Arlington Stadium, Arlington, TX Sat Aug 18 1973, 8:05 PM EDT Att: 11,749 - Unknown - 85 F</p> <p>livebaseballscores.com</p> <p>AB 41 R 5 H 13 RBI 4 BB 2 SO 4 LOB 21</p> 										
Matty Alou, L OBP: 0.351, SLG: 0.371	4-3		4-3	F9		P6		K		5	0	0	0	0	1	3											
Roy White, S OBP: 0.344, SLG: 0.392	HR		4-3		F7		WP 1B	G3		5	2	2	1	0	0	1											
Bobby Murcer, L OBP: 0.370, SLG: 0.479	P6		E2		P3		F9	FC4-6		5	0	2	0	0	0	1											
Thurman Munson, R OBP: 0.377, SLG: 0.514		E7		HR		1B		F4		4	2	3	1	1	0	1											
Graig Nettles, L OBP: 0.341, SLG: 0.405	1-3		F5		HR		1B	FC4-6		5	1	2	2	0	0	4											
Jim Ray Hart, R OBP: 0.312, SLG: 0.395 Celerino Sanchez, R OBP: 0.269, SLG: 0.360	E5		F7		FC4		K	K		1	0	0	0	0	0	0											
Felipe Alou, R OBP: 0.245, SLG: 0.309	P4		1B		FC4		F9			4	0	1	0	0	0	4											
Gene Michael, S OBP: 0.286, SLG: 0.298	1-2				F9		F9			3	0	1	0	1	0	0											
<b>Inning Stats</b>	R: 1 E: 0 K: 0 S: 4	H: 1 LOB: 0 BB: 0 P: 4	R: 0 E: 1 K: 0 S: 4	H: 1 LOB: 2 BB: 1 P: 11	R: 0 E: 1 K: 0 S: 4	H: 2 LOB: 2 BB: 0 P: 5	R: 2 E: 0 K: 0 S: 6	H: 3 LOB: 1 BB: 0 P: 6	R: 0 E: 0 K: 1 S: 3	H: 0 LOB: 0 BB: 0 P: 3	R: 1 E: 0 K: 1 S: 8	H: 3 LOB: 2 BB: 0 P: 8	R: 0 E: 0 K: 1 S: 6	H: 1 LOB: 1 BB: 0 P: 6	R: 0 E: 0 K: 1 S: 6	H: 1 LOB: 1 BB: 0 P: 6	1B: 9 2B: 2 3B: 0 HR: 2	SF: 0 SAC: 0 DP: 0 HBP: 0	WP: 1 PB: 0 CS: 0	PA: 43							
<b>PITCHER</b>	IP	WLS	BF	H	R	ER	SO	BB	IBB	HBP	BLK	WP	HR	S	P	ERA	WHIP										
Jim Merritt, L ERA: 4.46	6.1	L	32	10	5	4	1	2	0	0	0	1	2	32	40	5.68	1.895										
Charlie Hudson, L ERA: 4.39	7.1	S	11	3	0	0	3	0	0	0	0	0	0	17	17	0.00	1.125										

Batter	1	2	3	4	5	6	7	8	9	AB	R	H	RBI	BB	SO	LOB	BOTTOM										
Davey Nelson, R OBP: 0.312, SLG: 0.363	G3		4-3		FC6-4		K		E6	5	0	1	0	0	1	3	<p><b>New York Yankees @ Texas Rangers</b> Arlington Stadium, Arlington, TX Sat Aug 18 1973, 8:05 PM EDT Att: 11,749 - Unknown - 85 F</p> <p>livebaseballscores.com</p> <p>AB 36 R 3 H 8 RBI 3 BB 2 SO 6 LOB 17</p> 										
Toby Harrah, R OBP: 0.328, SLG: 0.346	5-3			5-3	FC6-4		F8		F9	5	0	0	0	0	0	7											
Jim Spencer, L OBP: 0.355, SLG: 0.376	P5			L4		F9		BB		3	0	0	1	1	0	0											
Alex Johnson, R OBP: 0.323, SLG: 0.390		K		6-3		1-3		P4		4	0	0	0	0	1	3											
Bill Sudakis, S OBP: 0.292, SLG: 0.441 Jim Mason, L OBP: 0.286, SLG: 0.313					WP 1B		K		K	2	0	2	0	0	0	0											
Jeff Burroughs, R OBP: 0.348, SLG: 0.458					1B		K		F9	4	1	1	0	0	2	2											
Larry Blittner, L OBP: 0.285, SLG: 0.281 Vic Harris, S OBP: 0.305, SLG: 0.344					3-1		1B		6-3	3	0	1	0	0	0	0											
Dick Billings, R OBP: 0.236, SLG: 0.220					F9		1B		F7	3	0	1	0	1	0	0											
Elliott Maddox, R OBP: 0.342, SLG: 0.252					6-3		1B		6-3	4	0	2	2	0	0	0											
<b>Inning Stats</b>	R: 0 E: 0 K: 0 S: 3	H: 0 LOB: 0 BB: 0 P: 3	R: 0 E: 0 K: 2 S: 8	H: 1 LOB: 1 BB: 0 P: 8	R: 0 E: 0 K: 0 S: 3	H: 0 LOB: 0 BB: 0 P: 3	R: 0 E: 0 K: 0 S: 3	H: 0 LOB: 0 BB: 0 P: 3	R: 1 E: 0 K: 1 S: 8	H: 3 LOB: 3 BB: 1 P: 12	R: 0 E: 0 K: 1 S: 5	H: 0 LOB: 0 BB: 0 P: 5	R: 2 E: 0 K: 1 S: 9	H: 4 LOB: 3 BB: 1 P: 13	R: 0 E: 0 K: 1 S: 5	H: 0 LOB: 0 BB: 0 P: 5	R: 0 E: 1 K: 0 S: 4	H: 0 LOB: 1 BB: 0 P: 4	1B: 8 2B: 0 3B: 0 HR: 0	SF: 0 SAC: 0 DP: 0 HBP: 0	WP: 1 PB: 0 CS: 0	PA: 38					
<b>PITCHER</b>	IP	WLS	BF	H	R	ER	SO	BB	IBB	HBP	BLK	WP	HR	S	P	ERA	WHIP										
Doc Medich, R ERA: 3.25	6.0	W	27	8	3	3	4	1	0	0	0	0	0	34	38	4.50	1.500										
Lindy McDaniel, R ERA: 2.3	7.1	S	11	0	0	0	2	1	0	0	0	0	0	14	18	0.00	0.333										



Batter	1	2	3	4	5	6	7	8	9	AB	R	H	RBI	BB	SO	LOB	TOP					
<b>Horace Clarke, S</b> (1.4) OBP: 0.325, SLG: 0.313	F7		5-6-3 1B	3-1			F9 1B BB		F7	4	1	1	0	1	0	0						
<b>Matty Alou, L</b> (1.9) OBP: 0.352, SLG: 0.373	3-1		5-6-3			1B FC4-6			1-3	5	1	2	0	0	0	1						
<b>Roy White, S</b> (1.7) OBP: 0.344, SLG: 0.392	K		1B FC4-6			2B			F9	5	1	2	1	0	1	2						
<b>Bobby Murcer, L</b> (1.8) OBP: 0.371, SLG: 0.485			1B			FC4-6			P6	4	1	2	2	0	0	3						
<b>Ron Blomberg, L</b> (1.10) OBP: 0.400, SLG: 0.492		HR	1B			1-2 3-H			F8	4	0	0	1	0	0	4						
<b>Ron Blomberg, L</b> (1.10) OBP: 0.400, SLG: 0.492	4-3		FC4-6						4-3	4	0	0	1	0	0	4						
<b>Graig Nettles, L</b> (1.5) OBP: 0.345, SLG: 0.407	1B 2B		1-3						K	3	1	2	0	1	1	1						
<b>Thurman Munson, R</b> (1.2) OBP: 0.376, SLG: 0.511	1B		K						F9	4	1	1	0	0	1	3						
<b>Mike Hegan, L</b> (1.3) OBP: 0.225, SLG: 0.240	K		K						F7	4	0	0	0	0	2	3						
<b>Gene Michael, S</b> (1.6) OBP: 0.286, SLG: 0.300	2B		K						4-3	4	0	1	2	0	1	1						
<b>Inning Stats</b>	R: 0 E: 0 K: 1 S: 5	H: 0 LOB: 0 BB: 0 P: 5	R: 3 E: 0 K: 1 S: 7	H: 3 LOB: 1 BB: 1 P: 11	R: 2 E: 0 K: 1 S: 9	H: 4 LOB: 2 BB: 0 P: 9	R: 0 E: 0 K: 2 S: 7	H: 0 LOB: 0 BB: 0 P: 7	R: 1 E: 0 K: 1 S: 7	H: 2 LOB: 1 BB: 0 P: 7	R: 0 E: 0 K: 0 S: 3	H: 0 LOB: 0 BB: 0 P: 3	R: 0 E: 0 K: 0 S: 4	H: 1 LOB: 2 BB: 1 P: 8	R: 0 E: 0 K: 0 S: 4	H: 1 LOB: 1 BB: 0 P: 4	R: 0 E: 0 K: 0 S: 3	H: 0 LOB: 0 BB: 0 P: 3	1B: 8 2B: 2 3B: 0 HR: 1	SF: 0 SAC: 0 DP: 0 HBP: 0	WP: 0 PB: 0 CS: 0	PA: 39
<b>PITCHER</b>	IP	WLS	BF	H	R	ER	SO	BB	IBB	HBP	BLK	WP	HR	S	P	ERA	WHIP					
<b>Sonny Siebert, R</b> (1.1) ERA: 3.47	2.1	L	13	6	5	5	2	1	0	0	0	0	1	16	20	19.29	3.000					
<b>Don Durham, R</b> (3.1) ERA: 6.89	5.2		23	5	1	1	4	1	0	0	0	0	0	30	34	1.59	1.059					
<b>Mike Paul, L</b> (9.1) ERA: 5.57	1.0		3	0	0	0	0	0	0	0	0	0	0	3	3	0.00	0.000					

**New York Yankees @ Texas Rangers**  
Arlington Stadium, Arlington, TX  
Sun Aug 19 1973, 8:05 PM EDT  
Att: 11,173 - Unknown - 88 F

AB	37
R	6
H	11
RBI	6
BB	2
SO	6
LOB	18



Batter	1	2	3	4	5	6	7	8	9	AB	R	H	RBI	BB	SO	LOB	BOTTOM					
<b>Davey Nelson, R</b> (1.4) OBP: 0.313, SLG: 0.364	F7		E8 FC5-4			FC6-4 1B		1B		4	0	2	0	0	0	0						
<b>Toby Harrah, R</b> (1.5) OBP: 0.328, SLG: 0.345	F9		FC5-4			FC6-4 FC1-6		G4-6-3 1B		4	0	1	0	0	0	2						
<b>Larry Bittner, L</b> (1.9) OBP: 0.279, SLG: 0.274	6-3					FC1-6 1B		G4-6-3		4	0	0	0	0	0	3						
<b>Alex Johnson, R</b> (1.10) OBP: 0.324, SLG: 0.391		6-3							2B 5-3	4	1	2	0	0	0	0						
<b>Jim Spencer, L</b> (1.3) OBP: 0.356, SLG: 0.390		F8				3-1			6-3 2B	4	1	2	1	0	0	2						
<b>Jeff Burroughs, R</b> (1.7) OBP: 0.347, SLG: 0.456			FC6-4 1B						F8	4	0	1	1	0	0	1						
<b>Dick Billings, R</b> (1.2) OBP: 0.232, SLG: 0.216		FC6-4							6-3	4	0	0	0	0	0	2						
<b>Elliott Maddox, R</b> (1.8) OBP: 0.333, SLG: 0.244			K						5-3	4	0	0	0	0	1	1						
<b>Jim Mason, L</b> (1.6) OBP: 0.283, SLG: 0.310			4-3							2	0	0	0	0	0	0						
<b>Vic Harris, S</b> (7.8) OBP: 0.305, SLG: 0.344									F9	1	0	0	0	0	0	0						
<b>Inning Stats</b>	R: 0 E: 0 K: 0 S: 3	H: 0 LOB: 0 BB: 0 P: 3	R: 0 E: 1 K: 1 S: 6	H: 0 LOB: 1 BB: 0 P: 6	R: 1 E: 0 K: 0 S: 4	H: 1 LOB: 0 BB: 0 P: 4	R: 0 E: 0 K: 0 S: 3	H: 0 LOB: 0 BB: 0 P: 3	R: 0 E: 0 K: 0 S: 5	H: 2 LOB: 2 BB: 0 P: 5	R: 0 E: 0 K: 0 S: 3	H: 0 LOB: 0 BB: 0 P: 3	R: 0 E: 0 K: 0 S: 4	H: 2 LOB: 1 BB: 0 P: 4	R: 1 E: 0 K: 0 S: 5	H: 2 LOB: 1 BB: 0 P: 5	1B: 6 2B: 1 3B: 0 HR: 1	SF: 0 SAC: 0 DP: 1 HBP: 0	WP: 0 PB: 0 CS: 0	PA: 35		
<b>PITCHER</b>	IP	WLS	BF	H	R	ER	SO	BB	IBB	HBP	BLK	WP	HR	S	P	ERA	WHIP					
<b>Pat Dobson, R</b> (1.1) ERA: 4.19	9.0	W	35	8	2	2	1	0	0	0	0	0	1	37	37	2.00	0.889					

**New York Yankees @ Texas Rangers**  
Arlington Stadium, Arlington, TX  
Sun Aug 19 1973, 8:05 PM EDT  
Att: 11,173 - Unknown - 88 F

AB	35
R	2
H	8
RBI	2
BB	0
SO	1
LOB	11





Batter	1	2	3	4	5	6	7	8	9	AB	R	H	RBI	BB	SO	LOB	TOP				
<b>Horace Clarke, S</b> (1,4) OBP: 0.324, SLG: 0.310										4	0	0	0	1	1	2					
<b>Matty Alou, L</b> (1,9) OBP: 0.351, SLG: 0.372										4	0	1	0	0	0	1					
<b>Roy White, S</b> (1,7) OBP: 0.345, SLG: 0.392										3	0	1	0	1	1	1					
<b>Bobby Murcer, L</b> (1,8) OBP: 0.372, SLG: 0.488										4	1	2	0	0	0	2					
<b>Ron Blomberg, L</b> (1,10) OBP: 0.398, SLG: 0.485										3	1	0	0	1	0	1					
<b>Graig Nettles, L</b> (1,5) OBP: 0.346, SLG: 0.407										4	0	2	1	0	0	1					
<b>Thurman Munson, R</b> (1,2) OBP: 0.375, SLG: 0.509										4	0	1	0	0	1	3					
<b>Mike Hegan, L</b> (1,3) OBP: 0.226, SLG: 0.241										4	0	1	1	0	1	3					
<b>Gene Michael, S</b> (1,6) OBP: 0.283, SLG: 0.297										4	0	0	0	0	1	3					
<b>Inning Stats</b>	R: 0 E: 0 K: 0 S: 3	H: 0 LOB: 1 BB: 1 P: 7	R: 0 E: 0 K: 0 S: 4	H: 1 LOB: 1 BB: 0 P: 4	R: 0 E: 0 K: 1 S: 3	H: 0 LOB: 0 BB: 0 P: 3	R: 0 E: 0 K: 1 S: 6	H: 1 LOB: 1 BB: 0 P: 6	R: 0 E: 0 K: 0 S: 3	H: 1 LOB: 1 BB: 1 P: 7	R: 0 E: 0 K: 2 S: 8	H: 1 LOB: 1 BB: 0 P: 8	R: 0 E: 0 K: 1 S: 6	H: 1 LOB: 1 BB: 1 P: 6	R: 2 E: 1 K: 1 S: 8	H: 2 LOB: 2 BB: 1 P: 12	1B: 7 2B: 1 3B: 0 HR: 0	SF: 0 SAC: 0 DP: 2 HBP: 0	WP: 0 PB: 0 SB: 0 CS: 0	PA: 37	
<b>PITCHER</b>	IP	WLS	BF	H	R	ER	SO	BB	IBB	HBP	BLK	WP	HR	S	P	ERA	WHIP				
<b>Steve Busby, R</b> (1,1) ERA: 4.24	8.1	W	35	8	2	2	4	3	0	0	0	0	0	40	52	2.16	1.320				
<b>Doug Bird, R</b> (9,1) ERA: 2.73	0.2	S	2	0	0	0	1	0	0	0	0	0	0	4	4	0.00	0.000				

**New York Yankees @ Kansas City Royals**  
 Royals Stadium, Kansas City, MO  
 Mon Aug 20 1973, 8:05 PM EDT  
 Att: 24,542 - Unknown - 89 F

AB 34  
 R 2  
 H 8  
 RBI 2  
 BB 3  
 SO 5  
 LOB 17



Batter	1	2	3	4	5	6	7	8	9	AB	R	H	RBI	BB	SO	LOB	BOTTOM				
<b>Freddie Patek, R</b> (1,6) OBP: 0.317, SLG: 0.330										5	1	2	2	0	1	1					
<b>Cookie Rojas, R</b> (1,4) OBP: 0.315, SLG: 0.356										4	1	2	0	0	0	1					
<b>Amos Otis, R</b> (1,8) OBP: 0.367, SLG: 0.513										3	0	0	0	0	1	3					
<b>John Mayberry, L</b> (1,3) OBP: 0.427, SLG: 0.517										4	1	2	2	0	0	2					
<b>Hal McRae, R</b> (1,10) OBP: 0.288, SLG: 0.348										4	0	0	0	0	0	3					
<b>Ed Kirkpatrick, L</b> (1,9) OBP: 0.351, SLG: 0.396										3	1	1	0	1	1	2					
<b>Lou Piniella, R</b> (1,7) OBP: 0.297, SLG: 0.372										4	0	0	0	0	0	2					
<b>Kurt Bevacqua, R</b> (1,5) OBP: 0.325, SLG: 0.345										4	1	1	1	0	1	1					
<b>Fran Healy, R</b> (1,2) OBP: 0.357, SLG: 0.413										3	1	1	0	1	1	1					
<b>Inning Stats</b>	R: 0 E: 0 K: 0 S: 4	H: 1 LOB: 1 BB: 0 P: 4	R: 4 E: 1 K: 1 S: 10	H: 5 LOB: 1 BB: 0 P: 10	R: 1 E: 0 K: 0 S: 4	H: 1 LOB: 0 BB: 0 P: 4	R: 0 E: 0 K: 3 S: 9	H: 0 LOB: 0 BB: 0 P: 9	R: 0 E: 0 K: 0 S: 4	H: 1 LOB: 1 BB: 0 P: 4	R: 0 E: 0 K: 0 S: 3	H: 0 LOB: 1 BB: 1 P: 7	R: 1 E: 1 K: 1 S: 7	H: 1 LOB: 2 BB: 0 P: 8	R: 0 E: 0 K: 0 S: 3	H: 0 LOB: 1 BB: 1 P: 7	1B: 7 2B: 1 3B: 0 HR: 1	SF: 0 SAC: 0 DP: 0 HBP: 1	WP: 0 PB: 0 SB: 2 CS: 0	PA: 37	
<b>PITCHER</b>	IP	WLS	BF	H	R	ER	SO	BB	IBB	HBP	BLK	WP	HR	S	P	ERA	WHIP				
<b>Mel Stottlemyre, R</b> (1,1) ERA: 3.36	6.0	L	27	8	5	5	4	1	0	0	0	0	0	34	38	7.50	1.500				
<b>Wayne Granger, R</b> (7,1) ERA: 3.89	1.0		6	1	1	0	1	0	0	1	0	0	0	7	8	0.00	1.000				
<b>Sparky Lyle, L</b> (8,1) ERA: 2.63	1.0		4	0	0	0	0	1	0	0	0	0	0	3	7	0.00	1.000				

**New York Yankees @ Kansas City Royals**  
 Royals Stadium, Kansas City, MO  
 Mon Aug 20 1973, 8:05 PM EDT  
 Att: 24,542 - Unknown - 89 F

AB 34  
 R 6  
 H 9  
 RBI 5  
 BB 2  
 SO 5  
 LOB 16





Batter	1	2	3	4	5	6	7	8	9	AB	R	H	RBI	BB	SO	LOB	TOP								
Horace Clarke, S OBP: 0.326, SLG: 0.318 (1, 4)										4	2	2	1	1	0	5	<b>New York Yankees @ Kansas City Royals</b> Royals Stadium, Kansas City, MO Tue Aug 21 1973, 8:05 PM EDT Att: 21,325 - Unknown - 90 F <a href="http://livebaseballscorecards.com">livebaseballscorecards.com</a>								
Matty Alou, L OBP: 0.347, SLG: 0.368 (1, 9)										5	0	0	0	0	2	7									
Roy White, S OBP: 0.344, SLG: 0.389 (1, 7)										4	1	0	0	1	0	0									
Bobby Murcer, L OBP: 0.370, SLG: 0.487 (1, 8)										5	0	1	0	0	1	2									
Ron Blomberg, L OBP: 0.399, SLG: 0.490 Jim Ray Hart, R OBP: 0.313, SLG: 0.399 Celerino Sanchez, R OBP: 0.284, SLG: 0.353 (1, 10)										2	1	1	2	0	1	0									
Graig Nettles, L OBP: 0.347, SLG: 0.407 (1, 5)										3	0	1	1	0	1	1									
Thurman Munson, R OBP: 0.376, SLG: 0.557 (1, 2)										3	0	1	0	1	0	1									
Mike Hegan, L OBP: 0.230, SLG: 0.244 (1, 3)										3	0	1	0	0	1	1									
Gene Michael, S OBP: 0.282, SLG: 0.295 Felipe Alou, R OBP: 0.247, SLG: 0.309 Fred Stanley, R OBP: 1.000, SLG: 1.000 (1, 6)										2	0	0	0	0	1	1									
<b>Inning Stats</b>	R: 3 E: 0 K: 0 S: 6	H: 3 LOB: 1 BB: 1 P: 10	R: 0 E: 0 K: 2 S: 7	H: 0 LOB: 1 BB: 1 P: 11	R: 0 E: 0 K: 1 S: 5	H: 0 LOB: 0 BB: 0 P: 5	R: 0 E: 0 K: 1 S: 6	H: 1 LOB: 1 BB: 0 P: 6	R: 1 E: 0 K: 1 S: 7	H: 2 LOB: 1 BB: 0 P: 7	R: 0 E: 0 K: 1 S: 5	H: 0 LOB: 3 BB: 2 P: 14	R: 0 E: 0 K: 1 S: 6	H: 1 LOB: 1 BB: 0 P: 6	R: 0 E: 0 K: 0 S: 5	H: 2 LOB: 2 BB: 0 P: 5		R: 0 E: 0 K: 2 S: 7	H: 0 LOB: 0 BB: 0 P: 7	1B: 5 2B: 3 3B: 0 HR: 1	SF: 0 SAC: 1 DP: 0 HBP: 1	WP: 0 PB: 0 SB: 1 CS: 0	PA: 41		
<b>PITCHER</b>	IP	WLS	BF	H	R	ER	SO	BB	IBB	HBP	BLK	WP	HR	S	P	ERA	WHIP								
Dick Drago, R ERA: 4.21 (1, 1)	0.2		6	3	3	3	0	1	0	0	0	0	0	5	9	40.50	6.000								
Steve Mingori, L ERA: 4.59 (1, 1)	4.1	W	19	3	1	1	5	2	0	1	0	0	1	26	35	2.08	1.154								
Joe Hoerner, L ERA: 5.55 (6, 1)	4.0	S	16	3	0	0	4	0	1	0	0	0	0	23	27	0.00	0.750								

Batter	1	2	3	4	5	6	7	8	9	AB	R	H	RBI	BB	SO	LOB	BOTTOM								
Freddie Patek, R OBP: 0.318, SLG: 0.331 (1, 6)										5	0	2	0	0	0	1	<b>New York Yankees @ Kansas City Royals</b> Royals Stadium, Kansas City, MO Tue Aug 21 1973, 8:05 PM EDT Att: 21,325 - Unknown - 90 F <a href="http://livebaseballscorecards.com">livebaseballscorecards.com</a>								
Cookie Rojas, R OBP: 0.314, SLG: 0.357 (1, 4)										4	1	1	0	0	0	2									
Amos Otis, R OBP: 0.366, SLG: 0.512 (1, 8)										4	1	1	0	0	1	1									
John Mayberry, L OBP: 0.424, SLG: 0.512 (1, 3)										4	1	0	0	0	1	1									
Hal McRae, R OBP: 0.291, SLG: 0.353 Steve Hovley, L OBP: 0.344, SLG: 0.321 (1, 9)										3	0	1	0	1	0	1									
Lou Piniella, R OBP: 0.301, SLG: 0.376 (1, 7)										4	1	3	2	0	0	1									
Rick Reichardt, R OBP: 0.308, SLG: 0.372 (1, 10)										3	1	1	0	1	1	2									
Kurt Bevacqua, R OBP: 0.324, SLG: 0.348 (1, 5)										4	0	1	2	0	0	2									
Fran Healy, R OBP: 0.355, SLG: 0.415 (1, 2)										4	0	1	0	0	1	1									
<b>Inning Stats</b>	R: 0 E: 0 K: 0 S: 3	H: 0 LOB: 0 BB: 0 P: 3	R: 2 E: 0 K: 1 S: 8	H: 3 LOB: 1 BB: 0 P: 8	R: 2 E: 1 K: 0 S: 6	H: 2 LOB: 2 BB: 1 P: 10	R: 0 E: 0 K: 0 S: 4	H: 1 LOB: 1 BB: 0 P: 4	R: 1 E: 0 K: 0 S: 5	H: 2 LOB: 2 BB: 1 P: 9	R: 0 E: 0 K: 0 S: 3	H: 1 LOB: 0 BB: 0 P: 3	R: 0 E: 0 K: 2 S: 8	H: 1 LOB: 1 BB: 0 P: 8	R: 0 E: 0 K: 1 S: 6	H: 1 LOB: 1 BB: 0 P: 6		R: 0 E: 0 K: 1 S: 6	H: 0 LOB: 0 BB: 0 P: 7	1B: 6 2B: 5 3B: 0 HR: 0	SF: 0 SAC: 0 DP: 0 HBP: 0	WP: 0 PB: 0 SB: 2 CS: 1	PA: 38		
<b>PITCHER</b>	IP	WLS	BF	H	R	ER	SO	BB	IBB	HBP	BLK	WP	HR	S	P	ERA	WHIP								
Fritz Peterson, L ERA: 3.95 (1, 1)	4.1	L	22	7	5	3	1	1	0	0	0	0	0	23	27	6.23	1.846								
Lindy McDaniel, R ERA: 2.24 (5, 1)	3.2		15	4	0	0	3	1	0	0	0	0	0	20	24	0.00	1.364								



Batter	1	2	3	4	5	6	7	8	9	10	AB	R	H	RBI	BB	SO	LOB	TOP				
<b>Horace Clarke, S</b> OBP: 0.325, SLG: 0.318 (1, 4)	F6		6-3 1B 2B	3-1		5-3		4-3		F7	6	1	1	0	0	0	4					
<b>Matty Alou, L</b> OBP: 0.346, SLG: 0.365 (1, 9)	6-3 BB		6-3	L3			G3		L7		4	0	0	0	1	0	1					
<b>Roy White, S</b> OBP: 0.344, SLG: 0.388 (1, 7)	6-3		FC4-6 1B				P6		F8		4	0	1	1	1	0	1					
<b>Bobby Murcer, L</b> OBP: 0.309, SLG: 0.484 (1, 8)	L7		FC4-6 HR 1B				L9		K		5	1	1	0	0	1	3					
<b>Jim Ray Hart, R</b> OBP: 0.314, SLG: 0.409 (10, PR)		6-3					1-3		F9		5	1	2	2	0	0	2					
<b>Celeno Sanchez, R</b> OBP: 0.264, SLG: 0.353 (10, PR)			HR				1-2			1B BB 1B	0	0	0	0	0	0	0					
<b>Graig Nettles, L</b> OBP: 0.350, SLG: 0.408 (1, 5)		K					6-3			1B BB 1B	4	1	2	0	1	1	1					
<b>Thurman Munson, R</b> OBP: 0.376, SLG: 0.511 (1, 2)		1B 2B					4-3		G6-4-3 1B	1B BB K	5	1	2	1	0	1	3					
<b>Felipe Alou, R</b> OBP: 0.249, SLG: 0.311 (1, 3)										1B BB K	2	0	1	1	0	0	1					
<b>Ron Blomberg, L</b> OBP: 0.401, SLG: 0.492 (6, PH)										K	1	0	1	0	0	0	0					
<b>Hal Lanier, R</b> OBP: 0.235, SLG: 0.242 (6, PR)							FC3-6 1B			K	2	1	1	0	0	1	2					
<b>Fred Stanley, R</b> OBP: 0.333, SLG: 0.333 (1, 6)										1B	2	0	0	0	0	0	1					
<b>Mike Hegan, L</b> OBP: 0.244, SLG: 0.294 (6, 3)							5-3			1B 1-2 2-3	3	1	2	2	0	0	1					
<b>Inning Stats</b>	R: 0 E: 0 K: 0 S: 3	H: 0 LOB: 1 BB: 1 P: 7	R: 1 E: 0 K: 1 S: 7	H: 2 LOB: 1 BB: 0 P: 7	R: 4 E: 0 K: 0 S: 8	H: 5 LOB: 1 BB: 1 P: 8	R: 0 E: 0 K: 0 S: 3	H: 0 LOB: 0 BB: 0 P: 3	R: 0 E: 0 K: 0 S: 3	H: 0 LOB: 1 BB: 1 P: 7	R: 0 E: 0 K: 0 S: 4	H: 1 LOB: 1 BB: 0 P: 4	R: 0 E: 0 K: 0 S: 5	H: 1 LOB: 0 BB: 0 P: 5	R: 0 E: 0 K: 1 S: 5	H: 0 LOB: 0 BB: 1 P: 5	R: 0 E: 0 K: 2 S: 9	H: 2 LOB: 3 BB: 1 P: 13	1B: 9 2B: 3 3B: 0 HR: 2	SF: 0 SAC: 0 DP: 1 HBP: 0	WP: 0 PB: 0 SB: 0 CS: 0	PA: 46
<b>PITCHER</b>	IP	WLS	BF	H	R	ER	SO	BB	IBB	HBP	BLK	WP	HR	S	P	ERA	WHIP					
<b>Paul Splittort, L</b> ERA: 3.78 (1, 1)	2.2		16	7	5	5	1	1	0	0	0	0	1	17	21	16.88	3.000					
<b>Gene Garber, R</b> ERA: 4.28 (3, 1)	6.0		23	5	2	2	0	1	0	0	0	0	1	22	26	3.00	1.000					
<b>Joe Hoerner, L</b> ERA: 5.47 (9, 1)	0.1		3	1	0	0	1	1	0	0	0	0	0	4	8	0.00	6.000					
<b>Doug Bird, R</b> ERA: 2.69 (10, 1)	1.0	W	4	1	0	0	2	0	0	0	0	0	0	8	8	0.00	1.000					

**New York Yankees @ Kansas City Royals**  
 Royals Stadium, Kansas City, MO  
 Wed Aug 22 1973, 8:05 PM EDT  
 Att: 24,708 - Unknown - 91 F


AB 43  
 R 7  
 H 14  
 RBI 7  
 BB 3  
 SO 4  
 LOB 20



Batter	1	2	3	4	5	6	7	8	9	10	AB	R	H	RBI	BB	SO	LOB	BOTTOM						
<b>Freddie Patek, R</b> OBP: 0.323, SLG: 0.331 (1, 6)	2B BB		2B WP BB				P6		4-3		3	3	1	1	3	0	0							
<b>Cookie Rojas, R</b> OBP: 0.317, SLG: 0.364 (1, 4)	1B 2B		WP BB 2B				SF9 BB			1B	3	3	2	2	1	0	0							
<b>Amos Otis, R</b> OBP: 0.368, SLG: 0.512 (1, 8)	FC6-4 1B		P6				F8		F8		4	0	2	1	1	0	1							
<b>John Mayberry, L</b> OBP: 0.424, SLG: 0.508 (1, 3)	F9		BB				L9		1B BB		3	1	0	0	2	0	3							
<b>Hal McRae, R</b> OBP: 0.291, SLG: 0.351 (1, 9)	K		P6				P4		1B BB		4	0	1	0	0	1	3							
<b>Steve Hovley, L</b> OBP: 0.344, SLG: 0.321 (8, 9)										1B 1B	0	0	0	0	0	0	0							
<b>Paul Schaaf, R</b> OBP: 0.376, SLG: 0.384 (10, 5)									5-3		1	0	0	0	0	0	1							
<b>Lou Piniella, R</b> OBP: 0.302, SLG: 0.376 (1, 7)	FC6-4		5-3				SH3-4 1B		1B		5	1	2	1	0	0	2							
<b>Rick Reichardt, R</b> OBP: 0.305, SLG: 0.367 (1, 10)		K					SH3-4		P3		3	0	0	0	0	1	2							
<b>Kurt Bevacqua, R</b> OBP: 0.321, SLG: 0.342 (1, 5)		F8					F7		F9		4	0	0	0	1	0	1							
<b>Fran Healy, R</b> OBP: 0.349, SLG: 0.407 (1, 2)	5-3		5-3				F8		6-3		5	0	0	0	0	1	3							
<b>Inning Stats</b>	R: 2 E: 0 K: 1 S: 7	H: 2 LOB: 1 BB: 1 P: 11	R: 0 E: 0 K: 1 S: 5	H: 0 LOB: 0 BB: 0 P: 5	R: 2 E: 0 K: 0 S: 4	H: 1 LOB: 1 BB: 2 P: 12	R: 0 E: 0 K: 0 S: 3	H: 0 LOB: 0 BB: 0 P: 3	R: 0 E: 0 K: 0 S: 4	H: 1 LOB: 1 BB: 1 P: 8	R: 0 E: 0 K: 0 S: 4	H: 1 LOB: 1 BB: 0 P: 4	R: 2 E: 0 K: 0 S: 5	H: 2 LOB: 2 BB: 2 P: 13	R: 0 E: 0 K: 0 S: 3	H: 0 LOB: 0 BB: 0 P: 3	R: 0 E: 0 K: 0 S: 3	H: 0 LOB: 1 BB: 1 P: 7	R: 1 E: 1 K: 1 S: 6	H: 1 LOB: 2 BB: 1 P: 10	1B: 6 2B: 2 3B: 0 HR: 0	SF: 1 SAC: 2 DP: 0 HBP: 0	WP: 2 PB: 0 SB: 1 CS: 0	PA: 46
<b>PITCHER</b>	IP	WLS	BF	H	R	ER	SO	BB	IBB	HBP	BLK	WP	HR	S	P	ERA	WHIP							
<b>Sam McDowell, L</b> ERA: 4.29 (1, 1)	4.2		22	4	5	5	2	2	0	0	0	2	0	22	38	9.64	1.714							
<b>Tom Buskey, R</b> ERA: 6.35 (5, 1)	2.0		11	3	2	2	0	2	0	0	0	0	0	9	17	9.00	2.500							
<b>Sparky Lytle, L</b> ERA: 2.52 (7, 1)	3.0	L	13	1	1	0	1	1	1	0	0	0	0	13	21	0.00	0.667							

**New York Yankees @ Kansas City Royals**  
 Royals Stadium, Kansas City, MO  
 Wed Aug 22 1973, 8:05 PM EDT  
 Att: 24,708 - Unknown - 91 F

AB 35  
 R 8  
 H 8  
 RBI 5  
 BB 8  
 SO 3  
 LOB 16





Batter	1	2	3	4	5	6	7	8	9	AB	R	H	RBI	BB	SO	LOB	TOP								
Horace Clarke, S OBP: 0.326, SLG: 0.318	4-3		E BB		F7			1B		3	0	1	0	1	0	2	<p><b>New York Yankees @ Oakland Athletics</b> Oakland-Alameda County Coliseum, Oakland, CA</p> <p>Fri Aug 24 1973, 7:05 PM PDT Att: 12,007 - Unknown</p> <p>livebaseballscores.com</p>								
Matty Alou, L OBP: 0.345, SLG: 0.364	6-3		P6		P2			G6-3 1B		4	0	1	0	0	0	3									
Roy White, S OBP: 0.342, SLG: 0.385	P6				F9			G6-3 1-2		4	0	0	0	0	0	2									
Bobby Murcer, L OBP: 0.368, SLG: 0.484					F7			F7		4	0	1	0	0	1	0									
Ron Blomberg, L OBP: 0.396, SLG: 0.486					K			K		3	0	0	0	0	1	1									
Jim Ray Hart, R OBP: 0.313, SLG: 0.408					K			F6		1	0	0	0	0	0	0									
Graig Nettles, L OBP: 0.348, SLG: 0.409								F8		4	1	1	0	0	1	1									
Thurman Munson, R OBP: 0.374, SLG: 0.507					F9			F8 1B 2B		3	0	0	0	0	0	2									
Mike Hegan, L OBP: 0.247, SLG: 0.287					F8			E 1B BB		2	0	0	0	1	1	0									
Gene Michael, S OBP: 0.282, SLG: 0.296					4-3			E3 1B		3	0	1	1	0	0	0									
<b>Inning Stats</b>	R: 0 E: 0 K: 0 S: 3	H: 0 LOB: 0 BB: 0 P: 3	R: 0 E: 0 K: 1 S: 6	H: 1 LOB: 1 BB: 0 P: 6	R: 0 E: 1 K: 0 S: 3	H: 0 LOB: 1 BB: 1 P: 7	R: 0 E: 0 K: 1 S: 5	H: 0 LOB: 0 BB: 0 P: 5	R: 1 E: 1 K: 0 S: 5	H: 2 LOB: 2 BB: 1 P: 9	R: 0 E: 0 K: 1 S: 5	H: 0 LOB: 0 BB: 0 P: 5	R: 0 E: 0 K: 1 S: 5	H: 0 LOB: 0 BB: 0 P: 5	R: 0 E: 0 K: 0 S: 4	H: 2 LOB: 1 BB: 0 P: 4	R: 0 E: 0 K: 0 S: 3	H: 0 LOB: 0 BB: 0 P: 3	1B: 3 2B: 2 3B: 0 HR: 0	SF: 0 SAC: 0 DP: 1 HBP: 0	WP: 0 PB: 0 SB: 0 CS: 0	PA: 33			
<b>PITCHER</b>	IP	WLS	BF	H	R	ER	SO	BB	IBB	HBP	BLK	WP	HR	S	P	ERA	WHIP								
Catfish Hunter, R ERA: 3.29	7.1	W	29	5	1	1	4	2	0	0	0	0	0	35	43	1.23	0.955								
Darold Knowles, L ERA: 2.45	8.1	S	4	0	0	0	0	0	0	0	0	0	0	4	4	0.00	0.000								

Batter	1	2	3	4	5	6	7	8	9	AB	R	H	RBI	BB	SO	LOB	BOTTOM								
Bill North, S OBP: 0.370, SLG: 0.354	6-3 1B BB		1B 1B		F7			F8		4	2	2	0	1	0	0	<p><b>New York Yankees @ Oakland Athletics</b> Oakland-Alameda County Coliseum, Oakland, CA</p> <p>Fri Aug 24 1973, 7:05 PM PDT Att: 12,007 - Unknown</p> <p>livebaseballscores.com</p>								
Bert Campaneris, R OBP: 0.319, SLG: 0.336	K		P6		4-3			SH2-3 1B		3	0	0	0	0	1	2									
Sal Bando, R OBP: 0.353, SLG: 0.449	6-3		1B		5-3			F8		4	0	1	0	0	0	2									
Reggie Jackson, L OBP: 0.393, SLG: 0.563	1B		L6-3 1B		E BB BB			1B		2	1	2	2	2	0	0									
Deron Johnson, R OBP: 0.347, SLG: 0.445	K		L6-3		E6 BB			F8		4	0	0	0	0	1	6									
Gene Tenace, R OBP: 0.380, SLG: 0.470			F9		F8			SH3-4 1B		3	1	1	0	1	0	0									
Joe Rudi, R OBP: 0.292, SLG: 0.375			FC5-4 BB		F9			SH3-4		2	0	0	0	1	1	3									
Ray Fosse, R OBP: 0.291, SLG: 0.355			FC5-4		P3			6-3		3	0	0	1	1	0	2									
Dick Green, R OBP: 0.300, SLG: 0.344			K		4-3			FC5-4 2H		4	1	1	2	0	1	4									
<b>Inning Stats</b>	R: 1 E: 0 K: 2 S: 8	H: 1 LOB: 1 BB: 1 P: 12	R: 0 E: 0 K: 1 S: 5	H: 0 LOB: 1 BB: 1 P: 9	R: 1 E: 0 K: 0 S: 5	H: 3 LOB: 0 BB: 0 P: 5	R: 0 E: 0 K: 0 S: 3	H: 0 LOB: 0 BB: 0 P: 3	R: 0 E: 1 K: 1 S: 6	H: 0 LOB: 3 BB: 3 P: 18	R: 0 E: 0 K: 0 S: 4	H: 1 LOB: 2 BB: 1 P: 8	R: 0 E: 0 K: 0 S: 5	H: 2 LOB: 0 BB: 0 P: 5	R: 2 E: 0 K: 0 S: 5	H: 2 LOB: 2 BB: 0 P: 5	1B: 6 2B: 1 3B: 0 HR: 1	SF: 0 SAC: 2 DP: 1 HBP: 0	WP: 0 PB: 0 SB: 1 CS: 0	PA: 37					
<b>PITCHER</b>	IP	WLS	BF	H	R	ER	SO	BB	IBB	HBP	BLK	WP	HR	S	P	ERA	WHIP								
Doc Medich, R ERA: 3.3	8.0	L	37	7	5	4	4	4	2	0	0	0	1	39	63	4.50	1.375								



Batter	1	2	3	4	5	6	7	8	9	AB	R	H	RBI	BB	SO	LOB	TOP			
Horace Clarke, S OBP: 0.323, SLG: 0.316 (1, 4)	0-0 5-3		0-0 P4		0-0 F3			0-0 F7		4	0	0	0	0	0	4	<b>New York Yankees @ Oakland Athletics</b> Oakland-Alameda County Coliseum, Oakland, CA Sat Aug 25 1973, 3:33 AM PDT Att: 15,607 - Unknown <a href="http://livebaseballscorecards.com">livebaseballscorecards.com</a>			
Matty Alou, L OBP: 0.344, SLG: 0.363 (1, 9)	0-0 F7		0-0 F8			0-0 6-3		0-0 1B		4	0	1	0	0	0	2				
Roy White, S OBP: 0.341, SLG: 0.384 Mike Hegan, L OBP: 0.290, SLG: 0.311 (1, 7) (1, 3)	0-3 K			0-0 3B		0-3 K		0-0 1-3		1	0	0	0	0	1	0				
Bobby Murcer, L OBP: 0.365, SLG: 0.480 (1, 8)		0-0 F8		0-0 F7		0-0 F9			0-3 K	4	0	0	0	0	1	1				
Thurman Munson, R OBP: 0.371, SLG: 0.502 (1, 2)		0-0 F8		0-0 FC1-6-2-5			0-0 F8		0-0 F8	4	0	0	0	0	0	1				
Graig Nettles, L OBP: 0.346, SLG: 0.405 (1, 5)		0-0 F8		0-0 4-3			0-0 4-3		0-0 4-3	4	0	0	0	0	0	1				
Jim Ray Hart, R OBP: 0.313, SLG: 0.405 (1, 10)			4-0 6-3 BB		0-0 6-3			0-0 F8		2	0	0	0	1	0	0				
Felipe Alou, R OBP: 0.246, SLG: 0.307 (1, 3) (1, 7)			0-0 6-3		0-0 F3			0-0 6-3		3	0	0	0	0	0	1				
Gene Michael, S OBP: 0.288, SLG: 0.299 (1, 6)			4-0 BB		0-0 1B			0-0 1B		2	0	2	0	1	0	0				
<b>Inning Stats</b>	R: 0 E: 0 K: 1 S: 5	H: 0 LOB: 0 BB: 0 P: 5	R: 0 E: 0 K: 0 S: 3	H: 0 LOB: 0 BB: 0 P: 3	R: 0 E: 0 K: 0 S: 3	H: 1 LOB: 1 BB: 0 P: 11	R: 0 E: 0 K: 0 S: 4	H: 1 LOB: 1 BB: 0 P: 4	R: 0 E: 0 K: 0 S: 5	H: 0 LOB: 0 BB: 0 P: 5	R: 0 E: 0 K: 0 S: 3	H: 0 LOB: 0 BB: 0 P: 3	R: 0 E: 0 K: 0 S: 5	H: 2 LOB: 2 BB: 0 P: 5	R: 0 E: 0 K: 1 S: 5	H: 0 LOB: 0 BB: 0 P: 5		1B: 3 2B: 0 3B: 1 HR: 0	SF: 0 SAC: 0 DP: 0 HBP: 0	WP: 0 PB: 0 SB: 0 CS: 0
<b>PITCHER</b> Vida Blue, L ERA: 3.2 (1, 1)	IP: 9.0 WLS: W BF: 33 H: 4 R: 0 ER: 0 SO: 3 BB: 2 IBB: 0 HBP: 0 BLK: 0 WP: 0 HR: 0 S: 37 P: 45 ERA: 0.00 WHIP: 0.667															<b>PITCHER</b>				

Batter	1	2	3	4	5	6	7	8	9	AB	R	H	RBI	BB	SO	LOB	BOTTOM			
Bill North, S OBP: 0.371, SLG: 0.355 (1, 8)	0-0 G1 E 1B	0-3 K			0-3 K			0-0 CS 1B		4	0	2	0	0	2	1	<b>New York Yankees @ Oakland Athletics</b> Oakland-Alameda County Coliseum, Oakland, CA Sat Aug 25 1973, 3:33 AM PDT Att: 15,607 - Unknown <a href="http://livebaseballscorecards.com">livebaseballscorecards.com</a>			
Bert Campaneris, R OBP: 0.318, SLG: 0.340 (1, 6)	0-0 E7 G1 1-2		0-0 P3		0-0 6-3		0-0 CS 1-2	0-0 SF8 3B		4	1	1	0	0	0	1				
Sal Bando, R OBP: 0.352, SLG: 0.454 (1, 5)	0-0 G1 1-2 2-3		0-0 5-3		0-0 HR			0-0 F5		4	1	1	1	0	0	3				
Reggie Jackson, L OBP: 0.396, SLG: 0.565 (1, 9)	4-0 IBB		0-0 2B		0-3 K			4-0 CS IBB		2	0	1	0	2	1	0				
Deron Johnson, R OBP: 0.344, SLG: 0.442 (1, 10)	0-3 K		0-3 K			0-0 5-3		0-0 SF8		3	0	0	1	0	2	4				
Gene Tenace, R OBP: 0.379, SLG: 0.469 (1, 3)	0-0 F7			0-0 E5 G1-6-3		0-0 CS 1B		0-0 CS 1-2		3	0	1	0	0	0	3				
Joe Rudi, R OBP: 0.292, SLG: 0.374 (1, 7)		0-0 FC6-4 1B		0-0 G1-6-3 1-2		0-3 K 1-2				3	0	1	0	0	1	2				
Ray Fosse, R OBP: 0.291, SLG: 0.353 (1, 2)		0-0 FC6-4 1-2		4-0 BB			0-0 F9			2	0	0	0	1	0	1				
Dick Green, R OBP: 0.296, SLG: 0.340 (1, 4)		0-3 K		0-0 P4			0-0 6-3			3	0	0	0	0	1	2				
<b>Inning Stats</b>	R: 0 E: 1 K: 1 S: 7	H: 1 LOB: 3 BB: 1 P: 11	R: 0 E: 0 K: 2 S: 8	H: 1 LOB: 1 BB: 0 P: 8	R: 0 E: 0 K: 1 S: 6	H: 1 LOB: 1 BB: 0 P: 6	R: 0 E: 0 K: 0 S: 3	H: 0 LOB: 1 BB: 1 P: 7	R: 1 E: 0 K: 2 S: 8	H: 1 LOB: 0 BB: 0 P: 8	R: 0 E: 0 K: 1 S: 5	H: 1 LOB: 0 BB: 0 P: 5	R: 0 E: 0 K: 0 S: 3	H: 1 LOB: 0 BB: 1 P: 7	R: 1 E: 0 K: 0 S: 3	H: 1 LOB: 0 BB: 1 P: 7		1B: 4 2B: 1 3B: 1 HR: 1	SF: 1 SAC: 0 DP: 1 HBP: 0	WP: 0 PB: 0 SB: 1 CS: 3
<b>PITCHER</b> Pat Dobson, R ERA: 4.09 (1, 1)	IP: 8.0 WLS: L BF: 32 H: 7 R: 2 ER: 2 SO: 7 BB: 1 IBB: 2 HBP: 0 BLK: 0 WP: 0 HR: 1 S: 43 P: 55 ERA: 2.25 WHIP: 1.000															<b>PITCHER</b>				



Batter	1	2	3	4	5	6	7	8	9	AB	R	H	RBI	BB	SO	LOB	TOP					
Horace Clarke, S OBP: 0.321, SLG: 0.313 (1, 4)	F6		F8		F3			6-3		4	0	0	0	0	0	3						
Felipe Alou, R OBP: 0.243, SLG: 0.303 (1, 9)	6-3		G5-4-3			P5			P3	4	0	0	0	0	0	2						
Roy White, S OBP: 0.341, SLG: 0.385 (1, 7)				5-3		P6			F9	4	0	1	0	0	0	0						
Bobby Murcer, L OBP: 0.362, SLG: 0.476 (1, 8)	P6			1-3		P5			6-3	4	0	0	0	0	0	1						
Thurman Munson, R OBP: 0.370, SLG: 0.500 (1, 2)										2	0	0	0	1	0	0						
Graig Nettles, L OBP: 0.344, SLG: 0.402 (1, 5)										3	0	0	0	0	1	1						
Jim Ray Hart, R OBP: 0.314, SLG: 0.405 (1, 10)										3	0	1	0	0	1	0						
Gene Michael, S OBP: 0.288, SLG: 0.300 (1, 6)										3	0	1	0	0	0	1						
Mike Hegan, L OBP: 0.253, SLG: 0.312 (1, 3)										3	0	1	0	0	0	1						
<b>Inning Stats</b>	R: 0 E: 0 K: 0 S: 4	H: 1 LOB: 1 BB: 0 P: 4	R: 0 E: 0 K: 2 S: 7	H: 0 LOB: 0 BB: 0 P: 7	R: 0 E: 0 K: 0 S: 4	H: 2 LOB: 1 BB: 0 P: 4	R: 0 E: 0 K: 0 S: 3	H: 0 LOB: 0 BB: 0 P: 7	R: 0 E: 0 K: 0 S: 4	H: 1 LOB: 1 BB: 0 P: 4	R: 0 E: 0 K: 0 S: 3	H: 0 LOB: 0 BB: 0 P: 3	R: 0 E: 0 K: 0 S: 3	H: 0 LOB: 0 BB: 0 P: 3	R: 0 E: 0 K: 0 S: 3	H: 0 LOB: 0 BB: 0 P: 3	R: 0 E: 0 K: 0 S: 3	H: 0 LOB: 0 BB: 0 P: 3	1B: 3 2B: 1 3B: 0 HR: 0	SF: 0 SAC: 0 DP: 1 HBP: 0	WP: 0 PB: 0 SB: 0 CS: 0	PA: 31
<b>PITCHER</b> Ken Holtzman, L ERA: 2.54 (1, 1)	IP: 9.0 WLS: W BF: 31 H: 4 R: 0 ER: 0 SO: 2 BB: 1 IBB: 0 HBP: 0 BLK: 0 WP: 0 HR: 0 S: 34 P: 38 ERA: 0.00 WHIP: 0.556															<b>PITCHER</b> IP: WLS: BF: H: R: ER: SO: BB: IBB: HBP: BLK: WP: HR: S: P: ERA: WHIP:						

New York Yankees @ Oakland Athletics  
Oakland-Alameda County Coliseum, Oakland, CA  
Sun Aug 26 1973, 3:33 AM PDT  
Att: 15,154 - Unknown

AB 30  
R 0  
H 4  
RBI 0  
BB 1  
SO 2  
LOB 9



Batter	1	2	3	4	5	6	7	8	9	AB	R	H	RBI	BB	SO	LOB	BOTTOM			
Bill North, S OBP: 0.368, SLG: 0.352 (1, 8)	4-3		4-3			K		4-3		4	0	0	0	0	1	2				
Bert Campaneris, R OBP: 0.316, SLG: 0.337 (1, 6)	F3			1-3				4-3		3	0	0	0	0	0	0				
Sal Bando, R OBP: 0.352, SLG: 0.452 (1, 5)	P2			F7				FC6-4 BB		2	0	0	0	1	0	0				
Reggie Jackson, L OBP: 0.393, SLG: 0.562 (1, 9)								FC6-4 E S		3	0	0	0	0	1	1				
Deron Johnson, R OBP: 0.344, SLG: 0.440 (1, 10)								5-3 K		2	0	0	0	1	1	1				
Gene Tenace, R OBP: 0.379, SLG: 0.467 (1, 3)								5-3		2	0	0	0	1	0	0				
Joe Rudi, R OBP: 0.293, SLG: 0.374 (1, 7)								5-3		3	1	1	0	0	0	2				
Ray Fosse, R OBP: 0.290, SLG: 0.351 (1, 2)										2	0	0	0	0	0	0				
Dick Green, R OBP: 0.298, SLG: 0.339 (1, 4)										1	0	0	0	1	0	0				
Vic Davalillo, L OBP: 0.184, SLG: 0.214 (8, PH)										1	0	1	1	0	0	0				
Ted Kubiak, S OBP: 0.273, SLG: 0.333 (9, 4)										0	0	0	0	0	0	0				
<b>Inning Stats</b>	R: 0 E: 0 K: 0 S: 3	H: 0 LOB: 0 BB: 0 P: 3	R: 0 E: 0 K: 0 S: 2	H: 0 LOB: 1 BB: 2 P: 10	R: 0 E: 0 K: 0 S: 3	H: 0 LOB: 0 BB: 0 P: 3	R: 0 E: 0 K: 1 S: 5	H: 0 LOB: 0 BB: 0 P: 5	R: 0 E: 0 K: 0 S: 3	H: 0 LOB: 0 BB: 0 P: 3	R: 0 E: 0 K: 1 S: 4	H: 0 LOB: 1 BB: 1 P: 8	R: 0 E: 1 K: 1 S: 5	H: 0 LOB: 1 BB: 1 P: 9	R: 1 E: 0 K: 0 S: 5	H: 2 LOB: 1 BB: 0 P: 5	1B: 2 2B: 1 3B: 0 HR: 0	SF: 0 SAC: 1 DP: 2 HBP: 0	WP: 1 PB: 0 SB: 1 CS: 1	PA: 28
<b>PITCHER</b> Mel Stottlemyre, R ERA: 3.28 (1, 1)	IP: 8.0 WLS: L BF: 28 H: 2 R: 1 ER: 1 SO: 3 BB: 4 IBB: 0 HBP: 0 BLK: 0 WP: 1 HR: 0 S: 30 P: 46 ERA: 1.12 WHIP: 0.750															<b>PITCHER</b> IP: WLS: BF: H: R: ER: SO: BB: IBB: HBP: BLK: WP: HR: S: P: ERA: WHIP:				

New York Yankees @ Oakland Athletics  
Oakland-Alameda County Coliseum, Oakland, CA  
Sun Aug 26 1973, 3:33 AM PDT  
Att: 15,154 - Unknown

AB 23  
R 1  
H 2  
RBI 1  
BB 4  
SO 3  
LOB 6





Batter	1	2	3	4	5	6	7	8	9	AB	R	H	RBI	BB	SO	LOB	TOP		
Horace Clarke, S OBP: 0.321, SLG: 0.313										4	0	1	0	0	0	0			
Matty Alou, L OBP: 0.342, SLG: 0.360										4	0	0	0	0	0	1			
Roy White, S OBP: 0.338, SLG: 0.382										4	0	0	0	0	1	0			
Bobby Murcer, L OBP: 0.364, SLG: 0.477										3	1	2	0	0	1	0			
Thurman Munson, R OBP: 0.372, SLG: 0.508										3	1	2	2	0	1	1			
Graig Nettles, L OBP: 0.342, SLG: 0.400										3	0	0	0	0	0	2			
Jim Ray Hart, R OBP: 0.314, SLG: 0.402										2	0	0	0	1	0	1			
Gene Michael, S OBP: 0.286, SLG: 0.297										3	0	0	0	0	0	1			
Mike Hegan, L OBP: 0.245, SLG: 0.302										3	0	0	0	0	1	1			
<b>Inning Stats</b>	R: 0 E: 0 K: 1 S: 5	H: 1 LOB: 0 BB: 0 P: 5	R: 0 E: 0 K: 1 S: 5	H: 1 LOB: 0 BB: 0 P: 5	R: 0 E: 0 K: 0 S: 2	H: 0 LOB: 0 BB: 1 P: 6	R: 0 E: 0 K: 0 S: 3	H: 0 LOB: 0 BB: 0 P: 3	R: 0 E: 0 K: 1 S: 6	H: 1 LOB: 1 BB: 0 P: 6	R: 2 E: 0 K: 0 S: 5	H: 2 LOB: 0 BB: 0 P: 5	R: 0 E: 0 K: 1 S: 5	H: 0 LOB: 0 BB: 0 P: 5	R: 0 E: 0 K: 0 S: 3	H: 0 LOB: 0 BB: 0 P: 3	1B: 4 2B: 0 3B: 0 HR: 1	SF: 0 SAC: 0 DP: 2 HBP: 0	WP: 0 PA: 31 CS: 0
<b>PITCHER</b> Clyde Wright, L ERA: 3.47	IP: 9.0 WLS: W BF: 30	H: 5 R: 2 ER: 2 SO: 4	BB: 1 IBB: 0 HBP: 0 BLK: 0	WP: 0 HR: 1 S: 37 P: 41	ERA: 2.00 WHIP: 0.667														

New York Yankees @ California Angels  
Anaheim Stadium, Anaheim, CA  
Tue Aug 28 1973, 10:05 PM EDT  
Alt. 9,725 - Unknown - 66 F

AB 29  
R 2  
H 5  
RBI 2  
BB 1  
SO 4  
LOB 7



Batter	1	2	3	4	5	6	7	8	9	AB	R	H	RBI	BB	SO	LOB	BOTTOM		
Sandy Alomar Sr., S OBP: 0.265, SLG: 0.232										4	0	1	1	0	0	0			
Rudy Meoli, L OBP: 0.286, SLG: 0.283										4	1	1	0	0	1	2			
Frank Robinson, R OBP: 0.376, SLG: 0.493										3	1	1	0	1	0	2			
Bob Oliver, R OBP: 0.300, SLG: 0.397										4	1	3	3	0	0	0			
Mike Epstein, L OBP: 0.306, SLG: 0.322										4	0	1	0	0	0	2			
Ken Berry, R OBP: 0.331, SLG: 0.357										4	0	0	0	0	0	2			
Vada Pinson, L OBP: 0.279, SLG: 0.366										3	0	0	0	1	1	0			
Leroy Stanton, R OBP: 0.304, SLG: 0.402										4	2	2	1	0	1	2			
Jeff Torborg, R OBP: 0.279, SLG: 0.259										3	0	1	0	0	0	0			
<b>Inning Stats</b>	R: 2 E: 0 K: 1 S: 6	H: 1 LOB: 1 BB: 1 P: 10	R: 1 E: 0 K: 0 S: 4	H: 1 LOB: 0 BB: 0 P: 4	R: 1 E: 0 K: 0 S: 5	H: 3 LOB: 0 BB: 0 P: 5	R: 0 E: 0 K: 0 S: 3	H: 0 LOB: 0 BB: 0 P: 3	R: 0 E: 0 K: 0 S: 4	H: 1 LOB: 1 BB: 0 P: 4	R: 1 E: 0 K: 1 S: 8	H: 3 LOB: 2 BB: 0 P: 8	R: 0 E: 0 K: 1 S: 6	H: 1 LOB: 2 BB: 1 P: 10	1B: 7 2B: 1 3B: 0 HR: 2	SF: 0 SAC: 0 DP: 0 HBP: 0	WP: 0 PA: 35 CS: 0		
<b>PITCHER</b> Fritz Peterson, L ERA: 4.11 Wayne Granger, R ERA: 3.7	IP: 3.0 WLS: L BF: 14	H: 5 R: 4 ER: 4 SO: 1	BB: 1 IBB: 0 HBP: 0 BLK: 0	WP: 0 HR: 2 S: 15 P: 19	ERA: 12.00 WHIP: 2.000														
<b>PITCHER</b>	IP: 5.0 WLS: L BF: 21	H: 5 R: 1 ER: 1 SO: 2	BB: 0 IBB: 1 HBP: 0 BLK: 0	WP: 0 HR: 0 S: 24 P: 28	ERA: 1.80 WHIP: 1.000														

New York Yankees @ California Angels  
Anaheim Stadium, Anaheim, CA  
Tue Aug 28 1973, 10:05 PM EDT  
Alt. 9,725 - Unknown - 66 F

AB 33  
R 5  
H 10  
RBI 5  
BB 2  
SO 3  
LOB 10






Batter	1	2	3	4	5	6	7	8	9	AB	R	H	RBI	BB	SO	LOB	TOP				
<b>Horace Clarke, S</b> (1,4) OBP: 0.320, SLG: 0.311	4-0 FC4-6 BB		0-3 K		0-0 F7			0-0 F7		3	0	0	0	1	1	2					
<b>Roy White, S</b> (1,7) OBP: 0.336, SLG: 0.379	0-0 FC4-6 1B		0-0 5-3			0-0 F3			0-3 K	4	0	0	0	0	1	1					
<b>Thurman Munson, R</b> (1,2) OBP: 0.371, SLG: 0.506	0-0 1-2 1B			0-3 K		0-0 F7			0-0 F8	4	0	1	0	0	1	0					
<b>Bobby Murcer, L</b> (1,8) OBP: 0.361, SLG: 0.474	0-0 P4			0-3 K		0-0 F8			0-0 F8	4	0	0	0	0	1	2					
<b>Ron Blomberg, L</b> (1,10) OBP: 0.392, SLG: 0.480	0-3 K			0-0 F8			0-0 F9			3	0	0	0	0	1	2					
<b>Graig Nettles, L</b> (1,5) OBP: 0.344, SLG: 0.399		4-0 G4-6-3 BB			4-0 FC1-5 E BB			0-3 K		1	0	0	0	2	1	0					
<b>Matty Alou, L</b> (1,9) OBP: 0.340, SLG: 0.358		0-0 G4-6-3 1-2			0-0 E6 FC1-5 1-2			0-0 6-3		3	0	0	0	0	0	2					
<b>Mike Hegan, L</b> (1,3) OBP: 0.238, SLG: 0.293		0-3 K			0-0 FC1-5 1-2 2-3			0-3 K		3	0	0	0	0	2	2					
<b>Gene Michael, S</b> (1,6) OBP: 0.284, SLG: 0.295			0-0 G3		0-3 K			0-3 K		3	0	0	0	0	2	2					
<b>Inning Stats</b>	R: 0 E: 0 K: 1 S: 6	H: 1 LOB: 2 BB: 1 P: 10	R: 0 E: 0 K: 1 S: 4	H: 0 LOB: 0 BB: 1 P: 8	R: 0 E: 0 K: 1 S: 5	H: 0 LOB: 0 BB: 0 P: 5	R: 0 E: 0 K: 2 S: 7	H: 0 LOB: 0 BB: 0 P: 7	R: 0 E: 0 K: 1 S: 6	H: 0 LOB: 2 BB: 1 P: 10	R: 0 E: 0 K: 0 S: 3	H: 0 LOB: 0 BB: 0 P: 3	R: 0 E: 0 K: 1 S: 5	H: 0 LOB: 0 BB: 0 P: 5	R: 0 E: 0 K: 2 S: 7	H: 0 LOB: 0 BB: 0 P: 7	R: 0 E: 0 K: 1 S: 5	H: 0 LOB: 0 BB: 0 P: 5	1B: 1 2B: 0 3B: 0 HR: 0	SF: 0 SAC: 0 DP: 1 HBP: 0	WP: 0 PA: 31
<b>PITCHER</b> <b>Nolan Ryan, R</b> (1,1) ERA: 3.0	IP: 9.0 WLS: W BF: 31 H: 1 R: 0 ER: 0 SO: 10 BB: 3 IBB: 0 HBP: 0 BLK: 0 WP: 0 HR: 0 S: 48 P: 60 ERA: 0.00 WHIP: 0.444															<b>PITCHER</b>					

**New York Yankees @ California Angels**  
Anaheim Stadium, Anaheim, CA  
Wed Aug 29 1973, 10:05 PM EDT  
Att: 12,286 - Unknown


**AB 28**  
**R 0**  
**H 1**  
**RBI 0**  
**BB 3**  
**SO 10**  
**LOB 13**



Batter	1	2	3	4	5	6	7	8	9	AB	R	H	RBI	BB	SO	LOB	BOTTOM		
<b>Vada Pinson, L</b> (1,8) OBP: 0.282, SLG: 0.369	0-0 FC6-4 1B		0-0 SH		0-0 F7			0-0 1B WP 1B		3	1	2	1	0	0	0			
<b>Rudy Meoli, L</b> (1,6) OBP: 0.286, SLG: 0.282	0-0 P5		0-0 4-3		0-0 F7			0-0 E 1-3 3-H 1B		4	0	1	2	0	0	2			
<b>Frank Robinson, R</b> (1,10) OBP: 0.372, SLG: 0.488	0-3 K		0-3 K			0-3 K		0-0 5-3		4	0	0	0	0	3	3			
<b>Bob Oliver, R</b> (1,5) OBP: 0.297, SLG: 0.393	0-0 FC6-4 1-2		0-0 5-3			0-0 1-3		0-0 6-3		4	0	0	0	0	0	4			
<b>Mike Epstein, L</b> (1,3) OBP: 0.308, SLG: 0.322		1-0 HBP			0-0 1B			0-3 K		3	0	1	0	0	1	0			
<b>Tom McCraw, L</b> (1,7) OBP: 0.333, SLG: 0.310		0-3 K			0-0 F5			0-0 K		3	0	1	0	0	1	2			
<b>Ken Berry, R</b> (7, FR) OBP: 0.330, SLG: 0.356		0-3 K			0-0 P4			0-3 K		1	1	0	0	0	1	0			
<b>Leroy Stanton, R</b> (1,9) OBP: 0.299, SLG: 0.394		0-3 K			0-0 P4			0-0 5-3		4	0	0	0	0	2	3			
<b>Jeff Torborg, R</b> (1,2) OBP: 0.279, SLG: 0.260		0-0 P3			0-3 K			0-0 1B 1B		3	1	1	0	0	1	2			
<b>Sandy Alomar Sr., S</b> (1,4) OBP: 0.268, SLG: 0.235			0-0 SH 4-3 1B			0-0 4-3		0-0 1B 1B		3	2	2	1	0	0	0			
<b>Inning Stats</b>	R: 0 E: 0 K: 1 S: 6	H: 1 LOB: 1 BB: 0 P: 6	R: 0 E: 0 K: 2 S: 7	H: 0 LOB: 0 BB: 0 P: 8	R: 1 E: 1 K: 1 S: 7	H: 1 LOB: 1 BB: 0 P: 7	R: 0 E: 0 K: 1 S: 6	H: 1 LOB: 0 BB: 0 P: 6	R: 0 E: 0 K: 0 S: 3	H: 0 LOB: 0 BB: 0 P: 3	R: 0 E: 0 K: 1 S: 5	H: 0 LOB: 0 BB: 0 P: 5	R: 4 E: 0 K: 1 S: 10	H: 5 LOB: 2 BB: 0 P: 10	R: 0 E: 0 K: 2 S: 7	H: 0 LOB: 0 BB: 0 P: 7	1B: 8 2B: 0 3B: 0 HR: 0	SF: 0 SAC: 1 DP: 0 HBP: 1	WP: 1 PA: 34
<b>PITCHER</b> <b>Doc Medich, R</b> (1,1) ERA: 3.38	IP: 7.0 WLS: L BF: 31 H: 8 R: 5 ER: 4 SO: 7 BB: 0 IBB: 0 HBP: 1 BLK: 0 WP: 0 HR: 0 S: 44 P: 45 ERA: 5.14 WHIP: 1.143															<b>PITCHER</b>			
<b>Lindy McDaniel, R</b> (8,1) ERA: 2.22	IP: 1.0 WLS: L BF: 3 H: 0 R: 0 ER: 0 SO: 2 BB: 0 IBB: 0 HBP: 0 BLK: 0 WP: 0 HR: 0 S: 7 P: 7 ERA: 0.00 WHIP: 0.000															<b>PITCHER</b>			

**New York Yankees @ California Angels**  
Anaheim Stadium, Anaheim, CA  
Wed Aug 29 1973, 10:05 PM EDT  
Att: 12,286 - Unknown

**AB 32**  
**R 5**  
**H 8**  
**RBI 4**  
**BB 0**  
**SO 9**  
**LOB 16**





Batter	1	2	3	4	5	6	7	8	9	AB	R	H	RBI	BB	SO	LOB	TOP					
<b>Al Bumby, L</b> OBP: 0.381, SLG: 0.475 (1, 7)										4	0	1	0	1	0	2	<b>Baltimore Orioles @ New York Yankees</b> Yankee Stadium, Bronx, NY Fri Aug 31 1973, 7:05 PM EDT Att: 20,499 - Unknown					
<b>Rich Coggins, L</b> OBP: 0.355, SLG: 0.452 (1, 8)										5	1	3	0	0	0	3						
<b>Tommy Davis, R</b> OBP: 0.336, SLG: 0.391 (1, 10)										4	1	1	0	0	0	2						
<b>Boog Powell, L</b> OBP: 0.373, SLG: 0.368 (8, PR)										3	0	3	1	1	0	0						
<b>Frank Baker, L</b> OBP: 0.200, SLG: 0.133 (8, 4)										0	0	0	0	0	0	0						
<b>Terry Crowley, L</b> OBP: 0.297, SLG: 0.260 (1, 9)										4	0	0	1	0	0	6						
<b>Bobby Grich, R</b> OBP: 0.380, SLG: 0.373 (1, 4)										3	0	0	0	0	3	2						
<b>Merv Rettenmund, R</b> OBP: 0.366, SLG: 0.436 (8, PH)										1	0	0	0	0	0	1						
<b>Elrod Hendricks, L</b> OBP: 0.257, SLG: 0.347 (1, 2)										4	0	0	0	0	2	0						
<b>Larry Brown, R</b> OBP: 0.353, SLG: 0.357 (1, 5)										3	0	0	0	1	0	0						
<b>Mark Belanger, R</b> OBP: 0.313, SLG: 0.276 (1, 6)										4	0	2	0	0	0	1						
<b>Inning Stats</b>	R: 0 E: 0 K: 0 S: 4	H: 1 LOB: 2 BB: 1 P: 8	R: 0 E: 0 K: 2 S: 7	H: 0 LOB: 0 BB: 0 P: 7	R: 0 E: 0 K: 0 S: 3	H: 1 LOB: 0 BB: 0 P: 3	R: 0 E: 0 K: 1 S: 6	H: 1 LOB: 1 BB: 0 P: 6	R: 0 E: 0 K: 1 S: 5	H: 0 LOB: 1 BB: 1 P: 9	R: 1 E: 0 K: 0 S: 7	H: 3 LOB: 1 BB: 0 P: 7	R: 0 E: 0 K: 0 S: 4	H: 1 LOB: 1 BB: 0 P: 4	R: 1 E: 0 K: 0 S: 5	H: 2 LOB: 1 BB: 0 P: 5	R: 0 E: 0 K: 0 S: 4	H: 1 LOB: 2 BB: 1 P: 8	1B: 9 2B: 2 3B: 0 HR: 0	SF: 0 SAC: 0 DP: 1 HBP: 0	WP: 0 PB: 0 SB: 0 CS: 1	PA: 39
<b>PITCHER</b> <b>Mel Stottlemyre, R</b> ERA: 3.23 (1, 1)	IP: 9.0 WLS: W BF: 38	H: 10 R: 2 ER: 2 SO: 5	BB: 3 IBB: 0 HBP: 0 BLK: 0	WP: 0 HR: 0 S: 45 P: 57	ERA: 2.00 WHIP: 1.444	<b>PITCHER</b>																

Batter	1	2	3	4	5	6	7	8	9	AB	R	H	RBI	BB	SO	LOB	BOTTOM				
<b>Horace Clarke, S</b> OBP: 0.321, SLG: 0.313 (1, 4)										3	1	1	0	1	0	0	<b>Baltimore Orioles @ New York Yankees</b> Yankee Stadium, Bronx, NY Fri Aug 31 1973, 7:05 PM EDT Att: 20,499 - Unknown				
<b>Roy White, S</b> OBP: 0.336, SLG: 0.378 (1, 7)										4	1	1	0	0	0	1					
<b>Thurman Munson, R</b> OBP: 0.374, SLG: 0.506 (1, 2)										2	2	1	1	2	0	0					
<b>Bobby Murcer, L</b> OBP: 0.362, SLG: 0.476 (1, 8)										4	1	2	1	0	0	2					
<b>Ron Blomberg, L</b> OBP: 0.391, SLG: 0.478 (8, PH)										3	0	1	1	0	1	2					
<b>Jim Ray Hart, R</b> OBP: 0.316, SLG: 0.402 (8, PH)										0	0	0	0	1	0	0					
<b>Fred Stanley, R</b> OBP: 0.333, SLG: 0.333 (8, PR)										0	0	0	0	0	0	0					
<b>Graig Nettles, L</b> OBP: 0.345, SLG: 0.398 (1, 5)										3	0	1	1	1	0	2					
<b>Matty Alou, L</b> OBP: 0.337, SLG: 0.355 (1, 9)										4	0	0	0	0	1	5					
<b>Mike Hegan, L</b> OBP: 0.241, SLG: 0.294 (1, 3)										3	0	1	0	0	0	0					
<b>Gene Michael, S</b> OBP: 0.282, SLG: 0.293 (1, 6)										3	0	0	0	0	1	1					
<b>Inning Stats</b>	R: 0 E: 0 K: 0 S: 3	H: 0 LOB: 0 BB: 0 P: 3	R: 0 E: 0 K: 0 S: 4	H: 2 LOB: 1 BB: 0 P: 4	R: 0 E: 0 K: 0 S: 3	H: 0 LOB: 0 BB: 0 P: 3	R: 3 E: 0 K: 0 S: 4	H: 2 LOB: 0 BB: 2 P: 12	R: 0 E: 0 K: 1 S: 4	H: 0 LOB: 0 BB: 1 P: 8	R: 0 E: 0 K: 1 S: 5	H: 0 LOB: 1 BB: 1 P: 9	R: 0 E: 0 K: 0 S: 4	H: 1 LOB: 1 BB: 0 P: 4	R: 2 E: 1 K: 1 S: 8	H: 3 LOB: 2 BB: 1 P: 12	1B: 6 2B: 3 3B: 0 HR: 0	SF: 0 SAC: 0 DP: 2 HBP: 0	WP: 0 PB: 0 SB: 1 CS: 1	PA: 35	
<b>PITCHER</b> <b>Jim Palmer, R</b> ERA: 2.6 (1, 1)	IP: 7.1 WLS: L	BF: 30	H: 7 R: 5 ER: 5 SO: 2	BB: 4 IBB: 0 HBP: 0 BLK: 0	WP: 0 HR: 0 S: 30 P: 46	ERA: 6.14 WHIP: 1.500	<b>PITCHER</b>														
<b>Grant Jackson, L</b> ERA: 1.59 (8, 1)	IP: 0.2	WLS: L	BF: 4	H: 1 R: 0 ER: 0 SO: 1	BB: 0 IBB: 1 HBP: 0 BLK: 0	WP: 0 HR: 0 S: 5 P: 9	ERA: 0.00 WHIP: 1.500	<b>PITCHER</b>													



Batter	1	2	3	4	5	6	7	8	9	AB	R	H	RBI	BB	SO	LOB	TOP										
<b>Al Bumbry, L</b> OBP: 0.380, SLG: 0.474 <b>Paul Blair, R</b> OBP: 0.332, SLG: 0.387										3	1	1	0	0	0	1	<b>Baltimore Orioles @ New York Yankees</b> Yankee Stadium, Bronx, NY Sat Sep 01 1973, 3:33 AM EDT Att: 25,702 - Unknown										
<b>Rich Coggins, L</b> OBP: 0.355, SLG: 0.451										5	0	2	1	0	1	2											
<b>Tommy Davis, R</b> OBP: 0.339, SLG: 0.395										5	3	3	1	0	0	2											
<b>Boog Powell, L</b> OBP: 0.376, SLG: 0.380										5	3	3	1	0	1	0											
<b>Don Baylor, R</b> OBP: 0.358, SLG: 0.444										3	1	2	3	1	0	0											
<b>Brooks Robinson, R</b> OBP: 0.313, SLG: 0.324										5	0	1	2	0	1	3											
<b>Earl Williams, R</b> OBP: 0.329, SLG: 0.402										3	1	1	1	1	1	2											
<b>Bobby Grich, R</b> OBP: 0.359, SLG: 0.372										4	1	1	0	0	0	1											
<b>Mark Belanger, R</b> OBP: 0.313, SLG: 0.279										3	0	1	0	0	0	0											
<b>Inning Stats</b>	R: 4 E: 0 K: 1 S: 9	H: 4 LOB: 0 BB: 0 P: 9	R: 0 E: 0 K: 0 S: 3	H: 0 LOB: 0 BB: 0 P: 3	R: 2 E: 0 K: 0 S: 5	H: 3 LOB: 1 BB: 1 P: 9	R: 0 E: 0 K: 1 S: 6	H: 1 LOB: 1 BB: 0 P: 6	R: 2 E: 0 K: 0 S: 6	H: 4 LOB: 1 BB: 0 P: 6	R: 0 E: 0 K: 0 S: 4	H: 1 LOB: 1 BB: 0 P: 4	R: 0 E: 0 K: 2 S: 7	H: 0 LOB: 0 BB: 0 P: 7	R: 2 E: 0 K: 0 S: 5	H: 2 LOB: 1 BB: 1 P: 9	R: 0 E: 0 K: 0 S: 2	H: 0 LOB: 0 BB: 0 P: 3	1B: 10 2B: 4 3B: 1 HR: 1	SF: 1 SAC: 1 DP: 2 HBP: 1	WP: 0 PB: 0 SB: 1 CS: 1	PA: 42					
<b>PITCHER</b>	IP	WLS	BF	H	R	ER	SO	BB	IBB	HBP	BLK	WP	HR	S	P	ERA	WHIP										
<b>Pat Dobson, R</b> ERA: 4.36	2.1	L	15	7	6	6	1	0	1	0	0	0	1	16	20	23.14	3.000										
<b>Lindy McDaniel, R</b> ERA: 2.31	3.1		11	5	2	2	1	0	0	0	0	0	0	13	13	6.75	1.875										
<b>Sparky Lyle, L</b> ERA: 2.65	3.0		13	3	2	2	2	1	0	0	0	0	0	16	20	6.00	1.333										
<b>Tom Buskey, R</b> ERA: 5.84	1.0		3	0	0	0	0	0	0	1	0	0	0	2	3	0.00	0.000										

Batter	1	2	3	4	5	6	7	8	9	AB	R	H	RBI	BB	SO	LOB	BOTTOM										
<b>Horace Clarke, S</b> OBP: 0.320, SLG: 0.314										5	1	1	0	0	0	3	<b>Baltimore Orioles @ New York Yankees</b> Yankee Stadium, Bronx, NY Sat Sep 01 1973, 3:33 AM EDT Att: 25,702 - Unknown										
<b>Roy White, S</b> OBP: 0.336, SLG: 0.378										5	0	2	0	0	0	1											
<b>Thurman Munson, R</b> OBP: 0.379, SLG: 0.516										3	1	2	1	2	0	3											
<b>Bobby Murcer, L</b> OBP: 0.361, SLG: 0.473										5	1	1	1	0	0	5											
<b>Jim Ray Hart, R</b> OBP: 0.320, SLG: 0.405 <b>Fred Stanley, R</b> OBP: 0.333, SLG: 0.333										3	1	1	0	2	0	2											
<b>Graig Nettles, L</b> OBP: 0.344, SLG: 0.396										5	1	1	0	0	1	3											
<b>Felipe Alou, R</b> OBP: 0.253, SLG: 0.315										5	0	4	2	0	0	0											
<b>Gene Michael, S</b> OBP: 0.283, SLG: 0.294										5	0	2	1	0	0	4											
<b>Mike Hegan, L</b> OBP: 0.250, SLG: 0.330 <b>Celerino Sanchez, R</b> OBP: 0.250, SLG: 0.345										4	1	2	1	0	2	3											
<b>Inning Stats</b>	R: 1 E: 0 K: 0 S: 4	H: 1 LOB: 0 BB: 0 P: 4	R: 0 E: 0 K: 0 S: 4	H: 1 LOB: 0 BB: 0 P: 4	R: 0 E: 0 K: 0 S: 3	H: 1 LOB: 1 BB: 1 P: 7	R: 0 E: 0 K: 1 S: 6	H: 1 LOB: 1 BB: 0 P: 6	R: 0 E: 0 K: 0 S: 4	H: 1 LOB: 1 BB: 0 P: 4	R: 0 E: 0 K: 1 S: 10	H: 5 LOB: 3 BB: 0 P: 10	R: 2 E: 0 K: 1 S: 7	H: 2 LOB: 2 BB: 1 P: 11	1B: 10 2B: 5 3B: 0 HR: 2	SF: 0 SAC: 0 DP: 2 HBP: 0	WP: 0 PB: 0 SB: 0 CS: 0	PA: 45									
<b>PITCHER</b>	IP	WLS	BF	H	R	ER	SO	BB	IBB	HBP	BLK	WP	HR	S	P	ERA	WHIP										
<b>Mike Cuellar, L</b> ERA: 3.19	7.0		32	10	4	4	1	0	0	0	0	0	0	8	8	13.50	6.000										
<b>Grant Jackson, L</b> ERA: 1.7	0.2		6	4	1	1	1	0	0	0	0	0	0	2	6	27.00	6.000										
<b>Bob Reynolds, R</b> ERA: 2.0	0.1		3	1	1	1	0	1	0	0	0	0	0	2	6	0.00	1.000										
<b>Don Hood, L</b> ERA: 5.79	1.0	S	4	1	0	0	1	0	0	0	0	0	0	6	6	0.00	1.000										





Batter	1	2	3	4	5	6	7	8	9	AB	R	H	RBI	BB	SO	LOB	TOP				
<b>Merv Rettenmund, R</b> (1, 9) OBP: 0.371, SLG: 0.434	4-0 B1-3 BB		4-0 FC1-5 BB		0-0 2-3			4-0 BB WP BB		1	1	0	0	3	0	0	<b>Baltimore Orioles @ New York Yankees</b> Yankee Stadium, Bronx, NY Sun Sep 02 1973, 3:33 AM EDT Att: 18,078 - Unknown				
<b>Bobby Grich, R</b> (1, 4) OBP: 0.358, SLG: 0.370	0-0 F9		0-0 FC1-5 FC5-4			0-0 F8		4-0 WP BB		3	0	0	0	1	0	3					
<b>Paul Blair, R</b> (1, 8) OBP: 0.329, SLG: 0.383	0-0 B1-3		0-0 F8			0-3 K		0-3 K		4	0	0	0	0	2	4					
<b>Tommy Davis, R</b> (1, 10) OBP: 0.336, SLG: 0.392	0-0 F8		0-0 FC5-4			0-0 F8		0-0 6-3		4	0	0	0	0	0	4					
<b>Don Baylor, R</b> (1, 7) OBP: 0.359, SLG: 0.444		0-0 1B		0-0 5-3			0-0 CS 1B		0-0 F7		4	0	2	0	0	0					
<b>Brooks Robinson, R</b> (1, 5) OBP: 0.312, SLG: 0.324		0-0 F7		0-0 F7			0-0 G3 1B		0-3 K		4	0	1	0	0	1					
<b>Earl Williams, R</b> (1, 3) OBP: 0.328, SLG: 0.398		0-3 K		0-0 F7			0-0 G3		4-0 FC4-6 BB		3	0	0	0	1	2					
<b>Andy Etchebarren, R</b> (1, 2) OBP: 0.287, SLG: 0.368		0-0 F3			0-0 F3			0-0 6-3		4	0	0	0	0	0	3					
<b>Mark Belanger, R</b> (1, 6) OBP: 0.313, SLG: 0.278			4-0 FC1-5 BB BB		0-3 K			0-0 F7		2	0	0	0	1	1	0					
<b>Inning Stats</b>	R: 0 E: 0 K: 0 S: 3	H: 0 LOB: 1 BB: 1 P: 7	R: 0 E: 0 K: 1 S: 6	H: 1 LOB: 1 BB: 0 P: 6	R: 0 E: 0 K: 0 S: 3	H: 0 LOB: 2 BB: 2 P: 11	R: 0 E: 0 K: 0 S: 3	H: 0 LOB: 0 BB: 0 P: 3	R: 0 E: 0 K: 1 S: 5	H: 0 LOB: 0 BB: 0 P: 5	R: 0 E: 0 K: 0 S: 4	H: 2 LOB: 1 BB: 0 P: 4	R: 1 E: 0 K: 0 S: 5	H: 0 LOB: 1 BB: 2 P: 13	R: 0 E: 0 K: 1 S: 5	H: 0 LOB: 1 BB: 1 P: 9		1B: 3 2B: 0 3B: 0 HR: 0	SF: 0 SAC: 0 DP: 0 HBP: 0	WP: 2 PB: 2 SB: 0 CS: 1	PA: 35
<b>PITCHER</b>	IP	WLS	BF	H	R	ER	SO	BB	IBB	HBP	BLK	WP	HR	S	P	ERA	WHIP				
<b>Sam McDowell, L</b> (1, 1) ERA: 4.11	7.1	L	29	3	1	1	3	5	0	0	0	0	0	30	50	1.23	1.091				
<b>Lindy McDaniel, R</b> (8, 1) ERA: 2.28	1.2		6	0	0	0	2	1	0	0	0	1	0	9	13	0.00	0.600				

Batter	1	2	3	4	5	6	7	8	9	AB	R	H	RBI	BB	SO	LOB	BOTTOM				
<b>Horace Clarke, S</b> (1, 4) OBP: 0.318, SLG: 0.311	0-0 F8		0-0 F8			0-0 5-3		0-0 F6		4	0	0	0	0	0	0	<b>Baltimore Orioles @ New York Yankees</b> Yankee Stadium, Bronx, NY Sun Sep 02 1973, 3:33 AM EDT Att: 18,078 - Unknown				
<b>Roy White, S</b> (1, 7) OBP: 0.336, SLG: 0.377	0-0 S 1B		0-0 F7			0-0 F4		0-0 1-3		4	0	1	0	0	0	0					
<b>Thurman Munson, R</b> (1, 2) OBP: 0.376, SLG: 0.511	0-3 K			0-0 5-3		0-0 5-3			0-0 6-3		4	0	0	0	0	1					
<b>Bobby Murcer, L</b> (1, 8) OBP: 0.358, SLG: 0.470	0-0 6-3			0-0 F8			0-0 G3		0-0 1-3		4	0	0	0	0	1					
<b>Jim Ray Hart, R</b> (1, 10) OBP: 0.320, SLG: 0.402		0-0 F8		0-0 F9			4-0 1B BB		0-0 F9		2	0	0	0	1	0					
<b>Fred Stanley, R</b> (7, PR) OBP: 0.333, SLG: 0.333										0	0	0	0	0	0	0					
<b>Celerino Sanchez, R</b> (9, PH) OBP: 0.285, SLG: 0.340										1	0	0	0	0	0	0					
<b>Graig Nettles, L</b> (1, 5) OBP: 0.344, SLG: 0.396	0-3 K				0-0 F2		0-0 FC5-4 1B			3	0	1	0	0	1	0					
<b>Felipe Alou, R</b> (1, 9) OBP: 0.257, SLG: 0.323		0-0 2B			0-0 G3 1B		0-3 K			3	0	2	0	0	1	2					
<b>Gene Michael, S</b> (1, 6) OBP: 0.281, SLG: 0.292		0-0 6-3			0-0 G3		0-0 FC5-4			3	0	0	0	0	0	4					
<b>Mike Hegan, L</b> (1, 3) OBP: 0.243, SLG: 0.321			0-0 B1-3		0-0 4-3			0-0 F7		3	0	0	0	0	0	1					
<b>Inning Stats</b>	R: 0 E: 0 K: 1 S: 6	H: 1 LOB: 1 BB: 0 P: 6	R: 0 E: 0 K: 1 S: 6	H: 1 LOB: 0 BB: 0 P: 6	R: 0 E: 0 K: 0 S: 3	H: 0 LOB: 0 BB: 0 P: 3	R: 0 E: 0 K: 0 S: 3	H: 0 LOB: 0 BB: 0 P: 3	R: 0 E: 0 K: 1 S: 6	H: 1 LOB: 2 BB: 1 P: 10	R: 0 E: 0 K: 0 S: 3	H: 0 LOB: 0 BB: 0 P: 3	R: 0 E: 0 K: 0 S: 3	H: 0 LOB: 0 BB: 0 P: 3	R: 0 E: 0 K: 1 S: 3	H: 0 LOB: 0 BB: 0 P: 3	1B: 3 2B: 1 3B: 0 HR: 0	SF: 0 SAC: 0 DP: 0 HBP: 0	WP: 0 PB: 0 SB: 1 CS: 0	PA: 32	
<b>PITCHER</b>	IP	WLS	BF	H	R	ER	SO	BB	IBB	HBP	BLK	WP	HR	S	P	ERA	WHIP				
<b>Dave McNally, L</b> (1, 1) ERA: 2.93	9.0	W	32	4	0	0	3	1	0	0	0	0	0	37	41	0.00	0.556				

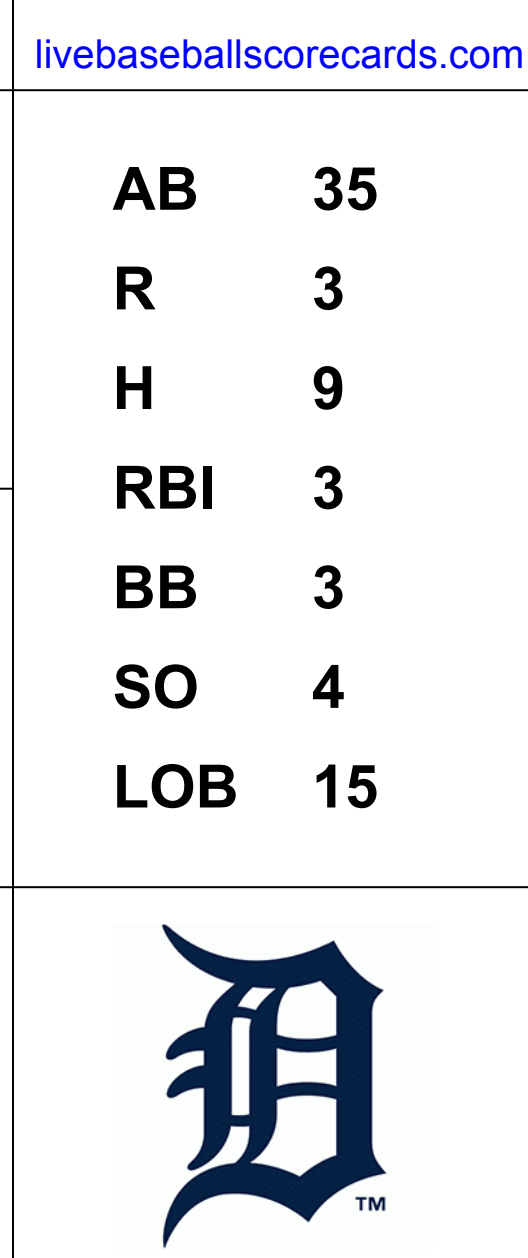


Batter	1	2	3	4	5	6	7	8	9	AB	R	H	RBI	BB	SO	LOB	TOP								
<b>Horace Clarke, S</b> (1,4) OBP: 0.318, SLG: 0.310	0-0 4-3		4-0 BB			0-0 4-3		0-0 4-3		3	0	0	0	1	0	0	<b>New York Yankees @ Detroit Tigers</b> Tiger Stadium, Detroit, MI Mon Sep 03 1973, 7:05 PM EDT Att: 20,396 - Unknown - 88 F								
<b>Roy White, S</b> (1,7) OBP: 0.335, SLG: 0.375	0-3 K		0-0 F8			0-3 K		4-0 HR BB		3	1	0	0	1	2	2									
<b>Thurman Munson, R</b> (1,2) OBP: 0.377, SLG: 0.525	0-0 F8			0-3 K		0-0 HR		0-0 HR		4	2	2	3	0	1	0									
<b>Bobby Murcer, L</b> (1,8) OBP: 0.359, SLG: 0.470		0-0 F2		0-0 P5		0-0 1B		0-0 1B		4	0	2	0	0	0	0									
<b>Ron Blomberg, L</b> (1,10) OBP: 0.387, SLG: 0.472 <b>Jim Ray Hart, R</b> (8, PH) OBP: 0.319, SLG: 0.401		0-0 G3		0-0 4-3		0-0 4-3		0-3 K		3	0	0	0	0	0	1									
<b>Graig Nettles, L</b> (1,5) OBP: 0.343, SLG: 0.401		0-0 P6			0-0 HR		0-0 4-3		0-0 F7	4	1	1	1	0	0	0									
<b>Matty Alou, L</b> (1,9) OBP: 0.338, SLG: 0.356			0-0 P4		0-0 G4-6-3 1B		0-0 P3		0-0 SH3-4 1B	4	0	2	0	0	0	0									
<b>Mike Hegan, L</b> (1,3) OBP: 0.246, SLG: 0.339			0-0 3B		0-3 K		0-0 3-1		0-0 SH3-4	3	0	1	0	0	1	1									
<b>Gene Michael, S</b> (1,6) OBP: 0.278, SLG: 0.289			0-3 K		0-0 G4-6-3 1-2			0-0 4-3	0-0 P4	4	0	0	0	0	1	3									
<b>Inning Stats</b>	R: 0 E: 0 K: 1 S: 5	H: 0 LOB: 0 BB: 0 P: 5	R: 0 E: 0 K: 0 S: 3	H: 0 LOB: 0 BB: 0 P: 3	R: 0 E: 0 K: 1 S: 6	H: 1 LOB: 2 BB: 1 P: 10	R: 0 E: 0 K: 1 S: 5	H: 0 LOB: 0 BB: 0 P: 5	R: 1 E: 0 K: 1 S: 6	H: 2 LOB: 0 BB: 0 P: 6	R: 1 E: 0 K: 1 S: 7	H: 2 LOB: 1 BB: 0 P: 7	R: 0 E: 0 K: 0 S: 3	H: 0 LOB: 0 BB: 0 P: 3	R: 2 E: 0 K: 1 S: 7	H: 2 LOB: 1 BB: 1 P: 11	R: 0 E: 0 K: 0 S: 4	H: 1 LOB: 1 BB: 0 P: 4	1B: 4 2B: 0 3B: 1 HR: 3	SF: 0 SAC: 1 DP: 1 HBP: 0	WP: 0 PB: 0 SB: 1 CS: 0	PA: 36			
<b>PITCHER</b>	IP	WLS	BF	H	R	ER	SO	BB	IBB	HBP	BLK	WP	HR	S	P	ERA	WHIP								
<b>Joe Coleman, R</b> (1,1) ERA: 4.02	7.2	L	30	6	4	4	5	2	0	0	0	0	3	38	46	4.70	1.043								
<b>John Hiller, L</b> (8,1) ERA: 1.43	1.1		6	2	0	0	1	0	0	0	0	0	0	8	8	0.00	1.500								

livebaseballscorecards.com



Batter	1	2	3	4	5	6	7	8	9	AB	R	H	RBI	BB	SO	LOB	BOTTOM								
<b>Dick McAuliffe, L</b> (1,4) OBP: 0.367, SLG: 0.449	0-0 G5-4-3 1B			0-3 K					0-3 K	5	0	3	0	0	2	1	<b>New York Yankees @ Detroit Tigers</b> Tiger Stadium, Detroit, MI Mon Sep 03 1973, 7:05 PM EDT Att: 20,396 - Unknown - 88 F								
<b>Bill Freehan, R</b> (1,2) OBP: 0.317, SLG: 0.327	0-0 G5-4-3 1-2	0-0 1-3 1B		0-0 6-3 1-2		0-0 P4			0-0 F9	5	0	0	0	0	0	6									
<b>Jim Northrup, L</b> (1,9) OBP: 0.352, SLG: 0.447	0-0 3B		0-3 K	0-0 4-3					0-0 F8	4	0	1	0	0	1	1									
<b>Willie Horton, R</b> (1,7) OBP: 0.373, SLG: 0.526	0-0 P3		0-0 HR		0-0 G4-6-3 1B				0-0 L5	4	1	2	1	0	0	1									
<b>Gates Brown, L</b> (1,10) OBP: 0.339, SLG: 0.384		4-0 HR BB		0-0 F8		0-0 P6		0-0 F5		3	1	0	0	1	0	1									
<b>Norm Cash, L</b> (1,3) OBP: 0.346, SLG: 0.489		0-0 HR 1H		4-0 1B BB		0-0 G4-6-3 1-2			0-0 L8	3	1	1	2	1	0	1									
<b>Mickey Stanley, R</b> (1,8) OBP: 0.302, SLG: 0.393		0-0 1B 1B		0-0 1-2 1B					0-0 F7	4	0	2	0	0	0	0									
<b>Aurelio Rodriguez, R</b> (1,5) OBP: 0.273, SLG: 0.343		0-0 F3		0-0 P6					0-0 L1	4	0	0	0	0	1	3									
<b>Ed Brinkman, R</b> (1,6) OBP: 0.293, SLG: 0.334 <b>Duke Sims, L</b> (8, PH) OBP: 0.331, SLG: 0.388		0-0 F9		0-0 E5 6-3					0-0 F7	2	0	0	0	1	0	1									
<b>Inning Stats</b>	R: 0 E: 0 K: 0 S: 4	H: 2 LOB: 1 BB: 0 P: 4	R: 2 E: 0 K: 0 S: 6	H: 3 LOB: 2 BB: 1 P: 10	R: 1 E: 0 K: 1 S: 7	H: 2 LOB: 2 BB: 1 P: 11	R: 0 E: 1 K: 1 S: 6	H: 0 LOB: 1 BB: 0 P: 6	R: 0 E: 0 K: 0 S: 3	H: 1 LOB: 2 BB: 1 P: 8	R: 0 E: 0 K: 0 S: 3	H: 0 LOB: 0 BB: 0 P: 3	R: 0 E: 0 K: 1 S: 5	H: 0 LOB: 0 BB: 0 P: 5	R: 0 E: 0 K: 1 S: 5	H: 0 LOB: 0 BB: 0 P: 5	1B: 6 2B: 0 3B: 1 HR: 2	SF: 0 SAC: 0 DP: 2 HBP: 0	WP: 0 PB: 0 SB: 0 CS: 0	PA: 38					
<b>PITCHER</b>	IP	WLS	BF	H	R	ER	SO	BB	IBB	HBP	BLK	WP	HR	S	P	ERA	WHIP								
<b>Doc Medich, R</b> (1,1) ERA: 3.36	9.0	W	38	9	3	3	4	3	0	0	0	0	2	43	55	3.00	1.333								





Batter	1	2	3	4	5	6	7	8	9	AB	R	H	RBI	BB	SO	LOB	TOP																					
Horace Clarke, S OBP: 0.315, SLG: 0.307	F3		G4-6-3		L4			F8		4	0	0	0	0	0	1	<b>New York Yankees @ Detroit Tigers</b> Tiger Stadium, Detroit, MI Tue Sep 04 1973, 7:05 PM EDT Att: 17,908 - Unknown - 87 F																					
Roy White, S OBP: 0.336, SLG: 0.381	HR		1B			5-3		5-3		4	1	2	1	0	0																							
Thurman Munson, R OBP: 0.374, SLG: 0.520	4-3		F8			P4		4-3		4	0	0	0	0	1																							
Bobby Murcer, L OBP: 0.359, SLG: 0.468	4-3			4-3		K		1B		4	0	1	0	0	1	0																						
Jim Ray Hart, R OBP: 0.315, SLG: 0.396		5-3		5-3			P4	K		4	0	0	0	0	1	1																						
Graig Nettles, L OBP: 0.344, SLG: 0.399		F8		BB		WP	BB	4-3		2	0	0	0	2	0	1																						
Otto Velez, R OBP: 0.333, SLG: 0.333		WP	F8			K				3	0	1	0	0	1	2																						
Gene Michael, S OBP: 0.276, SLG: 0.287		F8			F9		K			3	0	0	0	0	1	2																						
Mike Hegan, L OBP: 0.250, SLG: 0.342					F5			F8		2	0	1	0	0	0	0																						
Felipe Alou, R OBP: 0.256, SLG: 0.321			G4-6-3							1	0	0	0	0	0	0																						
<b>Inning Stats</b>	R: 1 E: 0 K: 0 S: 4	H: 1 LOB: 0 BB: 0 P: 4	R: 0 E: 0 K: 0 S: 4	H: 1 LOB: 1 BB: 0 P: 4	R: 0 E: 0 K: 0 S: 4	H: 2 LOB: 1 BB: 0 P: 4	R: 0 E: 0 K: 0 S: 3	H: 0 LOB: 1 BB: 1 P: 7	R: 0 E: 0 K: 1 S: 5	H: 0 LOB: 0 BB: 0 P: 5	R: 0 E: 0 K: 2 S: 7	H: 0 LOB: 1 BB: 1 P: 11	R: 0 E: 0 K: 0 S: 3	H: 0 LOB: 0 BB: 0 P: 3	R: 0 E: 0 K: 1 S: 6	H: 1 LOB: 1 BB: 0 P: 6	1B: 4 2B: 0 3B: 0 HR: 1	SF: 0 SAC: 0 DP: 1 HBP: 0	WP: 2 PB: 0 SB: 1 CS: 0	PA: 33																		
<b>PITCHER</b>	IP	WLS	BF	H	R	ER	SO	BB	IBB	HBP	BLK	WP	HR	S	P	ERA	WHIP	<b>PITCHER</b>				IP	WLS	BF	H	R	ER	SO	BB	IBB	HBP	BLK	WP	HR	S	P	ERA	WHIP
Mickey Lolich, L ERA: 3.82	(1, 1)	8.2	W	32	5	1	1	4	2	0	0	0	2	1	38	46	1.04	0.808																				
John Hiller, L ERA: 1.42	(9, 1)	0.1	S	1	0	0	0	0	0	0	0	0	0	0	1	1	0.00	0.000																				

AB	31
R	1
H	5
RBI	1
BB	2
SO	4
LOB	8



Batter	1	2	3	4	5	6	7	8	9	AB	R	H	RBI	BB	SO	LOB	BOTTOM																						
Dick McAuliffe, L OBP: 0.365, SLG: 0.447	4-3	G3			3-1		E3			4	0	1	0	0	0	2	<b>New York Yankees @ Detroit Tigers</b> Tiger Stadium, Detroit, MI Tue Sep 04 1973, 7:05 PM EDT Att: 17,908 - Unknown - 87 F																						
Ron Cash, R OBP: 0.333, SLG: 0.333	K				6-3		SH5-4			3	0	1	1	0	1	0																							
Dick Sharon, R OBP: 0.257, SLG: 0.387		1B					SH5-4			0	0	0	0	0	0	0																							
Jim Northrup, L OBP: 0.354, SLG: 0.447	1B		P6				1-3			4	1	2	0	0	0	1																							
Willie Horton, R OBP: 0.372, SLG: 0.523	1B		F8				5-3			4	0	1	0	0	0	2																							
Aurelio Rodriguez, R OBP: 0.273, SLG: 0.343	1B				5-3		5-3			0	0	0	0	0	0	0																							
Gates Brown, L OBP: 0.338, SLG: 0.382			4-3			L7		1-3		4	0	1	1	0	0	0																							
Norm Cash, L OBP: 0.346, SLG: 0.491	P6							F7		3	0	2	0	0	0	2																							
Tony Taylor, R OBP: 0.274, SLG: 0.322				FC5-4		S		F7		1	0	0	0	0	0	0																							
Duke Sims, L OBP: 0.330, SLG: 0.385		G3	E		F8		P6			4	1	1	0	0	0	2																							
Mickey Stanley, R OBP: 0.302, SLG: 0.392		K			FC5-4					2	0	0	0	1	1	2																							
Ed Brinkman, R OBP: 0.291, SLG: 0.332		E6			5-3		L4			3	0	0	0	0	0	4																							
<b>Inning Stats</b>	R: 1 E: 0 K: 1 S: 8	H: 3 LOB: 2 BB: 0 P: 8	R: 1 E: 1 K: 1 S: 7	H: 2 LOB: 2 BB: 0 P: 7	R: 0 E: 0 K: 0 S: 3	H: 0 LOB: 0 BB: 0 P: 3	R: 0 E: 0 K: 0 S: 4	H: 1 LOB: 1 BB: 0 P: 4	R: 0 E: 0 K: 0 S: 4	H: 1 LOB: 2 BB: 1 P: 8	R: 0 E: 1 K: 0 S: 4	H: 1 LOB: 1 BB: 0 P: 4	R: 0 E: 0 K: 0 S: 3	H: 0 LOB: 0 BB: 0 P: 3	R: 0 E: 0 K: 0 S: 3	H: 0 LOB: 0 BB: 0 P: 3	1B: 9 2B: 0 3B: 0 HR: 0	SF: 0 SAC: 1 DP: 0 HBP: 0	WP: 0 PB: 0 SB: 1 CS: 0	PA: 34																			
<b>PITCHER</b>	IP	WLS	BF	H	R	ER	SO	BB	IBB	HBP	BLK	WP	HR	S	P	ERA	WHIP	<b>PITCHER</b>				IP	WLS	BF	H	R	ER	SO	BB	IBB	HBP	BLK	WP	HR	S	P	ERA	WHIP	
Mel Stottlemyre, R ERA: 3.16	(1, 1)	8.0	L	34	9	2	1	2	1	0	0	0	0	0	37	41	1.12	1.250																					





Batter	1	2	3	4	5	6	7	8	9	AB	R	H	RBI	BB	SO	LOB	TOP			
<b>Pedro Garcia, R</b> OBP: 0.313, SLG: 0.415 (1,4)	F8		K				P5		F8	5	0	0	0	0	1	0	<b>Milwaukee Brewers @ New York Yankees</b> Yankee Stadium, Bronx, NY Thu Sep.06 1973, 7:05 PM EDT Att. 6,674 - Unknown - 79 F			
<b>Bob Coluccio, R</b> OBP: 0.305, SLG: 0.433 (1,7)	P4		IHR				K		5-3	5	1	1	1	0	1	0				
<b>Dave May, L</b> OBP: 0.358, SLG: 0.487 (1,8)	1B		4-3				L4		SH1-4 1B	5	1	2	0	0	0	0				
<b>George Scott, R</b> OBP: 0.369, SLG: 0.475 (1,3)	F9		F8						SH1-4 1B	4	1	1	0	0	0	1				
<b>Don Money, R</b> OBP: 0.337, SLG: 0.394 (1,5)		G3 2B							SH1-4 1B	3	1	1	0	0	0	0				
<b>Darrell Porter, L</b> OBP: 0.362, SLG: 0.473 (1,2)		G3		2B 6-3					1B	2	2	1	2	2	0	1				
<b>Joe Lahoud, L</b> OBP: 0.290, SLG: 0.311 (1,9)		S BB		1-3 2B					F8	3	0	2	0	1	0	1				
<b>Bobby Mitchell, R</b> OBP: 0.261, SLG: 0.414 (1,10)		K		6-3					1B	4	0	1	2	0	1	4				
<b>Tim Johnson, L</b> OBP: 0.264, SLG: 0.248 (1,6)		K		4-3					K	4	0	0	0	0	3	3				
<b>Inning Stats</b>	R: 0 E: 0 K: 0 S: 4	H: 1 LOB: 1 BB: 0 P: 4	R: 1 E: 0 K: 2 S: 8	H: 1 LOB: 1 BB: 1 P: 12	R: 1 E: 0 K: 1 S: 6	H: 1 LOB: 0 BB: 0 P: 6	R: 1 E: 0 K: 0 S: 4	H: 1 LOB: 1 BB: 1 P: 8	R: 0 E: 0 K: 0 S: 3	H: 0 LOB: 2 BB: 0 P: 3	R: 0 E: 0 K: 2 S: 7	H: 1 LOB: 0 BB: 0 P: 7	R: 0 E: 0 K: 1 S: 9	H: 4 LOB: 1 BB: 0 P: 9	R: 0 E: 0 K: 0 S: 3	H: 0 LOB: 0 BB: 0 P: 3	1B: 6 2B: 2 3B: 0 HR: 1	SF: 0 SAC: 1 DP: 0 HBP: 0	WP: 0 PB: 0 CS: 0	PA: 39
<b>PITCHER</b>	IP	WLS	BF	H	R	ER	SO	BB	IBB	HBP	BLK	WP	HR	S	P	ERA	WHIP			
<b>Pat Dobson, R</b> ERA: 4.45 (1,1)	7.0		31	7	5	5	5	3	0	0	0	0	0	38	50	6.43	1.429			
<b>Lindy McDaniel, R</b> ERA: 2.31 (8,1)	2.0	W	8	2	1	1	1	0	0	0	0	0	0	10	10	4.50	1.000			

Batter	1	2	3	4	5	6	7	8	9	AB	R	H	RBI	BB	SO	LOB	BOTTOM			
<b>Horace Clarke, S</b> OBP: 0.314, SLG: 0.306 (1,4)	1-3		4-3					G3-6-3 1B		5	0	1	0	0	0	1	<b>Milwaukee Brewers @ New York Yankees</b> Yankee Stadium, Bronx, NY Thu Sep.06 1973, 7:05 PM EDT Att. 6,674 - Unknown - 79 F			
<b>Roy White, S</b> OBP: 0.337, SLG: 0.388 (1,7)	1B		F9				G3-6-3 1-2		HR	4	1	2	1	0	0	1				
<b>Graig Nettles, L</b> OBP: 0.345, SLG: 0.397 (1,5)	P6		HR BB				P5		SH2-3 BB	2	2	0	0	2	0	1				
<b>Bobby Murcer, L</b> OBP: 0.361, SLG: 0.477 (1,8)	L4		1-H HR				1B 2B		SF9 SH2-3 BB	3	2	2	2	1	0	1				
<b>Ron Blomberg, L</b> OBP: 0.383, SLG: 0.467 (1,10)		4-3	4-3				P5		SH2-3	3	0	0	0	0	0	1				
<b>Jim Ray Hart, R</b> OBP: 0.315, SLG: 0.396 (8,PH)									1-2 2-3	0	0	0	0	0	0	0				
<b>Otto Velez, R</b> OBP: 0.714, SLG: 0.667 (1,9)		1B SF7 1B		G4-6-3 1B			2-3 1B		HR BB	3	2	3	0	1	0	0				
<b>Jerry Moses, R</b> OBP: 0.259, SLG: 0.259 (1,2)							F9		SF9	3	0	1	0	0	0	3				
<b>Thurman Munson, R</b> OBP: 0.373, SLG: 0.520 (8,PH)		E 1B		G4-6-3 1-2			F9		SF9	0	0	0	1	0	0	0				
<b>Rick Dempsey, R</b> (9,2)									2-3 3-H	0	0	0	0	0	0	0				
<b>Mike Hegan, L</b> OBP: 0.250, SLG: 0.368 (1,3)		SF7		G3			F9		1-H HR	3	1	1	4	0	0	2				
<b>Gene Michael, S</b> OBP: 0.276, SLG: 0.285 (1,6)		F9					1-3		F3	3	0	0	0	1	0	1				
<b>Inning Stats</b>	R: 0 E: 0 K: 0 S: 4	H: 1 LOB: 1 BB: 0 P: 4	R: 1 E: 1 K: 0 S: 5	H: 2 LOB: 1 BB: 0 P: 5	R: 2 E: 0 K: 0 S: 4	H: 1 LOB: 0 BB: 1 P: 8	R: 0 E: 0 K: 0 S: 3	H: 1 LOB: 0 BB: 0 P: 3	R: 1 E: 0 K: 0 S: 4	H: 1 LOB: 0 BB: 0 P: 4	R: 0 E: 0 K: 0 S: 5	H: 2 LOB: 2 BB: 0 P: 5	R: 0 E: 0 K: 0 S: 3	H: 1 LOB: 0 BB: 0 P: 3	R: 4 E: 0 K: 0 S: 4	H: 1 LOB: 1 BB: 4 P: 20	1B: 6 2B: 1 3B: 0 HR: 3	SF: 2 SAC: 1 DP: 2 HBP: 0	WP: 0 PB: 0 CS: 0	PA: 37
<b>PITCHER</b>	IP	WLS	BF	H	R	ER	SO	BB	IBB	HBP	BLK	WP	HR	S	P	ERA	WHIP			
<b>Jim Colborn, R</b> ERA: 3.15 (1,1)	7.0		30	9	5	5	0	2	0	0	0	0	0	28	36	6.43	1.571			
<b>Chris Short, L</b> ERA: 4.93 (8,1)	0.0		1	0	0	0	0	1	0	0	0	0	0	0	4	-	-			
<b>Eduardo Rodriguez, R</b> ERA: 2.75 (8,1)	0.2	L	5	1	3	3	0	2	0	0	0	0	1	3	11	40.50	4.500			
<b>Carlos Velazquez, R</b> ERA: 1.78 (8,1)	0.1		1	0	0	0	0	0	0	0	0	0	0	1	1	0.00	0.000			

AB	35
R	6
H	9
RBI	5
BB	3
SO	6
LOB	10



AB	29
R	8
H	10
RBI	8
BB	5
SO	0
LOB	11





Batter	1	2	3	4	5	6	7	8	9	AB	R	H	RBI	BB	SO	LOB	TOP					
<b>Pedro Garcia, R</b> (1.4) OBP: 0.312, SLG: 0.413										5	2	1	0	0	2	4	<b>Milwaukee Brewers @ New York Yankees</b> Yankee Stadium, Bronx, NY Fri Sep 07 1973, 7:05 PM EDT Alt. 9,258 - Unknown - 76 F					
<b>Bob Coluccio, R</b> (1.7) OBP: 0.306, SLG: 0.431										4	1	1	2	1	2	1						
<b>Dave May, L</b> (1.8) OBP: 0.356, SLG: 0.484										4	0	0	0	1	2	3						
<b>George Scott, R</b> (1.3) OBP: 0.368, SLG: 0.477										4	1	1	2	0	1	1						
<b>Don Money, R</b> (1.5) OBP: 0.338, SLG: 0.397										3	0	2	1	0	0	1						
<b>Bobby Mitchell, R</b> (1.10) OBP: 0.250, SLG: 0.396										4	0	0	0	0	1	3						
<b>Elie Rodriguez, R</b> (1.2) OBP: 0.375, SLG: 0.306										4	0	0	0	0	0	2						
<b>Gorman Thomas, R</b> (1.9) OBP: 0.287, SLG: 0.308										3	0	1	0	1	1	0						
<b>Bob Heise, R</b> (1.6) OBP: 0.205, SLG: 0.197										3	1	2	0	1	0	2						
<b>Inning Stats</b>	R: 3 E: 0 K: 0 S: 5	H: 2 LOB: 0 BB: 1 P: 9	R: 0 E: 0 K: 1 S: 5	H: 0 LOB: 1 BB: 1 P: 9	R: 0 E: 0 K: 2 S: 7	H: 0 LOB: 0 BB: 0 P: 7	R: 0 E: 1 K: 1 S: 6	H: 1 LOB: 2 BB: 1 P: 10	R: 0 E: 0 K: 1 S: 5	H: 0 LOB: 0 BB: 0 P: 5	R: 0 E: 0 K: 1 S: 4	H: 1 LOB: 1 BB: 0 P: 4	R: 0 E: 0 K: 1 S: 6	H: 2 LOB: 1 BB: 0 P: 6	R: 0 E: 0 K: 1 S: 5	H: 0 LOB: 1 BB: 1 P: 9	R: 2 E: 1 K: 2 S: 10	H: 2 LOB: 1 BB: 0 P: 10	1B: 6 2B: 1 3B: 1 HR: 0	SF: 1 SAC: 0 DP: 1 HBP: 0	WP: 1 PB: 1 CS: 3	PA: 39
<b>PITCHER</b>	IP	WLS	BF	H	R	ER	SO	BB	IBB	HBP	BLK	WP	HR	S	P	ERA	WHIP					
<b>Sam McDowell, L</b> (1.1) ERA: 4.15	5.1	L	22	3	3	3	5	3	0	0	0	0	0	29	41	5.06	1.125					
<b>Wayne Granger, R</b> (6.1) ERA: 3.47	3.2		17	5	2	0	4	1	0	0	0	1	0	24	28	0.00	1.636					

Batter	1	2	3	4	5	6	7	8	9	AB	R	H	RBI	BB	SO	LOB	BOTTOM				
<b>Horace Clarke, S</b> (1.4) OBP: 0.314, SLG: 0.306										4	0	1	0	0	0	0	<b>Milwaukee Brewers @ New York Yankees</b> Yankee Stadium, Bronx, NY Fri Sep 07 1973, 7:05 PM EDT Alt. 9,258 - Unknown - 76 F				
<b>Roy White, S</b> (1.7) OBP: 0.337, SLG: 0.387										4	0	1	0	0	1	1					
<b>Thurman Munson, R</b> (1.2) OBP: 0.374, SLG: 0.520										4	0	2	0	0	0	2					
<b>Bobby Murcer, L</b> (1.8) OBP: 0.359, SLG: 0.473										4	0	0	0	0	1	4					
<b>Graig Nettles, L</b> (1.5) OBP: 0.345, SLG: 0.395										3	0	0	0	1	0	1					
<b>Ron Blomberg, L</b> (1.10) OBP: 0.381, SLG: 0.464										4	0	1	0	0	0	0					
<b>Otto Velez, R</b> (1.9) OBP: 0.455, SLG: 0.490										4	0	0	0	0	1	2					
<b>Mike Hegan, L</b> (1.3) OBP: 0.252, SLG: 0.367										3	0	1	0	0	1	2					
<b>Gene Michael, S</b> (1.6) OBP: 0.274, SLG: 0.283										3	0	0	0	0	0	3					
<b>Fred Stanley, R</b> (8.6) OBP: 0.333, SLG: 0.333										0	0	0	0	0	0	0					
<b>Inning Stats</b>	R: 0 E: 0 K: 0 S: 4	H: 1 LOB: 1 BB: 0 P: 4	R: 0 E: 0 K: 2 S: 8	H: 1 LOB: 2 BB: 1 P: 12	R: 0 E: 0 K: 0 S: 4	H: 1 LOB: 1 BB: 0 P: 4	R: 0 E: 0 K: 0 S: 3	H: 0 LOB: 0 BB: 0 P: 3	R: 0 E: 0 K: 1 S: 6	H: 1 LOB: 1 BB: 0 P: 6	R: 0 E: 0 K: 0 S: 4	H: 1 LOB: 1 BB: 0 P: 4	R: 0 E: 0 K: 1 S: 6	H: 1 LOB: 1 BB: 0 P: 6	R: 0 E: 0 K: 0 S: 3	H: 0 LOB: 0 BB: 0 P: 3	1B: 6 2B: 0 3B: 0 HR: 0	SF: 0 SAC: 0 DP: 0 HBP: 0	WP: 0 PB: 0 CS: 0	PA: 34	
<b>PITCHER</b>	IP	WLS	BF	H	R	ER	SO	BB	IBB	HBP	BLK	WP	HR	S	P	ERA	WHIP				
<b>Jim Slaton, R</b> (1.1) ERA: 3.83	9.0	W	34	6	0	0	4	1	0	0	0	0	0	41	45	0.00	0.778				



Batter	1	2	3	4	5	6	7	8	9	AB	R	H	RBI	BB	SO	LOB	TOP				
<b>Pedro Garcia, R</b> OBP: 0.311, SLG: 0.411 (1, 4)	0-3 K		0-3 K			E5 BB 1B		G4-6-3 BB		3	1	0	0	1	2	0	<b>Milwaukee Brewers @ New York Yankees</b> Yankee Stadium, Bronx, NY Sat Sep 08 1973, 3:33 AM EDT Alt: 9,827 - Unknown - 79 F				
<b>Bob Coluccio, R</b> OBP: 0.306, SLG: 0.427 (1, 7) (6, 8)	0-3 K			0-3 K		1B BB		G4-6-3 1-2f		3	0	0	0	1	2	1					
<b>Dave May, L</b> OBP: 0.366, SLG: 0.483 <b>Gorman Thomas, R</b> OBP: 0.285, SLG: 0.305 (1, 8) (6, 7)	0-0 6-3			0-0 4-3		1B FC6 1-2 2-H		F2		3	0	1	1	0	0	0					
<b>George Scott, R</b> OBP: 0.287, SLG: 0.474 <b>John Feiske, R</b> OBP: 0.167, SLG: 0.227 (1, 3) (6, 3)		0-0 F8		0-0 6-3		F1		K		3	0	0	0	0	0	2					
<b>Don Money, R</b> OBP: 0.336, SLG: 0.395 <b>John Vukovich, R</b> OBP: 0.183, SLG: 0.197 (1, 5) (6, 5)		0-0 P5			0-0 1-3	FC6 1-2f		1B		3	0	0	0	0	0	2					
<b>Darrell Porter, L</b> OBP: 0.396, SLG: 0.473 <b>Charlie Moore, R</b> (1, 2) (5, 2)		4-0 BB			4-0 FC6-4 BB			F9		0	0	0	0	2	0	0					
<b>Joe Lahoud, L</b> OBP: 0.374, SLG: 0.308 <b>Wilbur Howard, S</b> OBP: 0.500, SLG: 0.500 (1, 9) (5, 9)		0-0 F8			0-0 F3			K		2	0	0	0	0	0	2					
<b>Bobby Mitchell, R</b> OBP: 0.242, SLG: 0.383 (1, 10)			0-3 K		0-0 FC6-4 1-2f			F7		3	0	0	0	0	1	2					
<b>Tim Johnson, L</b> OBP: 0.262, SLG: 0.246 (1, 6)			0-3 K			4-3		F7		3	0	0	0	0	1	1					
<b>Inning Stats</b>	R: 0 E: 0 K: 2 S: 7	H: 0 LOB: 0 BB: 0 P: 7	R: 0 E: 0 K: 0 S: 3	H: 0 LOB: 1 BB: 1 P: 7	R: 0 E: 0 K: 3 S: 9	H: 0 LOB: 0 BB: 0 P: 9	R: 0 E: 0 K: 1 S: 5	H: 0 LOB: 1 BB: 1 P: 7	R: 1 E: 1 K: 0 S: 5	H: 1 LOB: 2 BB: 1 P: 9	R: 0 E: 0 K: 0 S: 4	H: 1 LOB: 1 BB: 0 P: 4	R: 0 E: 0 K: 2 S: 2	H: 0 LOB: 0 BB: 1 P: 6	R: 0 E: 0 K: 2 S: 8	H: 1 LOB: 1 BB: 0 P: 8		1B: 3 2B: 0 3B: 0 HR: 0	SF: 0 SAC: 0 DP: 1 HBP: 0	WP: 0 PB: 0 CS: 0	PA: 34
<b>PITCHER</b> <b>Doc Medich, R</b> ERA: 3.21 (1, 1)	IP 9.0	WLS W	BF 34	H 3	R 1	ER 0	SO 8	BB 4	IBB 0	HBP 0	BLK 0	WP 0	HR 0	S 46	P 62	ERA 0.00	WHIP 0.778				

Batter	1	2	3	4	5	6	7	8	9	AB	R	H	RBI	BB	SO	LOB	BOTTOM				
<b>Fred Stanley, R</b> OBP: 0.333, SLG: 0.667 (1, 6)	0-0 F3	0-3 K	0-0 6-3	0-0 1-3		BB 1B		1-H 2-H 3-H HR		6	1	2	4	0	1	4	<b>Milwaukee Brewers @ New York Yankees</b> Yankee Stadium, Bronx, NY Sat Sep 08 1973, 3:33 AM EDT Alt: 9,827 - Unknown - 79 F				
<b>Roy White, S</b> OBP: 0.337, SLG: 0.384 (1, 7)	0-0 F9	0-0 F7		4-0 BB BB	0-3 K	FC6-4 BB		6-3		4	1	0	0	2	1	0					
<b>Thurman Munson, R</b> OBP: 0.374, SLG: 0.518 <b>Rick Dempsey, R</b> (1, 2) (7, 2)	0-0 BB HBP 1B		0-0 F8	4-0 BB 1B BB	0-0 E4 2B PB	FC6-4 1-2f		F7		4	3	1	0	1	0	2					
<b>Bobby Murcer, L</b> OBP: 0.361, SLG: 0.472 <b>Ron Swoboda, R</b> OBP: 0.211, SLG: 0.118 (1, 8) (8, 8)	4-0 HBP 1B BB		4-0 BB HR BB	4-0 BB 1B BB	0-0 F9			4-3		2	3	0	0	3	1	1					
<b>Otto Velez, R</b> OBP: 0.563, SLG: 0.500 (1, 9)	4-0 1B HBP BB		4-0 HR BB	4-0 1B FC6-4 BB	0-0 PB 2B			K		2	3	1	1	3	1	0					
<b>Graig Nettles, L</b> OBP: 0.347, SLG: 0.402 <b>Celerino Sanchez, R</b> OBP: 0.295, SLG: 0.340 (1, 5) (8, 5)	1-0 1B HBP		0-0 HR BB	0-0 FC6-4 BB	0-3 K 2B			G3		4	1	2	6	0	1	1					
<b>Jim Ray Hart, R</b> OBP: 0.319, SLG: 0.397 (1, 10)	0-0 1-2 2-H 3-H 1B		4-0 1B BB	0-0 L5	0-0 K			E7 BB HR 1B		4	1	2	2	1	1	4					
<b>Mike Hegan, L</b> OBP: 0.258, SLG: 0.358 (1, 3)	0-3 K		0-3 K	4-0 FC6-4 BB		K		BB HR BB		3	1	0	0	2	3	3					
<b>Hal Lanier, R</b> OBP: 0.247, SLG: 0.243 (1, 4)		0-0 6-3		0-0 FC6-4 1-2f		F9		1-2 2-3 HR BB		4	1	1	1	1	0	2					
<b>Inning Stats</b>	R: 3 E: 0 K: 1 S: 7	H: 2 LOB: 2 BB: 2 P: 16	R: 0 E: 0 K: 1 S: 5	H: 0 LOB: 0 BB: 0 P: 5	R: 3 E: 0 K: 1 S: 7	H: 2 LOB: 3 BB: 3 P: 19	R: 4 E: 0 K: 0 S: 4	H: 1 LOB: 2 BB: 5 P: 24	R: 1 E: 1 K: 3 S: 12	H: 1 LOB: 2 BB: 0 P: 12	R: 0 E: 0 K: 1 S: 6	H: 1 LOB: 1 BB: 1 P: 10	R: 0 E: 0 K: 2 S: 7	H: 0 LOB: 0 BB: 0 P: 7	R: 4 E: 1 K: 0 S: 5	H: 2 LOB: 0 BB: 2 P: 13		1B: 6 2B: 1 3B: 0 HR: 2	SF: 0 SAC: 0 DP: 0 HBP: 1	WP: 0 PB: 1 CS: 0	PA: 49
<b>PITCHER</b> <b>Ken Reynolds, L</b> ERA: 23.14 <b>Ed Sprague, R</b> ERA: 5.32 <b>Frank Linzy, R</b> ERA: 3.73 <b>Kevin Kobel, L</b> ERA: 18.0 (1, 1) (3, 1) (4, 1) (7, 1)	IP 2.1	WLS L	BF 15	H 3	R 6	ER 6	SO 2	BB 4	IBB 0	HBP 1	BLK 0	WP 0	HR 1	S 14	P 31	ERA 23.14	WHIP 3.000				




Batter	1	2	3	4	5	6	7	8	9	AB	R	H	RBI	BB	SO	LOB	TOP										
<b>Pedro Garcia, R</b> (1,4) OBP: 0.312, SLG: 0.414 <b>Bob Heise, R</b> (7,4) OBP: 0.205, SLG: 0.197	0-0 2B	0-0 E7 HR BB	0-0 2B		0-0 FC6-4 1B E		0-0 FC5-4			5 0	2 0	2 0	0 0	0 0	0 0	5 0											
<b>Bob Coluccio, R</b> (1,7) OBP: 0.265, SLG: 0.428	0-0 6-3	4-0 HR BB	0-3 K		0-0 E 1B			0-0 FC4-6 1B		4 1	2 2	2 1	1 1	1 2													
<b>Dave May, L</b> (1,8) OBP: 0.355, SLG: 0.486	0-0 F7	0-0 HR		0-3 K	0-3 K			0-0 FC4-6 G6-4-3 1B		5 1	1 4	0 0	2 3														
<b>George Scott, R</b> (1,3) OBP: 0.363, SLG: 0.470	0-0 5-3	0-0 F8		0-0 5-3		0-3 K		0-0 G6-4-3		5 0	0 0	0 0	1 2														
<b>Don Money, R</b> (1,5)		1-3		0-0 1B		0-0 F8			0-0 6-3	4 0	1 0	1 0	0 0														
<b>Darrell Porter, L</b> (1,2) OBP: 0.365, SLG: 0.485		1B		0-0 1B		0-0 HR		0-0 3-1		5 2	3 1	0 1	0 1														
<b>Joe Lahoud, L</b> (1,9) OBP: 0.295, SLG: 0.313 <b>Gorman Thomas, R</b> (9, PH) OBP: 0.283, SLG: 0.303		1B		4-0 FC5-4 BB		0-0 FC5-4 1B		0-3 K		3 1	2 0	1 0	0 2														
<b>Ellie Rodriguez, R</b> (1,10) OBP: 0.375, SLG: 0.306 <b>Wilbur Howard, S</b> (7, PH) OBP: 0.333, SLG: 0.333		0-0 E BB 1B	0-0 F7		0-0 FC5-4 FC6-4 1B		0-0 P5			3 1	2 0	1 0	0 0	0 1													
<b>Tim Johnson, L</b> (1,6) OBP: 0.264, SLG: 0.249		0-0 BB HR 1B	0-0 G3		0-0 FC6-4 1B		0-0 F8			4 1	2 1	0 0	0 1														
<b>Inning Stats</b>	R: 0 E: 0 K: 0 S: 4	H: 1 LOB: 1 BB: 0 P: 4	R: 7 E: 1 K: 0 S: 10	H: 6 LOB: 2 BB: 2 P: 18	R: 0 E: 0 K: 1 S: 6	H: 1 LOB: 1 BB: 0 P: 6	R: 0 E: 0 K: 1 S: 5	H: 1 LOB: 1 BB: 0 P: 5	R: 3 E: 1 K: 1 S: 8	H: 3 LOB: 1 BB: 1 P: 12	R: 0 E: 0 K: 1 S: 5	H: 0 LOB: 0 BB: 0 P: 5	R: 0 E: 0 K: 0 S: 4	H: 1 LOB: 1 BB: 0 P: 4	R: 0 E: 0 K: 2 S: 3	H: 0 LOB: 0 BB: 0 P: 3	R: 0 E: 0 K: 2 S: 7	H: 0 LOB: 0 BB: 0 P: 7	1B: 10 2B: 2 3B: 0 HR: 2	SF: 0 SAC: 0 DP: 1 HBP: 0	WP: 0 PB: 0 CS: 0	PA: 43					
<b>PITCHER</b>	IP	WLS	BF	H	R	ER	SO	BB	IBB	HBP	BLK	WP	HR	S	P	ERA	WHIP										
<b>Mel Stottlemyre, R</b> (1,1) ERA: 3.37	1.2	L	14	6	7	6	0	2	0	0	0	0	1	12	20	32.40	4.800										
<b>Tom Buskey, R</b> (2,1) ERA: 5.74	3.1		16	6	3	2	3	1	0	0	0	0	1	21	25	5.40	2.100										
<b>Dave Pagan, R</b> (6,1) ERA: 3.12	3.0		10	2	0	0	1	0	0	0	0	0	0	12	12	0.00	0.667										
<b>Sparky Lyle, L</b> (9,1) ERA: 2.62	1.0		3	0	0	0	2	0	0	0	0	0	0	7	7	0.00	0.000										

Milwaukee Brewers @ New York Yankees  
Yankee Stadium, Bronx, NY  
Sun Sep 09 1973, 3:33 AM EDT  
Att: 13,708 - Unknown - 74 F

livebaseballscores.com

AB 40  
R 10  
H 14  
RBI 9  
BB 3  
SO 6  
LOB 17




Batter	1	2	3	4	5	6	7	8	9	AB	R	H	RBI	BB	SO	LOB	BOTTOM										
<b>Horace Clarke, S</b> (1,4) OBP: 0.315, SLG: 0.307	0-0 4-3 S 2B 1B		0-0 F5	0-0 F8			0-0 FC3-6 1B		0-0 G3	5 1	2 0	0 0	0 3														
<b>Roy White, S</b> (1,7) OBP: 0.334, SLG: 0.381	0-0 F8		0-0 F8	0-0 G3			0-0 FC3-6 1-3		0-0 F2	5 0	0 0	0 0	0 6														
<b>Thurman Munson, R</b> (1,2) OBP: 0.375, SLG: 0.516	0-0 4-3		0-0 BB 1B		0-0 G4-6-3 1B		0-0 1-3		0-0 F8	5 0	2 1	0 0	0 3														
<b>Bobby Murcer, L</b> (1,8) OBP: 0.362, SLG: 0.473	0-0 2B		4-0 BB 1B		0-0 G4-6-3		0-0 4-1			3 0	1 1	1 1	0 2														
<b>Graig Nettles, L</b> (1,5) OBP: 0.345, SLG: 0.399	0-0 F9		0-3 K		0-0 F3			0-0 4-3		4 0	0 0	0 1	0 3														
<b>Ron Blomberg, L</b> (1,10) OBP: 0.386, SLG: 0.464		4-0 BB		0-0 1B BB FC7-5 1B		0-0 P6		4-0 BB		2 1	1 0	2 0	0 0														
<b>Otto Velez, R</b> (1,9) OBP: 0.500, SLG: 0.490		0-0 P4		4-0 FC7-5 1B BB		0-0 F8		0-0 F8		3 0	0 0	1 0	2 2														
<b>Mike Hegan, L</b> (1,3) OBP: 0.257, SLG: 0.354		0-0 F7		0-0 FC7-5 1B		0-0 F7		0-3 K		4 0	1 0	0 1	2 2														
<b>Fred Stanley, R</b> (1,6) OBP: 0.385, SLG: 0.615		0-3 K		0-0 FC7-5			0-0 FC3-6 1B 1-3 1B		0-0 G3	4 1	2 1	0 1	0 3														
<b>Inning Stats</b>	R: 1 E: 0 K: 0 S: 5	H: 2 LOB: 1 BB: 0 P: 5	R: 0 E: 0 K: 1 S: 5	H: 0 LOB: 1 BB: 1 P: 9	R: 0 E: 0 K: 1 S: 6	H: 1 LOB: 2 BB: 1 P: 10	R: 0 E: 0 K: 0 S: 5	H: 2 LOB: 2 BB: 1 P: 9	R: 0 E: 0 K: 0 S: 3	H: 1 LOB: 0 BB: 0 P: 3	R: 0 E: 0 K: 0 S: 5	H: 0 LOB: 0 BB: 0 P: 5	R: 1 E: 0 K: 0 S: 5	H: 2 LOB: 1 BB: 0 P: 5	R: 0 E: 0 K: 1 S: 5	H: 0 LOB: 1 BB: 1 P: 9	R: 0 E: 0 K: 0 S: 4	H: 1 LOB: 1 BB: 0 P: 4	1B: 8 2B: 1 3B: 0 HR: 0	SF: 0 SAC: 0 DP: 1 HBP: 0	WP: 0 PB: 0 CS: 0	PA: 39					
<b>PITCHER</b>	IP	WLS	BF	H	R	ER	SO	BB	IBB	HBP	BLK	WP	HR	S	P	ERA	WHIP										
<b>Bill Champion, R</b> (1,1) ERA: 3.82	9.0	W	39	9	3	3	3	4	0	0	0	0	0	41	57	3.00	1.444										

Milwaukee Brewers @ New York Yankees  
Yankee Stadium, Bronx, NY  
Sun Sep 09 1973, 3:33 AM EDT  
Att: 13,708 - Unknown - 74 F

livebaseballscores.com

AB 35  
R 3  
H 9  
RBI 3  
BB 4  
SO 3  
LOB 24





Batter	1	2	3	4	5	6	7	8	9	AB	R	H	RBI	BB	SO	LOB	TOP																						
<b>Buddy Bell, R</b> OBP: 0.326, SLG: 0.391 (1, 5)	0-0 4-3		0-0 F9		0-0 1B			0-0 4-3		4	0	1	0	0	0	0	<b>Cleveland Indians @ New York Yankees</b> Yankee Stadium, Bronx, NY Mon Sep 10 1973, 7:05 PM EDT Att: 5,015 - Unknown - 67 F																						
<b>Walt Williams, R</b> OBP: 0.319, SLG: 0.392 (1, 7)	0-0 6-3		4-0 BB		0-0 4-3			0-0 P6		3	0	0	0	1	0	1																							
<b>Chris Chambliss, L</b> OBP: 0.355, SLG: 0.396 (1, 3)	0-0 P6		0-0 F7					0-0 1B		4	0	1	0	0	0	1																							
<b>John Ellis, R</b> OBP: 0.334, SLG: 0.377 (1, 10)		0-0 F9		0-0 F8				0-0 6-3		4	0	0	0	0	0	1																							
<b>Charlie Spikes, R</b> OBP: 0.501, SLG: 0.413 <b>Rusty Torres, S</b> OBP: 0.316, SLG: 0.289 (9, 9)		0-0 6-3 1B		0-3 K				0-0 1B		4	1	2	0	0	1	0																							
<b>Dave Duncan, R</b> OBP: 0.289, SLG: 0.387 (1, 2)	0-0 6-3		0-0 P4		0-3 K			0-0 1B		4	1	1	0	0	1	2																							
<b>Ted Ford, R</b> OBP: 0.286, SLG: 0.417 (1, 8)	0-0 FC6-4 1B				0-0 SF8 3B			0-0 F8		4	1	2	1	0	0	1																							
<b>Frank Duffy, R</b> OBP: 0.312, SLG: 0.377 (1, 6)	0-0 FC6-4				0-0 SF8			0-0 F8		3	0	1	2	0	0	1																							
<b>Tom Ragland, R</b> OBP: 0.291, SLG: 0.314 (1, 4)			0-0 6-3		0-0 CS 1B			0-0 6-3		4	0	1	0	0	0	1																							
<b>Inning Stats</b>	R: 0 E: 0 K: 0 S: 3	H: 0 LOB: 0 BB: 0 P: 3	R: 1 E: 0 K: 0 S: 5	H: 2 LOB: 1 BB: 0 P: 5	R: 0 E: 0 K: 1 S: 5	H: 0 LOB: 0 BB: 1 P: 7	R: 0 E: 0 K: 1 S: 5	H: 0 LOB: 0 BB: 0 P: 5	R: 1 E: 0 K: 0 S: 5	H: 3 LOB: 1 BB: 0 P: 5	R: 0 E: 0 K: 1 S: 6	H: 1 LOB: 1 BB: 0 P: 6	R: 0 E: 0 K: 0 S: 3	H: 0 LOB: 0 BB: 0 P: 3	R: 0 E: 0 K: 0 S: 4	H: 1 LOB: 1 BB: 0 P: 4		R: 1 E: 0 K: 0 S: 5	H: 2 LOB: 1 BB: 0 P: 5	1B: 7 2B: 1 3B: 1 HR: 0	SF: 1 SAC: 0 DP: 0 HBP: 0	WP: 0 PA: 36																	
<b>PITCHER</b>	IP	WLS	BF	H	R	ER	SO	BB	IBB	HBP	BLK	WP	HR	S	P	ERA	WHIP	<b>PITCHER</b>				IP	WLS	BF	H	R	ER	SO	BB	IBB	HBP	BLK	WP	HR	S	P	ERA	WHIP	
<b>Fritz Peterson, L</b> ERA: 4.02 <b>Wayne Granger, R</b> ERA: 3.56 (1, 1)	8.0	L	31	7	2	2	2	1	0	0	0	0	0	34	38	2.25	1.000					8.0	W	39	11	2	2	3	1	1	0	0	0	0	0	0	0	2.00	1.333

AB	34
R	3
H	9
RBI	3
BB	1
SO	2
LOB	8



Batter	1	2	3	4	5	6	7	8	9	AB	R	H	RBI	BB	SO	LOB	BOTTOM																							
<b>Horace Clarke, S</b> OBP: 0.313, SLG: 0.304 <b>Jim Ray Hart, R</b> OBP: 0.321, SLG: 0.397 <b>Rick Dempsey, R</b> (9, PR)	0-0 4-3		0-3 K		0-0 6-3		0-0 3-1		4-0 IBB	4	0	0	0	0	1	3	<b>Cleveland Indians @ New York Yankees</b> Yankee Stadium, Bronx, NY Mon Sep 10 1973, 7:05 PM EDT Att: 5,015 - Unknown - 67 F																							
<b>Roy White, S</b> OBP: 0.333, SLG: 0.379 (1, 7)	0-0 F7		0-0 FC4-6 1B		0-3 K			0-0 3-1		5	0	1	0	0	2	3																								
<b>Thurman Munson, R</b> OBP: 0.373, SLG: 0.513 (1, 2)	0-0 PB 1B		0-0 FC4-6 1B		0-0 L5			0-0 F8		5	0	1	0	0	0	4																								
<b>Bobby Murcer, L</b> OBP: 0.363, SLG: 0.473 (1, 8)	0-0 PB 1B		0-0 F5		0-0 4-3			0-0 1B		4	0	2	0	0	0	1																								
<b>Graig Nettles, L</b> OBP: 0.342, SLG: 0.395 (1, 5)	0-0 5-3		0-0 L4		0-0 L9			0-0 G3		4	0	0	0	0	0	4																								
<b>Ron Blomberg, L</b> OBP: 0.391, SLG: 0.479 (1, 10)		0-0 4-3		0-0 G4-6-3 1B				0-0 1B		4	1	3	1	0	0	0																								
<b>Otto Velez, R</b> OBP: 0.458, SLG: 0.333 (1, 9)		0-0 5-3		0-0 F8				0-0 F9		3	0	0	0	1	0	2																								
<b>Mike Hegan, L</b> OBP: 0.271, SLG: 0.389 (1, 3)		0-0 HR		0-0 G4-6-3				0-0 1B		4	1	3	1	0	0	1																								
<b>Fred Stanley, R</b> OBP: 0.375, SLG: 0.688 (1, 6)		0-0 3B		0-0 5-3				0-0 L9		3	0	1	0	0	0	2																								
<b>Inning Stats</b>	R: 0 E: 0 K: 0 S: 5	H: 2 LOB: 2 BB: 0 P: 5	R: 1 E: 0 K: 1 S: 7	H: 2 LOB: 1 BB: 0 P: 7	R: 0 E: 0 K: 0 S: 3	H: 1 LOB: 0 BB: 0 P: 3	R: 0 E: 0 K: 1 S: 5	H: 0 LOB: 0 BB: 0 P: 5	R: 0 E: 0 K: 0 S: 3	H: 0 LOB: 2 BB: 0 P: 3	R: 0 E: 0 K: 0 S: 5	H: 2 LOB: 2 BB: 0 P: 5	R: 0 E: 0 K: 0 S: 4	H: 1 LOB: 1 BB: 0 P: 4	R: 1 E: 0 K: 1 S: 7	H: 2 LOB: 3 BB: 2 P: 15		1B: 8 2B: 0 3B: 1 HR: 2	SF: 0 SAC: 1 DP: 1 HBP: 0	WP: 0 PA: 39																				
<b>PITCHER</b>	IP	WLS	BF	H	R	ER	SO	BB	IBB	HBP	BLK	WP	HR	S	P	ERA	WHIP	<b>PITCHER</b>				IP	WLS	BF	H	R	ER	SO	BB	IBB	HBP	BLK	WP	HR	S	P	ERA	WHIP		
<b>Dick Tidrow, R</b> ERA: 4.06 (1, 1)	9.0	W	39	11	2	2	3	1	1	0	0	0	2	43	51	2.00	1.333					9.0	W	39	11	2	2	3	1	1	0	0	0	0	0	0	0	0	2.00	1.333

AB	36
R	2
H	11
RBI	2
BB	2
SO	3
LOB	20





Batter	1	2	3	4	5	6	7	8	9	AB	R	H	RBI	BB	SO	LOB	TOP										
Buddy Bell, R OBP: 0.327, SLG: 0.393 (1, 5)	L5		E 1-H 2B	6-3			6-3	1B		5	1	2	1	0	0	0	<b>Cleveland Indians @ New York Yankees</b> Yankee Stadium, Bronx, NY Tue Sep 11 1973, 7:05 PM EDT Att: 5,637 - Unknown - 77 F										
Oscar Gamble, L OBP: 0.332, SLG: 0.472 (1, 10)	HR		E9 1B 1B		4-3		F8	F8		5	2	2	2	0	0	1											
Chris Chambliss, L OBP: 0.353, SLG: 0.394 (1, 3)	F2		4-3		F8				4-3	5	0	1	0	0	0	1											
Charlie Spikes, R OBP: 0.303, SLG: 0.414 Rusty Torres, S OBP: 0.315, SLG: 0.288 (1, 9) (8, 9)	6-3		E 1B				F7		F8	4	0	2	1	0	0	1											
John Lowenstein, L OBP: 0.336, SLG: 0.412 Tom Ragland, R OBP: 0.289, SLG: 0.312 (1, 4) (8, 4)		1-3	F9 1B		G3			E9 WP E	P4	4	1	0	0	0	0	2											
Walt Williams, R OBP: 0.315, SLG: 0.387 (1, 7)	E1 FC3-6		E5 1-2			F7		E6 IHR		4	0	0	0	0	0	1											
Tommy Smith, L OBP: 0.300, SLG: 0.600 (1, 8)	FC3-6 1-2		4-3			F9 S 1B		IHR		4	1	2	1	0	0	3											
Dave Duncan, R OBP: 0.289, SLG: 0.395 (1, 2)	4-3				F7		F9		HR	4	1	1	1	0	0	2											
Frank Duffy, R OBP: 0.312, SLG: 0.375 (1, 6)			E 2B 1B		5-3		K		F8	4	1	1	0	0	1	1											
<b>Inning Stats</b>	R: 1 E: 0 K: 0 S: 4	H: 1 LOB: 0 BB: 0 P: 4	R: 0 E: 1 K: 0 S: 4	H: 0 LOB: 1 BB: 0 P: 4	R: 3 E: 2 K: 0 S: 8	H: 4 LOB: 2 BB: 0 P: 8	R: 0 E: 0 K: 0 S: 3	H: 0 LOB: 0 BB: 0 P: 3	R: 0 E: 0 K: 1 S: 6	H: 1 LOB: 1 BB: 0 P: 6	R: 0 E: 0 K: 0 S: 4	H: 1 LOB: 1 BB: 0 P: 4	R: 0 E: 2 K: 0 S: 7	H: 3 LOB: 1 BB: 0 P: 7	R: 0 E: 0 K: 0 S: 3	H: 0 LOB: 0 BB: 0 P: 3		1B: 7 2B: 1 3B: 0 HR: 3	SF: 0 SAC: 0 DP: 0 HBP: 0	WP: 1 PB: 0 SB: 1 CS: 0	PA: 41						
<b>PITCHER</b>	IP WLS BF H R ER SO BB IBB HBP BLK WP HR S P ERA WHIP	7.1 L 35 10 7 5 1 0 0 0 0 1 2 37 37 6.14 1.364	0.2 3 1 0 0 0 0 0 0 0 0 0 3 3 0.00 1.500	1.0 3 0 0 0 0 0 0 0 0 0 0 3 3 0.00 0.000	<b>PITCHER</b>										IP WLS BF H R ER SO BB IBB HBP BLK WP HR S P ERA WHIP	4 0 1 0 1 1 3	5 1 1 1 0 1 2	5 0 0 0 0 0 1 2	4 1 1 1 0 1 1	4 1 3 0 0 0 0	2 0 1 0 2 0 0	4 0 0 1 0 1 5	3 0 1 0 1 0 2	1 0 0 0 0 1 0	1 0 0 0 0 1 3	2 0 0 0 0 1 3	PA: 39

AB 41  
R 7  
H 11  
RBI 6  
BB 0  
SO 1  
LOB 12



Batter	1	2	3	4	5	6	7	8	9	AB	R	H	RBI	BB	SO	LOB	BOTTOM			
Fred Stanley, R OBP: 0.381, SLG: 0.600 (1, 4) (5, 6)	F8		K			P6 BB			1B	4	0	1	0	1	1	3	<b>Cleveland Indians @ New York Yankees</b> Yankee Stadium, Bronx, NY Tue Sep 11 1973, 7:05 PM EDT Att: 5,637 - Unknown - 77 F			
Roy White, S OBP: 0.332, SLG: 0.383 (1, 7)	G3		4-3		K		HR		F5	5	1	1	1	0	1	2				
Thurman Munson, R OBP: 0.369, SLG: 0.507 (1, 2)	6-3			6-3	K		5-3		1-3	5	0	0	0	0	1	2				
Bobby Murcer, L OBP: 0.362, SLG: 0.477 (1, 8)		K			F8		G3			4	1	1	1	0	1	1				
Ron Blomberg, L OBP: 0.396, SLG: 0.487 (1, 10)		1B E 2B		BB BB 1B		1B FC5-2 1B		F8		4	1	3	0	0	0	0				
Graig Nettles, L OBP: 0.345, SLG: 0.396 (1, 5)		E 1B		BB BB BB	BB BB	FC5-2 1B BB		F7		2	0	1	0	2	0	0				
Otto Velez, R OBP: 0.393, SLG: 0.273 (1, 9)	E5 G4-6-3		F8		K			F7		4	0	0	1	0	1	5				
Mike Hegan, L OBP: 0.278, SLG: 0.388 (1, 3)	G4-6-3 1-2 3-H			BB BB BB		FC5-2 1B		F8		3	0	1	0	1	0	2				
Gene Michael, S OBP: 0.274, SLG: 0.282 Jerry Moses, R OBP: 0.254, SLG: 0.255 Hal Lanier, R OBP: 0.240, SLG: 0.236 (1, 6) (4, PH) (5, 4)			K		K		FC5-2 1B		K	1	0	0	0	0	1	0				
<b>Inning Stats</b>	R: 0 E: 0 K: 0 S: 3	H: 0 LOB: 0 BB: 0 P: 3	R: 1 E: 1 K: 1 S: 7	H: 2 LOB: 1 BB: 0 P: 7	R: 0 E: 0 K: 2 S: 7	H: 0 LOB: 0 BB: 0 P: 7	R: 1 E: 0 K: 1 S: 7	H: 2 LOB: 2 BB: 2 P: 15	R: 0 E: 0 K: 2 S: 7	H: 0 LOB: 1 BB: 1 P: 11	R: 0 E: 0 K: 0 S: 4	H: 1 LOB: 0 BB: 0 P: 4	R: 0 E: 0 K: 0 S: 3	H: 0 LOB: 0 BB: 0 P: 3	R: 0 E: 0 K: 1 S: 6	H: 1 LOB: 1 BB: 0 P: 6		1B: 5 2B: 1 3B: 0 HR: 2	SF: 0 SAC: 0 DP: 1 HBP: 0	WP: 0 PB: 0 SB: 0 CS: 0
<b>PITCHER</b>	IP WLS BF H R ER SO BB IBB HBP BLK WP HR S P ERA WHIP	9.0 W 39 8 3 3 8 4 0 0 0 0 2 51 67 3.00 1.333	<b>PITCHER</b>										IP WLS BF H R ER SO BB IBB HBP BLK WP HR S P ERA WHIP	4 0 0 1 0 1 5	1 0 0 0 0 1 3	2 0 0 0 0 1 3	1 0 0 0 0 1 3	2 0 0 0 0 1 3	PA: 39	

AB 35  
R 3  
H 8  
RBI 3  
BB 4  
SO 8  
LOB 21





Batter	1	2	3	4	5	6	7	8	9	AB	R	H	RBI	BB	SO	LOB	TOP										
Tommy Harper, R (1,7) OBP: 0.343, SLG: 0.417 Dwight Evans, R (7,7) OBP: 0.315, SLG: 0.379	L9			B2			P4		K2-3	4	1	1	0	0	0	0	<b>Boston Red Sox @ New York Yankees</b> Yankee Stadium, Bronx, NY Wed Sep 12 1973, 7:05 PM EDT Att: 12,556 - Unknown - 72 F										
Luis Aparicio, R (1,6) OBP: 0.325, SLG: 0.311 Mario Guerrero, R (7,6) OBP: 0.276, SLG: 0.274	K			HR			P6			4	2	2	0	0	1	0											
Carl Yastrzemski, L (1,5) OBP: 0.409, SLG: 0.453 John Kennedy, R (8,5) OBP: 0.248, SLG: 0.276	4-3			HR			F8			4	2	2	5	0	0	0											
Orlando Cepeda, R (1,10) OBP: 0.359, SLG: 0.459		F7		F7			FC4-6		K	4	0	1	0	0	1	0											
Ben Oglivie, L (1,9) OBP: 0.271, SLG: 0.368	L9			F8			FC4-6		K	4	1	1	0	0	1	1											
Rick Miller, L (1,8) OBP: 0.333, SLG: 0.361	4-3			F8			E9		3-1	4	1	1	1	0	0	1											
Carlton Fisk, R (1,2) OBP: 0.320, SLG: 0.463			F7	6-3			F7		F8	4	0	0	0	0	0	1											
Cecil Cooper, L (1,3) OBP: 0.263, SLG: 0.278			K				L8		FC3-6	4	0	2	0	0	1	0											
Doug Griffin, R (1,4) OBP: 0.289, SLG: 0.330	P3						K		K	4	0	0	0	0	2	2											
									FC3-6	4	0	0	0	0	2	2											
<b>Inning Stats</b>	R: 0 E: 0 K: 1 S: 5	H: 0 LOB: 0 BB: 0 P: 5	R: 0 E: 0 K: 0 S: 3	H: 0 LOB: 0 BB: 0 P: 3	R: 0 E: 0 K: 1 S: 5	H: 0 LOB: 0 BB: 0 P: 5	R: 3 E: 0 K: 0 S: 7	H: 4 LOB: 1 BB: 0 P: 7	R: 0 E: 0 K: 1 S: 5	H: 0 LOB: 0 BB: 0 P: 5	R: 4 E: 1 K: 1 S: 10	H: 5 LOB: 1 BB: 0 P: 10	R: 0 E: 0 K: 0 S: 3	H: 0 LOB: 0 BB: 0 P: 3	R: 0 E: 0 K: 2 S: 7	H: 0 LOB: 0 BB: 0 P: 7	R: 0 E: 0 K: 1 S: 6	H: 1 LOB: 1 BB: 0 P: 6	1B: 6 2B: 1 3B: 1 HR: 2	SF: 0 SAC: 0 DP: 0 HBP: 0	WP: 1 PB: 0 CS: 0	PA: 37					
<b>PITCHER</b>	IP	WLS	BF	H	R	ER	SO	BB	IBB	HBP	BLK	WP	HR	S	P	ERA	WHIP										
Lindy McDaniel, R (1,1) ERA: 2.61	5.0	L	22	7	6	6	3	0	0	0	0	1	2	28	28	10.80	1.400										
Dave Pagan, R (6,1) ERA: 2.64	4.0		15	3	1	1	4	0	0	0	0	0	0	23	23	2.25	0.750										

AB	37
R	7
H	10
RBI	6
BB	0
SO	7
LOB	6



Batter	1	2	3	4	5	6	7	8	9	AB	R	H	RBI	BB	SO	LOB	BOTTOM										
Horace Clarke, S (1,4) OBP: 0.312, SLG: 0.304	P4			1B			F9		P8	4	0	1	0	0	0	0	<b>Boston Red Sox @ New York Yankees</b> Yankee Stadium, Bronx, NY Wed Sep 12 1973, 7:05 PM EDT Att: 12,556 - Unknown - 72 F										
Roy White, S (1,7) OBP: 0.333, SLG: 0.384				1B			5-3		5-3	4	0	2	0	0	0	0											
Thurman Munson, R (1,2) OBP: 0.366, SLG: 0.503	F8			F9			F2		L7	4	0	0	0	0	0	3											
Jim Ray Hart, R (1,10) OBP: 0.318, SLG: 0.392	F2			F8			6-3		5-3	4	0	0	0	0	0	1											
Celerino Sanchez, R (1,9) OBP: 0.254, SLG: 0.333		5-3					K		L9	4	0	1	0	0	1	0											
Graig Nettles, L (1,5) OBP: 0.343, SLG: 0.394		E6					P8		F8	3	0	0	0	0	0	1											
Ron Swoboda, R (1,8) OBP: 0.220, SLG: 0.216		G1-4-3					F7		HR	3	1	1	1	0	0	2											
Mike Hegan, L (1,3) OBP: 0.272, SLG: 0.380				1-3			F7		K	3	0	0	0	0	1	0											
Fred Stanley, R (1,6) OBP: 0.333, SLG: 0.522				L7			5-3		4-3	3	0	0	0	0	0	0											
										3	0	0	0	0	0	0											
<b>Inning Stats</b>	R: 0 E: 0 K: 0 S: 4	H: 1 LOB: 1 BB: 0 P: 4	R: 0 E: 1 K: 0 S: 3	H: 0 LOB: 0 BB: 0 P: 3	R: 0 E: 0 K: 0 S: 5	H: 2 LOB: 2 BB: 0 P: 5	R: 0 E: 0 K: 0 S: 4	H: 1 LOB: 1 BB: 0 P: 4	R: 0 E: 0 K: 0 S: 3	H: 0 LOB: 0 BB: 0 P: 3	R: 1 E: 0 K: 2 S: 8	H: 1 LOB: 0 BB: 0 P: 8	R: 0 E: 0 K: 0 S: 3	H: 0 LOB: 0 BB: 0 P: 3	R: 0 E: 0 K: 0 S: 3	H: 0 LOB: 0 BB: 0 P: 3	1B: 4 2B: 0 3B: 0 HR: 1	SF: 0 SAC: 0 DP: 1 HBP: 0	WP: 0 PB: 0 CS: 0	PA: 32							
<b>PITCHER</b>	IP	WLS	BF	H	R	ER	SO	BB	IBB	HBP	BLK	WP	HR	S	P	ERA	WHIP										
Roger Moret, L (1,1) ERA: 2.92	9.0	W	32	5	1	1	2	0	0	0	0	0	1	36	36	1.00	0.556										





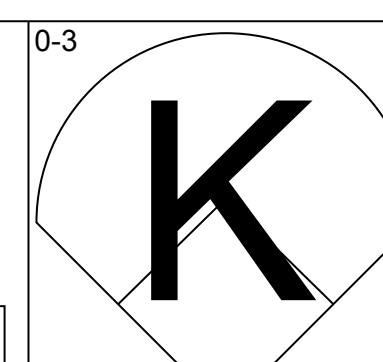
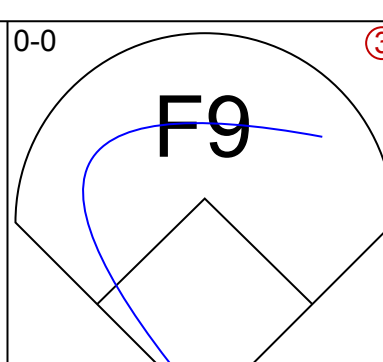
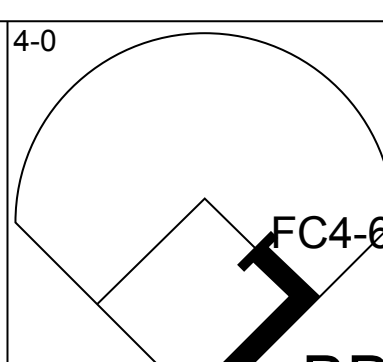
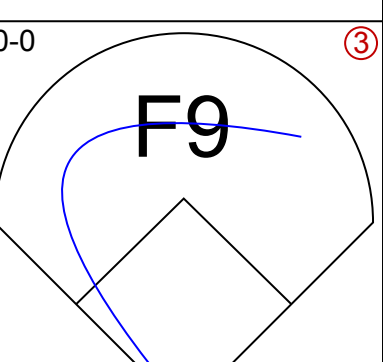
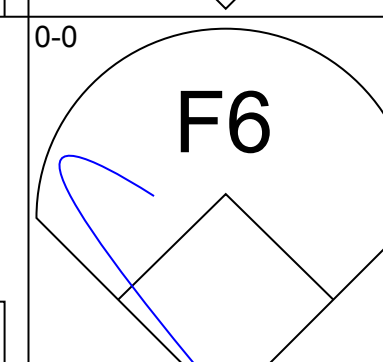
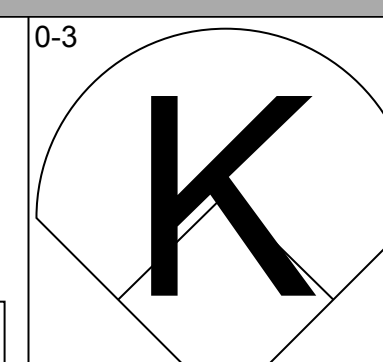
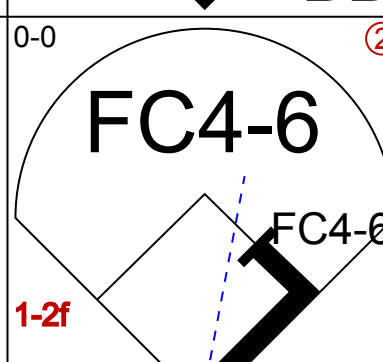
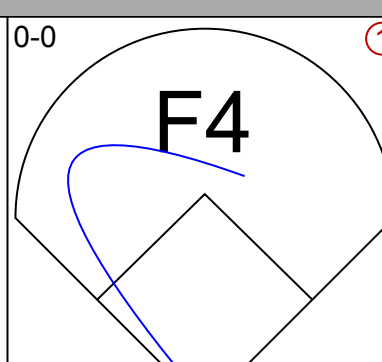
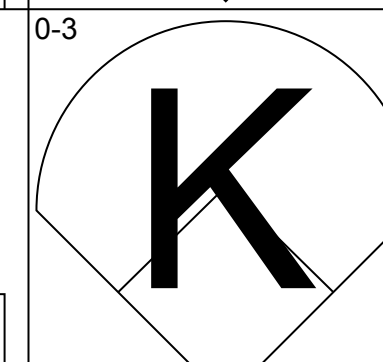
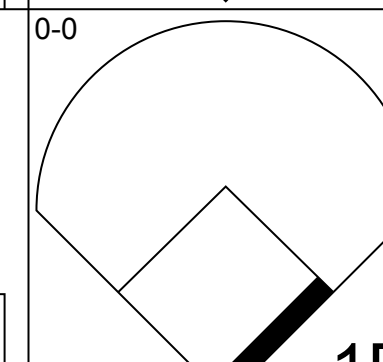
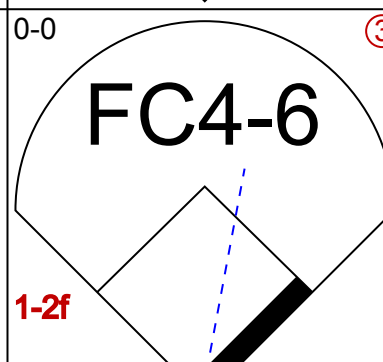
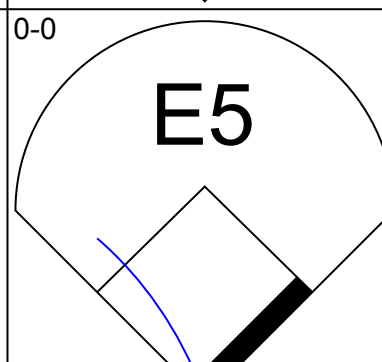
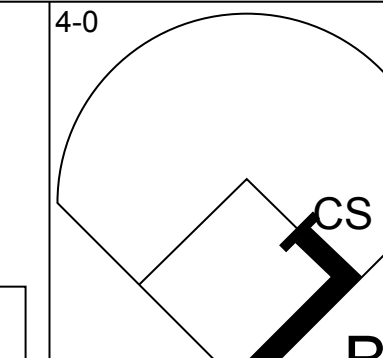
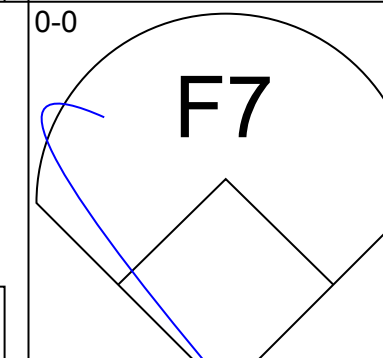
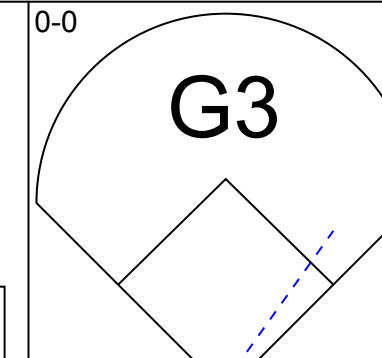
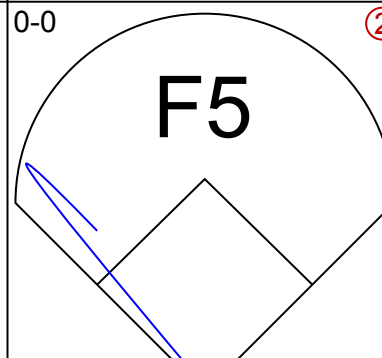
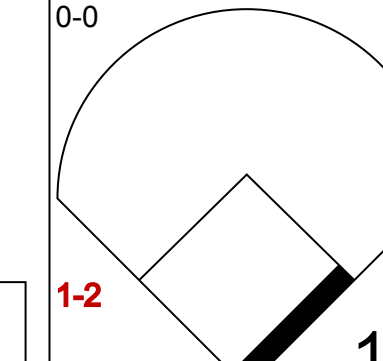
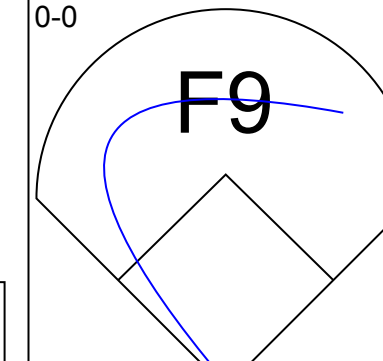
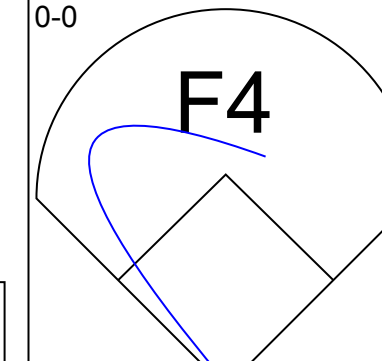
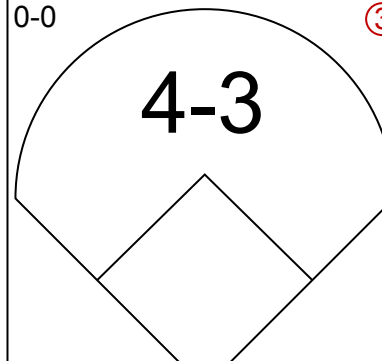
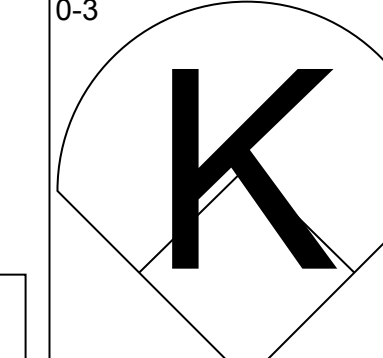
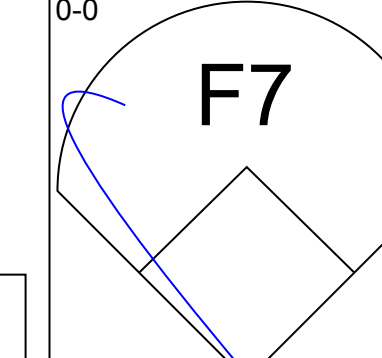
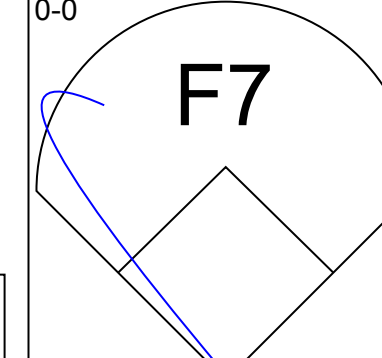
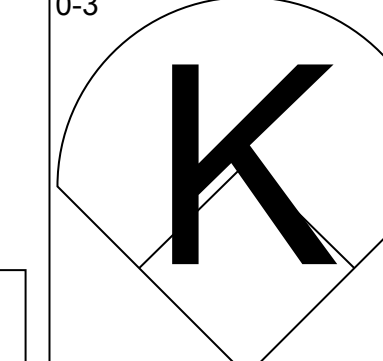
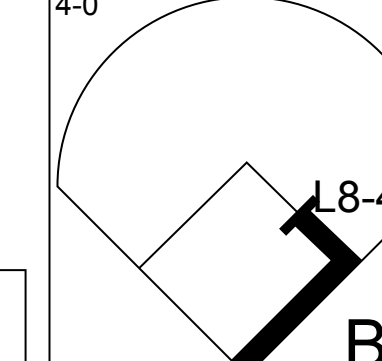
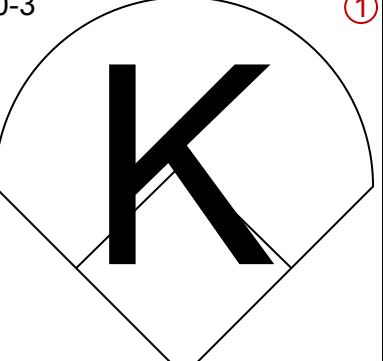
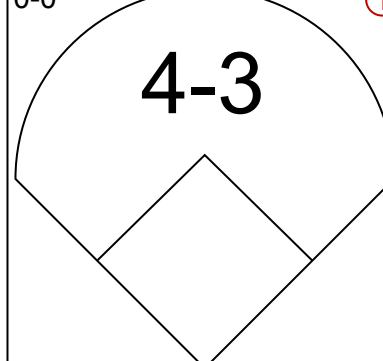
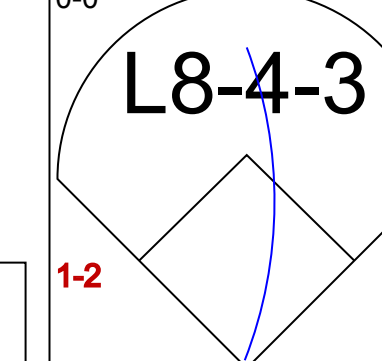
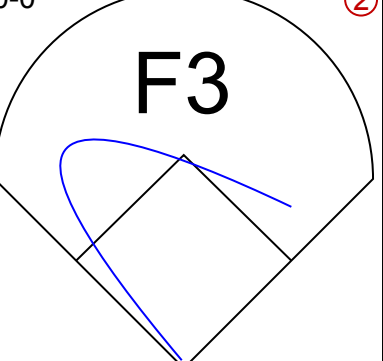
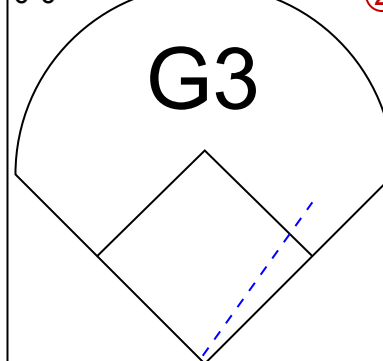
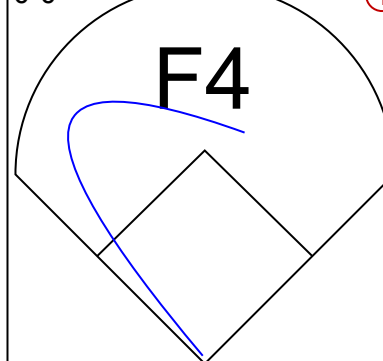
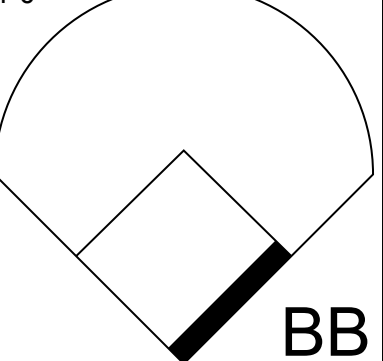



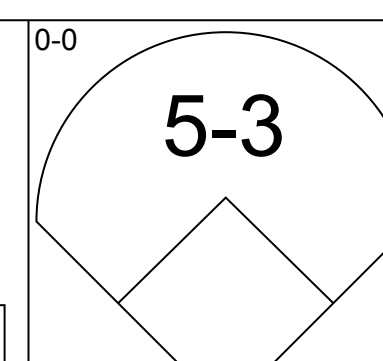
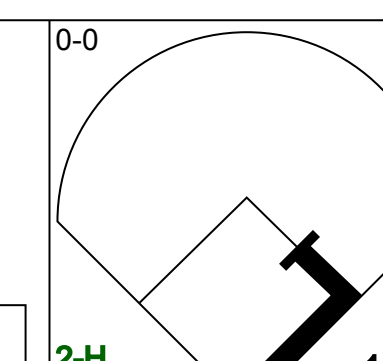
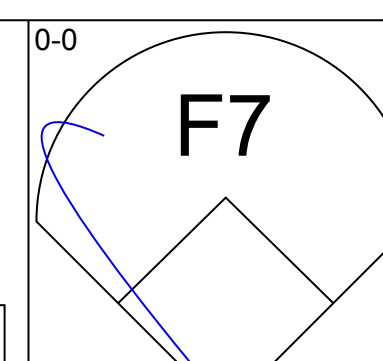
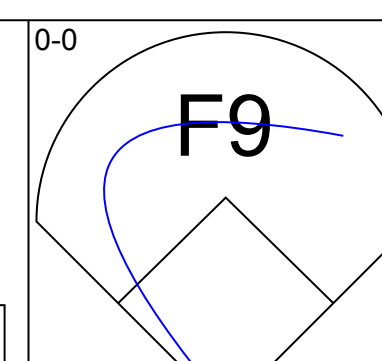
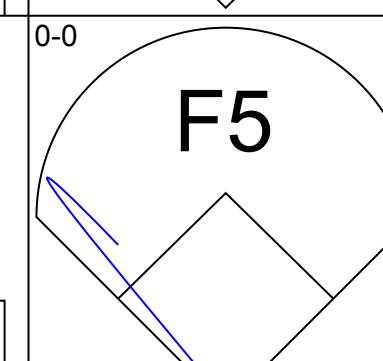
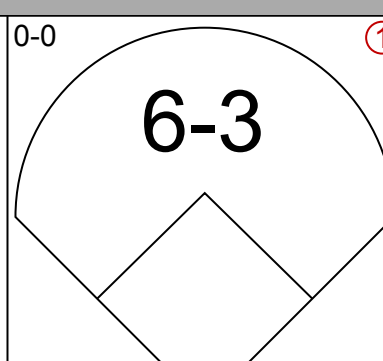
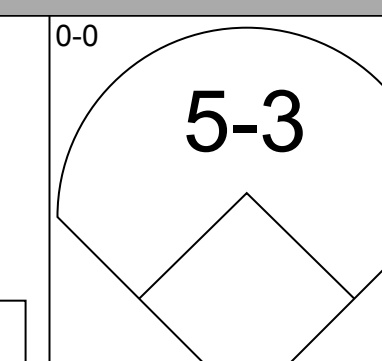
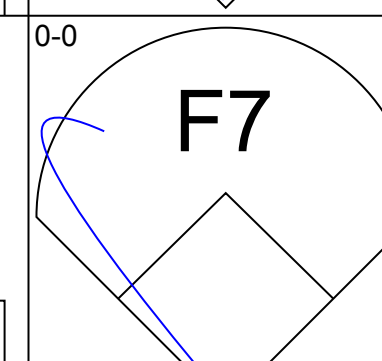
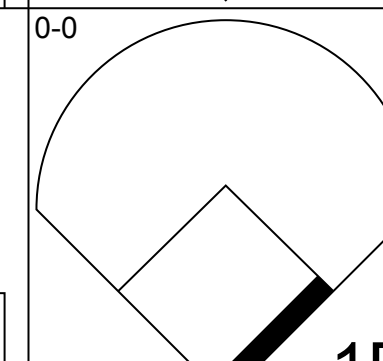
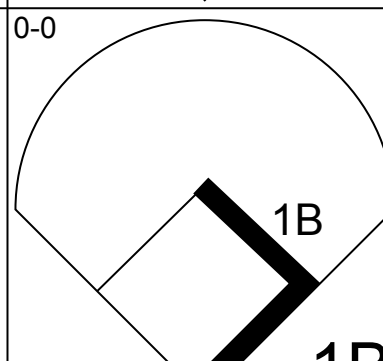
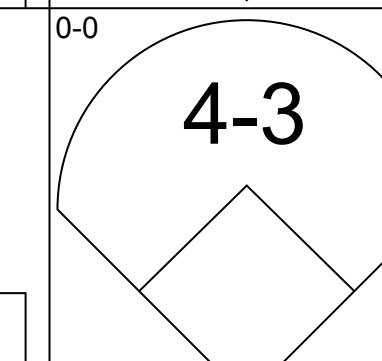
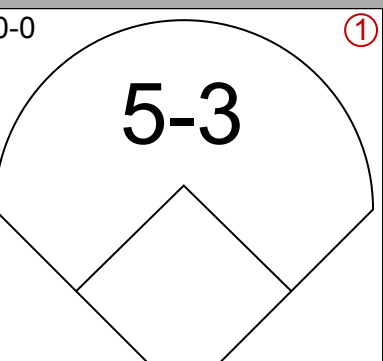
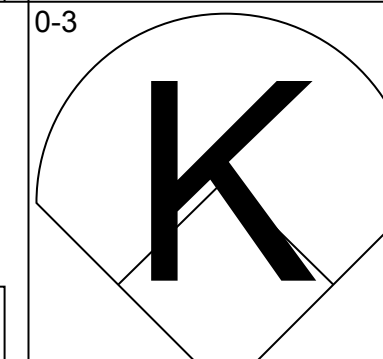
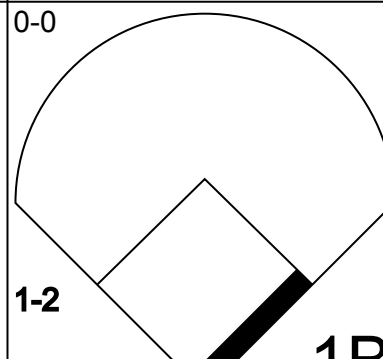
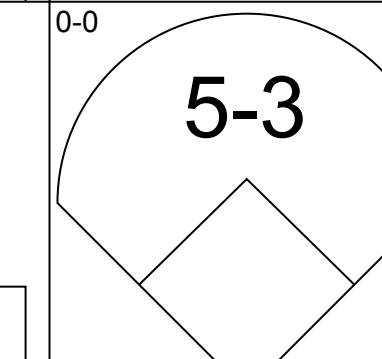
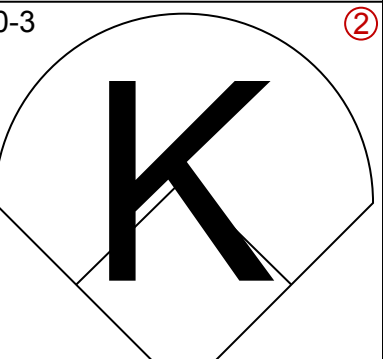
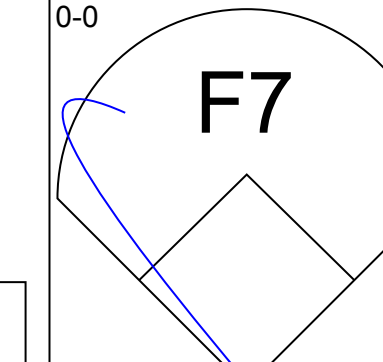
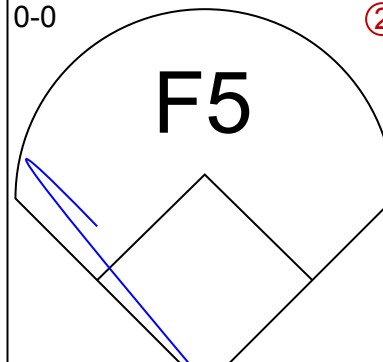
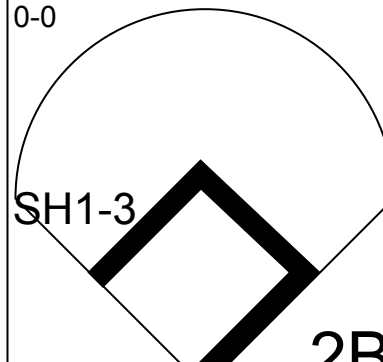
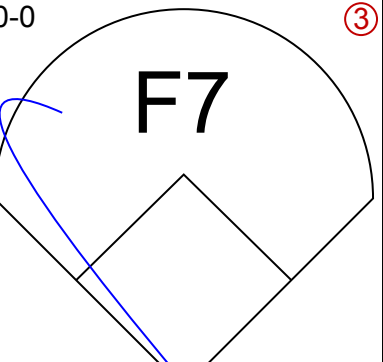
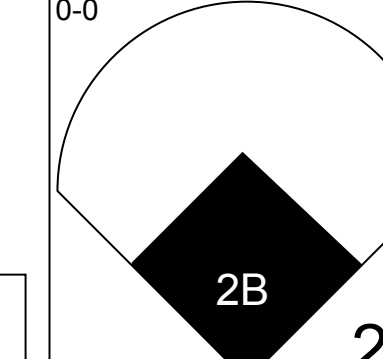
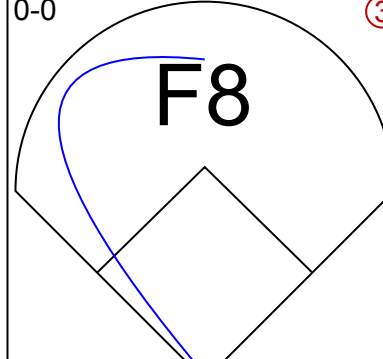
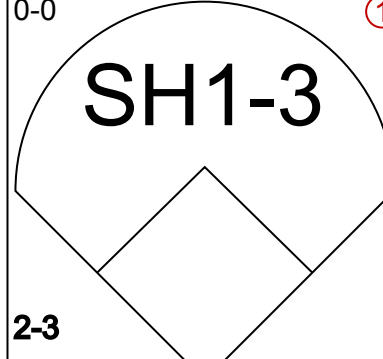
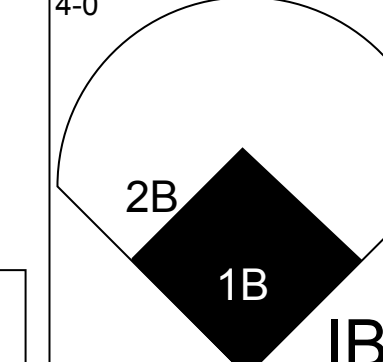
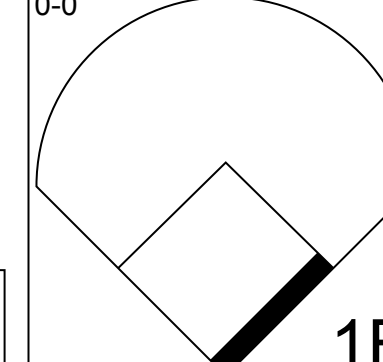
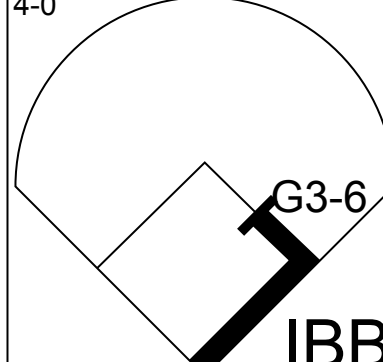
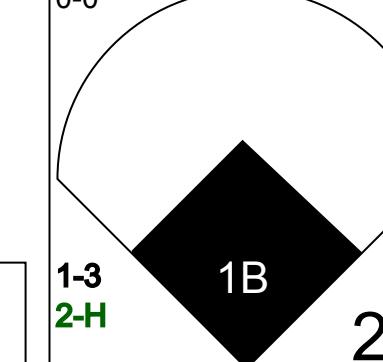
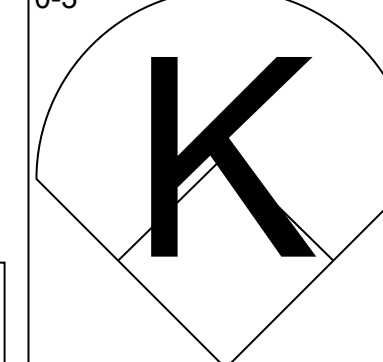
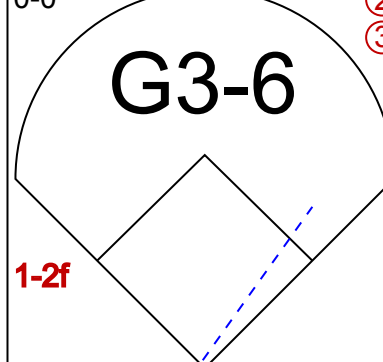
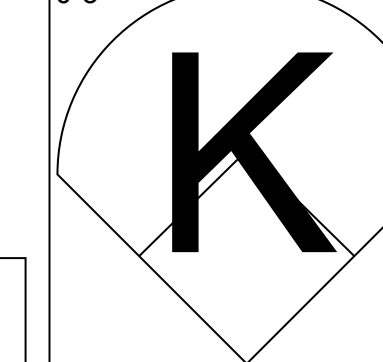
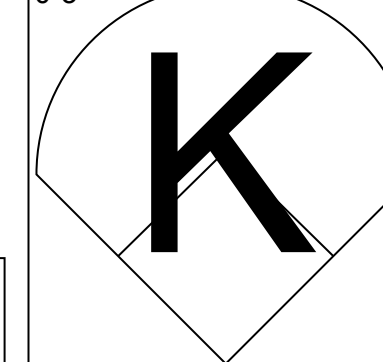
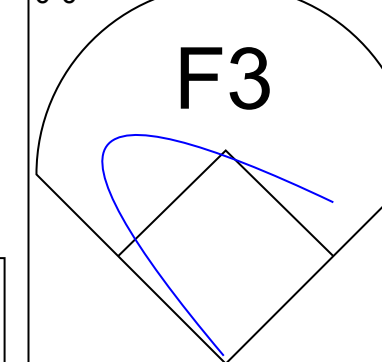



Batter	1	2	3	4	5	6	7	8	9	AB	R	H	RBI	BB	SO	LOB	TOP	
<b>Horace Clarke, S</b> OBP: 0.317, SLG: 0.310 (1, 4)										4	1	2	0	1	0	1	<b>New York Yankees @ Baltimore Orioles</b> Memorial Stadium, Baltimore, MD Sat Sep 15 1973, 7:05 PM EDT Att: 23,765 - Unknown <a href="http://livebaseballscorecards.com">livebaseballscorecards.com</a>	
<b>Roy White, S</b> OBP: 0.332, SLG: 0.381 (1, 7)										5	0	1	0	0	0	3		
<b>Thurman Munson, R</b> OBP: 0.366, SLG: 0.498 (1, 2)										4	1	0	0	1	0	4		
<b>Bobby Murcer, L</b> OBP: 0.362, SLG: 0.473 (1, 8)										3	1	1	1	1	0	2		
<b>Jim Ray Hart, R</b> OBP: 0.323, SLG: 0.397 <b>Celerino Sanchez, R</b> OBP: 0.254, SLG: 0.333 (8, PR)										4	0	3	1	0	0	0		
<b>Graig Nettles, L</b> OBP: 0.340, SLG: 0.388 (1, 5)										4	0	1	1	0	2	3		
<b>Otto Velez, R</b> OBP: 0.324, SLG: 0.226 (1, 9)										4	0	1	0	0	1	5		
<b>Mike Hegan, L</b> OBP: 0.269, SLG: 0.372 (1, 3)										4	0	0	0	0	0	4		
<b>Fred Stanley, R</b> OBP: 0.364, SLG: 0.467 (1, 6)										4	0	2	0	0	1	0		
<b>Inning Stats</b>	R: 2 E: 0 K: 0 S: 6	H: 3 LOB: 2 BB: 1 P: 10	R: 0 E: 0 K: 1 S: 5	H: 1 LOB: 0 BB: 0 P: 5	R: 0 E: 0 K: 1 S: 3	H: 0 LOB: 1 BB: 0 P: 3	R: 0 E: 0 K: 1 S: 6	H: 1 LOB: 2 BB: 1 P: 6	R: 0 E: 0 K: 0 S: 4	H: 0 LOB: 0 BB: 0 P: 3	R: 1 E: 0 K: 1 S: 7	H: 2 LOB: 2 BB: 1 P: 11	R: 0 E: 0 K: 0 S: 4	H: 2 LOB: 1 BB: 0 P: 4	1B: 10 2B: 1 3B: 0 HR: 0	SF: 0 SAC: 0 DP: 1 HBP: 0		WP: 0 PB: 0 SB: 0 CS: 1
<b>PITCHER</b> <b>Dave McNally, L</b> ERA: 2.95 (1, 1)	IP: 9.0 WLS: L BF: 39	H: 11 R: 3 ER: 3 SO: 4	BB: 3 IBB: 0 HBP: 0 BLK: 0	WP: 0 HR: 0 S: 44 P: 56	ERA: 3.00 WHIP: 1.556	<b>PITCHER</b>												

Batter	1	2	3	4	5	6	7	8	9	AB	R	H	RBI	BB	SO	LOB	BOTTOM			
<b>Al Bumbry, L</b> OBP: 0.392, SLG: 0.481 (1, 9)										4	0	1	0	0	0	1	<b>New York Yankees @ Baltimore Orioles</b> Memorial Stadium, Baltimore, MD Sat Sep 15 1973, 7:05 PM EDT Att: 23,765 - Unknown <a href="http://livebaseballscorecards.com">livebaseballscorecards.com</a>			
<b>Rich Coggins, L</b> OBP: 0.365, SLG: 0.461 (1, 8)										4	0	1	0	0	0	1				
<b>Tommy Davis, R</b> OBP: 0.335, SLG: 0.385 (1, 10)										4	0	1	0	0	0	2				
<b>Boog Powell, L</b> OBP: 0.397, SLG: 0.396 (1, 3)										3	0	0	0	1	1	1				
<b>Don Baylor, R</b> OBP: 0.360, SLG: 0.444 (1, 7)										4	0	0	0	0	0	1				
<b>Brooks Robinson, R</b> OBP: 0.319, SLG: 0.339 (1, 5)										3	0	0	0	0	0	1				
<b>Earl Williams, R</b> OBP: 0.329, SLG: 0.416 (1, 2)										3	0	0	0	0	1	1				
<b>Bobby Grich, R</b> OBP: 0.360, SLG: 0.369 (1, 4)										3	0	1	0	0	0	0				
<b>Frank Baker, L</b> OBP: 0.261, SLG: 0.300 (1, 6)										3	0	0	0	0	0	1				
<b>Inning Stats</b>	R: 0 E: 0 K: 0 S: 3	H: 0 LOB: 0 BB: 1 P: 7	R: 0 E: 0 K: 0 S: 3	H: 0 LOB: 1 BB: 1 P: 7	R: 0 E: 0 K: 1 S: 5	H: 2 LOB: 2 BB: 0 P: 5	R: 0 E: 0 K: 1 S: 5	H: 0 LOB: 0 BB: 0 P: 5	R: 0 E: 0 K: 0 S: 4	H: 1 LOB: 1 BB: 0 P: 4	R: 0 E: 0 K: 1 S: 5	H: 0 LOB: 0 BB: 0 P: 5	R: 0 E: 0 K: 0 S: 4	H: 1 LOB: 1 BB: 0 P: 4	R: 0 E: 0 K: 0 S: 3	H: 0 LOB: 0 BB: 0 P: 3		1B: 2 2B: 2 3B: 0 HR: 0	SF: 0 SAC: 0 DP: 0 HBP: 0	WP: 1 PB: 0 SB: 0 CS: 0
<b>PITCHER</b> <b>Mel Stottlemyre, R</b> ERA: 3.24 (1, 1)	IP: 9.0 WLS: W BF: 32	H: 4 R: 0 ER: 0 SO: 2	BB: 1 IBB: 0 HBP: 0 BLK: 0	WP: 1 HR: 0 S: 35 P: 39	ERA: 0.00 WHIP: 0.556	<b>PITCHER</b>														



Batter	1	2	3	4	5	6	7	8	9	AB	R	H	RBI	BB	SO	LOB	TOP			
Roy White, S OBP: 0.332, SLG: 0.379 (1, 7)										3	0	0	0	1	1	1	<p><b>New York Yankees @ Baltimore Orioles</b>  <b>Memorial Stadium, Baltimore, MD</b>  Sun Sep 16 1973, 3:33 AM EDT  Unknown</p>			
Mike Hegan, L OBP: 0.263, SLG: 0.362 (1, 3)										4	0	0	0	0	1	1				
Thurman Munson, R OBP: 0.365, SLG: 0.496 (1, 2)										4	0	1	0	0	1	1				
Bobby Murcer, L OBP: 0.361, SLG: 0.471 (1, 8)											3	0	0	0	1	0		2		
Ron Blomberg, L OBP: 0.394, SLG: 0.484 (1, 10)											4	0	1	0	0	0		2		
Graig Nettles, L OBP: 0.338, SLG: 0.386 (1, 5)											3	0	0	0	0	1		1		
Otto Velez, R OBP: 0.325, SLG: 0.212 (1, 9)										2	0	0	0	1	2	1		<b>AB</b> 28 <b>R</b> 0 <b>H</b> 2 <b>RBI</b> 0 <b>BB</b> 4 <b>SO</b> 6 <b>LOB</b> 10		
Gene Michael, S OBP: 0.272, SLG: 0.280 (1, 6)										3	0	0	0	0	0	1				
Fred Stanley, R OBP: 0.361, SLG: 0.438 (1, 4)										2	0	0	0	1	0	0				
<b>Inning Stats</b>	R: 0 E: 0 K: 2 S: 7	H: 0 LOB: 0 BB: 0 P: 7	R: 0 E: 0 K: 2 S: 7	H: 1 LOB: 1 BB: 1 P: 11	R: 0 E: 0 K: 0 S: 3	H: 0 LOB: 0 BB: 0 P: 3	R: 0 E: 0 K: 1 S: 6	H: 1 LOB: 1 BB: 0 P: 6	R: 0 E: 0 K: 0 S: 2	H: 0 LOB: 0 BB: 1 P: 6	R: 0 E: 0 K: 0 S: 3	H: 0 LOB: 0 BB: 0 P: 3	R: 0 E: 0 K: 1 S: 5	H: 0 LOB: 1 BB: 1 P: 9	R: 0 E: 1 K: 0 S: 4	H: 0 LOB: 1 BB: 0 P: 4		1B: 2 2B: 1 3B: 0 HR: 0	SF: 0 SAC: 0 DP: 1 HBP: 0	WP: 0 PB: 0 SB: 0 CS: 1
<b>PITCHER</b> Jim Palmer, R ERA: 2.38 (1, 1)	IP: 9.0 WLS: W BF: 32	H: 2 R: 0 ER: 0 SO: 6	BB: 4 IBB: 0 HBP: 0 BLK: 0	WP: 0 HR: 0 S: 40 P: 56	ERA: 0.00 WHIP: 0.667	<b>PITCHER</b>														

Batter	1	2	3	4	5	6	7	8	9	AB	R	H	RBI	BB	SO	LOB	BOTTOM			
Merv Rettenmund, R OBP: 0.379, SLG: 0.434 (1, 9)										4	0	1	2	0	0	1	<p><b>New York Yankees @ Baltimore Orioles</b>  <b>Memorial Stadium, Baltimore, MD</b>  Sun Sep 16 1973, 3:33 AM EDT  Unknown</p>			
Bobby Grich, R OBP: 0.358, SLG: 0.366 (1, 4)										4	0	0	0	0	0	0				
Paul Blair, R OBP: 0.329, SLG: 0.394 (1, 8)										4	0	2	0	0	0	0				
Tommy Davis, R OBP: 0.334, SLG: 0.384 (1, 10)										4	0	1	0	0	2	1				
Don Baylor, R OBP: 0.359, SLG: 0.445 (1, 7)										4	0	1	0	0	0	2				
Brooks Robinson, R OBP: 0.320, SLG: 0.342 (1, 5)										2	1	1	0	0	0	2				
Earl Williams, R OBP: 0.333, SLG: 0.417 (1, 3)										1	1	1	0	2	0	0		<b>AB</b> 29 <b>R</b> 3 <b>H</b> 8 <b>RBI</b> 3 <b>BB</b> 2 <b>SO</b> 5 <b>LOB</b> 12		
Andy Etchebarren, R OBP: 0.292, SLG: 0.370 (1, 2)										3	1	1	1	0	1	3				
Frank Baker, L OBP: 0.250, SLG: 0.286 (1, 6)										2	0	0	0	0	2	3				
Curt Motton, R (7, PH)										1	0	0	0	0	0	0				
Mark Belanger, R OBP: 0.308, SLG: 0.271 (8, 6)										0	0	0	0	0	0	0				
<b>Inning Stats</b>	R: 0 E: 0 K: 1 S: 6	H: 1 LOB: 1 BB: 0 P: 6	R: 3 E: 0 K: 1 S: 7	H: 3 LOB: 1 BB: 1 P: 11	R: 0 E: 0 K: 0 S: 5	H: 2 LOB: 0 BB: 0 P: 5	R: 0 E: 0 K: 2 S: 8	H: 1 LOB: 1 BB: 0 P: 8	R: 0 E: 0 K: 0 S: 3	H: 0 LOB: 0 BB: 0 P: 3	R: 0 E: 0 K: 0 S: 3	H: 1 LOB: 1 BB: 1 P: 7	R: 0 E: 0 K: 0 S: 3	H: 0 LOB: 0 BB: 0 P: 3	R: 0 E: 0 K: 1 S: 5	H: 0 LOB: 0 BB: 0 P: 5	1B: 5 2B: 3 3B: 0 HR: 0	SF: 0 SAC: 1 DP: 1 HBP: 0	WP: 0 PB: 0 SB: 0 CS: 0	PA: 32
<b>PITCHER</b> Fritz Peterson, L ERA: 3.99 (1, 1)	IP: 8.0 WLS: L BF: 32	H: 8 R: 3 ER: 3 SO: 5	BB: 0 IBB: 2 HBP: 0 BLK: 0	WP: 0 HR: 0 S: 40 P: 48	ERA: 3.38 WHIP: 1.000	<b>PITCHER</b>														



Batter	1	2	3	4	5	6	7	8	9	AB	R	H	RBI	BB	SO	LOB	TOP								
<b>Horace Clarke, S</b> OBP: 0.319, SLG: 0.313 (1, 4)										4	1	2	1	1	1	1	<b>New York Yankees @ Baltimore Orioles</b> Memorial Stadium, Baltimore, MD Sun Sep 16 1973, 3:38 AM EDT Att: 22,968 - Unknown <a href="http://livebaseballscorecards.com">livebaseballscorecards.com</a>								
<b>Mike Hegan, L</b> OBP: 0.273, SLG: 0.377 (1, 3)										5	2	3	1	0	0	1									
<b>Roy White, S</b> OBP: 0.332, SLG: 0.379 (1, 7)										5	1	2	1	0	0	2									
<b>Bobby Murcer, L</b> OBP: 0.360, SLG: 0.468 (1, 8)										4	1	0	0	1	0	1									
<b>Ron Blomberg, L</b> OBP: 0.395, SLG: 0.495 <b>Jim Ray Hart, R</b> OBP: 0.324, SLG: 0.401 (5, PH)										2	1	1	1	0	0	0									
<b>Graig Nettles, L</b> OBP: 0.337, SLG: 0.385 (1, 5)										4	0	1	0	0	1	0									
<b>Otto Velez, R</b> OBP: 0.194 <b>Ron Swoboda, R</b> OBP: 0.205, SLG: 0.200 (8, 9)										3	0	0	0	1	0	2									
<b>Rick Dempsey, R</b> (1, 2)										2	0	0	0	1	1	0									
<b>Fred Stanley, R</b> OBP: 0.325, SLG: 0.389 (1, 6)										4	1	0	0	0	0	2									
<b>Inning Stats</b>	R: 1 E: 0 K: 0 S: 4	H: 1 LOB: 0 BB: 0 P: 4	R: 0 E: 0 K: 1 S: 5	H: 0 LOB: 0 BB: 0 P: 5	R: 0 E: 0 K: 0 S: 3	H: 0 LOB: 1 BB: 1 P: 7	R: 1 E: 0 K: 0 S: 4	H: 2 LOB: 0 BB: 0 P: 4	R: 5 E: 0 K: 0 S: 8	H: 5 LOB: 2 BB: 2 P: 16	R: 0 E: 0 K: 1 S: 7	H: 2 LOB: 0 BB: 0 P: 7	R: 0 E: 0 K: 0 S: 3	H: 0 LOB: 0 BB: 0 P: 3	R: 0 E: 0 K: 1 S: 5	H: 0 LOB: 1 BB: 1 P: 9		R: 0 E: 0 K: 0 S: 3	H: 0 LOB: 0 BB: 0 P: 3	1B: 6 2B: 3 3B: 0 HR: 1	SF: 0 SAC: 1 DP: 1 HBP: 0	WP: 1 PB: 1 SB: 2 CS: 0	PA: 40		
<b>PITCHER</b>	IP	WLS	BF	H	R	ER	SO	BB	IBB	HBP	BLK	WP	HR	S	P	ERA	WHIP								
<b>Doyle Alexander, R</b> ERA: 4.14 (1, 1)	4.2	L	20	5	5	5	1	2	0	0	0	1	1	20	28	9.64	1.500								
<b>Grant Jackson, L</b> ERA: 2.03 (5, 1)	1.1		10	5	2	2	1	1	0	0	0	0	0	11	15	13.50	4.500								
<b>Wayne Garland, R</b> ERA: 3.0 (7, 1)	3.0		10	0	0	0	1	1	0	0	0	0	0	11	15	0.00	0.333								


Batter	1	2	3	4	5	6	7	8	9	AB	R	H	RBI	BB	SO	LOB	BOTTOM								
<b>Al Bumbry, L</b> OBP: 0.393, SLG: 0.480 <b>Jim Fuller, R</b> OBP: 0.333, SLG: 0.333 (9, PH)										3	1	1	0	1	0	0	<b>New York Yankees @ Baltimore Orioles</b> Memorial Stadium, Baltimore, MD Sun Sep 16 1973, 3:38 AM EDT Att: 22,968 - Unknown <a href="http://livebaseballscorecards.com">livebaseballscorecards.com</a>								
<b>Rich Coggins, L</b> OBP: 0.364, SLG: 0.464 <b>Curt Motton, R</b> (9, PH)										4	1	1	1	0	0	1									
<b>Merv Rettenmund, R</b> OBP: 0.377, SLG: 0.430 (1, 9)										3	0	0	0	1	0	2									
<b>Tommy Davis, R</b> OBP: 0.333, SLG: 0.383 (1, 10)										4	0	1	1	0	0	2									
<b>Don Baylor, R</b> OBP: 0.358, SLG: 0.443 (1, 3)										4	1	1	0	0	0	1									
<b>Brooks Robinson, R</b> OBP: 0.319, SLG: 0.341 (1, 5)										4	0	1	0	0	0	1									
<b>Earl Williams, R</b> OBP: 0.332, SLG: 0.418 (1, 2)										4	1	1	1	0	0	2									
<b>Bobby Grich, R</b> OBP: 0.360, SLG: 0.376 (1, 4)										4	1	3	2	0	0	0									
<b>Frank Baker, L</b> OBP: 0.240, SLG: 0.273 <b>Terry Crowley, L</b> OBP: 0.280, SLG: 0.243 <b>Mark Belanger, R</b> OBP: 0.308, SLG: 0.271 <b>Paul Blair, R</b> OBP: 0.328, SLG: 0.393 (9, PH)										2	0	0	0	0	1	0									
<b>Inning Stats</b>	R: 0 E: 0 K: 0 S: 3	H: 0 LOB: 1 BB: 1 P: 7	R: 2 E: 0 K: 1 S: 7	H: 2 LOB: 0 BB: 0 P: 7	R: 0 E: 0 K: 0 S: 3	H: 0 LOB: 1 BB: 1 P: 7	R: 0 E: 0 K: 0 S: 3	H: 0 LOB: 0 BB: 0 P: 3	R: 0 E: 0 K: 0 S: 3	H: 0 LOB: 0 BB: 0 P: 3	R: 1 E: 0 K: 0 S: 5	H: 2 LOB: 1 BB: 0 P: 5	R: 0 E: 0 K: 0 S: 7	H: 4 LOB: 2 BB: 0 P: 7	R: 0 E: 0 K: 2 S: 8	H: 1 LOB: 1 BB: 0 P: 8		1B: 5 2B: 2 3B: 1 HR: 1	SF: 0 SAC: 0 DP: 0 HBP: 0	WP: 1 PB: 0 SB: 2 CS: 0	PA: 38				
<b>PITCHER</b>	IP	WLS	BF	H	R	ER	SO	BB	IBB	HBP	BLK	WP	HR	S	P	ERA	WHIP								
<b>Pat Dobson, R</b> ERA: 4.58 (1, 1)	7.1	W	31	7	5	5	1	2	0	0	0	1	1	31	39	6.14	1.227								
<b>Sparky Lyle, L</b> ERA: 2.51 (8, 1)	1.2	S	7	2	0	0	2	0	0	0	0	1	0	11	11	0.00	1.200								



Batter	1	2	3	4	5	6	7	8	9	10	AB	R	H	RBI	BB	SO	LOB	TOP				
<b>Horace Clarke, S</b> OBP: 0.320, SLG: 0.314	G3		S E 1B		5-3		1-2 1B			F8	5	1	2	0	0	0	0					
<b>Roy White, S</b> OBP: 0.330, SLG: 0.376	F7		K		6-3		K			F8	5	0	0	0	0	2	3					
<b>Thurman Munson, R</b> OBP: 0.364, SLG: 0.493	5-3		E6 1B				5-3			5-3	5	1	1	0	0	0	0					
<b>Bobby Murcer, L</b> OBP: 0.360, SLG: 0.470		E 1B 2B	CS 1B				K			F9	4	1	2	1	0	1	1					
<b>Jim Ray Hart, R</b> OBP: 0.326, SLG: 0.409		K	CS				HR			F8	3	1	1	1	1	1	2					
<b>Graig Nettles, L</b> OBP: 0.335, SLG: 0.382	E3 L6 1B				F8		HR			K	4	0	0	0	0	1	3					
<b>Otto Velez, R</b> OBP: 0.333, SLG: 0.205					5-3					K	3	0	1	1	1	1	0					
<b>Ron Swoboda, R</b> OBP: 0.205, SLG: 0.200										CS BB	0	0	0	0	0	0	0					
<b>Mike Hegan, L</b> OBP: 0.266, SLG: 0.367	L6				K					B4 K	4	0	0	0	0	2	3					
<b>Gene Michael, S</b> OBP: 0.271, SLG: 0.280			K							F7	4	0	1	0	0	1	0					
<b>Inning Stats</b>	R: 0 E: 0 K: 0 S: 3	H: 0 LOB: 0 BB: 0 P: 3	R: 1 E: 1 K: 1 S: 7	H: 2 LOB: 1 BB: 0 P: 7	R: 2 E: 1 K: 2 S: 9	H: 2 LOB: 0 BB: 0 P: 9	R: 1 E: 0 K: 1 S: 6	H: 1 LOB: 0 BB: 0 P: 6	R: 0 E: 0 K: 0 S: 5	H: 0 LOB: 1 BB: 1 P: 9	R: 0 E: 0 K: 2 S: 9	H: 2 LOB: 2 BB: 0 P: 9	R: 0 E: 0 K: 1 S: 6	H: 1 LOB: 1 BB: 0 P: 6	R: 0 E: 0 K: 1 S: 4	H: 0 LOB: 0 BB: 1 P: 8	R: 0 E: 0 K: 0 S: 3	H: 0 LOB: 0 BB: 0 P: 3	1B: 6 2B: 3 3B: 0 HR: 1	SF: 0 SAC: 0 DP: 2 HBP: 0	WP: 0 PB: 0 SB: 2 CS: 2	PA: 40
<b>PITCHER</b> <b>Mike Cuellar, L</b> ERA: 3.33	IP: 10.0 WLS: W BF: 39 H: 8 R: 4 ER: 2 SO: 9 BB: 2 IBB: 0 HBP: 0 BLK: 0 WP: 0 HR: 1 S: 55 P: 63 ERA: 1.80 WHIP: 1.000																					

**New York Yankees @ Baltimore Orioles**  
Memorial Stadium, Baltimore, MD  
Mon Sep 17 1973, 7:05 PM EDT  
Att: 6,114 - Unknown


AB 37  
R 4  
H 8  
RBI 3  
BB 2  
SO 9  
LOB 12



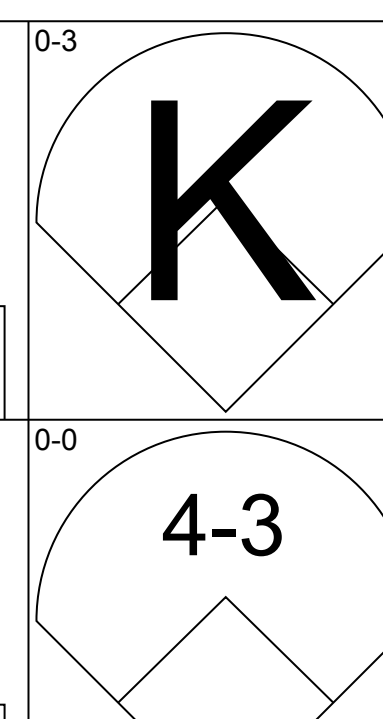
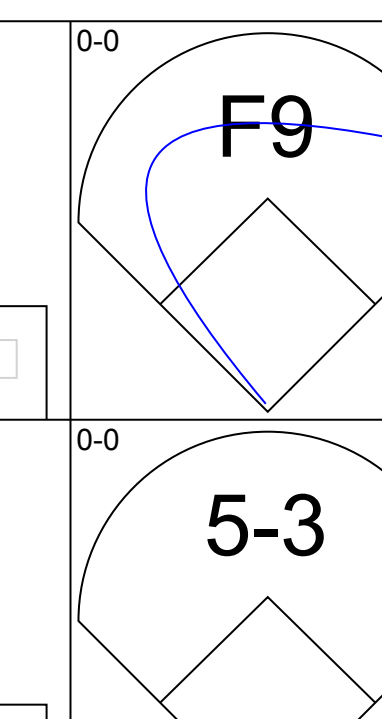
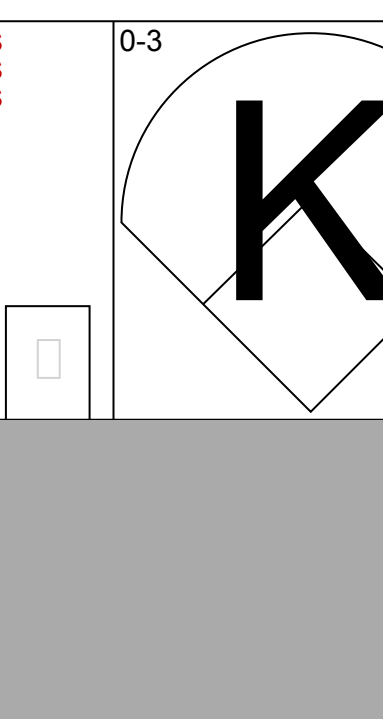
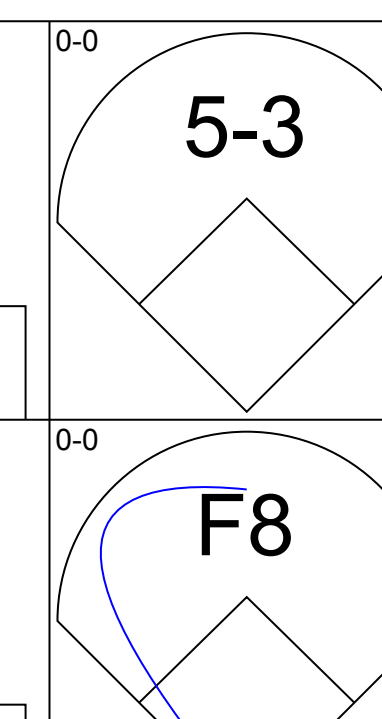
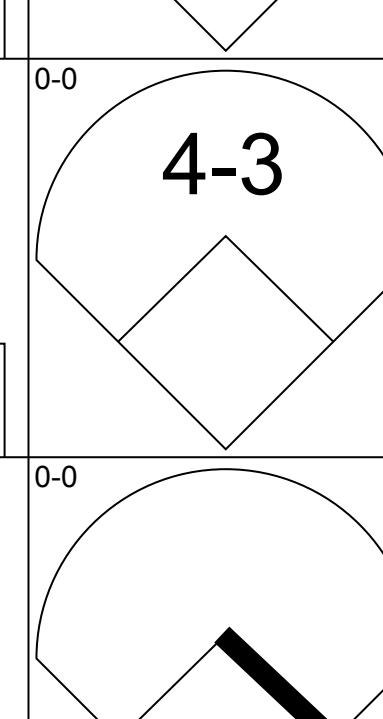
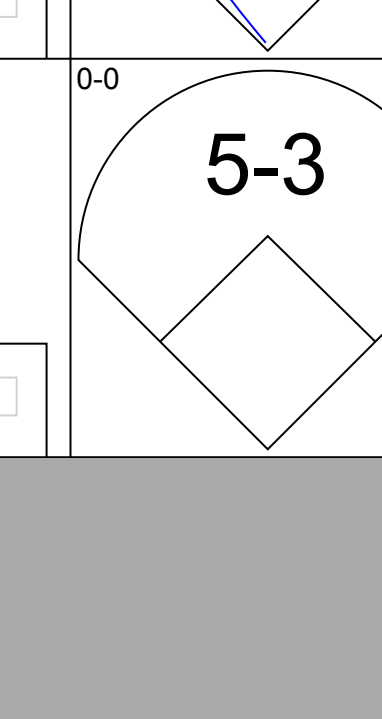
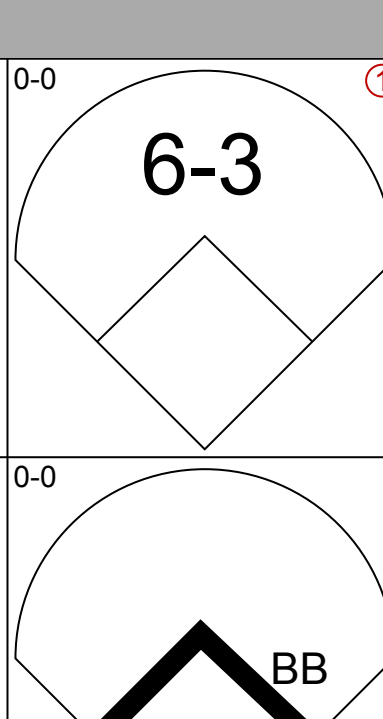
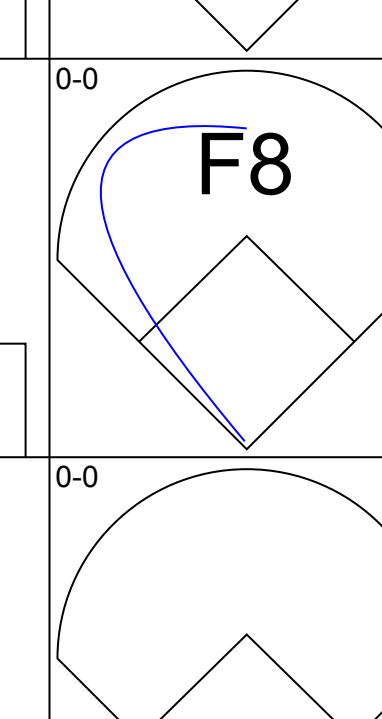
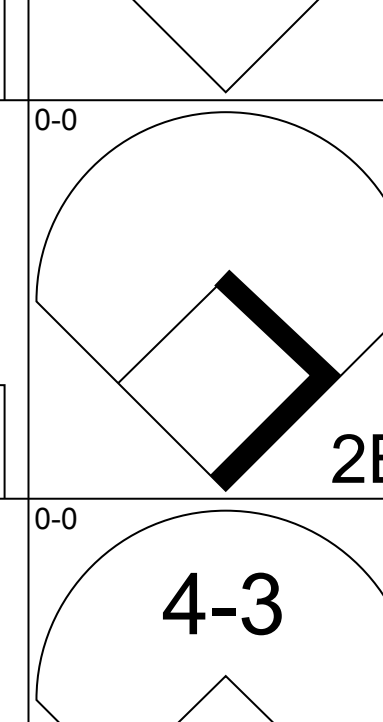
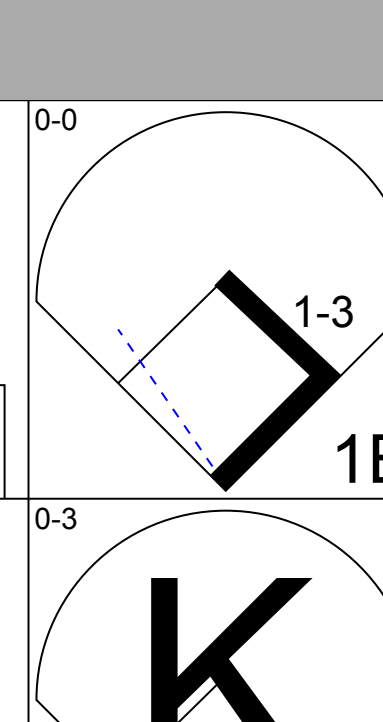
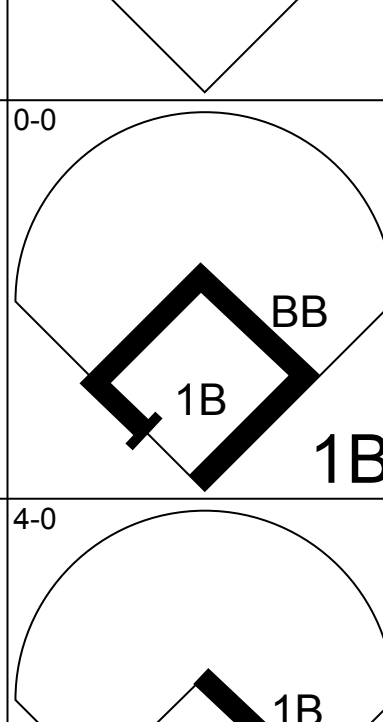
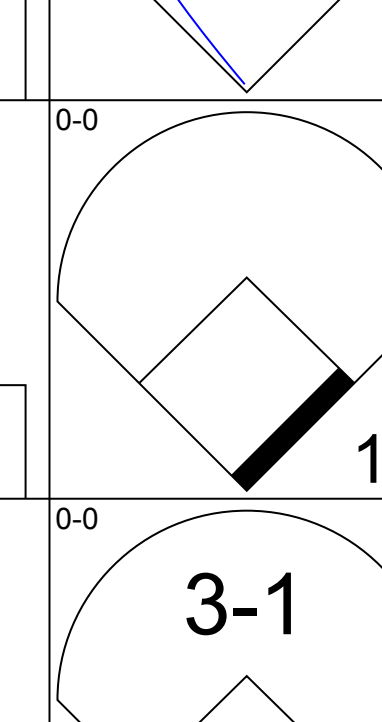
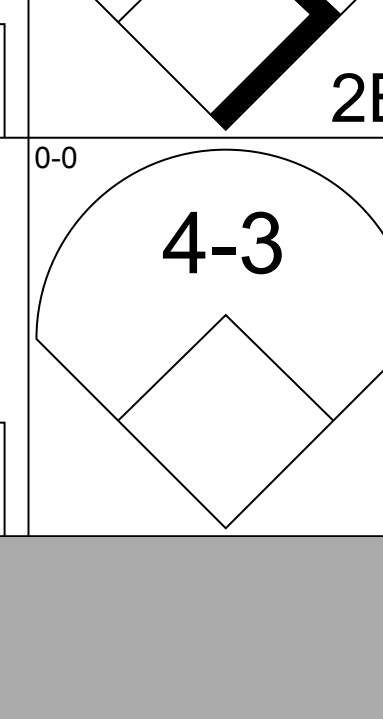
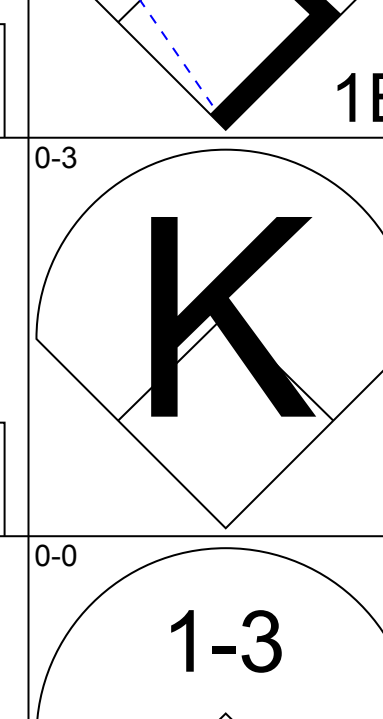
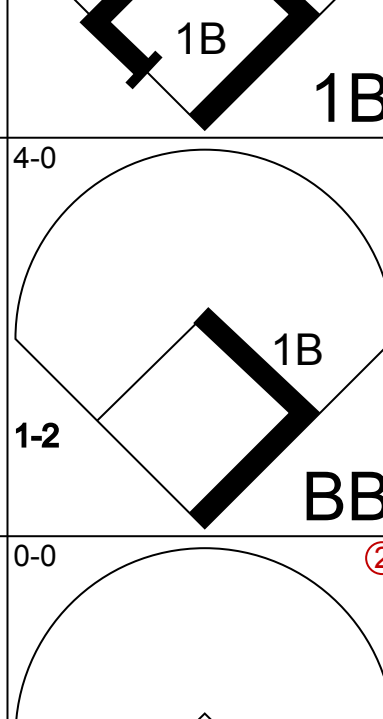
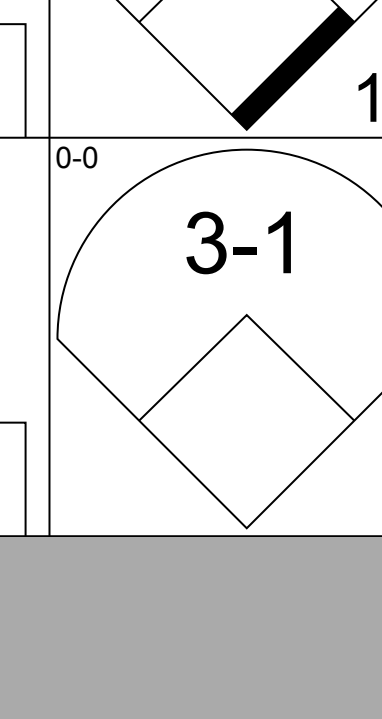
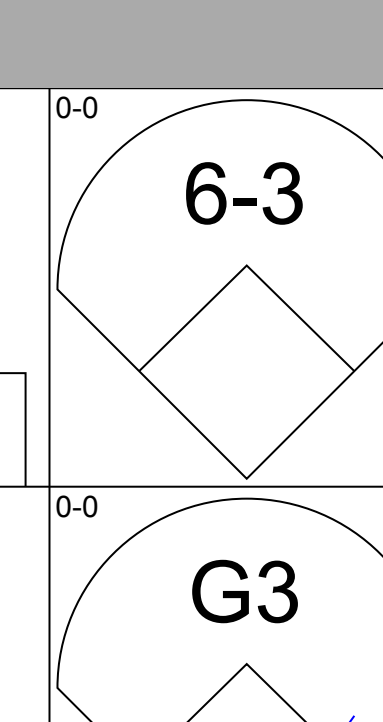
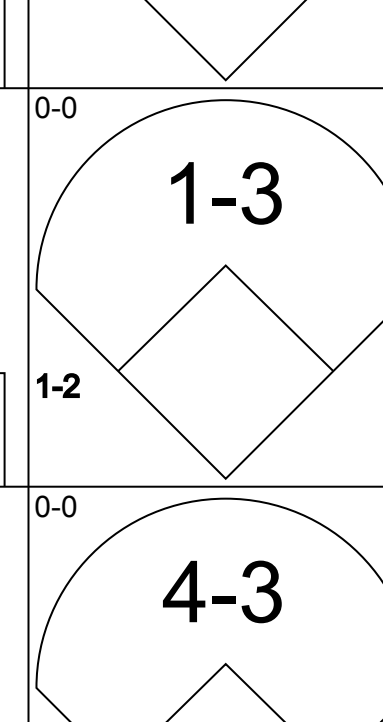
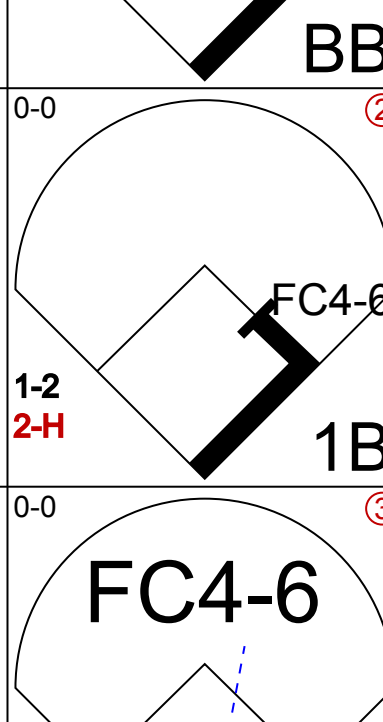
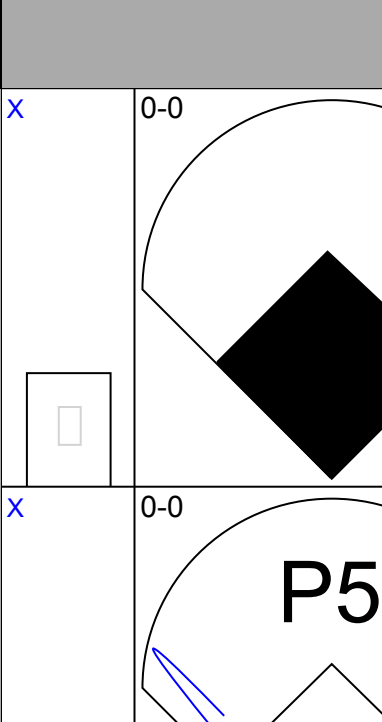
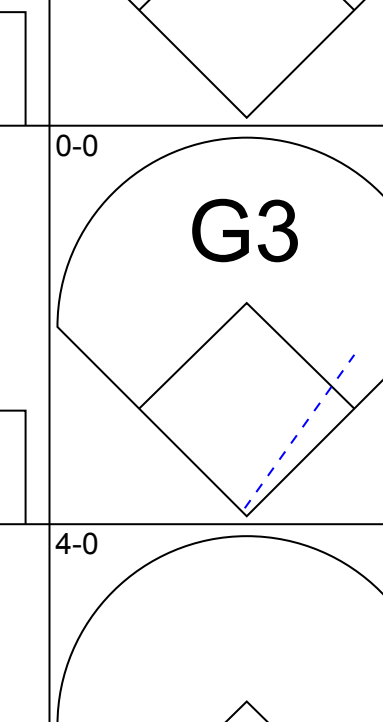
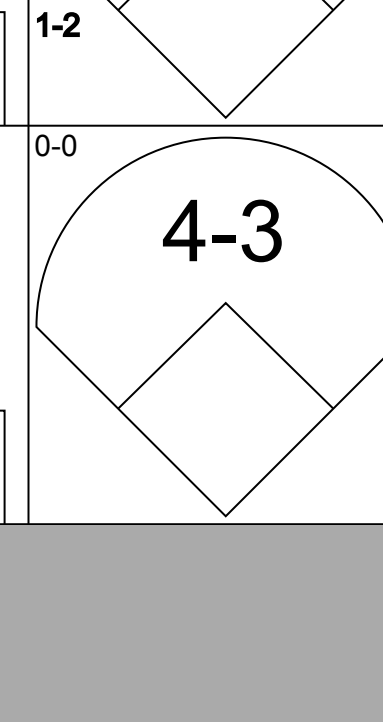
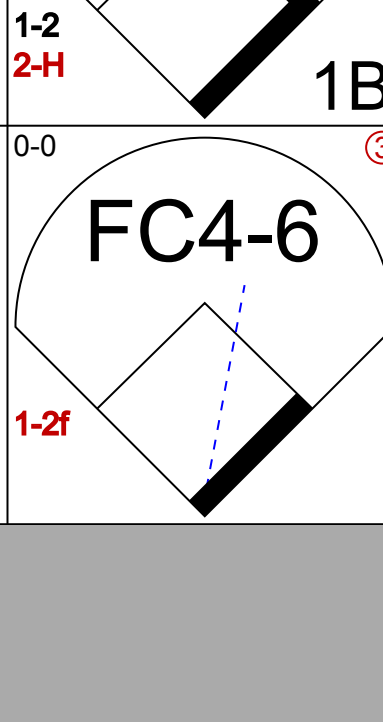
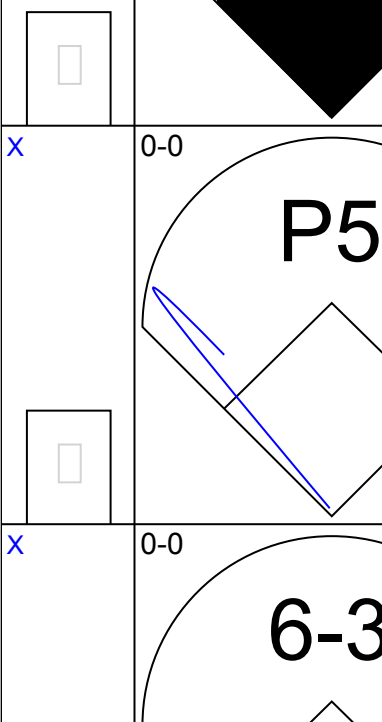
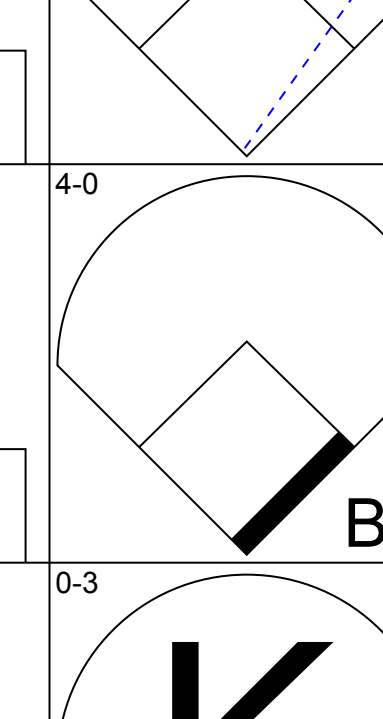
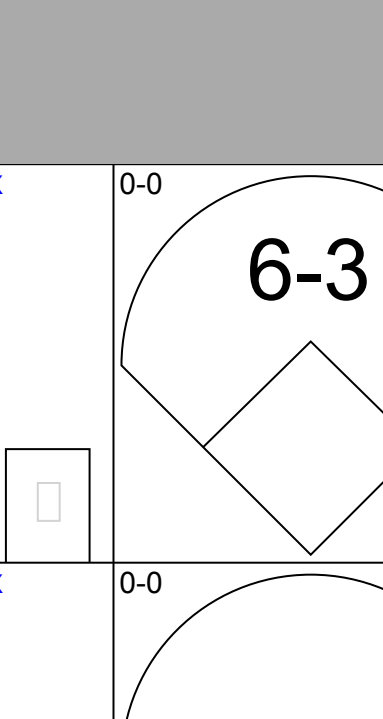
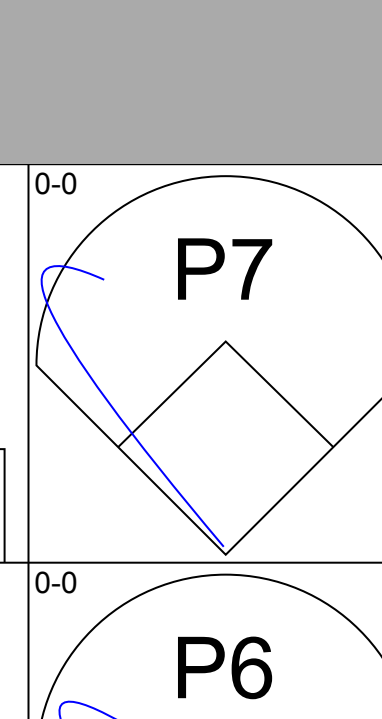
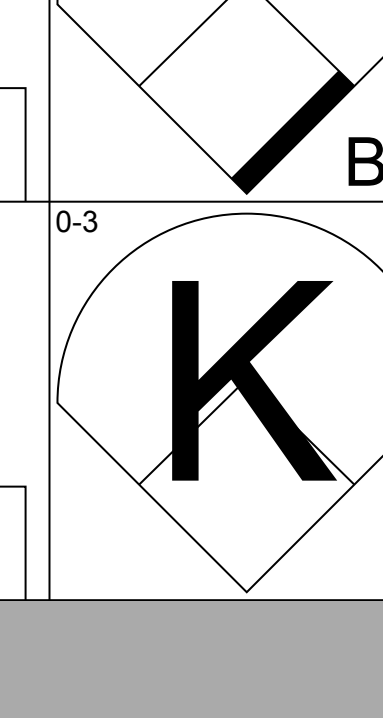
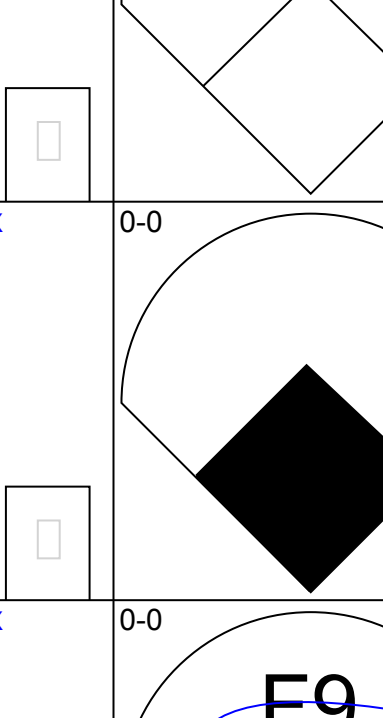
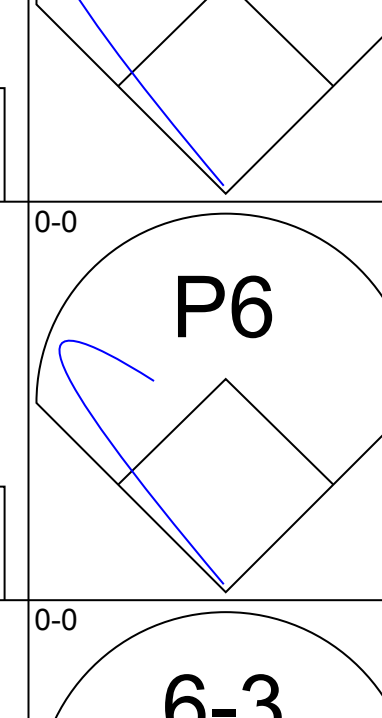
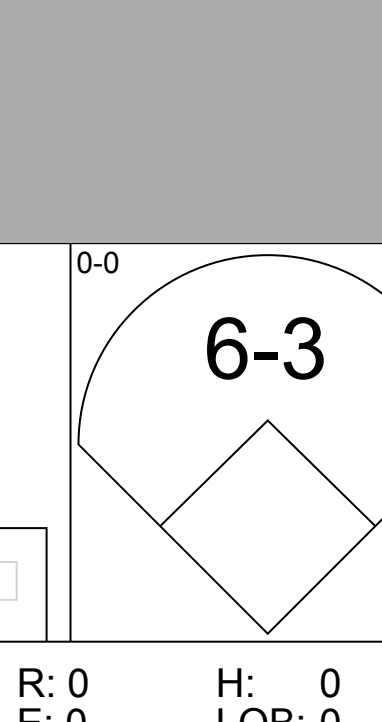
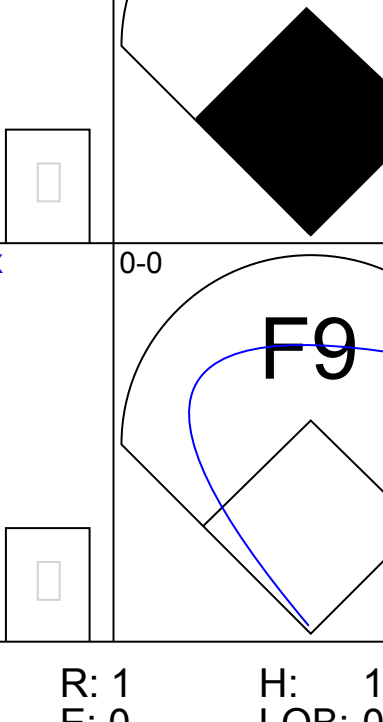
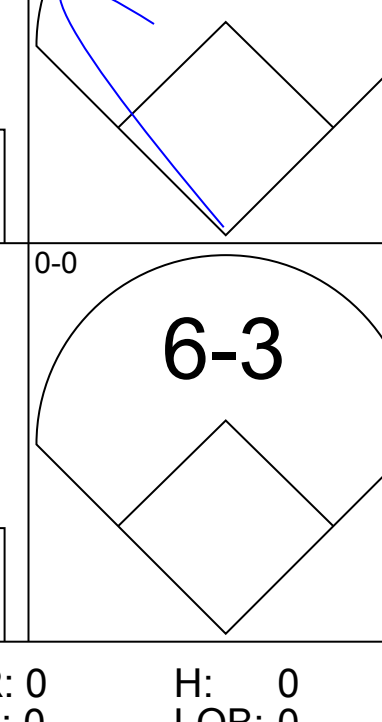
Batter	1	2	3	4	5	6	7	8	9	10	AB	R	H	RBI	BB	SO	LOB	BOTTOM				
<b>Al Bumby, L</b> OBP: 0.396, SLG: 0.485	5-3		1B 1B		1-3		4-3 SF8 2B			1B 1B	5	2	3	0	0	0	0					
<b>Rich Coggins, L</b> OBP: 0.367, SLG: 0.466	FC6-4 1B		1B 1B		1B		4-3			F8	5	0	3	1	0	0	3					
<b>Tommy Davis, R</b> OBP: 0.334, SLG: 0.384	FC6-4 1B		G5-4-3 1B		F7		SF8			1B	4	0	2	3	0	0	2					
<b>Don Baylor, R</b> OBP: 0.356, SLG: 0.440	1B		K		F5		5-3			F7	5	0	1	0	0	1	5					
<b>Earl Williams, R</b> OBP: 0.331, SLG: 0.422	L9		G5-4-3		1-3		1-3			F3	5	1	1	1	0	0	4					
<b>Paul Blair, R</b> OBP: 0.326, SLG: 0.389		6-3			F7		5-3			K	4	0	0	0	0	1	0					
<b>Brooks Robinson, R</b> OBP: 0.321, SLG: 0.341		L9			5-3					CS 1B	3	0	1	0	1	0	0					
<b>Enos Cabell, R</b> OBP: 0.257, SLG: 0.313							BB			CS 1B	0	0	0	0	0	0	0					
<b>Doug DeCinces, R</b> OBP: 0.500, SLG: 0.500										CS 1B	0	0	0	0	0	0	0					
<b>Bobby Grich, R</b> OBP: 0.361, SLG: 0.376			S 1B 1B				K			F7	3	0	1	0	1	1	1					
<b>Mark Belanger, R</b> OBP: 0.311, SLG: 0.274										F7	3	1	2	0	0	0	1					
<b>Boog Powell, L</b> OBP: 0.399, SLG: 0.397					F9					1B 1B	1	0	1	0	0	0	0					
<b>Curt Motton, R</b> OBP: 0.240, SLG: 0.273							2B 4-3 1B			1B 1B	0	0	1	0	0	0	0					
<b>Inning Stats</b>	R: 0 E: 0 K: 0 S: 5	H: 2 LOB: 2 BB: 0 P: 5	R: 0 E: 0 K: 0 S: 4	H: 2 LOB: 2 BB: 0 P: 4	R: 1 E: 0 K: 1 S: 7	H: 3 LOB: 1 BB: 0 P: 7	R: 0 E: 0 K: 0 S: 3	H: 0 LOB: 1 BB: 1 P: 7	R: 0 E: 0 K: 0 S: 5	H: 1 LOB: 1 BB: 1 P: 9	R: 2 E: 0 K: 0 S: 5	H: 2 LOB: 0 BB: 0 P: 5	R: 0 E: 0 K: 1 S: 5	H: 1 LOB: 1 BB: 0 P: 5	R: 1 E: 0 K: 0 S: 6	H: 3 LOB: 2 BB: 0 P: 6	R: 1 E: 0 K: 0 S: 1	H: 1 LOB: 0 BB: 0 P: 1	1B: 13 2B: 1 3B: 0 HR: 1	SF: 1 SAC: 0 DP: 1 HBP: 0	WP: 0 PB: 0 SB: 1 CS: 1	PA: 42
<b>PITCHER</b> <b>Lindy McDaniel, R</b> ERA: 2.69	IP: 9.0 WLS: L BF: 40 H: 14 R: 4 ER: 4 SO: 3 BB: 2 IBB: 0 HBP: 0 BLK: 0 WP: 0 HR: 0 S: 44 P: 52 ERA: 4.00 WHIP: 1.778																					
<b>Wayne Granger, R</b> ERA: 3.71	IP: 10.1 WLS: L BF: 1 H: 1 R: 1 ER: 1 SO: 0 BB: 0 IBB: 0 HBP: 0 BLK: 0 WP: 0 HR: 1 S: 1 P: 1 ERA: ∞ WHIP: ∞																					

**New York Yankees @ Baltimore Orioles**  
Memorial Stadium, Baltimore, MD  
Mon Sep 17 1973, 7:05 PM EDT  
Att: 6,114 - Unknown

AB 38  
R 5  
H 15  
RBI 5  
BB 2  
SO 3  
LOB 16

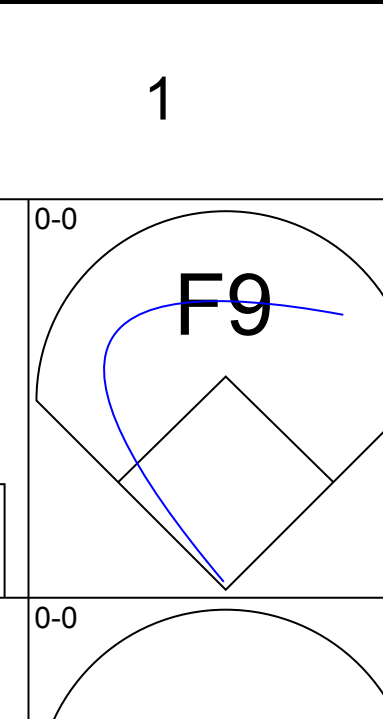
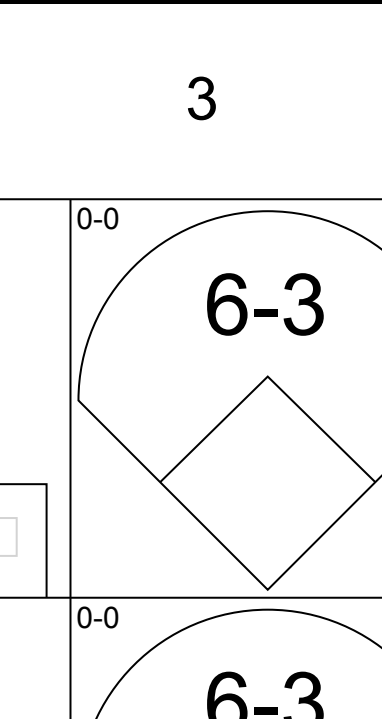
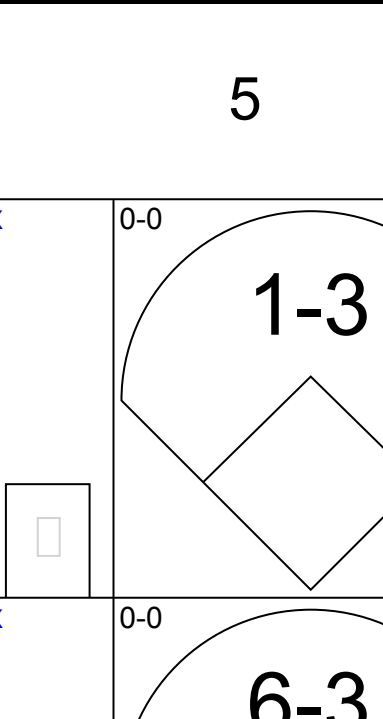
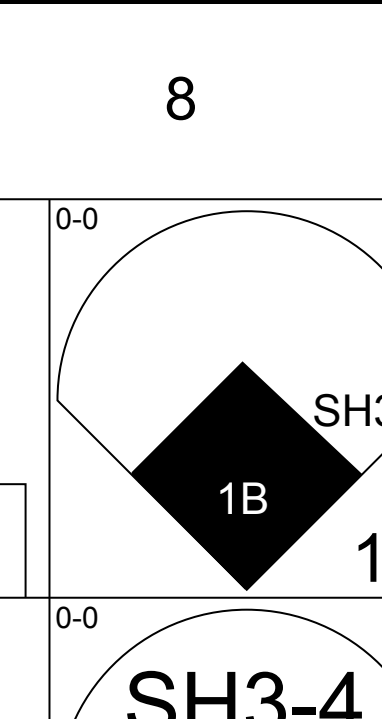
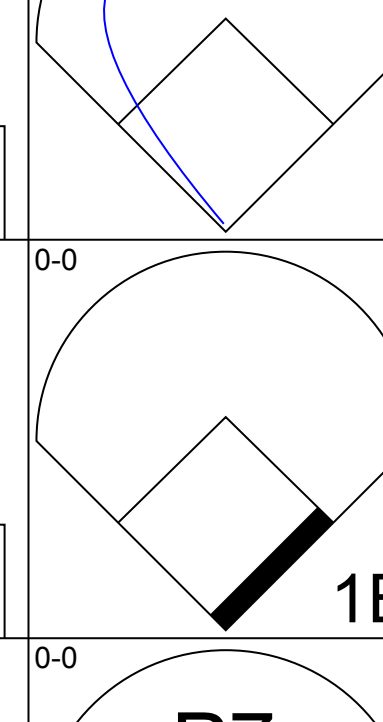
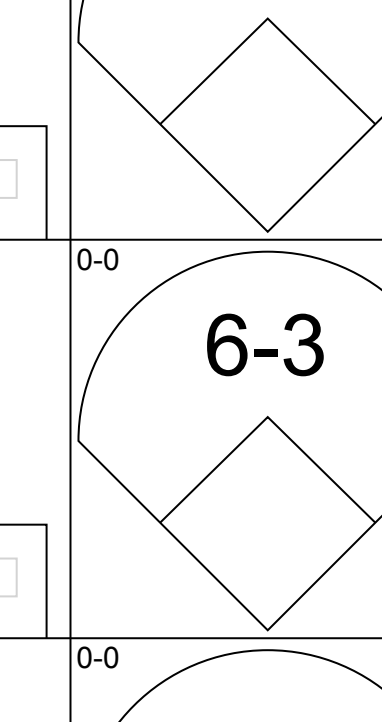
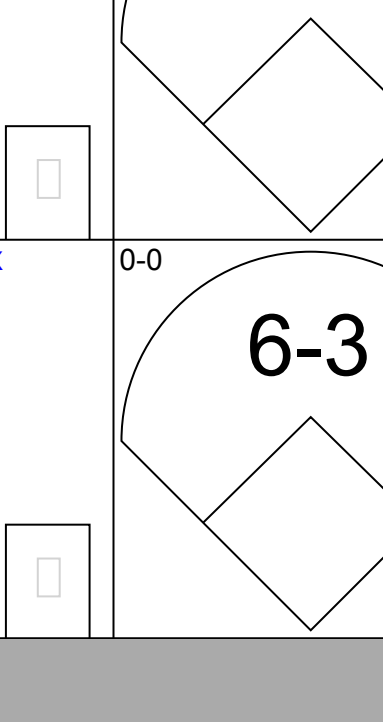
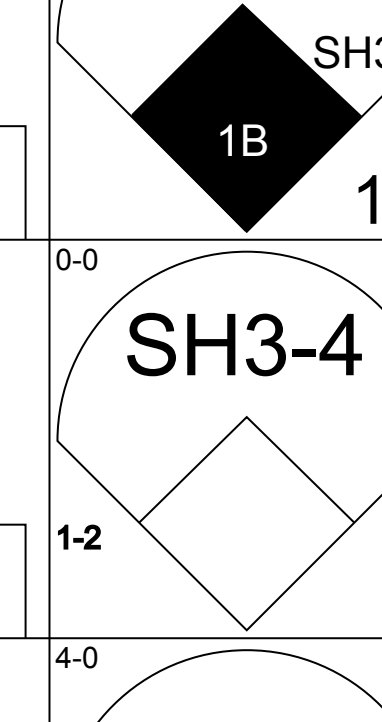
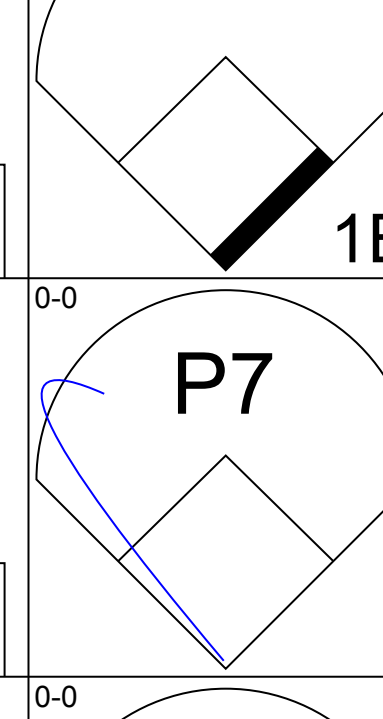
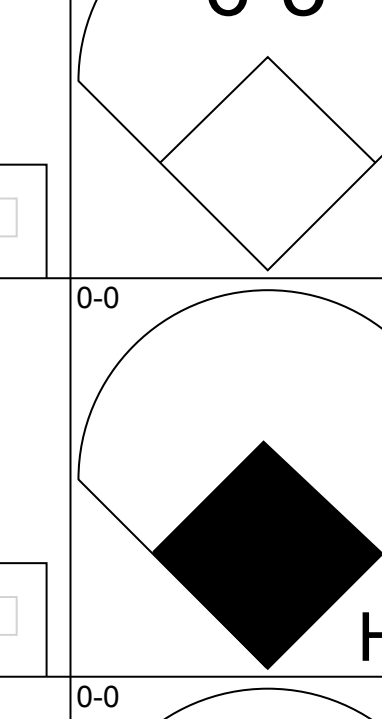
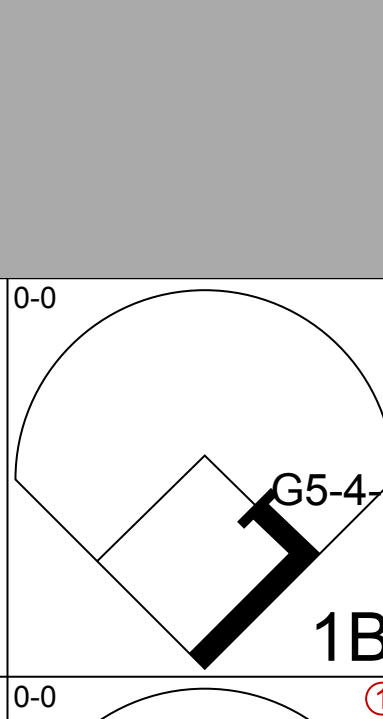
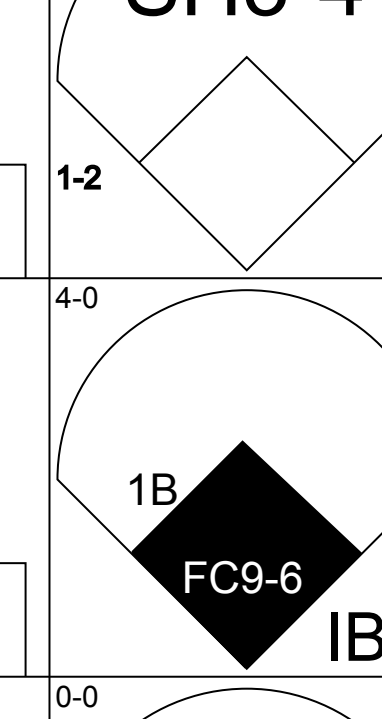
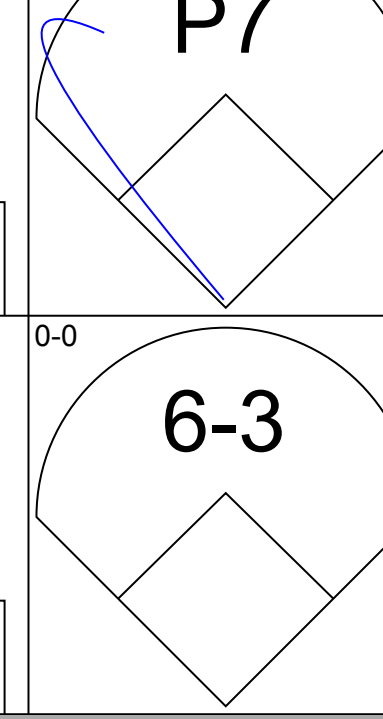
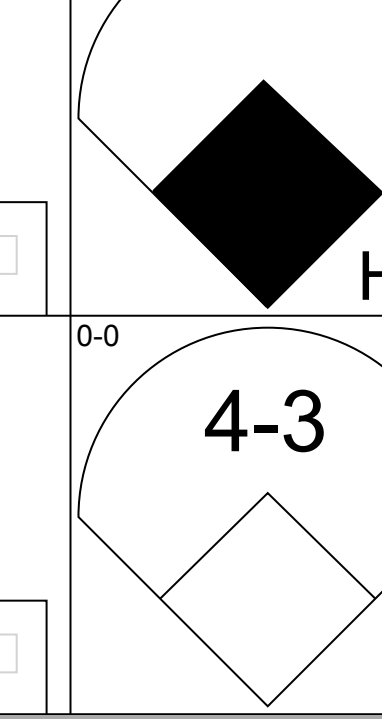
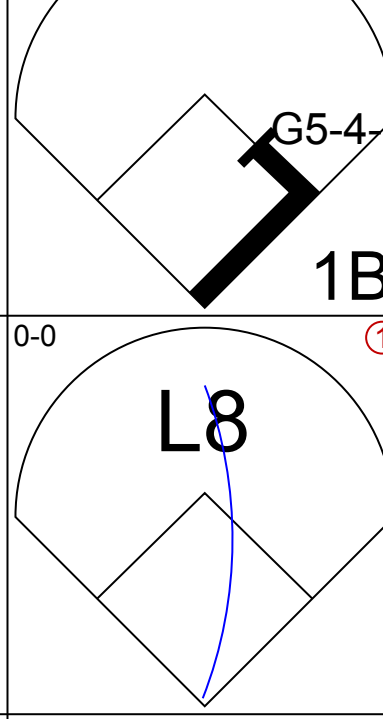
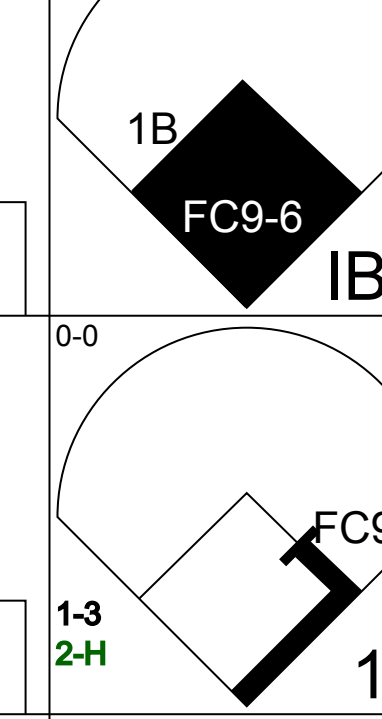
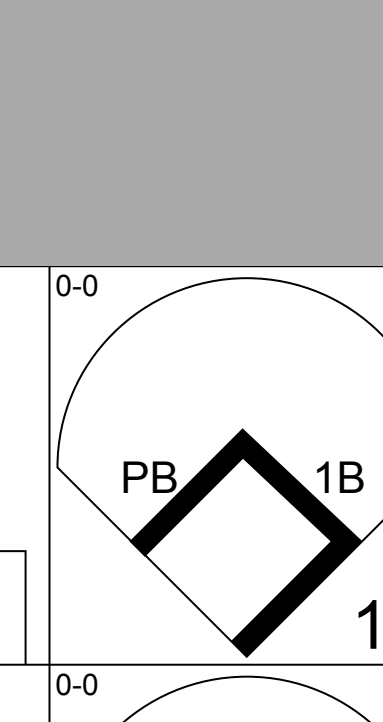
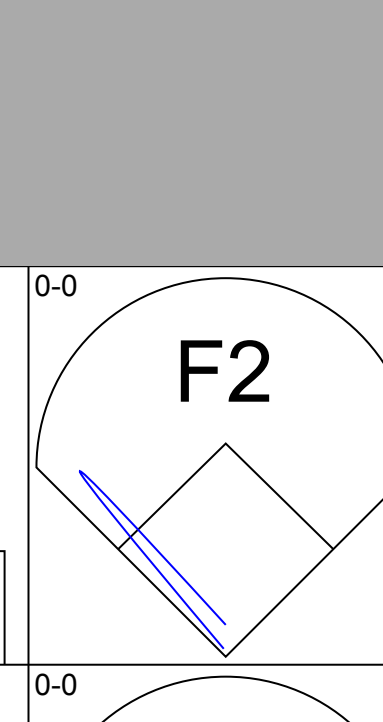
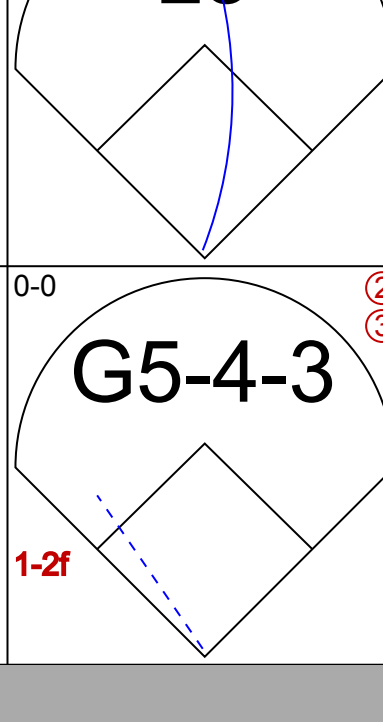
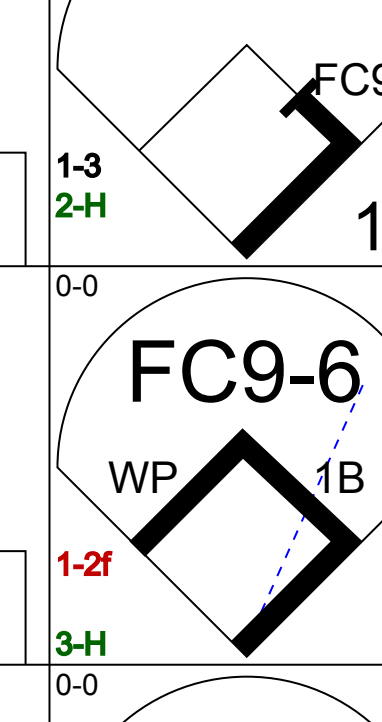
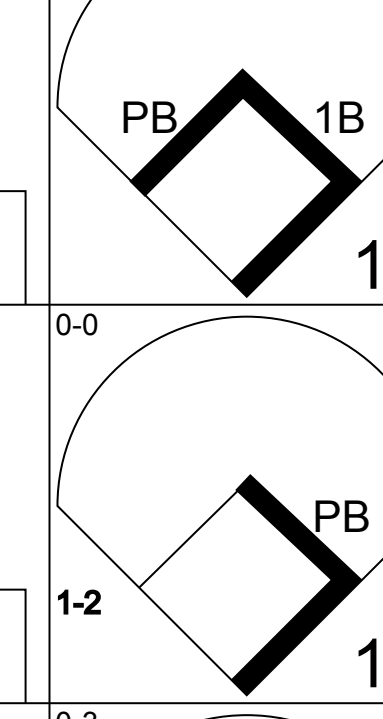
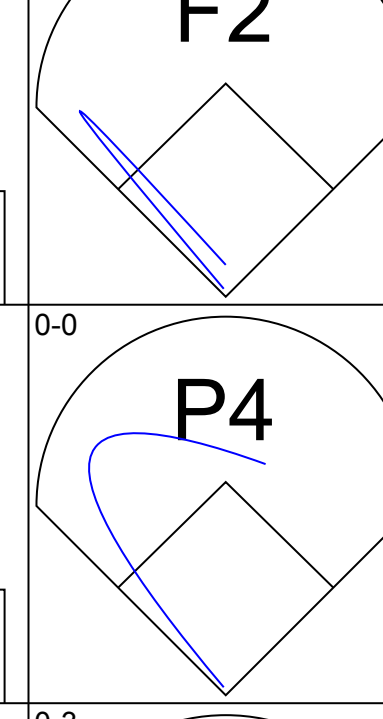
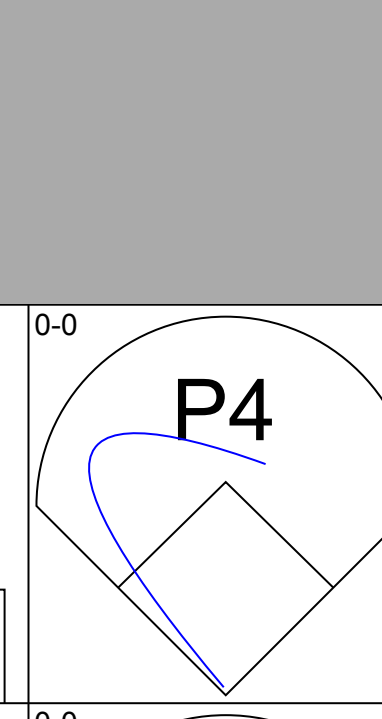
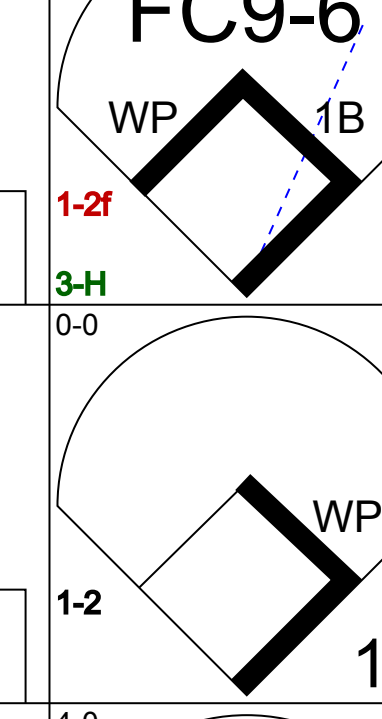
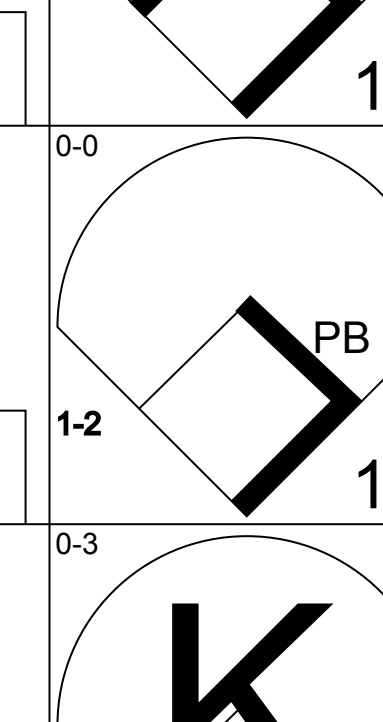
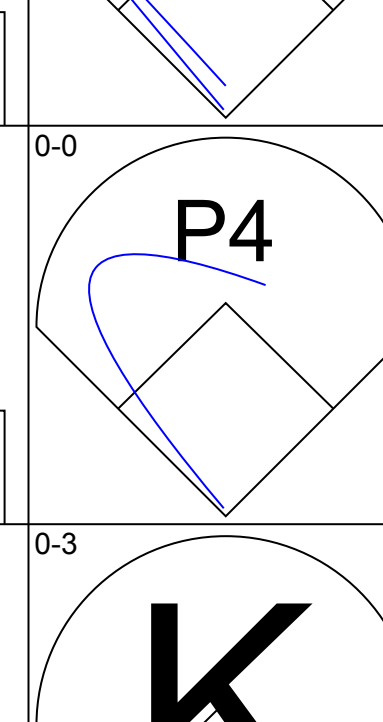
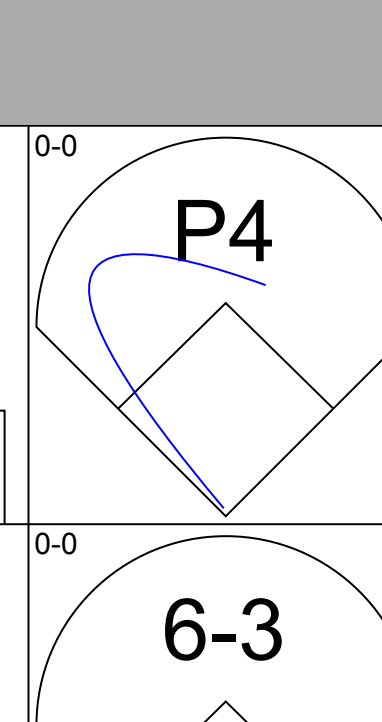
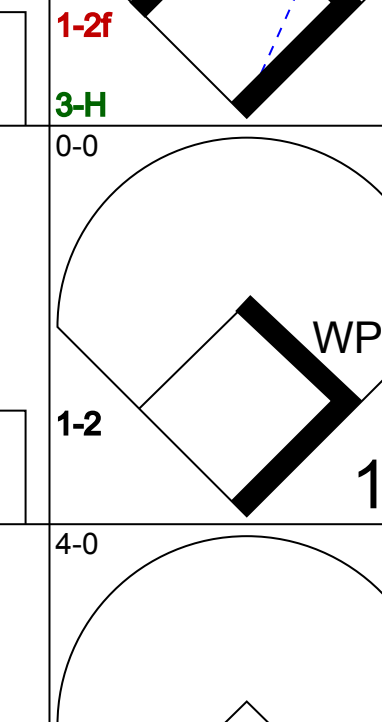
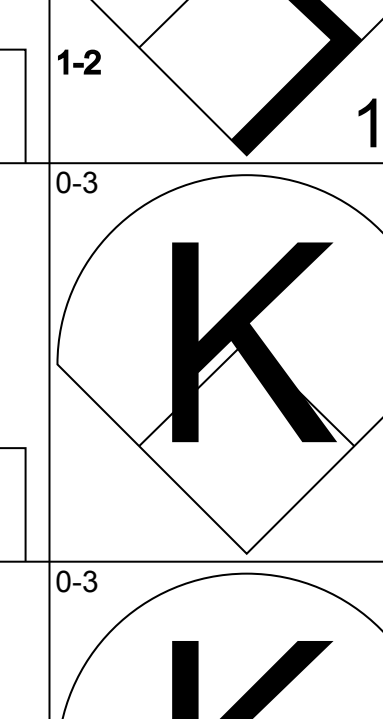

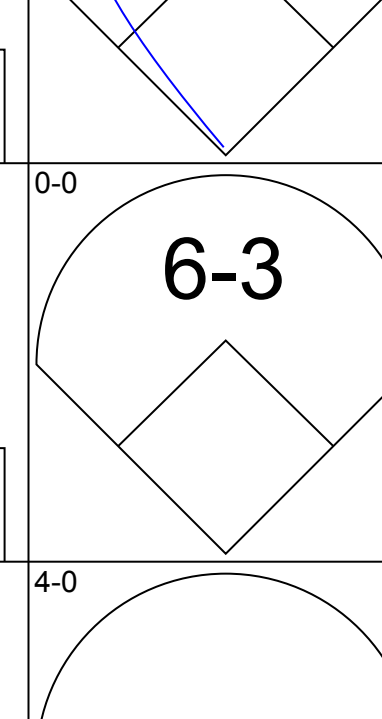
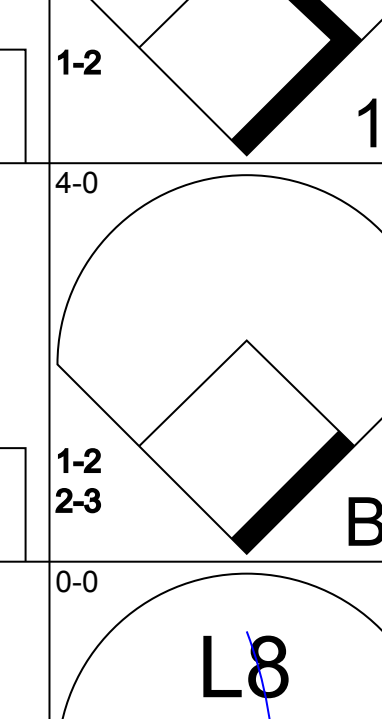
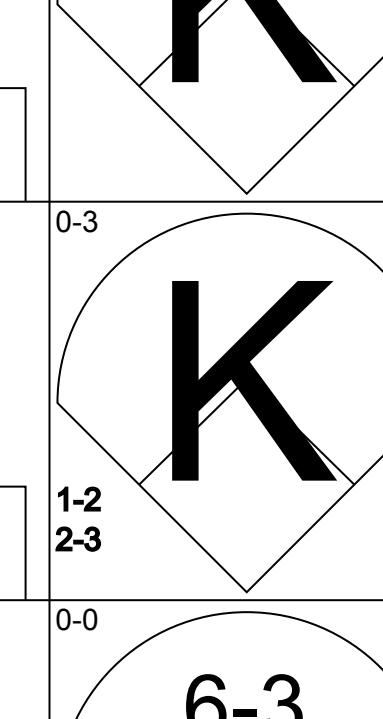
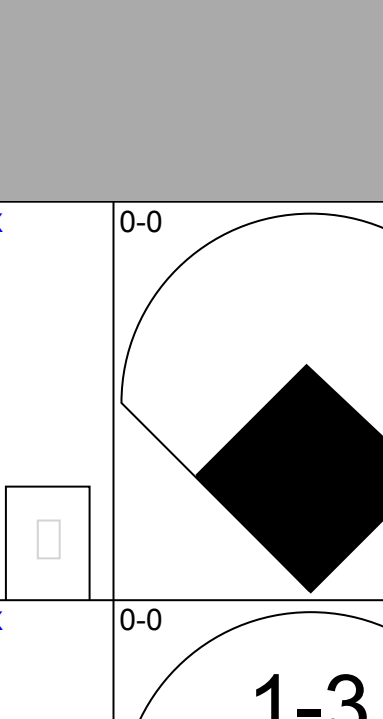
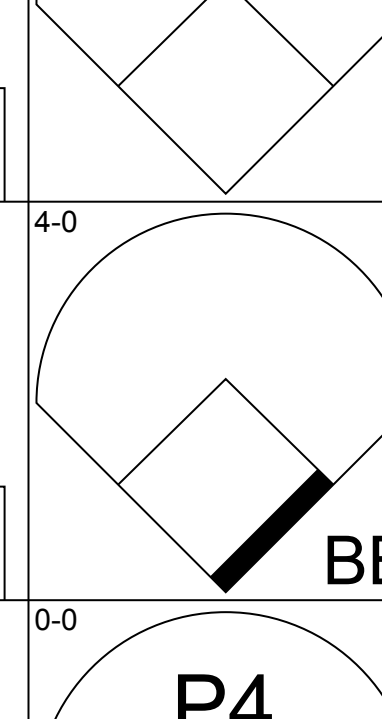




Batter	1	2	3	4	5	6	7	8	9	AB	R	H	RBI	BB	SO	LOB	TOP			
<b>Horace Clarke, S</b> OBP: 0.318, SLG: 0.312 (1, 4)										4	0	0	0	0	2	0	<b>New York Yankees @ Boston Red Sox</b> Fenway Park, Boston, MA Tue Sep 18 1973, 7:05 PM EDT Att: 17,409 - Unknown			
<b>Roy White, S</b> OBP: 0.328, SLG: 0.374 (1, 7)										4	0	0	0	0	0	0				
<b>Thurman Munson, R</b> OBP: 0.369, SLG: 0.499 (1, 2)										4	0	4	0	0	0	0				
<b>Bobby Murcer, L</b> OBP: 0.360, SLG: 0.467 (1, 8)										3	0	0	0	1	1	3				
<b>Jim Ray Hart, R</b> OBP: 0.328, SLG: 0.419 (1, 10)										4	1	2	1	0	0	1				
<b>Graig Nettles, L</b> OBP: 0.333, SLG: 0.379 (1, 5)										4	0	0	0	0	0	3				
<b>Otto Velez, R</b> OBP: 0.327, SLG: 0.190 (1, 9)										3	0	0	0	1	0	0				
<b>Mike Hegan, L</b> OBP: 0.266, SLG: 0.383 (1, 3)										4	1	1	1	0	1	1				
<b>Fred Stanley, R</b> OBP: 0.302, SLG: 0.359 (1, 6)										3	0	0	0	0	0	0				
<b>Inning Stats</b>	R: 0 E: 0 K: 1 S: 6	H: 1 LOB: 1 BB: 0 P: 6	R: 0 E: 0 K: 1 S: 5	H: 0 LOB: 1 BB: 1 P: 9	R: 0 E: 0 K: 0 S: 3	H: 0 LOB: 0 BB: 0 P: 3	R: 0 E: 0 K: 1 S: 6	H: 1 LOB: 1 BB: 0 P: 6	R: 1 E: 0 K: 0 S: 4	H: 1 LOB: 0 BB: 1 P: 8	R: 0 E: 0 K: 0 S: 3	H: 0 LOB: 0 BB: 0 P: 3	R: 0 E: 0 K: 0 S: 4	H: 1 LOB: 1 BB: 0 P: 4	R: 1 E: 0 K: 0 S: 4	H: 1 LOB: 0 BB: 0 P: 4	1B: 4 2B: 1 3B: 0 HR: 2	SF: 0 SAC: 0 DP: 0 HBP: 0	WP: 0 PB: 0 SB: 0 CS: 0	PA: 35
<b>PITCHER</b> <b>Bill Lee, L</b> ERA: 2.8 (1, 1)	IP: 9.0 WLS: W BF: 35 H: 7 R: 2 ER: 2 SO: 4 BB: 2 IBB: 0 HBP: 0 BLK: 0 WP: 0 HR: 2 S: 41 P: 49 ERA: 2.00 WHIP: 1.000															<b>PITCHER</b>				

AB	33
R	2
H	7
RBI	2
BB	2
SO	4
LOB	8



Batter	1	2	3	4	5	6	7	8	9	AB	R	H	RBI	BB	SO	LOB	BOTTOM			
<b>Tommy Harper, R</b> OBP: 0.342, SLG: 0.408 (1, 7)										4	1	1	0	0	0	0	<b>New York Yankees @ Boston Red Sox</b> Fenway Park, Boston, MA Tue Sep 18 1973, 7:05 PM EDT Att: 17,409 - Unknown			
<b>Luis Aparicio, R</b> OBP: 0.324, SLG: 0.308 (1, 6)										3	0	1	0	0	0	0				
<b>Reggie Smith, S</b> OBP: 0.393, SLG: 0.513 (1, 8)										3	2	2	1	1	0	1				
<b>Carl Yastrzemski, L</b> OBP: 0.405, SLG: 0.460 (1, 5)										4	0	1	1	0	0	2				
<b>Orlando Cepeda, R</b> OBP: 0.358, SLG: 0.456 <b>John Kennedy, R</b> (8, PR) OBP: 0.248, SLG: 0.276 (1, 10)										4	0	1	1	0	0	2				
<b>Rick Miller, L</b> OBP: 0.334, SLG: 0.373 (1, 9)										4	0	2	0	0	0	0				
<b>Bob Montgomery, R</b> OBP: 0.355, SLG: 0.590 (1, 2)										3	0	0	0	1	2	2				
<b>Cecil Cooper, L</b> OBP: 0.250, SLG: 0.306 (1, 3)										3	1	1	1	1	1	5				
<b>Doug Griffin, R</b> OBP: 0.286, SLG: 0.322 (1, 4)										3	0	0	0	0	0	3				
<b>Inning Stats</b>	R: 0 E: 0 K: 0 S: 4	H: 1 LOB: 1 BB: 0 P: 4	R: 0 E: 0 K: 2 S: 9	H: 2 LOB: 2 BB: 0 P: 9	R: 1 E: 0 K: 0 S: 4	H: 1 LOB: 0 BB: 0 P: 4	R: 0 E: 0 K: 1 S: 5	H: 0 LOB: 0 BB: 0 P: 5	R: 1 E: 0 K: 0 S: 4	H: 1 LOB: 0 BB: 0 P: 4	R: 0 E: 0 K: 0 S: 3	H: 0 LOB: 0 BB: 1 P: 3	R: 0 E: 0 K: 0 S: 3	H: 0 LOB: 1 BB: 1 P: 7	R: 2 E: 0 K: 0 S: 6	H: 3 LOB: 3 BB: 2 P: 14	1B: 7 2B: 0 3B: 0 HR: 2	SF: 0 SAC: 1 DP: 1 HBP: 0	WP: 1 PB: 1 SB: 0 CS: 0	PA: 35
<b>PITCHER</b> <b>Doc Medich, R</b> ERA: 3.13 (1, 1)	IP: 8.0 WLS: L BF: 35 H: 9 R: 4 ER: 4 SO: 3 BB: 2 IBB: 1 HBP: 0 BLK: 0 WP: 1 HR: 2 S: 38 P: 50 ERA: 4.50 WHIP: 1.375															<b>PITCHER</b>				





Batter	1	2	3	4	5	6	7	8	9	AB R H RBI BB SO LOB	TOP
Roy White, S (1,7) X OBP: 0.327, SLG: 0.374	F8			K		K			2B	4 0 1 0 0 2 0	<b>New York Yankees @ Boston Red Sox</b> Fenway Park, Boston, MA Wed Sep 19 1973, 7:05 PM EDT Att: 17,453 - Unknown - 59 F
Mike Hegan, L (1,3) X OBP: 0.266, SLG: 0.380	F2			1B		F5			P5	4 0 1 0 0 0 1	
Thurman Munson, R (1,2) X OBP: 0.366, SLG: 0.495	F9			K			F2		K	4 0 0 0 0 2 2	
Bobby Murcer, L (1,8) X OBP: 0.357, SLG: 0.464		P8		P3			4-3		K	4 0 0 0 0 1 2	
Ron Blomberg, L (1,10) X OBP: 0.394, SLG: 0.493		K			1B		4-3			3 0 1 0 0 1 0	
Graig Nettles, L (1,5) X OBP: 0.333, SLG: 0.385		P6			K				HR	3 1 1 1 0 1 1	
Otto Velez, R (1,9) X OBP: 0.309, SLG: 0.178			K		P5			F8		3 0 0 0 0 1 1	
Gene Michael, S (1,6) X OBP: 0.270, SLG: 0.278			6-3		P8			P6		3 0 0 0 0 0 1	
Fred Stanley, R (1,4) X OBP: 0.289, SLG: 0.341						K			P3	2 0 0 0 0 2 0	
Jim Ray Hart, R (8, PH) X OBP: 0.327, SLG: 0.418										1 0 0 0 0 0 0	
Hal Lanier, R (8,4) X OBP: 0.240, SLG: 0.236										0 0 0 0 0 0 0	
<b>Inning Stats</b>	R: 0 H: 0 E: 0 LOB: 0 K: 0 BB: 0 S: 3 P: 3	R: 0 H: 0 E: 0 LOB: 0 K: 1 BB: 0 S: 5 P: 5	R: 0 H: 0 E: 0 LOB: 0 K: 2 BB: 0 S: 7 P: 7	R: 0 H: 1 E: 0 LOB: 1 K: 2 BB: 0 S: 8 P: 8	R: 0 H: 1 E: 0 LOB: 1 K: 1 BB: 0 S: 6 P: 6	R: 0 H: 0 E: 0 LOB: 0 K: 2 BB: 0 S: 7 P: 7	R: 0 H: 0 E: 0 LOB: 0 K: 0 BB: 0 S: 3 P: 3	R: 1 H: 1 E: 0 LOB: 0 K: 0 BB: 0 S: 4 P: 4	R: 0 H: 1 E: 0 LOB: 1 K: 2 BB: 0 S: 8 P: 8	1B: 2 SF: 0 2B: 1 SAC: 0 3B: 0 DP: 0 HR: 1 HBP: 0	WP: 0 PA: 31 SB: 0 CS: 0
<b>PITCHER</b> Luis Tiant, R (1,1) ERA: 3.39	IP WLS BF H R ER SO BB IBB HBP BLK WP HR S P ERA WHIP										

Batter	1	2	3	4	5	6	7	8	9	AB R H RBI BB SO LOB	BOTTOM
Tommy Harper, R (1,7) X OBP: 0.345, SLG: 0.414	SH4-3 1B 2B				S 1B BB	E6 CS				3 2 2 0 1 0 1	<b>New York Yankees @ Boston Red Sox</b> Fenway Park, Boston, MA Wed Sep 19 1973, 7:05 PM EDT Att: 17,453 - Unknown - 59 F
Luis Aparicio, R (1,6) X OBP: 0.324, SLG: 0.308	SH4-3 2-3		1-3		2B 1B	CS	1-6-3			3 0 1 1 0 0 1	
Reggie Smith, S (1,8) X OBP: 0.394, SLG: 0.515	FC5-4 3H 1B		F9		1-3 2B		6-3			4 0 2 1 0 0 1	
Carl Yastrzemski, L (1,5) X OBP: 0.406, SLG: 0.461	L8		1-3		4-0 1B					3 0 1 0 1 0 1	
Orlando Cepeda, R (1,10) X OBP: 0.356, SLG: 0.452	FC5-4 1-2			K	4-3			P7		4 0 0 0 0 1 5	
Rick Miller, L (1,9) X OBP: 0.338, SLG: 0.377		F8		1B		2B SF7 1B			G6-4-3 1B	4 1 3 0 0 0 0	
Carlton Fisk, R (1,2) X OBP: 0.317, SLG: 0.460		F8		K		E 1-3 2B			G6-4-3 1-2	4 0 1 0 0 1 2	
Cecil Cooper, L (1,3) X OBP: 0.238, SLG: 0.293		F7			6-3	SF7			1-3	3 0 0 1 0 0 0	
Doug Griffin, R (1,4) X OBP: 0.284, SLG: 0.320			5-3		K	L7				3 0 0 0 0 1 1	
<b>Inning Stats</b>	R: 1 H: 2 E: 0 LOB: 1 K: 0 BB: 0 S: 5 P: 5	R: 0 H: 0 E: 0 LOB: 0 K: 0 BB: 0 S: 3 P: 3	R: 0 H: 1 E: 0 LOB: 1 K: 0 BB: 0 S: 4 P: 4	R: 0 H: 1 E: 0 LOB: 1 K: 2 BB: 0 S: 8 P: 8	R: 1 H: 2 E: 0 LOB: 3 K: 1 BB: 2 S: 7 P: 15	R: 1 H: 2 E: 1 LOB: 1 K: 0 BB: 0 S: 5 P: 5	R: 0 H: 1 E: 0 LOB: 1 K: 0 BB: 0 S: 4 P: 4	R: 0 H: 1 E: 0 LOB: 0 K: 0 BB: 0 S: 3 P: 3	R: 0 H: 1 E: 0 LOB: 0 K: 0 BB: 0 S: 3 P: 3	1B: 5 SF: 1 2B: 5 SAC: 1 3B: 0 DP: 1 HR: 0 HBP: 0	
<b>PITCHER</b> Mel Stottlemyre, R (1,1) ERA: 3.25	IP WLS BF H R ER SO BB IBB HBP BLK WP HR S P ERA WHIP										



Batter	1	2	3	4	5	6	7	8	9	AB	R	H	RBI	BB	SO	LOB	TOP					
Horace Clarke, S OBP: 0.317, SLG: 0.311	0-3 K		0-0 G4-6-3 1B		0-3 K		0-0 FC6-4			4	0	1	0	0	2	1	<b>New York Yankees @ Cleveland Indians</b> Cleveland Municipal Stadium, Cleveland, OH Sat Sep 22 1973, 7:05 PM EDT Att: 3,775 - Unknown - 82 F <a href="http://livebaseballscorecards.com">livebaseballscorecards.com</a>					
Roy White, S OBP: 0.327, SLG: 0.373	4-0 1B BB		0-0 G4-6-3 1-2		0-0 F8			0-0 F7		3	0	0	0	1	0	1						
Thurman Munson, R OBP: 0.369, SLG: 0.497	0-0 1-3 1B		0-0 1B		0-0 6-3			0-0 1B		4	0	3	0	0	0	0						
Bobby Murcer, L OBP: 0.355, SLG: 0.461	0-3 K		0-0 4-3		0-0 3-1			0-3 K		4	0	0	0	0	2	4						
Ron Blomberg, L OBP: 0.389, SLG: 0.486	0-0 P6			0-0 6-3		0-0 P6		0-0 P1		4	0	0	0	0	0	3						
Graig Nettles, L OBP: 0.334, SLG: 0.393		0-0 2B		0-0 F8			0-0 HR		0-0 G3	4	1	2	1	0	0	0						
Otto Velez, R OBP: 0.322, SLG: 0.188	0-3 K		0-0 BB	4-0 BB	0-3 K		0-3 K		0-0 1B 1B	3	0	1	0	1	2	1						
Mike Hegan, L OBP: 0.271, SLG: 0.382	0-0 F8		0-3 K		0-0 FC6-4 1B			0-0 G6-4-3 1B		4	0	2	0	0	1	2						
Fred Stanley, R OBP: 0.271, SLG: 0.318	0-3 K				0-0 F9		0-3 K		0-0 G6-4-3 1-2	3	0	0	0	0	2	2						
Jim Ray Hart, R OBP: 0.326, SLG: 0.416									0-0 G6-4-3 1-2	1	0	0	0	0	0	2						
<b>Inning Stats</b>	R: 0 E: 0 K: 2 S: 8	H: 1 LOB: 2 BB: 1 P: 12	R: 0 E: 0 K: 2 S: 8	H: 1 LOB: 1 BB: 0 P: 8	R: 0 E: 0 K: 0 S: 4	H: 2 LOB: 1 BB: 0 P: 4	R: 0 E: 0 K: 1 S: 5	H: 0 LOB: 1 BB: 1 P: 9	R: 0 E: 0 K: 0 S: 3	H: 0 LOB: 0 BB: 0 P: 5	R: 0 E: 0 K: 0 S: 3	H: 0 LOB: 0 BB: 0 P: 3	R: 1 E: 0 K: 2 S: 9	H: 2 LOB: 1 BB: 0 P: 9	R: 0 E: 0 K: 1 S: 6	H: 1 LOB: 1 BB: 0 P: 6	R: 0 E: 0 K: 0 S: 4	H: 2 LOB: 1 BB: 0 P: 4	1B: 7 2B: 1 3B: 0 HR: 1	SF: 0 SAC: 0 DP: 2 HBP: 0	WP: 0 PB: 0 SB: 0 CS: 0	PA: 36
<b>PITCHER</b> Gaylord Perry, R ERA: 3.47	IP: 9.0 WLS: W BF: 36 H: 9 R: 1 ER: 1 SO: 9 BB: 2 IBB: 0 HBP: 0 BLK: 0 WP: 0 HR: 1 S: 52 P: 60 ERA: 1.00 WHIP: 1.222															<b>PITCHER</b>	IP: 9.0 WLS: W BF: 36 H: 9 R: 1 ER: 1 SO: 9 BB: 2 IBB: 0 HBP: 0 BLK: 0 WP: 0 HR: 1 S: 52 P: 60 ERA: 1.00 WHIP: 1.222					

Batter	1	2	3	4	5	6	7	8	9	AB	R	H	RBI	BB	SO	LOB	BOTTOM			
Walt Williams, R OBP: 0.316, SLG: 0.395	0-0 1-3		0-0 1B 1B		0-0 F8		0-0 1-2 1B			4	1	2	0	0	0	1	<b>New York Yankees @ Cleveland Indians</b> Cleveland Municipal Stadium, Cleveland, OH Sat Sep 22 1973, 7:05 PM EDT Att: 3,775 - Unknown - 82 F <a href="http://livebaseballscorecards.com">livebaseballscorecards.com</a>			
Oscar Gamble, L OBP: 0.333, SLG: 0.476	0-0 F5		0-0 1B 1B		0-3 K		0-3 K		0-0 1B 1B	3	0	1	0	0	1	1				
John Ellis, R OBP: 0.336, SLG: 0.396			1-3 1B						0-3 K	1	0	0	0	0	1	2				
Chris Chambliss, L OBP: 0.346, SLG: 0.397	0-0 3-1		0-0 G6-4-3 1-2 3-H 1B		0-0 HR		0-3 K		0-0 1B 1B	4	1	2	2	0	1	2				
Charlie Spikes, R OBP: 0.307, SLG: 0.418		0-0 HR	0-0 G6-4-3 1-2		0-0 CS 1B		0-0 HR		0-0 HR	3	1	2	1	0	0	2				
Rusty Torres, S OBP: 0.317, SLG: 0.299			0-0 1-2						0-0 HR	1	1	1	1	0	0	0				
John Lowenstein, L OBP: 0.334, SLG: 0.412	0-0 2-3			0-0 3-1		0-3 K		4-0 FC4-6 BB		3	0	0	0	1	1	1				
Buddy Bell, R OBP: 0.330, SLG: 0.394	0-0 HR			0-0 F8		4-0 BB		0-3 K		3	1	1	1	1	1	1				
Tommy Smith, L OBP: 0.276, SLG: 0.552	0-0 F7		0-0 F7	0-3 K2-3		0-0 4-3		0-0 FC4-6 1-2		4	0	0	0	0	1	2				
Dave Duncan, R OBP: 0.295, SLG: 0.392	0-0 F8			4-0 BB			0-3 K	0-3 K		3	0	0	0	1	2	1				
Frank Duffy, R OBP: 0.306, SLG: 0.378			0-0 4-3		0-0 F2		0-0 1B 1B			3	0	1	0	0	0	1				
<b>Inning Stats</b>	R: 0 E: 0 K: 0 S: 3	H: 0 LOB: 0 BB: 0 P: 3	R: 2 E: 0 K: 0 S: 5	H: 2 LOB: 0 BB: 0 P: 5	R: 1 E: 0 K: 0 S: 5	H: 3 LOB: 1 BB: 0 P: 5	R: 0 E: 0 K: 1 S: 5	H: 0 LOB: 0 BB: 0 P: 5	R: 0 E: 0 K: 1 S: 5	H: 0 LOB: 1 BB: 1 P: 9	R: 1 E: 0 K: 1 S: 6	H: 2 LOB: 1 BB: 1 P: 10	R: 0 E: 0 K: 3 S: 11	H: 2 LOB: 2 BB: 0 P: 11	R: 0 E: 0 K: 2 S: 8	H: 1 LOB: 1 BB: 1 P: 12	1B: 6 2B: 1 3B: 0 HR: 4	SF: 0 SAC: 0 DP: 2 HBP: 0	WP: 0 PB: 0 SB: 0 CS: 1	PA: 35
<b>PITCHER</b> Pat Dobson, R ERA: 4.62	IP: 6.1 WLS: L BF: 28 H: 9 R: 4 ER: 4 SO: 4 BB: 2 IBB: 0 HBP: 0 BLK: 0 WP: 0 HR: 3 S: 34 P: 42 ERA: 5.68 WHIP: 1.737															<b>PITCHER</b> Sam McDowell, L ERA: 4.16	IP: 7.1 WLS: 7 BF: 31 H: 1 R: 1 ER: 1 SO: 4 BB: 1 IBB: 0 HBP: 0 BLK: 0 WP: 0 HR: 1 S: 14 P: 18 ERA: 5.40 WHIP: 1.200			







Batter	1	2	3	4	5	6	7	8	9	AB	R	H	RBI	BB	SO	LOB	TOP			
Roy White, S OBP: 0.328, SLG: 0.376 (1, 7)										5	1	2	0	0	0	2	<b>New York Yankees @ Cleveland Indians</b> Cleveland Municipal Stadium, Cleveland, OH Sun Sep 23 1973, 3:38 AM EDT Att. 6,173 - Unknown - 73 F			
Mike Hegan, L OBP: 0.272, SLG: 0.378 (1, 3)										5	0	1	0	0	2	3				
Thurman Munson, R OBP: 0.370, SLG: 0.499 (1, 2)										2	1	1	1	1	0	2				
Bobby Murcer, L OBP: 0.356, SLG: 0.464 (1, 8)										4	0	1	1	0	0	2				
Ron Blomberg, L OBP: 0.397, SLG: 0.505 (1, 10)										2	0	0	0	2	0	0				
Graig Nettles, L OBP: 0.332, SLG: 0.389 (1, 5)										3	0	1	0	1	0	4				
Otto Velez, R OBP: 0.338, SLG: 0.309 (1, 9)										3	0	0	0	1	2	4				
Hal Lanier, R OBP: 0.241, SLG: 0.237 (1, 4)										4	0	1	0	0	0	2				
Fred Stanley, R OBP: 0.286, SLG: 0.314 (1, 6)										4	0	2	0	0	1	2				
<b>Inning Stats</b>	R: 0 E: 0 K: 0 S: 4	H: 2 LOB: 1 BB: 0 P: 4	R: 0 E: 0 K: 2 S: 8	H: 1 LOB: 2 BB: 1 P: 12	R: 1 E: 0 K: 0 S: 4	H: 1 LOB: 0 BB: 0 P: 4	R: 0 E: 0 K: 0 S: 3	H: 1 LOB: 1 BB: 1 P: 7	R: 0 E: 0 K: 1 S: 5	H: 0 LOB: 2 BB: 1 P: 5	R: 0 E: 0 K: 0 S: 4	H: 1 LOB: 1 BB: 0 P: 6	R: 1 E: 0 K: 0 S: 5	H: 1 LOB: 2 BB: 2 P: 13	R: 0 E: 1 K: 0 S: 4	H: 1 LOB: 1 BB: 0 P: 4		1B: 6 2B: 3 3B: 0 HR: 0	SF: 1 SAC: 0 DP: 3 HBP: 0	WP: 1 PB: 0 SB: 0 CS: 0
<b>PITCHER</b> Milt Wilcox, R ERA: 5.5 (1, 1)	IP: 9.0 WLS: L BF: 38	H: 9 R: 2 ER: 2 SO: 5	BB: 3 IBB: 2 HBP: 0 BLK: 0	WP: 1 HR: 0 S: 43 P: 63	ERA: 2.00 WHIP: 1.333	<b>PITCHER</b>														


AB	32
R	2
H	9
RBI	2
BB	5
SO	5
LOB	21




Batter	1	2	3	4	5	6	7	8	9	AB	R	H	RBI	BB	SO	LOB	BOTTOM					
Walt Williams, R OBP: 0.314, SLG: 0.390 (1, 7)										5	0	1	0	0	2	3	<b>New York Yankees @ Cleveland Indians</b> Cleveland Municipal Stadium, Cleveland, OH Sun Sep 23 1973, 3:38 AM EDT Att. 6,173 - Unknown - 73 F					
Oscar Gamble, L OBP: 0.331, SLG: 0.470 (1, 10)										5	1	1	0	0	0	3						
Chris Chambliss, L OBP: 0.345, SLG: 0.394 (1, 3)										3	0	1	0	1	0	1						
John Ellis, R OBP: 0.335, SLG: 0.394 (8, PR) Tommy Smith, L OBP: 0.303, SLG: 0.531 Dave Duncan, R OBP: 0.303, SLG: 0.399 (9, 2)										4	0	1	0	0	2	2						
Charlie Spikes, R OBP: 0.308, SLG: 0.417 (1, 9)											3	0	1	1	0	1		0				
John Lowenstein, L OBP: 0.338, SLG: 0.413 (1, 4)										3	0	1	0	1	0	1						
Buddy Bell, R OBP: 0.327, SLG: 0.391 (1, 5)										4	0	1	0	0	0	4						
Rusty Torres, S OBP: 0.316, SLG: 0.298 (1, 8)										4	0	1	0	0	1	3						
Frank Duffy, R OBP: 0.302, SLG: 0.375 (1, 6)										4	0	1	0	0	0	3						
<b>Inning Stats</b>	R: 0 E: 0 K: 1 S: 5	H: 0 LOB: 1 BB: 1 P: 9	R: 0 E: 1 K: 1 S: 6	H: 0 LOB: 2 BB: 1 P: 10	R: 0 E: 0 K: 1 S: 5	H: 0 LOB: 0 BB: 0 P: 5	R: 0 E: 0 K: 1 S: 5	H: 0 LOB: 0 BB: 0 P: 5	R: 0 E: 0 K: 1 S: 7	H: 2 LOB: 2 BB: 0 P: 7	R: 0 E: 0 K: 1 S: 6	H: 2 LOB: 1 BB: 0 P: 6	R: 0 E: 0 K: 0 S: 4	H: 1 LOB: 1 BB: 0 P: 4	R: 1 E: 0 K: 0 S: 6	H: 3 LOB: 2 BB: 0 P: 6		R: 0 E: 0 K: 0 S: 4	H: 1 LOB: 1 BB: 0 P: 4	1B: 8 2B: 1 3B: 0 HR: 0	SF: 1 SAC: 0 DP: 0 HBP: 0	WP: 0 PB: 0 SB: 0 CS: 1
<b>PITCHER</b> Doc Medich, R ERA: 3.07 Lindy McDaniel, R ERA: 2.67 (8, 1)	IP: 7.2 WLS: W BF: 33	H: 8 R: 1 ER: 1 SO: 6	BB: 2 IBB: 0 HBP: 0 BLK: 0	WP: 0 HR: 0 S: 43 P: 51	ERA: 1.17 WHIP: 1.304	<b>PITCHER</b>																





Batter	1	2	3	4	5	6	7	8	9	10	11	12	13	AB R H RBI BB SO LOB	TOP								
Horace Clarke, S OBP: 0.316, SLG: 0.309 (1.4)	F8		FC6-4		P6		FC4		5-3 1B SF7	G3-6-1			1B	6 1 1 0 1 0 5	<p><b>New York Yankees @ Milwaukee Brewers</b> Milwaukee County Stadium, Milwaukee, WI Tue Sep 25 1973, 8:05 PM EDT Att. 4,292 - Unknown</p> <p>livebaseballscorescards.com</p> <p>AB 52 R 2 H 15 RBI 2 BB 6 SO 10 LOB 28</p> 								
Roy White, S OBP: 0.326, SLG: 0.375 (1.7)	K		F2			K	F9		SF7 5-3 1B		4-3		1B 1B	7 0 2 0 0 2 3									
Thurman Munson, R OBP: 0.365, SLG: 0.492 (1.2)	P4			K		1-3		5-3	5-3		6-3		K	7 0 0 0 0 2 4									
Bobby Murcer, L OBP: 0.359, SLG: 0.463 (1.8)		F7		F8		1B 1B		F9	SF7 1B				1B 1B	5 0 2 0 2 0 0									
Ron Blomberg, L OBP: 0.369 Celerino Sanchez, R OBP: 0.242, SLG: 0.322 (8. PR) (8. 6)		1-3				1B 1B		1B 2B	SF7		F7		F9	4 0 3 0 0 0 0 2 1 0 1 0 0 4									
Graig Nettles, L OBP: 0.334, SLG: 0.389 (1.5)				K		K		1B 2B	SF7 1B					5 0 2 0 1 2 3									
Otto Velez, R OBP: 0.324, SLG: 0.311 (1.9)		L7			K		F8		L1				K	6 0 1 1 0 2 4									
Mike Hegan, L OBP: 0.264, SLG: 0.389 (1.3)			P4										4-3	5 0 3 0 1 0 0									
Fred Stanley, R Duke Snider, R Hal Lanier, R Jim Ray Hart, R Fritz Peterson, S Lindy McDaniel, R (1. 6)					F9			FC4 2B	G3				K	2 0 1 0 0 0 1 0 0 0 0 0 1 0 0 0 0 0 0 0 0 0 0 1 0 0 0 0 0 3 0 0 0 0 0 0 0 0 2 0 0 0 0 0 2 1									
Inning Stats	R: 0 E: 0 K: 1 S: 5	H: 0 LOB: 0 BB: 0 P: 5	R: 0 E: 0 K: 0 S: 4	H: 1 LOB: 1 BB: 0 P: 4	R: 0 E: 0 K: 2 S: 8	H: 1 LOB: 1 BB: 0 P: 8	R: 0 E: 0 K: 1 S: 6	H: 1 LOB: 1 BB: 0 P: 6	R: 0 E: 0 K: 0 S: 9	H: 2 LOB: 2 BB: 0 P: 9	R: 1 E: 0 K: 0 S: 4	H: 3 LOB: 3 BB: 0 P: 10	R: 1 E: 0 K: 0 S: 5	H: 1 LOB: 1 BB: 0 P: 5		R: 0 E: 0 K: 1 S: 5	H: 0 LOB: 0 BB: 0 P: 5	R: 0 E: 0 K: 2 S: 9	H: 2 LOB: 3 BB: 1 P: 13	1B: 13 2B: 2 3B: 0 HR: 0	SF: 1 SAC: 0 DP: 1 HBP: 0	W/P: 0 PB: 0 SB: 0 CS: 0	PA: 59
PITCHER	IP WLS BF H R ER SO BB IBB HBP BLK WP HR S P ERA WHIP																						
Bill Champion, R Ed Sprague, R Eduardo Rodriguez, R	(1. 1) (8. 1) (10. 1)	7.0 2.0 4.0	WLS 29 15	BF 7 5 15	H 7 2 3	R 2 0	ER 0 2 0	SO 6 1 4	BB 1 3 0	IBB 0 0 1	HBP 0 0 0	BLK 0 0 0	WP 0 0 0	HR 0 0 0		S 44 11 22	P 27 34 26	ERA 0.00 9.00 0.00	WHIP 1.143 3.000 0.750				


Batter	1	2	3	4	5	6	7	8	9	10	11	12	13	AB R H RBI BB SO LOB	BOTTOM												
John Briggs, L OBP: 0.362, SLG: 0.430 (1.7)	E4		G6-4-3 1B		F7			F9		K			FC6 1B	6 0 1 0 0 1 2	<p><b>New York Yankees @ Milwaukee Brewers</b> Milwaukee County Stadium, Milwaukee, WI Tue Sep 25 1973, 8:05 PM EDT Att. 4,292 - Unknown</p> <p>livebaseballscorescards.com</p> <p>AB 45 R 3 H 12 RBI 3 BB 1 SO 3 LOB 14</p> 												
Pedro Garcia, R OBP: 0.356, SLG: 0.408 (1.4)	1B		G6-4-3 1B		F9			P4			F7		1B	6 0 2 1 0 0 2													
Dave May, L OBP: 0.350, SLG: 0.479 (1.8)	G6-4-3 1B			1B E	4-3			F9			4-3			5 1 2 0 0 0 0													
George Scott, R OBP: 0.368, SLG: 0.470 (1.3)	G6-4-3			1B E FC6-4		5-3			1-6 2B		6-3			5 1 2 0 0 0 2													
Don Money, R OBP: 0.347, SLG: 0.404 (1.5)		F9		FC6-4 1B		6-3			1-6 2B				5-3	5 0 1 1 0 0 1													
Bobby Mitchell, R OBP: 0.254, SLG: 0.380 Joe Lefkowitz, L OBP: 0.309, SLG: 0.316 (8. PH)		F9		F9		K			G3				F9	3 0 0 0 0 1 2 2 0 0 0 0 0 0													
Charlie Moore, R OBP: 0.217, SLG: 0.182 (1.2)	F9			FC6-4 1B			B2			G3			5-3	4 0 0 0 1 0 0													
Wilbur Howard, S OBP: 0.286, SLG: 0.211 (1.9)			F9	FC6-4 1B						K2-3			FC6 SH2-4 1B	5 1 2 1 0 1 2													
Bob Helser, R OBP: 0.213, SLG: 0.198 Darrell Porter, R OBP: 0.366, SLG: 0.464 Gorman Thomas, R OBP: 0.267, SLG: 0.299 Tim Johnson, L OBP: 0.257, SLG: 0.244 (11. 6)				FC4-6 1B			G1-6-3 1B						SH2-4	3 0 1 0 0 0 3 1 0 1 0 0 0 0 0 0 0 0 0 0 0 0 0 0 0 0 0 0													
Inning Stats	R: 0 E: 1 K: 0 S: 4	H: 2 LOB: 1 BB: 0 P: 4	R: 0 E: 0 K: 0 S: 3	H: 0 LOB: 0 BB: 0 P: 3	R: 0 E: 0 K: 0 S: 4	H: 2 LOB: 1 BB: 0 P: 4	R: 2 E: 1 K: 0 S: 6	H: 3 LOB: 2 BB: 1 P: 10	R: 0 E: 0 K: 0 S: 3	H: 0 LOB: 0 BB: 0 P: 3	R: 0 E: 0 K: 0 S: 5	H: 0 LOB: 0 BB: 0 P: 5	R: 0 E: 0 K: 0 S: 3	H: 1 LOB: 1 BB: 0 P: 3		R: 0 E: 0 K: 2 S: 8	H: 1 LOB: 1 BB: 0 P: 8	R: 0 E: 0 K: 0 S: 3	H: 0 LOB: 0 BB: 0 P: 3	R: 0 E: 0 K: 0 S: 3	H: 0 LOB: 0 BB: 0 P: 3	R: 1 E: 0 K: 0 S: 4	H: 2 LOB: 2 BB: 0 P: 4	1B: 11 2B: 2 3B: 0 HR: 0	SF: 0 SAC: 1 DP: 4 HBP: 0	W/P: 0 PB: 0 SB: 0 CS: 0	PA: 47
PITCHER	IP WLS BF H R ER SO BB IBB HBP BLK WP HR S P ERA WHIP																										
Fritz Peterson, L Fritz Peterson, L Lindy McDaniel, R	(1. 1) (8. 1) (9. 1)	8.0 8.0 4.1	WLS 31 16	BF 31 16	H 9 3	R 2 1	ER 2 2 1	SO 1 2 2	BB 0 1 0	IBB 1 0 0	HBP 0 0 0	BLK 0 0 0	WP 0 0 0	HR 0 0 0		S 32 32 20	P 36 36 20	ERA 2.25 2.25 2.08	WHIP 1.125 1.125 0.692								



Batter	1	2	3	4	5	6	7	8	9	AB	R	H	RBI	BB	SO	LOB	TOP			
<b>Horace Clarke, S</b> (1, 4) OBP: 0.317, SLG: 0.309	F7		E9		4-3			6-3		4	0	1	0	0	0	1				
<b>Roy White, S</b> (1, 7) OBP: 0.329, SLG: 0.377	WP S BB		SF9		5-3			1-3		3	1	1	1	1	0	0				
<b>Thurman Munson, R</b> (1, 2) OBP: 0.363, SLG: 0.489	F8		SF9		1-3			L5		3	0	0	1	0	0	1				
<b>Bobby Murcer, L</b> (1, 8) OBP: 0.358, SLG: 0.461	2-3 BB		6-3		F7			K		3	0	0	0	1	1	0				
<b>Duke Sims, L</b> (1, 10) OBP: 0.326, SLG: 0.376	K				4-3					3	0	1	0	0	1	2				
<b>Graig Nettles, L</b> (1, 5) OBP: 0.332, SLG: 0.387		3-1			F8			G1-6-3		3	0	0	0	0	0	1				
<b>Otto Velez, R</b> (1, 9) OBP: 0.312, SLG: 0.297		6-3			F7			5-3		3	0	0	0	0	0	0				
<b>Mike Hegan, L</b> (1, 3) OBP: 0.280, SLG: 0.383		F8			K			4-3		3	0	0	0	0	1	0				
<b>Fred Stanley, R</b> (1, 6) OBP: 0.311, SLG: 0.315			E 2B BB					L5		1	1	0	0	2	0	0				
<b>Inning Stats</b>	R: 0 E: 0 K: 1 S: 5	H: 0 LOB: 2 BB: 2 P: 13	R: 0 E: 0 K: 0 S: 3	H: 0 LOB: 0 BB: 0 P: 3	R: 2 E: 1 K: 0 S: 4	H: 2 LOB: 0 BB: 1 P: 8	R: 0 E: 0 K: 0 S: 3	H: 0 LOB: 0 BB: 0 P: 3	R: 0 E: 0 K: 1 S: 4	H: 1 LOB: 0 BB: 0 P: 3	R: 0 E: 0 K: 0 S: 3	H: 0 LOB: 0 BB: 0 P: 3	R: 0 E: 0 K: 1 S: 5	H: 0 LOB: 0 BB: 0 P: 5	R: 0 E: 0 K: 1 S: 5	H: 0 LOB: 0 BB: 0 P: 5	1B: 2 2B: 1 3B: 0 HR: 0	SF: 1 SAC: 0 DP: 1 HBP: 0	WP: 1 PB: 0 CS: 1	PA: 31
<b>PITCHER</b> <b>Jim Colborn, R</b> (1, 1) ERA: 3.2	IP: 9.0 WLS: W BF: 31 H: 3 R: 2 ER: 2 SO: 3 BB: 4 IBB: 0 HBP: 0 BLK: 0 WP: 1 HR: 0 S: 33 P: 49 ERA: 2.00 WHIP: 0.778															<b>PITCHER</b>				

**New York Yankees @ Milwaukee Brewers**  
Milwaukee County Stadium, Milwaukee, WI  
Wed Sep 26 1973, 8:05 PM EDT  
Att. 4,804 - Unknown - 75 F


AB 26  
R 2  
H 3  
RBI 2  
BB 4  
SO 3  
LOB 5



Batter	1	2	3	4	5	6	7	8	9	AB	R	H	RBI	BB	SO	LOB	BOTTOM			
<b>Wilbur Howard, S</b> (1, 9) OBP: 0.292, SLG: 0.227	1-3			K2-3			SH1-4			3	0	1	0	0	1	2				
<b>Pedro Garcia, R</b> (1, 4) OBP: 0.303, SLG: 0.405	4-3		5-3		K		F7			4	0	0	0	0	1	2				
<b>Dave May, L</b> (1, 8) OBP: 0.351, SLG: 0.477				K	F9		WP 1B IBB			2	1	0	0	2	1	0				
<b>George Scott, R</b> (1, 3) OBP: 0.367, SLG: 0.468	K		F9		6-3		BB 1B			4	0	1	2	0	1	1				
<b>Don Money, R</b> (1, 5) OBP: 0.349, SLG: 0.404		K		1B 2B BB			SH1 1B			2	1	1	0	2	1	0				
<b>Darrell Porter, L</b> (1, 2) OBP: 0.396, SLG: 0.463		4-3		2B WP 1B			SH1 K			3	1	1	0	0	1	2				
<b>Bob Coluccio, R</b> (1, 7) OBP: 0.313, SLG: 0.416		F7		1-3 E 2B			5-3			4	1	1	1	0	0	1				
<b>Bobby Mitchell, R</b> (1, 10) OBP: 0.248, SLG: 0.371										3	0	0	0	0	1	1				
<b>Joe Lathoud, L</b> (8, PH) OBP: 0.309, SLG: 0.318			K		E6		F8			1	0	0	0	0	0	0				
<b>Bob Heise, R</b> (1, 6) OBP: 0.224, SLG: 0.202			5-3		WP BB		WP SH1-4 1B 1B			3	1	1	0	1	0	0				
<b>Inning Stats</b>	R: 0 E: 0 K: 1 S: 5	H: 0 LOB: 1 BB: 1 P: 9	R: 0 E: 0 K: 1 S: 5	H: 0 LOB: 0 BB: 0 P: 5	R: 0 E: 0 K: 1 S: 6	H: 1 LOB: 1 BB: 0 P: 6	R: 3 E: 1 K: 2 S: 10	H: 2 LOB: 2 BB: 2 P: 18	R: 0 E: 0 K: 1 S: 5	H: 0 LOB: 0 BB: 0 P: 5	R: 0 E: 0 K: 0 S: 4	H: 1 LOB: 1 BB: 0 P: 4	R: 2 E: 0 K: 1 S: 7	H: 2 LOB: 2 BB: 2 P: 15	R: 0 E: 0 K: 0 S: 3	H: 0 LOB: 0 BB: 0 P: 3	1B: 5 2B: 1 3B: 0 HR: 0	SF: 0 SAC: 2 DP: 0 HBP: 0	WP: 3 PB: 0 CS: 0	PA: 36
<b>PITCHER</b> <b>Sam McDowell, L</b> (1, 1) ERA: 4.11	IP: 6.0 WLS: L BF: 26 H: 4 R: 3 ER: 4 SO: 3 BB: 3 IBB: 0 HBP: 0 BLK: 0 WP: 2 HR: 0 S: 35 P: 47 ERA: 3.00 WHIP: 1.167															<b>PITCHER</b>				
<b>Fred Beene, R</b> (7, 1) ERA: 1.05	IP: 2.0 WLS: L BF: 10 H: 2 R: 2 ER: 2 SO: 1 BB: 1 IBB: 0 HBP: 0 BLK: 0 WP: 1 HR: 0 S: 10 P: 18 ERA: 9.00 WHIP: 1.500															<b>PITCHER</b>				

**New York Yankees @ Milwaukee Brewers**  
Milwaukee County Stadium, Milwaukee, WI  
Wed Sep 26 1973, 8:05 PM EDT  
Att. 4,804 - Unknown - 75 F

AB 29  
R 5  
H 6  
RBI 3  
BB 5  
SO 7  
LOB 9





Batter	1	2	3	4	5	6	7	8	9	AB	R	H	RBI	BB	SO	LOB	TOP			
Roy White, S (1, 7) OBP: 0.328, SLG: 0.376										4	0	1	0	0	1	1	<b>New York Yankees @ Milwaukee Brewers</b> Milwaukee County Stadium, Milwaukee, WI Thu Sep 27 1973, 8:05 PM EDT Att: 5,130 - Unknown <a href="http://livebaseballscorecards.com">livebaseballscorecards.com</a>			
Mike Hegan, L (1, 3) OBP: 0.291, SLG: 0.382										3	0	1	0	0	0	1				
Thurman Munson, R (1, 2) OBP: 0.362, SLG: 0.487										4	0	1	0	0	1	3				
Bobby Murcer, L (1, 8) OBP: 0.356, SLG: 0.458										4	0	0	0	0	0	3				
Duke Sims, L (1, 10) OBP: 0.325, SLG: 0.375										4	1	1	0	0	0	2				
Graig Nettles, L (1, 5) OBP: 0.333, SLG: 0.390										4	0	2	1	0	0	0				
Otto Velez, R (1, 9) OBP: 0.309, SLG: 0.309										4	0	1	0	0	2	2				
Hal Lanier, R (1, 4) OBP: 0.229, SLG: 0.225										4	0	0	0	0	2	3				
Fred Stanley, R (1, 6) OBP: 0.313, SLG: 0.316										3	1	1	0	0	1	1				
<b>Inning Stats</b>	R: 0 E: 0 K: 0 S: 3	H: 1 LOB: 0 BB: 0 P: 3	R: 1 E: 0 K: 2 S: 9	H: 2 LOB: 1 BB: 0 P: 9	R: 1 E: 1 K: 1 S: 7	H: 1 LOB: 1 BB: 0 P: 7	R: 0 E: 0 K: 1 S: 6	H: 1 LOB: 0 BB: 0 P: 6	R: 0 E: 0 K: 1 S: 5	H: 0 LOB: 0 BB: 0 P: 5	R: 0 E: 0 K: 1 S: 6	H: 1 LOB: 1 BB: 0 P: 6	R: 0 E: 0 K: 0 S: 5	H: 2 LOB: 2 BB: 0 P: 5	R: 0 E: 0 K: 1 S: 5	H: 0 LOB: 0 BB: 0 P: 5		1B: 6 2B: 2 3B: 0 HR: 0	SF: 0 SAC: 1 DP: 1 HBP: 0	WP: 1 PB: 0 SB: 0 CS: 0
<b>PITCHER</b> Jim Slaton, R (1, 1) ERA: 3.71	IP: 9.0 WLS: L BF: 35	H: 8 R: 2 ER: 1 SO: 7	BB: 0 IBB: 0 HBP: 0 BLK: 0	WP: 1 HR: 0 S: 49 P: 49	ERA: 1.00 WHIP: 0.889	<b>PITCHER</b>										IP: 9.0 WLS: W BF: 35	H: 9 R: 0 ER: 0 SO: 4	BB: 0 IBB: 0 HBP: 0 BLK: 0	WP: 0 HR: 0 S: 43 P: 43	ERA: 0.00 WHIP: 1.000

Batter	1	2	3	4	5	6	7	8	9	AB	R	H	RBI	BB	SO	LOB	BOTTOM					
Pedro Garcia, R (1, 4) OBP: 0.301, SLG: 0.402										4	0	0	0	0	1	3	<b>New York Yankees @ Milwaukee Brewers</b> Milwaukee County Stadium, Milwaukee, WI Thu Sep 27 1973, 8:05 PM EDT Att: 5,130 - Unknown <a href="http://livebaseballscorecards.com">livebaseballscorecards.com</a>					
Don Money, R (1, 5) OBP: 0.346, SLG: 0.403										4	0	1	0	0	0	3						
George Scott, R (1, 3) OBP: 0.366, SLG: 0.467										4	0	1	0	0	0	1						
Dave May, L (1, 8) OBP: 0.351, SLG: 0.476										4	0	1	0	0	0	2						
John Briggs, L (1, 7) OBP: 0.361, SLG: 0.429										4	0	1	0	0	2	1						
Darrell Porter, L (1, 2) OBP: 0.398, SLG: 0.463 Gorman Thomas, R (8, FR) OBP: 0.267, SLG: 0.299										4	0	2	0	0	0	1						
Joe Lahoud, L (1, 10) OBP: 0.307, SLG: 0.317										4	0	1	0	0	0	2						
Wilbur Howard, S (1, 9) OBP: 0.286, SLG: 0.231										4	0	1	0	0	1	4						
Tim Johnson, L (1, 6) OBP: 0.257, SLG: 0.245										3	0	1	0	0	0	0						
<b>Inning Stats</b>	R: 0 E: 0 K: 0 S: 4	H: 1 LOB: 1 BB: 0 P: 4	R: 0 E: 0 K: 0 S: 3	H: 0 LOB: 0 BB: 0 P: 3	R: 0 E: 0 K: 1 S: 5	H: 0 LOB: 0 BB: 0 P: 5	R: 0 E: 0 K: 0 S: 3	H: 1 LOB: 0 BB: 0 P: 3	R: 0 E: 0 K: 1 S: 6	H: 1 LOB: 1 BB: 0 P: 6	R: 0 E: 0 K: 0 S: 3	H: 0 LOB: 0 BB: 0 P: 3	R: 0 E: 0 K: 1 S: 5	H: 0 LOB: 0 BB: 0 P: 5	R: 0 E: 0 K: 0 S: 6	H: 3 LOB: 3 BB: 0 P: 6		R: 0 E: 0 K: 1 S: 8	H: 3 LOB: 3 BB: 0 P: 8	1B: 9 2B: 0 3B: 0 HR: 0	SF: 0 SAC: 0 DP: 0 HBP: 0	WP: 0 PB: 0 SB: 0 CS: 1
<b>PITCHER</b> Pat Dobson, R (1, 1) ERA: 4.41	IP: 9.0 WLS: W BF: 35	H: 9 R: 0 ER: 0 SO: 4	BB: 0 IBB: 0 HBP: 0 BLK: 0	WP: 0 HR: 0 S: 43 P: 43	ERA: 0.00 WHIP: 1.000	<b>PITCHER</b>										IP: 9.0 WLS: W BF: 35	H: 9 R: 0 ER: 0 SO: 4	BB: 0 IBB: 0 HBP: 0 BLK: 0	WP: 0 HR: 0 S: 43 P: 43	ERA: 0.00 WHIP: 1.000		



Batter	1	2	3	4	5	6	7	8	9	AB	R	H	RBI	BB	SO	LOB	TOP	
<b>John Knox, L</b> OBP: 0.321, SLG: 0.240 (1, 4)	G3	F8						L6		4	0	1	0	0	0	2	<b>Detroit Tigers @ New York Yankees</b> Yankee Stadium, Bronx, NY Fri Sep 28 1973, 7:05 PM EDT Alt. 9, 313 - Unknown - 69 F	
<b>Mickey Stanley, R</b> OBP: 0.297, SLG: 0.384 (1, 8)			6-3				F7	3-1		4	0	1	0	0	0	1		
<b>Jim Northrup, L</b> OBP: 0.366, SLG: 0.467 (1, 9)	F7		6-3							3	0	1	0	1	0	1		
<b>Willie Horton, R</b> OBP: 0.362, SLG: 0.501 (1, 7)	5-3		F3				FC6-4 1B			4	0	0	0	0	0	3		
<b>Gates Brown, L</b> OBP: 0.331, SLG: 0.370 (1, 10)		FC6-4 BB E 1B		6-3			G4-6-3 1-2f	F8		4	1	1	0	0	0	2		
<b>Norm Cash, L</b> OBP: 0.358, SLG: 0.472 (1, 3)				L4						2	0	0	0	2	0	0		
<b>Joe Staton, L</b> OBP: 0.222, SLG: 0.222 (9, PR)		FC6-4 BB 1-2					G3			0	0	0	0	0	0	0		
<b>Bill Freehan, R</b> OBP: 0.323, SLG: 0.313 (9, PH)		FC6-4 E 1-2f 2-3		5-3			F9	F8		3	0	0	0	0	0	2		
<b>Aurelio Rodriguez, R</b> OBP: 0.267, SLG: 0.332 (1, 5)		P4								3	0	0	0	0	0	2		
<b>Ed Brinkman, R</b> OBP: 0.284, SLG: 0.324 (1, 6)		E4						F9		3	0	0	0	0	0	1		
<b>Inning Stats</b>	R: 0 E: 0 K: 1 S: 4	H: 1 LOB: 1 BB: 0 P: 4	R: 1 E: 1 K: 0 S: 5	H: 1 LOB: 2 BB: 1 P: 9	R: 0 E: 0 K: 0 S: 3	H: 0 LOB: 0 BB: 0 P: 3	R: 0 E: 0 K: 0 S: 3	H: 0 LOB: 0 BB: 0 P: 3	R: 0 E: 0 K: 0 S: 3	H: 0 LOB: 0 BB: 0 P: 3	R: 0 E: 0 K: 0 S: 3	H: 0 LOB: 0 BB: 0 P: 11	R: 0 E: 0 K: 0 S: 3	H: 0 LOB: 2 BB: 2 P: 11	1B: 3 2B: 1 3B: 0 HR: 0	SF: 0 SAC: 0 DP: 1 HBP: 0	WP: 0 PB: 0 SB: 0 CS: 0	PA: 34
<b>PITCHER</b> <b>Mel Stottlemyre, R</b> ERA: 3.07 (1, 1)	IP: 9.0 WLS: W BF: 34 H: 4 R: 1 ER: 0 SO: 0 BB: 3 IBB: 0 HBP: 0 BLK: 0 WP: 0 HR: 0 S: 31 P: 43 ERA: 0.00 WHIP: 0.778																	

Batter	1	2	3	4	5	6	7	8	9	AB	R	H	RBI	BB	SO	LOB	BOTTOM	
<b>Horace Clarke, S</b> OBP: 0.317, SLG: 0.308 (1, 4)	K		5-3					K		4	0	1	1	0	2	0	<b>Detroit Tigers @ New York Yankees</b> Yankee Stadium, Bronx, NY Fri Sep 28 1973, 7:05 PM EDT Alt. 9, 313 - Unknown - 69 F	
<b>Mike Hegan, L</b> OBP: 0.285, SLG: 0.385 (1, 3)				K			K			4	1	2	0	0	2	2		
<b>Roy White, S</b> OBP: 0.329, SLG: 0.376 (1, 7)										3	1	1	0	0	0	1		
<b>Bobby Murcer, L</b> OBP: 0.357, SLG: 0.465 (1, 8)		F7								4	1	2	3	0	0	1		
<b>Celerino Sanchez, R</b> OBP: 0.227, SLG: 0.302 (1, 5)		5-3								4	0	0	0	0	1	2		
<b>Graig Nettles, L</b> OBP: 0.334, SLG: 0.388 (1, 10)										2	0	0	0	2	1	1		
<b>Otto Velez, R</b> OBP: 0.321, SLG: 0.314 (1, 9)										2	1	1	0	1	0	1		
<b>Rick Dempsey, R</b> OBP: 0.250, SLG: 0.182 (1, 2)										3	0	0	0	0	1	3		
<b>Fred Stanley, R</b> OBP: 0.299, SLG: 0.300 (1, 6)										3	0	0	0	0	2	2		
<b>Inning Stats</b>	R: 0 E: 0 K: 1 S: 5	H: 0 LOB: 0 BB: 1 P: 7	R: 0 E: 0 K: 2 S: 7	H: 0 LOB: 0 BB: 0 P: 7	R: 0 E: 0 K: 1 S: 5	H: 0 LOB: 0 BB: 0 P: 6	R: 0 E: 0 K: 1 S: 5	H: 1 LOB: 0 BB: 0 P: 5	R: 3 E: 0 K: 1 S: 8	H: 3 LOB: 0 BB: 0 P: 8	R: 1 E: 0 K: 2 S: 8	H: 1 LOB: 2 BB: 2 P: 16	R: 0 E: 0 K: 1 S: 6	H: 1 LOB: 1 BB: 0 P: 6	1B: 5 2B: 1 3B: 0 HR: 1	SF: 0 SAC: 0 DP: 2 HBP: 1		WP: 0 PB: 0 SB: 0 CS: 0
<b>PITCHER</b> <b>Woodie Fryman, L</b> ERA: 5.36 <b>John Hiller, L</b> ERA: 1.4 (7, 1)	IP: 6.0 WLS: L BF: 24 H: 5 R: 4 ER: 4 SO: 6 BB: 2 IBB: 1 HBP: 0 BLK: 0 WP: 0 HR: 1 S: 33 P: 42 ERA: 6.00 WHIP: 1.167																	

AB	31
R	1
H	4
RBI	0
BB	3
SO	0
LOB	16



AB	29
R	4
H	7
RBI	4
BB	3
SO	9
LOB	13



1B:	5	SF:	0
2B:	1	SAC:	0
3B:	0	DP:	2
HR:	1	HBP:	1



Batter	1	2	3	4	5	6	7	8	9	AB	R	H	RBI	BB	SO	LOB	TOP					
John Knox, L OBP: 0.313, SLG: 0.276 (1, 4)										4	0	1	0	0	0	3	<p><b>Detroit Tigers @ New York Yankees</b>            Yankee Stadium, Bronx, NY            Sat Sep 29 1973, 3:33 AM EDT            Att. 9,502 - Unknown - 76 F</p>					
Ron Cash, R OBP: 0.476, SLG: 0.514 (1, 7)										2	0	1	0	2	0	2						
Joe Staton, L OBP: 0.231, SLG: 0.231 (1, 3)										4	0	1	0	0	1	4						
Gates Brown, L OBP: 0.328, SLG: 0.366 (1, 10)										4	0	0	0	0	0	4						
Dick Sharon, R OBP: 0.285, SLG: 0.417 (1, 8)										4	0	1	0	0	0	2						
Marvin Lane, R (1, 9)										3	0	0	0	1	1	2						
Bob Didier, S OBP: 0.350, SLG: 0.529 (1, 2)										4	0	0	0	0	0	1						
Aurelio Rodriguez, R OBP: 0.267, SLG: 0.331 Norm Cash, L OBP: 0.357, SLG: 0.471 (9, PH)										2	0	0	0	1	0	0						
Tom Verzyer, R OBP: 0.353, SLG: 0.400 Ed Brinkman, R OBP: 0.284, SLG: 0.324 (7, 6)										2	0	1	0	1	1	0						
										0	0	0	0	0	0	0						
<b>Inning Stats</b>	R: 0 E: 0 K: 1 S: 5	H: 1 LOB: 1 BB: 1 P: 9	R: 0 E: 0 K: 1 S: 5	H: 0 LOB: 0 BB: 0 P: 5	R: 0 E: 0 K: 0 S: 4	H: 1 LOB: 2 BB: 1 P: 8	R: 0 E: 0 K: 0 S: 3	H: 1 LOB: 1 BB: 1 P: 7	R: 0 E: 0 K: 1 S: 5	H: 0 LOB: 0 BB: 0 P: 5	R: 0 E: 0 K: 0 S: 3	H: 2 LOB: 2 BB: 0 P: 5	R: 0 E: 0 K: 0 S: 3	H: 0 LOB: 0 BB: 0 P: 11	R: 0 E: 0 K: 1 S: 5	H: 0 LOB: 0 BB: 0 P: 3	R: 0 E: 0 K: 1 S: 5	H: 0 LOB: 0 BB: 0 P: 5	1B: 3 2B: 1 3B: 1 HR: 0	SF: 0 SAC: 0 DP: 1 HBP: 0	WP: 0 PB: 0 SB: 0 CS: 0	PA: 35
<b>PITCHER</b> Doc Medich, R ERA: 2.95 (1, 1)	IP: 9.0 WLS: W BF: 35 H: 5 R: 0 ER: 0 SO: 4 BB: 5 IBB: 0 HBP: 0 BLK: 0 WP: 0 HR: 0 S: 38 P: 58 ERA: 0.00 WHIP: 1.111															<b>PITCHER</b>						

Batter	1	2	3	4	5	6	7	8	9	AB	R	H	RBI	BB	SO	LOB	BOTTOM
Roy White, S OBP: 0.330, SLG: 0.375 (1, 7)										3	0	1	0	1	0	1	<p><b>Detroit Tigers @ New York Yankees</b>            Yankee Stadium, Bronx, NY            Sat Sep 29 1973, 3:33 AM EDT            Att. 9,502 - Unknown - 76 F</p>
Mike Hegan, L OBP: 0.283, SLG: 0.399 (1, 3)										3	2	1	2	1	1	3	
Graig Nettles, L OBP: 0.334, SLG: 0.387 (1, 5)										4	0	1	0	0	0	2	
Bobby Murcer, L OBP: 0.356, SLG: 0.463 (1, 8)										4	0	1	0	0	1	2	
Ron Blomberg, L OBP: 0.399, SLG: 0.505 (1, 10)										4	0	1	1	0	1	2	
Otto Velez, R OBP: 0.507, SLG: 0.297 (1, 9)										4	0	0	0	0	1	4	
Jerry Moses, R OBP: 0.270, SLG: 0.288 (1, 2)										4	0	2	0	0	0	1	
Hal Lanier, R OBP: 0.233, SLG: 0.229 (1, 4)										3	1	1	0	0	0	0	
Fred Stanley, R OBP: 0.300, SLG: 0.302 (1, 6)										3	0	1	0	0	1	2	
										1B: 7 2B: 2 3B: 0 HR: 1	SF: 0 SAC: 0 DP: 1 HBP: 0	WP: 0 PB: 0 SB: 0 CS: 1	PA: 34				
<b>Inning Stats</b>	R: 1 E: 0 K: 1 S: 7	H: 2 LOB: 2 BB: 1 P: 11	R: 0 E: 0 K: 0 S: 4	H: 2 LOB: 1 BB: 0 P: 4	R: 1 E: 1 K: 0 S: 5	H: 1 LOB: 1 BB: 0 P: 5	R: 0 E: 0 K: 1 S: 5	H: 0 LOB: 0 BB: 0 P: 5	R: 0 E: 0 K: 1 S: 5	H: 1 LOB: 0 BB: 0 P: 5	R: 0 E: 0 K: 1 S: 5	H: 0 LOB: 0 BB: 0 P: 5	R: 0 E: 0 K: 0 S: 5	H: 2 LOB: 2 BB: 1 P: 9	R: 0 E: 0 K: 1 S: 6	H: 1 LOB: 1 BB: 0 P: 6	
<b>PITCHER</b> Lerin LaGrow, R ERA: 4.33 Gary Ignasiak, L ERA: 3.86 (7, 1)	IP: 6.1 WLS: L BF: 28 H: 8 R: 3 ER: 3 SO: 4 BB: 1 IBB: 1 HBP: 0 BLK: 0 WP: 0 HR: 1 S: 34 P: 42 ERA: 4.26 WHIP: 1.421															<b>PITCHER</b>	



Batter	1	2	3	4	5	6	7	8	9	AB	R	H	RBI	BB	SO	LOB	TOP																					
Tom Verzyer, R (1, 6) OBP: 0.364, SLG: 0.400 Ed Brinkman, R (8, 6) OBP: 0.284, SLG: 0.324	P4		5-3		5-3		CS			5	1	2	1	0	0	1																						
Aurelio Rodriguez, R (1, 5) OBP: 0.296, SLG: 0.330 Ike Brown, R (5, 5) OBP: 0.407, SLG: 0.382	6-3		4-3				6-3			2	0	0	0	0	0	1																						
Al Kaline, R (1, 9) OBP: 0.320, SLG: 0.394 Ron Cash, R (4, 7) OBP: 0.467, SLG: 0.487 Mickey Stanley, R (8, 8) OBP: 0.297, SLG: 0.384	L9				1B		K			2	0	1	0	0	0	0																						
Frank Howard, R (1, 10) OBP: 0.327, SLG: 0.463					L6		5-3		P4	5	0	1	0	0	1	4																						
Dick Sharon, R (1, 8) OBP: 0.280, SLG: 0.410 Jim Northrup, L (8, PH) OBP: 0.366, SLG: 0.465	K				K		6-3		4-3	3	0	0	0	0	2	2																						
Bob Didier, S (1, 2) OBP: 0.290, SLG: 0.500	FC6-5				1B		FC5-4		FC3-6	5	1	2	1	0	0	3																						
Joe Staton, L (1, 3) OBP: 0.235, SLG: 0.235	K				F2		FC5-4		BB	4	2	1	1	0	1	4																						
Marvin Lane, R (1, 7) OBP: 0.400, SLG: 0.625					SH1-4		F8		1B	3	2	2	2	1	0	0																						
John Knox, L (1, 4) OBP: 0.343, SLG: 0.313					SH1-4		K		1B	3	0	2	2	0	1	0																						
<b>Inning Stats</b>	R: 0 E: 0 K: 0 S: 3	H: 0 LOB: 0 BB: 0 P: 3	R: 0 E: 0 K: 2 S: 8	H: 1 LOB: 1 BB: 0 P: 8	R: 0 E: 0 K: 0 S: 4	H: 1 LOB: 1 BB: 0 P: 4	R: 0 E: 0 K: 1 S: 7	H: 2 LOB: 2 BB: 0 P: 7	R: 0 E: 0 K: 1 S: 5	H: 0 LOB: 0 BB: 0 P: 5	R: 0 E: 0 K: 1 S: 5	H: 0 LOB: 0 BB: 0 P: 5	R: 2 E: 0 K: 0 S: 5	H: 3 LOB: 2 BB: 0 P: 5	R: 6 E: 0 K: 1 S: 11	H: 6 LOB: 3 BB: 3 P: 23	R: 0 E: 0 K: 1 S: 5	H: 0 LOB: 0 BB: 0 P: 5	1B: 12 2B: 0 3B: 0 HR: 1	SF: 0 SAC: 1 DP: 0 HBP: 0	WP: 1 PB: 0 SB: 0 CS: 1	PA: 43																
<b>PITCHER</b>	IP	WLS	BF	H	R	ER	SO	BB	IBB	HBP	BLK	WP	HR	S	P	ERA	WHIP	<b>PITCHER</b>				IP	WLS	BF	H	R	ER	SO	BB	IBB	HBP	BLK	WP	HR	S	P	ERA	WHIP
Fritz Peterson, L (1, 1) ERA: 3.95	7.0		29	9	4	4	5	0	0	0	0	1	1	39	39	5.14	1.286																					
Lindy McDaniel, R (8, 1) ERA: 2.95	0.2	L	8	3	4	4	0	3	0	0	0	0	0	5	17	54.00	9.000																					
Wayne Granger, R (8, 1) ERA: 3.63	1.1		5	1	0	0	2	0	0	0	0	0	0	9	9	0.00	0.750																					

**Detroit Tigers @ New York Yankees**  
 Yankee Stadium, Bronx, NY  
 Sun Sep 30 1973, 3:33 AM EDT  
 Att: 32,238 - Unknown - 70 F

AB	38
R	8
H	13
RBI	8
BB	3
SO	7
LOB	18



Batter	1	2	3	4	5	6	7	8	9	AB	R	H	RBI	BB	SO	LOB	BOTTOM																					
Roy White, S (1, 7) OBP: 0.329, SLG: 0.374	F7		4-3		3-1		P4		F9	5	0	1	0	0	0	3																						
Mike Hegan, L (1, 3) OBP: 0.284, SLG: 0.391	K		SH3-4				P5		F8	4	0	0	0	0	2	3																						
Graig Nettles, L (1, 5) OBP: 0.334, SLG: 0.395 Celerino Sanchez, R (7, 5) OBP: 0.239, SLG: 0.313	K		4-3				E		1B	2	0	0	0	1	1	1																						
Bobby Murcer, L (1, 8) OBP: 0.357, SLG: 0.464 Ron Swoboda, R (3, 8) OBP: 0.191, SLG: 0.166			2-3				K		F9	1	1	1	0	0	0	0																						
Ron Blomberg, L (1, 10) OBP: 0.395, SLG: 0.498	F7				P3		F9		K	4	0	0	0	0	1	2																						
Duke Sims, L (1, 2) OBP: 0.331, SLG: 0.387	2B				F9		HR		1B	2	2	1	1	2	0	0																						
Otto Velez, R (1, 9) OBP: 0.326, SLG: 0.325	1-3				K		SH		1B	3	1	2	1	1	1	0																						
Hal Lanier, R (1, 4) OBP: 0.244, SLG: 0.244	G3						1B		2-1	3	1	1	1	1	0	2																						
Fred Stanley, R (1, 6) OBP: 0.288, SLG: 0.288	K				5-3		SH		1-3	3	0	0	0	0	1	2																						
<b>Inning Stats</b>	R: 0 E: 0 K: 2 S: 7	H: 2 LOB: 2 BB: 1 P: 11	R: 0 E: 0 K: 0 S: 4	H: 1 LOB: 1 BB: 0 P: 4	R: 0 E: 0 K: 1 S: 5	H: 0 LOB: 0 BB: 0 P: 5	R: 0 E: 0 K: 1 S: 3	H: 0 LOB: 0 BB: 0 P: 3	R: 0 E: 1 K: 1 S: 5	H: 0 LOB: 1 BB: 1 P: 9	R: 3 E: 0 K: 1 S: 7	H: 2 LOB: 2 BB: 2 P: 15	R: 1 E: 0 K: 1 S: 6	H: 2 LOB: 2 BB: 1 P: 10	R: 0 E: 0 K: 0 S: 3	H: 0 LOB: 0 BB: 0 P: 3	1B: 4 2B: 2 3B: 0 HR: 1	SF: 0 SAC: 2 DP: 0 HBP: 0	WP: 0 PB: 0 SB: 0 CS: 0	PA: 38																		
<b>PITCHER</b>	IP	WLS	BF	H	R	ER	SO	BB	IBB	HBP	BLK	WP	HR	S	P	ERA	WHIP	<b>PITCHER</b>				IP	WLS	BF	H	R	ER	SO	BB	IBB	HBP	BLK	WP	HR	S	P	ERA	WHIP
Fred Holdsworth, R (1, 1) ERA: 6.75	6.0		26	4	4	4	5	4	0	0	0	0	0	32	48	6.00	1.333																					
John Hiller, L (7, 1) ERA: 1.44	3.0	W	13	3	1	1	2	1	0	0	0	0	0	15	19	3.00	1.333																					

**Detroit Tigers @ New York Yankees**  
 Yankee Stadium, Bronx, NY  
 Sun Sep 30 1973, 3:33 AM EDT  
 Att: 32,238 - Unknown - 70 F

AB	31
R	5
H	7
RBI	5
BB	5
SO	7
LOB	15

