

New York Yankees - 1974

Batter	1	2	3	4	5	6	7	8	9	AB R H RBI BB SO LOB	TOP
John Lowenstein, L (1, 7) OBP: 0.250, SLG: 0.250	0-0 4-3 1B		0-3 K		0-0 4-3			0-0 L6		4 0 1 0 0 1 1	
Oscar Gamble, L (1, 10) OBP: 0.250, SLG: 0.250	0-0 4-3 1-2 1B		0-0 1-3 2-3			0-0 1B 1B		0-0 F8		4 0 1 0 0 0 2	
George Hendrick, R (1, 8) OBP: 0.250, SLG: 0.250	0-0 5-3		0-0 5-3			0-0 P4		0-3 K		4 0 0 0 0 1 3	
John Ellis, R (1, 2) OBP: 0.500, SLG: 0.333	0-3 K			4-0 FC5-4 BB		0-0 1B 1B		0-0 6-3		3 0 1 0 1 1 1	
Charlie Spikes, R (1, 9) OBP: 0.500, SLG: 1.000		0-0 1-3 1B		0-0 F5		0-0 G5-4-3 1-2f		0-0 6-3 3B		4 1 2 0 0 0 3	
Chris Chambliss, L (1, 3) OBP: 0.250, SLG: 0.250		0-0 1-3 1-2		0-0 F7			0-0 1B	0-0 6-3		0 0 0 0 0 0 0	
Buddy Bell, R (1, 5) OBP: 0.250, SLG: 0.250		0-0 5-3		0-0 FC5-4 1-2f			0-0 F6	0-0 4-3 3-H		4 0 0 0 0 0 3	
Frank Duffy, R (1, 6) OBP: 0.250, SLG: 0.250		0-3 K			0-0 F7		0-0 F7			3 0 0 0 0 1 2	
Remy Hermoso, R (1, 4) OBP: 0.333, SLG: 0.667			0-0 E 2B		0-0 6-3		0-0 F7			3 0 1 0 0 0 1	
Inning Stats	R: 0 H: 1 E: 0 LOB: 1 K: 1 BB: 0 S: 6 P: 6	R: 0 H: 1 E: 0 LOB: 1 K: 1 BB: 0 S: 6 P: 6	R: 0 H: 1 E: 1 LOB: 1 K: 1 BB: 0 S: 6 P: 6	R: 0 H: 0 E: 0 LOB: 1 K: 0 BB: 1 S: 3 P: 7	R: 0 H: 0 E: 0 LOB: 0 K: 0 BB: 0 S: 3 P: 3	R: 0 H: 2 E: 0 LOB: 1 K: 0 BB: 0 S: 4 P: 4	R: 0 H: 1 E: 0 LOB: 1 K: 0 BB: 0 S: 4 P: 4	R: 0 H: 0 E: 0 LOB: 0 K: 1 BB: 0 S: 5 P: 5	R: 1 H: 1 E: 0 LOB: 0 K: 0 BB: 0 S: 4 P: 4	1B: 5 SF: 0 2B: 1 SAC: 0 3B: 1 DP: 1 HR: 0 HBP: 0	WP: 0 PA: 34 PB: 0 SB: 0 CS: 0
PITCHER Mel Stottlemyre, R (1, 1) ERA: 1.0	IP WLS BF H R ER SO BB IBB HBP BLK WP HR S P ERA WHIP										
	9.0 W 34 7 1 1 4 1 0 0 0 0 0 0 41 45 1.00 0.889										

Cleveland Indians @ New York Yankees
 Shea Stadium, Flushing, NY
 Sat Apr 06 1974, 3:33 AM EDT
 Att. 20,744 - Overcast - 43 F

livebaseballscorecards.com

AB 29
 R 1
 H 6
 RBI 0
 BB 1
 SO 4
 LOB 16



Batter	1	2	3	4	5	6	7	8	9
Roy White, S OBP: 0.250, SLG: 0.250 (1, 7)	0-0 L4		0-3 K		0-0 SH1-3		0-0 1B SH1-4 1B	0-0 F8	
Mike Hegan, L OBP: 0.500, SLG: 0.667 (1, 3)	4-0 FC5-4 BB		0-0 F2		0-0 F6		0-0 SH1-4	0-0 S 2B	
Thurman Munson, R OBP: 0.400, SLG: 0.400 (1, 2)	0-0 FC5-4 S			0-0 FC5-4 1B		0-0 F9	0-0 1B 1B	0-3 K	
Bobby Murcer, L OBP: 0.600, SLG: 0.500 (1, 8)	0-0 F9			0-0 F5		0-0 1B S SF9 1B	0-0 BB 1B 1B	4-0 S IBB	
Ron Blomberg, L Elliott Maddox, R (7, PH) OBP: 0.500, SLG: 0.500 (8, 9)		0-0 F8		0-0 FC5-4 HR		0-0 F7	0-0 BB BB 1B	0-0 4-3	
Graig Nettles, L OBP: 0.750, SLG: 2.000 (1, 5)		0-0 3-1		0-0 HR		4-0 SF9 1B BB	4-0 BB BB		
Bill Sudakis, S OBP: 0.500, SLG: 0.333 (1, 10)		0-0 E3		4-0 BB		0-0 1B	0-3 K		
Gene Michael, S (1, 4)		0-3 K		0-3 K		0-0 SF9	4-0 BB		
Jim Mason, L (1, 6)			0-0 P6		4-0 SH1-3 BB	0-3 K	0-3 K		

Inning Stats	R: 0	H: 0	E: 0	K: 0	S: 3	R: 0	H: 0	E: 1	K: 1	S: 6	R: 0	H: 0	E: 0	K: 1	S: 5	R: 2	H: 2	E: 0	K: 1	S: 7	R: 0	H: 0	E: 0	K: 0	S: 3	R: 1	H: 2	E: 0	K: 1	S: 7	R: 3	H: 4	E: 0	K: 2	S: 11	R: 0	H: 1	E: 0	K: 1	S: 6
	LOB: 1	BB: 1	P: 7	LOB: 1	BB: 0	P: 6	LOB: 0	BB: 0	P: 5	LOB: 1	BB: 1	P: 11	LOB: 2	BB: 1	P: 11	LOB: 3	BB: 2	P: 19	LOB: 2	BB: 1	P: 10	LOB: 0	BB: 0	P: 6	LOB: 0	BB: 0	P: 5	LOB: 1	BB: 1	P: 7	LOB: 3	BB: 2	P: 19	LOB: 2	BB: 1	P: 10	LOB: 0	BB: 0	P: 6	

AB	R	H	RBI	BB	SO	LOB
4	1	1	0	0	1	0
3	0	1	0	1	0	1
5	1	2	0	0	1	3
4	2	2	1	1	0	2
3	1	0	0	0	0	2
2	0	1	1	0	0	2
2	1	1	2	2	0	0
3	0	1	0	1	1	3
2	0	0	2	1	2	2
3	0	0	0	1	2	5

BOTTOM

Cleveland Indians @ New York Yankees
 Shea Stadium, Flushing, NY
 Sat Apr 06 1974, 3:33 AM EDT
 Att. 20,744 - Overcast - 43 F

AB	31
R	6
H	9
RBI	6
BB	7
SO	7
LOB	20



PITCHER	IP	WLS	BF	H	R	ER	SO	BB	IBB	HBP	BLK	WP	HR	S	P	ERA	WHIP
Gaylord Perry, R (1, 1) ERA: 7.11	6.1	L	30	6	5	5	4	4	0	0	0	0	1	34	50	7.11	1.579
Tom Hilgendorf, L (7, 1) ERA: 13.5	0.2		6	2	1	1	2	2	0	0	0	0	0	8	16	13.50	6.000
Cecil Upshaw, R (8, 1) ERA:	1.0		5	1	0	0	1	0	1	0	0	0	0	6	10	0.00	1.000

WP	PA	41
PB	0	
SB	4	
CS	0	

Batter	1	2	3	4	5	6	7	8	9	AB R H RBI BB SO LOB	TOP	
John Lowenstein, L (1, 7) OBP: 0.250, SLG: 0.143	4-0 1B BB		0-0 1-3		0-0 F8		0-0 G3			3 1 0 0 1 0 1		
Oscar Gamble, L (1, 10) OBP: 0.375, SLG: 0.375	0-0 1B FC5-2		0-3 K2-3		0-0 1B		0-0 4-3			4 0 2 0 0 1 1		
George Hendrick, R (1, 8) OBP: 0.125, SLG: 0.125	0-0 FC5-2 1B		0-0 5-3		0-0 F7			0-0 F9		4 0 1 1 0 0 1		
John Ellis, R (1, 2) OBP: 0.375, SLG: 0.286	0-0 FC5-2 1-2 3-H			0-0 E 1B 1B	0-0 F2			0-3 K		4 0 1 0 0 1 3		
Charlie Spikes, R (1, 9) OBP: 0.250, SLG: 0.500	0-3 K			0-3 K		0-0 F9		0-0 F9		4 0 0 0 0 2 3		
Chris Chambliss, L (1, 3) OBP: 0.250, SLG: 0.250	0-0 G3			0-0 1-2 1B	0-0 F8			0-0 F8		0 0 0 0 0 0 0		
Buddy Bell, R (1, 5)		0-0 F3		0-0 P5	0-0 5-3			0-0 5-3		4 0 0 0 0 0 2		
Frank Duffy, R (1, 6)		0-3 K		0-0 E5 FC6-4 1-2 2-3	0-0 6-3			0-0 5-3		4 0 0 0 0 1 2		
Remy Hermoso, R (1, 4) OBP: 0.200, SLG: 0.400 Jack Brohamer, L (7, PH) (7, 4)		0-0 5-3		0-0 FC6-4 1-2f	4-0 G3 BB					2 0 0 0 0 0 3 0 0 0 0 1 0 0		
Inning Stats	R: 1 H: 2 E: 0 LOB: 2 K: 1 BB: 1 S: 7 P: 11	R: 0 H: 0 E: 0 LOB: 0 K: 1 BB: 0 S: 5 P: 5	R: 0 H: 0 E: 0 LOB: 0 K: 1 BB: 0 S: 5 P: 5	R: 0 H: 2 E: 1 LOB: 3 K: 1 BB: 0 S: 8 P: 8	R: 0 H: 1 E: 0 LOB: 1 K: 0 BB: 0 S: 4 P: 4	R: 0 H: 0 E: 0 LOB: 0 K: 0 BB: 0 S: 3 P: 3	R: 0 H: 0 E: 0 LOB: 1 K: 0 BB: 1 S: 3 P: 7	R: 0 H: 0 E: 0 LOB: 0 K: 1 BB: 0 S: 5 P: 5	R: 0 H: 0 E: 0 LOB: 0 K: 0 BB: 0 S: 3 P: 3	1B: 5 SF: 0 2B: 0 SAC: 0 3B: 0 DP: 0 HR: 0 HBP: 0	WP: 0 PA: 35 PB: 0 SB: 0 CS: 0	
PITCHER Pat Dobson, R (1, 1) ERA: 1.0	IP WLS BF H R ER SO BB IBB HBP BLK WP HR S P ERA WHIP	9.0 W 35 5 1 1 5 2 0 0 0 0 0 0 43 51 1.00 0.778										

Cleveland Indians @ New York Yankees
 Shea Stadium, Flushing, NY
 Sun Apr 07 1974, 3:33 AM EDT
 Att. 12,509 - Sunny - 56 F

livebaseballscorecards.com

AB 29
 R 1
 H 4
 RBI 1
 BB 2
 SO 5
 LOB 16



Batter	1	2	3	4	5	6	7	8	9
Roy White, S OBP: 0.444, SLG: 0.625 (1, 7)	0-0 4-3 3B	0-0 F9			4-0 1B SH1-3 4-3 BB		0-3 K	0-0 1-3 1B	
Mike Hegan, L OBP: 0.250, SLG: 0.286 (1, 3)	0-0 4-3		0-0 6-3		0-0 SH1-3		0-0 F8	0-0 4-3	
Thurman Munson, R OBP: 0.444, SLG: 0.778 (1, 2)	0-0 3-H HR		0-0 P4		0-0 4-3 1B		0-0 F7		
Bobby Murcer, L OBP: 0.444, SLG: 0.286 (1, 8)	0-0 1-3		4-0 1B S BB		0-0 4-3		0-0 F8		
Ron Blomberg, L OBP: 0.429, SLG: 0.333 (1, 9)	0-0 4-3		0-0 1B S BB		0-0 3-H BB		0-0 2B BB 1B		
Elliott Maddox, R OBP: 0.500, SLG: 0.500 (9, 9)			1-H 1B		4-0 BB		4-0 2B BB 1B		
Graig Nettles, L OBP: 0.625, SLG: 1.000 (1, 5)		4-0 1B BB	0-0 F9		0-0 4-3		4-0 2B BB 1B		
Bill Sudakis, S OBP: 0.500, SLG: 0.571 (1, 10)		0-0 1-2 1B			0-0 F9		0-0 F8	0-0 1-3 2-H 1B 2B	
Horace Clarke, S (8, PR)									
Gene Michael, S (1, 4)		0-0 L7			0-0 F8		4-0 G4-6-3 BB	0-0 P3	
Jim Mason, L (1, 6)		0-3 K			0-0 F2		0-0 G4-6-3	0-0 1B 2-H 3-H 1B	

Inning Stats	R: 2	H: 2	E: 0	K: 0	S: 5	LOB: 0	BB: 0	P: 5	R: 0	H: 1	E: 0	K: 1	S: 6	LOB: 2	BB: 1	P: 10	R: 1	H: 1	E: 0	K: 0	S: 4	LOB: 1	BB: 1	P: 8	R: 0	H: 0	E: 0	K: 0	S: 3	LOB: 0	BB: 0	P: 3	R: 1	H: 1	E: 0	K: 0	S: 4	LOB: 2	BB: 2	P: 12	R: 0	H: 0	E: 0	K: 0	S: 2	LOB: 0	BB: 1	P: 6	R: 0	H: 0	E: 0	K: 1	S: 5	LOB: 0	BB: 0	P: 5	R: 3	H: 4	E: 0	K: 0	S: 7	LOB: 3	BB: 1	P: 11
--------------	------	------	------	------	------	--------	-------	------	------	------	------	------	------	--------	-------	-------	------	------	------	------	------	--------	-------	------	------	------	------	------	------	--------	-------	------	------	------	------	------	------	--------	-------	-------	------	------	------	------	------	--------	-------	------	------	------	------	------	------	--------	-------	------	------	------	------	------	------	--------	-------	-------

PITCHER	IP	WLS	BF	H	R	ER	SO	BB	IBB	HBP	BLK	WP	HR	S	P	ERA	WHIP
Dick Tidrow, R ERA: 7.71 (1, 1)	4.2	L	23	5	4	4	1	4	0	0	0	0	1	21	37	7.71	1.929
Tom Timmermann, R ERA: 10.13 (5, 1)	2.2		11	2	3	3	1	2	0	0	0	0	0	11	19	10.12	1.500
Ken Sanders, R ERA: (8, 1)	0.2		4	2	0	0	0	0	0	0	0	0	0	4	4	0.00	3.000

BOTTOM

Cleveland Indians @ New York Yankees
Shea Stadium, Flushing, NY

Sun Apr 07 1974, 3:33 AM EDT
Att. 12,509 - Sunny - 56 F

AB	R	H	RBI	BB	SO	LOB
4	2	2	0	1	1	2
4	0	0	1	0	0	3
4	1	2	1	0	0	0
3	1	0	1	1	0	1
3	1	2	1	1	0	0
0	0	0	0	0	0	0
2	1	0	0	2	0	3
4	0	2	1	0	0	0
0	1	0	0	0	0	0
3	0	0	0	1	0	4
4	0	1	2	0	1	3

AB	31
R	7
H	9
RBI	7
BB	6
SO	2
LOB	16

WP: 0 PA: 38
PB: 0
SB: 2
CS: 0

1B: 6 SF: 0
2B: 1 SAC: 1
3B: 1 DP: 1
HR: 1 HBP: 0



PITCHER	IP	WLS	BF	H	R	ER	SO	BB	IBB	HBP	BLK	WP	HR	S	P	ERA	WHIP
---------	----	-----	----	---	---	----	----	----	-----	-----	-----	----	----	---	---	-----	------

Batter	1	2	3	4	5	6	7	8	9	AB R H RBI BB SO LOB	TOP											
John Lowenstein, L (1, 7) OBP: 0.385, SLG: 0.273	0-0 F6		0-0 E WP 1-2 1B		0-0 4-3		0-0 1B		4-0 BB 1-2 BB BB BB	4 0 2 0 1 0 0												
Oscar Gamble, L (1, 10) OBP: 0.308, SLG: 0.538	0-0 4-3		0-0 E6 1-3 2-H		0-0 HR		0-0 4-3		0-0 P4	5 1 1 2 0 0 4												
George Hendrick, R (1, 8) OBP: 0.154, SLG: 0.154	0-0 1B		0-3 K		0-0 F3			0-0 L8	0-0 F7	5 0 1 0 0 1 4												
John Ellis, R (1, 2) OBP: 0.333, SLG: 0.364	0-0 4-3		0-3 K		0-0 F8			0-0 1B 2B		4 1 1 0 0 1 3												
Chris Chambliss, L (1, 3) OBP: 0.333, SLG: 0.333		0-0 1B	0-0 F9		0-0 F8			0-0 2-H 1B		0 0 0 0 0 0 0												
Charlie Spikes, R (1, 9) OBP: 0.250, SLG: 0.417		0-0 P6		0-0 1B 1B		0-0 6-3		0-0 4-3		4 0 1 0 0 0 2												
Buddy Bell, R (1, 5) OBP: 0.083, SLG: 0.083		0-0 L9		0-0 1-2 B3-4 1B		0-0 4-3		0-0 6-3		4 0 1 0 0 0 2												
Frank Duffy, R (1, 6) Jack Brohamer, L (9, PH) OBP: 1.000, SLG: 1.000		0-0 P6		0-0 1-2f B3-4		0-0 5-3		0-0 BB 1B		3 0 0 0 0 0 3 1 0 1 0 0 0 0												
Remy Hermoso, R (1, 4) Leron Lee, L (9, PH)			0-0 WP E 1B 1B		0-3 K		0-0 4-3		0-3 K	3 1 1 0 0 1 1 1 0 0 0 0 1 1												
Inning Stats	R: 0 E: 0 K: 0 S: 4	H: 1 LOB: 1 BB: 0 P: 4	R: 0 E: 0 K: 0 S: 4	H: 1 LOB: 1 BB: 0 P: 4	R: 1 E: 1 K: 2 S: 10	H: 2 LOB: 2 BB: 0 P: 10	R: 0 E: 0 K: 1 S: 6	H: 2 LOB: 1 BB: 0 P: 6	R: 1 E: 0 K: 0 S: 4	H: 1 LOB: 0 BB: 0 P: 4	R: 0 E: 0 K: 0 S: 3	H: 0 LOB: 0 BB: 0 P: 3	R: 0 E: 0 K: 0 S: 4	H: 1 LOB: 1 BB: 0 P: 4	R: 1 E: 0 K: 0 S: 5	H: 2 LOB: 1 BB: 0 P: 5	R: 0 E: 0 K: 1 S: 6	H: 1 LOB: 2 BB: 1 P: 10	1B: 9 2B: 2 3B: 0 HR: 1	SF: 0 SAC: 0 DP: 1 HBP: 0	WP: 1 PB: 0 SB: 0 CS: 0	PA: 39
PITCHER	IP WLS BF H R ER SO BB IBB HBP BLK WP HR S P ERA WHIP												PITCHER	IP WLS BF H R ER SO BB IBB HBP BLK WP HR S P ERA WHIP								
Doc Medich, R (1, 1) ERA: 3.38	8.0 W 35 11 3 3 3 0 0 0 0 1 1 41 41 3.38 1.375																					
Tom Buskey, R (9, 1) ERA:	1.0 S 4 0 0 0 1 1 0 0 0 0 0 0 5 9 0.00 1.000																					

Cleveland Indians @ New York Yankees
 Shea Stadium, Flushing, NY
 Mon Apr 08 1974, 3:33 AM EDT
 Att. 8,151 - Overcast - 49 F

livebaseballscorecards.com

AB	34
R	3
H	9
RBI	2
BB	1
SO	4
LOB	20



Batter	1	2	3	4	5	6	7	8	9	AB	R	H	RBI	BB	SO	LOB
Roy White, S OBP: 0.571, SLG: 0.556 (1, 7)	4-0 CS BB		4-0 BB BB		4-0 1B SF9 BB	4-0 1B IBB	0-0 F7			1	1	0	0	4	0	2
Mike Hegan, L OBP: 0.385, SLG: 0.417 (1, 3)	0-0 F8 1-2		0-0 F7		0-0 1B 1B	0-0 1B 1B		0-0 SH1-3 1B		5	0	3	1	0	0	2
Thurman Munson, R OBP: 0.385, SLG: 0.636 (1, 2)	4-0 BB BB		0-0 F7		0-0 SF9	0-0 L7		0-0 SH1-3		2	0	0	1	1	0	3
Bobby Murcer, L OBP: 0.571, SLG: 0.333 (1, 8)	4-0 1-2 BB		4-0 1-2 BB		0-0 1B 1B		0-0 F9	4-0 IBB		2	0	1	0	3	0	0
Ron Blomberg, L OBP: 0.455, SLG: 0.400 (1, 9)	0-3 K		0-0 G3		0-0 1B		0-0 FC5-4 1B	0-0 F9		4	1	2	0	0	1	4
Elliott Maddox, R OBP: 0.333, SLG: 0.333 (8, 9)					1-3 2-H 1B			0-0 F9		1	0	0	0	0	0	2
Graig Nettles, L OBP: 0.538, SLG: 1.000 (1, 5)		0-0 HR		0-3 K	0-0 P6		0-0 FC5-4 1B	0-3 K		5	1	2	1	0	2	4
Bill Sudakis, S OBP: 0.417, SLG: 0.455 (1, 10)		0-3 K		0-0 SH1-3 1B		0-3 K	0-0 FC5-4 1B			4	1	1	1	0	2	1
Gene Michael, S OBP: 0.364, SLG: 0.375 (1, 4)		0-0 G3		0-0 SH1-3		0-0 1B 2B	0-0 1B 1B			3	1	2	0	0	0	0
Jim Mason, L OBP: 0.250, SLG: 0.182 (1, 6)		0-0 F9		0-0 F8		0-3 K	0-0 1B			4	0	1	1	0	1	2


Inning Stats	R: 0	H: 0	E: 0	K: 1	S: 4	L: 0	LOB: 2	BB: 3	P: 16	R: 1	H: 1	E: 0	K: 1	S: 6	L: 0	LOB: 0	BB: 0	P: 6	R: 0	H: 0	E: 0	K: 0	S: 3	R: 0	H: 1	E: 0	K: 1	S: 6	L: 0	LOB: 1	BB: 0	P: 6	R: 1	H: 3	E: 0	K: 0	S: 5	L: 2	LOB: 2	BB: 1	P: 9	R: 1	H: 2	E: 0	K: 2	S: 9	L: 0	LOB: 2	BB: 1	P: 13	R: 2	H: 4	E: 0	K: 0	S: 7	L: 0	LOB: 2	BB: 0	P: 7	R: 0	H: 1	E: 0	K: 1	S: 6	L: 0	LOB: 2	BB: 1	P: 10
--------------	------	------	------	------	------	------	--------	-------	-------	------	------	------	------	------	------	--------	-------	------	------	------	------	------	------	------	------	------	------	------	------	--------	-------	------	------	------	------	------	------	------	--------	-------	------	------	------	------	------	------	------	--------	-------	-------	------	------	------	------	------	------	--------	-------	------	------	------	------	------	------	------	--------	-------	-------

PITCHER	IP	WLS	BF	H	R	ER	SO	BB	IBB	HBP	BLK	WP	HR	S	P	ERA	WHIP
Bob Johnson, R ERA: 2.25 (1, 1)	4.0		19	2	2	1	3	6	0	0	0	0	0	19	43	2.25	2.000
Cecil Upshaw, R ERA: (5, 1)	0.1		3	2	0	0	0	0	0	0	0	0	0	3	3	0.00	6.000
Tom Hilgendorf, L ERA: 10.8 (5, 1)	2.2	L	15	7	3	3	2	0	1	0	0	0	0	18	22	10.12	2.625
Ken Sanders, R ERA: (8, 1)	1.0		5	1	0	0	1	0	1	0	0	0	0	6	10	0.00	1.000

BOTTOM

Cleveland Indians @ New York Yankees
 Shea Stadium, Flushing, NY
 Mon Apr 08 1974, 3:33 AM EDT
 Att. 8,151 - Overcast - 49 F

AB	31
R	5
H	12
RBI	5
BB	8
SO	6
LOB	20



WP	PA	ERA	WHIP
0	42		

Batter	1	2	3	4	5	6	7	8	9	AB R H RBI BB SO LOB	TOP	
Roy White, S (1, 10) OBP: 0.526, SLG: 0.538	4-0 E 1B BB		0-0 F8	0-0 L6			0-0 1B 2B		0-0 F9	4 2 1 0 1 0 3		
Elliott Maddox, R (1, 9) OBP: 0.286, SLG: 0.286	0-0 F9		0-0 5-3			0-0 6-3	0-0 CS 2-H 1B			4 0 1 1 0 0 1		
Bobby Murcer, L (1, 8) OBP: 0.556, SLG: 0.385	0-0 P6		0-0 WP 1B 1B			0-0 CS 1B	0-0 CS 1-2	0-0 F2		4 0 2 0 0 0 1		
Thurman Munson, R (1, 2) OBP: 0.412, SLG: 0.600	0-0 E7 1-3 1B 1B		0-0 WP 1B 1B			0-0 F8		0-3 K		4 1 2 0 0 1 1		
Lou Piniella, R (1, 7) OBP: 0.750, SLG: 0.667	0-0 2-H 3-H 1B		4-0 1-2 2-3 BB			0-0 CS 1-2	0-0 CS 1B	0-0 F9		3 0 2 2 1 0 0		
Bill Sudakis, S (1, 3) OBP: 0.375, SLG: 0.357	0-0 F2		0-3 K			0-0 F7			4-0 FC5-4 E BB	3 0 0 0 1 1 5 0 0 0 0 0 0 0		
Mike Hegan, L (9, PR) OBP: 0.385, SLG: 0.417												
Graig Nettles, L (1, 5) OBP: 0.412, SLG: 0.692		0-0 4-3		0-0 F9		0-0 F8		0-0 F8		4 0 0 0 0 0 2		
Gene Michael, S (1, 4) OBP: 0.333, SLG: 0.273		0-0 F8		4-0 BB		0-0 CS 1-2	0-0 F9		0-0 E1 FC5-4	3 0 0 0 1 0 1		
Jim Mason, L (1, 6) OBP: 0.188, SLG: 0.133		0-0 4-3		0-3 K		0-0 4-3		0-0 4-3	0-0 FC5-4 1-2f 2-3	4 0 0 0 0 1 3		
Inning Stats	R: 2 H: 2 E: 1 LOB: 1 K: 0 BB: 1 S: 5 P: 9	R: 0 H: 0 E: 0 LOB: 0 K: 0 BB: 0 S: 3 P: 3	R: 0 H: 2 E: 0 LOB: 3 K: 1 BB: 1 S: 7 P: 11	R: 0 H: 0 E: 0 LOB: 1 K: 1 BB: 1 S: 5 P: 9	R: 0 H: 1 E: 0 LOB: 0 K: 0 BB: 0 S: 3 P: 3	R: 0 H: 1 E: 0 LOB: 0 K: 0 BB: 0 S: 3 P: 3	R: 1 H: 2 E: 0 LOB: 0 K: 0 BB: 0 S: 4 P: 4	R: 0 H: 0 E: 0 LOB: 0 K: 1 BB: 0 S: 5 P: 5	R: 0 H: 0 E: 1 LOB: 2 K: 0 BB: 1 S: 4 P: 8	1B: 7 SF: 0 2B: 1 SAC: 0 3B: 0 DP: 0 HR: 0 HBP: 0	WP: 1 PA: 40 PB: 0 SB: 0 CS: 3	
PITCHER Mickey Lolich, L (1, 1) ERA: 1.59	IP WLS BF H R ER SO BB IBB HBP BLK WP HR S P ERA WHIP											
	9.0 L 37 8 3 2 3 4 0 0 0 1 0 39 55 2.00 1.333											

New York Yankees @ Detroit Tigers
Tiger Stadium, Detroit, MI
 Tue Apr 09 1974, 3:33 AM EDT
 Att. 44,047 - Sunny - 38 F

livebaseballscorecards.com

AB 33
R 3
H 8
RBI 3
BB 4
SO 3
LOB 17



BOTTOM

New York Yankees @ Detroit Tigers

Tiger Stadium, Detroit, MI

Tue Apr 09 1974, 3:33 AM EDT

Att. 44,047 - Sunny - 38 F

livebaseballscorecards.com

AB	35
R	0
H	8
RBI	0
BB	2
SO	3
LOB	20



WP:	0	PA:	39
PB:	0		
SB:	0		
CS:	0		

AB R H RBI BB SO LOB

3 0 0 0 1 0 3

5 0 0 0 0 0 7

5 0 0 0 0 0 4

4 0 0 0 0 0 0

3 0 1 0 1 0 0

3 0 1 0 0 1 1

4 0 0 0 0 1 5

4 0 2 0 0 1 0

4 0 4 0 0 0 0

1B:	7	SF:	0
2B:	1	SAC:	1
3B:	0	DP:	0
HR:	0	HBP:	1

Batter	1	2	3	4	5	6	7	8	9
Ed Brinkman, R OBP: 0.250, SLG: 0.143 (1, 6)	0-0 F9 1-2 2-3		0-0 SH1-4 1-2 2-3		0-0 F9		0-0 L7		4-0 BB
Aurelio Rodriguez, R OBP: 0.280, SLG: 0.143 (1, 5)	0-0 L8		0-0 F9		0-0 P4		0-0 FC6-4 1-2f		0-0 P4
Jim Northrup, L OBP: 0.167, SLG: 0.174 (1, 9)	0-0 4-3		0-0 P6			0-0 F7		0-0 F9	0-0 4-3
Al Kaline, R OBP: 0.318, SLG: 0.250 (1, 10)		0-0 L3		0-0 L7		0-0 L5-3		0-0 L9	
Willie Horton, R OBP: 0.238, SLG: 0.500 (1, 7)		0-0 E5		0-0 6-3		4-0 1B BB		0-0 1B HBP	
Norm Cash, L OBP: 0.375, SLG: 0.286 (1, 3)		0-0 P5		0-3 K		0-0 1B FC4-6		1-0 1B HBP	
Mickey Stanley, R OBP: 0.190, SLG: 0.350 (1, 8)		0-0 F9			0-0 4-3	0-0 1B FC4-6 1-2f		0-3 1B K	
Bill Freehan, R OBP: 0.588, SLG: 0.857 (1, 2)			0-0 1B SH1-4		0-0 1B		0-0 1B L7		0-3 1B K
Gary Sutherland, R OBP: 0.353, SLG: 0.412 (1, 4)			0-0 1B SH1-4		0-0 1B		0-0 1B FC6-4		0-0 2B

Inning Stats	R: 0	H: 0	E: 0	K: 0	S: 3	LOB: 0	BB: 0	P: 3	R: 0	H: 0	E: 1	K: 0	S: 4	LOB: 1	BB: 0	P: 4	R: 0	H: 2	E: 0	K: 0	S: 5	LOB: 2	BB: 0	P: 5	R: 0	H: 0	E: 0	K: 1	S: 5	LOB: 0	BB: 0	P: 5	R: 0	H: 2	E: 0	K: 0	S: 5	LOB: 2	BB: 0	P: 5	R: 0	H: 1	E: 0	K: 0	S: 4	LOB: 2	BB: 1	P: 8	R: 0	H: 1	E: 0	K: 0	S: 4	LOB: 1	BB: 0	P: 4	R: 0	H: 1	E: 0	K: 1	S: 6	LOB: 2	BB: 0	P: 7	R: 0	H: 1	E: 0	K: 1	S: 6	LOB: 2	BB: 1	P: 10	1B: 7	SF: 0	2B: 1	SAC: 1	3B: 0	DP: 0	HR: 0	HBP: 1	WP: 0	PA: 39
--------------	------	------	------	------	------	--------	-------	------	------	------	------	------	------	--------	-------	------	------	------	------	------	------	--------	-------	------	------	------	------	------	------	--------	-------	------	------	------	------	------	------	--------	-------	------	------	------	------	------	------	--------	-------	------	------	------	------	------	------	--------	-------	------	------	------	------	------	------	--------	-------	------	------	------	------	------	------	--------	-------	-------	-------	-------	-------	--------	-------	-------	-------	--------	-------	--------

PITCHER	IP	WLS	BF	H	R	ER	SO	BB	IBB	HBP	BLK	WP	HR	S	P	ERA	WHIP
Steve Kline, R ERA:	(1, 1)	7.2	W	33	7	0	0	1	1	0	0	0	0	33	38	0.00	1.043
Fred Beene, R ERA:	(8, 1)	1.0		5	1	0	2	1	0	0	0	0	0	8	12	0.00	2.000
Sparky Lyle, L ERA:	(9, 1)	0.1	S	1	0	0	0	0	0	0	0	0	0	1	1	0.00	0.000

Batter	1	2	3	4	5	6	7	8	9	AB R H RBI BB SO LOB	TOP
Roy White, S (1, 7) OBP: 0.565, SLG: 0.733	1-0 G3-6-3 HBP		0-0 1-3			1-0 HBP			0-0 HR	2 1 1 1 0 0 0	
Mike Hegan, L (1, 3) OBP: 0.294, SLG: 0.313	0-0 G3-6-3 1-2f			0-3 K		0-3 K			0-3 K	4 0 0 0 0 3 2	
Thurman Munson, R (1, 2) OBP: 0.333, SLG: 0.474	0-0 G3			0-0 F8			0-0 5-3		0-0 1-3	4 0 0 0 0 0 0	
Bobby Murcer, L (1, 8) OBP: 0.500, SLG: 0.313		0-0 4-1		0-0 1-3			4-0 BB		0-0 4-3	3 0 0 0 1 0 0	
Ron Blomberg, L (1, 9) OBP: 0.429, SLG: 0.333		4-0 BB			0-0 P5		0-0 F7			2 0 0 0 1 0 1	
Graig Nettles, L (1, 5) OBP: 0.350, SLG: 0.563		0-0 P4			0-0 4-3		0-0 1-3			3 0 0 0 0 0 2	
Bill Sudakis, S (1, 10) OBP: 0.316, SLG: 0.294		0-3 K			0-3 K			0-0 F8		3 0 0 0 0 2 1	
Gene Michael, S (1, 4) OBP: 0.333, SLG: 0.286 (8, 6)			0-0 G3			0-0 G3		0-0 G1-6-3 1B		3 0 1 0 0 0 0	
Jim Mason, L (1, 6) OBP: 0.167, SLG: 0.118 Horace Clarke, S (8, PH) (8, 4)			0-0 6-3			0-0 F7		0-0 G1-6-3 1-2f		2 0 0 0 0 0 0 1 0 0 0 0 0 1	
Inning Stats	R: 0 E: 0 K: 0 S: 2 H: 0 LOB: 0 BB: 0 P: 3	R: 0 E: 0 K: 1 S: 5 H: 0 LOB: 1 BB: 1 P: 9	R: 0 E: 0 K: 0 S: 3 H: 0 LOB: 0 BB: 0 P: 3	R: 0 E: 0 K: 1 S: 5 H: 0 LOB: 0 BB: 0 P: 5	R: 0 E: 0 K: 1 S: 5 H: 0 LOB: 0 BB: 0 P: 5	R: 0 E: 0 K: 1 S: 5 H: 0 LOB: 1 BB: 0 P: 6	R: 0 E: 0 K: 0 S: 3 H: 0 LOB: 1 BB: 1 P: 7	R: 0 E: 0 K: 0 S: 3 H: 1 LOB: 0 BB: 0 P: 3	R: 1 E: 0 K: 1 S: 6 H: 1 LOB: 0 BB: 0 P: 6	1B: 1 2B: 0 3B: 0 HR: 1 SF: 0 SAC: 0 DP: 2 HBP: 2	WP: 0 PB: 0 SB: 1 CS: 0 PA: 31
PITCHER Joe Coleman, R (1, 1) ERA: 1.76	IP: 9.0 WLS: W BF: 31 H: 2 R: 1 ER: 1 SO: 5 BB: 2 IBB: 0 HBP: 2 BLK: 0 WP: 0 HR: 1 S: 37 P: 47 ERA: 1.00 WHIP: 0.444										

New York Yankees @ Detroit Tigers
Tiger Stadium, Detroit, MI
Thu Apr 11 1974, 3:33 AM EDT
Att: 6,640 - Cloudy - 47 F

livebaseballscorecards.com

AB	27
R	1
H	2
RBI	1
BB	2
SO	5
LOB	7



Batter	1	2	3	4	5	6	7	8	9	AB	R	H	RBI	BB	SO	LOB
Ed Brinkman, R OBP: 0.250, SLG: 0.160 (1, 6)	0-0 F8		0-0 F7			0-0 5-3	0-0 1-2 3-H 1B			4	0	1	1	0	0	1
Aurelio Rodriguez, R OBP: 0.276, SLG: 0.160 (1, 5)	0-0 F9		0-0 1B			0-0 5-3	0-0 F9			4	0	1	1	0	0	2
Jim Northrup, L OBP: 0.143, SLG: 0.148 (1, 9)	0-0 6-3				0-0 F8	0-0 3-1		0-0 P6		4	0	0	0	0	0	0
Al Kaline, R OBP: 0.346, SLG: 0.292 (1, 10)		0-0 FC6-4 1B		0-0 L5-3			0-0 HR 1B	0-0 L3		4	1	2	0	0	0	0
Willie Horton, R OBP: 0.280, SLG: 0.542 (1, 7)		0-0 FC6-4 1B		0-0 2B			0-0 F8	0-0 1B		4	0	2	0	0	0	2
Norm Cash, L OBP: 0.417, SLG: 0.455 (1, 3)		0-0 G5-4-3 1B			0-0 1B	0-0 FC5-4-2 2B	0-0 F8	0-0 F7		4	0	2	0	0	0	2
Mickey Stanley, R OBP: 0.250, SLG: 0.522 (1, 8)		0-0 G5-4-3 1B			0-0 FC5-4-2 1B		0-0 HR			3	1	2	2	0	0	2
Bill Freehan, R OBP: 0.550, SLG: 0.750 (1, 2)			0-0 3-1		0-0 FC5-4-2 1B		4-0 1B 1B BB			2	1	0	0	1	0	2
Gary Sutherland, R OBP: 0.400, SLG: 0.500 (1, 4)			0-0 1B		0-0 F8		0-0 1B			3	1	2	0	0	0	1

Inning Stats	R: 0	H: 0	E: 0	K: 0	S: 3	LOB: 0	BB: 0	P: 3	R: 0	H: 2	E: 0	K: 0	S: 4	LOB: 1	BB: 0	P: 4	R: 1	H: 2	E: 0	K: 0	S: 4	LOB: 1	BB: 0	P: 4	R: 0	H: 1	E: 0	K: 0	S: 3	LOB: 1	BB: 0	P: 3	R: 0	H: 2	E: 0	K: 0	S: 4	LOB: 1	BB: 0	P: 4	R: 0	H: 0	E: 0	K: 0	S: 3	LOB: 0	BB: 0	P: 3	R: 3	H: 4	E: 0	K: 0	S: 7	LOB: 2	BB: 1	P: 11	R: 0	H: 1	E: 0	K: 0	S: 4	LOB: 1	BB: 0	P: 4
1B: 8	SF: 0	2B: 4	SAC: 0	3B: 0	DP: 2	HR: 1	HBP: 0	WP: 0	PA: 33																																																							

PITCHER	IP	WLS	BF	H	R	ER	SO	BB	IBB	HBP	BLK	WP	HR	S	P	ERA	WHIP
Mel Stottlemyre, R ERA: 2.87 (1, 1)	6.2	L	27	10	4	4	0	1	0	0	0	0	1	26	30	5.40	1.650
Tom Buskey, R ERA: (7, 1)	1.1		6	2	0	0	0	0	0	0	0	0	0	6	6	0.00	1.500


BOTTOM

New York Yankees @ Detroit Tigers

Tiger Stadium, Detroit, MI

Thu Apr 11 1974, 3:33 AM EDT
Att. 6,640 - Cloudy - 47 F

AB	32
R	4
H	12
RBI	4
BB	1
SO	0
LOB	12



livebaseballscorecards.com

Batter	1	2	3	4	5	6	7	8	9	AB R H RBI BB SO LOB	TOP
Roy White, S (1, 7) OBP: 0.556, SLG: 0.647	4-0 G6-4-3 1B BB		4-3 ①		4-0 G4-6-3 BB			0-3 K ①		2 0 0 0 2 1 0	New York Yankees @ Cleveland Indians Cleveland Municipal Stadium, Cleveland, OH Fri Apr 12 1974, 7:05 PM EDT Att: 6,101 - Cloudy - 61 F livebaseballscorecards.com
Mike Hegan, L (1, 3) OBP: 0.286, SLG: 0.300	0-0 G6-4-3 1-2 1B		4-3 ②		0-0 G4-6-3 1-2f ②			0-0 3-1 ②	4 0 1 0 0 0 1		
Thurman Munson, R (1, 2) OBP: 0.320, SLG: 0.478	0-0 G6-4-3 1-2f 2-3 ②				0-3 K ③			0-0 5-3 ③	4 0 1 0 0 1 2		
Bobby Murcer, L (1, 8) OBP: 0.423, SLG: 0.250	0-0 6-3 ③				0-0 F7 ③			0-0 L3 ①	4 0 0 0 0 0 2		
Ron Blomberg, L (1, 9) OBP: 0.389, SLG: 0.267		0-0 6-3 ①		4-0 G3 1B BB				0-0 F5 ②	3 0 0 0 1 0 0		
Graig Nettles, L (1, 5) OBP: 0.333, SLG: 0.550		0-0 4-3 E 2B		0-0 F7 ①				0-0 4-3 ③	4 1 1 0 0 1 1		
Bill Sudakis, S (1, 10) OBP: 0.318, SLG: 0.300		0-0 4-3 2-3 ②		0-0 G3 1-2 1B				0-0 F8 ①	3 0 1 0 0 0 1		
Gene Michael, S (1, 4) OBP: 0.286, SLG: 0.235 (7, 6)		0-0 E6 3-H ②		0-0 G3 1-2 2-3 ②				0-0 F9 ②	3 0 0 0 0 0 2		
Jim Mason, L (1, 6) OBP: 0.150, SLG: 0.105 Horace Clarke, S (7, PH) (7, 4)		0-0 4-3 ③		0-0 1-3 ③				0-3 K ③	2 0 0 0 0 0 3 1 0 0 0 0 1 0		
Inning Stats	R: 0 H: 1 E: 0 LOB: 1 K: 0 BB: 1 S: 3 P: 7	R: 1 H: 1 E: 1 LOB: 1 K: 0 BB: 0 S: 5 P: 5	R: 0 H: 1 E: 0 LOB: 1 K: 0 BB: 0 S: 4 P: 4	R: 0 H: 1 E: 0 LOB: 2 K: 0 BB: 1 S: 4 P: 8	R: 0 H: 0 E: 0 LOB: 0 K: 1 BB: 1 S: 4 P: 8	R: 0 H: 0 E: 0 LOB: 0 K: 0 BB: 0 S: 3 P: 3	R: 0 H: 0 E: 0 LOB: 0 K: 1 BB: 0 S: 5 P: 5	R: 0 H: 0 E: 0 LOB: 0 K: 1 BB: 0 S: 5 P: 5	R: 0 H: 0 E: 0 LOB: 0 K: 1 BB: 0 S: 5 P: 5	1B: 2 SF: 0 2B: 2 SAC: 0 3B: 0 DP: 2 HR: 0 HBP: 0	WP: 0 PA: 33 PB: 0 SB: 0 CS: 0
PITCHER Gaylord Perry, R (1, 1) ERA: 2.93	IP WLS BF H R ER SO BB IBB HBP BLK WP HR S P ERA WHIP										
	9.0 W 33 4 1 0 4 3 0 0 0 0 0 0 38 50 0.00 0.778										



Batter	1	2	3	4	5	6	7	8	9
John Lowenstein, L (1, 7) OBP: 0.393, SLG: 0.261	0-0 4-3 K		4-0 G3 BB	4-0 S BLK BB		0-3 K		0-3 K	
Remy Hermoso, R (1, 4) OBP: 0.222, SLG: 0.294	0-0 4-3		0-0 F7	4-0 BLK WP 1-3 1B BB		0-0 6-3			
George Hendrick, R (1, 8) OBP: 0.269, SLG: 0.217	0-0 F8		0-0 G3	4-0 BLK 1-2 1B BB		0-3 K			
John Ellis, R (1, 10) OBP: 0.375, SLG: 0.522		0-0 E8 2B	0-0 F9	0-0 1B 1-H 2-H 3-H		0-0 6-3			
Chris Chambliss, L (1, 3) OBP: 0.400, SLG: 0.391		0-0 2B 2-H		0-0 1B F7		0-0 F7			
Charlie Spikes, R (1, 9) OBP: 0.375, SLG: 0.429		1-0 SH1-4 HBP		0-0 FC2-5 1-2 HR 1B	4-0 FC5-4 BB	0-3 K			
Rusty Torres, S (8, 9)									
Buddy Bell, R (1, 5) OBP: 0.217, SLG: 0.348		0-0 SH1-4 1-2 2-3		0-0 FC2-5 1-2 HR	0-0 FC5-4 1-2f FC5-4			0-0 HR	
Dave Duncan, R (1, 2) OBP: 0.125, SLG: 0.500		0-0 6-3 3-H		0-3 K	0-0 F2			0-0 1-3	
Frank Duffy, R (1, 6) OBP: 0.150, SLG: 0.350		0-3 K		0-0 HR 1-H 2-H	0-0 FC5-4 1-2f			0-0 5-3	

Inning Stats	R: 0	H: 0	E: 0	K: 0	S: 3	R: 2	H: 1	E: 1	K: 1	S: 7	R: 0	H: 0	E: 0	K: 0	S: 3	R: 6	H: 4	E: 0	K: 1	S: 9	R: 0	H: 0	E: 0	K: 0	S: 3	R: 0	H: 0	E: 0	K: 2	S: 7	R: 0	H: 0	E: 0	K: 1	S: 5	R: 1	H: 1	E: 0	K: 1	S: 6
	LOB: 0	BB: 0	P: 3			LOB: 1	BB: 0	P: 8			LOB: 1	BB: 1	P: 7			LOB: 1	BB: 3	P: 21			LOB: 1	BB: 1	P: 7			LOB: 0	BB: 0	P: 5			LOB: 0	BB: 0	P: 6			LOB: 0	BB: 0	P: 6		

AB	R	H	RBI	BB	SO	LOB
3	1	0	0	2	2	0
3	1	0	0	1	0	1
3	1	0	0	1	1	1
4	1	1	2	0	0	1
4	0	2	1	0	0	1
2	1	1	0	1	1	0
0	0	0	0	0	0	0
3	2	1	1	0	0	3
4	0	0	1	0	1	4
4	1	1	3	0	1	2

BOTTOM

New York Yankees @ Cleveland Indians
Cleveland Municipal Stadium, Cleveland, OH

Fri Apr 12 1974, 7:05 PM EDT
Att. 6,101 - Cloudy - 61 F

AB	30
R	8
H	6
RBI	8
BB	5
SO	6
LOB	13



PITCHER	IP	WLS	BF	H	R	ER	SO	BB	IBB	HBP	BLK	WP	HR	S	P	ERA	WHIP
Pat Dobson, R (1, 1) ERA: 4.26	3.2	L	20	4	7	5	2	3	0	1	0	0	1	20	33	12.27	1.909
Ken Wright, R (4, 1) ERA: 6.75	1.1		7	1	1	1	0	2	0	0	1	1	0	5	13	6.75	2.250
Sam McDowell, L (6, 1) ERA:	2.0		6	0	0	0	3	0	0	0	0	0	0	12	12	0.00	0.000
Sparky Lyle, L (8, 1) ERA: 6.75	1.0		4	1	1	1	1	0	0	0	0	0	1	6	6	9.00	1.000

Batter	1	2	3	4	5	6	7	8	9	AB R H RBI BB SO LOB	TOP											
Roy White, S (1, 10) OBP: 0.531, SLG: 0.571	0-3 K		0-0 L8		0-0 2B 1B		1-0 FC5-4 BB HBP		0-0 G3-6-3 1-2f 3-H 0-3	4 1 1 1 0 1 1												
Mike Hegan, L (1, 3) OBP: 0.308, SLG: 0.333	0-0 1-3			0-0 4-3	0-0 1B 2B		4-0 FC5-4 BB		0-3 K	4 1 1 1 1 1 0												
Thurman Munson, R (1, 2) OBP: 0.310, SLG: 0.423	4-0 FC6-4 BB			0-0 5-3	0-3 K		0-0 FC5-4			3 0 0 0 1 1 3												
Bobby Murcer, L (1, 8) OBP: 0.433, SLG: 0.261	0-0 FC6-4 1-2f			4-0 1B BB	0-0 1B		0-0 4-3			3 0 1 1 1 0 3												
Ron Blomberg, L (1, 9) OBP: 0.409, SLG: 0.316		0-0 CS 1B		0-0 1-2 1B	0-0 F9		0-0 P5			4 0 2 0 0 0 1												
Graig Nettles, L (1, 5) OBP: 0.321, SLG: 0.500		0-0 6-3 1-2		0-0 F8		0-0 4-3		0-0 G6-4-3 1B		4 0 1 0 0 0 3												
Lou Piniella, R (1, 7) OBP: 0.375, SLG: 0.286		0-0 6-3			0-3 K	0-3 K		0-0 G6-4-3 1-2f		4 0 0 0 0 2 1												
Gene Michael, S (1, 4) OBP: 0.292, SLG: 0.250 Walt Williams, R (9, PH) OBP: 1.000, SLG: 1.000			0-3 K		0-0 HR 1B	0-0 F8		0-0 G3-6-3 1B		3 1 1 0 0 1 0 1 1 1 0 0 0 0												
Jim Mason, L (1, 6) OBP: 0.208, SLG: 0.304			0-0 4-3		0-0 HR		0-0 F8		0-0 G3-6-3 1B 1-3	4 1 2 2 0 0 0												
Inning Stats	R: 0 E: 0 K: 1 S: 5	H: 0 LOB: 1 BB: 1 P: 9	R: 0 E: 0 K: 0 S: 3	H: 1 LOB: 0 BB: 0 P: 3	R: 0 E: 0 K: 1 S: 5	H: 0 LOB: 0 BB: 0 P: 5	R: 0 E: 0 K: 0 S: 4	H: 1 LOB: 2 BB: 1 P: 8	R: 4 E: 0 K: 2 S: 12	H: 5 LOB: 1 BB: 0 P: 12	R: 0 E: 0 K: 1 S: 5	H: 0 LOB: 0 BB: 0 P: 5	R: 0 E: 0 K: 0 S: 3	H: 0 LOB: 2 BB: 1 P: 8	R: 0 E: 0 K: 0 S: 3	H: 1 LOB: 0 BB: 0 P: 3	R: 1 E: 0 K: 1 S: 6	H: 2 LOB: 0 BB: 0 P: 6	1B: 8 2B: 2 3B: 0 HR: 1	SF: 0 SAC: 0 DP: 2 HBP: 1	WP: 0 PB: 0 SB: 0 CS: 1	PA: 38
PITCHER	IP WLS BF H R ER SO BB IBB HBP BLK WP HR S P ERA WHIP												PITCHER	IP WLS BF H R ER SO BB IBB HBP BLK WP HR S P ERA WHIP								
Dick Tidrow, R (1, 1) ERA: 6.55	6.1 W 29 7 4 4 5 3 0 1 0 0 1 35 48 5.68 1.579																					
Cecil Upshaw, R (7, 1) ERA: 5.79	2.2 9 3 1 1 1 0 0 0 0 0 0 11 11 3.38 1.125																					

New York Yankees @ Cleveland Indians
Cleveland Municipal Stadium, Cleveland, OH

Sat Apr 13 1974, 3:33 AM EDT
Att: 5,826 - Sunny - 68 F

livebaseballscorecards.com

AB	34
R	5
H	10
RBI	5
BB	3
SO	6
LOB	12



Batter	1	2	3	4	5	6	7	8	9	AB	R	H	RBI	BB	SO	LOB
John Lowenstein, L (1, 7) OBP: 0.394, SLG: 0.296	0-0 F7 ①		0-0 F5 1B 2B			0-0 G3 ②		4-0 S BB		4	1	1	1	1	0	2
Remy Hermoso, R (1, 4) OBP: 0.217, SLG: 0.238	0-0 P4 ②		0-0 F9 ①	0-0 1-3 ①		0-0 L8 ③		4-0 BB		4	0	0	0	1	0	2
George Hendrick, R (1, 8) OBP: 0.258, SLG: 0.185	0-0 6-3 ③		4-0 BB 1B IBB	0-0 1-3 ②			0-0 F8 ①	0-0 1-3 ③		4	1	0	0	1	0	2
John Ellis, R (1, 10) OBP: 0.429, SLG: 0.538		0-0 1B ①	0-0 BB 1B	0-0 6-3 ③			4-0 BB 1B BB			3	1	2	1	1	0	0
Chris Chambliss, L (1, 3) OBP: 0.414, SLG: 0.423		0-0 2B	4-0 BB		0-0 6-3 ①		0-0 P6 ②			3	0	1	0	1	0	1
Charlie Spikes, R (1, 9) OBP: 0.357, SLG: 0.400 Rusty Torres, S (8, 9)	0-0 L6 ②		0-3 K ②		0-3 K ②		0-0 1B			4	0	1	0	0	2	4
Buddy Bell, R (1, 5) OBP: 0.222, SLG: 0.333	0-0 F7 ③		0-0 BB 1B		0-0 3-1 ③		0-3 K ③			0	0	0	0	0	0	0
Dave Duncan, R (1, 2) OBP: 0.333, SLG: 0.818			0-0 HR				4-0 G3 BLK BB		0-0 F9 ①	3	2	2	2	1	0	0
Frank Duffy, R (1, 6) OBP: 0.208, SLG: 0.391			0-0 BB				0-0 F9 ①		0-0 F7 ②	3	1	1	1	1	0	1

Inning Stats	R: 0	H: 0	E: 0	K: 0	S: 3	R: 0	H: 2	E: 0	K: 0	S: 4	R: 8	H: 6	E: 1	K: 1	S: 11	R: 0	H: 0	E: 0	K: 0	S: 3	R: 0	H: 0	E: 0	K: 1	S: 5	R: 0	H: 0	E: 0	K: 0	S: 3	R: 0	H: 0	E: 0	K: 0	S: 3	R: 0	H: 1	E: 0	K: 1	S: 6	R: 0	H: 0	E: 0	K: 0	S: 3	R: 0	H: 0	E: 0	K: 0	S: 3											
	LOB: 0	BB: 0	P: 3	LOB: 1	BB: 0	P: 4	LOB: 1	BB: 3	P: 4	LOB: 1	BB: 3	P: 4	LOB: 0	BB: 0	P: 3	LOB: 0	BB: 0	P: 3	LOB: 0	BB: 0	P: 3	LOB: 1	BB: 1	P: 7	LOB: 2	BB: 1	P: 10	LOB: 2	BB: 2	P: 11	LOB: 0	BB: 2	P: 11	LOB: 0	BB: 2	P: 11	LOB: 0	BB: 2	P: 11	LOB: 0	BB: 2	P: 11	LOB: 0	BB: 2	P: 11																
	IP	WLS	BF	H	R	ER	SO	BB	IBB	HBP	BLK	WP	HR	S	P	ERA	WHIP												IP	WLS	BF	H	R	ER	SO	BB	IBB	HBP	BLK	WP	HR	S	P	ERA	WHIP																
Doc Medich, R (1, 1) ERA: 6.97	2.1	L	13	5	5	5	0	1	1	0	0	0	1	11	19	19.29	2.571																																												
Fred Beene, R (3, 1) ERA: 6.75	1.2		9	3	3	2	1	1	0	0	0	0	0	10	14	10.80	2.400																																												
Ken Wright, R (5, 1) ERA: 1.69	4.0		17	1	0	0	2	4	0	0	1	0	0	17	33	0.00	1.250																																												

BOTTOM

New York Yankees @ Cleveland Indians
Cleveland Municipal Stadium, Cleveland, OH

Sat Apr 13 1974, 3:33 AM EDT
Att. 5,826 - Sunny - 68 F

livebaseballscores.com

AB	32
R	7
H	9
RBI	7
BB	7
SO	3
LOB	15



WP: 0	PA: 39
PB: 0	
SB: 1	
CS: 0	

Batter	1	2	3	4	5	6	7	8	9	AB R H RBI BB SO LOB	TOP	
Roy White, S (1, 7) OBP: 0.514, SLG: 0.500 Elliott Maddox, R (8, 9) OBP: 0.286, SLG: 0.286	0-0 G3		0-0 F8		4-0 FC5-4 BB		4-0 G5-4-3 IBB	0-0 FC5-4		3 0 0 0 2 0 2 0 0 0 0 0 0 0		
Walt Williams, R (1, 9) OBP: 0.500, SLG: 0.400 (8, 7)	0-0 4-3		4-0 S BB		0-0 FC5-4		0-0 G5-4-3		0-0 HR 1B	4 1 1 0 1 0 5		
Thurman Munson, R (1, 2) OBP: 0.294, SLG: 0.484	0-0 HR		0-3 K		0-3 K		0-0 K	0-0 E5 FC4-8	0-0 F9	5 1 1 1 0 2 2		
Bobby Murcer, L (1, 8) OBP: 0.429, SLG: 0.393	0-0 G3			0-0 1-3		0-0 1B		0-0 FC4-6 HR BB	0-0 HR	5 2 2 2 0 0 1		
Ron Blomberg, L (1, 10) OBP: 0.407, SLG: 0.435		0-0 HR		0-3 K		0-0 F7		4-0 HR BB	0-0 P5	4 2 1 1 1 1 1		
Graig Nettles, L (1, 5) OBP: 0.333, SLG: 0.690		0-0 F7		0-3 K		0-3 K		0-0 HR	0-0 HR	5 2 2 4 0 2 1		
Mike Hegan, L (1, 3) OBP: 0.355, SLG: 0.444		1-0 CS HBP			0-0 F8		0-0 E4 SH1-4 BB	H 1-0 FC6-4 BB HBP	0-0 HR	3 1 1 1 0 0 0		
Gene Michael, S (1, 4) OBP: 0.310, SLG: 0.217		0-0 G3			0-0 G3		B 4-0 SH1-4 BB	B 4-0 FC6-4 BB	0-0 L9	3 0 0 0 2 0 1		
Jim Mason, L (1, 6) OBP: 0.222, SLG: 0.308			0-3 K		0-0 BB 1B		0-0 SH1-4	0-0 FC6-4 FC5-4		3 0 1 0 0 1 2		
Inning Stats	R: 1 E: 0 K: 0 S: 4 H: 1 LOB: 0 BB: 0 P: 4	R: 1 E: 0 K: 0 S: 3 H: 1 LOB: 0 BB: 0 P: 4	R: 0 E: 0 K: 2 S: 7 H: 0 LOB: 1 BB: 1 P: 11	R: 0 E: 0 K: 2 S: 7 H: 0 LOB: 0 BB: 0 P: 7	R: 0 E: 0 K: 0 S: 4 H: 1 LOB: 2 BB: 1 P: 8	R: 0 E: 0 K: 2 S: 8 H: 1 LOB: 1 BB: 0 P: 8	R: 0 E: 1 K: 0 S: 3 H: 0 LOB: 2 BB: 2 P: 11	R: 3 E: 1 K: 0 S: 5 H: 1 LOB: 2 BB: 2 P: 14	R: 4 E: 0 K: 0 S: 7 H: 4 LOB: 0 BB: 0 P: 7	1B: 3 2B: 0 3B: 0 HR: 6 SF: 0 SAC: 1 DP: 1 HBP: 2	WP: 0 PB: 0 SB: 1 CS: 1 PA: 44	
PITCHER	IP WLS BF H R ER SO BB IBB HBP BLK WP HR S P ERA WHIP											
Bob Johnson, R (1, 1) ERA: 3.18	7.1 L 32 4 4 4 6 4 1 1 0 0 2 38 59 4.91 1.091											
Tom Hilgendorf, L (8, 1) ERA: 17.36	1.1 11 5 5 4 0 1 0 1 0 0 4 9 14 27.00 4.500											
Ken Sanders, R (9, 1) ERA: 1.8	0.1 1 0 0 0 0 0 0 0 0 0 0 0 1 1 0.00 0.000											

New York Yankees @ Cleveland Indians
Cleveland Municipal Stadium, Cleveland, OH

AB	35
R	9
H	9
RBI	9
BB	6
SO	6
LOB	15



Sun Apr 14 1974, 3:33 AM EDT
Overcast - 68 F

livebaseballscorecards.com

Batter	1	2	3	4	5	6	7	8	9	AB	R	H	RBI	BB	SO	LOB	BOTTOM			
John Lowenstein, L (1, 7) <small>OBP: 0.378, SLG: 0.267</small> Leron Lee, L (9, 7) <small>OBP: 0.250, SLG: 0.250</small>	0-3 		0-0 			0-0 		1-0 	0-0 	3	1	0	0	0	1	0	New York Yankees @ Cleveland Indians Cleveland Municipal Stadium, Cleveland, OH Sun Apr 14 1974, 3:33 AM EDT Overcast - 68 F			
Remy Hermoso, R (1, 4) <small>OBP: 0.250, SLG: 0.280</small>	0-0 			4-0 		0-0 		0-0 	0-0 	4	1	1	1	1	0	1				
George Hendrick, R (1, 8) <small>OBP: 0.278, SLG: 0.219</small>	0-3 			0-0 		0-0 		0-0 	0-0 	5	0	2	0	0	1	3				
John Ellis, R (1, 10) <small>OBP: 0.406, SLG: 0.500</small> Rusty Torres, S (8, PR)		0-0 		0-0 		0-0 		0-0 		4	0	1	1	0	0	2				
Chris Chambliss, L (1, 3) <small>OBP: 0.455, SLG: 0.467</small>		0-0 		0-0 		0-0 		0-3 		4	0	3	1	0	1	2				
Charlie Spikes, R (1, 9) <small>OBP: 0.375, SLG: 0.517</small>		0-0 		0-0 		0-0 		0-3 		4	1	2	2	0	1	4				
Buddy Bell, R (1, 5) <small>OBP: 0.226, SLG: 0.323</small>		0-0 		0-0 		0-0 		0-0 		4	1	1	0	0	0	2	AB 37 R 4 H 13 RBI 5 BB 1 SO 5 LOB 18			
Dave Duncan, R (1, 2) <small>OBP: 0.375, SLG: 0.733</small>		0-0 		0-0 		0-0 		0-3 		4	0	2	0	0	1	1				
Frank Duffy, R (1, 6) <small>OBP: 0.179, SLG: 0.333</small>		0-0 		0-0 		0-0 		0-0 		4	0	0	0	0	0	3				
Inning Stats	R: 0 H: 0 E: 0 LOB: 0 K: 2 BB: 0 S: 7 P: 7		R: 0 H: 2 E: 0 LOB: 1 K: 0 BB: 0 S: 4 P: 4		R: 0 H: 1 E: 0 LOB: 0 K: 0 BB: 0 S: 3 P: 3		R: 1 H: 1 E: 0 LOB: 1 K: 0 BB: 1 S: 4 P: 8		R: 0 H: 1 E: 0 LOB: 0 K: 0 BB: 0 S: 3 P: 3		R: 0 H: 1 E: 0 LOB: 1 K: 0 BB: 0 S: 4 P: 4		R: 2 H: 2 E: 0 LOB: 0 K: 0 BB: 0 S: 5 P: 5		R: 1 H: 2 E: 0 LOB: 3 K: 2 BB: 0 S: 9 P: 10		R: 1 H: 3 E: 0 LOB: 2 K: 1 BB: 0 S: 8 P: 8		1B: 11 SF: 0 2B: 2 SAC: 0 3B: 0 DP: 3 HR: 1 HBP: 1	WP: 1 PA: 39 PB: 0 SB: 0 CS: 0
Steve Kline, R (1, 1) <small>ERA: 1.84</small> Sparky Lyle, L (8, 1) <small>ERA: 8.1</small>	IP 7.0 WLS W BF 27 H 8 R 3 ER 3 SO 2 BB 1 IBB 0 HBP 0 BLK 0 WP 0 HR 1 S 30 P 34 ERA 3.86 WHIP 1.286																			

Batter	1	2	3	4	5	6	7	8	9	AB R H RBI BB SO LOB	TOP	
Roy White, S OBP: 0.524, SLG: 0.552 (1, 7) X	0-0 1B 2B	0-0 4-3		0-0 1B		0-0 FC4-6 1-2f 2-3		0-0 E9 1-H 1B		5 1 3 0 0 0 3		
Walt Williams, R OBP: 0.273, SLG: 0.200 (1, 9) X	0-0 1-3		0-0 1-3	0-0 F8		0-0 1-3		0-0 F8		5 0 0 0 0 0 4		
Thurman Munson, R OBP: 0.282, SLG: 0.444 (1, 2) X	0-0 1-3		0-0 6-3		0-0 5-3		0-0 P6	0-0 1B SF7 1B		5 1 1 0 0 0 1		
Bobby Murcer, L OBP: 0.450, SLG: 0.515 (1, 8) X	0-0 BB 2-H 1B		0-0 HR		0-0 4-3		0-0 G3	0-0 HR 1B		5 2 3 2 0 0 0		
Ron Blomberg, L OBP: 0.438, SLG: 0.462 (1, 10) B B B	4-0 1-2 BB		0-0 1B 1B		0-0 F8		0-0 1B	0-0 SF7		3 0 2 1 1 0 0		
Graig Nettles, L OBP: 0.368, SLG: 0.853 (1, 5) X	0-0 F5		0-0 1-3 1B		0-0 HR		0-0 F7	0-0 3-H 1-H HR		5 2 3 3 0 0 3		
Mike Hegan, L OBP: 0.333, SLG: 0.406 (1, 3) X		0-0 6-3	0-0 L8		0-0 FC4-6 1B 1B		0-0 F8	0-0 L9		5 0 1 0 0 0 2		
Horace Clarke, S OBP: 0.167, SLG: 0.167 (1, 4) X		0-0 L1		0-0 4-3		0-0 FC4-6 1-2 1B		0-0 F9		4 0 1 0 0 0 0		
Jim Mason, L OBP: 0.258, SLG: 0.286 (1, 6) B B B		4-0 BB		0-0 F7		0-0 L7		4-0 E 1B BB		2 0 0 0 2 0 2		
Inning Stats	R: 1 E: 0 K: 0 S: 5 H: 2 LOB: 2 BB: 1 P: 9	R: 0 E: 0 K: 0 S: 3 H: 0 LOB: 1 BB: 1 P: 7	R: 1 E: 0 K: 0 S: 6 H: 3 LOB: 2 BB: 0 P: 6	R: 0 E: 0 K: 0 S: 4 H: 1 LOB: 1 BB: 0 P: 4	R: 0 E: 0 K: 0 S: 3 H: 0 LOB: 0 BB: 0 P: 3	R: 1 E: 0 K: 0 S: 6 H: 3 LOB: 2 BB: 0 P: 6	R: 0 E: 0 K: 0 S: 4 H: 1 LOB: 1 BB: 0 P: 4	R: 0 E: 1 K: 0 S: 3 H: 1 LOB: 1 BB: 1 P: 7	R: 3 E: 0 K: 0 S: 6 H: 3 LOB: 0 BB: 0 P: 6	1B: 10 2B: 1 3B: 0 HR: 3 SF: 1 SAC: 0 DP: 0 HBP: 0	WP: 0 PB: 0 SB: 0 CS: 0 PA: 43	
PITCHER Milt Wilcox, R ERA: 5.06 (1, 1)	IP WLS BF H R ER SO BB IBB HBP BLK WP HR S P ERA WHIP											PITCHER IP WLS BF H R ER SO BB IBB HBP BLK WP HR S P ERA WHIP
	9.0 W 43 14 6 6 0 3 0 0 0 0 0 3 40 52 6.00 1.889											

New York Yankees @ Cleveland Indians
Cleveland Municipal Stadium, Cleveland, OH
 Sun Apr 14 1974, 3:38 AM EDT
 Att: 8,730 - Cloudy - 68 F

livebaseballscorecards.com

AB	39
R	6
H	14
RBI	6
BB	3
SO	0
LOB	15



Batter	1	2	3	4	5	6	7	8	9	AB	R	H	RBI	BB	SO	LOB
Remy Hermoso, R (1, 4) OBP: 0.250, SLG: 0.276	0-0 4-3 1B		0-0 1B 1B		0-0 1B 1B	0-0 SH FC6-2 1B 2B	0-0 F9			4	2	1	0	0	0	1
Leron Lee, L (1, 7) OBP: 0.222, SLG: 0.333	0-0 F8		0-3 K		0-3 K	0-0 FC6-2 2B	0-0 2B			5	1	1	0	0	2	5
George Hendrick, R (1, 8) OBP: 0.317, SLG: 0.270	0-0 FC6-4 1B		0-0 1B		0-0 1B 1B	0-0 K	0-0 L9			5	1	3	0	0	1	4
John Ellis, R (1, 2) OBP: 0.405, SLG: 0.514	0-0 FC6-4 1-2f		0-0 F9		0-0 1B 1B	0-0 2B 2B		0-0 F7		5	1	2	4	0	0	3
Charlie Spikes, R (1, 9) OBP: 0.417, SLG: 0.576		0-0 F8		0-0 G4-6 1B	0-0 1B 1B	0-0 2B 2B		0-3 K		4	0	3	2	0	0	0
Rusty Torres, S (8, 9)								0-3 K		1	0	0	0	0	1	0
Buddy Bell, R (1, 5) OBP: 0.222, SLG: 0.286		0-3 K		0-3 K	0-0 F7	1-0 HBP		0-0 6-3		4	0	0	0	0	2	3
Chris Chambliss, L (1, 3) OBP: 0.432, SLG: 0.441		0-0 F8		0-0 G4-6 1-2f						4	0	1	0	0	0	3
Dave Duncan, R (1, 10) OBP: 0.450, SLG: 1.053			0-0 HR	0-0 F8		0-0 SH FC6 FC6-2 1B	0-0 HR			4	2	3	2	0	0	1
Frank Duffy, R (1, 6) OBP: 0.188, SLG: 0.323			0-0 F9		0-0 FC6-4 1B	0-0 FC6 SH 2B	0-0 5-3			4	1	1	1	0	0	1

Inning Stats	R: 0	H: 1	E: 0	LOB: 1	K: 0	BB: 0	S: 4	P: 4	R: 0	H: 0	E: 0	LOB: 0	K: 1	BB: 0	S: 5	P: 5	R: 1	H: 3	E: 0	LOB: 2	K: 1	BB: 0	S: 8	P: 8	R: 0	H: 1	E: 0	LOB: 1	K: 1	BB: 0	S: 6	P: 6	R: 2	H: 4	E: 0	LOB: 2	K: 1	BB: 0	S: 9	P: 9	R: 5	H: 4	E: 0	LOB: 2	K: 1	BB: 0	S: 11	P: 12	R: 1	H: 2	E: 0	LOB: 1	K: 0	BB: 0	S: 5	P: 5	R: 0	H: 0	E: 0	LOB: 0	K: 1	BB: 0	S: 5	P: 5
--------------	------	------	------	--------	------	-------	------	------	------	------	------	--------	------	-------	------	------	------	------	------	--------	------	-------	------	------	------	------	------	--------	------	-------	------	------	------	------	------	--------	------	-------	------	------	------	------	------	--------	------	-------	-------	-------	------	------	------	--------	------	-------	------	------	------	------	------	--------	------	-------	------	------

PITCHER	IP	WLS	BF	H	R	ER	SO	BB	IBB	HBP	BLK	WP	HR	S	P	ERA	WHIP
Fritz Peterson, L (1, 1) ERA: 5.79	4.2		23	9	3	3	4	0	0	0	0	0	0	31	31	5.79	1.929
Sam McDowell, L (5, 1) ERA: 13.5	0.2	L	6	2	4	4	0	0	0	0	0	0	0	6	6	54.00	3.000
Tom Buskey, R (6, 1) ERA: 4.5	1.2		10	4	2	2	1	0	0	1	0	0	1	11	12	10.80	2.400
Fred Beene, R (8, 1) ERA: 4.91	1.0		3	0	0	0	1	0	0	0	0	0	0	5	5	0.00	0.000

BOTTOM

New York Yankees @ Cleveland Indians
Cleveland Municipal Stadium, Cleveland, OH


Sun Apr 14 1974, 3:38 AM EDT
Att. 8,730 - Cloudy - 68 F

AB	40
R	8
H	15
RBI	9
BB	0
SO	6
LOB	21



1B: 10	SF: 0	WP: 0	PA: 42
2B: 3	SAC: 1	PB: 0	
3B: 0	DP: 0	SB: 0	
HR: 2	HBP: 1	CS: 0	

livebaseballscorecards.com

Batter	1	2	3	4	5	6	7	8	9	AB R H RBI BB SO LOB	TOP														
Tommy Harper, R (1, 10) OBP: 0.286, SLG: 0.290	0-3 K		4-0 BB		0-0 1-H 2-H 1B			0-0 1-3		3 0 1 1 1 1 0	<p>Boston Red Sox @ New York Yankees Shea Stadium, Flushing, NY</p> <p>Tue Apr 16 1974, 3:33 AM EDT Att. 10,480 - Sunny - 60 F</p> <p>livebaseballscorecards.com</p> <table border="1"> <tr><td>AB</td><td>33</td></tr> <tr><td>R</td><td>1</td></tr> <tr><td>H</td><td>7</td></tr> <tr><td>RBI</td><td>1</td></tr> <tr><td>BB</td><td>2</td></tr> <tr><td>SO</td><td>3</td></tr> <tr><td>LOB</td><td>12</td></tr> </table> 	AB	33	R	1	H	7	RBI	1	BB	2	SO	3	LOB	12
AB	33																								
R	1																								
H	7																								
RBI	1																								
BB	2																								
SO	3																								
LOB	12																								
Rick Miller, L (1, 8) OBP: 0.381, SLG: 0.188	0-0 G6-4-3 1B		0-0 5-3			0-0 F7		0-0 F9		4 0 1 0 0 0 1															
Bernie Carbo, L (1, 9) OBP: 0.464, SLG: 0.545	0-0 G6-4-3 1-2f			0-0 F7		0-3 K		4-0 FC4-8 BB		3 0 0 0 1 1 1															
Carl Yastrzemski, L (1, 7) OBP: 0.441, SLG: 0.767		0-0 E4		0-0 G3		0-0 1B		0-0 FC4-6 1-2f		4 0 1 0 0 0 1															
Bob Montgomery, R (1, 2) OBP: 0.273, SLG: 0.355		0-0 F9		0-0 6-3		0-3 K		0-0 4-3		4 0 0 0 0 1 2															
Cecil Cooper, L (1, 3) OBP: 0.281, SLG: 0.310		0-0 F7			0-0 1B 1B		0-0 F7		0-0 1-3	4 1 1 0 0 0 1															
Dick McAuliffe, L (1, 5) OBP: 0.250, SLG: 0.214		0-0 4-1			0-0 F7		0-0 4-3		0-0 1B	4 0 1 0 0 0 2															
Doug Griffin, R (1, 4) OBP: 0.367, SLG: 0.429			0-0 F9		0-0 1B 1B 1-2		0-0 1B		0-0 F7	3 0 2 0 0 0 0 1 0 0 0 0 0 1															
Juan Beniquez, R (9, PH) OBP: 0.500, SLG: 0.615																									
Mario Guerrero, R (1, 6) OBP: 0.414, SLG: 0.360			0-0 6-3		0-0 F7		0-0 2-3			3 0 0 0 0 0 3															
Inning Stats	R: 0 E: 0 K: 1 S: 5	H: 1 LOB: 0 BB: 0 P: 5	R: 0 E: 1 K: 0 S: 4	H: 0 LOB: 1 BB: 0 P: 4	R: 0 E: 0 K: 0 S: 3	H: 0 LOB: 0 BB: 1 P: 7	R: 0 E: 0 K: 0 S: 3	H: 0 LOB: 0 BB: 0 P: 3	R: 1 E: 0 K: 0 S: 5	H: 3 LOB: 2 BB: 0 P: 5	R: 0 E: 0 K: 2 S: 8	H: 1 LOB: 1 BB: 0 P: 8	R: 0 E: 0 K: 0 S: 4	H: 1 LOB: 1 BB: 0 P: 4	R: 0 E: 0 K: 0 S: 3	H: 0 LOB: 1 BB: 1 P: 7	R: 0 E: 0 K: 0 S: 4	H: 1 LOB: 1 BB: 0 P: 4	1B: 7 2B: 0 3B: 0 HR: 0	SF: 0 SAC: 0 DP: 1 HBP: 0	WP: 0 PB: 0 SB: 0 CS: 0	PA: 35			
PITCHER Mel Stottlemyre, R (1, 1) ERA: 2.19	IP: 9.0 WLS: W BF: 35 H: 7 R: 1 ER: 1 SO: 3 BB: 2 IBB: 0 HBP: 0 BLK: 0 WP: 0 HR: 0 S: 39 P: 47 ERA: 1.00 WHIP: 1.000																				PITCHER	IP: 0.0 WLS: 0 BF: 0 H: 0 R: 0 ER: 0 SO: 0 BB: 0 IBB: 0 HBP: 0 BLK: 0 WP: 0 HR: 0 S: 0 P: 0 ERA: 0.00 WHIP: 0.000			

Batter	1	2	3	4	5	6	7	8	9	AB	R	H	RBI	BB	SO	LOB
Roy White, S OBP: 0.500, SLG: 0.500 (1, 7)	0-3 K	1-0 BB HBP		0-0 F9		0-0 P4				3	0	0	0	0	1	2
Mike Hegan, L OBP: 0.350, SLG: 0.400 (1, 3)	0-0 BB 1B	4-0 BB		0-0 F2		0-3 K				3	0	1	1	1	1	2
Thurman Munson, R OBP: 0.256, SLG: 0.400 (1, 2)	0-3 K	0-0 F2			0-0 4-3	0-0 FC5				4	0	0	0	0	1	6
Bobby Murcer, L OBP: 0.477, SLG: 0.528 (1, 8)	4-0 BB 1-2		0-0 1B		0-0 1B E		0-0 4-3			3	1	2	0	1	0	0
Ron Blomberg, L OBP: 0.389, SLG: 0.400 (1, 10)	0-0 P4		0-3 K		0-0 F7		0-0 F2			4	0	0	0	0	1	4
Graig Nettles, L OBP: 0.405, SLG: 0.842 (1, 5)		0-0 HBP BB 1B	0-0 1B	0-0 1B	0-0 2B 1B		0-0 4-3			4	1	3	1	0	0	0
Lou Piniella, R OBP: 0.333, SLG: 0.364 (1, 9)		0-3 K	0-3 K		0-0 2B			0-0 F9		4	0	1	0	0	2	3
Elliott Maddox, R OBP: 0.286, SLG: 0.286 (9, 9)					1-1 1-H					0	0	0	0	0	0	0
Gene Michael, S OBP: 0.303, SLG: 0.222 (1, 4)		0-0 F8	0-3 K			0-0 FC5 SH 1B		0-0 1-3		4	0	1	0	0	1	3
Jim Mason, L OBP: 0.265, SLG: 0.290 (1, 6)		0-0 BB HBP 1B		0-0 4-3		0-0 SH		0-3 K		3	0	1	0	0	1	0

Inning Stats	R: 0 E: 0 K: 2 S: 8	H: 1 LOB: 2 BB: 1 P: 12	R: 1 E: 0 K: 1 S: 7	H: 2 LOB: 3 BB: 1 P: 12	R: 0 E: 0 K: 3 S: 11	H: 2 LOB: 2 BB: 0 P: 11	R: 0 E: 0 K: 0 S: 3	H: 0 LOB: 0 BB: 0 P: 3	R: 1 E: 1 K: 0 S: 5	H: 3 LOB: 2 BB: 0 P: 5	R: 0 E: 0 K: 1 S: 7	H: 1 LOB: 2 BB: 0 P: 7	R: 0 E: 0 K: 0 S: 3	H: 0 LOB: 0 BB: 0 P: 3	R: 0 E: 0 K: 1 S: 5	H: 0 LOB: 0 BB: 0 P: 5	1B: 8 2B: 1 3B: 0 HR: 0	SF: 0 SAC: 1 DP: 0 HBP: 1	WP: 0 PB: 0 SB: 0 CS: 0	PA: 36								
PITCHER Luis Tiant, R ERA: 5.85 (1, 1)	IP 8.0	WLS L	BF 36	H 9	R 2	ER 2	SO 8	BB 2	IBB 0	HBP 1	BLK 0	WP 0	HR 0	S 49	P 58	ERA 2.25	WHIP 1.375											
											PITCHER	IP	WLS	BF	H	R	ER	SO	BB	IBB	HBP	BLK	WP	HR	S	P	ERA	WHIP


BOTTOM

Boston Red Sox @ New York Yankees
Shea Stadium, Flushing, NY

Tue Apr 16 1974, 3:33 AM EDT
Att. 10,480 - Sunny - 60 F

livebaseballscorecards.com

AB	32
R	2
H	9
RBI	2
BB	2
SO	8
LOB	20



Batter	1	2	3	4	5	6	7	8	9	AB R H RBI BB SO LOB	TOP											
Tommy Harper, R (1, 10) OBP: 0.250, SLG: 0.250	0-0 P4		0-0 1-3			0-0 L7	0-3 K		0-3 K	5 0 0 0 0 2 2												
Juan Beniquez, R (1, 8) OBP: 0.450, SLG: 0.588	0-0 6-3			0-0 5-3		0-0 6-3		0-0 E9 1B 2B		4 1 1 0 0 0 0												
Bernie Carbo, L (1, 9) OBP: 0.500, SLG: 0.542	4-0 BB			4-0 E BB		0-3 K		0-0 1B SF8 1B		2 1 1 1 2 1 0												
Carl Yastrzemski, L (1, 7) OBP: 0.447, SLG: 0.824	0-0 2-3			0-0 P4			0-0 HR	0-0 1B 1-3 1B		4 1 2 1 0 0 2												
Bob Montgomery, R (1, 2) OBP: 0.243, SLG: 0.324		0-0 5-3		0-0 E6 1-2		0-0 F9		0-0 SF8		3 0 0 1 0 0 1												
Cecil Cooper, L (1, 3) OBP: 0.333, SLG: 0.344		4-0 BB G4-6-3		0-3 K		0-0 1B 1B		0-0 1B 1-3 1B G5-4-3		3 1 2 0 1 1 2												
Dick McAuliffe, L (1, 5) OBP: 0.263, SLG: 0.235		0-0 G4-6-3			0-0 4-3		0-0 1B 1-3 1B	0-0 G5-4-3		3 0 1 0 0 0 1												
Danny Cater, R (8, PH) OBP: 0.200, SLG: 0.200		1-2								1 0 0 0 0 0 2												
John Kennedy, R (8, 5) OBP: 0.200, SLG: 0.800										0 0 0 0 0 0 0												
Doug Griffin, R (1, 4) OBP: 0.353, SLG: 0.406			0-0 P5		0-0 1-3		0-0 1-2 3-H 1B		0-0 5-3	4 0 1 1 0 0 0												
Mario Guerrero, R (1, 6) OBP: 0.364, SLG: 0.310			0-3 K		0-0 5-3		0-3 K		0-3 K	4 0 0 0 0 3 2												
Inning Stats	R: 0 E: 0 K: 0 S: 3	H: 0 LOB: 1 BB: 1 P: 7	R: 0 E: 0 K: 0 S: 2	H: 0 LOB: 0 BB: 1 P: 6	R: 0 E: 0 K: 1 S: 5	H: 0 LOB: 0 BB: 0 P: 5	R: 0 E: 1 K: 1 S: 6	H: 0 LOB: 2 BB: 1 P: 10	R: 0 E: 0 K: 0 S: 3	H: 0 LOB: 0 BB: 0 P: 3	R: 0 E: 0 K: 1 S: 5	H: 0 LOB: 0 BB: 0 P: 5	R: 2 E: 0 K: 2 S: 11	H: 4 LOB: 2 BB: 0 P: 11	R: 2 E: 1 K: 0 S: 6	H: 4 LOB: 1 BB: 0 P: 6	R: 0 E: 0 K: 2 S: 7	H: 0 LOB: 0 BB: 0 P: 7	1B: 6 2B: 1 3B: 0 HR: 1	SF: 1 SAC: 0 DP: 2 HBP: 0	WP: 0 PB: 0 SB: 0 CS: 0	PA: 37
PITCHER	IP WLS BF H R ER SO BB IBB HBP BLK WP HR S P ERA WHIP																					
Pat Dobson, R (1, 1) ERA: 4.58	7.0 L 30 6 4 4 5 3 0 0 0 0 0 1 37 49 5.14 1.286																					
Sparky Lyle, L (8, 1) ERA: 5.06	2.0 7 2 0 0 2 0 0 0 0 0 0 0 11 11 0.00 1.000																					

Boston Red Sox @ New York Yankees
 Shea Stadium, Flushing, NY
 Wed Apr 17 1974, 3:33 AM EDT
 Att. 11,517 - Sunny - 65 F

livebaseballscorecards.com

AB 33
R 4
H 8
RBI 4
BB 3
SO 7
LOB 12



Batter	1	2	3	4	5	6	7	8	9	AB	R	H	RBI	BB	SO	LOB
Roy White, S (1, 7) OBP: 0.469, SLG: 0.457 Elliott Maddox, R (8, 9) OBP: 0.250, SLG: 0.250	0-0 1-3 		0-0 1-3 			0-0 1-3 		0-0 G4-6-3 		3	0	0	0	0	0	0
Walt Williams, R (1, 9) OBP: 0.200, SLG: 0.143 (8, 7)	0-0 4-3 		0-0 1-3 			0-0 P4 			0-0 F8 	4	0	0	0	0	0	0
Bobby Murcer, L (1, 8) OBP: 0.458, SLG: 0.500	0-0 F9 		0-0 F8 			0-0 FC6-4 1B 			0-0 E3 	4	0	1	0	0	0	0
Thurman Munson, R (1, 2) OBP: 0.255, SLG: 0.409		0-0 F8 E 2B 		0-3 K 		0-0 FC6-4 1B 			0-0 FC4-6 1B 	4	2	1	0	0	1	2
Lou Piniella, R (1, 10) OBP: 0.375, SLG: 0.400 Ron Blomberg, L (9, PR) OBP: 0.389, SLG: 0.400		0-0 F8 E 1B 		0-0 F9 			0-3 K 		0-0 1B 1B 	4	1	2	0	0	1	0
Bill Sudakis, S (1, 3) OBP: 0.308, SLG: 0.292		0-0 F8 2-3 		0-0 L7 			0-0 F2 		0-0 1B 1B 	4	0	1	1	0	0	2
Graig Nettles, L (1, 5) OBP: 0.370, SLG: 0.762		0-0 E1 FC1-6 1-2 3-H 				0-0 4-3 		0-0 5-3 		4	0	0	1	0	0	3
Gene Michael, S (1, 4) OBP: 0.278, SLG: 0.200 (9, 6)		0-0 FC1-6 1-2f 2-H 				0-0 5-3 			0-0 1-3 	3	0	0	0	0	0	1
Jim Mason, L (1, 6) OBP: 0.250, SLG: 0.273 Horace Clarke, S (8, PH) OBP: 0.286, SLG: 0.167 (9, 4)		0-0 G3 				0-0 4-3 		4-0 G4-6-3 BB 		2	0	0	0	0	0	1
										0	0	0	0	1	0	0

Inning Stats	R: 0	H: 0	E: 0	K: 0	S: 3	R: 2	H: 2	E: 2	K: 0	S: 6	R: 0	H: 0	E: 0	K: 0	S: 3	R: 0	H: 0	E: 0	K: 1	S: 5	R: 0	H: 0	E: 0	K: 0	S: 3	R: 0	H: 1	E: 0	K: 0	S: 4	R: 0	H: 0	E: 0	K: 1	S: 5	R: 0	H: 0	E: 0	K: 0	S: 2	R: 1	H: 2	E: 1	K: 0	S: 6	1B: 4	SF: 0	2B: 1	SAC: 0	3B: 0	DP: 1	HR: 0	HBP: 0	WP: 0	PA: 34
PITCHER Bill Lee, L (1, 1) ERA: 1.99	IP	WLS	BF	H	R	ER	SO	BB	IBB	HBP	BLK	WP	HR	S	P	ERA	WHIP	IP	WLS	BF	H	R	ER	SO	BB	IBB	HBP	BLK	WP	HR	S	P	ERA	WHIP	IP	WLS	BF	H	R	ER	SO	BB	IBB	HBP	BLK	WP	HR	S	P	ERA	WHIP				


BOTTOM

Boston Red Sox @ New York Yankees
Shea Stadium, Flushing, NY

Wed Apr 17 1974, 3:33 AM EDT
Att: 11,517 - Sunny - 65 F

livebaseballscorecards.com

AB	33
R	3
H	5
RBI	2
BB	1
SO	2
LOB	10



Batter	1	2	3	4	5	6	7	8	9	AB R H RBI BB SO LOB	TOP	
Juan Beniquez, R (1, 8) OBP: 0.417, SLG: 0.500	4-0 BB 		0-0 6-3 			0-3 K 			0-3 K 	3 0 0 0 1 2 0	Boston Red Sox @ New York Yankees Shea Stadium, Flushing, NY Thu Apr 18 1974, 3:33 AM EDT Att. 10,272 - Sunny - 71 F livebaseballscorecards.com	
Cecil Cooper, L (1, 10) OBP: 0.325, SLG: 0.333	0-3 K 		0-0 F8 			0-0 CS 1B 			0-0 F8 	4 0 1 0 0 1 1		
Bernie Carbo, L (1, 7) OBP: 0.472, SLG: 0.607	0-3 K 1-2 		0-0 4-3 			0-0 P9 1-2 			0-0 HR 	4 1 1 1 0 1 2		
Carl Yastrzemski, L (1, 3) OBP: 0.429, SLG: 0.757	4-0 IBB 		0-0 4-3 			0-0 F5 			0-0 G3 	3 0 0 0 1 0 0		
Rico Petrocelli, R (1, 5) OBP: 0.200, SLG: 0.200	0-0 F3 		0-0 F9 			0-0 F7 			0-0 F8 	3 0 0 0 0 0 2		
Dick McAuliffe, L (7, 5) OBP: 0.263, SLG: 0.235										0 0 0 0 0 0 0		
Dwight Evans, R (1, 9) OBP: 0.333, SLG: 0.667		0-3 K 		0-0 1-3 						3 0 0 0 0 1 0		
Bob Montgomery, R (1, 2) OBP: 0.225, SLG: 0.297		0-0 6-3 		0-0 1-3 					0-0 5-3 	3 0 0 0 0 0 0		
Doug Griffin, R (1, 4) OBP: 0.378, SLG: 0.429		0-0 1B 		0-0 G4-6-3 1B 					0-0 F8 	3 0 2 0 0 0 0		
Mario Guerrero, R (1, 6) OBP: 0.333, SLG: 0.281		0-0 F8 		0-0 G4-6-3 1-2f 					0-0 F3 	3 0 0 0 0 0 2		
Inning Stats	R: 0 E: 0 K: 2 S: 7 H: 0 LOB: 2 BB: 2 P: 15	R: 0 E: 0 K: 1 S: 6 H: 1 LOB: 1 BB: 0 P: 6	R: 0 E: 0 K: 0 S: 3 H: 0 LOB: 0 BB: 0 P: 3	R: 0 E: 0 K: 0 S: 3 H: 0 LOB: 0 BB: 0 P: 3	R: 0 E: 0 K: 0 S: 3 H: 1 LOB: 0 BB: 0 P: 3	R: 0 E: 0 K: 1 S: 5 H: 1 LOB: 0 BB: 0 P: 5	R: 0 E: 0 K: 0 S: 3 H: 0 LOB: 0 BB: 0 P: 3	R: 0 E: 0 K: 0 S: 3 H: 0 LOB: 0 BB: 0 P: 3	R: 1 E: 0 K: 1 S: 6 H: 1 LOB: 0 BB: 0 P: 6	1B: 3 2B: 0 3B: 0 HR: 1 SF: 0 SAC: 0 DP: 1 HBP: 0	WP: 0 PB: 0 SB: 1 CS: 1 PA: 31	
PITCHER Doc Medich, R (1, 1) ERA: 4.19	IP WLS BF H R ER SO BB IBB HBP BLK WP HR S P ERA WHIP	9.0 W 31 4 1 1 5 1 1 0 0 0 1 39 47 1.00 0.556										

AB	29
R	1
H	4
RBI	1
BB	2
SO	5
LOB	7



Batter	1	2	3	4	5	6	7	8	9
Roy White, S OBP: 0.444, SLG: 0.410 (1, 7) X	0-0 L9 ①		0-0 P4 ①		4-0 L6-4 BB BBB	0-3 K ②		0-0 4-3 ②	
Mike Hegan, L OBP: 0.356, SLG: 0.462 (1, 3) SSS	0-3 K ②		0-0 F2 ②		4-0 BB BBB	0-0 HR 1-H 2-H		0-0 P6 ③	
Thurman Munson, R OBP: 0.275, SLG: 0.404 (1, 2) BBB	4-0 BB ③		0-0 F8 ③		0-0 L6-4 2-3	0-0 1B ② ③			
Bobby Murcer, L OBP: 0.462, SLG: 0.500 (1, 8) X	0-0 F7 ③			0-0 G4-6-3 1B ① ②		0-0 1B ②	0-3 4-3 ①		
Ron Blomberg, L OBP: 0.410, SLG: 0.485 Elliott Maddox, R OBP: 0.222, SLG: 0.222 (1, 9) (7, 9)		0-0 4-3 2B ①		0-0 G4-6-3 1B ① ②		0-0 SF8 2B 1-3	0-3 K2-3 ①		
Graig Nettles, L OBP: 0.380, SLG: 0.756 (1, 5) X	0-0 4-3 2-3		0-0 1B ①		0-0 SF8 2-3 3-H	0-0 1B ① X			
Duke Sims, L OBP: 0.250, SLG: 0.500 (1, 10) 0-0 0-0	0-3 K ②		0-0 F7 ③		0-0 SF8 3-H	0-3 K ②			
Gene Michael, S OBP: 0.275, SLG: 0.235 (1, 4) X	0-0 4-3 ③			0-0 5-3 ① X		0-0 HR 2B 2-H	0-0 1-3 ③		
Jim Mason, L OBP: 0.300, SLG: 0.314 (1, 6) BBB			4-0 BB ③		0-0 BB 2B ① X	4-0 HR BB ①		0-0 P6 ①	

Inning Stats	R: 0 E: 0 K: 1 S: 5	H: 0 LOB: 1 BB: 1 P: 9	R: 0 E: 0 K: 1 S: 6	H: 1 LOB: 1 BB: 0 P: 6	R: 0 E: 0 K: 0 S: 3	H: 0 LOB: 1 BB: 1 P: 7	R: 0 E: 0 K: 0 S: 4	H: 2 LOB: 1 BB: 0 P: 4	R: 0 E: 0 K: 0 S: 3	H: 1 LOB: 2 BB: 2 P: 11	R: 6 E: 0 K: 1 S: 11	H: 6 LOB: 1 BB: 1 P: 15	R: 0 E: 0 K: 2 S: 8	H: 1 LOB: 1 BB: 0 P: 8	R: 0 E: 0 K: 0 S: 3	H: 0 LOB: 0 BB: 0 P: 3
1B: 5 2B: 6 3B: 0 HR: 1	SF: 1 SAC: 0 DP: 2 HBP: 0	WP: 0 PB: 0 SB: 0 CS: 0														

PITCHER	IP	WLS	BF	H	R	ER	SO	BB	IBB	HBP	BLK	WP	HR	S	P	ERA	WHIP
Rick Wise, R ERA: 3.14 (1, 1)	5.1	L	26	8	4	4	2	4	0	0	0	0	0	26	42	6.75	2.250
Diego Segui, R ERA: 2.79 (6, 1)	1.2		9	3	2	2	3	1	0	0	0	0	1	14	18	10.80	2.400
Lance Clemons, L ERA: (8, 1)	1.0		3	0	0	0	0	0	0	0	0	0	0	3	3	0.00	0.000

AB R H RBI BB SO LOB

4	0	0	0	1	1	3
4	1	1	3	1	1	1
3	0	1	0	1	0	4
4	1	2	0	0	0	2
3	1	2	0	0	0	1
1	0	0	0	0	1	0
3	0	2	1	0	0	1
4	1	1	1	0	2	3
4	1	1	1	0	0	2
2	1	1	0	2	0	0

AB	32
R	6
H	11
RBI	6
BB	5
SO	5
LOB	17
WP: 0	PA: 38
PB: 0	
SB: 0	
CS: 0	



Boston Red Sox @ New York Yankees
 Shea Stadium, Flushing, NY
 Thu Apr 18 1974, 3:33 AM EDT
 Att: 10,272 - Sunny - 71 F

livebaseballscorecards.com

Batter	1	2	3	4	5	6	7	8	9
Al Bumbry, L OBP: 0.258, SLG: 0.414 (1, 7) X	0-0 4-3 ①		0-0 4-3 ③		0-0 IHR			0-0 B1 ①	
Rich Coggins, L OBP: 0.222, SLG: 0.217 (1, 8) B B B B (8, 9)	4-0 CS BB			4-0 HR BB	0-0 F9 ③			0-0 F5 ②	
Bobby Grich, R OBP: 0.522, SLG: 0.694 (1, 4) X	0-0 F7 ② ③ 1-2		0-3 K ①		0-0 F7 ①			0-3 K ③	
Tommy Davis, R OBP: 0.268, SLG: 0.385 (1, 10)		0-0 CS 1B 1B		0-0 1-H HR	0-0 5-3 ②			0-0 5-3 ③	
Boog Powell, L OBP: 0.182, SLG: 0.182 (1, 3)		0-0 1-2 G6-4-3 1B		0-0 4-3 ②	0-0 4-3 ③			0-0 4-3 ③	
Don Baylor, R OBP: 0.238, SLG: 0.211 (1, 9)		0-0 G6-4-3 ① ② ③		0-0 5-3 ③			0-3 K ①		
Paul Blair, R OBP: 0.176, SLG: 0.242 (8, 8)		1-2 2-3					0-0 F8 ②		
Brooks Robinson, R OBP: 0.333, SLG: 0.324 (1, 5)			0-0 1B		0-0 6-3 ①		0-0 F8 ②		
Earl Williams, R OBP: 0.235, SLG: 0.038 (1, 2)			0-0 F8 ①		0-0 6-3 ②		0-0 5-3 ③		
Mark Belanger, R OBP: 0.235, SLG: 0.276 (1, 6)			0-0 F9 ②		4-0 IHR BB			0-0 HR	

Inning Stats	R: 0	H: 0	E: 0	K: 0	S: 2	LOB: 0	BB: 1	P: 6	R: 0	H: 2	E: 0	K: 0	S: 3	LOB: 0	BB: 0	P: 3	R: 0	H: 1	E: 0	K: 0	S: 4	LOB: 1	BB: 0	P: 4	R: 2	H: 1	E: 0	K: 1	S: 6	LOB: 0	BB: 1	P: 10	R: 2	H: 1	E: 0	K: 0	S: 4	LOB: 0	BB: 1	P: 8	R: 0	H: 0	E: 0	K: 0	S: 3	LOB: 0	BB: 0	P: 3	R: 0	H: 0	E: 0	K: 1	S: 5	LOB: 0	BB: 0	P: 5	R: 1	H: 1	E: 0	K: 1	S: 6	LOB: 0	BB: 0	P: 6
1B: 3	2B: 0	3B: 0	HR: 3	SF: 0	SAC: 0	DP: 1	HBP: 0	WP: 0	PA: 30																																																							

PITCHER	IP	WLS	BF	H	R	ER	SO	BB	IBB	HBP	BLK	WP	HR	S	P	ERA	WHIP
Steve Kline, R ERA: 3.05 (1, 1)	6.0	L	23	5	4	4	1	3	0	0	0	0	1	22	34	6.00	1.333
Fred Beene, R ERA: 4.76 (7, 1)	2.0		7	1	1	1	2	0	0	0	0	0	1	11	11	4.50	0.500

BOTTOM

New York Yankees @ Baltimore Orioles
Memorial Stadium, Baltimore, MD

Fri Apr 19 1974, 7:05 PM EDT
Att. 7,002 - Unknown

livebaseballscorecards.com

AB	27
R	5
H	6
RBI	5
BB	3
SO	3
LOB	7



New York Yankees @ Baltimore Orioles
Memorial Stadium, Baltimore, MD

Sat Apr 20 1974, 3:33 AM EDT
 Att. 5,095 - Unknown

livebaseballscorecards.com

AB	30
R	4
H	9
RBI	4
BB	5
SO	3
LOB	18



WP: 0	PA: 36
PB: 0	
SB: 0	
CS: 1	

Batter	1	2	3	4	5	6	7	8	9	AB	R	H	RBI	BB	SO	LOB
Roy White, S (1, 10) OBP: 0.444, SLG: 0.413	0-0 E7 4-3 L1-5 1B		0-0 P4 1-2			4-0 BB G6-4-3		0-0 F9		3	0	1	0	1	0	2
Elliott Maddox, R (1, 9) OBP: 0.235, SLG: 0.188 Ron Blomberg, L (8, PH) OBP: 0.400, SLG: 0.471 (8, 9)	0-0 4-3 2-3		0-0 F9			0-0 G6-4-3 1-2f		0-0 F8		3	0	0	0	0	0	2
Thurman Munson, R (1, 2) OBP: 0.250, SLG: 0.357	0-0 L1-5 3-H			0-0 4-3		0-0 5-3		0-0 1B		4	0	1	0	0	0	1
Bobby Murcer, L (1, 8) OBP: 0.450, SLG: 0.471		0-0 2B 1B		0-0 4-3		0-0 4-3		0-0 F8		3	1	1	0	1	0	2
Lou Piniella, R (1, 7) OBP: 0.458, SLG: 0.500 Rick Dempsey, R (9, PR) (9, 7)		0-0 4-3 1-H SF7 2B		0-0 FC5-4 1B		0-0 E7 1-3 1B		4-0 HR BB		3	1	3	1	1	0	0
Bill Sudakis, S (1, 3) OBP: 0.303, SLG: 0.290 Mike Hegan, L (7, 3) OBP: 0.348, SLG: 0.450		0-0 4-3 2-3		0-0 FC5-4 1-2f		0-3 K		0-0 F4		3	0	0	0	0	1	4
Graig Nettles, L (1, 5) OBP: 0.397, SLG: 0.863		0-0 SF7 3-H		0-3 K		4-0 IBB		0-0 HR		2	1	1	3	1	1	0
Gene Michael, S (1, 4) OBP: 0.261, SLG: 0.250 Walt Williams, R (7, PH) OBP: 0.188, SLG: 0.133 Horace Clarke, S (7, 4) OBP: 0.222, SLG: 0.125		0-0 2B		0-0 F7		0-0 G1-2-3 3-Hf		0-0 F8		2	0	1	0	0	0	0
Jim Mason, L (1, 6) OBP: 0.319, SLG: 0.317			0-0 CS 1B		0-0 4-3		4-0 1B BB	0-3 K		3	0	1	0	1	1	1

Inning Stats	R: 0	H: 1	E: 1	K: 0	S: 3	P: 3	R: 2	H: 3	E: 0	K: 0	S: 5	P: 5	R: 0	H: 1	E: 0	K: 0	S: 3	P: 3	R: 0	H: 1	E: 0	K: 1	S: 5	P: 5	R: 0	H: 0	E: 0	K: 1	S: 5	P: 5	R: 0	H: 1	E: 1	K: 1	S: 5	P: 13	R: 0	H: 1	E: 0	K: 0	S: 4	P: 8	R: 2	H: 1	E: 0	K: 1	S: 6	P: 10	1B: 6	SF: 1	2B: 3	3B: 0	HR: 1	WP: 0	PA: 36
--------------	------	------	------	------	------	------	------	------	------	------	------	------	------	------	------	------	------	------	------	------	------	------	------	------	------	------	------	------	------	------	------	------	------	------	------	-------	------	------	------	------	------	------	------	------	------	------	------	-------	-------	-------	-------	-------	-------	-------	--------

PITCHER	IP	WLS	BF	H	R	ER	SO	BB	IBB	HBP	BLK	WP	HR	S	P	ERA	WHIP
Dave McNally, L (1, 1) ERA: 2.59	7.0		27	7	2	2	2	3	1	0	0	0	0	27	43	2.57	1.429
Bob Reynolds, R (8, 1) ERA:	0.2		3	1	0	0	0	0	0	0	0	0	0	3	3	0.00	1.500
Grant Jackson, L (8, 1) ERA: 6.48	1.1	L	6	1	2	2	1	1	0	0	0	0	1	7	11	13.50	1.500

Batter	1	2	3	4	5	6	7	8	9	AB	R	H	RBI	BB	SO	LOB					
Al Bumbry, L OBP: 0.229, SLG: 0.364 Paul Blair, R OBP: 0.171, SLG: 0.235	0-3 K	0-0 6-3		0-0 P4		0-0 G3		0-0 F9		4	0	0	0	0	1	4					
Rich Coggins, L OBP: 0.188, SLG: 0.179	0-0 6-3		0-0 E3 2B	0-0 3-1		0-0 1-3		0-0 F9	5	0	0	0	0	0	0	3					
Bobby Grich, R OBP: 0.529, SLG: 0.692	4-0 1B BB		0-0 6-3 1-H 2B		0-3 K		4-0 6-3 BB		0-0 5-3	3	1	1	0	2	1	0					
Tommy Davis, R OBP: 0.283, SLG: 0.386	0-0 1B 1-2 1B		0-0 6-3 2-3		0-0 2B 1B		0-0 6-3 1-2		0-0 5-3	5	1	2	0	0	0	2					
Boog Powell, L OBP: 0.267, SLG: 0.333	0-0 1B 1-2 2-H		0-0 4-3		0-0 2B		0-0 F8		0-0 F4	4	0	2	2	0	0	2					
Don Baylor, R OBP: 0.239, SLG: 0.195	0-0 L8			4-0 1B SH BB	0-0 5-3		0-0 F4		0-0 F6	3	1	0	0	1	0	4					
Brooks Robinson, R OBP: 0.326, SLG: 0.317		0-0 P4		0-0 SH 1B	0-0 6-3		0-0 F6		0-0 F9	4	0	1	0	0	0	1					
Elrod Hendricks, L OBP: 0.556, SLG: 0.889		0-0 6-3 2B		0-0 P5		0-0 2B		0-0 F9	4	0	2	0	0	0	0	2					
Mark Belanger, R OBP: 0.243, SLG: 0.281		0-0 6-3		0-0 SH		0-0 6-3		0-0 1B	3	0	1	1	0	0	0	2					
Inning Stats	R: 1 E: 0 K: 1 S: 7	H: 2 LOB: 2 BB: 1 P: 11	R: 0 E: 0 K: 0 S: 4	H: 1 LOB: 1 BB: 0 P: 4	R: 0 E: 1 K: 0 S: 4	H: 1 LOB: 1 BB: 0 P: 4	R: 1 E: 0 K: 1 S: 7	H: 2 LOB: 1 BB: 0 P: 7	R: 0 E: 0 K: 0 S: 4	H: 1 LOB: 1 BB: 0 P: 4	R: 0 E: 0 K: 0 S: 3	H: 0 LOB: 1 BB: 1 P: 7	R: 0 E: 0 K: 0 S: 4	H: 1 LOB: 1 BB: 0 P: 4	R: 0 E: 0 K: 0 S: 3	H: 0 LOB: 0 BB: 0 P: 3	1B: 5 2B: 4 3B: 0 HR: 0	SF: 0 SAC: 1 DP: 0 HBP: 0	WP: 0 PB: 0 SB: 0 CS: 0	PA: 40	
PITCHER Mel Stottlemyre, R ERA: 2.41	IP 9.0	WLS W	BF 40	H 9	R 3	ER 3	SO 2	BB 3	IBB 0	HBP 0	BLK 0	WP 0	HR 0	S 41	P 53	ERA 3.00	WHIP 1.333				

BOTTOM

New York Yankees @ Baltimore Orioles
Memorial Stadium, Baltimore, MD
 Sat Apr 20 1974, 3:33 AM EDT
 Att. 5,095 - Unknown

livebaseballscores.com

AB 36
R 3
H 9
RBI 3
BB 3
SO 2
LOB 21



Batter	1	2	3	4	5	6	7	8	9	10	11	12	13	AB R H RBI BB SO LOB	TOP														
Roy White, S (1,7) OBP: 0.448, SLG: 0.408 Elliott Maddox, R (9,9) OBP: 0.211, SLG: 0.167	0-3 K			0-0 3-1		0-0 1B SF7 1B		4-0 1B G5-4-3 BB		0-0 F8			0-0 5-3	3 2 1 0 1 1 0 2 0 0 0 0 0 0	New York Yankees @ Baltimore Orioles Memorial Stadium, Baltimore, MD Sun Apr 21 1974, 3:33 AM EDT Unknown livebaseballscorecards.com														
Thurman Munson, R (1,2) OBP: 0.246, SLG: 0.351 Duke Sims, L (1,2) OBP: 0.286, SLG: 0.429 Rick Dempsey, R (8,PR) (8,2)	0-3 K			0-3 K		0-3 K		0-0 G5-4-3 1B			4-0 SH3-4 BB		0-0 6-3	1 0 0 0 0 1 0 3 0 1 0 0 2 2 1 0 0 0 1 0 0															
Lou Piniella, R (1,9) OBP: 0.414, SLG: 0.444 (9,7)	0-0 5-3			0-0 F9		0-0 FC4-6 1B		0-0 G5-4-3			0-0 SH3-4 BB		0-0 4-3	5 0 1 1 0 0 1															
Bobby Murcer, L (1,8) OBP: 0.431, SLG: 0.455		0-0 G3			0-0 E6 6-3 1B	0-0 SF7		0-0 F7			0-0 1-3			4 1 1 1 0 0 2															
Ron Blomberg, L (1,10) OBP: 0.356, SLG: 0.410		0-0 4-3			0-0 F7	0-0 FC4-6			0-0 4-3		0-0 4-3			5 0 0 0 0 0 3															
Graig Nettles, L (1,5) OBP: 0.381, SLG: 0.857		0-0 F8			0-0 6-3		0-0 E4 FC3-6		0-0 4-3			0-0 HR		5 1 1 1 0 0 1															
Mike Hegan, L (1,3) OBP: 0.333, SLG: 0.422			0-0 F7		0-0 2-3 1B		0-0 F2		0-0 6-3			0-0 F7		5 0 1 1 0 0 1															
Gene Michael, S (1,4) OBP: 0.235, SLG: 0.222			0-0 G3		0-0 F5		0-0 FC3-6			0-0 P6		0-0 P5		5 0 0 0 0 0 2															
Jim Mason, L (1,6) OBP: 0.308, SLG: 0.304			0-0 F8			0-0 1B 1B	0-3 K			0-0 F7		0-0 F8		5 1 1 0 0 1 1															
Inning Stats	R: 0 E: 0 K: 2 S: 7	H: 0 LOB: 0 BB: 0 P: 7	R: 0 E: 0 K: 0 S: 3	H: 0 LOB: 0 BB: 0 P: 3	R: 0 E: 0 K: 0 S: 3	H: 0 LOB: 0 BB: 0 P: 3	R: 0 E: 0 K: 1 S: 5	H: 0 LOB: 1 BB: 0 P: 5	R: 1 E: 1 K: 1 S: 5	H: 2 LOB: 1 BB: 0 P: 5	R: 2 E: 0 K: 1 S: 8	H: 3 LOB: 1 BB: 0 P: 8	R: 0 E: 1 K: 1 S: 6	H: 0 LOB: 1 BB: 0 P: 6		R: 1 E: 0 K: 0 S: 3	H: 1 LOB: 1 BB: 1 P: 7	R: 0 E: 0 K: 0 S: 3	H: 0 LOB: 0 BB: 0 P: 3	R: 0 E: 0 K: 0 S: 3	H: 0 LOB: 1 BB: 1 P: 7	R: 1 E: 0 K: 0 S: 4	H: 1 LOB: 0 BB: 0 P: 4	R: 0 E: 0 K: 0 S: 3	H: 0 LOB: 0 BB: 0 P: 3	1B: 6 2B: 0 3B: 0 HR: 1	SF: 1 SAC: 1 DP: 1 HBP: 0	WP: 0 PB: 0 SB: 0 CS: 0	PA: 48
PITCHER	IP 12.0	WLS 45	BF 45	H 7	R 5	ER 4	SO 5	BB 2	IBB 0	HBP 0	BLK 0	WP 0	HR 1	S 53		P 61	ERA 3.00	WHIP 0.750											
Jim Palmer, R (1,1) ERA: 2.29																													
Doyle Alexander, R (13,1) ERA:																													



Batter	1	2	3	4	5	6	7	8	9	10	11	12	13	AB R H RBI BB SO LOB	BOTTOM	
Al Bumbry, L OBP: 0.250, SLG: 0.382 (1, 7)	0-0 E 1B	0-0 4-3			0-0 G6-4-3 1-2f			0-0 4-3		0-0 SH1-3 1B	0-3 K		0-0 1B	1 1 1 0 0 0 0 4 0 1 0 0 0 1 2 0 1 1 0 1 2	New York Yankees @ Baltimore Orioles Memorial Stadium, Baltimore, MD Sun Apr 21 1974, 3:33 AM EDT Unknown	
Paul Blair, R OBP: 0.179, SLG: 0.237 (3, 8)														6 2 1 0 0 1 2		
Mike Reinbach, L OBP: 0.333, SLG: 0.400 (12, 7)														4 1 2 0 0 0 1		
Rich Coggins, L OBP: 0.184, SLG: 0.176 (1, 8) (3, 9) (12, 8)	0-0 E4 E 1B		0-0 4-1		0-3 K			0-0 G3		0-0 F9		0-0 SH3-4 E 1B		4 1 2 0 0 0 1		
Bobby Grich, R OBP: 0.527, SLG: 0.674 (1, 4)	0-0 E5 1B		0-0 1-3			0-0 S 1B		0-0 1B 1B		0-0 SH1-3		0-0 SH3-4		5 0 3 3 1 1 1		
Tommy Davis, R OBP: 0.327, SLG: 0.429 (1, 10)	0-0 4-3 1B		0-0 6-3			0-3 K		0-0 1B 1B		4-0 IBB		0-0 E8 2B		3 0 0 0 0 0 2 3 0 0 0 0 1 5		
Boog Powell, L OBP: 0.222, SLG: 0.278 (1, 3)	0-0 P6			0-0 G3		0-0 6-3		0-3 K		0-0 F7		0-0 P4		4 0 0 0 2 1 2		
Jim Fuller, R OBP: 0.333, SLG: 0.500 (8, PH) (9, 3) (12, 9)														5 1 2 1 0 0 2 1 0 0 0 0 0 2		
Don Baylor, R OBP: 0.250, SLG: 0.178 (1, 9) (3, 7) (12, 3)	0-0 4-3 1-2			0-0 F9		0-3 K		4-0 WP BB		0-0 4-3		4-0 IBB		3 0 0 0 0 1 0 3 1 2 0 0 0 1		
Brooks Robinson, R OBP: 0.333, SLG: 0.391 (1, 5)	0-0 6-3			0-0 HR			0-0 F9		0-0 F5		0-0 1B 1B		0-0 6-3	3 0 0 0 0 1 0 3 1 2 0 0 0 1		
Enos Cabell, R (11, PR) (12, 5)														3 0 1 0 0 2 0 2 0 1 0 1 0 1		
Eliot Hendricks, L OBP: 0.417, SLG: 0.667 (1, 2)		0-0 F9		0-0 6-3			0-3 K		0-0 F7		0-0 1B 1B		0-0 BB 1B	3 0 0 0 0 2 0 2 0 1 0 1 0 1		
Earl Williams, R OBP: 0.270, SLG: 0.103 (9, PH) (10, 2)														WP: 1 PA: 55 PB: 0 SB: 1 CS: 0		
Frank Baker, L OBP: 0.333, SLG: 0.333 (1, 6)		0-3 K			0-0 G6-4-3 1B		0-3 K		0-0 6-3		0-0 1B 1B		4-0 BB			
Mark Belanger, R OBP: 0.275, SLG: 0.294 (9, 6)																
Inning Stats	R: 3 H: 2 E: 2 LOB: 1 K: 0 S: 7	R: 0 H: 0 E: 0 LOB: 0 K: 1 P: 5	R: 0 H: 0 E: 0 LOB: 0 K: 0 P: 3	R: 1 H: 1 E: 0 LOB: 0 K: 0 P: 4	R: 0 H: 1 E: 0 LOB: 0 K: 1 P: 5	R: 0 H: 1 E: 0 LOB: 1 K: 2 P: 8	R: 0 H: 0 E: 0 LOB: 0 K: 2 P: 7	R: 0 H: 2 E: 0 LOB: 2 K: 1 P: 7	R: 0 H: 0 E: 0 LOB: 1 K: 0 P: 7	R: 0 H: 0 E: 0 LOB: 1 K: 0 P: 7	R: 0 H: 1 E: 0 LOB: 2 K: 0 P: 8	R: 0 H: 3 E: 0 LOB: 2 K: 1 P: 7	R: 1 H: 2 E: 1 LOB: 2 K: 0 P: 9	R: 1 H: 2 E: 0 LOB: 2 K: 0 P: 6	2B: 13 SF: 0 3B: 0 SAC: 2 HR: 1 DP: 1 HBP: 0	
PITCHER	IP WLS BF H R ER SO BB IBB HBP BLK WP HR S P ERA WHIP															
Pat Dobson, R ERA: 3.62 (1, 1)	7.2															
Sparky Lyle, L ERA: 3.38 (8, 1)	2.2	13	3	0	0	1	1	1	0	0	1	0	13	21	0.00	1.500
Tom Buskey, R ERA: 6.35 (11, 1)	1.2	L	10	4	2	2	1	1	0	0	0	0	10	18	10.80	3.000
Fritz Peterson, L ERA: 5.79 (13, 1)	0.0		1	1	0	0	0	0	0	0	0	0	1	1	∞	∞

AB	49
R	6
H	15
RBI	5
BB	4
SO	8
LOB	22



WP: 1	PA: 55
PB: 0	
SB: 1	
CS: 0	

livebaseballscorecards.com

New York Yankees @ Baltimore Orioles
Memorial Stadium, Baltimore, MD

Sun Apr 21 1974, 7:05 PM EDT
 Att. 20,329 - Unknown

livebaseballscorecards.com



AB	33
R	3
H	8
RBI	2
BB	4
SO	1
LOB	13

Batter	1	2	3	4	5	6	7	8	9	AB	R	H	RBI	BB	SO	LOB
Horace Clarke, S (1, 4) OBP: 0.143, SLG: 0.077	0-0 F2		0-0 F9		0-0 4-3		0-0 5-3		0-0 5-3	5	0	0	0	0	0	3
Roy White, S (1, 7) OBP: 0.417, SLG: 0.370	0-0 4-3		0-0 FC6-4		0-0 5-3		0-0 F7		0-0 4-3	5	0	0	0	0	0	3
Thurman Munson, R (1, 10) OBP: 0.246, SLG: 0.344	0-0 L7			0-0 WP 1B		0-0 F9		0-0 6-3		4	1	1	0	0	0	0
Bobby Murcer, L (1, 8) OBP: 0.406, SLG: 0.424		0-3 K		0-0 F2		0-0 F8		0-0 F5		4	0	0	0	0	1	1
Lou Piniella, R (1, 9) OBP: 0.455, SLG: 0.516		0-0 6-3		0-0 1-3 1B		0-0 1B 2B		0-0 1B PB		4	1	3	1	0	0	0
Elliott Maddox, R (8, PR) OBP: 0.211, SLG: 0.167				0-0 1-3 1B		0-0 1B		0-0 1B		0	1	0	0	0	0	0
Graig Nettles, L (1, 5) OBP: 0.388, SLG: 0.833		0-0 F8		0-0 1-3		0-0 1B		0-0 1B		4	0	2	1	0	0	1
Bill Sudakis, S (1, 3) OBP: 0.324, SLG: 0.273			0-0 F6	4-0 FC4-6 BB		0-0 F7		4-0 1-2 3-H BB		2	0	0	0	2	0	1
Mike Hegan, L (8, PR) OBP: 0.333, SLG: 0.422				0-0 BB 1B		0-0 FC4-6		0-0 F8		0	0	0	0	0	0	0
Rick Dempsey, R (1, 2) OBP: 0.500, SLG: 0.250			0-0 BB 1B	0-0 FC4-6		0-0 SH1-3 BB		0-0 F8		3	0	1	0	1	0	4
Jim Mason, L (1, 6) OBP: 0.327, SLG: 0.313			4-0 FC6-4 BB		0-0 1B		0-0 SH1-3		0-0 4-3	2	0	1	0	1	0	0

Inning Stats	R: 0	H: 0	E: 0	K: 0	S: 3	P: 3	R: 0	H: 0	E: 0	K: 1	S: 5	P: 5	R: 0	H: 1	E: 0	K: 0	S: 4	P: 8	R: 1	H: 2	E: 0	K: 0	S: 5	P: 9	R: 0	H: 1	E: 0	K: 0	S: 3	P: 3	R: 1	H: 2	E: 0	K: 0	S: 5	P: 5	R: 0	H: 0	E: 0	K: 0	S: 3	P: 7	R: 1	H: 2	E: 0	K: 0	S: 5	P: 9	R: 0	H: 0	E: 0	K: 0	S: 3	P: 3	1B: 7	2B: 1	3B: 0	HR: 0	SF: 0	SAC: 1	DP: 0	HBP: 0	WP: 1	PB: 1	SB: 0	CS: 0	PA: 38
--------------	------	------	------	------	------	------	------	------	------	------	------	------	------	------	------	------	------	------	------	------	------	------	------	------	------	------	------	------	------	------	------	------	------	------	------	------	------	------	------	------	------	------	------	------	------	------	------	------	------	------	------	------	------	------	-------	-------	-------	-------	-------	--------	-------	--------	-------	-------	-------	-------	--------

PITCHER	IP	WLS	BF	H	R	ER	SO	BB	IBB	HBP	BLK	WP	HR	S	P	ERA	WHIP
Mike Cuellar, L (1, 1) ERA: 4.15	7.2	L	34	8	3	2	1	4	0	0	0	1	0	32	48	2.35	1.565
Bob Reynolds, R (8, 1) ERA:	1.1		4	0	0	0	0	0	0	0	0	0	0	4	4	0.00	0.000

BOTTOM

New York Yankees @ Baltimore Orioles
Memorial Stadium, Baltimore, MD

Sun Apr 21 1974, 7:05 PM EDT
Att. 20,329 - Unknown

livebaseballscorecards.com

AB	29
R	0
H	4
RBI	0
BB	5
SO	5
LOB	16



WP:	1	PA:	35
PB:	0		
SB:	0		
CS:	1		

AB	R	H	RBI	BB	SO	LOB
2	0	0	0	1	0	1
1	0	0	0	0	0	0
1	0	0	0	2	0	0
3	0	0	0	1	0	2
3	0	0	0	0	2	4
1	0	0	0	0	0	0
3	0	0	0	1	0	3
4	0	2	0	0	1	1
3	0	0	0	0	0	1
1	0	1	0	0	0	0
2	0	1	0	0	1	1
2	0	0	0	0	1	2
2	0	0	0	0	0	1
1	0	0	0	0	0	0
0	0	0	0	0	0	0

Batter	1	2	3	4	5	6	7	8	9
Paul Blair, R (1, 8) Rich Coggins, L (8, PH) OBP: 0.190, SLG: 0.225 OBP: 0.179, SLG: 0.171 (9, 8)	0-0 6-3 ①		0-0 G6-4-3 ② 1-2f			4-0 BB BB BB BB		0-0 5-3 ②	
Bobby Grich, R (1, 4) OBP: 0.542, SLG: 0.659	4-0 BB			0-0 F7 ①		4-0 BB BB 1-2		1-0 FC4-6 HBP	
Tommy Davis, R (1, 10) OBP: 0.321, SLG: 0.404	0-0 L5 ②			0-0 6-3 ②		4-0 FC5-4 BB 1-2 2-3		0-0 FC4-6 1-2f	
Earl Williams, R (1, 3) Mike Reinbach, L (9, PH) OBP: 0.250, SLG: 0.094 OBP: 0.266, SLG: 0.333	0-3 K ③			0-0 F9 ③		0-3 K ②		0-0 G3 ①	
Don Baylor, R (1, 7) OBP: 0.250, SLG: 0.167		4-0 BB BB BB BB			0-0 E7 CS	0-0 FC5-4 1-2f		0-0 4-3 ②	
Brooks Robinson, R (1, 5) OBP: 0.346, SLG: 0.400		0-0 G5-4-3 ① 1-2f			0-0 WP 1B		0-3 K ①	0-0 1B 1B	
Jim Fuller, R (1, 9) Boog Powell, L (9, PH) OBP: 0.278, SLG: 0.412 OBP: 0.263, SLG: 0.316		0-0 F7 ③			0-0 5-3 ② 1-2		0-0 1-3 ②	0-0 FC6-4 1B	
Andy Etchebarren, R (1, 2) Elrod Hendricks, L (7, PH) OBP: 0.333, SLG: 0.417 OBP: 0.357, SLG: 0.571 (8, 2)			0-0 G6-4-3 1B		0-3 K ③		0-3 K ③	0-0 FC6-4 1-2f	
Mark Belanger, R (1, 6) Al Bumbry, L (8, PH) Frank Baker, L (9, 6) OBP: 0.262, SLG: 0.278 OBP: 0.243, SLG: 0.371 OBP: 0.333, SLG: 0.333			0-0 F2 ①			0-0 F8 ①		0-0 F7 ①	

Inning	R	H	E	K	S	H	LOB	BB	IBB	HBP	BLK	WP	HR	S	P	ERA	WHIP
1	0	0	0	1	3	1	0	0	0	0	0	1	0	20	40	0.00	1.312
2	0	0	0	0	2	0	0	0	0	0	0	0	0	19	20	0.00	0.545
3	0	0	0	0	3	0	0	0	0	0	0	0	0	19	20	0.00	0.545
4	0	0	0	0	3	0	0	0	0	0	0	0	0	19	20	0.00	0.545
5	0	0	0	0	3	0	0	0	0	0	0	0	0	19	20	0.00	0.545
6	0	0	0	0	3	0	0	0	0	0	0	0	0	19	20	0.00	0.545
7	0	0	0	0	3	0	0	0	0	0	0	0	0	19	20	0.00	0.545
8	0	0	0	0	3	0	0	0	0	0	0	0	0	19	20	0.00	0.545
9	0	0	0	0	3	0	0	0	0	0	0	0	0	19	20	0.00	0.545

PITCHER	IP	WLS	BF	H	R	ER	SO	BB	IBB	HBP	BLK	WP	HR	S	P	ERA	WHIP
Sam McDowell, L (1, 1) ERA: 4.5	5.1	W	21	2	0	0	2	5	0	0	0	1	0	20	40	0.00	1.312
Fred Beene, R (6, 1) ERA: 2.89	3.2	S	14	2	0	0	3	0	0	1	0	0	0	19	20	0.00	0.545

Batter	1	2	3	4	5	6	7	8	9	AB R H RBI BB SO LOB	TOP							
Freddie Patek, R (1, 6) OBP: 0.373, SLG: 0.321	0-0 1-3		0-0 F9		4-0 BB		0-0 F8			3 0 0 0 1 0 1	Kansas City Royals @ New York Yankees Shea Stadium, Flushing, NY Wed Apr 24 1974, 3:33 AM EDT Att. 5,593 - Overcast - 55 F							
Jim Wohlford, R (1, 7) OBP: 0.415, SLG: 0.404	0-0 B1-3		0-0 B1-3		0-0 5-3			0-0 L7		4 0 0 0 0 0 2								
Amos Otis, R (1, 8) OBP: 0.293, SLG: 0.206	0-0 F9			0-0 1-3		0-0 F8		4-0 BB		3 0 0 0 1 0 0								
John Mayberry, L (1, 3) OBP: 0.438, SLG: 0.551		0-0 3-1		0-0 P6		0-0 1-3		0-3 K		4 0 0 0 0 1 1								
Cookie Rojas, R (1, 4) OBP: 0.333, SLG: 0.404		4-0 2B BB		0-0 1-3		0-3 K		0-3 K		3 1 0 0 1 2 1								
Hal McRae, R (1, 10) OBP: 0.347, SLG: 0.489		0-0 P4		0-0 E9 1B 1B		0-0 4-3 1B 1B		0-0 4-3		4 2 2 0 0 0 1								
Vada Pinson, L (1, 9) OBP: 0.250, SLG: 0.294 Al Cowens, R (9, PH) OBP: 0.263, SLG: 0.333		0-0 1-H 2B		0-3 K		0-0 4-3		0-0 5-3		3 0 1 1 0 1 2 1 0 0 0 0 0 0								
Buck Martinez, R (1, 2) OBP: 0.500, SLG: 0.364		0-0 6-3		0-0 F7		0-3 K		0-0 F9		4 0 0 0 0 1 3								
Frank White, R (1, 5) OBP: 0.300, SLG: 0.600 Tony Solaita, L (7, PH) OBP: 0.444, SLG: 0.600 Fernando Gonzalez, R (7, 5) OBP: 0.143, SLG: 0.190			0-0 1-3		0-0 2-H 1B		0-0 2-H 1B			2 0 1 1 0 0 0 1 0 1 1 0 0 0 0 0 0 0 0 0 0								
Inning Stats	R: 0 E: 0 K: 0 S: 3	H: 0 LOB: 0 BB: 0 P: 3	R: 1 E: 0 K: 0 S: 4	H: 1 LOB: 1 BB: 1 P: 8	R: 0 E: 0 K: 0 S: 3	H: 0 LOB: 0 BB: 0 P: 3	R: 0 E: 0 K: 1 S: 5	H: 0 LOB: 0 BB: 0 P: 5	R: 1 E: 0 K: 1 S: 7	H: 2 LOB: 1 BB: 0 P: 7	R: 0 E: 0 K: 2 S: 7	H: 0 LOB: 1 BB: 1 P: 11	R: 0 E: 0 K: 0 S: 3	H: 0 LOB: 0 BB: 0 P: 3	1B: 4 2B: 1 3B: 0 HR: 0	SF: 0 SAC: 0 DP: 0 HBP: 0	WP: 0 PB: 0 SB: 1 CS: 0	PA: 35
PITCHER	IP WLS BF H R ER SO BB IBB HBP BLK WP HR S P ERA WHIP																	
Doc Medich, R (1, 1) ERA: 3.71	7.1 W 30 5 3 2 3 3 0 0 0 0 0 0 33 45 2.46 1.091																	
Sparky Lyle, L (8, 1) ERA: 2.79	1.2 S 5 0 0 0 2 0 0 0 0 0 0 0 9 9 0.00 0.000																	

livebaseballscorecards.com

AB	32
R	3
H	5
RBI	3
BB	3
SO	5
LOB	11



Batter	1	2	3	4	5	6	7	8	9
Roy White, S (1, 7) OBP: 0.434, SLG: 0.414 Walt Williams, R (9, 9) OBP: 0.188, SLG: 0.133	0-0 6-3		0-0 E8 1B		0-0 1-3 1B		0-0 1-H 2B		
Mike Hegan, L (1, 3) OBP: 0.327, SLG: 0.396	4-0 G6-4-3 BB		0-3 K		0-0 4-3		0-3 K		
Lou Piniella, R (1, 9) OBP: 0.432, SLG: 0.471 (9, 7)	0-0 G6-4-3 1-2f			0-3 K	0-3 K		4-0 IBB		
Bobby Murcer, L (1, 8) OBP: 0.403, SLG: 0.410 Elliott Maddox, R (7, 8) OBP: 0.200, SLG: 0.158		0-0 L7		4-0 HR BB		0-0 F5	0-3 K		
Graig Nettles, L (1, 5) OBP: 0.380, SLG: 0.844		0-0 F7		0-0 P4		0-0 HR		0-0 4-3	
Thurman Munson, R (1, 2) OBP: 0.261, SLG: 0.415		0-0 2B		0-0 HR		0-0 B1-3		0-0 F9	
Duke Sims, L (1, 10) OBP: 0.273, SLG: 0.300		0-0 F8		4-0 BB		0-0 4-3		0-0 F8	
Gene Michael, S (1, 4) OBP: 0.222, SLG: 0.208			0-0 F9	0-0 F7			0-3 K		
Jim Mason, L (1, 6) OBP: 0.345, SLG: 0.320			0-0 F9		0-0 1B 1B		4-0 2B BB		


Inning Stats	R: 0 E: 0 K: 0 S: 2	H: 0 LOB: 0 BB: 1 P: 6	R: 0 E: 0 K: 0 S: 4	H: 1 LOB: 1 BB: 0 P: 4	R: 0 E: 1 K: 1 S: 6	H: 1 LOB: 1 BB: 0 P: 6	R: 2 E: 0 K: 1 S: 6	H: 1 LOB: 1 BB: 2 P: 14	R: 0 E: 0 K: 1 S: 6	H: 2 LOB: 1 BB: 0 P: 6	R: 1 E: 0 K: 0 S: 4	H: 1 LOB: 0 BB: 0 P: 4	R: 1 E: 0 K: 3 S: 10	H: 1 LOB: 2 BB: 2 P: 18	R: 0 E: 0 K: 0 S: 3	H: 0 LOB: 0 BB: 0 P: 3
1B: 3 2B: 2 3B: 0 HR: 2	SF: 0 SAC: 0 DP: 1 HBP: 0	WP: 0 PB: 0 SB: 0 CS: 0														

PITCHER	IP	WLS	BF	H	R	ER	SO	BB	IBB	HBP	BLK	WP	HR	S	P	ERA	WHIP
Marty Pattin, R (1, 1) ERA: 6.35	8.0	L	34	7	4	4	6	4	1	0	0	0	2	41	61	4.50	1.375

BOTTOM

Kansas City Royals @ New York Yankees
 Shea Stadium, Flushing, NY
 Wed Apr 24 1974, 3:33 AM EDT
 Att. 5,593 - Overcast - 55 F

AB	29
R	4
H	7
RBI	4
BB	5
SO	6
LOB	10



AB	R	H	RBI	BB	SO	LOB
4	0	3	1	0	0	0
0	0	0	0	0	0	0
3	0	0	0	1	2	3
3	0	0	0	1	2	2
2	1	0	0	1	0	0
1	0	0	0	0	1	2
4	1	1	1	0	0	1
4	1	2	2	0	0	0
3	0	0	0	1	0	1
3	0	0	0	0	1	1
2	1	1	0	1	0	0

WP	HR	S	P	ERA	WHIP
0	2	41	61	4.50	1.375

Batter	1	2	3	4	5	6	7	8	9	AB R H RBI BB SO LOB	TOP									
Freddie Patek, R (1, 6) OBP: 0.375, SLG: 0.328	0-0 6-3			0-0 B1-3	0-0 1B		0-0 6-3		0-0 WP FC1-5 FC3-6 1B	5 1 2 1 0 0 0	Kansas City Royals @ New York Yankees Shea Stadium, Flushing, NY Thu Apr 25 1974, 3:33 AM EDT Att: 5,646 - Unknown - 53 F livebaseballscorecards.com									
Cookie Rojas, R (1, 4) OBP: 0.323, SLG: 0.387	0-3 K		0-0 L8	0-0 6-3		0-0 4-3 1B		0-0 FC1-5 FC3-6 WP	5 0 1 0 0 1 3											
Amos Otis, R (1, 8) OBP: 0.348, SLG: 0.289	0-0 F8		0-0 1B		0-0 E 2B	0-0 4-3 1B		4-0 FC3-6 IBB	4 1 3 0 1 0 0											
John Mayberry, L (1, 3) OBP: 0.406, SLG: 0.500		0-0 F7	0-0 F8		0-0 L1-3	0-0 4-3		0-0 FC3-6	5 0 0 1 0 0 6											
Hal McRae, R (1, 10) OBP: 0.315, SLG: 0.440		0-0 P3		0-0 6-3	0-0 E5 1B	0-3 K		0-0 F9	5 1 0 0 0 1 4											
Jim Wohlford, R (1, 7) OBP: 0.406, SLG: 0.426		0-3 K		0-0 1B 3B	0-0 5-3		0-0 F9		4 1 1 0 0 1 1											
Vada Pinson, L (1, 9) OBP: 0.273, SLG: 0.315			0-0 F8	0-0 1B 1B	0-0 1B 1B		0-0 6-3		3 1 2 2 0 0 0											
Al Cowens, R (6, PR) OBP: 0.250, SLG: 0.316				0-0 3B 1B	0-0 3B 1B				1 0 0 0 0 0 0											
Buck Martinez, R (1, 2) OBP: 0.500, SLG: 0.400			0-0 5-3	0-0 WP 1B 1B	0-0 1B 1B		0-0 L6		4 1 2 0 0 0 0											
Bobby Floyd, R (1, 5)			0-0 5-3	0-0 L6	0-3 K			4-0 FC1-5 1B BB	3 0 0 0 1 1 3											
Inning Stats	R: 0 E: 0 K: 1 S: 5	H: 0 LOB: 0 BB: 0 P: 5	R: 0 E: 0 K: 1 S: 5	H: 0 LOB: 0 BB: 0 P: 3	R: 0 E: 0 K: 0 S: 4	H: 1 LOB: 1 BB: 0 P: 4	R: 3 E: 0 K: 0 S: 7	H: 4 LOB: 1 BB: 0 P: 7	R: 2 E: 1 K: 1 S: 9	H: 3 LOB: 2 BB: 0 P: 9	R: 0 E: 0 K: 1 S: 7	H: 2 LOB: 2 BB: 0 P: 7	R: 0 E: 0 K: 0 S: 3	H: 0 LOB: 0 BB: 0 P: 3	R: 1 E: 0 K: 0 S: 4	H: 1 LOB: 2 BB: 2 P: 12	1B: 9 2B: 1 3B: 1 HR: 0	SF: 0 SAC: 0 DP: 0 HBP: 0	WP: 2 PB: 0 SB: 0 CS: 0	PA: 41
PITCHER	IP WLS BF H R ER SO BB IBB HBP BLK WP HR S P ERA WHIP																			
Steve Kline, R (1, 1) ERA: 3.46	5.1 L 23 6 5 3 2 0 0 0 0 1 0 27 27 5.06 1.125																			
Fred Beene, R (6, 1) ERA: 2.7	0.2 4 2 0 0 1 0 0 0 0 0 0 6 6 0.00 3.000																			
Fritz Peterson, L (7, 1) ERA: 4.7	3.0 14 3 1 1 1 1 1 1 0 0 1 0 14 22 3.00 1.333																			

Kansas City Royals @ New York Yankees
 Shea Stadium, Flushing, NY
 Thu Apr 25 1974, 3:33 AM EDT
 Att: 5,646 - Unknown - 53 F

AB	39
R	6
H	11
RBI	4
BB	2
SO	4
LOB	17



Batter	1	2	3	4	5	6	7	8	9	AB	R	H	RBI	BB	SO	LOB
Walt Williams, R OBP: 0.150, SLG: 0.105 (1, 9)	0-3 K ①		0-0 6-3 ②			0-0 6-3 ②			0-3 K ①	4	0	0	0	0	2	0
Roy White, S OBP: 0.413, SLG: 0.387 (1, 10)	0-0 F9 ②		0-0 5-3 ③			0-0 6-3 ③			0-0 4-3 ②	4	0	0	0	0	0	0
Lou Piniella, R OBP: 0.415, SLG: 0.474 (1, 7)	0-3 K ③			0-0 1-3 ①			0-0 1-3 SF8 2B		0-0 B1-3 ③	4	1	1	0	0	1	0
Graig Nettles, L OBP: 0.365, SLG: 0.806 (1, 5)		0-0 5-3 ①		0-0 4-3 ②			0-0 1-3 ①			3	0	0	0	0	0	1
Thurman Munson, R OBP: 0.250, SLG: 0.403 (1, 2)		0-0 5-3 ②		0-0 F9 ③			0-0 SF8 ②			2	0	0	1	0	0	0
Bill Sudakis, S OBP: 0.325, SLG: 0.257 (1, 3)		4-0 1B BB			0-0 L8 ①		0-0 L7 ③			2	0	0	0	1	0	0
Elliott Maddox, R OBP: 0.217, SLG: 0.182 (1, 8)		0-0 1-2 1B			0-0 5-3 ②			0-0 L7 ①		3	0	1	0	0	0	0
Gene Michael, S OBP: 0.214, SLG: 0.200 Horace Clarke, S OBP: 0.133, SLG: 0.071 (8, PH) (9, 4)		0-0 1-3 ③			0-0 F9 ③			0-3 K ②		2	0	0	0	0	0	2
Jim Mason, L OBP: 0.328, SLG: 0.302 (1, 6)			0-0 6-3 ①			0-3 K ①		0-0 1-3 ③		1	0	0	0	0	1	0

Inning Stats	R: 0	H: 0	E: 0	K: 2	S: 7	R: 0	H: 1	E: 0	K: 0	S: 4	R: 0	H: 0	E: 0	K: 0	S: 3	R: 0	H: 0	E: 0	K: 0	S: 3	R: 0	H: 0	E: 0	K: 1	S: 5	R: 1	H: 1	E: 0	K: 0	S: 4	R: 0	H: 0	E: 0	K: 1	S: 5	R: 0	H: 0	E: 0	K: 1	S: 5	R: 0	H: 0	E: 0	K: 1	S: 5			
	LOB: 0	BB: 0	LOB: 2	BB: 1	P: 7	LOB: 0	BB: 1	LOB: 0	BB: 0	P: 8	LOB: 0	BB: 0	LOB: 0	BB: 0	P: 3	LOB: 0	BB: 0	LOB: 0	BB: 0	P: 3	LOB: 0	BB: 0	LOB: 0	BB: 0	P: 5	LOB: 0	BB: 0	LOB: 0	BB: 0	P: 4	LOB: 0	BB: 0	LOB: 0	BB: 0	P: 5	LOB: 0	BB: 0	LOB: 0	BB: 0	P: 5	1B: 1	SF: 1	2B: 1	SAC: 0	3B: 0	DP: 0	HR: 0	HBP: 0

PITCHER	IP	WLS	BF	H	R	ER	SO	BB	IBB	HBP	BLK	WP	HR	S	P	ERA	WHIP
Paul Splittorf, L ERA: 3.89 (1, 1)	7.0	W	24	2	1	1	3	1	0	0	0	0	0	29	33	1.29	0.429
Doug Bird, R ERA: 7.2 (8, 1)	2.0		6	0	0	0	2	0	0	0	0	0	0	10	10	0.00	0.000


BOTTOM

Kansas City Royals @ New York Yankees
Shea Stadium, Flushing, NY

Thu Apr 25 1974, 3:33 AM EDT
Att. 5,646 - Unknown - 53 F

livebaseballscorecards.com

AB	28
R	1
H	2
RBI	1
BB	1
SO	5
LOB	3



WP	PA	ERA	WHIP
0	30		
0			
0			

Batter	1	2	3	4	5	6	7	8	9	AB R H RBI BB SO LOB	TOP	
Davey Nelson, R (1, 4) OBP: 0.351, SLG: 0.388	0-0 P4		0-0 1B 1B		4-0 E S 1B BB	0-0 FC5-4 1B		0-0 5-3		4 2 2 0 1 0 1	Texas Rangers @ New York Yankees Shea Stadium, Flushing, NY Fri Apr 26 1974, 7:05 PM EDT Att. 10,787 - Unknown - 61 F	
Toby Harrah, R (1, 6) OBP: 0.338, SLG: 0.308	0-0 P4		0-0 F8		0-0 FC6 1B 2B	0-0 FC5-4 1B		0-0 6-3		5 1 0 0 0 0 5		
Alex Johnson, R (1, 7) OBP: 0.324, SLG: 0.290	0-0 L9		0-0 1B 1B		0-0 2B 1B		0-0 5-3		0-0 F8	5 0 2 1 0 0 0		
Jeff Burroughs, R (1, 9) OBP: 0.342, SLG: 0.582		0-3 K	0-0 1B		0-0 1B		0-0 1B 1B		0-0 F3	5 0 3 2 0 1 0		
Tom Grieve, R (1, 10) OBP: 0.358, SLG: 0.541 Mike Cubbage, L (9, PH)	0-0 P4		0-0 1-3		0-0 P3		0-3 K		0-0 4-3	4 0 0 0 0 1 5 1 0 0 0 0 0 0		
Jim Spencer, L (1, 3) OBP: 0.357, SLG: 0.423		0-0 1B 1B		0-0 F9	4-0 FC3-6 IBB		0-0 1B			3 0 2 0 1 0 0		
Joe Lovitto, S (1, 8) OBP: 0.197, SLG: 0.203		0-0 1B		0-0 5-3	0-0 FC3-6		0-0 3-1			4 0 1 0 0 0 5		
Lenny Randle, S (1, 5) OBP: 0.412, SLG: 0.471		0-0 F9		0-0 F7		0-3 K		0-3 K		4 0 0 0 0 2 2		
Jim Sundberg, R (1, 2) OBP: 0.324, SLG: 0.379 Mike Hargrove, L (8, PH) Dick Billings, R (8, 2) OBP: 0.348, SLG: 0.250			0-0 6-3		0-0 6-3	0-0 FC5-4 1B		4-0 5-3 BB		3 0 1 0 0 0 0 0 0 0 0 1 0 0 0 0 0 0 0 0 0		
Inning Stats	R: 0 H: 0 E: 0 LOB: 0 K: 0 BB: 0 S: 3 P: 3	R: 0 H: 2 E: 0 LOB: 2 K: 1 BB: 0 S: 7 P: 7	R: 1 H: 3 E: 0 LOB: 2 K: 0 BB: 0 S: 6 P: 6	R: 0 H: 0 E: 0 LOB: 0 K: 0 BB: 0 S: 3 P: 3	R: 2 H: 2 E: 1 LOB: 3 K: 0 BB: 2 S: 6 P: 14	R: 0 H: 2 E: 0 LOB: 1 K: 1 BB: 0 S: 6 P: 6	R: 0 H: 2 E: 0 LOB: 2 K: 1 BB: 0 S: 7 P: 7	R: 0 H: 0 E: 0 LOB: 1 K: 1 BB: 1 S: 5 P: 9	R: 0 H: 0 E: 0 LOB: 0 K: 0 BB: 0 S: 3 P: 3	1B: 10 SF: 0 2B: 1 SAC: 0 3B: 0 DP: 1 HR: 0 HBP: 0	WP: 0 PA: 41 PB: 0 SB: 1 CS: 0	
PITCHER Mel Stottlemyre, R (1, 1) ERA: 2.32	IP WLS BF H R ER SO BB IBB HBP BLK WP HR S P ERA WHIP	9.0 W 41 11 3 2 4 2 1 0 0 0 0 0 46 58 2.00 1.444										

livebaseballscorecards.com

AB	38
R	3
H	11
RBI	3
BB	3
SO	4
LOB	18



Batter	1	2	3	4	5	6	7	8	9	AB	R	H	RBI	BB	SO	LOB
Roy White, S OBP: 0.400, SLG: 0.403 (1, 7)	0-0 3B		0-0 F2	0-0 G3		0-0 F9		0-0 F7		5	0	1	0	0	0	5
Thurman Munson, R OBP: 0.247, SLG: 0.389 (1, 2)	0-3 K		0-0 F9		0-0 2B 1B		0-0 E5 1B FC6	0-0 FC6-4		5	2	1	0	0	1	3
Lou Piniella, R OBP: 0.422, SLG: 0.500 (1, 9) Elliott Maddox, R OBP: 0.217, SLG: 0.182 (9, 9)	0-3 K		0-3 K		0-0 4-3 G3 2B		0-0 CS FC6 1B			4	1	2	1	0	2	1
Bobby Murcer, L OBP: 0.395, SLG: 0.391 (1, 8)	4-0 BB			0-0 P4	0-0 4-3		0-0 FC6 CS			3	0	0	1	1	0	2
Graig Nettles, L OBP: 0.372, SLG: 0.783 (1, 5)	0-0 F7			4-0 BB 1B BB	4-0 WP G3 IBB		0-3 K			2	1	0	0	2	1	4
Duke Sims, L OBP: 0.200, SLG: 0.214 (1, 10)		0-3 K		0-0 F5	0-0 G3		0-0 G3			4	0	0	1	0	1	3
Mike Hegan, L OBP: 0.322, SLG: 0.385 (1, 3)		0-0 F9		0-0 BB BB 1B	0-3 K			0-0 1-3		4	0	1	0	0	1	1
Jim Mason, L OBP: 0.354, SLG: 0.309 (1, 6)		4-0 FC3-6 BB		4-0 BB BB		0-3 K2-3		0-0 BB 1B		2	0	1	0	2	1	0
Gene Michael, S OBP: 0.233, SLG: 0.192 (1, 4)		0-0 FC3-6		4-0 BB BB		0-0 1-3		4-0 FC6-4 BB		2	0	0	1	2	0	1

Inning Stats	R: 0	H: 1	E: 0	K: 2	S: 8	LOB: 2	BB: 1	P: 12	R: 0	H: 0	E: 0	K: 1	S: 5	LOB: 1	BB: 1	P: 9	R: 0	H: 0	E: 0	K: 1	S: 5	LOB: 0	BB: 0	P: 5	R: 1	H: 1	E: 0	K: 0	S: 4	LOB: 3	BB: 3	P: 16	R: 2	H: 2	E: 0	K: 1	S: 7	LOB: 1	BB: 1	P: 11	R: 0	H: 0	E: 0	K: 1	S: 5	LOB: 0	BB: 0	P: 5	R: 1	H: 1	E: 1	K: 1	S: 7	LOB: 1	BB: 0	P: 7	R: 0	H: 1	E: 0	K: 0	S: 4	LOB: 2	BB: 1	P: 8	1B: 4	2B: 2	3B: 1	HR: 0	SF: 0	SAC: 0	DP: 1	HBP: 0	WP: 1	PB: 0	SB: 0	CS: 2	PA: 38
--------------	------	------	------	------	------	--------	-------	-------	------	------	------	------	------	--------	-------	------	------	------	------	------	------	--------	-------	------	------	------	------	------	------	--------	-------	-------	------	------	------	------	------	--------	-------	-------	------	------	------	------	------	--------	-------	------	------	------	------	------	------	--------	-------	------	------	------	------	------	------	--------	-------	------	-------	-------	-------	-------	-------	--------	-------	--------	-------	-------	-------	-------	--------

PITCHER	IP	WLS	BF	H	R	ER	SO	BB	IBB	HBP	BLK	WP	HR	S	P	ERA	WHIP
Steve Hargan, R ERA: 2.08 (1, 1)	7.1	L	36	6	4	3	7	6	1	0	0	1	0	43	71	3.68	1.636
Jim Merritt, L ERA: 9.82 (8, 1)	0.1		1	0	0	0	0	0	0	0	0	0	0	1	1	0.00	0.000
Steve Foucault, R ERA: 2.16 (8, 1)	0.1		1	0	0	0	0	0	0	0	0	0	0	1	1	0.00	0.000


BOTTOM

Texas Rangers @ New York Yankees
 Shea Stadium, Flushing, NY

Fri Apr 26 1974, 7:05 PM EDT
 Att: 10,787 - Unknown - 61 F

livebaseballscorecards.com

AB	31
R	4
H	6
RBI	4
BB	7
SO	7
LOB	20



Batter	1	2	3	4	5	6	7	8	9
Davey Nelson, R (1, 4) OBP: 0.342, SLG: 0.375	0-0 4-3		0-0 1-3 1B	0-3 K		0-0 F8		0-0 6-3	
Toby Harrah, R (1, 6) OBP: 0.329, SLG: 0.300	0-3 K		0-0 1-3	0-0 FC6-4		0-0 1B		0-0 F8	
Alex Johnson, R (1, 7) OBP: 0.329, SLG: 0.297	0-0 6-3		0-0 2B 1B	0-0 FC6-4		0-0 1B		0-0 4-3	
Jeff Burroughs, R (1, 9) OBP: 0.333, SLG: 0.569		0-0 6-3	0-0 3B 2B		0-0 F9	0-0 P3		0-0 5-3	
Jim Spencer, L (1, 3) OBP: 0.394, SLG: 0.548		0-0 1B FC3 1B	0-0 1B 3B		0-0 G3 E 2B			0-0 4-3	
Mike Hargrove, L (1, 10) OBP: 0.457, SLG: 0.345		0-0 BB E 1B	0-0 BB E 1B		4-0 E G3 IBB				
Joe Lovitto, S (1, 8) OBP: 0.185, SLG: 0.190		0-0 FC3 BB	0-0 G6-3		0-0 G3			0-0 FC3-6	
Lenny Randle, S (1, 5) OBP: 0.429, SLG: 0.500		4-0 BB BB		0-0 1B E3 2B	0-0 4-3			0-0 5-3	
Dick Billings, R (1, 2) OBP: 0.333, SLG: 0.238	0-0 G5-4-3			0-0 E3 1B		0-0 F7		0-3 K	
Jim Sundberg, R (2, 2) OBP: 0.324, SLG: 0.375	0-0 G5-4-3			0-0 E3 1B					

AB	R	H	RBI	BB	SO	LOB
5	1	1	0	0	1	2
5	0	1	0	0	1	3
5	1	2	1	0	0	2
5	1	1	1	0	0	2
5	3	3	1	0	0	0
3	0	3	1	1	0	0
4	0	0	1	0	0	5
3	0	1	0	1	0	2
1	0	0	0	0	0	3
3	0	1	0	0	1	0

Texas Rangers @ New York Yankees Shea Stadium, Flushing, NY Sat Apr 27 1974, 3:33 AM EDT Att. 10,162 - Sunny - 68 F

livebaseballscorecards.com

AB	39
R	6
H	13
RBI	5
BB	2
SO	3
LOB	19



Inning Stats	R: 0	H: 0	E: 0	K: 1	S: 5	P: 5
	R: 1	H: 2	E: 1	K: 0	S: 5	P: 9
	R: 4	H: 5	E: 0	K: 0	S: 7	P: 7
	R: 0	H: 2	E: 1	K: 1	S: 7	P: 7
	R: 1	H: 1	E: 1	K: 0	S: 4	P: 8
	R: 0	H: 2	E: 0	K: 0	S: 5	P: 5
	R: 0	H: 1	E: 0	K: 0	S: 4	P: 4
	R: 0	H: 0	E: 0	K: 1	S: 5	P: 5
	R: 0	H: 0	E: 0	K: 0	S: 3	P: 3

PITCHER	IP	WLS	BF	H	R	ER	SO	BB	IBB	HBP	BLK	WP	HR	S	P	ERA	WHIP
Pat Dobson, R (1, 1) ERA: 4.85	2.1	L	15	7	5	5	1	1	0	0	0	0	0	16	20	19.29	3.429
Dick Tidrow, R (3, 1) ERA: 5.26	6.2		26	6	1	0	2	0	1	0	0	0	0	29	33	0.00	0.900

WP: 0	PA: 41
PB: 0	
SB: 1	
CS: 0	

PITCHER	IP	WLS	BF	H	R	ER	SO	BB	IBB	HBP	BLK	WP	HR	S	P	ERA	WHIP
Pat Dobson, R (1, 1) ERA: 4.85	2.1	L	15	7	5	5	1	1	0	0	0	0	0	16	20	19.29	3.429
Dick Tidrow, R (3, 1) ERA: 5.26	6.2		26	6	1	0	2	0	1	0	0	0	0	29	33	0.00	0.900

Batter	1	2	3	4	5	6	7	8	9	AB	R	H	RBI	BB	SO	LOB
Roy White, S OBP: 0.400, SLG: 0.403 (1, 7)	0-0 P6		0-0 G1-6-3 1B		0-3 K		0-0 1-2 1B		0-0 F8	5	0	2	0	0	1	1
Thurman Munson, R OBP: 0.247, SLG: 0.382 (1, 2)	0-0 P4		0-0 L5		0-0 FC6-4 1B		0-0 5-3			4	0	1	0	0	0	3
Lou Piniella, R OBP: 0.408, SLG: 0.478 (1, 9)	0-0 4-3		0-0 G1-6-3 1-2f		0-0 FC6-4 1-2f			0-0 PB 1B		4	0	1	0	0	0	2
Bobby Murcer, L OBP: 0.388, SLG: 0.373 (1, 8)		4-0 WP FC4-2 BB		0-0 F8		0-0 P5		0-0 F9 1-2		3	0	0	0	1	0	1
Graig Nettles, L OBP: 0.366, SLG: 0.753 (1, 5)		0-0 E7 FC4-2 1-2 WP		0-0 1B SF8 1B		0-0 F9		0-0 P4		4	1	1	0	0	0	2
Chris Chambliss, L OBP: 0.368, SLG: 0.380 (1, 3)		0-0 FC4-2 BB 1-3 2-H		0-0 1B 1-3		0-0 L8		0-0 4-3		4	0	1	0	0	0	3
Bill Sudakis, S OBP: 0.318, SLG: 0.243 (1, 10)		4-0 BB 1-2 BB		0-0 SF8 3-H		0-0 F9		0-0 P4		2	0	0	1	1	0	0
Gene Michael, S OBP: 0.226, SLG: 0.185 (1, 4) Horace Clarke, S OBP: 0.235, SLG: 0.133 (7, PH) (8, 4)		0-0 F9		0-3 K		4-0 1B BB		0-0 1B		2	0	0	0	0	1	4
Jim Mason, L OBP: 0.338, SLG: 0.293 (1, 6) Walt Williams, R OBP: 0.143, SLG: 0.100 (9, PH)		0-3 K		0-0 F7		0-0 L8		0-0 F8		1	0	0	0	0	0	1

Inning Stats	R: 0	H: 0	E: 0	LOB: 0	K: 0	BB: 0	S: 3	P: 3	R: 0	H: 0	E: 1	LOB: 3	K: 1	BB: 2	S: 6	P: 14	R: 0	H: 1	E: 0	LOB: 0	K: 0	BB: 0	S: 3	P: 3	R: 1	H: 2	E: 0	LOB: 1	K: 1	BB: 0	S: 7	P: 7	R: 0	H: 1	E: 0	LOB: 1	K: 1	BB: 0	S: 6	P: 6	R: 0	H: 0	E: 0	LOB: 0	K: 0	BB: 0	S: 3	P: 3	R: 0	H: 1	E: 0	LOB: 1	K: 0	BB: 1	S: 4	P: 8	R: 0	H: 1	E: 0	LOB: 1	K: 0	BB: 0	S: 4	P: 4	R: 0	H: 1	E: 0	LOB: 1	K: 0	BB: 0	S: 4	P: 4	R: 0	H: 1	E: 0	LOB: 1	K: 0	BB: 0	S: 4	P: 4	1B: 7	SF: 1	2B: 0	SAC: 0	3B: 0	DP: 1	HR: 0	HBP: 0	WP: 1	PA: 37	PB: 1	SB: 0	CS: 0	ERA	WHIP
PITCHER David Clyde, L ERA: 2.5 (1, 1)	IP	WLS	BF	H	R	ER	SO	BB	IBB	HBP	BLK	WP	HR	S	P	ERA	WHIP	IP	WLS	BF	H	R	ER	SO	BB	IBB	HBP	BLK	WP	HR	S	P	ERA	WHIP	IP	WLS	BF	H	R	ER	SO	BB	IBB	HBP	BLK	WP	HR	S	P	ERA	WHIP																																												

BOTTOM

Texas Rangers @ New York Yankees
Shea Stadium, Flushing, NY
Sat Apr 27 1974, 3:33 AM EDT
Att. 10,162 - Sunny - 68 F

livebaseballscorecards.com

AB	33
R	1
H	7
RBI	1
BB	3
SO	3
LOB	21



Batter	1	2	3	4	5	6	7	8	9	AB R H RBI BB SO LOB	TOP
Davey Nelson, R (1, 4) OBP: 0.329, SLG: 0.360 Mike Cubbage, L (5, 4)	0-0 6-3		0-0 FC6-4		0-0 6-3		0-0 1-3		0-0 P6	3 0 0 0 0 0 1 2 0 0 0 0 0 0	
Toby Harrah, R (1, 6) OBP: 0.329, SLG: 0.292 Leo Cardenas, R (5, 6)	0-0 L5		0-3 K		4-0 1B BB		0-0 FC5-4 1B		0-0 1B 1B	2 0 0 0 1 1 1 2 0 2 0 0 0 0	
Alex Johnson, R (1, 7) OBP: 0.321, SLG: 0.291	0-0 4-3		0-0 F8		0-0 F8		0-0 F9		0-0 FC6 1B	5 0 1 0 0 0 3	
Jeff Burroughs, R (1, 9) OBP: 0.325, SLG: 0.545		0-3 K		0-0 6-3		0-0 1-3 1B		0-0 FC5-4	0-0 FC6	5 0 1 0 0 1 3	
Jim Spencer, L (1, 3) OBP: 0.405, SLG: 0.600		0-0 2B		0-0 1B 2B		0-0 L3		0-0 F9		4 1 2 0 0 0 2	
Mike Hargrove, L (1, 10) OBP: 0.513, SLG: 0.500		4-0 BB		0-0 E 1B		0-0 HR		0-0 1B		3 1 3 2 1 0 0	
Joe Lovitto, S (1, 8) OBP: 0.174, SLG: 0.179		0-3 K		0-0 F8		0-0 F5		0-0 F5		4 0 0 0 0 1 4	
Lenny Randle, S (1, 5) OBP: 0.360, SLG: 0.417		0-3 K		0-0 E4 1-2		0-0 F9		0-3 K		4 0 0 0 0 2 4	
Bill Fahey, L (1, 2) OBP: 0.250, SLG: 0.250			0-0 FC6-4 1B		0-0 F7		0-0 F7		0-0 L7	4 0 1 0 0 0 2	
Inning Stats	R: 0 E: 0 K: 0 S: 3 H: 0 LOB: 0 BB: 0 P: 3	R: 0 E: 0 K: 3 S: 10 H: 1 LOB: 2 BB: 1 P: 14	R: 0 E: 0 K: 1 S: 6 H: 1 LOB: 1 BB: 0 P: 6	R: 1 E: 1 K: 0 S: 6 H: 2 LOB: 2 BB: 0 P: 6	R: 0 E: 0 K: 0 S: 4 H: 1 LOB: 2 BB: 1 P: 8	R: 1 E: 0 K: 0 S: 4 H: 1 LOB: 0 BB: 0 P: 4	R: 0 E: 0 K: 0 S: 4 H: 1 LOB: 1 BB: 0 P: 4	R: 0 E: 0 K: 1 S: 6 H: 1 LOB: 1 BB: 0 P: 6	R: 0 E: 0 K: 0 S: 5 H: 2 LOB: 2 BB: 0 P: 5	1B: 7 2B: 2 3B: 0 HR: 1 SF: 0 SAC: 0 DP: 0 HBP: 0	WP: 0 PB: 0 SB: 0 CS: 0 PA: 40
PITCHER Doc Medich, R (1, 1) ERA: 3.28	IP: 9.0 WLS: W BF: 40 H: 10 R: 2 ER: 2 SO: 5 BB: 2 IBB: 0 HBP: 0 BLK: 0 WP: 0 HR: 1 S: 48 P: 56 ERA: 2.00 WHIP: 1.333										

Texas Rangers @ New York Yankees
Shea Stadium, Flushing, NY
Sun Apr 28 1974, 3:33 AM EDT
Sunny - 72 F

livebaseballscorecards.com

AB	38
R	2
H	10
RBI	2
BB	2
SO	5
LOB	20



Batter	1	2	3	4	5	6	7	8	9
Roy White, S OBP: 0.421, SLG: 0.440 (1, 7)	0-0 G4-6-3 BB 1B		0-0 1-H SH 3B	4-0 G5-4-3 BB		4-0 BB BB BB BB BB		0-0 F7	
Lou Piniella, R OBP: 0.404, SLG: 0.458 (1, 9) Elliott Maddox, R OBP: 0.208, SLG: 0.174 (7, 9) (8, 8)	4-0 G4-6-3 BB 1-2		0-0 SH 4-3 3B	0-0 G5-4-3 1-2f		0-0 F9		0-3 K	
Chris Chambliss, L OBP: 0.370, SLG: 0.382 (1, 3)	0-0 G4-6-3 1-2f 2-3		0-0 4-3 1-2		0-0 4-3		0-0 BB BB BB BB SF8 1B 1B	0-0 1B	
Bobby Murcer, L OBP: 0.393, SLG: 0.408 (1, 8) Walt Williams, R OBP: 0.136, SLG: 0.095 (8, 9)	0-0 F2		0-0 HR 2-H 3B		0-0 6-3		0-0 E BB BB BB SF7 1B	0-3 K	
Graig Nettles, L OBP: 0.372, SLG: 0.733 (1, 5) Bill Sudakis, S OBP: 0.318, SLG: 0.243 (8, 5)		0-0 4-3	4-0 HR IBB		0-3 K		4-0 SF7 E BB BB 1-2 2-3		
Ron Blomberg, L OBP: 0.367, SLG: 0.524 (1, 10)		0-3 K	0-0 HR 1-H 3-H			0-0 1B 2B	0-0 SF8		
Thurman Munson, R OBP: 0.259, SLG: 0.418 (1, 2)		0-0 5-3	0-0 HR			4-0 1B BB G4-3	0-0 E4 FC5-4		
Jim Mason, L OBP: 0.333, SLG: 0.295 (1, 6)			F7 4-3			0-0 G4-3 1B 1-3 2-H	0-0 SF7		
Gene Michael, S OBP: 0.231, SLG: 0.179 (1, 4) Horace Clarke, S OBP: 0.222, SLG: 0.125 (7, PH) (8, 4)			4-0 3B BB	0-0 L1		0-0 G4-3 1-2f 3-H	0-0 FC5-4 1-2f		

Inning Stats	R: 0	H: 1	E: 0	K: 0	S: 3	LOB: 1	BB: 1	P: 7	R: 0	H: 0	E: 0	K: 1	S: 5	LOB: 0	BB: 0	P: 5	R: 7	H: 4	E: 1	K: 0	S: 8	LOB: 0	BB: 2	P: 16	R: 0	H: 0	E: 0	K: 0	S: 2	LOB: 0	BB: 1	P: 6	R: 0	H: 0	E: 0	K: 1	S: 5	LOB: 0	BB: 0	P: 5	R: 2	H: 2	E: 0	K: 0	S: 4	LOB: 1	BB: 2	P: 12	R: 2	H: 2	E: 1	K: 0	S: 6	LOB: 2	BB: 1	P: 10	R: 0	H: 1	E: 0	K: 2	S: 8	LOB: 1	BB: 0	P: 8
--------------	------	------	------	------	------	--------	-------	------	------	------	------	------	------	--------	-------	------	------	------	------	------	------	--------	-------	-------	------	------	------	------	------	--------	-------	------	------	------	------	------	------	--------	-------	------	------	------	------	------	------	--------	-------	-------	------	------	------	------	------	--------	-------	-------	------	------	------	------	------	--------	-------	------

PITCHER															PITCHER																																						
IP	WLS	BF	H	R	ER	SO	BB	IBB	HBP	BLK	WP	HR	S	P	ERA	WHIP	IP	WLS	BF	H	R	ER	SO	BB	IBB	HBP	BLK	WP	HR	S	P	ERA	WHIP																				
Pete Broberg, R ERA: 14.0 (1, 1)	2.2	L	13	3	4	3	1	2	0	0	0	0	13	21	10.12	1.875	Steve Dunning, R ERA: 19.29 (3, 1)	2.1		12	3	5	4	1	2	1	0	0	0	2	11	23	15.43	2.143	Lloyd Allen, R ERA: 4.5 (6, 1)	3.0		15	4	2	1	2	2	0	0	0	0	0	0	17	25	3.00	2.000

AB R H RBI BB SO LOB


BOTTOM

Texas Rangers @ New York Yankees
Shea Stadium, Flushing, NY

Sun Apr 28 1974, 3:33 AM EDT
Sunny - 72 F

livebaseballscorecards.com

AB 30
R 11
H 10
RBI 10
BB 7
SO 4
LOB 12



WP: 0 PA: 40
PB: 0 SB: 0
CS: 0

Batter	1	2	3	4	5	6	7	8	9	AB R H RBI BB SO LOB	TOP	
Davey Nelson, R OBP: 0.349, SLG: 0.364 (1, 4)	4-0 S BB	0-0 6-3		0-0 SH1-3 1B	4-0 F9 S BB			0-0 SH3-4 1-2		2 1 1 0 2 0 2		
Toby Harrah, R OBP: 0.326, SLG: 0.280 (1, 6)	0-0 P4		4-0 1B BB	0-0 SH1-3	0-0 F9 1-3			0-0 5-3		3 1 0 1 1 0 3		
Alex Johnson, R OBP: 0.337, SLG: 0.310 (1, 7)	0-3 K		0-0 SH1-4 1B WP	0-0 1B 1B			0-0 G1-4-3 1B	0-3 K		5 2 3 1 0 2 2		
Jeff Burroughs, R OBP: 0.330, SLG: 0.537 Jim Spencer, L OBP: 0.405, SLG: 0.600 (1, 3) (9, 3)	0-0 6-3 1-2		0-0 WP SH1-4 1B 1-2 2-H	0-0 1B 1B			0-3 K		0-0 4-3	5 1 2 1 0 1 2 0 0 0 0 0 0 0		
Tom Grieve, R OBP: 0.380, SLG: 0.554 (1, 10)			0-0 SH1-4	0-0 BB 1B 1B			0-0 G1-4-3 1-2f		0-0 FC5 1B 1B	4 1 3 1 0 0 1		
Cesar Tovar, R OBP: 0.333, SLG: 0.333 (1, 9)			0-0 P5	0-0 1B 1B			0-0 L3		0-0 FC5 1B 1B	5 1 3 1 0 0 2		
Larry Brown, R OBP: 0.286, SLG: 0.211 (1, 5)			0-3 K	0-3 K	4-0 1B BB		0-0 L7		0-0 FC5 1B 1-2 2-3f	4 0 0 0 1 2 5		
Lenny Randle, S OBP: 0.367, SLG: 0.393 (1, 8)			0-3 K		0-0 SH5-4 SH1-3 BB 3-1		0-0 4-3		0-0 1B 1-2 2-H	4 1 1 1 1 1 5		
Jim Sundberg, R OBP: 0.341, SLG: 0.371 (1, 2)			0-0 1B 1-3 2-H		0-0 SH5-4		0-0 6-3		4-0 SH3-4 BB	0-0 5-3	3 0 1 1 1 0 2	
Inning Stats	R: 0 E: 0 K: 1 S: 5 H: 0 LOB: 1 P: 9	R: 1 E: 0 K: 2 S: 10 H: 3 LOB: 2 BB: 0 P: 10	R: 2 E: 0 K: 1 S: 7 H: 2 LOB: 1 BB: 1 P: 11	R: 4 E: 0 K: 0 S: 8 H: 5 LOB: 3 BB: 2 P: 16	R: 0 E: 0 K: 0 S: 2 H: 0 LOB: 0 BB: 1 P: 6	R: 0 E: 0 K: 1 S: 5 H: 1 LOB: 0 BB: 0 P: 5	R: 0 E: 0 K: 0 S: 3 H: 0 LOB: 0 BB: 0 P: 3	R: 0 E: 0 K: 1 S: 5 H: 0 LOB: 1 BB: 1 P: 9	R: 1 E: 0 K: 0 S: 6 H: 3 LOB: 2 BB: 0 P: 6	1B: 14 2B: 0 3B: 0 HR: 0 SF: 0 SAC: 4 DP: 1 HBP: 0	WP: 1 PB: 0 SB: 2 CS: 0 PA: 45	
PITCHER	IP WLS BF H R ER SO BB IBB HBP BLK WP HR S P ERA WHIP											
Sam McDowell, L ERA: 6.3 (1, 1)	2.0 L 13 5 3 3 3 2 0 0 0 0 0 0 17 25 13.50 3.500											
Rick Sawyer, R ERA: 16.2 (3, 1)	1.2 8 2 3 3 1 1 0 0 0 0 1 0 9 13 16.20 1.800											
Ken Wright, R ERA: 3.18 (4, 1)	0.1 5 3 1 1 0 1 0 0 0 0 0 0 4 8 27.00 12.000											
Cecil Upshaw, R ERA: 2.45 (5, 1)	3.0 9 1 0 0 1 1 0 0 0 0 0 0 10 14 0.00 0.667											
Sparky Lyle, L ERA: 3.09 (8, 1)	2.0 10 3 1 1 1 1 0 0 0 0 0 0 11 15 4.50 2.000											

Texas Rangers @ New York Yankees
Shea Stadium, Flushing, NY
Sun Apr 28 1974, 3:38 AM EDT
Att. 27,540 - Sunny - 79 F

livebaseballscorecards.com

AB	35
R	8
H	14
RBI	7
BB	6
SO	6
LOB	24



Batter	1	2	3	4	5	6	7	8	9	AB	R	H	RBI	BB	SO	LOB
Roy White, S OBP: 0.414, SLG: 0.430 (1, 7)	0-0 1B SF7 1B		0-0 5-3			0-3 K	0-3 K			4	1	1	0	0	2	2
Lou Piniella, R OBP: 0.393, SLG: 0.442 (1, 10)	0-0 FC5-4 1-3 1B		0-3 K			0-0 F9	0-3 K			4	0	1	0	0	2	2
Chris Chambliss, L OBP: 0.353, SLG: 0.367 (1, 3)	0-0 SF7 3-H		0-0 F8			0-0 F7		0-0 F8		3	0	0	1	0	0	0
Bobby Murcer, L OBP: 0.398, SLG: 0.405 (1, 8)	0-0 FC5-4 1-2f			0-3 K			4-0 HR BB	0-0 FC4-6 1B		3	1	1	0	1	1	1
Graig Nettles, L OBP: 0.367, SLG: 0.747 (1, 5)	0-0 4-3			0-3 K			0-0 HR	0-0 FC4-6 FC6 1-2f		4	1	1	2	0	1	2
Ron Blomberg, L OBP: 0.377, SLG: 0.609 (1, 9)		0-0 HR		0-0 F9			0-0 1B 2B	0-0 FC6 1-2f		4	2	2	1	0	0	1
Thurman Munson, R OBP: 0.247, SLG: 0.398 (1, 2)		0-0 6-3			0-3 K		0-0 5-3		0-0 6-3	4	0	0	0	0	1	1
Jim Mason, L OBP: 0.333, SLG: 0.297 (1, 6)		0-0 F8			0-3 K		0-0 1B 2-H		0-0 6-3	3	0	1	1	0	1	0
Duke Sims, L OBP: 0.188, SLG: 0.200 (9, PH)		0-0 F8							0-0 6-3	1	0	0	0	0	0	0
Horace Clarke, S OBP: 0.227, SLG: 0.150 (1, 4)		0-0 5-3			0-0 F5		0-0 1B 1-2		0-0 4-3	4	0	1	0	0	0	0


Inning Stats	R: 1	H: 2	E: 0	K: 0	S: 5	LOB: 1	BB: 0	P: 5
	R: 1	H: 1	E: 0	K: 0	S: 4	LOB: 0	BB: 0	P: 4
	R: 0	H: 0	E: 0	K: 1	S: 5	LOB: 0	BB: 0	P: 5
	R: 0	H: 0	E: 0	K: 2	S: 7	LOB: 0	BB: 0	P: 7
	R: 0	H: 0	E: 0	K: 2	S: 7	LOB: 0	BB: 0	P: 7
	R: 0	H: 0	E: 0	K: 1	S: 5	LOB: 0	BB: 0	P: 5
	R: 3	H: 4	E: 0	K: 2	S: 11	LOB: 2	BB: 1	P: 15
	R: 0	H: 1	E: 0	K: 0	S: 4	LOB: 1	BB: 0	P: 4
	R: 0	H: 0	E: 0	K: 0	S: 3	LOB: 0	BB: 0	P: 3
	1B: 5	SF: 1	2B: 1	3B: 0	HR: 2	SAC: 0	DP: 0	HBP: 0

PITCHER	IP	WLS	BF	H	R	ER	SO	BB	IBB	HBP	BLK	WP	HR	S	P	ERA	WHIP
Fergie Jenkins, R ERA: 1.84 (1, 1)	9.0	W	36	8	5	5	8	1	0	0	0	0	2	51	55	5.00	1.000

TEXAS RANGERS @ NEW YORK YANKEES
 Shea Stadium, Flushing, NY
 Sun Apr 28 1974, 3:38 AM EDT
 Att. 27,540 - Sunny - 79 F

AB	34
R	5
H	8
RBI	5
BB	1
SO	8
LOB	9

livebaseballscores.com



Batter	1	2	3	4	5	6	7	8	9	AB R H RBI BB SO LOB	TOP	
Bert Campaneris, R (1, 6) OBP: 0.340, SLG: 0.337	0-0 L7	0-0 5-3			0-0 F9		0-3 K			4 0 0 0 0 1 1		
Bill North, S (1, 8) OBP: 0.282, SLG: 0.270	0-0 1B S 1B		0-0 1-4-3		0-0 F9			0-0 L7		4 0 1 0 0 0 0		
Sal Bando, R (1, 5) OBP: 0.429, SLG: 0.514	0-0 F9		4-0 G6-3 BB		0-0 E 6-3 1B			0-0 WP S 1B		3 1 2 0 1 0 1		
Reggie Jackson, L (1, 10) OBP: 0.442, SLG: 0.841	0-0 1-3 1B		0-0 G6-3		0-3 K		0-3 K	0-3 1-2 K		4 0 1 0 0 2 3		
Joe Rudi, R (1, 7) OBP: 0.376, SLG: 0.523	0-0 L9			0-0 HR		0-0 E1 1-3		0-0 1-3 2-3		4 1 1 1 0 0 4		
Gene Tenace, R (1, 3) OBP: 0.366, SLG: 0.329		1-0 4-3 1B HBP		0-0 F3		0-0 6-3		0-0 F4		3 1 0 1 0 0 1		
Vic Davalillo, L (1, 9) OBP: 0.231, SLG: 0.174		0-0 L7		0-0 F9		0-0 4-3		0-0 F4		4 0 0 0 0 0 2		
Ray Fosse, R (1, 2) OBP: 0.267, SLG: 0.423		0-0 4-3		0-3 K		0-0 6-3		0-0 6-3		3 0 0 0 0 1 1		
Pat Bourque, L (9, PH) OBP: 0.385, SLG: 0.391		1-2								1 0 1 0 0 0 0		
Herb Washington, R (9, PR)										0 0 0 0 0 0 0		
Ted Kubiak, S (1, 4) OBP: 0.256, SLG: 0.200		0-0 WP 1B			0-0 L8		0-0 4-3		0-0 F4	3 0 1 1 0 0 0		
Jesus Alou, R (9, PH) OBP: 0.207, SLG: 0.179		2-H								1 0 0 0 0 0 1		
Inning Stats	R: 0 H: 2 E: 0 LOB: 2 K: 0 BB: 0 S: 5 P: 5	R: 1 H: 1 E: 0 LOB: 1 K: 0 BB: 0 S: 4 P: 5	R: 0 H: 0 E: 0 LOB: 0 K: 0 BB: 1 S: 2 P: 6	R: 1 H: 1 E: 0 LOB: 0 K: 1 BB: 0 S: 6 P: 6	R: 0 H: 0 E: 0 LOB: 0 K: 0 BB: 0 S: 3 P: 3	R: 1 H: 1 E: 1 LOB: 1 K: 1 BB: 0 S: 7 P: 7	R: 0 H: 0 E: 0 LOB: 0 K: 1 BB: 0 S: 5 P: 5	R: 0 H: 1 E: 0 LOB: 1 K: 1 BB: 0 S: 6 P: 6	R: 0 H: 1 E: 0 LOB: 1 K: 0 BB: 0 S: 4 P: 4	1B: 5 SF: 0 2B: 1 SAC: 0 3B: 0 DP: 1 HR: 1 HBP: 1	WP: 2 PA: 36 PB: 0 SB: 2 CS: 0	
PITCHER	IP WLS BF H R ER SO BB IBB HBP BLK WP HR S P ERA WHIP											
Pat Dobson, R (1, 1) ERA: 4.23	8.2 W 35 7 3 2 4 1 0 1 0 2 1 41 46 2.08 0.923											
Sparky Lyle, L (9, 1) ERA: 2.92	0.1 S 1 0 0 0 0 0 0 0 0 0 0 0 1 1 0.00 0.000											

Oakland Athletics @ New York Yankees
Shea Stadium, Flushing, NY
Wed May 01 1974, 3:33 AM EDT
Att: 7,600 - Unknown - 70 F

livebaseballscorecards.com

AB	34
R	3
H	7
RBI	3
BB	1
SO	4
LOB	14



Batter	1	2	3	4	5	6	7	8	9	AB	R	H	RBI	BB	SO	LOB
Roy White, S (1, 7) OBP: 0.396, SLG: 0.442	F7		B1	FC5			SH1-4			3	0	0	0	0	0	3
Lou Piniella, R (1, 9) OBP: 0.406, SLG: 0.450 Elliott Maddox, R (8, 9) OBP: 0.208, SLG: 0.174	FC6-4 1B		1B		4-3		K			4	0	2	1	0	1	1
Chris Chambliss, L (1, 3) OBP: 0.344, SLG: 0.391	FC6-4 1-2f		L7		F8		4-3			4	0	0	0	0	0	3
Bobby Murcer, L (1, 8) OBP: 0.375, SLG: 0.390	L1		G3		F7			2B		4	1	1	0	0	0	2
Ron Blomberg, L (1, 10) OBP: 0.386, SLG: 0.680		F8		K		HR		2B		4	1	2	2	0	1	0
Graig Nettles, L (1, 5) OBP: 0.357, SLG: 0.701		G3		6-3 S 1B		L8		2B		4	1	1	0	0	0	1
Thurman Munson, R (1, 2) OBP: 0.250, SLG: 0.382		1B		6-3 1-3 1B		6-3		BB		3	0	1	0	1	0	1
Horace Clarke, S (1, 4) OBP: 0.241, SLG: 0.185		F8		FC5 1B 1B		1-6-3		K		4	0	1	1	0	1	3
Jim Mason, L (1, 6) OBP: 0.346, SLG: 0.329			1B	1B			SH1-4 1B	FC1-6-4		4	1	3	0	0	0	2

Inning Stats	R: 0	H: 1	E: 0	LOB: 1	K: 0	BB: 0	S: 4	P: 4	R: 0	H: 1	E: 0	LOB: 1	K: 0	BB: 0	S: 4	P: 4	R: 1	H: 2	E: 0	LOB: 1	K: 0	BB: 0	S: 5	P: 5	R: 1	H: 3	E: 0	LOB: 2	K: 1	BB: 0	S: 8	P: 8	R: 0	H: 0	E: 0	LOB: 0	K: 0	BB: 0	S: 3	P: 3	R: 1	H: 1	E: 0	LOB: 0	K: 0	BB: 0	S: 4	P: 4	R: 0	H: 1	E: 0	LOB: 1	K: 1	BB: 0	S: 6	P: 6	R: 1	H: 2	E: 0	LOB: 2	K: 1	BB: 1	S: 7	P: 11
--------------	------	------	------	--------	------	-------	------	------	------	------	------	--------	------	-------	------	------	------	------	------	--------	------	-------	------	------	------	------	------	--------	------	-------	------	------	------	------	------	--------	------	-------	------	------	------	------	------	--------	------	-------	------	------	------	------	------	--------	------	-------	------	------	------	------	------	--------	------	-------	------	-------

PITCHER	IP	WLS	BF	H	R	ER	SO	BB	IBB	HBP	BLK	WP	HR	S	P	ERA	WHIP
Catfish Hunter, R (1, 1) ERA: 2.85	7.0	L	32	11	4	4	2	0	0	0	0	0	1	36	36	5.14	1.571
Darold Knowles, L (8, 1) ERA: 9.0	0.1		1	0	0	0	0	0	0	0	0	0	0	1	1	0.00	0.000
Rollie Fingers, R (8, 1) ERA: 3.22	0.2		3	0	0	0	1	1	0	0	0	0	0	4	8	0.00	1.500

BOTTOM

Oakland Athletics @ New York Yankees
 Shea Stadium, Flushing, NY
 Wed May 01 1974, 3:33 AM EDT
 Att. 7,600 - Unknown - 70 F

AB	34
R	4
H	11
RBI	4
BB	1
SO	3
LOB	16

WP: 0 PA: 36
 PB: 0
 SB: 1
 CS: 0



1B	7	SF	0	2B	3	SAC	1	3B	0	DP	0	HR	1	HBP	0
----	---	----	---	----	---	-----	---	----	---	----	---	----	---	-----	---

Batter	1	2	3	4	5	6	7	8	9	AB R H RBI BB SO LOB	TOP																									
Roy White, S (1, 7) OBP: 0.387, SLG: 0.429	0-0 F8	0-0 6-3			0-0 P4		0-0 SF7	0-0 B5		5 1 1 0 0 0 3																										
Lou Piniella, R (1, 9) OBP: 0.406, SLG: 0.438 Elliott Maddox, R (9, 9) OBP: 0.208, SLG: 0.174	0-0 1B		0-0 L5		0-0 F8		4-0 HBP	0-0 F7		4 2 1 0 1 0 3 0 0 0 0 0 0 0																										
Chris Chambliss, L (1, 3) OBP: 0.337, SLG: 0.380	0-0 1B		0-0 4-3		0-0 L7		0-0 FC3-2	0-0 F8		5 1 1 0 0 0 6																										
Bobby Murcer, L (1, 8) OBP: 0.356, SLG: 0.372	0-0 F3		0-0 F5			0-0 5-3	0-0 SF7		0-0 F3	4 0 0 1 0 0 2																										
Ron Blomberg, L (1, 10) OBP: 0.419, SLG: 0.698	0-0 1B			0-0 6-3		4-0 1B	1-0 HBP		0-0 FC5-4	3 1 2 1 1 0 0																										
Graig Nettles, L (1, 5) OBP: 0.369, SLG: 0.700	0-0 2B		0-0 4-3		0-0 F7	0-0 BB	1-0 HBP		4-0 FC5-4	3 0 1 3 1 0 1																										
Thurman Munson, R (1, 2) OBP: 0.257, SLG: 0.404	0-0 L8		0-0 3B		0-0 1B	0-0 1B	0-0 F9		0-0 FC5-4	5 0 2 0 0 0 6																										
Jim Mason, L (1, 6) OBP: 0.337, SLG: 0.320		0-0 G3		0-0 6-3		0-3 K		0-0 1B	0-0 FC6-4	5 0 1 0 0 1 5																										
Horace Clarke, S (1, 4) OBP: 0.303, SLG: 0.258		0-0 3-1			0-0 S		0-0 1B	0-0 1B		4 0 3 0 0 0 0																										
Inning Stats	R: 3 E: 0 K: 0 S: 7	H: 4 LOB: 1 BB: 0 P: 7	R: 0 E: 0 K: 0 S: 3	H: 0 LOB: 0 BB: 0 P: 3	R: 0 E: 0 K: 0 S: 3	H: 0 LOB: 0 BB: 0 P: 3	R: 0 E: 0 K: 0 S: 4	H: 1 LOB: 1 BB: 0 P: 4	R: 0 E: 0 K: 1 S: 6	H: 1 LOB: 2 BB: 1 P: 10	R: 2 E: 0 K: 0 S: 5	H: 2 LOB: 3 BB: 1 P: 11	R: 0 E: 0 K: 0 S: 5	H: 2 LOB: 2 BB: 0 P: 5	R: 0 E: 0 K: 0 S: 4	H: 1 LOB: 2 BB: 1 P: 8	1B: 9 2B: 2 3B: 1 HR: 0	SF: 1 SAC: 0 DP: 0 HBP: 2	WP: 0 PB: 0 SB: 1 CS: 0	PA: 44																
PITCHER	IP WLS BF H R ER SO BB IBB HBP BLK WP HR S P ERA WHIP																																			
Marty Pattin, R (1, 1) ERA: 5.64	5.2		25	7	3	3	0	1	0	0	0	0	0	24	28	4.76	1.412																			
Steve Mingori, L (6, 1) ERA: 54.0	0.1	L	3	2	2	2	1	0	0	0	0	0	0	5	5	54.00	6.000																			
Joe Hoerner, L (7, 1) ERA:	0.2		5	0	0	0	0	0	1	2	0	0	0	2	8	0.00	0.000																			
Doug Bird, R (7, 1) ERA: 3.29	2.1		11	3	0	0	0	0	1	0	0	0	0	10	14	0.00	1.286																			

New York Yankees @ Kansas City Royals
 Royals Stadium, Kansas City, MO
 Fri May 03 1974, 8:05 PM EDT
 Att. 13,246 - Unknown - 64 F

AB	38
R	5
H	12
RBI	5
BB	3
SO	1
LOB	26



Batter	1	2	3	4	5	6	7	8	9	AB	R	H	RBI	BB	SO	LOB
Freddie Patek, R (1, 6) OBP: 0.356, SLG: 0.330	0-3 K		0-0 6-3		0-0 P4		0-0 PO	0-0 6-3		4	0	0	0	0	1	0
Vada Pinson, L (1, 9) OBP: 0.274, SLG: 0.357	0-0 HR		0-0 L4		0-0 L8			0-0 F7		4	1	1	1	0	0	0
Amos Otis, R (1, 8) OBP: 0.338, SLG: 0.379	0-0 5-3		0-0 6-3		0-0 L9			0-0 P4		4	0	0	0	0	0	0
John Mayberry, L (1, 10) OBP: 0.370, SLG: 0.392	0-0 6-3			0-0 HR 1B		0-0 F7		0-0 F8		4	1	1	0	0	0	0
Tony Solaita, L (1, 3) OBP: 0.417, SLG: 0.714		0-3 K		0-0 HR		0-3 K		0-0 L6-3 1B		3	1	1	2	0	2	0
Jim Wohlford, R (9, PH) OBP: 0.381, SLG: 0.379				1-H						1	0	1	0	0	0	0
Fran Healy, R (1, 2) OBP: 0.300, SLG: 0.588		0-0 5-3		0-0 1-3		0-0 6-3		0-0 L6-3		4	0	0	0	0	0	1
Cookie Rojas, R (1, 4) OBP: 0.337, SLG: 0.446		0-0 E3 1B		0-0 HR		0-0 L6		0-0 L6		3	1	1	1	0	0	0
Hal McRae, R (1, 7) OBP: 0.370, SLG: 0.595		0-0 1-3 1B		0-0 F9		0-0 F9 PO 2B		0-0 F9		3	0	2	0	0	0	0
Frank White, R (1, 5) OBP: 0.286, SLG: 0.429		0-3 K		0-0 5-3		0-0 F9				2	0	0	0	0	1	2
Richie Scheinblum, S (7, PH) OBP: 0.206, SLG: 0.156										1	0	0	0	0	0	1
George Brett, L (8, 5)										0	0	0	0	0	0	0

Inning Stats	R: 1	H: 1	E: 0	LOB: 0	K: 1	BB: 0	S: 6	P: 6	R: 0	H: 1	E: 1	LOB: 2	K: 2	BB: 0	S: 9	P: 9	R: 0	H: 0	E: 0	LOB: 0	K: 0	BB: 0	S: 3	P: 3	R: 3	H: 3	E: 0	LOB: 0	K: 0	BB: 0	S: 6	P: 6	R: 0	H: 0	E: 0	LOB: 0	K: 1	BB: 0	S: 5	P: 5	R: 0	H: 1	E: 0	LOB: 0	K: 0	BB: 0	S: 3	P: 3	R: 0	H: 0	E: 0	LOB: 0	K: 0	BB: 0	S: 3	P: 3	R: 0	H: 1	E: 0	LOB: 0	K: 0	BB: 0	S: 3	P: 3	R: 0	H: 0	E: 0	LOB: 0	K: 0	BB: 0	S: 3	P: 3
--------------	------	------	------	--------	------	-------	------	------	------	------	------	--------	------	-------	------	------	------	------	------	--------	------	-------	------	------	------	------	------	--------	------	-------	------	------	------	------	------	--------	------	-------	------	------	------	------	------	--------	------	-------	------	------	------	------	------	--------	------	-------	------	------	------	------	------	--------	------	-------	------	------	------	------	------	--------	------	-------	------	------

PITCHER	IP	WLS	BF	H	R	ER	SO	BB	IBB	HBP	BLK	WP	HR	S	P	ERA	WHIP
Doc Medich, R (1, 1) ERA: 3.5	8.0	W	30	6	4	4	4	0	0	0	0	0	0	3	38	4.50	0.750
Sparky Lyle, L (9, 1) ERA: 2.7	1.0	S	3	1	0	0	0	0	0	0	0	0	0	3	3	0.00	1.000

BOTTOM

New York Yankees @ Kansas City Royals
Royals Stadium, Kansas City, MO

Fri May 03 1974, 8:05 PM EDT
Att: 13,246 - Unknown - 64 F

livebaseballscores.com

AB	33
R	4
H	7
RBI	4
BB	0
SO	4
LOB	4

WP: 0 PA: 34
PB: 0
SB: 0
CS: 0



Batter	1	2	3	4	5	6	7	8	9	AB R H RBI BB SO LOB	TOP
Horace Clarke, S (1, 4) OBP: 0.324, SLG: 0.314	0-0 5-3		0-0 G6-4-3 1B			0-0 2-3		0-0 E SF7 2B		4 1 2 0 0 0 0	New York Yankees @ Kansas City Royals Royals Stadium, Kansas City, MO Sat May 04 1974, 8:05 PM EDT Att. 18,978 - Unknown - 65 F
Roy White, S (1, 7) OBP: 0.383, SLG: 0.421	0-0 L9		0-0 G6-4-3 1-2f			0-0 1B 1B		0-0 E6 2-3		4 0 1 0 0 0 3	
Chris Chambliss, L (1, 3) OBP: 0.324, SLG: 0.365	0-0 E5 FC6			0-0 5-3		0-0 L6		0-0 F7		4 0 0 0 0 0 3	
Bobby Murcer, L (1, 8) OBP: 0.352, SLG: 0.371	0-0 FC6 1-2f			0-0 1-3		0-0 1-2 1B		0-0 SF7 3-H		3 0 1 1 0 0 1	
Lou Piniella, R (1, 9) OBP: 0.384, SLG: 0.412		0-0 6-3		0-0 F3		0-0 F9		0-0 F9		4 0 0 0 0 0 3	
Graig Nettles, L (1, 5) OBP: 0.355, SLG: 0.670		0-0 3-1		0-3 K		0-0 4-3		0-0 G3		4 0 0 0 0 1 0	
Bill Sudakis, S (1, 10) OBP: 0.308, SLG: 0.311		0-0 5-3		0-0 5-3		0-0 L9		0-0 5-3		4 0 0 0 0 0 0	
Thurman Munson, R (1, 2) OBP: 0.276, SLG: 0.412			0-0 1B 1B		0-0 1B	4-0 BB BB		0-0 F3		3 0 2 0 1 0 0	
Jim Mason, L (1, 6) OBP: 0.330, SLG: 0.312			0-3 K		0-0 1-3	0-0 F8				2 0 0 0 0 1 2	
Walt Williams, R (7, PH) OBP: 0.130, SLG: 0.091										1 0 0 0 0 0 1	
Gene Michael, S (7, 6) OBP: 0.231, SLG: 0.179										0 0 0 0 0 0 0	
Inning Stats	R: 0 E: 1 K: 0 S: 4 H: 0 LOB: 1 BB: 0 P: 4	R: 0 E: 0 K: 0 S: 3 H: 0 LOB: 0 BB: 0 P: 3	R: 0 E: 0 K: 1 S: 6 H: 2 LOB: 1 BB: 0 P: 6	R: 0 E: 0 K: 0 S: 3 H: 0 LOB: 0 BB: 0 P: 3	R: 0 E: 0 K: 1 S: 6 H: 1 LOB: 1 BB: 0 P: 6	R: 0 E: 0 K: 0 S: 5 H: 2 LOB: 2 BB: 0 P: 5	R: 0 E: 0 K: 0 S: 3 H: 0 LOB: 1 BB: 1 P: 7	R: 1 E: 1 K: 0 S: 5 H: 1 LOB: 1 BB: 0 P: 5	R: 0 E: 0 K: 0 S: 3 H: 0 LOB: 0 BB: 0 P: 3	1B: 5 2B: 1 3B: 0 HR: 0 SF: 1 SAC: 0 DP: 1 HBP: 0	WP: 0 PB: 0 SB: 0 CS: 0 PA: 35
PITCHER Paul Splittorff, L (1, 1) ERA: 3.4	IP: 9.0 WLS: W BF: 35 H: 6 R: 1 ER: 0 SO: 2 BB: 1 IBB: 0 HBP: 0 BLK: 0 WP: 0 HR: 0 S: 38 P: 42 ERA: 0.00 WHIP: 0.778										

livebaseballscores.com

AB	33
R	1
H	6
RBI	1
BB	1
SO	2
LOB	13



Batter	1	2	3	4	5	6	7	8	9
Freddie Patek, R OBP: 0.352, SLG: 0.319 (1, 6) X	0-0 F9 ① X	0-0 L9 ③			0-0 6-3 ② X		4-0 CS BB		
Jim Wohlford, R OBP: 0.386, SLG: 0.385 (1, 7) X	0-0 SH1-3 1B		0-0 G6-4-3 1B		0-3 K ③		0-0 1-3 ① ②		
Amos Otis, R OBP: 0.338, SLG: 0.368 (1, 8) X	0-0 SH1-3 1B		0-0 G6-4-3 ① ②		4-0 FC4-6 BB		0-3 K ③		
John Mayberry, L OBP: 0.365, SLG: 0.386 (1, 3) X	0-0 S 2B 1B		0-0 1-3 ③		0-0 FC4-6 1B ①		0-0 F8 ①		
Hal McRae, R OBP: 0.376, SLG: 0.603 (1, 10) X	0-0 1-H 2B			0-0 1B 1B		0-0 F9 ②		0-0 6-3 ②	
Cookie Rojas, R OBP: 0.354, SLG: 0.458 (1, 4) X	0-0 1-3 ③		0-0 1-3 1B ①		0-0 1B WP 1B 1-2		0-0 1B ③		
Vada Pinson, L OBP: 0.273, SLG: 0.351 (1, 9) X		0-0 F9 ①	0-0 4-3 ②		0-0 WP S 1B 1-3 2-H		0-0 P3 ③		
Fran Healy, R OBP: 0.315, SLG: 0.580 (1, 2) X		4-0 S BB	0-3 K ③		0-0 2-3 3-H BB				
George Brett, L (1, 5) X		0-0 F7 ②			0-0 4-3 ① ②		0-3 K ③		

Inning Stats	R: 2	H: 3	E: 0	K: 0	S: 6	LOB: 1	P: 6	R: 0	H: 0	E: 0	K: 0	S: 3	LOB: 1	P: 7	R: 0	H: 1	E: 0	K: 0	S: 3	LOB: 0	P: 3	R: 0	H: 2	E: 0	K: 1	S: 6	LOB: 1	P: 6	R: 0	H: 0	E: 0	K: 1	S: 5	LOB: 0	P: 5	R: 3	H: 2	E: 0	K: 1	S: 7	LOB: 1	P: 15	R: 0	H: 0	E: 0	K: 1	S: 4	LOB: 0	P: 8	R: 0	H: 1	E: 0	K: 0	S: 4	LOB: 1	P: 4
--------------	------	------	------	------	------	--------	------	------	------	------	------	------	--------	------	------	------	------	------	------	--------	------	------	------	------	------	------	--------	------	------	------	------	------	------	--------	------	------	------	------	------	------	--------	-------	------	------	------	------	------	--------	------	------	------	------	------	------	--------	------

PITCHER	IP	WLS	BF	H	R	ER	SO	BB	IBB	HBP	BLK	WP	HR	S	P	ERA	WHIP
Mel Stottlemyre, R ERA: 3.0 (1, 1)	5.2	L	25	8	5	5	2	2	0	0	0	0	0	27	35	7.94	1.765
Dave Pagan, R ERA: (6, 1)	2.1		9	1	0	0	2	2	0	0	0	1	0	11	19	0.00	1.286

BOTTOM

New York Yankees @ Kansas City Royals
Royals Stadium, Kansas City, MO


Sat May 04 1974, 8:05 PM EDT
Att: 18,978 - Unknown - 65 F

AB	R	H	RBI	BB	SO	LOB
3	0	0	0	1	0	1
4	1	2	0	0	1	1
2	0	0	0	1	1	1
4	2	1	1	0	0	1
4	0	2	1	0	0	1
4	1	3	0	0	0	1
4	1	1	1	0	0	2
1	0	0	0	2	1	1
3	0	0	0	0	1	2

AB	29
R	5
H	9
RBI	3
BB	4
SO	4
LOB	11

livebaseballscores.com

WP: 1	PA: 34
PB: 0	
SB: 4	
CS: 1	



Batter	1	2	3	4	5	6	7	8	9	AB R H RBI BB SO LOB	TOP	
Roy White, S (1, 7) X OBP: 0.395, SLG: 0.449	0-0 4-3 ①		0-0 1B 3B		4-0 WP BB			0-0 SH1-3 1B		3 1 2 0 1 0 0		
Lou Piniella, R (1, 9) X OBP: 0.377, SLG: 0.403	0-0 1B SF7 1B		0-3 K ①		0-3 K ②			0-3 K ①		4 1 1 0 0 3 3		
Chris Chambliss, L (1, 3) X OBP: 0.324, SLG: 0.364	0-0 1B BB 1B		0-3 K ②		0-3 K ③			0-0 SH1-3 1-3		3 0 1 0 0 2 2		
Bobby Murcer, L (1, 8) X OBP: 0.358, SLG: 0.374	0-0 SF7 ②		0-0 1B ③		4-0 CS BB			0-0 F9 ③		2 0 1 2 1 0 1		
Ron Blomberg, L (1, 10) B B B OBP: 0.409, SLG: 0.661	4-0 1-2 BB		0-0 G3 ③		0-0 F7 ①			0-0 6-3 ①		3 0 0 0 1 0 2		
Graig Nettles, L (1, 5) X OBP: 0.351, SLG: 0.653	0-0 F3 ③		0-0 4-3 ①		0-0 F7 ② ③			0-0 5-3 1B		4 0 1 0 0 0 3		
Thurman Munson, R (1, 2) X OBP: 0.266, SLG: 0.396		0-0 6-3 ①		0-0 6-3 ②		0-3 K ①		0-0 5-3 ②		4 0 0 0 0 1 1		
Jim Mason, L (1, 6) X OBP: 0.315, SLG: 0.296		0-0 4-3 ②		0-0 F7 ③		0-0 F9 ②		0-0 P5 ③		4 0 0 0 0 0 1		
Horace Clarke, S (1, 4) X OBP: 0.300, SLG: 0.289		0-0 3-1 ③		0-0 3-1 ①		0-0 F7 ③				3 0 0 0 0 0 0		
Inning Stats	R: 1 H: 2 E: 0 LOB: 2 K: 0 BB: 1 S: 5 P: 9	R: 0 H: 0 E: 0 LOB: 0 K: 0 BB: 0 S: 3 P: 3	R: 1 H: 2 E: 0 LOB: 1 K: 2 BB: 0 S: 9 P: 9	R: 0 H: 0 E: 0 LOB: 0 K: 0 BB: 0 S: 3 P: 3	R: 0 H: 0 E: 0 LOB: 1 K: 2 BB: 1 S: 7 P: 11	R: 0 H: 0 E: 0 LOB: 0 K: 1 BB: 0 S: 2 P: 6	R: 0 H: 0 E: 0 LOB: 0 K: 1 BB: 0 S: 5 P: 5	R: 0 H: 1 E: 0 LOB: 1 K: 1 BB: 0 S: 6 P: 6	R: 0 H: 1 E: 0 LOB: 1 K: 0 BB: 0 S: 4 P: 4	1B: 5 SF: 1 2B: 0 SAC: 1 3B: 1 DP: 0 HR: 0 HBP: 0	WP: 1 PA: 35 PB: 0 SB: 0 CS: 1	
PITCHER Steve Busby, R (1, 1) ERA: 3.62	IP WLS BF H R ER SO BB IBB HBP BLK WP HR S P ERA WHIP	9.0 W 35 6 2 2 6 3 0 0 0 1 0 44 56 2.00 1.000										

New York Yankees @ Kansas City Royals
 Royals Stadium, Kansas City, MO
 Sun May 05 1974, 4:33 AM EDT
 Att. 14,410 - Unknown - 69 F

AB	30
R	2
H	6
RBI	2
BB	3
SO	6
LOB	13



Batter	1	2	3	4	5	6	7	8	9
Freddie Patek, R (1, 6) OBP: 0.354, SLG: 0.316	0-0 F9		0-0 E5 1-H		0-0 B2		4-0 BB 1-2	0-0 FC4-6 1-2f	
Jim Wohlford, R (1, 7) OBP: 0.381, SLG: 0.379	0-0 L9		0-0 6-3			0-0 CS 1B	0-0 L9		
Amos Otis, R (1, 8) OBP: 0.333, SLG: 0.375	0-3 K		0-0 L7			0-0 F9 1-2		0-0 6-3 2B	
John Mayberry, L (1, 3) OBP: 0.361, SLG: 0.372		0-0 F8		0-3 K		0-3 K		4-0 6-3 2B IBB	
Hal McRae, R (1, 10) OBP: 0.371, SLG: 0.585		0-0 1B 1B		0-0 4-3			0-3 K	0-0 6-3	
Cookie Rojas, R (1, 4) OBP: 0.359, SLG: 0.470 Frank White, R (9, 4) OBP: 0.286, SLG: 0.429		0-0 1B 1B		0-0 P6			0-0 HR 2B	0-0 L6	
Vada Pinson, L (1, 9) OBP: 0.296, SLG: 0.403		0-0 G6-4-3 1-2 3-H 1B			0-0 3-1		0-0 2-H HR	4-0 2B IBB	
Fran Healy, R (1, 2) OBP: 0.325, SLG: 0.603		0-0 G6-4-3 1-2f			0-0 2B		0-0 L7	0-0 1B 2B	
George Brett, L (1, 5) OBP: 0.429, SLG: 0.429			0-0 1B E 1B		0-0 5-3		0-0 BB 1B	0-0 FC4-6 2-H 1B	

Inning Stats	R: 0	H: 0	E: 0	K: 1	S: 5	R: 1	H: 3	E: 0	K: 0	S: 5	R: 1	H: 2	E: 1	K: 0	S: 4	R: 0	H: 0	E: 0	K: 1	S: 5	R: 0	H: 1	E: 0	K: 0	S: 4	R: 0	H: 1	E: 0	K: 1	S: 5	R: 2	H: 3	E: 0	K: 1	S: 8	R: 4	H: 3	E: 0	K: 0	S: 6
	LOB: 0	BB: 0	P: 5	LOB: 1	BB: 0	P: 5	LOB: 0	BB: 0	P: 4	LOB: 0	BB: 0	LOB: 1	BB: 0	P: 4	LOB: 0	BB: 0	LOB: 0	BB: 0	P: 5	LOB: 2	BB: 0	LOB: 2	BB: 1	P: 12	LOB: 1	BB: 2	P: 14	LOB: 0	SAC: 0	DP: 1	HBP: 0	1B: 8	SF: 0	2B: 4	3B: 0	HR: 1				

PITCHER	IP	WLS	BF	H	R	ER	SO	BB	IBB	HBP	BLK	WP	HR	S	P	ERA	WHIP
Pat Dobson, R (1, 1) ERA: 4.2	6.2	L	27	10	4	3	4	0	0	0	0	0	1	35	35	4.05	1.500
Dick Woodson, R (7, 1) ERA: 5.46	1.0		9	3	4	4	0	1	2	0	0	0	0	6	18	36.00	4.000
Cecil Upshaw, R (8, 1) ERA: 2.38	0.1		1	0	0	0	0	0	0	0	0	0	0	1	1	0.00	0.000

AB R H RBI BB SO LOB

4	0	1	0	1	0	2
4	0	1	0	0	0	2
4	1	1	0	0	1	1
3	1	0	0	1	2	0
4	1	1	0	0	1	2
4	1	2	0	0	0	2
0	0	0	0	0	0	0
3	2	2	3	1	0	0
4	1	2	3	0	0	2
4	1	3	1	0	0	1

AB	R	H	RBI	BB	SO	LOB
34	8	13	7	3	4	12

WP	PA
0	37

New York Yankees @ Kansas City Royals
 Royals Stadium, Kansas City, MO
 Sun May 05 1974, 4:33 AM EDT
 Att: 14,410 - Unknown - 69 F

livebaseballscorecards.com



New York Yankees @ Texas Rangers
 Arlington Stadium, Arlington, TX

Mon May 06 1974, 8:05 PM EDT
 Att. 25,559 - Unknown - 71 F

livebaseballscorecards.com

AB	38
R	6
H	10
RBI	5
BB	1
SO	5
LOB	13



WP:	1	PA:	39
PB:	0		
SB:	0		
CS:	0		

Batter	1	2	3	4	5	6	7	8	9	AB R H RBI BB SO LOB
Roy White, S OBP: 0.387, SLG: 0.447 (1, 7)	0-0 1-3	0-0 2-H 2B			0-0 P4		0-0 4-3		0-0 F9	5 0 1 1 0 0 0
Chris Chambliss, L OBP: 0.309, SLG: 0.346 (1, 3)	0-0 L7	0-0 1-3			0-0 L7		0-0 E5 1B		0-0 4-3	5 1 0 0 0 0 1
Thurman Munson, R OBP: 0.281, SLG: 0.400 (1, 2)	0-3 K				0-0 1B 1B		4-0 1B 4-3 BB		0-0 6-3	4 1 2 0 1 1 0
Bobby Murcer, L OBP: 0.363, SLG: 0.379 (1, 8)					0-0 1B		0-0 4-3 1B			4 0 2 1 0 1 1
Elliott Maddox, R OBP: 0.208, SLG: 0.174 (7, PR)					0-0 1B		1-2 1B			0 0 0 0 0 0 0
Lou Piniella, R OBP: 0.375, SLG: 0.400 (1, 9)					0-0 1-3		0-0 4-3			3 1 1 0 0 0 3
Ron Blomberg, L OBP: 0.403, SLG: 0.649 (7, PH)					0-0 1-3		0-0 4-3			1 0 0 1 0 0 1
Bill Sudakis, S OBP: 0.321, SLG: 0.327 (1, 10)							0-0 4-3 1B		0-0 F7	4 0 2 0 0 0 2
Graig Nettles, L OBP: 0.339, SLG: 0.627 (1, 5)					0-3 K		0-0 4-3		0-3 K	4 1 0 0 0 2 3
Fernando Gonzalez, R OBP: 0.160, SLG: 0.200 (1, 4)					0-0 5-3		0-0 1-3		0-0 L7	4 1 1 1 0 0 1
Jim Mason, L OBP: 0.313, SLG: 0.294 (1, 6)					0-0 1-3		0-0 4-3		0-3 K	4 1 1 1 0 1 1

Inning Stats	R: 0	H: 0	E: 0	K: 1	S: 5	P: 5	R: 4	H: 5	E: 1	K: 0	S: 8	P: 8	R: 0	H: 1	E: 0	K: 1	S: 6	P: 6	R: 0	H: 0	E: 0	K: 1	S: 5	P: 5	R: 0	H: 2	E: 0	K: 0	S: 5	P: 5	R: 0	H: 1	E: 0	K: 0	S: 4	P: 4	R: 2	H: 1	E: 1	K: 0	S: 5	P: 9	R: 0	H: 0	E: 0	K: 2	S: 7	P: 7	R: 0	H: 0	E: 0	K: 0	S: 3	P: 3	1B: 9	SF: 0	2B: 1	SAC: 0	3B: 0	DP: 0	HR: 0	HBP: 0	WP: 1	PA: 39
--------------	------	------	------	------	------	------	------	------	------	------	------	------	------	------	------	------	------	------	------	------	------	------	------	------	------	------	------	------	------	------	------	------	------	------	------	------	------	------	------	------	------	------	------	------	------	------	------	------	------	------	------	------	------	------	-------	-------	-------	--------	-------	-------	-------	--------	-------	--------

PITCHER	IP	WLS	BF	H	R	ER	SO	BB	IBB	HBP	BLK	WP	HR	S	P	ERA	WHIP
David Clyde, L ERA: 3.18 (1, 1)	4.2		22	8	4	3	3	0	0	0	0	1	0	28	28	5.79	1.714
Jackie Brown, R ERA: 5.68 (5, 1)	1.2	L	9	2	2	0	0	1	0	0	0	0	0	8	12	0.00	1.800
Steve Foucault, R ERA: 2.45 (7, 1)	2.2		8	0	0	0	2	0	0	0	0	0	0	12	12	0.00	0.000

PITCHER	IP	WLS	BF	H	R	ER	SO	BB	IBB	HBP	BLK	WP	HR	S	P	ERA	WHIP
---------	----	-----	----	---	---	----	----	----	-----	-----	-----	----	----	---	---	-----	------

Batter	1	2	3	4	5	6	7	8	9	AB	R	H	RBI	BB	SO	LOB
Davey Nelson, R (1, 4) OBP: 0.342, SLG: 0.379	0-0 6-3		0-0 G3		0-3 K		0-0 1-3			4	0	0	0	0	1	0
Cesar Tovar, R (1, 8) OBP: 0.324, SLG: 0.371	0-0 L4-6 1B		0-0 G6-3 1B		0-3 K		0-0 F8			4	0	2	0	0	1	0
Alex Johnson, R (1, 7) OBP: 0.333, SLG: 0.306	0-0 1-2 1B		0-0 G6-3 1-2f		0-0 1B		0-0 F9			4	0	2	0	0	0	1
Jeff Burroughs, R (1, 9) OBP: 0.339, SLG: 0.537	0-0 L4-6 2-3			0-0 5-3	0-3 K			0-0 F9		4	0	0	0	0	1	3
Jim Spencer, L (1, 3) OBP: 0.429, SLG: 0.625		0-0 4-3		4-0 F9 1B HR BB		0-0 F7 SH1-4 1B		0-0 4-3		3	1	1	0	1	0	0
Mike Hargrove, L (1, 10) OBP: 0.455, SLG: 0.479		0-0 1B 2B		0-0 1-2 HR 1B		0-0 SH1-4 1-2		0-0 1-3		3	2	2	0	0	0	0
Toby Harrah, R (1, 6) OBP: 0.297, SLG: 0.303		0-0 P4		0-0 F9 2-3		0-0 F7 2-3		0-3 K		4	0	0	0	0	1	4
Jim Fregosi, R (1, 5) OBP: 0.403, SLG: 0.431		0-0 2-H 1B		0-0 1-H 3-H HR		4-0 IBB		0-3 K		3	1	2	4	1	1	0
Jim Sundberg, R (1, 2) OBP: 0.317, SLG: 0.294		0-0 P4		0-0 5-3		0-0 F8		0-3 K		3	0	0	0	0	0	3
Tom Grieve, R (9, PH) OBP: 0.363, SLG: 0.514										1	0	0	0	0	1	0

Inning Stats	R: 0	H: 2	E: 0	K: 0	S: 4	R: 1	H: 2	E: 0	K: 0	S: 5	R: 0	H: 1	E: 0	K: 0	S: 3	R: 3	H: 2	E: 0	K: 0	S: 5	R: 0	H: 1	E: 0	K: 3	S: 10	R: 0	H: 0	E: 0	K: 0	S: 3	R: 0	H: 0	E: 0	K: 0	S: 3	R: 0	H: 0	E: 0	K: 3	S: 9	R: 0	H: 0	E: 0	K: 0	S: 9	R: 0	H: 0	E: 0	K: 0	S: 9
	LOB: 1	BB: 0	P: 4	LOB: 1	BB: 0	P: 5	LOB: 0	BB: 0	P: 3	LOB: 0	BB: 1	P: 9	LOB: 1	BB: 0	P: 10	LOB: 2	BB: 1	P: 8	LOB: 0	BB: 0	P: 3	LOB: 0	BB: 0	P: 3	LOB: 0	BB: 0	P: 3	LOB: 0	BB: 0	P: 9	LOB: 0	BB: 0	P: 9	LOB: 0	BB: 0	P: 9	LOB: 0	BB: 0	P: 9	LOB: 0	BB: 0	P: 9	LOB: 0	BB: 0	P: 9					


PITCHER	IP	WLS	BF	H	R	ER	SO	BB	IBB	HBP	BLK	WP	HR	S	P	ERA	WHIP
Dick Tidrow, R (1, 1) ERA: 5.08	8.0	W	33	9	4	4	3	1	1	0	0	0	1	37	45	4.50	1.250
Sparky Lyle, L (9, 1) ERA: 2.51	1.0		3	0	0	0	3	0	0	0	0	0	0	9	9	0.00	0.000

BOTTOM

New York Yankees @ Texas Rangers
Arlington Stadium, Arlington, TX

Mon May 06 1974, 8:05 PM EDT
Att: 25,559 - Unknown - 71 F

AB	33
R	4
H	9
RBI	4
BB	2
SO	6
LOB	11



WP	HR	S	P	ERA	WHIP
0	0	2	36		

Batter	1	2	3	4	5	6	7	8	9	10	11	12	AB R H RBI BB SO LOB
Roy White, S OBP: 0.391, SLG: 0.443 Ron Blomberg, L OBP: 0.397, SLG: 0.638	0-0 P4		0-0 1-3	0-0 G2-5-3 S 1B		4-0 BB 1-2			0-0 SH FC5-6		0-0 G4-6-3		3 0 1 1 1 0 0 1 0 0 0 0 0 1
Chris Chambliss, L OBP: 0.319, SLG: 0.358	0-0 2B SF8 1B		0-0 1B 2B	4-0 3-H BB 1-2		0-0 G3			0-0 FC5-6		0-0 F8		5 2 2 0 1 0 4
Thurman Munson, R OBP: 0.283, SLG: 0.405	0-0 SF8 1-3 2B		0-0 1B 1B	0-0 G2-5-3 2-3f				0-0 F8	0-0 F8			0-0 E4 F8 2B	6 1 2 1 0 0 4
Bobby Murcer, L OBP: 0.353, SLG: 0.370	0-0 SF8		0-0 1B 1B					0-0 F7	0-0 4-3			0-0 F8	5 0 1 1 0 0 3
Lou Piniella, R OBP: 0.369, SLG: 0.392 Elliott Maddox, R OBP: 0.269, SLG: 0.250	0-0 4-3		0-0 1B					0-3 K	0-3 K			0-0 SH3-4 BB 2B	4 0 1 0 0 2 1 1 0 1 1 1 0 0
Bill Sudakis, S OBP: 0.295, SLG: 0.296		0-0 6-3	0-0 L5					0-0 6-3		0-0 F8		0-0 SH3-4 BB	5 0 0 0 0 0 4
Graig Nettles, L OBP: 0.347, SLG: 0.613		0-0 E 1B	0-0 P8					0-0 4-3		0-0 6-3		4-0 G5-4-3 IBB	4 0 1 0 2 0 3
Fernando Gonzalez, R OBP: 0.161, SLG: 0.194		0-0 F8 1-2		0-0 5-3				0-0 BB 1B		0-0 6-3		0-0 G5-4-3	6 0 1 0 0 0 5
Jim Mason, L OBP: 0.327, SLG: 0.326		0-3 K		0-0 1B 3B				0-3 K		0-0 K		4-0 FC5-6 SH 1B	4 1 2 0 1 2 2

TOP	
AB	44
R	4
H	12
RBI	4
BB	6
SO	4
LOB	27

Inning Stats	
R: 1 E: 0 K: 5 S: 5	H: 2 LOB: 1 BB: 0 P: 5
R: 0 E: 1 K: 1 S: 6	H: 1 LOB: 1 BB: 0 P: 6
R: 1 E: 0 K: 0 S: 7	H: 4 LOB: 3 BB: 0 P: 7
R: 1 E: 0 K: 0 S: 4	H: 2 LOB: 1 BB: 1 P: 8
R: 0 E: 0 K: 1 S: 5	H: 0 LOB: 0 BB: 0 P: 5
R: 0 E: 0 K: 1 S: 6	H: 1 LOB: 2 BB: 1 P: 10
R: 0 E: 0 K: 0 S: 3	H: 0 LOB: 0 BB: 0 P: 3
R: 0 E: 0 K: 0 S: 5	H: 1 LOB: 2 BB: 0 P: 5
R: 0 E: 0 K: 0 S: 2	H: 0 LOB: 1 BB: 2 P: 10
R: 0 E: 0 K: 0 S: 2	H: 0 LOB: 0 BB: 1 P: 6
R: 1 E: 1 K: 0 S: 5	H: 1 LOB: 2 BB: 1 P: 9
1B: 8 2B: 3 3B: 1 HR: 0	SF: 1 SAC: 2 DP: 3 HBP: 0
WP: 0 PB: 0 SB: 1 CS: 0	PA: 53

PITCHER	IP	WLS	BF	H	R	ER	SO	BB	IBB	HBP	BLK	WP	HR	S	P	ERA	WHIP
Jim Merritt, L ERA: 7.88	3.1		19	9	3	3	1	0	0	0	0	0	0	21	21	8.10	2.700
Jim Shellenback, L ERA: 13.5	0.0		1	0	0	0	0	1	0	0	0	0	0	4	4	∞	∞
Jackie Brown, R ERA: 3.0	5.2		21	2	0	0	3	2	0	0	0	0	0	25	33	0.00	0.706
Steve Foucault, R ERA: 2.04	3.0	L	12	1	1	0	0	1	2	0	0	0	0	9	21	0.00	0.667

PITCHER	IP	WLS	BF	H	R	ER	SO	BB	IBB	HBP	BLK	WP	HR	S	P	ERA	WHIP
Jim Merritt, L ERA: 7.88	3.1		19	9	3	3	1	0	0	0	0	0	0	21	21	8.10	2.700
Jim Shellenback, L ERA: 13.5	0.0		1	0	0	0	0	1	0	0	0	0	0	4	4	∞	∞
Jackie Brown, R ERA: 3.0	5.2		21	2	0	0	3	2	0	0	0	0	0	25	33	0.00	0.706
Steve Foucault, R ERA: 2.04	3.0	L	12	1	1	0	0	1	2	0	0	0	0	9	21	0.00	0.667

New York Yankees @ Texas Rangers
Arlington Stadium, Arlington, TX
Tue May 07 1974, 8:05 PM EDT
Att. 10,191 - Unknown - 78 F

livebaseballscorecards.com



Batter	1	2	3	4	5	6	7	8	9	10	11	12	AB	R	H	RBI	BB	SO	LOB						
Davey Nelson, R OBP: 0.342, SLG: 0.370 (1, 4)	4-0 BB 6-3	0-0 3-H F3-5			0-0 1-2f G6-4-3		0-3 K		0-0 1-2 2-H 3-H 1B			0-0 1-2f FC5-6	5	0	1	2	1	1	6						
Cesar Tovar, R OBP: 0.279, SLG: 0.317 (1, 8)	0-0 1-2 6-3		0-0 F7			0-0 F3		0-0 P5	0-0 2-3 PO	0-0 6-3		0-0 1-2 5-3	6	0	0	0	0	0	2						
Alex Johnson, R OBP: 0.341, SLG: 0.316 (1, 7)	0-0 5-3		0-0 G6-4-3 1B			0-0 1B		0-3 K		0-0 WP 1B		0-0 L8	6	0	3	0	0	1	2						
Jeff Burroughs, R OBP: 0.333, SLG: 0.518 (1, 9)	4-0 BB		0-0 1-2f G6-4-3			0-0 L9		0-0 F9		0-0 F8		0-0 F8	4	0	0	0	1	0	3						
Jim Spencer, L OBP: 0.397, SLG: 0.574 (1, 3)	0-0 F3			0-0 L7		0-0 1-5-3			0-0 F8	0-0 1-2 G3			5	0	0	0	0	0	4						
Mike Hargrove, L OBP: 0.333, SLG: 0.472 (1, 10)		0-3 K		0-0 F9			0-0 FC3 2B		0-0 E6 BB 1B 1B		0-3 K		5	1	1	0	0	2	0						
Toby Harrah, R OBP: 0.310, SLG: 0.311 (1, 6)		4-0 BB 1B 1B		0-0 P4			0-0 FC3 1-3 2-3		0-0 BB 1B 1B		0-0 L5-3 1B		4	2	2	0	1	0	1						
Lenny Randle, S OBP: 0.391, SLG: 0.395 (1, 5)		0-0 F3-5 1B			0-0 1-3		0-0 1-3		4-0 PO 1B BB		0-0 L5-3		3	0	1	0	0	0	2						
Jim Fregosi, R OBP: 0.413, SLG: 0.431 (9, PH)		1-2 1B					0-0 1-2		0-0 1-2 2-3 BB				0	0	0	0	1	0	0						
Larry Brown, R OBP: 0.273, SLG: 0.200 (9, PR)									0-0 P9				1	0	0	0	0	0	1						
Jim Sundberg, R OBP: 0.333, SLG: 0.315 (1, 2)		0-0 1B			0-0 G6-4-3 1B		0-0 F9					0-0 FC5-6 1B	3	0	2	1	0	0	2						
Tom Grieve, R OBP: 0.358, SLG: 0.507 (9, PH)													1	0	0	0	0	0	3						
Bill Fahey, L OBP: 0.333, SLG: 0.333 (10, 2)		1-3 2-H 1B											1	0	1	0	0	0	0						
Inning Stats	R: 0 E: 0 K: 0 S: 3	H: 0 LOB: 2 BB: 2 P: 11	R: 1 E: 0 K: 1 S: 6	H: 2 LOB: 1 BB: 1 P: 10	R: 0 E: 0 K: 0 S: 3	H: 1 LOB: 0 BB: 3 P: 3	R: 0 E: 0 K: 0 S: 3	H: 0 LOB: 0 BB: 0 P: 3	R: 0 E: 0 K: 0 S: 3	H: 1 LOB: 1 BB: 0 P: 4	R: 0 E: 0 K: 1 S: 7	H: 1 LOB: 2 BB: 0 P: 7	R: 0 E: 0 K: 1 S: 5	H: 0 LOB: 0 BB: 0 P: 5	R: 2 E: 1 K: 0 S: 5	H: 2 LOB: 1 BB: 1 P: 9	R: 0 E: 0 K: 0 S: 4	H: 1 LOB: 1 BB: 0 P: 4	R: 0 E: 0 K: 1 S: 5	H: 1 LOB: 0 BB: 0 P: 5	R: 0 E: 0 K: 0 S: 4	H: 1 LOB: 0 BB: 0 P: 4	1B: 10 2B: 3 3B: 0 HR: 0	SF: 0 SAC: 0 DP: 4 HBP: 0	WP: 1 PA: 49


PITCHER	IP	WLS	BF	H	R	ER	SO	BB	IBB	HBP	BLK	WP	HR	S	P	ERA	WHIP
Doc Medich, R ERA: 3.12 (1, 1)	8.1		34	7	3	1	3	3	0	0	0	0	0	37	49	1.08	1.200
Sparky Lyle, L ERA: 2.0 (9, 1)	3.2	W	14	4	0	0	1	1	0	0	0	1	0	15	19	0.00	1.364

PITCHER	IP	WLS	BF	H	R	ER	SO	BB	IBB	HBP	BLK	WP	HR	S	P	ERA	WHIP

NEW YORK YANKEES @ TEXAS RANGERS
Arlington Stadium, Arlington, TX
Tue May 07 1974, 8:05 PM EDT
Att: 10,191 - Unknown - 78 F

livebaseballscorecards.com

AB	44
R	3
H	11
RBI	3
BB	4
SO	4
LOB	26



Batter	1	2	3	4	5	6	7	8	9	AB R H RBI BB SO LOB	TOP									
Roy White, S (1, 7) OBP: 0.394, SLG: 0.445	0-0 P9			0-0 G6-4-3 1B			0-0 L7		0-0 G4-6-3 1B	4 0 2 0 0 0 0	New York Yankees @ Boston Red Sox Fenway Park, Boston, MA Wed May 08 1974, 7:05 PM EDT Att. 13,985 - Unknown - 58 F									
Chris Chambliss, L (1, 3) OBP: 0.308, SLG: 0.345	0-0 5-3			0-0 G6-4-3 1-2f			0-0 P6		0-0 G4-6-3 1-2f	4 0 0 0 0 0 2										
Thurman Munson, R (1, 2) OBP: 0.276, SLG: 0.395	0-0 6-3			0-0 F7			0-0 6-3			3 0 0 0 0 0 0										
Bobby Murcer, L (1, 8)		0-0 4-3			0-0 G5-4-3 1B			0-0 L7		3 0 1 0 0 0 0										
Lou Piniella, R (1, 9) OBP: 0.368, SLG: 0.390		0-0 6-3			0-0 G5-4-3 1-2f			0-0 1B 1B		3 0 1 0 0 0 1										
Bill Sudakis, S (1, 10) OBP: 0.297, SLG: 0.298		0-0 P7			0-0 5-3			0-0 FC6-4 1-2 1B		3 0 1 0 0 0 0										
Graig Nettles, L (1, 5) OBP: 0.347, SLG: 0.602			0-0 F8			4-0 BB BB		0-0 F8		2 0 0 0 1 0 2										
Fernando Gonzalez, R (1, 4) OBP: 0.147, SLG: 0.176			0-0 L7			0-0 G6-4-3 1-2f		0-0 FC6-4 1-2f		3 0 0 0 0 0 3										
Jim Mason, L (1, 6) OBP: 0.320, SLG: 0.319 Elliott Maddox, R (9, PH) OBP: 0.259, SLG: 0.240			0-0 4-3			0-0 1-3		0-3 K		2 0 0 0 0 0 0 1 0 0 0 0 1 0										
Inning Stats	R: 0 E: 0 K: 0 S: 3	H: 0 LOB: 0 BB: 0 P: 3	R: 0 E: 0 K: 0 S: 3	H: 0 LOB: 0 BB: 0 P: 3	R: 0 E: 0 K: 0 S: 3	H: 1 LOB: 0 BB: 0 P: 3	R: 0 E: 0 K: 0 S: 3	H: 1 LOB: 0 BB: 0 P: 3	R: 0 E: 0 K: 0 S: 2	H: 0 LOB: 0 BB: 1 P: 6	R: 0 E: 0 K: 0 S: 3	H: 0 LOB: 0 BB: 0 P: 3	R: 0 E: 0 K: 0 S: 5	H: 2 LOB: 2 BB: 0 P: 5	R: 0 E: 0 K: 1 S: 5	H: 1 LOB: 0 BB: 0 P: 5	1B: 5 2B: 0 3B: 0 HR: 0	SF: 0 SAC: 0 DP: 4 HBP: 0	WP: 0 PB: 0 SB: 0 CS: 0	PA: 29
PITCHER Bill Lee, L (1, 1) ERA: 1.91	IP: 9.0 WLS: W BF: 29 H: 5 R: 0 ER: 0 SO: 1 BB: 1 IBB: 0 HBP: 0 BLK: 0 WP: 0 HR: 0 S: 30 P: 34 ERA: 0.00 WHIP: 0.667											PITCHER	IP: WLS: BF: H: R: ER: SO: BB: IBB: HBP: BLK: WP: HR: S: P: ERA: WHIP:							

livebaseballscorecards.com

AB	28
R	0
H	5
RBI	0
BB	1
SO	1
LOB	8



Batter	1	2	3	4	5	6	7	8	9	AB	R	H	RBI	BB	SO	LOB
Tommy Harper, R OBP: 0.239, SLG: 0.250 (1, 10)	0-0 5-3		0-0 1B 3B	0-0 SH3-4		0-0 FC5-4		0-0 6-3		4	1	1	0	0	0	2
Bernie Carbo, L OBP: 0.341, SLG: 0.413 (1, 7) (4, 9)	0-0 6-3		4-0 HBP 1B BB	0-0 4-3			0-0 3-1			3	1	0	0	1	0	2
Carlton Fisk, R OBP: 0.375, SLG: 0.400 (1, 2)	4-0 BB		1-0 1B HBP	0-0 F9			0-0 F7			2	1	0	0	1	0	2
Carl Yastrzemski, L OBP: 0.460, SLG: 0.629 (1, 3) (4, 7)	0-0 G3		0-0 1B 1B		0-0 P6		0-0 E1			4	0	1	2	0	0	1
Rico Petrocelli, R OBP: 0.286, SLG: 0.250 (1, 5)		0-0 F7	0-3 K		0-0 F7		4-0 IBB			3	0	0	0	1	1	2
Dwight Evans, R OBP: 0.397, SLG: 0.615 Cecil Cooper, L OBP: 0.313, SLG: 0.385 (3, PR) (4, 3)		0-0 5-3	0-0 1B		0-0 4-3		0-0 F8			2	0	1	1	0	0	0
Juan Beniquez, R OBP: 0.259, SLG: 0.327 (1, 8)		4-0 1B BB	0-0 P4		0-3 K		0-0 P3			3	1	0	0	1	1	1
Dick McAuliffe, L OBP: 0.364, SLG: 0.333 (1, 4)		0-0 FC6-4 1B		0-0 SH3-4 WP 1B		0-0 4-3		0-0 4-3		4	0	2	1	0	0	0
Rick Burleson, R OBP: 0.545, SLG: 0.889 (1, 6)		0-0 FC6-4		4-0 SH3-4 BB		0-0 FC5-4 1B		0-0 2B		3	0	2	0	1	0	1


Inning Stats	R: 0	H: 0	E: 0	K: 0	S: 3	R: 1	H: 1	E: 0	K: 0	S: 4	R: 3	H: 3	E: 0	K: 1	S: 7	R: 0	H: 1	E: 0	K: 0	S: 4	R: 0	H: 0	E: 0	K: 0	S: 3	R: 0	H: 1	E: 1	K: 0	S: 4	R: 0	H: 1	E: 0	K: 0	S: 4	R: 0	H: 1	E: 0	K: 0	S: 4	1B: 5	SF: 0	2B: 1	SAC: 1	3B: 1	DP: 0	HR: 0	HBP: 1	WP: 1	PA: 37
--------------	------	------	------	------	------	------	------	------	------	------	------	------	------	------	------	------	------	------	------	------	------	------	------	------	------	------	------	------	------	------	------	------	------	------	------	------	------	------	------	------	-------	-------	-------	--------	-------	-------	-------	--------	-------	--------

PITCHER	IP	WLS	BF	H	R	ER	SO	BB	IBB	HBP	BLK	WP	HR	S	P	ERA	WHIP
Mel Stottlemyre, R ERA: 3.45 (1, 1)	3.0	L	18	5	4	4	1	4	0	1	0	1	0	15	32	12.00	3.000
Sam McDowell, L ERA: 4.2 (4, 1)	5.0		19	2	0	0	1	0	1	0	0	0	0	20	24	0.00	0.400

BOTTOM

New York Yankees @ Boston Red Sox
 Fenway Park, Boston, MA
 Wed May 08 1974, 7:05 PM EDT
 Att: 13,985 - Unknown - 58 F

AB	30
R	4
H	7
RBI	4
BB	5
SO	2
LOB	13



Batter	1	2	3	4	5	6	7	8	9	AB R H RBI BB SO LOB	TOP							
Roy White, S (1, 7) OBP: 0.382, SLG: 0.430	0-0 G3		0-0 F4			0-0 F8			0-0 P6	4 0 0 0 0 0 1	New York Yankees @ Boston Red Sox Fenway Park, Boston, MA Thu May 09 1974, 7:05 PM EDT Att. 12,193 - Unknown - 56 F livebaseballscorecards.com							
Thurman Munson, R (1, 2) OBP: 0.268, SLG: 0.381	0-0 F9		0-0 FC6-4			0-0 F8		0-3 K	4 0 0 0 0 1 1									
Chris Chambliss, L (1, 3) OBP: 0.298, SLG: 0.333	0-0 P7			0-0 4-3		0-0 F8		0-0 P7	4 0 0 0 0 0 0									
Bobby Murcer, L (1, 8) OBP: 0.344, SLG: 0.358		0-0 2-3		0-0 L6		0-0 1-3			3 0 0 0 0 0 0									
Ron Blomberg, L (1, 10) OBP: 0.394, SLG: 0.623		0-0 1B		0-0 6-3		0-0 P4			3 0 1 0 0 0 0									
Graig Nettles, L (1, 5) OBP: 0.346, SLG: 0.595		0-3 K			0-0 1B	0-0 1-3			3 0 1 0 0 1 1									
Lou Piniella, R (1, 9) OBP: 0.356, SLG: 0.376		0-0 6-3			0-0 P3		0-0 L4		3 0 0 0 0 0 2									
Jim Mason, L (1, 6) OBP: 0.311, SLG: 0.309			0-0 F7		0-3 K		0-0 4-3		3 0 0 0 0 1 1									
Fernando Gonzalez, R (1, 4) OBP: 0.162, SLG: 0.189			0-0 FC6-4 1B		0-3 K		0-0 P3		3 0 1 0 0 1 1									
Inning Stats	R: 0 E: 0 K: 0 S: 3	H: 0 LOB: 0 BB: 0 P: 3	R: 0 E: 0 K: 1 S: 6	H: 1 LOB: 1 BB: 0 P: 6	R: 0 E: 0 K: 0 S: 4	H: 1 LOB: 1 BB: 0 P: 4	R: 0 E: 0 K: 2 S: 8	H: 1 LOB: 1 BB: 0 P: 8	R: 0 E: 0 K: 0 S: 3	H: 0 LOB: 0 BB: 0 P: 3	R: 0 E: 0 K: 0 S: 3	H: 0 LOB: 0 BB: 0 P: 3	R: 0 E: 0 K: 1 S: 5	H: 0 LOB: 0 BB: 0 P: 5	1B: 3 2B: 0 3B: 0 HR: 0	SF: 0 SAC: 0 DP: 0 HBP: 0	WP: 0 PB: 0 SB: 0 CS: 0	PA: 30
PITCHER Luis Tiant, R (1, 1) ERA: 4.97	IP 9.0 WLS W BF 30 H 3 R 0 ER 0 SO 4 BB 0 IBB 0 HBP 0 BLK 0 WP 0 HR 0 S 38 P 38 ERA 0.00 WHIP 0.333											PITCHER IP WLS BF H R ER SO BB IBB HBP BLK WP HR S P ERA WHIP						

AB	30
R	0
H	3
RBI	0
BB	0
SO	4
LOB	7



Batter	1	2	3	4	5	6	7	8	9	AB	R	H	RBI	BB	SO	LOB
Tommy Harper, R OBP: 0.228, SLG: 0.238 (1, 10)	0-0 1-3		0-0 6-3		0-0 F9		0-0 P3			4	0	0	0	0	0	1
Cecil Cooper, L OBP: 0.311, SLG: 0.379 (1, 3)	0-0 B2-3		0-0 1B 1B			0-0 6-3		0-0 E6 L3		4	0	1	0	0	0	0
Carlton Fisk, R OBP: 0.361, SLG: 0.379 (1, 2)	0-0 6-3		0-0 1-2 1B			0-3 K		0-0 L3 1-2		4	0	1	0	0	1	1
Carl Yastrzemski, L OBP: 0.453, SLG: 0.613 (1, 7)		0-0 S 1B	0-0 G3			0-0 B5-3		0-0 G1		4	0	1	0	0	0	2
Rico Petrocelli, R OBP: 0.271, SLG: 0.236 (1, 5)		0-3 K 1-2		0-0 L5			0-3 K			3	0	0	0	0	2	1
Bernie Carbo, L OBP: 0.352, SLG: 0.455 (1, 9)		4-0 BB BB		0-0 G3			0-0 HR			2	1	1	1	1	0	0
Juan Beniquez, R OBP: 0.262, SLG: 0.327 (1, 8)		0-0 F9		0-3 K			0-0 2B 1B			3	1	1	0	0	1	2
Dick McAuliffe, L OBP: 0.362, SLG: 0.351 (1, 4)		0-0 4-3			0-0 P7		0-0 WP 1-H 2B			3	0	1	1	0	0	2
Rick Burleson, R OBP: 0.429, SLG: 0.667 (1, 6)			0-3 K		0-0 6-3		0-3 K 2-3			3	0	0	0	0	2	1

Inning Stats	R: 0	H: 0	E: 0	K: 0	S: 3	P: 3	R: 0	H: 1	E: 0	K: 1	S: 6	P: 10	R: 0	H: 2	E: 0	K: 1	S: 7	P: 7	R: 0	H: 0	E: 0	K: 1	S: 5	P: 5	R: 0	H: 0	E: 0	K: 0	S: 3	P: 3	R: 0	H: 0	E: 0	K: 1	S: 5	P: 5	R: 2	H: 3	E: 0	K: 2	S: 10	P: 10	R: 0	H: 0	E: 1	K: 0	S: 3	P: 3
	LOB: 0	BB: 0	LOB: 2	BB: 1	LOB: 0	BB: 0	LOB: 2	BB: 0	LOB: 0	BB: 0	LOB: 0	BB: 0	LOB: 0	BB: 0	LOB: 0	BB: 0	LOB: 0	BB: 0	LOB: 0	BB: 0	LOB: 1	BB: 0	LOB: 0	BB: 0	LOB: 0	BB: 0	LOB: 0	BB: 0	LOB: 0	BB: 0	LOB: 0	BB: 0	LOB: 0	BB: 0	LOB: 0	BB: 0	LOB: 1	BB: 0	LOB: 0	BB: 0	LOB: 0	BB: 0	LOB: 0	BB: 0	LOB: 0	BB: 0	LOB: 0	


PITCHER	IP	WLS	BF	H	R	ER	SO	BB	IBB	HBP	BLK	WP	HR	S	P	ERA	WHIP	PITCHER	IP	WLS	BF	H	R	ER	SO	BB	IBB	HBP	BLK	WP	HR	S	P	ERA	WHIP													
Pat Dobson, R ERA: 3.91 (1, 1)	8.0	L	31	6	2	2	6	1	0	0	0	1	1	42	46	2.25	0.875																															

BOTTOM

New York Yankees @ Boston Red Sox
 Fenway Park, Boston, MA
 Thu May 09 1974, 7:05 PM EDT
 Att: 12,193 - Unknown - 56 F

livebaseballscorecards.com

AB	30
R	2
H	6
RBI	2
BB	1
SO	6
LOB	10



1B: 4	SF: 0	WP: 1	PA: 31
2B: 2	SAC: 0	PB: 0	
3B: 0	DP: 1	SB: 1	
HR: 1	HBP: 0	CS: 0	

Batter	1	2	3	4	5	6	7	8	9	AB R H RBI BB SO LOB	TOP									
Bob Coluccio, R (1, 8) OBP: 0.274, SLG: 0.315	0-0 5-3		0-0 F3			0-0 6-3		0-0 F7		4 0 0 0 0 0 1	Milwaukee Brewers @ New York Yankees Shea Stadium, Flushing, NY Fri May 10 1974, 7:05 PM EDT Att. 9,177 - Unknown - 59 F									
Don Money, R (1, 5) OBP: 0.346, SLG: 0.479	0-3 K			0-0 P6		0-0 P6		0-0 HR		4 1 1 1 0 1 0										
John Briggs, L (1, 7) OBP: 0.394, SLG: 0.552	0-3 K			0-0 2B		4-0 BB BB		0-0 F8		3 0 1 0 1 1 0										
George Scott, R (1, 3) OBP: 0.327, SLG: 0.391		0-0 F4		0-0 F9		4-0 BB BB		0-0 L5		3 0 0 0 1 0 1										
Dave May, L (1, 9) OBP: 0.226, SLG: 0.278	0-3 K			0-0 1-3		0-0 F9		0-0 G3		4 0 0 0 0 1 3										
Darrell Porter, L (1, 10) OBP: 0.338, SLG: 0.351		0-0 F8			0-0 F8		0-0 G6-4-3 1B		0-0 HR	4 1 2 1 0 0 0										
Charlie Moore, R (1, 2) OBP: 0.333, SLG: 0.345			0-0 S 1B		0-0 1B		0-0 G6-4-3 1-2f		0-0 1B	4 0 3 0 0 0 1										
Pedro Garcia, R (1, 4) OBP: 0.301, SLG: 0.519			0-0 P4		0-0 F7		0-0 F7		0-0 L7	4 0 0 0 0 0 3										
Robin Yount, R (1, 6) OBP: 0.221, SLG: 0.247			0-0 F8		0-0 G3			0-0 F7		2 0 0 0 0 0 2										
Bob Hansen, L (8, PH)										1 0 0 0 0 0 0										
Tim Johnson, L (8, 6) OBP: 0.125, SLG: 0.250										0 0 0 0 0 0 0										
Inning Stats	R: 0 E: 0 K: 2 S: 7	H: 0 LOB: 0 BB: 0 P: 7	R: 0 E: 0 K: 1 S: 5	H: 0 LOB: 0 BB: 0 P: 5	R: 0 E: 0 K: 0 S: 4	H: 1 LOB: 1 BB: 0 P: 4	R: 0 E: 0 K: 0 S: 4	H: 1 LOB: 1 BB: 0 P: 4	R: 0 E: 0 K: 0 S: 3	H: 0 LOB: 2 BB: 2 P: 11	R: 0 E: 0 K: 0 S: 3	H: 1 LOB: 0 BB: 0 P: 3	R: 1 E: 0 K: 0 S: 4	H: 1 LOB: 0 BB: 0 P: 4	R: 1 E: 0 K: 0 S: 5	H: 2 LOB: 1 BB: 0 P: 5	1B: 4 2B: 1 3B: 0 HR: 2	SF: 0 SAC: 0 DP: 1 HBP: 0	WP: 0 PB: 0 SB: 1 CS: 0	PA: 35
PITCHER Dick Tidrow, R (1, 1) ERA: 4.43	IP: 9.0 WLS: W BF: 35 H: 7 R: 2 ER: 2 SO: 3 BB: 2 IBB: 0 HBP: 0 BLK: 0 WP: 0 HR: 2 S: 39 P: 47 ERA: 2.00 WHIP: 1.000																			

AB	33
R	2
H	7
RBI	2
BB	2
SO	3
LOB	11



Batter	1	2	3	4	5	6	7	8	9
Roy White, S OBP: 0.371, SLG: 0.419 (1, 7)	0-0 G3		0-0 F8	0-0 SF9		0-0 FC1-6-4			
Thurman Munson, R OBP: 0.267, SLG: 0.385 (1, 2)	0-0 F8		0-0 1B	0-0 5-3			0-0 6-3		
Bobby Murcer, L OBP: 0.341, SLG: 0.355 (1, 8)	0-0 L9		0-0 1B	0-3 K			0-0 F7		
Ron Blomberg, L OBP: 0.400, SLG: 0.609 (1, 9)		0-0 F7	0-0 1B		0-0 3-1		4-0 BB		
Graig Nettles, L OBP: 0.344, SLG: 0.579 (1, 5)		4-0 2B	0-3 K		0-0 4-3		0-0 F7		
Chris Chambliss, L OBP: 0.297, SLG: 0.339 (1, 3)		0-0 SF9	0-0 F9		0-0 4-3		0-0 F9		
Bill Sudakis, S OBP: 0.294, SLG: 0.300 (1, 10)		0-0 SF9		0-0 1B		0-0 F7		0-0 F9	
Jim Mason, L OBP: 0.309, SLG: 0.299 (1, 6)		0-3 K	4-0 SF9	0-0 1B		0-0 P6		0-0 6-3	
Fernando Gonzalez, R OBP: 0.225, SLG: 0.231 (1, 4)			0-0 2B	0-0 1B		4-0 FC1-6-4			

AB	R	H	RBI	BB	SO	LOB
3	0	0	1	0	0	2
4	1	1	2	0	0	1
4	1	1	1	0	1	1
3	0	1	1	1	0	0
3	1	0	0	1	1	2
4	1	1	1	0	0	1
3	1	1	1	0	0	0
3	1	0	0	1	1	0
2	1	2	0	1	0	0

BOTTOM

Milwaukee Brewers @ New York Yankees
 Shea Stadium, Flushing, NY
 Fri May 10 1974, 7:05 PM EDT
 Att. 9,177 - Unknown - 59 F

livebaseballscorecards.com

AB	29
R	7
H	7
RBI	7
BB	4
SO	3
LOB	7



1B: 5	SF: 2
2B: 2	SAC: 0
3B: 0	DP: 0
HR: 0	HBP: 0

WP: 0	PA: 35
PB: 0	
SB: 0	
CS: 0	

Inning Stats		R: 0	H: 0	E: 0	K: 0	S: 3	R: 2	H: 1	E: 0	K: 1	S: 6	R: 3	H: 4	E: 0	K: 1	S: 9	R: 2	H: 2	E: 0	K: 1	S: 7	R: 0	H: 0	E: 0	K: 0	S: 3	R: 0	H: 0	E: 0	K: 0	S: 3	R: 0	H: 0	E: 0	K: 0	S: 3	R: 0	H: 0	E: 0	K: 0	S: 3	R: 0	H: 0	E: 0	K: 0	S: 3
PITCHER		IP	WLS	BF	H	R	ER	SO	BB	IBB	HBP	BLK	WP	HR	S	P	ERA	WHIP																												
Jim Colborn, R	(1, 1)	3.0	L	16	6	6	6	2	1	0	0	0	0	0	19	23	18.00	2.333																												
Bill Champion, R	(4, 1)	4.0		16	1	1	1	1	3	0	0	0	0	0	15	27	2.25	1.000																												
Tom Murphy, R	(8, 1)	1.0		3	0	0	0	0	0	0	0	0	0	0	3	3	0.00	0.000																												

Batter	1	2	3	4	5	6	7	8	9	AB R H RBI BB SO LOB	TOP
Ken Berry, R (1, 8) OBP: 0.245, SLG: 0.196	0-0 F9		0-0 F3			0-0 5-3	0-0 BB 1B			4 0 1 1 0 0 1	Milwaukee Brewers @ New York Yankees Shea Stadium, Flushing, NY Sat May 11 1974, 3:33 AM EDT Att: 9,013 - Unknown - 61 F livebaseballscorecards.com
George Scott, R (1, 3) OBP: 0.333, SLG: 0.382	4-0 CS BB		0-0 G6-4-3 1-2f			0-0 F9	4-0 3-H 1-2 FC5-4 BB			2 0 0 0 2 0 1	
Don Money, R (1, 5) OBP: 0.333, SLG: 0.459	0-0 F8			0-0 P4		0-0 2B E5	0-0 1-2f FC5-4			4 0 0 0 0 0 3	
John Briggs, L (1, 7) OBP: 0.388, SLG: 0.549	0-0 CS 1-2	0-0 F8		0-3 K		0-0 1-3 2B		0-0 4-3		4 0 1 0 0 1 0	
Darrell Porter, L (1, 10) OBP: 0.361, SLG: 0.356		H 1-0 HR HBP		X 0-0 S 1B		4-0 1B IBB		X 0-0 4-3		2 1 1 0 1 0 0	
Charlie Moore, R (1, 2) OBP: 0.294, SLG: 0.303		X 0-0 P4		X 0-0 1-2 4-3		X 0-0 4-3		X 0-0 F9		4 0 0 0 0 0 5	
Dave May, L (1, 9) OBP: 0.237, SLG: 0.319		X 0-0 1-H HR			X 0-0 F5		X 0-0 F8 SH3-4 1B 1B		X 0-0 P1	4 2 2 2 0 0 0 0 0 0 0 0 0 0	
Bob Coluccio, R (9, 9) OBP: 0.274, SLG: 0.315											
Pedro Garcia, R (1, 4) OBP: 0.291, SLG: 0.500		X 0-0 6-3									
Robin Yount, R (1, 6) OBP: 0.222, SLG: 0.247			X 0-0 G6-4-3 1B			X 0-0 F8		X 0-0 F8 2-3		X 0-0 F9	4 0 1 0 0 0 1
Inning Stats	R: 0 E: 0 K: 0 S: 2 H: 0 LOB: 0 BB: 1 P: 6	R: 2 E: 0 K: 0 S: 4 H: 1 LOB: 0 BB: 0 P: 5	R: 0 E: 0 K: 0 S: 3 H: 1 LOB: 0 BB: 0 P: 3	R: 0 E: 0 K: 1 S: 6 H: 1 LOB: 1 BB: 0 P: 6	R: 0 E: 0 K: 1 S: 5 H: 0 LOB: 0 BB: 0 P: 5	R: 0 E: 1 K: 0 S: 5 H: 1 LOB: 3 BB: 1 P: 9	R: 1 E: 0 K: 0 S: 5 H: 2 LOB: 2 BB: 1 P: 9	R: 0 E: 0 K: 0 S: 3 H: 0 LOB: 0 BB: 0 P: 3	R: 0 E: 0 K: 0 S: 3 H: 0 LOB: 0 BB: 0 P: 3	1B: 4 2B: 1 3B: 0 HR: 1 SF: 0 SAC: 1 DP: 1 HBP: 1	WP: 0 PB: 0 SB: 1 CS: 1 PA: 37
PITCHER Doc Medich, R (1, 1) ERA: 3.1	IP: 9.0 WLS: L BF: 36 H: 6 R: 3 ER: 3 SO: 2 BB: 2 IBB: 1 HBP: 1 BLK: 0 WP: 0 HR: 1 S: 36 P: 49 ERA: 3.00 WHIP: 0.889										

Batter	1	2	3	4	5	6	7	8	9	AB R H RBI BB SO LOB
Roy White, S (1, 7) OBP: 0.372, SLG: 0.418	0-3 K		0-0 S 4-3 1B		0-3 K		0-0 F7		0-0 1B	5 0 2 0 0 2 0
Thurman Munson, R (1, 2) OBP: 0.272, SLG: 0.381	0-0 5-3		0-3 K2-3 1-2		4-0 PB S BB			0-0 1B SF8 1B	0-0 5-3	4 1 1 0 1 1 2
Bobby Murcer, L (1, 8) OBP: 0.338, SLG: 0.351	0-0 1B		0-0 4-3 2-3		0-0 1-6-3 1-3			0-0 L4		4 0 1 0 0 0 3
Ron Blomberg, L (1, 9) OBP: 0.418, SLG: 0.612	0-0 1-3 1B		0-0 3-1		4-0 BB			0-0 1B 1-3 1B		3 0 2 0 1 0 1
Graig Nettles, L (1, 5) OBP: 0.333, SLG: 0.564	0-0 3-1		0-0 G3		0-0 F8			0-0 SF8		3 0 0 1 0 0 3
Chris Chambliss, L (1, 3)		0-0 HR	0-0 1B		0-0 F7			0-0 1-3 1B		4 1 3 1 0 0 1
Bill Sudakis, S (1, 10) OBP: 0.278, SLG: 0.281		0-0 F8	0-3 K		0-0 F8			0-0 F8		4 0 0 0 0 1 4
Jim Mason, L (1, 6) Horace Clarke, S (9, PH) OBP: 0.293, SLG: 0.282		0-0 4-3	0-3 K		0-0 F7			0-3 K		3 0 0 0 0 1 1 1 0 0 0 0 1 0
Fernando Gonzalez, R (1, 4) Mike Hegan, L (9, PH) OBP: 0.317, SLG: 0.377		0-0 P2			0-0 L7		0-3 K	0-0 G3		3 0 0 0 0 1 0 1 0 0 0 0 0 0

Inning Stats	R: 0 E: 0 K: 1 S: 7	H: 2 LOB: 2 BB: 0 P: 7	R: 1 E: 0 K: 0 S: 4	H: 1 LOB: 0 BB: 0 P: 4	R: 0 E: 0 K: 1 S: 6	H: 1 LOB: 1 BB: 0 P: 6	R: 0 E: 0 K: 2 S: 8	H: 1 LOB: 1 BB: 0 P: 8	R: 0 E: 0 K: 1 S: 5	H: 0 LOB: 1 BB: 1 P: 9	R: 0 E: 0 K: 0 S: 3	H: 0 LOB: 1 BB: 1 P: 7	R: 0 E: 0 K: 1 S: 5	H: 0 LOB: 0 BB: 0 P: 5	R: 1 E: 0 K: 0 S: 6	H: 3 LOB: 2 BB: 0 P: 6	R: 0 E: 0 K: 1 S: 6	H: 1 LOB: 1 BB: 0 P: 6	1B: 8 2B: 0 3B: 0 HR: 1	SF: 1 SAC: 0 DP: 0 HBP: 0
--------------	------------------------------	---------------------------------	------------------------------	---------------------------------	------------------------------	---------------------------------	------------------------------	---------------------------------	------------------------------	---------------------------------	------------------------------	---------------------------------	------------------------------	---------------------------------	------------------------------	---------------------------------	------------------------------	---------------------------------	----------------------------------	------------------------------------

PITCHER	IP	WLS	BF	H	R	ER	SO	BB	IBB	HBP	BLK	WP	HR	S	P	ERA	WHIP
Jim Staton, R (1, 1) ERA: 3.59	7.2	W	33	8	2	2	6	2	0	0	0	0	1	43	51	2.35	1.304
Tom Murphy, R (8, 1) ERA: 2.93	1.1	S	5	1	0	0	1	0	0	0	0	0	0	7	7	0.00	0.750

BOTTOM

Milwaukee Brewers @ New York Yankees
 Shea Stadium, Flushing, NY
 Sat May 11 1974, 3:33 AM EDT
 Att. 9,013 - Unknown - 61 F

livebaseballscorecards.com

AB	35
R	2
H	9
RBI	2
BB	2
SO	7
LOB	15

WP: 0 PA: 38
 PB: 1
 SB: 2
 CS: 0



Batter	1	2	3	4	5	6	7	8	9	AB R H RBI BB SO LOB	TOP									
Don Money, R OBP: 0.330, SLG: 0.461 (1, 5) X	0-0 5-3 1B	0-0 5-3 1-2 2B		X 0-0 4-3-6-4 1-2f			X 0-0 SH2-4 1-2	0-0 2B 1-H 2-H		4 0 1 2 0 0 2										
Dave May, L OBP: 0.235, SLG: 0.323 (1, 9) X	0-0 1B 2B	0-0 6-3 2-3			X 0-0 F6		X 0-0 4-3 2-3	0-0 F8		5 1 1 0 0 0 3										
George Scott, R OBP: 0.355, SLG: 0.398 (1, 3) X	0-0 FC4-6 2-H 1B	0-0 1B			X 0-0 F9		BB 0-0 3B BB		X 0-0 FC4-6 1B	4 1 3 2 1 0 0										
John Briggs, L OBP: 0.380, SLG: 0.552 (1, 7) X	0-0 FC4-6 1B 1-2f	0-0 F7			X 0-0 F9		X 0-0 1-H 3-H 3B		X 0-0 F7	5 1 1 2 0 0 3										
Darrell Porter, L OBP: 0.364, SLG: 0.375 (1, 2) X	0-0 BB 1B 1-3		X 0-0 F8			X 0-0 2B	SS 0-3 K		X 0-0 FC4-6 1-2f	5 0 2 0 0 1 2										
Bobby Mitchell, R OBP: 0.333, SLG: 0.350 (1, 10) X Bob Hansen, L (9, PH)	0-0 BB 1-2 3-H 1B		X 0-0 F8			X 0-0 F9		H 1-0 2B 4-6-3 HBP	X 0-0 F4	3 1 1 1 0 0 1 1 0 0 0 0 0 1										
Ken Berry, R OBP: 0.245, SLG: 0.184 (1, 8) B B B	4-0 1-2 2-3 BB		X 0-0 G3			X 0-0 5-3		X 0-0 4-6-3		3 0 0 0 1 0 2										
Pedro Garcia, R OBP: 0.278, SLG: 0.476 (1, 4) S S S	0-3 K		X 0-0 F4			SS 0-3 K		X 0-0 E5 2B		4 1 0 0 0 2 5										
Robin Yount, R OBP: 0.235, SLG: 0.259 (1, 6) X		0-0 E5 6-3 5-3 1B		X 0-0 1B 4-3-6-4			X 0-0 4-3 SH2-4 3B 1B	X 0-0 F4		4 2 2 0 0 0 2										
Inning Stats	R: 2 E: 0 K: 1 S: 9	H: 4 LOB: 3 BB: 1 P: 13	R: 1 E: 1 K: 0 S: 5	H: 1 LOB: 1 BB: 0 P: 5	R: 0 E: 0 K: 0 S: 3	H: 0 LOB: 0 BB: 0 P: 3	R: 0 E: 0 K: 0 S: 3	H: 1 LOB: 0 BB: 0 P: 3	R: 0 E: 0 K: 1 S: 6	H: 1 LOB: 1 BB: 0 P: 6	R: 2 E: 0 K: 1 S: 7	H: 2 LOB: 1 BB: 1 P: 11	R: 2 E: 1 K: 0 S: 5	H: 1 LOB: 1 BB: 0 P: 6	R: 0 E: 0 K: 0 S: 4	H: 1 LOB: 1 BB: 0 P: 4	1B: 7 2B: 4 3B: 1 HR: 0	SF: 0 SAC: 1 DP: 1 HBP: 1	WP: 0 PB: 0 SB: 0 CS: 0	PA: 42
PITCHER	IP WLS BF H R ER SO BB IBB HBP BLK WP HR S P ERA WHIP																			
Mel Stottlemyre, R ERA: 3.59 (1, 1)	7.2 L 37 10 7 4 3 2 0 1 0 0 0 0 40 49 4.70 1.565																			
Cecil Upshaw, R ERA: 2.13 (8, 1)	1.1 5 1 0 0 0 0 0 0 0 0 0 0 5 5 0.00 0.750																			

Milwaukee Brewers @ New York Yankees
Shea Stadium, Flushing, NY
Sun May 12 1974, 3:33 AM EDT
Cloudy - 69 F

AB	38
R	7
H	11
RBI	7
BB	2
SO	3
LOB	21



Batter	1	2	3	4	5	6	7	8	9	AB R H RBI BB SO LOB
Roy White, S (1, 7) OBP: 0.367, SLG: 0.409	0-0 F8		0-0 6-3			0-0 BB 1B	0-0 F2		0-0 F6	5 1 1 0 0 0 2
Chris Chambliss, L (1, 3) OBP: 0.331, SLG: 0.391	0-0 G4-6-3 1B			0-0 1-3 1B		4-0 BB 1B 1-2		0-0 1B FC6-4 1B		3 1 3 0 1 0 0
Bobby Murcer, L (1, 8) OBP: 0.336, SLG: 0.347	0-0 G4-6-3 1-2f			0-0 1-3 1-2		0-0 F6		0-0 FC6-4 1B		4 0 1 0 0 0 4
Lou Piniella, R (1, 9) OBP: 0.362, SLG: 0.416		0-0 HR		0-0 F8		0-0 1-2 2-H 1B		0-0 FC6-4 BB		4 1 2 3 0 0 2
Thurman Munson, R (1, 2) OBP: 0.271, SLG: 0.372		0-0 F8		0-0 F4		0-0 G3		4-0 1-2 BB		3 0 0 0 1 0 3
Bill Sudakis, S (1, 10) OBP: 0.276, SLG: 0.279		0-0 F8			0-0 F9		0-0 2B 1B	0-0 F6		4 0 1 0 0 0 2
Graig Nettles, L (1, 5) OBP: 0.324, SLG: 0.545		0-0 G3			0-0 4-3		0-0 F8	0-0 F8		4 0 0 0 0 0 3
Fernando Gonzalez, R (1, 4) OBP: 0.213, SLG: 0.239			0-0 4-3		0-0 F9		0-0 1-3 2B		0-0 F2	4 0 1 0 0 0 0
Jim Mason, L (1, 6) OBP: 0.296, SLG: 0.284			0-3 K			0-0 1-3	0-0 6-3		0-0 6-3	2 0 0 0 0 1 0
Walt Williams, R (7, PH) OBP: 0.125, SLG: 0.087										1 0 0 0 0 0 2
Gene Michael, S (8, 6) OBP: 0.231, SLG: 0.179										0 0 0 0 0 0 0
Rick Dempsey, R (9, PH) OBP: 0.500, SLG: 0.333										1 0 0 0 0 0 0

Inning Stats	R: 0 E: 0 K: 0 S: 3	H: 1 LOB: 0 BB: 0 P: 3	R: 1 E: 0 K: 0 S: 4	H: 1 LOB: 0 BB: 0 P: 4	R: 0 E: 0 K: 1 S: 5	H: 0 LOB: 0 BB: 0 P: 5	R: 0 E: 0 K: 0 S: 4	H: 1 LOB: 1 BB: 0 P: 4	R: 0 E: 0 K: 0 S: 3	H: 0 LOB: 0 BB: 0 P: 3	R: 1 E: 0 K: 0 S: 5	H: 2 LOB: 2 BB: 1 P: 9	R: 0 E: 0 K: 0 S: 5	H: 2 LOB: 2 BB: 0 P: 5	R: 1 E: 0 K: 0 S: 5	H: 2 LOB: 2 BB: 1 P: 9	R: 0 E: 0 K: 0 S: 3	H: 0 LOB: 0 BB: 0 P: 3	1B: 7 2B: 1 3B: 0 HR: 1	SF: 0 SAC: 0 DP: 1 HBP: 0
--------------	------------------------------	---------------------------------	------------------------------	---------------------------------	------------------------------	---------------------------------	------------------------------	---------------------------------	------------------------------	---------------------------------	------------------------------	---------------------------------	------------------------------	---------------------------------	------------------------------	---------------------------------	------------------------------	---------------------------------	----------------------------------	------------------------------------


PITCHER	IP	WLS	BF	H	R	ER	SO	BB	IBB	HBP	BLK	WP	HR	S	P	ERA	WHIP	PITCHER	IP	WLS	BF	H	R	ER	SO	BB	IBB	HBP	BLK	WP	HR	S	P	ERA	WHIP
Clyde Wright, L (1, 1) ERA: 4.25	9.0	W	37	9	3	3	1	2	0	0	0	0	1	37	45	3.00	1.222																		

BOTTOM

Milwaukee Brewers @ New York Yankees
Shea Stadium, Flushing, NY
Sun May 12 1974, 3:33 AM EDT
Cloudy - 69 F

livebaseballscorecards.com

AB	35
R	3
H	9
RBI	3
BB	2
SO	1
LOB	18



WP: 0	PA: 37
PB: 0	SB: 0
CS: 0	

Batter	1	2	3	4	5	6	7	8	9	AB R H RBI BB SO LOB	TOP									
Don Money, R (1, 5) OBP: 0.336, SLG: 0.462	0-0 6-3	0-0 F9			0-0 3-4 1B		0-0 2-3 3-H 1B			4 0 2 1 0 0 2	Milwaukee Brewers @ New York Yankees Shea Stadium, Flushing, NY Sun May 12 1974, 3:38 AM EDT Att. 15,848 - Overcast - 68 F livebaseballscorecards.com									
Dave May, L (1, 9) OBP: 0.236, SLG: 0.350	0-0 HR		0-0 G3		0-0 3-4 1-2f		0-0 6-3-4-6			4 1 1 1 0 0 3										
George Scott, R (1, 3) OBP: 0.351, SLG: 0.423	0-0 6-3		0-0 F4			0-0 HR		0-0 G3		4 1 1 1 0 0 0										
John Briggs, L (1, 7) OBP: 0.375, SLG: 0.550	0-3 K		0-3 K			0-3 K		0-0 1B 2B		4 1 1 0 0 3 0										
Darrell Porter, L (1, 2) OBP: 0.370, SLG: 0.382		0-0 F9		0-0 F9		0-0 G5-4-3 1B		0-0 2-H 1B		4 0 2 1 0 0 0										
Bobby Mitchell, R (1, 10) OBP: 0.327, SLG: 0.341		0-0 5-3		0-0 F8		0-0 G5-4-3 1-2f		0-0 1B		4 0 1 0 0 0 1										
Bob Coluccio, R (1, 8) OBP: 0.293, SLG: 0.319		4-0 1B S BB		0-0 1B		4-0 2B 1B BB		0-3 K		2 2 1 0 2 1 1										
Pedro Garcia, R (1, 4) OBP: 0.290, SLG: 0.494		0-0 E 1-H 1B		0-0 F7		0-0 1B 1-3 2B				3 0 2 1 0 0 1										
Robin Yount, R (1, 6) OBP: 0.227, SLG: 0.250		0-0 E6 1-2		0-3 K		0-0 L9				3 0 0 0 0 1 3										
Inning Stats	R: 1 E: 0 K: 1 S: 6	H: 1 LOB: 0 BB: 0 P: 6	R: 1 E: 1 K: 0 S: 5	H: 1 LOB: 2 BB: 1 P: 9	R: 0 E: 0 K: 1 S: 5	H: 0 LOB: 0 BB: 0 P: 5	R: 0 E: 0 K: 0 S: 4	H: 1 LOB: 1 BB: 0 P: 4	R: 0 E: 0 K: 1 S: 5	H: 1 LOB: 0 BB: 0 P: 5	R: 1 E: 0 K: 1 S: 6	H: 2 LOB: 0 BB: 0 P: 6	R: 1 E: 0 K: 0 S: 4	H: 2 LOB: 1 BB: 1 P: 8	R: 1 E: 0 K: 1 S: 7	H: 3 LOB: 1 BB: 0 P: 7	1B: 7 2B: 4 3B: 0 HR: 2	SF: 0 SAC: 0 DP: 3 HBP: 0	WP: 0 PB: 0 SB: 1 CS: 0	PA: 34
PITCHER	IP WLS BF H R ER SO BB IBB HBP BLK WP HR S P ERA WHIP																			
Dick Woodson, R (1, 1) ERA: 5.29	6.0 L 24 6 3 3 4 1 0 0 0 0 2 31 35 4.50 1.167																			
Dave Pagan, R (7, 1) ERA: 3.38	0.1 4 2 1 1 0 1 0 0 0 0 0 3 7 27.00 9.000																			
Sparky Lyle, L (7, 1) ERA: 2.29	1.2 6 3 1 1 1 0 0 0 0 0 0 8 8 5.40 1.800																			



Batter	1	2	3	4	5	6	7	8	9	AB	R	H	RBI	BB	SO	LOB
Roy White, S OBP: 0.359, SLG: 0.400 (1, 7) X	0-0 F7 ①		0-0 F8 ②			0-0 F7 ②				3	0	0	0	0	0	0
Chris Chambliss, L OBP: 0.324, SLG: 0.382 (1, 3) X	0-0 F9 ②		0-3 K ③			0-0 5-3 ③				3	0	0	0	0	1	0
Bobby Murcer, L OBP: 0.329, SLG: 0.339 (1, 8) X	0-0 4-3 ③				0-0 F7 ①					3	0	0	0	0	0	0
Lou Piniella, R OBP: 0.361, SLG: 0.413 (1, 9) X		0-0 1B 1B			0-0 F4 ②					3	0	1	0	0	0	1
Thurman Munson, R OBP: 0.266, SLG: 0.364 (1, 10) X		0-0 F4 ①			0-3 K ③					3	0	0	0	0	1	2
Graig Nettles, L OBP: 0.317, SLG: 0.532 (1, 5) X		0-0 F8 ②				0-0 1-3 ①				3	0	0	0	0	0	2
Rick Dempsey, R OBP: 0.545, SLG: 0.778 (1, 2) X		0-0 1-2 1B				0-0 F5 ②				3	1	2	1	0	0	0
Fernando Gonzalez, R OBP: 0.204, SLG: 0.229 (1, 4) X		0-0 F6 ③				0-0 F8 ③				2	0	0	0	0	0	2
Jim Mason, L OBP: 0.291, SLG: 0.279 (1, 6) X			0-0 4-3 ①							2	0	0	0	0	0	0

Inning Stats	R: 0	H: 0	R: 0	H: 2	R: 0	H: 0	R: 0	H: 0	R: 0	H: 0	R: 0	H: 0	R: 0	H: 0	R: 1	H: 1
	E: 0	LOB: 0	E: 0	LOB: 2	E: 0	LOB: 0	E: 0	LOB: 0	E: 0	LOB: 0	E: 0	LOB: 0	E: 0	LOB: 0	E: 1	LOB: 1
	K: 0	BB: 0	K: 0	BB: 0	K: 1	BB: 0	K: 0	BB: 0	K: 0	BB: 0	K: 0	BB: 0	K: 0	BB: 0	K: 0	BB: 0
	S: 3	P: 3	S: 5	P: 5	S: 5	P: 5	S: 5	P: 5	S: 3	P: 3	S: 3	P: 3	S: 4	P: 4	S: 1	P: 1


PITCHER	IP	WLS	BF	H	R	ER	SO	BB	IBB	HBP	BLK	WP	HR	S	P	ERA	WHIP
Kevin Kobel, L ERA: 2.35 (1, 1)	7.0	W	25	3	1	1	2	0	0	0	0	0	1	29	29	1.29	0.429

BOTTOM

Milwaukee Brewers @ New York Yankees
 Shea Stadium, Flushing, NY
 Sun May 12 1974, 3:38 AM EDT
 Att. 15,848 - Overcast - 68 F

livebaseballscorecards.com

AB	25
R	1
H	3
RBI	1
BB	0
SO	2
LOB	7



1B: 2	SF: 0	WP: 0	PA: 25
2B: 0	SAC: 0	PB: 0	
3B: 0	DP: 0	SB: 0	
HR: 1	HBP: 0	CS: 0	

Batter	1	2	3	4	5	6	7	8	9	AB R H RBI BB SO LOB	TOP											
Mickey Stanley, R OBP: 0.260, SLG: 0.312 (1, 8) X	0-0 P6		0-0 SH2-4		0-0 SH1-4 1B		0-0 K	0-3 K		4 1 2 1 0 1 2												
Gary Sutherland, R OBP: 0.307, SLG: 0.344 (1, 4) X	0-0 F7		0-0 FC5-2		0-0 SH1-4		0-3 K	0-0 FC6 1B		4 0 1 1 0 1 3												
Jim Northrup, L OBP: 0.282, SLG: 0.303 (1, 9) B B B	4-0 BB		0-3 K		0-0 SF8		0-3 K	0-0 FC6 1-2f		3 0 0 1 1 2 5												
Al Kaline, R OBP: 0.346, SLG: 0.360 (1, 10) X	0-0 L9				0-0 L5-3		4-0 BB	4-0 BB 1B		3 0 1 1 2 0 1												
Willie Horton, R OBP: 0.325, SLG: 0.526 (1, 7) X		0-0 6-3			0-0 5-3		0-3 K	0-0 BB 1B		5 0 1 0 0 1 3												
Norm Cash, L OBP: 0.338, SLG: 0.407 (1, 3) X		0-0 L7			4-0 BB		0-3 K	0-0 L3		4 0 0 0 1 2 2												
Jerry Moses, R OBP: 0.300, SLG: 0.378 (1, 2) X		0-0 4-3			0-0 4-3		0-0 3-1	1-0 HBP 1B		4 1 0 0 0 1 3												
Aurelio Rodriguez, R OBP: 0.264, SLG: 0.259 (1, 5) X			0-0 SH2-4 FC5-2 1B		0-0 1B 1B		0-0 FC6-4 1B	0-0 1B 1B		5 2 4 0 0 0 2												
Ed Brinkman, R OBP: 0.270, SLG: 0.318 (1, 6) X			0-0 SH2-4 1B		0-0 SH1-4 SF8 1B		0-0 FC6-4 1-2f	0-0 1B 1-2 2-H		4 1 3 1 0 0 1												
Inning Stats	R: 0 E: 0 K: 0 S: 3	H: 0 LOB: 1 BB: 1 P: 7	R: 0 E: 0 K: 0 S: 3	H: 0 LOB: 0 BB: 0 P: 3	R: 0 E: 0 K: 1 S: 7	H: 2 LOB: 2 BB: 0 P: 7	R: 0 E: 0 K: 0 S: 3	H: 0 LOB: 1 BB: 1 P: 7	R: 3 E: 0 K: 0 S: 7	H: 4 LOB: 1 BB: 0 P: 7	R: 0 E: 0 K: 1 S: 6	H: 1 LOB: 1 BB: 0 P: 6	R: 0 E: 0 K: 3 S: 10	H: 1 LOB: 2 BB: 1 P: 14	R: 2 E: 0 K: 1 S: 8	H: 3 LOB: 2 BB: 0 P: 9	R: 0 E: 0 K: 2 S: 8	H: 1 LOB: 2 BB: 1 P: 12	1B: 12 2B: 0 3B: 0 HR: 0	SF: 1 SAC: 2 DP: 0 HBP: 1	WP: 0 PB: 0 SB: 1 CS: 0	PA: 44
PITCHER	IP WLS BF H R ER SO BB IBB HBP BLK WP HR S P ERA WHIP																					
Pat Dobson, R ERA: 4.18 (1, 1)	7.1 L 36 10 5 5 5 3 0 1 0 0 0 0 42 55 6.14 1.773																					
Sparky Lyle, L ERA: 2.11 (8, 1)	1.2 8 2 0 0 3 1 0 0 0 0 0 0 13 17 0.00 1.800																					

Detroit Tigers @ New York Yankees
 Shea Stadium, Flushing, NY
 Tue May 14 1974, 7:05 PM EDT
 Att: 9,598 - Unknown - 64 F

livebaseballscorecards.com

AB	36
R	5
H	12
RBI	5
BB	4
SO	8
LOB	22



Batter	1	2	3	4	5	6	7	8	9	AB	R	H	RBI	BB	SO	LOB
Roy White, S OBP: 0.350, SLG: 0.388 (1, 7)	0-0 5-3		0-0 5-3		0-3 K			0-0 G5-4-3		4	0	0	0	0	1	1
Chris Chambliss, L OBP: 0.315, SLG: 0.370 (1, 3)	0-0 4-3			0-0 5-3		0-0 3-1		0-0 6-3		4	0	0	0	0	0	0
Bobby Murcer, L OBP: 0.326, SLG: 0.352 (1, 8)	0-0 1-3			0-0 G3		0-0 SF7 3B			0-0 5-3	4	1	1	0	0	0	0
Lou Piniella, R OBP: 0.356, SLG: 0.411 (1, 9)		0-3 K		0-0 BB 1B 1B		0-0 SF7			0-0 6-3	3	1	1	1	0	1	0
Jim Ray Hart, R (1, 10)		4-0 WP BB		4-0 1B BB		0-3 K			0-3 K	2	0	0	0	2	2	0
Graig Nettles, L (1, 5)		0-0 F6		0-0 1-2 2-H 1B			0-0 F9			3	0	1	1	0	0	1
Rick Dempsey, R (1, 2)		0-3 K		0-0 3-1			0-0 F7			3	0	0	0	0	1	3
Fernando Gonzalez, R (1, 4) (9, 6)			0-0 F9		0-0 6-3		0-0 F9			3	0	0	0	0	0	0
Jim Mason, L (1, 6) Horace Clarke, S (8, PH) (9, 4)			0-0 F8		0-0 1-3			0-0 E5 G5-4-3		2	0	0	0	0	0	0
										1	0	0	0	0	0	0

Inning Stats	R: 0 E: 0 K: 0 S: 3	H: 0 LOB: 0 BB: 0 P: 3	R: 0 E: 0 K: 2 S: 7	H: 0 LOB: 1 BB: 1 P: 11	R: 0 E: 0 K: 0 S: 3	H: 0 LOB: 0 BB: 0 P: 3	R: 1 E: 0 K: 0 S: 5	H: 2 LOB: 2 BB: 1 P: 9	R: 0 E: 0 K: 1 S: 5	H: 0 LOB: 0 BB: 0 P: 5	R: 1 E: 0 K: 1 S: 6	H: 1 LOB: 0 BB: 0 P: 6	R: 0 E: 0 K: 0 S: 3	H: 0 LOB: 0 BB: 0 P: 3	R: 0 E: 1 K: 0 S: 3	H: 0 LOB: 0 BB: 0 P: 3	R: 0 E: 0 K: 1 S: 5	H: 0 LOB: 0 BB: 0 P: 5	1B: 2 2B: 0 3B: 1 HR: 0	SF: 1 SAC: 0 DP: 1 HBP: 0	WP: 1 PB: 0 SB: 0 CS: 0	PA: 32
PITCHER Mickey Lolich, L (1, 1) ERA: 4.46	IP 9.0	WLS W	BF 32	H 3	R 2	ER 2	SO 5	BB 2	IBB 0	HBP 0	BLK 0	WP 1	HR 0	S 40	P 48	ERA 2.00	WHIP 0.556					
PITCHER	IP	WLS	BF	H	R	ER	SO	BB	IBB	HBP	BLK	WP	HR	S	P	ERA	WHIP					

DETROIT TIGERS @ NEW YORK YANKEES
Shea Stadium, Flushing, NY
 Tue May 14 1974, 7:05 PM EDT
 Att. 9,598 - Unknown - 64 F

livebaseballscorecards.com

AB	29
R	2
H	3
RBI	2
BB	2
SO	5
LOB	5




Batter	1	2	3	4	5	6	7	8	9	AB	R	H	RBI	BB	SO	LOB
Roy White, S OBP: 0.358, SLG: 0.387 (1, 7)	0-0 4-3		4-0 2B E BB	4-0 1B SF8 BB	0-0 F3			0-0 1B 1B		3	2	1	0	2	0	1
Lou Piniella, R OBP: 0.368, SLG: 0.430 (1, 9)	0-3 K		0-0 E2 1B 2B 1-H 2-H	0-0 SF8 IBB 1B		0-0 6-3		0-0 1B 1B		5	1	3	2	0	1	0
Bobby Murcer, L OBP: 0.336, SLG: 0.364 (1, 8)	0-0 1B 2B		0-0 S 1B 3-H	4-0 S IBB 1-2		0-0 F7		0-0 F8		4	0	2	1	1	0	2
Ron Blomberg, L OBP: 0.422, SLG: 0.609 (1, 10)	0-0 1B		0-0 F7	0-0 SF8		4-0 BB		0-3 K		2	0	1	1	1	0	1
Bill Sudakis, S OBP: 0.273, SLG: 0.275 (8, PH)	2-3 1B		2-3 3-H	2-3 3-H						1	0	0	0	0	1	2
Graig Nettles, L OBP: 0.313, SLG: 0.511 (1, 5)	0-3 K		0-3 K 1-2	4-0 BB 1-2		0-0 4-3			0-0 F9	4	0	0	0	1	2	4
Chris Chambliss, L OBP: 0.311, SLG: 0.360 (1, 3)		0-0 4-3	4-0 IBB	0-3 K		0-0 6-3		0-0 F8		4	0	0	0	1	1	3
Rick Dempsey, R OBP: 0.368, SLG: 0.471 (1, 2)		0-0 L9	0-0 1-3		0-0 F9		0-0 F8		0-0 1B	5	0	1	0	0	0	2
Jim Mason, L OBP: 0.293, SLG: 0.275 (1, 6)		0-3 K		0-0 SH3-4 1B	4-0 BB		0-0 F7		0-3 K	3	1	1	0	1	1	0
Jim Ray Hart, R (9, PH)										1	0	0	0	0	1	1
Fernando Gonzalez, R OBP: 0.200, SLG: 0.208 (1, 4)			4-0 WP 2B BB	0-0 SH3-4 1-2	0-0 F8			0-0 F9		2	1	0	0	1	0	1

Inning Stats	R: 0	H: 2	E: 0	LOB: 2	K: 2	BB: 0	S: 9	R: 0	H: 0	E: 0	LOB: 0	K: 1	BB: 0	S: 5	R: 3	H: 2	E: 1	LOB: 2	K: 1	BB: 3	S: 7	R: 2	H: 2	E: 0	LOB: 3	K: 1	BB: 3	S: 7	R: 0	H: 0	E: 0	LOB: 1	K: 0	BB: 1	S: 3	R: 0	H: 0	E: 0	LOB: 0	K: 0	BB: 0	S: 3	R: 0	H: 2	E: 0	LOB: 2	K: 1	BB: 0	S: 7	R: 0	H: 1	E: 0	LOB: 1	K: 1	BB: 0	S: 6	1B: 7	SF: 1	2B: 2	SAC: 1	3B: 0	DP: 0	HR: 0	HBP: 0
--------------	------	------	------	--------	------	-------	------	------	------	------	--------	------	-------	------	------	------	------	--------	------	-------	------	------	------	------	--------	------	-------	------	------	------	------	--------	------	-------	------	------	------	------	--------	------	-------	------	------	------	------	--------	------	-------	------	------	------	------	--------	------	-------	------	-------	-------	-------	--------	-------	-------	-------	--------

PITCHER	IP	WLS	BF	H	R	ER	SO	BB	IBB	HBP	BLK	WP	HR	S	P	ERA	WHIP
Joe Coleman, R ERA: 3.89 (1, 1)	7.1	W	38	8	5	5	5	6	2	0	0	1	0	40	72	6.14	1.909
John Hiller, L ERA: 1.1 (8, 1)	1.2	S	6	1	0	0	2	0	0	0	0	0	0	10	10	0.00	0.600

DETROIT TIGERS @ NEW YORK YANKEES
Shea Stadium, Flushing, NY
 Wed May 15 1974, 3:33 AM EDT
 Att. 7,360 - Unknown - 76 F

AB	34
R	5
H	9
RBI	4
BB	8
SO	7
LOB	17



Batter	1	2	3	4	5	6	7	8	9	AB R H RBI BB SO LOB	TOP
Roy White, S (1, 7) OBP: 0.349, SLG: 0.376	0-0 F8		0-0 F6		0-0 5-3		0-0 6-3			4 0 0 0 0 0 2	
Chris Chambliss, L (1, 3) OBP: 0.316, SLG: 0.364	0-0 1B 1-3 1B		0-0 G3		0-0 6-3			0-0 1B		4 1 2 0 0 0 1	
Bobby Murcer, L (1, 8) OBP: 0.333, SLG: 0.361	0-0 1-3 1B 1B		0-0 1-3			0-0 4-3		0-0 F5		4 1 1 0 0 0 1	
Lou Piniella, R (1, 9) OBP: 0.355, SLG: 0.413 Elliott Maddox, R (8, 9) OBP: 0.259, SLG: 0.240	0-0 1-3			0-0 F8		0-0 6-3		0-0 F9		4 0 0 1 0 0 2 0 0 0 0 0 0 0	
Bill Sudakis, S (1, 10) OBP: 0.272, SLG: 0.274	0-0 2-H 1B			0-0 E6		0-0 F6		0-0 1-3		4 0 1 1 0 0 1	
Graig Nettles, L (1, 5) OBP: 0.318, SLG: 0.511	0-3 K			0-0 F8			0-0 FC6-4 1B		0-0 4-3 SH1-4 1B	4 0 2 0 0 1 2	
Rick Dempsey, R (1, 2) OBP: 0.318, SLG: 0.400		0-0 F9		0-0 F9			0-0 FC6-4 1B 1-2 SF8		0-0 SH1-4	3 1 0 0 0 0 2	
Fernando Gonzalez, R (1, 4) OBP: 0.203, SLG: 0.211		0-0 1-3			0-0 F9		0-0 SF8 1B		0-0 4-3	4 0 1 0 0 0 1	
Jim Mason, L (1, 6) OBP: 0.291, SLG: 0.286		0-0 3-1				0-0 SF8 2B		0-0 SF8	0-0 F8	3 0 1 1 0 0 1	
Inning Stats	R: 2 H: 3 E: 0 LOB: 1 K: 1 BB: 0 S: 8 P: 8	R: 0 H: 0 E: 0 LOB: 0 K: 0 BB: 0 S: 3 P: 3	R: 0 H: 0 E: 0 LOB: 0 K: 0 BB: 0 S: 3 P: 3	R: 0 H: 0 E: 1 LOB: 1 K: 0 BB: 0 S: 4 P: 4	R: 0 H: 1 E: 0 LOB: 1 K: 0 BB: 0 S: 4 P: 4	R: 0 H: 0 E: 0 LOB: 0 K: 0 BB: 0 S: 3 P: 3	R: 1 H: 2 E: 0 LOB: 1 K: 0 BB: 1 S: 5 P: 5	R: 0 H: 1 E: 0 LOB: 1 K: 0 BB: 0 S: 4 P: 4	R: 0 H: 1 E: 0 LOB: 1 K: 0 BB: 0 S: 4 P: 4	1B: 7 SF: 1 2B: 1 SAC: 1 3B: 0 DP: 0 HR: 0 HBP: 0	WP: 0 PA: 36 PB: 0 SB: 0 CS: 0
PITCHER Clyde Wright, L (1, 1) ERA: 4.08	IP WLS BF H R ER SO BB IBB HBP BLK WP HR S P ERA WHIP										
	9.0 L 36 8 3 3 1 0 0 0 0 0 0 0 38 38 3.00 0.889										

New York Yankees @ Milwaukee Brewers
Milwaukee County Stadium, Milwaukee, WI
 Fri May 17 1974, 8:05 PM EDT
 Att. 10,554 - Unknown - 58 F

AB	34
R	3
H	8
RBI	3
BB	0
SO	1
LOB	13



Batter	1	2	3	4	5	6	7	8	9	AB	R	H	RBI	BB	SO	LOB							
Don Money, R OBP: 0.336, SLG: 0.447 (1, 5) BB BB BB	4-0 BB 1B BB	0-0 F8				0-0 6-3			0-0 5-3							4	1	0	0	1	0	5	
Dave May, L OBP: 0.240, SLG: 0.397 (1, 9) SS SS	0-3 K		0-0 4-3			0-0 F3			0-0 F7								4	0	0	0	0	1	2
George Scott, R OBP: 0.362, SLG: 0.447 (1, 3) X	0-0 F9		0-0 F5				0-0 F9		0-0 HR								4	1	1	1	0	0	1
John Briggs, L OBP: 0.362, SLG: 0.553 (1, 7) BB BB BB	4-0 1B 1-2 BB		0-0 4-3				0-3 K		0-0 6-3								3	0	0	0	1	1	0
Darrell Porter, L OBP: 0.388, SLG: 0.386 (1, 2) X	0-0 1-3 2-H 1B			0-0 E1 CS			0-0 F6		0-0 1B								4	0	2	1	0	0	0
Bobby Mitchell, R OBP: 0.323, SLG: 0.386 (1, 10) X	0-0 6-3			0-0 F9				0-3 K	0-0 F9								4	0	0	0	0	1	4
Bob Coluccio, R OBP: 0.319, SLG: 0.333 (1, 8) SS SS SS SS		0-3 K		4-0 CS 1-2 BB				4-0 1B BB		0-0 F7							2	0	0	0	2	1	0
Pedro Garcia, R OBP: 0.339, SLG: 0.520 (1, 4) X		0-0 F3		0-0 CS 1-2		4-0 SH3-4 BB		0-0 1B		0-0 5-3 1B							3	0	2	0	1	0	0
Robin Yount, R OBP: 0.250, SLG: 0.292 (1, 6) Bob Hansen, L (7, PH)		0-0				0-0 SH3-4		0-3 K		0-0 5-3							1	0	1	0	0	0	0
Tim Johnson, L OBP: 0.125, SLG: 0.250 (8, 6) Mike Hegan, L OBP: 0.302, SLG: 0.357 (9, PH) Charlie Moore, R OBP: 0.286, SLG: 0.294 (9, PH)		0-0 1B				1-2				1-2							1	0	0	0	0	0	1

Inning Stats	R: 1	H: 1	E: 0	K: 1	S: 6	H: 1	LOB: 2	BB: 2	P: 14	R: 0	H: 1	E: 0	K: 1	S: 6	H: 0	LOB: 1	BB: 0	P: 6	R: 0	H: 0	E: 0	K: 0	S: 3	H: 0	LOB: 0	BB: 0	P: 3	R: 0	H: 0	E: 1	K: 0	S: 2	H: 0	LOB: 0	BB: 1	P: 6	R: 0	H: 0	E: 0	K: 0	S: 3	H: 0	LOB: 1	BB: 1	P: 7	R: 0	H: 0	E: 0	K: 1	S: 5	H: 0	LOB: 0	BB: 0	P: 5	R: 0	H: 1	E: 0	K: 2	S: 8	H: 1	LOB: 2	BB: 1	P: 12	R: 1	H: 2	E: 0	K: 0	S: 5	H: 2	LOB: 1	BB: 0	P: 5	R: 0	H: 1	E: 0	K: 0	S: 4	H: 1	LOB: 1	BB: 0	P: 4	1B: 5	SF: 0	2B: 0	SAC: 1	3B: 0	DP: 0	HR: 1	HBP: 0	WP: 0	PA: 38
--------------	------	------	------	------	------	------	--------	-------	-------	------	------	------	------	------	------	--------	-------	------	------	------	------	------	------	------	--------	-------	------	------	------	------	------	------	------	--------	-------	------	------	------	------	------	------	------	--------	-------	------	------	------	------	------	------	------	--------	-------	------	------	------	------	------	------	------	--------	-------	-------	------	------	------	------	------	------	--------	-------	------	------	------	------	------	------	------	--------	-------	------	-------	-------	-------	--------	-------	-------	-------	--------	-------	--------

PITCHER	IP	WLS	BF	H	R	ER	SO	BB	IBB	HBP	BLK	WP	HR	S	P	ERA	WHIP
Doc Medich, R ERA: 2.99 (1, 1)	8.1	W	35	6	2	2	5	5	0	0	0	0	1	40	60	2.16	1.320
Sparky Lyle, L ERA: 1.93 (9, 1)	0.2	S	2	0	0	0	0	0	0	0	0	0	0	2	2	0.00	0.000

BOTTOM

New York Yankees @ Milwaukee Brewers
Milwaukee County Stadium, Milwaukee, WI

Fri May 17 1974, 8:05 PM EDT
Att: 10,554 - Unknown - 58 F

AB	31
R	2
H	6
RBI	2
BB	5
SO	5
LOB	15



livebaseballscores.com

New York Yankees @ Milwaukee Brewers
Milwaukee County Stadium, Milwaukee, WI

Sat May 18 1974, 4:33 AM EDT
 Att: 9,165 - Cloudy - 44 F

AB	34
R	2
H	8
RBI	2
BB	5
SO	1
LOB	17



Batter	1	2	3	4	5	6	7	8	9	AB R H RBI BB SO LOB	TOP									
Roy White, S (1, 7) OBP: 0.351, SLG: 0.372	4-0 F7 BB	0-0 FC5-4 1-2f			0-0 1-3		0-0 BB 1B		0-0 F7	4 0 1 0 1 0 3										
Chris Chambliss, L (1, 3) OBP: 0.312, SLG: 0.354	0-0 F7 1-2		0-0 4-3		0-0 F8		4-0 BB BB		0-0 G3 1-2	4 0 0 0 1 0 2										
Bobby Murcer, L (1, 8) OBP: 0.342, SLG: 0.370	0-0 1B 1B		0-0 F7 BB 1B		0-0 1B		0-0 6-3		0-0 4-3	5 0 3 0 0 0 3										
Lou Piniella, R (1, 9) OBP: 0.368, SLG: 0.430	0-0 FC5-4 1B		4-0 BB 1-2		0-0 F8			0-0 HR 2B		3 1 2 0 1 0 1										
Bill Sudakis, S (1, 10) OBP: 0.271, SLG: 0.312	0-0 FC5-4 1-2f		0-0 F7 2-3		0-0 P4			0-0 HR		4 1 1 2 0 0 4										
Graig Nettles, L (1, 5) OBP: 0.310, SLG: 0.496		0-0 F8	0-0 F9		0-0 1-3			0-0 F9		4 0 0 0 0 0 2										
Rick Dempsey, R (1, 2) OBP: 0.308, SLG: 0.348		4-0 BB 1B		0-0 6-3		0-0 5-3		0-0 4-3		3 0 0 0 1 0 0										
Fernando Gonzalez, R (1, 4) OBP: 0.210, SLG: 0.217		0-0 F9		0-0 F9			0-0 P5	0-0 F7		3 0 1 0 0 0 0										
Jim Ray Hart, R (8, PH) Gene Michael, S (8, 6) OBP: 0.231, SLG: 0.179		1-2 FC5-4 1B		0-0 F9						1 0 0 0 0 0 0										
Jim Mason, L (1, 6) OBP: 0.287, SLG: 0.281		0-0 F8		0-3 K			0-0 6-3		4-0 BB G3	2 0 0 0 0 1 2										
Horace Clarke, S (7, PH) OBP: 0.295, SLG: 0.268										1 0 0 0 1 0 0										
Inning Stats	R: 0 E: 0 K: 0 S: 4	H: 2 LOB: 2 BB: 1 P: 8	R: 0 E: 0 K: 0 S: 4	H: 1 LOB: 2 BB: 1 P: 8	R: 0 E: 0 K: 1 S: 5	H: 0 LOB: 0 BB: 0 P: 5	R: 0 E: 0 K: 0 S: 3	H: 1 LOB: 1 BB: 0 P: 3	R: 0 E: 0 K: 0 S: 4	H: 1 LOB: 2 BB: 1 P: 8	R: 2 E: 0 K: 0 S: 5	H: 2 LOB: 0 BB: 0 P: 5	R: 0 E: 0 K: 0 S: 3	H: 0 LOB: 1 BB: 1 P: 7	1B: 6 2B: 1 3B: 0 HR: 1	SF: 0 SAC: 0 DP: 0 HBP: 0	WP: 0 PB: 0 SB: 0 CS: 0	PA: 39		
PITCHER Kevin Kobel, L (1, 1) ERA: 2.1	IP: 7.0 WLS: W BF: 32 H: 8 R: 2 ER: 2 SO: 1 BB: 4 IBB: 0 HBP: 0 BLK: 0 WP: 0 HR: 1 S: 30 P: 46 ERA: 2.57 WHIP: 1.714																			
Tom Murphy, R (8, 1) ERA: 2.11	IP: 2.0 WLS: BF: 7 H: 0 R: 0 ER: 0 SO: 0 BB: 1 IBB: 0 HBP: 0 BLK: 0 WP: 0 HR: 0 S: 6 P: 10 ERA: 0.00 WHIP: 0.500																			

livebaseballscorecards.com

Batter	1	2	3	4	5	6	7	8	9	AB	R	H	RBI	BB	SO	LOB
Bob Coluccio, R OBP: 0.308, SLG: 0.321 (1, 8)	0-0 P6	0-0 1-3			0-0 E5		0-0 P2			4	1	0	0	0	0	2
Don Money, R OBP: 0.340, SLG: 0.457 (1, 5)	0-0 F7		0-0 G6-4-3 1B		0-0 G3 2B		0-0 FC5-4			4	0	2	1	0	0	1
Dave May, L OBP: 0.248, SLG: 0.424 (1, 9)	0-0 HR		0-0 G6-4-3 1B		0-0 G3		0-3 K			4	1	2	1	0	1	2
George Scott, R OBP: 0.358, SLG: 0.441 (1, 3)	0-0 1B		0-0 G6-4-3		0-0 F9		0-0 5-3			4	0	1	0	0	0	3
Darrell Porter, L OBP: 0.373, SLG: 0.368 (1, 2)	0-0 F8		0-0 P6		0-0 4-3		0-0 3-1			4	0	0	0	0	0	2
John Briggs, L OBP: 0.358, SLG: 0.568 (1, 7)		0-0 F9		0-0 4-3		0-0 HR		0-0 1-3		4	1	1	1	0	0	0
Bobby Mitchell, R OBP: 0.323, SLG: 0.373 (1, 10)		4-0 1B BB		0-3 K		0-3 K				2	1	0	0	1	2	0
Pedro Garcia, R OBP: 0.339, SLG: 0.515 (1, 4)		0-0 1B		0-0 5-3		0-0 F2				3	1	1	1	0	0	0
Robin Yount, R OBP: 0.262, SLG: 0.296 (1, 6)		0-0 CS 1B		0-0 5-3		4-0 FC5-4 BB				2	0	1	1	1	0	0

Inning Stats	R: 1	H: 2	E: 0	LOB: 1	K: 0	BB: 0	S: 5	R: 2	H: 2	E: 0	LOB: 0	K: 0	BB: 1	S: 4	R: 0	H: 2	E: 0	LOB: 1	K: 0	BB: 0	S: 4	R: 0	H: 0	E: 0	LOB: 0	K: 1	BB: 0	S: 5	R: 1	H: 1	E: 1	LOB: 1	K: 0	BB: 0	S: 5	R: 1	H: 1	E: 0	LOB: 0	K: 1	BB: 0	S: 6	R: 0	H: 0	E: 0	LOB: 1	K: 1	BB: 1	S: 5	R: 0	H: 0	E: 0	LOB: 0	K: 0	BB: 0	S: 3	1B: 5	SF: 0	2B: 1	SAC: 0	3B: 0	DP: 1	HR: 2	HBP: 0	WP: 0	PA: 33
--------------	------	------	------	--------	------	-------	------	------	------	------	--------	------	-------	------	------	------	------	--------	------	-------	------	------	------	------	--------	------	-------	------	------	------	------	--------	------	-------	------	------	------	------	--------	------	-------	------	------	------	------	--------	------	-------	------	------	------	------	--------	------	-------	------	-------	-------	-------	--------	-------	-------	-------	--------	-------	--------

PITCHER	IP	WLS	BF	H	R	ER	SO	BB	IBB	HBP	BLK	WP	HR	S	P	ERA	WHIP
Mel Stottlemyre, R ERA: 3.79 (1, 1)	6.0	L	26	8	5	4	2	1	0	0	0	0	2	29	33	6.00	1.500
Cecil Upshaw, R ERA: 1.69 (7, 1)	2.0		7	0	0	0	1	1	0	0	0	0	0	8	12	0.00	0.500

BOTTOM

New York Yankees @ Milwaukee Brewers
Milwaukee County Stadium, Milwaukee, WI

Sat May 18 1974, 4:33 AM EDT
 Att. 9,165 - Cloudy - 44 F

livebaseballscorecards.com

AB	31
R	5
H	8
RBI	5
BB	2
SO	3
LOB	10



Batter	1	2	3	4	5	6	7	8	9	AB R H RBI BB SO LOB	TOP
Roy White, S (1, 7) x OBP: 0.352, SLG: 0.365	0-0 F9		0-0 1-3			4-0 BB BB	0-0 P4		4-0 F8 BB	3 0 0 0 2 0 4	
Lou Piniella, R (1, 9) x Elliott Maddox, R (7, 9) OBP: 0.373, SLG: 0.436 OBP: 0.250, SLG: 0.231	0-0 4-3			4-0 3B BB		0-0 F9	0-0 2B		0-0 F8	3 1 1 3 1 0 1 1 0 0 0 0 0 1	
Bobby Murcer, L (1, 8) x OBP: 0.337, SLG: 0.359	0-0 1-3			0-0 F9		4-0 1-2 BB	0-0 F9		0-0 F7	4 0 0 0 1 0 4	
Ron Blomberg, L (1, 10) x OBP: 0.437, SLG: 0.644		0-0 G1-4-3 1B		0-0 3B		0-0 F8		0-0 SF8 1B		4 1 3 1 0 0 2	
Graig Nettles, L (1, 5) x OBP: 0.315, SLG: 0.493		0-0 G1-4-3 1-2f		0-0 F8			0-0 E7 1B	4-0 4-3 BB		3 1 1 0 1 0 1	
Chris Chambliss, L (1, 3) x OBP: 0.311, SLG: 0.351		0-0 4-3			0-0 F6		0-0 2B 1B	4-0 4-3		4 1 1 1 0 0 2	
Rick Dempsey, R (1, 2) x OBP: 0.300, SLG: 0.385			0-0 F8		0-0 F9		0-0 2B 2B	0-0 SF8		3 1 1 1 0 0 0	
Jim Mason, L (1, 6) x OBP: 0.278, SLG: 0.271			0-0 F7		0-3 K		0-3 K	0-3 K		4 0 0 0 0 3 3	
Fernando Gonzalez, R (1, 4) x OBP: 0.219, SLG: 0.242 Jim Ray Hart, R (7, PH) Gene Michael, S (7, PR) (7, 4)			0-0 WP 2B			0-0 F9	4-0 2B BB		0-3 K	2 0 1 0 0 0 0 0 0 0 0 1 0 0 1 1 0 0 0 1 0	
Inning Stats	R: 0 H: 0 E: 0 LOB: 0 K: 0 BB: 0 S: 3 P: 3	R: 0 H: 1 E: 0 LOB: 0 K: 0 BB: 0 S: 3 P: 3	R: 0 H: 1 E: 0 LOB: 1 K: 0 BB: 0 S: 4 P: 4	R: 1 H: 1 E: 0 LOB: 0 K: 0 BB: 1 S: 3 P: 7	R: 0 H: 0 E: 0 LOB: 0 K: 1 BB: 0 S: 5 P: 5	R: 0 H: 0 E: 0 LOB: 2 K: 0 BB: 2 S: 3 P: 11	R: 4 H: 4 E: 1 LOB: 2 K: 1 BB: 1 S: 9 P: 13	R: 1 H: 1 E: 0 LOB: 1 K: 1 BB: 1 S: 6 P: 10	R: 0 H: 0 E: 0 LOB: 1 K: 1 BB: 1 S: 5 P: 9	1B: 4 SF: 1 2B: 3 SAC: 0 3B: 1 DP: 1 HR: 0 HBP: 0	WP: 1 PA: 39 PB: 0 SB: 0 CS: 0
PITCHER	IP WLS BF H R ER SO BB IBB HBP BLK WP HR S P ERA WHIP										
Jim Staton, R (1, 1) ERA: 4.3	7.0 L 30 7 5 5 2 4 0 0 0 1 0 30 46 6.43 1.571										
Bill Travers, L (8, 1) ERA: 4.5	2.0 9 1 1 1 2 2 0 0 0 0 0 0 11 19 4.50 1.500										

New York Yankees @ Milwaukee Brewers
 Milwaukee County Stadium, Milwaukee, WI
 Sun May 19 1974, 4:33 AM EDT
 Cloudy - 57 F

AB	32
R	6
H	8
RBI	6
BB	6
SO	4
LOB	18



BOTTOM

New York Yankees @ Milwaukee Brewers
Milwaukee County Stadium, Milwaukee, WI

Sun May 19 1974, 4:33 AM EDT
 Cloudy - 57 F

livebaseballscorecards.com

AB	34
R	2
H	6
RBI	2
BB	3
SO	7
LOB	19



WP: 0	PA: 37
PB: 0	
SB: 0	
CS: 0	


AB R H RBI BB SO LOB

5	0	0	0	0	1	3
4	0	0	0	0	2	1
3	0	0	0	1	0	0
4	1	2	0	0	1	2
3	0	1	1	1	1	1
4	1	0	0	0	1	3
3	0	1	0	0	2	
0	0	0	0	1	0	0
0	0	0	0	0	0	0
4	0	1	1	0	0	3
3	0	1	0	0	2	
1	0	0	0	0	1	2

Batter	1	2	3	4	5	6	7	8	9
John Briggs, L (1, 7) OBP: 0.345, SLG: 0.545	0-0 G3		0-0 F8		0-0 F8			0-0 FC4-6 BB	0-3 K
Don Money, R (1, 5) OBP: 0.331, SLG: 0.443	0-3 K		0-0 1-3			0-0 B1-3		0-3 K	
Dave May, L (1, 9) OBP: 0.248, SLG: 0.414	0-0 4-3		0-0 G3			0-0 4-3		4-0 BB	
George Scott, R (1, 3) OBP: 0.362, SLG: 0.451		0-0 E6 1B		0-0 4-3 2B		0-0 1-3		0-3 K	
Darrell Porter, L (1, 2) OBP: 0.377, SLG: 0.367		0-0 1B 2-H 1B		0-3 K		4-0 FC6-4 BB		0-0 F9	
Bob Hansen, L (1, 10)		0-3 K		0-0 4-3		0-0 FC6-4		0-0 E3 BB 1B	
Ken Berry, R (1, 8) OBP: 0.259, SLG: 0.204		0-0 FC5-4 1B		0-0 F8		0-0 P6		4-0 1B BB	
Mike Hegan, L (9, PH) OBP: 0.313, SLG: 0.357		1-3						1-2 BB	
Rob Ellis, R (9, PR) OBP: 0.273, SLG: 0.200									
Pedro Garcia, R (1, 4) OBP: 0.336, SLG: 0.505		0-0 F2			0-0 L7		0-0 F8		0-0 1B
Robin Yount, R (1, 6) OBP: 0.264, SLG: 0.297		0-0 FC5-4			0-0 5-3			0-0 FC4-6 1B	0-3 K
Bobby Mitchell, R (9, PH) OBP: 0.318, SLG: 0.367		1-2							

Inning Stats	R: 0	H: 0	E: 0	K: 1	S: 5	R: 1	H: 3	E: 1	K: 1	S: 8	R: 0	H: 0	E: 0	K: 0	S: 3	R: 0	H: 1	E: 0	K: 1	S: 6	R: 0	H: 0	E: 0	K: 0	S: 3	R: 0	H: 0	E: 0	K: 0	S: 3	R: 0	H: 0	E: 0	K: 0	S: 3	R: 0	H: 1	E: 0	K: 0	S: 7	R: 0	H: 1	E: 1	K: 2	S: 8	R: 1	H: 1	E: 1	K: 2	S: 9	1B: 5	2B: 1	3B: 0	HR: 0	SF: 0	SAC: 0	DP: 0	HBP: 0	WP: 0	PA: 37
--------------	------	------	------	------	------	------	------	------	------	------	------	------	------	------	------	------	------	------	------	------	------	------	------	------	------	------	------	------	------	------	------	------	------	------	------	------	------	------	------	------	------	------	------	------	------	------	------	------	------	------	-------	-------	-------	-------	-------	--------	-------	--------	-------	--------

PITCHER	IP	WLS	BF	H	R	ER	SO	BB	IBB	HBP	BLK	WP	HR	S	P	ERA	WHIP
Pat Dobson, R (1, 1) ERA: 3.8	8.1	W	35	6	2	1	5	3	0	0	0	0	0	42	54	1.08	1.080
Sparky Lyle, L (9, 1) ERA: 1.88	0.2		2	0	0	0	2	0	0	0	0	0	0	6	6	0.00	0.000

Batter	1	2	3	4	5	6	7	8	9	AB R H RBI BB SO LOB	TOP	
Roy White, S (1, 7) OBP: 0.350, SLG: 0.364	0-0 P4			0-0 F7		0-0 WP 6-4-3 1B	0-0 SF7			3 0 1 1 0 0 0	New York Yankees @ Milwaukee Brewers Milwaukee County Stadium, Milwaukee, WI Sun May 19 1974, 4:38 AM EDT Att. 26,986 - Sunny - 57 F	
Lou Piniella, R (1, 10) OBP: 0.361, SLG: 0.421	0-0 6-3			0-0 E6 1B		0-0 6-4-3	0-3 K			4 0 0 0 0 1 3		
Bobby Murcer, L (1, 8) OBP: 0.329, SLG: 0.349	0-0 G3			0-0 P6		0-0 F7		0-3 K		4 0 0 0 0 1 2		
Ron Blomberg, L (1, 9) OBP: 0.440, SLG: 0.632		0-0 L3		0-0	0-0	4-0 WP 1B		0-0 F7		3 0 1 0 1 0 0		
Graig Nettles, L (1, 5) OBP: 0.307, SLG: 0.479		0-0 E4 4-3		0-0 G3		0-0 F5 1-2 2-3		0-0 F7		4 0 0 0 0 0 4		
Chris Chambliss, L (1, 3) OBP: 0.309, SLG: 0.344		0-0 4-3 1-2		0-0 4-3		0-0 4-3		0-0 6-3	4-0 BB	3 0 0 0 1 0 1		
Rick Dempsey, R (1, 2) OBP: 0.324, SLG: 0.400			0-0 4-3		0-0	0-0 1B	0-0 BB 1B SF7 1B		0-0 F8	4 1 2 0 0 0 1		
Jim Mason, L (1, 6) OBP: 0.277, SLG: 0.270			0-0 6-3		0-0 F7		0-0 BB 1B		0-0 G5-4-3 1-2f	4 0 1 0 0 0 2		
Fernando Gonzalez, R (1, 4) OBP: 0.212, SLG: 0.234			0-0 F9		0-0 4-3		4-0 BB			2 0 0 0 0 0 1		
Bill Sudakis, S (7, PH) OBP: 0.279, SLG: 0.312										0 0 0 0 1 0 0		
Gene Michael, S (7, PR) OBP: 0.227, SLG: 0.175										0 0 0 0 0 0 0		
Inning Stats	R: 0 H: 0 E: 0 LOB: 0 K: 0 BB: 0 S: 3 P: 3	R: 0 H: 0 E: 1 LOB: 0 K: 0 BB: 0 S: 3 P: 3	R: 0 H: 0 E: 0 LOB: 0 K: 0 BB: 0 S: 3 P: 3	R: 0 H: 1 E: 1 LOB: 2 K: 0 BB: 0 S: 5 P: 5	R: 0 H: 1 E: 0 LOB: 1 K: 0 BB: 0 S: 4 P: 4	R: 0 H: 1 E: 0 LOB: 2 K: 0 BB: 1 S: 4 P: 8	R: 1 H: 2 E: 0 LOB: 2 K: 1 BB: 1 S: 7 P: 11	R: 0 H: 0 E: 0 LOB: 0 K: 1 BB: 0 S: 5 P: 5	R: 0 H: 0 E: 0 LOB: 0 K: 0 BB: 1 S: 2 P: 6	1B: 5 SF: 1 2B: 0 SAC: 0 3B: 0 DP: 1 HR: 0 HBP: 0	WP: 1 PA: 35 PB: 0 SB: 0 CS: 0	
PITCHER Bill Champion, R (1, 1) ERA: 2.95 Tom Murphy, R (7, 1) ERA: 1.88	IP WLS BF H R ER SO BB IBB HBP BLK WP HR S P ERA WHIP	6.1 W 27 5 1 1 0 1 1 0 0 1 0 25 33 1.42 0.947	2.2 S 8 0 0 0 2 1 0 0 0 0 0 0 11 15 0.00 0.375	PITCHER								IP WLS BF H R ER SO BB IBB HBP BLK WP HR S P ERA WHIP

livebaseballscorecards.com

Batter	1	2	3	4	5	6	7	8	9
Pedro Garcia, R (1, 4) OBP: 0.325, SLG: 0.486	0-0 P6		0-0 6-3		0-0 F2		0-0 P3		
Don Money, R (1, 5) OBP: 0.329, SLG: 0.437	0-0 6-3		0-0 F8			0-0 HR 1B	0-3 K		
John Briggs, L (1, 7) OBP: 0.350, SLG: 0.567	0-0 3-1			0-0 L3		0-0 HR		0-0 1B 1B	
George Scott, R (1, 3) OBP: 0.373, SLG: 0.468		0-0 CS 1B 1B		0-3 K		0-0 1B 2B		0-0 1B 1B	
Dave May, L (1, 9) OBP: 0.241, SLG: 0.402		0-3 K		0-0 4-3		0-3 K		0-3 K	
Bob Hansen, L (1, 10) OBP: 0.300, SLG: 0.400 Bobby Mitchell, R (8, PH) OBP: 0.313, SLG: 0.361		0-0 CS 1B			0-0 SH3 1B 2B		0-0 1B	0-0 G6-4-3 1B	
Bob Coluccio, R (1, 8) OBP: 0.311, SLG: 0.318		4-0 BB BB BB			0-0 SH3		0-3 K		
Charlie Moore, R (1, 2) OBP: 0.316, SLG: 0.306		1-2 FC6-4 BB			0-0 1B			4-0 FC1-6 BB	
Tim Johnson, L (1, 6) OBP: 0.091, SLG: 0.182		0-0 FC6-4			0-0 L7			0-0 FC1-6	

Inning Stats	R: 0	H: 0	E: 0	K: 0	S: 3	H: 0	LOB: 0	BB: 0	P: 3	R: 0	H: 2	E: 0	K: 1	S: 6	H: 0	LOB: 2	BB: 1	P: 10	R: 0	H: 0	E: 0	K: 0	S: 3	R: 0	H: 0	E: 0	K: 1	S: 5	H: 0	LOB: 0	BB: 0	P: 5	R: 1	H: 2	E: 0	K: 0	S: 5	R: 2	H: 4	E: 0	K: 2	S: 10	H: 1	LOB: 1	BB: 0	P: 10	R: 0	H: 0	E: 0	K: 1	S: 5	R: 0	H: 2	E: 0	K: 1	S: 6	H: 2	LOB: 1	BB: 0	P: 6
--------------	------	------	------	------	------	------	--------	-------	------	------	------	------	------	------	------	--------	-------	-------	------	------	------	------	------	------	------	------	------	------	------	--------	-------	------	------	------	------	------	------	------	------	------	------	-------	------	--------	-------	-------	------	------	------	------	------	------	------	------	------	------	------	--------	-------	------

PITCHER	IP	WLS	BF	H	R	ER	SO	BB	IBB	HBP	BLK	WP	HR	S	P	ERA	WHIP
Dick Woodson, R (1, 1) ERA: 5.31	5.0	L	22	7	3	3	2	1	0	0	0	0	1	25	29	5.40	1.600
Dave Pagan, R (6, 1) ERA: 1.93	2.0		7	1	0	0	3	1	0	0	0	0	0	12	16	0.00	1.000
Sparky Lyle, L (8, 1) ERA: 1.8	1.0		4	2	0	0	1	0	0	0	0	0	0	6	6	0.00	2.000


BOTTOM

New York Yankees @ Milwaukee Brewers
Milwaukee County Stadium, Milwaukee, WI

Sun May 19 1974, 4:38 AM EDT
Att. 26,986 - Sunny - 57 F

AB	30
R	3
H	10
RBI	3
BB	2
SO	6
LOB	14

livebaseballscorecards.com



WP	HR	S	P	ERA	WHIP
0	1	1	0	2	2

Batter	1	2	3	4	5	6	7	8	9	AB	R	H	RBI	BB	SO	LOB	TOP			
Roy White, S (1, 7) OBP: 0.357, SLG: 0.378 Gene Michael, S (8, 6) OBP: 0.227, SLG: 0.175	0-0 6-3		0-0 1B E 1B	0-0 2B		0-0 G4-3		0-0 1B 1-2		5	0	3	2	0	0	1				
Rick Dempsey, R (1, 2) OBP: 0.289, SLG: 0.353 Ron Blomberg, L (8, PH) OBP: 0.446, SLG: 0.636	0-0 6-3		0-0 E5 1B	0-0 5-3			0-0 F3	0-0 1B 3-H		4	0	0	0	0	0	2				
Bobby Murcer, L (1, 8) OBP: 0.331, SLG: 0.342	4-0 1B BB		0-0 L8	4-0 FC4-6 BB			0-0 L3	0-0 1B 1-3 2-H	0-0 F9	3	0	0	0	2	0	2				
Lou Piniella, R (1, 9) OBP: 0.362, SLG: 0.420	0-0 FC6-4 1B		0-0 1B 1-2 2-3	0-0 FC4-6 1B			0-0 6-3		0-0 5-3	5	0	2	0	0	0	2				
Jim Ray Hart, R (1, 10) OBP: 0.333, SLG: 0.111	0-0 FC6-4 1-2f		0-0 4-3		0-0 5-3			0-0 1B 1B	0-0 F8	5	1	1	0	0	0	5				
Bill Sudakis, S (1, 3) OBP: 0.278, SLG: 0.309		0-0 F8		0-0 1B 2B 1B	0-0 5-3			0-0 P6		4	1	1	0	0	0	1				
Graig Nettles, L (1, 5) OBP: 0.312, SLG: 0.480		0-3 K		0-0 1-2 2B 1B	0-0 P6			0-0 E 1B 1B		4	2	2	0	0	1	0				
Fernando Gonzalez, R (1, 4) OBP: 0.214, SLG: 0.250		0-0 1-3		0-0 3-1 2B 2B		0-0 P4		0-0 L4		4	1	1	2	0	0	2				
Jim Mason, L (1, 6) OBP: 0.279, SLG: 0.272 Elliott Maddox, R (8, PH) OBP: 0.276, SLG: 0.259 Chris Chambliss, L (8, 3) OBP: 0.309, SLG: 0.344			0-0 P8	0-0 3-1 2-3		0-0 G4-3 1B		0-0 E8 1B 1B		3	0	1	0	0	0	1				
Inning Stats	R: 0 E: 0 K: 0 S: 4	H: 1 LOB: 2 BB: 1 P: 8	R: 0 E: 0 K: 1 S: 5	H: 0 LOB: 0 BB: 0 P: 5	R: 0 E: 1 K: 0 S: 6	H: 2 LOB: 3 BB: 0 P: 6	R: 3 E: 0 K: 0 S: 7	H: 4 LOB: 2 BB: 1 P: 11	R: 0 E: 0 K: 0 S: 3	H: 0 LOB: 0 BB: 0 P: 3	R: 0 E: 0 K: 0 S: 3	H: 0 LOB: 0 BB: 0 P: 3	R: 0 E: 1 K: 0 S: 7	H: 5 LOB: 2 BB: 0 P: 7	R: 0 E: 0 K: 0 S: 3	H: 0 LOB: 0 BB: 0 P: 3	1B: 11 2B: 2 3B: 0 HR: 0	SF: 0 SAC: 0 DP: 1 HBP: 0	WP: 0 PB: 0 SB: 0 CS: 0	PA: 41
PITCHER	IP WLS BF H R ER SO BB IBB HBP BLK WP HR S P ERA WHIP	IP WLS BF H R ER SO BB IBB HBP BLK WP HR S P ERA WHIP	IP WLS BF H R ER SO BB IBB HBP BLK WP HR S P ERA WHIP	IP WLS BF H R ER SO BB IBB HBP BLK WP HR S P ERA WHIP	IP WLS BF H R ER SO BB IBB HBP BLK WP HR S P ERA WHIP	IP WLS BF H R ER SO BB IBB HBP BLK WP HR S P ERA WHIP	IP WLS BF H R ER SO BB IBB HBP BLK WP HR S P ERA WHIP	IP WLS BF H R ER SO BB IBB HBP BLK WP HR S P ERA WHIP	IP WLS BF H R ER SO BB IBB HBP BLK WP HR S P ERA WHIP	IP WLS BF H R ER SO BB IBB HBP BLK WP HR S P ERA WHIP	IP WLS BF H R ER SO BB IBB HBP BLK WP HR S P ERA WHIP	IP WLS BF H R ER SO BB IBB HBP BLK WP HR S P ERA WHIP	IP WLS BF H R ER SO BB IBB HBP BLK WP HR S P ERA WHIP	IP WLS BF H R ER SO BB IBB HBP BLK WP HR S P ERA WHIP	IP WLS BF H R ER SO BB IBB HBP BLK WP HR S P ERA WHIP	IP WLS BF H R ER SO BB IBB HBP BLK WP HR S P ERA WHIP	ERA WHIP	ERA WHIP		
Bill Lee, L (1, 1) ERA: 3.08 Diego Segui, R (8, 1) ERA: 2.2	7.2 W 37 12 6 6 1 2 0 0 0 0 0 37 45 7.04 1.826	1.1 4 1 0 0 0 0 0 0 0 0 0 0 4 4 0.00 0.750																		

New York Yankees @ Boston Red Sox
 Fenway Park, Boston, MA
 Tue May 21 1974, 7:05 PM EDT
 Att. 15,208 - Cloudy - 63 F

livebaseballscorecards.com

AB	39
R	6
H	13
RBI	6
BB	2
SO	1
LOB	16



Batter	1	2	3	4	5	6	7	8	9	AB	R	H	RBI	BB	SO	LOB
Juan Beniquez, R OBP: 0.317, SLG: 0.365 (1, 8)	0-0 4-3	0-0 1B	0-0 1B	0-0 F9		0-0 F9	0-0 5-3			6	2	2	2	0	0	2
Cecil Cooper, L OBP: 0.343, SLG: 0.394 (1, 3)	0-0	0-0 1B	0-0 1B	4-0 BB		4-0 BB		0-0 1B		4	2	4	3	2	0	0
Carlton Fisk, R OBP: 0.333, SLG: 0.466 (1, 2)	0-3 K	0-0 1B	0-3 K	0-0 P9		0-0 BB		0-3 K		2	0	1	0	0	1	1
Bob Montgomery, R OBP: 0.222, SLG: 0.269 (3, 2)		0-0 1B				1-2 1B				4	0	1	0	0	2	5
Carl Yastrzemski, L OBP: 0.446, SLG: 0.530 (1, 7)	4-0 BB	0-0 3-1	4-0 BB	0-3 K		4-0 BB		0-0 S		3	2	1	0	3	1	4
Bernie Carbo, L OBP: 0.360, SLG: 0.447 (1, 9)	0-0 4-3	0-0 5-3	4-0 BB			0-0 F9		0-3 K		4	0	0	1	1	0	7
Rick Miller, L OBP: 0.359, SLG: 0.308 (7, 9)			1-2 BB			0-0 P6		1-2 K		1	0	0	0	0	1	2
Rico Petrocelli, R OBP: 0.402, SLG: 0.479 (1, 5)		0-0 HR				0-0 L5		0-0 3B		4	2	2	4	2	0	3
Dwight Evans, R OBP: 0.440, SLG: 0.627 (1, 10)		0-0 SH5-4				0-0 E5		0-0 1B		4	3	3	2	2	0	0
Dick McAuliffe, L OBP: 0.296, SLG: 0.333 (1, 4)		0-0 1B				0-0 1B		0-0 3B		6	2	3	1	0	0	6
Mario Guerrero, R OBP: 0.300, SLG: 0.286 (1, 6)		0-0 SH5-4				0-0 P6		0-0 1B		4	1	1	0	1	0	4
		0-0 E6				4-0 P8		0-0 FC6-4								
		1-2 1B						1-2f								

Inning Stats	R: 0	H: 1	E: 0	K: 1	S: 6	R: 4	H: 6	E: 0	K: 0	S: 9	R: 6	H: 3	E: 1	K: 1	S: 8	R: 0	H: 0	E: 0	K: 1	S: 5	R: 0	H: 1	E: 1	K: 0	S: 5	R: 0	H: 1	E: 0	K: 0	S: 4	R: 0	H: 1	E: 0	K: 0	S: 4	R: 4	H: 5	E: 0	K: 2	S: 12
	LOB: 2	BB: 1	P: 10	LOB: 2	BB: 0	P: 9	LOB: 3	BB: 6	P: 32	LOB: 2	BB: 2	P: 13	LOB: 2	BB: 0	P: 5	LOB: 1	BB: 3	P: 12	LOB: 1	BB: 0	P: 4	LOB: 1	BB: 0	P: 12	LOB: 1	BB: 0	P: 12	LOB: 1	BB: 1	P: 12	SF: 0	SAC: 1	DP: 0	HBP: 0						


PITCHER	IP	WLS	BF	H	R	ER	SO	BB	IBB	HBP	BLK	WP	HR	S	P	ERA	WHIP
Dick Tidrow, R ERA: 5.36 (1, 1)	1.1	L	11	6	4	4	1	1	0	0	0	0	1	12	16	27.00	5.250
Dave Pagan, R ERA: 10.5 (2, 1)	1.1		11	4	6	6	1	3	0	0	0	0	0	10	22	40.50	5.250
Sam McDowell, L ERA: 3.5 (3, 1)	3.0		19	2	0	0	1	7	0	0	0	0	0	14	42	0.00	3.000
Cecil Upshaw, R ERA: 3.44 (6, 1)	2.1		13	6	4	4	2	0	0	0	0	0	0	17	17	15.43	2.571

BOTTOM

New York Yankees @ Boston Red Sox
 Fenway Park, Boston, MA
 Tue May 21 1974, 7:05 PM EDT
 Att: 15,208 - Cloudy - 63 F

livebaseballscorecards.com

AB	42
R	14
H	18
RBI	13
BB	11
SO	5
LOB	34



WP: 0	PA: 54
PB: 1	
SB: 2	
CS: 0	


Batter	1	2	3	4	5	6	7	8	9	AB R H RBI BB SO LOB	TOP
Horace Clarke, S (1, 4) OBP: 0.286, SLG: 0.261	0-0 1-3	0-0 P7			0-0 P6		0-0 1B SF9 1B		0-0 E3 2B	5 1 1 0 0 0 3	New York Yankees @ Boston Red Sox Fenway Park, Boston, MA Wed May 22 1974, 7:05 PM EDT Att. 16,466 - Cloudy - 56 F
Elliott Maddox, R (1, 9) OBP: 0.353, SLG: 0.355	4-0 BB		0-3 K		0-0 2B 1B		0-0 1-3 1B		0-0 1-3 2B	4 1 3 0 1 1 0	
Bobby Murcer, L (1, 8) OBP: 0.328, SLG: 0.346	0-3 K		0-3 K		0-0 1B 2B		0-0 SF9		0-0 F9	4 0 1 1 0 2 3	
Ron Blomberg, L (1, 10) OBP: 0.438, SLG: 0.617	0-0 1-3		0-0 4-3		0-0 2-3 3-H 1B		0-0 3-H F8			4 0 1 1 0 0 2	
Graig Nettles, L (1, 5) OBP: 0.305, SLG: 0.468		0-0 4-3		0-0 F8	0-0 G4-6-3			0-3 K		4 0 0 0 0 1 2	
Lou Piniella, R (1, 7) OBP: 0.359, SLG: 0.415		0-0 BB 1B 1B		0-3 K		0-0 F8		0-0 F9		4 0 1 0 0 1 0	
Chris Chambliss, L (1, 3) OBP: 0.314, SLG: 0.354		0-0 1-2 BB 1B		0-0 2B		0-0 F9		0-0 4-3		4 0 2 0 0 0 0	
Rick Dempsey, R (1, 2) OBP: 0.268, SLG: 0.324		0-3 K		0-0 5-3		0-0 6-3		0-0 F2		3 0 0 0 0 1 3	
Jim Ray Hart, R (9, PH) OBP: 0.308, SLG: 0.100										1 0 0 0 0 0 0	
Jim Mason, L (1, 6) OBP: 0.285, SLG: 0.297		4-0 1-2 2-3 BB			0-0 HR		0-3 K		0-0 6-3	3 1 1 1 1 1 0	
Inning Stats	R: 0 E: 0 K: 1 S: 5 H: 0 LOB: 1 BB: 1 P: 9	R: 0 E: 0 K: 1 S: 7 H: 2 LOB: 3 BB: 1 P: 11	R: 0 E: 0 K: 2 S: 7 H: 0 LOB: 0 BB: 0 P: 7	R: 0 E: 0 K: 1 S: 6 H: 1 LOB: 1 BB: 0 P: 6	R: 2 E: 0 K: 0 S: 6 H: 4 LOB: 1 BB: 0 P: 6	R: 0 E: 0 K: 0 S: 3 H: 0 LOB: 0 BB: 0 P: 3	R: 1 E: 0 K: 1 S: 7 H: 2 LOB: 1 BB: 0 P: 7	R: 0 E: 0 K: 1 S: 5 H: 0 LOB: 0 BB: 0 P: 5	R: 0 E: 1 K: 0 S: 5 H: 1 LOB: 2 BB: 0 P: 5	1B: 6 2B: 3 3B: 0 HR: 1 SF: 1 SAC: 0 DP: 1 HBP: 0	WP: 0 PB: 0 SB: 0 CS: 0 PA: 39
PITCHER Luis Tiant, R (1, 1) ERA: 4.29	IP 9.0 WLS W BF 39 H 10 R 3 ER 3 SO 7 BB 2 IBB 0 HBP 0 BLK 0 WP 0 HR 1 S 51 P 59 ERA 3.00 WHIP 1.333										

livebaseballscorecards.com

AB	36
R	3
H	10
RBI	3
BB	2
SO	7
LOB	13



Batter	1	2	3	4	5	6	7	8	9	AB	R	H	RBI	BB	SO	LOB	BOTTOM
--------	---	---	---	---	---	---	---	---	---	----	---	---	-----	----	----	-----	--------

Juan Beniquez, R OBP: 0.333, SLG: 0.380 (1, 8)	0-0 1-3 E 1B	0-0 CS 1B			0-0 2B 1B		0-0 6-3			4	2	3	0	0	0	0	<p>New York Yankees @ Boston Red Sox Fenway Park, Boston, MA Wed May 22 1974, 7:05 PM EDT Att. 16,466 - Cloudy - 56 F</p> <p>livebaseballscorecards.com</p> <table border="1"> <tr><td>AB</td><td>32</td></tr> <tr><td>R</td><td>6</td></tr> <tr><td>H</td><td>12</td></tr> <tr><td>RBI</td><td>5</td></tr> <tr><td>BB</td><td>3</td></tr> <tr><td>SO</td><td>3</td></tr> <tr><td>LOB</td><td>13</td></tr> </table> 	AB	32	R	6	H	12	RBI	5	BB	3	SO	3	LOB	13
AB	32																														
R	6																														
H	12																														
RBI	5																														
BB	3																														
SO	3																														
LOB	13																														
Cecil Cooper, L OBP: 0.347, SLG: 0.405 (1, 3)	0-0 1-3 1-2	0-0 CS 1-2	0-0 FC4-6 1B		0-0 1B 2B		0-0 F7			4	1	2	1	0	0	1															
Dwight Evans, R OBP: 0.443, SLG: 0.646 (1, 10)	0-0 E2 2-H 1B		0-0 P7		0-0 F7			0-0 SF8 3B		4	2	2	1	0	0	2															
Carl Yastrzemski, L OBP: 0.453, SLG: 0.530 (1, 7)	0-0 CS 1B		0-0 FC4-6		4-0 1B IBB			4-0 BB 1B IBB		2	1	1	0	2	0	1															
Bernie Carbo, L OBP: 0.364, SLG: 0.453 Rick Miller, L OBP: 0.359, SLG: 0.308 (1, 9) (9, 9)	0-0 E 1-2 1B		0-0 G3		0-0 1-3 2-H 1B			0-0 SF8		3	0	2	2	0	0	1															
Rico Petrocelli, R OBP: 0.396, SLG: 0.470 (1, 5)	0-0 E6 1-2			0-0 FC4-6 1B		0-0 5-3		0-0 F3		4	0	1	0	0	0	2															
Dick McAuliffe, L OBP: 0.297, SLG: 0.324 (1, 4)	0-0 5-3			0-0 FC4-6 G1-6-3 1-2f		0-3 K		4-0 BB 1B BB		3	0	0	0	1	1	3															
Bob Montgomery, R OBP: 0.224, SLG: 0.268 (1, 2)		0-0 3-1		0-0 G1-6-3 1-2f		0-3 K		0-0 FC6-4 1B		4	0	1	1	0	1	1															
Mario Guerrero, R OBP: 0.288, SLG: 0.274 (1, 6)		0-0 P4			0-3 K		0-0 5-3	0-0 FC6-4 1-2f		4	0	0	0	0	1	2															

Inning Stats	R: 2	H: 4	E: 2	K: 0	S: 7	LOB: 2	BB: 0	P: 7	R: 0	H: 1	E: 0	K: 0	S: 3	LOB: 0	BB: 0	P: 4	R: 0	H: 1	E: 0	K: 0	S: 3	LOB: 0	BB: 0	P: 3	R: 2	H: 3	E: 0	K: 1	S: 7	LOB: 1	BB: 1	P: 11	R: 0	H: 0	E: 0	K: 2	S: 7	LOB: 0	BB: 0	P: 7	R: 0	H: 0	E: 0	K: 0	S: 3	LOB: 0	BB: 0	P: 3	R: 2	H: 2	E: 0	K: 0	S: 5	LOB: 2	BB: 2	P: 13	1B: 10	SF: 1	2B: 1	SAC: 0	3B: 1	DP: 1	HR: 0	HBP: 0	WP: 0	PA: 37
--------------	------	------	------	------	------	--------	-------	------	------	------	------	------	------	--------	-------	------	------	------	------	------	------	--------	-------	------	------	------	------	------	------	--------	-------	-------	------	------	------	------	------	--------	-------	------	------	------	------	------	------	--------	-------	------	------	------	------	------	------	--------	-------	-------	--------	-------	-------	--------	-------	-------	-------	--------	-------	--------

PITCHER	IP	WLS	BF	H	R	ER	SO	BB	IBB	HBP	BLK	WP	HR	S	P	ERA	WHIP
Doc Medich, R ERA: 3.39 (1, 1)	7.2	L	35	12	6	6	3	1	2	0	0	0	0	38	50	7.04	1.696
Sparky Lyle, L ERA: 1.78 (8, 1)	0.1		1	0	0	0	0	0	0	0	0	0	0	1	1	0.00	0.000

Batter	1	2	3	4	5	6	7	8	9	AB R H RBI BB SO LOB	TOP											
Mark Belanger, R (1, 6) OBP: 0.310, SLG: 0.379	0-0 F5		0-0 L5		0-0 F1		0-0 F7		0-0 E6 FC4-6 HBP BB	5 1 0 0 0 0 5												
Bobby Grich, R (1, 4) OBP: 0.442, SLG: 0.496	0-0 5-3			0-0 F7		0-3 K		0-0 2B	1-0 FC4-6 HBP	4 0 1 1 0 1 0												
Tommy Davis, R (1, 10) OBP: 0.284, SLG: 0.376	0-0 5-3			0-0 1-3		0-0 F8		0-3 K	0-0 FC4-6 BB BB	5 0 0 1 0 1 3												
Boog Powell, L (1, 3) OBP: 0.311, SLG: 0.452		0-0 4-3 2B		0-0 4-3		0-0 F7		4-0 IBB	4-0 BB 1-2 BB	3 0 1 0 2 0 0												
Don Baylor, R (1, 7) OBP: 0.320, SLG: 0.268		0-3 K			0-0 1-3 1B		0-0 FC4-6 1B	0-0 F6	4-0 BB BB 1-2 BB	4 1 2 1 1 1 3												
Elrod Hendricks, L (1, 2) OBP: 0.355, SLG: 0.448		0-0 4-3 2-3		0-0 1-3		0-0 FC4-6 1B 2B		0-0 F6	0-3 K	5 1 0 0 0 1 8												
Paul Blair, R (1, 8) OBP: 0.292, SLG: 0.387		0-0 5-3		0-0 L7		0-0 2B SF7 1B			0-0 E HBP 2B	4 2 2 0 0 0 2												
Jim Fuller, R (1, 9) OBP: 0.328, SLG: 0.475			0-0 F6		0-0 1B 2-H 1B		0-0 SF7 2B		0-3 K	4 0 2 2 0 1 1												
Enos Cabell, R (1, 5) OBP: 0.368, SLG: 0.353			0-0 F9		0-0 1B		0-0 SF7		4-0 HBP E FC4-6 IBB	2 0 1 1 0 0 0 0 1 0 0 1 0 0												
Brooks Robinson, R (7, 5) OBP: 0.382, SLG: 0.408																						
Inning Stats	R: 0 E: 0 K: 0 S: 3	H: 0 LOB: 0 BB: 0 P: 3	R: 0 E: 0 K: 1 S: 6	H: 1 LOB: 1 BB: 0 P: 6	R: 0 E: 0 K: 0 S: 3	H: 0 LOB: 0 BB: 0 P: 3	R: 0 E: 0 K: 0 S: 3	H: 0 LOB: 0 BB: 0 P: 3	R: 1 E: 0 K: 0 S: 6	H: 3 LOB: 2 BB: 0 P: 6	R: 0 E: 0 K: 1 S: 5	H: 0 LOB: 0 BB: 0 P: 5	R: 2 E: 0 K: 0 S: 6	H: 3 LOB: 1 BB: 0 P: 6	R: 0 E: 0 K: 1 S: 6	H: 1 LOB: 2 BB: 1 P: 10	R: 3 E: 1 K: 2 S: 9	H: 1 LOB: 3 BB: 3 P: 22	1B: 5 2B: 4 3B: 0 HR: 0	SF: 1 SAC: 0 DP: 0 HBP: 1	WP: 0 PB: 0 SB: 0 CS: 0	PA: 42
PITCHER	IP WLS BF H R ER SO BB IBB HBP BLK WP HR S P ERA WHIP																					
Mel Stottlemyre, R (1, 1) ERA: 3.73	8.1 L 38 9 6 3 4 0 2 1 0 0 0 0 43 52 3.24 1.080																					
Sparky Lyle, L (9, 1) ERA: 1.73	0.2 4 0 0 0 1 2 0 0 0 0 0 0 4 12 0.00 3.000																					

Baltimore Orioles @ New York Yankees
Shea Stadium, Flushing, NY
Fri May 24 1974, 7:05 PM EDT
Att. 11,369 - Unknown

AB	36
R	6
H	9
RBI	6
BB	4
SO	5
LOB	22



Batter	1	2	3	4	5	6	7	8	9	AB R H RBI BB SO LOB
Elliott Maddox, R (1, 9) OBP: 0.333, SLG: 0.333	0-0 F9		0-3 K	0-3 K			0-0 F8		0-0 1B	5 0 1 1 0 2 2
Thurman Munson, R (1, 2) OBP: 0.264, SLG: 0.365	0-0 4-3 2B		0-0 5-3		0-0 F7			0-0 F4	0-3 K	5 0 1 0 0 1 2
Bobby Murcer, L (1, 8) OBP: 0.326, SLG: 0.344	0-0 4-3		0-0 BLK 1B		0-0 F9			0-3 K		4 0 1 0 0 1 1
Lou Piniella, R (1, 7) OBP: 0.356, SLG: 0.409	0-0 6-3		0-0 F8		0-0 5-3			0-0 FC4-6 1B		4 0 1 0 0 0 2
Bill Sudakis, S (1, 3) OBP: 0.287, SLG: 0.301		0-0 6-3		4-0 1B G4-6-3 BB		4-0 L6-3 BB		0-0 FC4-6 1B		2 1 0 0 2 0 1
Ron Blomberg, L (1, 10) OBP: 0.440, SLG: 0.607		4-0 2B 4-3 BB		0-0 G4-6-3 HBP 1B		0-0 L6-3		0-0 4-3		3 1 1 0 1 0 1
Graig Nettles, L (1, 5) OBP: 0.315, SLG: 0.484		0-0 1-3 2B		1-0 G4-6-3 HBP		0-0 F9		0-0 1B 2B		3 1 2 0 0 0 0
Gene Michael, S (1, 4) Horace Clarke, S (7, PH) OBP: 0.221, SLG: 0.169 OBP: 0.294, SLG: 0.255		0-0 4-3		0-0 G4-6-3		0-0 F3		4-0 1B BB		2 0 0 1 0 0 3 1 0 0 0 1 0 0
Jim Mason, L (1, 6) Fernando Gonzalez, R (7, PH) OBP: 0.288, SLG: 0.295 OBP: 0.211, SLG: 0.246		0-3 K		0-0 1-2f 2-3 3-H		0-0 F9		0-3 K		1 0 0 0 1 1 1 1 0 0 0 0 0 0
Jim Ray Hart, R (9, PH) OBP: 0.286, SLG: 0.091				4-0 BB						1 0 0 0 0 1 2

Inning Stats	R: 0	H: 1	E: 0	LOB: 1	K: 0	BB: 0	S: 4	P: 4	R: 1	H: 1	E: 0	LOB: 1	K: 1	BB: 1	S: 6	R: 0	H: 1	E: 0	LOB: 1	K: 1	BB: 0	S: 6	R: 1	H: 1	E: 0	LOB: 2	K: 1	BB: 2	S: 5	R: 0	H: 0	E: 0	LOB: 0	K: 0	BB: 0	S: 3	R: 0	H: 0	E: 0	LOB: 0	K: 0	BB: 1	S: 2	R: 0	H: 0	E: 0	LOB: 0	K: 0	BB: 0	S: 3	R: 0	H: 1	E: 0	LOB: 1	K: 1	BB: 0	S: 6	R: 1	H: 2	E: 0	LOB: 2	K: 2	BB: 1	S: 9	R: 1	H: 2	E: 0	LOB: 2	K: 2	BB: 1	S: 9	1B: 4	SF: 0	2B: 4	SAC: 0	3B: 0	DP: 2	HR: 0	HBP: 1	WP: 0	PA: 38
--------------	------	------	------	--------	------	-------	------	------	------	------	------	--------	------	-------	------	------	------	------	--------	------	-------	------	------	------	------	--------	------	-------	------	------	------	------	--------	------	-------	------	------	------	------	--------	------	-------	------	------	------	------	--------	------	-------	------	------	------	------	--------	------	-------	------	------	------	------	--------	------	-------	------	------	------	------	--------	------	-------	------	-------	-------	-------	--------	-------	-------	-------	--------	-------	--------

PITCHER	IP	WLS	BF	H	R	ER	SO	BB	IBB	HBP	BLK	WP	HR	S	P	ERA	WHIP
Dave McNally, L (1, 1) ERA: 3.55	8.2	W	37	7	3	3	5	5	0	1	1	0	0	41	62	3.12	1.385
Bob Reynolds, R (9, 1) ERA: 1.21	0.1	S	1	0	0	0	1	0	0	0	0	0	0	3	3	0.00	0.000

BOTTOM

Baltimore Orioles @ New York Yankees
Shea Stadium, Flushing, NY
Fri May 24 1974, 7:05 PM EDT
Att. 11,369 - Unknown

livebaseballscorecards.com

AB	32
R	3
H	7
RBI	2
BB	5
SO	6
LOB	15



Batter	1	2	3	4	5	6	7	8	9	AB R H RBI BB SO LOB	TOP											
Paul Blair, R (1, 8) OBP: 0.304, SLG: 0.426	0-0 F9		0-0 FC6-5 1-2 S 1B		0-0 HR	0-0 F8		0-0 2B		5 1 3 1 0 0 1	Baltimore Orioles @ New York Yankees Shea Stadium, Flushing, NY Sat May 25 1974, 3:33 AM EDT Att: 10,704 - Unknown											
Bobby Grich, R (1, 4) OBP: 0.435, SLG: 0.486	0-0 6-3		0-0 F4		0-0 4-3 1B	0-0 FC6-4 1-2f		0-0 F7		5 1 1 0 0 0 4												
Tommy Davis, R (1, 10) OBP: 0.281, SLG: 0.370	0-0 1B		0-0 FC6-5 1B		0-0 4-3	0-0 6-3		0-0 F9		5 0 1 1 0 0 3												
Earl Williams, R (1, 2) OBP: 0.329, SLG: 0.280	0-0 F9		0-0 FC6 1-2 1B		0-0 1B 1B		0-0 F7	0-0 F7		5 1 2 0 0 0 1												
Boog Powell, L (1, 3) OBP: 0.316, SLG: 0.443		0-0 4-3	0-0 FC6 1-2f		0-0 1B 1B		0-0 4-3	4-0 BB		4 0 1 1 1 0 2												
Don Baylor, R (1, 7) OBP: 0.316, SLG: 0.291		0-3 K		0-0 6-3	0-3 K		0-0 HR	0-0 F4		5 1 1 1 0 2 3												
Brooks Robinson, R (1, 5) OBP: 0.385, SLG: 0.411		0-0 1B		0-3 K	0-0 1-2 2-H 1B		0-0 5-3			4 0 2 1 0 1 0												
Jim Fuller, R (1, 9) OBP: 0.324, SLG: 0.477	0-0 F7			0-0 2B	0-3 K			0-3 K		4 0 1 0 0 2 3												
Mark Belanger, R (1, 6) OBP: 0.317, SLG: 0.383			0-0 S FC6-5 1B		0-0 F8	0-0 FC6-4 1B		0-3 K		4 1 2 0 0 1 1												
Inning Stats	R: 0 E: 0 K: 0 S: 4	H: 1 LOB: 1 BB: 0 P: 4	R: 0 E: 0 K: 1 S: 6	H: 1 LOB: 1 BB: 0 P: 6	R: 1 E: 0 K: 0 S: 6	H: 3 LOB: 2 BB: 0 P: 6	R: 0 E: 0 K: 1 S: 6	H: 1 LOB: 1 BB: 0 P: 6	R: 3 E: 0 K: 2 S: 12	H: 5 LOB: 2 BB: 0 P: 12	R: 0 E: 1 K: 0 S: 4	H: 1 LOB: 1 BB: 0 P: 4	R: 1 E: 0 K: 0 S: 4	H: 1 LOB: 0 BB: 0 P: 4	R: 0 E: 0 K: 2 S: 8	H: 1 LOB: 1 BB: 0 P: 8	R: 0 E: 0 K: 0 S: 3	H: 0 LOB: 1 BB: 1 P: 7	1B: 10 2B: 2 3B: 0 HR: 2	SF: 0 SAC: 0 DP: 0 HBP: 0	WP: 0 PB: 0 SB: 2 CS: 0	PA: 42
PITCHER	IP WLS BF H R ER SO BB IBB HBP BLK WP HR S P ERA WHIP																					
Pat Dobson, R (1, 1) ERA: 4.07	4.1 L 23 10 4 4 4 2 0 0 0 0 0 1 27 27 8.31 2.308																					
Dave Pagan, R (5, 1) ERA: 7.45	3.2 15 4 1 1 4 0 0 0 0 0 1 23 23 2.46 1.091																					
Mike Wallace, L (9, 1) ERA: 4.82	1.0 4 0 0 0 0 0 1 0 0 0 0 0 3 7 0.00 1.000																					

AB	41
R	5
H	14
RBI	5
BB	1
SO	6
LOB	18



livebaseballscorecards.com

Batter	1	2	3	4	5	6	7	8	9	AB	R	H	RBI	BB	SO	LOB	BOTTOM			
Chris Chambliss, L (1, 3) OBP: 0.306, SLG: 0.346	0-0 F8		0-0 G6-4-3		0-0 4-3			0-0 F9		4	0	0	0	0	0	3	Baltimore Orioles @ New York Yankees Shea Stadium, Flushing, NY Sat May 25 1974, 3:33 AM EDT Att. 10,704 - Unknown			
Elliott Maddox, R (1, 9) OBP: 0.349, SLG: 0.316	4-0 G3-6 BB			4-0 BB		0-0 F9			0-0 5-3	2	0	0	0	2	0	0				
Bobby Murcer, L (1, 8) OBP: 0.319, SLG: 0.335	0-0 G3-6			0-0 F9		0-0 G3			0-0 F8	4	0	0	0	0	0	2				
Lou Piniella, R (1, 7) OBP: 0.345, SLG: 0.397		0-0 6-3		0-3 K		0-0 L4			0-0 F9	4	0	0	0	0	1	1				
Thurman Munson, R (1, 2) OBP: 0.258, SLG: 0.357		0-0 F4		0-0 F9			0-0 F9			3	0	0	0	0	0	1				
Ron Blomberg, L (1, 10) OBP: 0.427, SLG: 0.586		0-0 6-3			0-0 4-3		0-0 4-3			3	0	0	0	0	0	0				
Graig Nettles, L (1, 5) OBP: 0.315, SLG: 0.478			0-0 F5		4-0 2B BB		0-0 F9			2	1	0	0	1	0	0				
Fernando Gonzalez, R (1, 4) OBP: 0.230, SLG: 0.268		4-0 1B BB			0-0 1-H 2B			0-0 F4		2	0	1	1	1	0	0				
Gene Michael, S (1, 6) OBP: 0.229, SLG: 0.180			0-0 F5		0-0 F8			0-0 5-3		2	0	1	0	0	0	1				
Jim Ray Hart, R (8, PH) OBP: 0.267, SLG: 0.083										1	0	0	0	0	0	0				
Jim Mason, L (9, 6) OBP: 0.288, SLG: 0.295			0-0 G6-4-3 1-2 1B							0	0	0	0	0	0	0				
Inning Stats	R: 0 E: 0 K: 0 S: 2	H: 0 LOB: 0 BB: 1 P: 6	R: 0 E: 0 K: 0 S: 3	H: 0 LOB: 0 BB: 0 P: 3	R: 0 E: 0 K: 0 S: 3	H: 1 LOB: 1 BB: 1 P: 7	R: 0 E: 0 K: 1 S: 5	H: 0 LOB: 1 BB: 1 P: 9	R: 1 E: 0 K: 0 S: 4	H: 1 LOB: 1 BB: 1 P: 8	R: 0 E: 0 K: 0 S: 3	H: 0 LOB: 0 BB: 0 P: 3	R: 0 E: 0 K: 0 S: 3	H: 0 LOB: 0 BB: 0 P: 3	R: 0 E: 0 K: 0 S: 3	H: 0 LOB: 0 BB: 0 P: 3	1B: 1 2B: 1 3B: 0 HR: 0	SF: 0 SAC: 0 DP: 2 HBP: 0	WP: 0 PB: 0 SB: 0 CS: 0	PA: 31
PITCHER Mike Cuellar, L (1, 1) ERA: 2.7	IP: 9.0 WLS: W BF: 31 H: 2 R: 1 ER: 1 SO: 1	IP: 9.0 WLS: W BF: 31 H: 2 R: 1 ER: 1 SO: 1	IP: 9.0 WLS: W BF: 31 H: 2 R: 1 ER: 1 SO: 1	IP: 9.0 WLS: W BF: 31 H: 2 R: 1 ER: 1 SO: 1	IP: 9.0 WLS: W BF: 31 H: 2 R: 1 ER: 1 SO: 1	IP: 9.0 WLS: W BF: 31 H: 2 R: 1 ER: 1 SO: 1	IP: 9.0 WLS: W BF: 31 H: 2 R: 1 ER: 1 SO: 1	IP: 9.0 WLS: W BF: 31 H: 2 R: 1 ER: 1 SO: 1	IP: 9.0 WLS: W BF: 31 H: 2 R: 1 ER: 1 SO: 1	IP: 9.0 WLS: W BF: 31 H: 2 R: 1 ER: 1 SO: 1	IP: 9.0 WLS: W BF: 31 H: 2 R: 1 ER: 1 SO: 1	IP: 9.0 WLS: W BF: 31 H: 2 R: 1 ER: 1 SO: 1	IP: 9.0 WLS: W BF: 31 H: 2 R: 1 ER: 1 SO: 1	IP: 9.0 WLS: W BF: 31 H: 2 R: 1 ER: 1 SO: 1	IP: 9.0 WLS: W BF: 31 H: 2 R: 1 ER: 1 SO: 1	IP: 9.0 WLS: W BF: 31 H: 2 R: 1 ER: 1 SO: 1	IP: 9.0 WLS: W BF: 31 H: 2 R: 1 ER: 1 SO: 1	ERA: 1.00 WHIP: 0.667	ERA: 1.00 WHIP: 0.667	ERA: 1.00 WHIP: 0.667

livebaseballscorecards.com

AB	27
R	1
H	2
RBI	1
BB	4
SO	1
LOB	8



Batter	1	2	3	4	5	6	7	8	9	AB R H RBI BB SO LOB	TOP											
Paul Blair, R (1, 8) OBP: 0.295, SLG: 0.417	0-0 F8		0-3 K			0-0 5-3		0-0 SF8		3 0 0 1 0 1 1	<p>Baltimore Orioles @ New York Yankees Shea Stadium, Flushing, NY Sun May 26 1974, 3:33 AM EDT Unknown</p>											
Bobby Grich, R (1, 4) OBP: 0.431, SLG: 0.480	0-0 1B		0-0 6-3			0-0 F8		0-3 K		4 0 1 0 0 1 3												
Tommy Davis, R (1, 10) OBP: 0.287, SLG: 0.373	0-0 F8			0-0 G4-6-3 1B			0-0 F8		0-0 2B 1B 1B	4 1 2 0 0 0 1												
Earl Williams, R (1, 2) OBP: 0.319, SLG: 0.270	0-0 F7			0-0 F8			0-0 F4		0-0 F3	4 0 0 0 0 0 3												
Boog Powell, L (1, 3) OBP: 0.313, SLG: 0.446		0-3 K		0-0 G4-6-3 1-2f			0-0 F9		0-0 1B 2B	4 1 1 0 0 1 1												
Don Baylor, R (1, 7) OBP: 0.307, SLG: 0.281		0-0 6-3			0-0 6-3			0-0 6-3	0-0 F7	4 0 0 0 0 0 2												
Brooks Robinson, R (1, 5) OBP: 0.388, SLG: 0.420		0-3 K			0-0 4-3			0-0 1B SF8 2B	0-0 HR 1B	4 1 2 2 0 1 0 0 1 0 0 0 0 0												
Enos Cabell, R (9, PR) OBP: 0.368, SLG: 0.353																						
Jim Fuller, R (1, 9) OBP: 0.333, SLG: 0.522			0-3 K		0-0 F8			0-0 1B 1B	0-0 HR	4 1 2 2 0 1 0												
Mark Belanger, R (1, 6) OBP: 0.320, SLG: 0.380			4-0 BB			0-3 K		0-0 1B 1B	0-0 F9	1 0 0 0 1 1 0 1 0 1 0 0 0 0 0 0 0 0 0 0 0 1 0 0 0 0 0 1												
Rich Coggins, L (8, PH) OBP: 0.212, SLG: 0.208																						
Frank Baker, L (8, 6) OBP: 0.133, SLG: 0.071																						
Andy Etchebarren, R (9, PH) OBP: 0.225, SLG: 0.216																						
Inning Stats	R: 0 E: 0 K: 0 S: 4	H: 1 LOB: 1 BB: 0 P: 4	R: 0 E: 0 K: 2 S: 7	H: 0 LOB: 0 BB: 0 P: 7	R: 0 E: 0 K: 2 S: 7	H: 0 LOB: 1 BB: 1 P: 11	R: 0 E: 0 K: 2 S: 3	H: 1 LOB: 0 BB: 0 P: 3	R: 0 E: 0 K: 0 S: 3	H: 0 LOB: 0 BB: 0 P: 3	R: 0 E: 0 K: 1 S: 5	H: 0 LOB: 0 BB: 0 P: 5	R: 0 E: 0 K: 0 S: 3	H: 0 LOB: 0 BB: 0 P: 3	R: 1 E: 0 K: 1 S: 8	H: 3 LOB: 2 BB: 0 P: 8	R: 4 E: 0 K: 0 S: 7	H: 4 LOB: 1 BB: 0 P: 7	1B: 6 2B: 2 3B: 0 HR: 1	SF: 1 SAC: 0 DP: 1 HBP: 0	WP: 0 PB: 0 SB: 1 CS: 0	PA: 36
PITCHER	IP WLS BF H R ER SO BB IBB HBP BLK WP HR S P ERA WHIP												IP WLS BF H R ER SO BB IBB HBP BLK WP HR S P ERA WHIP									
Dick Tidrow, R (1, 1) ERA: 5.34	8.2 W 35 9 5 5 6 1 0 0 0 0 1 46 50 5.19 1.154																					
Sparky Lyle, L (9, 1) ERA: 1.71	0.1 S 1 0 0 0 0 0 0 0 0 0 0 0 1 1 0.00 0.000																					

livebaseballscorecards.com

AB	34
R	5
H	9
RBI	5
BB	1
SO	6
LOB	12



Batter	1	2	3	4	5	6	7	8	9
Ron Blomberg, L (1, 9) OBP: 0.430, SLG: 0.578 Bobby Murcer, L (8, 8) OBP: 0.319, SLG: 0.335	0-0 F7		0-3 K		4-0 E 1B BB		0-0 K 1B		
Thurman Munson, R (1, 2) OBP: 0.265, SLG: 0.382	0-0 5-3		0-0 1-H HR		0-0 E9 1B 1B		0-3 K 1-2		
Elliott Maddox, R (1, 8) OBP: 0.340, SLG: 0.293 (8, 9)	0-0 5-3		0-0 5-3		4-0 1B IBB		0-0 5-3		
Lou Piniella, R (1, 7) OBP: 0.357, SLG: 0.403		0-0 4-3		0-0 HR 1B	0-0 1-3 2-H 3-H 0-3 K			4-0 E SH1-4 SF7 BB	
Bill Sudakis, S (1, 3) OBP: 0.299, SLG: 0.349		0-0 1B		0-0 1-H HR			0-0 SH1-4		
Jim Ray Hart, R (1, 10) OBP: 0.222, SLG: 0.067 Chris Chambliss, L (8, PH) OBP: 0.305, SLG: 0.344		0-3 K		0-0 6-3		0-0 F3	0-0 E4 SF7		
Graig Nettles, L (1, 5) OBP: 0.308, SLG: 0.469		0-0 1-5-3		0-0 G3		0-0 F9	0-0 SF7		
Fernando Gonzalez, R (1, 4) OBP: 0.231, SLG: 0.280			0-0 F9	0-0 F8		0-0 2B	0-0 E6		
Gene Michael, S (1, 6) OBP: 0.230, SLG: 0.185			0-0 HR 1B		0-3 K	0-0 1-3	0-3 K		

AB	R	H	RBI	BB	SO	LOB
3	1	1	0	1	1	1
0	0	0	0	0	0	0
4	1	2	2	0	1	1
3	0	0	0	1	0	0
3	2	2	1	1	0	0
3	1	2	2	0	1	2
3	0	0	0	0	1	1
1	0	0	0	0	0	1
3	0	0	1	0	0	1
4	0	1	0	0	0	1
4	1	1	0	0	2	3

BOTTOM	
Baltimore Orioles @ New York Yankees	Shea Stadium, Flushing, NY
Sun May 26 1974, 3:33 AM EDT	Unknown
AB	31
R	6
H	9
RBI	6
BB	3
SO	6
LOB	11
WP: 0 PA: 36	
PB: 0	
SB: 0	
CS: 0	

Inning Stats		R: 0	H: 0	E: 0	K: 0	S: 3	R: 0	H: 1	E: 0	K: 1	S: 6	R: 2	H: 2	E: 0	K: 1	S: 7	R: 2	H: 2	E: 0	K: 0	S: 5	R: 1	H: 2	E: 1	K: 2	S: 8	R: 0	H: 1	E: 0	K: 0	S: 4	R: 0	H: 1	E: 0	K: 1	S: 5	R: 1	H: 0	E: 2	K: 1	S: 7	1B: 6	SF: 1	2B: 1	3B: 0	HR: 2
PITCHER	IP	WLS	BF	H	R	ER	SO	BB	IBB	HBP	BLK	WP	HR	S	P	ERA	WHIP	PITCHER	IP	WLS	BF	H	R	ER	SO	BB	IBB	HBP	BLK	WP	HR	S	P	ERA	WHIP											
Ross Grimsley, L (1, 1) ERA: 3.31	4.2	L	22	7	5	5	3	1	1	0	0	0	2	26	34	9.64	1.714																													
Jesse Jefferson, R (5, 1) ERA: 7.71	3.1		14	2	1	0	3	1	0	0	0	0	0	19	23	0.00	0.900																													



Batter	1	2	3	4	5	6	7	8	9	AB R H RBI BB SO LOB	TOP																				
Al Bumbry, L (1, 7) <small>OBP: 0.214, SLG: 0.253</small> Paul Blair, R (2, PH) <small>OBP: 0.294, SLG: 0.412</small> (2, 8)	0-0 F7	0-0 6-3		0-0 SF9 1B		0-0 7-2		0-0 B2		1 0 0 0 0 0 0 4 0 1 0 0 0 5																					
Rich Coggins, L (1, 8) <small>OBP: 0.220, SLG: 0.204</small> (2, 7)	0-0 G3		4-0 G5-4-3 BB	0-0 SF9		0-0 G3		H 1-0 FC5 BB HBP		2 0 0 1 1 0 0																					
Bobby Grich, R (1, 4) <small>OBP: 0.430, SLG: 0.474</small>	0-0 CS 1B		0-0 G5-4-3 1-2f	0-3 K		0-0 F5		B B B B 4-0 FC5 1B BB		4 1 1 0 0 1 1 3																					
Tommy Davis, R (1, 10) <small>OBP: 0.290, SLG: 0.370</small>	0-0 CS 1-2	0-3 K	0-0 BB 1B	4-0 1B IBB		0-0 L3		B B B B 0-0 FC5 1B 1B		4 1 1 0 0 1 1 2																					
Boog Powell, L (1, 3) <small>OBP: 0.327, SLG: 0.485</small>		0-0 HR	1-2 BB 1B	0-0 3-1		0-0 F7		B B B B 0-0 1B 1B		5 1 3 2 0 0 3																					
Jim Fuller, R (1, 9) <small>OBP: 0.338, SLG: 0.507</small>		0-0 F7	1-2 2-3 BB	0-3 K		0-3 K		B B B B 0-0 K G4-3 1B		4 0 1 1 1 2 0																					
Elrod Hendricks, L (1, 2) <small>OBP: 0.371, SLG: 0.531</small> Earl Williams, R (9, PH) <small>OBP: 0.317, SLG: 0.268</small>		0-0 HR	0-3 K	0-0 F7		0-0 F7		B B B B 4-0 FC5-4 BB		3 1 1 1 1 1 1 3 1 0 0 0 0 0 2																					
Enos Cabell, R (1, 5) <small>OBP: 0.391, SLG: 0.476</small>		0-0 3B		0-0 1B BB SF9 1B		0-3 K		B B B B 0-0 FC5-4 BB		4 1 2 0 0 1 1																					
Mark Belanger, R (1, 6) <small>OBP: 0.341, SLG: 0.404</small>		4-0 BB	4-0 SF9 1B BB	0-0 7-2 3B		0-0 BB		B B B B 4-0 BB		1 0 1 0 3 0 0																					
Inning Stats	R: 0 E: 0 K: 0 S: 3	H: 1 LOB: 0 BB: 0 P: 3	R: 2 E: 0 K: 1 S: 8	H: 3 LOB: 2 BB: 1 P: 12	R: 0 E: 0 K: 1 S: 6	H: 2 LOB: 3 BB: 2 P: 14	R: 1 E: 0 K: 1 S: 7	H: 2 LOB: 3 BB: 2 P: 15	R: 0 E: 0 K: 2 S: 7	H: 0 LOB: 0 BB: 0 P: 7	R: 0 E: 0 K: 0 S: 3	H: 1 LOB: 0 BB: 0 P: 3	R: 0 E: 0 K: 0 S: 3	H: 0 LOB: 0 BB: 0 P: 3	R: 0 E: 0 K: 1 S: 5	H: 0 LOB: 2 BB: 2 P: 13	R: 2 E: 0 K: 0 S: 4	H: 2 LOB: 1 BB: 1 P: 9	1B: 7 2B: 1 3B: 2 HR: 2	SF: 1 SAC: 0 DP: 3 HBP: 1	WP: 0 PB: 0 SB: 0 CS: 1	PA: 44									
PITCHER	IP WLS BF H R ER SO BB IBB HBP BLK WP HR S P ERA WHIP																														
Dick Woodson, R (1, 1) <small>ERA: 5.53</small> Mike Wallace, L (2, 1) <small>ERA: 4.26</small> Cecil Upshaw, R (6, 1) <small>ERA: 3.8</small> Sparky Lyle, L (9, 1) <small>ERA: 1.65</small>	1.2		9	4	2	2	1	1	0	0	0	0	2	10	14	10.80	3.000														
	3.1	W	18	5	1	1	4	3	1	0	0	0	0	22	38	2.70	2.400														
	3.0	S	12	0	2	2	1	3	0	1	0	0	0	10	23	6.00	1.000														
	1.0		4	2	0	0	0	0	0	0	0	0	0	4	4	0.00	2.000														

Baltimore Orioles @ New York Yankees
 Shea Stadium, Flushing, NY
 Sun May 26 1974, 3:38 AM EDT
 Att. 23,882 - Unknown

livebaseballscorecards.com

AB	33
R	5
H	11
RBI	5
BB	8
SO	6
LOB	19



Batter	1	2	3	4	5	6	7	8	9	AB	R	H	RBI	BB	SO	LOB
Elliott Maddox, R OBP: 0.365, SLG: 0.326 (1, 9)	0-0 F8		0-0 6-3	0-0 PB 1B	0-0 1B		0-0 E 1B			5	1	3	1	0	0	0
Lou Piniella, R OBP: 0.365, SLG: 0.406 (1, 7)	0-0 CS 1B		0-0 FC6-4 1B	0-0 3-H 1B	0-0 1B		4-0 1B			4	0	2	1	1	0	3
Bobby Murcer, L OBP: 0.316, SLG: 0.331 (1, 8)	0-3 K		0-0 FC6-4 1B	0-0 1B	0-0 S 1B		0-0 F7			5	2	1	1	0	2	4
Ron Blomberg, L OBP: 0.446, SLG: 0.585 (1, 10)		4-0 1B BB FC6-5 BB	0-0 1B	0-0 1B	0-0 1-H 2B 1B		0-0 E7 1B		0-0 4-3	4	2	3	1	1	0	0
Graig Nettles, L OBP: 0.321, SLG: 0.479 (1, 5)		4-0 FC6-5 1B 1-2 BB	0-0 1B	0-0 1B	0-0 1-H 2B		1-0 HBP		0-0 F9	3	0	2	2	1	0	0
Chris Chambliss, L OBP: 0.302, SLG: 0.339 (1, 3)		0-0 FC6-5 1B 1-2 2-3	0-0 L1	0-0 5-3	0-0 S 1B		0-3 K		0-3 K	5	0	1	0	0	2	5
Rick Dempsey, R OBP: 0.267, SLG: 0.317 (1, 2)		0-0 F6		0-0 F8 S 1B	0-0 L8		0-0 F6			4	1	1	0	0	0	5
Jim Mason, L OBP: 0.287, SLG: 0.293 (1, 6)		0-0 FC6-5 1-2 2-3f 3-H		0-0 F8	0-0 1B		0-0 F5			4	0	1	1	0	0	3
Fernando Gonzalez, R OBP: 0.232, SLG: 0.269 (1, 4)		0-0 3-1		4-0 PB 1B 6-3 BB	0-0 F7		0-0 5-3			3	1	0	0	1	0	3

Inning Stats	R: 0	H: 1	E: 0	K: 1	S: 5	R: 1	H: 1	E: 0	K: 0	S: 4	R: 1	H: 3	E: 0	K: 0	S: 6	R: 5	H: 5	E: 0	K: 0	S: 8	R: 0	H: 2	E: 0	K: 0	S: 5	R: 0	H: 1	E: 1	K: 2	S: 8	R: 0	H: 1	E: 1	K: 0	S: 4	R: 0	H: 0	E: 0	K: 1	S: 5		
	LOB: 1	BB: 0	P: 5	LOB: 2	BB: 2	P: 12	LOB: 1	BB: 2	P: 12	LOB: 2	BB: 0	P: 5	LOB: 2	BB: 0	P: 5	LOB: 2	BB: 0	P: 9	LOB: 0	BB: 0	P: 5	LOB: 0	BB: 0	P: 5	LOB: 0	BB: 0	P: 5	LOB: 0	BB: 0	P: 5	LOB: 0	BB: 0	P: 5	LOB: 0	BB: 0	P: 5	LOB: 0	BB: 0	P: 5	LOB: 0	BB: 0	P: 5

PITCHER	IP	WLS	BF	H	R	ER	SO	BB	IBB	HBP	BLK	WP	HR	S	P	ERA	WHIP
Doyle Alexander, R ERA: 5.55 (1, 1)	3.1	L	19	7	5	5	1	3	0	0	0	0	0	18	30	13.50	3.000
Wayne Garland, R ERA: 54.0 (4, 1)	0.1		3	2	1	1	0	0	0	0	0	0	0	3	3	27.00	6.000
Grant Jackson, L ERA: 3.71 (4, 1)	4.1		20	5	1	1	3	0	1	1	0	0	0	24	29	2.08	1.154

BOTTOM

Baltimore Orioles @ New York Yankees
Shea Stadium, Flushing, NY
Sun May 26 1974, 3:38 AM EDT
Att. 23,882 - Unknown

livebaseballscorecards.com

AB	37
R	7
H	14
RBI	7
BB	4
SO	4
LOB	23



WP	PA	1B	SF	2B	SAC	3B	DP	HR	HBP
0	42	13	0	2	0	0	1	0	1

Batter	1	2	3	4	5	6	7	8	9	AB R H RBI BB SO LOB	TOP											
Pat Kelly, L (1, 9) OBP: 0.348, SLG: 0.402	0-0 F8		0-0 B5-3	0-0 1B			0-0 BLK E 1B		0-3 K	5 1 2 2 0 1 0												
Jorge Orta, L (1, 10) OBP: 0.283, SLG: 0.333 (7, 4)	0-0 5-3		0-0 1B 2B	0-0 F3			0-0 1H FC9-6 1B		0-0 F7	5 0 2 0 0 0 1												
Dick Allen, R (1, 3) OBP: 0.380, SLG: 0.507	0-0 F7		0-0 1B 1B		0-0 1-3		0-0 F8		0-0 F8	5 0 1 0 0 0 1												
Bill Melton, R (1, 5) Terry Forster, L (7, 1) OBP: 0.317, SLG: 0.321		0-0 1B 1B	0-0 1B		0-0 F3 1B		0-0 F7			4 1 3 0 0 0 1 0 0 0 0 0 0 0												
Carlos May, L (1, 7) OBP: 0.317, SLG: 0.314		0-0 1B 1B		0-0 F2	0-0 F3		0-0 FC9-6			4 0 1 0 0 0 2												
Ken Henderson, S (1, 8) OBP: 0.375, SLG: 0.469		0-0 F4		1-0 2B E HBP	0-0 3-1			0-0 F7		3 1 0 0 0 0 3												
Ron Santo, R (1, 4) OBP: 0.335, SLG: 0.303 (7, 5)		0-3 K		0-0 E 1B 2B		0-0 F9		0-0 F9		4 1 1 0 0 1 2												
Ed Herrmann, L (1, 2) OBP: 0.361, SLG: 0.451		0-0 FC5-4 1B		4-0 1B 1B IBB		0-0 G4-6-3 1B		0-0 1B		3 1 3 1 1 0 0												
Bucky Dent, R (1, 6) Tony Muser, L (4, PH) Eddie Leon, R (4, 6) OBP: 0.238, SLG: 0.317 OBP: 0.341, SLG: 0.359 OBP: 0.161, SLG: 0.107		0-0 FC5-4		0-0 L6		0-0 G4-6-3		0-0 F7		1 0 0 0 0 0 2 1 0 0 0 0 0 2 2 0 0 0 0 0 2												
Inning Stats	R: 0 E: 0 K: 0 S: 3	H: 0 LOB: 0 BB: 0 P: 3	R: 1 E: 0 K: 1 S: 8	H: 3 LOB: 2 BB: 0 P: 8	R: 0 E: 0 K: 0 S: 4	H: 3 LOB: 2 BB: 0 P: 4	R: 3 E: 1 K: 0 S: 5	H: 2 LOB: 1 BB: 1 P: 10	R: 0 E: 0 K: 0 S: 4	H: 1 LOB: 1 BB: 0 P: 4	R: 0 E: 0 K: 0 S: 3	H: 1 LOB: 0 BB: 0 P: 3	R: 1 E: 1 K: 0 S: 5	H: 2 LOB: 1 BB: 0 P: 5	R: 0 E: 0 K: 0 S: 4	H: 1 LOB: 1 BB: 0 P: 4	R: 0 E: 0 K: 1 S: 5	H: 0 LOB: 0 BB: 0 P: 5	1B: 11 2B: 2 3B: 0 HR: 0	SF: 0 SAC: 0 DP: 1 HBP: 1	WP: 0 PB: 0 SB: 0 CS: 0	PA: 39
PITCHER Doc Medich, R (1, 1) ERA: 3.45	IP 9.0	WLS L	BF 39	H 13	R 5	ER 4	SO 2	BB 0	IBB 1	HBP 1	BLK 1	WP 0	HR 0	S 41	P 46	ERA 4.00	WHIP 1.444					

Chicago White Sox @ New York Yankees
Shea Stadium, Flushing, NY
Mon May 27 1974, 3:33 AM EDT
Att. 17,174 - Cloudy - 53 F

livebaseballscorecards.com

AB	37
R	5
H	13
RBI	3
BB	1
SO	2
LOB	16



Batter	1	2	3	4	5	6	7	8	9	AB R H RBI BB SO LOB
Ron Blomberg, L (1, 9) OBP: 0.444, SLG: 0.571	0-0 6-3		0-0 S G3 1B		4-0 HR BB		0-0 FC6-4 BB 1B 1-2f		0-3 K	4 1 1 0 1 1 1
Thurman Munson, R (1, 2) OBP: 0.275, SLG: 0.409	0-0 FC5-4 1B		0-0 G3		0-0 1-H HR		0-0 BB 1B		0-3 K	5 1 3 2 0 1 1
Elliott Maddox, R (1, 8) (9, 5) OBP: 0.386, SLG: 0.327	0-0 FC5-4 1B		4-0 S BB		0-0 F8		4-0 BB 1-2 2-3		0-0 6-3	3 0 1 0 2 0 0
Lou Piniella, R (1, 7) OBP: 0.355, SLG: 0.394	0-0 FC5-4		0-3 K		0-0 F9		0-0 F8			4 0 0 0 0 1 7
Bill Sudakis, S (1, 3) Chris Chambliss, L (7, 3) OBP: 0.290, SLG: 0.337 OBP: 0.306, SLG: 0.343	0-3 K		0-3 K			0-0 F2		0-0 2B 1B		3 0 0 0 0 2 4 1 1 1 0 0 0 0
Jim Ray Hart, R (1, 10) OBP: 0.182, SLG: 0.053		0-0 F3		0-3 K		0-3 K		0-0 F6		4 0 0 0 0 2 1
Graig Nettles, L (1, 5) (9, 6) OBP: 0.320, SLG: 0.470		4-0 FC3-6 BB		0-3 K		0-0 4-3		0-3 K		3 0 0 0 1 2 1
Fernando Gonzalez, R (1, 4) Roy White, S (8, PH) Bobby Murcer, L (9, 8) OBP: 0.224, SLG: 0.259 OBP: 0.360, SLG: 0.389 OBP: 0.316, SLG: 0.331		0-0 FC3-6		0-3 K			0-0 F7	0-0 1-H 2B		3 0 0 0 0 1 1 1 0 1 1 0 0 0 0 0 0 0 0 0 0
Gene Michael, S (1, 6) Walt Williams, R (7, PH) Jim Mason, L (8, 6) Rick Dempsey, R (8, PH) Horace Clarke, S (9, 4) OBP: 0.224, SLG: 0.179 OBP: 0.120, SLG: 0.083 OBP: 0.287, SLG: 0.293 OBP: 0.261, SLG: 0.310 OBP: 0.294, SLG: 0.255		0-3 K			0-0 1-3		0-0 E5 FC6-4	0-0 6-3		2 0 0 0 0 1 1 1 0 0 0 0 0 0 0 0 0 0 0 0 0 1 0 0 0 0 0 1 0 0 0 0 0 0 0

Inning Stats	R: 0 E: 0 K: 1 S: 7	H: 2 LOB: 2 BB: 0 P: 7	R: 0 E: 0 K: 1 S: 5	H: 0 LOB: 1 BB: 1 P: 9	R: 0 E: 0 K: 2 S: 8	H: 1 LOB: 2 BB: 1 P: 12	R: 0 E: 0 K: 3 S: 9	H: 0 LOB: 0 BB: 0 P: 9	R: 2 E: 0 K: 0 S: 4	H: 1 LOB: 0 BB: 1 P: 8	R: 0 E: 0 K: 1 S: 5	H: 0 LOB: 0 BB: 0 P: 5	R: 0 E: 1 K: 0 S: 5	H: 1 LOB: 3 BB: 1 P: 9	R: 1 E: 0 K: 1 S: 7	H: 2 LOB: 1 BB: 0 P: 7	R: 0 E: 0 K: 2 S: 7	H: 0 LOB: 0 BB: 0 P: 7	1B: 5 2B: 1 3B: 0 HR: 1	SF: 0 SAC: 0 DP: 0 HBP: 0	WP: 0 PB: 0 SB: 2 CS: 0	PA: 39
--------------	------------------------------	---------------------------------	------------------------------	---------------------------------	------------------------------	----------------------------------	------------------------------	---------------------------------	------------------------------	---------------------------------	------------------------------	---------------------------------	------------------------------	---------------------------------	------------------------------	---------------------------------	------------------------------	---------------------------------	----------------------------------	------------------------------------	----------------------------------	--------

PITCHER	IP	WLS	BF	H	R	ER	SO	BB	IBB	HBP	BLK	WP	HR	S	P	ERA	WHIP
Skip Pitlock, L (1, 1) ERA: 2.75	6.2	W	29	5	2	1	8	3	0	0	0	0	1	42	54	1.35	1.200
Terry Forster, L (7, 1) ERA: 3.21	2.1	S	10	2	1	1	3	1	0	0	0	0	0	15	19	3.86	1.286

Chicago White Sox @ New York Yankees
 Shea Stadium, Flushing, NY
 Mon May 27 1974, 3:33 AM EDT
 Att. 17,174 - Cloudy - 53 F

livebaseballscorecards.com

AB	35
R	3
H	7
RBI	3
BB	4
SO	11
LOB	18



TOP

Chicago White Sox @ New York Yankees
 Shea Stadium, Flushing, NY

Tue May 28 1974, 7:05 PM EDT
 Att. 9,075 - Unknown - 66 F

livebaseballscorecards.com

AB	36
R	2
H	7
RBI	1
BB	4
SO	5
LOB	16



Batter	1	2	3	4	5	6	7	8	9	10	AB	R	H	RBI	BB	SO	LOB
Pat Kelly, L OBP: 0.349, SLG: 0.397 (1, 9)	0-0 FC5-4 1B		0-0 4-3			0-0 F5		4-0 1B 1B BB	0-0 6-3		4	0	1	0	1	0	2
Jorge Orta, L OBP: 0.297, SLG: 0.340 (1, 10)	0-0 FC5-4 FC6-4 1-2f		4-0 WP BB			0-0 G5-4-3 1B		0-0 1-2 1B		0-0 1-3	4	0	2	0	1	0	1
Dick Allen, R OBP: 0.375, SLG: 0.497 (1, 3)	0-0 FC6-4 BB 1-2f		0-0 6-3			0-0 G5-4-3 1-2f		0-0 1-2 2-3 1B		0-0 F9	5	0	1	0	0	0	3
Bill Melton, R OBP: 0.314, SLG: 0.313 (1, 5)	4-0 1-2 BB				0-0 5-3			0-0 F8		0-0 G5-4-3 1-2f	4	0	0	0	1	0	3
Carlos May, L OBP: 0.321, SLG: 0.325 (1, 7)	0-0 F3				0-0 F7			0-0 E 2B		0-0 BB 2B 1B	4	2	2	0	0	0	2
Ken Henderson, S OBP: 0.367, SLG: 0.458 (1, 8)		0-0 F7			0-0 1-3			0-0 E3 2-H		0-3 K	4	0	0	0	0	1	1
Ron Santo, R OBP: 0.333, SLG: 0.297 (1, 4)		0-0 F8			0-3 K			0-3 K		4-0 2B 1-2 BB	3	0	0	0	1	2	1
Ed Hermann, L OBP: 0.352, SLG: 0.440 (1, 2)		0-0 F8			0-0 F8			0-0 G3		0-3 K	3	0	0	0	0	0	1
Brian Downing, R OBP: 0.423, SLG: 0.639 (9, PH)											1	0	0	0	0	1	2
Bucky Dent, R OBP: 0.234, SLG: 0.311 (1, 6)			0-0 6-3			0-3 K				0-0 F9	2	0	0	0	0	1	0
Tony Muser, L OBP: 0.333, SLG: 0.350 (8, PH)										0-0 1-3 2-H 2B	1	0	0	0	0	0	0
Eddie Leon, R OBP: 0.188, SLG: 0.172 (8, 6)											1	0	1	1	0	0	0

Inning Stats	R: 0	H: 1	R: 0	H: 0	R: 0	H: 0	R: 0	H: 0	R: 0	H: 1	R: 1	H: 1	R: 0	H: 2	R: 1	H: 2	R: 0	H: 0	1B: 5	SF: 0	WP: 1	PA: 40
	E: 0	LOB: 2	E: 0	LOB: 0	E: 0	LOB: 0	E: 0	LOB: 0	E: 0	LOB: 0	E: 1	LOB: 1	E: 0	LOB: 2	E: 0	LOB: 2	E: 0	LOB: 0	2B: 2	SAC: 0	PB: 0	
	K: 0	BB: 1	K: 0	BB: 0	K: 0	BB: 0	K: 2	BB: 0	K: 1	BB: 0	K: 1	BB: 0	K: 0	BB: 1	K: 2	BB: 1	K: 0	BB: 0	3B: 0	DP: 2	SB: 0	
	S: 4	P: 8	S: 3	P: 3	S: 3	P: 7	S: 7	P: 7	S: 7	P: 7	S: 7	P: 7	S: 4	P: 8	S: 9	P: 13	S: 3	P: 3	HR: 0	HBP: 0	CS: 0	

PITCHER	IP	WLS	BF	H	R	ER	SO	BB	IBB	HBP	BLK	WP	HR	S	P	ERA	WHIP
Mel Stottlemyre, R ERA: 3.5 (1, 1)	8.0		32	6	2	1	3	3	0	0	0	1	0	35	47	1.12	1.125
Sparky Lyle, L ERA: 1.53 (9, 1)	2.0	W	8	1	0	0	2	1	0	0	0	0	0	11	15	0.00	1.000

BOTTOM

Chicago White Sox @ New York Yankees
Shea Stadium, Flushing, NY
Tue May 28 1974, 7:05 PM EDT
Att: 9,075 - Unknown - 66 F

livebaseballscorecards.com

AB 36
R 3
H 11
RBI 3
BB 4
SO 1
LOB 14



WP: 0 PA: 41
PB: 0
SB: 0
CS: 0

AB R H RBI BB SO LOB

4 1 1 0 1 0 0

5 0 1 0 0 0 3

5 2 2 1 0 0 1

4 0 2 1 0 0 0

0 0 0 0 0 0 0

3 0 2 1 2 0 1

4 0 1 0 0 0 3

4 0 2 0 0 0 3

0 0 0 0 0 0 0

4 0 0 0 0 0 3

2 0 0 0 1 0 0

1 0 0 0 0 1 0

0 0 0 0 0 0 0

1B: 8 SF: 0
2B: 2 SAC: 1
3B: 1 DP: 2
HR: 0 HBP: 0

Batter	1	2	3	4	5	6	7	8	9	10
Elliott Maddox, R (1, 8) OBP: 0.387, SLG: 0.321	4-0 6-3 2B BB	0-0 1-2 1B		0-0 F9			0-0 F8		0-0 F3	
Lou Piniella, R (1, 7) OBP: 0.350, SLG: 0.388	0-0 6-3 1-2	0-0 F4			0-0 F3		0-0 1B		0-0 F9	
Bobby Murcer, L (1, 9) OBP: 0.318, SLG: 0.339	0-0 3B 2B		0-0 4-3		0-0 F9		0-0 G3		0-0 SH 2B 1B	
Ron Blomberg, L (1, 10) Horace Clarke, S (10, PH) OBP: 0.446, SLG: 0.588 OBP: 0.294, SLG: 0.255	0-0 FC3-2 3B		0-0 1B BB 1B		0-0 6-3			0-0 F8	0-0 SH 2B 1-2	
Graig Nettles, L (1, 5) OBP: 0.332, SLG: 0.480	0-0 FC3-2 3-H		4-0 1B BB			0-0 G4-6-3 1B		4-0 FC4-6 BB	0-0 SH 2B 1-3 2-H	
Chris Chambliss, L (1, 3) OBP: 0.304, SLG: 0.341	0-0 4-3		0-0 G6-4-3 1B			0-0 G4-6-3 1-2f 1B		0-0 FC4-6 1B		
Thurman Munson, R (1, 2) Rick Dempsey, R (9, 2) OBP: 0.280, SLG: 0.412 OBP: 0.261, SLG: 0.310		0-0 F8	0-0 G6-4-3			0-0 1B		0-0 1-2 1B		
Jim Mason, L (1, 6) OBP: 0.279, SLG: 0.285		0-0 4-3		0-0 3-1		0-0 1-3		0-0 F8		
Fred Stanley, R (1, 4) Roy White, S (9, PH) Fernando Gonzalez, R (10, 4) OBP: 0.358, SLG: 0.386 OBP: 0.224, SLG: 0.259		4-0 1B BB		0-0 4-3			0-0 F9		0-3 K	

Inning Stats	R: 2	H: 2	E: 0	K: 0	S: 5	P: 9	R: 0	H: 2	E: 0	K: 0	S: 4	R: 0	H: 2	E: 0	K: 0	S: 4	R: 0	H: 0	E: 0	K: 0	S: 3	R: 0	H: 2	E: 0	K: 0	S: 4	R: 0	H: 1	E: 0	K: 0	S: 4	R: 0	H: 1	E: 0	K: 1	S: 5	R: 1	H: 2	E: 0	K: 0	S: 3	1B: 8	SF: 0	2B: 2	SAC: 1	3B: 1	DP: 2	HR: 0	HBP: 0	WP: 0	PA: 41
--------------	------	------	------	------	------	------	------	------	------	------	------	------	------	------	------	------	------	------	------	------	------	------	------	------	------	------	------	------	------	------	------	------	------	------	------	------	------	------	------	------	------	-------	-------	-------	--------	-------	-------	-------	--------	-------	--------

PITCHER	IP	WLS	BF	H	R	ER	SO	BB	IBB	HBP	BLK	WP	HR	S	P	ERA	WHIP
Stan Bahnsen, R (1, 1) ERA: 3.54	9.0		38	9	2	2	1	4	0	0	0	0	0	36	52	2.00	1.444
Terry Forster, L (10, 1) ERA: 3.38	0.0	L	3	2	1	1	0	0	0	0	0	0	0	3	3	∞	∞

PITCHER	IP	WLS	BF	H	R	ER	SO	BB	IBB	HBP	BLK	WP	HR	S	P	ERA	WHIP
---------	----	-----	----	---	---	----	----	----	-----	-----	-----	----	----	---	---	-----	------

Batter	1	2	3	4	5	6	7	8	9	AB R H RBI BB SO LOB	TOP											
Roy White, S (1, 7) OBP: 0.359, SLG: 0.379	0-3 K BB		4-0 G4-3 BB		4-0 1B BB		0-0 3-1		0-0 F4	3 0 0 0 2 1 0												
Elliott Maddox, R (1, 8) OBP: 0.388, SLG: 0.328	0-3 K		0-3 K		0-0 1B			0-0 FC3-6 1B	0-0 6-3	5 0 2 1 0 2 3												
Bobby Murcer, L (1, 9) OBP: 0.317, SLG: 0.333	4-0 G4-6-3 BB		0-0 G4-3		0-0 F8			0-0 FC3-6 BB		3 1 0 0 1 0 5												
Ron Blomberg, L (1, 10) OBP: 0.432, SLG: 0.566	0-0 G4-6-3			0-0 F7		0-0 F7		0-3 K		4 0 0 0 0 1 3												
Graig Nettles, L (1, 5) OBP: 0.340, SLG: 0.486		0-0 F8		4-0 G4-3 BB		0-0 3-1 2B		4-0 BB E BB		2 0 1 0 2 0 0												
Chris Chambliss, L (1, 3) OBP: 0.303, SLG: 0.339		0-0 1B		0-0 G4-3		0-0 3-1		0-0 E4 BB		4 0 1 0 0 0 4												
Rick Dempsey, R (1, 2) OBP: 0.245, SLG: 0.289		0-0 F8			0-0 F9		0-0 6-3	4-0 BB BB		3 0 0 0 0 0 2												
Lou Piniella, R (8, PH) OBP: 0.354, SLG: 0.388								1-2 2-3 3-H BB		0 0 0 1 1 0 0												
Jim Deidel, R (8, 2)										0 0 0 0 0 0 0												
Jim Mason, L (1, 6) OBP: 0.287, SLG: 0.307		0-0 F8			0-0 1B 3B		0-0 L3 1B	0-0 G3		3 1 2 0 0 0 1												
Walt Williams, R (8, PH) OBP: 0.115, SLG: 0.080										1 0 0 0 0 0 3												
Gene Michael, S (8, 6) OBP: 0.224, SLG: 0.179										0 0 0 0 0 0 0												
Fred Stanley, R (1, 4)			4-0 BB BB		0-0 F9		0-0 L3		0-0 6-3	0 0 0 0 1 0 0												
Bill Sudakis, S (5, PH) OBP: 0.287, SLG: 0.333										1 0 0 0 0 0 1												
Fernando Gonzalez, R (5, 4) OBP: 0.218, SLG: 0.253										2 0 0 0 0 0 1												
Inning Stats	R: 0 E: 0 K: 2 S: 7	H: 0 LOB: 1 BB: 1 P: 11	R: 0 E: 0 K: 0 S: 4	H: 1 LOB: 1 BB: 0 P: 4	R: 0 E: 0 K: 1 S: 4	H: 0 LOB: 1 BB: 2 P: 12	R: 0 E: 0 K: 0 S: 2	H: 0 LOB: 0 BB: 1 P: 6	R: 1 E: 0 K: 0 S: 5	H: 2 LOB: 2 BB: 1 P: 9	R: 0 E: 0 K: 0 S: 4	H: 1 LOB: 1 BB: 0 P: 4	R: 0 E: 0 K: 0 S: 3	H: 1 LOB: 0 BB: 0 P: 3	R: 1 E: 1 K: 1 S: 7	H: 1 LOB: 3 BB: 2 P: 15	R: 0 E: 0 K: 0 S: 3	H: 0 LOB: 0 BB: 0 P: 3	1B: 4 2B: 2 3B: 1 HR: 0	SF: 0 SAC: 0 DP: 4 HBP: 0	WP: 0 PB: 1 SB: 0 CS: 0	PA: 38
PITCHER	IP WLS BF H R ER SO BB IBB HBP BLK WP HR S P ERA WHIP																					
Joe Decker, R (1, 1) ERA: 3.11	7.2 W 32 6 2 1 4 6 0 0 0 0 0 0 34 58 1.17 1.565																					
Tom Burgmeier, L (8, 1) ERA: 5.02	0.0 2 0 0 0 0 1 0 0 0 0 0 0 1 5 ∞ ∞																					
Bill Campbell, R (8, 1) ERA: 2.48	1.1 S 4 0 0 0 0 0 0 0 0 0 0 0 4 4 0.00 0.000																					

New York Yankees @ Minnesota Twins
Metropolitan Stadium, Bloomington, MI

livebaseballscorecards.com

AB	31
R	2
H	6
RBI	2
BB	7
SO	4
LOB	23



Fri May 31 1974, 8:05 PM EDT
Att: 7,241 - Unknown - 68 F

Batter	1	2	3	4	5	6	7	8	9	AB	R	H	RBI	BB	SO	LOB
Rod Carew, L OBP: 0.464, SLG: 0.497 (1, 4)	0-0 CS 1B	4-0 FC4-6 1B		0-0 1-3 2-H 1B			4-0 FC6-4 1B BB	0-0 G4-6-3 1-2f		3	1	2	1	2	0	2
Steve Braun, L OBP: 0.355, SLG: 0.358 (1, 7)	0-0 1B	0-0 FC4-6 1B				0-3 K	0-0 F9			3	1	1	0	0	1	2
Larry Hisle, R OBP: 0.345, SLG: 0.488 (7, PH) (8, 7)	1-2 1B									1	0	0	0	0	0	1
Tony Oliva, L OBP: 0.361, SLG: 0.472 (1, 10)	0-0 1B 1-2 2B 1B		0-0 G4-3 1B			0-0 WP 1B	0-0 FC6-4 1B			4	1	4	0	0	0	0
Bobby Darwin, R OBP: 0.329, SLG: 0.497 (1, 9)	0-0 F4		0-0 G4-3 1-2f			0-0 F6	0-0 FC6-4 1B 1-2f 2-3			4	0	0	0	0	0	6
Jim Holt, L OBP: 0.311, SLG: 0.303 (1, 3)	0-0 1-2 2-H 2B 1B		0-0 4-3			0-0 F8 1-2	0-0 1-2 3-H 1B			4	1	2	2	0	0	1
Steve Brye, R OBP: 0.330, SLG: 0.364 (1, 8)	0-0 1-H 2-H 2B			0-0 1B 1B		4-0 CS BB	0-3 K			3	1	2	2	1	1	2
Eric Soderholm, R OBP: 0.327, SLG: 0.400 (1, 5)		0-0 FC5-4 1B		0-0 F8		0-0 F9 1-2		0-0 FC1-6 E 1B		4	0	2	0	0	0	2
Randy Hundley, R OBP: 0.260, SLG: 0.247 (1, 2)		0-3 K		0-0 1B 1-2 1B		0-0 1B		0-0 E1 FC1-6 1-2		4	0	2	0	0	1	2
Luis Gomez, R OBP: 0.316, SLG: 0.254 (1, 6)		0-0 FC5-4 S 1-2f		0-0 F7		0-3 K		0-0 FC1-6 G4-6-3 1-2 2-3f		4	0	0	0	0	1	6

Inning Stats	R: 3	H: 5	E: 0	K: 0	S: 6	LOB: 1	BB: 0	P: 6	R: 0	H: 1	E: 0	K: 1	S: 6	LOB: 2	BB: 1	P: 10	R: 0	H: 1	E: 0	K: 0	S: 3	LOB: 0	BB: 0	P: 3	R: 1	H: 3	E: 0	K: 0	S: 5	LOB: 2	BB: 0	P: 5	R: 0	H: 1	E: 0	K: 1	S: 6	LOB: 1	BB: 0	P: 6	R: 0	H: 1	E: 0	K: 1	S: 5	LOB: 1	BB: 1	P: 9	R: 1	H: 2	E: 0	K: 1	S: 7	LOB: 2	BB: 1	P: 11	R: 0	H: 1	E: 1	K: 0	S: 4	LOB: 1	BB: 0	P: 4	R: 0	H: 1	E: 0	K: 0	S: 4	LOB: 1	BB: 0	P: 4
--------------	------	------	------	------	------	--------	-------	------	------	------	------	------	------	--------	-------	-------	------	------	------	------	------	--------	-------	------	------	------	------	------	------	--------	-------	------	------	------	------	------	------	--------	-------	------	------	------	------	------	------	--------	-------	------	------	------	------	------	------	--------	-------	-------	------	------	------	------	------	--------	-------	------	------	------	------	------	------	--------	-------	------

PITCHER	IP	WLS	BF	H	R	ER	SO	BB	IBB	HBP	BLK	WP	HR	S	P	ERA	WHIP
Dick Tidrow, R ERA: 5.57 (1, 1)	4.0	L	19	10	4	4	1	0	1	0	0	0	0	20	24	9.00	2.500
Mike Wallace, L ERA: 4.2 (5, 1)	2.1		11	3	1	1	2	2	0	0	0	1	0	13	21	3.86	2.143
Cecil Upshaw, R ERA: 3.52 (7, 1)	1.2		7	2	0	0	1	0	0	0	0	0	0	9	9	0.00	1.200


BOTTOM

New York Yankees @ Minnesota Twins
Metropolitan Stadium, Bloomington, MI

Fri May 31 1974, 8:05 PM EDT
Att. 7,241 - Unknown - 68 F

AB	34
R	5
H	15
RBI	5
BB	3
SO	4
LOB	24

livebaseballscorecards.com



1B:	14	SF:	0	WP:	1	PA:	37
2B:	1	SAC:	0	PB:	0		
3B:	0	DP:	2	SB:	1		
HR:	0	HBP:	0	CS:	2		

Batter	1	2	3	4	5	6	7	8	9	10	11	12	13	AB R H RBI BB SO LOB	TOP
Roy White, S OBP: 0.355, SLG: 0.370 Lou Piniella, R OBP: 0.350, SLG: 0.383	(1, 7) X 0-0 F7	(1, 8) X 4-0 1B BB		(1, 8) X 0-0 F5		(1, 9) X 0-0 F7		(1, 10) X 0-0 F8	(1, 11) X 0-3 K		(1, 12) X 0-0 F3			4 0 0 0 1 0 3 2 0 0 0 0 1 4	
Elliott Maddox, R OBP: 0.405, SLG: 0.344	(1, 8) X 0-0 1B S	(1, 9) X 0-0 1B		(1, 8) X 0-0 F8		(1, 9) X 0-0 6-3		(1, 10) X 4-0 1-2 BB	(1, 11) X 0-0 CS 1B		(1, 12) X 0-0 F3			6 1 3 2 1 0 1	
Bobby Murcer, L OBP: 0.316, SLG: 0.348	(1, 9) X 0-0 1B S	(1, 10) X 0-0 F5		(1, 9) X 0-0 G3		(1, 10) X 0-0 HR		(1, 11) X 0-0 3-1	(1, 12) X 0-0 F6		(1, 13) X 0-0 K			7 1 2 1 0 1 7	
Ron Blomberg, L OBP: 0.426, SLG: 0.550 Walt Williams, R OBP: 0.103, SLG: 0.071	(1, 10) X 0-3 K	(1, 11) X 0-3 K		(1, 10) X 0-0 F8		(1, 11) X 4-0 BB		(1, 12) X 0-0 1-3	(1, 13) X 0-3 K		(1, 14) X 0-0 5-3			3 0 0 0 1 2 4 3 0 0 0 0 1 1	
Graig Nettles, L OBP: 0.346, SLG: 0.489 Thurman Munson, R OBP: 0.280, SLG: 0.412 Fernando Gonzalez, R OBP: 0.225, SLG: 0.259	(1, 5) X 4-0 1-2 BB		(1, 6) X 0-0 2B	(1, 5) X 0-0 1-3		(1, 6) X 0-3 K		(1, 7) X 0-0 K	(1, 8) X 4-0 1B BB		(1, 9) X 0-3 K		(1, 10) X 0-0 1B FC6-4	3 0 1 0 2 1 1 0 1 0 0 0 0 0 2 1 1 0 0 1 0	
Chris Chambliss, L OBP: 0.297, SLG: 0.331 Bill Sudakis, S OBP: 0.294, SLG: 0.341 Mel Stottlemyre, R OBP: 0.191, SLG: 0.191 Gene Michael, S OBP: 0.226, SLG: 0.191 Cecil Upshaw, R	(1, 3) X 0-0 5-3		(1, 4) X 0-0 1-3	(1, 3) X 0-3 K		(1, 4) X 0-0 4-3		(1, 5) X 0-0 BB 1B FC6-2	(1, 6) X 0-0 1B		(1, 7) X 0-0 4-3		(1, 8) X 0-0 1B FC6-4	4 0 0 0 0 1 4 1 0 1 0 0 0 0 0 0 0 0 0 0 0 1 0 0 0 0 0 0 1 0 1 0 0 0 0 0 0 0 0 0 0 0	
Rick Dempsey, R OBP: 0.286, SLG: 0.314		(1, 2) X 0-0 F8 1B 1B		(1, 2) X 0-0 1-3		(1, 3) X 0-0 5-3		(1, 4) X 0-0 FC5-4 1B	(1, 5) X 0-0 FC6-2 BB 1B		(1, 6) X 4-0 BB		(1, 7) X 0-0 FC6-4	6 1 3 2 1 0 2	
Jim Mason, L OBP: 0.299, SLG: 0.310		(1, 6) X 0-0 1B BB 1B		(1, 6) X 4-0 BB		(1, 7) X 0-0 6-3 1B		(1, 8) X 0-0 FC5-4 F8 1B	(1, 9) X 4-0 FC6-2 BB		(1, 10) X 0-3 K		(1, 11) X 0-3 K	5 1 2 0 2 2 3	
Fred Stanley, R OBP: 0.400, SLG: 0.250		(1, 4) X 0-0 F8		(1, 4) X 0-3 K		(1, 5) X 0-0 6-3		(1, 6) X 0-0 1-2 S 1B	(1, 7) X 0-0 FC6-2		(1, 8) X 0-0 1B		(1, 9) X 0-0 1B	6 0 2 0 0 1 8	
Inning Stats	R: 1 H: 2 E: 0 LOB: 2 K: 1 S: 7 P: 11	R: 2 H: 3 E: 0 LOB: 2 K: 1 BB: 1 S: 8 P: 12	R: 0 H: 1 E: 0 LOB: 2 K: 1 BB: 1 S: 6 P: 10	R: 0 H: 0 E: 0 LOB: 0 K: 0 BB: 0 S: 3 P: 3	R: 0 H: 0 E: 0 LOB: 0 K: 1 BB: 0 S: 5 P: 5	R: 0 H: 1 E: 0 LOB: 1 K: 0 BB: 0 S: 4 P: 4	R: 1 H: 1 E: 0 LOB: 1 K: 1 BB: 1 S: 6 P: 10	R: 0 H: 2 E: 0 LOB: 3 K: 0 BB: 1 S: 5 P: 9	R: 1 H: 2 E: 0 LOB: 3 K: 1 BB: 2 S: 7 P: 15	R: 0 H: 1 E: 0 LOB: 0 K: 1 BB: 0 S: 5 P: 5	R: 0 H: 0 E: 0 LOB: 1 K: 2 BB: 1 S: 7 P: 11	R: 0 H: 1 E: 0 LOB: 1 K: 1 BB: 0 S: 6 P: 6	R: 1 H: 2 E: 0 LOB: 1 K: 1 BB: 0 S: 7 P: 7	1B: 14 2B: 1 3B: 0 HR: 1 SF: 0 SAC: 0 DP: 0 HBP: 0	WP: 0 PA: 62 PB: 0 SB: 3 CS: 1
PITCHER	IP WLS BF H R ER SO BB IBB HBP BLK WP HR S P ERA WHIP														
Bert Blyleven, R ERA: 2.97	(1, 1) 1.1 11 5 3 3 1 2 0 0 0 0 0 19 20.25 5.250														
Dave Goltz, R ERA: 2.33	(2, 1) 6.1 27 5 1 1 4 3 0 0 0 0 1 32 1.42 1.263														
Tom Burgmeier, L ERA: 5.22	(8, 1) 0.2 4 1 1 1 0 1 0 0 0 0 0 3 7 13.50 3.000														
Bill Campbell, R ERA: 2.41	(9, 1) 4.2 L 20 5 1 1 6 2 0 0 0 0 0 30 1.93 1.500														

New York Yankees @ Minnesota Twins
Metropolitan Stadium, Bloomington, MI

Sat Jun 01 1974, 4:33 AM EDT
Att. 7,037 - Unknown - 55 F

AB	54
R	6
H	16
RBI	5
BB	8
SO	11
LOB	38



Batter	1	2	3	4	5	6	7	8	9	10	11	12	13	AB R H RBI BB SO LOB
Rod Carew, L <small>(1, 4) OBP: 0.460, SLG: 0.492</small>	0-0 6-3		0-0 1B		0-0 4-3			0-0 WP 1B 1B	0-3 K		0-0 FC1-5 1-2 2-3r			6 1 2 0 0 1 2
Steve Braun, L <small>(1, 7) OBP: 0.359, SLG: 0.362</small> Larry Hisle, R <small>(9, 7) OBP: 0.340, SLG: 0.481</small>	0-0 6-3		0-0 F8		0-0 1B			0-0 1-2 WP 1B 1B		0-0 6-3	0-0 L6-4 2-3			4 1 2 0 0 0 1 2 0 0 0 0 0 2
Tony Oliva, L <small>(1, 10) OBP: 0.355, SLG: 0.462</small> Danny Thompson, R <small>(10, PR) OBP: 0.188, SLG: 0.167</small>	0-0 F4			0-0 F8		0-0 G3		0-0 F8		0-0 2B 1B		0-0 F3		5 0 1 0 0 0 2 1 0 0 0 0 0 0
Bobby Darwin, R <small>(1, 9) OBP: 0.335, SLG: 0.519</small>		0-0 HR		0-0 F6		0-3 K		0-0 1-2 2-3 1B BB		0-0 1-3 2B		0-3 K		5 2 2 1 1 2 0
Jim Holt, L <small>(1, 3) OBP: 0.312, SLG: 0.319</small> Harmon Killebrew, R <small>(8, PH) OBP: 0.303, SLG: 0.373</small> Jerry Terrell, R <small>(8, PR) OBP: 0.284, SLG: 0.325</small> <small>(9, 3)</small>		0-0 4-3		0-0 1B 2B		0-0 4-3		0-0 1-2 2-4 3-4 1B 1B		4-0 1BB		0-0 F8		3 1 1 0 0 0 0 1 0 1 2 0 0 0 1 0 0 0 1 0 0
Steve Brye, R <small>(1, 8) OBP: 0.347, SLG: 0.369</small>		0-0 G6-4-3 1B		4-0 1B BB			0-0 5-3	0-0 1-3 2-4 3-4 1B		0-0 F5			1-0 5-3 HBP	4 0 2 1 1 0 3
Eric Soderholm, R <small>(1, 5) OBP: 0.319, SLG: 0.386</small>		0-0 G6-4-3 1-2r		0-0 1-3 2-4 1B		0-3 K	0-3 K	0-3 K		0-3 K			0-0 5-3 1-2	6 0 1 1 0 3 8
Glenn Borgmann, R <small>(1, 2) OBP: 0.267, SLG: 0.203</small> Randy Hundley, R <small>(9, PH) OBP: 0.263, SLG: 0.250</small> <small>(10, 2)</small>			0-0 F8	0-0 6-3		0-0 F6		0-0 F5	0-0 6-3		0-0 FC1-5 SH 1B		0-0 F4	3 0 0 0 0 0 2 3 0 1 0 0 0 0
Luis Gomez, R <small>(1, 6) OBP: 0.301, SLG: 0.240</small>			0-0 5-3		0-0 F4		0-0 F5	0-0 F5	0-0 5-3		0-0 SH L6-4 FC1-5 1-2			4 0 0 0 0 0 0

Inning Stats	R: 0 E: 0 K: 0 S: 3	H: 0 LOB: 0 BB: 0 P: 3	R: 1 E: 0 K: 0 S: 4	H: 2 LOB: 0 BB: 0 P: 4	R: 0 E: 0 K: 0 S: 4	H: 1 LOB: 1 BB: 0 P: 4	R: 1 E: 0 K: 0 S: 5	H: 2 LOB: 2 BB: 1 P: 9	R: 0 E: 0 K: 0 S: 3	H: 1 LOB: 1 BB: 0 P: 3	R: 0 E: 0 K: 1 S: 5	H: 0 LOB: 0 BB: 0 P: 5	R: 0 E: 0 K: 1 S: 5	H: 0 LOB: 0 BB: 0 P: 5	R: 3 E: 0 K: 1 S: 9	H: 4 LOB: 3 BB: 1 P: 13	R: 0 E: 0 K: 1 S: 5	H: 0 LOB: 0 BB: 0 P: 5	R: 0 E: 0 K: 1 S: 7	H: 2 LOB: 3 BB: 1 P: 11	R: 0 E: 0 K: 1 S: 4	H: 1 LOB: 1 BB: 0 P: 4	R: 0 E: 0 K: 1 S: 5	H: 0 LOB: 0 BB: 0 P: 5	R: 0 E: 0 K: 0 S: 2	H: 0 LOB: 0 BB: 0 P: 3	1B: 10 2B: 3 3B: 0 HR: 1	SF: 0 SAC: 1 DP: 2 HBP: 1	WP: 1 PB: 0 SB: 0 CS: 0	PA: 53
PITCHER	IP	WLS	BF	H	R	ER	SO	BB	IBB	HBP	BLK	WP	HR	S	P	ERA	WHIP													
Doc Medich, R <small>(1, 1) ERA: 3.57</small>	7.1		29	8	4	4	2	1	0	0	0	0	1	32	36	4.91	1.227													
Sparky Lytle, L <small>(8, 1) ERA: 1.59</small>	4.2	W	21	5	1	1	4	1	1	0	0	1	0	27	35	1.93	1.286													
Sparky Lytle, L <small>(9, 1) ERA: 1.59</small>	4.2	W	21	5	1	1	4	1	1	0	0	1	0	27	35	1.93	1.286													
Cecil Upshaw, R <small>(13, 1) ERA: 3.38</small>	1.0	S	3	0	0	0	0	0	0	1	0	0	0	2	3	0.00	0.000													


BOTTOM

New York Yankees @ Minnesota Twins
Metropolitan Stadium, Bloomington, MI

Sat Jun 01 1974, 4:33 AM EDT
Att: 7,037 - Unknown - 55 F

AB	48
R	5
H	13
RBI	5
BB	3
SO	6
LOB	20

livebaseballscorecards.com



New York Yankees @ Minnesota Twins
 Metropolitan Stadium, Bloomington, MI

Sun Jun 02 1974, 4:33 AM EDT
 Att. 20,073 - Unknown - 69 F

livebaseballscorecards.com



Batter	1	2	3	4	5	6	7	8	9	AB	R	H	RBI	BB	SO	LOB	TOP
Elliott Maddox, R (1, 8) OBP: 0.430, SLG: 0.358	4-0 BB G4-6-3		0-0 F8		0-0 2B 1B	0-0 1-2 HR 1B		4-0 1B BB		3	3	2	0	2	0	0	
Ron Blomberg, L (1, 10) OBP: 0.433, SLG: 0.588	0-0 G4-6-3 1-2f		0-0 F8		0-0 1-H 2B	0-0 1-H 2-H HR		0-0 1-2 1B 1B		5	2	3	4	0	0	1	
Bobby Murcer, L (1, 9) OBP: 0.313, SLG: 0.344	0-0 F2		0-0 1-3		0-0 F7	0-0 6-3		0-0 1-2 2-H 1B 1B		5	0	1	1	0	0	1	
Lou Piniella, R (1, 7) OBP: 0.358, SLG: 0.409		0-0 1B		0-0 6-3		0-0 HR 4-3		0-0 1-2 2-H 1B		5	1	3	2	0	0	0	
Bill Sudakis, S (1, 3) OBP: 0.308, SLG: 0.347		4-0 1B BB		0-3 K		0-0 1B HR 1B	0-0 G5-4-3 1B	0-3 K		4	2	2	0	1	2	2	
Graig Nettles, L (1, 5) OBP: 0.352, SLG: 0.492		0-0 1B 1B		0-0 1B		0-0 1-2 HR 1B	0-0 F7	0-0 3-1		5	1	3	0	0	0	1	
Rick Dempsey, R (1, 2) OBP: 0.295, SLG: 0.375		0-0 F7		0-0 F8		0-0 1-H 2-H HR	0-0 G5-4-3	0-0 1B		5	1	2	3	0	0	4	
Fred Stanley, R (1, 4) OBP: 0.400, SLG: 0.250		0-0 1-3 2-H 1B		0-0 5-3	0-0 4-3			0-0 F9	4-0 BB	4	0	1	1	1	0	0	
Jim Mason, L (1, 6) OBP: 0.296, SLG: 0.307		0-3 K		0-0 F9	0-0 1B HR 1B			0-0 F7	0-3 K	5	1	1	0	0	2	3	
Inning Stats	R: 0 E: 0 K: 0 S: 2 H: 0 LOB: 0 BB: 1 P: 6	R: 1 E: 0 K: 1 S: 7 H: 3 LOB: 2 BB: 1 P: 11	R: 0 E: 0 K: 0 S: 3 H: 0 LOB: 0 BB: 0 P: 3	R: 0 E: 0 K: 1 S: 6 H: 1 LOB: 1 BB: 0 P: 6	R: 1 E: 0 K: 0 S: 5 H: 2 LOB: 1 BB: 0 P: 5	R: 7 E: 0 K: 0 S: 10 H: 7 LOB: 0 BB: 0 P: 10	R: 0 E: 0 K: 0 S: 3 H: 1 LOB: 0 BB: 0 P: 3	R: 2 E: 0 K: 1 S: 8 H: 3 LOB: 2 BB: 1 P: 12	R: 0 E: 0 K: 1 S: 5 H: 1 LOB: 1 BB: 1 P: 9	1B: 14 2B: 1 3B: 0 HR: 3 SF: 0 SAC: 0 DP: 2 HBP: 0	WP: 0 PB: 0 SB: 1 CS: 0 PA: 45						
PITCHER	IP WLS BF H R ER SO BB IBB HBP BLK WP HR S P ERA WHIP																
Vic Albury, L (1, 1) ERA: 4.97	5.0 L 25 10 6 6 2 2 0 0 0 0 0 2 27 35 10.80 2.400																
Bill Butler, L (6, 1) ERA: 7.45	3.0 16 7 5 5 1 1 0 0 0 0 0 1 17 21 15.00 2.667																
Bill Hands, R (9, 1) ERA: 6.95	1.0 4 1 0 0 0 1 1 0 0 0 0 0 5 9 0.00 2.000																

Batter	1	2	3	4	5	6	7	8	9	AB	R	H	RBI	BB	SO	LOB
Rod Carew, L (1, 4) OBP: 0.466, SLG: 0.492 Jerry Terrell, R (9, 4) OBP: 0.284, SLG: 0.325	1-0 HBP		4-0 BB		0-0 1B		0-0 4-3			2	0	1	0	1	0	1
Steve Braun, L (1, 7) OBP: 0.356, SLG: 0.354	0-0 F9		4-0 BB		0-0 F7			0-0 5-3		3	0	0	0	1	0	2
Tony Oliva, L (1, 10) OBP: 0.345, SLG: 0.449	0-0 F8		0-0 F9			0-0 4-3		0-0 3-1		4	0	0	0	0	0	3
Bobby Darwin, R (1, 9) OBP: 0.339, SLG: 0.519	0-0 F9			0-0 1B		0-0 5-3		0-0 FC6-4 1B		4	0	2	0	0	0	1
Jim Holt, L (1, 3) OBP: 0.309, SLG: 0.315		0-0 4-3		0-0 1B		0-0 5-3		0-0 FC6-4 1-2f		4	0	1	0	0	0	1
Steve Brye, R (1, 8) OBP: 0.336, SLG: 0.357		0-0 F8		0-0 F5		0-0 6-3		0-0 F2		4	0	0	0	0	0	1
Danny Thompson, R (1, 5) OBP: 0.167, SLG: 0.147		0-0 F3		0-0 F8		0-0 4-3		0-0 F5		4	0	0	0	0	0	1
Luis Gomez, R (1, 6) OBP: 0.302, SLG: 0.244 Harmon Killebrew, R (9, PH) OBP: 0.301, SLG: 0.370			0-0 5-3		0-0 5-3		0-0 2B 1B		0-0 6-3	3	1	1	0	0	0	0
Glenn Borgmann, R (1, 2) OBP: 0.269, SLG: 0.220			0-0 F7		0-0 6-3		0-0 1-H 2B			1	0	0	0	0	0	0

Inning Stats	R: 0	H: 0	E: 0	K: 0	S: 3	R: 0	H: 0	E: 0	K: 0	S: 3	R: 0	H: 2	E: 0	K: 0	S: 4	R: 0	H: 1	E: 0	K: 0	S: 4	R: 0	H: 0	E: 0	K: 0	S: 3	R: 1	H: 2	E: 0	K: 0	S: 5	R: 0	H: 1	E: 0	K: 0	S: 4	R: 0	H: 0	E: 0	K: 0	S: 3	1B: 5	SF: 0	2B: 1	SAC: 0	3B: 0	DP: 0	HR: 0	HBP: 1	WP: 0	PA: 35
PITCHER Mel Stottlemyre, R (1, 1) ERA: 3.27	IP	WLS	BF	H	R	ER	SO	BB	IBB	HBP	BLK	WP	HR	S	P	ERA	WHIP																																	


BOTTOM

New York Yankees @ Minnesota Twins
Metropolitan Stadium, Bloomington, MI

Sun Jun 02 1974, 4:33 AM EDT
Att: 20,073 - Unknown - 69 F

livebaseballscores.com

AB	32
R	1
H	6
RBI	1
BB	2
SO	0
LOB	10



Batter	1	2	3	4	5	6	7	8	9	AB R H RBI BB SO LOB	TOP											
Elliott Maddox, R (1, 8) OBP: 0.410, SLG: 0.338	0-0 5-3		0-0 F9		0-0 1-3			0-0 6-3		4 0 0 0 0 0 2												
Ron Blomberg, L (1, 10) OBP: 0.428, SLG: 0.576	0-0 F6		0-0 G4-6-3 1-2 1B		0-0 4-3			0-3 K		4 0 1 0 0 1 1												
Bobby Murcer, L (1, 9) OBP: 0.307, SLG: 0.337	0-0 4-3		0-0 G4-6-3 1-2f					0-0 F5		4 0 0 0 0 0 2												
Lou Piniella, R (1, 7) OBP: 0.355, SLG: 0.405		0-0 6-3 S 1B		0-0 F8				0-0 1-3		4 1 1 0 0 0 0												
Bill Sudakis, S (1, 3) OBP: 0.297, SLG: 0.333		0-3 K		0-0 F8				0-0 F7		4 0 0 0 0 1 1												
Graig Nettles, L (1, 5) OBP: 0.346, SLG: 0.481		0-0 6-3 2-3		0-3 K				0-0 3-1		4 0 0 0 0 1 1												
Rick Dempsey, R (1, 2) OBP: 0.328, SLG: 0.424		0-0 3-H 1B		0-0 4-3 2B				0-0 6-3 1B		3 1 3 1 0 0 0												
Fred Stanley, R (1, 4) OBP: 0.353, SLG: 0.214		0-0 F2		0-0 4-3 2-3				0-0 6-3 1-2		2 0 0 0 0 0 2												
Roy White, S (7, PH) OBP: 0.354, SLG: 0.367										1 0 0 0 0 0 1												
Fernando Gonzalez, R (7, 4) OBP: 0.225, SLG: 0.259										0 0 0 0 0 0 0												
Jim Mason, L (1, 6) OBP: 0.302, SLG: 0.320			0-0 1B		0-0 3-H 2B			0-0 F6		3 0 2 1 0 0 1												
Inning Stats	R: 0 E: 0 K: 0 S: 3	H: 0 LOB: 0 BB: 0 P: 3	R: 1 E: 0 K: 1 S: 7	H: 2 LOB: 1 BB: 0 P: 7	R: 0 E: 0 K: 0 S: 4	H: 2 LOB: 1 BB: 0 P: 4	R: 0 E: 0 K: 1 S: 5	H: 0 LOB: 0 BB: 0 P: 5	R: 1 E: 0 K: 0 S: 5	H: 2 LOB: 1 BB: 0 P: 5	R: 0 E: 0 K: 0 S: 3	H: 0 LOB: 0 BB: 0 P: 3	R: 0 E: 0 K: 1 S: 5	H: 0 LOB: 0 BB: 0 P: 5	R: 0 E: 0 K: 0 S: 3	H: 0 LOB: 0 BB: 0 P: 3	R: 0 E: 0 K: 0 S: 3	H: 0 LOB: 0 BB: 0 P: 3	1B: 5 2B: 2 3B: 0 HR: 0	SF: 0 SAC: 0 DP: 1 HBP: 0	WP: 0 PB: 0 SB: 1 CS: 0	PA: 33
PITCHER Wilbur Wood, L (1, 1) ERA: 3.4	IP: 9.0 WLS: W BF: 33 H: 7 R: 2 ER: 2 SO: 3 BB: 0 IBB: 0 HBP: 0 BLK: 0 WP: 0 HR: 0 S: 39 P: 39 ERA: 2.00 WHIP: 0.778																				PITCHER	IP: WLS: BF: H: R: ER: SO: BB: IBB: HBP: BLK: WP: HR: S: P: ERA: WHIP:

New York Yankees @ Chicago White Sox
Comiskey Park, Chicago, IL
Tue Jun 04 1974, 8:05 PM EDT
Att. 14,351 - Unknown - 79 F

livebaseballscorecards.com

AB	33
R	2
H	7
RBI	2
BB	0
SO	3
LOB	11



Batter	1	2	3	4	5	6	7	8	9
Pat Kelly, L (1, 10) OBP: 0.365, SLG: 0.412 Brian Downing, R (8, PH) OBP: 0.413, SLG: 0.594	0-0 CS 1B		0-0 F7		0-0 F5		0-0 1-4-3 2B 1B	0-0 1B	
Carlos May, L (1, 7) OBP: 0.314, SLG: 0.312	0-0 3-1 1-2		0-0 4-3		0-0 1-2 2-3 HR 1B		0-0 1-4-3 1-2	0-0 4-3	
Dick Allen, R (1, 3) OBP: 0.378, SLG: 0.542 Tony Muser, L (9, 3) OBP: 0.318, SLG: 0.333	0-3 K			0-0 F7	0-0 1-H 2-H 3-H HR		0-3 K		
Bill Melton, R (1, 5) OBP: 0.328, SLG: 0.369		4-0 E 1B BB		0-0 5-3	0-0 5-3		0-0 2-H 1B 2B		
Ken Henderson, S (1, 8) OBP: 0.369, SLG: 0.459		0-0 E8 1B 1-3 1B		0-0 2B		0-0 4-3	0-0 2-H 1B		
Jorge Orta, L (1, 4) OBP: 0.317, SLG: 0.368		0-0 F7		0-0 F7		0-0 SH1-3 1B		0-0 1B HR 2B	
Bill Sharp, L (1, 9) OBP: 0.667, SLG: 0.667		0-0 G4-6-3 1-3 3-H 1B			0-0 4-3	0-0 SH1-3 1-2		0-0 4-3 2-3 1B	
Ed Herrmann, L (1, 2) OBP: 0.346, SLG: 0.421		0-0 G4-6-3 1-2f			0-0 1B HR 1B	4-0 FC5-4 IBB		0-0 4-3 1-3	
Bucky Dent, R (1, 6) OBP: 0.233, SLG: 0.328			0-0 5-3		0-0 1-2 HR 1B	0-0 FC5-4 1-2f		0-0 3-H HR	

Inning Stats	R: 0 E: 0 K: 1 S: 5	H: 1 LOB: 0 BB: 0 P: 5	R: 1 E: 1 K: 0 S: 4	H: 2 LOB: 1 BB: 1 P: 8	R: 0 E: 0 K: 0 S: 3	H: 0 LOB: 0 BB: 0 P: 3	R: 0 E: 0 K: 0 S: 4	H: 1 LOB: 1 BB: 0 P: 4	R: 4 E: 0 K: 0 S: 7	H: 4 LOB: 0 BB: 0 P: 7	R: 0 E: 0 K: 0 S: 4	H: 1 LOB: 2 BB: 1 P: 8	R: 2 E: 0 K: 1 S: 7	H: 3 LOB: 1 BB: 0 P: 7	R: 2 E: 0 K: 0 S: 6	H: 4 LOB: 1 BB: 0 P: 6
1B: 11 2B: 3 3B: 0 HR: 2	SF: 0 SAC: 1 DP: 1 HBP: 0	WP: 0 PB: 0 SB: 0 CS: 1	PA: 38													

PITCHER	IP	WLS	BF	H	R	ER	SO	BB	IBB	HBP	BLK	WP	HR	S	P	ERA	WHIP
Pat Dobson, R (1, 1) ERA: 4.33	6.0	L	27	9	5	5	1	1	1	0	0	0	1	27	35	7.50	1.667
Dave Pagan, R (7, 1) ERA: 9.28	1.0		7	5	4	4	1	0	0	0	0	0	0	9	9	36.00	5.000
Mike Wallace, L (8, 1) ERA: 4.5	1.0		4	2	0	0	0	0	0	0	0	0	1	4	4	0.00	2.000


BOTTOM

New York Yankees @ Chicago White Sox
Comiskey Park, Chicago, IL

Tue Jun 04 1974, 8:05 PM EDT
Att: 14,351 - Unknown - 79 F

AB	R	H	RBI	BB	SO	LOB
4	1	2	0	0	0	2
1	0	1	0	0	0	0
5	1	1	0	0	0	3
4	1	1	4	0	2	1
0	0	0	0	0	0	0
3	2	1	1	1	0	0
4	0	3	1	0	0	0
4	1	2	0	0	0	3
3	0	2	1	0	0	0
3	1	1	0	1	0	4
4	2	2	2	0	0	2

AB 35
R 9
H 16
RBI 9
BB 2
SO 2
LOB 15



WP	HR	S	P	ERA	WHIP
0	1	1	1	7.50	1.667
0	0	0	0	36.00	5.000
0	0	0	0	0.00	2.000

Batter	1	2	3	4	5	6	7	8	9	10	11	12	13	14	15	AB R H RBI BB SO LOB
Elliott Maddox, R OBP: 0.400, SLG: 0.346 (1, 8) (9, 4)	0-0 HBP 1B	0-0 F9		0-0 4-3		0-3 K			0-0 1B 2B		0-0 F8			0-0 1-3		7 2 2 0 0 1 1
Ron Blomberg, L OBP: 0.414, SLG: 0.548 (1, 10)	1-0 1B FC5-4 HBP	0-0 F7		0-0 F7			0-3 K		0-0 5-3			0-0 F4		0-3 K		6 1 0 0 0 2 2
Bobby Murcer, L OBP: 0.311, SLG: 0.340 (1, 9) (9, 8)	0-0 FC5-4 1B		0-0 1B 2B 1B	0-3 K			0-0 5-3		0-0 1B			0-3 K		0-0 F8		7 1 3 2 0 2 0
Lou Piniella, R OBP: 0.358, SLG: 0.402 (1, 7)	0-0 F2		4-0 1B 2B BB 1B		0-0 BB 1B		0-3 K		0-0 4-3			0-0 1B 1B			0-0 F7	6 1 2 0 1 1 3
Bill Sudakis, S OBP: 0.297, SLG: 0.330 (1, 3)	0-0 FC5-4 BB		0-0 2B 1B		0-0 F3		0-0 5-3			0-0 F2		0-0 1B		0-0 E6		7 1 2 1 0 0 2
Graig Nettles, L OBP: 0.353, SLG: 0.484 (1, 5) BB BB BB	4-0 1-2 BB		0-0 2B		4-0 BB 1B		0-0 1B		0-0 F6			0-3 K		0-3 K		5 0 2 3 2 2 3
Rick Dempsey, R OBP: 0.296, SLG: 0.379 (1, 2) (9, 9)	0-0 F4		0-0 5-3		0-0 G6-4-3 BB		0-0 F9		0-0 F7					0-0 K		7 0 0 0 0 1 7
Fred Stanley, R OBP: 0.300, SLG: 0.176 (1, 4) (6, 6)		0-0 6-3		0-0 4-3		0-0 5-3		0-0 F8			0-3 K		0-0 1B			3 0 0 0 0 0 1
Roy White, S OBP: 0.352, SLG: 0.365 (8, PH)														0-0 G6-4-3 1B		1 0 0 0 0 0 1
Gene Michael, S OBP: 0.241, SLG: 0.200 (8, 6)														0-0 G6-4-3		2 0 1 0 0 1 0
Jim Mason, L OBP: 0.305, SLG: 0.329 (1, 6) (6, PH)		0-0 2B		0-3 K		0-0 F9		0-3 K			0-0 F4			0-0 G6-4-3		2 0 1 0 0 0 1 1
Walt Williams, R OBP: 0.190, SLG: 0.069 (6, PH)																1 0 0 0 0 0 0
Fernando Gonzalez, R OBP: 0.225, SLG: 0.259 (6, PH)																0 0 0 0 0 0 0
Chris Chambliss, L OBP: 0.295, SLG: 0.330 (9, PH)																1 0 0 0 0 1 0
Jim Deidel, R (9, 2)																2 0 0 0 0 0 1


Inning Stats	R: 2 E: 0 K: 5 S: 5	H: 2 LOB: 2 BB: 1 P: 10	R: 0 E: 0 K: 4 S: 4	H: 1 LOB: 1 BB: 0 P: 4	R: 3 E: 0 K: 8 S: 8	H: 3 LOB: 1 BB: 1 P: 12	R: 0 E: 0 K: 5 S: 5	H: 0 LOB: 0 BB: 0 P: 5	R: 0 E: 0 K: 3 S: 3	H: 1 LOB: 1 BB: 1 P: 7	R: 0 E: 0 K: 7 S: 7	H: 0 LOB: 0 BB: 0 P: 7	R: 0 E: 0 K: 4 S: 4	H: 1 LOB: 1 BB: 0 P: 4	R: 1 E: 0 K: 7 S: 7	H: 2 LOB: 1 BB: 0 P: 7	R: 0 E: 0 K: 3 S: 3	H: 0 LOB: 0 BB: 0 P: 3	R: 0 E: 0 K: 9 S: 9	H: 2 LOB: 2 BB: 0 P: 9	R: 0 E: 0 K: 5 S: 5	H: 1 LOB: 0 BB: 0 P: 5	R: 0 E: 0 K: 6 S: 6	H: 0 LOB: 1 BB: 0 P: 6	R: 0 E: 1 K: 6 S: 6	H: 0 LOB: 1 BB: 0 P: 6	1B: 10 2B: 3 3B: 0 HR: 0	SF: 0 SAC: 0 DP: 2 HBP: 1	WP: 0 PB: 0 CS: 0	PA: 61
--------------	------------------------------	----------------------------------	------------------------------	---------------------------------	------------------------------	----------------------------------	------------------------------	---------------------------------	------------------------------	---------------------------------	------------------------------	---------------------------------	------------------------------	---------------------------------	------------------------------	---------------------------------	------------------------------	---------------------------------	------------------------------	---------------------------------	------------------------------	---------------------------------	------------------------------	---------------------------------	------------------------------	---------------------------------	-----------------------------------	------------------------------------	-------------------------	--------

PITCHER	IP	WLS	BF	H	R	ER	SO	BB	IBB	HBP	BLK	WP	HR	S	P	ERA	WHIP
Skip Pitlock, L ERA: 4.15 (1, 1)	2.0		13	4	4	4	0	2	0	1	0	0	0	10	19	18.00	3.000
Jim Kaat, L ERA: 4.6 (3, 1)	5.1		20	4	1	1	5	1	0	0	0	0	0	29	33	1.69	0.938
Cy Acosta, R ERA: 3.6 (8, 1)	0.2		2	0	0	0	0	0	0	0	0	0	0	2	2	0.00	0.000
Terry Forster, L ERA: 3.12 (9, 1)	7.0	W	26	5	1	1	7	0	0	0	0	0	0	40	40	1.29	0.714

New York Yankees @ Chicago White Sox
Comiskey Park, Chicago, IL

Wed Jun 05 1974, 8:05 PM EDT
Att. 7,566 - Unknown - 66 F


AB	57
R	6
H	13
RBI	6
BB	3
SO	12
LOB	22



Batter	1	2	3	4	5	6	7	8	9	10	11	12	13	14	15	AB	R	H	RBI	BB	SO	LOB	BOTTOM									
Pat Kelly, L (1, 10) OBP: 0.374, SLG: 0.417 Ron Santo, R (9, PH) OBP: 0.325, SLG: 0.281	0-0 4-3		4-0 1B 3B BB		0-0 CS 1B		0-0 FC5-2 1B		0-0 BB 1B			0-3 K		0-0 F6		3 3	1 0	2 1	0 0	1 0	0 0	0 0										
Carlos May, L (1, 7) OBP: 0.323, SLG: 0.315	4-0 G6-4-3 BB		0-0 3B 1B		0-0 3-1		0-0 FC5-2		4-0 BB 1B			0-0 G3		0-0 CS 1B		5 5	1 1	2 2	2 2	0 0	3 3											
Dick Allen, R (1, 3) OBP: 0.380, SLG: 0.547	0-0 G6-4-3		0-0 1H 3H 3B		4-0 BB		0-0 F7		0-0 6-3			0-3 K		0-0 CS		6 6	2 2	2 2	1 1	1 1	5 5											
Bill Melton, R (1, 5) OBP: 0.319, SLG: 0.357		0-0 F8	0-3 K		0-3 K		0-0 F8			0-0 6-3			0-0 F7		0-0 SH3-4 1B		6 6	0 0	0 0	0 0	2 2	4 4										
Ken Henderson, S (1, 8) OBP: 0.362, SLG: 0.446		0-0 5-3	0-0 SF7			0-0 6-3		0-3 K		0-3 K		0-3 K		0-3 K		4 4	0 0	0 0	1 1	1 1	3 3	0 0										
Jorge Orta, L (1, 4) OBP: 0.323, SLG: 0.374		0-0 F5	0-0 F7			4-0 4-3 BB		0-3 K		0-3 K			0-0 1B 1B		0-0 2B		6 6	0 0	2 2	1 1	1 1	2 2	0 0									
Bill Sharp, L (1, 9) OBP: 0.429, SLG: 0.429 Jerry Hairston, S (11, PH) OBP: 0.191, SLG: 0.196			0-0 1B BB E 1B	0-3 K		0-0 4-3		0-0 F8			0-0 5-3		0-0 1B 1B				4 2	1 0	1 1	0 0	0 0	1 0	1 0									
Ed Herrmann, L (1, 2) OBP: 0.345, SLG: 0.414 Brian Downing, R (9, PH) OBP: 0.398, SLG: 0.569			4-0 E 1B BB	0-0 5-3		0-0 F8			0-3 K		0-3 K		0-0 4-3				2 3	1 0	0 0	1 0	0 0	1 2	1 2									
Bucky Dent, R (1, 6) OBP: 0.240, SLG: 0.331 Tony Muser, L (14, PH) OBP: 0.311, SLG: 0.326 Eddie Leon, R (15, 6) OBP: 0.188, SLG: 0.172			0-0 E5 1B 1B	0-0 F7			0-0 1B FC5-2 1B		0-0 F8		0-0 5-3			0-0 1-3			5 1	1 0	2 0	0 0	0 0	0 0	0 0									
Inning Stats	R: 0 E: 0 K: 0 S: 2	H: 0 LOB: 0 BB: 1 P: 6	R: 0 E: 0 K: 0 S: 3	H: 0 LOB: 0 BB: 0 P: 3	R: 6 E: 1 K: 1 S: 9	H: 4 LOB: 0 BB: 2 P: 17	R: 0 E: 0 K: 1 S: 5	H: 0 LOB: 0 BB: 0 P: 5	R: 0 E: 0 K: 1 S: 5	H: 1 LOB: 1 BB: 1 P: 9	R: 0 E: 0 K: 0 S: 3	H: 0 LOB: 1 BB: 1 P: 7	R: 0 E: 0 K: 2 S: 7	H: 0 LOB: 0 BB: 0 P: 7	R: 0 E: 0 K: 2 S: 7	H: 0 LOB: 0 BB: 0 P: 7	R: 0 E: 0 K: 1 S: 5	H: 0 LOB: 0 BB: 0 P: 5	R: 0 E: 0 K: 2 S: 7	H: 0 LOB: 2 BB: 0 P: 7	R: 0 E: 0 K: 1 S: 5	H: 0 LOB: 0 BB: 0 P: 5	R: 0 E: 0 K: 2 S: 7	H: 0 LOB: 0 BB: 0 P: 7	R: 0 E: 0 K: 1 S: 3	H: 1 LOB: 0 BB: 0 P: 3	R: 1 E: 0 K: 0 S: 3	H: 2 LOB: 2 BB: 1 P: 7	1B: 11 2B: 1 3B: 1 HR: 0	SF: 1 SAC: 1 DP: 1 HBP: 0	WP: 0 PB: 0 SB: 0 CS: 2	PA: 61

New York Yankees @ Chicago White Sox
Comiskey Park, Chicago, IL
Wed Jun 05 1974, 8:05 PM EDT
Att. 7,566 - Unknown - 66 F

AB	51
R	7
H	13
RBI	6
BB	7
SO	12
LOB	16



PITCHER	IP	WLS	BF	H	R	ER	SO	BB	IBB	HBP	BLK	WP	HR	S	P	ERA	WHIP
Dick Tidrow, R (1, 1) ERA: 6.2	2.1		13	4	6	6	0	3	0	0	0	0	0	12	24	23.14	3.000
Mike Wallace, L (3, 1) ERA: 3.66	3.2		13	1	0	0	2	2	0	0	0	0	0	15	23	0.00	0.818
Sparky Lyle, L (7, 1) ERA: 1.38	5.0		19	3	0	0	6	1	0	0	0	0	0	30	34	0.00	0.800
Cecil Upshaw, R (12, 1) ERA: 3.29	3.1	L	15	5	1	1	3	0	1	0	0	0	0	20	24	2.70	1.500

PITCHER	IP	WLS	BF	H	R	ER	SO	BB	IBB	HBP	BLK	WP	HR	S	P	ERA	WHIP
Dick Tidrow, R (1, 1) ERA: 6.2	2.1		13	4	6	6	0	3	0	0	0	0	0	12	24	23.14	3.000
Mike Wallace, L (3, 1) ERA: 3.66	3.2		13	1	0	0	2	2	0	0	0	0	0	15	23	0.00	0.818
Sparky Lyle, L (7, 1) ERA: 1.38	5.0		19	3	0	0	6	1	0	0	0	0	0	30	34	0.00	0.800
Cecil Upshaw, R (12, 1) ERA: 3.29	3.1	L	15	5	1	1	3	0	1	0	0	0	0	20	24	2.70	1.500

Batter	1	2	3	4	5	6	7	8	9	AB R H RBI BB SO LOB	TOP	
Roy White, S (1, 7) X OBP: 0.358, SLG: 0.365	0-0 1B SF7 1B	4-0 FC6-4 BB		4-0 1-2 BB		0-0 4-3			0-0 F6	3 1 1 0 2 0 0		
Elliott Maddox, R (1, 8) X Lou Piniella, R (2, 9) OBP: 0.402, SLG: 0.350 OBP: 0.352, SLG: 0.395	0-0 1-3 1B 1B	0-0 FC6-4		0-0 F8		0-0 F9			0-0 5-3	2 1 1 0 0 0 1 3 0 0 0 0 0 2		
Bobby Murcer, L (1, 9) B B B B (2, 8)	4-0 FC6-4 1-2 1B BB		0-0 1-3	0-0 4-3					0-0 G3	4 0 1 0 1 0 2		
Ron Blomberg, L (1, 10) X OBP: 0.400, SLG: 0.531	0-0 SF7		0-0 4-3			0-0 F4			0-0 K	4 0 0 1 0 1 1		
Graig Nettles, L (1, 5) X OBP: 0.355, SLG: 0.490	0-0 FC6-4 1-2 2-H 1B		0-0 6-3			0-0 1B 2B			0-0 4-3	4 1 2 1 0 0 0		
Bill Sudakis, S (1, 3) X OBP: 0.303, SLG: 0.336	0-0 FC6-4 1-2 2-3			0-0 SH1-3 1B 1B		0-0 L4-6 1B 1B			0-0 3-1	4 1 2 1 0 0 2		
Rick Dempsey, R (1, 2) X OBP: 0.307, SLG: 0.386	0-0 F6			0-0 1-2 1B 1B		0-0 1-2 1B			0-0 F9	4 1 2 0 0 0 2		
Jim Mason, L (1, 6) O O O Fred Stanley, R (5, PH) (5, 6) OBP: 0.303, SLG: 0.327 OBP: 0.318, SLG: 0.211				0-0 SH1-3		0-0 L4-6			0-0 1B	1 0 0 0 0 1 0 2 0 1 0 0 0 2		
Gene Michael, S (1, 4) X OBP: 0.241, SLG: 0.203		0-0 F7		0-0 BB 1B		0-0 5-3			0-0 F8	4 0 1 2 0 0 1		
Inning Stats	R: 2 H: 3 E: 0 LOB: 2 K: 0 BB: 1 S: 6 P: 10	R: 0 H: 0 E: 0 LOB: 1 K: 1 BB: 1 S: 5 P: 9	R: 0 H: 0 E: 0 LOB: 0 K: 0 BB: 0 S: 3 P: 3	R: 2 H: 3 E: 0 LOB: 2 K: 0 BB: 1 S: 6 P: 10	R: 1 H: 3 E: 0 LOB: 1 K: 0 BB: 0 S: 5 P: 5	R: 0 H: 0 E: 0 LOB: 0 K: 0 BB: 0 S: 3 P: 3	R: 0 H: 0 E: 0 LOB: 0 K: 1 BB: 0 S: 5 P: 5	R: 0 H: 1 E: 0 LOB: 1 K: 0 BB: 0 S: 4 P: 4	R: 0 H: 1 E: 0 LOB: 1 K: 0 BB: 0 S: 4 P: 4	1B: 10 SF: 1 2B: 2 SAC: 1 3B: 0 DP: 1 HR: 0 HBP: 0	WP: 0 PA: 40 PB: 0 SB: 0 CS: 0	
PITCHER Stan Bahnsen, R (1, 1) ERA: 4.11 Rich Gossage, R (4, 1) ERA: 3.33	IP WLS BF H R ER SO BB IBB HBP BLK WP HR S P ERA WHIP											PITCHER IP WLS BF H R ER SO BB IBB HBP BLK WP HR S P ERA WHIP

New York Yankees @ Chicago White Sox
 Comiskey Park, Chicago, IL
 Thu Jun 06 1974, 8:05 PM EDT
 Att. 11,686 - Unknown - 65 F

AB	35
R	5
H	11
RBI	5
BB	3
SO	2
LOB	13



Batter	1	2	3	4	5	6	7	8	9	AB	R	H	RBI	BB	SO	LOB
Pat Kelly, L (1, 10) OBP: 0.371, SLG: 0.413	0-0 G1-6-3 1B		0-0 5-3		0-0 4-3		0-0 F8			4	0	1	0	0	0	0
Carlos May, L (1, 7) OBP: 0.321, SLG: 0.313	0-0 G1-6-3 1-2f		0-0 1B		0-0 F8			0-0 F7		4	0	1	0	0	0	1
Dick Allen, R (1, 3) OBP: 0.382, SLG: 0.543	4-0 BB		0-3 K		0-3 K			0-0 G5-4-3 1B		3	0	1	0	1	2	1
Bill Melton, R (1, 5) OBP: 0.318, SLG: 0.354	0-0 F8		0-0 5-3			0-0 G4-6-3 1B		0-0 G5-4-3 1-2f		4	0	1	0	0	0	3
Ken Henderson, S (1, 8) OBP: 0.360, SLG: 0.458		0-0 F8		0-0 F8		0-0 G4-6-3 1-2f			0-0 HR	4	1	1	1	0	0	1
Jorge Orta, L (1, 4) OBP: 0.336, SLG: 0.376		0-0 4-3		4-0 1B BB		0-0 1B		4-0 G4-6-3 BB		2	0	1	0	2	0	0
Bill Sharp, L (1, 9) OBP: 0.364, SLG: 0.364		0-0 1B 1B		0-0 F8		0-0 4-3		0-0 G4-6-3 1-2f		4	0	1	0	0	0	3
Ed Herrmann, L (1, 2) OBP: 0.357, SLG: 0.424		0-0 1-2 1B		0-0 FC6-4 1-2 1B			0-0 4-3		0-0 1B	4	0	3	0	0	0	0
Bucky Dent, R (1, 6) OBP: 0.236, SLG: 0.325		0-0 4-3		0-0 FC6-4 1-2f			0-0 G3		0-0 F9	2	0	0	0	0	0	4
Jerry Hairston, S (7, PH) OBP: 0.188, SLG: 0.191										1	0	0	0	0	0	0
Eddie Leon, R (8, 6) OBP: 0.182, SLG: 0.167										1	0	0	0	0	0	1

Inning Stats	R: 0	H: 1	E: 0	K: 0	S: 3	R: 0	H: 2	E: 0	K: 0	S: 5	R: 0	H: 1	E: 0	K: 1	S: 6	R: 0	H: 1	E: 0	K: 0	S: 4	R: 0	H: 0	E: 0	K: 1	S: 5	R: 0	H: 2	E: 0	K: 0	S: 4	R: 0	H: 0	E: 0	K: 0	S: 3	R: 0	H: 1	E: 0	K: 0	S: 3	R: 1	H: 2	E: 0	K: 0	S: 4	1B: 9	2B: 0	3B: 0	HR: 1	SF: 0	SAC: 0	DP: 4	HBP: 0	WP: 0	PA: 36
PITCHER Doc Medich, R (1, 1) ERA: 3.34	IP	WLS	BF	H	R	ER	SO	BB	IBB	HBP	BLK	WP	HR	S	P	ERA	WHIP																			IP	WLS	BF	H	R	ER	SO	BB	IBB	HBP	BLK	WP	HR	S	P	ERA	WHIP			


BOTTOM

New York Yankees @ Chicago White Sox
Comiskey Park, Chicago, IL

Thu Jun 06 1974, 8:05 PM EDT
Att. 11,686 - Unknown - 65 F

livebaseballscorecards.com

AB	33
R	1
H	10
RBI	1
BB	3
SO	2
LOB	14



Batter	1	2	3	4	5	6	7	8	9	AB R H RBI BB SO LOB	TOP																													
Rod Carew, L (1, 4) OBP: 0.463, SLG: 0.482	0-0 6-3		4-0 BB		0-0 1B 1B		0-0 G3-6-3 1B		0-0 L7	4 1 2 0 1 0 0	Minnesota Twins @ New York Yankees Shea Stadium, Flushing, NY Fri Jun 07 1974, 7:05 PM EDT Att. 12,514 - Cloudy - 59 F																													
Steve Braun, L (1, 7) OBP: 0.363, SLG: 0.357 Steve Brye, R (7, 8) OBP: 0.333, SLG: 0.352	0-0 4-3		0-0 F3		0-0 1B 1B		0-0 F8		0-0 F8	4 0 1 0 0 0 3 0 0 0 0 0 0 0																														
Tony Oliva, L (1, 10) OBP: 0.360, SLG: 0.448	0-0 F4				0-0 FC6-4 1B		0-0 F8		0-0 G3-6-3 1-2f	4 0 1 0 0 0 3																														
Bobby Darwin, R (1, 9) OBP: 0.332, SLG: 0.489		0-3 K			0-0 FC6-4 FC5-4 1-2f		0-0 1-2 2-H 1B		0-3 K	4 0 1 1 0 2 1																														
Larry Hise, R (1, 8) OBP: 0.349, SLG: 0.521		0-0 F4			0-0 FC5-4 1B 1-2f		0-3 K		0-0 F9	4 1 0 0 0 1 3																														
Craig Kusick, R (1, 3) OBP: 0.200, SLG: 0.200		0-3 K			0-0 BB 1-3 1B		0-0 6-3		0-0 E5	4 1 1 0 0 1 2																														
Eric Soderholm, R (1, 5) OBP: 0.346, SLG: 0.402					4-0 SH5-4 1B 1-2		0-3 K		0-3 K	3 0 1 0 1 2 1																														
Glenn Borgmann, R (1, 2) OBP: 0.271, SLG: 0.232					0-0 SH5-4 1-2		0-0 F7		0-3 K	3 0 1 2 0 1 0																														
Luis Gomez, R (1, 6) OBP: 0.263, SLG: 0.209					0-0 1-2 2-H 3-H 1B		0-0 F7		0-0 1-3	4 0 0 0 0 0 3																														
Inning Stats	R: 0 E: 0 K: 0 S: 3	H: 0 LOB: 0 BB: 0 P: 3	R: 0 E: 0 K: 2 S: 7	H: 0 LOB: 0 BB: 0 P: 7	R: 0 E: 0 K: 0 S: 4	H: 1 LOB: 2 BB: 1 P: 8	R: 2 E: 0 K: 0 S: 6	H: 3 LOB: 2 BB: 1 P: 10	R: 1 E: 0 K: 1 S: 8	H: 3 LOB: 2 BB: 0 P: 8	R: 0 E: 0 K: 1 S: 5	H: 0 LOB: 0 BB: 0 P: 5	R: 0 E: 0 K: 0 S: 3	H: 1 LOB: 0 BB: 0 P: 3	R: 0 E: 1 K: 2 S: 8	H: 0 LOB: 1 BB: 0 P: 8	R: 0 E: 0 K: 1 S: 5	H: 0 LOB: 0 BB: 0 P: 5	1B: 8 2B: 0 3B: 0 HR: 0	SF: 0 SAC: 1 DP: 1 HBP: 0	WP: 0 PB: 0 SB: 0 CS: 0	PA: 37																		
PITCHER Mel Stottlemyre, R (1, 1) ERA: 3.25	IP 9.0	WLS L	BF 37	H 8	R 3	ER 3	SO 7	BB 2	IBB 0	HBP 0	BLK 0	WP 0	HR 0	S 49	P 57	ERA 3.00	WHIP 1.111						PITCHER	IP 9.0	WLS L	BF 37	H 8	R 3	ER 3	SO 7	BB 2	IBB 0	HBP 0	BLK 0	WP 0	HR 0	S 49	P 57	ERA 3.00	WHIP 1.111

livebaseballscorecards.com

AB	34
R	3
H	8
RBI	3
BB	2
SO	7
LOB	16



Batter	1	2	3	4	5	6	7	8	9	AB R H RBI BB SO LOB
Roy White, S OBP: 0.354, SLG: 0.356 (1, 7) X	0-0 F7 ①		4-0 BB 1-2 ②		0-0 4-3 ②		0-0 6-3 ①		0-0 F9 ③	4 0 0 0 1 0 0
Lou Piniella, R OBP: 0.355, SLG: 0.394 (1, 9) B B B	4-0 BB		0-0 F8 ③		0-0 2B 1B 1B		0-3 K ②			3 1 1 0 1 1 1
Bobby Murcer, L OBP: 0.316, SLG: 0.346 (1, 8) X	0-0 F9 ②			0-0 F8 ①	0-0 1B 2B 1-3		0-0 S 1B			4 0 2 0 0 0 1
Ron Blomberg, L OBP: 0.403, SLG: 0.527 (1, 10) X	0-0 F7 ③			4-0 1B 1B BB	0-0 1B 2-3 3-H		0-3 K ③			3 1 1 1 1 1 2
Graig Nettles, L OBP: 0.353, SLG: 0.485 (1, 5) X		0-0 4-3 ①		0-0 1B 1B 1-2	0-0 F8 ③			0-0 F7 ①		4 0 1 0 0 0 2
Bill Sudakis, S OBP: 0.294, SLG: 0.325 (1, 3) X		0-0 F9 ②		0-3 K ②		0-3 K ①		0-3 K ②		4 0 0 0 0 3 2
Rick Dempsey, R OBP: 0.304, SLG: 0.378 (1, 2) X		0-0 F2 ③		0-0 1B 1-2 2-H		0-0 4-3 ②		0-0 L7 ③		4 0 1 1 0 0 0
Gene Michael, S OBP: 0.256, SLG: 0.234 (1, 4) (7, 6) X			0-0 FC3-6 1B	0-3 K ③		0-0 2B		0-3 K ①		3 0 2 0 0 1 2
Jim Mason, L OBP: 0.301, SLG: 0.325 (9, 6) X									0-3 K ①	1 0 0 0 0 1 0
Fred Stanley, R OBP: 0.292, SLG: 0.190 (1, 6) X			0-0 FC3-6 ①		0-0 6-3 ①	0-0 6-3 ③			0-0 6-3 ②	2 0 0 0 0 0 1
Chris Chambliss, L OBP: 0.294, SLG: 0.328 (6, PH) X										1 0 0 0 0 0 1
Fernando Gonzalez, R OBP: 0.225, SLG: 0.259 (7, 4) X										0 0 0 0 0 0 0
Thurman Munson, R OBP: 0.279, SLG: 0.409 (9, PH) X			0-0 CS 1-2							1 0 0 0 0 0 0

Inning Stats	R: 0	H: 0	E: 0	K: 0	S: 3	R: 0	H: 0	E: 0	K: 0	S: 3	R: 0	H: 1	E: 0	K: 0	S: 3	R: 1	H: 2	E: 0	K: 2	S: 9	R: 1	H: 3	E: 0	K: 0	S: 6	R: 0	H: 1	E: 0	K: 1	S: 6	R: 0	H: 1	E: 0	K: 2	S: 8	R: 0	H: 0	E: 0	K: 1	S: 5	R: 0	H: 0	E: 0	K: 1	S: 5	R: 0	H: 0	E: 0	K: 1	S: 5	1B: 6	SF: 0	2B: 2	SAC: 0	3B: 0	DP: 0	HR: 0	HBP: 0	WP: 0	PA: 37
PITCHER Bert Blyleven, R ERA: 2.88 (1, 1)	IP	WLS	BF	H	R	ER	SO	BB	IBB	HBP	BLK	WP	HR	S	P	ERA	WHIP																																											

BOTTOM

Minnesota Twins @ New York Yankees
 Shea Stadium, Flushing, NY
 Fri Jun 07 1974, 7:05 PM EDT
 Att: 12,514 - Cloudy - 59 F

livebaseballscorecards.com

AB	34
R	2
H	8
RBI	2
BB	3
SO	7
LOB	12



Batter	1	2	3	4	5	6	7	8	9	AB R H RBI BB SO LOB	TOP									
Rod Carew, L (1, 4) OBP: 0.461, SLG: 0.480	0-0 3-1		0-0 CS 1B		0-0 G4-6-3 1-2f			0-0 SH5-3 1-2		3 0 1 0 0 0 1										
Steve Braun, L (1, 7) OBP: 0.354, SLG: 0.347 Phil Roof, R (8, 2)	0-0 4-3		0-3 K			0-0 L7		0-0 F7		4 0 0 0 0 1 3 0 0 0 0 0 0 0										
Tony Oliva, L (1, 10) OBP: 0.352, SLG: 0.437	0-0 G3			0-0 F7		0-0 L8			0-0 P6	4 0 0 0 0 0 0										
Bobby Darwin, R (1, 9) OBP: 0.330, SLG: 0.484		0-0 5-3		0-0 1B 1B		0-0 6-3			0-0 6-3	4 0 1 0 0 0 0										
Larry Hise, R (1, 8) OBP: 0.358, SLG: 0.527		0-0 E S 1B		0-0 1-2 1B		0-0 F8			0-0 BB 1B 1B	4 1 3 0 0 0 0										
Craig Kusick, R (1, 3) OBP: 0.222, SLG: 0.125		0-0 F6 1-3		0-3 K		0-3 K			4-0 1B BB	3 0 0 0 1 2 3										
Eric Soderholm, R (1, 5) OBP: 0.351, SLG: 0.400		4-0 BB		0-3 K		0-0 L8			0-0 FC6-4 1B 1-2 2-H	3 0 1 1 1 1 2										
Glenn Borgmann, R (1, 2) OBP: 0.273, SLG: 0.235 Jerry Terrell, R (8, PR) OBP: 0.290, SLG: 0.341 Steve Bnye, R (8, 8) OBP: 0.331, SLG: 0.349		0-0 4-3			0-0 L5			0-0 FC3-6 1B	0-0 FC6-4 1-2f	3 0 1 0 0 0 2 0 0 0 0 0 0 0 1 0 0 0 0 0 2										
Luis Gomez, R (1, 6) OBP: 0.265, SLG: 0.213			0-0 G3		0-0 G4-6-3 1B			0-0 FC3-6 SH5-3 1-2f		3 0 1 0 0 0 1										
Inning Stats	R: 0 E: 0 K: 0 S: 3	H: 0 LOB: 0 BB: 0 P: 3	R: 0 E: 0 K: 0 S: 4	H: 1 LOB: 2 BB: 1 P: 8	R: 0 E: 0 K: 1 S: 5	H: 1 LOB: 0 BB: 0 P: 5	R: 0 E: 0 K: 2 S: 9	H: 2 LOB: 2 BB: 0 P: 9	R: 0 E: 0 K: 0 S: 3	H: 0 LOB: 0 BB: 0 P: 3	R: 0 E: 0 K: 1 S: 5	H: 0 LOB: 0 BB: 0 P: 5	R: 0 E: 0 K: 0 S: 4	H: 1 LOB: 2 BB: 0 P: 4	R: 1 E: 0 K: 0 S: 5	H: 2 LOB: 2 BB: 1 P: 9	1B: 8 2B: 0 3B: 0 HR: 0	SF: 0 SAC: 1 DP: 1 HBP: 0	WP: 0 PB: 0 SB: 1 CS: 1	PA: 35
PITCHER	IP WLS BF H R ER SO BB IBB HBP BLK WP HR S P ERA WHIP																			IP WLS BF H R ER SO BB IBB HBP BLK WP HR S P ERA WHIP
Pat Dobson, R (1, 1) ERA: 3.93	8.0 W 29 6 0 0 4 1 0 0 0 0 0 36 40 0.00 0.875																			
Sparky Lyle, L (9, 1) ERA: 1.58	1.0 6 2 1 1 0 0 1 0 0 0 0 0 5 9 9.00 3.000																			

Minnesota Twins @ New York Yankees
 Shea Stadium, Flushing, NY
 Sat Jun 08 1974, 3:33 AM EDT
 Att. 9,228 - Overcast - 68 F

livebaseballscorecards.com

AB	32
R	1
H	8
RBI	1
BB	2
SO	4
LOB	14




Batter	1	2	3	4	5	6	7	8	9
Roy White, S (1, 7) OBP: 0.357, SLG: 0.356 Mel Stottlemyre, R (8, PR) Sparky Lyle, L (9, 1)	0-0 F8		4-0 1B BB			0-3 K		0-0 1B SH5-3 1B	
Ron Blomberg, L (1, 10) OBP: 0.408, SLG: 0.526 Walt Williams, R (8, PH) OBP: 0.100, SLG: 0.069 (9, 7)	0-3 K		0-0 1-3 1B			4-0 BB		0-0 SH5-3 1-2	
Bobby Murcer, L (1, 8) OBP: 0.315, SLG: 0.344	0-3 K		0-0 F8			0-3 K		0-0 1B IBB FC1 1B	
Lou Piniella, R (1, 9) OBP: 0.358, SLG: 0.393		0-0 G3 1-3 1B		0-0 F7		0-3 K		4-0 FC1 1B 1-2 1B IBB	
Thurman Munson, R (1, 2) OBP: 0.278, SLG: 0.405		0-0 1-3		0-0 F7			0-0 L4	0-0 FC1 1-2 1B 1B	
Graig Nettles, L (1, 5) OBP: 0.347, SLG: 0.475		0-0 G3		0-0 F5			0-0 E4 1B	0-0 FC1 1-2 2-3 3-H 1B	
Chris Chambliss, L (1, 3) OBP: 0.293, SLG: 0.326		0-0 4-3			0-0 F8		0-0 F9	0-0 1B	
Fernando Gonzalez, R (1, 4) OBP: 0.237, SLG: 0.270			0-0 G6-4-3 1B		0-0 6-3		0-0 1-2 1B	0-0 L8	
Fred Stanley, R (1, 6) OBP: 0.269, SLG: 0.174 Rick Dempsey, R (7, PH) OBP: 0.300, SLG: 0.373 Jim Mason, L (8, 6) OBP: 0.301, SLG: 0.325			0-0 G6-4-3 1-2		0-0 F6		0-0 F8		

AB	R	H	RBI	BB	SO	LOB
3	0	1	0	1	1	0
0	1	0	0	0	0	0
0	0	0	0	0	0	0
2	0	1	0	1	1	0
0	0	0	0	0	0	0
4	0	1	0	0	2	3
3	1	1	0	1	1	1
4	1	1	1	0	0	1
4	0	0	0	0	0	4
4	0	1	2	0	0	2
4	0	2	0	0	0	3
2	0	0	0	0	0	1
1	0	0	0	0	0	2
0	0	0	0	0	0	0

MINNESOTA TWINS @ NEW YORK YANKEES
 Shea Stadium, Flushing, NY
 Sat Jun 08 1974, 3:33 AM EDT
 Att. 9,228 - Overcast - 68 F

AB	31
R	3
H	8
RBI	3
BB	3
SO	5
LOB	17



Inning Stats	R	H	E	K	S	R	H	E	K	S	R	H	E	K	S	R	H	E	K	S	R	H	E	K	S
	0	0	0	2	7	0	1	0	0	4	0	0	0	0	3	0	0	0	0	3	0	0	0	0	3
	0	0	0	0	7	0	1	0	0	4	0	0	0	0	3	0	0	0	0	3	0	0	0	0	3
	0	0	0	0	7	0	0	0	0	4	0	0	0	0	3	0	0	0	0	3	0	0	0	0	3
	0	0	0	0	7	0	0	0	0	4	0	0	0	0	3	0	0	0	0	3	0	0	0	0	3
	0	0	0	0	7	0	0	0	0	4	0	0	0	0	3	0	0	0	0	3	0	0	0	0	3

PITCHER	IP	WLS	BF	H	R	ER	SO	BB	IBB	HBP	BLK	WP	HR	S	P	ERA	WHIP
Vic Albury, L (1, 1) ERA: 4.78	7.1	L	32	7	3	3	5	2	1	0	0	0	0	39	51	3.68	1.227
Tom Burgmeier, L (8, 1) ERA: 5.1	0.2		3	1	0	0	0	0	0	0	0	0	0	3	3	0.00	1.500

WP	PA	ERA	WHIP
0	35		
0			
0			

Batter	1	2	3	4	5	6	7	8	9	AB R H RBI BB SO LOB	TOP																									
Rod Carew, L (1, 4) OBP: 0.455, SLG: 0.470	0-0 4-3	0-0 1-3		0-0 4-3		0-0 FC4-6 1B		4-0 BB		4 0 0 1 1 0 5																										
Steve Braun, L (1, 7) Harmon Killebrew, R (8, PH) Steve Brye, R (8, 8) OBP: 0.370, SLG: 0.372 OBP: 0.287, SLG: 0.344 OBP: 0.331, SLG: 0.349	0-0 FC4-6 1B		0-0 2B		0-0 FC7-4 1B	0-0 1-3 1B		0-0 L5		4 0 4 0 0 0 0 1 0 0 0 0 0 2 0 0 0 0 0 0 0																										
Tony Oliva, L (1, 10) Jerry Terrell, R (9, PR) OBP: 0.353, SLG: 0.432 OBP: 0.290, SLG: 0.341	0-0 FC4-6 3B		4-0 G6-4-3 BB		0-0 FC7-4 1B	0-0 F8			0-0 F9 1B 1B	4 1 1 0 1 0 4 0 1 0 0 0 0 0																										
Bobby Darwin, R (1, 9) OBP: 0.332, SLG: 0.492	0-0 1-H 3B		0-0 P4		0-0 P6		0-3 K		0-0 1B 1-2 1B	5 0 2 1 0 1 3																										
Larry Hise, R (1, 8) OBP: 0.354, SLG: 0.516	0-0 F8		0-0 G6-4-3		0-0 FC5-4 1B		0-0 4-3		0-0 F9	5 0 1 0 0 0 5																										
Craig Kusick, R (1, 3) OBP: 0.286, SLG: 0.231		0-0 6-3		0-0 BB 1B		0-0 FC5-4		0-0 F8	0-0 1-2 1B	5 0 2 1 0 0 2																										
Eric Soderholm, R (1, 5) OBP: 0.346, SLG: 0.387		0-0 F8		0-0 F8		4-0 1B FC4-6 BB		0-0 5-3	0-3 K	4 1 0 0 1 1 3																										
Glenn Borgmann, R (1, 2) OBP: 0.270, SLG: 0.233		0-0 BB 1B		0-0 P4		0-0 4-3		0-0 1-3	0-0 F8	5 0 1 0 0 0 4																										
Luis Gomez, R (1, 6) OBP: 0.292, SLG: 0.229		4-0 1-2 BB		4-0 1-2 BB		0-0 FC4-6 1B		0-0 BB 1B		2 0 2 0 2 0 0																										
Inning Stats	R: 1 E: 0 K: 0 S: 5	H: 2 LOB: 1 BB: 0 P: 5	R: 0 E: 0 K: 0 S: 4	H: 1 LOB: 2 BB: 1 P: 8	R: 0 E: 0 K: 0 S: 3	H: 1 LOB: 1 BB: 1 P: 7	R: 0 E: 0 K: 0 S: 5	H: 2 LOB: 2 BB: 0 P: 5	R: 1 E: 0 K: 0 S: 5	H: 2 LOB: 2 BB: 1 P: 9	R: 0 E: 0 K: 1 S: 5	H: 0 LOB: 0 BB: 0 P: 5	R: 0 E: 0 K: 0 S: 4	H: 1 LOB: 2 BB: 1 P: 8	R: 1 E: 0 K: 1 S: 8	H: 3 LOB: 2 BB: 0 P: 8	1B: 11 2B: 1 3B: 1 HR: 0	SF: 0 SAC: 0 DP: 1 HBP: 0	WP: 0 PB: 0 SB: 0 CS: 0	PA: 44																
PITCHER	IP WLS BF H R ER SO BB IBB HBP BLK WP HR S P ERA WHIP																																			
Dick Tidrow, R (1, 1) ERA: 5.96	5.2		29	9	2	2	0	4	0	0	0	0	0	25	41	3.18	2.294																			
Mike Wallace, L (6, 1) ERA: 3.6	0.1		1	0	0	0	0	0	0	0	0	0	1	1	0.00	0.000																				
Cecil Upshaw, R (7, 1) ERA: 3.1	1.2		6	1	0	0	1	0	0	0	0	0	8	8	0.00	0.600																				
Sparky Lyle, L (8, 1) ERA: 1.74	1.1	W	8	3	1	1	1	1	0	0	0	0	9	13	6.75	3.000																				

Minnesota Twins @ New York Yankees
Shea Stadium, Flushing, NY
Sun Jun 09 1974, 3:33 AM EDT
Att. 50,093 - Unknown - 83 F

livebaseballscorecards.com

AB 39
R 3
H 13
RBI 3
BB 5
SO 2
LOB 28



Batter	1	2	3	4	5	6	7	8	9	AB R H RBI BB SO LOB	TOP																
Mickey Rivers, L (1, 8) OBP: 0.347, SLG: 0.406	4-0 S 1B BB	0-0 1-3 2B			0-0 P4		0-0 SF9 1B		0-0 G6-3 1-2f	4 1 2 0 1 0 1																	
Denny Doyle, L (1, 4) OBP: 0.292, SLG: 0.284 Winston Llenas, R (7, PH) OBP: 0.289, SLG: 0.300 Elie Rodriguez, R (7, 2) OBP: 0.388, SLG: 0.365	0-0 1B E 1B	0-3 K			0-0 F8		0-0 SF9			3 1 1 1 0 1 2 0 0 0 1 0 0 0 0 0 0 0 0 0 0																	
Leroy Stanton, R (1, 9) OBP: 0.416, SLG: 0.614	0-0 E8 2B 1B	0-0 F9			0-3 K		0-0 6-3			4 1 1 0 0 1 4																	
Frank Robinson, R (1, 10) OBP: 0.366, SLG: 0.473	0-0 2B		0-3 K			0-3 K		0-0 FC2-8 1B		4 0 2 1 0 2 0																	
Joe Lahoud, L (1, 7) OBP: 0.310, SLG: 0.505	0-0 F9		0-0 F8			0-0 HR		0-0 FC2-6 1-2f		4 1 1 1 0 0 2																	
Bob Oliver, R (1, 3) OBP: 0.290, SLG: 0.342	0-3 K		0-0 6-3			0-0 6-3		0-0 F4		4 0 0 0 0 1 2																	
Paul Schaal, R (1, 5) OBP: 0.300, SLG: 0.316	0-3 K		0-3 K			0-3 K		0-0 F9		4 0 0 0 0 3 2																	
Tom Egan, R (1, 2) OBP: 0.250, SLG: 0.100 Tom McGraw, L (7, PH) OBP: 0.340, SLG: 0.435 Sandy Alomar Sr., S (7, PR) OBP: 0.299, SLG: 0.308 Charlie Sands, L (9, PH) OBP: 0.366, SLG: 0.387 Dick Lange, R (9, PR)		0-3 K		0-3 K		0-3 K		0-0 1B SF9 1B	1-0 G6-3 HBP	2 0 0 0 0 2 0 1 0 1 0 0 0 0 0 1 0 0 0 0 0 0 0 0 0 0 0 0 0 0 0 0 0 0 0																	
Dave Chalk, R (1, 6) OBP: 0.332, SLG: 0.381		0-0 2B 1B		0-0 6-3		0-0 F9		0-0 B1		4 0 1 0 0 0 2																	
Inning Stats	R: 3 E: 1 K: 2 S: 10	H: 3 LOB: 1 BB: 1 P: 14	R: 0 E: 0 K: 2 S: 9	H: 2 LOB: 2 BB: 0 P: 9	R: 0 E: 0 K: 1 S: 5	H: 0 LOB: 0 BB: 0 P: 5	R: 0 E: 0 K: 2 S: 7	H: 0 LOB: 0 BB: 0 P: 7	R: 0 E: 0 K: 1 S: 5	H: 0 LOB: 0 BB: 0 P: 5	R: 1 E: 0 K: 2 S: 8	H: 1 LOB: 0 BB: 0 P: 8	R: 1 E: 0 K: 0 S: 5	H: 2 LOB: 2 BB: 0 P: 5	R: 0 E: 0 K: 0 S: 4	H: 1 LOB: 1 BB: 0 P: 4	R: 0 E: 0 K: 0 S: 2	H: 0 LOB: 1 BB: 0 P: 3	1B: 6 2B: 2 3B: 0 HR: 1	SF: 1 SAC: 0 DP: 1 HBP: 1	WP: 0 PB: 0 SB: 1 CS: 0	PA: 37					
PITCHER	IP WLS BF H R ER SO BB IBB HBP BLK WP HR S P ERA WHIP																										
Doc Medich, R (1, 1) ERA: 3.56	6.1		28	8	5	5	10	1	0	0	0	0	1	47	51	7.11	1.421										
Sparky Lyle, L (7, 1) ERA: 1.67	1.2	W	6	1	0	0	0	0	0	0	0	0	0	6	6	0.00	0.600										
Cecil Upshaw, R (9, 1) ERA: 3.0	1.0		3	0	0	0	0	0	0	1	0	0	0	2	3	0.00	0.000										

California Angels @ New York Yankees
Shea Stadium, Flushing, NY
Mon Jun 10 1974, 7:05 PM EDT
Att. 11,510 - Unknown - 82 F

livebaseballscorecards.com

AB	34
R	5
H	9
RBI	4
BB	1
SO	10
LOB	15



Batter	1	2	3	4	5	6	7	8	9	AB	R	H	RBI	BB	SO	LOB
Elliott Maddox, R (1, 8) OBP: 0.412, SLG: 0.352	0-0 E6 WP 1B	0-0 1-3 1B	0-0 1-2 2-H 1B		0-0 P3			4-0 2B BB		4	3	2	0	1	0	0
Lou Piniella, R (1, 7) OBP: 0.355, SLG: 0.393	0-0 F8	0-0 1-3 1B		0-0 E9 SF9 1B		0-0 F2		0-0 1B 2B		5	2	2	1	0	0	3
Bobby Murcer, L (1, 9) OBP: 0.327, SLG: 0.347	4-0 1B BB	0-0 1B		0-0 L3		4-0 BB		0-0 1B		3	0	2	3	2	0	1
Thurman Munson, R (1, 2) OBP: 0.287, SLG: 0.410	0-0 1-2 2-H 1B	0-0 1-2 1B		0-0 SF9		0-0 F7		0-0 1-3		4	0	2	2	0	0	2
Bill Sudakis, S (1, 10) OBP: 0.288, SLG: 0.325	0-0 F7	0-0 1-3		0-0 2B		0-0 F8		0-3 K2-3		5	0	1	0	0	1	6
Graig Nettles, L (1, 5) OBP: 0.347, SLG: 0.481	0-0 1-3		0-3 K		4-0 BB		0-0 4-3			3	0	0	0	1	1	2
Chris Chambliss, L (1, 3) OBP: 0.291, SLG: 0.335		0-0 HR		0-0 F9		0-0 4-3		0-0 G3		4	1	1	1	0	0	2
Fernando Gonzalez, R (1, 4) OBP: 0.250, SLG: 0.274		0-0 FC1-6 1B		0-0 BB 1B		0-0 F7		0-0 F7		4	0	2	0	0	0	0
Jim Mason, L (1, 6) OBP: 0.299, SLG: 0.317		0-0 FC1-6 1-3 1B		4-0 BB 1B		0-0 4-3		0-0 F7		3	1	0	0	1	0	1

Inning Stats	R: 1	H: 1	E: 1	K: 0	S: 5	LOB: 2	BB: 1	P: 9	R: 3	H: 5	E: 0	K: 0	S: 8	LOB: 2	BB: 0	P: 8	R: 0	H: 2	E: 0	K: 1	S: 6	LOB: 2	BB: 1	P: 10	R: 1	H: 2	E: 1	K: 0	S: 5	LOB: 1	BB: 1	P: 7	R: 0	H: 0	E: 0	K: 0	S: 3	LOB: 0	BB: 0	P: 3	R: 0	H: 0	E: 0	K: 0	S: 3	LOB: 0	BB: 0	P: 3	R: 2	H: 2	E: 0	K: 1	S: 7	LOB: 1	BB: 1	P: 11
--------------	------	------	------	------	------	--------	-------	------	------	------	------	------	------	--------	-------	------	------	------	------	------	------	--------	-------	-------	------	------	------	------	------	--------	-------	------	------	------	------	------	------	--------	-------	------	------	------	------	------	------	--------	-------	------	------	------	------	------	------	--------	-------	-------


PITCHER	IP	WLS	BF	H	R	ER	SO	BB	IBB	HBP	BLK	WP	HR	S	P	ERA	WHIP
Rudy May, L (1, 1) ERA: 7.94	1.2		13	6	4	3	0	1	0	0	0	1	1	12	16	16.20	4.200
Skip Lockwood, R (2, 1) ERA: 4.68	5.2	L	25	5	3	3	1	4	0	0	0	0	0	23	39	4.76	1.588
John Cumberland, L (8, 1) ERA: 4.5	0.0		1	1	0	0	0	0	0	0	0	0	0	1	1	∞	∞
Barry Raziano, R (8, 1) ERA: 1.8	0.2		2	0	0	0	1	0	0	0	0	0	0	4	4	0.00	0.000

BOTTOM

California Angels @ New York Yankees
Shea Stadium, Flushing, NY
 Mon Jun 10 1974, 7:05 PM EDT
 Att. 11,510 - Unknown - 82 F

AB	35
R	7
H	12
RBI	7
BB	5
SO	2
LOB	17

WP: 1 PA: 41
 PB: 0
 SB: 0
 CS: 0



PITCHER	IP	WLS	BF	H	R	ER	SO	BB	IBB	HBP	BLK	WP	HR	S	P	ERA	WHIP
---------	----	-----	----	---	---	----	----	----	-----	-----	-----	----	----	---	---	-----	------

Batter	1	2	3	4	5	6	7	8	9	AB	R	H	RBI	BB	SO	LOB	TOP										
Mickey Rivers, L (1, 8) OBP: 0.348, SLG: 0.406	0-0 F8	0-0 1B		0-0 FC4-6			0-0 1B	0-0 4-3		5	1	2	1	0	0	4	<p>California Angels @ New York Yankees</p> <p>Shea Stadium, Flushing, NY</p> <p>Tue Jun 11 1974, 7:05 PM EDT</p> <p>Att: 10,884 - Unknown</p>										
Denny Doyle, L (1, 4) OBP: 0.294, SLG: 0.287	0-0 G3		0-0 4-3		0-0 1B		0-0 1B	0-3 K	5	0	2	1	0	1	0												
Leroy Stanton, R (1, 9) OBP: 0.424, SLG: 0.602	0-0 F9		4-0 CS		0-3 K		4-0 FC5-4	4-0 BB	2	0	0	0	3	1	1												
Frank Robinson, R (1, 10) OBP: 0.357, SLG: 0.460		0-0 F7	0-0 F9		0-0 F9		0-3 K	0-0 P3	5	0	0	0	0	1	5												
Joe Lahoud, L (1, 7) Winston Llenas, R (7, PH) OBP: 0.319, SLG: 0.533 OBP: 0.277, SLG: 0.286		4-0 1B		0-0 HR		0-0 F8	0-0 FC5-4	0-0 F8	2	2	1	1	1	0	1	2											
John Doherty, L (1, 3) OBP: 0.400, SLG: 0.333		0-0 1B		0-0 BB		0-0 6-3		0-0 L4	4	1	2	0	0	0	0												
Paul Schaal, R (1, 5) OBP: 0.299, SLG: 0.314		0-0 1B		0-3 K		0-3 K		0-0 F8	4	1	1	1	0	2	1												
Ellie Rodriguez, R (1, 2) OBP: 0.385, SLG: 0.362		0-3 K		0-0 F7		0-0 F9		0-0 1B	4	0	1	0	0	1	2												
Dave Chalk, R (1, 6) Sandy Alomar Sr., S (6, 6) OBP: 0.338, SLG: 0.385 OBP: 0.276, SLG: 0.321		0-0 1B		4-0 FC4-6		0-3 K		0-0 1B	1	0	1	0	1	0	0												
Inning Stats	R: 0 E: 0 K: 0 S: 3	H: 0 LOB: 0 BB: 0 P: 3	R: 3 E: 0 K: 1 S: 8	H: 4 LOB: 1 BB: 1 P: 12	R: 0 E: 0 K: 0 S: 2	H: 0 LOB: 0 BB: 1 P: 6	R: 1 E: 0 K: 1 S: 7	H: 2 LOB: 2 BB: 1 P: 11	R: 0 E: 0 K: 1 S: 6	H: 1 LOB: 1 BB: 0 P: 6	R: 0 E: 0 K: 1 S: 5	H: 0 LOB: 0 BB: 0 P: 5	R: 1 E: 0 K: 2 S: 9	H: 2 LOB: 2 BB: 1 P: 13	R: 0 E: 0 K: 0 S: 5	H: 2 LOB: 2 BB: 0 P: 5		R: 0 E: 0 K: 1 S: 5	H: 0 LOB: 1 BB: 1 P: 9	1B: 10 2B: 0 3B: 0 HR: 1	SF: 0 SAC: 0 DP: 0 HBP: 0	WP: 1 PB: 1 SB: 0 CS: 1	PA: 41				
PITCHER	IP	WLS	BF	H	R	ER	SO	BB	IBB	HBP	BLK	WP	HR	S	P	ERA	WHIP										
Mel Stottlemyre, R (1, 1) ERA: 3.49	3.0		15	6	4	4	1	2	0	0	0	1	1	15	23	12.00	2.667										
Dave Pagan, R (4, 1) ERA: 6.91	3.2	L	16	3	1	0	5	2	0	0	0	0	0	24	32	0.00	1.364										
Mike Wallace, L (7, 1) ERA: 3.22	2.1		10	2	0	0	1	1	0	0	0	0	0	11	15	0.00	1.286										

livebaseballscorecards.com

AB	36
R	5
H	11
RBI	4
BB	5
SO	7
LOB	17



Batter	1	2	3	4	5	6	7	8	9	AB	R	H	RBI	BB	SO	LOB
Elliott Maddox, R (1, 8) OBP: 0.406, SLG: 0.348	0-0 6-3			0-0 5-3	0-0 1B		0-0 FC5-4			4	0	1	0	0	0	2
Lou Piniella, R (1, 7) OBP: 0.348, SLG: 0.385	0-0 4-3			0-3 K	0-0 F8			0-0 F8		4	0	0	0	0	1	1
Bobby Murcer, L (1, 9) OBP: 0.325, SLG: 0.342	0-0 F7			0-0 F8		4-0 BB		0-0 L9		3	0	0	0	1	0	0
Thurman Munson, R (1, 2) OBP: 0.286, SLG: 0.406		0-0 6-3			0-0 HR	0-0 BB	0-0 G3-6-3		0-3 K	4	1	1	0	0	1	1
Graig Nettles, L (1, 5) OBP: 0.345, SLG: 0.474		0-0 3-1			4-0 HR	0-3 BB	0-3 K		0-0 4-1	3	1	0	0	1	1	0
Chris Chambliss, L (1, 3) OBP: 0.286, SLG: 0.328		0-0 F7			0-0 HR		0-0 4-3		0-0 L9	4	1	0	0	0	0	2
Bill Sudakis, S (1, 10) OBP: 0.296, SLG: 0.358			0-0 F9		0-0 HR		0-0 BB		0-0 F8	3	1	2	4	0	0	0
Ron Blomberg, L (7, PR) OBP: 0.404, SLG: 0.515				1-2 2-3 3-H			4-0 1B			0	0	0	0	0	0	0
Walt Williams, R (9, PH) OBP: 0.097, SLG: 0.067										1	0	0	0	0	0	0
Jim Mason, L (1, 6) OBP: 0.299, SLG: 0.313			0-0 L6		0-0 4-3		4-0 FC5-4			2	0	0	0	1	0	0
Fernando Gonzalez, R (1, 4) OBP: 0.245, SLG: 0.268			0-3 K		0-0 6-3		0-0 F7			2	0	0	0	0	1	0
Rick Dempsey, R (7, PH) OBP: 0.305, SLG: 0.377										1	0	0	0	0	0	2
Fred Stanley, R (8, 4) OBP: 0.269, SLG: 0.174										0	0	0	0	0	0	0


Inning Stats	R: 0	H: 0	E: 0	LOB: 0	K: 0	BB: 0	S: 3	P: 3	R: 0	H: 0	E: 0	LOB: 0	K: 0	BB: 0	S: 3	P: 3	R: 0	H: 0	E: 0	LOB: 0	K: 1	BB: 0	S: 5	P: 5	R: 4	H: 3	E: 1	LOB: 1	K: 0	BB: 1	S: 7	P: 11	R: 0	H: 0	E: 0	LOB: 0	K: 1	BB: 1	S: 4	P: 8	R: 0	H: 1	E: 0	LOB: 2	K: 0	BB: 1	S: 4	P: 8	R: 0	H: 0	E: 0	LOB: 0	K: 1	BB: 0	S: 5	P: 5	R: 0	H: 0	E: 0	LOB: 0	K: 0	BB: 0	S: 3	P: 3	1B: 3	SF: 0	2B: 0	SAC: 0	3B: 0	DP: 1	HR: 1	HBP: 0	WP: 0	PA: 34
--------------	------	------	------	--------	------	-------	------	------	------	------	------	--------	------	-------	------	------	------	------	------	--------	------	-------	------	------	------	------	------	--------	------	-------	------	-------	------	------	------	--------	------	-------	------	------	------	------	------	--------	------	-------	------	------	------	------	------	--------	------	-------	------	------	------	------	------	--------	------	-------	------	------	-------	-------	-------	--------	-------	-------	-------	--------	-------	--------

PITCHER	IP	WLS	BF	H	R	ER	SO	BB	IBB	HBP	BLK	WP	HR	S	P	ERA	WHIP
Dick Lange, R (1, 1) ERA: 3.05	6.1	W	26	4	4	3	3	3	0	0	0	0	1	29	41	4.26	1.105
Barry Raziano, R (7, 1) ERA: 1.17	2.2	S	8	0	0	0	1	0	0	0	0	0	0	10	10	0.00	0.000

BOTTOM

California Angels @ New York Yankees
 Shea Stadium, Flushing, NY
 Tue Jun 11 1974, 7:05 PM EDT
 Att. 10,884 - Unknown

AB	31
R	4
H	4
RBI	4
BB	3
SO	4
LOB	8



PITCHER	IP	WLS	BF	H	R	ER	SO	BB	IBB	HBP	BLK	WP	HR	S	P	ERA	WHIP
---------	----	-----	----	---	---	----	----	----	-----	-----	-----	----	----	---	---	-----	------

Batter	1	2	3	4	5	6	7	8	9	AB R H RBI BB SO LOB	TOP									
Mickey Rivers, L (1, 8) OBP: 0.341, SLG: 0.397	0-0 F8		0-0 3-1		0-0 L7		0-0 F5		0-0 F8	5 0 0 0 0 0 1	<p>California Angels @ New York Yankees</p> <p>Shea Stadium, Flushing, NY</p> <p>Wed Jun 12 1974, 3:33 AM EDT</p> <p>Att: 7,473 - Unknown - 70 F</p>									
Denny Doyle, L (1, 4) OBP: 0.297, SLG: 0.290	0-0 1B FC3-6 1B		0-0 4-3		0-3 K2-3		0-0 E5 1B 1B		0-0 1B	5 2 2 0 0 1 1										
Leroy Stanton, R (1, 9) OBP: 0.423, SLG: 0.593	0-0 FC3-6 1-3 1B		0-3 K		0-0 6-3		0-0 1B 1-2 2-H 1B		0-3 K	5 0 2 1 0 2 1										
Frank Robinson, R (1, 10) OBP: 0.358, SLG: 0.464	0-0 FC3-6 1-2f 3-H			0-0 1B 2B		0-0 F8	0-0 1B 1-3 2-H 1B		0-0 5-3	5 1 2 2 0 0 2										
Joe Lahoud, L (1, 7) OBP: 0.325, SLG: 0.532	0-0 F9			0-0 1B 2-H 1B		0-0 1B	0-0 F7			4 0 2 1 0 0 3										
Paul Schaal, R (1, 5) OBP: 0.304, SLG: 0.319		0-0 4-6-3 1B		0-0 F4		0-3 K		0-0 G6-3 1B		4 0 2 0 0 1 2										
John Doherty, L (1, 3) OBP: 0.368, SLG: 0.313		0-0 4-6-3 1-2		0-0 1B		0-0 F5		0-0 G6-3 1-2f		4 0 1 0 0 0 3										
Elie Rodriguez, R (1, 2) OBP: 0.383, SLG: 0.356		0-0 5-3		0-3 K		0-3 K	0-3 K BB BB	4-0 BB		3 0 0 0 1 2 3										
Sandy Alomar Sr., S (1, 6) OBP: 0.281, SLG: 0.323		0-3 K		0-0 F9		0-0 1B E 1B		0-0 4-3		3 1 1 0 0 1 3										
Charlie Sands, L (8, PH) OBP: 0.357, SLG: 0.375										1 0 0 0 0 0 1										
Winston Llenas, R (8, 4) OBP: 0.277, SLG: 0.286										0 0 0 0 0 0 0										
Inning Stats	R: 1 E: 0 K: 0 S: 5	H: 2 LOB: 1 BB: 0 P: 5	R: 0 E: 0 K: 1 S: 6	H: 1 LOB: 1 BB: 0 P: 6	R: 0 E: 0 K: 1 S: 5	H: 0 LOB: 0 BB: 0 P: 5	R: 1 E: 0 K: 1 S: 8	H: 3 LOB: 2 BB: 0 P: 8	R: 0 E: 0 K: 1 S: 5	H: 1 LOB: 1 BB: 0 P: 6	R: 2 E: 1 K: 1 S: 9	H: 3 LOB: 2 BB: 0 P: 9	R: 0 E: 0 K: 0 S: 3	H: 1 LOB: 1 BB: 1 P: 7	R: 0 E: 0 K: 1 S: 6	H: 1 LOB: 1 BB: 0 P: 6	1B: 11 2B: 1 3B: 0 HR: 0	SF: 0 SAC: 0 DP: 1 HBP: 0	WP: 0 PB: 0 SB: 0 CS: 0	PA: 40
PITCHER	IP WLS BF H R ER SO BB IBB HBP BLK WP HR S P ERA WHIP																			
Pat Dobson, R (1, 1) ERA: 3.84	6.2 W 30 9 4 2 6 0 0 0 0 0 0 0 42 42 2.70 1.350																			
Cecil Upshaw, R (7, 1) ERA: 2.78	2.1 S 10 3 0 0 1 1 0 0 0 0 0 0 11 15 0.00 1.714																			

livebaseballscorecards.com

AB	39
R	4
H	12
RBI	4
BB	1
SO	7
LOB	20



BOTTOM

California Angels @ New York Yankees
Shea Stadium, Flushing, NY
Wed Jun 12 1974, 3:33 AM EDT
Att. 7,473 - Unknown - 70 F

livebaseballscorecards.com

AB 30
R 6
H 7
RBI 5
BB 6
SO 6
LOB 15



WP: 2 PA: 38
PB: 0
SB: 1
CS: 0

AB R H RBI BB SO LOB

2 2 1 2 2 0 0

4 1 1 1 1 0 2

3 0 1 1 0 0 1

1 0 0 0 3 0 0

4 0 1 1 0 1 6

4 0 0 0 0 1 6

4 0 0 0 0 2 0

4 2 2 0 0 1 0

3 1 1 0 0 0 0

1 0 0 0 0 1 0

0 0 0 0 0 0 0

1B: 4 SF: 1
2B: 3 SAC: 0
3B: 1 DP: 1
HR: 0 HBP: 1

Batter	1	2	3	4	5	6	7	8	9	
Elliott Maddox, R (1, 8) OBP: 0.423, SLG: 0.362	1-0 F9 S HBP		4-0 2B BB	0-0 WP SF9 2B		0-0 F8		4-0 FC6-4 BB		
Lou Piniella, R (1, 7) OBP: 0.350, SLG: 0.387	0-0 F9		0-0 1B 2B	4-0 SF9 1B BB		0-0 6-3		0-0 FC6-4		
Bobby Murcer, L (1, 9) OBP: 0.324, SLG: 0.342	0-0 F9		0-0 1B	0-0 SF9		0-0 F6				
Thurman Munson, R (1, 2) OBP: 0.296, SLG: 0.404	4-0 BB		4-0 BB	4-0 1B BB		0-0 E5 L3				
Bill Sudakis, S (1, 10) OBP: 0.295, SLG: 0.354	0-0 L8		0-3 K	0-0 E 1B		0-0 F8				
Graig Nettles, L (1, 5) OBP: 0.340, SLG: 0.465		0-0 4-3	0-3 K	0-0 4-3		0-0 L3				
Chris Chambliss, L (1, 3) OBP: 0.280, SLG: 0.322		0-0 G3		0-3 K	0-0 F9			0-3 K		
Fernando Gonzalez, R (1, 4) OBP: 0.255, SLG: 0.297		0-0 3-1		0-0 1B 2B 1B	0-3 K			0-0 WP 3B		
Jim Mason, L (1, 6) OBP: 0.300, SLG: 0.314			0-0 4-3	0-0 2B 1B	0-0 F4			0-3 K		
Rick Dempsey, R (8, PH) OBP: 0.301, SLG: 0.372				1-2 2B 1B						
Fred Stanley, R (9, 6) OBP: 0.269, SLG: 0.174										
Inning Stats	R: 0 H: 0 E: 0 LOB: 2 K: 0 BB: 1 S: 3 P: 8	R: 0 H: 0 E: 0 LOB: 0 K: 0 BB: 0 S: 3 P: 3	R: 1 H: 2 E: 0 LOB: 3 K: 2 BB: 2 S: 9 P: 17	R: 4 H: 4 E: 1 LOB: 2 K: 1 BB: 2 S: 9 P: 17	R: 0 H: 0 E: 0 LOB: 0 K: 1 BB: 0 S: 5 P: 5	R: 0 H: 0 E: 0 LOB: 0 K: 0 BB: 0 S: 3 P: 3	R: 0 H: 0 E: 1 LOB: 0 K: 0 BB: 0 S: 3 P: 3	R: 1 H: 1 E: 0 LOB: 1 K: 2 BB: 1 S: 8 P: 12		
PITCHER	IP WLS BF H R ER SO BB IBB HBP BLK WP HR S P ERA WHIP									
Frank Tanana, L (1, 1) ERA: 3.44	3.1 L 20 5 5 5 3 4 0 1 0 1 0 21 38 13.50 2.700									
Rudy May, L (4, 1) ERA: 7.09	4.0 15 2 1 1 2 1 0 0 0 0 0 18 22 2.25 0.750									
Dick Selma, R (8, 1) ERA: 5.09	0.2 3 0 0 0 1 1 0 0 0 1 0 4 8 0.00 1.500									

Batter	1	2	3	4	5	6	7	8	9	AB R H RBI BB SO LOB	TOP											
Elliott Maddox, R (1, 8) OBP: 0.414, SLG: 0.354	0-0 6-3	0-0 FC5-2 FC6-4 2-3 3-H		0-0 F9			0-0 4-3 5-3 1B		0-0 F7	5 0 1 0 0 0 2	New York Yankees @ Oakland Athletics Oakland-Alameda County Coliseum, Oakland, CA Fri Jun 14 1974, 7:05 PM PDT Att. 8,435 - Unknown livebaseballscorecards.com											
Lou Piniella, R (1, 7) OBP: 0.346, SLG: 0.383	0-0 F8	0-0 FC6-4 1-2f			0-0 6-3		0-0 5-3 1-2		0-0 1B	5 0 1 0 0 0 3												
Bobby Murcer, L (1, 9) OBP: 0.322, SLG: 0.339	0-0 4-3				0-0 4-3		0-0 4-3 2-3		0-0 L9	5 0 1 0 0 0 2												
Thurman Munson, R (1, 2) OBP: 0.300, SLG: 0.402		0-0 HR 1B		0-0 FC1-4 1-2f 2B		0-0 E5 1B	4-0 BB BB BB			3 2 1 0 1 0 1												
Bill Sudakis, S (1, 10) OBP: 0.308, SLG: 0.397		0-0 HR 1-H		0-0 E SF8 2B		0-0 FC4-6 1-2 1B	0-0 1-3			4 2 3 3 0 0 2												
Chris Chambliss, L (1, 3) OBP: 0.280, SLG: 0.322		0-0 1B 1B		0-0 SF8 2-H		0-0 FC4-6 1-2f		0-0 4-3		3 1 1 1 0 0 2												
Fernando Gonzalez, R (1, 5) OBP: 0.255, SLG: 0.285		0-0 SH1-4 1-3 FC5-2 1B		0-0 F8		0-0 4-3		0-0 1-3		4 0 1 0 0 0 0												
Gene Michael, S (1, 4) OBP: 0.256, SLG: 0.235		0-0 FC5-2 SH1-4 1-2 1B		0-0 5-3		0-0 L8		0-0 5-3		4 0 1 1 0 0 0												
Jim Mason, L (1, 6) OBP: 0.295, SLG: 0.308		0-0 SH1-4 1-2 2-3		0-0 L6		0-0 F2		0-0 4-3		3 0 0 0 0 0 0												
Inning Stats	R: 0 E: 0 K: 0 S: 3	H: 0 LOB: 0 BB: 0 P: 3	R: 3 E: 0 K: 0 S: 8	H: 5 LOB: 2 BB: 0 P: 8	R: 2 E: 1 K: 0 S: 5	H: 2 LOB: 0 BB: 0 P: 5	R: 0 E: 0 K: 0 S: 3	H: 0 LOB: 0 BB: 0 P: 3	R: 0 E: 1 K: 0 S: 5	H: 1 LOB: 2 BB: 0 P: 5	R: 0 E: 0 K: 0 S: 3	H: 0 LOB: 0 BB: 0 P: 3	R: 0 E: 0 K: 0 S: 4	H: 1 LOB: 2 BB: 1 P: 8	R: 0 E: 0 K: 0 S: 3	H: 0 LOB: 0 BB: 0 P: 3	R: 0 E: 0 K: 0 S: 4	H: 1 LOB: 1 BB: 0 P: 4	1B: 8 2B: 1 3B: 0 HR: 1	SF: 1 SAC: 1 DP: 0 HBP: 0	WP: 0 PB: 0 SB: 0 CS: 0	PA: 39
PITCHER	IP WLS BF H R ER SO BB IBB HBP BLK WP HR S P ERA WHIP																					
Ken Holtzman, L (1, 1) ERA: 3.29	4.2 L 23 8 5 4 0 0 0 0 0 0 0 1 23 23 7.71 1.714																					
Paul Lindblad, L (5, 1) ERA: 1.4	4.1 16 2 0 0 0 1 0 0 0 0 0 0 15 19 0.00 0.692																					



Batter	1	2	3	4	5	6	7	8	9	AB	R	H	RBI	BB	SO	LOB
Bill North, S OBP: 0.337, SLG: 0.326 (1, 8)	0-3 K		0-0 1B S 1B		0-0 F8			0-0 4-3		4	0	1	0	0	1	0
Joe Rudi, R OBP: 0.346, SLG: 0.511 (1, 7)	0-3 K		0-0 FC5-4 1-3 1B		0-0 F8			0-0 1-3		4	0	1	0	0	1	0
Sal Bando, R OBP: 0.430, SLG: 0.517 (1, 5)	0-0 1B		0-0 FC5-4 1-2f		0-0 6-3			0-0 1B		4	0	2	0	0	0	2
Reggie Jackson, L OBP: 0.446, SLG: 0.672 (1, 9)	0-3 K			4-0 1B 1B BB		0-3 K		0-0 F6		3	1	0	0	1	2	2
Deron Johnson, R OBP: 0.264, SLG: 0.390 (1, 3)		0-0 6-3		0-0 L7		0-3 K		0-0 6-3		4	0	0	0	0	1	1
Gene Tenace, R OBP: 0.372, SLG: 0.357 (1, 2)	0-3 K			0-0 1B 1-2 1B		0-3 K		0-3 K		4	0	1	0	0	3	0
Angel Mangual, R OBP: 0.258, SLG: 0.425 (1, 10)		0-0 F7		0-0 F9			0-0 F7		0-3 K	4	0	0	0	0	1	2
Ted Kubiak, S OBP: 0.290, SLG: 0.269 (1, 6)			0-0 F8	0-0 1B 1-2 2-H			0-0 6-3			3	0	1	1	0	0	0
Dick Green, R OBP: 0.320, SLG: 0.283 (1, 4)			0-0 F8	0-0 6-3			0-0 F2			2	0	0	0	0	0	2
Gaylen Pitts, R OBP: 0.333, SLG: 0.325 (7, 4)										1	0	0	0	0	0	0

BOTTOM

New York Yankees @ Oakland Athletics
Oakland-Alameda County Coliseum, Oakland, CA
 Fri Jun 14 1974, 7:05 PM PDT
 Att. 8,435 - Unknown

AB	33
R	1
H	6
RBI	1
BB	1
SO	9
LOB	9



Inning Stats	R: 0	H: 1	E: 0	LOB: 1	K: 3	BB: 0	S: 10	P: 10	R: 0	H: 0	E: 0	LOB: 0	K: 1	BB: 0	S: 5	P: 5	R: 0	H: 2	E: 0	LOB: 2	K: 0	BB: 0	S: 5	P: 5	R: 1	H: 2	E: 0	LOB: 2	K: 0	BB: 1	S: 5	P: 9	R: 0	H: 0	E: 0	LOB: 0	K: 3	BB: 0	S: 9	P: 3	R: 0	H: 0	E: 0	LOB: 0	K: 0	BB: 0	S: 3	P: 3	R: 0	H: 1	E: 0	LOB: 1	K: 0	BB: 0	S: 4	P: 4	R: 0	H: 0	E: 0	LOB: 0	K: 2	BB: 0	S: 7	P: 7	1B: 6	SF: 0	2B: 0	SAC: 0	3B: 0	DP: 0	HR: 0	HBP: 0	WP: 0	PA: 34
PITCHER Dick Tidrow, R ERA: 5.4 (1, 1)	IP	WLS	BF	H	R	ER	SO	BB	IBB	HBP	BLK	WP	HR	S	P	ERA	WHIP																																																									
	9.0	W	34	6	1	1	9	1	0	0	0	0	0	51	55	1.00	0.778																																																									

Batter	1	2	3	4	5	6	7	8	9	AB R H RBI BB SO LOB	TOP
Elliott Maddox, R (1, 8) OBP: 0.417, SLG: 0.369	0-0 G3 1B 2B		0-0 1B		0-0 F8			0-0 6-3		4 1 2 0 0 0 0	
Lou Piniella, R (1, 7) OBP: 0.340, SLG: 0.375	0-0 G3 2-3		0-0 F8		0-0 F8			0-0 6-3		4 0 0 0 0 0 2	
Bobby Murcer, L (1, 9) OBP: 0.321, SLG: 0.338	0-0 4-3 1B 1B		0-0 L7		0-0 F8			0-3 K		4 0 1 1 0 1 1	
Thurman Munson, R (1, 2) OBP: 0.299, SLG: 0.399	0-0 3-H 1-2 1B		0-0 F8		0-3 K			0-3 K		4 0 1 0 0 2 1	
Bill Sudakis, S (1, 10) OBP: 0.301, SLG: 0.388	0-0 4-3 1-2 2-3			0-0 F9				0-0 F9		3 0 0 0 0 0 2	
Chris Chambliss, L (1, 3) OBP: 0.276, SLG: 0.317	0-0 F5			0-0 F9				0-0 F7		3 0 0 0 0 0 2	
Fernando Gonzalez, R (1, 5) OBP: 0.248, SLG: 0.287		0-3 K		0-0 F3				0-0 4-3		3 0 0 0 0 1 0	
Gene Michael, S (1, 4) OBP: 0.250, SLG: 0.229 Walt Williams, R (8, PH) OBP: 0.094, SLG: 0.065 Fred Stanley, R (8, 4) OBP: 0.269, SLG: 0.174		0-0 6-3			0-0 F8			0-3 K		2 0 0 0 0 0 0 1 0 0 0 0 1 0 0 0 0 0 0 0 0	
Jim Mason, L (1, 6) OBP: 0.291, SLG: 0.303		0-0 4-1			0-0 F8			0-0 3-1		3 0 0 0 0 0 0	
Inning Stats	R: 1 H: 3 E: 0 LOB: 2 K: 0 BB: 0 S: 6 P: 6	R: 0 H: 0 E: 0 LOB: 0 K: 1 BB: 0 S: 5 P: 5	R: 0 H: 1 E: 0 LOB: 1 K: 0 BB: 0 S: 4 P: 4	R: 0 H: 0 E: 0 LOB: 0 K: 0 BB: 0 S: 3 P: 3	R: 0 H: 0 E: 0 LOB: 0 K: 0 BB: 0 S: 3 P: 3	R: 0 H: 0 E: 0 LOB: 0 K: 1 BB: 0 S: 5 P: 5	R: 0 H: 0 E: 0 LOB: 0 K: 0 BB: 0 S: 3 P: 3	R: 0 H: 0 E: 0 LOB: 0 K: 1 BB: 0 S: 5 P: 5	R: 0 H: 0 E: 0 LOB: 0 K: 2 BB: 0 S: 7 P: 7	1B: 3 SF: 0 2B: 1 SAC: 0 3B: 0 DP: 0 HR: 0 HBP: 0	WP: 0 PA: 31 PB: 0 SB: 0 CS: 0
PITCHER	IP WLS BF H R ER SO BB IBB HBP BLK WP HR S P ERA WHIP										
Vida Blue, L (1, 1) ERA: 3.63	8.0 W 28 4 1 1 3 0 0 0 0 0 0 0 34 34 1.12 0.500										
Vida Blue, L (8, 1) ERA: 3.63	8.0 W 28 4 1 1 3 0 0 0 0 0 0 0 34 34 1.12 0.500										
Blue Moon Odom, R (9, 1) ERA: 6.2	1.0 3 0 0 0 0 2 0 0 0 0 0 0 7 7 0.00 0.000										

New York Yankees @ Oakland Athletics
Oakland-Alameda County Coliseum, Oakland, CA

Sat Jun 15 1974, 3:33 AM PDT
Att. 27,016 - Unknown - 62 F

livebaseballscorecards.com

AB	31
R	1
H	4
RBI	1
BB	0
SO	5
LOB	8



Batter	1	2	3	4	5	6	7	8	9	AB	R	H	RBI	BB	SO	LOB
--------	---	---	---	---	---	---	---	---	---	----	---	---	-----	----	----	-----

Bill North, S (1, 8) <small>OBP: 0.340, SLG: 0.329</small>	0-3 		0-0 		0-0 	0-0 				4	1	2	1	0	1	0
Angel Mangual, R (1, 10) <small>OBP: 0.265, SLG: 0.427</small>	0-3 		0-3 		0-0 	0-0 				4	1	2	0	0	2	2
Reggie Jackson, L (1, 9) Gaylen Pitts, R (8, 5) <small>OBP: 0.442, SLG: 0.663</small> <small>OBP: 0.333, SLG: 0.325</small>	0-0 		0-0 		0-0 	0-0 				4	1	1	0	0	0	4
Sal Bando, R (1, 5) Vida Blue, S (8, 1) Blue Moon Odom, R (9, 1) <small>OBP: 0.432, SLG: 0.534</small>		0-0 	4-0 		0-0 		0-0 			3	2	1	3	1	0	0
Joe Rudi, R (1, 7) Jesus Alou, R (7, PH) <small>OBP: 0.349, SLG: 0.526</small> <small>OBP: 0.246, SLG: 0.255</small>		0-0 	0-0 		0-0 		0-0 			3	1	2	4	0	0	0
Deron Johnson, R (1, 3) Pat Bourque, L (7, PH) <small>OBP: 0.259, SLG: 0.383</small> <small>OBP: 0.345, SLG: 0.360</small>		0-3 	0-3 		0-3 		0-0 			3	0	0	0	0	3	1
Gene Tenace, R (1, 2) Larry Haney, R (8, 2) <small>OBP: 0.376, SLG: 0.355</small> <small>OBP: 0.167, SLG: 0.222</small>		4-0 		0-0 		4-0 		0-0 		1	1	0	0	2	0	0
Ted Kubiak, S (1, 6) <small>OBP: 0.282, SLG: 0.261</small>		0-0 		0-0 		0-0 		0-0 		4	0	0	0	0	0	3
Dick Green, R (1, 4) Herb Washington, R (6, PR) Dal Maxvill, R (7, 4) <small>OBP: 0.340, SLG: 0.306</small> <small>OBP: 0.267, SLG: 0.154</small>			0-0 	0-0 		0-0 		0-0 		3	1	2	1	0	0	0

BOTTOM

New York Yankees @ Oakland Athletics
 Oakland-Alameda County Coliseum, Oakland, CA

Sat Jun 15 1974, 3:33 AM PDT
 Att: 27,016 - Unknown - 62 F

livebaseballscores.com

AB 33
R 9
H 10
RBI 9
BB 3
SO 6
LOB 10



Inning Stats	R: 0	H: 0	E: 0	K: 2	S: 7	P: 7	R: 0	H: 1	E: 1	K: 1	S: 6	R: 4	H: 3	E: 0	K: 2	S: 10	R: 0	H: 0	E: 0	K: 0	S: 3	R: 3	H: 3	E: 0	K: 1	S: 8	R: 2	H: 3	E: 0	K: 0	S: 5	R: 0	H: 0	E: 0	K: 0	S: 3	R: 0	H: 0	E: 0	K: 0	S: 3	R: 0	H: 0	E: 0	K: 0	S: 3								
Doc Medich, R (1, 1) <small>ERA: 3.98</small>	IP: 4.1	WLS: L	BF: 22	H: 7	R: 7	ER: 7	SO: 5	BB: 2	IBB: 0	HBP: 0	BLK: 0	WP: 0	HR: 2	S: 30	P: 38	ERA: 14.54	WHIP: 2.077																																					
Dick Woodson, R (5, 1) <small>ERA: 5.48</small>	IP: 3.2	WLS: L	BF: 14	H: 3	R: 2	ER: 2	SO: 1	BB: 1	IBB: 0	HBP: 0	BLK: 0	WP: 0	HR: 0	S: 15	P: 19	ERA: 4.91	WHIP: 1.091																																					

WP	PA	ERA	WHIP
0	36		

Batter	1	2	3	4	5	6	7	8	9	AB R H RBI BB SO LOB
--------	---	---	---	---	---	---	---	---	---	----------------------

Elliott Maddox, R OBP: 0.424, SLG: 0.389 (1, 8) X	0-0 1B		0-0 1B 1-2 2-H	0-0 FC5 2-3f			0-0 6-3		0-0 2B	5 1 3 1 0 0 2
---	-----------	--	----------------------	--------------------	--	--	------------	--	-----------	---------------

Lou Piniella, R OBP: 0.336, SLG: 0.371 (1, 7) X	0-0 F7		0-0 F7				0-0 F8		0-0 F8	5 1 1 0 0 0 4
---	-----------	--	-----------	--	--	--	-----------	--	-----------	---------------

Bobby Murcer, L OBP: 0.330, SLG: 0.349 (1, 9) S S S	0-3 K		0-0 1B 1-3 2-H				0-0 FC5 S BB		0-0 SF8 2B	4 1 3 2 1 1 1
---	----------	--	----------------------	--	--	--	--------------------	--	------------------	---------------

Ron Blomberg, L OBP: 0.396, SLG: 0.504 (1, 10) X Bill Sudakis, S OBP: 0.304, SLG: 0.400 (7, PH)	0-0 F9		0-0 F6				0-0 K 1-2		0-0 SF8 2B 2-H	3 0 0 0 0 1 4 1 0 1 2 0 0 0
--	-----------	--	-----------	--	--	--	-----------------	--	-------------------------	--------------------------------

Graig Nettles, L OBP: 0.337, SLG: 0.457 (1, 5) X		0-0 4-3	0-0 F9				0-0 BB		0-0 6-3	4 0 0 0 1 0 3
--	--	------------	-----------	--	--	--	-----------	--	------------	---------------

Thurman Munson, R OBP: 0.293, SLG: 0.390 (1, 2) X		0-0 6-3		0-0 5-3			0-0 FC5 2-3f		0-0 5-3	4 0 0 0 0 0 2
---	--	------------	--	------------	--	--	--------------------	--	------------	---------------

Chris Chambliss, L OBP: 0.276, SLG: 0.313 (1, 3) X		0-0 F2		4-0 FC5 1B BB			0-0 F9		0-0 F6	3 0 0 0 1 0 0
--	--	-----------	--	---------------------	--	--	-----------	--	-----------	---------------

Jim Mason, L OBP: 0.300, SLG: 0.318 (1, 6) X			0-0 1B 1B	0-0 1B 1-2			0-0 G3		0-0 2B	4 1 3 0 0 0 0
--	--	--	-----------------	------------------	--	--	-----------	--	-----------	---------------

Gene Michael, S OBP: 0.253, SLG: 0.233 (1, 4) X Roy White, S OBP: 0.355, SLG: 0.354 (8, PH) Fred Stanley, R OBP: 0.269, SLG: 0.174 (8, 4) X			0-0 1B 1B 1-2	0-3 K			0-0 4-3		0-0 F8	3 1 1 0 0 1 2 1 0 0 0 0 0 1 0 0 0 0 0 0 0
---	--	--	------------------------	----------	--	--	------------	--	-----------	---

Inning Stats	R: 0 E: 0 K: 1 S: 6	H: 1 LOB: 1 BB: 0 P: 6	R: 0 E: 0 K: 0 S: 3	H: 0 LOB: 0 BB: 0 P: 3	R: 2 E: 0 K: 0 S: 7	H: 4 LOB: 2 BB: 0 P: 7	R: 0 E: 0 K: 1 S: 6	H: 1 LOB: 2 BB: 1 P: 10	R: 0 E: 0 K: 1 S: 5	H: 0 LOB: 2 BB: 2 P: 13	R: 0 E: 0 K: 0 S: 3	H: 0 LOB: 0 BB: 0 P: 3	R: 1 E: 0 K: 0 S: 5	H: 3 LOB: 1 BB: 0 P: 5	R: 0 E: 0 K: 0 S: 4	H: 1 LOB: 1 BB: 0 P: 4	R: 2 E: 0 K: 0 S: 5	H: 2 LOB: 0 BB: 0 P: 5	1B: 8 2B: 4 3B: 0 HR: 0	SF: 1 SAC: 0 DP: 0 HBP: 0	WP: 0 PB: 0 SB: 1 CS: 0	PA: 41
--------------	------------------------------	---------------------------------	------------------------------	---------------------------------	------------------------------	---------------------------------	------------------------------	----------------------------------	------------------------------	----------------------------------	------------------------------	---------------------------------	------------------------------	---------------------------------	------------------------------	---------------------------------	------------------------------	---------------------------------	----------------------------------	------------------------------------	----------------------------------	--------

PITCHER	IP	WLS	BF	H	R	ER	SO	BB	IBB	HBP	BLK	WP	HR	S	P	ERA	WHIP
Catfish Hunter, R ERA: 3.15 (1, 1)	8.1	L	39	12	5	5	3	3	0	0	0	0	0	42	54	5.40	1.800
Darold Knowles, L ERA: 4.61 (9, 1)	0.2		2	0	0	0	0	0	0	0	0	0	0	2	2	0.00	0.000

TOP

New York Yankees @ Oakland Athletics
Oakland-Alameda County Coliseum, Oakland, CA

Sun Jun 16 1974, 3:33 AM PDT
Att. 12,530 - Cloudy - 58 F

livebaseballscorecards.com

AB	37
R	5
H	12
RBI	5
BB	3
SO	3
LOB	19



Batter	1	2	3	4	5	6	7	8	9	AB	R	H	RBI	BB	SO	LOB
Bill North, S OBP: 0.340, SLG: 0.329 Jesus Alou, R OBP: 0.241, SLG: 0.250	0-0 G3			0-0 1B	0-3 K		0-0 FC5			3	1	1	0	0	1	0
Angel Mangual, R OBP: 0.279, SLG: 0.437 Herb Washington, R (8, PR)	0-0 G3			0-0 1B		0-0 1B		0-0 1B		4	0	3	1	0	0	0
Reggie Jackson, L OBP: 0.435, SLG: 0.650	0-0 4-3			0-0 1B		0-0 F6		0-0 FC4-6		4	1	0	0	0	0	3
Sal Bando, R OBP: 0.433, SLG: 0.530		0-0 1B		4-0 1B		0-0 1B		0-0 F6		3	1	1	0	1	0	2
Joe Rudi, R OBP: 0.352, SLG: 0.525		0-0 1B		0-0 1B			0-0 1B		0-0 F8	4	0	2	1	0	0	1
Deron Johnson, R OBP: 0.253, SLG: 0.375		0-0 1B		0-0 1B			0-0 F6		0-0 F5	3	0	0	1	0	0	1
Ted Kubiak, S OBP: 0.274, SLG: 0.254			0-0 F7	0-0 G3			0-0 E6		0-0 G3	4	0	0	0	0	0	2
Dick Green, R OBP: 0.321, SLG: 0.288			0-0 F4		0-0 F5		0-0 FC5-4			3	0	0	0	0	0	2
Larry Haney, R OBP: 0.150, SLG: 0.200 Pat Bourque, L OBP: 0.357, SLG: 0.360 Blue Moon Odom, R (7, PR) Gene Tenace, R OBP: 0.376, SLG: 0.355			0-0 F4		0-3 K		4-0 BB			2	0	0	0	0	1	0

Inning Stats	R: 0 E: 0 K: 0 S: 3	H: 0 LOB: 0 BB: 0 P: 3	R: 0 E: 0 K: 0 S: 3	H: 1 LOB: 0 BB: 0 P: 3	R: 0 E: 0 K: 0 S: 3	H: 0 LOB: 0 BB: 0 P: 3	R: 3 E: 0 K: 0 S: 6	H: 3 LOB: 1 BB: 1 P: 10	R: 0 E: 0 K: 2 S: 7	H: 0 LOB: 0 BB: 0 P: 7	R: 0 E: 0 K: 0 S: 3	H: 1 LOB: 0 BB: 0 P: 3	R: 0 E: 1 K: 0 S: 5	H: 1 LOB: 3 BB: 1 P: 9	R: 0 E: 0 K: 0 S: 3	H: 1 LOB: 1 BB: 0 P: 3	R: 0 E: 0 K: 0 S: 3	H: 0 LOB: 0 BB: 0 P: 3	1B: 7 2B: 0 3B: 0 HR: 0	SF: 1 SAC: 0 DP: 2 HBP: 0	WP: 0 PB: 0 SB: 1 CS: 1	PA: 34
PITCHER Pat Dobson, R ERA: 3.77	IP: 9.0 WLS: W BF: 34 H: 7 R: 3 ER: 3 SO: 2 BB: 2 IBB: 0 HBP: 0 BLK: 0 WP: 0 HR: 0 S: 36 P: 44 ERA: 3.00 WHIP: 1.000																					


BOTTOM

New York Yankees @ Oakland Athletics
Oakland-Alameda County Coliseum, Oakland, CA

Sun Jun 16 1974, 3:33 AM PDT
Att: 12,530 - Cloudy - 58 F

livebaseballscorecards.com

AB	31
R	3
H	7
RBI	3
BB	2
SO	2
LOB	14



New York Yankees @ California Angels
Anaheim Stadium, Anaheim, CA

Mon Jun 17 1974, 10:05 PM EDT
 Att. 18,150 - Unknown - 67 F

AB	34
R	5
H	10
RBI	5
BB	4
SO	5
LOB	18



AB	R	H	RBI	BB	SO	LOB			
5	0	2	0	0	0	1			
3	1	1	2	0	0	1			
5	0	1	0	0	1	2			
4	0	0	0	1	1	3			
4	0	1	0	0	1	3			
0	1	0	0	0	0	0			
1	1	0	0	3	0	0			
4	0	1	0	0	2	4			
4	1	3	1	0	0	2			
2	0	0	0	0	0	1			
1	0	0	0	0	0	1			
1	1	1	2	0	0	0			
1B: 9	SF: 0	2B: 0	SAC: 1	3B: 0	DP: 1	HR: 1	HBP: 1	WP: 0	PA: 41

Batter	1	2	3	4	5	6	7	8	9									
Elliott Maddox, R (1, 8) OBP: 0.423, SLG: 0.389	0-0 F9		0-0 G5-4-3 1B		0-0 5-3		0-0 F4		0-0 SH1-3 1B									
Lou Piniella, R (1, 7) OBP: 0.339, SLG: 0.385	1-0 6-3 1B HBP		0-0 G5-4-3 1-2f		0-0 E5 CS		0-0 1-H HR		0-0 SH1-3 1-2									
Bobby Murcer, L (1, 9) OBP: 0.327, SLG: 0.346	0-0 6-3 1-2 1B		0-3 K		0-0 CS 1-2	0-0 G3	0-0 G3		0-0 F3									
Thurman Munson, R (1, 2) OBP: 0.291, SLG: 0.382	0-0 6-3 1-2 2-3			0-0 F5		4-0 FC6-4 BB		0-3 K	0-0 F9									
Bill Sudakis, S (1, 10) OBP: 0.303, SLG: 0.396	0-3 K			0-0 4-3		0-0 FC6-4 BB 1-2f		0-0 BB E 1B										
Ron Blomberg, L (8, PR) OBP: 0.396, SLG: 0.504																		
Graig Nettles, L (1, 5) OBP: 0.344, SLG: 0.455		0-0 F8		4-0 1B BB		4-0 1-2 BB		4-0 1-2 E 1B BB										
Chris Chambliss, L (1, 3) OBP: 0.275, SLG: 0.312		0-3 K		0-0 1-2 1B		0-0 F9		0-3 K										
Gene Michael, S (1, 4) OBP: 0.273, SLG: 0.256		0-0 1B		0-0 F6		0-0 FC6-4 1B		0-0 E7 1B 1B										
Jim Mason, L (1, 6) OBP: 0.297, SLG: 0.315		0-0 G3					0-0 FC6-4 1-2f HR	0-0 2-H 3-H 1B										
Roy White, S (7, PH) OBP: 0.353, SLG: 0.352																		
Fred Stanley, R (7, PR) OBP: 0.296, SLG: 0.208																		
Inning Stats	R: 0 E: 0 K: 1 S: 6	H: 1 LOB: 2 BB: 0 P: 7	R: 0 E: 0 K: 1 S: 6	H: 1 LOB: 1 BB: 0 P: 6	R: 0 E: 0 K: 1 S: 5	H: 1 LOB: 0 BB: 0 P: 5	R: 0 E: 0 K: 0 S: 4	H: 1 LOB: 2 BB: 1 P: 8	R: 0 E: 1 K: 0 S: 3	H: 0 LOB: 0 BB: 0 P: 3	R: 0 E: 0 K: 0 S: 3	H: 0 LOB: 2 BB: 2 P: 11	R: 2 E: 0 K: 0 S: 5	H: 2 LOB: 1 BB: 0 P: 5	R: 3 E: 1 K: 2 S: 9	H: 3 LOB: 1 BB: 1 P: 13	R: 0 E: 0 K: 0 S: 4	H: 1 LOB: 1 BB: 0 P: 4

PITCHER	IP	WLS	BF	H	R	ER	SO	BB	IBB	HBP	BLK	WP	HR	S	P	ERA	WHIP
Frank Tanana, L (1, 1) ERA: 3.38	7.0	L	30	6	2	2	3	3	0	1	0	0	1	32	45	2.57	1.286
Barry Raziano, R (8, 1) ERA: 4.91	1.0		6	3	3	2	2	1	0	0	0	0	0	9	13	18.00	4.000
Skip Lockwood, R (9, 1) ERA: 4.41	1.0		4	1	0	0	0	0	0	0	0	0	0	4	4	0.00	1.000

livebaseballscorecards.com

Batter	1	2	3	4	5	6	7	8	9	AB	R	H	RBI	BB	SO	LOB
Mickey Rivers, L OBP: 0.341, SLG: 0.394 (1, 8)	0-0 1B 2B		0-3 K			0-0 1B 1B		0-0 F8		4	0	2	0	0	1	1
Denny Doyle, L OBP: 0.298, SLG: 0.297 Paul Schaal, R OBP: 0.300, SLG: 0.315 Ellie Rodriguez, R OBP: 0.366, SLG: 0.353 (1, 4) (8, PH) (9, 2)	0-0 G6-3 2-3 1B		0-0 G3			0-0 F2		0-0 F9		3	0	1	0	0	0	1
Leroy Stanton, R OBP: 0.418, SLG: 0.584 (1, 9)	0-3 K		0-3 K			0-0 G6-4-3 1-2 1B		0-0 WP 1B		4	0	2	0	0	2	2
Charlie Sands, L OBP: 0.347, SLG: 0.421 Winston Lenas, R OBP: 0.275, SLG: 0.304 (1, 10) (6, PH)	0-0 G6-3 1-2f				0-0 F9	0-0 G6-4-3 1-2f		0-0 F9		2	0	0	0	0	0	2
Joe Lahoud, L OBP: 0.326, SLG: 0.504 Frank Robinson, R OBP: 0.353, SLG: 0.448 (1, 7) (9, PH)		4-0 1B E BB		4-0 G4-6-3 BB		0-0 4-3		0-3 K		1	1	0	0	2	0	0
Bob Oliver, R OBP: 0.285, SLG: 0.336 (1, 5)		0-0 E K 1B		0-0 G4-6-3 1-2f		0-3 K		0-0 F9		4	0	1	0	0	1	2
John Doherty, L OBP: 0.389, SLG: 0.394 (1, 3)		0-0 E6 1-3 3-H		0-0 4-3		0-0 4-3				3	0	0	1	0	0	1
Tom Egan, R OBP: 0.214, SLG: 0.083 Bobby Valentine, R OBP: 0.291, SLG: 0.365 (1, 2) (8, PH) (9, 6)		0-3 K		0-3 K		0-0 1-3		0-0 1-3		2	0	0	0	0	2	2
Sandy Alomar Sr., S OBP: 0.279, SLG: 0.310 (1, 6) (9, 4)		0-0 B5		0-0 4-3		0-0 4-3		0-0 1B		1	0	0	0	0	0	0

Inning Stats	R: 0	H: 2	E: 0	K: 1	S: 6	LOB: 1	BB: 0	P: 6	R: 1	H: 1	E: 1	K: 1	S: 6	LOB: 1	BB: 1	P: 10	R: 0	H: 0	E: 0	K: 2	S: 7	LOB: 0	BB: 0	P: 7	R: 0	H: 0	E: 0	K: 0	S: 2	LOB: 0	BB: 1	P: 6	R: 0	H: 0	E: 0	K: 1	S: 5	LOB: 0	BB: 0	P: 5	R: 0	H: 2	E: 0	K: 0	S: 4	LOB: 1	BB: 0	P: 4	R: 0	H: 0	E: 0	K: 1	S: 5	LOB: 0	BB: 0	P: 5	R: 0	H: 1	E: 0	K: 0	S: 4	LOB: 1	BB: 0	P: 4	R: 0	H: 1	E: 0	K: 1	S: 6	LOB: 1	BB: 0	P: 6	1B: 6	SF: 0	2B: 1	SAC: 0	3B: 0	DP: 3	HR: 0	HBP: 0	WP: 1	PA: 33
--------------	------	------	------	------	------	--------	-------	------	------	------	------	------	------	--------	-------	-------	------	------	------	------	------	--------	-------	------	------	------	------	------	------	--------	-------	------	------	------	------	------	------	--------	-------	------	------	------	------	------	------	--------	-------	------	------	------	------	------	------	--------	-------	------	------	------	------	------	------	--------	-------	------	------	------	------	------	------	--------	-------	------	-------	-------	-------	--------	-------	-------	-------	--------	-------	--------

PITCHER	IP	WLS	BF	H	R	ER	SO	BB	IBB	HBP	BLK	WP	HR	S	P	ERA	WHIP
Dave Pagan, R ERA: 5.59 (1, 1)	5.0		18	3	1	1	5	2	0	0	0	0	0	26	34	1.80	1.000
Mike Wallace, L ERA: 2.84 (6, 1)	3.0	W	11	3	0	0	1	0	0	0	0	0	0	13	13	0.00	1.000
Sparky Lyle, L ERA: 1.64 (9, 1)	1.0		4	1	0	0	1	0	0	0	0	1	0	6	6	0.00	1.000


BOTTOM

New York Yankees @ California Angels
Anaheim Stadium, Anaheim, CA

Mon Jun 17 1974, 10:05 PM EDT
Att: 18,150 - Unknown - 67 F

livebaseballscorecards.com

AB	31
R	1
H	7
RBI	1
BB	2
SO	7
LOB	17



Batter	1	2	3	4	5	6	7	8	9	AB R H RBI BB SO LOB	TOP		
Elliott Maddox, R (1, 8) OBP: 0.425, SLG: 0.393	0-3 K			X 0-0 FC4-6 1B		X 0-0 G6-4-3 1B		X 0-0 5-3		4 0 2 0 0 1 0			
Lou Piniella, R (1, 7) OBP: 0.338, SLG: 0.382	0-0 P6		X 0-0 FC4-6 1B		X 0-0 G6-4-3 1-2f			X 0-0 F8		4 0 1 0 0 0 1			
Bobby Murcer, L (1, 9) OBP: 0.330, SLG: 0.346	0-3 K		X 0-0 FC4-6 1-2f 2-3		B B B 4-0 BB			X 0-0 1B 1B		3 0 1 0 1 1 2			
Graig Nettles, L (1, 5) OBP: 0.342, SLG: 0.449		B B B B 4-0 G3-6-3 BB		S S S 0-3 K		S S S 0-3 K		X 0-0 F8		3 0 0 0 1 2 4			
Bill Sudakis, S (1, 10) OBP: 0.301, SLG: 0.392		X 0-0 G3-6-3 1-2f		X 0-0 P6		X 0-0 F8		X 0-0 1-3 1B		4 0 1 0 0 0 3			
Thurman Munson, R (1, 2) OBP: 0.285, SLG: 0.374		X 0-0 G3		S S S 0-3 K		X 0-0 6-3		S S S 0-3 K		4 0 0 0 0 2 2			
Chris Chambliss, L (1, 3) OBP: 0.276, SLG: 0.309			X 0-0 F5		B B B B 4-0 BB		S S S 0-3 K			2 0 0 0 1 1 0			
Jim Mason, L (1, 6) OBP: 0.293, SLG: 0.310			S S S 0-3 K		S S S 0-3 K		S S S 0-3 K			3 0 0 0 0 3 1			
Gene Michael, S (1, 4) OBP: 0.265, SLG: 0.247			X 0-0 4-3		X 0-0 F8		X 0-0 F8			3 0 0 0 0 0 1			
Inning Stats	R: 0 E: 0 K: 2 S: 7 H: 0 LOB: 0 BB: 0 P: 7	R: 0 E: 0 K: 0 S: 2 H: 0 LOB: 0 BB: 1 P: 6	R: 0 E: 0 K: 1 S: 5 H: 0 LOB: 0 BB: 0 P: 5	R: 0 E: 0 K: 1 S: 7 H: 2 LOB: 2 BB: 0 P: 7	R: 0 E: 0 K: 2 S: 7 H: 0 LOB: 1 BB: 1 P: 11	R: 0 E: 0 K: 1 S: 5 H: 1 LOB: 1 BB: 1 P: 9	R: 0 E: 0 K: 1 S: 5 H: 0 LOB: 0 BB: 0 P: 5	R: 0 E: 0 K: 1 S: 5 H: 0 LOB: 0 BB: 0 P: 5	R: 0 E: 0 K: 1 S: 7 H: 2 LOB: 2 BB: 0 P: 7	1B: 5 2B: 0 3B: 0 HR: 0 SF: 0 SAC: 0 DP: 2 HBP: 0	WP: 0 PB: 0 SB: 0 CS: 0 PA: 33		
PITCHER	IP WLS BF H R ER SO BB IBB HBP BLK WP HR S P ERA WHIP											PITCHER	IP WLS BF H R ER SO BB IBB HBP BLK WP HR S P ERA WHIP
Nolan Ryan, R (1, 1) ERA: 3.5	6.0 W 22 3 0 0 7 3 0 0 0 0 0 0 33 45 0.00 1.000												
Skip Lockwood, R (7, 1) ERA: 4.06	3.0 S 11 2 0 0 3 0 0 0 0 0 0 0 17 17 0.00 0.667												

New York Yankees @ California Angels
Anaheim Stadium, Anaheim, CA
 Tue Jun 18 1974, 10:05 PM EDT
 Att: 10,830 - Unknown

AB	30
R	0
H	5
RBI	0
BB	3
SO	10
LOB	14



Batter	1	2	3	4	5	6	7	8	9	AB R H RBI BB SO LOB
Mickey Rivers, L OBP: 0.336, SLG: 0.388 (1, 8) X	0-0 4-3 X	0-0 F2 X		0-0 6-3 X			0-0 F9 X			4 0 0 0 0 0 1
Denny Doyle, L OBP: 0.301, SLG: 0.300 (1, 4) X	0-0 E4 1B E	0-0 S 1B			0-0 G3 X		0-0 S 1B X			4 1 2 0 0 0 0
Leroy Stanton, R OBP: 0.407, SLG: 0.566 (1, 9) S S	0-3 K X	0-0 F8 1-2 X			0-3 K S S S S X		0-3 K 1-2 S S S S X			4 0 0 0 0 3 3
Frank Robinson, R OBP: 0.355, SLG: 0.449 (1, 10) X	0-0 E9 1B 1-H		0-0 3-1 X		0-0 1B X			0-0 5-3 X		4 1 2 0 0 0 0
Joe Lahoud, L OBP: 0.324, SLG: 0.496 (1, 7) X	0-0 2B 2-H		0-3 K S S S S X		0-3 K S S S S X			0-0 6-3 X		4 1 1 1 0 2 1
Paul Schaal, R OBP: 0.299, SLG: 0.308 (1, 5) B B B	4-0 2B BB		0-0 F9 X			0-0 5-3 X		0-0 4-3 X		3 0 0 0 1 0 0
John Doherty, L OBP: 0.410, SLG: 0.444 (1, 3) X	0-0 2B 1-3 2-H			0-0 1-3 SH3-4 1B X		0-0 P5 X				3 0 2 1 0 0 0
Elie Rodriguez, R OBP: 0.363, SLG: 0.349 (1, 2) X	0-0 F8 X			0-0 SH3-4 1-2 X		0-0 5-3 X				2 0 0 0 0 0 2
Sandy Alomar Sr., S OBP: 0.261, SLG: 0.289 (1, 6) X		0-0 F8 X		0-0 1-3 2-3 X			0-0 6-3 X			3 0 0 0 0 0 1

Inning Stats	R: 3 E: 2 K: 1 S: 9	H: 3 LOB: 2 BB: 1 P: 13	R: 0 E: 0 K: 0 S: 4	H: 1 LOB: 1 BB: 0 P: 4	R: 0 E: 0 K: 1 S: 5	H: 0 LOB: 0 BB: 0 P: 5	R: 0 E: 0 K: 0 S: 4	H: 1 LOB: 1 BB: 0 P: 4	R: 0 E: 0 K: 2 S: 8	H: 1 LOB: 1 BB: 0 P: 8	R: 0 E: 0 K: 0 S: 3	H: 0 LOB: 0 BB: 0 P: 3	R: 0 E: 0 K: 1 S: 6	H: 1 LOB: 1 BB: 0 P: 6	R: 0 E: 0 K: 0 S: 3	H: 0 LOB: 0 BB: 0 P: 3	1B: 6 2B: 1 3B: 0 HR: 0	SF: 0 SAC: 1 DP: 0 HBP: 0	WP: 0 PB: 0 SB: 2 CS: 0	PA: 33										
PITCHER Dick Tidrow, R ERA: 4.91 (1, 1)	IP 8.0	WLS L	BF 33	H 7	R 3	ER 0	SO 5	BB 1	IBB 0	HBP 0	BLK 0	WP 0	HR 0	S 42	P 46	ERA 0.00	WHIP 1.000													
											PITCHER	IP	WLS	BF	H	R	ER	SO	BB	IBB	HBP	BLK	WP	HR	S	P	ERA	WHIP		

BOTTOM


New York Yankees @ California Angels

Anaheim Stadium, Anaheim, CA

Tue Jun 18 1974, 10:05 PM EDT
Att. 10,830 - Unknown

livebaseballscorecards.com

AB	31
R	3
H	7
RBI	2
BB	1
SO	5
LOB	8



New York Yankees @ California Angels
Anaheim Stadium, Anaheim, CA

Wed Jun 19 1974, 10:05 PM EDT
 Att: 9,628 - Unknown - 67 F

AB	35
R	2
H	9
RBI	2
BB	2
SO	3
LOB	21



WP: 0	PA: 38
PB: 0	
SB: 0	
CS: 0	

AB R H RBI BB SO LOB

5	0	1	0	0	0	4
4	0	3	1	0	0	0
4	0	0	0	0	2	4
4	1	1	0	0	0	2
3	0	1	0	1	1	2
0	0	0	0	0	0	0
4	0	0	0	0	0	5
4	0	1	1	0	0	1
4	0	0	0	0	0	3
3	1	2	0	1	0	0

Batter	1	2	3	4	5	6	7	8	9
Elliott Maddox, R (1, 8) OBP: 0.417, SLG: 0.385	0-0 1-3		0-0 1-3 1B	0-0 F8		0-0 F9			0-0 F9
Lou Piniella, R (1, 7) OBP: 0.343, SLG: 0.389	0-0 E 1B		0-0 SF8		0-0 1B 1B		0-0 G4-6-3 1B		0-0 5-3
Bobby Murcer, L (1, 9) OBP: 0.325, SLG: 0.340	0-0 E3 G6-4-3 1-3		0-3 K		0-3 K		0-0 G4-6-3 1-2f		0-0 6-3
Thurman Munson, R (1, 2) OBP: 0.284, SLG: 0.371	0-0 G6-4-3 1-2f			0-0 E5 BB 2B		0-0 1-3 1B			
Bill Sudakis, S (1, 10) OBP: 0.306, SLG: 0.390		0-0 F1		4-0 2B 1-2 BB		0-3 K		0-0 FC1-6 1B	
Walt Williams, R (8, PR) OBP: 0.094, SLG: 0.065									
Graig Nettles, L (1, 5) OBP: 0.337, SLG: 0.441		0-0 F8		0-0 F5		0-0 F8		0-0 FC1-6 1-2f	
Chris Chambliss, L (1, 3) OBP: 0.275, SLG: 0.312		0-0 4-3		0-0 1-3 2-H 2B		0-0 F6		0-0 FC1-6 1-2f	
Gene Michael, S (1, 4) OBP: 0.255, SLG: 0.237			0-0 F9	0-0 F9		0-0 5-3		0-0 F8	
Jim Mason, L (1, 6) OBP: 0.301, SLG: 0.316			0-0 1B SF8 1B	4-0 BB		0-0 1B		0-0 4-3	

Inning Stats	R: 0	H: 1	E: 1	K: 0	S: 4	P: 4	R: 0	H: 0	E: 0	K: 0	S: 3	P: 3	R: 1	H: 2	E: 0	K: 1	S: 7	P: 7	R: 1	H: 1	E: 1	K: 0	S: 5	P: 13	R: 0	H: 2	E: 0	K: 2	S: 9	P: 9	R: 0	H: 1	E: 0	K: 0	S: 4	P: 4	R: 0	H: 1	E: 0	K: 0	S: 3	P: 3	R: 0	H: 1	E: 0	K: 0	S: 4	P: 4	R: 0	H: 0	E: 0	K: 0	S: 3	P: 3
--------------	------	------	------	------	------	------	------	------	------	------	------	------	------	------	------	------	------	------	------	------	------	------	------	-------	------	------	------	------	------	------	------	------	------	------	------	------	------	------	------	------	------	------	------	------	------	------	------	------	------	------	------	------	------	------

PITCHER	IP	WLS	BF	H	R	ER	SO	BB	IBB	HBP	BLK	WP	HR	S	P	ERA	WHIP
Andy Hassler, L (1, 1) ERA: 1.0	9.0	L	38	9	2	1	3	2	0	0	0	0	0	42	50	1.00	1.222

Batter	1	2	3	4	5	6	7	8	9	AB R H RBI BB SO LOB	TOP																									
Mickey Stanley, R (1, 8) OBP: 0.269, SLG: 0.295	0-0 F9	0-3 K			4-0 BB	4-0 BB		0-0 4-3		3 0 0 0 2 1 1																										
Gary Sutherland, R (1, 4) OBP: 0.293, SLG: 0.356 (7, 5)	0-0 6-3		0-0 5-3		0-0 G3-6-1	0-0 F8		0-0 F8		5 0 0 0 0 0 4																										
Al Kaline, R (1, 10) OBP: 0.345, SLG: 0.369	0-0 1B		4-0 BB		0-0 1B		0-3 K	0-0 L6-3		4 0 2 0 1 1 0																										
Jim Northrup, L (1, 9) OBP: 0.291, SLG: 0.307	0-0 1B		0-0 F8		4-0 BB		0-0 1B	0-0 1B		4 1 3 0 1 0 1																										
Bill Freehan, R (1, 3) OBP: 0.350, SLG: 0.384	0-3 K		0-0 FC6-4		0-0 F8		0-3 K	4-0 1B		4 1 0 0 1 2 6																										
Ben Oglivie, L (1, 7) OBP: 0.408, SLG: 0.452		0-0 E6		0-0 1B		0-0 F7	4-0 BB	0-0 E8		3 1 1 0 1 0 0																										
Willie Horton, R (9, PH) OBP: 0.346, SLG: 0.548										1 0 1 1 0 0 0																										
Dick Sharon, R (9, PR) OBP: 0.288, SLG: 0.254 (9, 7)										0 0 0 0 0 0 0																										
Aurelio Rodriguez, R (1, 5) OBP: 0.289, SLG: 0.315		0-0 1B		0-3 K		0-0 4-3	0-0 F7	0-3 K		3 0 1 1 0 1 1																										
Gates Brown, L (7, PH) OBP: 0.342, SLG: 0.194										1 0 0 0 0 0 2																										
John Knox, L (7, 4) OBP: 0.375, SLG: 0.342										1 0 0 0 0 0 1 1																										
Gene Lamont, L (1, 2) OBP: 0.333, SLG: 0.364		0-3 K		0-3 K		0-0 BB		0-3 K		3 0 1 0 0 2 2																										
Norm Cash, L (8, PH) OBP: 0.313, SLG: 0.370										1 0 0 0 0 1 0																										
Jerry Moses, R (8, 2) OBP: 0.269, SLG: 0.321										0 0 0 0 0 0 0																										
Ed Brinkman, R (1, 6) OBP: 0.278, SLG: 0.325		0-0 1-3		0-3 K		4-0 BB		0-0 4-3		3 0 0 0 1 1 2																										
Inning Stats	R: 0 E: 0 K: 1 S: 7	H: 2 LOB: 2 BB: 0 P: 7	R: 1 E: 1 K: 2 S: 9	H: 1 LOB: 1 BB: 0 P: 9	R: 0 E: 0 K: 0 S: 3	H: 0 LOB: 1 BB: 1 P: 7	R: 0 E: 0 K: 3 S: 10	H: 1 LOB: 1 BB: 0 P: 10	R: 0 E: 0 K: 0 S: 3	H: 1 LOB: 2 BB: 2 P: 11	R: 0 E: 0 K: 2 S: 8	H: 1 LOB: 2 BB: 1 P: 12	R: 0 E: 0 K: 1 S: 5	H: 0 LOB: 0 BB: 0 P: 5	R: 2 E: 1 K: 1 S: 7	H: 2 LOB: 1 BB: 1 P: 11	1B: 8 2B: 1 3B: 0 HR: 0	SF: 0 SAC: 0 DP: 1 HBP: 0	WP: 0 PB: 0 SB: 1 CS: 0	PA: 43																
PITCHER	IP WLS BF H R ER SO BB IBB HBP BLK WP HR S P ERA WHIP																																			
Pat Dobson, R (1, 1) ERA: 3.54	6.2		33	7	1	0	8	6	0	0	0	0	0	43	67	0.00	1.950																			
Cecil Upshaw, R (7, 1) ERA: 2.88	2.0	L	8	1	2	1	1	1	0	0	0	0	0	9	13	4.50	1.000																			
Sparky Lyle, L (9, 1) ERA: 1.62	0.1		2	1	0	0	1	0	0	0	0	0	0	4	4	0.00	3.000																			

Detroit Tigers @ New York Yankees
 Shea Stadium, Flushing, NY
 Fri Jun 21 1974, 7:05 PM EDT
 Att. 13,661 - Overcast - 73 F

livebaseballscorecards.com

AB	36
R	3
H	9
RBI	2
BB	7
SO	10
LOB	20



Batter	1	2	3	4	5	6	7	8	9	AB	R	H	RBI	BB	SO	LOB
Elliott Maddox, R OBP: 0.415, SLG: 0.384 (1, 8)	0-0 4-3 SH5-3 1B		0-0 1-3		0-0 5-3			0-0 SH5-3		3	0	1	0	0	0	0
Lou Piniella, R OBP: 0.345, SLG: 0.387 Walt Williams, R OBP: 0.091, SLG: 0.063 (6, PR) (7, 7)	0-0 SH5-3 1-2			0-3 K		1-0 HBP		0-3 K		1	0	0	0	0	1	0
Bobby Murcer, L OBP: 0.324, SLG: 0.339 (1, 9)	0-0 4-3 2-3			0-0 FC6-4 1B		0-0 F9		0-0 F9		4	0	1	0	0	0	3
Thurman Munson, R OBP: 0.279, SLG: 0.364 (1, 2)	0-0 F8			0-0 FC6-4 1-2f HR		0-3 K		0-3 K		4	1	0	0	0	2	3
Bill Sudakis, S OBP: 0.305, SLG: 0.407 (1, 10)		0-3 K		0-0 HR		0-0 5-3		0-0 5-3		4	1	1	2	0	1	1
Graig Nettles, L OBP: 0.339, SLG: 0.444 Ron Blomberg, L OBP: 0.396, SLG: 0.504 (9, PR)		0-0 4-3		4-0 BB		0-0 F6		0-0 2B		3	0	1	0	1	0	0
Chris Chambliss, L OBP: 0.271, SLG: 0.307 (1, 3)		0-0 F8		0-0 4-3		0-0 4-3		0-3 K		4	0	0	0	0	1	2
Gene Michael, S OBP: 0.248, SLG: 0.230 (1, 4)			0-0 F8		0-0 5-3		0-0 5-3			3	0	0	0	0	0	0
Jim Mason, L OBP: 0.302, SLG: 0.316 (1, 6)			0-0 F7		0-0 F8			0-0 SH5-3 1B		3	0	1	0	0	0	0

Inning Stats	R: 0	H: 1	E: 0	LOB: 1	K: 0	S: 4	P: 4	R: 0	H: 0	E: 0	LOB: 0	K: 1	S: 5	P: 5	R: 0	H: 0	E: 0	LOB: 0	K: 0	S: 3	R: 2	H: 2	E: 0	LOB: 1	K: 1	S: 7	P: 11	R: 0	H: 0	E: 0	LOB: 0	K: 0	S: 3	R: 0	H: 0	E: 0	LOB: 1	K: 1	S: 5	P: 6	R: 0	H: 0	E: 0	LOB: 0	K: 0	S: 3	R: 0	H: 1	E: 0	LOB: 1	K: 1	S: 6	P: 6	R: 0	H: 1	E: 0	LOB: 1	K: 2	S: 8	P: 8	1B: 3	SF: 0	2B: 1	SAC: 2	3B: 0	DP: 0	HR: 1	HBP: 1	WP: 0	PA: 34
PITCHER Mickey Lolich, L ERA: 3.21 (1, 1)	IP	WLS	BF	H	R	ER	SO	BB	IBB	HBP	BLK	WP	HR	S	P	ERA	WHIP	IP	WLS	BF	H	R	ER	SO	BB	IBB	HBP	BLK	WP	HR	S	P	ERA	WHIP																																				

DETROIT TIGERS @ NEW YORK YANKEES
 Shea Stadium, Flushing, NY
 Fri Jun 21 1974, 7:05 PM EDT
 Att. 13,661 - Overcast - 73 F

AB 30
 R 2
 H 5
 RBI 2
 BB 1
 SO 6
 LOB 10

Batter	1	2	3	4	5	6	7	8	9	AB R H RBI BB SO LOB	TOP									
Mickey Stanley, R (1, 8) OBP: 0.272, SLG: 0.292	0-3 K			0-0 5-3		0-3 K		4-0 FC6-4 BB	4-0 1-2 BB	3 0 0 0 2 2 1	Detroit Tigers @ New York Yankees Shea Stadium, Flushing, NY Sat Jun 22 1974, 3:33 AM EDT Att. 13,506 - Unknown - 84 F									
Gary Sutherland, R (1, 4) OBP: 0.288, SLG: 0.349	0-0 4-3			0-0 4-3		0-0 4-3		0-0 FC6-4 1-2f	0-0 F9	5 0 0 0 0 0 5										
Al Kaline, R (1, 10) OBP: 0.340, SLG: 0.363	0-3 K			0-0 L6-3			0-0 L1-3		0-3 K	4 0 0 0 0 2 0										
Jim Northrup, L (1, 9) OBP: 0.290, SLG: 0.303			0-0 F8		0-0 G3		0-0 F2		4-0 1B E BB	3 1 0 0 1 0 0										
Ben Oglivie, L (1, 7) OBP: 0.415, SLG: 0.457			0-0 5-3		0-0 F2		0-0 1B 1B		0-0 E 1B 1B	4 1 2 0 0 0 0 0 0 0 0 0 0 0										
Marvin Lane, R (9, 7) OBP: 0.300, SLG: 0.125									1-3 1B 1B	4 1 1 0 0 1 1										
Bill Freehan, R (1, 3) OBP: 0.348, SLG: 0.380			0-3 K		0-0 F7		0-0 1B 1B		0-0 E5 1B	4 1 1 0 0 1 1										
Aurelio Rodriguez, R (1, 5) OBP: 0.292, SLG: 0.316				0-3 K		0-0 3B 1B		0-3 K	4-0 FC9-4-6 1B IBB	3 1 1 0 1 2 2										
Jerry Moses, R (1, 2) OBP: 0.271, SLG: 0.345			0-0 6-3			0-0 3B			0-0 1B	3 0 1 1 0 0 0 1 0 1 2 0 0 0 0 0 0 0 0 0 0 0 0 0 0 0 0 0										
Willie Horton, R (9, PH) OBP: 0.349, SLG: 0.550									1-2 2-H 3-H											
John Knox, L (9, PR) OBP: 0.375, SLG: 0.342									0-0 FC9-4-6 BB											
Gene Lamont, L (9, 2) OBP: 0.333, SLG: 0.364									1-2f 2-3											
Ed Brinkman, R (1, 6) OBP: 0.273, SLG: 0.319			0-0 5-3			0-0 5-3		0-0 F2	0-0 FC9-4-6	4 0 0 0 0 0 3										
Inning Stats	R: 0 E: 0 K: 2 S: 7	H: 0 LOB: 0 BB: 0 P: 7	R: 0 E: 0 K: 1 S: 5	H: 0 LOB: 0 BB: 0 P: 5	R: 0 E: 0 K: 1 S: 5	H: 0 LOB: 0 BB: 0 P: 5	R: 0 E: 0 K: 0 S: 3	H: 0 LOB: 0 BB: 0 P: 3	R: 1 E: 0 K: 1 S: 7	H: 2 LOB: 1 BB: 0 P: 7	R: 0 E: 0 K: 1 S: 7	H: 2 LOB: 2 BB: 0 P: 7	R: 0 E: 0 K: 0 S: 3	H: 0 LOB: 1 BB: 1 P: 7	R: 3 E: 1 K: 1 S: 8	H: 2 LOB: 3 BB: 3 P: 20	1B: 5 2B: 0 3B: 1 HR: 0	SF: 0 SAC: 0 DP: 0 HBP: 0	WP: 0 PB: 0 SB: 0 CS: 0	PA: 38
PITCHER	IP WLS BF H R ER SO BB IBB HBP BLK WP HR S P ERA WHIP											PITCHER	IP WLS BF H R ER SO BB IBB HBP BLK WP HR S P ERA WHIP							
Dick Tidrow, R (1, 1) ERA: 4.76	8.1 L 34 5 4 3 7 2 1 0 0 0 0 45 57 3.24 0.840																			
Sparky Lyle, L (9, 1) ERA: 1.6	0.2 L 4 1 0 0 0 1 0 0 0 0 0 3 7 0.00 3.000																			

AB	34
R	4
H	6
RBI	3
BB	4
SO	7
LOB	12




Batter	1	2	3	4	5	6	7	8	9	AB	R	H	RBI	BB	SO	LOB
Elliott Maddox, R (1, 8) OBP: 0.408, SLG: 0.377	0-3 K		0-0 FC6-4		0-3 K			0-0 WP SH3 1B	0-0 F7	5	0	1	0	0	2	4
Chris Chambliss, L (1, 3) OBP: 0.267, SLG: 0.303	0-0 6-3		0-0 F8			0-0 4-3		0-0 SH3		3	0	0	0	0	0	1
Bobby Murcer, L (1, 9) OBP: 0.323, SLG: 0.335	0-3 K		0-0 F6			4-0 S BB		0-3 K		3	0	0	0	1	2	2
Bill Sudakis, S (1, 10) OBP: 0.304, SLG: 0.403		0-0 E 4-3 1B		0-0 F9		0-0 F9		0-3 K		4	1	1	0	0	1	2
Lou Piniella, R (1, 7) OBP: 0.347, SLG: 0.389		0-0 F9		0-0 CS 1B		0-0 F9			0-0 FC5 1B	4	0	2	0	0	0	2
Thurman Munson, R (1, 2) OBP: 0.292, SLG: 0.376		0-0 E7 4-3 1B		0-0 CS 1B			0-0 G5-3 SH1-3 1B		0-0 1B FC5 1B	4	0	4	0	0	0	0
Fernando Gonzalez, R (1, 4) OBP: 0.241, SLG: 0.279		0-0 4-3		0-0 F9			0-0 SH1-3		0-0 F7	3	0	0	1	0	0	4
Graig Nettles, L (1, 5) OBP: 0.338, SLG: 0.438		0-0 F9			0-0 F7		4-0 IBB		0-0 FC5 1B	3	0	0	0	1	0	3
Jim Mason, L (1, 6) OBP: 0.304, SLG: 0.318			0-0 FC6-4 1B		0-3 K		0-0 G5-3		0-0 1B	2	0	1	0	0	1	0
Rick Dempsey, R (7, PH) OBP: 0.298, SLG: 0.367									1-2 2-3	1	0	0	0	0	0	2
Fred Stanley, R (8, 6) OBP: 0.296, SLG: 0.208										0	0	0	0	0	0	0
Roy White, S (9, PH) OBP: 0.356, SLG: 0.356									1-2 2-3	1	0	1	0	0	0	0

Inning Stats	R: 0	H: 0	E: 0	K: 2	S: 7	R: 1	H: 2	E: 1	K: 0	S: 5	R: 0	H: 1	E: 0	K: 0	S: 4	R: 0	H: 2	E: 0	K: 0	S: 4	R: 0	H: 0	E: 0	K: 2	S: 7	R: 0	H: 1	E: 0	K: 2	S: 8	R: 0	H: 3	E: 0	K: 0	S: 6	1B: 10	SF: 0	2B: 0	3B: 0	HR: 0	
	0	0	0	2	7	1	2	1	0	5	0	1	0	0	4	0	2	0	0	4	0	0	0	0	0	7	0	1	0	1	8	0	3	0	0	6	10	0	0	0	0

PITCHER	IP	WLS	BF	H	R	ER	SO	BB	IBB	HBP	BLK	WP	HR	S	P	ERA	WHIP
Woodie Fryman, L (1, 1) ERA: 4.33	6.1		26	6	1	1	4	1	1	0	0	0	0	32	40	1.42	1.105
John Hiller, L (7, 1) ERA: 2.14	2.2	W	11	4	0	0	2	0	0	0	0	1	0	15	15	0.00	1.500

DETROIT TIGERS @ NEW YORK YANKEES
Shea Stadium, Flushing, NY
 Sat Jun 22 1974, 3:33 AM EDT
 Att: 13,506 - Unknown - 84 F

AB	33
R	1
H	10
RBI	1
BB	2
SO	6
LOB	20



Batter	1	2	3	4	5	6	7	8	9	AB R H RBI BB SO LOB	TOP									
Mickey Stanley, R (1, 8) OBP: 0.271, SLG: 0.291	0-3 K		0-0 FC1-4 PB S 1-2f		0-0 1B			0-3 K		4 0 1 0 0 2 1										
Gary Sutherland, R (1, 4) OBP: 0.287, SLG: 0.345	0-0 L4		4-0 FC5-4 1-3 BB		0-3 K			0-0 F8		3 0 0 0 1 1 1										
Al Kaline, R (1, 10) OBP: 0.335, SLG: 0.357	0-0 L9		0-3 K				0-0 L9		0-0 L9	4 0 0 0 0 1 2										
Bill Freehan, R (1, 3) OBP: 0.351, SLG: 0.395		0-0 SF7 3B	0-0 FC5-4 1-2f				0-3 K		0-0 G6-4-3 1B	4 1 2 0 0 1 2										
Marvin Lane, R (1, 7) OBP: 0.357, SLG: 0.100		4-0 BB		4-0 9-6 BB			0-3 K		0-0 G6-4-3 1-2f	2 0 0 0 2 1 1										
Dick Sharon, R (1, 9) OBP: 0.276, SLG: 0.246		0-0 SF7		0-0 9-6 1-2f			0-0 5-3			2 0 0 1 0 0 1										
Aurelio Rodriguez, R (1, 5) OBP: 0.289, SLG: 0.311		0-0 3-H F8		0-0 5-3			0-0 3-1			3 0 0 0 0 0 1										
Jerry Moses, R (1, 2) OBP: 0.263, SLG: 0.333		0-3 K		0-3 K2-3			0-3 K			3 0 0 0 0 3 1										
Ed Brinkman, R (1, 6) OBP: 0.274, SLG: 0.319			0-0 FC1-4 1B		0-0 F7			0-0 F8		3 0 1 0 0 0 0										
Inning Stats	R: 0 E: 0 K: 1 S: 5	H: 0 LOB: 0 BB: 0 P: 5	R: 1 E: 0 K: 1 S: 6	H: 1 LOB: 1 BB: 1 P: 10	R: 0 E: 0 K: 1 S: 6	H: 1 LOB: 2 BB: 1 P: 10	R: 0 E: 0 K: 0 S: 2	H: 0 LOB: 0 BB: 1 P: 6	R: 0 E: 0 K: 2 S: 7	H: 0 LOB: 0 BB: 0 P: 7	R: 0 E: 0 K: 1 S: 5	H: 0 LOB: 0 BB: 0 P: 5	R: 0 E: 0 K: 1 S: 5	H: 0 LOB: 0 BB: 0 P: 5	R: 0 E: 0 K: 0 S: 3	H: 1 LOB: 0 BB: 0 P: 3	1B: 3 2B: 1 3B: 1 HR: 0	SF: 1 SAC: 0 DP: 2 HBP: 0	WP: 0 PB: 1 SB: 1 CS: 0	PA: 32
PITCHER Rudy May, L (1, 1) ERA: 5.5	IP: 9.0 WLS: W BF: 32 H: 4 R: 1 ER: 1 SO: 9 BB: 3 IBB: 0 HBP: 0 BLK: 0 WP: 0 HR: 0 S: 47 P: 59 ERA: 1.00 WHIP: 0.778																			

Detroit Tigers @ New York Yankees
 Shea Stadium, Flushing, NY
 Sun Jun 23 1974, 3:33 AM EDT
 Att. 19,073 - Cloudy - 61 F

livebaseballscorecards.com

AB	28
R	1
H	4
RBI	1
BB	3
SO	9
LOB	10



Batter	1	2	3	4	5	6	7	8	9	AB	R	H	RBI	BB	SO	LOB
Elliott Maddox, R OBP: 0.411, SLG: 0.376 (1, 8)	4-0 PB E G3 BB		0-0 F9		0-3 K		0-0 1B			3	1	1	0	1	1	0
Lou Piniella, R OBP: 0.350, SLG: 0.388 (1, 7)	0-0 E5 G3 PB 1-2		0-0 F7			4-0 2B BB	0-0 1B			3	1	1	1	1	0	1
Bobby Murcer, L OBP: 0.329, SLG: 0.340 (1, 9)	0-0 G3 1-3 2-H		4-0 BB			0-0 WP 1B 1-H	4-0 1B			2	1	1	2	2	0	1
Bill Sudakis, S OBP: 0.302, SLG: 0.395 (1, 10)	4-0 BB		0-0 F9			0-0 F2 2-3	0-0 P6			3	0	0	0	1	0	5
Thurman Munson, R OBP: 0.287, SLG: 0.369 (1, 2)	0-3 K			0-3 K		0-0 P3	0-3 K			4	0	0	0	0	3	6
Chris Chambliss, L OBP: 0.275, SLG: 0.307 (1, 3)	0-0 G3			0-0 G4-6-3 1B		0-0 WP 1B 3-H		4-0 G6-4-3 BB		3	0	2	1	1	0	2
Graig Nettles, L OBP: 0.333, SLG: 0.431 (1, 5)		0-0 F9		0-0 G4-6-3 1-2f		0-0 L1 1-2		0-0 G6-4-3 1-2f		4	0	0	0	0	0	3
Jim Mason, L OBP: 0.303, SLG: 0.316 (1, 6)		0-0 3-1			0-0 4-3		0-0 1-3		0-0 1B	4	0	1	0	0	0	0
Gene Michael, S OBP: 0.248, SLG: 0.223 (1, 4)		0-0 F5			0-0 F9		4-0 1B BB		0-3 K	3	1	0	0	1	1	1

Inning Stats	R: 1	H: 0	E: 1	K: 1	S: 6	LOB: 2	BB: 2	P: 14
	R: 0	H: 0	E: 0	K: 0	S: 3	LOB: 0	BB: 0	P: 3
	R: 0	H: 0	E: 0	K: 0	S: 3	LOB: 1	BB: 1	P: 7
	R: 0	H: 1	E: 0	K: 1	S: 5	LOB: 0	BB: 0	P: 5
	R: 0	H: 0	E: 0	K: 1	S: 5	LOB: 0	BB: 0	P: 5
	R: 2	H: 2	E: 0	K: 0	S: 5	LOB: 1	BB: 1	P: 9
	R: 1	H: 2	E: 0	K: 1	S: 7	LOB: 3	BB: 2	P: 15
	R: 0	H: 1	E: 0	K: 1	S: 5	LOB: 1	BB: 1	P: 9
	R: 0	H: 1	E: 0	K: 1	S: 5	LOB: 1	BB: 1	P: 9

PITCHER	IP	WLS	BF	H	R	ER	SO	BB	IBB	HBP	BLK	WP	HR	S	P	ERA	WHIP
Joe Coleman, R ERA: 4.84 (1, 1)	6.0	L	25	3	3	2	3	4	0	0	0	2	0	27	43	3.00	1.167
Jim Ray, R ERA: 3.95 (7, 1)	2.0		11	3	1	1	2	2	1	0	0	0	0	12	24	4.50	2.500

BOTTOM

AB	R	H	RBI	BB	SO	LOB
3	1	1	0	1	1	0
3	1	1	1	1	0	1
2	1	1	2	2	0	1
3	0	0	0	1	0	5
4	0	0	0	0	3	6
3	0	2	1	1	0	2
4	0	0	0	0	0	3
4	0	1	0	0	0	0
3	1	0	0	1	1	1

AB	29
R	4
H	6
RBI	4
BB	7
SO	5
LOB	19



WP	PA	ERA	WHIP
2	36		

Detroit Tigers @ New York Yankees
Shea Stadium, Flushing, NY
 Sun Jun 23 1974, 3:33 AM EDT
 Att: 19,073 - Cloudy - 61 F

livebaseballscores.com

Batter	1	2	3	4	5	6	7	8	9	AB R H RBI BB SO LOB	TOP
Buddy Bell, R (1, 5) OBP: 0.290, SLG: 0.353 Ed Crosby, L (7, 5) OBP: 0.275, SLG: 0.289	0-0 G3	0-0 1-3 1B		0-0 1-2 2-3 HR 1B	0-3 K2-3			0-0 1B 1B	0-0 4-3	4 1 2 0 0 1 0 2 1 1 0 0 0 0	
Jack Brohamer, L (1, 4) OBP: 0.367, SLG: 0.400 Luis Alvarado, R (7, 4) OBP: 0.182, SLG: 0.190	0-0 G3	0-0 F2		4-0 1-2 2-3 3-H HR BB	0-0 2-3			0-0 1B SF8		3 1 0 1 1 0 2 1 1 0 0 0 0 1	
John Lowenstein, L (1, 3) OBP: 0.326, SLG: 0.316 Joe Lis, R (9, 3) OBP: 0.302, SLG: 0.273	0-0 1B S 1B			0-0 F8 1-H 2-H 3-H HR	0-0 6-3			0-0 1B 1B		5 2 3 5 0 0 0 0 0 0 0 0 0 0	
George Hendrick, R (1, 8) OBP: 0.341, SLG: 0.448	0-0 1B 1B			4-0 4-3 S BB 6-3	0-0 6-3			0-0 1B WP 1B SF8		3 2 2 2 1 0 0	
Oscar Gamble, L (1, 10) OBP: 0.352, SLG: 0.440	0-0 1-2 2B 1B			0-0 4-3 1-3 G3	0-0 G3			0-0 1-2 G4-3 1B		5 0 3 1 0 0 1	
Leron Lee, L (1, 7) OBP: 0.331, SLG: 0.443	0-0 1-H 2-H 2B			4-0 IBB 1B BB	4-0 1B BB			0-0 1-2 G4-3 1B F8		3 0 1 1 2 0 3	
Rusty Torres, S (1, 9) OBP: 0.270, SLG: 0.182				0-0 4-3 K 1-3 1B	0-0 K 1-3 1B			0-0 F9 F9		5 0 1 0 0 1 4	
Dave Duncan, R (1, 2) OBP: 0.246, SLG: 0.373				0-3 K 1B BB 1B L6	0-3 K 1B BB 1B			0-3 K F9		5 1 1 0 0 2 2	
Frank Duffy, R (1, 6) OBP: 0.268, SLG: 0.359				0-0 1B BB 1B HR 1B	0-3 K 1-2 1B			0-0 P5 5-3		4 1 1 0 1 1 0	
Inning Stats	R: 2 H: 4 E: 0 LOB: 2 K: 0 BB: 0 S: 6 P: 6	R: 0 H: 1 E: 0 LOB: 2 K: 1 BB: 1 S: 6 P: 10	R: 0 H: 0 E: 0 LOB: 2 K: 1 BB: 2 S: 5 P: 13	R: 5 H: 5 E: 0 LOB: 2 K: 0 BB: 2 S: 8 P: 16	R: 0 H: 0 E: 0 LOB: 0 K: 2 BB: 0 S: 7 P: 7	R: 1 H: 2 E: 0 LOB: 0 K: 0 BB: 0 S: 4 P: 4	R: 0 H: 0 E: 0 LOB: 0 K: 1 BB: 0 S: 5 P: 5	R: 2 H: 3 E: 1 LOB: 2 K: 0 BB: 0 S: 7 P: 7	R: 0 H: 0 E: 0 LOB: 0 K: 0 BB: 0 S: 3 P: 3	1B: 13 SF: 1 2B: 1 SAC: 0 3B: 0 DP: 1 HR: 1 HBP: 0	WP: 1 PA: 46 PB: 0 SB: 2 CS: 0
PITCHER	IP WLS BF H R ER SO BB IBB HBP BLK WP HR S P ERA WHIP										
Doc Medich, R (1, 1) ERA: 3.96	3.0 L 19 8 5 5 2 2 1 0 0 0 0 20 32 15.00 3.333										
Mike Wallace, L (4, 1) ERA: 3.46	0.2 6 2 2 2 0 2 0 0 0 0 0 1 4 27.00 6.000										
Dave Pagan, R (4, 1) ERA: 5.4	2.1 8 2 1 1 2 0 0 0 0 1 0 12 12 3.86 0.857										
Dick Woodson, R (7, 1) ERA: 5.32	3.0 13 3 2 1 1 0 0 0 0 0 0 15 15 3.00 1.000										

Cleveland Indians @ New York Yankees
Shea Stadium, Flushing, NY

Mon Jun 24 1974, 7:05 PM EDT
Att. 10,676 - Unknown - 69 F

AB	40
R	10
H	15
RBI	10
BB	5
SO	5
LOB	13



livebaseballscorecards.com

BOTTOM

Cleveland Indians @ New York Yankees
Shea Stadium, Flushing, NY
Mon Jun 24 1974, 7:05 PM EDT
Att: 10,676 - Unknown - 69 F

livebaseballscores.com

AB	34
R	3
H	8
RBI	3
BB	3
SO	3
LOB	18



WP:	0	PA:	38
PB:	0		
SB:	0		
CS:	0		

AB R H RBI BB SO LOB

4	0	0	1	1	0	2
5	0	1	0	0	0	4
3	1	1	0	1	0	1
4	1	1	0	0	0	2
3	1	2	1	1	0	0
4	0	0	0	0	1	5
4	0	0	1	0	1	2
1	0	1	0	0	0	0
3	0	1	0	0	0	1
2	0	0	0	0	0	1
0	0	0	0	0	0	0
0	0	0	0	0	0	0
1	0	1	0	0	0	0

1B:	6	SF:	0
2B:	2	SAC:	0
3B:	0	DP:	1
HR:	0	HBP:	0

WP	HR	S	P	ERA	WHIP
----	----	---	---	-----	------

Batter	1	2	3	4	5	6	7	8	9
Elliott Maddox, R (1, 8) OBP: 0.404, SLG: 0.365	0-0 6-3 ①		0-0 4-3 ③			0-0 5-3 ①	4-0 BB 1-2 2-3 3-H		0-0 F7 ①
Chris Chambliss, L (1, 3) OBP: 0.274, SLG: 0.305	0-0 6-3 ②			0-0 1B ①		0-0 F7 ②	0-0 F8 ③		0-0 G4-6-3 ② ③
Bobby Murcer, L (1, 9) OBP: 0.331, SLG: 0.340	0-0 G3 ③			0-0 FC4-6 2B 1- ①		0-0 1B ③		4-0 BB 1B 2B BB	
Lou Piniella, R (1, 7) OBP: 0.348, SLG: 0.386		0-0 6-3 ①		0-0 F8 ②		0-0 F3 ③		0-0 1B 2B G3 1B 1-2	
Bill Sudakis, S (1, 10) OBP: 0.313, SLG: 0.413		0-0 5-3 ②		0-0 2B 1-3 ①			4-0 BB BB 1B BB	0-0 G3 1B 2B 1-3 2-H	
Thurman Munson, R (1, 2) OBP: 0.282, SLG: 0.362		0-0 F9 ③		0-0 5-3 ③			0-0 F8 ① ②	0-3 K ①	
Graig Nettles, L (1, 5) OBP: 0.329, SLG: 0.424			0-0 F9 ①		0-0 3-1 ①		0-3 K ②	0-0 G3 ②	
Gene Michael, S (1, 4) Fernando Gonzalez, R (5, PH) (6, 4) OBP: 0.254, SLG: 0.231 OBP: 0.244, SLG: 0.281			0-0 G3 1B ①		0-0 F7 ②		0-0 BB CI 1B 1-2	0-0 5-3 ③	
Jim Mason, L (1, 6) Roy White, S (7, PH) Fred Stanley, R (8, 6) Ron Blomberg, L (9, PH) OBP: 0.300, SLG: 0.313 OBP: 0.356, SLG: 0.356 OBP: 0.296, SLG: 0.208 OBP: 0.400, SLG: 0.507			0-0 G3 ②		0-3 K ③		0-1 CI BB 1-2 2-3		0-0 G4-6-3 1B ①

Inning Stats	R: 0	H: 0	E: 0	K: 0	S: 3	R: 0	H: 0	E: 0	K: 0	S: 3	R: 0	H: 1	E: 0	K: 0	S: 4	R: 0	H: 2	E: 0	K: 0	S: 5	R: 0	H: 0	E: 0	K: 1	S: 5	R: 0	H: 1	E: 0	K: 0	S: 4	R: 1	H: 1	E: 1	K: 1	S: 7	R: 2	H: 2	E: 0	K: 1	S: 7	R: 0	H: 1	E: 0	K: 0	S: 3
--------------	------	------	------	------	------	------	------	------	------	------	------	------	------	------	------	------	------	------	------	------	------	------	------	------	------	------	------	------	------	------	------	------	------	------	------	------	------	------	------	------	------	------	------	------	------

PITCHER	IP	WLS	BF	H	R	ER	SO	BB	IBB	HBP	BLK	WP	HR	S	P	ERA	WHIP
Fritz Peterson, L (1, 1) ERA: 3.36	7.0	W	29	5	1	0	2	2	0	0	0	0	0	31	39	0.00	1.000
Fred Beene, R (8, 1) ERA: 4.24	2.0		9	3	2	2	1	1	0	0	0	0	0	10	14	9.00	2.000

PITCHER	IP	WLS	BF	H	R	ER	SO	BB	IBB	HBP	BLK	WP	HR	S	P	ERA	WHIP
---------	----	-----	----	---	---	----	----	----	-----	-----	-----	----	----	---	---	-----	------

Batter	1	2	3	4	5	6	7	8	9	AB R H RBI BB SO LOB	TOP		
Buddy Bell, R OBP: 0.286, SLG: 0.347 (1, 5) X	0-0 6-3		0-0 4-3		0-0 F8		0-0 SH3-4			3 0 0 0 0 0 1	Cleveland Indians @ New York Yankees Shea Stadium, Flushing, NY Wed Jun 26 1974, 3:33 AM EDT Att. 16,573 - Overcast - 64 F		
Jack Brohamer, L OBP: 0.375, SLG: 0.405 (1, 4) B B B	4-0 5-3 BB		0-0 F8		0-0 1-2 1B		0-0 2-H 1B			3 0 2 0 1 0 0			
John Lowenstein, L OBP: 0.321, SLG: 0.311 (1, 3) X	0-0 5-3 1-2			0-0 P4	0-0 F8		0-0 F7			4 0 0 0 0 0 4			
George Hendrick, R OBP: 0.344, SLG: 0.462 (1, 8) X	0-0 6-3			0-0 1B 1B		0-0 HR		0-0 5-3		4 1 2 1 0 0 1			
Oscar Gamble, L OBP: 0.364, SLG: 0.477 (1, 10) X		0-0 HR		0-0 1-3 1B		0-0 1B 3B		0-0 CS 1B		4 2 4 1 0 0 0			
Leron Lee, L OBP: 0.328, SLG: 0.437 (1, 7) X		0-0 FC4-6 1B		0-0 P4		0-0 L4		0-3 K 1-2		4 0 1 0 0 1 4			
Rusty Torres, S OBP: 0.268, SLG: 0.189 (1, 9) X		0-0 FC4-6 G6-4-3 1-2f		0-3 K		0-0 G6-4-3 1B 3-H		0-0 G3		4 0 1 1 0 1 3			
Dave Duncan, R OBP: 0.241, SLG: 0.366 (1, 2) X		0-0 G6-4-3 1-2f		0-0 6-3	0-0 G6-4-3 1-2f		0-0 1-3			4 0 0 0 0 0 2			
Frank Duffy, R OBP: 0.272, SLG: 0.359 (1, 6) S S S			0-3 K		0-0 1B 1B		4-0 SH3-4 1B BB		0-0 5-3	3 0 1 0 1 1 0			
Inning Stats	R: 0 E: 0 K: 0 S: 3 H: 0 LOB: 1 P: 7	R: 1 E: 0 K: 0 S: 4 H: 2 LOB: 0 P: 4	R: 0 E: 0 K: 1 S: 5 H: 0 LOB: 0 P: 5	R: 0 E: 0 K: 1 S: 7 H: 2 LOB: 2 P: 7	R: 0 E: 0 K: 0 S: 5 H: 2 LOB: 2 P: 5	R: 2 E: 0 K: 0 S: 5 H: 3 LOB: 0 P: 5	R: 0 E: 0 K: 0 S: 3 H: 1 LOB: 1 P: 7	R: 0 E: 0 K: 1 S: 5 H: 1 LOB: 0 P: 5	R: 0 E: 0 K: 0 S: 3 H: 0 LOB: 0 P: 3	1B: 8 2B: 0 3B: 1 HR: 2 SF: 0 SAC: 1 DP: 2 HBP: 0	WP: 0 PB: 0 SB: 0 CS: 1 PA: 36		
PITCHER	IP WLS BF H R ER SO BB IBB HBP BLK WP HR S P ERA WHIP											PITCHER	IP WLS BF H R ER SO BB IBB HBP BLK WP HR S P ERA WHIP
Pat Dobson, R ERA: 3.61 (1, 1)	5.1 L 25 9 3 3 2 1 0 0 0 0 0 2 28 32 5.06 1.875												
Cecil Upshaw, R ERA: 2.61 (6, 1)	3.2 11 2 0 0 1 1 0 0 0 0 0 0 12 16 0.00 0.818												

livebaseballscorecards.com

AB	33
R	3
H	11
RBI	3
BB	2
SO	3
LOB	15



BOTTOM

Cleveland Indians @ New York Yankees
Shea Stadium, Flushing, NY
Wed Jun 26 1974, 3:33 AM EDT
Att. 16,573 - Overcast - 64 F

livebaseballscorecards.com

AB 30
R 2
H 8
RBI 2
BB 3
SO 1
LOB 10



WP: 0 PA: 34
PB: 0
SB: 0
CS: 0

AB R H RBI BB SO LOB

4 1 2 0 0 0 1

4 0 1 1 0 0 1

4 0 3 1 0 0 0

3 0 0 0 0 0 3

1 0 0 0 0 0 0

3 0 0 0 1 1 2

0 0 0 0 0 0 0

4 0 0 0 0 0 1

1 0 0 0 2 0 0

2 0 0 0 0 0 1

1 0 0 0 0 0 1

3 1 2 0 0 0 0

1B: 7 SF: 0
2B: 1 SAC: 0
3B: 0 DP: 3
HR: 0 HBP: 0

Batter	1	2	3	4	5	6	7	8	9
Elliott Maddox, R (1, 8) OBP: 0.406, SLG: 0.369	0-0 G4-6-3 1B		0-0 6-3			0-0 1B 1-2 1B		0-0 F7	
Chris Chambliss, L (1, 3) OBP: 0.273, SLG: 0.304	0-0 G4-6-3 1-2f		0-0 PO 2-3	0-0 4-3		0-0 1B 1-3 1-2-H		0-0 F7	
Bobby Murcer, L (1, 9) OBP: 0.337, SLG: 0.346	0-0 1B			0-0 1B		0-0 FC6 1B 3-H		0-0 F3	
Ron Blomberg, L (1, 10) OBP: 0.393, SLG: 0.497	0-0 F8			0-0 F9		0-0 FC6 FC5-4 1-2f		0-0 F7	
Roy White, S (9, PH) OBP: 0.355, SLG: 0.354									
Bill Sudakis, S (1, 5) OBP: 0.311, SLG: 0.405		0-3 K		0-0 P5		0-0 FC5-4 1-2f		4-0 BB	
Walt Williams, R (9, PR) OBP: 0.091, SLG: 0.063									
Lou Piniella, R (1, 7) OBP: 0.343, SLG: 0.379		0-0 F9			0-0 L5			0-0 F9	
Thurman Munson, R (1, 2) OBP: 0.287, SLG: 0.360		0-0 F8			4-0 BB				
Jim Mason, L (1, 6) OBP: 0.297, SLG: 0.310			0-0 F7		0-0 G6-4-3 BB			0-0 G5-4-3 BB	
Fernando Gonzalez, R (7, PH) OBP: 0.242, SLG: 0.276					0-0 G6-4-3 1-2f			0-0 G5-4-3 1-2f	
Gene Michael, S (1, 4) OBP: 0.265, SLG: 0.252			0-0 PO 2B			0-0 1B 1B		0-0 F8	

Inning Stats	R: 0	H: 2	E: 0	K: 0	S: 4	LOB: 1	BB: 0	P: 4	R: 0	H: 0	E: 0	K: 1	S: 5	LOB: 0	BB: 0	P: 5	R: 0	H: 1	E: 0	K: 0	S: 3	LOB: 0	BB: 0	P: 3	R: 0	H: 1	E: 0	K: 0	S: 4	LOB: 1	BB: 0	P: 4	R: 0	H: 0	E: 0	K: 0	S: 2	LOB: 0	BB: 1	P: 6	R: 2	H: 4	E: 0	K: 0	S: 6	LOB: 1	BB: 0	P: 6	R: 0	H: 0	E: 0	K: 0	S: 2	LOB: 0	BB: 1	P: 6	R: 0	H: 0	E: 0	K: 0	S: 3	LOB: 0	BB: 0	P: 3	R: 0	H: 0	E: 0	K: 0	S: 3	LOB: 1	BB: 1	P: 7
--------------	------	------	------	------	------	--------	-------	------	------	------	------	------	------	--------	-------	------	------	------	------	------	------	--------	-------	------	------	------	------	------	------	--------	-------	------	------	------	------	------	------	--------	-------	------	------	------	------	------	------	--------	-------	------	------	------	------	------	------	--------	-------	------	------	------	------	------	------	--------	-------	------	------	------	------	------	------	--------	-------	------

PITCHER	IP	WLS	BF	H	R	ER	SO	BB	IBB	HBP	BLK	WP	HR	S	P	ERA	WHIP
Steve Arlin, R (1, 1) ERA: 5.97	5.1	W	20	7	2	2	1	1	0	0	0	0	0	21	25	3.38	1.500
Tom Hilgendorf, L (6, 1) ERA: 4.35	3.1	S	12	1	0	0	0	2	0	0	0	0	0	10	18	0.00	0.900
Tom Buskey, R (9, 1) ERA: 4.15	0.1		1	0	0	0	0	0	0	0	0	0	0	1	1	0.00	0.000

PITCHER	IP	WLS	BF	H	R	ER	SO	BB	IBB	HBP	BLK	WP	HR	S	P	ERA	WHIP
---------	----	-----	----	---	---	----	----	----	-----	-----	-----	----	----	---	---	-----	------

Batter	1	2	3	4	5	6	7	8	9	AB R H RBI BB SO LOB	TOP
Elliott Maddox, R (1, 8) OBP: 0.396, SLG: 0.359	0-0 F8		0-0 6-3			0-0 6-3		0-0 6-3		4 0 0 0 0 0 1	
Lou Piniella, R (1, 7) OBP: 0.341, SLG: 0.377	0-0 1B			0-0 6-3		0-0 F9			0-0 F8	4 0 1 0 0 0 0	
Bobby Murcer, L (1, 9) OBP: 0.332, SLG: 0.341	0-3 K			0-0 4-3			0-0 6-3		0-0 3-1	4 0 0 0 0 1 1	
Otto Velez, R (1, 3) S S S	0-3 K			0-0 L6			4-0 6-3 E BB		0-0 6-3	3 0 0 0 1 1 1	
Thurman Munson, R (1, 2) OBP: 0.288, SLG: 0.360		0-0 6-3			0-0 F3 1B		0-0 6-3			3 0 1 0 0 0 1	
Bill Sudakis, S (1, 10) OBP: 0.306, SLG: 0.398		0-0 F4			0-0 F3		0-0 5-3			3 0 0 0 0 0 2	
Fernando Gonzalez, R (1, 5) OBP: 0.238, SLG: 0.271		0-0 6-3			0-0 4-3			0-0 F6		3 0 0 0 0 0 1	
Gene Michael, S (1, 4) OBP: 0.258, SLG: 0.245			0-0 L3		0-0 3-1			0-0 6-3		3 0 0 0 0 0 1	
Jim Mason, L (1, 6) OBP: 0.295, SLG: 0.307			0-0 5-3			0-3 K		4-0 BB BB BB		2 0 0 0 0 1 0	
Roy White, S (8, PH) OBP: 0.358, SLG: 0.354										0 0 0 0 1 0 0	
Fred Stanley, R (8, 6) OBP: 0.296, SLG: 0.208										0 0 0 0 0 0 0	
Inning Stats	R: 0 E: 0 K: 2 S: 8 H: 1 LOB: 1 BB: 0 P: 8	R: 0 E: 0 K: 0 S: 3 H: 0 LOB: 0 BB: 0 P: 3	R: 0 E: 0 K: 0 S: 3 H: 0 LOB: 0 BB: 0 P: 3	R: 0 E: 0 K: 0 S: 3 H: 0 LOB: 0 BB: 0 P: 3	R: 0 E: 0 K: 0 S: 4 H: 1 LOB: 1 BB: 0 P: 4	R: 0 E: 0 K: 1 S: 5 H: 0 LOB: 0 BB: 0 P: 5	R: 0 E: 1 K: 0 S: 3 H: 0 LOB: 1 BB: 1 P: 7	R: 0 E: 0 K: 0 S: 3 H: 0 LOB: 1 BB: 1 P: 7	R: 0 E: 0 K: 0 S: 3 H: 0 LOB: 0 BB: 0 P: 3	1B: 2 SF: 0 2B: 0 SAC: 0 3B: 0 DP: 0 HR: 0 HBP: 0	WP: 0 PA: 31 PB: 0 SB: 0 CS: 0
PITCHER Dave McNally, L (1, 1) ERA: 4.3	IP WLS BF H R ER SO BB IBB HBP BLK WP HR S P ERA WHIP										
	9.0 W 31 2 0 0 3 2 0 0 0 0 0 0 35 43 0.00 0.444										

New York Yankees @ Baltimore Orioles
 Memorial Stadium, Baltimore, MD
 Sat Jun 29 1974, 7:05 PM EDT
 Att. 32,905 - Unknown

livebaseballscorecards.com

AB	29
R	0
H	2
RBI	0
BB	2
SO	3
LOB	8



Batter	1	2	3	4	5	6	7	8	9
Al Bumbry, L (1, 7) OBP: 0.228, SLG: 0.263 Paul Blair, R (7, PH) OBP: 0.293, SLG: 0.361 (8, 8)	0-0 F8		0-0 SH3-4		4-0 BB		0-0 6-3		
Rich Coggins, L (1, 8) OBP: 0.250, SLG: 0.254 Jim Fuller, R (7, PH) OBP: 0.312, SLG: 0.462 (8, 9)	0-0 1B		0-0 F8		0-0 F8		0-3 K		
Bobby Grich, R (1, 4) OBP: 0.403, SLG: 0.504	0-0 F4		0-0 6-3		0-0 5-3		0-0 F9		
Tommy Davis, R (1, 10) OBP: 0.292, SLG: 0.354	0-0 F7			0-0 4-3		0-0 5-3		0-0 BB 1B	
Boog Powell, L (1, 3) OBP: 0.318, SLG: 0.430		0-0 FC5-4 1B		0-0 1B		0-0 F9		4-0 BB 1B FC6-2	
Don Baylor, R (1, 9) OBP: 0.330, SLG: 0.322 (8, 7)		0-0 FC5-4 1B		0-3 K		0-0 1B 2B 1B		0-0 FC6-2 1B	
Brooks Robinson, R (1, 5) OBP: 0.381, SLG: 0.418		0-0 FC5-4 FC6-4		0-0 F8		0-0 2B 1B		4-0 FC6-2 IBB	
Earl Williams, R (1, 2) OBP: 0.333, SLG: 0.330		0-0 FC6-4			0-0 F7		0-0 2B	0-0 FC6-2	
Mark Belanger, R (1, 6) OBP: 0.338, SLG: 0.406			0-0 SH3-4 1B		0-0 F7		0-0 4-3	0-0 L3	

Inning Stats	R: 0	H: 1	E: 0	K: 0	S: 4	R: 0	H: 2	E: 0	K: 0	S: 4	R: 0	H: 1	E: 0	K: 0	S: 4	R: 0	H: 1	E: 0	K: 1	S: 6	R: 0	H: 0	E: 0	K: 0	S: 3	R: 0	H: 0	E: 0	K: 0	S: 3	R: 1	H: 3	E: 0	K: 1	S: 8	R: 1	H: 2	E: 0	K: 0	S: 5
	LOB: 1	BB: 0	P: 4	LOB: 1	BB: 0	P: 4	LOB: 1	BB: 0	P: 4	LOB: 1	BB: 0	LOB: 1	BB: 1	P: 7	LOB: 0	BB: 0	P: 3	LOB: 2	BB: 0	P: 8	LOB: 3	BB: 2	P: 13	LOB: 0	BB: 0	LOB: 0	BB: 0	P: 3	LOB: 2	BB: 0	P: 8	LOB: 3	BB: 2	P: 13	LOB: 0	BB: 0	P: 13			

PITCHER		IP	WLS	BF	H	R	ER	SO	BB	IBB	HBP	BLK	WP	HR	S	P	ERA	WHIP
Dick Tidrow, R (1, 1) ERA: 4.56	(7, 1)	6.1	L	27	8	1	1	1	1	1	0	0	0	0	28	32	1.42	1.421
Sparky Lyle, L (7, 1) ERA: 1.74	(7, 1)	1.2		9	2	1	1	1	1	1	0	0	0	9	17	5.40	1.800	

AB R H RBI BB SO LOB

1	0	0	0	1	0	0
1	0	0	0	0	0	2
3	0	1	0	0	0	2
1	0	0	0	0	1	2
4	0	0	0	0	0	2
4	1	1	0	0	0	1
3	0	2	0	1	0	0
4	1	3	1	0	1	1
3	0	1	0	1	0	3
4	0	1	1	0	0	4
4	0	1	0	0	0	5

AB	R	H	RBI	BB	SO	LOB
32	2	10	2	3	2	22

WP	HR	S	P	ERA	WHIP
0	0	0	0	0	0

New York Yankees @ Baltimore Orioles
Memorial Stadium, Baltimore, MD
 Sat Jun 29 1974, 7:05 PM EDT
 Att. 32,905 - Unknown

livebaseballscores.com

WP: 0	PA: 36
PB: 0	CS: 0
SB: 0	



New York Yankees @ Baltimore Orioles
 Memorial Stadium, Baltimore, MD

Sun Jun 30 1974, 3:33 AM EDT
 Att. 21,186 - Unknown

livebaseballscorecards.com

AB	30
R	0
H	6
RBI	0
BB	1
SO	1
LOB	14



AB R H RBI BB SO LOB

4	0	1	0	0	0	1
4	0	2	0	0	0	1
4	0	1	0	0	0	2
4	0	0	0	0	1	4
3	0	1	0	0	0	1
2	0	0	0	1	0	1
3	0	0	0	0	0	1
2	0	1	0	0	0	0
1	0	0	0	0	0	1
0	0	0	0	0	0	0
2	0	0	0	0	0	1
1	0	0	0	0	0	1
0	0	0	0	0	0	0

1B:	6	SF:	0
2B:	0	SAC:	0
3B:	0	DP:	3
HR:	0	HBP:	0

WP:	0	PA:	31
PB:	0		
SB:	0		
CS:	0		

Batter	1	2	3	4	5	6	7	8	9
Elliott Maddox, R (1, 8) OBP: 0.393, SLG: 0.356	0-0 6-3		0-0 G6-4-3			0-0 F8			0-0 1B
Ron Blomberg, L (1, 10) OBP: 0.395, SLG: 0.497	0-0 1B			0-0 6-3			0-0 G4-6-3 1B		0-0 F7
Bobby Murcer, L (1, 9) OBP: 0.331, SLG: 0.339	0-0 F9			0-0 F9			0-0 G4-6-3 1B		0-0 F6
Otto Velez, R (1, 3) OBP: 0.341, SLG: 0.377	0-0 F9			0-0 F6			0-0 G4-6-3		0-3 K
Lou Piniella, R (1, 7) OBP: 0.341, SLG: 0.377		0-0 6-3			0-0 G5-4-3 1B				0-0 4-3
Thurman Munson, R (1, 2) OBP: 0.288, SLG: 0.356		0-0 5-3			0-0 G5-4-3			4-0 FC5-4 BB	
Bill Sudakis, S (1, 5) OBP: 0.301, SLG: 0.391		0-0 F8			0-0 4-3			0-0 F6	
Fernando Gonzalez, R (1, 4) OBP: 0.240, SLG: 0.275			0-0 G6-4-3 1B			0-0 5-3		0-0 F8	
Rick Dempsey, R (8, PH) OBP: 0.294, SLG: 0.363								0-0 FC5-4	
Fred Stanley, R (8, 6) OBP: 0.296, SLG: 0.208								0-0 F8	
Jim Mason, L (1, 6) OBP: 0.292, SLG: 0.304		0-0 F2						0-0 FC5-4	
Roy White, S (8, PH) OBP: 0.356, SLG: 0.352									
Gene Michael, S (8, 4) OBP: 0.258, SLG: 0.245									

Inning Stats	R: 0	H: 1	R: 0	H: 0	R: 0	H: 1	R: 0	H: 0	R: 0	H: 1	R: 0	H: 0	R: 0	H: 2	R: 0	H: 0	R: 0	H: 1	
E: 0	LOB: 1	E: 0	LOB: 0	E: 0	LOB: 0	E: 0	LOB: 0	E: 0	LOB: 0	E: 0	LOB: 1	E: 0	LOB: 1	E: 0	LOB: 1	E: 0	LOB: 1	E: 0	LOB: 1
K: 0	BB: 0	K: 0	BB: 0	K: 0	BB: 0	K: 0	BB: 0	K: 0	BB: 0	K: 0	BB: 0	K: 0	BB: 0	K: 0	BB: 0	K: 1	BB: 0	K: 1	BB: 0
S: 4	P: 4	S: 3	P: 3	S: 3	P: 3	S: 3	P: 3	S: 3	P: 3	S: 3	P: 3	S: 3	P: 3	S: 4	P: 4	S: 3	P: 7	S: 6	P: 6

PITCHER	IP	WLS	BF	H	R	ER	SO	BB	IBB	HBP	BLK	WP	HR	S	P	ERA	WHIP
Mike Cuellar, L (1, 1) ERA: 3.09	9.0	W	31	6	0	0	1	1	0	0	0	0	0	32	36	0.00	0.778

PITCHER	IP	WLS	BF	H	R	ER	SO	BB	IBB	HBP	BLK	WP	HR	S	P	ERA	WHIP
---------	----	-----	----	---	---	----	----	----	-----	-----	-----	----	----	---	---	-----	------

Batter	1	2	3	4	5	6	7	8	9
Paul Blair, R OBP: 0.297, SLG: 0.365 (1, 8) X	0-0 F8 ①		0-0 1B 2B		4-0 6-4-3 BB		0-3 K ①		
Bobby Grich, R OBP: 0.398, SLG: 0.498 (1, 4) X	0-0 F7 ②		0-0 SF7 ②		0-3 K ①		0-0 F8 ②		
Tommy Davis, R OBP: 0.292, SLG: 0.352 (1, 10) X	0-0 F7 ③		0-0 1B 1B		0-0 6-4-3 ②		0-0 F9 ③		
Earl Williams, R OBP: 0.336, SLG: 0.330 (1, 2)		4-0 BB	0-0 1B		0-0 1-3 ③		0-0 6-3 ①		
Don Baylor, R OBP: 0.329, SLG: 0.317 (1, 7)		0-0 F9 ①	0-3 K ③		4-0 6-3 BLK 1B BB		0-3 K ②		
Brooks Robinson, R OBP: 0.379, SLG: 0.413 (1, 5)		0-0 F9 ②		4-0 BB	0-0 6-3 ①		0-0 6-3 ③		
Boog Powell, L OBP: 0.319, SLG: 0.429 (1, 3) X	0-0 4-3 ③			0-3 K ①	0-0 1B		0-0 F4 ②		
Jim Fuller, R OBP: 0.306, SLG: 0.452 (1, 9)			0-0 E5 2B SF7	0-3 K ②	0-0 F9 ③				
Mark Belanger, R OBP: 0.333, SLG: 0.400 (1, 6)			0-3 K ①	0-0 F9 ③					

AB	R	H	RBI	BB	SO	LOB
3	1	1	0	1	1	0
3	0	0	1	0	1	1
4	0	1	1	0	0	1
3	0	1	0	1	0	1
3	1	0	0	1	2	3
3	0	0	0	1	0	2
3	0	1	1	0	1	2
3	1	0	0	0	1	2
3	0	0	0	0	1	3

BOTTOM

New York Yankees @ Baltimore Orioles
Memorial Stadium, Baltimore, MD

Sun Jun 30 1974, 3:33 AM EDT
Att. 21,186 - Unknown

livebaseballscorecards.com

AB	28
R	3
H	4
RBI	3
BB	4
SO	7
LOB	15



1B: 3	SF: 1
2B: 1	SAC: 0
3B: 0	DP: 0
HR: 0	HBP: 0

WP: 0	PA: 33
PB: 0	
SB: 0	
CS: 0	

Inning Stats	R: 0	H: 0	E: 0	LOB: 0	K: 0	BB: 0	S: 3	P: 3									
Rudy May, L ERA: 4.7 (1, 1)	IP: 8.0	WLS: L	BF: 33	H: 4	R: 3	ER: 1	SO: 7	BB: 4	IBB: 0	HBP: 0	BLK: 1	WP: 0	HR: 0	S: 43	P: 59	ERA: 1.12	WHIP: 1.000

Batter	1	2	3	4	5	6	7	8	9	AB R H RBI BB SO LOB	TOP																								
Elliott Maddox, R (1, 8) OBP: 0.392, SLG: 0.351	4-0 F8 1B BB	0-0 G4-6-3			0-0 SH1-3		0-3 K			2 1 0 0 1 1 2																									
Chris Chambliss, L (1, 3) OBP: 0.273, SLG: 0.303	0-0 4-3		0-0 6-3		0-0 4-3			0-0 1B 1B		4 0 1 0 0 0 2																									
Bobby Murcer, L (1, 9) OBP: 0.330, SLG: 0.338	0-0 F8		0-0 F8			0-0 HR 1B		0-3 K		4 1 1 0 0 1 2																									
Ron Blomberg, L (1, 10) OBP: 0.398, SLG: 0.517	0-0 1B 1B		0-0 4-3			0-0 HR HR		0-3 K		4 1 2 3 0 1 1																									
Lou Piniella, R (1, 7) OBP: 0.344, SLG: 0.379	0-0 1B 1B			0-3 K		0-0 6-3		0-0 1B 1B		4 0 2 0 0 1 0																									
Graig Nettles, L (1, 5) OBP: 0.328, SLG: 0.421	0-0 G3			0-0 1B 1B		0-3 K		0-0 F7		4 0 1 0 0 1 4																									
Rick Dempsey, R (1, 2) OBP: 0.281, SLG: 0.345		0-0 6-3		0-0 G6-4-3 1B		0-3 K			0-0 5-3	4 0 0 0 0 1 1																									
Jim Mason, L (1, 6) Thurman Munson, R (9, PH) OBP: 0.287, SLG: 0.355		0-0 E 1B			0-0 WP SH1-3 1B		0-0 F8		0-0 4-3	3 0 2 0 0 0 0 1 0 0 0 0 0 0																									
Fernando Gonzalez, R (1, 4) Otto Velez, R (9, PH)		0-0 E6 1B			0-0 F9		0-0 F4		0-3 K	3 0 0 0 0 0 2 1 0 0 0 0 1 0																									
Inning Stats	R: 1 E: 0 K: 0 S: 5	H: 2 LOB: 2 BB: 1 P: 9	R: 0 E: 1 K: 0 S: 4	H: 1 LOB: 1 BB: 0 P: 4	R: 0 E: 0 K: 0 S: 3	H: 0 LOB: 0 BB: 0 P: 3	R: 0 E: 0 K: 1 S: 5	H: 1 LOB: 0 BB: 0 P: 5	R: 0 E: 0 K: 0 S: 4	H: 1 LOB: 1 BB: 0 P: 4	R: 2 E: 0 K: 2 S: 9	H: 2 LOB: 0 BB: 0 P: 9	R: 0 E: 0 K: 1 S: 5	H: 0 LOB: 0 BB: 0 P: 5	R: 0 E: 0 K: 2 S: 9	H: 2 LOB: 2 BB: 0 P: 9	R: 0 E: 0 K: 1 S: 5	H: 0 LOB: 0 BB: 0 P: 5	1B: 8 2B: 0 3B: 0 HR: 1	SF: 0 SAC: 1 DP: 2 HBP: 0	WP: 1 PB: 0 SB: 0 CS: 0	PA: 36													
PITCHER	IP WLS BF H R ER SO BB IBB HBP BLK WP HR S P ERA WHIP																																		
Joe Coleman, R (1, 1) ERA: 4.91	7.0	28	7	3	3	4	1	0	0	0	1	1	35	39	3.86	1.143																			
John Hiller, L (8, 1) ERA: 2.43	2.0	W	8	2	0	0	3	0	0	0	0	0	14	14	0.00	1.000																			

New York Yankees @ Detroit Tigers
 Tiger Stadium, Detroit, MI
 Mon Jul 01 1974, 7:05 PM EDT
 Att: 21,532 - Unknown

livebaseballscorecards.com

AB 34
R 3
H 9
RBI 3
BB 1
SO 7
LOB 14



Batter	1	2	3	4	5	6	7	8	9	AB R H RBI BB SO LOB	TOP											
Roy White, S (1, 7) OBP: 0.354, SLG: 0.346	4-0 BB		0-3 K			0-0 6-3	0-0 G3			3 0 0 0 1 1 1												
Ron Blomberg, L (1, 10) OBP: 0.394, SLG: 0.510	0-0 L7		0-0 4-3			0-0 1B 2B 1B		0-0 6-3		4 1 1 0 0 0 1												
Bobby Murcer, L (1, 8) OBP: 0.329, SLG: 0.335	4-0 1-2 BB		0-0 F8			0-0 F8		0-0 F9		3 0 0 0 1 0 1												
Otto Velez, R (1, 3) OBP: 0.154, SLG: 0.083	0-3 K			0-0 1-3		0-0 2B 1-2 1B		0-3 K		4 0 1 0 0 2 2												
Lou Piniella, R (1, 9) OBP: 0.346, SLG: 0.385	0-0 1-3			0-0 CS 1B		0-0 1-3 2-H 2B			0-0 6-3	4 0 2 1 0 0 2												
Thurman Munson, R (1, 2) OBP: 0.262, SLG: 0.348		0-0 5-3		0-0 L9		0-0 F8			0-0 F4	4 0 0 0 0 0 3												
Graig Nettles, L (1, 5) OBP: 0.327, SLG: 0.418		0-0 1-3		0-0 CS 1-2	0-0 3-1		0-0 E8		0-0 1B	4 0 1 0 0 0 0												
Fernando Gonzalez, R (1, 4) OBP: 0.238, SLG: 0.296		0-0			0-0 F8		0-3 K		0-0 L4	2 1 1 1 0 0 0												
Chris Chambliss, L (7, PH) OBP: 0.272, SLG: 0.302										1 0 0 0 0 1 1												
Gene Michael, S (7, 4) OBP: 0.256, SLG: 0.243										1 0 0 0 0 0 1												
Fred Stanley, R (1, 6) OBP: 0.276, SLG: 0.192		0-0 6-3			0-0 1-3		0-0 F8			2 0 0 0 0 0 0												
Bill Sudakis, S (7, PH) OBP: 0.299, SLG: 0.388										1 0 0 0 0 0 1												
Jim Mason, L (7, 6) OBP: 0.297, SLG: 0.309										0 0 0 0 0 0 0												
Inning Stats	R: 0 E: 0 K: 1 S: 5	H: 0 LOB: 2 BB: 2 P: 13	R: 1 E: 0 K: 0 S: 4	H: 1 LOB: 0 BB: 0 P: 4	R: 0 E: 0 K: 1 S: 5	H: 0 LOB: 0 BB: 0 P: 5	R: 0 E: 0 K: 0 S: 3	H: 1 LOB: 0 BB: 0 P: 3	R: 0 E: 0 K: 0 S: 3	H: 0 LOB: 0 BB: 0 P: 3	R: 1 E: 0 K: 0 S: 6	H: 3 LOB: 2 BB: 0 P: 6	R: 0 E: 1 K: 1 S: 6	H: 0 LOB: 1 BB: 0 P: 6	R: 0 E: 0 K: 1 S: 5	H: 0 LOB: 0 BB: 0 P: 5	R: 0 E: 0 K: 0 S: 4	H: 1 LOB: 1 BB: 0 P: 4	1B: 4 2B: 1 3B: 0 HR: 1	SF: 0 SAC: 0 DP: 0 HBP: 0	WP: 0 PB: 0 SB: 1 CS: 1	PA: 36
PITCHER	IP WLS BF H R ER SO BB IBB HBP BLK WP HR S P ERA WHIP																					
Luke Walker, L (1, 1) ERA: 2.61	6.0 W 25 5 2 2 2 2 2 0 0 0 0 0 1 27 35 3.00 1.167																					
Jim Ray, R (7, 1) ERA: 2.42	3.0 S 10 1 0 0 2 0 0 0 0 0 0 0 0 14 14 0.00 0.333																					

New York Yankees @ Detroit Tigers
Tiger Stadium, Detroit, MI
Tue Jul 02 1974, 7:05 PM EDT
Att. 13,866 - Unknown

livebaseballscorecards.com

AB	33
R	2
H	6
RBI	2
BB	2
SO	4
LOB	13



BOTTOM

New York Yankees @ Detroit Tigers
Tiger Stadium, Detroit, MI
Tue Jul 02 1974, 7:05 PM EDT
Att. 13,866 - Unknown

livebaseballscorecards.com

AB	29
R	4
H	9
RBI	4
BB	2
SO	4
LOB	13



WP:	0	PA:	33
PB:	0	SB:	0
CS:	1		

AB	R	H	RBI	BB	SO	LOB
4	1	1	1	0	0	1
4	1	2	2	0	1	0
4	0	1	0	0	1	1
1	0	1	0	2	0	0
1	0	0	0	0	0	0
3	0	1	1	0	1	1
4	0	0	0	0	0	5
3	0	3	0	0	0	0
2	1	0	0	0	0	2
3	1	0	0	0	1	3
1B:	7	SF:	1			
2B:	3	SAC:	1			
3B:	0	DP:	3			
HR:	0	HBP:	0			

Batter	1	2	3	4	5	6	7	8	9
Mickey Stanley, R OBP: 0.268, SLG: 0.303 (1, 8)	0-0 5-3 ①		0-0 F5 ③		0-0 2B ① 1-3 2-H		0-0 L8 ①		
Gary Sutherland, R OBP: 0.285, SLG: 0.343 (1, 4)	0-0 CS 1B			0-0 6-3 ①	0-0 1B SF8 2B ② 2-H 3-H		0-3 K ②		
Al Kaline, R OBP: 0.341, SLG: 0.378 (1, 10)	0-3 K ② ③ 1-2			0-0 L9 ②	0-0 BB 1B ② 2-3		0-0 L9 ③		
Ben Oglivie, L OBP: 0.411, SLG: 0.460 Marvin Lane, R OBP: 0.304, SLG: 0.278 (1, 7) (7, 7)		4-0 BB BB BB BB G1-4-3 BB		0-0 1B 1B	4-0 1-2 BB		0-0 1-3 ①		
Jim Northrup, L OBP: 0.297, SLG: 0.327 (1, 9)		0-0 F4 ①		0-0 1B ①	0-0 SF8 ②		0-3 K ②		
Aurelio Rodriguez, R OBP: 0.271, SLG: 0.295 (1, 5)		0-0 G1-4-3 ② ③ 1-2f		0-0 F8 ③	0-0 F9 ③ 3-H		0-0 F7 ③		
Bill Freehan, R OBP: 0.353, SLG: 0.405 (1, 3)			0-0 FC4-6 1B		0-0 FC5 SH 1B	0-0 G6-3 1B			
Jerry Moses, R OBP: 0.277, SLG: 0.336 (1, 2)			0-0 FC4-6 FC6-4 1-2f		0-0 SH FC5 2B	0-0 G6-3 1-2f			
Ed Brinkman, R OBP: 0.261, SLG: 0.314 (1, 6)			0-0 FC6-4 1-2f		0-0 FC5 2B 1-2 2-3f	0-3 K ③			

Inning	R	H	E	K	S	H	LOB	BB	P
1	0	1	0	1	5	0	1	0	5
2	0	0	0	0	2	0	0	1	6
3	0	1	0	0	4	1	1	0	4
4	0	2	0	0	5	2	2	0	5
5	4	4	0	0	8	2	1	12	
6	0	1	0	1	5	0	0	5	
7	0	0	0	1	5	0	0	5	
8	0	0	0	1	5	0	0	5	
9	0	0	0	1	5	0	0	5	

PITCHER	IP	WLS	BF	H	R	ER	SO	BB	IBB	HBP	BLK	WP	HR	S	P	ERA	WHIP
Pat Dobson, R ERA: 3.71 (1, 1)	4.1	L	19	6	3	3	1	1	0	0	0	0	0	20	24	6.23	1.615
Cecil Upshaw, R ERA: 2.82 (5, 1)	0.0		2	2	0	0	0	0	0	0	0	0	0	2	2	∞	∞
Mike Wallace, L ERA: 3.25 (5, 1)	1.2		6	1	1	1	1	1	0	0	0	0	0	7	11	5.40	1.200
Sparky Lyle, L ERA: 1.66 (7, 1)	2.0		6	0	0	0	2	0	0	0	0	0	0	10	10	0.00	0.000

Batter	1	2	3	4	5	6	7	8	9	AB R H RBI BB SO LOB	TOP						
Elliott Maddox, R (1, 8) OBP: 0.403, SLG: 0.372	0-0 1B		0-0 2B			0-0 F6		0-0 WP 1B SF7 1B	0-0 1B	5 2 4 0 0 0 0							
Lou Piniella, R (1, 7) Walt Williams, R (8, 7) OBP: 0.348, SLG: 0.390 OBP: 0.088, SLG: 0.061	0-0 L6		0-0 2B			0-0 F9		0-0 WP 1B HR	0-0 F2	4 1 2 2 0 0 1 1 0 0 0 0 0 1							
Bobby Murcer, L (1, 9) OBP: 0.328, SLG: 0.333	0-0 F8		0-0 L7			0-0 WP 1B		0-0 F2		4 0 1 0 0 0 4							
Bill Sudakis, S (1, 10) OBP: 0.293, SLG: 0.382	0-0 F8				0-3 K	0-0 F7		0-0 SF7		3 0 0 1 0 1 2							
Otto Velez, R (1, 3) OBP: 0.294, SLG: 0.563		0-3 K			0-0 G6-4-3 1B		0-0 SF9 3B	0-0 HR		4 2 3 2 0 1 0							
Thurman Munson, R (1, 2) OBP: 0.282, SLG: 0.347		0-3 K			0-0 G6-4-3 1-2f		0-3 K	0-0 1B		4 0 1 0 0 2 2							
Graig Nettles, L (1, 5) OBP: 0.322, SLG: 0.413		0-0 F8			0-0 4-3		0-0 SF9	0-3 K		3 0 0 1 0 1 1							
Fernando Gonzalez, R (1, 4) OBP: 0.231, SLG: 0.287			0-0 F8		0-0 6-3		0-0 F8		0-0 F7	4 0 0 0 0 0 0							
Fred Stanley, R (1, 6) Roy White, S (8, PH) Gene Michael, S (8, 6) OBP: 0.290, SLG: 0.214 OBP: 0.357, SLG: 0.349 OBP: 0.254, SLG: 0.241			0-0 CS 1B		0-0 F3			0-0 1B 1B	0-0 L7	2 0 1 0 0 0 0 1 1 1 0 0 0 0 1 0 0 0 0 0 0							
Inning Stats	R: 0 E: 0 K: 0 S: 4 H: 1 LOB: 1 BB: 0 P: 4	R: 0 E: 0 K: 2 S: 7 H: 0 LOB: 0 BB: 0 P: 7	R: 1 E: 0 K: 0 S: 5 H: 3 LOB: 1 BB: 0 P: 5	R: 0 E: 0 K: 1 S: 5 H: 1 LOB: 0 BB: 0 P: 5	R: 0 E: 0 K: 0 S: 3 H: 0 LOB: 0 BB: 0 P: 3	R: 0 E: 0 K: 0 S: 4 H: 1 LOB: 1 BB: 0 P: 4	R: 1 E: 0 K: 1 S: 6 H: 1 LOB: 0 BB: 0 P: 6	R: 4 E: 0 K: 1 S: 10 H: 5 LOB: 1 BB: 0 P: 10	R: 0 E: 0 K: 0 S: 4 H: 1 LOB: 1 BB: 0 P: 4	1B: 9 2B: 2 3B: 1 HR: 1 SF: 2 SAC: 0 DP: 1 HBP: 0	WP: 2 PB: 0 SB: 0 CS: 1 PA: 38						
PITCHER	IP WLS BF H R ER SO BB IBB HBP BLK WP HR S P ERA WHIP																
Mickey Lolich, L (1, 1) ERA: 3.27	7.0	28	9	4	4	4	4	0	0	0	0	1	0	36	36	5.14	1.286
John Hiller, L (8, 1) ERA: 2.6	2.0	W	10	4	2	2	1	0	0	0	0	1	1	12	12	9.00	2.000

New York Yankees @ Detroit Tigers
 Tiger Stadium, Detroit, MI
 Wed Jul 03 1974, 7:05 PM EDT
 Att. 17,846 - Unknown - 87 F

livebaseballscorecards.com

AB	36
R	6
H	13
RBI	6
BB	0
SO	5
LOB	11



BOTTOM

New York Yankees @ Detroit Tigers
Tiger Stadium, Detroit, MI
Wed Jul 03 1974, 7:05 PM EDT
Att: 17,846 - Unknown - 87 F

livebaseballscorecards.com

AB 35
R 8
H 11
RBI 8
BB 4
SO 4
LOB 17



WP: 0 PA: 41
PB: 0
SB: 0
CS: 0

AB R H RBI BB SO LOB

5 0 1 1 0 0 3

5 0 0 0 0 1 3

4 1 1 0 1 0 2

0 1 0 0 0 0 0

3 1 0 0 1 0 0

1 0 0 0 0 1 1

4 2 3 5 1 0 0

3 2 2 0 1 0 1

4 0 1 0 0 1 4

3 0 2 1 0 0 2

3 1 1 1 0 1 1

1B: 7 SF: 1
2B: 2 SAC: 1
3B: 0 DP: 0
HR: 2 HBP: 0

Batter	1	2	3	4	5	6	7	8	9
Mickey Stanley, R (1, 8) OBP: 0.267, SLG: 0.305	0-0 F9		0-0 FC1-5		0-0 5-3	0-0 2B		0-0 F2	
Gary Sutherland, R (1, 4) OBP: 0.280, SLG: 0.337	0-0 5-3		0-3 K		0-0 F4	0-0 4-3		0-0 5-3	
Al Kaline, R (1, 10) John Knox, L (9, PR) OBP: 0.342, SLG: 0.376 OBP: 0.354, SLG: 0.326	0-0 L4		0-0 L4-3			4-0 HR	0-0 L5-3	0-0 HR	
Willie Horton, R (1, 7) Marvin Lane, R (8, 7) OBP: 0.349, SLG: 0.526 OBP: 0.292, SLG: 0.263		0-0 F4		0-0 F5		4-0 HR	0-0 4-3	0-3 K	
Jim Northrup, L (1, 9) OBP: 0.306, SLG: 0.356		4-0 FC5-4		0-0 1B		0-0 HR	0-0 F8	0-0 HR	
Bill Freehan, R (1, 3) OBP: 0.360, SLG: 0.409		0-0 L9		0-0 FC6-4		0-0 1B		4-0 2B	
Aurelio Rodriguez, R (1, 5) OBP: 0.271, SLG: 0.299		0-0 FC5-4		0-0 F2		0-3 K		0-0 SF9	
Jerry Moses, R (1, 2) OBP: 0.285, SLG: 0.345			0-0 FC1-5		0-0 FC6-4	0-0 1B		0-0 SF9	
Ed Brinkman, R (1, 6) OBP: 0.262, SLG: 0.314			0-0 SH		0-0 F8	0-0 2B		0-3 K	

Inning Stats	R: 0	H: 0	E: 0	K: 0	S: 3	H: 0	LOB: 0	BB: 0	P: 3	R: 0	H: 0	E: 0	K: 0	S: 3	H: 0	LOB: 0	BB: 0	P: 3	R: 5	H: 5	E: 0	K: 1	S: 9	H: 1	LOB: 1	BB: 2	P: 17	R: 0	H: 0	E: 0	K: 0	S: 3	R: 1	H: 1	E: 0	K: 1	S: 6	H: 1	LOB: 1	BB: 1	P: 10	R: 2	H: 2	E: 0	K: 1	S: 6	H: 2	LOB: 1	BB: 0	P: 6
--------------	------	------	------	------	------	------	--------	-------	------	------	------	------	------	------	------	--------	-------	------	------	------	------	------	------	------	--------	-------	-------	------	------	------	------	------	------	------	------	------	------	------	--------	-------	-------	------	------	------	------	------	------	--------	-------	------

PITCHER	IP	WLS	BF	H	R	ER	SO	BB	IBB	HBP	BLK	WP	HR	S	P	ERA	WHIP
Dave Pagan, R (1, 1) ERA: 4.74	3.0		12	1	0	0	1	1	0	0	0	0	0	13	17	0.00	0.667
Dick Woodson, R (4, 1) ERA: 5.66	2.0		11	3	3	3	0	2	0	0	0	0	1	9	17	13.50	2.500
Cecil Upshaw, R (6, 1) ERA: 3.12	2.0		9	4	2	2	1	0	0	0	0	0	0	11	11	9.00	2.000
Sparky Lyle, L (8, 1) ERA: 2.15	1.2	L	9	3	3	3	2	1	0	0	0	0	1	12	16	16.20	2.400

PITCHER	IP	WLS	BF	H	R	ER	SO	BB	IBB	HBP	BLK	WP	HR	S	P	ERA	WHIP
---------	----	-----	----	---	---	----	----	----	-----	-----	-----	----	----	---	---	-----	------

Batter	1	2	3	4	5	6	7	8	9	AB R H RBI BB SO LOB	TOP																	
Elliott Maddox, R OBP: 0.398, SLG: 0.366 (1, 8) (9, 4)	0-0 F9			0-0 F9		0-0 6-3	0-3 K		0-0 1B	5 1 1 0 0 1 3																		
Lou Piniella, R OBP: 0.345, SLG: 0.387 (1, 7) SS	0-3 K			0-0 1-3		0-3 K		0-0 F8	0-0 1B	5 1 1 0 0 2 0																		
Bobby Murcer, L OBP: 0.326, SLG: 0.331 (1, 9) (9, 8)	0-0 P5			0-0 F8		0-0 F9		0-0 F7	0-0 1B	5 1 1 1 0 0 0																		
Bill Sudakis, S OBP: 0.297, SLG: 0.381 Walt Williams, R OBP: 0.086, SLG: 0.061 (1, 10) (8, PR) (9, 9)		0-3 K		0-0 F8		0-0 F8	0-0 BB	4-0 BB	0-0 SF7	3 1 1 0 1 1 0 0 1 0 1 0 0 0																		
Otto Velez, R OBP: 0.455, SLG: 0.611 (1, 3) BB		4-0 G4-6-3 BB		4-0 BB		4-0 BB	0-0 BB	4-0 1B	0-0 1B	2 1 2 1 3 0 0																		
Thurman Munson, R OBP: 0.284, SLG: 0.345 (1, 2) X		0-0 G4-6-3 1-2f		0-0 F8		0-0 F8	4-0 BB	0-0 BB	0-3 K	4 0 1 1 1 1 3																		
Graig Nettles, L OBP: 0.325, SLG: 0.412 (1, 5) SS			0-3 K		4-0 1B	4-0 BB	0-0 P6	0-0 1B		3 0 1 0 1 1 3																		
Fernando Gonzalez, R OBP: 0.243, SLG: 0.292 Ron Blomberg, L OBP: 0.392, SLG: 0.510 Jim Mason, L OBP: 0.296, SLG: 0.308 (1, 4) (7, PH) (7, 6) BB			4-0 BB		0-0 BB	0-0 FC6-4 1-3 2-H	0-0 SF7	0-0 F7		1 0 1 1 1 0 0 0 0 0 1 0 0 0 1 0 0 0 0 0 3																		
Fred Stanley, R OBP: 0.281, SLG: 0.207 Roy White, S OBP: 0.356, SLG: 0.348 Gene Michael, S OBP: 0.260, SLG: 0.241 (1, 8) (5, PH) (5, 6) (7, 4) Rick Dempsey, R OBP: 0.278, SLG: 0.341 Sparky Lyle, L (9, PH) (9, 1)			0-0 G1-6-3		0-0 FC6-4 1-2f	0-0 FC6-4	4-0 BB		0-0 P5	1 0 0 0 0 0 1 1 0 0 0 0 0 2 0 0 0 0 1 0 0 1 0 0 0 0 0 0 0 0 0 0 0 0 0																		
Inning Stats	R: 0 E: 0 K: 1 S: 5	H: 0 LOB: 0 BB: 0 P: 5	R: 0 E: 0 K: 1 S: 4	H: 0 LOB: 0 BB: 1 P: 8	R: 0 E: 0 K: 1 S: 4	H: 0 LOB: 0 BB: 1 P: 8	R: 0 E: 0 K: 0 S: 3	H: 0 LOB: 0 BB: 0 P: 3	R: 1 E: 0 K: 1 S: 5	H: 1 LOB: 2 BB: 2 P: 12	R: 0 E: 0 K: 1 S: 5	H: 0 LOB: 0 BB: 0 P: 5	R: 1 E: 0 K: 1 S: 7	H: 2 LOB: 3 BB: 2 P: 15	R: 1 E: 0 K: 0 S: 5	H: 2 LOB: 3 BB: 2 P: 13	R: 3 E: 0 K: 1 S: 9	H: 4 LOB: 1 BB: 0 P: 9	1B: 9 2B: 0 3B: 0 HR: 0	SF: 2 SAC: 0 DP: 2 HBP: 0	WP: 0 PB: 0 SB: 0 CS: 0	PA: 42						
PITCHER Woody Fryman, L ERA: 4.41 Jim Ray, R ERA: 2.63 John Hiller, L ERA: 2.89	IP 6.0	WLS 9	BF 24	H 3	R 2	ER 2	SO 4	BB 5	IBB 0	HBP 0	BLK 0	WP 0	HR 0	S 27	P 47	ERA 3.00	WHIP 1.333											
PITCHER	IP	WLS	BF	H	R	ER	SO	BB	IBB	HBP	BLK	WP	HR	S	P	ERA	WHIP											

New York Yankees @ Detroit Tigers
Tiger Stadium, Detroit, MI
Thu Jul 04 1974, 7:05 PM EDT
Att. 15,058 - Overcast - 75 F

AB	32
R	6
H	9
RBI	6
BB	8
SO	6
LOB	15



BOTTOM

New York Yankees @ Detroit Tigers

Tiger Stadium, Detroit, MI

Thu Jul 04 1974, 7:05 PM EDT

Att. 15,058 - Overcast - 75 F

livebaseballscorecards.com

AB	34
R	4
H	8
RBI	4
BB	6
SO	4
LOB	13



WP:	0	PA:	41
PB:	0	SB:	0
CS:	0		

AB R H RBI BB SO LOB

5 1 2 1 0 0 0

2 0 0 1 2 0 1

3 1 0 0 1 0 2

4 0 1 1 0 0 0

4 0 1 0 0 1 2

4 0 1 0 0 0 1

3 0 0 0 0 1 1

4 1 1 0 0 0 2

1B: 3 SF: 1
2B: 2 SAC: 0
3B: 2 DP: 0
HR: 1 HBP: 0

Batter	1	2	3	4	5	6	7	8	9
Mickey Stanley, R (1, 8) OBP: 0.269, SLG: 0.316	0-0 F8		0-0 SF7 3B		0-0 6-3		0-0 5-3		0-0 2B
Gary Sutherland, R (1, 4) OBP: 0.282, SLG: 0.334	0-0 6-3		0-0 SF7		4-0 BB		4-0 BB		0-0 F8
Ben Oglivie, L (1, 7) OBP: 0.403, SLG: 0.439 Dick Sharon, R (9, 7) OBP: 0.256, SLG: 0.227	4-0 1B BB		0-0 E4 1B		0-0 F9		0-0 F7		0-3 K
Jim Northrup, L (1, 9) OBP: 0.314, SLG: 0.371	0-0 1B		4-0 1B IBB		0-0 G3			0-0 HR	4-0 BB
Gates Brown, L (1, 10) OBP: 0.346, SLG: 0.318 Al Kaline, R (9, PH) OBP: 0.341, SLG: 0.375		0-0 P5	0-0 1-3 2-H 1B		0-0 4-3			0-0 G3	0-3 K
Bill Freehan, R (1, 3) OBP: 0.358, SLG: 0.406		0-0 F2	0-3 K		0-0 1B			0-0 P6	
Aurelio Rodriguez, R (1, 5) OBP: 0.271, SLG: 0.305		0-0 L4		0-0 L5		0-0 L9		0-0 3B	
Jerry Moses, R (1, 2) OBP: 0.278, SLG: 0.336 Willie Horton, R (8, PH) OBP: 0.352, SLG: 0.526 John Knox, L (8, PR) OBP: 0.354, SLG: 0.326 Gene Lamont, L (9, 2) OBP: 0.286, SLG: 0.263			0-0 F3	0-0 F8		0-3 K		4-0 FC6-4 IBB	
Ed Brinkman, R (1, 6) OBP: 0.262, SLG: 0.317			0-0 3B 2B	0-0 L7			0-0 F8	0-0 FC6-4	

Inning Stats	R: 0	H: 1	E: 0	K: 0	S: 3	LOB: 2	BB: 1	P: 7	R: 0	H: 0	E: 0	K: 0	S: 3	LOB: 0	BB: 0	P: 3	R: 3	H: 3	E: 1	K: 1	S: 9	LOB: 2	BB: 1	P: 13	R: 0	H: 0	E: 0	K: 0	S: 3	LOB: 1	BB: 1	P: 7	R: 0	H: 1	E: 0	K: 1	S: 6	LOB: 1	BB: 0	P: 6	R: 0	H: 0	E: 0	K: 0	S: 3	LOB: 1	BB: 1	P: 7	R: 1	H: 2	E: 0	K: 0	S: 5	LOB: 2	BB: 1	P: 9	R: 0	H: 1	E: 0	K: 2	S: 8	LOB: 2	BB: 1	P: 12	1B: 3	2B: 2	3B: 2	HR: 1	SF: 1	SAC: 0	DP: 0	HBP: 0	WP: 0	PA: 41
--------------	------	------	------	------	------	--------	-------	------	------	------	------	------	------	--------	-------	------	------	------	------	------	------	--------	-------	-------	------	------	------	------	------	--------	-------	------	------	------	------	------	------	--------	-------	------	------	------	------	------	------	--------	-------	------	------	------	------	------	------	--------	-------	------	------	------	------	------	------	--------	-------	-------	-------	-------	-------	-------	-------	--------	-------	--------	-------	--------

PITCHER	IP	WLS	BF	H	R	ER	SO	BB	IBB	HBP	BLK	WP	HR	S	P	ERA	WHIP
Dick Tidrow, R (1, 1) ERA: 4.47	8.0	W	36	7	4	3	2	3	2	0	0	0	1	35	55	3.38	1.250
Sparky Lyle, L (9, 1) ERA: 2.1	1.0		5	1	0	0	2	1	0	0	0	0	0	8	12	0.00	2.000

New York Yankees @ Texas Rangers
 Arlington Stadium, Arlington, TX

Fri Jul 05 1974, 8:05 PM EDT
 Att. 20,958 - Unknown - 82 F

AB	45
R	14
H	20
RBI	13
BB	6
SO	6
LOB	25



AB R H RBI BB SO LOB

TOP

Batter	1	2	3	4	5	6	7	8	9
Elliott Maddox, R OBP: 0.406, SLG: 0.377 (1, 8)									
Lou Piniella, R OBP: 0.345, SLG: 0.383 (1, 7)									
Bobby Murcer, L OBP: 0.330, SLG: 0.337 (1, 9)									
Walt Williams, R OBP: 0.083, SLG: 0.059 (6, 9)									
Bill Sudakis, S OBP: 0.302, SLG: 0.380 (1, 10)									
Roy White, S OBP: 0.352, SLG: 0.344 (6, PH)									
Otto Velez, R OBP: 0.429, SLG: 0.545 (1, 3)									
Thurman Munson, R OBP: 0.297, SLG: 0.368 (1, 2)									
Graig Nettles, L OBP: 0.328, SLG: 0.430 (1, 5)									
Gene Michael, S OBP: 0.268, SLG: 0.250 (1, 4)									
Fernando Gonzalez, R OBP: 0.248, SLG: 0.298 (6, 4)									
Jim Mason, L OBP: 0.298, SLG: 0.307 (1, 6)									

6	1	4	1	0	1	1
5	1	1	1	1	0	5
4	3	2	0	1	0	3
1	0	0	0	0	0	0
3	1	1	1	1	0	1
2	0	0	0	0	1	3
4	1	1	1	1	2	1
5	3	4	3	1	0	0
6	3	3	4	0	1	3
4	1	2	0	0	0	3
1	0	1	0	0	0	0
4	0	1	2	1	1	5

Inning Stats	R: 6	H: 4	E: 0	K: 1	S: 8	H: 4	LOB: 1	BB: 4	P: 24	R: 1	H: 3	E: 0	K: 0	S: 6	H: 3	LOB: 2	BB: 0	P: 6	R: 1	H: 3	E: 0	K: 1	S: 7	H: 3	LOB: 1	BB: 0	P: 7	R: 3	H: 4	E: 0	K: 0	S: 7	H: 4	LOB: 2	BB: 1	P: 11	R: 3	H: 3	E: 0	K: 1	S: 8	H: 3	LOB: 0	BB: 0	P: 8	R: 0	H: 1	E: 0	K: 1	S: 6	H: 1	LOB: 2	BB: 1	P: 10	R: 0	H: 2	E: 0	K: 1	S: 7	H: 2	LOB: 2	BB: 0	P: 7	R: 0	H: 0	E: 1	K: 0	S: 4	H: 0	LOB: 1	BB: 0	P: 4	R: 0	H: 0	E: 0	K: 1	S: 5	H: 0	LOB: 0	BB: 0	P: 5	1B: 16	SF: 1	2B: 2	3B: 0	HR: 2	SAC: 0	DP: 2	HBP: 0	WP: 0	PA: 52	PB: 1	SB: 0	CS: 0
--------------	------	------	------	------	------	------	--------	-------	-------	------	------	------	------	------	------	--------	-------	------	------	------	------	------	------	------	--------	-------	------	------	------	------	------	------	------	--------	-------	-------	------	------	------	------	------	------	--------	-------	------	------	------	------	------	------	------	--------	-------	-------	------	------	------	------	------	------	--------	-------	------	------	------	------	------	------	------	--------	-------	------	------	------	------	------	------	------	--------	-------	------	--------	-------	-------	-------	-------	--------	-------	--------	-------	--------	-------	-------	-------

PITCHER	IP	WLS	BF	H	R	ER	SO	BB	IBB	HBP	BLK	WP	HR	S	P	ERA	WHIP
David Clyde, L ERA: 4.36 (1, 1)	0.0	L	4	1	4	4	0	3	0	0	0	0	0	1	13	∞	∞
Stan Thomas, R ERA: 16.2 (1, 1)	1.2		11	6	3	3	1	1	0	0	0	0	0	12	16	16.20	4.200
Jim Merritt, L ERA: 9.24 (2, 1)	1.2		13	7	4	4	1	1	0	0	0	0	0	14	18	21.60	4.800
Jim Shellenback, L ERA: 5.82 (4, 1)	5.2		24	6	3	3	4	1	0	0	0	0	2	31	35	4.76	1.235

livebaseballscorecards.com

Batter	1	2	3	4	5	6	7	8	9	AB R H RBI BB SO LOB
Cesar Tovar, R (1, 8) OBP: 0.368, SLG: 0.369 Joe Lovitto, S (5, 8) OBP: 0.223, SLG: 0.291	0-0 P6	0-0 P4		0-0 L8			0-0 F9		0-0 G5-4 2B	3 0 0 0 0 0 1 2 0 1 0 0 0 0
Davey Nelson, R (1, 4) OBP: 0.312, SLG: 0.315 Larry Brown, R (6, 5) OBP: 0.269, SLG: 0.206	4-0 E BB	0-0 2-3			0-0 2B		0-3 K		4-0 G5-4 BB	2 0 1 0 1 0 1 1 0 0 0 1 1 0
Alex Johnson, R (1, 10) OBP: 0.331, SLG: 0.347	0-0 E4 1-2		H 1-0		0-0 6-3		0-0 1B		0-0 G5-4 1-2 2-3	4 0 1 0 0 0 4
Jeff Burroughs, R (1, 9) OBP: 0.366, SLG: 0.494	0-3 K		S 0-3		4-0 BB		0-0 FC5-4 1-		0-3 K	4 0 0 0 1 3 6
Tom Grieve, R (1, 7) OBP: 0.324, SLG: 0.486	0-3 K		X 0-0		0-0 F8				0-0 6-4-3 1B	4 0 1 0 0 1 5
Lenny Randle, S (1, 5) OBP: 0.345, SLG: 0.390 (6, 4)		X 0-0 P4	0-0 E4 1-3		0-0 F8				0-0 6-4-3 1-2	4 0 0 0 0 0 4
Jim Fregosi, R (1, 3) OBP: 0.360, SLG: 0.483		X 0-0 HR	X 0-0 L7			X 0-0 G3			0-0 5-3	4 1 1 1 0 0 3
Toby Harrah, R (1, 6) OBP: 0.341, SLG: 0.449 Leo Cardenas, R (6, 6) OBP: 0.328, SLG: 0.305		BB 4-0 2B BB		X 0-0 F9		S 0-3 K			0-0 6-3	1 1 0 0 1 0 0 2 0 0 0 0 1 1
Jim Sundberg, R (1, 2) OBP: 0.374, SLG: 0.352		X 0-0 2B 1-H		X 0-0 5-3		X 0-0 6-3			0-0 1-3	4 0 1 1 0 0 0

Inning Stats	R: 0 E: 1 K: 2 S: 8	H: 0 LOB: 2 BB: 1 P: 12	R: 2 E: 0 K: 0 S: 5	H: 2 LOB: 1 BB: 1 P: 9	R: 0 E: 1 K: 1 S: 6	H: 0 LOB: 2 BB: 0 P: 7	R: 0 E: 0 K: 0 S: 3	H: 0 LOB: 0 BB: 0 P: 3	R: 0 E: 0 K: 0 S: 4	H: 1 LOB: 2 BB: 1 P: 8	R: 0 E: 0 K: 1 S: 5	H: 0 LOB: 0 BB: 0 P: 5	R: 0 E: 0 K: 1 S: 6	H: 1 LOB: 1 BB: 0 P: 6	R: 0 E: 0 K: 0 S: 4	H: 1 LOB: 1 BB: 0 P: 4	R: 0 E: 0 K: 1 S: 6	H: 1 LOB: 2 BB: 1 P: 10	1B: 2 2B: 3 3B: 0 HR: 1	SF: 0 SAC: 0 DP: 0 HBP: 1	WP: 0 PB: 0 SB: 0 CS: 0	PA: 40
--------------	------------------------------	----------------------------------	------------------------------	---------------------------------	------------------------------	---------------------------------	------------------------------	---------------------------------	------------------------------	---------------------------------	------------------------------	---------------------------------	------------------------------	---------------------------------	------------------------------	---------------------------------	------------------------------	----------------------------------	----------------------------------	------------------------------------	----------------------------------	--------

PITCHER	IP	WLS	BF	H	R	ER	SO	BB	IBB	HBP	BLK	WP	HR	S	P	ERA	WHIP
Rudy May, L (1, 1) ERA: 4.25	9.0	W	40	6	2	2	6	4	0	1	0	0	1	47	64	2.00	1.111


BOTTOM

New York Yankees @ Texas Rangers
Arlington Stadium, Arlington, TX

Fri Jul 05 1974, 8:05 PM EDT
Att: 20,958 - Unknown - 82 F

livebaseballscorecards.com

AB	35
R	2
H	6
RBI	2
BB	4
SO	6
LOB	25



Batter	1	2	3	4	5	6	7	8	9	AB R H RBI BB SO LOB	TOP												
Elliott Maddox, R (1, 8) OBP: 0.406, SLG: 0.378	0-0 2B 4-3 1B		0-0 6-3		0-0 F8	0-0 1B 1B		0-0 F9		5 2 2 0 0 0 0													
Roy White, S (1, 7) OBP: 0.353, SLG: 0.352	0-0 F8		0-0 F8		0-0 2B 3B	4-0 1B BB		0-3 K		4 1 1 0 1 1 1													
Bobby Murcer, L (1, 9) OBP: 0.334, SLG: 0.348	0-0 1-3 2B		0-0 L9		0-0 HR 2B	0-0 1-2 2-H 3-H 1B		0-0 P6		5 1 3 3 0 0 0													
Ron Blomberg, L (1, 10) OBP: 0.387, SLG: 0.500	0-0 4-3 3-H			0-0 G3	0-3 K	0-3 K		0-0 1B		5 0 1 1 0 2 4													
Graig Nettles, L (1, 5) OBP: 0.329, SLG: 0.425	0-3 K			4-0 HR BB	4-0 HR BB	0-0 1-3		0-3 K		3 2 0 0 2 2 4													
Chris Chambliss, L (1, 3) OBP: 0.271, SLG: 0.312		0-3 K		0-0 4-3 1-2	0-0 HR 1-H 2-H		0-0 6-3		0-0 F8	5 1 1 3 0 1 2													
Thurman Munson, R (1, 2) OBP: 0.300, SLG: 0.382		0-0 L8-3-5 1B		0-0 HR 2-H	0-0 4-3		0-0 5-3			4 1 2 2 0 0 0													
Jim Mason, L (1, 6) OBP: 0.301, SLG: 0.307		0-0 1-2 1B		4-0 FC6-4 BB		0-0 4-3	0-3 K			3 0 1 0 1 1 0													
Fernando Gonzalez, R (1, 4) OBP: 0.248, SLG: 0.281		0-0 L8-3-5 2-3		0-0 FC6-4 1-2f		4-0 1B BB		0-0 6-3		3 1 0 0 1 0 3													
Inning Stats	R: 1 E: 0 K: 1 S: 7	H: 2 LOB: 1 BB: 0 P: 7	R: 0 E: 0 K: 1 S: 6	H: 2 LOB: 1 BB: 0 P: 6	R: 0 E: 0 K: 0 S: 3	H: 0 LOB: 0 BB: 0 P: 3	R: 2 E: 0 K: 0 S: 4	H: 1 LOB: 1 BB: 2 P: 12	R: 4 E: 0 K: 1 S: 8	H: 3 LOB: 0 BB: 1 P: 12	R: 2 E: 0 K: 1 S: 7	H: 2 LOB: 2 BB: 2 P: 15	R: 0 E: 0 K: 1 S: 5	H: 0 LOB: 0 BB: 0 P: 5	R: 0 E: 0 K: 1 S: 5	H: 0 LOB: 0 BB: 0 P: 5	R: 0 E: 0 K: 1 S: 6	H: 1 LOB: 1 BB: 0 P: 6	1B: 6 2B: 3 3B: 1 HR: 2	SF: 0 SAC: 0 DP: 1 HBP: 0	WP: 0 PB: 0 SB: 0 CS: 0	PA: 42	
PITCHER	IP WLS BF H R ER SO BB IBB HBP BLK WP HR S P ERA WHIP																					PITCHER	IP WLS BF H R ER SO BB IBB HBP BLK WP HR S P ERA WHIP
Jackie Brown, R (1, 1) ERA: 3.25	5.1 L 29 9 9 9 3 5 0 0 0 0 0 2 30 50 15.19 2.625																						
Stan Thomas, R (6, 1) ERA: 16.2	0.0 1 1 0 0 0 0 0 0 0 0 0 0 1 1 ∞ ∞																						
David Clyde, L (6, 1) ERA: 4.15	3.2 12 1 0 0 4 0 0 0 0 0 0 0 20 20 0.00 0.273																						

New York Yankees @ Texas Rangers
Arlington Stadium, Arlington, TX
Sat Jul 06 1974, 8:05 PM EDT
Att: 33,812 - Unknown

livebaseballscorecards.com

AB 37
R 9
H 11
RBI 9
BB 5
SO 7
LOB 14



BOTTOM

New York Yankees @ Texas Rangers
Arlington Stadium, Arlington, TX

Sat Jul 06 1974, 8:05 PM EDT
Att. 33,812 - Unknown

AB	36
R	2
H	11
RBI	3
BB	2
SO	6
LOB	19



WP:	0	PA:	39
PB:	0	SB:	2
CS:	0		

AB R H RBI BB SO LOB

5	1	2	0	0	0	2
5	1	2	0	0	0	3
5	0	1	0	0	1	4
3	0	1	3	0	2	1
0	0	0	0	0	0	0
4	0	0	0	0	1	2
4	0	1	0	0	0	1
4	0	3	0	0	0	0
4	0	1	0	0	1	4
1	0	0	0	1	1	1
1	0	0	0	1	0	1

Batter	1	2	3	4	5	6	7	8	9
Cesar Tovar, R (1, 8) OBP: 0.369, SLG: 0.370	0-0 1B 1B	0-0 1-2 2-3 1B		0-0 P4			0-0 6-3		0-0 FC4-6 1-2f
Davey Nelson, R (1, 4) OBP: 0.314, SLG: 0.317	0-0 1-3 S 1B 1B	0-0 F8			0-0 G3-6 1B		0-0 L7		0-0 F7
Alex Johnson, R (1, 7) OBP: 0.330, SLG: 0.350	0-3 K		0-0 3B		0-0 G3-6 1-2f		0-0 F7		0-0 F7
Jeff Burroughs, R (1, 9) OBP: 0.365, SLG: 0.492	0-0 1-3 1B		0-0 SF7		0-3 K		0-3 K		
Joe Lovitto, S (9, 9) OBP: 0.223, SLG: 0.291									
Mike Hargrove, L (1, 10) OBP: 0.425, SLG: 0.471	0-3 K		0-3 F7		0-0 F8		0-0 F5		
Jim Spencer, L (1, 3) OBP: 0.351, SLG: 0.489	0-0 F9		0-0 F7			0-0 G3		0-0 1B 2B	
Lenny Randle, S (1, 5) OBP: 0.351, SLG: 0.396		0-0 1B S 1B		0-0 3-1		0-0 3-1 1B		0-0 2-3 1B	
Toby Harrah, R (1, 6) OBP: 0.340, SLG: 0.450		0-3 K		0-0 K		0-0 3-1		0-0 F7	
Jim Sundberg, R (1, 2) OBP: 0.375, SLG: 0.350		4-0 1B		0-3 K		0-0 F8			4-0 FC4-6 BB
Duke Sims, L (5, 2) OBP: 0.216, SLG: 0.233									

Inning Stats	R: 2 E: 0 K: 2 S: 10	H: 3 LOB: 1 BB: 0 P: 10	R: 0 E: 0 K: 1 S: 6	H: 2 LOB: 2 BB: 1 P: 10	R: 1 E: 0 K: 0 S: 4	H: 1 LOB: 0 BB: 0 P: 4	R: 0 E: 0 K: 1 S: 6	H: 1 LOB: 1 BB: 0 P: 6	R: 0 E: 0 K: 1 S: 6	H: 1 LOB: 1 BB: 0 P: 6	R: 0 E: 0 K: 0 S: 4	H: 1 LOB: 1 BB: 0 P: 4	R: 0 E: 0 K: 0 S: 3	H: 0 LOB: 0 BB: 0 P: 3	R: 0 E: 0 K: 1 S: 7	H: 2 LOB: 2 BB: 0 P: 7	R: 0 E: 0 K: 0 S: 3	H: 0 LOB: 1 BB: 1 P: 7	1B: 8 2B: 2 3B: 1 HR: 0	SF: 1 SAC: 0 DP: 0 HBP: 0
---------------------	-------------------------------	----------------------------------	------------------------------	----------------------------------	------------------------------	---------------------------------	------------------------------	---------------------------------	------------------------------	---------------------------------	------------------------------	---------------------------------	------------------------------	---------------------------------	------------------------------	---------------------------------	------------------------------	---------------------------------	----------------------------------	------------------------------------

PITCHER Doc Medich, R (1, 1) ERA: 3.94	IP 9.0	WLS W	BF 39	H 11	R 3	ER 3	SO 6	BB 2	IBB 0	HBP 0	BLK 0	WP 0	HR 0	S 49	P 57	ERA 3.00	WHIP 1.444	PITCHER	IP	WLS	BF	H	R	ER	SO	BB	IBB	HBP	BLK	WP	HR	S	P	ERA	WHIP
---	-----------	----------	----------	---------	--------	---------	---------	---------	----------	----------	----------	---------	---------	---------	---------	-------------	---------------	----------------	----	-----	----	---	---	----	----	----	-----	-----	-----	----	----	---	---	-----	------

New York Yankees @ Texas Rangers
 Arlington Stadium, Arlington, TX

Sun Jul 07 1974, 8:05 PM EDT
 Att. 11,251 - Unknown - 92 F

AB	34
R	2
H	9
RBI	2
BB	3
SO	3
LOB	18



WP:	0	PA:	39
PB:	0		
SB:	0		
CS:	1		

AB R H RBI BB SO LOB

5	0	0	0	0	0	0
3	0	1	0	2	0	0
4	0	2	0	0	0	2
4	1	1	0	0	0	3
4	1	2	0	0	1	2
4	0	3	1	0	0	0
3	0	0	0	1	0	3
3	0	0	1	0	2	4
1	0	0	0	0	0	0
1	0	0	0	0	0	3
1	0	0	0	0	0	1
1	0	0	0	0	0	0

Batter	1	2	3	4	5	6	7	8	9													
Elliott Maddox, R (1, 8) OBP: 0.396, SLG: 0.367	0-0 5-3		0-0 B1-3		0-0 F8		0-0 5-3		0-0 F3													
Roy White, S (1, 7) OBP: 0.359, SLG: 0.352	4-0 1B BB		0-0 CS 1B		4-0 BB		0-0 L7		0-0 3-1													
Bobby Murcer, L (1, 9) OBP: 0.336, SLG: 0.350	0-0 F8		0-0 CS	0-0 FC6-4 1B	0-0 F8		0-0 1B															
Ron Blomberg, L (1, 10) OBP: 0.384, SLG: 0.494	0-0 1-2 1B			0-0 FC6-4 1B	0-0 P4		0-0 P3															
Graig Nettles, L (1, 5) OBP: 0.331, SLG: 0.426	0-0 F7			0-0 1B 1-3 1B		0-0 1-3 SF8 1B		0-3 K														
Chris Chambliss, L (1, 3) OBP: 0.278, SLG: 0.319		0-0 F8		0-0 BB 1B		0-0 1-3 1B		0-0 1B														
Thurman Munson, R (1, 2) OBP: 0.299, SLG: 0.378		0-0 6-3		4-0 1-2 BB		0-0 1-3		0-0 F9														
Jim Mason, L (1, 6) OBP: 0.296, SLG: 0.303		0-3 K		0-0 P6		0-0 SF8		0-3 K														
Fernando Gonzalez, R (1, 4) OBP: 0.246, SLG: 0.289			0-0 L3		0-0 F7		0-0 P6		0-0 F9													
Bill Sudakis, S (4, PH) OBP: 0.300, SLG: 0.378																						
Fred Stanley, R (4, 4) OBP: 0.273, SLG: 0.200																						
Lou Piniella, R (9, PH) OBP: 0.344, SLG: 0.382																						
Inning Stats	R: 0 E: 0 K: 0 S: 4	H: 1 LOB: 2 BB: 1 P: 8	R: 0 E: 0 K: 1 S: 5	H: 0 LOB: 0 BB: 0 P: 5	R: 0 E: 0 K: 0 S: 3	H: 1 LOB: 0 BB: 0 P: 3	R: 1 E: 0 K: 0 S: 6	H: 3 LOB: 3 BB: 1 P: 10	R: 0 E: 0 K: 0 S: 3	H: 0 LOB: 1 BB: 1 P: 7	R: 1 E: 0 K: 0 S: 5	H: 2 LOB: 1 BB: 0 P: 5	R: 0 E: 0 K: 0 S: 4	H: 1 LOB: 1 BB: 0 P: 4	R: 0 E: 0 K: 2 S: 8	H: 1 LOB: 1 BB: 0 P: 8	R: 0 E: 0 K: 0 S: 3	H: 0 LOB: 0 BB: 0 P: 3	1B: 9 2B: 0 3B: 0 HR: 0	SF: 1 SAC: 0 DP: 0 HBP: 0	WP: 0 PB: 0 SB: 0 CS: 1	
PITCHER Steve Hargan, R (1, 1) ERA: 3.57	IP: 9.0 WLS: W BF: 38 H: 9 R: 2 ER: 2 SO: 3 BB: 3 IBB: 0 HBP: 0 BLK: 0 WP: 0 HR: 0 S: 41 P: 53 ERA: 2.00 WHIP: 1.333																					

livebaseballscorecards.com

Batter	1	2	3	4	5	6	7	8	9	AB	R	H	RBI	BB	SO	LOB
Cesar Tovar, R OBP: 0.364, SLG: 0.364 (1, 9)	0-0 P4		0-0 5-3	0-0 6-3			0-0 5-3			4	0	0	0	0	0	1
Davey Nelson, R OBP: 0.317, SLG: 0.320 (1, 4)	0-0 E8 WP 1B		0-0 WP 1B 1B		0-3 K		0-0 P4			4	1	2	0	0	1	1
Alex Johnson, R OBP: 0.331, SLG: 0.350 (1, 7)	4-0 BB		0-0 1B		0-0 6-3			0-0 F8		3	0	1	0	1	0	0
Mike Hargrove, L OBP: 0.427, SLG: 0.472 (1, 10)	0-0 G4-6-3		0-0 1B 1B		0-0 4-3			0-0 1B G4-6-3		4	1	2	2	0	0	2
Jim Spencer, L OBP: 0.348, SLG: 0.483 (1, 3)		0-0 6-3	0-0 1B 1B			0-0 L3		0-0 G4-6-3		4	0	1	0	0	0	1
Lenny Randle, S OBP: 0.355, SLG: 0.399 (1, 5)		0-0 5-3 1B	0-0 1B 1B			0-0 B1-3				3	0	2	1	0	0	0
Toby Harrah, R OBP: 0.337, SLG: 0.446 (1, 6)		0-0 5-3	0-0 L9			0-0 L6				3	0	0	0	0	0	3
Joe Lovitto, S OBP: 0.218, SLG: 0.285 (1, 8)		0-3 K		0-0 B1-3			0-0 6-3			3	0	0	0	0	1	1
Jim Sundberg, R OBP: 0.374, SLG: 0.349 (1, 2)			0-0 6-3	0-0 F8				0-0 1B		3	0	1	0	0	0	0

Inning Stats	R: 0	H: 1	E: 1	LOB: 1	K: 0	BB: 1	S: 3	P: 7	R: 0	H: 1	E: 0	LOB: 1	K: 1	BB: 0	S: 6	P: 6	R: 3	H: 5	E: 0	LOB: 2	K: 0	BB: 0	S: 8	P: 8	R: 0	H: 0	E: 0	LOB: 0	K: 0	BB: 0	S: 3	P: 3	R: 0	H: 0	E: 0	LOB: 0	K: 1	BB: 0	S: 5	P: 5	R: 0	H: 0	E: 0	LOB: 0	K: 0	BB: 0	S: 3	P: 3	R: 0	H: 1	E: 0	LOB: 1	K: 0	BB: 0	S: 4	P: 4	R: 0	H: 1	E: 0	LOB: 0	K: 0	BB: 0	S: 3	P: 3
1B: 9	SF: 0	2B: 0	SAC: 0	3B: 0	DP: 2	HR: 0	HBP: 0	WP: 2	PA: 32																																																							

PITCHER	IP	WLS	BF	H	R	ER	SO	BB	IBB	HBP	BLK	WP	HR	S	P	ERA	WHIP
Pat Dobson, R ERA: 3.69 (1, 1)	8.0	L	32	9	3	3	2	1	0	0	0	2	0	35	39	3.38	1.250


BOTTOM

New York Yankees @ Texas Rangers
Arlington Stadium, Arlington, TX

Sun Jul 07 1974, 8:05 PM EDT
Att: 11,251 - Unknown - 92 F

livebaseballscorecards.com

AB	31
R	2
H	9
RBI	3
BB	1
SO	2
LOB	9



New York Yankees @ Texas Rangers
 Arlington Stadium, Arlington, TX

Mon Jul 08 1974, 8:05 PM EDT
 Att. 14,337 - Unknown - 92 F

livebaseballscorecards.com



WP: 0 PA: 47
 PB: 0
 SB: 0
 CS: 0

Batter	1	2	3	4	5	6	7	8	9	AB R H RBI BB SO LOB																	
Elliott Maddox, R (1, 8) OBP: 0.404, SLG: 0.374	0-3 K	0-0 1B FC4-6	0-0 2B 1B		0-0 5-3		0-0 FC6-4 BB		0-0 G6-4-3 1B	5 2 3 2 1 1 0																	
Roy White, S (1, 7) OBP: 0.366, SLG: 0.366	0-0 BB 1B 2B	0-0 1B FC4-6	0-0 2B 1B			0-0 HR 1B	0-0 FC6-4		0-0 G6-4-3 1B	6 2 4 1 0 0 3																	
Bobby Murcer, L (1, 9) OBP: 0.334, SLG: 0.357	0-0 F7	0-0 1B FC4-6	0-0 4-3			0-0 HR	0-0 F3			5 1 1 3 0 0 5																	
Ron Blomberg, L (1, 10) OBP: 0.395, SLG: 0.515	0-0 BB 1B 2B	0-0 1B FC4-6		0-0 6-3 2B		0-0 2B		0-0 F8		5 1 4 0 0 0 0																	
Graig Nettles, L (1, 5) OBP: 0.329, SLG: 0.420	4-0 1-2 2B BB	0-0 F5		0-0 P3		0-0 E4 FC4-6		0-0 P3		4 1 0 0 1 0 3																	
Chris Chambliss, L (1, 3) OBP: 0.280, SLG: 0.322	0-0 1-H 2-H 3-H 2B		4-0 2B BB	0-0 6-3		0-0 F9		0-0 F7		4 1 1 3 1 0 2																	
Thurman Munson, R (1, 2) OBP: 0.294, SLG: 0.370	0-0 P4		0-0 P4	0-0 5-3		0-0 FC4-6		0-0 P5		5 0 0 0 0 0 4																	
Jim Mason, L (1, 6) OBP: 0.306, SLG: 0.332		0-0 1B 2B	0-0 1B 2B		0-0 4-3		0-0 FC6-4 2B		0-0 1B 2B	5 3 4 1 0 0 0																	
Gene Michael, S (1, 4) OBP: 0.273, SLG: 0.256		0-0 1B	0-3 K		0-0 6-3		0-0 4-3		0-0 1B	5 1 2 2 0 1 2																	
Inning Stats	R: 3 E: 0 K: 1 S: 8	H: 3 LOB: 1 BB: 1 P: 12	R: 2 E: 0 K: 0 S: 7	H: 5 LOB: 2 BB: 0 P: 7	R: 3 E: 0 K: 1 S: 8	H: 3 LOB: 1 BB: 1 P: 12	R: 0 E: 0 K: 0 S: 4	H: 1 LOB: 1 BB: 0 P: 4	R: 0 E: 0 K: 0 S: 3	H: 0 LOB: 0 BB: 0 P: 3	R: 2 E: 1 K: 0 S: 6	H: 3 LOB: 1 BB: 0 P: 6	R: 0 E: 0 K: 0 S: 4	H: 1 LOB: 2 BB: 1 P: 8	R: 0 E: 0 K: 0 S: 3	H: 0 LOB: 0 BB: 0 P: 3	R: 2 E: 0 K: 0 S: 5	H: 3 LOB: 0 BB: 0 P: 5	1B: 10 2B: 8 3B: 0 HR: 1	SF: 0 SAC: 0 DP: 1 HBP: 0	WP: 0 PA: 47 PB: 0 SB: 0 CS: 0						
PITCHER	IP WLS BF H R ER SO BB IBB HBP BLK WP HR S P ERA WHIP																										
Fergie Jenkins, R (1, 1) ERA: 4.08	1.2		13	8	5	5	1	1	0	0	0	0	0	14	18	27.00	5.400										
Don Stanhouse, R (2, 1) ERA: 4.76	1.0	L	7	3	3	3	1	1	0	0	0	0	0	8	12	27.00	4.000										
Stan Thomas, R (3, 1) ERA: 9.0	3.1		14	4	2	2	0	0	0	0	0	0	1	14	14	5.40	1.200										
Jim Shellenback, L (7, 1) ERA: 5.84	3.0		13	4	2	2	0	1	0	0	0	0	0	12	16	6.00	1.667										

BOTTOM

New York Yankees @ Texas Rangers
Arlington Stadium, Arlington, TX
Mon Jul 08 1974, 8:05 PM EDT
Att: 14,337 - Unknown - 92 F

AB	37
R	4
H	11
RBI	5
BB	7
SO	3
LOB	26



WP	2	PA	46
PB	0		
SB	0		
CS	0		

AB R H RBI BB SO LOB

5 1 2 1 0 0 3

4 1 0 0 1 0 4

4 0 1 0 1 2 3

3 0 0 2 1 0 1

3 0 1 1 2 0 1

5 0 3 1 0 1 4

5 0 2 0 0 0 6

5 1 2 0 0 0 2

3 1 0 0 2 0 2

1B: 9 SF: 1
2B: 2 SAC: 0
3B: 0 DP: 0
HR: 0 HBP: 1

Batter	1	2	3	4	5	6	7	8	9
Cesar Tovar, R OBP: 0.367, SLG: 0.365 (1, 9)	0-0 6-3	0-0 BB WP 1-2 BB 2-H 1B	H 1-0 HBP		0-0 F9		0-0 FC5-4 1-3 1B		0-0 4-3
Davey Nelson, R OBP: 0.315, SLG: 0.314 (1, 4)	0-0 E6 2B SF7	4-0 BB BB 1-2 FC3-2 2-3 BB	0-0 F8		0-0 6-3		0-0 FC5-4 1-2f		
Alex Johnson, R OBP: 0.332, SLG: 0.352 (1, 7)	0-0 1-3 2B	0-3 K		4-0 BB		0-3 K		0-0 5-3	
Mike Hargrove, L OBP: 0.422, SLG: 0.464 (1, 10)	0-0 SF7	4-0 FC3-2 BB 1-2 BB 2-3 BB	0-0 F8		0-0 F8		0-0 F8	0-0 4-3	
Jim Spencer, L OBP: 0.356, SLG: 0.479 (1, 3)	4-0 1B 1B BB	4-0 FC3-2 BB 1-2 BB 2-3 BB 3-H BB	0-0 F8		0-0 F8		0-0 1B	0-0 F8	
Lenny Randle, S OBP: 0.360, SLG: 0.403 (1, 5)	0-0 1B 1B	0-0 FC3-2 1-2 BB 2-3 BB 3-H BB	0-0 FC6-4 1B		0-3 K		0-0 FC4-6 1B		
Toby Harrah, R OBP: 0.338, SLG: 0.445 (1, 6)	0-0 1B	0-0 F8	0-0 FC6-4 1B		0-0 FC3-6 1B		0-0 FC4-6 FC3-6 1B		
Joe Lovitto, S OBP: 0.225, SLG: 0.296 (1, 8)		0-0 1B 2B	0-0 P6		0-0 WP 1B		0-0 FC3-6 1B	0-0 FC3-6	
Jim Sundberg, R OBP: 0.375, SLG: 0.343 (1, 2)		4-0 WP 1B BB BB	0-0 5-3		0-0 F9		0-0 L6	4-0 BB	

Inning Stats	R: 2 H: 3 E: 1 K: 0 S: 6	H: 3 LOB: 2 BB: 1 P: 10	R: 3 H: 2 E: 0 K: 1 S: 7	H: 2 LOB: 3 BB: 4 P: 23	R: 0 H: 0 E: 0 K: 0 S: 3	H: 0 LOB: 1 BB: 0 P: 4	R: 0 H: 1 E: 0 K: 0 S: 4	H: 1 LOB: 2 BB: 1 P: 8	R: 0 H: 1 E: 0 K: 0 S: 4	H: 1 LOB: 1 BB: 0 P: 4	R: 0 H: 1 E: 0 K: 2 S: 8	H: 1 LOB: 1 BB: 0 P: 8	R: 0 H: 2 E: 0 K: 0 S: 5	H: 2 LOB: 2 BB: 0 P: 5	R: 0 H: 0 E: 0 K: 0 S: 3	H: 0 LOB: 0 BB: 0 P: 3	R: 0 H: 1 E: 1 K: 0 S: 4	H: 1 LOB: 2 BB: 1 P: 8
--------------	--------------------------	-------------------------	--------------------------	-------------------------	--------------------------	------------------------	--------------------------	------------------------	--------------------------	------------------------	--------------------------	------------------------	--------------------------	------------------------	--------------------------	------------------------	--------------------------	------------------------

PITCHER	IP	WLS	BF	H	R	ER	SO	BB	IBB	HBP	BLK	WP	HR	S	P	ERA	WHIP
Dick Tidrow, R ERA: 4.67 (1, 1)	1.0		11	5	5	3	0	3	0	0	0	1	0	8	20	27.00	8.000
Dick Woodson, R ERA: 5.07 (2, 1)	5.2	W	26	5	0	0	3	3	0	1	0	1	0	28	41	0.00	1.412
Cecil Upshaw, R ERA: 2.95 (7, 1)	2.1		9	1	0	0	0	1	0	0	0	0	0	8	12	0.00	0.857

Batter	1	2	3	4	5	6	7	8	9	AB R H RBI BB SO LOB	TOP											
Elliott Maddox, R OBP: 0.399, SLG: 0.366 (1, 8)										4 2 0 0 1 0 4	New York Yankees @ Kansas City Royals Royals Stadium, Kansas City, MO Tue Jul 09 1974, 8:05 PM EDT Att. 17,511 - Unknown - 95 F											
Roy White, S OBP: 0.368, SLG: 0.369 (1, 10)										4 1 2 0 0 0 1												
Bobby Murcer, L OBP: 0.330, SLG: 0.353 (1, 9)										4 0 0 1 0 0 3												
Lou Piniella, R OBP: 0.341, SLG: 0.376 (1, 7)										4 1 0 0 1 1 1												
Otto Velez, R OBP: 0.424, SLG: 0.500 (1, 3)										4 2 1 1 1 1 1												
Thurman Munson, R OBP: 0.299, SLG: 0.375 (1, 2)										5 1 3 1 0 1 1												
Graig Nettles, L OBP: 0.332, SLG: 0.433 Fernando Gonzalez, R OBP: 0.243, SLG: 0.285 (1, 5) (5, 5)										3 1 2 4 0 0 1 2 0 0 0 0 0 2												
Gene Michael, S OBP: 0.287, SLG: 0.266 Sandy Alomar Sr., S OBP: 0.250, SLG: 0.259 (1, 4) (8, PR) (8, 4)										3 0 2 1 1 0 1 0 0 0 0 0 0 0												
Jim Mason, L OBP: 0.302, SLG: 0.326 (1, 6)										4 0 0 0 0 2 5												
Inning Stats	R: 6 E: 0 K: 0 S: 7	H: 4 LOB: 1 BB: 3 P: 19	R: 0 E: 0 K: 1 S: 6	H: 1 LOB: 1 BB: 0 P: 6	R: 0 E: 0 K: 0 S: 4	H: 1 LOB: 1 BB: 0 P: 4	R: 1 E: 1 K: 0 S: 4	H: 0 LOB: 0 BB: 0 P: 4	R: 1 E: 0 K: 2 S: 10	H: 3 LOB: 2 BB: 0 P: 10	R: 0 E: 0 K: 1 S: 5	H: 0 LOB: 0 BB: 0 P: 5	R: 0 E: 0 K: 0 S: 3	H: 0 LOB: 0 BB: 0 P: 3	R: 0 E: 0 K: 1 S: 5	H: 0 LOB: 1 BB: 1 P: 9	R: 0 E: 1 K: 0 S: 5	H: 1 LOB: 2 BB: 0 P: 5	1B: 9 2B: 0 3B: 0 HR: 1	SF: 1 SAC: 1 DP: 0 HBP: 0	WP: 0 PB: 0 SB: 0 CS: 0	PA: 43
PITCHER	IP WLS BF H R ER SO BB IBB HBP BLK WP HR S P ERA WHIP																					
Paul Splittorff, L ERA: 3.38 (1, 1)	0.1 L 8 4 6 6 0 3 0 0 0 0 0 1 5 17 162.00 21.000																					
Lindy McDaniel, R ERA: 3.94 (1, 1)	5.2 23 5 2 1 4 0 0 0 0 0 0 0 31 31 1.59 0.882																					
Bruce Dal Canton, R ERA: 2.92 (7, 1)	3.0 12 1 0 0 1 1 0 0 0 0 0 0 13 17 0.00 0.667																					

livebaseballscorecards.com

AB	37
R	8
H	10
RBI	8
BB	4
SO	5
LOB	20



Batter	1	2	3	4	5	6	7	8	9	AB R H RBI BB SO LOB
Freddie Patek, R (1, 6) OBP: 0.311, SLG: 0.297 Richie Scheinblum, S (9, PH) OBP: 0.235, SLG: 0.172	0-0 WP 1B		4-0 F7 2B BB		4-0 2B BB		4-0 BB BB		0-0 F7	1 2 1 0 3 0 0 1 0 0 0 0 0 0
Cookie Rojas, R (1, 4) OBP: 0.329, SLG: 0.384 Frank White, R (6, 4) OBP: 0.230, SLG: 0.311	4-0 1-2 BB		0-0 F7 1-2		0-0 F9		0-0 F8		0-0 6-3	2 0 0 0 1 0 2 2 0 0 0 0 0 1
Amos Otis, R (1, 8) OBP: 0.356, SLG: 0.466	0-0 F3		0-0 2-H 2B		0-0 1-H 2B		4-0 1-2 BB			3 0 2 2 1 0 2
John Mayberry, L (1, 10) OBP: 0.403, SLG: 0.510	0-3 K		0-0 4-3		0-3 K		0-0 6-3			4 0 0 0 0 2 6
Hal McRae, R (1, 9) OBP: 0.390, SLG: 0.500	0-3 K				0-0 6-3		0-0 F9		0-0 P4	4 0 0 0 0 1 2
Tony Solaita, L (1, 3) OBP: 0.355, SLG: 0.414		0-3 K			0-0 3-1		0-0 F7		0-0 1B	4 0 1 0 0 1 0
Vada Pinson, L (1, 7) OBP: 0.274, SLG: 0.361		0-0 6-3			0-0 1B		0-0 2B		0-0 L7	4 0 2 0 0 0 1
Fran Healy, R (1, 2) OBP: 0.336, SLG: 0.408 Buck Martinez, R (2, 2) OBP: 0.304, SLG: 0.205		0-3 K			0-3 K		0-0 F7		0-0 F9	0 0 0 0 0 0 0 4 0 0 0 0 2 3
George Brett, L (1, 5) OBP: 0.289, SLG: 0.306			0-0 6-3		0-0 G3		0-0 1-3		0-3 K	4 0 0 0 0 1 0

Inning Stats	R: 0	H: 1	E: 0	K: 2	S: 8	LOB: 2	BB: 1	P: 12	R: 0	H: 0	E: 0	K: 2	S: 7	LOB: 0	BB: 0	P: 7	R: 1	H: 1	E: 0	K: 0	S: 4	LOB: 1	BB: 1	P: 8	R: 0	H: 1	E: 0	K: 1	S: 6	LOB: 1	BB: 0	P: 6	R: 1	H: 1	E: 0	K: 1	S: 6	LOB: 1	BB: 1	P: 10	R: 0	H: 1	E: 0	K: 0	S: 4	LOB: 1	BB: 0	P: 4	R: 0	H: 0	E: 0	K: 0	S: 3	LOB: 2	BB: 2	P: 11	R: 0	H: 1	E: 0	K: 0	S: 4	LOB: 1	BB: 0	P: 4	R: 0	H: 0	E: 0	K: 1	S: 5	LOB: 0	BB: 0	P: 5	1B: 3	SF: 0	2B: 3	SAC: 0	3B: 0	DP: 0	HR: 0	HBP: 0	WP: 1	PA: 38
PITCHER Dave Pagan, R (1, 1) ERA: 4.01	IP	WLS	BF	H	R	ER	SO	BB	IBB	HBP	BLK	WP	HR	S	P	ERA	WHIP																		PITCHER	IP	WLS	BF	H	R	ER	SO	BB	IBB	HBP	BLK	WP	HR	S	P	ERA	WHIP																														

BOTTOM

New York Yankees @ Kansas City Royals
Royals Stadium, Kansas City, MO
 Tue Jul 09 1974, 8:05 PM EDT
 Att. 17,511 - Unknown - 95 F

livebaseballscores.com

AB	33
R	2
H	6
RBI	2
BB	5
SO	7
LOB	17



Batter	1	2	3	4	5	6	7	8	9	AB R H RBI BB SO LOB	TOP																	
Sandy Alomar Sr., S (1, 4) OBP: 0.230, SLG: 0.237	0-0 F9			0-0 G3		0-0 4-3		0-0 6-3	0-0 4-3	5 0 0 0 0 0 0																		
Elliott Maddox, R (1, 8) OBP: 0.404, SLG: 0.374	0-0 6-3			0-0 1-3		0-0 2B		0-0 HR 1B	4-0 HR BB	4 2 2 0 1 0 0																		
Bobby Murcer, L (1, 9) OBP: 0.331, SLG: 0.373	0-3 K			0-0 L6		0-0 F9		0-0 HR 1B	0-0 HR	5 2 2 4 0 1 1																		
Ron Blomberg, L (1, 10) OBP: 0.390, SLG: 0.506		0-0 6-3		0-0 F7		0-0 4-3		0-0 1B SF8 1B	0-0 F8	5 1 1 0 0 0 0																		
Graig Nettles, L (1, 5) OBP: 0.331, SLG: 0.431		0-0 F8		0-0 P4		0-0 L8		0-0 1B SF8 1B		4 1 1 0 0 0 0																		
Lou Piniella, R (1, 7) OBP: 0.340, SLG: 0.375		0-0 6-3		0-0 6-3		0-0 1B 1B		0-0 SF8		3 1 1 1 0 0 0																		
Chris Chambliss, L (1, 3) OBP: 0.287, SLG: 0.328			0-0 F8		0-0 HR 1B	0-0 1B 1B		0-0 2-H 1B		4 1 3 1 0 0 0																		
Thurman Munson, R (1, 2) OBP: 0.302, SLG: 0.388			0-3 K		0-0 HR 1B	0-0 1B 1B		0-0 F8		4 1 2 3 0 1 1																		
Jim Mason, L (1, 6) OBP: 0.299, SLG: 0.323			0-0 4-3		0-0 4-3	0-3 K			0-0 F9	2 0 0 0 0 0 0																		
Roy White, S (7, PH) OBP: 0.367, SLG: 0.367										1 0 0 0 0 1 2																		
Gene Michael, S (7, 6) OBP: 0.285, SLG: 0.264										1 0 0 0 0 0 0																		
Inning Stats	R: 0 E: 0 K: 1 S: 5	H: 0 LOB: 0 BB: 0 P: 5	R: 0 E: 0 K: 0 S: 3	H: 0 LOB: 0 BB: 0 P: 3	R: 0 E: 0 K: 1 S: 5	H: 0 LOB: 0 BB: 0 P: 5	R: 0 E: 0 K: 0 S: 3	H: 0 LOB: 0 BB: 0 P: 3	R: 2 E: 0 K: 0 S: 6	H: 3 LOB: 1 BB: 0 P: 6	R: 1 E: 0 K: 1 S: 8	H: 3 LOB: 2 BB: 0 P: 8	R: 4 E: 0 K: 0 S: 8	H: 5 LOB: 1 BB: 0 P: 8	R: 2 E: 0 K: 0 S: 4	H: 1 LOB: 0 BB: 1 P: 8	1B: 8 2B: 1 3B: 0 HR: 3	SF: 1 SAC: 0 DP: 0 HBP: 0	WP: 0 PB: 0 SB: 0 CS: 0	PA: 40								
PITCHER	IP WLS BF H R ER SO BB IBB HBP BLK WP HR S P ERA WHIP																											
Marty Pattin, R (1, 1) ERA: 3.53	6.2		25	5	3	3	2	0	0	0	0	0	1	29	29	4.05	0.750											
Doug Bird, R (7, 1) ERA: 3.1	0.2	L	5	3	2	2	1	0	0	0	0	0	1	7	7	27.00	4.500											
Joe Hoerner, L (8, 1) ERA: 5.5	1.2		10	4	4	4	0	1	0	0	0	0	1	9	13	21.60	3.000											

New York Yankees @ Kansas City Royals
Royals Stadium, Kansas City, MO
 Wed Jul 10 1974, 8:05 PM EDT
 Att. 15,264 - Unknown - 94 F

AB	38
R	9
H	12
RBI	9
BB	1
SO	3
LOB	4



WP: 0	PA: 40
PB: 0	
SB: 0	
CS: 0	

ERA	WHIP

livebaseballscorecards.com

Batter	1	2	3	4	5	6	7	8	9	AB	R	H	RBI	BB	SO	LOB
Freddie Patek, R (1, 6) OBP: 0.310, SLG: 0.294 Richie Scheinblum, S (9, PH) OBP: 0.233, SLG: 0.170	4-0 1B FC5-2 BB	0-0 3-1			0-0 5-3		0-0 P6		0-0 F8	3	0	0	0	1	0	1
Cookie Rojas, R (1, 4) OBP: 0.330, SLG: 0.384	0-0 1-3 3B 1B		0-0 6-3		0-0 WP 1B		0-3 K		0-3 K	5	1	2	0	0	2	2
Amos Otis, R (1, 8) OBP: 0.355, SLG: 0.463	0-3 K		0-0 F8		0-0 F7			0-0 S BB 1B		4	0	1	0	0	1	3
John Mayberry, L (1, 3) OBP: 0.401, SLG: 0.518	0-0 1-2 3B		0-0 HR		0-0 F9		0-0 F9		0-0 P6	4	2	1	1	0	0	3
Hal McRae, R (1, 10) OBP: 0.391, SLG: 0.505	0-0 1-H 2-H 1B 3B		0-0 F7		0-3 K		4-0 BB BB BB 1-2 FC6-4 BB			3	1	1	2	1	1	0
Jim Wohlford, R (1, 7) OBP: 0.339, SLG: 0.354	0-0 3-H 1B		0-0 F9		0-0 F9		0-0 1B		0-3 K	4	0	2	1	0	1	2
Kurt Bevacqua, R (1, 5) OBP: 0.146, SLG: 0.128	0-3 K		0-0 4-3		0-0 P4		0-0 FC6-4 1-2f 2-3			4	0	0	0	0	1	4
Al Cowens, R (1, 9) OBP: 0.267, SLG: 0.248		0-0 P4		0-0 1-3		0-0 F8		4-0 BB BB BB FC6-4 BB		3	0	0	0	1	0	0
Buck Martinez, R (1, 2) OBP: 0.306, SLG: 0.195 Fran Healy, R (9, PH) OBP: 0.334, SLG: 0.406		0-0 F9		0-0 6-3		4-0 BB		0-0 FC6-4 1-2f		2	0	0	0	1	0	0
										1	0	0	0	0	0	1

Inning Stats	R: 3	H: 3	E: 0	K: 2	S: 10	H: 3	LOB: 1	BB: 1	P: 14	R: 0	H: 0	E: 0	K: 0	S: 3	R: 0	H: 1	E: 0	K: 0	S: 4	R: 0	H: 0	E: 0	K: 0	S: 3	R: 0	H: 1	E: 0	K: 0	S: 4	R: 0	H: 1	E: 0	K: 1	S: 6	R: 0	H: 0	E: 0	K: 1	S: 5	R: 0	H: 1	E: 0	K: 1	S: 6	R: 0	H: 1	E: 0	K: 1	S: 5	R: 0	H: 0	E: 0	K: 1	S: 5	R: 0	H: 0	E: 0	K: 1	S: 5
--------------	------	------	------	------	-------	------	--------	-------	-------	------	------	------	------	------	------	------	------	------	------	------	------	------	------	------	------	------	------	------	------	------	------	------	------	------	------	------	------	------	------	------	------	------	------	------	------	------	------	------	------	------	------	------	------	------	------	------	------	------	------


PITCHER	IP	WLS	BF	H	R	ER	SO	BB	IBB	HBP	BLK	WP	HR	S	P	ERA	WHIP
Rudy May, L (1, 1) ERA: 4.53	4.2		20	5	4	4	2	1	0	0	0	0	1	23	27	7.71	1.286
Mike Wallace, L (5, 1) ERA: 2.97	2.2	W	12	2	0	0	2	2	0	0	0	1	0	14	22	0.00	1.500
Sparky Lyle, L (8, 1) ERA: 2.04	1.2	S	6	0	0	0	2	1	0	0	0	0	0	9	13	0.00	0.600

BOTTOM

New York Yankees @ Kansas City Royals
Royals Stadium, Kansas City, MO

Wed Jul 10 1974, 8:05 PM EDT
Att: 15,264 - Unknown - 94 F

AB	34
R	4
H	7
RBI	4
BB	4
SO	6
LOB	17



Batter	1	2	3	4	5	6	7	8	9	AB R H RBI BB SO LOB	TOP											
Sandy Alomar Sr., S OBP: 0.215, SLG: 0.222 (1, 4) X	0-0 G3 1-2	0-3 K 3-2			0-0 4-1 2-1		0-0 5-3 3-1			4 0 0 0 0 1 2												
Elliott Maddox, R OBP: 0.401, SLG: 0.376 (1, 8) X	0-0 E 2B		0-0 L9 1-1		0-0 L7 3-1			0-0 G3 1-1		4 1 1 0 0 0 0												
Bobby Murcer, L OBP: 0.335, SLG: 0.382 (1, 9) X	0-0 E9 2B 2-H		0-0 4-3 2-1			4-0 1B BB		0-0 2B		3 1 2 1 1 0 0												
Ron Blomberg, L OBP: 0.387, SLG: 0.500 (1, 10) X	0-0 4-3 3-H		0-0 P6 3-1			0-0 1-3 1B		0-3 K 2-1		4 0 1 1 0 1 1												
Graig Nettles, L OBP: 0.327, SLG: 0.425 (1, 5) X	0-0 P5 3-1			0-3 K 3-1		0-0 F7 1-1		0-3 K 3-1		4 0 0 0 0 2 3												
Lou Piniella, R OBP: 0.339, SLG: 0.377 (1, 7) X		0-0 F8 1-1		0-0 L5-4 2B		0-3 K 2-1			0-0 1-3 1-1	4 0 1 0 0 1 2												
Chris Chambliss, L OBP: 0.290, SLG: 0.326 (1, 3) X			4-0 FC6-4 BB		4-0 BB		0-3 K 3-1		0-0 F8 2-1	2 0 0 0 2 1 2												
Thurman Munson, R OBP: 0.298, SLG: 0.382 (1, 2) X		0-0 FC6-4 1B 1-2f		0-0 L5-4 2-3			0-0 5-3 1-1		0-3 K 3-1	4 0 0 0 0 1 3												
Jim Mason, L OBP: 0.300, SLG: 0.323 (1, 6) X		0-0 1-3			0-0 L9 1-1		0-0 F9 2-1			3 0 1 0 0 0 0												
Inning Stats	R: 2 E: 1 K: 0 S: 5	H: 2 LOB: 0 BB: 0 P: 5	R: 0 E: 0 K: 1 S: 6	H: 1 LOB: 2 BB: 1 P: 10	R: 0 E: 0 K: 0 S: 3	H: 0 LOB: 0 BB: 0 P: 3	R: 0 E: 0 K: 1 S: 5	H: 1 LOB: 1 BB: 1 P: 9	R: 0 E: 0 K: 0 S: 3	H: 0 LOB: 0 BB: 0 P: 3	R: 0 E: 0 K: 2 S: 8	H: 1 LOB: 2 BB: 1 P: 12	R: 0 E: 0 K: 0 S: 3	H: 0 LOB: 0 BB: 0 P: 3	R: 0 E: 0 K: 2 S: 8	H: 1 LOB: 1 BB: 0 P: 8	R: 0 E: 0 K: 1 S: 5	H: 0 LOB: 0 BB: 0 P: 5	1B: 2 2B: 5 3B: 0 HR: 0	SF: 0 SAC: 0 DP: 1 HBP: 0	WP: 0 PB: 0 SB: 0 CS: 0	PA: 35
PITCHER	IP WLS BF H R ER SO BB IBB HBP BLK WP HR S P ERA WHIP																					
Nelson Briles, R ERA: 4.26 (1, 1)	5.0 L 22 5 2 1 2 3 0 0 0 0 0 0 23 35 1.80 1.600																					
Steve Mingori, L ERA: 4.83 (6, 1)	4.0 13 1 0 0 5 0 0 0 0 0 0 0 23 23 0.00 0.250																					

New York Yankees @ Kansas City Royals
Royals Stadium, Kansas City, MO
 Thu Jul 11 1974, 8:05 PM EDT
 Att. 13,792 - Unknown - 92 F

livebaseballscorecards.com

AB	32
R	2
H	6
RBI	2
BB	3
SO	7
LOB	13



Batter	1	2	3	4	5	6	7	8	9	AB	R	H	RBI	BB	SO	LOB
Freddie Patek, R (1, 6) OBP: 0.310, SLG: 0.294 Vada Pinson, L (8, PH) OBP: 0.273, SLG: 0.360 Frank White, R (9, 6) OBP: 0.230, SLG: 0.311	0-0 FC4-6 1B	0-3 K			0-0 4-3			0-3 K		3	0	1	0	0	1	2
Cookie Rojas, R (1, 4) OBP: 0.326, SLG: 0.379	0-0 F9	0-0 6-3			0-0 1-3			0-0 L4		4	0	0	0	0	0	3
Amos Otis, R (1, 8) OBP: 0.351, SLG: 0.456	0-0 FC4-6 BB 1-2f				0-3 K			0-0 5-3		4	0	0	0	0	2	1
John Mayberry, L (1, 10) OBP: 0.399, SLG: 0.512	4-0 1-2 BB				0-3 K			0-0 L8		3	0	0	0	1	1	0
Hal McRae, R (1, 9) OBP: 0.387, SLG: 0.498	0-0 G3				0-0 F9			0-0 F8		4	0	0	0	0	1	2
Tony Solaita, L (1, 3) OBP: 0.360, SLG: 0.417 Al Cowens, R (9, PR) OBP: 0.267, SLG: 0.248		0-0 1B 1B			0-3 K			0-0 F7		4	1	2	0	0	1	0
Jim Wohlford, R (1, 7) OBP: 0.344, SLG: 0.357		0-0 SH3-4 1-2 1B			4-0 CS BB			0-0 1B L8-2 1B		3	0	2	0	1	1	1
Fran Healy, R (1, 2) OBP: 0.338, SLG: 0.409		0-0 SH3-4 1-2 2-H 1B			0-0 4-3			0-0 1-3 1B		3	0	2	1	0	0	1
George Brett, L (1, 5) OBP: 0.286, SLG: 0.303		0-0 SH3-4 1-2 2-3			0-0 4-3			0-0 L8-2 3-H		2	0	0	0	0	0	2

Inning Stats	R: 0 E: 0 K: 0 S: 4	H: 1 LOB: 2 BB: 1 P: 8	R: 1 E: 0 K: 1 S: 8	H: 3 LOB: 2 BB: 0 P: 8	R: 0 E: 0 K: 2 S: 7	H: 0 LOB: 0 BB: 0 P: 7	R: 0 E: 0 K: 1 S: 4	H: 0 LOB: 0 BB: 1 P: 8	R: 0 E: 0 K: 0 S: 3	H: 0 LOB: 0 BB: 0 P: 3	R: 0 E: 0 K: 1 S: 5	H: 0 LOB: 0 BB: 0 P: 5	R: 0 E: 0 K: 0 S: 4	H: 2 LOB: 1 BB: 0 P: 4	R: 0 E: 0 K: 1 S: 5	H: 0 LOB: 0 BB: 0 P: 5	R: 0 E: 0 K: 2 S: 8	H: 1 LOB: 1 BB: 0 P: 8	1B: 7 2B: 1 3B: 0 HR: 0	SF: 0 SAC: 1 DP: 1 HBP: 0	WP: 0 PB: 0 SB: 0 CS: 1	PA: 34												
PITCHER Doc Medich, R (1, 1) ERA: 3.76	IP 9.0	WLS W	BF 34	H 7	R 1	ER 1	SO 8	BB 2	IBB 0	HBP 0	BLK 0	WP 0	HR 0	S 48	P 56	ERA 1.00	WHIP 1.000																	
																	PITCHER	IP	WLS	BF	H	R	ER	SO	BB	IBB	HBP	BLK	WP	HR	S	P	ERA	WHIP


BOTTOM

New York Yankees @ Kansas City Royals
Royals Stadium, Kansas City, MO

Thu Jul 11 1974, 8:05 PM EDT
Att: 13,792 - Unknown - 92 F

livebaseballscorecards.com

AB	31
R	1
H	7
RBI	1
BB	2
SO	8
LOB	12



Batter	1	2	3	4	5	6	7	8	9	AB R H RBI BB SO LOB	TOP
Bill North, S (1, 8) <small>OBP: 0.340, SLG: 0.322</small>	0-0 4-3		0-0 F8			0-3 K			0-0 FC4-6 1B	4 0 1 0 0 1 1	
Bert Campaneris, R (1, 6) <small>OBP: 0.358, SLG: 0.382</small>	0-0 F2		0-0 6-3			0-0 4-3			0-0 FC4-6 FC6-4	4 0 0 0 0 0 2	
Sal Bando, R (1, 5) <small>OBP: 0.387, SLG: 0.448</small>	4-0 BB					0-0 6-3			0-0 FC6-4	3 0 0 0 1 0 2	
Reggie Jackson, L (1, 9) <small>OBP: 0.407, SLG: 0.563</small>	0-3 K					0-0 F7			0-0 1-3	4 0 0 0 0 1 2	
Joe Rudi, R (1, 10) <small>OBP: 0.344, SLG: 0.480</small>						0-0 F8			0-0 5-3	3 0 0 0 0 1 0	
Claudell Washington, L (1, 7) <small>OBP: 0.231, SLG: 0.385</small>						0-0 1-3			0-3 K	3 0 0 0 0 2 0	
Gene Tenace, R (1, 3) <small>OBP: 0.383, SLG: 0.384</small>						0-0 F5			0-3 K	2 0 0 0 1 1 0	
Ted Kubiak, S (1, 4) <small>OBP: 0.257, SLG: 0.233</small> Jesus Alou, R (8, PH) <small>OBP: 0.308, SLG: 0.318</small> Tim Hosley, R (8, 2) <small>OBP: 1.000, SLG: 1.000</small>	0-0 1-3					0-0 5-3			0-0 4-3	2 0 0 0 0 0 1 1 0 0 0 0 0 0 0 0 0 0 0 0 0	
Larry Haney, R (1, 2) <small>OBP: 0.167, SLG: 0.188</small> Pat Bourque, L (8, PH) <small>OBP: 0.357, SLG: 0.366</small> Dal Maxvill, R (8, 4) <small>OBP: 0.267, SLG: 0.154</small>			0-0 F9			0-0 4-3 2B			0-3 K	2 0 1 0 0 0 0 1 0 0 0 0 1 0 0 0 0 0 0 0 0	
Inning Stats	R: 0 H: 0 E: 0 LOB: 1 K: 1 BB: 1 S: 5 P: 9	R: 0 H: 0 E: 0 LOB: 1 K: 2 BB: 1 S: 7 P: 11	R: 0 H: 0 E: 0 LOB: 0 K: 0 BB: 0 S: 3 P: 3	R: 0 H: 0 E: 0 LOB: 0 K: 0 BB: 0 S: 3 P: 3	R: 0 H: 0 E: 0 LOB: 0 K: 0 BB: 0 S: 3 P: 3	R: 0 H: 1 E: 0 LOB: 1 K: 1 BB: 0 S: 6 P: 6	R: 0 H: 0 E: 0 LOB: 0 K: 1 BB: 0 S: 5 P: 5	R: 0 H: 0 E: 0 LOB: 0 K: 2 BB: 0 S: 7 P: 7	R: 0 H: 1 E: 0 LOB: 1 K: 0 BB: 0 S: 4 P: 4	1B: 1 SF: 0 2B: 1 SAC: 0 3B: 0 DP: 0 HR: 0 HBP: 0	WP: 0 PA: 31 PB: 0 SB: 0 CS: 0
PITCHER Pat Dobson, R (1, 1) <small>ERA: 3.44</small>	IP WLS BF H R ER SO BB IBB HBP BLK WP HR S P ERA WHIP 9.0 W 31 2 0 0 7 2 0 0 0 0 0 0 43 51 0.00 0.444										

Oakland Athletics @ New York Yankees
 Shea Stadium, Flushing, NY
 Fri Jul 12 1974, 7:05 PM EDT
 Att. 29,332 - Unknown - 77 F

livebaseballscorecards.com

AB	29
R	0
H	2
RBI	0
BB	2
SO	7
LOB	8



Batter	1	2	3	4	5	6	7	8	9
Roy White, S OBP: 0.365, SLG: 0.365 (1, 10)	0-0 3-1		0-0 5-3			0-0 4-3		0-0 1B 2-H 1B	
Elliott Maddox, R OBP: 0.395, SLG: 0.371 (1, 8) Walt Williams, R OBP: 0.108, SLG: 0.086 (7, 9)	0-0 6-3			0-0 6-3		0-0 E6 CS		0-0 1B 1-3 1B	
Bobby Murcer, L OBP: 0.337, SLG: 0.386 (1, 9) (7, 8)	0-0 F8			0-0 F9		0-0 CS 1-2	0-0 BB 2B	0-0 S 1B 1-3 3-H	
Thurman Munson, R OBP: 0.301, SLG: 0.388 (1, 2)		0-0 1B 2B		0-0 1B			0-3 K	0-3 K 1-2	
Otto Velez, R OBP: 0.378, SLG: 0.433 (1, 3)		0-0 L5		0-0 F2			0-0 5-3	0-3 K	
Lou Piniella, R OBP: 0.342, SLG: 0.378 (1, 7)		0-0 2-H 1B			0-0 F7		4-0 BB IBB		
Graig Nettles, L OBP: 0.327, SLG: 0.422 (1, 5)		0-0 F8			0-3 K		4-0 BB 1-2 2-3		
Jim Mason, L OBP: 0.297, SLG: 0.321 (1, 6) Bill Sudakis, S OBP: 0.299, SLG: 0.376 (7, PH) Gene Michael, S OBP: 0.285, SLG: 0.264 (8, 6)			0-0 G3		0-3 K		0-3 K		
Sandy Alomar Sr., S OBP: 0.221, SLG: 0.242 (1, 4)			0-0 F8			0-0 P4		0-0 1B 2B	

Inning Stats	R: 0	H: 0	E: 0	K: 0	S: 3	R: 1	H: 2	E: 0	K: 0	S: 4	R: 0	H: 0	E: 0	K: 0	S: 3	R: 0	H: 1	E: 0	K: 0	S: 4	R: 0	H: 0	E: 0	K: 2	S: 7	R: 0	H: 1	E: 0	K: 2	S: 8	R: 2	H: 4	E: 0	K: 2	S: 10
	LOB: 0	BB: 0	P: 3	LOB: 0	BB: 0	P: 4	LOB: 0	BB: 0	P: 4	LOB: 0	BB: 0	LOB: 1	BB: 0	P: 4	LOB: 0	BB: 0	LOB: 3	BB: 2	P: 16	LOB: 1	BB: 0	P: 10	LOB: 0	BB: 0	P: 10	LOB: 3	BB: 2	P: 16	LOB: 1	BB: 0	P: 10	SF: 0	SAC: 0	DP: 0	HBP: 0

PITCHER	IP	WLS	BF	H	R	ER	SO	BB	IBB	HBP	BLK	WP	HR	S	P	ERA	WHIP
Ken Holtzman, L ERA: 3.76 (1, 1)	7.1	L	30	8	3	3	4	1	1	0	0	0	0	36	44	3.68	1.227
Rollie Fingers, R ERA: 3.32 (8, 1)	0.2		2	0	0	0	2	0	0	0	0	0	0	6	6	0.00	0.000

BOTTOM

Oakland Athletics @ New York Yankees
 Shea Stadium, Flushing, NY
 Fri Jul 12 1974, 7:05 PM EDT
 Att: 29,332 - Unknown - 77 F

AB	R	H	RBI	BB	SO	LOB
4	1	1	1	0	0	0
3	0	0	0	0	0	0
1	0	1	0	0	0	0
4	0	2	1	0	0	0
4	1	2	0	0	2	2
4	0	0	0	0	1	4
2	0	1	1	1	0	0
2	0	0	0	1	1	0
2	0	0	0	0	1	0
1	0	0	0	0	1	3
0	0	0	0	0	0	0
3	1	1	0	0	0	0

AB	30
R	3
H	8
RBI	3
BB	2
SO	6
LOB	9

WP: 0 PA: 33
 PB: 0
 SB: 1
 CS: 1



1B	2B	3B	HR	SF	SAC	DP	HBP
5	3	0	0	0	0	0	0

Batter	1	2	3	4	5	6	7	8	9	AB R H RBI BB SO LOB	TOP											
Bill North, S (1, 8) OBP: 0.338, SLG: 0.322	0-0 G3		0-0 SF7		0-0 5-3 1B		0-3 K		0-0 FC5-4	4 0 1 1 0 1 3	<p>Oakland Athletics @ New York Yankees</p> <p>Shea Stadium, Flushing, NY</p> <p>Sat Jul 13 1974, 3:33 AM EDT</p> <p>Att. 24,204 - Unknown - 83 F</p> <p>livebaseballscorecards.com</p>											
Bert Campaneris, R (1, 6) OBP: 0.354, SLG: 0.377	0-3 K		0-3 K		0-0 5-3		0-0 P4		0-3 K	4 0 0 0 0 2 4 1 0 0 0 0 1 1												
Dal Maxvill, R (7, 6) OBP: 0.258, SLG: 0.148																						
Sal Bando, R (1, 5) OBP: 0.387, SLG: 0.449	0-0 F7				4-0 HR BB		0-0 F4		0-0 4-3 E 2B	4 2 1 0 1 0 2												
Reggie Jackson, L (1, 9) OBP: 0.405, SLG: 0.570		0-0 3-1			0-0 1-H HR		0-0 4-3		0-0 4-3	4 1 1 2 0 0 1												
Joe Rudi, R (1, 10) OBP: 0.343, SLG: 0.477		0-0 G4-6-3 1B			0-0 5-3		0-3 K		0-0 E6 G3 HR	4 1 1 1 0 1 0												
Claudell Washington, L (1, 7) OBP: 0.235, SLG: 0.353		0-0 G4-6-3			0-0 S 1B		0-0 6-3		0-0 G3	4 0 1 0 0 0 2												
Gene Tenace, R (1, 3) OBP: 0.388, SLG: 0.396					0-0 5-3		1-0 FC3-6 HBP		0-0 2-H HR	2 2 1 2 0 0 1												
Ted Kubiak, S (1, 4) OBP: 0.259, SLG: 0.236					0-0 SH5-4 HBP		0-0 FC3-6 HBP		0-0 2-H HR	2 0 1 0 0 0 1												
Pat Bourque, L (7, PH) OBP: 0.353, SLG: 0.361					0-0 1-3		0-0 FC3-6 1B		0-0 6-3	1 0 0 0 0 0 1 1 0 0 0 0 0 0												
Tim Hosley, R (7, PR) OBP: 0.500, SLG: 0.500					0-0 SH5-4 1B		0-0 1-2 1B		0-0 6-3													
Larry Haney, R (1, 2) OBP: 0.164, SLG: 0.185					0-0 SH5-4		0-3 K		0-0 FC5-4 1B	1 0 0 0 0 1 0 1 0 1 0 0 0 0 0 0 0 0 0 0 0 1 0 1 0 0 0 0												
Jesus Alou, R (7, PH) OBP: 0.315, SLG: 0.326																						
Herb Washington, R (7, PR) OBP: 0.250, SLG: 0.250																						
Rich McKinney, R (7, 4) OBP: 0.250, SLG: 0.250																						
Inning Stats	R: 0 E: 0 K: 1 S: 5	H: 0 LOB: 0 BB: 0 P: 5	R: 0 E: 0 K: 0 S: 3	H: 1 LOB: 0 BB: 0 P: 3	R: 1 E: 0 K: 1 S: 6	H: 1 LOB: 1 BB: 0 P: 7	R: 2 E: 0 K: 0 S: 5	H: 2 LOB: 1 BB: 1 P: 9	R: 0 E: 0 K: 1 S: 6	H: 1 LOB: 1 BB: 0 P: 6	R: 0 E: 0 K: 1 S: 5	H: 0 LOB: 0 BB: 0 P: 5	R: 0 E: 0 K: 1 S: 6	H: 1 LOB: 2 BB: 0 P: 7	R: 3 E: 1 K: 0 S: 6	H: 2 LOB: 0 BB: 0 P: 6	R: 0 E: 0 K: 1 S: 6	H: 1 LOB: 1 BB: 0 P: 6	1B: 6 2B: 1 3B: 0 HR: 2	SF: 1 SAC: 1 DP: 1 HBP: 2	WP: 0 PB: 0 SB: 1 CS: 0	PA: 39
PITCHER	IP WLS BF H R ER SO BB IBB HBP BLK WP HR S P ERA WHIP																					
Dick Tidrow, R (1, 1) ERA: 4.65	6.1 W 27 6 3 3 4 1 0 2 0 0 1 32 38 4.26 1.105																					
Sparky Lyle, L (7, 1) ERA: 2.1	2.2 S 12 3 3 1 2 0 0 0 0 0 0 1 16 16 3.38 1.125																					

AB	34
R	6
H	9
RBI	6
BB	1
SO	6
LOB	16



Batter	1	2	3	4	5	6	7	8	9	AB	R	H	RBI	BB	SO	LOB
Sandy Alomar Sr., S (1, 4) OBP: 0.230, SLG: 0.239	0-0 4-3 ①		0-0 L8 ②		4-0 1B 2B BB	0-0 1-3 ①	0-0 1B FC1-6 1B	0-0 P3 ③		5	2	1	1	1	0	0
Roy White, S (1, 7) OBP: 0.374, SLG: 0.375	0-0 4-3 ②		0-0 1B 1B		0-0 2B SF8 1B	0-0 1B 5-3 1B	0-0 FC1-6 1B			5	1	4	1	0	0	0
Bobby Murcer, L (1, 8) OBP: 0.341, SLG: 0.391	4-0 BB		0-0 1B		0-0 1B 2B	0-0 5-3 ②	0-0 FC1-6 2B 1B			4	2	2	3	1	0	2
Thurman Munson, R (1, 2) OBP: 0.306, SLG: 0.393	0-0 6-3 ③		0-0 F9 ③		4-0 1B 1B IBB	0-0 2-3 1B	0-0 1B 2B			4	2	2	0	1	0	3
Otto Velez, R (1, 3) OBP: 0.375, SLG: 0.455		0-3 K ①		0-0 G3 WP 2B	0-3 K ①	0-0 F8 ③	0-0 BB 1B			3	1	1	0	0	2	3
Ron Blomberg, L (6, PH) OBP: 0.385, SLG: 0.497		0-3 K ②		0-3 K ①	0-0 SF8 ②		0-0 1B 1B			1	0	0	0	0	0	2
Chris Chambliss, L (7, 3) OBP: 0.292, SLG: 0.328		0-0 K		0-0 G3	0-0 2-3 1B 1B		0-0 1B 1B			1	0	1	2	0	0	0
Lou Piniella, R (1, 9) OBP: 0.343, SLG: 0.378		0-3 K ②		0-3 K ①	0-0 SF8 ②		0-0 1B 1B			3	1	1	1	1	2	1
Walt Williams, R (7, PR) (8, 9) OBP: 0.108, SLG: 0.086		0-0 K		0-0 G3	0-0 2-3 1B 1B		0-0 1B 1B			0	0	0	0	0	0	0
Graig Nettles, L (1, 5) OBP: 0.332, SLG: 0.430		0-0 2B		0-0 G3	0-0 2-3 1B 1B		0-0 1B 1B			4	0	3	1	0	0	1
Fernando Gonzalez, R (7, PR) (8, 5) OBP: 0.241, SLG: 0.283		0-3 K ③		0-3 K ③	0-0 1-2 3-H 1B		0-0 1B 1B			1	1	0	0	0	0	2
Bill Sudakis, S (1, 10) OBP: 0.301, SLG: 0.376		0-3 K ③		0-3 K ③	0-0 1-2 3-H 1B		0-0 1B 1B			5	1	2	2	0	3	1
Jim Mason, L (1, 6) OBP: 0.295, SLG: 0.315			0-0 F2 ①		0-0 1B 2B BB 4-3 ⑤		0-3 K ①	0-0 F8 ②		4	1	0	0	1	1	4

Inning Stats	R: 0	H: 0	E: 0	K: 3	S: 3	H: 1	LOB: 1	BB: 1	P: 7	R: 0	H: 1	E: 0	K: 3	S: 10	R: 0	H: 2	LOB: 2	BB: 0	P: 10	R: 1	H: 1	E: 0	K: 2	S: 8	R: 5	H: 4	E: 0	K: 1	S: 9	R: 0	H: 2	E: 0	K: 0	S: 5	R: 6	H: 7	E: 0	K: 1	S: 12	R: 0	H: 0	E: 0	K: 1	S: 5	R: 0	H: 0	E: 0	K: 1	S: 5	1B: 13	2B: 4	3B: 0	HR: 0	SF: 1	SAC: 0	DP: 0	HBP: 0	WP: 1	PB: 0	SB: 0	CS: 0	PA: 46
--------------	------	------	------	------	------	------	--------	-------	------	------	------	------	------	-------	------	------	--------	-------	-------	------	------	------	------	------	------	------	------	------	------	------	------	------	------	------	------	------	------	------	-------	------	------	------	------	------	------	------	------	------	------	--------	-------	-------	-------	-------	--------	-------	--------	-------	-------	-------	-------	--------

PITCHER	IP	WLS	BF	H	R	ER	SO	BB	IBB	HBP	BLK	WP	HR	S	P	ERA	WHIP
Vida Blue, L (1, 1) ERA: 3.62	4.2	L	26	8	6	6	6	3	1	0	0	1	0	34	50	11.57	2.357
Paul Lindblad, L (5, 1) ERA: 1.33	1.0		5	2	0	0	0	0	0	0	0	0	0	5	5	0.00	2.000
Blue Moon Odom, R (6, 1) ERA: 4.99	0.2		7	5	5	5	1	0	0	0	0	0	0	9	9	67.50	7.500
Darold Knowles, L (7, 1) ERA: 4.55	1.2		8	2	1	1	1	1	0	0	0	0	0	9	13	5.40	1.800

BOTTOM

Oakland Athletics @ New York Yankees
 Shea Stadium, Flushing, NY
 Sat Jul 13 1974, 3:33 AM EDT
 Att: 24,204 - Unknown - 83 F

livebaseballscorecards.com

AB	40
R	12
H	17
RBI	11
BB	5
SO	8
LOB	19



Oakland Athletics @ New York Yankees
 Shea Stadium, Flushing, NY
 Sun Jul 14 1974, 3:33 AM EDT
 Unknown - 90 F

livebaseballscorecards.com

AB	31
R	7
H	6
RBI	6
BB	4
SO	5
LOB	12



WP:	0	PA:	37
PB:	0		
SB:	1		
CS:	1		

Batter	1	2	3	4	5	6	7	8	9	AB	R	H	RBI	BB	SO	LOB
Bert Campaneris, R (1, 6) OBP: 0.358, SLG: 0.380	0-0 P4			0-0 2B		4-0 1B BB	4-0 SF7 HR IBB		0-0 6-3	3	2	1	0	2	0	0
Claudell Washington, L (1, 10) OBP: 0.238, SLG: 0.350	0-0 F9			0-3 K		0-0 1B BB	0-0 SF7			3	0	1	2	0	1	1
Sal Bando, R (1, 5) OBP: 0.385, SLG: 0.458	0-0 F9			0-0 P4		0-0 L7	0-0 HR			4	1	1	3	0	0	3
Reggie Jackson, L (1, 9) OBP: 0.403, SLG: 0.565		0-3 K		0-0 L8		0-0 1B	0-0 G3			4	0	1	1	0	1	2
Joe Rudi, R (1, 7) OBP: 0.342, SLG: 0.474		0-0 CS 1B			0-0 5-3	0-3 K		0-0 5-3		4	0	1	0	0	1	2
Pat Bourque, L (1, 3) OBP: 0.352, SLG: 0.360		0-3 K			0-0 F8		0-0 SH 1B	0-0 L5		3	0	1	0	0	1	1
Herb Washington, R (7, PR)										0	1	0	0	0	0	0
Larry Haney, R (7, 2) OBP: 0.162, SLG: 0.182										1	0	0	0	0	0	0
Gene Tenace, R (1, 2) OBP: 0.386, SLG: 0.392			0-0 L7		0-0 F7		4-0 SH SF7 BB	0-0 F2		3	1	0	0	1	0	0
Bill North, S (1, 8) OBP: 0.335, SLG: 0.318			0-0 6-3		0-0 L7	0-0 SH SF7 HR		0-0 5-3		3	1	0	0	0	0	0
Ted Kubiak, S (1, 4) OBP: 0.262, SLG: 0.235			0-0 F7		4-0 1B BB		0-0 5-3		0-3 K	1	1	0	0	1	0	0
Jesus Alou, R (7, PH) OBP: 0.312, SLG: 0.322										1	0	0	0	0	0	3
Dal Maxvill, R (7, 4) OBP: 0.250, SLG: 0.143										1	0	0	0	0	1	0

Inning Stats	R: 0	H: 0	E: 0	K: 0	S: 3	P: 3	R: 0	H: 1	E: 0	K: 2	S: 7	P: 7	R: 0	H: 0	E: 0	K: 0	S: 3	P: 3	R: 0	H: 1	E: 0	K: 1	S: 6	P: 6	R: 0	H: 0	E: 0	K: 0	S: 3	P: 3	R: 2	H: 2	E: 0	K: 1	S: 7	P: 15	R: 5	H: 2	E: 1	K: 0	S: 6	P: 14	R: 0	H: 0	E: 0	K: 0	S: 3	P: 3	R: 0	H: 0	E: 0	K: 1	S: 5	P: 5	1B: 4	SF: 1	2B: 2	SAC: 1	3B: 0	DP: 1	HR: 1	HBP: 0	WP: 0	PA: 37
--------------	------	------	------	------	------	------	------	------	------	------	------	------	------	------	------	------	------	------	------	------	------	------	------	------	------	------	------	------	------	------	------	------	------	------	------	-------	------	------	------	------	------	-------	------	------	------	------	------	------	------	------	------	------	------	------	-------	-------	-------	--------	-------	-------	-------	--------	-------	--------

PITCHER	IP	WLS	BF	H	R	ER	SO	BB	IBB	HBP	BLK	WP	HR	S	P	ERA	WHIP
Dave Pagan, R (1, 1) ERA: 3.92	5.1		19	2	2	2	3	2	0	0	0	0	0	23	31	3.38	0.750
Cecil Upshaw, R (6, 1) ERA: 2.91	0.2	L	7	3	4	2	1	1	0	0	0	0	0	8	12	27.00	6.000
Sparky Lyle, L (7, 1) ERA: 2.38	1.0		5	1	1	0	0	0	1	0	0	0	1	4	8	0.00	1.000
Mike Wallace, L (8, 1) ERA: 2.78	2.0		6	0	0	0	1	0	0	0	0	0	0	8	8	0.00	0.000

Batter	1	2	3	4	5	6	7	8	9	AB R H RBI BB SO LOB	TOP
Bill North, S (1, 8) X OBP: 0.339, SLG: 0.328	0-0 HR		4-0 CS BB		4-0 E BB BB		0-3 K	0-0 FC5-6 1B 1-2 2-3f 3-H		3 1 1 2 2 1 2	
Bert Campaneris, R (1, 6) X OBP: 0.358, SLG: 0.378	0-0 5-3		0-3 K		0-0 P3		4-0 FC5-4 BB	0-0 E2 1B 1-3 2-H		4 0 1 0 1 1 2	
Sal Bando, R (1, 5) X OBP: 0.385, SLG: 0.466	0-0 HR		0-0 6-3 1-2		4-0 BB		0-0 FC5-4 1-2f	0-0 F8		4 1 1 1 1 0 4	
Reggie Jackson, L (1, 9) B OBP: 0.406, SLG: 0.564	4-0 BB			0-0 F7	0-3 K 2-3			0-0 F8 1B 1B	0-0 FC6-4 1B	4 1 2 0 1 1 2	
Joe Rudi, R (1, 7) S OBP: 0.340, SLG: 0.470	0-3 K			0-0 BB 1B		0-0 F9		0-0 F8 1-2	0-0 FC6-4 BB FC4-2	5 0 1 0 0 1 3	
Gene Tenace, R (1, 3) S OBP: 0.392, SLG: 0.390	0-3 K			4-0 1-2 BB		4-0 BB		4-0 E 1B BB IBB	4-0 FC4-2 BB 1-2	1 1 0 0 4 1 1	
Rich McKinney, R (1, 4) OBP: 0.143, SLG: 0.143		0-0 L7		0-0 F3		0-0 F7		0-0 BB E FC5-6 1B 1-2 2-H	4-0 FC4-2 BB	3 0 0 0 0 0 3	AB 34
Ted Kubiak, S (6, 4) OBP: 0.262, SLG: 0.235										0 0 0 0 0 0 0	R 6
Jesus Alou, R (8, PH) OBP: 0.319, SLG: 0.330										1 0 1 1 0 0 0	H 7
Herb Washington, R (8, PR)										0 1 0 0 0 0 0	RBI 5
Dal Maxvill, R (8, 4) OBP: 0.273, SLG: 0.143										0 0 0 0 1 0 0	BB 11
Claudell Washington, L (1, 10) OBP: 0.192, SLG: 0.280		0-0 F8		0-3 K		0-0 L4		0-0 E5 FC5-6 BB 1-2 2-3	0-0 FC4-2 FC5-4	5 0 0 0 0 1 8	SO 6
Larry Haney, R (1, 2) OBP: 0.164, SLG: 0.171		0-0 F2			0-0 5-3		0-0 5-3	4-0 1B E FC5-6 BB 1-2 2-3 3-H	0-0 FC5-4 1-2f	4 1 0 1 1 0 3	LOB 28
Inning Stats	R: 2 H: 2 E: 0 LOB: 1 K: 2 BB: 1 S: 9 P: 13	R: 0 H: 0 E: 0 LOB: 0 K: 0 BB: 0 S: 3 P: 3	R: 0 H: 0 E: 0 LOB: 0 K: 1 BB: 1 S: 4 P: 8	R: 0 H: 1 E: 0 LOB: 2 K: 1 BB: 1 S: 6 P: 10	R: 0 H: 0 E: 1 LOB: 2 K: 1 BB: 2 S: 5 P: 13	R: 0 H: 0 E: 0 LOB: 1 K: 0 BB: 1 S: 3 P: 7	R: 0 H: 0 E: 0 LOB: 1 K: 1 BB: 1 S: 5 P: 9	R: 4 H: 3 E: 2 LOB: 2 K: 0 BB: 2 S: 7 P: 15	R: 0 H: 1 E: 0 LOB: 3 K: 0 BB: 2 S: 4 P: 12	1B: 5 SF: 0 2B: 0 SAC: 0 3B: 0 DP: 0 HR: 2 HBP: 0	WP: 0 PA: 45 PB: 0 SB: 0 CS: 1
PITCHER	IP WLS BF H R ER SO BB IBB HBP BLK WP HR S P ERA WHIP										
Sam McDowell, L (1, 1) ERA: 3.55	7.1 L 33 4 4 3 6 7 1 0 0 0 2 37 69 3.68 1.500										
Sparky Lyle, L (8, 1) ERA: 2.31	1.2 12 3 2 0 0 3 0 0 0 0 0 9 21 0.00 3.600										

Oakland Athletics @ New York Yankees
 Shea Stadium, Flushing, NY
 Sun Jul 14 1974, 3:38 AM EDT
 Att. 43,799 - Unknown - 92 F

AB	34
R	6
H	7
RBI	5
BB	11
SO	6
LOB	28



Batter	1	2	3	4	5	6	7	8	9	AB	R	H	RBI	BB	SO	LOB
Sandy Alomar Sr., S OBP: 0.232, SLG: 0.241 (1, 4)	0-0 6-3	0-0 L7			0-3 K		0-0 L7			4	0	0	0	0	1	2
Roy White, S OBP: 0.370, SLG: 0.371 (1, 7)	0-0 BB 1B SF9 1B		0-0 6-3		0-0 5-3		0-0 FC4-6			4	1	1	0	0	0	1
Bobby Murcer, L OBP: 0.339, SLG: 0.389 (1, 8)	0-0 SF9 BB 1-2 1B		0-0 BB 1B		0-0 L8			0-0 L4		4	0	2	0	0	0	0
Thurman Munson, R OBP: 0.302, SLG: 0.385 (1, 10)	4-0 1-2 2-3 BB		0-3 K		0-0 6-3			0-0 L8		3	0	0	0	1	1	1
Otto Velez, R OBP: 0.409, SLG: 0.471 (1, 3)	0-0 SF9		4-0 BB 1B		0-0 1B 1B			4-0 BB BB		1	0	1	1	2	0	0
Lou Piniella, R OBP: 0.342, SLG: 0.376 (1, 9)	0-0 2-3 3-H 5-3		0-0 1-3		0-0 1-2 G4-3 1B			0-3 K		4	0	1	0	0	1	5
Rick Dempsey, R OBP: 0.266, SLG: 0.326 (1, 2)		0-0 6-3		0-0 F9		0-0 G4-3		0-3 K		4	0	0	0	0	1	2
Fernando Gonzalez, R OBP: 0.242, SLG: 0.282 (1, 5)		0-0 1B		0-0 6-3			0-0 6-3		0-0 F9	4	0	1	0	0	0	0
Gene Michael, S OBP: 0.286, SLG: 0.266 (1, 6)		0-0 F9		0-3 K			0-0 FC4-6 1B		0-0 F3	3	0	1	0	0	1	1
Bill Sudakis, S OBP: 0.294, SLG: 0.366 (9, PH)										1	0	0	0	0	0	0

Inning Stats	R: 1	H: 2	E: 0	K: 0	S: 5	R: 0	H: 1	E: 0	K: 0	S: 4	R: 0	H: 1	E: 0	K: 1	S: 6	R: 0	H: 0	E: 0	K: 1	S: 5	R: 0	H: 2	E: 0	K: 0	S: 4	R: 0	H: 1	E: 0	K: 1	S: 4	R: 0	H: 0	E: 0	K: 1	S: 5	R: 0	H: 0	E: 0	K: 0	S: 5	R: 0	H: 0	E: 0	K: 0	S: 5	R: 0	H: 0	E: 0	K: 1	S: 5	R: 0	H: 0	E: 0	K: 1	S: 5	R: 0	H: 0	E: 0	K: 1	S: 5	1B: 7	2B: 0	3B: 0	HR: 0	SF: 1	SAC: 0	DP: 1	HBP: 0	WP: 0	PB: 0	SB: 0	CS: 0	PA: 36
--------------	------	------	------	------	------	------	------	------	------	------	------	------	------	------	------	------	------	------	------	------	------	------	------	------	------	------	------	------	------	------	------	------	------	------	------	------	------	------	------	------	------	------	------	------	------	------	------	------	------	------	------	------	------	------	------	------	------	------	------	------	-------	-------	-------	-------	-------	--------	-------	--------	-------	-------	-------	-------	--------

PITCHER	IP	WLS	BF	H	R	ER	SO	BB	IBB	HBP	BLK	WP	HR	S	P	ERA	WHIP
Dave Hamilton, L ERA: 2.99 (1, 1)	5.1	W	24	6	1	1	3	2	0	0	0	0	0	28	36	1.69	1.500
Paul Lindblad, L ERA: 1.25 (6, 1)	3.2	S	12	1	0	0	2	1	0	0	0	0	0	15	19	0.00	0.545

BOTTOM

Oakland Athletics @ New York Yankees
Shea Stadium, Flushing, NY

Sun Jul 14 1974, 3:38 AM EDT
Att: 43,799 - Unknown - 92 F

AB	32
R	1
H	7
RBI	1
BB	3
SO	5
LOB	12

livebaseballscorecards.com

Batter	1	2	3	4	5	6	7	8	9	AB R H RBI BB SO LOB	TOP						
Cesar Tovar, R OBP: 0.349, SLG: 0.348 (1, 8) (3, 9)	0-0 5-3		0-0 F9			0-0 4-3		0-3 K		4 0 0 0 0 1 1							
Lenny Randle, S OBP: 0.347, SLG: 0.389 (1, 5)	0-0 HBP 1B			0-3 K			0-0 E3 E F7		0-0 F7	4 0 1 0 0 1 0							
Jeff Burroughs, R OBP: 0.358, SLG: 0.482 Joe Lovitto, S OBP: 0.214, SLG: 0.284 (1, 9) (3, 8)	1-0 G6-4-3 1-2 HBP			0-3 K			0-0 F7		0-0 F7	0 0 0 0 0 0 0 3 0 0 0 0 1 1							
Mike Hargrove, L OBP: 0.407, SLG: 0.450 (1, 3)	0-0 G6-4-3 1-2f			0-0 F6			4-0 BB		0-0 1B	3 0 1 0 1 0 2							
Jim Spencer, L OBP: 0.348, SLG: 0.453 (1, 10)		0-0 G6-4-3 1B			0-0 P6			0-0 F2	0-0 G3	4 0 1 0 0 0 3							
Tom Grieve, R OBP: 0.324, SLG: 0.490 (1, 7)		0-0 G6-4-3 1-2f			0-0 6-3			0-3 K		3 0 0 0 0 1 3							
Toby Harrah, R OBP: 0.331, SLG: 0.437 (1, 6)			0-3 K		0-3 K			0-3 K		3 0 0 0 0 3 0							
Davey Nelson, R OBP: 0.305, SLG: 0.299 (1, 4)			0-0 CS 1B			0-0 F3		0-3 K		3 0 1 0 0 1 0							
Jim Sundberg, R OBP: 0.387, SLG: 0.348 (1, 2)			0-0 F9			0-0 F9		0-0 2B		3 0 1 0 0 0 1							
Inning Stats	R: 0 E: 0 K: 0 S: 3 H: 1 LOB: 1 BB: 0 P: 4	R: 0 E: 0 K: 1 S: 5 H: 1 LOB: 0 BB: 0 P: 5	R: 0 E: 0 K: 0 S: 3 H: 1 LOB: 0 BB: 0 P: 3	R: 0 E: 0 K: 2 S: 7 H: 0 LOB: 0 BB: 0 P: 7	R: 0 E: 0 K: 1 S: 5 H: 0 LOB: 0 BB: 0 P: 5	R: 0 E: 0 K: 0 S: 3 H: 0 LOB: 0 BB: 0 P: 3	R: 0 E: 2 K: 1 S: 6 H: 0 LOB: 2 BB: 1 P: 10	R: 0 E: 0 K: 3 S: 10 H: 1 LOB: 1 BB: 0 P: 10	R: 0 E: 0 K: 0 S: 4 H: 1 LOB: 1 BB: 0 P: 4	1B: 4 2B: 1 3B: 0 HR: 0 SF: 0 SAC: 0 DP: 2 HBP: 1	WP: 0 PB: 0 SB: 0 CS: 1 PA: 32						
PITCHER Doc Medich, R ERA: 3.55 (1, 1)	IP 9.0 WLS W BF 32 H 5 R 0 ER 0 SO 8 BB 1 IBB 0 HBP 1 BLK 0 WP 0 HR 0 S 46 P 51 ERA 0.00 WHIP 0.667																
PITCHER	IP	WLS	BF	H	R	ER	SO	BB	IBB	HBP	BLK	WP	HR	S	P	ERA	WHIP

Texas Rangers @ New York Yankees
Shea Stadium, Flushing, NY
Tue Jul 16 1974, 7:05 PM EDT
Att. 19,288 - Unknown - 80 F

livebaseballscorecards.com

AB	30
R	0
H	5
RBI	0
BB	1
SO	8
LOB	11



Batter	1	2	3	4	5	6	7	8	9
Sandy Alomar Sr., S OBP: 0.221, SLG: 0.232 (1, 4)	0-0 6-3 ①		0-0 SF9-3-5 ① ② 2-3 3-H		0-0 FC3-5 ② ③ 3-H			0-3 K2-3 ② S S S	
Roy White, S OBP: 0.368, SLG: 0.373 (1, 10)	0-0 F7 ②		0-0 1B 2B			0-0 F9 ①		0-0 F7 ③	
Bobby Murcer, L OBP: 0.341, SLG: 0.391 (1, 8)	0-3 K ③		0-0 CS 1B 2-H			0-0 1B 1B			
Lou Piniella, R OBP: 0.345, SLG: 0.379 (1, 9)		0-0 1B 1B	0-0 CS ③ 1-2	0-0 F9 ①		0-0 FC5-4 1B ② 1-3			
Otto Velez, R OBP: 0.404, SLG: 0.459 (1, 5) (8, 3)		0-0 1B ① 1-3		0-0 6-3 ②		0-0 FC5-4 ③ 1-2f			
Thurman Munson, R OBP: 0.302, SLG: 0.384 (1, 2)		0-0 L9 ②		0-0 1B ③			0-0 L8 ①		
Bill Sudakis, S OBP: 0.290, SLG: 0.361 (1, 3) Gene Michael, S OBP: 0.286, SLG: 0.266 (8, 5)		0-0 F8 ③		0-0 F7 ③			0-0 6-3 ②		
Walt Williams, R OBP: 0.125, SLG: 0.105 (1, 7)			0-0 2B SF9-3-5 1B		0-0 P3 ①		0-0 5-3 ③		
Jim Mason, L OBP: 0.300, SLG: 0.344 (1, 6)			0-0 SF9-3-5 1-3 2B		0-0 FC3-5 3B			0-3 K ① S S S	

Inning Stats	R: 0 E: 0 K: 1 S: 5	H: 0 LOB: 0 BB: 0 P: 5	R: 0 E: 0 K: 0 S: 4	H: 2 LOB: 1 BB: 0 P: 4	R: 2 E: 0 K: 0 S: 5	H: 4 LOB: 0 BB: 0 P: 5	R: 0 E: 0 K: 0 S: 4	H: 1 LOB: 1 BB: 0 P: 4	R: 0 E: 0 K: 0 S: 3	H: 1 LOB: 0 BB: 0 P: 3	R: 0 E: 0 K: 0 S: 4	H: 2 LOB: 1 BB: 0 P: 4	R: 0 E: 0 K: 0 S: 3	H: 0 LOB: 0 BB: 0 P: 3	R: 0 E: 0 K: 2 S: 7	H: 0 LOB: 0 BB: 0 P: 7
1B: 7 2B: 4 3B: 1 HR: 0	SF: 1 SAC: 0 DP: 2 HBP: 0	WP: 0 PB: 0 SB: 0 CS: 1														

PITCHER	IP	WLS	BF	H	R	ER	SO	BB	IBB	HBP	BLK	WP	HR	S	P	ERA	WHIP
David Clyde, L ERA: 3.97 (1, 1)	8.0	L	29	10	2	2	3	0	0	0	0	0	0	35	35	2.25	1.250


BOTTOM

Texas Rangers @ New York Yankees
Shea Stadium, Flushing, NY


Tue Jul 16 1974, 7:05 PM EDT
Att: 19,288 - Unknown - 80 F

livebaseballscorecards.com

AB	28
R	2
H	10
RBI	2
BB	0
SO	3
LOB	5



WP: 0	PA: 30
PB: 0	
SB: 0	
CS: 1	

Batter	1	2	3	4	5	6	7	8	9	AB R H RBI BB SO LOB	TOP							
Cesar Tovar, R (1, 7) OBP: 0.348, SLG: 0.347	0-0 F8		0-0 5-6-3		0-0 L5			0-0 1B		4 0 1 0 0 0 2								
Davey Nelson, R (1, 4) OBP: 0.301, SLG: 0.294	0-3 K		0-0 4-3			0-0 6-3		0-0 L6		4 0 0 0 0 1 1								
Lenny Randle, S (1, 5) OBP: 0.342, SLG: 0.384	0-0 L8			0-0 F8		0-0 F2		0-0 G3		4 0 0 0 0 0 1								
Mike Hargrove, L (1, 3) OBP: 0.401, SLG: 0.441		0-0 F5		0-0 3-1		0-0 4-3			0-0 4-3	4 0 0 0 0 0 0								
Jim Spencer, L (1, 10) OBP: 0.346, SLG: 0.448		0-0 HR 1B		0-0 F9			0-0 P6		0-0 F5	4 1 1 0 0 0 0								
Tom Grieve, R (1, 9) OBP: 0.327, SLG: 0.490		0-0 P3			0-0 1B 1B		0-0 FC4-6 1B		0-0 6-3	4 0 2 0 0 0 1								
Toby Harrah, R (1, 6) OBP: 0.331, SLG: 0.445		0-0 HR			0-0 F8		0-3 K			3 1 1 2 0 1 2	AB 33 R 2 H 6 RBI 2 BB 0 SO 4 LOB 10							
Joe Lovitto, S (1, 8) OBP: 0.216, SLG: 0.285		0-0 L3			0-0 1B 1-2 1B		0-0 FC4-6 1-2f			3 0 1 0 0 0 1								
Jim Sundberg, R (1, 2) OBP: 0.382, SLG: 0.342			0-3 K		0-3 K			0-0 5-3		3 0 0 0 0 2 2								
Inning Stats	R: 0 E: 0 K: 1 S: 5	H: 0 LOB: 0 BB: 0 P: 5	R: 2 E: 0 K: 0 S: 5	H: 2 LOB: 0 BB: 0 P: 5	R: 0 E: 0 K: 1 S: 5	H: 0 LOB: 0 BB: 0 P: 5	R: 0 E: 0 K: 0 S: 3	H: 0 LOB: 0 BB: 0 P: 3	R: 0 E: 0 K: 1 S: 6	H: 1 LOB: 1 BB: 0 P: 6	R: 0 E: 0 K: 0 S: 4	H: 1 LOB: 1 BB: 0 P: 4	R: 0 E: 0 K: 0 S: 3	H: 0 LOB: 0 BB: 0 P: 3	1B: 5 2B: 0 3B: 0 HR: 1	SF: 0 SAC: 0 DP: 0 HBP: 0	WP: 0 PB: 0 SB: 0 CS: 0	PA: 33
PITCHER Pat Dobson, R (1, 1) ERA: 3.35	IP 9.0 WLS L BF 33 H 6 R 2 ER 2 SO 4 BB 0 IBB 0 HBP 0 BLK 0 WP 0 HR 1 S 41 P 41 ERA 2.00 WHIP 0.667											PITCHER	IP WLS BF H R ER SO BB IBB HBP BLK WP HR S P ERA WHIP					

Texas Rangers @ New York Yankees
Shea Stadium, Flushing, NY
Wed Jul 17 1974, 3:33 AM EDT
Att. 26,169 - Unknown - 81 F


livebaseballscorecards.com

Batter	1	2	3	4	5	6	7	8	9	AB	R	H	RBI	BB	SO	LOB
Roy White, S (1, 7) OBP: 0.366, SLG: 0.368	0-0 4-3		4-0 BB			0-0 F7		0-0 4-3		3	0	0	0	1	0	1
Elliott Maddox, R (1, 8) OBP: 0.388, SLG: 0.363	0-3 K		0-0 4-3			0-3 K		0-0 P4		4	0	0	0	0	2	3
Bobby Murcer, L (1, 9) OBP: 0.340, SLG: 0.389	0-0 F2					0-0 F7		0-0 1B		4	0	1	0	0	0	0
Ron Blomberg, L (1, 10) OBP: 0.376, SLG: 0.481		0-0 F8		0-0 3-1		0-3 K		0-0 F8		4	0	0	0	0	1	2
Otto Velez, R (1, 5) OBP: 0.380, SLG: 0.425		0-3 K		0-3 K			0-0 F8		0-0 G3	3	0	0	0	0	2	0
Graig Nettles, L (9, PH) OBP: 0.333, SLG: 0.432										1	0	0	0	0	0	0
Chris Chambliss, L (1, 3) OBP: 0.286, SLG: 0.321		0-3 K			0-0 F7		0-0 3-1			3	0	0	0	0	1	0
Thurman Munson, R (1, 2) OBP: 0.303, SLG: 0.381			0-0 P4		0-0 F9		4-0 BB			2	0	0	0	1	0	0
Jim Mason, L (1, 6) OBP: 0.297, SLG: 0.340			0-0 3-1		0-0 P5		0-0 G3			3	0	0	0	0	0	1
Sandy Alomar Sr., S (1, 4) OBP: 0.236, SLG: 0.247			0-0 1B			0-0 1B		0-0 F8		3	0	2	0	0	0	0

Inning Stats	R: 0 E: 0 K: 1 S: 5	H: 0 LOB: 0 BB: 0 P: 5	R: 0 E: 0 K: 2 S: 7	H: 0 LOB: 0 BB: 0 P: 7	R: 0 E: 0 K: 0 S: 4	H: 1 LOB: 2 BB: 1 P: 8	R: 0 E: 0 K: 1 S: 5	H: 0 LOB: 0 BB: 0 P: 5	R: 0 E: 0 K: 0 S: 3	H: 0 LOB: 0 BB: 0 P: 3	R: 0 E: 0 K: 2 S: 9	H: 2 LOB: 2 BB: 0 P: 9	R: 0 E: 0 K: 0 S: 3	H: 0 LOB: 1 BB: 1 P: 7	R: 0 E: 0 K: 0 S: 3	H: 0 LOB: 0 BB: 0 P: 3	R: 0 E: 0 K: 0 S: 3	H: 0 LOB: 0 BB: 0 P: 3	1B: 3 2B: 0 3B: 0 HR: 0	SF: 0 SAC: 0 DP: 0 HBP: 0	WP: 0 PB: 0 SB: 1 CS: 0	PA: 32
PITCHER Jim Bibby, R (1, 1) ERA: 4.35	IP: 9.0	WLS: W	BF: 32	H: 3	R: 0	ER: 0	SO: 6	BB: 2	IBB: 0	HBP: 0	BLK: 0	WP: 0	HR: 0	S: 42	P: 50	ERA: 0.00	WHIP: 0.556					
PITCHER	IP	WLS	BF	H	R	ER	SO	BB	IBB	HBP	BLK	WP	HR	S	P	ERA	WHIP					

TEXAS RANGERS @ NEW YORK YANKEES
 Shea Stadium, Flushing, NY
 Wed Jul 17 1974, 3:33 AM EDT
 Att: 26,169 - Unknown - 81 F

AB	30
R	0
H	3
RBI	0
BB	2
SO	6
LOB	7



Batter 1 2 3 4 5 6 7 8 9 AB R H RBI BB SO LOB TOP

Vada Pinson, L (1, 9) <small>OBP: 0.283, SLG: 0.363</small> Jim Wohlford, R (6, PH) <small>OBP: 0.348, SLG: 0.369</small>	0-0 E9 6-3 1B		0-0 L7		0-0 SF7	0-0 F9		4-0 FC3 1B BB	2 0 1 1 0 0 0 1 0 0 0 1 0 2
	0-0 6-3 2-3			0-0 5-3	0-0 1B 1B	0-0 1B 1B	0-0 5-3	0-0 G5-3 E 1B 1-2	5 0 2 0 0 0 1
Amos Otis, R (1, 8) <small>OBP: 0.348, SLG: 0.449</small>	0-3 K			0-0 1B FC6-4 1B	0-0 1-3 1B	0-0 E6 1B FC6-4		0-0 FC3 1-2 2-3	5 2 2 0 0 1 3
	0-0 4-3			0-0 1-3 FC6-4 1B	0-0 L9	0-0 FC6-4 1B		0-3 K	5 0 2 0 0 1 6
Hal McRae, R (1, 7) <small>OBP: 0.386, SLG: 0.484</small>		0-0 F9		0-0 FC6-4 1-2f HR		0-0 F9	0-0 FC6-4 1-2f	0-0 G5-3 2-3f	5 1 0 2 0 0 5
		0-3 K		0-0 3-H HR		0-0 1B 2B			4 2 2 2 0 2 1
Tony Solaita, L (1, 3) <small>OBP: 0.360, SLG: 0.442</small>		0-0 5-3		0-3 K		4-0 1B BB			3 0 1 0 1 1 0
				0-0 G4-3 1B		0-0 SH1-3 PB SF7 1B	0-0 1-2 2-H 1B	0-0 G1-4-3 1B	3 1 3 1 0 0 0 1 0 0 0 0 0 1
Fran Healy, R (1, 2) <small>OBP: 0.341, SLG: 0.414</small>				0-0 K		0-0 F8		0-0 4-3	3 0 0 0 0 0 3
				0-0 G4-3 1-2f					

Kansas City Royals @ New York Yankees
 Shea Stadium, Flushing, NY
 Thu Jul 18 1974, 7:05 PM EDT
 Att. 12,615 - Unknown - 78 F

AB	37
R	6
H	13
RBI	6
BB	2
SO	5
LOB	22



Inning Stats	R: 0	H: 1	E: 1	K: 1	S: 6	P: 6	R: 0	H: 0	E: 0	K: 1	S: 5	P: 5	R: 0	H: 1	E: 0	K: 0	S: 3	R: 3	H: 3	E: 0	K: 1	S: 8	P: 8	R: 1	H: 3	E: 0	K: 0	S: 6	P: 6	R: 1	H: 2	E: 0	K: 0	S: 5	P: 9	R: 1	H: 1	E: 1	K: 1	S: 7	P: 7	R: 0	H: 1	E: 0	K: 0	S: 3	P: 3	R: 0	H: 1	E: 1	K: 1	S: 6	P: 10	1B: 11	SF: 1	2B: 1	SAC: 1	3B: 0	DP: 3	HR: 1	HBP: 0	WP: 0	PA: 41
--------------	------	------	------	------	------	------	------	------	------	------	------	------	------	------	------	------	------	------	------	------	------	------	------	------	------	------	------	------	------	------	------	------	------	------	------	------	------	------	------	------	------	------	------	------	------	------	------	------	------	------	------	------	-------	--------	-------	-------	--------	-------	-------	-------	--------	-------	--------

PITCHER	IP	WLS	BF	H	R	ER	SO	BB	IBB	HBP	BLK	WP	HR	S	P	ERA	WHIP
Dick Tidrow, R (1, 1) <small>ERA: 4.77</small>	4.2		21	8	4	4	3	0	0	0	0	0	1	27	27	7.71	1.714
Mike Wallace, L (5, 1) <small>ERA: 2.86</small>	2.1	W	12	3	2	1	1	1	0	0	0	0	0	13	17	3.86	1.714
Sparky Lyle, L (8, 1) <small>ERA: 2.24</small>	2.0		8	2	0	0	1	1	0	0	0	0	0	9	13	0.00	1.500

Batter	1	2	3	4	5	6	7	8	9
Roy White, S OBP: 0.368, SLG: 0.368 (1, 10)	0-0 F9		0-0 FC5-4 1B	0-0 L7			0-0 SH5-4	4-0 1B BB	
Elliott Maddox, R OBP: 0.389, SLG: 0.369 (1, 8)	0-0 2B		0-0 FC5-4 1B BB		0-0 F7		0-0 E6 1B E	0-0 1B	
Bobby Murcer, L OBP: 0.341, SLG: 0.390 (1, 9)	0-0 L7		0-0 BB SF9 1B		0-3 K		0-0 E9 SF8 1B	0-0 F8	
Lou Piniella, R OBP: 0.344, SLG: 0.378 (1, 7)	0-0 5-3		0-0 SF9 BB 1B		0-0 6-3		0-0 SF8		
Otto Velez, R OBP: 0.389, SLG: 0.488 (1, 3)		0-3 K	4-0 BB 1B		0-0 HR		0-3 K		
Thurman Munson, R OBP: 0.299, SLG: 0.377 (1, 2)	0-0 F8		0-0 SF9		0-0 6-3		0-0 L8		
Graig Nettles, L OBP: 0.330, SLG: 0.427 (1, 5)	0-0 F8		0-0 G3		0-3 K		0-0 F8		
Gene Michael, S OBP: 0.292, SLG: 0.288 (1, 6)			0-0 1B 1B 2B		0-0 F7		0-0 1B 2B		
Sandy Alomar Sr., S OBP: 0.258, SLG: 0.270 (1, 4)			0-0 1B 1B		0-0 F9		0-0 1B 1B SH5-4	0-0 PB E 1B 1B	

AB	R	H	RBI	BB	SO	LOB
3	0	1	1	1	0	0
5	2	2	1	0	0	3
5	2	2	2	0	1	3
3	0	1	1	0	0	1
3	1	1	2	1	2	0
3	0	0	1	0	0	0
4	0	0	0	0	1	2
4	2	2	0	0	1	0
4	3	3	1	0	0	0

BOTTOM

Kansas City Royals @ New York Yankees
 Shea Stadium, Flushing, NY
 Thu Jul 18 1974, 7:05 PM EDT
 Att: 12,615 - Unknown - 78 F

livebaseballscores.com

AB	34
R	10
H	12
RBI	9
BB	2
SO	5
LOB	9



1B: 8	SF: 2
2B: 3	SAC: 1
3B: 0	DP: 0
HR: 1	HBP: 0

WP: 0	PA: 39
PB: 1	
SB: 0	
CS: 0	

Inning Stats	R: 0	H: 1	E: 0	K: 0	S: 4	H: 0	LOB: 1	BB: 0	P: 4	R: 0	H: 0	E: 0	K: 1	S: 5	R: 0	H: 5	E: 0	K: 0	S: 8	R: 0	H: 0	E: 0	K: 0	S: 3	R: 0	H: 0	E: 0	K: 1	S: 5	R: 1	H: 1	E: 0	K: 2	S: 8	R: 3	H: 2	E: 2	K: 1	S: 8	R: 2	H: 3	E: 0	K: 0	S: 6	H: 0	LOB: 0	BB: 0	P: 8	H: 0	LOB: 0	BB: 0	P: 8	H: 2	LOB: 0	BB: 0	P: 8	H: 3	LOB: 2	BB: 1	P: 10
PITCHER	IP	WLS	BF	H	R	ER	SO	BB	IBB	HBP	BLK	WP	HR	S	P	ERA	WHIP																																											
Paul Splittorf, L (1, 1)	6.1	L	30	9	8	6	4	1	0	0	0	0	0	37	41	8.53	1.579																																											
Doug Bird, R (7, 1)	1.2		9	3	2	2	1	1	0	0	0	0	0	10	14	10.80	2.400																																											

Batter	1	2	3	4	5	6	7	8	9	AB R H RBI BB SO LOB	TOP											
Freddie Patek, R (1, 6) OBP: 0.310, SLG: 0.301	0-0 P4		0-0 E 1B		4-0 1B HR BB		0-0 SH1-4		0-0 1B 2B	3 1 2 0 1 0 0	Kansas City Royals @ New York Yankees Shea Stadium, Flushing, NY Fri Jul 19 1974, 7:05 PM EDT Att. 15,703 - Unknown - 83 F											
Jim Wohlford, R (1, 7) OBP: 0.352, SLG: 0.373	0-3 K		0-0 E6 FC6-4		0-0 1B HR		0-0 G6-4-3 1B		0-0 BB 1B	5 1 3 1 0 1 1												
Amos Otis, R (1, 8) OBP: 0.352, SLG: 0.457	4-0 BB		0-0 FC6-4		0-0 HR		0-0 G6-4-3 1-2f		4-0 BB	3 1 1 3 2 0 4												
John Mayberry, L (1, 3) OBP: 0.402, SLG: 0.514	0-0 G3			4-0 2B FC9-2 BB	0-0 HR			0-0 6-3	0-0 G3	4 1 1 1 1 0 4												
Tony Solaita, L (9, 3) OBP: 0.360, SLG: 0.442										0 0 0 0 0 0 0												
Hal McRae, R (1, 10) OBP: 0.384, SLG: 0.484		0-0 F8		0-0 FC9-2 2B	0-3 K			0-3 K		4 0 1 0 0 2 0												
Cookie Rojas, R (1, 4) OBP: 0.327, SLG: 0.375		4-0 CS BB		0-0 FC9-2 2-3 3-H		0-0 6-3		0-0 F8		3 0 0 0 1 0 2												
Fran Healy, R (1, 2) OBP: 0.339, SLG: 0.412		0-3 K 1-2		0-3 K		0-0 F9			0-0 FC1-6 1B	4 0 1 0 0 2 2												
Al Cowens, R (1, 9) OBP: 0.260, SLG: 0.273			0-0 L8		0-3 K	0-0 6-3			0-0 F5	4 0 0 0 0 1 1												
George Brett, L (1, 5) OBP: 0.295, SLG: 0.317			0-3 K		0-0 4-3		0-0 1B SH1-4 1B		0-0 FC1-6 2B 1B	4 1 1 0 0 1 1												
Inning Stats	R: 0 E: 0 K: 1 S: 5	H: 0 LOB: 1 BB: 1 P: 9	R: 0 E: 0 K: 1 S: 4	H: 0 LOB: 1 BB: 1 P: 8	R: 0 E: 1 K: 1 S: 7	H: 1 LOB: 2 BB: 0 P: 7	R: 0 E: 0 K: 1 S: 5	H: 1 LOB: 1 BB: 1 P: 9	R: 4 E: 0 K: 2 S: 10	H: 3 LOB: 0 BB: 1 P: 14	R: 0 E: 0 K: 0 S: 3	H: 0 LOB: 0 BB: 0 P: 3	R: 0 E: 0 K: 0 S: 4	H: 2 LOB: 1 BB: 0 P: 4	R: 0 E: 0 K: 1 S: 5	H: 0 LOB: 0 BB: 0 P: 5	R: 1 E: 0 K: 0 S: 6	H: 3 LOB: 3 BB: 1 P: 10	1B: 6 2B: 4 3B: 0 HR: 2	SF: 0 SAC: 1 DP: 3 HBP: 0	WP: 0 PB: 0 SB: 0 CS: 1	PA: 40
PITCHER	IP WLS BF H R ER SO BB IBB HBP BLK WP HR S P ERA WHIP																					
Sam McDowell, L (1, 1) ERA: 3.98	6.1 L 29 7 4 4 6 4 0 0 0 0 0 2 37 53 5.68 1.737																					
Cecil Upshaw, R (7, 1) ERA: 2.98	2.0 6 1 1 1 1 0 0 0 0 0 0 8 8 4.50 0.500																					
Sparky Lyle, L (9, 1) ERA: 2.21	0.2 5 2 0 0 0 1 0 0 0 0 0 4 8 0.00 4.500																					

livebaseballscorecards.com

AB	34
R	5
H	10
RBI	5
BB	5
SO	7
LOB	15



Batter	1	2	3	4	5	6	7	8	9	AB	R	H	RBI	BB	SO	LOB
Sandy Alomar Sr., S OBP: 0.258, SLG: 0.269 (1, 4)	F8		G4-6-3			SH1-3		L8		4	0	1	2	0	0	2
Elliott Maddox, R OBP: 0.393, SLG: 0.371 (1, 8)	K			1B		1-4-3		PB	5-3	4	1	2	0	1	1	2
Bobby Murcer, L OBP: 0.340, SLG: 0.388 (1, 9)	F7			1B		1-4-3		K		4	0	1	1	0	1	2
Ron Blomberg, L OBP: 0.369, SLG: 0.474 (1, 10)		P5		SF8-4-3-6		P6		F9		3	0	0	1	0	0	2
Graig Nettles, L OBP: 0.329, SLG: 0.424 (1, 5)		4-3		L9			L1-3		K	4	1	1	0	0	1	0
Lou Piniella, R OBP: 0.343, SLG: 0.375 (1, 7)		5-3		L9		L1-3		L1-3		3	1	0	0	1	0	1
Chris Chambliss, L OBP: 0.296, SLG: 0.328 Walt Williams, R OBP: 0.125, SLG: 0.105 (9, PR)			1B	FC1-2		G1-6-3		BB		3	0	3	0	1	0	0
Thurman Munson, R OBP: 0.301, SLG: 0.377 (1, 2)			1B	FC1-2		G1-6-3		BB		0	0	0	0	0	0	0
Jim Mason, L OBP: 0.295, SLG: 0.337 Bill Sudakis, S OBP: 0.288, SLG: 0.359 Gene Michael, S OBP: 0.292, SLG: 0.288 Roy White, S OBP: 0.367, SLG: 0.366 (9, PH)			1B	FC1-2		E4		F9		3	0	1	0	1	1	4
			1B	G4-6-3		SH1-3				2	1	0	0	0	0	2
			1B	3-H		1-4-3				1	0	0	0	0	0	2
										0	0	0	0	0	0	0
										0	0	0	0	0	0	0
										1	0	0	0	0	0	3

Inning Stats		R: 0	H: 0	R: 0	H: 0	R: 0	H: 2	R: 1	H: 2	R: 0	H: 0	R: 0	H: 2	R: 0	H: 0	R: 0	H: 0	R: 2	H: 2	1B: 9	SF: 1	WP: 0	PA: 38	
		E: 0	LOB: 0	E: 0	LOB: 0	E: 0	LOB: 1	E: 0	LOB: 0	E: 0	LOB: 0	E: 0	LOB: 2	E: 0	LOB: 1	E: 0	LOB: 2	S: 10	P: 14	2B: 2	SAC: 1	PB: 2		
		K: 1	BB: 0	K: 0	BB: 0	K: 0	BB: 0	K: 0	BB: 1	K: 0	BB: 1	K: 0	BB: 1	K: 1	BB: 1	K: 2	BB: 1	S: 10	P: 14	3B: 0	DP: 4	SB: 0		
		S: 5	P: 5	S: 3	P: 3	S: 4	P: 4	S: 4	P: 4	S: 2	P: 6	S: 4	P: 8	S: 5	P: 9	S: 10	P: 14	S: 10	P: 14	HR: 0	HBP: 0	CS: 0		
PITCHER		IP	WLS	BF	H	R	ER	SO	BB	IBB	HBP	BLK	WP	HR	S	P	ERA	WHIP					ERA	WHIP
Bruce Dal Canton, R ERA: 2.61	(1, 1)	8.0	W	34	8	4	1	3	4	0	0	0	0	0	36	52	1.12	1.500						
Doug Bird, R ERA: 3.14	(9, 1)	1.0	S	4	1	0	0	1	0	0	0	0	0	0	6	6	0.00	1.000						

BOTTOM


Kansas City Royals @ New York Yankees
Shea Stadium, Flushing, NY

livebaseballscores.com

AB	32
R	4
H	9
RBI	4
BB	4
SO	4
LOB	20



Fri Jul 19 1974, 7:05 PM EDT
Att: 15,703 - Unknown - 83 F

Batter	1	2	3	4	5	6	7	8	9	AB R H RBI BB SO LOB	TOP
Freddie Patek, R (1, 6) <small>OBP: 0.307, SLG: 0.298</small> Richie Scheinblum, S (9, PH) <small>OBP: 0.238, SLG: 0.188</small>	0-0 6-3		0-0 1-3			0-0 P5			0-0 WP 1-3 4-3 2B	3 0 0 0 0 0 1 1 1 1 0 0 0 0	Kansas City Royals @ New York Yankees Shea Stadium, Flushing, NY Sat Jul 20 1974, 3:33 AM EDT Att. 11,050 - Unknown - 80 F livebaseballscorecards.com AB 29 R 2 H 2 RBI 1 BB 2 SO 3 LOB 7 
Vada Pinson, L (1, 9) <small>OBP: 0.278, SLG: 0.356</small>	0-0 F9			0-0 4-3		0-0 F7			0-0 5-3	4 0 0 0 0 0 2	
Amos Otis, R (1, 8) <small>OBP: 0.348, SLG: 0.451</small>	0-0 6-3			0-3 K			0-0 6-3		0-0 4-3	4 0 0 1 0 1 0	
John Mayberry, L (1, 10) <small>OBP: 0.401, SLG: 0.509</small>		4-0 BB G4-6-3		0-3 K			0-0 F8		0-0 F8	3 0 0 0 1 1 0	
Tony Solaita, L (1, 3) <small>OBP: 0.352, SLG: 0.431</small>		0-0 G4-6-3			0-0 F7			0-0 F5		3 0 0 0 0 0 1	
Cookie Rojas, R (1, 4) <small>OBP: 0.327, SLG: 0.373</small>		0-0 F9			4-0 BB			0-0 F7		2 0 0 0 1 0 0	
Jim Wohlford, R (1, 7) <small>OBP: 0.349, SLG: 0.369</small>			0-0 L4		0-3 K			0-0 F8		3 0 0 0 0 1 1	
George Brett, L (1, 5) <small>OBP: 0.291, SLG: 0.313</small>			0-0 E8		0-0 4-3			0-0 G3		3 0 0 0 0 0 1	
Fran Healy, R (1, 2) <small>OBP: 0.339, SLG: 0.411</small>			0-0 L7			0-0 1-3			0-0 2B WP 1B	3 1 1 0 0 0 1	
Inning Stats	R: 0 H: 0 E: 0 LOB: 0 K: 0 BB: 0 S: 3 P: 3	R: 0 H: 0 E: 0 LOB: 0 K: 0 BB: 1 S: 2 P: 6	R: 0 H: 0 E: 1 LOB: 1 K: 0 BB: 0 S: 4 P: 4	R: 0 H: 0 E: 0 LOB: 0 K: 2 BB: 0 S: 7 P: 7	R: 0 H: 0 E: 0 LOB: 1 K: 1 BB: 1 S: 5 P: 9	R: 0 H: 0 E: 0 LOB: 0 K: 0 BB: 0 S: 3 P: 3	R: 0 H: 0 E: 0 LOB: 0 K: 0 BB: 0 S: 3 P: 3	R: 0 H: 0 E: 0 LOB: 0 K: 0 BB: 0 S: 3 P: 3	R: 2 H: 2 E: 0 LOB: 0 K: 0 BB: 0 S: 5 P: 5	1B: 1 SF: 0 2B: 1 SAC: 0 3B: 0 DP: 1 HR: 0 HBP: 0	WP: 1 PA: 31 PB: 0 SB: 0 CS: 0
PITCHER Doc Medich, R (1, 1) <small>ERA: 3.47</small>	IP 9.0 WLS W BF 31 H 2 R 2 ER 2 SO 3 BB 2 IBB 0 HBP 0 BLK 0 WP 1 HR 0 S 35 P 43 ERA 2.00 WHIP 0.444										
PITCHER IP WLS BF H R ER SO BB IBB HBP BLK WP HR S P ERA WHIP											

Batter	1	2	3	4	5	6	7	8	9
Roy White, S OBP: 0.369, SLG: 0.368 (1, 7)	0-0 1B 1B	0-0 CS 1B 1B		0-0 F9			0-3 K		
Elliott Maddox, R OBP: 0.395, SLG: 0.374 (1, 8)	0-0 F8	0-0 CS 1B 1B		0-0 5-3			0-0 E 1B 1B		
Bobby Murcer, L OBP: 0.342, SLG: 0.389 (1, 9)	0-0 1B FC3-2 1B	0-3 K 1B 1B			0-3 K		0-0 E9 1B 1B		
Ron Blomberg, L OBP: 0.367, SLG: 0.469 (1, 10)	0-0 FC3-2 1B	0-0 6-3			0-3 K		0-0 F8		
Graig Nettles, L OBP: 0.328, SLG: 0.422 (1, 5)	0-0 FC3-2 1B		0-0 1B		0-3 K		0-0 4-3		
Chris Chambliss, L OBP: 0.292, SLG: 0.324 (1, 3)	0-0 L7		0-0 L8		0-3 K		0-0 G3		
Thurman Munson, R OBP: 0.304, SLG: 0.380 (1, 2)		4-0 1B E BB	0-0 F8		0-0 2B		0-0 F9		
Jim Mason, L OBP: 0.294, SLG: 0.336 (1, 6)		0-0 E 1B 1B	0-0 F8		0-0 F8		0-0 4-3		
Sandy Alomar Sr., S OBP: 0.260, SLG: 0.271 (1, 4)		0-0 1B 1B		0-0 F7		0-0 6-3			

AB	R	H	RBI	BB	SO	LOB
4	1	2	0	0	1	0
4	1	2	1	0	0	1
4	1	2	0	0	2	2
4	0	1	1	0	1	1
4	0	1	0	0	1	2
4	0	0	0	0	1	3
3	1	1	0	1	0	1
4	1	1	0	0	0	2
3	1	1	1	0	0	1

BOTTOM

Kansas City Royals @ New York Yankees
 Shea Stadium, Flushing, NY
 Sat Jul 20 1974, 3:33 AM EDT
 Att: 11,050 - Unknown - 80 F

livebaseballscorecards.com

AB	34
R	6
H	11
RBI	3
BB	1
SO	6
LOB	13



1B: 10	SF: 0	WP: 0	PA: 35
2B: 2	SAC: 0	PB: 0	
3B: 0	DP: 1	SB: 0	
HR: 0	HBP: 0	CS: 2	

Inning Stats		R: 1	H: 3	E: 0	K: 0	S: 6	R: 3	H: 4	E: 1	K: 1	S: 8	R: 0	H: 1	E: 0	K: 0	S: 4	R: 0	H: 0	E: 0	K: 3	S: 9	R: 0	H: 1	E: 0	K: 1	S: 6	R: 2	H: 2	E: 1	K: 1	S: 7	R: 0	H: 0	E: 0	K: 0	S: 3
PITCHER	IP	WLS	BF	H	R	ER	SO	BB	IBB	HBP	BLK	WP	HR	S	P	ERA	WHIP																			
Steve Busby, R ERA: 3.31 (1, 1)	1.0	L	11	7	4	4	0	1	0	0	0	0	0	10	14	36.00	8.000																			
Joe Hoerner, L ERA: 4.88 (2, 1)	5.0		16	2	0	0	5	0	0	0	0	0	0	26	26	0.00	0.400																			
Lindy McDaniel, R ERA: 3.75 (7, 1)	2.0		8	2	2	0	1	0	0	0	0	0	0	10	10	0.00	1.000																			

Batter	1	2	3	4	5	6	7	8	9	AB R H RBI BB SO LOB	TOP	
Vada Pinson, L (1, 9) OBP: 0.277, SLG: 0.354 Al Cowens, R (7, 9) OBP: 0.258, SLG: 0.271	0-0 2B 1B	0-3 K			0-0 1-3		0-0 L6		0-0 F7	4 1 1 0 0 1 1 1 0 0 0 0 0 0		
Cookie Rojas, R (1, 4) OBP: 0.331, SLG: 0.377	0-0 1-H HR 2B		4-0 F8-3 BB		0-0 5-3		0-0 PO S 2-H 1B		0-0 6-3	4 1 2 2 1 0 0		
Amos Otis, R (1, 8) OBP: 0.350, SLG: 0.460	0-0 2-H HR		0-0 F7		0-0 5-3		4-0 1-2 IBB			3 1 1 2 1 0 1		
John Mayberry, L (1, 10) OBP: 0.399, SLG: 0.505	0-3 K		0-0 F8-3		0-0 BB 1B		0-0 PO 2-3	0-0 P6		4 0 1 0 0 1 1		
Hal McRae, R (1, 7) OBP: 0.388, SLG: 0.486	0-3 K			0-0 CS 1B		4-0 1-2 BB		0-0 BB 1B		3 0 2 0 1 1 0		
Tony Solaita, L (1, 3) OBP: 0.364, SLG: 0.432	4-0 BB		0-0 1-2 FC6 1B		0-0 L7		4-0 1-2 BB			2 0 1 0 2 0 2		
George Brett, L (1, 5) OBP: 0.288, SLG: 0.308 Jim Wohlford, R (8, PH) OBP: 0.348, SLG: 0.368 Kurt Bevacqua, R (8, 5) OBP: 0.219, SLG: 0.169	0-0 F8		0-0 1-2 FC6 1B		0-0 6-3		0-0 L7			3 0 0 0 0 0 4 1 0 0 0 0 0 2 0 0 0 0 0 0 0		
Fran Healy, R (1, 2) OBP: 0.341, SLG: 0.412		0-3 K		0-0 1-3 1B		0-0 SH3-4 1B		0-0 F7		4 1 2 0 0 1 2		
Frank White, R (1, 6) OBP: 0.245, SLG: 0.293 Richie Scheinblum, S (9, PH) OBP: 0.236, SLG: 0.186		0-0 F9			0-0 1B		0-0 SH3-4		0-3 K	2 0 1 0 0 0 0 1 0 0 0 0 1 0		
Inning Stats	R: 3 H: 3 E: 0 LOB: 1 K: 2 BB: 1 S: 10 P: 14	R: 0 H: 0 E: 0 LOB: 0 K: 2 BB: 0 S: 7 P: 7	R: 0 H: 0 E: 0 LOB: 0 K: 0 BB: 1 S: 2 P: 6	R: 0 H: 3 E: 0 LOB: 2 K: 0 BB: 0 S: 4 P: 4	R: 0 H: 1 E: 0 LOB: 0 K: 0 BB: 0 S: 3 P: 3	R: 0 H: 1 E: 0 LOB: 2 K: 0 BB: 1 S: 4 P: 8	R: 1 H: 2 E: 0 LOB: 1 K: 0 BB: 1 S: 4 P: 8	R: 0 H: 1 E: 0 LOB: 2 K: 0 BB: 1 S: 4 P: 8	R: 0 H: 0 E: 0 LOB: 0 K: 1 BB: 0 S: 5 P: 5	1B: 9 SF: 0 2B: 2 SAC: 1 3B: 0 DP: 1 HR: 1 HBP: 0	WP: 0 PA: 39 PB: 0 SB: 1 CS: 1	
PITCHER Pat Dobson, R (1, 1) ERA: 3.44 Sparky Lyle, L (7, 1) ERA: 2.13	IP WLS BF H R ER SO BB IBB HBP BLK WP HR S P ERA WHIP	6.2 30 10 4 4 4 3 1 0 0 0 1 34 50 5.40 1.950	2.1 8 1 0 0 1 1 0 0 0 0 0 9 13 0.00 0.857	PITCHER IP WLS BF H R ER SO BB IBB HBP BLK WP HR S P ERA WHIP								

Kansas City Royals @ New York Yankees
 Shea Stadium, Flushing, NY
 Sun Jul 21 1974, 3:33 AM EDT
 Att. 36,825 - Unknown - 78 F

AB	32
R	4
H	11
RBI	4
BB	5
SO	5
LOB	13



WP: 0	PA: 39
PB: 0	
SB: 1	
CS: 1	

Batter	1	2	3	4	5	6	7	8	9
Sandy Alomar Sr., S OBP: 0.250, SLG: 0.260 (1, 4)	0-0 4-3	0-0 L8			0-0 FC1-5		0-0 L7		
Elliott Maddox, R OBP: 0.393, SLG: 0.369 (1, 8)	0-0 L7		0-0 P4		0-0 P4		4-0 2B IBB		
Bobby Murcer, L OBP: 0.343, SLG: 0.393 (1, 9)	0-0 5-3		0-0 6-3			0-0 G4-6-3 1B	0-0 1-3 2-H 3-H 2B		
Ron Blomberg, L OBP: 0.383, SLG: 0.464 Roy White, S OBP: 0.366, SLG: 0.365 (1, 10) (6, PH)		0-0 L7	0-0 L7		0-0 G4-6-3	0-0 6-3			
Graig Nettles, L OBP: 0.327, SLG: 0.420 (1, 5)		0-0 BB 1B 1B 1B		0-3 K		0-0 4-3	0-0 P4		
Lou Piniella, R OBP: 0.342, SLG: 0.373 (1, 7)		0-0 F8		0-0 F9		0-0 BB E G3 1B	0-0 1-3		
Chris Chambliss, L OBP: 0.295, SLG: 0.324 (1, 3)		0-0 BB 1B 1B		4-0 BB BB BB BB		0-0 FC4 G3 BB 2B	0-0 P6		
Thurman Munson, R OBP: 0.307, SLG: 0.378 (1, 2)		4-0 1B BB		0-0 L7		4-0 BB BB BB BB	4-0 G3 2B BB		
Jim Mason, L OBP: 0.298, SLG: 0.344 (1, 6)		0-0 1B			0-0 FC1-5 2B		0-0 G3		

Inning Stats	R: 0	H: 0	E: 0	K: 0	S: 3	P: 3	R: 2	H: 3	E: 0	K: 0	S: 6	R: 0	H: 0	E: 0	K: 1	S: 5	R: 0	H: 1	E: 0	K: 0	S: 3	R: 0	H: 1	E: 0	K: 0	S: 3	R: 3	H: 2	E: 1	K: 0	S: 6	R: 0	H: 0	E: 0	K: 0	S: 3	
	LOB: 0	BB: 0	BB: 0	BB: 0	BB: 0	LOB: 2	BB: 1	LOB: 0	BB: 0	BB: 0	LOB: 1	BB: 1	LOB: 0	BB: 0	LOB: 0	BB: 0	LOB: 2	BB: 2	LOB: 0	BB: 0	LOB: 0	BB: 2	LOB: 0	BB: 0	LOB: 0	BB: 0	LOB: 2	BB: 2	LOB: 0	BB: 0	LOB: 0	BB: 0	LOB: 0	BB: 0	LOB: 0	BB: 0	LOB: 0

PITCHER	IP	WLS	BF	H	R	ER	SO	BB	IBB	HBP	BLK	WP	HR	S	P	ERA	WHIP
Nelson Briles, R ERA: 3.76 (1, 1)	5.0		21	5	2	2	1	2	0	0	0	0	0	21	29	3.60	1.400
Steve Mingori, L ERA: 3.59 (6, 1)	3.0	L	13	2	3	0	0	1	1	0	0	0	0	11	19	0.00	1.000

BOTTOM


Kansas City Royals @ New York Yankees
Shea Stadium, Flushing, NY

Sun Jul 21 1974, 3:33 AM EDT
Att: 36,825 - Unknown - 78 F

AB	R	H	RBI	BB	SO	LOB
4	0	0	0	0	0	5
3	0	0	0	1	0	1
4	0	2	2	0	0	0
2	0	0	0	0	0	0
2	0	0	0	0	0	3
4	1	1	0	0	1	0
4	1	1	0	0	0	1
3	2	1	0	1	0	1
1	1	0	0	2	0	1
3	0	2	3	0	0	2

AB	30
R	5
H	7
RBI	5
BB	4
SO	1
LOB	14

WP: 0 PA: 34
PB: 0 SB: 0
CS: 1



1B	5	SF	0
2B	2	SAC	0
3B	0	DP	1
HR	0	HBP	0

Batter	1	2	3	4	5	6	7	8	9	AB R H RBI BB SO LOB
Bob Coluccio, R (1, 8) OBP: 0.317, SLG: 0.364 Bob Hansen, L (9, PH) OBP: 0.313, SLG: 0.328	0-0 P6		0-0 F8		0-0 P3		0-0 6-3		0-0 F8	4 0 0 0 0 0 0
Don Money, R (1, 5) OBP: 0.333, SLG: 0.410	0-0 G2		0-0 1B		0-3 K			0-0 SH1-4 1B		4 0 2 0 0 1 0
Dave May, L (1, 9) OBP: 0.272, SLG: 0.347	0-0 1B		0-0 F8		1-0 E HBP			0-0 SH1-4 1-2		2 0 1 0 0 0 1
George Scott, R (1, 3) OBP: 0.348, SLG: 0.460	0-3 K		0-3 K		0-0 E4 1-3			0-0 4-3 2-3		4 0 0 0 0 2 4
John Briggs, L (1, 7) OBP: 0.368, SLG: 0.512		0-0 1B 1B		0-0 F2		0-0 F2		0-0 4-3		4 0 1 0 0 0 3
Darrell Porter, L (1, 2) OBP: 0.358, SLG: 0.397		0-0 1B BB 1-3		4-0 BB BB		0-3 K			0-0 3-1	3 0 1 0 1 1 2
Deron Johnson, R (1, 10) OBP: 0.261, SLG: 0.370 Bobby Mitchell, R (9, PR) OBP: 0.304, SLG: 0.380		4-0 BB BB 1-2 BB		0-0 F7		0-3 K			4-0 FC5-4 BB BB	2 0 0 0 2 1 3 0 0 0 0 0 0 0
Pedro Garcia, R (1, 4) OBP: 0.271, SLG: 0.393 Mike Hegan, L (9, PH) OBP: 0.322, SLG: 0.445 Tim Johnson, L (9, PR) OBP: 0.262, SLG: 0.342		0-0 F7		0-3 K			0-0 5-3		4-0 FC5-4 BB 1-2	3 0 0 0 0 1 3 0 0 0 0 1 0 0 0 0 0 0 0 0 0
Robin Yount, R (1, 6) OBP: 0.281, SLG: 0.355		0-0 P4		0-0 F7			0-0 6-3		0-0 FC5-4 BB 1-2 2-3	4 0 0 0 0 0 4

Milwaukee Brewers @ New York Yankees
Shea Stadium, Flushing, NY
Thu Jul 25 1974, 7:05 PM EDT
Att. 13,893 - Unknown - 71 F

AB	31
R	0
H	5
RBI	0
BB	4
SO	6
LOB	22



Inning Stats	R: 0	H: 1	E: 0	K: 1	S: 6	P: 6	R: 0	H: 2	E: 0	K: 0	S: 4	P: 8	R: 0	H: 1	E: 0	K: 1	S: 6	P: 6	R: 0	H: 0	E: 0	K: 1	S: 5	P: 9	R: 0	H: 0	E: 0	K: 1	S: 5	P: 5	R: 0	H: 0	E: 1	K: 2	S: 8	P: 9	R: 0	H: 0	E: 0	K: 0	S: 3	P: 3	R: 0	H: 1	E: 0	K: 0	S: 4	P: 4	R: 0	H: 0	E: 0	K: 0	S: 3	P: 11	1B: 5	2B: 0	3B: 0	HR: 0	SF: 0	SAC: 1	DP: 0	HBP: 1	WP: 0	PA: 37
--------------	------	------	------	------	------	------	------	------	------	------	------	------	------	------	------	------	------	------	------	------	------	------	------	------	------	------	------	------	------	------	------	------	------	------	------	------	------	------	------	------	------	------	------	------	------	------	------	------	------	------	------	------	------	-------	-------	-------	-------	-------	-------	--------	-------	--------	-------	--------

PITCHER	IP	WLS	BF	H	R	ER	SO	BB	IBB	HBP	BLK	WP	HR	S	P	ERA	WHIP
Doc Medich, R (1, 1) ERA: 3.29	9.0	W	37	5	0	0	6	4	0	1	0	0	0	44	61	0.00	1.000

PITCHER	IP	WLS	BF	H	R	ER	SO	BB	IBB	HBP	BLK	WP	HR	S	P	ERA	WHIP
---------	----	-----	----	---	---	----	----	----	-----	-----	-----	----	----	---	---	-----	------

Batter	1	2	3	4	5	6	7	8	9
Roy White, S OBP: 0.365, SLG: 0.363 (1, 10)	0-0 SH1-3 1B		0-0 P4		0-0 F9			0-0 P5	
Elliott Maddox, R OBP: 0.392, SLG: 0.365 (1, 8)	0-0 SH1-3 1-2		0-0 5-3			0-0 F8		4-0 BB	
Bobby Murcer, L OBP: 0.342, SLG: 0.392 (1, 9)	0-0 1B 2-H 1B			0-0 1-3		0-0 3-1		0-0 4-1	
Lou Piniella, R OBP: 0.342, SLG: 0.372 (1, 7)	0-0 1-3 1B			0-0 6-3		0-0 6-3			
Otto Velez, R OBP: 0.368, SLG: 0.457 (1, 3)	0-3 K			0-3 K			0-0 F3		
Thurman Munson, R OBP: 0.304, SLG: 0.375 (1, 2)		0-0 L5			0-0 5-3		0-0 6-3		
Graig Nettles, L OBP: 0.324, SLG: 0.416 (1, 5)		0-0 F7			0-0 G3		0-0 F7		
Jim Mason, L OBP: 0.302, SLG: 0.347 (1, 6)		0-3 K			0-0 1B 1B			0-0 SH3-4 1B	
Sandy Alomar Sr., S OBP: 0.255, SLG: 0.265 (1, 4)			0-0 F8		0-0 1-2 1B			0-0 SH3-4	

Inning Stats	R: 1	H: 3	E: 0	LOB: 1	K: 1	P: 7	R: 0	H: 0	E: 0	LOB: 0	K: 1	P: 5	R: 0	H: 0	E: 0	LOB: 0	K: 0	P: 3	R: 0	H: 2	E: 0	LOB: 2	K: 0	P: 5	R: 0	H: 0	E: 0	LOB: 0	K: 0	P: 3	R: 0	H: 1	E: 0	LOB: 2	K: 0	P: 8
	0	0	0	0	0	0	0	0	0	0	0	0	0	0	0	0	0	0	0	0	0	0	0	0	0	0	0	0	0	0	0	0	0	0	0	0

PITCHER	IP	WLS	BF	H	R	ER	SO	BB	IBB	HBP	BLK	WP	HR	S	P	ERA	WHIP
Clyde Wright, L ERA: 3.8 (1, 1)	8.0	L	30	6	1	1	3	1	0	0	0	0	0	35	39	1.12	0.875

AB R H RBI BB SO LOB

4	1	1	0	0	0	3
2	0	0	0	1	0	0
4	0	1	1	0	0	2
3	0	1	0	0	0	0
3	0	0	0	0	2	1
3	0	0	0	0	0	0
3	0	0	0	0	0	0
3	0	2	0	0	1	0
2	0	1	0	0	0	0

WP: 0	PA: 30
PB: 0	
SB: 0	
CS: 0	

Milwaukee Brewers @ New York Yankees
 Shea Stadium, Flushing, NY
 Thu Jul 25 1974, 7:05 PM EDT
 Att: 13,893 - Unknown - 71 F

livebaseballscorecards.com

AB	27
R	1
H	6
RBI	1
BB	1
SO	3
LOB	6



Batter	1	2	3	4	5	6	7	8	9	AB R H RBI BB SO LOB	TOP											
Bob Coluccio, R (1, 8) OBP: 0.313, SLG: 0.358	0-0 F9		0-3 K		0-0 5-3			0-3 K		4 0 0 0 0 2 2	Milwaukee Brewers @ New York Yankees Shea Stadium, Flushing, NY Fri Jul 26 1974, 7:05 PM EDT Att. 15,701 - Overcast - 70 F											
Don Money, R (1, 5) OBP: 0.337, SLG: 0.417	0-0 6-3		0-0 1B			0-0 2B		0-0 1B		4 0 3 1 0 0 0												
Dave May, L (1, 9) OBP: 0.272, SLG: 0.346	0-0 1B		0-0 F8			0-3 K		0-0 1B		4 0 1 0 0 1 3												
George Scott, R (1, 3) OBP: 0.349, SLG: 0.460	0-3 K			0-0 1B		0-0 L7		0-0 1B		4 0 2 0 0 1 2												
John Briggs, L (1, 7) OBP: 0.365, SLG: 0.506		0-0 P3		0-0 F9		0-0 3-1		0-0 P6		4 0 0 0 0 0 3												
Darrell Porter, L (1, 2) OBP: 0.358, SLG: 0.396		0-0 4-3		0-0 4-3			0-0 1B		0-3 K	3 0 1 0 0 0 0												
Ken Berry, R (9, PH) OBP: 0.261, SLG: 0.242										1 0 0 0 0 1 0												
Deron Johnson, R (1, 10) OBP: 0.259, SLG: 0.367		0-3 K			0-3 K		0-0 1B		0-3 K	2 0 0 0 0 2 0												
Mike Hegan, L (7, PH) OBP: 0.320, SLG: 0.442							0-0 1B			1 0 0 0 0 0 1												
Bobby Mitchell, R (9, PH) OBP: 0.302, SLG: 0.377							0-0 BB			1 0 0 0 0 1 0												
Pedro Garcia, R (1, 4) OBP: 0.271, SLG: 0.389			0-3 K		0-3 K		4-0 BB		0-0 P4	3 0 0 0 1 2 0												
Robin Yount, R (1, 6) OBP: 0.284, SLG: 0.361			0-0 1B		0-0 1B		0-0 1B			3 1 2 0 0 0 1												
Inning Stats	R: 0 E: 0 K: 1 S: 6	H: 1 LOB: 1 BB: 0 P: 6	R: 0 E: 0 K: 1 S: 5	H: 0 LOB: 0 BB: 0 P: 5	R: 1 E: 0 K: 2 S: 9	H: 2 LOB: 1 BB: 0 P: 9	R: 0 E: 0 K: 0 S: 3	H: 1 LOB: 0 BB: 0 P: 3	R: 0 E: 0 K: 0 S: 8	H: 1 LOB: 1 BB: 0 P: 8	R: 0 E: 0 K: 1 S: 6	H: 1 LOB: 1 BB: 0 P: 6	R: 0 E: 0 K: 0 S: 3	H: 1 LOB: 1 BB: 1 P: 7	R: 0 E: 0 K: 1 S: 7	H: 2 LOB: 2 BB: 0 P: 7	R: 0 E: 0 K: 2 S: 7	H: 0 LOB: 0 BB: 0 P: 7	1B: 7 2B: 2 3B: 0 HR: 0	SF: 0 SAC: 0 DP: 0 HBP: 0	WP: 0 PB: 0 SB: 1 CS: 1	PA: 35
PITCHER	IP WLS BF H R ER SO BB IBB HBP BLK WP HR S P ERA WHIP																					
Pat Dobson, R (1, 1) ERA: 3.33	7.2 W 31 9 1 1 8 1 0 0 0 0 0 0 46 50 1.17 1.304																					
Sparky Lyle, L (8, 1) ERA: 2.09	1.1 S 4 0 0 0 2 0 0 0 0 0 0 0 8 8 0.00 0.000																					

livebaseballscorecards.com

AB	34
R	1
H	9
RBI	1
BB	1
SO	10
LOB	12



Batter	1	2	3	4	5	6	7	8	9
Sandy Alomar Sr., S OBP: 0.270, SLG: 0.283 (1, 4)	4-0 BB G6-4-3		X 0-0 1-3 2B		X 0-0 1-3 1B		X 0-0 1-3 1B	0-0 6-3	
Elliott Maddox, R OBP: 0.392, SLG: 0.366 (1, 8)	0-0 G6-4-3 1-2f		X 0-0 6-3		X 0-0 1-3 G3		X 0-0 1-3 1B	0-0 1B 2-H 3-H	
Bobby Murcer, L OBP: 0.341, SLG: 0.389 (1, 9)	0-3 K			X 0-0 L8	X 0-0 G3		X 0-0 1-3 BB 1B	0-0 F8	
Ron Blomberg, L OBP: 0.361, SLG: 0.457 (1, 10)		X 0-0 F5		BB 4-0 2B BB	0-3 K		X 0-0 F5		
Graig Nettles, L OBP: 0.329, SLG: 0.416 (1, 5)		X 0-0 G3		BB 4-0 2B 1B BB		X 0-0 FC4-6 1B	4-0 1-2 BB		
Lou Piniella, R OBP: 0.340, SLG: 0.374 (1, 7)		0-3 K		X 0-0 1B FC1-2 2B 1-3 2-H		X 0-0 F9	0-0 L9		
Chris Chambliss, L OBP: 0.297, SLG: 0.330 (1, 3)			X 0-0 4-3	X 0-0 FC1-2 1B 2-3 3-H		X 0-0 FC4-6 1-2f		X 0-0 2B 1B 2B	
Thurman Munson, R OBP: 0.301, SLG: 0.369 (1, 2)			S 0-3 K	S 0-0 FC1-2 1-2 3-H		X 0-0 F9		X 0-0 6-3	
Jim Mason, L OBP: 0.308, SLG: 0.369 (1, 6)			X 0-0 2B 1B	S 0-3 K			X 0-0 HR	X 0-0 2-3 1B 2B	

Inning Stats	R: 0	H: 0	E: 0	K: 1	S: 4	LOB: 0	BB: 1	P: 8
	R: 0	H: 0	E: 0	K: 1	S: 5	LOB: 0	BB: 0	P: 5
	R: 0	H: 2	E: 0	K: 1	S: 7	LOB: 2	BB: 0	P: 7
	R: 2	H: 2	E: 0	K: 1	S: 7	LOB: 2	BB: 2	P: 15
	R: 0	H: 1	E: 1	K: 1	S: 6	LOB: 1	BB: 0	P: 6
	R: 0	H: 1	E: 0	K: 0	S: 4	LOB: 1	BB: 0	P: 4
	R: 1	H: 3	E: 0	K: 0	S: 6	LOB: 3	BB: 1	P: 10
	R: 2	H: 3	E: 0	K: 0	S: 6	LOB: 1	BB: 0	P: 6

PITCHER	IP	WLS	BF	H	R	ER	SO	BB	IBB	HBP	BLK	WP	HR	S	P	ERA	WHIP
Jim Colborn, R ERA: 5.34 (1, 1)	8.0	L	39	12	5	5	5	4	0	0	0	0	1	45	61	5.62	2.000


BOTTOM

Milwaukee Brewers @ New York Yankees
Shea Stadium, Flushing, NY
Fri Jul 26 1974, 7:05 PM EDT
Att: 15,701 - Overcast - 70 F

AB	R	H	RBI	BB	SO	LOB
4	0	2	0	1	0	2
5	0	2	2	0	0	4
5	0	1	0	0	1	2
3	1	0	0	1	1	3
2	1	1	0	2	0	0
4	0	1	1	0	1	4
4	1	2	1	0	0	1
4	0	0	0	0	1	4
4	2	3	1	0	1	2

AB	35
R	5
H	12
RBI	5
BB	4
SO	5
LOB	22

WP: 0 PA: 39
PB: 0
SB: 0
CS: 0



Batter	1	2	3	4	5	6	7	8	9	AB R H RBI BB SO LOB	TOP																						
Sandy Alomar Sr., S OBP: 0.267, SLG: 0.279 (1, 4)	0-0 3-1	0-0 1B		0-0 FC6			0-0 L8		0-0 F9	5 0 1 1 0 0 3																							
Elliott Maddox, R OBP: 0.392, SLG: 0.371 (1, 8)	0-0 2B	0-3 K			0-0 F7		0-0 6-3		0-0 1B	5 0 2 0 0 1 1																							
Bobby Murcer, L OBP: 0.337, SLG: 0.384 (1, 9)	0-3 K		0-0 F6		0-0 F3		0-0 4-3		0-0 F5	5 0 0 0 0 1 3																							
Ron Blomberg, L OBP: 0.359, SLG: 0.453 (1, 10)	0-0 G3		0-0 L9		0-0 1B			0-0 L8		4 0 1 0 0 0 1																							
Graig Nettles, L OBP: 0.331, SLG: 0.417 (1, 5)		0-0 2B 6-3 1B	0-3 K		0-0 4-3			0-0 1B		4 1 2 0 0 1 1																							
Lou Piniella, R OBP: 0.342, SLG: 0.389 (1, 7)		0-0 6-3 1B 2B		0-0 F9		0-0 HR		0-0 F4		4 2 2 1 0 0 1																							
Chris Chambliss, L OBP: 0.294, SLG: 0.325 (1, 3)		0-0 6-3		0-0 F5		0-0 F5		0-0 4-3		4 0 0 1 0 0 2																							
Thurman Munson, R OBP: 0.300, SLG: 0.366 (1, 2)		0-0 1-3		4-0 E BB		0-0 F9			0-0 5-3	3 0 0 0 1 0 1																							
Jim Mason, L OBP: 0.311, SLG: 0.368 (1, 6)		0-0 3-H 1B		0-0 E4 FC6		0-3 K			4-0 1B BB	3 1 1 1 1 1 1																							
Inning Stats	R: 0 E: 0 K: 1 S: 6	H: 1 LOB: 1 BB: 0 P: 6	R: 3 E: 1 K: 1 S: 9	H: 4 LOB: 1 BB: 0 P: 9	R: 0 E: 0 K: 1 S: 5	H: 0 LOB: 0 BB: 0 P: 5	R: 0 E: 1 K: 0 S: 4	H: 0 LOB: 2 BB: 1 P: 8	R: 0 E: 0 K: 0 S: 4	H: 1 LOB: 1 BB: 0 P: 4	R: 1 E: 0 K: 1 S: 6	H: 1 LOB: 0 BB: 0 P: 6	R: 0 E: 0 K: 0 S: 3	H: 0 LOB: 0 BB: 0 P: 3	R: 0 E: 0 K: 0 S: 4	H: 1 LOB: 1 BB: 0 P: 4	R: 0 E: 0 K: 0 S: 4	H: 1 LOB: 2 BB: 1 P: 8	1B: 6 2B: 2 3B: 0 HR: 1	SF: 0 SAC: 0 DP: 0 HBP: 0	WP: 0 PB: 0 SB: 1 CS: 0	PA: 39											
PITCHER Luis Tiant, R ERA: 2.79 (1, 1)	IP 9.0	WLS W	BF 39	H 9	R 4	ER 3	SO 4	BB 2	IBB 0	HBP 0	BLK 0	WP 0	HR 1	S 45	P 53	ERA 3.00	WHIP 1.222																
											PITCHER	IP	WLS	BF	H	R	ER	SO	BB	IBB	HBP	BLK	WP	HR	S	P	ERA	WHIP					

New York Yankees @ Boston Red Sox
Fenway Park, Boston, MA
 Sat Jul 27 1974, 7:05 PM EDT
 Att. 34,834 - Overcast - 72 F

livebaseballscorecards.com

AB	37
R	4
H	9
RBI	4
BB	2
SO	4
LOB	14



Batter	1	2	3	4	5	6	7	8	9	AB	R	H	RBI	BB	SO	LOB	BOTTOM
--------	---	---	---	---	---	---	---	---	---	----	---	---	-----	----	----	-----	--------

Tommy Harper, R <small>OBP: 0.301, SLG: 0.325</small> (1, 7)	0-0 	0-0 			0-0 		0-3 			3	0	0	0	0	1	2	
Rick Miller, L <small>OBP: 0.361, SLG: 0.354</small> (1, 8)	0-0 		0-0 		0-0 		0-3 			4	0	0	0	0	1	1	
Rico Petrocelli, R <small>OBP: 0.380, SLG: 0.500</small> (1, 5)	0-0 		0-0 		0-0 		0-3 			4	0	1	0	0	1	1	
Carl Yastrzemski, L <small>OBP: 0.432, SLG: 0.509</small> (1, 3)		0-0 	0-0 		0-0 		0-0 			4	0	0	0	0	0	1	
Bernie Carbo, L <small>OBP: 0.368, SLG: 0.441</small> Dwight Evans, R <small>OBP: 0.334, SLG: 0.420</small> (9, PH)		0-0 	0-0 		0-0 		0-0 			3	2	2	1	0	0	1	
Danny Cater, R <small>OBP: 0.340, SLG: 0.456</small> (1, 10)		4-0 		0-0 		0-0 		0-3 		3	1	0	0	1	1	1	
Rick Burleson, R <small>OBP: 0.359, SLG: 0.433</small> (1, 6)		0-0 		0-0 		0-0 		0-0 		4	1	3	0	0	0	0	
Doug Griffin, R <small>OBP: 0.349, SLG: 0.371</small> (1, 4)		0-0 		0-0 		4-0 		4-0 		2	0	1	2	2	0	1	
Tim Blackwell, S <small>OBP: 0.288, SLG: 0.286</small> Bob Montgomery, R <small>OBP: 0.288, SLG: 0.353</small> (9, PH)		0-0 		0-0 		0-3 		0-0 		3	0	1	1	0	1	2	
		2-3 						1-2 		1	0	1	1	0	0	0	

Inning Stats	R: 0 E: 0 K: 0 S: 3	H: 0 LOB: 0 BB: 0 P: 3	R: 3 E: 0 K: 0 S: 6	H: 3 LOB: 1 BB: 1 P: 10	R: 0 E: 0 K: 0 S: 4	H: 1 LOB: 1 BB: 0 P: 4	R: 0 E: 0 K: 0 S: 3	H: 1 LOB: 0 BB: 0 P: 3	R: 0 E: 0 K: 0 S: 4	H: 1 LOB: 1 BB: 0 P: 4	R: 1 E: 0 K: 0 S: 4	H: 1 LOB: 0 BB: 0 P: 4	R: 0 E: 0 K: 2 S: 6	H: 0 LOB: 0 BB: 1 P: 10	R: 0 E: 0 K: 2 S: 7	H: 0 LOB: 0 BB: 0 P: 7	R: 1 E: 0 K: 1 S: 6	H: 3 LOB: 3 BB: 1 P: 10	1B: 8 2B: 1 3B: 0 HR: 1	SF: 0 SAC: 1 DP: 1 HBP: 0	WP: 1 PB: 0 SB: 0 CS: 1	PA: 36
--------------	------------------------------	---------------------------------	------------------------------	----------------------------------	------------------------------	---------------------------------	------------------------------	---------------------------------	------------------------------	---------------------------------	------------------------------	---------------------------------	------------------------------	----------------------------------	------------------------------	---------------------------------	------------------------------	----------------------------------	----------------------------------	------------------------------------	----------------------------------	--------

PITCHER	IP	WLS	BF	H	R	ER	SO	BB	IBB	HBP	BLK	WP	HR	S	P	ERA	WHIP
Dick Tidrow, R <small>ERA: 4.83</small>	(1, 1)	6.0	26	7	4	4	0	2	0	0	0	0	1	24	32	6.00	1.500
Cecil Upshaw, R <small>ERA: 2.91</small>	(7, 1)	1.0	2	0	0	0	2	0	0	0	0	0	0	6	6	0.00	0.000
Sparky Lyle, L <small>ERA: 2.18</small>	(8, 1)	1.1	8	3	1	1	3	0	1	0	0	1	0	13	17	6.75	2.250

New York Yankees @ Boston Red Sox
 Fenway Park, Boston, MA
 Sat Jul 27 1974, 7:05 PM EDT
 Att. 34,834 - Overcast - 72 F

AB	32
R	5
H	10
RBI	5
BB	3
SO	5
LOB	10



livebaseballscorecards.com

Batter	1	2	3	4	5	6	7	8	9	AB R H RBI BB SO LOB	TOP	
Sandy Alomar Sr., S (1, 4) OBP: 0.258, SLG: 0.270	0-0 L7		0-0 F9		0-0 F7			0-0 6-3		4 0 0 0 0 0 1		
Elliott Maddox, R (1, 8) OBP: 0.390, SLG: 0.366	0-0 F9		4-0 PO BB			0-0 F8		0-0 F8	3 0 0 0 1 0 0			
Bobby Murcer, L (1, 9) OBP: 0.333, SLG: 0.380	0-0 F7		0-0 PO 1-2	0-0 F8		0-0 G3		0-3 K	4 0 0 0 0 1 0			
Bill Sudakis, S (1, 10) OBP: 0.283, SLG: 0.352		0-0 P4		0-0 F9		0-0 6-3		0-0 6-3	4 0 0 0 0 0 0			
Otto Velez, R (1, 3) OBP: 0.350, SLG: 0.429		0-0 F2		0-0 4-3			0-3 K		3 0 0 0 0 1 0			
Lou Piniella, R (1, 7) OBP: 0.342, SLG: 0.398		0-0 6-3			0-0 HR		0-0 4-3		3 1 1 1 0 0 0			
Graig Nettles, L (1, 5) OBP: 0.331, SLG: 0.417			0-0 3B 1B		0-0 L9		0-0 G3		3 1 1 0 0 0 0			
Thurman Munson, R (1, 2) OBP: 0.303, SLG: 0.375			0-0 4-3 3B 1-H		0-0 1B			0-0 5-3	3 1 2 1 0 0 0			
Jim Mason, L (1, 6) OBP: 0.308, SLG: 0.366			0-0 4-3 3-H		0-0 P4			0-0 5-3	2 0 0 1 0 0 1			
Roy White, S (8, PH) OBP: 0.363, SLG: 0.362									1 0 0 0 0 0 0			
Gene Michael, S (8, 6) OBP: 0.292, SLG: 0.288									0 0 0 0 0 0 0			
Inning Stats	R: 0 H: 0 E: 0 LOB: 0 K: 0 BB: 0 S: 3 P: 3	R: 0 H: 0 E: 0 LOB: 0 K: 0 BB: 0 S: 3 P: 3	R: 2 H: 2 E: 0 LOB: 0 K: 0 BB: 1 S: 4 P: 8	R: 0 H: 0 E: 0 LOB: 0 K: 0 BB: 0 S: 3 P: 3	R: 1 H: 2 E: 0 LOB: 1 K: 0 BB: 0 S: 5 P: 5	R: 0 H: 0 E: 0 LOB: 0 K: 0 BB: 0 S: 3 P: 3	R: 0 H: 0 E: 0 LOB: 0 K: 1 BB: 0 S: 5 P: 5	R: 0 H: 0 E: 0 LOB: 0 K: 0 BB: 0 S: 3 P: 3	R: 0 H: 0 E: 0 LOB: 0 K: 1 BB: 0 S: 5 P: 5	1B: 2 SF: 0 2B: 0 SAC: 0 3B: 1 DP: 0 HR: 1 HBP: 0	WP: 0 PA: 32 PB: 0 SB: 0 CS: 0	
PITCHER Bill Lee, L (1, 1) ERA: 3.8	IP WLS BF H R ER SO BB IBB HBP BLK WP HR S P ERA WHIP	9.0 W 31 4 3 3 2 1 0 0 0 0 1 34 38 3.00 0.556										

New York Yankees @ Boston Red Sox
 Fenway Park, Boston, MA
 Sun Jul 28 1974, 3:33 AM EDT
 Att. 33,718 - Unknown - 82 F

livebaseballscorecards.com

AB	30
R	3
H	4
RBI	3
BB	1
SO	2
LOB	2



Batter	1	2	3	4	5	6	7	8	9
Tommy Harper, R OBP: 0.303, SLG: 0.330 (1, 7)	0-0 1B 2B	0-0 8-3 1-2f			0-0 P3		0-0 4-3	0-0 WP S 1-3 2-H 1B	
Rick Miller, L OBP: 0.367, SLG: 0.354 (1, 8)	0-0 BB 1B 2-3 1B		0-0 F8			4-0 1B BB	0-0 6-3	4-0 WP 1-2 3-H BB	
Rico Petrocelli, R OBP: 0.364, SLG: 0.500 (1, 5)	0-0 BB 1-2 3-H 2B 1B		0-0 5-3			0-0 BB FC4 1-3 1B	4-0 PO BB BB	0-3 K 1-2 2-3	
Carl Yastrzemski, L OBP: 0.433, SLG: 0.506 (1, 3)	4-0 1-2 2-3 2B BB		0-0 P7			0-0 FC4 1B 1-2 BB	4-0 BB BB		
Bernie Carbo, L OBP: 0.367, SLG: 0.438 (1, 9)	0-3 K			0-0 4-3		4-0 1B BB 1-2 2-3 3-H	0-0 PO 2-3	0-0 5-3 1B 2B	
Dwight Evans, R OBP: 0.337, SLG: 0.426 (7, PH) (8, 9)									
Cecil Cooper, L OBP: 0.314, SLG: 0.395 (1, 10)	0-3 K			0-0 L5		0-0 1-2 2-3 3-H 1B		0-3 K	
Danny Cater, R OBP: 0.337, SLG: 0.451 (8, PH)									
Rick Burleson, R OBP: 0.362, SLG: 0.440 (1, 6)	0-0 1-H 2-H 3-H 2B			0-0 1B		0-0 P7		0-0 5-3 2-3	
Doug Griffin, R OBP: 0.353, SLG: 0.375 (1, 4)			0-0 F8		0-0 CS 1B	0-0 F2		0-0 BB 1B 3-H	
Tim Blackwell, S OBP: 0.304, SLG: 0.275 (1, 2)		4-0 BB BB BB	0-0 8-3 BB		0-0 4-3 1-2	0-0 L9		4-0 1B S 1-2 BB	


AB	R	H	RBI	BB	SO	LOB
5	1	2	1	0	0	1
3	2	1	0	2	0	0
4	2	2	1	1	1	2
2	0	0	0	2	0	2
2	0	0	1	1	1	3
1	1	1	0	0	0	0
3	0	1	1	0	1	3
1	0	0	0	0	1	1
4	0	2	2	0	0	4
4	1	2	1	0	0	3
2	1	0	0	2	0	4

AB	R	H	RBI	BB	SO	LOB
31	8	11	7	8	4	23

Inning Stats		R: 3	H: 4	E: 0	LOB: 2	K: 2	P: 14	S: 10	R: 0	H: 0	E: 0	LOB: 0	K: 0	P: 6	S: 2	R: 0	H: 0	E: 0	LOB: 0	K: 0	P: 3	S: 3	R: 0	H: 1	E: 0	LOB: 1	K: 0	P: 3	S: 3	R: 0	H: 1	E: 0	LOB: 0	K: 0	P: 3	S: 3	R: 2	H: 2	E: 0	LOB: 3	K: 0	P: 14	S: 6	R: 0	H: 0	E: 0	LOB: 1	K: 0	P: 10	S: 2	R: 3	H: 3	E: 0	LOB: 2	K: 2	P: 18	S: 10
PITCHER		IP	WLS	BF	H	R	ER	SO	BB	IBB	HBP	BLK	WP	HR	S	P	ERA	WHIP	PITCHER		IP	WLS	BF	H	R	ER	SO	BB	IBB	HBP	BLK	WP	HR	S	P	ERA	WHIP																				
Dave Pagan, R ERA: 4.5 (1, 1)	5.0	L	23	7	5	5	2	2	4	0	0	0	0	0	23	39	9.00	2.200	PITCHER		5.0	L	23	7	5	5	2	4	0	0	0	0	23	39	9.00	2.200	PITCHER		1.2	L	8	1	0	0	0	6	14	0.00	1.800								
Cecil Upshaw, R ERA: 2.81 (6, 1)	1.2	L	8	1	0	0	0	2	0	0	0	0	0	6	14	0.00	1.800	PITCHER		1.1	L	8	3	3	3	2	2	0	0	0	1	0	10	18	20.25	3.750	PITCHER		7.1	L	33	3	3	3	2	2	0	0	0	10	18	20.25	3.750				
Mike Wallace, L ERA: 3.5 (7, 1)	1.1	L	8	3	3	3	2	2	0	0	0	0	1	0	10	18	20.25	3.750	PITCHER		1.1	L	8	3	3	3	2	2	0	0	0	1	0	10	18	20.25	3.750	PITCHER		1.1	L	8	3	3	3	2	2	0	0	0	1	0	10	18	20.25	3.750	

New York Yankees @ Boston Red Sox
Fenway Park, Boston, MA

Sun Jul 28 1974, 3:33 AM EDT
Att: 33,718 - Unknown - 82 F



WP	HR	S	P	ERA	WHIP
1	0	1	40		

Batter	1	2	3	4	5	6	7	8	9	10	11	AB R H RBI BB SO LOB	TOP
Roy White, S OBP: 0.364, SLG: 0.360 (1, 10)	0-0 P4		0-0 BB 1B		4-0 FC9-6 BB		0-0 L3			0-0 FC6-4		4 0 1 0 1 0 1	New York Yankees @ Boston Red Sox Fenway Park, Boston, MA Mon Jul 29 1974, 7:05 PM EDT Att: 30,889 - Cloudy - 74 F
Elliott Maddox, R OBP: 0.394, SLG: 0.366 (1, 8)	4-0 BB 1B BB		4-0 BB		0-0 FC9-6 1B BB					0-0 4-3		3 0 1 0 2 0 2	
Bobby Murcer, L OBP: 0.334, SLG: 0.378 (1, 9)	0-0 L3-6 BB 1B		0-0 L9		4-0 BB 1B					0-0 F5		4 0 1 0 1 0 3	
Lou Piniella, R OBP: 0.343, SLG: 0.396 (1, 7)	4-0 BB 1B 2-3		0-3 K		0-0 PO 1B					0-0 F3		4 0 1 0 1 1 2	
Thurman Munson, R OBP: 0.302, SLG: 0.376 (1, 2)	0-0 L3-6		0-0 6-3		0-0 PO		0-0 P4			0-0 L9		5 0 1 0 0 0 3	
Bill Sudakis, S OBP: 0.286, SLG: 0.365 (1, 3)		0-0 P5		0-0 HR		0-3 K				0-0 L6		4 1 1 1 1 1 0	
Graig Nettles, L OBP: 0.326, SLG: 0.410 (1, 5)		0-0 G3		0-0 4-3		0-0 4-3				0-0 F9		5 0 0 0 0 0 2	
Sandy Alomar Sr., S OBP: 0.250, SLG: 0.261 (1, 4)		0-0 4-3		0-0 L9			0-0 L4			0-0 P4		4 0 0 0 0 0 0	
Jim Mason, L OBP: 0.311, SLG: 0.365 (1, 6)			0-0 F7		4-0 CS BB		0-0 6-3			0-0 FC6-4 1B		3 0 1 0 1 0 0	
Inning Stats	R: 0 H: 1 E: 0 LOB: 2 K: 0 BB: 2 S: 3 P: 11	R: 0 H: 0 E: 0 LOB: 0 K: 0 BB: 0 S: 3 P: 3	R: 0 H: 1 E: 0 LOB: 2 K: 1 BB: 1 S: 6 P: 10	R: 1 H: 1 E: 0 LOB: 0 K: 0 BB: 0 S: 4 P: 4	R: 0 H: 1 E: 0 LOB: 2 K: 0 BB: 3 S: 2 P: 14	R: 0 H: 0 E: 0 LOB: 0 K: 1 BB: 0 S: 5 P: 5	R: 0 H: 0 E: 0 LOB: 0 K: 0 BB: 0 S: 3 P: 3	R: 0 H: 1 E: 1 LOB: 0 K: 0 BB: 0 S: 3 P: 3	R: 0 H: 0 E: 0 LOB: 0 K: 0 BB: 0 S: 3 P: 3	R: 0 H: 1 E: 0 LOB: 1 K: 0 BB: 0 S: 4 P: 4	R: 0 H: 1 E: 0 LOB: 2 K: 0 BB: 1 S: 4 P: 8	1B: 5 SF: 0 2B: 3 SAC: 0 3B: 0 DP: 2 HR: 1 HBP: 0	
PITCHER Roger Moret, L ERA: 3.18 (1, 1)	IP WLS BF H R ER SO BB IBB HBP BLK WP HR S P ERA WHIP												
	11.0 W 43 7 1 1 2 6 1 0 0 0 1 40 68 0.82 1.182												

livebaseballscores.com

AB	36
R	1
H	7
RBI	1
BB	7
SO	2
LOB	13



Batter	1	2	3	4	5	6	7	8	9	10	11	AB R H RBI BB SO LOB	BOTTOM			
Tommy Harper, R (1, 7) OBP: 0.301, SLG: 0.325	0-3 K ①		4-0 BB G6-4-3		0-3 K ②			0-0 5-3 ①		0-0 P4 ①		4 0 0 0 1 2 2	<p>New York Yankees @ Boston Red Sox Fenway Park, Boston, MA Mon Jul 29 1974, 7:05 PM EDT Att: 30,889 - Cloudy - 74 F</p>			
Juan Beniguez, R (1, 10) OBP: 0.324, SLG: 0.393	0-0 F9 ②		0-0 G6-4-3 ③		0-0 FC4 ③			0-0 L6 ②		0-0 G2 ②		5 0 0 0 0 0 3				
Dwight Evans, R (1, 9) OBP: 0.338, SLG: 0.437 (10, 8)	0-0 F8 ③				0-0 E4 F9			0-0 FC3-6 1B		0-0 L6 ③		5 1 2 1 0 0 0				
Carl Yastrzemski, L (1, 3) OBP: 0.432, SLG: 0.502		0-0 4-3 ①			0-0 F9 ①			0-0 FC3-6 ①		4-0 BB		3 0 0 0 2 0 2				
Bob Montgomery, R (1, 2) OBP: 0.287, SLG: 0.345		4-0 WP BB			0-0 F9 ②			0-0 G4-6-3 ②		0-0 F8 ②		3 1 0 0 1 0 3				
Rick Burleson, R (1, 6) OBP: 0.363, SLG: 0.433		0-3 K ②			0-3 K ③			4-0 SH1-4 BB		4-0 FC6-2 BB		3 0 0 0 2 3 2				
Doug Griffin, R (1, 4) OBP: 0.356, SLG: 0.370		4-0 FC5 BB			4-0 FC1-5 BB			0-0 SH1-4 ①		0-0 FC6-2 BB ①		2 0 0 0 2 0 3				
Terry Hughes, R (1, 5) OBP: 0.278, SLG: 0.344		0-0 FC5 ③			4-0 FC1-5 BB			0-0 6-3 ②		0-0 SF8 ②		3 0 1 1 1 0 3				
Rick Miller, L (1, 8) OBP: 0.362, SLG: 0.348			0-0 F8 ①		0-0 FC1-5 ①			0-0 6-3 ③		0-0 F7 ③		3 0 0 0 0 0 3				
Danny Cater, R (9, PH) OBP: 0.333, SLG: 0.446					1-2 FC4							1 0 0 0 0 0 1				
Bernie Carbo, L (10, 9) OBP: 0.367, SLG: 0.438					1-2 2-3f							0 0 0 0 0 0 0				
Inning Stats	R: 0 H: 0 E: 0 K: 1 S: 5	R: 0 H: 0 E: 0 K: 1 S: 5	R: 0 H: 0 E: 0 K: 0 S: 2	R: 0 H: 0 E: 1 K: 1 S: 6	R: 0 H: 0 E: 0 K: 1 S: 5	R: 0 H: 1 E: 0 K: 0 S: 3	R: 0 H: 0 E: 0 K: 0 S: 3	R: 1 H: 1 E: 0 K: 0 S: 4	R: 0 H: 1 E: 0 K: 1 S: 6	R: 0 H: 0 E: 0 K: 0 S: 3	R: 1 H: 0 E: 1 K: 0 S: 3	1B: 2 2B: 0 3B: 0 HR: 1	SF: 1 SAC: 2 DP: 2 HBP: 0	WP: 1 PA: 44		
PITCHER	IP WLS BF H R ER SO BB IBB HBP BLK WP HR S P ERA WHIP															
Sam McDowell, L (1, 1) ERA: 3.43	7.2	31	2	1	1	4	7	0	0	0	1	1	32	60	1.17	1.174
Sparky Lyle, L (8, 1) ERA: 2.09	3.0	L 13	1	1	0	1	2	0	0	0	0	0	13	21	0.00	1.000

livebaseballscores.com

AB	32
R	2
H	3
RBI	2
BB	9
SO	5
LOB	22



Batter	1	2	3	4	5	6	7	8	9	10	AB R H RBI BB SO LOB	TOP							
Roy White, S (1, 7) OBP: 0.366, SLG: 0.366 Walt Williams, R (10, 7) OBP: 0.125, SLG: 0.105	0-0 E 2B		0-0 F7 2			0-0 F8 1		0-0 G4-3 1B 1-3			4 1 2 0 0 0 0 0 0 0 0 0 0 0	New York Yankees @ Milwaukee Brewers Milwaukee County Stadium, Milwaukee, WI Tue Jul 30 1974, 8:05 PM EDT Sunny - 73 F							
Elliott Maddox, R (1, 8) OBP: 0.392, SLG: 0.364	0-0 E7 FC3-4 2-H 1B		0-0 5-3 3			0-3 K 2		0-0 G4-3 1-2f 3-H 1B 2		4 0 1 0 0 1 1									
Bobby Murcer, L (1, 9) OBP: 0.333, SLG: 0.380	0-0 FC3-4 G3 1-2f			0-0 F8 2B		0-0 P4 3		0-0 1-3 3		4 0 1 0 0 0 1									
Ron Blomberg, L (1, 10) OBP: 0.353, SLG: 0.444	0-0 G3 1-2			0-3 K 1		0-0 F8 1		0-0 F8 1		4 0 0 0 0 1 2									
Graig Nettles, L (1, 5) OBP: 0.326, SLG: 0.408	0-0 L6 3			0-0 F8 2-3 2		0-0 FC4-6 1B 1-2f 2		0-0 1-3 2		4 0 1 0 0 0 2									
Chris Chambliss, L (1, 3) OBP: 0.290, SLG: 0.321		0-0 F9 1		0-0 6-3 3		0-0 FC4-6 1B 1-2f 2		0-3 K 3		4 0 0 0 0 1 2									
Jim Mason, L (1, 6) OBP: 0.314, SLG: 0.367		0-0 L4-3 1B			0-3 K 1	0-0 K 1-3 1B		0-0 G3 1		4 0 2 0 0 1 0									
Rick Dempsey, R (1, 2) OBP: 0.255, SLG: 0.312		0-0 L4-3 1-2 2 3			0-0 6-3 2	0-0 F8 3		0-0 6-3 2		4 0 0 0 0 0 3									
Sandy Alomar Sr., S (1, 4) OBP: 0.250, SLG: 0.260			0-0 3-1 1		0-0 F3 3		0-0 1B G4-3 1B		0-0 P4 3	4 1 1 0 0 0 0									
Inning Stats	R: 1 E: 1 K: 0 S: 5	H: 2 LOB: 1 BB: 0 P: 5	R: 0 E: 0 K: 0 S: 3	H: 1 LOB: 0 BB: 0 P: 3	R: 0 E: 0 K: 1 S: 6	H: 1 LOB: 1 BB: 0 P: 6	R: 0 E: 0 K: 1 S: 5	H: 2 LOB: 2 BB: 0 P: 5	R: 0 E: 0 K: 0 S: 5	H: 2 LOB: 0 BB: 0 P: 4	R: 0 E: 0 K: 1 S: 5		H: 0 LOB: 0 BB: 0 P: 5	R: 0 E: 0 K: 0 S: 3	H: 0 LOB: 0 BB: 0 P: 3	1B: 6 2B: 3 3B: 0 HR: 0	SF: 0 SAC: 0 DP: 2 HBP: 0	WP: 0 PB: 0 SB: 0 CS: 0	PA: 36
PITCHER	IP WLS BF H R ER SO BB IBB HBP BLK WP HR S P ERA WHIP																		
Jim Colborn, R (1, 1) ERA: 5.19	7.0	28	8	2	2	3	0	0	0	0	0	0	0	0	0	2.57	1.143		
Tom Murphy, R (8, 1) ERA: 1.68	3.0	8	0	0	0	1	0	0	0	0	0	0	0	0	10	0.00	0.000		

livebaseballscorecards.com

AB 36
R 2
H 8
RBI 0
BB 0
SO 4
LOB 11



Batter	1	2	3	4	5	6	7	8	9	10	AB	R	H	RBI	BB	SO	LOB
Don Money, R (1, 5) OBP: 0.333, SLG: 0.407	FC3-6 1B		FC6-5 1B			L9			6-3		4	0	1	0	1	0	3
Dave May, L (1, 9) OBP: 0.271, SLG: 0.339	FC3-6 1B		F5							4-3	4	0	0	0	1	0	2
George Scott, R (1, 3) OBP: 0.361, SLG: 0.478											2	1	2	1	2	0	0
John Briggs, L (1, 7) OBP: 0.359, SLG: 0.500	L7		F2			4-3			3-1		5	0	1	0	0	0	7
Darrell Porter, L (1, 2) OBP: 0.353, SLG: 0.390	P5					P6				P3	5	1	1	0	0	1	4
Mike Hegan, L (1, 10) OBP: 0.316, SLG: 0.457		4-3									5	0	2	1	0	0	0
Bob Coluccio, R (1, 8) OBP: 0.308, SLG: 0.349			5-3								3	0	0	0	1	1	0
Pedro Garcia, R (1, 4) OBP: 0.270, SLG: 0.389						F2				F9	2	0	0	0	0	1	0
Bob Hansen, L (6, PH) OBP: 0.308, SLG: 0.323			K			L7					1	0	0	0	0	0	3
Robin Yount, R (7, 6) OBP: 0.279, SLG: 0.356											1	0	0	0	0	0	0
Tim Johnson, L (1, 6) (7, 4)										L7	4	1	2	1	0	0	2
	FC6-5 1B					SF8 3B											

Inning Stats																			
R: 0	H: 2	R: 0	H: 0	R: 0	H: 2	R: 0	H: 0	R: 1	H: 1	R: 1	H: 2	R: 0	H: 0	R: 0	H: 0	R: 0	H: 2	R: 1	H: 2
E: 0	LOB: 2	E: 0	LOB: 0	E: 0	LOB: 2	E: 0	LOB: 0	E: 0	LOB: 2	E: 0	LOB: 2	E: 0	LOB: 0	E: 0	LOB: 0	E: 0	LOB: 0	E: 0	LOB: 2
K: 0	BB: 0	K: 1	BB: 0	K: 0	BB: 0	K: 0	BB: 0	K: 0	BB: 2	K: 0	BB: 1	K: 0	BB: 0	K: 1	BB: 0	K: 0	BB: 0	K: 1	BB: 1
S: 5	P: 5	S: 5	P: 5	S: 5	P: 5	S: 5	P: 3	S: 4	P: 12	S: 5	P: 9	S: 2	P: 6	S: 5	P: 5	S: 3	P: 3	S: 6	P: 10

PITCHER																																		
IP	WLS	BF	H	R	ER	SO	BB	IBB	HBP	BLK	WP	HR	S	P	ERA	WHIP	IP	WLS	BF	H	R	ER	SO	BB	IBB	HBP	BLK	WP	HR	S	P	ERA	WHIP	
Doc Medich, R (1, 1)	9.2	L	42	9	3	3	3	5	0	0	0	1	0	43	63	2.79	1.448																	

BOTTOM

New York Yankees @ Milwaukee Brewers
 Milwaukee County Stadium, Milwaukee, WI
 Tue Jul 30 1974, 8:05 PM EDT
 Sunny - 73 F

livebaseballscorecards.com

AB	36
R	3
H	9
RBI	3
BB	5
SO	3
LOB	21



WP: 1	PA: 42
PB: 0	
SB: 0	
CS: 1	

Batter	1	2	3	4	5	6	7	8	9	AB R H RBI BB SO LOB	TOP											
Roy White, S (1, 10) OBP: 0.361, SLG: 0.360	0-0 5-3		0-0 F9			0-0 F8		0-0 P4		4 0 0 0 0 0 0												
Elliott Maddox, R (1, 8) OBP: 0.397, SLG: 0.368	0-0 P1			0-0 1B		4-0 BB			0-0 G3-6-1 1B	3 0 2 0 1 0 0												
Bobby Murcer, L (1, 9) OBP: 0.330, SLG: 0.376	0-3 K			0-0 L9		0-0 F9			0-0 G3-6-1 1-2f	4 0 0 0 0 1 2												
Lou Piniella, R (1, 7) OBP: 0.345, SLG: 0.396		0-0 F8		0-0 E6		0-0 FC6-4 1B			4-0 FC6-4 BB	3 0 1 0 1 0 0												
Thurman Munson, R (1, 2) OBP: 0.298, SLG: 0.371		0-0 E6		0-0 L1		0-0 FC6-4 None			0-0 FC6-4 1-2f	4 0 0 0 0 0 3												
Bill Sudakis, S (1, 3) OBP: 0.286, SLG: 0.364		0-0 F7			0-0 G1-6-3 1B					3 0 1 0 0 0 2												
Graig Nettles, L (1, 5) OBP: 0.323, SLG: 0.405		0-0 F9			0-3 K		0-0 F7			3 0 0 0 0 1 3												
Gene Michael, S (1, 4) OBP: 0.288, SLG: 0.284			0-0 F7		0-0 G1-6-3			0-0 F9		2 0 0 0 0 0 1												
Rick Dempsey, R (8, PH) OBP: 0.253, SLG: 0.309										1 0 0 0 0 0 0												
Fernando Gonzalez, R (8, 4) OBP: 0.242, SLG: 0.282										0 0 0 0 0 0 0												
Jim Mason, L (1, 6) OBP: 0.310, SLG: 0.363			0-0 F7			0-0 3-1		0-0 4-3		3 0 0 0 0 0 0												
Inning Stats	R: 0 E: 0 K: 1 S: 5	H: 0 LOB: 0 BB: 0 P: 5	R: 0 E: 1 K: 0 S: 4	H: 0 LOB: 1 BB: 0 P: 4	R: 0 E: 0 K: 0 S: 3	H: 0 LOB: 0 BB: 0 P: 3	R: 0 E: 1 K: 0 S: 4	H: 1 LOB: 1 BB: 0 P: 4	R: 0 E: 0 K: 1 S: 5	H: 1 LOB: 0 BB: 0 P: 5	R: 0 E: 0 K: 0 S: 3	H: 0 LOB: 1 BB: 1 P: 7	R: 0 E: 0 K: 0 S: 4	H: 1 LOB: 1 BB: 0 P: 4	R: 0 E: 0 K: 0 S: 3	H: 0 LOB: 0 BB: 0 P: 3	R: 0 E: 0 K: 0 S: 3	H: 1 LOB: 1 BB: 1 P: 7	1B: 4 2B: 0 3B: 0 HR: 0	SF: 0 SAC: 0 DP: 2 HBP: 0	WP: 0 PB: 0 SB: 0 CS: 0	PA: 32
PITCHER Kevin Kobel, L (1, 1) ERA: 3.74	IP: 9.0 WLS: W BF: 32 H: 4 R: 0 ER: 0 SO: 2 BB: 2 IBB: 0 HBP: 0 BLK: 0 WP: 0 HR: 0 S: 34 P: 42 ERA: 0.00 WHIP: 0.667											PITCHER	IP: 9.0 WLS: W BF: 32 H: 4 R: 0 ER: 0 SO: 2 BB: 2 IBB: 0 HBP: 0 BLK: 0 WP: 0 HR: 0 S: 34 P: 42 ERA: 0.00 WHIP: 0.667									

New York Yankees @ Milwaukee Brewers
Milwaukee County Stadium, Milwaukee, WI

Tue Jul 30 1974, 8:05 PM EDT
Att. 23,010 - Unknown

AB	30
R	0
H	4
RBI	0
BB	2
SO	2
LOB	11



Batter	1	2	3	4	5	6	7	8	9	AB	R	H	RBI	BB	SO	LOB
Dave May, L OBP: 0.273, SLG: 0.339 (1, 10) X	0-0 F8 ①		0-0 2-H 1B		4-0 G6-3 BB		0-0 3-1 ①			3	0	1	1	1	0	0
Ken Berry, R OBP: 0.248, SLG: 0.230 (1, 8) X	0-0 3-1 ②		0-0 G3 ③		0-0 G6-3 ① ② 1-2f		0-0 6-3 ②			4	0	0	0	0	0	2
George Scott, R OBP: 0.360, SLG: 0.475 (1, 3) X	0-0 6-3 ③			0-0 2B 4-3 1B	0-0 F8 ③		0-0 L8 ③			4	1	1	0	0	0	0
John Briggs, L OBP: 0.358, SLG: 0.500 (1, 7) X		0-0 6-3 ①		0-0 4-3 1B 2B	0-3 K ①		0-0 3-1 ①			4	1	1	0	0	1	0
Mike Hegan, L OBP: 0.317, SLG: 0.455 (1, 9) X		0-0 4-3 ②		0-0 4-3 ①	0-0 WP 1B		0-0 1-3 ②			3	0	1	1	0	0	1
Bob Coluccio, R OBP: 0.307, SLG: 0.348 (6, PR) (7, 9) X		0-0 4-3 ②		2-3 3-H 1B	0-0 WP 1B		0-0 1-3 ②			1	1	0	0	0	0	0
Don Money, R OBP: 0.334, SLG: 0.407 (1, 5) X		0-0 5-3 ③		0-0 S 1B	4-0 1B IBB		0-3 K ③			3	0	1	1	1	1	0
Charlie Moore, R OBP: 0.336, SLG: 0.374 (1, 2) X			0-0 5-3 ①	4-0 1B BB	0-0 1B IBB		0-0 1-2 2-H 1B ②			2	0	1	1	1	0	0
Pedro Garcia, R OBP: 0.271, SLG: 0.388 (1, 4) X			0-0 5-3 1B ②	0-0 F7 ②	0-0 L8 ②		0-0 1-2 2-H 1B ②			3	1	1	0	0	0	4
Robin Yount, R OBP: 0.276, SLG: 0.353 (1, 6) X			0-0 5-3 ②	0-3 K ③	0-3 F7 ③		0-0 F7 ③			3	0	0	0	0	1	5

Inning Stats	R: 0	H: 0	E: 0	K: 0	S: 3	LOB: 0	BB: 0	P: 3
	R: 0	H: 0	E: 0	K: 0	S: 3	LOB: 0	BB: 0	P: 3
	R: 1	H: 2	E: 0	K: 0	S: 5	LOB: 1	BB: 0	P: 3
	R: 2	H: 3	E: 0	K: 1	S: 8	LOB: 2	BB: 1	P: 12
	R: 0	H: 0	E: 0	K: 0	S: 2	LOB: 0	BB: 1	P: 6
	R: 1	H: 2	E: 0	K: 1	S: 7	LOB: 2	BB: 1	P: 11
	R: 0	H: 0	E: 0	K: 0	S: 3	LOB: 0	BB: 0	P: 3
	R: 0	H: 0	E: 0	K: 1	S: 5	LOB: 0	BB: 0	P: 5

PITCHER	IP	WLS	BF	H	R	ER	SO	BB	IBB	HBP	BLK	WP	HR	S	P	ERA	WHIP
Pat Dobson, R ERA: 3.39 (1, 1)	8.0	L	33	7	4	4	3	2	1	0	0	1	0	36	48	4.50	1.125

BOTTOM

AB	R	H	RBI	BB	SO	LOB
3	0	1	1	1	0	0
4	0	0	0	0	0	2
4	1	1	0	0	0	0
4	1	1	0	0	1	0
3	0	1	1	0	0	1
1	1	0	0	0	0	0
3	0	1	1	1	1	0
2	0	1	1	1	0	0
3	1	1	0	0	0	4
3	0	0	0	0	1	5

AB	30
R	4
H	7
RBI	4
BB	3
SO	3
LOB	12



WP	PA	ERA	WHIP
1	33		

New York Yankees @ Milwaukee Brewers
Milwaukee County Stadium, Milwaukee, WI

Tue Jul 30 1974, 8:05 PM EDT
Att. 23,010 - Unknown

Batter	1	2	3	4	5	6	7	8	9	AB R H RBI BB SO LOB	TOP																
Sandy Alomar Sr., S OBP: 0.248, SLG: 0.258 (1, 4)	0-0 4-3		0-0 FC4-6		0-0 SH1-3		0-0 F9		0-0 L7	5 0 1 0 0 0 1																	
Elliott Maddox, R OBP: 0.399, SLG: 0.365 (1, 8)	4-0 3-1 1B BB		0-0 G5-4-3		0-0 SH1-3			4-0 1B BB FC6-4 BB	0-0 G3	2 2 0 0 2 0 1																	
Bobby Murcer, L OBP: 0.334, SLG: 0.384 (1, 9)	0-0 3-1			0-0 HR	4-0 IBB			4-0 FC6-4 1B 1-2 BB		2 1 1 1 2 0 1																	
Ron Blomberg, L OBP: 0.359, SLG: 0.450 (1, 10)	0-0			0-0 1B	0-0 G6-4-3			0-0 FC6-4		2 1 2 1 0 0 0																	
Roy White, S OBP: 0.362, SLG: 0.362 (5, PH)	2-H 1B			G6-4-3 1B	1-2f			1-2 2-3 1B		2 0 1 0 0 0 3																	
Graig Nettles, L OBP: 0.325, SLG: 0.406 (1, 5)	0-0 F7			0-0 1B	0-0 1B			0-0 F8		4 0 2 0 0 0 4																	
Lou Piniella, R OBP: 0.342, SLG: 0.392 (1, 7)		0-0 6-3		0-0 G6-4-3	0-0 G6-4-3			0-0 FC6-4		3 0 0 0 0 0 3																	
Walt Williams, R OBP: 0.122, SLG: 0.103 (6, 7)				1-2f 2-3	1-2f			1-2f 2-3 3-H BB		1 0 0 1 0 0 2																	
Chris Chambliss, L OBP: 0.292, SLG: 0.328 (1, 3)		0-0 F7		0-0 3B	0-0 L8			4-0 1-2 BB		3 0 1 1 1 0 0																	
Thurman Munson, R OBP: 0.295, SLG: 0.366 (1, 2)		0-0 6-3		0-0 F9				0-0 1-3		4 0 0 0 0 0 4																	
Jim Mason, L OBP: 0.313, SLG: 0.369 (1, 6)			0-0 FC4-6 1B		0-0 1B			0-0 F8	0-0 4-3	4 0 2 0 0 0 0																	
Inning Stats	R: 1 E: 0 K: 0 S: 4	H: 1 LOB: 1 BB: 1 P: 8	R: 0 E: 0 K: 0 S: 3	H: 0 LOB: 0 BB: 0 P: 3	R: 0 E: 0 K: 0 S: 3	H: 1 LOB: 0 BB: 0 P: 3	R: 2 E: 0 K: 0 S: 6	H: 4 LOB: 1 BB: 0 P: 6	R: 0 E: 0 K: 0 S: 4	H: 2 LOB: 2 BB: 1 P: 8	R: 0 E: 0 K: 0 S: 3	H: 1 LOB: 0 BB: 0 P: 3	R: 0 E: 0 K: 0 S: 3	H: 0 LOB: 0 BB: 0 P: 3	R: 1 E: 0 K: 0 S: 4	H: 1 LOB: 3 BB: 3 P: 16	R: 0 E: 0 K: 0 S: 3	H: 0 LOB: 0 BB: 0 P: 3	1B: 7 2B: 1 3B: 1 HR: 1	SF: 0 SAC: 1 DP: 4 HBP: 0	WP: 0 PB: 0 SB: 0 CS: 0	PA: 38					
PITCHER	IP WLS BF H R ER SO BB IBB HBP BLK WP HR S P ERA WHIP																										
Bill Champion, R ERA: 3.38 (1, 1)	4.0		18	7	3	3	0	1	0	0	0	0	1	17	21	6.75	2.000										
Bill Travers, L ERA: 4.96 (5, 1)	3.0	L	12	2	1	1	0	2	1	0	0	0	0	9	21	3.00	1.333										
Tom Murphy, R ERA: 1.63 (8, 1)	2.0		8	1	0	0	0	1	0	0	0	0	0	7	11	0.00	1.000										

New York Yankees @ Milwaukee Brewers
Milwaukee County Stadium, Milwaukee, WI

Wed Jul 31 1974, 8:05 PM EDT
 Att: 14,836 - Unknown

livebaseballscorecards.com

AB	32
R	4
H	10
RBI	4
BB	5
SO	0
LOB	19



Batter	1	2	3	4	5	6	7	8	9	AB R H RBI BB SO LOB
Ken Berry, R (1, 8) OBP: 0.250, SLG: 0.227 Bob Hansen, L (7, PH) OBP: 0.318, SLG: 0.333 Bob Coluccio, R (7, PR) OBP: 0.306, SLG: 0.347 (8, 8)	4-0 1-3 2B BB		0-0 6-3		0-0 6-3		0-0 WP 1-2 1B		0-3 K	2 1 0 0 1 0 0 1 0 1 0 0 0 0 1 0 0 0 0 1 1
Dave May, L (1, 9) OBP: 0.270, SLG: 0.335	0-0 1-3 1-2		0-0 F7		0-0 4-3		0-0 G3 1-3 2-H			4 0 0 0 0 0 2
George Scott, R (1, 3) OBP: 0.366, SLG: 0.483	0-0 2-H 2B		0-0 FC4-6 1B			0-0 S 1B		0-0 BB SH2-4 1B		4 0 4 1 0 0 0
John Briggs, L (1, 7) OBP: 0.356, SLG: 0.496	0-0 F7		0-0 FC4-6 1-2f			0-0 F9		0-0 SH2-4 1-2		3 0 0 0 0 0 3
Mike Hegan, L (1, 10) OBP: 0.311, SLG: 0.445 Bobby Mitchell, R (8, PH) OBP: 0.305, SLG: 0.374	0-0 F8			0-0 G3		0-0 F7		4-0 2-3 BB		3 0 0 0 0 0 2 0 0 0 0 1 0 0
Don Money, R (1, 5) OBP: 0.331, SLG: 0.403		0-0 6-3		0-3 K		0-0 5-3 1-2		0-3 K		4 0 0 0 0 2 2
Charlie Moore, R (1, 2) OBP: 0.340, SLG: 0.388		0-0 SF8 3B		4-0 BB		0-0 5-3		0-3 K		3 1 1 0 1 1 0
Pedro Garcia, R (1, 4) OBP: 0.268, SLG: 0.386 Deron Johnson, R (9, PH) OBP: 0.255, SLG: 0.362		0-0 SF8 3-H		0-0 F3		0-3 K		0-0 F7		2 0 0 1 0 1 1 1 0 0 0 0 0 0
Robin Yount, R (1, 6) OBP: 0.279, SLG: 0.352		0-3 K			0-0 6-3		4-0 WP 1B BB		0-0 1B	3 1 1 0 1 1 0

Inning Stats	R: 1	H: 1	E: 0	LOB: 1	K: 0	S: 4	P: 8	R: 1	H: 1	E: 0	LOB: 0	K: 1	S: 6	P: 6	R: 0	H: 1	E: 0	LOB: 1	K: 0	S: 4	P: 4	R: 0	H: 0	E: 0	LOB: 1	K: 1	S: 5	P: 9	R: 0	H: 1	E: 0	LOB: 1	K: 0	S: 3	P: 3	R: 0	H: 1	E: 0	LOB: 1	K: 0	S: 4	P: 4	R: 1	H: 1	E: 0	LOB: 2	K: 1	S: 6	P: 10	R: 0	H: 1	E: 0	LOB: 1	K: 1	S: 5	P: 9	R: 0	H: 1	E: 0	LOB: 1	K: 2	S: 8	P: 8	1B: 5	SF: 1	2B: 1	SAC: 1	3B: 1	DP: 0	HR: 0	HBP: 0	WP: 2	PA: 37
PITCHER Dick Tidrow, R (1, 1) ERA: 4.78 Sparky Lyle, L (8, 1) ERA: 2.03	IP	WLS	BF	H	R	ER	SO	BB	IBB	HBP	BLK	WP	HR	S	P	ERA	WHIP	IP	WLS	BF	H	R	ER	SO	BB	IBB	HBP	BLK	WP	HR	S	P	ERA	WHIP																																							

BOTTOM

New York Yankees @ Milwaukee Brewers

Milwaukee County Stadium, Milwaukee, WI

Wed Jul 31 1974, 8:05 PM EDT
 Att. 14,836 - Unknown

AB	31
R	3
H	7
RBI	2
BB	4
SO	6
LOB	11



Batter	1	2	3	4	5	6	7	8	9	AB R H RBI BB SO LOB	TOP																				
Sandy Alomar Sr., S OBP: 0.248, SLG: 0.258 (1, 4)	0-3 K	0-0 1B		0-0 E4			0-0 5-3			4 0 1 1 0 1 0																					
Elliott Maddox, R OBP: 0.393, SLG: 0.359 (1, 8)	0-0 G3	0-0 P3		0-0 F9			0-0 G3			4 0 0 0 0 0 3																					
Bobby Murcer, L OBP: 0.336, SLG: 0.390 (1, 9)	0-0 3B		0-0 F5		0-0 1B			0-0 3-1		4 0 2 0 0 0 0																					
Ron Blomberg, L OBP: 0.353, SLG: 0.441 (1, 10)	0-0 4-3		0-0 4-3		0-0 G4-6-3			0-0 4-3		4 0 0 0 0 0 2																					
Graig Nettles, L OBP: 0.324, SLG: 0.404 (1, 5)		0-0 F9	0-0 1B		0-0 4-3			0-0 F9		4 0 1 0 0 0 0																					
Lou Piniella, R OBP: 0.347, SLG: 0.399 (1, 7)		0-0 WP 1B	0-0 1B		0-0 5-3			0-0 1B		4 1 3 0 0 0 0																					
Chris Chambliss, L OBP: 0.292, SLG: 0.327 (1, 3)		0-0 1B	0-0 F8		0-0 4-3			0-0 F8		0 1 0 0 0 0 0																					
Thurman Munson, R OBP: 0.294, SLG: 0.365 (1, 2)		0-0 P4		0-0 L6		0-0 F8		0-0 1B		4 0 1 0 0 0 1																					
Jim Mason, L OBP: 0.312, SLG: 0.367 (1, 6)		0-0 1B		0-0 F8			0-0 4-3	0-0 L5-3		4 0 1 0 0 0 2																					
Inning Stats	R: 0 E: 0 K: 1 S: 6	H: 1 LOB: 1 BB: 0 P: 6	R: 2 E: 0 K: 0 S: 7	H: 4 LOB: 2 BB: 0 P: 7	R: 0 E: 0 K: 0 S: 5	H: 2 LOB: 2 BB: 0 P: 5	R: 0 E: 1 K: 0 S: 4	H: 0 LOB: 1 BB: 0 P: 4	R: 0 E: 0 K: 0 S: 3	H: 0 LOB: 0 BB: 0 P: 3	R: 0 E: 0 K: 0 S: 3	H: 0 LOB: 0 BB: 0 P: 3	R: 0 E: 0 K: 0 S: 3	H: 0 LOB: 0 BB: 0 P: 3	R: 0 E: 0 K: 0 S: 4	H: 2 LOB: 1 BB: 0 P: 4	1B: 8 2B: 2 3B: 1 HR: 0	SF: 0 SAC: 0 DP: 2 HBP: 0	WP: 1 PB: 0 SB: 0 CS: 0	PA: 36											
PITCHER Jim Perry, R ERA: 2.87 (1, 1)	IP 9.0	WLS W	BF 36	H 10	R 2	ER 2	SO 1	BB 0	IBB 0	HBP 0	BLK 0	WP 1	HR 0	S 38	P 38	ERA 2.00	WHIP 1.111														
											PITCHER	IP	WLS	BF	H	R	ER	SO	BB	IBB	HBP	BLK	WP	HR	S	P	ERA	WHIP			

New York Yankees @ Cleveland Indians
Cleveland Municipal Stadium, Cleveland, OH

Thu Aug 01 1974, 7:05 PM EDT
Att. 16,179 - Unknown - 79 F

livebaseballscorecards.com

AB	32
R	2
H	9
RBI	1
BB	0
SO	1
LOB	8



Batter	1	2	3	4	5	6	7	8	9	AB	R	H	RBI	BB	SO	LOB
John Lowenstein, L (1, 7) OBP: 0.328, SLG: 0.340 Rusty Torres, S (6, PH) OBP: 0.254, SLG: 0.185 (7, 7)	0-0 G3		0-0 F8	0-0 L6		0-0 F8		0-0 4-3		3	0	0	0	0	0	1
Ed Crosby, L (1, 4) OBP: 0.277, SLG: 0.250	0-3 K		4-0 FC3-6 1-2 BB	0-3 K		0-0 P4		0-0 4-3		4	0	0	0	1	2	0
George Hendrick, R (1, 8) OBP: 0.350, SLG: 0.478	0-0 F7		0-0 FC3-6 BB 1B 1-2 2-3	0-0 F9		4-0 HBP BB				3	1	0	0	1	0	2
Charlie Spikes, R (1, 9) OBP: 0.336, SLG: 0.435		0-0 1B	0-0 1B BB 1-2 1B 1B 3-H		0-0 F8	1-0 HBP				3	1	2	1	0	0	0
John Ellis, R (1, 3) OBP: 0.328, SLG: 0.429		4-0 2B E BB	4-0 1B BB 1-2 2-3 BB		0-0 F8	0-0 F8				2	2	0	0	2	0	2
Oscar Gamble, L (1, 10) OBP: 0.334, SLG: 0.422		0-0 E7 1B 2B 1-H	0-0 1B 1B 1-2 2-3 3-H		0-0 2B 1B			0-0 1-3		4	3	3	1	0	0	0
Buddy Bell, R (1, 5) OBP: 0.313, SLG: 0.358		0-0 1B 2-H	0-0 1B 1B 1-2 2-H 3-H		0-0 E 2B 1-H			0-0 F3		4	1	3	4	0	0	0
Dave Duncan, R (1, 2) OBP: 0.257, SLG: 0.366		0-0 L9	0-0 FC5-4 1B 1-2 2-H		4-0 BB 2-H			0-0 5-3		3	0	1	1	1	0	0
Frank Duffy, R (1, 6) OBP: 0.270, SLG: 0.330			0-0 FC3-6 1B 1B 1-2		0-0 5-3			0-0 F7		4	1	1	0	0	0	3

Inning Stats	R: 0	H: 0	E: 0	K: 1	S: 5	R: 2	H: 3	E: 1	K: 0	S: 4	R: 5	H: 5	E: 0	K: 0	S: 8	R: 0	H: 0	E: 0	K: 1	S: 5	R: 2	H: 2	E: 1	K: 0	S: 5	R: 0	H: 0	E: 0	K: 0	S: 3	R: 0	H: 0	E: 0	K: 0	S: 3	R: 0	H: 0	E: 0	K: 0	S: 3
	LOB: 0	BB: 0	P: 5	LOB: 0	BB: 1	P: 8	LOB: 2	BB: 2	P: 16	LOB: 0	BB: 0	P: 5	LOB: 1	BB: 1	P: 9	LOB: 2	BB: 1	P: 8	LOB: 0	BB: 0	P: 3	LOB: 0	BB: 0	P: 3	LOB: 0	BB: 0	P: 3	LOB: 0	BB: 0	P: 3	LOB: 0	BB: 0	P: 3	LOB: 0	BB: 0	P: 3	LOB: 0	BB: 0	P: 3	


PITCHER	IP	WLS	BF	H	R	ER	SO	BB	IBB	HBP	BLK	WP	HR	S	P	ERA	WHIP
Dave Pagan, R (1, 1) ERA: 5.4	2.2	L	14	5	6	6	1	3	0	0	0	0	0	13	25	20.25	3.000
Rudy May, L (3, 1) ERA: 4.57	3.1		18	5	3	2	1	2	0	1	0	0	0	17	26	5.40	2.100
Mike Wallace, L (7, 1) ERA: 3.32	2.0		6	0	0	0	0	0	0	0	0	0	0	6	6	0.00	0.000

BOTTOM

New York Yankees @ Cleveland Indians
Cleveland Municipal Stadium, Cleveland, OH

Thu Aug 01 1974, 7:05 PM EDT
Att: 16,179 - Unknown - 79 F

AB	32
R	9
H	10
RBI	7
BB	5
SO	2
LOB	8



WP	HR	S	P	ERA	WHIP
0	0	0	0	0	0

Batter	1	2	3	4	5	6	7	8	9	AB R H RBI BB SO LOB
Roy White, S (1, 10) OBP: 0.366, SLG: 0.364	0-0 1B SF9-6 1B		0-0 E S 1B	4-0 1-2 FC5 BB			0-0 4-3		0-0 G3	4 1 2 0 1 0 0
Elliott Maddox, R (1, 8) OBP: 0.386, SLG: 0.352	0-0 F7		0-3 1-3 K	0-0 1-2f FC5			0-0 5-3		0-0 F9	5 0 0 0 0 1 4
Lou Piniella, R (1, 7) OBP: 0.345, SLG: 0.396	0-0 1-3 BB 1B		0-3 K				0-3 K		0-0 5-3	5 0 1 0 0 2 1
Otto Velez, R (1, 3) OBP: 0.359, SLG: 0.412	4-0 1-2 SF9-6 BB		4-0 BB BB				0-0 L5		0-0 5-3	2 0 0 0 2 0 0
Graig Nettles, L (1, 5) OBP: 0.323, SLG: 0.403	0-0 1-2 3-H SF9-6		0-0 L9				0-0 F7		0-0 BB 1B 1B	3 0 1 1 0 0 2
Thurman Munson, R (1, 2) OBP: 0.297, SLG: 0.366							0-0 L5		0-0 1-2 BB 1B	4 1 2 0 0 0 0
Walt Williams, R (1, 9) OBP: 0.114, SLG: 0.095							0-0 P4		0-0 F8	3 0 0 0 0 1 1
Bobby Murcer, L (8, PH) OBP: 0.335, SLG: 0.389										1 0 0 0 0 0 2
Sandy Alomar Sr., S (1, 4) OBP: 0.264, SLG: 0.281										3 0 3 0 0 0 0
Bill Sudakis, S (8, PH) OBP: 0.289, SLG: 0.364										0 0 0 0 1 0 0
Fernando Gonzalez, R (8, PR) OBP: 0.242, SLG: 0.282										0 0 0 0 0 0 0
Jim Mason, L (1, 6) OBP: 0.308, SLG: 0.363										3 0 0 1 0 0 5

Inning Stats	R: 1 E: 0 K: 0 S: 4	H: 2 LOB: 1 BB: 1 P: 8	R: 0 E: 0 K: 1 S: 6	H: 1 LOB: 1 BB: 0 P: 6	R: 0 E: 0 K: 2 S: 8	H: 1 LOB: 2 BB: 1 P: 12	R: 1 E: 0 K: 0 S: 5	H: 2 LOB: 2 BB: 1 P: 9	R: 0 E: 0 K: 0 S: 3	H: 0 LOB: 0 BB: 0 P: 3	R: 0 E: 0 K: 0 S: 4	H: 1 LOB: 1 BB: 0 P: 4	R: 0 E: 0 K: 1 S: 5	H: 0 LOB: 0 BB: 0 P: 5	R: 0 E: 0 K: 0 S: 5	H: 2 LOB: 3 BB: 1 P: 9	R: 0 E: 0 K: 0 S: 3	H: 0 LOB: 0 BB: 0 P: 3	1B: 8 2B: 2 3B: 0 HR: 0	SF: 2 SAC: 0 DP: 1 HBP: 0	WP: 0 PB: 0 SB: 1 CS: 0	PA: 39
--------------	------------------------------	---------------------------------	------------------------------	---------------------------------	------------------------------	----------------------------------	------------------------------	---------------------------------	------------------------------	---------------------------------	------------------------------	---------------------------------	------------------------------	---------------------------------	------------------------------	---------------------------------	------------------------------	---------------------------------	----------------------------------	------------------------------------	----------------------------------	--------

PITCHER	IP	WLS	BF	H	R	ER	SO	BB	IBB	HBP	BLK	WP	HR	S	P	ERA	WHIP
Fritz Peterson, L (1, 1) ERA: 4.43	7.1	W	32	8	2	2	4	3	0	0	0	0	0	37	49	2.46	1.500
Tom Buskey, R (8, 1) ERA: 3.55	1.2		7	1	0	0	0	1	0	0	0	0	0	6	10	0.00	1.200

TOP

New York Yankees @ Cleveland Indians
Cleveland Municipal Stadium, Cleveland, OH

Fri Aug 02 1974, 7:05 PM EDT
Att. 18,842 - Cloudy - 88 F

AB	33
R	2
H	9
RBI	2
BB	4
SO	4
LOB	15



Batter	1	2	3	4	5	6	7	8	9	AB	R	H	RBI	BB	SO	LOB
John Lowenstein, L (1, 7) OBP: 0.324, SLG: 0.335 Rusty Torres, S (9, 7) OBP: 0.254, SLG: 0.185	0-3 K	0-0 L6-4		0-0 L7		0-0 F7		0-3 K		5	0	0	0	0	2	6
Frank Duffy, R (1, 6) OBP: 0.274, SLG: 0.334	0-0 1B	0-0 CS	0-3 K	0-0 1B			0-0 P4	0-0 1B		5	1	3	2	0	1	0
George Hendrick, R (1, 8) OBP: 0.350, SLG: 0.477	0-0 1B		0-0 2B	0-0 1B			0-0 1-6-3	0-0 5-3		5	1	2	0	0	0	2
Charlie Spikes, R (1, 9) OBP: 0.340, SLG: 0.440	0-3 K		0-0 2B				4-0 CS			3	1	2	0	1	1	2
John Ellis, R (1, 3) OBP: 0.330, SLG: 0.428	0-0 1B		4-0 2B				0-3 K			3	1	1	1	1	2	2
Buddy Bell, R (1, 5) OBP: 0.318, SLG: 0.368	0-3 K		0-0 WP				4-0 2B			3	1	2	3	1	1	2
Oscar Gamble, L (1, 10) OBP: 0.340, SLG: 0.433		0-0 SH	0-0 4-3				0-0 2B			4	1	3	1	0	0	1
Dave Duncan, R (1, 2) OBP: 0.257, SLG: 0.362		4-0 L6-4	0-0 5-3				0-0 L6			3	1	0	0	1	0	3
Luis Alvarado, R (1, 4) OBP: 0.184, SLG: 0.158		0-0 SH		0-0 F7			0-0 P5			3	1	0	0	0	0	3

Inning Stats	R: 1	H: 3	E: 0	K: 3	S: 12	H: 3	LOB: 2	BB: 0	P: 12	R: 0	H: 1	E: 0	K: 0	S: 3	R: 3	H: 3	E: 0	K: 1	S: 8	R: 0	H: 1	E: 0	K: 0	S: 4	R: 1	H: 2	E: 0	K: 1	S: 5	R: 0	H: 0	E: 0	K: 0	S: 3	R: 0	H: 0	E: 0	K: 1	S: 9	R: 3	H: 3	E: 2	K: 1	S: 9	R: 0	H: 3	E: 2	K: 1	S: 9	1B: 8	2B: 6	3B: 0	HR: 0	SF: 0	SAC: 1	DP: 1	HBP: 0	WP: 1	PB: 0	SB: 0	CS: 2	PA: 40
--------------	------	------	------	------	-------	------	--------	-------	-------	------	------	------	------	------	------	------	------	------	------	------	------	------	------	------	------	------	------	------	------	------	------	------	------	------	------	------	------	------	------	------	------	------	------	------	------	------	------	------	------	-------	-------	-------	-------	-------	--------	-------	--------	-------	-------	-------	-------	--------

PITCHER	IP	WLS	BF	H	R	ER	SO	BB	IBB	HBP	BLK	WP	HR	S	P	ERA	WHIP
Sam McDowell, L (1, 1) ERA: 4.07	2.2	L	16	7	4	4	4	2	0	0	0	1	0	22	30	13.50	3.375
Cecil Upshaw, R (3, 1) ERA: 2.75	4.1		16	3	1	1	2	2	0	0	0	0	0	18	26	2.08	1.154
Sparky Lyle, L (8, 1) ERA: 2.0	1.0		7	3	3	0	1	0	0	0	0	0	0	9	9	0.00	3.000


BOTTOM

New York Yankees @ Cleveland Indians
Cleveland Municipal Stadium, Cleveland, OH

Fri Aug 02 1974, 7:05 PM EDT
Att. 18,842 - Cloudy - 88 F

livebaseballscorecards.com

AB	34
R	8
H	13
RBI	7
BB	4
SO	7
LOB	21



Batter	1	2	3	4	5	6	7	8	9	AB R H RBI BB SO LOB	TOP
Tommy Harper, R (1, 7) X OBP: 0.302, SLG: 0.322	0-0 FC6 1B 5-3 1B		0-3 K		0-0 FC5-4 1-2f		0-3 K			4 1 1 0 0 2 3	
Cecil Cooper, L (1, 10) X OBP: 0.327, SLG: 0.426	0-0 FC6 1B 1-2		0-0 3-1			0-0 F8		0-0 F2		4 0 1 0 0 0 0	
Carl Yastrzemski, L (1, 3) X OBP: 0.431, SLG: 0.496	0-0 FC6 1B 1-2f 2-3			0-0 1B		0-0 G6-4-3 1B		0-0 5-3		4 0 2 0 0 0 2	
Rico Petrocelli, R (1, 5) X OBP: 0.374, SLG: 0.480	0-0 5-3			0-0 P5		0-0 G6-4-3 1B		0-3 K2-3		4 0 0 1 0 1 3	
Dwight Evans, R (1, 9) X OBP: 0.329, SLG: 0.431	0-0 P7			0-0 F5			0-0 F8		0-3 K	4 0 0 0 0 1 2	
Rick Miller, L (1, 8) X OBP: 0.351, SLG: 0.335		0-0 L7		0-3 K			0-0 F8		0-0 F9	4 0 0 0 0 1 1	
Rick Burleson, R (1, 6) X OBP: 0.364, SLG: 0.444		0-0 6-3			0-0 L8		0-0 BB 1B		0-0 F7	4 1 1 0 0 0 0	
Dick McAuliffe, L (1, 4) X OBP: 0.312, SLG: 0.314		0-3 K			0-0 F7		4-0 1B BB			2 0 0 0 1 1 0	
Tim Blackwell, S (1, 2) X OBP: 0.319, SLG: 0.277			0-3 K		0-0 FC5-4 1B		0-0 1B			2 0 1 0 0 1 0	
Bernie Carbo, L (7, PH) X OBP: 0.375, SLG: 0.441							1-3 2-H 1B			1 0 1 1 0 0 0	
Bob Montgomery, R (7, 2) X OBP: 0.287, SLG: 0.345										0 0 0 0 0 0 0	
Inning Stats	R: 1 H: 2 E: 0 LOB: 1 K: 0 BB: 0 S: 5 P: 5	R: 0 H: 0 E: 0 LOB: 0 K: 1 BB: 0 S: 5 P: 5	R: 0 H: 0 E: 0 LOB: 0 K: 2 BB: 0 S: 7 P: 7	R: 0 H: 1 E: 0 LOB: 1 K: 1 BB: 0 S: 6 P: 6	R: 0 H: 1 E: 0 LOB: 1 K: 0 BB: 0 S: 4 P: 4	R: 0 H: 1 E: 0 LOB: 0 K: 0 BB: 0 S: 3 P: 3	R: 1 H: 2 E: 0 LOB: 2 K: 1 BB: 1 S: 7 P: 11	R: 0 H: 0 E: 0 LOB: 0 K: 1 BB: 0 S: 5 P: 5	R: 0 H: 0 E: 0 LOB: 0 K: 1 BB: 0 S: 5 P: 5	1B: 7 SF: 0 2B: 0 SAC: 0 3B: 0 DP: 1 HR: 0 HBP: 0	WP: 0 PA: 34 PB: 0 SB: 0 CS: 0
PITCHER Pat Dobson, R (1, 1) ERA: 3.32	IP WLS BF H R ER SO BB IBB HBP BLK WP HR S P ERA WHIP										
	9.0 W 34 7 2 2 7 1 0 0 0 0 0 0 47 51 2.00 0.889										
PITCHER	IP WLS BF H R ER SO BB IBB HBP BLK WP HR S P ERA WHIP										

Boston Red Sox @ New York Yankees
 Shea Stadium, Flushing, NY
 Sat Aug 03 1974, 3:33 AM EDT
 Att. 51,906 - Unknown - 84 F

livebaseballscorecards.com

AB 33
R 2
H 7
RBI 2
BB 1
SO 7
LOB 11



Batter	1	2	3	4	5	6	7	8	9
Roy White, S OBP: 0.366, SLG: 0.362 (1, 10)	0-0 6-3	0-0 P6		0-0 1-2 1B		4-0 BBB S BB		0-0 P4	
Elliott Maddox, R OBP: 0.384, SLG: 0.350 (1, 8)	0-0 F8		0-0 F9 SH5-3 2B 1B	0-0 F8		0-0 F8			
Bobby Murcer, L OBP: 0.335, SLG: 0.389 (1, 9)	0-0 F8		0-0 SH5-3 1-2		0-0 6-3 1B		0-0 F7		
Lou Piniella, R OBP: 0.341, SLG: 0.392 (1, 7)		0-0 E6 1B 2B	0-0 F9	0-0 6-3 1-2	0-0 6-3	0-0 5-3			
Bill Sudakis, S OBP: 0.293, SLG: 0.371 (1, 3)		0-0 BB 2B 1-3	0-0 2B	0-0 F9	0-0 F9	0-3 K			
Thurman Munson, R OBP: 0.299, SLG: 0.364 (1, 2)		4-0 BBB 1-2 2B BB	0-0 P6	4-0 IBB	4-0 IBB		0-0 6-3		
Graig Nettles, L OBP: 0.323, SLG: 0.400 (1, 5)		0-0 F3		4-0 BBB FC5-4 BB	0-0 3-1		0-0 F7		
Sandy Alomar Sr., S OBP: 0.271, SLG: 0.295 (1, 4)		0-0 1-H 2-H 3-H 2B		0-0 P6		0-0 6-3	0-0 HR 1B		
Jim Mason, L OBP: 0.307, SLG: 0.372 (1, 6)		0-0 F9		0-0 FC5-4 1B 1-2f		0-0 F8	0-0 HR		

Inning Stats	R: 0	H: 0	E: 0	K: 0	S: 3	R: 3	H: 2	E: 1	K: 0	S: 6	R: 1	H: 2	E: 0	K: 0	S: 5	R: 0	H: 1	E: 0	K: 0	S: 4	R: 0	H: 1	E: 0	K: 0	S: 4	R: 0	H: 0	E: 0	K: 1	S: 5	R: 2	H: 2	E: 0	K: 0	S: 5
	LOB: 0	BB: 0	P: 3	LOB: 1	BB: 1	P: 10	LOB: 1	BB: 0	P: 5	LOB: 2	BB: 1	P: 8	LOB: 2	BB: 1	P: 8	LOB: 1	BB: 1	P: 7	LOB: 0	BB: 0	P: 5	LOB: 0	BB: 0	P: 5	LOB: 0	BB: 0	P: 5	LOB: 0	BB: 0	P: 5	SF: 0	SAC: 1	DP: 0	HBP: 0	

PITCHER	IP	WLS	BF	H	R	ER	SO	BB	IBB	HBP	BLK	WP	HR	S	P	ERA	WHIP
Roger Moret, L ERA: 3.38 (1, 1)	8.0	L	37	8	6	5	1	3	1	0	0	0	1	35	51	5.62	1.375

AB R H RBI BB SO LOB

4	0	1	0	1	0	1
4	1	1	0	0	0	3
3	0	1	0	0	0	0
4	1	0	0	0	0	2
4	1	2	1	0	1	1
2	1	0	0	2	0	1
3	0	0	0	1	0	5
4	1	2	3	0	0	1
4	1	1	2	0	0	2

AB	R	H	RBI	BB	SO	LOB
32	6	8	6	4	1	16

WP	PA	ERA	WHIP
0	37	0	1

Boston Red Sox @ New York Yankees
 Shea Stadium, Flushing, NY
 Sat Aug 03 1974, 3:33 AM EDT
 Att: 51,906 - Unknown - 84 F

livebaseballscorecards.com



Batter	1	2	3	4	5	6	7	8	9	AB R H RBI BB SO LOB	TOP		
Tommy Harper, R (1, 7) OBP: 0.300, SLG: 0.321	0-0 E S 4-3 1B		0-3 K			0-0 L8	0-0 F8		0-0 SF9	4 1 1 1 0 1 0			
Cecil Cooper, L (1, 10) OBP: 0.326, SLG: 0.425 Dick McAuliffe, L (4, PH) OBP: 0.315, SLG: 0.317 Juan Beniquez, R (4, PR) OBP: 0.327, SLG: 0.392	0-3 K 1-3			0-0 G3-6-3 1B		0-0 1B 3B 1B		4-0 BB	0-0 F8	1 0 0 0 0 1 1 1 0 1 0 0 0 0 2 1 1 0 1 0 1			
Carl Yastrzemski, L (1, 3) OBP: 0.430, SLG: 0.493	0-0 4-3			0-0 G3-6-3 1-2f		0-0 3B 1B		0-0 F2		4 1 1 1 0 0 2			
Rico Petrocelli, R (1, 5) OBP: 0.375, SLG: 0.487	0-0 F7			0-0 2B 1B		0-0 SH 3B		0-3 K		4 2 2 2 0 1 1			
Bernie Carbo, L (1, 9) OBP: 0.375, SLG: 0.444		0-3 K		0-0 2B		0-0 SH		0-3 K		3 0 1 2 0 2 1			
Rick Miller, L (1, 8) OBP: 0.349, SLG: 0.348		0-0 F9		0-0 F8		0-0 L8			0-0 HR	4 1 1 1 0 0 3			
Rick Burleson, R (1, 6) OBP: 0.357, SLG: 0.435		0-0 6-3			0-0 5-3	0-0 F9			0-0 5-3	4 0 0 0 0 0 1			
Doug Griffin, R (1, 4) OBP: 0.362, SLG: 0.375			4-0 L3-4 BB		0-3 K		0-0 F9		4-0 1B SF9 BB	2 1 0 0 2 1 0			
Tim Blackwell, S (1, 2) OBP: 0.316, SLG: 0.275			0-0 L3-4		0-0 4-3		0-0 F8		0-0 1B	4 0 1 0 0 0 1			
Inning Stats	R: 1 E: 0 K: 1 S: 6 H: 1 LOB: 0 BB: 0 P: 6	R: 0 E: 0 K: 1 S: 5 H: 0 LOB: 0 BB: 0 P: 5	R: 0 E: 0 K: 1 S: 4 H: 0 LOB: 0 BB: 1 P: 8	R: 1 E: 0 K: 0 S: 5 H: 3 LOB: 2 BB: 0 P: 5	R: 0 E: 0 K: 1 S: 5 H: 0 LOB: 0 BB: 0 P: 5	R: 3 E: 1 K: 0 S: 7 H: 3 LOB: 1 BB: 0 P: 7	R: 0 E: 0 K: 0 S: 3 H: 0 LOB: 0 BB: 0 P: 3	R: 0 E: 0 K: 2 S: 7 H: 0 LOB: 1 BB: 1 P: 11	R: 2 E: 0 K: 0 S: 5 H: 2 LOB: 1 BB: 1 P: 9	1B: 6 2B: 2 3B: 1 HR: 1 SF: 1 SAC: 1 DP: 2 HBP: 0	WP: 0 PB: 0 SB: 1 CS: 0 PA: 38		
PITCHER	IP WLS BF H R ER SO BB IBB HBP BLK WP HR S P ERA WHIP											PITCHER	IP WLS BF H R ER SO BB IBB HBP BLK WP HR S P ERA WHIP
Doc Medich, R (1, 1) ERA: 3.33	7.0 L 28 7 5 4 4 1 0 0 0 0 0 0 35 39 5.14 1.143												
Mel Stottlemyre, R (8, 1) ERA: 3.58	2.0 10 2 2 2 2 2 0 0 0 0 0 1 12 20 9.00 2.000												

Boston Red Sox @ New York Yankees
 Shea Stadium, Flushing, NY
 Sun Aug 04 1974, 3:33 AM EDT
 Att. 21,147 - Unknown - 88 F

livebaseballscorecards.com

AB 33
R 7
H 9
RBI 7
BB 3
SO 6
LOB 11



Batter	1	2	3	4	5	6	7	8	9	AB	R	H	RBI	BB	SO	LOB
Roy White, S OBP: 0.364, SLG: 0.359 (1, 7) X	0-0 F7		0-0 G3	0-0 F2			0-0 P6		0-0 G6-4-3 1B	5	0	1	1	0	0	3
Elliott Maddox, R OBP: 0.381, SLG: 0.355 (1, 8) X	0-0 5-3		0-0 F7		0-0		0-0 P9		0-0 G6-4-3 1B	5	0	1	0	0	0	2
Bobby Murcer, L OBP: 0.338, SLG: 0.394 (1, 9) X	0-0 1B		0-0		0-0		0-0 F3		0-0 6-3 1B	5	0	3	1	0	0	1
Bill Sudakis, S OBP: 0.295, SLG: 0.366 (1, 10) X	0-0 5-3		0-0 F7		0-3 K		0-0	4-0 BB	4-0 BB	3	0	0	0	2	1	3
Graig Nettles, L OBP: 0.321, SLG: 0.397 (1, 5) X		0-3 K		0-0 BB 1B 1B	0-0 6-3		0-0	0-0 P3	0-0 6-3	5	0	1	0	0	1	4
Chris Chambliss, L OBP: 0.291, SLG: 0.326 (1, 3) X		0-0 1B 1B		0-0 P6		0-0 4-3		0-0 1-3		4	0	1	0	0	0	2
Jim Mason, L OBP: 0.310, SLG: 0.372 (1, 6) X		0-0 P3		0-0 BB 1B		0-0 P8			4-0 BB 1B BB	3	1	1	0	1	0	1
Rick Dempsey, R OBP: 0.265, SLG: 0.313 (1, 2) X		0-0		4-0 BB 1B		0-0 F9			0-0 1B BB 1B	2	0	1	0	1	0	0
Lou Piniella, R OBP: 0.343, SLG: 0.393 (9, PH) X		1-2 1B		1-2 2-3 BB					1-2 G6-4-3 1B	1	1	1	0	0	0	0
Sandy Alomar Sr., S OBP: 0.265, SLG: 0.289 (1, 4) X		0-3 K		0-0 F1			0-0 P6		4-0 G6-4-3 1B BB	3	0	0	0	0	1	5
Ron Blomberg, L OBP: 0.355, SLG: 0.441 (9, PH) X									1-2 2-3 1B BB	0	1	0	0	1	0	0

Inning Stats	R: 0	H: 1	E: 0	LOB: 1	K: 0	BB: 0	S: 4	R: 0	H: 2	E: 0	LOB: 2	K: 2	BB: 0	S: 9	R: 0	H: 1	E: 0	LOB: 1	K: 0	BB: 0	S: 4	R: 0	H: 1	E: 0	LOB: 1	K: 1	BB: 0	S: 6	R: 0	H: 0	E: 0	LOB: 0	K: 0	BB: 0	S: 3	R: 0	H: 0	E: 0	LOB: 0	K: 0	BB: 0	S: 3	R: 0	H: 0	E: 0	LOB: 1	K: 0	BB: 1	S: 3	R: 3	H: 3	E: 0	LOB: 2	K: 0	BB: 3	S: 5	R: 0	H: 3	E: 0	LOB: 2	K: 0	BB: 3	S: 5	1B: 8	SF: 0	2B: 1	SAC: 0	3B: 1	DP: 1	HR: 0	HBP: 0	WP: 0	PA: 41	PB: 0	SB: 0	CS: 0
--------------	------	------	------	--------	------	-------	------	------	------	------	--------	------	-------	------	------	------	------	--------	------	-------	------	------	------	------	--------	------	-------	------	------	------	------	--------	------	-------	------	------	------	------	--------	------	-------	------	------	------	------	--------	------	-------	------	------	------	------	--------	------	-------	------	------	------	------	--------	------	-------	------	-------	-------	-------	--------	-------	-------	-------	--------	-------	--------	-------	-------	-------

PITCHER	IP	WLS	BF	H	R	ER	SO	BB	IBB	HBP	BLK	WP	HR	S	P	ERA	WHIP	PITCHER	IP	WLS	BF	H	R	ER	SO	BB	IBB	HBP	BLK	WP	HR	S	P	ERA	WHIP																					
Luis Tiant, R ERA: 2.85 (1, 1)	9.0	W	41	10	3	3	3	5	0	0	0	0	0	42	62	3.00	1.667																																							

Boston Red Sox @ New York Yankees

Shea Stadium, Flushing, NY

Sun Aug 04 1974, 3:33 AM EDT
Att: 21,147 - Unknown - 88 F

AB 36
R 3
H 10
RBI 2
BB 5
SO 3
LOB 21

Batter	1	2	3	4	5	6	7	8	9	AB R H RBI BB SO LOB	TOP
Tommy Harper, R (1, 7) OBP: 0.303, SLG: 0.321	0-3 K			4-0 FC4-6 BB		0-0 P5			0-0 6-3 BB 1B	3 0 1 0 1 1 0	Boston Red Sox @ New York Yankees Shea Stadium, Flushing, NY Mon Aug 05 1974, 7:05 PM EDT Att. 21,147 - Unknown - 77 F
Rick Burleson, R (1, 6) OBP: 0.355, SLG: 0.429	0-3 K			0-0 F9		0-0 5-3		4-0 6-3 BB	3 0 0 0 1 1 1		
Carl Yastrzemski, L (1, 3) OBP: 0.426, SLG: 0.487	0-0 F9			0-0 FC4-6 1B 1-2f		0-0 L8		0-0 6-3	4 0 0 0 0 0 3		
Rico Petrocelli, R (1, 5) OBP: 0.376, SLG: 0.486		4-0 G5-4-3 BB		0-0 FC5-4 1B 1-2		0-3 K		0-0 P6	3 0 1 0 1 1 2		
Bob Montgomery, R (1, 2) OBP: 0.281, SLG: 0.338		0-0 G5-4-3 1-2f		0-0 FC5-4 1-2f		0-0 F7			3 0 0 0 0 0 3		
Dwight Evans, R (1, 9) OBP: 0.329, SLG: 0.428		0-3 K		1-0 G5-4-3 HBP		0-0 P4			2 0 0 0 0 1 0		
Danny Cater, R (1, 10) OBP: 0.330, SLG: 0.448			0-0 F7		0-0 G5-4-3 1-2f	0-0 5-3		0-0 5-3	3 0 0 0 0 0 1		
Doug Griffin, R (1, 4) OBP: 0.356, SLG: 0.368			0-0 5-3		0-0 5-3		0-3 K		3 0 0 0 0 1 0		
Rick Miller, L (1, 8) OBP: 0.346, SLG: 0.345 Juan Beniquez, R (9, PH) OBP: 0.325, SLG: 0.391			0-0 4-3		0-3 K			0-3 K	2 0 0 0 0 1 0 1 0 0 0 0 1 0		
Inning Stats	R: 0 H: 0 E: 0 LOB: 0 K: 2 BB: 0 S: 7 P: 7	R: 0 H: 0 E: 0 LOB: 0 K: 1 BB: 1 S: 4 P: 8	R: 0 H: 0 E: 0 LOB: 0 K: 0 BB: 0 S: 3 P: 3	R: 0 H: 1 E: 0 LOB: 2 K: 0 BB: 1 S: 4 P: 8	R: 0 H: 0 E: 0 LOB: 0 K: 0 BB: 0 S: 2 P: 3	R: 0 H: 0 E: 0 LOB: 0 K: 1 BB: 0 S: 5 P: 5	R: 0 H: 0 E: 0 LOB: 0 K: 1 BB: 0 S: 5 P: 5	R: 0 H: 0 E: 0 LOB: 0 K: 1 BB: 0 S: 5 P: 5	R: 0 H: 1 E: 0 LOB: 2 K: 1 BB: 1 S: 6 P: 10	1B: 2 SF: 0 2B: 0 SAC: 0 3B: 0 DP: 2 HR: 0 HBP: 1	WP: 0 PA: 31 PB: 0 SB: 0 CS: 0
PITCHER Rudy May, L (1, 1) ERA: 3.99	IP WLS BF H R ER SO BB IBB HBP BLK WP HR S P ERA WHIP										

livebaseballscorecards.com

AB	27
R	0
H	2
RBI	0
BB	3
SO	7
LOB	10



Batter	1	2	3	4	5	6	7	8	9
Roy White, S OBP: 0.367, SLG: 0.379	L9		E6		HR		1B	FC4-2 BB	
Elliott Maddox, R OBP: 0.381, SLG: 0.353	K		F8		6-3		1B	FC4-2 BB	
Bobby Murcer, L OBP: 0.338, SLG: 0.394	G3			G5-4-3 1B	F8		1B	FC4-2	
Lou Piniella, R OBP: 0.338, SLG: 0.388		5-3		G5-4-3 1-2f		4-3	P9	G4-6-3	
Bill Sudakis, S OBP: 0.299, SLG: 0.369		F8		FC6-4 1B		4-3 1B	FC6-4		
Thurman Munson, R OBP: 0.304, SLG: 0.378		HR		FC6-4 1-2f		4-3 1B		1B 1B	
Graig Nettles, L OBP: 0.323, SLG: 0.398		K			SH1-3 3B 1B	4-3		FC6 1B 1B	
Sandy Alomar Sr., S OBP: 0.260, SLG: 0.283			6-3		SH1-3	5-3		FC6 1B BB	
Jim Mason, L OBP: 0.312, SLG: 0.380			K		HR 3B		F8	BB FC4-2 1B	

Inning Stats	R: 0 E: 0 K: 1 S: 5	H: 0 LOB: 0 BB: 0 P: 5	R: 1 E: 0 K: 1 S: 6	H: 1 LOB: 0 BB: 0 P: 6	R: 0 E: 1 K: 1 S: 6	H: 0 LOB: 1 BB: 0 P: 6	R: 0 E: 0 K: 0 S: 4	H: 2 LOB: 1 BB: 0 P: 4	R: 3 E: 0 K: 0 S: 6	H: 3 LOB: 0 BB: 0 P: 6	R: 0 E: 0 K: 0 S: 5	H: 2 LOB: 2 BB: 0 P: 5	R: 1 E: 0 K: 0 S: 6	H: 3 LOB: 2 BB: 0 P: 6	R: 3 E: 0 K: 0 S: 6	H: 3 LOB: 2 BB: 2 P: 14
--------------	------------------------------	---------------------------------	------------------------------	---------------------------------	------------------------------	---------------------------------	------------------------------	---------------------------------	------------------------------	---------------------------------	------------------------------	---------------------------------	------------------------------	---------------------------------	------------------------------	----------------------------------

PITCHER	IP	WLS	BF	H	R	ER	SO	BB	IBB	HBP	BLK	WP	HR	S	P	ERA	WHIP
Bill Lee, L ERA: 4.03	(1, 1)	7.0	L 36	14	8	8	3	0	0	0	0	0	2	42	42	10.29	2.000
Diego Segui, R ERA: 4.06	(8, 1)	1.0	4	0	0	0	0	2	0	0	0	0	0	2	10	0.00	2.000

AB R H RBI BB SO LOB

4	2	2	2	1	0	0
4	0	1	2	1	1	1
5	0	2	0	0	0	3
5	0	0	0	0	0	6
4	0	2	0	0	0	2
4	2	3	1	0	0	1
4	2	2	0	0	1	2
3	1	0	0	0	0	4
4	1	2	3	0	1	0

AB	37
R	8
H	14
RBI	8
BB	2
SO	3
LOB	19



WP	HR	S	P	ERA	WHIP
0	0	0	0	0	0

Boston Red Sox @ New York Yankees
 Shea Stadium, Flushing, NY
 Mon Aug 05 1974, 7:05 PM EDT
 Att: 21,147 - Unknown - 77 F

livebaseballscorecards.com

Batter	1	2	3	4	5	6	7	8	9	AB R H RBI BB SO LOB	TOP
Rich Coggins, L OBP: 0.305, SLG: 0.333 (1, 9) X	0-0 E3 1B	0-0 1-3 1B			4-0 2B BB		0-0 1-3 E 1B		0-0 F8	4 2 2 0 1 0 0	
Paul Blair, R OBP: 0.297, SLG: 0.405 (1, 8) X	0-0 2-H E SF9 1B		0-0 6-3		0-0 1-3 2B		0-0 1-2 3-H E 1B			4 1 3 2 0 0 0	
Tommy Davis, R OBP: 0.306, SLG: 0.371 (1, 10) X	0-0 1-H SF9		0-0 5-3		0-0 6-3		0-0 1-2 2-H 6-3			3 0 0 1 0 0 3	
Bobby Grich, R OBP: 0.392, SLG: 0.490 (1, 4) H	1-0 5-3 HBP		0-0 L7		0-0 6-3		0-0 6-3			3 0 0 0 0 0 3	
Boog Powell, L OBP: 0.350, SLG: 0.411 (1, 3) X	0-0 1-2 5-3			4-0 1B BB		0-0 F7		0-3 K		3 0 0 0 1 1 1	
Don Baylor, R OBP: 0.326, SLG: 0.348 (1, 7) X	0-0 F8			0-0 1-2 F8 1B		0-0 F9		0-3 K		4 0 1 0 0 1 1	
Brooks Robinson, R OBP: 0.367, SLG: 0.407 (1, 5) X		0-0 F7		0-0 1-2 F8		0-3 K		0-0 6-3		4 0 0 0 0 1 2	
Elrod Hendricks, L OBP: 0.316, SLG: 0.402 (1, 2) S		0-3 K		0-0 L6			0-0 FC1-6 1B		0-0 F3	4 0 1 0 0 1 1	
Mark Belanger, R OBP: 0.308, SLG: 0.338 (1, 6) X		0-0 1B 1B			0-0 6-3		0-0 1-2f FC1-6 1B		0-0 F8	4 1 1 0 0 0 1	
Inning Stats	R: 2 E: 2 K: 0 S: 5 H: 1 LOB: 1 BB: 0 P: 6	R: 0 E: 0 K: 1 S: 6 H: 2 LOB: 2 BB: 0 P: 6	R: 0 E: 0 K: 0 S: 3 H: 0 LOB: 0 BB: 0 P: 3	R: 0 E: 0 K: 0 S: 3 H: 1 LOB: 1 BB: 1 P: 7	R: 0 E: 0 K: 0 S: 4 H: 1 LOB: 2 BB: 1 P: 8	R: 0 E: 0 K: 1 S: 5 H: 0 LOB: 0 BB: 0 P: 5	R: 2 E: 1 K: 0 S: 6 H: 3 LOB: 1 BB: 0 P: 6	R: 0 E: 0 K: 2 S: 7 H: 0 LOB: 0 BB: 0 P: 7	R: 0 E: 0 K: 0 S: 3 H: 0 LOB: 0 BB: 0 P: 3	1B: 7 2B: 1 3B: 0 HR: 0 SF: 1 SAC: 0 DP: 0 HBP: 1	WP: 0 PB: 0 SB: 0 CS: 0 PA: 37
PITCHER Dick Tidrow, R ERA: 4.54 (1, 1)	IP 9.0 WLS L BF 37 H 8 R 4 ER 1 SO 4 BB 2 IBB 0 HBP 1 BLK 0 WP 0 HR 0 S 42 P 51 ERA 1.00 WHIP 1.111										

Baltimore Orioles @ New York Yankees
Shea Stadium, Flushing, NY
Tue Aug 06 1974, 7:05 PM EDT
Att: 16,818 - Unknown

livebaseballscorecards.com

AB 33
R 4
H 8
RBI 3
BB 2
SO 4
LOB 12



Batter	1	2	3	4	5	6	7	8	9	AB R H RBI BB SO LOB
Roy White, S OBP: 0.368, SLG: 0.379 (1, 10)	0-0 BB 1B	0-0 F4		0-0 F8			0-0 1B 1B		0-0 F8	5 1 2 0 0 0 5
Elliott Maddox, R OBP: 0.382, SLG: 0.354 (1, 8)	0-0 F9	0-3 K			0-0 6-3		0-0 1-2 1B		0-0 1-2 1B	5 0 2 0 0 1 3
Bobby Murcer, L OBP: 0.337, SLG: 0.390 (1, 9)	4-0 BB 1-2 1B BB		0-0 4-3		0-0 F4		0-0 F8		0-0 F2	4 0 0 0 1 0 4
Lou Piniella, R OBP: 0.339, SLG: 0.388 (1, 7)	0-0 1-2 2-H BB 1B		0-0 6-3		0-0 1B 1B		0-3 K		0-3 K	5 0 2 1 0 2 4
Bill Sudakis, S OBP: 0.302, SLG: 0.368 (1, 3)	4-0 1-2 2-3 BB G6-4-3		0-3 K		0-0 1-3 1B		0-0 F5			3 0 1 0 1 1 2
Thurman Munson, R OBP: 0.301, SLG: 0.373 (1, 2)	0-0 G6-4-3 1-2f		0-0 6-3		0-0 F8			0-3 K		4 0 0 0 0 1 5
Graig Nettles, L OBP: 0.320, SLG: 0.394 (1, 5)		0-0 3-1		0-0 G3		0-0 F8		0-0 4-3		4 0 0 0 0 0 0
Sandy Alomar Sr., S OBP: 0.266, SLG: 0.289 (1, 4)		0-0 1B 1B		0-0 1B 1B		0-3 K		0-0 L7		4 0 2 0 0 1 0
Jim Mason, L OBP: 0.314, SLG: 0.382 (1, 6)		0-0 1-3 1B		0-0 1-2 1B		0-3 K		0-0 E4 1B		4 0 2 0 0 1 0

Inning Stats	R: 1	H: 2	E: 0	K: 0	S: 4	LOB: 2	BB: 2	P: 12	R: 0	H: 2	E: 0	K: 1	S: 7	LOB: 2	BB: 0	P: 7	R: 0	H: 0	E: 0	K: 1	S: 5	LOB: 0	BB: 0	P: 5	R: 0	H: 2	E: 0	K: 0	S: 5	LOB: 2	BB: 2	P: 5	R: 0	H: 0	E: 0	K: 2	S: 7	LOB: 0	BB: 0	P: 7	R: 0	H: 2	E: 0	K: 1	S: 7	LOB: 2	BB: 0	P: 7	R: 0	H: 0	E: 1	K: 1	S: 7	LOB: 2	BB: 0	P: 7	1B: 11	2B: 0	3B: 0	HR: 0	SF: 0	SAC: 0	DP: 1	HBP: 0	WP: 0	PB: 0	SB: 0	CS: 0	PA: 40
--------------	------	------	------	------	------	--------	-------	-------	------	------	------	------	------	--------	-------	------	------	------	------	------	------	--------	-------	------	------	------	------	------	------	--------	-------	------	------	------	------	------	------	--------	-------	------	------	------	------	------	------	--------	-------	------	------	------	------	------	------	--------	-------	------	--------	-------	-------	-------	-------	--------	-------	--------	-------	-------	-------	-------	--------

PITCHER	IP	WLS	BF	H	R	ER	SO	BB	IBB	HBP	BLK	WP	HR	S	P	ERA	WHIP
Don Hood, L ERA: 3.27 (1, 1)	0.1		5	2	1	1	0	2	0	0	0	0	0	3	11	27.00	12.000
Dave Johnson, R ERA: 2.57 (1, 1)	5.2	W	24	8	0	0	4	0	0	0	0	0	0	32	32	0.00	1.412
Grant Jackson, L ERA: 2.51 (7, 1)	3.0	S	11	1	0	0	3	0	0	0	0	0	0	17	17	0.00	0.333

BOTTOM

Baltimore Orioles @ New York Yankees
Shea Stadium, Flushing, NY
Tue Aug 06 1974, 7:05 PM EDT
Att. 16,818 - Unknown

livebaseballscorecards.com

AB	38
R	1
H	11
RBI	1
BB	2
SO	7
LOB	23



Batter	1	2	3	4	5	6	7	8	9	AB R H RBI BB SO LOB	TOP
Al Bumbry, L (1, 7) <small>OBP: 0.265, SLG: 0.300</small> Enos Cabell, R (8, PH) <small>OBP: 0.275, SLG: 0.299</small> Frank Baker, L (8, 6) <small>OBP: 0.167, SLG: 0.091</small>	0-0 1B		0-0 F5		0-0 F8		4-0 1-2 2-3 BB	0-3 K		3 0 1 0 1 0 2 1 0 0 0 0 1 2 0 0 0 0 0 0 0	Baltimore Orioles @ New York Yankees Shea Stadium, Flushing, NY Wed Aug 07 1974, 3:33 AM EDT Att. 9,972 - Unknown
Rich Coggins, L (1, 9) <small>OBP: 0.308, SLG: 0.336</small>	0-0 SH2-3 1-2		0-0 E S 1B		0-0 F6		0-0 F8		0-0 FC6-4 1B	4 0 2 0 0 0 5	
Tommy Davis, R (1, 10) <small>OBP: 0.305, SLG: 0.367</small>	0-0 4-3 2-3		0-0 5-3 1-3		0-0 F4			4-0 1B BB	0-0 FC6-4 G6-4-3 1-2f	4 1 0 0 1 0 3	
Bobby Grich, R (1, 4) <small>OBP: 0.390, SLG: 0.486</small>	0-0 F8			0-3 K		0-0 5-3		0-0 1B L5 1B 1-2	0-0 G6-4-3 1-2f	5 0 1 0 0 1 2	
Boog Powell, L (1, 3) <small>OBP: 0.355, SLG: 0.417</small>		0-0 G1-6-4-3 1B 1B		0-0 G5-4-3 1B		0-3 K		0-0 1B BB 1B 1-3 2-H		4 1 3 1 0 1 0	
Paul Blair, R (1, 8) <small>OBP: 0.294, SLG: 0.401</small>		0-0 F8		0-0 G5-4-3 1-2f		0-0 F7		0-0 L5		4 0 0 0 0 0 4	
Brooks Robinson, R (1, 5) <small>OBP: 0.371, SLG: 0.409</small>		0-0 21-6-4-3 1B 1-2		0-0 F5		0-0 BB 1B 1B		4-0 1B BB 1-2		3 1 2 0 1 0 0	
Earl Williams, R (1, 2) <small>OBP: 0.345, SLG: 0.368</small> Don Hood, L (8, PR) <small>OBP: 0.228, SLG: 0.242</small> Andy Etchebarren, R (8, 2) <small>OBP: 0.228, SLG: 0.242</small>		0-0 G1-6-4-3 1-2f 2-3		0-0 1B 1B		0-0 F9		0-0 1B 1B 1-2 2-3		4 0 2 0 0 0 3 0 0 0 0 0 0 0 0 0 0 0 0 0 0	
Mark Belanger, R (1, 6) <small>OBP: 0.311, SLG: 0.341</small> Don Baylor, R (8, PH) <small>OBP: 0.328, SLG: 0.350</small> (8, 7)			0-0 6-3		0-0 1B 1-2		0-0 BB 1B 1-2	0-0 1B 1-2 2-H 3-H		3 0 2 0 0 0 0 1 0 1 2 0 0 0	
Inning Stats	R: 0 H: 1 E: 0 LOB: 1 K: 0 BB: 0 S: 4 P: 4	R: 0 H: 2 E: 0 LOB: 1 K: 0 BB: 0 S: 4 P: 4	R: 0 H: 1 E: 0 LOB: 1 K: 0 BB: 0 S: 4 P: 4	R: 0 H: 1 E: 0 LOB: 0 K: 1 BB: 0 S: 5 P: 5	R: 0 H: 2 E: 0 LOB: 2 K: 0 BB: 0 S: 5 P: 5	R: 0 H: 0 E: 0 LOB: 0 K: 1 BB: 0 S: 5 P: 5	R: 0 H: 2 E: 0 LOB: 3 K: 0 BB: 1 S: 5 P: 9	R: 3 H: 4 E: 0 LOB: 2 K: 1 BB: 2 S: 8 P: 16	R: 0 H: 1 E: 0 LOB: 0 K: 0 BB: 0 S: 3 P: 3	1B: 14 SF: 0 2B: 1 SAC: 1 3B: 0 DP: 4 HR: 0 HBP: 0	
PITCHER Pat Dobson, R (1, 1) <small>ERA: 3.29</small> Sparky Lyle, L (8, 1) <small>ERA: 2.1</small> Cecil Upshaw, R (9, 1) <small>ERA: 2.7</small>	IP WLS BF H R ER SO BB IBB HBP BLK WP HR S P ERA WHIP 7.0 W 32 11 3 3 2 2 0 0 0 0 0 0 34 42 3.86 1.857 1.0 6 3 0 0 1 1 0 0 0 0 0 0 7 11 0.00 4.000 1.0 S 2 0 0 0 0 0 0 0 0 0 0 0 2 2 0.00 0.000										

livebaseballscorecards.com

AB	36
R	3
H	14
RBI	3
BB	3
SO	3
LOB	21



Batter	1	2	3	4	5	6	7	8	9	AB	R	H	RBI	BB	SO	LOB
Roy White, S (1, 7) OBP: 0.372, SLG: 0.385	0-0 SH1-4 BB 5-3 1B	0-0 1B		0-0 6-3		0-0 FC4-6 1-3 1B				4	1	3	0	0	0	0
Elliott Maddox, R (1, 8) OBP: 0.380, SLG: 0.350	4-0 5-3 SH1-4 1-2 BB	0-0 F7		0-0 1-3		0-0 FC4-6 1-2f				3	0	0	0	1	0	3
Bobby Murcer, L (1, 9) OBP: 0.339, SLG: 0.395	0-0 SH1-4 1-2 2-3		0-0 E SF7 2B		0-0 CS 1B		0-0 L1			3	1	2	0	0	0	0
Lou Piniella, R (1, 10) OBP: 0.338, SLG: 0.384	4-0 5-3 IBB		0-0 FC6 SF7 E		0-0 F8 1-2		0-0 6-3			3	1	0	0	1	0	2
Bill Sudakis, S (1, 3) OBP: 0.297, SLG: 0.363	0-0 5-3 1-2 2-3 3-H		0-0 SF7		0-0 F9		0-0 5-3			3	0	0	2	0	0	2
Thurman Munson, R (1, 2) OBP: 0.305, SLG: 0.376	4-0 IBB		0-0 E7 4-3 2-H 1B		0-0 SH3-4 1B 1B		0-0 F9			3	1	2	1	1	0	0
Graig Nettles, L (1, 5) OBP: 0.320, SLG: 0.393	0-0 F7		0-0 4-3 2-3 1B		0-0 SH3-4 1-2 1B		0-0 G5-4-3 1B			3	0	1	0	0	0	4
Sandy Alomar Sr., S (1, 4) OBP: 0.266, SLG: 0.288		0-0 F7	0-0 F9		0-0 1B 2-H 1B		0-0 G5-4-3 1-2f			4	0	1	1	0	0	2
Jim Mason, L (1, 6) OBP: 0.312, SLG: 0.378		0-0 F5		0-0 F9		0-0 F7				3	0	0	0	0	0	1


Inning Stats	R: 1	H: 1	E: 0	LOB: 3	K: 0	BB: 3	S: 4	P: 16	R: 0	H: 1	E: 0	LOB: 1	K: 0	BB: 0	S: 4	P: 4	R: 2	H: 2	E: 2	LOB: 1	K: 0	BB: 0	S: 6	P: 6	R: 0	H: 0	E: 0	LOB: 0	K: 0	BB: 0	S: 3	P: 3	R: 0	H: 1	E: 0	LOB: 0	K: 0	BB: 0	S: 3	P: 3	R: 1	H: 3	E: 0	LOB: 2	K: 0	BB: 0	S: 6	P: 6	R: 0	H: 0	E: 0	LOB: 0	K: 0	BB: 0	S: 3	P: 3	R: 0	H: 1	E: 0	LOB: 0	K: 0	BB: 0	S: 3	P: 3
PITCHER Ross Grimsley, L (1, 1) ERA: 3.22	IP	WLS	BF	H	R	ER	SO	BB	IBB	HBP	BLK	WP	HR	S	P	ERA	WHIP	IP	WLS	BF	H	R	ER	SO	BB	IBB	HBP	BLK	WP	HR	S	P	ERA	WHIP	IP	WLS	BF	H	R	ER	SO	BB	IBB	HBP	BLK	WP	HR	S	P	ERA	WHIP													

BOTTOM

Baltimore Orioles @ New York Yankees
 Shea Stadium, Flushing, NY
 Wed Aug 07 1974, 3:33 AM EDT
 Att. 9,972 - Unknown

livebaseballscores.com

AB	29
R	4
H	9
RBI	4
BB	3
SO	0
LOB	14



1B: 8	SF: 1	WP: 0	PA: 35
2B: 1	SAC: 2	PB: 0	
3B: 0	DP: 1	SB: 0	
HR: 0	HBP: 0	CS: 1	

Batter	1	2	3	4	5	6	7	8	9	AB R H RBI BB SO LOB	TOP
Roy White, S OBP: 0.368, SLG: 0.379 (1, 10) X	0-0 F8		0-0 5-3		0-3 K			0-0 5-3		4 0 0 0 0 1 1	
Elliott Maddox, R OBP: 0.381, SLG: 0.356 (1, 8) X	0-0 FC6-4 1B		0-0 5-3			0-0 5-3		0-0 E8 2B		4 0 2 0 0 0 0	
Bobby Murcer, L OBP: 0.336, SLG: 0.391 (1, 9) X	0-0 FC6-4 FC5-4 1-2f			0-3 K		0-0 F9		0-3 K		4 0 0 0 0 2 2	
Lou Piniella, R OBP: 0.339, SLG: 0.389 (1, 7) X	0-0 FC5-4 1-2f			0-0 FC6-4 1B		0-0 2B		0-0 6-3		4 1 2 0 0 0 2	
Bill Sudakis, S OBP: 0.296, SLG: 0.366 (1, 3)		0-3 K		0-0 F8		0-0 2B		0-0 6-3		4 0 1 1 0 1 1	
Thurman Munson, R OBP: 0.302, SLG: 0.372 (1, 2)		0-0 L8		0-0 FC6-4 1-2f		0-0 5-3		0-0 6-3		4 0 0 0 0 0 2	
Graig Nettles, L OBP: 0.319, SLG: 0.392 (1, 5)		0-0 1B			0-0 1-3		0-0 F7		0-0 F8	4 0 1 0 0 0 0	
Sandy Alomar Sr., S OBP: 0.267, SLG: 0.288 (1, 4)		0-0 F8				0-0 1B		0-0 6-3		3 0 1 0 0 0 1	
Jim Mason, L OBP: 0.309, SLG: 0.374 (1, 6)			0-3 K		0-3 K		0-3 K			3 0 0 0 0 3 1	
Inning Stats	R: 0 H: 1 E: 0 LOB: 1 K: 0 BB: 0 S: 4 P: 4	R: 0 H: 1 E: 0 LOB: 1 K: 1 BB: 0 S: 6 P: 6	R: 0 H: 0 E: 0 LOB: 0 K: 1 BB: 0 S: 5 P: 5	R: 0 H: 1 E: 0 LOB: 1 K: 1 BB: 0 S: 6 P: 6	R: 0 H: 1 E: 0 LOB: 1 K: 2 BB: 0 S: 8 P: 8	R: 1 H: 2 E: 0 LOB: 1 K: 0 BB: 0 S: 5 P: 5	R: 0 H: 0 E: 0 LOB: 0 K: 1 BB: 0 S: 5 P: 5	R: 0 H: 1 E: 1 LOB: 1 K: 1 BB: 0 S: 6 P: 6	R: 0 H: 0 E: 0 LOB: 0 K: 0 BB: 0 S: 3 P: 3	1B: 4 SF: 0 2B: 3 SAC: 0 3B: 0 DP: 0 HR: 0 HBP: 0	WP: 0 PA: 34 PB: 0 SB: 0 CS: 0
PITCHER Frank Tanana, L (1, 1) ERA: 3.9	IP WLS BF H R ER SO BB IBB HBP BLK WP HR S P ERA WHIP										
	9.0 W 34 7 1 1 7 0 0 0 0 0 0 0 48 48 1.00 0.778										
PITCHER	IP WLS BF H R ER SO BB IBB HBP BLK WP HR S P ERA WHIP										

New York Yankees @ California Angels
 Anaheim Stadium, Anaheim, CA
 Fri Aug 09 1974, 10:05 PM EDT
 Att. 10,203 - Unknown

livebaseballscorecards.com

AB	34
R	1
H	7
RBI	1
BB	0
SO	7
LOB	10



BOTTOM

New York Yankees @ California Angels
Anaheim Stadium, Anaheim, CA

livebaseballscorecards.com

AB 30
R 7
H 7
RBI 6
BB 5
SO 2
LOB 13



WP: 1 PA: 36
PB: 1
SB: 0
CS: 1

Fri Aug 09 1974, 10:05 PM EDT
Att. 10,203 - Unknown

AB R H RBI BB SO LOB

3 1 1 1 1 1 1

4 0 0 0 0 0 4

4 2 2 1 0 0 0

3 1 1 1 1 1 0

4 1 1 0 0 0 2

3 1 2 3 1 0 0

1 0 0 0 0 0 1
3 0 0 0 0 0 2

2 1 0 0 2 0 0

3 0 0 0 0 0 3

1B: 4 SF: 0
2B: 3 SAC: 0
3B: 0 DP: 0
HR: 0 HBP: 0

WP: 1 PA: 36
PB: 1
SB: 0
CS: 1

ERA WHIP

IP WLS BF H R ER SO BB IBB HBP BLK WP HR S P

ERA WHIP

Batter	1	2	3	4	5	6	7	8	9
Mickey Rivers, L OBP: 0.343, SLG: 0.394 (1, 8)	0-0 PB 1-3 2B 1B	0-0 F4		0-3 K		4-0 WP BB			
Rudy Meoli, L OBP: 0.324, SLG: 0.333 (1, 5)	0-0 1-3 1-2	0-0 F6			0-0 4-3	0-0 L8			
Bruce Bochte, L OBP: 0.471, SLG: 0.500 (1, 7) (4, 3)	0-0 2B 2B		0-0 4-3 1B		0-0 1-3		0-0 4-3		
Frank Robinson, R OBP: 0.363, SLG: 0.465 (1, 10)	0-0 2B 2B		4-0 1B BB		0-3 K		0-0 4-3		
Joe Lahoud, L OBP: 0.365, SLG: 0.495 (1, 9)	0-0 1B 2B		0-0 4-3			0-0 F7		0-0 3-1	
Bobby Valentine, R OBP: 0.304, SLG: 0.359 (1, 6)	0-0 1B		0-0 1B			4-0 E BB BB		0-0 F9	
John Doherty, L OBP: 0.267, SLG: 0.343 (1, 3) Doug Howard, R OBP: 0.273, SLG: 0.273 (3, PH) (4, 7)	0-0 F8		0-0 F8			0-0 F9		0-0 F3	
Elie Rodriguez, R OBP: 0.383, SLG: 0.368 (1, 2)		4-0 FC1-6 BB	0-0 CS	0-0 F5		4-0 BB E WP BB		0-0 5-3	
Denny Doyle, L OBP: 0.292, SLG: 0.300 (1, 4)		0-0 FC1-6		0-0 6-3		0-0 E4			

Inning Stats	R: 3	H: 5	E: 0	LOB: 1	K: 0	P: 7	R: 0	H: 0	E: 0	LOB: 1	K: 0	P: 7	R: 2	H: 2	E: 0	LOB: 0	K: 0	P: 8	R: 0	H: 0	E: 0	LOB: 0	K: 1	P: 5	R: 0	H: 0	E: 0	LOB: 0	K: 1	P: 5	R: 2	H: 0	E: 1	LOB: 2	K: 0	P: 16	R: 0	H: 0	E: 0	LOB: 0	K: 0	P: 3	R: 0	H: 0	E: 0	LOB: 0	K: 0	P: 3
--------------	------	------	------	--------	------	------	------	------	------	--------	------	------	------	------	------	--------	------	------	------	------	------	--------	------	------	------	------	------	--------	------	------	------	------	------	--------	------	-------	------	------	------	--------	------	------	------	------	------	--------	------	------

PITCHER	IP	WLS	BF	H	R	ER	SO	BB	IBB	HBP	BLK	WP	HR	S	P	ERA	WHIP
Doc Medich, R ERA: 3.52 (1, 1)	2.1	L	15	7	5	5	0	2	0	0	0	0	0	13	21	19.29	3.857
Mike Wallace, L ERA: 3.05 (3, 1)	3.1		13	0	2	0	2	3	0	0	0	0	0	14	26	0.00	0.900
Tippy Martinez, L ERA: (6, 1)	1.1		4	0	0	0	0	0	0	0	0	1	0	4	4	0.00	0.000
Sam McDowell, L ERA: 3.98 (8, 1)	1.0		3	0	0	0	0	0	0	0	0	0	0	3	3	0.00	0.000

Batter	1	2	3	4	5	6	7	8	9	AB R H RBI BB SO LOB	TOP																						
Roy White, S (1, 10) OBP: 0.364, SLG: 0.374	0-0 6-3		0-3 K		0-0 5-3		0-0 F3			4 0 0 0 0 1 2																							
Elliott Maddox, R (1, 8) OBP: 0.386, SLG: 0.355	4-0 FC4 BB		0-0 5-3		4-0 BB			4-0 1B BB		1 0 0 0 3 0 1																							
Bobby Murcer, L (1, 9) OBP: 0.333, SLG: 0.387	0-0 FC4 1B 1-2f			0-3 K	0-0 G3			0-3 K		4 0 0 0 0 2 4																							
Lou Piniella, R (1, 7) OBP: 0.344, SLG: 0.395	0-0 1B 1-2			0-0 1B 2B		0-0 F9		0-0 G4-3 1B 1-2		4 1 3 0 0 0 0																							
Bill Sudakis, S (1, 3) OBP: 0.292, SLG: 0.359		0-0 F9		0-0 F9		0-0 F8		0-0 G4-3 1-2f		4 0 0 0 0 0 3																							
Thurman Munson, R (1, 2) OBP: 0.302, SLG: 0.370		0-0 F4		0-0 1B 2-H		0-3 K		0-0 F2		4 0 1 1 0 1 0																							
Graig Nettles, L (1, 5) OBP: 0.319, SLG: 0.389		0-0 F8		0-3 K			4-0 SH3-4 WP BB	0-3 K		3 1 0 0 1 2 1																							
Sandy Alomar Sr., S (1, 4) OBP: 0.262, SLG: 0.283			0-0 5-3		0-0 F7		0-0 SH3-4	0-3 K		3 0 0 0 0 1 0																							
Jim Mason, L (1, 6) OBP: 0.312, SLG: 0.373			4-0 BB		4-0 5-3 BB		0-3 K 2-H			1 0 0 0 2 1 0																							
Inning Stats	R: 0 E: 0 K: 0 S: 3	H: 1 LOB: 1 BB: 1 P: 7	R: 0 E: 0 K: 0 S: 3	H: 0 LOB: 0 BB: 0 P: 3	R: 0 E: 0 K: 1 S: 5	H: 0 LOB: 1 BB: 1 P: 9	R: 1 E: 0 K: 2 S: 9	H: 2 LOB: 1 BB: 0 P: 9	R: 0 E: 0 K: 0 S: 3	H: 0 LOB: 2 BB: 2 P: 11	R: 0 E: 0 K: 1 S: 5	H: 0 LOB: 0 BB: 0 P: 5	R: 1 E: 0 K: 1 S: 5	H: 0 LOB: 0 BB: 1 P: 9	R: 0 E: 0 K: 1 S: 5	H: 1 LOB: 1 BB: 1 P: 9	R: 0 E: 0 K: 2 S: 7	H: 0 LOB: 0 BB: 0 P: 7	1B: 3 2B: 1 3B: 0 HR: 0	SF: 0 SAC: 1 DP: 1 HBP: 0	WP: 1 PB: 0 SB: 0 CS: 0	PA: 35											
PITCHER Andy Hassler, L (1, 1) ERA: 2.96	IP 9.0	WLS L	BF 35	H 4	R 2	ER 1	SO 8	BB 6	IBB 0	HBP 0	BLK 0	WP 1	HR 0	S 45	P 69	ERA 1.00	WHIP 1.111																
											PITCHER	IP	WLS	BF	H	R	ER	SO	BB	IBB	HBP	BLK	WP	HR	S	P	ERA	WHIP					

New York Yankees @ California Angels
 Anaheim Stadium, Anaheim, CA
 Sat Aug 10 1974, 10:05 PM EDT
 Att. 28,534 - Unknown - 74 F

livebaseballscorecards.com

AB 28
R 2
H 4
RBI 1
BB 6
SO 8
LOB 11



Batter	1	2	3	4	5	6	7	8	9	AB	R	H	RBI	BB	SO	LOB
Mickey Rivers, L OBP: 0.343, SLG: 0.391 (1, 8)	0-3 K		0-0 F5		0-0 F2		4-0 CS BB			3	0	0	0	1	1	2
Rudy Meoli, L OBP: 0.324, SLG: 0.333 Winston Llenas, R OBP: 0.297, SLG: 0.374 (8, PH) (9, 5)	0-0 1-3		0-0 FC5-4 1B		0-0 G6-3		0-0 CS	0-0 L6		3	0	1	0	0	0	1
Leroy Stanton, R OBP: 0.345, SLG: 0.456 (1, 9)	0-0 F3		0-0 FC5-4			0-0 1B 1B		0-0 G5-4-3 1B		4	0	2	0	0	0	1
Frank Robinson, R OBP: 0.360, SLG: 0.460 (1, 10)		0-0 F4	0-0 F9			0-0 F8		0-0 G5-4-3		4	0	0	0	0	0	3
Bobby Valentine, R OBP: 0.306, SLG: 0.365 (1, 6)		0-0 2B		0-0 6-3		0-0 1B		0-0 F4		4	0	2	0	0	0	0
Bruce Bochte, L OBP: 0.466, SLG: 0.492 Doug Howard, R OBP: 0.333, SLG: 0.273 Bob Heise, R OBP: 0.083, SLG: 0.083 (9, PH) (9, PR)		0-3 K		0-0 4-3 1B		0-0 F8		4-0 BB		3	0	1	0	0	1	3
Elie Rodriguez, R OBP: 0.382, SLG: 0.364 (1, 2)		4-0 BB		0-0 4-3		0-0 L7		0-0 F9		3	0	0	0	1	0	4
Bob Oliver, R OBP: 0.266, SLG: 0.320 (1, 3)		0-0 L6		0-0 5-3			0-0 F4		0-0 F8	4	0	0	0	0	0	4
Denny Doyle, L OBP: 0.294, SLG: 0.301 (1, 4)			4-0 1B E BB		0-0 G6-3 1B		0-0 F6			2	1	1	0	1	0	0

Inning Stats	R: 0	H: 0	E: 0	K: 1	S: 5	R: 0	H: 1	E: 0	K: 1	S: 6	R: 1	H: 1	E: 1	K: 0	S: 4	R: 0	H: 1	E: 0	K: 0	S: 4	R: 0	H: 2	E: 0	K: 0	S: 5	R: 0	H: 0	E: 0	K: 0	S: 2	R: 0	H: 1	E: 0	K: 0	S: 3	R: 0	H: 0	E: 0	K: 0	S: 3	R: 0	H: 1	E: 0	K: 0	S: 3	R: 0	H: 0	E: 0	K: 0	S: 3
	LOB: 0	BB: 0	P: 5	LOB: 2	BB: 1	P: 10	LOB: 1	BB: 1	P: 8	LOB: 1	BB: 0	P: 4	LOB: 0	BB: 0	P: 3	LOB: 2	BB: 0	P: 5	LOB: 0	BB: 1	P: 6	LOB: 0	BB: 0	P: 3	LOB: 0	BB: 0	P: 3	LOB: 1	BB: 1	P: 7	LOB: 0	BB: 0	P: 4	LOB: 0	BB: 0	P: 3	LOB: 1	BB: 1	P: 7	LOB: 0	BB: 0	P: 3	LOB: 0	BB: 0	P: 3					
PITCHER Rudy May, L ERA: 3.53 (1, 1)	IP: 9.0	WLS: W	BF: 35	H: 7	R: 1	ER: 0	SO: 2	BB: 4	IBB: 0	HBP: 0	BLK: 0	WP: 0	HR: 0	S: 35	P: 51	ERA: 0.00	WHIP: 1.222																																	
																		PITCHER	IP: 9.0	WLS: W	BF: 35	H: 7	R: 1	ER: 0	SO: 2	BB: 4	IBB: 0	HBP: 0	BLK: 0	WP: 0	HR: 0	S: 35	P: 51	ERA: 0.00	WHIP: 1.222	1B: 6	SF: 0	2B: 1	SAC: 0	3B: 0	DP: 2	HR: 0	HBP: 0	WP: 0	PA: 36	PB: 0	SB: 0	CS: 1	ERA: 0.00	WHIP: 1.222


BOTTOM

New York Yankees @ California Angels
Anaheim Stadium, Anaheim, CA

Sat Aug 10 1974, 10:05 PM EDT
Att: 28,534 - Unknown - 74 F

livebaseballscorecards.com

AB	31
R	1
H	7
RBI	0
BB	4
SO	2
LOB	18



New York Yankees @ California Angels
 Anaheim Stadium, Anaheim, CA

Sun Aug 11 1974, 6:33 AM EDT
 Att: 9,192 - Unknown - 79 F

livebaseballscorecards.com



AB	37
R	5
H	10
RBI	5
BB	2
SO	1
LOB	10

Batter	1	2	3	4	5	6	7	8	9	AB	R	H	RBI	BB	SO	LOB				
Sandy Alomar Sr., S OBP: 0.260, SLG: 0.280 (1, 4)	0-0 6-3	0-0 4-3			0-0 G3		0-0 1B 1-2 2-H		0-0 1-3	5	0	1	1	0	0	1				
Elliott Maddox, R OBP: 0.383, SLG: 0.352 (1, 8)	0-0 6-3		0-0 F8			0-3 K	0-0 1-3 2-H		0-0 5-3	5	0	1	1	0	1	0				
Bobby Murcer, L OBP: 0.334, SLG: 0.387 (1, 9)	0-0 1B		0-0 F7			0-0 1B	0-0 F4		0-0 F7	5	0	2	0	0	0	2				
Ron Blomberg, L OBP: 0.354, SLG: 0.442 (1, 10)	0-0 4-3		0-0 F7			0-0 2B		0-0 6-3		4	0	1	0	0	0	1				
Lou Piniella, R OBP: 0.345, SLG: 0.405 (1, 7)		0-0 HR		0-0 5-3		0-0 F8		0-0 FC4-6 1B		4	1	2	1	0	0	1				
Chris Chambliss, L OBP: 0.291, SLG: 0.322 (1, 3)		4-0 1B 4-3 BB		0-0 1-3			0-0 4-3	0-0 FC4-6 1B 1-2f		3	2	0	0	1	0	1				
Graig Nettles, L OBP: 0.318, SLG: 0.387 (1, 5)		0-0 F8		0-0 L3			0-0 F8	0-0 1B 1-3		4	0	1	0	0	0	1				
Thurman Munson, R OBP: 0.304, SLG: 0.372 (1, 2)		0-0 4-3 1B			0-0 6-3		0-0 E5 1B BB	0-0 1-2 3-H 1B		4	1	2	1	0	0	0				
Jim Mason, L OBP: 0.311, SLG: 0.369 (1, 6)		0-0 4-3		0-0 4-3			4-0 1B 1-2 BB	0-0 1-3		3	1	0	1	1	0	3				
Inning Stats	R: 0 E: 0 K: 0 S: 4	H: 1 LOB: 1 BB: 0 P: 4	R: 2 E: 0 K: 0 S: 5	H: 2 LOB: 1 BB: 1 P: 9	R: 0 E: 0 K: 0 S: 3	H: 0 LOB: 0 BB: 0 P: 3	R: 0 E: 0 K: 0 S: 3	H: 0 LOB: 0 BB: 0 P: 3	R: 0 E: 0 K: 1 S: 6	H: 2 LOB: 1 BB: 0 P: 6	R: 2 E: 1 K: 0 S: 6	H: 2 LOB: 2 BB: 1 P: 10	R: 1 E: 0 K: 0 S: 6	H: 3 LOB: 2 BB: 0 P: 6	R: 0 E: 0 K: 0 S: 3	H: 0 LOB: 0 BB: 0 P: 3	1B: 8 2B: 1 3B: 0 HR: 1	SF: 0 SAC: 0 DP: 0 HBP: 0	WP: 0 PB: 0 SB: 0 CS: 0	PA: 39

PITCHER	IP	WLS	BF	H	R	ER	SO	BB	IBB	HBP	BLK	WP	HR	S	P	ERA	WHIP
Dick Lange, R ERA: 3.75 (1, 1)	6.2	L	29	7	4	2	1	2	0	0	0	0	1	29	37	2.70	1.350
Luis Quintana, L ERA: 5.59 (7, 1)	1.0		5	2	1	1	0	0	0	0	0	0	0	5	5	9.00	2.000
Horacio Pina, R ERA: 4.06 (8, 1)	0.1		2	1	0	0	0	0	0	0	0	0	0	2	2	0.00	3.000
Skip Lockwood, R ERA: 4.34 (9, 1)	1.0		3	0	0	0	0	0	0	0	0	0	0	3	3	0.00	0.000

PITCHER	IP	WLS	BF	H	R	ER	SO	BB	IBB	HBP	BLK	WP	HR	S	P	ERA	WHIP
Dick Lange, R ERA: 3.75 (1, 1)	6.2	L	29	7	4	2	1	2	0	0	0	0	1	29	37	2.70	1.350
Luis Quintana, L ERA: 5.59 (7, 1)	1.0		5	2	1	1	0	0	0	0	0	0	0	5	5	9.00	2.000
Horacio Pina, R ERA: 4.06 (8, 1)	0.1		2	1	0	0	0	0	0	0	0	0	0	2	2	0.00	3.000
Skip Lockwood, R ERA: 4.34 (9, 1)	1.0		3	0	0	0	0	0	0	0	0	0	0	3	3	0.00	0.000

BOTTOM

New York Yankees @ California Angels
Anaheim Stadium, Anaheim, CA

Sun Aug 11 1974, 6:33 AM EDT
Att. 9,192 - Unknown - 79 F

livebaseballscorecards.com

AB	33
R	4
H	8
RBI	3
BB	3
SO	3
LOB	11



WP	2	PA	36
PB	0		
SB	0		
CS	2		

AB R H RBI BB SO LOB

4	1	1	0	0	1	1
3	0	1	1	0	0	0
0	1	0	0	1	0	0
4	0	1	0	0	1	1
2	1	0	0	2	0	1
4	0	0	0	0	0	3
4	1	1	0	0	1	1
2	0	1	0	0	0	0
2	0	1	0	0	0	1
0	0	0	0	0	0	0
4	0	1	1	0	0	2
2	0	0	0	0	0	0
2	0	1	1	0	0	1

Batter	1	2	3	4	5	6	7	8	9
Mickey Rivers, L OBP: 0.342, SLG: 0.394 (1, 8)	0-0 F8			0-3 K		0-0 1B 3B	0-0 FC4-6		
Rudy Meoli, L OBP: 0.325, SLG: 0.333 Doug Howard, R OBP: 0.385, SLG: 0.273 (8, PH) (9, 3)	0-0 F5			0-0 F8		0-0 FC6-4 1B		4-0 1B WP G4-6-3 BB	
Leroy Stanton, R OBP: 0.344, SLG: 0.453 (1, 9)	0-3 K			0-0 6-3		0-0 FC6-4 CS BB 1-2f		0-0 G4-6-3 1B	
Joe Lahoud, L OBP: 0.367, SLG: 0.491 (1, 10)		0-0 F9			4-0 1B BB	4-0 1-2 BB		0-0 G4-6-3	
Bruce Bochte, L OBP: 0.442, SLG: 0.464 (1, 7)		0-0 F8			0-0 F8	0-0 F5		0-0 4-3	
Bobby Valentine, R OBP: 0.306, SLG: 0.363 (1, 6)		0-0 F8			0-3 K		0-0 WP 1B		0-0 F7
John Doherty, L OBP: 0.270, SLG: 0.345 Winston Llenas, R OBP: 0.301, SLG: 0.376 (7, PH) (8, 4) Bob Heise, R OBP: 0.083, SLG: 0.083 (9, PR)			0-0 F7		0-0 1B		0-0 6-3		0-0 FC5-4 1B
Ellie Rodriguez, R OBP: 0.380, SLG: 0.362 (1, 2)			0-0 5-3		0-0 1B		0-0 6-3		0-0 FC5-4
Denny Doyle, L OBP: 0.293, SLG: 0.300 Bob Oliver, R OBP: 0.269, SLG: 0.321 (7, PH) (8, 3) (9, 5)			0-0 F9			0-0 F7	0-0 FC4-6		0-0 F9

Inning Stats	R: 0	H: 0	E: 0	K: 1	S: 5	LOB: 0	BB: 0	P: 5	R: 0	H: 0	E: 0	K: 0	S: 3	LOB: 0	BB: 0	P: 3	R: 0	H: 0	E: 0	K: 0	S: 3	LOB: 0	BB: 0	P: 3	R: 1	H: 2	E: 0	K: 1	S: 6	LOB: 2	BB: 1	P: 10	R: 1	H: 2	E: 0	K: 0	S: 5	LOB: 2	BB: 1	P: 9	R: 1	H: 2	E: 0	K: 0	S: 5	LOB: 1	BB: 0	P: 5	R: 1	H: 1	E: 0	K: 0	S: 3	LOB: 0	BB: 1	P: 7	R: 0	H: 1	E: 0	K: 0	S: 4	LOB: 1	BB: 0	P: 4	1B: 7	2B: 0	3B: 1	HR: 0	SF: 0	SAC: 0	DP: 1	HBP: 0	WP: 2	PB: 0	SB: 0	CS: 2
--------------	------	------	------	------	------	--------	-------	------	------	------	------	------	------	--------	-------	------	------	------	------	------	------	--------	-------	------	------	------	------	------	------	--------	-------	-------	------	------	------	------	------	--------	-------	------	------	------	------	------	------	--------	-------	------	------	------	------	------	------	--------	-------	------	------	------	------	------	------	--------	-------	------	-------	-------	-------	-------	-------	--------	-------	--------	-------	-------	-------	-------

PITCHER	IP	WLS	BF	H	R	ER	SO	BB	IBB	HBP	BLK	WP	HR	S	P	ERA	WHIP
Dick Tidrow, R ERA: 4.54 (1, 1)	6.0	W	24	5	3	3	3	2	0	0	0	0	0	28	36	4.50	1.167
Tippy Martinez, L ERA: 3.86 (7, 1)	1.0		5	1	1	1	0	1	0	0	0	1	0	4	8	9.00	2.000
Cecil Upshaw, R ERA: 2.6 (8, 1)	2.0	S	7	2	0	0	0	0	0	0	0	1	0	7	7	0.00	1.000

PITCHER	IP	WLS	BF	H	R	ER	SO	BB	IBB	HBP	BLK	WP	HR	S	P	ERA	WHIP
---------	----	-----	----	---	---	----	----	----	-----	-----	-----	----	----	---	---	-----	------

Batter	1	2	3	4	5	6	7	8	9	AB R H RBI BB SO LOB	TOP																			
Sandy Alomar Sr., S OBP: 0.254, SLG: 0.274 (1, 4)	0-0 F8		0-0 F8		0-0 4-3			0-0 6-3		4 0 0 0 0 0 2																				
Elliott Maddox, R OBP: 0.385, SLG: 0.354 (1, 8)	0-3 K		0-0 1B			0-3 K		0-0 E7 4-3 1B		4 1 2 1 0 2 0																				
Bobby Murcer, L OBP: 0.331, SLG: 0.384 (1, 9)	0-0 F4		0-0 F2			0-0 4-3		0-0 4-3		4 0 0 0 0 0 3																				
Lou Piniella, R OBP: 0.342, SLG: 0.401 (1, 7)		0-0 F2		0-0 F8		0-0 4-3		0-0 4-3		4 0 0 1 0 0 0																				
Chris Chambliss, L OBP: 0.287, SLG: 0.318 (1, 3)		0-3 K		0-0 F7			0-0 F4		0-0 L8	4 0 0 0 0 1 0																				
Ron Blomberg, L OBP: 0.357, SLG: 0.445 (1, 10)		0-0 F9		0-0 1B			0-0 G4-6-3 1B			3 0 2 0 0 0 0																				
Graig Nettles, L OBP: 0.318, SLG: 0.387 (1, 5)			0-0 1B 6-3 1B		0-0 F7		0-0 G4-6-3 1-2f			3 1 1 0 0 0 2																				
Thurman Munson, R OBP: 0.301, SLG: 0.369 (1, 2)			0-0 6-3		0-0 4-3			0-0 F7		3 0 0 0 0 0 1																				
Jim Mason, L OBP: 0.311, SLG: 0.367 (1, 6)			4-0 1B BB		0-3 K			0-0 F8		2 0 0 0 1 1 0																				
Inning Stats	R: 0 E: 0 K: 1 S: 5	H: 0 LOB: 0 BB: 0 P: 5	R: 0 E: 0 K: 1 S: 5	H: 0 LOB: 0 BB: 0 P: 5	R: 1 E: 0 K: 0 S: 5	H: 2 LOB: 2 BB: 1 P: 9	R: 0 E: 0 K: 0 S: 4	H: 1 LOB: 1 BB: 0 P: 4	R: 0 E: 0 K: 1 S: 5	H: 0 LOB: 0 BB: 0 P: 5	R: 0 E: 0 K: 0 S: 3	H: 1 LOB: 0 BB: 0 P: 3	R: 0 E: 0 K: 0 S: 3	H: 0 LOB: 0 BB: 0 P: 3	R: 1 E: 1 K: 0 S: 4	H: 1 LOB: 0 BB: 0 P: 4	1B: 5 2B: 0 3B: 0 HR: 0	SF: 0 SAC: 0 DP: 1 HBP: 0	WP: 0 PB: 0 SB: 0 CS: 0	PA: 32										
PITCHER Catfish Hunter, R ERA: 2.86 (1, 1)	IP 9.0	WLS W	BF 32	H 5	R 2	ER 1	SO 4	BB 1	IBB 0	HBP 0	BLK 0	WP 0	HR 0	S 39	P 43	ERA 1.00	WHIP 0.667													
											PITCHER	IP	WLS	BF	H	R	ER	SO	BB	IBB	HBP	BLK	WP	HR	S	P	ERA	WHIP		

New York Yankees @ Oakland Athletics
Oakland-Alameda County Coliseum, Oakland, CA

Mon Aug 12 1974, 7:05 PM PDT
Att. 27,137 - Cloudy - 66 F

livebaseballscorecards.com

AB	31
R	2
H	5
RBI	2
BB	1
SO	4
LOB	8



Batter	1	2	3	4	5	6	7	8	9
Bill North, S (1, 8) OBP: 0.350, SLG: 0.350 	0-3 K 		0-0 			4-0 		0-0 F7 	
Bert Campaneris, R (1, 10) Claudell Washington, L (8, PH) OBP: 0.350, SLG: 0.372 OBP: 0.291, SLG: 0.345	0-0 G3 			0-0 5-3 		0-0 F3 		0-0 	
Sal Bando, R (1, 5) OBP: 0.375, SLG: 0.457	0-0 F6 			0-0 L6 		0-0 		0-0 FC5-4 	
Reggie Jackson, L (1, 9) OBP: 0.405, SLG: 0.546		0-3 K 		0-0 G3 		4-0 		0-0 	
Joe Rudi, R (1, 7) OBP: 0.343, SLG: 0.495		0-0 F7 			0-0 6-3 	0-0 FC6-4 		0-0 E5 	
Gene Tenace, R (1, 3) OBP: 0.381, SLG: 0.403 (8, 2)		0-3 K 			0-0 6-3 		0-3 K 		
Dick Green, R (1, 4) OBP: 0.319, SLG: 0.342			0-0 5-3 		0-0 		0-0 		
Larry Haney, R (1, 2) Pat Bourque, L (7, PH) OBP: 0.178, SLG: 0.224 OBP: 0.321, SLG: 0.295 (8, 3)			0-0 		0-0 F9 		0-0 F7 		
Dal Maxvill, R (1, 6) OBP: 0.266, SLG: 0.190			0-0 F8 			0-0 G3 	0-3 K 		

Inning Stats	R: 0	H: 0	E: 0	LOB: 0	K: 1	BB: 0	S: 5	P: 5
	R: 0	H: 0	E: 0	LOB: 0	K: 2	BB: 0	S: 7	P: 7
	R: 1	H: 2	E: 0	LOB: 1	K: 0	BB: 0	S: 4	P: 4
	R: 0	H: 0	E: 0	LOB: 0	K: 0	BB: 0	S: 3	P: 3
	R: 0	H: 1	E: 0	LOB: 1	K: 0	BB: 0	S: 4	P: 4
	R: 0	H: 1	E: 0	LOB: 3	K: 2	BB: 2	S: 4	P: 12
	R: 0	H: 1	E: 0	LOB: 1	K: 2	BB: 0	S: 8	P: 8
	R: 2	H: 2	E: 1	LOB: 1	K: 0	BB: 0	S: 5	P: 5

PITCHER	IP	WLS	BF	H	R	ER	SO	BB	IBB	HBP	BLK	WP	HR	S	P	ERA	WHIP
Pat Dobson, R (1, 1) ERA: 3.2	8.0	L	32	7	3	1	5	2	0	0	0	0	0	40	48	1.12	1.125


BOTTOM


AB R H RBI BB SO LOB
 3 0 1 1 1 1 0
 3 0 0 0 0 0 1
 1 0 1 0 0 0 0
 4 1 1 0 0 0 1
 3 1 1 0 1 1 0
 4 0 0 0 0 0 3
 3 0 0 0 0 2 0
 3 0 2 0 0 0 0
 2 1 1 0 0 0 1
 1 0 0 0 0 0 1
 3 0 0 0 0 1 2

AB 30
R 3
H 7
RBI 1
BB 2
SO 5
LOB 9

WP: 0 PA: 32
 PB: 0
 SB: 2
 CS: 0

OAKLAND ATHLETICS
 New York Yankees @ Oakland Athletics
 Oakland-Alameda County Coliseum, Oakland, CA
 Mon Aug 12 1974, 7:05 PM PDT
 Att. 27,137 - Cloudy - 66 F

Batter	1	2	3	4	5	6	7	8	9	AB R H RBI BB SO LOB	TOP														
Roy White, S (1, 10) OBP: 0.359, SLG: 0.369	0-3 K		0-0 5-3			0-0 L7		0-0 5-3		4 0 0 0 0 1 0	<p>New York Yankees @ Oakland Athletics Oakland-Alameda County Coliseum, Oakland, CA</p> <p>Tue Aug 13 1974, 7:05 PM PDT Att. 6,255 - Unknown - 64 F</p> <p>livebaseballscorecards.com</p> <table border="1"> <tr><td>AB</td><td>31</td></tr> <tr><td>R</td><td>1</td></tr> <tr><td>H</td><td>7</td></tr> <tr><td>RBI</td><td>1</td></tr> <tr><td>BB</td><td>0</td></tr> <tr><td>SO</td><td>3</td></tr> <tr><td>LOB</td><td>7</td></tr> </table> 	AB	31	R	1	H	7	RBI	1	BB	0	SO	3	LOB	7
AB	31																								
R	1																								
H	7																								
RBI	1																								
BB	0																								
SO	3																								
LOB	7																								
Thurman Munson, R (1, 2) OBP: 0.298, SLG: 0.364	0-0 5-3		0-0 F8			0-0 6-3		0-0 F9	4 0 0 0 0 0 0																
Elliott Maddox, R (1, 8) OBP: 0.383, SLG: 0.353	0-0 5-3			0-0 5-3		0-0 F9		0-0 G5-4-3 1B	4 0 1 0 0 0 0																
Lou Piniella, R (1, 7) OBP: 0.341, SLG: 0.399		0-0 1B 1B		0-0 F9		0-0 6-3		0-0 G5-4-3 1-2f	4 1 1 0 0 0 1																
Otto Velez, R (1, 9) OBP: 0.343, SLG: 0.389		0-0 F8		0-3 K		0-0 1-3			3 0 0 0 0 1 1																
Bill Sudakis, S (1, 3) OBP: 0.296, SLG: 0.363		0-0 1B 1-2		0-0 L8		0-0 1B			3 0 2 0 0 0 0																
Graig Nettles, L (1, 5) OBP: 0.320, SLG: 0.389		0-0 G4-6-3 1-2 2-H 1B		0-0 1B 1B		0-0 1-3			3 0 2 1 0 0 1																
Sandy Alomar Sr., S (1, 4) OBP: 0.256, SLG: 0.275		0-0 G4-6-3 1-2f		0-0 1B 1-2 G4-3 1B		0-0 6-3		0-0 6-3	3 0 1 0 0 0 2																
Jim Mason, L (1, 6) OBP: 0.310, SLG: 0.365			0-3 K		0-0 G4-3 1-2f		0-0 6-3		2 0 0 0 0 1 2																
Walt Williams, R (8, PH) OBP: 0.111, SLG: 0.093								0-0 6-3	1 0 0 0 0 0 0																
Gene Michael, S (8, 6) OBP: 0.288, SLG: 0.284									0 0 0 0 0 0 0																
Inning Stats	R: 0 E: 0 K: 1 S: 5	H: 0 LOB: 0 BB: 0 P: 5	R: 1 E: 0 K: 0 S: 5	H: 3 LOB: 1 BB: 0 P: 5	R: 0 E: 0 K: 1 S: 5	H: 0 LOB: 0 BB: 0 P: 5	R: 0 E: 0 K: 1 S: 5	H: 0 LOB: 0 BB: 0 P: 5	R: 0 E: 0 K: 0 S: 4	H: 2 LOB: 1 BB: 0 P: 4	R: 0 E: 0 K: 0 S: 3	H: 0 LOB: 0 BB: 0 P: 3	R: 0 E: 0 K: 0 S: 4	H: 1 LOB: 1 BB: 0 P: 4	R: 0 E: 0 K: 0 S: 3	H: 0 LOB: 0 BB: 0 P: 3	R: 0 E: 0 K: 0 S: 3	H: 1 LOB: 0 BB: 0 P: 3	1B: 7 2B: 0 3B: 0 HR: 0	SF: 0 SAC: 0 DP: 3 HBP: 0	WP: 0 PB: 0 SB: 0 CS: 0	PA: 31			
PITCHER Ken Holtzman, L (1, 1) ERA: 3.59	IP: 9.0 WLS: W BF: 31 H: 7 R: 1 ER: 1 SO: 3 BB: 0 IBB: 0 HBP: 0 BLK: 0 WP: 0 HR: 0 S: 37 P: 37 ERA: 1.00 WHIP: 0.778											PITCHER	IP: 9.0 WLS: W BF: 31 H: 7 R: 1 ER: 1 SO: 3 BB: 0 IBB: 0 HBP: 0 BLK: 0 WP: 0 HR: 0 S: 37 P: 37 ERA: 1.00 WHIP: 0.778												

Batter	1	2	3	4	5	6	7	8	9	AB	R	H	RBI	BB	SO	LOB	BOTTOM		
Bill North, S OBP: 0.351, SLG: 0.350 (1, 8)	0-0 6-3		0-0 1-3			0-0 E S E 1B	0-0 SH1-4 E 1B	0-0 6-3		5	2	2	1	0	0	0	New York Yankees @ Oakland Athletics Oakland-Alameda County Coliseum, Oakland, CA Tue Aug 13 1974, 7:05 PM PDT Att. 6,255 - Unknown - 64 F livebaseballscorecards.com AB 30 R 6 H 7 RBI 4 BB 6 SO 5 LOB 13 		
Jesus Alou, R OBP: 0.312, SLG: 0.343 (1, 10)	0-0 6-3		4-0 BB			0-0 F3 1-H	0-0 SH1-4 1-2			2	0	0	0	1	0	0			
Sal Bando, R OBP: 0.378, SLG: 0.457 (1, 5)	4-0 BB		0-0 F3			0-0 2B 1B	4-0 E 1B BB			2	2	1	0	2	0	1			
Reggie Jackson, L OBP: 0.401, SLG: 0.540 (1, 9)	0-3 K				0-0 F8	0-0 L8	0-3 K			4	0	0	0	0	2	4			
Joe Rudi, R OBP: 0.342, SLG: 0.495 (1, 7)		0-3 K			0-0 6-3	0-0 1B 2B 1-H	0-0 E6 1B 1-2 2-H			4	1	1	1	0	1	1			
Gene Tenace, R OBP: 0.384, SLG: 0.404 (1, 3)		4-0 BB			0-0 1-3	4-0 1B BB	0-0 1-2 2-H 1B			2	0	1	1	2	0	0			
Dick Green, R OBP: 0.317, SLG: 0.340 (1, 4)		0-3 K				0-0 1-3 2-H 1B	0-3 K			4	0	1	1	0	2	3			
Larry Haney, R OBP: 0.181, SLG: 0.225 (1, 2)			0-0 F9			0-0 G2-6-3 1B	0-0 L7	0-0 5-3		4	0	1	0	0	0	3			
Dal Maxvill, R OBP: 0.269, SLG: 0.183 (1, 6)			0-0 6-3			0-0 G2-6-3 1-2F	4-0 E S 1B BB	0-0 F8		2	0	0	0	1	0	1			
Herb Washington, R (7, PR) Phil Garner, R (8, 6)										0	1	0	0	0	0	0			
										1	0	0	0	0	0	0			
Inning Stats	R: 0 E: 0 K: 1 S: 5	H: 0 LOB: 1 BB: 1 P: 9	R: 0 E: 0 K: 2 S: 7	H: 0 LOB: 1 BB: 1 P: 11	R: 0 E: 0 K: 0 S: 3	H: 0 LOB: 0 BB: 0 P: 3	R: 0 E: 0 K: 0 S: 3	H: 1 LOB: 0 BB: 0 P: 3	R: 3 E: 1 K: 0 S: 7	H: 4 LOB: 2 BB: 1 P: 11	R: 3 E: 1 K: 2 S: 10	H: 2 LOB: 2 BB: 2 P: 18	R: 0 E: 0 K: 0 S: 3	H: 0 LOB: 0 BB: 0 P: 3	1B: 6 2B: 1 3B: 0 HR: 0	SF: 0 SAC: 1 DP: 1 HBP: 0	WP: 0 PB: 0 SB: 2 CS: 0	PA: 37	
PITCHER	IP WLS BF H R ER SO	WLS L 28 6 5 4 3	IP WLS BF H R ER SO	WLS L 28 6 5 4 3	IP WLS BF H R ER SO	WLS L 28 6 5 4 3	IP WLS BF H R ER SO	IP WLS BF H R ER SO	IP WLS BF H R ER SO	IP WLS BF H R ER SO	IP WLS BF H R ER SO	IP WLS BF H R ER SO	IP WLS BF H R ER SO	IP WLS BF H R ER SO	IP WLS BF H R ER SO	IP WLS BF H R ER SO	ERA WHIP	ERA WHIP	
Doc Medich, R (1, 1) ERA: 3.6	6.0 L																6.00	1.833	
Sparky Lyle, L (7, 1) ERA: 2.04	2.0																0.00	1.000	

Batter	1	2	3	4	5	6	7	8	9	AB R H RBI BB SO LOB	TOP											
Sandy Alomar Sr., S OBP: 0.271, SLG: 0.286 (1, 4)	4-0 BB G3		0-0 1B 1B		0-0 1B		0-0 L8		0-0 2B 1B	4 1 3 0 1 0 0	<p>New York Yankees @ Oakland Athletics Oakland-Alameda County Coliseum, Oakland, CA</p> <p>Wed Aug 14 1974, 7:05 PM PDT Att. 7,676 - Unknown</p> <p>livebaseballscorecards.com</p>											
Roy White, S OBP: 0.357, SLG: 0.366 (1, 10)	0-0 G3		0-0 1B G4-6-3		0-0 F6		0-0 F6		0-0 F3	5 0 1 0 0 0 5												
Elliott Maddox, R OBP: 0.386, SLG: 0.358 (1, 8)	4-0 BB FC6-4		0-0 1B G4-6-3		0-0 6-3		0-0 2B 1B		0-0 1B 2B	4 2 2 2 1 0 2												
Lou Piniella, R OBP: 0.344, SLG: 0.400 (1, 7)	0-0 F9				0-0 F9		0-0 BB WP 1B		0-0 1B IBB	4 0 2 0 1 0 2												
Otto Velez, R OBP: 0.329, SLG: 0.368 (1, 9)	0-0 FC6-4				0-3 K		0-3 K		0-0 F3	3 0 0 0 0 2 3												
Walt Williams, R OBP: 0.128, SLG: 0.111 (8, PH)									0-0 1B	2 0 1 1 0 0 2												
Bill Sudakis, S OBP: 0.298, SLG: 0.359 (1, 3)					0-3 K		4-0 BB BB		0-3 K	3 0 0 0 2 3 2												
Graig Nettles, L OBP: 0.324, SLG: 0.393 (1, 5)							4-0 BB BB		0-0 BB	4 0 2 1 1 1 3												
Thurman Munson, R OBP: 0.295, SLG: 0.360 (1, 2)					0-0 FC5-4 1B		4-0 1-2 2-3 BB		0-0 F9	4 0 2 1 1 1 3												
Gene Michael, S OBP: 0.293, SLG: 0.285 (1, 6)					0-0 F8		0-0 L9		0-3 K	4 0 0 0 0 1 4												
Ron Blomberg, L OBP: 0.357, SLG: 0.445 (9, PR)							0-0 FC5-4 1B		0-0 2B	3 0 1 0 1 1 1												
Jim Mason, L OBP: 0.310, SLG: 0.365 (9, 6)							0-3 K		0-0 1B 2B 1B	0 1 0 0 0 0 0												
										0 0 0 0 0 0 0												
Inning Stats	R: 0 E: 0 K: 0 S: 3	H: 0 LOB: 2 BB: 2 P: 11	R: 0 E: 0 K: 2 S: 7	H: 0 LOB: 0 BB: 0 P: 7	R: 0 E: 0 K: 0 S: 3	H: 2 LOB: 1 BB: 1 P: 7	R: 0 E: 0 K: 2 S: 7	H: 0 LOB: 0 BB: 0 P: 7	R: 0 E: 0 K: 1 S: 5	H: 2 LOB: 2 BB: 0 P: 5	R: 0 E: 0 K: 1 S: 6	H: 1 LOB: 3 BB: 2 P: 14	R: 0 E: 0 K: 1 S: 5	H: 0 LOB: 0 BB: 0 P: 5	R: 1 E: 0 K: 1 S: 7	H: 3 LOB: 2 BB: 0 P: 7	R: 3 E: 0 K: 1 S: 9	H: 4 LOB: 3 BB: 2 P: 17	1B: 10 2B: 2 3B: 0 HR: 0	SF: 0 SAC: 0 DP: 1 HBP: 0	WP: 1 PB: 0 SB: 0 CS: 0	PA: 43
PITCHER	IP WLS BF H R ER SO BB IBB HBP BLK WP HR S P ERA WHIP												PITCHER	IP WLS BF H R ER SO BB IBB HBP BLK WP HR S P ERA WHIP								
Vida Blue, L ERA: 3.26 (1, 1)	8.2 L 41 12 4 4 8 5 1 0 0 1 0 51 75 4.15 1.962																					
Rollie Fingers, R ERA: 2.49 (9, 1)	0.1 2 0 0 0 0 1 0 0 0 0 0 0 1 5 0.00 3.000																					

New York Yankees @ Oakland Athletics
Oakland-Alameda County Coliseum, Oakland, CA

Wed Aug 14 1974, 7:05 PM PDT
Att. 7,676 - Unknown

livebaseballscorecards.com

AB 36
R 4
H 12
RBI 4
BB 7
SO 8
LOB 24



Batter	1	2	3	4	5	6	7	8	9	AB	R	H	RBI	BB	SO	LOB
Bill North, S OBP: 0.348, SLG: 0.347 (1, 8) S S S	0-3 K	0-0 F7			0-0 FC5-6 1B		0-0 6-3			4	0	0	0	0	1	4
Dick Green, R OBP: 0.321, SLG: 0.340 (1, 4) B B B B	4-0 E 1B SF8 BB		0-3 K		0-0 BB 1B		0-0 L7			3	1	1	0	1	1	1
Reggie Jackson, L OBP: 0.402, SLG: 0.539 (1, 9) X	0-0 E9 1-3 1B		0-0 5-3		4-0 1-2 BB		0-0 G3			3	0	1	0	1	0	0
Sal Bando, R OBP: 0.375, SLG: 0.453 (1, 5) X	0-0 SF8		0-0 6-3		0-0 F4		0-0 F9			3	0	0	1	0	0	3
Joe Rudi, R OBP: 0.339, SLG: 0.491 (1, 3) X	0-0 F6			0-0 6-3		0-0 4-3		0-0 F3		4	0	0	0	0	0	1
Gene Tenace, R OBP: 0.383, SLG: 0.401 (1, 2) S S S		0-3 K		0-3 K		4-0 3-1 BB		0-0 5-3		3	0	0	0	1	2	0
Jesus Alou, R OBP: 0.310, SLG: 0.348 (1, 10) X		0-0 4-3 2B		0-0 3-1		0-0 3-1		0-0 F8		4	0	1	0	0	0	1
Claudell Washington, L OBP: 0.298, SLG: 0.345 (1, 7) X		0-0 4-3 2-3			4-0 FC6-4 BB		0-0 6-3 SH3-4 1B		0-3 K	3	0	1	0	1	1	1
Dal Maxvill, R OBP: 0.275, SLG: 0.180 (1, 6) B B B B		4-0 BB			0-0 FC6-4 FC5-6		0-0 SH3-4			1	0	0	0	1	0	1

Inning Stats	R: 1 E: 1 K: 1 S: 6	H: 1 LOB: 1 BB: 1 P: 10	R: 0 E: 0 K: 1 S: 6	H: 1 LOB: 2 BB: 1 P: 10	R: 0 E: 0 K: 1 S: 5	H: 0 LOB: 0 BB: 0 P: 5	R: 0 E: 0 K: 1 S: 5	H: 0 LOB: 0 BB: 0 P: 5	R: 0 E: 0 K: 0 S: 4	H: 1 LOB: 3 BB: 2 P: 12	R: 0 E: 0 K: 0 S: 2	H: 0 LOB: 0 BB: 1 P: 6	R: 0 E: 0 K: 0 S: 4	H: 1 LOB: 1 BB: 0 P: 4	R: 0 E: 0 K: 0 S: 3	H: 0 LOB: 0 BB: 0 P: 3	R: 0 E: 0 K: 1 S: 5	H: 0 LOB: 0 BB: 0 P: 5	1B: 3 2B: 1 3B: 0 HR: 0	SF: 1 SAC: 1 DP: 0 HBP: 0	WP: 0 PB: 0 SB: 0 CS: 0	PA: 35
---------------------	------------------------------	----------------------------------	------------------------------	----------------------------------	------------------------------	---------------------------------	------------------------------	---------------------------------	------------------------------	----------------------------------	------------------------------	---------------------------------	------------------------------	---------------------------------	------------------------------	---------------------------------	------------------------------	---------------------------------	----------------------------------	------------------------------------	----------------------------------	--------

PITCHER Rudy May, L ERA: 3.17 (1, 1)	IP: 9.0 WLS: W BF: 35 H: 4 R: 1 ER: 0 SO: 5 BB: 5 IBB: 0 HBP: 0 BLK: 0 WP: 0 HR: 0 S: 40 P: 60 ERA: 0.00 WHIP: 1.000	PITCHER	IP: 0.0 WLS: 0 BF: 0 H: 0 R: 0 ER: 0 SO: 0 BB: 0 IBB: 0 HBP: 0 BLK: 0 WP: 0 HR: 0 S: 0 P: 0 ERA: 0.00 WHIP: 0.000
--	--	----------------	---

BOTTOM

New York Yankees @ Oakland Athletics
Oakland-Alameda County Coliseum, Oakland, CA
Wed Aug 14 1974, 7:05 PM PDT
Att. 7,676 - Unknown

livebaseballscorecards.com

AB	28
R	1
H	4
RBI	1
BB	5
SO	5
LOB	12



Batter	1	2	3	4	5	6	7	8	9	10	11	12	13	AB R H RBI BB SO LOB	TOP																
Pat Kelly, L (1, 10) OBP: 0.345, SLG: 0.363 Ron Santo, R (12, PH) OBP: 0.302, SLG: 0.305	4-0 CS BB	4-0 1B BB		X 0-0 F8		0-3 K		X 0-0 BLK E 1B		X 0-0 1B FC1-2 1B		0-3 K		4 1 2 0 2 1 0 1 0 0 0 0 1 0																	
Jorge Orta, L (1, 4) OBP: 0.368, SLG: 0.466	0-0 1-2 HR	0-0 1-3 3-H 1B		X 0-0 1B		0-0 HR		X 0-0 F7		X 0-0 1-3 FC1-2 1B			X 0-0 1-3 1-3	7 2 5 3 0 0 2																	
Tony Muser, L (1, 3) OBP: 0.325, SLG: 0.342 Dick Allen, R (8, PH) OBP: 0.379, SLG: 0.600 (8, 3)	0-0 4-3	0-3 K		X 0-0 F8		0-3 K2-3		X 4-0 E IBB		X 0-0 1-2 3-H FC1-2			X 0-0 HR	4 0 0 0 0 2 3 2 1 1 1 1 0 2																	
Carlos May, L (1, 7) OBP: 0.335, SLG: 0.370	0-0 1B		X 4-0 FC4-6 BB		X 0-0 4-1		X 4-0 1B BB		X 0-3 1-2 3-H K		X 0-0 5-3		X 4-0 BB	4 0 1 0 3 1 3																	
Ken Henderson, S (1, 8) OBP: 0.357, SLG: 0.457	0-0 F8		X 0-0 FC4-6 F9 1B		X 0-0 HR		X 0-0 1-3 BB 1B		X 0-0 F9		X 0-0 L6		X 0-0 P4	7 1 2 1 0 0 4																	
Bill Melton, R (1, 5) OBP: 0.309, SLG: 0.389		X 0-0 E 2B	X 0-0 1-2 1B		X 0-3 K		X 0-3 K		X 0-0 F8		X 0-0 5-3		X 0-3 K	7 1 2 0 0 3 2																	
Bill Sharp, L (1, 9) OBP: 0.324, SLG: 0.362 Buddy Bradford, R (7, PH) OBP: 0.422, SLG: 0.521 (7, 9) Lee Richard, R (10, 9) OBP: 0.176, SLG: 0.125		X 0-0 E9 1B 1B	X 0-0 F9		X 4-0 1B BB		X 4-0 1-2 BB		X 0-3 K		X 0-3 K		X 0-0 G3	2 1 1 1 1 0 2 1 0 0 0 1 1 0 1 0 0 0 0 0 0																	
Brian Downing, R (1, 2) OBP: 0.378, SLG: 0.442		X 0-3 K	X 0-0 L6		X 0-0 PO 1B		X 0-0 5-3		X 0-3 K		X 0-0 6-3		X 0-0 6-3	6 0 1 0 0 2 5																	
Bucky Dent, R (1, 6) OBP: 0.294, SLG: 0.325		X 0-0 5-3		X 0-3 K		X 0-0 PO 1B		X 0-0 5-3		X 0-0 BLK 1B BLK 1B		X 0-0 6-3	X 0-0 F8	6 1 1 0 0 1 1																	
Inning Stats	R: 1 E: 0 K: 0 S: 4	H: 2 LOB: 1 BB: 1 P: 8	R: 2 E: 1 K: 2 S: 10	H: 3 LOB: 2 BB: 1 P: 14	R: 0 E: 0 K: 0 S: 4	H: 1 LOB: 2 BB: 1 P: 8	R: 0 E: 0 K: 1 S: 6	H: 1 LOB: 0 BB: 0 P: 6	R: 1 E: 0 K: 2 S: 8	H: 1 LOB: 0 BB: 0 P: 8	R: 0 E: 0 K: 1 S: 5	H: 1 LOB: 2 BB: 2 P: 13	R: 2 E: 1 K: 1 S: 7	H: 2 LOB: 1 BB: 1 P: 11	R: 0 E: 0 K: 2 S: 7	H: 0 LOB: 0 BB: 0 P: 7	R: 0 E: 0 K: 0 S: 5	H: 2 LOB: 2 BB: 0 P: 5	R: 0 E: 0 K: 0 S: 3	H: 0 LOB: 0 BB: 0 P: 3	R: 0 E: 0 K: 1 S: 5	H: 0 LOB: 0 BB: 0 P: 5	R: 1 E: 0 K: 1 S: 6	H: 1 LOB: 1 BB: 1 P: 10	1B: 11 2B: 1 3B: 0 HR: 4	SF: 0 SAC: 0 DP: 0 HBP: 0	WP: 0 PA: 61 PB: 0 SB: 0 CS: 1				
PITCHER	IP WLS BF H R ER SO BB IBB HBP BLK WP HR S P ERA WHIP	IP WLS BF H R ER SO BB IBB HBP BLK WP HR S P ERA WHIP														IP WLS BF H R ER SO BB IBB HBP BLK WP HR S P ERA WHIP															
Pat Dobson, R (1, 1) ERA: 3.34	5.2																														
Tippy Martinez, L (6, 1) ERA: 3.86	2.1	12	3	2	1	3	2	1	0	2	0	0	15	27	3.86	2.143															
Cecil Upshaw, R (9, 1) ERA: 2.53	1.2	7	2	0	0	2	0	0	0	0	0	0	11	11	0.00	1.200															
Sparky Lyle, L (10, 1) ERA: 2.07	3.1	W	12	1	1	1	2	1	0	0	0	0	15	19	2.70	0.600															

Chicago White Sox @ New York Yankees
Shea Stadium, Flushing, NY
Fri Aug 16 1974, 7:05 PM EDT
Sunny - 80 F

livebaseballscorecards.com

AB	52
R	8
H	16
RBI	6
BB	8
SO	12
LOB	24



Batter	1	2	3	4	5	6	7	8	9	10	11	12	13	AB R H RBI BB SO LOB
Sandy Alomar Sr., S OBP: 0.271, SLG: 0.286	0-0 F8	0-0 1B 1B		0-3 K			0-0 P4	0-0 F8			0-0 SH1-3 1B		0-0 F8	7 1 2 1 0 1 2
Elliott Maddox, R OBP: 0.388, SLG: 0.359	4-0 2B BB	0-0 1B 1B		0-0 P4			0-0 F9		0-0 F8 1B 1B		0-0 SH1-3 1-2		0-0 L6	5 1 2 0 1 0 0
Bobby Murcer, L OBP: 0.333, SLG: 0.384	0-0 F8	0-0 FC6-4 1B		0-0 F9			0-0 1B		0-0 F8		0-0 P3		0-0 HR 1B	7 1 3 1 0 0 3
Ron Blomberg, L OBP: 0.356, SLG: 0.446	0-0 1B 2B	0-0 F9			0-0 4-3			0-0 3-1		0-0 FC6-4 1B			0-0 K	4 1 1 1 0 0 2 3 1 2 2 0 1 1
Thurman Munson, R OBP: 0.298, SLG: 0.371	1-H 1B 2B	0-0 F9			0-0 4-3			0-0 3-1		0-0 FC6-4 1B			0-0 K	4 1 1 1 0 0 2 3 1 2 2 0 1 1
Lou Piniella, R OBP: 0.344, SLG: 0.402	0-0 1B 1B	0-0 FC6-4			0-0 F3			0-0 2B 2B		0-0 F8			0-3 K	6 2 2 1 0 1 4
Chris Chambliss, L OBP: 0.288, SLG: 0.318	0-0 1B				0-3 K			0-0 5-3		0-0 FC6-4			0-0 1B 1B	3 0 1 1 0 1 0 3 0 1 0 0 0 3
Bill Sudakis, S OBP: 0.299, SLG: 0.358	0-0 1B				0-3 K			0-0 5-3		0-0 FC6-4			0-0 1B 1B	0 0 0 0 0 0 0 0 0 0 0 0 0 0
Mei Stottlemire, R OBP: 0.329, SLG: 0.368	2-H 1B				0-3 K			0-0 5-3		0-0 FC6-4			0-0 1B 1B	0 0 0 0 0 0 0 0 0 0 0 0 0 0
Otto Velez, R OBP: 0.329, SLG: 0.368	2-H 1B				0-3 K			0-0 5-3		0-0 FC6-4			0-0 1B 1B	0 0 0 0 0 0 0 0 0 0 0 0 0 0
Graig Nettles, L OBP: 0.321, SLG: 0.388	0-0 P4				0-3 K			0-0 5-3		0-0 FC6-4			0-0 1B 1B	5 1 0 0 1 1 2
Rick Dempsey, R OBP: 0.287, SLG: 0.337		0-0 WP 1B		0-0 G3		0-3 K		4-0 2B BB		0-0 F9			0-0 F8	5 1 3 2 1 0 0
Jim Mason, L OBP: 0.307, SLG: 0.361		0-0 1B		0-0 G3		0-3 K		4-0 2B BB		0-0 F9			0-0 F8	3 0 0 0 0 0 2 0 0 0 0 1 0 0
Roy White, S OBP: 0.359, SLG: 0.366		0-0 P6		0-0 G3		0-3 K		4-0 2B BB		0-0 F9			0-0 F8	2 0 0 0 0 0 1 2
Gene Michael, S OBP: 0.289, SLG: 0.281		0-0 P6		0-0 G3		0-3 K		4-0 2B BB		0-0 F9			0-0 F7	2 0 0 0 0 0 1 2

Inning Stats	R: 3	H: 3	E: 0	LOB: 1	K: 0	S: 6	P: 10	R: 2	H: 4	E: 0	LOB: 2	K: 0	S: 7	P: 7	R: 0	H: 0	E: 0	LOB: 1	K: 0	S: 3	P: 7	R: 0	H: 0	E: 0	LOB: 0	K: 1	S: 5	P: 5	R: 0	H: 0	E: 0	LOB: 0	K: 1	S: 5	P: 5	R: 0	H: 0	E: 0	LOB: 0	K: 1	S: 5	P: 5	R: 0	H: 1	E: 0	LOB: 1	K: 0	S: 3	P: 3	R: 2	H: 2	E: 0	LOB: 2	K: 0	S: 5	P: 13	R: 0	H: 2	E: 0	LOB: 2	K: 0	S: 5	P: 5	R: 0	H: 0	E: 0	LOB: 0	K: 1	S: 5	P: 5	R: 0	H: 1	E: 0	LOB: 1	K: 1	S: 6	P: 6	R: 0	H: 2	E: 0	LOB: 2	K: 1	S: 7	P: 7	R: 0	H: 2	E: 0	LOB: 0	K: 0	S: 4	P: 4	R: 2	H: 2	E: 0	LOB: 0	K: 0	S: 4	P: 4	1B: 13	SF: 0	2B: 3	SAC: 1	3B: 0	DP: 0	HR: 1	HBP: 0	WP: 1	PA: 58	PB: 0	SB: 0	CS: 0
--------------	------	------	------	--------	------	------	-------	------	------	------	--------	------	------	------	------	------	------	--------	------	------	------	------	------	------	--------	------	------	------	------	------	------	--------	------	------	------	------	------	------	--------	------	------	------	------	------	------	--------	------	------	------	------	------	------	--------	------	------	-------	------	------	------	--------	------	------	------	------	------	------	--------	------	------	------	------	------	------	--------	------	------	------	------	------	------	--------	------	------	------	------	------	------	--------	------	------	------	------	------	------	--------	------	------	------	--------	-------	-------	--------	-------	-------	-------	--------	-------	--------	-------	-------	-------

PITCHER	IP	WLS	BF	H	R	ER	SO	BB	IBB	HBP	BLK	WP	HR	S	P	ERA	WHIP
Stan Bahnsen, R ERA: 4.67	(1, 1)	1.1	12	7	5	5	0	1	0	0	0	1	0	11	15	33.75	6.000
Skip Pitlock, L ERA: 4.34	(2, 1)	6.0	20	2	1	1	3	1	0	0	0	0	0	25	29	1.50	0.500
Terry Forster, L ERA: 3.82	(8, 1)	5.1	26	8	3	3	3	1	1	0	0	0	1	30	38	5.06	1.688

BOTTOM

Chicago White Sox @ New York Yankees
Shea Stadium, Flushing, NY
Fri Aug 16 1974, 7:05 PM EDT
Sunny - 80 F

livebaseballscorecards.com

AB	53
R	9
H	17
RBI	9
BB	4
SO	6
LOB	21



Batter	1	2	3	4	5	6	7	8	9	AB R H RBI BB SO LOB	TOP											
Pat Kelly, L (1, 10) OBP: 0.348, SLG: 0.363	0-0 G1-6-3 1B		0-0 G3		0-0 2-3		4-0 BB 1-2 BB		1-0 1B HBP	3 0 1 0 1 0 1												
Jorge Orta, L (1, 4) OBP: 0.366, SLG: 0.462	0-0 G1-6-3 1-2f			0-0 F8	0-0 4-3		0-0 4-3		0-0 1-2 1B	5 0 1 0 0 0 3												
Tony Muser, L (1, 3) OBP: 0.320, SLG: 0.336	0-0 4-3			0-0 2B 4-3 1B		0-0 F7		0-0 4-3	0-0 4-3	5 1 1 0 0 0 2												
Carlos May, L (1, 7) OBP: 0.335, SLG: 0.371		0-0 F7		0-0 4-3 1-3 HR 2B		0-0 G3		0-0 4-3		4 1 1 0 0 0 0												
Ken Henderson, S (1, 8) OBP: 0.358, SLG: 0.459		0-0 F8		0-0 4-3 2-3 3-H		0-0 1B		0-0 2B		4 0 2 1 0 0 1												
Bill Melton, R (1, 5) OBP: 0.311, SLG: 0.396		0-0 6-3		0-0 3-H HR		0-0 F8		4-0 IBB		3 1 1 2 1 0 1												
Bill Sharp, L (1, 9) OBP: 0.323, SLG: 0.375			0-0 F7	0-0 HR			0-0 P4	0-3 K		4 1 1 1 0 1 2												
Pete Varney, R (1, 2) OBP: 0.250, SLG: 0.250			0-0 FC5-4 1B	0-3 K			0-0 F9		0-0 3-1	4 0 1 0 0 1 0												
Bucky Dent, R (1, 6) OBP: 0.294, SLG: 0.322			0-0 FC5-4 1-2f		0-0 F2		4-0 BB WP	0-3 K		3 0 0 0 1 1 1												
Inning Stats	R: 0 E: 0 K: 0 S: 3	H: 1 LOB: 0 BB: 0 P: 3	R: 0 E: 0 K: 0 S: 3	H: 0 LOB: 0 BB: 0 P: 3	R: 0 E: 0 K: 0 S: 4	H: 1 LOB: 1 BB: 0 P: 4	R: 4 E: 0 K: 1 S: 9	H: 4 LOB: 0 BB: 0 P: 9	R: 0 E: 0 K: 0 S: 3	H: 0 LOB: 0 BB: 0 P: 3	R: 0 E: 0 K: 0 S: 4	H: 1 LOB: 1 BB: 0 P: 4	R: 0 E: 0 K: 0 S: 3	H: 0 LOB: 2 BB: 2 P: 11	R: 0 E: 0 K: 1 S: 6	H: 1 LOB: 2 BB: 1 P: 10	R: 0 E: 0 K: 1 S: 6	H: 1 LOB: 2 BB: 0 P: 7	1B: 5 2B: 2 3B: 0 HR: 2	SF: 0 SAC: 0 DP: 1 HBP: 1	WP: 1 PB: 0 SB: 0 CS: 0	PA: 39
PITCHER	IP WLS BF H R ER SO BB IBB HBP BLK WP HR S P ERA WHIP												PITCHER	IP WLS BF H R ER SO BB IBB HBP BLK WP HR S P ERA WHIP								
Dick Tidrow, R (1, 1) ERA: 4.58	6.2 L 28 7 4 4 1 2 0 0 0 1 2 28 36 5.40 1.350																					
Tippy Martinez, L (7, 1) ERA: 2.57	2.1 11 2 0 0 2 0 1 1 0 0 0 13 18 0.00 0.857																					

Chicago White Sox @ New York Yankees
 Shea Stadium, Flushing, NY
 Fri Aug 16 1974, 7:05 PM EDT
 Att. 22,245 - Unknown - 77 F

AB	35
R	4
H	9
RBI	4
BB	3
SO	3
LOB	11



Batter	1	2	3	4	5	6	7	8	9	AB R H RBI BB SO LOB
Sandy Alomar Sr., S (1, 4) OBP: 0.275, SLG: 0.281	4-0 FC6-4 BB		4-0 CS BB	0-0 4-3		0-0 P6			0-0 4-3	3 0 0 0 2 0 3
Elliott Maddox, R (1, 8) OBP: 0.388, SLG: 0.361	0-0 FC6-4 1-2f		0-0 2B		4-0 BB 1B BB		0-0 F8		0-3 K	4 0 1 0 1 1 1
Bobby Murcer, L (1, 9) OBP: 0.330, SLG: 0.381	0-0 F9		0-0 P6		0-0 F5		0-0 4-3			4 0 0 0 0 0 3
Ron Blomberg, L (1, 10) OBP: 0.358, SLG: 0.447	0-0 F8		0-0 P4		0-0 L4 BB 1B		0-0 1B			4 0 2 0 0 0 2
Lou Piniella, R (1, 7) OBP: 0.348, SLG: 0.406		0-0 1B FC5-4 2B		0-0 1B G3 1B	4-0 1-2 2-3 BB		0-0 F9			3 2 2 0 1 0 1
Chris Chambliss, L (1, 3) OBP: 0.290, SLG: 0.319		0-0 FC5-4 1B		4-0 G3 1B BB	0-0 L4		0-0 F7			3 0 1 0 1 0 3
Graig Nettles, L (1, 5) OBP: 0.321, SLG: 0.386		0-0 P6		0-0 G3 1B	0-0 P5		0-0 P4			4 0 1 0 0 0 2
Thurman Munson, R (1, 2) OBP: 0.298, SLG: 0.370		0-0 FC5-4 1-2f 3-H		0-3 K	0-0 1B		0-3 K			4 0 1 1 0 2 4
Jim Mason, L (1, 6) OBP: 0.304, SLG: 0.358		0-3 K		0-0 G3	0-3 K		0-0 L9			3 0 0 1 0 2 4
Roy White, S (9, PH) OBP: 0.358, SLG: 0.365				1-2 2-3 3-H						1 0 0 0 0 0 0

Inning Stats	R: 0	H: 0	E: 0	K: 0	S: 3	R: 1	H: 2	E: 0	K: 1	S: 7	R: 0	H: 1	E: 0	K: 0	S: 3	R: 1	H: 2	E: 0	K: 1	S: 7	R: 0	H: 1	E: 0	K: 0	S: 3	R: 0	H: 0	E: 0	K: 1	S: 5	R: 0	H: 0	E: 0	K: 1	S: 5	R: 0	H: 0	E: 0	K: 1	S: 5	1B: 6	SF: 0	2B: 3	SAC: 0	3B: 0	DP: 1	HR: 0	HBP: 0	WP: 0	PA: 38
--------------	------	------	------	------	------	------	------	------	------	------	------	------	------	------	------	------	------	------	------	------	------	------	------	------	------	------	------	------	------	------	------	------	------	------	------	------	------	------	------	------	-------	-------	-------	--------	-------	-------	-------	--------	-------	--------

PITCHER	IP	WLS	BF	H	R	ER	SO	BB	IBB	HBP	BLK	WP	HR	S	P	ERA	WHIP
Jack Kucek, R (1, 1) ERA: 3.86	4.1		23	6	2	2	2	5	0	0	0	0	0	22	42	4.15	2.538
Stan Bahnsen, R (5, 1) ERA: 4.56	4.2	W	15	2	0	0	3	0	0	0	0	0	0	21	21	0.00	0.429

BOTTOM

Chicago White Sox @ New York Yankees
Shea Stadium, Flushing, NY
Fri Aug 16 1974, 7:05 PM EDT
Att: 22,245 - Unknown - 77 F

livebaseballscorecards.com

AB	33
R	2
H	8
RBI	2
BB	5
SO	5
LOB	23



Batter	1	2	3	4	5	6	7	8	9	AB R H RBI BB SO LOB	TOP	
Pat Kelly, L (1, 10) OBP: 0.351, SLG: 0.366	0-0 2B		4-0 FC4-6 BB			0-3 K				2 0 1 0 1 1 0	Chicago White Sox @ New York Yankees Shea Stadium, Flushing, NY Sat Aug 17 1974, 3:33 AM EDT Att. 10,535 - Cloudy - 77 F	
Jorge Orta, L (1, 4) OBP: 0.365, SLG: 0.461	0-0 F7		0-0 FC4-6			0-0 2B 4-3 1B				3 1 1 0 0 0 2		
Tony Muser, L (1, 3) OBP: 0.321, SLG: 0.344	0-0 F8		0-0 P6			0-0 4-3 1-3 2B				3 0 1 0 0 0 2		
Carlos May, L (1, 7) OBP: 0.333, SLG: 0.368	0-0 G3					0-0 4-3				3 0 0 1 0 0 2		
Ken Henderson, S (1, 8) OBP: 0.356, SLG: 0.456		0-3 K				0-0 L8				3 0 0 0 0 1 1		
Bill Melton, R (1, 5) OBP: 0.311, SLG: 0.394		4-0 BB				0-3 K				2 0 0 0 1 1 0		
Bill Sharp, L (1, 9) OBP: 0.318, SLG: 0.369		0-0 F8				0-0 F5				3 0 0 0 0 1 1		
Brian Downing, R (1, 2) OBP: 0.373, SLG: 0.436		0-3 K				0-0 5-3				3 0 0 0 0 1 1		
Bucky Dent, R (1, 6) OBP: 0.292, SLG: 0.320			0-0 G3			0-0 F8				2 0 0 0 0 0 0		
Inning Stats	R: 0 H: 1 E: 0 LOB: 1 K: 0 BB: 0 S: 4 P: 4	R: 0 H: 0 E: 0 LOB: 1 K: 2 BB: 1 S: 7 P: 11	R: 0 H: 0 E: 0 LOB: 1 K: 0 BB: 1 S: 3 P: 7	R: 0 H: 0 E: 0 LOB: 0 K: 1 BB: 0 S: 5 P: 5	R: 0 H: 0 E: 0 LOB: 0 K: 0 BB: 0 S: 3 P: 3	R: 1 H: 2 E: 0 LOB: 1 K: 1 BB: 0 S: 7 P: 7	R: 0 H: 0 E: 0 LOB: 0 K: 1 BB: 0 S: 5 P: 5			1B: 1 SF: 0 2B: 2 SAC: 0 3B: 0 DP: 0 HR: 0 HBP: 0	WP: 0 PA: 26 PB: 0 SB: 0 CS: 0	
PITCHER Doc Medich, R (1, 1) ERA: 3.52	IP WLS BF H R ER SO BB IBB HBP BLK WP HR S P ERA WHIP											PITCHER IP WLS BF H R ER SO BB IBB HBP BLK WP HR S P ERA WHIP

livebaseballscorecards.com

AB	24
R	1
H	3
RBI	1
BB	2
SO	5
LOB	9



Batter	1	2	3	4	5	6	7	8	9	AB R H RBI BB SO LOB
Sandy Alomar Sr., S (1, 4) OBP: 0.276, SLG: 0.278	4-0 BB BB BB 1B 2B BB	0-3 S S S K			X 0-0 F7 K					2 1 0 0 1 1 0
Elliott Maddox, R (1, 8) OBP: 0.388, SLG: 0.364	0-0 X 1-3 1B 2B	0-0 X 5-3			S S S K					3 1 1 0 0 1 0
Bobby Murcer, L (1, 9) OBP: 0.328, SLG: 0.378	0-3 S S S K		X 0-0 F9		X 0-0 F8					3 0 0 0 0 1 2
Ron Blomberg, L (1, 10) OBP: 0.358, SLG: 0.443	4-0 BB BB BB 1B BB		X 0-0 L9		X 0-0 F8					2 0 0 0 1 0 0
Lou Piniella, R (1, 7) OBP: 0.350, SLG: 0.408	0-0 X 1-2 2-H 3-H 1B BB		X 0-0 CS 1B		X 0-0 4-3					3 0 2 2 0 0 0
Chris Chambliss, L (1, 3) OBP: 0.288, SLG: 0.316	0-0 X F8		0-0 CS 1-2	0-0 X L7		X 0-0 F9				3 0 0 0 0 0 2
Graig Nettles, L (1, 5) OBP: 0.325, SLG: 0.389	4-0 BB BB BB 1-2 2-3 BB			X 0-0 G5-4-3 1B		X 0-0 1B				2 0 2 0 1 0 0
Thurman Munson, R (1, 2) OBP: 0.296, SLG: 0.368	0-0 X 1-3		X 0-0 G5-4-3 1-2f		X 0-0 F8					2 0 0 0 0 0 4
Jim Mason, L (1, 6) OBP: 0.303, SLG: 0.356		X 0-0 4-3			X 0-0 F8					2 0 0 0 0 0 0

BOTTOM

Chicago White Sox @ New York Yankees
 Shea Stadium, Flushing, NY
 Sat Aug 17 1974: 3:33 AM EDT
 Att: 10,535 - Cloudy - 77 F

livebaseballscorecards.com

AB	22
R	2
H	5
RBI	2
BB	3
SO	3
LOB	8



Inning Stats	R: 2	H: 2	E: 0	K: 1	S: 7	LOB: 3	BB: 3	P: 19	R: 0	H: 0	E: 0	K: 1	S: 5	LOB: 0	BB: 0	P: 5	R: 0	H: 1	E: 0	K: 0	S: 3	LOB: 0	BB: 0	P: 3	R: 0	H: 1	E: 0	K: 0	S: 3	LOB: 0	BB: 0	P: 3	R: 0	H: 0	E: 0	K: 1	S: 5	LOB: 0	BB: 0	P: 5	R: 0	H: 0	E: 0	K: 0	S: 3	LOB: 0	BB: 0	P: 3	R: 0	H: 1	E: 0	K: 0	S: 2	LOB: 1	BB: 0	P: 2
--------------	------	------	------	------	------	--------	-------	-------	------	------	------	------	------	--------	-------	------	------	------	------	------	------	--------	-------	------	------	------	------	------	------	--------	-------	------	------	------	------	------	------	--------	-------	------	------	------	------	------	------	--------	-------	------	------	------	------	------	------	--------	-------	------

PITCHER	IP	WLS	BF	H	R	ER	SO	BB	IBB	HBP	BLK	WP	HR	S	P	ERA	WHIP
Bart Johnson, R ERA: 3.9	6.1	L	25	5	2	2	3	3	0	0	0	0	0	28	40	2.84	1.263

WP	PA	ERA	WHIP
0	26		

Batter	1	2	3	4	5	6	7	8	9	AB R H RBI BB SO LOB	TOP																
Bucky Dent, R (1, 6) OBP: 0.294, SLG: 0.319	4-0 FC3-6 BB		0-0 SH1-3 1-2 3-H		4-0 WP 1B BB	0-0 L6-4 2-3		0-0 6-3		2 1 0 1 2 0 2																	
Jorge Orta, L (1, 4) OBP: 0.361, SLG: 0.455	0-0 FC3-6 1-2f		0-3 K		0-0 B1		0-0 F7		0-0 F7	5 0 0 0 0 1 3																	
Dick Allen, R (1, 3) OBP: 0.379, SLG: 0.600	0-3 K		0-0 F7		0-0 1B WP 1B		0-0 BB FC6-4 2B		0-0 6-3	5 1 2 0 0 1 2																	
Bill Melton, R (1, 5) OBP: 0.312, SLG: 0.400	0-3 K			0-0 HR	0-0 F2		4-0 FC6-4 BB BB		0-0 F8	4 1 1 1 1 1 3																	
Ken Henderson, S (1, 8) OBP: 0.359, SLG: 0.456		0-3 K		4-0 FC5 E BB	0-0 1-3 2-H 1B		4-0 FC6-4 BB			2 0 1 1 2 1 0																	
Carlos May, L (1, 7) OBP: 0.350, SLG: 0.365		0-3 K		0-0 E5 FC5	0-3 K		0-0 FC6-4			4 0 0 1 0 2 5																	
Ron Santo, R (1, 10) OBP: 0.300, SLG: 0.302 Pat Kelly, L (7, PH) OBP: 0.350, SLG: 0.365		0-0 F8		0-0 FC5 FC6-4 1-2 2-3f		0-0 P3	0-0 P5			3 0 0 0 0 0 2 1 0 0 0 0 0 2																	
Brian Downing, R (1, 2) OBP: 0.375, SLG: 0.435			4-0 1B SH1-3 BB	0-0 F8		0-0 L6-4 BB 1B		0-3 K		3 1 1 0 1 1 2																	
Bill Sharp, L (1, 9) OBP: 0.322, SLG: 0.369			0-0 SH1-3 1B	0-0 FC6-4 1-2f		4-0 BB		0-3 K		3 0 1 0 1 1 2																	
Inning Stats	R: 0 E: 0 K: 2 S: 7	H: 0 LOB: 1 BB: 1 P: 11	R: 0 E: 0 K: 2 S: 7	H: 0 LOB: 0 BB: 0 P: 7	R: 1 E: 0 K: 1 S: 6	H: 1 LOB: 1 BB: 1 P: 10	R: 1 E: 1 K: 0 S: 5	H: 1 LOB: 2 BB: 1 P: 9	R: 1 E: 0 K: 1 S: 7	H: 2 LOB: 2 BB: 1 P: 11	R: 0 E: 0 K: 0 S: 3	H: 1 LOB: 1 BB: 1 P: 7	R: 1 E: 0 K: 0 S: 4	H: 1 LOB: 2 BB: 2 P: 12	R: 0 E: 0 K: 2 S: 7	H: 0 LOB: 0 BB: 0 P: 7	R: 0 E: 0 K: 0 S: 3	H: 0 LOB: 0 BB: 0 P: 3	1B: 4 2B: 2 3B: 0 HR: 1	SF: 0 SAC: 1 DP: 1 HBP: 0	WP: 1 PB: 0 SB: 0 CS: 0	PA: 40					
PITCHER	IP	WLS	BF	H	R	ER	SO	BB	IBB	HBP	BLK	WP	HR	S	P	ERA	WHIP										
Rudy May, L (1, 1) ERA: 3.26	3.0		13	2	2	2	5	2	0	0	0	0	1	21	29	6.00	1.333										
Mike Wallace, L (4, 1) ERA: 3.22	3.1	W	17	4	2	2	1	3	0	0	0	1	0	16	28	5.40	2.100										
Cecil Upshaw, R (7, 1) ERA: 2.51	0.1		3	0	0	0	0	2	0	0	0	0	0	1	9	0.00	6.000										
Sparky Lyle, L (7, 1) ERA: 2.01	2.1	S	7	0	0	0	2	0	0	0	0	0	0	11	11	0.00	0.000										

Chicago White Sox @ New York Yankees
 Shea Stadium, Flushing, NY
 Sun Aug 18 1974, 3:33 AM EDT
 Att. 18,493 - Unknown - 80 F

livebaseballscorecards.com

AB	32
R	4
H	6
RBI	4
BB	7
SO	8
LOB	23



Batter	1	2	3	4	5	6	7	8	9
Roy White, S OBP: 0.355, SLG: 0.361	0-0 1-3	0-3 K		0-0 F7	0-0 G6-4-3		0-0 1B BB 1B	0-0 F8	
Elliott Maddox, R OBP: 0.394, SLG: 0.374	4-0 1B 2B BB	0-0 P6		0-0 HR		4-0 2B SF9 BB	4-0 1B BB		
Bobby Murcer, L OBP: 0.335, SLG: 0.386	0-0 1-2 2B 1B		0-0 S 2B 1B	4-0 1B BB		0-0 L4-6 1-3 2B	0-0 1-2 2-3 3-H 1B		
Lou Piniella, R OBP: 0.348, SLG: 0.407	0-0 F8		0-3 K	0-0 1-3 1B		0-0 SF9	0-0 F9		
Thurman Munson, R OBP: 0.302, SLG: 0.376	0-0 1-H 2-H 2B		0-0 1B 2B	4-0 IBB		4-0 BB	0-3 K		
Chris Chambliss, L OBP: 0.287, SLG: 0.314	0-0 F9		0-0 2-H 1B	0-0 P6		0-0 L4-6	0-0 F9		
Graig Nettles, L OBP: 0.324, SLG: 0.387		0-0 1B 1B	0-0 F8		0-0 3-1		0-0 E8 1B 1B	0-3 K	
Sandy Alomar Sr., S OBP: 0.284, SLG: 0.286		0-0 1-2 1B	0-0 F7		0-0 1B 1B		0-0 1B 1B 1B	0-0 L5	
Jim Mason, L OBP: 0.307, SLG: 0.360		0-0 B5		0-3 K	0-0 1-2 1B		0-0 1B 1B 1B	0-0 1B	

Inning Stats	R: 2 E: 0 K: 0 S: 5	H: 2 LOB: 1 BB: 1 P: 9	R: 0 E: 0 K: 1 S: 7	H: 2 LOB: 2 BB: 0 P: 7	R: 0 E: 0 K: 1 S: 8	H: 3 LOB: 1 BB: 0 P: 8	R: 1 E: 0 K: 1 S: 7	H: 2 LOB: 3 BB: 2 P: 15	R: 0 E: 0 K: 0 S: 4	H: 2 LOB: 1 BB: 0 P: 4	R: 1 E: 0 K: 0 S: 3	H: 1 LOB: 1 BB: 2 P: 11	R: 3 E: 1 K: 1 S: 10	H: 4 LOB: 3 BB: 1 P: 14	R: 0 E: 0 K: 1 S: 6	H: 1 LOB: 1 BB: 0 P: 6
--------------	------------------------------	---------------------------------	------------------------------	---------------------------------	------------------------------	---------------------------------	------------------------------	----------------------------------	------------------------------	---------------------------------	------------------------------	----------------------------------	-------------------------------	----------------------------------	------------------------------	---------------------------------

PITCHER	IP	WLS	BF	H	R	ER	SO	BB	IBB	HBP	BLK	WP	HR	S	P	ERA	WHIP
Wilbur Wood, L ERA: 3.7	(1, 1)	3.2	L	22	9	5	5	3	2	0	0	0	1	26	34	12.27	3.000
Skip Ptlock, L ERA: 4.37	(4, 1)	1.1		8	3	1	1	0	1	1	0	0	0	6	14	6.75	3.000
Rich Gossage, R ERA: 4.89	(6, 1)	2.0		12	4	3	2	1	2	0	0	0	0	12	20	9.00	3.000
Francisco Barrios, R ERA:	(8, 1)	1.0		4	1	0	0	1	0	0	0	0	0	6	6	0.00	1.000

AB R H RBI BB SO LOB

6	0	1	1	0	1	5
2	3	1	1	3	0	2
4	2	4	1	1	0	0
4	0	1	1	0	1	6
3	1	2	3	2	1	3
5	0	1	1	0	0	9
5	1	1	0	0	1	1
5	1	3	0	0	0	1
5	1	3	1	0	1	2

AB	39
R	9
H	17
RBI	9
BB	6
SO	5
LOB	29



WP	HR	S	P	ERA	WHIP
0	0	1	0	0	0

1B	2B	3B	HR	SF	SAC	DP	HBP
13	4	0	1	1	0	2	0

WP	PA
0	46

Chicago White Sox @ New York Yankees
Shea Stadium, Flushing, NY
Sun Aug 18 1974, 3:33 AM EDT
Att: 18,493 - Unknown - 80 F

livebaseballscores.com

Batter	1	2	3	4	5	6	7	8	9	AB R H RBI BB SO LOB	TOP											
Steve Brye, R (1, 8) OBP: 0.320, SLG: 0.370	0-0 FC2-5 2B	0-0 E BB 1B		0-3 K			0-0 F9		0-0 BB 1B	5 0 3 0 0 1 0												
Rod Carew, L (1, 4) OBP: 0.415, SLG: 0.437	0-0 FC2-5 5-3 HR	4-0 E BB		0-0 F9			0-0 1B		4-0 BB 1B	3 1 1 0 2 0 1												
Larry Hise, R (1, 7) OBP: 0.362, SLG: 0.504	0-0 5-3 HR	0-0 FC1 FC6-4			0-0 6-3		0-0 G6-4-3 1B		0-3 K	5 1 2 0 0 1 4												
Harmon Killebrew, R (1, 10) OBP: 0.327, SLG: 0.386	0-0 5-3	0-3 K			0-0 F8		0-0 G6-4-3			4 0 0 0 0 1 7												
Bobby Darwin, R (1, 9) OBP: 0.340, SLG: 0.483	0-0 HR	0-0 FC6-4			0-0 P3			0-0 P4		4 1 1 3 0 0 3												
Eric Soderholm, R (1, 5) OBP: 0.338, SLG: 0.395	0-0 L7		0-0 5-3			0-0 1B 2B		0-0 P4		4 1 1 0 0 0 0												
Craig Kusick, R (1, 3) OBP: 0.355, SLG: 0.391		4-0 2B BB	0-0 F7			0-0 L4		0-0 1-3		3 1 0 0 1 0 1												
Danny Thompson, R (1, 6) OBP: 0.333, SLG: 0.383		0-0 L9	0-3 K			0-0 G1-4-3 1B			0-0 6-3	4 0 1 1 0 1 1												
Glenn Borgmann, R (1, 2) OBP: 0.326, SLG: 0.325		0-0 1B E 2B		0-0 5-3		0-0 G1-4-3			0-0 1B	4 1 2 1 0 0 1												
Inning Stats	R: 3 E: 0 K: 0 S: 6	H: 3 LOB: 0 BB: 0 P: 6	R: 2 E: 1 K: 1 S: 8	H: 2 LOB: 3 BB: 2 P: 16	R: 0 E: 0 K: 1 S: 5	H: 0 LOB: 0 BB: 0 P: 5	R: 0 E: 0 K: 1 S: 5	H: 0 LOB: 0 BB: 0 P: 5	R: 0 E: 0 K: 0 S: 3	H: 0 LOB: 0 BB: 0 P: 3	R: 1 E: 0 K: 0 S: 4	H: 2 LOB: 0 BB: 0 P: 4	R: 0 E: 0 K: 0 S: 4	H: 2 LOB: 1 BB: 0 P: 4	R: 0 E: 0 K: 0 S: 3	H: 0 LOB: 0 BB: 0 P: 3	R: 0 E: 0 K: 1 S: 6	H: 2 LOB: 2 BB: 1 P: 10	1B: 7 2B: 3 3B: 0 HR: 1	SF: 0 SAC: 0 DP: 2 HBP: 0	WP: 0 PB: 0 SB: 0 CS: 0	PA: 39
PITCHER	IP WLS BF H R ER SO BB IBB HBP BLK WP HR S P ERA WHIP																					
Sam McDowell, L (1, 1) ERA: 4.67	1.1 L 11 5 5 4 0 2 0 0 0 0 0 1 9 17 27.00 5.250																					
Dick Tidrow, R (2, 1) ERA: 4.43	7.1 26 6 1 1 3 0 0 0 0 0 0 0 32 32 1.23 0.818																					
Tippy Martinez, L (9, 1) ERA: 2.45	0.1 2 0 0 0 0 1 1 0 0 0 0 0 3 7 0.00 3.000																					

Minnesota Twins @ New York Yankees
 Shea Stadium, Flushing, NY
 Mon Aug 19 1974, 7:05 PM EDT
 Att. 18,219 - Unknown - 80 F

AB	36
R	6
H	11
RBI	5
BB	3
SO	4
LOB	18



livebaseballscorecards.com

Batter	1	2	3	4	5	6	7	8	9	AB	R	H	RBI	BB	SO	LOB
Sandy Alomar Sr., S OBP: 0.283, SLG: 0.286 (1, 4)	0-0 F8 ①		0-0 L4 ①		0-0 1-2 3-H G5-4-3 1B ② ③			0-0 P6 ①		4	0	1	1	0	0	0
Elliott Maddox, R OBP: 0.392, SLG: 0.373 (1, 8)	0-0 1B		0-0 5-3 ②		0-0 1-2f			0-0 F8 ②		4	0	1	0	0	0	2
Bobby Murcer, L OBP: 0.332, SLG: 0.383 (1, 9)	0-0 P4 ②		0-0 F9 ③					0-3 K ③		4	0	0	0	0	1	1
Ron Blomberg, L OBP: 0.360, SLG: 0.442 (1, 10)	0-3 K ③			0-0 G4-6-3 1B				4-0 FC4-6 BB	0-0 G3 ①	3	0	1	0	1	1	1
Lou Piniella, R OBP: 0.345, SLG: 0.403 (1, 7)		0-0 L9 ①		0-0 G4-6-3 1-2f				0-0 F9 ②	0-0 L9 ②	4	0	0	0	0	0	2
Chris Chambliss, L OBP: 0.283, SLG: 0.310 (1, 3)		0-0 4-1 ②		0-0 4-3 ③				0-0 FC4-6 1-2f	0-0 F8 ③	4	0	0	0	0	0	1
Graig Nettles, L OBP: 0.326, SLG: 0.397 (1, 5)		0-0 HR			0-0 1B WP 1B 1B			0-0 4-3 ①		3	2	2	1	0	0	0
Thurman Munson, R OBP: 0.302, SLG: 0.374 (1, 2)		4-0 BB			0-0 F8 1-2			0-3 K ②		2	0	0	0	1	1	1
Jim Mason, L OBP: 0.307, SLG: 0.359 (1, 6)		0-0 4-3 ③			0-0 1B 2-3 1B			0-0 G3 ③		3	0	1	0	0	0	1

Inning Stats	R: 0 E: 0 K: 1 S: 6	H: 1 LOB: 1 BB: 0 P: 6	R: 1 E: 0 K: 0 S: 4	H: 1 LOB: 1 BB: 1 P: 8	R: 0 E: 0 K: 0 S: 3	H: 0 LOB: 0 BB: 0 P: 3	R: 0 E: 0 K: 0 S: 3	H: 1 LOB: 0 BB: 0 P: 3	R: 1 E: 0 K: 0 S: 5	H: 3 LOB: 1 BB: 0 P: 5	R: 0 E: 0 K: 0 S: 3	H: 0 LOB: 1 BB: 1 P: 7	R: 0 E: 0 K: 1 S: 5	H: 0 LOB: 0 BB: 0 P: 5	R: 0 E: 0 K: 1 S: 5	H: 0 LOB: 0 BB: 0 P: 5	R: 0 E: 0 K: 0 S: 3	H: 0 LOB: 0 BB: 0 P: 3	1B: 5 2B: 0 3B: 0 HR: 1	SF: 0 SAC: 0 DP: 2 HBP: 0	WP: 1 PB: 0 SB: 0 CS: 0	PA: 33											
PITCHER Joe Decker, R ERA: 3.15 (1, 1)	IP 9.0	WLS W	BF 33	H 6	R 2	ER 2	SO 3	BB 2	IBB 0	HBP 0	BLK 0	WP 1	HR 1	S 37	P 45	ERA 2.00	WHIP 0.889																
											PITCHER	IP 9.0	WLS W	BF 33	H 6	R 2	ER 2	SO 3	BB 2	IBB 0	HBP 0	BLK 0	WP 1	HR 1	S 37	P 45	ERA 2.00	WHIP 0.889					

BOTTOM

Minnesota Twins @ New York Yankees
 Shea Stadium, Flushing, NY
 Mon Aug 19 1974, 7:05 PM EDT
 Att: 18,219 - Unknown - 80 F

livebaseballscorecards.com

AB	31
R	2
H	6
RBI	2
BB	2
SO	3
LOB	9



Batter	1	2	3	4	5	6	7	8	9	AB R H RBI BB SO LOB	TOP											
Steve Brye, R (1, 8) OBP: 0.319, SLG: 0.368	0-3 K		0-0 5-3			0-0 3-1		0-0 1B 1B		4 0 1 0 0 1 0	Minnesota Twins @ New York Yankees Shea Stadium, Flushing, NY Tue Aug 20 1974, 7:05 PM EDT Att. 12,284 - Unknown - 80 F											
Rod Carew, L (1, 4) OBP: 0.417, SLG: 0.438	0-0 1B		0-0 F7			4-0 CS BB		0-0 1-2 1B		3 0 2 0 1 0 0												
Larry Hise, R (1, 7) OBP: 0.359, SLG: 0.499	0-0 F8		0-0 5-3			0-0 5-3 1-2		0-3 K		4 0 0 0 0 1 4												
Bobby Darwin, R (1, 9) OBP: 0.337, SLG: 0.479	0-0 F6				0-3 K		0-3 K		0-0 F8	4 0 0 0 0 2 1												
Tony Oliva, L (1, 10) OBP: 0.318, SLG: 0.423		0-0 G3			0-0 4-3		0-0 1B 2B		0-3 K2-3	4 0 1 0 0 1 0												
Steve Braun, L (1, 5) OBP: 0.369, SLG: 0.375		0-3 K			0-0 4-3		0-0 L1-3 1B		0-0 F9	4 0 1 0 0 1 0												
Craig Kusick, R (1, 3) OBP: 0.355, SLG: 0.412		0-0 HR				0-0 F5		0-0 L1-3 1-2		3 1 1 1 0 0 2												
Danny Thompson, R (1, 6) OBP: 0.335, SLG: 0.384		0-0 FC5-4 1B				0-0 1-3			0-0 6-3	2 0 1 0 0 0 0												
Jerry Terrell, R (6, 6) OBP: 0.288, SLG: 0.327										1 0 0 0 0 0 0												
Glenn Borgmann, R (1, 2) OBP: 0.323, SLG: 0.321		0-0 FC5-4 1-2f				0-0 F8		0-3 K		3 0 0 0 0 1 1												
Inning Stats	R: 0 E: 0 K: 1 S: 6	H: 1 LOB: 1 BB: 0 P: 6	R: 1 E: 0 K: 1 S: 7	H: 2 LOB: 1 BB: 0 P: 7	R: 0 E: 0 K: 0 S: 3	H: 0 LOB: 0 BB: 0 P: 3	R: 0 E: 0 K: 1 S: 5	H: 0 LOB: 0 BB: 0 P: 5	R: 0 E: 0 K: 0 S: 3	H: 0 LOB: 0 BB: 0 P: 3	R: 0 E: 0 K: 0 S: 2	H: 0 LOB: 0 BB: 1 P: 6	R: 0 E: 0 K: 1 S: 6	H: 2 LOB: 1 BB: 0 P: 6	R: 0 E: 0 K: 2 S: 9	H: 2 LOB: 2 BB: 0 P: 9	R: 0 E: 0 K: 1 S: 5	H: 0 LOB: 0 BB: 0 P: 5	1B: 5 2B: 2 3B: 0 HR: 1	SF: 0 SAC: 0 DP: 1 HBP: 0	WP: 0 PB: 0 SB: 0 CS: 1	PA: 33
PITCHER Pat Dobson, R (1, 1) ERA: 3.23	IP: 9.0 WLS: W BF: 33 H: 7 R: 1 ER: 1 SO: 7 BB: 1 IBB: 0 HBP: 0 BLK: 0 WP: 0 HR: 1 S: 46 P: 50 ERA: 1.00 WHIP: 0.889											PITCHER	IP: 9.0 WLS: W BF: 33 H: 7 R: 1 ER: 1 SO: 7 BB: 1 IBB: 0 HBP: 0 BLK: 0 WP: 0 HR: 1 S: 46 P: 50 ERA: 1.00 WHIP: 0.889									

livebaseballscores.com

AB	32
R	1
H	7
RBI	1
BB	1
SO	7
LOB	8



Batter	1	2	3	4	5	6	7	8	9
Sandy Alomar Sr., S (1, 4) OBP: 0.282, SLG: 0.281	4-0 BB	0-0 4-3		0-0 4-3		0-3 K			
Roy White, S (1, 7) OBP: 0.354, SLG: 0.363 Elliott Maddox, R (8, 8) OBP: 0.392, SLG: 0.373	0-3 K		0-0 3-1		0-0 2B		0-0 G3		
Bobby Murcer, L (1, 8) OBP: 0.333, SLG: 0.381 (8, 9)	0-3 K		4-0 E 1B E BB		4-0 G1-6-3 BB		0-0 F4		
Ron Blomberg, L (1, 10) OBP: 0.358, SLG: 0.439	0-0 F7		0-0 E6 4-3 1-3 1B		0-3 K		0-3 K		
Lou Piniella, R (1, 9) OBP: 0.344, SLG: 0.401 (8, 7)		0-3 K		0-0 4-3 1-2 3-H		0-0 G1-6-3 1-2f		0-0 1B 1B	
Chris Chambliss, L (1, 3) OBP: 0.283, SLG: 0.309		0-0 1B 1B		0-0 F5		0-3 K		0-0 F3	
Graig Nettles, L (1, 5) OBP: 0.330, SLG: 0.400		0-0 1B 1-2 1B		0-3 K		0-0 HBP 1B		0-0 FC4-6 1-3 1B	
Thurman Munson, R (1, 2) OBP: 0.304, SLG: 0.373		0-0 1B 1-2 2-H 1B		0-0 F9		1-0 HBP		0-3 K	
Jim Mason, L (1, 6) OBP: 0.306, SLG: 0.364		0-0 F2		0-0 3B		0-3 K		0-0 FC4-6 1-2f	

Inning Stats	R: 0	H: 0	E: 0	K: 2	S: 7	LOB: 1	BB: 1	P: 11
	R: 1	H: 3	E: 0	K: 1	S: 8	LOB: 2	BB: 0	P: 8
	R: 1	H: 1	E: 2	K: 0	S: 4	LOB: 2	BB: 1	P: 8
	R: 0	H: 1	E: 0	K: 1	S: 6	LOB: 1	BB: 0	P: 6
	R: 0	H: 1	E: 0	K: 1	S: 5	LOB: 1	BB: 1	P: 9
	R: 0	H: 1	E: 0	K: 3	S: 10	LOB: 2	BB: 0	P: 11
	R: 0	H: 0	E: 0	K: 1	S: 5	LOB: 0	BB: 0	P: 5
	R: 0	H: 2	E: 0	K: 1	S: 7	LOB: 2	BB: 0	P: 7

PITCHER	IP	WLS	BF	H	R	ER	SO	BB	IBB	HBP	BLK	WP	HR	S	P	ERA	WHIP
Bert Blyleven, R ERA: 3.0	8.0	L	36	9	2	1	10	3	0	1	0	0	0	52	65	1.12	1.500


BOTTOM

Minnesota Twins @ New York Yankees
 Shea Stadium, Flushing, NY
 Tue Aug 20 1974, 7:05 PM EDT
 Att: 12,284 - Unknown - 80 F

AB	R	H	RBI	BB	SO	LOB
3	0	0	0	1	1	5
4	0	1	0	0	1	1
0	0	0	0	0	0	0
2	1	0	0	2	1	1
4	0	1	0	0	2	3
4	0	1	0	0	1	3
4	1	1	0	0	1	3
4	0	3	0	0	1	0
3	0	1	1	0	1	2
4	0	1	0	0	1	6

AB	32
R	2
H	9
RBI	1
BB	3
SO	10
LOB	24

WP: 0 PA: 36
 PB: 0
 SB: 0
 CS: 0



1B	2B	3B	HR	SF	SAC	DP	HBP	WP	HR	S	P	ERA	WHIP
7	1	1	0	0	1	1	1	0	0	0	0	1.12	1.500

Batter	1	2	3	4	5	6	7	8	9	AB R H RBI BB SO LOB	TOP											
Steve Brye, R (1, 8) OBP: 0.320, SLG: 0.365	0-0 F6		4-0 FC4-6 BB		0-3 K		4-0 1B BB		0-0 F7	3 0 0 0 2 1 1												
Rod Carew, L (1, 4) OBP: 0.420, SLG: 0.439	0-0 2B 1B		0-0 FC4-6 1-2f			4-0 1B BB	0-0 1-2 1B			3 1 2 0 1 0 1												
Larry Hise, R (1, 7) OBP: 0.358, SLG: 0.496	0-3 K		0-0 L8			0-0 1-3 1B 1B	0-3 K			4 0 1 0 0 2 4												
Tony Oliva, L (1, 10) OBP: 0.317, SLG: 0.424	0-0 1-3 2B			0-0 4-3		0-0 F9		0-0 F9		4 0 1 0 0 0 2												
Bobby Darwin, R (1, 9) OBP: 0.338, SLG: 0.478	0-0 F8			4-0 1B BB		0-0 1-2 1B		0-0 5-3		3 0 1 1 1 0 2												
Steve Braun, L (1, 5) OBP: 0.368, SLG: 0.373		0-0 L9		0-0 1-2 G6-4-3 1B		0-0 F8		0-0 3-1		4 0 1 0 0 0 2												
Craig Kusick, R (1, 3) OBP: 0.350, SLG: 0.406		0-0 F2		0-0 G6-4-3 1-2f		0-0 G3			0-0 F9	2 0 0 0 0 0 2												
Pat Bourque, L (6, PH) OBP: 0.322, SLG: 0.296										2 0 0 0 0 0 2												
Danny Thompson, R (1, 6) OBP: 0.330, SLG: 0.377		0-3 K			0-0 6-3		0-0 4-3		0-0 L7	3 0 0 0 0 1 0												
Harmon Killebrew, R (9, PH) OBP: 0.326, SLG: 0.385										1 0 0 0 0 0 0												
Phil Roof, R (1, 2) OBP: 0.275, SLG: 0.260			0-0 F9		0-3 K		0-0 F2		4-0 BB	2 0 0 0 0 1 0												
Glenn Borgmann, R (7, PH) OBP: 0.324, SLG: 0.320										1 0 0 0 1 0 0												
Inning Stats	R: 0 E: 0 K: 1 S: 7	H: 2 LOB: 2 BB: 0 P: 7	R: 0 E: 0 K: 1 S: 5	H: 0 LOB: 0 BB: 0 P: 5	R: 0 E: 0 K: 0 S: 3	H: 0 LOB: 1 BB: 1 P: 7	R: 0 E: 0 K: 0 S: 3	H: 1 LOB: 1 BB: 1 P: 7	R: 0 E: 0 K: 0 S: 7	H: 0 LOB: 0 BB: 0 P: 7	R: 1 E: 0 K: 0 S: 5	H: 2 LOB: 2 BB: 1 P: 9	R: 0 E: 0 K: 1 S: 6	H: 1 LOB: 2 BB: 1 P: 10	R: 0 E: 0 K: 0 S: 3	H: 0 LOB: 0 BB: 0 P: 3	R: 0 E: 0 K: 0 S: 3	H: 0 LOB: 1 BB: 1 P: 7	1B: 5 2B: 1 3B: 0 HR: 0	SF: 0 SAC: 0 DP: 1 HBP: 0	WP: 0 PB: 0 SB: 0 CS: 0	PA: 37
PITCHER Doc Medich, R (1, 1) ERA: 3.42	IP: 9.0 WLS: W BF: 37 H: 6 R: 1 ER: 1 SO: 5 BB: 5 IBB: 0 HBP: 0 BLK: 0 WP: 0 HR: 0 S: 42 P: 62 ERA: 1.00 WHIP: 1.222											PITCHER	IP: 9.0 WLS: W BF: 37 H: 6 R: 1 ER: 1 SO: 5 BB: 5 IBB: 0 HBP: 0 BLK: 0 WP: 0 HR: 0 S: 42 P: 62 ERA: 1.00 WHIP: 1.222									

Minnesota Twins @ New York Yankees
 Shea Stadium, Flushing, NY
 Wed Aug 21 1974, 3:33 AM EDT
 Att. 13,321 - Unknown - 85 F

livebaseballscorecards.com

AB	32
R	1
H	6
RBI	1
BB	5
SO	5
LOB	16



Batter	1	2	3	4	5	6	7	8	9
Sandy Alomar Sr., S OBP: 0.280, SLG: 0.279 (1, 4)	0-3 K	0-3 K		0-0 F8	0-0 4-3			0-0 1B	
Elliott Maddox, R OBP: 0.392, SLG: 0.371 (1, 8)	0-3 K		4-0 1B 1B BB	0-0 1B 1B		0-0 1-3		0-0 F9	
Bobby Murcer, L OBP: 0.336, SLG: 0.383 (1, 9)	0-0 1B		0-0 HBP 1B 1B 1-3	0-0 1-3 1B		0-0 F9		0-3 K	
Lou Piniella, R OBP: 0.343, SLG: 0.398 (1, 7)	0-3 K		0-0 F4	4-0 BB		0-0 6-3			
Thurman Munson, R OBP: 0.306, SLG: 0.375 (1, 2)		0-0 2B 1B	0-0 HBP 1B 1B 1-2 3-H	0-0 L8		0-0 G3			
Bill Sudakis, S OBP: 0.298, SLG: 0.354 (1, 10)		0-0 L8	1-0 1B HBP 1-2 2-3	0-0 F8		0-3 K			
Graig Nettles, L OBP: 0.331, SLG: 0.403 (1, 5)		0-0 2B	0-0 BB 1B 1-H 1-3 2-H 3-H		0-0 4-1		0-0 F7		
Chris Chambliss, L OBP: 0.285, SLG: 0.307 (1, 3)		4-0 BB	4-0 BB 1-2 BB		0-0 4-3		0-0 G3		
Jim Mason, L OBP: 0.309, SLG: 0.365 (1, 6)		0-0 F6	0-3 K		0-0 1B		0-0 1B		


Inning Stats	R: 0	H: 1	E: 0	LOB: 1	K: 3	BB: 0	S: 10	R: 1	H: 2	E: 0	LOB: 2	K: 1	BB: 1	S: 7	R: 3	H: 3	E: 0	LOB: 2	K: 1	BB: 2	S: 7	R: 0	H: 2	E: 0	LOB: 3	K: 0	BB: 1	S: 5	R: 0	H: 1	E: 0	LOB: 1	K: 0	BB: 0	S: 4	R: 0	H: 0	E: 0	LOB: 0	K: 0	BB: 0	S: 3	R: 0	H: 0	E: 0	LOB: 0	K: 1	BB: 0	S: 5	R: 0	H: 2	E: 0	LOB: 2	K: 1	BB: 0	S: 7	R: 0	H: 2	E: 0	LOB: 2	K: 1	BB: 0	S: 7	1B: 10	SF: 0	2B: 1	SAC: 0	3B: 0	DP: 0	HR: 0	HBP: 1	WP: 0	PA: 39
--------------	------	------	------	--------	------	-------	-------	------	------	------	--------	------	-------	------	------	------	------	--------	------	-------	------	------	------	------	--------	------	-------	------	------	------	------	--------	------	-------	------	------	------	------	--------	------	-------	------	------	------	------	--------	------	-------	------	------	------	------	--------	------	-------	------	------	------	------	--------	------	-------	------	--------	-------	-------	--------	-------	-------	-------	--------	-------	--------

PITCHER	IP	WLS	BF	H	R	ER	SO	BB	IBB	HBP	BLK	WP	HR	S	P	ERA	WHIP
Bill Butler, L ERA: 4.5 (1, 1)	3.0	L	18	6	4	4	5	3	0	1	0	0	0	24	37	12.00	3.000
Bill Hands, R ERA: 4.21 (4, 1)	5.0		21	5	0	0	2	1	0	0	0	0	0	24	28	0.00	1.200

MINNESOTA TWINS @ NEW YORK YANKEES
Shea Stadium, Flushing, NY
 Wed Aug 21 1974, 3:33 AM EDT
 Att: 13,321 - Unknown - 85 F

AB	34
R	4
H	11
RBI	4
BB	4
SO	7
LOB	21



Batter	1	2	3	4	5	6	7	8	9	AB R H RBI BB SO LOB	TOP	
Bob Heise, R (1, 5) OBP: 0.300, SLG: 0.345 Rudy Meoli, L (4, PH) OBP: 0.302, SLG: 0.283 (4, 5)	0-0 6-3	4-0 BB		4-0 BB			0-0 F7		0-0 6-3	1 0 0 0 1 0 0 2 0 0 0 1 0 0		
Dave Chalk, R (1, 6) OBP: 0.308, SLG: 0.321	0-0 G3	0-0 F9		0-3 K			0-0 5-3		0-3 K	5 0 0 0 0 2 4		
Leroy Stanton, R (1, 9) OBP: 0.335, SLG: 0.427 Morris Nettles, L (7, PH) OBP: 0.333, SLG: 0.283 (7, 8)	0-0 2-3			4-0 G5-3 BB		0-0 F8	0-3 K			2 0 0 0 1 0 0 1 0 0 0 0 1 0		
Frank Robinson, R (1, 10) OBP: 0.444, SLG: 0.454		4-0 3B BB		4-0 1B BB		0-0 F9		0-0 F8 1B		2 3 1 0 2 0 0		
Bobby Valentine, R (1, 7) OBP: 0.312, SLG: 0.355		0-0 F5		0-0 G5-3		0-0 1B		0-0 G5-3 1B		4 0 2 0 0 0 3		
Doug Howard, R (1, 8) Joe Lahoud, L (3, PH) OBP: 0.385, SLG: 0.496 (3, 9)		0-0 SF7 3B		0-0 1B		0-0 F6		0-0 F8		1 1 1 1 0 0 0 3 0 1 1 0 0 3		
Bob Oliver, R (1, 3) OBP: 0.270, SLG: 0.334 John Doherty, L (6, PH) OBP: 0.271, SLG: 0.350 (6, 3)		0-0 SF7		0-3 K		0-0 F7		0-0 1B		1 0 0 1 0 1 1 2 0 1 1 0 0 0	AB 32 R 4 H 8 RBI 4 BB 5 SO 4 LOB 13	
Ellie Rodriguez, R (1, 2) OBP: 0.371, SLG: 0.343		0-0 2B 1B		0-0 L8		0-0 1-3		0-0 G5-3		4 0 1 0 0 0 2		
Denny Doyle, L (1, 4) OBP: 0.289, SLG: 0.299		0-0 1-3 2B		0-0 L8		0-0 F5		0-0 L6		4 0 1 0 0 0 0		
Inning Stats	R: 0 H: 0 E: 0 LOB: 0 K: 0 BB: 0 S: 3 P: 3	R: 2 H: 3 E: 0 LOB: 3 K: 0 BB: 2 S: 6 P: 14	R: 1 H: 1 E: 0 LOB: 1 K: 1 BB: 2 S: 5 P: 13	R: 0 H: 0 E: 0 LOB: 1 K: 1 BB: 1 S: 5 P: 9	R: 0 H: 1 E: 0 LOB: 1 K: 0 BB: 0 S: 4 P: 4	R: 0 H: 0 E: 0 LOB: 0 K: 0 BB: 0 S: 3 P: 3	R: 0 H: 0 E: 0 LOB: 0 K: 1 BB: 0 S: 5 P: 5	R: 1 H: 3 E: 0 LOB: 1 K: 0 BB: 0 S: 5 P: 5	R: 0 H: 0 E: 0 LOB: 0 K: 1 BB: 0 S: 5 P: 5	1B: 6 SF: 1 2B: 1 SAC: 0 3B: 1 DP: 2 HR: 0 HBP: 0	WP: 0 PA: 38 PB: 0 SB: 0 CS: 0	
PITCHER Rudy May, L (1, 1) ERA: 3.48 Dick Tidrow, R (3, 1) ERA: 4.3	IP WLS BF H R ER SO BB IBB HBP BLK WP HR S P ERA WHIP	PITCHER IP WLS BF H R ER SO BB IBB HBP BLK WP HR S P ERA WHIP										

California Angels @ New York Yankees
 Shea Stadium, Flushing, NY
 Fri Aug 23 1974, 7:05 PM EDT
 Att. 13,893 - Cloudy - 78 F

livebaseballscorecards.com

BOTTOM

California Angels @ New York Yankees
Shea Stadium, Flushing, NY

Fri Aug 23 1974, 7:05 PM EDT
Att. 13,893 - Cloudy - 78 F

AB	37
R	10
H	14
RBI	10
BB	4
SO	2
LOB	20



WP:	0	PA:	42
PB:	1	SB:	0
CS:	1		

AB R H RBI BB SO LOB

5 2 4 4 0 0 1

5 1 2 1 0 0 2

4 0 0 1 1 2 4

4 1 2 1 1 0 1

5 0 0 0 0 0 3

5 2 3 1 0 0 1

3 1 1 1 1 0 3

2 1 0 0 1 0 2

1B:	6	SF:	0
2B:	6	SAC:	1
3B:	1	DP:	0
HR:	1	HBP:	0

1B: 6 SF: 0

2B: 6 SAC: 1

3B: 1 DP: 0

HR: 1 HBP: 0

Batter	1	2	3	4	5	6	7	8	9
Roy White, S OBP: 0.360, SLG: 0.386 (1, 7)	0-0 G3 3B	0-0 F7 1-2		0-0 HR 1-H	0-0 2B 1B 1-3 2-H 3-H		0-0 1B		
Elliott Maddox, R OBP: 0.392, SLG: 0.378 (1, 8)	0-0 F4		0-0 1B 2B	0-0 F9	0-0 2B 1-3 3-H		0-0 F8		
Bobby Murcer, L OBP: 0.335, SLG: 0.380 (1, 9)	0-0 G3 3-H		0-0 F8 BB BB	4-0 PB BB	0-3 K 0-3		0-3 K		
Ron Blomberg, L OBP: 0.363, SLG: 0.440 (1, 10)	0-0 1B		0-0 2B 1B 2-H	4-3 1-2		4-0 G3 BB		0-0 G3	
Graig Nettles, L OBP: 0.328, SLG: 0.399 (1, 5)	0-0 F7		0-0 F8		0-0 E3 2B FC3-2		0-0 F5		0-0 F8
Chris Chambliss, L OBP: 0.290, SLG: 0.321 (1, 3)		0-0 2B 2B	0-0 2B 1-H		0-0 FC3-2 1B 2B 1-3		0-0 G3 1-2		0-0 F7
Thurman Munson, R OBP: 0.308, SLG: 0.377 (1, 2)		0-0 SH3 1B 2B 2-H	0-0 L3		0-0 6-3		4-0 IBB		
Jim Mason, L OBP: 0.309, SLG: 0.363 (1, 6)		0-0 SH3 2-3		0-0 F7 1B BB	4-0 FC3-2 1B BB		0-0 F7		
Sandy Alomar Sr., S OBP: 0.284, SLG: 0.284 (1, 4)		0-0 CS 1B 3-H		0-0 HR 1B	0-0 FC3-2 1B 2B 1-2 2-3 3-H		0-0 F6		

Inning Stats	R: 1	H: 2	E: 0	K: 0	S: 5	L: 13	BF: 13	H: 7	R: 5	ER: 5	SO: 0	BB: 0	IBB: 0	HBP: 0	BLK: 0	WP: 0	HR: 0	S: 13	P: 13	ERA: 19.29	WHIP: 3.000
	R: 2	H: 3	E: 0	K: 0	S: 5	L: 16	BF: 16	H: 6	R: 5	ER: 2	SO: 0	BB: 0	IBB: 0	HBP: 0	BLK: 0	WP: 0	HR: 1	S: 14	P: 22	ERA: 7.71	WHIP: 3.429
	R: 2	H: 3	E: 0	K: 0	S: 5	L: 10	BF: 10	H: 1	R: 0	ER: 0	SO: 2	BB: 1	IBB: 1	HBP: 0	BLK: 0	WP: 0	HR: 0	S: 12	P: 20	ERA: 0.00	WHIP: 0.857
	R: 2	H: 3	E: 0	K: 0	S: 5	L: 3	BF: 3	H: 0	R: 0	ER: 0	SO: 0	BB: 0	IBB: 0	HBP: 0	BLK: 0	WP: 0	HR: 0	S: 3	P: 3	ERA: 0.00	WHIP: 0.000

PITCHER	IP	WLS	BF	H	R	ER	SO	BB	IBB	HBP	BLK	WP	HR	S	P	ERA	WHIP
Skip Lockwood, R ERA: 4.76 (1, 1)	2.1	L	13	7	5	5	0	0	0	0	0	0	0	13	13	19.29	3.000
Dick Lange, R ERA: 3.83 (3, 1)	2.1		16	6	5	2	0	2	0	0	0	0	1	14	22	7.71	3.429
Luis Quintana, L ERA: 4.38 (5, 1)	2.1		10	1	0	0	2	1	1	0	0	0	0	12	20	0.00	0.857
Horacio Pina, R ERA: 3.98 (8, 1)	1.0		3	0	0	0	0	0	0	0	0	0	0	3	3	0.00	0.000

WP:	PA:	ERA:	WHIP:
0	42		
1			
0			
1			

Batter	1	2	3	4	5	6	7	8	9	AB R H RBI BB SO LOB	TOP	
Rudy Meoli, L (1, 5) OBP: 0.284, SLG: 0.266	0-0 P3		0-0 F7		0-0 F7		0-0 F9			4 0 0 0 0 0 1		
Dave Chalk, R (1, 6) OBP: 0.310, SLG: 0.326	0-0 F9 2B		0-0 1-3		0-0 CS 1B			0-0 F9		4 0 2 0 0 0 0		
Bruce Bochte, L (1, 7) OBP: 0.368, SLG: 0.400	0-0 F9 2-3		0-0 CS 3B		0-0 CS 1-2		0-0 F8	0-0 3-1		4 0 1 0 0 0 1		
Joe Lahoud, L (1, 9) OBP: 0.383, SLG: 0.490	4-0 FC6-4 BB		0-0 G3		0-0 4-3		0-0 4-3	0-0 6-3		3 0 0 0 1 0 1		
Bobby Valentine, R (1, 10) OBP: 0.311, SLG: 0.356	0-0 FC6-4 1-2f		0-0 5-3		0-0 5-3 2B		0-0 5-3	0-0 F3		4 0 1 0 0 0 2		
John Doherty, L (1, 3) OBP: 0.282, SLG: 0.378		0-0 HR		0-0 S 1B				0-0 BB 1B		4 1 3 1 0 0 1		
Morris Nettles, L (1, 8) OBP: 0.316, SLG: 0.265		0-0 6-3		0-3 K 1-2			0-0 4-3	4-0 G5-4-3 BB		3 0 0 0 0 1 1		
Frank Robinson, R (9, PH) OBP: 0.375, SLG: 0.454								1-2		0 0 0 0 1 0 0	AB 33	
Bob Heise, R (9, PR) OBP: 0.300, SLG: 0.345										0 0 0 0 0 0 0	R 1	
Denny Doyle, L (1, 4) OBP: 0.290, SLG: 0.299		0-0 6-3		0-0 4-3			0-0 FC5-4 1B	0-0 G5-4-3 1-2f		3 0 1 0 0 0 1	H 8	
Leroy Stanton, R (9, PH) OBP: 0.334, SLG: 0.426										1 0 0 0 0 0 2	RBI 1	
Tom Egan, R (1, 2) OBP: 0.163, SLG: 0.047		0-3 K		0-0 G3			0-0 FC5-4 BLK 1-2f			3 0 0 0 0 1 1	BB 2	
											SO 2	
											LOB 11	
Inning Stats	R: 0 H: 1 E: 0 LOB: 2 K: 0 BB: 1 S: 4 P: 8	R: 1 H: 1 E: 0 LOB: 0 K: 1 BB: 0 S: 6 P: 6	R: 0 H: 1 E: 0 LOB: 1 K: 0 BB: 0 S: 4 P: 4	R: 0 H: 1 E: 0 LOB: 1 K: 1 BB: 0 S: 6 P: 6	R: 0 H: 1 E: 0 LOB: 0 K: 0 BB: 0 S: 3 P: 3	R: 0 H: 1 E: 0 LOB: 1 K: 0 BB: 0 S: 4 P: 4	R: 0 H: 1 E: 0 LOB: 1 K: 0 BB: 0 S: 4 P: 4	R: 0 H: 1 E: 0 LOB: 1 K: 0 BB: 0 S: 4 P: 4	R: 0 H: 0 E: 0 LOB: 0 K: 0 BB: 0 S: 3 P: 3	R: 0 H: 1 E: 0 LOB: 2 K: 0 BB: 1 S: 3 P: 7	1B: 4 SF: 0 2B: 2 SAC: 0 3B: 1 DP: 1 HR: 1 HBP: 0	WP: 0 PA: 36 PB: 0 SB: 1 CS: 1
PITCHER	IP WLS BF H R ER SO BB IBB HBP BLK WP HR S P ERA WHIP											
Pat Dobson, R (1, 1) ERA: 3.15	8.1 W 34 8 1 1 2 2 0 0 0 1 0 1 36 44 1.08 1.200											
Cecil Upshaw, R (9, 1) ERA: 2.48	0.2 S 1 0 0 0 0 0 0 0 0 0 0 0 1 1 0.00 0.000											

California Angels @ New York Yankees
 Shea Stadium, Flushing, NY
 Sat Aug 24 1974, 3:33 AM EDT
 Att. 10,535 - Overcast - 86 F

livebaseballscorecards.com



Batter	1	2	3	4	5	6	7	8	9
Roy White, S (1, 7) OBP: 0.356, SLG: 0.381	0-0 F9		0-0 5-3			0-3 K		0-0 6-3	
Elliott Maddox, R (1, 8) OBP: 0.399, SLG: 0.391	0-0 HR			0-0 CS 1B		4-0 2B IBB		1-0 1B HBP	
Bobby Murcer, L (1, 9) OBP: 0.336, SLG: 0.383	0-3 K		0-3 K			0-0 2B		0-0 1B	
Lou Piniella, R (1, 10) OBP: 0.341, SLG: 0.395 Ron Blomberg, L (8, PH) OBP: 0.361, SLG: 0.438	0-3 K		0-0 P3			0-0 F7		0-0 4-3	
Thurman Munson, R (1, 2) OBP: 0.306, SLG: 0.374		0-3 K			0-3 K		0-0 P3		
Graig Nettles, L (1, 5) OBP: 0.326, SLG: 0.396		0-0 F8			0-0 3-1		0-3 K		
Chris Chambliss, L (1, 3) OBP: 0.290, SLG: 0.321		0-0 5-3			0-0 F8		0-0 1B		
Gene Michael, S (1, 6) OBP: 0.284, SLG: 0.275			0-3 K			0-0 F8	0-0 F4		
Sandy Alomar Sr., S (1, 4) OBP: 0.285, SLG: 0.289			0-0 3-1			0-0 2B		0-0 F7	

Inning Stats	R: 1	H: 1	E: 0	K: 2	S: 8	LOB: 0	BB: 0	P: 8
	R: 0	H: 0	E: 0	K: 1	S: 5	LOB: 0	BB: 0	P: 5
	R: 0	H: 0	E: 0	K: 1	S: 5	LOB: 0	BB: 0	P: 5
	R: 0	H: 1	E: 0	K: 1	S: 5	LOB: 0	BB: 0	P: 5
	R: 0	H: 0	E: 0	K: 1	S: 5	LOB: 0	BB: 0	P: 5
	R: 2	H: 2	E: 0	K: 1	S: 7	LOB: 1	BB: 1	P: 11
	R: 0	H: 1	E: 0	K: 1	S: 6	LOB: 1	BB: 0	P: 6
	R: 0	H: 1	E: 0	K: 0	S: 4	LOB: 2	BB: 0	P: 5

PITCHER	IP	WLS	BF	H	R	ER	SO	BB	IBB	HBP	BLK	WP	HR	S	P	ERA	WHIP
Frank Tanana, L (1, 1) ERA: 3.53	7.2	L	30	6	3	3	8	0	0	0	0	0	1	44	49	3.52	0.783
Ken Sanders, R (8, 1) ERA: 6.61	0.1		1	0	0	0	0	0	0	0	0	0	0	1	1	0.00	0.000

AB R H RBI BB SO LOB

4	0	0	0	0	1	1
2	2	2	1	1	0	0
4	0	2	2	0	2	1
3	0	0	0	0	1	1
1	0	0	0	0	0	2
3	0	0	0	0	2	0
3	0	0	0	0	1	0
3	0	1	0	0	0	0
3	0	0	0	0	1	1
3	1	1	0	0	0	0

AB	29
R	3
H	6
RBI	3
BB	1
SO	8
LOB	6



WP	PA	ERA	WHIP
0	31		
0			
0			
1			

California Angels @ New York Yankees
 Shea Stadium, Flushing, NY
 Sat Aug 24 1974, 3:33 AM EDT
 Att. 10,535 - Overcast - 86 F

livebaseballscores.com

Batter	1	2	3	4	5	6	7	8	9	AB R H RBI BB SO LOB	TOP	
Bob Heise, R OBP: 0.265, SLG: 0.303 (1, 5) X	0-0 4-3 ①		0-0 F8 ②		0-0 E5		0-0 F7 ②			4 0 0 0 0 0 1		
Dave Chalk, R OBP: 0.309, SLG: 0.326 (1, 6) X	0-0 F7 ②		0-0 2B 1B		0-0 F9		0-0 F9 ③			4 0 1 0 0 0 2		
Leroy Stanton, R OBP: 0.336, SLG: 0.429 (1, 9) X	0-0 E6 BB 1B		0-0 1-3 2B		0-0 5-3			0-0 7-4 1B		4 1 2 0 0 0 1		
Frank Robinson, R OBP: 0.374, SLG: 0.451 (1, 10) B B B	4-0 1B 1-2 BB		0-0 P4 ③		0-0 P5 ①		0-0 F8 ①			3 0 0 0 1 0 3		
Bobby Valentine, R OBP: 0.310, SLG: 0.355 (1, 7) X	0-0 1-3 2-H 1B ③		0-0 F7 ①		0-0 F9 ②		0-0 7-4 ② ③			4 0 1 1 0 0 1		
Doug Howard, R OBP: 0.409, SLG: 0.450 (1, 8) X	0-0 6-3 ①		0-0 F9 ②		0-0 1B		0-0 F7 ①			4 0 1 0 0 0 0		
Bob Oliver, R OBP: 0.275, SLG: 0.339 (1, 3)		0-0	0-0		0-0		0-0 F6 ③			4 0 3 0 0 0 1		
Morris Nettles, L OBP: 0.316, SLG: 0.265 (9, PR)		0-0	0-0		0-0			0-0 CS 1B		0 0 0 0 0 0 0		
John Doherty, L OBP: 0.282, SLG: 0.378 (9, 3)		0-0	0-0		0-0					0 0 0 0 0 0 0		
Ellie Rodriguez, R OBP: 0.388, SLG: 0.339 (1, 2) X	0-3 K ② ③		0-0 F9 ③		0-0 F7 ①		0-0 F8 ② ③			4 0 0 0 0 1 3		
Denny Doyle, L OBP: 0.290, SLG: 0.300 (1, 4) X	0-0 P6 ①		0-0 F8 ①		0-0 E9 1B					3 0 1 0 0 0 0		
Inning Stats	R: 1 H: 1 E: 1 LOB: 2 K: 0 BB: 1 S: 4 P: 8	R: 0 H: 1 E: 0 LOB: 1 K: 1 BB: 0 S: 5 P: 5	R: 0 H: 2 E: 0 LOB: 2 K: 0 BB: 0 S: 5 P: 5	R: 0 H: 1 E: 0 LOB: 1 K: 0 BB: 0 S: 4 P: 4	R: 0 H: 0 E: 1 LOB: 1 K: 0 BB: 0 S: 4 P: 4	R: 0 H: 1 E: 0 LOB: 1 K: 0 BB: 0 S: 4 P: 4	R: 0 H: 1 E: 1 LOB: 1 K: 0 BB: 0 S: 4 P: 4	R: 0 H: 1 E: 1 LOB: 1 K: 0 BB: 0 S: 4 P: 4	R: 0 H: 1 E: 0 LOB: 0 K: 0 BB: 0 S: 3 P: 3	R: 0 H: 1 E: 0 LOB: 1 K: 0 BB: 0 S: 3 P: 3	1B: 8 SF: 0 2B: 3 SAC: 0 3B: 0 DP: 2 HR: 0 HBP: 0	WP: 0 PA: 35 PB: 0 SB: 0 CS: 2
PITCHER Larry Gura, L ERA: (1, 1)	IP WLS BF H R ER SO BB IBB HBP BLK WP HR S P ERA WHIP											
	9.0 W 35 9 1 0 1 1 0 0 0 0 0 0 36 40 0.00 1.111											

California Angels @ New York Yankees
 Shea Stadium, Flushing, NY
 Sun Aug 25 1974, 3:33 AM EDT
 Att: 17,745 - Unknown

livebaseballscorecards.com

AB	34
R	1
H	9
RBI	1
BB	1
SO	1
LOB	12



Batter	1	2	3	4	5	6	7	8	9	AB	R	H	RBI	BB	SO	LOB
Roy White, S (1, 7) OBP: 0.357, SLG: 0.383	0-0 6-3		0-0 2B		0-3 K			4-0 BB		3	0	1	1	1	1	1
Elliott Maddox, R (1, 8) OBP: 0.397, SLG: 0.387	4-0 BB		0-0 B1			0-3 K		0-0 5-3		3	0	0	0	1	1	1
Bobby Murcer, L (1, 9) OBP: 0.335, SLG: 0.384	0-0 F7		0-0 4-3			0-0 4-3			0-0 1B	4	1	1	0	0	0	1
Ron Blomberg, L (1, 10) OBP: 0.360, SLG: 0.433	4-0 1-2			0-0 4-3		0-3 K			0-0 F8	3	0	0	0	1	1	1
Graig Nettles, L (1, 5) OBP: 0.325, SLG: 0.394	0-0 4-3			0-0 P4			0-0 F7		0-0 1B	4	0	1	1	0	0	2
Chris Chambliss, L (1, 3) OBP: 0.288, SLG: 0.318		0-3 K		0-0 G3			0-0 P5			3	0	0	0	0	1	0
Thurman Munson, R (1, 2) OBP: 0.304, SLG: 0.371		0-0 4-3			0-0 6-3		0-3 K			3	0	0	0	0	1	0
Jim Mason, L (1, 6) OBP: 0.306, SLG: 0.360		0-0 5-3			0-0 4-3			0-3 K		3	0	0	0	0	1	0
Sandy Alomar Sr., S (1, 4) OBP: 0.290, SLG: 0.299			0-0 2B		0-0 1B			0-3 K		3	1	2	0	0	1	0


Inning Stats	R: 0 E: 0 K: 0 S: 3	H: 0 LOB: 2 BB: 2 P: 11	R: 0 E: 0 K: 1 S: 5	H: 0 LOB: 0 BB: 0 P: 5	R: 1 E: 0 K: 0 S: 4	H: 2 LOB: 0 BB: 0 P: 4	R: 0 E: 0 K: 0 S: 3	H: 0 LOB: 0 BB: 0 P: 3	R: 0 E: 0 K: 1 S: 6	H: 1 LOB: 1 BB: 0 P: 6	R: 0 E: 0 K: 2 S: 7	H: 0 LOB: 0 BB: 0 P: 7	R: 0 E: 0 K: 1 S: 5	H: 0 LOB: 0 BB: 0 P: 5	R: 0 E: 0 K: 2 S: 7	H: 0 LOB: 1 BB: 1 P: 11	R: 1 E: 0 K: 0 S: 3	H: 2 LOB: 1 BB: 0 P: 3	1B: 2 2B: 3 3B: 0 HR: 0	SF: 0 SAC: 0 DP: 0 HBP: 0	WP: 0 PB: 0 SB: 1 CS: 0	PA: 32
PITCHER Nolan Ryan, R (1, 1) ERA: 3.12	IP 8.1	WLS L	BF 32	H 5	R 2	ER 2	SO 7	BB 3	IBB 0	HBP 0	BLK 0	WP 0	HR 0	S 43	P 55	ERA 2.16	WHIP 0.960					

BOTTOM

California Angels @ New York Yankees
Shea Stadium, Flushing, NY
Sun Aug 25 1974, 3:33 AM EDT
Att. 17,745 - Unknown

livebaseballscorecards.com

AB	29
R	2
H	5
RBI	2
BB	3
SO	7
LOB	6



Batter	1	2	3	4	5	6	7	8	9	AB R H RBI BB SO LOB	TOP																	
Roy White, S (1, 10) OBP: 0.361, SLG: 0.383	4-0 1B BB	0-0 P4		4-0 FC5-4 BB BB BB BB			0-0 1-3		0-0 1B 1B	3 0 1 0 2 0 0																		
Elliott Maddox, R (1, 8) OBP: 0.395, SLG: 0.384	0-0 F8	0-0 P4		0-0 FC5-4 1-2f			0-0 6-3		0-0 1B 1-2 2-H	5 0 1 1 0 0 3																		
Bobby Murcer, L (1, 9) OBP: 0.334, SLG: 0.382	0-0 F8		0-0 F8		0-0 1B G6-3 1B		0-0 F9		0-0 G1	5 1 1 0 0 0 3																		
Lou Piniella, R (1, 7) OBP: 0.342, SLG: 0.396	0-0 1-3 1B		0-0 6-3		0-0 1-3 G6-3 1B			0-0 F8		4 0 2 0 0 0 0																		
Thurman Munson, R (1, 2) OBP: 0.301, SLG: 0.367	0-3 K		0-0 F8		0-0 G6-3 1-2f 3-H			0-0 6-3		4 0 0 0 0 1 3																		
Graig Nettles, L (1, 5) OBP: 0.326, SLG: 0.399		4-0 3B BB		0-0 SF8 3B			0-0 F8		0-0 F7	3 2 1 0 1 0 0																		
Chris Chambliss, L (1, 3) OBP: 0.290, SLG: 0.324		0-0 1-H HR 3B		4-0 BB BB		0-0 F9			0-0 G3	3 1 1 1 1 0 0																		
Sandy Alomar Sr., S (1, 4) OBP: 0.294, SLG: 0.313		0-0 HR		0-0 P4		0-0 5-3			4-0 1B 1B BB	3 2 1 2 1 0 2																		
Jim Mason, L (1, 6) OBP: 0.304, SLG: 0.358		0-3 K		0-0 SF8		0-0 G3			0-0 F9	2 0 0 1 0 1 0																		
Bill Sudakis, S (9, PH) OBP: 0.297, SLG: 0.352										1 0 0 0 0 0 1																		
Inning Stats	R: 0 E: 0 K: 1 S: 6	H: 1 LOB: 2 BB: 1 P: 10	R: 3 E: 0 K: 1 S: 7	H: 2 LOB: 0 BB: 1 P: 11	R: 0 E: 0 K: 0 S: 3	H: 0 LOB: 0 BB: 0 P: 3	R: 1 E: 0 K: 0 S: 4	H: 1 LOB: 2 BB: 2 P: 12	R: 1 E: 0 K: 0 S: 4	H: 2 LOB: 0 BB: 0 P: 4	R: 0 E: 0 K: 0 S: 3	H: 0 LOB: 0 BB: 0 P: 3	R: 0 E: 0 K: 0 S: 3	H: 0 LOB: 0 BB: 0 P: 3	R: 0 E: 0 K: 0 S: 3	H: 0 LOB: 0 BB: 0 P: 3	R: 1 E: 0 K: 0 S: 5	H: 2 LOB: 2 BB: 1 P: 9	1B: 5 2B: 0 3B: 2 HR: 1	SF: 1 SAC: 0 DP: 1 HBP: 0	WP: 0 PB: 0 SB: 0 CS: 0	PA: 39						
PITCHER	IP WLS BF H R ER SO BB IBB HBP BLK WP HR S P ERA WHIP																											
Bill Butler, L (1, 1) ERA: 4.75	3.2		19	4	4	4	2	4	0	0	0	0	0	1	19	35	9.82	2.182										
Vic Albury, L (4, 1) ERA: 5.11	2.1	W	8	2	1	1	0	0	0	0	0	0	0	0	8	8	3.86	0.857										
Tom Burgmeier, L (7, 1) ERA: 4.46	3.0	S	12	2	1	1	0	1	0	0	0	0	0	0	11	15	3.00	1.000										

New York Yankees @ Minnesota Twins
Metropolitan Stadium, Bloomington, MI

Mon Aug 26 1974, 8:05 PM EDT
Att: 9,694 - Unknown - 72 F

livebaseballscorecards.com

AB	33
R	6
H	8
RBI	5
BB	5
SO	2
LOB	12



Batter	1	2	3	4	5	6	7	8	9
Steve Brye, R (1, 8) OBP: 0.316, SLG: 0.362 Eric Soderholm, R (4, PH) OBP: 0.337, SLG: 0.390 (5, 5)	0-0 F9	0-0 1B		0-0 G6-4-3		0-0 FC5-2		0-0 1B	
Rod Carew, L (1, 4) OBP: 0.423, SLG: 0.435	0-0 L8		0-0 5-3 1B		4-0 G6-4-3	0-0 IBB		0-0 F7	
Larry Hisle, R (1, 7) OBP: 0.359, SLG: 0.500 (5, 8)	0-0 F9		0-0 F8		0-0 G6-4-3	4-0 IBB			
Tony Oliva, L (1, 10) OBP: 0.316, SLG: 0.422		0-0 FC5-4 1B	0-0 5-3		0-0 F8	0-0 F7			
Bobby Darwin, R (1, 9) OBP: 0.343, SLG: 0.473		1-0 FC5-4 1B	0-0 2-H 1B			0-0 F7	0-3 K		
Steve Braun, L (1, 5) OBP: 0.369, SLG: 0.373 (5, 7)		0-0 FC5-4 1B	0-0 3-1			0-0 1B	4-0 G5-4-3		
Pat Bourque, L (1, 3) OBP: 0.331, SLG: 0.300 Craig Kusick, R (7, PH) OBP: 0.351, SLG: 0.421 (8, 3)		0-3 K		4-0 1B		0-0 BB	0-0 G5-4-3		
Danny Thompson, R (1, 6) OBP: 0.328, SLG: 0.368		0-0 BB 1B		0-0 G6-4-3 1B		0-0 FC5-2 1B		0-0 5-3	
Glenn Borgmann, R (1, 2) OBP: 0.328, SLG: 0.312		4-0 1B		0-0 F2		4-0 FC5-2 1B		0-3 K	

Inning Stats	R: 0	H: 0	E: 0	K: 0	S: 3	R: 3	H: 3	E: 0	K: 1	S: 7	R: 1	H: 2	E: 0	K: 0	S: 5	R: 0	H: 0	E: 0	K: 0	S: 2	R: 3	H: 4	E: 0	K: 0	S: 7	R: 0	H: 0	E: 0	K: 1	S: 4	R: 0	H: 1	E: 0	K: 1	S: 6	
	LOB: 0	BB: 0	P: 3	LOB: 2	BB: 1	P: 12	LOB: 1	BB: 0	P: 5	LOB: 1	BB: 1	LOB: 1	BB: 1	P: 7	LOB: 0	BB: 1	LOB: 3	BB: 2	P: 15	LOB: 0	BB: 1	LOB: 0	BB: 1	P: 6	LOB: 1	BB: 0	P: 6	LOB: 0	BB: 1	LOB: 0	BB: 0	P: 6	SF: 0	SAC: 0	DP: 3	HBP: 1

PITCHER	IP	WLS	BF	H	R	ER	SO	BB	IBB	HBP	BLK	WP	HR	S	P	ERA	WHIP
Doc Medich, R (1, 1) ERA: 3.58	5.1	L	25	8	6	6	1	3	0	1	0	0	0	23	36	10.12	2.062
Cecil Upshaw, R (6, 1) ERA: 2.62	0.1		3	1	0	0	0	1	0	0	0	0	0	2	6	0.00	6.000
Mike Wallace, L (6, 1) ERA: 3.06	2.1		10	2	1	1	2	1	1	0	0	0	0	12	20	3.86	1.286

BOTTOM


New York Yankees @ Minnesota Twins
Metropolitan Stadium, Bloomington, MI

Mon Aug 26 1974, 8:05 PM EDT
Att. 9,694 - Unknown - 72 F

AB	R	H	RBI	BB	SO	LOB
2	0	1	2	0	0	0
3	0	1	0	0	0	5
4	1	2	2	1	0	1
3	0	0	0	1	0	2
4	1	1	0	0	0	4
3	0	1	1	0	1	0
3	2	1	0	1	0	3
2	0	1	0	1	1	2
1	0	0	0	0	0	1
4	2	3	2	0	0	0
2	1	0	0	2	1	2

AB	31
R	7
H	11
RBI	7
BB	6
SO	3
LOB	20

livebaseballscores.com



1B:	11	SF:	0	WP:	0	PA:	38
2B:	0	SAC:	0	PB:	0	SB:	0
3B:	0	DP:	3	CS:	0		
HR:	0	HBP:	1				

Batter	1	2	3	4	5	6	7	8	9	AB R H RBI BB SO LOB	TOP											
Roy White, S (1, 10) OBP: 0.361, SLG: 0.386	0-0 F8		0-0 P6			0-0 F5	0-0 E7		0-0 2B	5 0 2 2 0 0 1												
Elliott Maddox, R (1, 8) OBP: 0.395, SLG: 0.386	0-0 F9			0-0 5-3		0-0 G3	0-0 1B		0-0 F8	4 0 1 0 1 0 1												
Bobby Murcer, L (1, 9) OBP: 0.335, SLG: 0.381	0-0 G3			0-0 L6		0-0 G3	0-0 1B		4-0 BB	4 0 1 1 1 0 1												
Graig Nettles, L (1, 5) OBP: 0.325, SLG: 0.396		0-0 6-3		0-0 1B		0-0 4-3	0-3 K		0-0 BB	5 0 1 0 0 1 6												
Lou Piniella, R (1, 7) OBP: 0.342, SLG: 0.395		0-0 F9		0-3 K						4 1 1 0 0 1 4												
Chris Chambliss, L (1, 3) OBP: 0.289, SLG: 0.321		0-3 K		0-3 K						3 1 0 0 1 3 0												
Thurman Munson, R (1, 2) OBP: 0.303, SLG: 0.369			0-0 E6 SH3 FC5-2 1B		0-0 6-3		0-0 1B		0-0 5-3	4 1 2 0 0 0 0												
Jim Mason, L (1, 6) OBP: 0.306, SLG: 0.360			0-0 SH3		0-0 1B		0-0 SF8		0-3 K	1 0 1 0 0 0 0												
Bill Sudakis, S (7, PH) OBP: 0.296, SLG: 0.352			2-3							0 0 0 1 0 0 0												
Gene Michael, S (7, 6) OBP: 0.282, SLG: 0.273										1 0 0 0 0 1 0												
Sandy Alomar Sr., S (1, 4) OBP: 0.293, SLG: 0.312			0-0 FC5-2		0-3 K		0-0 1B		0-0 3-1	4 1 1 0 0 1 2												
Inning Stats	R: 0 E: 0 K: 0 S: 3	H: 0 LOB: 0 BB: 0 P: 3	R: 0 E: 0 K: 1 S: 5	H: 0 LOB: 0 BB: 0 P: 5	R: 0 E: 1 K: 0 S: 4	H: 1 LOB: 1 BB: 0 P: 4	R: 0 E: 0 K: 1 S: 6	H: 1 LOB: 1 BB: 0 P: 6	R: 0 E: 0 K: 2 S: 8	H: 1 LOB: 1 BB: 0 P: 8	R: 0 E: 0 K: 0 S: 4	H: 1 LOB: 1 BB: 0 P: 4	R: 4 E: 1 K: 1 S: 10	H: 5 LOB: 3 BB: 2 P: 18	R: 0 E: 0 K: 2 S: 7	H: 0 LOB: 0 BB: 0 P: 7	R: 0 E: 0 K: 0 S: 4	H: 1 LOB: 2 BB: 1 P: 8	1B: 8 2B: 2 3B: 0 HR: 0	SF: 1 SAC: 1 DP: 0 HBP: 0	WP: 0 PB: 0 SB: 1 CS: 0	PA: 40
PITCHER	IP WLS BF H R ER SO BB IBB HBP BLK WP HR S P ERA WHIP																					
Bill Hands, R (1, 1) ERA: 4.23	6.0 L 25 6 3 3 4 1 0 0 0 0 0 0 32 36 4.50 1.167																					
Tom Burgmeier, L (7, 1) ERA: 4.56	0.1 2 1 0 0 0 0 0 0 0 0 0 0 2 2 0.00 3.000																					
Bill Campbell, R (7, 1) ERA: 2.66	2.2 13 3 1 1 3 2 0 0 0 0 0 0 17 25 3.38 1.875																					

New York Yankees @ Minnesota Twins
Metropolitan Stadium, Bloomington, MI

Tue Aug 27 1974, 8:05 PM EDT
Att: 8,345 - Unknown - 71 F

livebaseballscores.com

AB	35
R	4
H	10
RBI	4
BB	3
SO	7
LOB	15



Batter	1	2	3	4	5	6	7	8	9	AB	R	H	RBI	BB	SO	LOB
Steve Braun, L (1, 7) OBP: 0.370, SLG: 0.374	0-0 1-3		0-0 1B		0-0 2B 1B		0-0 P5			4	1	2	0	0	0	0
Rod Carew, L (1, 4) OBP: 0.425, SLG: 0.439	0-0 1B		0-0 1B		0-0 2B		0-0 F7			4	0	3	2	0	0	0
Larry Hise, R (1, 8) OBP: 0.358, SLG: 0.498	0-3 K		0-0 E7 1B		0-3 K			0-0 5-3		4	0	1	0	0	2	2
Tony Oliva, L (1, 10) OBP: 0.318, SLG: 0.422	0-0 1B		0-0 P4		4-0 FC6-4 IBB			0-0 1-3		3	0	1	0	1	0	2
Bobby Darwin, R (1, 9) OBP: 0.340, SLG: 0.469		0-3 K		0-3 K	0-0 FC6-4			0-0 5-3		4	0	0	0	0	2	2
Eric Soderholm, R (1, 5) OBP: 0.333, SLG: 0.386		0-0 6-3		0-0 4-3		0-3 K			0-0 F7	4	0	0	0	0	1	0
Pat Bourque, L (1, 3) OBP: 0.328, SLG: 0.298		0-0 1B		0-0 G3			0-0 F8			4	0	1	0	0	0	0
Danny Thompson, R (1, 6) OBP: 0.322, SLG: 0.360		0-3 K			0-0 4-3	0-0 3-1			0-0 L4	4	0	0	0	0	1	1
Phil Roof, R (1, 2) OBP: 0.280, SLG: 0.267			0-0 P4				0-0 P4			2	1	1	0	0	0	0
Jerry Terrell, R (7, PH) OBP: 0.286, SLG: 0.325					1B 2B 1B					1	0	0	0	0	0	0
Glenn Borgmann, R (8, 2) OBP: 0.328, SLG: 0.312										0	0	0	0	0	0	0

Inning Stats	R: 0	H: 2	E: 0	K: 1	S: 6	R: 0	H: 1	E: 0	K: 2	S: 8	R: 0	H: 3	E: 1	K: 0	S: 5	R: 0	H: 0	E: 0	K: 1	S: 5	R: 2	H: 3	E: 0	K: 1	S: 8	R: 0	H: 0	E: 0	K: 1	S: 5	R: 0	H: 0	E: 0	K: 0	S: 3	R: 0	H: 0	E: 0	K: 0	S: 3	R: 0	H: 0	E: 0	K: 0	S: 3	R: 0	H: 0	E: 0	K: 0	S: 3
	LOB: 2	BB: 0	P: 6	LOB: 1	BB: 0	P: 8	LOB: 2	BB: 0	P: 5	LOB: 0	BB: 0	P: 5	LOB: 2	BB: 1	P: 12	LOB: 0	BB: 0	P: 5	LOB: 0	BB: 0	P: 5	LOB: 0	BB: 0	P: 3	LOB: 0	BB: 0	P: 3	LOB: 0	BB: 0	P: 3	LOB: 0	BB: 0	P: 3	LOB: 0	BB: 0	P: 3	LOB: 0	BB: 0	P: 3	LOB: 0	BB: 0	P: 3	LOB: 0	BB: 0	P: 3	LOB: 0	BB: 0	P: 3		

PITCHER	IP	WLS	BF	H	R	ER	SO	BB	IBB	HBP	BLK	WP	HR	S	P	ERA	WHIP
Dick Tidrow, R (1, 1) ERA: 4.18	9.0	W	35	9	2	2	6	0	1	0	0	0	0	46	50	2.00	1.000


BOTTOM

New York Yankees @ Minnesota Twins
Metropolitan Stadium, Bloomington, MI

Tue Aug 27 1974, 8:05 PM EDT
Att. 8,345 - Unknown - 71 F

livebaseballscores.com

AB	34
R	2
H	9
RBI	2
BB	1
SO	6
LOB	7



WP	HR	S	P	ERA	WHIP
0	0	0	35	0	0

Batter	1	2	3	4	5	6	7	8	9	AB R H RBI BB SO LOB	TOP											
Roy White, S (1, 10) OBP: 0.359, SLG: 0.383	0-0 CS 1B		0-0 5-3	0-0 F5		0-0 5-3			0-3 K	5 0 1 0 0 1 3												
Elliott Maddox, R (1, 8) OBP: 0.395, SLG: 0.384	0-3 K 1-2		0-0 WP 1B 2-H		0-0 5-3		1-0 G1-6-3 HBP		0-0 F9	4 0 1 1 0 1 1												
Bobby Murcer, L (1, 9) OBP: 0.337, SLG: 0.384	0-0 F5		0-0 FC6-4 1B		0-0 1B SF9 1B		0-0 G1-6-3 1-2f		0-0 CS 1B	5 1 3 0 0 0 1												
Graig Nettles, L (1, 5) OBP: 0.327, SLG: 0.397		0-0 E SF8 1B	0-0 F8		0-0 SF9 1-3 1B		0-3 K		0-0 CS 1-2	4 1 2 0 0 1 2												
Lou Piniella, R (1, 7) OBP: 0.341, SLG: 0.394		0-0 F9	0-0 FC6-4 1-2f		0-0 SF9 2-3 3-H 0-0			0-0 4-3 E 1B		3 1 1 1 0 0 3												
Chris Chambliss, L (1, 3) OBP: 0.286, SLG: 0.317		0-0 E4 1-3		0-0 4-3		0-0 F7		0-0 4-3 1-2		4 0 0 0 0 0 3												
Thurman Munson, R (1, 2) OBP: 0.307, SLG: 0.379		0-0 SF8 3-H		0-0 HR		4-0 E 1B BB		0-0 E7 2-H 1B		2 1 2 3 1 0 0												
Jim Mason, L (1, 6) OBP: 0.305, SLG: 0.359		0-3 K		0-0 4-3		0-0 E5 1-3 1B		0-3 K		4 0 1 0 0 2 2												
Sandy Alomar Sr., S (1, 4) OBP: 0.297, SLG: 0.316			0-0 S 1B		0-0 1B		0-0 6-3		0-0 F6	4 1 2 0 0 0 2												
Inning Stats	R: 0 E: 0 K: 1 S: 5	H: 1 LOB: 0 BB: 0 P: 5	R: 1 E: 1 K: 1 S: 7	H: 1 LOB: 1 BB: 0 P: 7	R: 1 E: 0 K: 0 S: 6	H: 3 LOB: 2 BB: 0 P: 6	R: 1 E: 0 K: 0 S: 5	H: 2 LOB: 1 BB: 0 P: 5	R: 1 E: 0 K: 0 S: 5	H: 2 LOB: 1 BB: 0 P: 5	R: 0 E: 1 K: 0 S: 3	H: 1 LOB: 1 BB: 1 P: 7	R: 0 E: 0 K: 1 S: 4	H: 0 LOB: 0 BB: 0 P: 5	R: 1 E: 1 K: 1 S: 7	H: 2 LOB: 1 BB: 0 P: 7	R: 0 E: 0 K: 1 S: 5	H: 1 LOB: 0 BB: 0 P: 5	1B: 12 2B: 0 3B: 0 HR: 1	SF: 2 SAC: 0 DP: 1 HBP: 1	WP: 1 PB: 0 SB: 1 CS: 2	PA: 40
PITCHER	IP WLS BF H R ER SO BB IBB HBP BLK WP HR S P ERA WHIP												PITCHER	IP WLS BF H R ER SO BB IBB HBP BLK WP HR S P ERA WHIP								
Joe Decker, R (1, 1) ERA: 3.37	4.2 L 23 9 4 3 2 0 0 0 0 1 1 27 27 5.79 1.929																					
Vic Albury, L (5, 1) ERA: 5.01	4.1 16 4 1 1 3 1 0 1 0 0 0 20 25 2.08 1.154																					

New York Yankees @ Minnesota Twins
 Metropolitan Stadium, Bloomington, MI
 Wed Aug 28 1974, 8:05 PM EDT
 Att: 6,545 - Unknown - 69 F

AB	35
R	5
H	13
RBI	5
BB	1
SO	5
LOB	17



WP: 1	PA: 40
PB: 0	
SB: 1	
CS: 2	

Batter	1	2	3	4	5	6	7	8	9	AB R H RBI BB SO LOB
Steve Braun, L (1, 7) OBP: 0.369, SLG: 0.373	0-0 1B 1B		0-0 F5		0-0 E3 1-2		0-0 F7			4 0 1 0 0 0 2
Rod Carew, L (1, 4) OBP: 0.424, SLG: 0.438	0-0 F8		0-0 4-3		0-0 1B 1-2 2-3			0-0 4-3		4 0 1 0 0 0 1
Larry Hisle, R (1, 8) OBP: 0.355, SLG: 0.493	0-0 F9			0-0 L5	0-3 K			0-0 F4		4 0 0 0 0 1 4
Tony Oliva, L (1, 10) OBP: 0.320, SLG: 0.423	0-0 1B 1-2			0-0 1B		0-0 4-3		0-0 4-3		4 0 2 0 0 0 0
Bobby Darwin, R (1, 9) OBP: 0.337, SLG: 0.465	0-0 4-3			0-3 K		0-3 K		0-0 5-3		4 0 0 0 0 2 3
Pat Bourque, L (1, 3) OBP: 0.317, SLG: 0.287		0-0 4-3		0-0 4-3		0-0 F8		0-0 6-3		4 0 0 0 0 0 1
Eric Soderholm, R (1, 5) OBP: 0.337, SLG: 0.390		0-0 L5			0-0 1B E 1B		0-0 G4-6-3 1B		0-0 1B	4 0 3 0 0 0 0
Danny Thompson, R (1, 6) OBP: 0.316, SLG: 0.353		0-0 L4			0-0 L1		0-0 G4-6-3 1-2f		0-3 K	4 0 0 0 0 1 3
Glenn Borgmann, R (1, 2) OBP: 0.325, SLG: 0.308			0-0 4-3		0-0 L8		0-0 E1			3 0 0 0 0 0 1

Inning Stats	R: 0	H: 2	E: 0	LOB: 2	K: 0	BB: 0	S: 5	P: 5	R: 0	H: 0	E: 0	LOB: 0	K: 0	BB: 0	S: 3	P: 3	R: 0	H: 0	E: 0	LOB: 0	K: 0	BB: 0	S: 3	P: 3	R: 0	H: 1	E: 0	LOB: 1	K: 1	BB: 0	S: 6	P: 6	R: 0	H: 2	E: 1	LOB: 3	K: 1	BB: 0	S: 8	P: 8	R: 0	H: 0	E: 0	LOB: 0	K: 1	BB: 0	S: 5	P: 5	R: 0	H: 1	E: 1	LOB: 1	K: 0	BB: 0	S: 4	P: 4	R: 0	H: 0	E: 0	LOB: 0	K: 0	BB: 0	S: 3	P: 3	R: 0	H: 1	E: 0	LOB: 1	K: 1	BB: 0	S: 6	P: 6	1B: 7	SF: 0	2B: 0	SAC: 0	3B: 0	DP: 1	HR: 0	HBP: 0	WP: 0	PA: 35
PITCHER Pat Dobson, R (1, 1) ERA: 3.02	IP	WLS	BF	H	R	ER	SO	BB	IBB	HBP	BLK	WP	HR	S	P	ERA	WHIP	IP	WLS	BF	H	R	ER	SO	BB	IBB	HBP	BLK	WP	HR	S	P	ERA	WHIP	IP	WLS	BF	H	R	ER	SO	BB	IBB	HBP	BLK	WP	HR	S	P	ERA	WHIP																															

BOTTOM

New York Yankees @ Minnesota Twins
Metropolitan Stadium, Bloomington, MI

Wed Aug 28 1974, 8:05 PM EDT
Att. 6,545 - Unknown - 69 F

livebaseballscorecards.com

AB 35
R 0
H 7
RBI 0
BB 0
SO 4
LOB 15



Batter	1	2	3	4	5	6	7	8	9	AB R H RBI BB SO LOB	TOP							
Roy White, S OBP: 0.365, SLG: 0.390 <i>(1, 10)</i> BB BB	4-0 PB 1B BB	0-0 E7 1B 1-3 2-H		4-0 BB		0-0 2B	0-0 SF8		0-0 SH1-3 1-2	2 0 2 2 2 0 0								
Elliott Maddox, R OBP: 0.394, SLG: 0.380 <i>(1, 8)</i> SS SS	0-3 K	4-0 BB		0-0 F8		0-0 F9	4-0 BB		0-0 6-3	4 0 0 0 2 1 4								
Bobby Murcer, L OBP: 0.337, SLG: 0.382 <i>(1, 9)</i> X	0-0 PB 1B 1-2	0-0 P1		0-0 P5		4-0 BB	0-0 4-3		0-0 3-1	5 0 1 0 1 0 6								
Graig Nettles, L OBP: 0.325, SLG: 0.397 <i>(1, 5)</i> SS SS	0-3 K 1-2 2-3		0-0 3B 2B		0-3 K	0-0 F7		0-0 P5		5 1 1 0 0 2 4								
Lou Piniella, R OBP: 0.344, SLG: 0.395 <i>(1, 7)</i> X	0-0 5-3		0-3 K		0-0 1B 1B		0-0 E E 1B	4-0 1B SF8 BB		4 2 2 0 1 1 3								
Chris Chambliss, L OBP: 0.286, SLG: 0.322 Walt Williams, R OBP: 0.128, SLG: 0.111 Gene Michael, S OBP: 0.287, SLG: 0.278 <i>(1, 3)</i> <i>(7, PR)</i> <i>(7, 6)</i> SS SS		0-0 5-3	0-0 SF8 3B 2-H		0-3 K		0-0 E E 1-2	0-0 1B 1-3		4 1 1 1 0 1 2 0 1 0 0 0 0 0 1 0 1 0 0 0 0								
Thurman Munson, R OBP: 0.308, SLG: 0.382 <i>(1, 2)</i> X		0-0 BB E 1B	0-0 SF8		0-0 1B 1-2		0-0 E E 1-3 2-H	0-0 SF8 3-H		3 2 2 2 0 0 1								
Jim Mason, L OBP: 0.303, SLG: 0.356 Bill Sudakis, S OBP: 0.293, SLG: 0.350 <i>(1, 6)</i> <i>(7, PH)</i> <i>(7, 3)</i> SS SS		0-3 K	0-0 1-3		0-0 P6		0-0 E5 4-3 SF8 2-H 3-H	0-3 K		3 0 0 0 0 1 3 2 1 0 0 0 1 2								
Sandy Alomar Sr., S OBP: 0.299, SLG: 0.314 <i>(1, 4)</i> BB BB BB	4-0 E 1-2 BB		0-0 1-3		0-0 1-3		0-0 4-3		0-0 SH1-3 1B	4 0 1 0 1 0 2								
Inning Stats	R: 0 E: 0 K: 2 S: 8 H: 1 LOB: 2 BB: 1 P: 12	R: 1 E: 1 K: 1 S: 7 H: 2 LOB: 3 BB: 2 P: 15	R: 2 E: 0 K: 1 S: 7 H: 2 LOB: 0 BB: 0 P: 7	R: 0 E: 0 K: 0 S: 3 H: 0 LOB: 1 BB: 1 P: 7	R: 0 E: 0 K: 2 S: 9 H: 2 LOB: 2 BB: 0 P: 9	R: 0 E: 0 K: 0 S: 4 H: 1 LOB: 2 BB: 1 P: 8	R: 4 E: 3 K: 0 S: 7 H: 1 LOB: 1 BB: 1 P: 11	R: 1 E: 0 K: 1 S: 6 H: 1 LOB: 1 BB: 1 P: 10	R: 0 E: 0 K: 0 S: 4 H: 1 LOB: 1 BB: 0 P: 4	1B: 8 2B: 2 3B: 1 HR: 0 SF: 3 SAC: 1 DP: 0 HBP: 0	WP: 0 PB: 1 SB: 0 CS: 0	PA: 48						
PITCHER	IP WLS BF H R ER SO BB IBB HBP BLK WP HR S P ERA WHIP																	
Jack Kucek, R ERA: 4.61 <i>(1, 1)</i>	5.1		28	8	3	3	6	4	0	0	0	0	0	0	36	52	5.06	2.250
Skip Pitlock, L ERA: 4.34 <i>(6, 1)</i>	0.2		5	1	2	0	0	1	0	0	0	0	0	4	8	0.00	3.000	
Rich Gossage, R ERA: 4.78 <i>(7, 1)</i>	0.0	L	1	0	0	0	0	0	0	0	0	0	0	1	1	∞	∞	
Terry Forster, L ERA: 3.78 <i>(7, 1)</i>	3.0		14	2	3	1	1	2	0	0	0	0	0	14	22	3.00	1.333	

New York Yankees @ Chicago White Sox

Comiskey Park, Chicago, IL

Fri Aug 30 1974, 8:05 PM EDT

Att. 12,723 - Cloudy - 76 F

livebaseballscorecards.com

AB 37
R 8
H 11
RBI 5
BB 7
SO 7
LOB 27



Batter	1	2	3	4	5	6	7	8	9	AB R H RBI BB SO LOB
Bucky Dent, R OBP: 0.312, SLG: 0.341 (1, 6) BBB	4-0 1B BB		x 0-0 F7	0-0 1B 1B		0-3 K			x 0-0 2B	4 1 2 2 1 1 0
Jorge Orta, L OBP: 0.370, SLG: 0.453 (1, 4) SSS	0-3 K		x 0-0 1B	0-0 1B 1B			4-0 FC4-6 BB		x 0-0 F7	4 0 2 1 1 1 2
Dick Allen, R OBP: 0.371, SLG: 0.577 (1, 3) X	0-0 F8		0-3 K	0-0 1B			0-0 FC4-6 G4-3			4 0 1 1 0 1 3
Bill Melton, R OBP: 0.315, SLG: 0.401 (1, 5) X	0-0 1-2 1B			HR L8			0-0 G4-3			4 1 2 1 0 0 3
Ken Henderson, S OBP: 0.355, SLG: 0.453 (1, 8) SSS	0-3 K			0-0 L6	0-3 K			0-0 6-3		4 0 0 0 0 2 2
Ron Santo, R OBP: 0.298, SLG: 0.302 (1, 10) X		0-0 F8		0-0 FC4-6 1B 2B	0-0 5-3			0-0 6-3		4 1 1 0 0 0 0
Brian Downing, R OBP: 0.363, SLG: 0.409 (1, 9) X		0-0 G1		0-0 FC4-6 1B	0-0 F7			0-0 4-3		4 0 1 0 0 0 0
Ed Herrmann, L OBP: 0.291, SLG: 0.365 (1, 2) X		0-0 F9		0-0 FC4-6 1B BB		0-0 4-3		0-0 F9		4 1 0 0 0 0 2
Jerry Hairston, S OBP: 0.239, SLG: 0.234 (1, 7) Bill Sharp, L OBP: 0.323, SLG: 0.381 (7, 7) BBB			0-0 L5	4-0 1B 1B BB		0-0 F8		0-3 K		2 1 0 0 1 0 0 1 0 0 0 0 1 0

Inning Stats	R: 0 E: 0 K: 2 S: 8	H: 1 LOB: 2 BB: 1 P: 12	R: 0 E: 0 K: 0 S: 3	H: 0 LOB: 0 BB: 0 P: 3	R: 0 E: 0 K: 1 S: 6	H: 1 LOB: 1 BB: 0 P: 6	R: 5 E: 0 K: 0 S: 9	H: 6 LOB: 2 BB: 1 P: 13	R: 0 E: 0 K: 1 S: 5	H: 0 LOB: 0 BB: 0 P: 5	R: 0 E: 0 K: 0 S: 2	H: 0 LOB: 0 BB: 1 P: 6	R: 0 E: 0 K: 0 S: 3	H: 0 LOB: 0 BB: 0 P: 3	R: 0 E: 0 K: 1 S: 6	H: 1 LOB: 1 BB: 0 P: 6	1B: 6 2B: 2 3B: 0 HR: 1	SF: 0 SAC: 0 DP: 1 HBP: 0	WP: 0 PB: 0 SB: 0 CS: 0	PA: 38
--------------	------------------------------	----------------------------------	------------------------------	---------------------------------	------------------------------	---------------------------------	------------------------------	----------------------------------	------------------------------	---------------------------------	------------------------------	---------------------------------	------------------------------	---------------------------------	------------------------------	---------------------------------	----------------------------------	------------------------------------	----------------------------------	--------

PITCHER	IP	WLS	BF	H	R	ER	SO	BB	IBB	HBP	BLK	WP	HR	S	P	ERA	WHIP
Larry Gura, L ERA: 3.55 (1, 1)	3.2		19	6	5	5	3	2	0	0	0	0	1	23	31	12.27	2.182
Tippy Martinez, L ERA: 2.45 (4, 1)	0.0		2	2	0	0	0	0	0	0	0	0	0	2	2	∞	∞
Cecil Upshaw, R ERA: 2.48 (4, 1)	3.1	W	10	0	0	0	2	1	0	0	0	0	0	13	17	0.00	0.300
Sparky Lyle, L ERA: 1.96 (8, 1)	2.0		7	1	0	0	1	0	0	0	0	0	0	9	9	0.00	0.500


BOTTOM

New York Yankees @ Chicago White Sox
Comiskey Park, Chicago, IL

Fri Aug 30 1974, 8:05 PM EDT
Att. 12,723 - Cloudy - 76 F

livebaseballscorecards.com

AB	35
R	5
H	9
RBI	5
BB	3
SO	6
LOB	12



Batter	1	2	3	4	5	6	7	8	9	AB	R	H	RBI	BB	SO	LOB	TOP										
Roy White, S OBP: 0.371, SLG: 0.397 (1, 10) (8, 7)	0-0 FC6-4 2B 1B	0-0 6-3	0-0 4-3		0-0 1-2 3-H 1B		0-0 1B WP	0-0 E9 2B 1B	0-0 G6-4-3 1B	7	3	5	2	0	0	2											
Elliott Maddox, R OBP: 0.395, SLG: 0.384 (1, 8)	0-0 1-2 FC6-4 1B		0-0 F8	0-0 6-3	0-0 F3		0-0 1-3 G3 1B WP	0-0 2-H 6-3 2B	0-0 1-2 2-3 G6-4-3 1B	7	2	3	1	0	0	4											
Bobby Murcer, L OBP: 0.339, SLG: 0.383 Walt Williams, R OBP: 0.125, SLG: 0.109 (1, 9) (8, 9)	0-0 1-2f 2-3 FC6-4 2B SF9		4-0 1B HR BB	1-0 S HBP		0-0 1B 2B	0-0 1-3 3-H G3	0-0 F7	0-3 K	4	3	1	0	1	0	4											
Lou Piniella, R OBP: 0.346, SLG: 0.399 Sparky Lyle, L (1, 7) (8, 1)	0-0 1-3 3-H 2B		0-0 1-2 HR 1B	0-0 1-2 6-3		0-0 2-H E 1B	0-0 2 6-3	0-0 2-3 6-3		6	2	3	2	0	0	3											
Thurman Munson, R OBP: 0.315, SLG: 0.397 Rick Dempsey, R OBP: 0.287, SLG: 0.337 (1, 2) (8, 2)	4-0 FC5-4 IBB		0-0 1-H 2-H HR	0-0 6-3		0-0 1-3 E8 1B 1B	0-0 3-H 1B	0-0 3-H 2B		5	2	4	5	1	0	1											
Graig Nettles, L OBP: 0.325, SLG: 0.397 (1, 5)	0-0 3-H SF9		0-0 2 G3		0-0 S S FC5-4 1B 1B	0-3 K	0-0 1-2 1B	0-0 3 K		5	1	2	1	0	2	3											
Bill Sudakis, S OBP: 0.298, SLG: 0.348 (1, 3)	0-0 1-2f FC5-4		4-0 S S S 1B 1B BB		0-3 K	0-0 2-H 3-H 1B	0-0 F7		4-0 B B B 1B BB	4	2	1	2	2	1	5											
Gene Michael, S OBP: 0.301, SLG: 0.293 (1, 6)		0-0 F8	0-0 1B 1B		0-0 1-2 FC5-4 1B	0-0 F7		0-0 BB 1B 1B	0-0 1-2 G6-4-3 1B	6	2	4	0	0	0	1											
Sandy Alomar Sr., S OBP: 0.304, SLG: 0.316 (1, 4)		0-0 L9	0-0 1-3 3-H 1B		0-0 1-2f 2-3 FC5-4 1B	0-0 4-3		4-0 B B B 1B BB	0-0 1-2 2-H G6-4-3 1B	5	1	2	2	1	0	3											
Inning Stats	R: 2 E: 0 K: 0 S: 6	H: 3 LOB: 2 BB: 1 P: 10	R: 0 E: 0 K: 0 S: 3	H: 0 LOB: 0 BB: 0 P: 3	R: 4 E: 0 K: 0 S: 7	H: 4 LOB: 2 BB: 2 P: 15	R: 0 E: 0 K: 0 S: 3	H: 0 LOB: 1 BB: 0 P: 4	R: 1 E: 0 K: 1 S: 8	H: 3 LOB: 2 BB: 0 P: 8	R: 3 E: 1 K: 1 S: 9	H: 4 LOB: 1 BB: 0 P: 9	R: 2 E: 0 K: 0 S: 7	H: 4 LOB: 2 BB: 0 P: 7	R: 4 E: 1 K: 1 S: 9	H: 4 LOB: 1 BB: 1 P: 13	R: 2 E: 0 K: 1 S: 7	H: 3 LOB: 1 BB: 1 P: 11	1B: 20 2B: 4 3B: 0 HR: 1	SF: 1 SAC: 0 DP: 1 HBP: 1	WP: 1 PB: 0 SB: 1 CS: 0	PA: 57					
PITCHER	IP	WLS	BF	H	R	ER	SO	BB	IBB	HBP	BLK	WP	HR	S	P	ERA	WHIP										
Jim Kaat, L ERA: 3.66 (1, 1)	2.2	L	16	5	6	6	0	2	1	0	0	0	1	13	25	20.25	2.625										
Stan Bahnsen, R ERA: 4.87 (3, 1)	2.1		16	8	4	3	1	0	0	1	0	0	0	17	18	11.57	3.429										
Skip Pittcock, L ERA: 4.44 (6, 1)	2.0		11	5	2	2	1	0	0	0	0	1	0	13	13	9.00	2.500										
Francisco Barrios, R ERA: 27.0 (8, 1)	1.0		11	6	6	6	1	2	0	0	0	0	0	11	19	54.00	8.000										
Rich Gossage, R ERA: 4.72 (9, 1)	1.0		3	1	0	0	1	0	0	0	0	0	0	5	5	0.00	1.000										

New York Yankees @ Chicago White Sox
 Comiskey Park, Chicago, IL
 Sat Aug 31 1974, 8:05 PM EDT
 Att. 47,993 - Unknown - 67 F

AB	50
R	18
H	25
RBI	15
BB	5
SO	4
LOB	27



livebaseballscorecards.com

Batter	1	2	3	4	5	6	7	8	9	AB R H RBI BB SO LOB
Pat Kelly, L OBP: 0.348, SLG: 0.361 (1, 10)	0-3 K		0-0 G6-3 1B		0-0 B5-3	0-0 4-3			0-3 K	5 0 1 0 0 2 1
Jorge Orta, L OBP: 0.368, SLG: 0.450 (1, 4)	0-0 1B		0-0 G6-3 1-2f			0-0 1-3	0-0 6-3		0-0 F8	5 0 1 0 0 0 1
Dick Allen, R OBP: 0.371, SLG: 0.574 (1, 3)	0-3 K		0-3 K			4-0 HR BB			0-0 F7	2 1 0 0 1 2 1
Ron Santo, R OBP: 0.297, SLG: 0.301 (7, 3)										1 0 0 0 0 0 0
Carlos May, L OBP: 0.324, SLG: 0.364 (1, 7)	0-0 4-3			0-0 4-3		0-0 HR	0-0 1B			3 1 1 2 0 0 1
Jerry Hairston, S OBP: 0.250, SLG: 0.246 (7, 7)						1-H HR				1 0 1 0 0 0 0
Ken Henderson, S OBP: 0.354, SLG: 0.454 (1, 8)		0-0 G3		0-3 K		0-0 1B 2B			0-0 F7	4 1 1 0 0 1 1
Bill Melton, R OBP: 0.318, SLG: 0.403 (1, 5)		0-0 1B 1B		0-3 K		4-0 1B HR BB			0-0 G4-6-3 1B	3 1 2 0 1 1 0
Lee Richard, R OBP: 0.171, SLG: 0.121 (9, 5)										0 0 0 0 0 0 0
Bill Sharp, L OBP: 0.322, SLG: 0.379 (1, 9)		0-3 K			0-0 6-3	0-0 HR 1B			0-0 G4-6-3	4 1 1 1 0 1 2
Ed Herrmann, L OBP: 0.294, SLG: 0.377 (1, 2)		0-0 FC6-4 1B			0-3 K	0-0 HR			0-0 F2	3 1 2 3 0 1 0
Pete Varney, R OBP: 0.250, SLG: 0.250 (7, 2)						1-H 3-H HR				1 0 0 0 0 0 0
Bucky Dent, R OBP: 0.311, SLG: 0.340 (1, 6)		0-0 FC6-4			0-0 1B	0-0 5-3			0-0 F7	4 0 1 0 0 0 2

Inning Stats	R: 0 E: 0 K: 2 S: 8	H: 1 LOB: 1 BB: 0 P: 8	R: 0 E: 0 K: 1 S: 7	H: 2 LOB: 2 BB: 0 P: 7	R: 0 E: 0 K: 1 S: 5	H: 1 LOB: 0 BB: 0 P: 5	R: 0 E: 0 K: 2 S: 7	H: 0 LOB: 0 BB: 0 P: 7	R: 0 E: 0 K: 1 S: 6	H: 1 LOB: 1 BB: 0 P: 6	R: 6 E: 0 K: 0 S: 7	H: 4 LOB: 0 BB: 2 P: 15	R: 0 E: 0 K: 0 S: 4	H: 1 LOB: 1 BB: 0 P: 4	R: 0 E: 0 K: 0 S: 3	H: 1 LOB: 0 BB: 0 P: 3	R: 0 E: 0 K: 1 S: 5	H: 0 LOB: 0 BB: 0 P: 5	1B: 8 2B: 1 3B: 0 HR: 2	SF: 0 SAC: 0 DP: 2 HBP: 0	WP: 0 PB: 0 SB: 0 CS: 0	PA: 38
--------------	------------------------------	---------------------------------	------------------------------	---------------------------------	------------------------------	---------------------------------	------------------------------	---------------------------------	------------------------------	---------------------------------	------------------------------	----------------------------------	------------------------------	---------------------------------	------------------------------	---------------------------------	------------------------------	---------------------------------	----------------------------------	------------------------------------	----------------------------------	--------

PITCHER	IP	WLS	BF	H	R	ER	SO	BB	IBB	HBP	BLK	WP	HR	S	P	ERA	WHIP
Doc Medich, R ERA: 3.73 (1, 1)	5.1	W	26	9	6	6	7	2	0	0	0	0	2	38	46	10.12	2.062
Sparky Lyle, L ERA: 1.88 (6, 1)	3.2	S	12	2	0	0	1	0	0	0	0	0	0	14	14	0.00	0.545
Sparky Lyle, L ERA: 1.88 (8, 1)	3.2	S	12	2	0	0	1	0	0	0	0	0	0	14	14	0.00	0.545

BOTTOM

New York Yankees @ Chicago White Sox
Comiskey Park, Chicago, IL

Sat Aug 31 1974, 8:05 PM EDT
Att: 47,993 - Unknown - 67 F

AB	36
R	6
H	11
RBI	6
BB	2
SO	8
LOB	9

WP	HR	S	P	ERA	WHIP
0	2	14	14	0.00	0.545

Batter	1	2	3	4	5	6	7	8	9	AB R H RBI BB SO LOB	TOP									
Roy White, S (1, 7) X OBP: 0.371, SLG: 0.397	0-0 4-3 ①		0-0 4-3 ①		0-0 P6 ①	0-0 1B 1B		0-0 FC5-4 1B		5 0 2 0 0 0 3										
Elliott Maddox, R (1, 8) S S S OBP: 0.392, SLG: 0.381	0-3 K ②		0-0 P4 ②		0-3 K ②	0-0 1B 1B		0-0 FC5-4 ②		5 0 1 1 0 2 4										
Bobby Murcer, L (1, 9) X OBP: 0.339, SLG: 0.382	0-0 F8 ③		0-0 1B 1B ③		4-0 1B 1B IBB	0-0 F8 ①		0-3 K ③		4 1 1 1 1 1 3										
Graig Nettles, L (1, 5) B B B B OBP: 0.326, SLG: 0.396		4-0 1B 1B BB	0-0 F9 ③		0-0 1B 1B IBB	0-0 G3-6-1 ② ③		0-0 1-3 ①		4 2 1 2 1 0 3										
Ron Blomberg, L (1, 10) X OBP: 0.364, SLG: 0.434		0-0 1B 1B		0-0 F7 ①	0-0 1B 1B		0-3 K ①	B B B B 4-0		4 0 2 1 1 1 0										
Chris Chambliss, L (1, 3) X OBP: 0.290, SLG: 0.326		0-0 1B 1B		0-0 G3 ②	0-0 1B 1B		0-0 1B 1B	0-0 F7 ②		5 0 3 2 0 0 1										
Thurman Munson, R (1, 2) X OBP: 0.314, SLG: 0.393		0-0 F7 ①		0-0 F7 ③	4-0 1B IBB		0-0 F7 ②	0-0 L4 ③		4 0 0 0 1 0 4										
Gene Michael, S (1, 6) X OBP: 0.299, SLG: 0.299		0-0 G4-3 ② ③			0-0 1B 2B	0-0 F3 ③		0-0 5-3 ③		4 1 1 0 0 0 6										
Sandy Alomar Sr., S (1, 4) X OBP: 0.311, SLG: 0.324			0-0 1B 1B 4-3		0-0 1B 1B S	0-0 1B 1B		0-0 F7 ①		4 3 3 0 0 0 0										
Inning Stats	R: 0 H: 0 E: 0 K: 1 S: 5	H: 0 LOB: 0 BB: 0 P: 5	R: 1 H: 2 E: 0 K: 0 S: 4	H: 2 LOB: 1 BB: 1 P: 8	R: 1 H: 2 E: 0 K: 0 S: 5	H: 2 LOB: 1 BB: 0 P: 5	R: 0 H: 0 E: 0 K: 0 S: 3	H: 0 LOB: 0 BB: 0 P: 3	R: 4 H: 5 E: 0 K: 1 S: 10	H: 5 LOB: 3 BB: 2 P: 18	R: 1 H: 3 E: 0 K: 0 S: 5	H: 3 LOB: 1 BB: 0 P: 5	R: 0 H: 1 E: 0 K: 1 S: 6	H: 1 LOB: 1 BB: 0 P: 6	R: 0 H: 1 E: 0 K: 1 S: 6	H: 1 LOB: 1 BB: 0 P: 6	R: 0 H: 0 E: 0 K: 0 S: 3	H: 0 LOB: 1 BB: 1 P: 7	1B: 13 SF: 0 2B: 1 SAC: 0 3B: 0 DP: 2 HR: 0 HBP: 0	WP: 0 PA: 43 PB: 0 SB: 1 CS: 0
PITCHER	IP WLS BF H R ER SO BB IBB HBP BLK WP HR S P ERA WHIP																			
Bart Johnson, R (1, 1) ERA: 3.48	4.2 L 23 8 6 6 2 1 1 0 0 0 0 25 33 11.57 1.929																			
Skip Pitlock, L (5, 1) ERA: 4.37	3.2 18 6 1 1 2 1 1 0 0 0 0 20 28 2.46 1.909																			
Terry Forster, L (9, 1) ERA: 3.75	0.2 2 0 0 0 0 0 0 0 0 0 0 2 2 0.00 0.000																			

New York Yankees @ Chicago White Sox
 Comiskey Park, Chicago, IL
 Sun Sep 01 1974, 4:33 AM EDT
 Att. 15,096 - Unknown - 64 F

AB	39
R	7
H	14
RBI	7
BB	4
SO	4
LOB	24



WP: 0	PA: 43
PB: 0	
SB: 1	
CS: 0	

PITCHER	IP	WLS	BF	H	R	ER	SO	BB	IBB	HBP	BLK	WP	HR	S	P	ERA	WHIP
Bart Johnson, R	4.2	L	23	8	6	6	2	1	1	0	0	0	0	25	33	11.57	1.929
Skip Pitlock, L	3.2		18	6	1	1	2	1	1	0	0	0	0	20	28	2.46	1.909
Terry Forster, L	0.2		2	0	0	0	0	0	0	0	0	0	0	2	2	0.00	0.000

Batter	1	2	3	4	5	6	7	8	9	AB	R	H	RBI	BB	SO	LOB
Pat Kelly, L (1, 9) OBP: 0.347, SLG: 0.360 Brian Downing, R (8, PH) OBP: 0.361, SLG: 0.408 (9, 9)	0-0 F7		0-0 F8		0-0 1B		0-0 F7	0-0 5-3		4	0	1	0	0	0	2
Jorge Orta, L (1, 4) OBP: 0.371, SLG: 0.457	0-0 1B		0-0 1B		0-0 F7		0-0 3B		0-0 F7	5	0	3	2	0	0	1
Tony Muser, L (1, 3) OBP: 0.311, SLG: 0.333 Dick Allen, R (9, PH) OBP: 0.371, SLG: 0.573	0-3 K		0-0 F9		0-0 F9		0-0 P4		0-3 K	4	0	0	0	0	1	4
Carlos May, L (1, 10) OBP: 0.323, SLG: 0.361	4-0 FC4-6 BB		0-0 F7		0-3 K		0-0 F4		0-3 K	4	0	0	0	1	2	1
Ken Henderson, S (1, 8) OBP: 0.354, SLG: 0.458	0-0 FC4-6		0-0 4-3		0-0 4-3		0-0 HR		0-0 HR	4	1	1	1	0	0	2
Bill Melton, R (1, 5) OBP: 0.321, SLG: 0.405		0-0 FC3-6 1B		0-0 BB 1B		0-0 F8		4-0 HR BB		3	1	2	0	1	0	0
Bill Sharp, L (1, 7) OBP: 0.321, SLG: 0.374		0-0 F7		4-0 BB 1B		0-0 4-3		0-3 K		3	0	0	0	1	1	2
Ed Herrmann, L (1, 2) OBP: 0.296, SLG: 0.387		0-0 FC3-6		0-0 BB 1B		0-0 4-3		0-0 HR		4	2	2	2	0	0	3
Bucky Dent, R (1, 6) OBP: 0.313, SLG: 0.340		0-0 F8		0-0 F7		0-0 3B 1B		4-0 HR BB		3	1	1	0	1	0	1

Inning Stats		R: 0	H: 1	R: 0	H: 1	R: 0	H: 1	R: 0	H: 1	R: 0	H: 0	R: 2	H: 3	R: 3	H: 2	R: 0	H: 0	
E: 0		E: 1	LOB: 1	E: 0	LOB: 1	E: 0	LOB: 0	E: 0	LOB: 0	E: 0	LOB: 1	E: 0	LOB: 1	E: 0	LOB: 1	E: 0	LOB: 0	
K: 1		K: 0	BB: 0	K: 0	BB: 1	K: 1	BB: 0	K: 0	BB: 0	K: 0	BB: 0	K: 0	BB: 0	K: 1	BB: 2	K: 2	BB: 0	
S: 6		S: 4	P: 4	S: 3	P: 7	S: 5	P: 5	S: 6	P: 6	S: 7	P: 15	S: 7	P: 7	S: 7	P: 7	S: 7	P: 7	
1B: 7		SF: 0		2B: 0		SAC: 0		3B: 1		DP: 1		HR: 2		HBP: 0		WP: 0		
PA: 40		ERA		WHIP		ERA		WHIP		ERA		WHIP		ERA		WHIP		
PITCHER		IP	WLS	BF	H	R	ER	SO	BB	IBB	HBP	BLK	WP	HR	S	P	ERA	WHIP
Pat Dobson, R (1, 1) ERA: 3.12	7.2	35	10	5	5	3	3	3	3	0	0	0	0	2	38	50	5.87	1.696
Mike Wallace, L (8, 1) ERA: 2.98	1.1	5	0	0	0	2	1	0	0	0	0	0	0	8	12	0.00	0.750	

NEW YORK YANKEES @ CHICAGO WHITE SOX
Comiskey Park, Chicago, IL

Sun Sep 01 1974, 4:33 AM EDT
Att: 15,096 - Unknown - 64 F

AB	36
R	5
H	10
RBI	5
BB	4
SO	5
LOB	17

Batter	1	2	3	4	5	6	7	8	9	AB R H RBI BB SO LOB	TOP																			
Don Money, R OBP: 0.346, SLG: 0.413 (1, 5) X	0-0 6-3 BB	0-0 FC5 2-3			0-3 K			0-0 F3 1B		4 0 0 0 0 1 1	Milwaukee Brewers @ New York Yankees Shea Stadium, Flushing, NY Mon Sep 02 1974, 3:33 AM EDT Unknown - 68 F livebaseballscorecards.com																			
Ken Berry, R OBP: 0.290, SLG: 0.269 (1, 8) B B B	4-0 2B BB		0-0 4-3		0-0 P6			0-0 1B		3 1 1 0 1 0 0																				
John Briggs, L OBP: 0.346, SLG: 0.457 (1, 7) X	0-0 F7		0-0 6-3		0-3 K			0-0 G4 1B		4 0 1 0 0 1 1																				
George Scott, R OBP: 0.359, SLG: 0.455 (1, 3) X	0-0 WP 1-H 2B		0-0 F9		0-0 F8			0-0 G4 1-2f		4 0 1 1 0 0 1																				
Deron Johnson, R OBP: 0.248, SLG: 0.322 (1, 10) B B B	4-0 2-3 BB			0-3 K	0-3 K			0-0 F8		3 0 0 0 1 2 0																				
Charlie Moore, R OBP: 0.333, SLG: 0.368 (1, 2) X	0-0 B2			0-3 K			0-0 P4			3 0 0 0 0 1 2																				
Bob Coluccio, R OBP: 0.312, SLG: 0.330 (1, 9)		0-0 F2		4-0 BB			0-0 P4			2 0 0 0 1 0 0																				
John Vukovich, R OBP: 0.192, SLG: 0.320 (1, 6) X		0-0 5-3		0-0 P6			0-3 K			3 0 0 0 0 1 1																				
Pedro Garcia, R OBP: 0.236, SLG: 0.327 (1, 4) X		0-0 FC5 2B			0-0 F7			0-0 P5		3 0 1 0 0 0 0																				
Inning Stats	R: 1 E: 0 K: 0 S: 4	H: 1 LOB: 2 BB: 2 P: 12	R: 0 E: 0 K: 0 S: 4	H: 1 LOB: 1 BB: 0 P: 4	R: 0 E: 0 K: 0 S: 3	H: 0 LOB: 0 BB: 0 P: 3	R: 0 E: 0 K: 2 S: 7	H: 0 LOB: 1 BB: 1 P: 11	R: 0 E: 0 K: 1 S: 5	H: 0 LOB: 0 BB: 0 P: 5	R: 0 E: 0 K: 1 S: 5	H: 0 LOB: 0 BB: 0 P: 5	R: 0 E: 0 K: 1 S: 5	H: 1 LOB: 1 BB: 0 P: 3	R: 0 E: 0 K: 0 S: 3	H: 1 LOB: 0 BB: 0 P: 3	1B: 2 2B: 2 3B: 0 HR: 0	SF: 0 SAC: 0 DP: 1 HBP: 0	WP: 1 PB: 0 SB: 0 CS: 0	PA: 32										
PITCHER Rudy May, L ERA: 3.26 (1, 1)	IP 9.0	WLS W	BF 32	H 4	R 1	ER 1	SO 6	BB 3	IBB 0	HBP 0	BLK 0	WP 1	HR 0	S 41	P 53	ERA 1.00	WHIP 0.778													
											PITCHER	IP	WLS	BF	H	R	ER	SO	BB	IBB	HBP	BLK	WP	HR	S	P	ERA	WHIP		

Batter	1	2	3	4	5	6	7	8	9	AB R H RBI BB SO LOB	TOP
Don Money, R (1, 5) OBP: 0.346, SLG: 0.411	0-3 K		0-0 1-3	0-0 F7			4-0 BB		4-0 IBB	3 0 0 0 2 1 2	Milwaukee Brewers @ New York Yankees Shea Stadium, Flushing, NY Mon Sep 02 1974, 3:38 AM EDT Att: 26,121 - Unknown livebaseballscorecards.com
Dave May, L (1, 8) OBP: 0.269, SLG: 0.319 Bob Coluccio, R (8, 9) OBP: 0.312, SLG: 0.329	0-0 BB 1B		0-0 4-3		0-0 3-1		0-0 F8		0-3 K	4 0 1 0 0 0 1 1 0 0 0 0 1 2	
George Scott, R (1, 3) OBP: 0.358, SLG: 0.452	4-0 1-2 BB			0-0 6-3	0-0 6-3			0-0 6-3		3 0 0 0 1 0 0	
John Briggs, L (1, 7) OBP: 0.347, SLG: 0.460	0-3 K			0-0 E 1B	0-0 P6			0-0 G3 2B		4 1 2 0 0 1 2	
Darrell Porter, L (1, 2) OBP: 0.334, SLG: 0.386	0-0 G3			0-0 E3 HBP 1B		0-0 F8		0-0 G3		4 1 0 0 0 0 4	
Mike Hegan, L (1, 9) OBP: 0.325, SLG: 0.383 Ken Berry, R (8, PH) OBP: 0.268, SLG: 0.267		0-0 3-1		0-0 HBP 1B		4-0 G6-4-3 BB		0-0 5-3		2 1 1 1 1 0 0 1 0 0 0 0 0 1	
Bob Hansen, L (1, 10) OBP: 0.300, SLG: 0.364 Bobby Mitchell, R (9, PH) OBP: 0.309, SLG: 0.359		0-0 6-3		0-3 K		0-0 G6-4-3			4-0 SH3-4 BB	3 0 0 0 0 1 3 0 0 0 0 1 0 0	
Pedro Garcia, R (1, 4) OBP: 0.237, SLG: 0.325		0-3 K		1-0 1B HBP			0-0 6-3		0-0 SH3-4	2 0 0 0 0 1 0	
Tim Johnson, L (1, 6) OBP: 0.297, SLG: 0.348			0-3 K		0-0 1B		0-3 K		0-3 K	4 0 1 2 0 3 1	
Inning Stats	R: 0 E: 0 K: 2 S: 8 H: 1 LOB: 2 BB: 1 P: 12	R: 0 E: 0 K: 1 S: 5 H: 0 LOB: 0 BB: 0 P: 5	R: 0 E: 0 K: 1 S: 5 H: 0 LOB: 0 BB: 0 P: 5	R: 3 E: 1 K: 1 S: 9 H: 3 LOB: 2 BB: 0 P: 10	R: 0 E: 0 K: 0 S: 3 H: 0 LOB: 0 BB: 0 P: 3	R: 0 E: 0 K: 0 S: 2 H: 0 LOB: 0 BB: 1 P: 6	R: 0 E: 0 K: 1 S: 5 H: 0 LOB: 1 BB: 1 P: 9	R: 0 E: 0 K: 0 S: 4 H: 1 LOB: 1 BB: 0 P: 4	R: 0 E: 0 K: 2 S: 7 H: 0 LOB: 2 BB: 2 P: 15	1B: 4 2B: 1 3B: 0 HR: 0 SF: 0 SAC: 1 DP: 1 HBP: 1	WP: 0 PB: 0 SB: 0 CS: 0 PA: 38
PITCHER	IP WLS BF H R ER SO BB IBB HBP BLK WP HR S P ERA WHIP										
Dick Tidrow, R (1, 1) ERA: 4.02 Sparky Lyle, L (8, 1) ERA: 1.84	7.1 L 31 5 3 0 6 3 0 1 0 0 0 0 39 52 0.00 1.091										

Milwaukee Brewers @ New York Yankees
Shea Stadium, Flushing, NY
 Mon Sep 02 1974, 3:38 AM EDT
 Att: 26,121 - Unknown
livebaseballscorecards.com

AB	31
R	3
H	5
RBI	3
BB	5
SO	8
LOB	16



BOTTOM

Milwaukee Brewers @ New York Yankees
Shea Stadium, Flushing, NY
Mon Sep 02 1974, 3:38 AM EDT
Att. 26,121 - Unknown

AB	37
R	2
H	11
RBI	2
BB	4
SO	2
LOB	26



WP:	0	PA:	41
PB:	0		
SB:	0		
CS:	0		

AB R H RBI BB SO LOB

3	0	1	0	2	0	1
5	0	2	0	0	0	4
4	1	1	0	1	0	4
4	0	1	0	1	0	5
5	1	0	0	0	2	6
4	0	2	1	0	0	0
0	0	0	0	0	0	0
0	0	0	0	0	0	0
4	0	1	1	0	0	2
4	0	1	0	0	0	3
3	0	1	0	0	0	1
1	0	1	0	0	0	0

Batter	1	2	3	4	5	6	7	8	9
Roy White, S (1, 7) OBP: 0.374, SLG: 0.396	0-0 4-3		4-0 BB		4-0 BB		0-0 F7		0-0 2B
Elliott Maddox, R (1, 8) OBP: 0.394, SLG: 0.382	0-0 1-3		0-0 F7		0-0 1B		0-0 1B		0-0 F8
Bobby Murcer, L (1, 9) OBP: 0.339, SLG: 0.378	0-0 P4			0-0 BB 1B	0-0 F8		0-0 P4		4-0 IBB
Graig Nettles, L (1, 5) OBP: 0.326, SLG: 0.393		0-0 F2		4-0 BB 1B	0-0 F3			0-0 FC6-4 1B	0-0 F5
Lou Piniella, R (1, 10) OBP: 0.339, SLG: 0.392		0-3 K		0-3 K		0-0 F8		0-0 FC6-4 1B	0-0 4-3
Chris Chambliss, L (1, 3) OBP: 0.292, SLG: 0.330		0-0 6-3		0-0 1B		0-0 F9		0-0 1B	
Walt Williams, R (8, PR) OBP: 0.125, SLG: 0.109				1-2 2-H 1B				1-3 1B	
Bill Sudakis, S (9, 3) OBP: 0.298, SLG: 0.348								1-3 3-H 1B	
Thurman Munson, R (1, 2) OBP: 0.315, SLG: 0.391			0-0 P3	0-0 F9		0-0 4-3		0-0 FC6-4 1B	
Jim Mason, L (1, 6) OBP: 0.302, SLG: 0.353			0-0 BB 1B	0-0 F7		0-0 4-3		0-0 FC6-4	
Gene Michael, S (1, 4) OBP: 0.300, SLG: 0.299			0-0 F5		0-0 F9		0-0 1B		0-0 2B 1B
Ron Blomberg, L (9, PH) OBP: 0.366, SLG: 0.436									

Inning Stats	R: 0	H: 0	E: 0	K: 0	S: 3	R: 0	H: 0	E: 0	K: 1	S: 5	R: 0	H: 1	E: 0	K: 0	S: 4	R: 1	H: 2	E: 0	K: 1	S: 7	R: 0	H: 1	E: 0	K: 0	S: 4	R: 0	H: 0	E: 0	K: 0	S: 3	R: 0	H: 2	E: 0	K: 0	S: 5	R: 1	H: 3	E: 0	K: 0	S: 5	R: 0	H: 2	E: 0	K: 0	S: 5	1B: 10	SF: 0	2B: 1	SAC: 0	3B: 0	DP: 0	HR: 0	HBP: 0	WP: 0	PA: 41
--------------	------	------	------	------	------	------	------	------	------	------	------	------	------	------	------	------	------	------	------	------	------	------	------	------	------	------	------	------	------	------	------	------	------	------	------	------	------	------	------	------	------	------	------	------	------	--------	-------	-------	--------	-------	-------	-------	--------	-------	--------

PITCHER	IP	WLS	BF	H	R	ER	SO	BB	IBB	HBP	BLK	WP	HR	S	P	ERA	WHIP
Eduardo Rodriguez, R (1, 1) ERA: 3.36	6.1	W	27	5	1	1	2	3	0	0	0	0	0	28	40	1.42	1.263
Tom Murphy, R (7, 1) ERA: 1.49	2.2	S	14	6	1	1	0	0	1	0	0	0	0	13	17	3.38	2.250

Batter	1	2	3	4	5	6	7	8	9	AB R H RBI BB SO LOB	TOP
Don Money, R (1, 5) OBP: 0.345, SLG: 0.411	0-0 B1-3 2B		0-0 F7		0-0 P4			0-0 FC3-6 1-2f		4 0 1 0 0 0 2	
Dave May, L (1, 8) OBP: 0.269, SLG: 0.318	0-0 B1-3		0-0 1B			0-0 5-3		0-0 F7		4 0 1 0 0 0 2	
George Scott, R (1, 3) OBP: 0.356, SLG: 0.448	0-0 F8		0-3 K			0-3 K			0-0 5-3	4 0 0 0 0 2 3	
John Briggs, L (1, 7) OBP: 0.345, SLG: 0.456	0-0 P4		0-0 F9			0-0 3-1			0-0 G3	4 0 0 0 0 0 3	
Darrell Porter, L (1, 2) OBP: 0.331, SLG: 0.382		0-0 P6		0-0 F8			0-0 3-1		0-0 1-3	4 0 0 0 0 0 0	
Mike Hegan, L (1, 9) OBP: 0.325, SLG: 0.382		0-0 1B		0-0 F8			0-3 K			3 0 1 0 0 1 0	
Deron Johnson, R (1, 10) OBP: 0.246, SLG: 0.319		0-3 K		0-3 K			0-0 F9			3 0 0 0 0 2 1	
Tim Johnson, L (1, 6) OBP: 0.292, SLG: 0.341		0-3 K			0-3 K			0-3 K		3 0 0 0 0 3 1	
Pedro Garcia, R (1, 4) OBP: 0.240, SLG: 0.328			0-0 1B S 1B		0-0 F7			0-0 FC3-6 1B		3 0 2 0 0 0 0	
Inning Stats	R: 0 H: 1 E: 0 LOB: 1 K: 0 BB: 0 S: 4 P: 4	R: 0 H: 1 E: 0 LOB: 1 K: 2 BB: 0 S: 8 P: 8	R: 0 H: 2 E: 0 LOB: 2 K: 1 BB: 0 S: 7 P: 7	R: 0 H: 0 E: 0 LOB: 0 K: 1 BB: 0 S: 5 P: 5	R: 0 H: 0 E: 0 LOB: 0 K: 1 BB: 0 S: 5 P: 5	R: 0 H: 0 E: 0 LOB: 0 K: 1 BB: 0 S: 5 P: 5	R: 0 H: 0 E: 0 LOB: 0 K: 1 BB: 0 S: 5 P: 5	R: 0 H: 1 E: 0 LOB: 1 K: 1 BB: 0 S: 6 P: 6	R: 0 H: 0 E: 0 LOB: 0 K: 0 BB: 0 S: 3 P: 3	1B: 4 SF: 0 2B: 1 SAC: 0 3B: 0 DP: 0 HR: 0 HBP: 0	WP: 0 PA: 32 PB: 0 SB: 1 CS: 0
PITCHER Doc Medich, R (1, 1) ERA: 3.59	IP WLS BF H R ER SO BB IBB HBP BLK WP HR S P ERA WHIP										
	9.0 W 32 5 0 0 8 0 0 0 0 0 0 0 48 48 0.00 0.556										

Milwaukee Brewers @ New York Yankees
 Shea Stadium, Flushing, NY
 Wed Sep 04 1974, 3:33 AM EDT
 Att: 8,362 - Unknown - 65 F

AB	32
R	0
H	5
RBI	0
BB	0
SO	8
LOB	12



Batter	1	2	3	4	5	6	7	8	9	AB	R	H	RBI	BB	SO	LOB
Roy White, S OBP: 0.378, SLG: 0.398 (1, 10)	0-0 F9		0-0 FC5-4 1B		0-0 1B		4-0 FC5-4 BB			3	0	2	0	1	0	0
Elliott Maddox, R OBP: 0.393, SLG: 0.384 (1, 8)	0-0 4-3 2B		0-0 FC5-4 FC4-6 1-2f		0-0 SF7		0-0 FC5-4 1-2f			3	1	1	1	0	0	2
Bobby Murcer, L OBP: 0.339, SLG: 0.377 (1, 9)	0-0 4-3		0-3 K		0-0 1B		0-0 F8			4	0	1	0	0	1	3
Lou Piniella, R OBP: 0.340, SLG: 0.394 (1, 7)	0-0 2-3 1B		0-0 FC4-6 1-2f		0-3 K			4-0 FC4-6 BB		3	1	1	1	1	1	3
Thurman Munson, R OBP: 0.316, SLG: 0.392 (1, 2)	0-0 2-H 1B			0-0 L9		0-0 1B		0-0 F2		4	0	2	1	0	0	1
Graig Nettles, L OBP: 0.324, SLG: 0.390 (1, 5)	0-0 4-3			0-0 P4		0-0 F7		0-0 FC4-6 1B		4	0	0	0	0	0	3
Chris Chambliss, L OBP: 0.291, SLG: 0.329 (1, 3)		0-0 3-1		0-0 F7		0-0 P6		0-0 1B		4	0	1	0	0	0	1
Gene Michael, S OBP: 0.299, SLG: 0.294 (1, 4)						4-0 FC1-6 BB		0-0 F8		3	0	0	0	1	0	3
Jim Mason, L OBP: 0.300, SLG: 0.351 (1, 6)					0-0 FC1-6 1B		0-0 F8			3	1	0	0	0	0	1

Inning Stats	R: 2	H: 3	E: 0	LOB: 1	K: 0	BB: 0	S: 6	P: 6	R: 0	H: 0	E: 0	LOB: 0	K: 0	BB: 0	S: 3	P: 3	R: 0	H: 0	E: 0	LOB: 0	K: 0	BB: 0	S: 3	P: 3	R: 1	H: 2	E: 0	LOB: 2	K: 1	BB: 1	S: 7	P: 11	R: 0	H: 1	E: 0	LOB: 1	K: 0	BB: 0	S: 4	P: 4	R: 0	H: 0	E: 0	LOB: 1	K: 0	BB: 1	S: 3	P: 7	R: 0	H: 1	E: 0	LOB: 2	K: 0	BB: 1	S: 4	P: 8
--------------	------	------	------	--------	------	-------	------	------	------	------	------	--------	------	-------	------	------	------	------	------	--------	------	-------	------	------	------	------	------	--------	------	-------	------	-------	------	------	------	--------	------	-------	------	------	------	------	------	--------	------	-------	------	------	------	------	------	--------	------	-------	------	------

PITCHER	IP	WLS	BF	H	R	ER	SO	BB	IBB	HBP	BLK	WP	HR	S	P	ERA	WHIP
Kevin Kobel, L ERA: 3.88 (1, 1)	4.2	L	21	6	3	3	1	1	0	0	0	0	0	22	26	5.79	1.500
Jim Colborn, R ERA: 4.56 (5, 1)	3.1		14	2	0	0	1	2	0	0	0	0	0	14	22	0.00	1.200

BOTTOM

Milwaukee Brewers @ New York Yankees
 Shea Stadium, Flushing, NY
 Wed Sep 04 1974, 3:33 AM EDT
 Att. 8,362 - Unknown - 65 F

AB	31
R	3
H	8
RBI	3
BB	3
SO	2
LOB	17



WP	HR	S	P	ERA	WHIP
0	0	0	0	0	0

Batter	1	2	3	4	5	6	7	8	9	AB R H RBI BB SO LOB	TOP
Ron LeFlore, R OBP: 0.283, SLG: 0.327 (1, 8)	0-3 K		0-3 K		0-0 SF9					2 0 0 1 0 2 0	<p align="center">Detroit Tigers @ New York Yankees Shea Stadium, Flushing, NY</p> <p align="right">Fri Sep 06 1974, 7:05 PM EDT Att. 20,712 - Unknown - 60 F</p>
Gary Sutherland, R OBP: 0.284, SLG: 0.316 (1, 4)	0-0 5-3		0-0 5-3		0-0 5-3					3 0 0 0 0 0 1	
Al Kaline, R OBP: 0.333, SLG: 0.389 (1, 10)	0-0 L6-3			0-0 1-3 1B		0-0 1B G4-6-3				3 1 2 0 0 0 0	
Ben Oglivie, L OBP: 0.360, SLG: 0.381 (1, 7)		0-0 6-3		0-0 1-3 1-2		0-0 1B G4-6-3				3 0 1 0 0 0 1	
Reggie Sanders, R OBP: 0.300, SLG: 0.389 (1, 3)		0-0 2B 1B		0-3 K		0-0 G4-6-3				3 0 1 0 0 1 2	
Jim Nettles, L OBP: 0.287, SLG: 0.333 (1, 9)		0-0 1-3 2B		0-0 F8		0-0 G3				3 0 1 0 0 0 1	
Aurelio Rodriguez, R OBP: 0.263, SLG: 0.316 (1, 5)		0-0 F7			0-0 2B SF9 1B		0-3 K			3 1 1 0 0 1 2	
Ed Brinkman, R OBP: 0.257, SLG: 0.338 (1, 6)		0-0 P6			0-3 K		0-0 2-3			3 0 0 0 0 1 3	
Gene Lamont, L OBP: 0.292, SLG: 0.354 (1, 2)			0-3 K		0-0 1-3 2B		0-3 K			3 0 1 0 0 2 0	
Inning Stats	R: 0 H: 0 E: 0 LOB: 0 K: 1 BB: 0 S: 5 P: 5	R: 0 H: 2 E: 0 LOB: 2 K: 0 BB: 0 S: 5 P: 5	R: 0 H: 0 E: 0 LOB: 0 K: 2 BB: 0 S: 7 P: 7	R: 0 H: 1 E: 0 LOB: 1 K: 1 BB: 0 S: 6 P: 6	R: 1 H: 2 E: 0 LOB: 1 K: 1 BB: 0 S: 7 P: 7	R: 1 H: 2 E: 0 LOB: 0 K: 0 BB: 0 S: 4 P: 4	R: 0 H: 0 E: 0 LOB: 0 K: 2 BB: 0 S: 7 P: 7			1B: 5 SF: 1 2B: 2 SAC: 0 3B: 0 DP: 1 HR: 0 HBP: 0	WP: 0 PA: 27 PB: 0 SB: 0 CS: 0
PITCHER Pat Dobson, R (1, 1) ERA: 3.1	IP WLS BF H R ER SO BB IBB HBP BLK WP HR S P ERA WHIP	7.0 W 27 7 2 2 7 0 0 0 0 0 0 0 41 41 2.57 1.000									

AB	26
R	2
H	7
RBI	1
BB	0
SO	7
LOB	10



livebaseballscorecards.com

Batter	1	2	3	4	5	6	7	8	9	AB	R	H	RBI	BB	SO	LOB
Roy White, S OBP: 0.376, SLG: 0.396 (1, 10)	0-0 6-3 S 1B	0-3 K		0-0 5-3		0-3 K				4	1	1	0	0	2	0
Elliott Maddox, R OBP: 0.392, SLG: 0.381 (1, 8)	0-0 F7		4-0 FC5-4 BB	0-3 K		0-3 K				3	0	0	0	1	2	1
Bobby Murcer, L OBP: 0.338, SLG: 0.375 (1, 9)	4-0 6-3 1B BB		0-0 FC5-4 1B E		0-0 F9	0-3 K				3	2	0	0	1	1	1
Lou Piniella, R OBP: 0.342, SLG: 0.395 (1, 7)	0-0 6-3 1-2 2-3		0-0 E SF7 1B		0-0 1B E 1B					3	2	2	0	0	0	2
Thurman Munson, R OBP: 0.321, SLG: 0.395 (1, 2)	4-0 1B IBB		0-0 E3 1-3 3-H 1B		0-0 E 1B 1B					2	1	2	1	1	0	0
Otto Velez, R OBP: 0.356, SLG: 0.390 (1, 3)	0-0 1-2 2-H 3-H 1B		0-0 FC6-4 IBB		0-0 1-2 2-3 E 1B 1B					2	0	2	2	1	0	0
Graig Nettles, L OBP: 0.322, SLG: 0.388 (1, 5)	0-0 F9		0-0 SF7		0-0 E3 1-2 2-3 3-H 1B					2	0	0	2	0	0	4
Sandy Alomar Sr., S OBP: 0.314, SLG: 0.331 (1, 4)		0-0 L8	0-0 FC6-4		0-0 1-2 2-H 3-H 1B					3	0	1	1	0	0	2
Jim Mason, L OBP: 0.297, SLG: 0.348 (1, 6)		0-3 K		0-0 F9		0-0 F7				3	0	0	0	0	1	2

Inning Stats	R: 2	H: 2	E: 0	LOB: 2	K: 0	S: 5	R: 0	H: 0	E: 0	LOB: 0	K: 2	S: 7	R: 2	H: 2	E: 1	LOB: 2	K: 0	S: 5	R: 0	H: 0	E: 0	LOB: 0	K: 1	S: 5	R: 2	H: 4	E: 1	LOB: 2	K: 0	S: 7	R: 0	H: 0	E: 0	LOB: 0	K: 3	S: 9
PITCHER	IP	WLS	BF	H	R	ER	SO	BB	IBB	HBP	BLK	WP	HR	S	P	ERA	WHIP																			
Mickey Lolich, L ERA: 3.65 (1, 1)	5.0	L	27	8	6	6	3	2	2	0	0	0	0	0	29	45	10.80	2.000																		
Dave Lemanczyk, R ERA: 3.51 (6, 1)	1.0		3	0	0	0	3	0	0	0	0	0	0	9	9	0.00	0.000																			

BOTTOM

Detroit Tigers @ New York Yankees
 Shea Stadium, Flushing, NY
 Fri Sep 06 1974, 7:05 PM EDT
 Att: 20,712 - Unknown - 60 F

livebaseballscorecards.com

AB	25
R	6
H	8
RBI	6
BB	4
SO	6
LOB	12



WP: 0	PA: 30
PB: 0	
SB: 1	
CS: 0	

Batter	1	2	3	4	5	6	7	8	9	AB R H RBI BB SO LOB	TOP	
Ron LeFlore, R OBP: 0.287, SLG: 0.325 (1, 8) X	0-0 E S E 1B		0-3 K	0-3 K		0-0 5-3			4-0 1-3 WP SF8 BB	4 2 1 0 1 2 3		
Gary Sutherland, R OBP: 0.283, SLG: 0.315 (1, 4) S S S	0-3 K		0-0 F7	0-0 1B			0-0 F7		0-0 1-3	5 0 1 2 0 1 2		
Al Kaline, R OBP: 0.334, SLG: 0.388 (1, 10) B B B	4-0 1-H BB			1-2 2-H 3-H 1B			0-0 L8		0-0 SF8	2 1 0 1 2 0 2		
Bill Freehan, R OBP: 0.344, SLG: 0.424 (1, 2) S S S	0-3 K			0-0 BB 1B 1-2 1B	0-0 F6		0-0 HR		0-3 K	5 2 2 1 0 2 1		
Reggie Sanders, R OBP: 0.250, SLG: 0.318 (1, 3) S S S	0-3 K			0-0 F8	0-0 E1		0-3 K			4 0 0 0 0 2 3		
Leon Roberts, R OBP: 0.222, SLG: 0.222 (1, 9) S S S		0-3 K		0-0 BB 1-2 2-H 1B	0-0 F8			0-0 SH1-3 1B		4 1 2 1 0 1 1		
Marvin Lane, R OBP: 0.352, SLG: 0.311 (1, 7) X		0-0 5-3		4-0 BB 1B 1-2 2-3 BB	0-3 K			0-0 SH1-3		2 1 0 0 1 1 1		
Aurelio Rodriguez, R OBP: 0.263, SLG: 0.315 (1, 5) X		0-0 6-3		0-0 BB 1-2 2-H 3-H 1B		0-0 F9		0-0 F8		4 1 1 2 0 0 1		
Ed Brinkman, R OBP: 0.257, SLG: 0.336 (1, 6) X			0-0 5-3	4-0 1B 1-2 2-3 BB		0-3 K		0-0 F8		3 0 0 0 1 1 1		
Inning Stats	R: 1 H: 1 E: 1 LOB: 1 K: 3 BB: 1 S: 10 P: 14	R: 0 H: 0 E: 0 LOB: 0 K: 1 BB: 0 S: 5 P: 5	R: 0 H: 0 E: 0 LOB: 0 K: 1 BB: 0 S: 5 P: 5	R: 5 H: 4 E: 0 LOB: 2 K: 1 BB: 3 S: 9 P: 21	R: 0 H: 0 E: 1 LOB: 1 K: 1 BB: 0 S: 6 P: 6	R: 0 H: 0 E: 0 LOB: 0 K: 1 BB: 0 S: 5 P: 5	R: 1 H: 1 E: 0 LOB: 0 K: 1 BB: 0 S: 6 P: 6	R: 0 H: 1 E: 0 LOB: 1 K: 0 BB: 0 S: 4 P: 4	R: 1 H: 0 E: 0 LOB: 0 K: 1 BB: 1 S: 5 P: 9	1B: 6 SF: 1 2B: 0 SAC: 1 3B: 0 DP: 0 HR: 1 HBP: 0	WP: 1 PA: 40 PB: 0 SB: 1 CS: 0	
PITCHER	IP WLS BF H R ER SO BB IBB HBP BLK WP HR S P ERA WHIP											
Rudy May, L ERA: 3.59 (1, 1)	3.1 L 18 4 6 5 5 4 0 0 0 0 0 0 24 40 13.50 2.400											
Mike Wallace, L ERA: 2.94 (4, 1)	3.2 14 2 1 1 4 0 0 0 0 0 0 1 22 22 2.46 0.545											
Cecil Upshaw, R ERA: 2.44 (8, 1)	1.0 4 1 0 0 0 0 0 0 0 0 0 0 4 4 0.00 1.000											
Tippy Martinez, L ERA: 3.24 (9, 1)	1.0 4 0 1 1 1 1 0 0 0 1 0 5 9 9.00 1.000											

Detroit Tigers @ New York Yankees
 Shea Stadium, Flushing, NY
 Sat Sep 07 1974, 3:33 AM EDT
 Unknown

livebaseballscorecards.com

AB	33
R	8
H	7
RBI	7
BB	5
SO	10
LOB	15



Batter	1	2	3	4	5	6	7	8	9	AB	R	H	RBI	BB	SO	LOB	
Roy White, S OBP: 0.375, SLG: 0.393 (1, 10)	4-0 E 2B BB		X 0-0 L4		X 0-0 6-3		X 0-0 6-3			3	1	0	0	1	0	0	
Elliott Maddox, R OBP: 0.393, SLG: 0.383 (1, 8)	0-0 6-3 1-2		B 4-0 BB		X 0-0 3-1 2B		X 0-0 6-3			3	0	1	0	1	0	1	
Bobby Murcer, L OBP: 0.336, SLG: 0.372 (1, 9)	0-0 F7		X 0-0 F8		X 0-0 3-1 2-3		X 0-0 F7			4	0	0	0	0	0	3	
Lou Piniella, R OBP: 0.342, SLG: 0.396 (1, 7)	0-0 2-H 2B			X 0-0 E4 FC4-6		X 0-0 5-3		X 0-0 5-3		4	0	1	1	0	0	1	
Thurman Munson, R OBP: 0.318, SLG: 0.391 (1, 2)	0-0 1-3			X 0-0 FC4-6 1-2f HR		X 0-0 4-3		S 0-3 K		4	1	0	0	0	1	2	
Otto Velez, R OBP: 0.351, SLG: 0.371 (1, 3)		B 4-0 BB		S 0-3 K		S 0-3 K		X 0-0 6-3		3	0	0	0	1	2	1	
Graig Nettles, L OBP: 0.323, SLG: 0.394 (1, 5)		X 0-0 F8		X 0-0 1-H HR		B 4-0 1B BB		X 0-0 F8		3	1	1	2	1	0	1	
Sandy Alomar Sr., S OBP: 0.317, SLG: 0.333 (1, 4)		X 0-0 G6-4-3 1-2f		X 0-0 1B		X 0-0 1-2 1B		X 0-0 P6		4	0	2	0	0	0	1	
Jim Mason, L OBP: 0.296, SLG: 0.346 (1, 6)			X 0-0 6-3		S 0-3 K		X 0-0 FC6-4 1-2f		X 0-0 F8		2	0	0	0	0	1	1
Walt Williams, R OBP: 0.122, SLG: 0.106 (6, PH)										1	0	0	0	0	0	2	
Fred Stanley, R OBP: 0.273, SLG: 0.200 (7, PH)										0	0	0	0	0	0	0	
Bill Sudakis, S OBP: 0.297, SLG: 0.347 (9, PH)										1	0	0	0	0	0	0	

BOTTOM

Detroit Tigers @ New York Yankees
Shea Stadium, Flushing, NY
Sat Sep 07 1974, 3:33 AM EDT
Unknown

livebaseballscorecards.com

AB	32
R	3
H	5
RBI	3
BB	4
SO	4
LOB	13



Inning	1	2	3	4	5	6	7	8	9	1B	2B	3B	SF	WP	PA
R	1	0	0	2	0	0	0	0	0	2	2	0	0	0	36
H	1	0	0	2	1	1	0	0	0	0	0	0	0	0	
E	1	0	0	1	0	0	0	0	0	0	0	0	0	0	
K	0	0	0	2	0	0	1	1	0	0	0	0	0	0	
S	4	2	3	10	4	6	3	5	3	0	0	0	0	0	

PITCHER	IP	WLS	BF	H	R	ER	SO	BB	IBB	HBP	BLK	WP	HR	S	P	ERA	WHIP
Luke Walker, L ERA: 4.38 (1, 1)	5.2	W	26	5	3	1	3	4	0	0	0	0	1	28	44	1.59	1.588
John Hiller, L ERA: 2.21 (6, 1)	3.1	S	10	0	0	0	1	0	0	0	0	0	0	12	12	0.00	0.000

WP	0
PB	0
SB	0
CS	0

Batter	1	2	3	4	5	6	7	8	9	AB R H RBI BB SO LOB	TOP																												
Ron LeFlore, R OBP: 0.280, SLG: 0.316 (1, 8)	0-3 K		0-0 5-3		0-0 5-3			0-3 K		4 0 0 0 0 2 2	Detroit Tigers @ New York Yankees Shea Stadium, Flushing, NY Sat Sep 07 1974, 7:05 PM EDT Att: 25,586 - Unknown																												
Gary Sutherland, R OBP: 0.281, SLG: 0.313 (1, 4)	0-0 1-3			0-0 F9		0-0 P4		0-0 P3		4 0 0 0 0 0 0																													
Al Kaline, R OBP: 0.331, SLG: 0.384 (1, 10)	0-0 L6-3			0-0 L8		0-0 L9		0-0 L5		4 0 0 0 0 0 0																													
Bill Freehan, R OBP: 0.343, SLG: 0.422 (1, 2)		0-0 F8		0-0 1B		0-0 F8		0-0 P4		4 0 1 0 0 0 0																													
Reggie Sanders, R OBP: 0.250, SLG: 0.308 (1, 3)		0-0 6-3		0-0 1B		0-0 5-3		0-0 F8		4 0 1 0 0 0 0																													
Aurelio Rodriguez, R OBP: 0.263, SLG: 0.315 (1, 5)		0-0 F3		0-0 3-1		0-0 4-3		0-0 1B		4 0 1 0 0 0 2																													
Dick Sharon, R OBP: 0.292, SLG: 0.295 (1, 9)			0-0 1B		0-0 F3		0-0 E5	0-0 P4		4 0 1 0 0 0 1																													
Marvin Lane, R OBP: 0.360, SLG: 0.326 (1, 7)			0-0 FC6-4		0-0 2B	4-0 BB				2 0 1 0 1 0 1																													
Ed Brinkman, R OBP: 0.255, SLG: 0.333 (1, 6)			0-0 6-3		0-0 5-3		0-0 L7			3 0 0 0 0 0 4																													
Inning Stats	R: 0 E: 0 K: 1 S: 5	H: 0 LOB: 0 BB: 0 P: 5	R: 0 E: 0 K: 0 S: 3	H: 0 LOB: 0 BB: 0 P: 3	R: 0 E: 0 K: 0 S: 4	H: 1 LOB: 1 BB: 0 P: 4	R: 0 E: 0 K: 0 S: 5	H: 2 LOB: 2 BB: 0 P: 5	R: 0 E: 0 K: 0 S: 4	H: 1 LOB: 1 BB: 0 P: 4	R: 0 E: 0 K: 1 S: 5	H: 0 LOB: 0 BB: 0 P: 3	R: 0 E: 1 K: 0 S: 4	H: 0 LOB: 2 BB: 1 P: 8	R: 0 E: 0 K: 1 S: 5	H: 0 LOB: 0 BB: 0 P: 5	R: 0 E: 0 K: 0 S: 4	H: 1 LOB: 1 BB: 0 P: 4	1B: 4 2B: 1 3B: 0 HR: 0	SF: 0 SAC: 0 DP: 0 HBP: 0	WP: 0 PB: 0 SB: 1 CS: 0	PA: 34																	
PITCHER Larry Gura, L ERA: 2.08 (1, 1)	IP 9.0	WLS W	BF 34	H 5	R 0	ER 0	SO 2	BB 1	IBB 0	HBP 0	BLK 0	WP 0	HR 0	S 37	P 41	ERA 0.00	WHIP 0.667					PITCHER	IP 9.0	WLS W	BF 34	H 5	R 0	ER 0	SO 2	BB 1	IBB 0	HBP 0	BLK 0	WP 0	HR 0	S 37	P 41	ERA 0.00	WHIP 0.667

livebaseballscorecards.com

AB	33
R	0
H	5
RBI	0
BB	1
SO	2
LOB	10



Batter	1	2	3	4	5	6	7	8	9
Roy White, S OBP: 0.374, SLG: 0.391 (1, 10)	0-3 K		0-0 F7			0-0 SH1-3		0-0 CS	
Elliott Maddox, R OBP: 0.392, SLG: 0.383 (1, 8)	0-0 F9			0-0 FC5-4 1B		0-3 K			
Bobby Murcer, L OBP: 0.334, SLG: 0.370 (1, 9)	0-0 4-3			0-0 P6		0-0 F9			
Lou Piniella, R OBP: 0.342, SLG: 0.396 (1, 7)		0-0 CS 1B		0-0 F9			0-0 6-3		
Thurman Munson, R OBP: 0.316, SLG: 0.388 (1, 2)		0-3 K 1-2		0-0 FC5-4 1-2f			0-0 F9		
Graig Nettles, L OBP: 0.323, SLG: 0.400 (1, 5)		0-0 HR			0-0 F2		0-0 F8		
Bill Sudakis, S OBP: 0.294, SLG: 0.343 (1, 3)		0-3 K			0-3 K			0-0 5-3	
Sandy Alomar Sr., S OBP: 0.313, SLG: 0.329 (1, 4)			0-0 P4		0-0 F3			0-0 F7	
Gene Michael, S OBP: 0.305, SLG: 0.301 (1, 6)			0-0 F5			0-0 SH1-3 1B		0-0 CS 1B	
Larry Murray, S (8, PR)									
Jim Mason, L OBP: 0.296, SLG: 0.346 (9, 6)									

AB	R	H	RBI	BB	SO	LOB
2	0	0	0	0	1	0
3	0	1	0	0	1	1
3	0	0	0	0	0	2
3	0	1	0	0	0	1
3	0	0	0	0	1	2
3	1	1	1	0	0	0
3	0	0	0	0	2	0
3	0	0	0	0	0	0
3	0	2	0	0	0	0
0	0	0	0	0	0	0
0	0	0	0	0	0	0

DETROIT TIGERS @ NEW YORK YANKEES
 Shea Stadium, Flushing, NY
 Sat Sep 07 1974, 7:05 PM EDT
 Att. 25,586 - Unknown

AB	26
R	1
H	5
RBI	1
BB	0
SO	5
LOB	6



Inning Stats	R	H	E	K	S	R	H	E	K	S	R	H	E	K	S	R	H	E	K	S	R	H	E	K	S
	0	0	0	1	5	1	2	0	2	8	0	0	0	0	3	0	1	0	0	4	0	0	0	0	0

PITCHER	IP	WLS	BF	H	R	ER	SO	BB	IBB	HBP	BLK	WP	HR	S	P	ERA	WHIP
Woodie Fryman, L ERA: 4.26 (1, 1)	8.0	L	27	5	1	1	5	0	0	0	0	0	1	37	37	1.12	0.625

WP	PA	ERA	WHIP
0	28		

Batter	1	2	3	4	5	6	7	8	9	AB R H RBI BB SO LOB	TOP											
Ron LeFlore, R OBP: 0.289, SLG: 0.321 (1, 8)	4-0 E S SF9 BB		0-0 S 1B	0-0 4-3		0-0 FC5 BB 1-2 1B		0-0 P6		4 2 2 0 1 0 1												
Gary Sutherland, R OBP: 0.284, SLG: 0.316 (1, 4)	0-3 K 1-3		0-0 BB 1B 1B 1-H		0-0 6-3	4-0 BB FC5 1-2 1B BB 2-3		0-0 1B 2B		4 3 2 1 1 1 1												
Al Kaline, R OBP: 0.334, SLG: 0.386 (1, 10)	0-0 SF9 3-H		0-0 BB 1B 1-2 HR		4-0 BB 1B BB	0-0 FC5 BB 1-2 1B BB 2-3f 3-H		0-0 1B 1B 2-H		3 3 2 3 1 0 2												
Ben Oglvie, L OBP: 0.365, SLG: 0.377 (1, 7)	0-0 F8		4-0 HR 1B 1-2 2-3 BB		4-0 1B BB 1-2	4-0 1B BB 1-2 2-3 BB		0-0 P6		2 1 0 0 3 0 1												
Bill Freehan, R OBP: 0.348, SLG: 0.435 (1, 2)		0-0 1-3	0-0 HR 1-H 2-H 3-H		0-0 1B 1-2 2-H	0-0 1B 1-2 2-H 3-H		0-0 FC6-4 1B 1-3		5 1 4 7 0 0 0												
Reggie Sanders, R OBP: 0.212, SLG: 0.258 (1, 3)		0-0 6-3	0-0 5-3		0-0 P4	0-3 K		0-0 FC6-4 1-2f		5 0 0 0 0 1 6												
Jim Nettles, L OBP: 0.291, SLG: 0.346 Leon Roberts, R OBP: 0.250, SLG: 0.182 (1, 9) (5, PH) (5, 9)		0-0 G3		0-0 F9 2B	0-0 P4		0-0 4-3		4-0 G6-4-3 BB	2 0 1 0 0 0 0 2 0 0 0 1 0 2	AB 37 R 11 H 12 RBI 11 BB 7 SO 6 LOB 17											
Aurelio Rodriguez, R OBP: 0.261, SLG: 0.312 (1, 5)			0-3 K	0-0 F9 2-3		0-0 F7	0-0 5-3		0-3 K	5 0 0 0 0 2 2												
Ed Brinkman, R OBP: 0.255, SLG: 0.332 (1, 6)			0-0 P6	0-3 K		0-0 BB 1B FC5 1B	0-3 K		0-0 G6-4-3 1-2f	5 1 1 0 0 2 2												
Inning Stats	R: 1 E: 0 K: 1 S: 5	H: 0 LOB: 0 BB: 1 P: 9	R: 0 E: 0 K: 0 S: 3	H: 0 LOB: 0 BB: 0 P: 3	R: 5 E: 0 K: 1 S: 9	H: 4 LOB: 0 BB: 1 P: 13	R: 0 E: 0 K: 1 S: 6	H: 1 LOB: 1 BB: 0 P: 6	R: 1 E: 0 K: 0 S: 4	H: 1 LOB: 2 BB: 2 P: 12	R: 3 E: 0 K: 1 S: 8	H: 3 LOB: 2 BB: 2 P: 16	R: 0 E: 0 K: 1 S: 5	H: 0 LOB: 0 BB: 0 P: 5	R: 1 E: 0 K: 0 S: 6	H: 3 LOB: 2 BB: 0 P: 6	R: 0 E: 0 K: 1 S: 4	H: 0 LOB: 0 BB: 1 P: 8	1B: 9 2B: 2 3B: 0 HR: 1	SF: 1 SAC: 0 DP: 1 HBP: 0	WP: 0 PB: 0 SB: 2 CS: 0	PA: 45
PITCHER	IP WLS BF H R ER SO BB IBB HBP BLK WP HR S P ERA WHIP																					
Dick Tidrow, R ERA: 4.19 (1, 1)	3.0 L 16 5 6 5 2 2 0 0 0 0 0 1 18 26 15.00 2.333																					
Tippy Martinez, L ERA: 5.06 (4, 1)	2.1 12 3 3 3 1 2 0 0 0 0 0 0 12 20 11.57 2.143																					
Sam McDowell, L ERA: 4.69 (6, 1)	3.2 17 4 2 2 3 3 0 0 0 0 0 0 20 32 4.91 1.909																					

Detroit Tigers @ New York Yankees
 Shea Stadium, Flushing, NY
 Sun Sep 08 1974, 3:33 AM EDT
 Att. 24,216 - Sunny - 71 F

livebaseballscorecards.com




Batter	1	2	3	4	5	6	7	8	9	AB R H RBI BB SO LOB
Roy White, S OBP: 0.376, SLG: 0.397 (1, 10)	0-0 WP SH1-3 1B		0-0 G3		4-0 WP BB		0-0 3B		0-3 K	4 1 2 1 1 1 0
Elliott Maddox, R OBP: 0.389, SLG: 0.380 (1, 8)	0-0 SH1-3		0-0 F7		0-0 F2		0-0 5-3		0-0 6-3	3 0 0 0 0 0 1 1 0 0 0 0 0 0
Bobby Murcer, L OBP: 0.336, SLG: 0.370 (1, 9)	4-0 FC5-4 BB		0-0 P5			0-0 G3-6-3 1B		0-0 3-1		2 0 1 0 1 0 0 1 0 0 0 0 0 1
Larry Murray, S (7, 9) (8, 8)	2-3									
Graig Nettles, L OBP: 0.323, SLG: 0.398 (1, 5)	0-0 P6			0-0 P5		0-0 G3-6-3 1-2f		4-0 G6-4-3 BB		3 0 0 0 1 0 3
Lou Piniella, R OBP: 0.340, SLG: 0.393 (1, 7)	0-0 FC5-4			0-0 P4		0-0 E6 1B		0-0 G6-4-3 1-2f		3 0 0 0 0 0 2 1 0 0 0 0 0 1
Walt Williams, R OBP: 0.120, SLG: 0.104 (7, 7)	1-2f									
Chris Chambliss, L OBP: 0.298, SLG: 0.342 (1, 3)		4-0 FC5-4 BB		0-0 HR		0-0 1-2 1B		0-0 BB 1B		3 1 3 1 1 0 0
Thurman Munson, R OBP: 0.315, SLG: 0.387 (1, 2)		0-0 FC5-4		0-0 6-3		0-0 L1		4-0 BB 1-2 BB		2 0 0 0 0 0 1 1 0 0 0 1 0 2
Rick Dempsey, R OBP: 0.291, SLG: 0.333 (6, PH) (7, 2)	1-2f									
Jim Mason, L OBP: 0.295, SLG: 0.347 (1, 6)		0-0 P6			0-0 P4		0-0 4-3 3B 2B		0-0 4-3	4 1 1 0 0 0 3
Sandy Alomar Sr., S OBP: 0.311, SLG: 0.327 (1, 4)		0-0 F9			0-0 F8		0-0 4-3		0-0 P4	2 0 0 0 0 0 1 2 0 0 0 0 0 1
Fred Stanley, R OBP: 0.257, SLG: 0.188 (7, 4)										

Inning Stats	R: 0	H: 1	E: 0	LOB: 2	K: 0	BB: 1	S: 4	P: 8	R: 0	H: 0	E: 0	LOB: 1	K: 0	BB: 1	S: 3	P: 7	R: 0	H: 0	E: 0	LOB: 0	K: 0	BB: 0	S: 3	P: 3	R: 1	H: 1	E: 0	LOB: 0	K: 0	BB: 0	S: 4	P: 4	R: 1	H: 0	E: 0	LOB: 0	K: 0	BB: 1	S: 3	P: 7	R: 0	H: 2	E: 1	LOB: 2	K: 0	BB: 0	S: 5	P: 5	R: 1	H: 2	E: 0	LOB: 1	K: 0	BB: 0	S: 5	P: 5	R: 0	H: 1	E: 0	LOB: 2	K: 0	BB: 2	S: 3	P: 11	R: 0	H: 0	E: 0	LOB: 0	K: 1	BB: 0	S: 5	P: 5	1B: 4	SF: 0	2B: 1	SAC: 1	3B: 1	DP: 2	HR: 1	HBP: 0	WP: 2	PA: 38	PB: 0	SB: 0	CS: 0	WP: 2	PA: 38	ERA	WHIP
PITCHER Joe Coleman, R ERA: 4.16 (1, 1)	IP	WLS	BF	H	R	ER	SO	BB	IBB	HBP	BLK	WP	HR	S	P	ERA	WHIP	IP	WLS	BF	H	R	ER	SO	BB	IBB	HBP	BLK	WP	HR	S	P	ERA	WHIP	IP	WLS	BF	H	R	ER	SO	BB	IBB	HBP	BLK	WP	HR	S	P	ERA	WHIP																																						

DETROIT TIGERS @ NEW YORK YANKEES
Shea Stadium, Flushing, NY
 Sun Sep 08 1974, 3:33 AM EDT
 Att. 24,216 - Sunny - 71 F

AB	32
R	3
H	7
RBI	2
BB	5
SO	1
LOB	16



Batter	1	2	3	4	5	6	7	8	9	AB R H RBI BB SO LOB	TOP											
Roy White, S (1, 10) OBP: 0.374, SLG: 0.395	0-0 E6 1B		0-0 P6		0-0 1B 1B	0-0 FC1-4 CS			0-3 K	5 2 1 1 0 1 1												
Elliott Maddox, R (1, 8) OBP: 0.392, SLG: 0.382	0-0 G3-6-3 1B		4-0 BB		0-0 SF7	0-0 CS	0-0 6-3		0-0 CS 1B	3 0 2 2 1 0 0												
Bobby Murcer, L (1, 9) OBP: 0.336, SLG: 0.371	0-0 F9		0-0 4-3		0-0 1B 1B		0-0 6-3 1B		0-0 L9	5 0 2 0 0 0 3												
Lou Piniella, R (1, 7) OBP: 0.337, SLG: 0.390	0-0 G3-6-3			0-0 P4	0-0 F9		0-0 6-3			4 0 0 0 0 0 4												
Thurman Munson, R (1, 2) OBP: 0.316, SLG: 0.388		0-3 K		0-0 F7	0-0 1B		0-0 6-3 1B			4 0 2 1 0 1 0												
Graig Nettles, L (1, 5) OBP: 0.322, SLG: 0.399		0-3 K		0-0 1B 2B	0-3 K			0-0 G3		4 1 1 0 0 2 2												
Chris Chambliss, L (1, 3) OBP: 0.300, SLG: 0.352		0-0 HR		0-0 1B		0-0 E6 FC4-6 WP FC1-4		0-0 1-3		4 2 2 2 0 0 0												
Sandy Alomar Sr., S (1, 4) OBP: 0.314, SLG: 0.329		0-0 P3		0-0 F9		0-0 FC4-6 1B		0-0 1B		4 0 2 0 0 0 1												
Jim Mason, L (1, 6) OBP: 0.295, SLG: 0.346			0-0 F7		0-0 1B SF7 1B	0-0 FC4-6 FC1-4		0-0 4-3		4 1 1 0 0 0 3												
Inning Stats	R: 1 E: 1 K: 0 S: 4	H: 1 LOB: 0 BB: 0 P: 4	R: 1 E: 0 K: 2 S: 8	H: 1 LOB: 0 BB: 0 P: 8	R: 0 E: 0 K: 0 S: 3	H: 0 LOB: 1 BB: 1 P: 7	R: 1 E: 0 K: 0 S: 5	H: 2 LOB: 1 BB: 0 P: 5	R: 2 E: 0 K: 1 S: 9	H: 4 LOB: 2 BB: 0 P: 9	R: 1 E: 1 K: 0 S: 4	H: 1 LOB: 0 BB: 0 P: 4	R: 0 E: 0 K: 0 S: 4	H: 2 LOB: 2 BB: 0 P: 4	R: 0 E: 0 K: 0 S: 4	H: 1 LOB: 1 BB: 0 P: 4	R: 0 E: 0 K: 1 S: 5	H: 1 LOB: 0 BB: 0 P: 5	1B: 11 2B: 1 3B: 0 HR: 1	SF: 1 SAC: 0 DP: 1 HBP: 0	WP: 1 PB: 0 SB: 1 CS: 2	PA: 40
PITCHER	IP WLS BF H R ER SO BB IBB HBP BLK WP HR S P ERA WHIP																					
Roger Moret, L (1, 1) ERA: 3.73	4.1 L 21 7 5 4 2 1 0 0 0 0 1 24 28 8.31 1.846																					
Reggie Cleveland, R (5, 1) ERA: 4.45	4.2 18 6 1 0 2 0 0 0 0 1 0 22 22 0.00 1.286																					

New York Yankees @ Boston Red Sox
Fenway Park, Boston, MA
 Mon Sep 09 1974, 7:05 PM EDT
 Att. 34,981 - Unknown - 65 F

livebaseballscorecards.com

AB	37
R	6
H	13
RBI	6
BB	1
SO	4
LOB	14



Batter	1	2	3	4	5	6	7	8	9
Tommy Harper, R OBP: 0.299, SLG: 0.322 (1, 7) X	0-0 P4 ①		0-0 F9 ①		0-0 G6-4-3 1B ①			0-0 1B G6-4-3 1B ①	
Juan Beniquez, R OBP: 0.321, SLG: 0.377 (1, 8) S S S	0-3 K ②		0-0 6-3 ②		0-0 G6-4-3 1-2f ②			0-0 1-3 G6-4-3 1B ②	
Dwight Evans, R OBP: 0.327, SLG: 0.425 (1, 9) X	0-0 1B 1B ②		0-0 HR ③		0-0 L6 ②			0-0 1-2f 3-H G6-4-3 ① ②	
Carl Yastrzemski, L OBP: 0.416, SLG: 0.460 (1, 3) X	0-0 1-3 1B ③		0-0 L7 ③		0-0 L6 ②			0-0 HR ③	
Bernie Carbo, L OBP: 0.366, SLG: 0.406 Deron Johnson, R OBP: 0.248, SLG: 0.321 (1, 10) X (8, PH)	0-0 F7 ③		4-0 FC5-4 BB ③		0-0 FC5-4 1B ③			0-0 1B ③	
Rico Petrocelli, R OBP: 0.337, SLG: 0.419 (1, 5) X		0-0 FC3-6 1B ①		0-0 FC5-4 FC1-6 ① 2f		0-0 FC5-4 1-2f ③ 2f		0-0 L8 ③	
Doug Griffin, R OBP: 0.332, SLG: 0.348 (1, 4) X		0-0 F9 ①		0-0 FC1-6 1-2f ② 2f		0-0 F9 ①		0-0 6-3 ①	
Mario Guerrero, R OBP: 0.293, SLG: 0.293 Cecil Cooper, L OBP: 0.318, SLG: 0.399 Rick Burleson, R OBP: 0.333, SLG: 0.395 (1, 6) X (7, PH) (8, 6)		0-0 FC3-6 ② 2f		0-0 F9 ③		0-0 K ②		0-0 K ②	
Bob Montgomery, R OBP: 0.257, SLG: 0.294 Tim McCarver, L OBP: 0.359, SLG: 0.250 (1, 2) X (8, 2)		0-0 F9 ③		0-3 K ①		0-0 F9 ③		0-3 K ③	
Danny Cater, R OBP: 0.308, SLG: 0.395 (9, PH) X		0-0 F9 ③						0-3 K ③	


AB	R	H	RBI	BB	SO	LOB
4	1	2	0	0	0	0
4	0	1	0	0	1	1
4	1	2	1	0	0	1
4	1	2	1	0	0	0
2	0	1	0	1	0	2
1	0	1	0	0	0	0
4	0	1	0	0	0	3
4	0	0	0	0	0	2
2	0	0	0	0	0	2
1	0	0	0	0	1	0
1	0	0	0	0	1	0
2	0	0	0	0	1	1
1	0	0	0	0	0	0
1	0	0	0	0	1	0

New York Yankees @ Boston Red Sox

Fenway Park, Boston, MA

Mon Sep 09 1974, 7:05 PM EDT
Att: 34,981 - Unknown - 65 F

AB	35
R	3
H	10
RBI	2
BB	1
SO	5
LOB	12



Inning Stats											Pitcher											Pitcher										
R	H	E	K	S	R	H	E	K	S	R	H	E	K	S	IP	WLS	BF	H	R	ER	SO	BB	IBB	HBP	BLK	WP	HR	S	P	ERA	WHIP	
0	2	0	1	7	0	1	0	0	4	0	0	0	1	5	7.2	31	31	9	3	3	3	1	0	0	0	0	0	2	40	3.52	1.304	
0	0	0	0	0	0	0	0	0	0	0	0	0	0	0	1.1	5	5	1	0	0	2	0	0	0	0	0	9	9	0.00	0.750		

Batter	1	2	3	4	5	6	7	8	9	10	11	12	AB R H RBI BB SO LOB	TOP	
Roy White, S (1, 10) OBP: 0.376, SLG: 0.397	F9		K			FC4-6 2B		FC4-6 1B		B5-3		S BB	5 0 2 0 1 1 0		
Elliott Maddox, R (1, 8) OBP: 0.393, SLG: 0.382	1B			1B G3 1B		FC4-6 BB		F3		F9		L9	5 0 2 0 1 0 2		
Bobby Murcer, L (1, 9) OBP: 0.333, SLG: 0.367	F9			G3		FC4-6		FC4-6		3-1		K	6 0 0 0 0 1 6		
Graig Nettles, L (1, 5) OBP: 0.319, SLG: 0.395	F7			F2		K		F8		4-3			5 0 0 0 0 1 4		
Lou Piniella, R (1, 7) OBP: 0.338, SLG: 0.389	F9					G2-3							3 0 1 0 1 0 2		
Larry Murray, S (9, PR)													0 1 0 0 0 0 0		
Gene Michael, S (9, 6) OBP: 0.303, SLG: 0.299				1B					2B BB				1 0 0 0 0 0 0		
Chris Chambliss, L (1, 3) OBP: 0.300, SLG: 0.353	6-3					5-3		5-3					4 0 1 1 0 0 2		
Walt Williams, R (9, PR) OBP: 0.120, SLG: 0.104													0 0 0 0 0 0 0		
Bill Sudakis, S (9, 3) OBP: 0.296, SLG: 0.345													1 0 1 0 0 0 0		
Otto Velez, R (12, 3) OBP: 0.346, SLG: 0.365									1-H 2B				0 0 0 0 0 0 0		
Thurman Munson, R (1, 2) OBP: 0.315, SLG: 0.384	6-3					K		F9				1-3	4 0 0 0 1 1 1	AB 44	
Jim Mason, L (1, 6) OBP: 0.294, SLG: 0.345													2 0 0 0 0 0 0	R 2	
Ron Blomberg, L (7, PH) OBP: 0.365, SLG: 0.434						F8		F7					1 0 0 0 0 1 0	H 8	
Fred Stanley, R (7, 6) OBP: 0.257, SLG: 0.188													0 0 0 0 0 0 0	RBI 2	
Alex Johnson, R (9, PH) OBP: 0.339, SLG: 0.369													2 1 1 1 0 1 2	BB 4	
Sandy Alomar Sr., S (1, 4) OBP: 0.308, SLG: 0.323	F5												5 0 0 0 0 0 2	SO 6	
														LOB 21	
Inning Stats	R: 0 H: 1 E: 0 LOB: 1 K: 0 BB: 0 S: 4 P: 4	R: 0 H: 0 E: 0 LOB: 0 K: 0 BB: 0 S: 3 P: 3	R: 0 H: 0 E: 0 LOB: 0 K: 1 BB: 0 S: 5 P: 5	R: 0 H: 2 E: 0 LOB: 2 K: 0 BB: 0 S: 5 P: 5	R: 0 H: 0 E: 0 LOB: 0 K: 1 BB: 0 S: 5 P: 5	R: 0 H: 1 E: 0 LOB: 2 K: 1 BB: 1 S: 6 P: 10	R: 0 H: 0 E: 0 LOB: 0 K: 1 BB: 0 S: 5 P: 5	R: 0 H: 1 E: 0 LOB: 1 K: 0 BB: 0 S: 4 P: 4	R: 1 H: 1 E: 0 LOB: 2 K: 1 BB: 2 S: 6 P: 14	R: 0 H: 0 E: 0 LOB: 0 K: 0 BB: 0 S: 3 P: 3	R: 0 H: 1 E: 0 LOB: 1 K: 0 BB: 1 S: 4 P: 4	R: 1 H: 1 E: 0 LOB: 1 K: 0 BB: 0 S: 4 P: 4	R: 1 H: 1 E: 0 LOB: 1 K: 1 BB: 1 S: 6 P: 10	1B: 5 SF: 0 2B: 2 SAC: 0 3B: 0 DP: 0 HR: 1 HBP: 0	WP: 0 PA: 48 PB: 0 SB: 1 CS: 0
PITCHER	IP WLS BF H R ER SO BB IBB HBP BLK WP HR S P ERA WHIP														
Luis Tiant, R (1, 1) ERA: 2.73	9.0	36	6	1	1	5	2	1	0	0	0	0	0	1.00	0.889
Diego Segui, R (10, 1) ERA: 4.1	3.0	12	2	1	1	1	0	0	0	0	0	1	13	3.00	1.000

New York Yankees @ Boston Red Sox
 Fenway Park, Boston, MA
 Tue Sep 10 1974, 7:05 PM EDT
 Att. 33,174 - Unknown - 71 F

livebaseballscorecards.com



Batter	1	2	3	4	5	6	7	8	9	10	11	12	AB	R	H	RBI	BB	SO	LOB
Tommy Harper, R (1, 7) OBP: 0.300, SLG: 0.322 Rick Miller, L (9, PH) OBP: 0.338, SLG: 0.335 (10, 7)	0-0 FC6-4 1B		0-0 6-3			0-0 5-3			0-0 F8		0-0 F9		3	0	1	0	0	0	0
Juan Beniquez, R (1, 8) OBP: 0.319, SLG: 0.375	0-0 FC6-4 E S 1-2f 6-3		0-0 L8			0-3 K			0-0 L9 1B		0-0 F3		5	1	1	0	0	1	1
Dwight Evans, R (1, 9) OBP: 0.326, SLG: 0.425	0-0 6-3 1-H					0-0 5-3			0-0 L9		0-0 2B		5	0	1	1	0	0	1
Carl Yastrzemski, L (1, 3) OBP: 0.416, SLG: 0.457	0-0 4-3					0-0 4-3			4-0 S IBB		4-0 IBB		3	0	0	0	2	0	0
Cecil Cooper, L (1, 10) OBP: 0.319, SLG: 0.396		0-0 2-3				4-0 BB			4-0 1-2 BB		0-0 4-3		3	0	0	0	2	0	2
Rico Petrocelli, R (1, 5) OBP: 0.333, SLG: 0.415		0-0 6-3				0-3 K			0-3 K			0-3 K	5	0	0	0	0	3	4
Tim McCarver, L (1, 2) OBP: 0.357, SLG: 0.250 Deron Johnson, R (12, PH) OBP: 0.247, SLG: 0.320		0-0 1B				0-0 P6			0-0 P6		0-0 3-1		4	0	1	0	0	0	0
Doug Griffin, R (1, 4) OBP: 0.328, SLG: 0.343 Jim Rice, R (12, PH) OBP: 0.294, SLG: 0.267		0-0 F9				0-0 F8			0-0 6-3		0-0 5-3		4	0	0	0	0	0	1
Rick Burleson, R (1, 6) OBP: 0.329, SLG: 0.390			0-0 F8			0-0 6-3			0-0 L5		0-0 F3		4	0	0	0	0	0	0

Inning Stats	R: 1	H: 1	R: 0	H: 1	R: 0	H: 0	R: 0	H: 0	R: 0	H: 0	R: 0	H: 1	R: 0	H: 1	R: 0	H: 0	R: 0	H: 0	R: 0	H: 0	R: 0	H: 1	R: 0	H: 0	1B: 3	SF: 0	WP: 0	PA: 44
E: 0	LOB: 0	E: 0	LOB: 1	E: 0	LOB: 0	E: 0	LOB: 1	E: 0	LOB: 0	E: 0	LOB: 0	E: 0	LOB: 3	E: 0	LOB: 2	E: 0	LOB: 0	E: 0	LOB: 0	E: 0	LOB: 0	E: 0	LOB: 2	E: 0	LOB: 0	2B: 1	SAC: 0	PB: 0
K: 0	BB: 0	K: 0	BB: 0	K: 0	BB: 0	K: 1	BB: 1	K: 0	BB: 0	K: 0	BB: 0	K: 1	BB: 2	K: 0	BB: 1	K: 2	BB: 0	K: 0	BB: 0	K: 2	BB: 0	K: 0	BB: 1	K: 0	BB: 0	3B: 0	DP: 0	SB: 3
S: 4	P: 4	S: 4	P: 4	S: 3	P: 3	S: 5	P: 9	S: 3	P: 3	S: 5	P: 5	S: 3	P: 3	S: 6	P: 14	S: 4	P: 8	S: 7	P: 7	S: 4	P: 3	S: 4	P: 8	S: 4	P: 3	HR: 0	HBP: 0	CS: 0

PITCHER	IP	WLS	BF	H	R	ER	SO	BB	IBB	HBP	BLK	WP	HR	S	P	ERA	WHIP
Pat Dobson, R (1, 1) ERA: 2.96	11.0	W	41	4	1	0	3	2	2	0	0	0	0	43	59	0.00	0.545
Sparky Lyle, L (12, 1) ERA: 1.79	1.0	S	3	0	0	0	2	0	0	0	0	0	0	7	7	0.00	0.000


BOTTOM

New York Yankees @ Boston Red Sox
Fenway Park, Boston, MA

Tue Sep 10 1974, 7:05 PM EDT
Att: 33,174 - Unknown - 71 F

livebaseballscorecards.com

AB	40
R	1
H	4
RBI	1
BB	4
SO	5
LOB	9



Batter	1	2	3	4	5	6	7	8	9	10	11	12	13	14	15	16	17	AB	R	H	RBI	BB	SO	LOB	TOP							
Roy White, S (1, 7) OBP: 0.375, SLG: 0.396 Walt Williams, R (9, 7) OBP: 0.132, SLG: 0.118	6-3	6-3			F9		SH1-4 1B		SH1-4		6-3			FC6-4 1B		K		4	0	1	0	0	0	2								
Elliott Maddox, R (1, 8) OBP: 0.392, SLG: 0.379	5-3		F9		5-3		SH1-4		FC6-4 BB					FC6-4 1B		F9		6	0	1	0	1	0	1								
Bobby Murcer, L (1, 9) OBP: 0.330, SLG: 0.362	4-3		6-3		4-3		IBB		F2					G4-6-3 1B		K		7	0	0	0	1	2	3								
Alex Johnson, R (1, 10) OBP: 0.337, SLG: 0.369									FC6-4					F7		F9		8	1	2	0	0	1	5								
Thurman Munson, R (1, 2) OBP: 0.313, SLG: 0.380																		7	0	1	0	0	1	5								
Graig Nettles, L (1, 5) OBP: 0.319, SLG: 0.394																		6	0	2	1	0	0	0								
Chris Chambliss, L (1, 3) OBP: 0.300, SLG: 0.352																		7	1	2	0	0	3	2								
Sandy Alomar Sr., S (1, 4) OBP: 0.307, SLG: 0.322																		7	0	2	0	0	0	2								
Jim Mason, L (1, 6) Lou Piniella, R (9, PH) Larry Murray, S (9, PR) Fred Stanley, R (9, 6) Otto Velez, R (16, PH) Gene Michael, S (16, 6)																		3	0	2	1	0	0	1								
Inning Stats	R: 0 E: 0 K: 0 S: 3	H: 0 LOB: 0 BB: 0 P: 3	R: 2 E: 0 K: 0 S: 7	H: 4 LOB: 2 BB: 0 P: 7	R: 0 E: 0 K: 1 S: 6	H: 1 LOB: 1 BB: 0 P: 6	R: 0 E: 0 K: 1 S: 7	H: 0 LOB: 0 BB: 0 P: 3	R: 0 E: 0 K: 1 S: 7	H: 2 LOB: 3 BB: 1 P: 7	R: 0 E: 0 K: 1 S: 5	H: 0 LOB: 0 BB: 0 P: 5	R: 0 E: 0 K: 0 S: 3	H: 1 LOB: 0 BB: 0 P: 3	R: 0 E: 0 K: 0 S: 3	H: 0 LOB: 0 BB: 0 P: 3	R: 0 E: 0 K: 1 S: 5	H: 0 LOB: 0 BB: 0 P: 5	R: 0 E: 0 K: 1 S: 5	H: 0 LOB: 0 BB: 0 P: 5	R: 0 E: 0 K: 1 S: 5	H: 0 LOB: 0 BB: 0 P: 5	R: 0 E: 0 K: 1 S: 5	H: 2 LOB: 2 BB: 0 P: 9	R: 0 E: 0 K: 1 S: 5	H: 0 LOB: 0 BB: 0 P: 5	R: 0 E: 0 K: 1 S: 5	H: 0 LOB: 0 BB: 0 P: 5	1B: 13 2B: 1 3B: 0 HR: 0	SF: 1 SAC: 2 DP: 1 HBP: 0	WP: 0 PB: 1 SB: 0 CS: 0	PA: 67
PITCHER	IP WLS BF H R ER SO BB IBB HBP BLK WP HR S P ERA WHIP																								IP WLS BF H R ER SO BB IBB HBP BLK WP HR S P ERA WHIP							
Ross Grimsley, L (1, 1) ERA: 3.03	14.0																															
Bob Reynolds, R (15, 1) ERA: 3.02	0.2																															
Grant Jackson, L (15, 1) ERA: 2.56	2.1	W	7	0	0	0	3	0	0	0	0	0	0	0	0	13	13	0.00	0.000													

New York Yankees @ Baltimore Orioles
 Memorial Stadium, Baltimore, MD
 Wed Sep 11 1974, 7:05 PM EDT
 Unknown

livebaseballscores.com

AB 61
 R 2
 H 14
 RBI 2
 BB 3
 SO 9
 LOB 21



Batter	1	2	3	4	5	6	7	8	9	10	11	12	13	14	15	16	17	AB R H RBI BB SO LOB
Mark Belanger, R OBP: 0.300, SLG: 0.312 (1, 6)	F9	F8			F6		G5-3 1B			SH2-4 BB		F7		E5			6-3	7 0 1 0 1 0 2
Paul Blair, R OBP: 0.299, SLG: 0.405 (1, 8)	HBP 1B		F8		F3		G5-3			SH2-4		5-3		F4			BB 1B BB	6 1 1 0 1 0 5
Bobby Grich, R OBP: 0.370, SLG: 0.440 (1, 4)	HBP		F7		F8		K			BB IBB		F9			K		BB 1B BB	5 0 0 0 2 2 2
Tommy Davis, R OBP: 0.315, SLG: 0.371 (1, 10)	K		F3														BB 1B BB	4 0 1 0 1 1 2
Al Bumbry, L OBP: 0.271, SLG: 0.293 (10, PR)	K																	0 0 0 0 0 0 0
Curt Motton, R OBP: 0.337, SLG: 0.383 (17, PH)	K																	2 0 0 0 0 0 0
Boog Powell, L OBP: 0.337, SLG: 0.383 (17, PH)	K																	1 0 1 1 0 0 0
Earl Williams, R OBP: 0.328, SLG: 0.392 (1, 3)	K			1-3														7 0 0 0 0 2 6
Don Baylor, R OBP: 0.331, SLG: 0.358 (1, 7)		SH1-4 1B 5-3 BB		F9								F9					SH1-4 1B	6 1 2 0 1 0 3
Brooks Robinson, R OBP: 0.367, SLG: 0.395 (1, 5)		SH1-4 1B		F9								6-3					SH1-4	6 0 1 0 0 1 2
Enos Cabell, R OBP: 0.291, SLG: 0.375 (1, 9)		SH1-4										K					5-3	6 0 1 0 0 1 1
Andy Etchebarren, R OBP: 0.235, SLG: 0.281 (1, 2)		5-3										F9					5-3	6 1 2 2 1 0 2

BOTTOM	
AB	56
R	3
H	10
RBI	3
BB	7
SO	7
LOB	25

PITCHER	
IP	WLS
BF	H
R	ER
SO	P
ERA	WHIP

PITCHER		PITCHER	
Rudy May, L ERA: 3.45 (1, 1)	IP: 9.1, WLS: 25, BF: 38, H: 7, R: 2, ER: 2, SO: 6, BB: 3, IBB: 0, HBP: 1, BLK: 0, WP: 0, HR: 1, S: 46, P: 59, ERA: 1.93, WHIP: 1.071	Sparky Lyle, L ERA: 1.67 (10, 1)	IP: 6.2, WLS: 4, BF: 25, H: 2, R: 0, ER: 0, SO: 1, BB: 1, IBB: 0, HBP: 0, BLK: 0, WP: 0, HR: 0, S: 25, P: 33, ERA: 0.00, WHIP: 0.450
Cecil Upshaw, R ERA: 2.57 (17, 1)	IP: 0.1, WLS: 4, BF: 1, H: 1, R: 1, ER: 0, SO: 0, BB: 0, IBB: 0, HBP: 0, BLK: 0, WP: 0, HR: 0, S: 2, P: 10, ERA: 27.00, WHIP: 9.000		

New York Yankees @ Baltimore Orioles
 Memorial Stadium, Baltimore, MD
 Wed Sep 11 1974, 7:05 PM EDT
 Unknown

livebaseballscores.com



Batter	1	2	3	4	5	6	7	8	9	AB R H RBI BB SO LOB	TOP
Roy White, S (1, 7) OBP: 0.377, SLG: 0.403	4-0 F8 S BB	4-0 SF9 HBP IBB		x 0-0 F7			x 0-0 G3		x 0-0 HR	3 1 1 1 2 0 0	
Elliott Maddox, R (1, 8) OBP: 0.394, SLG: 0.379	0-0 F8 1-3	1-0 HBP		x 0-0 1B			BB 4-0 BB		x 0-0 F8	3 0 1 1 1 0 1	
Lou Piniella, R (1, 9) OBP: 0.336, SLG: 0.386	0-0 F3	0-0 SF9 2-3 3-H		x 0-0 F9			x 0-0 F4		x 0-0 6-3	4 0 0 1 0 0 3	
Alex Johnson, R (1, 10) OBP: 0.335, SLG: 0.366	0-0 1-3	0-0 F3			x 0-0 F9		x 0-0 F8			4 0 0 0 0 0 4	
Thurman Munson, R (1, 2) OBP: 0.310, SLG: 0.377		x 0-0 E6 F8 BB 1B	x 0-0 L4		x 0-0 L6		x 0-0 F5			4 1 0 0 0 0 0	
Otto Velez, R (1, 3) OBP: 0.349, SLG: 0.348		BB 4-0 1B 1-2 E BB	BB 4-0 BB		x 0-0 G3		x 0-0 F7			2 1 0 0 2 0 0	
Graig Nettles, L (1, 5) OBP: 0.318, SLG: 0.395		x 0-0 F8 2-3	x 0-0 F8			x 0-0 G3		x 0-0 2B		4 0 1 0 0 0 3	
Sandy Alomar Sr., S (1, 4) OBP: 0.307, SLG: 0.321		x 0-0 E 1-2 HBP 3-H 1B	0-3 K			0-3 K		x 0-0 F9		4 1 1 1 0 2 2	
Jim Mason, L (1, 6) OBP: 0.296, SLG: 0.346		x 0-0 E8 HBP SF9 1-3 2-H 1B		x 0-0 1-3		x 0-0 F8		x 0-0 F8		4 1 1 1 0 0 0	
Inning Stats	R: 0 H: 0 E: 0 LOB: 1 K: 0 BB: 1 S: 3 P: 7	R: 4 H: 2 E: 2 LOB: 2 K: 0 BB: 2 S: 6 P: 15	R: 0 H: 0 E: 0 LOB: 1 K: 1 BB: 1 S: 5 P: 9	R: 0 H: 1 E: 0 LOB: 1 K: 0 BB: 0 S: 4 P: 4	R: 0 H: 0 E: 0 LOB: 0 K: 0 BB: 0 S: 3 P: 3	R: 0 H: 0 E: 0 LOB: 0 K: 1 BB: 0 S: 5 P: 5	R: 0 H: 0 E: 0 LOB: 1 K: 0 BB: 1 S: 3 P: 7	R: 0 H: 1 E: 0 LOB: 1 K: 0 BB: 0 S: 4 P: 4	R: 1 H: 1 E: 0 LOB: 0 K: 0 BB: 0 S: 4 P: 4	1B: 3 SF: 1 2B: 1 SAC: 0 3B: 0 DP: 0 HR: 1 HBP: 1	WP: 0 PA: 39 PB: 0 SB: 1 CS: 0
PITCHER Don Hood, L (1, 1) ERA: 3.51	IP WLS BF H R ER SO BB IBB HBP BLK WP HR S P ERA WHIP	1.1 L 9 2 4 2 0 2 2 0 0 0 0 0 7 15 13.50 3.000									
Wayne Garland, R (2, 1) ERA: 3.18	7.2 30 3 1 1 2 2 1 1 0 0 1 30 43 1.17 0.652										

New York Yankees @ Baltimore Orioles
Memorial Stadium, Baltimore, MD
 Wed Sep 11 1974, 7:05 PM EDT
 Att: 28,923 - Unknown

livebaseballscorecards.com

AB	32
R	5
H	5
RBI	5
BB	5
SO	2
LOB	13



Batter	1	2	3	4	5	6	7	8	9	AB R H RBI BB SO LOB
Mark Belanger, R (1, 6) OBP: 0.297, SLG: 0.309	0-0 F7		0-0 F3			0-0 F6		0-0 F5		4 0 0 0 0 0 1
Paul Blair, R (1, 8) OBP: 0.301, SLG: 0.406	0-0 1B CS 1B		0-0 5-3			0-0 F3			0-0 1B	4 1 2 0 0 0 0
Bobby Grich, R (1, 4) OBP: 0.370, SLG: 0.438	0-0 1-3 CS 1B			0-0 6-3		0-0 5-3			0-3 K	4 0 1 0 0 1 1
Tommy Davis, R (1, 10) OBP: 0.315, SLG: 0.369	0-0 5-3 1-2 3-H			4-0 BB			0-0 G3		0-3 K	3 0 0 0 1 1 2
Don Baylor, R (1, 7) OBP: 0.331, SLG: 0.357		0-0 3-1 5-3 1B		0-0 F8			0-0 F6		0-0 F6	4 0 1 0 0 0 2
Brooks Robinson, R (1, 5) OBP: 0.365, SLG: 0.392		0-0 5-3 1-2		0-0 F7			0-0 4-3			3 0 0 0 0 0 2
Enos Cabell, R (1, 3) OBP: 0.286, SLG: 0.367		0-0 3-1 2-3			0-0 6-3			0-0 5-3		3 0 0 0 0 0 1
Jim Fuller, R (1, 9) OBP: 0.265, SLG: 0.392		0-3 K			0-3 K			0-0 1B		3 0 1 0 0 2 1
Elrod Hendricks, L (1, 2) OBP: 0.272, SLG: 0.347			0-0 B3		0-3 K			0-0 F9		2 0 0 0 0 1 0
Earl Williams, R (8, PH) OBP: 0.327, SLG: 0.391										1 0 0 0 0 0 1

Inning Stats	R: 1 E: 0 K: 0 S: 4	H: 2 LOB: 0 BB: 0 P: 4	R: 0 E: 0 K: 1 S: 6	H: 1 LOB: 1 BB: 0 P: 6	R: 0 E: 0 K: 0 S: 3	H: 0 LOB: 0 BB: 0 P: 3	R: 0 E: 0 K: 0 S: 3	H: 0 LOB: 1 BB: 1 P: 7	R: 0 E: 0 K: 2 S: 7	H: 0 LOB: 0 BB: 0 P: 7	R: 0 E: 0 K: 0 S: 3	H: 0 LOB: 0 BB: 0 P: 3	R: 0 E: 0 K: 0 S: 4	H: 1 LOB: 1 BB: 0 P: 4	R: 0 E: 0 K: 2 S: 8	H: 1 LOB: 1 BB: 0 P: 8	1B: 5 2B: 0 3B: 0 HR: 0	SF: 0 SAC: 0 DP: 0 HBP: 0	WP: 0 PB: 0 SB: 0 CS: 2	PA: 32
PITCHER Larry Gura, L (1, 1) ERA: 1.76	IP: 9.0 WLS: W BF: 32 H: 5 R: 1 ER: 1 SO: 5 BB: 1 IBB: 0 HBP: 0 BLK: 0 WP: 0 HR: 0 S: 41 P: 45 ERA: 1.00 WHIP: 0.667																			


BOTTOM

New York Yankees @ Baltimore Orioles
Memorial Stadium, Baltimore, MD

Wed Sep 11 1974, 7:05 PM EDT
Att. 28,923 - Unknown

livebaseballscorecards.com

AB	31
R	1
H	5
RBI	0
BB	1
SO	5
LOB	11



Batter	1	2	3	4	5	6	7	8	9	AB R H RBI BB SO LOB	TOP											
Roy White, S (1, 10) OBP: 0.377, SLG: 0.402	0-0 F7			4-0 FC3-6 1B FC3-2 BB	0-0 F8			0-0 E 1B 1B	0-3 K	4 1 1 0 1 1 2												
Elliott Maddox, R (1, 8) OBP: 0.394, SLG: 0.379	0-0 6-3			0-0 FC3-6 1-2 1B		0-0 F7		0-3 K	0-0 1B	5 0 2 0 0 1 1												
Bobby Murcer, L (1, 9) OBP: 0.331, SLG: 0.362	0-3 K			0-0 FC3-6 FC3-2 1-2f 2-3		0-0 FC6-4 1B		0-0 E3 1B 1B	0-0 F3	5 1 2 0 0 1 3												
Graig Nettles, L (1, 5) OBP: 0.317, SLG: 0.393		0-0 F6		0-0 FC3-2 1-2 3-H		0-0 F5		0-0 1B 2B 1B	0-0 F8	5 1 1 1 0 0 4												
Chris Chambliss, L (1, 3) OBP: 0.299, SLG: 0.351		0-0 4-3		0-0 F8		0-0 FC6-4 1-2f		0-0 2B 1B		4 0 1 1 0 0 3												
Lou Piniella, R (1, 7) OBP: 0.337, SLG: 0.389		0-0 4-3			0-0 2B 1B		0-0 6-3	0-0 1-3 2-H 2B		4 0 2 1 0 0 0												
Jim Mason, L (1, 6) OBP: 0.298, SLG: 0.349			0-3 K		0-0 2B		0-3 K	0-0 IBB		3 0 1 0 1 2 0												
Rick Dempsey, R (1, 2) OBP: 0.289, SLG: 0.324			0-0 6-3		0-3 K		4-0 BB	0-0 F8		3 0 0 0 1 1 5												
Sandy Alomar Sr., S (1, 4) OBP: 0.302, SLG: 0.317			0-0 4-3		0-3 K		0-3 K	0-0 F8		4 0 0 0 0 2 6												
Inning Stats	R: 0 E: 0 K: 1 S: 5	H: 0 LOB: 0 BB: 0 P: 5	R: 0 E: 0 K: 0 S: 3	H: 0 LOB: 0 BB: 0 P: 3	R: 0 E: 0 K: 1 S: 5	H: 0 LOB: 0 BB: 0 P: 5	R: 0 E: 0 K: 0 S: 4	H: 1 LOB: 2 BB: 1 P: 8	R: 0 E: 0 K: 2 S: 9	H: 2 LOB: 2 BB: 0 P: 9	R: 0 E: 0 K: 0 S: 4	H: 1 LOB: 1 BB: 0 P: 4	R: 0 E: 0 K: 2 S: 7	H: 0 LOB: 1 BB: 1 P: 11	R: 3 E: 1 K: 1 S: 10	H: 5 LOB: 3 BB: 1 P: 14	R: 0 E: 0 K: 1 S: 6	H: 1 LOB: 1 BB: 0 P: 6	1B: 8 2B: 2 3B: 0 HR: 0	SF: 0 SAC: 0 DP: 0 HBP: 0	WP: 0 PB: 0 SB: 0 CS: 0	PA: 40
PITCHER	IP WLS BF H R ER SO BB IBB HBP BLK WP HR S P ERA WHIP																					
Jim Palmer, R (1, 1) ERA: 3.67	7.1 L 33 9 3 3 7 2 0 0 0 0 0 0 45 53 3.68 1.500																					
Bob Reynolds, R (8, 1) ERA: 2.97	1.0 5 1 0 0 1 0 1 0 0 0 0 0 6 10 0.00 1.000																					
Grant Jackson, L (9, 1) ERA: 2.53	0.2 2 0 0 0 0 0 0 0 0 0 0 0 2 2 0.00 0.000																					

New York Yankees @ Baltimore Orioles
Memorial Stadium, Baltimore, MD
 Thu Sep 12 1974, 7:05 PM EDT
 Att. 14,909 - Unknown

livebaseballscorecards.com

AB 37
R 3
H 10
RBI 3
BB 3
SO 8
LOB 24



Batter	1	2	3	4	5	6	7	8	9	AB R H RBI BB SO LOB
Mark Belanger, R (1, 6) OBP: 0.299, SLG: 0.309	4-0 FC1-4 BB		0-3 K		0-0 1B			0-0 FC5-4 1-2f		3 0 1 0 1 1 1
Paul Blair, R (1, 8) OBP: 0.298, SLG: 0.402	0-0 FC1-4 6-3 1-2f		0-0 6-3		0-0 5-3			0-0 FC5-6-4 FC5 1-2f		4 0 0 0 0 0 3
Bobby Grich, R (1, 4) OBP: 0.372, SLG: 0.438	4-0 6-3 1-2 BB		4-0 BB			0-3 K		4-0 1-2 BB		1 0 0 0 3 1 0
Tommy Davis, R (1, 10) OBP: 0.313, SLG: 0.366	0-0 6-3 1-2 2-3		0-0 F9			0-3 K		0-0 FC5 2-3f		4 0 0 0 0 1 5
Bob Oliver, R (1, 3) OBP: 0.277, SLG: 0.347	0-0 5-3			0-0 CS 2B		0-0 F9			0-0 6-3	4 0 1 0 0 0 2
Don Baylor, R (1, 7) OBP: 0.328, SLG: 0.354		0-0 4-3		0-3 K 2-3			0-0 5-3		0-0 1-3	4 0 0 0 0 1 1
Brooks Robinson, R (1, 5) OBP: 0.366, SLG: 0.392		4-0 G5-3 BB		0-3 K			0-0 5-3		0-0 1B	3 0 1 0 1 1 0
Al Bumbry, L (9, PR) OBP: 0.271, SLG: 0.293										0 0 0 0 0 0 0
Enos Cabell, R (1, 9) OBP: 0.287, SLG: 0.362		4-0 1-2 BB		0-3 K			0-0 F6		0-0 4-3	2 0 0 0 1 1 0
Rich Coggins, L (9, PH) OBP: 0.294, SLG: 0.314										1 0 0 0 0 0 1
Andy Etchebarren, R (1, 2) OBP: 0.236, SLG: 0.263		0-0 G5-3 2-3f					0-0 6-3		0-0 FC5-4 1B	3 0 1 0 0 0 2

Inning Stats	R: 0 E: 0 K: 0 S: 3	H: 0 LOB: 2 BB: 2 P: 11	R: 0 E: 0 K: 0 S: 2	H: 0 LOB: 1 BB: 2 P: 10	R: 0 E: 0 K: 1 S: 5	H: 0 LOB: 1 BB: 1 P: 9	R: 0 E: 0 K: 2 S: 7	H: 1 LOB: 0 BB: 0 P: 7	R: 0 E: 0 K: 1 S: 6	H: 1 LOB: 1 BB: 0 P: 6	R: 0 E: 0 K: 2 S: 7	H: 0 LOB: 0 BB: 0 P: 7	R: 0 E: 0 K: 0 S: 3	H: 0 LOB: 0 BB: 0 P: 3	R: 0 E: 0 K: 0 S: 4	H: 1 LOB: 2 BB: 1 P: 8	R: 0 E: 0 K: 0 S: 4	H: 1 LOB: 1 BB: 0 P: 4	1B: 3 2B: 1 3B: 0 HR: 0	SF: 0 SAC: 0 DP: 1 HBP: 0	WP: 0 PB: 0 SB: 0 CS: 1	PA: 35
--------------	------------------------------	----------------------------------	------------------------------	----------------------------------	------------------------------	---------------------------------	------------------------------	---------------------------------	------------------------------	---------------------------------	------------------------------	---------------------------------	------------------------------	---------------------------------	------------------------------	---------------------------------	------------------------------	---------------------------------	----------------------------------	------------------------------------	----------------------------------	--------

PITCHER	IP	WLS	BF	H	R	ER	SO	BB	IBB	HBP	BLK	WP	HR	S	P	ERA	WHIP
Mike Wallace, L (1, 1) ERA: 2.56	7.2	W	30	3	0	0	6	6	0	0	0	0	0	36	60	0.00	1.174
Dick Tidrow, R (8, 1) ERA: 4.16	1.1	S	5	1	0	0	0	0	0	0	0	0	0	5	5	0.00	0.750

BOTTOM

New York Yankees @ Baltimore Orioles
Memorial Stadium, Baltimore, MD

Thu Sep 12 1974, 7:05 PM EDT
Att. 14,909 - Unknown

livebaseballscorecards.com

AB	29
R	0
H	4
RBI	0
BB	6
SO	6
LOB	15



Batter	1	2	3	4	5	6	7	8	9	AB R H RBI BB SO LOB	TOP
Roy White, S (1, 10) OBP: 0.378, SLG: 0.400	0-0 F3	0-0 1-3			0-0 FC5-4 1B		0-3 K		4-0 BB	4 0 1 0 1 1 1	
Elliott Maddox, R (1, 8) OBP: 0.394, SLG: 0.378	0-0 1B HR 1B		0-0 F4		0-0 F8		4-0 1B BB		0-0 F8	4 1 1 0 1 0 2	
Bobby Murcer, L (1, 9) OBP: 0.333, SLG: 0.364	0-0 1-3 HR 1B		4-0 1B BB		0-3 K		0-0 1-3 FC5-4 1B			3 1 2 0 1 1 1	
Lou Piniella, R (1, 7) OBP: 0.339, SLG: 0.397	0-0 1-H 3-H HR		0-0 1-2 1B		0-0 FC5-4 1-2f		0-0 FC5-4 1-2f			4 1 2 3 0 0 3	
Thurman Munson, R (1, 2) OBP: 0.308, SLG: 0.374	0-0 F3		0-0 L7		0-0 F5		0-0 F7			4 0 0 0 0 0 2	
Graig Nettles, L (1, 5) OBP: 0.315, SLG: 0.390	0-0 G3		0-0 L9		0-0 4-3		0-0 G3			4 0 0 0 0 0 2	
Chris Chambliss, L (1, 3) OBP: 0.299, SLG: 0.350		0-0 4-3		0-0 F8		0-0 1B		0-0 F7		4 0 1 0 0 0 0	
Sandy Alomar Sr., S (1, 4) OBP: 0.298, SLG: 0.312		0-0 F8		0-0 P4		0-0 P4		0-0 5-3		4 0 0 0 0 0 1	
Jim Mason, L (1, 6) OBP: 0.299, SLG: 0.348		4-0 BB		0-3 K		0-3 K		0-0 6-3		1 0 0 0 1 1 0	
Walt Williams, R (7, PH) OBP: 0.130, SLG: 0.115										1 0 0 0 0 1 0	
Gene Michael, S (7, 6) OBP: 0.303, SLG: 0.299										0 0 0 0 0 0 0	
Alex Johnson, R (9, PH) OBP: 0.334, SLG: 0.365										1 0 0 0 0 0 0	
Inning Stats	R: 3 E: 0 K: 0 S: 6 H: 3 LOB: 0 BB: 0 P: 6	R: 0 E: 0 K: 0 S: 3 H: 0 LOB: 1 BB: 1 P: 7	R: 0 E: 0 K: 0 S: 4 H: 1 LOB: 2 BB: 1 P: 8	R: 0 E: 0 K: 1 S: 5 H: 0 LOB: 0 BB: 0 P: 5	R: 0 E: 0 K: 1 S: 6 H: 1 LOB: 1 BB: 0 P: 6	R: 0 E: 0 K: 0 S: 4 H: 1 LOB: 1 BB: 0 P: 4	R: 0 E: 0 K: 2 S: 8 H: 1 LOB: 2 BB: 1 P: 12	R: 0 E: 0 K: 0 S: 3 H: 0 LOB: 0 BB: 0 P: 3	R: 0 E: 0 K: 0 S: 3 H: 0 LOB: 1 BB: 1 P: 7	1B: 6 2B: 0 3B: 0 HR: 1 SF: 0 SAC: 0 DP: 0 HBP: 0	WP: 0 PB: 0 SB: 0 CS: 0 PA: 38
PITCHER Woodie Fryman, L (1, 1) ERA: 4.18	IP 9.0 WLS W BF 38 H 7 R 3 ER 3 SO 4 BB 4 IBB 0 HBP 0 BLK 0 WP 0 HR 1 S 42 P 58 ERA 3.00 WHIP 1.222										

New York Yankees @ Detroit Tigers
Tiger Stadium, Detroit, MI
 Fri Sep 13 1974, 7:05 PM EDT
 Att. 10,963 - Cloudy

livebaseballscorecards.com

AB	34
R	3
H	7
RBI	3
BB	4
SO	4
LOB	12



Batter	1	2	3	4	5	6	7	8	9	AB R H RBI BB SO LOB
Ron LeFlore, R OBP: 0.282, SLG: 0.309 (1, 8) X	0-0 L6-3 2B 1B	0-0 1-3 1B			0-0 E4 FC5-4 1-2	0-0 6-3				4 1 2 0 0 0 2
Gary Sutherland, R OBP: 0.285, SLG: 0.316 (1, 4) X	0-0 F3	0-0 F7			0-0 F8		0-0 FC4-6 1B			4 0 1 0 0 0 5
Al Kaline, R OBP: 0.330, SLG: 0.379 (1, 10) X	0-0 L6-3 1-2		0-0 L5		0-0 FC5-4 HR 1-2f 2-3		0-0 L9			4 1 0 0 0 0 4
Ben Oglivie, L OBP: 0.371, SLG: 0.400 (1, 7) X	0-0 2B		0-3 K		0-0 HR 1-H 3-H		0-0 FC4-6 S 1-2f			4 1 2 4 0 1 1
Bill Freehan, R OBP: 0.340, SLG: 0.430 (1, 2) X	0-0 4-3		0-0 F8		0-0 6-3		0-3 K 1-2			4 0 0 0 0 1 2
Reggie Sanders, R OBP: 0.250, SLG: 0.400 (1, 3) X		0-0 F6		0-3 K		0-0 1B 2B		0-3 K		4 1 1 0 0 2 0
Jim Nettles, L OBP: 0.296, SLG: 0.369 (1, 9) X		0-0 HR		0-0 F8		0-0 1B 2B 1B 2-H		0-0 G3		4 1 2 2 0 0 0
Aurelio Rodriguez, R OBP: 0.258, SLG: 0.307 (1, 5) X		0-0 FC5-4 1B		0-3 K		0-0 L3 1B 2-3		0-0 5-3		4 0 2 0 0 1 0
Ed Brinkman, R OBP: 0.255, SLG: 0.335 (1, 6) X		0-0 FC5-4 1B			0-0 FC5-4 HR 1B		0-0 L3			3 1 1 0 0 0 3

Inning Stats	R: 1 E: 0 K: 0 S: 5	H: 2 LOB: 1 BB: 0 P: 5	R: 1 E: 0 K: 0 S: 6	H: 3 LOB: 2 BB: 0 P: 6	R: 0 E: 0 K: 1 S: 5	H: 0 LOB: 0 BB: 0 P: 5	R: 0 E: 0 K: 2 S: 7	H: 0 LOB: 0 BB: 0 P: 7	R: 3 E: 1 K: 0 S: 6	H: 2 LOB: 0 BB: 0 P: 6	R: 1 E: 0 K: 0 S: 5	H: 3 LOB: 1 BB: 0 P: 5	R: 0 E: 0 K: 1 S: 6	H: 1 LOB: 1 BB: 0 P: 6	R: 0 E: 0 K: 1 S: 5	H: 0 LOB: 0 BB: 0 P: 5	1B: 7 2B: 3 3B: 0 HR: 2	SF: 0 SAC: 0 DP: 1 HBP: 0	WP: 0 PB: 0 SB: 1 CS: 0	PA: 35
PITCHER	IP	WLS	BF	H	R	ER	SO	BB	IBB	HBP	BLK	WP	HR	S	P	ERA	WHIP			
Doc Medich, R ERA: 3.62 (1, 1)	5.0	L	25	9	6	3	3	0	0	0	0	0	2	31	31	5.40	1.800			
Cecil Upshaw, R ERA: 2.45 (6, 1)	3.0		10	2	0	0	2	0	0	0	0	0	0	14	14	0.00	0.667			

BOTTOM

New York Yankees @ Detroit Tigers
Tiger Stadium, Detroit, MI
 Fri Sep 13 1974, 7:05 PM EDT
 Att: 10,963 - Cloudy

livebaseballscorecards.com

AB	35
R	6
H	11
RBI	6
BB	0
SO	5
LOB	17



Batter	1	2	3	4	5	6	7	8	9	AB R H RBI BB SO LOB	TOP																
Roy White, S (1, 10) OBP: 0.376, SLG: 0.398	0-0 HR 1B	0-0 F7		0-0 P5		0-0 4-3		0-0 1-3		5 1 1 0 0 0 1																	
Elliott Maddox, R (1, 8) OBP: 0.394, SLG: 0.384	0-0 1-H HR	0-0 F8		0-3 K			4-0 HR BB	0-0 P4		4 2 1 2 1 1 1																	
Bobby Murcer, L (1, 9) OBP: 0.332, SLG: 0.368	0-0 F8		0-0 E4 FC6-4	0-0 F8			0-0 1-H HR	0-0 6-3		5 1 1 2 0 0 0																	
Lou Piniella, R (1, 7) OBP: 0.339, SLG: 0.403	0-0 HR		0-0 FC6-4 2B 1-2f 1B		0-0 6-3		0-0 1B 1B	0-0 F8		5 3 2 1 0 0 1																	
Thurman Munson, R (1, 2) OBP: 0.306, SLG: 0.374	0-0 6-3		0-0 1-3 1B 2B		0-0 F7		0-0 P4	0-0 L8		5 1 1 0 0 0 1																	
Graig Nettles, L (1, 5) OBP: 0.321, SLG: 0.399	0-0 HR		4-0 FC4-5 1B IBB		0-0		0-0 E 1B 1B PB	4-0 BB		3 2 3 1 2 0 0																	
Otto Velez, R (1, 3) OBP: 0.345, SLG: 0.343	0-0 F8		0-0 FC4-5 1B		0-0 5-3		0-0 1-3 3-H PB 1B	0-0 5-3		1 0 0 0 0 0 0																	
Ron Blomberg, L (3, PH) OBP: 0.367, SLG: 0.437										1 0 1 2 0 0 0																	
Bill Sudakis, S (3, 3) OBP: 0.297, SLG: 0.345										3 0 1 1 0 0 2																	
Sandy Alomar Sr., S (1, 4) OBP: 0.294, SLG: 0.308		0-0 F9	0-0 FC4-5 1-2 2-3f		0-0 F9		0-0 2-3 3-H K			4 0 0 0 0 1 3																	
Jim Mason, L (1, 6) OBP: 0.298, SLG: 0.347		0-0 1B	0-0 F8		0-0 F7		0-0 4-3			4 0 1 0 0 0 3																	
Inning Stats	R: 4 E: 0 K: 0 S: 7	H: 4 LOB: 0 BB: 0 P: 7	R: 0 E: 0 K: 0 S: 4	H: 1 LOB: 1 BB: 0 P: 4	R: 2 E: 1 K: 0 S: 6	H: 2 LOB: 2 BB: 1 P: 10	R: 0 E: 0 K: 1 S: 5	H: 0 LOB: 0 BB: 0 P: 5	R: 0 E: 0 K: 0 S: 4	H: 1 LOB: 1 BB: 0 P: 4	R: 0 E: 0 K: 0 S: 3	H: 0 LOB: 0 BB: 0 P: 3	R: 4 E: 1 K: 1 S: 9	H: 4 LOB: 1 BB: 1 P: 13	R: 0 E: 0 K: 0 S: 3	H: 0 LOB: 0 BB: 0 P: 3	R: 0 E: 0 K: 0 S: 3	H: 0 LOB: 1 BB: 1 P: 7	1B: 7 2B: 1 3B: 0 HR: 4	SF: 0 SAC: 0 DP: 0 HBP: 0	WP: 0 PB: 1 SB: 0 CS: 0	PA: 43					
PITCHER	IP WLS BF H R ER SO BB IBB HBP BLK WP HR S P ERA WHIP																										
Mickey Lolich, L (1, 1) ERA: 3.94	0.2		6	4	4	4	0	0	0	0	0	0	3	6	6	54.00	6.000										
Lerrin LaGrow, R (1, 1) ERA: 4.48	4.1		19	4	2	2	1	0	1	0	0	0	0	20	24	4.15	0.923										
John Hiller, L (6, 1) ERA: 2.33	1.1	L	9	4	4	3	0	1	0	0	0	0	1	8	12	20.25	3.750										
Jim Ray, R (7, 1) ERA: 4.56	2.2		9	0	0	0	1	1	0	0	0	0	0	10	14	0.00	0.375										

New York Yankees @ Detroit Tigers
 Tiger Stadium, Detroit, MI
 Sat Sep 14 1974, 3:33 AM EDT
 Att. 12,662 - Sunny - 61 F

livebaseballscorecards.com

AB	40
R	10
H	12
RBI	9
BB	3
SO	2
LOB	12



Batter	1	2	3	4	5	6	7	8	9	AB	R	H	RBI	BB	SO	LOB
Ron LeFlore, R (1, 8) OBP: 0.285, SLG: 0.312	0-0 F8		0-0 4-3 1B		0-0 L5	0-3 K			0-0 WP BB 4-3 1B	5	1	2	0	0	1	0
Gary Sutherland, R (1, 4) OBP: 0.285, SLG: 0.315	0-0 F9		0-0 F8		0-0 HR 1B				0-0 F9	5	1	1	0	0	0	3
Al Kaline, R (1, 10) OBP: 0.334, SLG: 0.390	0-0 L5-3		0-0 4-3 1B		0-0 HR				4-0 WP BB 1-2	4	1	3	3	1	0	0
Ben Oglivie, L (1, 7) OBP: 0.363, SLG: 0.391		0-3 K	0-0 4-3		0-0 5-3				0-0 4-3	5	0	0	1	0	1	4
Bill Freehan, R (1, 2) OBP: 0.341, SLG: 0.440		0-0 HR 2B	0-3 K		0-0 HR				0-0 P4	5	2	2	1	0	1	4
Jim Nettles, L (1, 9) OBP: 0.302, SLG: 0.409		0-0 HR 2-H		0-0 4-3		0-0 2B			0-3 K	4	1	2	2	0	1	0
Reggie Sanders, R (1, 3) OBP: 0.250, SLG: 0.389		0-0 1-3		0-0 5-3		0-3 K			0-0 4-3 1B	4	0	1	0	0	1	1
Aurelio Rodriguez, R (1, 5) OBP: 0.259, SLG: 0.307	0-0 F9			0-0 1B		0-3 K			0-0 4-3	3	0	1	0	0	1	0
Dan Meyer, L (8, PH)										1	0	0	0	0	0	1
Ron Cash, R (9, 5) OBP: 0.246, SLG: 0.286									1-2	0	0	0	0	0	0	0
Ed Brinkman, R (1, 6) OBP: 0.255, SLG: 0.333			4-0 1B BB		0-3 K				0-0 F8	2	1	0	0	1	1	1
Gates Brown, L (8, PH) OBP: 0.327, SLG: 0.409										1	0	0	0	0	0	1
Tom Verzyer, R (9, 6) OBP: 0.306, SLG: 0.389										0	0	0	0	0	0	0

Inning Stats	R: 0	H: 0	E: 0	K: 0	S: 3	R: 2	H: 2	E: 0	K: 1	S: 7	R: 1	H: 2	E: 0	K: 1	S: 7	R: 0	H: 1	E: 0	K: 1	S: 6	R: 3	H: 4	E: 0	K: 1	S: 9	R: 0	H: 0	E: 0	K: 2	S: 7	R: 0	H: 1	E: 0	K: 0	S: 4	R: 0	H: 1	E: 0	K: 1	S: 6	R: 1	H: 1	E: 0	K: 0	S: 4	1B: 6	2B: 3	3B: 0	HR: 3	SF: 0	SAC: 0	DP: 0	HBP: 0	WP: 1	PB: 0	SB: 0	CS: 0	PA: 41
--------------	------	------	------	------	------	------	------	------	------	------	------	------	------	------	------	------	------	------	------	------	------	------	------	------	------	------	------	------	------	------	------	------	------	------	------	------	------	------	------	------	------	------	------	------	------	-------	-------	-------	-------	-------	--------	-------	--------	-------	-------	-------	-------	--------

PITCHER	IP	WLS	BF	H	R	ER	SO	BB	IBB	HBP	BLK	WP	HR	S	P	ERA	WHIP
Pat Dobson, R (1, 1) ERA: 3.12	4.2		23	8	6	6	3	1	0	0	0	0	3	28	32	11.57	1.929
Tippy Martinez, L (5, 1) ERA: 5.06	0.0		1	1	0	0	0	0	0	0	0	0	0	1	1	∞	∞
Dick Tidrow, R (5, 1) ERA: 4.13	3.2	W	15	3	1	1	4	1	0	0	0	0	0	22	26	2.46	1.091
Sparky Lyle, L (9, 1) ERA: 1.66	0.2		2	0	0	0	0	0	0	0	0	1	0	2	2	0.00	0.000

BOTTOM

New York Yankees @ Detroit Tigers

Tiger Stadium, Detroit, MI


Sat Sep 14 1974, 3:33 AM EDT

Att. 12,662 - Sunny - 61 F

livebaseballscorecards.com

AB	39
R	7
H	12
RBI	7
BB	2
SO	7
LOB	15



Batter	1	2	3	4	5	6	7	8	9	AB R H RBI BB SO LOB	TOP											
Roy White, S (1, 10) OBP: 0.375, SLG: 0.395	0-3 K	0-0 FC3-6 2B	4-0 BB			0-3 K		0-0 1B	0-0 F5	5 2 1 1 1 2 3												
Elliott Maddox, R (1, 8) OBP: 0.394, SLG: 0.381	4-0 6-3 2B	4-0 2B SF8	0-0 F9			0-0 6-3		0-0 1B		3 3 0 0 2 0 4												
Bobby Murcer, L (1, 9) OBP: 0.333, SLG: 0.370	0-0 6-3	0-0 E 2B		0-0 F2		0-0 4-1		0-0 1B		5 0 2 4 0 0 1												
Lou Piniella, R (1, 7) OBP: 0.344, SLG: 0.410	0-0 1B 2B	0-0 SF8		0-0 1B			0-0 1B	0-0 1B		4 1 4 3 0 0 0												
Thurman Munson, R (1, 2) OBP: 0.305, SLG: 0.372	0-0 1B	0-0 F7		0-3 K			0-0 F9	0-3 K		5 0 1 1 0 2 5												
Graig Nettles, L (1, 5) OBP: 0.322, SLG: 0.399	0-0 F7		0-0 F9 1B	0-0 4-3			0-0 1B	0-3 K		5 1 2 0 0 1 4												
Chris Chambliss, L (1, 3) OBP: 0.300, SLG: 0.355		0-0 BB FC3-6 2B	0-0 3-1		0-0 G3		0-0 F5		0-0 G4-6-3 2B	5 1 2 0 0 0 2	AB 39 R 10 H 14 RBI 10 BB 6 SO 5 LOB 22											
Sandy Alomar Sr., S (1, 4) OBP: 0.296, SLG: 0.304		4-0 FC3-6 2B	0-0 F9		0-0 4-3			0-0 G3	4-0 G4-6-3 BB	3 1 0 0 2 0 1												
Jim Mason, L (1, 6) OBP: 0.302, SLG: 0.348		4-0 FC3-6 BB	0-0 BB 1B		0-0 L4			0-0 1B	0-0 G4-6-3	4 1 2 1 1 0 2												
Inning Stats	R: 2 E: 0 K: 1 S: 7	H: 2 LOB: 1 BB: 1 P: 11	R: 4 E: 1 K: 0 S: 5	H: 2 LOB: 1 BB: 3 P: 17	R: 1 E: 0 K: 0 S: 5	H: 2 LOB: 2 BB: 1 P: 9	R: 0 E: 0 K: 1 S: 6	H: 1 LOB: 1 BB: 0 P: 6	R: 0 E: 0 K: 0 S: 3	H: 0 LOB: 0 BB: 0 P: 3	R: 0 E: 0 K: 1 S: 5	H: 0 LOB: 0 BB: 0 P: 5	R: 0 E: 0 K: 0 S: 4	H: 2 LOB: 1 BB: 0 P: 4	R: 3 E: 1 K: 2 S: 12	H: 4 LOB: 2 BB: 0 P: 12	R: 0 E: 0 K: 0 S: 3	H: 1 LOB: 1 BB: 1 P: 7	1B: 10 2B: 4 3B: 0 HR: 0	SF: 1 SAC: 0 DP: 1 HBP: 0	WP: 0 PB: 0 SB: 2 CS: 0	PA: 46
PITCHER	IP WLS BF H R ER SO BB IBB HBP BLK WP HR S P ERA WHIP																					
Luke Walker, L (1, 1) ERA: 4.81	1.0 L 9 3 5 5 1 3 0 0 0 0 0 0 8 20 45.00 6.000																					
Vern Ruhle, R (2, 1) ERA: 3.09	6.1 31 10 5 4 2 2 0 0 0 0 0 0 33 41 5.68 1.895																					
Dave Lemanczyk, R (8, 1) ERA: 3.56	1.2 6 1 0 0 2 1 0 0 0 0 0 0 9 13 0.00 1.200																					

New York Yankees @ Detroit Tigers
 Tiger Stadium, Detroit, MI
 Sun Sep 15 1974, 3:33 AM EDT
 Att: 11,849 - Unknown

livebaseballscorecards.com

Batter	1	2	3	4	5	6	7	8	9	AB R H RBI BB SO LOB
Ron LeFlore, R OBP: 0.288, SLG: 0.311 (1, 8)	0-0 1-3		0-0 5-3		0-0 FC5-4 L8-3		0-0 1B 1-2		4-0 G4-6-3 BB	4 0 1 0 1 0 1
Gary Sutherland, R OBP: 0.284, SLG: 0.314 (1, 4)	0-0 F8		0-0 L1-3 1B		0-0 L8-3		0-0 F9		0-0 G4-6-3	5 0 1 0 0 0 4
Al Kaline, R OBP: 0.335, SLG: 0.389 (1, 10)	4-0 BB BB		0-0 L1-3		0-0 L7		0-0 1B 1-3 2-H			3 0 1 1 1 0 1
Bill Freehan, R OBP: 0.342, SLG: 0.444 (1, 2)	4-0 1-2 BB		0-0 F8		0-0 2B 3B		0-0 F8			3 1 1 0 1 0 3
Reggie Sanders, R OBP: 0.250, SLG: 0.397 (1, 3)	0-0 F8		0-0 L7		0-0 2B		0-0 F4			4 0 1 1 0 0 2
Leon Roberts, R OBP: 0.393, SLG: 0.556 (1, 9)		0-0 FC6-4 1B	0-0 F9 2B		0-0 F8		0-3 K			4 0 2 0 0 1 1
Marvin Lane, R OBP: 0.356, SLG: 0.354 (1, 7)		0-0 FC6-4 FC5-4	0-0 F9		0-0 F7		0-0 FC6-4 1B			4 0 1 0 0 0 3
Aurelio Rodriguez, R OBP: 0.257, SLG: 0.305 (1, 5)		0-0 F5	0-0 F7		0-0 F9		0-0 FC6-4			4 0 0 0 0 0 3
Ed Brinkman, R OBP: 0.257, SLG: 0.335 (1, 6)		0-0 FC5-4		0-0 FC5-4 1B		0-0 1B 1B		0-0 6-3		4 1 2 0 0 0 1

Inning Stats	R: 0 E: 0 K: 0 S: 3	H: 0 LOB: 2 BB: 2 P: 11	R: 0 E: 0 K: 0 S: 4	H: 1 LOB: 1 BB: 0 P: 4	R: 0 E: 0 K: 0 S: 4	H: 1 LOB: 1 BB: 0 P: 4	R: 0 E: 0 K: 0 S: 3	H: 1 LOB: 0 BB: 0 P: 3	R: 1 E: 0 K: 0 S: 5	H: 2 LOB: 1 BB: 0 P: 5	R: 1 E: 0 K: 0 S: 6	H: 3 LOB: 2 BB: 0 P: 6	R: 0 E: 0 K: 1 S: 6	H: 1 LOB: 1 BB: 0 P: 6	R: 0 E: 0 K: 0 S: 2	H: 0 LOB: 0 BB: 1 P: 6	1B: 7 2B: 3 3B: 1 HR: 0	SF: 0 SAC: 0 DP: 2 HBP: 0	WP: 0 PB: 0 SB: 0 CS: 0	PA: 38
--------------	------------------------------	----------------------------------	------------------------------	---------------------------------	------------------------------	---------------------------------	------------------------------	---------------------------------	------------------------------	---------------------------------	------------------------------	---------------------------------	------------------------------	---------------------------------	------------------------------	---------------------------------	----------------------------------	------------------------------------	----------------------------------	--------

PITCHER	IP	WLS	BF	H	R	ER	SO	BB	IBB	HBP	BLK	WP	HR	S	P	ERA	WHIP
Larry Gura, L ERA: 1.93 (1, 1)	6.2	W	30	9	2	2	0	2	0	0	0	0	0	28	36	2.70	1.650
Sparky Lyle, L ERA: 1.62 (7, 1)	2.1		8	1	0	0	1	1	0	0	0	0	0	9	13	0.00	0.857

BOTTOM

New York Yankees @ Detroit Tigers

Tiger Stadium, Detroit, MI

Sun Sep 15 1974, 3:33 AM EDT
Att. 11,849 - Unknown

AB	35
R	2
H	10
RBI	2
BB	3
SO	1
LOB	19

Batter	1	2	3	4	5	6	7	8	9	AB R H RBI BB SO LOB	TOP									
Al Bumbry, L (1, 7) OBP: 0.272, SLG: 0.291 Jim Northrup, L (7, 7) OBP: 0.303, SLG: 0.364	0-0 S 1B	0-0 F7			0-0 4-3		0-0 SF7		0-0 F4	3 0 1 1 0 0 3 1 0 1 0 0 0 0										
Rich Coggins, L (1, 9) OBP: 0.299, SLG: 0.319	0-0 F8 1-2		0-0 F4		0-0 4-3		0-0 S 3-H 1-3		0-0 1B	6 1 1 0 0 1 3										
Bobby Grich, R (1, 4) OBP: 0.371, SLG: 0.429	0-3 K		0-0 6-3			0-0 F7		0-0 SH1-4 HR 1B	0-3 K	3 0 0 0 0 1 1										
Tommy Davis, R (1, 10) OBP: 0.318, SLG: 0.378	0-0 6-3		0-0 F9			0-0 6-3		0-0 SH1-4 1-2		3 1 0 0 0 0 1										
Boog Powell, L (1, 3) OBP: 0.351, SLG: 0.394 Bob Oliver, R (8, PH) OBP: 0.275, SLG: 0.346 Enos Cabell, R (8, 3) OBP: 0.280, SLG: 0.353		4-0 BB 1B BB		4-0 BB BB		4-0 BB BB		1-0 HR HBP		0 0 0 0 3 0 0 1 0 0 0 0 1 2 0 0 0 0 0 0 0										
Paul Blair, R (1, 8) OBP: 0.299, SLG: 0.412		0-0 BB 1-2 1B		0-0 F7		0-0 B1-3		0-3 K		4 1 2 3 0 0 2										
Brooks Robinson, R (1, 5) OBP: 0.364, SLG: 0.389		0-0 F4		0-0 F7			0-0 L5		0-0 HR 1-H 2-H	4 0 0 0 0 0 3										
Elrod Hendricks, L (1, 2) OBP: 0.274, SLG: 0.346		4-0 BB 1-2 2-3 BB		0-0 F7			0-0 1B SF7 2B		0-0 5-3	3 1 1 0 1 0 1										
Mark Belanger, R (1, 6) OBP: 0.297, SLG: 0.307		0-3 K				0-0 L3			0-0 G3	4 0 1 0 0 1 3										
Inning Stats	R: 0 E: 0 K: 1 S: 6	H: 1 LOB: 1 BB: 0 P: 6	R: 0 E: 0 K: 1 S: 6	H: 1 LOB: 3 BB: 2 P: 14	R: 0 E: 0 K: 0 S: 3	H: 0 LOB: 0 BB: 0 P: 3	R: 0 E: 0 K: 0 S: 3	H: 0 LOB: 1 BB: 1 P: 7	R: 0 E: 0 K: 0 S: 3	H: 0 LOB: 0 BB: 0 P: 3	R: 1 E: 0 K: 0 S: 4	H: 2 LOB: 1 BB: 0 P: 4	R: 3 E: 0 K: 1 S: 7	H: 2 LOB: 0 BB: 0 P: 8	R: 0 E: 0 K: 1 S: 6	H: 1 LOB: 1 BB: 0 P: 6	1B: 5 2B: 1 3B: 0 HR: 1	SF: 1 SAC: 1 DP: 0 HBP: 1	WP: 0 PB: 0 SB: 2 CS: 0	PA: 39
PITCHER	IP WLS BF H R ER SO BB IBB HBP BLK WP HR S P ERA WHIP																			
Doc Medich, R (1, 1) ERA: 3.62 Sparky Lyle, L (8, 1) ERA: 1.68	7.1 L 32 5 3 3 2 4 0 1 0 0 0 0 30 47 3.68 1.227																			
	1.2 7 2 1 1 2 0 0 0 0 0 1 11 11 5.40 1.200																			

Baltimore Orioles @ New York Yankees
 Shea Stadium, Flushing, NY
 Tue Sep 17 1974, 7:05 PM EDT
 Att: 33,784 - Unknown

AB	32
R	4
H	7
RBI	4
BB	4
SO	4
LOB	19



Batter	1	2	3	4	5	6	7	8	9	AB R H RBI BB SO LOB
Roy White, S OBP: 0.374, SLG: 0.394 (1, 10)	0-0 F5		0-3 K			0-0 F5			0-0 1B	4 0 1 0 0 1 1
Elliott Maddox, R OBP: 0.393, SLG: 0.380 (1, 8)	0-0 G4-6-3 1B			0-0 5-3			0-0 F4		0-0 F8	4 0 1 0 0 0 1
Bobby Murcer, L OBP: 0.334, SLG: 0.371 (1, 9)	0-0 G4-6-3 1-2f			0-0 3-1			0-0 1B		0-0 1B	4 0 2 0 0 0 1
Graig Nettles, L OBP: 0.320, SLG: 0.396 (1, 5)		0-3 K		0-0 F8		0-3 K		0-0 F8	0-0 F8	4 0 0 0 0 2 3
Lou Piniella, R OBP: 0.342, SLG: 0.408 (1, 7)		0-0 F9			0-0 L4		0-0 6-3			3 0 0 0 0 0 1
Chris Chambliss, L OBP: 0.300, SLG: 0.355 (1, 3)		0-0 1B			0-0 F8			0-0 F8		3 0 1 0 0 0 0
Thurman Munson, R OBP: 0.304, SLG: 0.370 (1, 2)		0-0 F8			0-0 F9			0-0 F7		3 0 0 0 0 0 1
Jim Mason, L OBP: 0.304, SLG: 0.351 (1, 6)			0-0 FC1-6 1B			0-0 B3-4 1B		0-0 F3		3 0 2 0 0 0 0
Sandy Alomar Sr., S OBP: 0.293, SLG: 0.301 (1, 4)			0-0 FC1-6 CS 1-2f			0-0 B3-4 1-2f			0-0 F7	3 0 0 0 0 0 2

Inning Stats	R: 0 E: 0 K: 0 S: 3	H: 1 LOB: 0 BB: 0 P: 3	R: 0 E: 0 K: 1 S: 6	H: 1 LOB: 1 BB: 0 P: 6	R: 0 E: 0 K: 1 S: 5	H: 1 LOB: 0 BB: 0 P: 5	R: 0 E: 0 K: 0 S: 3	H: 0 LOB: 0 BB: 0 P: 3	R: 0 E: 0 K: 0 S: 3	H: 0 LOB: 0 BB: 0 P: 3	R: 0 E: 0 K: 0 S: 3	H: 1 LOB: 0 BB: 0 P: 3	R: 0 E: 0 K: 1 S: 6	H: 1 LOB: 1 BB: 0 P: 6	R: 0 E: 0 K: 0 S: 5	H: 2 LOB: 2 BB: 0 P: 5	1B: 7 2B: 1 3B: 0 HR: 0	SF: 0 SAC: 0 DP: 2 HBP: 0
WP: 0 PB: 0 SB: 0 CS: 1	PA: 31																	

PITCHER	IP	WLS	BF	H	R	ER	SO	BB	IBB	HBP	BLK	WP	HR	S	P	ERA	WHIP
Jim Palmer, R ERA: 3.46 (1, 1)	9.0	W	31	7	0	0	3	0	0	0	0	0	0	37	37	0.00	0.778

BOTTOM

Baltimore Orioles @ New York Yankees
 Shea Stadium, Flushing, NY
 Tue Sep 17 1974, 7:05 PM EDT
 Att. 33,784 - Unknown

livebaseballscorecards.com

AB	31
R	0
H	7
RBI	0
BB	0
SO	3
LOB	10



Batter	1	2	3	4	5	6	7	8	9	AB R H RBI BB SO LOB	TOP		
Al Bumbry, L (1, 7) <small>B B B</small> OBP: 0.279, SLG: 0.293 Jim Northrup, L (6, 7) <small>B B</small> OBP: 0.302, SLG: 0.363	4-0 BB		0-0 1B		0-3 1-2	4-0 1-2 2-3 3-H		0-0 6-3		2 1 1 2 2 1 1 1 0 0 0 0 0 0	Baltimore Orioles @ New York Yankees Shea Stadium, Flushing, NY Wed Sep 18 1974, 7:05 PM EDT Att: 31,093 - Unknown		
Rich Coggins, L (1, 9) <small>X</small> OBP: 0.298, SLG: 0.321	0-0 SH2-3 1-2		0-0 4-3		0-0 3-1	0-0 2B		0-0 F9		4 1 1 2 0 0 2			
Bobby Grich, R (1, 4) <small>X</small> OBP: 0.375, SLG: 0.432	0-0 F9 2-3			4-0 1B G3-6-3 BB		0-0 1B BB	0-0 2B	0-0 1B		3 2 2 2 2 0 1			
Tommy Davis, R (1, 10) <small>X</small> OBP: 0.321, SLG: 0.381	0-0 5-3			0-0 G3-6-3 1B		0-0 1B BB 1B	0-0 1B BB	0-0 1B		4 1 3 0 1 0 1			
Boog Powell, L (1, 3) <small>X</small> OBP: 0.349, SLG: 0.391		0-0 L8		0-0 G3-6-3 1-2f 3-H		0-0 1B BB 1B	0-0 4-3	0-3 K		5 1 1 1 0 1 3			
Paul Blair, R (1, 8) <small>X</small> OBP: 0.300, SLG: 0.416		0-0 6-3		0-0 3B		0-0 BB BB 2B 1B	0-0 5-3	0-3 K		5 1 2 0 0 1 0			
Brooks Robinson, R (1, 5) <small>X</small> OBP: 0.363, SLG: 0.386		0-0 6-3		0-0 4-3		4-0 2B BB BB	0-0 F6	0-0 F8		4 1 0 1 1 0 1			
Elrod Hendricks, L (1, 2) <small>X</small> OBP: 0.273, SLG: 0.366			0-0 F5		0-0 G3	0-0 L9	0-0 HR			4 1 1 1 0 0 3			
Mark Belanger, R (1, 6) <small>X</small> OBP: 0.299, SLG: 0.308			0-0 S 1B		4-0 S BB	0-3 K	0-0 3-1			3 1 1 0 1 1 3			
Inning Stats	R: 0 H: 0 E: 0 LOB: 1 K: 0 BB: 1 S: 3 P: 7	R: 0 H: 0 E: 0 LOB: 0 K: 0 BB: 0 S: 3 P: 3	R: 1 H: 2 E: 0 LOB: 0 K: 0 BB: 0 S: 4 P: 4	R: 1 H: 2 E: 0 LOB: 1 K: 0 BB: 1 S: 4 P: 8	R: 0 H: 0 E: 0 LOB: 1 K: 1 BB: 1 S: 5 P: 9	R: 7 H: 5 E: 0 LOB: 2 K: 1 BB: 4 S: 10 P: 26	R: 1 H: 1 E: 0 LOB: 0 K: 0 BB: 0 S: 4 P: 4	R: 0 H: 2 E: 0 LOB: 2 K: 0 BB: 0 S: 4 P: 4	R: 0 H: 0 E: 0 LOB: 0 K: 2 BB: 0 S: 7 P: 7	1B: 8 SF: 0 2B: 2 SAC: 1 3B: 1 DP: 1 HR: 1 HBP: 0	WP: 0 PA: 43 PB: 0 SB: 2 CS: 1		
PITCHER	IP WLS BF H R ER SO BB IBB HBP BLK WP HR S P ERA WHIP Pat Dobson, R (1, 1) ERA: 3.24 Dick Tidrow, R (6, 1) ERA: 4.26 Mike Wallace, L (6, 1) ERA: 2.7 Cecil Upshaw, R (7, 1) ERA: 2.55 Tippy Martinez, L (8, 1) ERA: 4.26											PITCHER	IP WLS BF H R ER SO BB IBB HBP BLK WP HR S P ERA WHIP

livebaseballscorecards.com

AB	35
R	10
H	12
RBI	9
BB	7
SO	4
LOB	15



Batter	1	2	3	4	5	6	7	8	9	AB	R	H	RBI	BB	SO	LOB
Roy White, S OBP: 0.377, SLG: 0.393 (1, 10)	4-0 CS BB		0-0 1B		0-0 4-3		4-0 FC5-4 BB		0-0 L5-3	3	0	1	0	2	0	2
Elliott Maddox, R OBP: 0.393, SLG: 0.380 (1, 8)	0-0 1-3		0-0 1B		0-3 K		0-0 FC5-4		0-0 1B	5	0	2	1	0	1	2
Bobby Murcer, L OBP: 0.331, SLG: 0.367 (1, 9)	0-0 F4		0-0 F8		0-0 G3			0-0 F2	0-0 F6	5	0	0	0	0	0	3
Lou Piniella, R OBP: 0.341, SLG: 0.406 (1, 7)		0-0 1B G4-6-3		0-0 L3		0-0 6-3		0-0 6-3		4	1	1	0	0	0	0
Thurman Munson, R OBP: 0.307, SLG: 0.375 (1, 2)		0-0 1B G4-6-3		0-0 E5		0-0 1B		0-0 2B		4	2	3	0	0	0	0
Rick Dempsey, R OBP: 0.289, SLG: 0.324 (9, 2)		1-3 1B								0	0	0	0	0	0	0
Graig Nettles, L OBP: 0.318, SLG: 0.394 (1, 5)		0-0 G4-6-3		0-0 F6		0-0 F4		0-0 2B		3	0	0	0	0	0	3
Gene Michael, S OBP: 0.307, SLG: 0.309 (7, 5)		1-2f 3-H 6-3						2-H 2B		1	0	1	1	0	0	0
Chris Chambliss, L OBP: 0.300, SLG: 0.354 (1, 3)		0-0 6-3		0-0 1B		0-3 K		0-0 1-3		4	0	1	1	0	1	2
Sandy Alomar Sr., S OBP: 0.294, SLG: 0.303 (1, 4)			0-0 F8		0-0 FC4-6		0-0 6-3		0-0 1B	2	0	1	0	0	0	0
Alex Johnson, R OBP: 0.333, SLG: 0.365 (7, PH)				0-0 1B					0-0 1B	1	0	0	0	0	0	0
Fred Stanley, R OBP: 0.263, SLG: 0.200 (8, 4)				1-2 1B					0-0 1B	1	1	1	0	0	0	0
Jim Mason, L OBP: 0.304, SLG: 0.350 (1, 6)			0-0 F2		0-0 FC4-6		0-0 4-3		0-0 1B	4	0	1	0	0	0	2


Inning Stats	R: 0	H: 0	E: 0	K: 0	S: 2	R: 1	H: 2	E: 0	K: 0	S: 4	R: 0	H: 2	E: 0	K: 0	S: 5	R: 1	H: 2	E: 1	K: 0	S: 6	R: 0	H: 0	E: 0	K: 1	S: 5	R: 0	H: 1	E: 0	K: 1	S: 6	R: 0	H: 0	E: 0	K: 0	S: 3	R: 1	H: 2	E: 0	K: 0	S: 5	R: 1	H: 3	E: 0	K: 0	S: 5	R: 0	H: 0	E: 0	K: 0	S: 2	R: 0	H: 0	E: 0	K: 0	S: 1												
IP	9.0	WLS	W	BF	39	H	12	R	4	ER	3	SO	2	BB	2	IBB	0	HBP	0	BLK	0	WP	0	HR	0	S	41	P	49	ERA	3.00	WHIP	1.556	IP	9.0	WLS	W	BF	39	H	12	R	4	ER	3	SO	2	BB	2	IBB	0	HBP	0	BLK	0	WP	0	HR	0	S	41	P	49	ERA	3.00	WHIP	1.556

BOTTOM

Baltimore Orioles @ New York Yankees
 Shea Stadium, Flushing, NY
 Wed Sep 18 1974, 7:05 PM EDT
 Att. 31,093 - Unknown

AB	37
R	4
H	12
RBI	3
BB	2
SO	2
LOB	14

WP: 0 PA: 39
 PB: 0
 SB: 0
 CS: 1



livebaseballscores.com

Batter	1	2	3	4	5	6	7	8	9	AB R H RBI BB SO LOB	TOP											
Mark Belanger, R (1, 6) OBP: 0.298, SLG: 0.306	0-0 5-3		0-0 6-3			0-0 F8		0-0 F6	0-0 FC6-4 1B 1-2 2-H	5 1 1 1 0 0 2												
Paul Blair, R (1, 8) OBP: 0.303, SLG: 0.415	0-3 K			4-0 BB		0-0 F7		0-0 2B 1B	4-0 FC6-4 BB 1-2 2-3	3 1 1 1 2 1 0												
Bobby Grich, R (1, 4) OBP: 0.375, SLG: 0.433	0-0 1-3			0-3 K		4-0 S BB		0-0 2B	0-0 FC6-4 PB 1B 1-2f 2-3 3-H	4 0 1 2 1 1 3												
Tommy Davis, R (1, 10) OBP: 0.322, SLG: 0.380		0-0 4-3		0-3 K		0-0 6-3		4-0 IBB	0-0 PB 1B 1-2 3-H	4 0 1 1 1 1 2												
Earl Williams, R (1, 3) OBP: 0.325, SLG: 0.385		0-0 F7		0-3 K			0-0 F7	0-0 F3	0-3 K 1-2 2-3	5 0 0 0 0 2 5												
Don Baylor, R (1, 7) OBP: 0.327, SLG: 0.359		0-0 CS 1B			0-0 HR		0-0 F9		0-0 F3	4 1 2 1 0 0 0												
Brooks Robinson, R (1, 5) OBP: 0.362, SLG: 0.385		0-0 CS 1-2	0-0 5-3		0-0 F8		0-0 6-3		0-0 E5 1B 1B	4 1 1 0 0 0 0												
Enos Cabell, R (1, 9) OBP: 0.280, SLG: 0.353			0-3 K		0-0 5-3			0-0 SH3-4 1B 1B	4-0 1B 1B IBB	3 1 1 0 0 1 0 0 1 0 0 1 0 0												
Jim Northrup, L (8, 9) OBP: 0.303, SLG: 0.363																						
Andy Etchebarren, R (1, 2) OBP: 0.238, SLG: 0.270			0-0 2B		0-0 F8			0-0 SH3-4	0-0 BB 1B FC6-4 1B 1-2 2-H	3 1 2 1 0 0 0												
Inning Stats	R: 0 E: 0 K: 1 S: 5	H: 0 LOB: 0 BB: 0 P: 5	R: 0 E: 0 K: 0 S: 3	H: 1 LOB: 0 BB: 0 P: 3	R: 0 E: 0 K: 1 S: 6	H: 1 LOB: 1 BB: 0 P: 6	R: 0 E: 0 K: 3 S: 9	H: 0 LOB: 1 BB: 1 P: 13	R: 1 E: 0 K: 0 S: 4	H: 1 LOB: 0 BB: 0 P: 4	R: 0 E: 0 K: 0 S: 3	H: 0 LOB: 1 BB: 1 P: 7	R: 0 E: 0 K: 0 S: 3	H: 0 LOB: 0 BB: 0 P: 3	R: 2 E: 0 K: 0 S: 6	H: 3 LOB: 2 BB: 1 P: 10	R: 4 E: 1 K: 1 S: 9	H: 4 LOB: 2 BB: 2 P: 17	1B: 7 2B: 2 3B: 0 HR: 1	SF: 0 SAC: 1 DP: 0 HBP: 0	WP: 0 PB: 1 SB: 1 CS: 1	PA: 42
PITCHER	IP WLS BF H R ER SO BB IBB HBP BLK WP HR S P ERA WHIP																					
Rudy May, L (1, 1) ERA: 3.46	7.2 L 29 5 3 3 5 2 0 0 0 0 0 1 37 45 3.52 0.913																					
Cecil Upshaw, R (8, 1) ERA: 3.06	0.2 8 4 4 4 0 0 0 2 0 0 0 0 6 14 54.00 6.000																					
Dave Pagan, R (9, 1) ERA: 5.32	0.2 4 1 0 0 0 1 1 0 0 0 0 0 5 9 0.00 3.000																					

Baltimore Orioles @ New York Yankees
Shea Stadium, Flushing, NY
Thu Sep 19 1974, 7:05 PM EDT
Att. 21,795 - Unknown

livebaseballscorecards.com

AB	35
R	7
H	10
RBI	7
BB	5
SO	6
LOB	12



Batter	1	2	3	4	5	6	7	8	9	AB R H RBI BB SO LOB
Roy White, S (1, 10) OBP: 0.373, SLG: 0.390	0-0 F9		0-0 F4			0-0 F9			0-0 F6	4 0 0 0 0 0 0
Elliott Maddox, R (1, 8) OBP: 0.392, SLG: 0.377	0-0 F8		0-3 K			0-0 F6			4-0 BB	3 0 0 0 1 1 0
Bobby Murcer, L (1, 9) OBP: 0.331, SLG: 0.366	4-0 BB		0-0 4-3			0-0 4-3			0-0 F9	3 0 0 0 1 0 1
Lou Piniella, R (1, 7) OBP: 0.340, SLG: 0.405	0-0 4-3			0-0 G5-4-3 1B			0-0 F9		0-0 F8	4 0 1 0 0 0 2
Thurman Munson, R (1, 2) OBP: 0.307, SLG: 0.375		0-0 FC5-4 1B		0-0 G5-4-3 1-2f			0-0 F8			3 0 1 0 0 0 1
Graig Nettles, L (1, 5) OBP: 0.316, SLG: 0.392		0-0 F8		0-0 F8			0-0 F9			3 0 0 0 0 0 1
Chris Chambliss, L (1, 3) OBP: 0.300, SLG: 0.354		0-0 FC5-4 1-2 1B		0-3 K					0-0 5-3	3 0 1 0 0 1 0
Sandy Alomar Sr., S (1, 4) OBP: 0.292, SLG: 0.300		0-0 FC5-4 1-2f 2-3		0-0 6-3					0-0 F7	3 0 0 0 0 0 2
Jim Mason, L (1, 6) OBP: 0.302, SLG: 0.348		0-3 K		0-3 K					0-3 K	2 0 0 0 0 2 2
Alex Johnson, R (8, PH) OBP: 0.333, SLG: 0.364										1 0 0 0 0 1 0
Fred Stanley, R (9, 6) OBP: 0.263, SLG: 0.200										0 0 0 0 0 0 0

Inning Stats	R: 0	H: 0	E: 0	K: 0	S: 3	R: 0	H: 2	E: 0	K: 1	S: 7	R: 0	H: 0	E: 0	K: 1	S: 5	R: 0	H: 1	E: 0	K: 0	S: 3	R: 0	H: 0	E: 0	K: 2	S: 7	R: 0	H: 0	E: 0	K: 0	S: 3	R: 0	H: 0	E: 0	K: 1	S: 5	R: 0	H: 0	E: 0	K: 0	S: 3	R: 0	H: 0	E: 0	K: 0	S: 3	R: 0	H: 0	E: 0	K: 0	S: 7
	LOB: 1	BB: 1	P: 7	LOB: 2	BB: 0	P: 7	LOB: 0	BB: 0	P: 5	LOB: 0	BB: 0	LOB: 0	BB: 0	P: 7	LOB: 0	BB: 0	LOB: 0	BB: 0	P: 3	LOB: 0	BB: 0	LOB: 0	BB: 0	P: 3	LOB: 0	BB: 0	LOB: 0	BB: 0	P: 3	LOB: 0	BB: 0	LOB: 0	BB: 0	P: 5	LOB: 1	BB: 1	P: 7	LOB: 1	BB: 1	P: 7	LOB: 0	BB: 0	P: 5	LOB: 0	BB: 0	P: 7				


PITCHER	IP	WLS	BF	H	R	ER	SO	BB	IBB	HBP	BLK	WP	HR	S	P	ERA	WHIP
Dave McNally, L (1, 1) ERA: 3.52	9.0	W	31	3	0	0	5	2	0	0	0	0	0	39	47	0.00	0.556

BOTTOM

Baltimore Orioles @ New York Yankees
 Shea Stadium, Flushing, NY
 Thu Sep 19 1974, 7:05 PM EDT
 Att. 21,795 - Unknown

AB	29
R	0
H	3
RBI	0
BB	2
SO	5
LOB	9

livebaseballscorecards.com



WP	PA	ERA	WHIP
0	31		

Batter	1	2	3	4	5	6	7	8	9	AB R H RBI BB SO LOB	TOP											
John Lowenstein, L (1, 7) <small>OBP: 0.313, SLG: 0.321</small> Rico Carty, R (7, PH) <small>OBP: 0.393, SLG: 0.425</small> Rusty Torres, S (7, 7) <small>OBP: 0.243, SLG: 0.239</small>	0-0 4-3	0-0 CS 1-2	0-0 3-1		0-0 SF9		0-3 K		0-0 1B 1-2 1B	2 0 0 1 0 0 0 1 0 0 0 0 1 1 1 0 1 0 0 0 0												
Oscar Gamble, L (1, 10) <small>OBP: 0.362, SLG: 0.481</small>	0-0 2B		0-0 4-3		0-0 5-3			0-0 L5	0-0 G6-3 1-2 2-3 1B	5 0 2 0 0 0 0												
Frank Robinson, R (1, 3) <small>OBP: 0.371, SLG: 0.465</small> Duane Kuiper, L (8, PR) Tom McCraw, L (8, 3) <small>OBP: 0.350, SLG: 0.466</small>	0-3 K		0-3 K		0-3 K			4-0 1B 1B BB	0-0 G6-3 1-2f	3 0 0 0 1 3 1 0 1 0 0 0 0 0 1 0 0 0 0 0 3												
Charlie Spikes, R (1, 9) <small>OBP: 0.322, SLG: 0.440</small>	4-0 BB			0-0 P3		0-0 2-3		0-0 P4		3 0 0 0 1 0 1												
John Ellis, R (1, 2) <small>OBP: 0.337, SLG: 0.427</small>	0-0 F2			0-0 1B SF8 1B		0-0 F8		0-0 1B 1-3 1B		4 1 2 0 0 0 2												
George Hendrick, R (1, 8) <small>OBP: 0.336, SLG: 0.471</small>			0-3 K		0-0 1-3 1B		0-0 4-3		0-0 1-2 3-H 1B	4 0 2 1 0 1 0												
Jack Brohamer, L (1, 4) <small>OBP: 0.326, SLG: 0.326</small>			0-0 E 2B		0-0 SF8		0-0 F7		0-0 G3	3 1 1 1 0 0 2												
Buddy Bell, R (1, 5) <small>OBP: 0.310, SLG: 0.347</small> Luis Alvarado, R (7, PR) <small>OBP: 0.224, SLG: 0.213</small> Ed Crosby, L (7, 5) <small>OBP: 0.262, SLG: 0.247</small>			0-3 K		0-0 F8		0-0 2B		0-0 F7	3 0 1 0 0 1 2 0 0 0 0 0 0 0 1 0 0 0 0 0 0												
Frank Duffy, R (1, 6) <small>OBP: 0.271, SLG: 0.308</small>			0-0 E6 CS		0-0 E6 SF9 1B		0-0 F3		0-0 E4 1B 1B	4 1 1 0 0 0 1												
Inning Stats	R: 0 E: 0 K: 1 S: 6	H: 1 LOB: 2 BB: 1 P: 10	R: 1 E: 1 K: 2 S: 8	H: 1 LOB: 0 BB: 0 P: 8	R: 0 E: 0 K: 1 S: 5	H: 0 LOB: 0 BB: 0 P: 5	R: 1 E: 0 K: 0 S: 5	H: 2 LOB: 1 BB: 0 P: 5	R: 1 E: 1 K: 1 S: 6	H: 1 LOB: 0 BB: 0 P: 6	R: 0 E: 0 K: 0 S: 3	H: 0 LOB: 0 BB: 0 P: 3	R: 0 E: 0 K: 1 S: 6	H: 1 LOB: 1 BB: 0 P: 6	R: 1 E: 0 K: 0 S: 5	H: 2 LOB: 2 BB: 1 P: 9	R: 0 E: 1 K: 0 S: 5	H: 2 LOB: 2 BB: 0 P: 5	1B: 7 2B: 3 3B: 0 HR: 0	SF: 2 SAC: 0 DP: 1 HBP: 0	WP: 0 PB: 0 SB: 0 CS: 1	PA: 40
PITCHER	IP WLS BF H R ER SO BB IBB HBP BLK WP HR S P ERA WHIP																					
Dick Tidrow, R (1, 1) <small>ERA: 4.16</small> Sparky Lyle, L (7, 1) <small>ERA: 1.73</small>	6.2 27 6 3 1 5 1 0 0 0 0 0 0 36 40 1.35 1.050																					
PITCHER	IP WLS BF H R ER SO BB IBB HBP BLK WP HR S P ERA WHIP																					

Cleveland Indians @ New York Yankees
 Shea Stadium, Flushing, NY
 Fri Sep 20 1974, 7:05 PM EDT
 Unknown - 77 F

livebaseballscorecards.com

AB	35
R	4
H	10
RBI	3
BB	2
SO	6
LOB	13



Batter	1	2	3	4	5	6	7	8	9	AB R H RBI BB SO LOB
Roy White, S OBP: 0.376, SLG: 0.389 (1, 7) BBB	4-0 2B 4-3 BB		X 0-0 1B 1B		BBB 4-0 FC5-4 BB	X 0-0 F8		X 0-0 F7	X 0-0 F7	3 2 1 0 2 0 2
Elliott Maddox, R OBP: 0.394, SLG: 0.382 (1, 8) X	0-0 4-3 1-3 FC1-3 2B		X 0-0 1B 1-3 1B		X 0-0 FC5-4 1B 1-2f	X 0-0 F8		X 0-0 F8	X 0-0 3B 1B	5 2 3 0 0 0 1
Bobby Murcer, L OBP: 0.333, SLG: 0.371 (1, 9) X	0-0 4-3 2-3 3-H		X 0-0 1B 1-3 G6-3 1B		X 0-0 1B 1-3	X 0-0 F7		X 0-0 F7	X 0-0 3B	5 0 3 3 0 0 1
Ron Blomberg, L OBP: 0.369, SLG: 0.433 (1, 10) X	4-0 FC1-3 IBB		X 0-0 F5		X 0-0 F8	BBB 4-0 2B BB		BBB 4-0 2B BB		2 0 0 0 2 0 4
Chris Chambliss, L OBP: 0.299, SLG: 0.355 (1, 3) X	0-0 FC1-3 1-2 3-H		X 0-0 G6-3		X 0-0 6-3	X 0-0 6-3		X 0-0 2B 1-H		4 0 1 1 0 0 3
Graig Nettles, L OBP: 0.316, SLG: 0.389 (1, 5) X	0-0 F7		X 0-0 G3		BBB 4-0 2B SF9 BB	X 0-0 P6		X 0-0 P6		3 1 0 0 1 0 1
Thurman Munson, R OBP: 0.307, SLG: 0.376 (1, 2) X		0-3 K	0-3 K		X 0-0 SF9 2B	X 0-0 F7		X 0-0 F7		4 0 1 0 0 2 0
Jim Mason, L OBP: 0.301, SLG: 0.346 (1, 6) Gene Michael, S OBP: 0.309, SLG: 0.307 (6, PH) (7, 6) X		0-3 K	0-3 K		BBB 4-0 BB	X 0-0 P6		X 0-0 P6		2 0 0 0 0 1 0 1 0 0 0 1 0 0
Sandy Alomar Sr., S OBP: 0.288, SLG: 0.297 (1, 4) X		0-0 F6	0-0 F6		BBB 0-3 K	X 0-0 SF9		X 0-0 4-3		3 0 0 1 0 1 0

Inning Stats	R: 2 E: 0 K: 0 S: 4	H: 1 LOB: 1 BB: 2 P: 12	R: 0 E: 0 K: 2 S: 7	H: 0 LOB: 0 BB: 0 P: 7	R: 1 E: 0 K: 0 S: 5	H: 3 LOB: 1 BB: 0 P: 5	R: 0 E: 0 K: 1 S: 5	H: 0 LOB: 0 BB: 0 P: 5	R: 0 E: 0 K: 1 S: 6	H: 1 LOB: 2 BB: 1 P: 10	R: 1 E: 0 K: 0 S: 4	H: 1 LOB: 2 BB: 2 P: 12	R: 0 E: 0 K: 0 S: 3	H: 1 LOB: 2 BB: 1 P: 7	R: 0 E: 0 K: 0 S: 3	H: 0 LOB: 0 BB: 0 P: 3	R: 1 E: 0 K: 0 S: 4	H: 2 LOB: 1 BB: 0 P: 4	1B: 5 2B: 3 3B: 1 HR: 0	SF: 1 SAC: 0 DP: 1 HBP: 0	WP: 0 PB: 0 SB: 0 CS: 0	PA: 39
--------------	------------------------------	----------------------------------	------------------------------	---------------------------------	------------------------------	---------------------------------	------------------------------	---------------------------------	------------------------------	----------------------------------	------------------------------	----------------------------------	------------------------------	---------------------------------	------------------------------	---------------------------------	------------------------------	---------------------------------	----------------------------------	------------------------------------	----------------------------------	--------

PITCHER	IP	WLS	BF	H	R	ER	SO	BB	IBB	HBP	BLK	WP	HR	S	P	ERA	WHIP	PITCHER	IP	WLS	BF	H	R	ER	SO	BB	IBB	HBP	BLK	WP	HR	S	P	ERA	WHIP		
Gaylord Perry, R ERA: 2.28 (1, 1)	8.2	L	39	9	5	5	4	5	1	0	0	0	0	41	65	5.19	1.615																				

BOTTOM

Cleveland Indians @ New York Yankees
Shea Stadium, Flushing, NY
Fri Sep 20 1974, 7:05 PM EDT
Unknown - 77 F

livebaseballscorecards.com

AB	32
R	5
H	9
RBI	5
BB	6
SO	4
LOB	12



Batter	1	2	3	4	5	6	7	8	9	AB R H RBI BB SO LOB	TOP
Frank Duffy, R (1, 6) OBP: 0.273, SLG: 0.309	0-0 6-3		0-0 FC4-6 1-2f			0-0 FC5 BB 1B		0-0 G3 1B		4 0 2 0 0 0 1	Cleveland Indians @ New York Yankees Shea Stadium, Flushing, NY Fri Sep 20 1974, 7:05 PM EDT Att. 21,641 - Unknown - 75 F livebaseballscorecards.com
Oscar Gamble, L (1, 7) OBP: 0.361, SLG: 0.478	0-0 F8			0-0 6-3		4-0 BB BB 1-2 BB		0-0 G3 1-2		3 0 0 0 1 0 1	
Frank Robinson, R (1, 10) OBP: 0.368, SLG: 0.461	0-0 6-3			0-0 6-3		0-0 F2		0-0 F8		4 0 0 0 0 0 3	
Charlie Spikes, R (1, 9) OBP: 0.319, SLG: 0.437		0-0 6-3		0-0 F3		0-0 FC5 2-3f			0-0 4-3	4 0 0 0 0 0 2	
John Ellis, R (1, 3) OBP: 0.334, SLG: 0.424		0-0 F8			0-0 6-3		0-0 5-3		0-0 1-3	4 0 0 0 0 0 0	
George Hendrick, R (1, 8) OBP: 0.334, SLG: 0.468		0-0 F4			0-0 5-3		0-0 F9		0-0 1B	3 0 0 0 0 0 0 1 0 1 0 0 0 0	
Rusty Torres, S (7, 8) OBP: 0.248, SLG: 0.244											
Buddy Bell, R (1, 5) OBP: 0.312, SLG: 0.349			0-0 F7		0-0 1B		0-0 1B		0-0 F8	4 0 2 0 0 0 1	
Dave Duncan, R (1, 2) OBP: 0.264, SLG: 0.329			0-3 K		0-0 1-3		0-0 F9			3 0 0 0 0 1 2	
Remy Heroso, R (1, 4) OBP: 0.263, SLG: 0.264			0-0 FC4-6 1B			0-0 4-3		0-0 5-3		3 0 1 0 0 0 0	
Inning Stats	R: 0 E: 0 K: 0 S: 3 H: 0 LOB: 0 BB: 0 P: 3	R: 0 E: 0 K: 0 S: 3 H: 0 LOB: 0 BB: 0 P: 3	R: 0 E: 0 K: 1 S: 6 H: 1 LOB: 1 BB: 0 P: 6	R: 0 E: 0 K: 0 S: 3 H: 0 LOB: 0 BB: 0 P: 3	R: 0 E: 0 K: 0 S: 4 H: 1 LOB: 1 BB: 0 P: 4	R: 0 E: 0 K: 0 S: 4 H: 1 LOB: 2 BB: 1 P: 8	R: 0 E: 0 K: 0 S: 4 H: 1 LOB: 1 BB: 0 P: 4	R: 0 E: 0 K: 0 S: 4 H: 1 LOB: 1 BB: 0 P: 4	R: 0 E: 0 K: 0 S: 4 H: 1 LOB: 1 BB: 0 P: 4	1B: 6 2B: 0 3B: 0 HR: 0 SF: 0 SAC: 0 DP: 0 HBP: 0	WP: 0 PB: 0 SB: 0 CS: 0 PA: 34
PITCHER Larry Gura, L (1, 1) ERA: 1.55	IP 9.0 WLS W BF 34 H 6 R 0 ER 0 SO 1 BB 1 IBB 0 HBP 0 BLK 0 WP 0 HR 0 S 35 P 39 ERA 0.00 WHIP 0.778	PITCHER IP WLS BF H R ER SO BB IBB HBP BLK WP HR S P ERA WHIP									



Batter	1	2	3	4	5	6	7	8	9	AB R H RBI BB SO LOB	TOP																										
John Lowenstein, L (1, 7) <small>OBP: 0.312, SLG: 0.327</small> Rico Carty, R (8, PH) <small>OBP: 0.388, SLG: 0.420</small> Tommy Smith, L (8, 7) <small>OBP: 0.179, SLG: 0.154</small>	0-3 K		0-0 3-1		0-3 K			0-0 5-3		4 1 1 2 0 2 4 1 0 0 0 0 0 0 0 0 0 0 0 0 0																											
Oscar Gamble, L (1, 10) <small>OBP: 0.362, SLG: 0.476</small>	0-0 4-3		4-0 F7 1B FC BB	0-0 4-3		0-0 1B		0-3 K		4 1 1 0 1 1 0																											
Tom McCraw, L (1, 3) <small>OBP: 0.352, SLG: 0.467</small> Joe Lis, R (6, 3) <small>OBP: 0.293, SLG: 0.349</small>	0-0 F8		0-0 WP FC E 1B	0-0 1B		0-0 F9		0-3 K		4 1 2 0 0 0 1 1 0 0 0 0 1 0																											
Charlie Spikes, R (1, 9) <small>OBP: 0.317, SLG: 0.433</small>		0-0 P3	0-0 F7	0-0 F4		0-0 F9		0-0 F8		5 0 0 0 0 0 4																											
John Ellis, R (1, 2) <small>OBP: 0.333, SLG: 0.422</small> Dave Duncan, R (6, 2) <small>OBP: 0.263, SLG: 0.328</small>			0-0 FC E WP 1B	0-0 4-3		0-3 K		0-0 F8		4 1 1 1 0 1 3 1 0 0 0 0 0 0																											
George Hendrick, R (1, 8) <small>OBP: 0.333, SLG: 0.466</small> Rusty Torres, S (4, 8) <small>OBP: 0.245, SLG: 0.241</small>		0-0 F4	0-0 E4 1B 2B		0-3 K		0-0 F8			2 1 0 1 0 0 2 2 0 0 0 0 1 0																											
Jack Brohamer, L (1, 4) <small>OBP: 0.327, SLG: 0.327</small> Remy Hermoso, R (5, PH) <small>OBP: 0.267, SLG: 0.269</small>		0-0 F7	0-0 2B 1B		0-0 WP BB 1B		0-0 4-3			2 0 1 1 0 0 1 2 0 1 0 0 0 0																											
Buddy Bell, R (1, 5) <small>OBP: 0.314, SLG: 0.353</small>			0-0 1B 1B		0-0 F8		0-3 K			4 1 2 1 0 1 1																											
Frank Duffy, R (1, 6) <small>OBP: 0.276, SLG: 0.310</small>			0-0 1B BB		4-0 WP 1B BB		0-0 4-3			2 1 1 1 2 0 0																											
Inning Stats	R: 0 E: 0 K: 1 S: 5	H: 0 LOB: 0 BB: 0 P: 5	R: 0 E: 0 K: 0 S: 4	H: 1 LOB: 1 BB: 0 P: 4	R: 7 E: 1 K: 0 S: 10	H: 6 LOB: 2 BB: 2 P: 18	R: 0 E: 0 K: 0 S: 4	H: 1 LOB: 1 BB: 0 P: 4	R: 0 E: 0 K: 2 S: 8	H: 1 LOB: 2 BB: 1 P: 12	R: 0 E: 0 K: 1 S: 6	H: 1 LOB: 1 BB: 0 P: 6	R: 0 E: 0 K: 1 S: 5	H: 0 LOB: 0 BB: 0 P: 5	R: 0 E: 0 K: 1 S: 5	H: 0 LOB: 0 BB: 0 P: 5	R: 0 E: 0 K: 1 S: 5	H: 0 LOB: 0 BB: 0 P: 5	1B: 8 2B: 1 3B: 0 HR: 1	SF: 0 SAC: 0 DP: 0 HBP: 0	WP: 2 PB: 1 SB: 0 CS: 0	PA: 41															
PITCHER	IP WLS BF H R ER SO BB IBB HBP BLK WP HR S P ERA WHIP																																				
Doc Medich, R (1, 1) <small>ERA: 3.77</small> Mike Wallace, L (3, 1) <small>ERA: 2.82</small> Dave Pagan, R (3, 1) <small>ERA: 5.11</small> Rudy May, L (5, 1) <small>ERA: 3.34</small>	2.0		12	5	5	5	1	1	0	0	0	0	1	13	17	22.50	3.000																				
	0.2		6	2	2	1	0	1	0	0	0	1	0	5	9	13.50	4.500																				
	2.0		9	2	0	0	1	1	0	0	0	0	0	10	14	0.00	1.500																				
	4.1	W	14	1	0	0	5	0	0	0	0	1	0	24	24	0.00	0.231																				

Cleveland Indians @ New York Yankees
 Shea Stadium, Flushing, NY
 Sat Sep 21 1974, 3:33 AM EDT
 Att. 14,648 - Cloudy - 79 F

livebaseballscorecards.com

AB	38
R	7
H	10
RBI	7
BB	3
SO	7
LOB	16



BOTTOM

Cleveland Indians @ New York Yankees
Shea Stadium, Flushing, NY
Sat Sep 21 1974, 3:33 AM EDT
Att. 14,648 - Cloudy - 79 F

livebaseballscorecards.com

AB 42
R 13
H 19
RBI 13
BB 1
SO 1
LOB 21



WP: 0 PA: 44
PB: 0
SB: 2
CS: 0

AB R H RBI BB SO LOB

5 4 3 5 0 0 2

4 1 2 1 0 0 1

5 1 3 3 0 0 2

5 0 2 1 0 1 0

5 0 2 0 0 0 4

4 2 2 1 1 0 0

4 2 2 1 0 0 2

1 0 0 0 0 0 0

5 2 2 0 0 0 5

4 1 1 1 0 0 5

1B: 16 SF: 1
2B: 0 SAC: 0
3B: 0 DP: 1
HR: 3 HBP: 0

Batter	1	2	3	4	5	6	7	8	9
Roy White, S OBP: 0.375, SLG: 0.395 (1, 10)	0-0 4-3 5-3 S 1B		0-0 6-3	0-0 FC3-6 HR	0-0 HR		0-0 1B 1B		
Elliott Maddox, R OBP: 0.395, SLG: 0.389 (1, 8)	0-0 5-3 1-2		0-0 F8	0-0 SF7	0-0 1B		0-0 1B 1B		
Bobby Murcer, L OBP: 0.335, SLG: 0.377 (1, 9)	0-0 4-3 2-3		0-0 1B 1B	0-0 HR	0-0 G3		0-0 1B 1B		
Lou Piniella, R OBP: 0.341, SLG: 0.405 (1, 7)	0-0 1-3 3-H		0-0 1B	0-3 K		0-0 1-3	0-0 1B		
Chris Chambliss, L OBP: 0.303, SLG: 0.360 (1, 3)		0-0 1B	0-0 F7		0-0 1B	0-0 F7	0-0 4-3		
Graig Nettles, L OBP: 0.317, SLG: 0.394 (1, 5)	4-0 1B FC1-5 BB		0-0 HR	0-0 FC3-2 FC3-6 1B	0-0 1-3		0-0 6-3		
Thurman Munson, R OBP: 0.308, SLG: 0.379 (1, 2)		0-0 FC1-5 1B	0-0 1B 1B FC3-6 1B	0-0 FC3-6 FC3-2 HR	0-0 6-3		0-0 6-3		
Rick Dempsey, R OBP: 0.287, SLG: 0.321 (8, 2)	1-3 2-H		0-0 FC1-5 G6-4-3 1B	0-0 FC3-6 1B SF7 1B	0-0 FC3-2 FC3-6		0-0 4-3 1B		
Gene Michael, S OBP: 0.312, SLG: 0.310 (1, 6)	0-0 FC1-5		0-0 FC3-6 1B SF7 1B	0-0 FC3-2 FC3-6	0-0 1-2 2-3 3-H		0-0 4-3 1B		
Sandy Alomar Sr., S OBP: 0.285, SLG: 0.293 (1, 4)	0-0 G6-4-3		0-0 FC3-6 1B	0-0 FC3-6 S HR	0-0 FC3-6		0-0 4-3		


Inning Stats	R: 1	H: 1	E: 0	K: 0	S: 4	LOB: 0	BB: 0	P: 4
	R: 1	H: 2	E: 0	K: 0	S: 4	LOB: 1	BB: 1	P: 8
	R: 0	H: 2	E: 0	K: 0	S: 5	LOB: 2	BB: 0	P: 5
	R: 5	H: 5	E: 0	K: 1	S: 10	LOB: 0	BB: 0	P: 10
	R: 4	H: 4	E: 0	K: 0	S: 8	LOB: 1	BB: 0	P: 8
	R: 0	H: 0	E: 0	K: 0	S: 3	LOB: 0	BB: 0	P: 3
	R: 3	H: 5	E: 0	K: 0	S: 8	LOB: 2	BB: 0	P: 8
	R: 0	H: 0	E: 0	K: 0	S: 3	LOB: 0	BB: 0	P: 3

PITCHER	IP	WLS	BF	H	R	ER	SO	BB	IBB	HBP	BLK	WP	HR	S	P	ERA	WHIP
Jim Perry, R ERA: 3.08 (1, 1)	3.2		21	10	7	7	0	1	0	0	0	0	2	20	24	17.18	3.000
Tom Hilgendorf, L ERA: 4.56 (4, 1)	0.1	L	3	2	2	2	1	0	0	0	0	0	0	5	5	54.00	6.000
Milt Wilcox, R ERA: 4.67 (5, 1)	0.2		5	2	2	2	0	0	0	0	0	0	1	5	5	27.00	3.000
Bill Gogolewski, R ERA: 6.23 (5, 1)	2.0		11	5	3	3	0	0	0	0	0	0	0	11	11	13.50	2.500
Steve Kline, R ERA: 4.35 (7, 1)	1.1		4	0	0	0	0	0	0	0	0	0	0	4	4	0.00	0.000

Cleveland Indians @ New York Yankees
 Shea Stadium, Flushing, NY

Sun Sep 22 1974, 3:33 AM EDT
 Att. 36,540 - Sunny - 68 F

AB	27
R	1
H	4
RBI	1
BB	4
SO	5
LOB	14



Batter	1	2	3	4	5	6	7	8	9	AB	R	H	RBI	BB	SO	LOB					
John Lowenstein, L (1, 9) OBP: 0.314, SLG: 0.327	4-0 E FC6-4 BB		0-0 G4-6-3 1-2f			0-0 FC2-6 G3 S CS 1-2f			0-0 F7 SH3-4 1B	3	1	1	0	1	0	2					
Tom McCraw, L (1, 3) OBP: 0.348, SLG: 0.460	0-0 E1 FC6-4 1-3			0-0 4-3		0-0 G3			0-0 SH3-4	3	0	0	0	0	0	2					
Frank Robinson, R (1, 10) OBP: 0.369, SLG: 0.459	0-0 FC6-4 CS 1-2f			0-0 1-3		0-0 CS	4-0 G6-3 BB		4-0 BB	2	0	0	1	2	0	1					
Tommy Smith, L (9, PR) OBP: 0.179, SLG: 0.154										0	0	0	0	0	0	0					
John Ellis, R (1, 2) OBP: 0.331, SLG: 0.418	0-3 K 1-2			0-0 1-3			0-0 G6-3 1-2f		0-0 F7 2-3	4	0	0	0	0	1	4					
Oscar Gamble, L (1, 7) OBP: 0.361, SLG: 0.474									0-0 1-3	2	0	0	0	1	1	0					
Charlie Spikes, R (9, PH) OBP: 0.316, SLG: 0.432										1	0	0	0	0	0	2					
George Hendrick, R (1, 8) OBP: 0.331, SLG: 0.463										3	0	0	0	0	2	1					
Buddy Bell, R (1, 5) OBP: 0.314, SLG: 0.353										3	0	1	0	0	0	0					
Frank Duffy, R (1, 6) OBP: 0.277, SLG: 0.311										2	0	1	0	0	1	1					
Rico Carty, R (8, PH) OBP: 0.384, SLG: 0.415										1	0	0	0	0	0	0					
Luis Alvarado, R (8, 6) OBP: 0.224, SLG: 0.213										0	0	0	0	0	0	0					
Remy Hermoso, R (1, 4) OBP: 0.271, SLG: 0.273										2	0	1	0	0	0	1					
Leron Lee, L (8, PH) OBP: 0.290, SLG: 0.352										1	0	0	0	0	0	0					
Duane Kuiper, L (8, 4)										0	0	0	0	0	0	0					
Inning Stats	R: 1 E: 1 K: 1 S: 5	H: 0 LOB: 1 BB: 1 P: 9	R: 0 E: 0 K: 0 S: 3	H: 0 LOB: 0 BB: 0 P: 3	R: 0 E: 0 K: 0 S: 3	H: 1 LOB: 0 BB: 0 P: 3	R: 0 E: 0 K: 3 S: 10	H: 0 LOB: 0 BB: 0 P: 10	R: 0 E: 0 K: 1 S: 3	H: 1 LOB: 0 BB: 0 P: 3	R: 0 E: 0 K: 1 S: 4	H: 0 LOB: 1 BB: 2 P: 12	R: 0 E: 0 K: 0 S: 3	H: 0 LOB: 0 BB: 0 P: 3	R: 0 E: 0 K: 0 S: 4	H: 1 LOB: 2 BB: 1 P: 8	1B: 4 2B: 1 3B: 0 HR: 0	SF: 0 SAC: 1 DP: 3 HBP: 0	WP: 0 PB: 0 SB: 1 CS: 2	PA: 33	
PITCHER	IP	WLS	BF	H	R	ER	SO	BB	IBB	HBP	BLK	WP	HR	S	P	ERA	WHIP				
Pat Dobson, R (1, 1) ERA: 3.13	8.2	W	31	4	1	0	5	4	0	0	0	0	0	37	53	0.00	0.923				
Sparky Lyle, L (9, 1) ERA: 1.73	0.1	S	1	0	0	0	0	0	0	0	0	0	0	1	1	0.00	0.000				

livebaseballscorecards.com

Batter	1	2	3	4	5	6	7	8	9
Roy White, S OBP: 0.372, SLG: 0.391 (1, 10)	0-0 F2		0-0 FC6-4			0-0 F9		0-0 F8	
Elliott Maddox, R OBP: 0.394, SLG: 0.386 (1, 8)	0-0 L7			4-0 F3 1B SF8-6 BB		0-3 K		0-0 F7	
Bobby Murcer, L OBP: 0.336, SLG: 0.383 (1, 9)	0-0 6-3			0-0 SF8-6 1-2 1B		0-0 HR		0-0 F8	
Lou Piniella, R OBP: 0.341, SLG: 0.405 (1, 7)		0-0 5-3		0-0 F3		0-0 1B			
Thurman Munson, R OBP: 0.309, SLG: 0.379 (1, 2)		0-0 P3		0-0 SF8-6		0-0 1B			
Chris Chambliss, L OBP: 0.301, SLG: 0.358 (1, 3)		0-0 F2			0-0 F9		0-3 K		
Graig Nettles, L OBP: 0.317, SLG: 0.393 (1, 5)			0-0 E4		0-3 K		0-0 1B		
Gene Michael, S OBP: 0.313, SLG: 0.311 (1, 6)			0-0 G6-4-3		0-0 1B		0-3 K		
Sandy Alomar Sr., S OBP: 0.285, SLG: 0.291 (1, 4)			4-0 FC6-4 BB		0-3 K		0-0 F7		

Inning Stats	R: 0	H: 0	E: 0	K: 0	S: 3	R: 0	H: 0	E: 0	K: 0	S: 3	R: 0	H: 0	E: 1	K: 0	S: 3	R: 1	H: 1	E: 0	K: 0	S: 3	R: 0	H: 1	E: 0	K: 2	S: 8	R: 1	H: 3	E: 0	K: 1	S: 7	R: 0	H: 1	E: 0	K: 2	S: 8	R: 0	H: 0	E: 0	K: 0	S: 3
	LOB: 0	BB: 0	LOB: 0	BB: 0	P: 3	LOB: 0	BB: 0	LOB: 1	BB: 1	P: 3	LOB: 0	BB: 1	LOB: 1	BB: 0	P: 8	LOB: 2	BB: 0	LOB: 1	BB: 0	P: 8	LOB: 0	BB: 0	LOB: 0	BB: 0	P: 3	LOB: 0	BB: 0	LOB: 0	BB: 0	P: 3	LOB: 0	BB: 0	LOB: 0	BB: 0	P: 3	LOB: 0	BB: 0	LOB: 0	BB: 0	P: 3

PITCHER	IP	WLS	BF	H	R	ER	SO	BB	IBB	HBP	BLK	WP	HR	S	P	ERA	WHIP
Bruce Ellingsen, L ERA: 2.65 (1, 1)	7.0	L	27	6	2	2	5	2	0	0	0	0	0	35	43	2.57	1.143
Tom Buskey, R ERA: 3.25 (8, 1)	1.0		3	0	0	0	0	0	0	0	0	0	0	3	3	0.00	0.000

AB R H RBI BB SO LOB

BOTTOM

4	0	0	0	0	0	1
3	1	0	0	1	1	0
4	1	2	1	0	0	0
3	0	1	0	0	0	2
2	0	1	1	0	0	0
3	0	0	0	0	1	0
3	0	1	0	0	1	0
3	0	1	0	0	1	2
2	0	0	0	1	1	2

AB	27
R	2
H	6
RBI	2
BB	2
SO	5
LOB	7



WP: 0	PA: 30
PB: 0	CS: 0
1B: 5	SF: 1
2B: 1	SAC: 0
3B: 0	DP: 2
HR: 1	HBP: 0

Cleveland Indians @ New York Yankees
Shea Stadium, Flushing, NY
 Sun Sep 22 1974, 3:33 AM EDT
 Att: 36,540 - Sunny - 68 F

livebaseballscorecards.com

Batter	1	2	3	4	5	6	7	8	9	AB R H RBI BB SO LOB	TOP		
Tommy Harper, R (1, 7) OBP: 0.304, SLG: 0.316 Rick Miller, L (9, 7) OBP: 0.337, SLG: 0.333	0-0 P5		4-0 E 1B 3B BB		0-0 1B E 1B	0-0 F8			0-0 F7	4 2 1 0 1 0 3 0 0 0 0 0 0 0			
Juan Beniquez, R (1, 8) OBP: 0.319, SLG: 0.369	0-0 F3		0-0 E 3B 1B		0-0 1-3 E 1B			0-0 P4	0-3 K	5 1 2 1 0 1 1			
Carl Yastrzemski, L (1, 3) OBP: 0.414, SLG: 0.448	0-0 F8		0-0 1-H 2-H 3B		0-0 F7			0-0 1B		4 0 2 2 0 0 2			
Dwight Evans, R (1, 9) OBP: 0.328, SLG: 0.422		0-0 L6-3 1B	0-3 K		0-0 E3			0-3 K		4 0 1 0 0 2 2			
Deron Johnson, R (1, 10) OBP: 0.237, SLG: 0.305 Cecil Cooper, L (8, PH) OBP: 0.317, SLG: 0.388	0-0 F5			0-0 P6		0-3 K		0-3 K		3 0 0 0 0 1 3 1 0 0 0 0 1 0			
Rick Burleson, R (1, 6) OBP: 0.328, SLG: 0.377	0-0 L6-3 1-2			0-0 P4		0-3 K		0-0 6-3		4 0 0 0 0 1 1			
Bob Montgomery, R (1, 2) OBP: 0.267, SLG: 0.310			4-0 BB 1B BB	0-0 FC6-4 1B		0-0 G3		0-3 K		3 1 1 0 1 1 0			
Doug Griffin, R (1, 4) OBP: 0.326, SLG: 0.333			0-3 K	0-0 FC6-4 1-2f		0-0 1B 1B			0-0 1B	4 0 2 0 0 1 2			
Terry Hughes, R (1, 5) OBP: 0.241, SLG: 0.264			0-3 K		0-3 K	0-0 1B			0-3 K	4 0 1 0 0 3 2			
Inning Stats	R: 0 H: 0 E: 0 LOB: 0 K: 0 BB: 0 S: 3 P: 3	R: 0 H: 1 E: 0 LOB: 0 K: 0 BB: 0 S: 3 P: 3	R: 3 H: 2 E: 1 LOB: 1 K: 3 BB: 2 S: 11 P: 19	R: 0 H: 1 E: 0 LOB: 1 K: 0 BB: 0 S: 4 P: 4	R: 1 H: 2 E: 1 LOB: 2 K: 2 BB: 0 S: 10 P: 10	R: 0 H: 2 E: 0 LOB: 2 K: 1 BB: 0 S: 7 P: 7	R: 0 H: 1 E: 0 LOB: 0 K: 1 BB: 0 S: 5 P: 5	R: 0 H: 0 E: 0 LOB: 0 K: 2 BB: 0 S: 7 P: 7	R: 0 H: 1 E: 0 LOB: 1 K: 2 BB: 0 S: 8 P: 8	1B: 9 SF: 0 2B: 1 SAC: 0 3B: 1 DP: 1 HR: 0 HBP: 0	WP: 0 PA: 38 PB: 0 SB: 0 CS: 0		
PITCHER	IP WLS BF H R ER SO BB IBB HBP BLK WP HR S P ERA WHIP											PITCHER	IP WLS BF H R ER SO BB IBB HBP BLK WP HR S P ERA WHIP
Rudy May, L (1, 1) ERA: 3.4	5.2 L 27 8 4 3 6 2 0 0 0 0 0 0 37 45 4.76 1.765											Dick Tidrow, R (6, 1) ERA: 4.09	3.1 11 2 0 0 5 0 0 0 0 0 0 0 21 21 0.00 0.600

Boston Red Sox @ New York Yankees
 Shea Stadium, Flushing, NY
 Tue Sep 24 1974, 7:05 PM EDT
 Sunny - 54 F

livebaseballscorecards.com

AB 36
R 4
H 10
RBI 3
BB 2
SO 11
LOB 16



Batter	1	2	3	4	5	6	7	8	9	AB R H RBI BB SO LOB
Roy White, S (1, 10) OBP: 0.370, SLG: 0.388	0-3 K		4-0 BB 1-2 BB		0-3 K		0-0 F9		0-0 3-1	4 0 0 0 1 2 3
Elliott Maddox, R (1, 8) OBP: 0.393, SLG: 0.384	4-0 S BB		0-0 F9		0-0 L6		0-0 F7			3 0 0 0 1 0 4
Bobby Murcer, L (1, 9) OBP: 0.334, SLG: 0.380	0-0 P5		0-0 P5		0-0 F8		0-3 K			4 0 0 0 0 1 3
Lou Piniella, R (1, 7) OBP: 0.340, SLG: 0.402	0-0 F9 1-2		4-0 BB 1-2 2-3		0-0 5-3		0-3 K			3 0 0 0 1 1 1
Chris Chambliss, L (1, 3) OBP: 0.303, SLG: 0.359		0-0 F8	0-0 5-3		0-0 1B		0-0 1B			4 0 2 0 0 0 3
Graig Nettles, L (1, 5) OBP: 0.316, SLG: 0.394		0-0 2B		0-0 P5		0-0 3-1		0-3 K		4 0 1 0 0 1 2
Thurman Munson, R (1, 2) OBP: 0.306, SLG: 0.376		0-0 F9		0-0 1-3		0-0 P4		0-3 K		4 0 0 0 0 1 1
Jim Mason, L (1, 6) OBP: 0.303, SLG: 0.355		0-0 P5		0-0 4-3		0-0 2B		0-0 3B		4 0 2 0 0 0 1
Sandy Alomar Sr., S (1, 4) OBP: 0.287, SLG: 0.293			0-0 BB BB 1B		0-0 3-1		4-0 BB		0-0 P4	2 0 1 0 0 0 0
Ron Blomberg, L (7, PH) OBP: 0.371, SLG: 0.433										0 0 0 0 1 0 0
Fred Stanley, R (8, 4) OBP: 0.263, SLG: 0.200										0 0 0 0 0 0 0
Alex Johnson, R (9, PH) OBP: 0.332, SLG: 0.363										1 0 0 0 0 0 1

Inning Stats	R: 0	H: 0	E: 0	K: 1	S: 5	R: 0	H: 1	E: 0	K: 0	S: 4	R: 0	H: 1	E: 0	K: 0	S: 4	R: 0	H: 0	E: 0	K: 1	S: 5	R: 0	H: 1	E: 0	K: 0	S: 4	R: 0	H: 1	E: 0	K: 3	S: 10	R: 0	H: 1	E: 0	K: 1	S: 6	1B: 3	2B: 2	3B: 1	HR: 0	SF: 0	SAC: 0	DP: 0	HBP: 0	WP: 0	PB: 0	SB: 1	CS: 0	PA: 37
--------------	------	------	------	------	------	------	------	------	------	------	------	------	------	------	------	------	------	------	------	------	------	------	------	------	------	------	------	------	------	-------	------	------	------	------	------	-------	-------	-------	-------	-------	--------	-------	--------	-------	-------	-------	-------	--------


PITCHER	IP	WLS	BF	H	R	ER	SO	BB	IBB	HBP	BLK	WP	HR	S	P	ERA	WHIP	PITCHER	IP	WLS	BF	H	R	ER	SO	BB	IBB	HBP	BLK	WP	HR	S	P	ERA	WHIP												
Luis Tiant, R ERA: 2.91	(1, 1)	9.0	37	6	0	0	6	4	0	0	0	0	0	45	61	0.00	1.111																														

BOTTOM

Boston Red Sox @ New York Yankees
 Shea Stadium, Flushing, NY
 Tue Sep 24 1974, 7:05 PM EDT
 Sunny - 54 F

livebaseballscorecards.com

AB	33
R	0
H	6
RBI	0
BB	4
SO	6
LOB	19



Batter	1	2	3	4	5	6	7	8	9	AB R H RBI BB SO LOB	TOP
Tommy Harper, R (1, 7) OBP: 0.309, SLG: 0.321 Rick Miller, L (8, 7) OBP: 0.337, SLG: 0.333	0-0 P3		0-0 1B 2B		4-0 1B 4-3 BB	4-0 1-2 2-3 BB		0-0 FC4-8 1B		3 1 2 0 2 0 0 0 0 0 0 0 0 0	Boston Red Sox @ New York Yankees Shea Stadium, Flushing, NY Tue Sep 24 1974, 7:05 PM EDT Att: 46,448 - Unknown
Juan Beniquez, R (1, 8) OBP: 0.320, SLG: 0.369	0-0 2-3 S 1B		0-3 K		0-0 4-3 1B	0-0 FC5		0-0 FC4-6	5 0 2 1 0 1 5		
Carl Yastrzemski, L (1, 3) OBP: 0.413, SLG: 0.446	0-0 2-3 1-3		0-0 2-H 1B		0-0 4-3		0-0 P4	0-0 4-3	5 0 1 1 0 0 3		
Dwight Evans, R (1, 9) OBP: 0.331, SLG: 0.420	0-0 5-3			0-0 L7	4-0 IBB		4-0 2B FC BB	4-0 FC1-5 BB BB	2 1 0 0 3 0 1		
Jim Rice, R (1, 10) OBP: 0.304, SLG: 0.293		0-0 1-3		0-0 F2	0-0 L1		0-0 FC PB 2B	4-0 FC1-5-4 BB	4 1 1 0 1 0 2		
Rick Burleson, R (1, 4) OBP: 0.326, SLG: 0.374		0-0 5-3		0-0 E4 1B		0-0 5-3	0-0 FC PB	0-0 FC1-5-4 BB	5 0 1 1 0 0 3		
Bob Montgomery, R (1, 2) OBP: 0.266, SLG: 0.308		0-0 1B		0-3 K		0-0 6-3	0-3 K	0-0 F9	5 0 1 0 0 2 3		
Terry Hughes, R (1, 5) OBP: 0.242, SLG: 0.263		0-0 F7			0-0 P2	0-0 BB 1B 1B	0-0 6-3		4 0 1 0 0 0 2		
Mario Guerrero, R (1, 6) OBP: 0.290, SLG: 0.289			0-0 6-3		0-0 E6 1B	0-0 FC5 BB 1B		0-0 6-3	4 1 2 0 0 0 0		
Inning Stats	R: 0 H: 1 E: 0 LOB: 1 K: 0 BB: 0 S: 4 P: 4	R: 0 H: 1 E: 0 LOB: 1 K: 0 BB: 0 S: 4 P: 4	R: 0 H: 2 E: 0 LOB: 2 K: 1 BB: 0 S: 6 P: 6	R: 0 H: 1 E: 1 LOB: 1 K: 1 BB: 0 S: 6 P: 6	R: 2 H: 2 E: 1 LOB: 2 K: 0 BB: 2 S: 5 P: 13	R: 0 H: 2 E: 0 LOB: 3 K: 0 BB: 1 S: 5 P: 9	R: 2 H: 1 E: 0 LOB: 1 K: 1 BB: 1 S: 7 P: 11	R: 0 H: 1 E: 0 LOB: 1 K: 0 BB: 0 S: 4 P: 4	R: 0 H: 0 E: 0 LOB: 1 K: 0 BB: 2 S: 2 P: 10	1B: 9 SF: 0 2B: 2 SAC: 0 3B: 0 DP: 1 HR: 0 HBP: 0	WP: 0 PA: 43 PB: 1 SB: 1 CS: 0
PITCHER	IP WLS BF H R ER SO BB IBB HBP BLK WP HR S P ERA WHIP										
Larry Gura, L (1, 1) ERA: 1.88	6.1 L 32 10 4 3 2 3 1 0 0 0 0 0 32 48 4.26 2.053										
Sparky Lyle, L (7, 1) ERA: 1.68	2.2 11 1 0 0 1 2 0 0 0 0 0 0 11 19 0.00 1.125										

livebaseballscorecards.com

AB	37
R	4
H	11
RBI	3
BB	6
SO	3
LOB	19



BOTTOM

Boston Red Sox @ New York Yankees
Shea Stadium, Flushing, NY
Tue Sep 24 1974, 7:05 PM EDT
Att. 46,448 - Unknown

livebaseballscorecards.com

AB 30
R 2
H 7
RBI 2
BB 3
SO 5
LOB 14



WP: 1 PA: 34
PB: 0
SB: 0
CS: 0

AB	R	H	RBI	BB	SO	LOB
4	1	1	0	0	1	1
2	1	1	0	2	0	0
2	0	1	2	1	0	1
4	0	0	0	0	0	3
4	0	2	0	0	0	1
4	0	1	0	0	1	4
4	0	0	0	0	0	2
3	0	1	0	0	2	1
2	0	0	0	0	0	1
1	0	0	0	0	1	0
0	0	0	0	0	0	0

Batter	1	2	3	4	5	6	7	8	9
Roy White, S (1, 10) OBP: 0.369, SLG: 0.389	0-0 F7		0-3 K		0-0 F7			0-0 WP SF7 2B	
Elliott Maddox, R (1, 8) OBP: 0.395, SLG: 0.384	4-0 2B BB		0-0 F9			0-0 1B 1B		4-0 2-3 BB G5-4-3	
Bobby Murcer, L (1, 9) OBP: 0.335, SLG: 0.382	0-0 2B 1-H			4-0 FC3-6 BB		0-0 P6		0-0 SF7	
Lou Piniella, R (1, 7) OBP: 0.338, SLG: 0.399	0-0 4-3			0-0 FC3-6 1-2f		0-0 F9		0-0 G5-4-3 1-2f	
Thurman Munson, R (1, 2) OBP: 0.308, SLG: 0.377		0-0 1B		0-0 P4		0-0 1B 1-3			0-0 F9
Chris Chambliss, L (1, 3) OBP: 0.302, SLG: 0.358		0-3 K		0-0 L7		0-0 F7			0-0 L4-3 1B
Graig Nettles, L (1, 5) OBP: 0.314, SLG: 0.391		0-0 F9			0-0 F9				0-0 L4-3 1-2
Sandy Alomar Sr., S (1, 4) OBP: 0.287, SLG: 0.293		0-3 K			0-0 FC4-6 1B				
Jim Mason, L (1, 6) OBP: 0.301, SLG: 0.353			0-0 P5		0-0 FC4-6 1-2f				
Bill Sudakis, S (7, PH) OBP: 0.296, SLG: 0.344									
Fred Stanley, R (8, 6) OBP: 0.263, SLG: 0.200									

Inning Stats	R: 1	H: 1	E: 0	K: 0	S: 3	LOB: 0	BB: 1	P: 7
	R: 0	H: 1	E: 0	K: 2	S: 8	LOB: 1	BB: 0	P: 8
	R: 0	H: 0	E: 0	K: 1	S: 5	LOB: 0	BB: 0	P: 5
	R: 0	H: 0	E: 0	K: 0	S: 3	LOB: 1	BB: 1	P: 7
	R: 0	H: 1	E: 0	K: 0	S: 4	LOB: 1	BB: 0	P: 4
	R: 0	H: 2	E: 0	K: 0	S: 5	LOB: 2	BB: 0	P: 5
	R: 0	H: 0	E: 0	K: 2	S: 7	LOB: 0	BB: 0	P: 7
	R: 1	H: 1	E: 0	K: 0	S: 3	LOB: 0	BB: 1	P: 7
	R: 0	H: 1	E: 0	K: 0	S: 3	LOB: 0	BB: 0	P: 3

PITCHER	IP	WLS	BF	H	R	ER	SO	BB	IBB	HBP	BLK	WP	HR	S	P	ERA	WHIP
Roger Moret, L (1, 1) ERA: 3.54	9.0	W	34	7	2	2	5	3	0	0	0	1	0	41	53	2.00	1.111

1B	2B	3B	HR	SF	SAC	DP	HBP
5	3	0	0	1	0	2	0

1B	2B	3B	HR	SF	SAC	DP	HBP
5	3	0	0	1	0	2	0

Batter	1	2	3	4	5	6	7	8	9	10	AB R H RBI BB SO LOB	TOP	
Tommy Harper, R (1, 10) OBP: 0.310, SLG: 0.322	0-0 BB S 1B		0-0 CS 1B		0-0 4-3		0-0 P6		0-0 FC5-4 1-2f 2-3		5 0 2 0 0 0 3	Boston Red Sox @ New York Yankees Shea Stadium, Flushing, NY Wed Sep 25 1974, 7:05 PM EDT Att. 23,104 - Unknown - 63 F livebaseballscorecards.com	
Juan Beniquez, R (1, 8) OBP: 0.316, SLG: 0.364	0-0 B1		0-0 F3		0-0 5-3			0-3 K	0-0 F8		5 0 0 0 0 1 4		
Carl Yastrzemski, L (1, 3) OBP: 0.411, SLG: 0.443	0-3 K		0-0 F7 1-2			0-0 SH3-4 1B		0-0 F7		0-0 F2	5 0 1 0 0 1 2		
Dwight Evans, R (1, 9) OBP: 0.335, SLG: 0.420	4-0 BB 1-2			0-0 FC4-6 1B		0-0 SH3-4 1-2		4-0 1B BB		0-3 K	2 0 1 0 2 1 0		
Fred Lynn, L (1, 7) OBP: 0.500, SLG: 0.846	4-0 BB 1-2 2-3			0-0 FC4-6 1B 1-2f		0-0 P6		0-0 1B		4-0 WP BB	3 0 1 0 2 0 2		
Dick McAuliffe, L (1, 5) OBP: 0.312, SLG: 0.326	0-0 F7			0-0 F8		0-0 4-3		0-0 F8		4-0 FC6-4 1-2 BB	4 0 0 0 1 0 7		
Rick Burleson, R (1, 6) OBP: 0.325, SLG: 0.372 (9, 4)		0-0 L6		0-0 1B			0-0 G3		0-3 K	0-0 FC6-4 1-2f	5 0 1 0 0 1 2		
Doug Griffin, R (1, 4) OBP: 0.323, SLG: 0.330 Cecil Cooper, L (9, PH) OBP: 0.319, SLG: 0.388 Mario Guerrero, R (9, 6) OBP: 0.290, SLG: 0.289		0-3 K		0-3 K			0-0 L8		4-0 FC5-4 1B BB		3 0 0 0 0 2 2 0 0 0 0 1 0 0 0 0 0 0 0 0 0		
Bob Montgomery, R (1, 2) OBP: 0.267, SLG: 0.305 Bernie Carbo, L (9, PH) OBP: 0.369, SLG: 0.416 Tim Blackwell, S (9, 2) OBP: 0.308, SLG: 0.273		0-0 F8			0-0 1-3		4-0 BB		0-0 FC5-4 1B		2 0 0 0 1 0 0 1 0 1 0 0 0 0 0 0 0 0 0 0 0		
Inning Stats	R: 0 H: 1 E: 0 LOB: 3 K: 1 BB: 2 S: 6 P: 14	R: 0 H: 0 E: 0 LOB: 0 K: 1 BB: 0 S: 5 P: 5	R: 0 H: 1 E: 0 LOB: 0 K: 0 BB: 0 S: 3 P: 3	R: 0 H: 2 E: 0 LOB: 2 K: 1 BB: 0 S: 7 P: 7	R: 0 H: 0 E: 0 LOB: 0 K: 0 BB: 0 S: 3 P: 3	R: 0 H: 1 E: 0 LOB: 1 K: 0 BB: 0 S: 4 P: 4	R: 0 H: 0 E: 0 LOB: 1 K: 0 BB: 1 S: 3 P: 7	R: 0 H: 1 E: 0 LOB: 2 K: 1 BB: 1 S: 6 P: 10	R: 0 H: 1 E: 0 LOB: 2 K: 1 BB: 1 S: 6 P: 10	R: 0 H: 0 E: 0 LOB: 2 K: 1 BB: 2 S: 5 P: 13	1B: 7 SF: 0 2B: 0 SAC: 1 3B: 0 DP: 0 HR: 0 HBP: 0		WP: 1 PA: 43 PB: 0 SB: 1 CS: 1
PITCHER Doc Medich, R (1, 1) ERA: 3.63	IP WLS BF H R ER SO BB IBB HBP BLK WP HR S P ERA WHIP											PITCHER IP WLS BF H R ER SO BB IBB HBP BLK WP HR S P ERA WHIP	

BOTTOM

Boston Red Sox @ New York Yankees
Shea Stadium, Flushing, NY
Wed Sep 25 1974, 7:05 PM EDT
Att. 23,104 - Unknown - 63 F

livebaseballscorecards.com

AB 32
R 1
H 7
RBI 1
BB 5
SO 2
LOB 15



WP: 0 PA: 38
PB: 0
SB: 0
CS: 0

AB R H RBI BB SO LOB

5 0 1 0 0 1 1

4 0 3 1 1 0 0

4 0 0 0 0 0 3

3 0 1 0 1 0 1

3 0 2 0 1 0 1

4 0 0 0 0 0 4

3 0 0 0 1 1 2

3 1 0 0 1 0 2

2 0 0 0 0 0 1

1 0 0 0 0 0 0

0 0 0 0 0 0 0

1B: 5 SF: 0
2B: 2 SAC: 1
3B: 0 DP: 2
HR: 0 HBP: 0

Batter	1	2	3	4	5	6	7	8	9	10
Roy White, S OBP: 0.368, SLG: 0.387 (1, 10)	0-3 K		X 0-0 6-3			X 0-0 F9		X 0-0 F8		X 0-0 1B 2-3 1B
Elliott Maddox, R OBP: 0.399, SLG: 0.390 (1, 8)	0-0 F9			B B B B 4-0 G1-6-3 BB		X 0-0 4-3 2B		X 0-0 1B		X 0-0 1-2 3-H 1B
Bobby Murcer, L OBP: 0.333, SLG: 0.380 (1, 9)	0-0 F8			X 0-0 G1-6-3 1-2f		X 0-0 4-3 2-3		X 0-0 F8		
Lou Piniella, R OBP: 0.339, SLG: 0.401 (1, 7)		B B B B 4-0 G5-4-3 BB		X 0-0 2B		X 0-0 F8			X 0-0 P6	
Thurman Munson, R OBP: 0.311, SLG: 0.379 (1, 2)		X 0-0 G5-4-3 1-2f		B B B B 4-0 BB			X 0-0 FC3-6 1B		X 0-0 1B	
Chris Chambliss, L OBP: 0.300, SLG: 0.355 (1, 3)		X 0-0 6-3		X 0-0 F7			X 0-0 FC3-6 1-2f		X 0-0 P5	
Graig Nettles, L OBP: 0.314, SLG: 0.389 (1, 5)			B B B B 4-0 BB		X 0-0 F9		X 0-0 FC3-6 1-2f		X 0-3 K	
Sandy Alomar Sr., S OBP: 0.287, SLG: 0.290 (1, 4)			X 0-0 F9		X 0-0 F7		X 0-0 F9			B B B B 4-0 1B SH3-4 1B BB
Jim Mason, L OBP: 0.300, SLG: 0.352 (1, 6)			X 0-0 F7		X 0-0 F8			X 0-0 4-3		X 0-0 SH3-4 1-2
Alex Johnson, R OBP: 0.331, SLG: 0.362 (8, PH)										
Fred Stanley, R OBP: 0.263, SLG: 0.200 (9, 6)										

Inning Stats	R: 0	H: 0	R: 0	H: 0	R: 0	H: 1	R: 0	H: 0	R: 0	H: 1	R: 0	H: 1	R: 0	H: 1	R: 0	H: 1	R: 1	H: 2	1B: 5	SF: 0	
E: 0	LOB: 0	E: 0	LOB: 0	E: 0	LOB: 2	E: 0	LOB: 0	E: 0	LOB: 1	E: 0	LOB: 1	E: 0	LOB: 1	E: 0	LOB: 1	E: 0	LOB: 2	E: 0	LOB: 2	2B: 2	SAC: 1
K: 1	BB: 0	K: 0	BB: 1	K: 0	BB: 2	K: 0	BB: 0	K: 0	BB: 0	K: 0	BB: 0	K: 1	BB: 0	K: 0	BB: 0	K: 0	BB: 1	K: 0	BB: 1	3B: 0	DP: 2
S: 5	P: 5	S: 2	P: 6	S: 3	P: 11	S: 3	P: 3	S: 4	P: 4	S: 4	P: 4	S: 4	P: 4	S: 6	P: 6	S: 3	P: 7	S: 3	P: 7	HR: 0	HBP: 0

PITCHER	IP	WLS	BF	H	R	ER	SO	BB	IBB	HBP	BLK	WP	HR	S	P	ERA	WHIP
Bill Lee, L ERA: 3.56 (1, 1)	9.1	L	38	7	1	1	2	5	0	0	0	0	0	37	57	0.96	1.286

Batter	1	2	3	4	5	6	7	8	9	AB R H RBI BB SO LOB	TOP		
Roy White, S (1, 7) OBP: 0.364, SLG: 0.382	0-0 G3	0-0 F9			0-0 4-3		0-0 4-3		0-0 5-3	5 0 0 0 0 0 4			
Elliott Maddox, R (1, 8) OBP: 0.401, SLG: 0.392	0-0 6-3			4-0 BB	0-0 HR 2B		0-0 F7		4-0 IBB	3 1 1 1 2 0 0			
Bobby Murcer, L (1, 9) OBP: 0.332, SLG: 0.378	4-0 HR BB			0-0 F8	0-0 F8			0-0 L3-1	0-0 SF7	3 1 0 1 1 0 2			
Ron Blomberg, L (1, 10) OBP: 0.375, SLG: 0.459	0-0 HR			0-0 4-3	0-0 HR			0-0 HR 1B	0-3 K	5 3 3 4 0 1 2			
Chris Chambliss, L (1, 3) OBP: 0.297, SLG: 0.352	0-3 K			0-0 4-3	0-0 F7			0-3 K		0 0 0 0 0 0 0			
Graig Nettles, L (1, 5) OBP: 0.313, SLG: 0.393		0-0 G3		0-0 F7		0-0 4-3		0-0 HR		4 1 1 2 0 0 0			
Thurman Munson, R (1, 2) OBP: 0.310, SLG: 0.378		0-0 FC5-4 1B		0-0 5-3		0-0 F7		0-0 F8		4 0 1 0 0 0 0			
Jim Mason, L (1, 6) OBP: 0.302, SLG: 0.353		0-0 FC5-4 1B		0-0 F7		0-0 5-3			0-0 2B 1B	4 1 2 0 0 0 0			
Sandy Alomar Sr., S (1, 4) OBP: 0.289, SLG: 0.296		0-0 FC5-4		0-0 2B 1B		0-0 L3-1			0-0 SF7 2B	4 2 2 1 0 0 2			
Inning Stats	R: 2 H: 1 E: 0 LOB: 0 K: 1 BB: 1 S: 6 P: 10	R: 0 H: 2 E: 0 LOB: 2 K: 0 BB: 0 S: 5 P: 5	R: 0 H: 0 E: 0 LOB: 1 K: 0 BB: 1 S: 3 P: 7	R: 0 H: 0 E: 0 LOB: 0 K: 0 BB: 0 S: 3 P: 3	R: 3 H: 3 E: 0 LOB: 0 K: 0 BB: 0 S: 6 P: 6	R: 0 H: 0 E: 0 LOB: 0 K: 0 BB: 0 S: 3 P: 3	R: 0 H: 0 E: 0 LOB: 0 K: 0 BB: 0 S: 3 P: 3	R: 2 H: 2 E: 0 LOB: 0 K: 1 BB: 0 S: 7 P: 7	R: 2 H: 2 E: 0 LOB: 1 K: 1 BB: 1 S: 7 P: 11	1B: 5 SF: 1 2B: 2 SAC: 0 3B: 0 DP: 0 HR: 3 HBP: 0	WP: 0 PA: 40 PB: 0 SB: 0 CS: 0		
PITCHER	IP WLS BF H R ER SO BB IBB HBP BLK WP HR S P ERA WHIP											PITCHER	IP WLS BF H R ER SO BB IBB HBP BLK WP HR S P ERA WHIP
Gaylord Perry, R (1, 1) ERA: 2.41	6.0 L 26 6 5 5 1 2 0 0 0 0 0 2 26 34 7.50 1.333												
Steve Kline, R (7, 1) ERA: 4.45	2.0 8 2 2 2 1 0 0 0 0 0 0 1 10 10 9.00 1.000												
Tom Hilgendorf, L (9, 1) ERA: 4.84	1.0 6 2 2 2 1 0 1 0 0 0 0 0 7 11 18.00 2.000												

New York Yankees @ Cleveland Indians
Cleveland Municipal Stadium, Cleveland, OH
 Sat Sep 28 1974, 3:33 AM EDT
 Cloudy - 74 F

livebaseballscorecards.com

AB 32
R 9
H 10
RBI 9
BB 3
SO 1
LOB 10



BOTTOM

New York Yankees @ Cleveland Indians
Cleveland Municipal Stadium, Cleveland, OH

Sat Sep 28 1974, 3:33 AM EDT
Cloudy - 74 F

livebaseballscorecards.com

AB	33
R	3
H	9
RBI	3
BB	1
SO	4
LOB	11



WP:	0	PA:	34
PB:	0		
SB:	1		
CS:	0		

AB R H RBI BB SO LOB

3 1 0 0 1 0 1
3 0 2 0 0 0 1
1 0 0 0 0 1 0
0 0 0 0 0 0 0

3 0 1 0 0 0 3
1 0 0 0 0 0 0

4 0 2 1 0 1 1

3 0 0 0 0 0 2
1 0 0 0 0 0 0

3 0 0 0 0 0 0
1 0 0 0 0 0 0

4 0 2 0 0 1 0

3 1 0 0 0 1 2

3 1 2 2 0 0 1

1B:	8	SF:	0
2B:	1	SAC:	0
3B:	0	DP:	2
HR:	1	HBP:	0

Batter	1	2	3	4	5	6	7	8	9
John Lowenstein, L (1, 8) OBP: 0.315, SLG: 0.329	0-0 4-3 F9		0-0 F9			4-0 4-3 S 1B BB	0-0 F7		
Duane Kuiper, L (1, 4) OBP: 0.429, SLG: 0.500 Rico Carty, R (8, PH) OBP: 0.398, SLG: 0.420 Remy Hermoso, R (9, 4) OBP: 0.270, SLG: 0.272	0-0 1B 1B		0-0 1-2 1B			0-0 F8 1-2		0-3 K	
Oscar Gamble, L (1, 10) OBP: 0.364, SLG: 0.469 George Hendrick, R (8, PH) OBP: 0.326, SLG: 0.454	0-0 1-3 1B		0-0 4-3			0-0 4-3 2-3		0-0 5-3	
Charlie Spikes, R (1, 9) OBP: 0.321, SLG: 0.437	0-3 K			0-0 L3 1B		0-0 FC6-4 1B 3-H		0-0 F8	
Tom McCraw, L (1, 3) OBP: 0.344, SLG: 0.443 Joe Lis, R (9, 3) OBP: 0.287, SLG: 0.342		0-0 4-3		0-0 L3 1-2		0-0 FC6-4 1-2f		0-0 5-3	
Leron Lee, L (1, 7) OBP: 0.281, SLG: 0.352 John Ellis, R (9, PH) OBP: 0.328, SLG: 0.416		0-0 F9		0-0 4-3			0-0 3-1	0-0 4-3	
Buddy Bell, R (1, 5) OBP: 0.321, SLG: 0.355		0-0 6-3			0-0 G4-6-3 1B		0-0 FC6-4 1B	0-3 K	
Dave Duncan, R (1, 2) OBP: 0.268, SLG: 0.337			0-0 F7		0-3 K		0-0 FC6-4 1-2f HR		
Frank Duffy, R (1, 6) OBP: 0.275, SLG: 0.313			0-0 1B 1B		0-0 G4-6-3 1-2f		0-0 HR 1-H		

Inning Stats	R: 0	H: 2	E: 0	LOB: 1	K: 1	BB: 0	S: 6	P: 6	R: 0	H: 0	E: 0	LOB: 0	K: 0	BB: 0	S: 3	P: 3	R: 0	H: 2	E: 0	LOB: 2	K: 0	BB: 0	S: 5	P: 5	R: 0	H: 1	E: 0	LOB: 0	K: 0	BB: 0	S: 3	P: 3	R: 0	H: 1	E: 0	LOB: 0	K: 1	BB: 0	S: 5	P: 5	R: 1	H: 1	E: 0	LOB: 1	K: 0	BB: 1	S: 4	P: 8	R: 2	H: 2	E: 0	LOB: 0	K: 0	BB: 0	S: 5	P: 5	R: 0	H: 0	E: 0	LOB: 0	K: 1	BB: 0	S: 5	P: 5	R: 0	H: 0	E: 0	LOB: 0	K: 1	BB: 0	S: 5	P: 5	1B: 8	SF: 0	2B: 1	SAC: 0	3B: 0	DP: 2	HR: 1	HBP: 0	WP: 0	PA: 34
--------------	------	------	------	--------	------	-------	------	------	------	------	------	--------	------	-------	------	------	------	------	------	--------	------	-------	------	------	------	------	------	--------	------	-------	------	------	------	------	------	--------	------	-------	------	------	------	------	------	--------	------	-------	------	------	------	------	------	--------	------	-------	------	------	------	------	------	--------	------	-------	------	------	------	------	------	--------	------	-------	------	------	-------	-------	-------	--------	-------	-------	-------	--------	-------	--------

PITCHER	IP	WLS	BF	H	R	ER	SO	BB	IBB	HBP	BLK	WP	HR	S	P	ERA	WHIP
Pat Dobson, R (1, 1) ERA: 3.15	6.2	W	27	9	3	3	2	1	0	0	0	0	1	30	34	4.05	1.500
Sparky Lyle, L (7, 1) ERA: 1.65	2.1		7	0	0	0	2	0	0	0	0	0	0	11	11	0.00	0.000

New York Yankees @ Cleveland Indians
 Cleveland Municipal Stadium, Cleveland, OH

Sat Sep 28 1974, 3:38 AM EDT
 Att: 8,370 - Cloudy - 74 F

AB	35
R	9
H	13
RBI	9
BB	1
SO	2
LOB	8



WP	1	PA	42
PB	0		
SB	1		
CS	0		

Batter	1	2	3	4	5	6	7	8	9	AB R H RBI BB SO LOB
Roy White, S (1, 10) OBP: 0.368, SLG: 0.396	0-0 F9 SF8 2B		0-0 F9 2B 1B		0-0 WP HR 1B	0-0 F7		0-0 1-H HR		5 4 4 2 0 0 0
Elliott Maddox, R (1, 8) OBP: 0.397, SLG: 0.387	0-0 F9 2-3		0-0 F9 1-3		0-0 P3 1-2		0-0 F9	0-3 K		5 0 0 0 0 1 3
Bobby Murcer, L (1, 9) OBP: 0.331, SLG: 0.379	0-0 SF8 3-H		0-0 6-3 2B		0-0 F3		0-0 F8	0-0 3-1		4 0 1 2 0 0 1
Lou Piniella, R (1, 7) OBP: 0.339, SLG: 0.407	0-0 1B 1B		0-0 6-3 2-3		0-0 HR 2-H		0-0 F8		0-3 K	5 1 2 2 0 1 1
Thurman Munson, R (1, 2) OBP: 0.313, SLG: 0.379	0-0 1-2 1B		4-0 IBB		0-0 1B 1B			0-0 6-3	0-0 5-3	4 0 2 0 1 0 0
Chris Chambliss, L (1, 3) OBP: 0.298, SLG: 0.355	0-0 F7		0-0 F8		0-0 1-3 1B			0-0 2B	0-0 5-3	0 1 0 0 0 0 0
Graig Nettles, L (1, 5) OBP: 0.315, SLG: 0.394		0-0 F8		0-0 G4-6-3 1B		0-0 G1		0-0 2-H HR 1B		4 1 2 1 0 0 2
Sandy Alomar Sr., S (1, 4) OBP: 0.287, SLG: 0.293		0-0 F9		0-0 G4-6-3		0-0 L4		0-0 1-H HR		3 0 0 0 0 0 1
Ron Blomberg, L (8, PH) OBP: 0.377, SLG: 0.473				1-2f						1 1 1 2 0 0 0
Fred Stanley, R (8, 4) OBP: 0.263, SLG: 0.200										0 0 0 0 0 0 0
Jim Mason, L (1, 6) OBP: 0.301, SLG: 0.352		0-0 4-3		0-0 F8		0-0 6-3		0-0 HR 1B		4 1 1 0 0 0 0

Inning Stats	R: 1	H: 3	E: 0	K: 0	S: 6	P: 6	R: 0	H: 0	E: 0	K: 0	S: 3	P: 3	R: 1	H: 2	E: 0	K: 0	S: 5	P: 9	R: 0	H: 1	E: 0	K: 0	S: 3	P: 3	R: 2	H: 4	E: 0	K: 0	S: 7	P: 7	R: 0	H: 0	E: 0	K: 0	S: 3	P: 3	R: 0	H: 0	E: 0	K: 1	S: 10	P: 10	R: 0	H: 0	E: 0	K: 1	S: 5	P: 5	1B: 9	SF: 1	2B: 3	SAC: 0	3B: 0	DP: 1	HR: 3	HBP: 0	WP: 1	PA: 42
--------------	------	------	------	------	------	------	------	------	------	------	------	------	------	------	------	------	------	------	------	------	------	------	------	------	------	------	------	------	------	------	------	------	------	------	------	------	------	------	------	------	-------	-------	------	------	------	------	------	------	-------	-------	-------	--------	-------	-------	-------	--------	-------	--------

PITCHER	IP	WLS	BF	H	R	ER	SO	BB	IBB	HBP	BLK	WP	HR	S	P	ERA	WHIP
Bruce Ellingsen, L (1, 1) ERA: 3.21	4.2		22	8	4	4	0	0	1	0	0	1	1	21	25	7.71	1.714
Fred Beene, R (5, 1) ERA: 4.66	2.2		12	4	2	2	0	0	0	0	0	0	0	12	12	6.75	1.500
Tom Buskey, R (8, 1) ERA: 3.44	1.2	L	8	3	3	3	2	0	0	0	0	0	2	12	12	16.20	1.800

PITCHER	IP	WLS	BF	H	R	ER	SO	BB	IBB	HBP	BLK	WP	HR	S	P	ERA	WHIP
---------	----	-----	----	---	---	----	----	----	-----	-----	-----	----	----	---	---	-----	------

Batter	1	2	3	4	5	6	7	8	9	AB R H RBI BB SO LOB
Buddy Bell, R (1, 5) OBP: 0.318, SLG: 0.351	0-0 5-3			0-3 K	0-0 F9		0-0 SH3-4		0-0 6-3	4 0 0 0 0 1 1
Frank Duffy, R (1, 6) OBP: 0.276, SLG: 0.314	0-0 F8			0-0 1B HR 1B	0-0 5-3		0-0 CS 1B			4 1 2 1 0 0 1
Frank Robinson, R (1, 10) OBP: 0.367, SLG: 0.454	0-0 F3			0-0 1B HR 1B		0-0 5-3	0-0 6-3			4 1 1 0 0 0 2
Charlie Spikes, R (1, 9) OBP: 0.320, SLG: 0.436		0-0 1-3		0-0 1B HR 1B		0-0 3-1		0-3 K		4 1 1 0 0 1 0
John Ellis, R (1, 2) OBP: 0.331, SLG: 0.424		0-0 F9		0-0 HR		0-0 HR 1B		0-3 K		3 2 2 4 0 0 0
Dave Duncan, R (8, PH) OBP: 0.267, SLG: 0.336				1-H 2-H 3-H						1 0 0 0 0 1 0
Rico Carty, R (1, 3) OBP: 0.396, SLG: 0.451		0-3 K		0-3 K		0-0 HR		4-0 BB		3 1 1 2 0 2 0
Joe Lis, R (7, 3) OBP: 0.292, SLG: 0.342										0 0 0 0 1 0 0
George Hendrick, R (1, 8) OBP: 0.323, SLG: 0.451			0-0 5-3	0-3 K		0-0 F6		0-3 K		4 0 0 0 0 2 1
Remy Hermoso, R (1, 4) OBP: 0.274, SLG: 0.276		0-0 5-3			0-0 SH1-4 1B		0-0 SH3-4 SH 1B		0-0 4-3	2 0 1 0 0 0 0
Duane Kuiper, L (7, PH) OBP: 0.467, SLG: 0.533										1 1 1 0 0 0 0
Tom McCraw, L (9, PH) OBP: 0.343, SLG: 0.442										1 0 0 0 0 0 0
Rusty Torres, S (1, 7) OBP: 0.242, SLG: 0.238			0-3 K		0-0 SH1-4		0-0 SH 1B SH3-4		0-3 K	1 0 0 0 0 1 0
Oscar Gamble, L (9, PH) OBP: 0.363, SLG: 0.468										1 0 0 0 0 1 0

Inning Stats	R: 0 E: 0 K: 0 S: 3	H: 0 LOB: 0 BB: 0 P: 3	R: 0 E: 0 K: 1 S: 5	H: 0 LOB: 0 BB: 0 P: 5	R: 0 E: 0 K: 1 S: 5	H: 0 LOB: 0 BB: 0 P: 5	R: 4 E: 0 K: 3 S: 13	H: 4 LOB: 0 BB: 0 P: 13	R: 0 E: 0 K: 0 S: 4	H: 1 LOB: 1 BB: 0 P: 4	R: 2 E: 0 K: 0 S: 5	H: 2 LOB: 0 BB: 0 P: 5	R: 1 E: 1 K: 0 S: 5	H: 2 LOB: 1 BB: 0 P: 5	R: 0 E: 0 K: 3 S: 9	H: 0 LOB: 1 BB: 1 P: 13	R: 0 E: 0 K: 1 S: 5	H: 0 LOB: 0 BB: 0 P: 5	1B: 7 2B: 0 3B: 0 HR: 2	SF: 0 SAC: 3 DP: 0 HBP: 0
--------------	------------------------------	---------------------------------	------------------------------	---------------------------------	------------------------------	---------------------------------	-------------------------------	----------------------------------	------------------------------	---------------------------------	------------------------------	---------------------------------	------------------------------	---------------------------------	------------------------------	----------------------------------	------------------------------	---------------------------------	----------------------------------	------------------------------------

PITCHER	IP	WLS	BF	H	R	ER	SO	BB	IBB	HBP	BLK	WP	HR	S	P	ERA	WHIP
Larry Gura, L (1, 1) ERA: 2.41	3.1		14	4	4	4	3	0	0	0	0	0	1	20	20	10.80	1.200
Dick Tidrow, R (4, 1) ERA: 4.16	3.0		15	5	3	3	2	0	0	0	0	0	1	19	19	9.00	1.667
Sparky Lyle, L (7, 1) ERA: 1.61	2.2	W	8	0	0	0	4	1	0	0	0	0	0	15	19	0.00	0.375

BOTTOM

New York Yankees @ Cleveland Indians
Cleveland Municipal Stadium, Cleveland, OH

Sat Sep 28 1974, 3:38 AM EDT
Att. 8,370 - Cloudy - 74 F

livebaseballscorecards.com

AB	33
R	7
H	9
RBI	7
BB	1
SO	9
LOB	5



WP: 0	PA: 37
PB: 0	
SB: 0	
CS: 2	

New York Yankees @ Cleveland Indians

Cleveland Municipal Stadium, Cleveland, OH

Sun Sep 29 1974, 3:33 AM EDT
Att. 8,746 - Overcast - 59 F

livebaseballscorecards.com



WP: 0 PA: 50
PB: 0
SB: 0
CS: 0

AB 39
R 10
H 15
RBI 8
BB 6
SO 1
LOB 28

AB R H RBI BB SO LOB

5	2	1	0	1	0	5
4	1	0	1	2	0	6
4	1	1	1	2	0	4
4	1	3	2	0	0	3
1	0	0	0	0	0	3
1	0	0	0	0	0	0
5	1	2	1	1	0	0
0	0	0	0	0	0	0
5	3	2	2	0	0	5
5	1	3	1	0	0	0
5	0	3	0	0	1	2

1B: 11 SF: 0
2B: 2 SAC: 0
3B: 0 DP: 1
HR: 2 HBP: 0

Batter	1	2	3	4	5	6	7	8	9
Roy White, S (1, 10) OBP: 0.368, SLG: 0.396	0-0 E1 1B	0-0 FC5-4 1-2f	4-0 BB IBB		0-0 1B 2B	0-0 F3		0-0 F5	
Elliott Maddox, R (1, 8) OBP: 0.397, SLG: 0.384	0-0 F9	0-0 F8	4-0 BB BB		4-0 1B BB	0-0 6-3		0-0 P4	
Bobby Murcer, L (1, 9) OBP: 0.332, SLG: 0.378	0-0 1B BB	0-0 F7	4-0 FC6-4 BB		0-0 F7	4-0 IBB		0-0 3-1	
Lou Piniella, R (1, 7) OBP: 0.342, SLG: 0.409 Terry Whitfield, L (6, PH) Walt Williams, R (6, 7) OBP: 0.127, SLG: 0.113	0-0 BB 1B		0-0 1B FC6-4		0-0 1B 1B	0-0 4-3		0-0 F2	
Thurman Munson, R (1, 2) OBP: 0.315, SLG: 0.379	4-0 BB IBB		0-0 FC4-6 E 1B 1B		0-0 F7	0-0 1B		0-0 1-3	
Chris Chambliss, L (1, 3) OBP: 0.297, SLG: 0.352	4-0 1-2 2-3 3-H BB		0-0 E7		0-0 L8	0-3 K		0-0 F8	
Graig Nettles, L (1, 5) OBP: 0.315, SLG: 0.405	0-0 G4-6-3 1-2f		0-0 FC4-6 G3 1B BB		0-0 HR			0-0 F6	
Sandy Alomar Sr., S (1, 4) OBP: 0.291, SLG: 0.298		0-0 1B 1B	0-0 BB G3 BB 1B		0-0 5-3			0-0 1-3	
Jim Mason, L (1, 6) OBP: 0.304, SLG: 0.357		0-0 FC5-4 1B	0-0 G3		0-3 K	0-0 6-3 1B		0-0 2B	

Inning Stats	R: 2	H: 2	E: 1	K: 0	S: 5	P: 13	R: 0	H: 2	E: 0	K: 0	S: 5	P: 5	R: 4	H: 3	E: 1	K: 0	S: 7	P: 19	R: 1	H: 1	E: 0	K: 0	S: 4	P: 4	R: 2	H: 3	E: 0	K: 2	S: 10	P: 14	R: 1	H: 3	E: 0	K: 0	S: 6	P: 10	R: 0	H: 0	E: 0	K: 0	S: 3	P: 3	R: 0	H: 1	E: 0	K: 0	S: 4	P: 4	R: 0	H: 0	E: 0	K: 0	S: 3	P: 3	R: 0	H: 0	E: 0	K: 0	S: 3	P: 3
--------------	------	------	------	------	------	-------	------	------	------	------	------	------	------	------	------	------	------	-------	------	------	------	------	------	------	------	------	------	------	-------	-------	------	------	------	------	------	-------	------	------	------	------	------	------	------	------	------	------	------	------	------	------	------	------	------	------	------	------	------	------	------	------

PITCHER	IP	WLS	BF	H	R	ER	SO	BB	IBB	HBP	BLK	WP	HR	S	P	ERA	WHIP
Fritz Peterson, L (1, 1) ERA: 4.38	2.1	L	17	7	6	2	0	1	1	0	0	0	0	15	23	7.71	3.429
Milt Wilcox, R (3, 1) ERA: 4.69	1.2		9	1	1	1	0	2	1	0	0	0	1	6	18	5.40	1.800
Jim Kern, R (5, 1) ERA: 4.7	2.0		14	6	3	3	2	1	1	0	0	0	1	16	24	13.50	3.500
Bill Gogolewski, R (7, 1) ERA: 4.63	3.0		10	1	0	0	0	0	0	0	0	0	0	10	10	0.00	0.333

PITCHER	IP	WLS	BF	H	R	ER	SO	BB	IBB	HBP	BLK	WP	HR	S	P	ERA	WHIP
---------	----	-----	----	---	---	----	----	----	-----	-----	-----	----	----	---	---	-----	------

Batter	1	2	3	4	5	6	7	8	9	AB R H RBI BB SO LOB
Buddy Bell, R (1, 5) OBP: 0.320, SLG: 0.353	0-0 F9			0-0 G6-4-3 1B		0-0 L4		0-0 1-3 1B		4 0 2 0 0 0 0
Frank Duffy, R (1, 6) OBP: 0.274, SLG: 0.312	0-0 5-3			0-0 G6-4-3 1-2f		0-3 K			0-0 F4	4 0 0 0 0 1 1
Frank Robinson, R (1, 10) OBP: 0.366, SLG: 0.452	0-3 K			0-0 1B			0-3 K		0-3 K	4 0 1 0 0 3 0
Charlie Spikes, R (1, 9) OBP: 0.320, SLG: 0.435		0-3 K		0-3 K			0-3 K		0-3 K	1 0 0 0 0 1 0
Joe Lis, R (3, 7) OBP: 0.292, SLG: 0.342										0 0 0 0 0 0 0
John Lowenstein, L (4, 7) OBP: 0.314, SLG: 0.327										3 0 0 0 0 3 1
John Ellis, R (1, 3) OBP: 0.331, SLG: 0.423		0-3 K			0-0 6-3		0-0 1B			3 0 1 0 0 1 0
George Hendrick, R (1, 8) OBP: 0.323, SLG: 0.449		0-0 4-3			4-0 BB FC6-4		0-0 P4			2 0 0 0 1 0 1
Rusty Torres, S (1, 7) (3, 9) OBP: 0.244, SLG: 0.234			0-0 5-3		0-3 K			4-0 BB 1B		2 0 0 0 1 1 1
Dave Duncan, R (1, 2) OBP: 0.266, SLG: 0.334			0-3 K		0-0 FC6-4 1-2f			0-0 P6		2 0 0 0 0 1 1
Alan Ashby, S (7, 2) OBP: 0.250, SLG: 0.143										1 0 0 0 0 0 1
Remy Hermoso, R (1, 4) OBP: 0.268, SLG: 0.269			0-3 K			0-0 4-3		0-3 K		3 0 0 0 0 2 1

Inning Stats	R: 0	H: 0	E: 0	K: 1	S: 5	R: 0	H: 0	E: 0	K: 2	S: 7	R: 0	H: 0	E: 0	K: 2	S: 7	R: 0	H: 2	E: 0	K: 1	S: 6	R: 0	H: 0	E: 0	K: 1	S: 5	R: 0	H: 1	E: 0	K: 2	S: 8	R: 0	H: 1	E: 0	K: 1	S: 5	R: 0	H: 0	E: 0	K: 2	S: 7	R: 0	H: 0	E: 0	K: 2	S: 7	1B: 4	SF: 0	2B: 0	SAC: 0	3B: 0	DP: 1	HR: 0	HBP: 0	WP: 0	PA: 31		
	0	0	0	1	5	0	0	0	2	7	0	0	0	1	7	0	2	0	1	6	0	0	0	0	1	9	0	1	0	8	0	1	5	0	0	0	0	7	0	0	0	7	4	0	0	0	0	1	0	0	0	0	0	0	0	0	31

PITCHER	IP	WLS	BF	H	R	ER	SO	BB	IBB	HBP	BLK	WP	HR	S	P	ERA	WHIP
Rudy May, L (1, 1) ERA: 3.18	9.0	W	31	4	0	0	13	2	0	0	0	0	0	55	63	0.00	0.667


BOTTOM

New York Yankees @ Cleveland Indians
Cleveland Municipal Stadium, Cleveland, OH

Sun Sep 29 1974, 3:33 AM EDT
 Att. 8,746 - Overcast - 59 F

livebaseballscorecards.com

AB	29
R	0
H	4
RBI	0
BB	2
SO	13
LOB	7



Batter	1	2	3	4	5	6	7	8	9	10	AB R H RBI BB SO LOB	TOP													
Roy White, S (1, 7) OBP: 0.370, SLG: 0.397 Larry Murray, S (10, 7)	0-0 S 1B		0-0 1B		4-0 1-2 BB		0-0 FC5-4 3B		0-0 4-3		4 1 2 0 1 0 1 0 0 0 0 0 0 0														
Elliott Maddox, R (1, 8) OBP: 0.395, SLG: 0.386	0-0 F9 1-2		0-0 F9		0-0 F8		0-0 1-H 1B 3B		0-0 6-3		5 1 1 1 0 0 4														
Alex Johnson, R (1, 10) OBP: 0.330, SLG: 0.361	0-0 F9			0-0 4-3	0-0 F9		0-0 3-H 1B 1B		0-0 1-3		5 0 1 1 0 0 3														
Lou Piniella, R (1, 9) OBP: 0.341, SLG: 0.407	0-3 K			0-0 E4 2B		0-0 6-3	0-0 1-2 1B			0-0 4-3	5 0 1 0 0 1 1														
Thurman Munson, R (1, 2) OBP: 0.316, SLG: 0.381		0-0 F7		0-0 1-3 2B		0-0 FC4-6 1B	0-0 F2			0-3 K	5 0 2 0 0 1 2														
Chris Chambliss, L (1, 3) OBP: 0.298, SLG: 0.352		0-0 G3		0-3 K		0-0 FC4-6 1-2		0-0 1B 1B		0-0 1B	5 0 2 0 0 1 3														
Graig Nettles, L (1, 5) OBP: 0.314, SLG: 0.403		0-3 K		0-0 F3		0-0 G3		0-0 1-3 1B		0-0 4-3	5 0 1 0 0 1 4														
Sandy Alomar Sr., S (1, 4) OBP: 0.293, SLG: 0.300			0-0 F7 1B		0-0 FC4-6 1B		0-0 6-3		0-0 F8		4 0 2 0 0 0 1														
Jim Mason, L (1, 6) OBP: 0.304, SLG: 0.355			0-0 F7 1-2		0-0 FC4-6 BB		4-0 FC5-4 BB		0-3 K		3 0 0 0 1 1 3														
Inning Stats	R: 0 E: 0 K: 1 S: 6	H: 1 LOB: 1 BB: 0 P: 6	R: 0 E: 0 K: 1 S: 5	H: 0 LOB: 0 BB: 0 P: 5	R: 0 E: 0 K: 0 S: 4	H: 2 LOB: 1 BB: 0 P: 4	R: 0 E: 1 K: 1 S: 7	H: 1 LOB: 2 BB: 0 P: 7	R: 0 E: 0 K: 0 S: 4	H: 1 LOB: 2 BB: 1 P: 8	R: 0 E: 0 K: 0 S: 4	H: 1 LOB: 1 BB: 0 P: 4	R: 2 E: 0 K: 0 S: 6	H: 3 LOB: 2 BB: 1 P: 10	R: 0 E: 0 K: 1 S: 6	H: 2 LOB: 1 BB: 0 P: 6	R: 0 E: 0 K: 0 S: 3	H: 0 LOB: 0 BB: 0 P: 3	R: 0 E: 0 K: 1 S: 6	H: 1 LOB: 1 BB: 0 P: 6	1B: 10 2B: 1 3B: 1 HR: 0	SF: 0 SAC: 0 DP: 0 HBP: 0	WP: 0 PB: 0 SB: 1 CS: 0	PA: 43	
PITCHER	IP WLS BF H R ER SO BB IBB HBP BLK WP HR S P ERA WHIP																								
Kevin Kobel, L (1, 1) ERA: 3.99 Tom Murphy, R (7, 1) ERA: 1.9	6.2 3.1	31 W 12	9 3	2 0	2 0	3 2	0 0	0 0	0 0	0 0	0 0	0 0	0 0	0 0	16 16	2.70 0.00	1.650 0.900								

New York Yankees @ Milwaukee Brewers
Milwaukee County Stadium, Milwaukee, WI

AB	41
R	2
H	12
RBI	2
BB	2
SO	5
LOB	22



Tue Oct 01 1974, 8:05 PM EDT
 Att. 4,155 - Unknown - 38 F

livebaseballscorecards.com

BOTTOM

New York Yankees @ Milwaukee Brewers
Milwaukee County Stadium, Milwaukee, WI

Tue Oct 01 1974, 8:05 PM EDT
Att: 4,155 - Unknown - 38 F

livebaseballscorecards.com

AB	34
R	3
H	10
RBI	3
BB	2
SO	4
LOB	10



WP:	0	PA:	39
PB:	0		
SB:	1		
CS:	1		

AB R H RBI BB SO LOB

4	1	1	1	1	1	1
3	0	1	1	1	0	0
5	0	2	1	0	0	1
4	0	1	0	0	0	1
4	0	1	0	0	0	2
4	0	1	0	0	1	2
4	0	1	0	0	0	2
4	1	1	0	0	1	1
1	0	0	0	0	1	0
1	1	1	0	0	0	0
0	0	0	0	0	0	0

1B:	6	SF:	1
2B:	2	SAC:	1
3B:	2	DP:	1
HR:	0	HBP:	1

Batter	1	2	3	4	5	6	7	8	9	10												
Don Money, R (1, 5) OBP: 0.347, SLG: 0.417	0-3 K		0-0 F2			0-0 F3		0-0 SF7 3B		4-0 1B BB IBB												
Sixto Lezcano, R (1, 9) OBP: 0.304, SLG: 0.420	0-0 S 1B		0-0 5-3			0-0 4-3		0-0 SF7		4-0 1B BB												
George Scott, R (1, 3) OBP: 0.343, SLG: 0.431	0-0 F9			0-0 G4-6-3 1B		0-0 4-3		0-0 F8		0-0 1B												
Darrell Porter, L (1, 2) OBP: 0.326, SLG: 0.379	0-0 4-3			0-0 G4-6-3 1B			0-0 F8		0-0 F8													
John Briggs, L (1, 7) OBP: 0.337, SLG: 0.429		0-0 F7		0-0 G4-6-3 1B			0-0 1B		0-0 6-3													
Dave May, L (1, 10) OBP: 0.275, SLG: 0.327		0-0 F3		0-0 3-1			0-3 K		0-0 1B													
Bob Coluccio, R (1, 8) OBP: 0.303, SLG: 0.321		0-0 2B			0-0 B2-3		0-0 F8		0-0 6-3													
Jack Lind, S (1, 6) OBP: 0.353, SLG: 0.400		0-0 G3			0-3 K		0-0 F2		0-0 SH3-4 1B 2B													
Pedro Garcia, R (1, 4) OBP: 0.248, SLG: 0.331			1-0 CS		0-3 K		0-0 3B		0-0 SH3-4													
Bob Hansen, L (8, PH) OBP: 0.319, SLG: 0.432																						
John Vukovich, R (9, 4) OBP: 0.193, SLG: 0.313																						
Inning Stats	R: 0 E: 0 K: 1 S: 6	H: 1 LOB: 1 BB: 0 P: 6	R: 0 E: 0 K: 0 S: 4	H: 1 LOB: 1 BB: 0 P: 4	R: 0 E: 0 K: 0 S: 2	H: 0 LOB: 0 BB: 0 P: 3	R: 0 E: 0 K: 0 S: 4	H: 2 LOB: 1 BB: 0 P: 4	R: 0 E: 0 K: 2 S: 7	H: 0 LOB: 0 BB: 0 P: 7	R: 0 E: 0 K: 1 S: 3	H: 1 LOB: 1 BB: 0 P: 6	R: 2 E: 0 K: 0 S: 5	H: 2 LOB: 0 BB: 0 P: 5	R: 0 E: 0 K: 0 S: 4	H: 1 LOB: 1 BB: 0 P: 4	R: 1 E: 0 K: 0 S: 3	H: 2 LOB: 3 BB: 2 P: 11	1B: 6 2B: 2 3B: 2 HR: 0	SF: 1 SAC: 1 DP: 1 HBP: 1	WP: 0 PB: 0 SB: 1 CS: 1	PA: 39
PITCHER Doc Medich, R (1, 1) ERA: 3.6	IP: 9.1 WLS: L BF: 39 H: 10 R: 3 ER: 3 SO: 4 BB: 1 IBB: 1 HBP: 1 BLK: 0 WP: 0 HR: 0 S: 44 P: 53 ERA: 2.89 WHIP: 1.179																					

Batter	1	2	3	4	5	6	7	8	9	AB R H RBI BB SO LOB	TOP										
Roy White, S (1, 7) OBP: 0.367, SLG: 0.393	0-0 L6		0-0 F8		0-0 F5			0-0 3-1		4 0 0 0 0 0 0	New York Yankees @ Milwaukee Brewers Milwaukee County Stadium, Milwaukee, WI Wed Oct 02 1974, 4:33 AM EDT Att: 3,694 - Unknown - 44 F livebaseballscorecards.com										
Terry Whitfield, L (1, 8) OBP: 0.200, SLG: 0.200	0-0 6-3		0-0 E9 1B		0-0 F8			0-3 K		4 0 1 0 0 1 0											
Alex Johnson, R (1, 10) OBP: 0.331, SLG: 0.362	0-0 HR 1B		0-0 F3		0-0 F4			0-0 PB FC5-2 1B		4 1 2 0 0 0 1											
Ron Blomberg, L (1, 9) OBP: 0.375, SLG: 0.481 Larry Murray, S (9, 9)	0-0 1-H HR		0-0 1-3		0-0 5-3			0-0 4-3 1-2		4 1 1 2 0 0 2 0 0 0 0 0 0 0											
Chris Chambliss, L (1, 3) OBP: 0.296, SLG: 0.349	0-0 L3			0-0 4-3		0-3 K		0-0 FC5-2 2-H		4 0 0 0 0 1 1											
Graig Nettles, L (1, 5) OBP: 0.316, SLG: 0.403		0-0 FC6-4 1B		4-0 BB 1B		0-0 F7		0-0 F8		3 0 1 0 1 0 1											
Rick Dempsey, R (1, 2) OBP: 0.288, SLG: 0.321		0-0 FC6-4 E 1-2f		0-0 G4-6-3 1-2 1B		0-0 F8				3 0 1 0 0 0 1											
Jim Mason, L (1, 6) OBP: 0.302, SLG: 0.352		0-0 F7 1-2		0-0 G4-6-3 1-2f		0-0 4-3				3 0 0 0 0 0 3											
Fred Stanley, R (1, 4) OBP: 0.244, SLG: 0.184		0-0 3-1		0-0 G3				0-0 F5		3 0 0 0 0 0 1											
Inning Stats	R: 2 E: 0 K: 0 S: 5	H: 2 LOB: 0 BB: 0 P: 5	R: 0 E: 1 K: 0 S: 4	H: 1 LOB: 1 BB: 0 P: 4	R: 0 E: 1 K: 0 S: 4	H: 1 LOB: 1 BB: 0 P: 4	R: 0 E: 0 K: 0 S: 3	H: 0 LOB: 0 BB: 0 P: 3	R: 0 E: 0 K: 1 S: 5	H: 0 LOB: 0 BB: 0 P: 5	R: 0 E: 0 K: 0 S: 3	H: 0 LOB: 0 BB: 0 P: 3	R: 0 E: 0 K: 1 S: 5	H: 0 LOB: 0 BB: 0 P: 5	R: 0 E: 0 K: 0 S: 4	H: 1 LOB: 1 BB: 0 P: 4	1B: 5 2B: 0 3B: 0 HR: 1	SF: 0 SAC: 0 DP: 1 HBP: 0	WP: 0 PB: 1 SB: 0 CS: 0	PA: 33	
PITCHER Jim Colborn, R (1, 1) ERA: 4.06	IP 9.0	WLS L	BF 33	H 6	R 2	ER 2	SO 2	BB 1	IBB 0	HBP 0	BLK 0	WP 0	HR 1	S 36	P 40	ERA 2.00	WHIP 0.778				
PITCHER	IP	WLS	BF	H	R	ER	SO	BB	IBB	HBP	BLK	WP	HR	S	P	ERA	WHIP				

New York Yankees @ Milwaukee Brewers
Milwaukee County Stadium, Milwaukee, WI
 Wed Oct 02 1974, 4:33 AM EDT
 Att: 3,694 - Unknown - 44 F

AB 32
R 2
H 6
RBI 2
BB 1
SO 2
LOB 10



Batter	1	2	3	4	5	6	7	8	9	AB	R	H	RBI	BB	SO	LOB
Don Money, R (1, 5) OBP: 0.346, SLG: 0.415	0-0 5-3		0-0 6-3		4-0 G6-3 BB			0-0 F9		3	0	0	0	1	0	0
Sixto Lezcano, R (1, 9) OBP: 0.283, SLG: 0.389	0-3 K			0-0 F4	0-0 G6-3			0-0 6-3		4	0	0	0	0	1	3
George Scott, R (1, 3) OBP: 0.345, SLG: 0.432	0-0 1B			0-0 BB 1B		4-0 BB BB		0-3 K		3	0	2	0	1	1	0
Darrell Porter, L (1, 2) Charlie Moore, R (9, PH) OBP: 0.326, SLG: 0.377 OBP: 0.316, SLG: 0.333	0-0 P5			4-0 BB		0-3 K		0-3 K		2	0	0	0	1	1	2
John Briggs, L (1, 7) Gorman Thomas, R (9, PH) OBP: 0.337, SLG: 0.428 OBP: 0.357, SLG: 0.478		0-0 F7		0-0 F7		4-0 BB BB		0-0 1B 2B		2	0	0	0	1	0	2
Dave May, L (1, 10) Rob Ellis, R (9, PH) OBP: 0.273, SLG: 0.325 OBP: 0.346, SLG: 0.333		0-3 K		0-0 F4		0-0 L3		0-0 6-3		3	0	0	0	0	1	4
Bob Coluccio, R (1, 8) OBP: 0.305, SLG: 0.322		0-0 5-3			0-0 F7			0-0 1B		4	0	2	1	0	0	0
Jack Lind, S (1, 6) Bobby Mitchell, R (9, PH) OBP: 0.350, SLG: 0.353 OBP: 0.314, SLG: 0.387			0-3 K		4-0 BB HBP BB			0-0 G6-4-3		2	0	0	0	1	1	1
Pedro Garcia, R (1, 4) OBP: 0.248, SLG: 0.330			0-0 P6		1-0 BB HBP			0-0 F3		1	0	0	0	0	0	1

Inning Stats	R: 0	H: 1	E: 0	K: 1	S: 6	LOB: 1	BB: 0	P: 6	R: 0	H: 0	E: 0	K: 1	S: 5	LOB: 0	BB: 0	P: 5	R: 0	H: 0	E: 0	K: 1	S: 5	LOB: 0	BB: 0	P: 5	R: 0	H: 1	E: 0	K: 0	S: 2	LOB: 2	BB: 2	P: 11	R: 0	H: 0	E: 0	K: 1	S: 4	LOB: 1	BB: 2	P: 12	R: 0	H: 1	E: 0	K: 0	S: 3	LOB: 0	BB: 0	P: 3	R: 0	H: 0	E: 0	K: 1	S: 5	LOB: 0	BB: 0	P: 5	R: 1	H: 2	E: 0	K: 1	S: 7	LOB: 1	BB: 0	P: 7	1B: 4	2B: 2	3B: 0	HR: 0	SF: 0	SAC: 0	DP: 3	HBP: 1	WP: 0	PB: 0	SB: 0	CS: 0	PA: 35
PITCHER	IP	WLS	BF	H	R	ER	SO	BB	IBB	HBP	BLK	WP	HR	S	P	ERA	WHIP																																																												
Pat Dobson, R (1, 1) ERA: 3.07	7.0	W	27	3	0	0	4	5	0	1	0	0	0	29	50	0.00	1.143																																																												
Sparky Lyle, L (8, 1) ERA: 1.66	2.0		8	2	1	1	2	0	0	0	0	0	0	12	12	4.50	1.000																																																												

BOTTOM

New York Yankees @ Milwaukee Brewers
 Milwaukee County Stadium, Milwaukee, WI
 Wed Oct 02 1974, 4:33 AM EDT
 Att. 3,694 - Unknown - 44 F

livebaseballscores.com

AB	29
R	1
H	5
RBI	1
BB	5
SO	6
LOB	14

