

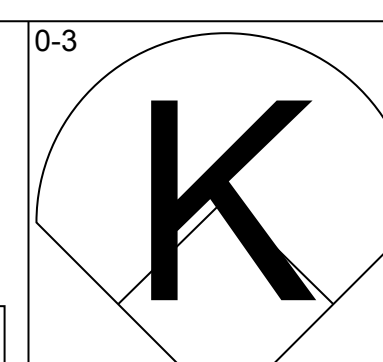
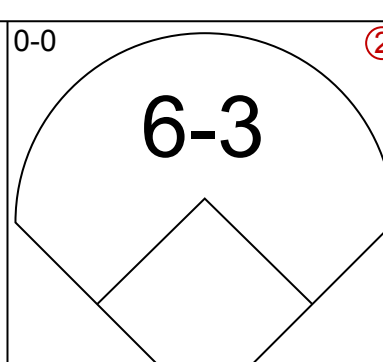
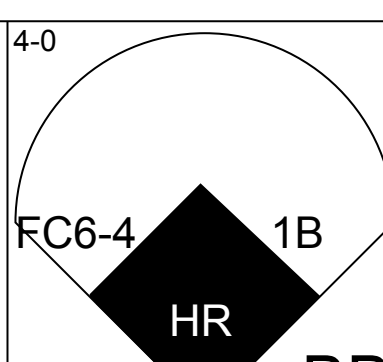
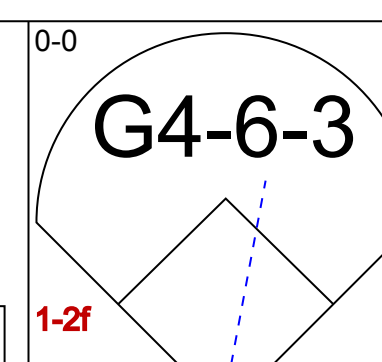
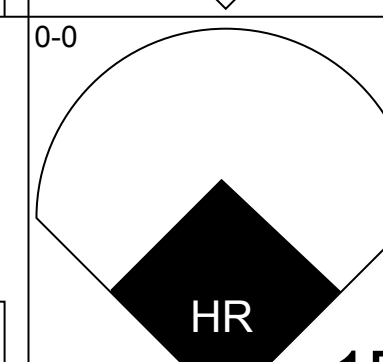
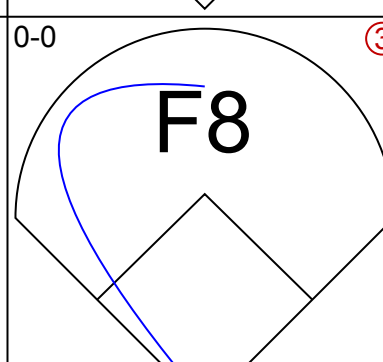
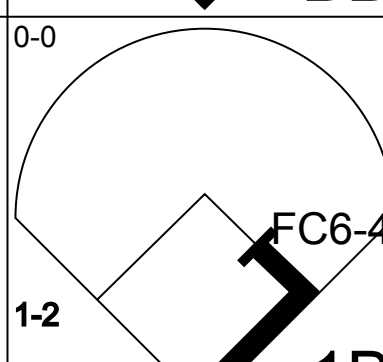
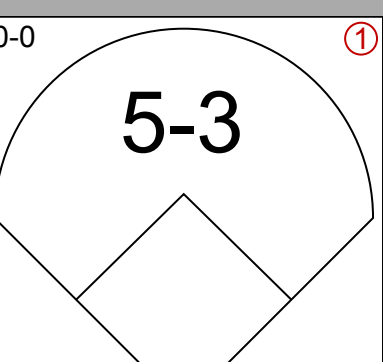
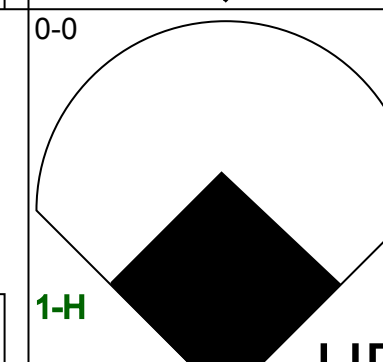
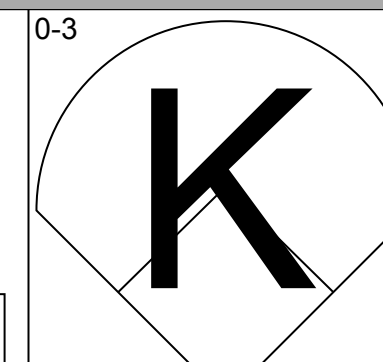
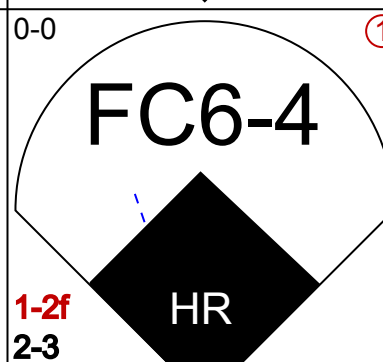
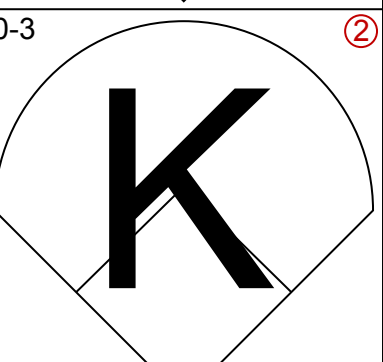
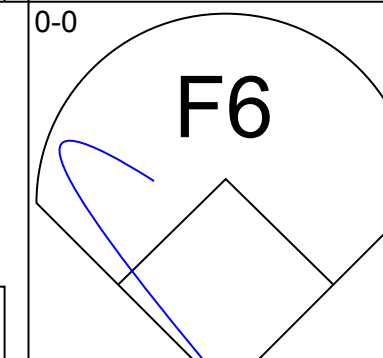
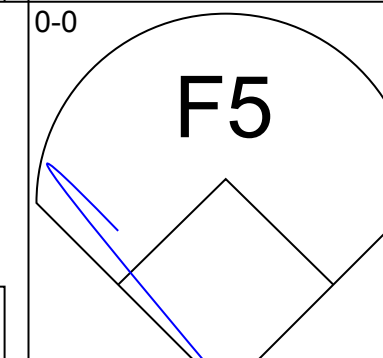
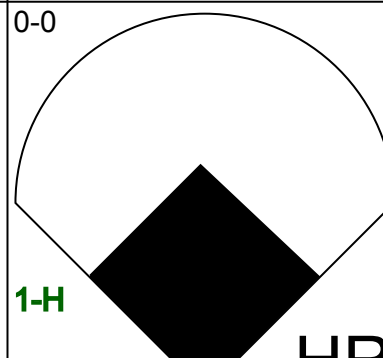
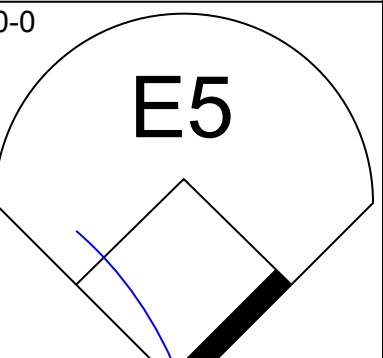
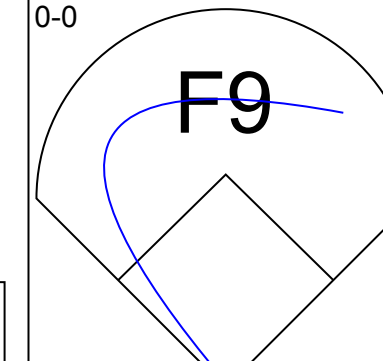
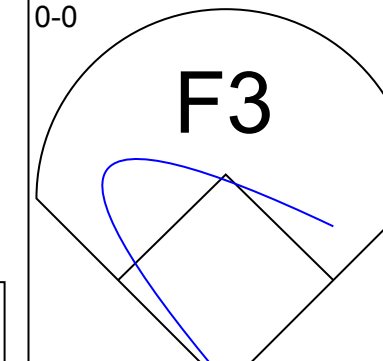
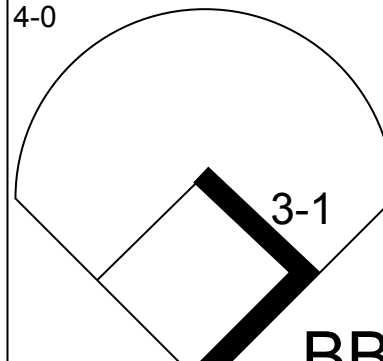
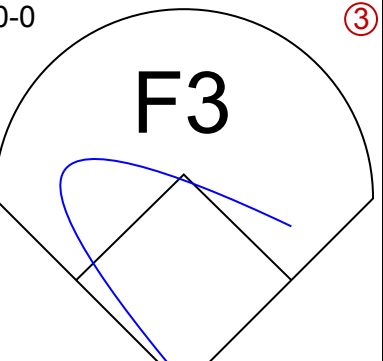
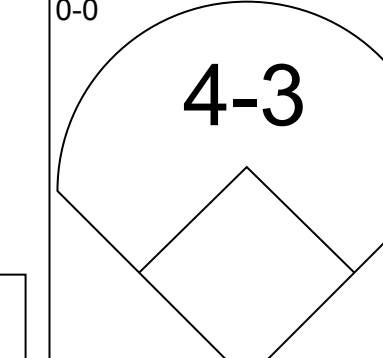
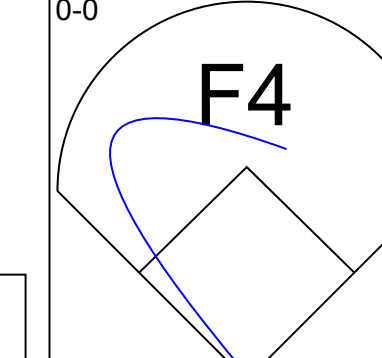
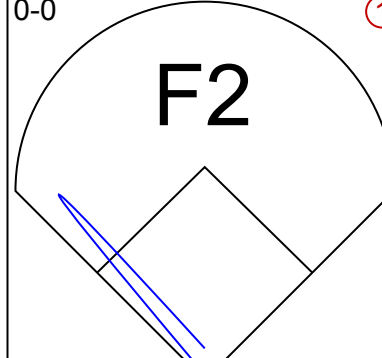
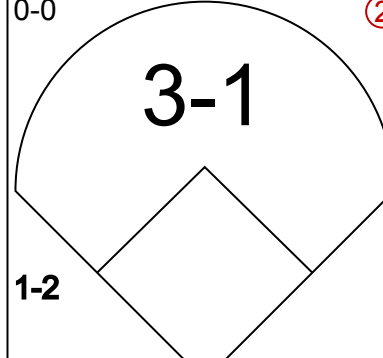
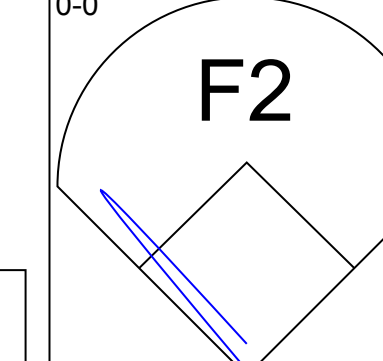
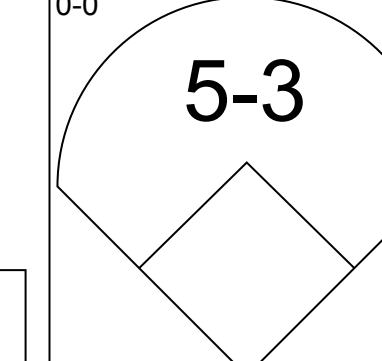
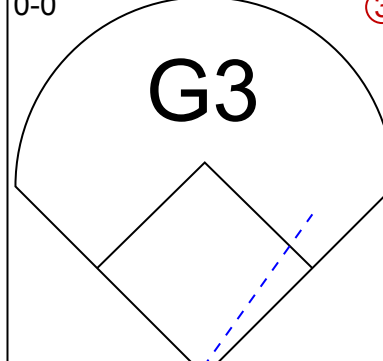
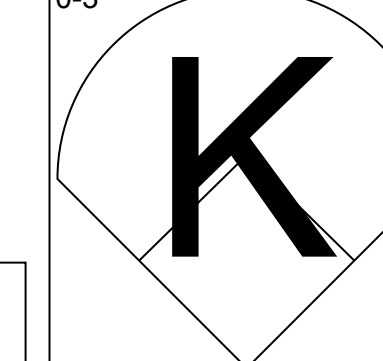
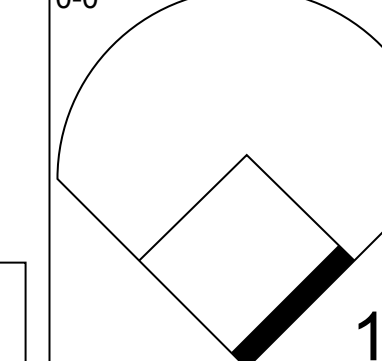
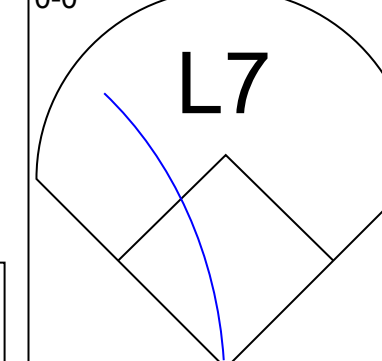

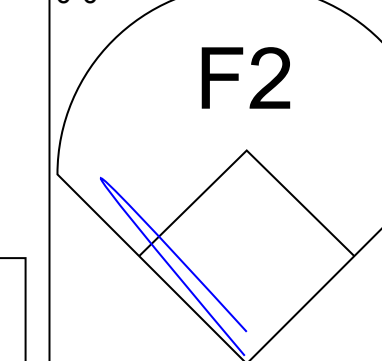
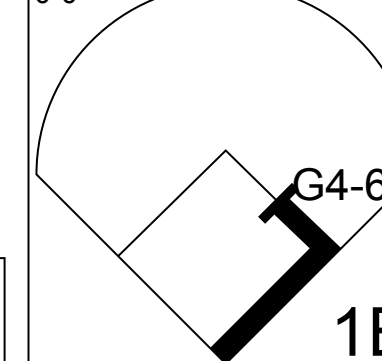


New York Yankees - 1975

| Batter | 1 | 2 | 3 | 4 | 5 | 6 | 7 | 8 | 9 | AB | R | H | RBI | BB | SO | LOB | TOP | | | |
|---|--|----------------------------------|------------------------------|---------------------------------|------------------------------|---------------------------------|------------------------------|---------------------------------|------------------------------|---------------------------------|------------------------------|---------------------------------|------------------------------|---------------------------------|------------------------------|---------------------------------|--|----------------------------------|------------------------------------|----------------------------------|
| Sandy Alomar Sr., S Alex Johnson, R Fred Stanley, R | 4-0 CS BB | 0-3 K | | | 0-0 3-1 | | 0-3 K | | | 2 | 0 | 0 | 0 | 1 | 1 | 1 | <p>New York Yankees @ Cleveland Indians Cleveland Municipal Stadium, Cleveland, OH</p> <p>Tue Apr 08 1975, 3:33 AM EDT Att: 56,715 - Unknown - 36 F</p> <p>AB 34 R 3 H 9 RBI 3 BB 1 SO 6 LOB 13</p>  | | | |
| Lou Piniella, R | 0-3 K 1-2 | | 0-0 5-3 | | 0-0 1-3 | | 0-0 6-3 | | 4 | 0 | 0 | 0 | 0 | 1 | 1 | | | | | |
| Bobby Bonds, R | 0-3 K | | 0-0 5-3 | | 0-3 K | | F9 | | 4 | 0 | 0 | 0 | 0 | 2 | 0 | | | | | |
| Ron Blomberg, L OBP: 0.500, SLG: 0.500 | | 0-0 F7 1B 2B | 0-0 4-3 | | 0-0 G1-6-3 1B | | F7 | | 4 | 1 | 2 | 0 | 0 | 0 | 0 | | | | | |
| Graig Nettles, L OBP: 0.250, SLG: 0.250 | | 0-0 F7 2B 1B | | 0-0 F5 | | 0-0 G1-6-3 1B | | F9 | 4 | 1 | 1 | 0 | 0 | 0 | 1 | | | | | |
| Ed Herrmann, L OBP: 0.250, SLG: 0.250 Roy White, S | | 0-0 F7 1B | | 0-0 4-3 | | 0-0 F7 | | 1B | 4 | 0 | 1 | 0 | 0 | 0 | 2 | | | | | |
| Chris Chambliss, L OBP: 0.750, SLG: 1.000 | | 0-0 1B 2B | | 0-0 1B | | 0-0 1B | | F9 | 4 | 1 | 3 | 2 | 0 | 0 | 1 | | | | | |
| Thurman Munson, R OBP: 0.500, SLG: 0.500 | | 0-0 FC1-6 1B | | 0-0 1B | | 0-3 K | | 1-3 | 4 | 0 | 2 | 1 | 0 | 1 | 2 | | | | | |
| Jim Mason, L | | 0-0 FC1-6 1B | | 0-0 4-3 | | 0-0 F8 | | | 3 | 0 | 0 | 0 | 0 | 0 | 4 | | | | | |
| Inning Stats | R: 0 E: 0 K: 2 S: 6 | H: 0 LOB: 0 BB: 1 P: 10 | R: 3 E: 0 K: 1 S: 9 | H: 4 LOB: 1 BB: 0 P: 9 | R: 0 E: 0 K: 0 S: 3 | H: 0 LOB: 0 BB: 0 P: 3 | R: 0 E: 0 K: 0 S: 5 | H: 2 LOB: 2 BB: 0 P: 5 | R: 0 E: 0 K: 1 S: 3 | H: 1 LOB: 0 BB: 0 P: 3 | R: 0 E: 0 K: 0 S: 8 | H: 1 LOB: 1 BB: 0 P: 8 | R: 0 E: 0 K: 0 S: 3 | H: 0 LOB: 0 BB: 0 P: 3 | R: 0 E: 0 K: 0 S: 4 | H: 1 LOB: 1 BB: 0 P: 4 | | 1B: 8 2B: 1 3B: 0 HR: 0 | SF: 0 SAC: 0 DP: 1 HBP: 0 | WP: 0 PB: 0 SB: 0 CS: 1 |
| PITCHER Gaylord Perry, R ERA: 3.0 | IP: 9.0 WLS: W BF: 35 H: 9 R: 3 ER: 3 SO: 6 BB: 1 IBB: 0 HBP: 0 BLK: 0 WP: 0 HR: 0 S: 46 P: 50 ERA: 3.00 WHIP: 1.111 | | | | | | | | | | | | | | | PITCHER | | | | |

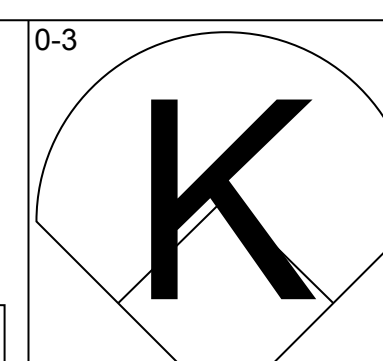
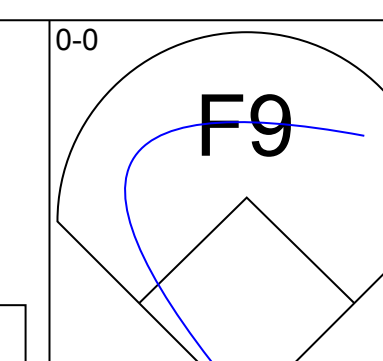
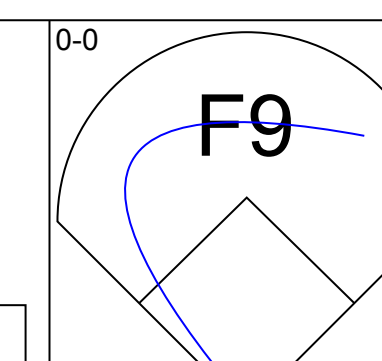
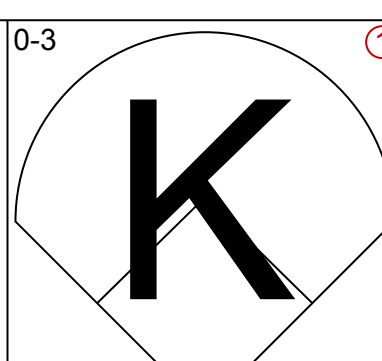
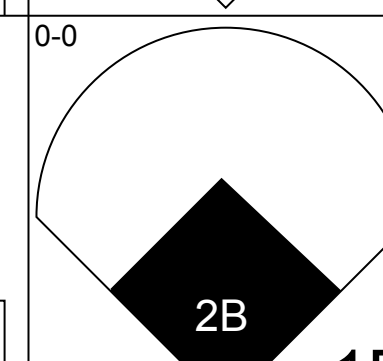
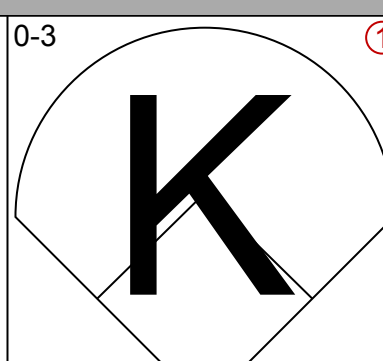
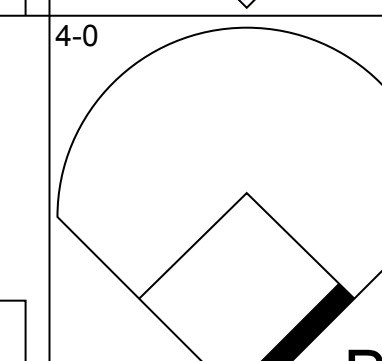
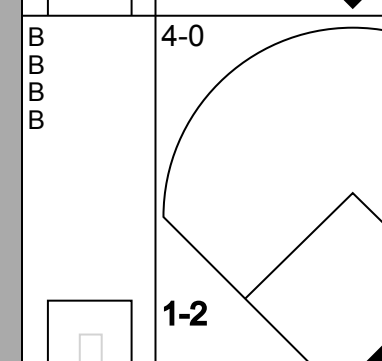
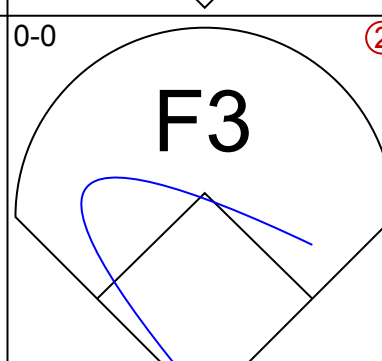
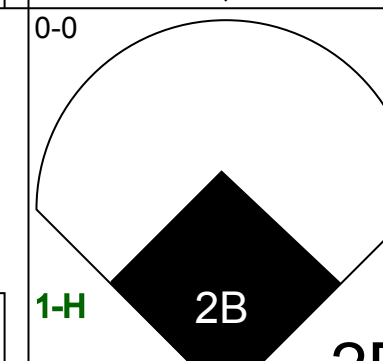
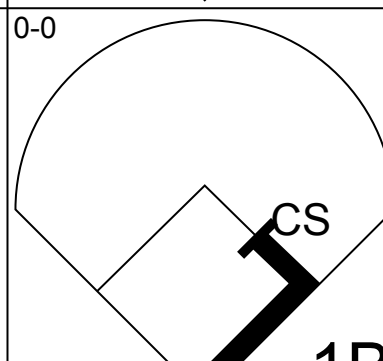
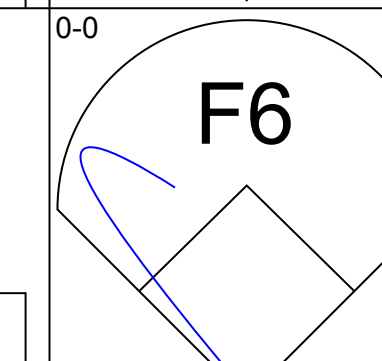
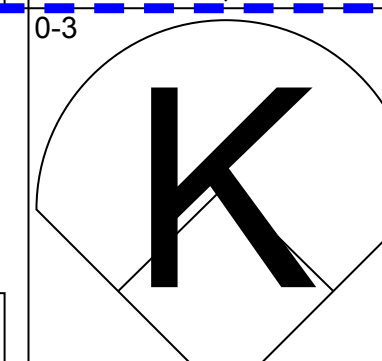
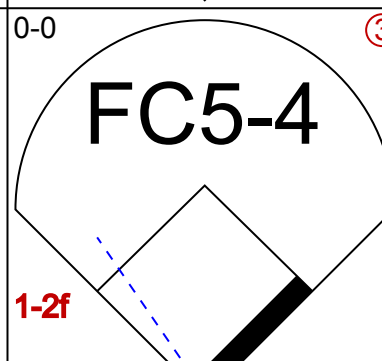
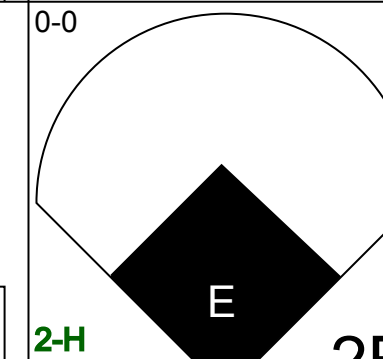
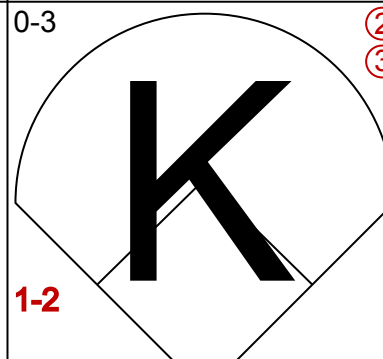
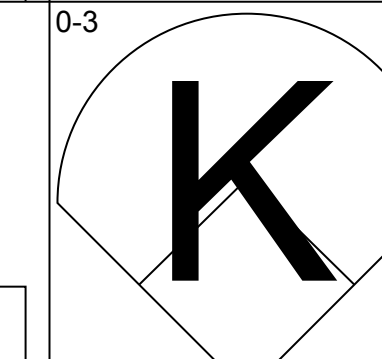
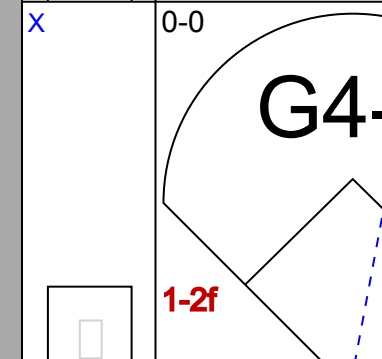
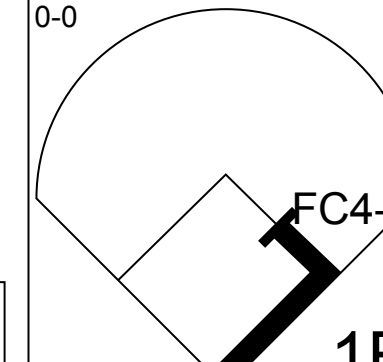
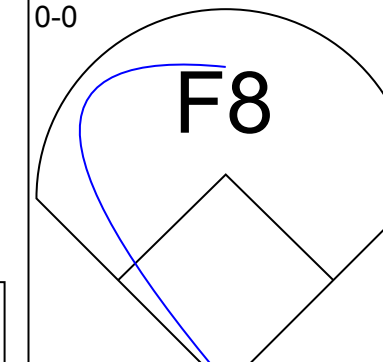
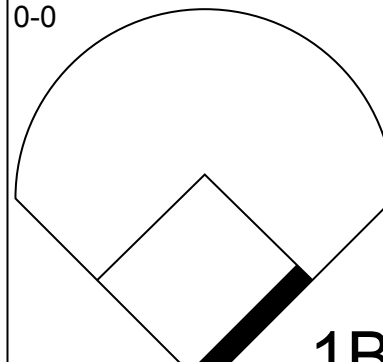
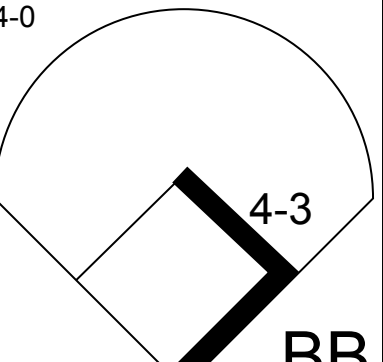
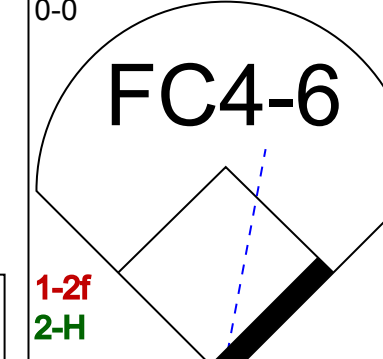
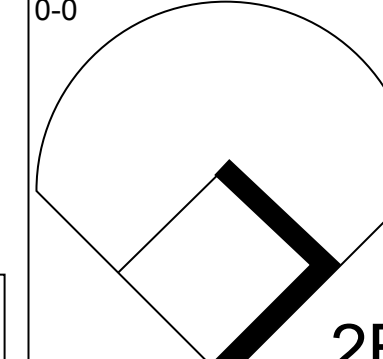
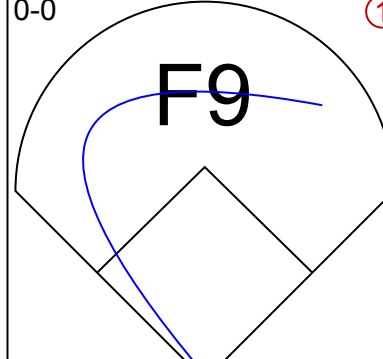
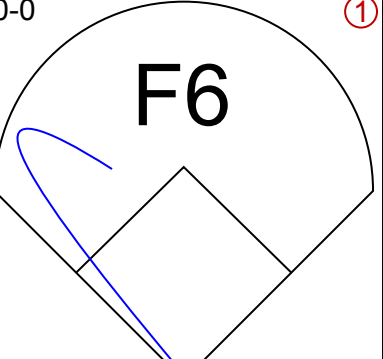
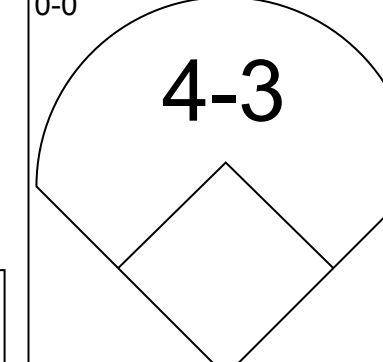
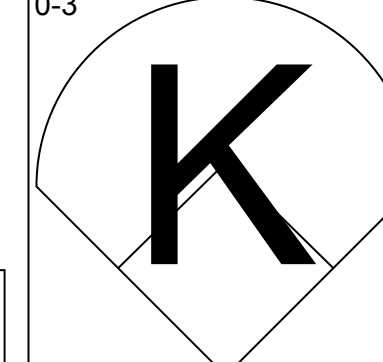
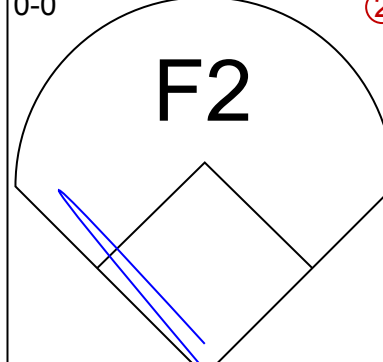
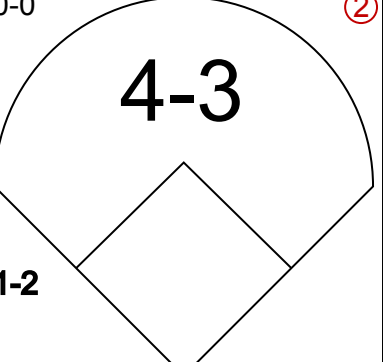
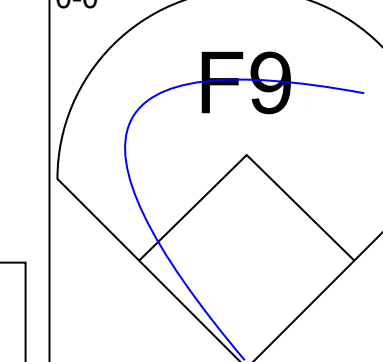

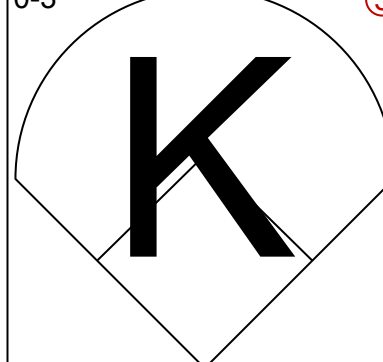
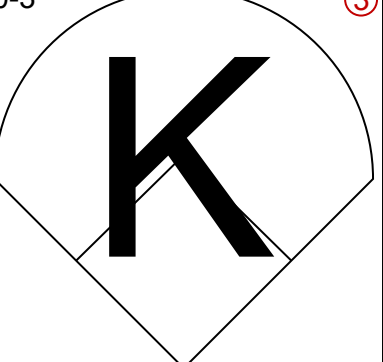
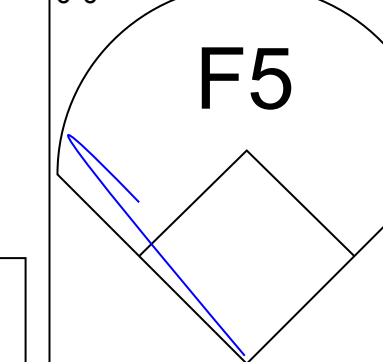
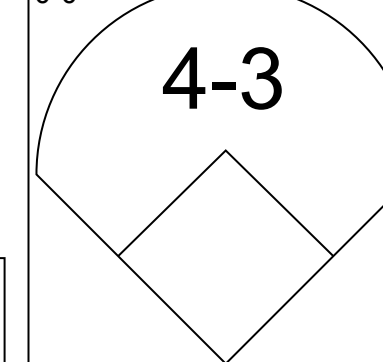
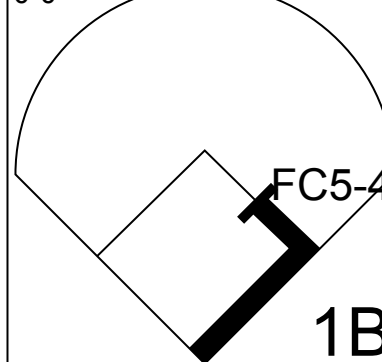
| Batter | 1 | 2 | 3 | 4 | 5 | 6 | 7 | 8 | 9 | AB | R | H | RBI | BB | SO | LOB | BOTTOM | | | |
|---|--|---------------------------------|------------------------------|---------------------------------|------------------------------|---------------------------------|------------------------------|---------------------------------|------------------------------|---------------------------------|------------------------------|----------------------------------|------------------------------|---------------------------------|------------------------------|---------------------------------|---|----------------------------------|------------------------------------|----------------------------------|
| Oscar Gamble, L OBP: 0.200, SLG: 0.200 | 0-0 F5 | | 0-0 6-3 | | 0-0 1B | | 0-0 4-3 | 0-0 F8 | | 5 | 0 | 1 | 0 | 0 | 0 | 3 | <p>New York Yankees @ Cleveland Indians Cleveland Municipal Stadium, Cleveland, OH</p> <p>Tue Apr 08 1975, 3:33 AM EDT Att: 56,715 - Unknown - 36 F</p> <p>AB 32 R 5 H 10 RBI 5 BB 4 SO 3 LOB 18</p>  | | | |
| Frank Robinson, R OBP: 0.500, SLG: 1.333 | 0-0 HR | | 0-0 5-3 | | 0-0 F7 | | 4-0 BB | | 3 | 1 | 1 | 1 | 1 | 0 | 1 | | | | | |
| George Hendrick, R | 0-0 F9 | | 0-0 F9 | | 4-0 2B BB | | 0-0 F7 | | 3 | 1 | 0 | 0 | 1 | 0 | 1 | | | | | |
| Charlie Spikes, R | 0-0 5-3 | | | 0-0 F3 | | 0-3 K | 0-3 K | | 4 | 0 | 0 | 0 | 0 | 2 | 2 | | | | | |
| Boog Powell, L OBP: 1.000, SLG: 2.333 | | 0-0 FC6-4 SF8 1B | | 0-0 HR | | 0-0 FC5-4 1B 2B | | 4-0 1B BB | 3 | 3 | 3 | 2 | 1 | 0 | 0 | | | | | |
| John Ellis, R OBP: 0.750, SLG: 0.667 | | 0-0 FC6-4 1B | | 0-3 K | | 4-0 FC5-4 BB | | 0-0 1B E FC3-2 1B | 3 | 0 | 2 | 0 | 1 | 1 | 0 | | | | | |
| Buddy Bell, R | | 0-0 FC6-4 1B | | 0-0 5-3 | | 0-0 FC5-4 1B PB | | 0-0 E1 FC3-2 1B | 4 | 0 | 0 | 0 | 0 | 0 | 5 | | | | | |
| Jack Brohamer, L OBP: 0.500, SLG: 0.667 | | 0-0 SF8 | | | 0-0 3-1 | | 0-0 FC4-6 1B | | 3 | 0 | 2 | 2 | 0 | 0 | 0 | | | | | |
| Ed Crosby, L OBP: 0.250, SLG: 0.250 | | 0-0 FC6-4 1B | | | 0-0 CS 1B | | 0-0 FC4-6 1B | | 4 | 0 | 1 | 0 | 0 | 0 | 6 | | | | | |
| Inning Stats | R: 1 E: 0 K: 0 S: 4 | H: 1 LOB: 0 BB: 0 P: 4 | R: 1 E: 0 K: 0 S: 5 | H: 2 LOB: 1 BB: 0 P: 5 | R: 0 E: 0 K: 0 S: 3 | H: 0 LOB: 0 BB: 0 P: 3 | R: 1 E: 0 K: 1 S: 6 | H: 1 LOB: 0 BB: 0 P: 6 | R: 0 E: 0 K: 0 S: 4 | H: 2 LOB: 1 BB: 0 P: 4 | R: 2 E: 0 K: 1 S: 7 | H: 2 LOB: 2 BB: 2 P: 15 | R: 0 E: 0 K: 1 S: 5 | H: 0 LOB: 1 BB: 1 P: 9 | R: 0 E: 1 K: 0 S: 5 | H: 2 LOB: 3 BB: 1 P: 9 | | 1B: 7 2B: 1 3B: 0 HR: 2 | SF: 1 SAC: 0 DP: 0 HBP: 0 | WP: 0 PB: 1 SB: 1 CS: 1 |
| PITCHER Doc Medich, R ERA: 7.94 Rudy May, L ERA: Sparky Lyle, L ERA: | IP: 5.2 WLS: L BF: 26 H: 8 R: 5 ER: 5 SO: 2 BB: 2 IBB: 0 HBP: 0 BLK: 0 WP: 0 HR: 2 S: 28 P: 36 ERA: 7.94 WHIP: 1.765 | | | | | | | | | | | | | | | PITCHER | | | | |

| Batter | 1 | 2 | 3 | 4 | 5 | 6 | 7 | 8 | 9 | AB | R | H | RBI | BB | SO | LOB | TOP | | | |
|--|---|--|---|---|------------------------------|--|--|---|---|----------------------------------|------------------------------|---------------------------------|-------------------------------------|----------------------------------|------------------------------|---------------------------------|----------------------------------|------------------------------------|----------------------------------|--------|
| Ron LeFlore, R (1, 8) |  | |  | | |  |  | | | 3 | 1 | 0 | 0 | 1 | 1 | 1 | | | | |
| Gary Sutherland, R (1, 4) OBP: 0.250, SLG: 0.250 |  | |  | | |  | |  | | 4 | 1 | 2 | 0 | 0 | 0 | 0 | | | | |
| Willie Horton, R (1, 10) OBP: 0.143, SLG: 0.571 |  | | |  | |  | |  | | 4 | 2 | 1 | 2 | 0 | 2 | 2 | | | | |
| Nate Colbert, R (1, 3) OBP: 0.286, SLG: 0.714 |  | | |  | |  | |  | | 4 | 1 | 1 | 3 | 0 | 0 | 0 | | | | |
| Bill Freehan, R (1, 2) |  | | |  | |  | |  | | 3 | 0 | 0 | 0 | 1 | 0 | 1 | | | | |
| Dan Meyer, L (1, 7) | |  | | | |  | | |  | 3 | 0 | 0 | 0 | 0 | 0 | 1 | | | | |
| Mickey Stanley, R (6, 7) | | | | | |  | | | | 1 | 0 | 0 | 0 | 0 | 0 | 0 | | | | |
| Art James, L (1, 9) OBP: 0.143, SLG: 0.143 | |  | | | |  | |  | | 4 | 0 | 0 | 0 | 0 | 0 | 1 | | | | |
| Tom Verzyer, R (1, 6) OBP: 0.286, SLG: 0.286 | |  | | | |  | |  | | 4 | 0 | 2 | 0 | 0 | 1 | 0 | | | | |
| Aurelio Rodriguez, R (1, 5) OBP: 0.400, SLG: 0.400 | | |  | | |  | |  | | 3 | 0 | 1 | 0 | 0 | 1 | 1 | | | | |
| Inning Stats | R: 2 E: 0 K: 1 S: 7 | H: 2 LOB: 0 BB: 0 P: 7 | R: 0 E: 0 K: 1 S: 5 | H: 0 LOB: 0 BB: 0 P: 5 | R: 0 E: 0 K: 1 S: 5 | H: 0 LOB: 0 BB: 0 P: 5 | R: 0 E: 0 K: 0 S: 4 | H: 1 LOB: 1 BB: 0 P: 4 | R: 3 E: 0 K: 0 S: 5 | H: 2 LOB: 1 BB: 2 P: 13 | R: 0 E: 0 K: 0 S: 3 | H: 1 LOB: 0 BB: 0 P: 3 | R: 0 E: 1 K: 1 S: 6 | H: 0 LOB: 1 BB: 0 P: 6 | R: 0 E: 0 K: 0 S: 3 | H: 1 LOB: 0 BB: 0 P: 3 | 1B: 5 2B: 0 3B: 0 HR: 2 | SF: 0 SAC: 0 DP: 1 HBP: 0 | WP: 0 PB: 0 SB: 0 CS: 1 | PA: 36 |
| PITCHER Caffish Hunter, R (1, 1) ERA: 5.0 | IP: 9.0 WLS: L BF: 35 | H: 7 R: 5 ER: 5 SO: 5 | BB: 2 IBB: 0 HBP: 0 BLK: 0 | WP: 0 HR: 2 S: 43 P: 51 | ERA: 5.00 WHIP: 1.000 | PITCHER | | | | | IP: 9.0 WLS: L BF: 35 | H: 7 R: 5 ER: 5 SO: 5 | BB: 2 IBB: 0 HBP: 0 BLK: 0 | WP: 0 HR: 2 S: 43 P: 51 | ERA: 5.00 WHIP: 1.000 | | | | | |

Detroit Tigers @ New York Yankees
Shea Stadium, Flushing, NY
Fri Apr 11 1975, 3:33 AM EDT
Att: 26,212 - Unknown - 50 F

AB 33
R 5
H 7
RBI 5
BB 2
SO 5
LOB 7



| Batter | 1 | 2 | 3 | 4 | 5 | 6 | 7 | 8 | 9 | AB | R | H | RBI | BB | SO | LOB | BOTTOM | | | | | |
|---|---|---|---|---|--|---|---|---|---|---------------------------------|------------------------------|---------------------------------|-------------------------------------|----------------------------------|------------------------------|---------------------------------|------------------------------|---------------------------------|----------------------------------|------------------------------------|----------------------------------|--------|
| Sandy Alomar Sr., S (1, 4) OBP: 0.250, SLG: 0.143 |  |  | | |  | | | |  | 5 | 0 | 1 | 0 | 0 | 2 | 1 | | | | | | |
| Alex Johnson, R (1, 10) OBP: 0.500, SLG: 0.250 |  | |  | |  | |  | |  | 3 | 1 | 1 | 0 | 2 | 1 | 1 | | | | | | |
| Bobby Bonds, R (1, 9) OBP: 0.222, SLG: 0.333 |  | |  | |  | |  | |  | 5 | 1 | 2 | 1 | 0 | 1 | 5 | | | | | | |
| Bob Oliver, R (1, 3) OBP: 0.250, SLG: 0.500 |  | |  | |  | |  | | | 4 | 1 | 1 | 1 | 0 | 2 | 5 | | | | | | |
| Thurman Munson, R (1, 2) OBP: 0.625, SLG: 0.571 |  | | |  | |  | |  | | 3 | 0 | 2 | 0 | 1 | 0 | 0 | | | | | | |
| Lou Piniella, R (1, 7) OBP: 0.125, SLG: 0.250 |  | | | |  | |  | |  | 4 | 0 | 1 | 0 | 0 | 0 | 3 | | | | | | |
| Graig Nettles, L (1, 5) OBP: 0.125, SLG: 0.125 |  | | |  | | |  | |  | 4 | 0 | 0 | 0 | 0 | 1 | 4 | | | | | | |
| Elliott Maddox, R (1, 8) | |  | | |  | |  | |  | 3 | 0 | 0 | 0 | 1 | 2 | 2 | | | | | | |
| Jim Mason, L (1, 6) | |  | | |  | | | | | 2 | 0 | 0 | 0 | 0 | 0 | 2 | | | | | | |
| Walt Williams, R (7, PH) OBP: 1.000, SLG: 1.000 | | | | | | | | |  | 1 | 0 | 1 | 0 | 0 | 0 | 0 | | | | | | |
| Fred Stanley, R (8, PH) | | | | | | | | | | 0 | 0 | 0 | 0 | 0 | 0 | 0 | | | | | | |
| Rick Dempsey, R (9, PH) OBP: 1.000, SLG: 1.000 | | | | | | | | | | 1 | 0 | 1 | 0 | 0 | 0 | 0 | | | | | | |
| Inning Stats | R: 3 E: 1 K: 1 S: 9 | H: 4 LOB: 1 BB: 0 P: 9 | R: 0 E: 0 K: 0 S: 3 | H: 0 LOB: 0 BB: 0 P: 3 | R: 0 E: 0 K: 2 S: 7 | H: 1 LOB: 1 BB: 0 P: 7 | R: 0 E: 0 K: 1 S: 6 | H: 1 LOB: 2 BB: 1 P: 10 | R: 0 E: 0 K: 1 S: 5 | H: 0 LOB: 1 BB: 1 P: 9 | R: 0 E: 0 K: 1 S: 6 | H: 1 LOB: 1 BB: 0 P: 6 | R: 0 E: 0 K: 1 S: 6 | H: 2 LOB: 2 BB: 1 P: 10 | R: 0 E: 0 K: 1 S: 5 | H: 0 LOB: 1 BB: 1 P: 9 | R: 0 E: 0 K: 1 S: 6 | H: 1 LOB: 1 BB: 0 P: 6 | 1B: 7 2B: 4 3B: 0 HR: 0 | SF: 0 SAC: 0 DP: 2 HBP: 0 | WP: 0 PB: 0 SB: 0 CS: 1 | PA: 39 |
| PITCHER Mickey Lolich, L (1, 1) ERA: 3.0 | IP: 6.0 WLS: W BF: 29 | H: 9 R: 3 ER: 2 SO: 6 | BB: 3 IBB: 0 HBP: 0 BLK: 0 | WP: 0 HR: 0 S: 38 P: 50 | ERA: 3.00 WHIP: 2.000 | PITCHER | | | | | IP: 3.0 WLS: S BF: 10 | H: 1 R: 0 ER: 0 SO: 3 | BB: 1 IBB: 0 HBP: 0 BLK: 0 | WP: 0 HR: 0 S: 15 P: 19 | ERA: 0.00 WHIP: 0.667 | | | | | | | |

Detroit Tigers @ New York Yankees
Shea Stadium, Flushing, NY
Fri Apr 11 1975, 3:33 AM EDT
Att: 26,212 - Unknown - 50 F

AB 35
R 3
H 10
RBI 2
BB 4
SO 9
LOB 23



| Batter | 1 | 2 | 3 | 4 | 5 | 6 | 7 | 8 | 9 | AB | R | H | RBI | BB | SO | LOB | TOP | | | | | | | |
|--|---|---|---|---|---|---|---|---|---|---|---|---|---|---|---|---|---|---|---|---|---|---|---|---|
| Ron LeFlore, R (1,8) | 5-3 | | G6-4-3 | | FC5 | | E5 SF9 HR | F4 | | 5 | 1 | 0 | 0 | 0 | 0 | 7 | | | | | | | | |
| Gary Sutherland, R (1,4) OBP: 0.154, SLG: 0.167 | G3 | | | 5-3 | | 4-3 | SF9 | | 6-3 | 4 | 0 | 0 | 1 | 0 | 0 | 0 | | | | | | | | |
| Willie Horton, R (1,10) OBP: 0.250, SLG: 0.455 | | | | 4-3 | | K | HR IBB | | F7 | 4 | 1 | 1 | 0 | 1 | 1 | 0 | | | | | | | | |
| Nate Colbert, R (1,3) OBP: 0.333, SLG: 0.818 | 3-1 | | | | | F7 | HR | | K | 4 | 1 | 1 | 4 | 1 | 1 | 1 | | | | | | | | |
| Bill Freehan, R (1,2) OBP: 0.182, SLG: 0.400 | | F8 | | F8 | | | | | | 4 | 1 | 1 | 1 | 0 | 0 | 1 | | | | | | | | |
| Dan Meyer, L (1,7) OBP: 0.300, SLG: 0.222 | | 4-3 | | | | | | | | 3 | 1 | 2 | 0 | 1 | 0 | 0 | | | | | | | | |
| Art James, L (1,9) OBP: 0.091, SLG: 0.091 | | | | 1-3 | | FC3-6 BB | | | | 4 | 0 | 0 | 0 | 0 | 1 | 3 | | | | | | | | |
| Tom Veryzer, R (1,6) OBP: 0.364, SLG: 0.300 | | | | | | FC6-5 FC5 CI | | | | 3 | 1 | 1 | 0 | 1 | 1 | 1 | | | | | | | | |
| Aurelio Rodriguez, R (1,5) OBP: 0.500, SLG: 0.429 | | | | | | CI | | | | 2 | 1 | 1 | 0 | 1 | 0 | 2 | | | | | | | | |
| Inning Stats | R: 0 E: 0 K: 0 S: 4 | H: 1 LOB: 1 BB: 0 P: 4 | R: 0 E: 0 K: 0 S: 3 | H: 0 LOB: 0 BB: 0 P: 3 | R: 0 E: 0 K: 1 S: 4 | H: 0 LOB: 0 BB: 1 P: 8 | R: 0 E: 0 K: 0 S: 3 | H: 0 LOB: 1 BB: 1 P: 7 | R: 0 E: 1 K: 0 S: 4 | H: 0 LOB: 2 BB: 1 P: 8 | R: 0 E: 0 K: 1 S: 5 | H: 0 LOB: 0 BB: 0 P: 5 | R: 7 E: 1 K: 1 S: 10 | H: 4 LOB: 0 BB: 2 P: 18 | R: 0 E: 0 K: 0 S: 5 | H: 2 LOB: 2 BB: 0 P: 5 | R: 0 E: 0 K: 1 S: 5 | H: 0 LOB: 0 BB: 0 P: 5 | 1B: 5 2B: 0 3B: 0 HR: 2 | SF: 1 SAC: 0 DP: 1 HBP: 0 | WP: 0 PB: 0 SB: 2 CS: 0 | PA: 40 | | |
| PITCHER | IP WLS BF H R ER SO BB IBB HBP BLK WP HR S P ERA WHIP | IP WLS BF H R ER SO BB IBB HBP BLK WP HR S P ERA WHIP | IP WLS BF H R ER SO BB IBB HBP BLK WP HR S P ERA WHIP | IP WLS BF H R ER SO BB IBB HBP BLK WP HR S P ERA WHIP | IP WLS BF H R ER SO BB IBB HBP BLK WP HR S P ERA WHIP | IP WLS BF H R ER SO BB IBB HBP BLK WP HR S P ERA WHIP | IP WLS BF H R ER SO BB IBB HBP BLK WP HR S P ERA WHIP | IP WLS BF H R ER SO BB IBB HBP BLK WP HR S P ERA WHIP | IP WLS BF H R ER SO BB IBB HBP BLK WP HR S P ERA WHIP | IP WLS BF H R ER SO BB IBB HBP BLK WP HR S P ERA WHIP | IP WLS BF H R ER SO BB IBB HBP BLK WP HR S P ERA WHIP | IP WLS BF H R ER SO BB IBB HBP BLK WP HR S P ERA WHIP | IP WLS BF H R ER SO BB IBB HBP BLK WP HR S P ERA WHIP | IP WLS BF H R ER SO BB IBB HBP BLK WP HR S P ERA WHIP | IP WLS BF H R ER SO BB IBB HBP BLK WP HR S P ERA WHIP | IP WLS BF H R ER SO BB IBB HBP BLK WP HR S P ERA WHIP | IP WLS BF H R ER SO BB IBB HBP BLK WP HR S P ERA WHIP | IP WLS BF H R ER SO BB IBB HBP BLK WP HR S P ERA WHIP | IP WLS BF H R ER SO BB IBB HBP BLK WP HR S P ERA WHIP | IP WLS BF H R ER SO BB IBB HBP BLK WP HR S P ERA WHIP | IP WLS BF H R ER SO BB IBB HBP BLK WP HR S P ERA WHIP | IP WLS BF H R ER SO BB IBB HBP BLK WP HR S P ERA WHIP | IP WLS BF H R ER SO BB IBB HBP BLK WP HR S P ERA WHIP | IP WLS BF H R ER SO BB IBB HBP BLK WP HR S P ERA WHIP |

Detroit Tigers @ New York Yankees
Shea Stadium, Flushing, NY
Sat Apr 12 1975, 3:33 AM EDT
Att: 12,215 - Unknown - 47 F

AB 33
R 7
H 7
RBI 6
BB 5
SO 4
LOB 15



| Batter | 1 | 2 | 3 | 4 | 5 | 6 | 7 | 8 | 9 | AB | R | H | RBI | BB | SO | LOB | BOTTOM | | | | | | | |
|---|---|---|---|---|---|---|---|---|---|---|---|---|---|---|---|---|---|---|---|---|---|---|---|---|
| Elliott Maddox, R (1,8) OBP: 0.222, SLG: 0.125 | 6-3 | | 6-3 | | 6-3 | | | | F4 | 5 | 0 | 1 | 0 | 0 | 0 | 1 | | | | | | | | |
| Lou Piniella, R (1,7) OBP: 0.250, SLG: 0.417 | 6-3 | | | | | | | | | 4 | 0 | 2 | 2 | 0 | 0 | 0 | | | | | | | | |
| Bobby Bonds, R (1,9) OBP: 0.231, SLG: 0.250 | | | | | | | | | | 3 | 0 | 0 | 0 | 1 | 0 | 3 | | | | | | | | |
| Ron Blomberg, L (1,10) OBP: 0.375, SLG: 0.286 | 4-3 | | | | | | | | | 3 | 0 | 0 | 0 | 1 | 0 | 1 | | | | | | | | |
| Graig Nettles, L (1,5) OBP: 0.167, SLG: 0.167 | | F7 | | | | | | | | 4 | 0 | 1 | 0 | 0 | 1 | 1 | | | | | | | | |
| Chris Chambliss, L (1,3) OBP: 0.375, SLG: 0.500 | | E3 | | | | | | | | 4 | 0 | 0 | 0 | 0 | 1 | 1 | | | | | | | | |
| Thurman Munson, R (1,2) OBP: 0.417, SLG: 0.364 | | 6-3 | | | | | | | | 4 | 0 | 0 | 0 | 0 | 1 | 2 | | | | | | | | |
| Jim Mason, L (1,6) Alex Johnson, R (9, PH) OBP: 0.571, SLG: 0.400 | | 4-3 | | | | | | | | 2 | 1 | 0 | 0 | 1 | 0 | 1 | | | | | | | | |
| Sandy Alomar Sr., S (1,4) Walt Williams, R (7, PH) OBP: 0.667, SLG: 0.667 | | | | | | | | | | 2 | 0 | 0 | 0 | 0 | 1 | 0 | | | | | | | | |
| Inning Stats | R: 0 E: 0 K: 0 S: 3 | H: 0 LOB: 1 BB: 1 P: 7 | R: 0 E: 1 K: 0 S: 4 | H: 0 LOB: 1 BB: 0 P: 4 | R: 0 E: 0 K: 0 S: 4 | H: 1 LOB: 1 BB: 0 P: 4 | R: 0 E: 0 K: 0 S: 4 | H: 1 LOB: 1 BB: 0 P: 4 | R: 0 E: 0 K: 1 S: 5 | H: 0 LOB: 0 BB: 0 P: 5 | R: 0 E: 0 K: 0 S: 3 | H: 0 LOB: 1 BB: 1 P: 7 | R: 2 E: 0 K: 1 S: 8 | H: 3 LOB: 2 BB: 1 P: 12 | R: 0 E: 0 K: 2 S: 7 | H: 0 LOB: 0 BB: 0 P: 7 | R: 0 E: 0 K: 0 S: 4 | H: 1 LOB: 1 BB: 0 P: 4 | 1B: 5 2B: 1 3B: 0 HR: 0 | SF: 0 SAC: 0 DP: 0 HBP: 0 | WP: 0 PB: 0 SB: 0 CS: 0 | PA: 37 | | |
| PITCHER | IP WLS BF H R ER SO BB IBB HBP BLK WP HR S P ERA WHIP | IP WLS BF H R ER SO BB IBB HBP BLK WP HR S P ERA WHIP | IP WLS BF H R ER SO BB IBB HBP BLK WP HR S P ERA WHIP | IP WLS BF H R ER SO BB IBB HBP BLK WP HR S P ERA WHIP | IP WLS BF H R ER SO BB IBB HBP BLK WP HR S P ERA WHIP | IP WLS BF H R ER SO BB IBB HBP BLK WP HR S P ERA WHIP | IP WLS BF H R ER SO BB IBB HBP BLK WP HR S P ERA WHIP | IP WLS BF H R ER SO BB IBB HBP BLK WP HR S P ERA WHIP | IP WLS BF H R ER SO BB IBB HBP BLK WP HR S P ERA WHIP | IP WLS BF H R ER SO BB IBB HBP BLK WP HR S P ERA WHIP | IP WLS BF H R ER SO BB IBB HBP BLK WP HR S P ERA WHIP | IP WLS BF H R ER SO BB IBB HBP BLK WP HR S P ERA WHIP | IP WLS BF H R ER SO BB IBB HBP BLK WP HR S P ERA WHIP | IP WLS BF H R ER SO BB IBB HBP BLK WP HR S P ERA WHIP | IP WLS BF H R ER SO BB IBB HBP BLK WP HR S P ERA WHIP | IP WLS BF H R ER SO BB IBB HBP BLK WP HR S P ERA WHIP | IP WLS BF H R ER SO BB IBB HBP BLK WP HR S P ERA WHIP | IP WLS BF H R ER SO BB IBB HBP BLK WP HR S P ERA WHIP | IP WLS BF H R ER SO BB IBB HBP BLK WP HR S P ERA WHIP | IP WLS BF H R ER SO BB IBB HBP BLK WP HR S P ERA WHIP | IP WLS BF H R ER SO BB IBB HBP BLK WP HR S P ERA WHIP | IP WLS BF H R ER SO BB IBB HBP BLK WP HR S P ERA WHIP | IP WLS BF H R ER SO BB IBB HBP BLK WP HR S P ERA WHIP | IP WLS BF H R ER SO BB IBB HBP BLK WP HR S P ERA WHIP |

Detroit Tigers @ New York Yankees
Shea Stadium, Flushing, NY
Sat Apr 12 1975, 3:33 AM EDT
Att: 12,215 - Unknown - 47 F

AB 34
R 2
H 6
RBI 2
BB 3
SO 4
LOB 11



| Batter | 1 | 2 | 3 | 4 | 5 | 6 | 7 | 8 | 9 | AB | R | H | RBI | BB | SO | LOB | TOP | | | |
|---|------------------------------|---------------------------------|-------------------------------------|----------------------------------|------------------------------|---------------------------------|------------------------------|---------------------------------|------------------------------|---------------------------------|------------------------------|---------------------------------|------------------------------|---------------------------------|------------------------------|---------------------------------|----------------------------------|------------------------------------|----------------------------------|--------|
| Art James, L OBP: 0.200, SLG: 0.143 (1, 8) | 6-3 | | CS 1B | | | BB | | | F6 | 3 | 0 | 1 | 0 | 1 | 0 | 0 | | | | |
| Gary Sutherland, R OBP: 0.176, SLG: 0.188 (1, 4) | WP 1B | | CS 1-2 | 6-3 | | K | | | 4-3 | 4 | 0 | 1 | 0 | 0 | 1 | 1 | | | | |
| Willie Horton, R OBP: 0.188, SLG: 0.333 (1, 10) | K | | | F8 | | | | | 6-3 | 4 | 0 | 0 | 0 | 0 | 1 | 1 | | | | |
| Nate Colbert, R OBP: 0.267, SLG: 0.643 (1, 3) | F3 | | | 6-3 | | | | | F9 | 3 | 0 | 0 | 0 | 0 | 0 | 1 | | | | |
| Ben Oglivie, L (1, 9) | | F6 | | | | | | | 1-3 | 3 | 0 | 0 | 0 | 0 | 0 | 0 | | | | |
| Dan Meyer, L OBP: 0.231, SLG: 0.167 (1, 7) | | 4-3 | | | | | | | F7 | 3 | 0 | 0 | 0 | 0 | 0 | 0 | | | | |
| John Knox, L (1, 5) | | | | K | | F8 | | | F8 | 2 | 0 | 0 | 0 | 1 | 1 | 0 | | | | |
| Gene Michael, S (1, 6) | | | K | | | F8 | | | K | 3 | 0 | 0 | 0 | 0 | 2 | 1 | | | | |
| Terry Humphrey, R (1, 2) | | | F9 | | | F9 | | | 4-3 | 3 | 0 | 0 | 0 | 0 | 0 | 1 | | | | |
| Inning Stats | R: 0 E: 0 K: 1 S: 6 | H: 1 LOB: 1 BB: 0 P: 6 | R: 0 E: 0 K: 1 S: 5 | H: 0 LOB: 0 BB: 0 P: 5 | R: 0 E: 0 K: 1 S: 5 | H: 1 LOB: 0 BB: 0 P: 5 | R: 0 E: 0 K: 0 S: 3 | H: 0 LOB: 0 BB: 0 P: 3 | R: 0 E: 0 K: 0 S: 3 | H: 0 LOB: 1 BB: 1 P: 9 | R: 0 E: 0 K: 0 S: 3 | H: 0 LOB: 0 BB: 0 P: 3 | R: 0 E: 0 K: 1 S: 5 | H: 0 LOB: 1 BB: 1 P: 9 | R: 0 E: 0 K: 0 S: 3 | H: 0 LOB: 0 BB: 0 P: 3 | 1B: 2 2B: 0 3B: 0 HR: 0 | SF: 0 SAC: 0 DP: 0 HBP: 0 | WP: 1 PB: 0 SB: 0 CS: 1 | PA: 31 |
| PITCHER Doc Medich, R ERA: 3.07 (1, 1) | IP: 9.0 WLS: W BF: 30 | H: 2 R: 0 ER: 0 SO: 5 | BB: 2 IBB: 0 HBP: 0 BLK: 0 | WP: 1 HR: 0 S: 38 P: 46 | ERA: 0.00 WHIP: 0.444 | | | | | | | | | | | | | | | |

Detroit Tigers @ New York Yankees
Shea Stadium, Flushing, NY
Sun Apr 13 1975, 3:33 AM EDT
Unknown - 44 F

AB 28
R 0
H 2
RBI 0
BB 2
SO 5
LOB 5





| Batter | 1 | 2 | 3 | 4 | 5 | 6 | 7 | 8 | 9 | AB | R | H | RBI | BB | SO | LOB | BOTTOM | | |
|--|------------------------------|---------------------------------|-------------------------------------|----------------------------------|------------------------------|---------------------------------|------------------------------|----------------------------------|------------------------------|---------------------------------|------------------------------|---------------------------------|------------------------------|---------------------------------|-----------------------------------|------------------------------------|----------------------------------|--------|--|
| Elliott Maddox, R OBP: 0.286, SLG: 0.231 (1, 8) | F8 | | 6-3 | | E5 | FC5-4 1B | | G4-6-3 1B | | 5 | 1 | 2 | 0 | 0 | 0 | 1 | | | |
| Lou Piniella, R OBP: 0.294, SLG: 0.412 (1, 7) | F8 | | 2-3 | | FC5-4 1B | 1B | | G4-6-3 1B | | 5 | 1 | 2 | 1 | 0 | 0 | 2 | | | |
| Bobby Bonds, R OBP: 0.235, SLG: 0.250 (1, 9) | K2-3 | | 3-H 1B | | 1B | BB 1B | | G6-4-3 1B | | 4 | 1 | 1 | 0 | 0 | 2 | 3 | | | |
| Ron Blomberg, L OBP: 0.417, SLG: 0.300 (1, 10) | | F2 | | E3 1B | 1B | E BB | | 1B | | 3 | 2 | 1 | 1 | 1 | 0 | 0 | | | |
| Graig Nettles, L (1, 5) | | 3-1 | | F8 | 1B | E 1B | | 4-3 | | 4 | 0 | 1 | 2 | 0 | 0 | 2 | | | |
| Chris Chambliss, L OBP: 0.417, SLG: 0.455 (1, 3) | | FC6-4 BB | | 1B | 1B | E 1B | | G3 | | 3 | 0 | 1 | 2 | 1 | 0 | 1 | | | |
| Thurman Munson, R OBP: 0.375, SLG: 0.333 (1, 2) | | FC6-4 1-2 | | 1B | 1B | F8 | | F4 | | 4 | 0 | 1 | 0 | 0 | 0 | 3 | | | |
| Jim Mason, L OBP: 0.250, SLG: 0.182 (1, 6) | | | 6-3 SH1-3 1B | | F8 | 1B | | 1-3 | | 4 | 1 | 2 | 0 | 0 | 0 | 2 | | | |
| Sandy Alomar Sr., S OBP: 0.154, SLG: 0.083 (1, 4) | | | SH1-3 1-2 | | F7 | 1-3 | | 4-3 | | 3 | 0 | 0 | 0 | 0 | 0 | 5 | | | |
| Inning Stats | R: 0 E: 0 K: 1 S: 5 | H: 0 LOB: 0 BB: 0 P: 5 | R: 1 E: 0 K: 1 S: 7 | H: 2 LOB: 1 BB: 0 P: 7 | R: 1 E: 1 K: 0 S: 6 | H: 2 LOB: 2 BB: 0 P: 6 | R: 3 E: 2 K: 0 S: 8 | H: 3 LOB: 3 BB: 1 P: 12 | R: 1 E: 0 K: 0 S: 5 | H: 3 LOB: 1 BB: 0 P: 5 | R: 0 E: 0 K: 0 S: 3 | H: 0 LOB: 0 BB: 0 P: 3 | R: 0 E: 0 K: 0 S: 3 | H: 1 LOB: 0 BB: 0 P: 3 | 1B: 11 2B: 0 3B: 0 HR: 0 | SF: 0 SAC: 1 DP: 2 HBP: 0 | WP: 0 PB: 0 SB: 1 CS: 0 | PA: 38 | |
| PITCHER Tom Walker, R ERA: 3.86 (1, 1) | IP: 4.2 WLS: L | H: 7 R: 5 ER: 2 SO: 2 | BB: 2 IBB: 0 HBP: 0 BLK: 0 | WP: 0 HR: 0 S: 28 P: 36 | ERA: 3.86 WHIP: 1.929 | | | | | | | | | | | | | | |
| Ray Bare, R ERA: 6.23 (5, 1) | IP: 3.1 WLS: L | H: 4 R: 1 ER: 1 SO: 0 | BB: 0 IBB: 0 HBP: 0 BLK: 0 | WP: 0 HR: 0 S: 12 P: 12 | ERA: 2.70 WHIP: 1.200 | | | | | | | | | | | | | | |

Detroit Tigers @ New York Yankees
Shea Stadium, Flushing, NY
Sun Apr 13 1975, 3:33 AM EDT
Unknown - 44 F

AB 35
R 6
H 11
RBI 6
BB 2
SO 2
LOB 19



| Batter | 1 | 2 | 3 | 4 | 5 | 6 | 7 | 8 | 9 | AB R H RBI BB SO LOB | TOP | | | | | | | | | |
|--|---|---|------------------------------|---------------------------------|------------------------------|----------------------------------|------------------------------|---------------------------------|------------------------------|---------------------------------|--|---------------------------------|---|---------------------------------|------------------------------|---------------------------------|----------------------------------|------------------------------------|----------------------------------|--------|
| Ron LeFlore, R OBP: 0.167, SLG: 0.294 (1, 8) | 0-0 HR | | 0-0 1B HBP | 0-0 F8 | | | 0-0 B1 | | 0-3 K | 5 2 2 1 0 1 1 | Detroit Tigers @ New York Yankees Shea Stadium, Flushing, NY Sun Apr 13 1975, 3:38 AM EDT Att: 28,051 - Unknown - 46 F AB 35 R 5 H 8 RBI 5 BB 4 SO 7 LOB 17  | | | | | | | | | |
| Gary Sutherland, R OBP: 0.227, SLG: 0.158 (1, 4) | 0-0 3-1 | | 1-0 1B E HBP | | 0-0 L4 | | 0-0 FC5-4 | | 4-0 BB | 3 1 0 0 1 0 1 | | | | | | | | | | |
| Willie Horton, R OBP: 0.190, SLG: 0.300 (1, 10) | 0-3 K | | 0-0 E 1B | | 0-0 6-3 | | 0-0 F9 | | 0-0 F3 | 5 0 1 2 0 1 2 | | | | | | | | | | |
| Nate Colbert, R OBP: 0.250, SLG: 0.500 (1, 3) | 4-0 BB | | 0-0 E5 | | 0-3 K | | | 0-0 L6 | 0-0 2-3 | 4 0 0 1 1 1 2 | | | | | | | | | | |
| Bill Freehan, R OBP: 0.133, SLG: 0.286 (1, 2) | 0-0 F8 | | 0-0 F8 | | | 0-0 F6 | | 0-0 5-3 | | 4 0 0 0 0 0 3 | | | | | | | | | | |
| Leon Roberts, R OBP: 0.500, SLG: 0.750 (1, 9) | | 0-0 5-3 | 0-0 L8 | | | 0-0 1B CS 1B | | 0-0 2B | | 4 1 2 0 0 0 2 | | | | | | | | | | |
| Mickey Stanley, R OBP: 0.400, SLG: 0.250 (1, 7) | | 0-3 K2-3 | 0-0 F7 | | | 0-0 1B | | 4-0 2B IBB | | 3 0 1 0 1 1 2 | | | | | | | | | | |
| Tom Veryzer, R OBP: 0.333, SLG: 0.357 (1, 6) | | 0-3 K | | 0-3 K | | 0-3 K | | 0-0 2B | | 4 0 1 1 0 3 2 | | | | | | | | | | |
| Aurelio Rodriguez, R OBP: 0.500, SLG: 0.400 (1, 5) | | | 4-0 HBP 1B BB | | 0-0 F9 | | 0-0 FC5-4 1B | 0-0 5-3 | | 3 1 1 0 1 0 2 | | | | | | | | | | |
| Inning Stats | R: 1 E: 0 K: 1 S: 6 | H: 1 LOB: 1 BB: 1 P: 10 | R: 0 E: 0 K: 2 S: 7 | H: 0 LOB: 0 BB: 0 P: 7 | R: 3 E: 1 K: 0 S: 6 | H: 2 LOB: 2 BB: 1 P: 11 | R: 0 E: 0 K: 1 S: 5 | H: 0 LOB: 0 BB: 0 P: 5 | R: 0 E: 0 K: 1 S: 5 | H: 2 LOB: 2 BB: 0 P: 6 | R: 0 E: 0 K: 0 S: 4 | H: 1 LOB: 1 BB: 0 P: 4 | R: 1 E: 0 K: 0 S: 5 | H: 2 LOB: 2 BB: 1 P: 9 | R: 0 E: 0 K: 1 S: 5 | H: 0 LOB: 1 BB: 1 P: 9 | 1B: 5 2B: 3 3B: 0 HR: 1 | SF: 0 SAC: 0 DP: 1 HBP: 1 | WP: 0 PB: 0 SB: 0 CS: 1 | PA: 40 |
| PITCHER | IP WLS BF H R ER SO BB IBB HBP BLK WP HR S P ERA WHIP | IP WLS BF H R ER SO BB IBB HBP BLK WP HR S P ERA WHIP | | | | | | | | | | | IP WLS BF H R ER SO BB IBB HBP BLK WP HR S P ERA WHIP | | | | | | | |
| Rudy May, L ERA: 5.0 (1, 1) | 7.2 L 33 7 5 5 6 2 0 1 0 0 1 42 51 5.87 1.174 | | | | | | | | | | | | | | | | | | | |
| Sparky Lyle, L ERA: (8, 1) | 0.1 3 1 0 0 0 0 1 0 0 0 0 2 6 0.00 3.000 | | | | | | | | | | | | | | | | | | | |
| Larry Gura, L ERA: (9, 1) | 1.0 4 0 0 0 1 1 0 0 0 0 0 5 9 0.00 1.000 | | | | | | | | | | | | | | | | | | | |

| Batter | 1 | 2 | 3 | 4 | 5 | 6 | 7 | 8 | 9 | AB R H RBI BB SO LOB | BOTTOM | | | | | | | | | |
|--|---|---|------------------------------|---------------------------------|------------------------------|---------------------------------|------------------------------|---------------------------------|------------------------------|---------------------------------|--|---------------------------------|---|---------------------------------|------------------------------|---------------------------------|----------------------------------|------------------------------------|----------------------------------|--------|
| Elliott Maddox, R OBP: 0.263, SLG: 0.222 (1, 8) | 0-3 K | | 0-0 E 1B | | 0-0 6-3 | | 0-0 F9 | | 0-0 FC6-4 | 5 0 1 0 0 1 2 | Detroit Tigers @ New York Yankees Shea Stadium, Flushing, NY Sun Apr 13 1975, 3:38 AM EDT Att: 28,051 - Unknown - 46 F AB 32 R 2 H 4 RBI 2 BB 5 SO 2 LOB 14  | | | | | | | | | |
| Lou Piniella, R OBP: 0.286, SLG: 0.350 (1, 7) | 4-0 FC6-4 BB | | 0-0 E6 | | 0-0 5-3 | | 0-0 4-3 | | 0-0 4-3 | 3 0 0 0 1 0 1 | | | | | | | | | | |
| Bobby Bonds, R OBP: 0.190, SLG: 0.200 (1, 9) | 0-0 FC6-4 S | | 0-0 F7 | | 0-0 F6 | | 0-0 6-3 | | 0-0 6-3 | 4 0 0 0 0 0 3 | | | | | | | | | | |
| Ron Blomberg, L OBP: 0.375, SLG: 0.231 (1, 10) | 0-0 G3 | | 0-0 F5 | | 0-0 5-3 | | 4-0 BB | | 0-0 F8 | 3 0 0 0 1 0 3 | | | | | | | | | | |
| Ed Herrmann, L OBP: 0.125, SLG: 0.125 (1, 2) | | 0-3 K | | 0-0 4-3 | | 0-0 F9 | | 0-0 F8 | | 4 0 0 0 0 1 1 | | | | | | | | | | |
| Graig Nettles, L OBP: 0.150, SLG: 0.150 (1, 5) | | 0-0 F4 | | 0-0 F9 | | 0-0 F6 | | 0-0 4-3 | | 4 0 0 0 0 0 0 | | | | | | | | | | |
| Chris Chambliss, L OBP: 0.500, SLG: 0.538 (1, 3) | | 4-0 BB | | 0-0 3B 2B | | 0-0 F7 | | 4-0 WP 1B BB | | 2 2 1 0 2 0 0 | | | | | | | | | | |
| Jim Mason, L OBP: 0.313, SLG: 0.357 (1, 6) | | 0-0 4-3 | | 0-0 2H 3B | | 4-0 BB | | 0-0 1-3 | | 3 0 1 1 1 0 2 | | | | | | | | | | |
| Sandy Alomar Sr., S OBP: 0.133, SLG: 0.071 Walt Williams, R OBP: 0.600, SLG: 0.600 (7, PH) (8, 4) | | | 0-0 L6 | | 0-0 6-3 | | 0-0 F6 | | 0-0 FC6-4 2H 1B | 2 0 0 0 0 0 1 2 0 1 1 0 0 1 | | | | | | | | | | |
| Inning Stats | R: 0 E: 0 K: 1 S: 5 | H: 0 LOB: 1 BB: 1 P: 9 | R: 0 E: 0 K: 1 S: 5 | H: 0 LOB: 1 BB: 1 P: 9 | R: 0 E: 1 K: 0 S: 5 | H: 1 LOB: 2 BB: 0 P: 5 | R: 1 E: 0 K: 0 S: 5 | H: 2 LOB: 1 BB: 0 P: 5 | R: 0 E: 0 K: 0 S: 3 | H: 0 LOB: 0 BB: 0 P: 3 | R: 0 E: 0 K: 0 S: 3 | H: 0 LOB: 1 BB: 1 P: 7 | R: 0 E: 0 K: 0 S: 3 | H: 0 LOB: 1 BB: 1 P: 7 | R: 1 E: 0 K: 0 S: 4 | H: 1 LOB: 1 BB: 1 P: 8 | 1B: 2 2B: 1 3B: 1 HR: 0 | SF: 0 SAC: 0 DP: 0 HBP: 0 | WP: 1 PB: 0 SB: 1 CS: 0 | PA: 37 |
| PITCHER | IP WLS BF H R ER SO BB IBB HBP BLK WP HR S P ERA WHIP | IP WLS BF H R ER SO BB IBB HBP BLK WP HR S P ERA WHIP | | | | | | | | | | | IP WLS BF H R ER SO BB IBB HBP BLK WP HR S P ERA WHIP | | | | | | | |
| Lerin LaGrow, R ERA: 2.0 (1, 1) | 9.0 W 37 4 2 2 2 5 0 0 0 1 0 36 56 2.00 1.000 | | | | | | | | | | | | | | | | | | | |

| Batter | 1 | 2 | 3 | 4 | 5 | 6 | 7 | 8 | 9 | AB | R | H | RBI | BB | SO | LOB | TOP | | | | |
|--|--|---------------------------------|------------------------------|----------------------------------|------------------------------|----------------------------------|------------------------------|----------------------------------|------------------------------|---------------------------------|------------------------------|---------------------------------|------------------------------|------------------------------|---------------------------------|------------------------------|----------------------------------|----------------------------------|------------------------------------|----------------------------------|--------|
| Fred Lynn, L OBP: 0.167, SLG: 0.250 (1, 8) | | | | | | | | | | 4 | 0 | 1 | 1 | 0 | 1 | 1 | | | | | |
| Dwight Evans, R OBP: 0.414, SLG: 0.560 (1, 9) | | | | | | | | | | 4 | 0 | 2 | 2 | 1 | 1 | 0 | | | | | |
| Carl Yastrzemski, L OBP: 0.286, SLG: 0.500 (1, 3) | | | | | | | | | | 4 | 0 | 0 | 0 | 1 | 1 | 3 | | | | | |
| Tony Conigliaro, R OBP: 0.259, SLG: 0.261 (1, 10) | | | | | | | | | | 4 | 0 | 0 | 0 | 1 | 1 | 4 | | | | | |
| Rico Petrocelli, R OBP: 0.250, SLG: 0.167 (1, 5) | | | | | | | | | | 3 | 1 | 1 | 0 | 2 | 1 | 2 | | | | | |
| Bernie Carbo, L OBP: 0.556, SLG: 0.750 Rick Miller, L (8, PR) (8, 7) | | | | | | | | | | 4 | 1 | 3 | 0 | 0 | 1 | 1 | | | | | |
| Bob Montgomery, R OBP: 0.308, SLG: 0.360 (1, 2) | | | | | | | | | | 4 | 1 | 1 | 1 | 0 | 1 | 4 | | | | | |
| Rick Burleson, R OBP: 0.400, SLG: 0.455 (1, 6) | | | | | | | | | | 4 | 0 | 1 | 1 | 0 | 0 | 5 | | | | | |
| Doug Griffin, R OBP: 0.455, SLG: 0.368 Bob Heise, R (8, 4) | | | | | | | | | | 4 | 1 | 1 | 0 | 0 | 1 | 2 | | | | | |
| Inning Stats | R: 0 E: 0 K: 1 S: 5 | H: 0 LOB: 0 BB: 0 P: 5 | R: 0 E: 0 K: 1 S: 6 | H: 1 LOB: 2 BB: 1 P: 10 | R: 0 E: 0 K: 1 S: 6 | H: 1 LOB: 2 BB: 1 P: 10 | R: 4 E: 0 K: 0 S: 7 | H: 4 LOB: 2 BB: 2 P: 15 | R: 0 E: 0 K: 1 S: 6 | H: 1 LOB: 1 BB: 0 P: 6 | R: 0 E: 0 K: 0 S: 3 | H: 0 LOB: 0 BB: 0 P: 3 | R: 0 E: 0 K: 0 S: 3 | R: 1 E: 0 K: 1 S: 7 | H: 2 LOB: 1 BB: 0 P: 7 | R: 0 E: 0 K: 2 S: 8 | H: 1 LOB: 2 BB: 1 P: 12 | 1B: 6 2B: 4 3B: 0 HR: 0 | SF: 1 SAC: 0 DP: 0 HBP: 0 | WP: 0 PB: 0 SB: 2 CS: 0 | PA: 42 |
| PITCHER | IP WLS BF H R ER SO BB IBB HBP BLK WP HR S P ERA WHIP | | | | | | | | | | | | | | | | | | | | |
| Catfish Hunter, R ERA: 5.4 Sparky Lyle, L ERA: | (1, 1) 7.2 L 36 9 5 5 5 3 1 0 0 0 0 0 0 42 58 5.87 1.565 | | | | | | | | | | | | | | | | | | | | |
| (8, 1) 1.1 6 1 0 0 3 1 0 0 0 0 0 0 0 11 15 0.00 1.500 | | | | | | | | | | | | | | | | | | | | | |

Boston Red Sox @ New York Yankees
Shea Stadium, Flushing, NY
Tue Apr 15 1975, 3:33 AM EDT
Att. 7,773 - Unknown - 48 F

| | |
|-----|----|
| AB | 36 |
| R | 5 |
| H | 10 |
| RBI | 5 |
| BB | 5 |
| SO | 8 |
| LOB | 24 |





| Batter | 1 | 2 | 3 | 4 | 5 | 6 | 7 | 8 | 9 | AB | R | H | RBI | BB | SO | LOB | BOTTOM | | | | |
|--|--|---------------------------------|------------------------------|---------------------------------|------------------------------|---------------------------------|------------------------------|---------------------------------|------------------------------|---------------------------------|------------------------------|---------------------------------|------------------------------|------------------------------|---------------------------------|------------------------------|---------------------------------|----------------------------------|------------------------------------|----------------------------------|--------|
| Elliott Maddox, R OBP: 0.348, SLG: 0.350 (1, 8) | | | | | | | | | | 2 | 2 | 1 | 0 | 2 | 0 | 0 | | | | | |
| Alex Johnson, R OBP: 0.455, SLG: 0.333 (1, 10) | | | | | | | | | | 4 | 0 | 1 | 1 | 0 | 0 | 1 | | | | | |
| Bobby Bonds, R OBP: 0.160, SLG: 0.167 (1, 9) | | | | | | | | | | 4 | 0 | 0 | 1 | 0 | 0 | 3 | | | | | |
| Lou Piniella, R OBP: 0.240, SLG: 0.292 (1, 7) | | | | | | | | | | 4 | 0 | 0 | 0 | 0 | 1 | 3 | | | | | |
| Bob Oliver, R OBP: 0.125, SLG: 0.250 (1, 3) | | | | | | | | | | 4 | 0 | 0 | 0 | 0 | 0 | 2 | | | | | |
| Thurman Munson, R OBP: 0.400, SLG: 0.474 (1, 2) | | | | | | | | | | 4 | 1 | 2 | 0 | 0 | 0 | 0 | | | | | |
| Graig Nettles, L OBP: 0.174, SLG: 0.174 (1, 5) | | | | | | | | | | 3 | 0 | 1 | 1 | 0 | 0 | 0 | | | | | |
| Sandy Alomar Sr., S OBP: 0.111, SLG: 0.059 (1, 4) | | | | | | | | | | 3 | 0 | 0 | 0 | 0 | 1 | 2 | | | | | |
| Jim Mason, L OBP: 0.278, SLG: 0.313 Walt Williams, R OBP: 0.500, SLG: 0.500 Fred Stanley, R (7, PH) (8, 6) | | | | | | | | | | 2 | 0 | 0 | 0 | 0 | 0 | 1 | | | | | |
| Inning Stats | R: 1 E: 1 K: 1 S: 6 | H: 1 LOB: 0 BB: 0 P: 6 | R: 1 E: 0 K: 0 S: 5 | H: 2 LOB: 1 BB: 0 P: 5 | R: 1 E: 1 K: 0 S: 4 | H: 1 LOB: 1 BB: 1 P: 8 | R: 0 E: 0 K: 0 S: 3 | H: 0 LOB: 0 BB: 0 P: 3 | R: 0 E: 0 K: 0 S: 2 | H: 0 LOB: 0 BB: 1 P: 6 | R: 0 E: 0 K: 0 S: 3 | H: 0 LOB: 0 BB: 0 P: 3 | R: 0 E: 1 K: 0 S: 4 | R: 0 E: 0 K: 0 S: 4 | H: 0 LOB: 1 BB: 0 P: 4 | R: 0 E: 0 K: 0 S: 3 | H: 0 LOB: 0 BB: 0 P: 3 | 1B: 3 2B: 0 3B: 2 HR: 0 | SF: 0 SAC: 1 DP: 2 HBP: 0 | WP: 0 PB: 0 SB: 0 CS: 1 | PA: 35 |
| PITCHER | IP WLS BF H R ER SO BB IBB HBP BLK WP HR S P ERA WHIP | | | | | | | | | | | | | | | | | | | | |
| Bill Lee, L ERA: 4.7 | (1, 1) 9.0 W 34 5 3 3 2 2 0 0 0 0 0 0 0 36 44 3.00 0.778 | | | | | | | | | | | | | | | | | | | | |

Boston Red Sox @ New York Yankees
Shea Stadium, Flushing, NY
Tue Apr 15 1975, 3:33 AM EDT
Att. 7,773 - Unknown - 48 F

| | |
|-----|----|
| AB | 31 |
| R | 3 |
| H | 5 |
| RBI | 3 |
| BB | 2 |
| SO | 2 |
| LOB | 13 |



| Batter | 1 | 2 | 3 | 4 | 5 | 6 | 7 | 8 | 9 | AB | R | H | RBI | BB | SO | LOB | TOP | | | | | | | | | | |
|---|------------------------------|---------------------------------|------------------------------|---------------------------------|------------------------------|----------------------------------|------------------------------|---------------------------------|------------------------------|---------------------------------|------------------------------|---------------------------------|------------------------------|---------------------------------|------------------------------|---------------------------------|---|----------------------------------|------------------------------------|----------------------------------|--------|--|--|--|--|--|--|
| Fred Lynn, L OBP: 0.273, SLG: 0.650 (1, 8) | 0-0 HR 1B | | 0-0 HR | | 0-0 HR | | 0-0 SH2-3 | | 0-0 F9 | 4 | 3 | 3 | 2 | 0 | 0 | 1 | Boston Red Sox @ New York Yankees Shea Stadium, Flushing, NY Wed Apr 16 1975, 3:33 AM EDT Att: 8,854 - Unknown - 59 F AB 32 R 4 H 8 RBI 4 BB 3 SO 3 LOB 13  | | | | | | | | | | |
| Dwight Evans, R OBP: 0.394, SLG: 0.483 (1, 9) | 0-0 4-3 | | 0-0 P9 | | 0-0 6-3 | | 0-0 E5 | | | 4 | 0 | 0 | 0 | 0 | 0 | 2 | | | | | | | | | | | |
| Carl Yastrzemski, L OBP: 0.344, SLG: 0.621 (1, 3) | 0-0 HR | | 4-0 BB | | 0-0 1B | | 0-0 G1-6-3 | | | 3 | 1 | 2 | 2 | 1 | 0 | 2 | | | | | | | | | | | |
| Bernie Carbo, L OBP: 0.462, SLG: 0.545 Rick Miller, L (8, 7) | 0-0 4-3 | | 4-0 BB | | 0-0 F7 | | | | 0-0 G3 | 3 | 0 | 0 | 0 | 1 | 0 | 1 | | | | | | | | | | | |
| Rico Petrocelli, R OBP: 0.250, SLG: 0.148 Kim Andrew, R (1, 5) (9, 4) | 0-0 F3 | | 1-0 HBP IBB | | 0-0 F8 | | | | 0-3 K | 3 | 0 | 0 | 0 | 0 | 1 | 1 | | | | | | | | | | | |
| Cecil Cooper, L OBP: 0.333, SLG: 0.333 Juan Beniquez, R (3, PH) OBP: 0.174, SLG: 0.095 (1, 10) | | 0-3 K | 0-0 F9-2 | | 0-3 K | | | | 0-0 B5-3 | 1 | 0 | 0 | 0 | 0 | 1 | 0 | | | | | | | | | | | |
| Bob Montgomery, R OBP: 0.300, SLG: 0.345 (1, 2) | | 0-0 6-3 | | | 0-0 F8 | | | | 0-0 F9 | 4 | 0 | 1 | 0 | 0 | 0 | 0 | | | | | | | | | | | |
| Rick Burleson, R OBP: 0.414, SLG: 0.440 (1, 6) | | 4-0 BB | | | 0-0 F4 | | | | 0-0 1B | 3 | 0 | 1 | 0 | 1 | 0 | 1 | | | | | | | | | | | |
| Bob Heise, R OBP: 0.250, SLG: 0.250 (1, 4) (9, 5) | | 0-0 FC6-4 | | | 0-0 F7 | | | | 0-0 L7 | 4 | 0 | 1 | 0 | 0 | 0 | 2 | | | | | | | | | | | |
| Inning Stats | R: 2 E: 0 K: 0 S: 5 | H: 2 LOB: 0 BB: 0 P: 5 | R: 0 E: 0 K: 1 S: 5 | H: 0 LOB: 1 BB: 1 P: 9 | R: 1 E: 0 K: 0 S: 3 | H: 1 LOB: 2 BB: 2 P: 12 | R: 0 E: 0 K: 0 S: 3 | H: 0 LOB: 0 BB: 0 P: 3 | R: 1 E: 0 K: 0 S: 5 | H: 2 LOB: 1 BB: 0 P: 5 | R: 0 E: 1 K: 0 S: 4 | H: 1 LOB: 1 BB: 0 P: 4 | R: 0 E: 0 K: 1 S: 5 | H: 0 LOB: 0 BB: 0 P: 5 | R: 0 E: 0 K: 0 S: 4 | H: 1 LOB: 1 BB: 0 P: 4 | | 1B: 5 2B: 1 3B: 0 HR: 3 | SF: 0 SAC: 1 DP: 3 HBP: 1 | WP: 0 PB: 0 SB: 1 CS: 0 | PA: 37 | | | | | | |
| PITCHER | IP | WLS | BF | H | R | ER | SO | BB | IBB | HBP | BLK | WP | HR | S | P | ERA | WHIP | | | | | | | | | | |
| Pat Dobson, R ERA: 4.0 (1, 1) | 2.1 | L | 14 | 3 | 3 | 3 | 1 | 2 | 1 | 1 | 0 | 0 | 2 | 12 | 25 | 11.57 | 2.143 | | | | | | | | | | |
| Larry Gura, L ERA: 1.17 (3, 1) | 6.2 | | 23 | 5 | 1 | 1 | 2 | 0 | 0 | 0 | 0 | 0 | 1 | 27 | 27 | 1.35 | 0.750 | | | | | | | | | | |

| Batter | 1 | 2 | 3 | 4 | 5 | 6 | 7 | 8 | 9 | AB | R | H | RBI | BB | SO | LOB | BOTTOM | | | | | | | | | | |
|--|------------------------------|---------------------------------|------------------------------|---------------------------------|------------------------------|---------------------------------|------------------------------|---------------------------------|------------------------------|---------------------------------|------------------------------|----------------------------------|------------------------------|---------------------------------|------------------------------|---------------------------------|---|----------------------------------|------------------------------------|----------------------------------|--------|--|--|--|--|--|--|
| Elliott Maddox, R OBP: 0.397, SLG: 0.360 (1, 8) | 0-0 5-3 | | 0-0 F7 | | 0-0 FC6-4 1B | | 0-0 BB | | 0-3 K | 5 | 0 | 2 | 0 | 0 | 1 | 2 | Boston Red Sox @ New York Yankees Shea Stadium, Flushing, NY Wed Apr 16 1975, 3:33 AM EDT Att: 8,854 - Unknown - 59 F AB 36 R 2 H 9 RBI 2 BB 2 SO 5 LOB 19  | | | | | | | | | | |
| Lou Piniella, R OBP: 0.287, SLG: 0.286 (1, 7) | 0-0 5-3 | | 0-0 5-3 | | 0-0 FC6-4 1B | | 4-0 BB | | 0-0 5-3 | 4 | 0 | 1 | 0 | 1 | 0 | 0 | | | | | | | | | | | |
| Bobby Bonds, R OBP: 0.207, SLG: 0.185 (1, 9) | 4-0 BB | | 0-0 1B | | 0-0 FC6-4 | | 0-3 K | | | 3 | 0 | 1 | 0 | 1 | 1 | 5 | | | | | | | | | | | |
| Ron Blomberg, L OBP: 0.300, SLG: 0.176 (1, 10) | 0-3 K | | 0-3 K | | 0-0 4-3 | | 0-0 4-3 | | | 4 | 0 | 0 | 0 | 0 | 2 | 7 | | | | | | | | | | | |
| Graig Nettles, L OBP: 0.185, SLG: 0.185 (1, 5) | | 0-0 1B | 0-0 F3 | | 0-3 K | | | | 0-0 F9 | 4 | 1 | 1 | 0 | 0 | 1 | 1 | | | | | | | | | | | |
| Chris Chambliss, L OBP: 0.450, SLG: 0.471 (1, 3) | | 0-0 1B | | | 0-0 F8 | | 0-0 F7 | | 0-0 G3 | 4 | 0 | 1 | 0 | 0 | 0 | 0 | | | | | | | | | | | |
| Thurman Munson, R OBP: 0.375, SLG: 0.435 (1, 2) | | 0-0 1B | | | 0-0 F7 | | 0-0 6-3 | | 0-0 F3 | 4 | 0 | 1 | 1 | 0 | 0 | 0 | | | | | | | | | | | |
| Jim Mason, L OBP: 0.238, SLG: 0.263 Ed Herrmann, L (9, PH) OBP: 0.111, SLG: 0.111 (1, 6) | | 0-0 B2 | | | 0-0 3-1 | | 0-0 F5 | | 0-0 F6 | 3 | 0 | 0 | 0 | 0 | 0 | 2 | | | | | | | | | | | |
| Sandy Alomar Sr., S OBP: 0.100, SLG: 0.053 Walt Williams, R OBP: 0.625, SLG: 1.000 (7, PH) (8, 4) | | 0-0 F8 | | | 0-0 4-3 | | 0-0 BB | | 0-0 HR | 2 | 0 | 0 | 0 | 0 | 0 | 2 | | | | | | | | | | | |
| Inning Stats | R: 0 E: 0 K: 1 S: 5 | H: 0 LOB: 1 BB: 1 P: 9 | R: 1 E: 0 K: 0 S: 6 | H: 3 LOB: 2 BB: 0 P: 6 | R: 0 E: 0 K: 1 S: 6 | H: 1 LOB: 1 BB: 0 P: 6 | R: 0 E: 0 K: 0 S: 3 | H: 0 LOB: 0 BB: 0 P: 3 | R: 0 E: 0 K: 1 S: 5 | H: 0 LOB: 0 BB: 0 P: 5 | R: 0 E: 0 K: 1 S: 7 | H: 2 LOB: 3 BB: 1 P: 11 | R: 0 E: 0 K: 0 S: 3 | H: 0 LOB: 0 BB: 0 P: 3 | R: 1 E: 0 K: 1 S: 6 | H: 1 LOB: 0 BB: 0 P: 6 | | 1B: 8 2B: 0 3B: 0 HR: 1 | SF: 0 SAC: 0 DP: 0 HBP: 0 | WP: 0 PB: 0 SB: 2 CS: 0 | PA: 38 | | | | | | |
| PITCHER | IP | WLS | BF | H | R | ER | SO | BB | IBB | HBP | BLK | WP | HR | S | P | ERA | WHIP | | | | | | | | | | |
| Rick Wise, R ERA: 3.5 (1, 1) | 9.0 | W | 38 | 9 | 2 | 2 | 5 | 2 | 0 | 0 | 0 | 0 | 1 | 46 | 54 | 2.00 | 1.222 | | | | | | | | | | |

| Batter | 1 | 2 | 3 | 4 | 5 | 6 | 7 | 8 | 9 | AB | R | H | RBI | BB | SO | LOB | TOP | | | | | | | | |
|--|------------------------------|---------------------------------|------------------------------|----------------------------------|------------------------------|---------------------------------|------------------------------|----------------------------------|------------------------------|---------------------------------|------------------------------|---------------------------------|------------------------------|---------------------------------|------------------------------|---------------------------------|--|------------------------------|---------------------------------|-----------------------------------|------------------------------------|----------------------------------|--------|--|--|
| Roy White, S (1, 7) OBP: 0.500, SLG: 0.667 | 0-0 3-1 | | 0-0 2B HR | 0-0 1B BB | 0-0 2B | | 0-0 F7 | | 0-0 F7 | 6 | 2 | 3 | 0 | 0 | 0 | 0 | New York Yankees @ Detroit Tigers Tiger Stadium, Detroit, MI Fri Apr 18 1975, 7:05 PM EDT Att: 9,047 - Unknown | | | | | | | | |
| Elliott Maddox, R (1, 8) OBP: 0.412, SLG: 0.414 | 4-0 S E BB | | 0-0 HR | 0-0 BB E 1B | 4-0 FC5-4 BB | | 0-0 F9 | | 0-0 6-3 | 4 | 3 | 2 | 0 | 2 | 0 | 0 | | | | | | | | | |
| Bobby Bonds, R (1, 9) OBP: 0.265, SLG: 0.344 | 0-0 E5 1-H 1B | | 0-0 HR | 0-0 E BB G4-6-3 1B | 0-0 FC5-4 | | | | 0-0 6-3 | 5 | 2 | 3 | 3 | 0 | 0 | 2 | | | | | | | | | |
| Ron Blomberg, L (1, 10) OBP: 0.360, SLG: 0.429 | 0-0 G3 | | 0-0 HR | 4-0 G4-6-3 E BB | | 0-3 K | | 0-0 6-3 1B 2B | | 4 | 2 | 2 | 2 | 1 | 1 | 0 | | | | | | | | | |
| Chris Chambliss, L (1, 3) | | 0-0 BLK 2B | 0-0 4-3 | 0-0 E4 G4-6-3 | | 0-0 4-3 | | 0-0 6-3 | | 5 | 0 | 1 | 1 | 0 | 0 | 3 | | | | | | | | | |
| Graig Nettles, L (1, 5) OBP: 0.281, SLG: 0.267 | 4-0 BLK BB | | 0-0 1B | 0-0 G4-6-3 | | 0-0 1B 2B | | 4-0 1B BB | | 3 | 2 | 2 | 0 | 2 | 0 | 2 | | | | | | | | | |
| Thurman Munson, R (1, 2) OBP: 0.414, SLG: 0.464 | 0-3 K | | 0-0 1B | 0-0 6-3 | | 0-0 1B | | 0-0 1B | | 5 | 0 | 3 | 2 | 0 | 1 | 3 | | | | | | | | | |
| Jim Mason, L (1, 6) OBP: 0.231, SLG: 0.250 | 0-3 K | | 0-0 1B | 0-0 F7 | | 0-0 6-3 | | 0-0 F8 | | 5 | 0 | 1 | 1 | 0 | 1 | 5 | | | | | | | | | |
| Sandy Alomar Sr., S (1, 4) OBP: 0.080, SLG: 0.042 | 0-0 F9 | | 0-0 G4-6-3 | 0-0 L6 | | 0-0 6-3 | | 0-0 F8 | | 5 | 0 | 0 | 0 | 0 | 0 | 4 | | | | | | | | | |
| Inning Stats | R: 1 E: 1 K: 0 S: 3 | H: 1 LOB: 0 BB: 1 P: 7 | R: 0 E: 0 K: 2 S: 8 | H: 1 LOB: 2 BB: 1 P: 12 | R: 5 E: 0 K: 0 S: 9 | H: 7 LOB: 1 BB: 0 P: 9 | R: 3 E: 1 K: 0 S: 6 | H: 3 LOB: 1 BB: 1 P: 10 | R: 0 E: 0 K: 0 S: 4 | H: 1 LOB: 2 BB: 0 P: 8 | R: 1 E: 0 K: 1 S: 7 | H: 2 LOB: 1 BB: 0 P: 7 | R: 0 E: 0 K: 0 S: 3 | H: 0 LOB: 0 BB: 0 P: 3 | R: 1 E: 0 K: 0 S: 5 | H: 2 LOB: 2 BB: 1 P: 9 | | R: 0 E: 0 K: 0 S: 3 | H: 0 LOB: 0 BB: 0 P: 3 | 1B: 10 2B: 5 3B: 0 HR: 2 | SF: 0 SAC: 0 DP: 2 HBP: 0 | WP: 0 PB: 0 SB: 1 CS: 0 | PA: 47 | | |
| PITCHER | IP | WLS | BF | H | R | ER | SO | BB | IBB | HBP | BLK | WP | HR | S | P | ERA | WHIP | | | | | | | | |
| Joe Coleman, R (1, 1) ERA: 11.88 | 2.1 | L | 16 | 8 | 6 | 5 | 2 | 2 | 0 | 0 | 1 | 0 | 2 | 18 | 26 | 19.29 | 4.286 | | | | | | | | |
| Dave Lemanczyk, R (3, 1) ERA: 7.04 | 5.2 | | 28 | 9 | 5 | 4 | 1 | 3 | 0 | 0 | 0 | 0 | 0 | 27 | 39 | 6.35 | 2.118 | | | | | | | | |
| Ray Bare, R (9, 1) ERA: 5.06 | 1.0 | | 3 | 0 | 0 | 0 | 0 | 0 | 0 | 0 | 0 | 0 | 0 | 3 | 3 | 0.00 | 0.000 | | | | | | | | |

| | |
|-----|----|
| AB | 42 |
| R | 11 |
| H | 17 |
| RBI | 9 |
| BB | 5 |
| SO | 3 |
| LOB | 19 |



| Batter | 1 | 2 | 3 | 4 | 5 | 6 | 7 | 8 | 9 | AB | R | H | RBI | BB | SO | LOB | BOTTOM | | | | | | | | |
|---|------------------------------|---------------------------------|------------------------------|---------------------------------|------------------------------|---------------------------------|------------------------------|---------------------------------|------------------------------|---------------------------------|------------------------------|---------------------------------|------------------------------|---------------------------------|------------------------------|---------------------------------|--|------------------------------|---------------------------------|----------------------------------|------------------------------------|----------------------------------|--------|--|--|
| Ron LeFlore, R (1, 8) OBP: 0.217, SLG: 0.364 | 0-3 K | | 0-0 1B | | 0-0 F8 | | 0-0 1B 2B | | 0-3 K | 5 | 0 | 2 | 0 | 0 | 2 | 2 | New York Yankees @ Detroit Tigers Tiger Stadium, Detroit, MI Fri Apr 18 1975, 7:05 PM EDT Att: 9,047 - Unknown | | | | | | | | |
| Gary Sutherland, R (1, 4) OBP: 0.285, SLG: 0.281 | 0-3 K | | 0-0 4-3 | | 0-0 1-3 2-H 2B | | 0-0 2-3 3-H 1B | | | 4 | 0 | 2 | 2 | 0 | 1 | 1 | | | | | | | | | |
| Willie Horton, R (1, 10) OBP: 0.200, SLG: 0.292 | 0-0 1B | | | | 0-0 F8 | | 0-0 8-2 | | 0-0 1-3 | 4 | 0 | 1 | 0 | 0 | 0 | 4 | | | | | | | | | |
| Nate Colbert, R (1, 3) OBP: 0.208, SLG: 0.409 | 0-0 F8 | | | | 0-0 F2 | | 0-0 F3 | | 0-3 K | 4 | 0 | 0 | 0 | 0 | 1 | 1 | | | | | | | | | |
| Bill Freehan, R (1, 2) OBP: 0.211, SLG: 0.389 | | 0-3 K | | 0-0 1B 2B | | 0-0 F4 | | 0-0 G3 1B | | 4 | 1 | 2 | 0 | 0 | 1 | 0 | | | | | | | | | |
| Dan Meyer, L (1, 7) OBP: 0.235, SLG: 0.188 | | 0-0 4-3 | | 0-0 2-H 1B | | 0-0 F8 | | 0-0 G3 | | 4 | 0 | 1 | 1 | 0 | 0 | 1 | | | | | | | | | |
| Art James, L (1, 9) OBP: 0.158, SLG: 0.111 | | 0-0 G3 | | 0-0 F5 | | | 0-0 4-3 | | 0-0 1-3 | 4 | 0 | 0 | 0 | 0 | 0 | 2 | | | | | | | | | |
| Tom Veryzer, R (1, 6) OBP: 0.316, SLG: 0.333 | | | 0-0 2-3 | | 0-0 1B 2B 1B | | 0-3 K | | 0-0 1-3 | 4 | 1 | 1 | 0 | 0 | 1 | 0 | | | | | | | | | |
| Aurelio Rodriguez, R (1, 5) OBP: 0.500, SLG: 0.429 | | | 0-0 F8 | | 0-0 2B 8-2 1B | | 0-0 2B 1B | | 0-0 F3 | 4 | 1 | 2 | 0 | 0 | 0 | 0 | | | | | | | | | |
| Inning Stats | R: 0 E: 0 K: 2 S: 8 | H: 1 LOB: 0 BB: 0 P: 8 | R: 0 E: 0 K: 1 S: 5 | H: 0 LOB: 0 BB: 0 P: 5 | R: 0 E: 0 K: 0 S: 4 | H: 1 LOB: 1 BB: 0 P: 4 | R: 1 E: 0 K: 0 S: 5 | H: 2 LOB: 1 BB: 0 P: 5 | R: 1 E: 0 K: 0 S: 5 | H: 3 LOB: 1 BB: 0 P: 5 | R: 0 E: 0 K: 0 S: 3 | H: 0 LOB: 0 BB: 0 P: 3 | R: 1 E: 0 K: 1 S: 8 | H: 3 LOB: 2 BB: 0 P: 8 | R: 0 E: 0 K: 1 S: 6 | H: 1 LOB: 1 BB: 0 P: 6 | | R: 0 E: 0 K: 1 S: 5 | H: 0 LOB: 0 BB: 0 P: 5 | 1B: 8 2B: 4 3B: 0 HR: 0 | SF: 0 SAC: 0 DP: 1 HBP: 0 | WP: 0 PB: 0 SB: 0 CS: 0 | PA: 37 | | |
| PITCHER | IP | WLS | BF | H | R | ER | SO | BB | IBB | HBP | BLK | WP | HR | S | P | ERA | WHIP | | | | | | | | |
| Doc Medich, R (1, 1) ERA: 3.04 | 9.0 | W | 37 | 11 | 3 | 3 | 6 | 0 | 0 | 0 | 0 | 0 | 0 | 49 | 49 | 3.00 | 1.222 | | | | | | | | |

| | |
|-----|----|
| AB | 37 |
| R | 3 |
| H | 11 |
| RBI | 3 |
| BB | 0 |
| SO | 6 |
| LOB | 11 |



| Batter | 1 | 2 | 3 | 4 | 5 | 6 | 7 | 8 | 9 | AB | R | H | RBI | BB | SO | LOB | TOP | | | | | |
|---|---|---------------------------------|----------------------------------|---------------------------------|------------------------------|----------------------------------|------------------------------|---------------------------------|------------------------------|---------------------------------|------------------------------|---------------------------------|------------------------------|---------------------------------|------------------------------|---------------------------------|---|------------------------------|---------------------------------|-----------------------------------|------------------------------------|----------------------------------|
| Roy White, S (1, 3) OBP: 0.455, SLG: 0.545 | 5-3 | | FC1-2 1B 1-2 3-H | | F8 | | E8 2B 1B | | 1-3 | 5 | 1 | 2 | 1 | 0 | 0 | 0 | New York Yankees @ Detroit Tigers Tiger Stadium, Detroit, MI Sat Apr 19 1975, 4:33 AM EDT Alt. 8,396 - Unknown - 51 F | | | | | |
| Elliott Maddox, R (1, 8) OBP: 0.436, SLG: 0.455 | F7 | | FC1-2 1B 1-2 2-3 | | G6-4-3 BB | | 2B 2B | | 6-3 | 4 | 0 | 2 | 2 | 1 | 0 | 0 | | | | | | |
| Alex Johnson, R (1, 10) OBP: 0.333, SLG: 0.231 | 5-3 | | FC1-2 1B 1-2 2-3 3-H | | G6-4-3 1-2 | | 1-3 | | | 4 | 0 | 0 | 0 | 0 | 0 | 5 | | | | | | |
| Bobby Bonds, R (1, 9) OBP: 0.237, SLG: 0.306 | | 6-3 | F7 | | | K | | | 5-3 | 4 | 0 | 0 | 0 | 0 | 1 | 3 | | | | | | |
| Thurman Munson, R (1, 2) OBP: 0.455, SLG: 0.500 | | | | 1B 1B | | F8 | | | FC6-4 1B | 4 | 0 | 3 | 0 | 0 | 0 | 0 | | | | | | |
| Lou Piniella, R (1, 7) OBP: 0.235, SLG: 0.250 | | | | | K | | 6-3 | | FC6-4 1B FC5 | 4 | 0 | 0 | 0 | 0 | 1 | 3 | | | | | | |
| Graig Nettles, L (1, 5) OBP: 0.306, SLG: 0.273 | | | 1B 1B BB | | F3 | | 4-3 | | 1B 1-2 | 3 | 1 | 1 | 0 | 1 | 0 | 1 | | | | | | |
| Sandy Alomar Sr., S (1, 4) OBP: 0.138, SLG: 0.107 | | | 1B 1B FC1-2 1B | | | | K | | FC5 | 4 | 0 | 2 | 0 | 0 | 1 | 2 | | | | | | |
| Jim Mason, L (1, 6) OBP: 0.214, SLG: 0.231 | | | | | | | | | | 2 | 0 | 0 | 0 | 0 | 2 | 4 | | | | | | |
| Rick Dempsey, R (7, PH) OBP: 1.000, SLG: 1.000 | | | | | | | | | | 1 | 1 | 1 | 0 | 0 | 0 | 0 | | | | | | |
| Fred Stanley, R (7, 6) OBP: 0.556, SLG: 0.889 | | | | | | | | | | 0 | 0 | 0 | 0 | 0 | 0 | 0 | | | | | | |
| Walt Williams, R (9, PH) OBP: 0.556, SLG: 0.889 | | | | | | | | | | 1 | 0 | 0 | 0 | 0 | 0 | 0 | | | | | | |
| Inning Stats | R: 0 E: 0 K: 0 S: 3 | H: 0 LOB: 0 BB: 0 P: 3 | R: 0 E: 0 K: 0 S: 3 | H: 1 LOB: 0 BB: 0 P: 3 | R: 1 E: 0 K: 1 S: 8 | H: 3 LOB: 3 BB: 1 P: 12 | R: 0 E: 0 K: 2 S: 9 | H: 2 LOB: 2 BB: 0 P: 9 | R: 0 E: 0 K: 0 S: 2 | H: 0 LOB: 0 BB: 1 P: 6 | R: 0 E: 0 K: 1 S: 5 | H: 0 LOB: 0 BB: 0 P: 5 | R: 2 E: 1 K: 1 S: 8 | H: 3 LOB: 1 BB: 0 P: 8 | R: 0 E: 0 K: 0 S: 5 | H: 2 LOB: 2 BB: 0 P: 5 | | R: 0 E: 0 K: 0 S: 3 | H: 0 LOB: 0 BB: 0 P: 3 | 1B: 10 2B: 1 3B: 0 HR: 0 | SF: 0 SAC: 0 DP: 2 HBP: 0 | WP: 0 PB: 0 SB: 0 CS: 0 |
| PITCHER Mickey Lolich, L (1, 1) ERA: 2.4 | IP: 9.0 WLS: W BF: 38 H: 11 R: 3 ER: 2 SO: 5 BB: 2 IBB: 0 HBP: 0 BLK: 0 WP: 0 HR: 0 S: 46 P: 54 ERA: 2.00 WHIP: 1.444 | | | | | | | | | | | | | | | PITCHER | | | | | | |

| Batter | 1 | 2 | 3 | 4 | 5 | 6 | 7 | 8 | 9 | AB | R | H | RBI | BB | SO | LOB | BOTTOM | | | | | | |
|---|---|---------------------------------|------------------------------|---------------------------------|------------------------------|---------------------------------|------------------------------|---------------------------------|------------------------------|---------------------------------|------------------------------|---------------------------------|------------------------------|---------------------------------|------------------------------|---------------------------------|---|------------------------------|---------------------------------|----------------------------------|------------------------------------|----------------------------------|--------|
| Ron LeFlore, R (1, 8) OBP: 0.259, SLG: 0.385 | 1B HR | | F8 | F9 | | S 1B | | | | 4 | 1 | 2 | 0 | 0 | 0 | 1 | New York Yankees @ Detroit Tigers Tiger Stadium, Detroit, MI Sat Apr 19 1975, 4:33 AM EDT Alt. 8,396 - Unknown - 51 F | | | | | | |
| Gary Sutherland, R (1, 4) OBP: 0.287, SLG: 0.259 | HR 1B | | 5-3 | | E6 1B | 5-3 | | | | 4 | 1 | 1 | 0 | 0 | 0 | 1 | | | | | | | |
| Willie Horton, R (1, 10) OBP: 0.241, SLG: 0.429 | HR | | F3 | | G5-4-3 1B | | F5 | | | 4 | 1 | 2 | 3 | 0 | 0 | 0 | | | | | | | |
| Nate Colbert, R (1, 3) OBP: 0.214, SLG: 0.423 | F3 | | | 1B 2B | K | | K | | | 4 | 1 | 1 | 0 | 0 | 2 | 2 | | | | | | | |
| Bill Freehan, R (1, 2) OBP: 0.217, SLG: 0.364 | K | | | 2B 2B 1B | G5-4-3 1-2 | | 5-3 | | | 4 | 1 | 1 | 1 | 0 | 1 | 2 | | | | | | | |
| Dan Meyer, L (1, 7) OBP: 0.286, SLG: 0.300 | F9 | | | 2B 2B | | F8 HR 1B | | F8 | | 4 | 2 | 2 | 0 | 0 | 0 | 0 | | | | | | | |
| Art James, L (1, 9) OBP: 0.150, SLG: 0.105 | | | | | | | | | | 1 | 0 | 0 | 0 | 0 | 0 | 0 | | | | | | | |
| Leon Roberts, R (4, PH) OBP: 0.429, SLG: 0.714 | | 4-3 | | | | F8 | | F8 | | 3 | 0 | 1 | 2 | 0 | 0 | 1 | | | | | | | |
| Tom Verzyer, R (1, 6) OBP: 0.261, SLG: 0.273 | | | | | 5-3 | | 5-3 | | | 4 | 0 | 0 | 0 | 0 | 2 | 2 | | | | | | | |
| Aurelio Rodriguez, R (1, 5) OBP: 0.474, SLG: 0.588 | | | | | F3 | | | | | 3 | 1 | 1 | 2 | 0 | 0 | 1 | | | | | | | |
| Inning Stats | R: 3 E: 0 K: 1 S: 8 | H: 3 LOB: 0 BB: 0 P: 8 | R: 0 E: 0 K: 1 S: 5 | H: 0 LOB: 0 BB: 0 P: 5 | R: 0 E: 0 K: 0 S: 3 | H: 0 LOB: 0 BB: 0 P: 3 | R: 3 E: 0 K: 0 S: 7 | H: 4 LOB: 1 BB: 0 P: 7 | R: 0 E: 1 K: 0 S: 6 | H: 1 LOB: 1 BB: 0 P: 6 | R: 2 E: 0 K: 0 S: 6 | H: 3 LOB: 1 BB: 0 P: 6 | R: 0 E: 0 K: 1 S: 5 | H: 0 LOB: 0 BB: 0 P: 5 | R: 0 E: 0 K: 1 S: 5 | H: 0 LOB: 0 BB: 0 P: 5 | | R: 0 E: 0 K: 1 S: 5 | H: 0 LOB: 0 BB: 0 P: 5 | 1B: 6 2B: 3 3B: 0 HR: 2 | SF: 0 SAC: 0 DP: 1 HBP: 0 | WP: 0 PB: 0 SB: 2 CS: 0 | PA: 35 |
| PITCHER Caffish Hunter, R (1, 1) ERA: 7.32 | IP: 3.0 WLS: L BF: 15 H: 6 R: 6 ER: 6 SO: 2 BB: 0 IBB: 0 HBP: 0 BLK: 0 WP: 0 HR: 1 S: 19 P: 19 ERA: 18.00 WHIP: 2.000 | | | | | | | | | | | | | | | PITCHER | | | | | | | |
| Mike Wallace, L (4, 1) ERA: 6.0 | IP: 3.0 WLS: L BF: 14 H: 5 R: 2 ER: 2 SO: 1 BB: 0 IBB: 0 HBP: 0 BLK: 0 WP: 0 HR: 1 S: 16 P: 16 ERA: 6.00 WHIP: 1.667 | | | | | | | | | | | | | | | PITCHER | | | | | | | |
| Dick Tidrow, R (7, 1) ERA: | IP: 2.0 WLS: L BF: 6 H: 0 R: 0 ER: 0 SO: 2 BB: 0 IBB: 0 HBP: 0 BLK: 0 WP: 0 HR: 0 S: 10 P: 10 ERA: 0.00 WHIP: 0.000 | | | | | | | | | | | | | | | PITCHER | | | | | | | |

| Batter | 1 | 2 | 3 | 4 | 5 | 6 | 7 | 8 | 9 | AB R H RBI BB SO LOB | TOP | | | | | | | | | |
|--|---|---------------------------------|------------------------------|---------------------------------|------------------------------|---------------------------------|------------------------------|---------------------------------|------------------------------|---|--|---|----------------------------------|------------------------------|---------------------------------|------------------------------|----------------------------------|----------------------------------|------------------------------------|----------------------------------|
| Roy White, S (1, 7) OBP: 0.438, SLG: 0.533 | E7 | | 4-3 | | K | | HR 2B | | S BB | 4 1 1 1 1 1 0 | New York Yankees @ Detroit Tigers Tiger Stadium, Detroit, MI Sun Apr 20 1975, 4:33 AM EDT Att: 9,610 - Unknown livebaseballscorecards.com | | | | | | | | | |
| Elliott Maddox, R (1, 8) OBP: 0.432, SLG: 0.432 | HBP | | 6-3 | | | FC5-4 1B | F4 | | L6 | 4 0 1 0 0 0 3 | | | | | | | | | | |
| Bobby Bonds, R (1, 9) OBP: 0.256, SLG: 0.375 | F9 | | HR | | | FC5-4 1-2 | HR IBB | | K | 4 2 1 1 1 1 4 | | | | | | | | | | |
| Ron Blomberg, L (1, 10) OBP: 0.345, SLG: 0.520 | F4 | | 4-3 | | | 4-3 1-2 | HR | | | 4 1 1 3 0 0 3 | | | | | | | | | | |
| Graig Nettles, L (1, 5) OBP: 0.275, SLG: 0.243 | F6 | | | | F9 | G3 | K | | | 4 0 0 0 0 1 4 | | | | | | | | | | |
| Chris Chambliss, L (1, 3) OBP: 0.393, SLG: 0.440 Fred Stanley, R (7, 4) | F8 | | 4-3 | | | | E 2B 1B | | 5-3 | 3 0 1 0 0 0 0 1 1 0 0 0 0 0 | | | | | | | | | | |
| Thurman Munson, R (1, 2) OBP: 0.432, SLG: 0.457 | FC4-6 HBP | | K | | | | E1 2B 1-3 | | K | 3 1 0 0 0 2 1 | | | | | | | | | | |
| Jim Mason, L (1, 6) OBP: 0.188, SLG: 0.200 | FC4-6 1-2 | | | | 4-3 | | G1 | | K | 4 0 0 0 0 1 4 | | | | | | | | | | |
| Sandy Alomar Sr., S (1, 4) OBP: 0.129, SLG: 0.100 Ed Herrmann, L (7, PH) OBP: 0.200, SLG: 0.300 Bob Oliver, R (7, 3) OBP: 0.111, SLG: 0.222 | 1-3 | | | | B5-3 | | 2B 2B | | K | 2 0 0 0 0 0 1 1 1 1 2 0 0 0 1 0 0 0 0 1 0 | | | | | | | | | | |
| Inning Stats | R: 0 E: 1 K: 0 S: 4 | H: 0 LOB: 2 BB: 0 P: 5 | R: 0 E: 0 K: 0 S: 3 | H: 0 LOB: 1 BB: 0 P: 4 | R: 1 E: 0 K: 0 S: 4 | H: 1 LOB: 0 BB: 0 P: 4 | R: 0 E: 0 K: 1 S: 5 | H: 0 LOB: 0 BB: 0 P: 5 | R: 0 E: 0 K: 0 S: 4 | H: 1 LOB: 1 BB: 0 P: 4 | | R: 6 E: 1 K: 1 S: 10 | H: 4 LOB: 1 BB: 1 P: 14 | R: 0 E: 0 K: 2 S: 7 | H: 0 LOB: 0 BB: 0 P: 7 | R: 0 E: 0 K: 2 S: 7 | H: 0 LOB: 1 BB: 1 P: 11 | 1B: 2 2B: 2 3B: 0 HR: 2 | SF: 0 SAC: 0 DP: 0 HBP: 2 | WP: 0 PB: 0 SB: 1 CS: 0 |
| PITCHER | IP WLS BF H R ER SO BB IBB HBP BLK WP HR S P ERA WHIP | | | | | | | | | | | IP WLS BF H R ER SO BB IBB HBP BLK WP HR S P ERA WHIP | | | | | | | | |
| Vern Ruhle, R (1, 1) ERA: 3.29 | 7.0 L 32 6 7 3 3 0 1 0 0 0 0 2 35 41 3.86 0.857 | | | | | | | | | | | | | | | | | | | |
| Tom Walker, R (8, 1) ERA: 2.7 | 2.0 7 0 0 0 4 1 0 0 0 0 0 0 14 18 0.00 0.500 | | | | | | | | | | | | | | | | | | | |

| Batter | 1 | 2 | 3 | 4 | 5 | 6 | 7 | 8 | 9 | AB R H RBI BB SO LOB | BOTTOM | | | | | | | | | | | |
|---|---|---------------------------------|------------------------------|----------------------------------|------------------------------|---------------------------------|------------------------------|---------------------------------|------------------------------|---------------------------------|--|---|---------------------------------|------------------------------|---------------------------------|------------------------------|---------------------------------|------------------------------|---------------------------------|----------------------------------|------------------------------------|----------------------------------|
| Ron LeFlore, R (1, 8) OBP: 0.226, SLG: 0.333 | 5-3 | | 5-3 | | | 5-3 | | 5-3 | | 4 0 0 0 0 0 1 | New York Yankees @ Detroit Tigers Tiger Stadium, Detroit, MI Sun Apr 20 1975, 4:33 AM EDT Att: 9,610 - Unknown livebaseballscorecards.com | | | | | | | | | | | |
| Gary Sutherland, R (1, 4) OBP: 0.235, SLG: 0.226 | F8 | | 5-3 | | | F8 | | 5-3 | | 4 0 0 0 0 0 1 | | | | | | | | | | | | |
| Willie Horton, R (1, 10) OBP: 0.212, SLG: 0.375 | F8 | | | | K | F9 | | | F4 | 4 0 0 0 0 1 0 | | | | | | | | | | | | |
| Nate Colbert, R (1, 3) OBP: 0.250, SLG: 0.393 | | 1B 5-3 SF7 BB | | | K | | | | F9 | 2 1 0 0 2 1 0 | | | | | | | | | | | | |
| Bill Freehan, R (1, 2) OBP: 0.185, SLG: 0.308 | 5-3 1-2 | | F8 | | | F7 | | | F9 | 4 0 0 0 0 0 2 | | | | | | | | | | | | |
| Leon Roberts, R (1, 9) OBP: 0.500, SLG: 0.800 | | | | | 2B | | K | | | 3 0 2 0 0 1 1 | | | | | | | | | | | | |
| Mickey Stanley, R (1, 7) OBP: 0.250, SLG: 0.167 | SF7 | | | | F9 | | F6 | | | 2 0 0 1 0 0 2 | | | | | | | | | | | | |
| Tom Verzyer, R (1, 6) OBP: 0.269, SLG: 0.280 | 3-H | | K | | 6-3 | | | | 5-3 1B | 3 0 1 0 0 1 2 | | | | | | | | | | | | |
| Aurelio Rodriguez, R (1, 5) OBP: 0.409, SLG: 0.500 | | | F7 | | | F8 | | | F7 | 3 0 0 0 0 0 2 | | | | | | | | | | | | |
| Inning Stats | R: 0 E: 0 K: 0 S: 3 | H: 0 LOB: 0 BB: 0 P: 3 | R: 1 E: 0 K: 1 S: 6 | H: 1 LOB: 1 BB: 1 P: 10 | R: 0 E: 0 K: 0 S: 3 | H: 0 LOB: 0 BB: 0 P: 3 | R: 0 E: 0 K: 2 S: 7 | H: 0 LOB: 0 BB: 0 P: 7 | R: 0 E: 0 K: 0 S: 4 | H: 1 LOB: 1 BB: 0 P: 4 | | R: 0 E: 0 K: 0 S: 3 | H: 0 LOB: 0 BB: 0 P: 3 | R: 0 E: 0 K: 1 S: 5 | H: 0 LOB: 1 BB: 1 P: 9 | R: 0 E: 0 K: 0 S: 4 | H: 1 LOB: 1 BB: 0 P: 4 | R: 0 E: 0 K: 0 S: 3 | H: 0 LOB: 0 BB: 0 P: 3 | 1B: 2 2B: 1 3B: 0 HR: 0 | SF: 1 SAC: 0 DP: 0 HBP: 0 | WP: 0 PB: 0 SB: 0 CS: 0 |
| PITCHER | IP WLS BF H R ER SO BB IBB HBP BLK WP HR S P ERA WHIP | | | | | | | | | | | IP WLS BF H R ER SO BB IBB HBP BLK WP HR S P ERA WHIP | | | | | | | | | | |
| Rudy May, L (1, 1) ERA: 3.0 | 9.0 W 32 3 1 1 4 2 0 0 0 0 0 0 38 46 1.00 0.556 | | | | | | | | | | | | | | | | | | | | | |

| Batter | 1 | 2 | 3 | 4 | 5 | 6 | 7 | 8 | 9 | AB | R | H | RBI | BB | SO | LOB | TOP | | | | | | |
|---|---|---|------------------------------|---------------------------------|------------------------------|---------------------------------|------------------------------|----------------------------------|------------------------------|---------------------------------|------------------------------|---------------------------------|------------------------------|---------------------------------|------------------------------|---------------------------------|---|-----------------------------------|------------------------------------|----------------------------------|--------|-------|-------|
| Roy White, S OBP: 0.571, SLG: 0.842 | | | | | | | | | | 4 | 4 | 4 | 2 | 1 | 0 | 0 | New York Yankees @ Boston Red Sox Fenway Park, Boston, MA Mon Apr 21 1975, 3:33 AM EDT Att: 28,381 - Unknown - 51 F | | | | | | |
| Elliott Maddox, R OBP: 0.449, SLG: 0.425 | | | | | | | | | | 3 | 2 | 1 | 0 | 2 | 0 | 0 | | | | | | | |
| Bobby Bonds, R OBP: 0.271, SLG: 0.409 | | | | | | | | | | 4 | 1 | 2 | 2 | 0 | 1 | 2 | | | | | | | |
| Thurman Munson, R OBP: 0.452, SLG: 0.475 | | | | | | | | | | 5 | 1 | 3 | 3 | 0 | 0 | 1 | | | | | | | |
| Alex Johnson, R OBP: 0.350, SLG: 0.278 | | | | | | | | | | 5 | 2 | 2 | 1 | 0 | 1 | 4 | | | | | | | |
| Lou Piniella, R OBP: 0.282, SLG: 0.278 | | | | | | | | | | 4 | 1 | 2 | 1 | 1 | 0 | 0 | | | | | | | |
| Graig Nettles, L OBP: 0.267, SLG: 0.244 | | | | | | | | | | 4 | 1 | 1 | 2 | 0 | 1 | 1 | | | | | | | |
| Sandy Alomar Sr., S OBP: 0.139, SLG: 0.114 | | | | | | | | | | 5 | 0 | 1 | 0 | 0 | 0 | 1 | | | | | | | |
| Jim Mason, L OBP: 0.167, SLG: 0.176 | | | | | | | | | | 4 | 0 | 0 | 0 | 0 | 1 | 3 | | | | | | | |
| Inning Stats | R: 4 E: 0 K: 1 S: 8 | H: 4 LOB: 0 BB: 1 P: 12 | R: 0 E: 0 K: 0 S: 3 | H: 1 LOB: 0 BB: 0 P: 3 | R: 0 E: 0 K: 0 S: 3 | H: 0 LOB: 0 BB: 0 P: 3 | R: 6 E: 1 K: 0 S: 9 | H: 7 LOB: 1 BB: 1 P: 13 | R: 0 E: 0 K: 1 S: 5 | H: 0 LOB: 0 BB: 1 P: 9 | R: 1 E: 0 K: 0 S: 5 | H: 2 LOB: 1 BB: 1 P: 5 | R: 0 E: 0 K: 0 S: 5 | H: 0 LOB: 0 BB: 0 P: 3 | R: 0 E: 0 K: 0 S: 3 | H: 0 LOB: 0 BB: 0 P: 3 | | 1B: 13 2B: 3 3B: 0 HR: 1 | SF: 2 SAC: 0 DP: 2 HBP: 0 | WP: 0 PB: 0 SB: 0 CS: 1 | PA: 45 | | |
| PITCHER | IP WLS BF H R ER SO BB IBB HBP BLK WP HR S P ERA WHIP | IP WLS BF H R ER SO BB IBB HBP BLK WP HR S P ERA WHIP | | | | | | | | | | | | | | | | | | | | | |
| Bill Lee, L ERA: 7.58 | (1, 1) | 3.2 | L | 19 | 10 | 8 | 8 | 1 | 1 | 0 | 0 | 0 | 0 | 0 | 0 | 0 | 0 | 0 | 0 | 20 | 24 | 19.64 | 3.000 |
| Dick Drago, R ERA: 7.71 | (4, 1) | 1.1 | | 7 | 2 | 2 | 2 | 1 | 1 | 0 | 0 | 0 | 0 | 0 | 0 | 0 | 0 | 0 | 0 | 8 | 12 | 13.50 | 2.250 |
| Roger Moret, L ERA: 4.5 | (6, 1) | 2.0 | | 10 | 2 | 1 | 1 | 2 | 2 | 0 | 0 | 0 | 0 | 0 | 0 | 0 | 0 | 0 | 0 | 12 | 20 | 4.50 | 2.000 |
| Dick Pole, R ERA: 9.0 | (8, 1) | 2.0 | | 8 | 2 | 1 | 1 | 0 | 0 | 0 | 0 | 0 | 0 | 0 | 0 | 0 | 0 | 0 | 1 | 8 | 8 | 4.50 | 1.000 |

| Batter | 1 | 2 | 3 | 4 | 5 | 6 | 7 | 8 | 9 | AB | R | H | RBI | BB | SO | LOB | BOTTOM | | | | | |
|---|---|---|------------------------------|---------------------------------|------------------------------|----------------------------------|------------------------------|---------------------------------|------------------------------|---------------------------------|------------------------------|----------------------------------|------------------------------|---------------------------------|------------------------------|---------------------------------|---|---------------------------------|----------------------------------|------------------------------------|----------------------------------|--------|
| Bernie Carbo, L OBP: 0.522, SLG: 0.529 | | | | | | | | | | 3 | 0 | 0 | 0 | 2 | 2 | 2 | New York Yankees @ Boston Red Sox Fenway Park, Boston, MA Mon Apr 21 1975, 3:33 AM EDT Att: 28,381 - Unknown - 51 F | | | | | |
| Dwight Evans, R OBP: 0.383, SLG: 0.512 | | | | | | | | | | 4 | 0 | 2 | 0 | 0 | 1 | 1 | | | | | | |
| Carl Yastrzemski, L OBP: 0.341, SLG: 0.500 | | | | | | | | | | 3 | 0 | 0 | 0 | 0 | 1 | 3 | | | | | | |
| Cecil Cooper, L OBP: 0.400, SLG: 0.250 | | | | | | | | | | 1 | 0 | 0 | 0 | 0 | 0 | 1 | | | | | | |
| Fred Lynn, L OBP: 0.457, SLG: 0.759 | | | | | | | | | | 3 | 0 | 1 | 0 | 1 | 1 | 1 | | | | | | |
| Jim Rice, R OBP: 0.304, SLG: 0.652 | | | | | | | | | | 4 | 0 | 0 | 0 | 0 | 0 | 4 | | | | | | |
| Bob Montgomery, R OBP: 0.317, SLG: 0.350 | | | | | | | | | | 2 | 0 | 0 | 0 | 0 | 1 | 0 | | | | | | |
| Tim Blackwell, S OBP: 0.500, SLG: 1.000 | | | | | | | | | | 2 | 1 | 1 | 0 | 0 | 0 | 0 | | | | | | |
| Rick Burleson, R OBP: 0.405, SLG: 0.353 | | | | | | | | | | 3 | 0 | 0 | 0 | 1 | 1 | 1 | | | | | | |
| Doug Griffin, R OBP: 0.344, SLG: 0.276 | | | | | | | | | | 2 | 0 | 0 | 0 | 0 | 0 | 0 | | | | | | |
| Kim Andrew, R OBP: 0.500, SLG: 0.500 | | | | | | | | | | 2 | 0 | 1 | 0 | 0 | 0 | 1 | | | | | | |
| Bob Heise, R OBP: 0.200, SLG: 0.222 | | | | | | | | | | 4 | 0 | 1 | 1 | 0 | 0 | 1 | | | | | | |
| Inning Stats | R: 0 E: 1 K: 1 S: 6 | H: 0 LOB: 1 BB: 0 P: 6 | R: 0 E: 0 K: 1 S: 5 | H: 0 LOB: 0 BB: 0 P: 5 | R: 0 E: 0 K: 1 S: 6 | H: 1 LOB: 2 BB: 1 P: 10 | R: 0 E: 0 K: 2 S: 7 | H: 0 LOB: 0 BB: 0 P: 7 | R: 0 E: 0 K: 0 S: 3 | H: 0 LOB: 0 BB: 0 P: 3 | R: 0 E: 0 K: 1 S: 5 | H: 0 LOB: 2 BB: 2 P: 13 | R: 0 E: 0 K: 0 S: 3 | H: 0 LOB: 1 BB: 1 P: 7 | R: 0 E: 0 K: 1 S: 7 | H: 2 LOB: 2 BB: 0 P: 7 | R: 1 E: 0 K: 0 S: 5 | H: 3 LOB: 1 BB: 0 P: 5 | 1B: 5 2B: 1 3B: 0 HR: 0 | SF: 0 SAC: 0 DP: 1 HBP: 0 | WP: 1 PB: 0 SB: 0 CS: 0 | PA: 37 |
| PITCHER | IP WLS BF H R ER SO BB IBB HBP BLK WP HR S P ERA WHIP | IP WLS BF H R ER SO BB IBB HBP BLK WP HR S P ERA WHIP | | | | | | | | | | | | | | | | | | | | |
| Pat Dobson, R ERA: 2.5 | (1, 1) | 9.0 | W | 37 | 6 | 1 | 1 | 7 | 4 | 0 | 0 | 0 | 0 | 0 | 0 | 0 | 1 | 0 | 47 | 63 | 1.00 | 1.111 |

| | |
|-----|----|
| AB | 38 |
| R | 12 |
| H | 16 |
| RBI | 11 |
| BB | 4 |
| SO | 4 |
| LOB | 12 |



| | |
|-----|----|
| AB | 33 |
| R | 1 |
| H | 6 |
| RBI | 1 |
| BB | 4 |
| SO | 7 |
| LOB | 15 |



| Batter | 1 | 2 | 3 | 4 | 5 | 6 | 7 | 8 | 9 | AB | R | H | RBI | BB | SO | LOB | TOP | | |
|--|--|---------------------------------|------------------------------|---------------------------------|------------------------------|---------------------------------|------------------------------|---------------------------------|------------------------------|---------------------------------|------------------------------|---------------------------------|------------------------------|---------------------------------|------------------------------|---------------------------------|----------------------------------|------------------------------------|--------------------------|
| Roy White, S (1, 7) OBP: 0.500, SLG: 0.696 | F5 | | F8 | | | E BB | | 3-1 | F9 | 4 | 1 | 0 | 0 | 1 | 0 | 2 | | | |
| Elliott Maddox, R (1, 8) OBP: 0.423, SLG: 0.395 | F8 | | | 4-3 | | F8 | | SH5-3 | | 3 | 0 | 0 | 1 | 0 | 0 | 1 | | | |
| Bobby Bonds, R (1, 9) OBP: 0.308, SLG: 0.500 | 6-3 | | | | | E7 1B | | HR | | 4 | 1 | 3 | 2 | 0 | 0 | 0 | | | |
| Ron Blomberg, L (1, 10) OBP: 0.303, SLG: 0.448 | | | F9 | F8 | | K | | K | | 4 | 0 | 0 | 0 | 0 | 2 | 2 | | | |
| Graig Nettles, L (1, 5) OBP: 0.286, SLG: 0.289 | | | | F3 | | | G3 | | FC4-6 1B | 4 | 0 | 2 | 0 | 0 | 0 | 1 | | | |
| Thurman Munson, R (1, 2) OBP: 0.413, SLG: 0.432 | | | | | 6-3 | | 6-3 | | FC4-6 2B | 4 | 1 | 0 | 0 | 0 | 0 | 2 | | | |
| Chris Chambliss, L (1, 3) OBP: 0.406, SLG: 0.517 | | | | | F3 | | | | 3B 2B | 4 | 1 | 2 | 1 | 0 | 1 | 1 | | | |
| Jim Mason, L (1, 6) OBP: 0.150, SLG: 0.158 | | | G3 | | K | | F8 | | P9 | 4 | 0 | 0 | 0 | 0 | 1 | 2 | | | |
| Sandy Alomar Sr., S (1, 4) OBP: 0.175, SLG: 0.205 | | | F9 | | | L4 | | SH5-3 1B | 3B | 4 | 1 | 2 | 1 | 0 | 0 | 0 | | | |
| Inning Stats | R: 0 E: 0 K: 0 S: 3 | H: 0 LOB: 0 BB: 0 P: 3 | R: 0 E: 0 K: 1 S: 6 | H: 1 LOB: 1 BB: 0 P: 6 | R: 0 E: 0 K: 0 S: 3 | H: 0 LOB: 0 BB: 0 P: 3 | R: 0 E: 0 K: 0 S: 4 | H: 1 LOB: 1 BB: 0 P: 4 | R: 0 E: 0 K: 1 S: 5 | H: 0 LOB: 0 BB: 0 P: 5 | R: 0 E: 0 K: 0 S: 4 | H: 1 LOB: 1 BB: 0 P: 4 | R: 2 E: 0 K: 1 S: 7 | H: 2 LOB: 2 BB: 0 P: 7 | R: 2 E: 0 K: 0 S: 6 | H: 3 LOB: 1 BB: 0 P: 6 | 1B: 4 2B: 3 3B: 1 HR: 1 | SF: 0 SAC: 1 DP: 0 HBP: 0 | WP: 0 PA: 37 CS: 0 |
| PITCHER Rick Wise, R (1, 1) ERA: 4.0 | IP: 9.0 WLS: L BF: 37 H: 9 R: 5 ER: 5 SO: 4 BB: 1 IBB: 0 HBP: 0 BLK: 0 WP: 0 HR: 1 S: 44 P: 48 ERA: 5.00 WHIP: 1.111 | | | | | | | | | | | | | | | PITCHER | | | |

New York Yankees @ Boston Red Sox
Fenway Park, Boston, MA
Tue Apr 22 1975, 3:33 AM EDT
Att: 16,922 - Unknown - 66 F

AB 35
R 5
H 9
RBI 5
BB 1
SO 4
LOB 11



| Batter | 1 | 2 | 3 | 4 | 5 | 6 | 7 | 8 | 9 | AB | R | H | RBI | BB | SO | LOB | BOTTOM | | |
|--|--|----------------------------------|------------------------------|---------------------------------|------------------------------|---------------------------------|------------------------------|---------------------------------|------------------------------|---------------------------------|------------------------------|---------------------------------|------------------------------|---------------------------------|------------------------------|---------------------------------|----------------------------------|------------------------------------|--------------------------|
| Bernie Carbo, L (1, 7) OBP: 0.481, SLG: 0.476 | F9 1B | | K | | | 4-3 | | | 4-3 | 4 | 0 | 1 | 0 | 0 | 1 | 0 | | | |
| Dwight Evans, R (1, 9) OBP: 0.383, SLG: 0.467 | F9 1-2 | | F8 | | | F8 | | | K | 4 | 0 | 0 | 0 | 0 | 1 | 1 | | | |
| Carl Yastrzemski, L (1, 3) OBP: 0.333, SLG: 0.463 | F7 | | G3 | | | F9 | | | FC4-6 BB | 3 | 0 | 0 | 0 | 1 | 0 | 1 | | | |
| Fred Lynn, L (1, 8) OBP: 0.462, SLG: 0.719 | BB | | | | F9 | | CS 1B | | FC4-6 | 3 | 0 | 1 | 0 | 1 | 0 | 1 | | | |
| Jim Rice, R (1, 10) OBP: 0.269, SLG: 0.577 | K | | | 6-3 | | B3 | | | | 3 | 0 | 0 | 0 | 0 | 1 | 3 | | | |
| Bob Montgomery, R (1, 2) OBP: 0.295, SLG: 0.326 | | E6 | | F9 | | 6-3 | | | | 3 | 0 | 0 | 0 | 0 | 0 | 1 | | | |
| Rick Burleson, R (1, 6) OBP: 0.378, SLG: 0.324 | | K | | | 5-3 | | | F7 | | 3 | 0 | 0 | 0 | 0 | 1 | 1 | | | |
| Doug Griffin, R (1, 4) OBP: 0.343, SLG: 0.281 | | F8 | | | 5-3 | | | | 1B | 3 | 0 | 1 | 0 | 0 | 0 | 1 | | | |
| Bob Heise, R (1, 5) OBP: 0.167, SLG: 0.182 | | | | | 5-3 | | | | | 2 | 0 | 0 | 0 | 0 | 0 | 1 | | | |
| Cecil Cooper, L (8, PH) OBP: 0.333, SLG: 0.200 | | | | | | | | 4-3 | | 1 | 0 | 0 | 0 | 0 | 0 | 0 | | | |
| Juan Beniquez, R (9, 5) OBP: 0.214, SLG: 0.269 | | | | | | | | | | 0 | 0 | 0 | 0 | 0 | 0 | 0 | | | |
| Inning Stats | R: 0 E: 0 K: 1 S: 6 | H: 1 LOB: 2 BB: 1 P: 10 | R: 0 E: 1 K: 1 S: 6 | H: 0 LOB: 0 BB: 0 P: 6 | R: 0 E: 0 K: 1 S: 5 | H: 0 LOB: 0 BB: 0 P: 5 | R: 0 E: 0 K: 0 S: 3 | H: 0 LOB: 0 BB: 0 P: 3 | R: 0 E: 0 K: 0 S: 3 | H: 0 LOB: 0 BB: 0 P: 3 | R: 0 E: 0 K: 0 S: 3 | H: 1 LOB: 0 BB: 0 P: 3 | R: 0 E: 0 K: 0 S: 3 | H: 1 LOB: 1 BB: 0 P: 3 | R: 0 E: 0 K: 1 S: 5 | H: 0 LOB: 1 BB: 1 P: 9 | 1B: 3 2B: 0 3B: 0 HR: 0 | SF: 0 SAC: 0 DP: 0 HBP: 0 | WP: 0 PA: 31 CS: 1 |
| PITCHER Doc Medich, R (1, 1) ERA: 2.2 | IP: 9.0 WLS: W BF: 31 H: 3 R: 0 ER: 0 SO: 4 BB: 2 IBB: 0 HBP: 0 BLK: 0 WP: 0 HR: 0 S: 37 P: 45 ERA: 0.00 WHIP: 0.556 | | | | | | | | | | | | | | | PITCHER | | | |

New York Yankees @ Boston Red Sox
Fenway Park, Boston, MA
Tue Apr 22 1975, 3:33 AM EDT
Att: 16,922 - Unknown - 66 F

AB 29
R 0
H 3
RBI 0
BB 2
SO 4
LOB 10



| Batter | 1 | 2 | 3 | 4 | 5 | 6 | 7 | 8 | 9 | AB | R | H | RBI | BB | SO | LOB | TOP | | | |
|--|---|--|---|--|------------------------------|---------------------------------|------------------------------|----------------------------------|------------------------------|---------------------------------|------------------------------|---------------------------------|------------------------------|----------------------------------|------------------------------|----------------------------------|---|----------------------------------|------------------------------------|----------------------------------|
| Roy White, S (1, 7) OBP: 0.548, SLG: 0.926 | | | | | | | | | | 4 | 3 | 3 | 3 | 1 | 0 | 1 | New York Yankees @ Boston Red Sox Fenway Park, Boston, MA Wed Apr 23 1975, 3:33 AM EDT Att: 22,243 - Unknown - 62 F | | | |
| Elliott Maddox, R (1, 8) OBP: 0.439, SLG: 0.426 | | | | | | | | | | 4 | 0 | 2 | 1 | 0 | 1 | 1 | | | | |
| Bobby Bonds, R (1, 9) OBP: 0.298, SLG: 0.462 | | | | | | | | | | 4 | 0 | 0 | 0 | 1 | 2 | 3 | | | | |
| Ron Blomberg, L (1, 10) OBP: 0.343, SLG: 0.467 Lou Piniella, R (4, PH) OBP: 0.310, SLG: 0.289 | | | | | | | | | | 1 | 0 | 1 | 0 | 1 | 0 | 0 | | | | |
| Graig Nettles, L (1, 5) OBP: 0.296, SLG: 0.286 | | | | | | | | | | 4 | 0 | 1 | 0 | 1 | 1 | 4 | | | | |
| Thurman Munson, R (1, 2) OBP: 0.412, SLG: 0.417 | | | | | | | | | | 4 | 0 | 1 | 0 | 1 | 1 | 0 | | | | |
| Chris Chambliss, L (1, 3) OBP: 0.378, SLG: 0.471 | | | | | | | | | | 5 | 0 | 1 | 0 | 0 | 0 | 3 | | | | |
| Jim Mason, L (1, 6) OBP: 0.182, SLG: 0.195 Walt Williams, R (9, PH) OBP: 0.500, SLG: 0.800 | | | | | | | | | | 3 | 2 | 1 | 0 | 1 | 0 | 2 | | | | |
| Sandy Alomar Sr., S (1, 4) OBP: 0.227, SLG: 0.279 Ed Herrmann, L (9, PH) OBP: 0.182, SLG: 0.273 | | | | | | | | | | 4 | 2 | 3 | 2 | 0 | 0 | 1 | | | | |
| Inning Stats | R: 0 E: 0 K: 2 S: 8 | H: 2 LOB: 2 BB: 0 P: 8 | R: 0 E: 0 K: 0 S: 4 | H: 1 LOB: 1 BB: 0 P: 4 | R: 2 E: 0 K: 0 S: 5 | H: 3 LOB: 2 BB: 1 P: 9 | R: 3 E: 0 K: 1 S: 8 | H: 3 LOB: 3 BB: 3 P: 20 | R: 0 E: 0 K: 0 S: 3 | H: 0 LOB: 1 BB: 1 P: 7 | R: 1 E: 0 K: 0 S: 4 | H: 2 LOB: 1 BB: 0 P: 5 | R: 1 E: 0 K: 1 S: 6 | H: 1 LOB: 1 BB: 1 P: 10 | R: 0 E: 0 K: 1 S: 5 | H: 1 LOB: 2 BB: 1 P: 10 | | 1B: 9 2B: 3 3B: 0 HR: 2 | SF: 0 SAC: 0 DP: 2 HBP: 1 | WP: 0 PB: 0 SB: 2 CS: 0 |
| PITCHER | IP WLS BF H R ER SO BB IBB HBP BLK WP HR S P ERA WHIP | 3.2 21 9 5 5 2 3 0 0 0 0 1 22 34 12.27 3.273 | 4.1 16 3 2 2 2 3 0 1 0 0 0 1 16 29 5.40 1.800 | 6.1 8 2 0 0 2 1 0 0 0 0 0 0 11 15 0.00 1.500 | | | | | | | | | | | | | | | | |

| Batter | 1 | 2 | 3 | 4 | 5 | 6 | 7 | 8 | 9 | AB | R | H | RBI | BB | SO | LOB | BOTTOM | | | |
|---|---|---|--|--|------------------------------|----------------------------------|------------------------------|---------------------------------|------------------------------|----------------------------------|------------------------------|---------------------------------|-------------------------------|----------------------------------|------------------------------|----------------------------------|---|----------------------------------|------------------------------------|----------------------------------|
| Bernie Carbo, L (1, 7) OBP: 0.531, SLG: 0.478 Rick Miller, L (8, PR) (9, 7) | | | | | | | | | | 2 | 2 | 1 | 1 | 3 | 0 | 0 | New York Yankees @ Boston Red Sox Fenway Park, Boston, MA Wed Apr 23 1975, 3:33 AM EDT Att: 22,243 - Unknown - 62 F | | | |
| Dwight Evans, R (1, 9) OBP: 0.393, SLG: 0.563 | | | | | | | | | | 3 | 4 | 2 | 2 | 2 | 0 | 1 | | | | |
| Carl Yastrzemski, L (1, 3) OBP: 0.392, SLG: 0.413 | | | | | | | | | | 5 | 0 | 0 | 0 | 0 | 1 | 7 | | | | |
| Fred Lynn, L (1, 8) OBP: 0.500, SLG: 0.743 | | | | | | | | | | 3 | 1 | 2 | 4 | 2 | 0 | 0 | | | | |
| Jim Rice, R (1, 10) OBP: 0.290, SLG: 0.581 | | | | | | | | | | 5 | 1 | 2 | 2 | 0 | 1 | 4 | | | | |
| Bob Montgomery, R (1, 2) OBP: 0.306, SLG: 0.354 | | | | | | | | | | 5 | 0 | 2 | 2 | 0 | 0 | 3 | | | | |
| Rick Burleson, R (1, 6) OBP: 0.347, SLG: 0.293 | | | | | | | | | | 4 | 0 | 0 | 0 | 0 | 0 | 2 | | | | |
| Doug Griffin, R (1, 4) OBP: 0.308, SLG: 0.250 | | | | | | | | | | 4 | 0 | 0 | 0 | 0 | 2 | 2 | | | | |
| Bob Heise, R (1, 5) OBP: 0.143, SLG: 0.154 Cecil Cooper, L (7, PH) OBP: 0.429, SLG: 0.667 Juan Beniquez, R (8, 5) OBP: 0.241, SLG: 0.269 | | | | | | | | | | 2 | 0 | 0 | 0 | 0 | 0 | 0 | | | | |
| Inning Stats | R: 1 E: 0 K: 0 S: 4 | H: 1 LOB: 0 BB: 0 P: 4 | R: 0 E: 0 K: 1 S: 6 | H: 1 LOB: 0 BB: 0 P: 6 | R: 2 E: 0 K: 0 S: 5 | H: 2 LOB: 2 BB: 2 P: 13 | R: 0 E: 0 K: 0 S: 3 | H: 0 LOB: 0 BB: 0 P: 3 | R: 0 E: 0 K: 1 S: 5 | H: 0 LOB: 2 BB: 2 P: 13 | R: 0 E: 0 K: 0 S: 3 | H: 0 LOB: 0 BB: 0 P: 3 | R: 5 E: 0 K: 2 S: 12 | H: 5 LOB: 1 BB: 1 P: 16 | R: 3 E: 0 K: 0 S: 4 | H: 1 LOB: 1 BB: 3 P: 16 | | 1B: 4 2B: 4 3B: 1 HR: 1 | SF: 0 SAC: 0 DP: 0 HBP: 0 | WP: 0 PB: 0 SB: 0 CS: 0 |
| PITCHER | IP WLS BF H R ER SO BB IBB HBP BLK WP HR S P ERA WHIP | 6.0 28 6 5 5 2 4 0 0 0 0 0 0 5 9 7.50 1.667 | 7.1 4 2 1 1 1 1 0 0 0 0 0 0 5 17 67.50 6.000 | 8.1 4 1 0 0 0 0 0 0 0 0 0 0 4 4 0.00 1.000 | | | | | | | | | | | | | | | | |

| Batter | 1 | 2 | 3 | 4 | 5 | 6 | 7 | 8 | 9 | AB | R | H | RBI | BB | SO | LOB | TOP | | | | | |
|--|------------------------------|---------------------------------|------------------------------|---------------------------------|------------------------------|---------------------------------|------------------------------|---------------------------------|------------------------------|---------------------------------|------------------------------|---------------------------------|------------------------------|---------------------------------|------------------------------|---------------------------------|------------------------------|---------------------------------|----------------------------------|------------------------------------|-------------------------|--------|
| Don Money, R OBP: 0.154, SLG: 0.163 (1, 5) | E5 F8 CS | | 6-3 | | | 2-3 | | F5 | | 4 | 0 | 0 | 0 | 0 | 0 | 1 | | | | | | |
| Robin Yount, R OBP: 0.348, SLG: 0.545 (1, 6) | K | | F6 | | | 6-3 | | 2B | | 4 | 0 | 1 | 0 | 0 | 1 | 1 | | | | | | |
| Bobby Mitchell, R OBP: 0.444, SLG: 0.625 (1, 7) | E6 | | | | | F8 | | 9-2-6-2 | | 4 | 0 | 1 | 0 | 0 | 0 | 3 | | | | | | |
| George Scott, R OBP: 0.358, SLG: 0.426 (1, 3) | F8 | | | | | K | | FC6-4 | | 4 | 0 | 1 | 0 | 0 | 1 | 3 | | | | | | |
| Hank Aaron, R OBP: 0.327, SLG: 0.333 (1, 10) | CS | | | | | 5-3 | | HR | | 4 | 1 | 2 | 1 | 0 | 0 | 1 | | | | | | |
| Darrell Porter, L OBP: 0.350, SLG: 0.313 (1, 2) | | | | | | F6 | | F5 | | 3 | 0 | 0 | 0 | 1 | 0 | 1 | | | | | | |
| Sixto Lezcano, R OBP: 0.340, SLG: 0.467 (1, 9) | | | | | | K | | 2-3 | | 4 | 0 | 1 | 0 | 0 | 1 | 2 | | | | | | |
| Pedro Garcia, R OBP: 0.341, SLG: 0.400 (1, 4) | | | | | | L5 | | K | | 3 | 0 | 0 | 0 | 0 | 1 | 2 | | | | | | |
| Bob Coluccio, R OBP: 0.260, SLG: 0.227 (1, 8) | | | | | | F4 | | F4 | | 3 | 0 | 1 | 0 | 0 | 0 | 1 | | | | | | |
| Inning Stats | R: 0 E: 2 K: 1 S: 6 | H: 0 LOB: 1 BB: 0 P: 6 | R: 0 E: 0 K: 1 S: 6 | H: 1 LOB: 1 BB: 0 P: 6 | R: 0 E: 0 K: 0 S: 3 | H: 0 LOB: 0 BB: 0 P: 3 | R: 0 E: 0 K: 1 S: 5 | H: 0 LOB: 0 BB: 0 P: 5 | R: 0 E: 0 K: 0 S: 4 | H: 1 LOB: 1 BB: 0 P: 4 | R: 0 E: 0 K: 0 S: 4 | H: 1 LOB: 0 BB: 0 P: 4 | R: 1 E: 0 K: 1 S: 6 | H: 1 LOB: 0 BB: 0 P: 6 | R: 0 E: 0 K: 0 S: 4 | H: 2 LOB: 1 BB: 0 P: 4 | R: 0 E: 0 K: 0 S: 3 | H: 1 LOB: 1 BB: 1 P: 7 | 1B: 5 2B: 2 3B: 0 HR: 1 | SF: 0 SAC: 0 DP: 2 HBP: 0 | WP: 0 PB: 0 CS: 1 | PA: 35 |
| PITCHER | IP | WLS | BF | H | R | ER | SO | BB | IBB | HBP | BLK | WP | HR | S | P | ERA | WHIP | | | | | |
| Pat Dobson, R ERA: 2.0 (1, 1) | 9.0 | W | 34 | 7 | 1 | 1 | 4 | 1 | 0 | 0 | 1 | 0 | 1 | 41 | 45 | 1.00 | 0.889 | | | | | |

Milwaukee Brewers @ New York Yankees
Shea Stadium, Flushing, NY
Sat Apr 26 1975, 3:33 AM EDT
Att: 11,767 - Sunny - 56 F

AB 33
R 1
H 7
RBI 1
BB 1
SO 4
LOB 15



| Batter | 1 | 2 | 3 | 4 | 5 | 6 | 7 | 8 | 9 | AB | R | H | RBI | BB | SO | LOB | BOTTOM | | | | |
|--|------------------------------|---------------------------------|------------------------------|---------------------------------|------------------------------|---------------------------------|------------------------------|---------------------------------|------------------------------|---------------------------------|------------------------------|---------------------------------|------------------------------|----------------------------------|------------------------------|----------------------------------|----------------------------------|------------------------------------|-------------------------|--------|--|
| Roy White, S OBP: 0.528, SLG: 0.839 (1, 7) | F8 | | F9 | K | | 1B | | 1B | | 4 | 1 | 1 | 0 | 0 | 1 | 0 | | | | | |
| Elliott Maddox, R OBP: 0.452, SLG: 0.442 (1, 8) | F9 | | 2B | | | F9 | | 1B | | 5 | 1 | 3 | 2 | 0 | 0 | 0 | | | | | |
| Bobby Bonds, R OBP: 0.290, SLG: 0.456 (1, 9) | F9 | | 2B | | | F8 | | F4 | | 5 | 1 | 1 | 1 | 0 | 1 | 3 | | | | | |
| Ron Blomberg, L OBP: 0.350, SLG: 0.571 (1, 10) | | | F7 | | | HR | | K | | 5 | 2 | 2 | 2 | 0 | 1 | 1 | | | | | |
| Graig Nettles, L OBP: 0.305, SLG: 0.269 (1, 5) | | | 1B | | | K | | 3-1 | | 3 | 1 | 0 | 0 | 2 | 1 | 1 | | | | | |
| Thurman Munson, R OBP: 0.429, SLG: 0.481 (1, 2) | | | 1B | | | HR | | F4 | | 4 | 2 | 2 | 2 | 1 | 0 | 2 | | | | | |
| Chris Chambliss, L OBP: 0.366, SLG: 0.447 (1, 3) | | | F5 | | | F7 | | 3-1 | | 4 | 0 | 1 | 0 | 0 | 0 | 3 | | | | | |
| Jim Mason, L OBP: 0.188, SLG: 0.200 (1, 6) | | | 1B | | | 2-3 | | 4-3 | | 4 | 0 | 1 | 1 | 0 | 1 | 3 | | | | | |
| Sandy Alomar Sr., S OBP: 0.250, SLG: 0.298 (1, 4) | | | 1-3 | | | 6-3 | | 1B | | 4 | 2 | 2 | 1 | 0 | 0 | 2 | | | | | |
| Inning Stats | R: 0 E: 0 K: 0 S: 3 | H: 0 LOB: 0 BB: 0 P: 3 | R: 1 E: 0 K: 0 S: 5 | H: 2 LOB: 2 BB: 1 P: 9 | R: 4 E: 0 K: 1 S: 9 | H: 4 LOB: 0 BB: 0 P: 9 | R: 0 E: 0 K: 1 S: 5 | H: 0 LOB: 0 BB: 0 P: 5 | R: 1 E: 0 K: 0 S: 4 | H: 1 LOB: 0 BB: 0 P: 4 | R: 2 E: 1 K: 0 S: 7 | H: 3 LOB: 2 BB: 0 P: 7 | R: 0 E: 0 K: 1 S: 6 | H: 1 LOB: 2 BB: 1 P: 10 | R: 2 E: 0 K: 2 S: 9 | H: 2 LOB: 2 BB: 1 P: 14 | 1B: 9 2B: 2 3B: 0 HR: 2 | SF: 0 SAC: 0 DP: 0 HBP: 1 | WP: 1 PB: 1 CS: 0 | PA: 42 | |
| PITCHER | IP | WLS | BF | H | R | ER | SO | BB | IBB | HBP | BLK | WP | HR | S | P | ERA | WHIP | | | | |
| Jim Slaton, R ERA: 6.23 (1, 1) | 2.2 | L | 15 | 6 | 5 | 5 | 1 | 0 | 0 | 0 | 0 | 0 | 1 | 16 | 20 | 16.88 | 2.625 | | | | |
| Bill Castro, R ERA: 1.04 (3, 1) | 3.1 | | 15 | 4 | 3 | 1 | 1 | 0 | 0 | 0 | 0 | 0 | 1 | 17 | 17 | 2.70 | 1.200 | | | | |
| Tom Hausman, R ERA: 9.0 (7, 1) | 2.0 | | 12 | 3 | 2 | 2 | 3 | 2 | 0 | 1 | 0 | 1 | 0 | 15 | 24 | 9.00 | 2.500 | | | | |

Milwaukee Brewers @ New York Yankees
Shea Stadium, Flushing, NY
Sat Apr 26 1975, 3:33 AM EDT
Att: 11,767 - Sunny - 56 F

AB 38
R 10
H 13
RBI 9
BB 3
SO 5
LOB 15



| Batter | 1 | 2 | 3 | 4 | 5 | 6 | 7 | 8 | 9 | AB | R | H | RBI | BB | SO | LOB | TOP | | |
|---|--|---------------------------------|------------------------------|---------------------------------|------------------------------|---------------------------------|------------------------------|---------------------------------|------------------------------|---------------------------------|------------------------------|---------------------------------|------------------------------|---------------------------------|------------------------------|--|----------------------------------|------------------------------------|--------------------------|
| Don Money, R OBP: 0.148, SLG: 0.172 (1, 5) | L8 | | K | | | F8 | | | K | | | | | | | | 4 0 0 0 0 2 1 | | |
| Robin Yount, R OBP: 0.364, SLG: 0.642 (1, 6) | 6-3 | | | | F4 | | F8 | | HR | | | | | | | | 4 1 1 1 1 0 0 0 | | |
| Bobby Mitchell, R OBP: 0.385, SLG: 0.455 (1, 7) | F7 | | | K | | | K | | FC6-4 BB | | | | | | | | 3 0 0 0 1 2 0 | | |
| George Scott, R OBP: 0.339, SLG: 0.393 (1, 3) | | K | | | F9 | | K | | FC6-4 1-2 | | | | | | | | 4 0 0 0 0 2 1 | | |
| Hank Aaron, R OBP: 0.310, SLG: 0.319 (1, 10) | 1-3 | | | | | F4 | | F5 | K | | | | | | | | 4 0 0 0 0 1 1 | | |
| Darrell Porter, L OBP: 0.333, SLG: 0.289 (1, 2) | 4-1 | | | | | F2 | | F6 | | | | | | | | | 3 0 0 0 0 0 0 | | |
| Sixto Lezcano, R OBP: 0.328, SLG: 0.423 (1, 9) | | | | | P9 | 6-3 | | | 1B 1B | | | | | | | | 3 0 1 0 0 0 0 | | |
| Pedro Garcia, R OBP: 0.300, SLG: 0.348 Tim Johnson, L OBP: 0.500, SLG: 0.500 (1, 4) (6, 4) | 4-3 | | | | | K | | | 1B | | | | | | | | 2 0 0 0 0 1 0 1 0 1 0 0 0 0 | | |
| Bob Coluccio, R OBP: 0.298, SLG: 0.292 (1, 8) | | | | | 6-3 | | | F8 | | | | | | | | | 2 0 0 0 1 0 2 | | |
| Inning Stats | R: 0 E: 0 K: 0 S: 3 | H: 0 LOB: 0 BB: 0 P: 3 | R: 0 E: 0 K: 1 S: 5 | H: 0 LOB: 0 BB: 0 P: 5 | R: 0 E: 0 K: 1 S: 5 | H: 0 LOB: 1 BB: 1 P: 9 | R: 0 E: 0 K: 1 S: 5 | H: 0 LOB: 0 BB: 0 P: 5 | R: 0 E: 0 K: 1 S: 5 | H: 0 LOB: 0 BB: 0 P: 5 | R: 0 E: 0 K: 2 S: 7 | H: 0 LOB: 0 BB: 0 P: 7 | R: 0 E: 0 K: 0 S: 5 | H: 2 LOB: 2 BB: 0 P: 5 | R: 1 E: 0 K: 2 S: 8 | H: 1 LOB: 1 BB: 1 P: 12 | 1B: 2 2B: 0 3B: 0 HR: 1 | SF: 0 SAC: 0 DP: 0 HBP: 0 | WP: 0 PA: 32 CS: 0 |
| PITCHER Caffhy Hunter, R ERA: 5.71 (1, 1) | IP: 9.0 WLS: W BF: 32 H: 3 R: 1 ER: 1 SO: 8 BB: 2 IBB: 0 HBP: 0 BLK: 0 WP: 0 HR: 1 S: 46 P: 54 ERA: 1.00 WHIP: 0.556 | | | | | | | | | | | | | | | PITCHER IP: 9.0 WLS: W BF: 32 H: 3 R: 1 ER: 1 SO: 8 BB: 2 IBB: 0 HBP: 0 BLK: 0 WP: 0 HR: 1 S: 46 P: 54 ERA: 1.00 WHIP: 0.556 | | | |

Milwaukee Brewers @ New York Yankees
Shea Stadium, Flushing, NY
Sun Apr 27 1975, 3:38 AM EDT
Att: 41,493 - Unknown - 55 F

| | |
|-----|----|
| AB | 30 |
| R | 1 |
| H | 3 |
| RBI | 1 |
| BB | 2 |
| SO | 8 |
| LOB | 5 |



| Batter | 1 | 2 | 3 | 4 | 5 | 6 | 7 | 8 | 9 | AB | R | H | RBI | BB | SO | LOB | BOTTOM | | |
|--|---|---------------------------------|------------------------------|---------------------------------|------------------------------|---------------------------------|------------------------------|----------------------------------|------------------------------|---------------------------------|------------------------------|---------------------------------|------------------------------|---------------------------------|------------------------------|---|----------------------------------|------------------------------------|--------------------------|
| Roy White, S OBP: 0.533, SLG: 0.750 (1, 7) | 1B 1B | L5 | | HR BB | | F5 | | 4-3 | | | | | | | | | 4 2 1 0 1 0 0 | | |
| Elliott Maddox, R OBP: 0.451, SLG: 0.508 (1, 8) | 1B 1B | 1-3 | | HR | | 2B | | 1B | | | | | | | | | 5 3 4 3 0 0 0 | | |
| Bobby Bonds, R OBP: 0.310, SLG: 0.453 (1, 9) | 5-3 | | 5-3 | F2 | | 2B | | L4 | | | | | | | | | 5 0 1 1 0 0 3 | | |
| Chris Chambliss, L OBP: 0.354, SLG: 0.409 (1, 3) | 2B 1B | | K | | | 4-3 | | | | | | | | | | | 3 1 1 2 1 1 1 | | |
| Alex Johnson, R OBP: 0.292, SLG: 0.227 (1, 10) | E5 2B | | K | | | 6-3 | | | | | | | | | | | 4 2 0 0 0 1 3 | | |
| Ed Herrmann, L OBP: 0.333, SLG: 0.667 (1, 2) | 1-3 2B | | | HR | | 1B WP 1B | | K | | | | | | | | | 4 1 3 3 0 1 0 | | |
| Graig Nettles, L OBP: 0.284, SLG: 0.250 (1, 5) | 1-3 | | | 3-1 | | 1B | | F6 | | | | | | | | | 4 0 1 1 0 0 1 | | |
| Jim Mason, L OBP: 0.182, SLG: 0.192 (1, 6) | 4-3 | | | F8 | | F7 | | 4-3 | | | | | | | | | 4 0 0 0 0 0 3 | | |
| Sandy Alomar Sr., S OBP: 0.255, SLG: 0.296 (1, 4) | | F7 | | HR BB 1B | | F4 | | G3 | | | | | | | | | 4 1 1 0 0 0 2 | | |
| Inning Stats | R: 4 E: 1 K: 0 S: 8 | H: 4 LOB: 1 BB: 0 P: 8 | R: 0 E: 0 K: 0 S: 3 | H: 0 LOB: 0 BB: 0 P: 3 | R: 0 E: 0 K: 2 S: 7 | H: 0 LOB: 0 BB: 0 P: 7 | R: 4 E: 0 K: 0 S: 6 | H: 3 LOB: 0 BB: 1 P: 10 | R: 1 E: 0 K: 0 S: 5 | H: 2 LOB: 2 BB: 1 P: 9 | R: 1 E: 0 K: 0 S: 5 | H: 2 LOB: 1 BB: 0 P: 5 | R: 0 E: 0 K: 1 S: 5 | H: 0 LOB: 0 BB: 0 P: 5 | R: 0 E: 0 K: 0 S: 4 | H: 1 LOB: 1 BB: 0 P: 4 | 1B: 7 2B: 3 3B: 0 HR: 2 | SF: 0 SAC: 0 DP: 0 HBP: 0 | WP: 1 PA: 39 CS: 0 |
| PITCHER Bill Champion, R ERA: 3.22 Jim Colborn, R ERA: 7.71 Eduardo Rodriguez, R ERA: 1.8 Tom Murphy, R ERA: 1.74 | IP: 3.2 WLS: L BF: 20 H: 7 R: 8 ER: 7 SO: 2 BB: 1 IBB: 0 HBP: 0 BLK: 0 WP: 1 HR: 0 S: 23 P: 27 ERA: 17.18 WHIP: 2.182 | | | | | | | | | | | | | | | PITCHER IP: 3.2 WLS: L BF: 20 H: 7 R: 8 ER: 7 SO: 2 BB: 1 IBB: 0 HBP: 0 BLK: 0 WP: 1 HR: 0 S: 23 P: 27 ERA: 17.18 WHIP: 2.182 | | | |

Milwaukee Brewers @ New York Yankees
Shea Stadium, Flushing, NY
Sun Apr 27 1975, 3:38 AM EDT
Att: 41,493 - Unknown - 55 F

| | |
|-----|----|
| AB | 37 |
| R | 10 |
| H | 12 |
| RBI | 10 |
| BB | 2 |
| SO | 3 |
| LOB | 13 |



| Batter | 1 | 2 | 3 | 4 | 5 | 6 | 7 | 8 | 9 | AB | R | H | RBI | BB | SO | LOB | TOP | | | |
|--|--|---------------------------------|------------------------------|---------------------------------|------------------------------|---------------------------------|------------------------------|----------------------------------|------------------------------|---------------------------------|------------------------------|----------------------------------|------------------------------|---------------------------------|------------------------------|---------------------------------|--|------------------------------------|----------------------------------|--------|
| Frank Duffy, R OBP: 0.233, SLG: 0.233 (1, 6) | 2-3 | | | F9 1B | | 5-3 | | G5-4-3 | | 4 | 0 | 1 | 0 | 0 | 0 | 1 | <p>Cleveland Indians @ New York Yankees Shea Stadium, Flushing, NY Mon Apr 28 1975, 7:05 PM EDT Att: 9,716 - Unknown</p> | | | |
| Ken Berry, R OBP: 0.182, SLG: 0.273 Leron Lee, L OBP: 0.214, SLG: 0.286 (1, 7) (4, 7) | K | | | CS 1B | | K | | K | | 2 | 0 | 1 | 0 | 0 | 1 | 0 | | | | |
| George Hendrick, R OBP: 0.264, SLG: 0.404 (1, 8) | F9 | | | F3 | | K | | | | 4 | 0 | 1 | 0 | 0 | 1 | 2 | | | | |
| Frank Robinson, R OBP: 0.278, SLG: 0.438 (1, 10) | | 6-3 | | F9 | | | | | | 4 | 0 | 0 | 0 | 0 | 0 | 3 | | | | |
| John Ellis, R OBP: 0.271, SLG: 0.378 (1, 2) | F9 | | | CS | BB | | | | | 3 | 1 | 1 | 1 | 1 | 1 | 1 | | | | |
| Rico Carty, R OBP: 0.294, SLG: 0.500 (1, 3) | 4-3 | | | | BB | | | | | 3 | 0 | 0 | 0 | 1 | 0 | 2 | | | | |
| Charlie Spikes, R OBP: 0.149, SLG: 0.156 (1, 9) | | | | | | | | | | 3 | 0 | 0 | 0 | 0 | 0 | 2 | | | | |
| Buddy Bell, R OBP: 0.222, SLG: 0.125 (1, 5) | | | | F9 | | | | | | 2 | 0 | 0 | 0 | 1 | 1 | 1 | | | | |
| Jack Brohamer, L OBP: 0.319, SLG: 0.455 (1, 4) | | | | 4-3 | | G3 | | | | 2 | 0 | 0 | 0 | 1 | 0 | 2 | | | | |
| Inning Stats | R: 0 E: 0 K: 1 S: 5 | H: 0 LOB: 0 BB: 0 P: 5 | R: 0 E: 0 K: 0 S: 3 | H: 0 LOB: 0 BB: 0 P: 3 | R: 0 E: 0 K: 0 S: 3 | H: 2 LOB: 1 BB: 0 P: 4 | R: 0 E: 0 K: 0 S: 4 | H: 0 LOB: 2 BB: 2 P: 11 | R: 0 E: 0 K: 2 S: 7 | H: 0 LOB: 0 BB: 0 P: 7 | R: 1 E: 0 K: 1 S: 6 | H: 1 LOB: 1 BB: 1 P: 10 | R: 0 E: 0 K: 1 S: 4 | H: 0 LOB: 0 BB: 1 P: 8 | R: 0 E: 0 K: 1 S: 6 | H: 1 LOB: 1 BB: 0 P: 6 | 1B: 3 2B: 0 3B: 0 HR: 1 | SF: 0 SAC: 0 DP: 1 HBP: 0 | WP: 0 PB: 0 SB: 0 CS: 1 | PA: 34 |
| PITCHER Rudy May, L ERA: 2.33 (1, 1) | IP: 9.0 WLS: W BF: 33 H: 4 R: 1 ER: 1 SO: 6 BB: 4 IBB: 0 HBP: 0 BLK: 0 WP: 0 HR: 1 S: 41 P: 57 ERA: 1.00 WHIP: 0.889 | | | | | | | | | | | | | | | | | | | |

| Batter | 1 | 2 | 3 | 4 | 5 | 6 | 7 | 8 | 9 | AB | R | H | RBI | BB | SO | LOB | BOTTOM | | | |
|--|--|--|---|---|------------------------------|---------------------------------|------------------------------|---------------------------------|------------------------------|---------------------------------|------------------------------|---------------------------------|------------------------------|---------------------------------|------------------------------|---------------------------------|--|------------------------------------|----------------------------------|--------|
| Roy White, S OBP: 0.531, SLG: 0.725 (1, 3) (4, 7) | F8 1B | F8 | | 3-1 | | G6-4-3 | | | | 4 | 1 | 2 | 0 | 0 | 0 | 0 | <p>Cleveland Indians @ New York Yankees Shea Stadium, Flushing, NY Mon Apr 28 1975, 7:05 PM EDT Att: 9,716 - Unknown</p> | | | |
| Elliott Maddox, R OBP: 0.497, SLG: 0.538 (1, 8) | 1B | BB | | | | G6-4-3 | | | | 4 | 2 | 3 | 0 | 0 | 0 | 2 | | | | |
| Bobby Bonds, R OBP: 0.320, SLG: 0.448 (1, 9) | F8 | BB | | 6-3 | | | | | | 3 | 1 | 1 | 0 | 1 | 0 | 3 | | | | |
| Thurman Munson, R OBP: 0.406, SLG: 0.450 (1, 2) | 3B | | | | | 5-3 | | | | 4 | 1 | 2 | 2 | 0 | 0 | 1 | | | | |
| Alex Johnson, R OBP: 0.286, SLG: 0.320 (1, 10) | SF9 | K | | | | 3-1 | | | | 3 | 1 | 1 | 3 | 0 | 1 | 2 | | | | |
| Lou Piniella, R OBP: 0.318, SLG: 0.282 Chris Chambliss, L OBP: 0.360, SLG: 0.413 (1, 7) (4, 3) | FC6-4 | | | F9 | | | | | | 1 | 0 | 0 | 0 | 1 | 0 | 0 | | | | |
| Graig Nettles, L OBP: 0.268, SLG: 0.238 (1, 5) | SF9 | | | K | | F5 | | | | 3 | 0 | 0 | 1 | 0 | 2 | 1 | | | | |
| Sandy Alomar Sr., S OBP: 0.237, SLG: 0.276 (1, 4) | FC6-4 | | | 6-3 | | L9 | | | | 4 | 0 | 0 | 0 | 0 | 0 | 1 | | | | |
| Fred Stanley, R OBP: 0.200, SLG: 0.200 (1, 6) | | K | | 4-3 | | | | | | 4 | 0 | 1 | 0 | 0 | 1 | 0 | | | | |
| Inning Stats | R: 4 E: 0 K: 0 S: 7 | H: 4 LOB: 1 BB: 1 P: 11 | R: 1 E: 0 K: 2 S: 9 | H: 2 LOB: 2 BB: 1 P: 13 | R: 0 E: 0 K: 1 S: 5 | H: 0 LOB: 0 BB: 0 P: 5 | R: 0 E: 0 K: 0 S: 4 | H: 1 LOB: 1 BB: 0 P: 4 | R: 0 E: 0 K: 0 S: 4 | H: 1 LOB: 1 BB: 0 P: 4 | R: 1 E: 0 K: 0 S: 4 | H: 1 LOB: 0 BB: 0 P: 4 | R: 0 E: 0 K: 1 S: 5 | H: 0 LOB: 0 BB: 0 P: 5 | R: 0 E: 0 K: 1 S: 5 | H: 0 LOB: 0 BB: 0 P: 5 | 1B: 9 2B: 1 3B: 1 HR: 0 | SF: 2 SAC: 0 DP: 1 HBP: 0 | WP: 0 PB: 0 SB: 1 CS: 0 | PA: 36 |
| PITCHER Fritz Peterson, L ERA: 14.84 Jim Kern, R ERA: 1.5 Dennis Eckersley, R ERA: Dave LaRoche, L ERA: 3.0 (1, 1) (1, 1) (6, 1) (8, 1) | IP: 0.1 WLS: L BF: 5 H: 4 R: 4 ER: 4 SO: 0 BB: 0 IBB: 0 HBP: 0 BLK: 0 WP: 0 HR: 0 S: 4 P: 5 ERA: 108.00 WHIP: 12.000 | IP: 4.2 WLS: BF: 20 H: 4 R: 1 ER: 1 SO: 3 BB: 2 IBB: 0 HBP: 0 BLK: 0 WP: 0 HR: 0 S: 24 P: 32 ERA: 1.93 WHIP: 1.286 | IP: 2.0 WLS: BF: 8 H: 3 R: 1 ER: 0 SO: 0 BB: 0 IBB: 0 HBP: 0 BLK: 0 WP: 0 HR: 0 S: 8 P: 8 ERA: 0.00 WHIP: 1.500 | IP: 1.0 WLS: BF: 3 H: 0 R: 0 ER: 0 SO: 1 BB: 0 IBB: 0 HBP: 0 BLK: 0 WP: 0 HR: 0 S: 5 P: 5 ERA: 0.00 WHIP: 0.000 | | | | | | | | | | | | | | | | |

| Batter | 1 | 2 | 3 | 4 | 5 | 6 | 7 | 8 | 9 | AB | R | H | RBI | BB | SO | LOB | TOP | | | | | | |
|---|---|--|--|----------------------------------|------------------------------|---------------------------------|------------------------------|---------------------------------|------------------------------|---------------------------------|------------------------------|---------------------------------|------------------------------|----------------------------------|------------------------------|---------------------------------|--|---------------------------------|----------------------------------|------------------------------------|----------------------------------|--------|--|
| Frank Duffy, R (1, 6) OBP: 0.286, SLG: 0.286 | | | | | | | | | | 5 | 0 | 3 | 3 | 0 | 1 | 0 | Cleveland Indians @ New York Yankees Shea Stadium, Flushing, NY Tue Apr 29 1975, 7:05 PM EDT Att. 6,320 - Unknown - 50 F | | | | | | |
| Leron Lee, L (1, 7) OBP: 0.333, SLG: 0.267 | | | | | | | | | | 1 | 0 | 0 | 0 | 2 | 0 | 1 | | | | | | | |
| John Lowenstein, L (7, 7) OBP: 0.250, SLG: 0.222 | | | | | | | | | | 0 | 0 | 0 | 0 | 1 | 0 | 0 | | | | | | | |
| George Hendrick, R (1, 8) OBP: 0.246, SLG: 0.375 | | | | | | | | | | 4 | 0 | 0 | 0 | 0 | 0 | 9 | | | | | | | |
| John Ellis, R (1, 3) OBP: 0.245, SLG: 0.340 | | | | | | | | | | | 5 | 0 | 0 | 0 | 0 | 7 | | | | | | | |
| Rico Carty, R (1, 10) OBP: 0.238, SLG: 0.400 | | | | | | | | | | | 4 | 0 | 0 | 0 | 0 | 0 | | | | | | | |
| Ken Berry, R (8, PR) OBP: 0.182, SLG: 0.273 | | | | | | | | | | | 0 | 0 | 0 | 0 | 0 | 0 | | | | | | | |
| Charlie Spikes, R (1, 9) OBP: 0.176, SLG: 0.224 | | | | | | | | | | | 4 | 0 | 2 | 0 | 0 | 1 | | | | | | | |
| Buddy Bell, R (1, 5) OBP: 0.250, SLG: 0.163 | | | | | | | | | | | 3 | 1 | 2 | 0 | 0 | 1 | | | | | | | |
| Alan Ashby, S (1, 2) OBP: 0.500, SLG: 0.250 | | | | | | | | | | | 2 | 2 | 1 | 0 | 2 | 0 | | | | | | | |
| Jack Brohamer, L (1, 4) OBP: 0.333, SLG: 0.447 | | | | | | | | | | | 3 | 0 | 1 | 0 | 1 | 0 | | | | | | | |
| Inning Stats | R: 0 E: 1 K: 0 S: 4 | H: 1 LOB: 1 BB: 0 P: 4 | R: 2 E: 0 K: 0 S: 6 | H: 3 LOB: 3 BB: 1 P: 11 | R: 0 E: 0 K: 1 S: 5 | H: 0 LOB: 0 BB: 0 P: 5 | R: 0 E: 0 K: 0 S: 3 | H: 1 LOB: 0 BB: 0 P: 3 | R: 0 E: 0 K: 1 S: 4 | H: 0 LOB: 0 BB: 1 P: 8 | R: 0 E: 0 K: 0 S: 4 | H: 1 LOB: 1 BB: 0 P: 4 | R: 1 E: 0 K: 0 S: 4 | H: 2 LOB: 2 BB: 2 P: 12 | R: 0 E: 1 K: 0 S: 4 | H: 1 LOB: 3 BB: 1 P: 8 | R: 0 E: 1 K: 0 S: 3 | H: 0 LOB: 1 BB: 1 P: 7 | 1B: 8 2B: 0 3B: 1 HR: 0 | SF: 0 SAC: 1 DP: 6 HBP: 1 | WP: 0 PB: 0 SB: 0 CS: 0 | PA: 40 | |
| PITCHER | IP WLS BF H R ER SO BB IBB HBP BLK WP HR S P ERA WHIP | 6.0 L 29 8 3 3 2 4 0 1 0 0 0 0 28 45 4.50 2.000 | 3.0 L 11 1 0 0 0 2 0 0 0 0 0 9 17 0.00 1.000 | | | | | | | | | | | | | | | | | | | | |

Cleveland Indians @ New York Yankees
Shea Stadium, Flushing, NY
Tue Apr 29 1975, 7:05 PM EDT
Att. 6,320 - Unknown - 50 F

| | |
|-----|----|
| AB | 31 |
| R | 3 |
| H | 9 |
| RBI | 3 |
| BB | 6 |
| SO | 2 |
| LOB | 22 |



| Batter | 1 | 2 | 3 | 4 | 5 | 6 | 7 | 8 | 9 | AB | R | H | RBI | BB | SO | LOB | BOTTOM | | | | | |
|--|---|---|------------------------------|---------------------------------|------------------------------|---------------------------------|------------------------------|---------------------------------|------------------------------|---------------------------------|------------------------------|---------------------------------|------------------------------|---------------------------------|------------------------------|---------------------------------|--|------------------------------------|----------------------------------|--------|--|--|
| Roy White, S (1, 7) OBP: 0.509, SLG: 0.674 | | | | | | | | | | 3 | 0 | 0 | 0 | 1 | 1 | 0 | Cleveland Indians @ New York Yankees Shea Stadium, Flushing, NY Tue Apr 29 1975, 7:05 PM EDT Att. 6,320 - Unknown - 50 F | | | | | |
| Elliott Maddox, R (1, 8) OBP: 0.443, SLG: 0.507 | | | | | | | | | | 4 | 0 | 0 | 0 | 0 | 2 | | | | | | | |
| Bobby Bonds, R (1, 9) OBP: 0.329, SLG: 0.435 | | | | | | | | | | 2 | 0 | 0 | 0 | 2 | 1 | | | | | | | |
| Thurman Munson, R (1, 2) OBP: 0.412, SLG: 0.453 | | | | | | | | | | 4 | 0 | 2 | 0 | 0 | 1 | | | | | | | |
| Alex Johnson, R (1, 10) OBP: 0.250, SLG: 0.276 | | | | | | | | | | 4 | 0 | 0 | 0 | 0 | 1 | | | | | | | |
| Bob Oliver, R (1, 3) OBP: 0.154, SLG: 0.231 | | | | | | | | | | 4 | 1 | 1 | 0 | 0 | 2 | | | | | | | |
| Graig Nettles, L (1, 5) OBP: 0.270, SLG: 0.242 | | | | | | | | | | 3 | 0 | 1 | 1 | 0 | 0 | | | | | | | |
| Sandy Alomar Sr., S (1, 4) OBP: 0.226, SLG: 0.262 | | | | | | | | | | 3 | 0 | 0 | 0 | 0 | 1 | | | | | | | |
| Fred Stanley, R (1, 6) OBP: 0.143, SLG: 0.143 | | | | | | | | | | 2 | 0 | 0 | 0 | 0 | 0 | | | | | | | |
| Walt Williams, R (8, PH) OBP: 0.455, SLG: 0.727 | | | | | | | | | | 1 | 0 | 0 | 0 | 0 | 0 | | | | | | | |
| Jim Mason, L (9, 6) OBP: 0.182, SLG: 0.192 | | | | | | | | | | 0 | 0 | 0 | 0 | 0 | 0 | | | | | | | |
| Inning Stats | R: 0 E: 0 K: 0 S: 3 | H: 0 LOB: 1 BB: 0 P: 7 | R: 0 E: 0 K: 0 S: 3 | H: 0 LOB: 0 BB: 0 P: 3 | R: 0 E: 1 K: 1 S: 5 | H: 0 LOB: 1 BB: 1 P: 9 | R: 0 E: 0 K: 0 S: 3 | H: 1 LOB: 1 BB: 1 P: 3 | R: 0 E: 0 K: 1 S: 4 | H: 0 LOB: 0 BB: 0 P: 8 | R: 1 E: 0 K: 0 S: 5 | H: 2 LOB: 1 BB: 0 P: 5 | R: 0 E: 0 K: 1 S: 5 | H: 0 LOB: 0 BB: 0 P: 5 | R: 0 E: 0 K: 0 S: 4 | H: 1 LOB: 1 BB: 0 P: 4 | 1B: 4 2B: 0 3B: 0 HR: 0 | SF: 0 SAC: 0 DP: 1 HBP: 0 | WP: 1 PB: 0 SB: 1 CS: 1 | PA: 33 | | |
| PITCHER | IP WLS BF H R ER SO BB IBB HBP BLK WP HR S P ERA WHIP | 9.0 W 33 4 1 1 3 3 0 0 0 1 0 36 48 1.00 0.778 | | | | | | | | | | | | | | | | | | | | |

Cleveland Indians @ New York Yankees
Shea Stadium, Flushing, NY
Tue Apr 29 1975, 7:05 PM EDT
Att. 6,320 - Unknown - 50 F

| | |
|-----|----|
| AB | 30 |
| R | 1 |
| H | 4 |
| RBI | 1 |
| BB | 3 |
| SO | 3 |
| LOB | 9 |



| Batter | 1 | 2 | 3 | 4 | 5 | 6 | 7 | 8 | 9 | AB | R | H | RBI | BB | SO | LOB | TOP | | | | | | | | |
|--|------------------------------|---------------------------------|------------------------------|---------------------------------|------------------------------|---------------------------------|------------------------------|---------------------------------|-------------------------------|---------------------------------|-------------------------------|----------------------------------|------------------------------|----------------------------------|------------------------------|----------------------------------|--|------------------------------|----------------------------------|----------------------------------|------------------------------------|----------------------------------|--------|--|--|
| Ken Singleton, S OBP: 0.395, SLG: 0.373 | F7 | | BB | | | | | P3 | | 4 | 0 | 1 | 0 | 1 | 1 | 3 | Baltimore Orioles @ New York Yankees Shea Stadium, Flushing, NY Wed Apr 30 1975, 7:05 PM EDT Att: 10,982 - Unknown | | | | | | | | |
| Paul Blair, R OBP: 0.344, SLG: 0.397 | F7 | | BB | | | | | K | | 5 | 0 | 0 | 0 | 0 | 1 | 5 | | | | | | | | | |
| Tommy Davis, R OBP: 0.279, SLG: 0.304 | E3 | | | | | | | | | 4 | 2 | 2 | 1 | 1 | 1 | 0 | | | | | | | | | |
| Lee May, R OBP: 0.257, SLG: 0.433 | FC6-4 | | | | | | | | | 4 | 0 | 0 | 0 | 1 | 1 | 4 | | | | | | | | | |
| Bobby Grich, R OBP: 0.469, SLG: 0.541 | | B2 | | | | | | | | 4 | 1 | 2 | 0 | 1 | 1 | 1 | | | | | | | | | |
| Don Baylor, R OBP: 0.375, SLG: 0.444 | | K | | | | | | | | 5 | 1 | 2 | 0 | 0 | 2 | 3 | | | | | | | | | |
| Brooks Robinson, R OBP: 0.290, SLG: 0.230 | | | | | | | | | | 3 | 0 | 0 | 0 | 1 | 0 | 4 | | | | | | | | | |
| Dave Duncan, R OBP: 0.276, SLG: 0.250 | | | | | | | | | | 4 | 0 | 1 | 2 | 0 | 1 | 4 | | | | | | | | | |
| Mark Belanger, R OBP: 0.224, SLG: 0.196 | | | | | | | | | | 4 | 0 | 2 | 0 | 0 | 0 | 0 | | | | | | | | | |
| Inning Stats | R: 0 E: 1 K: 0 S: 4 | H: 0 LOB: 1 BB: 0 P: 4 | R: 0 E: 0 K: 1 S: 5 | H: 0 LOB: 0 BB: 0 P: 5 | R: 0 E: 0 K: 0 S: 3 | H: 0 LOB: 1 BB: 1 P: 7 | R: 1 E: 0 K: 0 S: 6 | H: 3 LOB: 2 BB: 0 P: 6 | R: 0 E: 0 K: 1 S: 11 | H: 1 LOB: 0 BB: 0 P: 3 | R: 1 E: 0 K: 3 S: 11 | H: 2 LOB: 2 BB: 1 P: 15 | R: 0 E: 0 K: 1 S: 6 | H: 1 LOB: 2 BB: 1 P: 10 | R: 2 E: 0 K: 1 S: 8 | H: 3 LOB: 2 BB: 1 P: 12 | | R: 0 E: 0 K: 2 S: 7 | H: 0 LOB: 1 BB: 1 P: 11 | 1B: 9 2B: 0 3B: 0 HR: 1 | SF: 0 SAC: 0 DP: 0 HBP: 0 | WP: 2 PB: 0 SB: 2 CS: 1 | PA: 42 | | |
| PITCHER | IP | WLS | BF | H | R | ER | SO | BB | IBB | HBP | BLK | WP | HR | S | P | ERA | WHIP | | | | | | | | |
| Pat Dobson, R ERA: 2.62 | (1, 1) | 7.1 | 36 | 10 | 4 | 4 | 5 | 2 | 2 | 0 | 0 | 2 | 1 | 42 | 58 | 4.91 | 1.636 | | | | | | | | |
| Sparky Lyle, L ERA: 4.05 | (8, 1) | 1.2 | W | 6 | 0 | 0 | 0 | 3 | 1 | 0 | 0 | 0 | 0 | 11 | 15 | 0.00 | 0.600 | | | | | | | | |

| Batter | 1 | 2 | 3 | 4 | 5 | 6 | 7 | 8 | 9 | AB | R | H | RBI | BB | SO | LOB | BOTTOM | | | | | | | | |
|---|------------------------------|---------------------------------|------------------------------|---------------------------------|------------------------------|---------------------------------|------------------------------|---------------------------------|------------------------------|---------------------------------|------------------------------|---------------------------------|------------------------------|----------------------------------|------------------------------|----------------------------------|--|---------------------------------|----------------------------------|------------------------------------|----------------------------------|--------|--|--|--|
| Roy White, S OBP: 0.500, SLG: 0.638 | 4-3 | | 6-3 | | | | | | | 4 | 1 | 1 | 0 | 1 | 0 | 0 | Baltimore Orioles @ New York Yankees Shea Stadium, Flushing, NY Wed Apr 30 1975, 7:05 PM EDT Att: 10,982 - Unknown | | | | | | | | |
| Elliott Maddox, R OBP: 0.452, SLG: 0.500 | | | | | | | | | | 3 | 1 | 1 | 1 | 2 | 0 | 2 | | | | | | | | | |
| Bobby Bonds, R OBP: 0.345, SLG: 0.493 | | | | | | | | | | 4 | 3 | 2 | 3 | 1 | 1 | 2 | | | | | | | | | |
| Chris Chambliss, L OBP: 0.352, SLG: 0.440 | | | | | | | | | | 4 | 0 | 1 | 0 | 0 | 0 | 3 | | | | | | | | | |
| Thurman Munson, R OBP: 0.417, SLG: 0.471 | | | | | | | | | | 4 | 0 | 2 | 2 | 0 | 0 | 1 | | | | | | | | | |
| Ed Herrmann, L OBP: 0.333, SLG: 0.611 | | | | | | | | | | 3 | 0 | 1 | 0 | 0 | 0 | 2 | | | | | | | | | |
| Alex Johnson, R OBP: 0.242, SLG: 0.267 | | | | | | | | | | 1 | 0 | 0 | 0 | 0 | 0 | 1 | | | | | | | | | |
| Graig Nettles, L OBP: 0.269, SLG: 0.243 | | | | | | | | | | 4 | 0 | 1 | 0 | 0 | 1 | 2 | | | | | | | | | |
| Jim Mason, L OBP: 0.172, SLG: 0.182 | | | | | | | | | | 3 | 0 | 0 | 0 | 0 | 1 | 2 | | | | | | | | | |
| Watt Williams, R OBP: 0.500, SLG: 0.750 | | | | | | | | | | 1 | 0 | 1 | 0 | 0 | 0 | 0 | | | | | | | | | |
| Sandy Alomar Sr., S OBP: 0.231, SLG: 0.266 | | | | | | | | | | 3 | 0 | 1 | 0 | 0 | 1 | 0 | | | | | | | | | |
| Bob Oliver, R OBP: 0.143, SLG: 0.214 | | | | | | | | | | 1 | 0 | 0 | 0 | 0 | 0 | 1 | | | | | | | | | |
| Fred Stanley, R OBP: 0.143, SLG: 0.143 | | | | | | | | | | 0 | 1 | 0 | 0 | 0 | 0 | 0 | | | | | | | | | |
| Inning Stats | R: 0 E: 0 K: 1 S: 5 | H: 0 LOB: 1 BB: 1 P: 9 | R: 0 E: 0 K: 0 S: 4 | H: 2 LOB: 1 BB: 0 P: 4 | R: 0 E: 0 K: 0 S: 3 | H: 0 LOB: 1 BB: 1 P: 7 | R: 0 E: 0 K: 0 S: 4 | H: 1 LOB: 1 BB: 0 P: 4 | R: 0 E: 0 K: 1 S: 5 | H: 0 LOB: 0 BB: 0 P: 5 | R: 1 E: 0 K: 0 S: 5 | H: 2 LOB: 1 BB: 0 P: 5 | R: 0 E: 0 K: 1 S: 6 | H: 1 LOB: 2 BB: 1 P: 10 | R: 1 E: 0 K: 1 S: 6 | H: 1 LOB: 1 BB: 1 P: 10 | R: 4 E: 0 K: 0 S: 5 | H: 4 LOB: 1 BB: 0 P: 5 | 1B: 7 2B: 2 3B: 1 HR: 1 | SF: 0 SAC: 0 DP: 1 HBP: 0 | WP: 1 PB: 0 SB: 1 CS: 0 | PA: 39 | | | |
| PITCHER | IP | WLS | BF | H | R | ER | SO | BB | IBB | HBP | BLK | WP | HR | S | P | ERA | WHIP | | | | | | | | |
| Mike Torrez, R ERA: 4.45 | (1, 1) | 7.0 | 30 | 6 | 2 | 2 | 3 | 4 | 0 | 0 | 0 | 0 | 0 | 32 | 48 | 2.57 | 1.429 | | | | | | | | |
| Grant Jackson, L ERA: 15.0 | (8, 1) | 1.1 | L | 8 | 4 | 3 | 3 | 1 | 0 | 0 | 0 | 1 | 0 | 10 | 10 | 20.25 | 3.000 | | | | | | | | |
| Bob Reynolds, R ERA: 13.5 | (9, 1) | 0.0 | | 1 | 1 | 1 | 1 | 0 | 0 | 0 | 0 | 0 | 1 | 1 | 1 | ∞ | ∞ | | | | | | | | |

| Batter | 1 | 2 | 3 | 4 | 5 | 6 | 7 | 8 | 9 | AB | R | H | RBI | BB | SO | LOB | TOP | | | |
|--|--|---------------------------------|------------------------------|---------------------------------|------------------------------|---------------------------------|------------------------------|---------------------------------|------------------------------|---------------------------------|------------------------------|---------------------------------|------------------------------|---------------------------------|------------------------------|---------------------------------|----------------------------------|------------------------------------|----------------------------------|--------|
| Ken Singleton, S OBP: 0.388, SLG: 0.365 (1, 9) | 0-0 4-3 | | 0-0 1B | | 0-0 F7 | | 0-0 F7 | | | 4 | 0 | 1 | 0 | 0 | 0 | 2 | | | | |
| Paul Blair, R OBP: 0.338, SLG: 0.387 Tom Shopay, L (8, 8) | 0-0 1B | | 0-0 F4 | | 0-0 F9 | | | 0-0 1-3 | | 4 | 0 | 1 | 0 | 0 | 0 | 2 | | | | |
| Tommy Davis, R OBP: 0.277, SLG: 0.300 (1, 10) | 0-0 E3 | | 0-0 F7 | | 0-0 FC6-4 | | | 0-0 G6-4-3 | | 4 | 0 | 1 | 0 | 0 | 0 | 3 | | | | |
| Lee May, R OBP: 0.244, SLG: 0.408 (1, 3) | 0-3 K | | | 0-0 F6 | | 0-0 F6 | | 0-0 G6-4-3 | | 4 | 0 | 0 | 0 | 0 | 1 | 3 | | | | |
| Bobby Grich, R OBP: 0.453, SLG: 0.512 (1, 4) | 0-0 F9 | | | 0-0 FC5-4 HBP 1B | | 0-0 5-3 | | 0-0 F8 | | 4 | 0 | 1 | 0 | 0 | 0 | 2 | | | | |
| Don Baylor, R OBP: 0.382, SLG: 0.439 (1, 7) | | 0-0 F7 | | 1-0 FC5-4 HBP | | 0-0 F9 | | | 0-0 1B | 3 | 0 | 1 | 0 | 0 | 0 | 0 | | | | |
| Brooks Robinson, R OBP: 0.274, SLG: 0.215 (1, 5) | | 0-0 6-3 | | 0-0 FC5-4 | | | 0-0 6-3 | | 0-0 F6 | 4 | 0 | 0 | 0 | 0 | 0 | 3 | AB 32 | | | |
| Dave Duncan, R OBP: 0.242, SLG: 0.219 (1, 2) | | 0-0 F8 | | 0-3 K | | | 0-0 F8 | | 0-0 F2 | 4 | 0 | 0 | 0 | 0 | 1 | 3 | R 0 | | | |
| Mark Belanger, R OBP: 0.250, SLG: 0.191 (1, 6) | | | 0-3 K | | 4-0 FC6-4 BB | | | | | 1 | 0 | 0 | 0 | 2 | 1 | 0 | H 5 | | | |
| Inning Stats | R: 0 E: 1 K: 1 S: 7 | H: 1 LOB: 2 BB: 0 P: 7 | R: 0 E: 0 K: 0 S: 3 | H: 0 LOB: 0 BB: 0 P: 3 | R: 0 E: 0 K: 1 S: 6 | H: 1 LOB: 1 BB: 0 P: 6 | R: 0 E: 0 K: 1 S: 6 | H: 1 LOB: 1 BB: 1 P: 7 | R: 0 E: 0 K: 0 S: 3 | H: 0 LOB: 0 BB: 0 P: 3 | R: 0 E: 0 K: 0 S: 3 | H: 0 LOB: 1 BB: 1 P: 7 | R: 0 E: 0 K: 0 S: 3 | H: 1 LOB: 0 BB: 0 P: 3 | R: 0 E: 0 K: 0 S: 4 | H: 1 LOB: 1 BB: 0 P: 4 | 1B: 5 2B: 0 3B: 0 HR: 0 | SF: 0 SAC: 0 DP: 1 HBP: 1 | WP: 0 PB: 0 SB: 1 CS: 0 | PA: 35 |
| PITCHER Caffish Hunter, R ERA: 4.53 (1, 1) | IP: 9.0 WLS: W BF: 35 H: 5 R: 0 ER: 0 SO: 3 BB: 2 IBB: 0 HBP: 1 BLK: 0 WP: 0 HR: 0 S: 38 P: 47 ERA: 0.00 WHIP: 0.778 | | | | | | | | | | | | | | | PITCHER | | | | |

Baltimore Orioles @ New York Yankees
Shea Stadium, Flushing, NY
Thu May 01 1975, 7:05 PM EDT
Att. 9,294 - Unknown - 49 F

AB 32
R 0
H 5
RBI 0
BB 2
SO 3
LOB 18



| Batter | 1 | 2 | 3 | 4 | 5 | 6 | 7 | 8 | 9 | AB | R | H | RBI | BB | SO | LOB | BOTTOM | | | |
|--|--|---------------------------------|------------------------------|---------------------------------|------------------------------|---------------------------------|------------------------------|----------------------------------|------------------------------|---------------------------------|------------------------------|----------------------------------|------------------------------|---------------------------------|------------------------------|----------------------------------|----------------------------------|------------------------------------|----------------------------------|--------|
| Roy White, S OBP: 0.468, SLG: 0.588 (1, 7) | 0-0 1-3 | | 0-3 K | | 0-3 K | | 0-0 F7 | | | 4 | 0 | 0 | 0 | 0 | 2 | 0 | | | | |
| Elliott Maddox, R OBP: 0.443, SLG: 0.480 (1, 8) | 0-0 F8 | | | 0-0 F9 | | 0-0 F9 | | 4-0 BB | | 3 | 0 | 0 | 0 | 1 | 0 | 0 | | | | |
| Bobby Bonds, R OBP: 0.330, SLG: 0.468 (1, 9) | 0-3 K | | | 0-0 6-3 | | 0-3 K | | 0-0 F7 | | 4 | 0 | 0 | 0 | 0 | 2 | 1 | | | | |
| Chris Chambliss, L OBP: 0.362, SLG: 0.463 (1, 3) | | 0-0 F7 | | 0-0 HR 1B | | 0-0 BB 2B 2B | | 0-0 4-3 | | 4 | 2 | 2 | 0 | 0 | 0 | 1 | | | | |
| Thurman Munson, R OBP: 0.421, SLG: 0.514 (1, 2) | | 0-0 FC6-4 1B | | 0-0 1-H HR | | 0-0 F4 | | 0-0 F9 | | 4 | 1 | 2 | 2 | 0 | 0 | 1 | | | | |
| Ed Herrmann, L OBP: 0.409, SLG: 0.619 Alex Johnson, R OBP: 0.242, SLG: 0.267 (8, FR) | | 0-0 FC6-4 | | 0-0 BB 1B | | 4-0 BB 2B BB | | 0-0 PB S 1B | | 3 | 1 | 2 | 0 | 1 | 0 | 1 | | | | |
| Graig Nettles, L OBP: 0.293, SLG: 0.239 (1, 5) | | 0-0 FC4-6 | | 4-0 BB | | 4-0 2B BB | | 4-0 PB BB | | 1 | 1 | 0 | 0 | 3 | 0 | 1 | | | | |
| Jim Mason, L OBP: 0.167, SLG: 0.175 Ron Blomberg, L OBP: 0.333, SLG: 0.550 Fred Stanley, R OBP: 0.125, SLG: 0.125 (7, 6) | | | 0-0 4-3 | | 0-3 K | | 0-0 2B | | 0-3 K | 2 | 0 | 0 | 0 | 0 | 1 | 2 | | | | |
| Sandy Alomar Sr., S OBP: 0.217, SLG: 0.250 (1, 4) | | | 0-0 F9 | | 0-3 K | | 0-3 K | | 0-0 F7 | 4 | 0 | 0 | 0 | 0 | 2 | 4 | | | | |
| Inning Stats | R: 0 E: 0 K: 1 S: 5 | H: 0 LOB: 0 BB: 0 P: 5 | R: 0 E: 0 K: 0 S: 4 | H: 1 LOB: 1 BB: 0 P: 4 | R: 0 E: 0 K: 1 S: 5 | H: 0 LOB: 0 BB: 0 P: 5 | R: 2 E: 0 K: 1 S: 8 | H: 3 LOB: 2 BB: 1 P: 12 | R: 0 E: 0 K: 2 S: 7 | H: 0 LOB: 0 BB: 0 P: 7 | R: 3 E: 0 K: 2 S: 9 | H: 2 LOB: 1 BB: 2 P: 17 | R: 0 E: 0 K: 0 S: 3 | H: 0 LOB: 1 BB: 1 P: 7 | R: 0 E: 0 K: 1 S: 6 | H: 1 LOB: 3 BB: 1 P: 10 | 1B: 4 2B: 2 3B: 0 HR: 1 | SF: 0 SAC: 0 DP: 0 HBP: 0 | WP: 0 PB: 1 SB: 1 CS: 0 | PA: 36 |
| PITCHER Jim Palmer, R ERA: 1.77 Jesse Jefferson, R ERA: 1.8 (7, 1) | IP: 6.0 WLS: L BF: 27 H: 6 R: 5 ER: 5 SO: 7 BB: 3 IBB: 0 HBP: 0 BLK: 0 WP: 1 HR: 1 S: 38 P: 50 ERA: 7.50 WHIP: 1.500 | | | | | | | | | | | | | | | PITCHER | | | | |

Baltimore Orioles @ New York Yankees
Shea Stadium, Flushing, NY
Thu May 01 1975, 7:05 PM EDT
Att. 9,294 - Unknown - 49 F

AB 31
R 5
H 7
RBI 5
BB 5
SO 8
LOB 13



| Batter | 1 | 2 | 3 | 4 | 5 | 6 | 7 | 8 | 9 | AB | R | H | RBI | BB | SO | LOB | TOP | | | |
|--|--|---------------------------------|------------------------------|---------------------------------|-------------------------------|----------------------------------|------------------------------|---------------------------------|------------------------------|---------------------------------|------------------------------|---------------------------------|------------------------------|----------------------------------|------------------------------|---------------------------------|---|------------------------------------|----------------------------------|--------|
| Roy White, S OBP: 0.470, SLG: 0.574 (1, 7) | F9 | | 1B BB | | | | | G3 B2-3 1B | | 3 | 0 | 1 | 0 | 1 | 1 | 0 | New York Yankees @ Milwaukee Brewers Milwaukee County Stadium, Milwaukee, WI Fri May 02 1975, 8:05 PM EDT Att: 14,838 - Unknown livebaseballscores.com | | | |
| Elliott Maddox, R OBP: 0.435, SLG: 0.468 (1, 8) | 5-3 | | S 1B | | | | | B2-3 | | 4 | 0 | 1 | 2 | 0 | 0 | 1 | | | | |
| Bobby Bonds, R OBP: 0.326, SLG: 0.450 (1, 9) | K | | K | | | | | G3 BB | | 3 | 0 | 0 | 0 | 1 | 2 | 2 | | | | |
| Chris Chambliss, L OBP: 0.355, SLG: 0.439 (1, 3) | | G3 | FC5-4 BB | | | | | G3 | | 3 | 0 | 0 | 0 | 1 | 0 | 2 | | | | |
| Thurman Munson, R OBP: 0.438, SLG: 0.520 (1, 2) | | G6-4-3 1B | FC5-4 1-2 | | | | | 1B | | 3 | 0 | 2 | 0 | 1 | 0 | 3 | | | | |
| Ed Herrmann, L OBP: 0.346, SLG: 0.520 (1, 10) | G6-4-3 1-2 | | | | F8 | | | K | | 4 | 0 | 0 | 0 | 0 | 1 | 5 | | | | |
| Graig Nettles, L OBP: 0.302, SLG: 0.243 (1, 5) | | | 1B 1B BB | | | | | 4-3 | | 3 | 1 | 1 | 0 | 1 | 0 | 0 | | | | |
| Jim Mason, L OBP: 0.161, SLG: 0.169 (1, 6) | | | K | | | | | K | | 2 | 0 | 0 | 0 | 0 | 1 | 2 | | | | |
| Walt Williams, R OBP: 0.462, SLG: 0.692 (7, PH) | | | G6-4-3 | | | | | K | | 1 | 0 | 0 | 0 | 0 | 1 | 0 | | | | |
| Fred Stanley, R OBP: 0.125, SLG: 0.125 (9, PH) | | | 1-2 | | | | | K | | 0 | 0 | 0 | 0 | 0 | 0 | 0 | | | | |
| Alex Johnson, R OBP: 0.235, SLG: 0.259 (9, PH) | | | 1-2 | | | | | K | | 1 | 0 | 0 | 0 | 0 | 1 | 0 | | | | |
| Sandy Alomar Sr., S OBP: 0.222, SLG: 0.254 (1, 4) | | | BB 1B | | | | | F9 | | 3 | 1 | 1 | 0 | 0 | 0 | 0 | | | | |
| Ron Blomberg, L OBP: 0.326, SLG: 0.537 (9, PH) | | | 1B | | | | | 1-3 | | 1 | 0 | 0 | 0 | 0 | 0 | 0 | | | | |
| Inning Stats | R: 0 E: 0 K: 1 S: 5 | H: 0 LOB: 0 BB: 0 P: 5 | R: 0 E: 0 K: 0 S: 3 | H: 1 LOB: 0 BB: 0 P: 3 | R: 2 E: 0 K: 2 S: 10 | H: 3 LOB: 2 BB: 2 P: 18 | R: 0 E: 0 K: 0 S: 2 | H: 0 LOB: 0 BB: 1 P: 6 | R: 0 E: 0 K: 1 S: 5 | H: 0 LOB: 0 BB: 0 P: 5 | R: 0 E: 0 K: 0 S: 4 | H: 1 LOB: 1 BB: 0 P: 4 | R: 0 E: 0 K: 1 S: 5 | H: 0 LOB: 2 BB: 2 P: 14 | R: 0 E: 0 K: 1 S: 5 | H: 0 LOB: 0 BB: 0 P: 5 | 1B: 6 2B: 0 3B: 0 HR: 0 | SF: 0 SAC: 0 DP: 2 HBP: 0 | WP: 0 PB: 0 SB: 1 CS: 1 | PA: 36 |
| PITCHER Bill Champion, R ERA: 2.98 (1, 1) | IP: 9.0 WLS: W BF: 36 H: 6 R: 2 ER: 2 SO: 7 BB: 4 IBB: 1 HBP: 0 BLK: 0 WP: 0 HR: 0 S: 45 P: 65 ERA: 2.00 WHIP: 1.111 | | | | | | | | | | | | | | | PITCHER | | | | |

| Batter | 1 | 2 | 3 | 4 | 5 | 6 | 7 | 8 | 9 | AB | R | H | RBI | BB | SO | LOB | BOTTOM | | | |
|---|--|---------------------------------|------------------------------|---------------------------------|------------------------------|---------------------------------|------------------------------|---------------------------------|------------------------------|---------------------------------|------------------------------|---------------------------------|------------------------------|---------------------------------|------------------------------|---------------------------------|---|------------------------------------|----------------------------------|--------|
| Don Money, R OBP: 0.243, SLG: 0.300 (1, 5) | 4-3 | | SH3-4 2B 1B | | | | | HR | | 4 | 2 | 3 | 1 | 0 | 0 | 0 | New York Yankees @ Milwaukee Brewers Milwaukee County Stadium, Milwaukee, WI Fri May 02 1975, 8:05 PM EDT Att: 14,838 - Unknown livebaseballscores.com | | | |
| Robin Yount, R OBP: 0.382, SLG: 0.682 (1, 6) | 2B | | SH3-4 1-2 2-3 | | | | | G3 | | 3 | 0 | 1 | 0 | 0 | 0 | 1 | | | | |
| Sixto Lezcano, R OBP: 0.286, SLG: 0.365 (1, 9) | 1-3 | | SF9 | | | | | 6-3 | | 3 | 0 | 0 | 1 | 0 | 0 | 1 | | | | |
| George Scott, R OBP: 0.347, SLG: 0.441 (1, 3) | FC6-4 BB | | 3H | | | | | 6-3 | | 3 | 0 | 1 | 1 | 1 | 1 | 0 | | | | |
| Hank Aaron, R OBP: 0.329, SLG: 0.356 (1, 10) | FC6-4 1-2 | | 2H | | | | | 6-3 | | 4 | 0 | 0 | 0 | 0 | 0 | 3 | | | | |
| Darrell Porter, L OBP: 0.397, SLG: 0.447 (1, 2) | | F3 | | | | | | G3 | | 3 | 0 | 0 | 0 | 0 | 0 | 0 | | | | |
| Mike Hegan, L OBP: 0.500, SLG: 0.667 (1, 7) | | 4-3 | | | | | | 4-3 | | 3 | 1 | 1 | 1 | 0 | 0 | 0 | | | | |
| Gorman Thomas, R (7, 7) | | | | | | | | HR | | 0 | 0 | 0 | 0 | 0 | 0 | 0 | | | | |
| Pedro Garcia, R OBP: 0.279, SLG: 0.345 (1, 4) | | K | | | | | | K | | 3 | 0 | 0 | 0 | 0 | 2 | 0 | | | | |
| Bob Coluccio, R OBP: 0.324, SLG: 0.286 (1, 8) | | | SH3-4 1B SF9 1B | | | | | 3-1 | | 3 | 1 | 1 | 0 | 0 | 0 | 0 | | | | |
| Inning Stats | R: 0 E: 0 K: 0 S: 4 | H: 1 LOB: 2 BB: 1 P: 8 | R: 0 E: 0 K: 1 S: 5 | H: 0 LOB: 0 BB: 0 P: 5 | R: 2 E: 0 K: 0 S: 6 | H: 3 LOB: 1 BB: 0 P: 6 | R: 1 E: 0 K: 1 S: 6 | H: 1 LOB: 0 BB: 0 P: 6 | R: 1 E: 0 K: 0 S: 4 | H: 1 LOB: 0 BB: 0 P: 4 | R: 0 E: 0 K: 0 S: 3 | H: 0 LOB: 0 BB: 0 P: 3 | R: 0 E: 0 K: 0 S: 4 | H: 1 LOB: 1 BB: 0 P: 4 | R: 0 E: 0 K: 1 S: 5 | H: 0 LOB: 0 BB: 0 P: 5 | 1B: 3 2B: 2 3B: 0 HR: 2 | SF: 1 SAC: 1 DP: 0 HBP: 0 | WP: 0 PB: 0 SB: 0 CS: 0 | PA: 32 |
| PITCHER Doc Medich, R ERA: 3.06 (1, 1) | IP: 8.0 WLS: L BF: 32 H: 7 R: 4 ER: 4 SO: 3 BB: 1 IBB: 0 HBP: 0 BLK: 0 WP: 0 HR: 2 S: 37 P: 41 ERA: 4.50 WHIP: 1.000 | | | | | | | | | | | | | | | PITCHER | | | | |

| Batter | 1 | 2 | 3 | 4 | 5 | 6 | 7 | 8 | 9 | AB | R | H | RBI | BB | SO | LOB | TOP | |
|--|--|---------------------------------|------------------------------|---------------------------------|------------------------------|---------------------------------|------------------------------|---------------------------------|------------------------------|---------------------------------|------------------------------|---------------------------------|------------------------------|---------------------------------|------------------------------|---------------------------------|--|---|
| Roy White, S (1, 10) OBP: 0.450, SLG: 0.508 | 2-3 | | K | | | F7 | | | F8 | 4 | 0 | 0 | 0 | 0 | 1 | 0 | New York Yankees @ Baltimore Orioles Memorial Stadium, Baltimore, MD Mon May 05 1975, 7:05 PM EDT Att: 13,591 - Unknown - 60 F livebaseballscorecards.com | |
| Elliott Maddox, R (1, 8) OBP: 0.434, SLG: 0.462 | 6-3 | | F8 | | | G6-4-3 1B | | | 1B | 4 | 0 | 2 | 0 | 0 | 0 | 0 | | |
| Bobby Bonds, R (1, 9) OBP: 0.324, SLG: 0.404 | F8 | | | K | | G6-4-3 1-2 | | | F9 | 4 | 0 | 0 | 0 | 0 | 1 | 2 | | |
| Thurman Munson, R (1, 2) OBP: 0.446, SLG: 0.517 | | 1B 1-3 1B | | FC5-4 1B | | F8 | | | K | 4 | 1 | 2 | 0 | 0 | 1 | 1 | | |
| Chris Chambliss, L (1, 3) OBP: 0.351, SLG: 0.420 | | 1-3 1B | | FC5-4 1-2 | | 4-3 | | | | 3 | 0 | 1 | 0 | 0 | 0 | 1 | | |
| Lou Piniella, R (1, 7) OBP: 0.298, SLG: 0.262 | 1-3 | | | 3-1 | | F9 | | | | 3 | 0 | 0 | 1 | 0 | 0 | 2 | | |
| Graig Nettles, L (1, 5) OBP: 0.286, SLG: 0.267 | F7 | | | | | 4-3 | | | K | 3 | 0 | 0 | 0 | 0 | 1 | 1 | | |
| Jim Mason, L (1, 6) OBP: 0.143, SLG: 0.149 | | | | | | K | | | 2-3 | 2 | 0 | 0 | 0 | 0 | 2 | 1 | | |
| Ed Herrmann, L (8, PH) OBP: 0.344, SLG: 0.448 | K | | | | | K | | | | 1 | 0 | 0 | 0 | 0 | 0 | 0 | | |
| Fred Stanley, R (8, 6) OBP: 0.125, SLG: 0.125 | | | | | | K2-3 | | | F8 | 0 | 0 | 0 | 0 | 0 | 0 | 0 | | |
| Sandy Alomar Sr., S (1, 4) OBP: 0.229, SLG: 0.238 | | | F7 | | | | | | | 3 | 0 | 0 | 0 | 0 | 1 | 0 | | |
| Inning Stats | R: 0 E: 0 K: 0 S: 3 | H: 0 LOB: 0 BB: 0 P: 3 | R: 1 E: 0 K: 1 S: 7 | H: 2 LOB: 1 BB: 0 P: 7 | R: 0 E: 0 K: 1 S: 5 | H: 0 LOB: 0 BB: 0 P: 5 | R: 0 E: 1 K: 1 S: 6 | H: 1 LOB: 1 BB: 0 P: 6 | R: 0 E: 0 K: 2 S: 7 | H: 0 LOB: 0 BB: 0 P: 7 | R: 0 E: 0 K: 0 S: 3 | H: 0 LOB: 0 BB: 0 P: 3 | R: 0 E: 0 K: 1 S: 5 | H: 0 LOB: 0 BB: 0 P: 5 | R: 0 E: 0 K: 1 S: 6 | H: 1 LOB: 1 BB: 0 P: 6 | 1B: 5 SF: 0 2B: 0 SAC: 0 3B: 0 DP: 1 HR: 0 HBP: 0 | WP: 0 PA: 31 PB: 0 SB: 0 CS: 0 |
| PITCHER Jim Palmer, R (1, 1) ERA: 1.63 | IP: 9.0 WLS: W BF: 31 H: 5 R: 1 ER: 1 SO: 7 BB: 0 IBB: 0 HBP: 0 BLK: 0 WP: 0 HR: 0 S: 45 P: 45 ERA: 1.00 WHIP: 0.556 | | | | | | | | | | | | | | | | | |

| Batter | 1 | 2 | 3 | 4 | 5 | 6 | 7 | 8 | 9 | AB | R | H | RBI | BB | SO | LOB | BOTTOM | |
|--|--|---------------------------------|------------------------------|---------------------------------|------------------------------|---------------------------------|------------------------------|---------------------------------|------------------------------|---------------------------------|------------------------------|---------------------------------|------------------------------|---------------------------------|------------------------------|---------------------------------|--|---|
| Al Bumbry, L (1, 10) OBP: 0.351, SLG: 0.472 | 1-6-3 | | K | | FC6 1-2 | | FC6-4 1-2 | | | 4 | 0 | 0 | 0 | 0 | 1 | 3 | New York Yankees @ Baltimore Orioles Memorial Stadium, Baltimore, MD Mon May 05 1975, 7:05 PM EDT Att: 13,591 - Unknown - 60 F livebaseballscorecards.com | |
| Paul Blair, R (1, 8) OBP: 0.325, SLG: 0.367 | 4-0 1B BB | | F8 | | | F8 | | | 1B E 1B | 3 | 1 | 1 | 0 | 1 | 0 | 0 | | |
| Bobby Grich, R (1, 4) OBP: 0.432, SLG: 0.448 | 1-2 1B | | | 4-0 BB BB | | F9 | | | E1 SF8 1B | 3 | 1 | 2 | 0 | 1 | 0 | 0 | | |
| Lee May, R (1, 3) OBP: 0.277, SLG: 0.435 | F7 | | | L5 | | F2 | | | L5 | 4 | 0 | 0 | 0 | 0 | 0 | 4 | | |
| Don Baylor, R (1, 7) OBP: 0.359, SLG: 0.432 | F7 | | | L8 | | 5-3 | | | CS IBB | 3 | 0 | 0 | 0 | 1 | 0 | 3 | | |
| Ken Singleton, S (1, 9) OBP: 0.423, SLG: 0.380 | | | FC4-6 1B | | 4-3 | | E SF7 2B | | SF8 | 3 | 1 | 2 | 1 | 0 | 0 | 1 | | |
| Brooks Robinson, R (1, 5) OBP: 0.250, SLG: 0.190 | | FC4-6 G4-6-3 1-2 | | | | F6 | | | E6 BB CS | 3 | 0 | 0 | 0 | 0 | 0 | 2 | | |
| Eliot Hendricks, L (1, 2) OBP: 0.500, SLG: 0.500 | | G4-6-3 1-2 | | | | K | | | FC6-4 BB | 2 | 0 | 0 | 0 | 1 | 1 | 1 | | |
| Mark Belanger, R (1, 6) OBP: 0.246, SLG: 0.186 | | | | | | | | | FC6-4 BB | 2 | 0 | 1 | 0 | 0 | 0 | 0 | | |
| Jim Northrup, L (7, PH) OBP: 0.529, SLG: 0.750 | | | | | | | | | SF7 3H | 0 | 0 | 0 | 1 | 0 | 0 | 0 | | |
| Tim Nordbrook, R (8, 6) OBP: 0.250, SLG: 0.250 | | | | | | | | | | 0 | 0 | 0 | 0 | 0 | 0 | 0 | | |
| Inning Stats | R: 0 E: 0 K: 0 S: 4 | H: 1 LOB: 2 BB: 1 P: 8 | R: 0 E: 0 K: 0 S: 3 | H: 1 LOB: 0 BB: 0 P: 3 | R: 0 E: 0 K: 1 S: 5 | H: 0 LOB: 0 BB: 0 P: 5 | R: 0 E: 0 K: 0 S: 3 | H: 0 LOB: 1 BB: 1 P: 7 | R: 0 E: 0 K: 1 S: 6 | H: 1 LOB: 1 BB: 0 P: 6 | R: 0 E: 0 K: 0 S: 3 | H: 0 LOB: 0 BB: 0 P: 3 | R: 1 E: 1 K: 0 S: 5 | H: 1 LOB: 2 BB: 1 P: 9 | R: 2 E: 1 K: 0 S: 4 | H: 2 LOB: 0 BB: 1 P: 8 | 1B: 5 SF: 2 2B: 1 SAC: 0 3B: 0 DP: 1 HR: 0 HBP: 0 | WP: 0 PA: 34 PB: 0 SB: 0 CS: 1 |
| PITCHER Cattfish Hunter, R (1, 1) ERA: 4.01 | IP: 8.0 WLS: L BF: 33 H: 6 R: 3 ER: 1 SO: 2 BB: 3 IBB: 1 HBP: 0 BLK: 0 WP: 0 HR: 0 S: 33 P: 49 ERA: 1.12 WHIP: 1.125 | | | | | | | | | | | | | | | | | |

| Batter | 1 | 2 | 3 | 4 | 5 | 6 | 7 | 8 | 9 | AB | R | H | RBI | BB | SO | LOB | TOP | | | |
|---|--|---------------------------------|------------------------------|---------------------------------|------------------------------|---------------------------------|------------------------------|----------------------------------|------------------------------|---------------------------------|------------------------------|---------------------------------|------------------------------|---------------------------------|------------------------------|---------------------------------|---|------------------------------------|----------------------------------|--------|
| Roy White, S (1, 3) OBP: 0.464, SLG: 0.507 | 4-3 | | 1B | | BB | | | SH1-4 1B BB | | 2 | 1 | 1 | 0 | 2 | 0 | 0 | New York Yankees @ Baltimore Orioles Memorial Stadium, Baltimore, MD Wed May 07 1975, 7:05 PM EDT Att: 7,149 - Unknown | | | |
| Elliott Maddox, R (1, 8) OBP: 0.422, SLG: 0.448 | 6-3 | | 4-3 | | | | | SH1-4 | | 3 | 0 | 0 | 0 | 0 | 0 | 2 | | | | |
| Bobby Bonds, R (1, 9) OBP: 0.330, SLG: 0.402 | K | | | | 2B SF8 BB | | 3-1 | CS 1B | | 3 | 1 | 1 | 1 | 1 | 1 | 1 | | | | |
| Thurman Munson, R (1, 2) OBP: 0.438, SLG: 0.516 | | B1-3 | | | SF8 1B 2B | | F8 | F9 | | 4 | 1 | 1 | 0 | 0 | 0 | 1 | | | | |
| Alex Johnson, R (1, 10) OBP: 0.237, SLG: 0.265 | | BLK 1B | | | SF8 | | F9 | F9 | | 3 | 0 | 1 | 1 | 0 | 0 | 0 | | | | |
| Lou Piniella, R (1, 7) OBP: 0.294, SLG: 0.261 | F2 | | | | 2-3 3-H | | 6-3 | | | 4 | 0 | 1 | 1 | 0 | 1 | 1 | | | | |
| Graig Nettles, L (1, 5) OBP: 0.275, SLG: 0.256 | L8 | | | | 3-H 6-3 | | | | | 4 | 0 | 0 | 0 | 0 | 3 | 2 | | | | |
| Sandy Alomar Sr., S (1, 4) OBP: 0.221, SLG: 0.229 | | | 1-3 | | F8 | | | | | 3 | 0 | 0 | 0 | 0 | 0 | 1 | | | | |
| Fred Stanley, R (1, 6) OBP: 0.091, SLG: 0.091 | | | 1-4-3 | | 1-3 | | | | | 3 | 0 | 0 | 0 | 0 | 0 | 0 | | | | |
| Inning Stats | R: 0 E: 0 K: 1 S: 5 | H: 0 LOB: 0 BB: 0 P: 5 | R: 0 E: 0 K: 0 S: 4 | H: 1 LOB: 1 BB: 0 P: 4 | R: 0 E: 0 K: 0 S: 4 | H: 1 LOB: 1 BB: 0 P: 4 | R: 2 E: 0 K: 1 S: 7 | H: 2 LOB: 1 BB: 1 P: 11 | R: 0 E: 0 K: 0 S: 3 | H: 0 LOB: 0 BB: 0 P: 3 | R: 0 E: 0 K: 1 S: 5 | H: 0 LOB: 0 BB: 0 P: 5 | R: 1 E: 0 K: 0 S: 3 | H: 1 LOB: 0 BB: 1 P: 7 | R: 0 E: 0 K: 2 S: 7 | H: 0 LOB: 0 BB: 0 P: 7 | 1B: 4 2B: 1 3B: 0 HR: 0 | SF: 1 SAC: 1 DP: 0 HBP: 0 | WP: 0 PB: 0 SB: 0 CS: 1 | PA: 34 |
| PITCHER Mike Cuellar, L (1, 1) ERA: 3.68 | IP: 9.0 WLS: W BF: 34 H: 5 R: 3 ER: 3 SO: 5 BB: 3 IBB: 0 HBP: 0 BLK: 1 WP: 0 HR: 0 S: 41 P: 53 ERA: 3.00 WHIP: 0.889 | | | | | | | | | | | | | | | PITCHER | | | | |

| Batter | 1 | 2 | 3 | 4 | 5 | 6 | 7 | 8 | 9 | AB | R | H | RBI | BB | SO | LOB | BOTTOM | | | | | |
|--|--|---------------------------------|------------------------------|---------------------------------|------------------------------|---------------------------------|------------------------------|----------------------------------|------------------------------|---------------------------------|------------------------------|---------------------------------|------------------------------|---------------------------------|------------------------------|---------------------------------|---|----------------------------------|----------------------------------|------------------------------------|----------------------------------|--------|
| Al Bumbry, L (1, 10) OBP: 0.305, SLG: 0.537 | 1B G6-4-3 | | 1B | | 2B | | | F8 | 1-2 2-3 3-H | 5 | 1 | 4 | 1 | 0 | 0 | 1 | New York Yankees @ Baltimore Orioles Memorial Stadium, Baltimore, MD Wed May 07 1975, 7:05 PM EDT Att: 7,149 - Unknown | | | | | |
| Paul Blair, R (1, 8) OBP: 0.322, SLG: 0.361 | 1B G6-4-3 | | 6-3 | | 6-3 | | | 4-3 | | 4 | 0 | 1 | 0 | 0 | 0 | 3 | | | | | | |
| Bobby Grich, R (1, 4) OBP: 0.436, SLG: 0.492 | 1B G6-4-3 | | | | 1B BB | | | HR | | 3 | 1 | 1 | 2 | 1 | 1 | 1 | | | | | | |
| Lee May, R (1, 3) OBP: 0.267, SLG: 0.417 | F6 | | | | K | | | 5-3 | | 4 | 0 | 0 | 0 | 0 | 2 | 1 | | | | | | |
| Don Baylor, R (1, 7) OBP: 0.354, SLG: 0.424 | | F2 | | | 1B | | | F8 | | 4 | 0 | 1 | 0 | 0 | 0 | 0 | | | | | | |
| Ken Singleton, S (1, 9) OBP: 0.426, SLG: 0.378 | | PO 6-3 BB | | | F7 | | | F7 | BB SH5-3 1B | 3 | 1 | 1 | 0 | 1 | 0 | 2 | | | | | | |
| Brooks Robinson, R (1, 5) OBP: 0.242, SLG: 0.183 | | 6-3 | | | F7 | | | 6-3 | SH5-3 | 3 | 0 | 0 | 0 | 0 | 0 | 3 | | | | | | |
| Eliot Hendersh, L (1, 2) OBP: 0.475, SLG: 0.444 | PO | | K | | F7 | | | F7 | 1B BB BB | 3 | 0 | 0 | 0 | 1 | 1 | 0 | | | | | | |
| Mark Belanger, R (1, 6) OBP: 0.239, SLG: 0.180 Tom Shopay, L (8, PH) | | | 6-3 | | 1-3 | | | 4-3 HR BB | 1-2 2-3 | 2 | 0 | 0 | 0 | 0 | 0 | 0 | | | | | | |
| Tim Nordbrook, R (9, 6) OBP: 0.250, SLG: 0.250 Jim Northrup, L (9, PH) Tommy Davis, R (9, PH) | | | | | | | | | | 0 | 0 | 0 | 0 | 0 | 0 | 0 | | | | | | |
| Inning Stats | R: 1 E: 0 K: 0 S: 4 | H: 2 LOB: 0 BB: 0 P: 4 | R: 0 E: 0 K: 0 S: 2 | H: 0 LOB: 0 BB: 1 P: 6 | R: 0 E: 0 K: 1 S: 6 | H: 1 LOB: 0 BB: 0 P: 6 | R: 0 E: 0 K: 1 S: 6 | H: 1 LOB: 2 BB: 1 P: 10 | R: 0 E: 0 K: 0 S: 4 | H: 1 LOB: 1 BB: 0 P: 4 | R: 0 E: 0 K: 2 S: 7 | H: 0 LOB: 0 BB: 0 P: 7 | R: 0 E: 0 K: 0 S: 3 | H: 0 LOB: 0 BB: 0 P: 3 | R: 2 E: 0 K: 0 S: 4 | H: 2 LOB: 3 BB: 1 P: 8 | R: 1 E: 0 K: 0 S: 4 | H: 2 LOB: 3 BB: 2 P: 12 | 1B: 6 2B: 1 3B: 0 HR: 1 | SF: 0 SAC: 1 DP: 1 HBP: 0 | WP: 0 PB: 0 SB: 0 CS: 0 | PA: 38 |
| PITCHER Doc Medich, R (1, 1) ERA: 3.23 Sparky Lyle, L (9, 1) ERA: 3.95 | IP: 8.2 WLS: L BF: 35 H: 7 R: 4 ER: 4 SO: 4 BB: 4 IBB: 0 HBP: 0 BLK: 0 WP: 0 HR: 1 S: 39 P: 55 ERA: 4.15 WHIP: 1.269 | | | | | | | | | | | | | | | PITCHER | | | | | | |

| Batter | 1 | 2 | 3 | 4 | 5 | 6 | 7 | 8 | 9 | AB | R | H | RBI | BB | SO | LOB | TOP | | | | | | | | |
|--|------------------------------|---------------------------------|------------------------------|----------------------------------|------------------------------|---------------------------------|------------------------------|----------------------------------|------------------------------|---------------------------------|------------------------------|----------------------------------|------------------------------|---------------------------------|------------------------------|---------------------------------|---|---------------------------------|----------------------------------|------------------------------------|----------------------------------|--------|--|--|--|
| Roy White, S OBP: 0.461, SLG: 0.535 (1, 7) | F8 | | HR | F9 | | FC6-4 BB | | G3 | | 4 | 1 | 1 | 1 | 1 | 0 | 4 | New York Yankees @ Oakland Athletics Oakland-Alameda County Coliseum, Oakland, CA Fri May 09 1975, 7:05 PM PDT Att: 9,116 - Unknown | | | | | | | | |
| Elliott Maddox, R OBP: 0.421, SLG: 0.440 Rick Dempsey, R OBP: 1.000, SLG: 1.000 (1, 8) (8, 9) | F5 | | B5-3 | | | FC6-4 BB | | | | 4 | 0 | 1 | 0 | 0 | 0 | 3 | | | | | | | | | |
| Bobby Bonds, R OBP: 0.316, SLG: 0.381 (1, 9) (8, 8) | F3 | | F8 | | | | | | | 5 | 0 | 0 | 0 | 0 | 2 | 3 | | | | | | | | | |
| Thurman Munson, R OBP: 0.446, SLG: 0.516 (1, 2) | | | | 1B BB | 5-3 | | | | | 4 | 1 | 2 | 0 | 1 | 0 | 1 | | | | | | | | | |
| Chris Chambliss, L OBP: 0.329, SLG: 0.392 (1, 3) | F8 | | | F8 | 4-3 | | | | | 5 | 0 | 0 | 0 | 0 | 0 | 4 | | | | | | | | | |
| Ed Herrmann, L OBP: 0.351, SLG: 0.441 (1, 10) | F8 | | | 1B BB FC1-2 1B | | | | | | 5 | 0 | 2 | 0 | 0 | 0 | 2 | | | | | | | | | |
| Graig Nettles, L OBP: 0.292, SLG: 0.293 (1, 5) | | | | FC1-2 1B BB | | | | | | 2 | 1 | 1 | 1 | 2 | 0 | 1 | | | | | | | | | |
| Fred Stanley, R OBP: 0.200, SLG: 0.200 (1, 6) | F2 | | | FC1-2 1B | | | | | | 4 | 0 | 2 | 1 | 0 | 0 | 2 | | | | | | | | | |
| Sandy Alomar Sr., S OBP: 0.216, SLG: 0.224 Walt Williams, R OBP: 0.500, SLG: 0.688 (6, PH) (6, 4) | | | K | FC1-2 | | | | | | 2 | 0 | 0 | 0 | 0 | 1 | 3 | | | | | | | | | |
| | | | | 1-2 2-3 3-H | | | | | | 2 | 0 | 1 | 0 | 0 | 1 | 2 | | | | | | | | | |
| Inning Stats | R: 0 E: 0 K: 0 S: 3 | H: 0 LOB: 0 BB: 0 P: 3 | R: 0 E: 0 K: 0 S: 3 | H: 0 LOB: 2 BB: 2 P: 11 | R: 1 E: 0 K: 1 S: 6 | H: 1 LOB: 0 BB: 0 P: 6 | R: 1 E: 0 K: 0 S: 6 | H: 3 LOB: 3 BB: 1 P: 10 | R: 0 E: 0 K: 1 S: 6 | H: 1 LOB: 1 BB: 0 P: 6 | R: 0 E: 0 K: 1 S: 7 | H: 2 LOB: 3 BB: 1 P: 11 | R: 0 E: 0 K: 0 S: 4 | H: 1 LOB: 0 BB: 0 P: 4 | R: 1 E: 0 K: 1 S: 7 | H: 2 LOB: 2 BB: 0 P: 8 | R: 0 E: 0 K: 0 S: 3 | H: 0 LOB: 0 BB: 0 P: 3 | 1B: 8 2B: 0 3B: 0 HR: 2 | SF: 0 SAC: 0 DP: 0 HBP: 1 | WP: 0 PB: 0 SB: 0 CS: 0 | PA: 42 | | | |
| PITCHER | IP | WLS | BF | H | R | ER | SO | BB | IBB | HBP | BLK | WP | HR | S | P | ERA | WHIP | | | | | | | | |
| Glenn Abbott, R ERA: 3.71 Jim Todd, R ERA: 3.55 Rollie Fingers, R ERA: 3.86 | (1, 1) (4, 1) (8, 1) | 3.1 3.2 2.0 | 17 16 9 | 4 4 2 | 2 0 1 | 2 0 1 | 1 2 1 | 3 1 0 | 0 0 0 | 0 0 1 | 0 0 0 | 0 0 0 | 1 0 1 | 16 19 10 | 28 23 11 | 5.40 0.00 4.50 | 2.100 1.364 1.000 | | | | | | | | |

| | |
|-----|----|
| AB | 37 |
| R | 3 |
| H | 10 |
| RBI | 3 |
| BB | 4 |
| SO | 4 |
| LOB | 25 |



| Batter | 1 | 2 | 3 | 4 | 5 | 6 | 7 | 8 | 9 | AB | R | H | RBI | BB | SO | LOB | BOTTOM | | | | | | | | |
|---|------------------------------|---------------------------------|------------------------------|---------------------------------|------------------------------|---------------------------------|------------------------------|---------------------------------|------------------------------|---------------------------------|------------------------------|---------------------------------|------------------------------|---------------------------------|------------------------------|----------------------------------|---|----------------------------------|----------------------------------|------------------------------------|----------------------------------|--------|--|--|--|
| Bill North, S OBP: 0.381, SLG: 0.347 (1, 8) | SH1-3 1B 2B | F6 | | K | | | | | | 3 | 1 | 1 | 0 | 1 | 1 | 3 | New York Yankees @ Oakland Athletics Oakland-Alameda County Coliseum, Oakland, CA Fri May 09 1975, 7:05 PM PDT Att: 9,116 - Unknown | | | | | | | | |
| Bert Campaneris, R OBP: 0.235, SLG: 0.213 (1, 6) | SH1-3 | K | | 6-3 | | | | | | 3 | 0 | 0 | 0 | 0 | 1 | 4 | | | | | | | | | |
| Reggie Jackson, L OBP: 0.363, SLG: 0.466 (1, 9) | 2B 1B | | | HR | | | | | | 4 | 1 | 2 | 2 | 0 | 0 | 0 | | | | | | | | | |
| Joe Rudi, R OBP: 0.369, SLG: 0.460 Don Hopkins, L OBP: 0.371, SLG: 0.317 Jim Holt, L OBP: 0.556, SLG: 0.429 (1, 3) (8, PR) (9, 3) | | F7 | | F9 | 5-3 | | | | | 3 | 0 | 1 | 0 | 1 | 0 | 0 | | | | | | | | | |
| Billy Williams, L OBP: 0.371, SLG: 0.317 Matt Alexander, S OBP: 0.556, SLG: 0.429 (1, 10) (8, PR) | | | | F9 | K | | | | | 3 | 0 | 0 | 0 | 1 | 2 | 2 | | | | | | | | | |
| Claudell Washington, L OBP: 0.351, SLG: 0.306 (1, 7) | 4-3 | | | 3-1 | | | | | | 4 | 0 | 0 | 0 | 0 | 0 | 2 | | | | | | | | | |
| Gene Tenace, R OBP: 0.400, SLG: 0.395 (1, 2) | | | | 1B SH1-3 1B | HR | | | | | 3 | 1 | 2 | 1 | 0 | 0 | 0 | | | | | | | | | |
| Phil Garner, R OBP: 0.289, SLG: 0.276 (1, 4) | | SH1-3 | | PB SH5-4 1B | | | | | | 2 | 0 | 1 | 0 | 0 | 0 | 0 | | | | | | | | | |
| Ted Kubiak, S OBP: 0.300, SLG: 0.286 (1, 5) | | | | SH5-4 | | | | | | 2 | 0 | 1 | 0 | 0 | 0 | 0 | | | | | | | | | |
| Inning Stats | R: 1 E: 0 K: 1 S: 8 | H: 3 LOB: 2 BB: 0 P: 8 | R: 0 E: 0 K: 1 S: 7 | H: 2 LOB: 2 BB: 0 P: 7 | R: 1 E: 0 K: 0 S: 4 | H: 1 LOB: 0 BB: 0 P: 4 | R: 1 E: 0 K: 1 S: 7 | H: 2 LOB: 1 BB: 0 P: 7 | R: 0 E: 0 K: 1 S: 5 | H: 0 LOB: 0 BB: 0 P: 5 | R: 0 E: 0 K: 0 S: 3 | H: 0 LOB: 0 BB: 0 P: 3 | R: 0 E: 0 K: 0 S: 2 | H: 0 LOB: 1 BB: 1 P: 6 | R: 1 E: 0 K: 0 S: 2 | H: 0 LOB: 1 BB: 2 P: 10 | R: 0 E: 0 K: 0 S: 2 | H: 0 LOB: 0 BB: 0 P: 10 | 1B: 4 2B: 3 3B: 0 HR: 2 | SF: 0 SAC: 3 DP: 1 HBP: 0 | WP: 1 PB: 1 SB: 1 CS: 1 | PA: 33 | | | |
| PITCHER | IP | WLS | BF | H | R | ER | SO | BB | IBB | HBP | BLK | WP | HR | S | P | ERA | WHIP | | | | | | | | |
| Pat Dobson, R ERA: 3.38 Sparky Lyle, L ERA: 3.72 | (1, 1) (8, 1) | 7.2 0.1 | 32 1 | 8 0 | 4 0 | 3 0 | 4 0 | 3 0 | 0 0 | 0 0 | 0 0 | 1 1 | 0 1 | 1 1 | 0 0 | 0.00 0.000 | 0.000 | | | | | | | | |



| Batter | 1 | 2 | 3 | 4 | 5 | 6 | 7 | 8 | 9 | AB | R | H | RBI | BB | SO | LOB | TOP | | | |
|---|--|---------------------------------|------------------------------|---------------------------------|------------------------------|---------------------------------|------------------------------|---------------------------------|------------------------------|---------------------------------|------------------------------|---------------------------------|------------------------------|---------------------------------|------------------------------|----------------------------------|----------------------------------|------------------------------------|----------------------------------|--------|
| Roy White, S OBP: 0.462, SLG: 0.533 (1, 7) | L3 | | G6-4-3 1B | | | 6-3 | | E S 1B 1B | | 4 | 1 | 2 | 0 | 0 | 0 | 0 | | | | |
| Elliott Maddox, R OBP: 0.415, SLG: 0.433 (1, 8) | F8 | | G6-4-3 1-2 | | | G5-3 WP 1B | | F7 | | 4 | 0 | 1 | 0 | 0 | 0 | 2 | | | | |
| Bobby Bonds, R OBP: 0.331, SLG: 0.384 (1, 9) | F3 | | | 4-3 1B BB | | | | E S 1B | | 2 | 1 | 1 | 1 | 2 | 0 | 0 | | | | |
| Thurman Munson, R OBP: 0.438, SLG: 0.500 (1, 2) | | 1B SF7 BB | | 4-3 | | G5-3 | | 5-3 | | 3 | 1 | 0 | 0 | 1 | 0 | 4 | | | | |
| Alex Johnson, R OBP: 0.262, SLG: 0.289 (1, 10) | | FC6-4 1B | | CS 1B | | | | F8 | | 4 | 0 | 2 | 1 | 0 | 0 | 0 | | | | |
| Bob Oliver, R OBP: 0.111, SLG: 0.167 (1, 3) | F8 | | | 2H 1B | | 6-3 | | K | | 4 | 0 | 0 | 0 | 0 | 1 | 3 | | | | |
| Graig Nettles, L OBP: 0.309, SLG: 0.309 (1, 5) | SF7 | | | | | | | 1B BB | | 2 | 0 | 2 | 1 | 1 | 0 | 0 | | | | |
| Sandy Alomar Sr., S OBP: 0.220, SLG: 0.227 (1, 4) | FC6-4 | | | SH1-4 1B | | | | F8 | | 3 | 0 | 1 | 0 | 0 | 0 | 2 | | | | |
| Fred Stanley, R OBP: 0.158, SLG: 0.158 (1, 6) | F8 | | | 1-2 | | FC4-6 | | 6-3 | | 4 | 0 | 0 | 0 | 0 | 0 | 3 | | | | |
| Inning Stats | R: 0 E: 0 K: 0 S: 3 | H: 0 LOB: 0 BB: 0 P: 3 | R: 1 E: 0 K: 0 S: 4 | H: 1 LOB: 1 BB: 1 P: 8 | R: 0 E: 0 K: 0 S: 3 | H: 1 LOB: 0 BB: 1 P: 3 | R: 1 E: 0 K: 0 S: 3 | H: 1 LOB: 0 BB: 1 P: 7 | R: 0 E: 0 K: 0 S: 3 | H: 1 LOB: 1 BB: 1 P: 7 | R: 0 E: 0 K: 0 S: 4 | H: 1 LOB: 1 BB: 0 P: 4 | R: 1 E: 0 K: 1 S: 5 | H: 2 LOB: 1 BB: 0 P: 5 | R: 0 E: 0 K: 1 S: 6 | H: 1 LOB: 2 BB: 1 P: 10 | 1B: 9 2B: 1 3B: 0 HR: 0 | SF: 1 SAC: 1 DP: 3 HBP: 0 | WP: 1 PB: 0 SB: 2 CS: 1 | PA: 36 |
| PITCHER Ken Holtzman, L ERA: 2.49 (1, 1) | IP: 9.0 WLS: L BF: 36 H: 9 R: 3 ER: 3 SO: 1 BB: 4 IBB: 0 HBP: 0 BLK: 0 WP: 1 HR: 0 S: 34 P: 50 ERA: 3.00 WHIP: 1.444 | | | | | | | | | | | | | | | PITCHER | | | | |

New York Yankees @ Oakland Athletics
Oakland-Alameda County Coliseum, Oakland, CA
Sat May 10 1975, 3:33 AM PDT
Att: 23,942 - Sunny

| | |
|-----|----|
| AB | 30 |
| R | 3 |
| H | 9 |
| RBI | 3 |
| BB | 4 |
| SO | 1 |
| LOB | 14 |

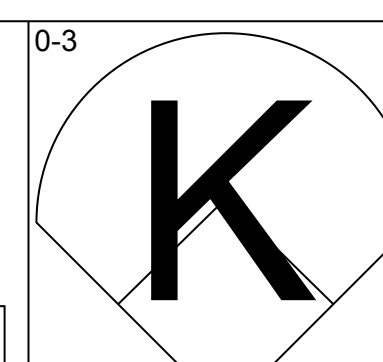
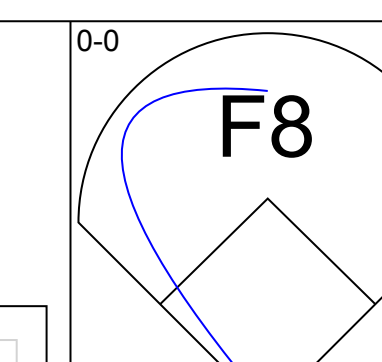
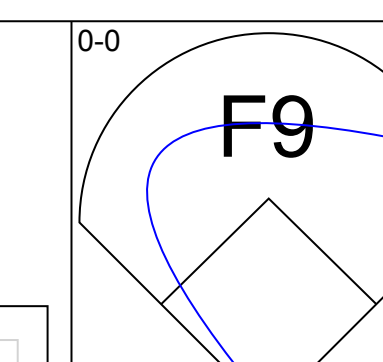
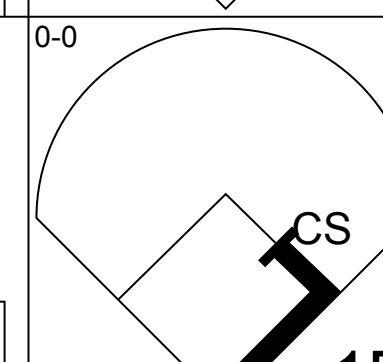
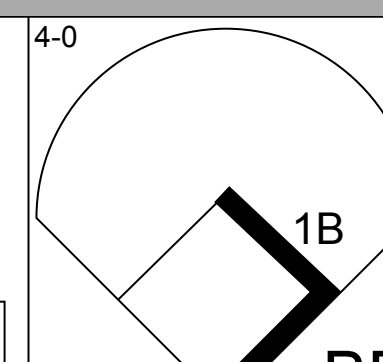
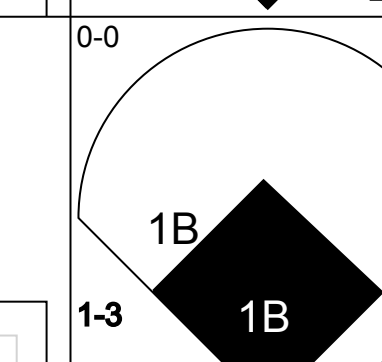
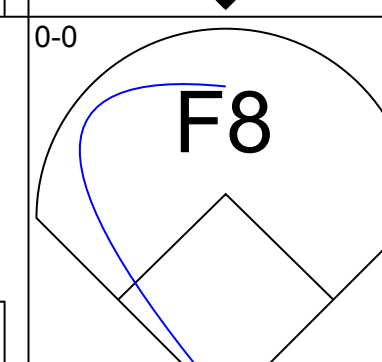
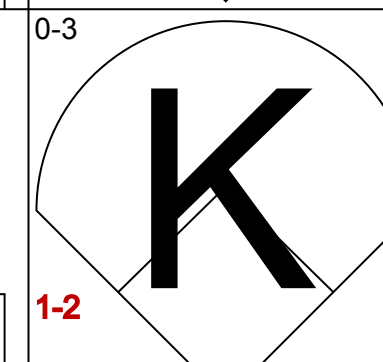
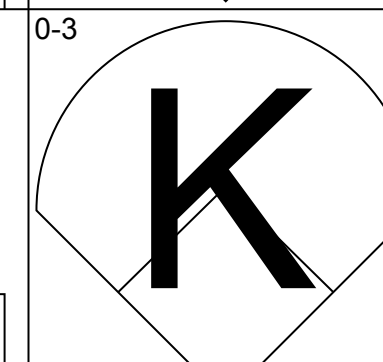
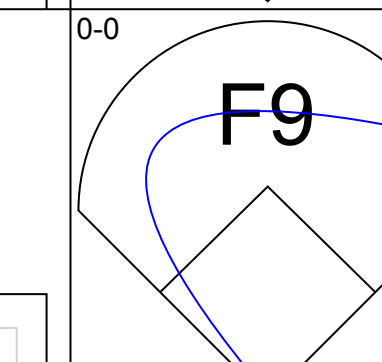
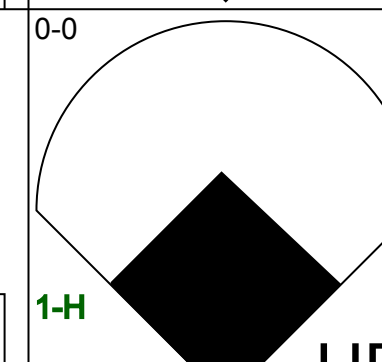
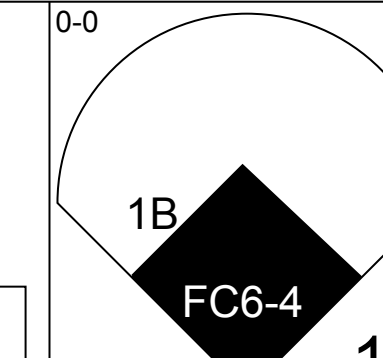
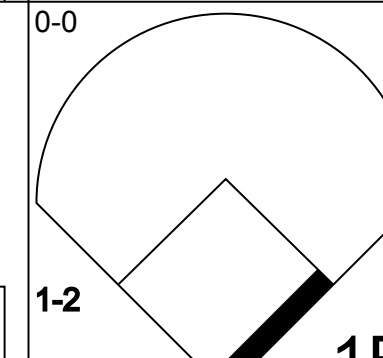
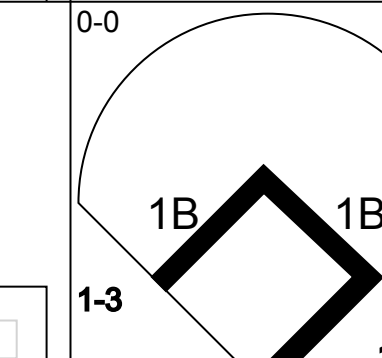
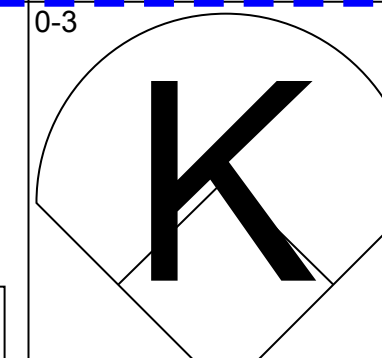
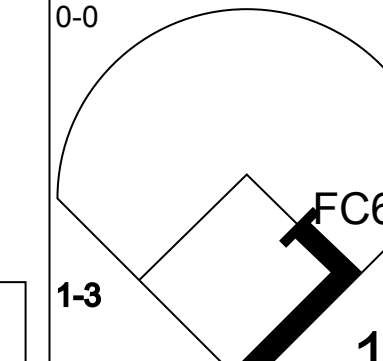
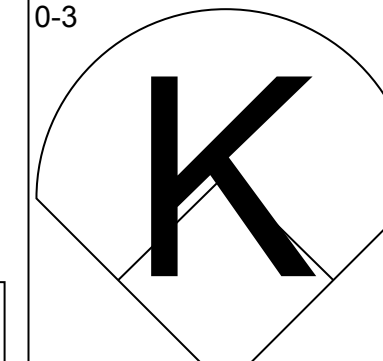
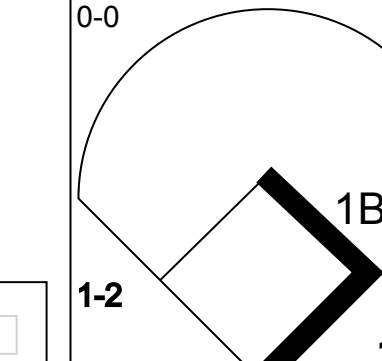
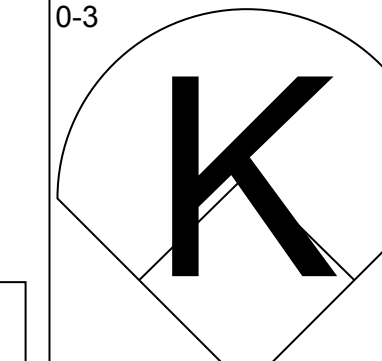
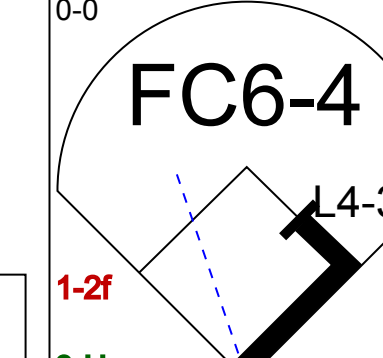
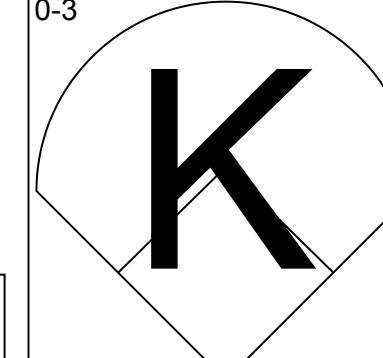
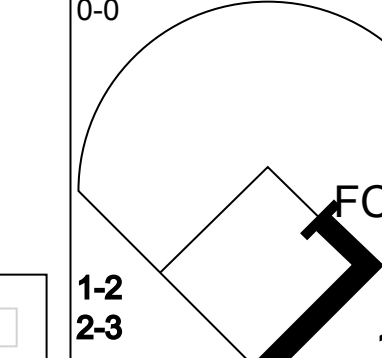
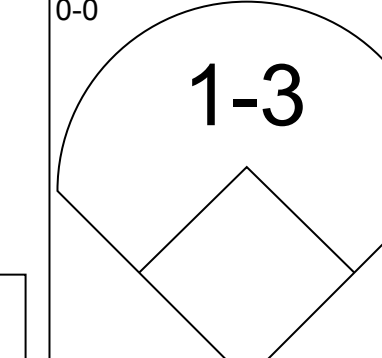
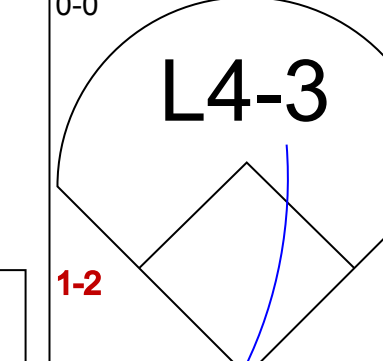
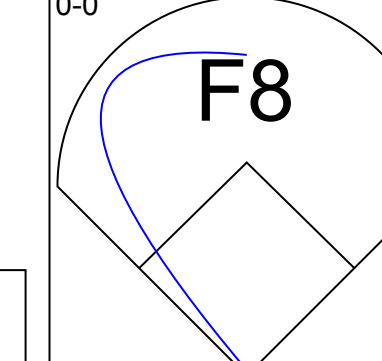
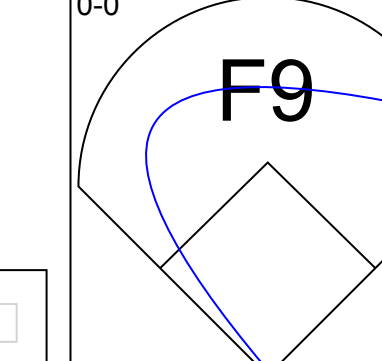
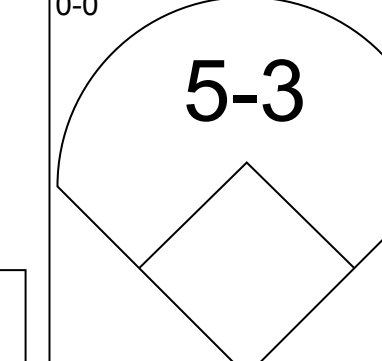
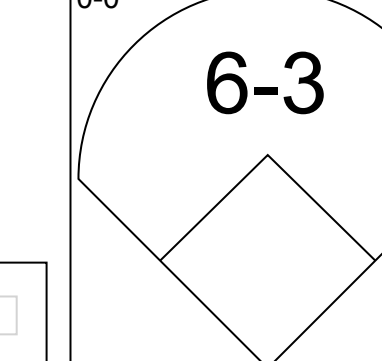
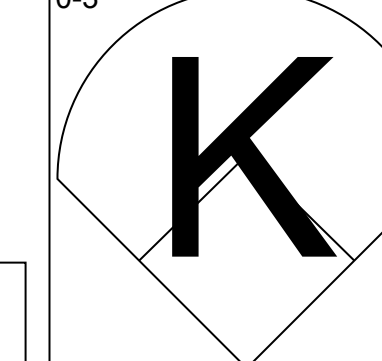
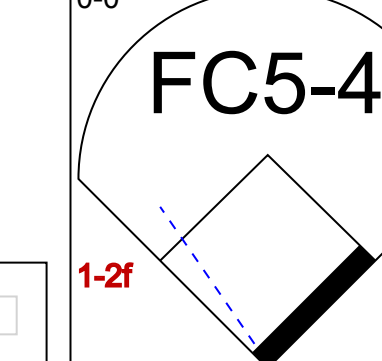
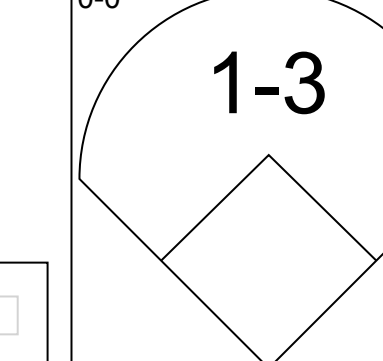
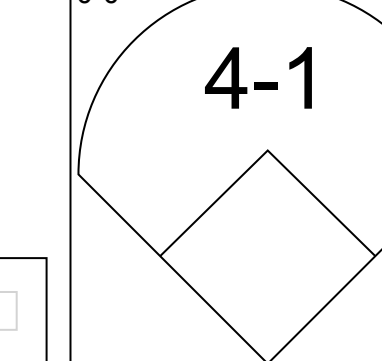
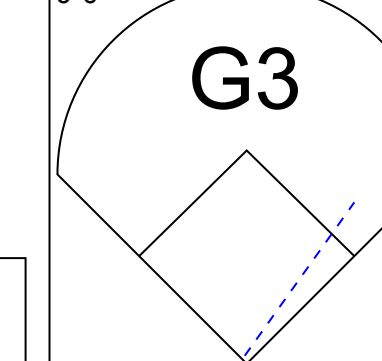
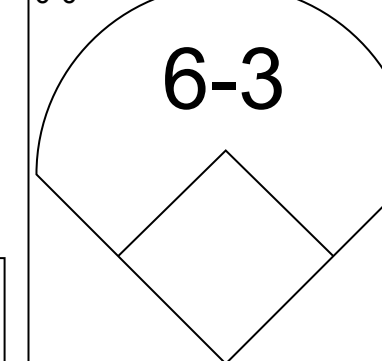
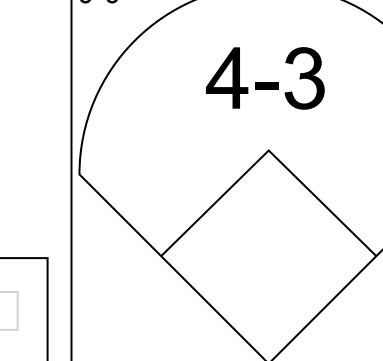


| Batter | 1 | 2 | 3 | 4 | 5 | 6 | 7 | 8 | 9 | AB | R | H | RBI | BB | SO | LOB | BOTTOM | | | |
|---|--|---------------------------------|------------------------------|---------------------------------|------------------------------|---------------------------------|------------------------------|---------------------------------|------------------------------|---------------------------------|------------------------------|---------------------------------|------------------------------|---------------------------------|------------------------------|---------------------------------|----------------------------------|------------------------------------|----------------------------------|--------|
| Claudell Washington, L OBP: 0.347, SLG: 0.362 (1, 7) | 4-3 | | | 4-3 1B | | 3-1 | | | F4 | 4 | 0 | 1 | 0 | 0 | 0 | 0 | | | | |
| Billy Williams, L OBP: 0.361, SLG: 0.306 (1, 10) | F2 | | | 4-3 1-2 | | | | F4 | | 3 | 0 | 0 | 0 | 0 | 0 | 1 | | | | |
| Reggie Jackson, L OBP: 0.352, SLG: 0.451 (1, 9) | F5 | | | K | | | | F4 | | 3 | 0 | 0 | 0 | 0 | 1 | 1 | | | | |
| Joe Rudi, R OBP: 0.360, SLG: 0.447 (1, 3) | | F9 | | K | | | | L8 | | 3 | 0 | 0 | 0 | 0 | 1 | 1 | | | | |
| Sal Bando, R OBP: 0.303, SLG: 0.330 (1, 5) | | F3 | | | | F7 | | F7 | | 3 | 0 | 0 | 0 | 0 | 0 | 0 | | | | |
| Gene Tenace, R OBP: 0.388, SLG: 0.380 (1, 2) | | K | | | | K | | K | | 3 | 0 | 0 | 0 | 0 | 3 | 0 | | | | |
| Bert Campaneris, R OBP: 0.227, SLG: 0.205 (1, 6) | | | K | | | F8 | | F9 | | 3 | 0 | 0 | 0 | 0 | 1 | 0 | | | | |
| Bill North, S OBP: 0.379, SLG: 0.347 (1, 8) | | | | CS 1B | | | | F2 | | 3 | 0 | 1 | 0 | 0 | 0 | 0 | | | | |
| Phil Garner, R OBP: 0.282, SLG: 0.269 (1, 4) | | | | K | | | | F3 | | 2 | 0 | 0 | 0 | 0 | 1 | 1 | | | | |
| Jim Holt, L OBP: 0.500, SLG: 0.375 (9, PH) | | | | K | | | | F4 | | 1 | 0 | 0 | 0 | 0 | 0 | 0 | | | | |
| Inning Stats | R: 0 E: 0 K: 0 S: 3 | H: 0 LOB: 0 BB: 0 P: 3 | R: 0 E: 0 K: 1 S: 5 | H: 0 LOB: 0 BB: 0 P: 5 | R: 0 E: 0 K: 2 S: 7 | H: 1 LOB: 0 BB: 0 P: 7 | R: 0 E: 0 K: 2 S: 8 | H: 1 LOB: 1 BB: 0 P: 8 | R: 0 E: 0 K: 1 S: 5 | H: 0 LOB: 0 BB: 0 P: 5 | R: 0 E: 0 K: 0 S: 3 | H: 0 LOB: 0 BB: 0 P: 3 | R: 0 E: 0 K: 1 S: 5 | H: 0 LOB: 0 BB: 0 P: 5 | R: 0 E: 0 K: 0 S: 3 | H: 0 LOB: 0 BB: 0 P: 3 | 1B: 2 2B: 0 3B: 0 HR: 0 | SF: 0 SAC: 0 DP: 0 HBP: 0 | WP: 0 PB: 0 SB: 0 CS: 1 | PA: 28 |
| PITCHER Caffish Hunter, R ERA: 3.41 (1, 1) | IP: 9.0 WLS: W BF: 28 H: 2 R: 0 ER: 0 SO: 7 BB: 0 IBB: 0 HBP: 0 BLK: 0 WP: 0 HR: 0 S: 42 P: 42 ERA: 0.00 WHIP: 0.222 | | | | | | | | | | | | | | | PITCHER | | | | |

New York Yankees @ Oakland Athletics
Oakland-Alameda County Coliseum, Oakland, CA
Sat May 10 1975, 3:33 AM PDT
Att: 23,942 - Sunny

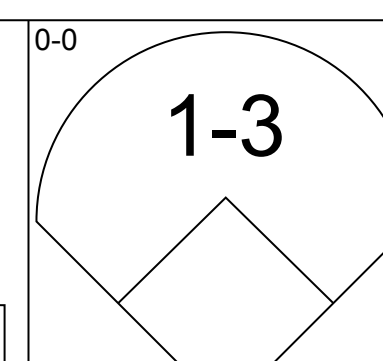
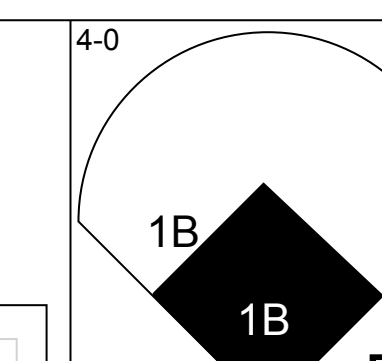
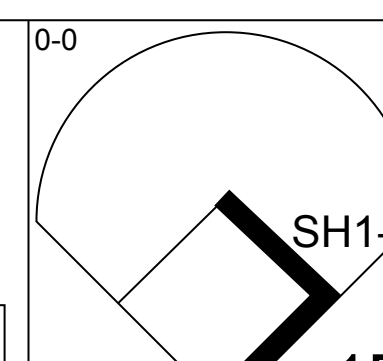
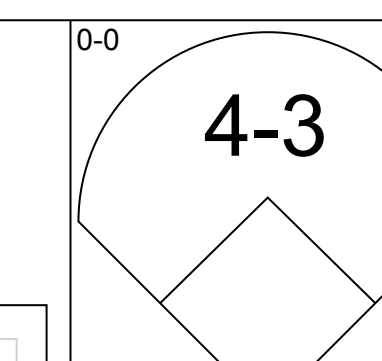
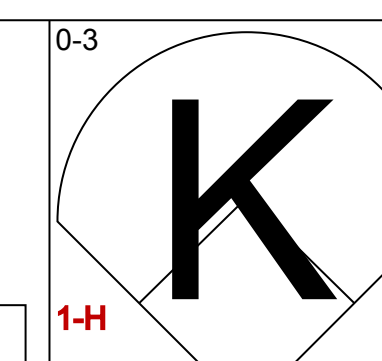
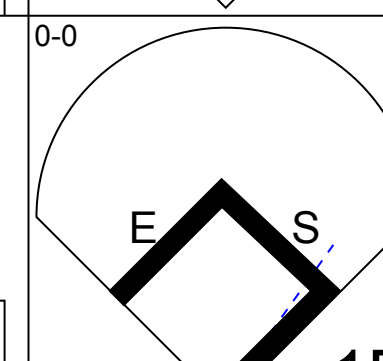
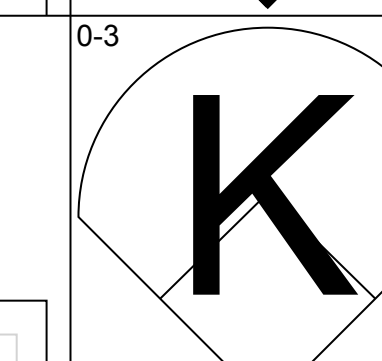
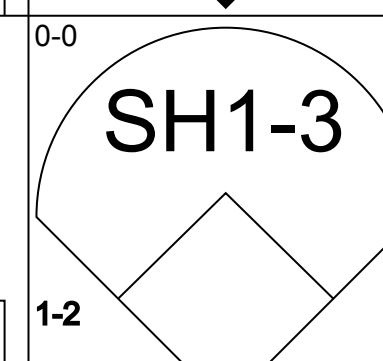
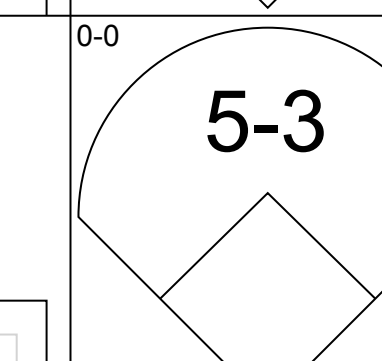
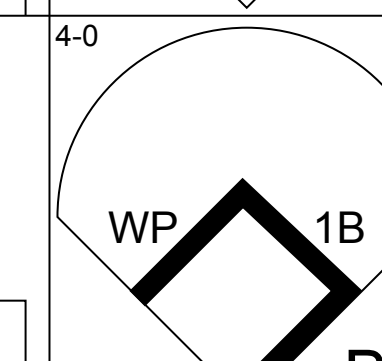
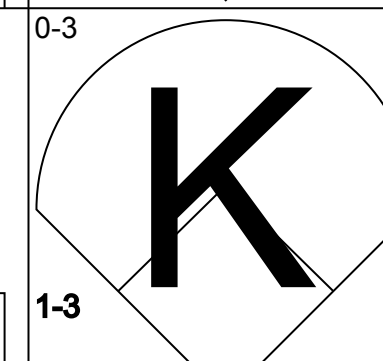
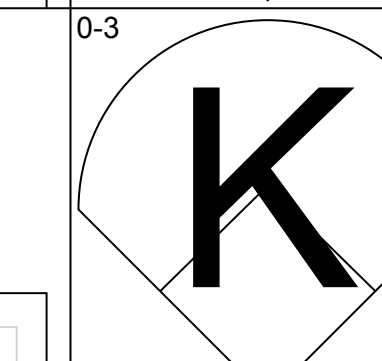
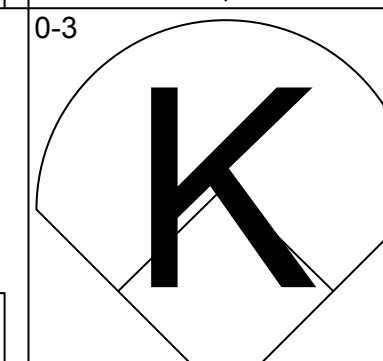
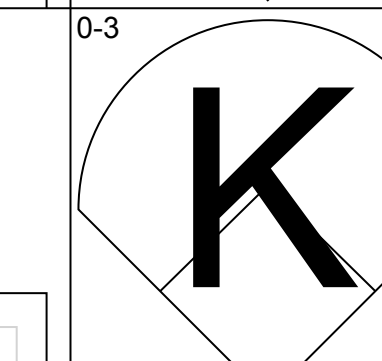
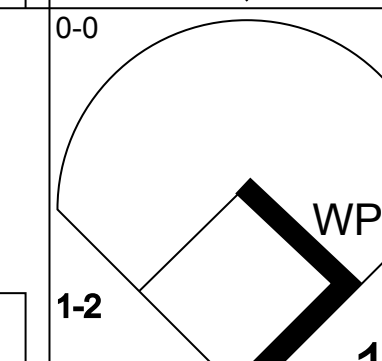
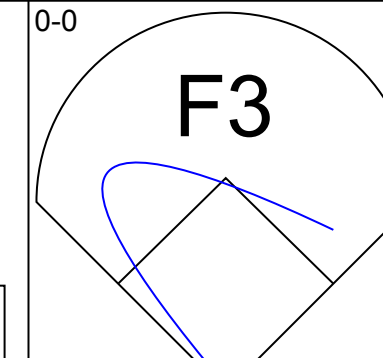
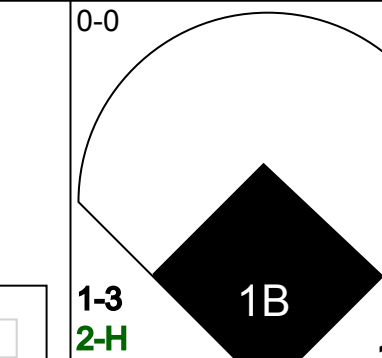
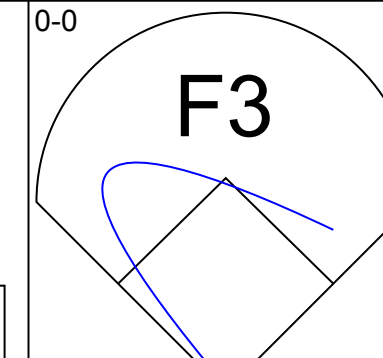
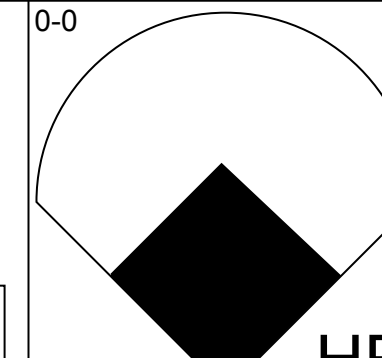
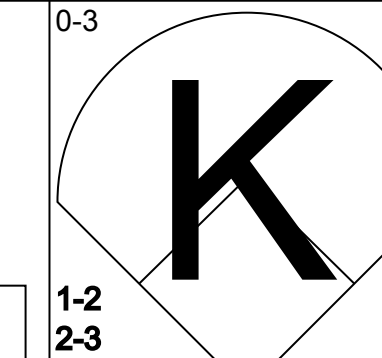
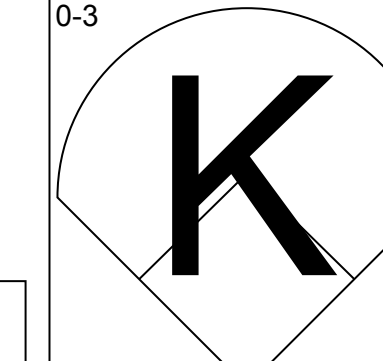
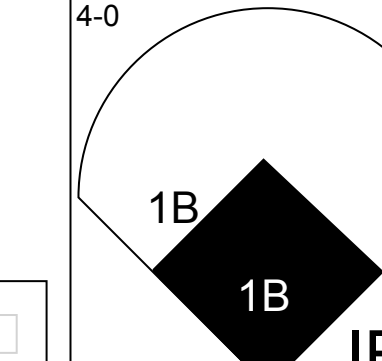
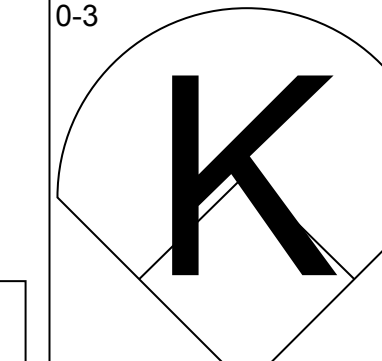
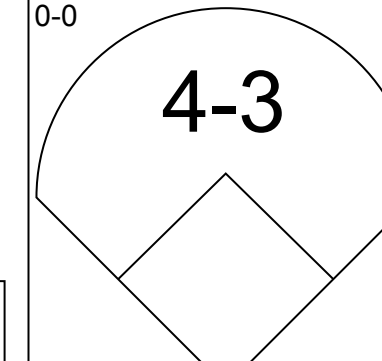
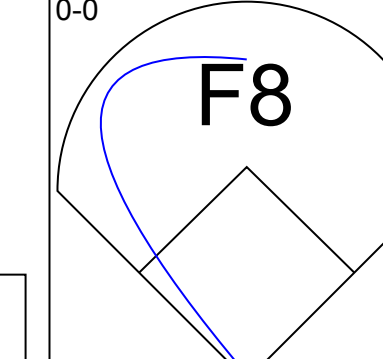
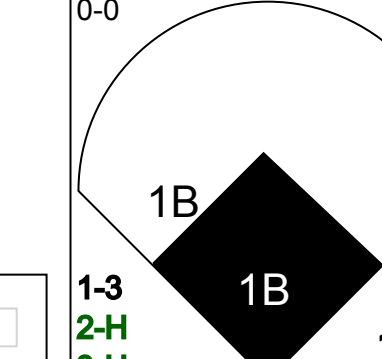

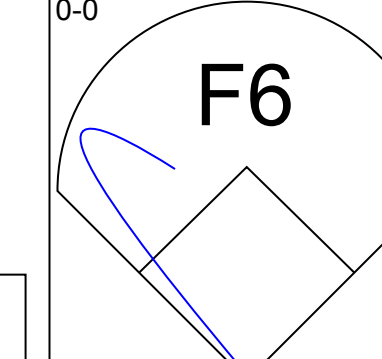
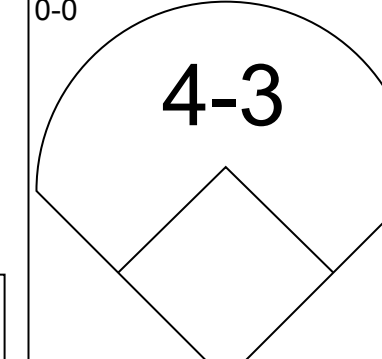
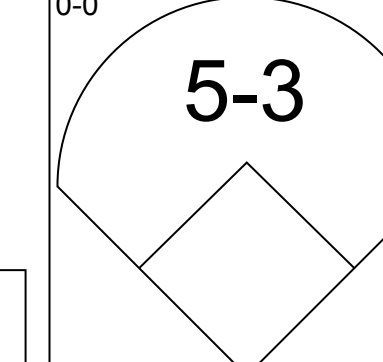
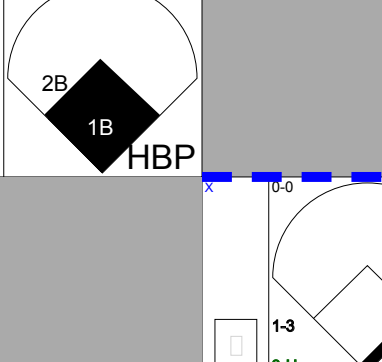
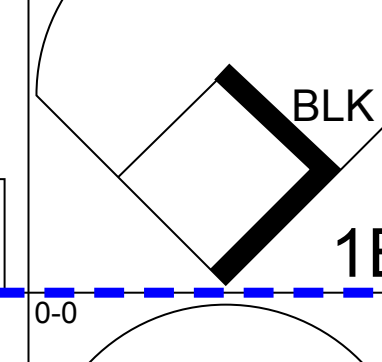
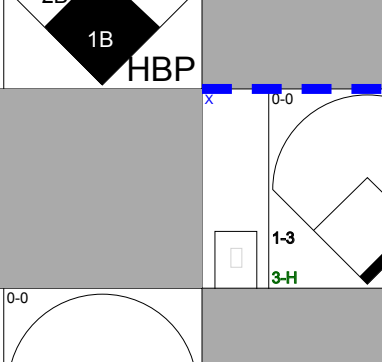
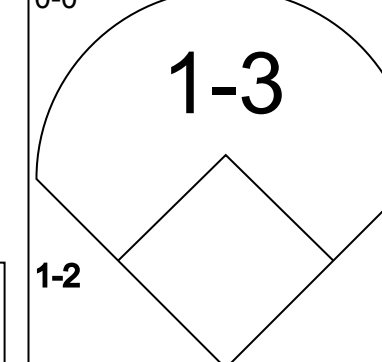
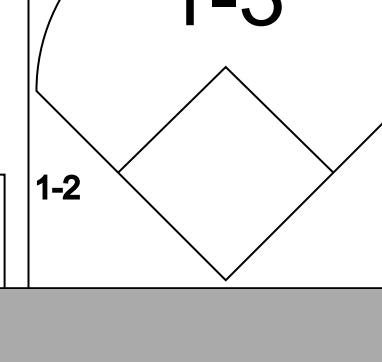

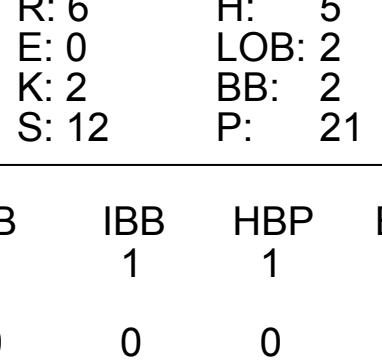
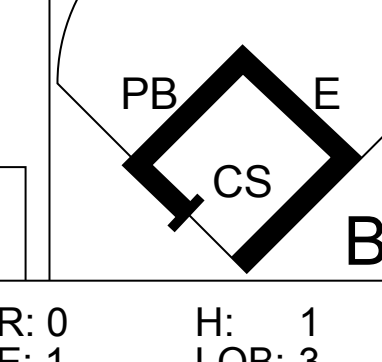
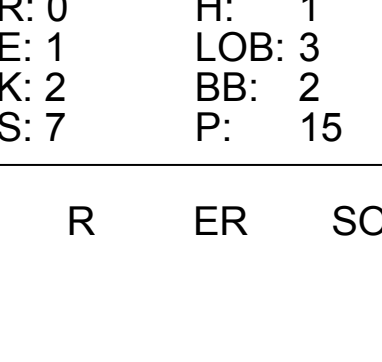
| | |
|-----|----|
| AB | 28 |
| R | 0 |
| H | 2 |
| RBI | 0 |
| BB | 0 |
| SO | 7 |
| LOB | 4 |




| Batter | 1 | 2 | 3 | 4 | 5 | 6 | 7 | 8 | 9 | AB | R | H | RBI | BB | SO | LOB | TOP | | | | | |
|--|---|---|---|---|--|--|---|---|---|---------------------------------|------------------------------|----------------------------------|------------------------------|---------------------------------|------------------------------|---------------------------------|--|---------------------------------|----------------------------------|------------------------------------|----------------------------------|--------|
| Roy White, S (1, 3) OBP: 0.449, SLG: 0.506 |  | |  | | | | | |  | 4 | 2 | 0 | 0 | 1 | 1 | 0 | New York Yankees @ Oakland Athletics Oakland-Alameda County Coliseum, Oakland, CA Sun May 11 1975, 3:33 AM PDT Att: 12,253 - Sunny | | | | | |
| Elliott Maddox, R (1, 8) OBP: 0.426, SLG: 0.439 |  | | |  | |  |  | | | 3 | 1 | 2 | 0 | 1 | 0 | 1 | | | | | | |
| Bobby Bonds, R (1, 9) OBP: 0.328, SLG: 0.408 |  | | |  | |  |  | | | 4 | 1 | 1 | 2 | 0 | 2 | 4 | | | | | | |
| Thurman Munson, R (1, 2) OBP: 0.450, SLG: 0.510 | |  | |  | |  |  | | | 4 | 1 | 3 | 1 | 0 | 1 | 0 | | | | | | |
| Alex Johnson, R (1, 10) OBP: 0.283, SLG: 0.310 |  | | |  | |  | |  | | 4 | 0 | 2 | 1 | 0 | 2 | 2 | | | | | | |
| Walt Williams, R (1, 7) OBP: 0.450, SLG: 0.600 |  | | |  | |  | |  | | 4 | 0 | 1 | 1 | 0 | 1 | 3 | | | | | | |
| Graig Nettles, L (1, 5) OBP: 0.298, SLG: 0.296 |  | | | |  |  | |  | | 4 | 0 | 0 | 0 | 0 | 0 | 4 | | | | | | |
| Sandy Alomar Sr., S (1, 4) OBP: 0.211, SLG: 0.217 | | |  | |  |  | | |  | 4 | 0 | 0 | 0 | 0 | 1 | 3 | | | | | | |
| Fred Stanley, R (1, 6) OBP: 0.143, SLG: 0.143 | | |  | |  | |  | |  | 2 | 0 | 0 | 0 | 0 | 0 | 0 | | | | | | |
| Rick Dempsey, R (7, PH) OBP: 0.750, SLG: 0.750 | | | | | | | | | | 1 | 0 | 0 | 0 | 0 | 0 | 0 | | | | | | |
| Jim Mason, L (7, 6) OBP: 0.143, SLG: 0.149 | | | | | | | | | | 0 | 0 | 0 | 0 | 0 | 0 | 0 | | | | | | |
| Chris Chambliss, L (9, PH) OBP: 0.325, SLG: 0.387 | | | | | | | | | | 1 | 0 | 0 | 0 | 0 | 0 | 0 | | | | | | |
| Inning Stats | R: 0 E: 0 K: 2 S: 7 | H: 1 LOB: 1 BB: 0 P: 7 | R: 1 E: 0 K: 0 S: 4 | H: 2 LOB: 0 BB: 0 P: 4 | R: 0 E: 0 K: 0 S: 3 | H: 0 LOB: 0 BB: 0 P: 3 | R: 0 E: 0 K: 3 S: 10 | H: 1 LOB: 2 BB: 1 P: 14 | R: 0 E: 0 K: 1 S: 5 | H: 0 LOB: 0 BB: 0 P: 5 | R: 2 E: 0 K: 0 S: 7 | H: 4 LOB: 3 BB: 1 P: 11 | R: 2 E: 1 K: 1 S: 7 | H: 1 LOB: 0 BB: 0 P: 7 | R: 0 E: 0 K: 1 S: 5 | H: 0 LOB: 0 BB: 0 P: 5 | R: 0 E: 0 K: 0 S: 3 | H: 0 LOB: 0 BB: 0 P: 3 | 1B: 8 2B: 2 3B: 0 HR: 1 | SF: 0 SAC: 0 DP: 2 HBP: 0 | WP: 0 PB: 0 SB: 0 CS: 1 | PA: 37 |
| PITCHER | IP WLS BF H R ER SO BB IBB HBP BLK WP HR S P ERA WHIP | | | | | | | | | | | | | | | | | | | | | |
| Vida Blue, L (1, 1) ERA: 1.96 | 6.2 W 30 9 5 3 6 2 0 0 0 0 0 1 40 48 4.05 1.650 | | | | | | | | | | | | | | | | | | | | | |
| Jim Todd, R (7, 1) ERA: 3.0 | 2.1 S 7 0 0 0 2 0 0 0 0 0 0 0 11 11 0.00 0.000 | | | | | | | | | | | | | | | | | | | | | |


| | |
|-----|----|
| AB | 35 |
| R | 5 |
| H | 9 |
| RBI | 5 |
| BB | 2 |
| SO | 8 |
| LOB | 17 |



| Batter | 1 | 2 | 3 | 4 | 5 | 6 | 7 | 8 | 9 | AB | R | H | RBI | BB | SO | LOB | BOTTOM | | | |
|---|---|---|---|---|--|---|---|---|------------------------------|---------------------------------|------------------------------|---------------------------------|------------------------------|---------------------------------|------------------------------|----------------------------------|--|------------------------------------|----------------------------------|--------|
| Bill North, S (1, 8) OBP: 0.380, SLG: 0.343 |  | |  |  | |  | |  | | 4 | 1 | 1 | 0 | 1 | 1 | 1 | New York Yankees @ Oakland Athletics Oakland-Alameda County Coliseum, Oakland, CA Sun May 11 1975, 3:33 AM PDT Att: 12,253 - Sunny | | | |
| Bert Campaneris, R (1, 6) OBP: 0.238, SLG: 0.209 |  | |  |  | |  | |  | | 3 | 0 | 1 | 0 | 1 | 1 | 3 | | | | |
| Reggie Jackson, L (1, 9) OBP: 0.345, SLG: 0.438 |  | |  |  | |  | |  | | 5 | 0 | 1 | 0 | 0 | 4 | 5 | | | | |
| Joe Rudi, R (1, 3) OBP: 0.361, SLG: 0.472 |  | |  |  | | |  |  | | 5 | 2 | 2 | 3 | 0 | 1 | 4 | | | | |
| Sal Bando, R (1, 5) OBP: 0.301, SLG: 0.319 | |  |  | |  | |  | | | 3 | 1 | 0 | 0 | 1 | 2 | 0 | | | | |
| Billy Williams, L (1, 10) OBP: 0.357, SLG: 0.303 | |  |  |  | |  | |  | | 4 | 1 | 1 | 2 | 0 | 0 | 0 | | | | |
| Gene Tenace, R (1, 2) OBP: 0.402, SLG: 0.398 | | | | | | | | | | 4 | 0 | 3 | 1 | 0 | 0 | 0 | | | | |
| Matt Alexander, S (7, PR) | |  | | | | | | | | 0 | 0 | 0 | 0 | 0 | 0 | 0 | | | | |
| Ray Fosse, R (8, 2) OBP: 0.067, SLG: 0.067 | | |  |  | |  | |  | | 0 | 0 | 0 | 0 | 0 | 0 | 0 | | | | |
| Claudell Washington, L (1, 7) OBP: 0.361, SLG: 0.370 | | |  | | | | |  | | 3 | 1 | 2 | 1 | 0 | 0 | 1 | | | | |
| Phil Garner, R (1, 4) OBP: 0.292, SLG: 0.284 | | | | | | | | | | 3 | 1 | 1 | 0 | 1 | 1 | 4 | | | | |
| Don Hopkins, L (8, PR) | | |  | | | | | | | 0 | 0 | 0 | 0 | 0 | 0 | 0 | | | | |
| Ted Kubiak, S (9, 4) OBP: 0.300, SLG: 0.286 | | | | |  | | |  | | 0 | 0 | 0 | 0 | 0 | 0 | 0 | | | | |
| Inning Stats | R: 0 E: 0 K: 1 S: 6 | H: 1 LOB: 1 BB: 0 P: 6 | R: 0 E: 0 K: 1 S: 5 | H: 0 LOB: 0 BB: 0 P: 5 | R: 6 E: 0 K: 2 S: 12 | H: 5 LOB: 2 BB: 2 P: 21 | R: 0 E: 0 K: 1 S: 6 | H: 1 LOB: 1 BB: 0 P: 6 | R: 0 E: 0 K: 2 S: 9 | H: 2 LOB: 2 BB: 0 P: 9 | R: 0 E: 0 K: 1 S: 5 | H: 0 LOB: 0 BB: 0 P: 5 | R: 1 E: 0 K: 0 S: 5 | H: 2 LOB: 2 BB: 0 P: 5 | R: 0 E: 1 K: 2 S: 7 | H: 1 LOB: 3 BB: 2 P: 15 | 1B: 10 2B: 1 3B: 0 HR: 1 | SF: 0 SAC: 1 DP: 0 HBP: 1 | WP: 1 PB: 1 SB: 1 CS: 1 | PA: 40 |
| PITCHER | IP WLS BF H R ER SO BB IBB HBP BLK WP HR S P ERA WHIP | | | | | | | | | | | | | | | | | | | |
| Rudy May, L (1, 1) ERA: 3.86 | 2.2 L 16 5 6 6 4 1 1 0 0 0 0 1 26 26 2.25 1.500 | | | | | | | | | | | | | | | | | | | |
| Dick Tidrow, R (3, 1) ERA: 5.11 | 4.0 18 6 1 1 4 0 0 0 0 0 0 1 26 26 2.25 1.500 | | | | | | | | | | | | | | | | | | | |
| Sparky Lyle, L (7, 1) ERA: 3.27 | 1.1 6 1 0 0 2 2 0 0 0 1 1 0 8 16 0.00 2.250 | | | | | | | | | | | | | | | | | | | |



| Batter | 1 | 2 | 3 | 4 | 5 | 6 | 7 | 8 | 9 | AB | R | H | RBI | BB | SO | LOB | TOP | |
|--|--|---------------------------------|------------------------------|---------------------------------|------------------------------|---------------------------------|------------------------------|---------------------------------|------------------------------|----------------------------------|------------------------------|---------------------------------|--|---------------------------------|----------------------------------|------------------------------------|--|--------|
| Roy White, S (1, 7) OBP: 0.461, SLG: 0.500 | 4-0 BB G6-4-3 | | | 4-0 BB S | | 4-0 BB S | | | 0-0 F8 | 1 | 0 | 0 | 0 | 3 | 0 | 0 | New York Yankees @ California Angels Anaheim Stadium, Anaheim, CA Tue May 13 1975, 10:05 PM EDT Att: 17,598 - Unknown AB 25 R 0 H 2 RBI 0 BB 5 SO 7 LOB 9  | |
| Elliott Maddox, R (1, 8) OBP: 0.413, SLG: 0.423 | 0-0 G6-4-3 1-2 | | | 0-0 F9 | | 0-3 K | | | 0-3 K | 4 | 0 | 0 | 0 | 0 | 2 | 3 | | |
| Bobby Bonds, R (1, 9) OBP: 0.325, SLG: 0.402 | 0-0 1-3 | | | 0-3 K | | | | | 0-0 CS 1B | 4 | 0 | 1 | 0 | 0 | 1 | 1 | | |
| Thurman Munson, R (1, 2) OBP: 0.438, SLG: 0.495 | | 0-0 2-3 | | 0-0 F9 | | | | | 0-0 F8 1-2 | 3 | 0 | 0 | 0 | 0 | 0 | 2 | | |
| Chris Chambliss, L (1, 3) OBP: 0.337, SLG: 0.390 | | 4-0 BB G3-6-3 | | | 0-3 K | | | | 0-0 WP 1B | 2 | 0 | 1 | 0 | 1 | 1 | 0 | | |
| Ed Herrmann, L (1, 10) OBP: 0.325, SLG: 0.405 | | 0-0 BB G3-6-3 1-2 | | | 0-0 F8 | | | | 0-0 F8 1-2 | 3 | 0 | 0 | 0 | 0 | 0 | 2 | | |
| Graig Nettles, L (1, 5) OBP: 0.291, SLG: 0.287 | | | 0-3 K | | 0-0 F7 | | | | 0-0 F7 | 3 | 0 | 0 | 0 | 0 | 1 | 0 | | |
| Fred Stanley, R (1, 6) OBP: 0.130, SLG: 0.130 | | | 0-0 4-3 | | | 0-3 K | | | 4-0 BB G6-4-3 | 2 | 0 | 0 | 0 | 0 | 1 | 0 | | |
| Walt Williams, R (8, PH) OBP: 0.476, SLG: 0.600 | | | | | | | | | 0-0 BB G6-4-3 1-2 | 0 | 0 | 0 | 0 | 1 | 0 | 0 | | |
| Sandy Alomar Sr., S (1, 4) OBP: 0.206, SLG: 0.213 | | | 0-3 K | | | 0-0 F6 | | | 0-0 G6-4-3 1-2 | 2 | 0 | 0 | 0 | 0 | 1 | 0 | | |
| Rick Dempsey, R (8, PH) OBP: 0.600, SLG: 0.600 | | | | | | | | | | 1 | 0 | 0 | 0 | 0 | 0 | 1 | | |
| Jim Mason, L (8, 6) OBP: 0.143, SLG: 0.149 | | | | | | | | | | 0 | 0 | 0 | 0 | 0 | 0 | 0 | | |
| Inning Stats | R: 0 E: 0 K: 0 S: 2 | H: 0 LOB: 0 BB: 1 P: 6 | R: 0 E: 0 K: 0 S: 2 | H: 0 LOB: 0 BB: 1 P: 6 | R: 0 E: 0 K: 2 S: 7 | H: 0 LOB: 0 BB: 0 P: 7 | R: 0 E: 0 K: 1 S: 5 | H: 0 LOB: 1 BB: 1 P: 9 | R: 0 E: 0 K: 1 S: 5 | H: 2 LOB: 1 BB: 0 P: 11 | R: 0 E: 0 K: 0 S: 4 | H: 0 LOB: 0 BB: 1 P: 6 | R: 0 E: 0 K: 1 S: 5 | H: 0 LOB: 0 BB: 0 P: 5 | 1B: 2 2B: 0 3B: 0 HR: 0 | SF: 0 SAC: 0 DP: 3 HBP: 0 | WP: 1 PB: 0 CS: 1 | PA: 30 |
| PITCHER Nolan Ryan, R (1, 1) ERA: 1.94 | IP: 9.0 WLS: W BF: 30 H: 2 R: 0 ER: 0 SO: 7 BB: 5 IBB: 0 HBP: 0 BLK: 0 WP: 1 HR: 0 S: 39 P: 59 ERA: 0.00 WHIP: 0.778 | | | | | | | | | | | PITCHER | IP: 9.0 WLS: W BF: 30 H: 2 R: 0 ER: 0 SO: 7 BB: 5 IBB: 0 HBP: 0 BLK: 0 WP: 1 HR: 0 S: 39 P: 59 ERA: 0.00 WHIP: 0.778 | ERA: 0.00 WHIP: 0.778 | | | | |

| Batter | 1 | 2 | 3 | 4 | 5 | 6 | 7 | 8 | 9 | AB | R | H | RBI | BB | SO | LOB | BOTTOM | | | |
|---|--|---------------------------------|------------------------------|---------------------------------|------------------------------|---------------------------------|------------------------------|---------------------------------|------------------------------|---------------------------------|------------------------------|---|--|----------------------------------|------------------------------|---------------------------------|--|------------------------------------|-------------------------|--------|
| Jerry Remy, L (1, 4) OBP: 0.306, SLG: 0.356 | 0-0 F7 | | 0-3 K | | | 0-0 1-3 | 0-0 6-3 | 0-3 K | | 5 | 0 | 0 | 0 | 0 | 2 | 4 | New York Yankees @ California Angels Anaheim Stadium, Anaheim, CA Tue May 13 1975, 10:05 PM EDT Att: 17,598 - Unknown AB 32 R 5 H 12 RBI 5 BB 4 SO 4 LOB 21  | | | |
| Mickey Rivers, L (1, 8) OBP: 0.392, SLG: 0.466 | 0-0 CS 1B | | 0-0 F9 | | | 0-0 L4 | 4-0 1B IBB | | | 3 | 0 | 1 | 0 | 1 | 0 | 0 | | | | |
| Bruce Bochte, L (1, 3) OBP: 0.366, SLG: 0.369 | 4-0 1-2 BB | | | 0-0 FC6-4 1B | | 4-0 1B BB | 0-0 1-3 2-H 1B | | | 2 | 1 | 2 | 1 | 2 | 0 | 0 | | | | |
| Joe Lahoud, L (1, 7) OBP: 0.383, SLG: 0.388 | 0-0 G3 | | | 0-3 K | | 0-0 1B | 0-0 L4 | | | 3 | 0 | 1 | 0 | 0 | 1 | 2 | | | | |
| Winston Lienes, R (7, PH) OBP: 0.400, SLG: 0.273 | | | | | | 0-0 1B | | | | 1 | 0 | 0 | 0 | 0 | 0 | 2 | | | | |
| Leroy Stanton, R (8, 9) OBP: 0.244, SLG: 0.184 | | | | | | 1-3 1B | | | | 0 | 0 | 0 | 0 | 0 | 0 | 0 | | | | |
| Dave Chalk, R (1, 5) OBP: 0.420, SLG: 0.393 | | 4-0 BB | | 0-0 FC6-4 1-2 | | 0-0 1B 3-H | | 0-0 FC 1B 2B 1B | | 3 | 1 | 2 | 1 | 1 | 0 | 1 | | | | |
| Bill Sudakis, S (1, 10) OBP: 0.240, SLG: 0.220 | | 0-0 F8 | | 0-0 F9 | | 0-0 F9 | | 0-0 FC 1B 2B 1B | | 4 | 0 | 1 | 0 | 0 | 0 | 4 | | | | |
| Rudy Meoli, L (8, FR) OBP: 0.333, SLG: 0.250 | | | | | | | | 1-2 2B 1B | | 0 | 1 | 0 | 0 | 0 | 0 | 0 | | | | |
| Tom Egan, R (1, 2) OBP: 0.294, SLG: 0.375 | | 0-3 K | | | 0-0 F9 1B | | 0-0 1B 3B | | 0-0 F3 | 4 | 1 | 2 | 0 | 0 | 1 | 3 | | | | |
| Morris Nettles, L (1, 9) OBP: 0.284, SLG: 0.268 | | 0-0 6-3 | | | 0-0 CS 1B | | 0-0 SH3-4 1B 1B | 0-0 FC 2B K | | 4 | 1 | 2 | 1 | 0 | 0 | 3 | | | | |
| Billy Smith, S (1, 6) OBP: 0.250, SLG: 0.321 | | | 0-0 G3 | | 0-0 F9 1-2 2-3 | | 0-0 SH3-4 1B 1B | 0-0 FC 2B | | 3 | 0 | 1 | 2 | 0 | 0 | 2 | | | | |
| Inning Stats | R: 0 E: 0 K: 0 S: 3 | H: 1 LOB: 1 BB: 1 P: 7 | R: 0 E: 0 K: 1 S: 5 | H: 0 LOB: 1 BB: 1 P: 9 | R: 0 E: 0 K: 1 S: 5 | H: 0 LOB: 0 BB: 0 P: 5 | R: 0 E: 0 K: 1 S: 6 | H: 1 LOB: 1 BB: 0 P: 6 | R: 0 E: 0 K: 0 S: 3 | H: 2 LOB: 0 BB: 0 P: 3 | R: 1 E: 0 K: 0 S: 5 | H: 2 LOB: 2 BB: 1 P: 9 | R: 2 E: 0 K: 1 S: 8 | H: 3 LOB: 1 BB: 1 P: 10 | R: 2 E: 0 K: 1 S: 8 | H: 3 LOB: 2 BB: 0 P: 8 | 1B: 10 2B: 1 3B: 1 HR: 0 | SF: 0 SAC: 1 DP: 0 HBP: 0 | WP: 0 PB: 0 CS: 2 | PA: 37 |
| PITCHER Doc Medich, R (1, 1) ERA: 3.32 | IP: 6.2 WLS: L BF: 30 H: 9 R: 3 ER: 3 SO: 3 BB: 3 IBB: 0 HBP: 0 BLK: 0 WP: 0 HR: 0 S: 32 P: 48 ERA: 4.05 WHIP: 1.800 | | | | | | | | | | | PITCHER Larry Gura, L (7, 1) ERA: 3.57 | IP: 0.2 WLS: L BF: 5 H: 2 R: 2 ER: 2 SO: 0 BB: 0 IBB: 0 HBP: 0 BLK: 0 WP: 0 HR: 0 S: 5 P: 5 ERA: 27.00 WHIP: 3.000 | ERA: 4.05 WHIP: 1.800 | | | | | | |
| Sparky Lyle, L (8, 1) ERA: 3.09 | IP: 0.2 WLS: L BF: 2 H: 1 R: 0 ER: 0 SO: 1 BB: 0 IBB: 0 HBP: 0 BLK: 0 WP: 0 HR: 0 S: 4 P: 4 ERA: 0.00 WHIP: 1.500 | | | | | | | | | | | PITCHER | IP: 0.2 WLS: L BF: 2 H: 1 R: 0 ER: 0 SO: 1 BB: 0 IBB: 0 HBP: 0 BLK: 0 WP: 0 HR: 0 S: 4 P: 4 ERA: 0.00 WHIP: 1.500 | ERA: 0.00 WHIP: 1.500 | | | | | | |

| Batter | 1 | 2 | 3 | 4 | 5 | 6 | 7 | 8 | 9 | 10 | AB | R | H | RBI | BB | SO | LOB | | | | | | | | |
|---|------------------------------|---------------------------------|------------------------------|---------------------------------|------------------------------|---------------------------------|------------------------------|---------------------------------|------------------------------|----------------------------------|------------------------------|---------------------------------|------------------------------|---------------------------------|------------------------------|---------------------------------|------------------------------|---------------------------------|------------------------------|---------------------------------|----------------------------------|------------------------------------|-----------------|--|--|
| Roy White, S (1, 7) OBP: 0.467, SLG: 0.529 | 0-0 6-3 | 0-0 3B | | | 0-3 K | | 0-0 CS 1B | | 0-0 CS | 0-0 1B | 5 | 0 | 3 | 1 | 0 | 1 | 0 | | | | | | | | |
| Elliott Maddox, R (1, 8) OBP: 0.420, SLG: 0.435 | 0-0 PB 1B | 0-0 5-3 | | | 0-0 BB 1B | | 0-0 CS | 0-0 F9 | 0-0 F9 | 4-0 BB 1B | 4 | 1 | 2 | 0 | 1 | 0 | 1 | | | | | | | | |
| Bobby Bonds, R (1, 9) OBP: 0.328, SLG: 0.394 | 4-0 1B BB | | 0-0 F7 | | 4-0 FC6-4 BB | | 0-0 F8 | 0-0 F8 | 0-0 SF8 | 0-0 SF8 | 2 | 1 | 0 | 1 | 2 | 0 | 0 | | | | | | | | |
| Thurman Munson, R (1, 2) OBP: 0.427, SLG: 0.482 | 0-0 1B | | 0-3 K | | 0-0 FC6-4 BB | | 0-0 K | 0-3 K | 0-0 F8 | 3-H 0-0 F8 | 5 | 0 | 1 | 1 | 0 | 2 | 4 | | | | | | | | |
| Alex Johnson, R (1, 10) OBP: 0.300, SLG: 0.326 | 0-0 G6-4-3 1B | | 0-0 CS | | 0-0 K | | 0-3 K | 0-0 K | 0-0 4-3 | | 4 | 0 | 2 | 1 | 0 | 1 | 0 | | | | | | | | |
| Chris Chambliss, L (1, 3) OBP: 0.322, SLG: 0.370 | 0-0 G6-4-3 | | 0-0 CS | | 0-0 E3 | | 0-3 K | 0-3 K | 0-0 E6 | | 4 | 0 | 0 | 0 | 0 | 1 | 2 | | | | | | | | |
| Walt Williams, R (9, PR) OBP: 0.476, SLG: 0.600 | 0-0 G6-4-3 | | 0-0 CS | | 0-0 E3 | | 0-3 K | 0-3 K | 0-0 E6 | | 0 | 0 | 0 | 0 | 0 | 0 | 0 | | | | | | | | |
| Bob Oliver, R (9, 3) OBP: 0.111, SLG: 0.167 | 0-0 G6-4-3 | | 0-0 CS | | 0-0 E3 | | 0-3 K | 0-3 K | 0-0 E6 | | 0 | 0 | 0 | 0 | 0 | 0 | 0 | | | | | | | | |
| Graig Nettles, L (1, 5) OBP: 0.289, SLG: 0.286 | | 0-0 1-3 | | | 0-0 G3-6-1 | | 0-3 K | 0-3 K | 0-0 1B | 2-H 1B | 4 | 0 | 1 | 0 | 0 | 1 | 1 | | | | | | | | |
| Sandy Alomar Sr., S (1, 4) OBP: 0.198, SLG: 0.204 | | 0-0 5-3 | | | 0-0 F8 | | 0-0 5-3 | 0-0 5-3 | | 4-3 | 4 | 0 | 0 | 0 | 0 | 0 | 0 | | | | | | | | |
| Fred Stanley, R (1, 6) OBP: 0.154, SLG: 0.154 | | 0-0 3B 1B | | | 0-0 G3 | | 0-0 F8 | 0-0 F8 | | BB 1B SF8 1B | 3 | 1 | 1 | 0 | 0 | 0 | 0 | | | | | | | | |
| Rick Dempsey, R (10, PH) OBP: 0.657, SLG: 0.667 | | | | | | | | | | | 1 | 1 | 1 | 0 | 0 | 0 | 0 | | | | | | | | |
| Jim Mason, L (10, 6) OBP: 0.143, SLG: 0.149 | | | | | | | | | | | 0 | 0 | 0 | 0 | 0 | 0 | 0 | | | | | | | | |
| Inning Stats | R: 2 E: 0 K: 0 S: 5 | H: 3 LOB: 1 BB: 1 P: 9 | R: 1 E: 0 K: 0 S: 5 | H: 2 LOB: 1 BB: 0 P: 5 | R: 0 E: 0 K: 1 S: 5 | H: 1 LOB: 0 BB: 0 P: 5 | R: 0 E: 1 K: 0 S: 3 | H: 0 LOB: 0 BB: 0 P: 3 | R: 0 E: 0 K: 1 S: 6 | H: 1 LOB: 2 BB: 1 P: 10 | R: 0 E: 0 K: 3 S: 9 | H: 0 LOB: 0 BB: 0 P: 9 | R: 0 E: 0 K: 0 S: 3 | H: 1 LOB: 0 BB: 0 P: 3 | R: 0 E: 1 K: 0 S: 3 | H: 1 LOB: 2 BB: 0 P: 3 | R: 0 E: 1 K: 0 S: 5 | H: 1 LOB: 2 BB: 0 P: 3 | R: 1 E: 0 K: 0 S: 5 | H: 2 LOB: 2 BB: 1 P: 9 | 1B: 9 2B: 1 3B: 1 HR: 0 | SF: 1 SAC: 0 DP: 2 HBP: 0 | WP: 0 PA: 42 | | |
| PITCHER | IP 9.1 | WLS L | BF 37 | H 11 | R 4 | ER 4 | SO 6 | BB 2 | IBB 0 | HBP 0 | BLK 0 | WP 0 | HR 0 | S 47 | P 55 | ERA 3.86 | WHIP 1.393 | | | | | | | | |
| Andy Hassler, L ERA: 3.1 | | | | | | | | | | | | | | | | | | | | | | | | | |
| Don Kirkwood, R ERA: 2.31 | (10, 1) | 0.2 | 3 | 0 | 0 | 0 | 0 | 1 | 0 | 0 | 0 | 0 | 0 | 2 | 6 | 0.00 | 1.500 | | | | | | | | |

TOP

New York Yankees @ California Angels
Anaheim Stadium, Anaheim, CA

Wed May 14 1975, 10:05 PM EDT
Att. 16,921 - Unknown

| | |
|-----|----|
| AB | 36 |
| R | 4 |
| H | 11 |
| RBI | 4 |
| BB | 3 |
| SO | 6 |
| LOB | 8 |

livebaseballscores.com

| Batter | 1 | 2 | 3 | 4 | 5 | 6 | 7 | 8 | 9 | 10 | AB | R | H | RBI | BB | SO | LOB | | | | | | | | |
|---|------------------------------|----------------------------------|------------------------------|---------------------------------|------------------------------|---------------------------------|------------------------------|---------------------------------|------------------------------|---------------------------------|------------------------------|---------------------------------|------------------------------|----------------------------------|------------------------------|---------------------------------|----------------------------------|------------------------------------|-----------------|--|--|--|--|--|--|
| Jerry Remy, L (1, 4) OBP: 0.310, SLG: 0.376 | 0-0 F7 | 0-0 3B | | | 0-0 1-3 | | | 0-0 HR 1B | 0-0 F7 | | 5 | 1 | 2 | 0 | 0 | 0 | 3 | | | | | | | | |
| Mickey Rivers, L (1, 8) OBP: 0.385, SLG: 0.452 | 4-0 1B BB | 0-0 F4 | | | 0-0 6-3 | | | 0-0 F7 | | 0-0 5-3 | 4 | 0 | 0 | 0 | 1 | 0 | 3 | | | | | | | | |
| Bruce Bochte, L (1, 3) OBP: 0.358, SLG: 0.371 | 0-0 BB 1B | | 0-0 3-1 | | 0-0 F9 | | | 0-0 F6 | | 0-0 1B | 5 | 1 | 2 | 0 | 0 | 0 | 2 | | | | | | | | |
| Rudy Meoli, L (10, PR) OBP: 0.333, SLG: 0.250 | 0-0 BB 1B | | 0-0 3-1 | | 0-0 F9 | | | 0-0 F6 | | 0-0 1B | 0 | 0 | 0 | 0 | 0 | 0 | 0 | | | | | | | | |
| Joe Lahoud, L (1, 7) OBP: 0.385, SLG: 0.444 | 0-0 BB 1B | | 0-0 F5 | | | 0-0 4-3 | | 0-0 HR | | 0-0 F3 | 5 | 1 | 2 | 2 | 0 | 0 | 1 | | | | | | | | |
| Dave Chalk, R (1, 5) OBP: 0.412, SLG: 0.376 | 4-0 BB BB | | 0-0 F7 | | | 0-3 K | | 0-0 5-3 | | 0-0 F9 | 4 | 0 | 0 | 0 | 1 | 1 | 1 | | | | | | | | |
| Bill Sudakis, S (1, 10) OBP: 0.259, SLG: 0.209 | 4-0 BB BB | | 0-0 F8 | | | 0-0 F8 | | | 4-0 G3 SH2-4 BB | | 2 | 0 | 0 | 1 | 2 | 0 | 0 | | | | | | | | |
| Tommy Harper, R (9, PR) OBP: 0.328, SLG: 0.313 | 4-0 BB BB | | 0-0 F8 | | | 0-0 F8 | | | 0-0 G3 SH2-4 BB | | 0 | 0 | 0 | 0 | 0 | 0 | 0 | | | | | | | | |
| Tom Egan, R (1, 2) OBP: 0.270, SLG: 0.343 | 0-0 F3 | | 0-0 3-1 | | | | 0-0 3-1 | | 0-0 SH2-4 | | 3 | 0 | 0 | 0 | 0 | 0 | 3 | | | | | | | | |
| Morris Nettles, L (1, 9) OBP: 0.276, SLG: 0.281 | | 0-0 6-3 | | | 0-0 5-3 | | 0-3 K | | 0-0 G3 | | 4 | 0 | 0 | 0 | 0 | 1 | 2 | | | | | | | | |
| Billy Smith, S (1, 6) OBP: 0.281, SLG: 0.355 | | 0-0 F2 | | | | | 0-0 F8 | | 4-0 BB | | 3 | 0 | 1 | 0 | 1 | 0 | 0 | | | | | | | | |
| Inning Stats | R: 1 E: 0 K: 0 S: 4 | H: 2 LOB: 3 BB: 3 P: 16 | R: 0 E: 0 K: 0 S: 4 | H: 1 LOB: 1 BB: 0 P: 4 | R: 0 E: 0 K: 0 S: 3 | H: 0 LOB: 0 BB: 0 P: 3 | R: 0 E: 0 K: 0 S: 3 | H: 0 LOB: 0 BB: 0 P: 3 | R: 0 E: 0 K: 1 S: 5 | H: 0 LOB: 0 BB: 0 P: 5 | R: 2 E: 0 K: 0 S: 5 | H: 2 LOB: 0 BB: 0 P: 5 | R: 0 E: 0 K: 0 S: 3 | H: 0 LOB: 2 BB: 0 P: 11 | R: 0 E: 0 K: 0 S: 4 | H: 1 LOB: 1 BB: 0 P: 4 | 1B: 4 2B: 1 3B: 1 HR: 1 | SF: 0 SAC: 1 DP: 0 HBP: 0 | WP: 0 PA: 41 | | | | | | |
| PITCHER | IP 10.0 | WLS W | BF 41 | H 7 | R 3 | ER 3 | SO 2 | BB 5 | IBB 0 | HBP 0 | BLK 0 | WP 0 | HR 1 | S 40 | P 60 | ERA 2.70 | WHIP 1.200 | | | | | | | | |
| Catfish Hunter, R ERA: 3.31 | (1, 1) | | | | | | | | | | | | | | | | | | | | | | | | |

BOTTOM

New York Yankees @ California Angels
Anaheim Stadium, Anaheim, CA

Wed May 14 1975, 10:05 PM EDT
Att. 16,921 - Unknown

| | |
|-----|----|
| AB | 35 |
| R | 3 |
| H | 7 |
| RBI | 3 |
| BB | 5 |
| SO | 2 |
| LOB | 15 |

livebaseballscores.com

| Batter | 1 | 2 | 3 | 4 | 5 | 6 | 7 | 8 | 9 | AB | R | H | RBI | BB | SO | LOB | TOP | | | | | |
|--|------------------------------|---------------------------------|------------------------------|----------------------------------|------------------------------|---------------------------------|------------------------------|----------------------------------|------------------------------|----------------------------------|------------------------------|----------------------------------|------------------------------|---------------------------------|------------------------------|----------------------------------|------------------------------|---------------------------------|----------------------------------|------------------------------------|----------------------------------|--------|
| Bill North, S OBP: 0.393, SLG: 0.339 (1, 8) | | | | | | | | | | 2 | 1 | 0 | 0 | 3 | 0 | 3 | | | | | | |
| Bert Campaneris, R OBP: 0.260, SLG: 0.247 (1, 6) | | | | | | | | | | 4 | 1 | 1 | 0 | 0 | 2 | 4 | | | | | | |
| Reggie Jackson, L OBP: 0.347, SLG: 0.434 (1, 9) | | | | | | | | | | 3 | 1 | 1 | 1 | 2 | 2 | 2 | | | | | | |
| Joe Rudi, R OBP: 0.368, SLG: 0.504 (1, 3) | | | | | | | | | | 3 | 0 | 1 | 1 | 1 | 1 | 2 | | | | | | |
| Billy Williams, L OBP: 0.425, SLG: 0.364 (7, PR) | | | | | | | | | | 2 | 0 | 1 | 1 | 1 | 0 | 0 | | | | | | |
| Don Hopkins, L OBP: 0.154, SLG: 0.231 (8, PH) | | | | | | | | | | 0 | 1 | 0 | 0 | 0 | 0 | 0 | | | | | | |
| Angel Mangual, R OBP: 0.154, SLG: 0.231 (8, PH) | | | | | | | | | | 1 | 0 | 0 | 0 | 0 | 0 | 1 | | | | | | |
| Sal Bando, R OBP: 0.320, SLG: 0.320 (1, 5) | | | | | | | | | | 4 | 0 | 2 | 1 | 1 | 1 | 1 | | | | | | |
| Gene Tenace, R OBP: 0.425, SLG: 0.429 (7, PR) | | | | | | | | | | 2 | 0 | 1 | 0 | 2 | 1 | 2 | | | | | | |
| Matt Alexander, S OBP: 0.063, SLG: 0.063 (7, 2) | | | | | | | | | | 0 | 0 | 0 | 0 | 0 | 0 | 0 | | | | | | |
| Ray Fosse, R OBP: 0.063, SLG: 0.063 (7, 2) | | | | | | | | | | 1 | 0 | 0 | 0 | 0 | 1 | 0 | | | | | | |
| Claudell Washington, L OBP: 0.343, SLG: 0.350 (1, 7) | | | | | | | | | | 5 | 0 | 1 | 0 | 0 | 0 | 6 | | | | | | |
| Phil Garner, R OBP: 0.273, SLG: 0.264 (1, 4) | | | | | | | | | | 4 | 0 | 0 | 0 | 0 | 0 | 11 | | | | | | |
| Inning Stats | R: 0 E: 0 K: 1 S: 5 | H: 0 LOB: 1 BB: 1 P: 9 | R: 0 E: 1 K: 1 S: 6 | H: 0 LOB: 3 BB: 2 P: 14 | R: 1 E: 1 K: 1 S: 6 | H: 1 LOB: 0 BB: 0 P: 6 | R: 0 E: 0 K: 1 S: 7 | H: 2 LOB: 3 BB: 1 P: 11 | R: 1 E: 0 K: 0 S: 7 | H: 2 LOB: 3 BB: 2 P: 15 | R: 0 E: 0 K: 0 S: 7 | H: 0 LOB: 1 BB: 1 P: 11 | R: 1 E: 0 K: 0 S: 4 | H: 2 LOB: 3 BB: 1 P: 8 | R: 1 E: 0 K: 0 S: 3 | H: 1 LOB: 1 BB: 2 P: 11 | R: 0 E: 0 K: 1 S: 5 | H: 0 LOB: 0 BB: 5 P: 5 | 1B: 6 2B: 2 3B: 0 HR: 0 | SF: 2 SAC: 1 DP: 0 HBP: 0 | WP: 0 PB: 0 SB: 3 CS: 1 | PA: 44 |
| PITCHER | IP | WLS | BF | H | R | ER | SO | BB | IBB | HBP | BLK | WP | HR | S | P | ERA | WHIP | | | | | |
| Pat Dobson, R ERA: 3.31 (1, 1) | 6.1 | L | 34 | 7 | 3 | 2 | 7 | 8 | 0 | 0 | 0 | 0 | 0 | 40 | 72 | 2.84 | 2.368 | | | | | |
| Sparky Lyle, L ERA: 3.14 (7, 1) | 2.2 | | 10 | 1 | 1 | 1 | 1 | 1 | 1 | 0 | 0 | 0 | 0 | 10 | 18 | 3.38 | 0.750 | | | | | |

Oakland Athletics @ New York Yankees
Shea Stadium, Flushing, NY
Fri May 16 1975, 7:05 PM EDT
Att: 24,539 - Unknown - 71 F

| | |
|-----|----|
| AB | 31 |
| R | 4 |
| H | 8 |
| RBI | 4 |
| BB | 10 |
| SO | 8 |
| LOB | 32 |





| Batter | 1 | 2 | 3 | 4 | 5 | 6 | 7 | 8 | 9 | AB | R | H | RBI | BB | SO | LOB | BOTTOM | | | | | |
|---|------------------------------|---------------------------------|------------------------------|---------------------------------|------------------------------|---------------------------------|------------------------------|---------------------------------|------------------------------|---------------------------------|------------------------------|---------------------------------|------------------------------|---------------------------------|------------------------------|---------------------------------|------------------------------|---------------------------------|----------------------------------|------------------------------------|----------------------------------|--------|
| Roy White, S OBP: 0.590, SLG: 0.506 (1, 3) | | | | | | | | | | 4 | 0 | 0 | 0 | 0 | 0 | 0 | | | | | | |
| Elliott Maddox, R OBP: 0.407, SLG: 0.420 (1, 8) | | | | | | | | | | 4 | 0 | 0 | 0 | 0 | 0 | 0 | | | | | | |
| Bobby Bonds, R OBP: 0.319, SLG: 0.381 (1, 9) | | | | | | | | | | 4 | 0 | 0 | 0 | 0 | 1 | 0 | | | | | | |
| Thurman Munson, R OBP: 0.430, SLG: 0.482 (1, 2) | | | | | | | | | | 4 | 1 | 2 | 0 | 0 | 0 | 0 | | | | | | |
| Alex Johnson, R OBP: 0.315, SLG: 0.360 (1, 10) | | | | | | | | | | 4 | 1 | 2 | 1 | 0 | 0 | 1 | | | | | | |
| Lou Piniella, R OBP: 0.309, SLG: 0.280 (1, 7) | | | | | | | | | | 4 | 0 | 2 | 0 | 0 | 0 | 2 | | | | | | |
| Graig Nettles, L OBP: 0.290, SLG: 0.287 (1, 5) | | | | | | | | | | 3 | 0 | 1 | 1 | 0 | 0 | 2 | | | | | | |
| Sandy Alomar Sr., S OBP: 0.192, SLG: 0.198 (1, 4) | | | | | | | | | | 3 | 0 | 0 | 0 | 0 | 0 | 2 | | | | | | |
| Fred Stanley, R OBP: 0.143, SLG: 0.143 (1, 6) | | | | | | | | | | 2 | 0 | 0 | 0 | 0 | 1 | 1 | | | | | | |
| Rick Dempsey, R OBP: 0.571, SLG: 0.571 (8, PH) | | | | | | | | | | 1 | 0 | 0 | 0 | 0 | 0 | 0 | | | | | | |
| Jim Mason, L OBP: 0.143, SLG: 0.149 (9, 6) | | | | | | | | | | 0 | 0 | 0 | 0 | 0 | 0 | 0 | | | | | | |
| Inning Stats | R: 0 E: 0 K: 1 S: 5 | H: 3 LOB: 1 BB: 0 P: 8 | R: 2 E: 0 K: 1 S: 8 | H: 3 LOB: 0 BB: 0 P: 8 | R: 0 E: 0 K: 0 S: 3 | H: 0 LOB: 0 BB: 0 P: 3 | R: 0 E: 0 K: 0 S: 4 | H: 1 LOB: 1 BB: 0 P: 4 | R: 0 E: 0 K: 0 S: 3 | H: 1 LOB: 0 BB: 0 P: 3 | R: 0 E: 0 K: 0 S: 4 | H: 0 LOB: 1 BB: 0 P: 4 | R: 0 E: 0 K: 0 S: 3 | H: 1 LOB: 0 BB: 0 P: 3 | R: 0 E: 0 K: 0 S: 4 | H: 1 LOB: 1 BB: 0 P: 4 | R: 0 E: 0 K: 1 S: 5 | H: 1 LOB: 1 BB: 0 P: 4 | 1B: 6 2B: 1 3B: 0 HR: 0 | SF: 0 SAC: 0 DP: 1 HBP: 0 | WP: 0 PB: 0 SB: 0 CS: 0 | PA: 33 |
| PITCHER | IP | WLS | BF | H | R | ER | SO | BB | IBB | HBP | BLK | WP | HR | S | P | ERA | WHIP | | | | | |
| Vida Blue, L ERA: 1.96 (1, 1) | 9.0 | W | 33 | 7 | 2 | 2 | 2 | 0 | 0 | 0 | 0 | 0 | 0 | 37 | 37 | 2.00 | 0.778 | | | | | |

Oakland Athletics @ New York Yankees
Shea Stadium, Flushing, NY
Fri May 16 1975, 7:05 PM EDT
Att: 24,539 - Unknown - 71 F

| | |
|-----|----|
| AB | 33 |
| R | 2 |
| H | 7 |
| RBI | 2 |
| BB | 0 |
| SO | 2 |
| LOB | 8 |



| Batter | 1 | 2 | 3 | 4 | 5 | 6 | 7 | 8 | 9 | AB | R | H | RBI | BB | SO | LOB | TOP | | | |
|--|--|---------------------------------|------------------------------|---------------------------------|------------------------------|----------------------------------|------------------------------|---------------------------------|------------------------------|----------------------------------|------------------------------|---------------------------------|------------------------------|---------------------------------|------------------------------|---------------------------------|--|----------------------------------|------------------------------------|----------------------------------|
| Bill North, S OBP: 0.389, SLG: 0.333 (1, 8) | F3 | | FC5 | | | | | 4-3 | | 3 | 0 | 0 | 0 | 1 | 0 | 2 | <p>Oakland Athletics @ New York Yankees Shea Stadium, Flushing, NY Sun May 18 1975, 3:33 AM EDT Att: 53,248 - Sunny - 70 F</p> <p>livebaseballscorecards.com</p> <p>AB 30 R 1 H 4 RBI 1 BB 2 SO 6 LOB 11</p>  | | | |
| Bert Campaneris, R OBP: 0.239, SLG: 0.226 Matt Alexander, S (8, 4) | 5-3 | | F7 | | | | F8 | G3 | | 4 | 0 | 0 | 0 | 0 | 0 | 4 | | | | |
| Reggie Jackson, L OBP: 0.353, SLG: 0.456 (1, 9) | K | | K | | | | | F2 | | 4 | 0 | 1 | 0 | 0 | 2 | 2 | | | | |
| Joe Rudi, R OBP: 0.355, SLG: 0.488 (1, 3) | | K | | | F8 | | | F7 | | 4 | 0 | 0 | 0 | 0 | 1 | 1 | | | | |
| Billy Williams, L OBP: 0.364, SLG: 0.421 (1, 10) | | F9 | | | F8 | | | K | | 4 | 0 | 0 | 0 | 0 | 1 | 1 | | | | |
| Sal Bando, R OBP: 0.311, SLG: 0.303 (1, 5) | | F2 | | | F7 | | | K | | 3 | 0 | 0 | 0 | 0 | 1 | 0 | | | | |
| Gene Tenace, R OBP: 0.420, SLG: 0.411 Ray Fosse, R (6, 2) | | | | | | | | F7 | | 1 | 1 | 0 | 0 | 1 | 1 | 0 | | | | |
| Claudell Washington, L OBP: 0.348, SLG: 0.370 (1, 7) | | | | | | | | 4-3 | | 3 | 0 | 2 | 0 | 0 | 0 | 0 | | | | |
| Phil Garner, R OBP: 0.274, SLG: 0.258 (8, 6) | | | | | | | | F8 | | 3 | 0 | 1 | 1 | 0 | 0 | 1 | | | | |
| Inning Stats | R: 0 E: 0 K: 1 S: 5 | H: 0 LOB: 0 BB: 0 P: 5 | R: 0 E: 0 K: 1 S: 5 | H: 0 LOB: 0 BB: 0 P: 5 | R: 1 E: 0 K: 1 S: 7 | H: 2 LOB: 2 BB: 1 P: 11 | R: 0 E: 0 K: 0 S: 3 | H: 0 LOB: 0 BB: 0 P: 3 | R: 0 E: 0 K: 1 S: 6 | H: 1 LOB: 2 BB: 1 P: 10 | R: 0 E: 0 K: 0 S: 3 | H: 1 LOB: 0 BB: 0 P: 3 | R: 0 E: 0 K: 1 S: 5 | H: 0 LOB: 0 BB: 0 P: 5 | R: 0 E: 0 K: 1 S: 5 | H: 0 LOB: 0 BB: 0 P: 5 | | 1B: 4 2B: 0 3B: 0 HR: 0 | SF: 0 SAC: 0 DP: 1 HBP: 0 | WP: 1 PB: 0 SB: 1 CS: 0 |
| PITCHER Caffrey Hunter, R ERA: 3.05 (1, 1) | IP: 9.0 WLS: W BF: 32 H: 4 R: 1 ER: 1 SO: 6 BB: 2 IBB: 0 HBP: 0 BLK: 0 WP: 1 HR: 0 S: 42 P: 50 ERA: 1.00 WHIP: 0.667 | | | | | | | | | | | | | | | PITCHER | | | | |

| Batter | 1 | 2 | 3 | 4 | 5 | 6 | 7 | 8 | 9 | AB | R | H | RBI | BB | SO | LOB | BOTTOM | | | |
|---|--|---------------------------------|------------------------------|---------------------------------|------------------------------|---------------------------------|------------------------------|----------------------------------|------------------------------|---------------------------------|------------------------------|---------------------------------|------------------------------|---------------------------------|------------------------------|---------------------------------|---|----------------------------------|------------------------------------|----------------------------------|
| Bobby Bonds, R OBP: 0.319, SLG: 0.383 (1, 9) | SF9 | F7 | | SF9 | K | | | G4-6-3 | | 3 | 1 | 1 | 1 | 1 | 1 | 2 | <p>Oakland Athletics @ New York Yankees Shea Stadium, Flushing, NY Sun May 18 1975, 3:33 AM EDT Att: 53,248 - Sunny - 70 F</p> <p>livebaseballscorecards.com</p> <p>AB 30 R 9 H 9 RBI 7 BB 4 SO 5 LOB 9</p>  | | | |
| Elliott Maddox, R OBP: 0.389, SLG: 0.405 (1, 8) | SF9 | | 6-3 | SF8 | | | L3 | G4-6-3 | | 3 | 0 | 0 | 2 | 0 | 0 | 1 | | | | |
| Roy White, S OBP: 0.454, SLG: 0.495 (1, 7) | K | | 6-3 | SF9 | | | | G4-6-3 | | 3 | 0 | 1 | 0 | 1 | 1 | 0 | | | | |
| Thurman Munson, R OBP: 0.426, SLG: 0.496 (1, 10) | F3 | | | SF9 | | | | | | 3 | 1 | 1 | 2 | 0 | 0 | 1 | | | | |
| Chris Chambliss, L OBP: 0.308, SLG: 0.353 (1, 3) | | F7 | K | | F9 | | | F3 | | 4 | 0 | 0 | 0 | 0 | 1 | 3 | | | | |
| Ed Herrmann, L OBP: 0.318, SLG: 0.390 Rick Dempsey, R (8, 2) | | F7 | | E3 | | | | F3 | | 4 | 2 | 1 | 0 | 0 | 0 | 0 | | | | |
| Graig Nettles, L OBP: 0.288, SLG: 0.287 (1, 5) | | | | 1B | | | | 4-3 | | 3 | 2 | 1 | 0 | 1 | 1 | 1 | | | | |
| Jim Mason, L OBP: 0.176, SLG: 0.186 (1, 6) | | | | 1B | | | | K | | 3 | 2 | 2 | 1 | 1 | 1 | 0 | | | | |
| Sandy Alomar Sr., S OBP: 0.207, SLG: 0.222 (1, 4) | | | | 1B | | | | 4-3 | | 4 | 1 | 2 | 1 | 0 | 0 | 1 | | | | |
| Inning Stats | R: 1 E: 0 K: 1 S: 6 | H: 1 LOB: 0 BB: 0 P: 6 | R: 2 E: 0 K: 0 S: 6 | H: 3 LOB: 1 BB: 0 P: 6 | R: 1 E: 0 K: 1 S: 6 | H: 1 LOB: 0 BB: 0 P: 6 | R: 4 E: 1 K: 0 S: 5 | H: 1 LOB: 2 BB: 3 P: 18 | R: 1 E: 0 K: 2 S: 9 | H: 2 LOB: 1 BB: 0 P: 9 | R: 0 E: 0 K: 0 S: 4 | H: 1 LOB: 1 BB: 0 P: 4 | R: 0 E: 0 K: 1 S: 5 | H: 0 LOB: 0 BB: 0 P: 5 | R: 0 E: 0 K: 0 S: 2 | H: 0 LOB: 0 BB: 1 P: 6 | | 1B: 5 2B: 2 3B: 1 HR: 1 | SF: 3 SAC: 0 DP: 1 HBP: 1 | WP: 1 PB: 2 SB: 1 CS: 0 |
| PITCHER Glenn Abbott, R ERA: 4.64 (1, 1) Blue Moon Odom, R ERA: 10.24 (2, 1) Paul Lindblad, L ERA: 4.81 (3, 1) Rollie Fingers, R ERA: 3.26 (4, 1) Jim Todd, R ERA: 2.41 (7, 1) | IP: 1.2 WLS: L BF: 9 H: 4 R: 3 ER: 2 SO: 1 BB: 0 IBB: 0 HBP: 0 BLK: 0 WP: 0 HR: 0 S: 11 P: 11 ERA: 10.80 WHIP: 2.400 | | | | | | | | | | | | | | | PITCHER | | | | |

| Batter | 1 | 2 | 3 | 4 | 5 | 6 | 7 | 8 | 9 | AB | R | H | RBI | BB | SO | LOB | TOP | | | | | | | | | | | | | | | | | | | | | | |
|---|------------------------------|---------------------------------|------------------------------|----------------------------------|------------------------------|---------------------------------|------------------------------|---------------------------------|------------------------------|---------------------------------|------------------------------|---------------------------------|------------------------------|---------------------------------|------------------------------|---------------------------------|------------------------------|---------------------------------|----------------------------------|------------------------------------|-------------------------|--------|----|-----|----|---|---|----|----|----|-----|-----|-----|----|----|---|---|-----|------|
| Jim Wohlford, R OBP: 0.301, SLG: 0.347 | F3 | | K | | K | | 4-3 | | | 4 | 0 | 0 | 0 | 0 | 2 | 0 | | | | | | | | | | | | | | | | | | | | | | | |
| Amos Otis, R OBP: 0.385, SLG: 0.413 | 5-3 | | K | | | 4-3 S 1B | | F7 | | 4 | 1 | 1 | 0 | 0 | 1 | 0 | | | | | | | | | | | | | | | | | | | | | | | |
| John Mayberry, L OBP: 0.353, SLG: 0.309 | S BB | | K | | | 4-3 | | G3 | | 3 | 0 | 0 | 0 | 1 | 1 | 1 | | | | | | | | | | | | | | | | | | | | | | | |
| Hal McRae, R OBP: 0.386, SLG: 0.448 | K | | | | F8 | P4 | | 1B | | 4 | 0 | 1 | 0 | 0 | 1 | 2 | | | | | | | | | | | | | | | | | | | | | | | |
| Harmon Killebrew, R OBP: 0.359, SLG: 0.406 | | K | | | 5-3 | BB 1B | | K | | 4 | 0 | 1 | 1 | 0 | 2 | 1 | | | | | | | | | | | | | | | | | | | | | | | |
| Cookie Rojas, R OBP: 0.327, SLG: 0.324 | | BB BB | | | | 3-H 1-2 BB | | 6-3 | | 2 | 0 | 1 | 0 | 2 | 0 | 0 | | | | | | | | | | | | | | | | | | | | | | | |
| Frank White, R OBP: 0.222, SLG: 0.265 Vada Pinson, L OBP: 0.222, SLG: 0.377 | | | | | F8 | | | F9 | | 2 | 0 | 0 | 0 | 1 | 0 | 3 | | | | | | | | | | | | | | | | | | | | | | | |
| Freddie Patek, R OBP: 0.293, SLG: 0.294 Tony Solaita, L OBP: 0.325, SLG: 0.556 | | K | | | 5-3 | | | K | | 3 | 0 | 0 | 0 | 0 | 2 | 2 | | | | | | | | | | | | | | | | | | | | | | | |
| Buck Martinez, R OBP: 0.316, SLG: 0.330 | | K | | | 1-3 | | | L6 | | 3 | 0 | 0 | 0 | 0 | 1 | 2 | | | | | | | | | | | | | | | | | | | | | | | |
| Inning Stats | R: 0 E: 0 K: 1 S: 5 | H: 0 LOB: 1 BB: 1 P: 9 | R: 0 E: 0 K: 3 S: 9 | H: 0 LOB: 2 BB: 2 P: 17 | R: 0 E: 0 K: 3 S: 9 | H: 0 LOB: 0 BB: 0 P: 9 | R: 0 E: 0 K: 0 S: 4 | H: 1 LOB: 1 BB: 0 P: 4 | R: 0 E: 0 K: 1 S: 5 | H: 0 LOB: 0 BB: 0 P: 5 | R: 1 E: 0 K: 0 S: 5 | H: 2 LOB: 2 BB: 1 P: 9 | R: 0 E: 0 K: 1 S: 5 | H: 0 LOB: 0 BB: 0 P: 5 | R: 0 E: 0 K: 1 S: 6 | H: 1 LOB: 1 BB: 0 P: 6 | R: 0 E: 0 K: 1 S: 5 | H: 0 LOB: 0 BB: 0 P: 5 | 1B: 3 2B: 1 3B: 0 HR: 0 | SF: 0 SAC: 0 DP: 0 HBP: 0 | WP: 0 PB: 0 CS: 0 | PA: 35 | | | | | | | | | | | | | | | | | |
| PITCHER | IP | WLS | BF | H | R | ER | SO | BB | IBB | HBP | BLK | WP | HR | S | P | ERA | WHIP | PITCHER | | | | | IP | WLS | BF | H | R | ER | SO | BB | IBB | HBP | BLK | WP | HR | S | P | ERA | WHIP |
| Rudy May, L ERA: 3.54 | (1, 1) | 5.2 | W | 24 | 3 | 1 | 1 | 8 | 4 | 0 | 0 | 0 | 0 | 0 | 36 | 52 | 1.59 | 1.235 | | | | | | | | | | | | | | | | | | | | | |
| Dick Tidrow, R ERA: 3.93 | (6, 1) | 3.1 | S | 11 | 1 | 0 | 0 | 3 | 0 | 0 | 0 | 0 | 0 | 0 | 17 | 17 | 0.00 | 0.300 | | | | | | | | | | | | | | | | | | | | | |

Kansas City Royals @ New York Yankees
Shea Stadium, Flushing, NY
Mon May 19 1975, 7:05 PM EDT
Att: 8,654 - Unknown - 71 F

AB 31
R 1
H 4
RBI 1
BB 4
SO 11
LOB 11



| Batter | 1 | 2 | 3 | 4 | 5 | 6 | 7 | 8 | 9 | AB | R | H | RBI | BB | SO | LOB | BOTTOM | | | | | | | | | | | | | | | | | | | | | | |
|---|------------------------------|---------------------------------|------------------------------|---------------------------------|------------------------------|---------------------------------|------------------------------|----------------------------------|------------------------------|---------------------------------|------------------------------|---------------------------------|------------------------------|---------------------------------|------------------------------|---------------------------------|----------------------------------|------------------------------------|-------------------------|--------|--|--|----|-----|----|---|---|----|----|----|-----|-----|-----|----|----|---|---|-----|------|
| Bobby Bonds, R OBP: 0.311, SLG: 0.371 | 6-3 | | 5-3 | F8 | | | K | | | 4 | 0 | 0 | 0 | 0 | 1 | 3 | | | | | | | | | | | | | | | | | | | | | | | |
| Elliott Maddox, R OBP: 0.395, SLG: 0.406 | E S FC4-2 BB | | 2B HBP | | | S 1B | | 6-3 | | 2 | 2 | 1 | 0 | 1 | 0 | 0 | | | | | | | | | | | | | | | | | | | | | | | |
| Roy White, S OBP: 0.447, SLG: 0.495 | FC4-2 | | | 1-H 3-H 2B | | F9 | | F9 | | 4 | 0 | 1 | 2 | 0 | 0 | 2 | | | | | | | | | | | | | | | | | | | | | | | |
| Thurman Munson, R OBP: 0.414, SLG: 0.480 | L7 | | 6-3 | | | K | | 6-3 | | 4 | 0 | 0 | 0 | 0 | 1 | 3 | | | | | | | | | | | | | | | | | | | | | | | |
| Chris Chambliss, L OBP: 0.326, SLG: 0.438 | | 4-6-3 | | | | HR | 2-H 1B | HR | | 4 | 2 | 3 | 3 | 0 | 0 | 0 | | | | | | | | | | | | | | | | | | | | | | | |
| Ed Herrmann, L OBP: 0.292, SLG: 0.356 | | L7 | | F8 | | P4 | | F8 | | 4 | 0 | 0 | 0 | 0 | 0 | 1 | | | | | | | | | | | | | | | | | | | | | | | |
| Graig Nettles, L OBP: 0.294, SLG: 0.288 | | K | | | | FC4-6 BB | | 4-1 | | 3 | 0 | 1 | 0 | 1 | 1 | 0 | | | | | | | | | | | | | | | | | | | | | | | |
| Jim Mason, L OBP: 0.167, SLG: 0.176 | | | G3 | FC4-6 BB | | 4-3 | | 4-3 | | 4 | 0 | 0 | 0 | 0 | 0 | 2 | | | | | | | | | | | | | | | | | | | | | | | |
| Sandy Alomar Sr., S OBP: 0.219, SLG: 0.227 | | | | 5-3 S 2B | | 1-2 BB | | 4-3 | | 2 | 1 | 1 | 0 | 1 | 0 | 0 | | | | | | | | | | | | | | | | | | | | | | | |
| Inning Stats | R: 0 E: 0 K: 0 S: 3 | H: 0 LOB: 1 BB: 1 P: 7 | R: 0 E: 0 K: 1 S: 5 | H: 0 LOB: 0 BB: 0 P: 5 | R: 2 E: 0 K: 0 S: 5 | H: 2 LOB: 1 BB: 0 P: 6 | R: 1 E: 0 K: 0 S: 4 | H: 1 LOB: 2 BB: 2 P: 12 | R: 1 E: 0 K: 1 S: 7 | H: 2 LOB: 1 BB: 0 P: 7 | R: 0 E: 0 K: 0 S: 3 | H: 0 LOB: 0 BB: 0 P: 3 | R: 0 E: 0 K: 1 S: 5 | H: 0 LOB: 0 BB: 0 P: 5 | R: 1 E: 0 K: 0 S: 5 | H: 2 LOB: 1 BB: 0 P: 5 | 1B: 4 2B: 1 3B: 0 HR: 2 | SF: 0 SAC: 0 DP: 0 HBP: 1 | WP: 0 PB: 0 CS: 0 | PA: 35 | | | | | | | | | | | | | | | | | | | |
| PITCHER | IP | WLS | BF | H | R | ER | SO | BB | IBB | HBP | BLK | WP | HR | S | P | ERA | WHIP | PITCHER | | | | | IP | WLS | BF | H | R | ER | SO | BB | IBB | HBP | BLK | WP | HR | S | P | ERA | WHIP |
| Steve Busby, R ERA: 2.59 | (1, 1) | 8.0 | L | 35 | 7 | 5 | 5 | 3 | 3 | 0 | 1 | 0 | 0 | 2 | 37 | 50 | 5.62 | 1.250 | | | | | | | | | | | | | | | | | | | | | |

Kansas City Royals @ New York Yankees
Shea Stadium, Flushing, NY
Mon May 19 1975, 7:05 PM EDT
Att: 8,654 - Unknown - 71 F

AB 31
R 5
H 7
RBI 5
BB 3
SO 3
LOB 11



| Batter | 1 | 2 | 3 | 4 | 5 | 6 | 7 | 8 | 9 | AB | R | H | RBI | BB | SO | LOB | TOP | | | |
|---|--|---------------------------------|------------------------------|---------------------------------|------------------------------|---------------------------------|------------------------------|---------------------------------|------------------------------|---------------------------------|------------------------------|---------------------------------|------------------------------|---------------------------------|------------------------------|---------------------------------|---|----------------------------------|------------------------------------|----------------------------------|
| Vada Pinson, L (1,9) OBP: 0.224, SLG: 0.363 | F9 | | 1-3 | | F9 | | | BB | | 3 | 0 | 0 | 0 | 1 | 0 | 0 | Kansas City Royals @ New York Yankees Shea Stadium, Flushing, NY Tue May 20 1975, 7:05 PM EDT Att. 9,813 - Unknown - 77 F livebaseballscores.com | | | |
| Amos Otis, R (1,8) OBP: 0.379, SLG: 0.400 | L7 | | 6-3 | | 2-3 | | | K | | 4 | 0 | 0 | 0 | 0 | 1 | 1 | | | | |
| John Mayberry, L (1,3) OBP: 0.356, SLG: 0.310 | 1B | | BB | | 4-3 | | | F7 | | 3 | 0 | 1 | 0 | 1 | 0 | 1 | | | | |
| Hal McRae, R (1,7) OBP: 0.382, SLG: 0.442 | 5-3 | | FC4-6 | | 5-3 | | | L9 | | 4 | 0 | 1 | 0 | 0 | 0 | 2 | | | | |
| Tony Solaita, L (1,10) OBP: 0.341, SLG: 0.550 Rodney Scott, S (9, PR) | FC5-4 | | FC4-6 | | K | | | G6-4-3 | | 4 | 0 | 2 | 0 | 0 | 1 | 2 | | | | |
| Cookie Rojas, R (1,4) OBP: 0.316, SLG: 0.312 | L7 | | | | L9 | | | F8 | | 4 | 0 | 0 | 0 | 0 | 0 | 2 | | | | |
| Fran Healy, R (1,2) OBP: 0.348, SLG: 0.500 | FC5-4 | | 1B | | 4-3 | | | 5-3 | | 4 | 0 | 1 | 0 | 0 | 0 | 2 | | | | |
| Frank White, R (1,5) OBP: 0.228, SLG: 0.269 | 1B | | | | F9 | | | F9 | | 3 | 0 | 1 | 0 | 0 | 0 | 1 | | | | |
| Freddie Patek, R (1,6) OBP: 0.287, SLG: 0.287 | F9 | | | | 4-3 | | | 6-3 | | 3 | 0 | 0 | 0 | 0 | 0 | 3 | | | | |
| Inning Stats | R: 0 E: 0 K: 0 S: 4 | H: 1 LOB: 1 BB: 0 P: 4 | R: 0 E: 0 K: 0 S: 5 | H: 2 LOB: 2 BB: 0 P: 5 | R: 0 E: 0 K: 0 S: 4 | H: 1 LOB: 2 BB: 1 P: 8 | R: 0 E: 0 K: 0 S: 3 | H: 0 LOB: 0 BB: 0 P: 3 | R: 0 E: 0 K: 0 S: 5 | H: 0 LOB: 0 BB: 0 P: 5 | R: 0 E: 0 K: 0 S: 4 | H: 1 LOB: 1 BB: 0 P: 4 | R: 0 E: 0 K: 1 S: 5 | H: 0 LOB: 1 BB: 1 P: 9 | R: 0 E: 0 K: 0 S: 3 | H: 1 LOB: 1 BB: 0 P: 3 | | 1B: 6 2B: 0 3B: 0 HR: 0 | SF: 0 SAC: 0 DP: 1 HBP: 0 | WP: 0 PB: 0 SB: 0 CS: 0 |
| PITCHER Pat Dobson, R (1,1) ERA: 2.82 | IP: 9.0 WLS: W BF: 34 H: 6 R: 0 ER: 0 SO: 2 BB: 2 IBB: 0 HBP: 0 BLK: 0 WP: 0 HR: 0 S: 36 P: 44 ERA: 0.00 WHIP: 0.889 | | | | | | | | | | | | | | | PITCHER | | | | |


| Batter | 1 | 2 | 3 | 4 | 5 | 6 | 7 | 8 | 9 | AB | R | H | RBI | BB | SO | LOB | BOTTOM | | | |
|---|--|---------------------------------|------------------------------|---------------------------------|------------------------------|---------------------------------|------------------------------|---------------------------------|------------------------------|---------------------------------|------------------------------|---------------------------------|------------------------------|---------------------------------|------------------------------|---------------------------------|---|----------------------------------|------------------------------------|----------------------------------|
| Bobby Bonds, R (1,9) OBP: 0.316, SLG: 0.383 | 4-3 | | 5-3 | | S | | | 3B | | 4 | 1 | 2 | 0 | 0 | 0 | 1 | Kansas City Royals @ New York Yankees Shea Stadium, Flushing, NY Tue May 20 1975, 7:05 PM EDT Att. 9,813 - Unknown - 77 F livebaseballscores.com | | | |
| Elliott Maddox, R (1,8) OBP: 0.395, SLG: 0.397 | 2B | | K | | L7 | | | P4 | | 3 | 1 | 0 | 0 | 1 | 1 | 3 | | | | |
| Roy White, S (1,7) OBP: 0.465, SLG: 0.544 | 1B | | | | | | | 4-3 | | 4 | 2 | 4 | 2 | 0 | 0 | 0 | | | | |
| Thurman Munson, R (1,2) OBP: 0.409, SLG: 0.472 | 1B | | 1B | | F9 | | | L9 | | 4 | 0 | 1 | 1 | 0 | 0 | 4 | | | | |
| Alex Johnson, R (1,10) OBP: 0.306, SLG: 0.351 | G5-4-3 | | | | F8 | | | 4-3 | | 4 | 0 | 0 | 0 | 0 | 0 | 2 | | | | |
| Chris Chambliss, L (1,3) OBP: 0.323, SLG: 0.430 | F7 | | | | K | | | F8 | | 4 | 1 | 1 | 1 | 0 | 1 | 0 | | | | |
| Graig Nettles, L (1,5) OBP: 0.300, SLG: 0.336 | 4-3 | | | | 4-3 | | | 3B | | 4 | 1 | 2 | 2 | 0 | 0 | 0 | | | | |
| Sandy Alomar Sr., S (1,4) OBP: 0.220, SLG: 0.228 | 6-3 | | | | F7 | | | F9 | | 4 | 0 | 1 | 0 | 0 | 0 | 1 | | | | |
| Fred Stanley, R (1,6) OBP: 0.176, SLG: 0.152 | 1B | | 1B | | P4 | | | 6-3 | | 4 | 0 | 1 | 0 | 0 | 0 | 1 | | | | |
| Inning Stats | R: 2 E: 0 K: 0 S: 4 | H: 2 LOB: 0 BB: 1 P: 8 | R: 0 E: 0 K: 0 S: 3 | H: 0 LOB: 0 BB: 0 P: 3 | R: 0 E: 0 K: 1 S: 7 | H: 2 LOB: 2 BB: 0 P: 7 | R: 0 E: 0 K: 1 S: 5 | H: 0 LOB: 0 BB: 0 P: 5 | R: 0 E: 0 K: 0 S: 4 | H: 1 LOB: 1 BB: 0 P: 4 | R: 2 E: 0 K: 0 S: 6 | H: 3 LOB: 1 BB: 0 P: 6 | R: 1 E: 0 K: 0 S: 5 | H: 2 LOB: 1 BB: 0 P: 5 | R: 1 E: 0 K: 0 S: 5 | H: 2 LOB: 1 BB: 0 P: 5 | | 1B: 7 2B: 2 3B: 2 HR: 1 | SF: 0 SAC: 0 DP: 1 HBP: 0 | WP: 0 PB: 0 SB: 1 CS: 0 |
| PITCHER Paul Splittorff, L (1,1) ERA: 5.09 Marty Patin, R (6,1) ERA: 5.95 Steve Mingori, L (8,1) ERA: 1.46 | IP: 5.2 WLS: L BF: 25 H: 8 R: 4 ER: 4 SO: 2 BB: 1 IBB: 0 HBP: 0 BLK: 0 WP: 0 HR: 0 S: 28 P: 32 ERA: 6.35 WHIP: 1.588 | | | | | | | | | | | | | | | PITCHER | | | | |

| Batter | 1 | 2 | 3 | 4 | 5 | 6 | 7 | 8 | 9 | 10 | AB | R | H | RBI | BB | SO | LOB | | |
|--|------------------------------|---------------------------------|------------------------------|---------------------------------|------------------------------|---------------------------------|------------------------------|---------------------------------|------------------------------|---------------------------------|------------------------------|---------------------------------|------------------------------|---------------------------------|------------------------------|---------------------------------|----------------------------------|------------------------------------|--|
| Freddie Patek, R OBP: 0.277, SLG: 0.276 (1, 6) | 0-3 K | | 0-3 K | | | 0-3 K | | 0-3 K | | 0-0 F9 | 5 | 0 | 0 | 0 | 0 | 4 | 0 | | |
| Vada Pinson, L OBP: 0.213, SLG: 0.345 Al Cowens, R OBP: 0.282, SLG: 0.294 (1, 9) (9, 9) | 0-0 P6 | | 0-0 4-3 | | | 0-0 F8 | | 0-0 6-3 | | 0-0 P5 | 4 | 0 | 0 | 0 | 0 | 0 | 0 | | |
| Amos Otis, R OBP: 0.373, SLG: 0.388 (1, 8) | 4-0 CS BB | | 0-0 4-3 | | | 0-0 F9 | | | | 0-0 F9 | 4 | 0 | 0 | 0 | 1 | 0 | 0 | | |
| Hal McRae, R OBP: 0.379, SLG: 0.433 (1, 7) | 0-0 CS | 0-0 P3 | | 0-3 K | | 0-0 F8 | | | | 4-0 BB | 3 | 0 | 0 | 0 | 1 | 1 | 0 | | |
| John Mayberry, L OBP: 0.354, SLG: 0.315 (1, 3) | | 0-0 L7 | | 0-0 4-3 | | 0-0 1B 2B | | | | 0-0 L7 | 4 | 1 | 1 | 0 | 0 | 0 | 1 | | |
| Tony Solaitis, L OBP: 0.333, SLG: 0.523 (1, 10) | | 0-0 1B 1B 1B | | 0-0 3-1 | | 0-3 K | | | | 0-0 G3 | 4 | 0 | 1 | 0 | 0 | 1 | 2 | | |
| George Brett, L OBP: 0.304, SLG: 0.309 (1, 5) | | 0-0 1B 1B | | 0-0 4-3 | | 0-0 1B | | | | 0-0 E3 1B HR | 4 | 1 | 2 | 1 | 0 | 0 | 0 | | |
| Cookie Rojas, R OBP: 0.322, SLG: 0.319 (1, 4) | | 0-0 FC4 1B | | 0-0 F7 | | 0-0 F9 | | | | 0-0 HR 1B | 4 | 1 | 2 | 0 | 0 | 0 | 1 | | |
| Fran Healy, R OBP: 0.333, SLG: 0.577 (1, 2) | | 0-0 FC4 | | 0-3 K | | | | 0-0 F9 | | 0-0 HR | 4 | 1 | 1 | 3 | 0 | 1 | 3 | | |
| Inning Stats | R: 0 E: 0 K: 1 S: 4 | H: 0 LOB: 0 BB: 1 P: 8 | R: 0 E: 0 K: 0 S: 6 | H: 3 LOB: 3 BB: 0 P: 6 | R: 0 E: 0 K: 1 S: 5 | H: 0 LOB: 0 BB: 0 P: 5 | R: 0 E: 0 K: 1 S: 5 | H: 0 LOB: 0 BB: 0 P: 5 | R: 1 E: 0 K: 1 S: 7 | H: 2 LOB: 1 BB: 0 P: 7 | R: 0 E: 0 K: 1 S: 5 | H: 0 LOB: 0 BB: 0 P: 5 | R: 0 E: 0 K: 0 S: 3 | H: 0 LOB: 1 BB: 1 P: 7 | R: 3 E: 1 K: 0 S: 6 | H: 2 LOB: 0 BB: 0 P: 6 | 1B: 5 2B: 1 3B: 0 HR: 1 | SF: 0 SAC: 0 DP: 0 HBP: 0 | |
| PITCHER Doc Medich, R ERA: 3.59 (1, 1) | IP 10.0 | WLS L | BF 39 | H 7 | R 4 | ER 3 | SO 7 | BB 2 | IBB 0 | HBP 0 | BLK 0 | WP 0 | HR 1 | S 51 | P 59 | ERA 2.70 | WHIP 0.900 | | |

Kansas City Royals @ New York Yankees
Shea Stadium, Flushing, NY
Wed May 21 1975, 7:05 PM EDT
Att: 11,101 - Unknown - 80 F

| | |
|-----|----|
| AB | 37 |
| R | 4 |
| H | 7 |
| RBI | 4 |
| BB | 2 |
| SO | 7 |
| LOB | 7 |

WP: 0 PA: 40
PB: 0
SB: 0
CS: 1




| Batter | 1 | 2 | 3 | 4 | 5 | 6 | 7 | 8 | 9 | 10 | AB | R | H | RBI | BB | SO | LOB | | |
|---|------------------------------|----------------------------------|------------------------------|---------------------------------|------------------------------|---------------------------------|------------------------------|---------------------------------|------------------------------|---------------------------------|------------------------------|---------------------------------|------------------------------|---------------------------------|------------------------------|---------------------------------|----------------------------------|------------------------------------|--|
| Bobby Bonds, R OBP: 0.318, SLG: 0.379 (1, 9) (10, 8) | 0-0 F8 | | 0-0 K 1B | | | 0-0 L8 | | 4-0 E BB | | 0-3 K | 4 | 0 | 1 | 0 | 1 | 1 | 1 | | |
| Elliott Maddox, R OBP: 0.389, SLG: 0.388 (1, 8) (10, 4) | 4-0 1B BB | | 0-3 K | | | 0-0 SF7 | | 0-0 E6 | | 0-0 6-3 | 3 | 0 | 0 | 1 | 1 | 1 | 2 | | |
| Roy White, S OBP: 0.458, SLG: 0.533 (1, 7) | 0-0 K 1B | | 0-0 F9 | | | 0-0 F8 | | 0-0 F7 | | | 4 | 0 | 1 | 0 | 0 | 0 | 2 | | |
| Thurman Munson, R OBP: 0.418, SLG: 0.481 (1, 2) | 0-3 K | | 0-0 K 1B | | | 0-0 FC6-4 1B | | 0-0 SH1-4 1B | | 0-0 SH1-4 1B | 4 | 0 | 3 | 0 | 0 | 1 | 2 | | |
| Chris Chambliss, L OBP: 0.314, SLG: 0.417 (1, 3) | 0-0 4-3 | | 0-0 F9 | | | 0-0 FC6-4 1B | | 0-0 SH1-4 1B | | 0-0 SH1-4 1B | 3 | 0 | 0 | 0 | 0 | 0 | 3 | | |
| Ed Herrmann, L OBP: 0.288, SLG: 0.333 Alex Johnson, R OBP: 0.306, SLG: 0.351 (1, 10) (9, PR) | | 0-0 F2 | | 0-0 P4 | | 0-0 F9 | | 4-0 IBB | | | 3 | 0 | 0 | 0 | 1 | 0 | 1 | | |
| Graig Nettles, L OBP: 0.292, SLG: 0.325 (1, 5) | | 0-0 F8 | | 0-0 4-3 | | 0-0 4-3 | | 0-0 4-3 | | 0-0 F8 | 4 | 0 | 0 | 0 | 0 | 0 | 3 | | |
| Jim Mason, L OBP: 0.163, SLG: 0.171 Walt Williams, R OBP: 0.435, SLG: 0.545 Fred Stanley, R OBP: 0.176, SLG: 0.152 Lou Piniella, R OBP: 0.300, SLG: 0.259 (1, 6) (8, PH) (9, 6) (9, PH) (10, 9) | | 0-3 K | | 0-0 L7 | | 0-0 F8 | | 0-0 F9 | | 0-0 F9 | 2 | 0 | 0 | 0 | 0 | 1 | 0 | | |
| Sandy Alomar Sr., S OBP: 0.221, SLG: 0.229 (10, 6) | | | 0-0 4-3 | | | 0-0 E SF7 1B | | 0-0 L8 | | 0-0 G3 | 4 | 1 | 1 | 0 | 0 | 0 | 0 | | |
| Inning Stats | R: 0 E: 0 K: 1 S: 6 | H: 1 LOB: 2 BB: 1 P: 10 | R: 0 E: 0 K: 1 S: 5 | H: 0 LOB: 0 BB: 0 P: 5 | R: 0 E: 0 K: 1 S: 5 | H: 1 LOB: 0 BB: 0 P: 3 | R: 0 E: 0 K: 0 S: 3 | H: 1 LOB: 0 BB: 0 P: 3 | R: 1 E: 1 K: 0 S: 4 | H: 1 LOB: 1 BB: 0 P: 4 | R: 0 E: 0 K: 0 S: 4 | H: 0 LOB: 2 BB: 1 P: 8 | R: 0 E: 0 K: 0 S: 4 | H: 1 LOB: 2 BB: 1 P: 8 | R: 0 E: 0 K: 1 S: 5 | H: 0 LOB: 0 BB: 0 P: 5 | 1B: 6 2B: 0 3B: 0 HR: 0 | SF: 1 SAC: 1 DP: 0 HBP: 0 | |
| PITCHER Dennis Leonard, R ERA: 3.08 (1, 1) | IP 8.1 | WLS 33 | BF 33 | H 6 | R 1 | ER 0 | SO 3 | BB 2 | IBB 1 | HBP 0 | BLK 0 | WP 0 | HR 0 | S 36 | P 48 | ERA 0.00 | WHIP 0.960 | | |
| Steve Mingori, L ERA: 1.42 (9, 1) | 0.1 | W | 4 | 0 | 0 | 0 | 1 | 0 | 0 | 0 | 0 | 0 | 0 | 0 | 1 | 0.00 | 0.000 | | |
| Doug Bird, R ERA: 3.29 (9, 1) | 1.1 | W | 4 | 0 | 0 | 0 | 1 | 0 | 0 | 0 | 0 | 0 | 0 | 6 | 6 | 0.00 | 0.000 | | |

Kansas City Royals @ New York Yankees
Shea Stadium, Flushing, NY
Wed May 21 1975, 7:05 PM EDT
Att: 11,101 - Unknown - 80 F

| | |
|-----|----|
| AB | 33 |
| R | 1 |
| H | 6 |
| RBI | 1 |
| BB | 3 |
| SO | 4 |
| LOB | 16 |

WP: 0 PA: 38
PB: 0
SB: 0
CS: 0



| Batter | 1 | 2 | 3 | 4 | 5 | 6 | 7 | 8 | 9 | AB | R | H | RBI | BB | SO | LOB | TOP | | | | | |
|--|---|---------------------------------|------------------------------|---------------------------------|------------------------------|---------------------------------|------------------------------|---------------------------------|------------------------------|---------------------------------|------------------------------|---------------------------------|------------------------------|---------------------------------|------------------------------|---------------------------------|------------------------------|----------------------------------|-----------------------------------|------------------------------------|----------------------------------|--------|
| Cesar Tovar, R OBP: 0.338, SLG: 0.333 (1, 10) | | | | | | | | | | 5 | 0 | 3 | 1 | 0 | 0 | 0 | | | | | | |
| Lenny Randle, S OBP: 0.314, SLG: 0.329 (1, 4) | | | | | | | | | | 4 | 0 | 1 | 1 | 0 | 0 | 2 | | | | | | |
| Willie Davis, L OBP: 0.265, SLG: 0.380 (1, 8) | | | | | | | | | | 5 | 0 | 0 | 1 | 0 | 0 | 5 | | | | | | |
| Jeff Burroughs, R OBP: 0.335, SLG: 0.462 (1, 9) | | | | | | | | | | 5 | 0 | 0 | 0 | 0 | 1 | 2 | | | | | | |
| Mike Hargrove, L OBP: 0.407, SLG: 0.472 (1, 7) | | | | | | | | | | 4 | 2 | 2 | 0 | 0 | 0 | 0 | | | | | | |
| Jim Spencer, L OBP: 0.308, SLG: 0.462 (1, 3) | | | | | | | | | | 4 | 2 | 2 | 2 | 0 | 1 | 1 | | | | | | |
| Toby Harrah, R OBP: 0.408, SLG: 0.431 (1, 6) | | | | | | | | | | 4 | 1 | 3 | 1 | 0 | 0 | 0 | | | | | | |
| Roy Howell, L OBP: 0.289, SLG: 0.307 (1, 5) | | | | | | | | | | 3 | 1 | 0 | 0 | 1 | 0 | 3 | | | | | | |
| Jim Sundberg, R OBP: 0.304, SLG: 0.309 Bill Fahey, L OBP: 0.600, SLG: 0.800 (8, PH) (8, 2) | | | | | | | | | | 2 | 0 | 0 | 0 | 0 | 0 | 0 | | | | | | |
| | | | | | | | | | | 2 | 1 | 1 | 1 | 0 | 1 | 0 | | | | | | |
| Inning Stats | R: 0 E: 0 K: 0 S: 3 | H: 1 LOB: 0 BB: 0 P: 3 | R: 0 E: 0 K: 2 S: 7 | H: 0 LOB: 0 BB: 0 P: 7 | R: 0 E: 0 K: 0 S: 3 | H: 1 LOB: 0 BB: 0 P: 3 | R: 0 E: 0 K: 0 S: 3 | H: 0 LOB: 0 BB: 0 P: 3 | R: 2 E: 1 K: 0 S: 5 | H: 1 LOB: 1 BB: 0 P: 5 | R: 0 E: 0 K: 0 S: 4 | H: 1 LOB: 1 BB: 0 P: 4 | R: 0 E: 0 K: 0 S: 5 | H: 2 LOB: 2 BB: 0 P: 5 | R: 0 E: 0 K: 1 S: 6 | H: 1 LOB: 1 BB: 0 P: 6 | R: 5 E: 0 K: 0 S: 8 | H: 5 LOB: 2 BB: 1 P: 13 | 1B: 11 2B: 0 3B: 0 HR: 1 | SF: 0 SAC: 0 DP: 0 HBP: 1 | WP: 0 PB: 0 SB: 0 CS: 2 | PA: 40 |
| PITCHER | IP WLS BF H R ER SO BB IBB HBP BLK WP HR S P ERA WHIP | | | | | | | | | | | | | | | | | | | | | |
| Catfish Hunter, R ERA: 3.38 Sparky Lyle, L ERA: 3.0 | (1, 1) 8.1 W 37 12 7 6 3 1 0 0 0 0 1 42 46 6.48 1.560 | | | | | | | | | | | | | | | | | | | | | |
| (9, 1) 0.2 3 0 0 0 0 0 0 0 1 0 0 0 2 3 0.00 0.000 | | | | | | | | | | | | | | | | | | | | | | |

Texas Rangers @ New York Yankees
Shea Stadium, Flushing, NY
Fri May 23 1975, 7:05 PM EDT
Att: 19,210 - Unknown - 73 F

AB 38
R 7
H 12
RBI 7
BB 1
SO 3
LOB 13



| Batter | 1 | 2 | 3 | 4 | 5 | 6 | 7 | 8 | 9 | AB | R | H | RBI | BB | SO | LOB | BOTTOM | | | |
|---|---|---------------------------------|------------------------------|---------------------------------|------------------------------|---------------------------------|-------------------------------|----------------------------------|------------------------------|---------------------------------|------------------------------|---------------------------------|------------------------------|----------------------------------|------------------------------|---------------------------------|----------------------------------|------------------------------------|----------------------------------|--------|
| Bobby Bonds, R OBP: 0.321, SLG: 0.397 (1, 9) | | | | | | | | | | 4 | 1 | 1 | 1 | 0 | 2 | 2 | | | | |
| Elliott Maddox, R OBP: 0.391, SLG: 0.387 Larry Murray, S (8, 8) | | | | | | | | | | 3 | 2 | 1 | 0 | 0 | 0 | 0 | | | | |
| Roy White, S OBP: 0.449, SLG: 0.527 (1, 7) | | | | | | | | | | 5 | 1 | 1 | 0 | 0 | 1 | 2 | | | | |
| Thurman Munson, R OBP: 0.418, SLG: 0.474 (1, 2) | | | | | | | | | | 4 | 2 | 1 | 0 | 1 | 0 | 1 | | | | |
| Chris Chambliss, L OBP: 0.321, SLG: 0.424 (1, 3) | | | | | | | | | | 3 | 2 | 2 | 3 | 0 | 1 | 0 | | | | |
| Graig Nettles, L OBP: 0.304, SLG: 0.385 (1, 5) | | | | | | | | | | 4 | 3 | 3 | 3 | 0 | 0 | 1 | | | | |
| Ed Herrmann, L OBP: 0.304, SLG: 0.365 (1, 10) | | | | | | | | | | 4 | 0 | 2 | 2 | 0 | 0 | 1 | | | | |
| Jim Mason, L OBP: 0.167, SLG: 0.175 (1, 6) | | | | | | | | | | 4 | 0 | 1 | 1 | 0 | 2 | 2 | | | | |
| Sandy Alomar Sr., S OBP: 0.214, SLG: 0.221 (1, 4) | | | | | | | | | | 4 | 0 | 0 | 0 | 0 | 0 | 3 | | | | |
| Inning Stats | R: 0 E: 0 K: 1 S: 5 | H: 0 LOB: 0 BB: 0 P: 5 | R: 1 E: 0 K: 1 S: 6 | H: 1 LOB: 0 BB: 0 P: 6 | R: 0 E: 0 K: 1 S: 5 | H: 0 LOB: 0 BB: 0 P: 5 | R: 3 E: 0 K: 2 S: 11 | H: 4 LOB: 1 BB: 0 P: 11 | R: 1 E: 0 K: 0 S: 4 | H: 1 LOB: 0 BB: 0 P: 4 | R: 2 E: 1 K: 1 S: 9 | H: 3 LOB: 2 BB: 0 P: 9 | R: 4 E: 1 K: 0 S: 6 | H: 3 LOB: 1 BB: 1 P: 11 | R: 0 E: 0 K: 0 S: 3 | H: 0 LOB: 1 BB: 0 P: 4 | 1B: 7 2B: 2 3B: 0 HR: 3 | SF: 1 SAC: 0 DP: 0 HBP: 2 | WP: 0 PB: 0 SB: 0 CS: 1 | PA: 41 |
| PITCHER | IP WLS BF H R ER SO BB IBB HBP BLK WP HR S P ERA WHIP | | | | | | | | | | | | | | | | | | | |
| Fergie Jenkins, R ERA: 4.6 Jim Umbarger, L ERA: 9.87 Stan Thomas, R ERA: 4.5 Jim Merritt, L ERA: | (1, 1) 5.1 L 25 9 7 7 5 0 0 0 0 0 0 0 5 5 0.00 0.000 | | | | | | | | | | | | | | | | | | | |
| (6, 1) 0.2 3 0 0 0 0 1 0 0 0 0 0 0 5 5 0.00 0.000 | | | | | | | | | | | | | | | | | | | | |
| (7, 1) 0.0 3 1 3 3 0 0 1 1 0 0 0 0 1 6 ∞ ∞ | | | | | | | | | | | | | | | | | | | | |
| (7, 1) 2.0 9 2 1 0 0 0 0 0 1 0 0 0 8 9 0.00 1.000 | | | | | | | | | | | | | | | | | | | | |

Texas Rangers @ New York Yankees
Shea Stadium, Flushing, NY
Fri May 23 1975, 7:05 PM EDT
Att: 19,210 - Unknown - 73 F

AB 36
R 11
H 12
RBI 10
BB 1
SO 6
LOB 13



| Batter | 1 | 2 | 3 | 4 | 5 | 6 | 7 | 8 | 9 | AB | R | H | RBI | BB | SO | LOB | TOP | | | | | | | | | | | |
|---|------------------------------|---------------------------------|------------------------------|----------------------------------|------------------------------|---------------------------------|------------------------------|---------------------------------|------------------------------|---------------------------------|------------------------------|---------------------------------|------------------------------|----------------------------------|------------------------------|---------------------------------|---|----------------------------------|------------------------------------|----------------------------------|--------|--|--|--|--|--|--|--|
| Cesar Tovar, R OBP: 0.347, SLG: 0.346 (1, 10) | | | | | | | | | | 4 | 0 | 2 | 0 | 1 | 0 | 4 | <p>Texas Rangers @ New York Yankees Shea Stadium, Flushing, NY Sat May 24 1975, 7:05 PM EDT Att: 15,659 - Unknown - 85 F</p> <p>livebaseballscorecards.com</p> <p>AB 34 R 5 H 9 RBI 5 BB 7 SO 5 LOB 22</p> | | | | | | | | | | | |
| Toby Harrah, R OBP: 0.393, SLG: 0.412 (1, 6) (8, 5) | | | | | | | | | | 5 | 0 | 0 | 0 | 0 | 0 | 7 | | | | | | | | | | | | |
| Lenny Randle, S OBP: 0.316, SLG: 0.327 (1, 4) | | | | | | | | | | 4 | 0 | 1 | 0 | 1 | 2 | 1 | | | | | | | | | | | | |
| Jeff Burroughs, R OBP: 0.331, SLG: 0.450 (1, 9) | | | | | | | | | | 4 | 0 | 0 | 0 | 1 | 0 | 3 | | | | | | | | | | | | |
| Jim Fregosi, R OBP: 0.340, SLG: 0.391 (1, 3) Mike Hargrove, L OBP: 0.405, SLG: 0.468 (5, PH) (5, 3) | | | | | | | | | | 2 | 1 | 0 | 0 | 0 | 1 | 0 | | | | | | | | | | | | |
| Tom Grieve, R OBP: 0.333, SLG: 0.569 (1, 7) | | | | | | | | | | 4 | 0 | 1 | 0 | 1 | 1 | 2 | | | | | | | | | | | | |
| Leo Cardenas, R OBP: 0.353, SLG: 0.400 Roy Howell, L OBP: 0.302, SLG: 0.359 (4, PH) (4, 5) | | | | | | | | | | 0 | 0 | 0 | 0 | 1 | 0 | 0 | | | | | | | | | | | | |
| Bill Fahey, L OBP: 0.600, SLG: 0.800 (8, 2) | | | | | | | | | | 0 | 0 | 0 | 0 | 0 | 0 | 0 | | | | | | | | | | | | |
| Joe Lovitto, S OBP: 0.339, SLG: 0.314 (1, 8) | | | | | | | | | | 2 | 1 | 1 | 1 | 1 | 0 | 1 | | | | | | | | | | | | |
| Jim Sundberg, R OBP: 0.305, SLG: 0.304 Jim Spencer, L OBP: 0.308, SLG: 0.462 (8, PH) Roy Smalley, S OBP: 0.341, SLG: 0.439 (8, 6) (8, 6) | | | | | | | | | | 2 | 0 | 0 | 0 | 1 | 1 | 1 | | | | | | | | | | | | |
| Inning Stats | R: 0 E: 0 K: 0 S: 3 | H: 1 LOB: 1 BB: 1 P: 7 | R: 1 E: 1 K: 0 S: 5 | H: 1 LOB: 3 BB: 2 P: 13 | R: 0 E: 0 K: 1 S: 5 | H: 0 LOB: 0 BB: 0 P: 5 | R: 1 E: 0 K: 0 S: 5 | H: 2 LOB: 1 BB: 0 P: 5 | R: 0 E: 0 K: 0 S: 4 | H: 0 LOB: 1 BB: 0 P: 4 | R: 0 E: 0 K: 2 S: 8 | H: 1 LOB: 1 BB: 0 P: 8 | R: 3 E: 0 K: 1 S: 8 | H: 3 LOB: 2 BB: 2 P: 16 | R: 0 E: 0 K: 1 S: 5 | H: 0 LOB: 1 BB: 1 P: 9 | | 1B: 4 2B: 5 3B: 0 HR: 1 | SF: 1 SAC: 0 DP: 1 HBP: 0 | WP: 0 PB: 0 SB: 0 CS: 0 | PA: 42 | | | | | | | |
| PITCHER | IP | WLS | BF | H | R | ER | SO | BB | IBB | HBP | BLK | WP | HR | S | P | ERA | | WHIP | | | | | | | | | | |
| Rudy May, L ERA: 3.43 (1, 1) | 1.1 | | 9 | 2 | 1 | 0 | 0 | 3 | 0 | 0 | 0 | 0 | 0 | 6 | 18 | 0.00 | | 3.750 | | | | | | | | | | |
| Dick Tidrow, R ERA: 4.39 (2, 1) | 6.1 | W | 26 | 6 | 4 | 4 | 4 | 2 | 0 | 0 | 0 | 0 | 1 | 32 | 40 | 5.68 | 1.263 | | | | | | | | | | | |
| Mike Wallace, L ERA: 14.54 (8, 1) | 0.0 | | 2 | 1 | 0 | 0 | 0 | 1 | 0 | 0 | 0 | 0 | 0 | 1 | 5 | ∞ | ∞ | | | | | | | | | | | |
| Sparky Lyle, L ERA: 2.76 (8, 1) | 1.1 | S | 5 | 0 | 0 | 0 | 1 | 1 | 0 | 0 | 0 | 0 | 0 | 6 | 10 | 0.00 | 0.750 | | | | | | | | | | | |

| Batter | 1 | 2 | 3 | 4 | 5 | 6 | 7 | 8 | 9 | AB | R | H | RBI | BB | SO | LOB | BOTTOM | | | | | | | | | | | |
|--|------------------------------|----------------------------------|------------------------------|---------------------------------|------------------------------|---------------------------------|-------------------------------|----------------------------------|------------------------------|---------------------------------|------------------------------|---------------------------------|------------------------------|----------------------------------|------------------------------|---------------------------------|--|----------------------------------|------------------------------------|----------------------------------|--------|--|--|--|--|--|--|--|
| Bobby Bonds, R OBP: 0.323, SLG: 0.414 (1, 9) | | | | | | | | | | 4 | 2 | 1 | 3 | 1 | 0 | 4 | <p>Texas Rangers @ New York Yankees Shea Stadium, Flushing, NY Sat May 24 1975, 7:05 PM EDT Att: 15,659 - Unknown - 85 F</p> <p>livebaseballscorecards.com</p> <p>AB 34 R 9 H 12 RBI 9 BB 3 SO 4 LOB 14</p> | | | | | | | | | | | |
| Elliott Maddox, R OBP: 0.392, SLG: 0.397 (1, 8) | | | | | | | | | | 4 | 1 | 1 | 1 | 1 | 2 | 1 | | | | | | | | | | | | |
| Roy White, S OBP: 0.454, SLG: 0.538 (1, 7) | | | | | | | | | | 5 | 1 | 3 | 1 | 0 | 0 | 2 | | | | | | | | | | | | |
| Thurman Munson, R OBP: 0.411, SLG: 0.464 (1, 2) | | | | | | | | | | 5 | 1 | 1 | 0 | 0 | 0 | 2 | | | | | | | | | | | | |
| Alex Johnson, R OBP: 0.288, SLG: 0.328 (1, 10) | | | | | | | | | | 4 | 1 | 0 | 0 | 0 | 1 | 2 | | | | | | | | | | | | |
| Graig Nettles, L OBP: 0.309, SLG: 0.391 (1, 5) | | | | | | | | | | 3 | 1 | 1 | 1 | 1 | 0 | 0 | | | | | | | | | | | | |
| Chris Chambliss, L OBP: 0.327, SLG: 0.427 (1, 3) | | | | | | | | | | 4 | 1 | 2 | 2 | 0 | 0 | 1 | | | | | | | | | | | | |
| Sandy Alomar Sr., S OBP: 0.217, SLG: 0.226 (1, 4) | | | | | | | | | | 2 | 1 | 1 | 1 | 0 | 0 | 0 | | | | | | | | | | | | |
| Jim Mason, L OBP: 0.184, SLG: 0.193 (1, 6) | | | | | | | | | | 3 | 0 | 2 | 0 | 0 | 1 | 2 | | | | | | | | | | | | |
| Inning Stats | R: 3 E: 1 K: 0 S: 6 | H: 3 LOB: 1 BB: 1 P: 10 | R: 0 E: 0 K: 0 S: 4 | H: 1 LOB: 2 BB: 1 P: 8 | R: 0 E: 0 K: 0 S: 3 | H: 0 LOB: 0 BB: 0 P: 3 | R: 3 E: 1 K: 2 S: 11 | H: 3 LOB: 1 BB: 0 P: 11 | R: 0 E: 0 K: 0 S: 3 | H: 0 LOB: 0 BB: 0 P: 3 | R: 0 E: 0 K: 1 S: 6 | H: 1 LOB: 1 BB: 0 P: 6 | R: 3 E: 0 K: 1 S: 9 | H: 4 LOB: 2 BB: 1 P: 13 | R: 0 E: 0 K: 0 S: 3 | H: 0 LOB: 0 BB: 0 P: 3 | | 1B: 8 2B: 2 3B: 1 HR: 1 | SF: 1 SAC: 2 DP: 1 HBP: 0 | WP: 0 PB: 0 SB: 2 CS: 0 | PA: 40 | | | | | | | |
| PITCHER | IP | WLS | BF | H | R | ER | SO | BB | IBB | HBP | BLK | WP | HR | S | P | ERA | | WHIP | | | | | | | | | | |
| Clyde Wright, L ERA: 4.05 (1, 1) | 1.2 | L | 11 | 4 | 3 | 2 | 0 | 2 | 0 | 0 | 0 | 0 | 0 | 9 | 17 | 10.80 | | 3.600 | | | | | | | | | | |
| Jackie Brown, R ERA: 4.32 (2, 1) | 4.2 | | 22 | 6 | 6 | 5 | 4 | 1 | 0 | 0 | 0 | 0 | 1 | 29 | 33 | 9.64 | | 1.500 | | | | | | | | | | |
| Jim Umbarger, L ERA: 0.84 (7, 1) | 0.2 | | 4 | 2 | 0 | 0 | 0 | 0 | 0 | 0 | 0 | 0 | 0 | 4 | 4 | 0.00 | 3.000 | | | | | | | | | | | |
| Steve Foucault, R ERA: 3.08 (8, 1) | 1.0 | | 3 | 0 | 0 | 0 | 0 | 0 | 0 | 0 | 0 | 0 | 0 | 3 | 3 | 0.00 | 0.000 | | | | | | | | | | | |

| Batter | 1 | 2 | 3 | 4 | 5 | 6 | 7 | 8 | 9 | AB | R | H | RBI | BB | SO | LOB | TOP | | | |
|---|---|---------------------------------|------------------------------|---------------------------------|------------------------------|---------------------------------|------------------------------|---------------------------------|------------------------------|----------------------------------|------------------------------|---------------------------------|------------------------------|---------------------------------|------------------------------|---------------------------------|----------------------------------|------------------------------------|----------------------------------|--------|
| Cesar Tovar, R OBP: 0.342, SLG: 0.340 (1, 7) | | | | | | | | | | 5 | 1 | 1 | 0 | 0 | 0 | 1 | | | | |
| Lenny Randle, S OBP: 0.308, SLG: 0.317 (1, 4) | | | | | | | | | | 5 | 0 | 0 | 0 | 0 | 2 | 2 | | | | |
| Willie Davis, L OBP: 0.270, SLG: 0.396 (1, 8) | | | | | | | | | | 4 | 0 | 2 | 0 | 0 | 0 | 0 | | | | |
| Jeff Burroughs, R OBP: 0.330, SLG: 0.445 (1, 9) | | | | | | | | | | 4 | 1 | 1 | 1 | 0 | 0 | 2 | | | | |
| Mike Hargrove, L OBP: 0.308, SLG: 0.465 (1, 3) | | | | | | | | | | 3 | 1 | 1 | 0 | 1 | 0 | 2 | | | | |
| Jim Spencer, L OBP: 0.315, SLG: 0.490 (1, 10) | | | | | | | | | | 3 | 1 | 1 | 3 | 1 | 0 | 2 | | | | |
| Roy Smalley, S OBP: 0.333, SLG: 0.422 (1, 6) | | | | | | | | | | 4 | 0 | 1 | 0 | 0 | 1 | 0 | | | | |
| Roy Howell, L OBP: 0.311, SLG: 0.358 (9, PR) | | | | | | | | | | 3 | 0 | 1 | 0 | 1 | 0 | 0 | | | | |
| Toby Harrah, R OBP: 0.303, SLG: 0.412 (9, PR) | | | | | | | | | | 0 | 0 | 0 | 0 | 0 | 0 | 0 | | | | |
| Jim Sundberg, R OBP: 0.299, SLG: 0.297 (9, PH) | | | | | | | | | | 3 | 0 | 0 | 0 | 0 | 2 | 3 | | | | |
| Joe Lovitto, S OBP: 0.339, SLG: 0.314 (9, PH) | | | | | | | | | | 0 | 0 | 0 | 0 | 0 | 0 | 0 | | | | |
| Tom Grieve, R OBP: 0.328, SLG: 0.558 (9, PH) | | | | | | | | | | 1 | 0 | 0 | 0 | 0 | 0 | 1 | | | | |
| Inning Stats | R: 1 E: 0 K: 1 S: 8 | H: 2 LOB: 2 BB: 0 P: 8 | R: 0 E: 0 K: 2 S: 7 | H: 0 LOB: 0 BB: 0 P: 7 | R: 0 E: 0 K: 0 S: 3 | H: 0 LOB: 0 BB: 1 P: 3 | R: 3 E: 0 K: 0 S: 5 | H: 2 LOB: 0 BB: 1 P: 9 | R: 0 E: 0 K: 1 S: 6 | H: 2 LOB: 3 BB: 2 P: 14 | R: 0 E: 0 K: 1 S: 6 | H: 1 LOB: 1 BB: 0 P: 6 | R: 0 E: 0 K: 0 S: 3 | H: 0 LOB: 0 BB: 0 P: 3 | R: 0 E: 0 K: 0 S: 4 | H: 1 LOB: 1 BB: 0 P: 4 | 1B: 6 2B: 1 3B: 1 HR: 1 | SF: 0 SAC: 0 DP: 0 HBP: 0 | WP: 0 PB: 0 SB: 1 CS: 0 | PA: 38 |
| PITCHER | IP WLS BF H R ER SO BB IBB HBP BLK WP HR S P ERA WHIP | | | | | | | | | | | | | | | | | | | |
| Pat Dobson, R ERA: 3.01 (1, 1) | 8.0 W 35 8 4 4 5 2 1 0 0 0 1 42 54 4.50 1.250 | | | | | | | | | | | | | | | | | | | |
| Sparky Lyle, L ERA: 2.6 (9, 1) | 1.0 S 3 0 0 0 0 0 0 0 0 0 0 3 3 0.00 0.000 | | | | | | | | | | | | | | | | | | | |

Texas Rangers @ New York Yankees
Shea Stadium, Flushing, NY
Sun May 25 1975, 3:33 AM EDT
Att: 23,084 - Unknown - 60 F

| | |
|-----|----|
| AB | 35 |
| R | 4 |
| H | 8 |
| RBI | 4 |
| BB | 3 |
| SO | 5 |
| LOB | 13 |



| Batter | 1 | 2 | 3 | 4 | 5 | 6 | 7 | 8 | 9 | AB | R | H | RBI | BB | SO | LOB | BOTTOM | | | |
|---|---|---------------------------------|------------------------------|---------------------------------|------------------------------|---------------------------------|------------------------------|----------------------------------|------------------------------|---------------------------------|------------------------------|---------------------------------|------------------------------|---------------------------------|------------------------------|---------------------------------|----------------------------------|------------------------------------|----------------------------------|--------|
| Bobby Bonds, R OBP: 0.322, SLG: 0.410 (1, 9) | | | | | | | | | | 4 | 0 | 1 | 0 | 0 | 1 | 1 | | | | |
| Elliott Maddox, R OBP: 0.382, SLG: 0.386 (1, 8) | | | | | | | | | | 4 | 0 | 0 | 0 | 0 | 1 | 2 | | | | |
| Roy White, S OBP: 0.469, SLG: 0.567 (1, 7) | | | | | | | | | | 3 | 2 | 3 | 0 | 1 | 0 | 0 | | | | |
| Thurman Munson, R OBP: 0.413, SLG: 0.465 (1, 2) | | | | | | | | | | 4 | 1 | 2 | 1 | 0 | 0 | 2 | | | | |
| Chris Chambliss, L OBP: 0.325, SLG: 0.439 (1, 3) | | | | | | | | | | 4 | 1 | 1 | 0 | 0 | 1 | 3 | | | | |
| Graig Nettles, L OBP: 0.308, SLG: 0.397 (1, 5) | | | | | | | | | | 3 | 1 | 1 | 2 | 0 | 0 | 1 | | | | |
| Ed Herrmann, L OBP: 0.305, SLG: 0.358 (1, 10) | | | | | | | | | | 1 | 0 | 0 | 1 | 1 | 0 | 0 | | | | |
| Jim Mason, L OBP: 0.189, SLG: 0.198 (1, 6) | | | | | | | | | | 3 | 0 | 1 | 0 | 0 | 1 | 2 | | | | |
| Sandy Alomar Sr., S OBP: 0.220, SLG: 0.222 (1, 4) | | | | | | | | | | 2 | 0 | 0 | 0 | 1 | 2 | 1 | | | | |
| Inning Stats | R: 0 E: 0 K: 1 S: 5 | H: 1 LOB: 1 BB: 1 P: 9 | R: 1 E: 0 K: 1 S: 6 | H: 1 LOB: 0 BB: 0 P: 6 | R: 0 E: 0 K: 0 S: 2 | H: 0 LOB: 1 BB: 1 P: 6 | R: 1 E: 0 K: 1 S: 7 | H: 2 LOB: 2 BB: 1 P: 11 | R: 0 E: 0 K: 1 S: 5 | H: 0 LOB: 0 BB: 0 P: 5 | R: 3 E: 0 K: 1 S: 9 | H: 4 LOB: 1 BB: 0 P: 9 | R: 0 E: 0 K: 1 S: 5 | H: 1 LOB: 0 BB: 0 P: 5 | R: 0 E: 0 K: 0 S: 3 | H: 0 LOB: 0 BB: 0 P: 3 | 1B: 6 2B: 1 3B: 2 HR: 0 | SF: 2 SAC: 0 DP: 2 HBP: 0 | WP: 1 PB: 0 SB: 1 CS: 1 | PA: 34 |
| PITCHER | IP WLS BF H R ER SO BB IBB HBP BLK WP HR S P ERA WHIP | | | | | | | | | | | | | | | | | | | |
| Jim Bibby, R ERA: 5.28 (1, 1) | 8.0 L 33 9 5 5 6 3 0 0 0 0 1 42 54 5.62 1.500 | | | | | | | | | | | | | | | | | | | |

Texas Rangers @ New York Yankees
Shea Stadium, Flushing, NY
Sun May 25 1975, 3:33 AM EDT
Att: 23,084 - Unknown - 60 F

| | |
|-----|----|
| AB | 28 |
| R | 5 |
| H | 9 |
| RBI | 4 |
| BB | 3 |
| SO | 6 |
| LOB | 12 |




| Batter | 1 | 2 | 3 | 4 | 5 | 6 | 7 | 8 | 9 | 10 | 11 | AB | R | H | RBI | BB | SO | LOB | TOP | | | |
|--|------------------------------|---------------------------------|------------------------------|---------------------------------|------------------------------|---------------------------------|------------------------------|----------------------------------|------------------------------|---------------------------------|------------------------------|---------------------------------|------------------------------|---------------------------------|------------------------------|---------------------------------|------------------------------|---------------------------------|----------------------------------|------------------------------------|----------------------------------|--------|
| Bobby Bonds, R OBP: 0.313, SLG: 0.396 (1, 9) | F7 | | K | | F8 | K | | | 1-3 | | | 5 | 0 | 0 | 0 | 0 | 2 | 2 | | | | |
| Elliott Maddox, R OBP: 0.377, SLG: 0.380 (1, 8) | K | | 5-3 | | F8 | | | | 4-3 | | | 5 | 0 | 1 | 0 | 0 | 1 | 0 | | | | |
| Roy White, S OBP: 0.460, SLG: 0.548 Larry Murray, S (11, 7) | FC6-4 BB | | F5 | | G3 | | | FC6-4 CS | F7 | | | 4 | 0 | 0 | 0 | 1 | 0 | 1 | | | | |
| Thurman Munson, R OBP: 0.406, SLG: 0.453 (1, 2) | FC6-4 | | | | F2 | | | 1-3 | | | | 4 | 1 | 0 | 0 | 1 | 1 | 2 | | | | |
| Chris Chambliss, L OBP: 0.336, SLG: 0.464 (1, 3) | | | G3 | | | | | 1B 2B | | | | 5 | 3 | 3 | 0 | 0 | 0 | 0 | | | | |
| Graig Nettles, L OBP: 0.317, SLG: 0.400 (1, 5) | F9 | | | | 1B 2B | | | 1-3 | | | | 4 | 1 | 2 | 1 | 1 | 0 | 1 | | | | |
| Ed Herrmann, L OBP: 0.328, SLG: 0.370 Alex Johnson, R OBP: 0.290, SLG: 0.317 (6, PH) | 1B BB | | | | 1B 4-3 BB | | | 1-3 | | | | 1 | 0 | 1 | 1 | 1 | 0 | 0 | | | | |
| Jim Mason, L OBP: 0.200, SLG: 0.209 (1, 6) | | | | | 1-3 2H | | | FC5-4 IBB | | | | 5 | 0 | 2 | 2 | 0 | 0 | 2 | | | | |
| Sandy Alomar Sr., S Lou Piniella, R OBP: 0.266, SLG: 0.255 Fred Stanley, R OBP: 0.176, SLG: 0.152 (11, PH) | P6 | | | | 4-3 | | | 1-2 3H | F9 | | | 4 | 0 | 0 | 0 | 0 | 0 | 6 | | | | |
| Inning Stats | R: 0 E: 0 K: 1 S: 5 | H: 0 LOB: 1 BB: 1 P: 9 | R: 0 E: 0 K: 0 S: 4 | H: 1 LOB: 2 BB: 1 P: 8 | R: 0 E: 0 K: 1 S: 5 | H: 0 LOB: 0 BB: 0 P: 5 | R: 2 E: 0 K: 0 S: 5 | H: 3 LOB: 2 BB: 1 P: 14 | R: 0 E: 0 K: 0 S: 3 | H: 1 LOB: 0 BB: 0 P: 3 | R: 1 E: 1 K: 0 S: 4 | H: 1 LOB: 1 BB: 1 P: 8 | R: 0 E: 0 K: 0 S: 3 | H: 0 LOB: 0 BB: 0 P: 3 | R: 0 E: 0 K: 1 S: 5 | H: 1 LOB: 0 BB: 0 P: 5 | R: 0 E: 0 K: 0 S: 3 | H: 0 LOB: 0 BB: 0 P: 3 | 1B: 7 2B: 2 3B: 0 HR: 0 | SF: 0 SAC: 0 DP: 0 HBP: 0 | WP: 0 PB: 0 SB: 0 CS: 1 | PA: 45 |
| PITCHER | IP 5.0 | WLS 23 | BF 4 | H 4 | R 4 | ER 4 | SO 2 | BB 0 | IBB 0 | HBP 0 | BLK 0 | WP 0 | HR 0 | S 23 | P 39 | ERA 7.20 | WHIP 1.600 | | | | | |
| Dennis Leonard, R ERA: 3.57 (1, 1) | | | | | | | | | | | | | | | | | | | | | | |
| Paul Splittorf, L ERA: 4.7 (6, 1) | 3.0 | 13 | 4 | 1 | 0 | 2 | 0 | 1 | 0 | 0 | 0 | 0 | 0 | 16 | 20 | 0.00 | 1.333 | | | | | |
| Marty Pattin, R ERA: 4.23 (9, 1) | 3.0 | W | 9 | 1 | 0 | 0 | 1 | 0 | 0 | 0 | 0 | 0 | 0 | 11 | 11 | 0.00 | 0.333 | | | | | |
| Marty Pattin, R ERA: 4.23 (11, 1) | 3.0 | W | 9 | 1 | 0 | 0 | 1 | 0 | 0 | 0 | 0 | 0 | 0 | 11 | 11 | 0.00 | 0.333 | | | | | |

New York Yankees @ Kansas City Royals
Royals Stadium, Kansas City, MO
Mon May 26 1975, 8:05 PM EDT
Att. 13,156 - Unknown - 72 F

livebaseballscores.com

AB 40
R 5
H 9
RBI 4
BB 5
SO 5
LOB 16



| Batter | 1 | 2 | 3 | 4 | 5 | 6 | 7 | 8 | 9 | 10 | 11 | AB | R | H | RBI | BB | SO | LOB | BOTTOM | | | |
|---|------------------------------|---------------------------------|------------------------------|---------------------------------|------------------------------|---------------------------------|------------------------------|---------------------------------|------------------------------|---------------------------------|------------------------------|---------------------------------|------------------------------|---------------------------------|------------------------------|---------------------------------|------------------------------|---------------------------------|-----------------------------------|------------------------------------|----------------------------------|--------|
| Freddie Patek, R OBP: 0.287, SLG: 0.286 Tony Solaita, L OBP: 0.360, SLG: 0.556 Frank White, R OBP: 0.233, SLG: 0.273 (9, 6) | 6-3 | | SH3-4 | | | 5-3 | | 1B 2B | FC6-4 | | | 2 | 0 | 0 | 0 | 0 | 0 | 0 | | | | |
| Amos Otis, R OBP: 0.390, SLG: 0.399 (1, 8) | CS BB | | 6-3 | | | P4 | | 2H 1B | | | | 4 | 0 | 2 | 1 | 1 | 0 | 1 | | | | |
| Hal McRae, R OBP: 0.389, SLG: 0.455 (1, 7) | 1-3 | | 6-3 | | | F8 | | F9 | | | | 4 | 0 | 0 | 0 | 1 | 0 | 4 | | | | |
| Harmon Killebrew, R OBP: 0.342, SLG: 0.423 Rodney Scott, S (9, PR) (11, 4) | | | 4-3 | | | K | | | 1B 1B | | | 4 | 0 | 1 | 0 | 0 | 2 | 0 | | | | |
| John Mayberry, L OBP: 0.357, SLG: 0.322 (1, 3) | | | 1B FC4-6 1B | | | B1-3 | | | F2 | | | 4 | 1 | 1 | 0 | 1 | 0 | 3 | | | | |
| Cookie Rojas, R OBP: 0.338, SLG: 0.328 Al Cowens, R OBP: 0.268, SLG: 0.278 Marty Pattin, R (11, 1) | | | 1-3 1B | | | G5-4-3 BB | | | F8 | | | 4 | 1 | 2 | 0 | 0 | 0 | 1 | | | | |
| George Brett, L OBP: 0.315, SLG: 0.321 (1, 5) | | | FC4-6 | | | P6 | | | F9 | | | 5 | 0 | 1 | 2 | 0 | 0 | 1 | | | | |
| Vada Pinson, L OBP: 0.247, SLG: 0.385 Buck Martinez, R OBP: 0.317, SLG: 0.352 Jim Wohlford, R OBP: 0.319, SLG: 0.373 (10, 9) | | | 4-3 | | | F7 | | | FC6-4 1B | | | 3 | 0 | 1 | 0 | 0 | 0 | 1 | | | | |
| Fran Healy, R OBP: 0.333, SLG: 0.525 (1, 2) | | | SH3-4 1B | | | F8 | | | FC4-6 2B | | | 5 | 1 | 3 | 1 | 0 | 0 | 1 | | | | |
| Inning Stats | R: 0 E: 0 K: 0 S: 2 | H: 0 LOB: 0 BB: 1 P: 6 | R: 1 E: 0 K: 0 S: 5 | H: 2 LOB: 1 BB: 0 P: 5 | R: 0 E: 0 K: 0 S: 4 | H: 0 LOB: 0 BB: 1 P: 4 | R: 0 E: 0 K: 1 S: 4 | H: 0 LOB: 0 BB: 0 P: 8 | R: 0 E: 0 K: 0 S: 3 | H: 0 LOB: 0 BB: 0 P: 3 | R: 2 E: 0 K: 0 S: 6 | H: 3 LOB: 2 BB: 0 P: 6 | R: 2 E: 0 K: 0 S: 7 | H: 4 LOB: 2 BB: 0 P: 7 | R: 0 E: 0 K: 0 S: 4 | H: 1 LOB: 2 BB: 1 P: 8 | R: 1 E: 1 K: 0 S: 4 | H: 2 LOB: 2 BB: 0 P: 4 | 1B: 11 2B: 2 3B: 0 HR: 0 | SF: 0 SAC: 1 DP: 1 HBP: 0 | WP: 0 PB: 1 SB: 0 CS: 1 | PA: 46 |
| PITCHER | IP 7.2 | WLS 3 | BF 28 | H 5 | R 3 | ER 3 | SO 2 | BB 2 | IBB 0 | HBP 0 | BLK 0 | WP 0 | HR 0 | S 30 | P 38 | ERA 3.52 | WHIP 0.913 | | | | | |
| Doc Medich, R ERA: 3.59 (8, 1) | 0.1 | 3 | 2 | 1 | 1 | 0 | 0 | 0 | 0 | 0 | 0 | 0 | 0 | 3 | 3 | 27.00 | 6.000 | | | | | |
| Sparky Lyle, L ERA: 4.66 (9, 1) | 2.1 | L | 14 | 5 | 2 | 1 | 0 | 0 | 1 | 0 | 0 | 0 | 0 | 13 | 17 | 3.86 | 2.143 | | | | | |
| Dave Pagan, R ERA: (11, 1) | 0.0 | | 1 | 1 | 0 | 0 | 0 | 0 | 0 | 0 | 0 | 0 | 0 | 1 | 1 | ∞ | ∞ | | | | | |

New York Yankees @ Kansas City Royals
Royals Stadium, Kansas City, MO
Mon May 26 1975, 8:05 PM EDT
Att. 13,156 - Unknown - 72 F

livebaseballscores.com

AB 42
R 6
H 13
RBI 6
BB 3
SO 2
LOB 21




| Batter | 1 | 2 | 3 | 4 | 5 | 6 | 7 | 8 | 9 | AB | R | H | RBI | BB | SO | LOB | TOP | | | |
|--|--|---------------------------------|------------------------------|---------------------------------|------------------------------|---------------------------------|------------------------------|---------------------------------|------------------------------|---------------------------------|------------------------------|---------------------------------|------------------------------|---------------------------------|------------------------------|---------------------------------|---|------------------------------------|-------------------------|--------|
| Bobby Bonds, R OBP: 0.311, SLG: 0.392 | 0-0 6-3 | | | 0-0 6-3 | | 0-0 P4 | | | 0-0 G3 1B | 4 | 0 | 1 | 0 | 0 | 0 | 0 | New York Yankees @ Kansas City Royals Royals Stadium, Kansas City, MO Tue May 27 1975, 8:05 PM EDT Att: 20,592 - Unknown - 80 F livebaseballscorecards.com | | | |
| Elliott Maddox, R OBP: 0.369, SLG: 0.370 | 0-0 5-3 | | | 0-0 6-3 | | 0-0 5-3 | | | 0-0 G3 1-2 | 4 | 0 | 0 | 0 | 0 | 0 | 1 | | | | |
| Roy White, S OBP: 0.455, SLG: 0.539 | 0-0 G3 | | | 0-0 1B | | | | | 0-0 4-1 | 4 | 0 | 1 | 0 | 0 | 0 | 1 | | | | |
| Thurman Munson, R OBP: 0.399, SLG: 0.444 | | 0-0 5-3 | | 0-0 5-3 | | | | | 0-0 5-3 | 3 | 0 | 0 | 0 | 0 | 0 | 1 | | | | |
| Chris Chambliss, L OBP: 0.328, SLG: 0.452 | | 0-3 K | | | | | | | 0-0 G3 | 3 | 0 | 0 | 0 | 0 | 1 | 0 | | | | |
| Graig Nettles, L OBP: 0.317, SLG: 0.399 | | 0-0 4-3 | | | | | | | 0-0 F9 1-5-3 1B | 3 | 0 | 1 | 0 | 0 | 0 | 0 | | | | |
| Ed Herrmann, L OBP: 0.313, SLG: 0.351 | | | | 0-0 1-3 | | | | | 0-3 1-5-3 K | 3 | 0 | 0 | 0 | 0 | 1 | 1 | | | | |
| Jim Mason, L OBP: 0.196, SLG: 0.204 | | | | 0-0 4-3 | | | | | 0-3 K | 2 | 0 | 0 | 0 | 0 | 0 | 1 | | | | |
| Lou Piniella, R OBP: 0.290, SLG: 0.250 | | | | 0-0 4-3 | | | | | 0-3 K | 1 | 0 | 0 | 0 | 0 | 1 | 0 | | | | |
| Fred Stanley, R OBP: 0.176, SLG: 0.152 | | | | 0-0 G3 | | | | | 0-0 5-3 | 0 | 0 | 0 | 0 | 0 | 0 | 0 | | | | |
| Sandy Alomar Sr., S OBP: 0.210, SLG: 0.212 | | | | | | 0-0 F7 | | | | 2 | 0 | 0 | 0 | 0 | 0 | 0 | | | | |
| Rick Dempsey, R OBP: 0.556, SLG: 0.667 | | | | | | | | | | 1 | 0 | 0 | 0 | 0 | 0 | 0 | | | | |
| Inning Stats | R: 0 E: 0 K: 0 S: 3 | H: 0 LOB: 0 BB: 0 P: 3 | R: 0 E: 0 K: 1 S: 5 | H: 0 LOB: 0 BB: 0 P: 5 | R: 0 E: 0 K: 0 S: 3 | H: 0 LOB: 1 BB: 0 P: 3 | R: 0 E: 0 K: 0 S: 4 | H: 1 LOB: 1 BB: 0 P: 4 | R: 0 E: 0 K: 0 S: 4 | H: 1 LOB: 1 BB: 0 P: 4 | R: 0 E: 0 K: 0 S: 3 | H: 0 LOB: 0 BB: 0 P: 3 | R: 0 E: 0 K: 2 S: 7 | H: 0 LOB: 0 BB: 0 P: 7 | R: 0 E: 0 K: 0 S: 4 | H: 1 LOB: 1 BB: 0 P: 4 | 1B: 3 2B: 0 3B: 0 HR: 0 | SF: 0 SAC: 0 DP: 0 HBP: 0 | WP: 0 PB: 0 CS: 0 | PA: 30 |
| PITCHER Al Fitzmorris, R ERA: 3.28 | IP: 9.0 WLS: W BF: 30 H: 3 R: 0 ER: 0 SO: 3 BB: 0 IBB: 0 HBP: 0 BLK: 0 WP: 0 HR: 0 S: 36 P: 36 ERA: 0.00 WHIP: 0.333 | | | | | | | | | | | | | | | | | | | |

| Batter | 1 | 2 | 3 | 4 | 5 | 6 | 7 | 8 | 9 | AB | R | H | RBI | BB | SO | LOB | BOTTOM | | | |
|---|--|---------------------------------|------------------------------|---------------------------------|------------------------------|----------------------------------|------------------------------|---------------------------------|------------------------------|---------------------------------|------------------------------|---------------------------------|------------------------------|---------------------------------|------------------------------|---------------------------------|---|------------------------------------|-------------------------|--------|
| Freddie Patek, R OBP: 0.280, SLG: 0.278 | 0-0 F8 | 0-0 FC6-4 | | | | | | | 0-0 F7 | 4 | 0 | 0 | 0 | 0 | 0 | 1 | New York Yankees @ Kansas City Royals Royals Stadium, Kansas City, MO Tue May 27 1975, 8:05 PM EDT Att: 20,592 - Unknown - 80 F livebaseballscorecards.com | | | |
| Amos Otis, R OBP: 0.392, SLG: 0.397 | 0-0 5-3 | | | | | | | | 0-0 6-3 | 3 | 0 | 1 | 0 | 1 | 0 | 0 | | | | |
| Hal McRae, R OBP: 0.365, SLG: 0.456 | 0-0 1B | | | | | | | | 0-0 F7 | 4 | 1 | 1 | 0 | 0 | 0 | 2 | | | | |
| Al Cowens, R OBP: 0.268, SLG: 0.278 | | | | | | | | | 0-0 F7 | 0 | 0 | 0 | 0 | 0 | 0 | 0 | | | | |
| Harmon Killebrew, R OBP: 0.347, SLG: 0.421 | 0-0 BB | | | | | | | | 0-3 K | 3 | 0 | 1 | 1 | 1 | 1 | 0 | | | | |
| John Mayberry, L OBP: 0.355, SLG: 0.315 | 4-0 BB | | | | | | | | 0-0 G3 | 3 | 0 | 0 | 0 | 1 | 0 | 1 | | | | |
| George Brett, L OBP: 0.313, SLG: 0.320 | 4-0 BB | | | | | | | | 0-0 F7 | 4 | 1 | 1 | 0 | 0 | 0 | 2 | | | | |
| Vada Pinson, L OBP: 0.250, SLG: 0.404 | | | | | | | | | 0-0 F8 | 4 | 1 | 1 | 0 | 0 | 0 | 2 | | | | |
| Fran Healy, R OBP: 0.333, SLG: 0.512 | | | | | | | | | 0-0 E4 | 3 | 1 | 1 | 1 | 0 | 0 | 0 | | | | |
| Fran Healy, R OBP: 0.333, SLG: 0.512 | | | | | | | | | 0-0 F8 | 3 | 0 | 1 | 1 | 0 | 0 | 1 | | | | |
| Frank White, R OBP: 0.222, SLG: 0.259 | | | | | | | | | 0-0 FC1-4-6 | 3 | 0 | 0 | 0 | 0 | 0 | 2 | | | | |
| Inning Stats | R: 1 E: 0 K: 0 S: 5 | H: 2 LOB: 2 BB: 1 P: 9 | R: 0 E: 1 K: 0 S: 4 | H: 0 LOB: 1 BB: 0 P: 4 | R: 0 E: 0 K: 0 S: 2 | H: 0 LOB: 1 BB: 2 P: 10 | R: 0 E: 0 K: 0 S: 3 | H: 0 LOB: 0 BB: 0 P: 3 | R: 0 E: 0 K: 0 S: 4 | H: 1 LOB: 1 BB: 0 P: 4 | R: 2 E: 0 K: 1 S: 8 | H: 3 LOB: 1 BB: 0 P: 8 | R: 0 E: 0 K: 0 S: 3 | H: 0 LOB: 0 BB: 0 P: 3 | R: 0 E: 0 K: 0 S: 3 | H: 0 LOB: 0 BB: 0 P: 3 | 1B: 4 2B: 1 3B: 1 HR: 0 | SF: 0 SAC: 0 DP: 1 HBP: 0 | WP: 0 PB: 0 CS: 0 | PA: 33 |
| PITCHER Caffish Hunter, R ERA: 3.38 | IP: 8.0 WLS: L BF: 33 H: 6 R: 3 ER: 3 SO: 1 BB: 3 IBB: 0 HBP: 0 BLK: 0 WP: 0 HR: 0 S: 32 P: 44 ERA: 3.38 WHIP: 1.125 | | | | | | | | | | | | | | | | | | | |

| Batter | 1 | 2 | 3 | 4 | 5 | 6 | 7 | 8 | 9 | AB | R | H | RBI | BB | SO | LOB | TOP | | | | | | | | | | |
|---|------------------------------|---------------------------------|------------------------------|---------------------------------|------------------------------|---------------------------------|------------------------------|---------------------------------|------------------------------|----------------------------------|------------------------------|---------------------------------|------------------------------|---------------------------------|------------------------------|----------------------------------|---|----------------------------------|------------------------------------|----------------------------------|--------|--|--|--|--|--|--|
| Bobby Bonds, R OBP: 0.319, SLG: 0.433 (1, 9) | | | | | | | | | | 4 | 2 | 4 | 1 | 0 | 0 | | New York Yankees @ Kansas City Royals Royals Stadium, Kansas City, MO Wed May 28 1975, 8:05 PM EDT Att: 10,108 - Unknown - 68 F | | | | | | | | | | |
| Elliott Maddox, R OBP: 0.364, SLG: 0.361 (1, 8) | | | | | | | | | | 4 | 0 | 0 | 0 | 0 | 2 | | | | | | | | | | | | |
| Roy White, S OBP: 0.449, SLG: 0.538 (1, 7) | | | | | | | | | | 4 | 0 | 1 | 0 | 0 | 1 | | | | | | | | | | | | |
| Thurman Munson, R OBP: 0.395, SLG: 0.435 (1, 2) | | | | | | | | | | 3 | 1 | 0 | 0 | 1 | 0 | | | | | | | | | | | | |
| Chris Chambliss, L OBP: 0.333, SLG: 0.462 (1, 3) | | | | | | | | | | 4 | 1 | 2 | 1 | 0 | 0 | | | | | | | | | | | | |
| Graig Nettles, L OBP: 0.315, SLG: 0.401 (1, 5) | | | | | | | | | | 4 | 0 | 1 | 1 | 0 | 1 | | | | | | | | | | | | |
| Lou Piniella, R OBP: 0.288, SLG: 0.250 (1, 10) | | | | | | | | | | 4 | 0 | 1 | 0 | 0 | 1 | | | | | | | | | | | | |
| Jim Mason, L OBP: 0.188, SLG: 0.196 (1, 6) | | | | | | | | | | 4 | 0 | 0 | 0 | 0 | 2 | | | | | | | | | | | | |
| Fred Stanley, R OBP: 0.237, SLG: 0.222 (1, 4) | | | | | | | | | | 3 | 2 | 2 | 0 | 1 | 0 | | | | | | | | | | | | |
| Inning Stats | R: 0 E: 0 K: 0 S: 4 | H: 1 LOB: 1 BB: 0 P: 4 | R: 0 E: 0 K: 0 S: 3 | H: 0 LOB: 0 BB: 0 P: 3 | R: 2 E: 0 K: 0 S: 5 | H: 2 LOB: 0 BB: 0 P: 5 | R: 0 E: 0 K: 0 S: 5 | H: 2 LOB: 2 BB: 0 P: 5 | R: 4 E: 0 K: 0 S: 6 | H: 4 LOB: 1 BB: 1 P: 11 | R: 0 E: 0 K: 0 S: 3 | H: 0 LOB: 0 BB: 0 P: 3 | R: 0 E: 0 K: 0 S: 3 | H: 0 LOB: 0 BB: 0 P: 3 | R: 0 E: 0 K: 0 S: 2 | H: 0 LOB: 1 BB: 2 P: 10 | | 1B: 3 2B: 4 3B: 0 HR: 2 | SF: 0 SAC: 0 DP: 1 HBP: 1 | WP: 1 PB: 0 SB: 1 CS: 0 | PA: 38 | | | | | | |
| PITCHER | IP | WLS | BF | H | R | ER | SO | BB | IBB | HBP | BLK | WP | HR | S | P | ERA | WHIP | | | | | | | | | | |
| Nelson Briles, R ERA: 4.19 (1, 1) | 4.2 | L | 23 | 8 | 6 | 6 | 0 | 1 | 0 | 1 | 0 | 1 | 2 | 21 | 26 | 11.57 | 1.929 | | | | | | | | | | |
| Paul Spittorff, L ERA: 4.7 (5, 1) | 0.0 | | 1 | 1 | 0 | 0 | 0 | 0 | 0 | 0 | 0 | 0 | 0 | 1 | 1 | ∞ | ∞ | | | | | | | | | | |
| Marty Pattin, R ERA: 3.9 (5, 1) | 2.1 | | 7 | 0 | 0 | 0 | 0 | 0 | 0 | 0 | 0 | 0 | 0 | 7 | 7 | 0.00 | 0.000 | | | | | | | | | | |
| Steve Mingori, L ERA: 1.32 (8, 1) | 1.0 | | 3 | 0 | 0 | 0 | 0 | 0 | 0 | 0 | 0 | 0 | 0 | 3 | 3 | 0.00 | 0.000 | | | | | | | | | | |
| Doug Bird, R ERA: 3.18 (9, 1) | 1.0 | | 4 | 0 | 0 | 0 | 0 | 2 | 0 | 0 | 0 | 0 | 0 | 2 | 10 | 0.00 | 2.000 | | | | | | | | | | |

| Batter | 1 | 2 | 3 | 4 | 5 | 6 | 7 | 8 | 9 | AB | R | H | RBI | BB | SO | LOB | BOTTOM | | | | | | | | | | |
|---|------------------------------|----------------------------------|------------------------------|---------------------------------|------------------------------|---------------------------------|------------------------------|---------------------------------|------------------------------|---------------------------------|------------------------------|---------------------------------|------------------------------|---------------------------------|------------------------------|---------------------------------|---|------------------------------------|----------------------------------|--------|--|--|--|--|--|--|--|
| Freddie Patek, R OBP: 0.279, SLG: 0.272 (1, 6) | | | | | | | | | | 3 | 1 | 0 | 0 | 1 | 1 | 2 | New York Yankees @ Kansas City Royals Royals Stadium, Kansas City, MO Wed May 28 1975, 8:05 PM EDT Att: 10,108 - Unknown - 68 F | | | | | | | | | | |
| Amos Otis, R OBP: 0.384, SLG: 0.387 (1, 8) | | | | | | | | | | 4 | 0 | 0 | 0 | 0 | 2 | | | | | | | | | | | | |
| Hal McRae, R OBP: 0.388, SLG: 0.454 (1, 7) | | | | | | | | | | 3 | 1 | 1 | 0 | 1 | 0 | | | | | | | | | | | | |
| Harmon Killebrew, R OBP: 0.344, SLG: 0.419 (1, 10) | | | | | | | | | | 3 | 0 | 1 | 1 | 0 | 1 | | | | | | | | | | | | |
| John Mayberry, L OBP: 0.358, SLG: 0.316 (1, 3) | | | | | | | | | | 3 | 0 | 1 | 1 | 1 | 0 | | | | | | | | | | | | |
| Fran Healy, R OBP: 0.327, SLG: 0.489 (1, 2) | | | | | | | | | | 4 | 0 | 1 | 0 | 0 | 1 | 5 | | | | | | | | | | | |
| Al Cowens, R OBP: 0.244, SLG: 0.250 (1, 9) | | | | | | | | | | 4 | 0 | 0 | 0 | 0 | 3 | | | | | | | | | | | | |
| George Brett, L OBP: 0.317, SLG: 0.320 (1, 5) | | | | | | | | | | 3 | 0 | 1 | 0 | 1 | 0 | 2 | | | | | | | | | | | |
| Frank White, R OBP: 0.227, SLG: 0.279 (1, 4) | | | | | | | | | | 3 | 0 | 1 | 0 | 0 | 1 | 1 | | | | | | | | | | | |
| Jim Wohlford, R OBP: 0.315, SLG: 0.369 (9, PH) | | | | | | | | | | 1 | 0 | 0 | 0 | 0 | 1 | 1 | | | | | | | | | | | |
| Inning Stats | R: 1 E: 1 K: 0 S: 3 | H: 0 LOB: 2 BB: 3 P: 15 | R: 0 E: 0 K: 2 S: 8 | H: 1 LOB: 0 BB: 0 P: 8 | R: 0 E: 0 K: 1 S: 5 | H: 0 LOB: 0 BB: 0 P: 5 | R: 0 E: 0 K: 0 S: 3 | H: 0 LOB: 0 BB: 0 P: 3 | R: 0 E: 0 K: 0 S: 4 | H: 1 LOB: 1 BB: 0 P: 4 | R: 1 E: 0 K: 1 S: 8 | H: 3 LOB: 2 BB: 0 P: 8 | R: 0 E: 0 K: 0 S: 3 | H: 0 LOB: 0 BB: 0 P: 3 | R: 0 E: 0 K: 1 S: 5 | H: 1 LOB: 1 BB: 1 P: 9 | 1B: 5 2B: 1 3B: 0 HR: 0 | SF: 1 SAC: 0 DP: 2 HBP: 0 | WP: 0 PB: 0 SB: 1 CS: 0 | PA: 36 | | | | | | | |
| PITCHER | IP | WLS | BF | H | R | ER | SO | BB | IBB | HBP | BLK | WP | HR | S | P | ERA | WHIP | | | | | | | | | | |
| Rudy May, L ERA: 3.0 (1, 1) | 9.0 | W | 36 | 6 | 2 | 1 | 5 | 4 | 0 | 0 | 0 | 0 | 0 | 42 | 58 | 1.00 | 1.111 | | | | | | | | | | |

| | |
|-----|----|
| AB | 34 |
| R | 6 |
| H | 9 |
| RBI | 6 |
| BB | 3 |
| SO | 0 |
| LOB | 8 |



| | |
|-----|----|
| AB | 31 |
| R | 2 |
| H | 6 |
| RBI | 2 |
| BB | 4 |
| SO | 5 |
| LOB | 16 |



| Batter | 1 | 2 | 3 | 4 | 5 | 6 | 7 | 8 | 9 | AB | R | H | RBI | BB | SO | LOB | TOP | | | | | | | | | | |
|--|------------------------------|---------------------------------|------------------------------|---------------------------------|------------------------------|---------------------------------|------------------------------|---------------------------------|------------------------------|---------------------------------|------------------------------|---------------------------------|------------------------------|---------------------------------|------------------------------|---------------------------------|------------------------------|---------------------------------|----------------------------------|------------------------------------|--|--|--|--|--|--|--|
| Bobby Bonds, R OBP: 0.326, SLG: 0.444 (1, 9) | | | | | | | | | | 5 | 2 | 3 | 0 | 0 | 0 | 3 | | | | | | | | | | | |
| Elliott Maddox, R OBP: 0.376, SLG: 0.393 (1, 8) | | | | | | | | | | 5 | 1 | 4 | 4 | 0 | 0 | 1 | | | | | | | | | | | |
| Roy White, S OBP: 0.438, SLG: 0.522 (1, 7) | | | | | | | | | | 4 | 0 | 0 | 0 | 0 | 2 | 5 | | | | | | | | | | | |
| Thurman Munson, R OBP: 0.392, SLG: 0.439 (1, 2) | | | | | | | | | | 3 | 2 | 1 | 1 | 0 | 0 | 2 | | | | | | | | | | | |
| Alex Johnson, R OBP: 0.274, SLG: 0.299 (1, 10) | | | | | | | | | | 4 | 0 | 0 | 0 | 0 | 1 | 4 | | | | | | | | | | | |
| Graig Nettles, L OBP: 0.308, SLG: 0.393 (1, 5) | | | | | | | | | | 3 | 0 | 0 | 1 | 0 | 0 | 2 | | | | | | | | | | | |
| Chris Chambliss, L OBP: 0.338, SLG: 0.463 (9, PR) | | | | | | | | | | 4 | 0 | 2 | 0 | 0 | 0 | 1 | AB 35 | | | | | | | | | | |
| Bob Oliver, R OBP: 0.105, SLG: 0.158 (9, 3) | | | | | | | | | | 0 | 0 | 0 | 0 | 0 | 0 | 0 | R 7 | | | | | | | | | | |
| Jim Mason, L OBP: 0.183, SLG: 0.190 (1, 6) | | | | | | | | | | 3 | 0 | 0 | 0 | 0 | 1 | 1 | H 12 | | | | | | | | | | |
| Fred Stanley, R OBP: 0.244, SLG: 0.231 (9, PH) | | | | | | | | | | 3 | 1 | 1 | 0 | 0 | 0 | 0 | RBI 6 | | | | | | | | | | |
| Lou Piniella, R OBP: 0.259, SLG: 0.282 (9, PR) | | | | | | | | | | 0 | 1 | 0 | 0 | 0 | 0 | 0 | BB 0 | | | | | | | | | | |
| Sandy Alomar Sr., S OBP: 0.210, SLG: 0.212 (9, 4) | | | | | | | | | | 0 | 1 | 0 | 0 | 0 | 0 | 0 | SO 4 | | | | | | | | | | |
| Inning Stats | R: 2 E: 0 K: 2 S: 9 | H: 2 LOB: 0 BB: 0 P: 9 | R: 0 E: 0 K: 0 S: 3 | H: 1 LOB: 0 BB: 0 P: 3 | R: 0 E: 0 K: 0 S: 4 | H: 1 LOB: 0 BB: 0 P: 4 | R: 1 E: 0 K: 0 S: 4 | H: 1 LOB: 1 BB: 0 P: 4 | R: 1 E: 0 K: 0 S: 5 | H: 2 LOB: 1 BB: 0 P: 5 | R: 1 E: 0 K: 0 S: 4 | H: 0 LOB: 0 BB: 0 P: 4 | R: 0 E: 0 K: 1 S: 5 | H: 1 LOB: 0 BB: 0 P: 5 | R: 0 E: 1 K: 0 S: 5 | H: 1 LOB: 2 BB: 0 P: 5 | R: 2 E: 0 K: 1 S: 8 | H: 3 LOB: 2 BB: 0 P: 8 | 1B: 8 2B: 3 3B: 1 HR: 0 | SF: 2 SAC: 2 DP: 2 HBP: 0 | WP: 0 PA: 40 PB: 1 SB: 0 CS: 1 | | | | | | |
| PITCHER | IP | WLS | BF | H | R | ER | SO | BB | IBB | HBP | BLK | WP | HR | S | P | ERA | WHIP | | | | | | | | | | |
| Clyde Wright, L ERA: 4.02 (1, 1) | 7.0 | | 30 | 9 | 5 | 3 | 3 | 0 | 0 | 0 | 0 | 0 | 0 | 36 | 36 | 3.86 | 1.286 | | | | | | | | | | |
| Jackie Brown, R ERA: 4.25 (8, 1) | 0.2 | | 2 | 0 | 0 | 0 | 0 | 0 | 0 | 0 | 0 | 0 | 0 | 2 | 2 | 0.00 | 0.000 | | | | | | | | | | |
| Jim Umbarger, L ERA: 1.23 (8, 1) | 0.2 | L | 3 | 1 | 2 | 2 | 0 | 0 | 0 | 0 | 0 | 0 | 0 | 3 | 3 | 27.00 | 1.500 | | | | | | | | | | |
| Steve Foucault, R ERA: 3.92 (9, 1) | 0.2 | | 4 | 2 | 0 | 0 | 1 | 0 | 0 | 0 | 0 | 0 | 0 | 6 | 6 | 0.00 | 3.000 | | | | | | | | | | |

New York Yankees @ Texas Rangers
Arlington Stadium, Arlington, TX
Thu May 29 1975, 8:05 PM EDT
Att: 12,827 - Unknown

AB 35
R 7
H 12
RBI 6
BB 0
SO 4
LOB 19



| Batter | 1 | 2 | 3 | 4 | 5 | 6 | 7 | 8 | 9 | AB | R | H | RBI | BB | SO | LOB | BOTTOM | | | | | | | | | | |
|--|------------------------------|---------------------------------|------------------------------|---------------------------------|------------------------------|---------------------------------|------------------------------|---------------------------------|------------------------------|---------------------------------|------------------------------|---------------------------------|------------------------------|----------------------------------|------------------------------|---------------------------------|------------------------------|---------------------------------|----------------------------------|------------------------------------|--|--|--|--|--|--|--|
| Lenny Randle, S OBP: 0.320, SLG: 0.337 (1, 4) | | | | | | | | | | 3 | 0 | 1 | 0 | 1 | 1 | 1 | | | | | | | | | | | |
| Toby Harrah, R OBP: 0.381, SLG: 0.416 (1, 5) | | | | | | | | | | 4 | 2 | 2 | 1 | 0 | 0 | 2 | | | | | | | | | | | |
| Willie Davis, L OBP: 0.281, SLG: 0.426 (1, 8) | | | | | | | | | | 4 | 0 | 2 | 0 | 0 | 1 | 0 | | | | | | | | | | | |
| Jeff Burroughs, R OBP: 0.320, SLG: 0.423 (1, 9) | | | | | | | | | | 3 | 1 | 0 | 0 | 1 | 0 | 1 | | | | | | | | | | | |
| Mike Hargrove, L OBP: 0.406, SLG: 0.455 (1, 7) | | | | | | | | | | 3 | 0 | 2 | 1 | 1 | 0 | 0 | | | | | | | | | | | |
| Jim Spencer, L OBP: 0.330, SLG: 0.529 (1, 3) | | | | | | | | | | 3 | 1 | 1 | 1 | 0 | 0 | 2 | | | | | | | | | | | |
| Roy Howell, L OBP: 0.289, SLG: 0.330 (1, 10) | | | | | | | | | | 4 | 0 | 0 | 0 | 0 | 1 | 3 | | | | | | | | | | | |
| Roy Smalley, S OBP: 0.309, SLG: 0.404 (9, 5) | | | | | | | | | | 3 | 1 | 1 | 1 | 0 | 0 | 0 | | | | | | | | | | | |
| Leo Cardenas, R OBP: 0.368, SLG: 0.394 (9, 5) | | | | | | | | | | 0 | 0 | 0 | 0 | 1 | 0 | 0 | | | | | | | | | | | |
| Jim Sundberg, R OBP: 0.305, SLG: 0.293 (1, 2) | | | | | | | | | | 3 | 0 | 1 | 1 | 1 | 1 | 1 | | | | | | | | | | | |
| Inning Stats | R: 1 E: 0 K: 1 S: 6 | H: 1 LOB: 0 BB: 0 P: 6 | R: 0 E: 0 K: 0 S: 3 | H: 1 LOB: 0 BB: 0 P: 3 | R: 0 E: 0 K: 0 S: 2 | H: 0 LOB: 1 BB: 1 P: 6 | R: 2 E: 0 K: 0 S: 5 | H: 3 LOB: 1 BB: 1 P: 9 | R: 0 E: 0 K: 1 S: 4 | H: 0 LOB: 0 BB: 1 P: 8 | R: 0 E: 0 K: 0 S: 3 | H: 1 LOB: 0 BB: 0 P: 3 | R: 2 E: 0 K: 1 S: 8 | H: 3 LOB: 2 BB: 1 P: 12 | R: 0 E: 0 K: 1 S: 6 | H: 1 LOB: 1 BB: 0 P: 6 | R: 0 E: 0 K: 0 S: 2 | H: 0 LOB: 0 BB: 1 P: 6 | 1B: 8 2B: 1 3B: 0 HR: 1 | SF: 1 SAC: 0 DP: 3 HBP: 0 | WP: 1 PA: 38 PB: 0 SB: 0 CS: 3 | | | | | | |
| PITCHER | IP | WLS | BF | H | R | ER | SO | BB | IBB | HBP | BLK | WP | HR | S | P | ERA | WHIP | | | | | | | | | | |
| Pat Dobson, R ERA: 3.35 (1, 1) | 6.2 | | 26 | 7 | 5 | 5 | 3 | 4 | 0 | 0 | 0 | 0 | 0 | 11 | 15 | 0.00 | 1.714 | | | | | | | | | | |
| Dick Tidrow, R ERA: 4.25 (7, 1) | 2.1 | W | 10 | 3 | 0 | 0 | 1 | 1 | 0 | 0 | 0 | 0 | 0 | 11 | 15 | 0.00 | 1.714 | | | | | | | | | | |

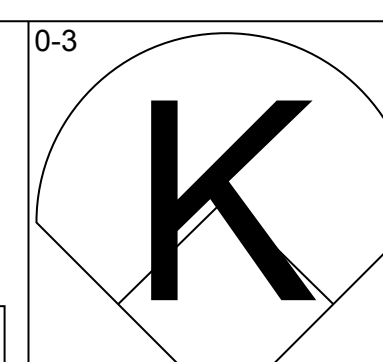
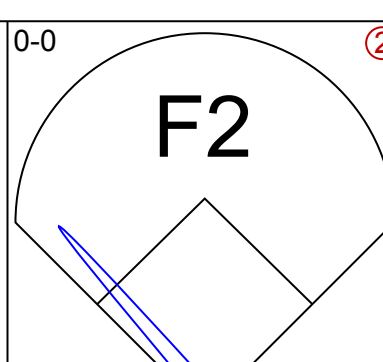
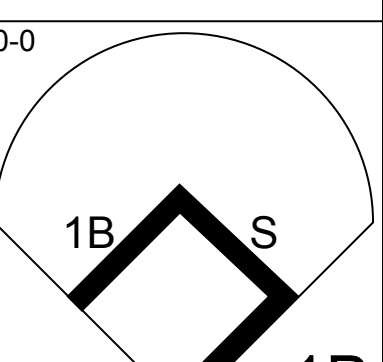
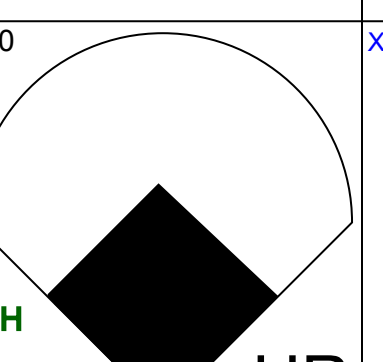
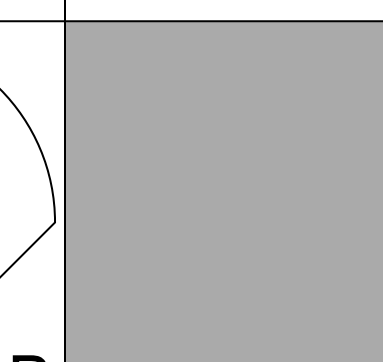
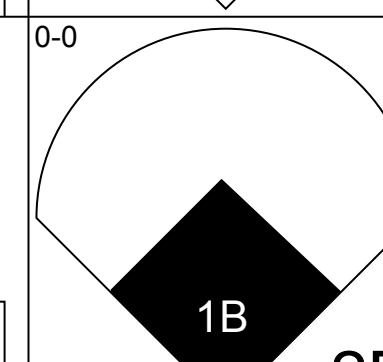
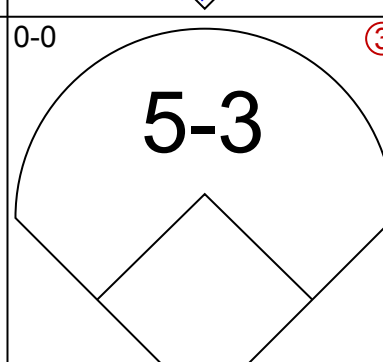
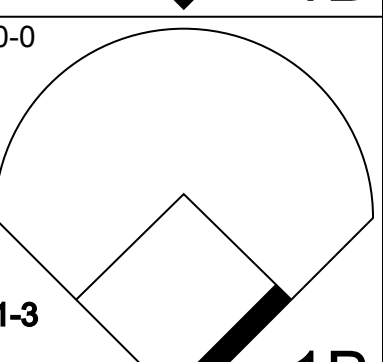
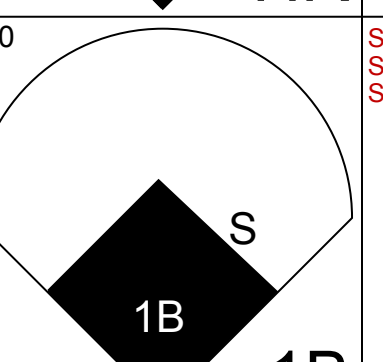
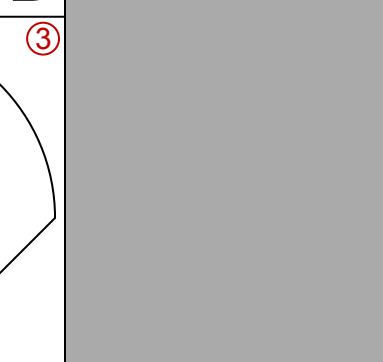
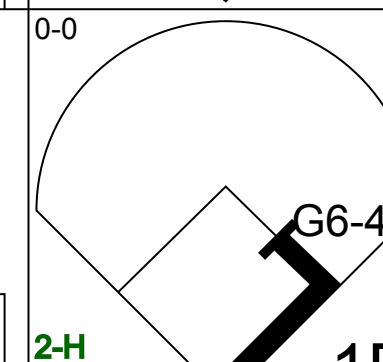
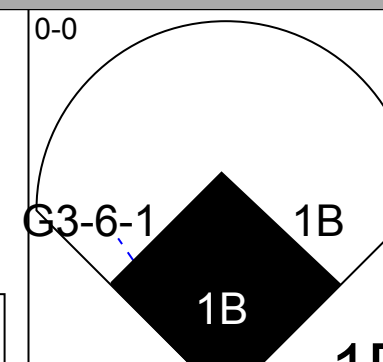
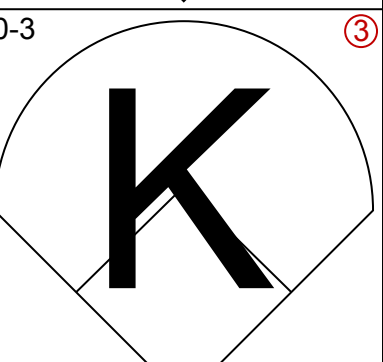
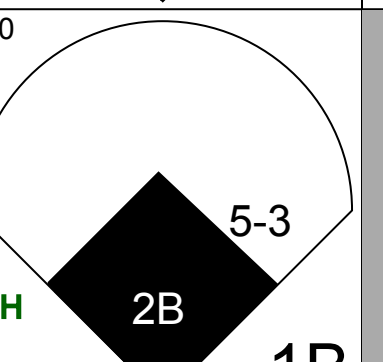
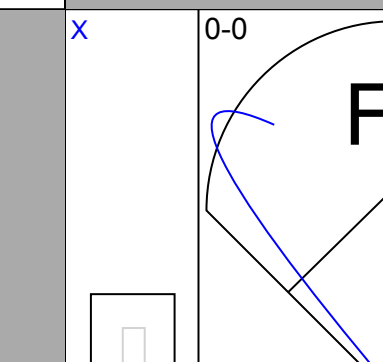
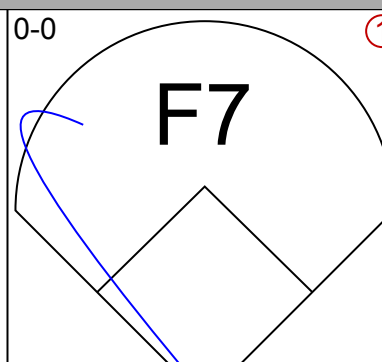
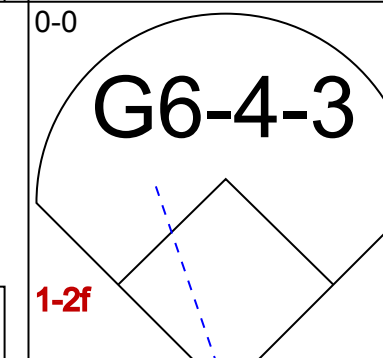
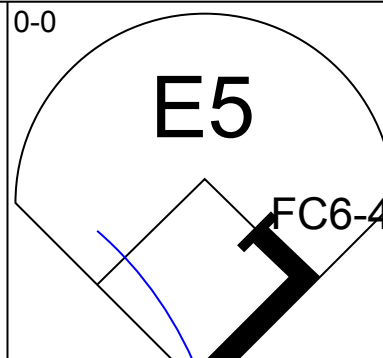
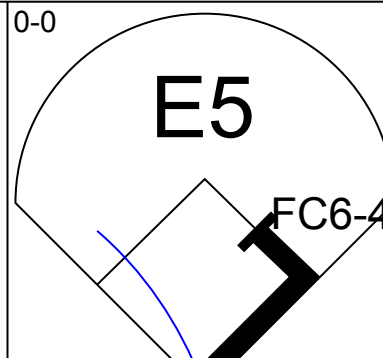
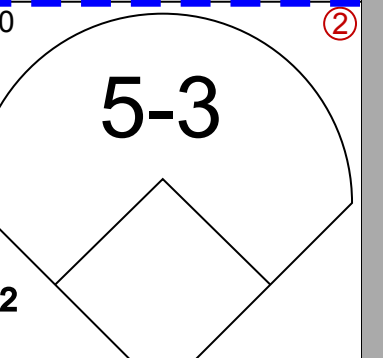
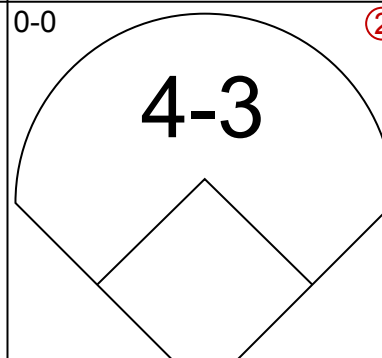
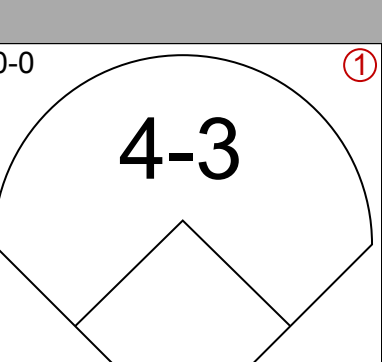
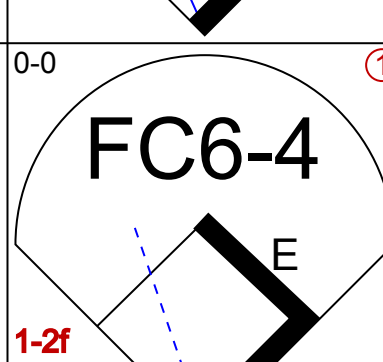
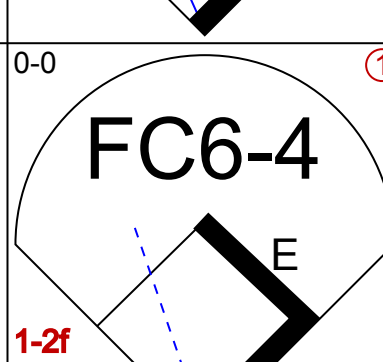
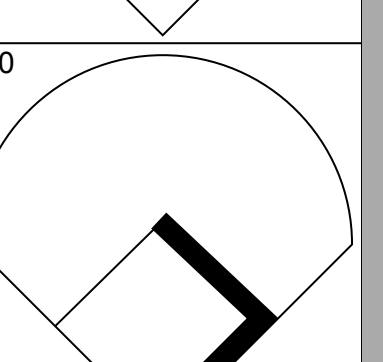
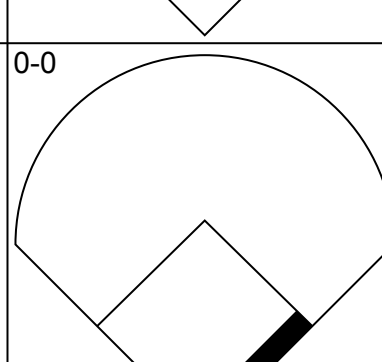

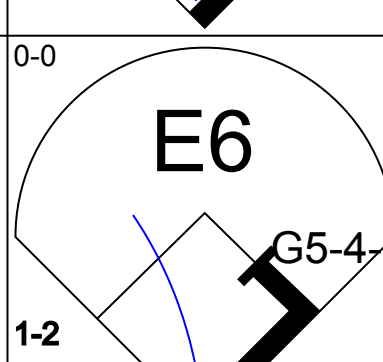
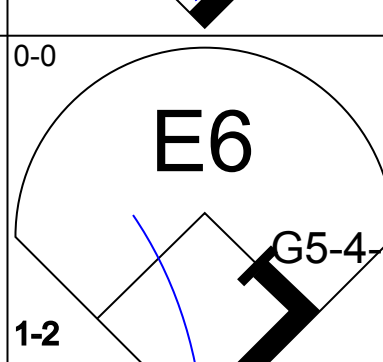
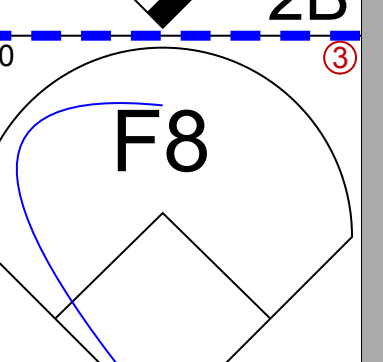
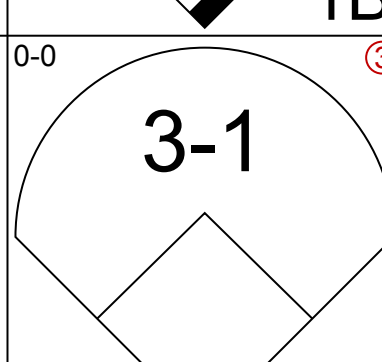
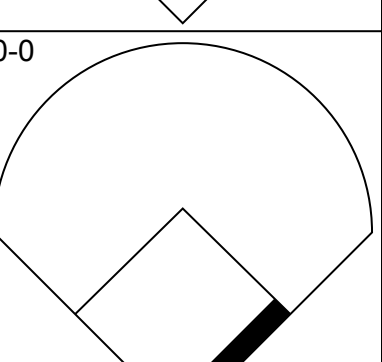
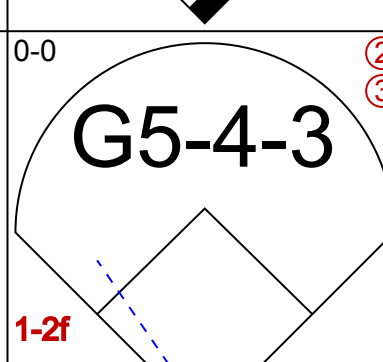
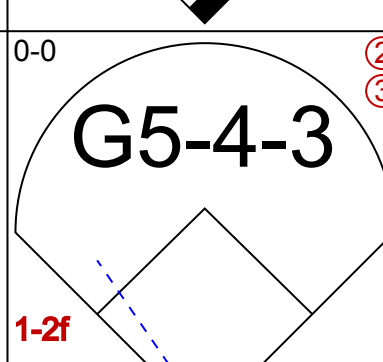
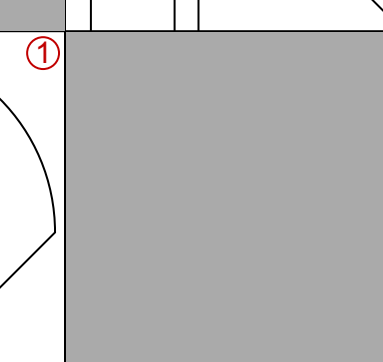
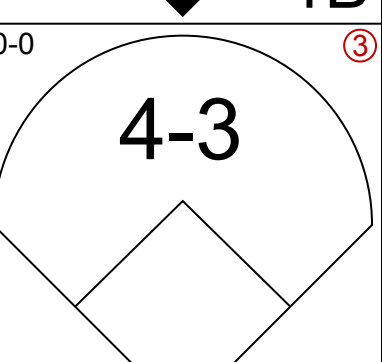
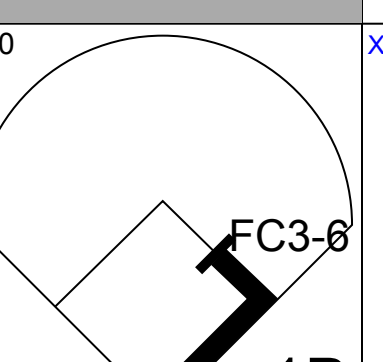
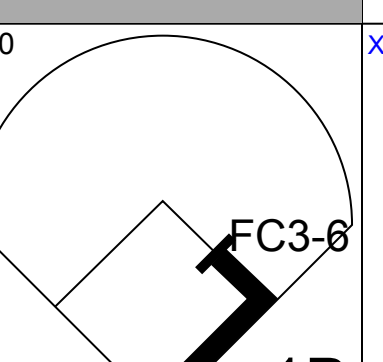
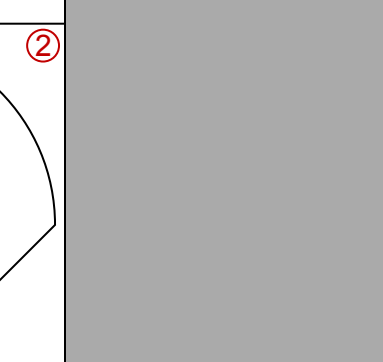
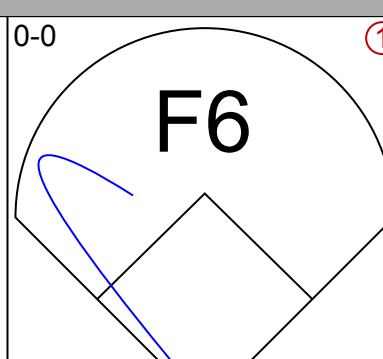
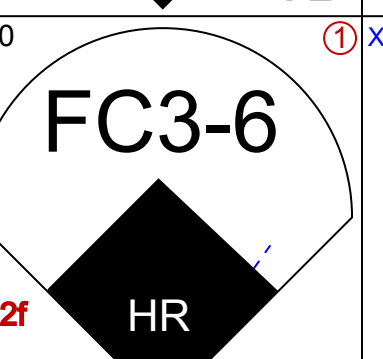
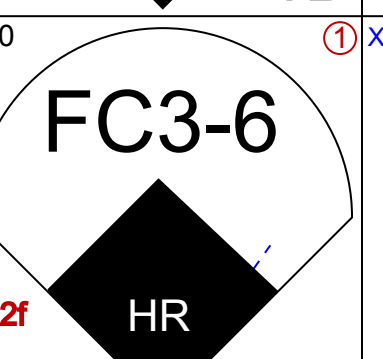

New York Yankees @ Texas Rangers
Arlington Stadium, Arlington, TX
Thu May 29 1975, 8:05 PM EDT
Att: 12,827 - Unknown

AB 30
R 5
H 10
RBI 5
BB 5
SO 4
LOB 10



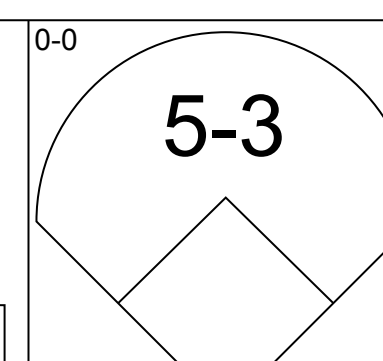
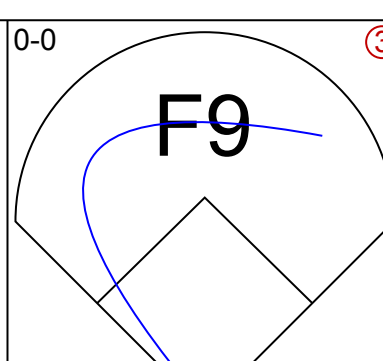
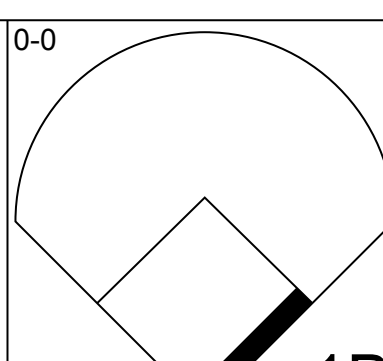
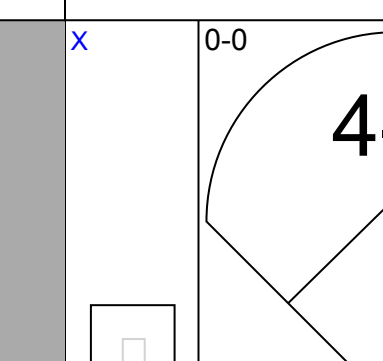
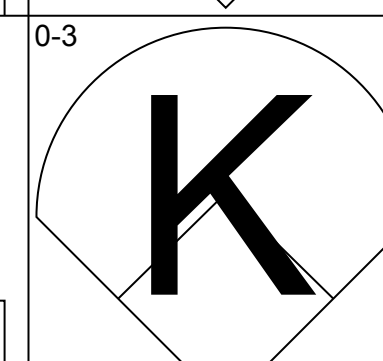
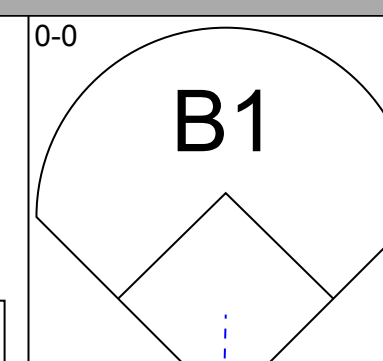
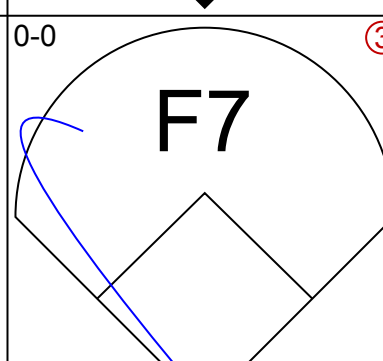
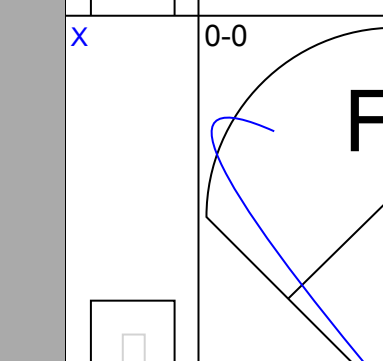
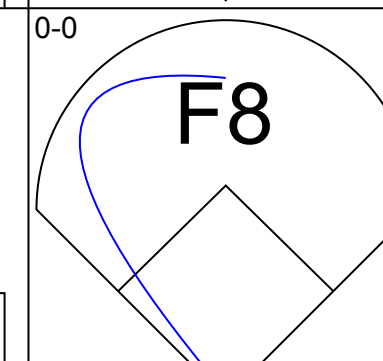
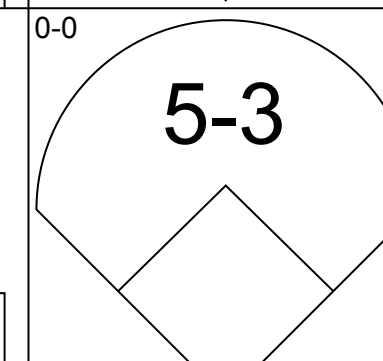
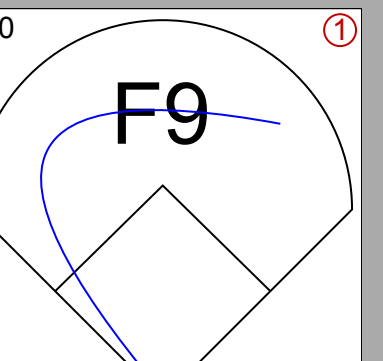
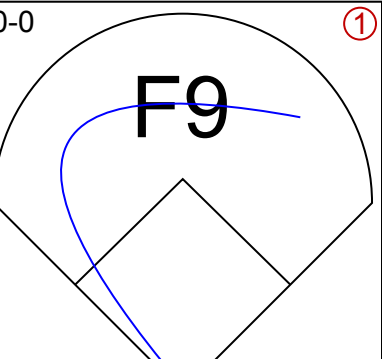
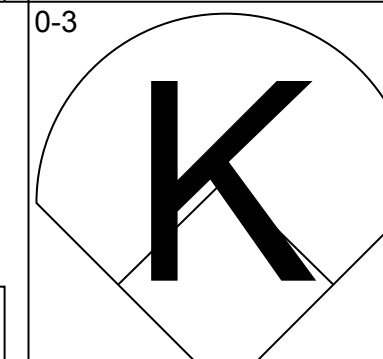
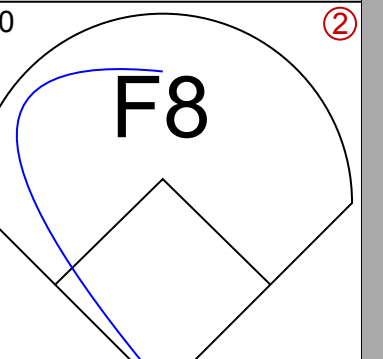
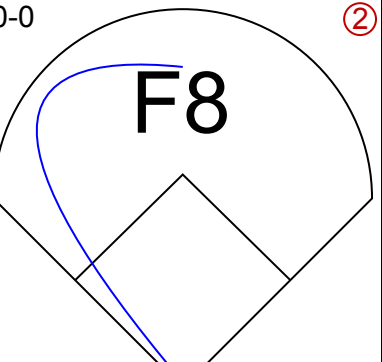
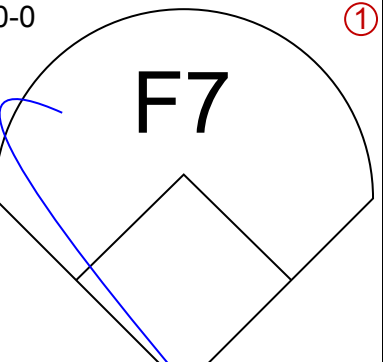
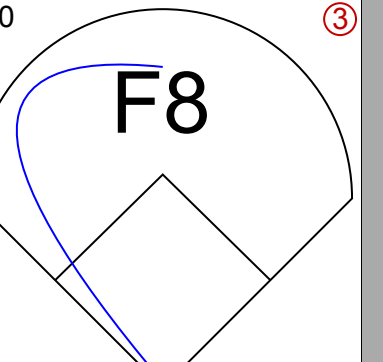
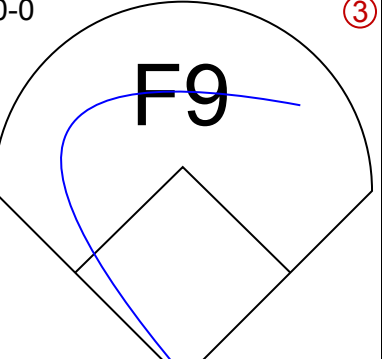
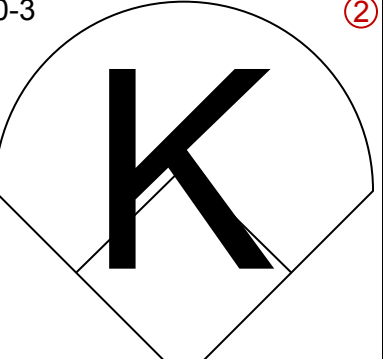
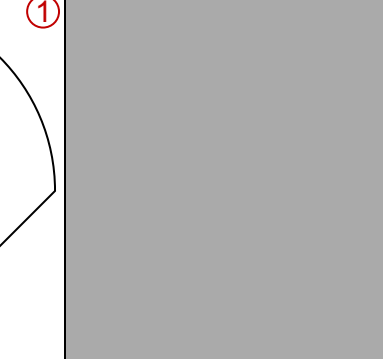
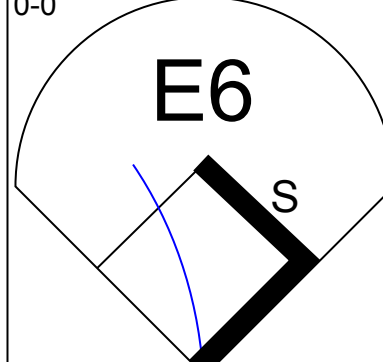
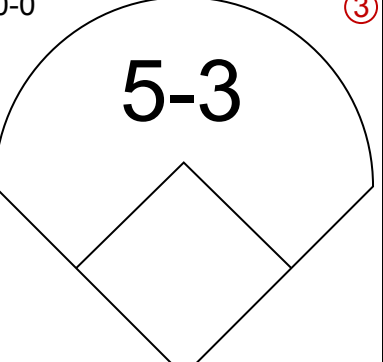

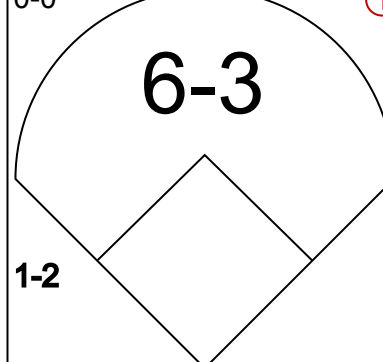
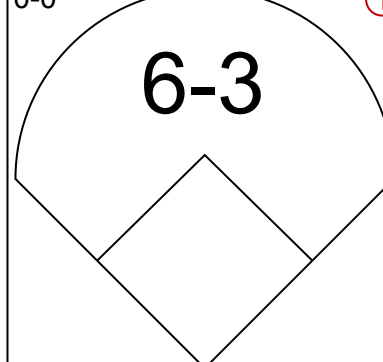
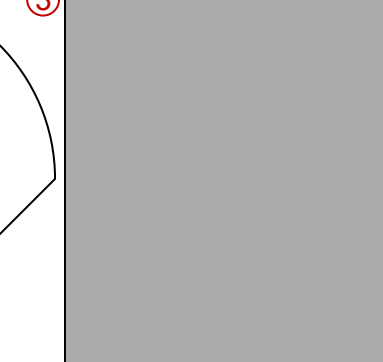
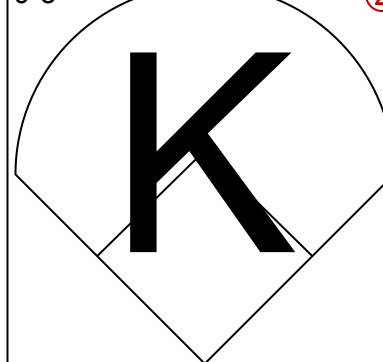
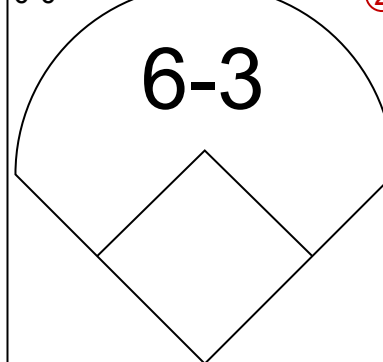
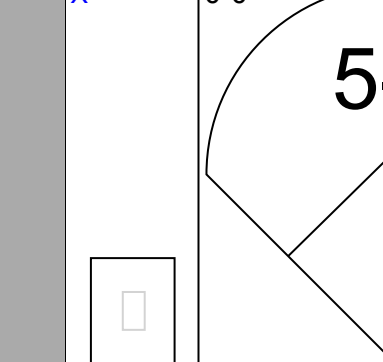
| Batter | 1 | 2 | 3 | 4 | 5 | 6 | 7 | 8 | 9 | AB | R | H | RBI | BB | SO | LOB | TOP | | | | | |
|--|------------------------------|---------------------------------|------------------------------|---------------------------------|------------------------------|---------------------------------|------------------------------|---------------------------------|------------------------------|---------------------------------|------------------------------|---------------------------------|------------------------------|---------------------------------|------------------------------|---------------------------------|---|---------------------------------|----------------------------------|------------------------------------|-------------------------|--------|
| Bobby Bonds, R OBP: 0.323, SLG: 0.437 | F8 | G4-6-3 | | F7 | | | 5-3 | | G5-4-3 | 5 | 0 | 1 | 0 | 0 | 0 | 3 | New York Yankees @ Texas Rangers Arlington Stadium, Arlington, TX Fri May 30 1975, 8:05 PM EDT Att: 16,887 - Unknown - 69 F | | | | | |
| Elliott Maddox, R OBP: 0.381, SLG: 0.395 | 1-6-3 | | WP 1-6-3 | | K | | E5 | | G5-4-3 | 4 | 2 | 2 | 0 | 0 | 1 | 1 | | | | | | |
| Roy White, S OBP: 0.425, SLG: 0.504 | 1-6-3 | | 1-6-3 | | F9 | | F7 | | K | 5 | 0 | 0 | 0 | 0 | 1 | 3 | | | | | | |
| Thurman Munson, R OBP: 0.394, SLG: 0.441 | | | | | F7 | | 1-3 | | | 4 | 0 | 2 | 2 | 0 | 0 | 1 | | | | | | |
| Chris Chambliss, L OBP: 0.336, SLG: 0.457 | F7 | | F8 | | | | | | E1 | 4 | 1 | 1 | 0 | 0 | 0 | 2 | | | | | | |
| Graig Nettles, L OBP: 0.313, SLG: 0.416 | | | F4 | | | | | | 4-3 | 4 | 2 | 2 | 2 | 0 | 0 | 2 | | | | | | |
| Ed Herrmann, L OBP: 0.299, SLG: 0.333 | | | | | F9 | | L7 | | | 3 | 0 | 0 | 0 | 0 | 0 | 1 | | | | | | |
| Rick Dempsey, R OBP: 0.600, SLG: 0.667 | F8 | | | | | | | | | 0 | 0 | 0 | 0 | 1 | 0 | 0 | | | | | | |
| Jim Mason, L OBP: 0.196, SLG: 0.188 | | | | | | | 4-3 | | F6 | 1 | 0 | 0 | 0 | 2 | 0 | 0 | | | | | | |
| Lou Piniella, R OBP: 0.294, SLG: 0.258 | | | | | | | | | | 1 | 0 | 0 | 0 | 0 | 0 | 2 | | | | | | |
| Sandy Alomar Sr., S OBP: 0.210, SLG: 0.212 | | | | | | | | | | 0 | 0 | 0 | 0 | 0 | 0 | 0 | | | | | | |
| Fred Stanley, R OBP: 0.244, SLG: 0.233 | | | | | F8 | | F7 | | 6-3 | 4 | 0 | 1 | 1 | 0 | 0 | 3 | | | | | | |
| Inning Stats | R: 1 E: 0 K: 0 S: 5 | H: 2 LOB: 1 BB: 0 P: 5 | R: 1 E: 0 K: 0 S: 4 | H: 2 LOB: 1 BB: 1 P: 8 | R: 1 E: 0 K: 0 S: 4 | H: 1 LOB: 1 BB: 0 P: 5 | R: 0 E: 0 K: 0 S: 3 | H: 0 LOB: 1 BB: 1 P: 7 | R: 0 E: 0 K: 1 S: 5 | H: 0 LOB: 0 BB: 0 P: 5 | R: 2 E: 0 K: 0 S: 5 | H: 2 LOB: 0 BB: 0 P: 5 | R: 0 E: 1 K: 0 S: 4 | H: 1 LOB: 1 BB: 0 P: 4 | R: 0 E: 1 K: 0 S: 4 | H: 0 LOB: 2 BB: 1 P: 8 | R: 0 E: 0 K: 1 S: 5 | H: 1 LOB: 0 BB: 0 P: 5 | 1B: 8 2B: 0 3B: 0 HR: 1 | SF: 0 SAC: 0 DP: 2 HBP: 1 | WP: 1 PB: 0 CS: 0 | PA: 39 |
| PITCHER | IP | WLS | BF | H | R | ER | SO | BB | IBB | HBP | BLK | WP | HR | S | P | ERA | WHIP | | | | | |
| Jim Bibby, R ERA: 5.26 | (1, 1) | 7.0 | 32 | 8 | 5 | 4 | 1 | 2 | 0 | 1 | 0 | 1 | 1 | 31 | 40 | 5.14 | 1.429 | | | | | |
| Jim Umberger, L ERA: 1.21 | (8, 1) | 0.1 | 2 | 0 | 0 | 0 | 0 | 0 | 1 | 0 | 0 | 0 | 0 | 1 | 5 | 0.00 | 0.000 | | | | | |
| Jackie Brown, R ERA: 4.13 | (8, 1) | 1.2 | W | 5 | 1 | 0 | 0 | 1 | 0 | 0 | 0 | 0 | 0 | 7 | 7 | 0.00 | 0.600 | | | | | |

| Batter | 1 | 2 | 3 | 4 | 5 | 6 | 7 | 8 | 9 | AB | R | H | RBI | BB | SO | LOB | BOTTOM | | | | | |
|--|------------------------------|---------------------------------|------------------------------|----------------------------------|------------------------------|---------------------------------|------------------------------|---------------------------------|------------------------------|---------------------------------|------------------------------|---------------------------------|------------------------------|---------------------------------|------------------------------|---------------------------------|---|---------------------------------|----------------------------------|------------------------------------|-------------------------|--------|
| Cesar Tovar, R OBP: 0.315, SLG: 0.312 | F9 | | F4 | | F8 | | 6-3 | | | 4 | 0 | 0 | 0 | 0 | 0 | 0 | New York Yankees @ Texas Rangers Arlington Stadium, Arlington, TX Fri May 30 1975, 8:05 PM EDT Att: 16,887 - Unknown - 69 F | | | | | |
| Lenny Randle, S OBP: 0.323, SLG: 0.337 | F6 | | | | E S | | K | | | 3 | 0 | 1 | 0 | 1 | 1 | 0 | | | | | | |
| Willie Davis, L OBP: 0.275, SLG: 0.416 | 1-3 | | F5 | | K | | | | 5-3 | 4 | 0 | 0 | 0 | 0 | 1 | 2 | | | | | | |
| Jeff Burroughs, R OBP: 0.318, SLG: 0.436 | | 2-3 | F8 | | F4 | | | | | 4 | 1 | 1 | 1 | 0 | 0 | 2 | | | | | | |
| Mike Hargrove, L OBP: 0.308, SLG: 0.452 | | 1B | | | 2B | | F7 | | G3 | 3 | 2 | 1 | 0 | 1 | 0 | 0 | | | | | | |
| Jim Spencer, L OBP: 0.342, SLG: 0.548 | | 1B | | | 1B | | | | | 2 | 2 | 2 | 0 | 0 | 0 | 0 | | | | | | |
| Jim Fregosi, R OBP: 0.321, SLG: 0.365 | | | | | 1B | | 5-3 | | 5-3 | 2 | 0 | 0 | 0 | 0 | 0 | 0 | | | | | | |
| Toby Harrah, R OBP: 0.384, SLG: 0.422 | | | | | 5-3 | | | | | 3 | 1 | 1 | 0 | 1 | 0 | 4 | | | | | | |
| Roy Howell, L OBP: 0.307, SLG: 0.348 | | | | | | | L7 | | | 4 | 0 | 3 | 5 | 0 | 0 | 1 | | | | | | |
| Jim Sundberg, R OBP: 0.299, SLG: 0.287 | | | | | F8 | | | | | 3 | 0 | 0 | 0 | 0 | 2 | 2 | | | | | | |
| Inning Stats | R: 0 E: 0 K: 0 S: 3 | H: 0 LOB: 0 BB: 0 P: 3 | R: 2 E: 0 K: 1 S: 7 | H: 2 LOB: 1 BB: 1 P: 11 | R: 0 E: 0 K: 0 S: 4 | H: 1 LOB: 1 BB: 0 P: 4 | R: 2 E: 0 K: 0 S: 5 | H: 3 LOB: 1 BB: 0 P: 5 | R: 0 E: 0 K: 1 S: 5 | H: 0 LOB: 1 BB: 1 P: 9 | R: 0 E: 0 K: 2 S: 7 | H: 0 LOB: 0 BB: 0 P: 7 | R: 0 E: 0 K: 0 S: 4 | H: 0 LOB: 0 BB: 0 P: 4 | R: 1 E: 0 K: 0 S: 2 | H: 1 LOB: 1 BB: 0 P: 2 | R: 1 E: 0 K: 0 S: 2 | H: 2 LOB: 1 BB: 0 P: 2 | 1B: 6 2B: 2 3B: 0 HR: 1 | SF: 0 SAC: 0 DP: 0 HBP: 0 | WP: 0 PB: 0 CS: 0 | PA: 35 |
| PITCHER | IP | WLS | BF | H | R | ER | SO | BB | IBB | HBP | BLK | WP | HR | S | P | ERA | WHIP | | | | | |
| Doc Medich, R ERA: 3.86 | (1, 1) | 3.1 | 17 | 6 | 4 | 4 | 1 | 1 | 0 | 0 | 0 | 0 | 0 | 18 | 22 | 10.80 | 2.100 | | | | | |
| Dave Pagan, R ERA: | (4, 1) | 1.2 | 5 | 0 | 0 | 0 | 1 | 1 | 0 | 0 | 0 | 0 | 0 | 6 | 10 | 0.00 | 0.600 | | | | | |
| Sparky Lyle, L ERA: 3.18 | (6, 1) | 3.0 | L | 13 | 3 | 2 | 2 | 1 | 0 | 0 | 0 | 0 | 1 | 16 | 20 | 6.00 | 1.333 | | | | | |

| Batter | 1 | 2 | 3 | 4 | 5 | 6 | 7 | 8 | 9 | AB | R | H | RBI | BB | SO | LOB | TOP | | | | | |
|---|---|--|---|---|--|---|---|---|---|---------------------------------|------------------------------|---------------------------------|------------------------------|---------------------------------|------------------------------|---------------------------------|--|---------------------------------|-----------------------------------|------------------------------------|-------------------------|--------|
| Bobby Bonds, R OBP: 0.330, SLG: 0.459 (1, 9) |  | |  | |  | |  |  | | 5 | 1 | 3 | 2 | 0 | 1 | 0 | New York Yankees @ Texas Rangers Arlington Stadium, Arlington, TX Sat May 31 1975, 8:05 PM EDT Att: 38,714 - Unknown | | | | | |
| Elliott Maddox, R OBP: 0.387, SLG: 0.407 (1, 8) |  | |  | |  | |  |  | | 5 | 2 | 3 | 0 | 0 | 1 | 2 | | | | | | |
| Roy White, S OBP: 0.430, SLG: 0.507 (1, 7) |  | | |  |  | |  |  |  | 5 | 2 | 3 | 2 | 0 | 1 | 2 | | | | | | |
| Thurman Munson, R OBP: 0.389, SLG: 0.434 (1, 2) |  | | |  | |  |  | |  | 5 | 0 | 1 | 0 | 0 | 0 | 2 | | | | | | |
| Chris Chambliss, L OBP: 0.338, SLG: 0.462 (1, 3) | |  | |  | |  |  | |  | 5 | 0 | 2 | 1 | 0 | 0 | 3 | | | | | | |
| Graig Nettles, L OBP: 0.309, SLG: 0.409 (1, 5) |  | | |  | |  |  | |  | 5 | 0 | 1 | 1 | 0 | 1 | 3 | | | | | | |
| Ed Herrmann, L OBP: 0.296, SLG: 0.328 (1, 10) | |  | |  | |  | |  | | 4 | 0 | 1 | 0 | 0 | 0 | 3 | | | | | | |
| Jim Mason, L OBP: 0.198, SLG: 0.190 (1, 6) | |  | | |  | |  |  | | 4 | 0 | 1 | 0 | 0 | 0 | 1 | | | | | | |
| Fred Stanley, R OBP: 0.245, SLG: 0.234 (1, 4) | | |  | |  | |  |  | | 4 | 1 | 1 | 0 | 0 | 0 | 1 | | | | | | |
| Inning Stats | R: 1 E: 0 K: 1 S: 6 | H: 2 LOB: 0 BB: 0 P: 6 | R: 0 E: 0 K: 1 S: 6 | H: 1 LOB: 1 BB: 0 P: 6 | R: 0 E: 0 K: 0 S: 3 | H: 0 LOB: 0 BB: 0 P: 3 | R: 1 E: 0 K: 0 S: 5 | H: 3 LOB: 1 BB: 0 P: 5 | R: 0 E: 0 K: 1 S: 7 | H: 2 LOB: 2 BB: 0 P: 7 | R: 0 E: 2 K: 0 S: 4 | H: 0 LOB: 1 BB: 0 P: 4 | R: 4 E: 0 K: 0 S: 8 | H: 5 LOB: 1 BB: 0 P: 8 | R: 0 E: 0 K: 1 S: 7 | H: 2 LOB: 2 BB: 0 P: 7 | R: 0 E: 0 K: 0 S: 4 | H: 1 LOB: 1 BB: 0 P: 4 | 1B: 13 2B: 2 3B: 0 HR: 1 | SF: 0 SAC: 0 DP: 3 HBP: 0 | WP: 0 PB: 0 CS: 0 | PA: 42 |
| PITCHER | IP | WLS | BF | H | R | ER | SO | BB | IBB | HBP | BLK | WP | HR | S | P | ERA | WHIP | | | | | |
| Bill Hands, R ERA: 2.76 (1, 1) | 6.1 | L | 30 | 12 | 6 | 6 | 3 | 0 | 0 | 0 | 0 | 0 | 1 | 36 | 36 | 8.53 | 1.895 | | | | | |
| Stan Thomas, R ERA: 4.4 (7, 1) | 0.1 | | 2 | 1 | 0 | 0 | 0 | 0 | 0 | 0 | 0 | 0 | 0 | 2 | 2 | 0.00 | 3.000 | | | | | |
| Jim Umbarger, L ERA: 1.09 (7, 1) | 2.1 | | 10 | 3 | 0 | 0 | 1 | 0 | 0 | 0 | 0 | 0 | 0 | 12 | 12 | 0.00 | 1.286 | | | | | |

livebaseballscores.com



| Batter | 1 | 2 | 3 | 4 | 5 | 6 | 7 | 8 | 9 | AB | R | H | RBI | BB | SO | LOB | BOTTOM | | | | |
|--|---|---|---|---|--|---|---|---|---|---------------------------------|------------------------------|---------------------------------|------------------------------|---------------------------------|------------------------------|---------------------------------|--|------------------------------------|-------------------------|--------|--|
| Cesar Tovar, R OBP: 0.314, SLG: 0.310 (1, 10) |  | |  | | |  | | |  | 4 | 0 | 1 | 0 | 0 | 0 | 1 | New York Yankees @ Texas Rangers Arlington Stadium, Arlington, TX Sat May 31 1975, 8:05 PM EDT Att: 38,714 - Unknown | | | | |
| Lenny Randle, S OBP: 0.317, SLG: 0.330 (1, 4) |  | | |  | |  | | |  | 4 | 0 | 0 | 0 | 0 | 1 | 1 | | | | | |
| Willie Davis, L OBP: 0.270, SLG: 0.408 (1, 8) |  | | |  | | |  | | | 3 | 0 | 0 | 0 | 0 | 0 | 0 | | | | | |
| Jeff Burroughs, R OBP: 0.313, SLG: 0.429 (1, 9) | |  | |  | | |  | | | 3 | 0 | 0 | 0 | 0 | 1 | 0 | | | | | |
| Mike Hargrove, L OBP: 0.300, SLG: 0.441 (1, 7) | |  | | |  | |  | | | 3 | 0 | 0 | 0 | 0 | 0 | 0 | | | | | |
| Jim Spencer, L OBP: 0.333, SLG: 0.533 (1, 3) | |  | | |  | | |  | | 3 | 0 | 0 | 0 | 0 | 1 | 0 | | | | | |
| Toby Harrah, R OBP: 0.377, SLG: 0.412 (1, 6) | | |  | |  | | |  | | 3 | 0 | 0 | 0 | 0 | 0 | 0 | | | | | |
| Roy Howell, L OBP: 0.298, SLG: 0.337 (1, 5) | | |  | | |  | |  | | 3 | 0 | 0 | 0 | 0 | 0 | 1 | | | | | |
| Jim Sundberg, R OBP: 0.293, SLG: 0.281 (1, 2) | | |  | | |  | | |  | 3 | 0 | 0 | 0 | 0 | 1 | 1 | | | | | |
| Inning Stats | R: 0 E: 0 K: 1 S: 5 | H: 0 LOB: 0 BB: 0 P: 5 | R: 0 E: 0 K: 0 S: 3 | H: 0 LOB: 0 BB: 0 P: 3 | R: 0 E: 1 K: 1 S: 6 | H: 0 LOB: 1 BB: 0 P: 6 | R: 0 E: 0 K: 1 S: 5 | H: 0 LOB: 0 BB: 0 P: 5 | R: 0 E: 0 K: 0 S: 4 | H: 1 LOB: 1 BB: 0 P: 4 | R: 0 E: 0 K: 0 S: 3 | H: 0 LOB: 0 BB: 0 P: 3 | R: 0 E: 0 K: 0 S: 3 | H: 0 LOB: 0 BB: 0 P: 3 | R: 0 E: 0 K: 0 S: 3 | H: 0 LOB: 0 BB: 0 P: 3 | 1B: 1 2B: 0 3B: 0 HR: 0 | SF: 0 SAC: 0 DP: 0 HBP: 0 | WP: 0 PB: 0 CS: 0 | PA: 29 | |
| PITCHER | IP | WLS | BF | H | R | ER | SO | BB | IBB | HBP | BLK | WP | HR | S | P | ERA | WHIP | | | | |
| Caffish Hunter, R ERA: 3.09 (1, 1) | 9.0 | W | 29 | 1 | 0 | 0 | 4 | 0 | 0 | 0 | 0 | 0 | 0 | 37 | 37 | 0.00 | 0.111 | | | | |

livebaseballscores.com

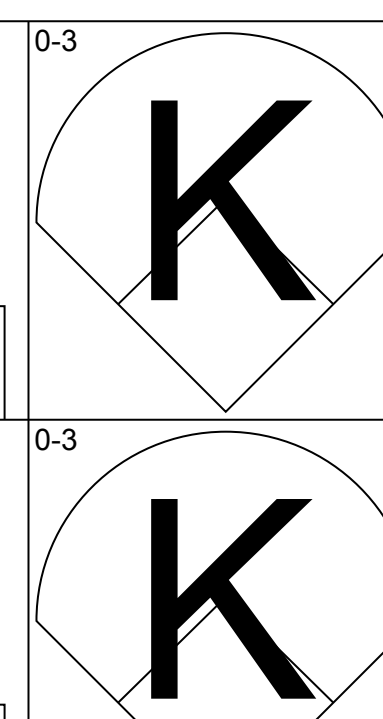
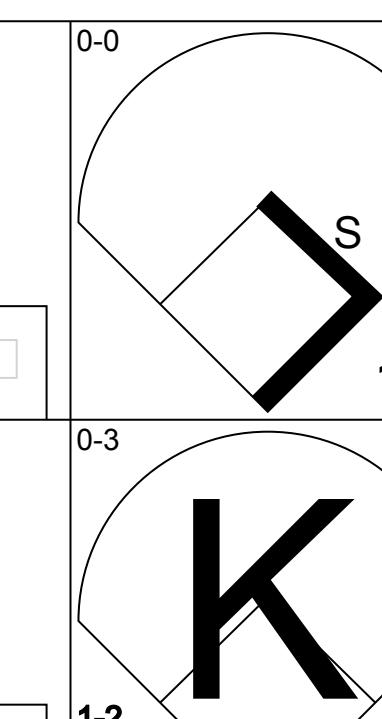
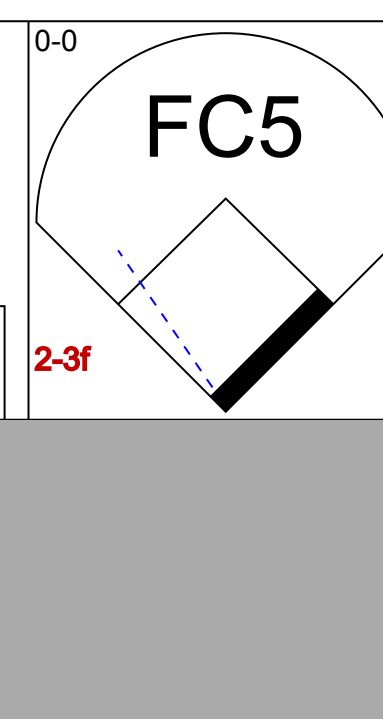
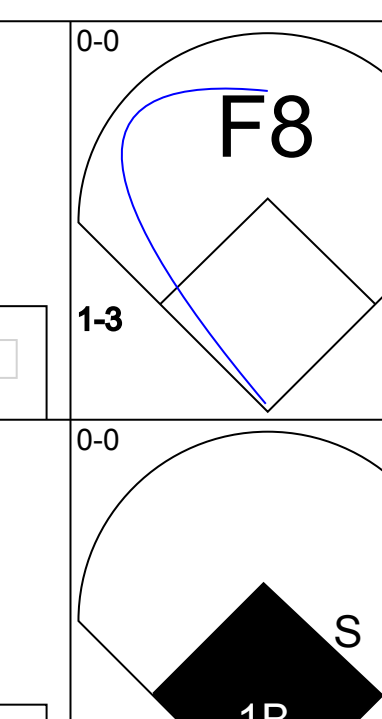
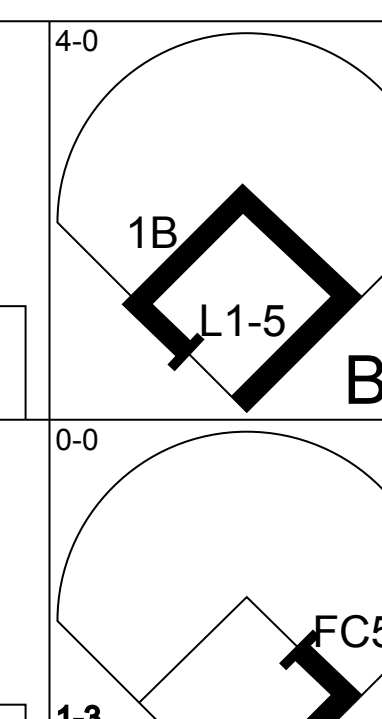
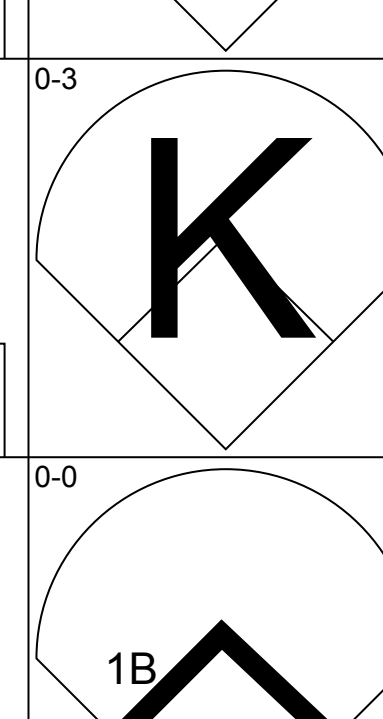
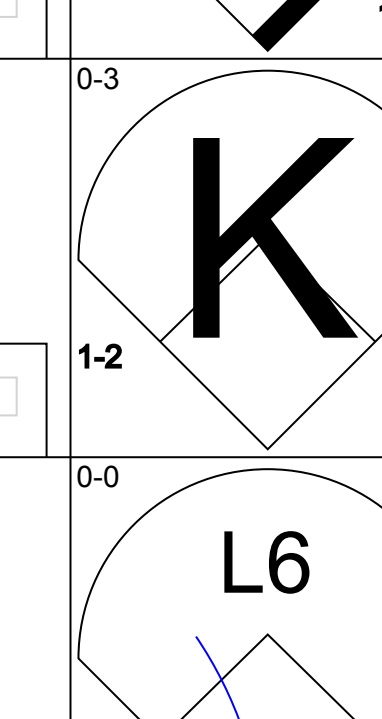
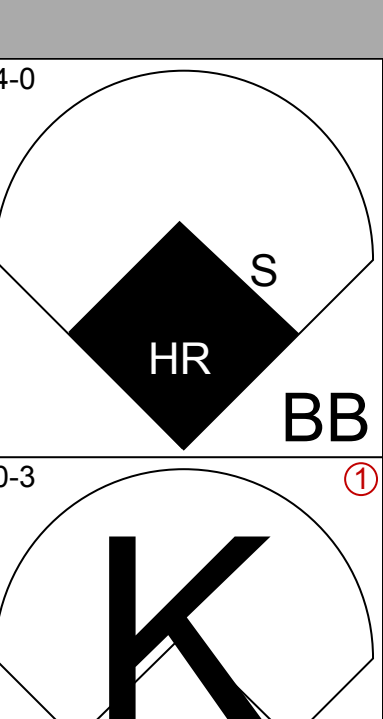
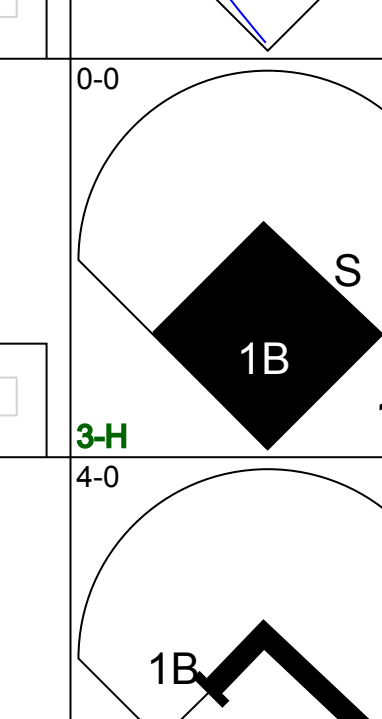
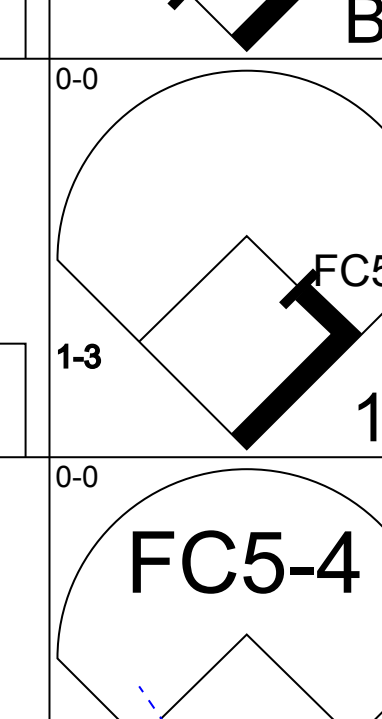
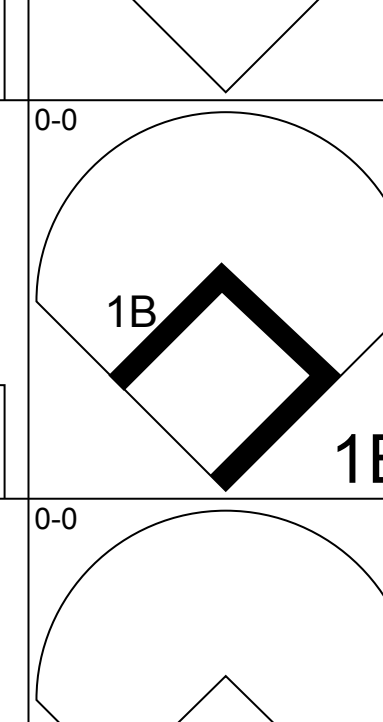
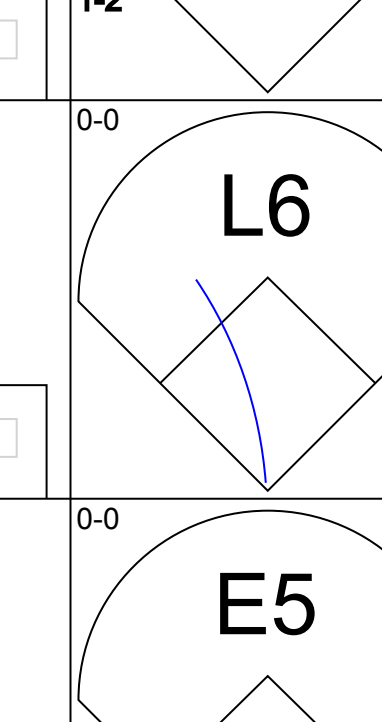
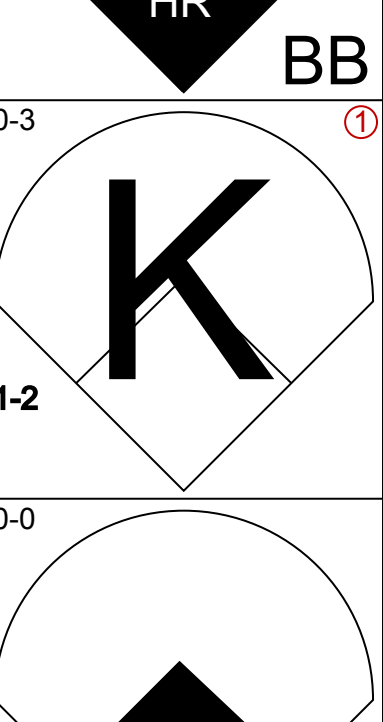
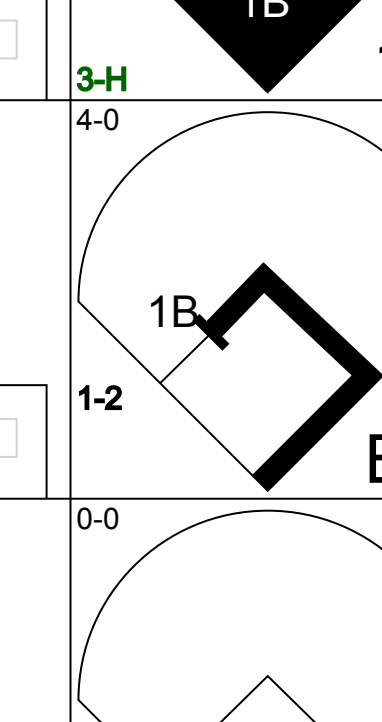
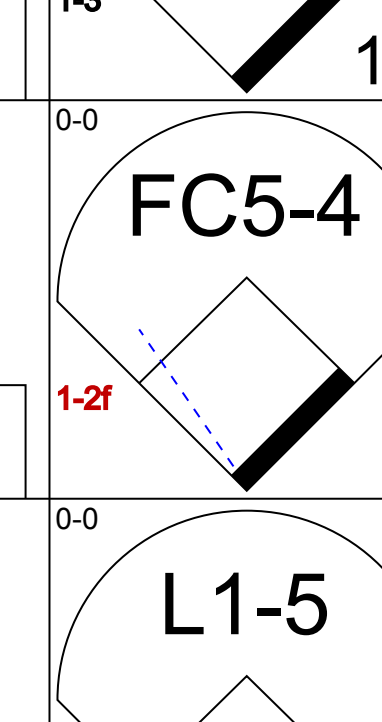
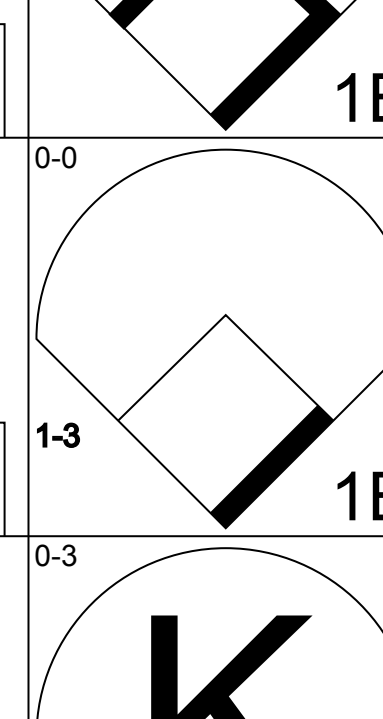
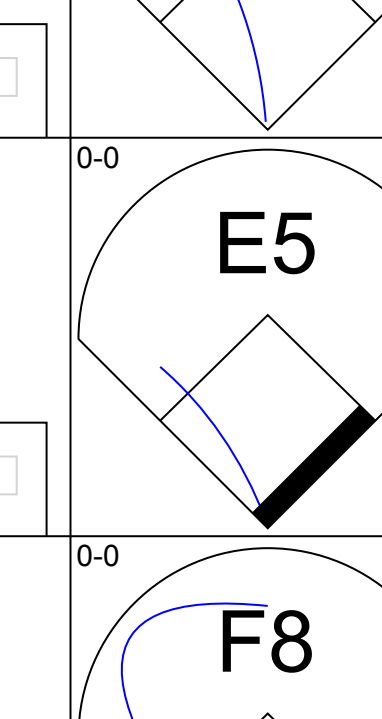
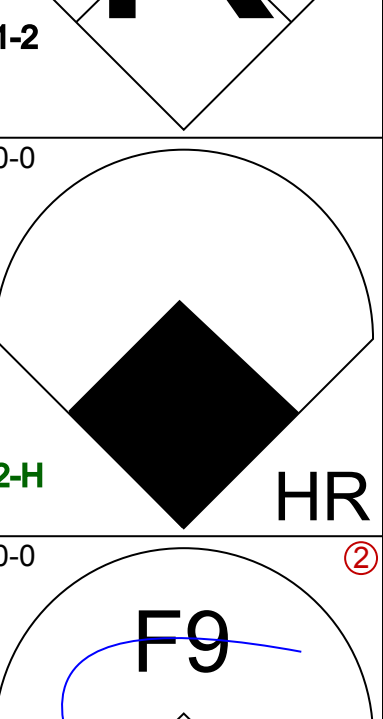
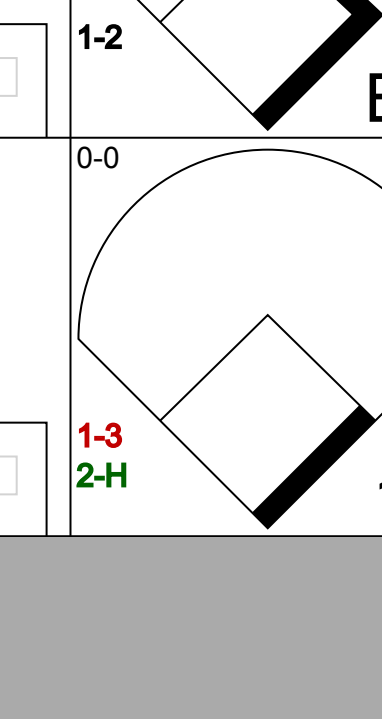
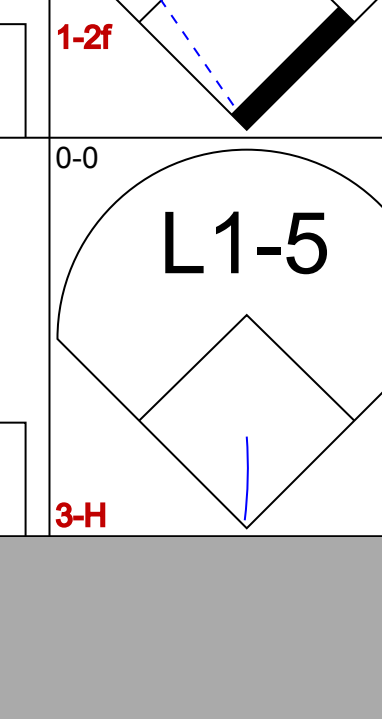
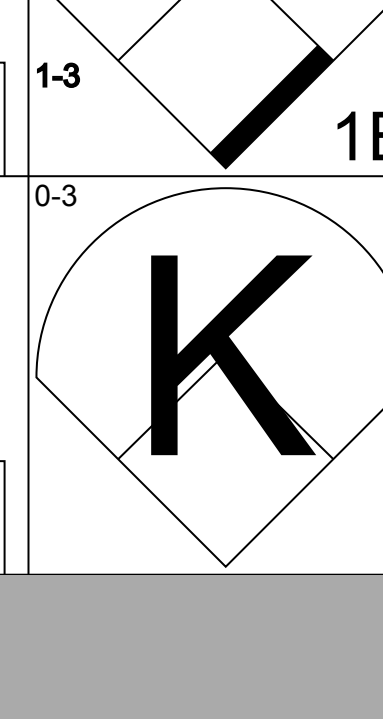
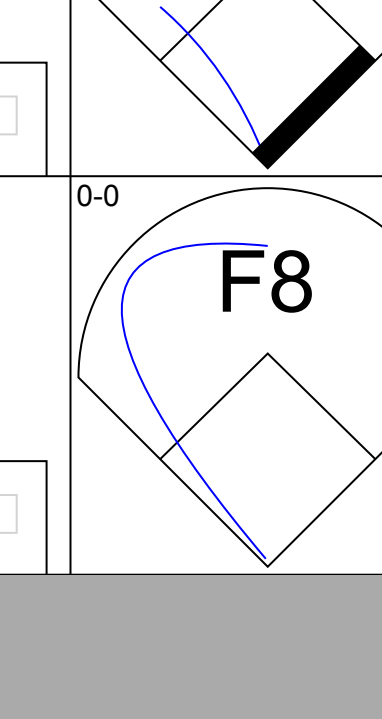
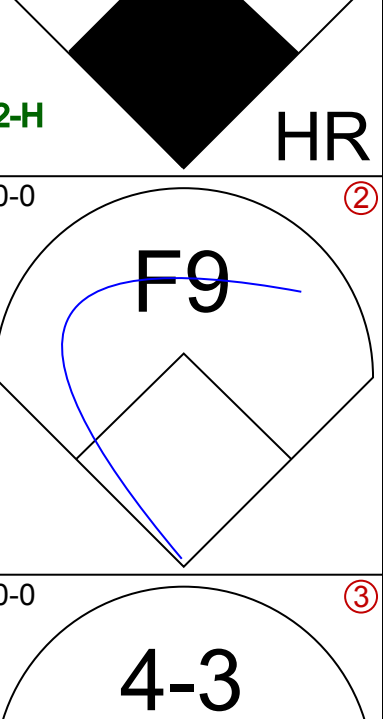
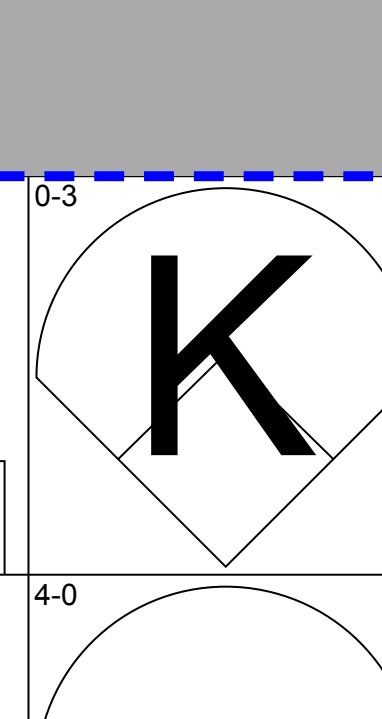
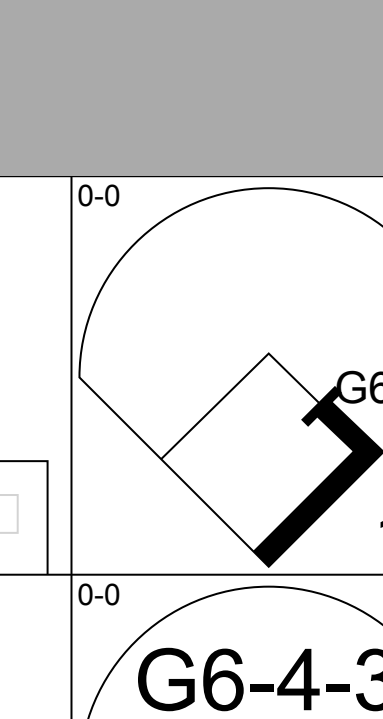
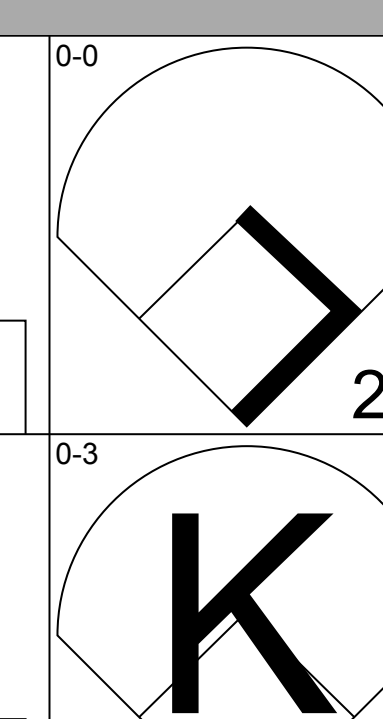
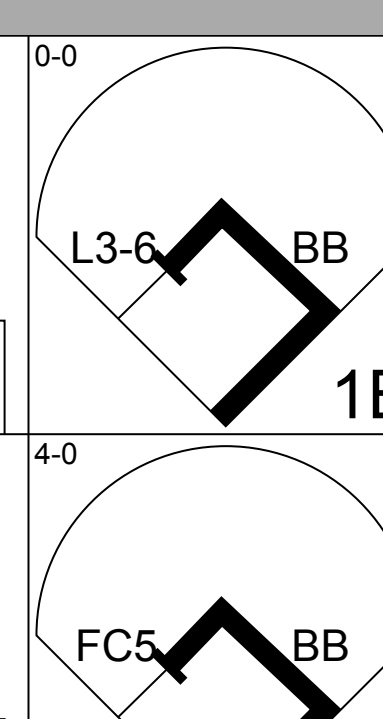

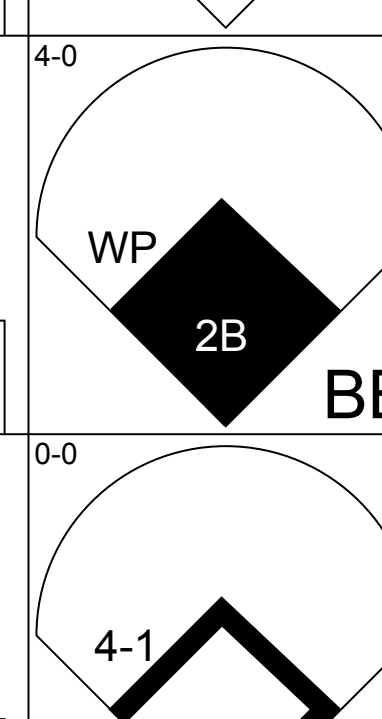
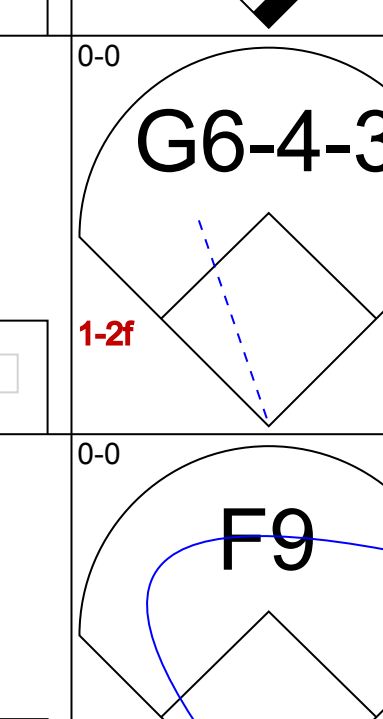

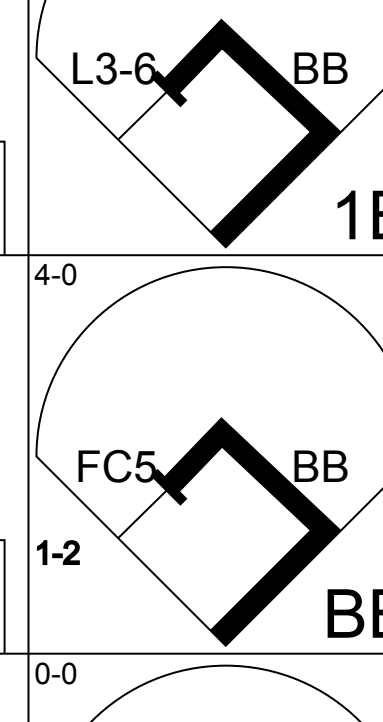
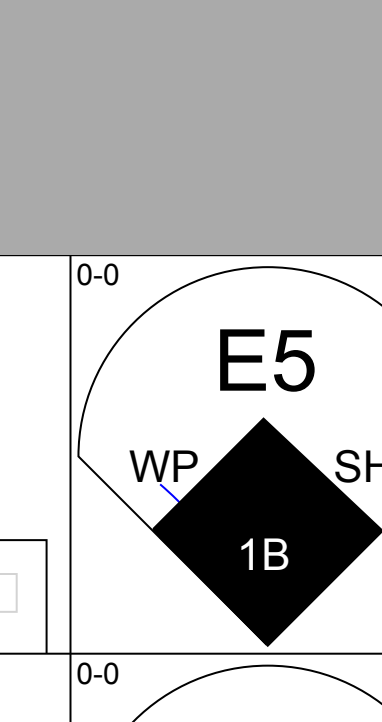
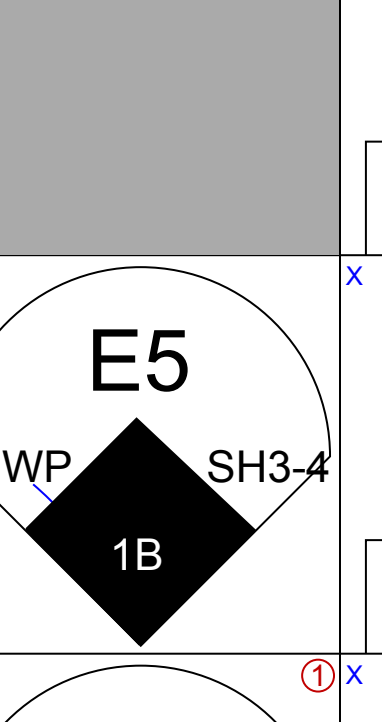

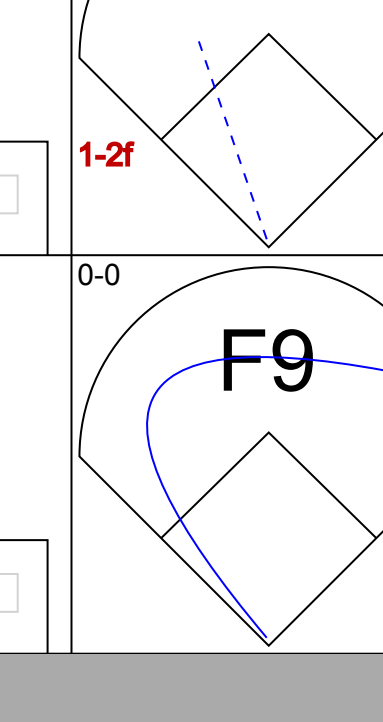

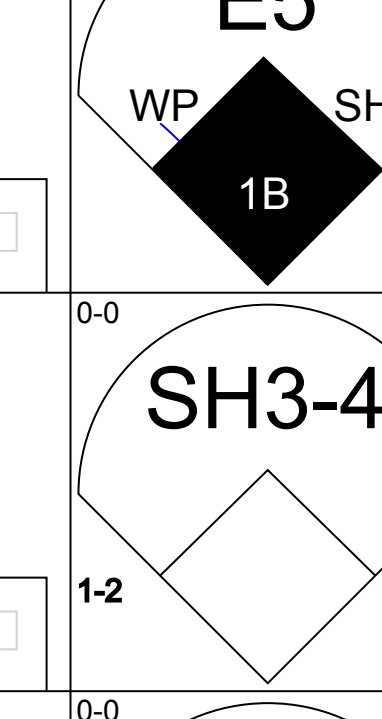
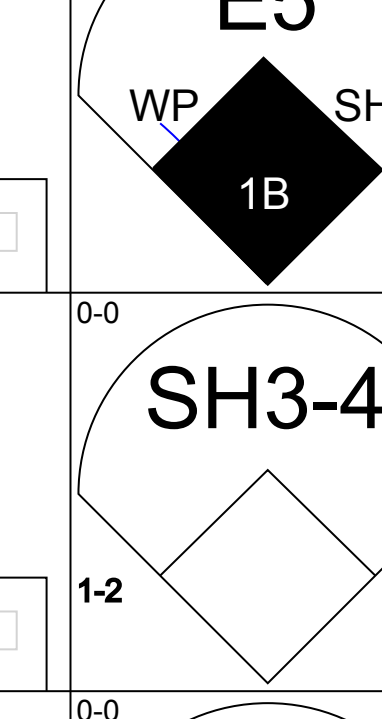
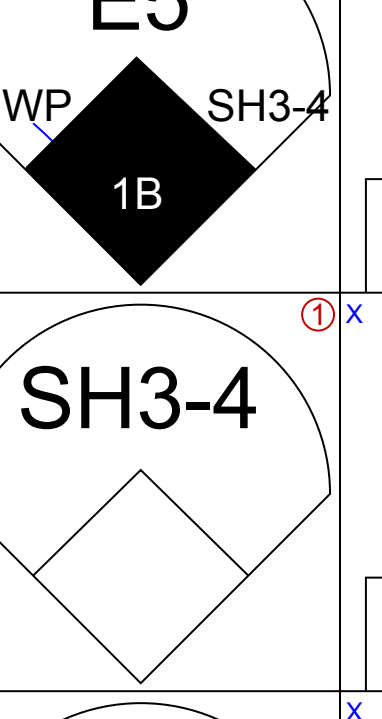

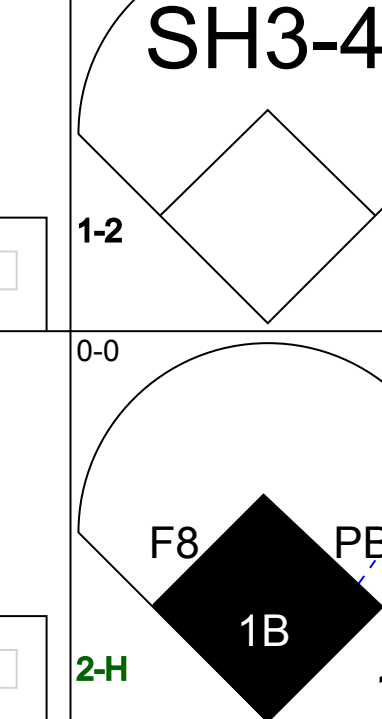
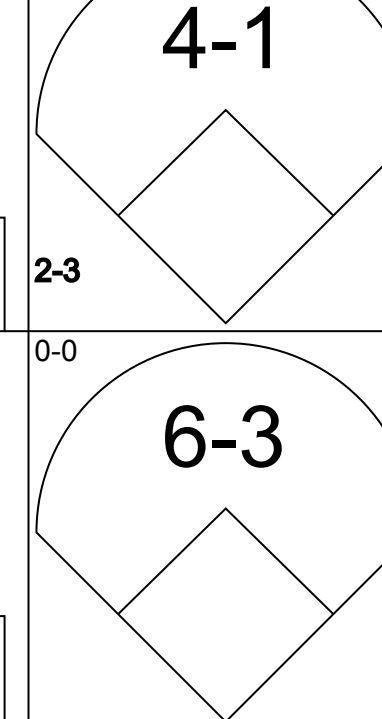
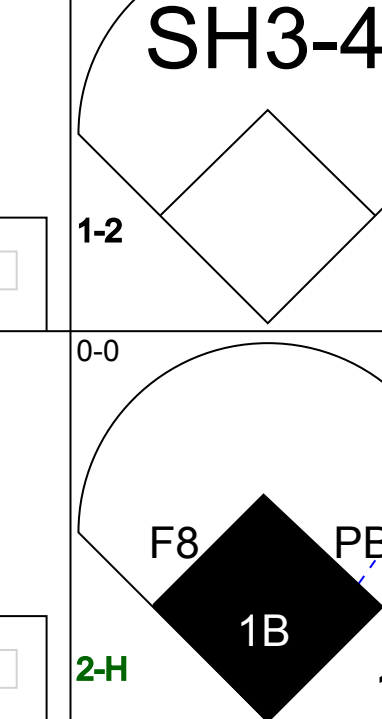


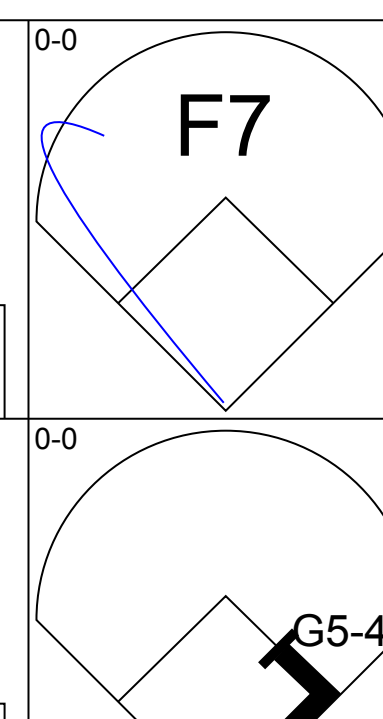
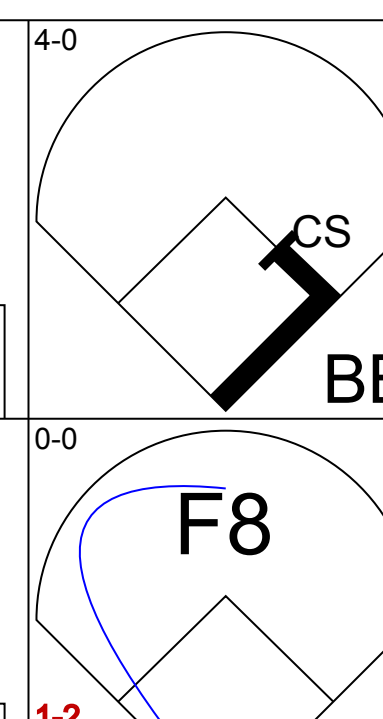
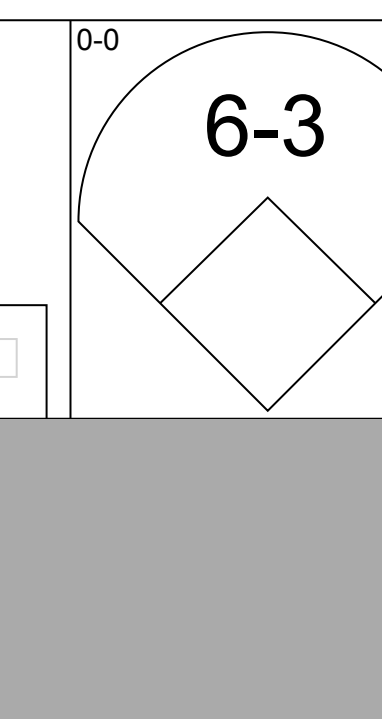
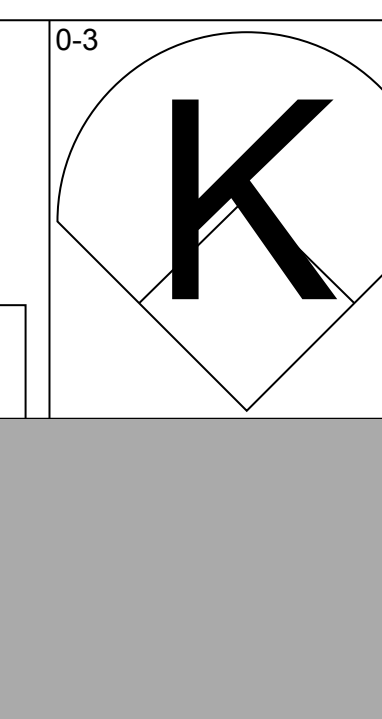
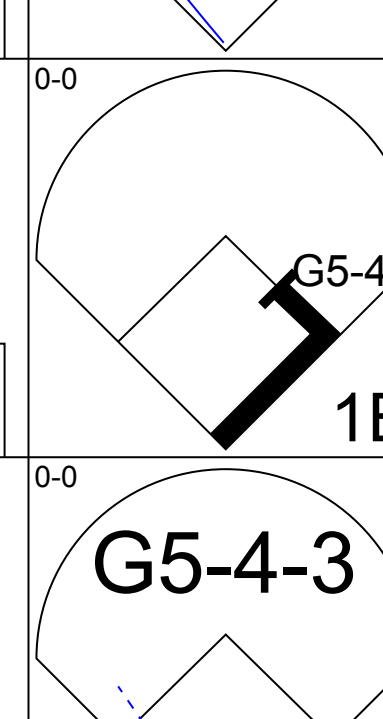
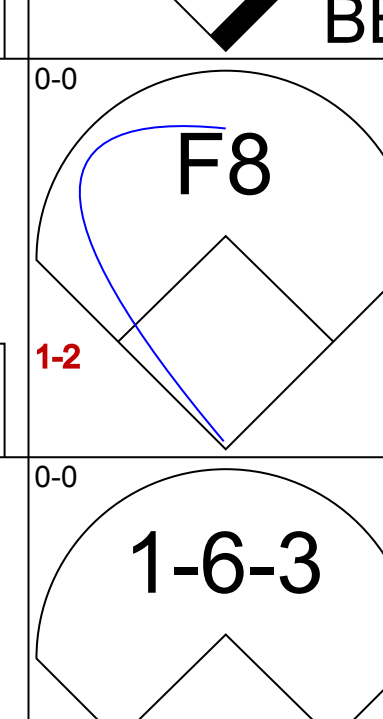
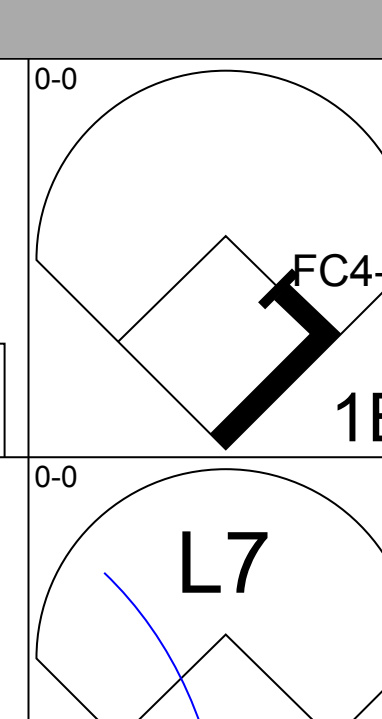
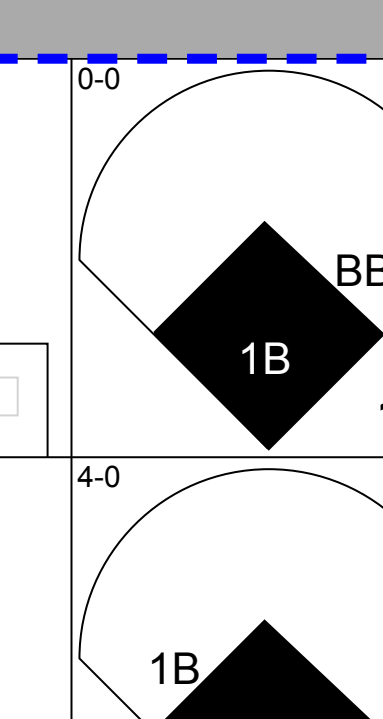
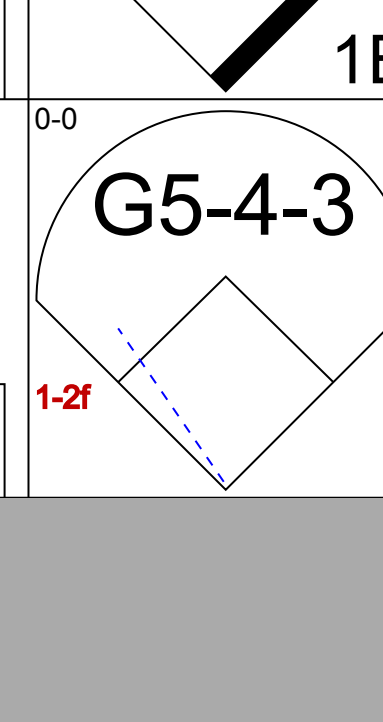
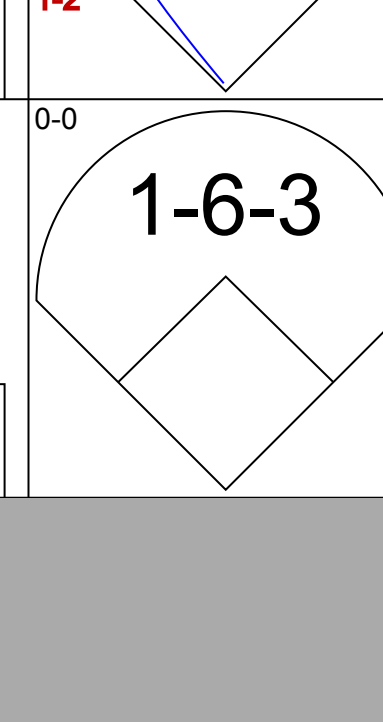
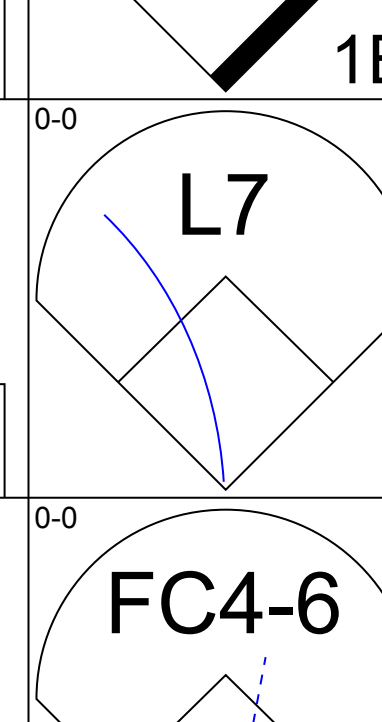
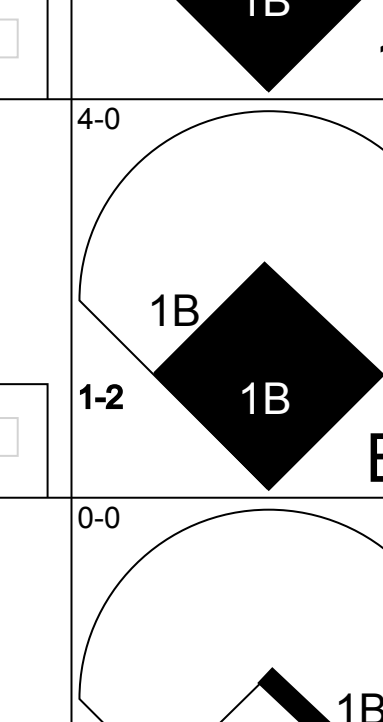
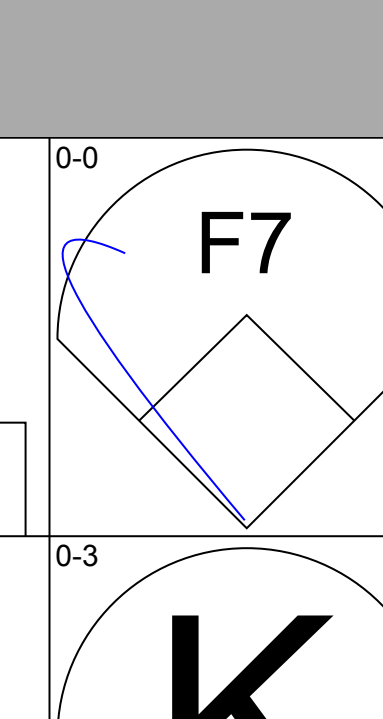
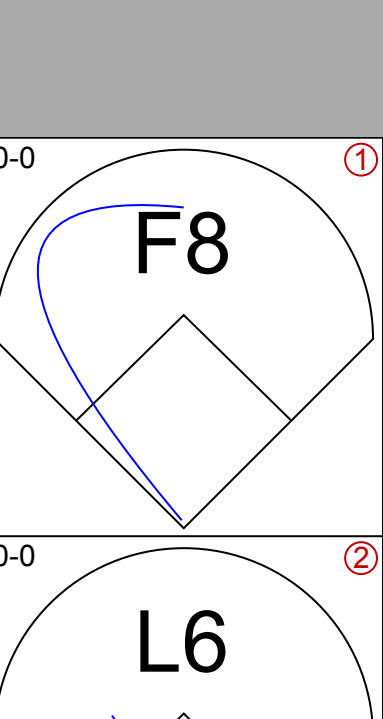
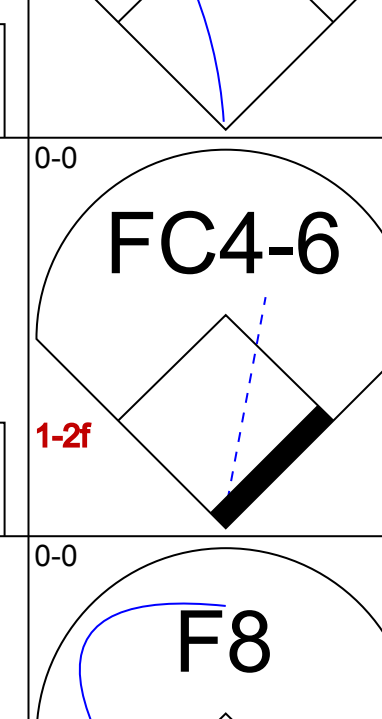
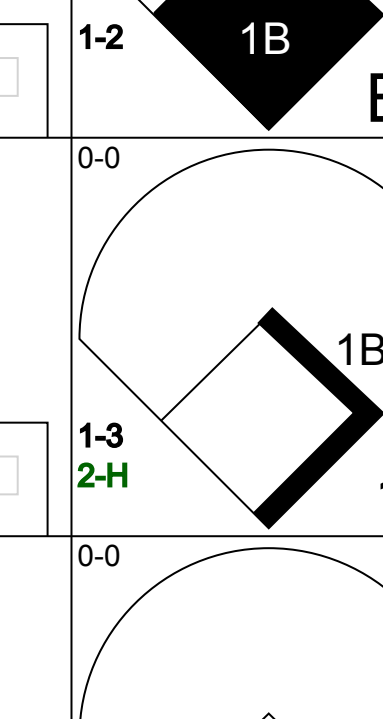
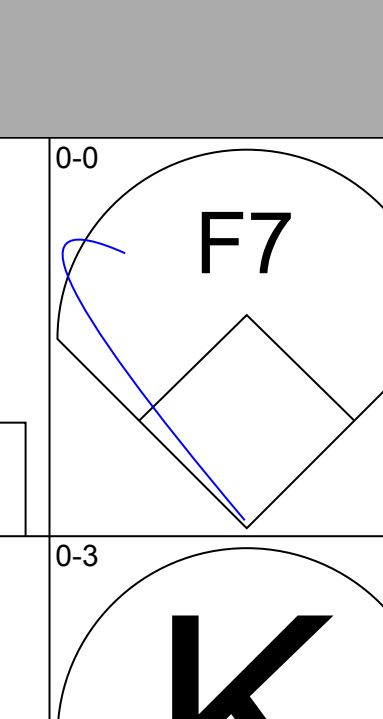
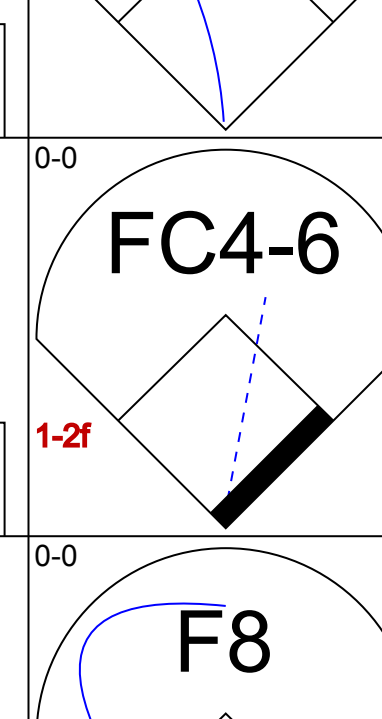
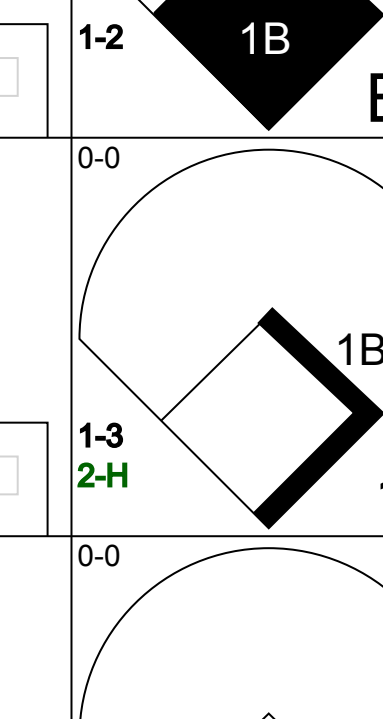
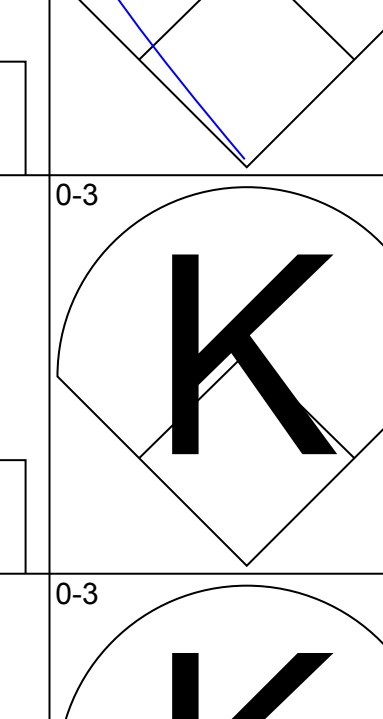
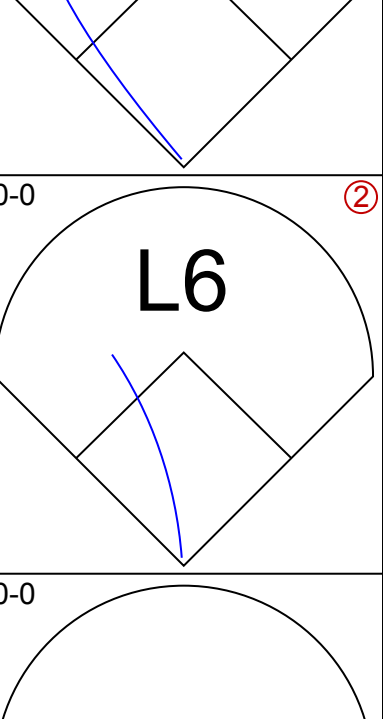
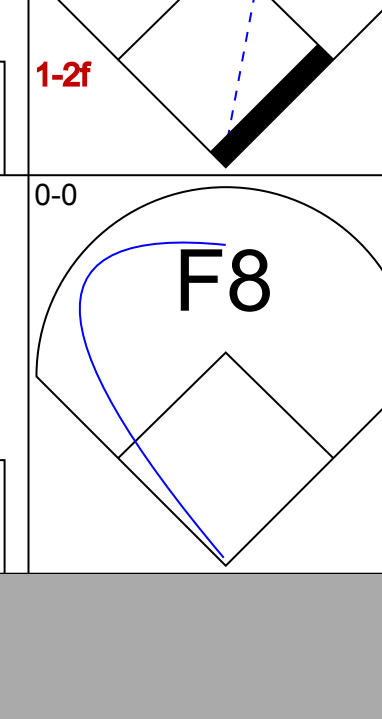
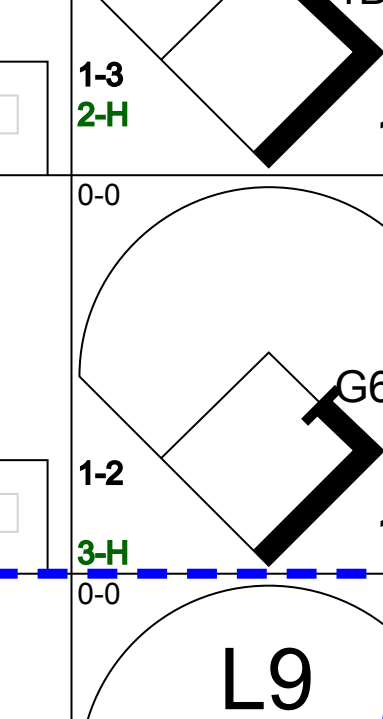
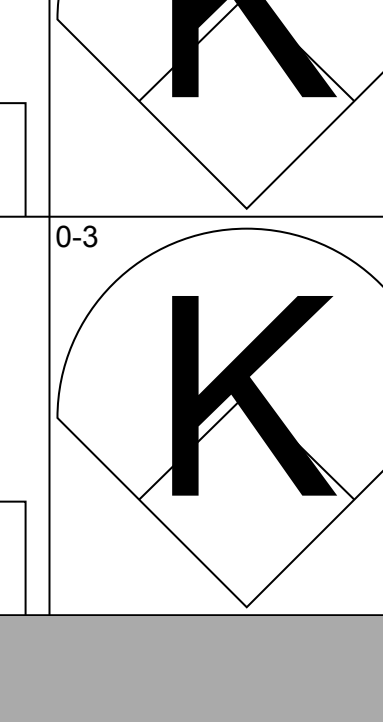
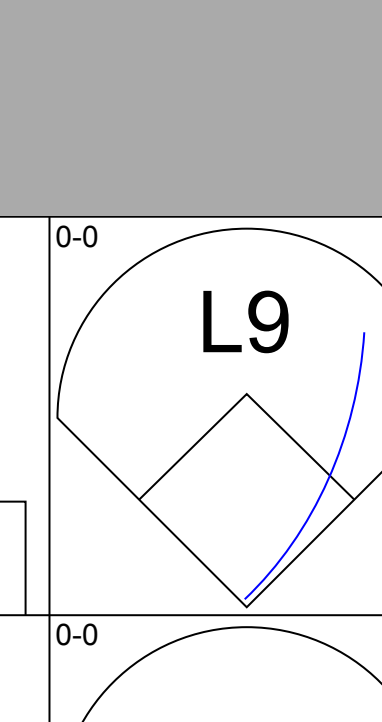
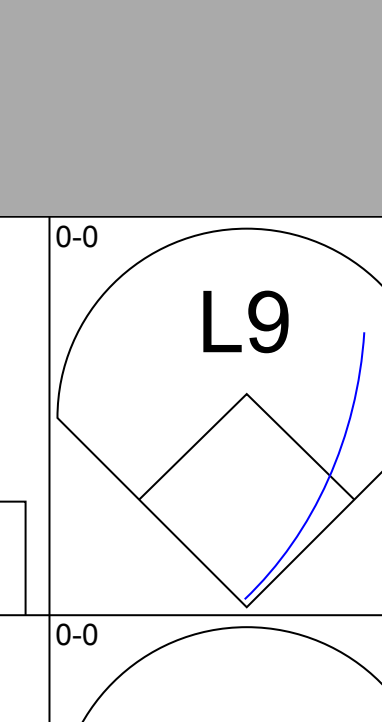
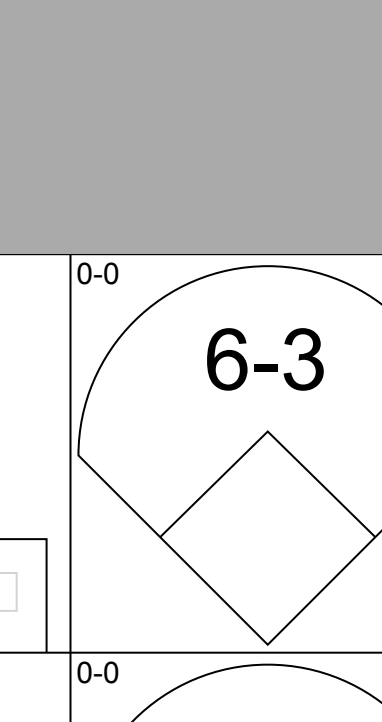
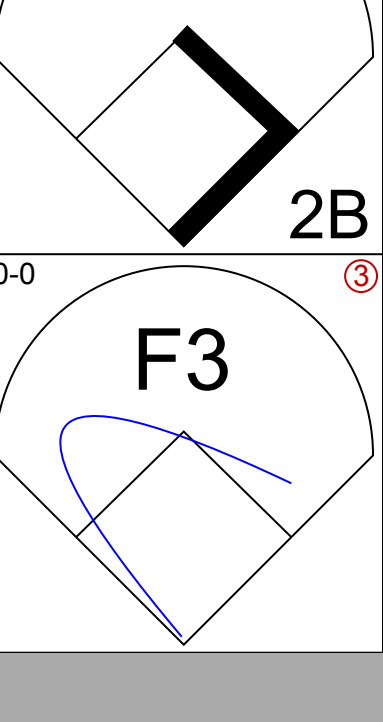
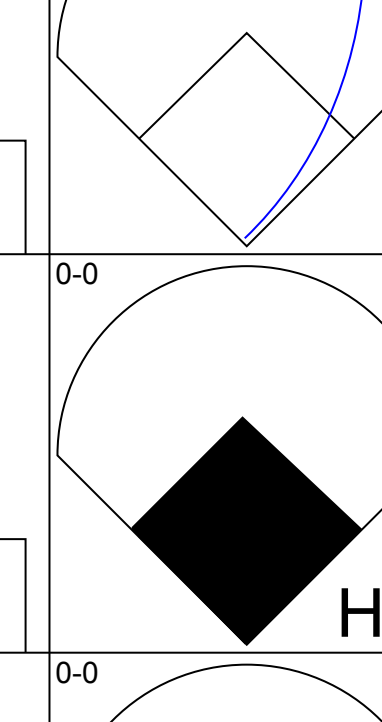
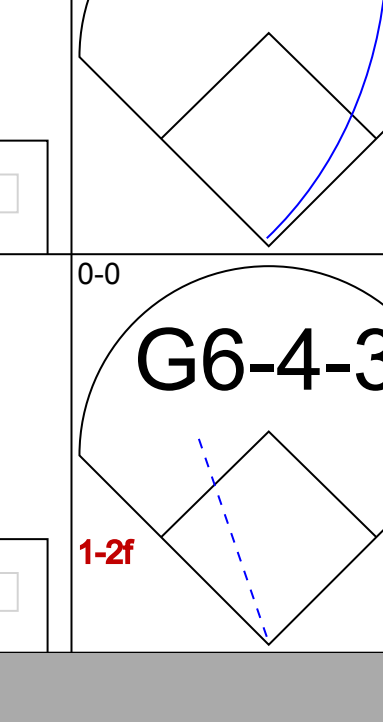
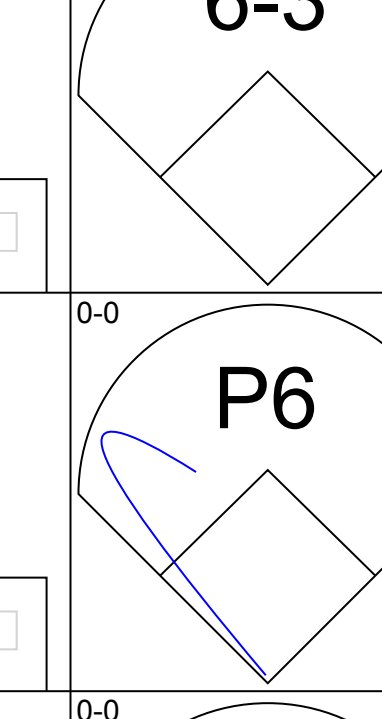
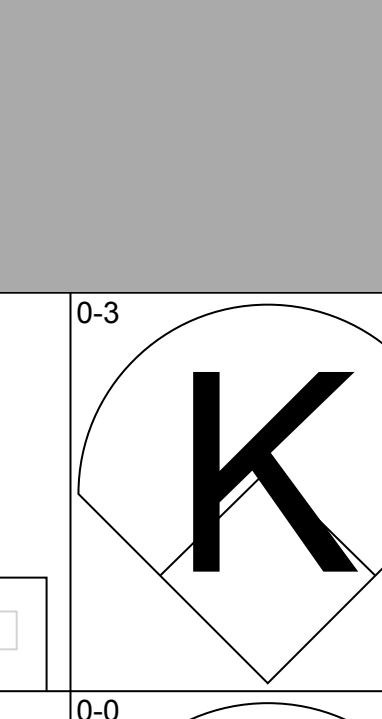
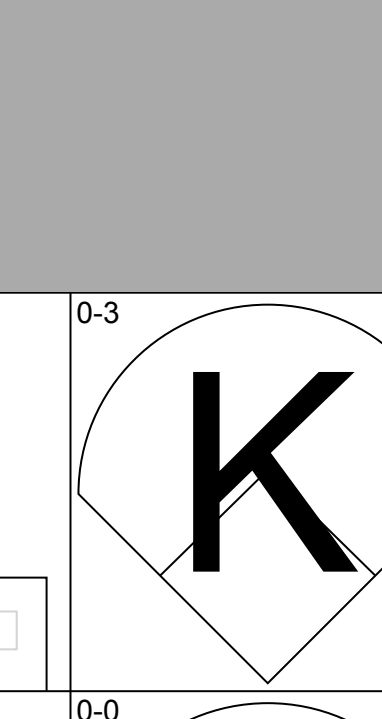
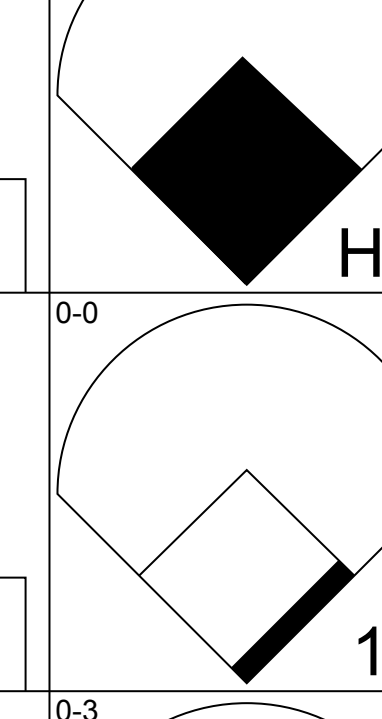
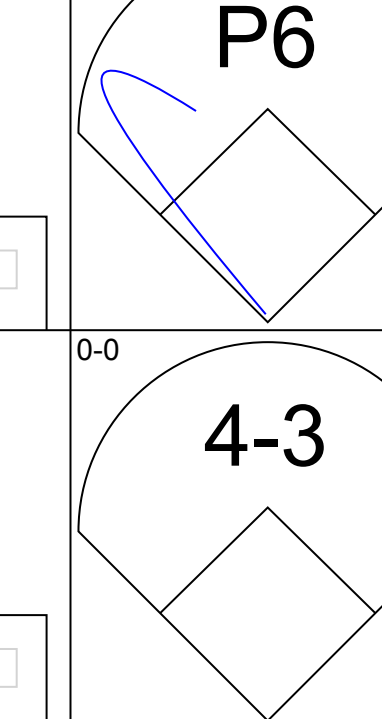
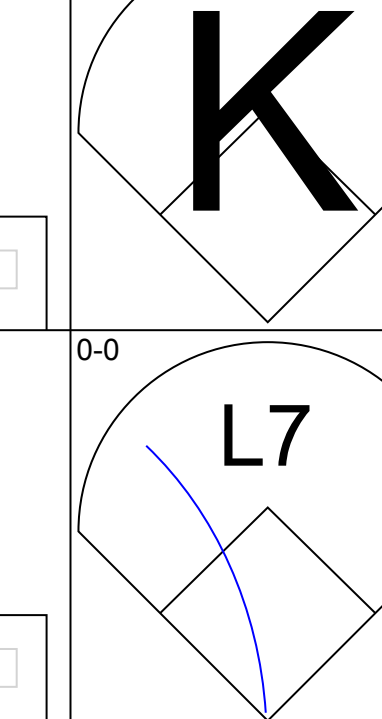
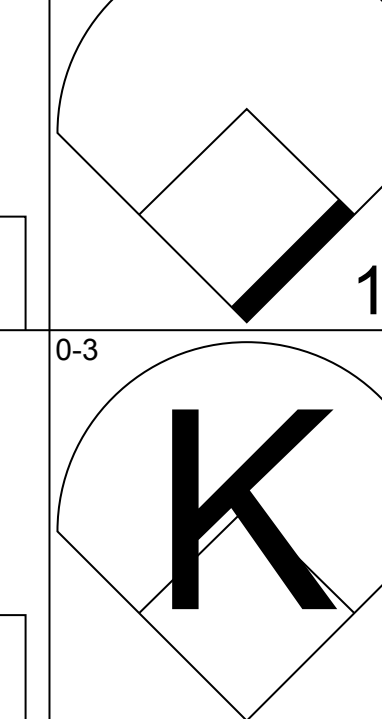
| Batter | 1 | 2 | 3 | 4 | 5 | 6 | 7 | 8 | 9 | AB | R | H | RBI | BB | SO | LOB | TOP | | | | | |
|---|------------------------------|---------------------------------|------------------------------|----------------------------------|------------------------------|----------------------------------|------------------------------|---------------------------------|------------------------------|---------------------------------|------------------------------|----------------------------------|------------------------------|---------------------------------|------------------------------|---------------------------------|--|------------------------------|---------------------------------|----------------------------------|------------------------------------|-------------------------|
| Bobby Bonds, R OBP: 0.327, SLG: 0.469 (1, 9) | L5 | | F8 | K | | HR | | F7 | | 5 | 1 | 1 | 2 | 0 | 1 | 1 | New York Yankees @ Texas Rangers Arlington Stadium, Arlington, TX Sun Jun 01 1975, 8:05 PM EDT Att: 15,866 - Unknown | | | | | |
| Elliott Maddox, R OBP: 0.397, SLG: 0.403 (1, 8) | F8 | | FC6 1B 2B BB | | 1B 1B | K | | F8 | | 4 | 2 | 1 | 0 | 1 | 1 | 0 | | | | | | |
| Roy White, S OBP: 0.429, SLG: 0.503 (1, 7) | 4-3 | | FC6 2B 1B | | 1B 1B | 6-3 | | 5-3 | | 5 | 1 | 2 | 0 | 0 | 0 | 0 | | | | | | |
| Thurman Munson, R OBP: 0.395, SLG: 0.432 (1, 2) | | F8 WP 6-3 BB | FC6 2B | | BB 1B | | | 5-3 | | 3 | 2 | 1 | 2 | 1 | 0 | 2 | | | | | | |
| Chris Chambliss, L OBP: 0.340, SLG: 0.467 (1, 3) | F8 | | | | F6 1B | | | F7 | | 5 | 0 | 2 | 3 | 0 | 0 | 3 | | | | | | |
| Graig Nettles, L OBP: 0.308, SLG: 0.401 (1, 5) | 6-3 | | L3 | | BB | | | F5 | | 3 | 0 | 0 | 1 | 1 | 0 | 2 | | | | | | |
| Ed Herrmann, L OBP: 0.301, SLG: 0.323 (5, PH) Lou Piniella, R OBP: 0.286, SLG: 0.250 (5, PH) | | | K | | F6 | | | 5-3 | | 1 | 0 | 0 | 0 | 1 | 1 | 1 | | | | | | |
| Jim Mason, L OBP: 0.191, SLG: 0.183 (1, 6) | 4-3 | | | | 3-1 | | | 6-3 | | 4 | 0 | 0 | 0 | 0 | 1 | 1 | | | | | | |
| Fred Stanley, R OBP: 0.264, SLG: 0.240 (1, 4) | | | 1B FC6 1B | | F6 | | | 5-3 | | 3 | 2 | 1 | 0 | 1 | 0 | 0 | | | | | | |
| Inning Stats | R: 0 E: 0 K: 0 S: 3 | H: 0 LOB: 0 BB: 0 P: 3 | R: 1 E: 0 K: 0 S: 3 | H: 0 LOB: 1 BB: 2 P: 11 | R: 4 E: 1 K: 1 S: 9 | H: 3 LOB: 1 BB: 1 P: 13 | R: 0 E: 0 K: 1 S: 5 | H: 0 LOB: 0 BB: 0 P: 5 | R: 1 E: 0 K: 0 S: 5 | H: 3 LOB: 2 BB: 1 P: 9 | R: 2 E: 0 K: 1 S: 6 | H: 1 LOB: 0 BB: 1 P: 10 | R: 0 E: 0 K: 0 S: 4 | H: 1 LOB: 1 BB: 0 P: 4 | R: 0 E: 0 K: 1 S: 5 | H: 0 LOB: 0 BB: 0 P: 5 | | R: 0 E: 0 K: 0 S: 3 | H: 0 LOB: 1 BB: 0 P: 4 | 1B: 6 2B: 1 3B: 0 HR: 1 | SF: 0 SAC: 0 DP: 0 HBP: 1 | WP: 1 PB: 0 CS: 0 |
| PITCHER | IP | WLS | BF | H | R | ER | SO | BB | IBB | HBP | BLK | WP | HR | S | P | ERA | WHIP | | | | | |
| Fergie Jenkins, R ERA: 4.99 (1, 1) | 4.1 | L | 22 | 6 | 6 | 6 | 2 | 3 | 0 | 0 | 0 | 1 | 0 | 23 | 35 | 12.46 | 2.077 | | | | | |
| Jim Umberger, L ERA: 1.95 (5, 1) | 2.2 | | 12 | 2 | 2 | 2 | 1 | 2 | 0 | 0 | 0 | 0 | 1 | 12 | 20 | 6.75 | 1.500 | | | | | |
| Steve Foucault, R ERA: 3.74 (8, 1) | 2.0 | | 7 | 0 | 0 | 0 | 1 | 0 | 0 | 1 | 0 | 0 | 0 | 8 | 9 | 0.00 | 0.000 | | | | | |

| Batter | 1 | 2 | 3 | 4 | 5 | 6 | 7 | 8 | 9 | AB | R | H | RBI | BB | SO | LOB | BOTTOM | | | | |
|---|------------------------------|----------------------------------|------------------------------|---------------------------------|------------------------------|---------------------------------|------------------------------|----------------------------------|------------------------------|---------------------------------|------------------------------|----------------------------------|------------------------------|---------------------------------|------------------------------|---------------------------------|--|----------------------------------|------------------------------------|-------------------------|--------|
| Cesar Tovar, R OBP: 0.316, SLG: 0.309 (1, 4) | 1B | 6-3 | | | F4 | | 5-3 | | FC6-4 BB | 4 | 0 | 1 | 1 | 1 | 0 | 2 | New York Yankees @ Texas Rangers Arlington Stadium, Arlington, TX Sun Jun 01 1975, 8:05 PM EDT Att: 15,866 - Unknown | | | | |
| Lenny Randle, S OBP: 0.314, SLG: 0.323 (1, 8) | BB | | F2 | | 6-3 | | 6-3 | | FC6-4 G6-4-3 | 4 | 0 | 0 | 0 | 1 | 0 | 2 | | | | | |
| Jeff Burroughs, R OBP: 0.320, SLG: 0.424 (1, 9) | BB | | G5-4-3 BB | | BB | | K | | G6-4-3 | 2 | 0 | 0 | 0 | 3 | 1 | 2 | | | | | |
| Tom Grieve, R OBP: 0.299, SLG: 0.492 (1, 7) | K | | G5-4-3 | | F8 | | | | F7 | 4 | 0 | 0 | 0 | 0 | 1 | 4 | | | | | |
| Jim Fregosi, R OBP: 0.317, SLG: 0.357 (1, 3) | F7 | | | | F7 | | K | | E FC5-4 1B | 4 | 1 | 1 | 0 | 0 | 1 | 2 | | | | | |
| Toby Harrah, R OBP: 0.380, SLG: 0.410 (1, 6) | | F3 | | E BB 6-3 BB | | 5-3 | | FC5-4 E 1B | 3 | 1 | 1 | 0 | 1 | 0 | 0 | 0 | | | | | |
| Mike Hargrove, L OBP: 0.303, SLG: 0.434 (1, 10) | | SH5-3 1B BB | | E BB | | 4-3 | | E6 FC5-4 | 2 | 1 | 0 | 0 | 2 | 0 | 2 | 2 | | | | | |
| Leo Cardenas, R OBP: 0.366, SLG: 0.371 (1, 5) | | SH5-3 | | 6-3 | | | | FC5-4 | 2 | 1 | 0 | 2 | 1 | 0 | 3 | 3 | | | | | |
| Jim Sundberg, R OBP: 0.298, SLG: 0.294 (1, 2) | | | | | F8 | | 2B | L5 | | 4 | 0 | 2 | 1 | 0 | 0 | 3 | | | | | |
| Inning Stats | R: 0 E: 0 K: 1 S: 5 | H: 1 LOB: 2 BB: 2 P: 13 | R: 1 E: 0 K: 0 S: 4 | H: 1 LOB: 1 BB: 1 P: 8 | R: 0 E: 0 K: 0 S: 2 | H: 0 LOB: 0 BB: 1 P: 6 | R: 1 E: 1 K: 0 S: 3 | H: 0 LOB: 1 BB: 2 P: 11 | R: 0 E: 0 K: 1 S: 5 | H: 0 LOB: 0 BB: 0 P: 5 | R: 1 E: 0 K: 1 S: 6 | H: 1 LOB: 1 BB: 1 P: 10 | R: 1 E: 1 K: 0 S: 6 | H: 2 LOB: 2 BB: 0 P: 6 | R: 0 E: 0 K: 0 S: 2 | H: 0 LOB: 0 BB: 1 P: 6 | | 1B: 4 2B: 1 3B: 0 HR: 0 | SF: 0 SAC: 1 DP: 2 HBP: 0 | WP: 0 PB: 0 CS: 0 | PA: 39 |
| PITCHER | IP | WLS | BF | H | R | ER | SO | BB | IBB | HBP | BLK | WP | HR | S | P | ERA | WHIP | | | | |
| Rudy May, L ERA: 2.85 (1, 1) | 9.0 | W | 39 | 5 | 4 | 2 | 3 | 9 | 0 | 0 | 0 | 0 | 0 | 36 | 72 | 2.00 | 1.556 | | | | |

| Batter | 1 | 2 | 3 | 4 | 5 | 6 | 7 | 8 | 9 | AB | R | H | RBI | BB | SO | LOB | TOP | | | | | | | | |
|--|------------------------------|---------------------------------|------------------------------|---------------------------------|------------------------------|---------------------------------|------------------------------|---------------------------------|------------------------------|---------------------------------|------------------------------|---------------------------------|------------------------------|---------------------------------|------------------------------|----------------------------------|--|---------------------------------|----------------------------------|------------------------------------|-------------------------|--------|--|--|--|
| Bobby Bonds, R OBP: 0.333, SLG: 0.486 (1, 9) | | | | | | | | | | 4 | 1 | 2 | 1 | 0 | 0 | 3 | New York Yankees @ Minnesota Twins Metropolitan Stadium, Bloomington, MI Tue Jun 03 1975, 8:05 PM EDT Att: 10,184 - Unknown - 75 F | | | | | | | | |
| Elliott Maddox, R OBP: 0.383, SLG: 0.398 (1, 8) | | | | | | | | | | 5 | 0 | 1 | 0 | 0 | 1 | 3 | | | | | | | | | |
| Roy White, S OBP: 0.418, SLG: 0.487 (1, 7) | | | | | | | | | | 5 | 0 | 0 | 0 | 0 | 1 | 1 | | | | | | | | | |
| Thurman Munson, R OBP: 0.384, SLG: 0.420 (1, 2) | | | | | | | | | | 5 | 0 | 0 | 0 | 0 | 0 | 2 | | | | | | | | | |
| Chris Chambliss, L OBP: 0.345, SLG: 0.468 (8, PR) | | | | | | | | | | 4 | 0 | 2 | 0 | 0 | 0 | 1 | | | | | | | | | |
| Bob Oliver, R OBP: 0.105, SLG: 0.158 (8, 3) | | | | | | | | | | 0 | 1 | 0 | 0 | 0 | 0 | 0 | | | | | | | | | |
| Graig Nettles, L OBP: 0.307, SLG: 0.398 (1, 5) | | | | | | | | | | 4 | 1 | 1 | 0 | 0 | 0 | 2 | | | | | | | | | |
| Rick Dempsey, R OBP: 0.643, SLG: 0.636 (1, 10) | | | | | | | | | | 2 | 1 | 1 | 0 | 2 | 0 | 0 | | | | | | | | | |
| Jim Mason, L OBP: 0.195, SLG: 0.188 (8, PH) | | | | | | | | | | 3 | 1 | 1 | 0 | 0 | 1 | 2 | | | | | | | | | |
| Alex Johnson, R OBP: 0.284, SLG: 0.324 (8, 6) | | | | | | | | | | 1 | 0 | 1 | 2 | 0 | 0 | 0 | | | | | | | | | |
| Sandy Alomar Sr., S OBP: 0.210, SLG: 0.212 (8, 6) | | | | | | | | | | 0 | 0 | 0 | 0 | 0 | 0 | 0 | | | | | | | | | |
| Fred Stanley, R OBP: 0.273, SLG: 0.250 (6, PH) | | | | | | | | | | 2 | 0 | 1 | 1 | 0 | 0 | 0 | | | | | | | | | |
| Walt Williams, R OBP: 0.400, SLG: 0.500 (6, 4) | | | | | | | | | | 2 | 0 | 0 | 0 | 0 | 1 | 5 | | | | | | | | | |
| Inning Stats | R: 1 E: 0 K: 0 S: 4 | H: 1 LOB: 0 BB: 0 P: 4 | R: 2 E: 0 K: 0 S: 6 | H: 3 LOB: 2 BB: 0 P: 7 | R: 0 E: 1 K: 0 S: 4 | H: 0 LOB: 1 BB: 0 P: 4 | R: 0 E: 0 K: 1 S: 5 | H: 0 LOB: 2 BB: 1 P: 5 | R: 0 E: 1 K: 0 S: 4 | H: 1 LOB: 1 BB: 0 P: 4 | R: 0 E: 0 K: 0 S: 4 | H: 1 LOB: 0 BB: 0 P: 5 | R: 0 E: 0 K: 1 S: 5 | H: 1 LOB: 0 BB: 0 P: 5 | R: 2 E: 0 K: 1 S: 8 | H: 3 LOB: 3 BB: 1 P: 12 | R: 0 E: 0 K: 1 S: 5 | H: 0 LOB: 0 BB: 0 P: 5 | 1B: 8 2B: 1 3B: 0 HR: 1 | SF: 0 SAC: 0 DP: 1 HBP: 1 | WP: 1 PB: 0 CS: 1 | PA: 40 | | | |
| PITCHER | IP | WLS | BF | H | R | ER | SO | BB | IBB | HBP | BLK | WP | HR | S | P | ERA | WHIP | | | | | | | | |
| Dave Goltz, R ERA: 3.23 (1, 1) | 7.1 | L | 34 | 9 | 5 | 5 | 2 | 2 | 0 | 1 | 0 | 1 | 1 | 35 | 44 | 6.14 | 1.500 | | | | | | | | |
| Bill Campbell, R ERA: 4.24 (8, 1) | 1.2 | | 6 | 1 | 0 | 0 | 2 | 0 | 0 | 0 | 0 | 0 | 0 | 10 | 10 | 0.00 | 0.600 | | | | | | | | |


| Batter | 1 | 2 | 3 | 4 | 5 | 6 | 7 | 8 | 9 | AB | R | H | RBI | BB | SO | LOB | BOTTOM | | | | | | | | |
|---|------------------------------|---------------------------------|------------------------------|---------------------------------|------------------------------|---------------------------------|------------------------------|---------------------------------|------------------------------|---------------------------------|------------------------------|----------------------------------|------------------------------|----------------------------------|------------------------------|---------------------------------|--|---------------------------------|----------------------------------|------------------------------------|-------------------------|--------|--|--|--|
| Steve Braun, L OBP: 0.377, SLG: 0.467 (8, PR) | | | | | | | | | | 5 | 1 | 2 | 0 | 0 | 0 | 1 | New York Yankees @ Minnesota Twins Metropolitan Stadium, Bloomington, MI Tue Jun 03 1975, 8:05 PM EDT Att: 10,184 - Unknown - 75 F | | | | | | | | |
| Dan Ford, R OBP: 0.234, SLG: 0.205 (9, 8) | | | | | | | | | | 0 | 0 | 0 | 0 | 0 | 0 | 0 | | | | | | | | | |
| Rod Carew, L OBP: 0.473, SLG: 0.568 (1, 4) | | | | | | | | | | 3 | 2 | 3 | 1 | 2 | 0 | 0 | | | | | | | | | |
| Steve Brye, R OBP: 0.354, SLG: 0.471 (1, 9) | | | | | | | | | | 5 | 1 | 2 | 3 | 0 | 1 | 4 | | | | | | | | | |
| Tony Oliva, L OBP: 0.360, SLG: 0.337 (1, 10) | | | | | | | | | | 5 | 0 | 1 | 0 | 0 | 0 | 2 | | | | | | | | | |
| Larry Hise, R OBP: 0.348, SLG: 0.513 (9, 7) | | | | | | | | | | 4 | 0 | 0 | 0 | 1 | 0 | 1 | | | | | | | | | |
| Tom Kelly, L OBP: 0.216, SLG: 0.222 (9, PH) | | | | | | | | | | 4 | 0 | 0 | 0 | 0 | 1 | 1 | | | | | | | | | |
| Bobby Darwin, R OBP: 0.310, SLG: 0.364 (8, 2) | | | | | | | | | | 1 | 0 | 0 | 0 | 0 | 1 | 0 | | | | | | | | | |
| Danny Thompson, R OBP: 0.384, SLG: 0.490 (1, 5) | | | | | | | | | | 4 | 0 | 2 | 0 | 0 | 0 | 1 | | | | | | | | | |
| Glenn Borgmann, R OBP: 0.288, SLG: 0.225 (7, PH) | | | | | | | | | | 2 | 0 | 0 | 0 | 1 | 0 | 3 | | | | | | | | | |
| Danny Walton, R OBP: 0.260, SLG: 0.261 (8, 2) | | | | | | | | | | 1 | 0 | 0 | 0 | 0 | 0 | 2 | | | | | | | | | |
| Phil Roof, R (8, 2) | | | | | | | | | | 0 | 0 | 0 | 0 | 0 | 0 | 0 | | | | | | | | | |
| Sergio Ferrer, S OBP: 0.279, SLG: 0.309 (5, 6) | | | | | | | | | | 2 | 0 | 0 | 0 | 0 | 0 | 1 | | | | | | | | | |
| Luis Gomez, R OBP: 0.267, SLG: 0.154 (5, 6) | | | | | | | | | | 2 | 0 | 0 | 0 | 0 | 0 | 1 | | | | | | | | | |
| Inning Stats | R: 1 E: 0 K: 0 S: 5 | H: 2 LOB: 1 BB: 0 P: 5 | R: 0 E: 0 K: 0 S: 4 | H: 1 LOB: 1 BB: 0 P: 4 | R: 3 E: 1 K: 0 S: 8 | H: 4 LOB: 2 BB: 0 P: 8 | R: 0 E: 0 K: 0 S: 4 | H: 1 LOB: 2 BB: 1 P: 8 | R: 0 E: 0 K: 1 S: 5 | H: 0 LOB: 0 BB: 0 P: 3 | R: 0 E: 0 K: 1 S: 5 | H: 0 LOB: 2 BB: 2 P: 13 | R: 0 E: 1 K: 1 S: 6 | H: 0 LOB: 2 BB: 1 P: 10 | R: 0 E: 0 K: 0 S: 4 | H: 2 LOB: 2 BB: 0 P: 4 | R: 0 E: 0 K: 1 S: 5 | H: 0 LOB: 0 BB: 0 P: 5 | 1B: 7 2B: 1 3B: 0 HR: 2 | SF: 0 SAC: 0 DP: 1 HBP: 0 | WP: 0 PB: 0 CS: 0 | PA: 42 | | | |
| PITCHER | IP | WLS | BF | H | R | ER | SO | BB | IBB | HBP | BLK | WP | HR | S | P | ERA | WHIP | | | | | | | | |
| Pat Dobson, R ERA: 3.48 (1, 1) | 7.1 | | 37 | 9 | 4 | 4 | 2 | 3 | 1 | 0 | 0 | 0 | 2 | 37 | 53 | 4.91 | 1.636 | | | | | | | | |
| Sparky Lyle, L ERA: 2.96 (8, 1) | 1.2 | S | 5 | 1 | 0 | 0 | 1 | 0 | 0 | 0 | 0 | 0 | 0 | 7 | 7 | 0.00 | 0.600 | | | | | | | | |

| Batter | 1 | 2 | 3 | 4 | 5 | 6 | 7 | 8 | 9 | AB | R | H | RBI | BB | SO | LOB | TOP | | | | | |
|---|--|---|---|--|---|---|---|---|---|----------------------------------|------------------------------|----------------------------------|------------------------------|----------------------------------|------------------------------|---------------------------------|---|---------------------------------|----------------------------------|------------------------------------|-------------------------|--------|
| Bobby Bonds, R OBP: 0.335, SLG: 0.481 (1, 9) |  | |  1B |  2-3f | |  1-3 | |  BB | | 4 | 0 | 1 | 0 | 1 | 1 | 3 | New York Yankees @ Minnesota Twins Metropolitan Stadium, Bloomington, MI Wed Jun 04 1975, 8:05 PM EDT Att: 9,161 - Unknown - 70 F | | | | | |
| Elliott Maddox, R OBP: 0.388, SLG: 0.400 (1, 8) |  | |  1-2 | |  HR BB |  1B | |  1B | | 4 | 2 | 2 | 1 | 1 | 2 | 1 | | | | | | |
| Roy White, S OBP: 0.417, SLG: 0.481 (1, 7) |  1B | |  2 | |  1-2 |  BB | |  1-2f | | 4 | 0 | 1 | 0 | 1 | 1 | 4 | | | | | | |
| Thurman Munson, R OBP: 0.390, SLG: 0.441 (1, 2) |  1-3 | |  2 | |  2H |  1-3 | |  3H | | 5 | 1 | 3 | 3 | 0 | 0 | 3 | | | | | | |
| Chris Chambliss, L OBP: 0.340, SLG: 0.459 (1, 3) |  | |  3 | |  2 | |  | |  1B | 5 | 0 | 1 | 0 | 0 | 2 | 4 | | | | | | |
| Graig Nettles, L OBP: 0.314, SLG: 0.406 (1, 5) | |  2B | |  1B |  | |  2B BB | |  1-2f | 4 | 1 | 2 | 0 | 1 | 0 | 1 | | | | | | |
| Rick Dempsey, R OBP: 0.379, SLG: 0.600 (1, 10) |  | |  BB | |  WP SH3-4 1B |  1H | |  | | 4 | 1 | 1 | 1 | 1 | 1 | 1 | | | | | | |
| Jim Mason, L OBP: 0.190, SLG: 0.183 (1, 6) |  | |  2-3 | |  1-2 |  2-3 | | | | 3 | 0 | 0 | 0 | 0 | 1 | 4 | | | | | | |
| Fred Stanley, R OBP: 0.288, SLG: 0.255 (1, 4) |  | | |  1-2 | |  2H |  1B |  3 | | 3 | 1 | 1 | 1 | 1 | 1 | 2 | | | | | | |
| Inning Stats | R: 0 E: 0 K: 3 S: 11 | H: 2 LOB: 2 BB: 0 P: 11 | R: 0 E: 0 K: 3 S: 10 | H: 1 LOB: 1 BB: 0 P: 10 | R: 0 E: 1 K: 1 S: 7 | H: 1 LOB: 2 BB: 0 P: 7 | R: 0 E: 0 K: 0 S: 3 | H: 1 LOB: 0 BB: 2 P: 11 | R: 2 E: 0 K: 1 S: 6 | H: 1 LOB: 0 BB: 1 P: 10 | R: 3 E: 1 K: 0 S: 6 | H: 3 LOB: 2 BB: 1 P: 10 | R: 1 E: 0 K: 1 S: 6 | H: 1 LOB: 1 BB: 1 P: 10 | R: 0 E: 0 K: 0 S: 3 | H: 1 LOB: 1 BB: 0 P: 7 | R: 0 E: 0 K: 0 S: 3 | H: 1 LOB: 0 BB: 3 P: 3 | 1B: 9 2B: 4 3B: 0 HR: 1 | SF: 0 SAC: 1 DP: 3 HBP: 0 | WP: 3 PB: 1 CS: 0 | PA: 43 |
| PITCHER | IP | WLS | BF | H | R | ER | SO | BB | IBB | HBP | BLK | WP | HR | S | P | ERA | WHIP | | | | | |
| Bert Blyleven, R ERA: 3.76 (1, 1) | 6.0 | L | 31 | 9 | 5 | 2 | 8 | 4 | 0 | 0 | 0 | 1 | 1 | 43 | 59 | 3.00 | 2.167 | | | | | |
| Vic Albury, L ERA: 3.69 (7, 1) | 3.0 | | 12 | 3 | 1 | 1 | 1 | 2 | 0 | 0 | 0 | 1 | 0 | 12 | 20 | 3.00 | 1.667 | | | | | |

| Batter | 1 | 2 | 3 | 4 | 5 | 6 | 7 | 8 | 9 | AB | R | H | RBI | BB | SO | LOB | BOTTOM | | | | | |
|---|---|--|--|--|---|--|---|--|--|---------------------------------|------------------------------|---------------------------------|------------------------------|---------------------------------|------------------------------|---------------------------------|---|---------------------------------|----------------------------------|------------------------------------|-------------------------|--------|
| Steve Braun, L OBP: 0.373, SLG: 0.457 (1, 7) |  1 | | |  BB | |  3 | |  | | 3 | 0 | 0 | 0 | 1 | 1 | 1 | New York Yankees @ Minnesota Twins Metropolitan Stadium, Bloomington, MI Wed Jun 04 1975, 8:05 PM EDT Att: 9,161 - Unknown - 70 F | | | | | |
| Rod Carew, L OBP: 0.478, SLG: 0.573 (1, 4) |  1B | | |  1-2 | | |  1B | |  BB | 4 | 1 | 3 | 0 | 0 | 0 | 1 | | | | | | |
| Steve Brye, R OBP: 0.350, SLG: 0.458 (1, 9) |  1-2f | | |  3 | | |  1 | |  1-2 BB | 3 | 1 | 0 | 0 | 1 | 0 | 2 | | | | | | |
| Tony Oliva, L OBP: 0.356, SLG: 0.333 (1, 10) | |  1 | | |  1 | |  1-2f | |  1-3 2H | 4 | 0 | 1 | 1 | 0 | 0 | 1 | | | | | | |
| Eric Soderholm, R OBP: 0.351, SLG: 0.351 (9, PR) | | |  1 | | | |  1-2f | |  1-3 2H | 0 | 0 | 0 | 0 | 0 | 0 | 0 | | | | | | |
| Larry Hise, R OBP: 0.346, SLG: 0.506 (1, 8) | |  2 | | |  2 | |  3 | |  1-2 3H | 4 | 0 | 1 | 1 | 0 | 1 | 1 | | | | | | |
| Danny Thompson, R OBP: 0.379, SLG: 0.404 (1, 5) | |  3 | | | | | |  1 |  1 | 4 | 0 | 1 | 0 | 0 | 1 | 2 | | | | | | |
| Craig Kusick, R OBP: 0.327, SLG: 0.353 (1, 3) | | |  1 | |  3 | | |  2 |  1-2f | 4 | 1 | 1 | 1 | 0 | 0 | 3 | | | | | | |
| Phil Roof, R (1, 2) | | | |  2 | | |  1 | | | 2 | 0 | 0 | 0 | 0 | 1 | 0 | | | | | | |
| Tom Kelly, L OBP: 0.231, SLG: 0.239 (8, PH) | | | | | | | |  2 | | 1 | 0 | 1 | 0 | 0 | 0 | 0 | | | | | | |
| Glenn Borgmann, R OBP: 0.288, SLG: 0.225 (9, 2) | | | | | | | | |  2 | 0 | 0 | 0 | 0 | 0 | 0 | 0 | | | | | | |
| Luis Gomez, R OBP: 0.235, SLG: 0.133 (1, 6) | | | |  3 | | |  2 | |  2 | 2 | 0 | 0 | 0 | 0 | 0 | 0 | | | | | | |
| Danny Walton, R OBP: 0.269, SLG: 0.250 (8, PH) | | | | | | | | | | 1 | 0 | 0 | 0 | 0 | 1 | 1 | | | | | | |
| Sergio Ferrer, S OBP: 0.279, SLG: 0.309 (9, 6) | | | | | | | | | | 0 | 0 | 0 | 0 | 0 | 0 | 0 | | | | | | |
| Inning Stats | R: 0 E: 0 K: 0 S: 3 | H: 1 LOB: 0 BB: 0 P: 3 | R: 0 E: 0 K: 2 S: 7 | H: 0 LOB: 0 BB: 0 P: 7 | R: 0 E: 0 K: 0 S: 3 | H: 0 LOB: 0 BB: 0 P: 3 | R: 0 E: 0 K: 0 S: 2 | H: 0 LOB: 0 BB: 1 P: 6 | R: 0 E: 0 K: 0 S: 4 | H: 1 LOB: 1 BB: 0 P: 4 | R: 0 E: 0 K: 1 S: 5 | H: 0 LOB: 0 BB: 0 P: 5 | R: 0 E: 0 K: 0 S: 4 | H: 1 LOB: 1 BB: 0 P: 4 | R: 1 E: 0 K: 2 S: 9 | H: 2 LOB: 1 BB: 0 P: 9 | R: 2 E: 0 K: 0 S: 5 | H: 3 LOB: 2 BB: 1 P: 9 | 1B: 6 2B: 1 3B: 0 HR: 1 | SF: 0 SAC: 0 DP: 2 HBP: 0 | WP: 0 PB: 0 CS: 1 | PA: 34 |
| PITCHER | IP | WLS | BF | H | R | ER | SO | BB | IBB | HBP | BLK | WP | HR | S | P | ERA | WHIP | | | | | |
| Doc Medich, R ERA: 3.63 (1, 1) | 8.0 | W | 28 | 5 | 1 | 1 | 5 | 1 | 0 | 0 | 0 | 0 | 0 | 37 | 41 | 1.12 | 0.750 | | | | | |
| Sparky Lyle, L ERA: 3.7 (9, 1) | 0.0 | | 4 | 3 | 2 | 2 | 0 | 1 | 0 | 0 | 0 | 0 | 0 | 3 | 7 | | | | | | | |
| Dick Tidrow, R ERA: 4.13 (9, 1) | 1.0 | S | 2 | 0 | 0 | 0 | 0 | 0 | 0 | 0 | 0 | 0 | 0 | 2 | 2 | 0.00 | 0.000 | | | | | |

| Batter | 1 | 2 | 3 | 4 | 5 | 6 | 7 | 8 | 9 | AB | R | H | RBI | BB | SO | LOB | TOP | | | |
|--|------------------------------|---------------------------------|------------------------------|----------------------------------|------------------------------|---------------------------------|-------------------------------|----------------------------------|------------------------------|----------------------------------|------------------------------|----------------------------------|------------------------------|---------------------------------|------------------------------|---------------------------------|--|------------------------------------|-------------------------|--------|
| Bobby Bonds, R OBP: 0.336, SLG: 0.479 (1, 9) | | | | | | | | | | 5 | 0 | 2 | 2 | 0 | 1 | 4 | New York Yankees @ Minnesota Twins Metropolitan Stadium, Bloomington, MI Thu Jun 05 1975, 4:33 AM EDT Att: 11,721 - Unknown - 70 F | | | |
| Elliott Maddox, R OBP: 0.384, SLG: 0.395 (1, 8) | | | | | | | | | | 5 | 0 | 1 | 0 | 0 | 0 | 5 | | | | |
| Roy White, S OBP: 0.417, SLG: 0.472 (1, 7) | | | | | | | | | | 3 | 1 | 0 | 0 | 2 | 0 | 2 | | | | |
| Thurman Munson, R OBP: 0.390, SLG: 0.457 (1, 2) | | | | | | | | | | | 5 | 2 | 2 | 1 | 0 | 0 | | 1 | | |
| Chris Chambliss, L OBP: 0.350, SLG: 0.463 (1, 3) | | | | | | | | | | | 3 | 2 | 2 | 0 | 1 | 0 | | 0 | | |
| Graig Nettles, L OBP: 0.322, SLG: 0.429 (1, 5) | | | | | | | | | | | 5 | 2 | 3 | 3 | 0 | 0 | | 2 | | |
| Rick Dempsey, R OBP: 0.667, SLG: 0.647 (1, 10) | | | | | | | | | | | 2 | 0 | 2 | 0 | 3 | 0 | | 0 | | |
| Jim Mason, L OBP: 0.194, SLG: 0.186 (7, PH) | | | | | | | | | | 3 | 0 | 1 | 0 | 0 | 0 | 1 | | 4 | | |
| Bob Oliver, R OBP: 0.100, SLG: 0.150 (7, 4) | | | | | | | | | | 1 | 0 | 0 | 0 | 0 | 1 | 1 | | | | |
| Sandy Alomar Sr., S OBP: 0.209, SLG: 0.211 (7, 4) | | | | | | | | | | 1 | 0 | 0 | 0 | 0 | 0 | 1 | | | | |
| Fred Stanley, R OBP: 0.286, SLG: 0.254 (7, 6) | | | | | | | | | | 4 | 0 | 1 | 0 | 0 | 1 | 5 | | | | |
| Inning Stats | R: 2 E: 1 K: 0 S: 4 | H: 1 LOB: 0 BB: 1 P: 8 | R: 0 E: 0 K: 1 S: 6 | H: 1 LOB: 2 BB: 1 P: 10 | R: 0 E: 0 K: 0 S: 3 | H: 1 LOB: 0 BB: 0 P: 3 | R: 2 E: 0 K: 2 S: 11 | H: 4 LOB: 2 BB: 0 P: 11 | R: 0 E: 0 K: 0 S: 2 | H: 1 LOB: 1 BB: 1 P: 10 | R: 0 E: 0 K: 1 S: 7 | H: 2 LOB: 1 BB: 1 P: 11 | R: 0 E: 0 K: 0 S: 4 | H: 1 LOB: 1 BB: 0 P: 4 | R: 1 E: 0 K: 0 S: 5 | H: 3 LOB: 1 BB: 0 P: 5 | 1B: 12 2B: 0 3B: 0 HR: 2 | SF: 0 SAC: 1 DP: 2 HBP: 0 | WP: 1 PB: 0 CS: 0 | PA: 44 |
| PITCHER | IP | WLS | BF | H | R | ER | SO | BB | IBB | HBP | BLK | WP | HR | S | P | ERA | WHIP | | | |
| Jim Hughes, R ERA: 3.06 (1, 1) | 6.2 | L | 34 | 10 | 6 | 6 | 3 | 6 | 0 | 0 | 0 | 1 | 2 | 34 | 58 | 8.10 | 2.400 | | | |
| Bill Butler, L ERA: 9.37 (7, 1) | 1.2 | | 8 | 3 | 1 | 1 | 1 | 0 | 0 | 0 | 0 | 0 | 0 | 10 | 10 | 5.40 | 1.800 | | | |
| Bill Campbell, R ERA: 4.15 (9, 1) | 0.2 | | 2 | 1 | 0 | 0 | 0 | 0 | 0 | 0 | 0 | 0 | 0 | 2 | 2 | 0.00 | 1.500 | | | |

| | |
|-----|----|
| AB | 37 |
| R | 7 |
| H | 14 |
| RBI | 6 |
| BB | 6 |
| SO | 4 |
| LOB | 25 |



| Batter | 1 | 2 | 3 | 4 | 5 | 6 | 7 | 8 | 9 | AB | R | H | RBI | BB | SO | LOB | BOTTOM | | | | | |
|---|------------------------------|---------------------------------|------------------------------|---------------------------------|------------------------------|---------------------------------|------------------------------|---------------------------------|------------------------------|---------------------------------|------------------------------|---------------------------------|------------------------------|---------------------------------|------------------------------|---------------------------------|--|---------------------------------|----------------------------------|------------------------------------|-------------------------|--------|
| Steve Braun, L OBP: 0.370, SLG: 0.458 (8, 5) | | | | | | | | | | 4 | 1 | 1 | 0 | 0 | 1 | 1 | New York Yankees @ Minnesota Twins Metropolitan Stadium, Bloomington, MI Thu Jun 05 1975, 4:33 AM EDT Att: 11,721 - Unknown - 70 F | | | | | |
| Rod Carew, L OBP: 0.491, SLG: 0.623 (1, 4) | | | | | | | | | | 3 | 2 | 3 | 4 | 1 | 0 | 0 | | | | | | |
| Bobby Darwin, R OBP: 0.303, SLG: 0.354 (1, 9) | | | | | | | | | | 4 | 0 | 0 | 0 | 0 | 2 | 1 | | | | | | |
| Tony Oliva, L OBP: 0.361, SLG: 0.340 (1, 10) | | | | | | | | | | 4 | 0 | 2 | 0 | 0 | 0 | 1 | | | | | | |
| Larry Hise, R OBP: 0.344, SLG: 0.506 (1, 8) | | | | | | | | | | 4 | 0 | 1 | 0 | 0 | 0 | 2 | | | | | | |
| Danny Thompson, R OBP: 0.375, SLG: 0.398 (8, 6) | | | | | | | | | | 4 | 0 | 1 | 0 | 0 | 0 | 1 | | | | | | |
| Craig Kusick, R OBP: 0.314, SLG: 0.337 (1, 3) | | | | | | | | | | 4 | 0 | 0 | 0 | 0 | 1 | 3 | | | | | | |
| Glenn Borgmann, R OBP: 0.289, SLG: 0.221 (9, PH) | | | | | | | | | | | 2 | 1 | 0 | 0 | 1 | 0 | | 0 | | | | |
| Luis Gomez, R OBP: 0.222, SLG: 0.125 (7, PH) | | | | | | | | | | 1 | 0 | 0 | 0 | 0 | 0 | 0 | | | | | | |
| Tom Kelly, L OBP: 0.226, SLG: 0.234 (8, 7) | | | | | | | | | | 1 | 0 | 0 | 0 | 0 | 0 | 0 | | | | | | |
| Inning Stats | R: 1 E: 0 K: 0 S: 5 | H: 2 LOB: 1 BB: 0 P: 5 | R: 0 E: 0 K: 0 S: 3 | H: 0 LOB: 0 BB: 0 P: 3 | R: 2 E: 0 K: 1 S: 7 | H: 2 LOB: 0 BB: 0 P: 7 | R: 0 E: 0 K: 0 S: 3 | H: 0 LOB: 0 BB: 0 P: 3 | R: 1 E: 0 K: 0 S: 3 | H: 1 LOB: 1 BB: 1 P: 7 | R: 0 E: 0 K: 0 S: 5 | H: 2 LOB: 2 BB: 0 P: 5 | R: 0 E: 0 K: 1 S: 5 | H: 0 LOB: 0 BB: 0 P: 5 | R: 0 E: 0 K: 1 S: 4 | H: 0 LOB: 1 BB: 1 P: 8 | R: 0 E: 0 K: 2 S: 8 | H: 1 LOB: 1 BB: 0 P: 8 | 1B: 4 2B: 2 3B: 0 HR: 2 | SF: 0 SAC: 1 DP: 1 HBP: 0 | WP: 0 PB: 0 CS: 0 | PA: 35 |
| PITCHER | IP | WLS | BF | H | R | ER | SO | BB | IBB | HBP | BLK | WP | HR | S | P | ERA | WHIP | | | | | |
| Caffish Hunter, R ERA: 3.16 (1, 1) | 9.0 | W | 35 | 8 | 4 | 4 | 5 | 2 | 0 | 0 | 0 | 0 | 2 | 43 | 51 | 4.00 | 1.111 | | | | | |

| | |
|-----|----|
| AB | 32 |
| R | 4 |
| H | 8 |
| RBI | 4 |
| BB | 2 |
| SO | 5 |
| LOB | 10 |



| Batter | 1 | 2 | 3 | 4 | 5 | 6 | 7 | 8 | 9 | AB | R | H | RBI | BB | SO | LOB | TOP | | | | | | | | | | |
|---|------------------------------|---------------------------------|----------------------------------|---------------------------------|-------------------------------|----------------------------------|------------------------------|---------------------------------|------------------------------|---------------------------------|------------------------------|----------------------------------|------------------------------|---------------------------------|------------------------------|---------------------------------|---|------------------------------------|-------------------------|--------|--|--|--|--|--|--|--|
| Bobby Bonds, R OBP: 0.335, SLG: 0.490 | 0-0 6-3 | 0-0 1-H HR | | 0-3 K | | | 0-3 K | | | 4 | 1 | 1 | 2 | 0 | 2 | 0 | New York Yankees @ Chicago White Sox Comiskey Park, Chicago, IL Fri Jun 06 1975, 8:05 PM EDT Att: 17,159 - Unknown - 66 F livebaseballscorecards.com | | | | | | | | | | |
| Elliott Maddox, R OBP: 0.386, SLG: 0.397 | 0-0 F 1B SF7 | 0-0 F9 | | 0-0 5-3 | | | 0-0 1B | | | 4 | 1 | 2 | 0 | 0 | 0 | 0 | | | | | | | | | | | |
| Roy White, S OBP: 0.418, SLG: 0.473 | 0-0 E8 1B 1-3 1B | | 0-0 FC4-6 1B 2B | | 0-0 5-3 | | 0-0 F9 | | | 4 | 2 | 2 | 0 | 0 | 0 | 1 | | | | | | | | | | | |
| Thurman Munson, R OBP: 0.392, SLG: 0.460 | 0-0 SF7 | | 0-0 FC4-6 1-2 1B | | 0-0 G6-4-3 1B | | 0-0 6-3 | | | 3 | 0 | 2 | 1 | 0 | 0 | 0 | | | | | | | | | | | |
| Rick Dempsey, R OBP: 0.607, SLG: 0.571 | 0-0 3-H 1B 1B | | 0-0 FC4-6 2B 1-2 2-3 | | 0-0 G6-4-3 1-2 | | 0-0 5-3 | | | 4 | 0 | 1 | 0 | 0 | 0 | 3 | | | | | | | | | | | |
| Graig Nettles, L OBP: 0.320, SLG: 0.425 | 0-0 2-H 3-H 1B | | 0-3 K | | 0-0 F5 | | 0-0 G3 | | | 4 | 0 | 1 | 1 | 0 | 1 | 2 | | | | | | | | | | | |
| Chris Chambliss, L OBP: 0.354, SLG: 0.471 | | 0-0 HR 1B | 0-0 1-3 3-H 2B | | 0-0 F8 | | 0-0 F8 | | 0-0 F8 | 4 | 1 | 2 | 1 | 0 | 0 | 0 | | | | | | | | | | | |
| Jim Mason, L OBP: 0.188, SLG: 0.180 | | 0-0 F8 | 0-3 K | | 0-3 K | | 0-3 K | | 0-3 K | 4 | 0 | 0 | 0 | 0 | 3 | 3 | | | | | | | | | | | |
| Fred Stanley, R OBP: 0.269, SLG: 0.238 | | 0-0 F3 | | 0-0 F9 | | 0-3 K | | 0-0 6-3 | | 4 | 0 | 0 | 0 | 0 | 1 | 1 | | | | | | | | | | | |
| Inning Stats | R: 2 E: 1 K: 0 S: 6 | H: 4 LOB: 2 BB: 0 P: 6 | R: 2 E: 0 K: 0 S: 5 | H: 2 LOB: 0 BB: 0 P: 5 | R: 1 E: 0 K: 2 S: 10 | H: 3 LOB: 2 BB: 0 P: 10 | R: 0 E: 0 K: 1 S: 5 | H: 0 LOB: 0 BB: 0 P: 5 | R: 0 E: 0 K: 2 S: 8 | H: 1 LOB: 1 BB: 0 P: 8 | R: 0 E: 0 K: 0 S: 3 | H: 0 LOB: 0 BB: 0 P: 3 | R: 0 E: 0 K: 1 S: 5 | H: 0 LOB: 0 BB: 0 P: 5 | R: 0 E: 0 K: 0 S: 5 | H: 0 LOB: 0 BB: 0 P: 5 | 1B: 9 2B: 1 3B: 0 HR: 1 | SF: 1 SAC: 0 DP: 1 HBP: 0 | WP: 0 PB: 0 CS: 0 | PA: 36 | | | | | | | |
| PITCHER | IP | WLS | BF | H | R | ER | SO | BB | IBB | HBP | BLK | WP | HR | S | P | ERA | WHIP | | | | | | | | | | |
| Wilbur Wood, L ERA: 5.74 | (1, 1) | 2.0 | L 13 | 8 | 5 | 5 | 0 | 0 | 0 | 0 | 0 | 0 | 1 | 13 | 13 | 22.50 | 4.000 | | | | | | | | | | |
| Bill Gogolewski, R ERA: 2.36 | (3, 1) | 7.0 | 23 | 3 | 0 | 0 | 7 | 0 | 0 | 0 | 0 | 0 | 0 | 37 | 37 | 0.00 | 0.429 | | | | | | | | | | |
| Batter | 1 | 2 | 3 | 4 | 5 | 6 | 7 | 8 | 9 | AB | R | H | RBI | BB | SO | LOB | BOTTOM | | | | | | | | | | |
| Bob Coluccio, R OBP: 0.289, SLG: 0.260 | 0-0 5-3 | | 0-0 WP 1-2 2-H 1B | | 4-0 1B BB | | 0-0 BB 1B | | 0-0 F8 | 4 | 0 | 2 | 1 | 1 | 0 | 0 | New York Yankees @ Chicago White Sox Comiskey Park, Chicago, IL Fri Jun 06 1975, 8:05 PM EDT Att: 17,159 - Unknown - 66 F livebaseballscorecards.com | | | | | | | | | | |
| Bucky Dent, R OBP: 0.344, SLG: 0.398 | 0-0 F7 | | 0-3 K | | 0-0 F9 | | 4-0 1-2 BB | | 0-0 1B | 4 | 0 | 1 | 0 | 1 | 1 | 3 | | | | | | | | | | | |
| Carlos May, L OBP: 0.421, SLG: 0.440 | 0-0 1B | | 0-3 K | | 0-0 1-3 1B | | 0-3 K | | 0-0 F9 | 5 | 0 | 2 | 0 | 0 | 2 | 5 | | | | | | | | | | | |
| Deron Johnson, R OBP: 0.281, SLG: 0.342 | 0-0 F4 | | 0-0 1-3 | | 0-0 1-3 | | 0-0 1-3 | | 0-0 1-3 | 4 | 0 | 0 | 0 | 0 | 0 | 5 | | | | | | | | | | | |
| Ken Henderson, S OBP: 0.356, SLG: 0.373 | | 0-0 L3 | | 4-0 1B BB | | 0-3 K | | 0-0 1B 1B | | 3 | 0 | 1 | 0 | 1 | 1 | 0 | | | | | | | | | | | |
| Bill Melton, R OBP: 0.321, SLG: 0.311 | | 0-0 5-3 | | 0-0 F7 | | 0-0 F3 | | 0-3 K | | 4 | 0 | 0 | 0 | 0 | 1 | 2 | | | | | | | | | | | |
| Bill Stein, R OBP: 0.357, SLG: 0.463 | | 0-0 5-3 | | 0-0 G4-6-3 1-2 1B | | 0-0 F8 | | 0-0 1-2 1B | | 4 | 0 | 2 | 0 | 0 | 0 | 0 | | | | | | | | | | | |
| Jorge Orta, L OBP: 0.338, SLG: 0.405 | | | 0-0 BB 1B 1B | | 0-0 G4-6-3 1-2 | | 0-0 4-3 | | 0-0 4-3 | 4 | 1 | 1 | 0 | 0 | 0 | 4 | | | | | | | | | | | |
| Brian Downing, R OBP: 0.355, SLG: 0.336 | | | 4-0 WP 1-2 1B BB | | 0-0 L7 | | 0-0 F5 | | 0-3 K | 3 | 0 | 0 | 0 | 1 | 1 | 0 | | | | | | | | | | | |
| Inning Stats | R: 0 E: 0 K: 0 S: 4 | H: 1 LOB: 1 BB: 0 P: 4 | R: 0 E: 0 K: 0 S: 3 | H: 0 LOB: 0 BB: 0 P: 3 | R: 1 E: 0 K: 2 S: 9 | H: 2 LOB: 1 BB: 1 P: 13 | R: 0 E: 0 K: 0 S: 3 | H: 1 LOB: 1 BB: 1 P: 7 | R: 0 E: 0 K: 1 S: 5 | H: 0 LOB: 0 BB: 0 P: 5 | R: 0 E: 0 K: 1 S: 6 | H: 1 LOB: 2 BB: 1 P: 10 | R: 0 E: 0 K: 1 S: 7 | H: 2 LOB: 2 BB: 0 P: 7 | R: 0 E: 0 K: 1 S: 6 | H: 1 LOB: 1 BB: 0 P: 6 | 1B: 9 2B: 0 3B: 0 HR: 0 | SF: 0 SAC: 0 DP: 1 HBP: 0 | WP: 1 PB: 0 CS: 0 | PA: 39 | | | | | | | |
| PITCHER | IP | WLS | BF | H | R | ER | SO | BB | IBB | HBP | BLK | WP | HR | S | P | ERA | WHIP | | | | | | | | | | |
| Rudy May, L ERA: 2.61 | (1, 1) | 9.0 | W 39 | 9 | 1 | 1 | 6 | 4 | 0 | 0 | 0 | 1 | 0 | 47 | 63 | 1.00 | 1.444 | | | | | | | | | | |

| Batter | 1 | 2 | 3 | 4 | 5 | 6 | 7 | 8 | 9 | AB | R | H | RBI | BB | SO | LOB | TOP | | | | | | | | | |
|--|------------------------------|---------------------------------|------------------------------|---------------------------------|------------------------------|---------------------------------|------------------------------|---------------------------------|------------------------------|---------------------------------|------------------------------|---------------------------------|-------------------------------|----------------------------------|-------------------------------|----------------------------------|------------------------------|---------------------------------|----------------------------------|------------------------------------|-------------------------|--------|--|--|--|--|
| Bobby Bonds, R OBP: 0.342, SLG: 0.525 Walt Williams, R OBP: 0.385, SLG: 0.480 Larry Murray, S (8, 9) | 0-0 HR | | 0-0 1B | | 0-0 HR | | 0-3 K | 0-3 K | | 4 | 2 | 3 | 3 | 0 | 1 | 3 | | | | | | | | | | |
| Elliott Maddox, R OBP: 0.382, SLG: 0.392 | 0-0 FC3-6 1B | | 0-3 K | | 0-0 2-3 | | 0-3 K | | 0-3 K | 5 | 0 | 1 | 0 | 0 | 3 | 4 | | | | | | | | | | |
| Roy White, S OBP: 0.408, SLG: 0.459 | 0-0 FC3-6 CS | | 0-0 F6 | | | | 0-0 F9 | 0-0 4-3 | | 0-0 F8 | 5 | 0 | 0 | 0 | 0 | 4 | | | | | | | | | | |
| Thurman Munson, R OBP: 0.383, SLG: 0.448 | 0-0 E6 | | | 0-0 5-3 | | | 0-0 F7 | | 0-0 E4 3B | 5 | 1 | 0 | 0 | 0 | 1 | 1 | | | | | | | | | | |
| Chris Chambliss, L OBP: 0.358, SLG: 0.484 | 0-0 L8 | | | 0-0 F9-3 1B | | | 0-0 1-3 | | 0-0 1B 3B | 4 | 1 | 2 | 1 | 0 | 0 | 1 | | | | | | | | | | |
| Graig Nettles, L OBP: 0.324, SLG: 0.432 | | 0-0 F7 | | 0-0 F9-3 | | | 0-0 WP FC4 2B | 0-0 FC1-5 1B | | 4 | 1 | 2 | 0 | 0 | 0 | 1 | | | | | | | | | | |
| Ed Herrmann, L OBP: 0.325, SLG: 0.338 | | 0-0 1B | | | 0-0 L5 | | 4-0 SH FC4 BB | 0-0 FC1-5 1B | | 3 | 0 | 2 | 1 | 1 | 0 | 0 | | | | | | | | | | |
| Jim Mason, L OBP: 0.182, SLG: 0.175 | | 0-0 F7 | | | 0-3 K | | 0-0 FC4 SH | 0-0 FC1-5 | | 4 | 0 | 0 | 1 | 0 | 1 | 4 | | | | | | | | | | |
| Fred Stanley, R OBP: 0.271, SLG: 0.242 | | 0-3 K | | | 0-0 HR 1B | | 0-0 SH | 0-3 K | | 3 | 1 | 1 | 0 | 0 | 2 | 3 | | | | | | | | | | |
| Inning Stats | R: 1 E: 1 K: 0 S: 5 | H: 2 LOB: 1 BB: 0 P: 5 | R: 0 E: 0 K: 1 S: 6 | H: 1 LOB: 1 BB: 0 P: 6 | R: 0 E: 0 K: 1 S: 5 | H: 1 LOB: 0 BB: 0 P: 5 | R: 0 E: 0 K: 0 S: 3 | H: 1 LOB: 0 BB: 0 P: 3 | R: 2 E: 0 K: 1 S: 7 | H: 2 LOB: 0 BB: 0 P: 7 | R: 0 E: 0 K: 0 S: 3 | H: 0 LOB: 0 BB: 0 P: 3 | R: 1 E: 0 K: 2 S: 10 | H: 1 LOB: 3 BB: 1 P: 14 | R: 2 E: 1 K: 2 S: 11 | H: 3 LOB: 2 BB: 0 P: 11 | R: 0 E: 0 K: 2 S: 7 | H: 0 LOB: 0 BB: 0 P: 7 | 1B: 7 2B: 2 3B: 1 HR: 2 | SF: 0 SAC: 1 DP: 1 HBP: 0 | WP: 1 PB: 0 CS: 1 | PA: 40 | | | | |
| PITCHER | IP | WLS | BF | H | R | ER | SO | BB | IBB | HBP | BLK | WP | HR | S | P | ERA | WHIP | | | | | | | | | |
| Stan Bahnsen, R ERA: 6.42 | (1, 1) | 6.0 | L | 25 | 8 | 4 | 4 | 3 | 1 | 0 | 0 | 0 | 1 | 2 | 30 | 34 | 6.00 | 1.500 | | | | | | | | |
| Rich Gossage, R ERA: 1.19 | (7, 1) | 3.0 | | 15 | 3 | 2 | 1 | 6 | 0 | 0 | 0 | 0 | 0 | 0 | 27 | 27 | 3.00 | 1.000 | | | | | | | | |

New York Yankees @ Chicago White Sox
Comiskey Park, Chicago, IL
Sat Jun 07 1975, 8:05 PM EDT
Att: 22,242 - Unknown

| | |
|-----|----|
| AB | 38 |
| R | 6 |
| H | 11 |
| RBI | 6 |
| BB | 1 |
| SO | 9 |
| LOB | 23 |



| Batter | 1 | 2 | 3 | 4 | 5 | 6 | 7 | 8 | 9 | AB | R | H | RBI | BB | SO | LOB | BOTTOM | | | | | | | | |
|--|------------------------------|---------------------------------|------------------------------|----------------------------------|------------------------------|---------------------------------|------------------------------|---------------------------------|------------------------------|---------------------------------|------------------------------|---------------------------------|------------------------------|----------------------------------|------------------------------|---------------------------------|----------------------------------|------------------------------------|-------------------------|--------|--|--|--|--|--|
| Pat Kelly, L OBP: 0.364, SLG: 0.404 | 0-0 F6 | 0-0 G3 | | | 0-0 5-3 | | 0-0 2B | | 0-3 K | 5 | 0 | 1 | 1 | 0 | 1 | 2 | | | | | | | | | |
| Jorge Orta, L OBP: 0.336, SLG: 0.399 | 0-0 1-3 | | 0-0 4-3 | | 4-0 BB | | 0-0 F9 | | | 3 | 0 | 0 | 0 | 1 | 0 | 1 | | | | | | | | | |
| Carlos May, L OBP: 0.418, SLG: 0.436 | 0-0 1B | | 0-0 F8 | | 0-3 K | | | 0-0 G3 | | 4 | 0 | 1 | 0 | 0 | 1 | 2 | | | | | | | | | |
| Bill Melton, R OBP: 0.315, SLG: 0.304 Nyls Nyman, L OBP: 0.196, SLG: 0.214 (8, PR) | 0-3 K | | 0-0 F9 | | | 0-0 3-1 | | 0-0 E5 BB | | 4 | 0 | 0 | 0 | 0 | 1 | 1 | | | | | | | | | |
| Ken Henderson, S OBP: 0.359, SLG: 0.369 | | 4-0 1B 2B BB | | 0-0 4-3 | | 0-0 F9 | | 4-0 1B BB | | 2 | 1 | 0 | 0 | 2 | 0 | 0 | | | | | | | | | |
| Bill Stein, R OBP: 0.326, SLG: 0.422 | | 0-3 K | | 0-0 4-3 | | 0-0 6-3 | | 0-3 K | | 4 | 0 | 0 | 0 | 0 | 2 | 3 | | | | | | | | | |
| Tony Muser, L OBP: 0.284, SLG: 0.289 | | 0-0 2B 1B | | 0-3 K | | | 0-0 4-3 | 0-0 F7 | | 4 | 1 | 1 | 0 | 0 | 1 | 2 | | | | | | | | | |
| Bucky Dent, R OBP: 0.353, SLG: 0.411 | | 0-0 SH2-4 1B 2B | | | 0-0 SH2-4 1B | | 0-0 2B 1B | | 0-0 F4 | 4 | 1 | 3 | 2 | 0 | 0 | 0 | | | | | | | | | |
| Brian Downing, R OBP: 0.349, SLG: 0.329 | | 0-0 6-3 | | | 0-0 SH2-4 | | 0-0 F7 | | 0-3 K | 3 | 0 | 0 | 0 | 0 | 1 | 2 | | | | | | | | | |
| Inning Stats | R: 0 E: 0 K: 1 S: 6 | H: 1 LOB: 1 BB: 0 P: 6 | R: 2 E: 0 K: 1 S: 7 | H: 2 LOB: 1 BB: 1 P: 11 | R: 0 E: 0 K: 0 S: 3 | H: 0 LOB: 0 BB: 0 P: 3 | R: 0 E: 0 K: 1 S: 5 | H: 0 LOB: 0 BB: 0 P: 5 | R: 0 E: 0 K: 0 S: 3 | H: 0 LOB: 0 BB: 0 P: 3 | R: 1 E: 0 K: 0 S: 5 | H: 2 LOB: 1 BB: 0 P: 5 | R: 0 E: 1 K: 1 S: 6 | H: 0 LOB: 2 BB: 1 P: 10 | R: 0 E: 0 K: 2 S: 7 | H: 0 LOB: 0 BB: 0 P: 7 | 1B: 4 2B: 2 3B: 0 HR: 0 | SF: 0 SAC: 1 DP: 0 HBP: 0 | WP: 0 PB: 0 CS: 0 | PA: 37 | | | | | |
| PITCHER | IP | WLS | BF | H | R | ER | SO | BB | IBB | HBP | BLK | WP | HR | S | P | ERA | WHIP | | | | | | | | |
| Pat Dobson, R ERA: 3.44 | (1, 1) | 9.0 | W | 37 | 6 | 3 | 3 | 7 | 3 | 0 | 0 | 0 | 0 | 48 | 60 | 3.00 | 1.000 | | | | | | | | |

New York Yankees @ Chicago White Sox
Comiskey Park, Chicago, IL
Sat Jun 07 1975, 8:05 PM EDT
Att: 22,242 - Unknown

| | |
|-----|----|
| AB | 33 |
| R | 3 |
| H | 6 |
| RBI | 3 |
| BB | 3 |
| SO | 7 |
| LOB | 13 |



| Batter | 1 | 2 | 3 | 4 | 5 | 6 | 7 | 8 | 9 | AB | R | H | RBI | BB | SO | LOB | TOP | | |
|---|--|---------------------------------|------------------------------|---------------------------------|------------------------------|---------------------------------|------------------------------|---------------------------------|------------------------------|---------------------------------|------------------------------|---------------------------------|------------------------------|---------------------------------|------------------------------|--|----------------------------------|------------------------------------|--------------------------|
| Walt Williams, R OBP: 0.355, SLG: 0.433 (1, 9) | F9 | | FC5-4 2B | | 1-3 | | | BB 1B | F4 | 5 | 1 | 1 | 0 | 0 | 0 | 2 | | | |
| Elliott Maddox, R OBP: 0.384, SLG: 0.396 (1, 8) | F9 | | 2B | | | F9 | | FC6 BB | | 3 | 0 | 1 | 1 | 1 | 0 | 0 | | | |
| Roy White, S OBP: 0.400, SLG: 0.449 (1, 7) | 6-3 | | F9 | | 4-3 | | | F8 | | 4 | 0 | 0 | 0 | 0 | 0 | 4 | | | |
| Thurman Munson, R OBP: 0.380, SLG: 0.444 (1, 2) | | 6-3 | | E5 F9 4-3 1B | | 5-3 | | FC6 | | 4 | 1 | 1 | 0 | 0 | 0 | 3 | | | |
| Rick Dempsey, R OBP: 0.563, SLG: 0.520 (1, 10) | | K | | F9 | | | F8 | | E 1B | 4 | 1 | 1 | 0 | 0 | 1 | 1 | | | |
| Graig Nettles, L OBP: 0.327, SLG: 0.433 (1, 5) | | | | 4-3 | | | 4-3 | | E7 1B | 4 | 1 | 2 | 1 | 0 | 0 | 0 | | | |
| Chris Chambliss, L OBP: 0.355, SLG: 0.478 (1, 3) | | 1B | | F7 | | | 4-3 | | 1B | 4 | 0 | 1 | 2 | 0 | 0 | 1 | | | |
| Sandy Alomar Sr., S OBP: 0.210, SLG: 0.212 (1, 4) | | | | FC1-6 1B | | F9 | | 5-3 | F8 | 4 | 0 | 1 | 0 | 0 | 0 | 1 | | | |
| Fred Stanley, R OBP: 0.270, SLG: 0.243 (1, 6) | | | FC1-6 FC5-4 1-2 | F3 | | | | BB 1B | 6-3 | 4 | 0 | 1 | 0 | 0 | 0 | 2 | | | |
| Inning Stats | R: 0 E: 0 K: 0 S: 3 | H: 0 LOB: 0 BB: 0 P: 3 | R: 0 E: 0 K: 1 S: 6 | H: 1 LOB: 1 BB: 0 P: 6 | R: 1 E: 0 K: 0 S: 5 | H: 2 LOB: 1 BB: 0 P: 5 | R: 1 E: 1 K: 0 S: 4 | H: 1 LOB: 0 BB: 0 P: 4 | R: 0 E: 0 K: 0 S: 3 | H: 0 LOB: 0 BB: 0 P: 3 | R: 0 E: 0 K: 0 S: 3 | H: 0 LOB: 0 BB: 0 P: 3 | R: 0 E: 0 K: 0 S: 5 | H: 2 LOB: 2 BB: 1 P: 9 | R: 2 E: 1 K: 0 S: 6 | H: 3 LOB: 1 BB: 0 P: 6 | 1B: 8 2B: 1 3B: 0 HR: 0 | SF: 0 SAC: 0 DP: 0 HBP: 0 | WP: 0 PA: 37 CS: 0 |
| PITCHER Jim Kaat, L ERA: 2.64 (1, 1) | IP: 9.0 WLS: L BF: 37 H: 9 R: 4 ER: 2 SO: 1 BB: 1 IBB: 0 HBP: 0 BLK: 0 WP: 0 HR: 0 S: 38 P: 42 ERA: 2.00 WHIP: 1.111 | | | | | | | | | | | | | | | PITCHER IP: 9.0 WLS: L BF: 37 H: 9 R: 4 ER: 2 SO: 1 BB: 1 IBB: 0 HBP: 0 BLK: 0 WP: 0 HR: 0 S: 38 P: 42 ERA: 2.00 WHIP: 1.111 | | | |

New York Yankees @ Chicago White Sox
Comiskey Park, Chicago, IL
Sun Jun 08 1975, 4:33 AM EDT
Att: 13,423 - Unknown - 58 F

AB 36
R 4
H 9
RBI 4
BB 1
SO 1
LOB 14



| Batter | 1 | 2 | 3 | 4 | 5 | 6 | 7 | 8 | 9 | AB | R | H | RBI | BB | SO | LOB | BOTTOM |
|---|--|---------------------------------|------------------------------|---------------------------------|------------------------------|---------------------------------|------------------------------|---------------------------------|------------------------------|---------------------------------|------------------------------|----------------------------------|------------------------------|---------------------------------|----------------------------------|---|--------------------------|
| Pat Kelly, L OBP: 0.361, SLG: 0.400 (1, 9) | F8 | | G3 | | | 4-3 | | WP FC2-5 BB 1B | FC5-4 | 4 | 1 | 1 | 0 | 0 | 0 | 0 | |
| Buddy Bradford, R OBP: 0.291, SLG: 0.333 (9, FH) | | | | | | | | 1B | | 1 | 0 | 0 | 0 | 0 | 0 | 1 | |
| Jorge Orta, L OBP: 0.339, SLG: 0.403 (1, 4) | | | | K | | 1B | | FC2-5 BB WP | | 3 | 0 | 1 | 0 | 1 | 1 | 2 | |
| Bucky Dent, R OBP: 0.361, SLG: 0.415 (1, 6) | F6 | | | 1B | | 1B | | 1-2 2-3 | BB | 3 | 0 | 2 | 0 | 1 | 0 | 1 | |
| Carlos May, L OBP: 0.419, SLG: 0.434 (1, 7) | 4-3 | | | 1B | | K | | 1-2 2-3 3-H | BB | 3 | 0 | 1 | 1 | 1 | 1 | 3 | |
| Ken Henderson, S OBP: 0.352, SLG: 0.361 (1, 8) | | | F9 | | K | | F6 | K | | 4 | 0 | 0 | 0 | 0 | 2 | 6 | |
| Deron Johnson, R OBP: 0.274, SLG: 0.333 (1, 10) | | | K | | K | | | K | | 4 | 0 | 0 | 0 | 0 | 3 | 3 | |
| Tony Muser, L OBP: 0.276, SLG: 0.280 (1, 3) | | | G3 | | 1-5-3 | | | | F9 | 3 | 0 | 0 | 0 | 0 | 0 | 0 | |
| Bob Coluccio, R OBP: 0.287, SLG: 0.257 (9, FH) | | | | | | | | | | 1 | 0 | 0 | 0 | 0 | 0 | 0 | |
| Bill Stein, R OBP: 0.360, SLG: 0.449 (1, 5) | | | | L4-3 1B | | FC6-4 1B | | K | | 4 | 0 | 3 | 0 | 0 | 1 | 0 | |
| Brian Downing, R OBP: 0.347, SLG: 0.326 (1, 2) | | | L4-3 1-2 | | FC6-4 1-2 | | | FC2-5 1B | F9 | 4 | 0 | 1 | 0 | 0 | 0 | 3 | |
| Inning Stats | R: 0 E: 0 K: 0 S: 4 | H: 1 LOB: 1 BB: 0 P: 4 | R: 0 E: 0 K: 1 S: 5 | H: 0 LOB: 0 BB: 0 P: 5 | R: 0 E: 0 K: 2 S: 8 | H: 2 LOB: 1 BB: 0 P: 8 | R: 0 E: 0 K: 1 S: 6 | H: 1 LOB: 1 BB: 0 P: 6 | R: 0 E: 0 K: 1 S: 5 | H: 0 LOB: 0 BB: 0 P: 5 | R: 1 E: 0 K: 2 S: 9 | H: 2 LOB: 3 BB: 2 P: 17 | R: 0 E: 0 K: 0 S: 4 | H: 1 LOB: 1 BB: 0 P: 4 | 1B: 8 2B: 2 3B: 0 HR: 0 | SF: 0 SAC: 0 DP: 1 HBP: 0 | WP: 1 PA: 37 CS: 0 |
| PITCHER Doc Medich, R ERA: 3.46 Sparky Lyle, L ERA: 3.46 (8, 1) | IP: 7.1 WLS: W BF: 30 H: 8 R: 1 ER: 1 SO: 6 BB: 2 IBB: 0 HBP: 0 BLK: 0 WP: 1 HR: 0 S: 40 P: 48 ERA: 1.23 WHIP: 1.364 | | | | | | | | | | | | | | | PITCHER IP: 1.2 WLS: S BF: 7 H: 1 R: 0 ER: 0 SO: 2 BB: 1 IBB: 0 HBP: 0 BLK: 0 WP: 0 HR: 0 S: 10 P: 14 ERA: 0.00 WHIP: 1.200 | |

New York Yankees @ Chicago White Sox
Comiskey Park, Chicago, IL
Sun Jun 08 1975, 4:33 AM EDT
Att: 13,423 - Unknown - 58 F

AB 34
R 1
H 9
RBI 1
BB 3
SO 8
LOB 19



| Batter | 1 | 2 | 3 | 4 | 5 | 6 | 7 | 8 | 9 | AB | R | H | RBI | BB | SO | LOB | TOP | | | | | |
|--|------------------------------|----------------------------------|-------------------------------------|----------------------------------|------------------------------|---------------------------------|------------------------------|----------------------------------|------------------------------|----------------------------------|------------------------------|---------------------------------|------------------------------|---------------------------------|------------------------------|---------------------------------|---|----------------------------------|----------------------------------|------------------------------------|----------------------------------|--------|
| Jerry Remy, L (1,4) OBP: 0.326, SLG: 0.381 | F9 | | F7 | | | | F7 | | SH3-4 | 4 | 1 | 1 | 0 | 0 | 0 | 0 | California Angels @ New York Yankees Shea Stadium, Flushing, NY Mon Jun 09 1975, 7:05 PM EDT Att: 22,905 - Unknown - 60 F | | | | | |
| Mickey Rivers, L (1,8) OBP: 0.348, SLG: 0.397 | F2 | | F9 | | | | 4-3 | | 1B | 4 | 2 | 2 | 1 | 1 | 0 | 0 | | | | | | |
| Tommy Harper, R (1,3) OBP: 0.316, SLG: 0.354 Bruce Bochte, L (9,PH) OBP: 0.365, SLG: 0.341 | 1B | | F7 | | | | 4-3 | | SF6 | 4 | 0 | 1 | 0 | 0 | 0 | 12 | | | | | | |
| Joe Lahoud, L (1,10) OBP: 0.360, SLG: 0.366 Morris Nettles, L (7,PR) OBP: 0.294, SLG: 0.267 | 1B | | | | | | | | SF6 | 2 | 0 | 1 | 1 | 2 | 0 | 0 | | | | | | |
| Leroy Stanton, R (1,9) OBP: 0.351, SLG: 0.406 | 1B | | | | | | 6-3 | | F7 | 4 | 0 | 1 | 0 | 1 | 0 | 3 | | | | | | |
| Dave Chalk, R (1,5) OBP: 0.393, SLG: 0.388 | K | | | | | | | | | 4 | 0 | 0 | 0 | 0 | 1 | 4 | | | | | | |
| Elie Rodriguez, R (1,2) | | | F7 | | | | F7 | | 5-3 | 3 | 0 | 0 | 0 | 1 | 0 | 0 | | | | | | |
| Orlando Ramirez, R (1,6) OBP: 0.353, SLG: 0.364 | | | K | | | | | | 5-3 | 4 | 0 | 1 | 0 | 0 | 1 | 2 | | | | | | |
| Dave Collins, S (1,7) OBP: 0.273, SLG: 0.111 Bill Singer, R (9,1) | F9 | | | | | | F8 | | SH3-4 | 3 | 1 | 0 | 0 | 1 | 1 | 1 | | | | | | |
| Inning Stats | R: 0 E: 0 K: 1 S: 7 | H: 2 LOB: 3 BB: 1 P: 11 | R: 0 E: 0 K: 1 S: 5 | H: 0 LOB: 0 BB: 0 P: 5 | R: 0 E: 0 K: 0 S: 3 | H: 0 LOB: 0 BB: 0 P: 3 | R: 0 E: 0 K: 0 S: 3 | H: 0 LOB: 2 BB: 2 P: 11 | R: 1 E: 0 K: 2 S: 9 | H: 2 LOB: 1 BB: 1 P: 13 | R: 0 E: 0 K: 0 S: 4 | H: 1 LOB: 1 BB: 0 P: 4 | R: 2 E: 0 K: 0 S: 5 | H: 2 LOB: 1 BB: 0 P: 5 | R: 0 E: 0 K: 0 S: 3 | H: 0 LOB: 0 BB: 0 P: 3 | R: 2 E: 0 K: 0 S: 4 | H: 1 LOB: 1 BB: 2 P: 12 | 1B: 7 2B: 0 3B: 1 HR: 0 | SF: 1 SAC: 1 DP: 0 HBP: 0 | WP: 0 PB: 0 SB: 2 CS: 0 | PA: 41 |
| PITCHER Caffish Hunter, R (1,1) ERA: 3.22 | IP: 9.0 WLS: L BF: 41 | H: 8 R: 5 ER: 4 SO: 4 | BB: 5 IBB: 1 HBP: 0 BLK: 0 | WP: 0 HR: 0 S: 43 P: 67 | ERA: 4.00 WHIP: 1.444 | PITCHER | | | | | | | | | | | | | | | | |

| Batter | 1 | 2 | 3 | 4 | 5 | 6 | 7 | 8 | 9 | AB | R | H | RBI | BB | SO | LOB | BOTTOM | | | | | |
|--|------------------------------|---------------------------------|-------------------------------------|----------------------------------|------------------------------|---------------------------------|------------------------------|---------------------------------|------------------------------|---------------------------------|------------------------------|---------------------------------|------------------------------|----------------------------------|------------------------------|---------------------------------|---|---------------------------------|----------------------------------|------------------------------------|----------------------------------|--------|
| Walt Williams, R (1,9) OBP: 0.343, SLG: 0.394 | F7 | | L6 | | | | | | | 3 | 0 | 0 | 0 | 1 | 1 | 0 | California Angels @ New York Yankees Shea Stadium, Flushing, NY Mon Jun 09 1975, 7:05 PM EDT Att: 22,905 - Unknown - 60 F | | | | | |
| Elliott Maddox, R (1,8) OBP: 0.381, SLG: 0.390 | G3 | | F4 | | | | F8 | | F9 | 3 | 0 | 0 | 0 | 1 | 0 | 1 | | | | | | |
| Roy White, S (1,7) OBP: 0.402, SLG: 0.464 | G3 | | | | | | | | | 3 | 1 | 1 | 1 | 1 | 1 | 1 | | | | | | |
| Thurman Munson, R (1,2) OBP: 0.378, SLG: 0.440 | 1-3 | | F7 | | | | | | | 4 | 0 | 1 | 0 | 0 | 0 | 2 | | | | | | |
| Chris Chambliss, L (1,3) OBP: 0.353, SLG: 0.473 | | | 4-3 | | | | 4-3 | | G3 | 4 | 0 | 1 | 0 | 0 | 0 | 1 | | | | | | |
| Graig Nettles, L (1,5) OBP: 0.326, SLG: 0.429 | | | FC4-6 | | | | 6-3 | | F8 | 4 | 1 | 1 | 0 | 0 | 0 | 2 | | | | | | |
| Ed Herrmann, L (1,10) OBP: 0.321, SLG: 0.333 | | | 4-3 | | | | F8 | | | 4 | 0 | 1 | 0 | 0 | 0 | 3 | | | | | | |
| Jim Mason, L (1,6) OBP: 0.185, SLG: 0.202 Rick Dempsey, R (9,PH) OBP: 0.345, SLG: 0.500 | | | | | | | | | F9 | 3 | 1 | 1 | 2 | 0 | 1 | 1 | | | | | | |
| Fred Stanley, R (1,4) OBP: 0.260, SLG: 0.233 | | | | | | | | | | 3 | 0 | 0 | 0 | 0 | 1 | 0 | | | | | | |
| Inning Stats | R: 0 E: 0 K: 0 S: 3 | H: 0 LOB: 1 BB: 1 P: 7 | R: 2 E: 0 K: 0 S: 5 | H: 2 LOB: 0 BB: 0 P: 5 | R: 0 E: 0 K: 0 S: 3 | H: 0 LOB: 1 BB: 1 P: 7 | R: 0 E: 0 K: 0 S: 4 | H: 1 LOB: 1 BB: 0 P: 4 | R: 0 E: 0 K: 1 S: 5 | H: 0 LOB: 0 BB: 0 P: 5 | R: 1 E: 0 K: 0 S: 5 | H: 2 LOB: 1 BB: 0 P: 5 | R: 0 E: 0 K: 2 S: 7 | H: 0 LOB: 1 BB: 1 P: 11 | R: 0 E: 0 K: 1 S: 5 | H: 0 LOB: 0 BB: 0 P: 5 | R: 0 E: 0 K: 0 S: 3 | H: 1 LOB: 0 BB: 0 P: 3 | 1B: 4 2B: 0 3B: 0 HR: 2 | SF: 0 SAC: 0 DP: 0 HBP: 0 | WP: 0 PB: 0 SB: 0 CS: 0 | PA: 35 |
| PITCHER Bill Singer, R (1,1) ERA: 3.62 Bill Singer, R (9,1) ERA: 3.62 | IP: 9.0 WLS: W BF: 35 | H: 6 R: 3 ER: 3 SO: 4 | BB: 3 IBB: 0 HBP: 0 BLK: 0 | WP: 0 HR: 2 S: 40 P: 52 | ERA: 3.00 WHIP: 1.000 | PITCHER | | | | | | | | | | | | | | | | |

| Batter | 1 | 2 | 3 | 4 | 5 | 6 | 7 | 8 | 9 | AB | R | H | RBI | BB | SO | LOB | TOP | | | |
|---|---|---------------------------------|------------------------------|---------------------------------|------------------------------|---------------------------------|------------------------------|----------------------------------|------------------------------|---------------------------------|------------------------------|---------------------------------|------------------------------|---------------------------------|------------------------------|----------------------------------|----------------------------------|------------------------------------|----------------------------------|--------|
| Jerry Remy, L (1.4) OBP: 0.327, SLG: 0.379 | | | | | | | | | | 4 | 1 | 1 | 0 | 1 | 0 | 2 | | | | |
| Mickey Rivers, L (1.8) OBP: 0.348, SLG: 0.397 | | | | | | | | | | 5 | 0 | 2 | 0 | 0 | 0 | 1 | | | | |
| Tommy Harper, R (1.3) OBP: 0.328, SLG: 0.352 | | | | | | | | | | 1 | 3 | 0 | 0 | 4 | 0 | 2 | | | | |
| Leroy Stanton, R (1.9) OBP: 0.371, SLG: 0.430 | | | | | | | | | | 4 | 0 | 3 | 2 | 1 | 1 | 2 | | | | |
| Winston Llenas, R (1.10) OBP: 0.273, SLG: 0.189 Morris Nettles, L (9, PR) OBP: 0.284, SLG: 0.267 | | | | | | | | | | 4 | 0 | 0 | 0 | 1 | 0 | 6 | | | | |
| Elie Rodriguez, R (1.2) OBP: 0.412, SLG: 0.291 | | | | | | | | | | 4 | 0 | 2 | 2 | 1 | 1 | 4 | | | | |
| Billy Smith, S (1.5) Joe Lahoud, L (8, PH) OBP: 0.365, SLG: 0.366 Denny Doyle, L (8, 5) OBP: 0.143, SLG: 0.077 | | | | | | | | | | 2 | 0 | 1 | 0 | 1 | 1 | 2 | | | | |
| Orlando Ramirez, R (1.6) OBP: 0.341, SLG: 0.350 Bruce Bochte, L (8, PH) OBP: 0.363, SLG: 0.339 Rudy Meoli, L (8, 6) OBP: 0.357, SLG: 0.182 | | | | | | | | | | 3 | 0 | 0 | 0 | 0 | 0 | 5 | | | | |
| Dave Collins, S (1.7) OBP: 0.267, SLG: 0.154 | | | | | | | | | | 4 | 0 | 1 | 0 | 0 | 0 | 1 | | | | |
| Inning Stats | R: 0 E: 0 K: 1 S: 5 | H: 1 LOB: 2 BB: 1 P: 9 | R: 0 E: 0 K: 0 S: 3 | H: 1 LOB: 1 BB: 1 P: 7 | R: 0 E: 0 K: 0 S: 3 | H: 2 LOB: 0 BB: 0 P: 3 | R: 1 E: 0 K: 1 S: 6 | H: 1 LOB: 2 BB: 0 P: 14 | R: 0 E: 0 K: 0 S: 3 | H: 0 LOB: 0 BB: 0 P: 3 | R: 0 E: 0 K: 0 S: 3 | H: 1 LOB: 1 BB: 1 P: 7 | R: 0 E: 0 K: 0 S: 3 | H: 0 LOB: 1 BB: 1 P: 7 | R: 1 E: 0 K: 1 S: 7 | H: 2 LOB: 2 BB: 2 P: 15 | 1B: 9 2B: 2 3B: 0 HR: 0 | SF: 0 SAC: 0 DP: 3 HBP: 0 | WP: 0 PB: 1 SB: 0 CS: 3 | PA: 44 |
| PITCHER | IP WLS BF H R ER SO BB IBB HBP BLK WP HR S P ERA WHIP | | | | | | | | | | | | | | | | | | | |
| Larry Gura, L (1.1) ERA: 3.2 | 7.2 W 33 8 2 2 2 7 0 0 0 0 0 30 58 2.35 1.957 | | | | | | | | | | | | | | | | | | | |
| Dick Tidrow, R (8, 1) ERA: 4.55 | 1.1 S 9 2 2 2 1 3 0 0 0 0 0 8 20 13.50 3.750 | | | | | | | | | | | | | | | | | | | |

California Angels @ New York Yankees
Shea Stadium, Flushing, NY
Tue Jun 10 1975, 7:05 PM EDT
Att: 31,809 - Unknown - 69 F

AB 32
R 4
H 10
RBI 4
BB 10
SO 3
LOB 28



| Batter | 1 | 2 | 3 | 4 | 5 | 6 | 7 | 8 | 9 | AB | R | H | RBI | BB | SO | LOB | BOTTOM | | | |
|---|---|---------------------------------|------------------------------|----------------------------------|------------------------------|----------------------------------|------------------------------|---------------------------------|------------------------------|----------------------------------|------------------------------|---------------------------------|------------------------------|---------------------------------|------------------------------|---------------------------------|----------------------------------|------------------------------------|----------------------------------|--------|
| Walt Williams, R (1.9) OBP: 0.350, SLG: 0.395 | | | | | | | | | | 5 | 0 | 2 | 1 | 0 | 0 | 1 | | | | |
| Elliott Maddox, R (1.8) OBP: 0.373, SLG: 0.381 | | | | | | | | | | 5 | 1 | 0 | 0 | 0 | 1 | 4 | | | | |
| Roy White, S (1.7) OBP: 0.407, SLG: 0.462 | | | | | | | | | | 3 | 1 | 1 | 0 | 2 | 1 | 0 | | | | |
| Thurman Munson, R (1.2) OBP: 0.380, SLG: 0.438 | | | | | | | | | | 3 | 1 | 1 | 1 | 1 | 0 | 4 | | | | |
| Chris Chambliss, L (1.3) OBP: 0.350, SLG: 0.488 | | | | | | | | | | 3 | 1 | 1 | 3 | 0 | 1 | 1 | | | | |
| Graig Nettles, L (1.5) OBP: 0.329, SLG: 0.425 | | | | | | | | | | 2 | 0 | 0 | 0 | 2 | 0 | 1 | | | | |
| Ed Herrmann, L (1.10) OBP: 0.318, SLG: 0.320 | | | | | | | | | | 3 | 1 | 0 | 0 | 1 | 1 | 3 | | | | |
| Jim Mason, L (1.6) OBP: 0.187, SLG: 0.197 | | | | | | | | | | 3 | 0 | 0 | 0 | 1 | 0 | 1 | | | | |
| Sandy Alomar Sr., S (1.4) OBP: 0.218, SLG: 0.220 | | | | | | | | | | 4 | 1 | 2 | 0 | 0 | 1 | 2 | | | | |
| Inning Stats | R: 0 E: 0 K: 2 S: 7 | H: 0 LOB: 0 BB: 0 P: 7 | R: 4 E: 1 K: 0 S: 6 | H: 3 LOB: 1 BB: 2 P: 14 | R: 0 E: 0 K: 0 S: 3 | H: 0 LOB: 2 BB: 2 P: 11 | R: 0 E: 1 K: 0 S: 5 | H: 1 LOB: 3 BB: 1 P: 9 | R: 0 E: 0 K: 3 S: 9 | H: 0 LOB: 2 BB: 2 P: 17 | R: 2 E: 0 K: 0 S: 6 | H: 3 LOB: 1 BB: 0 P: 6 | R: 0 E: 0 K: 0 S: 3 | H: 0 LOB: 0 BB: 0 P: 3 | R: 0 E: 0 K: 0 S: 3 | H: 0 LOB: 0 BB: 0 P: 3 | 1B: 6 2B: 0 3B: 0 HR: 1 | SF: 1 SAC: 0 DP: 0 HBP: 0 | WP: 0 PB: 0 SB: 0 CS: 0 | PA: 39 |
| PITCHER | IP WLS BF H R ER SO BB IBB HBP BLK WP HR S P ERA WHIP | | | | | | | | | | | | | | | | | | | |
| Nolan Ryan, R (1.1) ERA: 2.54 | 5.1 L 31 7 0 0 0 0 7 0 0 0 0 1 34 62 8.44 2.625 | | | | | | | | | | | | | | | | | | | |
| Mickey Scott, L (6, 1) ERA: 2.51 | 1.2 5 0 0 0 0 0 0 0 0 0 0 5 5 0.00 0.000 | | | | | | | | | | | | | | | | | | | |
| Don Kirkwood, R (8, 1) ERA: 1.76 | 1.0 3 0 0 0 0 0 0 0 0 0 0 3 3 0.00 0.000 | | | | | | | | | | | | | | | | | | | |

California Angels @ New York Yankees
Shea Stadium, Flushing, NY
Tue Jun 10 1975, 7:05 PM EDT
Att: 31,809 - Unknown - 69 F

AB 31
R 6
H 7
RBI 5
BB 7
SO 5
LOB 17



| Batter | 1 | 2 | 3 | 4 | 5 | 6 | 7 | 8 | 9 | AB | R | H | RBI | BB | SO | LOB | TOP | | | |
|--|---|---------------------------------|------------------------------|---------------------------------|------------------------------|---------------------------------|------------------------------|----------------------------------|------------------------------|---------------------------------|------------------------------|---------------------------------|------------------------------|---------------------------------|------------------------------|---------------------------------|----------------------------------|------------------------------------|-------------------------|--------|
| Dan Ford, R OBP: 0.257, SLG: 0.308 (1, 8) | | | | | | | | | | 4 | 0 | 0 | 0 | 0 | 2 | 3 | | | | |
| Rod Carew, L OBP: 0.472, SLG: 0.598 (1, 4) | | | | | | | | | | 4 | 0 | 0 | 0 | 0 | 0 | 1 | | | | |
| Larry Hisle, R OBP: 0.358, SLG: 0.510 (1, 7) | | | | | | | | | | 4 | 0 | 2 | 0 | 0 | 1 | 0 | | | | |
| Bobby Darwin, R OBP: 0.307, SLG: 0.347 (1, 10) | | | | | | | | | | 4 | 0 | 1 | 0 | 0 | 3 | 3 | | | | |
| Eric Soderholm, R OBP: 0.351, SLG: 0.349 (1, 5) | | | | | | | | | | 4 | 0 | 0 | 0 | 0 | 0 | 1 | | | | |
| Steve Bnye, R OBP: 0.344, SLG: 0.436 (1, 9) | | | | | | | | | | 3 | 1 | 1 | 0 | 1 | 1 | 1 | | | | |
| Danny Thompson, R OBP: 0.342, SLG: 0.358 (1, 6) | | | | | | | | | | 4 | 0 | 1 | 0 | 0 | 0 | 2 | | | | |
| Tom Kelly, L OBP: 0.240, SLG: 0.279 (1, 3) | | | | | | | | | | 3 | 0 | 0 | 0 | 0 | 1 | 3 | | | | |
| Danny Walton, R OBP: 0.333, SLG: 0.433 (9, PH) | | | | | | | | | | 1 | 0 | 0 | 0 | 0 | 1 | 0 | | | | |
| Glenn Borgmann, R OBP: 0.296, SLG: 0.246 (1, 2) | | | | | | | | | | 3 | 0 | 2 | 1 | 0 | 1 | 0 | | | | |
| Inning Stats | R: 0 E: 0 K: 2 S: 8 | H: 1 LOB: 1 BB: 0 P: 8 | R: 0 E: 1 K: 1 S: 6 | H: 0 LOB: 1 BB: 0 P: 6 | R: 0 E: 2 K: 2 S: 9 | H: 2 LOB: 2 BB: 0 P: 9 | R: 1 E: 0 K: 1 S: 7 | H: 2 LOB: 2 BB: 1 P: 11 | R: 0 E: 0 K: 0 S: 4 | H: 0 LOB: 0 BB: 0 P: 3 | R: 0 E: 1 K: 1 S: 5 | H: 0 LOB: 0 BB: 0 P: 5 | R: 0 E: 0 K: 1 S: 7 | H: 0 LOB: 0 BB: 0 P: 7 | R: 0 E: 0 K: 1 S: 5 | H: 1 LOB: 0 BB: 0 P: 5 | 1B: 7 2B: 0 3B: 0 HR: 0 | SF: 0 SAC: 0 DP: 1 HBP: 0 | WP: 0 PB: 0 CS: 0 | PA: 35 |
| PITCHER Rudy May, L ERA: 2.42 (1, 1) | IP: 9.0 WLS: W BF: 35 H: 7 R: 1 ER: 1 SO: 10 BB: 1 IBB: 0 HBP: 0 BLK: 0 WP: 0 HR: 0 S: 54 P: 58 ERA: 1.00 WHIP: 0.889 | | | | | | | | | | | | | | | PITCHER | | | | |

Minnesota Twins @ New York Yankees
Shea Stadium, Flushing, NY
Wed Jun 11 1975, 7:05 PM EDT
Att: 13,659 - Unknown - 72 F

| | |
|-----|----|
| AB | 34 |
| R | 1 |
| H | 7 |
| RBI | 1 |
| BB | 1 |
| SO | 10 |
| LOB | 14 |



| Batter | 1 | 2 | 3 | 4 | 5 | 6 | 7 | 8 | 9 | AB | R | H | RBI | BB | SO | LOB | BOTTOM | | | |
|--|--|---------------------------------|------------------------------|---------------------------------|------------------------------|---------------------------------|------------------------------|---------------------------------|------------------------------|---------------------------------|------------------------------|---------------------------------|------------------------------|---------------------------------|------------------------------|---------------------------------|----------------------------------|------------------------------------|-------------------------|--------|
| Walt Williams, R OBP: 0.311, SLG: 0.349 (1, 9) | | | | | | | | | | 5 | 0 | 0 | 0 | 0 | 0 | 6 | | | | |
| Elliott Maddox, R OBP: 0.376, SLG: 0.388 (1, 8) | | | | | | | | | | 4 | 2 | 2 | 0 | 0 | 0 | 3 | | | | |
| Roy White, S OBP: 0.413, SLG: 0.470 (7, PR) | | | | | | | | | | 3 | 1 | 2 | 2 | 1 | 0 | 0 | | | | |
| Larry Murray, S (8, 7) | | | | | | | | | | 0 | 0 | 0 | 0 | 0 | 0 | 0 | | | | |
| Thurman Munson, R OBP: 0.382, SLG: 0.444 (1, 2) | | | | | | | | | | 4 | 1 | 2 | 0 | 0 | 0 | 1 | | | | |
| Rick Dempsey, R OBP: 0.514, SLG: 0.467 (1, 10) | | | | | | | | | | 4 | 1 | 1 | 0 | 0 | 0 | 3 | | | | |
| Graig Nettles, L OBP: 0.327, SLG: 0.421 (1, 5) | | | | | | | | | | 4 | 0 | 1 | 1 | 0 | 1 | 3 | | | | |
| Chris Chambliss, L OBP: 0.343, SLG: 0.477 (1, 3) | | | | | | | | | | 4 | 0 | 0 | 0 | 0 | 0 | 2 | | | | |
| Sandy Alomar Sr., S OBP: 0.220, SLG: 0.229 (1, 4) | | | | | | | | | | 3 | 0 | 1 | 1 | 0 | 0 | 0 | | | | |
| Fred Stanley, R OBP: 0.284, SLG: 0.260 (1, 6) | | | | | | | | | | 4 | 0 | 3 | 0 | 0 | 0 | 0 | | | | |
| Inning Stats | R: 0 E: 0 K: 0 S: 2 | H: 0 LOB: 0 BB: 1 P: 6 | R: 2 E: 0 K: 0 S: 8 | H: 4 LOB: 3 BB: 0 P: 8 | R: 0 E: 0 K: 1 S: 6 | H: 1 LOB: 1 BB: 0 P: 6 | R: 0 E: 0 K: 0 S: 3 | H: 0 LOB: 0 BB: 0 P: 3 | R: 2 E: 1 K: 0 S: 5 | H: 2 LOB: 2 BB: 0 P: 5 | R: 0 E: 0 K: 0 S: 5 | H: 2 LOB: 2 BB: 0 P: 5 | R: 1 E: 0 K: 0 S: 5 | H: 2 LOB: 2 BB: 0 P: 5 | R: 0 E: 0 K: 0 S: 4 | H: 1 LOB: 1 BB: 0 P: 4 | 1B: 8 2B: 4 3B: 0 HR: 0 | SF: 0 SAC: 1 DP: 0 HBP: 0 | WP: 0 PB: 0 CS: 1 | PA: 38 |
| PITCHER Mike Pazik, L ERA: 8.24 (1, 1) | IP: 6.1 WLS: L BF: 31 H: 11 R: 5 ER: 4 SO: 11 BB: 1 IBB: 0 HBP: 0 BLK: 0 WP: 0 HR: 0 S: 32 P: 36 ERA: 5.68 WHIP: 1.895 | | | | | | | | | | | | | | | PITCHER | | | | |
| Vic Albury, L ERA: 3.65 (7, 1) | IP: 1.2 WLS: L BF: 6 H: 1 R: 0 ER: 0 SO: 0 BB: 0 IBB: 0 HBP: 0 BLK: 0 WP: 0 HR: 0 S: 6 P: 6 ERA: 0.00 WHIP: 0.600 | | | | | | | | | | | | | | | PITCHER | | | | |



Minnesota Twins @ New York Yankees
Shea Stadium, Flushing, NY
Wed Jun 11 1975, 7:05 PM EDT
Att: 13,659 - Unknown - 72 F

| | |
|-----|----|
| AB | 35 |
| R | 5 |
| H | 12 |
| RBI | 4 |
| BB | 1 |
| SO | 1 |
| LOB | 18 |



| Batter | 1 | 2 | 3 | 4 | 5 | 6 | 7 | 8 | 9 | AB | R | H | RBI | BB | SO | LOB | TOP | | | |
|---|--|---------------------------------|------------------------------|---------------------------------|------------------------------|---------------------------------|------------------------------|---------------------------------|------------------------------|---------------------------------|------------------------------|---------------------------------|------------------------------|---------------------------------|------------------------------|---------------------------------|--|------------------------------------|----------------------------------|--------|
| Pat Kelly, L OBP: 0.356, SLG: 0.413 (1, 9) | F7 | | L5 | | | K | | | | 4 | 0 | 1 | 0 | 0 | 1 | 1 | Chicago White Sox @ New York Yankees Shea Stadium, Flushing, NY Fri Jun 13 1975, 7:05 PM EDT Att: 26,485 - Unknown - 73 F | | | |
| Jorge Orta, L OBP: 0.339, SLG: 0.388 (1, 4) | 4-3 | | | 3-1 | | L9 | | K | | 4 | 0 | 0 | 0 | 0 | 1 | 2 | | | | |
| Carlos May, L OBP: 0.413, SLG: 0.444 (1, 7) | F7 | | | 4-3 | | 1-3 | | | | 4 | 1 | 1 | 0 | 0 | 0 | 0 | | | | |
| Deron Johnson, R OBP: 0.280, SLG: 0.351 (1, 10) | | K | | | BB | | | | | 3 | 0 | 0 | 0 | 1 | 2 | 1 | | | | |
| Ken Henderson, S OBP: 0.363, SLG: 0.361 Lee Richard, R OBP: 0.385, SLG: 0.273 (9, PR) | F9 | | | 4-3 | | 1-3 | | | | 4 | 0 | 1 | 0 | 0 | 0 | 1 | | | | |
| Bill Melton, R OBP: 0.313, SLG: 0.300 (1, 5) | 5-3 | | | | | | | | | 0 | 0 | 0 | 0 | 0 | 0 | 0 | | | | |
| Bill Melton, R OBP: 0.313, SLG: 0.300 (1, 5) | | | | | G6-3 | | | | | 3 | 0 | 1 | 1 | 0 | 0 | 0 | | | | |
| Tony Muser, L OBP: 0.304, SLG: 0.288 (1, 3) | | | F6 | | | G6-3 | | 4-3 | | 4 | 0 | 0 | 0 | 0 | 1 | 2 | | | | |
| Bucky Dent, R OBP: 0.339, SLG: 0.395 (1, 6) | | | F8 | | | E6 | | F8 | | 3 | 0 | 0 | 0 | 0 | 0 | 0 | | | | |
| Brian Downing, R OBP: 0.364, SLG: 0.354 (1, 2) | | | | | | K | | | | 2 | 0 | 1 | 0 | 1 | 1 | 1 | | | | |
| Inning Stats | R: 0 E: 0 K: 0 S: 3 | H: 0 LOB: 0 BB: 0 P: 3 | R: 0 E: 0 K: 1 S: 5 | H: 0 LOB: 0 BB: 0 P: 5 | R: 0 E: 0 K: 0 S: 3 | H: 0 LOB: 1 BB: 1 P: 7 | R: 0 E: 0 K: 0 S: 3 | H: 0 LOB: 1 BB: 1 P: 7 | R: 0 E: 0 K: 1 S: 5 | H: 0 LOB: 0 BB: 0 P: 5 | R: 0 E: 0 K: 1 S: 5 | H: 0 LOB: 0 BB: 0 P: 5 | R: 0 E: 0 K: 1 S: 7 | H: 2 LOB: 2 BB: 0 P: 7 | R: 1 E: 0 K: 1 S: 7 | H: 2 LOB: 1 BB: 0 P: 7 | 1B: 5 2B: 0 3B: 0 HR: 0 | SF: 1 SAC: 0 DP: 1 HBP: 0 | WP: 0 PB: 0 SB: 0 CS: 0 | PA: 34 |
| PITCHER Pat Dobson, R ERA: 3.22 (1, 1) | IP: 9.0 WLS: W BF: 34 H: 5 R: 1 ER: 1 SO: 6 BB: 2 IBB: 0 HBP: 0 BLK: 0 WP: 0 HR: 0 S: 44 P: 52 ERA: 1.00 WHIP: 0.778 | | | | | | | | | | | | | | | | | | | |

| Batter | 1 | 2 | 3 | 4 | 5 | 6 | 7 | 8 | 9 | AB | R | H | RBI | BB | SO | LOB | BOTTOM | | | |
|--|--|---------------------------------|------------------------------|---------------------------------|------------------------------|---------------------------------|------------------------------|---------------------------------|------------------------------|---------------------------------|------------------------------|---------------------------------|------------------------------|---------------------------------|------------------------------|---------------------------------|--|------------------------------------|----------------------------------|--------|
| Walt Williams, R OBP: 0.292, SLG: 0.326 (1, 7) (9, 8) | 6-3 | | 6-3 | | | SH2-3 | | FC5-4 | | 3 | 0 | 0 | 0 | 0 | 0 | 1 | Chicago White Sox @ New York Yankees Shea Stadium, Flushing, NY Fri Jun 13 1975, 7:05 PM EDT Att: 26,485 - Unknown - 73 F | | | |
| Elliott Maddox, R OBP: 0.382, SLG: 0.394 Lou Piniella, R OBP: 0.286, SLG: 0.250 (9, 7) | | | | | | F8 | | | | 4 | 0 | 3 | 0 | 0 | 0 | 1 | | | | |
| Alex Johnson, R OBP: 0.310 Ron Blomberg, L OBP: 0.340, SLG: 0.511 (6, PH) | F8 | | | | | F5 | | | | 3 | 0 | 0 | 0 | 0 | 0 | 3 | | | | |
| Thurman Munson, R OBP: 0.380, SLG: 0.441 (1, 2) | | F8 | | | | | | | | 4 | 1 | 1 | 0 | 0 | 0 | 2 | | | | |
| Rick Dempsey, R OBP: 0.513, SLG: 0.469 (1, 9) | | 1-3 | | | | | | | | 2 | 0 | 1 | 0 | 0 | 0 | 0 | | | | |
| Graig Nettles, L OBP: 0.336, SLG: 0.445 (1, 5) | | | | | | | | | | 3 | 1 | 3 | 2 | 0 | 0 | 0 | | | | |
| Chris Chambliss, L OBP: 0.337, SLG: 0.469 (1, 3) | | | | | | | | | | 3 | 0 | 0 | 0 | 0 | 0 | 3 | | | | |
| Sandy Alomar Sr., S OBP: 0.216, SLG: 0.224 (1, 4) | | | | | | | | | | 3 | 0 | 0 | 0 | 0 | 0 | 2 | | | | |
| Fred Stanley, R OBP: 0.298, SLG: 0.256 (1, 6) | | | | | | | | | | 1 | 0 | 0 | 0 | 2 | 0 | 0 | | | | |
| Inning Stats | R: 0 E: 0 K: 0 S: 3 | H: 1 LOB: 0 BB: 0 P: 3 | R: 1 E: 0 K: 0 S: 4 | H: 1 LOB: 0 BB: 0 P: 4 | R: 0 E: 0 K: 0 S: 3 | H: 0 LOB: 0 BB: 0 P: 3 | R: 0 E: 0 K: 0 S: 3 | H: 1 LOB: 0 BB: 0 P: 3 | R: 0 E: 0 K: 0 S: 3 | H: 2 LOB: 1 BB: 1 P: 7 | R: 1 E: 0 K: 0 S: 5 | H: 2 LOB: 1 BB: 0 P: 5 | R: 0 E: 0 K: 0 S: 4 | H: 1 LOB: 2 BB: 1 P: 8 | R: 0 E: 0 K: 0 S: 4 | H: 1 LOB: 2 BB: 1 P: 8 | 1B: 7 2B: 0 3B: 0 HR: 1 | SF: 0 SAC: 2 DP: 2 HBP: 0 | WP: 0 PB: 0 SB: 0 CS: 1 | PA: 31 |
| PITCHER Claude Osteen, L ERA: 4.23 Bill Gogolewski, R ERA: 2.29 (8, 1) | IP: 7.0 WLS: L BF: 27 H: 7 R: 2 ER: 2 SO: 0 BB: 2 IBB: 0 HBP: 0 BLK: 0 WP: 0 HR: 1 S: 25 P: 33 ERA: 2.57 WHIP: 1.286 | | | | | | | | | | | | | | | | | | | |



| Batter | 1 | 2 | 3 | 4 | 5 | 6 | 7 | 8 | 9 | AB | R | H | RBI | BB | SO | LOB | TOP | | | | | | | | | | | |
|---|------------------------------|---------------------------------|------------------------------|---------------------------------|------------------------------|---------------------------------|------------------------------|---------------------------------|------------------------------|---------------------------------|------------------------------|----------------------------------|------------------------------|---------------------------------|------------------------------|---------------------------------|----------------------------------|------------------------------------|----------------------------------|--------|--|--|--|--|--|--|--|--|
| Pat Kelly, L OBP: 0.354, SLG: 0.409 Bob Coluccio, R OBP: 0.305, SLG: 0.289 | 0-3 K | | 0-0 G3-6-3 | | | 0-3 K | 0-0 1B HR 1B | | 0-0 F9 | 4 | 1 | 1 | 0 | 0 | 2 | 2 | | | | | | | | | | | | |
| Jorge Orta, L OBP: 0.340, SLG: 0.388 | 0-0 F7 | | | 0-0 F7 | | 0-0 F9 1B | 0-0 HR 1B | | 0-0 L6 | 5 | 2 | 2 | 2 | 0 | 0 | 0 | | | | | | | | | | | | |
| Carlos May, L OBP: 0.404, SLG: 0.433 | 0-0 3-1 | | | 0-0 F8 | | 0-0 E4 BB SF9 1-3 | 0-0 K | | 0-0 F5 | 5 | 0 | 0 | 0 | 0 | 1 | 3 | | | | | | | | | | | | |
| Deron Johnson, R OBP: 0.284, SLG: 0.390 | | 0-0 F9 | | 0-0 HR | | 0-0 SF9 1-2 3-H | 0-0 HR | | | 3 | 2 | 2 | 5 | 0 | 0 | 0 | | | | | | | | | | | | |
| Ken Henderson, S OBP: 0.361, SLG: 0.356 | | 0-0 4-3 | | 0-0 4-3 | | 0-0 BB IBB | 0-0 F4 | | | 3 | 0 | 0 | 0 | 1 | 0 | 0 | | | | | | | | | | | | |
| Bill Melton, R OBP: 0.325, SLG: 0.304 | | 4-0 BB | | | 0-0 G6-3 1B | 4-0 1-2 2-3 BB | | 4-0 BB | | 1 | 0 | 1 | 0 | 3 | 0 | 0 | | | | | | | | | | | | |
| Tony Muser, L OBP: 0.293, SLG: 0.278 | 0-0 F7 | | | | 0-0 G6-3 1-2 2-3 | 0-0 F8 | | 0-0 6-3 | | 4 | 0 | 0 | 0 | 0 | 0 | 6 | | | | | | | | | | | | |
| Bucky Dent, R OBP: 0.338, SLG: 0.397 | | | 0-0 4-3 | | 0-0 6-3 | | 0-0 1B 1B 2B | 0-0 F8 | | 4 | 1 | 1 | 0 | 0 | 0 | 1 | | | | | | | | | | | | |
| Brian Downing, R OBP: 0.367, SLG: 0.354 | | | 4-0 BB | | | 0-0 S 1B 1B | 0-0 B3-4 | 0-3 K | | 3 | 1 | 1 | 0 | 1 | 1 | 2 | | | | | | | | | | | | |
| Inning Stats | R: 0 E: 0 K: 1 S: 5 | H: 0 LOB: 0 BB: 0 P: 5 | R: 0 E: 0 K: 0 S: 3 | H: 0 LOB: 1 BB: 1 P: 7 | R: 0 E: 0 K: 0 S: 2 | H: 0 LOB: 0 BB: 1 P: 6 | R: 1 E: 0 K: 0 S: 4 | H: 1 LOB: 0 BB: 0 P: 4 | R: 0 E: 0 K: 0 S: 3 | H: 1 LOB: 0 BB: 0 P: 3 | R: 2 E: 1 K: 1 S: 8 | H: 2 LOB: 3 BB: 2 P: 16 | R: 4 E: 0 K: 1 S: 9 | H: 4 LOB: 0 BB: 0 P: 9 | R: 0 E: 0 K: 1 S: 5 | H: 0 LOB: 1 BB: 1 P: 9 | 1B: 5 2B: 1 3B: 0 HR: 2 | SF: 1 SAC: 0 DP: 2 HBP: 0 | WP: 0 PB: 0 SB: 1 CS: 0 | PA: 39 | | | | | | | | |
| PITCHER | IP | WLS | BF | H | R | ER | SO | BB | IBB | HBP | BLK | WP | HR | S | P | ERA | WHIP | | | | | | | | | | | |
| Doc Medich, R ERA: 3.67 | (1, 1) | 6.1 | L | 29 | 7 | 6 | 5 | 2 | 3 | 1 | 0 | 0 | 0 | 1 | 29 | 45 | 7.11 | 1.579 | | | | | | | | | | |
| Larry Gura, L ERA: 3.46 | (7, 1) | 0.2 | | 3 | 1 | 1 | 1 | 1 | 0 | 0 | 0 | 0 | 0 | 1 | 5 | 5 | 13.50 | 1.500 | | | | | | | | | | |
| Dave Pagan, R ERA: | (8, 1) | 2.0 | | 7 | 0 | 0 | 0 | 1 | 1 | 0 | 0 | 0 | 0 | 0 | 8 | 12 | 0.00 | 0.500 | | | | | | | | | | |

Chicago White Sox @ New York Yankees
Shea Stadium, Flushing, NY
Sat Jun 14 1975, 7:05 PM EDT
Att: 31,120 - Unknown - 68 F

livebaseballscorecards.com

AB 33
R 7
H 8
RBI 7
BB 5
SO 4
LOB 14



| Batter | 1 | 2 | 3 | 4 | 5 | 6 | 7 | 8 | 9 | AB | R | H | RBI | BB | SO | LOB | BOTTOM | | | | | | | | | | | |
|--|------------------------------|---------------------------------|------------------------------|---------------------------------|------------------------------|---------------------------------|------------------------------|---------------------------------|------------------------------|---------------------------------|------------------------------|---------------------------------|------------------------------|---------------------------------|------------------------------|---------------------------------|----------------------------------|------------------------------------|----------------------------------|--------|--|--|--|--|--|--|--|--|
| Walt Williams, R OBP: 0.302, SLG: 0.320 | 0-0 F9 1B 1B | | 0-3 K | | 4-0 2B BB | | 0-0 FC6-5 2-3 | | 0-0 F3 | 4 | 1 | 1 | 0 | 1 | 1 | 2 | | | | | | | | | | | | |
| Alex Johnson, R OBP: 0.309, SLG: 0.360 | 0-0 1B 1-2 1B | | | | 0-0 1-3 2B | | | 0-0 FC5-4 1B | | 4 | 0 | 4 | 0 | 0 | 0 | 0 | | | | | | | | | | | | |
| Bobby Bonds, R OBP: 0.336, SLG: 0.515 Kerry Dineen, L | 0-0 F9 2-3 | | 0-0 F7 | | 0-0 F8 | | | 0-0 F6 | | 4 | 0 | 0 | 0 | 0 | 0 | 6 | | | | | | | | | | | | |
| Thurman Munson, R OBP: 0.373, SLG: 0.433 | 0-3 K | | 0-3 K | | | 0-0 6-3 | | 0-0 F7 | | 4 | 0 | 0 | 0 | 0 | 2 | 4 | | | | | | | | | | | | |
| Rick Dempsey, R OBP: 0.488, SLG: 0.444 | 0-0 1-2 3-H 1B | | | 0-0 6-3 | | 0-0 5-3 | | 0-0 FC5-4 1-2 | | 4 | 0 | 1 | 1 | 0 | 0 | 1 | | | | | | | | | | | | |
| Graig Nettles, L OBP: 0.335, SLG: 0.456 | 0-0 L3 | | | 0-0 F7 | | 0-0 4-3 | | | 0-0 HR | 4 | 1 | 1 | 1 | 0 | 0 | 2 | | | | | | | | | | | | |
| Chris Chambliss, L OBP: 0.340, SLG: 0.475 | | 0-0 FC6-4 1B | | 0-0 1-3 | | | 0-0 FC6-5 2B | | 0-3 K | 4 | 0 | 2 | 0 | 0 | 1 | 0 | | | | | | | | | | | | |
| Ed Brinkman, R OBP: 0.289, SLG: 0.313 Bob Oliver, R OBP: 0.143, SLG: 0.190 | | 0-0 FC6-4 G4-6-3 1-2 | | | 0-0 4-3 | | 0-0 F8 | | 0-0 WP 1B | 3 | 0 | 0 | 0 | 0 | 0 | 2 | | | | | | | | | | | | |
| Sandy Alomar Sr., S OBP: 0.212, SLG: 0.220 Lou Piniella, R OBP: 0.262, SLG: 0.246 | | 0-0 G4-6-3 1-2 | | | 0-0 6-3 | | 0-0 L5 | | 0-0 6-3 | 3 | 0 | 0 | 0 | 0 | 0 | 2 | | | | | | | | | | | | |
| Inning Stats | R: 1 E: 0 K: 1 S: 8 | H: 3 LOB: 2 BB: 0 P: 8 | R: 0 E: 0 K: 0 S: 3 | H: 1 LOB: 0 BB: 0 P: 3 | R: 0 E: 0 K: 2 S: 8 | H: 1 LOB: 1 BB: 0 P: 8 | R: 0 E: 0 K: 0 S: 3 | H: 0 LOB: 0 BB: 0 P: 3 | R: 0 E: 0 K: 0 S: 4 | H: 1 LOB: 1 BB: 0 P: 4 | R: 0 E: 0 K: 0 S: 4 | H: 1 LOB: 1 BB: 0 P: 4 | R: 0 E: 0 K: 0 S: 4 | H: 1 LOB: 1 BB: 0 P: 4 | R: 1 E: 0 K: 1 S: 7 | H: 2 LOB: 1 BB: 0 P: 7 | 1B: 7 2B: 2 3B: 0 HR: 1 | SF: 0 SAC: 0 DP: 1 HBP: 0 | WP: 1 PB: 0 SB: 0 CS: 0 | PA: 37 | | | | | | | | |
| PITCHER | IP | WLS | BF | H | R | ER | SO | BB | IBB | HBP | BLK | WP | HR | S | P | ERA | WHIP | | | | | | | | | | | |
| Wilbur Wood, L ERA: 5.03 | (1, 1) | 9.0 | W | 37 | 10 | 2 | 2 | 4 | 1 | 0 | 0 | 0 | 1 | 1 | 44 | 48 | 2.00 | 1.222 | | | | | | | | | | |

Chicago White Sox @ New York Yankees
Shea Stadium, Flushing, NY
Sat Jun 14 1975, 7:05 PM EDT
Att: 31,120 - Unknown - 68 F

livebaseballscorecards.com

AB 36
R 2
H 10
RBI 2
BB 1
SO 4
LOB 20



| Batter | 1 | 2 | 3 | 4 | 5 | 6 | 7 | 8 | 9 | AB | R | H | RBI | BB | SO | LOB | TOP | | | | | |
|--|--|---------------------------------|------------------------------|----------------------------------|------------------------------|---------------------------------|------------------------------|---------------------------------|------------------------------|---------------------------------|------------------------------|---------------------------------|------------------------------|---------------------------------|------------------------------|----------------------------------|------------------------------|---------------------------------|----------------------------------|------------------------------------|----------------------------------|--------|
| Pat Kelly, L OBP: 0.346, SLG: 0.399 (1, 9) | F5 | | F8 | | | K | | 4-3 | | 4 | 0 | 0 | 0 | 0 | 1 | 2 | | | | | | |
| Jorge Orta, L OBP: 0.338, SLG: 0.386 (1, 4) | CS 1B | | F8 | | | F9 | | F8 | | 4 | 0 | 1 | 0 | 0 | 0 | 0 | | | | | | |
| Carlos May, L OBP: 0.401, SLG: 0.434 (1, 7) | K | | 4-3 | | | 3-1 | | 4-3 2B | | 4 | 0 | 1 | 0 | 0 | 1 | 1 | | | | | | |
| Deron Johnson, R OBP: 0.279, SLG: 0.381 (1, 10) | | F8 | | F7 | | F8 | | 4-3 | | 4 | 0 | 0 | 0 | 0 | 0 | 1 | | | | | | |
| Ken Henderson, S OBP: 0.360, SLG: 0.351 (1, 8) | | BB | | F9 | | 4-3 | | F8 | | 3 | 0 | 0 | 0 | 1 | 0 | 1 | | | | | | |
| Bill Melton, R OBP: 0.330, SLG: 0.310 (1, 5) | K | | 1B | | | 1B | | BB 1B | | 3 | 0 | 2 | 0 | 0 | 1 | 1 | | | | | | |
| Tony Muser, L OBP: 0.286, SLG: 0.270 (1, 3) | K | | F5 | | | F3 | | F3 | | 3 | 0 | 0 | 0 | 0 | 1 | 3 | | | | | | |
| Bucky Dent, R OBP: 0.333, SLG: 0.392 (1, 6) | | | F3 | | | F3 | | K | | 3 | 0 | 0 | 0 | 0 | 1 | 2 | | | | | | |
| Brian Downing, R OBP: 0.366, SLG: 0.349 (1, 2) | | | K | | | F6 | | BB | | 2 | 0 | 0 | 0 | 1 | 1 | 0 | | | | | | |
| Inning Stats | R: 0 E: 0 K: 1 S: 5 | H: 1 LOB: 0 BB: 0 P: 5 | R: 0 E: 0 K: 2 S: 7 | H: 0 LOB: 1 BB: 1 P: 11 | R: 0 E: 0 K: 1 S: 5 | H: 0 LOB: 0 BB: 0 P: 5 | R: 0 E: 0 K: 0 S: 3 | H: 0 LOB: 0 BB: 0 P: 3 | R: 0 E: 0 K: 0 S: 4 | H: 1 LOB: 1 BB: 0 P: 4 | R: 0 E: 0 K: 1 S: 5 | H: 0 LOB: 0 BB: 0 P: 5 | R: 0 E: 0 K: 0 S: 3 | H: 0 LOB: 0 BB: 0 P: 3 | R: 0 E: 0 K: 1 S: 6 | H: 1 LOB: 2 BB: 1 P: 10 | R: 0 E: 0 K: 0 S: 4 | H: 1 LOB: 1 BB: 0 P: 4 | 1B: 3 2B: 1 3B: 0 HR: 0 | SF: 0 SAC: 0 DP: 0 HBP: 0 | WP: 0 PB: 0 SB: 0 CS: 1 | PA: 32 |
| PITCHER Caffrey Hunter, R ERA: 3.0 (1, 1) | IP: 9.0 WLS: W BF: 32 H: 4 R: 0 ER: 0 SO: 6 BB: 2 IBB: 0 HBP: 0 BLK: 0 WP: 0 HR: 0 S: 42 P: 50 ERA: 0.00 WHIP: 0.667 | | | | | | | | | | | | | | | PITCHER | | | | | | |

Chicago White Sox @ New York Yankees
Shea Stadium, Flushing, NY
Sun Jun 15 1975, 3:33 AM EDT
Att: 53,562 - Sunny - 75 F


AB 30
R 0
H 4
RBI 0
BB 2
SO 6
LOB 11



| Batter | 1 | 2 | 3 | 4 | 5 | 6 | 7 | 8 | 9 | AB | R | H | RBI | BB | SO | LOB | BOTTOM | | | |
|---|--|---------------------------------|------------------------------|---------------------------------|------------------------------|----------------------------------|------------------------------|---------------------------------|------------------------------|---------------------------------|------------------------------|---------------------------------|------------------------------|---------------------------------|------------------------------|---------------------------------|----------------------------------|------------------------------------|----------------------------------|--------|
| Kerry Dineen, L OBP: 0.250, SLG: 0.250 (1, 8) | 6-3 | | L9 | FC6-4 | | | SH3 1B | | | 4 | 1 | 1 | 0 | 0 | 0 | 1 | | | | |
| Rick Dempsey, R OBP: 0.500, SLG: 0.447 (1, 9) | 1B BB | | BB 1B | | 6-3 | | SH3 | | | 2 | 1 | 1 | 0 | 1 | 0 | 0 | | | | |
| Ron Blomberg, L OBP: 0.386, SLG: 0.580 (1, 10) | 1-3 1B | | BB 1B BB | | BB 3B | | G6-4-3 1B | | | 3 | 1 | 3 | 1 | 1 | 0 | 0 | | | | |
| Thurman Munson, R OBP: 0.376, SLG: 0.434 (1, 7) | F4 | | BB | | 1B | | G6-4-3 | | | 4 | 0 | 2 | 2 | 0 | 0 | 3 | | | | |
| Walt Williams, R OBP: 0.302, SLG: 0.320 (9, 7) | F4 | | BB | | 1B | | G6-4-3 | | | 0 | 0 | 0 | 0 | 0 | 0 | 0 | | | | |
| Chris Chambliss, L OBP: 0.339, SLG: 0.467 (1, 3) | F6 | | BB | | 1B | | F8 | | | 3 | 0 | 0 | 0 | 1 | 0 | 3 | | | | |
| Graig Nettles, L OBP: 0.333, SLG: 0.449 (1, 5) | | G6-4-3 BB | F9 | | F9 | | F9 | | | 3 | 0 | 0 | 0 | 1 | 0 | 4 | | | | |
| Ed Herrmann, L OBP: 0.303, SLG: 0.304 (1, 2) | | G6-4-3 | | 6-3 | | F6 | | 4-3 | | 4 | 0 | 0 | 0 | 0 | 0 | 1 | | | | |
| Jim Mason, L OBP: 0.183, SLG: 0.193 (1, 6) | | G3 | | F7 | | 3-1 | | | | 3 | 0 | 0 | 0 | 0 | 0 | 0 | | | | |
| Sandy Alomar Sr., S OBP: 0.214, SLG: 0.222 (1, 4) | | | F8 | | FC6-4 1B | | 1-3 | | | 3 | 0 | 1 | 0 | 0 | 0 | 0 | | | | |
| Inning Stats | R: 0 E: 0 K: 0 S: 4 | H: 1 LOB: 2 BB: 1 P: 8 | R: 0 E: 0 K: 0 S: 2 | H: 0 LOB: 0 BB: 1 P: 6 | R: 1 E: 0 K: 0 S: 5 | H: 2 LOB: 3 BB: 2 P: 13 | R: 0 E: 0 K: 0 S: 4 | H: 1 LOB: 1 BB: 0 P: 4 | R: 1 E: 0 K: 0 S: 5 | H: 2 LOB: 1 BB: 0 P: 5 | R: 0 E: 0 K: 0 S: 3 | H: 0 LOB: 0 BB: 0 P: 3 | R: 1 E: 0 K: 0 S: 4 | H: 2 LOB: 0 BB: 0 P: 4 | R: 0 E: 0 K: 0 S: 3 | H: 0 LOB: 0 BB: 0 P: 3 | 1B: 7 2B: 0 3B: 1 HR: 0 | SF: 0 SAC: 1 DP: 2 HBP: 0 | WP: 0 PB: 0 SB: 0 CS: 0 | PA: 34 |
| PITCHER Stan Bahnsen, R ERA: 6.01 (1, 1) | IP: 6.1 WLS: L BF: 30 H: 8 R: 3 ER: 3 SO: 3 BB: 4 IBB: 0 HBP: 0 BLK: 0 WP: 0 HR: 0 S: 26 P: 42 ERA: 4.26 WHIP: 1.895 | | | | | | | | | | | | | | | PITCHER | | | | |
| PITCHER Rich Gossage, R ERA: 1.41 (7, 1) | IP: 1.2 WLS: L BF: 4 H: 0 R: 0 ER: 0 SO: 0 BB: 0 IBB: 0 HBP: 0 BLK: 0 WP: 0 HR: 0 S: 4 P: 4 ERA: 0.00 WHIP: 0.000 | | | | | | | | | | | | | | | PITCHER | | | | |

Chicago White Sox @ New York Yankees
Shea Stadium, Flushing, NY
Sun Jun 15 1975, 3:33 AM EDT
Att: 53,562 - Sunny - 75 F

AB 29
R 3
H 8
RBI 3
BB 4
SO 0
LOB 12



| Batter | 1 | 2 | 3 | 4 | 5 | 6 | 7 | 8 | 9 | AB | R | H | RBI | BB | SO | LOB | TOP | | | | | | | | |
|--|------------------------------|---------------------------------|------------------------------|---------------------------------|------------------------------|----------------------------------|------------------------------|----------------------------------|------------------------------|---------------------------------|------------------------------|---------------------------------|------------------------------|---------------------------------|------------------------------|---------------------------------|------------------------------|---------------------------------|-----------------------------------|------------------------------------|----------------------------------|--------|--|--|--|
| Robin Yount, R OBP: 0.380, SLG: 0.459 | 0-0 L9-3 1B | | 4-0 WP BB | 0-0 1B | | 0-3 K | | 0-0 F5 | 4 0 2 0 1 1 1 | | | | | | | | | | | | | | | | |
| Sixto Lezcano, R OBP: 0.335, SLG: 0.415 | 0-0 L9-3 1-2 | | 4-0 G4-6-3 BB | 0-0 6-3 | | 0-0 G6-4-3 1-2f | | 0-0 1B 2B | 4 1 1 0 1 0 3 | | | | | | | | | | | | | | | | |
| George Scott, R OBP: 0.340, SLG: 0.439 | 0-0 F7 | | 0-0 G4-6-3 1-2f | | 0-0 FC5-4 1B | | 0-0 F3 | 0-0 FC5 1B 2-H | 5 0 2 1 0 0 3 | | | | | | | | | | | | | | | | |
| Hank Aaron, R OBP: 0.326, SLG: 0.371 | | 4-0 F8 BB | | 0-0 BB 1B HR 1B | 0-0 FC5-4 1B SF9 | | 0-0 5-3 | 0-0 F6 | 4 2 1 0 1 0 2 | | | | | | | | | | | | | | | | |
| Bobby Darwin, R OBP: 0.315, SLG: 0.347 | 0-0 F8 1-2 | | 0-0 F4 | 0-0 F4 | 0-0 E 1B | | 4-0 FC4-6 BB | 0-0 1B | 4 1 2 0 1 0 2 | | | | | | | | | | | | | | | | |
| Charlie Moore, R OBP: 0.310, SLG: 0.342 | 0-0 F7 | | 0-0 F7 | 0-0 BB HR 1B | 0-0 SF9 | | 0-0 FC4-6 1-2f | 0-0 FC5 2-3f | 3 1 1 1 0 0 2 | | | | | | | | | | | | | | | | |
| Mike Hegan, L OBP: 0.388, SLG: 0.415 | | | | | | | | | 0 0 0 0 0 0 0 | | | | | | | | | | | | | | | | |
| Bobby Mitchell, R OBP: 0.336, SLG: 0.480 | | | | | | | | | 1 0 0 0 0 0 2 | | | | | | | | | | | | | | | | |
| Pedro Garcia, R OBP: 0.284, SLG: 0.349 | 0-3 K | | 0-0 F9 | 0-0 F9 2-H | 0-0 1B | | 0-3 K | | 4 0 1 1 0 2 3 | | | | | | | | | | | | | | | | |
| Tommy Bianco, S OBP: 0.267, SLG: 0.083 | | | 0-0 F6 | 4-0 HR BB | 0-0 F8 | | 0-0 G3 | | 3 1 0 0 1 0 1 | | | | | | | | | | | | | | | | |
| Gorman Thomas, R OBP: 0.375, SLG: 0.618 | | | 0-0 WP 2B | 0-0 HR | | 0-0 G6-4-3 1B | | 0-3 K | 4 1 3 4 0 1 0 | | | | | | | | | | | | | | | | |
| Inning Stats | R: 0 E: 0 K: 0 S: 3 | H: 1 LOB: 0 BB: 0 P: 3 | R: 0 E: 0 K: 1 S: 5 | H: 0 LOB: 1 BB: 1 P: 9 | R: 0 E: 0 K: 0 S: 3 | H: 1 LOB: 2 BB: 2 P: 11 | R: 4 E: 0 K: 0 S: 7 | H: 4 LOB: 1 BB: 1 P: 11 | R: 2 E: 1 K: 0 S: 6 | H: 3 LOB: 1 BB: 0 P: 6 | R: 0 E: 0 K: 1 S: 5 | H: 1 LOB: 0 BB: 0 P: 5 | R: 0 E: 0 K: 2 S: 7 | H: 0 LOB: 1 BB: 1 P: 7 | R: 0 E: 0 K: 2 S: 7 | H: 0 LOB: 0 BB: 0 P: 7 | R: 1 E: 0 K: 0 S: 6 | H: 3 LOB: 2 BB: 0 P: 6 | 1B: 10 2B: 3 3B: 0 HR: 1 | SF: 1 SAC: 0 DP: 3 HBP: 0 | WP: 1 PB: 0 SB: 0 CS: 0 | PA: 42 | | | |
| PITCHER | IP | WLS | BF | H | R | ER | SO | BB | IBB | HBP | BLK | WP | HR | S | P | ERA | WHIP | | | | | | | | |
| Rudy May, L ERA: 2.76 | (1, 1) | 3.2 | 19 | 6 | 4 | 4 | 1 | 4 | 0 | 0 | 0 | 1 | 1 | 17 | 33 | 9.82 | 2.727 | | | | | | | | |
| Dick Tidrow, R ERA: 4.41 | (4, 1) | 5.0 | W | 22 | 7 | 3 | 2 | 3 | 1 | 0 | 0 | 0 | 0 | 27 | 31 | 3.60 | 1.600 | | | | | | | | |
| Sparky Lyle, L ERA: 3.42 | (9, 1) | 0.1 | S | 1 | 0 | 0 | 0 | 0 | 0 | 0 | 0 | 0 | 0 | 1 | 1 | 0.00 | 0.000 | | | | | | | | |

Milwaukee Brewers @ New York Yankees
Shea Stadium, Flushing, NY
Mon Jun 16 1975, 7:05 PM EDT
Att: 10,901 - Unknown


| | |
|-----|----|
| AB | 36 |
| R | 7 |
| H | 13 |
| RBI | 7 |
| BB | 5 |
| SO | 4 |
| LOB | 19 |



| Batter | 1 | 2 | 3 | 4 | 5 | 6 | 7 | 8 | 9 | AB | R | H | RBI | BB | SO | LOB | BOTTOM | | | | | | | | | |
|--|------------------------------|---------------------------------|------------------------------|----------------------------------|------------------------------|---------------------------------|------------------------------|---------------------------------|------------------------------|---------------------------------|------------------------------|----------------------------------|------------------------------|---------------------------------|------------------------------|----------------------------------|----------------------------------|------------------------------------|----------------------------------|--------|--|--|--|--|--|--|
| Kerry Dineen, L OBP: 0.556, SLG: 0.625 | 0-0 5-3 2B | 4-0 FC5-4 BB | | 0-0 1B | | 0-0 1B 2B | 0-3 K | | 4 1 3 1 1 1 0 | | | | | | | | | | | | | | | | | |
| Walt Williams, R OBP: 0.293, SLG: 0.309 | 0-0 5-3 2-3 | 0-0 FC5-4 1B | | 0-0 F4 | | 0-0 2B 1B | | 0-0 F6 | 5 2 1 1 0 0 4 | | | | | | | | | | | | | | | | | |
| Ron Blomberg, L OBP: 0.403, SLG: 0.618 | 0-0 F2 | 0-0 1B 1B | | 0-0 F9 | | 0-0 HR 2B | | 0-0 2B | 5 1 3 3 0 0 2 | | | | | | | | | | | | | | | | | |
| Thurman Munson, R OBP: 0.380, SLG: 0.432 | 0-3 K | 0-0 FC4-6 1B | | 0-0 F9 | | 0-0 HR BB | | 4-0 BB | 3 1 1 1 2 1 2 | | | | | | | | | | | | | | | | | |
| Chris Chambliss, L OBP: 0.340, SLG: 0.465 | | 0-0 1B | | 0-0 FC4-6 | | 0-0 F6 | | 0-0 F4 | 5 1 2 0 0 0 6 | | | | | | | | | | | | | | | | | |
| Graig Nettles, L OBP: 0.339, SLG: 0.464 | | 0-0 BB BB 1B | | 0-0 F2 | | 4-0 G4-6-3 BB 1B | | 0-3 K | 4 2 2 3 1 1 2 | | | | | | | | | | | | | | | | | |
| Rick Dempsey, R OBP: 0.480, SLG: 0.415 | | 4-0 BB BB FC5-4 BB | | 0-0 5-3 | | 0-0 G4-6-3 1-2f | | 0-0 F7 | 3 1 0 0 1 0 2 | | | | | | | | | | | | | | | | | |
| Jim Mason, L OBP: 0.192, SLG: 0.196 | | 4-0 FC5-4 1B BB | | 0-0 1B | | 0-0 F7 | | 0-3 K | 3 1 1 1 1 1 1 | | | | | | | | | | | | | | | | | |
| Sandy Alomar Sr., S OBP: 0.209, SLG: 0.217 | | 0-3 K | | 0-0 F6 | | 0-0 4-3 | | 0-0 4-3 | 4 0 0 0 0 1 4 | | | | | | | | | | | | | | | | | |
| Inning Stats | R: 0 E: 0 K: 1 S: 6 | H: 1 LOB: 1 BB: 0 P: 6 | R: 5 E: 0 K: 1 S: 9 | H: 4 LOB: 3 BB: 3 P: 21 | R: 0 E: 0 K: 0 S: 4 | H: 1 LOB: 0 BB: 0 P: 4 | R: 0 E: 0 K: 0 S: 4 | H: 1 LOB: 1 BB: 1 P: 4 | R: 0 E: 0 K: 2 S: 7 | H: 0 LOB: 0 BB: 0 P: 7 | R: 5 E: 0 K: 0 S: 7 | H: 4 LOB: 0 BB: 1 P: 11 | R: 0 E: 0 K: 2 S: 7 | H: 0 LOB: 0 BB: 0 P: 7 | R: 0 E: 0 K: 1 S: 6 | H: 1 LOB: 2 BB: 1 P: 10 | 1B: 9 2B: 3 3B: 0 HR: 1 | SF: 0 SAC: 0 DP: 1 HBP: 0 | WP: 0 PB: 0 SB: 0 CS: 0 | PA: 42 | | | | | | |
| PITCHER | IP | WLS | BF | H | R | ER | SO | BB | IBB | HBP | BLK | WP | HR | S | P | ERA | WHIP | | | | | | | | | |
| Pete Broberg, R ERA: 4.48 | (1, 1) | 1.1 | 3 | 5 | 5 | 2 | 3 | 0 | 0 | 0 | 0 | 0 | 0 | 11 | 23 | 33.75 | 4.500 | | | | | | | | | |
| Ed Sprague, R ERA: 5.12 | (2, 1) | 4.0 | L | 20 | 8 | 3 | 3 | 0 | 1 | 0 | 0 | 0 | 0 | 19 | 23 | 6.75 | 2.250 | | | | | | | | | |
| Eduardo Rodriguez, R ERA: 3.35 | (6, 1) | 2.2 | | 12 | 2 | 2 | 2 | 3 | 2 | 0 | 0 | 0 | 0 | 1 | 16 | 24 | 6.75 | 1.500 | | | | | | | | |

Milwaukee Brewers @ New York Yankees
Shea Stadium, Flushing, NY
Mon Jun 16 1975, 7:05 PM EDT
Att: 10,901 - Unknown

| | |
|-----|----|
| AB | 36 |
| R | 10 |
| H | 13 |
| RBI | 10 |
| BB | 6 |
| SO | 5 |
| LOB | 23 |



| Batter | 1 | 2 | 3 | 4 | 5 | 6 | 7 | 8 | 9 | AB | R | H | RBI | BB | SO | LOB | TOP | | | | | | | | | | |
|--|------------------------------|---------------------------------|------------------------------|---------------------------------|------------------------------|---------------------------------|------------------------------------|---------------------------------|------------------------------|---------------------------------|------------------------------|----------------------------------|------------------------------|---------------------------------|------------------------------|----------------------------------|----------------------------------|------------------------------------|-------------------------|--------|--|--|--|--|--|--|--|
| Robin Yount, R OBP: 0.371, SLG: 0.447 (1, 6) | 0-0 6-3 | | 0-3 K | | | 0-3 K | | 0-0 FC1-5 1B E | 0-0 F9 | 5 | 1 | 0 | 0 | 0 | 2 | 5 | | | | | | | | | | | |
| Sixto Lezcano, R OBP: 0.346, SLG: 0.424 (1, 9) | 0-0 G6-4-3 1B | | | 0-0 G6-4-3 1B | | | 4-0 1B BB 1B | 0-0 FC6 1B | | 3 | 1 | 3 | 1 | 1 | 0 | 0 | | | | | | | | | | | |
| George Scott, R OBP: 0.339, SLG: 0.434 (1, 10) (9, 3) | 0-0 G6-4-3 1-2 | | | 0-0 F9 | | | 4-0 1B 1B BB G4-6-3 | 0-0 FC6 1-2 2-H | | 3 | 1 | 0 | 0 | 1 | 0 | 3 | | | | | | | | | | | |
| Bobby Darwin, R OBP: 0.313, SLG: 0.345 (8, 7) | | 0-0 5-3 | | 0-0 G6-4-3 1-2 | | | 0-0 G4-6-3 1B | 0-3 K | | 4 | 0 | 1 | 0 | 0 | 1 | 2 | | | | | | | | | | | |
| Mike Hegan, L OBP: 0.415, SLG: 0.489 Bobby Mitchell, R OBP: 0.336, SLG: 0.480 Tom Murphy, R (9, 1) | | 0-0 F8 | | | 0-0 G6-4-3 1-2 | | 0-0 4-3 CS 2B | | 0-0 F8 2B | 4 | 0 | 3 | 1 | 0 | 0 | 0 | | | | | | | | | | | |
| Darrell Porter, L OBP: 0.345, SLG: 0.350 (1, 2) | | 4-0 BB | | | 0-0 4-3 | | 0-0 G4-6-3 1-2 2-3 3-H | | 4-0 F8 BB | 2 | 0 | 0 | 0 | 2 | 0 | 3 | | | | | | | | | | | |
| Pedro Garcia, R OBP: 0.278, SLG: 0.341 (1, 4) | | 0-0 L5 | | | 0-0 F7 3-H | | 0-0 K | | 0-0 F8 1-2 2-3 | 4 | 0 | 0 | 0 | 0 | 1 | 5 | | | | | | | | | | | |
| Tim Johnson, L OBP: 0.159, SLG: 0.136 Kurt Bevacqua, R OBP: 0.237, SLG: 0.232 (8, 5) | | | 0-0 F8 | | | 0-0 4-3 | | 0-0 FC1-5 1B | | 2 | 0 | 0 | 0 | 0 | 0 | 0 | | | | | | | | | | | |
| Gorman Thomas, R OBP: 0.368, SLG: 0.593 (1, 8) | | | 0-0 F8 | | | 0-3 K | | 0-0 FC1-5 1B | | 4 | 1 | 1 | 0 | 0 | 2 | 3 | | | | | | | | | | | |
| Inning Stats | R: 0 E: 0 K: 0 S: 3 | H: 1 LOB: 0 BB: 0 P: 3 | R: 0 E: 0 K: 0 S: 3 | H: 0 LOB: 1 BB: 1 P: 7 | R: 0 E: 0 K: 1 S: 5 | H: 0 LOB: 0 BB: 0 P: 5 | R: 0 E: 0 K: 0 S: 3 | H: 1 LOB: 0 BB: 0 P: 3 | R: 0 E: 0 K: 2 S: 7 | H: 0 LOB: 0 BB: 0 P: 7 | R: 2 E: 0 K: 1 S: 6 | H: 2 LOB: 1 BB: 2 P: 14 | R: 2 E: 1 K: 1 S: 8 | H: 3 LOB: 1 BB: 0 P: 8 | R: 0 E: 0 K: 1 S: 6 | H: 1 LOB: 3 BB: 2 P: 14 | 1B: 7 2B: 2 3B: 0 HR: 0 | SF: 0 SAC: 0 DP: 3 HBP: 0 | WP: 0 PB: 0 CS: 1 | PA: 37 | | | | | | | |
| PITCHER | IP | WLS | BF | H | R | ER | SO | BB | IBB | HBP | BLK | WP | HR | S | P | ERA | WHIP | | | | | | | | | | |
| Pat Dobson, R ERA: 3.21 (1, 1) | 6.0 | | 23 | 5 | 2 | 2 | 3 | 3 | 0 | 0 | 0 | 0 | 0 | 26 | 38 | 3.00 | 1.333 | | | | | | | | | | |
| Sparky Lyle, L ERA: 3.45 (7, 1) | 2.1 | L | 11 | 4 | 2 | 1 | 2 | 1 | 0 | 0 | 0 | 0 | 0 | 14 | 18 | 3.86 | 2.143 | | | | | | | | | | |
| Dick Tidrow, R ERA: 4.33 (9, 1) | 0.2 | | 3 | 0 | 0 | 0 | 1 | 0 | 1 | 0 | 0 | 0 | 0 | 4 | 8 | 0.00 | 0.000 | | | | | | | | | | |

Milwaukee Brewers @ New York Yankees
Shea Stadium, Flushing, NY
Tue Jun 17 1975, 7:05 PM EDT
Unknown - 75 F

AB 32
R 4
H 9
RBI 2
BB 5
SO 6
LOB 21



| Batter | 1 | 2 | 3 | 4 | 5 | 6 | 7 | 8 | 9 | AB | R | H | RBI | BB | SO | LOB | BOTTOM | | | | | | | | | | |
|---|------------------------------|---------------------------------|------------------------------|---------------------------------|--------------------------------|---------------------------------|------------------------------|---------------------------------|------------------------------|---------------------------------|------------------------------|---------------------------------|------------------------------|---------------------------------|------------------------------|---------------------------------|----------------------------------|------------------------------------|-------------------------|--------|--|--|--|--|--|--|--|
| Kerry Dineen, L OBP: 0.385, SLG: 0.417 (1, 8) | 0-0 F8 | | | 0-0 4-3 | 0-0 3-1 | | | 0-0 FC3-6 FC4-6 | | 4 | 0 | 0 | 0 | 0 | 0 | 3 | | | | | | | | | | | |
| Rick Dempsey, R OBP: 0.472, SLG: 0.409 Walt Williams, R OBP: 0.288, SLG: 0.304 (8, 9) | 0-0 6-3 | | | 0-0 6-3 | | | 0-0 FC4-6 1B | 0-0 FC4-6 1-2 | | 3 | 0 | 1 | 0 | 0 | 0 | 0 | | | | | | | | | | | |
| Ron Blomberg, L OBP: 0.379, SLG: 0.576 (1, 10) | 0-0 F7 | | | 0-0 4-3 | | | 0-0 FC4-6 1-2 | 0-0 F4 | | 4 | 0 | 0 | 0 | 0 | 0 | 2 | | | | | | | | | | | |
| Thurman Munson, R OBP: 0.382, SLG: 0.434 (1, 2) | | 0-0 G6-4-3 1B | | | 0-0 E7 1B 1B | | 0-0 F6 | | 0-0 G4-6-3 1B | 4 | 1 | 2 | 0 | 0 | 0 | 1 | | | | | | | | | | | |
| Chris Chambliss, L OBP: 0.338, SLG: 0.461 (1, 3) | | 0-0 G6-4-3 1-2 | | | 0-0 1B 1B FC6-2 1B | | 0-0 F5 | | 0-0 G4-6-3 1-2 | 4 | 0 | 1 | 0 | 0 | 0 | 3 | | | | | | | | | | | |
| Graig Nettles, L OBP: 0.337, SLG: 0.460 (1, 5) | | 0-3 K | | | 0-0 FC6-2 1B 1B | | 0-0 F5 | | 0-3 K | 4 | 1 | 1 | 1 | 0 | 2 | 0 | | | | | | | | | | | |
| Terry Whitfield, L OBP: 0.333, SLG: 0.333 (1, 7) | | | 0-0 4-3 | | 0-0 FC6-2 1B 1B | | 0-0 F4 | | | 3 | 1 | 1 | 0 | 0 | 0 | 0 | | | | | | | | | | | |
| Jim Mason, L OBP: 0.188, SLG: 0.191 (9, 4) | | | 0-0 4-3 | | 0-0 FC6-2 1B CS | | 0-0 5-3 | | | 3 | 0 | 0 | 0 | 0 | 0 | 3 | | | | | | | | | | | |
| Fred Stanley, R OBP: 0.224, SLG: 0.253 Roy White, S OBP: 0.416, SLG: 0.473 Sandy Alomar Sr., S OBP: 0.209, SLG: 0.217 Bobby Bonds, R OBP: 0.209, SLG: 0.313 Ed Brinkman, R OBP: 0.209, SLG: 0.313 (8, 6) | | | 0-0 6-3 | | 0-0 1-3 2-3 3-H 1B | | 4-0 FC3-6 BB | | | 1 | 0 | 0 | 0 | 0 | 0 | 0 | | | | | | | | | | | |
| Inning Stats | R: 0 E: 0 K: 0 S: 3 | H: 0 LOB: 0 BB: 0 P: 3 | R: 0 E: 0 K: 1 S: 5 | H: 1 LOB: 0 BB: 0 P: 5 | R: 0 E: 0 K: 0 S: 3 | H: 0 LOB: 0 BB: 0 P: 3 | R: 3 E: 1 K: 0 S: 7 | H: 4 LOB: 2 BB: 0 P: 7 | R: 0 E: 0 K: 0 S: 4 | H: 1 LOB: 1 BB: 0 P: 4 | R: 0 E: 0 K: 0 S: 3 | H: 0 LOB: 0 BB: 0 P: 3 | R: 0 E: 0 K: 0 S: 3 | H: 0 LOB: 1 BB: 1 P: 7 | R: 0 E: 0 K: 1 S: 5 | H: 1 LOB: 0 BB: 0 P: 5 | 1B: 7 2B: 0 3B: 0 HR: 0 | SF: 0 SAC: 0 DP: 2 HBP: 0 | WP: 0 PB: 0 CS: 2 | PA: 33 | | | | | | | |
| PITCHER | IP | WLS | BF | H | R | ER | SO | BB | IBB | HBP | BLK | WP | HR | S | P | ERA | WHIP | | | | | | | | | | |
| Bill Castro, R ERA: 1.78 (1, 1) | 7.0 | W | 27 | 6 | 3 | 2 | 1 | 1 | 0 | 0 | 0 | 0 | 0 | 28 | 32 | 2.57 | 1.000 | | | | | | | | | | |
| Tom Murphy, R ERA: 2.05 (8, 1) | 2.0 | S | 6 | 1 | 0 | 0 | 1 | 0 | 0 | 0 | 0 | 0 | 0 | 8 | 8 | 0.00 | 0.500 | | | | | | | | | | |
| Tom Murphy, R ERA: 2.05 (9, 1) | 2.0 | S | 6 | 1 | 0 | 0 | 1 | 0 | 0 | 0 | 0 | 0 | 0 | 8 | 8 | 0.00 | 0.500 | | | | | | | | | | |

Milwaukee Brewers @ New York Yankees
Shea Stadium, Flushing, NY
Tue Jun 17 1975, 7:05 PM EDT
Unknown - 75 F

AB 32
R 3
H 7
RBI 3
BB 1
SO 2
LOB 13



| Batter | 1 | 2 | 3 | 4 | 5 | 6 | 7 | 8 | 9 | AB | R | H | RBI | BB | SO | LOB | TOP | | | | |
|--|------------------------------|---------------------------------|------------------------------|---------------------------------|------------------------------|---------------------------------|------------------------------|---------------------------------|------------------------------|----------------------------------|------------------------------|---------------------------------|------------------------------|---------------------------------|------------------------------|---------------------------------|--|------------------------------------|-------------------------|--------|--|
| Robin Yount, R OBP: 0.371, SLG: 0.443 (1, 6) | | | | | | | | | | 2 | 0 | 0 | 0 | 1 | 1 | 0 | Milwaukee Brewers @ New York Yankees Shea Stadium, Flushing, NY Tue Jun 17 1975, 7:05 PM EDT Att: 19,724 - Unknown | | | | |
| Sixto Lezcano, R OBP: 0.344, SLG: 0.421 (1, 9) | | | | | | | | | | 4 | 0 | 1 | 2 | 0 | 1 | 1 | | | | | |
| George Scott, R OBP: 0.337, SLG: 0.435 (1, 3) | | | | | | | | | | 4 | 0 | 1 | 0 | 0 | 1 | 3 | | | | | |
| Hank Aaron, R OBP: 0.325, SLG: 0.368 (1, 10) | | | | | | | | | | 4 | 0 | 1 | 0 | 0 | 0 | 0 | | | | | |
| Bobby Darwin, R OBP: 0.312, SLG: 0.339 Bill Sharp, L OBP: 0.259, SLG: 0.289 (1, 7) (9, 7) | | | | | | | | | | 3 | 0 | 0 | 0 | 1 | 2 | 2 | | | | | |
| Charlie Moore, R OBP: 0.283, SLG: 0.310 (1, 2) | | | | | | | | | | 0 | 0 | 0 | 0 | 0 | 0 | 0 | | | | | |
| Pedro Garcia, R OBP: 0.272, SLG: 0.333 (1, 4) | | | | | | | | | | 4 | 0 | 0 | 0 | 0 | 0 | 1 | | | | | |
| Kurt Bevacqua, R OBP: 0.241, SLG: 0.236 (1, 5) | | | | | | | | | | 3 | 1 | 1 | 0 | 0 | 0 | 0 | | | | | |
| Gorman Thomas, R OBP: 0.380, SLG: 0.590 (1, 8) | | | | | | | | | | 2 | 1 | 1 | 0 | 1 | 1 | 0 | | | | | |
| Inning Stats | R: 0 E: 0 K: 0 S: 3 | H: 0 LOB: 0 BB: 0 P: 3 | R: 0 E: 0 K: 1 S: 5 | H: 0 LOB: 0 BB: 0 P: 5 | R: 0 E: 0 K: 1 S: 5 | H: 2 LOB: 2 BB: 0 P: 9 | R: 0 E: 0 K: 2 S: 9 | H: 0 LOB: 0 BB: 0 P: 3 | R: 0 E: 0 K: 2 S: 7 | H: 0 LOB: 1 BB: 1 P: 11 | R: 0 E: 0 K: 0 S: 3 | H: 0 LOB: 0 BB: 0 P: 3 | R: 2 E: 0 K: 0 S: 5 | H: 3 LOB: 1 BB: 1 P: 9 | R: 0 E: 0 K: 0 S: 3 | H: 0 LOB: 1 BB: 1 P: 7 | 1B: 4 2B: 1 3B: 0 HR: 0 | SF: 0 SAC: 1 DP: 1 HBP: 0 | WP: 0 PB: 0 CS: 0 | PA: 34 | |
| PITCHER | IP | WLS | BF | H | R | ER | SO | BB | IBB | HBP | BLK | WP | HR | S | P | ERA | WHIP | | | | |
| Larry Gura, L ERA: 3.24 Dick Tidrow, R ERA: 4.14 | (1, 1) | 7.1 | 27 | 4 | 2 | 2 | 6 | 1 | 0 | 0 | 0 | 0 | 0 | 38 | 42 | 2.46 | 0.682 | | | | |
| (8, 1) | 1.2 | W | 7 | 1 | 0 | 0 | 0 | 2 | 0 | 0 | 0 | 0 | 0 | 5 | 13 | 0.00 | 1.800 | | | | |

| | |
|-----|----|
| AB | 30 |
| R | 2 |
| H | 5 |
| RBI | 2 |
| BB | 3 |
| SO | 6 |
| LOB | 8 |



| Batter | 1 | 2 | 3 | 4 | 5 | 6 | 7 | 8 | 9 | AB | R | H | RBI | BB | SO | LOB | BOTTOM | | | | |
|--|------------------------------|---------------------------------|------------------------------|---------------------------------|------------------------------|---------------------------------|------------------------------|---------------------------------|-------------------------------|----------------------------------|------------------------------|---------------------------------|------------------------------|---------------------------------|------------------------------|---------------------------------|--|------------------------------------|-------------------------|--------|--|
| Kerry Dineen, L OBP: 0.471, SLG: 0.467 (1, 8) | | | | | | | | | | 3 | 0 | 2 | 0 | 1 | 0 | 0 | Milwaukee Brewers @ New York Yankees Shea Stadium, Flushing, NY Tue Jun 17 1975, 7:05 PM EDT Att: 19,724 - Unknown | | | | |
| Walt Williams, R OBP: 0.290, SLG: 0.305 (1, 7) | | | | | | | | | | 3 | 0 | 1 | 1 | 0 | 0 | 1 | | | | | |
| Terry Whitfield, L OBP: 0.286, SLG: 0.286 (1, 9) | | | | | | | | | | 4 | 1 | 1 | 0 | 0 | 1 | 3 | | | | | |
| Thurman Munson, R OBP: 0.380, SLG: 0.430 (1, 10) | | | | | | | | | | 4 | 0 | 1 | 0 | 0 | 0 | 3 | | | | | |
| Chris Chambliss, L OBP: 0.332, SLG: 0.451 (1, 3) | | | | | | | | | | 4 | 0 | 0 | 0 | 0 | 0 | 2 | | | | | |
| Graig Nettles, L OBP: 0.336, SLG: 0.457 (1, 5) | | | | | | | | | | 4 | 1 | 1 | 1 | 0 | 0 | 0 | | | | | |
| Ed Herrmann, L OBP: 0.301, SLG: 0.337 (1, 2) | | | | | | | | | | 4 | 1 | 1 | 2 | 0 | 1 | 0 | | | | | |
| Ed Brinkman, R OBP: 0.283, SLG: 0.305 Roy White, S OBP: 0.414, SLG: 0.471 Jim Mason, L OBP: 0.188, SLG: 0.191 (1, 6) (8, PH) (9, 6) | | | | | | | | | | 2 | 0 | 0 | 0 | 0 | 1 | 0 | | | | | |
| Sandy Alomar Sr., S OBP: 0.212, SLG: 0.220 Bobby Bonds, R OBP: 0.338, SLG: 0.512 Fred Stanley, R OBP: 0.294, SLG: 0.253 (1, 4) (8, PH) (9, 4) | | | | | | | | | | 1 | 0 | 0 | 0 | 0 | 0 | 0 | | | | | |
| Inning Stats | R: 0 E: 0 K: 0 S: 3 | H: 0 LOB: 0 BB: 0 P: 3 | R: 0 E: 0 K: 0 S: 3 | H: 0 LOB: 0 BB: 0 P: 3 | R: 0 E: 0 K: 0 S: 3 | H: 0 LOB: 1 BB: 1 P: 7 | R: 0 E: 0 K: 0 S: 3 | H: 0 LOB: 0 BB: 0 P: 3 | R: 1 E: 0 K: 2 S: 10 | H: 3 LOB: 2 BB: 0 P: 10 | R: 0 E: 0 K: 1 S: 5 | H: 0 LOB: 0 BB: 0 P: 5 | R: 0 E: 0 K: 0 S: 4 | H: 1 LOB: 1 BB: 0 P: 4 | R: 3 E: 0 K: 0 S: 5 | H: 4 LOB: 0 BB: 0 P: 5 | 1B: 7 2B: 0 3B: 0 HR: 1 | SF: 0 SAC: 1 DP: 1 HBP: 0 | WP: 0 PB: 0 CS: 0 | PA: 34 | |
| PITCHER | IP | WLS | BF | H | R | ER | SO | BB | IBB | HBP | BLK | WP | HR | S | P | ERA | WHIP | | | | |
| Jim Colborn, R ERA: 4.38 | (1, 1) | 8.2 | L | 34 | 8 | 4 | 4 | 3 | 1 | 0 | 0 | 0 | 1 | 39 | 43 | 4.15 | 1.038 | | | | |



| Batter | 1 | 2 | 3 | 4 | 5 | 6 | 7 | 8 | 9 | AB | R | H | RBI | BB | SO | LOB | TOP | | | | | | | | | | |
|---|------------------------------|---------------------------------|------------------------------|---------------------------------|------------------------------|---------------------------------|------------------------------|---------------------------------|------------------------------|---------------------------------|------------------------------|---------------------------------|------------------------------|----------------------------------|------------------------------|---------------------------------|-----------------------------------|------------------------------------|-------------------------|--------|--|--|--|--|--|--|--|
| Robin Yount, R OBP: 0.372, SLG: 0.442 (1, 6) | | | | | | | | | | 5 | 1 | 2 | 0 | 0 | 0 | 2 | | | | | | | | | | | |
| Sixto Lezcano, R OBP: 0.354, SLG: 0.438 (1, 9) | | | | | | | | | | 3 | 1 | 2 | 1 | 1 | 0 | 1 | | | | | | | | | | | |
| George Scott, R OBP: 0.335, SLG: 0.430 (1, 3) | | | | | | | | | | 5 | 0 | 1 | 0 | 0 | 0 | 4 | | | | | | | | | | | |
| Hank Aaron, R OBP: 0.326, SLG: 0.371 (1, 10) | | | | | | | | | | 4 | 0 | 2 | 1 | 0 | 0 | 3 | | | | | | | | | | | |
| Bobby Darwin, R OBP: 0.314, SLG: 0.346 (1, 7) | | | | | | | | | | 5 | 1 | 2 | 0 | 0 | 0 | 5 | | | | | | | | | | | |
| Bill Sharp, L OBP: 0.259, SLG: 0.289 (9, 7) | | | | | | | | | | 0 | 0 | 0 | 0 | 0 | 0 | 0 | | | | | | | | | | | |
| Darrell Porter, L OBP: 0.346, SLG: 0.354 (1, 2) | | | | | | | | | | 4 | 1 | 1 | 1 | 1 | 1 | 4 | | | | | | | | | | | |
| Tim Johnson, L OBP: 0.164, SLG: 0.143 (1, 5) | | | | | | | | | | 4 | 1 | 1 | 0 | 0 | 1 | 2 | | | | | | | | | | | |
| Pedro Garcia, R OBP: 0.277, SLG: 0.337 (1, 4) | | | | | | | | | | 4 | 0 | 2 | 0 | 0 | 2 | 1 | | | | | | | | | | | |
| Gorman Thomas, R OBP: 0.373, SLG: 0.571 (1, 8) | | | | | | | | | | 2 | 0 | 0 | 1 | 1 | 1 | 1 | | | | | | | | | | | |
| Inning Stats | R: 0 E: 0 K: 0 S: 3 | H: 0 LOB: 1 BB: 1 P: 7 | R: 2 E: 0 K: 1 S: 7 | H: 3 LOB: 0 BB: 0 P: 7 | R: 0 E: 0 K: 0 S: 5 | H: 2 LOB: 0 BB: 0 P: 4 | R: 1 E: 0 K: 1 S: 8 | H: 3 LOB: 2 BB: 0 P: 8 | R: 0 E: 0 K: 2 S: 7 | H: 0 LOB: 0 BB: 0 P: 7 | R: 1 E: 0 K: 0 S: 5 | H: 2 LOB: 1 BB: 0 P: 5 | R: 0 E: 0 K: 1 S: 5 | H: 0 LOB: 2 BB: 2 P: 13 | R: 0 E: 0 K: 0 S: 4 | H: 1 LOB: 2 BB: 0 P: 5 | 1B: 10 2B: 2 3B: 0 HR: 1 | SF: 2 SAC: 0 DP: 0 HBP: 1 | WP: 1 PB: 0 CS: 0 | PA: 43 | | | | | | | |
| PITCHER | IP | WLS | BF | H | R | ER | SO | BB | IBB | HBP | BLK | WP | HR | S | P | ERA | WHIP | | | | | | | | | | |
| Doc Medich, R ERA: 3.86 (1, 1) | 4.0 | L | 20 | 9 | 4 | 4 | 1 | 1 | 0 | 0 | 0 | 1 | 0 | 21 | 25 | 9.00 | 2.500 | | | | | | | | | | |
| Dave Pagan, R ERA: 0.94 (5, 1) | 4.2 | | 21 | 4 | 1 | 1 | 4 | 2 | 0 | 1 | 0 | 0 | 1 | 26 | 35 | 1.93 | 1.286 | | | | | | | | | | |
| Sparky Lyle, L ERA: 3.41 (9, 1) | 0.1 | | 1 | 0 | 0 | 0 | 0 | 0 | 0 | 0 | 0 | 0 | 0 | 1 | 1 | 0.00 | 0.000 | | | | | | | | | | |

Milwaukee Brewers @ New York Yankees
Shea Stadium, Flushing, NY
Wed Jun 18 1975, 7:05 PM EDT
Att: 15,273 - Unknown - 70 F

| | |
|-----|----|
| AB | 36 |
| R | 5 |
| H | 13 |
| RBI | 4 |
| BB | 3 |
| SO | 5 |
| LOB | 23 |



| Batter | 1 | 2 | 3 | 4 | 5 | 6 | 7 | 8 | 9 | AB | R | H | RBI | BB | SO | LOB | BOTTOM | | | | | | | | | | |
|---|------------------------------|---------------------------------|------------------------------|---------------------------------|------------------------------|---------------------------------|------------------------------|---------------------------------|------------------------------|---------------------------------|------------------------------|---------------------------------|------------------------------|---------------------------------|------------------------------|---------------------------------|----------------------------------|------------------------------------|-------------------------|--------|--|--|--|--|--|--|--|
| Kerry Dineen, L OBP: 0.381, SLG: 0.368 (1, 8) | | | | | | | | | | 4 | 1 | 0 | 0 | 0 | 0 | 4 | | | | | | | | | | | |
| Walt Williams, R OBP: 0.288, SLG: 0.349 (1, 9) | | | | | | | | | | 4 | 1 | 1 | 3 | 0 | 1 | 2 | | | | | | | | | | | |
| Alex Johnson, R OBP: 0.294, SLG: 0.342 (1, 7) | | | | | | | | | | 4 | 0 | 0 | 0 | 0 | 0 | 0 | | | | | | | | | | | |
| Thurman Munson, R OBP: 0.374, SLG: 0.423 (1, 2) | | | | | | | | | | 4 | 0 | 0 | 0 | 0 | 1 | 0 | | | | | | | | | | | |
| Bobby Bonds, R OBP: 0.332, SLG: 0.502 (1, 10) | | | | | | | | | | 4 | 0 | 0 | 0 | 0 | 2 | 1 | | | | | | | | | | | |
| Graig Nettles, L OBP: 0.335, SLG: 0.453 (1, 5) | | | | | | | | | | 4 | 0 | 1 | 0 | 0 | 2 | 1 | | | | | | | | | | | |
| Chris Chambliss, L OBP: 0.325, SLG: 0.442 (1, 3) | | | | | | | | | | 4 | 0 | 0 | 0 | 0 | 0 | 1 | | | | | | | | | | | |
| Terry Whitfield, L OBP: 0.286, SLG: 0.286 (9, PR) | | | | | | | | | | 0 | 0 | 0 | 0 | 0 | 0 | 0 | | | | | | | | | | | |
| Ed Brinkman, R OBP: 0.295, SLG: 0.341 (1, 6) | | | | | | | | | | 3 | 0 | 2 | 0 | 0 | 0 | 0 | | | | | | | | | | | |
| Roy White, S OBP: 0.416, SLG: 0.471 (9, PH) | | | | | | | | | | 0 | 0 | 0 | 0 | 1 | 0 | 0 | | | | | | | | | | | |
| Jim Mason, L OBP: 0.188, SLG: 0.191 (9, PR) | | | | | | | | | | 0 | 0 | 0 | 0 | 0 | 0 | 0 | | | | | | | | | | | |
| Sandy Alomar Sr., S OBP: 0.220, SLG: 0.228 (1, 4) | | | | | | | | | | 3 | 1 | 2 | 0 | 0 | 0 | 0 | | | | | | | | | | | |
| Rick Dempsey, R OBP: 0.472, SLG: 0.409 (9, PH) | | | | | | | | | | 0 | 0 | 0 | 0 | 0 | 0 | 0 | | | | | | | | | | | |
| Ron Blomberg, L OBP: 0.373, SLG: 0.567 (9, PH) | | | | | | | | | | 1 | 0 | 0 | 0 | 0 | 0 | 3 | | | | | | | | | | | |
| Inning Stats | R: 0 E: 0 K: 0 S: 3 | H: 0 LOB: 0 BB: 0 P: 3 | R: 0 E: 0 K: 3 S: 9 | H: 0 LOB: 0 BB: 0 P: 9 | R: 0 E: 0 K: 1 S: 6 | H: 0 LOB: 1 BB: 0 P: 6 | R: 3 E: 0 K: 0 S: 6 | H: 3 LOB: 0 BB: 0 P: 6 | R: 0 E: 0 K: 1 S: 5 | H: 0 LOB: 0 BB: 0 P: 5 | R: 0 E: 0 K: 0 S: 3 | H: 0 LOB: 0 BB: 0 P: 3 | R: 0 E: 0 K: 1 S: 5 | H: 0 LOB: 0 BB: 0 P: 5 | R: 0 E: 1 K: 0 S: 5 | H: 1 LOB: 3 BB: 1 P: 9 | 1B: 3 2B: 2 3B: 0 HR: 1 | SF: 0 SAC: 0 DP: 0 HBP: 0 | WP: 0 PB: 0 CS: 0 | PA: 36 | | | | | | | |
| PITCHER | IP | WLS | BF | H | R | ER | SO | BB | IBB | HBP | BLK | WP | HR | S | P | ERA | WHIP | | | | | | | | | | |
| Bill Travers, L ERA: 3.69 (1, 1) | 8.2 | W | 35 | 6 | 3 | 3 | 6 | 1 | 0 | 0 | 0 | 0 | 1 | 46 | 50 | 3.12 | 0.808 | | | | | | | | | | |
| Eduardo Rodriguez, R ERA: 3.33 (9, 1) | 0.1 | S | 1 | 0 | 0 | 0 | 0 | 0 | 0 | 0 | 0 | 0 | 0 | 1 | 1 | 0.00 | 0.000 | | | | | | | | | | |

Milwaukee Brewers @ New York Yankees
Shea Stadium, Flushing, NY
Wed Jun 18 1975, 7:05 PM EDT
Att: 15,273 - Unknown - 70 F


| | |
|-----|----|
| AB | 35 |
| R | 3 |
| H | 6 |
| RBI | 3 |
| BB | 1 |
| SO | 6 |
| LOB | 12 |



| Batter | 1 | 2 | 3 | 4 | 5 | 6 | 7 | 8 | 9 | AB | R | H | RBI | BB | SO | LOB | TOP | | | | | |
|--|---|---------------------------------|------------------------------|---------------------------------|------------------------------|---------------------------------|------------------------------|----------------------------------|------------------------------|---------------------------------|------------------------------|----------------------------------|------------------------------|----------------------------------|------------------------------|---------------------------------|------------------------------|---------------------------------|-----------------------------------|------------------------------------|----------------------------------|--------|
| Kerry Dineen, L (1, 8) OBP: 0.417, SLG: 0.409 Walt Williams, R (5, FR) OBP: 0.304, SLG: 0.354 (5, 8) | | | | | | | | | | 3 | 0 | 2 | 0 | 0 | 0 | 2 | | | | | | |
| Roy White, S (1, 7) OBP: 0.419, SLG: 0.487 | | | | | | | | | | 6 | 1 | 3 | 5 | 0 | 0 | 3 | | | | | | |
| Ron Blomberg, L (1, 10) OBP: 0.347, SLG: 0.523 | | | | | | | | | | 5 | 0 | 0 | 0 | 0 | 1 | 4 | | | | | | |
| Thurman Munson, R (1, 2) OBP: 0.378, SLG: 0.427 | | | | | | | | | | 5 | 0 | 3 | 0 | 0 | 0 | 3 | | | | | | |
| Chris Chambliss, L (1, 3) OBP: 0.318, SLG: 0.431 | | | | | | | | | | 5 | 0 | 0 | 0 | 0 | 0 | 6 | | | | | | |
| Graig Nettles, L (1, 5) OBP: 0.344, SLG: 0.471 | | | | | | | | | | 4 | 2 | 3 | 1 | 1 | 0 | 0 | | | | | | |
| Terry Whitfield, L (1, 9) OBP: 0.333, SLG: 0.333 | | | | | | | | | | 5 | 1 | 2 | 0 | 0 | 2 | 2 | | | | | | |
| Jim Mason, L (1, 6) OBP: 0.201, SLG: 0.194 | | | | | | | | | | 3 | 1 | 1 | 0 | 2 | 1 | 2 | | | | | | |
| Sandy Alomar Sr., S (1, 4) OBP: 0.218, SLG: 0.226 Ed Herrmann, L (6, PH) OBP: 0.309, SLG: 0.337 Fred Stanley, R (6, FR) OBP: 0.299, SLG: 0.272 (6, 4) | | | | | | | | | | 2 | 0 | 0 | 0 | 0 | 1 | 3 | | | | | | |
| Inning Stats | R: 0 E: 0 K: 0 S: 5 | H: 2 LOB: 2 BB: 0 P: 5 | R: 0 E: 0 K: 0 S: 4 | H: 1 LOB: 2 BB: 1 P: 8 | R: 0 E: 1 K: 0 S: 4 | H: 1 LOB: 1 BB: 0 P: 4 | R: 0 E: 0 K: 3 S: 9 | H: 0 LOB: 1 BB: 1 P: 13 | R: 0 E: 1 K: 0 S: 5 | H: 2 LOB: 2 BB: 0 P: 5 | R: 4 E: 1 K: 1 S: 9 | H: 4 LOB: 1 BB: 1 P: 13 | R: 5 E: 0 K: 1 S: 9 | H: 4 LOB: 0 BB: 0 P: 10 | R: 0 E: 0 K: 0 S: 4 | H: 2 LOB: 1 BB: 0 P: 4 | R: 0 E: 0 K: 1 S: 5 | H: 0 LOB: 1 BB: 1 P: 9 | 1B: 13 2B: 2 3B: 0 HR: 2 | SF: 0 SAC: 0 DP: 2 HBP: 1 | WP: 0 PB: 0 SB: 0 CS: 0 | PA: 47 |
| PITCHER | IP WLS BF H R ER SO BB IBB HBP BLK WP HR S P ERA WHIP | | | | | | | | | | | | | | | | | | | | | |
| Ray Bare, R (1, 1) ERA: 5.17 | 6.2 L 36 13 7 6 5 2 2 0 0 0 1 43 55 8.10 2.250 | | | | | | | | | | | | | | | | | | | | | |
| Ike Brookens, R (7, 1) ERA: 6.35 | 2.1 11 3 2 2 1 1 0 1 0 0 0 1 11 16 7.71 1.714 | | | | | | | | | | | | | | | | | | | | | |

New York Yankees @ Detroit Tigers
Tiger Stadium, Detroit, MI
Thu Jun 19 1975, 7:05 PM EDT
Att: 14,271 - Unknown


AB 42
R 9
H 16
RBI 8
BB 4
SO 6
LOB 27



| Batter | 1 | 2 | 3 | 4 | 5 | 6 | 7 | 8 | 9 | AB | R | H | RBI | BB | SO | LOB | BOTTOM | | | |
|---|---|---------------------------------|------------------------------|---------------------------------|------------------------------|---------------------------------|------------------------------|---------------------------------|------------------------------|----------------------------------|------------------------------|---------------------------------|------------------------------|---------------------------------|------------------------------|---------------------------------|----------------------------------|------------------------------------|----------------------------------|--------|
| Ron LeFlore, R (1, 8) OBP: 0.323, SLG: 0.408 | | | | | | | | | | 4 | 1 | 1 | 0 | 1 | 0 | 2 | | | | |
| Gary Sutherland, R (1, 4) OBP: 0.325, SLG: 0.350 | | | | | | | | | | 4 | 0 | 1 | 0 | 0 | 0 | 1 | | | | |
| Dan Meyer, L (1, 7) OBP: 0.291, SLG: 0.360 | | | | | | | | | | 4 | 0 | 0 | 1 | 0 | 0 | 3 | | | | |
| Willie Horton, R (1, 10) OBP: 0.279, SLG: 0.457 | | | | | | | | | | 4 | 0 | 2 | 0 | 0 | 0 | 0 | | | | |
| Leon Roberts, R (1, 9) OBP: 0.378, SLG: 0.462 | | | | | | | | | | 4 | 0 | 1 | 0 | 0 | 0 | 2 | | | | |
| Jack Pierce, L (1, 3) OBP: 0.288, SLG: 0.324 | | | | | | | | | | 4 | 0 | 1 | 0 | 0 | 0 | 2 | | | | |
| Aurelio Rodriguez, R (1, 5) OBP: 0.254, SLG: 0.391 | | | | | | | | | | 4 | 0 | 1 | 0 | 0 | 1 | 2 | | | | |
| John Wockenfuss, R (1, 2) OBP: 0.371, SLG: 0.706 | | | | | | | | | | 4 | 0 | 0 | 0 | 0 | 0 | 4 | | | | |
| Tom Verzyer, R (1, 6) OBP: 0.281, SLG: 0.318 | | | | | | | | | | 4 | 1 | 1 | 1 | 0 | 1 | 2 | | | | |
| Inning Stats | R: 0 E: 0 K: 0 S: 3 | H: 0 LOB: 0 BB: 0 P: 3 | R: 0 E: 0 K: 0 S: 3 | H: 0 LOB: 0 BB: 0 P: 3 | R: 0 E: 0 K: 0 S: 3 | H: 0 LOB: 0 BB: 0 P: 3 | R: 0 E: 0 K: 0 S: 3 | H: 0 LOB: 0 BB: 0 P: 3 | R: 1 E: 1 K: 1 S: 7 | H: 2 LOB: 2 BB: 1 P: 11 | R: 0 E: 0 K: 0 S: 5 | H: 2 LOB: 2 BB: 0 P: 5 | R: 1 E: 0 K: 0 S: 6 | H: 2 LOB: 2 BB: 0 P: 6 | R: 0 E: 0 K: 1 S: 7 | H: 2 LOB: 2 BB: 0 P: 7 | 1B: 6 2B: 1 3B: 0 HR: 1 | SF: 0 SAC: 0 DP: 0 HBP: 0 | WP: 0 PB: 0 SB: 0 CS: 0 | PA: 37 |
| PITCHER | IP WLS BF H R ER SO BB IBB HBP BLK WP HR S P ERA WHIP | | | | | | | | | | | | | | | | | | | |
| Catfish Hunter, R (1, 1) ERA: 2.94 | 9.0 W 37 8 2 2 2 1 0 0 0 0 1 40 44 2.00 1.000 | | | | | | | | | | | | | | | | | | | |

New York Yankees @ Detroit Tigers
Tiger Stadium, Detroit, MI
Thu Jun 19 1975, 7:05 PM EDT
Att: 14,271 - Unknown

AB 36
R 2
H 8
RBI 2
BB 1
SO 2
LOB 18



| Batter | 1 | 2 | 3 | 4 | 5 | 6 | 7 | 8 | 9 | AB | R | H | RBI | BB | SO | LOB | TOP | | | | |
|---|---|---|--|---------------------------------|------------------------------|----------------------------------|------------------------------|---------------------------------|------------------------------|---------------------------------|------------------------------|---------------------------------|------------------------------|---------------------------------|-------------------------------|----------------------------------|----------------------------------|------------------------------------|----------------------------------|--------|--|
| Walt Williams, R OBP: 0.338, SLG: 0.377 | FC4-6 1B | | BLK 1B | | BB | | F3 | | PB 1B | 4 | 2 | 3 | 0 | 1 | 0 | 0 | | | | | |
| Roy White, S OBP: 0.414, SLG: 0.480 | FC4-6 FC3-6 1-2 | | F9 | | F6 | | 1-3 | | 1B PB SF7 | 5 | 1 | 1 | 0 | 0 | 0 | 3 | | | | | |
| Ron Blomberg, L OBP: 0.351, SLG: 0.500 | FC3-6 1-2 | | 1B BB | | F7 | | 3-1 | | 1B 2B | 3 | 1 | 0 | 0 | 2 | 0 | 2 | | | | | |
| Thurman Munson, R OBP: 0.379, SLG: 0.426 | L5 | | 1B 1-3 2H | | K | | | | 6-3 | 5 | 1 | 2 | 2 | 0 | 1 | 2 | | | | | |
| Chris Chambliss, L OBP: 0.315, SLG: 0.433 | | | F7 | | 6-3 | | | | HR 2B | 4 | 1 | 1 | 1 | 0 | 0 | 2 | | | | | |
| Graig Nettles, L OBP: 0.352, SLG: 0.494 | | | | | L9 | | | | HR 2B | 4 | 2 | 3 | 4 | 1 | 0 | 0 | | | | | |
| Terry Whitfield, L OBP: 0.197, SLG: 0.313 | | | E4 | | | | | | F7 | 4 | 0 | 1 | 0 | 0 | 0 | 2 | | | | | |
| Alex Johnson, R OBP: 0.302, SLG: 0.350 | | | FC6 1B | | | | | | F8 | 1 | 0 | 1 | 1 | 0 | 0 | 0 | | | | | |
| Jim Mason, L OBP: 0.197, SLG: 0.190 | | | G1-6-4-3 | | | | | | | 3 | 0 | 0 | 0 | 0 | 0 | 3 | | | | | |
| Bobby Bonds, R OBP: 0.333, SLG: 0.517 | | | | | F7 | | | | HR FC6-4 | 2 | 1 | 1 | 1 | 0 | 0 | 1 | | | | | |
| Fred Stanley, R OBP: 0.292, SLG: 0.265 | | | | | | | | | | 2 | 0 | 0 | 0 | 0 | 1 | 1 | | | | | |
| Ed Herrmann, L OBP: 0.305, SLG: 0.333 | | | | | | | | | | 1 | 0 | 0 | 0 | 0 | 0 | 0 | | | | | |
| Sandy Alomar Sr., S OBP: 0.218, SLG: 0.226 | | | | | | | | | | 0 | 0 | 0 | 0 | 0 | 0 | 0 | | | | | |
| Bob Oliver, R OBP: 0.136, SLG: 0.182 | | | | | | | | | | 1 | 0 | 0 | 0 | 0 | 1 | 0 | | | | | |
| Inning Stats | R: 0 E: 0 K: 0 S: 4 | H: 1 LOB: 1 BB: 0 P: 4 | R: 0 E: 1 K: 0 S: 4 | H: 1 LOB: 1 BB: 0 P: 4 | R: 1 E: 0 K: 1 S: 7 | H: 2 LOB: 2 BB: 1 P: 11 | R: 0 E: 0 K: 0 S: 4 | H: 1 LOB: 1 BB: 1 P: 4 | R: 0 E: 0 K: 1 S: 5 | H: 0 LOB: 0 BB: 0 P: 9 | R: 2 E: 0 K: 0 S: 5 | H: 2 LOB: 0 BB: 0 P: 5 | R: 0 E: 0 K: 0 S: 3 | H: 0 LOB: 1 BB: 1 P: 7 | R: 0 E: 0 K: 1 S: 11 | H: 6 LOB: 1 BB: 1 P: 15 | 1B: 9 2B: 2 3B: 0 HR: 2 | SF: 1 SAC: 0 DP: 1 HBP: 0 | WP: 1 PB: 1 SB: 0 CS: 0 | PA: 44 | |
| PITCHER | IP WLS BF H R ER SO BB IBB HBP BLK WP HR S P ERA WHIP | 8.1 W 37 9 5 5 3 3 0 0 0 0 2 40 52 5.40 1.440 | 0.2 L 7 4 4 4 0 1 0 0 0 1 0 6 10 54.00 7.500 | | | | | | | | | | | | | | | | | | |

New York Yankees @ Detroit Tigers
Tiger Stadium, Detroit, MI
Fri Jun 20 1975, 7:05 PM EDT
Att: 23,347 - Unknown

AB 39
R 9
H 13
RBI 9
BB 4
SO 3
LOB 16



| Batter | 1 | 2 | 3 | 4 | 5 | 6 | 7 | 8 | 9 | AB | R | H | RBI | BB | SO | LOB | BOTTOM | |
|--|---|--|---|---------------------------------|------------------------------|---------------------------------|------------------------------|---------------------------------|------------------------------|---------------------------------|------------------------------|----------------------------------|------------------------------|---------------------------------|----------------------------------|------------------------------------|----------------------------------|--------|
| Ron LeFlore, R OBP: 0.328, SLG: 0.410 | | | | 4-3 | | K | | | | 4 | 1 | 2 | 1 | 1 | 1 | 2 | | |
| Gary Sutherland, R OBP: 0.322, SLG: 0.346 | | | | 6-3 | | | | | | 5 | 1 | 1 | 0 | 0 | 0 | 3 | | |
| Dan Meyer, L OBP: 0.289, SLG: 0.361 | | | | | 4-3 | | | | | 5 | 1 | 1 | 1 | 0 | 0 | 3 | | |
| Willie Horton, R OBP: 0.282, SLG: 0.455 | | | | | G3 | | | | | 3 | 1 | 1 | 1 | 1 | 0 | 0 | | |
| Leon Roberts, R OBP: 0.376, SLG: 0.453 | | | | | | | | | | 3 | 1 | 0 | 0 | 1 | 1 | 3 | | |
| Mickey Stanley, R OBP: 0.306, SLG: 0.411 | | | | | | | | | | 4 | 2 | 2 | 3 | 0 | 0 | 1 | | |
| Aurelio Rodriguez, R OBP: 0.254, SLG: 0.387 | | | | | | | | | | 4 | 1 | 1 | 1 | 0 | 1 | 0 | | |
| John Wockenfuss, R OBP: 0.410, SLG: 0.730 | | | | | | | | | | 3 | 1 | 2 | 2 | 1 | 0 | 0 | | |
| Tom Verzyer, R OBP: 0.288, SLG: 0.325 | | | | | | | | | | 3 | 1 | 2 | 1 | 0 | 0 | 1 | | |
| Inning Stats | R: 7 E: 0 K: 0 S: 9 | H: 7 LOB: 0 BB: 1 P: 13 | R: 0 E: 0 K: 0 S: 3 | H: 0 LOB: 0 BB: 0 P: 3 | R: 0 E: 0 K: 1 S: 5 | H: 0 LOB: 0 BB: 0 P: 5 | R: 0 E: 0 K: 0 S: 3 | H: 0 LOB: 1 BB: 1 P: 7 | R: 0 E: 0 K: 1 S: 6 | H: 1 LOB: 0 BB: 0 P: 6 | R: 3 E: 0 K: 1 S: 7 | H: 2 LOB: 0 BB: 1 P: 11 | R: 0 E: 0 K: 0 S: 5 | H: 2 LOB: 2 BB: 0 P: 5 | 1B: 9 2B: 2 3B: 0 HR: 1 | SF: 0 SAC: 1 DP: 0 HBP: 0 | WP: 1 PB: 0 SB: 0 CS: 1 | PA: 40 |
| PITCHER | IP WLS BF H R ER SO BB IBB HBP BLK WP HR S P ERA WHIP | 0.2 L 8 5 6 6 0 1 0 0 0 1 1 7 11 81.00 9.000 | 7.1 L 31 7 4 4 3 2 1 0 0 1 1 34 46 4.91 1.227 | | | | | | | | | | | | | | | |

New York Yankees @ Detroit Tigers
Tiger Stadium, Detroit, MI
Fri Jun 20 1975, 7:05 PM EDT
Att: 23,347 - Unknown

AB 34
R 10
H 12
RBI 10
BB 4
SO 3
LOB 13



| Batter | 1 | 2 | 3 | 4 | 5 | 6 | 7 | 8 | 9 | AB | R | H | RBI | BB | SO | LOB | TOP |
|---|---|---------------------------------|------------------------------|---------------------------------|------------------------------|---------------------------------|------------------------------|---------------------------------|------------------------------|---------------------------------|------------------------------|---------------------------------|------------------------------|---------------------------------|----------------------------------|------------------------------------|---|
| Walt Williams, R (1, 8) OBP: 0.333, SLG: 0.370 | | | | | | | | | | 4 | 1 | 1 | 0 | 0 | 0 | 1 | New York Yankees @ Detroit Tigers Tiger Stadium, Detroit, MI Sat Jun 21 1975, 3:33 AM EDT Att: 19,780 - Unknown |
| Alex Johnson, R (1, 9) OBP: 0.311, SLG: 0.357 Terry Whitfield, L (8, 9) OBP: 0.313, SLG: 0.313 | | | | | | | | | | 4 | 1 | 2 | 1 | 0 | 2 | 1 | |
| Roy White, S (1, 7) OBP: 0.411, SLG: 0.475 | | | | | | | | | | 4 | 0 | 1 | 0 | 0 | 1 | 2 | |
| Thurman Munson, R (1, 2) OBP: 0.373, SLG: 0.421 | | | | | | | | | | 3 | 0 | 0 | 1 | 0 | 1 | 0 | |
| Bobby Bonds, R (1, 10) OBP: 0.337, SLG: 0.528 Rich Coggins, L (7, PR) OBP: 0.282, SLG: 0.395 | | | | | | | | | | 3 | 1 | 2 | 0 | 0 | 1 | 0 | |
| Graig Nettles, L (1, 5) OBP: 0.355, SLG: 0.498 | | | | | | | | | | 4 | 0 | 2 | 0 | 0 | 0 | 1 | |
| Chris Chambliss, L (1, 3) OBP: 0.309, SLG: 0.427 | | | | | | | | | | 3 | 0 | 0 | 1 | 0 | 0 | 3 | |
| Ed Brinkman, R (1, 6) OBP: 0.293, SLG: 0.337 | | | | | | | | | | 4 | 0 | 1 | 1 | 0 | 1 | 1 | |
| Sandy Alomar Sr., S (1, 4) OBP: 0.220, SLG: 0.228 | | | | | | | | | | 3 | 0 | 1 | 0 | 0 | 1 | 2 | |
| Inning Stats | R: 0 E: 0 K: 1 S: 5 | H: 1 LOB: 0 BB: 0 P: 5 | R: 1 E: 0 K: 0 S: 6 | H: 3 LOB: 2 BB: 0 P: 6 | R: 0 E: 0 K: 1 S: 5 | H: 1 LOB: 1 BB: 0 P: 6 | R: 0 E: 0 K: 2 S: 7 | H: 0 LOB: 0 BB: 0 P: 7 | R: 1 E: 0 K: 0 S: 4 | H: 1 LOB: 1 BB: 0 P: 4 | R: 2 E: 0 K: 0 S: 6 | H: 3 LOB: 1 BB: 0 P: 6 | R: 0 E: 0 K: 0 S: 3 | H: 0 LOB: 0 BB: 0 P: 3 | 1B: 8 2B: 2 3B: 1 HR: 0 | SF: 2 SAC: 0 DP: 2 HBP: 0 | |
| PITCHER Mickey Lolich, L (1, 1) ERA: 3.85 | IP: 9.0 WLS: L BF: 35 H: 10 R: 4 ER: 4 SO: 7 BB: 0 IBB: 0 HBP: 0 BLK: 0 WP: 0 HR: 0 S: 49 P: 49 ERA: 4.00 WHIP: 1.111 | | | | | | | | | | | | | | | | |

| Batter | 1 | 2 | 3 | 4 | 5 | 6 | 7 | 8 | 9 | AB | R | H | RBI | BB | SO | LOB | BOTTOM |
|---|--|---------------------------------|------------------------------|---------------------------------|------------------------------|---------------------------------|------------------------------|---------------------------------|------------------------------|---------------------------------|------------------------------|---------------------------------|------------------------------|---------------------------------|----------------------------------|------------------------------------|---|
| Mickey Stanley, R (1, 8) OBP: 0.318, SLG: 0.433 | | | | | | | | | | 4 | 1 | 2 | 0 | 0 | 0 | 0 | New York Yankees @ Detroit Tigers Tiger Stadium, Detroit, MI Sat Jun 21 1975, 3:33 AM EDT Att: 19,780 - Unknown |
| Gary Sutherland, R (1, 4) OBP: 0.325, SLG: 0.346 | | | | | | | | | | 3 | 0 | 1 | 0 | 1 | 0 | 1 | |
| Dan Meyer, L (1, 7) OBP: 0.284, SLG: 0.354 | | | | | | | | | | 4 | 0 | 0 | 0 | 0 | 0 | 4 | |
| Willie Horton, R (1, 10) OBP: 0.282, SLG: 0.454 | | | | | | | | | | 3 | 0 | 1 | 1 | 0 | 0 | 0 | |
| Leon Roberts, R (1, 9) OBP: 0.368, SLG: 0.443 | | | | | | | | | | 4 | 0 | 0 | 0 | 0 | 1 | 2 | |
| Jack Pierce, L (1, 3) OBP: 0.273, SLG: 0.325 | | | | | | | | | | 3 | 0 | 1 | 0 | 0 | 2 | 0 | |
| Aurelio Rodriguez, R (1, 5) OBP: 0.261, SLG: 0.392 | | | | | | | | | | 3 | 0 | 2 | 0 | 0 | 1 | 1 | |
| John Wockenfuss, R (1, 2) OBP: 0.381, SLG: 0.675 | | | | | | | | | | 3 | 0 | 0 | 0 | 0 | 2 | | |
| Tom Verzyer, R (1, 6) OBP: 0.283, SLG: 0.319 | | | | | | | | | | 3 | 0 | 0 | 0 | 0 | 0 | | |
| Inning Stats | R: 0 E: 0 K: 0 S: 3 | H: 1 LOB: 0 BB: 0 P: 3 | R: 0 E: 0 K: 1 S: 5 | H: 0 LOB: 0 BB: 0 P: 5 | R: 0 E: 0 K: 0 S: 3 | H: 1 LOB: 0 BB: 0 P: 3 | R: 0 E: 0 K: 2 S: 8 | H: 1 LOB: 2 BB: 1 P: 8 | R: 0 E: 0 K: 1 S: 5 | H: 1 LOB: 0 BB: 0 P: 5 | R: 0 E: 0 K: 0 S: 3 | H: 1 LOB: 0 BB: 0 P: 3 | R: 1 E: 1 K: 0 S: 5 | H: 1 LOB: 1 BB: 0 P: 5 | 1B: 6 2B: 1 3B: 0 HR: 0 | SF: 1 SAC: 0 DP: 3 HBP: 0 | |
| PITCHER Pat Dobson, R (1, 1) ERA: 2.96 | IP: 9.0 WLS: W BF: 32 H: 7 R: 1 ER: 0 SO: 4 BB: 1 IBB: 0 HBP: 0 BLK: 0 WP: 0 HR: 0 S: 39 P: 43 ERA: 0.00 WHIP: 0.889 | | | | | | | | | | | | | | | | |

| Batter | 1 | 2 | 3 | 4 | 5 | 6 | 7 | 8 | 9 | AB | R | H | RBI | BB | SO | LOB | TOP | | | | |
|---|------------------------------|---------------------------------|------------------------------|---------------------------------|------------------------------|---------------------------------|------------------------------|---------------------------------|------------------------------|----------------------------------|------------------------------|---------------------------------|------------------------------|---------------------------------|------------------------------|----------------------------------|----------------------------------|------------------------------------|----------------------------------|--------|--|
| Rich Coggins, L OBP: 0.250, SLG: 0.349 (1, 8) | 4-3 | | F8 | FC4-2 1B | | F9 | | K | | 5 | 0 | 0 | 0 | 0 | 1 | 4 | | | | | |
| Terry Whitfield, L OBP: 0.286, SLG: 0.286 (1, 9) | F8 | | F8 | | | K2-3 | | | K | 5 | 0 | 1 | 0 | 0 | 2 | 1 | | | | | |
| Roy White, S OBP: 0.415, SLG: 0.476 (1, 7) | 2B 1B | | FC4-6 1-2 BB | 4-3 | | | 4-3 | | BB 1B | 4 | 1 | 2 | 0 | 1 | 0 | 2 | | | | | |
| Ron Blomberg, L OBP: 0.366, SLG: 0.528 (1, 10) | 2B | | FC4-6 1-2 | | | | F9 | | 1B SF7 BB | 4 | 1 | 2 | 0 | 1 | 0 | 2 | | | | | |
| Chris Chambliss, L OBP: 0.311, SLG: 0.431 (1, 3) | F7 | | | 2B | | F7 | | | 1-3 2-H 1B | 5 | 1 | 2 | 1 | 0 | 0 | 3 | | | | | |
| Graig Nettles, L OBP: 0.348, SLG: 0.490 (1, 5) | | K | | F2 | | K | | F9 | SF7 | 4 | 0 | 0 | 1 | 0 | 2 | 2 | | | | | |
| Ed Herrmann, L OBP: 0.320, SLG: 0.364 (1, 2) | 4-3 | | 1B 3B | 2B | | | | 1B 2B | L4 | 4 | 1 | 2 | 1 | 1 | 0 | 1 | | | | | |
| Ed Brinkman, R OBP: 0.301, SLG: 0.344 (1, 6) | F9 | | 3B | 1B | | G3 | | | | 4 | 1 | 2 | 0 | 0 | 0 | 2 | | | | | |
| Sandy Alomar Sr., S OBP: 0.226, SLG: 0.246 (1, 4) | | | BB | 1B | | 6-3 | | F5 | | 4 | 0 | 2 | 2 | 0 | 0 | 2 | | | | | |
| Inning Stats | R: 0 E: 0 K: 0 S: 5 | H: 2 LOB: 2 BB: 0 P: 5 | R: 0 E: 0 K: 1 S: 5 | H: 0 LOB: 0 BB: 0 P: 5 | R: 0 E: 0 K: 0 S: 4 | H: 1 LOB: 2 BB: 1 P: 8 | R: 3 E: 0 K: 0 S: 8 | H: 5 LOB: 2 BB: 0 P: 8 | R: 0 E: 0 K: 1 S: 6 | H: 1 LOB: 2 BB: 1 P: 10 | R: 0 E: 0 K: 0 S: 3 | H: 0 LOB: 0 BB: 0 P: 3 | R: 0 E: 0 K: 1 S: 7 | H: 2 LOB: 2 BB: 0 P: 7 | R: 2 E: 0 K: 1 S: 7 | H: 2 LOB: 1 BB: 1 P: 11 | 1B: 7 2B: 5 3B: 1 HR: 0 | SF: 1 SAC: 0 DP: 0 HBP: 0 | WP: 0 PB: 0 SB: 0 CS: 0 | PA: 43 | |
| PITCHER | IP | WLS | BF | H | R | ER | SO | BB | IBB | HBP | BLK | WP | HR | S | P | ERA | WHIP | | | | |
| Tom Walker, R ERA: 4.37 (1, 1) | 3.1 | L | 18 | 7 | 3 | 3 | 1 | 1 | 0 | 0 | 0 | 0 | 0 | 19 | 23 | 8.10 | 2.400 | | | | |
| Dave Lemanczyk, R ERA: 4.34 (4, 1) | 4.2 | | 19 | 4 | 0 | 0 | 3 | 0 | 1 | 0 | 0 | 0 | 0 | 24 | 28 | 0.00 | 0.857 | | | | |
| John Hiller, L ERA: 2.98 (9, 1) | 1.0 | | 6 | 2 | 2 | 2 | 1 | 1 | 0 | 0 | 0 | 0 | 0 | 7 | 11 | 18.00 | 3.000 | | | | |

New York Yankees @ Detroit Tigers
Tiger Stadium, Detroit, MI
Sun Jun 22 1975, 3:33 AM EDT
Att: 31,077 - Unknown

AB 39
R 5
H 13
RBI 5
BB 3
SO 5
LOB 19



| Batter | 1 | 2 | 3 | 4 | 5 | 6 | 7 | 8 | 9 | AB | R | H | RBI | BB | SO | LOB | BOTTOM | | | | |
|--|------------------------------|---------------------------------|------------------------------|---------------------------------|------------------------------|---------------------------------|------------------------------|---------------------------------|------------------------------|---------------------------------|------------------------------|---------------------------------|------------------------------|----------------------------------|------------------------------|---------------------------------|-----------------------------------|------------------------------------|----------------------------------|--------|--|
| Mickey Stanley, R OBP: 0.324, SLG: 0.462 (1, 8) | F8 | | F7 | | | F9 | | 1B 3B | 2-H 1B | 5 | 1 | 2 | 1 | 0 | 0 | 0 | | | | | |
| Gary Sutherland, R OBP: 0.331, SLG: 0.352 (1, 4) | G4-6-3 1B | | K | | | 1B | | FC5 BB 1B | 4-3 | 5 | 0 | 3 | 1 | 0 | 1 | 2 | | | | | |
| Dan Meyer, L OBP: 0.279, SLG: 0.347 (1, 7) | G4-6-3 1-2 | | F8 | | | F9 | | K | | 4 | 0 | 0 | 0 | 0 | 1 | 3 | | | | | |
| Willie Horton, R OBP: 0.277, SLG: 0.446 (1, 10) | | F7 | | K | | F4 | | F5 | | 4 | 0 | 0 | 0 | 0 | 1 | 2 | | | | | |
| Leon Roberts, R OBP: 0.376, SLG: 0.447 (1, 9) | | E6 1B 1B | | | | | | F3 | 4-0 1-2 BB | 3 | 1 | 2 | 0 | 1 | 0 | 0 | | | | | |
| Bill Freehan, R OBP: 0.319, SLG: 0.409 (1, 3) | | BB 1B 1B | | 5-3 | | 1B | | FC5 | | 4 | 0 | 2 | 0 | 0 | 0 | 2 | | | | | |
| Aurelio Rodriguez, R OBP: 0.266, SLG: 0.394 (1, 5) | | L8-4 BB 1B | | | | L7 | | | F9 | 4 | 0 | 2 | 1 | 0 | 0 | 0 | | | | | |
| John Wockenfuss, R OBP: 0.370, SLG: 0.628 (1, 2) | | 1-2 3-H BB | | | | F2 | | | F2 | 3 | 0 | 0 | 0 | 1 | 0 | 2 | | | | | |
| Tom Veryzer, R OBP: 0.278, SLG: 0.313 (1, 6) | | | | | | P1 | | | | 3 | 0 | 0 | 0 | 0 | 1 | 5 | | | | | |
| Gates Brown, L OBP: 0.238, SLG: 0.116 (9, PH) | | | | | | | | | | 1 | 0 | 1 | 0 | 0 | 0 | 0 | | | | | |
| John Knox, L OBP: 0.190, SLG: 0.105 (9, PR) | | | | | | | | | 1B 2B | 0 | 1 | 0 | 0 | 0 | 0 | 0 | | | | | |
| Inning Stats | R: 0 E: 0 K: 0 S: 3 | H: 1 LOB: 0 BB: 0 P: 3 | R: 1 E: 1 K: 0 S: 5 | H: 3 LOB: 2 BB: 1 P: 9 | R: 0 E: 0 K: 1 S: 5 | H: 0 LOB: 0 BB: 0 P: 5 | R: 0 E: 0 K: 1 S: 5 | H: 1 LOB: 0 BB: 0 P: 5 | R: 0 E: 0 K: 0 S: 4 | H: 0 LOB: 0 BB: 0 P: 3 | R: 0 E: 0 K: 0 S: 7 | H: 2 LOB: 2 BB: 0 P: 7 | R: 1 E: 0 K: 1 S: 7 | H: 2 LOB: 2 BB: 1 P: 11 | R: 1 E: 0 K: 0 S: 5 | H: 2 LOB: 2 BB: 0 P: 5 | 1B: 10 2B: 2 3B: 1 HR: 0 | SF: 0 SAC: 0 DP: 2 HBP: 0 | WP: 0 PB: 0 SB: 0 CS: 0 | PA: 38 | |
| PITCHER | IP | WLS | BF | H | R | ER | SO | BB | IBB | HBP | BLK | WP | HR | S | P | ERA | WHIP | | | | |
| Larry Gura, L ERA: 3.1 (1, 1) | 7.1 | W | 30 | 10 | 2 | 2 | 4 | 1 | 0 | 0 | 0 | 0 | 0 | 37 | 41 | 2.46 | 1.500 | | | | |
| Dick Tidrow, R ERA: 4.19 (8, 1) | 1.2 | S | 8 | 2 | 1 | 1 | 0 | 1 | 0 | 0 | 0 | 0 | 0 | 7 | 11 | 5.40 | 1.800 | | | | |

New York Yankees @ Detroit Tigers
Tiger Stadium, Detroit, MI
Sun Jun 22 1975, 3:33 AM EDT
Att: 31,077 - Unknown

AB 36
R 3
H 12
RBI 3
BB 2
SO 4
LOB 16



| Batter | 1 | 2 | 3 | 4 | 5 | 6 | 7 | 8 | 9 | AB | R | H | RBI | BB | SO | LOB | TOP | | | |
|---|---|---|---|---------------------------------|------------------------------|---------------------------------|------------------------------|---------------------------------|------------------------------|---------------------------------|------------------------------|---------------------------------|------------------------------|---------------------------------|---|---------------------------------|---|------------------------------------|----------------------------------|--------|
| Walt Williams, R OBP: 0.325, SLG: 0.359 (1, 8) | | | | | | | | | | 5 | 1 | 1 | 0 | 0 | 1 | 0 | New York Yankees @ Baltimore Orioles Memorial Stadium, Baltimore, MD Mon Jun 23 1975, 7:05 PM EDT Att: 15,237 - Unknown | | | |
| Alex Johnson, R OBP: 0.309, SLG: 0.364 Terry Whitfield, L OBP: 0.318, SLG: 0.409 (1, 9) (7, 9) | | | | | | | | | | 4 | 1 | 1 | 0 | 0 | 1 | 0 | | | | |
| Roy White, S OBP: 0.415, SLG: 0.474 (1, 7) | | | | | | | | | | 5 | 2 | 2 | 1 | 0 | 1 | 1 | | | | |
| Thurman Munson, R OBP: 0.379, SLG: 0.438 (1, 2) | | | | | | | | | | 4 | 1 | 3 | 3 | 0 | 0 | 0 | | | | |
| Bobby Bonds, R OBP: 0.331, SLG: 0.516 (1, 10) | | | | | | | | | | 5 | 0 | 0 | 0 | 0 | 0 | 3 | | | | |
| Graig Nettles, L OBP: 0.354, SLG: 0.498 (1, 5) | | | | | | | | | | 4 | 0 | 3 | 1 | 0 | 1 | 0 | | | | |
| Chris Chambliss, L OBP: 0.319, SLG: 0.431 (1, 3) | | | | | | | | | | 2 | 0 | 1 | 0 | 2 | 0 | 0 | | | | |
| Ed Brinkman, R OBP: 0.299, SLG: 0.351 (1, 6) | | | | | | | | | | 4 | 0 | 1 | 0 | 0 | 0 | 6 | | | | |
| Sandy Alomar Sr., S OBP: 0.221, SLG: 0.240 (1, 4) | | | | | | | | | | 4 | 0 | 0 | 0 | 0 | 0 | 1 | | | | |
| Inning Stats | R: 0 E: 0 K: 0 S: 3 | H: 0 LOB: 0 BB: 0 P: 3 | R: 0 E: 0 K: 0 S: 5 | H: 3 LOB: 2 BB: 0 P: 5 | R: 3 E: 0 K: 0 S: 6 | H: 3 LOB: 0 BB: 0 P: 6 | R: 0 E: 0 K: 1 S: 6 | H: 1 LOB: 1 BB: 0 P: 6 | R: 0 E: 0 K: 0 S: 4 | H: 1 LOB: 2 BB: 1 P: 8 | R: 0 E: 0 K: 2 S: 7 | H: 0 LOB: 0 BB: 0 P: 7 | R: 1 E: 0 K: 0 S: 5 | H: 2 LOB: 2 BB: 1 P: 9 | R: 2 E: 0 K: 1 S: 8 | H: 3 LOB: 1 BB: 0 P: 8 | 1B: 8 2B: 3 3B: 1 HR: 1 | SF: 0 SAC: 1 DP: 1 HBP: 0 | WP: 0 PB: 0 SB: 0 CS: 0 | PA: 41 |
| PITCHER | IP WLS BF H R ER SO BB IBB HBP BLK WP HR S P ERA WHIP | 3.2 L 17 7 3 3 1 0 0 0 0 0 1 19 19 7.36 1.909 | 5.1 L 24 6 3 3 3 0 2 0 0 0 0 28 36 5.06 1.125 | | | | | | | | | | | PITCHER | IP WLS BF H R ER SO BB IBB HBP BLK WP HR S P ERA WHIP | | | | | |
| Ross Grimsley, L ERA: 4.27 (1, 1) | | | | | | | | | | | | | | | | | | | | |
| Wayne Garland, R ERA: 4.02 (4, 1) | | | | | | | | | | | | | | | | | | | | |

| | |
|-----|----|
| AB | 38 |
| R | 6 |
| H | 13 |
| RBI | 6 |
| BB | 2 |
| SO | 4 |
| LOB | 11 |



| Batter | 1 | 2 | 3 | 4 | 5 | 6 | 7 | 8 | 9 | AB | R | H | RBI | BB | SO | LOB | BOTTOM | | | |
|---|---|---|------------------------------|---------------------------------|------------------------------|---------------------------------|------------------------------|---------------------------------|------------------------------|---------------------------------|------------------------------|---------------------------------|------------------------------|---|------------------------------|---------------------------------|---|------------------------------------|----------------------------------|--------|
| Ken Singleton, S OBP: 0.419, SLG: 0.422 (1, 9) | | | | | | | | | | 4 | 0 | 1 | 0 | 0 | 0 | 1 | New York Yankees @ Baltimore Orioles Memorial Stadium, Baltimore, MD Mon Jun 23 1975, 7:05 PM EDT Att: 15,237 - Unknown | | | |
| Paul Blair, R OBP: 0.263, SLG: 0.276 (1, 8) | | | | | | | | | | 3 | 0 | 0 | 0 | 1 | 2 | 3 | | | | |
| Al Bumbry, L OBP: 0.354, SLG: 0.402 (1, 10) | | | | | | | | | | 4 | 0 | 0 | 0 | 0 | 1 | 4 | | | | |
| Lee May, R OBP: 0.267, SLG: 0.405 (1, 3) | | | | | | | | | | 4 | 0 | 2 | 1 | 0 | 1 | 1 | | | | |
| Don Baylor, R OBP: 0.333, SLG: 0.452 (1, 7) | | | | | | | | | | 4 | 0 | 0 | 0 | 0 | 0 | 1 | | | | |
| Bobby Grich, R OBP: 0.396, SLG: 0.395 (1, 4) | | | | | | | | | | 4 | 0 | 1 | 0 | 0 | 1 | 0 | | | | |
| Brooks Robinson, R OBP: 0.273, SLG: 0.281 Tim Nordbrook, R OBP: 0.217, SLG: 0.053 (9, PR) | | | | | | | | | | 4 | 0 | 3 | 0 | 0 | 0 | 1 | | | | |
| Dave Duncan, R OBP: 0.209, SLG: 0.314 Tony Muser, L OBP: 0.294, SLG: 0.267 (9, PH) | | | | | | | | | | 3 | 0 | 0 | 0 | 0 | 0 | 3 | | | | |
| Mark Belanger, R OBP: 0.299, SLG: 0.256 (1, 6) | | | | | | | | | | 3 | 1 | 1 | 0 | 0 | 0 | 1 | | | | |
| Inning Stats | R: 0 E: 0 K: 1 S: 5 | H: 0 LOB: 1 BB: 1 P: 9 | R: 0 E: 0 K: 0 S: 4 | H: 1 LOB: 1 BB: 0 P: 4 | R: 1 E: 0 K: 0 S: 5 | H: 3 LOB: 2 BB: 0 P: 5 | R: 0 E: 0 K: 0 S: 4 | H: 1 LOB: 1 BB: 0 P: 4 | R: 0 E: 0 K: 1 S: 6 | H: 0 LOB: 1 BB: 0 P: 6 | R: 0 E: 0 K: 0 S: 3 | H: 1 LOB: 0 BB: 0 P: 3 | R: 0 E: 0 K: 2 S: 7 | H: 0 LOB: 0 BB: 0 P: 7 | R: 0 E: 0 K: 1 S: 6 | H: 1 LOB: 1 BB: 0 P: 6 | 1B: 6 2B: 2 3B: 0 HR: 0 | SF: 0 SAC: 0 DP: 1 HBP: 0 | WP: 0 PB: 0 SB: 0 CS: 0 | PA: 35 |
| PITCHER | IP WLS BF H R ER SO BB IBB HBP BLK WP HR S P ERA WHIP | 9.0 W 35 8 1 1 5 1 0 0 0 0 0 44 48 1.00 1.000 | | | | | | | | | | | PITCHER | IP WLS BF H R ER SO BB IBB HBP BLK WP HR S P ERA WHIP | | | | | | |
| Doc Medich, R ERA: 3.65 (1, 1) | | | | | | | | | | | | | | | | | | | | |

| | |
|-----|----|
| AB | 34 |
| R | 1 |
| H | 8 |
| RBI | 1 |
| BB | 1 |
| SO | 5 |
| LOB | 16 |



| Batter | 1 | 2 | 3 | 4 | 5 | 6 | 7 | 8 | 9 | AB | R | H | RBI | BB | SO | LOB | TOP | | | |
|---|------------------------------|---------------------------------|-------------------------------------|----------------------------------|------------------------------|---------------------------------|------------------------------|---------------------------------|------------------------------|---------------------------------|------------------------------|---------------------------------|------------------------------|---------------------------------|------------------------------|---------------------------------|---|------------------------------------|----------------------------------|--------|
| Rich Coggins, L OBP: 0.292, SLG: 0.356 (1, 8) | | | | | | | | | | 2 | 0 | 1 | 0 | 2 | 1 | 1 | New York Yankees @ Baltimore Orioles Memorial Stadium, Baltimore, MD Tue Jun 24 1975, 7:05 PM EDT Att: 19,175 - Unknown | | | |
| Roy White, S OBP: 0.406, SLG: 0.465 (1, 7) | | | | | | | | | | 4 | 0 | 0 | 0 | 0 | 1 | 4 | | | | |
| Ron Blomberg, L OBP: 0.349, SLG: 0.500 (1, 10) | | | | | | | | | | 4 | 0 | 0 | 0 | 0 | 0 | 3 | | | | |
| Thurman Munson, R OBP: 0.380, SLG: 0.437 (1, 2) | | | | | | | | | | 3 | 2 | 1 | 0 | 0 | 0 | 0 | | | | |
| Chris Chambliss, L OBP: 0.322, SLG: 0.432 (1, 3) | | | | | | | | | | 4 | 1 | 2 | 0 | 0 | 1 | 1 | | | | |
| Graig Nettles, L OBP: 0.360, SLG: 0.500 (1, 5) | | | | | | | | | | 3 | 0 | 2 | 1 | 1 | 1 | 1 | | | | |
| Terry Whitfield, L OBP: 0.308, SLG: 0.400 (1, 9) | | | | | | | | | | 3 | 0 | 1 | 2 | 0 | 0 | 1 | | | | |
| Jim Mason, L OBP: 0.193, SLG: 0.185 (1, 6) | | | | | | | | | | 4 | 0 | 0 | 0 | 0 | 0 | 3 | | | | |
| Sandy Alomar Sr., S OBP: 0.222, SLG: 0.236 (1, 4) | | | | | | | | | | 3 | 0 | 0 | 0 | 1 | 1 | 0 | | | | |
| Inning Stats | R: 0 E: 0 K: 0 S: 3 | H: 1 LOB: 0 BB: 0 P: 3 | R: 1 E: 0 K: 0 S: 4 | H: 2 LOB: 1 BB: 0 P: 5 | R: 0 E: 0 K: 1 S: 5 | H: 0 LOB: 0 BB: 1 P: 9 | R: 2 E: 0 K: 0 S: 5 | H: 3 LOB: 0 BB: 0 P: 5 | R: 0 E: 0 K: 1 S: 5 | H: 0 LOB: 1 BB: 1 P: 9 | R: 0 E: 0 K: 1 S: 5 | H: 0 LOB: 1 BB: 1 P: 9 | R: 0 E: 0 K: 1 S: 6 | H: 1 LOB: 0 BB: 0 P: 6 | R: 0 E: 0 K: 0 S: 3 | H: 0 LOB: 0 BB: 0 P: 3 | 1B: 7 2B: 0 3B: 0 HR: 0 | SF: 1 SAC: 0 DP: 2 HBP: 1 | WP: 0 PB: 0 SB: 1 CS: 1 | PA: 36 |
| PITCHER Mike Torrez, R ERA: 3.5 (1, 1) | IP: 9.0 WLS: L BF: 36 | H: 7 R: 3 ER: 3 SO: 5 | BB: 4 IBB: 0 HBP: 1 BLK: 0 | WP: 0 HR: 0 S: 41 P: 58 | ERA: 3.00 WHIP: 1.222 | | | | | | | | | | | | | | | |

| Batter | 1 | 2 | 3 | 4 | 5 | 6 | 7 | 8 | 9 | AB | R | H | RBI | BB | SO | LOB | BOTTOM | | | |
|--|------------------------------|---------------------------------|-------------------------------------|----------------------------------|------------------------------|---------------------------------|------------------------------|---------------------------------|------------------------------|---------------------------------|------------------------------|---------------------------------|----------------------------------|------------------------------------|----------------------------------|--------|---|--|--|--|
| Ken Singleton, S OBP: 0.417, SLG: 0.432 (1, 9) | | | | | | | | | | 4 | 1 | 1 | 1 | 0 | 0 | 1 | New York Yankees @ Baltimore Orioles Memorial Stadium, Baltimore, MD Tue Jun 24 1975, 7:05 PM EDT Att: 19,175 - Unknown | | | |
| Al Bumbly, L OBP: 0.382, SLG: 0.399 (1, 7) | | | | | | | | | | 4 | 0 | 1 | 0 | 0 | 2 | 1 | | | | |
| Tommy Davis, R OBP: 0.310, SLG: 0.341 (1, 10) | | | | | | | | | | 4 | 0 | 1 | 0 | 0 | 1 | 1 | | | | |
| Paul Blair, R OBP: 0.263, SLG: 0.276 (9, PR) | | | | | | | | | | 0 | 0 | 0 | 0 | 0 | 0 | 0 | | | | |
| Lee May, R OBP: 0.263, SLG: 0.398 (1, 3) | | | | | | | | | | 4 | 0 | 0 | 0 | 0 | 2 | 2 | | | | |
| Jim Northrup, L OBP: 0.361, SLG: 0.433 (1, 8) | | | | | | | | | | 4 | 0 | 1 | 0 | 0 | 0 | 1 | | | | |
| Tom Shopay, L OBP: 0.235, SLG: 0.200 (9, PR) | | | | | | | | | | 0 | 0 | 0 | 0 | 0 | 0 | 0 | | | | |
| Bobby Grich, R OBP: 0.394, SLG: 0.389 (1, 4) | | | | | | | | | | 3 | 0 | 0 | 0 | 0 | 0 | 2 | | | | |
| Brooks Robinson, R OBP: 0.268, SLG: 0.276 (1, 5) | | | | | | | | | | 4 | 0 | 0 | 0 | 0 | 0 | 3 | | | | |
| Eliod Hendricks, L OBP: 0.354, SLG: 0.333 (1, 2) | | | | | | | | | | 2 | 0 | 0 | 0 | 0 | 0 | 0 | | | | |
| Mark Belanger, R OBP: 0.295, SLG: 0.253 (1, 6) | | | | | | | | | | 2 | 0 | 0 | 0 | 0 | 0 | 1 | | | | |
| Tony Muser, L OBP: 0.299, SLG: 0.267 (8, PH) | | | | | | | | | | 0 | 0 | 0 | 0 | 1 | 0 | 0 | | | | |
| Tim Nordbrook, R OBP: 0.217, SLG: 0.053 (9, 6) | | | | | | | | | | 0 | 0 | 0 | 0 | 0 | 0 | 0 | | | | |
| Inning Stats | R: 1 E: 0 K: 0 S: 5 | H: 2 LOB: 1 BB: 0 P: 5 | R: 0 E: 0 K: 0 S: 3 | H: 0 LOB: 0 BB: 0 P: 4 | R: 0 E: 0 K: 0 S: 3 | H: 0 LOB: 0 BB: 0 P: 3 | R: 0 E: 0 K: 2 S: 7 | H: 0 LOB: 0 BB: 0 P: 7 | R: 0 E: 0 K: 1 S: 5 | H: 0 LOB: 1 BB: 1 P: 9 | R: 0 E: 0 K: 1 S: 7 | H: 2 LOB: 2 BB: 0 P: 7 | 1B: 3 2B: 0 3B: 0 HR: 1 | SF: 0 SAC: 0 DP: 0 HBP: 2 | WP: 0 PB: 0 SB: 0 CS: 0 | PA: 34 | | | | |
| PITCHER Catfish Hunter, R ERA: 2.82 (1, 1) | IP: 9.0 WLS: W BF: 34 | H: 4 R: 1 ER: 1 SO: 5 | BB: 1 IBB: 0 HBP: 2 BLK: 0 | WP: 0 HR: 1 S: 41 P: 47 | ERA: 1.00 WHIP: 0.556 | | | | | | | | | | | | | | | |

| Batter | 1 | 2 | 3 | 4 | 5 | 6 | 7 | 8 | 9 | AB | R | H | RBI | BB | SO | LOB | TOP | | | |
|---|--|---------------------------------|------------------------------|---------------------------------|------------------------------|---------------------------------|------------------------------|---------------------------------|------------------------------|---------------------------------|------------------------------|---------------------------------|------------------------------|---------------------------------|------------------------------|---------------------------------|----------------------------------|------------------------------------|----------------------------------|--------|
| Rich Coggins, L (1, 8) OBP: 0.269, SLG: 0.327 | | | | | | | | | | 4 | 0 | 0 | 0 | 0 | 1 | 0 | | | | |
| Roy White, S (1, 7) OBP: 0.409, SLG: 0.463 | | | | | | | | | | 1 | 0 | 0 | 0 | 1 | 0 | 0 | | | | |
| Walt Williams, R (3, 7) OBP: 0.329, SLG: 0.388 | | | | | | | | | | 2 | 1 | 1 | 0 | 0 | 0 | 0 | | | | |
| Ron Blomberg, L (1, 10) OBP: 0.333, SLG: 0.475 | | | | | | | | | | 4 | 0 | 0 | 0 | 0 | 0 | 2 | | | | |
| Thurman Munson, R (1, 2) OBP: 0.379, SLG: 0.444 | | | | | | | | | | 3 | 1 | 1 | 1 | 0 | 0 | 0 | | | | |
| Chris Chambliss, L (1, 3) OBP: 0.325, SLG: 0.431 | | | | | | | | | | 3 | 0 | 1 | 1 | 1 | 1 | 0 | | | | |
| Graig Nettles, L (1, 5) OBP: 0.356, SLG: 0.494 | | | | | | | | | | 3 | 0 | 0 | 0 | 0 | 1 | 2 | | | | |
| Terry Whitfield, L (1, 9) OBP: 0.310, SLG: 0.393 | | | | | | | | | | 3 | 0 | 1 | 0 | 0 | 1 | 1 | | | | |
| Ed Brinkman, R (1, 6) OBP: 0.291, SLG: 0.340 | | | | | | | | | | 3 | 0 | 0 | 0 | 0 | 0 | 2 | | | | |
| Sandy Alomar Sr., S (1, 4) OBP: 0.219, SLG: 0.233 | | | | | | | | | | 2 | 0 | 0 | 0 | 0 | 0 | 0 | | | | |
| Bobby Bonds, R (8, PH) OBP: 0.329, SLG: 0.514 | | | | | | | | | | 1 | 0 | 0 | 0 | 0 | 1 | 0 | | | | |
| Fred Stanley, R (8, 4) OBP: 0.292, SLG: 0.265 | | | | | | | | | | 0 | 0 | 0 | 0 | 0 | 0 | 0 | | | | |
| Inning Stats | R: 0 E: 0 K: 1 S: 4 | H: 0 LOB: 0 BB: 1 P: 8 | R: 0 E: 0 K: 0 S: 4 | H: 1 LOB: 2 BB: 1 P: 8 | R: 0 E: 0 K: 0 S: 3 | H: 0 LOB: 0 BB: 0 P: 3 | R: 0 E: 0 K: 1 S: 5 | H: 0 LOB: 0 BB: 0 P: 5 | R: 0 E: 0 K: 0 S: 3 | H: 0 LOB: 0 BB: 0 P: 3 | R: 1 E: 0 K: 1 S: 7 | H: 2 LOB: 1 BB: 0 P: 7 | R: 0 E: 0 K: 1 S: 5 | H: 0 LOB: 0 BB: 0 P: 5 | R: 1 E: 0 K: 0 S: 4 | H: 1 LOB: 0 BB: 0 P: 4 | 1B: 2 2B: 0 3B: 2 HR: 0 | SF: 1 SAC: 0 DP: 1 HBP: 0 | WP: 0 PB: 0 SB: 0 CS: 0 | PA: 32 |
| PITCHER Jim Palmer, R (1, 1) ERA: 1.56 | IP: 9.0 WLS: L BF: 32 H: 4 R: 2 ER: 2 SO: 5 BB: 2 IBB: 0 HBP: 0 BLK: 0 WP: 0 HR: 0 S: 40 P: 48 ERA: 2.00 WHIP: 0.667 | | | | | | | | | | | | | | | PITCHER | | | | |

New York Yankees @ Baltimore Orioles
Memorial Stadium, Baltimore, MD
Wed Jun 25 1975, 7:05 PM EDT
Att: 18,601 - Unknown - 81 F

AB 29
R 2
H 4
RBI 2
BB 2
SO 5
LOB 7



| Batter | 1 | 2 | 3 | 4 | 5 | 6 | 7 | 8 | 9 | AB | R | H | RBI | BB | SO | LOB | BOTTOM | | | |
|--|--|----------------------------------|------------------------------|----------------------------------|------------------------------|----------------------------------|------------------------------|---------------------------------|------------------------------|---------------------------------|------------------------------|---------------------------------|------------------------------|---------------------------------|------------------------------|---------------------------------|----------------------------------|------------------------------------|----------------------------------|--------|
| Ken Singleton, S (1, 9) OBP: 0.410, SLG: 0.423 | | | | | | | | | | 5 | 0 | 0 | 0 | 0 | 4 | 3 | | | | |
| Paul Blair, R (1, 8) OBP: 0.263, SLG: 0.272 | | | | | | | | | | 3 | 1 | 0 | 0 | 1 | 2 | 0 | | | | |
| Tommy Davis, R (1, 10) OBP: 0.313, SLG: 0.349 | | | | | | | | | | 4 | 0 | 2 | 1 | 0 | 0 | 0 | | | | |
| Lee May, R (1, 3) OBP: 0.263, SLG: 0.396 | | | | | | | | | | 4 | 0 | 1 | 0 | 0 | 0 | 2 | | | | |
| Al Bumbry, L (8, PR) OBP: 0.352, SLG: 0.399 | | | | | | | | | | 0 | 0 | 0 | 0 | 0 | 0 | 0 | | | | |
| Tony Muser, L (9, 3) OBP: 0.299, SLG: 0.267 | | | | | | | | | | 0 | 0 | 0 | 0 | 0 | 0 | 0 | | | | |
| Don Baylor, R (1, 7) OBP: 0.340, SLG: 0.465 | | | | | | | | | | 3 | 0 | 2 | 0 | 1 | 1 | 1 | | | | |
| Bobby Grich, R (1, 4) OBP: 0.391, SLG: 0.383 | | | | | | | | | | 3 | 0 | 0 | 0 | 1 | 2 | 3 | | | | |
| Dave Duncan, R (1, 2) OBP: 0.212, SLG: 0.310 | | | | | | | | | | 2 | 0 | 0 | 0 | 1 | 1 | 1 | | | | |
| Jim Northrup, L (8, PH) OBP: 0.356, SLG: 0.426 | | | | | | | | | | 1 | 0 | 0 | 0 | 0 | 0 | 3 | | | | |
| Elrod Hendricks, L (9, 2) OBP: 0.354, SLG: 0.333 | | | | | | | | | | 0 | 0 | 0 | 0 | 0 | 0 | 0 | | | | |
| Doug DeCinces, R (1, 5) OBP: 0.269, SLG: 0.355 | | | | | | | | | | 3 | 0 | 1 | 0 | 0 | 0 | 1 | | | | |
| Brooks Robinson, R (7, 5) OBP: 0.297, SLG: 0.275 | | | | | | | | | | 1 | 0 | 0 | 0 | 0 | 0 | 0 | | | | |
| Mark Belanger, R (1, 6) OBP: 0.295, SLG: 0.249 | | | | | | | | | | 3 | 0 | 0 | 0 | 1 | 0 | 2 | | | | |
| Inning Stats | R: 1 E: 0 K: 2 S: 8 | H: 1 LOB: 1 BB: 1 P: 12 | R: 0 E: 0 K: 1 S: 6 | H: 1 LOB: 2 BB: 1 P: 10 | R: 0 E: 0 K: 2 S: 8 | H: 1 LOB: 2 BB: 1 P: 12 | R: 0 E: 0 K: 1 S: 5 | H: 0 LOB: 1 BB: 0 P: 5 | R: 0 E: 0 K: 1 S: 6 | H: 1 LOB: 0 BB: 0 P: 6 | R: 0 E: 0 K: 1 S: 5 | H: 0 LOB: 0 BB: 0 P: 5 | R: 0 E: 0 K: 0 S: 4 | H: 2 LOB: 2 BB: 1 P: 8 | R: 0 E: 0 K: 1 S: 5 | H: 0 LOB: 0 BB: 0 P: 5 | 1B: 4 2B: 1 3B: 1 HR: 0 | SF: 0 SAC: 0 DP: 1 HBP: 0 | WP: 0 PB: 0 SB: 1 CS: 0 | PA: 37 |
| PITCHER Rudy May, L (1, 1) ERA: 3.21 | IP: 7.1 WLS: L BF: 32 H: 6 R: 1 ER: 1 SO: 9 BB: 4 IBB: 0 HBP: 0 BLK: 0 WP: 0 HR: 0 S: 46 P: 62 ERA: 1.23 WHIP: 1.364 | | | | | | | | | | | | | | | PITCHER | | | | |
| Dick Tidrow, R (8, 1) ERA: 4.19 | 0.0 W: 1 BF: 4 | | | | | | | | | | | | | | | | | | | |
| Sparky Lyle, L (8, 1) ERA: 3.23 | 1.2 W: 4 BF: 4 | | | | | | | | | | | | | | | | | | | |

New York Yankees @ Baltimore Orioles
Memorial Stadium, Baltimore, MD
Wed Jun 25 1975, 7:05 PM EDT
Att: 18,601 - Unknown - 81 F

AB 32
R 1
H 6
RBI 1
BB 5
SO 10
LOB 16



| Batter | 1 | 2 | 3 | 4 | 5 | 6 | 7 | 8 | 9 | AB | R | H | RBI | BB | SO | LOB | TOP | | | |
|--|--|---------------------------------|------------------------------|---------------------------------|------------------------------|---------------------------------|------------------------------|---------------------------------|------------------------------|---------------------------------|------------------------------|---------------------------------|------------------------------|---------------------------------|------------------------------|---------------------------------|----------------------------------|------------------------------------|----------------------------------|--------|
| Walt Williams, R (1, 8) OBP: 0.326, SLG: 0.373 | 1-0 BB SF9 HBP | | 0-0 5-3 | | 0-0 F5 | | | 0-0 3-1 | | 3 | 1 | 0 | 0 | 0 | 0 | 0 | | | | |
| Roy White, S (1, 7) OBP: 0.414, SLG: 0.463 | 4-0 | | 4-0 | | 0-0 G3 | | | 0-0 | | 2 | 0 | 1 | 0 | 2 | 0 | 0 | | | | |
| Rich Coggins, L (8, FR) OBP: 0.269, SLG: 0.327 | 1-2 BB | | | | BB BB BB BB BB | | | 1B | | 0 | 0 | 0 | 0 | 0 | 0 | 0 | | | | |
| Chris Chambliss, L (1, 3) OBP: 0.324, SLG: 0.430 | 0-0 SF9 2-H | | 0-0 F6 | | 0-0 L3 | | | 0-0 1B | | 3 | 0 | 1 | 1 | 0 | 0 | 1 | | | | |
| Thurman Munson, R (1, 2) OBP: 0.377, SLG: 0.441 | 0-0 F3 | | | 0-3 K | | 0-0 1B | | 0-3 K | | 4 | 0 | 1 | 0 | 0 | 2 | 3 | | | | |
| Graig Nettles, L (1, 5) OBP: 0.354, SLG: 0.490 | 0-0 4-3 | | | 0-0 1B | | | | 0-0 L8 | | 4 | 0 | 1 | 0 | 0 | 0 | 1 | | | | |
| Bobby Bonds, R (1, 10) OBP: 0.328, SLG: 0.509 | | 0-3 K | | 0-3 K | | | | 0-3 K | | 4 | 0 | 1 | 0 | 0 | 3 | 1 | | | | |
| Terry Whitfield, L (1, 9) OBP: 0.303, SLG: 0.375 | 0-0 1-3 | | | 0-0 G3 | | | | 0-0 1B | | 4 | 0 | 1 | 0 | 0 | 0 | 2 | | | | |
| Ed Brinkman, R (1, 6) OBP: 0.286, SLG: 0.333 | | 0-3 K | | | 0-0 F9 | | | 0-0 1B | | 2 | 0 | 0 | 0 | 0 | 1 | 0 | | | | |
| Ed Herrmann, L (7, PH) OBP: 0.317, SLG: 0.360 | | | | | | | | 0-0 1B | | 1 | 0 | 0 | 0 | 0 | 0 | 1 | | | | |
| Jim Mason, L (7, 6) OBP: 0.193, SLG: 0.185 | | | | | | | | 0-0 1B | | 0 | 0 | 0 | 0 | 0 | 0 | 0 | | | | |
| Alex Johnson, R (9, PH) OBP: 0.316, SLG: 0.371 | | | | | | | | 1-2 1B | | 1 | 0 | 1 | 0 | 0 | 0 | 0 | | | | |
| Sandy Alomar Sr., S (1, 4) OBP: 0.216, SLG: 0.230 | | | 0-0 3-1 | | | | | 0-3 K | | 3 | 0 | 0 | 0 | 0 | 1 | 0 | | | | |
| Rick Dempsey, R (9, PH) OBP: 0.463, SLG: 0.400 | | | | | 0-0 F5 | | | 0-3 K | | 1 | 0 | 0 | 0 | 0 | 1 | 2 | | | | |
| Inning Stats | R: 1 E: 0 K: 0 S: 3 | H: 0 LOB: 1 BB: 1 P: 8 | R: 0 E: 0 K: 2 S: 7 | H: 0 LOB: 0 BB: 0 P: 7 | R: 0 E: 0 K: 0 S: 3 | H: 0 LOB: 1 BB: 1 P: 7 | R: 0 E: 0 K: 2 S: 8 | H: 1 LOB: 1 BB: 0 P: 8 | R: 0 E: 0 K: 0 S: 3 | H: 0 LOB: 0 BB: 0 P: 3 | R: 0 E: 0 K: 0 S: 4 | H: 1 LOB: 1 BB: 0 P: 4 | R: 0 E: 0 K: 2 S: 9 | H: 2 LOB: 2 BB: 0 P: 9 | R: 0 E: 0 K: 2 S: 9 | H: 2 LOB: 2 BB: 0 P: 9 | 1B: 7 2B: 0 3B: 0 HR: 0 | SF: 1 SAC: 0 DP: 0 HBP: 1 | WP: 0 PB: 0 SB: 0 CS: 0 | PA: 36 |
| PITCHER Luis Tiant, R (1, 1) ERA: 3.82 | IP: 9.0 WLS: W BF: 36 H: 7 R: 1 ER: 1 SO: 8 BB: 2 IBB: 0 HBP: 1 BLK: 0 WP: 0 HR: 0 S: 49 P: 58 ERA: 1.00 WHIP: 1.000 | | | | | | | | | | | | | | | PITCHER | | | | |

New York Yankees @ Boston Red Sox
Fenway Park, Boston, MA
Thu Jun 26 1975, 7:05 PM EDT
Att: 34,293 - Unknown - 76 F

AB 32
R 1
H 7
RBI 1
BB 2
SO 8
LOB 11

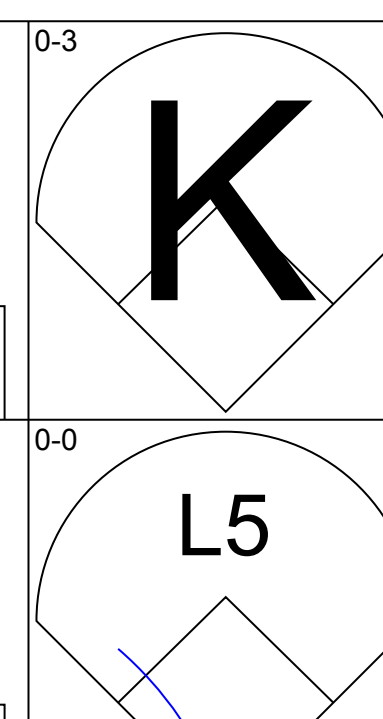
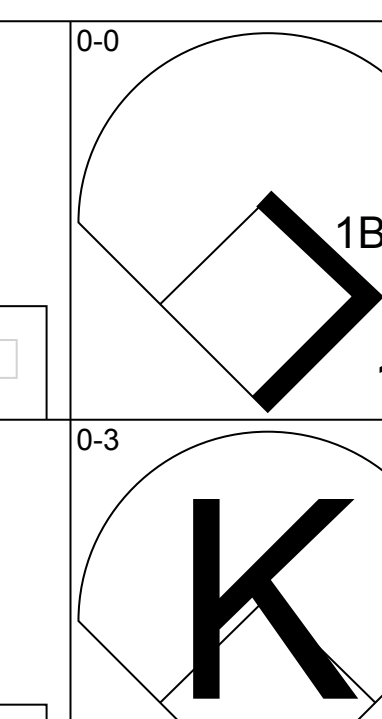
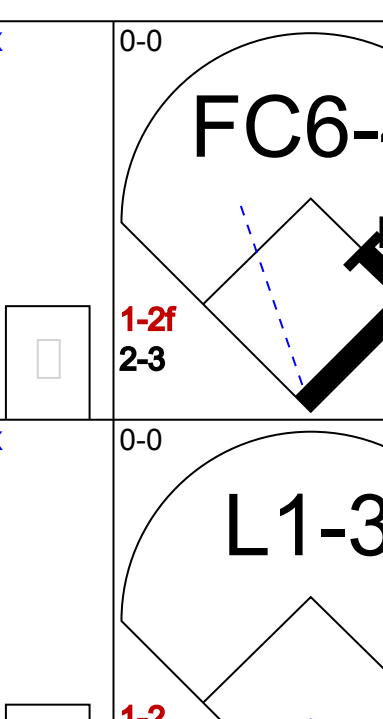
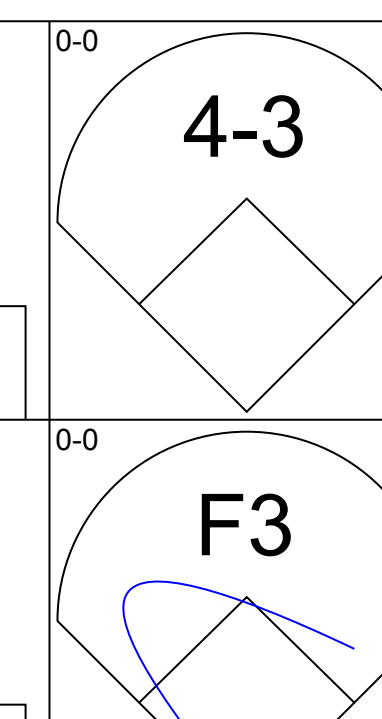
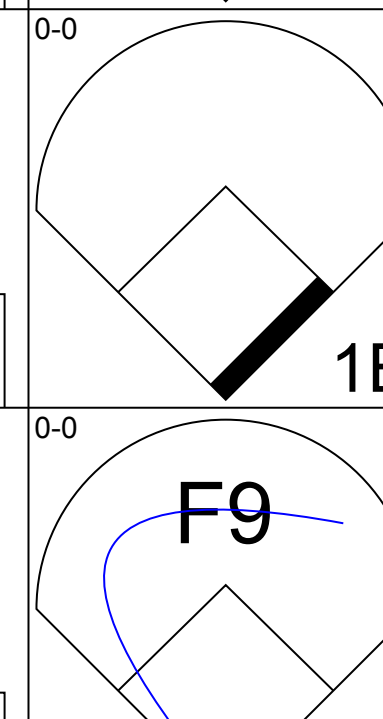
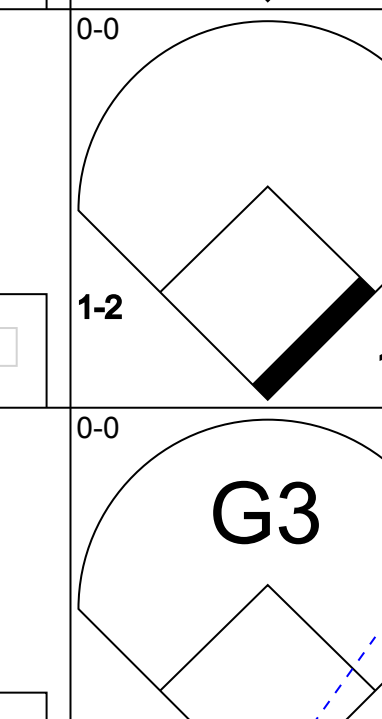

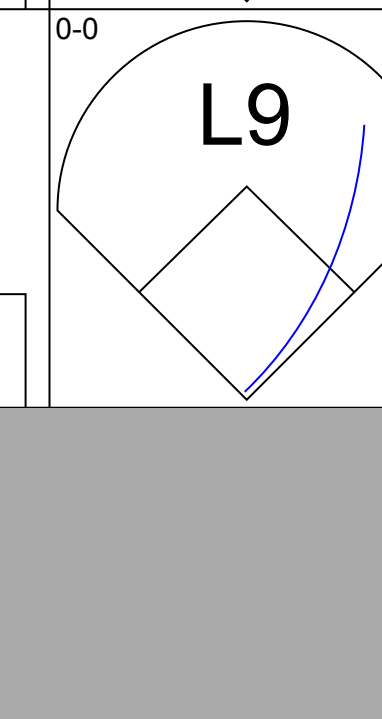






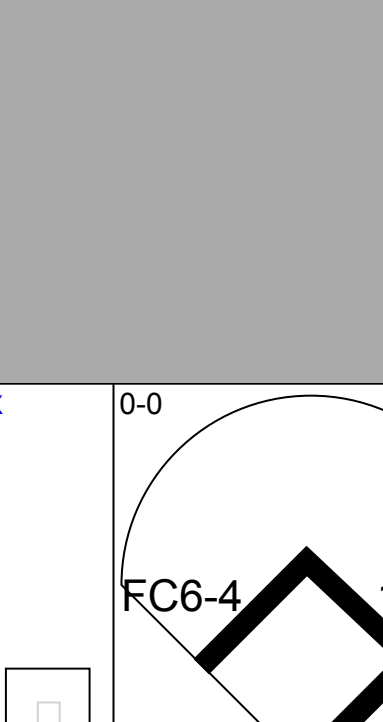

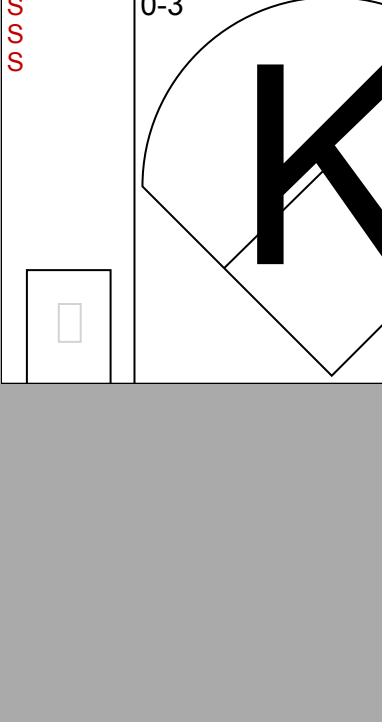

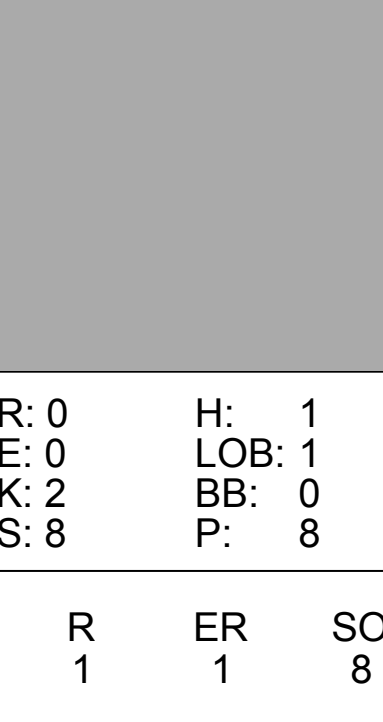
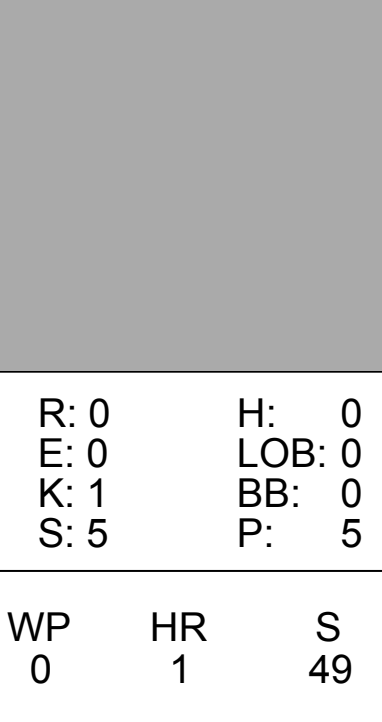
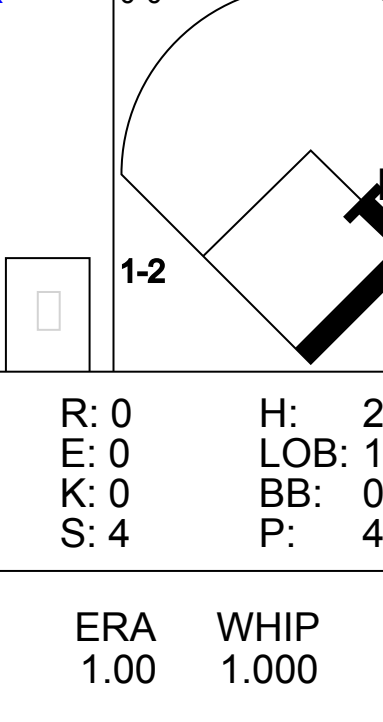

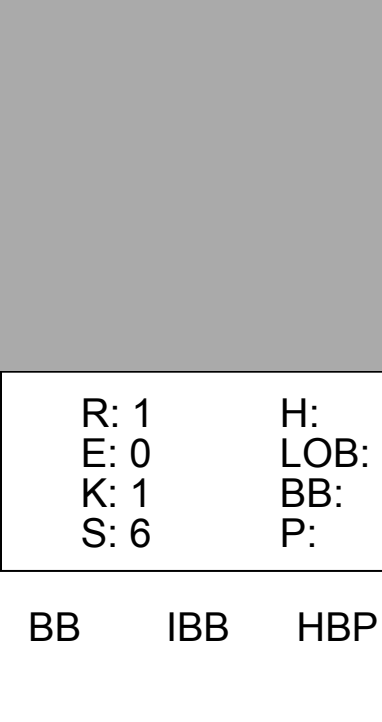
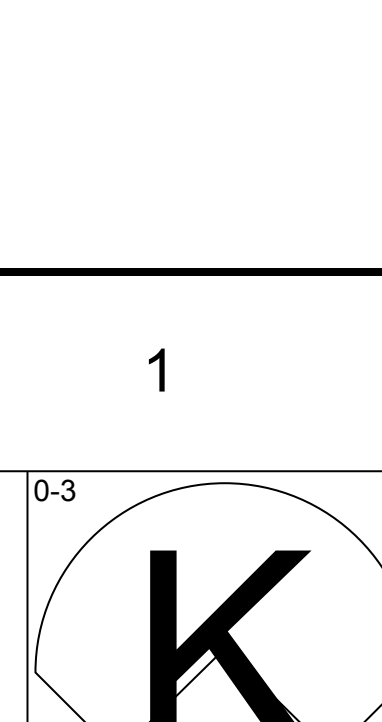
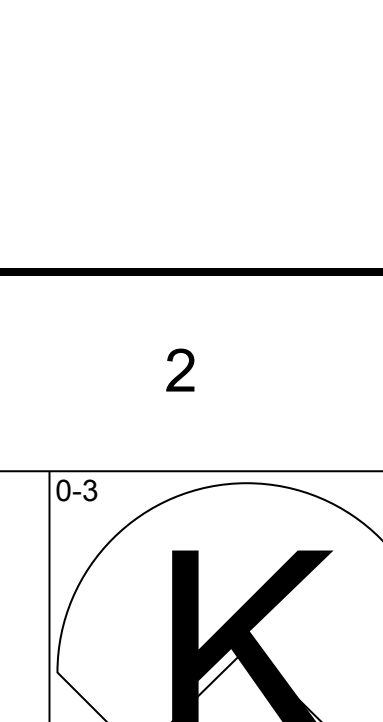
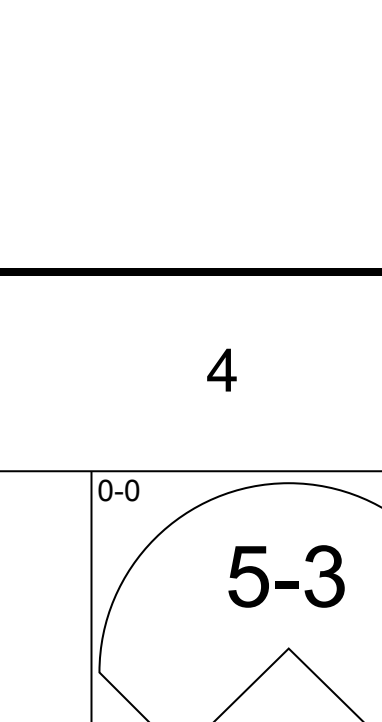
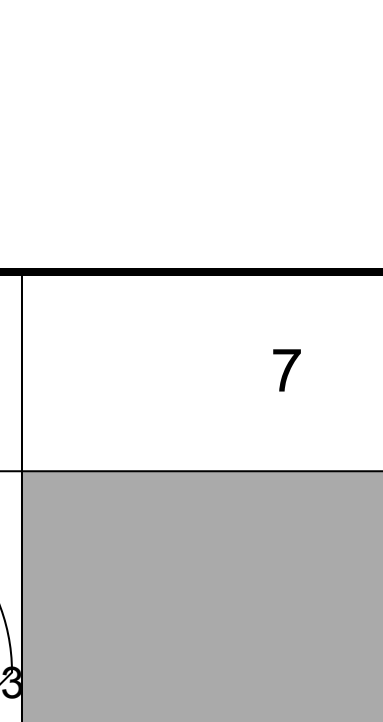
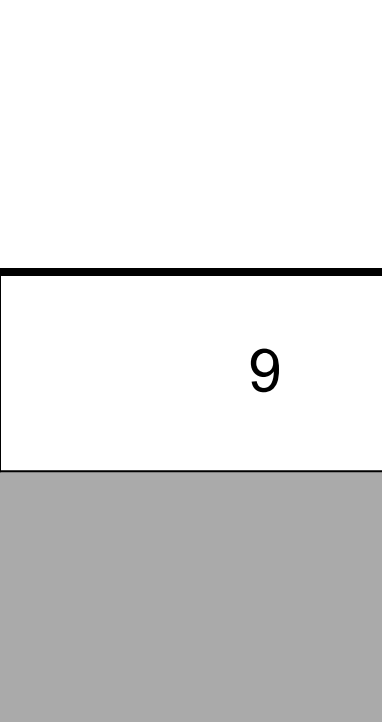
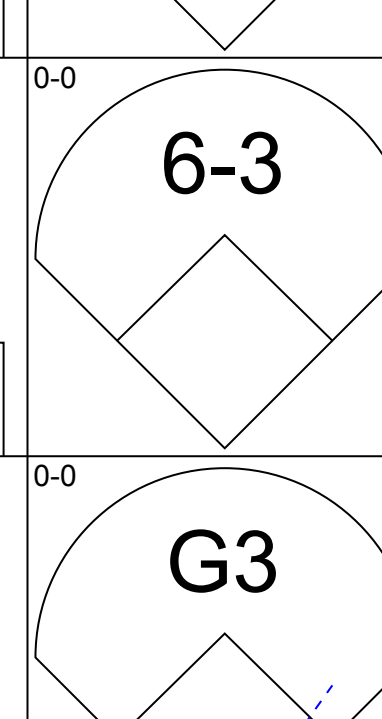
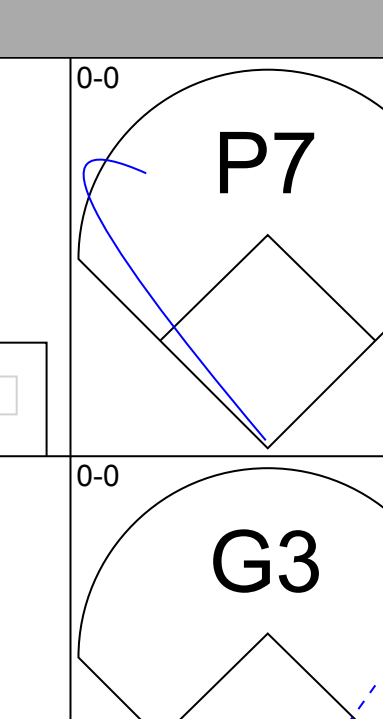




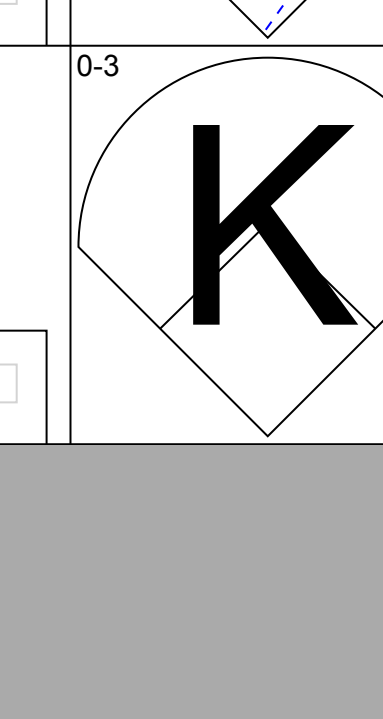
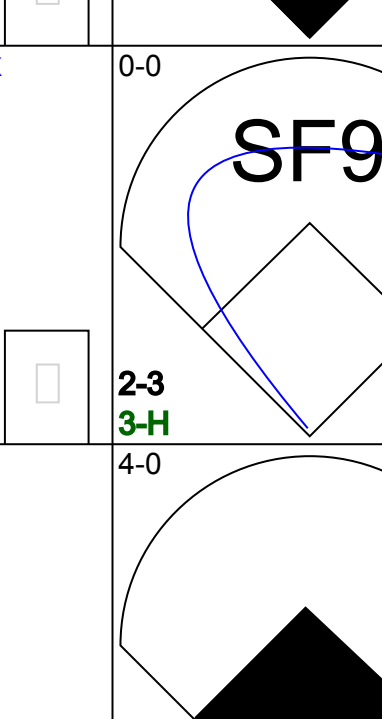
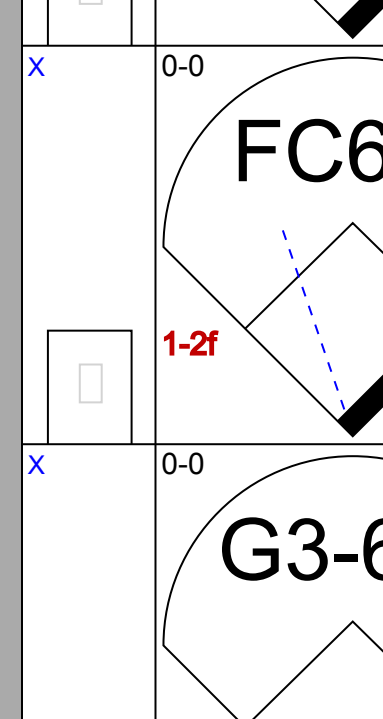

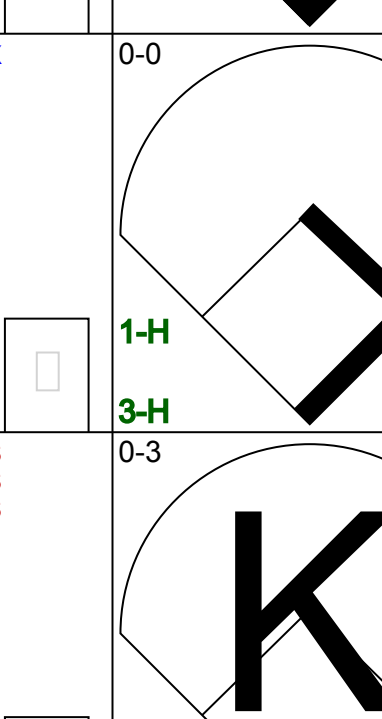



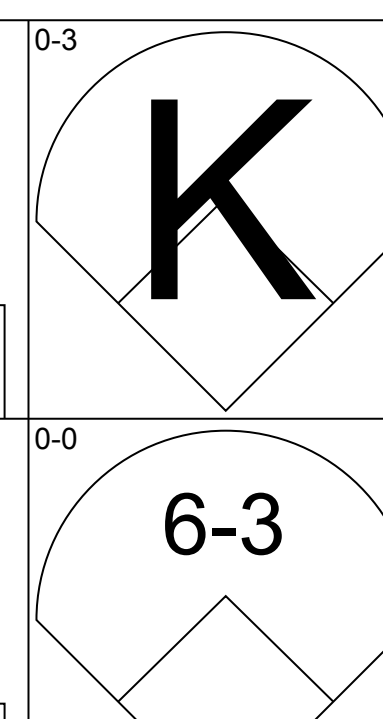
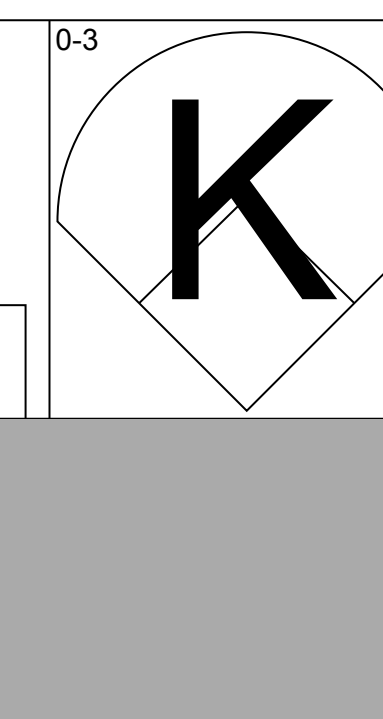
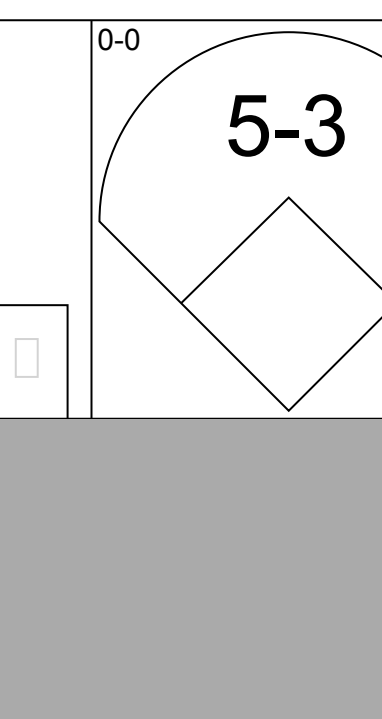
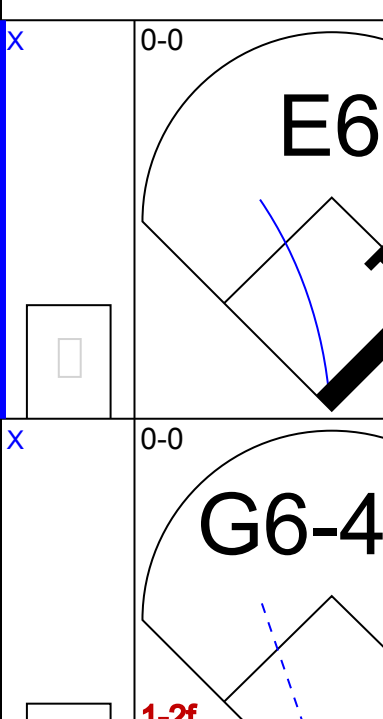
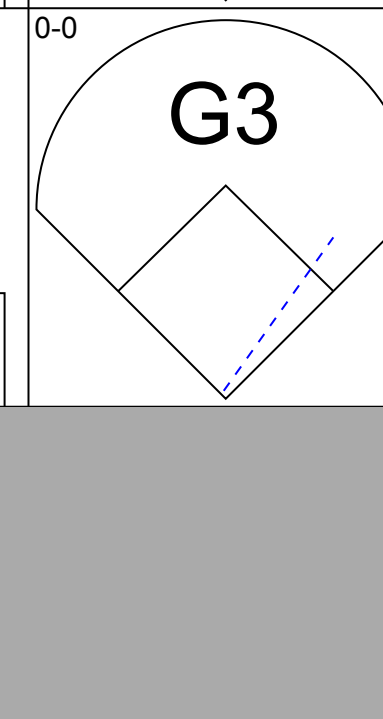
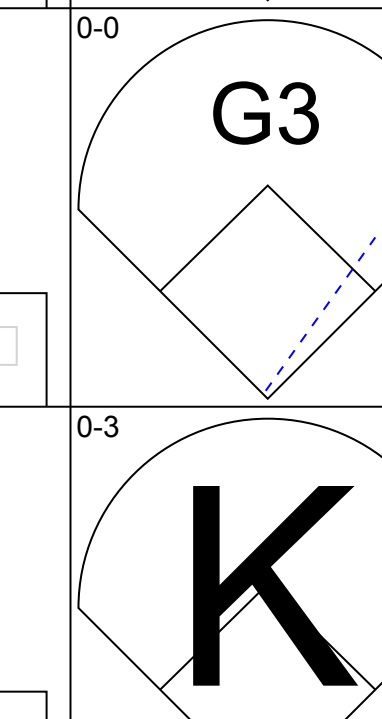
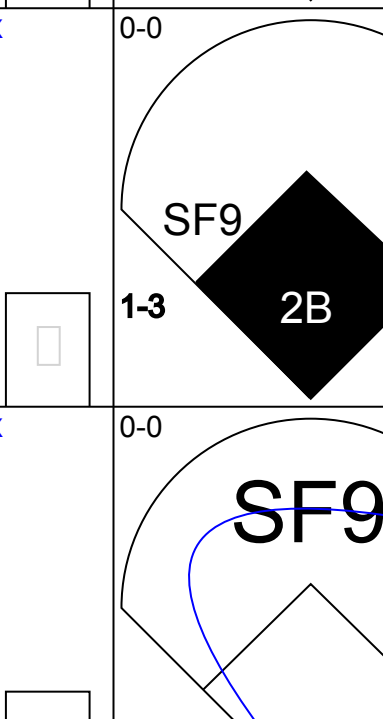
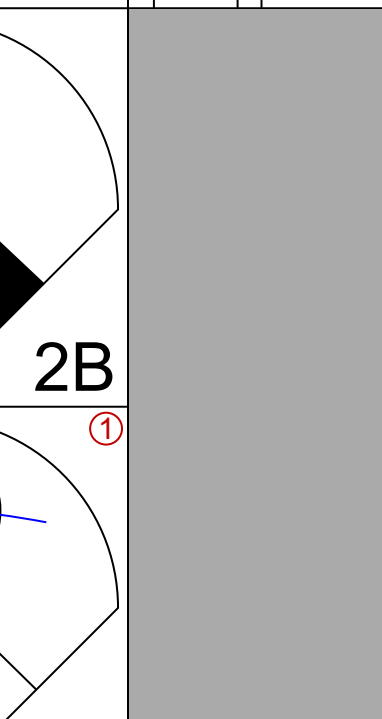
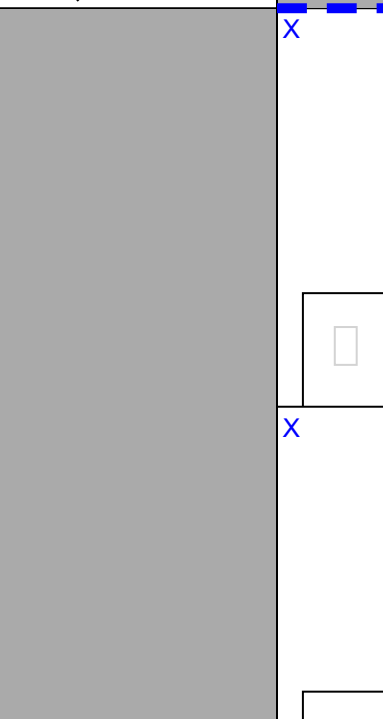
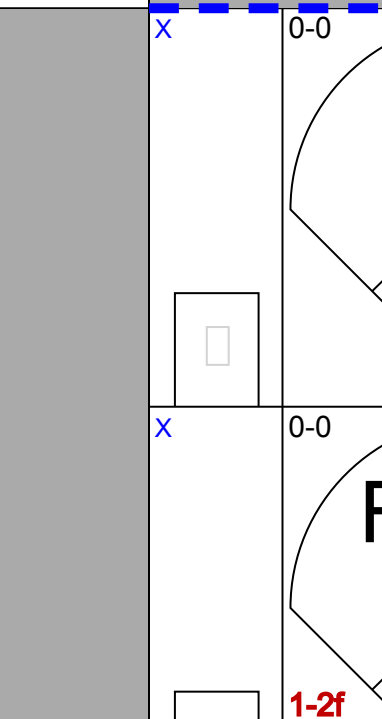


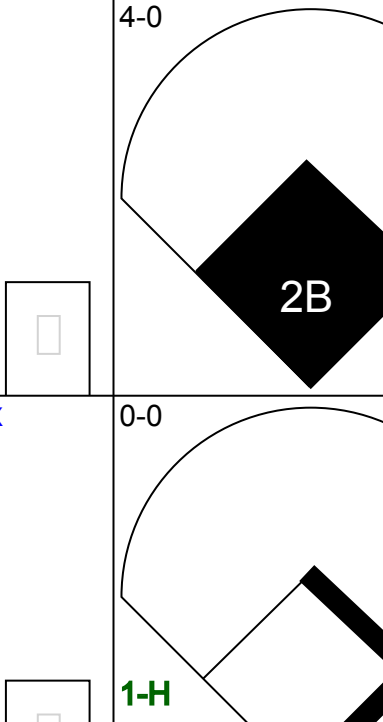


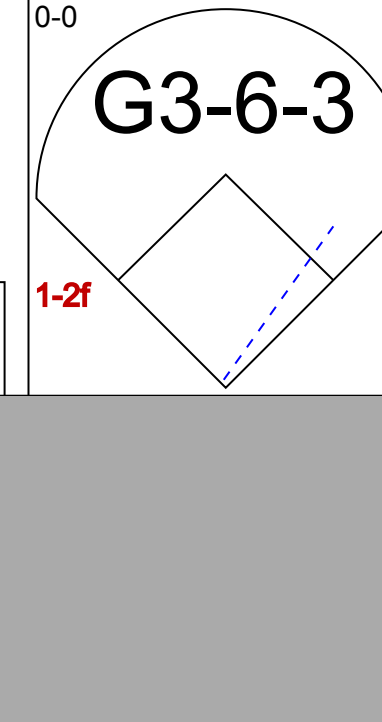
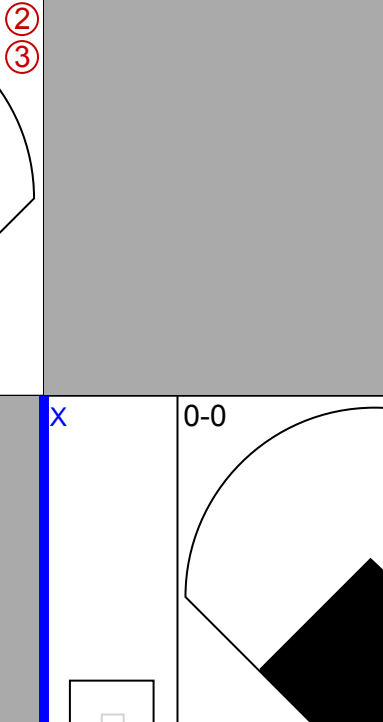


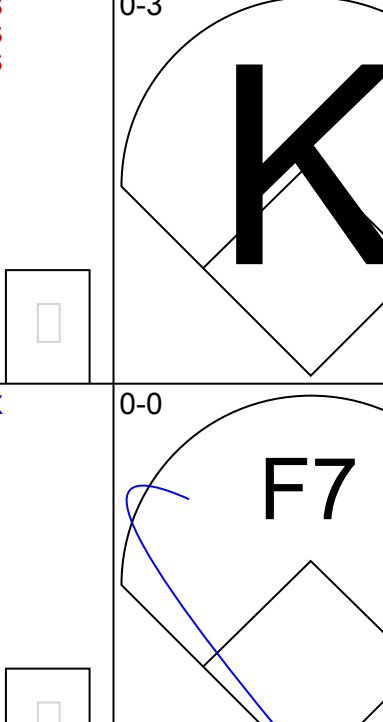

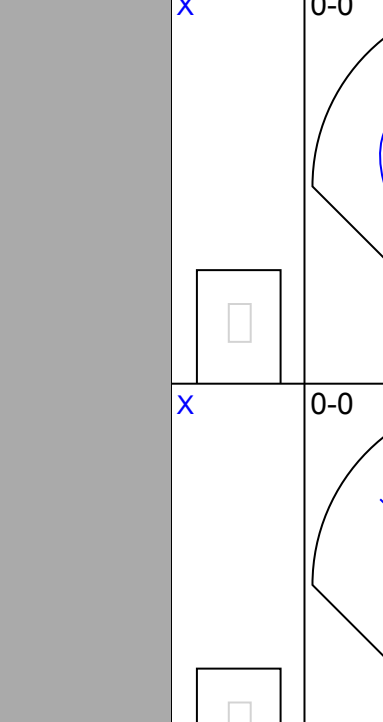

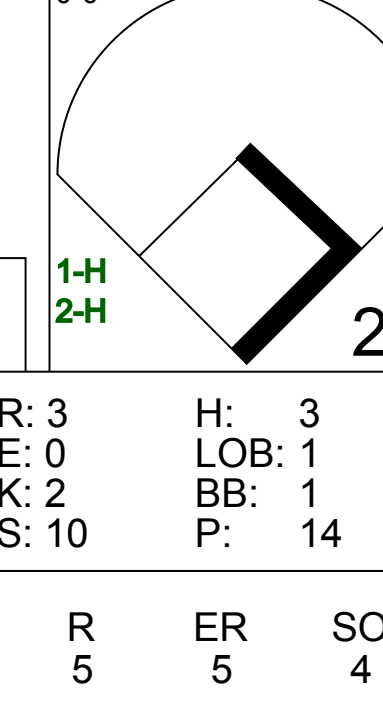
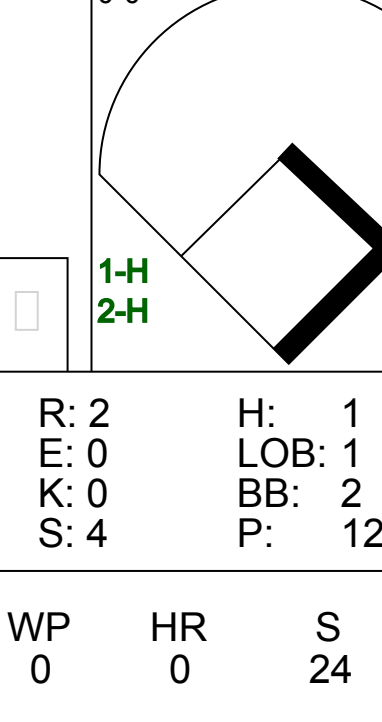
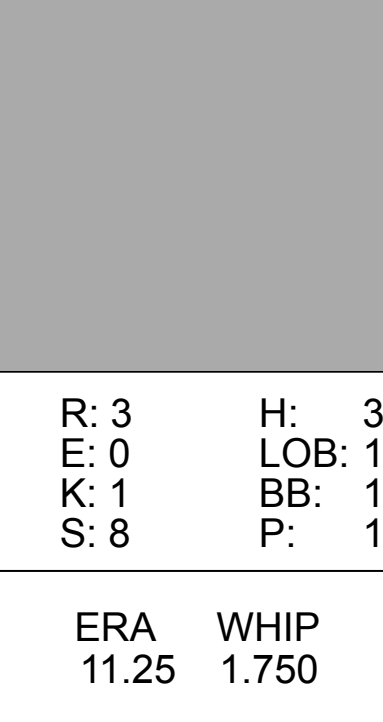
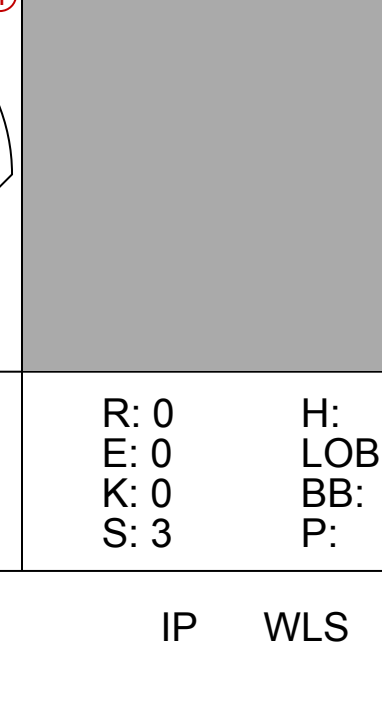




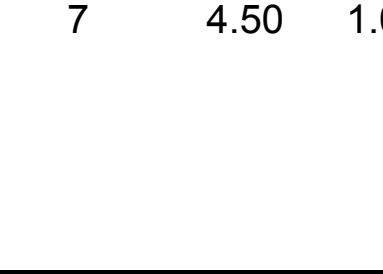



| Batter | 1 | 2 | 3 | 4 | 5 | 6 | 7 | 8 | 9 | AB | R | H | RBI | BB | SO | LOB | BOTTOM | | | |
|--|--|---------------------------------|------------------------------|---------------------------------|------------------------------|---------------------------------|------------------------------|---------------------------------|------------------------------|---------------------------------|------------------------------|---------------------------------|-------------------------------|----------------------------------|------------------------------|---------------------------------|-----------------------------------|------------------------------------|----------------------------------|--------|
| Bernie Carbo, L (1, 9) OBP: 0.426, SLG: 0.570 | 0-3 K | | 0-0 F6 | | 4-0 FC6-4 BB | | 0-0 F8 1B 1B | | | 2 | 0 | 0 | 0 | 1 | 1 | 1 | | | | |
| Rick Miller, L (7, 9) OBP: 0.356, SLG: 0.216 | | | | | 1-2 BB | | 1-3 1B 1B | | | 1 | 1 | 1 | 0 | 0 | 0 | 0 | | | | |
| Rick Burleson, R (1, 6) OBP: 0.345, SLG: 0.351 | 0-0 F3 | | | 0-0 1B 3B | 0-0 FC6-4 | | 1-2 1B 1B | | | 4 | 1 | 2 | 1 | 0 | 0 | 2 | | | | |
| Carl Yastrzemski, L (1, 7) OBP: 0.386, SLG: 0.414 | 0-0 F5 | | | 0-0 1B 3B | 0-0 G3 | | 3-H 2-3 F8 | | | 4 | 1 | 1 | 0 | 0 | 0 | 4 | | | | |
| Fred Lynn, L (1, 8) OBP: 0.411, SLG: 0.621 | | 0-0 L8 | | 0-0 1B 3B | 0-0 4-3 | | 1-3 3-H FC4-8 1B | | | 4 | 1 | 2 | 3 | 0 | 0 | 0 | | | | |
| Jim Rice, R (1, 10) OBP: 0.333, SLG: 0.511 | 0-3 K | | | 0-0 F2 | 0-0 6-3 | | 1-2 FC4-6 | | | 4 | 0 | 0 | 0 | 0 | 1 | 3 | | | | |
| Cecil Cooper, L (1, 3) OBP: 0.280, SLG: 0.292 | 0-0 3-1 | | | 0-0 1B CS | 0-0 F5 | | 0-3 K | | | 4 | 0 | 1 | 1 | 0 | 1 | 0 | | | | |
| Rico Petrocelli, R (1, 5) OBP: 0.346, SLG: 0.364 | | | | 0-0 1B | 0-0 P9 | | 0-3 K | | | 4 | 0 | 2 | 0 | 0 | 1 | 1 | | | | |
| Carlton Fisk, R (1, 2) OBP: 0.444, SLG: 0.778 | | | | 0-0 F2 | 0-0 FC6-4 BB | | 0-0 K | | | 3 | 1 | 2 | 1 | 0 | 0 | 1 | | | | |
| Tim Lincecum, S (8, 2) OBP: 0.288, SLG: 0.214 | | | | 0-0 1B | 0-0 F8 | | 0-0 HR | | | 1 | 0 | 0 | 0 | 0 | 1 | 1 | | | | |
| Denny Doyle, L (1, 4) OBP: 0.189, SLG: 0.211 | | | | 0-0 F5 | 0-0 F8 | | 0-0 1B 1B | | | 4 | 1 | 1 | 0 | 0 | 0 | 3 | | | | |
| Inning Stats | R: 0 E: 0 K: 1 S: 5 | H: 0 LOB: 0 BB: 0 P: 5 | R: 0 E: 0 K: 1 S: 5 | H: 0 LOB: 0 BB: 0 P: 5 | R: 0 E: 0 K: 0 S: 4 | H: 1 LOB: 0 BB: 0 P: 4 | R: 3 E: 0 K: 0 S: 6 | H: 4 LOB: 0 BB: 0 P: 6 | R: 0 E: 0 K: 0 S: 4 | H: 1 LOB: 2 BB: 1 P: 8 | R: 0 E: 0 K: 0 S: 3 | H: 0 LOB: 0 BB: 0 P: 3 | R: 3 E: 0 K: 1 S: 10 | H: 5 LOB: 2 BB: 0 P: 10 | R: 0 E: 0 K: 2 S: 8 | H: 1 LOB: 1 BB: 0 P: 8 | 1B: 10 2B: 0 3B: 1 HR: 1 | SF: 0 SAC: 0 DP: 0 HBP: 0 | WP: 0 PB: 0 SB: 0 CS: 1 | PA: 36 |
| PITCHER Pat Dobson, R (1, 1) ERA: 3.17 | IP: 6.1 WLS: L BF: 27 H: 8 R: 5 ER: 5 SO: 3 BB: 1 IBB: 0 HBP: 0 BLK: 0 WP: 1 HR: 1 S: 32 P: 36 ERA: 7.11 WHIP: 1.421 | | | | | | | | | | | | | | | PITCHER | | | | |
| Sparky Lytle, L (7, 1) ERA: 3.34 | IP: 1.2 WLS: L BF: 9 H: 4 R: 1 ER: 1 SO: 2 BB: 0 IBB: 0 HBP: 0 BLK: 0 WP: 0 HR: 0 S: 13 P: 13 ERA: 5.40 WHIP: 2.400 | | | | | | | | | | | | | | | PITCHER | | | | |

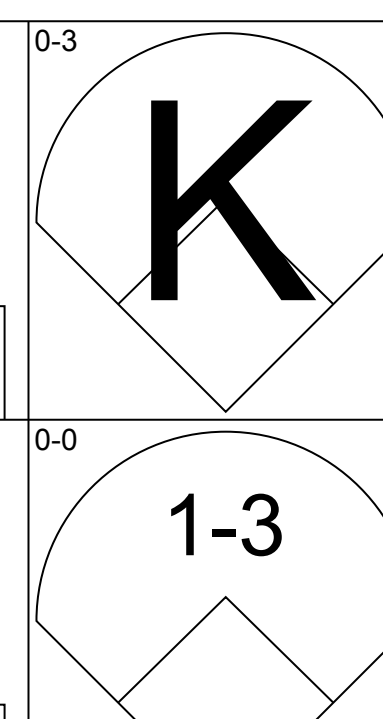
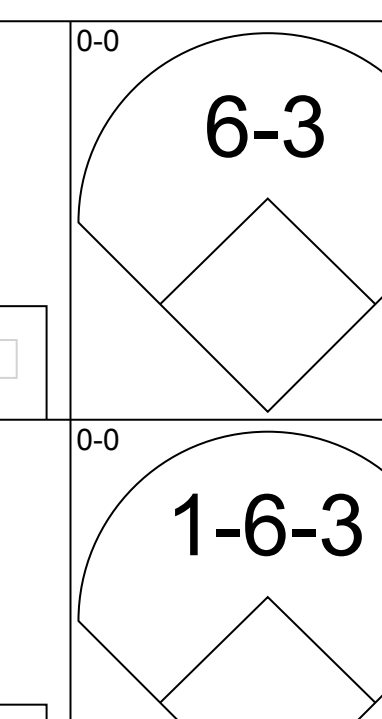
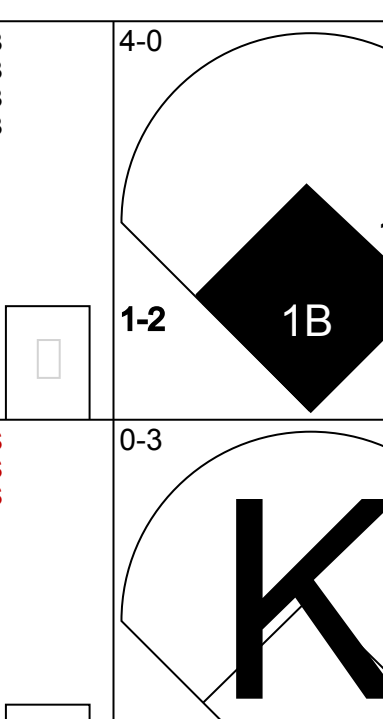
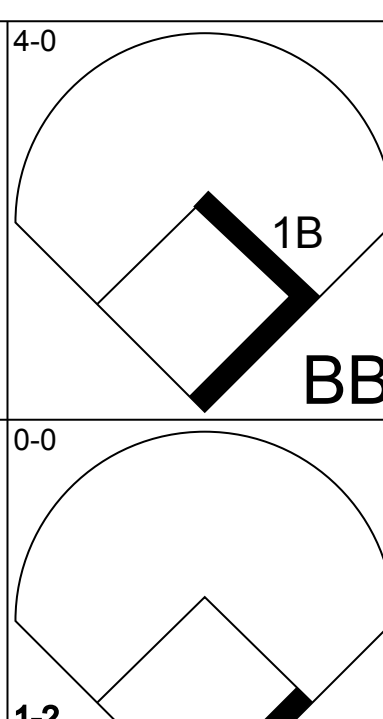
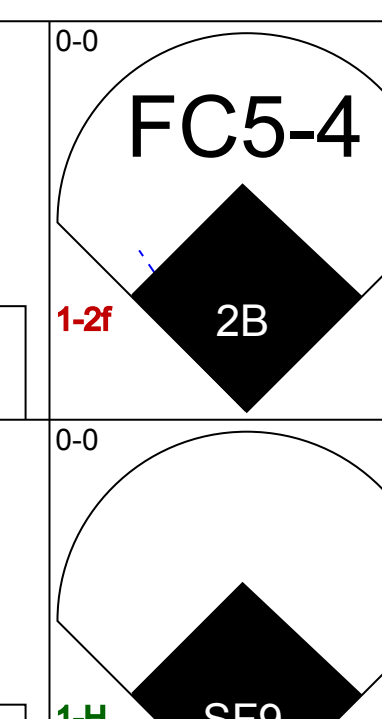
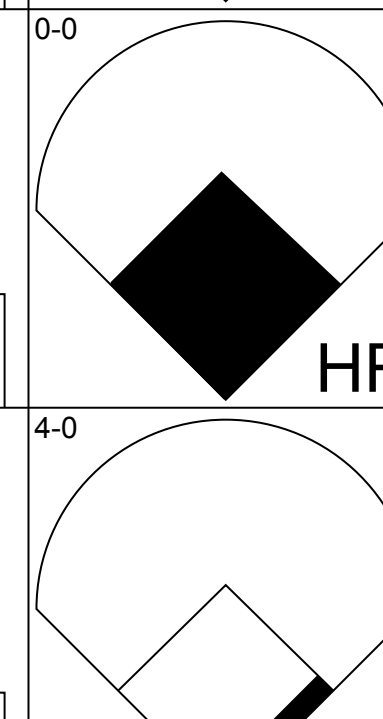

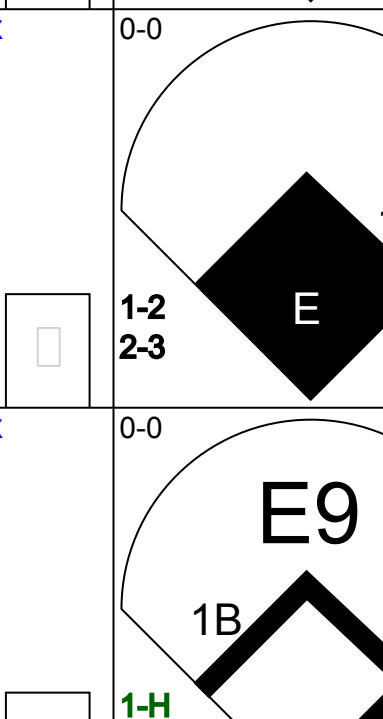
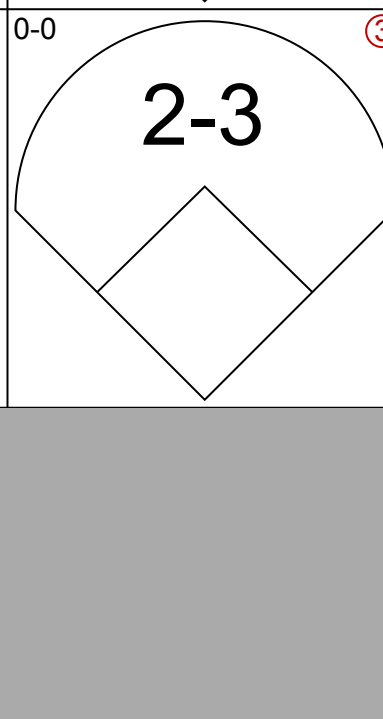
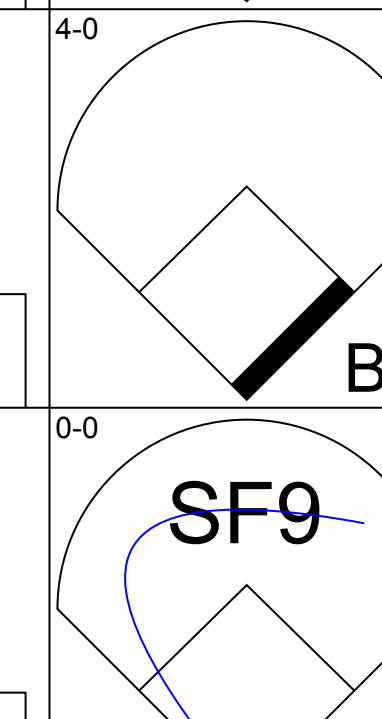
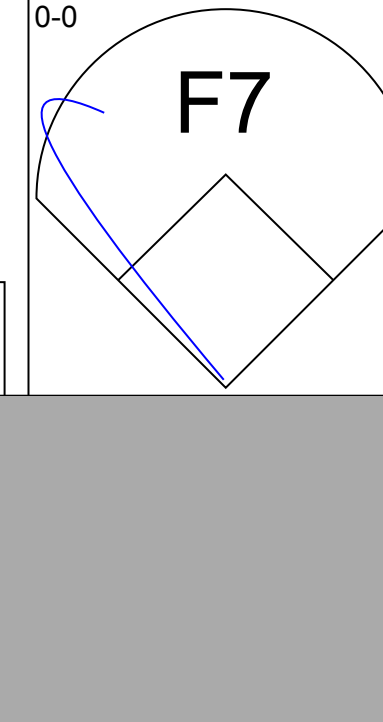
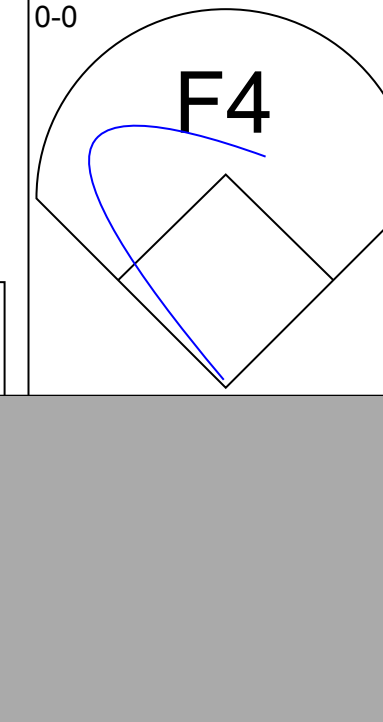
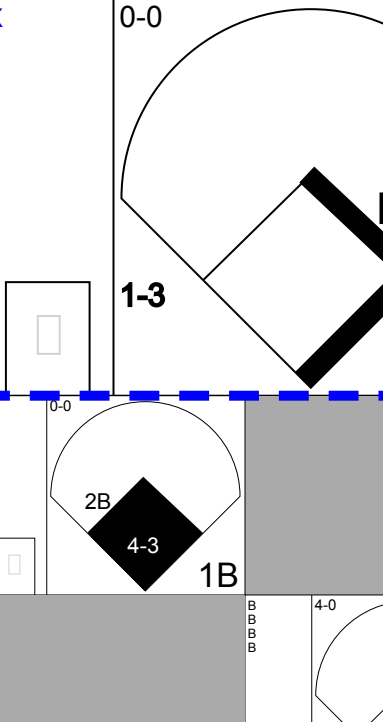

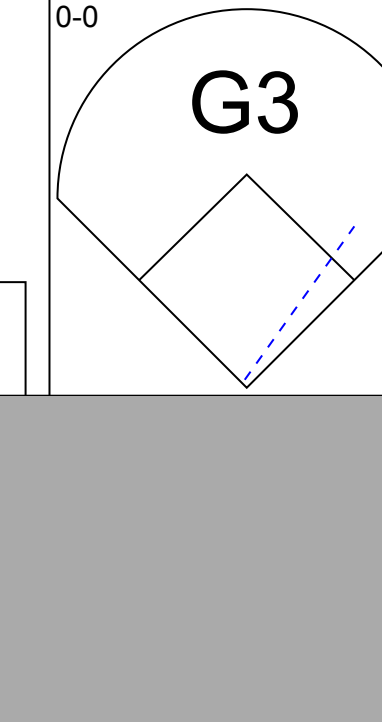


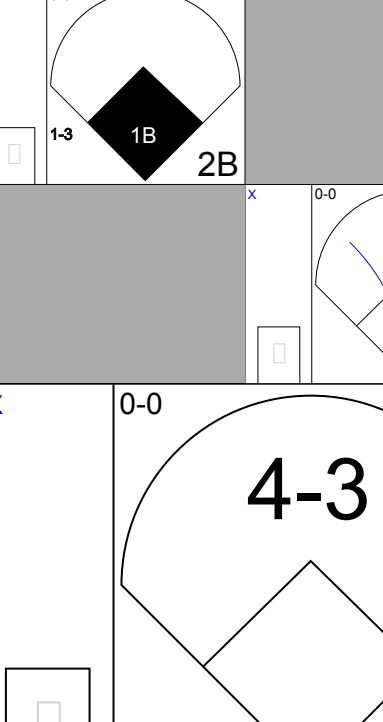



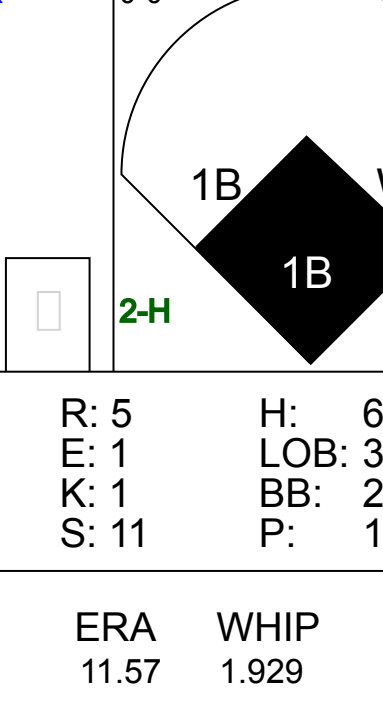
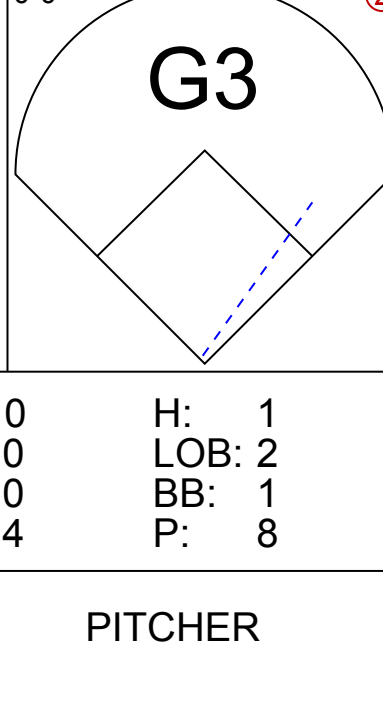
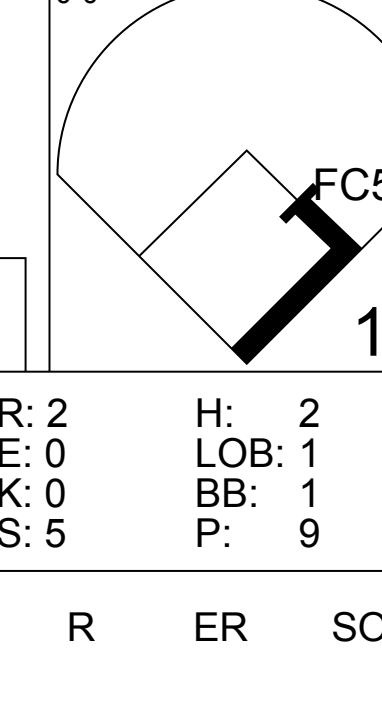
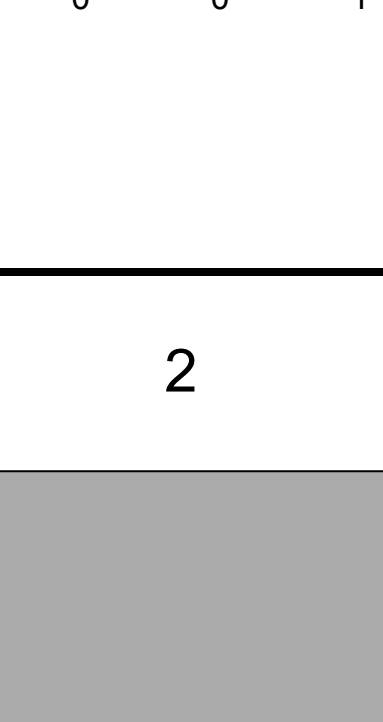
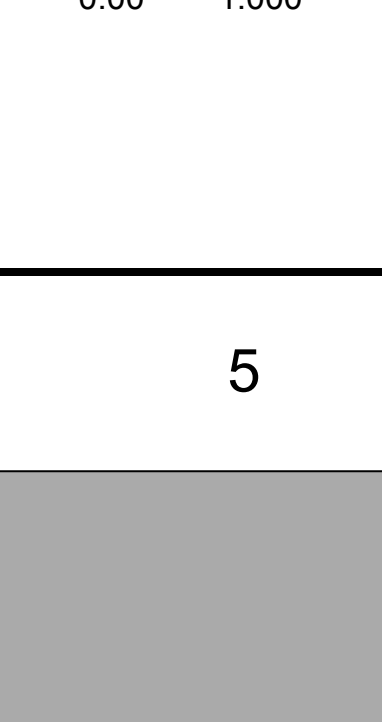
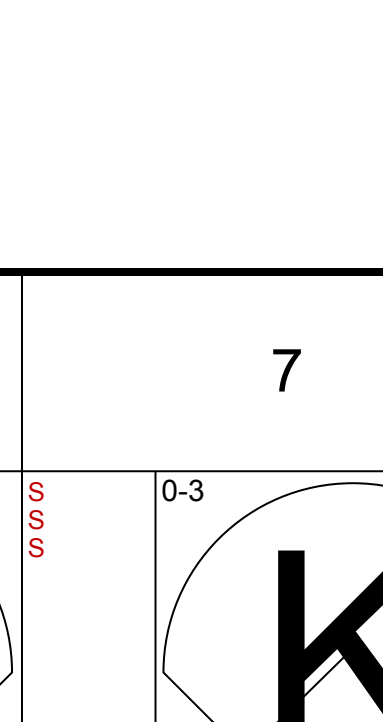
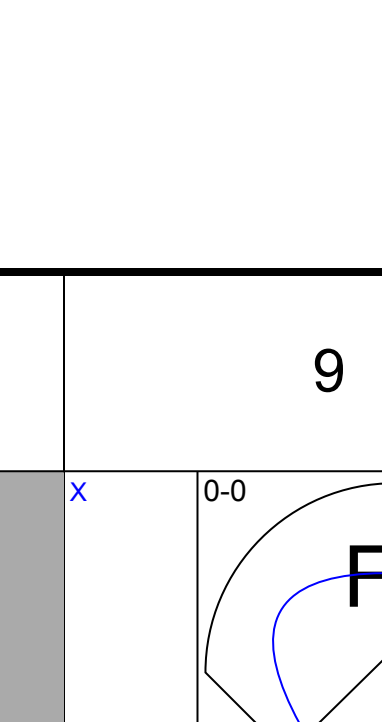



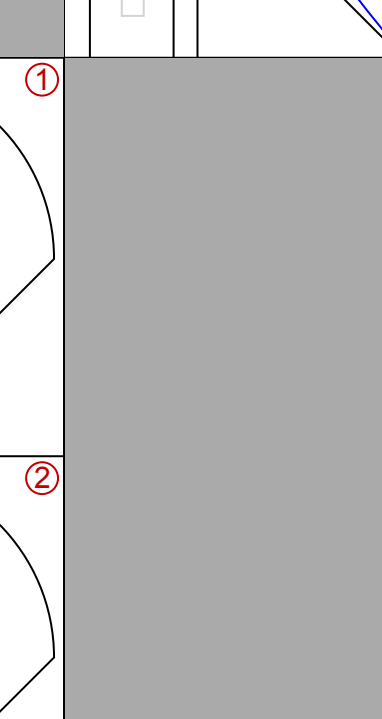
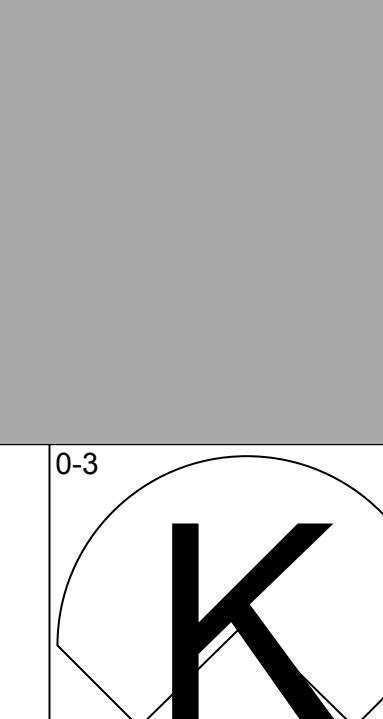

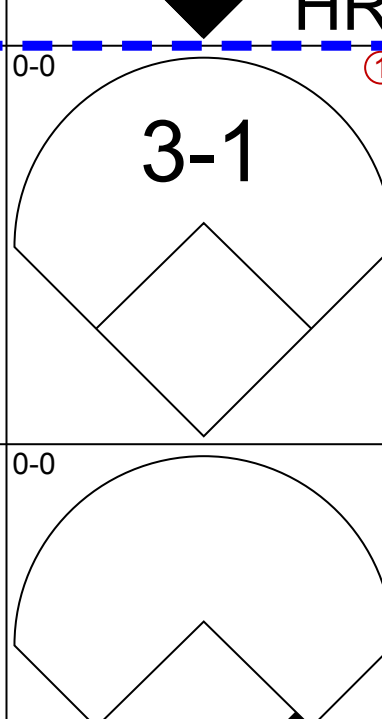
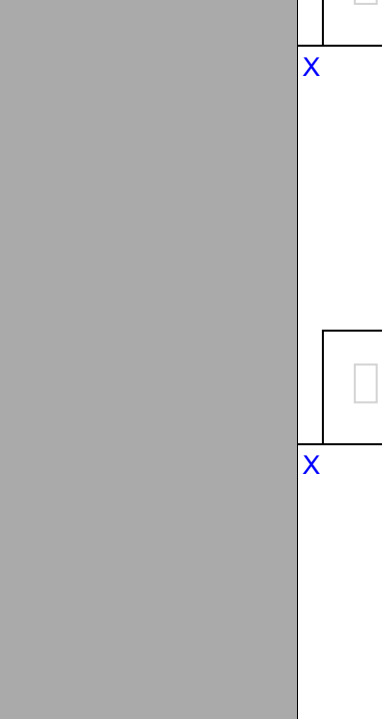
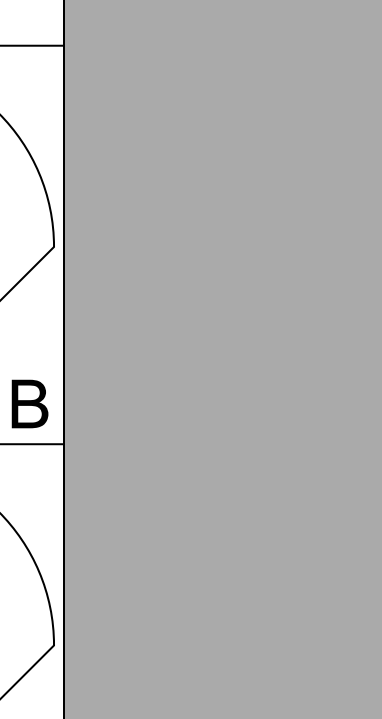

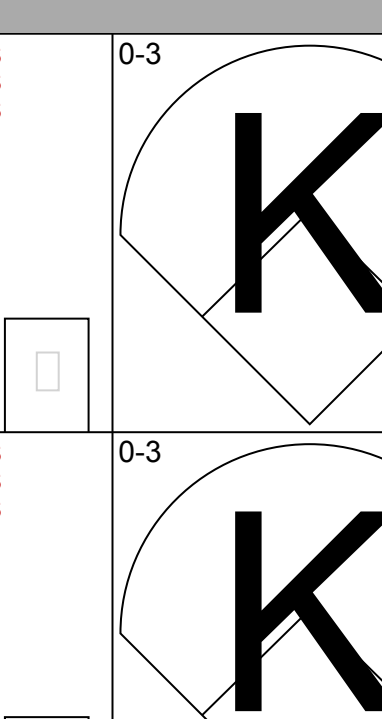
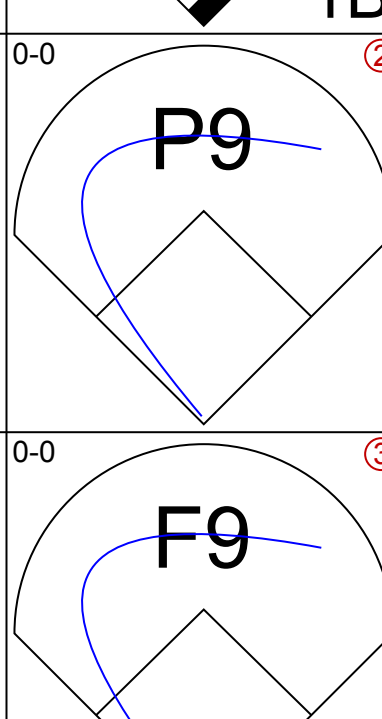
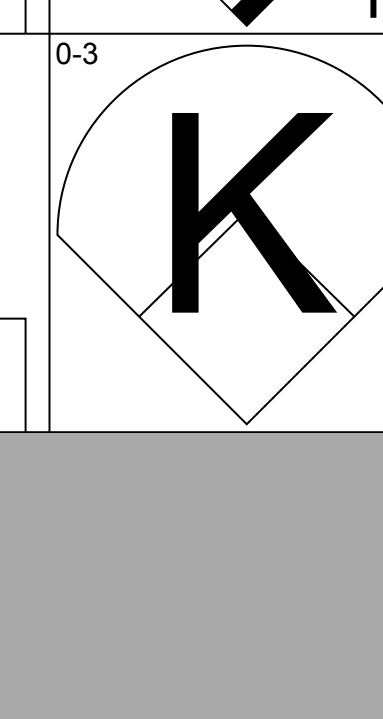
New York Yankees @ Boston Red Sox
Fenway Park, Boston, MA
Thu Jun 26 1975, 7:05 PM EDT
Att: 34,293 - Unknown - 76 F

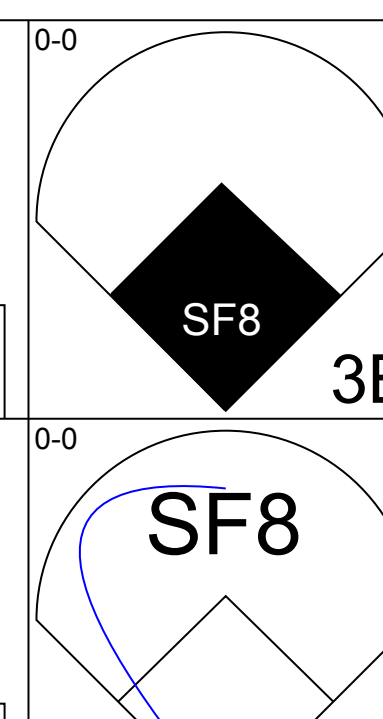
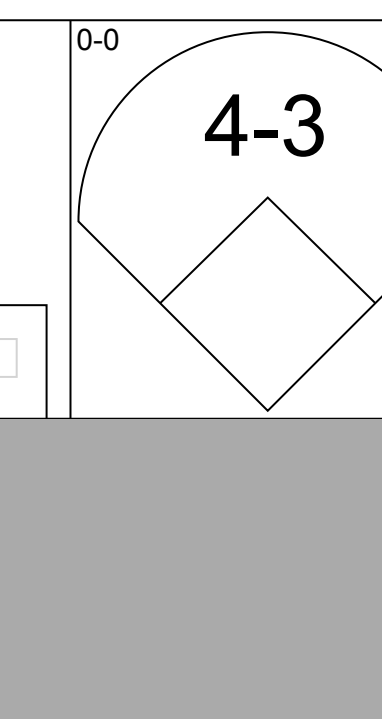
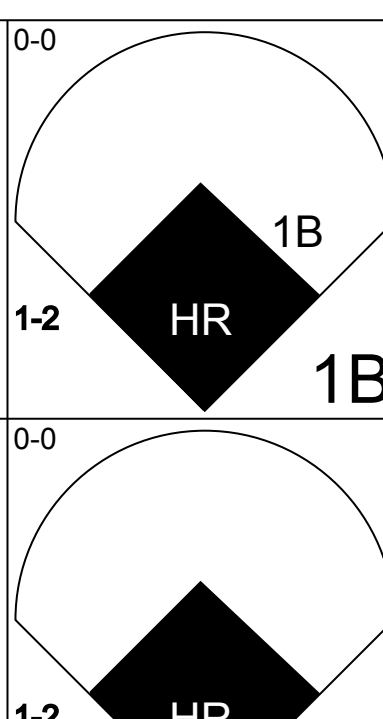
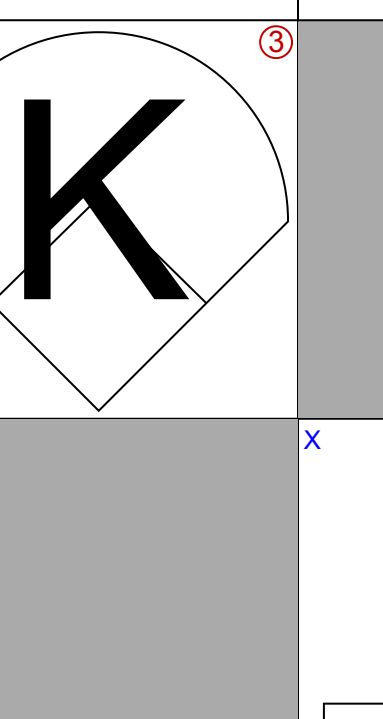
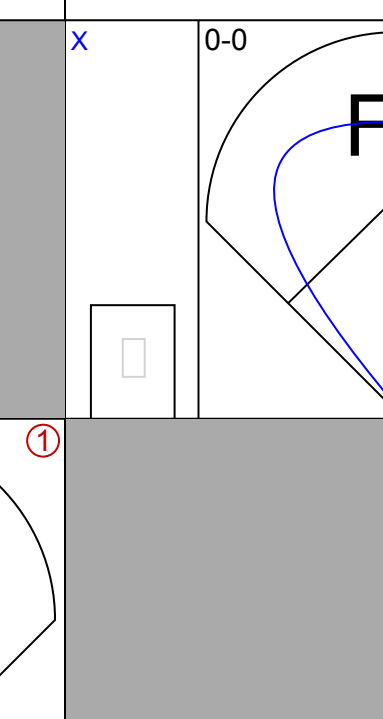
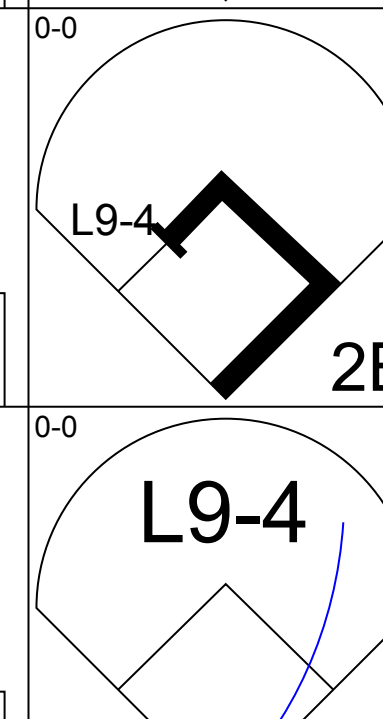
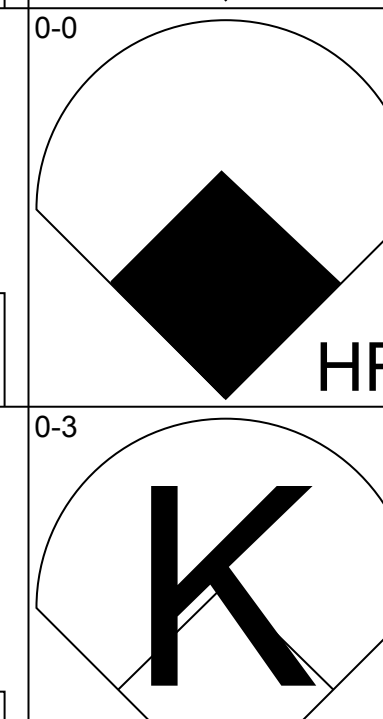
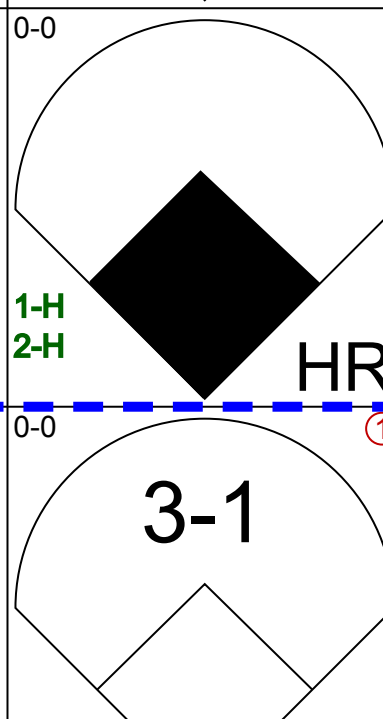
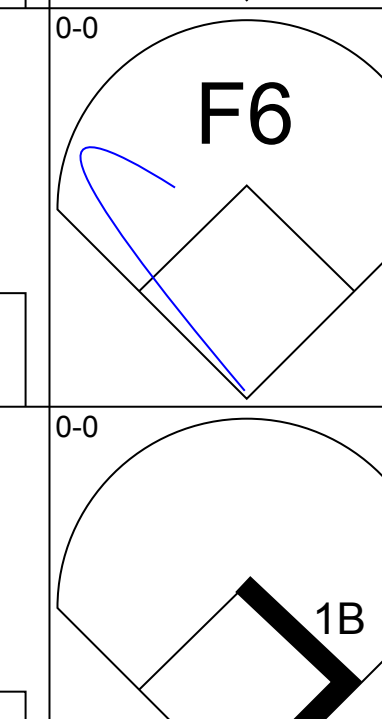

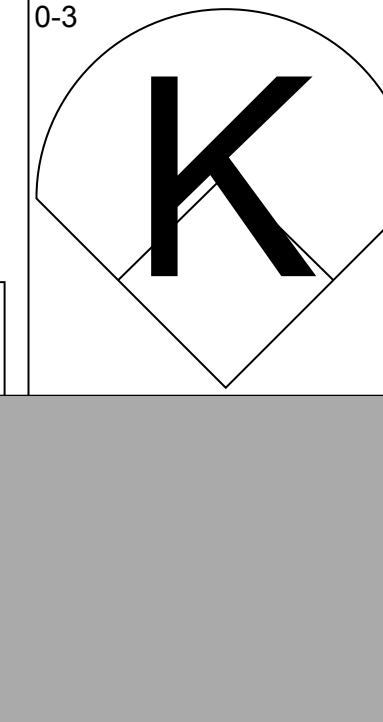
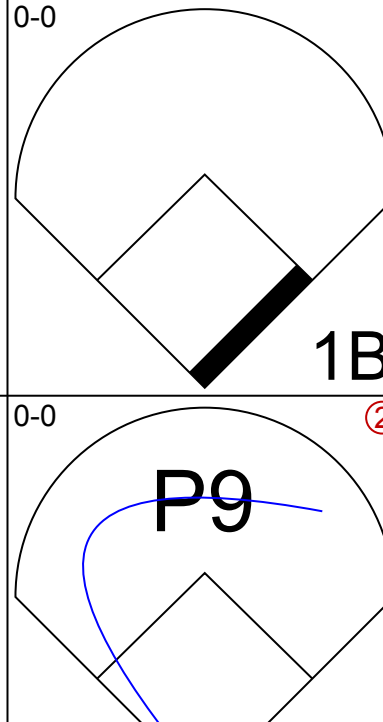
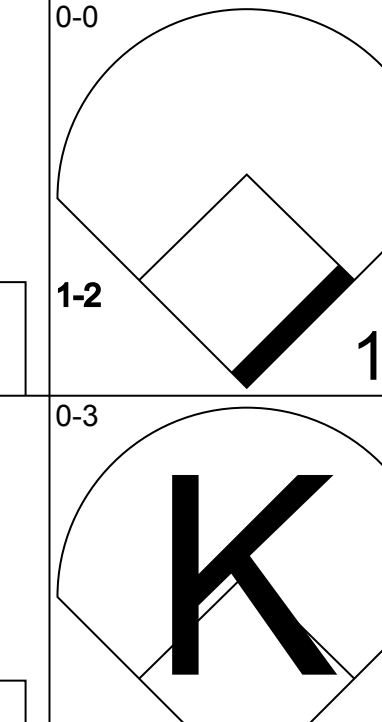


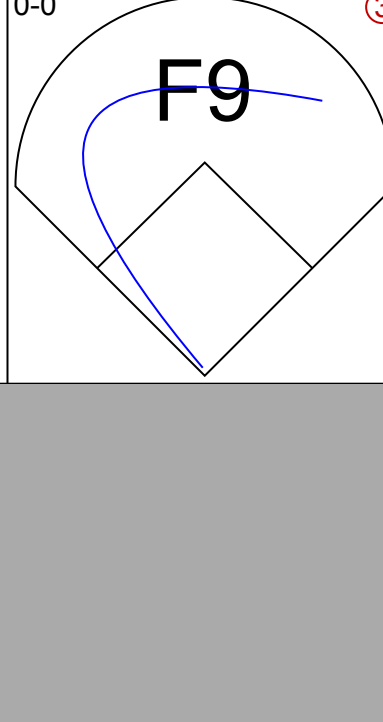



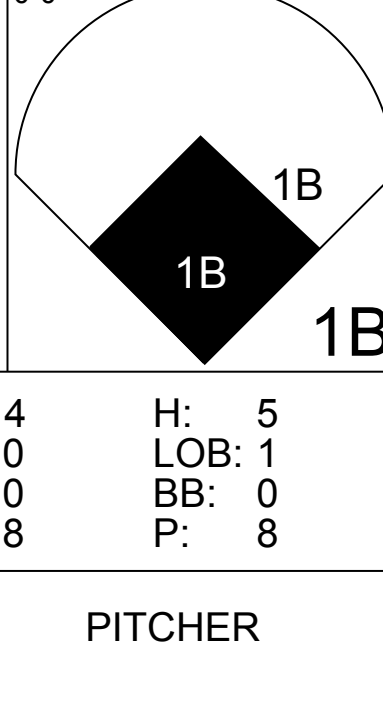
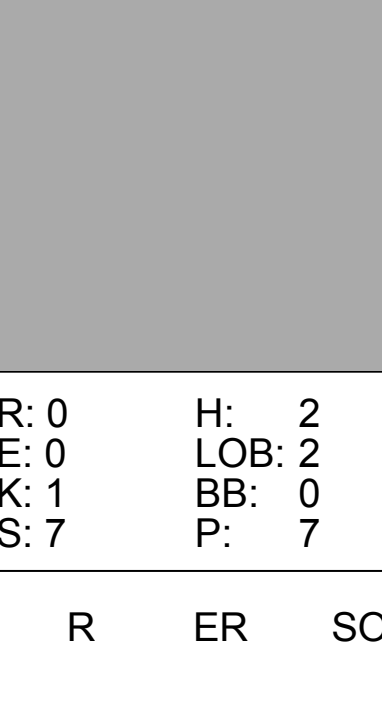




AB 35
R 6
H 12
RBI 6
BB 1
SO 5
LOB 16



| Batter | 1 | 2 | 3 | 4 | 5 | 6 | 7 | 8 | 9 | AB | R | H | RBI | BB | SO | LOB | TOP | | | |
|---|--|---|---|---|--|--|---|---|---|---------------------------------|------------------------------|---------------------------------|------------------------------|---------------------------------|------------------------------|---------------------------------|---|------------------------------------|-------------------------|--------|
| Rich Coggins, L OBP: 0.268, SLG: 0.321 (1, 8) |  | |  | |  | | |  | | 4 | 0 | 1 | 0 | 0 | 1 | 2 | New York Yankees @ Boston Red Sox Fenway Park, Boston, MA Fri Jun 27 1975, 7:05 PM EDT Att: 35,489 - Unknown - 74 F | | | |
| Walt Williams, R OBP: 0.312, SLG: 0.356 (1, 7) |  | |  | |  | | |  | | 4 | 0 | 0 | 0 | 0 | 1 | 3 | | | | |
| Chris Chambliss, L OBP: 0.327, SLG: 0.431 (1, 3) |  | |  | |  | | |  | | 4 | 0 | 2 | 0 | 0 | 0 | 0 | | | | |
| Thurman Munson, R OBP: 0.373, SLG: 0.436 Ed Herrmann, L OBP: 0.324, SLG: 0.367 (1, 2) (7, 2) |  | |  | |  | | |  |  | 3 | 0 | 0 | 0 | 0 | 1 | 3 | | | | |
| Graig Nettles, L OBP: 0.349, SLG: 0.482 (1, 5) |  |  | |  | |  | |  |  | 4 | 0 | 0 | 0 | 0 | 1 | 1 | | | | |
| Bobby Bonds, R OBP: 0.327, SLG: 0.518 (1, 10) |  |  | |  | | |  | |  | 4 | 1 | 1 | 1 | 0 | 2 | 0 | | | | |
| Terry Whitfield, L OBP: 0.297, SLG: 0.361 (1, 9) |  | |  | |  | | |  |  | 4 | 0 | 1 | 0 | 0 | 2 | 0 | | | | |
| Ed Brinkman, R OBP: 0.296, SLG: 0.337 (1, 6) |  | |  | |  | |  | | | 2 | 0 | 1 | 0 | 1 | 0 | 1 | | | | |
| Sandy Alomar Sr., S OBP: 0.218, SLG: 0.231 (1, 4) | | |  | |  | |  | | | 3 | 0 | 1 | 0 | 0 | 0 | 1 | | | | |
| Inning Stats | R: 0 E: 0 K: 1 S: 6 | H: 1 LOB: 1 BB: 0 P: 6 | R: 0 E: 0 K: 2 S: 8 | H: 1 LOB: 1 BB: 0 P: 8 | R: 0 E: 0 K: 1 S: 7 | H: 2 LOB: 2 BB: 0 P: 7 | R: 0 E: 0 K: 1 S: 5 | H: 0 LOB: 0 BB: 0 P: 5 | R: 0 E: 0 K: 0 S: 4 | H: 2 LOB: 1 BB: 0 P: 4 | R: 0 E: 0 K: 1 S: 5 | H: 0 LOB: 1 BB: 1 P: 9 | R: 0 E: 0 K: 0 S: 3 | H: 0 LOB: 0 BB: 0 P: 3 | R: 1 E: 0 K: 1 S: 6 | H: 2 LOB: 0 BB: 0 P: 6 | 1B: 7 2B: 1 3B: 0 HR: 1 | SF: 0 SAC: 0 DP: 2 HBP: 0 | WP: 0 PB: 0 CS: 0 | PA: 34 |
| PITCHER Rick Wise, R ERA: 4.85 (1, 1) | IP: 9.0 WLS: W BF: 34 H: 8 R: 1 ER: 1 SO: 8 BB: 1 IBB: 0 HBP: 0 BLK: 0 WP: 0 HR: 1 S: 49 P: 53 ERA: 1.00 WHIP: 1.000 | | | | | | | | | | | | | | | PITCHER | | | | |


| Batter | 1 | 2 | 3 | 4 | 5 | 6 | 7 | 8 | 9 | AB | R | H | RBI | BB | SO | LOB | BOTTOM | | | |
|--|---|---|---|---|--|---|---|---|---|----------------------------------|------------------------------|---------------------------------|------------------------------|---------------------------------|------------------------------|---------------------------------|---|------------------------------------|-------------------------|--------|
| Juan Beniquez, R OBP: 0.367, SLG: 0.417 Rick Miller, L OBP: 0.348, SLG: 0.211 (1, 7) (6, 7) |  |  | |  | |  | | | | 3 | 0 | 0 | 0 | 0 | 2 | 2 | New York Yankees @ Boston Red Sox Fenway Park, Boston, MA Fri Jun 27 1975, 7:05 PM EDT Att: 35,489 - Unknown - 74 F | | | |
| Rick Burleson, R OBP: 0.344, SLG: 0.350 (1, 6) |  | |  | |  |  |  |  | | 4 | 1 | 1 | 0 | 0 | 0 | 1 | | | | |
| Carl Yastrzemski, L OBP: 0.389, SLG: 0.419 Bob Heise, R OBP: 0.171, SLG: 0.125 (1, 3) (8, 5) |  | |  | |  |  |  |  |  | 4 | 1 | 2 | 0 | 0 | 0 | 0 | | | | |
| Jim Rice, R OBP: 0.328, SLG: 0.504 (1, 10) |  | |  | |  | |  |  | | 3 | 0 | 0 | 1 | 0 | 1 | 1 | | | | |
| Fred Lynn, L OBP: 0.412, SLG: 0.616 (1, 8) |  |  | |  | |  | |  | | 2 | 2 | 0 | 0 | 2 | 0 | 1 | | | | |
| Rico Petrocelli, R OBP: 0.355, SLG: 0.376 Cecil Cooper, L OBP: 0.275, SLG: 0.367 (1, 5) (8, 3) |  |  |  | |  |  |  |  |  | 2 | 2 | 2 | 2 | 1 | 0 | 0 | | | | |
| Dwight Evans, R OBP: 0.339, SLG: 0.418 (1, 9) | | | | | | | | | | 4 | 0 | 0 | 0 | 0 | 2 | 4 | | | | |
| Carlton Fisk, R OBP: 0.500, SLG: 0.727 Tim Lincecum, S OBP: 0.294, SLG: 0.211 (1, 2) (7, 2) | | | | | | | | | | 2 | 2 | 1 | 1 | 1 | 0 | 1 | | | | |
| Doug Griffin, R OBP: 0.304, SLG: 0.292 (1, 4) | | | | | | | | | | 4 | 0 | 2 | 3 | 0 | 0 | 0 | | | | |
| Inning Stats | R: 0 E: 0 K: 1 S: 5 | H: 0 LOB: 0 BB: 0 P: 5 | R: 3 E: 0 K: 2 S: 10 | H: 3 LOB: 1 BB: 1 P: 14 | R: 0 E: 0 K: 1 S: 5 | H: 0 LOB: 0 BB: 0 P: 5 | R: 2 E: 0 K: 0 S: 4 | H: 1 LOB: 1 BB: 2 P: 12 | R: 3 E: 0 K: 1 S: 8 | H: 3 LOB: 1 BB: 1 P: 12 | R: 0 E: 1 K: 0 S: 3 | H: 0 LOB: 0 BB: 0 P: 3 | R: 0 E: 0 K: 0 S: 3 | H: 1 LOB: 0 BB: 0 P: 3 | R: 1 E: 0 K: 0 S: 4 | H: 1 LOB: 0 BB: 0 P: 4 | 1B: 5 2B: 3 3B: 0 HR: 1 | SF: 1 SAC: 0 DP: 2 HBP: 0 | WP: 0 PB: 0 CS: 0 | PA: 36 |
| PITCHER Larry Gura, L ERA: 3.83 Dave Pagan, R ERA: 3.6 Dick Tidrow, R ERA: 4.2 (1, 1) (5, 1) (7, 1) | IP: 4.0 WLS: L BF: 19 H: 4 R: 5 ER: 5 SO: 4 BB: 3 IBB: 0 HBP: 0 BLK: 0 WP: 0 HR: 0 S: 24 P: 36 ERA: 11.25 WHIP: 1.750 | | | | | | | | | | | | | | | PITCHER | | | | |

| Batter | 1 | 2 | 3 | 4 | 5 | 6 | 7 | 8 | 9 | AB | R | H | RBI | BB | SO | LOB | TOP | | | | | | | | |
|--|---|---|--|---|---|---|---|---|-------------------------------|----------------------------------|------------------------------|---------------------------------|------------------------------|----------------------------------|------------------------------|---------------------------------|---|------------------------------|---------------------------------|----------------------------------|------------------------------------|----------------------------------|--------|--|--|
| Bobby Bonds, R OBP: 0.328, SLG: 0.511 (1, 9) |  | |  | |  |  | |  | | 3 | 2 | 0 | 0 | 2 | 1 | 1 | New York Yankees @ Boston Red Sox Fenway Park, Boston, MA Sat Jun 28 1975, 3:33 AM EDT Att: 32,631 - Unknown - 86 F | | | | | | | | |
| Walt Williams, R OBP: 0.316, SLG: 0.370 (1, 8) |  | |  | |  |  | |  | | 5 | 1 | 2 | 1 | 0 | 1 | 2 | | | | | | | | | |
| Alex Johnson, R OBP: 0.330, SLG: 0.409 Terry Whitfield, L OBP: 0.297, SLG: 0.361 (1, 7) (8, 9) |  | | |  |  |  | |  | | 4 | 2 | 2 | 1 | 1 | 0 | 2 | | | | | | | | | |
| Thurman Munson, R OBP: 0.377, SLG: 0.442 (1, 2) |  | |  |  | | |  | | 3 | 0 | 2 | 3 | 1 | 0 | 0 | | | | | | | | | | |
| Graig Nettles, L OBP: 0.347, SLG: 0.477 (1, 5) |  | |  |  | |  |  | | 5 | 0 | 1 | 0 | 0 | 0 | 3 | | | | | | | | | | |
| Bob Oliver, R OBP: 0.185, SLG: 0.192 (1, 10) | |  | |  | |  | |  | | 4 | 1 | 1 | 0 | 1 | 1 | 1 | | | | | | | | | |
| Chris Chambliss, L OBP: 0.332, SLG: 0.436 (1, 3) |  | | |  | |  | |  | | 4 | 1 | 2 | 0 | 1 | 1 | 3 | | | | | | | | | |
| Ed Brinkman, R OBP: 0.288, SLG: 0.327 Roy White, S OBP: 0.412, SLG: 0.461 Jim Mason, L OBP: 0.191, SLG: 0.184 (1, 6) (7, PH) (7, 6) |  | |  |  |  | |  | | 3 | 0 | 0 | 1 | 0 | 0 | 1 | | | | | | | | | | |
| Sandy Alomar Sr., S OBP: 0.223, SLG: 0.237 (1, 4) | | |  |  |  | |  | | 4 | 1 | 2 | 1 | 0 | 1 | 0 | | | | | | | | | | |
| Inning Stats | R: 1 E: 0 K: 1 S: 6 | H: 1 LOB: 1 BB: 1 P: 10 | R: 0 E: 0 K: 1 S: 5 | H: 0 LOB: 0 BB: 0 P: 5 | R: 0 E: 0 K: 1 S: 5 | H: 0 LOB: 0 BB: 0 P: 5 | R: 0 E: 0 K: 0 S: 3 | H: 0 LOB: 0 BB: 0 P: 3 | R: 5 E: 1 K: 1 S: 11 | H: 6 LOB: 3 BB: 2 P: 19 | R: 0 E: 0 K: 0 S: 4 | H: 1 LOB: 2 BB: 1 P: 8 | R: 0 E: 0 K: 1 S: 6 | H: 1 LOB: 2 BB: 1 P: 10 | R: 2 E: 0 K: 0 S: 5 | H: 2 LOB: 1 BB: 1 P: 9 | | R: 0 E: 0 K: 1 S: 5 | H: 1 LOB: 1 BB: 0 P: 5 | 1B: 8 2B: 4 3B: 0 HR: 1 | SF: 1 SAC: 0 DP: 1 HBP: 0 | WP: 1 PB: 0 SB: 0 CS: 1 | PA: 44 | | |
| PITCHER | IP | WLS | BF | H | R | ER | SO | BB | IBB | HBP | BLK | WP | HR | S | P | ERA | WHIP | | | | | | | | |
| Bill Lee, L ERA: 4.03 Reggie Cleveland, R ERA: 4.64 Jim Burton, L ERA: 3.12 (1, 1) (5, 1) (9, 1) | 4.2 | | 23 | 7 | 6 | 6 | 4 | 2 | 0 | 0 | 0 | 1 | 1 | 29 | 37 | 11.57 | 1.929 | | | | | | | | |

| Batter | 1 | 2 | 3 | 4 | 5 | 6 | 7 | 8 | 9 | AB | R | H | RBI | BB | SO | LOB | BOTTOM | | | | | | | | |
|---|---|---|---|---|--|---|---|---|---|---------------------------------|------------------------------|---------------------------------|------------------------------|---------------------------------|------------------------------|---------------------------------|---|------------------------------|---------------------------------|----------------------------------|------------------------------------|----------------------------------|--------|--|--|
| Cecil Cooper, L OBP: 0.286, SLG: 0.407 (1, 3) |  | |  | | |  |  | |  | 5 | 2 | 2 | 0 | 0 | 1 | 1 | New York Yankees @ Boston Red Sox Fenway Park, Boston, MA Sat Jun 28 1975, 3:33 AM EDT Att: 32,631 - Unknown - 86 F | | | | | | | | |
| Rick Burleson, R OBP: 0.342, SLG: 0.350 (1, 6) |  | | |  | |  | |  | | 3 | 1 | 1 | 2 | 0 | 0 | 0 | | | | | | | | | |
| Carl Yastrzemski, L OBP: 0.493, SLG: 0.453 (1, 7) |  | | |  | |  | |  | | 4 | 2 | 3 | 4 | 0 | 0 | 0 | | | | | | | | | |
| Fred Lynn, L OBP: 0.410, SLG: 0.609 (1, 8) |  | | |  | |  | |  | | 4 | 0 | 1 | 0 | 0 | 1 | 1 | | | | | | | | | |
| Jim Rice, R OBP: 0.331, SLG: 0.504 (1, 10) | |  | |  | |  | |  | | 4 | 0 | 2 | 0 | 0 | 2 | 0 | | | | | | | | | |
| Rico Petrocelli, R OBP: 0.348, SLG: 0.368 (1, 5) |  | | | |  |  | |  | | 4 | 0 | 0 | 0 | 0 | 2 | 3 | | | | | | | | | |
| Dwight Evans, R OBP: 0.335, SLG: 0.412 Bernie Carbo, L OBP: 0.429, SLG: 0.570 (1, 9) (9, PH) | | | | | | | | | | 3 | 0 | 0 | 0 | 0 | 2 | 1 | | | | | | | | | |
| Carlton Fisk, R OBP: 0.400, SLG: 0.571 Tim Blackwell, S OBP: 0.294, SLG: 0.211 Rick Miller, L OBP: 0.340, SLG: 0.205 (1, 2) (8, 2) (9, PH) | | | | | | | | | | 3 | 0 | 0 | 0 | 0 | 1 | 0 | | | | | | | | | |
| Denny Doyle, L OBP: 0.180, SLG: 0.230 (1, 4) | | | | | | | | | | 4 | 1 | 2 | 0 | 0 | 0 | 0 | | | | | | | | | |
| Inning Stats | R: 1 E: 0 K: 0 S: 4 | H: 2 LOB: 0 BB: 0 P: 4 | R: 0 E: 0 K: 2 S: 7 | H: 0 LOB: 0 BB: 0 P: 7 | R: 0 E: 0 K: 0 S: 3 | H: 0 LOB: 0 BB: 0 P: 3 | R: 1 E: 0 K: 2 S: 8 | H: 1 LOB: 0 BB: 0 P: 8 | R: 0 E: 0 K: 3 S: 9 | H: 0 LOB: 0 BB: 0 P: 9 | R: 4 E: 0 K: 0 S: 8 | H: 5 LOB: 1 BB: 0 P: 8 | R: 0 E: 0 K: 1 S: 5 | H: 0 LOB: 0 BB: 0 P: 5 | R: 0 E: 0 K: 1 S: 7 | H: 2 LOB: 2 BB: 0 P: 7 | | R: 0 E: 0 K: 0 S: 3 | H: 1 LOB: 1 BB: 1 P: 7 | 1B: 7 2B: 2 3B: 1 HR: 2 | SF: 1 SAC: 0 DP: 2 HBP: 0 | WP: 0 PB: 0 SB: 0 CS: 0 | PA: 37 | | |
| PITCHER | IP | WLS | BF | H | R | ER | SO | BB | IBB | HBP | BLK | WP | HR | S | P | ERA | WHIP | | | | | | | | |
| Doc Medich, R ERA: 3.93 Dick Tidrow, R ERA: 3.83 (1, 1) (6, 1) | 5.0 | | 16 | 4 | 0 | 0 | 2 | 1 | 0 | 0 | 0 | 0 | 0 | 19 | 23 | 0.00 | 1.250 | | | | | | | | |


| Batter | 1 | 2 | 3 | 4 | 5 | 6 | 7 | 8 | 9 | AB | R | H | RBI | BB | SO | LOB | TOP | | | | | | | |
|---|--|---------------------------------|------------------------------|---------------------------------|------------------------------|---------------------------------|------------------------------|---------------------------------|------------------------------|---------------------------------|------------------------------|---------------------------------|------------------------------|---------------------------------|------------------------------|---------------------------------|--|---------------------------------|------------------------------|---------------------------------|----------------------------------|------------------------------------|-------------------------|--------|
| Bobby Bonds, R OBP: 0.327, SLG: 0.511 (1, 9) | 0-0 5-3 | | 0-0 4-3 | | 0-0 5-3 2H 2B | | 0-0 6-3 | | | 4 | 0 | 1 | 1 | 0 | 0 | 1 | New York Yankees @ Boston Red Sox Fenway Park, Boston, MA Sun Jun 29 1975, 3:33 AM EDT Att: 33,752 - Overcast - 75 F | | | | | | | |
| Walt Williams, R OBP: 0.304, SLG: 0.354 (1, 8) | 0-0 4-3 | | | 0-0 4-3 | 0-0 5-3 | | | 0-0 L6 | | 4 | 0 | 0 | 0 | 0 | 0 | 1 | | | | | | | | |
| Alex Johnson, R OBP: 0.327, SLG: 0.396 (1, 7) | 4-0 BB | | | 0-0 F8 | 0-0 1-3 | | | 0-0 6-3 | | 3 | 0 | 0 | 0 | 1 | 0 | 1 | | | | | | | | |
| Thurman Munson, R OBP: 0.375, SLG: 0.437 (1, 2) | 0-0 F5 | | | 4-0 1B BB | | 0-0 L7 | | 0-0 F6 | | 3 | 0 | 0 | 0 | 1 | 0 | 1 | | | | | | | | |
| Graig Nettles, L OBP: 0.346, SLG: 0.474 (1, 5) | | 0-0 4-3 | | 0-0 1-3 1B | | 0-0 P7 | | | 0-0 F5 | 4 | 0 | 1 | 0 | 0 | 0 | 0 | | | | | | | | |
| Bob Oliver, R OBP: 0.194, SLG: 0.200 (1, 10) | | 0-0 F4 | | 0-0 1-3 | | 0-3 K | | | 0-0 1B | 4 | 0 | 1 | 0 | 0 | 1 | 2 | | | | | | | | |
| Rich Coggins, L OBP: 0.268, SLG: 0.321 (9, PR) | | | | | | | | | | 0 | 0 | 0 | 0 | 0 | 0 | 0 | | | | | | | | |
| Chris Chambliss, L OBP: 0.335, SLG: 0.450 (1, 3) | | 0-0 4-3 | | | 0-0 HR | | 0-0 WP SH1-4 1B | | 0-0 L9 | 4 | 1 | 2 | 1 | 0 | 0 | 1 | | | | | | | | |
| Ed Brinkman, R OBP: 0.283, SLG: 0.321 (1, 6) | | | 0-0 F8 | | 0-0 1-3 | | 0-0 SH1-4 | | 0-0 F9 | 2 | 0 | 0 | 0 | 0 | 0 | 0 | | | | | | | | |
| Roy White, S OBP: 0.411, SLG: 0.459 (9, PH) | | | | | | | 1-2 | | | 1 | 0 | 0 | 0 | 0 | 0 | 1 | | | | | | | | |
| Sandy Alomar Sr., S OBP: 0.225, SLG: 0.244 (1, 4) | | | 0-3 K | | 0-0 2B 2B | | 0-0 P7 | | | 3 | 1 | 1 | 0 | 0 | 1 | 1 | | | | | | | | |
| Inning Stats | R: 0 E: 0 K: 0 S: 3 | H: 0 LOB: 1 BB: 1 P: 7 | R: 0 E: 0 K: 0 S: 3 | H: 0 LOB: 0 BB: 0 P: 3 | R: 0 E: 0 K: 1 S: 5 | H: 0 LOB: 0 BB: 1 P: 5 | R: 0 E: 0 K: 0 S: 4 | H: 1 LOB: 2 BB: 1 P: 8 | R: 2 E: 0 K: 0 S: 6 | H: 3 LOB: 1 BB: 0 P: 6 | R: 0 E: 0 K: 1 S: 5 | H: 0 LOB: 0 BB: 0 P: 5 | R: 0 E: 0 K: 0 S: 4 | H: 1 LOB: 1 BB: 0 P: 4 | R: 0 E: 0 K: 0 S: 3 | H: 0 LOB: 0 BB: 0 P: 3 | R: 0 E: 0 K: 0 S: 4 | H: 1 LOB: 1 BB: 0 P: 4 | R: 0 E: 0 K: 0 S: 4 | H: 1 LOB: 1 BB: 0 P: 4 | 1B: 3 2B: 2 3B: 0 HR: 1 | SF: 0 SAC: 1 DP: 0 HBP: 0 | WP: 1 PB: 0 CS: 0 | PA: 35 |
| PITCHER Roger Moret, L ERA: 3.59 (1, 1) | IP: 9.0 WLS: W BF: 35 H: 6 R: 2 ER: 2 SO: 2 BB: 2 IBB: 0 HBP: 0 BLK: 0 WP: 1 HR: 1 S: 37 P: 45 ERA: 2.00 WHIP: 0.889 | | | | | | | | | | | | | | | PITCHER | IP: 9.0 WLS: W BF: 35 H: 6 R: 2 ER: 2 SO: 2 BB: 2 IBB: 0 HBP: 0 BLK: 0 WP: 1 HR: 1 S: 37 P: 45 ERA: 2.00 WHIP: 0.889 | | | | | | | |

| | |
|-----|----|
| AB | 32 |
| R | 2 |
| H | 6 |
| RBI | 2 |
| BB | 2 |
| SO | 2 |
| LOB | 9 |



| Batter | 1 | 2 | 3 | 4 | 5 | 6 | 7 | 8 | 9 | AB | R | H | RBI | BB | SO | LOB | BOTTOM | | | | | |
|--|--|---------------------------------|------------------------------|---------------------------------|------------------------------|---------------------------------|------------------------------|---------------------------------|------------------------------|---------------------------------|------------------------------|---------------------------------|------------------------------|---------------------------------|------------------------------|---------------------------------|--|---------------------------------|----------------------------------|------------------------------------|-------------------------|--------|
| Bernie Carbo, L OBP: 0.426, SLG: 0.568 (1, 9) | 0-0 L7 | | 0-0 F8 | | | 0-0 F7 | | 0-0 2B 2B | | 4 | 1 | 1 | 0 | 0 | 0 | 0 | New York Yankees @ Boston Red Sox Fenway Park, Boston, MA Sun Jun 29 1975, 3:33 AM EDT Att: 33,752 - Overcast - 75 F | | | | | |
| Rick Miller, L OBP: 0.340, SLG: 0.205 (9, 9) | | | | | | | | 0-0 2B 2B | | 0 | 0 | 0 | 0 | 0 | 0 | 0 | | | | | | |
| Rick Burleson, R OBP: 0.344, SLG: 0.353 (1, 6) | 0-0 F8 | | | 0-0 L9 | | 4-0 L3 BB | | 0-0 F9 2H 2B | | 3 | 0 | 1 | 1 | 1 | 0 | 0 | | | | | | |
| Carl Yastrzemski, L OBP: 0.401, SLG: 0.448 (1, 7) | 0-0 3-1 | | | 0-0 3-1 | | 0-0 L3 1-2 | | 4-0 FC6-4 IBB | | 3 | 0 | 0 | 0 | 1 | 0 | 1 | | | | | | |
| Fred Lynn, L OBP: 0.407, SLG: 0.602 (1, 8) | | 0-3 K | | 0-0 4-3 | | 4-0 1B SF8 BB | | 0-0 F9 2-3 | | 3 | 1 | 0 | 0 | 1 | 1 | 2 | | | | | | |
| Jim Rice, R OBP: 0.326, SLG: 0.496 (1, 10) | 0-0 4-3 | | | | 0-0 F9 | | 0-0 L6 | 0-0 FC6-4 1-2 | | 4 | 0 | 0 | 0 | 0 | 0 | 3 | | | | | | |
| Cecil Cooper, L OBP: 0.322, SLG: 0.456 (1, 3) | | 0-0 2B | | | 0-0 2B 1B | | 0-0 SF8 1B | | | 3 | 1 | 3 | 0 | 0 | 0 | 0 | | | | | | |
| Rico Petrocelli, R OBP: 0.344, SLG: 0.364 (1, 5) | | 0-0 6-3 | | | 0-3 K | | 0-0 SF8 | | 0-0 F3 | 2 | 0 | 0 | 1 | 0 | 1 | 2 | | | | | | |
| Carlton Fisk, R OBP: 0.389, SLG: 0.588 (1, 2) | | | 0-0 F8 | | 0-0 2B | | 0-0 F3 | | | 3 | 0 | 1 | 1 | 0 | 0 | 1 | | | | | | |
| Tim Lincecum, S OBP: 0.294, SLG: 0.211 (9, 2) | | | | | 1-3 2B | | | | | 0 | 0 | 0 | 0 | 0 | 0 | 0 | | | | | | |
| Denny Doyle, L OBP: 0.182, SLG: 0.219 (1, 4) | | | 0-0 F9 | | 0-0 P7 | | | 0-0 4-3 | | 3 | 0 | 0 | 0 | 0 | 0 | 1 | | | | | | |
| Inning Stats | R: 0 E: 0 K: 0 S: 3 | H: 0 LOB: 0 BB: 0 P: 3 | R: 0 E: 0 K: 1 S: 6 | H: 1 LOB: 1 BB: 0 P: 6 | R: 0 E: 0 K: 0 S: 3 | H: 0 LOB: 0 BB: 0 P: 3 | R: 0 E: 0 K: 0 S: 3 | H: 0 LOB: 0 BB: 0 P: 3 | R: 1 E: 0 K: 1 S: 7 | H: 2 LOB: 1 BB: 0 P: 7 | R: 0 E: 0 K: 0 S: 2 | H: 0 LOB: 0 BB: 1 P: 6 | R: 1 E: 0 K: 0 S: 4 | H: 1 LOB: 1 BB: 1 P: 8 | R: 1 E: 0 K: 0 S: 5 | H: 2 LOB: 2 BB: 1 P: 9 | R: 1 E: 0 K: 0 S: 5 | H: 2 LOB: 2 BB: 1 P: 9 | 1B: 2 2B: 5 3B: 0 HR: 0 | SF: 1 SAC: 0 DP: 1 HBP: 0 | WP: 0 PB: 0 CS: 0 | PA: 32 |
| PITCHER Catfish Hunter, R ERA: 2.85 (1, 1) | IP: 8.0 WLS: L BF: 32 H: 6 R: 3 ER: 3 SO: 2 BB: 2 IBB: 1 HBP: 0 BLK: 0 WP: 0 HR: 0 S: 33 P: 45 ERA: 3.38 WHIP: 1.000 | | | | | | | | | | | | | | | PITCHER | IP: 8.0 WLS: L BF: 32 H: 6 R: 3 ER: 3 SO: 2 BB: 2 IBB: 1 HBP: 0 BLK: 0 WP: 0 HR: 0 S: 33 P: 45 ERA: 3.38 WHIP: 1.000 | | | | | |

| | |
|-----|----|
| AB | 28 |
| R | 3 |
| H | 6 |
| RBI | 3 |
| BB | 3 |
| SO | 2 |
| LOB | 10 |



| Batter | 1 | 2 | 3 | 4 | 5 | 6 | 7 | 8 | 9 | AB | R | H | RBI | BB | SO | LOB | TOP | | |
|--|--|---------------------------------|------------------------------|---------------------------------|------------------------------|---------------------------------|------------------------------|---------------------------------|------------------------------|---------------------------------|------------------------------|---------------------------------|------------------------------|---------------------------------|------------------------------|---------------------------------|--|------------------------------------|--------------------------|
| Bobby Bonds, R OBP: 0.322, SLG: 0.502 (1, 8) | 0-0 6-3 | | 0-0 5-3 | | 0-0 F7 | | | 0-0 F7 | | 4 | 0 | 0 | 0 | 0 | 0 | 2 | New York Yankees @ Milwaukee Brewers Milwaukee County Stadium, Milwaukee, WI Mon Jun 30 1975, 8:05 PM EDT Att: 16,156 - Unknown - 79 F | | |
| Walt Williams, R OBP: 0.311, SLG: 0.390 (1, 9) | 0-0 HR | | 0-0 4-3 | | | 0-0 F8 | | 0-0 1B | | 4 | 1 | 2 | 1 | 0 | 0 | 0 | | | |
| Alex Johnson, R OBP: 0.324, SLG: 0.390 (1, 7) | 0-0 F7 | | | 0-0 G6-4-3 1B | | 0-0 F8 | | 0-0 F3 | | 4 | 0 | 1 | 0 | 0 | 0 | 2 | | | |
| Thurman Munson, R OBP: 0.373, SLG: 0.432 (1, 2) | 0-0 E5 | | | 0-0 G6-4-3 1-2 | | 0-0 F8 | | | 4-0 HR BB | 3 | 1 | 0 | 0 | 1 | 0 | 1 | | | |
| Graig Nettles, L OBP: 0.341, SLG: 0.467 (1, 5) | 0-0 4-3 | | | 0-0 5-3 | | | 0-0 F5 | | 0-0 F9 | 4 | 0 | 0 | 0 | 0 | 0 | 2 | | | |
| Chris Chambliss, L OBP: 0.333, SLG: 0.459 (1, 3) | | 0-0 4-3 | | | 0-3 K | | 0-0 L4 | | 0-0 HR | 4 | 1 | 1 | 2 | 0 | 1 | 0 | | | |
| Bob Oliver, R OBP: 0.171, SLG: 0.176 (1, 10) | | 0-0 F9 | | | 0-0 F4 | | 0-0 5-3 | | 0-0 F8 | 4 | 0 | 0 | 0 | 0 | 0 | 0 | | | |
| Ed Brinkman, R OBP: 0.282, SLG: 0.336 (1, 6) | | 0-0 6-3 | | | 0-0 1B 3B | | | 0-0 5-3 | 0-0 F7 | 4 | 1 | 1 | 0 | 0 | 0 | 0 | | | |
| Sandy Alomar Sr., S OBP: 0.232, SLG: 0.250 (1, 4) | | | 0-0 F7 | | 0-0 1B | | | 0-0 1B | | 3 | 0 | 2 | 1 | 0 | 0 | 0 | | | |
| Inning Stats | R: 1 E: 1 K: 0 S: 5 | H: 1 LOB: 1 BB: 0 P: 5 | R: 0 E: 0 K: 0 S: 3 | H: 0 LOB: 0 BB: 0 P: 3 | R: 0 E: 0 K: 0 S: 3 | H: 1 LOB: 0 BB: 0 P: 3 | R: 0 E: 0 K: 1 S: 7 | H: 2 LOB: 1 BB: 0 P: 7 | R: 0 E: 0 K: 0 S: 3 | H: 0 LOB: 0 BB: 0 P: 3 | R: 0 E: 0 K: 0 S: 3 | H: 0 LOB: 0 BB: 0 P: 3 | R: 0 E: 0 K: 0 S: 5 | H: 2 LOB: 2 BB: 0 P: 5 | R: 2 E: 0 K: 0 S: 4 | H: 1 LOB: 0 BB: 1 P: 8 | 1B: 4 2B: 0 3B: 1 HR: 2 | SF: 0 SAC: 0 DP: 1 HBP: 0 | WP: 0 PA: 35 CS: 0 |
| PITCHER Bill Travers, L ERA: 2.74 (1, 1) | IP: 9.0 WLS: W BF: 35 H: 7 R: 4 ER: 4 SO: 1 BB: 1 IBB: 0 HBP: 0 BLK: 0 WP: 0 HR: 2 S: 36 P: 40 ERA: 4.00 WHIP: 0.889 | | | | | | | | | | | | | | | PITCHER | | | |


| Batter | 1 | 2 | 3 | 4 | 5 | 6 | 7 | 8 | 9 | AB | R | H | RBI | BB | SO | LOB | BOTTOM | | | | |
|---|--|---------------------------------|------------------------------|----------------------------------|------------------------------|---------------------------------|-------------------------------|----------------------------------|------------------------------|---------------------------------|------------------------------|---------------------------------|------------------------------|---------------------------------|------------------------------|---------------------------------|--|---------------------------------|----------------------------------|------------------------------------|--------------------------|
| Don Money, R OBP: 0.303, SLG: 0.325 (1, 5) | 0-0 F8 | | 0-0 F8 | | 0-0 F6 | | | | | 4 | 0 | 1 | 0 | 0 | 0 | 0 | New York Yankees @ Milwaukee Brewers Milwaukee County Stadium, Milwaukee, WI Mon Jun 30 1975, 8:05 PM EDT Att: 16,156 - Unknown - 79 F | | | | |
| Robin Yount, R OBP: 0.346, SLG: 0.405 (1, 6) | 0-0 5-3 | | | 0-0 E5 2B | | 0-0 6-3 | | 0-0 F3 | | 4 | 1 | 0 | 0 | 0 | 0 | 1 | | | | | |
| George Scott, R OBP: 0.346, SLG: 0.466 (1, 3) | 0-0 F9 | | | 0-0 HR 2B | | 0-0 F9 | | 0-0 F7 | | 4 | 1 | 1 | 1 | 0 | 0 | 1 | | | | | |
| Hank Aaron, R OBP: 0.327, SLG: 0.364 (1, 10) | | 0-0 F8 | | 0-0 5-3 | | 0-3 K | | | 0-0 F8 | 4 | 0 | 0 | 0 | 0 | 1 | 1 | | | | | |
| Sixto Lezcano, R OBP: 0.339, SLG: 0.406 (1, 9) | | 0-3 K | | 0-3 K | | | 0-0 F7 | | 0-0 HR 1B | 4 | 1 | 1 | 0 | 0 | 2 | 1 | | | | | |
| Bobby Mitchell, R OBP: 0.356, SLG: 0.526 (1, 7) | | 4-0 BB | | | 0-0 HR | | 0-3 K | | 0-0 1B | 2 | 1 | 1 | 2 | 1 | 1 | 0 | | | | | |
| Bill Sharp, L OBP: 0.282, SLG: 0.332 (8, 7) | | | | | | | | | 0-0 HR | 0 | 0 | 0 | 0 | 0 | 0 | 0 | | | | | |
| Bobby Darwin, R OBP: 0.326, SLG: 0.403 (9, PH) | | | | | | | | | 0-0 HR | 1 | 1 | 1 | 2 | 0 | 0 | 0 | | | | | |
| Gorman Thomas, R OBP: 0.384, SLG: 0.620 (1, 8) | | 0-3 K | | 0-3 K | | | 4-0 FC5-4 BB | | | 2 | 0 | 0 | 0 | 1 | 2 | 1 | | | | | |
| Charlie Moore, R OBP: 0.295, SLG: 0.351 (1, 2) | | | 0-0 F4 | | 0-3 K | | 0-0 FC5-4 | | | 3 | 0 | 0 | 0 | 0 | 1 | 1 | | | | | |
| Pedro Garcia, R OBP: 0.280, SLG: 0.326 (1, 4) | | | 0-0 F3 | | 0-3 K | | | 0-0 1-3 | | 3 | 0 | 0 | 0 | 0 | 1 | 0 | | | | | |
| Inning Stats | R: 0 E: 0 K: 0 S: 3 | H: 0 LOB: 0 BB: 1 P: 3 | R: 0 E: 0 K: 2 S: 7 | H: 0 LOB: 0 BB: 1 P: 11 | R: 0 E: 0 K: 0 S: 3 | H: 0 LOB: 0 BB: 0 P: 3 | R: 3 E: 1 K: 2 S: 10 | H: 2 LOB: 0 BB: 0 P: 10 | R: 0 E: 0 K: 2 S: 7 | H: 0 LOB: 0 BB: 0 P: 7 | R: 0 E: 0 K: 1 S: 5 | H: 0 LOB: 0 BB: 0 P: 5 | R: 0 E: 0 K: 1 S: 5 | H: 0 LOB: 1 BB: 1 P: 9 | R: 0 E: 0 K: 0 S: 4 | H: 1 LOB: 1 BB: 0 P: 4 | R: 2 E: 0 K: 0 S: 3 | H: 2 LOB: 0 BB: 0 P: 3 | 1B: 2 2B: 1 3B: 0 HR: 2 | SF: 0 SAC: 0 DP: 0 HBP: 0 | WP: 0 PA: 33 CS: 0 |
| PITCHER Rudy May, L ERA: 3.12 (1, 1) | IP: 8.1 WLS: L BF: 33 H: 5 R: 5 ER: 2 SO: 8 BB: 2 IBB: 0 HBP: 0 BLK: 0 WP: 0 HR: 2 S: 47 P: 55 ERA: 2.16 WHIP: 0.840 | | | | | | | | | | | | | | | PITCHER | | | | | |


| Batter | 1 | 2 | 3 | 4 | 5 | 6 | 7 | 8 | 9 | AB | R | H | RBI | BB | SO | LOB | TOP | | | | |
|---|------------------------------|----------------------------------|------------------------------|---------------------------------|------------------------------|---------------------------------|------------------------------|---------------------------------|------------------------------|---------------------------------|------------------------------|---------------------------------|------------------------------|------------------------------|----------------------------------|------------------------------|--|----------------------------------|------------------------------------|----------------------------------|--------|
| Bobby Bonds, R OBP: 0.321, SLG: 0.496 (1, 8) | | | | | | | | | | 3 | 1 | 0 | 0 | 1 | 1 | 1 | New York Yankees @ Milwaukee Brewers Milwaukee County Stadium, Milwaukee, WI Tue Jul 01 1975, 8:05 PM EDT Att: 20,938 - Unknown - 81 F livebaseballscorecards.com | | | | |
| Rich Coggins, L OBP: 0.290, SLG: 0.298 (1, 9) | | | | | | | | | | 4 | 0 | 0 | 0 | 0 | 0 | 2 | | | | | |
| Jim Mason, L OBP: 0.191, SLG: 0.184 (8, 6) | | | | | | | | | | 0 | 0 | 0 | 0 | 0 | 0 | 0 | | | | | |
| Roy White, S OBP: 0.412, SLG: 0.457 (1, 7) | | | | | | | | | | 3 | 1 | 1 | 0 | 1 | 0 | 0 | | | | | |
| Thurman Munson, R OBP: 0.375, SLG: 0.435 (1, 10) | | | | | | | | | | 3 | 0 | 1 | 2 | 1 | 1 | 0 | | | | | |
| Chris Chambliss, L OBP: 0.332, SLG: 0.456 (1, 3) | | | | | | | | | | 4 | 0 | 1 | 1 | 0 | 0 | 2 | | | | | |
| Graig Nettles, L OBP: 0.337, SLG: 0.460 (1, 5) | | | | | | | | | | 4 | 0 | 0 | 0 | 0 | 0 | 2 | | | | | |
| Ed Herrmann, L OBP: 0.324, SLG: 0.366 (9, PH) | | | | | | | | | | 3 | 0 | 1 | 0 | 0 | 0 | 0 | | | | | |
| Rick Dempsey, R OBP: 0.455, SLG: 0.391 (8, PH) | | | | | | | | | | 1 | 0 | 0 | 0 | 0 | 1 | 0 | | | | | |
| Ed Brinkman, R OBP: 0.278, SLG: 0.330 (8, PH) | | | | | | | | | | 2 | 0 | 0 | 0 | 0 | 0 | 1 | | | | | |
| Terry Whitfield, L OBP: 0.316, SLG: 0.378 (8, 9) | | | | | | | | | | 1 | 1 | 1 | 0 | 0 | 0 | 0 | | | | | |
| Alex Johnson, R OBP: 0.321, SLG: 0.386 (9, PH) | | | | | | | | | | 1 | 1 | 1 | 0 | 0 | 0 | 0 | | | | | |
| Sandy Alomar Sr., S OBP: 0.229, SLG: 0.247 (8, PH) | | | | | | | | | | 1 | 0 | 0 | 0 | 0 | 1 | 0 | | | | | |
| Ron Blomberg, L OBP: 0.330, SLG: 0.489 (8, 4) | | | | | | | | | | 1 | 0 | 0 | 0 | 0 | 0 | 1 | | | | | |
| Fred Stanley, R OBP: 0.292, SLG: 0.265 (8, 4) | | | | | | | | | | 0 | 0 | 0 | 0 | 0 | 0 | 0 | | | | | |
| Inning Stats | R: 1 E: 0 K: 1 S: 7 | H: 2 LOB: 2 BB: 1 P: 11 | R: 0 E: 0 K: 0 S: 4 | H: 1 LOB: 0 BB: 0 P: 4 | R: 0 E: 0 K: 0 S: 3 | H: 0 LOB: 0 BB: 0 P: 3 | R: 0 E: 0 K: 0 S: 3 | H: 0 LOB: 0 BB: 0 P: 3 | R: 0 E: 0 K: 1 S: 5 | H: 0 LOB: 0 BB: 0 P: 5 | R: 0 E: 0 K: 0 S: 3 | H: 0 LOB: 0 BB: 0 P: 3 | R: 0 E: 0 K: 0 S: 3 | R: 2 E: 0 K: 0 S: 5 | H: 2 LOB: 2 BB: 2 P: 13 | R: 0 E: 0 K: 2 S: 7 | H: 0 LOB: 0 BB: 0 P: 7 | 1B: 4 2B: 1 3B: 0 HR: 0 | SF: 0 SAC: 0 DP: 0 HBP: 0 | WP: 1 PB: 0 SB: 0 CS: 0 | PA: 35 |
| PITCHER | IP | WLS | BF | H | R | ER | SO | BB | IBB | HBP | BLK | WP | HR | S | P | ERA | WHIP | | | | |
| Jim Colborn, R ERA: 4.48 (1, 1) | 7.2 | W | 31 | 5 | 3 | 3 | 3 | 3 | 0 | 0 | 0 | 1 | 0 | 34 | 46 | 3.52 | 1.043 | | | | |
| Rick Austin, L ERA: 3.24 (8, 1) | 1.1 | S | 4 | 0 | 0 | 0 | 2 | 0 | 0 | 0 | 0 | 0 | 0 | 8 | 8 | 0.00 | 0.000 | | | | |

| Batter | 1 | 2 | 3 | 4 | 5 | 6 | 7 | 8 | 9 | AB | R | H | RBI | BB | SO | LOB | BOTTOM | | | | |
|--|------------------------------|----------------------------------|------------------------------|---------------------------------|------------------------------|----------------------------------|------------------------------|---------------------------------|------------------------------|---------------------------------|------------------------------|---------------------------------|------------------------------|---------------------------------|------------------------------|----------------------------------|--|------------------------------------|----------------------------------|--------|--|
| Don Money, R OBP: 0.306, SLG: 0.327 (1, 5) | | | | | | | | | | 5 | 0 | 2 | 1 | 0 | 1 | 2 | New York Yankees @ Milwaukee Brewers Milwaukee County Stadium, Milwaukee, WI Tue Jul 01 1975, 8:05 PM EDT Att: 20,938 - Unknown - 81 F livebaseballscorecards.com | | | | |
| Robin Yount, R OBP: 0.344, SLG: 0.402 (1, 6) | | | | | | | | | | 4 | 1 | 1 | 0 | 0 | 1 | 2 | | | | | |
| George Scott, R OBP: 0.351, SLG: 0.477 (1, 10) | | | | | | | | | | 4 | 2 | 3 | 1 | 0 | 0 | 0 | | | | | |
| Darrell Porter, L OBP: 0.362, SLG: 0.387 (1, 2) | | | | | | | | | | 3 | 1 | 1 | 0 | 1 | 1 | 1 | | | | | |
| Sixto Lezcano, R OBP: 0.338, SLG: 0.402 (1, 9) | | | | | | | | | | 3 | 1 | 0 | 0 | 1 | 2 | 3 | | | | | |
| Mike Hegan, L OBP: 0.407, SLG: 0.417 (1, 3) | | | | | | | | | | 4 | 0 | 2 | 2 | 0 | 1 | 2 | | | | | |
| Bill Sharp, L OBP: 0.281, SLG: 0.330 (9, 7) | | | | | | | | | | 4 | 0 | 1 | 1 | 0 | 0 | 3 | | | | | |
| Bobby Mitchell, R OBP: 0.353, SLG: 0.513 (1, 7) | | | | | | | | | | 3 | 1 | 0 | 1 | 1 | 2 | 1 | | | | | |
| Gorman Thomas, R OBP: 0.394, SLG: 0.620 (9, 8) | | | | | | | | | | 0 | 0 | 0 | 0 | 0 | 0 | 0 | | | | | |
| Pedro Garcia, R OBP: 0.283, SLG: 0.326 (1, 4) | | | | | | | | | | 3 | 0 | 1 | 0 | 1 | 0 | 3 | | | | | |
| Inning Stats | R: 2 E: 0 K: 1 S: 8 | H: 3 LOB: 2 BB: 1 P: 12 | R: 0 E: 0 K: 1 S: 6 | H: 2 LOB: 1 BB: 0 P: 6 | R: 4 E: 0 K: 0 S: 6 | H: 4 LOB: 2 BB: 2 P: 14 | R: 0 E: 0 K: 2 S: 8 | H: 1 LOB: 1 BB: 0 P: 8 | R: 0 E: 0 K: 1 S: 5 | H: 0 LOB: 0 BB: 0 P: 5 | R: 0 E: 0 K: 0 S: 3 | H: 0 LOB: 0 BB: 0 P: 3 | R: 0 E: 0 K: 2 S: 7 | H: 0 LOB: 0 BB: 0 P: 7 | R: 0 E: 0 K: 1 S: 6 | H: 1 LOB: 2 BB: 1 P: 10 | 1B: 9 2B: 2 3B: 0 HR: 0 | SF: 0 SAC: 0 DP: 1 HBP: 0 | WP: 0 PB: 0 SB: 0 CS: 2 | PA: 37 | |
| PITCHER | IP | WLS | BF | H | R | ER | SO | BB | IBB | HBP | BLK | WP | HR | S | P | ERA | WHIP | | | | |
| Pat Dobson, R ERA: 3.48 (1, 1) | 2.0 | L | 14 | 7 | 5 | 5 | 2 | 2 | 0 | 0 | 0 | 0 | 0 | 16 | 24 | 22.50 | 4.500 | | | | |
| Dave Pagan, R ERA: 3.69 (3, 1) | 2.0 | | 9 | 3 | 1 | 1 | 2 | 1 | 0 | 0 | 0 | 0 | 0 | 12 | 16 | 4.50 | 2.000 | | | | |
| Sparky Lyle, L ERA: 2.97 (5, 1) | 4.0 | | 14 | 1 | 0 | 0 | 4 | 1 | 0 | 0 | 0 | 0 | 0 | 21 | 25 | 0.00 | 0.500 | | | | |

| Batter | 1 | 2 | 3 | 4 | 5 | 6 | 7 | 8 | 9 | AB | R | H | RBI | BB | SO | LOB | TOP | | | | | | | | |
|---|------------------------------|---------------------------------|------------------------------|---------------------------------|------------------------------|---------------------------------|------------------------------|----------------------------------|------------------------------|----------------------------------|------------------------------|---------------------------------|------------------------------|----------------------------------|------------------------------|---------------------------------|---|---------------------------------|----------------------------------|------------------------------------|----------------------------------|--------|--|--|--|
| Bobby Bonds, R OBP: 0.324, SLG: 0.492 (1, 8) | | | | | | | | | | 2 | 0 | 0 | 0 | 2 | 1 | 1 | New York Yankees @ Cleveland Indians Cleveland Municipal Stadium, Cleveland, OH Wed Jul 02 1975, 7:05 PM EDT Att: 15,100 - Unknown - 84 F | | | | | | | | |
| Rich Coggins, L OBP: 0.238, SLG: 0.283 (1, 10) | | | | | | | | | | 3 | 0 | 0 | 0 | 0 | 2 | | | | | | | | | | |
| Ed Herrmann, L OBP: 0.324, SLG: 0.366 (7, PH) | | | | | | | | | | 0 | 0 | 0 | 0 | 0 | 0 | | | | | | | | | | |
| Alex Johnson, R OBP: 0.318, SLG: 0.382 (7, PH) | | | | | | | | | | 1 | 0 | 0 | 0 | 0 | 1 | 3 | | | | | | | | | |
| Roy White, S OBP: 0.410, SLG: 0.451 (1, 7) | | | | | | | | | | 3 | 1 | 0 | 0 | 1 | 0 | 0 | | | | | | | | | |
| Thurman Munson, R OBP: 0.370, SLG: 0.429 (1, 2) | | | | | | | | | | 4 | 0 | 0 | 0 | 0 | 0 | 1 | | | | | | | | | |
| Chris Chambliss, L OBP: 0.331, SLG: 0.464 (1, 3) | | | | | | | | | | 4 | 1 | 1 | 2 | 0 | 1 | 0 | | | | | | | | | |
| Graig Nettles, L OBP: 0.332, SLG: 0.453 (1, 5) | | | | | | | | | | 4 | 0 | 0 | 0 | 0 | 4 | 0 | | | | | | | | | |
| Terry Whitfield, L OBP: 0.333, SLG: 0.390 (1, 9) | | | | | | | | | | 4 | 0 | 2 | 0 | 0 | 1 | 0 | | | | | | | | | |
| Jim Mason, L OBP: 0.200, SLG: 0.188 (9, PH) | | | | | | | | | | 2 | 0 | 1 | 0 | 1 | 1 | 1 | | | | | | | | | |
| Bob Oliver, R OBP: 0.167, SLG: 0.171 (9, PH) | | | | | | | | | | 1 | 0 | 0 | 0 | 0 | 0 | 0 | | | | | | | | | |
| Ed Brinkman, R OBP: 0.278, SLG: 0.330 (9, 6) | | | | | | | | | | 0 | 0 | 0 | 0 | 0 | 0 | 0 | | | | | | | | | |
| Sandy Alomar Sr., S OBP: 0.227, SLG: 0.245 (7, PH) | | | | | | | | | | 2 | 0 | 0 | 0 | 0 | 1 | 2 | | | | | | | | | |
| Ron Blomberg, L OBP: 0.337, SLG: 0.469 (7, 4) | | | | | | | | | | 0 | 0 | 0 | 0 | 1 | 0 | 0 | | | | | | | | | |
| Fred Stanley, R OBP: 0.289, SLG: 0.262 (7, 4) | | | | | | | | | | 1 | 0 | 0 | 0 | 0 | 0 | 1 | | | | | | | | | |
| Inning Stats | R: 0 E: 0 K: 0 S: 3 | H: 0 LOB: 0 BB: 0 P: 3 | R: 0 E: 0 K: 2 S: 7 | H: 0 LOB: 0 BB: 0 P: 7 | R: 0 E: 0 K: 1 S: 6 | H: 1 LOB: 1 BB: 0 P: 6 | R: 2 E: 0 K: 1 S: 6 | H: 1 LOB: 0 BB: 1 P: 10 | R: 0 E: 0 K: 2 S: 8 | H: 1 LOB: 2 BB: 1 P: 12 | R: 0 E: 0 K: 0 S: 3 | H: 0 LOB: 0 BB: 0 P: 3 | R: 0 E: 0 K: 3 S: 9 | H: 0 LOB: 3 BB: 3 P: 21 | R: 0 E: 0 K: 0 S: 3 | H: 0 LOB: 0 BB: 0 P: 3 | R: 0 E: 0 K: 1 S: 6 | H: 1 LOB: 1 BB: 0 P: 6 | 1B: 3 2B: 0 3B: 0 HR: 1 | SF: 0 SAC: 0 DP: 0 HBP: 0 | WP: 0 PB: 1 SB: 1 CS: 0 | PA: 36 | | | |
| PITCHER | IP | WLS | BF | H | R | ER | SO | BB | IBB | HBP | BLK | WP | HR | S | P | ERA | WHIP | | | | | | | | |
| Dennis Eckersley, R ERA: 2.09 | (1, 1) | 6.2 | 28 | 3 | 2 | 2 | 8 | 4 | 1 | 0 | 0 | 0 | 1 | 39 | 59 | 2.70 | 1.050 | | | | | | | | |
| Dave LaRoche, L ERA: 1.75 | (7, 1) | 2.1 | W | 8 | 1 | 0 | 0 | 2 | 0 | 0 | 0 | 0 | 0 | 12 | 12 | 0.00 | 0.429 | | | | | | | | |

| Batter | 1 | 2 | 3 | 4 | 5 | 6 | 7 | 8 | 9 | AB | R | H | RBI | BB | SO | LOB | BOTTOM | | | | | | | | |
|---|------------------------------|---------------------------------|------------------------------|---------------------------------|------------------------------|---------------------------------|------------------------------|---------------------------------|------------------------------|---------------------------------|------------------------------|---------------------------------|------------------------------|---------------------------------|------------------------------|---------------------------------|---|---------------------------------|-----------------------------------|------------------------------------|----------------------------------|--------|--|--|--|
| Duane Kuiper, L OBP: 0.402, SLG: 0.382 (1, 4) | | | | | | | | | | 5 | 2 | 3 | 0 | 0 | 0 | 2 | New York Yankees @ Cleveland Indians Cleveland Municipal Stadium, Cleveland, OH Wed Jul 02 1975, 7:05 PM EDT Att: 15,100 - Unknown - 84 F | | | | | | | | |
| Buddy Bell, R OBP: 0.298, SLG: 0.323 (1, 5) | | | | | | | | | | 2 | 0 | 1 | 0 | 0 | 0 | 0 | | | | | | | | | |
| Boog Powell, L OBP: 0.383, SLG: 0.490 (7, PH) | | | | | | | | | | 1 | 0 | 0 | 0 | 0 | 0 | 2 | | | | | | | | | |
| Ed Crosby, L OBP: 0.354, SLG: 0.301 (8, 5) | | | | | | | | | | 1 | 0 | 1 | 0 | 0 | 0 | 0 | | | | | | | | | |
| Rick Manning, L OBP: 0.362, SLG: 0.372 (8, 9) | | | | | | | | | | 4 | 1 | 3 | 1 | 0 | 0 | 2 | | | | | | | | | |
| George Hendrick, R OBP: 0.318, SLG: 0.473 (1, 8) | | | | | | | | | | 3 | 0 | 1 | 1 | 0 | 1 | 1 | | | | | | | | | |
| Rico Carty, R OBP: 0.346, SLG: 0.397 (1, 10) | | | | | | | | | | 4 | 0 | 0 | 0 | 0 | 0 | 2 | | | | | | | | | |
| Charlie Spikes, R OBP: 0.258, SLG: 0.326 (1, 9) | | | | | | | | | | 3 | 0 | 0 | 0 | 0 | 0 | 0 | | | | | | | | | |
| Oscar Gamble, L OBP: 0.331, SLG: 0.333 (8, 7) | | | | | | | | | | 0 | 0 | 0 | 0 | 1 | 0 | 0 | | | | | | | | | |
| John Ellis, R OBP: 0.254, SLG: 0.335 (1, 2) | | | | | | | | | | 3 | 0 | 1 | 0 | 1 | 0 | 1 | | | | | | | | | |
| Bill Sudakis, S OBP: 0.265, SLG: 0.206 (1, 3) | | | | | | | | | | 4 | 0 | 1 | 0 | 0 | 0 | 1 | | | | | | | | | |
| Frank Duffy, R OBP: 0.281, SLG: 0.288 (1, 6) | | | | | | | | | | 4 | 0 | 1 | 0 | 0 | 1 | 3 | | | | | | | | | |
| Inning Stats | R: 0 E: 0 K: 0 S: 5 | H: 2 LOB: 2 BB: 0 P: 5 | R: 0 E: 0 K: 0 S: 5 | H: 2 LOB: 2 BB: 0 P: 5 | R: 1 E: 0 K: 0 S: 4 | H: 2 LOB: 0 BB: 0 P: 4 | R: 0 E: 0 K: 0 S: 3 | H: 0 LOB: 1 BB: 1 P: 7 | R: 1 E: 0 K: 1 S: 6 | H: 2 LOB: 1 BB: 0 P: 6 | R: 0 E: 0 K: 0 S: 3 | H: 0 LOB: 0 BB: 0 P: 3 | R: 0 E: 0 K: 0 S: 5 | H: 2 LOB: 2 BB: 0 P: 5 | R: 0 E: 0 K: 0 S: 3 | H: 0 LOB: 1 BB: 1 P: 7 | R: 1 E: 1 K: 1 S: 6 | H: 2 LOB: 1 BB: 0 P: 6 | 1B: 10 2B: 3 3B: 0 HR: 0 | SF: 1 SAC: 1 DP: 1 HBP: 0 | WP: 0 PB: 0 SB: 1 CS: 1 | PA: 38 | | | |
| PITCHER | IP | WLS | BF | H | R | ER | SO | BB | IBB | HBP | BLK | WP | HR | S | P | ERA | WHIP | | | | | | | | |
| Larry Gura, L ERA: 3.53 | (1, 1) | 6.1 | L | 10 | 2 | 1 | 1 | 1 | 0 | 0 | 0 | 0 | 0 | 29 | 33 | 1.42 | 1.737 | | | | | | | | |
| Dick Tidrow, R ERA: 3.64 | (7, 1) | 2.1 | L | 10 | 2 | 1 | 0 | 1 | 0 | 0 | 0 | 0 | 0 | 11 | 15 | 0.00 | 1.286 | | | | | | | | |

| Batter | 1 | 2 | 3 | 4 | 5 | 6 | 7 | 8 | 9 | AB | R | H | RBI | BB | SO | LOB | TOP | | | | | | | | |
|---|------------------------------|---------------------------------|------------------------------|---------------------------------|------------------------------|---------------------------------|------------------------------|---------------------------------|------------------------------|---------------------------------|------------------------------|---------------------------------|------------------------------|---------------------------------|------------------------------|---------------------------------|---|---------------------------------|----------------------------------|------------------------------------|----------------------------------|--------|--|--|--|
| Bobby Bonds, R OBP: 0.326, SLG: 0.516 (1, 8) | F8 | | | HR | | 5-3 | | | HR | 4 | 2 | 2 | 2 | 0 | 0 | 0 | New York Yankees @ Cleveland Indians Cleveland Municipal Stadium, Cleveland, OH Thu Jul 03 1975, 7:05 PM EDT Att: 14,189 - Unknown - 75 F livebaseballscorecards.com | | | | | | | | |
| Walt Williams, R OBP: 0.300, SLG: 0.375 (1, 9) | F6 | | | 6-3 | | | 6-3 | | F8 | 4 | 0 | 0 | 0 | 0 | 0 | 0 | | | | | | | | | |
| Roy White, S OBP: 0.404, SLG: 0.443 (1, 7) | 6-3 | | | K | | | 6-3 | | F1 | 4 | 0 | 0 | 0 | 0 | 1 | 0 | | | | | | | | | |
| Thurman Munson, R OBP: 0.370, SLG: 0.426 (1, 2) | | K | | 6-3 | | | FC6-4 BB | | | 2 | 0 | 0 | 0 | 1 | 1 | 0 | | | | | | | | | |
| Alex Johnson, R OBP: 0.310, SLG: 0.371 (1, 10) | 6-3 | | | K | | | FC6-4 | | | 3 | 0 | 0 | 0 | 0 | 1 | 1 | | | | | | | | | |
| Chris Chambliss, L OBP: 0.327, SLG: 0.459 (1, 3) | L4 | | | F3 | | | | | E8 FC6-4 | 3 | 0 | 0 | 0 | 0 | 0 | 0 | | | | | | | | | |
| Bob Oliver, R OBP: 0.154, SLG: 0.158 (1, 5) | | | F7 | K | | | | | FC6-4 G5-4-3 | 3 | 0 | 0 | 0 | 0 | 1 | 1 | | | | | | | | | |
| Ed Brinkman, R OBP: 0.271, SLG: 0.322 (1, 6) | | | K | | | F8 | | | G5-4-3 | 3 | 0 | 0 | 0 | 0 | 1 | 1 | | | | | | | | | |
| Sandy Alomar Sr., S OBP: 0.225, SLG: 0.243 (1, 4) | | | 6-3 | | | 5-3 | | | F4 | 2 | 0 | 0 | 0 | 0 | 0 | 0 |  | | | | | | | | |
| Rick Dempsey, R OBP: 0.446, SLG: 0.383 (9, PH) | | | 6-3 | | | | | | | 1 | 0 | 0 | 0 | 0 | 0 | 0 | | | | | | | | | |
| Inning Stats | R: 0 E: 0 K: 0 S: 3 | H: 0 LOB: 0 BB: 0 P: 3 | R: 0 E: 0 K: 1 S: 5 | H: 0 LOB: 0 BB: 0 P: 5 | R: 0 E: 0 K: 1 S: 5 | H: 0 LOB: 0 BB: 0 P: 5 | R: 1 E: 0 K: 1 S: 6 | H: 1 LOB: 0 BB: 0 P: 6 | R: 0 E: 0 K: 2 S: 7 | H: 0 LOB: 0 BB: 0 P: 7 | R: 0 E: 0 K: 0 S: 3 | H: 0 LOB: 1 BB: 1 P: 7 | R: 0 E: 1 K: 0 S: 3 | H: 0 LOB: 0 BB: 0 P: 3 | R: 0 E: 1 K: 0 S: 3 | H: 0 LOB: 0 BB: 0 P: 3 | R: 1 E: 0 K: 0 S: 4 | H: 1 LOB: 0 BB: 0 P: 4 | 1B: 0 2B: 0 3B: 0 HR: 2 | SF: 0 SAC: 0 DP: 1 HBP: 0 | WP: 0 PB: 0 SB: 0 CS: 0 | PA: 30 | | | |
| PITCHER | IP | WLS | BF | H | R | ER | SO | BB | IBB | HBP | BLK | WP | HR | S | P | ERA | WHIP | | | | | | | | |
| Don Hood, L ERA: 4.23 (1, 1) | 8.1 | W | 28 | 2 | 2 | 2 | 5 | 1 | 0 | 0 | 0 | 0 | 2 | 37 | 41 | 2.16 | 0.360 | | | | | | | | |
| Dave LaRoche, L ERA: 1.72 (9, 1) | 0.2 | S | 2 | 0 | 0 | 0 | 0 | 0 | 0 | 0 | 0 | 0 | 0 | 2 | 2 | 0.00 | 0.000 | | | | | | | | |

| Batter | 1 | 2 | 3 | 4 | 5 | 6 | 7 | 8 | 9 | AB | R | H | RBI | BB | SO | LOB | BOTTOM | | | | | | | | |
|---|------------------------------|---------------------------------|------------------------------|---------------------------------|------------------------------|---------------------------------|------------------------------|---------------------------------|------------------------------|---------------------------------|------------------------------|---------------------------------|------------------------------|---------------------------------|------------------------------|---------------------------------|---|----------------------------------|------------------------------------|----------------------------------|--------|--|--|--|--|
| John Lowenstein, L OBP: 0.349, SLG: 0.423 (1, 10) | 6-3 | | | S 1B | | HR BB | | | F9 | 3 | 1 | 1 | 0 | 1 | 0 | 0 | New York Yankees @ Cleveland Indians Cleveland Municipal Stadium, Cleveland, OH Thu Jul 03 1975, 7:05 PM EDT Att: 14,189 - Unknown - 75 F livebaseballscorecards.com | | | | | | | | |
| Duane Kuiper, L OBP: 0.397, SLG: 0.377 (1, 4) | 3-1 | | | 4-3 1-2 | | F8 | | | | 4 | 0 | 1 | 0 | 0 | 0 | 2 | | | | | | | | | |
| Rick Manning, L OBP: 0.359, SLG: 0.369 (1, 9) | S 1B | | | F7 | | F8 | | | F8 | 4 | 0 | 1 | 0 | 0 | 0 | 2 | | | | | | | | | |
| Boog Powell, L OBP: 0.383, SLG: 0.502 (1, 3) | K | | | 4-3 | | HR | | | | 3 | 1 | 1 | 2 | 0 | 1 | 1 | | | | | | | | | |
| George Hendrick, R OBP: 0.315, SLG: 0.469 (1, 8) | | | F9 | 4-3 | | 6-3 | | | | 3 | 0 | 0 | 0 | 0 | 0 | 0 | | | | | | | | | |
| Oscar Gamble, L OBP: 0.331, SLG: 0.354 (1, 7) | | | 4-3 | | | HR | | | K | 3 | 1 | 1 | 1 | 0 | 1 | 0 | | | | | | | | | |
| John Ellis, R OBP: 0.250, SLG: 0.330 (1, 2) | | | F9 | | | F4 | | | F9 | 3 | 0 | 0 | 0 | 0 | 0 | 0 | | | | | | | | | |
| Buddy Bell, R OBP: 0.295, SLG: 0.319 (1, 5) | | | 6-3 | | | 1-4-3 | | | F7 | 3 | 0 | 0 | 0 | 0 | 0 | 0 | | | | | | | | | |
| Frank Duffy, R OBP: 0.278, SLG: 0.284 (1, 6) | | | 5-3 | | | 5-3 | | | 6-3 | 3 | 0 | 0 | 0 | 0 | 0 | 0 |  | | | | | | | | |
| Inning Stats | R: 0 E: 0 K: 1 S: 6 | H: 1 LOB: 1 BB: 0 P: 6 | R: 0 E: 0 K: 0 S: 3 | H: 0 LOB: 0 BB: 0 P: 3 | R: 0 E: 0 K: 0 S: 4 | H: 1 LOB: 1 BB: 0 P: 4 | R: 0 E: 0 K: 0 S: 3 | H: 0 LOB: 0 BB: 0 P: 3 | R: 1 E: 0 K: 0 S: 4 | H: 1 LOB: 0 BB: 0 P: 4 | R: 2 E: 0 K: 0 S: 4 | H: 1 LOB: 0 BB: 1 P: 8 | R: 0 E: 0 K: 1 S: 5 | H: 0 LOB: 0 BB: 0 P: 5 | R: 0 E: 0 K: 0 S: 4 | H: 1 LOB: 1 BB: 0 P: 4 | | 1B: 3 2B: 0 3B: 0 HR: 2 | SF: 0 SAC: 0 DP: 0 HBP: 0 | WP: 0 PB: 0 SB: 0 CS: 0 | PA: 30 | | | | |
| PITCHER | IP | WLS | BF | H | R | ER | SO | BB | IBB | HBP | BLK | WP | HR | S | P | ERA | WHIP | | | | | | | | |
| Doc Medich, R ERA: 3.89 (1, 1) | 8.0 | L | 30 | 5 | 3 | 3 | 2 | 1 | 0 | 0 | 0 | 0 | 2 | 33 | 37 | 3.38 | 0.750 | | | | | | | | |

| Batter | 1 | 2 | 3 | 4 | 5 | 6 | 7 | 8 | 9 | AB | R | H | RBI | BB | SO | LOB | TOP | | | | | | | | |
|--|------------------------------|---------------------------------|------------------------------|---------------------------------|------------------------------|---------------------------------|------------------------------|---------------------------------|------------------------------|---------------------------------|------------------------------|---------------------------------|------------------------------|---------------------------------|------------------------------|---------------------------------|------------------------------|----------------------------------|----------------------------------|------------------------------------|----------------------------------|--------|--|--|--|
| Ken Singleton, S (1,9) OBP: 0.418, SLG: 0.434 | G3 | | BB | | | HR | 6-3 | | 2H 3H 1B | 4 | 1 | 2 | 2 | 1 | 0 | 2 | | | | | | | | | |
| Bobby Grich, R (1,4) OBP: 0.380, SLG: 0.358 | F6 | | F7 | | | K | | F3 | F7 | 5 | 0 | 0 | 0 | 0 | 1 | 3 | | | | | | | | | |
| Al Bumbry, L (1,10) OBP: 0.342, SLG: 0.396 | F7 | | | G3 | | 6-3 | | F8 | | 4 | 0 | 0 | 0 | 0 | 0 | 0 | | | | | | | | | |
| Lee May, R (1,3) OBP: 0.285, SLG: 0.430 | | F8 | | 4-3 | | HR | | 6-3 | | 4 | 1 | 2 | 1 | 0 | 0 | 0 | | | | | | | | | |
| Paul Blair, R (9,8) OBP: 0.267, SLG: 0.290 | | | | | | | | | | 0 | 0 | 0 | 0 | 0 | 0 | 0 | | | | | | | | | |
| Jim Northrup, L (1,8) OBP: 0.383, SLG: 0.544 | | F8 | | F8 | | F7 | | | F7 | 4 | 0 | 0 | 0 | 0 | 0 | 1 | | | | | | | | | |
| Tony Muser, L (9,3) OBP: 0.314, SLG: 0.288 | | | | | | | | | | 0 | 0 | 0 | 0 | 0 | 0 | 0 | | | | | | | | | |
| Don Baylor, R (1,7) OBP: 0.348, SLG: 0.504 | | | | | | | | | | 4 | 1 | 2 | 1 | 0 | 1 | 1 | | | | | | | | | |
| Brooks Robinson, R (1,5) OBP: 0.279, SLG: 0.282 | | | | | | | | | | 4 | 1 | 2 | 1 | 0 | 1 | 1 | | | | | | | | | |
| Dave Duncan, R (1,2) OBP: 0.244, SLG: 0.363 | | | | | | | | | | 3 | 1 | 1 | 0 | 0 | 0 | 1 | | | | | | | | | |
| Mark Belanger, R (1,6) OBP: 0.299, SLG: 0.260 | | | | | | | | | | 2 | 1 | 1 | 0 | 1 | 0 | 0 | | | | | | | | | |
| Tommy Davis, R (9, PH) OBP: 0.299, SLG: 0.332 | | | | | | | | | | 2 | 1 | 1 | 0 | 1 | 0 | 0 | | | | | | | | | |
| Tim Nordbrook, R (9, PR) OBP: 0.269, SLG: 0.095 | | | | | | | | | | 0 | 0 | 0 | 0 | 0 | 0 | 0 | | | | | | | | | |
| Inning Stats | R: 0 E: 0 K: 0 S: 3 | H: 0 LOB: 0 BB: 0 P: 3 | R: 0 E: 0 K: 1 S: 6 | H: 1 LOB: 1 BB: 0 P: 6 | R: 0 E: 0 K: 0 S: 3 | H: 0 LOB: 1 BB: 1 P: 7 | R: 0 E: 0 K: 0 S: 3 | H: 0 LOB: 0 BB: 0 P: 3 | R: 0 E: 1 K: 0 S: 3 | H: 1 LOB: 1 BB: 0 P: 4 | R: 2 E: 0 K: 1 S: 7 | H: 2 LOB: 0 BB: 0 P: 7 | R: 0 E: 0 K: 0 S: 5 | H: 2 LOB: 2 BB: 0 P: 5 | R: 0 E: 0 K: 0 S: 3 | H: 0 LOB: 0 BB: 0 P: 3 | R: 3 E: 0 K: 0 S: 6 | H: 4 LOB: 2 BB: 1 P: 10 | 1B: 6 2B: 1 3B: 0 HR: 3 | SF: 0 SAC: 1 DP: 0 HBP: 1 | WP: 0 PB: 0 SB: 0 CS: 2 | PA: 38 | | | |
| PITCHER | IP | WLS | BF | H | R | ER | SO | BB | IBB | HBP | BLK | WP | HR | S | P | ERA | WHIP | | | | | | | | |
| Catfish Hunter, R (1,1) ERA: 2.98 | 8.1 | L | 36 | 9 | 5 | 5 | 2 | 2 | 0 | 1 | 0 | 0 | 3 | 37 | 46 | 5.40 | 1.320 | | | | | | | | |
| Sparky Lyle, L (9,1) ERA: 2.92 | 0.2 | | 2 | 1 | 0 | 0 | 0 | 0 | 0 | 0 | 0 | 0 | 0 | 2 | 2 | 0.00 | 1.500 | | | | | | | | |

Baltimore Orioles @ New York Yankees
Shea Stadium, Flushing, NY
Fri Jul 04 1975, 7:05 PM EDT
Att: 19,865 - Unknown - 82 F

| | |
|-----|----|
| AB | 34 |
| R | 5 |
| H | 10 |
| RBI | 5 |
| BB | 2 |
| SO | 2 |
| LOB | 10 |



| Batter | 1 | 2 | 3 | 4 | 5 | 6 | 7 | 8 | 9 | AB | R | H | RBI | BB | SO | LOB | BOTTOM | | | | | | | | |
|---|------------------------------|---------------------------------|------------------------------|---------------------------------|------------------------------|---------------------------------|------------------------------|---------------------------------|------------------------------|---------------------------------|------------------------------|---------------------------------|------------------------------|---------------------------------|------------------------------|---------------------------------|------------------------------|---------------------------------|----------------------------------|------------------------------------|----------------------------------|--------|--|--|--|
| Bobby Bonds, R (1,8) OBP: 0.325, SLG: 0.512 | G4-3 | | 4-3 | | | K | | K | | 4 | 0 | 1 | 0 | 0 | 2 | 2 | | | | | | | | | |
| Ron Blomberg, L (1,10) OBP: 0.354, SLG: 0.518 | G4-3 | | | | | | | 1B | | 4 | 2 | 3 | 0 | 0 | 0 | 1 | | | | | | | | | |
| Roy White, S (1,7) OBP: 0.401, SLG: 0.438 | FC6-4 | | | | | | | BB | | 3 | 0 | 0 | 0 | 1 | 1 | 3 | | | | | | | | | |
| Thurman Munson, R (1,2) OBP: 0.368, SLG: 0.423 | FC6-4 | | | | | | | | | 4 | 0 | 1 | 2 | 0 | 1 | 2 | | | | | | | | | |
| Chris Chambliss, L (1,3) OBP: 0.322, SLG: 0.452 | | | | | | | | | | 4 | 0 | 0 | 0 | 0 | 0 | 2 | | | | | | | | | |
| Graig Nettles, L (1,5) OBP: 0.338, SLG: 0.472 | | | | | | | | | | 4 | 2 | 3 | 1 | 0 | 0 | 0 | | | | | | | | | |
| Terry Whitfield, L (1,9) OBP: 0.311, SLG: 0.364 | | | | | | | | | | 4 | 0 | 0 | 0 | 0 | 0 | 2 | | | | | | | | | |
| Rick Dempsey, R (9, PH) OBP: 0.439, SLG: 0.375 | | | | | | | | | | 3 | 0 | 0 | 0 | 0 | 1 | 1 | | | | | | | | | |
| Ed Brinkman, R (1,6) OBP: 0.265, SLG: 0.314 | | | | | | | | | | 1 | 0 | 0 | 0 | 0 | 0 | 1 | | | | | | | | | |
| Walt Williams, R (9, PH) OBP: 0.297, SLG: 0.375 | | | | | | | | | | 0 | 0 | 0 | 1 | 0 | 0 | 0 | | | | | | | | | |
| Sandy Alomar Sr., S (1,4) OBP: 0.228, SLG: 0.244 | | | | | | | | | | 3 | 0 | 1 | 0 | 0 | 0 | 0 | | | | | | | | | |
| Alex Johnson, R (9, PH) OBP: 0.307, SLG: 0.368 | | | | | | | | | | 1 | 0 | 0 | 0 | 0 | 0 | 0 | | | | | | | | | |
| Inning Stats | R: 0 E: 0 K: 0 S: 3 | H: 1 LOB: 1 BB: 1 P: 7 | R: 0 E: 0 K: 1 S: 5 | H: 0 LOB: 0 BB: 0 P: 5 | R: 0 E: 0 K: 0 S: 3 | H: 0 LOB: 0 BB: 0 P: 3 | R: 0 E: 0 K: 2 S: 8 | H: 1 LOB: 0 BB: 0 P: 8 | R: 0 E: 0 K: 1 S: 7 | H: 2 LOB: 2 BB: 0 P: 7 | R: 1 E: 0 K: 0 S: 4 | H: 1 LOB: 0 BB: 0 P: 4 | R: 1 E: 0 K: 0 S: 4 | H: 1 LOB: 1 BB: 0 P: 4 | R: 0 E: 0 K: 1 S: 7 | H: 2 LOB: 0 BB: 0 P: 7 | R: 1 E: 0 K: 0 S: 4 | H: 1 LOB: 0 BB: 0 P: 4 | 1B: 5 2B: 2 3B: 1 HR: 1 | SF: 1 SAC: 0 DP: 1 HBP: 0 | WP: 0 PB: 0 SB: 0 CS: 0 | PA: 36 | | | |
| PITCHER | IP | WLS | BF | H | R | ER | SO | BB | IBB | HBP | BLK | WP | HR | S | P | ERA | WHIP | | | | | | | | |
| Jim Palmer, R (1,1) ERA: 1.91 | 8.0 | W | 33 | 9 | 4 | 4 | 5 | 1 | 0 | 0 | 0 | 0 | 1 | 42 | 46 | 4.50 | 1.250 | | | | | | | | |
| Grant Jackson, L (9,1) ERA: 3.99 | 1.0 | S | 3 | 0 | 0 | 0 | 0 | 0 | 0 | 0 | 0 | 0 | 0 | 3 | 3 | 0.00 | 0.000 | | | | | | | | |

Baltimore Orioles @ New York Yankees
Shea Stadium, Flushing, NY
Fri Jul 04 1975, 7:05 PM EDT
Att: 19,865 - Unknown - 82 F

| | |
|-----|----|
| AB | 34 |
| R | 4 |
| H | 9 |
| RBI | 4 |
| BB | 1 |
| SO | 5 |
| LOB | 13 |



| Batter | 1 | 2 | 3 | 4 | 5 | 6 | 7 | 8 | 9 | AB | R | H | RBI | BB | SO | LOB | TOP | | | |
|---|--|----------------------------------|------------------------------|----------------------------------|------------------------------|---------------------------------|------------------------------|---------------------------------|------------------------------|---------------------------------|------------------------------|---------------------------------|------------------------------|---------------------------------|------------------------------|---------------------------------|---|----------------------------------|------------------------------------|----------------------------------|
| Ken Singleton, S (1, 9) OBP: 0.424, SLG: 0.446 | | | | | | | | | | 3 | 1 | 2 | 1 | 1 | 0 | 0 | <p>Baltimore Orioles @ New York Yankees Shea Stadium, Flushing, NY Sun Jul 06 1975, 3:33 AM EDT Att: 35,284 - Unknown - 76 F</p> <p>livebaseballscores.com</p> <p>AB 32 R 1 H 7 RBI 1 BB 2 SO 3 LOB 12</p> | | | |
| Bobby Grich, R (1, 4) OBP: 0.378, SLG: 0.357 | | | | | | | | | | 4 | 0 | 0 | 0 | 0 | 1 | 3 | | | | |
| Tommy Davis, R (1, 10) OBP: 0.300, SLG: 0.332 | | | | | | | | | | 4 | 0 | 1 | 0 | 0 | 1 | 2 | | | | |
| Don Baylor, R (1, 7) OBP: 0.352, SLG: 0.506 | | | | | | | | | | 4 | 0 | 2 | 0 | 0 | 0 | 0 | | | | |
| Al Bumbry, L (1, 8) OBP: 0.336, SLG: 0.389 | | | | | | | | | | 4 | 0 | 0 | 0 | 0 | 0 | 3 | | | | |
| Tony Muser, L (1, 3) OBP: 0.319, SLG: 0.289 | | | | | | | | | | 3 | 0 | 1 | 0 | 1 | 1 | 0 | | | | |
| Brooks Robinson, R (1, 5) OBP: 0.272, SLG: 0.274 Tom Shopay, L (0, PH) OBP: 0.217, SLG: 0.190 | | | | | | | | | | 3 | 0 | 0 | 0 | 0 | 0 | 4 | | | | |
| Elirod Hendricks, L (1, 2) OBP: 0.323, SLG: 0.288 Jim Northrup, L (0, PH) OBP: 0.379, SLG: 0.538 | | | | | | | | | | 3 | 0 | 1 | 0 | 0 | 0 | 0 | | | | |
| Mark Belanger, R (1, 6) OBP: 0.296, SLG: 0.257 | | | | | | | | | | 2 | 0 | 0 | 0 | 0 | 0 | 0 | | | | |
| Inning Stats | R: 1 E: 0 K: 0 S: 6 | H: 3 LOB: 3 BB: 1 P: 10 | R: 0 E: 0 K: 2 S: 8 | H: 1 LOB: 2 BB: 1 P: 12 | R: 0 E: 0 K: 1 S: 5 | H: 0 LOB: 0 BB: 0 P: 5 | R: 0 E: 0 K: 0 S: 3 | H: 0 LOB: 0 BB: 0 P: 3 | R: 0 E: 0 K: 0 S: 4 | H: 1 LOB: 1 BB: 0 P: 4 | R: 0 E: 0 K: 0 S: 3 | H: 0 LOB: 0 BB: 0 P: 3 | R: 0 E: 0 K: 0 S: 4 | H: 1 LOB: 1 BB: 0 P: 4 | R: 0 E: 0 K: 0 S: 3 | H: 0 LOB: 0 BB: 0 P: 3 | | 1B: 5 2B: 1 3B: 0 HR: 1 | SF: 0 SAC: 1 DP: 1 HBP: 0 | WP: 0 PB: 0 SB: 0 CS: 0 |
| PITCHER Pat Dobson, R (1, 1) ERA: 3.32 | IP: 9.0 WLS: W BF: 35 H: 7 R: 1 ER: 1 SO: 3 BB: 2 IBB: 0 HBP: 0 BLK: 0 WP: 0 HR: 1 S: 39 P: 47 ERA: 1.00 WHIP: 1.000 | | | | | | | | | | | | | | | PITCHER | | | | |

| Batter | 1 | 2 | 3 | 4 | 5 | 6 | 7 | 8 | 9 | AB | R | H | RBI | BB | SO | LOB | BOTTOM | | | |
|--|---|---------------------------------|------------------------------|---------------------------------|------------------------------|----------------------------------|------------------------------|---------------------------------|------------------------------|---------------------------------|------------------------------|---------------------------------|------------------------------|---------------------------------|------------------------------|---------------------------------|--|----------------------------------|------------------------------------|----------------------------------|
| Bobby Bonds, R (1, 8) OBP: 0.333, SLG: 0.516 | | | | | | | | | | 3 | 1 | 1 | 0 | 1 | 2 | 0 | <p>Baltimore Orioles @ New York Yankees Shea Stadium, Flushing, NY Sun Jul 06 1975, 3:33 AM EDT Att: 35,284 - Unknown - 76 F</p> <p>livebaseballscores.com</p> <p>AB 32 R 6 H 10 RBI 4 BB 3 SO 4 LOB 12</p> | | | |
| Rick Dempsey, R (1, 10) OBP: 0.446, SLG: 0.400 | | | | | | | | | | 3 | 0 | 1 | 0 | 1 | 0 | 2 | | | | |
| Roy White, S (1, 7) OBP: 0.402, SLG: 0.450 | | | | | | | | | | 4 | 2 | 2 | 2 | 0 | 1 | 2 | | | | |
| Thurman Munson, R (1, 2) OBP: 0.368, SLG: 0.422 | | | | | | | | | | 4 | 1 | 1 | 1 | 0 | 1 | 2 | | | | |
| Chris Chambliss, L (1, 3) OBP: 0.320, SLG: 0.446 | | | | | | | | | | 4 | 0 | 1 | 0 | 0 | 0 | 1 | | | | |
| Graig Nettles, L (1, 5) OBP: 0.342, SLG: 0.471 | | | | | | | | | | 5 | 1 | 3 | 1 | 0 | 0 | 1 | | | | |
| Terry Whitfield, L (1, 9) OBP: 0.306, SLG: 0.354 | | | | | | | | | | 4 | 0 | 1 | 0 | 0 | 0 | 2 | | | | |
| Sandy Alomar Sr., S (1, 4) OBP: 0.220, SLG: 0.237 | | | | | | | | | | 3 | 0 | 0 | 0 | 0 | 0 | 2 | | | | |
| Fred Stanley, R (1, 6) OBP: 0.290, SLG: 0.256 | | | | | | | | | | 2 | 1 | 0 | 0 | 1 | 0 | 0 | | | | |
| Inning Stats | R: 0 E: 0 K: 1 S: 6 | H: 1 LOB: 1 BB: 0 P: 6 | R: 0 E: 0 K: 0 S: 3 | H: 0 LOB: 0 BB: 0 P: 3 | R: 4 E: 0 K: 0 S: 5 | H: 3 LOB: 0 BB: 2 P: 13 | R: 0 E: 0 K: 0 S: 3 | H: 1 LOB: 0 BB: 0 P: 3 | R: 0 E: 0 K: 0 S: 5 | H: 2 LOB: 1 BB: 0 P: 5 | R: 0 E: 0 K: 1 S: 5 | H: 0 LOB: 0 BB: 0 P: 5 | R: 1 E: 0 K: 1 S: 7 | H: 2 LOB: 1 BB: 0 P: 7 | R: 0 E: 0 K: 0 S: 5 | H: 0 LOB: 0 BB: 0 P: 5 | | 1B: 7 2B: 3 3B: 0 HR: 0 | SF: 0 SAC: 0 DP: 1 HBP: 0 | WP: 2 PB: 0 SB: 0 CS: 1 |
| PITCHER Mike Cuellar, L (1, 1) ERA: 4.1 | IP: 8.0 WLS: L BF: 35 H: 10 R: 6 ER: 6 SO: 4 BB: 3 IBB: 0 HBP: 0 BLK: 0 WP: 2 HR: 0 S: 39 P: 51 ERA: 6.75 WHIP: 1.625 | | | | | | | | | | | | | | | PITCHER | | | | |

| Batter | 1 | 2 | 3 | 4 | 5 | 6 | 7 | 8 | 9 | AB | R | H | RBI | BB | SO | LOB | TOP | | | |
|--|--|---------------------------------|------------------------------|---------------------------------|------------------------------|---------------------------------|------------------------------|---------------------------------|------------------------------|----------------------------------|------------------------------|---------------------------------|------------------------------|---------------------------------|------------------------------|---------------------------------|----------------------------------|------------------------------------|----------------------------------|--------|
| Cesar Tovar, R OBP: 0.298, SLG: 0.312 | | | | | | | | | | 4 | 1 | 2 | 0 | 0 | 0 | 2 | | | | |
| Lenny Randle, S OBP: 0.330, SLG: 0.343 | | | | | | | | | | 4 | 1 | 2 | 0 | 0 | 1 | 2 | | | | |
| Roy Howell, L OBP: 0.294, SLG: 0.335 | | | | | | | | | | 4 | 0 | 1 | 0 | 0 | 0 | 4 | | | | |
| Jeff Burroughs, R OBP: 0.299, SLG: 0.414 | | | | | | | | | | 4 | 0 | 1 | 2 | 0 | 2 | 1 | | | | |
| Mike Hargrove, L OBP: 0.321, SLG: 0.473 | | | | | | | | | | 3 | 0 | 0 | 0 | 1 | 0 | 1 | | | | |
| Jim Spencer, L OBP: 0.326, SLG: 0.435 | | | | | | | | | | 4 | 0 | 2 | 0 | 0 | 0 | 2 | | | | |
| Toby Harrah, R OBP: 0.380, SLG: 0.445 | | | | | | | | | | 4 | 0 | 0 | 0 | 0 | 1 | 4 | | | | |
| Mike Cabbage, L OBP: 0.295, SLG: 0.371 | | | | | | | | | | 4 | 0 | 0 | 0 | 0 | 1 | 1 | | | | |
| Jim Sundberg, R OBP: 0.301, SLG: 0.312 | | | | | | | | | | 4 | 0 | 1 | 0 | 0 | 1 | 2 | | | | |
| Inning Stats | R: 2 E: 0 K: 0 S: 5 | H: 3 LOB: 0 BB: 0 P: 5 | R: 0 E: 0 K: 1 S: 5 | H: 0 LOB: 0 BB: 0 P: 5 | R: 0 E: 0 K: 0 S: 4 | H: 2 LOB: 1 BB: 0 P: 4 | R: 0 E: 0 K: 0 S: 4 | H: 1 LOB: 1 BB: 0 P: 4 | R: 0 E: 0 K: 1 S: 6 | H: 1 LOB: 2 BB: 1 P: 10 | R: 0 E: 1 K: 1 S: 6 | H: 0 LOB: 1 BB: 0 P: 6 | R: 0 E: 0 K: 1 S: 5 | H: 0 LOB: 0 BB: 0 P: 5 | R: 0 E: 0 K: 1 S: 6 | H: 1 LOB: 1 BB: 0 P: 6 | 1B: 7 2B: 3 3B: 0 HR: 0 | SF: 0 SAC: 0 DP: 1 HBP: 0 | WP: 0 PB: 0 SB: 0 CS: 1 | PA: 36 |
| PITCHER Doc Medich, R ERA: 3.78 | IP: 9.0 WLS: W BF: 36 H: 9 R: 2 ER: 2 SO: 6 BB: 1 IBB: 0 HBP: 0 BLK: 0 WP: 0 HR: 0 S: 47 P: 51 ERA: 2.00 WHIP: 1.111 | | | | | | | | | | | | | | | PITCHER | | | | |

Texas Rangers @ New York Yankees
Shea Stadium, Flushing, NY
Mon Jul 07 1975, 7:05 PM EDT
Att: 10,625 - Unknown - 74 F


AB 35
R 2
H 9
RBI 2
BB 1
SO 6
LOB 19



| Batter | 1 | 2 | 3 | 4 | 5 | 6 | 7 | 8 | 9 | AB | R | H | RBI | BB | SO | LOB | BOTTOM | | | |
|--|--|---------------------------------|------------------------------|---------------------------------|------------------------------|---------------------------------|------------------------------|----------------------------------|------------------------------|---------------------------------|------------------------------|---------------------------------|------------------------------|---------------------------------|------------------------------|----------------------------------|----------------------------------|------------------------------------|----------------------------------|--------|
| Terry Whitfield, L OBP: 0.283, SLG: 0.327 | | | | | | | | | | 4 | 0 | 0 | 0 | 0 | 1 | 0 | | | | |
| Roy White, S OBP: 0.400, SLG: 0.459 | | | | | | | | | | 4 | 1 | 1 | 1 | 0 | 0 | 0 | | | | |
| Ron Blomberg, L OBP: 0.350, SLG: 0.500 | | | | | | | | | | 3 | 1 | 0 | 0 | 1 | 1 | 0 | | | | |
| Thurman Munson, R OBP: 0.370, SLG: 0.424 | | | | | | | | | | 3 | 1 | 1 | 0 | 1 | 0 | 0 | | | | |
| Chris Chambliss, L OBP: 0.319, SLG: 0.441 | | | | | | | | | | 3 | 0 | 0 | 0 | 1 | 3 | 2 | | | | |
| Graig Nettles, L OBP: 0.344, SLG: 0.481 | | | | | | | | | | 4 | 1 | 2 | 2 | 0 | 2 | 2 | | | | |
| Rich Coggins, L OBP: 0.242, SLG: 0.286 | | | | | | | | | | 3 | 0 | 1 | 1 | 0 | 0 | 0 | | | | |
| Jim Mason, L OBP: 0.202, SLG: 0.210 | | | | | | | | | | 3 | 1 | 1 | 1 | 0 | 1 | 2 | | | | |
| Fred Stanley, R OBP: 0.281, SLG: 0.247 | | | | | | | | | | 3 | 0 | 0 | 0 | 0 | 0 | 0 | | | | |
| Inning Stats | R: 1 E: 0 K: 0 S: 4 | H: 1 LOB: 0 BB: 0 P: 4 | R: 0 E: 0 K: 2 S: 7 | H: 0 LOB: 0 BB: 0 P: 7 | R: 0 E: 0 K: 2 S: 7 | H: 0 LOB: 0 BB: 0 P: 7 | R: 2 E: 0 K: 1 S: 7 | H: 2 LOB: 2 BB: 2 P: 15 | R: 0 E: 0 K: 0 S: 3 | H: 0 LOB: 0 BB: 0 P: 3 | R: 0 E: 0 K: 1 S: 5 | H: 0 LOB: 0 BB: 0 P: 5 | R: 2 E: 0 K: 0 S: 5 | H: 2 LOB: 0 BB: 0 P: 5 | R: 0 E: 0 K: 2 S: 8 | H: 1 LOB: 2 BB: 1 P: 12 | 1B: 2 2B: 1 3B: 0 HR: 3 | SF: 0 SAC: 0 DP: 0 HBP: 0 | WP: 0 PB: 0 SB: 0 CS: 0 | PA: 33 |
| PITCHER Bill Hands, R ERA: 3.57 | IP: 8.0 WLS: L BF: 33 H: 6 R: 5 ER: 5 SO: 8 BB: 3 IBB: 0 HBP: 0 BLK: 0 WP: 0 HR: 3 S: 46 P: 58 ERA: 5.62 WHIP: 1.125 | | | | | | | | | | | | | | | PITCHER | | | | |

Texas Rangers @ New York Yankees
Shea Stadium, Flushing, NY
Mon Jul 07 1975, 7:05 PM EDT
Att: 10,625 - Unknown - 74 F

AB 30
R 5
H 6
RBI 5
BB 3
SO 8
LOB 6



| Batter | 1 | 2 | 3 | 4 | 5 | 6 | 7 | 8 | 9 | AB | R | H | RBI | BB | SO | LOB | TOP | | | | |
|---|------------------------------|---------------------------------|------------------------------|----------------------------------|------------------------------|---------------------------------|------------------------------|---------------------------------|------------------------------|----------------------------------|------------------------------|---------------------------------|------------------------------|---------------------------------|------------------------------|---------------------------------|----------------------------------|------------------------------------|-------------------------|--------|--|
| Lyman Bostock, L OBP: 0.259, SLG: 0.243 (1, 9) | 0-0 4-3 | 0-0 G3 | | | 0-0 1-3 | | 0-0 1-3 | | 0-3 K | 5 | 0 | 0 | 0 | 0 | 1 | 1 | | | | | |
| Dan Ford, R OBP: 0.360, SLG: 0.497 (1, 8) | 0-0 F9 | | 0-0 1B | | 0-3 K | | 0-0 6-3 | | 0-0 P4 | 5 | 0 | 1 | 0 | 0 | 1 | 0 | | | | | |
| Steve Braun, L OBP: 0.378, SLG: 0.435 (1, 7) | 0-0 F7 | | 0-0 F7 | | 0-0 G3 | | 0-3 K | | | 4 | 0 | 0 | 0 | 0 | 1 | 1 | | | | | |
| Tony Oliva, L OBP: 0.369, SLG: 0.421 Danny Thompson, R OBP: 0.300, SLG: 0.320 (8, PR) | | 0-0 HR | 0-0 G6-4-3 1B | | 0-0 1B | | 0-0 2B 1B | | 0-0 FC5-4 BB 1B | 4 | 2 | 4 | 1 | 0 | 0 | 0 | | | | | |
| Eric Soderholm, R OBP: 0.357, SLG: 0.346 (1, 5) | | 4-0 SH2-3 2B BB | 0-0 G6-4-3 1B | | 0-0 2B 1B | | 0-0 2B 1B | | 4-0 FC5-4 BB | 2 | 2 | 1 | 0 | 2 | 0 | 2 | | | | | |
| Jerry Terrell, R OBP: 0.336, SLG: 0.366 (1, 4) | | 0-0 SH2-3 | | 0-0 5-3 | | 0-0 G5-3 2B | | 0-0 FC5-4 BB | 3 | 0 | 1 | 1 | 0 | 0 | 2 | | | | | | |
| John Briggs, L OBP: 0.420, SLG: 0.417 (1, 3) | | 4-0 2B BB | | 4-0 BB | | 4-0 G5-3 IBB | | 0-0 FC5-4 1B | 1 | 1 | 1 | 1 | 3 | 0 | 0 | | | | | | |
| Glenn Borgmann, R OBP: 0.308, SLG: 0.295 (1, 2) | | 0-0 2B | | 0-3 K | | 0-0 G5-3 | | 0-0 FC5-4 | 4 | 0 | 1 | 2 | 0 | 1 | 5 | | | | | | |
| Luis Gomez, R OBP: 0.206, SLG: 0.133 (1, 6) | | 0-0 F9 | | 0-0 P6 | | 0-3 K | | 0-3 K | 4 | 0 | 0 | 0 | 0 | 2 | 3 | | | | | | |
| Inning Stats | R: 0 E: 0 K: 0 S: 3 | H: 0 LOB: 0 BB: 0 P: 3 | R: 3 E: 0 K: 0 S: 5 | H: 2 LOB: 1 BB: 2 P: 13 | R: 0 E: 0 K: 0 S: 4 | H: 2 LOB: 1 BB: 0 P: 4 | R: 0 E: 0 K: 1 S: 5 | H: 0 LOB: 0 BB: 1 P: 9 | R: 0 E: 0 K: 1 S: 7 | H: 3 LOB: 1 BB: 1 P: 11 | R: 0 E: 0 K: 1 S: 5 | H: 0 LOB: 0 BB: 0 P: 5 | R: 1 E: 0 K: 0 S: 4 | H: 2 LOB: 1 BB: 1 P: 8 | R: 0 E: 0 K: 2 S: 7 | H: 0 LOB: 0 BB: 0 P: 7 | 1B: 6 2B: 2 3B: 0 HR: 1 | SF: 0 SAC: 1 DP: 2 HBP: 0 | WP: 0 PB: 0 CS: 1 | PA: 38 | |
| PITCHER | IP | WLS | BF | H | R | ER | SO | BB | IBB | HBP | BLK | WP | HR | S | P | ERA | WHIP | | | | |
| Pat Dobson, R ERA: 3.5 Sparky Lyle, L ERA: 2.93 | (1, 1) (7, 1) | 6.0 3.0 | L 11 | 27 2 | 7 1 | 5 1 | 5 3 | 3 1 | 1 0 | 0 0 | 0 0 | 0 0 | 1 16 | 29 20 | 45 20 | 7.50 3.00 | 1.667 1.000 | | | | |

Minnesota Twins @ New York Yankees
Shea Stadium, Flushing, NY
Thu Jul 10 1975, 7:05 PM EDT
Att: 12,556 - Unknown - 75 F

| | |
|-----|----|
| AB | 32 |
| R | 6 |
| H | 9 |
| RBI | 5 |
| BB | 5 |
| SO | 6 |
| LOB | 14 |



| Batter | 1 | 2 | 3 | 4 | 5 | 6 | 7 | 8 | 9 | AB | R | H | RBI | BB | SO | LOB | BOTTOM | | | | |
|---|------------------------------|---------------------------------|------------------------------|---------------------------------|------------------------------|---------------------------------|------------------------------|---------------------------------|------------------------------|---------------------------------|------------------------------|---------------------------------|------------------------------|---------------------------------|------------------------------|----------------------------------|----------------------------------|------------------------------------|-------------------------|--------|--|
| Bobby Bonds, R OBP: 0.334, SLG: 0.519 Rich Coggins, L OBP: 0.239, SLG: 0.279 (8, 8) | 0-3 K | | 0-0 HR | | 0-3 K | | 0-3 K | | 3 | 1 | 1 | 1 | 0 | 2 | 0 | | | | | | |
| Roy White, S OBP: 0.389, SLG: 0.444 (1, 7) | 0-0 4-3 | | 0-0 F5 | | 0-0 F8 | | 0-0 5-3 | | 4 | 0 | 0 | 0 | 0 | 0 | 0 | | | | | | |
| Ron Blomberg, L OBP: 0.354, SLG: 0.510 (1, 10) | 0-0 1B | | 0-0 L5 | | 0-0 F6 | | 0-0 1-3 | | 4 | 0 | 1 | 0 | 0 | 0 | 0 | | | | | | |
| Thurman Munson, R OBP: 0.369, SLG: 0.421 (1, 2) | 0-0 1B | | 0-0 5-3 | | 0-0 F8 | | 0-0 2B SF9 1B | | 4 | 1 | 2 | 0 | 0 | 0 | 0 | | | | | | |
| Chris Chambliss, L OBP: 0.314, SLG: 0.434 (1, 3) | 0-0 L9 | | 0-0 3-1 | | 0-0 2B SF8 1B | | 0-0 1-3 2B | | 4 | 1 | 2 | 0 | 0 | 0 | 2 | | | | | | |
| Graig Nettles, L OBP: 0.347, SLG: 0.478 (1, 5) | | 0-0 G1 | | 0-0 F8 | | 0-0 SF8 2B | | 4-0 BB | 3 | 0 | 1 | 0 | 1 | 0 | 0 | | | | | | |
| Terry Whitfield, L OBP: 0.258, SLG: 0.300 Lou Piniella, R OBP: 0.284, SLG: 0.254 (9, PH) | | 0-0 1-4-3 | | 0-0 F7 | | 0-0 SF8 | | 0-0 SF9 | 2 | 0 | 0 | 1 | 0 | 0 | 0 | | | | | | |
| Jim Mason, L OBP: 0.206, SLG: 0.213 Ed Herrmann, L OBP: 0.318, SLG: 0.358 Ed Brinkman, R OBP: 0.259, SLG: 0.306 Walt Williams, R OBP: 0.293, SLG: 0.361 (9, PH) | | 0-0 P6 | | 0-0 4-3 | | 0-0 F8 | | 0-0 K | 2 | 0 | 0 | 0 | 0 | 0 | 0 | | | | | | |
| Fred Stanley, R OBP: 0.275, SLG: 0.250 Rick Dempsey, R OBP: 0.439, SLG: 0.393 Sandy Alomar Sr., S OBP: 0.220, SLG: 0.237 (9, 4) | | | 0-0 6-3 | | 0-0 6-3 | | 0-0 F7 | | 2 | 0 | 0 | 0 | 0 | 0 | 0 | | | | | | |
| Inning Stats | R: 0 E: 0 K: 1 S: 7 | H: 2 LOB: 2 BB: 0 P: 7 | R: 0 E: 0 K: 0 S: 3 | H: 0 LOB: 0 BB: 0 P: 3 | R: 1 E: 0 K: 0 S: 4 | H: 1 LOB: 0 BB: 0 P: 4 | R: 0 E: 0 K: 0 S: 3 | H: 0 LOB: 0 BB: 0 P: 3 | R: 0 E: 0 K: 1 S: 5 | H: 0 LOB: 0 BB: 0 P: 5 | R: 1 E: 0 K: 0 S: 5 | H: 2 LOB: 1 BB: 0 P: 5 | R: 0 E: 0 K: 1 S: 5 | H: 0 LOB: 0 BB: 0 P: 5 | R: 1 E: 0 K: 1 S: 7 | H: 2 LOB: 2 BB: 1 P: 11 | 1B: 4 2B: 2 3B: 0 HR: 1 | SF: 2 SAC: 0 DP: 0 HBP: 0 | WP: 0 PB: 0 CS: 0 | PA: 35 | |
| PITCHER | IP | WLS | BF | H | R | ER | SO | BB | IBB | HBP | BLK | WP | HR | S | P | ERA | WHIP | | | | |
| Ray Corbin, R ERA: 4.73 Vic Albury, L ERA: 3.92 Tom Johnson, R ERA: 4.91 | (1, 1) (9, 1) (9, 1) | 8.1 0.0 0.2 | W S | 32 1 2 | 7 0 0 | 3 0 0 | 3 0 1 | 0 1 0 | 0 0 0 | 0 0 0 | 0 0 0 | 0 0 4 | 1 0 4 | 38 4 4 | 3 4 4 | 3.24 ** 0.00 | 0.840 ** 0.000 | | | | |

Minnesota Twins @ New York Yankees
Shea Stadium, Flushing, NY
Thu Jul 10 1975, 7:05 PM EDT
Att: 12,556 - Unknown - 75 F

| | |
|-----|----|
| AB | 32 |
| R | 3 |
| H | 7 |
| RBI | 3 |
| BB | 1 |
| SO | 4 |
| LOB | 5 |



| Batter | 1 | 2 | 3 | 4 | 5 | 6 | 7 | 8 | 9 | AB | R | H | RBI | BB | SO | LOB | TOP | | | | | | | | | | |
|---|------------------------------|---------------------------------|------------------------------|----------------------------------|------------------------------|----------------------------------|------------------------------|---------------------------------|------------------------------|---------------------------------|------------------------------|---------------------------------|------------------------------|----------------------------------|------------------------------|---------------------------------|------------------------------|---------------------------------|----------------------------------|------------------------------------|-------------------------|--------|--|--|--|--|--|
| Lyman Bostock, L OBP: 0.256, SLG: 0.241 (1, 9) | 0-3 K | 0-0 FC6-4 1B | 0-0 3-1 | | | 0-3 K | 0-0 E7 1B | | | 5 | 1 | 1 | 1 | 0 | 2 | 3 | | | | | | | | | | | |
| Dan Ford, R OBP: 0.352, SLG: 0.485 (1, 8) | 0-3 K | 0-0 E6 1B | 0-0 5-3 | | | 0-0 F8 | 0-0 P4 | | | 5 | 0 | 0 | 0 | 0 | 1 | 5 | | | | | | | | | | | |
| Rod Carew, L OBP: 0.426, SLG: 0.545 Tom Kelly, L OBP: 0.262, SLG: 0.244 (1, 4) (7, 3) | 0-0 HR 1B | 0-0 1-2 2-H 1B | | | 0-0 F7 | | | 0-0 F5 | | 4 | 1 | 2 | 1 | 0 | 0 | 0 | | | | | | | | | | | |
| Tony Oliva, L OBP: 0.372, SLG: 0.434 Danny Thompson, R OBP: 0.296, SLG: 0.316 (1, 10) (7, PR) | 0-0 HR 1B | 0-0 L7 | | | 0-0 3-1 | | 1-0 1B HBP | 0-0 E4 G5-4-3 | | 3 | 1 | 1 | 2 | 0 | 0 | 2 | | | | | | | | | | | |
| Eric Soderholm, R OBP: 0.355, SLG: 0.347 (1, 5) | 0-0 F9 | | 0-0 3-1 2B | | 0-0 6-3 | | 0-0 P6 | 0-0 G5-4-3 | | 5 | 1 | 1 | 0 | 0 | 0 | 2 | | | | | | | | | | | |
| Steve Braun, L OBP: 0.378, SLG: 0.438 (1, 7) | | 0-0 F7 | 0-0 3-1 | | | 0-0 4-3 2B | 0-0 1-3 1B | | 0-0 F9 | 5 | 1 | 2 | 0 | 0 | 0 | 1 | | | | | | | | | | | |
| John Briggs, L OBP: 0.426, SLG: 0.447 Jerry Terrell, R OBP: 0.333, SLG: 0.363 (1, 3) (7, 4) | | 0-0 HR | 0-0 E 2B | | 0-0 4-3 | | 4-0 1B 1B IBB | 0-0 6-3 | | 3 | 3 | 2 | 2 | 1 | 0 | 1 | | | | | | | | | | | |
| Glenn Borgmann, R OBP: 0.314, SLG: 0.297 Phil Roof, R OBP: 0.250, SLG: 0.182 (1, 2) (8, 2) | | 4-0 FC6-4 E BB | 4-0 E BB | | 0-3 K | | 0-0 1-3 2-H 1B | 0-0 1B | | 2 | 3 | 1 | 1 | 2 | 1 | 1 | | | | | | | | | | | |
| Luis Gomez, R OBP: 0.231, SLG: 0.147 (1, 6) | | 4-0 FC6-4 BB | 0-0 E1 3-1 | | 0-0 6-3 | | 0-0 1-2 3-H 1B | 0-3 K | | 4 | 0 | 1 | 1 | 1 | 1 | 2 | | | | | | | | | | | |
| Inning Stats | R: 2 E: 0 K: 2 S: 9 | H: 2 LOB: 0 BB: 0 P: 9 | R: 3 E: 1 K: 0 S: 6 | H: 2 LOB: 2 BB: 2 P: 14 | R: 3 E: 1 K: 0 S: 6 | H: 2 LOB: 1 BB: 1 P: 10 | R: 0 E: 0 K: 0 S: 3 | H: 0 LOB: 0 BB: 0 P: 3 | R: 0 E: 0 K: 1 S: 5 | H: 1 LOB: 1 BB: 0 P: 6 | R: 0 E: 0 K: 0 S: 5 | H: 0 LOB: 0 BB: 0 P: 5 | R: 3 E: 1 K: 0 S: 6 | H: 4 LOB: 3 BB: 1 P: 11 | R: 0 E: 1 K: 0 S: 3 | H: 0 LOB: 0 BB: 0 P: 3 | R: 0 E: 0 K: 1 S: 6 | H: 1 LOB: 1 BB: 0 P: 6 | 1B: 7 2B: 3 3B: 0 HR: 2 | SF: 0 SAC: 0 DP: 1 HBP: 1 | WP: 0 PB: 0 CS: 0 | PA: 45 | | | | | |
| PITCHER | IP | WLS | BF | H | R | ER | SO | BB | IBB | HBP | BLK | WP | HR | S | P | ERA | WHIP | | | | | | | | | | |
| Doc Medich, R ERA: 3.92 (1, 1) | 1.2 | L | 12 | 4 | 5 | 3 | 2 | 2 | 0 | 0 | 0 | 0 | 2 | 14 | 22 | 16.20 | 3.600 | | | | | | | | | | |
| Dave Pagan, R ERA: 4.23 (2, 1) | 5.1 | | 26 | 7 | 6 | 4 | 2 | 1 | 1 | 1 | 0 | 0 | 0 | 27 | 36 | 6.75 | 1.500 | | | | | | | | | | |
| Dick Tidrow, R ERA: 3.11 (8, 1) | 2.0 | | 7 | 1 | 0 | 0 | 1 | 0 | 0 | 0 | 0 | 0 | 0 | 9 | 9 | 0.00 | 0.500 | | | | | | | | | | |
| Batter | 1 | 2 | 3 | 4 | 5 | 6 | 7 | 8 | 9 | AB | R | H | RBI | BB | SO | LOB | BOTTOM | | | | | | | | | | |
| Bobby Bonds, R OBP: 0.333, SLG: 0.515 Sandy Alomar Sr., S OBP: 0.220, SLG: 0.237 (1, 8) (9, 4) | 0-0 6-3 | | 0-0 1-3 1B | | | 0-3 K | | 0-0 F8 | | 4 | 0 | 1 | 0 | 0 | 1 | 0 | | | | | | | | | | | |
| Roy White, S OBP: 0.391, SLG: 0.444 (1, 7) | 0-0 3-1 1B | | 0-0 1-3 | | | 0-0 F8 | | 0-0 G4-3 1B | | 4 | 0 | 2 | 0 | 0 | 0 | 1 | | | | | | | | | | | |
| Ron Blomberg, L OBP: 0.342, SLG: 0.490 (1, 10) | 0-0 3-1 | | 0-0 P6 | | | 0-0 F5 | | 0-0 G4-3 | | 4 | 0 | 0 | 0 | 0 | 0 | 3 | | | | | | | | | | | |
| Thurman Munson, R OBP: 0.367, SLG: 0.418 Rick Dempsey, R OBP: 0.426, SLG: 0.379 (1, 2) (6, 2) | 0-0 5-3 | | | | 0-0 F7 | | | 0-0 F9 | | 2 | 0 | 0 | 0 | 0 | 0 | 1 | | | | | | | | | | | |
| Chris Chambliss, L OBP: 0.318, SLG: 0.440 (1, 3) | | 0-0 1B G3-6 1B | | | 0-0 3-1 | | | 0-0 2B | | 3 | 1 | 2 | 0 | 0 | 0 | 0 | | | | | | | | | | | |
| Graig Nettles, L OBP: 0.347, SLG: 0.477 (1, 5) | | 0-0 G3-6 1B | | | 0-3 K | | | 0-0 F8 | | 3 | 0 | 1 | 0 | 0 | 1 | 1 | | | | | | | | | | | |
| Terry Whitfield, L OBP: 0.246, SLG: 0.286 (1, 9) | | 0-0 G3-6 | | | | 0-3 K | | 0-0 4-3 | | 3 | 0 | 0 | 0 | 0 | 1 | 2 | | | | | | | | | | | |
| Jim Mason, L OBP: 0.202, SLG: 0.210 (1, 6) | | 0-0 4-3 | | | | 0-0 4-1 | | 0-3 K | | 3 | 0 | 0 | 0 | 0 | 1 | 0 | | | | | | | | | | | |
| Fred Stanley, R OBP: 0.274, SLG: 0.245 Rich Coggins, L OBP: 0.236, SLG: 0.275 (1, 4) (8, PH) (9, 8) | | | 0-0 G3 | | | 0-3 K | | 0-3 K | | 2 | 0 | 0 | 0 | 0 | 1 | 0 | | | | | | | | | | | |
| Inning Stats | R: 0 E: 0 K: 0 S: 4 | H: 1 LOB: 1 BB: 0 P: 4 | R: 1 E: 0 K: 0 S: 4 | H: 2 LOB: 0 BB: 0 P: 4 | R: 0 E: 0 K: 0 S: 4 | H: 1 LOB: 1 BB: 0 P: 4 | R: 0 E: 0 K: 1 S: 5 | H: 0 LOB: 0 BB: 0 P: 5 | R: 0 E: 0 K: 2 S: 7 | H: 0 LOB: 0 BB: 0 P: 7 | R: 0 E: 0 K: 1 S: 5 | H: 0 LOB: 0 BB: 0 P: 5 | R: 0 E: 0 K: 0 S: 4 | H: 1 LOB: 1 BB: 0 P: 4 | R: 0 E: 0 K: 2 S: 7 | H: 0 LOB: 0 BB: 0 P: 7 | R: 0 E: 0 K: 0 S: 3 | H: 1 LOB: 0 BB: 0 P: 3 | 1B: 5 2B: 1 3B: 0 HR: 0 | SF: 0 SAC: 0 DP: 2 HBP: 0 | WP: 0 PB: 0 CS: 0 | PA: 31 | | | | | |
| PITCHER | IP | WLS | BF | H | R | ER | SO | BB | IBB | HBP | BLK | WP | HR | S | P | ERA | WHIP | | | | | | | | | | |
| Bert Blyleven, R ERA: 3.47 (1, 1) | 9.0 | W | 31 | 6 | 1 | 1 | 6 | 0 | 0 | 0 | 0 | 0 | 0 | 43 | 43 | 1.00 | 0.667 | | | | | | | | | | |

Minnesota Twins @ New York Yankees
Shea Stadium, Flushing, NY
Fri Jul 11, 1975, 7:05 PM EDT
Cloudy - 77 F

AB 40
R 11
H 12
RBI 8
BB 4
SO 5
LOB 17



Minnesota Twins @ New York Yankees
Shea Stadium, Flushing, NY
Fri Jul 11, 1975, 7:05 PM EDT
Cloudy - 77 F

AB 31
R 1
H 6
RBI 0
BB 0
SO 6
LOB 8



| Batter | 1 | 2 | 3 | 4 | 5 | 6 | 7 | 8 | 9 | AB | R | H | RBI | BB | SO | LOB | TOP | | | |
|---|---|---------------------------------|------------------------------|---------------------------------|------------------------------|---------------------------------|------------------------------|---------------------------------|------------------------------|---------------------------------|------------------------------|---------------------------------|------------------------------|---------------------------------|------------------------------|---------------------------------|----------------------------------|------------------------------------|-------------------------|--------|
| Jerry Terrell, R (1, 4) OBP: 0.331, SLG: 0.359 | | | | | | | | | | 4 | 1 | 1 | 0 | 0 | 0 | 2 | | | | |
| Dan Ford, R (1, 8) OBP: 0.350, SLG: 0.495 | | | | | | | | | | 4 | 1 | 1 | 1 | 0 | 0 | 1 | | | | |
| Rod Carew, L (1, 10) OBP: 0.434, SLG: 0.544 | | | | | | | | | | 4 | 1 | 2 | 0 | 0 | 1 | 0 | | | | |
| John Briggs, L (1, 3) OBP: 0.428, SLG: 0.448 | | | | | | | | | | 4 | 0 | 2 | 1 | 0 | 0 | 0 | | | | |
| Eric Soderholm, R (1, 5) OBP: 0.357, SLG: 0.352 | | | | | | | | | | 4 | 0 | 2 | 1 | 0 | 0 | 3 | | | | |
| Steve Braun, L (1, 7) OBP: 0.373, SLG: 0.431 | | | | | | | | | | 4 | 0 | 0 | 0 | 0 | 1 | 2 | | | | |
| Glenn Borgmann, R (1, 2) OBP: 0.310, SLG: 0.292 | | | | | | | | | | 4 | 0 | 0 | 0 | 0 | 0 | 1 | | | | |
| Lyman Bostock, L (1, 9) OBP: 0.250, SLG: 0.235 | | | | | | | | | | 3 | 0 | 0 | 0 | 0 | 0 | 1 | | | | |
| Tony Oliva, L (9, PH) OBP: 0.374, SLG: 0.436 | | | | | | | | | | 1 | 0 | 1 | 0 | 0 | 0 | 0 | | | | |
| Danny Thompson, R (9, FR) OBP: 0.298, SLG: 0.318 | | | | | | | | | | 0 | 0 | 0 | 0 | 0 | 0 | 0 | | | | |
| Luis Gomez, R (1, 6) OBP: 0.262, SLG: 0.189 | | | | | | | | | | 3 | 0 | 2 | 0 | 0 | 0 | 0 | | | | |
| Danny Walton, R (9, PH) OBP: 0.227, SLG: 0.258 | | | | | | | | | | 1 | 0 | 0 | 0 | 0 | 0 | 1 | | | | |
| Inning Stats | R: 2 E: 0 K: 0 S: 6 | H: 3 LOB: 1 BB: 0 P: 6 | R: 0 E: 0 K: 0 S: 4 | H: 1 LOB: 1 BB: 0 P: 4 | R: 0 E: 0 K: 0 S: 3 | H: 0 LOB: 0 BB: 0 P: 3 | R: 0 E: 0 K: 0 S: 4 | H: 1 LOB: 1 BB: 0 P: 4 | R: 1 E: 0 K: 0 S: 6 | H: 4 LOB: 2 BB: 0 P: 6 | R: 0 E: 0 K: 0 S: 3 | H: 0 LOB: 0 BB: 0 P: 3 | R: 0 E: 0 K: 1 S: 5 | H: 1 LOB: 1 BB: 0 P: 5 | R: 0 E: 0 K: 1 S: 6 | H: 1 LOB: 1 BB: 0 P: 6 | 1B: 9 2B: 1 3B: 0 HR: 1 | SF: 0 SAC: 0 DP: 1 HBP: 0 | WP: 0 PB: 0 CS: 0 | PA: 36 |
| PITCHER Lary Gura, L (1, 1) ERA: 3.45 | IP: 9.0 WLS: W BF: 36 H: 11 R: 3 ER: 3 SO: 2 BB: 0 IBB: 0 HBP: 0 BLK: 0 WP: 0 HR: 1 S: 40 P: 40 ERA: 3.00 WHIP: 1.222 | | | | | | | | | | | | | | | PITCHER | | | | |

Minnesota Twins @ New York Yankees
Shea Stadium, Flushing, NY
Fri Jul 11 1975, 7:05 PM EDT
Att: 21,355 - Unknown

AB 36
R 3
H 11
RBI 3
BB 0
SO 2
LOB 11



| Batter | 1 | 2 | 3 | 4 | 5 | 6 | 7 | 8 | 9 | AB | R | H | RBI | BB | SO | LOB | BOTTOM | | | |
|--|--|---------------------------------|------------------------------|---------------------------------|------------------------------|---------------------------------|------------------------------|---------------------------------|------------------------------|----------------------------------|------------------------------|---------------------------------|------------------------------|---------------------------------|------------------------------|--|----------------------------------|------------------------------------|-------------------------|--------|
| Bobby Bonds, R (1, 8) OBP: 0.332, SLG: 0.509 | | | | | | | | | | 3 | 0 | 0 | 0 | 1 | 2 | 0 | | | | |
| Lou Piniella, R (1, 9) OBP: 0.289, SLG: 0.243 | | | | | | | | | | 3 | 0 | 0 | 1 | 0 | 1 | 0 | | | | |
| Roy White, S (1, 7) OBP: 0.392, SLG: 0.445 | | | | | | | | | | 4 | 0 | 2 | 1 | 0 | 1 | 0 | | | | |
| Thurman Munson, R (1, 10) OBP: 0.365, SLG: 0.419 | | | | | | | | | | 4 | 1 | 1 | 0 | 0 | 0 | 2 | | | | |
| Chris Chambliss, L (1, 3) OBP: 0.321, SLG: 0.446 | | | | | | | | | | 3 | 1 | 2 | 1 | 0 | 0 | 0 | | | | |
| Graig Nettles, L (1, 5) OBP: 0.344, SLG: 0.472 | | | | | | | | | | 3 | 0 | 0 | 0 | 0 | 1 | 2 | | | | |
| Ed Herrmann, L (1, 2) OBP: 0.309, SLG: 0.347 | | | | | | | | | | 3 | 0 | 0 | 0 | 0 | 0 | 2 | | | | |
| Jim Mason, L (1, 6) OBP: 0.210, SLG: 0.229 | | | | | | | | | | 3 | 1 | 2 | 1 | 0 | 0 | 0 | | | | |
| Sandy Alomar Sr., S (1, 4) OBP: 0.222, SLG: 0.238 | | | | | | | | | | 3 | 1 | 1 | 0 | 0 | 0 | 1 | | | | |
| Inning Stats | R: 0 E: 0 K: 0 S: 3 | H: 0 LOB: 0 BB: 0 P: 3 | R: 2 E: 0 K: 0 S: 6 | H: 3 LOB: 1 BB: 0 P: 6 | R: 0 E: 0 K: 1 S: 5 | H: 1 LOB: 0 BB: 0 P: 5 | R: 0 E: 0 K: 0 S: 3 | H: 0 LOB: 0 BB: 0 P: 3 | R: 2 E: 0 K: 0 S: 6 | H: 3 LOB: 2 BB: 1 P: 10 | R: 0 E: 0 K: 1 S: 5 | H: 1 LOB: 0 BB: 0 P: 5 | R: 0 E: 0 K: 1 S: 5 | H: 0 LOB: 0 BB: 0 P: 5 | R: 0 E: 0 K: 2 S: 7 | H: 0 LOB: 0 BB: 0 P: 7 | 1B: 5 2B: 3 3B: 1 HR: 0 | SF: 1 SAC: 0 DP: 1 HBP: 0 | WP: 0 PB: 0 CS: 1 | PA: 32 |
| PITCHER Mark Wiley, R (1, 1) ERA: 5.23 | IP: 4.2 WLS: L BF: 21 H: 7 R: 4 ER: 4 SO: 1 BB: 1 IBB: 0 HBP: 0 BLK: 0 WP: 0 HR: 0 S: 22 P: 26 ERA: 7.71 WHIP: 1.714 | | | | | | | | | | | | | | | PITCHER Tom Burgmeier, L (5, 1) ERA: 2.76 | | | | |

Minnesota Twins @ New York Yankees
Shea Stadium, Flushing, NY
Fri Jul 11 1975, 7:05 PM EDT
Att: 21,355 - Unknown

AB 29
R 4
H 8
RBI 4
BB 1
SO 5
LOB 7



| Batter | 1 | 2 | 3 | 4 | 5 | 6 | 7 | 8 | 9 | AB | R | H | RBI | BB | SO | LOB | TOP | | | |
|--|--|---------------------------------|------------------------------|---------------------------------|------------------------------|---------------------------------|------------------------------|---------------------------------|------------------------------|---------------------------------|------------------------------|---------------------------------|------------------------------|---------------------------------|------------------------------|---------------------------------|--|------------------------------------|-------------------------|--------|
| Bobby Bonds, R OBP: 0.328, SLG: 0.502 (1, 8) | F3 | | | K | | K | | | K | 4 | 0 | 0 | 0 | 0 | 3 | 2 | New York Yankees @ Texas Rangers Arlington Stadium, Arlington, TX Thu Jul 17 1975, 8:05 PM EDT Att: 18,025 - Unknown | | | |
| Rich Coggins, L OBP: 0.253, SLG: 0.325 (1, 10) | B1-3 | | | F2 | | | | | 4-3 | 4 | 0 | 1 | 2 | 0 | 0 | 0 | | | | |
| Roy White, S OBP: 0.391, SLG: 0.446 (1, 7) | 4-3 | | | F7 | | | | | | 3 | 0 | 1 | 0 | 0 | 0 | 0 | | | | |
| Thurman Munson, R OBP: 0.374, SLG: 0.421 (1, 2) | | | | | 6-3 | | | | G6-4-3 | 3 | 0 | 1 | 0 | 0 | 0 | 1 | | | | |
| Chris Chambliss, L OBP: 0.317, SLG: 0.436 (1, 3) | | | | | | L6 | | | K | 3 | 0 | 0 | 0 | 0 | 1 | 1 | | | | |
| Graig Nettles, L OBP: 0.342, SLG: 0.464 (1, 5) | | | | | | L6 | | | | 3 | 0 | 0 | 0 | 0 | 0 | 0 | | | | |
| Lou Piniella, R OBP: 0.270, SLG: 0.259 (1, 9) | | | | | 6-3 | | | | | 3 | 1 | 0 | 0 | 0 | 0 | 0 | | | | |
| Jim Mason, L OBP: 0.209, SLG: 0.223 (1, 6) | | | | | L1 | | | | | 3 | 0 | 0 | 0 | 0 | 0 | 1 | | | | |
| Fred Stanley, R OBP: 0.271, SLG: 0.242 (6, PH) | | | | | 6-3 | | | | | 1 | 0 | 0 | 0 | 0 | 0 | 0 | | | | |
| Ed Herrmann, L OBP: 0.304, SLG: 0.340 (6, PH) | | | | | | | | | | 0 | 1 | 0 | 0 | 0 | 0 | 0 | | | | |
| Sandy Alomar Sr., S OBP: 0.220, SLG: 0.236 (6, 4) | | | | | | | | | | 0 | 1 | 0 | 0 | 0 | 0 | 0 | | | | |
| Rick Demsey, R OBP: 0.400, SLG: 0.354 (9, PH) | | | | | | | | | | 1 | 0 | 0 | 0 | 0 | 0 | 0 | | | | |
| Inning Stats | R: 0 E: 0 K: 0 S: 3 | H: 0 LOB: 0 BB: 0 P: 3 | R: 0 E: 0 K: 0 S: 3 | H: 1 LOB: 0 BB: 0 P: 3 | R: 0 E: 0 K: 0 S: 3 | H: 0 LOB: 0 BB: 0 P: 3 | R: 0 E: 0 K: 1 S: 5 | H: 0 LOB: 0 BB: 0 P: 5 | R: 0 E: 0 K: 0 S: 3 | H: 1 LOB: 0 BB: 0 P: 3 | R: 0 E: 0 K: 0 S: 3 | H: 0 LOB: 0 BB: 0 P: 3 | R: 0 E: 0 K: 1 S: 5 | H: 0 LOB: 0 BB: 0 P: 5 | R: 0 E: 0 K: 0 S: 3 | H: 0 LOB: 0 BB: 0 P: 5 | 1B: 3 2B: 0 3B: 0 HR: 0 | SF: 0 SAC: 0 DP: 2 HBP: 0 | WP: 0 PB: 0 CS: 0 | PA: 29 |
| PITCHER Fergie Jenkins, R ERA: 4.2 (1, 1) | IP: 9.0 WLS: W BF: 29 H: 3 R: 2 ER: 0 SO: 4 BB: 0 IBB: 0 HBP: 0 BLK: 0 WP: 0 HR: 0 S: 37 P: 37 ERA: 0.00 WHIP: 0.333 | | | | | | | | | | | | | | | PITCHER | | | | |

| | |
|-----|----|
| AB | 29 |
| R | 2 |
| H | 3 |
| RBI | 2 |
| BB | 0 |
| SO | 4 |
| LOB | 6 |



| Batter | 1 | 2 | 3 | 4 | 5 | 6 | 7 | 8 | 9 | AB | R | H | RBI | BB | SO | LOB | BOTTOM | | | |
|---|--|---------------------------------|------------------------------|---------------------------------|------------------------------|---------------------------------|------------------------------|---------------------------------|------------------------------|---------------------------------|------------------------------|----------------------------------|------------------------------|----------------------------------|------------------------------|---------------------------------|--|------------------------------------|-------------------------|--------|
| Cesar Tovar, R OBP: 0.303, SLG: 0.320 (1, 10) | WP 1B 2B | 1B SF8 2B | | K | | FC6-4 | | G4-3 | | 5 | 2 | 2 | 1 | 0 | 1 | 2 | New York Yankees @ Texas Rangers Arlington Stadium, Arlington, TX Thu Jul 17 1975, 8:05 PM EDT Att: 18,025 - Unknown | | | |
| Dave Muste, L OBP: 0.400, SLG: 0.400 (1, 8) | WP 1B 2B | 1B | | 4-3 | | K | | 4-3 | | 5 | 1 | 2 | 0 | 0 | 1 | 1 | | | | |
| Jeff Burroughs, R OBP: 0.303, SLG: 0.421 (1, 9) | 1B 2B | SF8 | | | | K | | | | 2 | 2 | 1 | 3 | 1 | 1 | 0 | | | | |
| Mike Hargrove, L OBP: 0.324, SLG: 0.472 (1, 7) | 4-3 1B | B1-3 | | | | 1B | | | | 4 | 0 | 2 | 1 | 0 | 1 | 2 | | | | |
| Lenny Randle, S OBP: 0.327, SLG: 0.354 (1, 5) | 4-3 | | | 6-3 | | | | | | 4 | 0 | 2 | 1 | 0 | 0 | 1 | | | | |
| Tom Robson, R (1, 3) | 6-3 | | | 5-3 | | | | | | 4 | 0 | 0 | 0 | 0 | 0 | 3 | | | | |
| Jim Spencer, L OBP: 0.323, SLG: 0.424 (8, 3) | 6-3 | | | 5-3 | | F3 | | 5-3 | | 0 | 0 | 0 | 0 | 0 | 0 | 0 | | | | |
| Toby Harrah, R OBP: 0.382, SLG: 0.439 (1, 6) | F8 | | | | | SH3-4 1B | | | | 1 | 1 | 0 | 0 | 3 | 0 | 1 | | | | |
| Mike Cabbage, L OBP: 0.289, SLG: 0.372 (1, 4) | | FC1-6 BB | | 1-3 | | SH3-4 | | K | | 2 | 0 | 0 | 0 | 1 | 1 | 3 | | | | |
| Jim Sundberg, R OBP: 0.303, SLG: 0.316 (1, 2) | | FC1-6 2B | | K2-3 | | FC6-4 1B | | G4-3 | | 3 | 1 | 1 | 1 | 1 | 1 | 1 | | | | |
| Inning Stats | R: 3 E: 0 K: 0 S: 7 | H: 4 LOB: 1 BB: 0 P: 7 | R: 2 E: 0 K: 0 S: 5 | H: 2 LOB: 1 BB: 1 P: 9 | R: 0 E: 0 K: 0 S: 3 | H: 0 LOB: 0 BB: 1 P: 7 | R: 0 E: 0 K: 2 S: 7 | H: 0 LOB: 0 BB: 0 P: 7 | R: 0 E: 0 K: 1 S: 6 | H: 2 LOB: 1 BB: 0 P: 6 | R: 1 E: 0 K: 1 S: 6 | H: 1 LOB: 1 BB: 1 P: 10 | R: 1 E: 0 K: 2 S: 8 | H: 1 LOB: 2 BB: 2 P: 16 | R: 0 E: 0 K: 0 S: 2 | H: 0 LOB: 0 BB: 1 P: 6 | 1B: 8 2B: 2 3B: 0 HR: 0 | SF: 1 SAC: 1 DP: 1 HBP: 0 | WP: 2 PB: 0 CS: 0 | PA: 38 |
| PITCHER Pat Dobson, R ERA: 3.71 (1, 1) | IP: 1.1 WLS: L BF: 10 H: 5 R: 5 ER: 5 SO: 5 BB: 1 IBB: 0 HBP: 0 BLK: 0 WP: 0 HR: 0 S: 9 P: 13 ERA: 33.75 WHIP: 4.500 | | | | | | | | | | | | | | | PITCHER | | | | |
| Sparky Lyle, L ERA: 3.22 (2, 1) | IP: 4.2 WLS: 19 BF: 4 H: 1 R: 1 ER: 1 SO: 4 BB: 2 IBB: 0 HBP: 0 BLK: 0 WP: 0 HR: 0 S: 25 P: 33 ERA: 1.93 WHIP: 1.286 | | | | | | | | | | | | | | | | | | | |
| Tippy Martinez, L ERA: 6.75 (7, 1) | IP: 1.0 WLS: 6 BF: 1 H: 1 R: 1 ER: 1 SO: 2 BB: 1 IBB: 0 HBP: 0 BLK: 0 WP: 1 HR: 0 S: 8 P: 16 ERA: 9.00 WHIP: 2.000 | | | | | | | | | | | | | | | | | | | |
| Dick Tidrow, R ERA: 3.21 (8, 1) | IP: 1.0 WLS: 3 BF: 0 H: 0 R: 0 ER: 0 SO: 0 BB: 1 IBB: 0 HBP: 0 BLK: 0 WP: 0 HR: 0 S: 2 P: 6 ERA: 0.00 WHIP: 1.000 | | | | | | | | | | | | | | | | | | | |



| Batter | 1 | 2 | 3 | 4 | 5 | 6 | 7 | 8 | 9 | AB | R | H | RBI | BB | SO | LOB | TOP | | | |
|--|--|---------------------------------|------------------------------|---------------------------------|------------------------------|---------------------------------|------------------------------|---------------------------------|------------------------------|---------------------------------|------------------------------|---------------------------------|------------------------------|---------------------------------|------------------------------|---------------------------------|--|------------------------------------|-------------------------|--------|
| Bobby Bonds, R OBP: 0.327, SLG: 0.496 (1, 8) | 4-0 SH1-3 BB | | 0-0 F8 | | | 0-0 E6 | | | 0-3 K | 3 | 0 | 0 | 0 | 1 | 1 | 0 | New York Yankees @ Texas Rangers Arlington Stadium, Arlington, TX Fri Jul 18 1975, 8:05 PM EDT Att: 24,576 - Unknown livebaseballscorecards.com | | | |
| Rich Coggins, L OBP: 0.256, SLG: 0.325 (1, 10) | 0-0 SH1-3 | | | 0-0 F9 | | 0-0 CS | 0-0 4-3 | | 0-0 2B 1B | 3 | 0 | 1 | 0 | 0 | 0 | 0 | | | | |
| Roy White, S OBP: 0.389, SLG: 0.446 (1, 7) | 0-0 4-3 | | | 0-0 F6 | | | 0-0 F7 | | 0-0 2B | 4 | 0 | 1 | 0 | 0 | 0 | 1 | | | | |
| Thurman Munson, R OBP: 0.372, SLG: 0.422 (1, 2) | 0-3 K | | | 0-0 F6 | | | | | 0-0 F9 | 4 | 0 | 1 | 0 | 0 | 1 | 3 | | | | |
| Chris Chambliss, L OBP: 0.318, SLG: 0.435 (1, 3) | | 0-0 FC3-6 1B | | | | 0-0 1-3 | | | 0-0 F7 | 3 | 0 | 1 | 0 | 0 | 0 | 1 | | | | |
| Graig Nettles, L OBP: 0.342, SLG: 0.461 (1, 5) | | 0-0 FC3-6 G4-6-3 1-2 | | | 4-0 G1-6-3 BB | | | | 0-0 4-1 | 2 | 0 | 0 | 0 | 1 | 0 | 1 | | | | |
| Lou Piniella, R OBP: 0.261, SLG: 0.250 (1, 9) | | 0-0 G4-6-3 1-2 | | | 0-0 G1-6-3 1-2 | | | | 0-0 F9 | 3 | 0 | 0 | 0 | 0 | 0 | 2 | | | | |
| Jim Mason, L OBP: 0.207, SLG: 0.221 (8, PH) | | | 0-3 K | | | 0-3 K | | | 0-0 F6 | 2 | 0 | 0 | 0 | 0 | 2 | 0 | | | | |
| Ed Herrmann, L OBP: 0.301, SLG: 0.337 (8, PH) | | | | | | | | | | 1 | 0 | 0 | 0 | 0 | 0 | 0 | | | | |
| Ed Brinkman, R OBP: 0.288, SLG: 0.317 (8, PH) | | | | | | | | | | 0 | 0 | 0 | 0 | 0 | 0 | 0 | | | | |
| Sandy Alomar Sr., S OBP: 0.218, SLG: 0.234 (9, PH) | | | | | | | | | | 2 | 0 | 0 | 0 | 0 | 0 | 0 | | | | |
| Rick Dempsey, R OBP: 0.355, SLG: 0.348 (9, PH) | | | | | | | | | | 1 | 0 | 0 | 0 | 0 | 0 | 0 | | | | |
| Inning Stats | R: 0 E: 0 K: 1 S: 5 | H: 0 LOB: 1 BB: 1 P: 9 | R: 0 E: 0 K: 0 S: 3 | H: 1 LOB: 0 BB: 0 P: 3 | R: 0 E: 0 K: 1 S: 5 | H: 0 LOB: 0 BB: 0 P: 5 | R: 0 E: 0 K: 0 S: 3 | H: 0 LOB: 0 BB: 0 P: 3 | R: 0 E: 0 K: 0 S: 2 | H: 0 LOB: 0 BB: 1 P: 6 | R: 0 E: 0 K: 0 S: 4 | H: 1 LOB: 1 BB: 0 P: 4 | R: 0 E: 0 K: 0 S: 3 | H: 0 LOB: 0 BB: 0 P: 3 | R: 0 E: 0 K: 1 S: 7 | H: 2 LOB: 2 BB: 0 P: 7 | 1B: 2 2B: 2 3B: 0 HR: 0 | SF: 0 SAC: 1 DP: 2 HBP: 0 | WP: 0 PB: 0 CS: 1 | PA: 32 |
| PITCHER Gaylord Perry, R ERA: 4.12 (1, 1) | IP: 9.0 WLS: W BF: 31 H: 4 R: 0 ER: 0 SO: 4 BB: 2 IBB: 0 HBP: 0 BLK: 0 WP: 0 HR: 0 S: 37 P: 45 ERA: 0.00 WHIP: 0.667 | | | | | | | | | | | | | | | PITCHER | | | | |

| Batter | 1 | 2 | 3 | 4 | 5 | 6 | 7 | 8 | 9 | AB | R | H | RBI | BB | SO | LOB | BOTTOM | | | |
|---|--|---------------------------------|------------------------------|---------------------------------|------------------------------|---------------------------------|------------------------------|---------------------------------|------------------------------|---------------------------------|------------------------------|---------------------------------|------------------------------|---------------------------------|------------------------------|---------------------------------|--|----------------------------------|------------------------------------|-------------------------|
| Cesar Tovar, R OBP: 0.303, SLG: 0.320 (1, 10) | 0-0 E S 8-2 1B | | 0-0 1-3 | | | 0-0 5-3 | | | 0-0 6-3 | 4 | 0 | 1 | 0 | 0 | 0 | 1 | New York Yankees @ Texas Rangers Arlington Stadium, Arlington, TX Fri Jul 18 1975, 8:05 PM EDT Att: 24,576 - Unknown livebaseballscorecards.com | | | |
| Dave Mostes, L OBP: 0.222, SLG: 0.222 (1, 8) | 0-0 8-2 1-H | | 0-0 F8 | | | 0-0 6-3 | | | 0-3 K | 4 | 0 | 0 | 0 | 0 | 1 | 2 | | | | |
| Jeff Burroughs, R OBP: 0.302, SLG: 0.419 (1, 9) | 0-0 1-3 | | | 0-0 G4-6-3 1B | | 0-0 6-3 | | | 0-3 K | 4 | 0 | 1 | 0 | 0 | 1 | 0 | | | | |
| Mike Hargrove, L OBP: 0.423, SLG: 0.468 (1, 7) | | 4-0 FC5-4 BB | | 0-0 G4-6-3 1-2 | | 0-0 3-1 | | | | 2 | 0 | 0 | 0 | 1 | 0 | 1 | | | | |
| Lenny Randle, S OBP: 0.327, SLG: 0.352 (1, 5) | | 0-3 K | | 0-0 4-3 | | 4-0 1B 1B BB | | | | 2 | 1 | 0 | 0 | 1 | 1 | 1 | | | | |
| Jim Spencer, L OBP: 0.323, SLG: 0.422 (1, 3) | | 0-0 F3 | | | 0-0 1B | 0-0 F9 | | | | 3 | 0 | 1 | 0 | 0 | 0 | 2 | | | | |
| Toby Harrah, R OBP: 0.381, SLG: 0.438 (1, 6) | | 0-0 FC5-4 1-2 | | | 0-0 F4 | 0-0 1B 1B | | | | 3 | 0 | 1 | 0 | 0 | 0 | 2 | | | | |
| Mike Cabbage, L OBP: 0.290, SLG: 0.371 (1, 4) | | | 0-0 F7 | | 0-0 F8 | 0-0 1B | | | | 3 | 0 | 1 | 1 | 0 | 0 | 1 | | | | |
| Jim Sundberg, R OBP: 0.303, SLG: 0.314 (1, 2) | | | 4-0 1-3 BB | | 0-3 K | 0-0 2-3 | | | | 2 | 0 | 0 | 0 | 1 | 1 | 3 | | | | |
| Inning Stats | R: 0 E: 0 K: 0 S: 3 | H: 1 LOB: 0 BB: 0 P: 3 | R: 0 E: 0 K: 1 S: 5 | H: 0 LOB: 1 BB: 1 P: 9 | R: 0 E: 0 K: 0 S: 3 | H: 0 LOB: 1 BB: 1 P: 7 | R: 0 E: 0 K: 0 S: 3 | H: 1 LOB: 0 BB: 0 P: 3 | R: 0 E: 0 K: 0 S: 6 | H: 1 LOB: 1 BB: 0 P: 6 | R: 0 E: 0 K: 0 S: 3 | H: 0 LOB: 0 BB: 0 P: 3 | R: 1 E: 0 K: 0 S: 5 | H: 2 LOB: 2 BB: 1 P: 9 | R: 0 E: 0 K: 2 S: 7 | H: 0 LOB: 0 BB: 0 P: 7 | | 1B: 5 2B: 1 3B: 0 HR: 0 | SF: 0 SAC: 0 DP: 2 HBP: 0 | WP: 0 PB: 0 CS: 0 |
| PITCHER Catfish Hunter, R ERA: 2.78 (1, 1) | IP: 8.0 WLS: L BF: 30 H: 5 R: 1 ER: 1 SO: 4 BB: 3 IBB: 0 HBP: 0 BLK: 0 WP: 0 HR: 0 S: 35 P: 47 ERA: 1.12 WHIP: 1.000 | | | | | | | | | | | | | | | PITCHER | | | | |

| Batter | 1 | 2 | 3 | 4 | 5 | 6 | 7 | 8 | 9 | AB | R | H | RBI | BB | SO | LOB | TOP | | | | |
|---|------------------------------|---------------------------------|------------------------------|---------------------------------|------------------------------|----------------------------------|------------------------------|---------------------------------|------------------------------|---------------------------------|-------------------------------|----------------------------------|------------------------------|----------------------------------|------------------------------|----------------------------------|--|------------------------------------|-------------------------|--------|------|
| Bobby Bonds, R OBP: 0.325, SLG: 0.491 (1, 8) | | | | | | | | | | 5 | 0 | 1 | 0 | 0 | 2 | 6 | New York Yankees @ Minnesota Twins Metropolitan Stadium, Bloomington, MI Sat Jul 19 1975, 8:05 PM EDT Att: 37,602 - Unknown - 83 F livebaseballscorecards.com | | | | |
| Rich Coggins, L OBP: 0.256, SLG: 0.314 (1, 10) | | | | | | | | | | 3 | 0 | 0 | 0 | 1 | 0 | 0 | | | | | |
| Roy White, S OBP: 0.393, SLG: 0.445 (1, 7) | | | | | | | | | | 3 | 0 | 1 | 1 | 2 | 0 | 1 | | | | | |
| Thurman Munson, R OBP: 0.370, SLG: 0.417 (1, 2) | | | | | | | | | | 4 | 0 | 0 | 0 | 1 | 1 | 5 | | | | | |
| Chris Chambliss, L OBP: 0.319, SLG: 0.430 (1, 3) | | | | | | | | | | 3 | 0 | 0 | 0 | 2 | 1 | 2 | | | | | |
| Graig Nettles, L OBP: 0.340, SLG: 0.455 (1, 5) | | | | | | | | | | 4 | 0 | 0 | 0 | 1 | 0 | 3 | | | | | |
| Lou Piniella, R OBP: 0.260, SLG: 0.241 (8, PR) | | | | | | | | | | 3 | 0 | 0 | 0 | 0 | 0 | 2 | | | | | |
| Jim Mason, L OBP: 0.204, SLG: 0.217 (8, PH) | | | | | | | | | | 3 | 0 | 0 | 0 | 0 | 1 | 2 | | | | | |
| Ed Herrmann, L OBP: 0.307, SLG: 0.337 (8, PR) | | | | | | | | | | 0 | 0 | 0 | 0 | 1 | 0 | 0 | | | | | |
| Fred Stanley, R OBP: 0.271, SLG: 0.242 (8, 4) | | | | | | | | | | 0 | 0 | 0 | 0 | 0 | 0 | 0 | | | | | |
| Sandy Alomar Sr., S OBP: 0.228, SLG: 0.241 (8, PH) | | | | | | | | | | 2 | 1 | 2 | 0 | 1 | 0 | 0 | | | | | |
| Alex Johnson, R OBP: 0.302, SLG: 0.351 (8, 6) | | | | | | | | | | 1 | 0 | 0 | 0 | 0 | 1 | 3 | | | | | |
| Ed Brinkman, R OBP: 0.283, SLG: 0.317 (8, 6) | | | | | | | | | | 0 | 0 | 0 | 0 | 0 | 0 | 0 | | | | | |
| Inning Stats | R: 0 E: 0 K: 1 S: 6 | H: 1 LOB: 1 BB: 0 P: 6 | R: 0 E: 0 K: 0 S: 3 | H: 0 LOB: 1 BB: 1 P: 7 | R: 1 E: 0 K: 0 S: 4 | H: 1 LOB: 2 BB: 2 P: 12 | R: 0 E: 0 K: 0 S: 4 | H: 1 LOB: 2 BB: 0 P: 5 | R: 0 E: 0 K: 0 S: 3 | H: 0 LOB: 0 BB: 0 P: 3 | R: 0 E: 0 K: 0 S: 10 | H: 1 LOB: 3 BB: 2 P: 18 | R: 0 E: 1 K: 2 S: 8 | H: 0 LOB: 3 BB: 2 P: 16 | R: 0 E: 0 K: 0 S: 3 | H: 0 LOB: 2 BB: 2 P: 11 | 1B: 4 2B: 0 3B: 0 HR: 0 | SF: 0 SAC: 1 DP: 0 HBP: 1 | WP: 0 PB: 0 CS: 0 | PA: 42 | |
| PITCHER | IP | WLS | BF | H | R | ER | SO | BB | IBB | HBP | BLK | WP | HR | S | P | ERA | WHIP | | | ERA | WHIP |
| Jim Hughes, R ERA: 4.21 | 8.2 | W | 41 | 4 | 1 | 1 | 6 | 9 | 0 | 1 | 0 | 0 | 0 | 43 | 80 | 1.04 | 1.500 | | | | |
| Tom Burgmeier, L ERA: 3.12 | 0.1 | S | 1 | 0 | 0 | 0 | 0 | 0 | 0 | 0 | 0 | 0 | 0 | 1 | 1 | 0.00 | 0.000 | | | | |

| Batter | 1 | 2 | 3 | 4 | 5 | 6 | 7 | 8 | 9 | AB | R | H | RBI | BB | SO | LOB | BOTTOM | | | | |
|--|------------------------------|---------------------------------|------------------------------|---------------------------------|------------------------------|---------------------------------|------------------------------|---------------------------------|------------------------------|---------------------------------|------------------------------|----------------------------------|------------------------------|---------------------------------|------------------------------|---------------------------------|--|------------------------------------|-------------------------|--------|------|
| Steve Braun, L OBP: 0.357, SLG: 0.418 (1, 7) | | | | | | | | | | 4 | 0 | 1 | 0 | 1 | 0 | 1 | New York Yankees @ Minnesota Twins Metropolitan Stadium, Bloomington, MI Sat Jul 19 1975, 8:05 PM EDT Att: 37,602 - Unknown - 83 F livebaseballscorecards.com | | | | |
| Dan Ford, R OBP: 0.335, SLG: 0.475 (1, 8) | | | | | | | | | | 3 | 0 | 1 | 0 | 1 | 0 | 3 | | | | | |
| John Briggs, L OBP: 0.426, SLG: 0.436 (1, 3) | | | | | | | | | | 4 | 0 | 0 | 0 | 0 | 1 | 3 | | | | | |
| Tony Oliva, L OBP: 0.372, SLG: 0.440 (1, 10) | | | | | | | | | | 4 | 0 | 1 | 0 | 0 | 2 | 2 | | | | | |
| Eric Soderholm, R OBP: 0.363, SLG: 0.356 (1, 5) | | | | | | | | | | 3 | 1 | 2 | 0 | 1 | 0 | 2 | | | | | |
| Lyman Bostock, L OBP: 0.273, SLG: 0.277 (1, 9) | | | | | | | | | | 4 | 1 | 3 | 0 | 0 | 0 | 1 | | | | | |
| Jerry Terrell, R OBP: 0.319, SLG: 0.346 (1, 4) | | | | | | | | | | 4 | 0 | 0 | 0 | 0 | 1 | 5 | | | | | |
| Glenn Borgmann, R OBP: 0.308, SLG: 0.288 (1, 2) | | | | | | | | | | 4 | 0 | 1 | 0 | 0 | 0 | 3 | | | | | |
| Luis Gomez, R OBP: 0.245, SLG: 0.182 (6, PH) | | | | | | | | | | 2 | 0 | 0 | 0 | 0 | 1 | 3 | | | | | |
| Danny Thompson, R OBP: 0.308, SLG: 0.335 (7, 6) | | | | | | | | | | 2 | 0 | 2 | 2 | 0 | 0 | 0 | | | | | |
| Inning Stats | R: 0 E: 0 K: 2 S: 8 | H: 1 LOB: 1 BB: 0 P: 8 | R: 0 E: 0 K: 1 S: 7 | H: 2 LOB: 2 BB: 0 P: 7 | R: 0 E: 0 K: 0 S: 4 | H: 1 LOB: 1 BB: 1 P: 8 | R: 0 E: 0 K: 0 S: 4 | H: 1 LOB: 1 BB: 0 P: 4 | R: 0 E: 0 K: 1 S: 6 | H: 1 LOB: 1 BB: 0 P: 6 | R: 2 E: 0 K: 1 S: 7 | H: 3 LOB: 2 BB: 2 P: 15 | R: 0 E: 0 K: 0 S: 4 | H: 1 LOB: 1 BB: 0 P: 4 | R: 0 E: 0 K: 0 S: 4 | H: 1 LOB: 1 BB: 0 P: 4 | 1B: 10 2B: 1 3B: 0 HR: 0 | SF: 0 SAC: 0 DP: 0 HBP: 0 | WP: 1 PB: 0 CS: 0 | PA: 37 | |
| PITCHER | IP | WLS | BF | H | R | ER | SO | BB | IBB | HBP | BLK | WP | HR | S | P | ERA | WHIP | | | ERA | WHIP |
| Doc Medich, R ERA: 3.81 | 6.2 | L | 32 | 10 | 2 | 2 | 5 | 2 | 1 | 0 | 0 | 0 | 0 | 39 | 51 | 2.70 | 1.800 | | | | |
| Sparky Lyle, L ERA: 3.13 | 1.1 | | 5 | 1 | 0 | 0 | 0 | 0 | 0 | 0 | 0 | 0 | 0 | 5 | 5 | 0.00 | 0.750 | | | | |

| Batter | 1 | 2 | 3 | 4 | 5 | 6 | 7 | 8 | 9 | AB | R | H | RBI | BB | SO | LOB | TOP | | | | | |
|---|------------------------------|----------------------------------|------------------------------|----------------------------------|------------------------------|---------------------------------|------------------------------|---------------------------------|------------------------------|---------------------------------|------------------------------|---------------------------------|------------------------------|---------------------------------|------------------------------|---------------------------------|---|---------------------------------|----------------------------------|------------------------------------|----------------------------------|--------|
| Bobby Bonds, R OBP: 0.334, SLG: 0.503 (1, 8) | | | | | | | | | | 4 | 1 | 2 | 0 | 1 | 1 | 3 | New York Yankees @ Minnesota Twins Metropolitan Stadium, Bloomington, MI Sun Jul 20 1975, 4:38 AM EDT Att: 23,782 - Unknown | | | | | |
| Lou Piniella, R OBP: 0.285, SLG: 0.229 (1, 9) | | | | | | | | | | 4 | 0 | 0 | 0 | 1 | 0 | 4 | | | | | | |
| Jim Mason, L OBP: 0.209, SLG: 0.218 (8, 6) | | | | | | | | | | 0 | 0 | 0 | 0 | 0 | 0 | 0 | | | | | | |
| Roy White, S OBP: 0.401, SLG: 0.464 (1, 7) | | | | | | | | | | 3 | 0 | 1 | 0 | 2 | 0 | 2 | | | | | | |
| Thurman Munson, R OBP: 0.372, SLG: 0.431 (1, 10) | | | | | | | | | | 4 | 1 | 2 | 1 | 1 | 0 | 3 | | | | | | |
| Rick Dempsey, R OBP: 0.407, SLG: 0.357 (1, 2) | | | | | | | | | | 4 | 1 | 2 | 1 | 1 | 0 | 4 | | | | | | |
| Graig Nettles, L OBP: 0.341, SLG: 0.461 (1, 5) | | | | | | | | | | 4 | 1 | 1 | 0 | 0 | 1 | 4 | | | | | | |
| Chris Chambliss, L OBP: 0.323, SLG: 0.429 (1, 3) | | | | | | | | | | 5 | 0 | 2 | 1 | 0 | 0 | 2 | | | | | | |
| Sandy Alomar Sr., S OBP: 0.221, SLG: 0.233 (9, PH) | | | | | | | | | | 3 | 1 | 0 | 0 | 0 | 0 | 2 | | | | | | |
| Ed Herrmann, L OBP: 0.322, SLG: 0.361 (9, PR) | | | | | | | | | | 1 | 0 | 1 | 1 | 0 | 0 | 0 | | | | | | |
| Fred Stanley, R OBP: 0.269, SLG: 0.240 (9, 4) | | | | | | | | | | 0 | 0 | 0 | 0 | 0 | 0 | 0 | | | | | | |
| Ed Brinkman, R OBP: 0.270, SLG: 0.318 (8, PH) | | | | | | | | | | 3 | 0 | 1 | 0 | 0 | 0 | 1 | | | | | | |
| Rick Bladt, R OBP: 0.750, SLG: 0.500 (8, 8) | | | | | | | | | | 1 | 0 | 0 | 0 | 1 | 0 | 1 | | | | | | |
| Inning Stats | R: 0 E: 0 K: 1 S: 6 | H: 1 LOB: 3 BB: 2 P: 14 | R: 2 E: 0 K: 0 S: 6 | H: 3 LOB: 3 BB: 2 P: 14 | R: 1 E: 0 K: 1 S: 7 | H: 2 LOB: 1 BB: 0 P: 7 | R: 0 E: 0 K: 0 S: 3 | H: 0 LOB: 1 BB: 1 P: 7 | R: 0 E: 0 K: 0 S: 3 | H: 0 LOB: 0 BB: 0 P: 3 | R: 0 E: 0 K: 0 S: 4 | H: 1 LOB: 2 BB: 1 P: 8 | R: 0 E: 1 K: 0 S: 4 | H: 1 LOB: 0 BB: 0 P: 4 | R: 0 E: 0 K: 0 S: 3 | H: 1 LOB: 1 BB: 1 P: 7 | R: 2 E: 0 K: 0 S: 6 | H: 3 LOB: 1 BB: 0 P: 6 | 1B: 8 2B: 3 3B: 2 HR: 0 | SF: 0 SAC: 2 DP: 1 HBP: 0 | WP: 0 PB: 1 SB: 1 CS: 0 | PA: 45 |
| PITCHER | IP | WLS | BF | H | R | ER | SO | BB | IBB | HBP | BLK | WP | HR | S | P | ERA | WHIP | | | | | |
| Vic Albury, L ERA: 3.69 | (1, 1) | 7.0 | 36 | 8 | 3 | 3 | 2 | 7 | 0 | 0 | 0 | 0 | 0 | 33 | 61 | 3.86 | 2.143 | | | | | |
| Bill Campbell, R ERA: 4.15 | (8, 1) | 2.0 | L | 9 | 4 | 2 | 2 | 0 | 0 | 0 | 0 | 0 | 0 | 9 | 9 | 9.00 | 2.000 | | | | | |

| | |
|-----|----|
| AB | 36 |
| R | 5 |
| H | 12 |
| RBI | 4 |
| BB | 7 |
| SO | 2 |
| LOB | 26 |



| Batter | 1 | 2 | 3 | 4 | 5 | 6 | 7 | 8 | 9 | AB | R | H | RBI | BB | SO | LOB | BOTTOM | | | | |
|--|------------------------------|---------------------------------|------------------------------|---------------------------------|------------------------------|---------------------------------|------------------------------|---------------------------------|------------------------------|---------------------------------|------------------------------|---------------------------------|------------------------------|---------------------------------|------------------------------|---------------------------------|---|------------------------------------|----------------------------------|--------|--|
| Jerry Terrell, R OBP: 0.313, SLG: 0.338 (1, 3) | | | | | | | | | | 4 | 1 | 0 | 0 | 0 | 1 | 2 | New York Yankees @ Minnesota Twins Metropolitan Stadium, Bloomington, MI Sun Jul 20 1975, 4:38 AM EDT Att: 23,782 - Unknown | | | | |
| Dan Ford, R OBP: 0.323, SLG: 0.457 (1, 8) | | | | | | | | | | 5 | 0 | 0 | 0 | 0 | 0 | 4 | | | | | |
| Rod Carew, L OBP: 0.435, SLG: 0.535 (1, 4) | | | | | | | | | | 3 | 2 | 2 | 0 | 2 | 0 | 0 | | | | | |
| Eric Soderholm, R OBP: 0.368, SLG: 0.362 (1, 5) | | | | | | | | | | 5 | 0 | 3 | 2 | 0 | 0 | 2 | | | | | |
| Tony Oliva, L OBP: 0.366, SLG: 0.432 (6, PH) | | | | | | | | | | 3 | 0 | 1 | 0 | 0 | 0 | 2 | | | | | |
| Larry Hise, R OBP: 0.361, SLG: 0.511 (7, PH) | | | | | | | | | | 0 | 0 | 0 | 0 | 0 | 0 | 0 | | | | | |
| John Briggs, L OBP: 0.426, SLG: 0.429 (7, PH) | | | | | | | | | | 1 | 0 | 0 | 0 | 0 | 1 | 2 | | | | | |
| Danny Thompson, R OBP: 0.306, SLG: 0.332 (1, 6) | | | | | | | | | | 1 | 0 | 0 | 0 | 0 | 0 | 0 | | | | | |
| Luis Gomez, R OBP: 0.231, SLG: 0.170 (3, 6) | | | | | | | | | | 3 | 0 | 0 | 0 | 0 | 1 | 1 | | | | | |
| Steve Braun, L OBP: 0.364, SLG: 0.419 (1, 7) | | | | | | | | | | 4 | 1 | 2 | 0 | 0 | 0 | 0 | | | | | |
| Tom Lundstedt, S OBP: 0.176, SLG: 0.176 (1, 2) | | | | | | | | | | 4 | 0 | 1 | 0 | 0 | 0 | 2 | | | | | |
| Lyman Bostock, L OBP: 0.272, SLG: 0.275 (1, 9) | | | | | | | | | | 4 | 0 | 2 | 1 | 0 | 0 | 0 | | | | | |
| Inning Stats | R: 1 E: 0 K: 0 S: 5 | H: 2 LOB: 1 BB: 0 P: 5 | R: 1 E: 0 K: 1 S: 8 | H: 3 LOB: 0 BB: 0 P: 8 | R: 1 E: 0 K: 0 S: 3 | H: 1 LOB: 0 BB: 1 P: 7 | R: 0 E: 0 K: 0 S: 3 | H: 0 LOB: 0 BB: 0 P: 3 | R: 0 E: 0 K: 1 S: 7 | H: 2 LOB: 2 BB: 0 P: 7 | R: 1 E: 1 K: 1 S: 8 | H: 2 LOB: 2 BB: 0 P: 8 | R: 0 E: 0 K: 0 S: 3 | H: 0 LOB: 0 BB: 0 P: 3 | R: 0 E: 0 K: 0 S: 4 | H: 1 LOB: 2 BB: 1 P: 8 | 1B: 11 2B: 0 3B: 0 HR: 0 | SF: 0 SAC: 1 DP: 1 HBP: 0 | WP: 0 PB: 0 SB: 1 CS: 0 | PA: 40 | |
| PITCHER | IP | WLS | BF | H | R | ER | SO | BB | IBB | HBP | BLK | WP | HR | S | P | ERA | WHIP | | | | |
| Larry Gura, L ERA: 3.51 | (1, 1) | 6.2 | 30 | 4 | 0 | 3 | 2 | 1 | 0 | 0 | 0 | 0 | 0 | 33 | 37 | 4.05 | 1.500 | | | | |
| Dick Tidrow, R ERA: 3.09 | (7, 1) | 2.1 | W | 10 | 2 | 0 | 0 | 1 | 0 | 1 | 0 | 0 | 0 | 11 | 15 | 0.00 | 0.857 | | | | |

| | |
|-----|----|
| AB | 37 |
| R | 4 |
| H | 11 |
| RBI | 3 |
| BB | 2 |
| SO | 3 |
| LOB | 15 |



| Batter | 1 | 2 | 3 | 4 | 5 | 6 | 7 | 8 | 9 | AB | R | H | RBI | BB | SO | LOB | TOP | | | | | | | | | | |
|--|------------------------------|---------------------------------|------------------------------|---------------------------------|------------------------------|---------------------------------|------------------------------|---------------------------------|------------------------------|---------------------------------|------------------------------|---------------------------------|------------------------------|---------------------------------|------------------------------|---------------------------------|-------------------------------|----------------------------------|----------------------------------|------------------------------------|-------------------------|--------|--|--|--|--|--|
| Bobby Bonds, R OBP: 0.337, SLG: 0.508 (1, 8) | F7 | | F9 | | | | F5 | K | | 5 | 0 | 2 | 1 | 0 | 1 | 3 | | | | | | | | | | | |
| Rick Dempsey, R OBP: 0.382, SLG: 0.333 (1, 10) | F9 | | F9 | | | | F8 | | K | 5 | 1 | 1 | 1 | 0 | 1 | 1 | | | | | | | | | | | |
| Roy White, S OBP: 0.396, SLG: 0.460 (1, 7) | 6-3 | | FC3-2-5 | | | | | | | 5 | 1 | 2 | 1 | 0 | 0 | 1 | | | | | | | | | | | |
| Thurman Munson, R OBP: 0.369, SLG: 0.424 (1, 2) | | 4-3 | 4-3 | | | | 4-3 | | | 4 | 1 | 0 | 1 | 1 | 0 | 2 | | | | | | | | | | | |
| Lou Piniella, R OBP: 0.265, SLG: 0.228 Rick Blatt, R OBP: 0.600, SLG: 0.333 (7, 8) | | 1B | | | F4 | | 6-3 | 4-3 | K | 3 | 1 | 0 | 0 | 1 | 0 | 1 | | | | | | | | | | | |
| Graig Nettles, L OBP: 0.342, SLG: 0.457 (1, 5) | | 1B | | | | | F9 | | | 4 | 2 | 2 | 1 | 0 | 0 | 0 | | | | | | | | | | | |
| Chris Chambliss, L OBP: 0.325, SLG: 0.428 (1, 3) | | 1B | | | | | 4-3 | G3 | | 5 | 1 | 3 | 2 | 0 | 0 | 0 | | | | | | | | | | | |
| Sandy Alomar Sr., S OBP: 0.227, SLG: 0.252 (1, 4) | | F3 | | | | | | | FC5-4 | 5 | 3 | 3 | 2 | 0 | 0 | 4 | | | | | | | | | | | |
| Fred Stanley, R OBP: 0.286, SLG: 0.252 (1, 6) | | | | | | | | | | 3 | 1 | 2 | 2 | 0 | 1 | 1 | | | | | | | | | | | |
| Inning Stats | R: 0 E: 0 K: 0 S: 3 | H: 0 LOB: 0 BB: 0 P: 3 | R: 2 E: 0 K: 0 S: 5 | H: 3 LOB: 2 BB: 1 P: 9 | R: 0 E: 0 K: 0 S: 4 | H: 1 LOB: 1 BB: 0 P: 4 | R: 3 E: 0 K: 1 S: 7 | H: 3 LOB: 1 BB: 0 P: 8 | R: 0 E: 0 K: 0 S: 3 | H: 0 LOB: 0 BB: 0 P: 3 | R: 0 E: 0 K: 0 S: 3 | H: 0 LOB: 0 BB: 0 P: 3 | R: 3 E: 0 K: 0 S: 6 | H: 3 LOB: 1 BB: 0 P: 7 | R: 1 E: 0 K: 1 S: 7 | H: 2 LOB: 1 BB: 0 P: 7 | R: 2 E: 0 K: 2 S: 10 | H: 3 LOB: 2 BB: 1 P: 14 | 1B: 9 2B: 6 3B: 0 HR: 0 | SF: 0 SAC: 0 DP: 0 HBP: 2 | WP: 0 PB: 0 CS: 0 | PA: 44 | | | | | |
| PITCHER | IP | WLS | BF | H | R | ER | SO | BB | IBB | HBP | BLK | WP | HR | S | P | ERA | WHIP | | | | | | | | | | |
| Jim Kaat, L ERA: 2.98 (1, 1) | 6.0 | L | 27 | 8 | 7 | 7 | 1 | 1 | 0 | 2 | 0 | 0 | 0 | 26 | 32 | 10.50 | 1.500 | | | | | | | | | | |
| Ozzie Osborn, R ERA: 4.22 (7, 1) | 0.1 | | 2 | 1 | 0 | 0 | 0 | 0 | 0 | 0 | 0 | 0 | 0 | 2 | 2 | 0.00 | 3.000 | | | | | | | | | | |
| Rich Gossage, R ERA: 1.83 (7, 1) | 0.2 | | 3 | 1 | 1 | 0 | 0 | 0 | 0 | 0 | 0 | 0 | 0 | 3 | 3 | 13.50 | 1.500 | | | | | | | | | | |
| Bill Gogolewski, R ERA: 3.88 (8, 1) | 1.2 | | 9 | 3 | 3 | 3 | 3 | 0 | 1 | 0 | 0 | 0 | 0 | 14 | 18 | 16.20 | 1.800 | | | | | | | | | | |
| Dave Hamilton, L ERA: 3.55 (9, 1) | 0.1 | | 3 | 2 | 0 | 0 | 0 | 0 | 0 | 0 | 0 | 0 | 0 | 3 | 3 | 0.00 | 6.000 | | | | | | | | | | |

New York Yankees @ Chicago White Sox
Comiskey Park, Chicago, IL
Tue Jul 22 1975, 8:05 PM EDT
Att: 17,395 - Unknown - 81 F

AB 40
R 11
H 15
RBI 11
BB 2
SO 4
LOB 15



| Batter | 1 | 2 | 3 | 4 | 5 | 6 | 7 | 8 | 9 | AB | R | H | RBI | BB | SO | LOB | BOTTOM | | | | | | | | | | |
|--|------------------------------|---------------------------------|------------------------------|---------------------------------|------------------------------|---------------------------------|------------------------------|---------------------------------|------------------------------|---------------------------------|------------------------------|---------------------------------|------------------------------|----------------------------------|------------------------------|----------------------------------|------------------------------|---------------------------------|----------------------------------|------------------------------------|-------------------------|--------|--|--|--|--|--|
| Pat Kelly, L OBP: 0.347, SLG: 0.413 (1, 9) | F8 | | 1-3 | | | | F5 | K | | 5 | 1 | 1 | 3 | 0 | 1 | 5 | | | | | | | | | | | |
| Bucky Dent, R OBP: 0.322, SLG: 0.374 (1, 6) | F4 | | | | | | | | | 4 | 0 | 1 | 0 | 1 | 0 | 0 | | | | | | | | | | | |
| Carlos May, L OBP: 0.372, SLG: 0.399 (1, 3) | F6 | | | | | | | | | 5 | 1 | 1 | 0 | 0 | 0 | 2 | | | | | | | | | | | |
| Deron Johnson, R OBP: 0.305, SLG: 0.404 (1, 10) | | K | | | | | | | | 5 | 1 | 2 | 1 | 0 | 1 | 1 | | | | | | | | | | | |
| Ken Henderson, S OBP: 0.351, SLG: 0.367 (1, 8) | | | | | | | | | | 5 | 1 | 2 | 0 | 0 | 1 | 2 | | | | | | | | | | | |
| Bill Melton, R OBP: 0.333, SLG: 0.346 (1, 5) | | F6 | | | | | | | | 2 | 0 | 0 | 0 | 1 | 0 | 1 | | | | | | | | | | | |
| Nyls Nyman, L OBP: 0.247, SLG: 0.259 (1, 7) | | FC4-6 | | | | | | | | 4 | 0 | 1 | 1 | 0 | 0 | 2 | | | | | | | | | | | |
| Bill Stein, R OBP: 0.331, SLG: 0.350 (1, 4) | | | | | | | | | | 3 | 1 | 1 | 0 | 1 | 0 | 3 | | | | | | | | | | | |
| Brian Downing, R OBP: 0.364, SLG: 0.340 (1, 2) | | | | | | | | | | 3 | 1 | 1 | 0 | 0 | 1 | 3 | | | | | | | | | | | |
| Inning Stats | R: 0 E: 0 K: 0 S: 3 | H: 0 LOB: 0 BB: 0 P: 3 | R: 0 E: 0 K: 1 S: 6 | H: 1 LOB: 1 BB: 0 P: 6 | R: 0 E: 0 K: 1 S: 6 | H: 1 LOB: 0 BB: 0 P: 3 | R: 0 E: 0 K: 1 S: 6 | H: 2 LOB: 1 BB: 0 P: 6 | R: 3 E: 1 K: 0 S: 6 | H: 2 LOB: 0 BB: 0 P: 6 | R: 0 E: 0 K: 0 S: 3 | H: 0 LOB: 0 BB: 0 P: 3 | R: 0 E: 0 K: 1 S: 5 | H: 0 LOB: 2 BB: 2 P: 13 | R: 3 E: 1 K: 1 S: 9 | H: 4 LOB: 3 BB: 0 P: 11 | R: 0 E: 0 K: 0 S: 3 | H: 0 LOB: 1 BB: 1 P: 7 | 1B: 8 2B: 1 3B: 0 HR: 1 | SF: 0 SAC: 0 DP: 2 HBP: 2 | WP: 1 PB: 0 CS: 0 | PA: 41 | | | | | |
| PITCHER | IP | WLS | BF | H | R | ER | SO | BB | IBB | HBP | BLK | WP | HR | S | P | ERA | WHIP | | | | | | | | | | |
| Catfish Hunter, R ERA: 2.81 (1, 1) | 7.1 | W | 32 | 9 | 6 | 3 | 3 | 2 | 0 | 0 | 0 | 0 | 1 | 36 | 44 | 3.68 | 1.500 | | | | | | | | | | |
| Dick Tidrow, R ERA: 3.07 (8, 1) | 0.1 | | 4 | 1 | 0 | 0 | 0 | 0 | 0 | 2 | 0 | 0 | 0 | 2 | 4 | 0.00 | 3.000 | | | | | | | | | | |
| Tippy Martinez, L ERA: 1.69 (8, 1) | 1.1 | S | 5 | 0 | 0 | 0 | 1 | 1 | 0 | 0 | 0 | 0 | 0 | 6 | 10 | 0.00 | 0.750 | | | | | | | | | | |

New York Yankees @ Chicago White Sox
Comiskey Park, Chicago, IL
Tue Jul 22 1975, 8:05 PM EDT
Att: 17,395 - Unknown - 81 F

AB 36
R 6
H 10
RBI 5
BB 3
SO 4
LOB 19



| Batter | 1 | 2 | 3 | 4 | 5 | 6 | 7 | 8 | 9 | 10 | 11 | AB | R | H | RBI | BB | SO | LOB | TOP | | | |
|---|------------------------------|---------------------------------|------------------------------|----------------------------------|------------------------------|---------------------------------|------------------------------|---------------------------------|------------------------------|---------------------------------|------------------------------|---------------------------------|------------------------------|----------------------------------|------------------------------|---------------------------------|------------------------------|---------------------------------|----------------------------------|------------------------------------|----------------------------------|--------|
| Bobby Bonds, R OBP: 0.335, SLG: 0.507 (1, 8) | | | | | | | | | | | | 5 | 1 | 1 | 0 | 0 | 2 | 4 | | | | |
| Rick Dempsey, R OBP: 0.372, SLG: 0.325 (1, 10) | | | | | | | | | | | | 5 | 0 | 1 | 0 | 0 | 1 | 0 | | | | |
| Roy White, S OBP: 0.383, SLG: 0.459 (1, 7) | | | | | | | | | | | | 5 | 1 | 1 | 0 | 0 | 0 | 2 | | | | |
| Thurman Munson, R OBP: 0.373, SLG: 0.425 (8, PR) | | | | | | | | | | | | 2 | 0 | 1 | 1 | 1 | 1 | 0 | | | | |
| Alex Johnson, R OBP: 0.302, SLG: 0.361 (8, 6) | | | | | | | | | | | | 0 | 1 | 0 | 0 | 0 | 0 | 0 | | | | |
| Jim Mason, L OBP: 0.206, SLG: 0.215 (8, 6) | | | | | | | | | | | | 1 | 0 | 0 | 0 | 0 | 0 | 0 | | | | |
| Lou Piniella, R OBP: 0.234, SLG: 0.217 (1, 9) | | | | | | | | | | | | 5 | 0 | 0 | 0 | 0 | 2 | 5 | | | | |
| Rick Blatt, R OBP: 0.600, SLG: 0.333 (10, 8) | | | | | | | | | | | | 0 | 0 | 0 | 0 | 0 | 0 | 0 | | | | |
| Graig Nettles, L OBP: 0.340, SLG: 0.459 (1, 5) | | | | | | | | | | | | 5 | 0 | 1 | 2 | 0 | 3 | 0 | | | | |
| Chris Chambliss, L OBP: 0.329, SLG: 0.429 (1, 3) | | | | | | | | | | | | 4 | 0 | 2 | 0 | 1 | 1 | 0 | | | | |
| Sandy Alomar Sr., S OBP: 0.229, SLG: 0.250 (8, PH) | | | | | | | | | | | | 2 | 0 | 0 | 0 | 1 | 1 | 1 | | | | |
| Ed Herrmann, S OBP: 0.315, SLG: 0.351 (8, 2) | | | | | | | | | | | | 2 | 0 | 0 | 0 | 0 | 0 | 3 | | | | |
| Fred Stanley, R OBP: 0.254, SLG: 0.257 (1, 6) | | | | | | | | | | | | 2 | 0 | 1 | 0 | 0 | 0 | 0 | | | | |
| Walt Williams, R OBP: 0.297, SLG: 0.364 (7, PH) | | | | | | | | | | | | 1 | 0 | 1 | 0 | 0 | 0 | 0 | | | | |
| Ed Brinkman, R OBP: 0.259, SLG: 0.315 (8, 4) | | | | | | | | | | | | 1 | 0 | 0 | 0 | 0 | 1 | 0 | | | | |
| Inning Stats | R: 1 E: 0 K: 0 S: 5 | H: 3 LOB: 1 BB: 0 P: 5 | R: 0 E: 0 K: 2 S: 8 | H: 1 LOB: 2 BB: 1 P: 12 | R: 0 E: 0 K: 0 S: 3 | H: 0 LOB: 1 BB: 1 P: 7 | R: 0 E: 0 K: 2 S: 7 | H: 0 LOB: 0 BB: 0 P: 7 | R: 0 E: 0 K: 0 S: 3 | H: 0 LOB: 0 BB: 0 P: 3 | R: 0 E: 0 K: 1 S: 5 | H: 2 LOB: 2 BB: 0 P: 7 | R: 0 E: 0 K: 1 S: 7 | H: 2 LOB: 2 BB: 1 P: 14 | R: 0 E: 0 K: 2 S: 9 | H: 0 LOB: 0 BB: 0 P: 7 | R: 0 E: 0 K: 1 S: 5 | H: 1 LOB: 0 BB: 0 P: 5 | 1B: 6 2B: 2 3B: 1 HR: 0 | SF: 0 SAC: 0 DP: 2 HBP: 1 | WP: 0 PB: 0 SB: 0 CS: 0 | PA: 44 |
| PITCHER | IP ERA | WLS W | BF 27 | H 6 | R 1 | ER 1 | SO 6 | BB 2 | IBB 0 | HBP 0 | BLK 0 | WP 0 | HR 0 | S 37 | P 27 | ERA 1.35 | WHIP 1.200 | | | | | |
| Wilbur Wood, L ERA: 3.93 | (1, 1) | | | | | | | | | | | | | | | | | | | | | |
| Rich Gossage, R ERA: 1.94 | (7, 1) | 4.1 | W | 17 | 3 | 2 | 2 | 6 | 0 | 1 | 1 | 0 | 0 | 0 | 27 | 32 | 4.15 | 0.692 | | | | |

New York Yankees @ Chicago White Sox
Comiskey Park, Chicago, IL
Thu Jul 24 1975, 4:33 AM EDT
Unknown - 74 F

AB 40
R 3
H 9
RBI 3
BB 3
SO 12
LOB 15



| Batter | 1 | 2 | 3 | 4 | 5 | 6 | 7 | 8 | 9 | 10 | 11 | AB | R | H | RBI | BB | SO | LOB | BOTTOM | | | | | | | |
|---|------------------------------|----------------------------------|------------------------------|---------------------------------|------------------------------|---------------------------------|------------------------------|---------------------------------|------------------------------|---------------------------------|-------------------------------|----------------------------------|------------------------------|---------------------------------|------------------------------|---------------------------------|------------------------------|---------------------------------|------------------------------|----------------------------------|------------------------------|---------------------------------|-----------------------------------|------------------------------------|----------------------------------|--------|
| Pat Kelly, L OBP: 0.345, SLG: 0.407 (1, 9) | | | | | | | | | | | | 4 | 0 | 0 | 0 | 1 | 1 | 3 | | | | | | | | |
| Bucky Dent, R OBP: 0.324, SLG: 0.376 (1, 6) | | | | | | | | | | | | 4 | 0 | 2 | 0 | 0 | 1 | 3 | | | | | | | | |
| Lee Richard, R OBP: 0.333, SLG: 0.222 (9, PH) | | | | | | | | | | | | 1 | 0 | 0 | 0 | 0 | 1 | 0 | | | | | | | | |
| Carlos May, L OBP: 0.372, SLG: 0.397 (1, 3) | | | | | | | | | | | | 4 | 0 | 1 | 0 | 1 | 1 | 1 | | | | | | | | |
| Deron Johnson, R OBP: 0.305, SLG: 0.403 (1, 10) | | | | | | | | | | | | 3 | 0 | 1 | 0 | 0 | 1 | 4 | | | | | | | | |
| Jerry Hairston, S OBP: 0.357, SLG: 0.292 (6, PR) | | | | | | | | | | | | 2 | 0 | 0 | 0 | 0 | 1 | 0 | | | | | | | | |
| Ken Henderson, S OBP: 0.352, SLG: 0.366 (1, 8) | | | | | | | | | | | | 4 | 1 | 1 | 0 | 1 | 0 | 4 | | | | | | | | |
| Bill Melton, R OBP: 0.334, SLG: 0.344 (1, 5) | | | | | | | | | | | | 4 | 1 | 1 | 0 | 1 | 1 | 2 | | | | | | | | |
| Nyls Nyman, L OBP: 0.246, SLG: 0.257 (1, 7) | | | | | | | | | | | | 5 | 1 | 1 | 1 | 0 | 0 | 3 | | | | | | | | |
| Bill Stein, R OBP: 0.333, SLG: 0.352 (1, 4) | | | | | | | | | | | | 5 | 0 | 2 | 1 | 0 | 0 | 0 | | | | | | | | |
| Brian Downing, R OBP: 0.369, SLG: 0.354 (1, 2) | | | | | | | | | | | | 4 | 1 | 2 | 2 | 1 | 0 | 1 | | | | | | | | |
| Inning Stats | R: 0 E: 0 K: 1 S: 6 | H: 1 LOB: 2 BB: 1 P: 10 | R: 0 E: 1 K: 0 S: 4 | H: 2 LOB: 1 BB: 0 P: 4 | R: 0 E: 0 K: 0 S: 4 | H: 1 LOB: 2 BB: 1 P: 8 | R: 0 E: 0 K: 1 S: 5 | H: 0 LOB: 0 BB: 0 P: 5 | R: 0 E: 0 K: 0 S: 4 | H: 1 LOB: 1 BB: 0 P: 4 | R: 3 E: 0 K: 2 S: 11 | H: 4 LOB: 2 BB: 1 P: 15 | R: 0 E: 0 K: 1 S: 5 | H: 0 LOB: 0 BB: 0 P: 5 | R: 0 E: 0 K: 0 S: 3 | H: 0 LOB: 0 BB: 0 P: 3 | R: 0 E: 0 K: 1 S: 4 | H: 1 LOB: 2 BB: 1 P: 8 | R: 0 E: 0 K: 1 S: 6 | H: 1 LOB: 1 BB: 1 P: 10 | R: 1 E: 0 K: 0 S: 2 | H: 1 LOB: 0 BB: 0 P: 2 | 1B: 10 2B: 1 3B: 0 HR: 1 | SF: 0 SAC: 0 DP: 2 HBP: 0 | WP: 0 PB: 0 SB: 0 CS: 0 | PA: 45 |
| PITCHER | IP ERA | WLS L | BF 27 | H 9 | R 3 | ER 3 | SO 5 | BB 2 | IBB 0 | HBP 0 | BLK 0 | WP 0 | HR 0 | S 28 | P 40 | ERA 5.06 | WHIP 2.250 | | | | | | | | | |
| Doc Medich, R ERA: 3.85 | (1, 1) | | | | | | | | | | | | | | | | | | | | | | | | | |
| Sparky Lyle, L ERA: 2.77 | (6, 1) | 4.2 | L | 16 | 1 | 0 | 0 | 2 | 0 | 0 | 0 | 0 | 0 | 24 | 32 | 0.00 | 0.643 | | | | | | | | | |
| Dick Tidrow, R ERA: 3.2 | (11, 1) | 0.1 | L | 2 | 1 | 1 | 1 | 0 | 0 | 0 | 0 | 0 | 0 | 1 | 2 | 27.00 | 3.000 | | | | | | | | | |

New York Yankees @ Chicago White Sox
Comiskey Park, Chicago, IL
Thu Jul 24 1975, 4:33 AM EDT
Unknown - 74 F

AB 40
R 4
H 11
RBI 4
BB 5
SO 7
LOB 21



| Batter | 1 | 2 | 3 | 4 | 5 | 6 | 7 | 8 | 9 | AB | R | H | RBI | BB | SO | LOB | TOP | | | | | | | | | | |
|--|------------------------------|----------------------------------|------------------------------|---------------------------------|------------------------------|---------------------------------|------------------------------|---------------------------------|------------------------------|---------------------------------|------------------------------|----------------------------------|------------------------------|---------------------------------|------------------------------|---------------------------------|---|---------------------------------|----------------------------------|------------------------------------|-------------------------|--------|--|--|--|--|--|
| Bobby Bonds, R OBP: 0.337, SLG: 0.503 (1, 8) | | | | | | | | | | 2 | 0 | 0 | 0 | 2 | 0 | 0 | New York Yankees @ Chicago White Sox Comiskey Park, Chicago, IL Thu Jul 24 1975, 4:38 AM EDT Att: 13,910 - Unknown - 84 F livebaseballscorecards.com | | | | | | | | | | |
| Rich Coggins, L OBP: 0.266, SLG: 0.315 (1, 9) | | | | | | | | | | 2 | 0 | 1 | 0 | 1 | 1 | | | | | | | | | | | | |
| Roy White, S OBP: 0.392, SLG: 0.455 (1, 7) | | | | | | | | | | 3 | 0 | 0 | 0 | 1 | 0 | 2 | | | | | | | | | | | |
| Graig Nettles, L OBP: 0.342, SLG: 0.458 (1, 5) | | | | | | | | | | 3 | 0 | 1 | 0 | 1 | 0 | 2 | | | | | | | | | | | |
| Chris Chambliss, L OBP: 0.328, SLG: 0.427 (1, 3) | | | | | | | | | | 4 | 0 | 1 | 0 | 0 | 0 | 4 | | | | | | | | | | | |
| Ed Herrmann, L OBP: 0.307, SLG: 0.342 (1, 2) | | | | | | | | | | 3 | 0 | 0 | 0 | 0 | 1 | | | | | | | | | | | | |
| Lou Piniella, R OBP: 0.252, SLG: 0.215 (9, PH) | | | | | | | | | | 1 | 0 | 0 | 0 | 0 | 1 | | | | | | | | | | | | |
| Rick Dempsey, R OBP: 0.367, SLG: 0.322 (1, 10) | | | | | | | | | | 4 | 0 | 1 | 0 | 0 | 0 | 0 | | | | | | | | | | | |
| Jim Mason, L OBP: 0.208, SLG: 0.212 (1, 6) | | | | | | | | | | 2 | 0 | 0 | 0 | 1 | 0 | 1 | | | | | | | | | | | |
| Thurman Munson, R OBP: 0.372, SLG: 0.423 (9, PH) | | | | | | | | | | 1 | 0 | 0 | 0 | 0 | 0 | 0 | | | | | | | | | | | |
| Sandy Alomar Sr., S OBP: 0.227, SLG: 0.248 (1, 4) | | | | | | | | | | 2 | 0 | 0 | 0 | 0 | 0 | 1 | | | | | | | | | | | |
| Walt Williams, R OBP: 0.234, SLG: 0.360 (7, PH) | | | | | | | | | | 1 | 0 | 0 | 0 | 0 | 0 | 1 | | | | | | | | | | | |
| Fred Stanley, R OBP: 0.289, SLG: 0.257 (7, 4) | | | | | | | | | | 0 | 0 | 0 | 0 | 0 | 0 | 0 | | | | | | | | | | | |
| Inning Stats | R: 0 E: 0 K: 0 S: 2 | H: 0 LOB: 1 BB: 2 P: 10 | R: 0 E: 0 K: 0 S: 3 | H: 0 LOB: 0 BB: 0 P: 3 | R: 0 E: 0 K: 1 S: 5 | H: 0 LOB: 1 BB: 1 P: 9 | R: 0 E: 0 K: 0 S: 4 | H: 1 LOB: 1 BB: 0 P: 4 | R: 0 E: 0 K: 0 S: 2 | H: 0 LOB: 0 BB: 1 P: 6 | R: 0 E: 0 K: 0 S: 3 | H: 0 LOB: 2 BB: 2 P: 11 | R: 0 E: 0 K: 1 S: 6 | H: 1 LOB: 1 BB: 0 P: 6 | R: 0 E: 0 K: 0 S: 5 | H: 2 LOB: 2 BB: 0 P: 5 | R: 0 E: 0 K: 1 S: 5 | H: 0 LOB: 0 BB: 0 P: 5 | 1B: 4 2B: 1 3B: 0 HR: 0 | SF: 0 SAC: 1 DP: 1 HBP: 0 | WP: 1 PB: 0 CS: 1 | PA: 35 | | | | | |
| PITCHER | IP | WLS | BF | H | R | ER | SO | BB | IBB | HBP | BLK | WP | HR | S | P | ERA | WHIP | | | | | | | | | | |
| Jesse Jefferson, R ERA: 3.07 (1, 1) | 7.2 | | 31 | 4 | 0 | 0 | 2 | 6 | 0 | 0 | 0 | 1 | 0 | 29 | 53 | 0.00 | 1.304 | | | | | | | | | | |
| Dave Hamilton, L ERA: 3.95 (8, 1) | 1.1 | W | 4 | 0 | 0 | 0 | 1 | 0 | 0 | 0 | 0 | 0 | 0 | 6 | 6 | 0.00 | 0.000 | | | | | | | | | | |

| Batter | 1 | 2 | 3 | 4 | 5 | 6 | 7 | 8 | 9 | AB | R | H | RBI | BB | SO | LOB | BOTTOM | | | | | | | | | | |
|--|------------------------------|---------------------------------|------------------------------|---------------------------------|------------------------------|---------------------------------|------------------------------|----------------------------------|------------------------------|---------------------------------|------------------------------|---------------------------------|------------------------------|---------------------------------|------------------------------|----------------------------------|---|------------------------------------|-------------------------|--------|--|--|--|--|--|--|--|
| Pat Kelly, L OBP: 0.342, SLG: 0.403 (1, 9) | | | | | | | | | | 3 | 0 | 0 | 0 | 0 | 1 | 0 | New York Yankees @ Chicago White Sox Comiskey Park, Chicago, IL Thu Jul 24 1975, 4:38 AM EDT Att: 13,910 - Unknown - 84 F livebaseballscorecards.com | | | | | | | | | | |
| Lee Richard, R OBP: 0.320, SLG: 0.227 (1, 6) | | | | | | | | | | 4 | 0 | 1 | 0 | 0 | 0 | 0 | | | | | | | | | | | |
| Ken Henderson, S OBP: 0.356, SLG: 0.364 (1, 8) | | | | | | | | | | 1 | 0 | 0 | 0 | 3 | 0 | 0 | | | | | | | | | | | |
| Deron Johnson, R OBP: 0.311, SLG: 0.408 (1, 3) | | | | | | | | | | 4 | 0 | 3 | 0 | 0 | 0 | 3 | | | | | | | | | | | |
| Bill Melton, R OBP: 0.333, SLG: 0.341 (1, 5) | | | | | | | | | | 3 | 0 | 0 | 1 | 0 | 2 | 5 | | | | | | | | | | | |
| Carlos May, L OBP: 0.368, SLG: 0.392 (1, 10) | | | | | | | | | | 4 | 0 | 0 | 0 | 0 | 1 | 3 | | | | | | | | | | | |
| Jerry Hairston, S OBP: 0.356, SLG: 0.284 (1, 7) | | | | | | | | | | 2 | 0 | 0 | 0 | 1 | 1 | 0 | | | | | | | | | | | |
| Bill Stein, R OBP: 0.333, SLG: 0.352 (1, 4) | | | | | | | | | | 3 | 0 | 1 | 0 | 0 | 0 | 1 | | | | | | | | | | | |
| Pete Varney, R OBP: 0.304, SLG: 0.341 (1, 2) | | | | | | | | | | 3 | 0 | 1 | 0 | 0 | 0 | 1 | | | | | | | | | | | |
| Brian Downing, R OBP: 0.368, SLG: 0.354 (8, PR) (9, 2) | | | | | | | | | | 0 | 1 | 0 | 0 | 0 | 0 | 0 | | | | | | | | | | | |
| Inning Stats | R: 0 E: 0 K: 1 S: 5 | H: 0 LOB: 0 BB: 0 P: 5 | R: 0 E: 0 K: 1 S: 5 | H: 1 LOB: 0 BB: 0 P: 5 | R: 0 E: 0 K: 0 S: 2 | H: 0 LOB: 0 BB: 1 P: 6 | R: 0 E: 0 K: 1 S: 6 | H: 1 LOB: 2 BB: 1 P: 10 | R: 0 E: 0 K: 0 S: 4 | H: 1 LOB: 1 BB: 0 P: 4 | R: 0 E: 0 K: 0 S: 2 | H: 0 LOB: 0 BB: 1 P: 8 | R: 0 E: 0 K: 2 S: 7 | H: 0 LOB: 0 BB: 0 P: 7 | R: 1 E: 0 K: 0 S: 5 | H: 2 LOB: 3 BB: 1 P: 10 | 1B: 6 2B: 1 3B: 0 HR: 0 | SF: 0 SAC: 1 DP: 2 HBP: 1 | WP: 0 PB: 0 CS: 0 | PA: 33 | | | | | | | |
| PITCHER | IP | WLS | BF | H | R | ER | SO | BB | IBB | HBP | BLK | WP | HR | S | P | ERA | WHIP | | | | | | | | | | |
| Larry Gura, L ERA: 3.28 (1, 1) | 7.1 | L | 29 | 6 | 1 | 1 | 5 | 3 | 0 | 0 | 0 | 0 | 0 | 36 | 48 | 1.23 | 1.227 | | | | | | | | | | |
| Dick Tidrow, R ERA: 3.19 (8, 1) | 0.1 | | 3 | 0 | 0 | 0 | 0 | 0 | 1 | 1 | 0 | 0 | 0 | 1 | 6 | 0.00 | 0.000 | | | | | | | | | | |
| Tippy Martinez, L ERA: 1.59 (8, 1) | 0.1 | | 1 | 0 | 0 | 0 | 0 | 0 | 0 | 0 | 0 | 0 | 0 | 1 | 1 | 0.00 | 0.000 | | | | | | | | | | |



| Batter | 1 | 2 | 3 | 4 | 5 | 6 | 7 | 8 | 9 | AB | R | H | RBI | BB | SO | LOB | TOP | | | | |
|--|---|--|---|--|------------------------------|---------------------------------|------------------------------|----------------------------------|------------------------------|---------------------------------|------------------------------|---------------------------------|------------------------------|----------------------------------|------------------------------|---------------------------------|-----------------------------------|------------------------------------|----------------------------------|--------|--|
| Juan Beniquez, R (1, 9) OBP: 0.371, SLG: 0.414 Bob Heise, R (8, 3) OBP: 0.284, SLG: 0.270 | K | | 1-2 1B | | K | | 5-3 | 1-2 BB | | 4 | 0 | 1 | 0 | 1 | 2 | 2 | | | | | |
| Rick Burleson, R (1, 6) OBP: 0.330, SLG: 0.358 | 5-3 | | K | | | 5-3 | | 5-3 F8 | | 5 | 0 | 0 | 0 | 0 | 1 | 5 | | | | | |
| Dwight Evans, R (1, 10) OBP: 0.337, SLG: 0.419 | F9 | | | 1-3 | | L9 | | 2B 2B | 6-3 | 5 | 1 | 1 | 0 | 0 | 0 | 0 | | | | | |
| Jim Rice, R (1, 7) OBP: 0.342, SLG: 0.514 | | 5-3 | | 2B 2B 1B | | 1B | | 1B 1B 2B | 1B 1B | 5 | 2 | 4 | 1 | 0 | 0 | 0 | | | | | |
| Fred Lynn, L (1, 8) OBP: 0.394, SLG: 0.594 | L6 | | 1-3 2B 2B | | K | | | 1B 1B FC4-6 HBP | K | 4 | 2 | 1 | 0 | 0 | 2 | 2 | | | | | |
| Carlton Fisk, R (1, 2) OBP: 0.372, SLG: 0.415 | K | | 2H 3H 2B | L6-4 | | | 6-3 | FC4-6 1B 1-2 2-3 | 1B | 5 | 1 | 3 | 2 | 0 | 1 | 0 | | | | | |
| Rico Petrocelli, R (1, 5) OBP: 0.342, SLG: 0.353 | | 5-3 | 2-3 L6-4 | | | | F2 | FC4-6 1B 1-2 2-3 3-H | K | 5 | 0 | 1 | 1 | 0 | 1 | 3 | | | | | |
| Doug Griffin, R (1, 4) OBP: 0.298, SLG: 0.290 | | | 1B 1B | | 6-3 | | | FC4-6 1B 1-2 2-3 3-H | | 4 | 0 | 2 | 1 | 0 | 0 | 2 | | | | | |
| Bob Montgomery, R (1, 3) OBP: 0.244, SLG: 0.277 Rick Miller, L (8, PR) OBP: 0.354, SLG: 0.277 | | | K | | 6-3 | | | 1-3 3-H 1B | BB 1B | 4 | 0 | 2 | 1 | 0 | 1 | 1 | | | | | |
| | | | | | | | | | | 0 | 0 | 0 | 0 | 0 | 0 | 0 | | | | | |
| Inning Stats | R: 0 E: 0 K: 1 S: 5 | H: 0 LOB: 0 BB: 0 P: 5 | R: 0 E: 0 K: 1 S: 5 | H: 0 LOB: 0 BB: 0 P: 5 | R: 0 E: 0 K: 2 S: 9 | H: 2 LOB: 2 BB: 0 P: 9 | R: 2 E: 0 K: 0 S: 5 | H: 3 LOB: 0 BB: 0 P: 5 | R: 0 E: 0 K: 1 S: 6 | H: 1 LOB: 1 BB: 0 P: 6 | R: 0 E: 0 K: 0 S: 5 | H: 2 LOB: 2 BB: 0 P: 5 | R: 4 E: 0 K: 0 S: 8 | H: 5 LOB: 3 BB: 1 P: 13 | R: 0 E: 0 K: 2 S: 9 | H: 2 LOB: 2 BB: 0 P: 9 | 1B: 11 2B: 5 3B: 0 HR: 0 | SF: 0 SAC: 0 DP: 1 HBP: 1 | WP: 0 PB: 0 SB: 0 CS: 0 | PA: 43 | |
| PITCHER | IP WLS BF H R ER SO BB IBB HBP BLK WP HR S P ERA WHIP | 7.1 W 31 10 4 4 6 0 0 0 0 0 0 43 43 4.91 1.364 | 0.1 S 5 3 2 2 0 0 0 1 0 0 0 4 5 54.00 9.000 | 1.1 S 7 2 0 0 2 1 0 0 0 0 0 10 14 0.00 2.250 | | | | | | | | | | | | | | | | | |

Boston Red Sox @ New York Yankees
Shea Stadium, Flushing, NY
Fri Jul 25 1975, 7:05 PM EDT
Att: 40,165 - Unknown

AB 41
R 6
H 15
RBI 6
BB 1
SO 8
LOB 15



| Batter | 1 | 2 | 3 | 4 | 5 | 6 | 7 | 8 | 9 | AB | R | H | RBI | BB | SO | LOB | BOTTOM | | | |
|---|---|--|---|---------------------------------|-------------------------------|----------------------------------|------------------------------|---------------------------------|------------------------------|----------------------------------|------------------------------------|----------------------------------|------------------------------|----------------------------------|------------------------------|----------------------------------|----------------------------------|------------------------------------|----------------------------------|--------|
| Bobby Bonds, R (1, 8) OBP: 0.338, SLG: 0.505 | 6-3 | | K | | F3 | | 1B SF8 1B | 1-3 2B | | 5 | 1 | 2 | 0 | 0 | 1 | 2 | | | | |
| Lou Piniella, R (1, 9) OBP: 0.280, SLG: 0.243 Rick Blatt, R (7, PR) OBP: 0.500, SLG: 0.250 | 1-3 | | 2H 3H 3B | | 5-3 | | 1B SF9 1B | 4-3 | | 4 | 0 | 2 | 4 | 0 | 0 | 0 | | | | |
| Roy White, S (1, 7) OBP: 0.390, SLG: 0.453 | F8 | | K | | | 1B S | SF8 | | | 3 | 1 | 1 | 1 | 0 | 1 | 1 | | | | |
| Thurman Munson, R (1, 10) OBP: 0.371, SLG: 0.421 | | K | | 4-3 | | 5-3 | | 3-H 1B | | 4 | 0 | 1 | 0 | 0 | 1 | 1 | | | | |
| Chris Chambliss, L (1, 3) OBP: 0.330, SLG: 0.429 | | 6-3 | | 3B 1B | | 1-2 1B | SF9 | | | 3 | 1 | 2 | 2 | 0 | 0 | 0 | | | | |
| Graig Nettles, L (1, 5) OBP: 0.338, SLG: 0.453 | P7 | | K | | | 2H 1B | F5 | | | 4 | 0 | 0 | 0 | 0 | 1 | 3 | | | | |
| Ed Herrmann, L (1, 2) OBP: 0.313, SLG: 0.364 | | | E FC3 3B 1B | 1-H 3B | | K | | K | | 4 | 1 | 2 | 1 | 0 | 2 | 1 | | | | |
| Jim Mason, L (1, 6) OBP: 0.204, SLG: 0.208 | | | K | | 1-3 3B | | E3 1B BB | F8 | | 4 | 1 | 0 | 0 | 0 | 1 | 2 | | | | |
| Sandy Alomar Sr., S (1, 4) OBP: 0.231, SLG: 0.246 | | FC3 | | | 3-1 | | 4-0 1B BB | 4-0 2B BB | | 2 | 2 | 0 | 0 | 2 | 0 | 1 | | | | |
| | | | | | | | | | | 1B: 7 2B: 1 3B: 2 HR: 0 | SF: 2 SAC: 0 DP: 0 HBP: 0 | WP: 0 PB: 0 SB: 1 CS: 0 | PA: 38 | | | | | | | |
| Inning Stats | R: 0 E: 0 K: 0 S: 3 | H: 0 LOB: 0 BB: 0 P: 3 | R: 0 E: 0 K: 1 S: 5 | H: 0 LOB: 0 BB: 0 P: 5 | R: 2 E: 1 K: 3 S: 12 | H: 2 LOB: 1 BB: 0 P: 12 | R: 1 E: 0 K: 1 S: 7 | H: 2 LOB: 1 BB: 0 P: 7 | R: 0 E: 0 K: 0 S: 3 | H: 0 LOB: 0 BB: 0 P: 3 | R: 1 E: 1 K: 1 S: 7 | H: 2 LOB: 1 BB: 0 P: 7 | R: 4 E: 1 K: 0 S: 7 | H: 3 LOB: 1 BB: 1 P: 11 | R: 0 E: 0 K: 1 S: 6 | H: 1 LOB: 2 BB: 1 P: 10 | 1B: 7 2B: 1 3B: 2 HR: 0 | SF: 2 SAC: 0 DP: 0 HBP: 0 | WP: 0 PB: 0 SB: 1 CS: 0 | PA: 38 |
| PITCHER | IP WLS BF H R ER SO BB IBB HBP BLK WP HR S P ERA WHIP | 7.0 L 33 9 8 4 6 1 0 0 0 0 0 6 10 0.00 2.000 | 1.0 S 5 1 0 0 1 1 0 0 0 0 0 6 10 0.00 2.000 | | | | | | | | | | | | | | | | | |

Boston Red Sox @ New York Yankees
Shea Stadium, Flushing, NY
Fri Jul 25 1975, 7:05 PM EDT
Att: 40,165 - Unknown

AB 34
R 8
H 10
RBI 8
BB 2
SO 7
LOB 13



| Batter | 1 | 2 | 3 | 4 | 5 | 6 | 7 | 8 | 9 | AB | R | H | RBI | BB | SO | LOB | TOP | | | | | | | | | | |
|--|------------------------------|---------------------------------|------------------------------|---------------------------------|------------------------------|---------------------------------|------------------------------|---------------------------------|------------------------------|---------------------------------|------------------------------|---------------------------------|------------------------------|---------------------------------|------------------------------|----------------------------------|----------------------------------|------------------------------------|-------------------------|--------|--|--|--|--|--|--|--|
| Bernie Carbo, L (1, 10) OBP: 0.418, SLG: 0.526 | | | | | | | | | | 4 | 0 | 0 | 0 | 0 | 2 | 0 | | | | | | | | | | | |
| Denny Doyle, L (1, 4) OBP: 0.237, SLG: 0.374 | | | | | | | | | | 4 | 1 | 2 | 0 | 0 | 0 | 0 | | | | | | | | | | | |
| Carl Yastrzemski, L (1, 3) OBP: 0.400, SLG: 0.460 | | | | | | | | | | 3 | 1 | 2 | 0 | 1 | 0 | 0 | | | | | | | | | | | |
| Fred Lynn, L (1, 8) OBP: 0.395, SLG: 0.598 | | | | | | | | | | 3 | 2 | 1 | 0 | 1 | 1 | 0 | | | | | | | | | | | |
| Jim Rice, R (1, 7) OBP: 0.341, SLG: 0.515 | | | | | | | | | | 3 | 0 | 1 | 1 | 0 | 0 | 1 | | | | | | | | | | | |
| Carlton Fisk, R (1, 2) OBP: 0.376, SLG: 0.430 | | | | | | | | | | 4 | 0 | 2 | 3 | 0 | 1 | 1 | | | | | | | | | | | |
| Rick Miller, L (1, 9) OBP: 0.349, SLG: 0.275 | | | | | | | | | | 4 | 0 | 1 | 0 | 0 | 0 | 2 | | | | | | | | | | | |
| Rico Petrocelli, R (1, 5) OBP: 0.341, SLG: 0.351 | | | | | | | | | | 4 | 0 | 1 | 0 | 0 | 1 | 1 | | | | | | | | | | | |
| Rick Burleson, R (1, 6) OBP: 0.327, SLG: 0.354 | | | | | | | | | | 4 | 0 | 0 | 0 | 0 | 0 | 3 | | | | | | | | | | | |
| Inning Stats | R: 0 E: 0 K: 1 S: 5 | H: 1 LOB: 1 BB: 0 P: 5 | R: 1 E: 0 K: 0 S: 5 | H: 2 LOB: 1 BB: 0 P: 5 | R: 0 E: 0 K: 1 S: 3 | H: 1 LOB: 1 BB: 1 P: 7 | R: 0 E: 0 K: 1 S: 6 | H: 1 LOB: 0 BB: 0 P: 6 | R: 0 E: 0 K: 2 S: 7 | H: 0 LOB: 0 BB: 0 P: 7 | R: 0 E: 0 K: 0 S: 3 | H: 0 LOB: 0 BB: 0 P: 3 | R: 0 E: 0 K: 0 S: 3 | H: 0 LOB: 0 BB: 0 P: 3 | R: 3 E: 0 K: 0 S: 7 | H: 5 LOB: 2 BB: 1 P: 11 | 1B: 6 2B: 4 3B: 1 HR: 0 | SF: 1 SAC: 0 DP: 1 HBP: 0 | WP: 1 PB: 0 CS: 1 | PA: 37 | | | | | | | |
| PITCHER | IP | WLS | BF | H | R | ER | SO | BB | IBB | HBP | BLK | WP | HR | S | P | ERA | WHIP | | | | | | | | | | |
| Pat Dobson, R (1, 1) ERA: 3.75 | 8.1 | L | 33 | 8 | 4 | 4 | 5 | 2 | 0 | 0 | 0 | 1 | 0 | 41 | 49 | 4.32 | 1.200 | | | | | | | | | | |
| Dick Tidrow, R (9, 1) ERA: 3.15 | 0.2 | | 3 | 2 | 0 | 0 | 0 | 0 | 0 | 0 | 0 | 0 | 0 | 3 | 3 | 0.00 | 3.000 | | | | | | | | | | |

Boston Red Sox @ New York Yankees
Shea Stadium, Flushing, NY
Sat Jul 26 1975, 3:33 AM EDT
Att: 37,387 - Sunny - 75 F


AB 33
R 4
H 10
RBI 4
BB 2
SO 5
LOB 8



| Batter | 1 | 2 | 3 | 4 | 5 | 6 | 7 | 8 | 9 | AB | R | H | RBI | BB | SO | LOB | BOTTOM | | | | | | | | | | |
|--|------------------------------|---------------------------------|------------------------------|---------------------------------|------------------------------|---------------------------------|------------------------------|---------------------------------|------------------------------|----------------------------------|------------------------------|---------------------------------|------------------------------|---------------------------------|------------------------------|---------------------------------|----------------------------------|------------------------------------|-------------------------|--------|--|--|--|--|--|--|--|
| Bobby Bonds, R (1, 8) OBP: 0.334, SLG: 0.498 | | | | | | | | | | 4 | 0 | 0 | 0 | 0 | 1 | 0 | | | | | | | | | | | |
| Rich Coggins, L (1, 10) OBP: 0.255, SLG: 0.301 | | | | | | | | | | 4 | 0 | 0 | 0 | 0 | 1 | 0 | | | | | | | | | | | |
| Roy White, S (1, 7) OBP: 0.386, SLG: 0.448 | | | | | | | | | | 4 | 0 | 0 | 0 | 0 | 0 | 0 | | | | | | | | | | | |
| Thurman Munson, R (1, 2) OBP: 0.372, SLG: 0.425 | | | | | | | | | | 4 | 1 | 2 | 0 | 0 | 0 | 0 | | | | | | | | | | | |
| Chris Chambliss, L (1, 3) OBP: 0.331, SLG: 0.428 | | | | | | | | | | 3 | 1 | 1 | 0 | 1 | 0 | 1 | | | | | | | | | | | |
| Graig Nettles, L (1, 5) OBP: 0.338, SLG: 0.451 | | | | | | | | | | 4 | 0 | 1 | 1 | 0 | 2 | 3 | | | | | | | | | | | |
| Lou Piniella, R (1, 9) OBP: 0.270, SLG: 0.248 | | | | | | | | | | 2 | 0 | 1 | 0 | 1 | 0 | 0 | | | | | | | | | | | |
| Rick Blatt, R (7, PR) OBP: 0.571, SLG: 0.400 | | | | | | | | | | 1 | 0 | 1 | 0 | 0 | 0 | 0 | | | | | | | | | | | |
| Jim Mason, L (1, 6) OBP: 0.261, SLG: 0.257 | | | | | | | | | | 1 | 0 | 0 | 0 | 0 | 0 | 0 | | | | | | | | | | | |
| Ed Herrmann, L (5, PH) OBP: 0.191, SLG: 0.361 | | | | | | | | | | 1 | 0 | 0 | 1 | 0 | 0 | 2 | | | | | | | | | | | |
| Fred Stanley, R (5, PH) OBP: 0.295, SLG: 0.257 | | | | | | | | | | 0 | 0 | 0 | 0 | 0 | 0 | 0 | | | | | | | | | | | |
| Walt Williams, R (7, PH) OBP: 0.225, SLG: 0.357 | | | | | | | | | | 1 | 0 | 0 | 0 | 0 | 0 | 2 | | | | | | | | | | | |
| Ed Brinkman, R (8, 6) OBP: 0.265, SLG: 0.315 | | | | | | | | | | 0 | 0 | 0 | 0 | 0 | 0 | 0 | | | | | | | | | | | |
| Rick Yemmel, R (9, PH) OBP: 0.358, SLG: 0.318 | | | | | | | | | | 1 | 0 | 0 | 0 | 0 | 0 | 2 | | | | | | | | | | | |
| Sandy Alomar Sr., S (1, 4) OBP: 0.228, SLG: 0.243 | | | | | | | | | | 3 | 0 | 0 | 0 | 0 | 0 | 2 | | | | | | | | | | | |
| Inning Stats | R: 0 E: 0 K: 1 S: 5 | H: 0 LOB: 0 BB: 0 P: 5 | R: 0 E: 0 K: 1 S: 5 | H: 0 LOB: 0 BB: 0 P: 5 | R: 0 E: 0 K: 0 S: 3 | H: 0 LOB: 0 BB: 0 P: 3 | R: 0 E: 0 K: 0 S: 3 | H: 0 LOB: 0 BB: 0 P: 3 | R: 1 E: 0 K: 1 S: 7 | H: 2 LOB: 1 BB: 1 P: 11 | R: 0 E: 0 K: 0 S: 3 | H: 0 LOB: 0 BB: 0 P: 3 | R: 0 E: 0 K: 1 S: 5 | H: 0 LOB: 0 BB: 0 P: 5 | R: 1 E: 0 K: 0 S: 5 | H: 2 LOB: 1 BB: 1 P: 9 | 1B: 5 2B: 1 3B: 0 HR: 0 | SF: 0 SAC: 0 DP: 0 HBP: 0 | WP: 1 PB: 0 CS: 0 | PA: 35 | | | | | | | |
| PITCHER | IP | WLS | BF | H | R | ER | SO | BB | IBB | HBP | BLK | WP | HR | S | P | ERA | WHIP | | | | | | | | | | |
| Reggie Cleveland, R (1, 1) ERA: 4.87 | 8.2 | W | 33 | 5 | 2 | 2 | 4 | 2 | 0 | 0 | 0 | 1 | 0 | 39 | 47 | 2.08 | 0.808 | | | | | | | | | | |
| Jim Willoughby, R (9, 1) ERA: 3.68 | 0.1 | S | 2 | 1 | 0 | 0 | 0 | 0 | 0 | 0 | 0 | 0 | 0 | 2 | 2 | 0.00 | 3.000 | | | | | | | | | | |

Boston Red Sox @ New York Yankees
Shea Stadium, Flushing, NY
Sat Jul 26 1975, 3:33 AM EDT
Att: 37,387 - Sunny - 75 F

AB 33
R 2
H 6
RBI 2
BB 2
SO 4
LOB 12

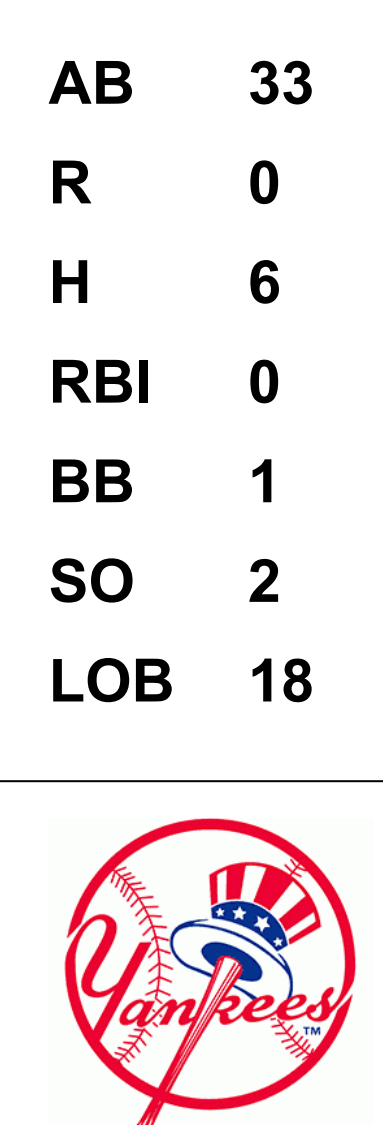


| Batter | 1 | 2 | 3 | 4 | 5 | 6 | 7 | 8 | 9 | AB | R | H | RBI | BB | SO | LOB | TOP | | | | | |
|---|--|---------------------------------|------------------------------|---------------------------------|------------------------------|---------------------------------|------------------------------|----------------------------------|------------------------------|---------------------------------|------------------------------|---------------------------------|------------------------------|---------------------------------|------------------------------|---------------------------------|---|------------------------------|---------------------------------|----------------------------------|------------------------------------|----------------------------------|
| Bernie Carbo, L OBP: 0.419, SLG: 0.522 (1, 10) | 4-0 SH1-3 BB | | 0-3 K | | 0-3 K | | | 4-0 2B BB | | 2 | 0 | 0 | 0 | 2 | 2 | 1 | Boston Red Sox @ New York Yankees Shea Stadium, Flushing, NY Sun Jul 27 1975, 3:33 AM EDT Sunny | | | | | |
| Denny Doyle, L OBP: 0.305, SLG: 0.383 (1, 4) | 0-0 SH1-3 | | | 4-0 1B BB | | 0-0 F6 | | 0-0 2B | | 2 | 0 | 1 | 0 | 1 | 0 | 0 | | | | | | |
| Carl Yastrzemski, L OBP: 0.397, SLG: 0.455 (1, 3) | 0-0 F2 | | | 0-0 F9 | | 0-0 F9 | | | 0-0 4-3 | 4 | 0 | 0 | 0 | 0 | 0 | 2 | | | | | | |
| Fred Lynn, L OBP: 0.393, SLG: 0.594 (1, 8) | 0-3 K | | | 0-0 1B | | 0-0 4-3 | | | 0-0 E6 S E | 4 | 1 | 1 | 0 | 0 | 1 | 1 | | | | | | |
| Jim Rice, R OBP: 0.338, SLG: 0.510 (1, 7) | | 0-0 F9 | | 0-3 K | | | 0-0 F2 | | 0-3 K | 4 | 0 | 0 | 0 | 0 | 2 | 3 | | | | | | |
| Rick Miller, L OBP: 0.345, SLG: 0.274 (1, 9) | 0-0 1-3 | | | 0-0 G3 | | | 0-0 L7 | | 0-0 E4 1B | 4 | 0 | 1 | 1 | 0 | 0 | 2 | | | | | | |
| Bob Heise, R OBP: 0.271, SLG: 0.256 (1, 5) | 0-0 F7 | | | | 0-0 5-3 | | 0-0 F9 | | 0-0 5-3 | 4 | 0 | 0 | 0 | 0 | 0 | 1 | | | | | | |
| Rick Burleson, R OBP: 0.325, SLG: 0.351 (1, 6) | | | 0-0 6-3 | | 0-0 6-3 | | | 0-0 F4 | | 3 | 0 | 0 | 0 | 0 | 0 | 0 | | | | | | |
| Tim Blackwell, S OBP: 0.297, SLG: 0.235 (1, 2) | | | 0-0 L9 | | | 4-0 BB | | 0-0 F9 | | 2 | 0 | 0 | 0 | 1 | 0 | 0 | | | | | | |
| Inning Stats | R: 0 E: 0 K: 1 S: 5 | H: 0 LOB: 1 BB: 1 P: 9 | R: 0 E: 0 K: 0 S: 3 | H: 0 LOB: 0 BB: 0 P: 3 | R: 0 E: 0 K: 1 S: 5 | H: 0 LOB: 0 BB: 0 P: 5 | R: 0 E: 0 K: 1 S: 6 | H: 1 LOB: 2 BB: 1 P: 10 | R: 0 E: 0 K: 0 S: 5 | H: 0 LOB: 1 BB: 1 P: 9 | R: 0 E: 0 K: 0 S: 3 | H: 0 LOB: 0 BB: 0 P: 3 | R: 0 E: 0 K: 0 S: 3 | H: 0 LOB: 0 BB: 0 P: 3 | R: 0 E: 0 K: 0 S: 3 | H: 1 LOB: 2 BB: 1 P: 7 | | R: 1 E: 2 K: 1 S: 7 | H: 1 LOB: 1 BB: 0 P: 7 | 1B: 2 2B: 1 3B: 0 HR: 0 | SF: 0 SAC: 1 DP: 0 HBP: 0 | WP: 0 PB: 0 SB: 1 CS: 0 |
| PITCHER Caffish Hunter, R ERA: 2.69 (1, 1) | IP: 9.0 WLS: L BF: 34 H: 3 R: 1 ER: 0 SO: 5 BB: 4 IBB: 0 HBP: 0 BLK: 0 WP: 0 HR: 0 S: 40 P: 56 ERA: 0.00 WHIP: 0.778 | | | | | | | | | | | | | | | | | | | | | |

| | |
|-----|----|
| AB | 29 |
| R | 1 |
| H | 3 |
| RBI | 1 |
| BB | 4 |
| SO | 5 |
| LOB | 10 |



| Batter | 1 | 2 | 3 | 4 | 5 | 6 | 7 | 8 | 9 | AB | R | H | RBI | BB | SO | LOB | BOTTOM | | | |
|--|--|---------------------------------|------------------------------|---------------------------------|------------------------------|---------------------------------|------------------------------|---------------------------------|------------------------------|---------------------------------|------------------------------|---------------------------------|------------------------------|---------------------------------|------------------------------|---------------------------------|---|------------------------------------|----------------------------------|--------|
| Bobby Bonds, R OBP: 0.333, SLG: 0.494 (1, 8) | 0-3 K | | 4-0 BB | | 0-3 K | | 0-0 6-3 | | | 3 | 0 | 0 | 0 | 1 | 2 | 3 | Boston Red Sox @ New York Yankees Shea Stadium, Flushing, NY Sun Jul 27 1975, 3:33 AM EDT Sunny | | | |
| Rick Dempsey, R OBP: 0.350, SLG: 0.304 (1, 10) | 0-0 5-3 | | 0-0 4-3 | | 0-0 P9 | | | 0-0 6-3 | | 4 | 0 | 0 | 0 | 0 | 0 | 4 | | | | |
| Roy White, S OBP: 0.387, SLG: 0.451 (1, 7) | 0-0 5-3 | | | 0-0 B3-1 | | 0-0 FC1-5 2B | | 0-0 G5-4-3 1B | | 4 | 0 | 2 | 0 | 0 | 0 | 0 | | | | |
| Thurman Munson, R OBP: 0.368, SLG: 0.420 (1, 2) | | 0-0 F8 | | 0-0 6-3 | | 0-0 FC1-5 1B | | 0-0 G5-4-3 1B | | 4 | 0 | 0 | 0 | 0 | 0 | 2 | | | | |
| Lou Piniella, R OBP: 0.269, SLG: 0.248 (1, 9) | | 0-0 E5 FC5-4 | | 0-0 6-3 | | 0-0 1-2 1B | | | 0-0 1-3 | 4 | 0 | 1 | 0 | 0 | 0 | 0 | | | | |
| Graig Nettles, L OBP: 0.337, SLG: 0.448 (1, 5) | | 0-0 FC5-4 1-2 | | | 0-0 1B FC5-2 1B | | 0-0 L8 | | 0-0 L8 | 4 | 0 | 1 | 0 | 0 | 0 | 3 | | | | |
| Chris Chambliss, L OBP: 0.331, SLG: 0.426 (1, 3) | | 0-0 L8 | | | 0-0 FC5-2 1B | | 0-0 G3 | | 0-0 F5 | 4 | 0 | 1 | 0 | 0 | 0 | 3 | | | | |
| Sandy Alomar Sr., S OBP: 0.230, SLG: 0.244 (1, 4) | | | 0-0 L8 | | 0-0 FC5-2 1B | | 0-0 F7 | | | 3 | 0 | 1 | 0 | 0 | 0 | 0 | | | | |
| Fred Stanley, R OBP: 0.284, SLG: 0.252 (1, 6) | | | | 0-0 5-3 | | 0-0 FC5-2 1B | | 0-0 6-3 | | 2 | 0 | 0 | 0 | 0 | 0 | 3 | | | | |
| Alex Johnson, R OBP: 0.299, SLG: 0.358 (7, PH) | | | | | 0-0 FC5-2 1B | | | | | 1 | 0 | 0 | 0 | 0 | 0 | 0 | | | | |
| Jim Mason, L OBP: 0.203, SLG: 0.207 (8, 6) | | | | | 1-2 2-3 3-H | | | | | 0 | 0 | 0 | 0 | 0 | 0 | 0 | | | | |
| Inning Stats | R: 0 E: 0 K: 1 S: 5 | H: 0 LOB: 0 BB: 0 P: 5 | R: 0 E: 1 K: 0 S: 4 | H: 0 LOB: 1 BB: 0 P: 4 | R: 0 E: 0 K: 0 S: 3 | H: 0 LOB: 1 BB: 1 P: 7 | R: 0 E: 0 K: 0 S: 3 | H: 0 LOB: 0 BB: 0 P: 3 | R: 0 E: 0 K: 0 S: 3 | H: 0 LOB: 0 BB: 0 P: 3 | R: 0 E: 0 K: 0 S: 3 | H: 0 LOB: 0 BB: 0 P: 3 | R: 0 E: 0 K: 0 S: 3 | H: 1 LOB: 0 BB: 0 P: 3 | R: 0 E: 0 K: 0 S: 3 | H: 0 LOB: 0 BB: 0 P: 3 | 1B: 5 2B: 1 3B: 0 HR: 0 | SF: 0 SAC: 0 DP: 1 HBP: 0 | WP: 0 PB: 0 SB: 0 CS: 0 | PA: 34 |
| PITCHER Bill Lee, L ERA: 3.77 (1, 1) | IP: 9.0 WLS: W BF: 34 H: 6 R: 0 ER: 0 SO: 2 BB: 1 IBB: 0 HBP: 0 BLK: 0 WP: 0 HR: 0 S: 37 P: 41 ERA: 0.00 WHIP: 0.778 | | | | | | | | | | | | | | | | | | | |



| Batter | 1 | 2 | 3 | 4 | 5 | 6 | 7 | 8 | 9 | AB | R | H | RBI | BB | SO | LOB | TOP | | | | | | | | |
|---|------------------------------|---------------------------------|------------------------------|----------------------------------|------------------------------|---------------------------------|------------------------------|---------------------------------|-------------------------------------|---------------------------------|------------------------------|---------------------------------|------------------------------|---------------------------------|------------------------------|---------------------------------|------------------------------|----------------------------------|----------------------------------|------------------------------------|----------------------------------|--------|--|--|--|
| Ron LeFlore, R (1, 8) OBP: 0.323, SLG: 0.395 | 0-3 K2-3 | | 0-3 K | | | 0-0 5-3 | | 0-0 CS 1B | | 4 | 0 | 1 | 0 | 0 | 2 | 0 | | | | | | | | | |
| Gary Sutherland, R (1, 4) OBP: 0.322, SLG: 0.326 | 0-3 K | | 0-0 6-3 | | | 0-0 FC6 1B | | 0-0 F8 | | 4 | 0 | 1 | 0 | 0 | 1 | 1 | | | | | | | | | |
| Leon Roberts, R (1, 9) OBP: 0.341, SLG: 0.431 | 0-0 F4 | | | 0-0 F7 | | 0-0 FC6 1-2 | | 0-0 CS 1-2 | 0-0 5-3 | 4 | 0 | 0 | 0 | 0 | 0 | 1 | | | | | | | | | |
| Willie Horton, R (1, 10) OBP: 0.314, SLG: 0.425 | | 0-0 HR | | 0-0 FC6-4 1B | | 0-0 4-3 | | | 0-0 BB BB BB 1B | 4 | 2 | 3 | 1 | 0 | 0 | 1 | | | | | | | | | |
| Bill Freehan, R (1, 2) OBP: 0.311, SLG: 0.414 | | 4-0 1B G4-3-6-4-5 BB | | 0-0 F4 | | | 0-0 5-3 | | 0-0 F9 | 3 | 1 | 0 | 0 | 1 | 0 | 2 | | | | | | | | | |
| Aurelio Rodriguez, R (1, 5) OBP: 0.274, SLG: 0.377 | | 0-0 1B | | 0-0 FC6-4 1-2 | | | 0-0 F8 | | 4-0 BB BB 1-2 BB | 3 | 0 | 1 | 0 | 1 | 0 | 1 | | | | | | | | | |
| Jack Pierce, L (1, 3) OBP: 0.342, SLG: 0.467 | | 0-0 G4-3-6-4-5 1-2 3-H | | | 0-0 F8 | | 0-0 1B | | 4-0 BB BB 1-2 2-3 BB | 3 | 0 | 1 | 0 | 1 | 0 | 1 | | | | | | | | | |
| Ben Oglivie, L (1, 7) OBP: 0.301, SLG: 0.400 | | 0-3 K | | | 0-0 6-3 | | 0-0 G3 | | 4-0 1-2 2-3 3-H BB | 3 | 0 | 0 | 1 | 1 | 1 | 1 | | | | | | | | | |
| Gene Michael, S (1, 6) OBP: 0.239, SLG: 0.295 | | | 0-0 F7 | | | 0-0 6-3 | | 0-3 K | 0-0 G3 | 4 | 0 | 0 | 0 | 0 | 1 | 3 | | | | | | | | | |
| Inning Stats | R: 0 E: 0 K: 2 S: 7 | H: 0 LOB: 0 BB: 0 P: 7 | R: 2 E: 0 K: 1 S: 6 | H: 2 LOB: 0 BB: 1 P: 10 | R: 0 E: 0 K: 1 S: 5 | H: 0 LOB: 0 BB: 0 P: 5 | R: 0 E: 0 K: 0 S: 4 | H: 1 LOB: 1 BB: 0 P: 4 | R: 0 E: 0 K: 0 S: 3 | H: 0 LOB: 0 BB: 0 P: 3 | R: 0 E: 0 K: 0 S: 4 | H: 1 LOB: 1 BB: 0 P: 4 | R: 0 E: 0 K: 0 S: 4 | H: 1 LOB: 1 BB: 0 P: 4 | R: 0 E: 0 K: 1 S: 5 | H: 1 LOB: 0 BB: 0 P: 5 | R: 1 E: 0 K: 0 S: 4 | H: 1 LOB: 3 BB: 3 P: 16 | 1B: 6 2B: 0 3B: 0 HR: 1 | SF: 0 SAC: 0 DP: 1 HBP: 0 | WP: 0 PB: 0 SB: 0 CS: 1 | PA: 37 | | | |
| PITCHER | IP | WLS | BF | H | R | ER | SO | BB | IBB | HBP | BLK | WP | HR | S | P | ERA | WHIP | | | | | | | | |
| Larry Gura, L (1, 1) ERA: 3.27 | 8.2 | L | 33 | 7 | 3 | 3 | 5 | 2 | 0 | 0 | 0 | 0 | 1 | 41 | 49 | 3.12 | 1.038 | | | | | | | | |
| Ron Guidry, L (9, 1) ERA: | 0.0 | | 2 | 0 | 0 | 0 | 0 | 2 | 0 | 0 | 0 | 0 | 0 | 0 | 8 | ∞ | ∞ | | | | | | | | |
| Dick Tidrow, R (9, 1) ERA: 3.09 | 0.1 | | 1 | 0 | 0 | 0 | 0 | 0 | 0 | 0 | 0 | 0 | 0 | 1 | 1 | 0.00 | 0.000 | | | | | | | | |

Detroit Tigers @ New York Yankees
Shea Stadium, Flushing, NY
Mon Jul 28 1975, 7:05 PM EDT
Att: 11,244 - Unknown - 78 F

AB 32
R 3
H 7
RBI 2
BB 4
SO 5
LOB 11



| Batter | 1 | 2 | 3 | 4 | 5 | 6 | 7 | 8 | 9 | AB | R | H | RBI | BB | SO | LOB | BOTTOM | | | | | | | | |
|--|------------------------------|---------------------------------|------------------------------|---------------------------------|------------------------------|---------------------------------|------------------------------|---------------------------------|------------------------------|---------------------------------|------------------------------|---------------------------------|------------------------------|---------------------------------|------------------------------|---------------------------------|----------------------------------|------------------------------------|----------------------------------|--------|--|--|--|--|--|
| Bobby Bonds, R (1, 8) OBP: 0.337, SLG: 0.494 | 0-0 G3 S 1B | | 0-0 F9 | | | 0-0 CS 1B | | 0-3 K | | 4 | 0 | 2 | 0 | 0 | 1 | 0 | | | | | | | | | |
| Lou Piniella, R (1, 9) OBP: 0.275, SLG: 0.256 | 0-0 F9 | | | 0-0 E 1B | | 0-0 F8 | | | 0-0 1B | 4 | 0 | 2 | 0 | 0 | 0 | 2 | | | | | | | | | |
| Roy White, S (1, 7) OBP: 0.381, SLG: 0.443 | 0-0 G3 1-3 | | | 0-0 F9 | | 0-0 F6 1-2 | | | 0-0 1-3 | 4 | 0 | 0 | 0 | 0 | 0 | 3 | | | | | | | | | |
| Thurman Munson, R (1, 10) OBP: 0.361, SLG: 0.411 | 0-0 6-3 | | | 0-0 E3 G4-6-3 1-3 | | 0-0 5-3 | | | 0-0 6-3 | 4 | 0 | 0 | 0 | 0 | 0 | 2 | | | | | | | | | |
| Chris Chambliss, L (1, 3) OBP: 0.328, SLG: 0.422 | | 0-0 4-3 | | 0-0 G4-6-3 1-2 | | 0-0 1B | | | | 3 | 0 | 1 | 0 | 0 | 0 | 2 | | | | | | | | | |
| Graig Nettles, L (1, 5) OBP: 0.332, SLG: 0.441 | | 0-0 F7 | | | 0-0 G3 | | 0-0 F5 | | | 3 | 0 | 0 | 0 | 0 | 0 | 1 | | | | | | | | | |
| Ed Herrmann, L (1, 2) OBP: 0.304, SLG: 0.352 | | 0-0 F8 | | | 0-0 F6 | | 0-0 F8 | | | 3 | 0 | 0 | 0 | 0 | 0 | 1 | | | | | | | | | |
| Fred Stanley, R (1, 6) OBP: 0.283, SLG: 0.252 | | | 0-0 F9 | | | | | 0-0 6-3 | | 2 | 0 | 1 | 0 | 0 | 0 | 0 | | | | | | | | | |
| Rich Coggins, L (9, PH) OBP: 0.253, SLG: 0.298 | | | | | | | | | | 1 | 0 | 0 | 0 | 0 | 0 | 0 | | | | | | | | | |
| Jim Mason, L (9, 6) OBP: 0.203, SLG: 0.207 | | | | | | | | | | 0 | 0 | 0 | 0 | 0 | 0 | 0 | | | | | | | | | |
| Sandy Alomar Sr., S (1, 4) OBP: 0.229, SLG: 0.240 | | | 0-0 F9 | | | 0-0 1-3 | | | 0-0 6-3 | 3 | 0 | 0 | 0 | 0 | 0 | 1 | | | | | | | | | |
| Inning Stats | R: 0 E: 0 K: 0 S: 4 | H: 1 LOB: 1 BB: 0 P: 4 | R: 0 E: 0 K: 0 S: 3 | H: 0 LOB: 0 BB: 0 P: 3 | R: 0 E: 0 K: 0 S: 3 | H: 0 LOB: 0 BB: 0 P: 3 | R: 0 E: 1 K: 0 S: 4 | H: 1 LOB: 1 BB: 0 P: 4 | R: 0 E: 0 K: 0 S: 3 | H: 1 LOB: 1 BB: 0 P: 3 | R: 0 E: 0 K: 0 S: 4 | H: 1 LOB: 1 BB: 0 P: 4 | R: 0 E: 0 K: 1 S: 5 | H: 0 LOB: 0 BB: 0 P: 5 | R: 0 E: 0 K: 0 S: 3 | H: 1 LOB: 0 BB: 0 P: 3 | 1B: 6 2B: 0 3B: 0 HR: 0 | SF: 0 SAC: 0 DP: 1 HBP: 0 | WP: 0 PB: 0 SB: 1 CS: 1 | PA: 31 | | | | | |
| PITCHER | IP | WLS | BF | H | R | ER | SO | BB | IBB | HBP | BLK | WP | HR | S | P | ERA | WHIP | | | | | | | | |
| Vern Ruhle, R (1, 1) ERA: 3.33 | 9.0 | W | 31 | 6 | 0 | 0 | 1 | 0 | 0 | 0 | 0 | 0 | 0 | 33 | 33 | 0.00 | 0.667 | | | | | | | | |

Detroit Tigers @ New York Yankees
Shea Stadium, Flushing, NY
Mon Jul 28 1975, 7:05 PM EDT
Att: 11,244 - Unknown - 78 F


AB 31
R 0
H 6
RBI 0
BB 0
SO 1
LOB 12



| Batter | 1 | 2 | 3 | 4 | 5 | 6 | 7 | 8 | 9 | AB | R | H | RBI | BB | SO | LOB | TOP | | | | | |
|--|------------------------------|---------------------------------|------------------------------|---------------------------------|------------------------------|---------------------------------|------------------------------|---------------------------------|------------------------------|---------------------------------|------------------------------|---------------------------------|------------------------------|---------------------------------|------------------------------|---------------------------------|------------------------------|---------------------------------|----------------------------------|------------------------------------|----------------------------------|--------|
| Art James, L OBP: 0.226, SLG: 0.200 (1,8) | F7 | | G3 1B | | | F7 | | K | | 4 | 0 | 1 | 0 | 0 | 1 | 0 | | | | | | |
| Ben Oglivie, L OBP: 0.307, SLG: 0.420 (1,7) | 4-3 2B | | G3 | | | HR 2B | | K | | 4 | 1 | 2 | 0 | 0 | 1 | 1 | | | | | | |
| Billy Baldwin, L OBP: 0.250, SLG: 0.250 (1,9) | 4-3 2-3 | | G3 | | | F5 | | | | 4 | 0 | 1 | 0 | 0 | 0 | 3 | | | | | | |
| Willie Horton, R OBP: 0.315, SLG: 0.432 (1,10) | BB | | | F9 | | HR | | 5-3 | | 3 | 1 | 1 | 2 | 1 | 0 | 1 | | | | | | |
| Bill Freehan, R OBP: 0.306, SLG: 0.408 (1,2) | F8 | | | K | | F9 | | F4 | | 4 | 0 | 0 | 0 | 0 | 1 | 2 | | | | | | |
| Jack Pierce, L OBP: 0.333, SLG: 0.453 (1,3) | | K | | 4-3 | | | | G3 | | 4 | 0 | 0 | 0 | 0 | 1 | 0 | | | | | | |
| Aurelio Rodriguez, R OBP: 0.277, SLG: 0.379 (1,5) | 4-3 | | | | | K | | 1B | | 4 | 0 | 2 | 0 | 0 | 1 | 0 | | | | | | |
| Gary Sutherland, R OBP: 0.321, SLG: 0.325 (1,4) | 4-3 | | | | | F8 | | 1B | | 4 | 0 | 1 | 0 | 0 | 1 | 1 | | | | | | |
| Gene Michael, S OBP: 0.233, SLG: 0.287 (1,6) | | | | | | K | | | | 3 | 0 | 0 | 0 | 0 | 1 | 1 | | | | | | |
| Gates Brown, L OBP: 0.280, SLG: 0.150 (9, PH) | | | | | | | | | | 0 | 0 | 0 | 0 | 0 | 0 | 0 | | | | | | |
| Leon Roberts, R OBP: 0.340, SLG: 0.430 (9, PH) | | | | | | | | | | 1 | 0 | 0 | 0 | 0 | 1 | 2 | | | | | | |
| Inning Stats | R: 0 E: 0 K: 0 S: 4 | H: 1 LOB: 2 BB: 1 P: 8 | R: 0 E: 0 K: 1 S: 5 | H: 0 LOB: 0 BB: 0 P: 5 | R: 0 E: 0 K: 1 S: 4 | H: 1 LOB: 1 BB: 0 P: 4 | R: 0 E: 0 K: 1 S: 5 | H: 0 LOB: 0 BB: 0 P: 5 | R: 0 E: 0 K: 2 S: 7 | H: 0 LOB: 0 BB: 0 P: 7 | R: 2 E: 0 K: 0 S: 5 | H: 2 LOB: 0 BB: 0 P: 5 | R: 0 E: 0 K: 1 S: 6 | H: 1 LOB: 1 BB: 0 P: 6 | R: 0 E: 0 K: 2 S: 8 | H: 1 LOB: 1 BB: 0 P: 8 | R: 0 E: 0 K: 1 S: 7 | H: 2 LOB: 2 BB: 0 P: 7 | 1B: 5 2B: 2 3B: 0 HR: 1 | SF: 0 SAC: 0 DP: 0 HBP: 0 | WP: 0 PB: 0 SB: 0 CS: 0 | PA: 36 |
| PITCHER | IP | WLS | BF | H | R | ER | SO | BB | IBB | HBP | BLK | WP | HR | S | P | ERA | WHIP | | | | | |
| Doc Medich, R ERA: 3.76 (1,1) | 8.2 | W | 35 | 8 | 2 | 2 | 7 | 1 | 0 | 0 | 0 | 0 | 1 | 48 | 52 | 2.08 | 1.038 | | | | | |
| Tippy Martinez, L ERA: 4.22 (9,1) | 0.1 | S | 1 | 0 | 0 | 0 | 1 | 0 | 0 | 0 | 0 | 0 | 0 | 3 | 3 | 0.00 | 0.000 | | | | | |

Detroit Tigers @ New York Yankees
Shea Stadium, Flushing, NY
Tue Jul 29 1975, 7:05 PM EDT
Att: 13,410 - Unknown


AB 35
R 2
H 8
RBI 2
BB 1
SO 8
LOB 11



| Batter | 1 | 2 | 3 | 4 | 5 | 6 | 7 | 8 | 9 | AB | R | H | RBI | BB | SO | LOB | BOTTOM | | | | | |
|---|------------------------------|----------------------------------|------------------------------|---------------------------------|------------------------------|----------------------------------|------------------------------|---------------------------------|------------------------------|---------------------------------|------------------------------|---------------------------------|------------------------------|----------------------------------|------------------------------|---------------------------------|------------------------------|---------------------------------|----------------------------------|------------------------------------|----------------------------------|--------|
| Bobby Bonds, R OBP: 0.339, SLG: 0.492 (1,8) | 6-3 BB | | L8 | | | SH2-3 1B | | K | | 3 | 2 | 1 | 0 | 1 | 1 | 1 | | | | | | |
| Rich Coggins, L OBP: 0.255, SLG: 0.309 (1,10) | F9 | | 2B | | | SH2-3 | | K | | 3 | 0 | 1 | 0 | 0 | 1 | 1 | | | | | | |
| Roy White, S OBP: 0.383, SLG: 0.441 (1,7) | E3 1-3 | | BB | | | F7 | | S BB | | 2 | 0 | 0 | 0 | 2 | 0 | 2 | | | | | | |
| Thurman Munson, R OBP: 0.360, SLG: 0.410 (1,2) | 6-3 | | F6 | | | 2B 1B | | K | | 4 | 1 | 1 | 2 | 0 | 1 | 5 | | | | | | |
| Graig Nettles, L OBP: 0.331, SLG: 0.442 (1,5) | K | | F6 | | | WP 1-H 1B | | 4-3 | | 4 | 1 | 1 | 1 | 0 | 1 | 5 | | | | | | |
| Lou Piniella, R OBP: 0.289, SLG: 0.260 (1,9) | | | | | | | | | | 2 | 0 | 1 | 1 | 2 | 1 | 0 | | | | | | |
| Rick Blatt, R OBP: 0.625, SLG: 0.500 (8, FR) | | | | | | FC6-4 BB | | L9-3 BB | | 0 | 0 | 0 | 0 | 0 | 0 | 0 | | | | | | |
| Chris Chambliss, L OBP: 0.324, SLG: 0.417 (1,3) | | | F5 | | | FC6-4 1-2 | | F7 | | 4 | 0 | 0 | 0 | 0 | 0 | 3 | | | | | | |
| Fred Stanley, R OBP: 0.274, SLG: 0.243 (1,6) | | | K | | | FC6-4 1-2 | | L9-3 | | 4 | 0 | 0 | 0 | 0 | 2 | 2 | | | | | | |
| Sandy Alomar Sr., S OBP: 0.230, SLG: 0.238 (1,4) | | | 2B BB | | | K | | 4-3 | | 2 | 0 | 0 | 0 | 1 | 1 | 1 | | | | | | |
| Inning Stats | R: 1 E: 1 K: 1 S: 6 | H: 0 LOB: 1 BB: 1 P: 10 | R: 0 E: 0 K: 2 S: 7 | H: 0 LOB: 0 BB: 0 P: 7 | R: 0 E: 0 K: 0 S: 4 | H: 1 LOB: 3 BB: 2 P: 12 | R: 0 E: 0 K: 1 S: 5 | H: 0 LOB: 1 BB: 1 P: 9 | R: 3 E: 0 K: 0 S: 7 | H: 4 LOB: 1 BB: 0 P: 7 | R: 0 E: 0 K: 2 S: 7 | H: 0 LOB: 0 BB: 0 P: 7 | R: 0 E: 0 K: 2 S: 7 | H: 0 LOB: 1 BB: 1 P: 11 | R: 0 E: 0 K: 0 S: 2 | H: 0 LOB: 1 BB: 1 P: 6 | R: 0 E: 0 K: 1 S: 7 | H: 0 LOB: 1 BB: 1 P: 6 | 1B: 3 2B: 3 3B: 0 HR: 0 | SF: 0 SAC: 1 DP: 1 HBP: 0 | WP: 1 PB: 0 SB: 1 CS: 0 | PA: 35 |
| PITCHER | IP | WLS | BF | H | R | ER | SO | BB | IBB | HBP | BLK | WP | HR | S | P | ERA | WHIP | | | | | |
| Joe Coleman, R ERA: 5.81 (1,1) | 5.0 | L | 25 | 5 | 4 | 3 | 4 | 4 | 0 | 0 | 0 | 0 | 0 | 29 | 45 | 5.40 | 1.800 | | | | | |
| Gene Pentz, R ERA: (6,1) | 3.0 | | 10 | 0 | 0 | 0 | 4 | 2 | 0 | 0 | 0 | 0 | 0 | 16 | 24 | 0.00 | 0.667 | | | | | |

Detroit Tigers @ New York Yankees
Shea Stadium, Flushing, NY
Tue Jul 29 1975, 7:05 PM EDT
Att: 13,410 - Unknown


AB 28
R 4
H 5
RBI 4
BB 6
SO 8
LOB 20



| Batter | 1 | 2 | 3 | 4 | 5 | 6 | 7 | 8 | 9 | AB | R | H | RBI | BB | SO | LOB | TOP | | | |
|---|--|---------------------------------|------------------------------|---------------------------------|------------------------------|---------------------------------|------------------------------|---------------------------------|------------------------------|---------------------------------|------------------------------|---------------------------------|------------------------------|---------------------------------|------------------------------|---------------------------------|----------------------------------|------------------------------------|----------------------------------|--------|
| Ron LeFlore, R (1, 8) OBP: 0.320, SLG: 0.390 | F6 | | K2-3 | | 6-3 | | | K | | 4 | 0 | 0 | 0 | 0 | 2 | 1 | | | | |
| Gary Sutherland, R (1, 4) OBP: 0.320, SLG: 0.322 | BB | | 6-3 | | | G3 | | | E5 | 3 | 0 | 0 | 0 | 1 | 0 | 1 | | | | |
| Leon Roberts, R (1, 9) OBP: 0.336, SLG: 0.424 | K | | | 6-3 | | 6-3 | | | K | 4 | 0 | 0 | 0 | 0 | 2 | 2 | | | | |
| Willie Horton, R (1, 10) OBP: 0.315, SLG: 0.430 | | F9 | | FC5-4 1B | | F9 | | | K | 4 | 0 | 1 | 0 | 0 | 1 | 1 | | | | |
| Bill Freehan, R (1, 3) OBP: 0.306, SLG: 0.406 | | G3 1B | | FC5-4 1-2 | | F8 | | | 5-3 | 4 | 0 | 1 | 0 | 0 | 0 | 2 | | | | |
| John Wockenfuss, R (1, 2) OBP: 0.326, SLG: 0.494 | | G3 | | K | | | K | | | 3 | 0 | 0 | 0 | 0 | 2 | 2 | | | | |
| Aurelio Rodriguez, R (1, 5) OBP: 0.270, SLG: 0.362 | | F9 | | | F9 SF7 2B | | F7 | | | 3 | 1 | 1 | 0 | 0 | 0 | 1 | | | | |
| Ben Oglivie, L (1, 7) OBP: 0.300, SLG: 0.410 | | | E3 5-3 | | F9 | | | 4-3 | | 3 | 0 | 0 | 0 | 0 | 0 | 1 | | | | |
| Gene Michael, S (1, 6) OBP: 0.228, SLG: 0.282 | | 5-3 | | | SF7 | | | 6-3 | | 2 | 0 | 0 | 1 | 0 | 0 | 1 | | | | |
| Inning Stats | R: 0 E: 0 K: 1 S: 4 | H: 0 LOB: 1 BB: 1 P: 8 | R: 0 E: 0 K: 0 S: 4 | H: 1 LOB: 1 BB: 0 P: 4 | R: 0 E: 1 K: 1 S: 6 | H: 0 LOB: 1 BB: 0 P: 6 | R: 0 E: 0 K: 1 S: 6 | H: 1 LOB: 0 BB: 0 P: 6 | R: 0 E: 0 K: 0 S: 3 | H: 0 LOB: 0 BB: 0 P: 3 | R: 0 E: 0 K: 1 S: 5 | H: 0 LOB: 0 BB: 0 P: 5 | R: 0 E: 0 K: 1 S: 5 | H: 0 LOB: 0 BB: 0 P: 5 | R: 0 E: 1 K: 2 S: 8 | H: 0 LOB: 1 BB: 0 P: 8 | 1B: 2 2B: 2 3B: 0 HR: 0 | SF: 1 SAC: 0 DP: 1 HBP: 0 | WP: 0 PB: 0 SB: 0 CS: 1 | PA: 32 |
| PITCHER Rudy May, L (1, 1) ERA: 3.26 | IP: 9.0 WLS: W BF: 32 H: 3 R: 1 ER: 1 SO: 7 BB: 1 IBB: 0 HBP: 0 BLK: 0 WP: 0 HR: 0 S: 45 P: 49 ERA: 1.00 WHIP: 0.444 | | | | | | | | | | | | | | | PITCHER | | | | |

Detroit Tigers @ New York Yankees
Shea Stadium, Flushing, NY
Wed Jul 30 1975, 7:05 PM EDT
Att: 12,591 - Unknown


| | |
|-----|----|
| AB | 30 |
| R | 1 |
| H | 3 |
| RBI | 1 |
| BB | 1 |
| SO | 7 |
| LOB | 12 |





| Batter | 1 | 2 | 3 | 4 | 5 | 6 | 7 | 8 | 9 | AB | R | H | RBI | BB | SO | LOB | BOTTOM | | | |
|--|--|---------------------------------|------------------------------|---------------------------------|------------------------------|---------------------------------|------------------------------|---------------------------------|------------------------------|---------------------------------|------------------------------|---------------------------------|------------------------------|---------------------------------|------------------------------|---------------------------------|----------------------------------|------------------------------------|----------------------------------|--------|
| Bobby Bonds, R (1, 9) OBP: 0.338, SLG: 0.492 | K2-3 | | | K | | 2B | | K2-3 | | 4 | 1 | 1 | 0 | 0 | 3 | 0 | | | | |
| Rick Bladt, R (1, 8) OBP: 0.417, SLG: 0.300 | 4-3 | | | 6-3 | | L9 | | 6-3 | | 4 | 0 | 0 | 0 | 0 | 0 | 1 | | | | |
| Roy White, S (1, 7) OBP: 0.381, SLG: 0.441 | 5-3 | | | F9 | | 1B 2B | | 5-3 | | 4 | 1 | 1 | 1 | 0 | 0 | 0 | | | | |
| Thurman Munson, R (1, 2) OBP: 0.360, SLG: 0.409 | | K | | | 4-3 | 1B | | | | 3 | 0 | 1 | 1 | 0 | 1 | 0 | | | | |
| Lou Piniella, R (1, 10) OBP: 0.290, SLG: 0.256 | | F4 | | 1B BB | | F9 | | | | 2 | 0 | 0 | 0 | 1 | 0 | 1 | | | | |
| Graig Nettles, L (1, 5) OBP: 0.331, SLG: 0.441 | | G3 | | | 1B | | F3 | | | 3 | 0 | 1 | 0 | 0 | 0 | 0 | | | | |
| Chris Chambliss, L (1, 3) OBP: 0.322, SLG: 0.413 | | | 6-3 | | F9 | | K | | | 3 | 0 | 0 | 0 | 0 | 1 | 2 | | | | |
| Sandy Alomar Sr., S (1, 4) OBP: 0.231, SLG: 0.239 | | | F3 | | F9 | | | | | 3 | 0 | 1 | 0 | 0 | 0 | 2 | | | | |
| Fred Stanley, R (1, 6) OBP: 0.268, SLG: 0.237 | | | L9 | | | 6-3 | | 6-3 | | 3 | 0 | 0 | 0 | 0 | 0 | 1 | | | | |
| Inning Stats | R: 0 E: 0 K: 1 S: 5 | H: 0 LOB: 0 BB: 0 P: 5 | R: 0 E: 0 K: 1 S: 5 | H: 0 LOB: 0 BB: 0 P: 5 | R: 0 E: 0 K: 0 S: 3 | H: 0 LOB: 0 BB: 0 P: 3 | R: 0 E: 0 K: 1 S: 5 | H: 0 LOB: 0 BB: 0 P: 5 | R: 0 E: 0 K: 0 S: 6 | H: 3 LOB: 1 BB: 0 P: 6 | R: 0 E: 0 K: 1 S: 6 | H: 1 LOB: 1 BB: 0 P: 6 | R: 0 E: 0 K: 1 S: 5 | H: 0 LOB: 0 BB: 0 P: 5 | R: 0 E: 0 K: 1 S: 5 | H: 0 LOB: 0 BB: 0 P: 5 | 1B: 3 2B: 2 3B: 0 HR: 0 | SF: 0 SAC: 0 DP: 0 HBP: 0 | WP: 0 PB: 0 SB: 0 CS: 0 | PA: 30 |
| PITCHER Mickey Lolich, L (1, 1) ERA: 3.32 | IP: 8.0 WLS: L BF: 30 H: 5 R: 2 ER: 2 SO: 5 BB: 1 IBB: 0 HBP: 0 BLK: 0 WP: 0 HR: 0 S: 39 P: 43 ERA: 2.25 WHIP: 0.750 | | | | | | | | | | | | | | | PITCHER | | | | |

Detroit Tigers @ New York Yankees
Shea Stadium, Flushing, NY
Wed Jul 30 1975, 7:05 PM EDT
Att: 12,591 - Unknown

| | |
|-----|----|
| AB | 29 |
| R | 2 |
| H | 5 |
| RBI | 2 |
| BB | 1 |
| SO | 5 |
| LOB | 7 |



| Batter | 1 | 2 | 3 | 4 | 5 | 6 | 7 | 8 | 9 | AB | R | H | RBI | BB | SO | LOB | TOP | | | | | | | | | | |
|--|------------------------------|---------------------------------|------------------------------|----------------------------------|------------------------------|---------------------------------|------------------------------|---------------------------------|------------------------------|---------------------------------|------------------------------|---------------------------------|------------------------------|----------------------------------|------------------------------|---------------------------------|--|------------------------------------|-------------------------|--------|--|--|--|--|--|--|--|
| Rick Manning, L OBP: 0.345, SLG: 0.367 (1, 8) | 0-0 4-3 | | 0-0 CS 1B | | 0-0 F7 | | 0-0 F6 | | 0-0 5-3 | 5 | 0 | 1 | 0 | 0 | 0 | 3 | Cleveland Indians @ New York Yankees Shea Stadium, Flushing, NY Fri Aug 01 1975, 7:05 PM EDT Att: 15,841 - Unknown - 90 F AB 35 R 4 H 10 RBI 4 BB 4 SO 4 LOB 15  | | | | | | | | | | |
| Buddy Bell, R OBP: 0.300, SLG: 0.354 (1, 5) | 0-0 6-3 | | 0-0 F7 | | 0-0 F8 | | 0-0 5-3 | | 0-0 6-3 | 5 | 0 | 0 | 1 | 0 | 0 | 3 | | | | | | | | | | | |
| George Hendrick, R OBP: 0.305, SLG: 0.430 (1, 9) | 0-0 F2 | | 4-0 1B 1-2 BB | | 0-0 F9 | | | 0-3 K | 0-0 F6 | 4 | 0 | 0 | 0 | 1 | 1 | 1 | | | | | | | | | | | |
| Boog Powell, L OBP: 0.385, SLG: 0.519 (1, 3) | | 0-0 HR | 0-0 1B | | 0-0 4-3 | | | 0-0 BB 1B | | 4 | 1 | 3 | 1 | 0 | 0 | 0 | | | | | | | | | | | |
| Charlie Spikes, R OBP: 0.276, SLG: 0.339 John Lowenstein, L OBP: 0.332, SLG: 0.385 (2, PH) (2, 7) | | 0-0 CS 1B | 0-0 1-3 | | 0-0 1-3 | | | 0-0 F9 | | 0 | 0 | 0 | 0 | 0 | 0 | 0 | | | | | | | | | | | |
| Rico Carty, R OBP: 0.371, SLG: 0.482 (8, PH) (8, 7) | | 0-0 CS 1B | | | | | | | | 1 | 0 | 0 | 0 | 0 | 0 | 1 | | | | | | | | | | | |
| Oscar Gamble, L OBP: 0.347, SLG: 0.429 Frank Robinson, R OBP: 0.395, SLG: 0.543 (1, 10) (8, PH) | | 4-0 2B 1-2 BB | | 0-0 F8 | | 0-0 F8 | | 4-0 1-2 BB | | 2 | 1 | 0 | 0 | 1 | 0 | 0 | | | | | | | | | | | |
| Jack Brohamer, L OBP: 0.276, SLG: 0.378 Bill Sudakis, S OBP: 0.277, SLG: 0.240 Ed Crosby, L OBP: 0.333, SLG: 0.269 (8, PH) (8, 4) | | 0-0 1-H 2B | | 0-0 F4 | | | 0-0 HR | 0-3 K | | 3 | 1 | 2 | 2 | 0 | 0 | 0 | | | | | | | | | | | |
| John Ellis, R OBP: 0.263, SLG: 0.349 (1, 2) | | 0-3 K | | 0-0 1B | | | 0-0 5-3 | | 4-0 2B 6-3 BB | 3 | 1 | 1 | 0 | 1 | 1 | 1 | | | | | | | | | | | |
| Frank Duffy, R OBP: 0.269, SLG: 0.285 (1, 6) | | 0-0 6-3 | | 0-3 K | | | 0-0 2B | | 0-0 6-3 1-3 2B | 4 | 0 | 2 | 0 | 0 | 1 | 2 | | | | | | | | | | | |
| Inning Stats | R: 0 E: 0 K: 0 S: 3 | H: 0 LOB: 0 BB: 0 P: 3 | R: 2 E: 0 K: 1 S: 7 | H: 3 LOB: 1 BB: 1 P: 11 | R: 0 E: 0 K: 0 S: 4 | H: 2 LOB: 2 BB: 1 P: 8 | R: 0 E: 0 K: 1 S: 6 | H: 1 LOB: 1 BB: 0 P: 6 | R: 0 E: 0 K: 0 S: 3 | H: 0 LOB: 0 BB: 0 P: 3 | R: 0 E: 0 K: 0 S: 5 | H: 2 LOB: 1 BB: 0 P: 5 | R: 0 E: 0 K: 2 S: 8 | H: 1 LOB: 2 BB: 1 P: 12 | R: 1 E: 0 K: 0 S: 4 | H: 1 LOB: 1 BB: 1 P: 8 | 1B: 5 2B: 3 3B: 0 HR: 2 | SF: 0 SAC: 0 DP: 0 HBP: 0 | WP: 0 PB: 0 CS: 2 | PA: 39 | | | | | | | |
| PITCHER | IP | WLS | BF | H | R | ER | SO | BB | IBB | HBP | BLK | WP | HR | S | P | ERA | WHIP | | | | | | | | | | |
| Catfish Hunter, R ERA: 2.72 (1, 1) | 7.1 | W | 31 | 9 | 3 | 3 | 3 | 2 | 0 | 0 | 0 | 0 | 2 | 35 | 43 | 3.68 | 1.500 | | | | | | | | | | |
| Tippy Martinez, L ERA: 4.53 (8, 1) | 1.0 | | 6 | 1 | 1 | 1 | 1 | 2 | 0 | 0 | 0 | 0 | 0 | 6 | 14 | 9.00 | 3.000 | | | | | | | | | | |
| Dick Tidrow, R ERA: 3.06 (9, 1) | 0.2 | S | 2 | 0 | 0 | 0 | 0 | 0 | 0 | 0 | 0 | 0 | 0 | 2 | 2 | 0.00 | 0.000 | | | | | | | | | | |

| Batter | 1 | 2 | 3 | 4 | 5 | 6 | 7 | 8 | 9 | AB | R | H | RBI | BB | SO | LOB | BOTTOM | | | | | | | | | | |
|---|------------------------------|---------------------------------|------------------------------|----------------------------------|------------------------------|---------------------------------|------------------------------|---------------------------------|------------------------------|---------------------------------|------------------------------|----------------------------------|------------------------------|----------------------------------|------------------------------|---------------------------------|---|----------------------------------|------------------------------------|-------------------------|--------|--|--|--|--|--|--|
| Bobby Bonds, R OBP: 0.341, SLG: 0.497 (1, 8) (8, 9) | 0-0 1B SF9 | | 0-0 SF8 | | 0-0 5-3 | | 4-0 S IBB | | 0-0 1B | 3 | 1 | 2 | 1 | 1 | 0 | 0 | Cleveland Indians @ New York Yankees Shea Stadium, Flushing, NY Fri Aug 01 1975, 7:05 PM EDT Att: 15,841 - Unknown - 90 F AB 29 R 5 H 9 RBI 4 BB 6 SO 4 LOB 17  | | | | | | | | | | |
| Rich Coggins, L OBP: 0.257, SLG: 0.310 Walt Williams, R OBP: 0.286, SLG: 0.347 (1, 10) (6, PH) | 0-0 1B | 0-3 K | | 0-0 4-3 | | 0-3 K | | 0-0 F7 | | 3 | 0 | 1 | 0 | 0 | 1 | 1 | | | | | | | | | | | |
| Roy White, S OBP: 0.385, SLG: 0.449 (1, 7) | 0-0 1-2 2-3 1B | | 0-0 1B 3B | | 0-0 F8 | | 4-0 5-3 BB | | | 3 | 1 | 2 | 0 | 1 | 0 | 0 | | | | | | | | | | | |
| Thurman Munson, R OBP: 0.359, SLG: 0.407 (1, 2) | 0-0 F9 | | 0-0 1B G6-4-3 | | 0-0 F9 | | 0-0 5-3 | | 0-0 5-3 | 4 | 1 | 1 | 1 | 0 | 0 | 4 | | | | | | | | | | | |
| Graig Nettles, L OBP: 0.330, SLG: 0.440 (1, 5) | 0-0 SF9 | | 0-0 G6-4-3 1B | | 0-0 F7 | | 0-3 K | | | 3 | 0 | 1 | 1 | 0 | 1 | 1 | | | | | | | | | | | |
| Lou Piniella, R OBP: 0.295, SLG: 0.252 Rick Blatt, R OBP: 0.417, SLG: 0.300 (1, 9) (7, PR) | 0-0 F5 | | 4-0 G6-4-3 IBB | | 0-0 G3 | | 4-0 IBB | | | 2 | 0 | 0 | 0 | 2 | 0 | 2 | | | | | | | | | | | |
| Chris Chambliss, L OBP: 0.324, SLG: 0.412 (1, 3) | | 0-0 SH2-4 SF8 1B | 0-0 G6-4-3 | | 4-0 PB 3B BB | | 0-0 F8 | | | 3 | 2 | 1 | 0 | 1 | 0 | 4 | | | | | | | | | | | |
| Fred Stanley, R OBP: 0.267, SLG: 0.231 (1, 6) | | 4-0 SF8 SH2-4 BB | 0-0 5-3 | | 0-0 F9 | | 0-0 F9 | | 0-0 F9 | 3 | 0 | 0 | 0 | 1 | 0 | 2 | | | | | | | | | | | |
| Sandy Alomar Sr., S OBP: 0.232, SLG: 0.248 (1, 4) | | 0-0 SH2-4 | | 0-0 F3 | | 0-0 2H 3B | | 0-3 K | | 3 | 0 | 1 | 1 | 0 | 1 | 0 | | | | | | | | | | | |
| Inning Stats | R: 1 E: 0 K: 0 S: 6 | H: 3 LOB: 2 BB: 0 P: 6 | R: 1 E: 0 K: 1 S: 6 | H: 1 LOB: 1 BB: 1 P: 10 | R: 2 E: 0 K: 0 S: 5 | H: 3 LOB: 1 BB: 1 P: 9 | R: 0 E: 0 K: 0 S: 3 | H: 0 LOB: 0 BB: 0 P: 3 | R: 0 E: 0 K: 0 S: 3 | H: 0 LOB: 0 BB: 0 P: 3 | R: 1 E: 0 K: 1 S: 6 | H: 1 LOB: 2 BB: 2 P: 14 | R: 0 E: 0 K: 1 S: 5 | H: 0 LOB: 2 BB: 2 P: 13 | R: 0 E: 0 K: 1 S: 6 | H: 1 LOB: 1 BB: 0 P: 6 | | 1B: 6 2B: 1 3B: 2 HR: 0 | SF: 2 SAC: 1 DP: 1 HBP: 0 | WP: 0 PB: 1 CS: 0 | PA: 38 | | | | | | |
| PITCHER | IP | WLS | BF | H | R | ER | SO | BB | IBB | HBP | BLK | WP | HR | S | P | ERA | WHIP | | | | | | | | | | |
| Eric Raich, R ERA: 4.77 (1, 1) | 2.0 | L | 15 | 7 | 4 | 4 | 1 | 1 | 1 | 0 | 0 | 0 | 0 | 15 | 23 | 18.00 | 4.000 | | | | | | | | | | |
| Rick Waits, L ERA: 1.29 (3, 1) | 4.0 | | 15 | 1 | 1 | 1 | 1 | 2 | 1 | 0 | 0 | 0 | 0 | 14 | 26 | 2.25 | 0.750 | | | | | | | | | | |
| Dave LaRoche, L ERA: 1.91 (7, 1) | 2.0 | | 8 | 1 | 0 | 0 | 2 | 0 | 1 | 0 | 0 | 0 | 0 | 11 | 15 | 0.00 | 0.500 | | | | | | | | | | |

| Batter | 1 | 2 | 3 | 4 | 5 | 6 | 7 | 8 | 9 | AB | R | H | RBI | BB | SO | LOB | TOP | | | | | |
|---|--|---------------------------------|------------------------------|---------------------------------|------------------------------|---------------------------------|------------------------------|---------------------------------|------------------------------|---------------------------------|------------------------------|---------------------------------|------------------------------|---------------------------------|------------------------------|---|---|---------------------------------|----------------------------------|------------------------------------|----------------------------------|--------|
| John Lowenstein, L OBP: 0.320, SLG: 0.369 (1, 9) | F7 | | | F7 | | 4-3 | | | F7 | 4 | 0 | 0 | 0 | 0 | 0 | 0 | Cleveland Indians @ New York Yankees Shea Stadium, Flushing, NY Sun Aug 03 1975, 3:33 AM EDT Unknown - 93 F | | | | | |
| Rick Manning, L OBP: 0.356, SLG: 0.382 (1, 8) | F7 | | | 4-3 2B | | | | | 1B FC4-6 | 4 | 1 | 3 | 0 | 0 | 0 | 0 | | | | | | |
| Oscar Gamble, L OBP: 0.344, SLG: 0.419 (1, 7) | F8 | | | 4-3 2-3 | | F3 | | | 1B FC4-6 | 4 | 0 | 1 | 0 | 0 | 0 | 2 | | | | | | |
| Boog Powell, L OBP: 0.379, SLG: 0.518 (1, 3) | | 5-3 | | F7 | | | | | FC4-6 | 4 | 0 | 0 | 1 | 0 | 0 | 2 | | | | | | |
| Rico Carty, R OBP: 0.367, SLG: 0.474 (1, 10) | 5-3 | | | | F9 | | | | F8 | 4 | 0 | 0 | 0 | 0 | 0 | 1 | | | | | | |
| Jack Brohamer, L OBP: 0.291, SLG: 0.367 (1, 4) | F8 | | | | F4 | | | | | 3 | 0 | 0 | 0 | 0 | 0 | 0 | | | | | | |
| Buddy Bell, R OBP: 0.302, SLG: 0.359 (1, 5) | | | | 4-3 | | FC6 BB | | | | 2 | 0 | 0 | 0 | 1 | 1 | 0 | | | | | | |
| Alan Ashby, S OBP: 0.266, SLG: 0.304 (1, 2) | | | | K | | FC6 | | | 4-3 | 3 | 0 | 0 | 0 | 0 | 1 | 1 | | | | | | |
| Ed Crosby, L OBP: 0.324, SLG: 0.260 (1, 6) | | | | L5 | | | | | F9 | 3 | 0 | 0 | 0 | 0 | 0 | 0 | | | | | | |
| Inning Stats | R: 0 E: 0 K: 0 S: 3 | H: 0 LOB: 0 BB: 0 P: 3 | R: 0 E: 0 K: 0 S: 3 | H: 0 LOB: 0 BB: 0 P: 3 | R: 0 E: 0 K: 1 S: 5 | H: 0 LOB: 0 BB: 0 P: 5 | R: 0 E: 0 K: 0 S: 4 | H: 1 LOB: 1 BB: 0 P: 4 | R: 0 E: 0 K: 0 S: 3 | H: 0 LOB: 1 BB: 1 P: 7 | R: 0 E: 0 K: 0 S: 4 | H: 1 LOB: 0 BB: 0 P: 4 | R: 0 E: 0 K: 0 S: 3 | H: 0 LOB: 0 BB: 0 P: 3 | R: 0 E: 0 K: 1 S: 5 | H: 0 LOB: 1 BB: 0 P: 5 | R: 1 E: 0 K: 0 S: 5 | H: 2 LOB: 1 BB: 0 P: 5 | 1B: 3 2B: 1 3B: 0 HR: 0 | SF: 0 SAC: 0 DP: 0 HBP: 0 | WP: 0 PB: 0 SB: 0 CS: 0 | PA: 32 |
| PITCHER Doc Medich, R ERA: 3.62 (1, 1) | IP: 9.0 WLS: W BF: 32 H: 4 R: 1 ER: 1 SO: 2 BB: 1 IBB: 0 HBP: 0 BLK: 0 WP: 0 HR: 0 S: 35 P: 39 ERA: 1.00 WHIP: 0.556 | | | | | | | | | | | | | | | PITCHER IP: WLS: BF: H: R: ER: SO: BB: IBB: HBP: BLK: WP: HR: S: P: ERA: WHIP | | | | | | |

| Batter | 1 | 2 | 3 | 4 | 5 | 6 | 7 | 8 | 9 | AB | R | H | RBI | BB | SO | LOB | BOTTOM | | | |
|--|--|----------------------------------|------------------------------|---------------------------------|------------------------------|---------------------------------|------------------------------|---------------------------------|------------------------------|----------------------------------|------------------------------|---------------------------------|------------------------------|---------------------------------|------------------------------|---|---|------------------------------------|----------------------------------|--------|
| Bobby Bonds, R OBP: 0.343, SLG: 0.496 (1, 9) | 1B 2B | | | E5 | | 1B | | | F8 | 5 | 2 | 3 | 2 | 0 | 1 | 2 | Cleveland Indians @ New York Yankees Shea Stadium, Flushing, NY Sun Aug 03 1975, 3:33 AM EDT Unknown - 93 F | | | |
| Walt Williams, R OBP: 0.283, SLG: 0.345 (6, PR) (7, 7) | | K | | E | | 1B | | | | 1 | 0 | 0 | 0 | 0 | 0 | 1 | | | | |
| Lou Piniella, R OBP: 0.294, SLG: 0.255 (1, 10) | 1B SF9 HBP | 6-3 | | E5 | | F8 | | | F9 | 5 | 1 | 0 | 1 | 0 | 0 | 6 | | | | |
| Roy White, S OBP: 0.387, SLG: 0.458 (6, PH) (7, 9) | SF9 1-3 2-H | | | F8 | | F6 | | | K | 3 | 0 | 1 | 1 | 1 | 0 | 4 | | | | |
| Rich Coggins, L OBP: 0.259, SLG: 0.304 (6, PH) (7, 9) | SF9 1-3 2-H | | | CS BB | | F8 | | | | 2 | 0 | 0 | 0 | 0 | 1 | 2 | | | | |
| Thurman Munson, R OBP: 0.363, SLG: 0.409 (1, 2) | SF9 | | | F9 | | | | | 5-3 | 3 | 1 | 1 | 2 | 0 | 0 | 1 | | | | |
| Ed Herrmann, L OBP: 0.309, SLG: 0.358 (8, 2) | | | | | | | | | | 0 | 0 | 0 | 0 | 0 | 0 | 0 | | | | |
| Graig Nettles, L OBP: 0.331, SLG: 0.441 (5, PR) (6, 5) | 4-3 | | | | | | | | | 4 | 1 | 2 | 2 | 0 | 1 | 2 | | | | |
| Ed Brinkman, R OBP: 0.273, SLG: 0.315 (6, 5) | | | | K | | | | | | 0 | 0 | 0 | 0 | 1 | 0 | 0 | | | | |
| Chris Chambliss, L OBP: 0.332, SLG: 0.421 (1, 3) | | | | | | | | | F9 | 3 | 1 | 1 | 1 | 1 | 0 | 1 | | | | |
| Rick Bladt, R OBP: 0.421, SLG: 0.313 (1, 8) | F7 | | | | | | | | | 4 | 2 | 2 | 0 | 1 | 0 | 5 | | | | |
| Sandy Alomar Sr., S OBP: 0.236, SLG: 0.248 (1, 4) | | | | | | | | | | 4 | 1 | 1 | 1 | 1 | 0 | 3 | | | | |
| Fred Stanley, R OBP: 0.286, SLG: 0.236 (1, 6) | | | | | | | | | | 3 | 3 | 2 | 0 | 2 | 0 | 1 | | | | |
| Inning Stats | R: 2 E: 0 K: 0 S: 5 | H: 2 LOB: 2 BB: 1 P: 10 | R: 0 E: 0 K: 1 S: 5 | H: 0 LOB: 1 BB: 1 P: 9 | R: 0 E: 0 K: 1 S: 4 | H: 0 LOB: 0 BB: 1 P: 8 | R: 2 E: 2 K: 0 S: 7 | H: 2 LOB: 2 BB: 0 P: 7 | R: 7 E: 0 K: 0 S: 9 | H: 6 LOB: 3 BB: 2 P: 19 | R: 1 E: 0 K: 0 S: 5 | H: 2 LOB: 1 BB: 0 P: 5 | R: 0 E: 0 K: 0 S: 4 | H: 1 LOB: 2 BB: 1 P: 8 | R: 0 E: 0 K: 1 S: 5 | H: 0 LOB: 1 BB: 1 P: 9 | 1B: 10 2B: 3 3B: 0 HR: 0 | SF: 1 SAC: 0 DP: 0 HBP: 3 | WP: 0 PB: 0 SB: 2 CS: 1 | PA: 48 |
| PITCHER Roric Harrison, R ERA: 4.49 Fred Beene, R ERA: 7.15 (5, 1) | IP: 4.0 WLS: L BF: 23 H: 5 R: 6 ER: 4 SO: 2 BB: 2 IBB: 1 HBP: 2 BLK: 0 WP: 0 HR: 0 S: 22 P: 36 ERA: 9.00 WHIP: 1.750 | | | | | | | | | | | | | | | PITCHER IP: WLS: BF: H: R: ER: SO: BB: IBB: HBP: BLK: WP: HR: S: P: ERA: WHIP | | | | |

| Batter | 1 | 2 | 3 | 4 | 5 | 6 | 7 | 8 | 9 | AB | R | H | RBI | BB | SO | LOB | TOP | | | | | |
|--|------------------------------|---------------------------------|-------------------------------------|----------------------------------|------------------------------|---------------------------------|------------------------------|---------------------------------|-------------------------------------|----------------------------------|------------------------------|---------------------------------|------------------------------|---------------------------------|------------------------------|----------------------------------|---|------------------------------|---------------------------------|----------------------------------|------------------------------------|-------------------------|
| Bobby Bonds, R OBP: 0.342, SLG: 0.489 (1, 9) | F6 | | SF8 | | | FC6-4 BB | | K | F7 | 3 | 0 | 0 | 1 | 1 | 1 | 3 | New York Yankees @ Milwaukee Brewers Milwaukee County Stadium, Milwaukee, WI Mon Aug 04 1975, 8:05 PM EDT Att: 13,544 - Unknown | | | | | |
| Lou Piniella, R OBP: 0.291, SLG: 0.248 (1, 10) | FC4-6 BB | | G1-6-3 | | | FC6-4 L4 1B | | F9 | | 3 | 0 | 0 | 0 | 1 | 0 | 3 | | | | | | |
| Roy White, S OBP: 0.387, SLG: 0.456 (1, 7) | FC4-6 | | | | E6 | | | 1B | | 4 | 0 | 2 | 0 | 0 | 0 | 1 | | | | | | |
| Thurman Munson, R OBP: 0.365, SLG: 0.409 (1, 2) | 5-3 | | | | K | | | 1B | | 4 | 0 | 1 | 1 | 0 | 1 | 4 | | | | | | |
| Graig Nettles, L OBP: 0.332, SLG: 0.438 (1, 5) | | 3-1 | | | G3 | | | F7 | | 4 | 0 | 0 | 0 | 0 | 1 | 2 | | | | | | |
| Chris Chambliss, L OBP: 0.330, SLG: 0.417 (1, 3) | | 6-3 | | | | FC2-6 1B | | FC6-4 1B | | 4 | 0 | 2 | 0 | 0 | 0 | 0 | | | | | | |
| Rick Riordan, R OBP: 0.346, SLG: 0.261 (1, 8) | | 6-3 | | | | F8 | | F8 | | 4 | 0 | 1 | 0 | 0 | 0 | 2 | | | | | | |
| Sandy Alomar Sr., S OBP: 0.240, SLG: 0.255 (1, 4) | | | | | | FC2-6 S | | FC6-4 | | 4 | 1 | 2 | 0 | 0 | 0 | 2 | | | | | | |
| Fred Stanley, R OBP: 0.291, SLG: 0.239 (1, 6) | | | | | | F9 | | | | 3 | 1 | 1 | 0 | 1 | 0 | 3 | | | | | | |
| Inning Stats | R: 0 E: 0 K: 0 S: 3 | H: 0 LOB: 1 BB: 1 P: 7 | R: 0 E: 0 K: 0 S: 3 | H: 0 LOB: 0 BB: 0 P: 3 | R: 1 E: 0 K: 0 S: 4 | H: 2 LOB: 0 BB: 0 P: 4 | R: 0 E: 1 K: 1 S: 5 | H: 0 LOB: 0 BB: 0 P: 5 | R: 0 E: 0 K: 0 S: 4 | H: 1 LOB: 1 BB: 0 P: 4 | R: 0 E: 0 K: 0 S: 3 | H: 1 LOB: 1 BB: 0 P: 7 | R: 0 E: 0 K: 1 S: 6 | H: 1 LOB: 1 BB: 0 P: 6 | R: 1 E: 0 K: 0 S: 7 | H: 2 LOB: 2 BB: 1 P: 11 | | R: 0 E: 0 K: 0 S: 5 | H: 2 LOB: 2 BB: 0 P: 5 | 1B: 8 2B: 3 3B: 0 HR: 0 | SF: 1 SAC: 0 DP: 3 HBP: 0 | WP: 0 PB: 0 CS: 1 |
| PITCHER Bill Travers, L ERA: 4.14 (1, 1) | IP: 9.0 WLS: L BF: 37 | H: 9 R: 2 ER: 2 SO: 3 | BB: 3 IBB: 0 HBP: 0 BLK: 0 | WP: 0 HR: 0 S: 40 P: 52 | ERA: 2.00 WHIP: 1.333 | PITCHER | IP: 9.0 WLS: L BF: 37 | H: 9 R: 2 ER: 2 SO: 3 | BB: 3 IBB: 0 HBP: 0 BLK: 0 | WP: 0 HR: 0 S: 40 P: 52 | ERA: 2.00 WHIP: 1.333 | | | | | | | | | | | |

| Batter | 1 | 2 | 3 | 4 | 5 | 6 | 7 | 8 | 9 | AB | R | H | RBI | BB | SO | LOB | BOTTOM | | | | | |
|---|------------------------------|---------------------------------|-------------------------------------|----------------------------------|------------------------------|---------------------------------|------------------------------|---------------------------------|-------------------------------------|----------------------------------|------------------------------|---------------------------------|------------------------------|---------------------------------|------------------------------|---------------------------------|---|---------------------------------|----------------------------------|------------------------------------|-------------------------|--------|
| Don Money, R OBP: 0.311, SLG: 0.401 (1, 5) | SH1-4 1B | F7 | | | | BB 1B | | F8 | | 4 | 0 | 2 | 0 | 0 | 0 | 3 | New York Yankees @ Milwaukee Brewers Milwaukee County Stadium, Milwaukee, WI Mon Aug 04 1975, 8:05 PM EDT Att: 13,544 - Unknown | | | | | |
| Bill Shero, L OBP: 0.284, SLG: 0.322 (1, 9) | SH1-4 | | | | | BB 1B | | 3-1 | | 2 | 0 | 1 | 0 | 1 | 0 | 0 | | | | | | |
| George Scott, R OBP: 0.345, SLG: 0.486 (1, 3) | 5-3 | | | | | BB | | F7 | | 4 | 0 | 0 | 0 | 0 | 1 | 4 | | | | | | |
| Hank Aaron, R OBP: 0.338, SLG: 0.375 (1, 10) | 5-3 | | | | | | | | | 2 | 0 | 0 | 0 | 0 | 0 | 2 | | | | | | |
| Sixto Lezcano, R OBP: 0.321, SLG: 0.381 (6, PH) | 5-3 | | | | | | | | | 2 | 0 | 0 | 0 | 0 | 1 | 2 | | | | | | |
| Charlie Moore, R OBP: 0.331, SLG: 0.366 (1, 2) | | | | | | | | 6-3 | | 4 | 1 | 2 | 0 | 0 | 0 | 1 | | | | | | |
| Bobby Mitchell, R OBP: 0.339, SLG: 0.475 (1, 7) | | BB 1B | | | | 1B 3B | | 1-3 | | 3 | 0 | 0 | 0 | 1 | 1 | 2 | | | | | | |
| Gorman Thomas, R OBP: 0.304, SLG: 0.464 (1, 8) | | F8 | | | | | | F9 | | 4 | 0 | 1 | 0 | 0 | 1 | 2 | | | | | | |
| Robin Yount, R OBP: 0.318, SLG: 0.362 (1, 6) | | BB 1B | | | | | | | | 4 | 0 | 1 | 1 | 0 | 1 | 2 | | | | | | |
| Kurt Bevacqua, R OBP: 0.244, SLG: 0.266 (1, 4) | | F9 | | | | | | | | 3 | 0 | 0 | 0 | 1 | 0 | 1 | | | | | | |
| Inning Stats | R: 0 E: 0 K: 0 S: 4 | H: 1 LOB: 1 BB: 0 P: 4 | R: 0 E: 0 K: 0 S: 5 | H: 2 LOB: 3 BB: 1 P: 9 | R: 0 E: 0 K: 1 S: 6 | H: 1 LOB: 1 BB: 0 P: 6 | R: 0 E: 0 K: 1 S: 4 | H: 0 LOB: 0 BB: 1 P: 8 | R: 0 E: 0 K: 1 S: 6 | H: 1 LOB: 2 BB: 1 P: 10 | R: 1 E: 0 K: 2 S: 9 | H: 2 LOB: 1 BB: 0 P: 9 | R: 0 E: 0 K: 0 S: 3 | H: 0 LOB: 0 BB: 0 P: 3 | R: 0 E: 0 K: 0 S: 3 | H: 0 LOB: 0 BB: 0 P: 3 | R: 0 E: 0 K: 0 S: 3 | H: 0 LOB: 0 BB: 0 P: 3 | 1B: 5 2B: 1 3B: 1 HR: 0 | SF: 0 SAC: 1 DP: 0 HBP: 0 | WP: 0 PB: 0 CS: 1 | PA: 36 |
| PITCHER Rudy May, L ERA: 3.11 (1, 1) | IP: 9.0 WLS: W BF: 36 | H: 7 R: 1 ER: 1 SO: 5 | BB: 3 IBB: 0 HBP: 0 BLK: 0 | WP: 0 HR: 0 S: 43 P: 55 | ERA: 1.00 WHIP: 1.111 | PITCHER | IP: 9.0 WLS: W BF: 36 | H: 7 R: 1 ER: 1 SO: 5 | BB: 3 IBB: 0 HBP: 0 BLK: 0 | WP: 0 HR: 0 S: 43 P: 55 | ERA: 1.00 WHIP: 1.111 | | | | | | | | | | | |

| Batter | 1 | 2 | 3 | 4 | 5 | 6 | 7 | 8 | 9 | AB | R | H | RBI | BB | SO | LOB | TOP | | | | | | | | | | |
|--|------------------------------|---------------------------------|------------------------------|---------------------------------|------------------------------|---------------------------------|------------------------------|---------------------------------|------------------------------|---------------------------------|------------------------------|---------------------------------|------------------------------|---------------------------------|------------------------------|---------------------------------|--|----------------------------------|------------------------------------|----------------------------------|--------|--|--|--|--|--|--|
| Bobby Bonds, R OBP: 0.347, SLG: 0.501 (1, 9) | | | | | | | | | | 5 | 2 | 4 | 2 | 0 | 0 | 1 | New York Yankees @ Milwaukee Brewers Milwaukee County Stadium, Milwaukee, WI Tue Aug 05 1975, 8:05 PM EDT Att: 18,898 - Unknown - 64 F livebaseballscorecards.com | | | | | | | | | | |
| Rich Coggins, L OBP: 0.257, SLG: 0.299 (1, 8) | | | | | | | | | | 5 | 0 | 1 | 0 | 0 | 0 | 2 | | | | | | | | | | | |
| Roy White, S OBP: 0.385, SLG: 0.452 (1, 7) | | | | | | | | | | 5 | 0 | 1 | 1 | 0 | 1 | 2 | | | | | | | | | | | |
| Thurman Munson, R OBP: 0.367, SLG: 0.410 (1, 2) | | | | | | | | | | 4 | 0 | 2 | 0 | 0 | 0 | 2 | | | | | | | | | | | |
| Graig Nettles, L OBP: 0.329, SLG: 0.434 (1, 5) | | | | | | | | | | 4 | 0 | 0 | 0 | 0 | 1 | 3 | | | | | | | | | | | |
| Chris Chambliss, L OBP: 0.328, SLG: 0.424 (1, 3) | | | | | | | | | | 4 | 1 | 1 | 1 | 0 | 1 | 2 | | | | | | | | | | | |
| Ed Herrmann, L OBP: 0.314, SLG: 0.357 (1, 10) | | | | | | | | | | 3 | 1 | 1 | 0 | 1 | 0 | 0 | | | | | | | | | | | |
| Sandy Alomar Sr., S OBP: 0.240, SLG: 0.255 (1, 4) | | | | | | | | | | 4 | 0 | 1 | 0 | 0 | 0 | 3 | | | | | | | | | | | |
| Fred Stanley, R OBP: 0.283, SLG: 0.232 (1, 6) | | | | | | | | | | 4 | 0 | 0 | 0 | 0 | 0 | 2 | | | | | | | | | | | |
| Inning Stats | R: 1 E: 0 K: 0 S: 4 | H: 2 LOB: 0 BB: 0 P: 4 | R: 0 E: 0 K: 1 S: 5 | H: 0 LOB: 0 BB: 0 P: 5 | R: 0 E: 0 K: 0 S: 4 | H: 1 LOB: 1 BB: 0 P: 4 | R: 0 E: 1 K: 0 S: 4 | H: 0 LOB: 1 BB: 0 P: 4 | R: 0 E: 0 K: 1 S: 6 | H: 1 LOB: 1 BB: 0 P: 6 | R: 2 E: 0 K: 0 S: 7 | H: 4 LOB: 2 BB: 0 P: 7 | R: 0 E: 0 K: 0 S: 4 | H: 1 LOB: 2 BB: 1 P: 8 | R: 1 E: 0 K: 1 S: 6 | H: 1 LOB: 0 BB: 0 P: 6 | | 1B: 9 2B: 0 3B: 0 HR: 2 | SF: 0 SAC: 0 DP: 1 HBP: 0 | WP: 0 PB: 1 SB: 3 CS: 0 | PA: 39 | | | | | | |
| PITCHER | IP | WLS | BF | H | R | ER | SO | BB | IBB | HBP | BLK | WP | HR | S | P | ERA | WHIP | | | | | | | | | | |
| Tom Hausman, R ERA: 3.78 (1, 1) | 6.2 | | 29 | 9 | 3 | 3 | 2 | 0 | 0 | 0 | 0 | 0 | 1 | 33 | 33 | 4.05 | 1.350 | | | | | | | | | | |
| Tom Murphy, R ERA: 2.61 (7, 1) | 2.1 | L | 10 | 2 | 1 | 1 | 1 | 0 | 1 | 0 | 0 | 0 | 1 | 11 | 15 | 3.86 | 0.857 | | | | | | | | | | |

| Batter | 1 | 2 | 3 | 4 | 5 | 6 | 7 | 8 | 9 | AB | R | H | RBI | BB | SO | LOB | BOTTOM | | | | | | | | | | |
|--|------------------------------|----------------------------------|------------------------------|---------------------------------|------------------------------|---------------------------------|------------------------------|---------------------------------|------------------------------|---------------------------------|------------------------------|---------------------------------|------------------------------|---------------------------------|------------------------------|----------------------------------|--|------------------------------------|----------------------------------|--------|--|--|--|--|--|--|--|
| Don Money, R OBP: 0.313, SLG: 0.412 (1, 5) | | | | | | | | | | 4 | 1 | 2 | 1 | 0 | 0 | 3 | New York Yankees @ Milwaukee Brewers Milwaukee County Stadium, Milwaukee, WI Tue Aug 05 1975, 8:05 PM EDT Att: 18,898 - Unknown - 64 F livebaseballscorecards.com | | | | | | | | | | |
| Bill Shero, L OBP: 0.287, SLG: 0.325 (1, 9) (7, 7) | | | | | | | | | | 4 | 0 | 2 | 0 | 0 | 0 | 2 | | | | | | | | | | | |
| George Scott, R OBP: 0.344, SLG: 0.490 (1, 3) | | | | | | | | | | 4 | 1 | 1 | 2 | 0 | 0 | 2 | | | | | | | | | | | |
| Hank Aaron, R OBP: 0.337, SLG: 0.372 (1, 10) | | | | | | | | | | 3 | 0 | 0 | 0 | 1 | 1 | 0 | | | | | | | | | | | |
| Darrell Porter, L OBP: 0.363, SLG: 0.409 (1, 2) | | | | | | | | | | 4 | 0 | 1 | 0 | 0 | 1 | 2 | | | | | | | | | | | |
| Mike Hegan, L OBP: 0.375, SLG: 0.383 (1, 7) | | | | | | | | | | 3 | 0 | 0 | 0 | 0 | 0 | 3 | | | | | | | | | | | |
| Sixto Lezcano, R OBP: 0.320, SLG: 0.380 (7, 9) | | | | | | | | | | 1 | 0 | 0 | 0 | 0 | 0 | 0 | | | | | | | | | | | |
| Robin Yount, R OBP: 0.320, SLG: 0.362 (1, 6) | | | | | | | | | | 3 | 0 | 1 | 0 | 1 | 0 | 1 | | | | | | | | | | | |
| Gorman Thomas, R OBP: 0.300, SLG: 0.456 (1, 8) | | | | | | | | | | 3 | 0 | 0 | 0 | 0 | 1 | 2 | | | | | | | | | | | |
| Kurt Bevacqua, R OBP: 0.246, SLG: 0.268 (1, 4) | | | | | | | | | | 3 | 1 | 1 | 0 | 0 | 1 | 1 | | | | | | | | | | | |
| Charlie Moore, R OBP: 0.336, SLG: 0.371 (9, PH) | | | | | | | | | | 1 | 0 | 1 | 0 | 0 | 0 | 0 | | | | | | | | | | | |
| Inning Stats | R: 1 E: 0 K: 1 S: 7 | H: 2 LOB: 2 BB: 1 P: 11 | R: 0 E: 0 K: 0 S: 4 | H: 1 LOB: 1 BB: 0 P: 4 | R: 0 E: 0 K: 0 S: 4 | H: 1 LOB: 1 BB: 0 P: 4 | R: 0 E: 0 K: 0 S: 5 | H: 2 LOB: 0 BB: 0 P: 5 | R: 2 E: 0 K: 0 S: 3 | H: 0 LOB: 0 BB: 0 P: 3 | R: 0 E: 0 K: 1 S: 6 | H: 1 LOB: 1 BB: 0 P: 6 | R: 0 E: 0 K: 0 S: 3 | H: 0 LOB: 0 BB: 0 P: 3 | R: 0 E: 0 K: 1 S: 6 | H: 1 LOB: 2 BB: 1 P: 10 | 1B: 6 2B: 1 3B: 0 HR: 2 | SF: 0 SAC: 2 DP: 1 HBP: 0 | WP: 0 PB: 1 SB: 0 CS: 0 | PA: 37 | | | | | | | |
| PITCHER | IP | WLS | BF | H | R | ER | SO | BB | IBB | HBP | BLK | WP | HR | S | P | ERA | WHIP | | | | | | | | | | |
| Caffish Hunter, R ERA: 2.73 (1, 1) | 9.0 | W | 37 | 9 | 3 | 3 | 4 | 2 | 0 | 0 | 0 | 0 | 2 | 43 | 51 | 3.00 | 1.222 | | | | | | | | | | |

| Batter | 1 | 2 | 3 | 4 | 5 | 6 | 7 | 8 | 9 | AB | R | H | RBI | BB | SO | LOB | TOP | | | |
|---|---|---------------------------------|------------------------------|---------------------------------|------------------------------|---------------------------------|------------------------------|---------------------------------|------------------------------|---------------------------------|------------------------------|---------------------------------|-------------------------------|----------------------------------|------------------------------|---------------------------------|--|------------------------------------|----------------------------------|--------|
| Bobby Bonds, R OBP: 0.345, SLG: 0.500 (1, 9) | | | | | | | | | | 5 | 1 | 1 | 1 | 0 | 1 | 2 | New York Yankees @ Cleveland Indians Cleveland Municipal Stadium, Cleveland, OH Wed Aug 06 1975, 7:05 PM EDT Att: 12,343 - Unknown livebaseballscores.com | | | |
| Lou Piniella, R OBP: 0.290, SLG: 0.248 Walt Williams, R OBP: 0.279, SLG: 0.339 (1, 10) (8, FR) | | | | | | | | | | 4 | 0 | 1 | 1 | 0 | 1 | 1 | | | | |
| Roy White, S OBP: 0.386, SLG: 0.454 (1, 7) | | | | | | | | | | 3 | 0 | 1 | 0 | 0 | 0 | 1 | | | | |
| Thurman Munson, R OBP: 0.370, SLG: 0.410 (1, 2) | | | | | | | | | | 2 | 1 | 1 | 0 | 2 | 0 | 0 | | | | |
| Graig Nettles, L OBP: 0.328, SLG: 0.432 (1, 5) | | | | | | | | | | 4 | 0 | 1 | 0 | 0 | 1 | 5 | | | | |
| Chris Chambliss, L OBP: 0.326, SLG: 0.419 (1, 3) | | | | | | | | | | 4 | 0 | 0 | 0 | 0 | 1 | 5 | | | | |
| Sandy Alomar Sr., S OBP: 0.243, SLG: 0.262 (1, 4) | | | | | | | | | | 4 | 0 | 2 | 1 | 0 | 2 | 3 | | | | |
| Rick Bladt, R OBP: 0.321, SLG: 0.240 (7, PH) | | | | | | | | | | 2 | 0 | 0 | 0 | 0 | 0 | 1 | | | | |
| Alex Johnson, R OBP: 0.294, SLG: 0.351 Rich Coggins, L OBP: 0.257, SLG: 0.299 Rick Dempsey, R OBP: 0.343, SLG: 0.299 (9, PH) | | | | | | | | | | 1 | 0 | 0 | 0 | 0 | 0 | 0 | | | | |
| Fred Stanley, R OBP: 0.295, SLG: 0.241 (1, 6) | | | | | | | | | | 3 | 1 | 2 | 0 | 1 | 0 | 0 | | | | |
| Inning Stats | R: 0 E: 0 K: 0 S: 4 | H: 1 LOB: 2 BB: 0 P: 5 | R: 0 E: 0 K: 0 S: 3 | H: 1 LOB: 0 BB: 0 P: 3 | R: 0 E: 0 K: 1 S: 5 | H: 0 LOB: 0 BB: 0 P: 5 | R: 0 E: 0 K: 0 S: 3 | H: 0 LOB: 0 BB: 0 P: 3 | R: 0 E: 0 K: 1 S: 5 | H: 1 LOB: 1 BB: 0 P: 4 | R: 1 E: 0 K: 0 S: 4 | H: 2 LOB: 1 BB: 1 P: 8 | R: 2 E: 0 K: 3 S: 13 | H: 4 LOB: 3 BB: 1 P: 17 | R: 0 E: 0 K: 1 S: 5 | H: 0 LOB: 1 BB: 1 P: 9 | 1B: 6 2B: 3 3B: 0 HR: 0 | SF: 0 SAC: 0 DP: 1 HBP: 1 | WP: 0 PB: 0 SB: 1 CS: 1 | PA: 38 |
| PITCHER | IP WLS BF H R ER SO BB IBB HBP BLK WP HR S P ERA WHIP | | | | | | | | | | | | | | | | | | | |
| Fritz Peterson, L ERA: 4.95 Dave LaRoche, L ERA: 1.97 (1, 1) (8, 1) | 7.0 W 28 7 3 3 2 1 1 0 0 0 0 30 35 3.86 1.143 | | | | | | | | | | | | | | | | | | | |

| Batter | 1 | 2 | 3 | 4 | 5 | 6 | 7 | 8 | 9 | AB | R | H | RBI | BB | SO | LOB | BOTTOM | | | |
|--|---|----------------------------------|------------------------------|---------------------------------|------------------------------|---------------------------------|------------------------------|---------------------------------|------------------------------|---------------------------------|------------------------------|---------------------------------|------------------------------|---------------------------------|------------------------------|---------------------------------|--|----------------------------------|------------------------------------|----------------------------------|
| Rick Manning, L OBP: 0.360, SLG: 0.378 (1, 8) | | | | | | | | | | 4 | 0 | 1 | 0 | 0 | 1 | 1 | New York Yankees @ Cleveland Indians Cleveland Municipal Stadium, Cleveland, OH Wed Aug 06 1975, 7:05 PM EDT Att: 12,343 - Unknown livebaseballscores.com | | | |
| Buddy Bell, R OBP: 0.302, SLG: 0.360 (1, 5) | | | | | | | | | | 4 | 1 | 1 | 0 | 0 | 0 | 1 | | | | |
| Oscar Gamble, L OBP: 0.354, SLG: 0.419 George Hendrick, R OBP: 0.306, SLG: 0.428 (1, 7) (6, PH) (9, 7) | | | | | | | | | | 2 | 2 | 1 | 0 | 1 | 1 | 0 | | | | |
| Boog Powell, L OBP: 0.376, SLG: 0.509 (1, 3) | | | | | | | | | | 4 | 1 | 1 | 1 | 0 | 1 | 2 | | | | |
| Rico Carty, R OBP: 0.387, SLG: 0.522 (1, 10) | | | | | | | | | | 4 | 1 | 1 | 3 | 0 | 0 | 1 | | | | |
| Charlie Spikes, R OBP: 0.285, SLG: 0.354 (1, 9) | | | | | | | | | | 3 | 0 | 0 | 0 | 0 | 1 | 0 | | | | |
| Jack Brohamer, L OBP: 0.292, SLG: 0.363 (1, 4) | | | | | | | | | | 3 | 0 | 0 | 0 | 0 | 0 | 0 | | | | |
| Alan Ashby, S OBP: 0.267, SLG: 0.298 (1, 2) | | | | | | | | | | 2 | 0 | 0 | 0 | 1 | 2 | 0 | | | | |
| Frank Duffy, R OBP: 0.263, SLG: 0.273 (1, 6) | | | | | | | | | | 2 | 0 | 0 | 0 | 1 | 1 | 1 | | | | |
| Inning Stats | R: 1 E: 0 K: 1 S: 6 | H: 1 LOB: 1 BB: 1 P: 10 | R: 0 E: 0 K: 0 S: 3 | H: 0 LOB: 1 BB: 1 P: 7 | R: 0 E: 0 K: 1 S: 5 | H: 0 LOB: 0 BB: 0 P: 5 | R: 0 E: 0 K: 0 S: 3 | H: 0 LOB: 0 BB: 0 P: 3 | R: 0 E: 0 K: 2 S: 7 | H: 0 LOB: 0 BB: 0 P: 7 | R: 3 E: 0 K: 1 S: 8 | H: 3 LOB: 0 BB: 0 P: 8 | R: 0 E: 0 K: 1 S: 5 | H: 0 LOB: 1 BB: 1 P: 9 | R: 1 E: 0 K: 1 S: 6 | H: 1 LOB: 0 BB: 0 P: 6 | | 1B: 4 2B: 0 3B: 0 HR: 1 | SF: 0 SAC: 0 DP: 0 HBP: 0 | WP: 2 PB: 1 SB: 1 CS: 0 |
| PITCHER | IP WLS BF H R ER SO BB IBB HBP BLK WP HR S P ERA WHIP | | | | | | | | | | | | | | | | | | | |
| Pat Dobson, R ERA: 3.84 Sparky Lyle, L ERA: 2.96 (1, 1) (8, 1) | 7.0 L 29 5 5 4 4 3 0 0 0 0 2 0 5 5 5.14 1.143 | | | | | | | | | | | | | | | | | | | |

| Batter | 1 | 2 | 3 | 4 | 5 | 6 | 7 | 8 | 9 | AB | R | H | RBI | BB | SO | LOB | TOP | | | | | | | | | | |
|--|------------------------------|---------------------------------|------------------------------|---------------------------------|------------------------------|---------------------------------|------------------------------|---------------------------------|------------------------------|---------------------------------|------------------------------|----------------------------------|------------------------------|---------------------------------|------------------------------|---------------------------------|------------------------------|---------------------------------|----------------------------------|------------------------------------|----------------------------------|--------|--|--|--|--|--|
| Bobby Bonds, R OBP: 0.344, SLG: 0.496 (1, 9) | | | | | | | | | | | | | | | | | 5 1 1 0 0 2 0 | | | | | | | | | | |
| Sandy Alomar Sr., S OBP: 0.292, SLG: 0.289 (1, 4) | | | | | | | | | | | | | | | | | 4 1 3 1 1 0 0 | | | | | | | | | | |
| Roy White, S OBP: 0.381, SLG: 0.448 (1, 7) | | | | | | | | | | | | | | | | | 5 0 0 0 0 0 4 | | | | | | | | | | |
| Thurman Munson, R OBP: 0.369, SLG: 0.416 (1, 2) | | | | | | | | | | | | | | | | | 4 1 1 1 0 0 2 | | | | | | | | | | |
| Graig Nettles, L OBP: 0.327, SLG: 0.438 (1, 5) | | | | | | | | | | | | | | | | | 4 1 1 2 0 1 0 | | | | | | | | | | |
| Alex Johnson, R OBP: 0.301, SLG: 0.351 (1, 10) | | | | | | | | | | | | | | | | | 3 1 1 0 1 1 0 | | | | | | | | | | |
| Chris Chambliss, L OBP: 0.328, SLG: 0.420 (1, 3) | | | | | | | | | | | | | | | | | 4 0 2 0 0 0 1 | | | | | | | | | | |
| Fred Stanley, R OBP: 0.300, SLG: 0.238 (1, 6) | | | | | | | | | | | | | | | | | 2 1 0 0 2 0 2 | | | | | | | | | | |
| Rick Bladt, R OBP: 0.281, SLG: 0.207 (1, 8) | | | | | | | | | | | | | | | | | 4 0 0 0 0 0 3 | | | | | | | | | | |
| Inning Stats | R: 0 E: 0 K: 1 S: 5 | H: 0 LOB: 0 BB: 0 P: 5 | R: 0 E: 0 K: 0 S: 4 | H: 1 LOB: 1 BB: 0 P: 4 | R: 0 E: 0 K: 1 S: 4 | H: 0 LOB: 0 BB: 1 P: 8 | R: 2 E: 1 K: 1 S: 7 | H: 2 LOB: 0 BB: 0 P: 7 | R: 2 E: 1 K: 0 S: 5 | H: 2 LOB: 1 BB: 1 P: 9 | R: 2 E: 0 K: 1 S: 7 | H: 2 LOB: 1 BB: 1 P: 11 | R: 0 E: 0 K: 0 S: 3 | H: 0 LOB: 1 BB: 1 P: 7 | R: 0 E: 0 K: 0 S: 4 | H: 1 LOB: 1 BB: 0 P: 4 | R: 0 E: 0 K: 0 S: 4 | H: 1 LOB: 1 BB: 0 P: 4 | 1B: 7 2B: 1 3B: 0 HR: 2 | SF: 0 SAC: 0 DP: 1 HBP: 0 | WP: 1 PB: 0 SB: 3 CS: 0 | PA: 39 | | | | | |
| PITCHER | IP | WLS | BF | H | R | ER | SO | BB | IBB | HBP | BLK | WP | HR | S | P | ERA | WHIP | | | | | | | | | | |
| Don Hood, L ERA: 4.97 (1, 1) | 5.1 | L | 25 | 7 | 6 | 5 | 4 | 3 | 0 | 0 | 0 | 0 | 2 | 30 | 42 | 8.44 | 1.875 | | | | | | | | | | |
| Jim Bibby, R ERA: 4.51 (6, 1) | 3.2 | | 14 | 2 | 0 | 0 | 0 | 1 | 0 | 0 | 0 | 1 | 0 | 13 | 17 | 0.00 | 0.818 | | | | | | | | | | |

New York Yankees @ Cleveland Indians
Cleveland Municipal Stadium, Cleveland, OH

| | |
|-----|----|
| AB | 35 |
| R | 6 |
| H | 9 |
| RBI | 4 |
| BB | 4 |
| SO | 4 |
| LOB | 12 |



Thu Aug 07 1975, 7:05 PM EDT
Att: 11,124 - Unknown

| Batter | 1 | 2 | 3 | 4 | 5 | 6 | 7 | 8 | 9 | AB | R | H | RBI | BB | SO | LOB | BOTTOM | | | | | | | | | | |
|--|------------------------------|----------------------------------|------------------------------|---------------------------------|------------------------------|---------------------------------|------------------------------|----------------------------------|------------------------------|---------------------------------|------------------------------|---------------------------------|------------------------------|---------------------------------|------------------------------|---------------------------------|------------------------------|---------------------------------|----------------------------------|------------------------------------|----------------------------------|--------|--|--|--|--|--|
| Rick Manning, L OBP: 0.357, SLG: 0.375 (1, 8) | | | | | | | | | | | | | | | | | 5 0 1 0 0 0 1 | | | | | | | | | | |
| Buddy Bell, R OBP: 0.306, SLG: 0.362 (1, 5) | | | | | | | | | | | | | | | | | 3 1 1 0 2 1 1 | | | | | | | | | | |
| Oscar Gamble, L OBP: 0.358, SLG: 0.424 (1, 7) | | | | | | | | | | | | | | | | | 4 1 2 1 1 0 1 | | | | | | | | | | |
| Boog Powell, L OBP: 0.381, SLG: 0.509 (1, 3) | | | | | | | | | | | | | | | | | 2 1 1 0 2 0 2 | | | | | | | | | | |
| Rico Carty, R OBP: 0.385, SLG: 0.516 (1, 10) | | | | | | | | | | | | | | | | | 4 0 1 0 0 0 5 | | | | | | | | | | |
| Charlie Spikes, R OBP: 0.288, SLG: 0.353 (1, 9) | | | | | | | | | | | | | | | | | 3 0 1 1 1 0 3 | | | | | | | | | | |
| Jack Brohamer, L OBP: 0.287, SLG: 0.357 (1, 4) | | | | | | | | | | | | | | | | | 3 0 0 0 0 0 3 | | | | | | | | | | |
| George Hendrick, R OBP: 0.307, SLG: 0.429 (6, PH) | | | | | | | | | | | | | | | | | 1 0 1 0 0 0 0 | | | | | | | | | | |
| Ed Crosby, L OBP: 0.324, SLG: 0.263 (9, 4) | | | | | | | | | | | | | | | | | 0 0 0 0 0 0 0 | | | | | | | | | | |
| Alan Ashby, S OBP: 0.269, SLG: 0.293 (1, 2) | | | | | | | | | | | | | | | | | 2 0 0 0 1 0 1 | | | | | | | | | | |
| Frank Robinson, R OBP: 0.392, SLG: 0.540 (6, PH) | | | | | | | | | | | | | | | | | 1 0 0 0 0 0 2 | | | | | | | | | | |
| Bill Sudakis, S OBP: 0.268, SLG: 0.231 (9, 2) | | | | | | | | | | | | | | | | | 0 0 0 0 0 0 0 | | | | | | | | | | |
| Frank Duffy, R OBP: 0.263, SLG: 0.271 (1, 6) | | | | | | | | | | | | | | | | | 3 0 0 0 1 0 2 | | | | | | | | | | |
| Inning Stats | R: 2 E: 0 K: 0 S: 4 | H: 3 LOB: 2 BB: 2 P: 12 | R: 0 E: 0 K: 0 S: 3 | H: 0 LOB: 0 BB: 0 P: 3 | R: 0 E: 0 K: 1 S: 5 | H: 0 LOB: 0 BB: 0 P: 5 | R: 1 E: 1 K: 0 S: 4 | H: 1 LOB: 2 BB: 2 P: 12 | R: 0 E: 0 K: 0 S: 4 | H: 1 LOB: 2 BB: 1 P: 8 | R: 0 E: 0 K: 0 S: 2 | H: 0 LOB: 0 BB: 1 P: 6 | R: 0 E: 0 K: 0 S: 3 | H: 1 LOB: 1 BB: 1 P: 7 | R: 0 E: 0 K: 0 S: 5 | H: 2 LOB: 2 BB: 0 P: 5 | R: 0 E: 0 K: 0 S: 3 | H: 0 LOB: 1 BB: 1 P: 7 | 1B: 6 2B: 2 3B: 0 HR: 0 | SF: 0 SAC: 0 DP: 2 HBP: 0 | WP: 1 PB: 0 SB: 0 CS: 1 | PA: 40 | | | | | |
| PITCHER | IP | WLS | BF | H | R | ER | SO | BB | IBB | HBP | BLK | WP | HR | S | P | ERA | WHIP | | | | | | | | | | |
| Doc Medich, R ERA: 3.59 (1, 1) | 6.2 | W | 30 | 6 | 3 | 2 | 1 | 7 | 0 | 0 | 0 | 0 | 0 | 25 | 53 | 2.70 | 1.950 | | | | | | | | | | |
| Sparky Lyle, L ERA: 2.75 (7, 1) | 2.1 | S | 9 | 2 | 0 | 0 | 0 | 1 | 0 | 0 | 0 | 0 | 0 | 8 | 12 | 0.00 | 1.286 | | | | | | | | | | |

New York Yankees @ Cleveland Indians
Cleveland Municipal Stadium, Cleveland, OH

| | |
|-----|----|
| AB | 31 |
| R | 3 |
| H | 8 |
| RBI | 2 |
| BB | 8 |
| SO | 1 |
| LOB | 21 |



Thu Aug 07 1975, 7:05 PM EDT
Att: 11,124 - Unknown

| Batter | 1 | 2 | 3 | 4 | 5 | 6 | 7 | 8 | 9 | AB | R | H | RBI | BB | SO | LOB | TOP | | | | |
|--|------------------------------|---------------------------------|------------------------------|----------------------------------|------------------------------|---------------------------------|------------------------------|---------------------------------|------------------------------|----------------------------------|------------------------------|---------------------------------|------------------------------|---------------------------------|------------------------------|---------------------------------|---|----------------------------------|------------------------------------|-------------------------|--------|
| Bobby Bonds, R OBP: 0.350, SLG: 0.499 (1, 9) | | | | | | | | | | 2 | 1 | 2 | 0 | 2 | 0 | 0 | New York Yankees @ California Angels Anaheim Stadium, Anaheim, CA Fri Aug 08, 1975, 10:05 PM EDT Att: 12,176 - Unknown - 77 F | | | | |
| Sandy Alomar Sr., S OBP: 0.250, SLG: 0.266 (1, 4) | | | | | | | | | | 3 | 1 | 0 | 0 | 0 | 0 | 5 | | | | | |
| Roy White, S OBP: 0.385, SLG: 0.451 (1, 7) | | | | | | | | | | 2 | 1 | 1 | 1 | 2 | 0 | 0 | | | | | |
| Thurman Munson, R OBP: 0.366, SLG: 0.413 (1, 2) | | | | | | | | | | 3 | 0 | 0 | 1 | 0 | 0 | 2 | | | | | |
| Graig Nettles, L OBP: 0.329, SLG: 0.437 (1, 5) | | | | | | | | | | 3 | 0 | 1 | 0 | 1 | 0 | 0 | | | | | |
| Chris Chambliss, L OBP: 0.324, SLG: 0.416 (1, 3) | | | | | | | | | | 4 | 0 | 0 | 0 | 0 | 2 | 3 | | | | | |
| Ed Herrmann, L OBP: 0.326, SLG: 0.392 (1, 10) | | | | | | | | | | 4 | 1 | 3 | 1 | 0 | 0 | 0 | | | | | |
| Rich Coggins, L OBP: 0.265, SLG: 0.306 (1, 8) | | | | | | | | | | 4 | 0 | 2 | 0 | 0 | 0 | 2 | | | | | |
| Fred Stanley, R OBP: 0.293, SLG: 0.231 (1, 6) | | | | | | | | | | 4 | 0 | 0 | 0 | 0 | 1 | 3 | | | | | |
| Inning Stats | R: 3 E: 2 K: 0 S: 5 | H: 1 LOB: 0 BB: 1 P: 9 | R: 1 E: 0 K: 1 S: 6 | H: 2 LOB: 1 BB: 1 P: 10 | R: 0 E: 0 K: 0 S: 3 | H: 1 LOB: 1 BB: 0 P: 7 | R: 0 E: 0 K: 0 S: 5 | H: 2 LOB: 2 BB: 0 P: 5 | R: 0 E: 0 K: 1 S: 4 | H: 0 LOB: 1 BB: 2 P: 12 | R: 0 E: 0 K: 0 S: 3 | H: 1 LOB: 0 BB: 0 P: 3 | R: 0 E: 0 K: 1 S: 5 | H: 0 LOB: 0 BB: 0 P: 5 | R: 0 E: 0 K: 0 S: 3 | H: 1 LOB: 0 BB: 0 P: 3 | | 1B: 7 2B: 2 3B: 0 HR: 1 | SF: 1 SAC: 1 DP: 6 HBP: 0 | WP: 0 PB: 0 CS: 0 | PA: 36 |
| PITCHER | IP | WLS | BF | H | R | ER | SO | BB | IBB | HBP | BLK | WP | HR | S | P | ERA | WHIP | | | | |
| Nolan Ryan, R ERA: 3.61 (1, 1) | 2.1 | L | 14 | 4 | 4 | 2 | 1 | 3 | 0 | 0 | 0 | 0 | 1 | 13 | 25 | 7.71 | 3.000 | | | | |
| Chuck Hockenbery, R ERA: 3.38 (3, 1) | 6.2 | | 22 | 5 | 0 | 0 | 2 | 2 | 0 | 0 | 0 | 0 | 0 | 24 | 32 | 0.00 | 1.050 | | | | |

| Batter | 1 | 2 | 3 | 4 | 5 | 6 | 7 | 8 | 9 | AB | R | H | RBI | BB | SO | LOB | BOTTOM | | | | | |
|--|------------------------------|---------------------------------|------------------------------|---------------------------------|------------------------------|---------------------------------|------------------------------|---------------------------------|------------------------------|---------------------------------|------------------------------|---------------------------------|------------------------------|---------------------------------|------------------------------|---------------------------------|---|---------------------------------|----------------------------------|------------------------------------|-------------------------|--------|
| Jerry Remy, L OBP: 0.321, SLG: 0.329 (1, 4) | | | | | | | | | | 4 | 0 | 0 | 0 | 0 | 1 | 1 | New York Yankees @ California Angels Anaheim Stadium, Anaheim, CA Fri Aug 08, 1975, 10:05 PM EDT Att: 12,176 - Unknown - 77 F | | | | | |
| Mickey Rivers, L OBP: 0.332, SLG: 0.363 (1, 8) | | | | | | | | | | 4 | 0 | 0 | 0 | 0 | 0 | 1 | | | | | | |
| Tommy Harper, R OBP: 0.334, SLG: 0.320 (1, 3) | | | | | | | | | | 3 | 1 | 1 | 0 | 1 | 0 | 0 | | | | | | |
| Leroy Stanton, R OBP: 0.358, SLG: 0.427 (1, 9) | | | | | | | | | | 3 | 1 | 2 | 0 | 1 | 0 | 1 | | | | | | |
| Dave Chalk, R OBP: 0.359, SLG: 0.361 (1, 5) | | | | | | | | | | 3 | 1 | 1 | 3 | 0 | 0 | 3 | | | | | | |
| Bobby Valentine, R OBP: 0.286, SLG: 0.263 (1, 10) | | | | | | | | | | 3 | 0 | 0 | 0 | 0 | 0 | 0 | | | | | | |
| John Balaz, R OBP: 0.327, SLG: 0.472 (1, 7) | | | | | | | | | | 4 | 0 | 0 | 0 | 0 | 0 | 2 | | | | | | |
| Ike Hampton, S OBP: 0.298, SLG: 0.225 (1, 2) | | | | | | | | | | 2 | 0 | 0 | 0 | 0 | 0 | 0 | | | | | | |
| Dave Collins, S OBP: 0.374, SLG: 0.386 (8, PH) | | | | | | | | | | 1 | 0 | 1 | 0 | 0 | 0 | 0 | | | | | | |
| Ellie Rodriguez, R OBP: 0.384, SLG: 0.298 (9, 2) | | | | | | | | | | 0 | 0 | 0 | 0 | 0 | 0 | 0 | | | | | | |
| Mike Miley, S OBP: 0.243, SLG: 0.247 (1, 6) | | | | | | | | | | 3 | 0 | 0 | 0 | 0 | 1 | 1 | | | | | | |
| Inning Stats | R: 0 E: 0 K: 0 S: 4 | H: 1 LOB: 2 BB: 1 P: 8 | R: 0 E: 0 K: 0 S: 3 | H: 0 LOB: 0 BB: 0 P: 3 | R: 0 E: 0 K: 0 S: 3 | H: 0 LOB: 0 BB: 0 P: 3 | R: 1 E: 1 K: 0 S: 3 | H: 0 LOB: 0 BB: 1 P: 7 | R: 0 E: 0 K: 0 S: 3 | H: 0 LOB: 0 BB: 0 P: 3 | R: 0 E: 0 K: 1 S: 5 | H: 0 LOB: 0 BB: 0 P: 5 | R: 0 E: 0 K: 0 S: 3 | H: 1 LOB: 1 BB: 0 P: 4 | R: 0 E: 0 K: 1 S: 6 | H: 1 LOB: 1 BB: 0 P: 6 | R: 2 E: 0 K: 0 S: 5 | H: 2 LOB: 2 BB: 0 P: 5 | 1B: 4 2B: 0 3B: 0 HR: 1 | SF: 1 SAC: 0 DP: 1 HBP: 1 | WP: 0 PB: 0 CS: 0 | PA: 34 |
| PITCHER | IP | WLS | BF | H | R | ER | SO | BB | IBB | HBP | BLK | WP | HR | S | P | ERA | WHIP | | | | | |
| Larry Gura, L ERA: 3.1 (1, 1) | 9.0 | W | 34 | 5 | 3 | 2 | 2 | 2 | 0 | 1 | 0 | 0 | 1 | 35 | 44 | 2.00 | 0.778 | | | | | |

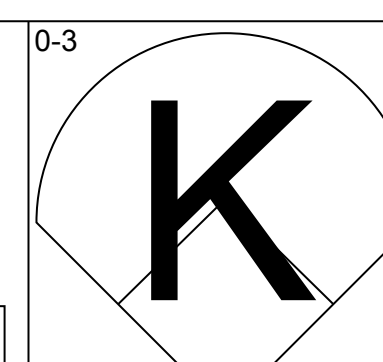
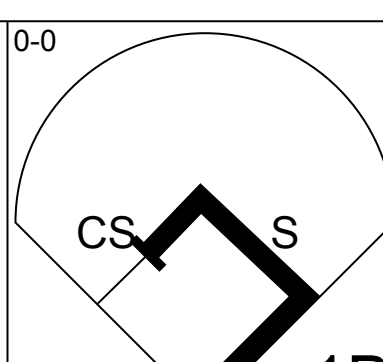
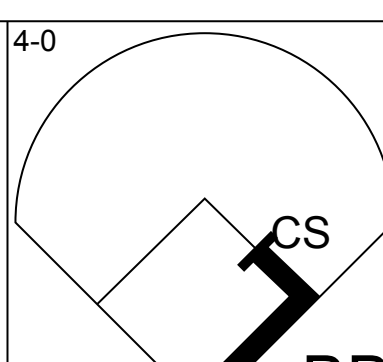
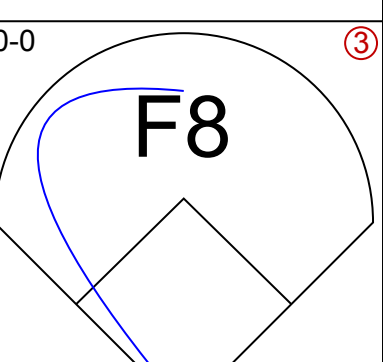

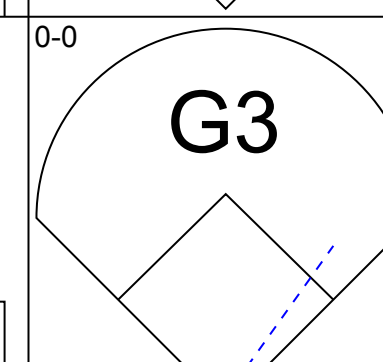
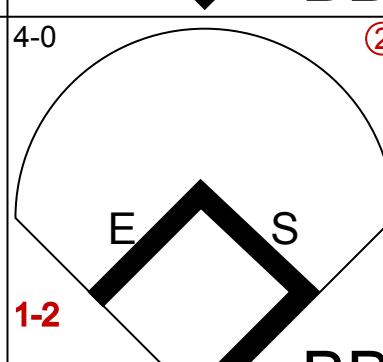
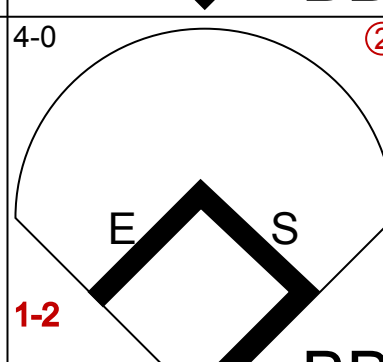
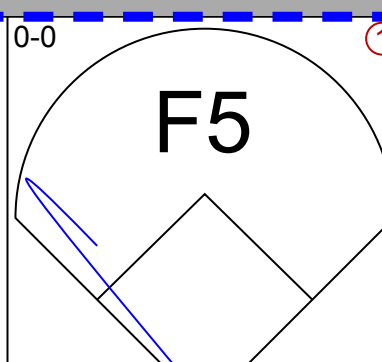
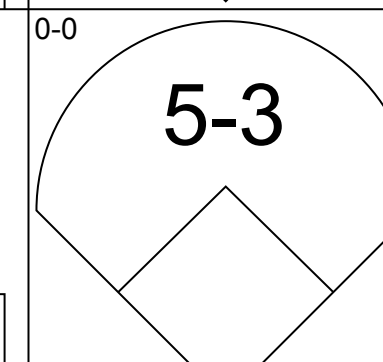
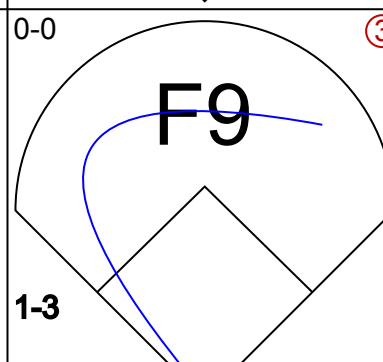
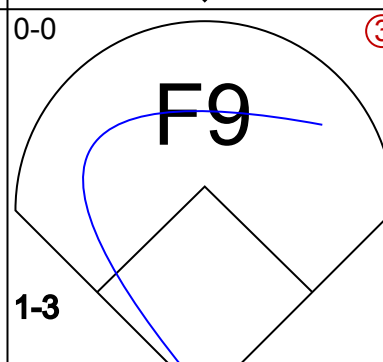
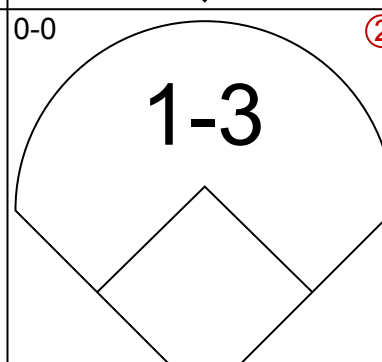
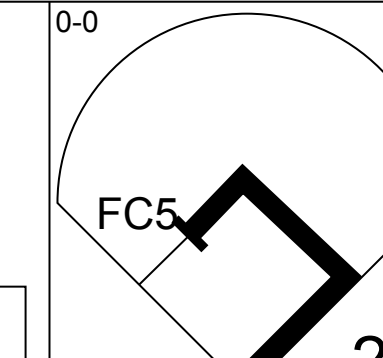
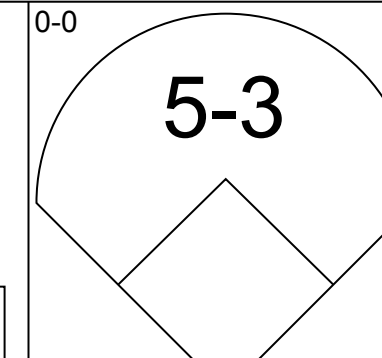
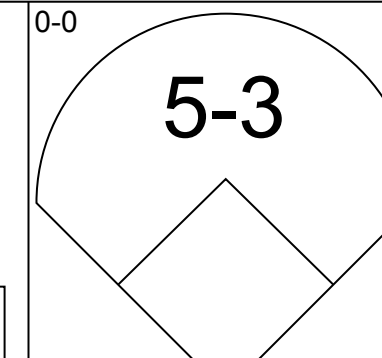
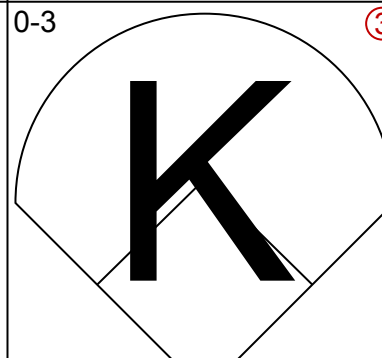
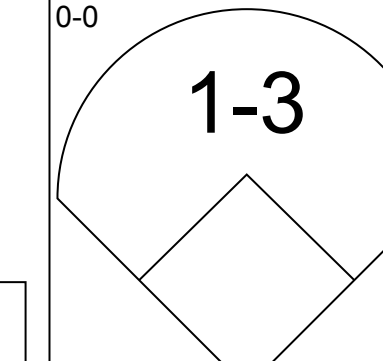
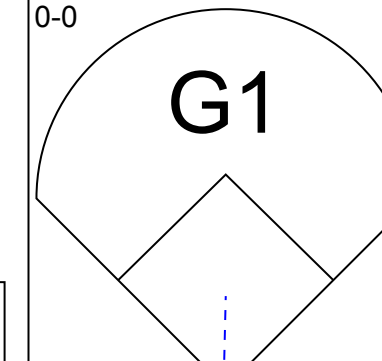
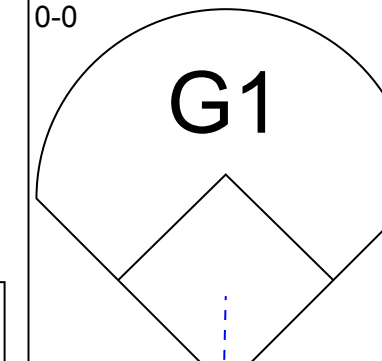
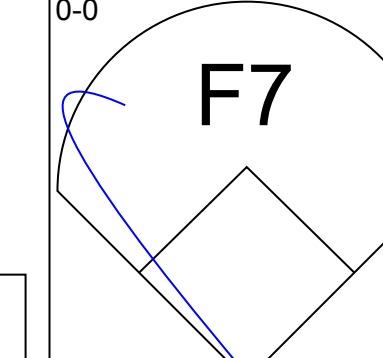
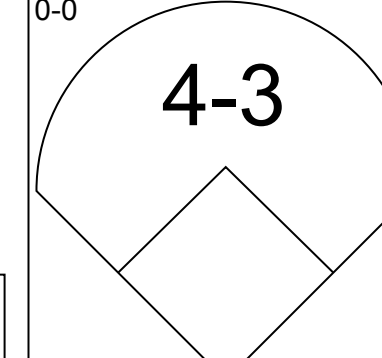
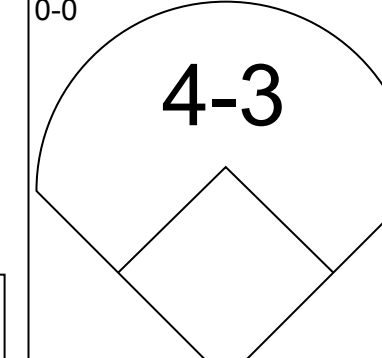
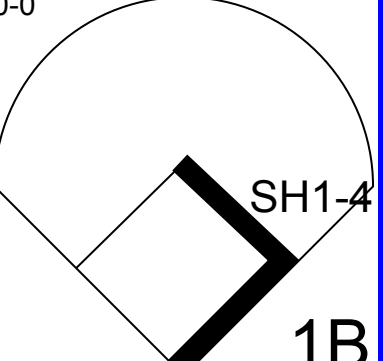
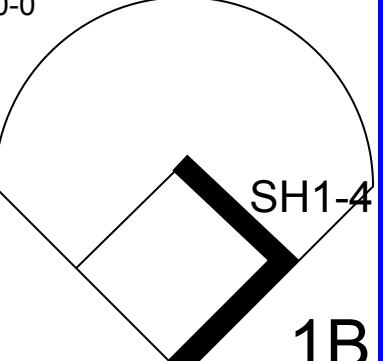
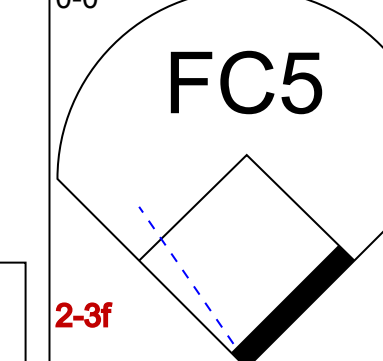
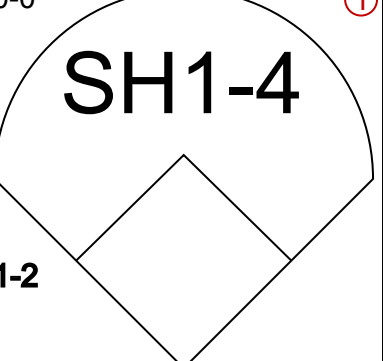
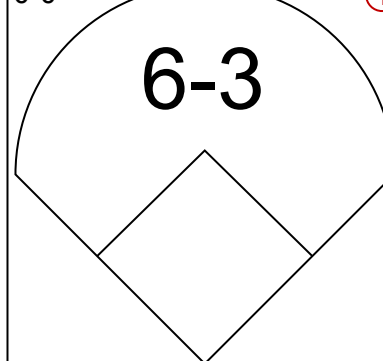
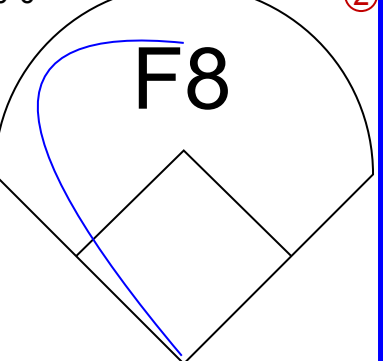
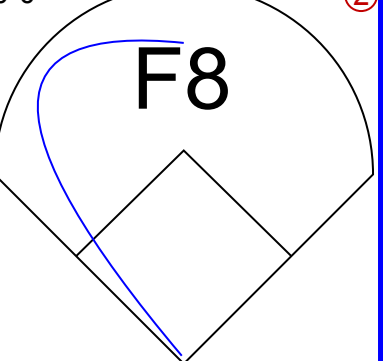
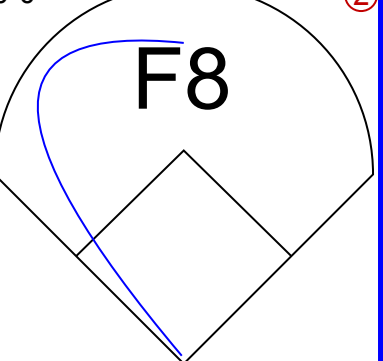
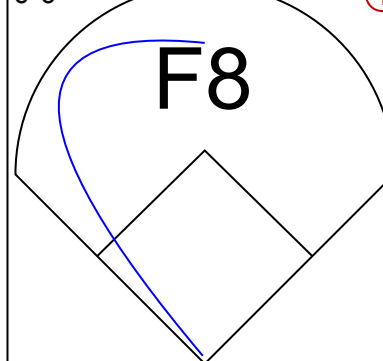
| Batter | 1 | 2 | 3 | 4 | 5 | 6 | 7 | 8 | 9 | AB | R | H | RBI | BB | SO | LOB | TOP | | | | |
|---|------------------------------|---------------------------------|------------------------------|---------------------------------|------------------------------|---------------------------------|------------------------------|---------------------------------|------------------------------|----------------------------------|------------------------------|---------------------------------|------------------------------|---------------------------------|------------------------------|----------------------------------|--|------------------------------------|----------------------------------|--------|--|
| Bobby Bonds, R OBP: 0.350, SLG: 0.496 (1, 9) | | | | | | | | | | 4 | 1 | 1 | 0 | 1 | 1 | 2 | New York Yankees @ California Angels Anaheim Stadium, Anaheim, CA Sat Aug 09 1975, 10:05 PM EDT Att: 15,779 - Unknown - 82 F | | | | |
| Sandy Alomar Sr., S OBP: 0.256, SLG: 0.272 (1, 4) | | | | | | | | | | 5 | 0 | 3 | 1 | 0 | 2 | 2 | | | | | |
| Roy White, S OBP: 0.384, SLG: 0.447 (1, 7) | | | | | | | | | | 3 | 0 | 0 | 0 | 1 | 1 | 5 | | | | | |
| Thurman Munson, R OBP: 0.365, SLG: 0.412 (1, 2) | | | | | | | | | | 4 | 0 | 1 | 0 | 0 | 0 | 1 | | | | | |
| Graig Nettles, L OBP: 0.326, SLG: 0.433 (1, 5) | | | | | | | | | | 4 | 0 | 0 | 0 | 0 | 0 | 2 | | | | | |
| Chris Chambliss, L OBP: 0.325, SLG: 0.415 (1, 3) | | | | | | | | | | 3 | 0 | 1 | 0 | 0 | 0 | 0 | | | | | |
| Ed Herrmann, L OBP: 0.320, SLG: 0.383 (1, 10) | | | | | | | | | | 3 | 0 | 0 | 0 | 0 | 0 | 4 | | | | | |
| Alex Johnson, R OBP: 0.298, SLG: 0.348 (9, PH) | | | | | | | | | | 1 | 0 | 0 | 0 | 0 | 0 | 0 | | | | | |
| Rich Coggins, L OBP: 0.258, SLG: 0.298 (1, 8) | | | | | | | | | | 3 | 0 | 0 | 0 | 0 | 1 | 0 | | | | | |
| Walt Williams, R OBP: 0.295, SLG: 0.344 (9, PH) | | | | | | | | | | 1 | 0 | 1 | 0 | 0 | 0 | 0 | | | | | |
| Fred Stanley, R OBP: 0.299, SLG: 0.235 (1, 6) | | | | | | | | | | 2 | 0 | 1 | 0 | 1 | 0 | 0 | | | | | |
| Lou Piniella, R OBP: 0.288, SLG: 0.247 (9, PH) | | | | | | | | | | 1 | 0 | 0 | 0 | 0 | 0 | 1 | | | | | |
| Inning Stats | R: 1 E: 1 K: 0 S: 7 | H: 3 LOB: 3 BB: 0 P: 7 | R: 0 E: 0 K: 0 S: 3 | H: 0 LOB: 0 BB: 0 P: 3 | R: 0 E: 0 K: 1 S: 4 | H: 0 LOB: 0 BB: 1 P: 8 | R: 0 E: 0 K: 0 S: 3 | H: 0 LOB: 0 BB: 0 P: 3 | R: 0 E: 0 K: 2 S: 8 | H: 1 LOB: 2 BB: 1 P: 12 | R: 0 E: 0 K: 1 S: 7 | H: 2 LOB: 2 BB: 0 P: 7 | R: 0 E: 0 K: 0 S: 3 | H: 0 LOB: 0 BB: 1 P: 3 | R: 0 E: 0 K: 1 S: 6 | H: 1 LOB: 2 BB: 1 P: 10 | 1B: 8 2B: 0 3B: 0 HR: 0 | SF: 0 SAC: 0 DP: 1 HBP: 0 | WP: 0 PB: 0 SB: 1 CS: 0 | PA: 38 | |
| PITCHER | IP | WLS | BF | H | R | ER | SO | BB | IBB | HBP | BLK | WP | HR | S | P | ERA | WHIP | | | | |
| Ed Figueroa, R ERA: 2.44 (1, 1) | 8.0 | W | 33 | 7 | 1 | 1 | 4 | 2 | 0 | 0 | 0 | 0 | 0 | 39 | 47 | 1.12 | 1.125 | | | | |
| Jim Brewer, L ERA: 3.86 (9, 1) | 1.0 | | 5 | 1 | 0 | 0 | 1 | 1 | 0 | 0 | 0 | 0 | 0 | 6 | 10 | 0.00 | 2.000 | | | | |

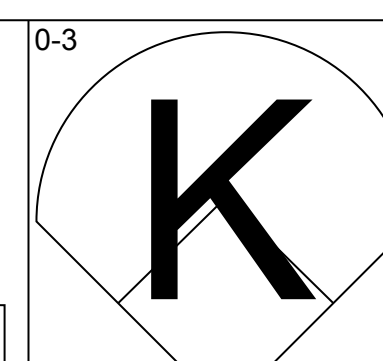
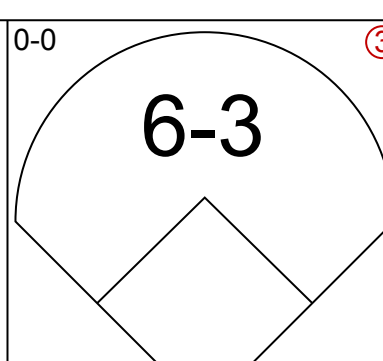
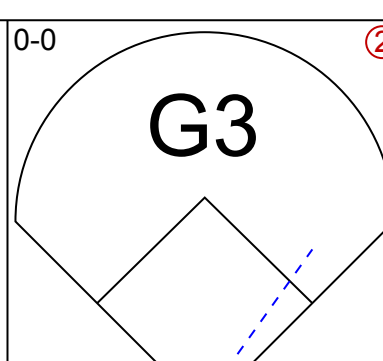
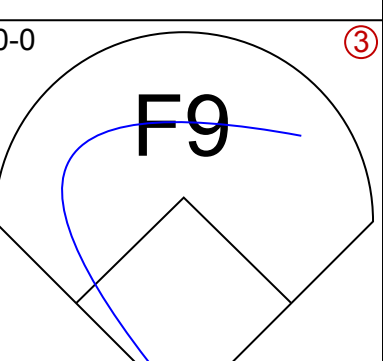

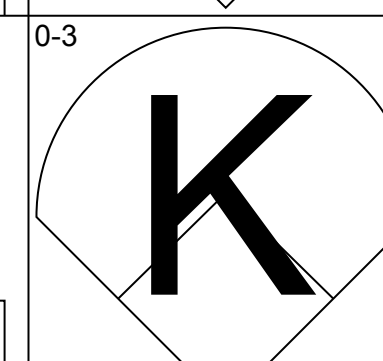
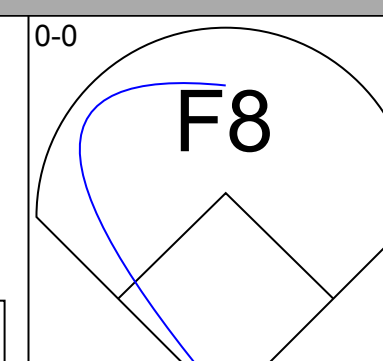
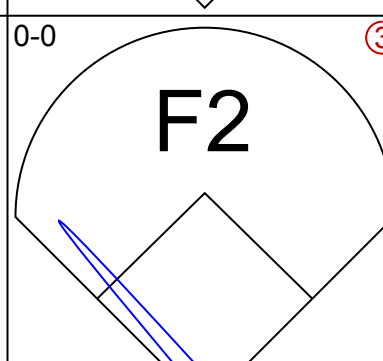
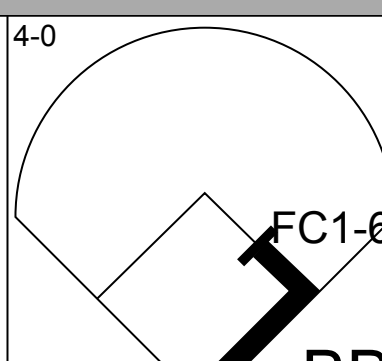

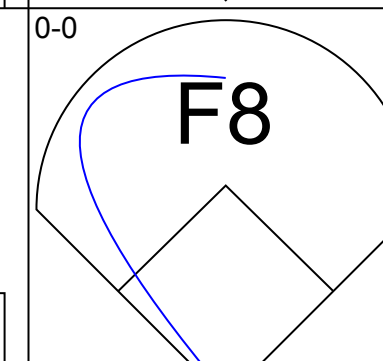
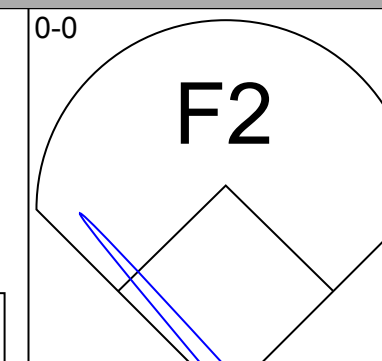
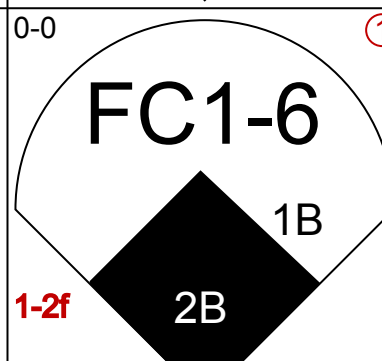
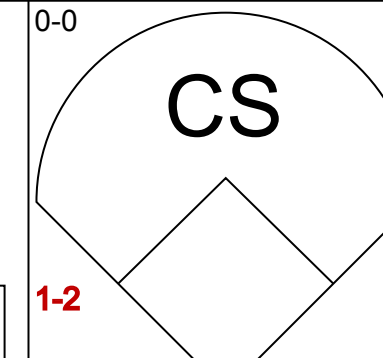
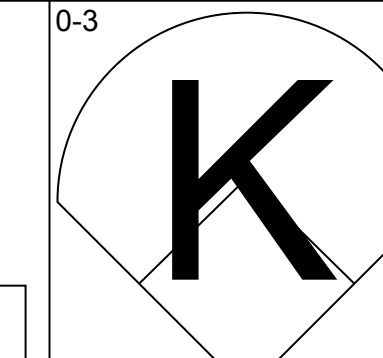
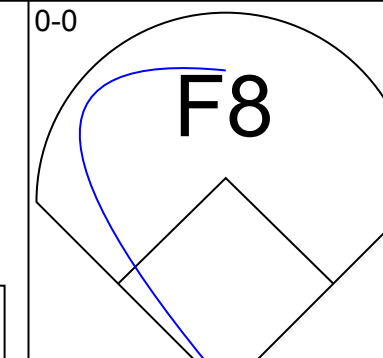
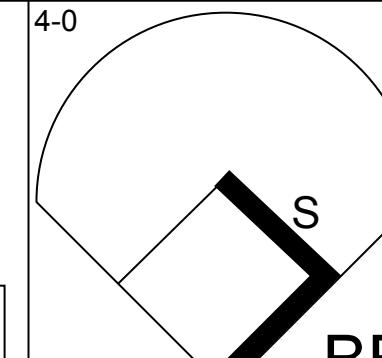
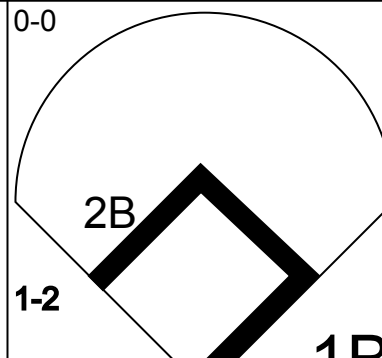
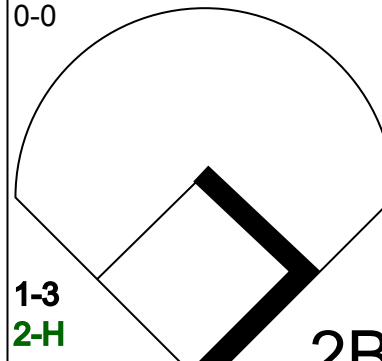

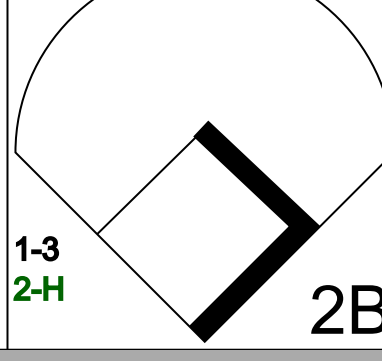
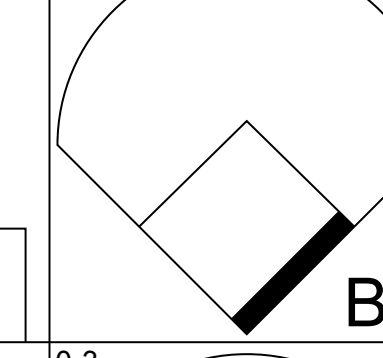
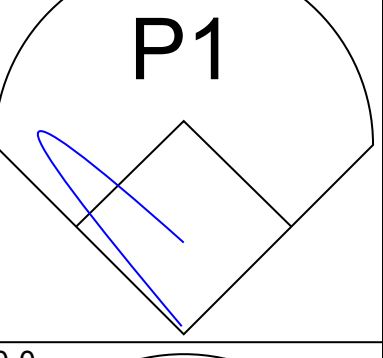
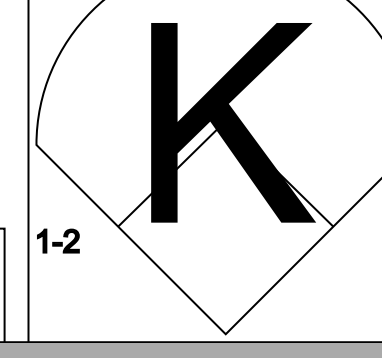

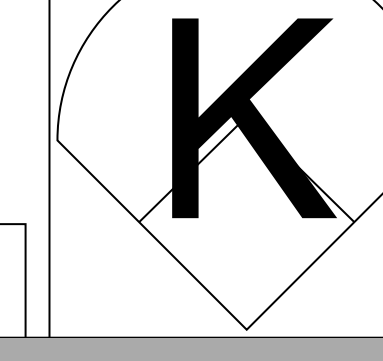
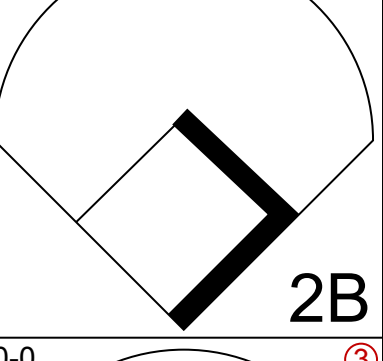


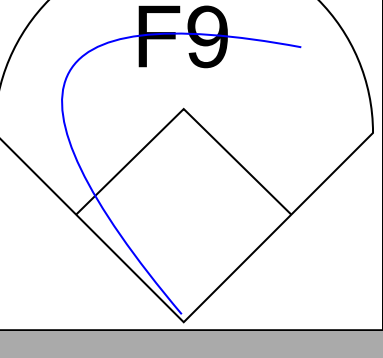
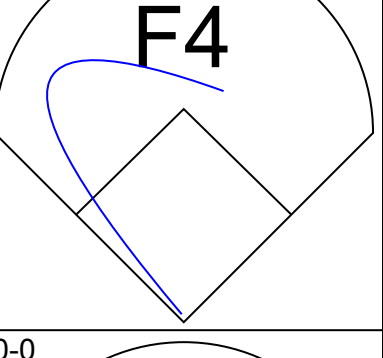
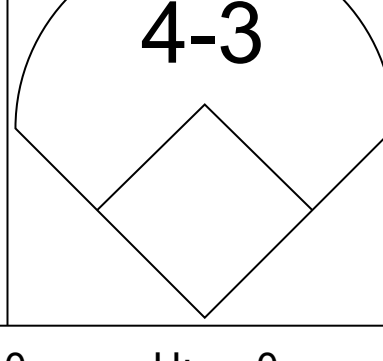

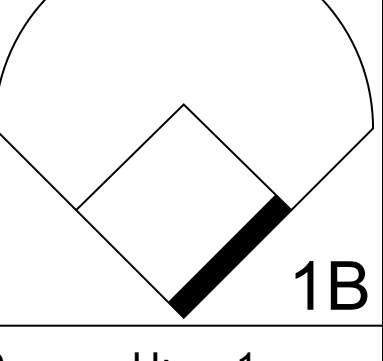
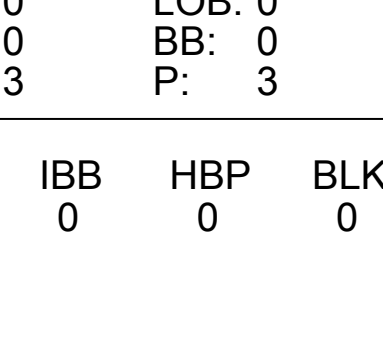
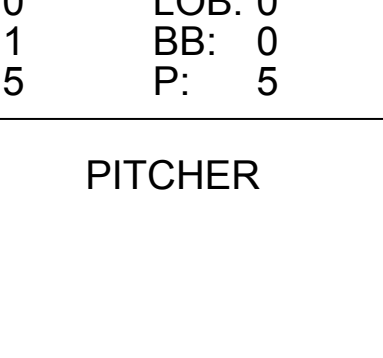
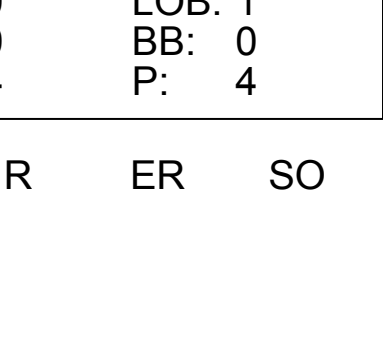
| | |
|-----|----|
| AB | 34 |
| R | 1 |
| H | 8 |
| RBI | 1 |
| BB | 3 |
| SO | 5 |
| LOB | 17 |



| Batter | 1 | 2 | 3 | 4 | 5 | 6 | 7 | 8 | 9 | AB | R | H | RBI | BB | SO | LOB | BOTTOM | | | | |
|---|------------------------------|---------------------------------|------------------------------|---------------------------------|------------------------------|---------------------------------|------------------------------|---------------------------------|------------------------------|---------------------------------|------------------------------|---------------------------------|------------------------------|---------------------------------|-------------------------------|----------------------------------|--|----------------------------------|------------------------------------|----------------------------------|--------|
| Morris Nettles, L OBP: 0.307, SLG: 0.285 (1, 8) | | | | | | | | | | 4 | 1 | 1 | 0 | 0 | 1 | 0 | New York Yankees @ California Angels Anaheim Stadium, Anaheim, CA Sat Aug 09 1975, 10:05 PM EDT Att: 15,779 - Unknown - 82 F | | | | |
| Jerry Remy, L OBP: 0.320, SLG: 0.328 (1, 4) | | | | | | | | | | 4 | 2 | 1 | 0 | 0 | 0 | 2 | | | | | |
| Dave Collins, S OBP: 0.372, SLG: 0.384 (1, 7) | | | | | | | | | | 4 | 1 | 1 | 2 | 0 | 1 | 1 | | | | | |
| Adrian Garrett, L OBP: 0.292, SLG: 0.500 (1, 3) | | | | | | | | | | 3 | 2 | 3 | 1 | 1 | 0 | 0 | | | | | |
| Leroy Stanton, R OBP: 0.354, SLG: 0.421 (1, 9) | | | | | | | | | | 4 | 0 | 0 | 0 | 0 | 2 | 5 | | | | | |
| Dave Chalk, R OBP: 0.358, SLG: 0.360 (1, 5) | | | | | | | | | | 4 | 1 | 1 | 1 | 0 | 0 | 1 | | | | | |
| Tommy Harper, R OBP: 0.330, SLG: 0.316 (1, 10) | | | | | | | | | | 4 | 0 | 0 | 0 | 0 | 0 | 3 | | | | | |
| Ike Hampton, S OBP: 0.294, SLG: 0.250 (1, 2) | | | | | | | | | | 4 | 0 | 1 | 1 | 0 | 2 | 0 | | | | | |
| Rudy Meoli, L OBP: 0.309, SLG: 0.221 (1, 6) | | | | | | | | | | 4 | 1 | 1 | 0 | 0 | 0 | 1 | | | | | |
| Inning Stats | R: 0 E: 0 K: 1 S: 5 | H: 0 LOB: 0 BB: 0 P: 5 | R: 0 E: 0 K: 0 S: 4 | H: 1 LOB: 1 BB: 0 P: 4 | R: 0 E: 0 K: 2 S: 7 | H: 0 LOB: 0 BB: 0 P: 7 | R: 2 E: 1 K: 1 S: 8 | H: 2 LOB: 1 BB: 0 P: 8 | R: 0 E: 0 K: 0 S: 3 | H: 0 LOB: 0 BB: 0 P: 3 | R: 0 E: 0 K: 1 S: 5 | H: 0 LOB: 1 BB: 1 P: 9 | R: 0 E: 0 K: 1 S: 5 | H: 0 LOB: 0 BB: 0 P: 5 | R: 6 E: 1 K: 0 S: 10 | H: 6 LOB: 1 BB: 0 P: 10 | | 1B: 7 2B: 2 3B: 0 HR: 0 | SF: 0 SAC: 0 DP: 0 HBP: 0 | WP: 1 PB: 0 SB: 0 CS: 0 | PA: 36 |
| PITCHER | IP | WLS | BF | H | R | ER | SO | BB | IBB | HBP | BLK | WP | HR | S | P | ERA | WHIP | | | | |
| Catfish Hunter, R ERA: 2.87 (1, 1) | 8.0 | L | 36 | 9 | 8 | 6 | 6 | 1 | 0 | 0 | 0 | 1 | 0 | 47 | 51 | 6.75 | 1.250 | | | | |




| Batter | 1 | 2 | 3 | 4 | 5 | 6 | 7 | 8 | 9 | AB | R | H | RBI | BB | SO | LOB | TOP | | | | | | | | | | |
|---|---|---|--|---|--|---|---|--|---|----------------------------------|------------------------------|---------------------------------|------------------------------|---------------------------------|------------------------------|---------------------------------|---|------------------------------------|-------------------------|--------|--|--|--|--|--|--|--|
| Bobby Bonds, R OBP: 0.352, SLG: 0.495 (1, 9) |  | |  1B | | |  BB | |  | | 3 | 0 | 1 | 0 | 1 | 1 | 2 | New York Yankees @ California Angels Anaheim Stadium, Anaheim, CA Sun Aug 10 1975, 6:33 AM EDT Att: 11,692 - Unknown - 85 F AB 27 R 0 H 4 RBI 0 BB 3 SO 3 LOB 10  | | | | | | | | | | |
| Sandy Alomar Sr., S OBP: 0.256, SLG: 0.289 (1, 4) |  | |  1-3 | | |  BB | | |  | 3 | 0 | 0 | 0 | 1 | 1 | | | | | | | | | | | | |
| Roy White, S OBP: 0.380, SLG: 0.442 (1, 7) |  | | |  | |  1-3 | | |  | 4 | 0 | 0 | 0 | 0 | 0 | 1 | | | | | | | | | | | |
| Thurman Munson, R OBP: 0.364, SLG: 0.412 (1, 2) | |  2B | |  | | |  | |  | 4 | 0 | 1 | 0 | 0 | 1 | 0 | | | | | | | | | | | |
| Graig Nettles, L OBP: 0.324, SLG: 0.430 (1, 5) |  | | |  | | |  | | | 3 | 0 | 0 | 0 | 0 | 0 | 1 | | | | | | | | | | | |
| Chris Chambliss, L OBP: 0.322, SLG: 0.412 (1, 3) | |  | | |  | |  | | | 3 | 0 | 0 | 0 | 0 | 0 | 1 | | | | | | | | | | | |
| Ed Herrmann, L OBP: 0.327, SLG: 0.385 (1, 10) | | | | |  | | |  1B | | 2 | 0 | 1 | 0 | 1 | 0 | 0 | | | | | | | | | | | |
| Alex Johnson, R OBP: 0.298, SLG: 0.348 (8, PR) | |  | | | | | | | | 0 | 0 | 0 | 0 | 0 | 0 | 0 | | | | | | | | | | | |
| Rich Coggins, L OBP: 0.262, SLG: 0.302 (1, 8) | |  2-3f | | | |  1B | |  1-2 | | 2 | 0 | 1 | 0 | 0 | 0 | 2 | | | | | | | | | | | |
| Rick Bladt, R OBP: 0.281, SLG: 0.207 (5, 8) | | | | | | | | | | 0 | 0 | 0 | 0 | 0 | 0 | 0 | | | | | | | | | | | |
| Fred Stanley, R OBP: 0.296, SLG: 0.232 (1, 6) | | |  | | |  1-2 | |  | | 2 | 0 | 0 | 0 | 0 | 0 | 0 | | | | | | | | | | | |
| Lou Piniella, R OBP: 0.287, SLG: 0.245 (8, PH) | | | | | | | | | | 1 | 0 | 0 | 0 | 0 | 0 | 2 | | | | | | | | | | | |
| Jim Mason, L OBP: 0.203, SLG: 0.207 (8, 6) | | | | | | | | | | 0 | 0 | 0 | 0 | 0 | 0 | 0 | | | | | | | | | | | |
| Inning Stats | R: 0 E: 0 K: 1 S: 5 | H: 0 LOB: 0 BB: 0 P: 5 | R: 0 E: 0 K: 0 S: 4 | H: 1 LOB: 2 BB: 1 P: 8 | R: 0 E: 0 K: 1 S: 5 | H: 1 LOB: 0 BB: 0 P: 5 | R: 0 E: 0 K: 0 S: 3 | H: 0 LOB: 0 BB: 0 P: 3 | R: 0 E: 0 K: 0 S: 3 | H: 0 LOB: 1 BB: 2 P: 10 | R: 0 E: 0 K: 0 S: 3 | H: 0 LOB: 0 BB: 0 P: 3 | R: 0 E: 0 K: 0 S: 4 | H: 1 LOB: 2 BB: 0 P: 4 | R: 0 E: 0 K: 1 S: 5 | H: 0 LOB: 0 BB: 0 P: 5 | 1B: 3 2B: 1 3B: 0 HR: 0 | SF: 0 SAC: 1 DP: 0 HBP: 0 | WP: 0 PB: 0 CS: 3 | PA: 32 | | | | | | | |
| PITCHER | IP | WLS | BF | H | R | ER | SO | BB | IBB | HBP | BLK | WP | HR | S | P | ERA | WHIP | | | | | | | | | | |
| Bill Singer, R ERA: 4.38 (1, 1) | 8.0 | | 28 | 4 | 0 | 0 | 2 | 3 | 0 | 0 | 0 | 0 | 0 | 29 | 41 | 0.00 | 0.875 | | | | | | | | | | |
| Mickey Scott, L ERA: 3.72 (9, 1) | 1.0 | W | 3 | 0 | 0 | 0 | 1 | 0 | 0 | 0 | 0 | 0 | 0 | 5 | 5 | 0.00 | 0.000 | | | | | | | | | | |

| Batter | 1 | 2 | 3 | 4 | 5 | 6 | 7 | 8 | 9 | AB | R | H | RBI | BB | SO | LOB | BOTTOM | | | | | | | | | | |
|--|---|---|---|---|--|---|--|---|---|---------------------------------|------------------------------|---------------------------------|------------------------------|---------------------------------|------------------------------|---------------------------------|--|---------------------------------|----------------------------------|------------------------------------|-------------------------|--------|--|--|--|--|--|
| Jerry Remy, L OBP: 0.317, SLG: 0.325 (1, 4) |  | |  | | |  | |  | | 4 | 0 | 0 | 0 | 0 | 1 | 1 | New York Yankees @ California Angels Anaheim Stadium, Anaheim, CA Sun Aug 10 1975, 6:33 AM EDT Att: 11,692 - Unknown - 85 F AB 28 R 1 H 4 RBI 1 BB 4 SO 8 LOB 6  | | | | | | | | | | |
| Dave Collins, S OBP: 0.370, SLG: 0.379 (1, 7) |  | | |  | |  | | |  BB | 3 | 0 | 0 | 0 | 1 | 1 | 0 | | | | | | | | | | | |
| Tommy Harper, R OBP: 0.329, SLG: 0.312 (1, 10) |  BB | | |  | |  | | |  1B 2B | 3 | 1 | 0 | 0 | 1 | 0 | 1 | | | | | | | | | | | |
| Adrian Garrett, L OBP: 0.294, SLG: 0.478 (1, 3) |  |  | | |  | |  BB | |  1B | 2 | 0 | 0 | 0 | 1 | 1 | 0 | | | | | | | | | | | |
| Mickey Rivers, L OBP: 0.332, SLG: 0.363 (7, PR) | | | | | | | | |  1B | 0 | 0 | 0 | 0 | 0 | 0 | 0 | | | | | | | | | | | |
| Bobby Valentine, R OBP: 0.318, SLG: 0.300 (8, 3) |  | | | | | | | |  1B | 1 | 0 | 1 | 0 | 0 | 0 | 0 | | | | | | | | | | | |
| Leroy Stanton, R OBP: 0.353, SLG: 0.422 (1, 8) | |  | | |  | |  | |  2B | 4 | 0 | 1 | 1 | 0 | 2 | 1 | | | | | | | | | | | |
| Dave Chalk, R OBP: 0.358, SLG: 0.358 (1, 5) | |  | | |  | |  1-2 | | | 2 | 0 | 0 | 0 | 1 | 1 | 1 | | | | | | | | | | | |
| John Balaz, R OBP: 0.328, SLG: 0.482 (1, 9) | |  | | |  | | |  | | 3 | 0 | 1 | 0 | 0 | 1 | 1 | | | | | | | | | | | |
| Ike Hampton, S OBP: 0.278, SLG: 0.234 (1, 2) | | |  | | |  | |  | | 3 | 0 | 0 | 0 | 0 | 0 | 1 | | | | | | | | | | | |
| Rudy Meoli, L OBP: 0.310, SLG: 0.225 (1, 6) | | |  | | |  | |  | | 3 | 0 | 1 | 0 | 0 | 1 | 0 | | | | | | | | | | | |
| Inning Stats | R: 0 E: 0 K: 2 S: 6 | H: 0 LOB: 0 BB: 1 P: 10 | R: 0 E: 0 K: 3 S: 9 | H: 0 LOB: 1 BB: 1 P: 13 | R: 0 E: 0 K: 0 S: 3 | H: 0 LOB: 0 BB: 0 P: 3 | R: 0 E: 0 K: 0 S: 3 | H: 0 LOB: 0 BB: 0 P: 3 | R: 0 E: 0 K: 1 S: 6 | H: 1 LOB: 1 BB: 0 P: 6 | R: 0 E: 0 K: 1 S: 5 | H: 0 LOB: 0 BB: 0 P: 5 | R: 0 E: 0 K: 0 S: 5 | H: 0 LOB: 2 BB: 1 P: 9 | R: 0 E: 0 K: 0 S: 4 | H: 1 LOB: 1 BB: 0 P: 4 | R: 1 E: 0 K: 0 S: 3 | H: 2 LOB: 2 BB: 1 P: 7 | 1B: 2 2B: 2 3B: 0 HR: 0 | SF: 0 SAC: 0 DP: 0 HBP: 0 | WP: 0 PB: 0 CS: 1 | PA: 33 | | | | | |
| PITCHER | IP | WLS | BF | H | R | ER | SO | BB | IBB | HBP | BLK | WP | HR | S | P | ERA | WHIP | | | | | | | | | | |
| Rudy May, L ERA: 3.0 (1, 1) | 8.1 | L | 32 | 4 | 1 | 1 | 8 | 4 | 0 | 0 | 0 | 0 | 0 | 44 | 60 | 1.08 | 0.960 | | | | | | | | | | |


| Batter | 1 | 2 | 3 | 4 | 5 | 6 | 7 | 8 | 9 | AB | R | H | RBI | BB | SO | LOB | TOP | | | | | | | | |
|---|------------------------------|---------------------------------|------------------------------|---------------------------------|------------------------------|---------------------------------|------------------------------|---------------------------------|------------------------------|---------------------------------|------------------------------|---------------------------------|------------------------------|---------------------------------|------------------------------|---------------------------------|---|---------------------------------|----------------------------------|------------------------------------|-------------------------|--------|--|--|--|
| Bobby Bonds, R OBP: 0.351, SLG: 0.492 (1, 8) | | | | | | | | | | 4 | 0 | 1 | 0 | 0 | 1 | 2 | New York Yankees @ California Angels Anaheim Stadium, Anaheim, CA Mon Aug 11 1975, 10:05 PM EDT Att. 9,491 - Unknown - 73 F | | | | | | | | |
| Sandy Alomar Sr., S OBP: 0.256, SLG: 0.289 (1, 4) | | | | | | | | | | 4 | 0 | 1 | 0 | 0 | 0 | 2 | | | | | | | | | |
| Roy White, S OBP: 0.379, SLG: 0.443 (1, 7) | | | | | | | | | | 4 | 0 | 1 | 0 | 0 | 1 | 3 | | | | | | | | | |
| Thurman Munson, R OBP: 0.363, SLG: 0.411 (1, 3) | | | | | | | | | | 4 | 0 | 1 | 0 | 0 | 2 | 3 | | | | | | | | | |
| Lou Piniella, R OBP: 0.280, SLG: 0.239 (1, 9) | | | | | | | | | | 4 | 0 | 0 | 0 | 0 | 1 | 3 | | | | | | | | | |
| Walt Williams, R OBP: 0.291, SLG: 0.349 (1, 10) | | | | | | | | | | 4 | 1 | 2 | 0 | 0 | 0 | 0 | | | | | | | | | |
| Graig Nettles, L OBP: 0.325, SLG: 0.430 (1, 5) | | | | | | | | | | 4 | 0 | 2 | 0 | 0 | 1 | 0 | | | | | | | | | |
| Rick Dempsey, R OBP: 0.348, SLG: 0.296 (1, 2) | | | | | | | | | | 1 | 0 | 0 | 1 | 2 | 0 | 0 | | | | | | | | | |
| Fred Stanley, R OBP: 0.294, SLG: 0.230 (1, 6) | | | | | | | | | | 1 | 0 | 0 | 0 | 0 | 0 | 1 | | | | | | | | | |
| Alex Johnson, R OBP: 0.304, SLG: 0.353 (8, FH) | | | | | | | | | | 1 | 0 | 1 | 0 | 0 | 0 | 0 | | | | | | | | | |
| Ed Brinkman, R OBP: 0.271, SLG: 0.313 (8, 6) | | | | | | | | | | 1 | 0 | 0 | 0 | 0 | 0 | 3 | | | | | | | | | |
| Inning Stats | R: 0 E: 0 K: 1 S: 6 | H: 1 LOB: 1 BB: 0 P: 6 | R: 0 E: 0 K: 0 S: 3 | H: 0 LOB: 0 BB: 0 P: 3 | R: 0 E: 0 K: 1 S: 5 | H: 0 LOB: 1 BB: 1 P: 9 | R: 0 E: 0 K: 3 S: 9 | H: 0 LOB: 0 BB: 0 P: 9 | R: 1 E: 0 K: 0 S: 4 | H: 2 LOB: 0 BB: 0 P: 4 | R: 0 E: 0 K: 0 S: 5 | H: 2 LOB: 2 BB: 0 P: 5 | R: 0 E: 0 K: 1 S: 5 | H: 0 LOB: 0 BB: 0 P: 5 | R: 0 E: 0 K: 0 S: 4 | H: 1 LOB: 1 BB: 1 P: 4 | R: 0 E: 0 K: 0 S: 5 | H: 3 LOB: 3 BB: 1 P: 9 | 1B: 8 2B: 1 3B: 0 HR: 0 | SF: 1 SAC: 1 DP: 2 HBP: 0 | WP: 0 PB: 0 CS: 0 | PA: 36 | | | |
| PITCHER | IP | WLS | BF | H | R | ER | SO | BB | IBB | HBP | BLK | WP | HR | S | P | ERA | WHIP | | | | | | | | |
| Frank Tanana, L ERA: 2.71 (1, 1) | 7.0 | W | 26 | 5 | 1 | 1 | 6 | 1 | 0 | 0 | 0 | 0 | 0 | 37 | 41 | 1.29 | 0.857 | | | | | | | | |
| Jim Brewer, L ERA: 3.71 (8, 1) | 2.0 | | 10 | 4 | 0 | 0 | 0 | 1 | 0 | 0 | 0 | 0 | 0 | 9 | 13 | 0.00 | 2.500 | | | | | | | | |

| | |
|-----|----|
| AB | 32 |
| R | 1 |
| H | 9 |
| RBI | 1 |
| BB | 2 |
| SO | 6 |
| LOB | 17 |



| Batter | 1 | 2 | 3 | 4 | 5 | 6 | 7 | 8 | 9 | AB | R | H | RBI | BB | SO | LOB | BOTTOM | | | | | | | | |
|---|------------------------------|---------------------------------|------------------------------|---------------------------------|------------------------------|---------------------------------|------------------------------|----------------------------------|------------------------------|---------------------------------|------------------------------|---------------------------------|------------------------------|----------------------------------|------------------------------|---------------------------------|---|------------------------------------|-------------------------|--------|--|--|--|--|--|
| Morris Nettles, L OBP: 0.308, SLG: 0.286 (1, 10) | | | | | | | | | | 2 | 0 | 1 | 0 | 0 | 0 | 0 | New York Yankees @ California Angels Anaheim Stadium, Anaheim, CA Mon Aug 11 1975, 10:05 PM EDT Att. 9,491 - Unknown - 73 F | | | | | | | | |
| Bobby Valentine, R OBP: 0.320, SLG: 0.304 (5, FH) | | | | | | | | | | 3 | 1 | 1 | 0 | 0 | 0 | 0 | | | | | | | | | |
| Jerry Remy, L OBP: 0.314, SLG: 0.321 (1, 4) | | | | | | | | | | 5 | 0 | 0 | 0 | 0 | 1 | 2 | | | | | | | | | |
| Mickey Rivers, L OBP: 0.339, SLG: 0.371 (1, 8) | | | | | | | | | | 4 | 2 | 4 | 0 | 1 | 0 | 0 | | | | | | | | | |
| Adrian Garrett, L OBP: 0.286, SLG: 0.440 (1, 3) | | | | | | | | | | 4 | 1 | 0 | 0 | 1 | 3 | 4 | | | | | | | | | |
| Dave Collins, S OBP: 0.376, SLG: 0.382 (1, 7) | | | | | | | | | | 3 | 3 | 2 | 2 | 1 | 0 | 0 | | | | | | | | | |
| Leroy Stanton, R OBP: 0.354, SLG: 0.424 (1, 9) | | | | | | | | | | 3 | 1 | 1 | 2 | 1 | 0 | 1 | | | | | | | | | |
| Dave Chalk, R OBP: 0.362, SLG: 0.365 (1, 5) | | | | | | | | | | 4 | 0 | 3 | 3 | 0 | 0 | 0 | | | | | | | | | |
| Ike Hampton, S OBP: 0.259, SLG: 0.216 (1, 2) | | | | | | | | | | 4 | 0 | 0 | 0 | 0 | 1 | 4 | | | | | | | | | |
| Rudy Meoli, L OBP: 0.308, SLG: 0.226 (1, 6) | | | | | | | | | | 4 | 0 | 1 | 0 | 0 | 0 | 4 | | | | | | | | | |
| Inning Stats | R: 0 E: 0 K: 1 S: 6 | H: 1 LOB: 1 BB: 0 P: 6 | R: 0 E: 0 K: 0 S: 3 | H: 0 LOB: 0 BB: 0 P: 3 | R: 0 E: 0 K: 1 S: 6 | H: 2 LOB: 1 BB: 0 P: 6 | R: 3 E: 0 K: 1 S: 8 | H: 3 LOB: 1 BB: 1 P: 12 | R: 0 E: 0 K: 0 S: 4 | H: 1 LOB: 1 BB: 0 P: 4 | R: 1 E: 0 K: 0 S: 5 | H: 2 LOB: 1 BB: 0 P: 5 | R: 4 E: 0 K: 1 S: 9 | H: 4 LOB: 2 BB: 2 P: 17 | R: 0 E: 0 K: 1 S: 5 | H: 0 LOB: 1 BB: 1 P: 9 | 1B: 10 2B: 3 3B: 0 HR: 0 | SF: 0 SAC: 0 DP: 0 HBP: 0 | WP: 1 PB: 0 CS: 0 | PA: 40 | | | | | |
| PITCHER | IP | WLS | BF | H | R | ER | SO | BB | IBB | HBP | BLK | WP | HR | S | P | ERA | WHIP | | | | | | | | |
| Pat Dobson, R ERA: 3.92 (1, 1) | 3.1 | L | 16 | 6 | 3 | 3 | 3 | 1 | 0 | 0 | 0 | 0 | 0 | 17 | 21 | 15.00 | 2.333 | | | | | | | | |
| Sparky Lyle, L ERA: 3.34 (4, 1) | 3.0 | | 16 | 6 | 5 | 5 | 1 | 1 | 0 | 0 | 0 | 0 | 0 | 3 | 7 | 0.00 | 3.000 | | | | | | | | |
| Tippy Martinez, L ERA: 4.38 (7, 1) | 0.2 | | 4 | 1 | 0 | 0 | 0 | 1 | 0 | 0 | 0 | 1 | 0 | 3 | 7 | 0.00 | 3.000 | | | | | | | | |
| Ron Guidry, L ERA: (8, 1) | 1.0 | | 4 | 0 | 0 | 0 | 1 | 1 | 0 | 0 | 0 | 0 | 0 | 5 | 9 | 0.00 | 1.000 | | | | | | | | |

| | |
|-----|----|
| AB | 36 |
| R | 8 |
| H | 13 |
| RBI | 7 |
| BB | 4 |
| SO | 5 |
| LOB | 15 |



| Batter | 1 | 2 | 3 | 4 | 5 | 6 | 7 | 8 | 9 | AB R H RBI BB SO LOB | TOP | | | | | | | | | |
|--|---|---------------------------------|------------------------------|---------------------------------|------------------------------|---------------------------------|------------------------------|---------------------------------|------------------------------|---------------------------------|--|------------------------------|---|------------------------------|----------------------------------|------------------------------|---------------------------------|-----------------------------------|------------------------------------|----------------------------------|
| Bobby Bonds, R OBP: 0.348, SLG: 0.487 (1, 8) | | | | | | | | | | 4 0 0 0 1 2 4 | New York Yankees @ Oakland Athletics Oakland-Alameda County Coliseum, Oakland, CA Tue Aug 12 1975, 7:05 PM PDT Att: 10,244 - Unknown | | | | | | | | | |
| Sandy Alomar Sr., S OBP: 0.258, SLG: 0.289 (1, 4) | | | | | | | | | | 4 0 1 1 1 0 3 | | | | | | | | | | |
| Roy White, S OBP: 0.379, SLG: 0.442 (1, 7) | | | | | | | | | | 5 0 2 0 0 0 0 | | | | | | | | | | |
| Thurman Munson, R OBP: 0.365, SLG: 0.418 (1, 2) | | | | | | | | | | 5 1 3 0 0 0 1 | | | | | | | | | | |
| Lou Piniella, R OBP: 0.279, SLG: 0.239 Rick Blatt, R OBP: 0.273, SLG: 0.200 (7, 8) | | | | | | | | | | 4 0 1 0 0 0 3 1 0 0 0 0 0 1 | | | | | | | | | | |
| Graig Nettles, L OBP: 0.326, SLG: 0.430 (1, 5) | | | | | | | | | | 5 2 2 1 0 0 3 | | | | | | | | | | |
| Walt Williams, R OBP: 0.302, SLG: 0.382 (1, 10) | | | | | | | | | | 5 2 3 1 0 0 3 | | | | | | | | | | |
| Chris Chambliss, L OBP: 0.329, SLG: 0.424 (1, 3) | | | | | | | | | | 3 1 3 2 1 0 0 | | | | | | | | | | |
| Fred Stanley, R OBP: 0.291, SLG: 0.227 (1, 6) | | | | | | | | | | 2 1 0 1 0 0 3 | | | | | | | | | | |
| Inning Stats | R: 0 E: 0 K: 0 S: 3 | H: 1 LOB: 1 BB: 1 P: 7 | R: 2 E: 0 K: 1 S: 8 | H: 3 LOB: 1 BB: 0 P: 8 | R: 0 E: 0 K: 0 S: 4 | H: 1 LOB: 1 BB: 0 P: 4 | R: 3 E: 2 K: 0 S: 6 | H: 4 LOB: 0 BB: 0 P: 6 | R: 0 E: 0 K: 1 S: 6 | H: 1 LOB: 1 BB: 0 P: 6 | | R: 0 E: 0 K: 0 S: 3 | H: 0 LOB: 0 BB: 0 P: 3 | R: 1 E: 0 K: 0 S: 4 | H: 1 LOB: 2 BB: 2 P: 12 | R: 1 E: 0 K: 0 S: 5 | H: 2 LOB: 1 BB: 0 P: 5 | 1B: 10 2B: 3 3B: 1 HR: 1 | SF: 0 SAC: 2 DP: 0 HBP: 0 | WP: 0 PB: 0 SB: 1 CS: 1 |
| PITCHER | IP WLS BF H R ER SO BB IBB HBP BLK WP HR S P ERA WHIP | | | | | | | | | | | PITCHER | IP WLS BF H R ER SO BB IBB HBP BLK WP HR S P ERA WHIP | | | | | | | |
| Ken Holtzman, L ERA: 3.5 (1, 1) | 3.0 L 17 8 5 3 1 1 0 0 0 0 0 0 18 22 9.00 3.000 | | | | | | | | | | | | | | | | | | | |
| Jim Todd, R ERA: 2.79 (4, 1) | 1.0 3 1 0 0 0 0 0 0 0 0 0 0 3 3 0.00 1.000 | | | | | | | | | | | | | | | | | | | |
| Glenn Abbott, R ERA: 3.99 (5, 1) | 4.0 18 4 1 1 1 1 1 0 0 0 0 0 18 26 2.25 1.250 | | | | | | | | | | | | | | | | | | | |
| Paul Lindblad, L ERA: 2.06 (9, 1) | 1.0 5 2 1 1 0 0 0 0 0 0 0 0 5 5 9.00 2.000 | | | | | | | | | | | | | | | | | | | |

| Batter | 1 | 2 | 3 | 4 | 5 | 6 | 7 | 8 | 9 | AB R H RBI BB SO LOB | BOTTOM | | | | | | | | | | | |
|--|---|---------------------------------|------------------------------|---------------------------------|------------------------------|---------------------------------|------------------------------|---------------------------------|------------------------------|---------------------------------|--|------------------------------|---|------------------------------|---------------------------------|------------------------------|---------------------------------|------------------------------|---------------------------------|----------------------------------|------------------------------------|----------------------------------|
| Bert Campaneris, R OBP: 0.330, SLG: 0.325 (1, 6) | | | | | | | | | | 3 1 0 0 0 0 0 | New York Yankees @ Oakland Athletics Oakland-Alameda County Coliseum, Oakland, CA Tue Aug 12 1975, 7:05 PM PDT Att: 10,244 - Unknown | | | | | | | | | | | |
| Bill North, S OBP: 0.371, SLG: 0.313 (1, 7) | | | | | | | | | | 4 0 1 0 0 1 1 | | | | | | | | | | | | |
| Claudell Washington, L OBP: 0.347, SLG: 0.433 (1, 8) | | | | | | | | | | 4 0 1 0 0 0 1 | | | | | | | | | | | | |
| Reggie Jackson, L OBP: 0.339, SLG: 0.534 (1, 9) | | | | | | | | | | 4 0 3 0 0 0 1 | | | | | | | | | | | | |
| Billy Williams, L OBP: 0.337, SLG: 0.406 (1, 10) | | | | | | | | | | 4 1 1 0 0 0 4 | | | | | | | | | | | | |
| Gene Tenace, R OBP: 0.392, SLG: 0.441 (9, 2) | | | | | | | | | | 4 0 0 0 0 1 5 | | | | | | | | | | | | |
| Sal Bando, R OBP: 0.312, SLG: 0.305 (1, 5) | | | | | | | | | | 2 0 0 1 0 0 0 | | | | | | | | | | | | |
| Phil Garner, R OBP: 0.270, SLG: 0.320 (1, 4) | | | | | | | | | | 3 0 0 0 0 1 0 | | | | | | | | | | | | |
| Ray Fosse, R OBP: 0.195, SLG: 0.178 Jim Holt, L OBP: 0.344, SLG: 0.278 (8, PH) (9, 3) | | | | | | | | | | 2 0 0 0 0 0 0 1 0 0 0 0 1 0 | | | | | | | | | | | | |
| Inning Stats | R: 0 E: 0 K: 0 S: 3 | H: 0 LOB: 0 BB: 0 P: 3 | R: 0 E: 0 K: 0 S: 3 | H: 1 LOB: 0 BB: 0 P: 3 | R: 0 E: 0 K: 1 S: 5 | H: 0 LOB: 0 BB: 0 P: 5 | R: 1 E: 1 K: 0 S: 5 | H: 2 LOB: 2 BB: 0 P: 6 | R: 0 E: 0 K: 0 S: 3 | H: 0 LOB: 0 BB: 0 P: 3 | | R: 0 E: 0 K: 0 S: 4 | H: 1 LOB: 1 BB: 0 P: 4 | R: 1 E: 0 K: 0 S: 4 | H: 1 LOB: 0 BB: 0 P: 4 | R: 0 E: 0 K: 2 S: 7 | H: 0 LOB: 0 BB: 0 P: 7 | R: 0 E: 0 K: 1 S: 6 | H: 1 LOB: 1 BB: 0 P: 6 | 1B: 4 2B: 0 3B: 2 HR: 0 | SF: 1 SAC: 0 DP: 1 HBP: 1 | WP: 1 PB: 0 SB: 1 CS: 0 |
| PITCHER | IP WLS BF H R ER SO BB IBB HBP BLK WP HR S P ERA WHIP | | | | | | | | | | | PITCHER | IP WLS BF H R ER SO BB IBB HBP BLK WP HR S P ERA WHIP | | | | | | | | | |
| Doc Medich, R ERA: 3.51 (1, 1) | 9.0 W 33 6 2 2 4 0 0 1 0 1 0 40 41 2.00 0.667 | | | | | | | | | | | | | | | | | | | | | |

| Batter | 1 | 2 | 3 | 4 | 5 | 6 | 7 | 8 | 9 | AB | R | H | RBI | BB | SO | LOB | TOP | | | |
|---|--|---------------------------------|------------------------------|---------------------------------|------------------------------|---------------------------------|------------------------------|---------------------------------|------------------------------|---------------------------------|------------------------------|---------------------------------|------------------------------|---------------------------------|------------------------------|---------------------------------|--|----------------------------------|------------------------------------|----------------------------------|
| Bobby Bonds, R OBP: 0.346, SLG: 0.482 (1, 8) | L6 | | E5 SH1-3 SF8 | | F9 | | | FC6-5 | | 4 | 1 | 0 | 0 | 0 | 0 | 3 | New York Yankees @ Oakland Athletics Oakland-Alameda County Coliseum, Oakland, CA Wed Aug 13 1975, 7:05 PM PDT Att: 17,326 - Unknown | | | |
| Sandy Alomar Sr., S OBP: 0.262, SLG: 0.273 (1, 4) | 1B SF8 | | SH1-3 | | | | | 4-3 | | 3 | 1 | 2 | 1 | 0 | 0 | 1 | | | | |
| Roy White, S OBP: 0.378, SLG: 0.442 (1, 7) | | | SF8 | | | | | | F5 | 3 | 0 | 1 | 1 | 0 | 1 | 1 | | | | |
| Thurman Munson, R OBP: 0.362, SLG: 0.415 (1, 2) | SF8 | | 5-3 | | | | | | F8 | 3 | 0 | 0 | 1 | 0 | 0 | 0 | | | | |
| Graig Nettles, L OBP: 0.286, SLG: 0.428 (1, 5) | CS | G3 | | | | | | | | 4 | 0 | 1 | 0 | 0 | 1 | 0 | | | | |
| Chris Chambliss, L OBP: 0.328, SLG: 0.422 (1, 3) | | | | | | | | | | 4 | 0 | 1 | 0 | 0 | 1 | 1 | | | | |
| Lou Piniella, R OBP: 0.280, SLG: 0.241 Rich Coggins, L OBP: 0.262, SLG: 0.302 (7, 8) | | | | | | | | | | 3 | 0 | 1 | 0 | 0 | 0 | 1 | | | | |
| Ed Herrmann, L OBP: 0.327, SLG: 0.384 Walt Williams, R OBP: 0.302, SLG: 0.382 (8, PR) | | | | | | | | | | 0 | 0 | 0 | 0 | 0 | 0 | 0 | | | | |
| Fred Stanley, R OBP: 0.293, SLG: 0.231 (1, 6) | | | | | | | | | | 2 | 1 | 1 | 0 | 0 | 0 | 0 | | | | |
| Inning Stats | R: 1 E: 0 K: 0 S: 4 | H: 2 LOB: 0 BB: 0 P: 4 | R: 0 E: 0 K: 1 S: 6 | H: 1 LOB: 1 BB: 0 P: 6 | R: 2 E: 1 K: 0 S: 5 | H: 1 LOB: 0 BB: 0 P: 5 | R: 0 E: 0 K: 1 S: 5 | H: 0 LOB: 0 BB: 0 P: 5 | R: 0 E: 0 K: 0 S: 3 | H: 1 LOB: 0 BB: 0 P: 5 | R: 0 E: 0 K: 0 S: 3 | H: 1 LOB: 0 BB: 0 P: 3 | R: 0 E: 0 K: 0 S: 4 | H: 1 LOB: 1 BB: 0 P: 4 | R: 0 E: 0 K: 0 S: 4 | H: 1 LOB: 1 BB: 0 P: 4 | | 1B: 8 2B: 1 3B: 0 HR: 0 | SF: 2 SAC: 2 DP: 1 HBP: 0 | WP: 0 PB: 0 SB: 1 CS: 2 |
| PITCHER Stan Bahnsen, R ERA: 4.88 (1, 1) | IP: 9.0 WLS: L BF: 33 H: 8 R: 3 ER: 1 SO: 3 BB: 0 IBB: 0 HBP: 0 BLK: 0 WP: 0 HR: 0 S: 39 P: 39 ERA: 1.00 WHIP: 0.889 | | | | | | | | | | | | | | | PITCHER | | | | |

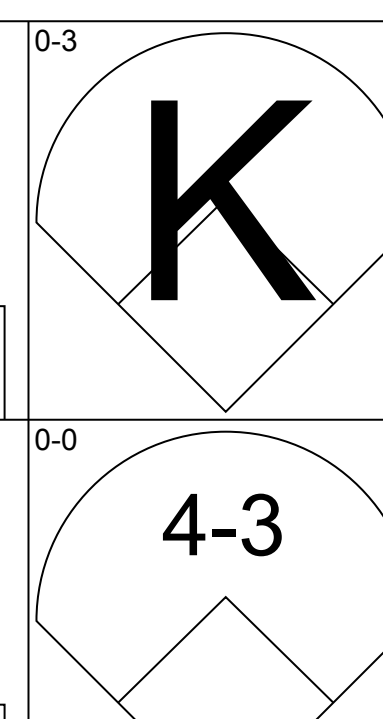
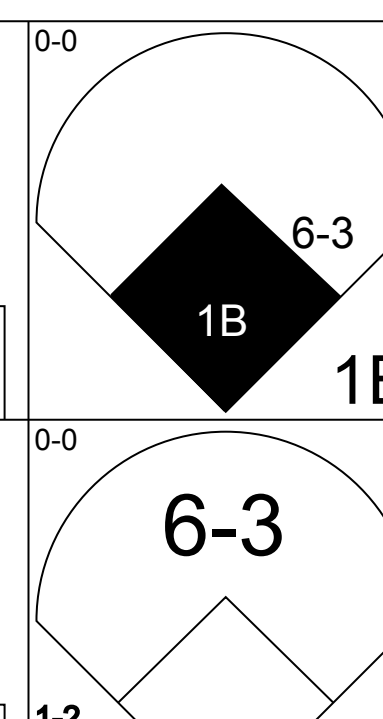
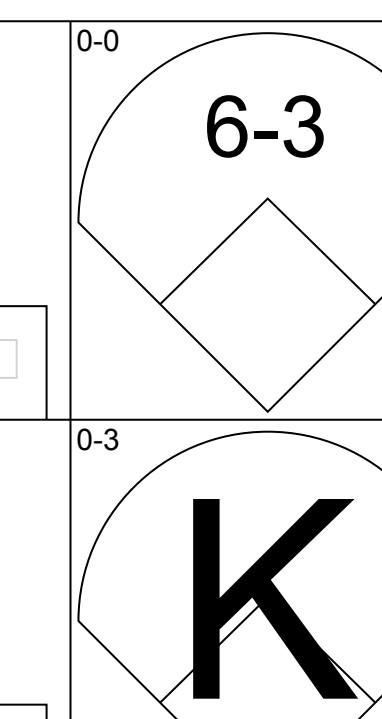
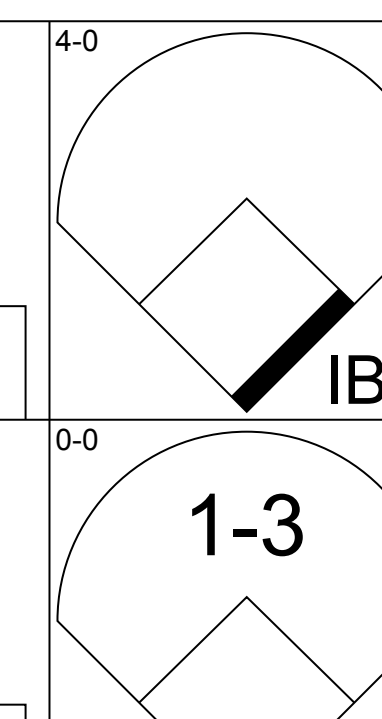
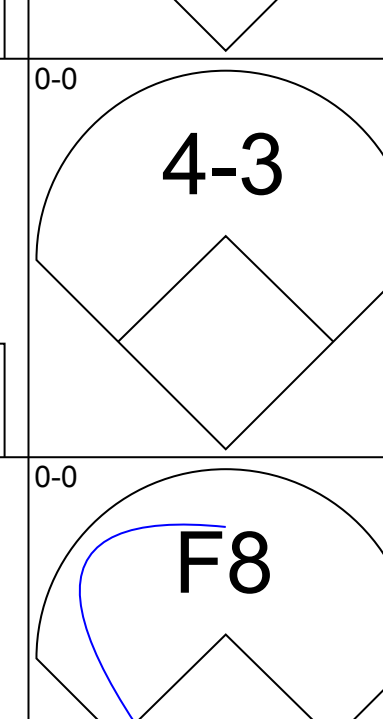
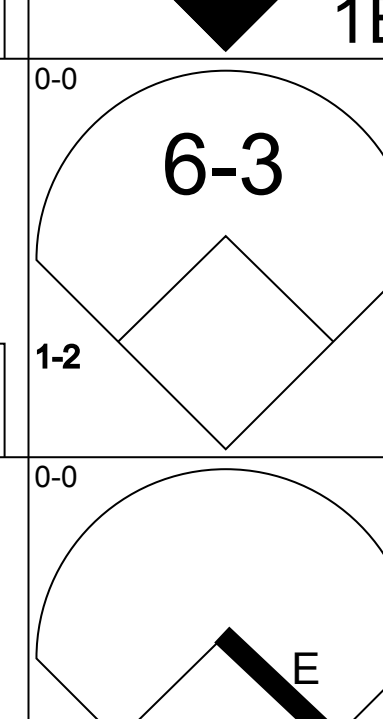
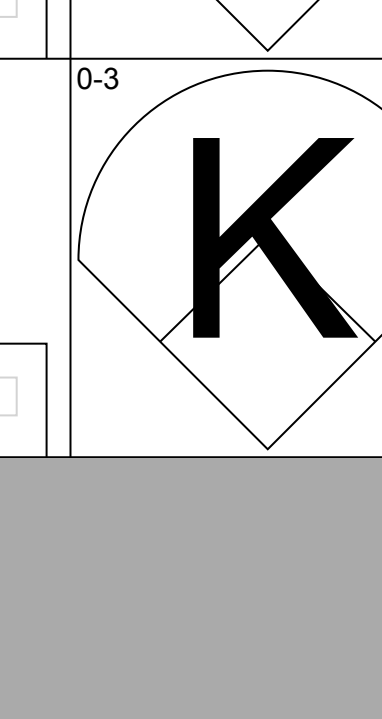
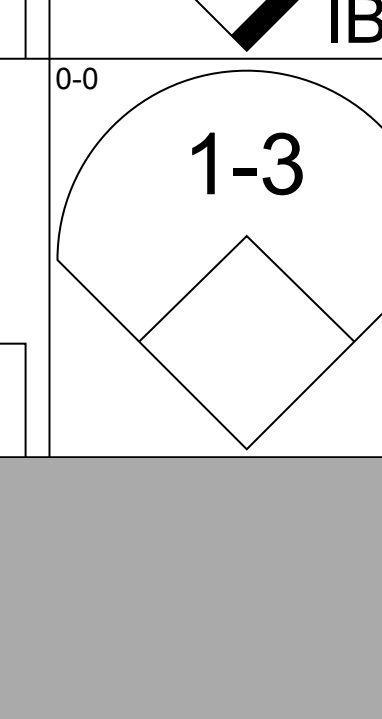
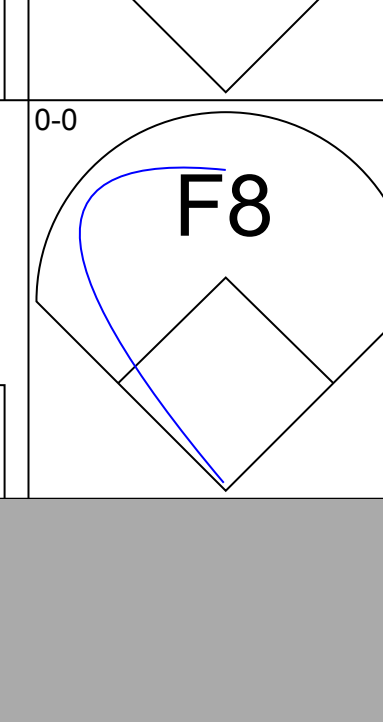
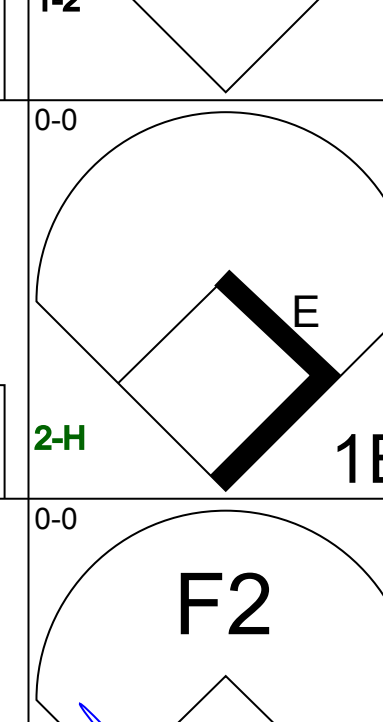
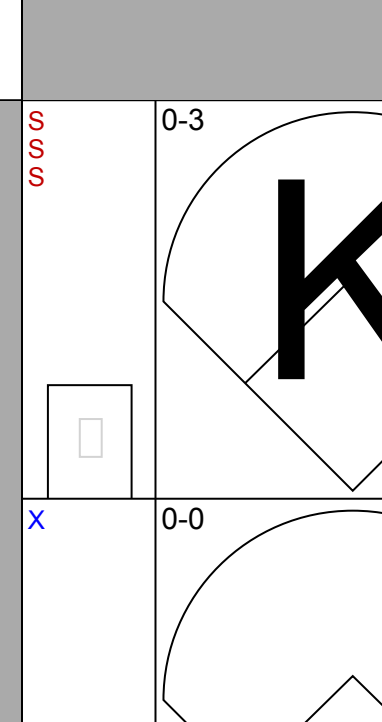
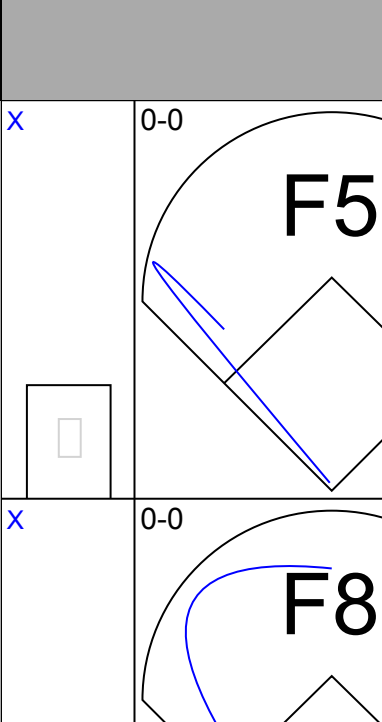
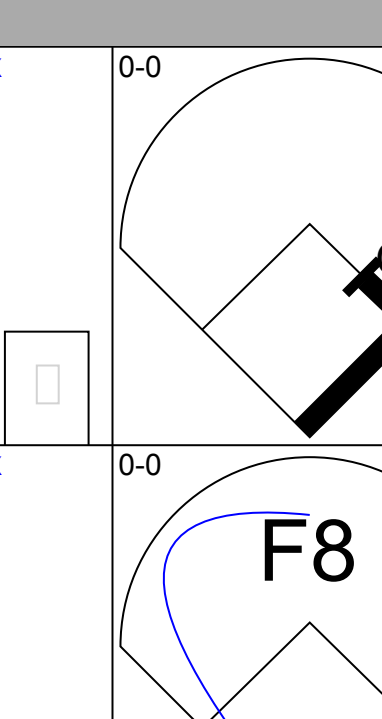
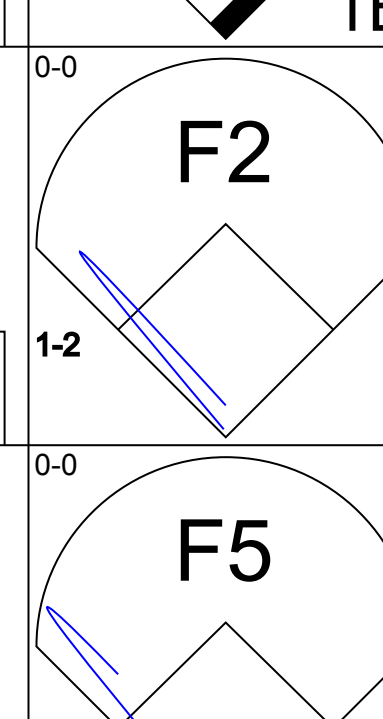
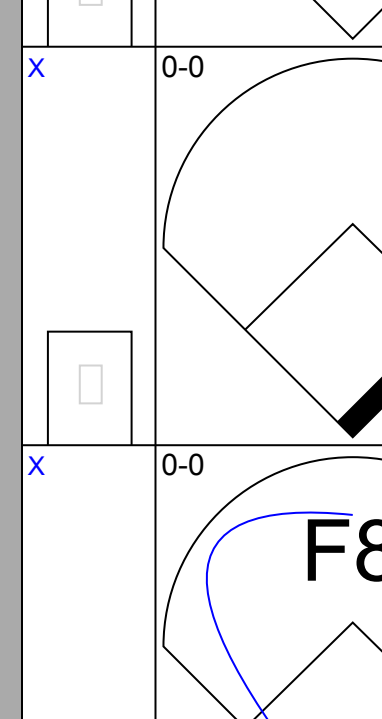
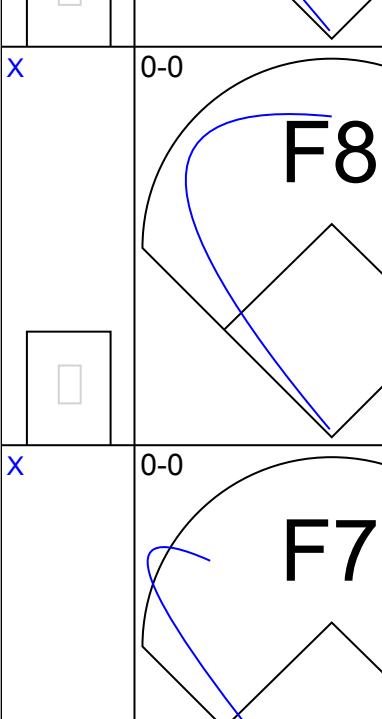

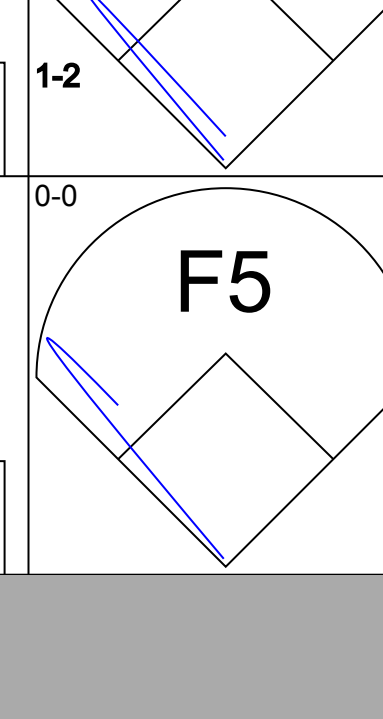
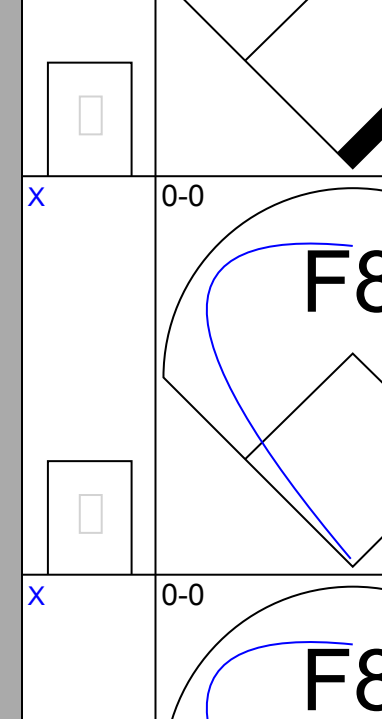
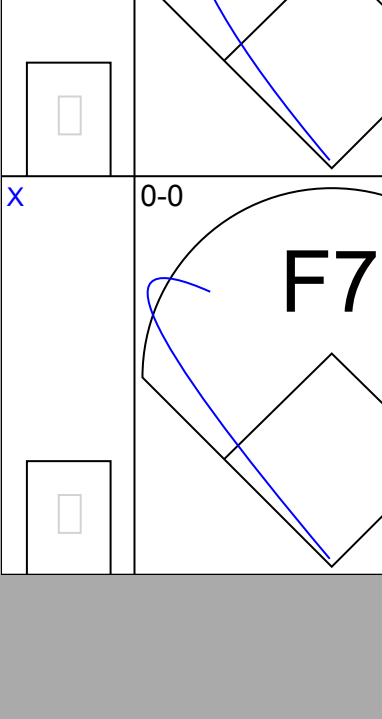
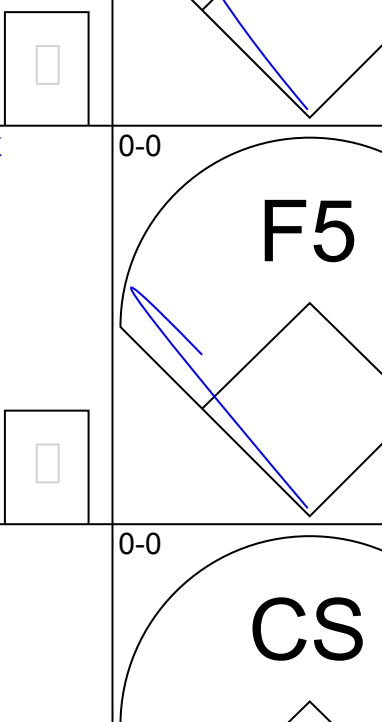
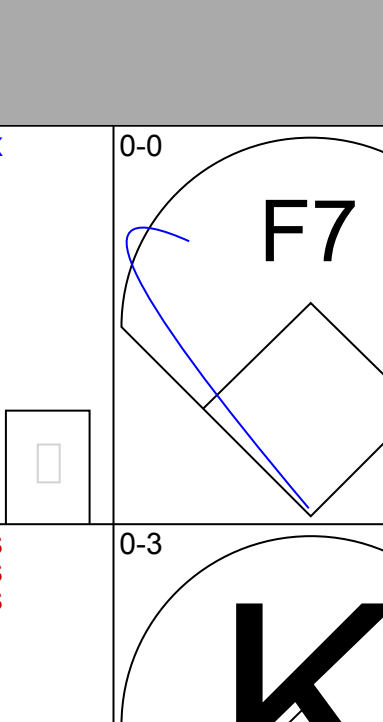
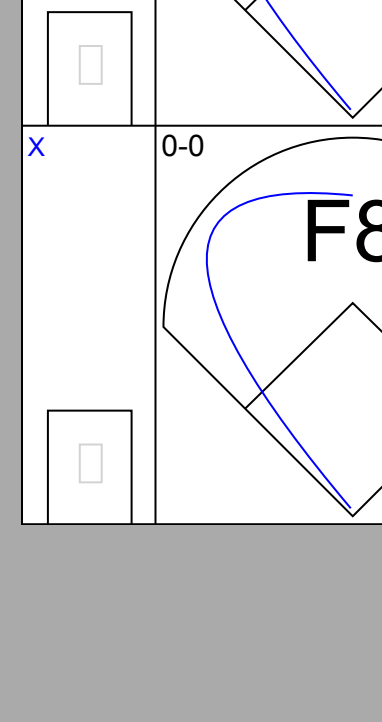

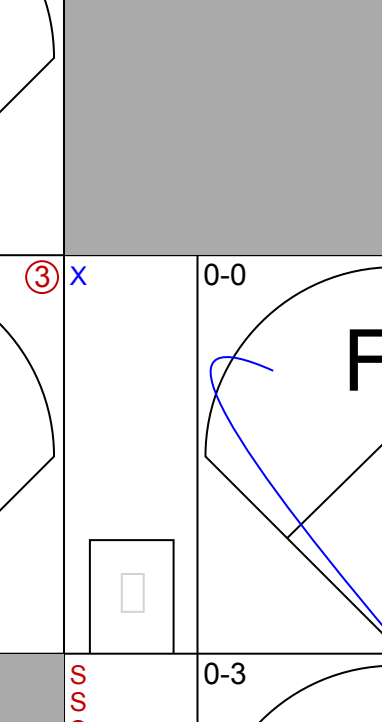
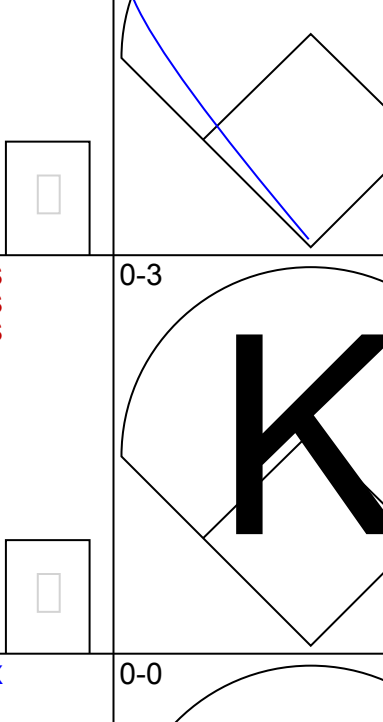
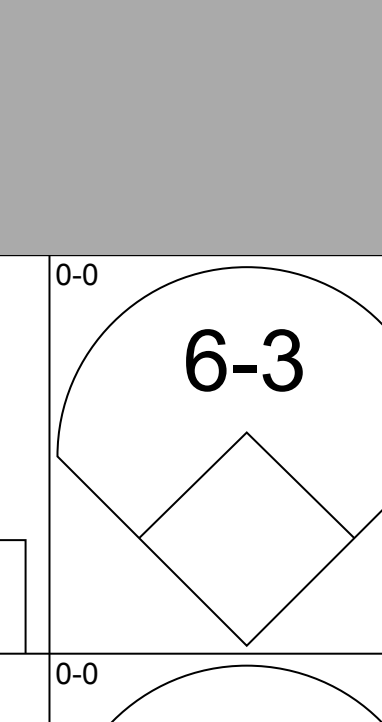
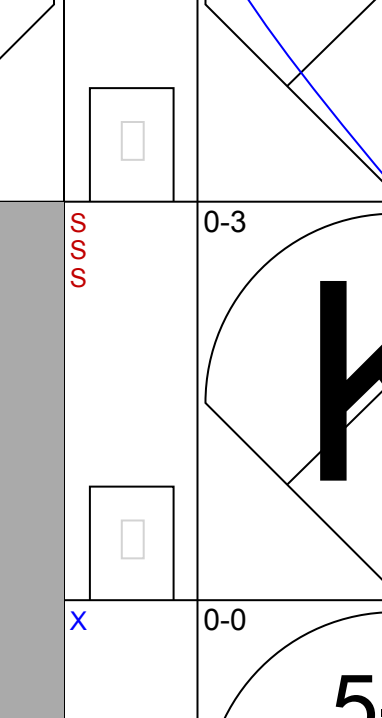
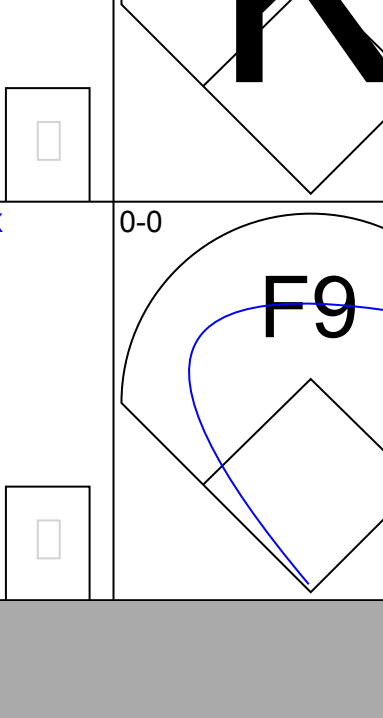
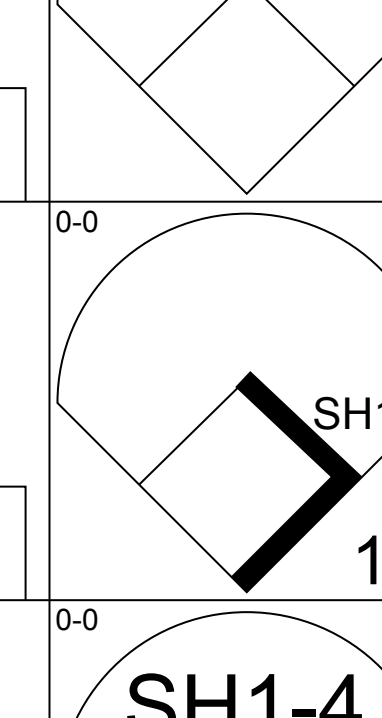
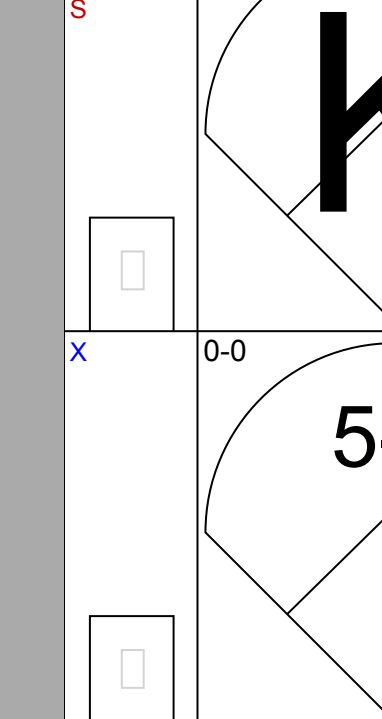
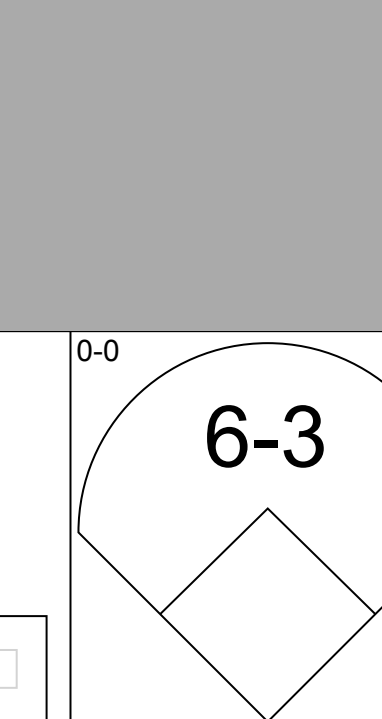
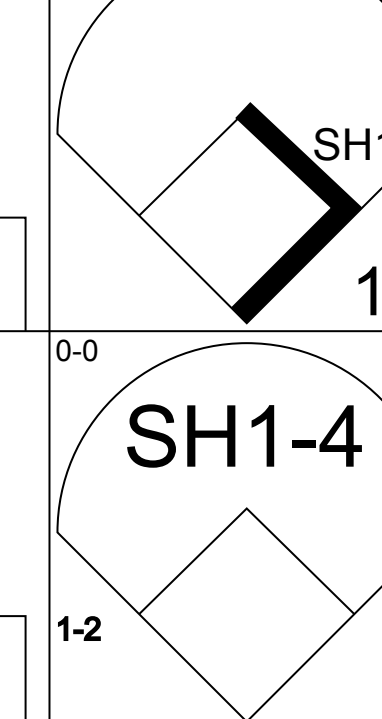
| | |
|-----|----|
| AB | 29 |
| R | 3 |
| H | 8 |
| RBI | 3 |
| BB | 0 |
| SO | 3 |
| LOB | 8 |

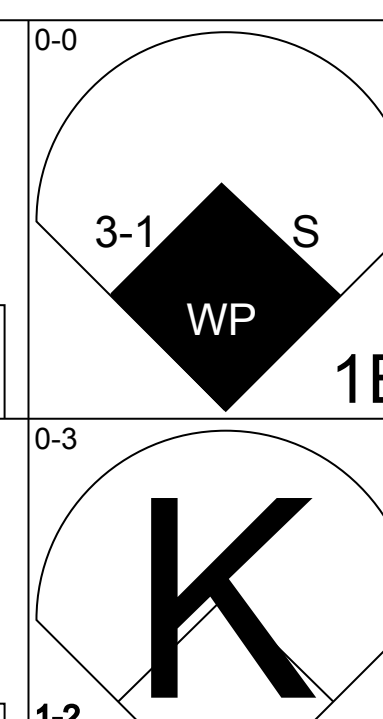
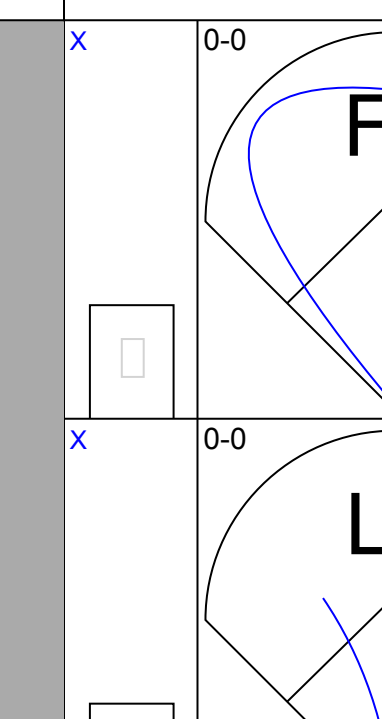
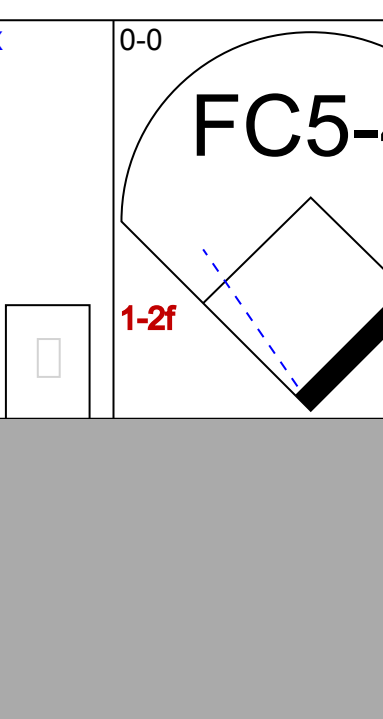
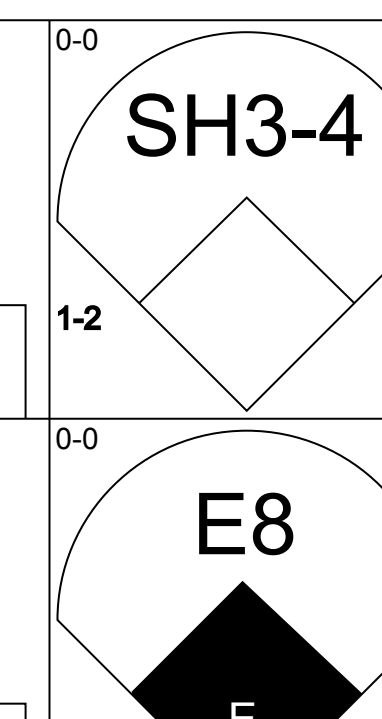
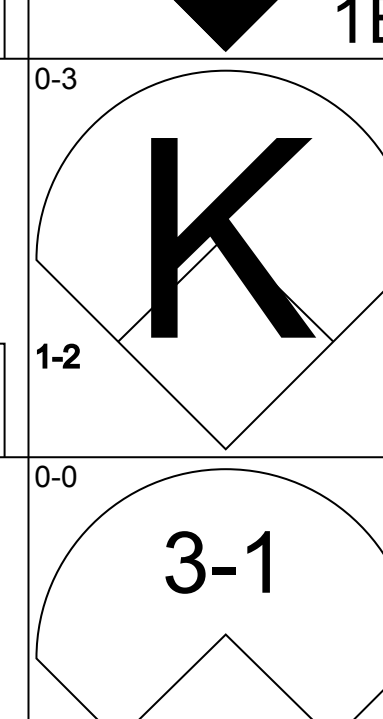
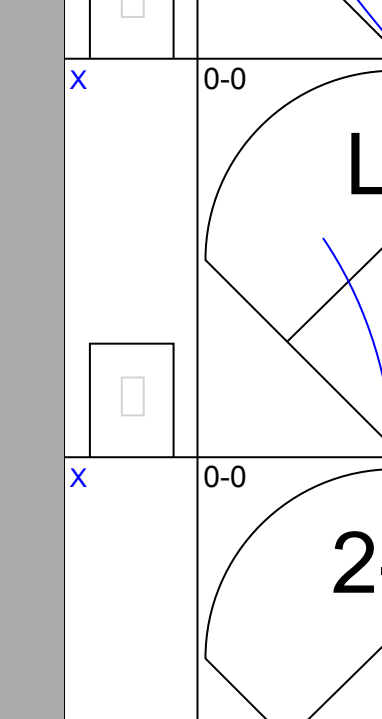
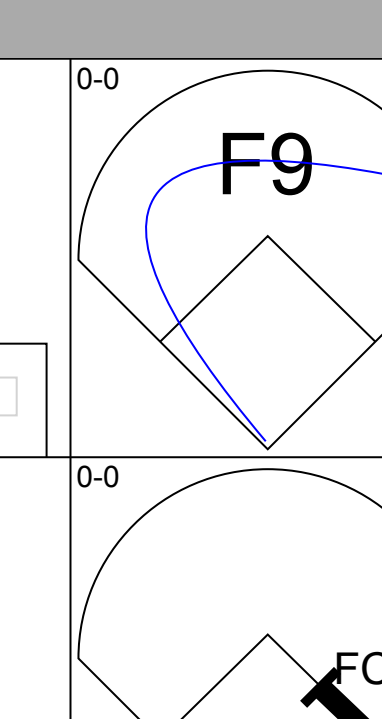
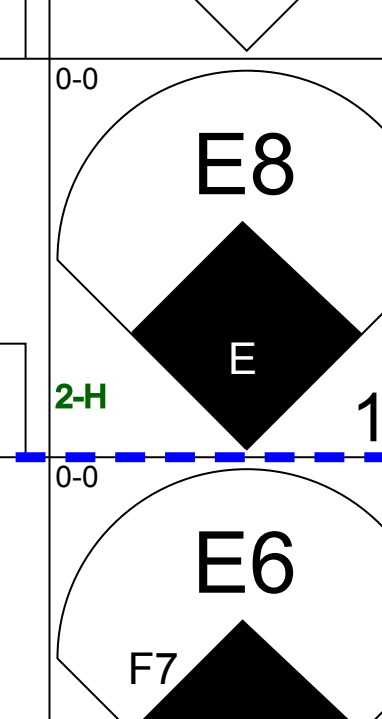
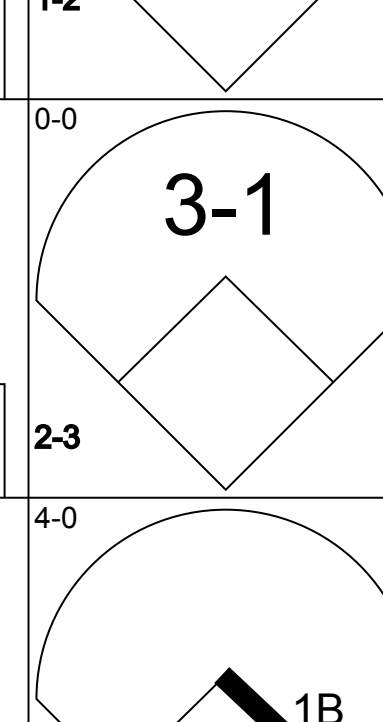
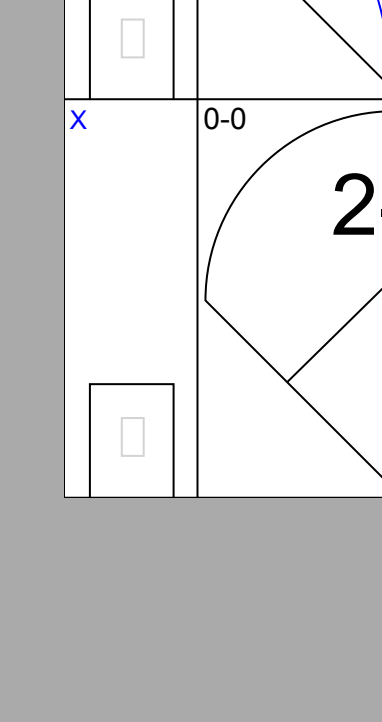
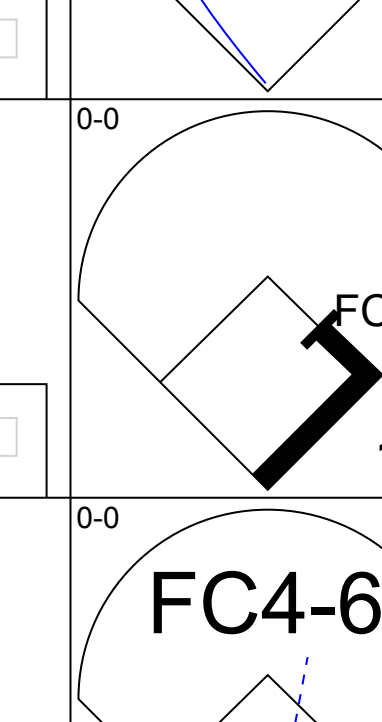
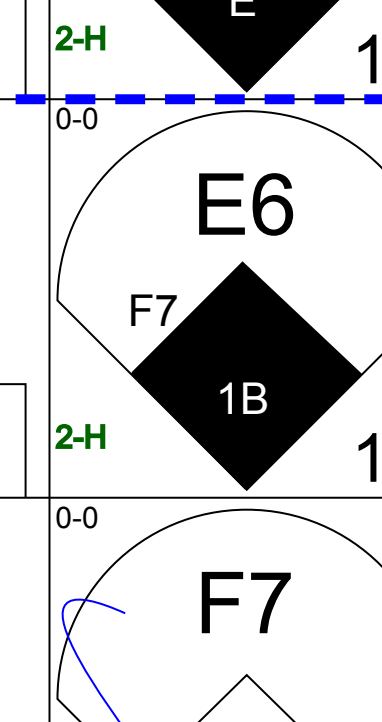
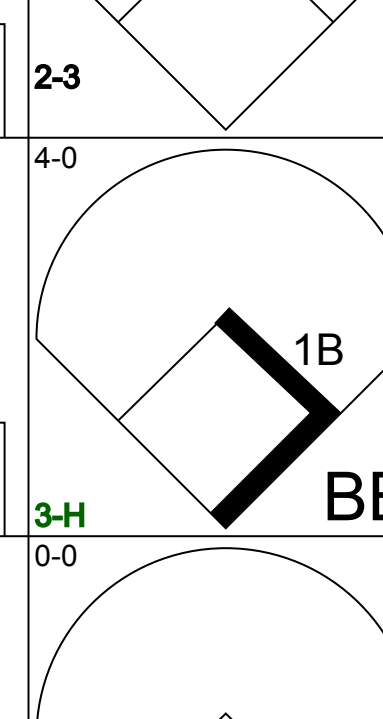
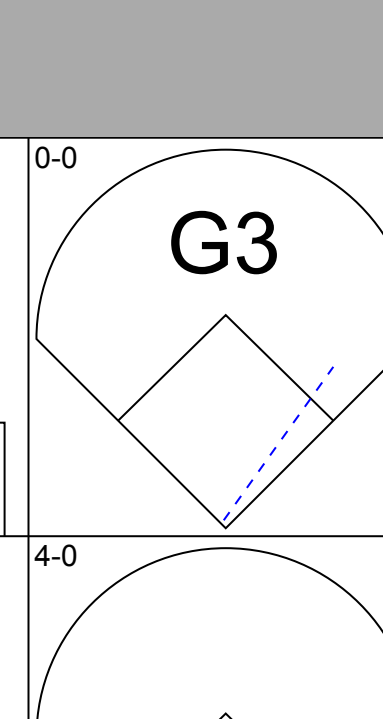
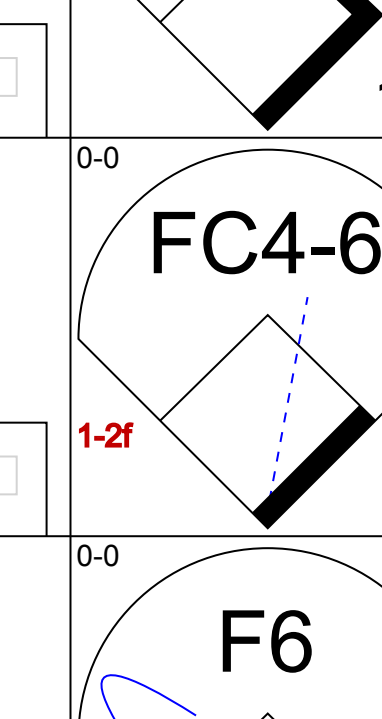
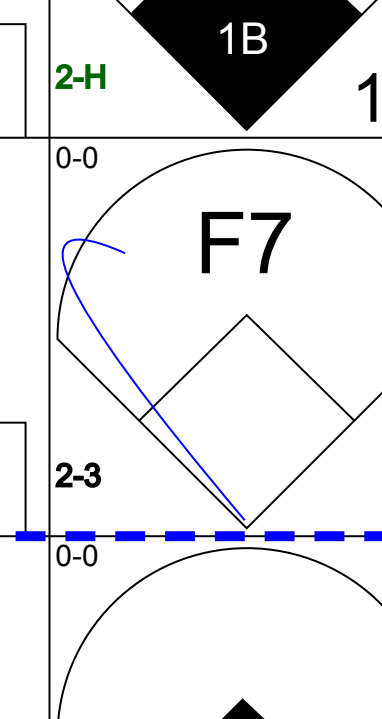
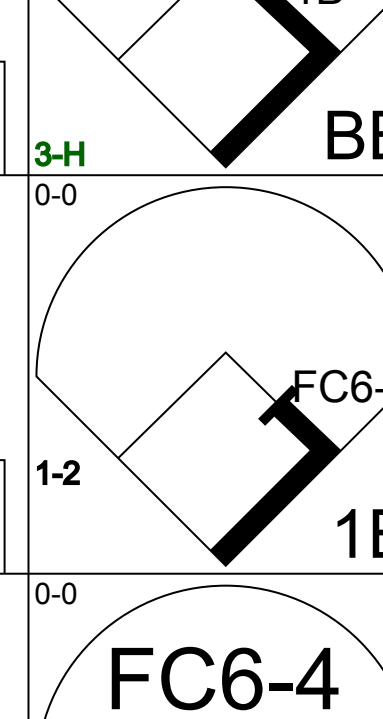
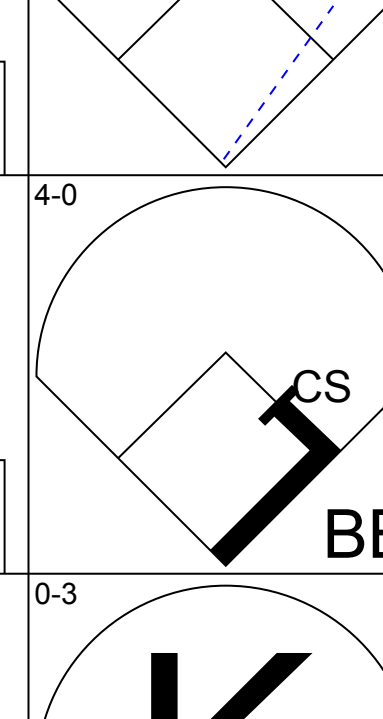
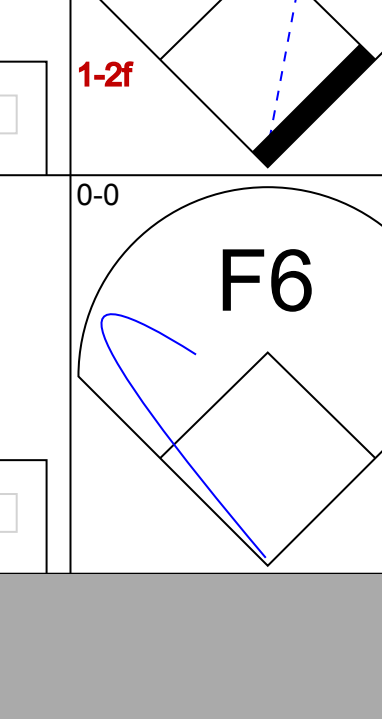
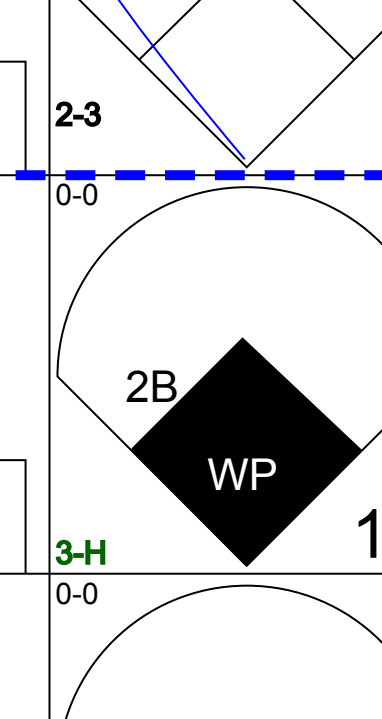
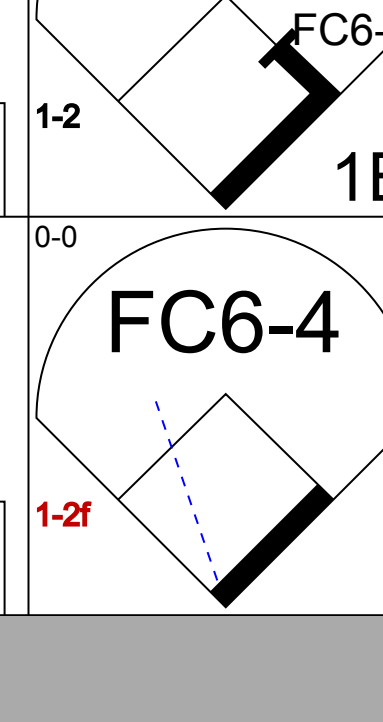
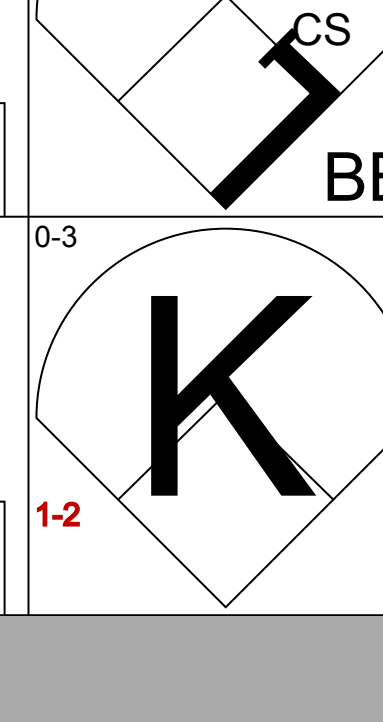
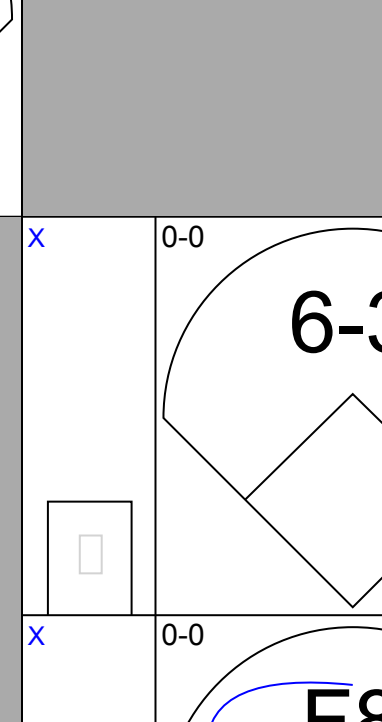
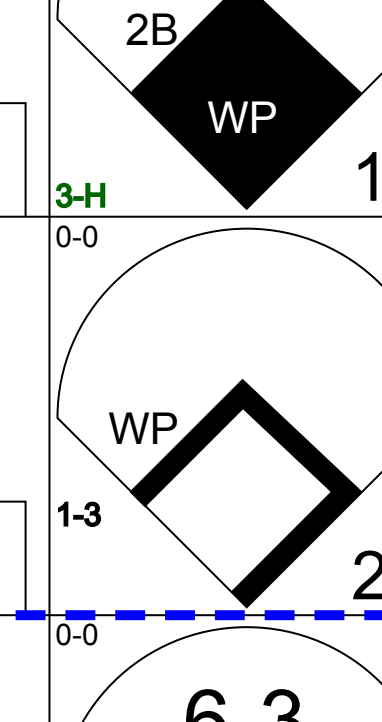
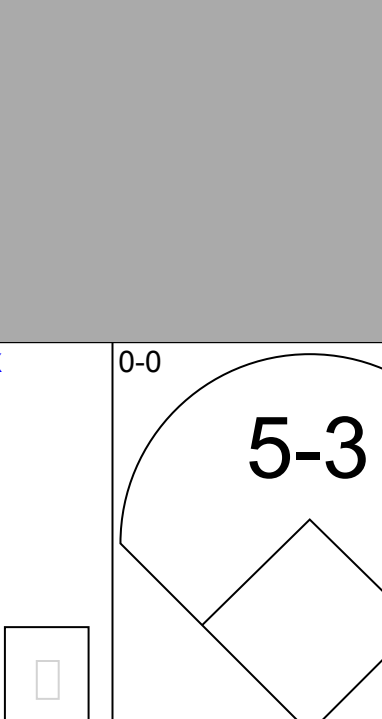
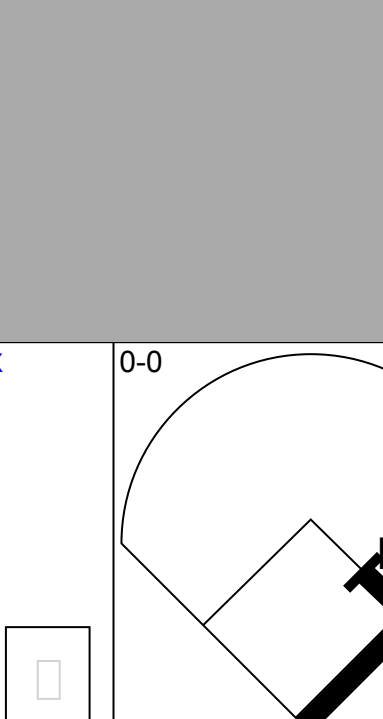
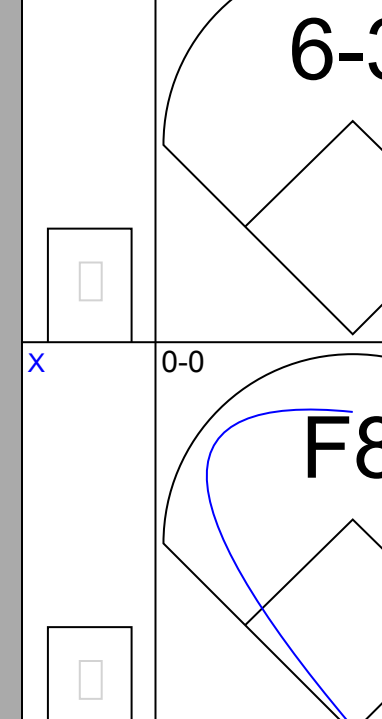
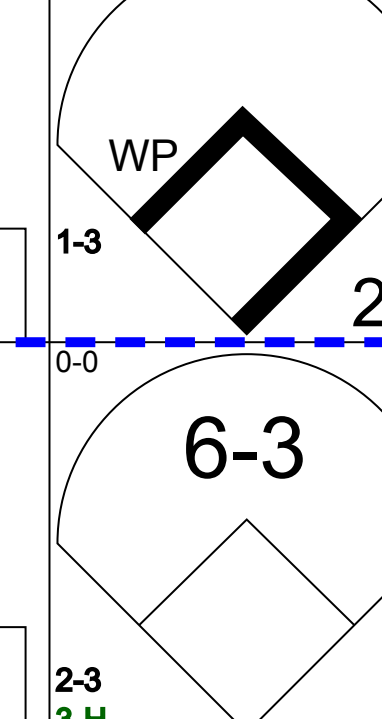
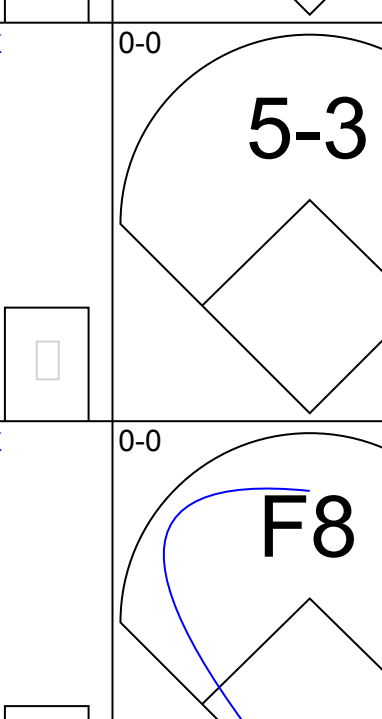
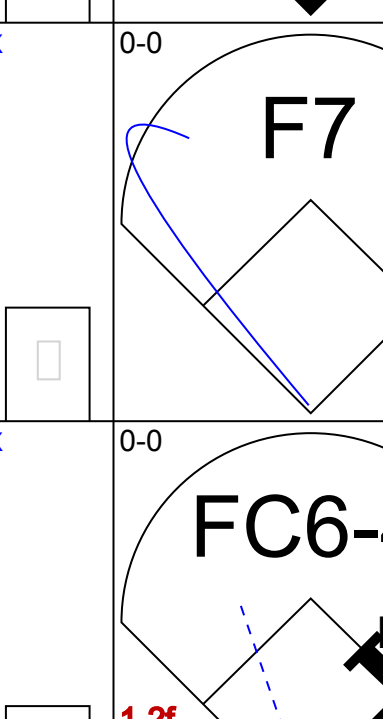
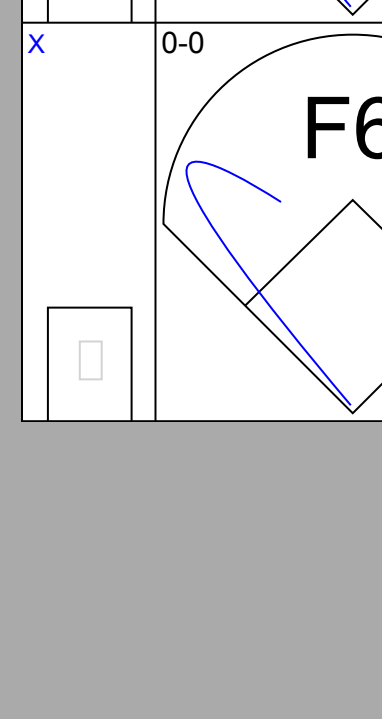
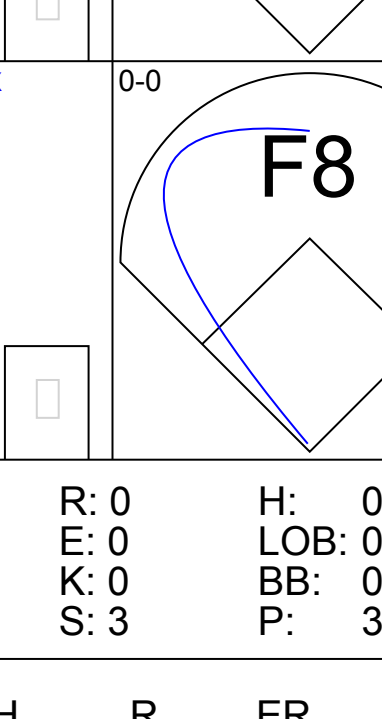
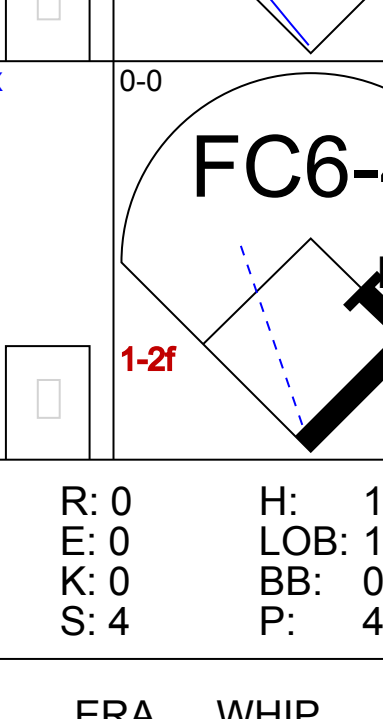
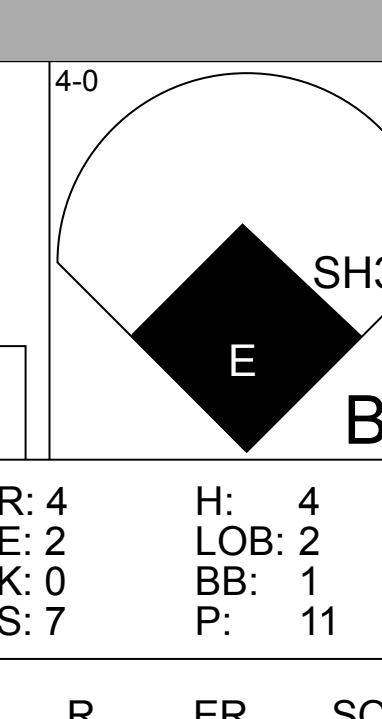
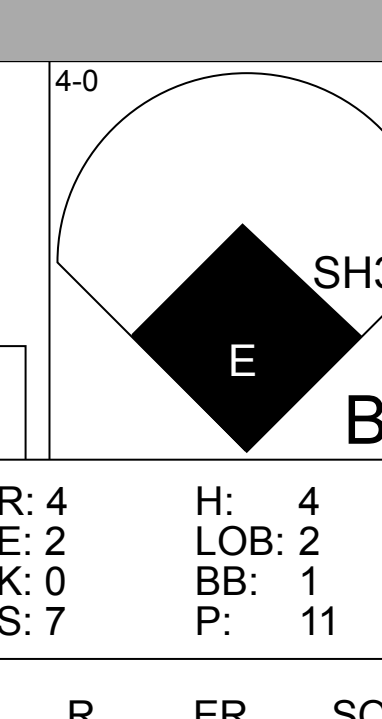


| Batter | 1 | 2 | 3 | 4 | 5 | 6 | 7 | 8 | 9 | AB | R | H | RBI | BB | SO | LOB | BOTTOM | | | | | |
|--|--|---------------------------------|------------------------------|----------------------------------|------------------------------|---------------------------------|------------------------------|---------------------------------|------------------------------|---------------------------------|------------------------------|---------------------------------|------------------------------|---------------------------------|------------------------------|---------------------------------|--|------------------------------|---------------------------------|----------------------------------|------------------------------------|----------------------------------|
| Bert Campaneris, R OBP: 0.330, SLG: 0.323 (1, 6) | 5-3 | | E6 CS | | | | | K | | 3 | 0 | 0 | 0 | 1 | 1 | 0 | New York Yankees @ Oakland Athletics Oakland-Alameda County Coliseum, Oakland, CA Wed Aug 13 1975, 7:05 PM PDT Att: 17,326 - Unknown | | | | | |
| Bill North, S OBP: 0.372, SLG: 0.313 (1, 8) | 3-1 | | | | | | | | | 3 | 0 | 1 | 0 | 1 | 0 | 1 | | | | | | |
| Claudell Washington, L OBP: 0.344, SLG: 0.429 (1, 7) | K | | F6 | | | | | | | 4 | 0 | 0 | 0 | 0 | 1 | 3 | | | | | | |
| Reggie Jackson, L OBP: 0.340, SLG: 0.533 (1, 9) | | | | | | | | | | 4 | 1 | 2 | 0 | 0 | 1 | 1 | | | | | | |
| Billy Williams, L OBP: 0.334, SLG: 0.402 (1, 10) | | | | | | | | | | 4 | 0 | 0 | 0 | 0 | 0 | 3 | | | | | | |
| Gene Tenace, R OBP: 0.391, SLG: 0.438 (1, 2) | | | | | | | | | | 2 | 0 | 0 | 0 | 1 | 1 | 1 | | | | | | |
| Sal Bando, R OBP: 0.310, SLG: 0.303 (1, 5) | | | | | | | | | | 3 | 0 | 0 | 0 | 0 | 1 | 2 | | | | | | |
| Tommy Harper, R OBP: 0.326, SLG: 0.309 (1, 3) | | | | | | | | | | 3 | 0 | 0 | 0 | 0 | 1 | 1 | | | | | | |
| Phil Garner, R OBP: 0.269, SLG: 0.318 Jim Holt, L OBP: 0.338, SLG: 0.273 Ted Martinez, R OBP: 0.224, SLG: 0.246 (8, PH) (9, 4) | | | | | | | | | | 2 | 0 | 0 | 0 | 0 | 0 | 0 | | | | | | |
| Inning Stats | R: 0 E: 0 K: 1 S: 5 | H: 0 LOB: 0 BB: 0 P: 5 | R: 1 E: 0 K: 1 S: 6 | H: 1 LOB: 1 BB: 1 P: 10 | R: 0 E: 1 K: 0 S: 4 | H: 1 LOB: 1 BB: 0 P: 4 | R: 0 E: 0 K: 2 S: 7 | H: 0 LOB: 0 BB: 0 P: 7 | R: 0 E: 0 K: 1 S: 5 | H: 0 LOB: 0 BB: 0 P: 5 | R: 0 E: 0 K: 0 S: 2 | H: 0 LOB: 0 BB: 1 P: 6 | R: 0 E: 0 K: 0 S: 4 | H: 1 LOB: 1 BB: 0 P: 4 | R: 0 E: 0 K: 1 S: 5 | H: 0 LOB: 0 BB: 0 P: 5 | | R: 0 E: 0 K: 0 S: 3 | H: 0 LOB: 1 BB: 1 P: 7 | 1B: 3 2B: 0 3B: 0 HR: 0 | SF: 0 SAC: 0 DP: 1 HBP: 0 | WP: 2 PB: 0 SB: 0 CS: 1 |
| PITCHER Caffish Hunter, R ERA: 2.8 (1, 1) | IP: 9.0 WLS: W BF: 32 H: 3 R: 1 ER: 1 SO: 6 BB: 3 IBB: 0 HBP: 0 BLK: 0 WP: 2 HR: 0 S: 41 P: 53 ERA: 1.00 WHIP: 0.667 | | | | | | | | | | | | | | | PITCHER | | | | | | |

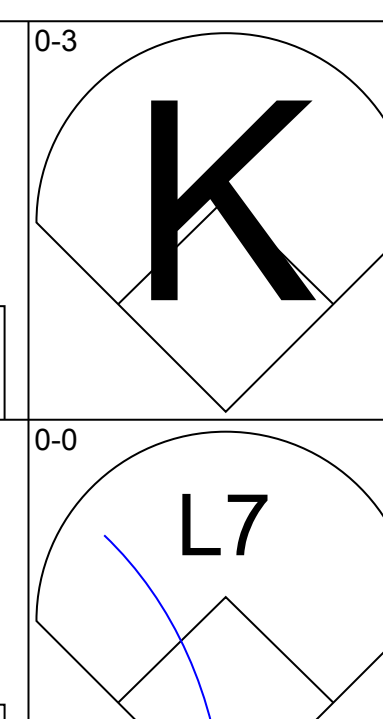
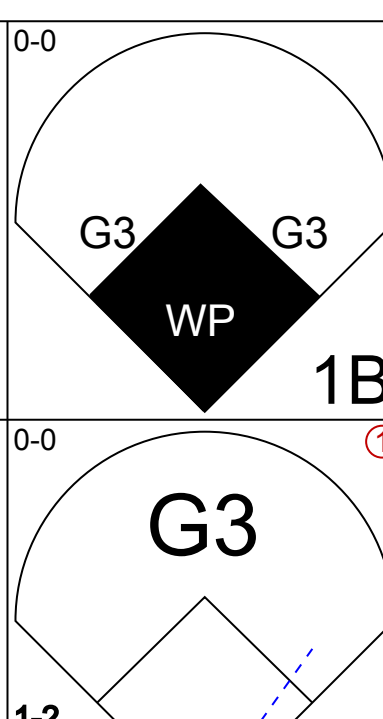
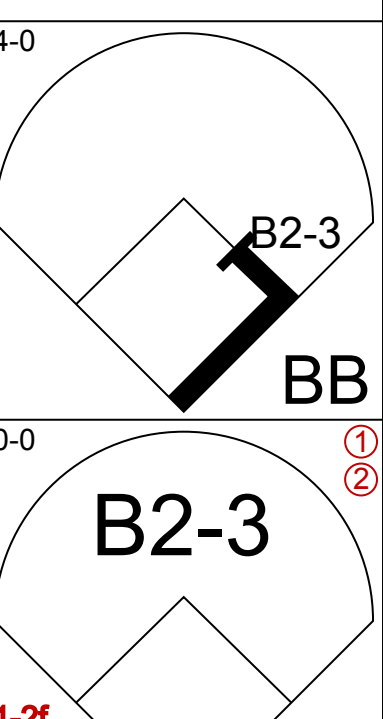
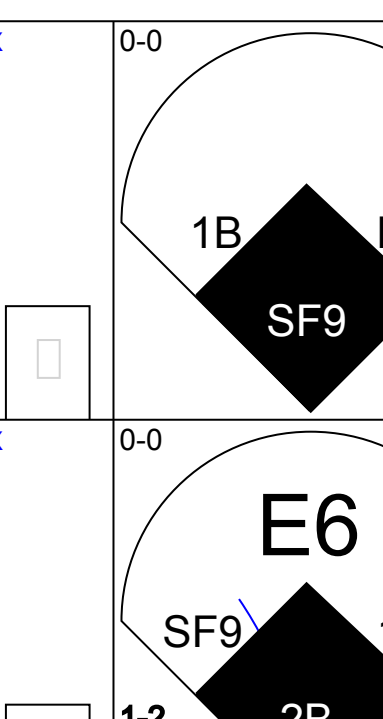
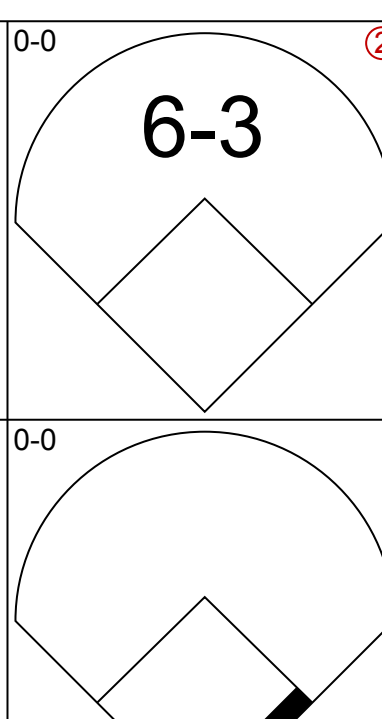
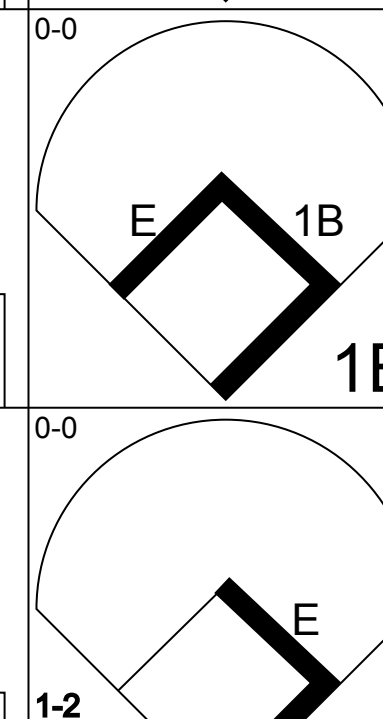
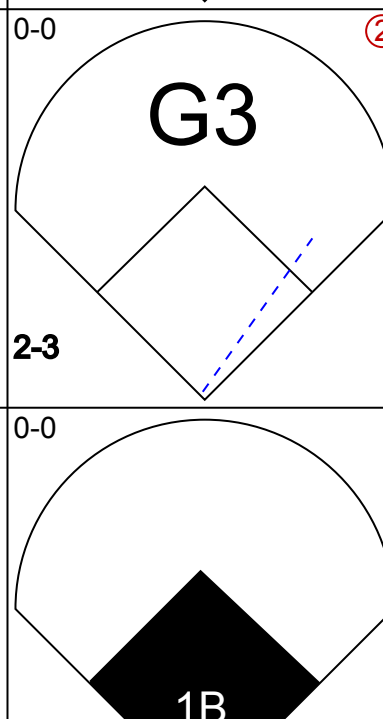
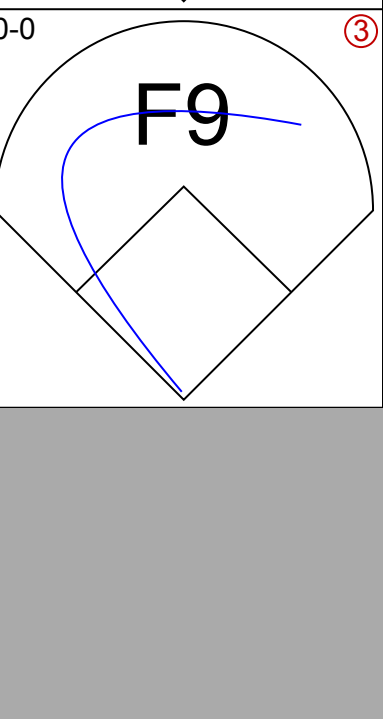
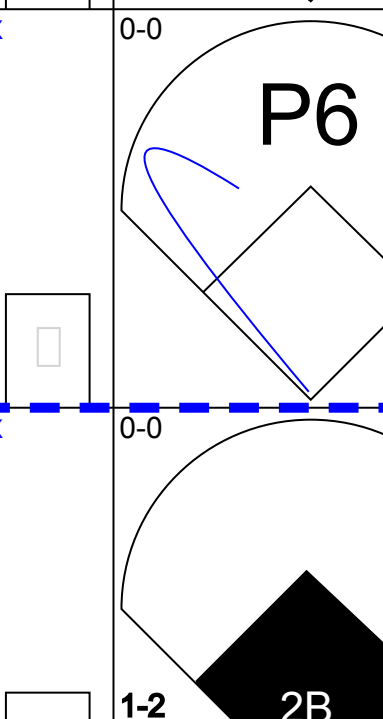
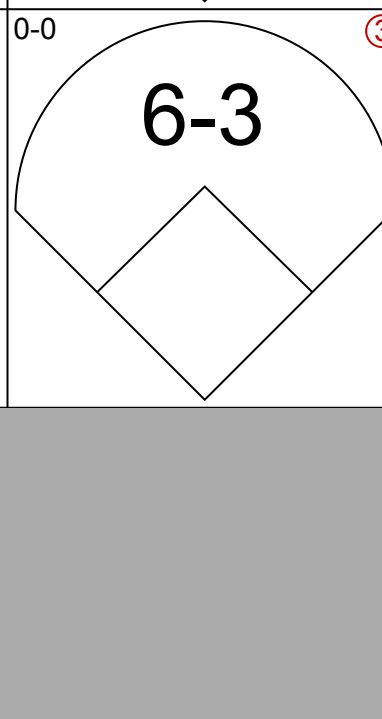
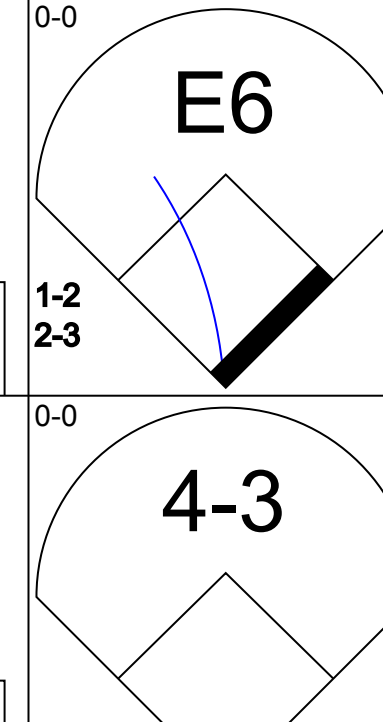
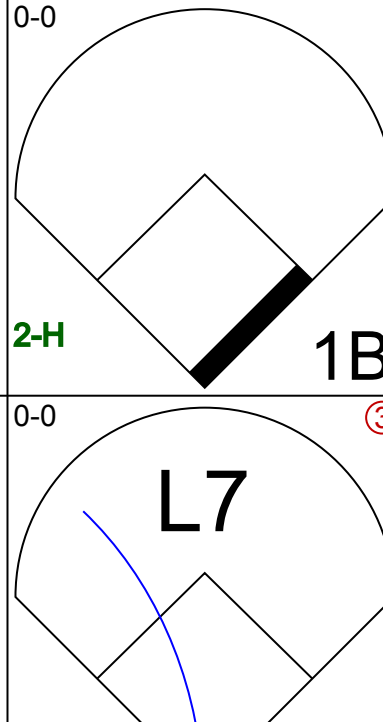

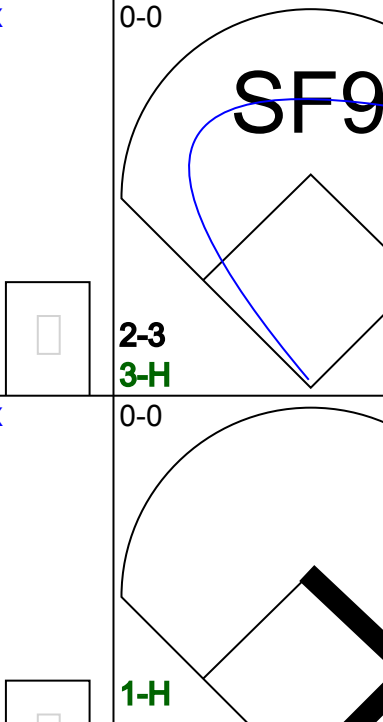




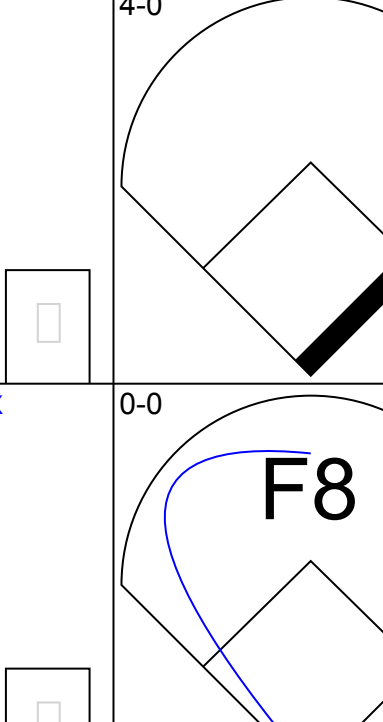

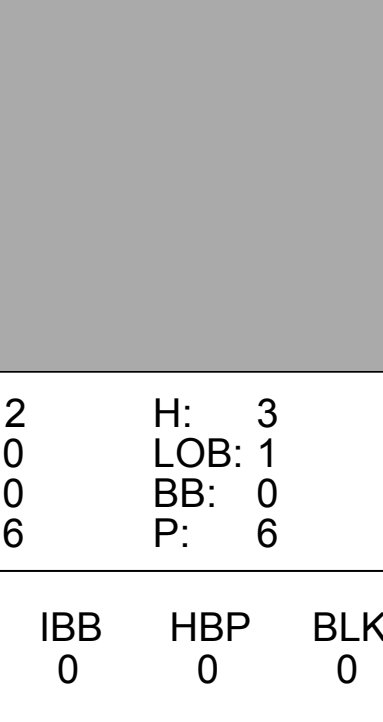
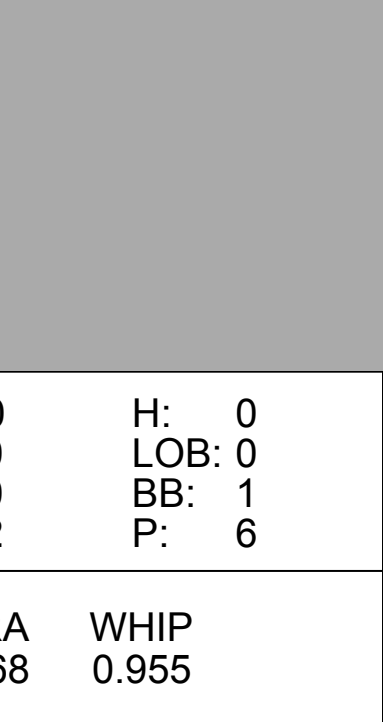
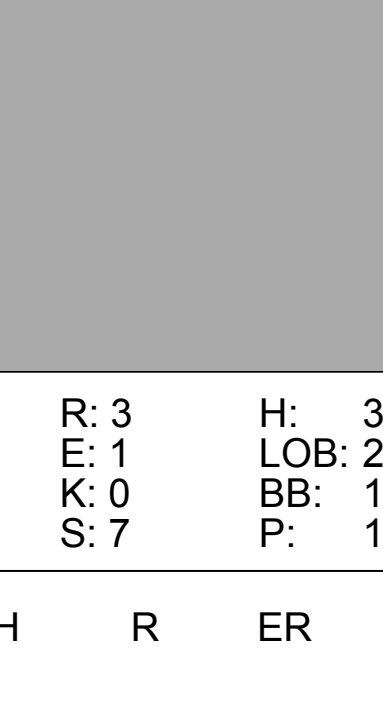
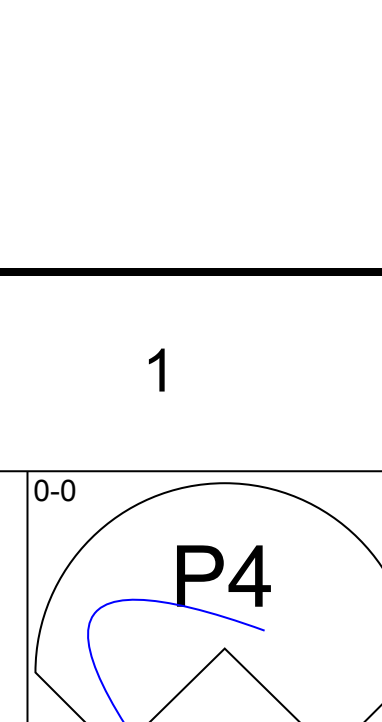
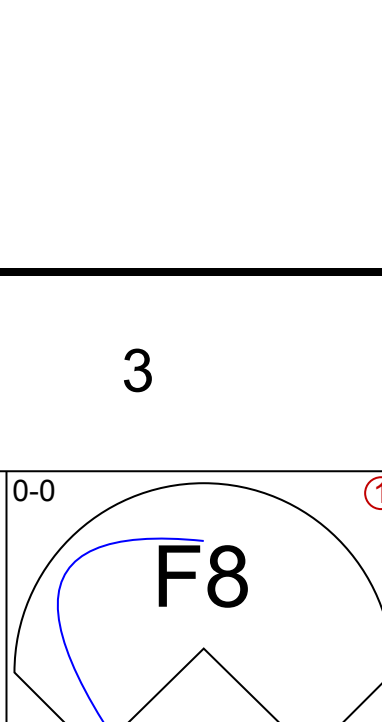
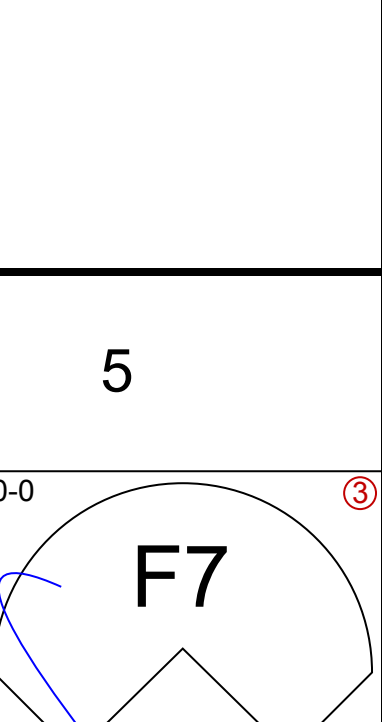
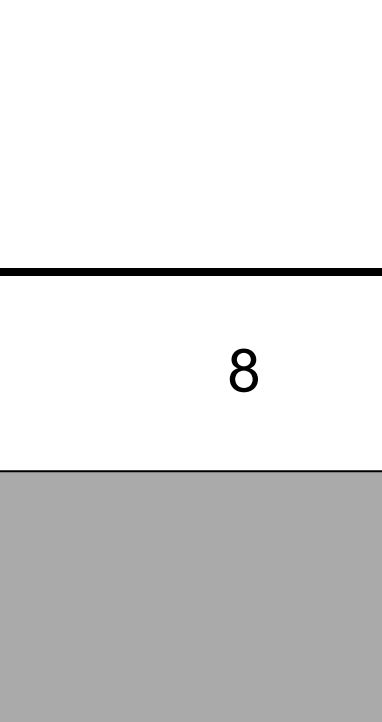
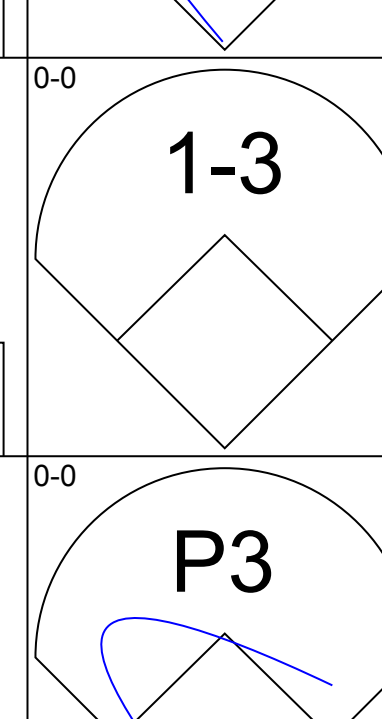




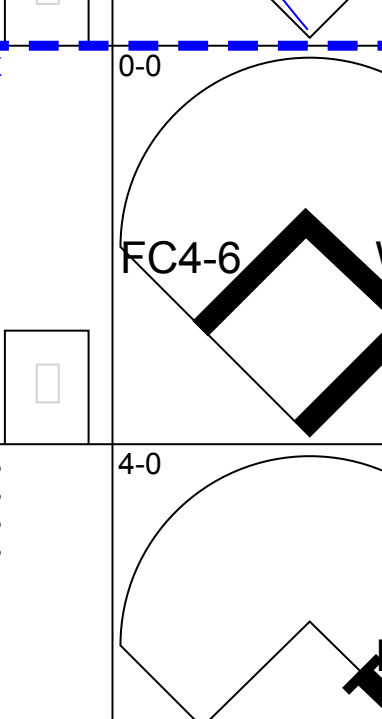

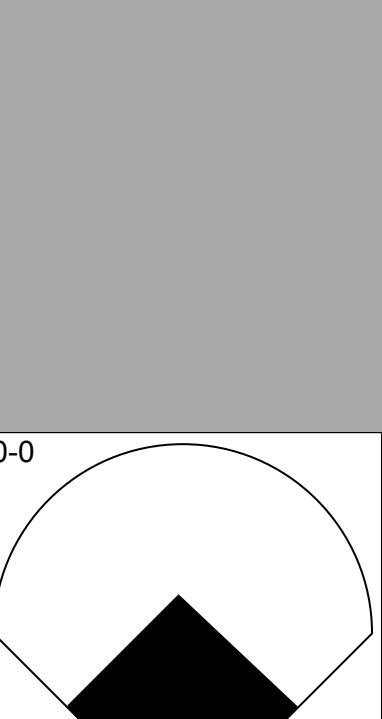
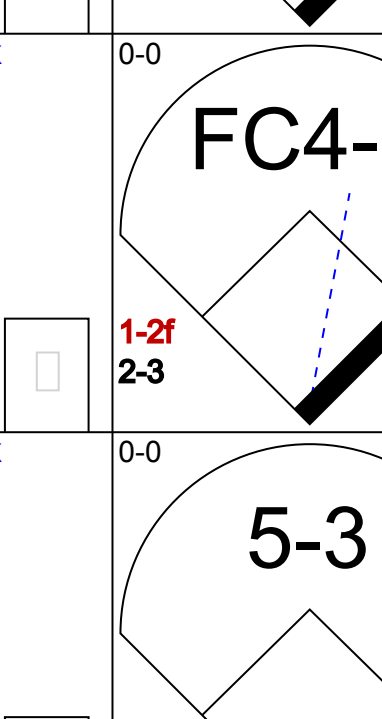

| | |
|-----|----|
| AB | 29 |
| R | 1 |
| H | 3 |
| RBI | 0 |
| BB | 3 |
| SO | 6 |
| LOB | 12 |

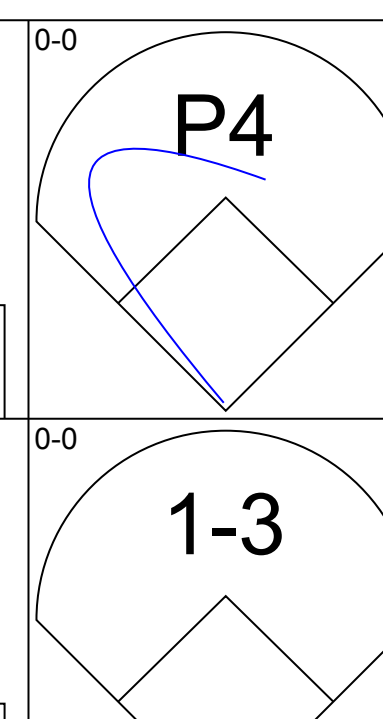
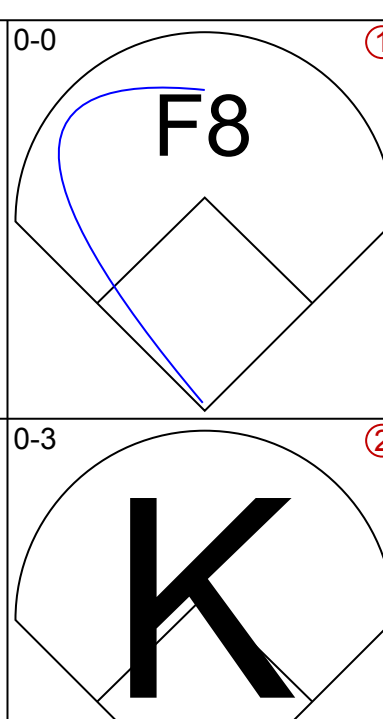
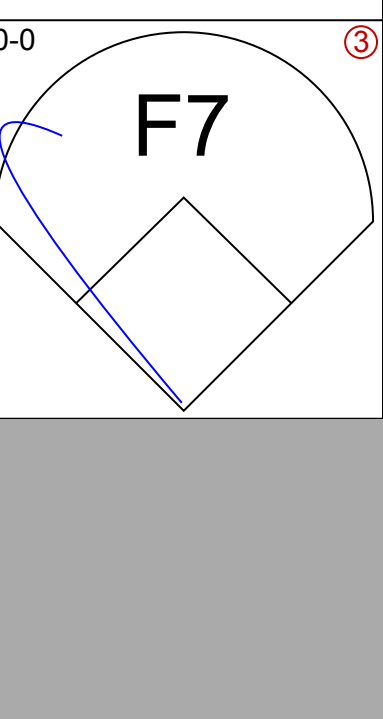

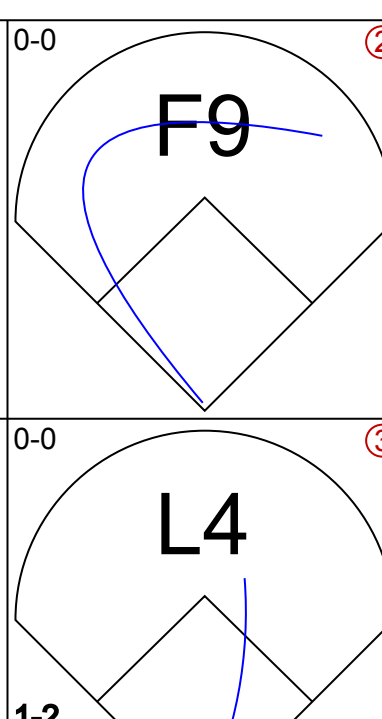
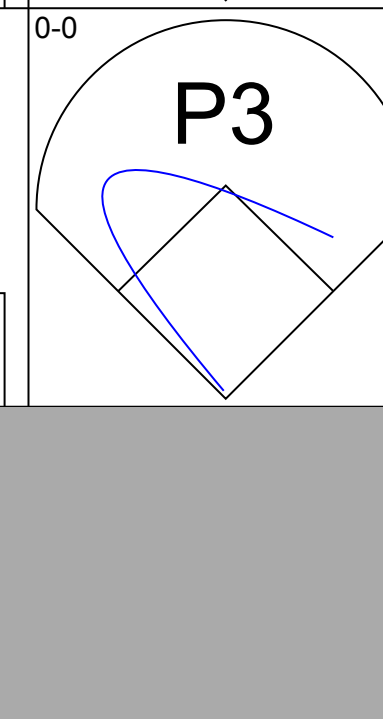
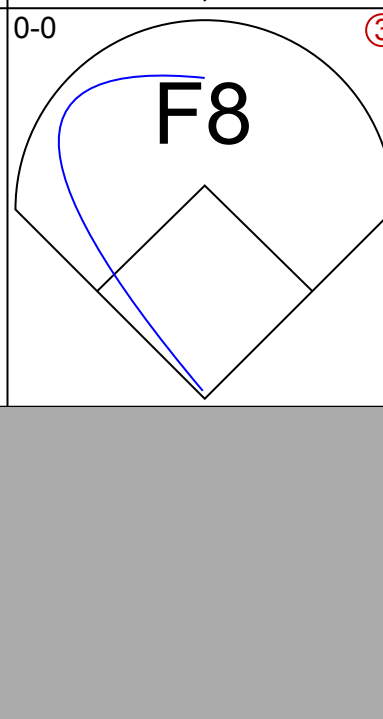

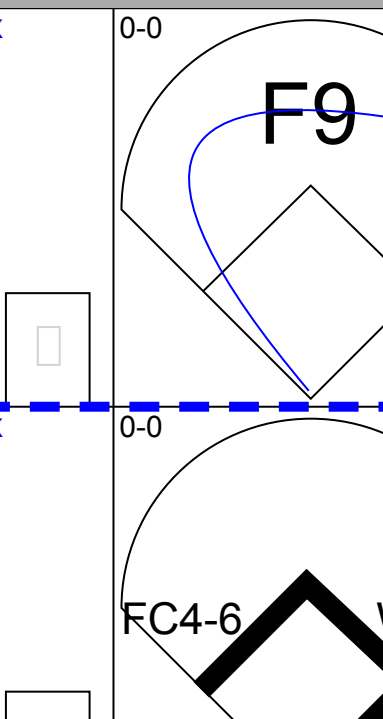




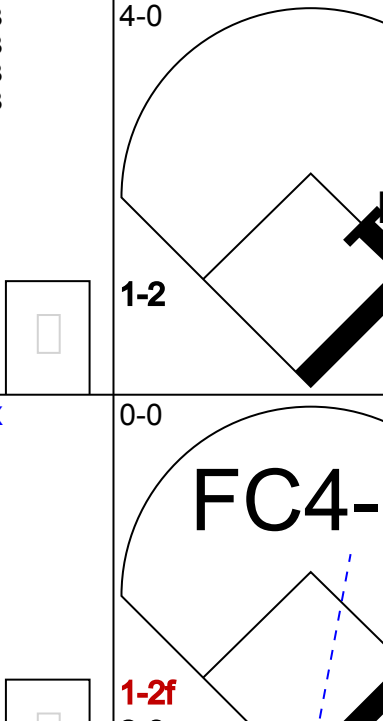
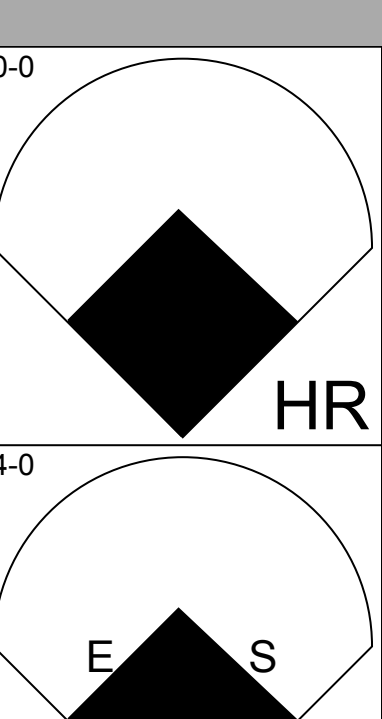
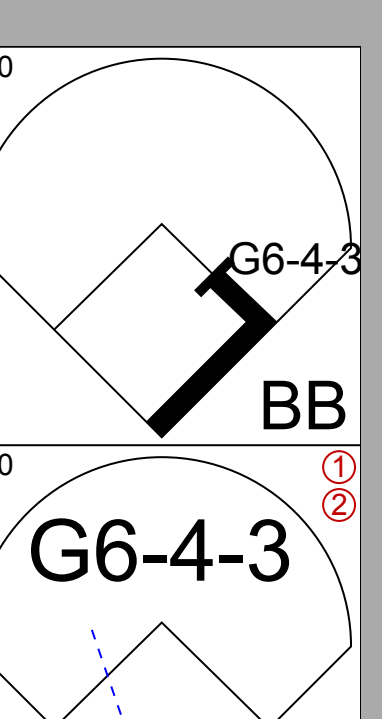
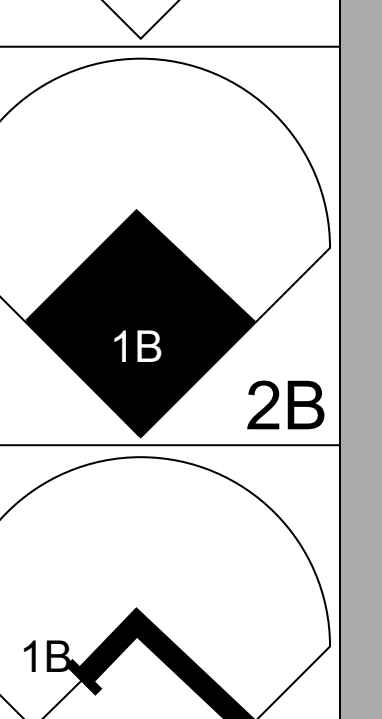
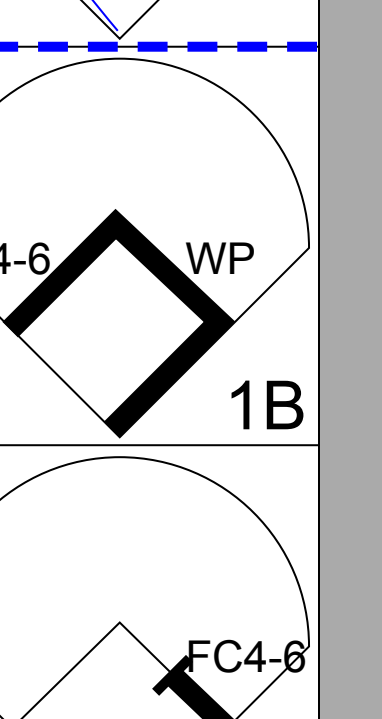
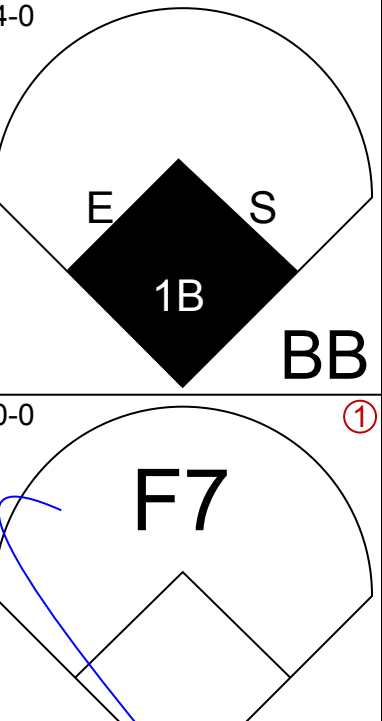
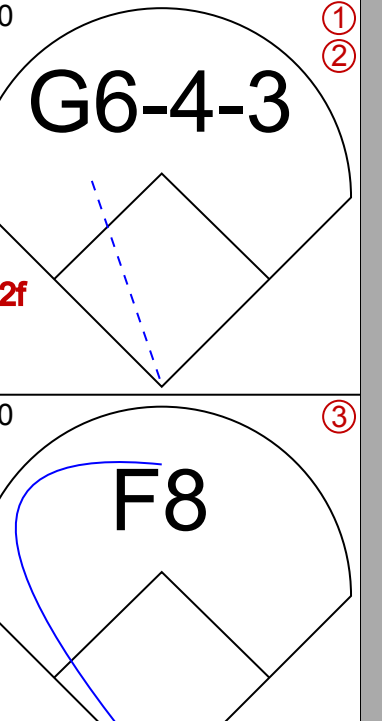
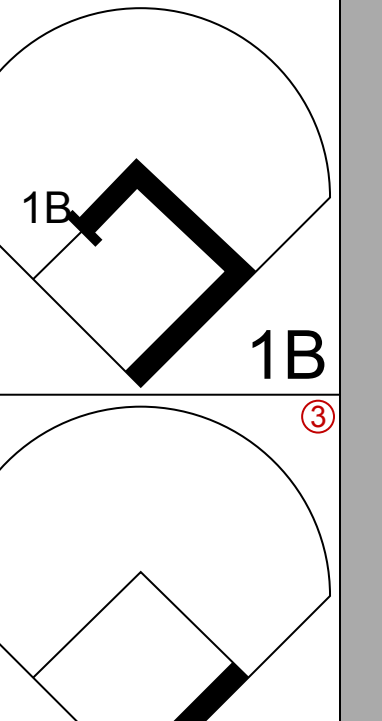
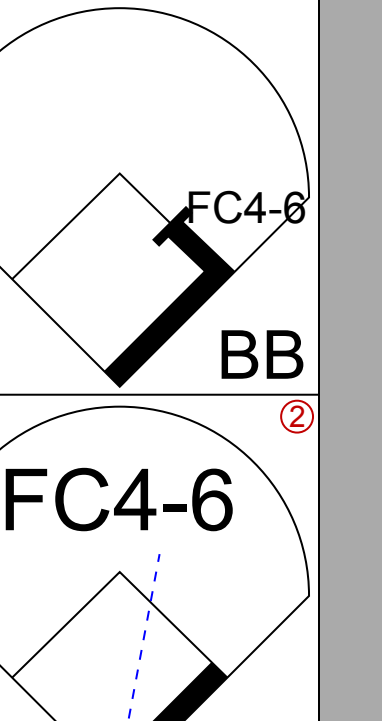
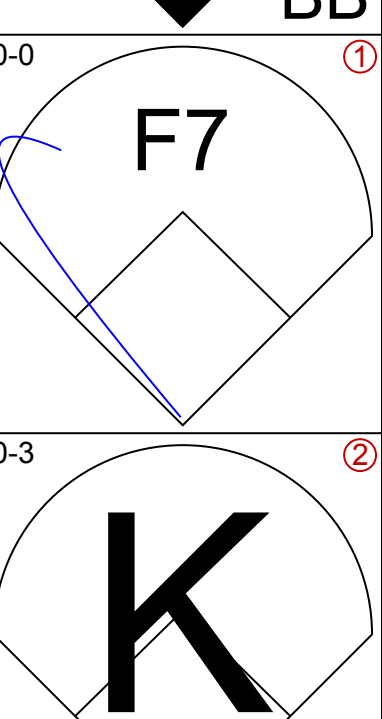
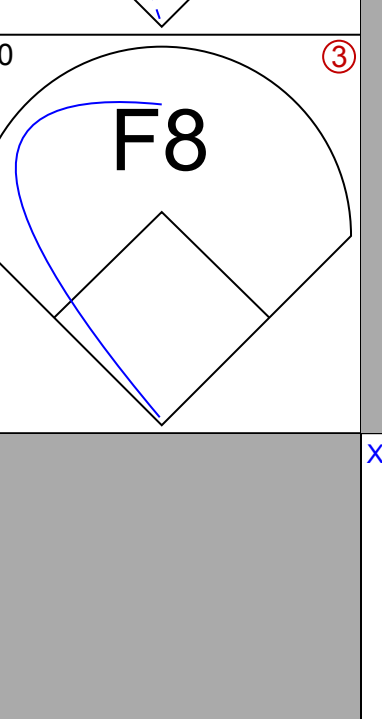
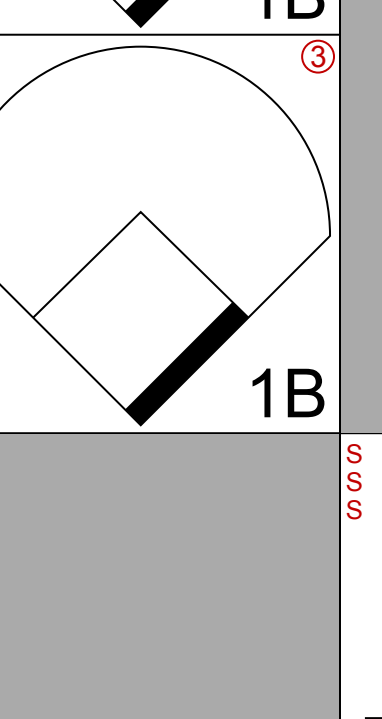
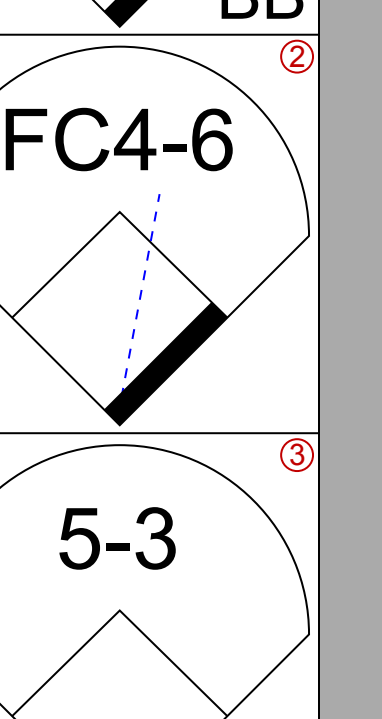
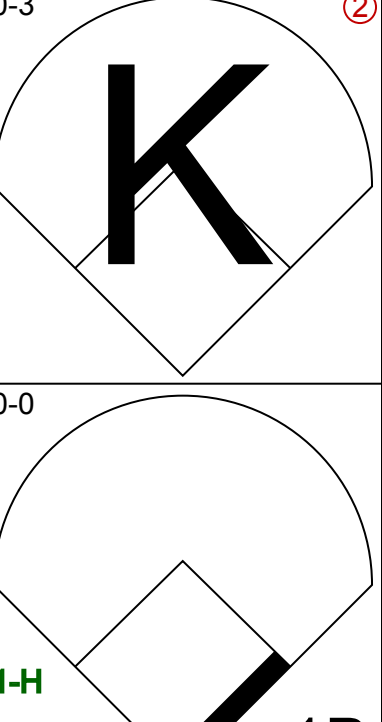
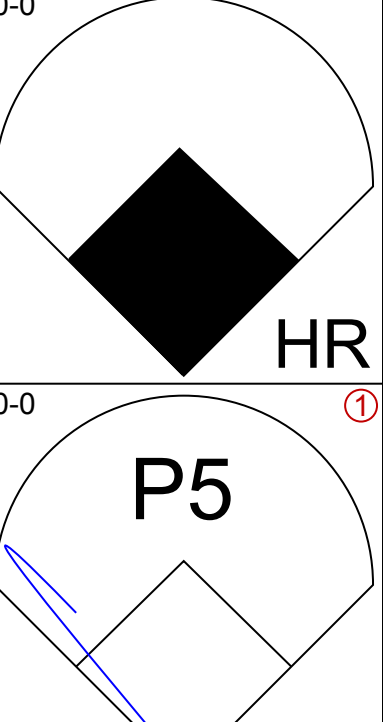
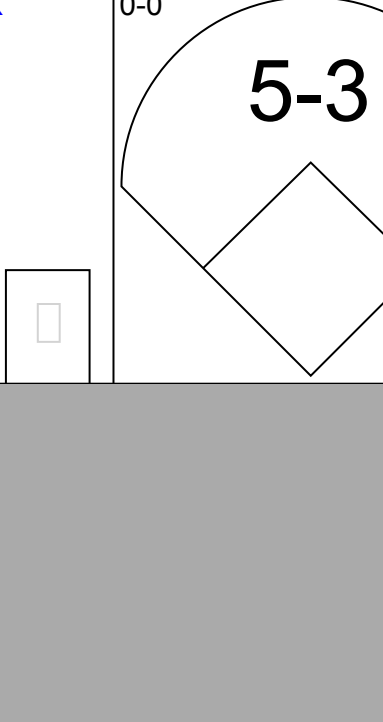
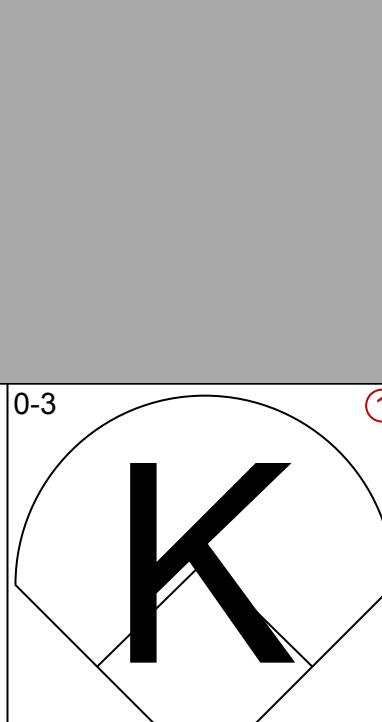
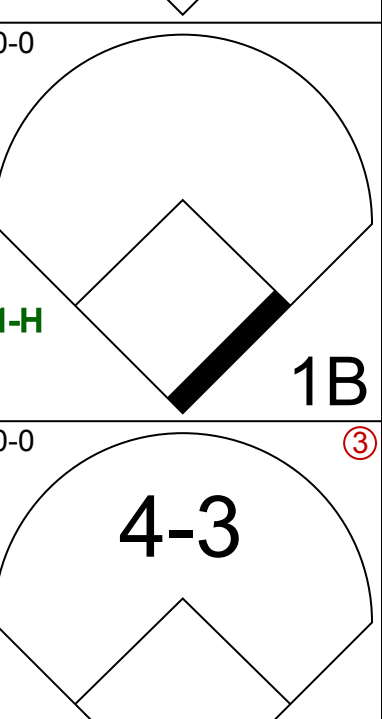
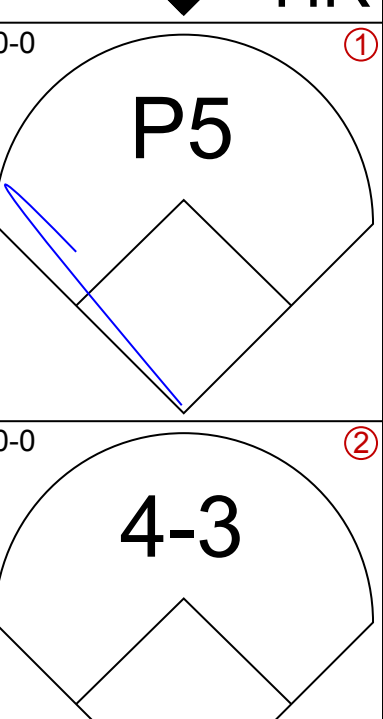

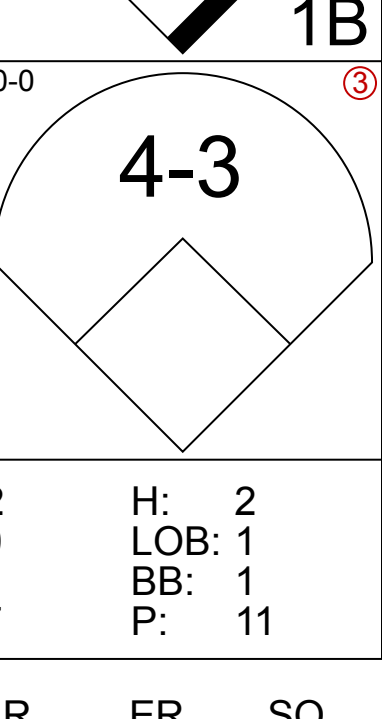
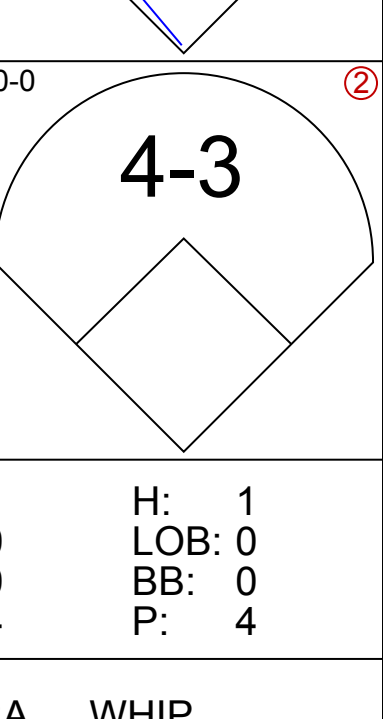
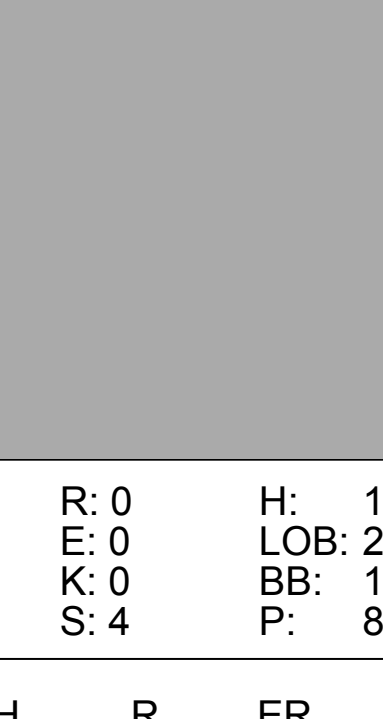
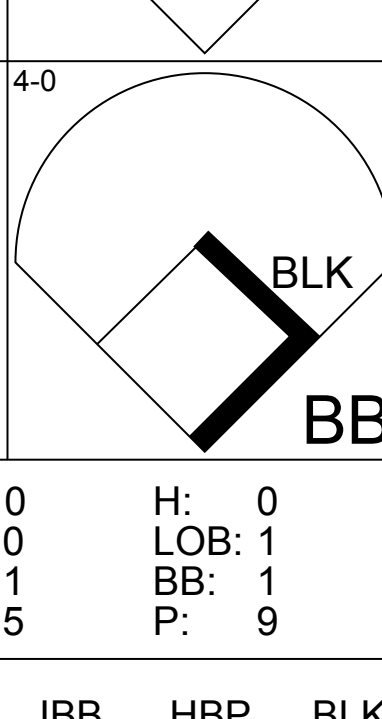


| Batter | 1 | 2 | 3 | 4 | 5 | 6 | 7 | 8 | 9 | AB | R | H | RBI | BB | SO | LOB | TOP | | | |
|--|--|--|---|---|---|---|---|---|---|---------------------------------|------------------------------|---------------------------------|------------------------------|---------------------------------|------------------------------|---------------------------------|--|------------------------------------|----------------------------------|--------|
| Bobby Bonds, R OBP: 0.347, SLG: 0.481 (1, 9) |  | | |  | |  | |  | | 3 | 1 | 1 | 0 | 1 | 1 | 0 | New York Yankees @ Oakland Athletics Oakland-Alameda County Coliseum, Oakland, CA Thu Aug 14 1975, 3:33 AM PDT Att: 14,140 - Unknown livebaseballscorecards.com | | | |
| Sandy Alomar Sr., S OBP: 0.258, SLG: 0.289 (1, 4) |  | | |  | |  | |  | | 4 | 0 | 0 | 0 | 0 | 1 | 3 | | | | |
| Roy White, S OBP: 0.377, SLG: 0.440 (1, 7) |  | | |  | | |  | |  | | 4 | 0 | 1 | 1 | 0 | 1 | | | | |
| Thurman Munson, R OBP: 0.363, SLG: 0.416 (1, 10) | |  | |  | | |  | |  | | 4 | 0 | 2 | 0 | 0 | 1 | | | | |
| Graig Nettles, L OBP: 0.323, SLG: 0.424 (1, 5) |  | | |  | | |  | |  | | 4 | 0 | 0 | 0 | 0 | 3 | | | | |
| Chris Chambliss, L OBP: 0.326, SLG: 0.419 (1, 3) | |  | | |  | |  | | | | 3 | 0 | 0 | 0 | 0 | 2 | | | | |
| Ed Herrmann, L OBP: 0.321, SLG: 0.376 (1, 2) | |  |  | |  | | |  | | 3 | 0 | 0 | 0 | 0 | 1 | 0 | | | | |
| Rich Coggins, L OBP: 0.264, SLG: 0.303 (1, 8) | | |  | |  | | |  | | 3 | 0 | 1 | 0 | 0 | 1 | 0 | | | | |
| Fred Stanley, R OBP: 0.290, SLG: 0.228 (1, 6) | | |  | | |  | |  | | 2 | 0 | 0 | 0 | 0 | 0 | 0 | | | | |
| Inning Stats | R: 0 E: 0 K: 1 S: 5 | H: 0 LOB: 0 BB: 0 P: 5 | R: 0 E: 0 K: 0 S: 3 | H: 1 LOB: 0 BB: 0 P: 3 | R: 0 E: 0 K: 1 S: 5 | H: 0 LOB: 0 BB: 0 P: 5 | R: 1 E: 1 K: 0 S: 5 | H: 2 LOB: 1 BB: 0 P: 5 | R: 0 E: 0 K: 1 S: 5 | H: 0 LOB: 0 BB: 0 P: 5 | R: 0 E: 0 K: 1 S: 6 | H: 1 LOB: 1 BB: 0 P: 6 | R: 0 E: 0 K: 0 S: 4 | H: 1 LOB: 2 BB: 1 P: 8 | R: 0 E: 0 K: 0 S: 3 | H: 0 LOB: 0 BB: 0 P: 3 | 1B: 5 2B: 0 3B: 0 HR: 0 | SF: 0 SAC: 1 DP: 0 HBP: 0 | WP: 0 PB: 0 SB: 0 CS: 1 | PA: 33 |
| PITCHER Dick Bosman, R ERA: 3.48 (1, 1) | IP: 9.0 WLS: W BF: 32 H: 5 R: 1 ER: 1 SO: 5 BB: 0 IBB: 1 HBP: 0 BLK: 0 WP: 0 HR: 0 S: 41 P: 45 ERA: 1.00 WHIP: 0.556 | | | | | | | | | | | | | | | PITCHER | | | | |

| Batter | 1 | 2 | 3 | 4 | 5 | 6 | 7 | 8 | 9 | AB | R | H | RBI | BB | SO | LOB | BOTTOM | | | |
|---|--|---|---|---|--|---|---|---|------------------------------|---------------------------------|------------------------------|---------------------------------|------------------------------|---------------------------------|------------------------------|----------------------------------|--|------------------------------------|----------------------------------|--------|
| Bert Campaneris, R OBP: 0.330, SLG: 0.323 (1, 6) |  | |  | |  | | |  | | 3 | 1 | 1 | 0 | 0 | 0 | 1 | New York Yankees @ Oakland Athletics Oakland-Alameda County Coliseum, Oakland, CA Thu Aug 14 1975, 3:33 AM PDT Att: 14,140 - Unknown livebaseballscorecards.com | | | |
| Bill North, S OBP: 0.371, SLG: 0.312 (1, 8) |  | |  | | |  | |  | | 4 | 1 | 1 | 1 | 0 | 1 | 1 | | | | |
| Claudell Washington, L OBP: 0.345, SLG: 0.429 (1, 7) |  | |  | | |  | |  | | 4 | 1 | 2 | 0 | 0 | 0 | 1 | | | | |
| Reggie Jackson, L OBP: 0.339, SLG: 0.530 (1, 9) |  | | |  | |  | |  | | 3 | 0 | 0 | 0 | 1 | 0 | 3 | | | | |
| Gene Tenace, R OBP: 0.395, SLG: 0.440 (1, 2) (9, 3) |  | | |  | |  | |  | | 3 | 1 | 2 | 1 | 1 | 0 | 1 | | | | |
| Sal Bando, R OBP: 0.305, SLG: 0.304 (1, 5) |  | | |  | | |  |  | | 4 | 0 | 1 | 0 | 0 | 1 | 3 | | | | |
| Tommy Harper, R OBP: 0.326, SLG: 0.309 (1, 3) | |  | | |  | |  |  | | 3 | 0 | 1 | 0 | 0 | 0 | 0 | | | | |
| Jim Holt, L OBP: 0.338, SLG: 0.273 (8, PH) | | | | | | | | | | 0 | 0 | 0 | 0 | 0 | 0 | 0 | | | | |
| Ted Martinez, R OBP: 0.220, SLG: 0.241 (8, PH) (9, 4) | | | | | | | | | | 1 | 0 | 0 | 0 | 0 | 0 | 2 | | | | |
| Angel Mangual, R OBP: 0.248, SLG: 0.284 (1, 10) | |  | | |  | |  | | | 3 | 0 | 0 | 0 | 0 | 0 | 1 | | | | |
| Phil Garner, R OBP: 0.269, SLG: 0.316 (1, 4) | | |  | | |  | |  | | 2 | 0 | 0 | 0 | 1 | 0 | 1 | | | | |
| Matt Alexander, S OBP: 0.400, SLG: 0.250 (8, PR) | | | | | | | | | | 0 | 1 | 0 | 0 | 0 | 0 | 0 | | | | |
| Larry Haney, R OBP: 0.071, SLG: 0.286 (9, 2) | | | | | | | |  | | 0 | 0 | 0 | 0 | 0 | 0 | 0 | | | | |
| Inning Stats | R: 1 E: 0 K: 1 S: 7 | H: 2 LOB: 2 BB: 1 P: 11 | R: 0 E: 0 K: 0 S: 3 | H: 0 LOB: 0 BB: 0 P: 3 | R: 0 E: 0 K: 0 S: 3 | H: 0 LOB: 0 BB: 0 P: 3 | R: 0 E: 0 K: 1 S: 4 | H: 0 LOB: 1 BB: 1 P: 8 | R: 0 E: 0 K: 0 S: 4 | H: 1 LOB: 1 BB: 0 P: 4 | R: 0 E: 0 K: 0 S: 4 | H: 1 LOB: 1 BB: 0 P: 4 | R: 0 E: 0 K: 0 S: 3 | H: 0 LOB: 0 BB: 0 P: 3 | R: 4 E: 2 K: 0 S: 7 | H: 4 LOB: 2 BB: 1 P: 11 | 1B: 7 2B: 1 3B: 0 HR: 0 | SF: 0 SAC: 1 DP: 0 HBP: 0 | WP: 2 PB: 0 SB: 1 CS: 1 | PA: 34 |
| PITCHER Rudy May, L ERA: 3.03 (1, 1) | IP: 7.1 WLS: L BF: 29 H: 5 R: 4 ER: 4 SO: 2 BB: 3 IBB: 0 HBP: 0 BLK: 0 WP: 1 HR: 0 S: 30 P: 42 ERA: 4.91 WHIP: 1.091 | | | | | | | | | | | | | | | PITCHER | | | | |
| Tippy Martinez, L ERA: 4.97 (8, 1) | 0.1 | 2 | 1 | 0 | 0 | 0 | 0 | 0 | 0 | 0 | 0 | 2 | 2 | 0.00 | 3.000 | | | | | |
| Dick Tidrow, R ERA: 3.24 (8, 1) | 0.0 | 2 | 2 | 0 | 0 | 0 | 0 | 0 | 0 | 0 | 2 | 2 | ∞ | ∞ | | | | | | |
| Ron Guidry, L ERA: (8, 1) | 0.1 | 1 | 0 | 1 | 1 | 0 | 0 | 0 | 0 | 1 | 0 | 1 | 1 | 27.00 | 0.000 | | | | | |



| Batter | 1 | 2 | 3 | 4 | 5 | 6 | 7 | 8 | 9 | AB | R | H | RBI | BB | SO | LOB | TOP | | | | | |
|--|---|---------------------------------|---|---------------------------------|--|---------------------------------|------------------------------|---|---|---------------------------------|------------------------------|---------------------------------|------------------------------|---------------------------------|------------------------------|----------------------------------|---|---------------------------------|----------------------------------|------------------------------------|----------------------------------|--------|
| Bobby Bonds, R OBP: 0.350, SLG: 0.481 (1, 9) |  | |  | |  | | |  |  | 4 | 2 | 2 | 0 | 1 | 1 | 0 | New York Yankees @ Kansas City Royals Royals Stadium, Kansas City, MO Fri Aug 15 1975, 8:05 PM EDT Att: 27,099 - Unknown - 82 F livebaseballscorecards.com | | | | | |
| Sandy Alomar Sr., S OBP: 0.297, SLG: 0.288 (1, 4) |  | |  | |  | | |  |  | 5 | 1 | 1 | 0 | 0 | 0 | 3 | | | | | | |
| Roy White, S OBP: 0.375, SLG: 0.437 (1, 7) |  | |  | |  | | |  |  | 5 | 0 | 1 | 0 | 0 | 0 | 4 | | | | | | |
| Thurman Munson, R OBP: 0.366, SLG: 0.421 (1, 2) |  | |  | |  | | |  | | 4 | 2 | 3 | 0 | 0 | 0 | 0 | | | | | | |
| Graig Nettles, L OBP: 0.322, SLG: 0.424 (1, 5) |  | |  | |  | | |  | | 3 | 0 | 1 | 2 | 0 | 0 | 2 | | | | | | |
| Chris Chambliss, L OBP: 0.325, SLG: 0.420 (1, 3) |  | |  | |  | | |  | | 4 | 0 | 1 | 2 | 0 | 0 | 4 | | | | | | |
| Ed Herrmann, L OBP: 0.319, SLG: 0.368 (1, 10) |  | | | |  | | |  | | 3 | 0 | 0 | 0 | 1 | 1 | 0 | | | | | | |
| Rich Coggins, L OBP: 0.256, SLG: 0.293 (1, 8) |  | | | |  | | |  | | 4 | 0 | 0 | 0 | 0 | 0 | 2 | | | | | | |
| Fred Stanley, R OBP: 0.287, SLG: 0.225 (7, PH) |  | | | |  | | |  | | 2 | 0 | 0 | 0 | 0 | 1 | 0 | | | | | | |
| Walt Williams, R OBP: 0.300, SLG: 0.379 (7, 6) | | | | | | | | |  | 1 | 0 | 0 | 0 | 0 | 0 | 0 | | | | | | |
| Jim Mason, L OBP: 0.202, SLG: 0.206 (7, 6) | | | | | | | | | | 1 | 0 | 0 | 0 | 0 | 1 | 0 | | | | | | |
| Inning Stats | R: 0 E: 1 K: 1 S: 8 | H: 2 LOB: 3 BB: 0 P: 8 | R: 0 E: 0 K: 2 S: 7 | H: 0 LOB: 0 BB: 0 P: 7 | R: 2 E: 0 K: 0 S: 6 | H: 3 LOB: 1 BB: 0 P: 6 | R: 0 E: 0 K: 0 S: 3 | H: 0 LOB: 0 BB: 0 P: 3 | R: 0 E: 0 K: 0 S: 2 | H: 0 LOB: 0 BB: 1 P: 6 | R: 0 E: 0 K: 0 S: 3 | H: 0 LOB: 0 BB: 0 P: 3 | R: 0 E: 0 K: 0 S: 3 | H: 0 LOB: 2 BB: 0 P: 3 | R: 3 E: 1 K: 0 S: 7 | H: 3 LOB: 2 BB: 1 P: 11 | R: 0 E: 0 K: 1 S: 6 | H: 1 LOB: 1 BB: 0 P: 6 | 1B: 7 2B: 3 3B: 0 HR: 0 | SF: 1 SAC: 0 DP: 1 HBP: 0 | WP: 1 PB: 0 SB: 0 CS: 0 | PA: 39 |
| PITCHER | IP | WLS | BF | H | R | ER | SO | BB | IBB | HBP | BLK | WP | HR | S | P | ERA | WHIP | | | | | |
| Dennis Leonard, R ERA: 3.74 | (1, 1) | 7.1 | 30 | 6 | 4 | 3 | 3 | 1 | 0 | 0 | 0 | 1 | 0 | 35 | 39 | 3.68 | 0.955 | | | | | |
| Doug Bird, R ERA: 3.5 | (8, 1) | 1.2 | L 9 | 3 | 1 | 0 | 1 | 0 | 1 | 0 | 0 | 0 | 0 | 10 | 14 | 0.00 | 1.800 | | | | | |

| Batter | 1 | 2 | 3 | 4 | 5 | 6 | 7 | 8 | 9 | AB | R | H | RBI | BB | SO | LOB | BOTTOM | | | | | |
|---|---|---|---|---|--|---|---|---|---|---------------------------------|------------------------------|---------------------------------|------------------------------|----------------------------------|------------------------------|---------------------------------|---|---------------------------------|----------------------------------|------------------------------------|----------------------------------|--------|
| Freddie Patek, R OBP: 0.304, SLG: 0.326 (1, 6) |  | |  | |  | | |  |  | 5 | 0 | 0 | 0 | 0 | 0 | 3 | New York Yankees @ Kansas City Royals Royals Stadium, Kansas City, MO Fri Aug 15 1975, 8:05 PM EDT Att: 27,099 - Unknown - 82 F livebaseballscorecards.com | | | | | |
| Cookie Rojas, R OBP: 0.318, SLG: 0.344 (1, 4) |  | |  | | |  |  |  | | 5 | 0 | 0 | 0 | 0 | 1 | 3 | | | | | | |
| Amos Otis, R OBP: 0.370, SLG: 0.418 (1, 8) |  | |  | | |  | |  | | 4 | 0 | 0 | 0 | 0 | 0 | 0 | | | | | | |
| John Mayberry, L OBP: 0.414, SLG: 0.555 (1, 3) | |  | |  | |  | |  | | 3 | 2 | 3 | 1 | 1 | 0 | 0 | | | | | | |
| Hal McRae, R OBP: 0.371, SLG: 0.440 (1, 7) | |  | |  | |  | |  | | 2 | 1 | 1 | 1 | 2 | 0 | 1 | | | | | | |
| George Brett, L OBP: 0.337, SLG: 0.418 (1, 5) | |  | |  | |  | |  | | 4 | 0 | 1 | 0 | 0 | 0 | 3 | | | | | | |
| Tony Solaita, L OBP: 0.371, SLG: 0.539 (1, 10) | |  | | | |  | |  | | 3 | 1 | 1 | 1 | 0 | 2 | 1 | | | | | | |
| Harmon Killebrew, R OBP: 0.323, SLG: 0.379 (8, PH) | | | | | | | |  | | 1 | 0 | 0 | 0 | 0 | 0 | 2 | | | | | | |
| Al Cowens, R OBP: 0.324, SLG: 0.367 (1, 9) | |  | | | |  | |  | | 3 | 0 | 1 | 1 | 1 | 1 | 0 | | | | | | |
| Bob Stinson, S OBP: 0.375, SLG: 0.432 (1, 2) | |  | | | |  | |  | | 3 | 0 | 1 | 0 | 0 | 0 | 1 | | | | | | |
| Jim Wohlford, R OBP: 0.328, SLG: 0.322 (8, PH) | | | | | | | |  | | 0 | 0 | 0 | 0 | 1 | 0 | 0 | | | | | | |
| Inning Stats | R: 0 E: 0 K: 0 S: 3 | H: 0 LOB: 0 BB: 0 P: 3 | R: 2 E: 0 K: 1 S: 7 | H: 2 LOB: 1 BB: 1 P: 11 | R: 0 E: 0 K: 1 S: 5 | H: 0 LOB: 0 BB: 0 P: 5 | R: 0 E: 0 K: 0 S: 2 | H: 0 LOB: 0 BB: 1 P: 6 | R: 1 E: 0 K: 0 S: 4 | H: 1 LOB: 0 BB: 0 P: 4 | R: 1 E: 0 K: 0 S: 5 | H: 3 LOB: 2 BB: 0 P: 5 | R: 0 E: 0 K: 1 S: 6 | H: 1 LOB: 2 BB: 1 P: 10 | R: 0 E: 0 K: 0 S: 4 | H: 1 LOB: 2 BB: 1 P: 8 | R: 0 E: 0 K: 1 S: 5 | H: 0 LOB: 1 BB: 1 P: 9 | 1B: 5 2B: 1 3B: 0 HR: 2 | SF: 0 SAC: 0 DP: 1 HBP: 0 | WP: 1 PB: 0 SB: 1 CS: 0 | PA: 38 |
| PITCHER | IP | WLS | BF | H | R | ER | SO | BB | IBB | HBP | BLK | WP | HR | S | P | ERA | WHIP | | | | | |
| Pat Dobson, R ERA: 3.96 | (1, 1) | 7.1 | W 30 | 7 | 4 | 4 | 3 | 3 | 0 | 0 | 0 | 1 | 2 | 33 | 45 | 4.91 | 1.364 | | | | | |
| Tippy Martinez, L ERA: 4.4 | (8, 1) | 1.2 | S 8 | 1 | 0 | 0 | 1 | 2 | 0 | 0 | 1 | 1 | 0 | 8 | 16 | 0.00 | 1.800 | | | | | |

| Batter | 1 | 2 | 3 | 4 | 5 | 6 | 7 | 8 | 9 | AB | R | H | RBI | BB | SO | LOB | TOP | | | | | |
|---|---|---------------------------------|------------------------------|---------------------------------|------------------------------|---------------------------------|------------------------------|---------------------------------|------------------------------|---------------------------------|------------------------------|----------------------------------|------------------------------|---------------------------------|------------------------------|----------------------------------|---|------------------------------------|----------------------------------|------------------------------------|----------------------------------|--------|
| Bobby Bonds, R OBP: 0.354, SLG: 0.486 (1, 8) | | | | | | | | | | 4 | 1 | 3 | 0 | 0 | 0 | 0 | New York Yankees @ Kansas City Royals Royals Stadium, Kansas City, MO Sat Aug 16 1975, 8:05 PM EDT Att: 32,913 - Unknown - 88 F | | | | | |
| Sandy Alomar Sr., S OBP: 0.254, SLG: 0.285 (1, 4) | | | | | | | | | | 4 | 0 | 0 | 0 | 0 | 0 | 3 | | | | | | |
| Roy White, S OBP: 0.376, SLG: 0.438 (1, 7) | | | | | | | | | | 3 | 0 | 1 | 0 | 1 | 1 | 1 | | | | | | |
| Thurman Munson, R OBP: 0.368, SLG: 0.429 (1, 2) | | | | | | | | | | 4 | 1 | 2 | 2 | 0 | 1 | 1 | | | | | | |
| Graig Nettles, L OBP: 0.324, SLG: 0.427 (1, 5) | | | | | | | | | | 4 | 1 | 2 | 0 | 0 | 0 | 2 | | | | | | |
| Chris Chambliss, L OBP: 0.324, SLG: 0.418 (1, 3) | | | | | | | | | | 4 | 0 | 1 | 1 | 0 | 1 | 1 | | | | | | |
| Lou Piniella, R OBP: 0.280, SLG: 0.241 (1, 9) | | | | | | | | | | 4 | 0 | 1 | 0 | 0 | 1 | 1 | | | | | | |
| Ed Herrmann, L OBP: 0.313, SLG: 0.361 (1, 10) | | | | | | | | | | 3 | 0 | 0 | 0 | 0 | 0 | 2 | | | | | | |
| Rick Dempsey, R OBP: 0.345, SLG: 0.293 (9, PH) | | | | | | | | | | 1 | 0 | 0 | 0 | 0 | 0 | 0 | | | | | | |
| Fred Stanley, R OBP: 0.283, SLG: 0.222 (1, 6) | | | | | | | | | | 2 | 0 | 0 | 0 | 0 | 0 | 0 | | | | | | |
| Walt Williams, R OBP: 0.298, SLG: 0.376 (8, PH) | | | | | | | | | | 1 | 0 | 0 | 0 | 0 | 1 | 0 | | | | | | |
| Jim Mason, L OBP: 0.202, SLG: 0.206 (8, 6) | | | | | | | | | | 0 | 0 | 0 | 0 | 0 | 0 | 0 | | | | | | |
| Inning Stats | R: 0 E: 0 K: 0 S: 3 | H: 1 LOB: 0 BB: 0 P: 3 | R: 0 E: 0 K: 0 S: 3 | H: 0 LOB: 0 BB: 0 P: 3 | R: 0 E: 0 K: 0 S: 3 | H: 0 LOB: 0 BB: 0 P: 3 | R: 0 E: 0 K: 1 S: 6 | H: 1 LOB: 1 BB: 0 P: 6 | R: 1 E: 0 K: 0 S: 4 | H: 2 LOB: 0 BB: 0 P: 4 | R: 0 E: 0 K: 1 S: 6 | H: 1 LOB: 1 BB: 0 P: 6 | R: 1 E: 0 K: 1 S: 7 | H: 3 LOB: 1 BB: 0 P: 7 | R: 1 E: 0 K: 1 S: 7 | H: 2 LOB: 2 BB: 1 P: 11 | R: 0 E: 0 K: 1 S: 5 | H: 0 LOB: 0 BB: 0 P: 5 | 1B: 6 2B: 3 3B: 0 HR: 1 | SF: 0 SAC: 0 DP: 2 HBP: 0 | WP: 0 PB: 0 SB: 2 CS: 0 | PA: 35 |
| PITCHER | IP WLS BF H R ER SO BB IBB HBP BLK WP HR S P ERA WHIP | | | | | | | | | | | | | | | | | | | | | |
| Steve Busby, R ERA: 2.75 (1, 1) | 3.0 | 9 | 1 | 0 | 0 | 0 | 0 | 0 | 0 | 0 | 0 | 0 | 0 | 0 | 9 | 9 | 0.00 | 0.333 | | | | |
| Nelson Briles, R ERA: 4.27 (4, 1) | 4.2 | W | 20 | 8 | 3 | 3 | 4 | 0 | 0 | 0 | 0 | 0 | 0 | 1 | 28 | 28 | 5.79 | 1.714 | | | | |
| Doug Bird, R ERA: 3.5 (8, 1) | 0.0 | | 2 | 1 | 0 | 0 | 0 | 1 | 0 | 0 | 0 | 0 | 0 | 0 | 1 | 5 | ∞ | ∞ | | | | |
| Bob McClure, L ERA: (8, 1) | 1.1 | S | 4 | 0 | 0 | 0 | 1 | 0 | 0 | 0 | 0 | 0 | 0 | 0 | 6 | 6 | 0.00 | 0.000 | | | | |
| Batter | 1 | 2 | 3 | 4 | 5 | 6 | 7 | 8 | 9 | AB | R | H | RBI | BB | SO | LOB | BOTTOM | | | | | |
| Freddie Patek, R OBP: 0.309, SLG: 0.331 (1, 6) | | | | | | | | | | 4 | 0 | 3 | 0 | 0 | 0 | 2 | New York Yankees @ Kansas City Royals Royals Stadium, Kansas City, MO Sat Aug 16 1975, 8:05 PM EDT Att: 32,913 - Unknown - 88 F | | | | | |
| Cookie Rojas, R OBP: 0.315, SLG: 0.341 (1, 4) | | | | | | | | | | 3 | 0 | 0 | 0 | 0 | 0 | 5 | | | | | | |
| Amos Otis, R OBP: 0.369, SLG: 0.416 (1, 8) | | | | | | | | | | 4 | 0 | 1 | 0 | 0 | 1 | 1 | | | | | | |
| John Mayberry, L OBP: 0.414, SLG: 0.561 (1, 3) | | | | | | | | | | 3 | 1 | 1 | 1 | 1 | 0 | 1 | | | | | | |
| Hal McRae, R OBP: 0.368, SLG: 0.436 (1, 7) | | | | | | | | | | 4 | 0 | 0 | 0 | 0 | 0 | 2 | | | | | | |
| George Brett, L OBP: 0.340, SLG: 0.430 (1, 5) | | | | | | | | | | 4 | 1 | 3 | 0 | 0 | 0 | 0 | | | | | | |
| Tony Solaita, L OBP: 0.367, SLG: 0.536 (1, 10) | | | | | | | | | | 1 | 0 | 0 | 1 | 0 | 1 | 0 | | | | | | |
| Jim Wohlford, R OBP: 0.329, SLG: 0.321 (6, PH) | | | | | | | | | | 1 | 0 | 0 | 0 | 1 | 0 | 1 | | | | | | |
| Al Cowens, R OBP: 0.328, SLG: 0.382 (1, 9) | | | | | | | | | | 4 | 2 | 2 | 0 | 0 | 1 | 2 | | | | | | |
| Buck Martinez, R OBP: 0.309, SLG: 0.370 (1, 2) | | | | | | | | | | 3 | 0 | 2 | 2 | 1 | 0 | 1 | | | | | | |
| Inning Stats | R: 0 E: 0 K: 0 S: 4 | H: 2 LOB: 1 BB: 0 P: 4 | R: 2 E: 0 K: 0 S: 5 | H: 3 LOB: 1 BB: 0 P: 5 | R: 0 E: 0 K: 0 S: 4 | H: 1 LOB: 2 BB: 1 P: 8 | R: 1 E: 0 K: 1 S: 8 | H: 3 LOB: 3 BB: 0 P: 8 | R: 1 E: 0 K: 0 S: 4 | H: 2 LOB: 0 BB: 0 P: 4 | R: 0 E: 0 K: 1 S: 5 | H: 0 LOB: 2 BB: 2 P: 13 | R: 0 E: 0 K: 1 S: 5 | H: 0 LOB: 0 BB: 0 P: 5 | R: 0 E: 0 K: 0 S: 4 | H: 1 LOB: 1 BB: 0 P: 4 | 1B: 6 2B: 1 3B: 4 HR: 1 | SF: 1 SAC: 1 DP: 0 HBP: 0 | WP: 0 PB: 0 SB: 3 CS: 2 | PA: 37 | | |
| PITCHER | IP WLS BF H R ER SO BB IBB HBP BLK WP HR S P ERA WHIP | | | | | | | | | | | | | | | | | | | | | |
| Doc Medich, R ERA: 3.61 (1, 1) | 4.2 | L | 24 | 11 | 4 | 4 | 1 | 0 | 0 | 0 | 0 | 0 | 0 | 0 | 25 | 29 | 7.71 | 2.357 | | | | |
| Ron Guidry, L ERA: (5, 1) | 0.2 | | 3 | 0 | 0 | 0 | 1 | 2 | 0 | 0 | 0 | 0 | 0 | 0 | 3 | 11 | 0.00 | 3.000 | | | | |
| Dick Tidrow, R ERA: 3.12 (6, 1) | 2.2 | | 9 | 1 | 0 | 0 | 1 | 0 | 0 | 0 | 0 | 0 | 0 | 0 | 11 | 11 | 0.00 | 0.375 | | | | |

| Batter | 1 | 2 | 3 | 4 | 5 | 6 | 7 | 8 | 9 | AB | R | H | RBI | BB | SO | LOB | TOP | | | |
|---|--|---------------------------------|------------------------------|---------------------------------|------------------------------|----------------------------------|------------------------------|---------------------------------|------------------------------|---------------------------------|------------------------------|---------------------------------|------------------------------|---------------------------------|------------------------------|---------------------------------|----------------------------------|------------------------------------|----------------------------------|--------|
| Bobby Bonds, R OBP: 0.355, SLG: 0.485 Rick Blatt, R OBP: 0.273, SLG: 0.200 | 6-3 | | E SF9 1B | | CS SH5-3 BB | | F9 | | | 3 | 1 | 1 | 1 | 1 | 0 | 0 | | | | |
| Sandy Alomar Sr., S OBP: 0.255, SLG: 0.285 | F9 | | E7 FC1-5-2 1B | | SH5-3 | | | F9 | | 3 | 0 | 1 | 1 | 0 | 0 | 0 | | | | |
| Roy White, S OBP: 0.375, SLG: 0.436 | 5-3 | | FC1-5-2 SF9 1B | | | | | F9 | | 4 | 0 | 1 | 0 | 0 | 0 | 2 | | | | |
| Thurman Munson, R OBP: 0.367, SLG: 0.426 | | K | E IBB | | F9 | | | L7 | | 3 | 0 | 0 | 0 | 1 | 1 | | | | | |
| Lou Piniella, R OBP: 0.274, SLG: 0.237 | 6-3 | | SF9 | | 6-3 | | | E5 G6-3 | | 3 | 0 | 0 | 1 | 0 | 0 | 0 | | | | |
| Graig Nettles, L OBP: 0.323, SLG: 0.424 | S BB | | L6 | | G3 | | | G6-3 | | 3 | 0 | 0 | 0 | 1 | 0 | 3 | | | | |
| Walt Williams, R OBP: 0.290, SLG: 0.365 | F4 | | | | 4-3 | | | 5-3 | | 4 | 0 | 0 | 0 | 0 | 0 | 1 | | | | |
| Chris Chambliss, L OBP: 0.324, SLG: 0.417 | | | 1B 1B 1B | | F7 | | | 4-3 | | 3 | 1 | 1 | 0 | 0 | 0 | 0 | | | | |
| Fred Stanley, R OBP: 0.284, SLG: 0.224 | | | 1B 1B | | 4-3 | | | F9 | | 3 | 1 | 1 | 0 | 0 | 0 | 0 | | | | |
| Inning Stats | R: 0 E: 0 K: 0 S: 3 | H: 0 LOB: 0 BB: 0 P: 3 | R: 0 E: 0 K: 1 S: 5 | H: 0 LOB: 1 BB: 1 P: 9 | R: 3 E: 2 K: 0 S: 7 | H: 4 LOB: 2 BB: 1 P: 11 | R: 0 E: 0 K: 0 S: 3 | H: 0 LOB: 0 BB: 0 P: 3 | R: 0 E: 0 K: 0 S: 3 | H: 0 LOB: 0 BB: 0 P: 3 | R: 0 E: 0 K: 0 S: 3 | H: 0 LOB: 0 BB: 0 P: 3 | R: 0 E: 1 K: 0 S: 3 | H: 0 LOB: 0 BB: 0 P: 3 | R: 0 E: 0 K: 0 S: 3 | H: 0 LOB: 0 BB: 0 P: 3 | 1B: 5 2B: 0 3B: 0 HR: 0 | SF: 1 SAC: 1 DP: 1 HBP: 0 | WP: 0 PB: 0 SB: 1 CS: 1 | PA: 34 |
| PITCHER Paul Splittorf, L ERA: 3.15 | IP: 9.0 WLS: W BF: 34 H: 5 R: 3 ER: 2 SO: 1 BB: 2 IBB: 1 HBP: 0 BLK: 0 WP: 0 HR: 0 S: 33 P: 45 ERA: 2.00 WHIP: 0.778 | | | | | | | | | | | | | | | | | | | |

New York Yankees @ Kansas City Royals
Royals Stadium, Kansas City, MO
Sun Aug 17 1975, 4:33 AM EDT
Att: 31,260 - Unknown - 84 F

AB 29
R 3
H 5
RBI 3
BB 3
SO 1
LOB 7



| Batter | 1 | 2 | 3 | 4 | 5 | 6 | 7 | 8 | 9 | AB | R | H | RBI | BB | SO | LOB | BOTTOM | | | |
|---|---|---------------------------------|------------------------------|---------------------------------|------------------------------|---------------------------------|------------------------------|---------------------------------|------------------------------|---------------------------------|------------------------------|---------------------------------|------------------------------|---------------------------------|------------------------------|---------------------------------|----------------------------------|------------------------------------|----------------------------------|--------|
| Freddie Patek, R OBP: 0.308, SLG: 0.333 | | | 5-3 | | FC6-4 2B | | F7 | | | 4 | 1 | 1 | 1 | 0 | 0 | 1 | | | | |
| Al Cowens, R OBP: 0.337, SLG: 0.408 | F8 | | WP 1B | | | | SF9 | | | 4 | 1 | 3 | 1 | 0 | 0 | 1 | | | | |
| Amos Otis, R OBP: 0.365, SLG: 0.412 | F8 | | 6-3 | | 5-3 | | SF9 | | | 3 | 0 | 0 | 1 | 0 | 0 | 3 | | | | |
| John Mayberry, L OBP: 0.415, SLG: 0.568 | F8 | | | | F9 | | 1B 5-3 1B | | | 4 | 1 | 2 | 1 | 0 | 0 | 1 | | | | |
| Hal McRae, R OBP: 0.367, SLG: 0.435 | | E7 SF9 1B | | | 6-3 | | 5-3 | | F7 | 4 | 1 | 1 | 0 | 0 | 0 | 1 | | | | |
| George Brett, L OBP: 0.337, SLG: 0.427 | | SF9 | | | P4 | | F5 | | F8 | 3 | 0 | 0 | 1 | 0 | 0 | 1 | | | | |
| Tony Solaita, L OBP: 0.370, SLG: 0.538 | | K | | | 1B FC6-4 2B | | 1B BB | | F7 | 3 | 1 | 1 | 0 | 1 | 1 | 0 | | | | |
| Bob Stinson, S OBP: 0.380, SLG: 0.435 | | K | | | K | | 1B | | | 4 | 0 | 2 | 0 | 0 | 2 | 1 | | | | |
| Frank White, R OBP: 0.255, SLG: 0.313 Cookie Rojas, R OBP: 0.314, SLG: 0.339 | | | F8 | | FC6-4 1B | | P3 | | P6 | 2 | 0 | 1 | 0 | 0 | 0 | 0 | | | | |
| Inning Stats | R: 0 E: 0 K: 0 S: 4 | H: 1 LOB: 1 BB: 0 P: 4 | R: 1 E: 1 K: 2 S: 8 | H: 1 LOB: 0 BB: 0 P: 8 | R: 0 E: 0 K: 0 S: 4 | H: 1 LOB: 1 BB: 0 P: 4 | R: 0 E: 0 K: 0 S: 3 | H: 0 LOB: 0 BB: 0 P: 3 | R: 2 E: 1 K: 1 S: 8 | H: 3 LOB: 1 BB: 0 P: 8 | R: 0 E: 0 K: 0 S: 5 | H: 2 LOB: 3 BB: 1 P: 9 | R: 2 E: 0 K: 0 S: 5 | H: 2 LOB: 0 BB: 0 P: 5 | R: 0 E: 0 K: 0 S: 4 | H: 1 LOB: 1 BB: 0 P: 4 | 1B: 6 2B: 3 3B: 1 HR: 1 | SF: 2 SAC: 0 DP: 0 HBP: 0 | WP: 1 PB: 0 SB: 0 CS: 0 | PA: 36 |
| PITCHER Catfish Hunter, R ERA: 2.86 | IP: 8.0 WLS: L BF: 36 H: 11 R: 5 ER: 4 SO: 3 BB: 1 IBB: 0 HBP: 0 BLK: 0 WP: 1 HR: 1 S: 41 P: 45 ERA: 4.50 WHIP: 1.500 | | | | | | | | | | | | | | | | | | | |

New York Yankees @ Kansas City Royals
Royals Stadium, Kansas City, MO
Sun Aug 17 1975, 4:33 AM EDT
Att: 31,260 - Unknown - 84 F

AB 33
R 5
H 11
RBI 5
BB 1
SO 3
LOB 13



| Batter | 1 | 2 | 3 | 4 | 5 | 6 | 7 | 8 | 9 | 10 | 11 | AB | R | H | RBI | BB | SO | LOB | TOP | | | | |
|--|--|---------------------------------|------------------------------|----------------------------------|------------------------------|---------------------------------|------------------------------|---------------------------------|------------------------------|---------------------------------|------------------------------|---------------------------------|------------------------------|---------------------------------|------------------------------|---------------------------------|------------------------------|----------------------------------|----------------------------------|------------------------------------|----------------------------------|--------|--|
| Pat Kelly, L OBP: 0.353, SLG: 0.413 (1, 9) | 4-3 | | 4-3 | | 1-3 | | HR | | F7 | | BB | 5 | 1 | 1 | 0 | 1 | 0 | 0 | | | | | |
| Bucky Dent, R OBP: 0.320, SLG: 0.369 (1, 6) | 5-3 | | 6-3 | | B5-3 | | HR | | | | BB | 6 | 1 | 2 | 3 | 0 | 0 | 2 | | | | | |
| Ken Henderson, S OBP: 0.356, SLG: 0.358 (1, 8) | K | | F9 | | | | F7 | | 6-3 | | F6 | 5 | 0 | 0 | 0 | 0 | 1 | 1 | | | | | |
| Deron Johnson, R OBP: 0.305, SLG: 0.400 (1, 3) | | K | | | 1B | | F9 | | 6-3 | | F5 | 5 | 1 | 2 | 0 | 0 | 1 | 1 | | | | | |
| Bill Melton, R OBP: 0.351, SLG: 0.336 (1, 5) | | FC4-6 | | | 2B | | BB | | F7 | | F3 | 3 | 0 | 1 | 0 | 2 | 0 | 1 | | | | | |
| Carlos May, L OBP: 0.373, SLG: 0.383 Nyls Nyman, L OBP: 0.247, SLG: 0.250 (11, PR) | FC4-6 | | 2B | | F9 | | F9 | | 4-3 | | SH3-4 | 4 | 1 | 1 | 1 | 1 | 0 | 3 | | | | | |
| Bill Stein, R OBP: 0.330, SLG: 0.369 (1, 10) | PC | | F9 | | 2B | | F4 | | F9 | | SH3-4 | 4 | 0 | 1 | 1 | 0 | 0 | 3 | | | | | |
| Jorge Orta, L OBP: 0.355, SLG: 0.431 (1, 4) | | | | | K | | F8 | | 6-3 | | G3 | 4 | 0 | 1 | 1 | 1 | 1 | 1 | | | | | |
| Pete Varney, R OBP: 0.335, SLG: 0.443 (1, 2) | PO | | | | | | HR | | 5-3 | | G3 | 5 | 2 | 2 | 1 | 0 | 0 | 1 | | | | | |
| Inning Stats | R: 0 E: 0 K: 1 S: 5 | H: 0 LOB: 0 BB: 0 P: 5 | R: 1 E: 0 K: 1 S: 5 | H: 1 LOB: 1 BB: 2 P: 13 | R: 1 E: 0 K: 0 S: 4 | H: 1 LOB: 0 BB: 0 P: 4 | R: 1 E: 0 K: 1 S: 7 | H: 3 LOB: 1 BB: 0 P: 7 | R: 0 E: 0 K: 0 S: 3 | H: 0 LOB: 2 BB: 0 P: 8 | R: 3 E: 0 K: 0 S: 6 | H: 3 LOB: 0 BB: 0 P: 6 | R: 0 E: 0 K: 0 S: 3 | H: 0 LOB: 0 BB: 0 P: 3 | R: 0 E: 0 K: 0 S: 4 | H: 1 LOB: 1 BB: 0 P: 4 | R: 0 E: 0 K: 0 S: 4 | H: 1 LOB: 2 BB: 2 P: 12 | 1B: 6 2B: 3 3B: 0 HR: 2 | SF: 0 SAC: 1 DP: 0 HBP: 0 | WP: 1 PB: 0 SB: 0 CS: 0 | PA: 48 | |
| PITCHER | IP ERA WLS BF H R ER SO BB IBB HBP BLK WP HR S P ERA WHIP | | | | | | | | | | | | | | | | | | | | | | |
| Larry Gura, L ERA: 3.43 Sparky Lyle, L ERA: 3.24 | (1, 1) (7, 1) | 6.1 4.2 | 29 18 | 9 2 | 6 1 | 9 1 | 3 0 | 32 16 | 44 24 | 8.53 1.93 | 1.895 0.857 | | | | | | | | | | | | |

Chicago White Sox @ New York Yankees
Shea Stadium, Flushing, NY
Tue Aug 19 1975, 7:05 PM EDT
Att. 12,738 - Unknown - 75 F


AB 41
R 7
H 11
RBI 7
BB 5
SO 3
LOB 13



| Batter | 1 | 2 | 3 | 4 | 5 | 6 | 7 | 8 | 9 | 10 | 11 | AB | R | H | RBI | BB | SO | LOB | BOTTOM | | | | | | | |
|--|--|---------------------------------|------------------------------|---------------------------------|------------------------------|----------------------------------|------------------------------|---------------------------------|------------------------------|---------------------------------|------------------------------|---------------------------------|------------------------------|---------------------------------|------------------------------|---------------------------------|------------------------------|---------------------------------|------------------------------|---------------------------------|------------------------------|---------------------------------|----------------------------------|------------------------------------|----------------------------------|--------|
| Bobby Bonds, R OBP: 0.359, SLG: 0.484 (1, 9) | F8 | CS | CS | | | K | | | | | | 3 | 0 | 1 | 0 | 3 | 1 | 0 | | | | | | | | |
| Sandy Alomar Sr., S OBP: 0.256, SLG: 0.254 (1, 4) | 1B | | E5 | | F8 | | F8 | | L8 | | F6 | 5 | 2 | 1 | 0 | 1 | 0 | 6 | | | | | | | | |
| Roy White, S OBP: 0.376, SLG: 0.435 (1, 7) | 1B | | 2B | | 4-3 | | 1-6-3 | | SH | | F6 | 4 | 2 | 1 | 0 | 2 | 0 | 2 | | | | | | | | |
| Thurman Munson, R OBP: 0.365, SLG: 0.423 (1, 2) | FC4-6 | | F2 | | F8 | | F6 | | SH | | F8 | 5 | 0 | 1 | 1 | 0 | 0 | 2 | | | | | | | | |
| Graig Nettles, L OBP: 0.323, SLG: 0.431 (1, 5) | FC4-6 | | | | HR | | F6 | | FC3-6 | | 4-3 | 6 | 1 | 2 | 4 | 0 | 0 | 3 | | | | | | | | |
| Chris Chambliss, L OBP: 0.325, SLG: 0.417 (1, 3) | F7 | | 6-3 | | 1-3 | | | | FC1-6 | | G3 | 5 | 0 | 2 | 0 | 0 | 0 | 2 | | | | | | | | |
| Ed Herrmann, L OBP: 0.317, SLG: 0.373 Alex Johnson, R OBP: 0.302, SLG: 0.350 (8, PR) | | K | | | 2B | | FC1-6 | | G3 | | | 3 | 1 | 1 | 0 | 1 | 1 | 1 | | | | | | | | |
| Rich Coggins, L OBP: 0.250, SLG: 0.286 Walt Williams, R OBP: 0.295, SLG: 0.370 Rick Bladt, R OBP: 0.285, SLG: 0.194 (9, 8) | F9 | | G3 | | F9 | | | | | | K | 3 | 0 | 0 | 0 | 0 | 0 | 0 | | | | | | | | |
| Fred Stanley, R OBP: 0.207, SLG: 0.231 (1, 6) | | | | | | | 5-3 | | 1-3 | | F9 | 4 | 0 | 1 | 1 | 1 | 0 | 2 | | | | | | | | |
| Inning Stats | R: 2 E: 0 K: 0 S: 5 | H: 2 LOB: 1 BB: 1 P: 9 | R: 0 E: 0 K: 1 S: 4 | H: 0 LOB: 0 BB: 1 P: 8 | R: 2 E: 1 K: 0 S: 4 | H: 2 LOB: 1 BB: 2 P: 12 | R: 1 E: 0 K: 0 S: 5 | H: 2 LOB: 2 BB: 1 P: 9 | R: 1 E: 0 K: 0 S: 4 | H: 1 LOB: 1 BB: 0 P: 8 | R: 0 E: 0 K: 1 S: 5 | H: 0 LOB: 0 BB: 0 P: 5 | R: 0 E: 0 K: 0 S: 3 | H: 0 LOB: 0 BB: 0 P: 3 | R: 0 E: 0 K: 0 S: 5 | H: 2 LOB: 3 BB: 1 P: 9 | R: 0 E: 1 K: 0 S: 4 | H: 1 LOB: 2 BB: 1 P: 8 | R: 0 E: 0 K: 1 S: 6 | H: 1 LOB: 1 BB: 0 P: 6 | R: 0 E: 0 K: 0 S: 3 | H: 0 LOB: 0 BB: 0 P: 3 | 1B: 7 2B: 2 3B: 1 HR: 1 | SF: 0 SAC: 1 DP: 0 HBP: 0 | WP: 0 PB: 0 SB: 0 CS: 4 | PA: 51 |
| PITCHER | IP ERA WLS BF H R ER SO BB IBB HBP BLK WP HR S P ERA WHIP | | | | | | | | | | | | | | | | | | | | | | | | | |
| Jesse Jefferson, R ERA: 4.52 Rich Hinton, L ERA: 5.71 Ceall Upshaw, R ERA: 3.65 Dave Hamilton, L ERA: 3.42 | (1, 1) (4, 1) (8, 1) (9, 1) | 3.1 4.0 0.2 3.0 | 19 15 6 10 | 6 2 1 2 | 5 1 0 0 | 5 1 1 0 | 0 0 0 0 | 0 1 4 12 | 16 20 12 12 | 36 2.25 0.00 0.00 | 3.000 3.000 | | | | | | | | | | | | | | | |

Chicago White Sox @ New York Yankees
Shea Stadium, Flushing, NY
Tue Aug 19 1975, 7:05 PM EDT
Att. 12,738 - Unknown - 75 F

AB 41
R 6
H 11
RBI 6
BB 8
SO 3
LOB 22



| Batter | 1 | 2 | 3 | 4 | 5 | 6 | 7 | 8 | 9 | AB | R | H | RBI | BB | SO | LOB | TOP | | | | | | | |
|--|---|---|--|---------------------------------|------------------------------|---------------------------------|------------------------------|---------------------------------|--------------------------------|----------------------------------|------------------------------|---------------------------------|------------------------------|---------------------------------|------------------------------|---------------------------------|------------------------------|----------------------------------|----------------------------------|------------------------------------|----------------------------------|--------|--|--|
| Jerry Hairston, S OBP: 0.424, SLG: 0.330 Nyls Nyman, L OBP: 0.246, SLG: 0.249 | 4-0 G6-4-3 1B BB | | 0-0 3-1 | | 4-0 1B BB | 0-3 K | | 0-3 K | 2 0 0 0 2 1 3 1 0 0 0 0 1 0 | | | | | | | | | | | | | | | |
| Bucky Dent, R OBP: 0.323, SLG: 0.372 | 0-0 G6-4-3 1B | | 0-0 SF8 | | 0-0 1B | | 0-0 5-3 1B | 0-0 F7 | 4 0 3 2 0 0 0 | | | | | | | | | | | | | | | |
| Ken Henderson, S OBP: 0.355, SLG: 0.356 | 0-0 G6-4-3 1-2 2-3 | | 0-0 K | | 0-0 F9 | | 0-0 5-3 | 0-0 BB 1B | 5 0 1 0 0 1 6 | | | | | | | | | | | | | | | |
| Deron Johnson, R OBP: 0.304, SLG: 0.396 | 0-0 F8 | | | 0-0 5-3 | | 0-0 F8 | 0-0 F4 | 4-0 BB 1B | 4 0 0 0 1 0 2 | | | | | | | | | | | | | | | |
| Bill Melton, R OBP: 0.348, SLG: 0.332 | | 0-3 K | | 0-3 K | | 0-0 5-3 | 0-0 F7 | 0-3 K | 5 0 0 0 0 3 3 | | | | | | | | | | | | | | | |
| Bill Stein, R OBP: 0.330, SLG: 0.374 Pat Kelly, L OBP: 0.352, SLG: 0.412 | 0-0 1-3 | | 0-0 5-3 | | 0-0 1B 2B | | 0-0 1-3 | | 3 1 1 0 0 0 0 1 0 0 0 0 0 0 | | | | | | | | | | | | | | | |
| Bob Coluccio, R OBP: 0.313, SLG: 0.333 | 0-0 L6 | | | | 0-3 K | 0-0 2B 1B | | 0-3 K | 4 1 1 0 0 2 0 | | | | | | | | | | | | | | | |
| Jorge Orta, L OBP: 0.361, SLG: 0.443 | | | 0-0 3-1 SF8 1B | | 4-0 WP 1B BB | 0-0 1-3 3-H 1B 2B | | 0-0 3B | 3 3 3 1 1 0 0 | | | | | | | | | | | | | | | |
| Brian Downing, R OBP: 0.368, SLG: 0.345 | | | 0-0 E1 3-1 | | 0-0 1-3 | 0-0 2-H 3-H 1B | | 0-3 K | 4 0 1 2 0 1 3 | | | | | | | | | | | | | | | |
| Inning Stats | R: 0 E: 0 K: 0 S: 3 | H: 1 LOB: 1 BB: 1 P: 7 | R: 0 E: 0 K: 1 S: 5 | H: 0 LOB: 0 BB: 0 P: 5 | R: 1 E: 1 K: 1 S: 7 | H: 1 LOB: 1 BB: 0 P: 7 | R: 0 E: 0 K: 1 S: 5 | H: 0 LOB: 0 BB: 0 P: 5 | R: 1 E: 0 K: 1 S: 6 | H: 1 LOB: 2 BB: 2 P: 14 | R: 3 E: 0 K: 1 S: 9 | H: 4 LOB: 1 BB: 0 P: 9 | R: 0 E: 0 K: 0 S: 4 | H: 1 LOB: 1 BB: 0 P: 4 | R: 0 E: 0 K: 2 S: 8 | H: 1 LOB: 1 BB: 0 P: 8 | R: 0 E: 0 K: 2 S: 8 | H: 1 LOB: 2 BB: 1 P: 12 | 1B: 7 2B: 2 3B: 1 HR: 0 | SF: 1 SAC: 0 DP: 1 HBP: 0 | WP: 1 PB: 0 SB: 0 CS: 0 | PA: 41 | | |
| PITCHER | IP WLS BF H R ER SO BB IBB HBP BLK WP HR S P ERA WHIP | 7.0 L 32 8 5 4 5 3 0 0 0 1 0 39 51 5.14 1.571 | 2.0 9 2 0 0 4 1 0 0 0 0 0 0 16 20 0.00 1.500 | | | | | | | | | | | | | | | | | | | | | |

Chicago White Sox @ New York Yankees
Shea Stadium, Flushing, NY
Wed Aug 20 1975, 7:05 PM EDT
Att: 12,304 - Unknown - 74 F

livebaseballscorecards.com

AB 36
R 5
H 10
RBI 5
BB 4
SO 9
LOB 17



| Batter | 1 | 2 | 3 | 4 | 5 | 6 | 7 | 8 | 9 | AB | R | H | RBI | BB | SO | LOB | BOTTOM | | | | | | |
|--|---|---|------------------------------|---------------------------------|------------------------------|---------------------------------|------------------------------|---------------------------------|---|---------------------------------|------------------------------|---------------------------------|------------------------------|---------------------------------|------------------------------|---------------------------------|----------------------------------|------------------------------------|----------------------------------|--------|--|--|--|
| Bobby Bonds, R OBP: 0.358, SLG: 0.489 | 0-0 F8 | | | | 0-3 K | | | 0-0 5-3 | 4 1 1 3 0 1 0 | | | | | | | | | | | | | | |
| Sandy Alomar Sr., S OBP: 0.266, SLG: 0.267 | 0-0 S 2B | 0-0 1-H 3-H HR | 0-0 F8 | | 0-0 F6 | | | 0-3 K | 4 0 1 0 0 1 0 | | | | | | | | | | | | | | |
| Roy White, S OBP: 0.373, SLG: 0.430 | 0-0 6-3 | | 0-0 1-3 | | 0-0 6-3 | | | 0-3 K | 4 0 0 0 0 1 1 | | | | | | | | | | | | | | |
| Thurman Munson, R OBP: 0.364, SLG: 0.420 | 4-0 2-3 BB | | 0-3 K | | 0-0 6-3 | | | 0-0 F7 | 3 0 0 0 1 1 0 | | | | | | | | | | | | | | |
| Graig Nettles, L OBP: 0.321, SLG: 0.428 | 0-0 F9 | | 0-0 4-3 | | 0-3 K | | | 0-3 K | 4 0 0 0 0 2 2 | | | | | | | | | | | | | | |
| Lou Piniella, R OBP: 0.286, SLG: 0.231 | | 0-0 F7 | | 0-0 F7 | | 0-0 5-3 | | 0-0 6-3 | 4 0 0 0 0 0 0 | | | | | | | | | | | | | | |
| Chris Chambliss, L OBP: 0.327, SLG: 0.421 | | 0-0 1B HR 2B | | 0-0 3-1 | | 0-0 1B | | | 3 1 2 0 0 0 0 | | | | | | | | | | | | | | |
| Walt Williams, R OBP: 0.302, SLG: 0.376 | | 0-0 2-3 HR 1B | | 0-0 CS 1B | | 0-3 K | | | 3 1 2 0 0 1 1 | | | | | | | | | | | | | | |
| Fred Stanley, R OBP: 0.284, SLG: 0.228 Rick Dempsey, R OBP: 0.342, SLG: 0.290 Ed Brinkman, R OBP: 0.271, SLG: 0.313 | | 0-0 L5 | | 0-0 CS | 0-0 1-2 | 0-0 F9 | | 0-0 F8 | 2 0 0 0 0 0 2 1 0 0 0 0 0 1 0 0 0 0 0 0 0 | | | | | | | | | | | | | | |
| Inning Stats | R: 0 E: 0 K: 0 S: 4 | H: 1 LOB: 2 BB: 1 P: 8 | R: 3 E: 0 K: 0 S: 6 | H: 3 LOB: 0 BB: 0 P: 6 | R: 0 E: 0 K: 1 S: 5 | H: 0 LOB: 0 BB: 0 P: 5 | R: 0 E: 0 K: 0 S: 3 | H: 1 LOB: 0 BB: 0 P: 3 | R: 0 E: 0 K: 1 S: 5 | H: 0 LOB: 0 BB: 0 P: 5 | R: 0 E: 0 K: 1 S: 6 | H: 1 LOB: 1 BB: 0 P: 6 | R: 0 E: 0 K: 2 S: 7 | H: 0 LOB: 0 BB: 0 P: 7 | R: 0 E: 0 K: 1 S: 5 | H: 0 LOB: 0 BB: 0 P: 5 | 1B: 3 2B: 2 3B: 0 HR: 1 | SF: 0 SAC: 0 DP: 0 HBP: 0 | WP: 0 PB: 0 SB: 1 CS: 1 | PA: 34 | | | |
| PITCHER | IP WLS BF H R ER SO BB IBB HBP BLK WP HR S P ERA WHIP | 9.0 W 33 6 3 3 7 1 0 0 0 0 1 46 50 3.00 0.778 | | | | | | | | | | | | | | | | | | | | | |

Chicago White Sox @ New York Yankees
Shea Stadium, Flushing, NY
Wed Aug 20 1975, 7:05 PM EDT
Att: 12,304 - Unknown - 74 F

livebaseballscorecards.com

AB 32
R 3
H 6
RBI 3
BB 1
SO 7
LOB 7



| Batter | 1 | 2 | 3 | 4 | 5 | 6 | 7 | 8 | 9 | AB | R | H | RBI | BB | SO | LOB | TOP | | | | | |
|--|--|---------------------------------|------------------------------|---------------------------------|------------------------------|---------------------------------|------------------------------|---------------------------------|------------------------------|---------------------------------|------------------------------|---------------------------------|------------------------------|---------------------------------|------------------------------|---|---|----------------------------------|----------------------------------|------------------------------------|----------------------------------|--------|
| Pat Kelly, L OBP: 0.351, SLG: 0.410 (1, 9) | | | | | | | | | | 2 | 0 | 0 | 1 | 1 | 0 | 2 | Chicago White Sox @ New York Yankees Shea Stadium, Flushing, NY Thu Aug 21 1975, 7:05 PM EDT Att: 10,012 - Unknown - 76 F | | | | | |
| Bucky Dent, R OBP: 0.320, SLG: 0.369 (1, 6) | | | | | | | | | | 4 | 0 | 0 | 0 | 0 | 1 | 3 | | | | | | |
| Jorge Orta, L OBP: 0.360, SLG: 0.439 (1, 4) | | | | | | | | | | 3 | 0 | 0 | 0 | 1 | 0 | 0 | | | | | | |
| Deron Johnson, R OBP: 0.304, SLG: 0.395 (1, 3) | | | | | | | | | | 4 | 1 | 1 | 0 | 0 | 0 | 1 | | | | | | |
| Ken Henderson, S OBP: 0.354, SLG: 0.355 (1, 8) | | | | | | | | | | 4 | 0 | 1 | 0 | 0 | 0 | 1 | | | | | | |
| Bill Melton, R OBP: 0.347, SLG: 0.331 (1, 5) | | | | | | | | | | 4 | 0 | 1 | 0 | 0 | 0 | 1 | | | | | | |
| Jerry Hairston, S OBP: 0.420, SLG: 0.328 (9, PR) | | | | | | | | | | 4 | 0 | 1 | 1 | 0 | 0 | 0 | | | | | | |
| Nyls Nyman, L OBP: 0.246, SLG: 0.249 (9, 7) | | | | | | | | | | 0 | 0 | 0 | 0 | 0 | 0 | 0 | | | | | | |
| Carlos May, L OBP: 0.375, SLG: 0.384 (1, 10) | | | | | | | | | | 2 | 1 | 1 | 0 | 2 | 0 | 0 | | | | | | |
| Brian Downing, R OBP: 0.369, SLG: 0.347 (1, 2) | | | | | | | | | | 4 | 0 | 2 | 0 | 0 | 1 | 4 | | | | | | |
| Inning Stats | R: 0 E: 0 K: 0 S: 2 | H: 0 LOB: 0 BB: 1 P: 6 | R: 0 E: 0 K: 0 S: 3 | H: 0 LOB: 0 BB: 0 P: 3 | R: 1 E: 1 K: 0 S: 5 | H: 2 LOB: 1 BB: 0 P: 5 | R: 0 E: 0 K: 0 S: 3 | H: 1 LOB: 1 BB: 1 P: 7 | R: 0 E: 0 K: 1 S: 5 | H: 0 LOB: 1 BB: 1 P: 9 | R: 0 E: 0 K: 0 S: 3 | H: 0 LOB: 0 BB: 0 P: 3 | R: 0 E: 0 K: 0 S: 3 | H: 0 LOB: 0 BB: 0 P: 3 | R: 0 E: 0 K: 1 S: 6 | H: 1 LOB: 3 BB: 0 P: 6 | R: 1 E: 0 K: 0 S: 6 | H: 3 LOB: 3 BB: 1 P: 10 | 1B: 7 2B: 0 3B: 0 HR: 0 | SF: 1 SAC: 0 DP: 2 HBP: 0 | WP: 0 PB: 0 SB: 0 CS: 0 | PA: 36 |
| PITCHER Doc Medich, R ERA: 3.5 (1, 1) | IP: 9.0 WLS: L BF: 36 H: 7 R: 2 ER: 1 SO: 2 BB: 3 IBB: 1 HBP: 0 BLK: 0 WP: 0 HR: 0 S: 36 P: 52 ERA: 1.00 WHIP: 1.111 | | | | | | | | | | | | | | | PITCHER IP: WLS: BF: H: R: ER: SO: BB: IBB: HBP: BLK: WP: HR: S: P: ERA: WHIP | | | | | | |

| | |
|-----|----|
| AB | 31 |
| R | 2 |
| H | 7 |
| RBI | 2 |
| BB | 4 |
| SO | 2 |
| LOB | 12 |




| Batter | 1 | 2 | 3 | 4 | 5 | 6 | 7 | 8 | 9 | AB | R | H | RBI | BB | SO | LOB | BOTTOM | | | | | |
|--|--|---------------------------------|------------------------------|---------------------------------|------------------------------|---------------------------------|------------------------------|---------------------------------|------------------------------|---------------------------------|------------------------------|---------------------------------|------------------------------|---------------------------------|------------------------------|---|---|---------------------------------|----------------------------------|------------------------------------|----------------------------------|--------|
| Sandy Alomar Sr., S OBP: 0.256, SLG: 0.267 (1, 4) | | | | | | | | | | 4 | 0 | 1 | 0 | 0 | 0 | 0 | Chicago White Sox @ New York Yankees Shea Stadium, Flushing, NY Thu Aug 21 1975, 7:05 PM EDT Att: 10,012 - Unknown - 76 F | | | | | |
| Roy White, S OBP: 0.370, SLG: 0.426 (1, 7) | | | | | | | | | | 4 | 0 | 0 | 0 | 0 | 0 | 1 | | | | | | |
| Bobby Bonds, R OBP: 0.355, SLG: 0.484 (1, 8) | | | | | | | | | | 4 | 0 | 0 | 0 | 0 | 1 | 1 | | | | | | |
| Thurman Munson, R OBP: 0.363, SLG: 0.419 (1, 2) | | | | | | | | | | 4 | 1 | 1 | 0 | 0 | 0 | 0 | | | | | | |
| Graig Nettles, L OBP: 0.324, SLG: 0.429 (1, 5) | | | | | | | | | | 3 | 0 | 2 | 0 | 1 | 0 | 0 | | | | | | |
| Lou Piniella, R OBP: 0.276, SLG: 0.239 (9, FR) | | | | | | | | | | 3 | 0 | 2 | 0 | 0 | 0 | 1 | | | | | | |
| Alex Johnson, R OBP: 0.302, SLG: 0.350 (9, FR) | | | | | | | | | | 0 | 0 | 0 | 0 | 0 | 0 | 0 | | | | | | |
| Chris Chambliss, L OBP: 0.329, SLG: 0.422 (1, 3) | | | | | | | | | | 4 | 0 | 2 | 1 | 0 | 0 | 4 | | | | | | |
| Walt Williams, R OBP: 0.296, SLG: 0.368 (1, 10) | | | | | | | | | | 3 | 0 | 0 | 0 | 0 | 0 | 5 | | | | | | |
| Fred Stanley, R OBP: 0.280, SLG: 0.224 (1, 6) | | | | | | | | | | 3 | 0 | 0 | 0 | 0 | 0 | 0 | | | | | | |
| Inning Stats | R: 0 E: 0 K: 1 S: 5 | H: 0 LOB: 0 BB: 0 P: 5 | R: 1 E: 0 K: 0 S: 4 | H: 2 LOB: 1 BB: 0 P: 5 | R: 0 E: 2 K: 0 S: 4 | H: 1 LOB: 1 BB: 0 P: 4 | R: 0 E: 0 K: 0 S: 2 | H: 0 LOB: 0 BB: 1 P: 6 | R: 0 E: 0 K: 0 S: 3 | H: 1 LOB: 0 BB: 0 P: 3 | R: 0 E: 0 K: 0 S: 3 | H: 0 LOB: 0 BB: 0 P: 3 | R: 0 E: 0 K: 0 S: 5 | H: 2 LOB: 2 BB: 0 P: 5 | R: 0 E: 0 K: 0 S: 3 | H: 0 LOB: 0 BB: 0 P: 3 | R: 0 E: 0 K: 0 S: 5 | H: 2 LOB: 2 BB: 0 P: 5 | 1B: 8 2B: 0 3B: 0 HR: 0 | SF: 0 SAC: 0 DP: 3 HBP: 1 | WP: 0 PB: 0 SB: 0 CS: 0 | PA: 34 |
| PITCHER Jim Kaat, L ERA: 3.04 Rich Gossage, R ERA: 2.01 (9, 1) | IP: 8.2 WLS: W BF: 33 H: 8 R: 1 ER: 0 SO: 1 BB: 1 IBB: 0 HBP: 1 BLK: 0 WP: 0 HR: 0 S: 33 P: 38 ERA: 1.04 WHIP: 1.038 | | | | | | | | | | | | | | | PITCHER IP: WLS: BF: H: R: ER: SO: BB: IBB: HBP: BLK: WP: HR: S: P: ERA: WHIP | | | | | | |



| Batter | 1 | 2 | 3 | 4 | 5 | 6 | 7 | 8 | 9 | AB | R | H | RBI | BB | SO | LOB | TOP | | | |
|---|--|---------------------------------|------------------------------|---------------------------------|------------------------------|---------------------------------|-------------------------------|----------------------------------|------------------------------|---------------------------------|------------------------------|---------------------------------|------------------------------|---------------------------------|------------------------------|---------------------------------|---|----------------------------------|------------------------------------|----------------------------------|
| Dave Collins, S (1, 7) OBP: 0.354, SLG: 0.355 | G3 | | F9 | | 5-3 | | | F7 | | 4 | 0 | 0 | 0 | 0 | 0 | 1 | California Angels @ New York Yankees Shea Stadium, Flushing, NY Fri Aug 22, 1975, 7:05 PM EDT Att: 15,300 - Unknown - 80 F | | | |
| Jerry Remy, L (1, 4) OBP: 0.311, SLG: 0.318 | 4-3 | | | L3 | | 6-3 | | BB | | 3 | 0 | 0 | 0 | 1 | 0 | | | | | |
| Mickey Rivers, L (1, 8) OBP: 0.338, SLG: 0.369 | G3 | | | 1B | | 2-3 | | F9 | | 4 | 1 | 1 | 0 | 0 | 0 | 1 | | | | |
| Adrian Garrett, L (1, 10) OBP: 0.292, SLG: 0.457 | | K | | 1B | | 4-3 | | F2 | | 4 | 0 | 1 | 1 | 0 | 1 | 1 | | | | |
| Bruce Bochte, L (1, 3) OBP: 0.350, SLG: 0.358 | 6-3 | | | 1B | | | | F8 | | 4 | 0 | 1 | 0 | 0 | 0 | 0 | | | | |
| Leroy Stanton, R (1, 9) OBP: 0.350, SLG: 0.433 | F7 | | | K | | | | K | | 4 | 1 | 1 | 0 | 0 | 2 | 2 | | | | |
| Dave Chalk, R (1, 5) OBP: 0.352, SLG: 0.356 | | | 5-3 | K | | | | K | | 4 | 0 | 0 | 0 | 0 | 2 | 3 | | | | |
| Ellie Rodriguez, R (1, 2) OBP: 0.376, SLG: 0.295 | | | | BB | | F4 | | 1B | | 2 | 0 | 1 | 1 | 1 | 0 | 0 | | | | |
| Mike Miley, S (1, 6) OBP: 0.257, SLG: 0.268 | | | K | | K | | | FC6-4 | | 3 | 0 | 0 | 0 | 0 | 2 | 2 | | | | |
| Inning Stats | R: 0 E: 0 K: 0 S: 3 | H: 0 LOB: 0 BB: 0 P: 3 | R: 0 E: 0 K: 1 S: 5 | H: 0 LOB: 0 BB: 0 P: 5 | R: 0 E: 0 K: 1 S: 5 | H: 0 LOB: 1 BB: 1 P: 9 | R: 1 E: 0 K: 2 S: 10 | H: 3 LOB: 0 BB: 0 P: 10 | R: 0 E: 0 K: 1 S: 5 | H: 0 LOB: 0 BB: 0 P: 3 | R: 1 E: 0 K: 0 S: 5 | H: 2 LOB: 1 BB: 0 P: 5 | R: 0 E: 0 K: 0 S: 3 | H: 0 LOB: 1 BB: 1 P: 7 | R: 0 E: 0 K: 2 S: 7 | H: 0 LOB: 0 BB: 0 P: 7 | | 1B: 5 2B: 0 3B: 0 HR: 0 | SF: 0 SAC: 0 DP: 0 HBP: 0 | WP: 0 PB: 0 SB: 2 CS: 0 |
| PITCHER Caffish Hunter, R (1, 1) ERA: 2.83 | IP: 9.0 WLS: W BF: 34 H: 5 R: 2 ER: 2 SO: 7 BB: 2 IBB: 0 HBP: 0 BLK: 0 WP: 0 HR: 0 S: 46 P: 54 ERA: 2.00 WHIP: 0.778 | | | | | | | | | | | | | | | PITCHER | | | | |

| Batter | 1 | 2 | 3 | 4 | 5 | 6 | 7 | 8 | 9 | AB | R | H | RBI | BB | SO | LOB | BOTTOM | | | |
|--|--|---------------------------------|------------------------------|---------------------------------|------------------------------|---------------------------------|------------------------------|---------------------------------|------------------------------|---------------------------------|------------------------------|---------------------------------|------------------------------|---------------------------------|------------------------------|----------------------------------|---|------------------------------------|----------------------------------|--------|
| Bobby Bonds, R (1, 9) OBP: 0.356, SLG: 0.483 | 1B | | K | | | K | | | | 3 | 0 | 1 | 1 | 1 | 2 | 0 | California Angels @ New York Yankees Shea Stadium, Flushing, NY Fri Aug 22, 1975, 7:05 PM EDT Att: 15,300 - Unknown - 80 F | | | |
| Roy White, S (1, 7) OBP: 0.369, SLG: 0.424 | BB | | | | F9 | G3 | | 4-1 | | 4 | 0 | 1 | 0 | 0 | 0 | 1 | | | | |
| Graig Nettles, L (1, 5) OBP: 0.323, SLG: 0.426 | 1B | | | | | F9 | | | | 3 | 1 | 0 | 0 | 1 | 2 | 2 | | | | |
| Thurman Munson, R (1, 2) OBP: 0.364, SLG: 0.420 | G4-3 | | | | 4-3 | | | | | 3 | 1 | 1 | 0 | 1 | 0 | 3 | | | | |
| Chris Chambliss, L (1, 3) OBP: 0.333, SLG: 0.431 | 4-3 | | | | | | | | | 3 | 1 | 2 | 3 | 1 | 0 | 0 | | | | |
| Ed Herrmann, L (1, 10) OBP: 0.318, SLG: 0.373 | | | | | | | | | | 3 | 0 | 1 | 0 | 0 | 1 | 1 | | | | |
| Alex Johnson, R (7, FR) OBP: 0.299, SLG: 0.347 | K | | | | P1 | | | | | 1 | 1 | 0 | 0 | 0 | 0 | 2 | | | | |
| Sandy Alomar Sr., S (1, 4) OBP: 0.297, SLG: 0.268 | K | | | | | | | | | 3 | 1 | 1 | 0 | 0 | 1 | 0 | | | | |
| Rich Coggins, L (1, 8) OBP: 0.246, SLG: 0.281 | | | | | | | | | | 2 | 0 | 0 | 0 | 0 | 1 | 0 | | | | |
| Lou Piniella, R (7, PH) OBP: 0.276, SLG: 0.237 | | | | | | | | | | 1 | 0 | 0 | 0 | 0 | 0 | 2 | | | | |
| Rick Bladt, R (8, 8) OBP: 0.265, SLG: 0.194 | | | | | | | | | | 0 | 0 | 0 | 0 | 0 | 0 | 0 | | | | |
| Fred Stanley, R (1, 6) OBP: 0.276, SLG: 0.222 | | | | | | | | | | 2 | 0 | 0 | 1 | 0 | 1 | 0 | | | | |
| Inning Stats | R: 0 E: 0 K: 1 S: 5 | H: 1 LOB: 1 BB: 1 P: 9 | R: 0 E: 0 K: 2 S: 7 | H: 0 LOB: 0 BB: 0 P: 7 | R: 0 E: 0 K: 1 S: 5 | H: 0 LOB: 0 BB: 0 P: 5 | R: 1 E: 0 K: 0 S: 4 | H: 1 LOB: 1 BB: 1 P: 8 | R: 0 E: 0 K: 2 S: 7 | H: 0 LOB: 0 BB: 0 P: 7 | R: 0 E: 0 K: 1 S: 5 | H: 0 LOB: 0 BB: 0 P: 5 | R: 4 E: 1 K: 0 S: 8 | H: 5 LOB: 2 BB: 0 P: 8 | R: 0 E: 0 K: 1 S: 4 | H: 0 LOB: 1 BB: 2 P: 12 | 1B: 5 2B: 2 3B: 0 HR: 1 | SF: 1 SAC: 0 DP: 2 HBP: 0 | WP: 0 PB: 0 SB: 2 CS: 0 | PA: 33 |
| PITCHER Ed Figueroa, R (1, 1) ERA: 2.76 | IP: 6.0 WLS: L BF: 24 H: 5 R: 4 ER: 4 SO: 7 BB: 2 IBB: 0 HBP: 0 BLK: 0 WP: 0 HR: 1 S: 36 P: 44 ERA: 6.00 WHIP: 1.167 | | | | | | | | | | | | | | | PITCHER | | | | |
| Mickey Scott, L (7, 1) ERA: 3.69 | 0.0 WLS: 1 BF: 1 H: 1 R: 0 ER: 0 SO: 0 BB: 0 IBB: 0 HBP: 0 BLK: 0 WP: 0 HR: 0 S: 1 P: 1 ERA: 0.00 WHIP: 1.000 | | | | | | | | | | | | | | | PITCHER | | | | |
| Don Kirkwood, R (7, 1) ERA: 2.55 | 2.0 WLS: 8 BF: 1 H: 1 R: 1 ER: 0 SO: 1 BB: 1 IBB: 1 HBP: 0 BLK: 0 WP: 0 HR: 0 S: 8 P: 16 ERA: 0.00 WHIP: 1.000 | | | | | | | | | | | | | | | PITCHER | | | | |

AB 32
R 2
H 5
RBI 2
BB 2
SO 7
LOB 10



AB 28
R 5
H 7
RBI 5
BB 4
SO 8
LOB 11



| Batter | 1 | 2 | 3 | 4 | 5 | 6 | 7 | 8 | 9 | AB | R | H | RBI | BB | SO | LOB | TOP | | | |
|---|--|---------------------------------|------------------------------|---------------------------------|------------------------------|---------------------------------|------------------------------|---------------------------------|------------------------------|----------------------------------|------------------------------|---------------------------------|------------------------------|---------------------------------|------------------------------|---------------------------------|--|----------------------------------|------------------------------------|----------------------------------|
| Jerry Remy, L OBP: 0.306, SLG: 0.316 Winston Lianas, R OBP: 0.248, SLG: 0.214 (5, PH) (5, 4) | 0-3 K | | 0-0 F8 | | 4-0 1B BB | | 0-0 F7 | | | 2 | 0 | 0 | 0 | 0 | 1 | 0 | California Angels @ New York Yankees Shea Stadium, Flushing, NY Sat Aug 23 1975, 3:33 AM EDT Att: 15,509 - Unknown - 77 F | | | |
| Mickey Rivers, L OBP: 0.337, SLG: 0.368 (1, 8) | 0-0 5-3 | | 0-0 4-3 | | 0-0 BB | | 0-0 1B | | 0-0 G1 | 4 | 0 | 1 | 2 | 0 | 0 | 0 | | | | |
| Leroy Stanton, R OBP: 0.349, SLG: 0.434 (1, 9) | 0-0 F8 | | | 0-0 2B | 0-0 K | | | 0-0 4-3 | | 4 | 0 | 1 | 0 | 0 | 1 | 2 | | | | |
| John Balaz, R OBP: 0.338, SLG: 0.470 (1, 7) | | 0-0 5-3 1B | | 0-0 F7 | 0-0 F7 | | | 0-0 K | | 4 | 1 | 1 | 0 | 0 | 1 | 3 | | | | |
| Dave Chalk, R OBP: 0.349, SLG: 0.353 (1, 5) | | 0-0 5-3 | | 0-0 F4 | | 0-0 F3 | | | 0-0 F9 | 4 | 0 | 0 | 0 | 0 | 0 | 2 | | | | |
| Bruce Bochte, L OBP: 0.349, SLG: 0.354 (1, 3) | | 4-0 1B E BB | | 0-0 F5 | | 0-0 F7 | | | 0-3 K | 3 | 1 | 0 | 0 | 1 | 1 | 1 | | | | |
| Bobby Valentine, R OBP: 0.353, SLG: 0.344 (1, 10) | | 0-0 E8 1B | | | 0-0 BB 1B | | 0-0 F9 | | 0-0 F8 | 4 | 1 | 2 | 1 | 0 | 0 | 0 | | | | |
| Ellie Rodriguez, R OBP: 0.374, SLG: 0.290 (1, 2) | | 0-0 9-2 | | | 0-0 F9 | | 0-0 F9 | | | 3 | 0 | 0 | 0 | 0 | 0 | 2 | | | | |
| Mike Miley, S OBP: 0.259, SLG: 0.264 (1, 6) | | | 0-0 5-3 | | 4-0 1B BB | | 0-0 6-3 | | | 2 | 1 | 0 | 0 | 1 | 0 | 0 | | | | |
| Inning Stats | R: 0 E: 0 K: 1 S: 5 | H: 0 LOB: 0 BB: 0 P: 5 | R: 2 E: 1 K: 0 S: 4 | H: 2 LOB: 0 BB: 1 P: 8 | R: 0 E: 0 K: 0 S: 3 | H: 0 LOB: 0 BB: 0 P: 3 | R: 0 E: 0 K: 0 S: 4 | H: 1 LOB: 1 BB: 0 P: 4 | R: 2 E: 0 K: 1 S: 7 | H: 2 LOB: 2 BB: 2 P: 15 | R: 0 E: 0 K: 0 S: 3 | H: 0 LOB: 0 BB: 0 P: 3 | R: 0 E: 0 K: 1 S: 5 | H: 0 LOB: 0 BB: 0 P: 5 | R: 0 E: 0 K: 1 S: 5 | H: 0 LOB: 0 BB: 0 P: 5 | | 1B: 4 2B: 2 3B: 0 HR: 0 | SF: 0 SAC: 0 DP: 1 HBP: 0 | WP: 0 PB: 0 SB: 0 CS: 0 |
| PITCHER Larry Gura, L ERA: 3.39 (1, 1) | IP: 9.0 WLS: W BF: 34 H: 5 R: 4 ER: 3 SO: 4 BB: 3 IBB: 0 HBP: 0 BLK: 0 WP: 0 HR: 0 S: 39 P: 51 ERA: 3.00 WHIP: 0.889 | | | | | | | | | | | | | | | | | | | |

| Batter | 1 | 2 | 3 | 4 | 5 | 6 | 7 | 8 | 9 | AB | R | H | RBI | BB | SO | LOB | BOTTOM | | | |
|---|---|----------------------------------|------------------------------|---------------------------------|------------------------------|---------------------------------|------------------------------|---------------------------------|------------------------------|---------------------------------|------------------------------|---------------------------------|------------------------------|---------------------------------|------------------------------|---------------------------------|--|----------------------------------|------------------------------------|----------------------------------|
| Bobby Bonds, R OBP: 0.360, SLG: 0.492 Walt Williams, R OBP: 0.294, SLG: 0.366 (7, 9) | 4-0 FC1-6 BB | 0-0 HR | | 0-0 L6 | | 0-0 1B 2B | | 0-0 6-3 | | 3 | 2 | 2 | 3 | 1 | 0 | 2 | California Angels @ New York Yankees Shea Stadium, Flushing, NY Sat Aug 23 1975, 3:33 AM EDT Att: 15,509 - Unknown - 77 F | | | |
| Sandy Alomar Sr., S OBP: 0.259, SLG: 0.267 (1, 4) | 4-0 FC1-6 BB | 0-0 4-3 | | 0-0 1B | | 0-0 F8 | | 0-0 F6 | | 4 | 0 | 1 | 0 | 1 | 0 | 1 | | | | |
| Roy White, S OBP: 0.369, SLG: 0.424 (1, 7) | 0-0 FC1-6 1B | 0-0 G3 | | 0-0 1B | | 0-0 2B 1B | | 0-0 F8 | | 5 | 2 | 2 | 1 | 0 | 0 | 2 | | | | |
| Thurman Munson, R OBP: 0.367, SLG: 0.424 (1, 2) | 0-0 HR 1B | | 4-0 G6-3 BB | | 0-0 6-3 | 0-0 2B 2B | | | | 3 | 2 | 2 | 2 | 1 | 0 | 0 | | | | |
| Graig Nettles, L OBP: 0.327, SLG: 0.442 (1, 5) | 0-0 HR | | 0-0 F8 | | 0-0 3B | 0-0 2B | | | | 4 | 1 | 3 | 4 | 0 | 0 | 1 | | | | |
| Chris Chambliss, L OBP: 0.330, SLG: 0.427 (1, 3) | 0-0 F9 | | 0-0 G6-3 | | 0-0 6-3 | 0-0 4-3 | | | | 4 | 0 | 0 | 0 | 0 | 0 | 3 | | | | |
| Ed Herrmann, L OBP: 0.320, SLG: 0.394 Lou Piniella, R OBP: 0.274, SLG: 0.235 (5, PH) | | 0-0 F9 | | 0-0 HR | 0-0 F3 | | 0-0 F9 | | | 2 | 1 | 1 | 1 | 0 | 0 | 0 | | | | |
| Rich Coggins, L OBP: 0.257, SLG: 0.281 Rick Badt, R OBP: 0.305, SLG: 0.333 (6, 8) | | 4-0 1B HR BB | | 4-0 1B BB | | 0-0 HR | | 0-0 G6-4-3 1B | | 0 | 1 | 0 | 0 | 2 | 0 | 0 | | | | |
| Fred Stanley, R OBP: 0.280, SLG: 0.228 (1, 6) | | 0-0 HR 1B | | 0-0 1B 1B | | 0-0 5-3 | | 0-0 G6-4-3 | | 4 | 2 | 2 | 0 | 0 | 0 | 1 | | | | |
| Inning Stats | R: 3 E: 0 K: 0 S: 4 | H: 2 LOB: 2 BB: 2 P: 12 | R: 3 E: 0 K: 0 S: 5 | H: 2 LOB: 1 BB: 1 P: 9 | R: 0 E: 0 K: 0 S: 2 | H: 0 LOB: 0 BB: 1 P: 6 | R: 2 E: 0 K: 0 S: 5 | H: 4 LOB: 1 BB: 1 P: 9 | R: 0 E: 0 K: 0 S: 4 | H: 1 LOB: 1 BB: 0 P: 4 | R: 4 E: 0 K: 0 S: 8 | H: 5 LOB: 1 BB: 0 P: 8 | R: 0 E: 0 K: 0 S: 3 | H: 1 LOB: 0 BB: 0 P: 3 | R: 0 E: 0 K: 0 S: 3 | H: 0 LOB: 0 BB: 0 P: 3 | | 1B: 8 2B: 2 3B: 1 HR: 4 | SF: 0 SAC: 0 DP: 2 HBP: 0 | WP: 1 PB: 0 SB: 1 CS: 0 |
| PITCHER Bill Singer, R ERA: 4.66 Andy Hassler, L ERA: 5.94 Chuck Hockenbery, R ERA: 4.65 (1, 1) (4, 1) (6, 1) | IP: 3.0 WLS: L BF: 17 H: 7 R: 3 ER: 3 SO: 0 BB: 0 IBB: 0 HBP: 0 BLK: 0 WP: 0 HR: 3 S: 12 P: 32 ERA: 24.00 WHIP: 3.333 | | | | | | | | | | | | | | | | | | | |

| Batter | 1 | 2 | 3 | 4 | 5 | 6 | 7 | 8 | 9 | AB | R | H | RBI | BB | SO | LOB | TOP | | | | | |
|---|--|---------------------------------|------------------------------|---------------------------------|------------------------------|---------------------------------|------------------------------|---------------------------------|------------------------------|---------------------------------|------------------------------|---------------------------------|------------------------------|---------------------------------|------------------------------|---------------------------------|---|---------------------------------|----------------------------------|------------------------------------|----------------------------------|--------|
| Bill North, S OBP: 0.379, SLG: 0.322 (1, 8) | | | 4-3 | | | FC1-6 BB | | 3-1 | | 3 | 0 | 0 | 0 | 1 | 1 | 1 | <p>Oakland Athletics @ New York Yankees Shea Stadium, Flushing, NY Tue Aug 26 1975, 7:05 PM EDT Att: 20,927 - Unknown</p> <p>livebaseballscorecards.com</p> <p>AB 33 R 1 H 7 RBI 1 BB 2 SO 9 LOB 14</p> | | | | | |
| Bert Campaneris, R OBP: 0.336, SLG: 0.325 (1, 6) | | | | | FC1-6 FC5-4 | | 5-3 | | 4 | 0 | 1 | 0 | 0 | 0 | 2 | | | | | | | |
| Sal Bando, R OBP: 0.317, SLG: 0.305 (1, 5) | | | F8 | | FC5-4 | | | BB | 3 | 0 | 0 | 0 | 1 | 1 | 1 | | | | | | | |
| Reggie Jackson, L OBP: 0.340, SLG: 0.521 (1, 9) | | 4-3 | | K | | | | F7 | 4 | 0 | 0 | 0 | 0 | 2 | 3 | | | | | | | |
| Claudell Washington, L OBP: 0.343, SLG: 0.424 (1, 7) | | 1B 1B | | F7 | | | | 3-1 | 4 | 1 | 1 | 0 | 0 | 1 | 0 | | | | | | | |
| Billy Williams, L OBP: 0.339, SLG: 0.411 (1, 10) | | 1B 1B | | K | | | | F8 | 4 | 0 | 2 | 0 | 0 | 1 | 0 | | | | | | | |
| Jim Holt, L OBP: 0.362, SLG: 0.361 (1, 3) | | 1B | | | 3-1 | | | F5 | 4 | 0 | 2 | 1 | 0 | 0 | 1 | | | | | | | |
| Gene Tenace, R OBP: 0.387, SLG: 0.427 (1, 2) | | K | | | K | | | F7 | 4 | 0 | 0 | 0 | 0 | 3 | 4 | | | | | | | |
| Phil Garner, R OBP: 0.272, SLG: 0.326 (1, 4) | | L5 | | | 5-3 | | | 5-3 3-1 1B | 3 | 0 | 1 | 0 | 0 | 0 | 2 | | | | | | | |
| Inning Stats | R: 0 E: 0 K: 2 S: 7 | H: 0 LOB: 0 BB: 0 P: 7 | R: 1 E: 0 K: 1 S: 8 | H: 3 LOB: 2 BB: 0 P: 8 | R: 0 E: 0 K: 2 S: 3 | H: 1 LOB: 0 BB: 0 P: 3 | R: 0 E: 0 K: 2 S: 7 | H: 0 LOB: 0 BB: 0 P: 7 | R: 0 E: 0 K: 1 S: 5 | H: 0 LOB: 0 BB: 0 P: 5 | R: 0 E: 0 K: 1 S: 5 | H: 1 LOB: 1 BB: 1 P: 9 | R: 0 E: 0 K: 1 S: 6 | H: 1 LOB: 2 BB: 1 P: 6 | R: 0 E: 0 K: 1 S: 4 | H: 1 LOB: 2 BB: 1 P: 8 | R: 0 E: 0 K: 1 S: 6 | H: 1 LOB: 1 BB: 0 P: 6 | 1B: 7 2B: 0 3B: 0 HR: 0 | SF: 0 SAC: 0 DP: 0 HBP: 0 | WP: 0 PB: 0 SB: 0 CS: 0 | PA: 35 |
| PITCHER Caffish Hunter, R ERA: 2.76 (1, 1) | IP: 9.0 WLS: W BF: 35 H: 7 R: 1 ER: 1 SO: 9 BB: 2 IBB: 0 HBP: 0 BLK: 0 WP: 0 HR: 0 S: 51 P: 59 ERA: 1.00 WHIP: 1.000 | | | | | | | | | | | | | | | PITCHER | | | | | | |

| Batter | 1 | 2 | 3 | 4 | 5 | 6 | 7 | 8 | 9 | AB | R | H | RBI | BB | SO | LOB | BOTTOM | | | |
|---|--|---------------------------------|------------------------------|----------------------------------|------------------------------|---------------------------------|------------------------------|---------------------------------|------------------------------|---------------------------------|------------------------------|---------------------------------|-------------------------------|----------------------------------|------------------------------|---------------------------------|--|------------------------------------|----------------------------------|--------|
| Bobby Bonds, R OBP: 0.359, SLG: 0.485 (1, 8) (5, 9) | 1-3 | | | K | | K | | 5-3 | | 4 | 0 | 0 | 0 | 1 | 2 | 5 | <p>Oakland Athletics @ New York Yankees Shea Stadium, Flushing, NY Tue Aug 26 1975, 7:05 PM EDT Att: 20,927 - Unknown</p> <p>livebaseballscorecards.com</p> <p>AB 38 R 7 H 17 RBI 7 BB 2 SO 5 LOB 19</p> | | | |
| Sandy Alomar Sr., S OBP: 0.299, SLG: 0.289 (1, 4) | | 1B S 1B | | | 4-3 | | | 1B 2B | | 5 | 2 | 2 | 0 | 0 | 0 | 2 | | | | |
| Roy White, S OBP: 0.376, SLG: 0.430 (1, 7) | | 1B 1B | | SF8 1B | | 2B | | 1B 2B 1B | | 5 | 2 | 4 | 0 | 0 | 0 | 0 | | | | |
| Thurman Munson, R OBP: 0.368, SLG: 0.424 (1, 2) | | 1B | | WP SF8 1B | | L3-6 2B | | 1B 2B BB 1B | | 4 | 2 | 4 | 2 | 1 | 0 | 0 | | | | |
| Graig Nettles, L OBP: 0.326, SLG: 0.447 (1, 5) | F2 | | | SF8 1B | | L3-6 2B | | 2B CS 1B | | 4 | 0 | 1 | 2 | 0 | 0 | 4 | | | | |
| Chris Chambliss, L OBP: 0.332, SLG: 0.430 (1, 3) | 4-3 | | | 5-3 | | F8 | | 1B 2B | | 4 | 1 | 1 | 2 | 0 | 0 | 2 | | | | |
| Ed Herrmann, L OBP: 0.322, SLG: 0.417 (1, 10) | | F5 | | | | | | K 1B | | 4 | 0 | 2 | 0 | 0 | 1 | 2 | | | | |
| Dave Bergman, L (1, 9) | | K | | | | F6 | | F8 1B | | 2 | 0 | 0 | 0 | 0 | 1 | 1 | | | | |
| Rick Badt, R OBP: 0.293, SLG: 0.316 (5, 8) | | | | | | | | 1B | | 2 | 0 | 1 | 1 | 0 | 0 | 1 | | | | |
| Fred Stanley, R OBP: 0.280, SLG: 0.230 (1, 6) | | BB 1B | | | | K | | E6 1B | | 4 | 0 | 2 | 0 | 0 | 1 | 2 | | | | |
| Inning Stats | R: 1 E: 0 K: 0 S: 6 | H: 3 LOB: 2 BB: 0 P: 6 | R: 0 E: 0 K: 1 S: 6 | H: 1 LOB: 1 BB: 1 P: 10 | R: 1 E: 0 K: 0 S: 4 | H: 2 LOB: 0 BB: 0 P: 4 | R: 0 E: 0 K: 2 S: 8 | H: 1 LOB: 1 BB: 0 P: 8 | R: 1 E: 0 K: 0 S: 4 | H: 2 LOB: 0 BB: 0 P: 4 | R: 0 E: 1 K: 1 S: 7 | H: 1 LOB: 2 BB: 0 P: 7 | R: 4 E: 0 K: 1 S: 10 | H: 6 LOB: 2 BB: 1 P: 14 | R: 0 E: 0 K: 0 S: 4 | H: 1 LOB: 1 BB: 0 P: 4 | 1B: 12 2B: 6 3B: 0 HR: 0 | SF: 1 SAC: 0 DP: 1 HBP: 0 | WP: 1 PB: 0 SB: 1 CS: 1 | PA: 41 |
| PITCHER Sonny Siebert, R ERA: 3.78 (1, 1) Paul Lindblad, L ERA: 2.34 (5, 1) Glenn Abbott, R ERA: 3.87 (7, 1) | IP: 4.1 WLS: L BF: 22 H: 9 R: 3 ER: 3 SO: 3 BB: 1 IBB: 0 HBP: 0 BLK: 0 WP: 0 HR: 0 S: 15 P: 19 ERA: 6.23 WHIP: 2.308 | | | | | | | | | | | | | | | PITCHER | | | | |

| Batter | 1 | 2 | 3 | 4 | 5 | 6 | 7 | 8 | 9 | AB | R | H | RBI | BB | SO | LOB | TOP | |
|---|--|---------------------------------|------------------------------|----------------------------------|------------------------------|---------------------------------|------------------------------|---------------------------------|------------------------------|---------------------------------|------------------------------|---------------------------------|------------------------------|---------------------------------|----------------------------------|------------------------------------|----------------------------------|--------|
| Bill North, S OBP: 0.378, SLG: 0.321 (1, 8) | | | | | | | | | | 4 | 0 | 1 | 0 | 0 | 0 | 2 | | |
| Claudell Washington, L OBP: 0.343, SLG: 0.423 (1, 7) | | | | | | | | | | 4 | 1 | 1 | 0 | 0 | 0 | 1 | | |
| Sal Bando, R OBP: 0.316, SLG: 0.303 (1, 5) | | | | | | | | | | 3 | 0 | 0 | 0 | 1 | 0 | 1 | | |
| Reggie Jackson, L OBP: 0.339, SLG: 0.519 (1, 9) | | | | | | | | | | 2 | 0 | 0 | 1 | 1 | 1 | 1 | | |
| Billy Williams, L OBP: 0.339, SLG: 0.410 Matt Alexander, S OBP: 0.400, SLG: 0.250 (9, PR) | | | | | | | | | | 4 | 0 | 1 | 0 | 0 | 1 | 1 | | |
| Gene Tenace, R OBP: 0.388, SLG: 0.427 (1, 3) | | | | | | | | | | 2 | 1 | 1 | 1 | 1 | 0 | 0 | | |
| Phil Garner, R OBP: 0.274, SLG: 0.328 (1, 4) | | | | | | | | | | 4 | 0 | 2 | 0 | 0 | 0 | 2 | | |
| Ray Fosse, R OBP: 0.183, SLG: 0.167 Larry Haney, R OBP: 0.097, SLG: 0.267 (9, 2) | | | | | | | | | | 4 | 0 | 0 | 1 | 0 | 0 | 3 | | |
| Ted Martinez, R OBP: 0.210, SLG: 0.230 (1, 6) | | | | | | | | | | 3 | 0 | 0 | 0 | 0 | 0 | 3 | | |
| Inning Stats | R: 0 E: 0 K: 0 S: 3 | H: 1 LOB: 1 BB: 1 P: 7 | R: 1 E: 0 K: 1 S: 7 | H: 1 LOB: 2 BB: 1 P: 11 | R: 1 E: 0 K: 0 S: 4 | H: 1 LOB: 0 BB: 0 P: 4 | R: 0 E: 0 K: 0 S: 4 | H: 0 LOB: 1 BB: 0 P: 4 | R: 0 E: 0 K: 0 S: 3 | H: 1 LOB: 1 BB: 1 P: 7 | R: 0 E: 0 K: 0 S: 5 | H: 0 LOB: 0 BB: 0 P: 5 | R: 1 E: 0 K: 0 S: 4 | H: 1 LOB: 1 BB: 0 P: 4 | 1B: 6 2B: 0 3B: 0 HR: 0 | SF: 2 SAC: 0 DP: 1 HBP: 0 | WP: 0 PB: 0 SB: 2 CS: 1 | PA: 35 |
| PITCHER Doc Medich, R ERA: 3.44 (1, 1) | IP: 9.0 WLS: L BF: 35 H: 6 R: 3 ER: 2 SO: 2 BB: 3 IBB: 0 HBP: 0 BLK: 0 WP: 0 HR: 0 S: 36 P: 48 ERA: 2.00 WHIP: 1.000 | | | | | | | | | | | | | | | PITCHER | | |

Oakland Athletics @ New York Yankees
Shea Stadium, Flushing, NY
Wed Aug 27 1975, 7:05 PM EDT
Att: 20,471 - Unknown - 77 F

| | |
|-----|----|
| AB | 30 |
| R | 3 |
| H | 6 |
| RBI | 3 |
| BB | 3 |
| SO | 2 |
| LOB | 14 |

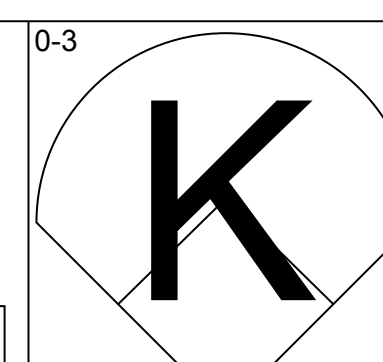
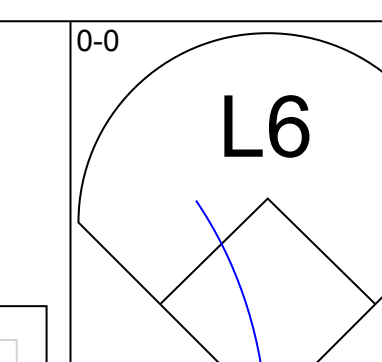
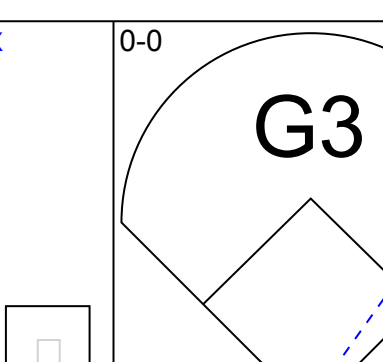
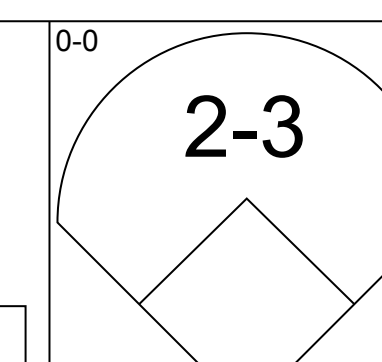
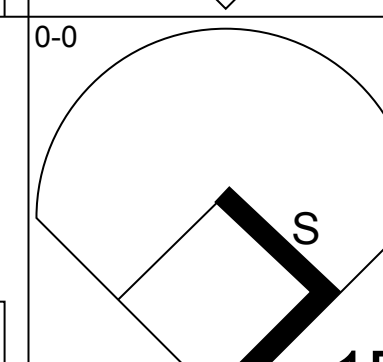
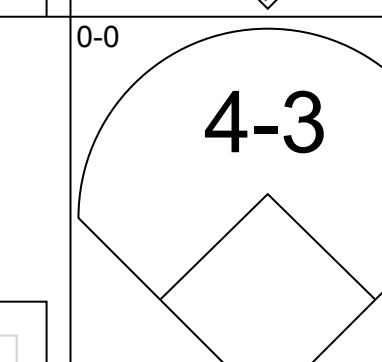
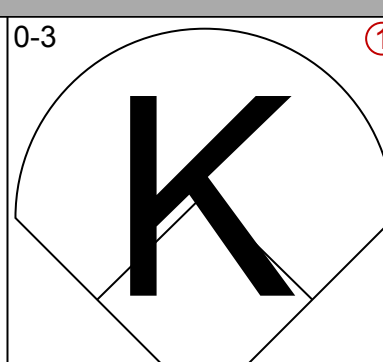
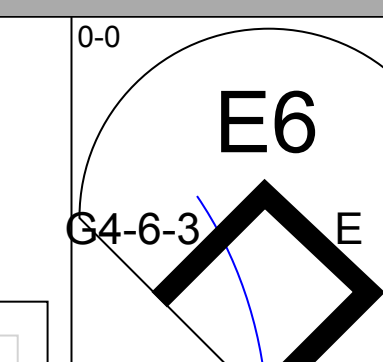
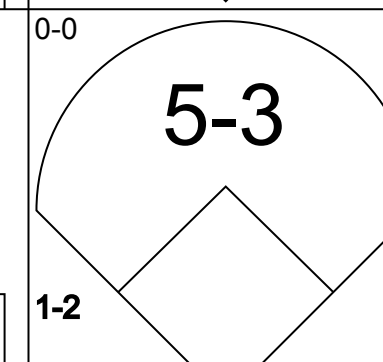
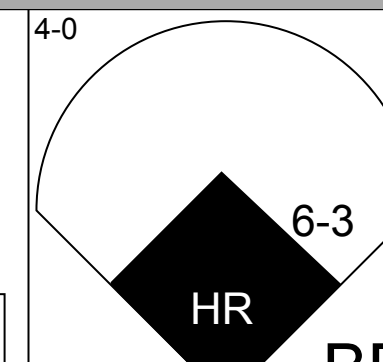
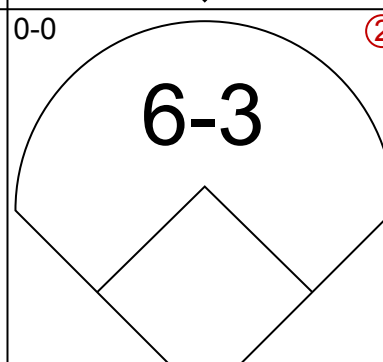
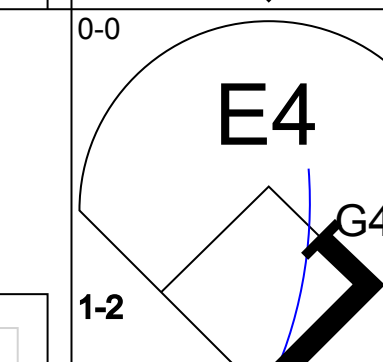
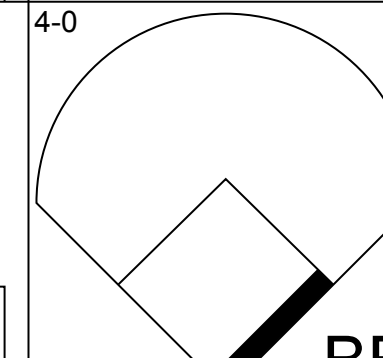
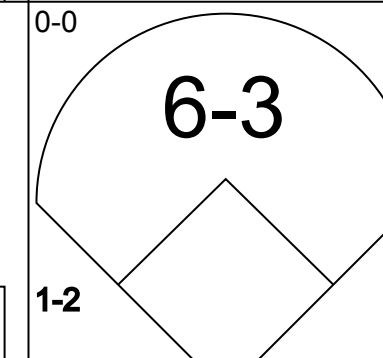
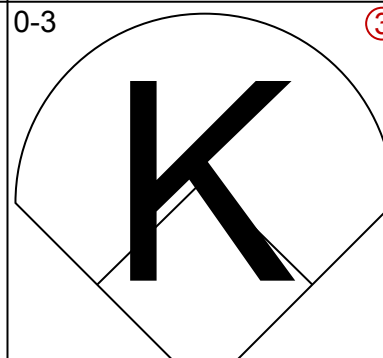
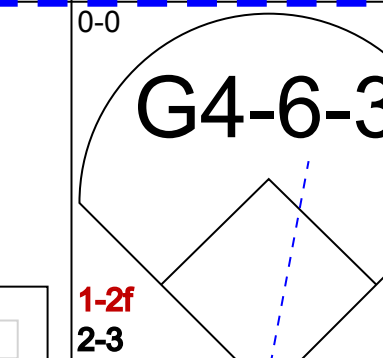
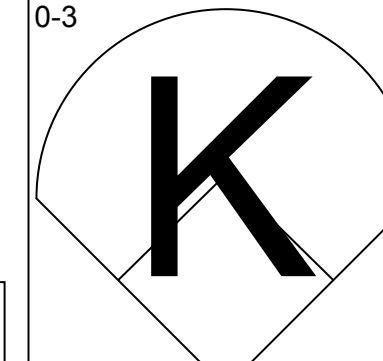
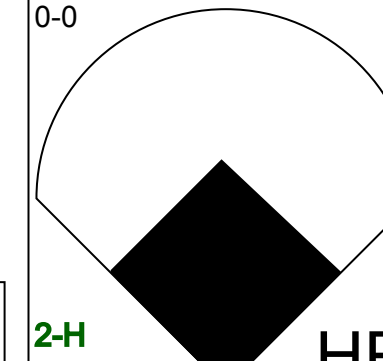
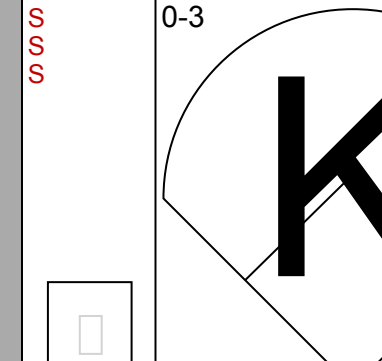
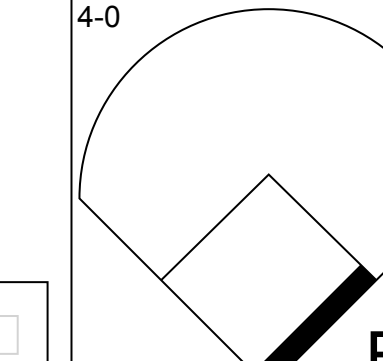
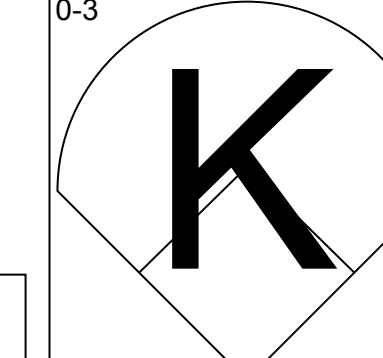
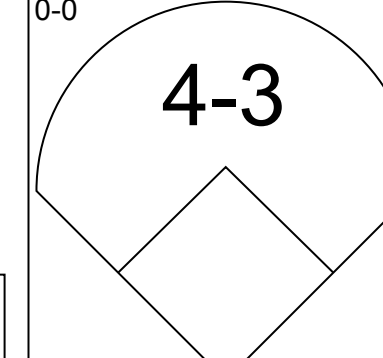
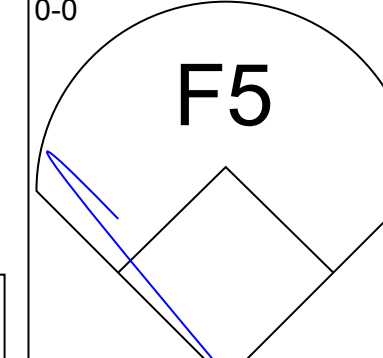
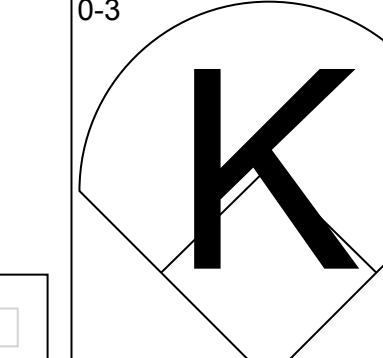
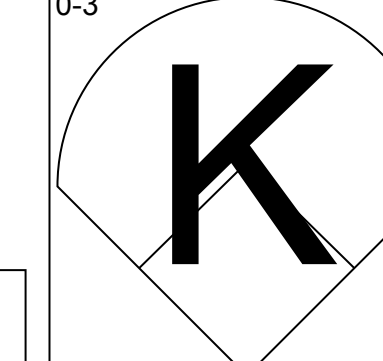
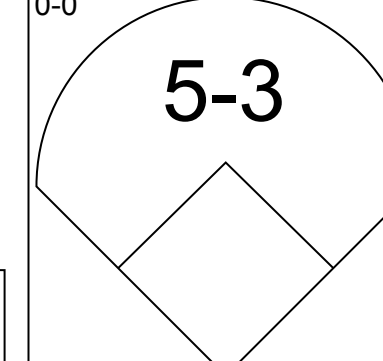
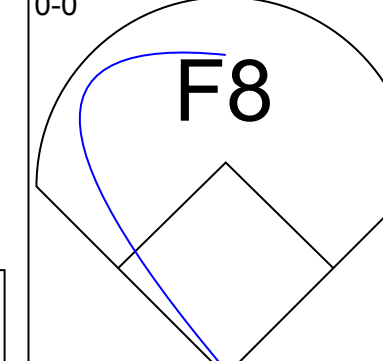
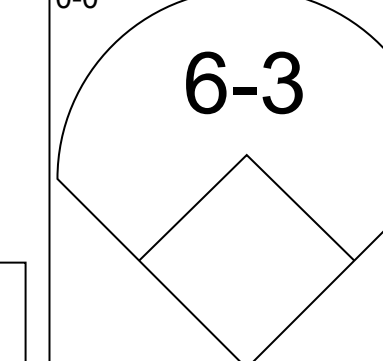
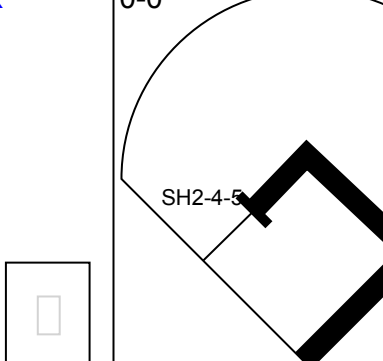
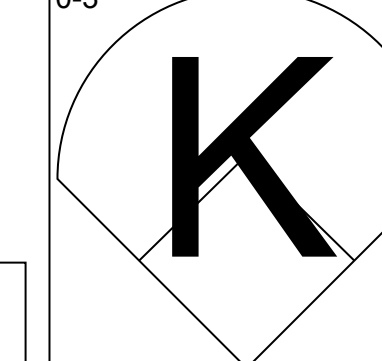
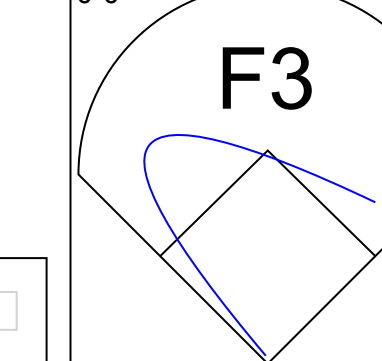
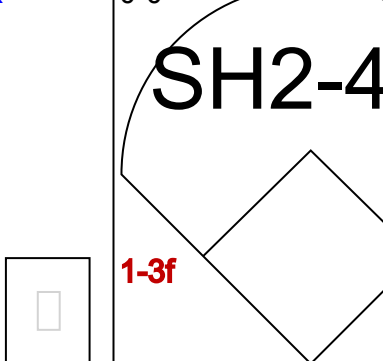
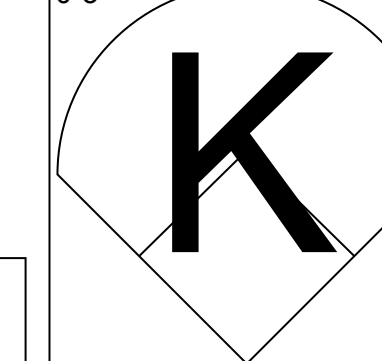


| Batter | 1 | 2 | 3 | 4 | 5 | 6 | 7 | 8 | 9 | AB | R | H | RBI | BB | SO | LOB | BOTTOM | | | |
|--|--|---------------------------------|------------------------------|---------------------------------|------------------------------|---------------------------------|------------------------------|---------------------------------|------------------------------|---------------------------------|------------------------------|---------------------------------|------------------------------|---------------------------------|------------------------------|---------------------------------|----------------------------------|------------------------------------|----------------------------------|--------|
| Bobby Bonds, R OBP: 0.357, SLG: 0.480 (1, 8) | | | | | | | | | | 4 | 0 | 0 | 0 | 1 | 1 | 2 | | | | |
| Sandy Alomar Sr., S OBP: 0.297, SLG: 0.288 (1, 4) | | | | | | | | | | 5 | 1 | 1 | 0 | 0 | 1 | 4 | | | | |
| Roy White, S OBP: 0.373, SLG: 0.426 (1, 7) | | | | | | | | | | 4 | 0 | 0 | 0 | 0 | 0 | 3 | | | | |
| Thurman Munson, R OBP: 0.369, SLG: 0.426 (1, 2) | | | | | | | | | | 3 | 0 | 1 | 0 | 1 | 1 | 0 | | | | |
| Graig Nettles, L OBP: 0.327, SLG: 0.446 (1, 5) | | | | | | | | | | 3 | 0 | 1 | 1 | 1 | 0 | 0 | | | | |
| Lou Piniella, R OBP: 0.289, SLG: 0.231 (1, 9) | | | | | | | | | | 4 | 1 | 1 | 0 | 0 | 0 | 4 | | | | |
| Chris Chambliss, L OBP: 0.331, SLG: 0.430 (1, 3) | | | | | | | | | | 4 | 0 | 1 | 1 | 0 | 1 | 2 | | | | |
| Walt Williams, R OBP: 0.301, SLG: 0.374 Rich Coggins, L OBP: 0.252, SLG: 0.275 (9, PR) | | | | | | | | | | 4 | 0 | 1 | 0 | 0 | 0 | 1 | | | | |
| Fred Stanley, R OBP: 0.278, SLG: 0.228 Rick Dempsey, R OBP: 0.345, SLG: 0.294 (9, PH) | | | | | | | | | | 2 | 0 | 0 | 0 | 0 | 0 | 0 | | | | |
| Inning Stats | R: 1 E: 0 K: 0 S: 5 | H: 2 LOB: 2 BB: 1 P: 9 | R: 0 E: 0 K: 1 S: 5 | H: 0 LOB: 0 BB: 0 P: 5 | R: 0 E: 0 K: 0 S: 3 | H: 0 LOB: 0 BB: 0 P: 3 | R: 1 E: 1 K: 0 S: 5 | H: 2 LOB: 1 BB: 0 P: 5 | R: 0 E: 0 K: 1 S: 5 | H: 0 LOB: 0 BB: 0 P: 5 | R: 0 E: 0 K: 0 S: 4 | H: 1 LOB: 2 BB: 1 P: 8 | R: 0 E: 0 K: 1 S: 5 | H: 0 LOB: 0 BB: 0 P: 5 | R: 1 E: 1 K: 1 S: 7 | H: 1 LOB: 2 BB: 0 P: 7 | 1B: 5 2B: 2 3B: 0 HR: 0 | SF: 0 SAC: 1 DP: 0 HBP: 0 | WP: 0 PB: 0 SB: 0 CS: 0 | PA: 38 |
| PITCHER Vida Blue, L ERA: 3.07 Rolie Fingers, R ERA: 3.31 (9, 1) | IP: 8.1 WLS: W BF: 36 H: 7 R: 2 ER: 1 SO: 3 BB: 3 IBB: 0 HBP: 0 BLK: 0 WP: 0 HR: 0 S: 39 P: 51 ERA: 1.08 WHIP: 1.200 | | | | | | | | | | | | | | | PITCHER | | | | |

Oakland Athletics @ New York Yankees
Shea Stadium, Flushing, NY
Wed Aug 27 1975, 7:05 PM EDT
Att: 20,471 - Unknown - 77 F

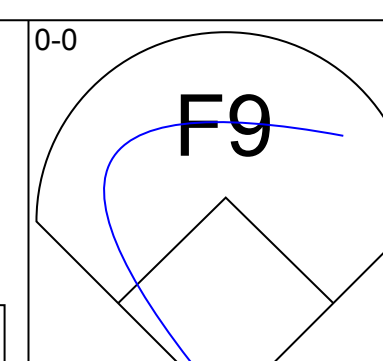
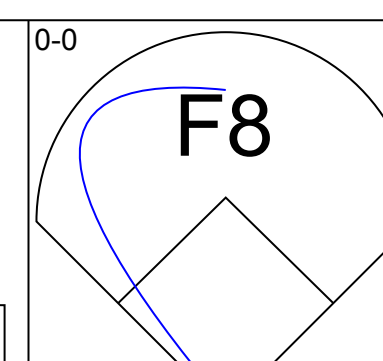
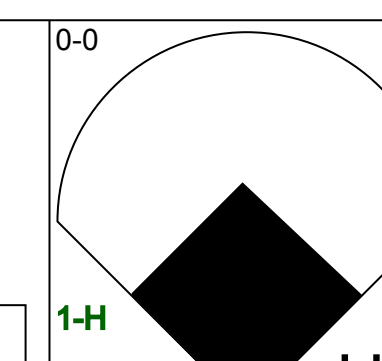
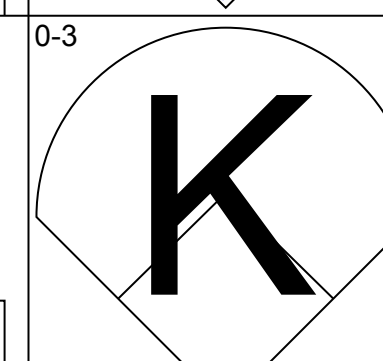
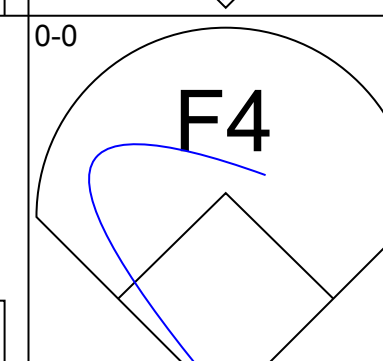
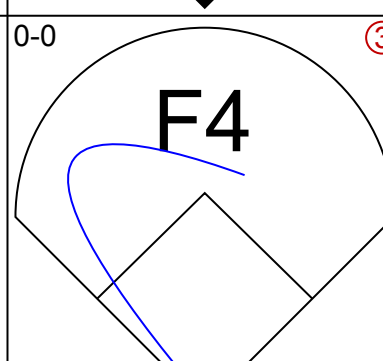
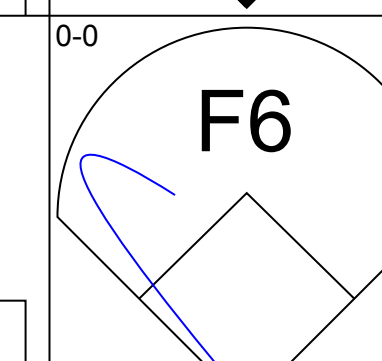
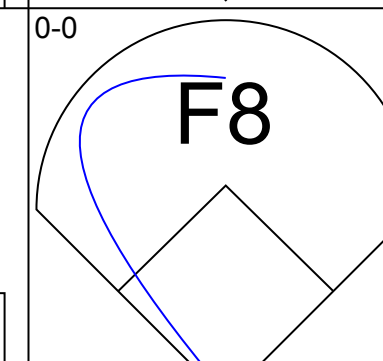
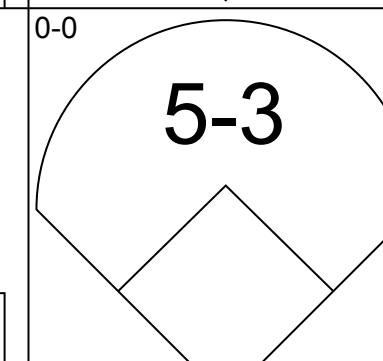
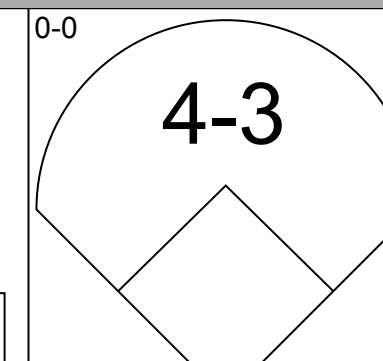
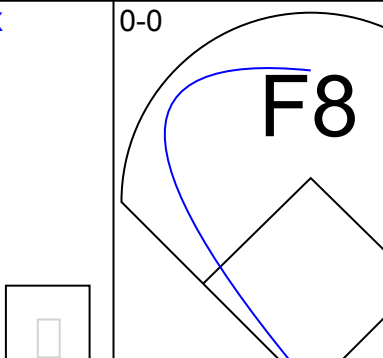
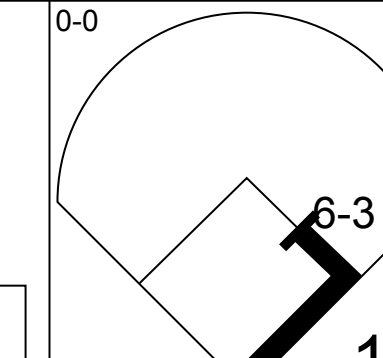

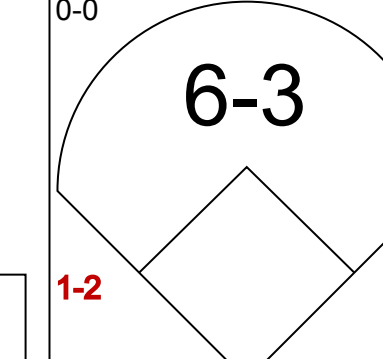
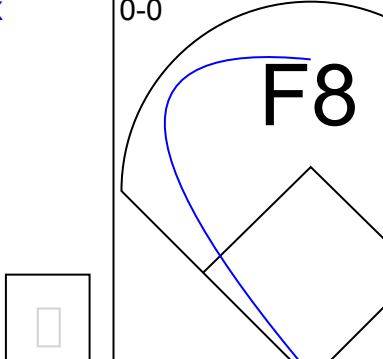

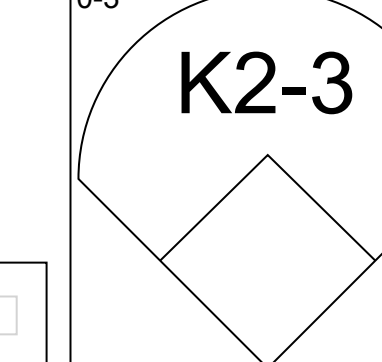
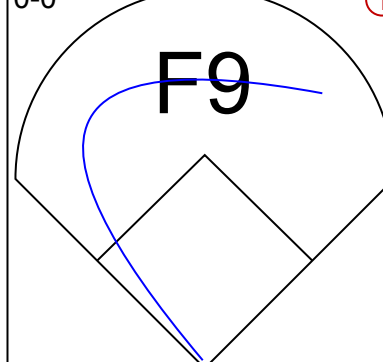
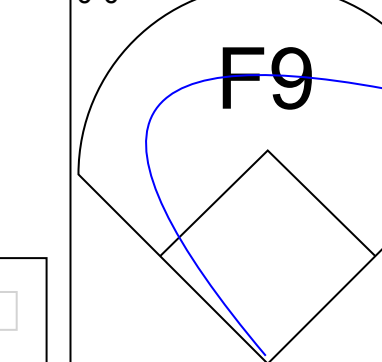
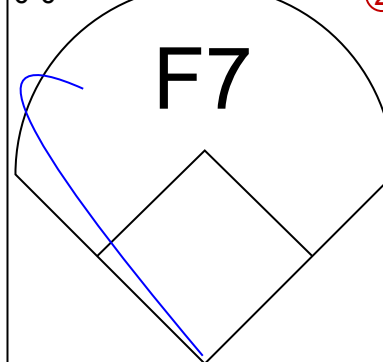
| | |
|-----|----|
| AB | 34 |
| R | 2 |
| H | 7 |
| RBI | 2 |
| BB | 3 |
| SO | 4 |
| LOB | 16 |



| Batter | 1 | 2 | 3 | 4 | 5 | 6 | 7 | 8 | 9 | AB | R | H | RBI | BB | SO | LOB | TOP | | | |
|--|--|----------------------------------|---|---|---|---------------------------------|--|--|---|---------------------------------|------------------------------|---------------------------------|------------------------------|---------------------------------|------------------------------|----------------------------------|--|----------------------------------|------------------------------------|----------------------------------|
| Bill North, S OBP: 0.375, SLG: 0.318 (1, 8) |  | |  | |  | | |  | | 4 | 0 | 0 | 0 | 0 | 1 | 0 | <p>Oakland Athletics @ New York Yankees Shea Stadium, Flushing, NY Thu Aug 28 1975, 7:05 PM EDT Att: 16,477 - Unknown - 75 F</p> | | | |
| Claudell Washington, L OBP: 0.342, SLG: 0.421 (1, 7) |  | |  | | | |  | |  | 4 | 0 | 1 | 0 | 0 | 1 | 0 | | | | |
| Sal Bando, R OBP: 0.316, SLG: 0.301 (1, 5) |  | | |  | | |  | |  | 3 | 1 | 0 | 0 | 1 | 0 | 2 | | | | |
| Reggie Jackson, L OBP: 0.339, SLG: 0.515 (1, 9) |  | | |  | | |  | |  | 3 | 0 | 0 | 0 | 1 | 1 | 3 | | | | |
| Billy Williams, L OBP: 0.351, SLG: 0.416 (1, 10) Matt Alexander, S OBP: 0.400, SLG: 0.250 (9, PR) |  | | |  | | |  | |  | 3 | 1 | 1 | 2 | 1 | 2 | 2 | | | | |
| Jim Holt, L OBP: 0.351, SLG: 0.349 (1, 3) Angel Mangual, R OBP: 0.241, SLG: 0.275 (9, PH) |  | |  | | | |  | |  | 3 | 0 | 0 | 0 | 0 | 1 | 0 | | | | |
| Gene Tenace, R OBP: 0.386, SLG: 0.424 (1, 2) |  | |  | | | |  | | | 3 | 0 | 0 | 0 | 0 | 1 | 0 | | | | |
| Phil Garner, R OBP: 0.274, SLG: 0.328 (1, 4) |  | | | | | |  | |  | 3 | 0 | 1 | 0 | 0 | 1 | 0 | | | | |
| Ted Martinez, R OBP: 0.203, SLG: 0.222 (1, 6) | | |  | | | |  | |  | 2 | 0 | 0 | 0 | 0 | 1 | 0 | | | | |
| Inning Stats | R: 0 E: 0 K: 2 S: 8 | H: 1 LOB: 2 BB: 1 P: 12 | R: 0 E: 0 K: 2 S: 7 | H: 0 LOB: 0 BB: 0 P: 7 | R: 0 E: 0 K: 0 S: 3 | H: 0 LOB: 0 BB: 0 P: 3 | R: 2 E: 0 K: 0 S: 4 | H: 1 LOB: 0 BB: 1 P: 8 | R: 0 E: 0 K: 0 S: 3 | H: 0 LOB: 0 BB: 0 P: 3 | R: 0 E: 0 K: 1 S: 5 | H: 0 LOB: 0 BB: 0 P: 5 | R: 0 E: 0 K: 2 S: 7 | H: 0 LOB: 0 BB: 0 P: 7 | R: 0 E: 2 K: 1 S: 6 | H: 0 LOB: 2 BB: 1 P: 10 | | 1B: 2 2B: 1 3B: 0 HR: 1 | SF: 0 SAC: 1 DP: 2 HBP: 0 | WP: 0 PB: 0 SB: 1 CS: 0 |
| PITCHER | IP WLS BF H R ER SO BB IBB HBP BLK WP HR S P ERA WHIP | | | | | | | | | | | | | | | | | | | |
| Pat Dobson, R ERA: 3.89 (1, 1) | 8.0 W 30 3 2 2 9 2 0 0 0 0 1 46 54 2.25 0.625 | | | | | | | | | | | | | | | | | | | |
| Tippy Martinez, L ERA: 3.57 (9, 1) | 1.0 S 3 0 0 0 1 1 0 0 0 0 0 4 8 0.00 1.000 | | | | | | | | | | | | | | | | | | | |

| | |
|-----|----|
| AB | 29 |
| R | 2 |
| H | 3 |
| RBI | 2 |
| BB | 3 |
| SO | 10 |
| LOB | 9 |



| Batter | 1 | 2 | 3 | 4 | 5 | 6 | 7 | 8 | 9 | AB | R | H | RBI | BB | SO | LOB | BOTTOM | | | |
|--|---|---------------------------------|------------------------------|---|------------------------------|---------------------------------|---|---|---|---------------------------------|------------------------------|---------------------------------|------------------------------|---------------------------------|------------------------------|---------------------------------|--|----------------------------------|------------------------------------|----------------------------------|
| Bobby Bonds, R OBP: 0.359, SLG: 0.490 (1, 8) |  | | |  | | | |  | | 4 | 1 | 2 | 3 | 0 | 0 | 0 | <p>Oakland Athletics @ New York Yankees Shea Stadium, Flushing, NY Thu Aug 28 1975, 7:05 PM EDT Att: 16,477 - Unknown - 75 F</p> | | | |
| Sandy Alomar Sr., S OBP: 0.255, SLG: 0.285 (1, 4) |  | | |  | | |  | |  | 4 | 0 | 0 | 0 | 0 | 1 | 2 | | | | |
| Roy White, S OBP: 0.371, SLG: 0.423 (1, 7) |  | | |  | | | | |  | 3 | 0 | 0 | 0 | 0 | 0 | 0 | | | | |
| Thurman Munson, R OBP: 0.370, SLG: 0.426 (1, 2) | | | | | | | | |  | 2 | 0 | 1 | 0 | 1 | 0 | 0 | | | | |
| Graig Nettles, L OBP: 0.325, SLG: 0.444 (1, 5) | | | |  | | | | |  | 3 | 0 | 0 | 0 | 0 | 0 | 2 | | | | |
| Lou Piniella, R OBP: 0.285, SLG: 0.228 (1, 9) | | | |  | | | | |  | 3 | 0 | 0 | 0 | 0 | 0 | 2 | | | | |
| Chris Chambliss, L OBP: 0.331, SLG: 0.429 (1, 3) | | | | | | | | |  | 2 | 1 | 0 | 0 | 1 | 0 | 0 | | | | |
| Walt Williams, R OBP: 0.295, SLG: 0.367 (1, 10) | | | |  | | | | |  | 3 | 0 | 0 | 0 | 0 | 1 | 1 | | | | |
| Fred Stanley, R OBP: 0.276, SLG: 0.226 (1, 6) Rick Dempsey, R OBP: 0.342, SLG: 0.291 (6, PH) Ed Brinkman, R OBP: 0.276, SLG: 0.313 (7, 6) Rich Coggins, L OBP: 0.252, SLG: 0.275 (8, PR) Jim Mason, L OBP: 0.212, SLG: 0.214 (9, 6) | | | |  | | | | |  | 1 | 0 | 0 | 0 | 0 | 0 | 0 | | | | |
| Inning Stats | R: 0 E: 1 K: 1 S: 5 | H: 0 LOB: 0 BB: 0 P: 5 | R: 0 E: 0 K: 0 S: 3 | H: 1 LOB: 1 BB: 0 P: 3 | R: 0 E: 0 K: 1 S: 5 | H: 0 LOB: 0 BB: 0 P: 5 | R: 0 E: 0 K: 0 S: 3 | H: 0 LOB: 0 BB: 0 P: 3 | R: 1 E: 0 K: 0 S: 4 | H: 1 LOB: 1 BB: 1 P: 8 | R: 0 E: 0 K: 0 S: 3 | H: 0 LOB: 1 BB: 1 P: 7 | R: 0 E: 0 K: 0 S: 4 | H: 1 LOB: 1 BB: 0 P: 5 | R: 2 E: 0 K: 0 S: 4 | H: 1 LOB: 1 BB: 0 P: 5 | | 1B: 1 2B: 1 3B: 0 HR: 1 | SF: 0 SAC: 0 DP: 0 HBP: 1 | WP: 0 PB: 0 SB: 0 CS: 0 |
| PITCHER | IP WLS BF H R ER SO BB IBB HBP BLK WP HR S P ERA WHIP | | | | | | | | | | | | | | | | | | | |
| Ken Holtzman, L ERA: 3.32 (1, 1) | 8.0 L 29 3 3 3 2 2 0 0 1 0 0 1 30 39 3.38 0.625 | | | | | | | | | | | | | | | | | | | |


| | |
|-----|----|
| AB | 26 |
| R | 3 |
| H | 3 |
| RBI | 3 |
| BB | 2 |
| SO | 2 |
| LOB | 8 |



| Batter | 1 | 2 | 3 | 4 | 5 | 6 | 7 | 8 | 9 | AB | R | H | RBI | BB | SO | LOB | TOP | | | |
|---|--|---------------------------------|------------------------------|---------------------------------|------------------------------|---------------------------------|------------------------------|----------------------------------|------------------------------|----------------------------------|------------------------------|---------------------------------|------------------------------|---------------------------------|------------------------------|---------------------------------|----------------------------------|------------------------------------|-------------------------|--------|
| Freddie Patek, R (1, 6) OBP: 0.304, SLG: 0.330 | 0-3 K | | | 0-0 BB E 2B | 0-0 BB 1B | | 0-0 F7 | | | 4 | 2 | 2 | 0 | 0 | 1 | 0 | | | | |
| Amos Otis, R (1, 8) OBP: 0.360, SLG: 0.411 | 0-3 K | | | 4-0 BB E BB | 4-0 1B E BB | | 0-0 1-3 | | | 2 | 2 | 0 | 0 | 2 | 1 | 0 | | | | |
| George Brett, L (1, 5) OBP: 0.338, SLG: 0.431 | 0-0 6-3 | | | 0-0 F7 | 0-0 E7 1B | | 0-0 4-3 | | | 4 | 0 | 1 | 1 | 0 | 0 | 2 | | | | |
| John Mayberry, L (1, 10) OBP: 0.406, SLG: 0.553 | | 0-0 F2 | | 4-0 1B E BB | | 0-0 F8 | | 0-0 6-3 | | 3 | 0 | 0 | 0 | 1 | 0 | 0 | | | | |
| Hal McRae, R (1, 7) OBP: 0.367, SLG: 0.443 | | 0-0 5-3 | | 0-0 E3 1B | | 0-0 L7 | | 0-0 F8 | | 4 | 0 | 0 | 1 | 0 | 0 | 1 | | | | |
| Jim Wohlford, R (8, 7) OBP: 0.319, SLG: 0.310 | | | | 1-2 2-H 3-H | | | | | | 0 | 0 | 0 | 0 | 0 | 0 | 0 | | | | |
| Tony Solaita, L (1, 3) OBP: 0.380, SLG: 0.527 | 0-0 L9 | | | 0-0 1-3 2-3 | 1B | 0-0 E9 1B | | 0-0 F8 | | 4 | 1 | 2 | 0 | 0 | 0 | 0 | | | | |
| Al Cowens, R (1, 9) OBP: 0.331, SLG: 0.395 | | | 0-3 K | 0-3 K | | 0-0 2-H 1B | | 0-0 5-3 | | 4 | 0 | 1 | 1 | 0 | 2 | 2 | AB 32 | | | |
| Bob Stinson, S (1, 2) OBP: 0.367, SLG: 0.413 | | | 0-3 K | | 0-3 K | 4-0 1-2 BB | | 0-0 6-3 | | 3 | 0 | 0 | 0 | 1 | 2 | 0 | R 5 | | | |
| Frank White, R (1, 4) OBP: 0.253, SLG: 0.304 | 0-0 5-3 | | | 0-0 6-3 | 0-0 6-3 | 0-0 P5 | | 0-3 K | | 4 | 0 | 0 | 0 | 0 | 1 | 2 | H 6 | | | |
| Inning Stats | R: 0 E: 0 K: 2 S: 7 | H: 0 LOB: 0 BB: 0 P: 7 | R: 0 E: 0 K: 0 S: 3 | H: 0 LOB: 0 BB: 0 P: 3 | R: 0 E: 0 K: 2 S: 7 | H: 0 LOB: 0 BB: 0 P: 7 | R: 2 E: 1 K: 1 S: 7 | H: 2 LOB: 2 BB: 2 P: 15 | R: 2 E: 1 K: 1 S: 6 | H: 2 LOB: 1 BB: 1 P: 10 | R: 1 E: 1 K: 0 S: 5 | H: 2 LOB: 2 BB: 1 P: 9 | R: 0 E: 0 K: 0 S: 3 | H: 0 LOB: 0 BB: 0 P: 3 | R: 0 E: 0 K: 1 S: 5 | H: 0 LOB: 0 BB: 0 P: 5 | 1B: 5 2B: 1 3B: 0 HR: 0 | SF: 0 SAC: 0 DP: 0 HBP: 0 | WP: 0 PB: 0 CS: 1 | PA: 36 |
| PITCHER Caffish Hunter, R (1, 1) ERA: 2.77 | IP: 9.0 WLS: L BF: 36 H: 6 R: 5 ER: 3 SO: 7 BB: 4 IBB: 0 HBP: 0 BLK: 0 WP: 0 HR: 0 S: 46 P: 62 ERA: 3.00 WHIP: 1.111 | | | | | | | | | | | | | | | PITCHER | | | | |

Kansas City Royals @ New York Yankees
Shea Stadium, Flushing, NY
Sat Aug 30 1975, 7:05 PM EDT
Alt. 9,926 - Unknown - 68 F


AB 32
R 5
H 6
RBI 3
BB 4
SO 7
LOB 7



| Batter | 1 | 2 | 3 | 4 | 5 | 6 | 7 | 8 | 9 | AB | R | H | RBI | BB | SO | LOB | BOTTOM | | | |
|---|--|----------------------------------|------------------------------|---------------------------------|-------------------------------|----------------------------------|------------------------------|---------------------------------|------------------------------|---------------------------------|------------------------------|---------------------------------|------------------------------|---------------------------------|------------------------------|---------------------------------|----------------------------------|------------------------------------|-------------------------|--------|
| Bobby Bonds, R (1, 8) OBP: 0.361, SLG: 0.485 | 4-0 FC3-6 E 1B BB | 0-0 F8 | | 0-0 5-3 | | | 4-0 4-3 BB | | 0-3 K | 3 | 1 | 0 | 0 | 2 | 1 | 2 | | | | |
| Sandy Alomar Sr., S (1, 4) OBP: 0.264, SLG: 0.264 | 0-3 K | | 0-0 1B 1B | 0-0 G3 | | 0-0 F7 | | | | 4 | 1 | 1 | 0 | 0 | 1 | 3 | | | | |
| Roy White, S (1, 7) OBP: 0.372, SLG: 0.426 | 0-0 FC3-6 1-2 1B | | 0-0 1-3 1B | 0-0 4-3 | | 0-0 4-3 | | 0-0 1-2 1B | | 4 | 0 | 2 | 0 | 0 | 0 | 1 | | | | |
| Thurman Munson, R (1, 2) OBP: 0.370, SLG: 0.424 | 0-0 FC3-6 1-2 2-3 | | 0-0 1-2 3-H 1B | 0-0 L9 | | 0-0 L9 | | 0-0 L9 | | 4 | 0 | 1 | 1 | 0 | 0 | 3 | | | | |
| Graig Nettles, L (1, 5) OBP: 0.329, SLG: 0.447 | 4-0 1-2 3-H BB | | 0-3 K | 0-0 4-3 | | 0-0 4-3 | | 0-0 G4-6-3 1B | | 3 | 0 | 1 | 0 | 1 | 1 | 2 | | | | |
| Chris Chambliss, L (1, 3) OBP: 0.333, SLG: 0.429 | 0-0 G3 | | 0-3 K | 0-0 3-1 | | 0-0 L6 | | 0-0 G4-6-3 1-2 | | 4 | 0 | 0 | 0 | 0 | 1 | 5 | | | | |
| Ed Herrmann, L (1, 10) OBP: 0.324, SLG: 0.427 | | 0-0 4-3 | 0-0 F9 | | 0-0 2B | | 0-0 G4-6-3 | | | 4 | 0 | 1 | 0 | 0 | 0 | 3 | AB 31 | | | |
| Dave Bergman, L (1, 9) OBP: 0.324, SLG: 0.427 | | 0-0 F8 | | 4-0 SH3-4 BB | | 0-0 F7 | | 0-0 4-3 | | 3 | 0 | 0 | 0 | 1 | 0 | 1 | R 2 | | | |
| Fred Stanley, R (1, 6) OBP: 0.274, SLG: 0.222 | | 4-0 BB | | 0-0 SH3-4 | | 0-3 K | | 0-3 K | | 0 | 0 | 0 | 0 | 1 | 0 | 0 | H 6 | | | |
| Lou Piniella, R (6, PH) OBP: 0.264, SLG: 0.226 | | | | 1-2 1B | | | | | | 1 | 0 | 0 | 0 | 0 | 1 | 1 | RBI 1 | | | |
| Jim Mason, L (7, 6) OBP: 0.211, SLG: 0.213 | | | | | | | | | | 1 | 0 | 0 | 0 | 0 | 1 | 0 | BB 5 | | | |
| Inning Stats | R: 1 E: 1 K: 1 S: 6 | H: 1 LOB: 2 BB: 2 P: 14 | R: 0 E: 0 K: 0 S: 3 | H: 0 LOB: 1 BB: 1 P: 7 | R: 1 E: 0 K: 2 S: 10 | H: 3 LOB: 2 BB: 0 P: 10 | R: 0 E: 0 K: 0 S: 3 | H: 0 LOB: 0 BB: 1 P: 7 | R: 0 E: 0 K: 1 S: 6 | H: 1 LOB: 1 BB: 0 P: 6 | R: 0 E: 0 K: 0 S: 3 | H: 0 LOB: 1 BB: 1 P: 7 | R: 0 E: 0 K: 0 S: 3 | H: 1 LOB: 0 BB: 0 P: 3 | R: 0 E: 0 K: 2 S: 7 | H: 0 LOB: 0 BB: 0 P: 7 | 1B: 5 2B: 1 3B: 0 HR: 0 | SF: 0 SAC: 1 DP: 1 HBP: 0 | WP: 0 PB: 0 CS: 0 | PA: 37 |
| PITCHER Dennis Leonard, R (1, 1) ERA: 3.48 | IP: 9.0 WLS: W BF: 37 H: 6 R: 2 ER: 1 SO: 6 BB: 5 IBB: 0 HBP: 0 BLK: 0 WP: 0 HR: 0 S: 44 P: 64 ERA: 1.00 WHIP: 1.222 | | | | | | | | | | | | | | | PITCHER | | | | |

Kansas City Royals @ New York Yankees
Shea Stadium, Flushing, NY
Sat Aug 30 1975, 7:05 PM EDT
Alt. 9,926 - Unknown - 68 F

AB 31
R 2
H 6
RBI 1
BB 5
SO 6
LOB 21



| Batter | 1 | 2 | 3 | 4 | 5 | 6 | 7 | 8 | 9 | AB | R | H | RBI | BB | SO | LOB | TOP | | | | | |
|---|---|---------------------------------|------------------------------|---------------------------------|------------------------------|---------------------------------|------------------------------|---------------------------------|------------------------------|----------------------------------|------------------------------|----------------------------------|------------------------------|---------------------------------|----------------------------------|------------------------------------|--|---------------------------------|-----------------------------------|------------------------------------|----------------------------------|--------|
| Freddie Patek, R OBP: 0.305, SLG: 0.331 (1, 6) | | | | | | | | | | 5 | 0 | 2 | 0 | 0 | 0 | 3 | Kansas City Royals @ New York Yankees Shea Stadium, Flushing, NY Sun Aug 31 1975, 3:33 AM EDT Att: 15,563 - Unknown - 70 F | | | | | |
| Amos Otis, R OBP: 0.361, SLG: 0.412 (1, 8) | | | | | | | | | | 4 | 2 | 1 | 1 | 1 | 0 | 2 | | | | | | |
| George Brett, L OBP: 0.341, SLG: 0.432 (1, 5) | | | | | | | | | | 5 | 1 | 3 | 1 | 0 | 0 | 2 | | | | | | |
| John Mayberry, L OBP: 0.404, SLG: 0.551 (1, 3) | | | | | | | | | | 5 | 1 | 1 | 0 | 0 | 1 | 2 | | | | | | |
| Hal McRae, R OBP: 0.368, SLG: 0.446 (1, 7) | | | | | | | | | | 4 | 0 | 2 | 3 | 0 | 0 | 0 | | | | | | |
| Jim Wohlford, R OBP: 0.321, SLG: 0.313 (8, 7) | | | | | | | | | | 1 | 0 | 1 | 0 | 0 | 0 | 0 | | | | | | |
| Al Cowens, R OBP: 0.332, SLG: 0.393 (1, 9) | | | | | | | | | | 4 | 0 | 1 | 0 | 1 | 1 | 1 | | | | | | |
| Harmon Killebrew, R OBP: 0.323, SLG: 0.374 (1, 10) | | | | | | | | | | 3 | 1 | 1 | 0 | 1 | 0 | 1 | | | | | | |
| Buck Martinez, R OBP: 0.305, SLG: 0.367 (1, 2) | | | | | | | | | | 4 | 0 | 1 | 0 | 0 | 0 | 3 | | | | | | |
| Frank White, R OBP: 0.262, SLG: 0.309 (1, 4) | | | | | | | | | | 3 | 2 | 2 | 1 | 1 | 0 | 0 | | | | | | |
| Inning Stats | R: 0 E: 0 K: 0 S: 4 | H: 2 LOB: 1 BB: 0 P: 4 | R: 1 E: 0 K: 0 S: 6 | H: 3 LOB: 2 BB: 0 P: 6 | R: 2 E: 1 K: 0 S: 6 | H: 4 LOB: 1 BB: 0 P: 6 | R: 0 E: 0 K: 0 S: 3 | H: 0 LOB: 0 BB: 0 P: 3 | R: 1 E: 0 K: 0 S: 4 | H: 1 LOB: 3 BB: 3 P: 16 | R: 2 E: 0 K: 1 S: 6 | H: 2 LOB: 1 BB: 1 P: 10 | R: 0 E: 0 K: 0 S: 5 | H: 0 LOB: 0 BB: 0 P: 5 | R: 1 E: 1 K: 0 S: 5 | H: 2 LOB: 1 BB: 0 P: 5 | R: 0 E: 0 K: 0 S: 3 | H: 1 LOB: 0 BB: 0 P: 3 | 1B: 12 2B: 3 3B: 0 HR: 0 | SF: 0 SAC: 0 DP: 1 HBP: 0 | WP: 0 PB: 0 SB: 1 CS: 1 | PA: 42 |
| PITCHER | IP WLS BF H R ER SO BB IBB HBP BLK WP HR S P ERA WHIP | | | | | | | | | | | | | | | | | | | | | |
| Larry Gura, L ERA: 3.55 (1, 1) | 2.2 L 15 9 3 3 0 0 0 0 0 0 0 0 0 0 15 15 10.12 3.375 | | | | | | | | | | | | | | | | | | | | | |
| Tippy Martinez, L ERA: 3.65 (3, 1) | 2.0 10 1 1 1 0 3 0 0 0 0 0 0 0 7 19 4.50 2.000 | | | | | | | | | | | | | | | | | | | | | |
| Ron Guidry, L ERA: 2.45 (5, 1) | 2.1 9 2 2 2 2 1 0 0 0 0 0 0 0 12 16 7.71 1.286 | | | | | | | | | | | | | | | | | | | | | |
| Rick Sawyer, R ERA: 3.6 (8, 1) | 2.0 8 3 1 0 0 0 0 0 0 0 0 0 0 8 8 0.00 1.500 | | | | | | | | | | | | | | | | | | | | | |
| Batter | 1 | 2 | 3 | 4 | 5 | 6 | 7 | 8 | 9 | AB | R | H | RBI | BB | SO | LOB | BOTTOM | | | | | |
| Bobby Bonds, R OBP: 0.360, SLG: 0.485 (1, 8) | | | | | | | | | | 4 | 0 | 1 | 0 | 0 | 0 | 2 | Kansas City Royals @ New York Yankees Shea Stadium, Flushing, NY Sun Aug 31 1975, 3:33 AM EDT Att: 15,563 - Unknown - 70 F | | | | | |
| Rick Blatt, R OBP: 0.286, SLG: 0.308 (9, 8) | | | | | | | | | | 0 | 0 | 0 | 0 | 0 | 0 | 0 | | | | | | |
| Sandy Alomar Sr., S OBP: 0.294, SLG: 0.264 (1, 4) | | | | | | | | | | 4 | 0 | 1 | 0 | 0 | 0 | 2 | | | | | | |
| Roy White, S OBP: 0.369, SLG: 0.423 (1, 7) | | | | | | | | | | 4 | 0 | 0 | 0 | 0 | 1 | 2 | | | | | | |
| Thurman Munson, R OBP: 0.367, SLG: 0.421 (1, 3) | | | | | | | | | | 4 | 0 | 0 | 0 | 0 | 1 | 2 | | | | | | |
| Graig Nettles, L OBP: 0.327, SLG: 0.445 (1, 5) | | | | | | | | | | 3 | 0 | 0 | 0 | 0 | 1 | 0 | | | | | | |
| Ed Brinkman, R OBP: 0.276, SLG: 0.313 (8, 5) | | | | | | | | | | 0 | 0 | 0 | 0 | 0 | 0 | 0 | | | | | | |
| Chris Chambliss, L OBP: 0.333, SLG: 0.428 (9, PH) | | | | | | | | | | 1 | 0 | 0 | 0 | 0 | 0 | 0 | | | | | | |
| Rick Dempsey, R OBP: 0.350, SLG: 0.305 (1, 2) | | | | | | | | | | 2 | 0 | 1 | 0 | 1 | 0 | 0 | | | | | | |
| Lou Piniella, R OBP: 0.260, SLG: 0.223 (1, 9) | | | | | | | | | | 3 | 0 | 0 | 0 | 0 | 0 | 2 | | | | | | |
| Walt Williams, R OBP: 0.294, SLG: 0.370 (1, 10) | | | | | | | | | | 3 | 0 | 1 | 0 | 0 | 1 | 0 | | | | | | |
| Fred Stanley, R OBP: 0.275, SLG: 0.223 (1, 6) | | | | | | | | | | 3 | 0 | 1 | 0 | 0 | 0 | 1 | | | | | | |
| Inning Stats | R: 0 E: 0 K: 0 S: 3 | H: 0 LOB: 0 BB: 0 P: 3 | R: 0 E: 0 K: 2 S: 8 | H: 1 LOB: 1 BB: 0 P: 8 | R: 0 E: 0 K: 0 S: 4 | H: 1 LOB: 1 BB: 0 P: 4 | R: 0 E: 0 K: 1 S: 5 | H: 0 LOB: 0 BB: 0 P: 5 | R: 0 E: 0 K: 0 S: 2 | H: 0 LOB: 0 BB: 1 P: 6 | R: 0 E: 0 K: 1 S: 6 | H: 1 LOB: 1 BB: 0 P: 6 | R: 0 E: 0 K: 0 S: 3 | H: 0 LOB: 0 BB: 0 P: 3 | 1B: 2 2B: 3 3B: 0 HR: 0 | SF: 0 SAC: 0 DP: 1 HBP: 0 | WP: 0 PB: 0 SB: 0 CS: 0 | PA: 32 | | | | |
| PITCHER | IP WLS BF H R ER SO BB IBB HBP BLK WP HR S P ERA WHIP | | | | | | | | | | | | | | | | | | | | | |
| Paul Splittorf, L ERA: 3.1 (1, 1) | 9.0 W 32 5 0 0 4 1 0 0 0 0 0 0 0 39 43 0.00 0.667 | | | | | | | | | | | | | | | | | | | | | |

| Batter | 1 | 2 | 3 | 4 | 5 | 6 | 7 | 8 | 9 | AB | R | H | RBI | BB | SO | LOB | TOP | | | | | | | | | | |
|---|------------------------------|---------------------------------|------------------------------|----------------------------------|------------------------------|----------------------------------|------------------------------|---------------------------------|------------------------------|---------------------------------|------------------------------|---------------------------------|------------------------------|---------------------------------|------------------------------|----------------------------------|---|------------------------------|---------------------------------|-----------------------------------|------------------------------------|-------------------------|--------|--|--|--|--|
| Bobby Bonds, R OBP: 0.359, SLG: 0.484 (1, 9) | F9 | F9 | 1-3 | | | FC9-2 | | | | 5 | 0 | 1 | 0 | 0 | 0 | 7 | New York Yankees @ Boston Red Sox Fenway Park, Boston, MA Mon Sep 01 1975, 7:05 PM EDT Att: 30,218 - Unknown - 64 F | | | | | | | | | | |
| Sandy Alomar Sr., S OBP: 0.256, SLG: 0.254 (1, 4) | K | | | | | | | K | | 4 | 0 | 1 | 1 | 1 | 3 | 2 | | | | | | | | | | | |
| Roy White, S OBP: 0.371, SLG: 0.423 (1, 7) | | FC5 | | | | CS | | | | 4 | 0 | 2 | 0 | 1 | 0 | 3 | | | | | | | | | | | |
| Thurman Munson, R OBP: 0.365, SLG: 0.419 (1, 5) | F8 | | | | | | | | | 5 | 1 | 1 | 0 | 0 | 0 | 5 | | | | | | | | | | | |
| Chris Chambliss, L OBP: 0.331, SLG: 0.424 (1, 3) | | F4 | F9 | | | | | | | 4 | 0 | 0 | 0 | 1 | 1 | 1 | | | | | | | | | | | |
| Walt Williams, R OBP: 0.297, SLG: 0.377 (1, 10) | | E5 | 4-3 | | | | | | | 5 | 1 | 2 | 0 | 0 | 0 | 1 | | | | | | | | | | | |
| Rick Dempsey, R OBP: 0.358, SLG: 0.324 Ed Brinkman, R OBP: 0.272, SLG: 0.308 (1, 2) | | | | | | | | | | 3 | 1 | 2 | 1 | 0 | 0 | 0 | | | | | | | | | | | |
| Rick Bladt, R OBP: 0.319, SLG: 0.326 (1, 8) | | | | | | | | | | 2 | 0 | 0 | 0 | 0 | 0 | 4 | | | | | | | | | | | |
| Fred Stanley, R OBP: 0.287, SLG: 0.234 (1, 6) | | | | | | | | | | 4 | 0 | 2 | 1 | 1 | 0 | 5 | | | | | | | | | | | |
| Inning Stats | R: 0 E: 0 K: 1 S: 6 | H: 1 LOB: 1 BB: 0 P: 6 | R: 2 E: 1 K: 0 S: 7 | H: 3 LOB: 3 BB: 1 P: 11 | R: 1 E: 0 K: 0 S: 5 | H: 2 LOB: 2 BB: 2 P: 13 | R: 0 E: 0 K: 1 S: 5 | H: 0 LOB: 0 BB: 0 P: 5 | R: 0 E: 0 K: 0 S: 3 | H: 0 LOB: 0 BB: 0 P: 3 | R: 1 E: 0 K: 0 S: 4 | H: 3 LOB: 0 BB: 0 P: 4 | R: 0 E: 0 K: 0 S: 5 | H: 2 LOB: 3 BB: 1 P: 9 | R: 0 E: 0 K: 1 S: 6 | H: 2 LOB: 2 BB: 1 P: 10 | | R: 0 E: 1 K: 1 S: 7 | H: 1 LOB: 2 BB: 0 P: 7 | 1B: 11 2B: 4 3B: 0 HR: 0 | SF: 0 SAC: 0 DP: 2 HBP: 0 | WP: 0 PB: 1 CS: 1 | PA: 46 | | | | |
| PITCHER | IP | WLS | BF | H | R | ER | SO | BB | IBB | HBP | BLK | WP | HR | S | P | ERA | WHIP | | | | | | | | | | |
| Roger Moret, L ERA: 3.36 (1, 1) | 6.0 | L | 30 | 10 | 4 | 3 | 2 | 3 | 0 | 0 | 0 | 0 | 0 | 31 | 43 | 4.50 | 2.167 | | | | | | | | | | |
| Dick Pole, R ERA: 3.66 (7, 1) | 3.0 | S | 15 | 4 | 0 | 0 | 2 | 1 | 1 | 0 | 0 | 0 | 0 | 17 | 25 | 0.00 | 1.667 | | | | | | | | | | |

AB 40
R 4
H 14
RBI 4
BB 5
SO 4
LOB 30



| Batter | 1 | 2 | 3 | 4 | 5 | 6 | 7 | 8 | 9 | AB | R | H | RBI | BB | SO | LOB | BOTTOM | | | | | | | | | | |
|---|------------------------------|---------------------------------|------------------------------|---------------------------------|------------------------------|---------------------------------|------------------------------|---------------------------------|------------------------------|---------------------------------|------------------------------|---------------------------------|------------------------------|---------------------------------|------------------------------|---------------------------------|---|----------------------------------|------------------------------------|-------------------------|--------|--|--|--|--|--|--|
| Cecil Cooper, L OBP: 0.364, SLG: 0.589 (1, 10) | | | | | | | | | | 4 | 0 | 1 | 0 | 0 | 0 | 1 | New York Yankees @ Boston Red Sox Fenway Park, Boston, MA Mon Sep 01 1975, 7:05 PM EDT Att: 30,218 - Unknown - 64 F | | | | | | | | | | |
| Denny Doyle, L OBP: 0.303, SLG: 0.382 (1, 4) | F7 | | | | | | | | | 4 | 0 | 0 | 0 | 0 | 0 | 2 | | | | | | | | | | | |
| Carl Yastrzemski, L OBP: 0.379, SLG: 0.433 (1, 3) | | | | | | | | | | 3 | 0 | 1 | 0 | 1 | 0 | 1 | | | | | | | | | | | |
| Fred Lynn, L OBP: 0.403, SLG: 0.578 (1, 8) | F9 | | | | | | | | | 4 | 1 | 1 | 0 | 0 | 0 | 3 | | | | | | | | | | | |
| Jim Rice, R OBP: 0.352, SLG: 0.510 (1, 7) | | | | | | | | | | 4 | 1 | 3 | 1 | 0 | 0 | 0 | | | | | | | | | | | |
| Dwight Evans, R OBP: 0.388, SLG: 0.477 (1, 9) | | | | | | | | | | 4 | 0 | 0 | 0 | 0 | 1 | 3 | | | | | | | | | | | |
| Rick Burleson, R OBP: 0.315, SLG: 0.339 (1, 6) | | | | | | | | | | 4 | 0 | 1 | 0 | 0 | 0 | 1 | | | | | | | | | | | |
| Dick McAuliffe, L OBP: 0.188, SLG: 0.133 (1, 5) | | | | | | | | | | 3 | 0 | 1 | 1 | 0 | 0 | 0 | | | | | | | | | | | |
| Tim Blackwell, S OBP: 0.315, SLG: 0.262 Carlton Fisk, R OBP: 0.379, SLG: 0.497 Bob Montgomery, R OBP: 0.244, SLG: 0.282 (1, 2) | | | | | | | | | | 2 | 0 | 1 | 0 | 0 | 0 | 0 | | | | | | | | | | | |
| Inning Stats | R: 0 E: 0 K: 0 S: 4 | H: 1 LOB: 1 BB: 0 P: 4 | R: 0 E: 0 K: 1 S: 5 | H: 0 LOB: 0 BB: 0 P: 5 | R: 0 E: 0 K: 0 S: 4 | H: 1 LOB: 1 BB: 0 P: 4 | R: 0 E: 0 K: 0 S: 3 | H: 1 LOB: 1 BB: 1 P: 7 | R: 0 E: 0 K: 0 S: 3 | H: 0 LOB: 0 BB: 0 P: 3 | R: 2 E: 0 K: 0 S: 6 | H: 4 LOB: 1 BB: 0 P: 6 | R: 0 E: 0 K: 0 S: 4 | H: 1 LOB: 1 BB: 0 P: 4 | R: 0 E: 0 K: 0 S: 3 | H: 1 LOB: 0 BB: 0 P: 3 | | 1B: 6 2B: 4 3B: 0 HR: 0 | SF: 0 SAC: 0 DP: 3 HBP: 0 | WP: 0 PB: 0 CS: 0 | PA: 34 | | | | | | |
| PITCHER | IP | WLS | BF | H | R | ER | SO | BB | IBB | HBP | BLK | WP | HR | S | P | ERA | WHIP | | | | | | | | | | |
| Doc Medich, R ERA: 3.4 (1, 1) | 7.2 | W | 30 | 8 | 2 | 2 | 1 | 1 | 0 | 0 | 0 | 0 | 0 | 4 | 4 | 0.00 | 0.750 | | | | | | | | | | |
| Tippy Martinez, L ERA: 3.46 (8, 1) | 1.1 | S | 4 | 1 | 0 | 0 | 0 | 0 | 0 | 0 | 0 | 0 | 0 | 4 | 4 | 0.00 | 0.750 | | | | | | | | | | |

AB 33
R 2
H 9
RBI 2
BB 1
SO 1
LOB 13



| Batter | 1 | 2 | 3 | 4 | 5 | 6 | 7 | 8 | 9 | AB | R | H | RBI | BB | SO | LOB | TOP | | | | | | | | | | | |
|---|------------------------------|---------------------------------|------------------------------|---------------------------------|------------------------------|---------------------------------|------------------------------|---------------------------------|------------------------------|---------------------------------|------------------------------|---------------------------------|-------------------------------|----------------------------------|------------------------------|---------------------------------|---|----------------------------------|------------------------------------|----------------------------------|--------|--|--|--|--|--|--|--|
| Bobby Bonds, R OBP: 0.357, SLG: 0.481 (1, 9) | | | | | | | | | | 5 | 1 | 1 | 0 | 0 | 2 | 2 | New York Yankees @ Boston Red Sox Fenway Park, Boston, MA Tue Sep 02 1975, 7:05 PM EDT Att: 28,598 - Unknown - 72 F | | | | | | | | | | | |
| Sandy Alomar Sr., S OBP: 0.256, SLG: 0.254 (1, 4) | | | | | | | | | | 4 | 0 | 1 | 0 | 0 | 0 | 1 | | | | | | | | | | | | |
| Roy White, S OBP: 0.374, SLG: 0.428 (1, 7) | | | | | | | | | | 4 | 1 | 3 | 0 | 0 | 0 | 0 | | | | | | | | | | | | |
| Thurman Munson, R OBP: 0.365, SLG: 0.423 (1, 2) | | | | | | | | | | 4 | 1 | 1 | 3 | 0 | 0 | 3 | | | | | | | | | | | | |
| Graig Nettles, L OBP: 0.328, SLG: 0.443 (1, 5) | | | | | | | | | | 2 | 0 | 0 | 0 | 2 | 0 | 0 | | | | | | | | | | | | |
| Chris Chambliss, L OBP: 0.331, SLG: 0.429 (1, 3) | | | | | | | | | | 4 | 1 | 1 | 1 | 0 | 1 | 2 | | | | | | | | | | | | |
| Ed Herrmann, L OBP: 0.319, SLG: 0.420 Rick Dempsey, R OBP: 0.355, SLG: 0.321 (9, PH) | | | | | | | | | | 3 | 0 | 0 | 0 | 0 | 2 | 1 | | | | | | | | | | | | |
| Rick Bladt, R OBP: 0.300, SLG: 0.304 Rich Coggins, L OBP: 0.257, SLG: 0.280 (9, PH) | | | | | | | | | | 3 | 0 | 0 | 0 | 0 | 0 | 1 | | | | | | | | | | | | |
| Fred Stanley, R OBP: 0.289, SLG: 0.236 Walt Williams, R OBP: 0.295, SLG: 0.375 Ed Brinkman, R OBP: 0.272, SLG: 0.308 Lou Piniella, R OBP: 0.259, SLG: 0.222 (9, PH) | | | | | | | | | | 2 | 0 | 1 | 0 | 0 | 0 | 0 | | | | | | | | | | | | |
| Inning Stats | R: 0 E: 0 K: 1 S: 6 | H: 1 LOB: 1 BB: 0 P: 6 | R: 1 E: 0 K: 1 S: 6 | H: 1 LOB: 0 BB: 0 P: 6 | R: 0 E: 0 K: 1 S: 5 | H: 0 LOB: 0 BB: 0 P: 5 | R: 0 E: 0 K: 0 S: 3 | H: 0 LOB: 0 BB: 0 P: 3 | R: 0 E: 0 K: 0 S: 5 | H: 3 LOB: 2 BB: 0 P: 5 | R: 0 E: 0 K: 1 S: 5 | H: 0 LOB: 1 BB: 1 P: 9 | R: 3 E: 0 K: 2 S: 10 | H: 3 LOB: 1 BB: 1 P: 14 | R: 0 E: 0 K: 0 S: 4 | H: 1 LOB: 1 BB: 0 P: 4 | | 1B: 6 2B: 1 3B: 0 HR: 2 | SF: 0 SAC: 0 DP: 1 HBP: 0 | WP: 0 PB: 0 SB: 0 CS: 0 | PA: 37 | | | | | | | |
| PITCHER | IP | WLS | BF | H | R | ER | SO | BB | IBB | HBP | BLK | WP | HR | S | P | ERA | WHIP | | | | | | | | | | | |
| Reggie Cleveland, R ERA: 5.02 Jim Burton, L ERA: 3.05 Dick Drago, R ERA: 5.81 | (1, 1) | 7.2 | W | 31 | 8 | 4 | 4 | 5 | 1 | 0 | 0 | 0 | 0 | 2 | 40 | 44 | 4.70 | 1.174 | | | | | | | | | | |

| Batter | 1 | 2 | 3 | 4 | 5 | 6 | 7 | 8 | 9 | AB | R | H | RBI | BB | SO | LOB | BOTTOM | | | | | | | | | | | |
|---|------------------------------|---------------------------------|------------------------------|---------------------------------|------------------------------|----------------------------------|------------------------------|---------------------------------|------------------------------|---------------------------------|------------------------------|---------------------------------|------------------------------|---------------------------------|-----------------------------------|------------------------------------|---|----------------------------------|--------|--|--|--|--|--|--|--|--|--|
| Cecil Cooper, L OBP: 0.365, SLG: 0.591 (1, 10) | | | | | | | | | | 4 | 1 | 2 | 2 | 0 | 0 | 0 | New York Yankees @ Boston Red Sox Fenway Park, Boston, MA Tue Sep 02 1975, 7:05 PM EDT Att: 28,598 - Unknown - 72 F | | | | | | | | | | | |
| Denny Doyle, L OBP: 0.307, SLG: 0.386 Doug Griffin, R OBP: 0.298, SLG: 0.281 (7, 4) | | | | | | | | | | 3 | 1 | 2 | 1 | 0 | 0 | 1 | | | | | | | | | | | | |
| Carl Yastrzemski, L OBP: 0.376, SLG: 0.430 (1, 3) | | | | | | | | | | 3 | 1 | 0 | 0 | 1 | 1 | 2 | | | | | | | | | | | | |
| Fred Lynn, L OBP: 0.404, SLG: 0.578 (1, 8) | | | | | | | | | | 3 | 1 | 1 | 0 | 1 | 1 | 0 | | | | | | | | | | | | |
| Jim Rice, R OBP: 0.353, SLG: 0.510 (1, 7) | | | | | | | | | | 4 | 0 | 2 | 0 | 0 | 1 | 4 | | | | | | | | | | | | |
| Carlton Fisk, R OBP: 0.381, SLG: 0.497 (1, 2) | | | | | | | | | | 4 | 0 | 2 | 3 | 0 | 1 | 2 | | | | | | | | | | | | |
| Dwight Evans, R OBP: 0.367, SLG: 0.474 (1, 9) | | | | | | | | | | 4 | 1 | 1 | 0 | 0 | 1 | 3 | | | | | | | | | | | | |
| Rick Burleson, R OBP: 0.317, SLG: 0.343 (1, 6) | | | | | | | | | | 4 | 1 | 2 | 0 | 0 | 0 | 0 | | | | | | | | | | | | |
| Bob Heise, R OBP: 0.240, SLG: 0.231 (1, 5) | | | | | | | | | | 3 | 1 | 1 | 0 | 0 | 1 | 1 | | | | | | | | | | | | |
| Inning Stats | R: 0 E: 0 K: 0 S: 3 | H: 1 LOB: 0 BB: 0 P: 3 | R: 0 E: 0 K: 1 S: 6 | H: 1 LOB: 1 BB: 0 P: 6 | R: 4 E: 0 K: 1 S: 8 | H: 4 LOB: 2 BB: 2 P: 16 | R: 1 E: 0 K: 0 S: 5 | H: 2 LOB: 1 BB: 0 P: 5 | R: 1 E: 1 K: 1 S: 7 | H: 2 LOB: 1 BB: 0 P: 7 | R: 0 E: 0 K: 2 S: 8 | H: 1 LOB: 1 BB: 0 P: 8 | R: 0 E: 0 K: 0 S: 3 | H: 0 LOB: 0 BB: 0 P: 3 | 1B: 10 2B: 3 3B: 0 HR: 0 | SF: 1 SAC: 1 DP: 1 HBP: 0 | | WP: 0 PB: 0 SB: 1 CS: 0 | PA: 37 | | | | | | | | | |
| PITCHER | IP | WLS | BF | H | R | ER | SO | BB | IBB | HBP | BLK | WP | HR | S | P | ERA | WHIP | | | | | | | | | | | |
| Pat Dobson, R ERA: 4.05 Sparky Lyle, L ERA: 2.95 Rick Sawyer, R ERA: 3.0 | (1, 1) | 3.1 | L | 18 | 8 | 5 | 5 | 2 | 2 | 0 | 0 | 0 | 0 | 0 | 24 | 24 | 2.46 | 1.364 | | | | | | | | | | |
| | (8, 1) | 1.0 | | 3 | 0 | 0 | 0 | 0 | 0 | 0 | 0 | 0 | 0 | 3 | 3 | 0.00 | 0.000 | | | | | | | | | | | |

| Batter | 1 | 2 | 3 | 4 | 5 | 6 | 7 | 8 | 9 | AB | R | H | RBI | BB | SO | LOB | TOP | | | | | | | | |
|---|------------------------------|---------------------------------|------------------------------|---------------------------------|------------------------------|---------------------------------|------------------------------|---------------------------------|------------------------------|---------------------------------|------------------------------|---------------------------------|------------------------------|---------------------------------|------------------------------|----------------------------------|------------------------------|---------------------------------|----------------------------------|------------------------------------|----------------------------------|--------|--|--|--|
| Bobby Bonds, R OBP: 0.358, SLG: 0.484 Dave Bergman, L (6, 9) | 0-0 SH3 1B 2B | | 0-3 K | | 0-0 3B 1B | 0-3 K | | 0-3 K | | 4 | 2 | 2 | 0 | 0 | 2 | 0 | | | | | | | | | |
| Sandy Alomar Sr., S OBP: 0.260, SLG: 0.276 (1, 4) | 0-0 SH3 1B 1B | | 0-0 6-3 HR 2B | | 0-0 E 3B | 0-0 F7 | | 0-0 F9 | 0-0 F9 | 5 | 3 | 3 | 1 | 0 | 0 | 0 | | | | | | | | | |
| Roy White, S OBP: 0.373, SLG: 0.429 (1, 7) | 0-0 SH3 1-2 2-3 | | 0-0 6-3 2-3 | | 0-0 E7 SF7 2B | 0-0 F6 | | 0-0 F6 | 0-0 F6 | 4 | 1 | 1 | 1 | 0 | 0 | 1 | | | | | | | | | |
| Thurman Munson, R OBP: 0.366, SLG: 0.431 Ed Herrmann, L OBP: 0.316, SLG: 0.417 (7, 2) | 0-0 1B | | 0-0 HR | | 0-0 SF7 | 0-0 6-3 | | 0-0 4-3 | 0-0 4-3 | 3 | 1 | 2 | 4 | 0 | 0 | 0 | | | | | | | | | |
| Graig Nettles, L OBP: 0.326, SLG: 0.439 (1, 5) | 0-0 4-3 | | 0-0 K | | 0-0 4-3 | 0-0 F9 | | | | 4 | 0 | 0 | 0 | 0 | 1 | 0 | | | | | | | | | |
| Walt Williams, R OBP: 0.306, SLG: 0.398 (1, 10) | | 0-0 FC3-6 1B | | 0-0 5-3 | 0-0 HR | | | 0-0 2B BB | | 3 | 1 | 2 | 1 | 1 | 0 | 0 | | | | | | | | | |
| Chris Chambliss, L OBP: 0.332, SLG: 0.432 (1, 3) | | 0-0 FC3-6 1-2 | | 0-0 5-3 | 0-0 1B | | | 0-0 2B | | 4 | 0 | 2 | 0 | 0 | 0 | 1 | | | | | | | | | |
| Rick Blatt, R OBP: 0.296, SLG: 0.300 (1, 8) | | 0-0 E5 1-2 | | 0-0 1B | 0-0 L5 | | | 0-0 6-3 | | 4 | 0 | 1 | 0 | 0 | 0 | 4 | | | | | | | | | |
| Fred Stanley, R OBP: 0.284, SLG: 0.232 (1, 6) | | 0-0 G5-4-3 1-2 | | 0-0 L8 | 0-0 1-3 | | | 0-0 4-3 | | 4 | 0 | 0 | 0 | 0 | 0 | 5 | | | | | | | | | |
| Inning Stats | R: 2 E: 0 K: 0 S: 5 | H: 3 LOB: 0 BB: 0 P: 5 | R: 0 E: 1 K: 0 S: 4 | H: 1 LOB: 1 BB: 0 P: 4 | R: 2 E: 0 K: 2 S: 9 | H: 2 LOB: 0 BB: 0 P: 9 | R: 0 E: 0 K: 0 S: 4 | H: 1 LOB: 1 BB: 0 P: 4 | R: 4 E: 1 K: 0 S: 8 | H: 5 LOB: 1 BB: 0 P: 8 | R: 0 E: 0 K: 1 S: 5 | H: 0 LOB: 0 BB: 0 P: 5 | R: 0 E: 0 K: 0 S: 3 | H: 0 LOB: 0 BB: 0 P: 3 | R: 0 E: 0 K: 1 S: 6 | H: 1 LOB: 2 BB: 1 P: 10 | R: 0 E: 0 K: 0 S: 3 | H: 0 LOB: 0 BB: 0 P: 3 | 1B: 6 2B: 4 3B: 1 HR: 2 | SF: 1 SAC: 1 DP: 1 HBP: 0 | WP: 0 PB: 0 SB: 0 CS: 0 | PA: 40 | | | |
| PITCHER | IP | WLS | BF | H | R | ER | SO | BB | IBB | HBP | BLK | WP | HR | S | P | ERA | WHIP | | | | | | | | |
| Mickey Lolich, L ERA: 3.84 Lerrin LaGrow, R ERA: 4.46 | (1, 1) | 4.0 | L | 21 | 10 | 7 | 7 | 2 | 0 | 0 | 0 | 0 | 1 | 25 | 25 | 15.75 | 2.500 | | | | | | | | |
| (5, 1) | 5.0 | 19 | 3 | 1 | 1 | 2 | 1 | 0 | 0 | 0 | 0 | 0 | 1 | 22 | 26 | 1.80 | 0.800 | | | | | | | | |

New York Yankees @ Detroit Tigers
Tiger Stadium, Detroit, MI
Wed Sep 03 1975, 7:05 PM EDT
Att: 6,581 - Unknown

AB 37
R 8
H 13
RBI 7
BB 1
SO 4
LOB 13



| Batter | 1 | 2 | 3 | 4 | 5 | 6 | 7 | 8 | 9 | AB | R | H | RBI | BB | SO | LOB | BOTTOM | | | | | | | | |
|---|------------------------------|---------------------------------|------------------------------|---------------------------------|------------------------------|---------------------------------|------------------------------|---------------------------------|------------------------------|---------------------------------|------------------------------|---------------------------------|------------------------------|---------------------------------|------------------------------|---------------------------------|------------------------------|---------------------------------|----------------------------------|------------------------------------|----------------------------------|--------|--|--|--|
| Ron LeFlore, R OBP: 0.304, SLG: 0.356 (1, 8) | 0-0 6-3 | | 0-3 K | | 0-0 K | 0-3 K | | 0-3 K | | 4 | 0 | 0 | 0 | 0 | 3 | 0 | | | | | | | | | |
| Gary Sutherland, R OBP: 0.320, SLG: 0.324 (1, 4) | 0-0 L7 | | 0-0 5-3 | | 0-0 K | 0-3 K | | 0-0 4-3 | 0-0 4-3 | 4 | 0 | 0 | 0 | 0 | 1 | 0 | | | | | | | | | |
| Dan Meyer, L OBP: 0.295, SLG: 0.367 (1, 3) | 0-0 F9 | | 0-0 1B | | 0-0 2B | 0-0 F5 | | 0-0 F8 | 0-0 F8 | 4 | 0 | 2 | 0 | 0 | 0 | 0 | | | | | | | | | |
| Willie Horton, R OBP: 0.314, SLG: 0.411 (1, 10) | | 0-0 6-3 | | 0-0 8-4 | 0-0 F5 | | | 0-0 F7 | 0-0 F7 | 4 | 0 | 0 | 0 | 0 | 0 | 2 | | | | | | | | | |
| Bill Freehan, R OBP: 0.308, SLG: 0.410 (1, 2) | | 0-0 F8 | | 0-0 F8 | 0-0 L5 | | | 0-0 L5 | | 3 | 0 | 0 | 0 | 0 | 0 | 0 | | | | | | | | | |
| Ben Oglivie, L OBP: 0.291, SLG: 0.364 (1, 7) | | 0-0 1B | | 0-0 F8 | 0-0 F5 | | | 0-0 F5 | | 3 | 0 | 1 | 0 | 0 | 0 | 0 | | | | | | | | | |
| Aurelio Rodriguez, R OBP: 0.296, SLG: 0.405 (1, 5) | | 0-0 F8 | | 0-0 1B | 0-0 1B | | | 0-0 6-3 | | 3 | 0 | 1 | 0 | 0 | 0 | 1 | | | | | | | | | |
| Leon Roberts, R OBP: 0.318, SLG: 0.399 (1, 9) | | 0-0 F7 | | 0-0 1B | 0-0 1B | | | 0-0 1-3 | | 3 | 0 | 1 | 0 | 0 | 0 | 0 | | | | | | | | | |
| Tom Verzyer, R OBP: 0.284, SLG: 0.309 (1, 6) | | 0-0 G3 | | 0-0 5-3 | 0-0 5-3 | | | 0-0 5-3 | | 3 | 0 | 0 | 0 | 0 | 0 | 2 | | | | | | | | | |
| Inning Stats | R: 0 E: 0 K: 0 S: 3 | H: 0 LOB: 0 BB: 0 P: 3 | R: 0 E: 0 K: 0 S: 4 | H: 1 LOB: 1 BB: 0 P: 4 | R: 0 E: 0 K: 1 S: 5 | H: 0 LOB: 0 BB: 0 P: 5 | R: 0 E: 0 K: 0 S: 3 | H: 1 LOB: 0 BB: 0 P: 3 | R: 0 E: 0 K: 2 S: 8 | H: 2 LOB: 2 BB: 0 P: 8 | R: 0 E: 0 K: 2 S: 5 | H: 1 LOB: 1 BB: 0 P: 8 | R: 0 E: 0 K: 0 S: 3 | H: 0 LOB: 0 BB: 0 P: 3 | R: 0 E: 0 K: 1 S: 5 | H: 0 LOB: 0 BB: 0 P: 5 | R: 0 E: 0 K: 0 S: 3 | H: 0 LOB: 0 BB: 0 P: 3 | 1B: 4 2B: 2 3B: 0 HR: 0 | SF: 0 SAC: 0 DP: 1 HBP: 0 | WP: 0 PB: 0 SB: 0 CS: 0 | PA: 31 | | | |
| PITCHER | IP | WLS | BF | H | R | ER | SO | BB | IBB | HBP | BLK | WP | HR | S | P | ERA | WHIP | | | | | | | | |
| Catfish Hunter, R ERA: 2.88 | (1, 1) | 9.0 | W | 31 | 5 | 0 | 0 | 4 | 0 | 0 | 0 | 0 | 0 | 39 | 39 | 0.00 | 0.556 | | | | | | | | |

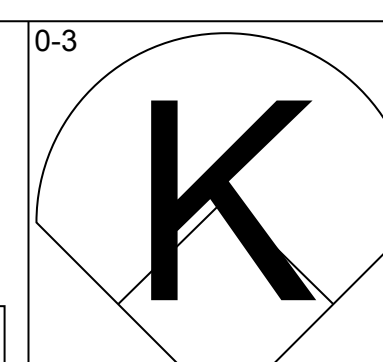
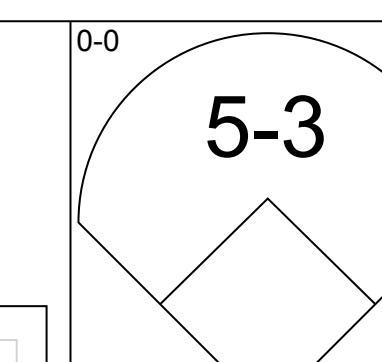
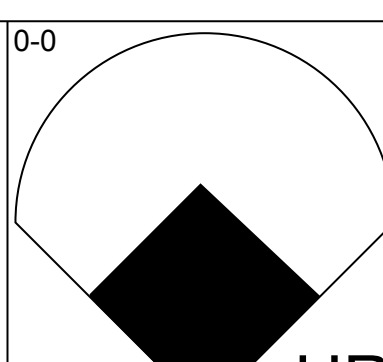
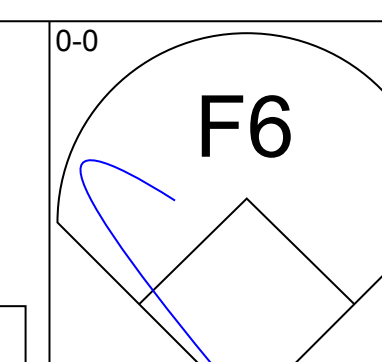
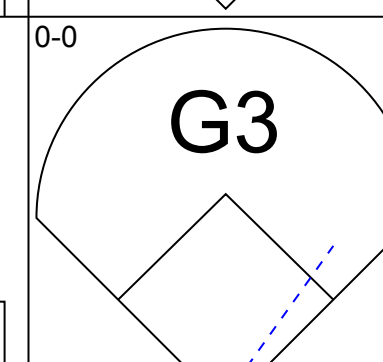
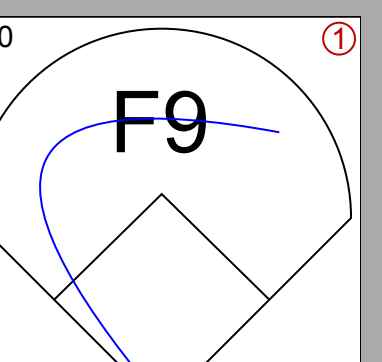
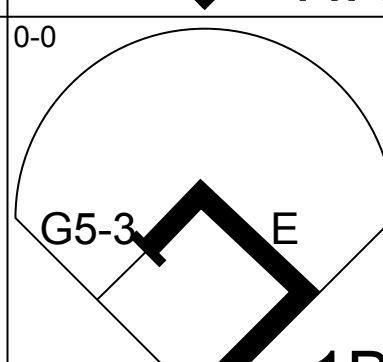
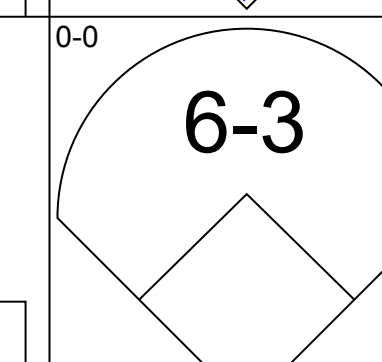
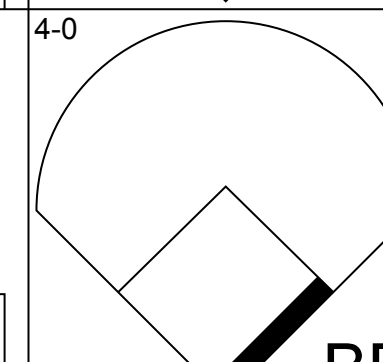
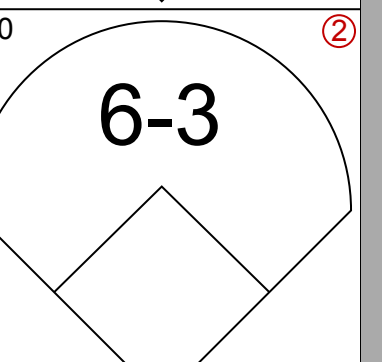
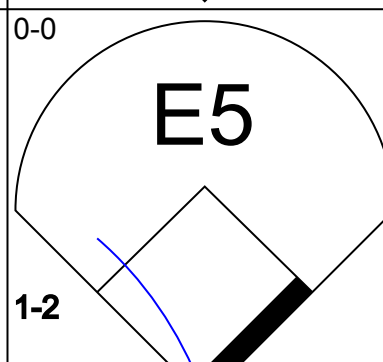
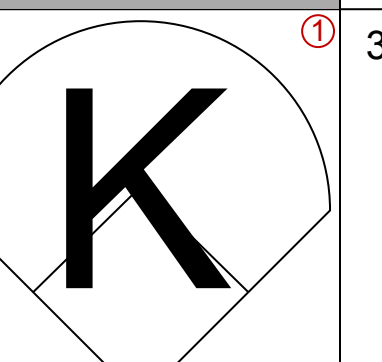
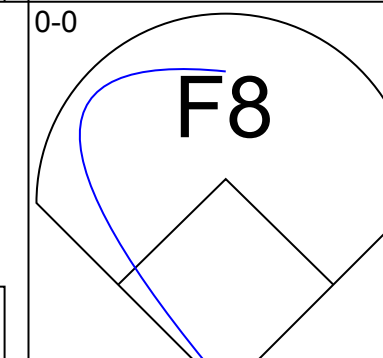
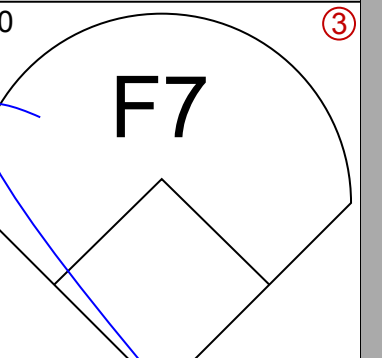
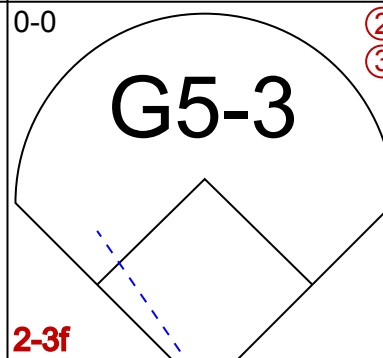
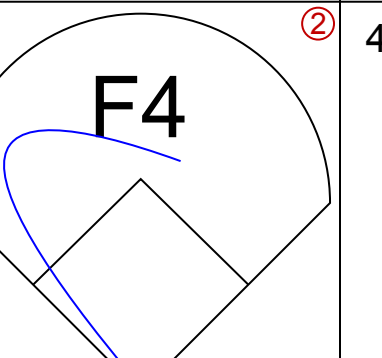
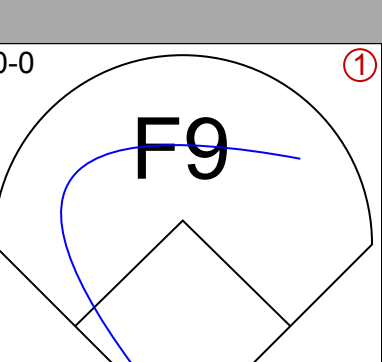
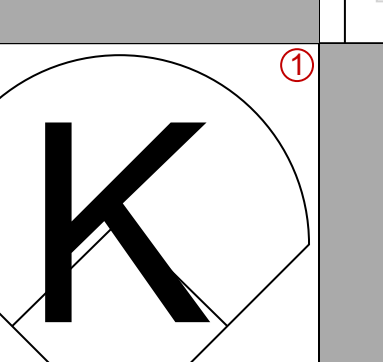
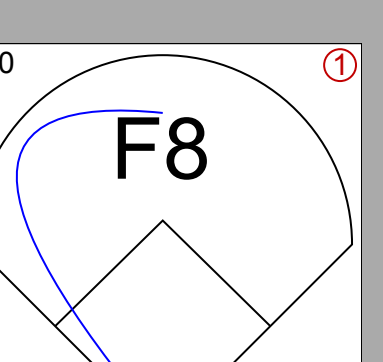
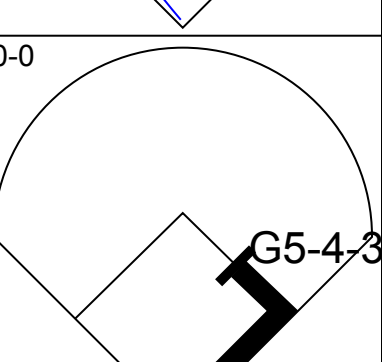
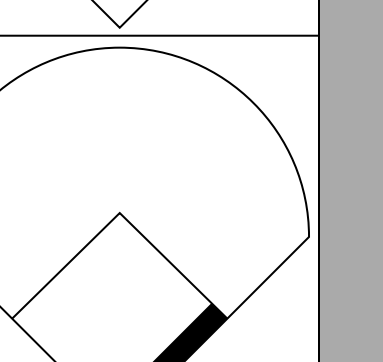
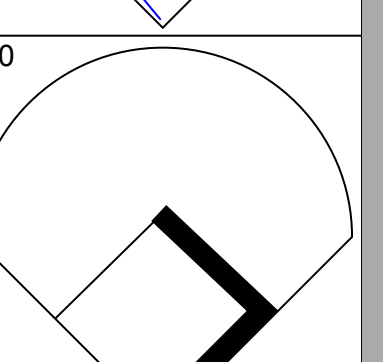
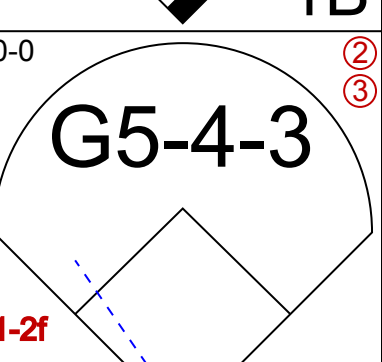
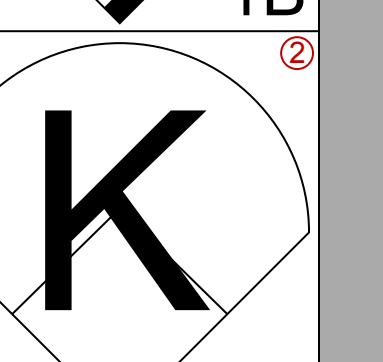
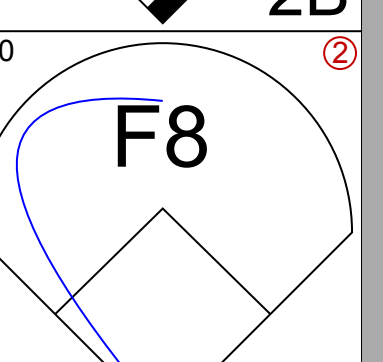
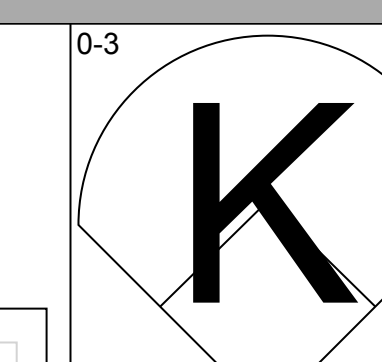
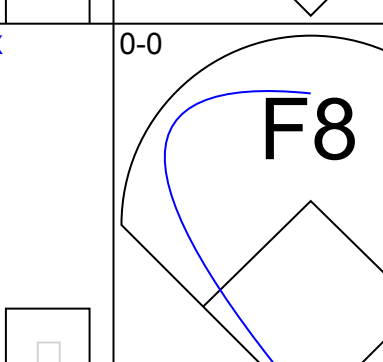
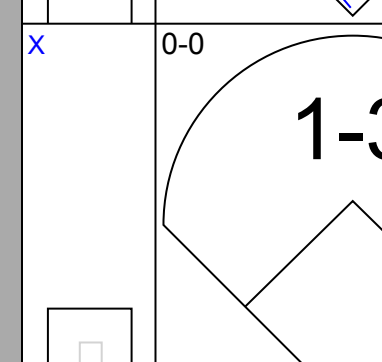
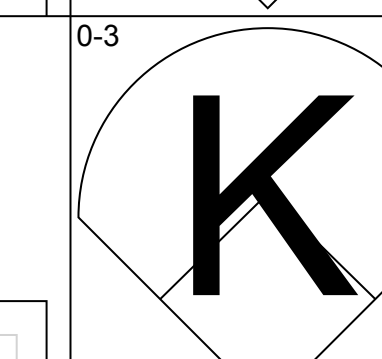
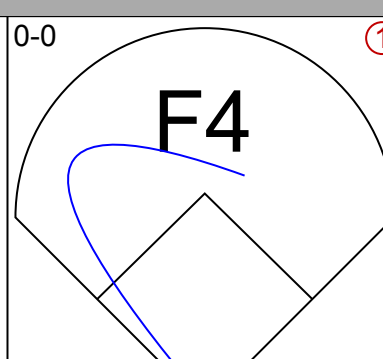
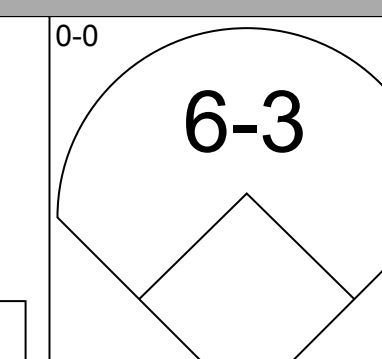
New York Yankees @ Detroit Tigers
Tiger Stadium, Detroit, MI
Wed Sep 03 1975, 7:05 PM EDT
Att: 6,581 - Unknown

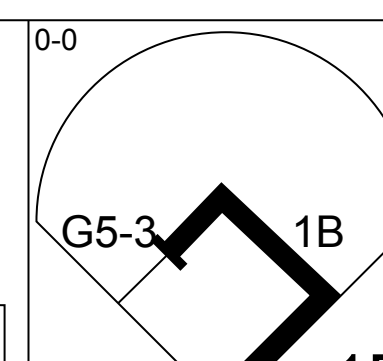
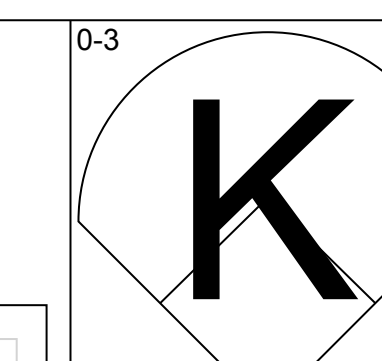
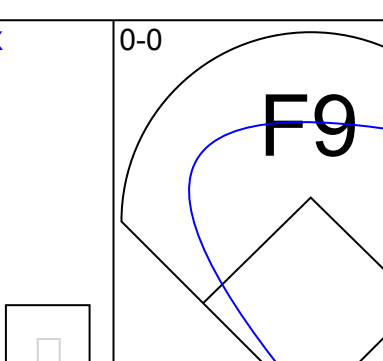
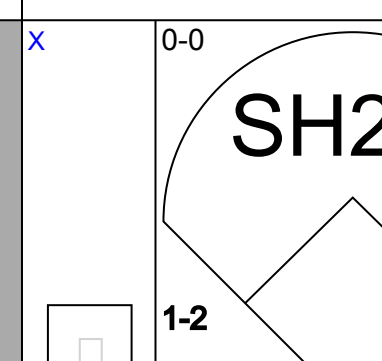
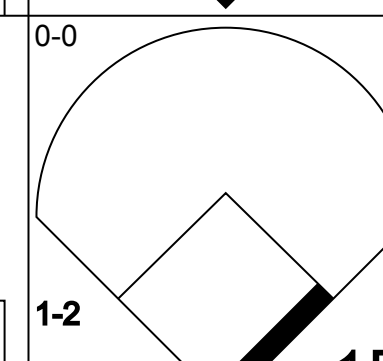
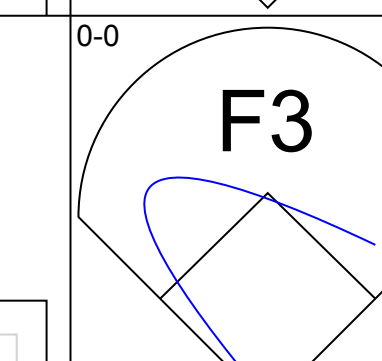
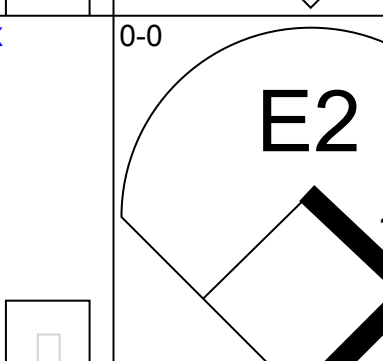
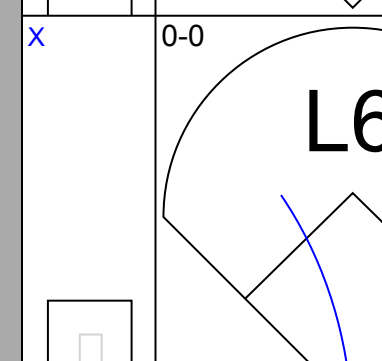
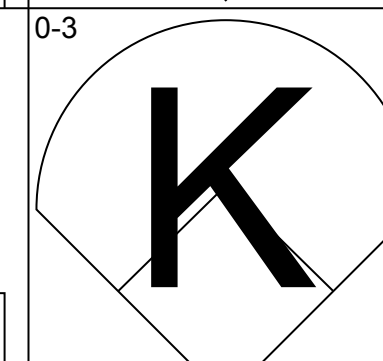
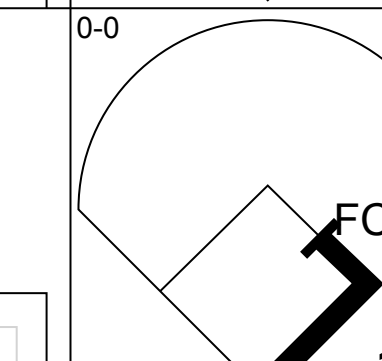
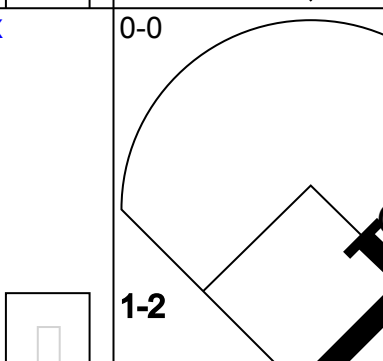
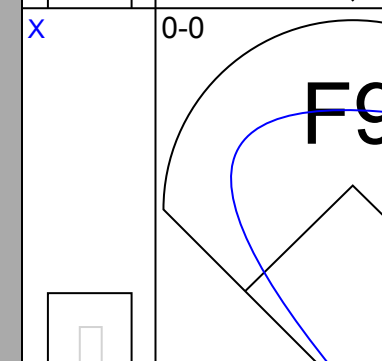
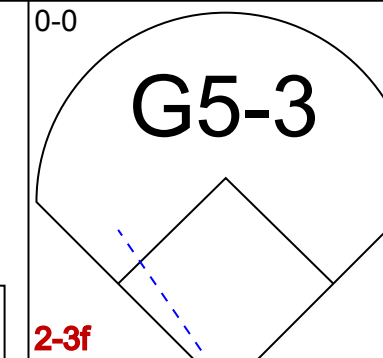
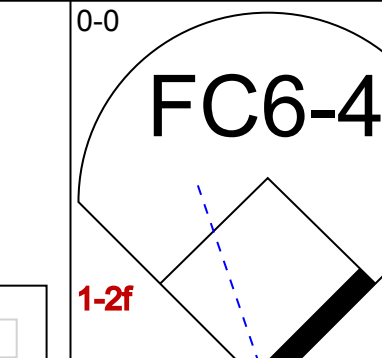
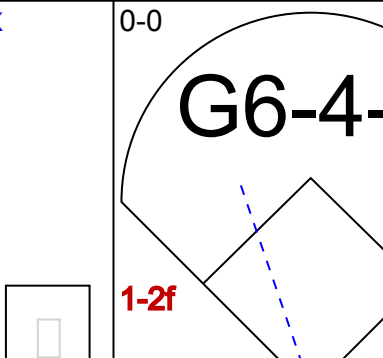

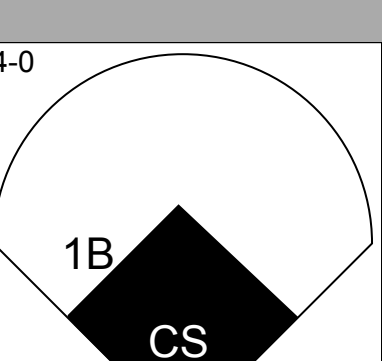
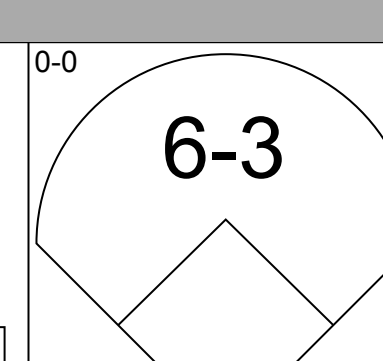
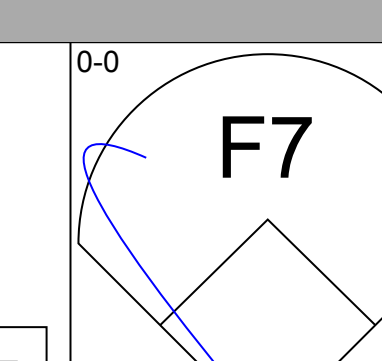
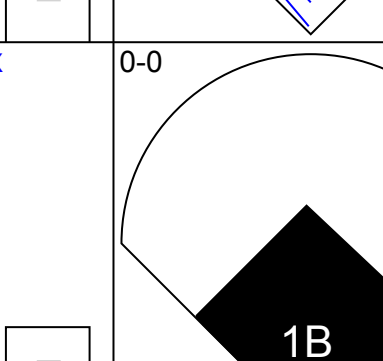
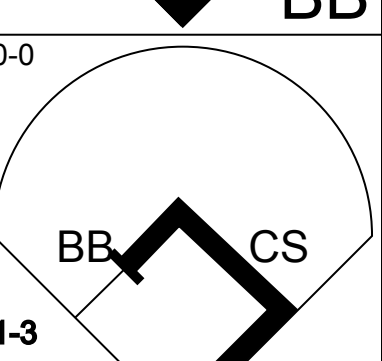
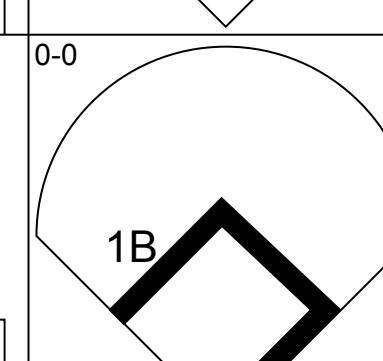
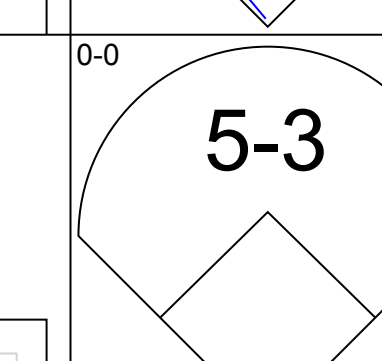
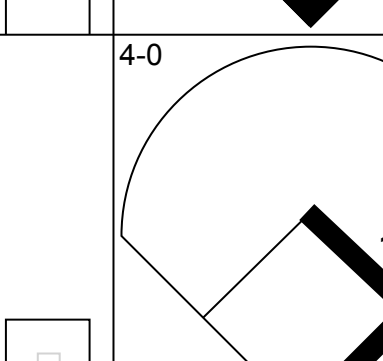




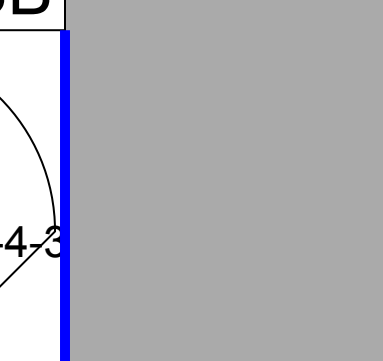
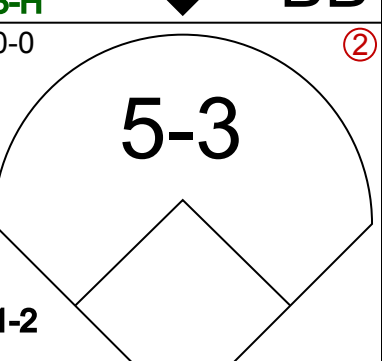
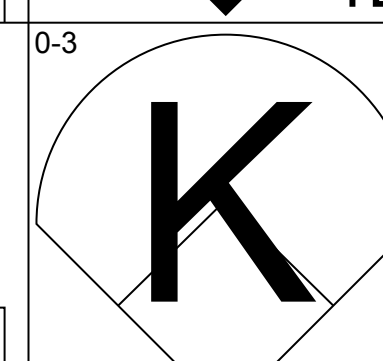
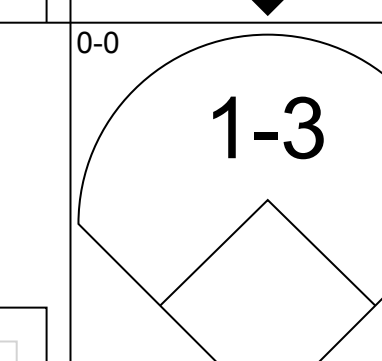
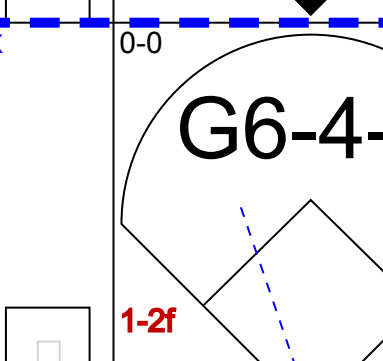
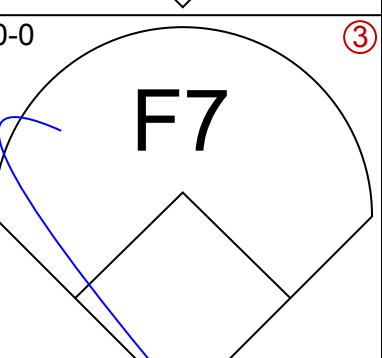
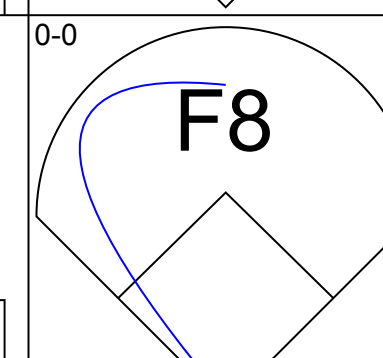

AB 31
R 0
H 5
RBI 0
BB 0
SO 4
LOB 5



| Batter | 1 | 2 | 3 | 4 | 5 | 6 | 7 | 8 | 9 | AB | R | H | RBI | BB | SO | LOB | TOP | | | | | |
|---|------------------------------|---------------------------------|------------------------------|----------------------------------|------------------------------|---------------------------------|------------------------------|---------------------------------|------------------------------|----------------------------------|------------------------------|---------------------------------|------------------------------|---------------------------------|------------------------------|---------------------------------|---|---------------------------------|----------------------------------|------------------------------------|----------------------------------|--------|
| Bobby Bonds, R OBP: 0.358, SLG: 0.484 (1, 9) | | | | | | | | | | 4 | 0 | 0 | 0 | 1 | 2 | 1 | New York Yankees @ Baltimore Orioles Memorial Stadium, Baltimore, MD Fri Sep 05 1975, 7:05 PM EDT Unknown livebaseballscorecards.com | | | | | |
| Sandy Alomar Sr., S OBP: 0.263, SLG: 0.278 (1, 4) | | | | | | | | | | 4 | 0 | 0 | 0 | 1 | 1 | 2 | | | | | | |
| Roy White, S OBP: 0.370, SLG: 0.423 (1, 7) | | | | | | | | | | 5 | 0 | 0 | 0 | 0 | 0 | 1 | | | | | | |
| Thurman Munson, R OBP: 0.366, SLG: 0.430 (1, 2) | | | | | | | | | | 5 | 1 | 2 | 0 | 0 | 2 | 1 | | | | | | |
| Graig Nettles, L OBP: 0.332, SLG: 0.444 (1, 5) | | | | | | | | | | 4 | 2 | 3 | 0 | 0 | 0 | 1 | | | | | | |
| Chris Chambliss, L OBP: 0.334, SLG: 0.436 (1, 3) | | | | | | | | | | 4 | 1 | 3 | 2 | 0 | 0 | 1 | | | | | | |
| Ed Herrmann, L OBP: 0.327, SLG: 0.423 (5, PH) | | | | | | | | | | 2 | 0 | 2 | 1 | 0 | 0 | 0 | | | | | | |
| Walt Williams, R OBP: 0.308, SLG: 0.395 (5, PH) | | | | | | | | | | 1 | 0 | 0 | 0 | 1 | 0 | 1 | | | | | | |
| Jim Mason, L OBP: 0.214, SLG: 0.216 (5, PH) | | | | | | | | | | 2 | 0 | 1 | 1 | 0 | 0 | 2 | | | | | | |
| Rick Dempsey, R OBP: 0.352, SLG: 0.318 (5, PH) | | | | | | | | | | 1 | 0 | 0 | 0 | 0 | 1 | 3 | | | | | | |
| Fred Stanley, R OBP: 0.284, SLG: 0.232 (5, PH) | | | | | | | | | | 0 | 0 | 0 | 0 | 0 | 0 | 0 | | | | | | |
| Rich Coggins, L OBP: 0.254, SLG: 0.276 (5, PH) | | | | | | | | | | 1 | 0 | 0 | 0 | 0 | 0 | 0 | | | | | | |
| Rick Bladt, R OBP: 0.295, SLG: 0.321 (5, PH) | | | | | | | | | | 3 | 0 | 0 | 0 | 0 | 0 | 5 | | | | | | |
| Dave Bergman, L OBP: 0.265, SLG: 0.299 (5, PH) | | | | | | | | | | 0 | 0 | 0 | 0 | 1 | 0 | 0 | | | | | | |
| Ed Brinkman, L OBP: 0.265, SLG: 0.299 (5, PH) | | | | | | | | | | 0 | 0 | 0 | 0 | 0 | 0 | 0 | | | | | | |
| Inning Stats | R: 0 E: 0 K: 1 S: 5 | H: 0 LOB: 1 BB: 1 P: 9 | R: 2 E: 0 K: 0 S: 6 | H: 4 LOB: 2 BB: 1 P: 10 | R: 1 E: 0 K: 1 S: 8 | H: 3 LOB: 2 BB: 0 P: 8 | R: 0 E: 0 K: 2 S: 7 | H: 0 LOB: 0 BB: 0 P: 7 | R: 1 E: 0 K: 1 S: 8 | H: 3 LOB: 3 BB: 1 P: 12 | R: 0 E: 0 K: 1 S: 5 | H: 0 LOB: 0 BB: 0 P: 5 | R: 0 E: 1 K: 0 S: 4 | H: 1 LOB: 1 BB: 0 P: 4 | R: 0 E: 0 K: 0 S: 2 | H: 0 LOB: 0 BB: 1 P: 6 | R: 0 E: 0 K: 0 S: 3 | H: 0 LOB: 0 BB: 0 P: 3 | 1B: 8 2B: 3 3B: 0 HR: 0 | SF: 0 SAC: 0 DP: 1 HBP: 0 | WP: 0 PB: 0 SB: 1 CS: 0 | PA: 40 |
| PITCHER | IP | WLS | BF | H | R | ER | SO | BB | IBB | HBP | BLK | WP | HR | S | P | ERA | WHIP | | | | | |
| Wayne Garland, R ERA: 3.7 (1, 1) | 2.2 | | 15 | 6 | 3 | 3 | 2 | 2 | 0 | 0 | 0 | 0 | 0 | 17 | 25 | 10.12 | 3.000 | | | | | |
| Mike Flanagan, L ERA: 5.4 (3, 1) | 1.2 | | 10 | 4 | 1 | 1 | 2 | 0 | 1 | 0 | 0 | 0 | 0 | 13 | 17 | 5.40 | 2.400 | | | | | |
| Paul Mitchell, R ERA: 4.71 (5, 1) | 4.2 | W | 15 | 1 | 0 | 0 | 2 | 1 | 0 | 0 | 0 | 0 | 0 | 18 | 22 | 0.00 | 0.429 | | | | | |

| Batter | 1 | 2 | 3 | 4 | 5 | 6 | 7 | 8 | 9 | AB | R | H | RBI | BB | SO | LOB | BOTTOM | | | | |
|--|------------------------------|---------------------------------|------------------------------|----------------------------------|------------------------------|---------------------------------|------------------------------|---------------------------------|------------------------------|---------------------------------|------------------------------|---------------------------------|------------------------------|---------------------------------|------------------------------|---------------------------------|---|----------------------------------|------------------------------------|----------------------------------|--------|
| Al Bumbry, L OBP: 0.332, SLG: 0.367 (1, 7) | | | | | | | | | | 4 | 1 | 2 | 2 | 0 | 0 | 1 | New York Yankees @ Baltimore Orioles Memorial Stadium, Baltimore, MD Fri Sep 05 1975, 7:05 PM EDT Unknown livebaseballscorecards.com | | | | |
| Paul Blair, R OBP: 0.245, SLG: 0.275 (1, 8) | | | | | | | | | | 4 | 0 | 0 | 0 | 0 | 1 | 2 | | | | | |
| Tony Muser, L OBP: 0.332, SLG: 0.301 (1, 3) | | | | | | | | | | 3 | 0 | 0 | 1 | 0 | 0 | 0 | | | | | |
| Ken Singleton, S OBP: 0.415, SLG: 0.462 (1, 9) | | | | | | | | | | 4 | 1 | 1 | 1 | 0 | 0 | 0 | | | | | |
| Jim Northrup, L OBP: 0.344, SLG: 0.413 (1, 10) | | | | | | | | | | 3 | 0 | 1 | 0 | 0 | 0 | 0 | | | | | |
| Bobby Grich, R OBP: 0.398, SLG: 0.399 (1, 4) | | | | | | | | | | 3 | 1 | 1 | 0 | 0 | 1 | 1 | | | | | |
| Eliot Hendricks, L OBP: 0.302, SLG: 0.341 (1, 2) | | | | | | | | | | 3 | 0 | 0 | 0 | 0 | 2 | 1 | | | | | |
| Brooks Robinson, R OBP: 0.266, SLG: 0.267 (1, 5) | | | | | | | | | | 2 | 1 | 0 | 0 | 1 | 0 | 0 | | | | | |
| Mark Belanger, R OBP: 0.286, SLG: 0.271 (1, 6) | | | | | | | | | | 3 | 1 | 2 | 1 | 0 | 0 | 0 | | | | | |
| Inning Stats | R: 1 E: 0 K: 0 S: 4 | H: 1 LOB: 0 BB: 0 P: 4 | R: 3 E: 0 K: 1 S: 8 | H: 3 LOB: 1 BB: 1 P: 12 | R: 1 E: 0 K: 1 S: 6 | H: 1 LOB: 0 BB: 0 P: 6 | R: 0 E: 0 K: 0 S: 4 | H: 1 LOB: 1 BB: 0 P: 4 | R: 0 E: 0 K: 0 S: 3 | H: 0 LOB: 0 BB: 0 P: 3 | R: 0 E: 0 K: 1 S: 5 | H: 1 LOB: 0 BB: 0 P: 5 | R: 0 E: 0 K: 0 S: 3 | H: 0 LOB: 0 BB: 0 P: 3 | R: 0 E: 0 K: 1 S: 5 | H: 0 LOB: 0 BB: 0 P: 5 | | 1B: 4 2B: 1 3B: 1 HR: 1 | SF: 1 SAC: 0 DP: 1 HBP: 0 | WP: 0 PB: 0 SB: 0 CS: 0 | PA: 31 |
| PITCHER | IP | WLS | BF | H | R | ER | SO | BB | IBB | HBP | BLK | WP | HR | S | P | ERA | WHIP | | | | |
| Doc Medich, R ERA: 3.48 (1, 1) | 8.0 | L | 31 | 7 | 5 | 5 | 4 | 1 | 0 | 0 | 0 | 0 | 1 | 38 | 42 | 5.62 | 1.000 | | | | |

| Batter | 1 | 2 | 3 | 4 | 5 | 6 | 7 | 8 | 9 | AB | R | H | RBI | BB | SO | LOB | TOP | | | |
|--|--|---|---|---|---|---|------------------------------|---|---|---------------------------------|------------------------------|---------------------------------|------------------------------|---------------------------------|------------------------------|---------------------------------|---|------------------------------------|----------------------------------|--------|
| Bobby Bonds, R OBP: 0.357, SLG: 0.488 (1, 9) |  | |  | | |  | |  | | 4 | 1 | 1 | 1 | 0 | 1 | 0 | New York Yankees @ Baltimore Orioles Memorial Stadium, Baltimore, MD Fri Sep 05 1975, 7:05 PM EDT Att: 15,159 - Unknown | | | |
| Sandy Alomar Sr., S OBP: 0.263, SLG: 0.277 (1, 4) |  | | | |  |  | |  | | 4 | 0 | 1 | 0 | 0 | 0 | 0 | | | | |
| Roy White, S OBP: 0.369, SLG: 0.420 (1, 7) |  | | |  | |  | | |  | 3 | 0 | 0 | 0 | 1 | 1 | 1 | | | | |
| Thurman Munson, R OBP: 0.364, SLG: 0.427 (1, 10) |  | | |  | |  | | |  | 4 | 0 | 0 | 0 | 0 | 0 | 3 | | | | |
| Graig Nettles, L OBP: 0.329, SLG: 0.441 (1, 5) | |  | | | |  | |  | | 4 | 0 | 0 | 0 | 0 | 1 | 0 | | | | |
| Rick Dempsey, R OBP: 0.367, SLG: 0.345 (1, 2) | |  | | | |  | |  | | 3 | 0 | 3 | 0 | 0 | 0 | 0 | | | | |
| Chris Chambliss, L OBP: 0.332, SLG: 0.433 (1, 3) | |  | | | |  | |  | | 3 | 0 | 0 | 0 | 0 | 1 | 3 | | | | |
| Rick Bladt, R OBP: 0.281, SLG: 0.305 (1, 8) | | |  | | |  | |  | | 3 | 0 | 0 | 0 | 0 | 1 | 2 | | | | |
| Fred Stanley, R OBP: 0.280, SLG: 0.229 (1, 6) | | |  | | |  | |  | | 3 | 0 | 0 | 0 | 0 | 1 | 0 | | | | |
| Inning Stats | R: 0 E: 0 K: 1 S: 5 | H: 0 LOB: 1 BB: 1 P: 9 | R: 0 E: 0 K: 0 S: 3 | H: 1 LOB: 0 BB: 0 P: 3 | R: 0 E: 0 K: 2 S: 7 | H: 0 LOB: 0 BB: 0 P: 7 | R: 0 E: 0 K: 0 S: 3 | H: 0 LOB: 0 BB: 0 P: 3 | R: 0 E: 0 K: 2 S: 8 | H: 1 LOB: 1 BB: 0 P: 8 | R: 0 E: 0 K: 0 S: 4 | H: 1 LOB: 1 BB: 0 P: 4 | R: 0 E: 0 K: 0 S: 3 | H: 0 LOB: 0 BB: 0 P: 3 | R: 0 E: 0 K: 1 S: 5 | H: 0 LOB: 0 BB: 0 P: 5 | 1B: 3 2B: 1 3B: 0 HR: 1 | SF: 0 SAC: 0 DP: 2 HBP: 0 | WP: 0 PB: 0 SB: 0 CS: 0 | PA: 32 |
| PITCHER Ross Grimsley, L ERA: 3.93 (1, 1) | IP: 9.0 WLS: W BF: 32 H: 5 R: 1 ER: 1 SO: 6 BB: 1 IBB: 0 HBP: 0 BLK: 0 WP: 0 HR: 1 S: 43 P: 47 ERA: 1.00 WHIP: 0.667 | | | | | | | | | | | | | | | | PITCHER | | | |

| Batter | 1 | 2 | 3 | 4 | 5 | 6 | 7 | 8 | 9 | AB | R | H | RBI | BB | SO | LOB | BOTTOM | | | |
|---|---|---|---|---|--|---|---|---|---|---------------------------------|------------------------------|---------------------------------|------------------------------|---------------------------------|------------------------------|---------------------------------|---|------------------------------------|----------------------------------|--------|
| Ken Singleton, S OBP: 0.415, SLG: 0.461 (1, 9) |  | |  | | |  | |  | | 3 | 0 | 1 | 0 | 0 | 1 | 0 | New York Yankees @ Baltimore Orioles Memorial Stadium, Baltimore, MD Fri Sep 05 1975, 7:05 PM EDT Att: 15,159 - Unknown | | | |
| Paul Blair, R OBP: 0.245, SLG: 0.274 (1, 8) |  | |  | |  | |  | | | 4 | 0 | 1 | 0 | 0 | 0 | 1 | | | | |
| Tommy Davis, R OBP: 0.309, SLG: 0.345 (1, 10) |  | |  | |  | |  | | | 4 | 0 | 2 | 0 | 0 | 1 | 3 | | | | |
| Lee May, R OBP: 0.317, SLG: 0.438 Brooks Robinson, R OBP: 0.266, SLG: 0.267 (1, 3) (9, 5) |  | |  | |  | |  | | | 4 | 0 | 0 | 0 | 0 | 0 | 5 | | | | |
| Don Baylor, R OBP: 0.355, SLG: 0.483 (1, 7) | |  | |  | |  | |  | | 3 | 2 | 1 | 0 | 1 | 0 | 0 | | | | |
| Bobby Grich, R OBP: 0.401, SLG: 0.400 (1, 4) | |  | |  | |  | |  | | 3 | 0 | 2 | 0 | 1 | 0 | 0 | | | | |
| Doug DeCinces, R OBP: 0.314, SLG: 0.444 Tony Muser, L OBP: 0.332, SLG: 0.301 (1, 5) (9, 3) |  | |  | |  | |  | |  | | 3 | 0 | 3 | 1 | 1 | 0 | | | | |
| Dave Duncan, R OBP: 0.246, SLG: 0.346 (1, 2) | |  | |  | |  | |  | | 4 | 0 | 0 | 0 | 0 | 1 | 6 | | | | |
| Mark Belanger, R OBP: 0.286, SLG: 0.271 (1, 6) | |  | |  | | |  | | | 3 | 0 | 1 | 0 | 0 | 0 | 3 | | | | |
| Inning Stats | R: 0 E: 0 K: 1 S: 6 | H: 2 LOB: 1 BB: 0 P: 6 | R: 1 E: 0 K: 0 S: 3 | H: 1 LOB: 2 BB: 2 P: 11 | R: 0 E: 0 K: 1 S: 6 | H: 1 LOB: 1 BB: 0 P: 6 | R: 0 E: 0 K: 1 S: 7 | H: 2 LOB: 2 BB: 0 P: 7 | R: 0 E: 0 K: 0 S: 4 | H: 1 LOB: 1 BB: 0 P: 4 | R: 0 E: 0 K: 0 S: 4 | H: 1 LOB: 1 BB: 0 P: 4 | R: 0 E: 0 K: 0 S: 4 | H: 1 LOB: 1 BB: 1 P: 8 | R: 1 E: 0 K: 0 S: 4 | H: 2 LOB: 1 BB: 1 P: 8 | 1B: 10 2B: 1 3B: 0 HR: 0 | SF: 0 SAC: 1 DP: 3 HBP: 0 | WP: 0 PB: 0 SB: 0 CS: 2 | PA: 35 |
| PITCHER Larry Gura, L ERA: 3.41 Tippy Martinez, L ERA: 3.35 (1, 1) (8, 1) | IP: 7.1 WLS: L BF: 34 H: 11 R: 2 ER: 1 SO: 3 BB: 2 IBB: 1 HBP: 0 BLK: 0 WP: 0 HR: 0 S: 37 P: 49 ERA: 1.23 WHIP: 1.773 | | | | | | | | | | | | | | | | PITCHER | | | |

| Batter | 1 | 2 | 3 | 4 | 5 | 6 | 7 | 8 | 9 | 10 | 11 | 12 | 13 | AB | R | H | RBI | BB | SO | LOB | TOP | | | | | | |
|---|------------------------------|---------------------------------|------------------------------|---------------------------------|------------------------------|----------------------------------|------------------------------|---------------------------------|------------------------------|---------------------------------|------------------------------|---------------------------------|------------------------------|---------------------------------|------------------------------|---------------------------------|------------------------------|---------------------------------|------------------------------|---------------------------------|------------------------------|---------------------------------|-----------------------------------|------------------------------------|-----------------------------------|--------|--|
| Bobby Bonds, R OBP: 0.361, SLG: 0.489 Rich Coggins, L OBP: 0.252, SLG: 0.274 | SH5-3 BB | FC6-4 1B | | BB | | F8 | | | FC3-2 1B | | 4-3 | | | 3 | 0 | 2 | 1 | 2 | 0 | 0 | | | | | | | |
| Sandy Alomar Sr., S OBP: 0.266, SLG: 0.277 | SH5-3 | FC6-4 | | BB | | F4 | | | FC3-2 1B | | F9 | | | 4 | 0 | 1 | 2 | 1 | 0 | 1 | | | | | | | |
| Roy White, S OBP: 0.365, SLG: 0.415 | F8 | F3 | | F8 | | | | | FC3-2 1B | | | | | 6 | 0 | 0 | 0 | 0 | 1 | 7 | | | | | | | |
| Thurman Munson, R OBP: 0.362, SLG: 0.424 Rick Dempsey, R OBP: 0.364, SLG: 0.342 | 6-3 | | | 5-3 | | | | | FC6-4 1B WP | | 6-3 | | | 5 | 1 | 1 | 0 | 0 | 0 | 3 | | | | | | | |
| Graig Nettles, L OBP: 0.329, SLG: 0.438 | | F9 | | G6-4-3 BB | | | | | FC6-4 1B | | K | | | 5 | 0 | 1 | 0 | 1 | 1 | 3 | | | | | | | |
| Chris Chambliss, L OBP: 0.330, SLG: 0.430 | | E 1B 1B | | G6-4-3 BB | | | | | FC6-4 1B WP | | 6-3 | | | 6 | 1 | 1 | 0 | 0 | 1 | 3 | | | | | | | |
| Walt Williams, R OBP: 0.303, SLG: 0.388 | | E 1B 1B | | 4-3 | | | | | K | | 5-3 | | | 6 | 1 | 1 | 0 | 0 | 2 | 1 | | | | | | | |
| Rick Bladt, R OBP: 0.271, SLG: 0.292 | | FC6 1B 1B | | BB BB 1B | | | | | 6-3 | | 5-3 | | | 6 | 1 | 1 | 0 | 0 | 1 | 3 | | | | | | | |
| Fred Stanley, R OBP: 0.284, SLG: 0.234 Lou Piniella, R OBP: 0.258, SLG: 0.221 Ed Brinkman, R OBP: 0.265, SLG: 0.299 | | 1B FC6-4 1B | | F9 | | | | | F7 | | 1B WP 1B | | | 4 | 2 | 2 | 2 | 0 | 0 | 1 | | | | | | | |
| Inning Stats | R: 0 E: 0 K: 0 S: 3 | H: 0 LOB: 1 BB: 1 P: 7 | R: 4 E: 1 K: 0 S: 8 | H: 4 LOB: 1 BB: 0 P: 8 | R: 0 E: 0 K: 0 S: 4 | H: 1 LOB: 3 BB: 2 P: 12 | R: 1 E: 0 K: 1 S: 7 | H: 2 LOB: 1 BB: 0 P: 7 | R: 0 E: 0 K: 0 S: 3 | H: 0 LOB: 0 BB: 0 P: 3 | R: 0 E: 0 K: 0 S: 3 | H: 0 LOB: 0 BB: 0 P: 3 | R: 0 E: 0 K: 1 S: 5 | H: 0 LOB: 0 BB: 0 P: 5 | R: 0 E: 0 K: 2 S: 7 | H: 0 LOB: 0 BB: 0 P: 7 | R: 0 E: 0 K: 2 S: 7 | H: 0 LOB: 0 BB: 0 P: 7 | R: 0 E: 0 K: 2 S: 7 | H: 0 LOB: 0 BB: 0 P: 7 | R: 0 E: 0 K: 2 S: 7 | H: 0 LOB: 0 BB: 0 P: 7 | 1B: 10 2B: 0 3B: 0 HR: 0 | SF: 0 SAC: 1 DP: 1 HBP: 0 | W/P: 3 PB: 0 SB: 2 CS: 0 | PA: 53 | |
| PITCHER | IP | WLS | BF | H | R | ER | SO | BB | IBB | HBP | BLK | WP | HR | S | P | ERA | WHIP | | | | | | | | | | |
| Mike Cuellar, L ERA: 3.44 | 8.0 | | 38 | 10 | 6 | 4 | 1 | 4 | 0 | 0 | 0 | 3 | 0 | 36 | 52 | 4.50 | 1.750 | | | | | | | | | | |
| Dyar Miller, R ERA: 2.5 | 0.2 | | 2 | 0 | 0 | 0 | 0 | 0 | 0 | 0 | 0 | 0 | 0 | 2 | 2 | 0.00 | 0.000 | | | | | | | | | | |
| Grant Jackson, L ERA: 3.4 | 4.1 | W | 13 | 0 | 0 | 0 | 7 | 0 | 0 | 0 | 0 | 0 | 0 | 27 | 27 | 0.00 | 0.000 | | | | | | | | | | |

New York Yankees @ Baltimore Orioles
Memorial Stadium, Baltimore, MD
Sat Sep 06 1975, 7:05 PM EDT
Att. 19,236 - Unknown

AB 48
R 6
H 10
RBI 5
BB 4
SO 8
LOB 22



| Batter | 1 | 2 | 3 | 4 | 5 | 6 | 7 | 8 | 9 | 10 | 11 | 12 | 13 | AB | R | H | RBI | BB | SO | LOB | BOTTOM | | | | | | | | | |
|---|------------------------------|---------------------------------|------------------------------|----------------------------------|------------------------------|---------------------------------|------------------------------|---------------------------------|------------------------------|---------------------------------|------------------------------|----------------------------------|------------------------------|----------------------------------|------------------------------|---------------------------------|------------------------------|---------------------------------|------------------------------|---------------------------------|------------------------------|----------------------------------|------------------------------|----------------------------------|------------------------------|----------------------------------|-----------------------------------|------------------------------------|-----------------------------------|--------|
| Ken Singleton, S OBP: 0.411, SLG: 0.466 Al Bumbry, L OBP: 0.332, SLG: 0.367 Tony Muser, L OBP: 0.328, SLG: 0.298 | 3-1 3B | 3-1 | | | L6 | | | | E SH2-4 1B | | K | | | 4 | 1 | 2 | 0 | 1 | 0 | 1 | | | | | | | | | | |
| Paul Blair, R OBP: 0.248, SLG: 0.275 | K | | | | F7 | | | | SH2-4 1B | | 6-3 1B | | | 6 | 1 | 2 | 0 | 0 | 2 | 3 | | | | | | | | | | |
| Tommy Davis, R OBP: 0.306, SLG: 0.341 | 3-1 | | | | 4-3 | | | | F6 | | 6-3 | | | 7 | 1 | 1 | 1 | 0 | 0 | 6 | | | | | | | | | | |
| Lee May, R OBP: 0.318, SLG: 0.443 Tom Shopay, L OBP: 0.267, SLG: 0.192 Bob Bailor, R (13, PH) | 2-3 | | | | HR | | | | E3 SH5-3 1B SF8 | | 6-3 | | | 5 | 1 | 2 | 1 | 0 | 0 | 2 | | | | | | | | | | |
| Don Baylor, R OBP: 0.355, SLG: 0.480 | | 1B 2B BB | | | F5 | | | | SH5-3 1B | | K | | | 5 | 1 | 1 | 1 | 1 | 1 | 2 | | | | | | | | | | |
| Bobby Grich, R OBP: 0.398, SLG: 0.400 | | K | | | F4 | | | | SF8 | | 6-3 | | | 5 | 0 | 1 | 1 | 0 | 1 | 1 | | | | | | | | | | |
| Doug DeCinces, R OBP: 0.329, SLG: 0.446 | | 2B 1B | | | F7 | | | | 6-3 | | FC6-4 1B | | | 4 | 1 | 2 | 0 | 2 | 0 | 1 | | | | | | | | | | |
| Eliod Hendricks, L OBP: 0.303, SLG: 0.348 Brooks Robinson, R OBP: 0.266, SLG: 0.267 Dave Duncan, R OBP: 0.248, SLG: 0.347 | | 1B | | | F9 | | | | K | | 5-3 | | | 3 | 0 | 1 | 2 | 0 | 1 | 0 | | | | | | | | | | |
| Mark Belanger, R OBP: 0.287, SLG: 0.270 | | 2B | | | F8 | | | | K | | SH2-4 1B E | | | 2 | 0 | 1 | 0 | 0 | 0 | 1 | | | | | | | | | | |
| Inning Stats | R: 1 E: 0 K: 1 S: 6 | H: 1 LOB: 0 BB: 0 P: 6 | R: 2 E: 0 K: 1 S: 7 | H: 2 LOB: 1 BB: 1 P: 11 | R: 1 E: 0 K: 1 S: 6 | H: 1 LOB: 0 BB: 0 P: 6 | R: 0 E: 0 K: 0 S: 3 | H: 0 LOB: 0 BB: 0 P: 3 | R: 0 E: 0 K: 1 S: 5 | H: 1 LOB: 1 BB: 1 P: 5 | R: 0 E: 0 K: 1 S: 6 | H: 1 LOB: 2 BB: 1 P: 10 | R: 0 E: 0 K: 1 S: 6 | H: 1 LOB: 2 BB: 1 P: 10 | R: 1 E: 1 K: 0 S: 5 | H: 1 LOB: 2 BB: 2 P: 9 | R: 0 E: 1 K: 1 S: 4 | H: 1 LOB: 1 BB: 0 P: 4 | R: 0 E: 0 K: 1 S: 6 | H: 1 LOB: 1 BB: 0 P: 6 | R: 0 E: 0 K: 1 S: 6 | H: 1 LOB: 2 BB: 1 P: 10 | R: 0 E: 0 K: 1 S: 6 | H: 1 LOB: 2 BB: 1 P: 10 | R: 0 E: 0 K: 1 S: 6 | H: 1 LOB: 2 BB: 1 P: 10 | 1B: 10 2B: 2 3B: 1 HR: 1 | SF: 1 SAC: 2 DP: 0 HBP: 0 | W/P: 0 PB: 0 SB: 1 CS: 0 | PA: 59 |
| PITCHER | IP | WLS | BF | H | R | ER | SO | BB | IBB | HBP | BLK | WP | HR | S | P | ERA | WHIP | | | | | | | | | | | | | |
| Pat Dobson, R ERA: 4.07 | 7.2 | | 34 | 7 | 5 | 4 | 6 | 1 | 2 | 0 | 0 | 0 | 1 | 43 | 55 | 4.70 | 1.043 | | | | | | | | | | | | | |
| Tippy Martinez, L ERA: 3.25 | 1.0 | | 5 | 1 | 1 | 0 | 0 | 1 | 0 | 0 | 0 | 0 | 0 | 4 | 8 | 0.00 | 2.000 | | | | | | | | | | | | | |
| Sparky Lyle, L ERA: 2.94 | 3.2 | L | 20 | 6 | 1 | 1 | 2 | 2 | 0 | 0 | 0 | 0 | 0 | 22 | 30 | 2.46 | 2.182 | | | | | | | | | | | | | |

New York Yankees @ Baltimore Orioles
Memorial Stadium, Baltimore, MD
Sat Sep 06 1975, 7:05 PM EDT
Att. 19,236 - Unknown

AB 50
R 7
H 14
RBI 6
BB 6
SO 8
LOB 24




| Batter | 1 | 2 | 3 | 4 | 5 | 6 | 7 | 8 | 9 | AB | R | H | RBI | BB | SO | LOB | TOP | | | | | |
|---|------------------------------|---------------------------------|-------------------------------------|----------------------------------|------------------------------|---------------------------------|------------------------------|---------------------------------|------------------------------|---------------------------------|------------------------------|---------------------------------|------------------------------|---------------------------------|------------------------------|---------------------------------|---|------------------------------|---------------------------------|----------------------------------|------------------------------------|----------------------------------|
| Bobby Bonds, R OBP: 0.361, SLG: 0.487 (1, 9) | | | | | | | | | | 4 | 0 | 1 | 0 | 0 | 0 | 2 | New York Yankees @ Baltimore Orioles Memorial Stadium, Baltimore, MD Sun Sep 07 1975, 3:33 AM EDT Att: 28,308 - Cloudy - 70 F | | | | | |
| Sandy Alomar Sr., S OBP: 0.297, SLG: 0.282 (1, 4) | | | | | | | | | | 4 | 2 | 2 | 0 | 0 | 1 | 2 | | | | | | |
| Roy White, S OBP: 0.364, SLG: 0.416 (1, 7) | | | | | | | | | | 4 | 0 | 1 | 1 | 0 | 0 | 1 | | | | | | |
| Thurman Munson, R OBP: 0.361, SLG: 0.423 (1, 2) | | | | | | | | | | 4 | 0 | 1 | 0 | 0 | 0 | 1 | | | | | | |
| Graig Nettles, L OBP: 0.327, SLG: 0.435 (1, 5) | | | | | | | | | | 4 | 0 | 0 | 0 | 0 | 1 | 1 | | | | | | |
| Chris Chambliss, L OBP: 0.328, SLG: 0.427 (1, 3) | | | | | | | | | | 3 | 0 | 0 | 0 | 0 | 0 | 1 | | | | | | |
| Ed Herrmann, L OBP: 0.322, SLG: 0.416 (1, 10) | | | | | | | | | | 3 | 0 | 0 | 0 | 0 | 1 | 1 | | | | | | |
| Jim Mason, L OBP: 0.215, SLG: 0.217 Fred Stanley, R OBP: 0.294, SLG: 0.234 (8, 6) | | | | | | | | | | 3 | 0 | 1 | 0 | 0 | 1 | 0 | | | | | | |
| Rick Bladt, R OBP: 0.274, SLG: 0.284 (1, 8) | | | | | | | | | | 0 | 0 | 0 | 0 | 0 | 0 | 0 | | | | | | |
| Inning Stats | R: 0 E: 0 K: 0 S: 3 | H: 1 LOB: 0 BB: 0 P: 3 | R: 0 E: 0 K: 1 S: 6 | H: 1 LOB: 1 BB: 0 P: 6 | R: 0 E: 0 K: 0 S: 3 | H: 1 LOB: 0 BB: 0 P: 3 | R: 1 E: 0 K: 1 S: 6 | H: 1 LOB: 0 BB: 0 P: 6 | R: 0 E: 0 K: 0 S: 5 | H: 0 LOB: 0 BB: 0 P: 5 | R: 1 E: 0 K: 0 S: 5 | H: 2 LOB: 1 BB: 0 P: 5 | R: 0 E: 0 K: 0 S: 3 | H: 0 LOB: 0 BB: 0 P: 3 | R: 0 E: 0 K: 1 S: 5 | H: 0 LOB: 1 BB: 1 P: 9 | | R: 0 E: 0 K: 0 S: 3 | H: 0 LOB: 0 BB: 0 P: 3 | 1B: 4 2B: 2 3B: 0 HR: 0 | SF: 0 SAC: 0 DP: 2 HBP: 0 | WP: 1 PB: 0 SB: 2 CS: 0 |
| PITCHER Jim Palmer, R ERA: 2.18 (1, 1) | IP: 9.0 WLS: L BF: 32 | H: 6 R: 2 ER: 2 SO: 4 | BB: 1 IBB: 0 HBP: 0 BLK: 0 | WP: 1 HR: 0 S: 39 P: 43 | ERA: 2.00 WHIP: 0.778 | | | | | | | | | | | | | | | | | |

| Batter | 1 | 2 | 3 | 4 | 5 | 6 | 7 | 8 | 9 | AB | R | H | RBI | BB | SO | LOB | BOTTOM | | | | | |
|---|------------------------------|---------------------------------|-------------------------------------|----------------------------------|------------------------------|---------------------------------|------------------------------|---------------------------------|------------------------------|---------------------------------|------------------------------|---------------------------------|------------------------------|---------------------------------|------------------------------|---------------------------------|---|------------------------------|---------------------------------|----------------------------------|------------------------------------|----------------------------------|
| Ken Singleton, S OBP: 0.414, SLG: 0.462 (1, 9) | | | | | | | | | | 4 | 0 | 0 | 0 | 0 | 0 | 0 | New York Yankees @ Baltimore Orioles Memorial Stadium, Baltimore, MD Sun Sep 07 1975, 3:33 AM EDT Att: 28,308 - Cloudy - 70 F | | | | | |
| Bobby Grich, R OBP: 0.395, SLG: 0.397 (1, 4) | | | | | | | | | | 4 | 0 | 0 | 0 | 0 | 2 | 1 | | | | | | |
| Tommy Davis, R OBP: 0.311, SLG: 0.345 Bob Bailor, R (9, PR) | | | | | | | | | | 4 | 0 | 3 | 0 | 0 | 0 | 0 | | | | | | |
| Lee May, R OBP: 0.316, SLG: 0.440 (1, 3) | | | | | | | | | | 4 | 0 | 0 | 0 | 0 | 0 | 3 | | | | | | |
| Don Baylor, R OBP: 0.354, SLG: 0.478 (1, 7) | | | | | | | | | | 4 | 0 | 1 | 0 | 0 | 2 | 2 | | | | | | |
| Doug DeCinces, R OBP: 0.320, SLG: 0.433 (1, 5) | | | | | | | | | | 4 | 0 | 0 | 0 | 0 | 0 | 2 | | | | | | |
| Eliot Hendricks, L OBP: 0.303, SLG: 0.346 (1, 2) | | | | | | | | | | 3 | 0 | 1 | 0 | 0 | 1 | 1 | | | | | | |
| Paul Blair, R OBP: 0.245, SLG: 0.274 Al Bumbry, L OBP: 0.334, SLG: 0.369 (8, PH) (9, 8) | | | | | | | | | | 2 | 0 | 0 | 0 | 0 | 0 | 1 | | | | | | |
| Mark Belanger, R OBP: 0.286, SLG: 0.269 Tony Muser, L OBP: 0.327, SLG: 0.296 Tim Nordbrook, R OBP: 0.263, SLG: 0.097 (8, PH) (9, 6) | | | | | | | | | | 2 | 0 | 0 | 0 | 0 | 0 | 1 | | | | | | |
| Inning Stats | R: 0 E: 0 K: 1 S: 6 | H: 1 LOB: 0 BB: 0 P: 6 | R: 0 E: 0 K: 2 S: 7 | H: 0 LOB: 0 BB: 0 P: 7 | R: 0 E: 0 K: 0 S: 3 | H: 0 LOB: 0 BB: 0 P: 3 | R: 0 E: 0 K: 1 S: 6 | H: 1 LOB: 1 BB: 0 P: 6 | R: 0 E: 0 K: 0 S: 4 | H: 1 LOB: 1 BB: 0 P: 4 | R: 0 E: 0 K: 0 S: 5 | H: 0 LOB: 0 BB: 0 P: 5 | R: 0 E: 0 K: 0 S: 4 | H: 1 LOB: 1 BB: 0 P: 4 | R: 0 E: 0 K: 0 S: 4 | H: 1 LOB: 1 BB: 0 P: 4 | | R: 0 E: 0 K: 0 S: 4 | H: 1 LOB: 1 BB: 0 P: 4 | 1B: 6 2B: 0 3B: 0 HR: 0 | SF: 0 SAC: 0 DP: 1 HBP: 0 | WP: 0 PB: 0 SB: 0 CS: 0 |
| PITCHER Catfish Hunter, R ERA: 2.6 (1, 1) | IP: 9.0 WLS: W BF: 33 | H: 6 R: 0 ER: 0 SO: 5 | BB: 0 IBB: 0 HBP: 0 BLK: 0 | WP: 0 HR: 0 S: 43 P: 43 | ERA: 0.00 WHIP: 0.667 | | | | | | | | | | | | | | | | | |

| Batter | 1 | 2 | 3 | 4 | 5 | 6 | 7 | 8 | 9 | AB | R | H | RBI | BB | SO | LOB | TOP |
|--|--|---------------------------------|------------------------------|---------------------------------|------------------------------|---------------------------------|------------------------------|---------------------------------|------------------------------|----------------------------------|------------------------------|---------------------------------|----------------------------------|------------------------------------|----------------------------------|----------------|-----|
| Ron LeFlore, R OBP: 0.304, SLG: 0.349 (1, 8) | 0-3 K | | 0-3 K | | | 0-0 4-3 | | 0-3 K2-3 | | 4 | 0 | 0 | 0 | 0 | 3 | 3 | |
| Gary Sutherland, R OBP: 0.317, SLG: 0.317 (1, 4) | 0-0 4-3 | | | 0-0 F8 | | | 0-0 6-3 1B | | 0-0 5-3 | 4 | 0 | 1 | 0 | 0 | 0 | 0 | |
| Dan Meyer, L OBP: 0.295, SLG: 0.364 (1, 3) | 0-0 4-3 | | | 0-0 CS 1B | | | 0-0 6-3 | | 0-0 F9 | 4 | 0 | 1 | 0 | 0 | 0 | 1 | |
| Willie Horton, R OBP: 0.314, SLG: 0.417 (1, 10) | | 0-0 G6-4-3 1B | | 0-0 F8 | | | 0-0 5-3 | | 0-0 1B | 4 | 0 | 2 | 0 | 0 | 0 | 2 | |
| Bill Freehan, R OBP: 0.309, SLG: 0.411 (1, 2) | | 0-0 G6-4-3 1-2 | | 0-0 CS 1-2 | 0-0 1-4-3 | | 0-3 K | | 0-0 1B | 4 | 0 | 1 | 0 | 0 | 1 | 2 | |
| Aurelio Rodriguez, R OBP: 0.291, SLG: 0.393 (1, 5) | | 0-0 6-3 | | | 0-0 F4 | | | 0-0 F7 | 0-0 F8 | 4 | 0 | 0 | 0 | 0 | 0 | 2 | |
| Ben Oglivie, L OBP: 0.305, SLG: 0.394 (1, 7) | | | 0-0 G3 | | 0-0 G3 | | | 0-0 4-3 | | 3 | 0 | 0 | 0 | 0 | 0 | 0 | |
| Leon Roberts, R OBP: 0.319, SLG: 0.397 (1, 9) | | | 0-0 B2-3 | | | 0-0 5-3 | | 0-0 2B | | 3 | 0 | 1 | 0 | 0 | 0 | 0 | |
| Tom Verzyer, R OBP: 0.289, SLG: 0.312 (1, 6) | | | 0-0 E9 1B | | | 0-0 6-3 | | 4-0 BB | | 2 | 0 | 1 | 0 | 1 | 0 | 0 | |
| Inning Stats | R: 0 E: 0 K: 1 S: 5 | H: 0 LOB: 0 BB: 0 P: 5 | R: 0 E: 0 K: 0 S: 3 | H: 1 LOB: 0 BB: 0 P: 3 | R: 0 E: 1 K: 1 S: 6 | H: 1 LOB: 1 BB: 0 P: 6 | R: 0 E: 0 K: 0 S: 3 | H: 0 LOB: 0 BB: 0 P: 3 | R: 0 E: 0 K: 1 S: 6 | H: 1 LOB: 2 BB: 1 P: 10 | R: 0 E: 0 K: 0 S: 5 | H: 2 LOB: 2 BB: 0 P: 5 | 1B: 6 2B: 1 3B: 0 HR: 0 | SF: 0 SAC: 0 DP: 1 HBP: 0 | WP: 0 PB: 0 SB: 0 CS: 1 | PA: 34 | |
| PITCHER Rudy May, L ERA: 3.07 (1, 1) | IP: 9.0 WLS: W BF: 33 H: 7 R: 0 ER: 0 SO: 4 BB: 1 IBB: 0 HBP: 0 BLK: 0 WP: 0 HR: 0 S: 40 P: 44 ERA: 0.00 WHIP: 0.889 | | | | | | | | | | | | | | | PITCHER | |

Detroit Tigers @ New York Yankees
Shea Stadium, Flushing, NY
Mon Sep 08 1975, 7:05 PM EDT
Att. 6,944 - Unknown - 72 F


AB 32
R 0
H 7
RBI 0
BB 1
SO 4
LOB 10



| Batter | 1 | 2 | 3 | 4 | 5 | 6 | 7 | 8 | 9 | AB | R | H | RBI | BB | SO | LOB | BOTTOM | | | |
|---|--|---------------------------------|------------------------------|----------------------------------|------------------------------|---------------------------------|------------------------------|---------------------------------|------------------------------|---------------------------------|------------------------------|---------------------------------|------------------------------|---------------------------------|------------------------------|----------------------------------|----------------------------------|------------------------------------|----------------------------------|--------|
| Bobby Bonds, R OBP: 0.382, SLG: 0.486 (1, 9) | 0-0 4-3 | | | 0-0 2H 1B | | | 0-3 K | | | 3 | 0 | 1 | 1 | 1 | 1 | 0 | | | | |
| Sandy Alomar Sr., S OBP: 0.297, SLG: 0.281 (1, 4) | 0-0 6-3 | 0-0 6-3 1B | | 0-3 K | | | 0-0 FC4 1B | | | 4 | 0 | 1 | 0 | 0 | 1 | 4 | | | | |
| Roy White, S OBP: 0.363, SLG: 0.414 (1, 7) | 0-0 S 1B | | 0-0 5-3 | | 0-3 K | | 0-0 FC4 1-2 | | | 4 | 0 | 1 | 0 | 0 | 1 | 1 | | | | |
| Thurman Munson, R OBP: 0.361, SLG: 0.422 (1, 10) | 0-0 6-3 1-2 | | 0-3 K | | 0-0 5-3 | | | 0-0 PB E 1B | | 4 | 0 | 1 | 0 | 0 | 1 | 1 | | | | |
| Graig Nettles, L OBP: 0.326, SLG: 0.439 (1, 5) | | 0-0 HR | 0-3 K | | 0-0 4-3 | | | 0-0 E3 PB | | 4 | 1 | 1 | 1 | 0 | 1 | 1 | | | | |
| Chris Chambliss, L OBP: 0.326, SLG: 0.424 (1, 3) | | 0-3 K2-3 | | 0-0 L8 | | 0-0 5-3 | | 0-3 K 1-2 2-3 | | 4 | 0 | 0 | 0 | 0 | 2 | 2 | | | | |
| Rick Dempsey, R OBP: 0.361, SLG: 0.347 (1, 2) | | 0-0 F7 | | 0-0 E 2B | | 0-0 6-3 | | 0-0 6-3 | | 4 | 1 | 1 | 0 | 0 | 0 | 2 | | | | |
| Rick Bladt, R OBP: 0.286, SLG: 0.286 (1, 8) | | 0-0 S 1B 1B | | 0-0 E5 1B 2H | | 0-0 6-3 | | 4-0 BB | | 3 | 1 | 1 | 0 | 1 | 0 | 0 | | | | |
| Fred Stanley, R OBP: 0.283, SLG: 0.234 (1, 6) | | 0-0 S 1B | | 0-0 5-3 | | | 0-0 F9 | 0-0 F9 | | 4 | 0 | 1 | 0 | 0 | 0 | 4 | | | | |
| Inning Stats | R: 0 E: 0 K: 0 S: 4 | H: 1 LOB: 1 BB: 0 P: 4 | R: 1 E: 0 K: 1 S: 8 | H: 3 LOB: 3 BB: 1 P: 12 | R: 0 E: 0 K: 2 S: 7 | H: 0 LOB: 0 BB: 0 P: 7 | R: 2 E: 1 K: 1 S: 8 | H: 2 LOB: 1 BB: 0 P: 8 | R: 0 E: 0 K: 1 S: 5 | H: 0 LOB: 0 BB: 0 P: 5 | R: 0 E: 0 K: 0 S: 3 | H: 0 LOB: 0 BB: 0 P: 3 | R: 0 E: 0 K: 1 S: 6 | H: 1 LOB: 1 BB: 0 P: 6 | R: 0 E: 1 K: 1 S: 7 | H: 1 LOB: 3 BB: 1 P: 11 | 1B: 6 2B: 1 3B: 0 HR: 1 | SF: 0 SAC: 0 DP: 0 HBP: 0 | WP: 0 PB: 1 SB: 3 CS: 0 | PA: 36 |
| PITCHER Mickey Lolich, L ERA: 3.74 (1, 1) | IP: 8.0 WLS: L BF: 36 H: 8 R: 3 ER: 1 SO: 7 BB: 1 IBB: 1 HBP: 0 BLK: 0 WP: 0 HR: 1 S: 48 P: 56 ERA: 1.12 WHIP: 1.125 | | | | | | | | | | | | | | | PITCHER | | | | |

Detroit Tigers @ New York Yankees
Shea Stadium, Flushing, NY
Mon Sep 08 1975, 7:05 PM EDT
Att. 6,944 - Unknown - 72 F

AB 34
R 3
H 8
RBI 2
BB 2
SO 7
LOB 15



| Batter | 1 | 2 | 3 | 4 | 5 | 6 | 7 | 8 | 9 | AB | R | H | RBI | BB | SO | LOB | TOP | | | | | |
|--|---|---|------------------------------|---------------------------------|------------------------------|---------------------------------|------------------------------|---------------------------------|-----------------------------------|---------------------------------|------------------------------|---------------------------------|------------------------------|---------------------------------|------------------------------|---------------------------------|---|---------------------------------|-----------------------------------|------------------------------------|----------------------------------|--------|
| Billy Baldwin, L OBP: 0.215, SLG: 0.317 (1, 8) | 0-3 K | | 0-3 K | | 0-0 F8 | | 0-0 1B 1B | | 0-0 6-3 | 5 | 1 | 1 | 0 | 0 | 2 | 0 | Detroit Tigers @ New York Yankees Shea Stadium, Flushing, NY Tue Sep 09 1975, 7:05 PM EDT Att. 7,240 - Unknown - 61 F | | | | | |
| Gary Sutherland, R OBP: 0.322, SLG: 0.329 (1, 4) | 0-0 6-3 | | 0-0 1B | | 0-0 G4-6-3 1B | | 0-0 1B 1-2 1B | | 0-0 HR | 5 | 1 | 4 | 1 | 0 | 0 | 0 | | | | | | |
| Dan Meyer, L OBP: 0.294, SLG: 0.362 (1, 3) | 0-0 HR 1B | | 0-0 L4 | | 0-0 G4-6-3 1-2 | | 0-0 F8 | | 0-0 4-3 | 5 | 1 | 1 | 0 | 0 | 0 | 4 | | | | | | |
| Willie Horton, R OBP: 0.316, SLG: 0.423 (1, 10) | 0-0 1-H HR | | 0-0 1-3 | | | | 0-0 5-3 | | 0-0 G4-6-3 1-2 2-H 1B | 4 | 1 | 2 | 3 | 0 | 0 | 1 | | | | | | |
| Ben Oglvie, L OBP: 0.311, SLG: 0.399 (1, 7) | 0-0 S 1B | | | | 0-0 2B 1B | | 0-0 F9 BB 1B | | 0-0 G4-6-3 1-2 | 4 | 2 | 3 | 0 | 0 | 0 | 2 | | | | | | |
| Bill Freehan, R OBP: 0.308, SLG: 0.408 (1, 2) | 0-0 F3 1-2 | | | | 0-0 F9 | | 0-0 1B BB | | 0-3 K | 3 | 0 | 0 | 0 | 1 | 1 | 2 | | | | | | |
| Aurelio Rodriguez, R OBP: 0.297, SLG: 0.392 Gene Michael, S OBP: 0.253, SLG: 0.290 (4, PH) (4, 5) | | 0-0 5-3 | | 0-0 1-H 2B | | 0-0 F9 | | 0-0 F9 | | 0-0 F9 | 1 | 0 | 0 | 0 | 0 | 0 | | | | | | |
| Leon Roberts, R OBP: 0.318, SLG: 0.396 (1, 9) | | 0-0 5-3 | | 0-0 5-3 | | 0-0 1-2 3-H 1B | | 0-3 K | | 0-0 F9 | 3 | 0 | 1 | 1 | 0 | 0 | | 2 | | | | |
| Tom Verzyer, R OBP: 0.286, SLG: 0.309 (1, 6) | | 0-0 6-3 | | 0-3 K | | 0-0 L1 | | 0-0 5-3 | | 0-0 5-3 | 4 | 0 | 0 | 0 | 0 | 1 | 3 | | | | | |
| Inning Stats | R: 2 E: 0 K: 1 S: 8 | H: 3 LOB: 1 BB: 0 P: 8 | R: 0 E: 0 K: 0 S: 3 | H: 0 LOB: 0 BB: 0 P: 3 | R: 0 E: 0 K: 1 S: 6 | H: 1 LOB: 1 BB: 0 P: 6 | R: 1 E: 0 K: 1 S: 7 | H: 2 LOB: 1 BB: 0 P: 7 | R: 0 E: 0 K: 0 S: 3 | H: 1 LOB: 0 BB: 0 P: 3 | R: 1 E: 0 K: 0 S: 5 | H: 2 LOB: 0 BB: 1 P: 9 | R: 1 E: 0 K: 0 S: 5 | H: 3 LOB: 1 BB: 0 P: 5 | R: 0 E: 0 K: 2 S: 7 | H: 0 LOB: 0 BB: 0 P: 7 | R: 1 E: 0 K: 0 S: 4 | H: 1 LOB: 0 BB: 0 P: 4 | 1B: 10 2B: 1 3B: 0 HR: 2 | SF: 0 SAC: 0 DP: 2 HBP: 0 | WP: 0 PB: 0 SB: 1 CS: 0 | PA: 39 |
| PITCHER | IP WLS BF H R ER SO BB IBB HBP BLK WP HR S P ERA WHIP | IP WLS BF H R ER SO BB IBB HBP BLK WP HR S P ERA WHIP | | | | | | | | | | | | | | | | | | | | |
| Doc Medich, R ERA: 3.58 (1, 1) | 6.0 W 29 11 5 5 3 1 0 0 0 0 1 34 38 7.50 2.000 | 3.0 S 10 2 1 1 2 0 0 0 0 0 1 14 14 3.00 0.667 | | | | | | | | | | | | | | | | | | | | |
| Tippy Martinez, L ERA: 3.23 (7, 1) | | | | | | | | | | | | | | | | | | | | | | |

| Batter | 1 | 2 | 3 | 4 | 5 | 6 | 7 | 8 | 9 | AB | R | H | RBI | BB | SO | LOB | BOTTOM | | | |
|---|---|---|---------------------------------|---------------------------------|------------------------------|----------------------------------|------------------------------|---------------------------------|------------------------------|----------------------------------|------------------------------|---------------------------------|------------------------------|---------------------------------|------------------------------|---------------------------------|---|------------------------------------|----------------------------------|--------|
| Bobby Bonds, R OBP: 0.364, SLG: 0.485 (1, 9) | 4-0 S 1B BB | | 4-0 FC4-6 WP 1-2 BB | | 0-3 K | | 0-0 1B | | | 3 | 1 | 1 | 0 | 2 | 1 | 2 | Detroit Tigers @ New York Yankees Shea Stadium, Flushing, NY Tue Sep 09 1975, 7:05 PM EDT Att. 7,240 - Unknown - 61 F | | | |
| Sandy Alomar Sr., S OBP: 0.268, SLG: 0.283 (1, 4) | 0-0 1B 1-H 1B | | 0-0 FC4-6 S 1-2 | | 0-0 F8 | | 0-3 K | | | 5 | 1 | 2 | 1 | 0 | 1 | 4 | | | | |
| Roy White, S OBP: 0.364, SLG: 0.414 (1, 7) | 0-0 BB 1B 1-3 1B | | 0-0 6-3 | | 0-0 6-3 | | 0-3 K | | 0-0 SH5-3 1B 1B | 5 | 2 | 2 | 0 | 0 | 1 | 1 | | | | |
| Thurman Munson, R OBP: 0.362, SLG: 0.424 (1, 10) | 0-0 1B BB G1-2-3 1B | | 0-0 E6 1B 2B | | 0-3 K | | 0-0 1B 2B | | 0-0 SH5-3 | 4 | 1 | 2 | 1 | 0 | 1 | 0 | | | | |
| Graig Nettles, L OBP: 0.329, SLG: 0.440 (1, 5) | 4-0 1B 1-2 2-3 BB | | 0-0 2B 4-3 1B | | 0-0 F8 | | 0-0 F6 | | 0-0 WP 1B 1B | 4 | 2 | 2 | 1 | 1 | 0 | 1 | | | | |
| Chris Chambliss, L OBP: 0.332, SLG: 0.432 (1, 3) | 0-0 1B | | 0-0 4-3 SF8 2B | | 0-0 BB 1B | | 0-0 1B 1B | | 0-0 1B 1B | 5 | 2 | 5 | 3 | 0 | 0 | 0 | | | | |
| Ed Herrmann, L OBP: 0.314, SLG: 0.405 (1, 2) | 0-3 K | | 0-0 4-3 2-3 3-H | | 0-0 F6 | | 0-0 F9 | | 0-3 K | 5 | 0 | 0 | 1 | 0 | 2 | 8 | | | | |
| Jim Mason, L OBP: 0.216, SLG: 0.215 Fred Stanley, R OBP: 0.266, SLG: 0.237 (1, 6) (8, 6) | 0-0 G1-2-3 | | 0-0 SF8 | | 4-0 1B 1B BB | | 0-3 K | | 0-0 FC4 1B | 2 | 0 | 0 | 1 | 1 | 1 | 3 | | | | |
| Rick Bladt, R OBP: 0.293, SLG: 0.293 (1, 8) | | 0-0 1-3 | | 0-0 WP S 1B | | 0-0 1-2 1B | | 0-0 6-3 | | 0-0 FC4 | 5 | 0 | 2 | 1 | 0 | 0 | 2 | | | |
| Inning Stats | R: 3 E: 0 K: 1 S: 8 | H: 4 LOB: 2 BB: 2 P: 16 | R: 0 E: 1 K: 0 S: 4 | H: 0 LOB: 1 BB: 0 P: 4 | R: 3 E: 1 K: 0 S: 7 | H: 3 LOB: 2 BB: 1 P: 11 | R: 0 E: 0 K: 1 S: 5 | H: 0 LOB: 0 BB: 0 P: 5 | R: 1 E: 0 K: 1 S: 7 | H: 3 LOB: 2 BB: 1 P: 11 | R: 0 E: 0 K: 1 S: 7 | H: 2 LOB: 0 BB: 0 P: 7 | R: 0 E: 0 K: 2 S: 8 | H: 1 LOB: 1 BB: 0 P: 8 | R: 2 E: 0 K: 1 S: 9 | H: 4 LOB: 2 BB: 0 P: 9 | 1B: 15 2B: 2 3B: 0 HR: 0 | SF: 1 SAC: 1 DP: 1 HBP: 0 | WP: 2 PB: 0 SB: 3 CS: 0 | PA: 45 |
| PITCHER | IP WLS BF H R ER SO BB IBB HBP BLK WP HR S P ERA WHIP | IP WLS BF H R ER SO BB IBB HBP BLK WP HR S P ERA WHIP | | | | | | | | | | | | | | | | | | |
| Ray Bare, R ERA: 4.06 (1, 1) | 2.0 L 15 6 6 4 1 0 0 0 0 1 0 15 23 18.00 4.000 | 5.0 23 7 1 1 5 2 0 0 0 1 0 31 39 1.80 1.800 | | | | | | | | | | | | | | | | | | |
| Tom Walker, R ERA: 4.37 (3, 1) | | | | | | | | | | | | | | | | | | | | |
| Gene Pentz, R ERA: 2.45 (8, 1) | | | | | | | | | | | | | | | | | | | | |

| Batter | 1 | 2 | 3 | 4 | 5 | 6 | 7 | 8 | 9 | AB | R | H | RBI | BB | SO | LOB | TOP | | | |
|---|---|---------------------------------|------------------------------|---------------------------------|------------------------------|---------------------------------|------------------------------|---------------------------------|------------------------------|---------------------------------|------------------------------|---------------------------------|------------------------------|---------------------------------|------------------------------|---------------------------------|----------------------------------|------------------------------------|-------------------------|--------|
| Don Money, R OBP: 0.329, SLG: 0.429 (1, 6) | F7 | | F7 | | | | | | | | | | | | | | | | | |
| Jack Lind, S OBP: 0.136, SLG: 0.050 (7, PR) | F7 | | F7 | | | | | | | | | | | | | | | | | |
| Robin Yount, R OBP: 0.307, SLG: 0.361 (9, PH) | | | | | | | | | | | | | | | | | | | | |
| Bill Sharp, L OBP: 0.283, SLG: 0.334 (1, 8) | | | 1-3 | | | | | | | | | | | | | | | | | |
| George Scott, R OBP: 0.338, SLG: 0.489 Kurt Bevacqua, R OBP: 0.275, SLG: 0.284 (5, 3) | G6-4-3 | | F8 | | | | | | | | | | | | | | | | | |
| Bobby Darwin, R OBP: 0.298, SLG: 0.384 (1, 10) | | | | | | | | | | | | | | | | | | | | |
| Charlie Moore, R OBP: 0.335, SLG: 0.397 (1, 7) | | | | | | | | | | | | | | | | | | | | |
| Sixto Lezcano, R OBP: 0.326, SLG: 0.387 (1, 9) | | | | | | | | | | | | | | | | | | | | |
| Tommy Bianco, S OBP: 0.250, SLG: 0.167 (1, 5) | | | | | | | | | | | | | | | | | | | | |
| Darrell Porter, L OBP: 0.360, SLG: 0.407 Gorman Thomas, R OBP: 0.276, SLG: 0.392 (5, 8) | | | | | | | | | | | | | | | | | | | | |
| Pedro Garcia, R OBP: 0.271, SLG: 0.349 (1, 4) | | | | | | | | | | | | | | | | | | | | |
| Inning Stats | R: 0 E: 0 K: 0 S: 3 | H: 1 LOB: 0 BB: 0 P: 3 | R: 0 E: 0 K: 0 S: 5 | H: 2 LOB: 3 BB: 1 P: 9 | R: 0 E: 0 K: 0 S: 3 | H: 0 LOB: 0 BB: 0 P: 3 | R: 0 E: 0 K: 0 S: 4 | H: 1 LOB: 1 BB: 0 P: 4 | R: 0 E: 0 K: 1 S: 7 | H: 2 LOB: 2 BB: 0 P: 7 | R: 0 E: 0 K: 0 S: 5 | H: 0 LOB: 1 BB: 1 P: 9 | R: 0 E: 0 K: 1 S: 6 | H: 1 LOB: 1 BB: 0 P: 6 | R: 0 E: 0 K: 0 S: 5 | H: 2 LOB: 2 BB: 0 P: 5 | 1B: 7 2B: 2 3B: 0 HR: 2 | SF: 0 SAC: 0 DP: 1 HBP: 0 | WP: 0 PB: 0 CS: 0 | PA: 39 |
| PITCHER Larry Gura, L ERA: 3.32 (1, 1) | IP: 9.0 WLS: W BF: 39 H: 11 R: 2 ER: 2 SO: 3 BB: 2 IBB: 0 HBP: 0 BLK: 0 WP: 0 HR: 2 S: 43 P: 51 ERA: 2.00 WHIP: 1.444 | | | | | | | | | | | | | | | | | | | |

Milwaukee Brewers @ New York Yankees
Shea Stadium, Flushing, NY
Wed Sep 10 1975, 7:05 PM EDT
Att. 6,944 - Unknown - 66 F

AB 37
R 2
H 11
RBI 2
BB 2
SO 3
LOB 15





| Batter | 1 | 2 | 3 | 4 | 5 | 6 | 7 | 8 | 9 | AB | R | H | RBI | BB | SO | LOB | BOTTOM | | | |
|--|--|---------------------------------|------------------------------|---------------------------------|------------------------------|----------------------------------|------------------------------|---------------------------------|------------------------------|---------------------------------|------------------------------|----------------------------------|------------------------------|---------------------------------|------------------------------|---------------------------------|----------------------------------|------------------------------------|-------------------------|--------|
| Bobby Bonds, R OBP: 0.366, SLG: 0.488 (1, 10) | HR | | K | | | | | | | | | | | | | | | | | |
| Sandy Alomar Sr., S OBP: 0.289, SLG: 0.291 (1, 4) | | | | | | | | | | | | | | | | | | | | |
| Roy White, S OBP: 0.361, SLG: 0.411 (1, 7) | | | | | | | | | | | | | | | | | | | | |
| Thurman Munson, R OBP: 0.364, SLG: 0.425 (1, 2) | | | | | | | | | | | | | | | | | | | | |
| Graig Nettles, L OBP: 0.328, SLG: 0.437 (1, 5) | | | | | | | | | | | | | | | | | | | | |
| Chris Chambliss, L OBP: 0.331, SLG: 0.432 (1, 3) | | | | | | | | | | | | | | | | | | | | |
| Rick Dempsey, R OBP: 0.372, SLG: 0.345 (1, 9) | | | | | | | | | | | | | | | | | | | | |
| Rick Bladt, R OBP: 0.291, SLG: 0.304 (1, 8) | | | | | | | | | | | | | | | | | | | | |
| Fred Stanley, R OBP: 0.286, SLG: 0.235 (1, 6) | | | | | | | | | | | | | | | | | | | | |
| Inning Stats | R: 2 E: 0 K: 0 S: 4 | H: 2 LOB: 0 BB: 1 P: 8 | R: 3 E: 1 K: 0 S: 7 | H: 2 LOB: 1 BB: 0 P: 7 | R: 3 E: 0 K: 1 S: 6 | H: 1 LOB: 3 BB: 3 P: 18 | R: 0 E: 0 K: 0 S: 3 | H: 1 LOB: 0 BB: 0 P: 3 | R: 0 E: 0 K: 1 S: 5 | H: 0 LOB: 1 BB: 1 P: 9 | R: 0 E: 0 K: 0 S: 4 | H: 1 LOB: 2 BB: 2 P: 12 | R: 0 E: 0 K: 0 S: 2 | H: 0 LOB: 0 BB: 1 P: 6 | R: 0 E: 0 K: 0 S: 3 | H: 0 LOB: 0 BB: 0 P: 3 | 1B: 3 2B: 4 3B: 0 HR: 1 | SF: 1 SAC: 0 DP: 2 HBP: 0 | WP: 0 PB: 1 CS: 1 | PA: 39 |
| PITCHER Pat Osburn, L ERA: 8.44 Lafayette Currence, L ERA: 7.71 Jerry Augustine, L ERA: 2.7 (1, 1) | IP: 1.1 WLS: L BF: 18 H: 3 R: 3 ER: 3 SO: 2 BB: 5 IBB: 0 HBP: 0 BLK: 0 WP: 0 HR: 0 S: 17 P: 37 ERA: 7.36 WHIP: 2.182 | | | | | | | | | | | | | | | | | | | |

Milwaukee Brewers @ New York Yankees
Shea Stadium, Flushing, NY
Wed Sep 10 1975, 7:05 PM EDT
Att. 6,944 - Unknown - 66 F

AB 29
R 8
H 7
RBI 8
BB 8
SO 2
LOB 19



| Batter | 1 | 2 | 3 | 4 | 5 | 6 | 7 | 8 | 9 | AB | R | H | RBI | BB | SO | LOB | TOP | | | | | |
|---|--|---------------------------------|------------------------------|----------------------------------|------------------------------|---------------------------------|------------------------------|---------------------------------|------------------------------|---------------------------------|------------------------------|---------------------------------|------------------------------|---------------------------------|------------------------------|---------------------------------|---|---------------------------------|----------------------------------|------------------------------------|-------------------------|--------|
| Don Money, R OBP: 0.326, SLG: 0.427 Kurt Bevacqua, R OBP: 0.276, SLG: 0.285 | 6-3 | | F8 | | | F9 1B SF8 1B | K | | | 1 | 0 | 0 | 0 | 0 | 0 | 0 | Milwaukee Brewers @ New York Yankees Shea Stadium, Flushing, NY Thu Sep 11 1975, 7:05 PM EDT Alt. 7, 352 - Unknown - 69 F AB 32 R 2 H 6 RBI 2 BB 2 SO 8 LOB 17  | | | | | |
| Bob Sheldon, L OBP: 0.349, SLG: 0.360 | F4 | | 4-3 | | | HBP 1B | 5-3 | | | 4 | 0 | 1 | 0 | 0 | 0 | 2 | | | | | | |
| George Scott, R OBP: 0.336, SLG: 0.486 | 1-3 | | | K | | F9 | | F9 | | 4 | 0 | 0 | 0 | 0 | 1 | 2 | | | | | | |
| Bobby Darwin, R OBP: 0.297, SLG: 0.380 | | K | | K | | HBP 1B | | F9 | | 3 | 0 | 0 | 0 | 0 | 2 | 0 | | | | | | |
| Darrell Porter, L OBP: 0.359, SLG: 0.405 | | | | L3 | | HBP SF8 | | 3-4-1 | | 2 | 0 | 0 | 1 | 1 | 0 | 0 | | | | | | |
| Sixto Lezcano, R OBP: 0.325, SLG: 0.386 | | | | | | G3 1B | | E6 G6-3 BB | | 4 | 0 | 1 | 0 | 0 | 2 | 3 | | | | | | |
| Bill Sharp, L OBP: 0.285, SLG: 0.337 | | | | | | F6 | | G6-3 BB | | 3 | 1 | 1 | 0 | 1 | 0 | 2 | | | | | | |
| Charlie Moore, R OBP: 0.333, SLG: 0.396 Mike Hegan, L OBP: 0.360, SLG: 0.388 | | | F8 | | | G3 | | G6-3 | | 1 | 0 | 0 | 0 | 0 | 0 | 0 | | | | | | |
| Robyn Yount, R OBP: 0.308, SLG: 0.362 | | | | | | 5-3 | | K | | 3 | 0 | 0 | 0 | 0 | 1 | 4 | | | | | | |
| | | | | | | | | | | 4 | 0 | 2 | 1 | 0 | 1 | 2 | | | | | | |
| Inning Stats | R: 0 E: 0 K: 0 S: 3 | H: 0 LOB: 0 BB: 0 P: 3 | R: 0 E: 0 K: 2 S: 7 | H: 0 LOB: 1 BB: 1 P: 11 | R: 0 E: 0 K: 0 S: 4 | H: 1 LOB: 1 BB: 0 P: 4 | R: 0 E: 0 K: 2 S: 7 | H: 0 LOB: 0 BB: 0 P: 7 | R: 0 E: 0 K: 1 S: 4 | H: 1 LOB: 1 BB: 0 P: 4 | R: 1 E: 0 K: 1 S: 7 | H: 2 LOB: 2 BB: 0 P: 8 | R: 1 E: 0 K: 2 S: 9 | H: 2 LOB: 1 BB: 0 P: 9 | R: 0 E: 0 K: 0 S: 3 | H: 0 LOB: 0 BB: 0 P: 3 | R: 0 E: 1 K: 1 S: 5 | H: 0 LOB: 1 BB: 1 P: 9 | 1B: 5 2B: 1 3B: 0 HR: 0 | SF: 1 SAC: 0 DP: 1 HBP: 1 | WP: 0 SB: 0 CS: 0 | PA: 36 |
| PITCHER Caffish Hunter, R ERA: 2.58 | IP: 9.0 WLS: W BF: 36 H: 6 R: 2 ER: 2 SO: 8 BB: 2 IBB: 0 HBP: 1 BLK: 0 WP: 0 HR: 0 S: 49 P: 58 ERA: 2.00 WHIP: 0.889 | | | | | | | | | | | | | | | PITCHER | IP: 9.0 WLS: W BF: 36 H: 6 R: 2 ER: 2 SO: 8 BB: 2 IBB: 0 HBP: 1 BLK: 0 WP: 0 HR: 0 S: 49 P: 58 ERA: 2.00 WHIP: 0.889 | | | | | |

| Batter | 1 | 2 | 3 | 4 | 5 | 6 | 7 | 8 | 9 | AB | R | H | RBI | BB | SO | LOB | BOTTOM | | | |
|---|---|----------------------------------|------------------------------|---------------------------------|------------------------------|---------------------------------|------------------------------|---------------------------------|------------------------------|---------------------------------|------------------------------|---------------------------------|------------------------------|---------------------------------|------------------------------|---------------------------------|--|------------------------------------|-------------------------|--------|
| Bobby Bonds, R OBP: 0.367, SLG: 0.490 Rich Coggins, L OBP: 0.257, SLG: 0.279 | 6-3 | | | G3 2H 2B | | L6 | | | | 4 | 0 | 2 | 1 | 0 | 0 | 1 | Milwaukee Brewers @ New York Yankees Shea Stadium, Flushing, NY Thu Sep 11 1975, 7:05 PM EDT Alt. 7, 352 - Unknown - 69 F AB 42 R 10 H 17 RBI 10 BB 1 SO 3 LOB 13  | | | |
| Sandy Alomar Sr., S OBP: 0.299, SLG: 0.290 | 6-3 | | | G3 | | F8 | | | | 5 | 0 | 1 | 1 | 0 | 0 | 3 | | | | |
| Roy White, S OBP: 0.363, SLG: 0.413 | | | G3 | 4-3 | | F8 | | | | 5 | 1 | 3 | 0 | 0 | 0 | 1 | | | | |
| Thurman Munson, R OBP: 0.365, SLG: 0.424 | | | | | | 6-3 | | | | 5 | 2 | 2 | 1 | 0 | 0 | 3 | | | | |
| Graig Nettles, L OBP: 0.331, SLG: 0.450 Ed Brinkman, R OBP: 0.265, SLG: 0.299 | | | | | | K | | | | 5 | 3 | 3 | 4 | 0 | 2 | 1 | | | | |
| Chris Chambliss, L OBP: 0.336, SLG: 0.435 | | | | | | | | | | 0 | 0 | 0 | 0 | 0 | 0 | 0 | | | | |
| Ed Herrmann, L OBP: 0.313, SLG: 0.418 Lou Piniella, R OBP: 0.257, SLG: 0.219 | | | F7 | | | | | | | 4 | 1 | 3 | 0 | 1 | 0 | 0 | | | | |
| Ed Herrmann, L OBP: 0.313, SLG: 0.418 Lou Piniella, R OBP: 0.257, SLG: 0.219 | F4 | | F9 | | | G3 | | | | 1 | 0 | 0 | 0 | 0 | 1 | 2 | | | | |
| Rick Bladt, R OBP: 0.278, SLG: 0.289 | | | | | | F9 | | | | 4 | 0 | 0 | 0 | 0 | 0 | 0 | | | | |
| Fred Stanley, R OBP: 0.285, SLG: 0.240 | | | | | | E7 WP 2B | | | | 4 | 2 | 1 | 0 | 0 | 0 | 0 | | | | |
| Inning Stats | R: 3 E: 0 K: 0 S: 6 | H: 3 LOB: 1 BB: 1 P: 10 | R: 0 E: 0 K: 0 S: 4 | H: 1 LOB: 0 BB: 0 P: 4 | R: 2 E: 0 K: 0 S: 5 | H: 2 LOB: 0 BB: 0 P: 5 | R: 1 E: 1 K: 0 S: 5 | H: 1 LOB: 1 BB: 0 P: 5 | R: 0 E: 0 K: 1 S: 6 | H: 1 LOB: 1 BB: 0 P: 6 | R: 1 E: 0 K: 0 S: 6 | H: 3 LOB: 2 BB: 0 P: 6 | R: 3 E: 0 K: 0 S: 7 | H: 4 LOB: 1 BB: 0 P: 7 | R: 0 E: 0 K: 2 S: 9 | H: 2 LOB: 2 BB: 0 P: 9 | 1B: 12 2B: 2 3B: 0 HR: 3 | SF: 0 SAC: 0 DP: 0 HBP: 0 | WP: 1 SB: 0 CS: 0 | PA: 43 |
| PITCHER Jim Colborn, R ERA: 3.93 Larry Anderson, R ERA: 9.45 Tom Murphy, R ERA: 4.66 Rick Austin, L ERA: 3.2 | IP: 4.0 WLS: L BF: 21 H: 7 R: 6 ER: 5 SO: 0 BB: 1 IBB: 0 HBP: 0 BLK: 0 WP: 0 HR: 2 S: 20 P: 24 ERA: 11.25 WHIP: 2.000 | | | | | | | | | | | | | | | PITCHER | IP: 4.0 WLS: L BF: 21 H: 7 R: 6 ER: 5 SO: 0 BB: 1 IBB: 0 HBP: 0 BLK: 0 WP: 0 HR: 2 S: 20 P: 24 ERA: 11.25 WHIP: 2.000 | | | |

| Batter | 1 | 2 | 3 | 4 | 5 | 6 | 7 | 8 | 9 | AB | R | H | RBI | BB | SO | LOB | TOP | | | | | |
|---|------------------------------|----------------------------------|------------------------------|---------------------------------|------------------------------|----------------------------------|------------------------------|---------------------------------|------------------------------|---------------------------------|------------------------------|---------------------------------|------------------------------|----------------------------------|------------------------------|---------------------------------|--|------------------------------|---------------------------------|----------------------------------|------------------------------------|----------------------------------|
| Duane Kuiper, L (1,4) OBP: 0.372, SLG: 0.348 | | | | | | | | | | 4 | 0 | 0 | 0 | 1 | 1 | 4 | Cleveland Indians @ New York Yankees Shea Stadium, Flushing, NY Sat Sep 13 1975, 7:05 PM EDT Unknown | | | | | |
| Buddy Bell, R (1,5) OBP: 0.325, SLG: 0.376 | | | | | | | | | | 5 | 2 | 3 | 0 | 0 | 1 | 1 | | | | | | |
| Rick Manning, L (1,8) OBP: 0.345, SLG: 0.353 | | | | | | | | | | 4 | 1 | 0 | 0 | 1 | 1 | 4 | | | | | | |
| Rico Carty, R (1,10) OBP: 0.379, SLG: 0.507 | | | | | | | | | | 5 | 1 | 2 | 1 | 0 | 0 | 4 | | | | | | |
| George Hendrick, R (1,9) OBP: 0.302, SLG: 0.425 Tommy Smith, L (7,9) | | | | | | | | | | 3 | 1 | 2 | 3 | 0 | 1 | 2 | | | | | | |
| Charlie Spikes, R (1,7) OBP: 0.291, SLG: 0.368 Oscar Gamble, L (7,PH) OBP: 0.374, SLG: 0.479 | | | | | | | | | | 3 | 0 | 1 | 0 | 0 | 1 | 1 | | | | | | |
| Joe Lis, R (1,3) OBP: 0.364, SLG: 0.750 Boog Powell, L (7,PH) OBP: 0.383, SLG: 0.492 | | | | | | | | | | 2 | 0 | 0 | 0 | 1 | 1 | 0 | | | | | | |
| Alan Ashby, S (1,2) OBP: 0.314, SLG: 0.317 | | | | | | | | | | 4 | 0 | 2 | 2 | 0 | 0 | 2 | | | | | | |
| Frank Duffy, R (1,6) OBP: 0.276, SLG: 0.292 | | | | | | | | | | 3 | 1 | 0 | 0 | 1 | 0 | 5 | | | | | | |
| Inning Stats | R: 0 E: 0 K: 2 S: 7 | H: 0 LOB: 2 BB: 2 P: 15 | R: 0 E: 0 K: 2 S: 7 | H: 0 LOB: 0 BB: 0 P: 7 | R: 3 E: 2 K: 0 S: 6 | H: 2 LOB: 1 BB: 1 P: 10 | R: 0 E: 0 K: 0 S: 4 | H: 1 LOB: 1 BB: 0 P: 4 | R: 1 E: 0 K: 0 S: 4 | H: 2 LOB: 0 BB: 0 P: 4 | R: 0 E: 0 K: 0 S: 4 | H: 1 LOB: 2 BB: 1 P: 8 | R: 3 E: 1 K: 0 S: 6 | H: 3 LOB: 2 BB: 2 P: 14 | R: 0 E: 0 K: 2 S: 8 | H: 1 LOB: 1 BB: 0 P: 8 | | R: 0 E: 0 K: 1 S: 5 | H: 0 LOB: 0 BB: 0 P: 5 | 1B: 6 2B: 4 3B: 1 HR: 0 | SF: 1 SAC: 0 DP: 1 HBP: 0 | WP: 0 PB: 0 SB: 1 CS: 0 |
| PITCHER | IP | WLS | BF | H | R | ER | SO | BB | IBB | HBP | BLK | WP | HR | S | P | ERA | WHIP | | | | | |
| Rudy May, L (1,1) ERA: 3.1 | 6.2 | L | 32 | 8 | 6 | 3 | 4 | 4 | 0 | 0 | 0 | 0 | 0 | 36 | 52 | 4.05 | 1.800 | | | | | |
| Dave Pagan, R (7,1) ERA: 4.51 | 0.0 | | 1 | 0 | 0 | 0 | 0 | 0 | 1 | 0 | 0 | 0 | 0 | 0 | 4 | ∞ | ∞ | | | | | |
| Sparky Lyle, L (7,1) ERA: 2.89 | 1.1 | | 7 | 2 | 1 | 1 | 2 | 1 | 0 | 0 | 0 | 0 | 0 | 10 | 14 | 6.75 | 2.250 | | | | | |
| Ron Guidry, L (9,1) ERA: 2.16 | 1.0 | | 3 | 0 | 0 | 0 | 1 | 0 | 0 | 0 | 0 | 0 | 0 | 5 | 5 | 0.00 | 0.000 | | | | | |

| Batter | 1 | 2 | 3 | 4 | 5 | 6 | 7 | 8 | 9 | AB | R | H | RBI | BB | SO | LOB | BOTTOM | | | | |
|---|------------------------------|---------------------------------|------------------------------|---------------------------------|------------------------------|---------------------------------|------------------------------|---------------------------------|------------------------------|---------------------------------|------------------------------|---------------------------------|------------------------------|---------------------------------|------------------------------|---------------------------------|--|----------------------------------|------------------------------------|----------------------------------|--------|
| Bobby Bonds, R (1,9) OBP: 0.364, SLG: 0.486 | | | | | | | | | | 4 | 0 | 0 | 0 | 0 | 0 | 1 | Cleveland Indians @ New York Yankees Shea Stadium, Flushing, NY Sat Sep 13 1975, 7:05 PM EDT Unknown | | | | |
| Sandy Alomar Sr., S (1,4) OBP: 0.269, SLG: 0.292 | | | | | | | | | | 4 | 1 | 1 | 0 | 0 | 0 | 0 | | | | | |
| Roy White, S (1,7) OBP: 0.362, SLG: 0.411 | | | | | | | | | | 4 | 0 | 1 | 0 | 0 | 0 | 0 | | | | | |
| Thurman Munson, R (1,2) OBP: 0.364, SLG: 0.425 | | | | | | | | | | 4 | 0 | 1 | 1 | 0 | 0 | 0 | | | | | |
| Graig Nettles, L (1,5) OBP: 0.331, SLG: 0.449 | | | | | | | | | | 3 | 0 | 1 | 0 | 0 | 1 | 1 | | | | | |
| Rick Dempsey, R (1,10) OBP: 0.394, SLG: 0.336 | | | | | | | | | | 3 | 0 | 0 | 0 | 0 | 0 | 1 | | | | | |
| Chris Chambliss, L (1,3) OBP: 0.334, SLG: 0.432 | | | | | | | | | | 3 | 0 | 0 | 0 | 0 | 0 | 0 | | | | | |
| Rick Bladt, R (1,8) OBP: 0.269, SLG: 0.279 | | | | | | | | | | 3 | 0 | 0 | 0 | 0 | 0 | 0 | | | | | |
| Fred Stanley, R (1,6) OBP: 0.283, SLG: 0.238 Walt Williams, R (8,PH) OBP: 0.307, SLG: 0.391 Ed Brinkman, R (9,6) OBP: 0.265, SLG: 0.299 | | | | | | | | | | 2 | 0 | 0 | 0 | 0 | 0 | 0 | | | | | |
| Inning Stats | R: 1 E: 0 K: 0 S: 5 | H: 3 LOB: 1 BB: 0 P: 5 | R: 0 E: 0 K: 0 S: 3 | H: 0 LOB: 0 BB: 0 P: 3 | R: 0 E: 0 K: 0 S: 3 | H: 0 LOB: 0 BB: 0 P: 3 | R: 0 E: 0 K: 0 S: 3 | H: 1 LOB: 1 BB: 0 P: 4 | R: 0 E: 0 K: 0 S: 4 | H: 0 LOB: 0 BB: 0 P: 3 | R: 0 E: 0 K: 1 S: 5 | H: 0 LOB: 0 BB: 0 P: 5 | R: 0 E: 0 K: 0 S: 4 | H: 1 LOB: 1 BB: 0 P: 4 | R: 0 E: 0 K: 0 S: 3 | H: 0 LOB: 0 BB: 0 P: 3 | | 1B: 3 2B: 2 3B: 0 HR: 0 | SF: 0 SAC: 0 DP: 0 HBP: 0 | WP: 0 PB: 0 SB: 0 CS: 1 | PA: 31 |
| PITCHER | IP | WLS | BF | H | R | ER | SO | BB | IBB | HBP | BLK | WP | HR | S | P | ERA | WHIP | | | | |
| Fritz Peterson, L (1,1) ERA: 3.91 | 9.0 | W | 31 | 5 | 1 | 1 | 1 | 0 | 0 | 0 | 0 | 0 | 0 | 33 | 33 | 1.00 | 0.556 | | | | |

| Batter | 1 | 2 | 3 | 4 | 5 | 6 | 7 | 8 | 9 | AB | R | H | RBI | BB | SO | LOB | TOP | | | | | | | | |
|--|------------------------------|---------------------------------|------------------------------|---------------------------------|------------------------------|---------------------------------|------------------------------|---------------------------------|------------------------------|---------------------------------|------------------------------|---------------------------------|------------------------------|---------------------------------|------------------------------|---------------------------------|--|------------------------------------|----------------------------------|--------|--|--|--|--|--|
| John Lowenstein, L OBP: 0.319, SLG: 0.407 (1, 9) | 0-0 4-3 | | 0-0 F8 | | 0-0 F7 | | | 0-0 F7 | | 4 | 0 | 0 | 0 | 0 | 0 | 0 | Cleveland Indians @ New York Yankees Shea Stadium, Flushing, NY Sun Sep 14 1975, 3:33 AM EDT Att: 15,125 - Unknown | | | | | | | | |
| Duane Kuiper, L OBP: 0.374, SLG: 0.349 (1, 4) | 0-0 6-3 | | 0-0 F8 E S 1B | | 0-0 F8 | | | 0-0 1B | | 4 | 0 | 2 | 0 | 0 | 0 | 0 | | | | | | | | | |
| Rick Manning, L OBP: 0.341, SLG: 0.351 (1, 8) | 0-3 K | | 0-0 F7 1-3 | | 0-0 4-3 | | | 0-0 4-3 | | 4 | 0 | 0 | 0 | 0 | 1 | 2 | | | | | | | | | |
| Boog Powell, L OBP: 0.382, SLG: 0.500 (1, 3) | | 0-0 F8 | | 0-0 HR | | 0-0 F8 | | 0-0 G3 | | 4 | 1 | 1 | 1 | 0 | 0 | 0 | | | | | | | | | |
| Rico Carty, R OBP: 0.381, SLG: 0.513 (1, 10) | | 0-0 G3 | | 0-0 HR | | 0-0 F9 | | 4-0 1B BB | | 3 | 1 | 1 | 1 | 1 | 0 | 0 | | | | | | | | | |
| Oscar Gamble, L OBP: 0.373, SLG: 0.474 (1, 7) | | 0-0 1B | | 0-0 6-3 | | | 0-0 3-1 | 0-0 1-2 1B | | 4 | 0 | 2 | 0 | 0 | 0 | 0 | | | | | | | | | |
| Buddy Bell, R OBP: 0.324, SLG: 0.372 (1, 5) | | 0-0 1B | | 0-3 K | | 0-0 F4 | | 0-0 F8 | | 4 | 0 | 1 | 0 | 0 | 1 | 2 | | | | | | | | | |
| Alan Ashby, S OBP: 0.312, SLG: 0.319 (1, 2) | | 0-0 4-3 | | 0-0 L3 | | 0-0 L4 | | 0-0 4-3 | | 4 | 0 | 0 | 0 | 0 | 0 | 4 | | | | | | | | | |
| Frank Duffy, R OBP: 0.274, SLG: 0.290 (1, 6) | | | 0-0 F7 | | 0-0 1-3 | | | 0-0 4-3 | | 3 | 0 | 0 | 0 | 0 | 0 | 0 | | | | | | | | | |
| Inning Stats | R: 0 E: 0 K: 1 S: 5 | H: 0 LOB: 0 BB: 0 P: 5 | R: 0 E: 0 K: 0 S: 5 | H: 2 LOB: 2 BB: 0 P: 5 | R: 0 E: 0 K: 0 S: 4 | H: 1 LOB: 1 BB: 0 P: 4 | R: 2 E: 0 K: 1 S: 7 | H: 2 LOB: 0 BB: 0 P: 7 | R: 0 E: 0 K: 0 S: 3 | H: 0 LOB: 0 BB: 0 P: 3 | R: 0 E: 0 K: 0 S: 3 | H: 0 LOB: 0 BB: 0 P: 3 | R: 0 E: 0 K: 0 S: 4 | H: 1 LOB: 1 BB: 0 P: 4 | R: 0 E: 0 K: 0 S: 4 | H: 1 LOB: 2 BB: 1 P: 8 | 1B: 5 2B: 0 3B: 0 HR: 2 | SF: 0 SAC: 0 DP: 0 HBP: 0 | WP: 0 PB: 0 SB: 1 CS: 0 | PA: 35 | | | | | |
| PITCHER | IP | WLS | BF | H | R | ER | SO | BB | IBB | HBP | BLK | WP | HR | S | P | ERA | WHIP | | | | | | | | |
| Caffish Hunter, R ERA: 2.58 (1, 1) | 7.0 | W | 26 | 5 | 2 | 2 | 2 | 0 | 0 | 0 | 0 | 0 | 2 | 30 | 30 | 2.57 | 0.714 | | | | | | | | |
| Tippy Martinez, L ERA: 2.88 (8, 1) | 2.0 | | 9 | 2 | 0 | 0 | 0 | 1 | 0 | 0 | 0 | 0 | 0 | 8 | 12 | 0.00 | 1.500 | | | | | | | | |



| Batter | 1 | 2 | 3 | 4 | 5 | 6 | 7 | 8 | 9 | AB | R | H | RBI | BB | SO | LOB | BOTTOM | | | | | | | | |
|---|------------------------------|---------------------------------|------------------------------|---------------------------------|------------------------------|---------------------------------|-------------------------------|---------------------------------|------------------------------|---------------------------------|------------------------------|----------------------------------|------------------------------|---------------------------------|----------------------------------|------------------------------------|--|--------|--|--|--|--|--|--|--|
| Bobby Bonds, R OBP: 0.365, SLG: 0.483 (1, 10) | 0-0 F9 FC1-2 1B | | 0-3 K | | 0-0 F3 | | 4-0 2B BB | | 3 | 1 | 1 | 0 | 1 | 1 | 0 | 0 | Cleveland Indians @ New York Yankees Shea Stadium, Flushing, NY Sun Sep 14 1975, 3:33 AM EDT Att: 15,125 - Unknown | | | | | | | | |
| Sandy Alomar Sr., S OBP: 0.274, SLG: 0.302 (1, 4) | 0-0 FC1-2 1-2 1B | | 0-0 6-3 | | 0-0 G3 | | 0-0 F4 1-H 2-H 2B | | 4 | 1 | 2 | 2 | 0 | 0 | 0 | 0 | | | | | | | | | |
| Roy White, S OBP: 0.365, SLG: 0.416 (1, 7) | 0-0 F9 2-3 | | 0-0 HR | | 0-0 1B | | 0-0 F4 2-3 | | 4 | 1 | 2 | 1 | 0 | 0 | 3 | 0 | | | | | | | | | |
| Thurman Munson, R OBP: 0.362, SLG: 0.424 (1, 2) | 0-0 FC1-2 1-3 3-H | | 0-0 E6 2B 1B | | 0-0 4-3 | | 0-0 2B | | 4 | 1 | 1 | 1 | 0 | 0 | 3 | 0 | | | | | | | | | |
| Graig Nettles, L OBP: 0.329, SLG: 0.447 (1, 5) | 0-0 F8 | | 0-0 1B 2B | | 0-0 F8 | | 4-0 IBB | | 3 | 1 | 1 | 0 | 1 | 0 | 2 | 0 | | | | | | | | | |
| Rick Dempsey, R OBP: 0.368, SLG: 0.336 (1, 9) | | 4-0 FC4-6 BB | 0-0 2B 1B | | 0-0 G3 | | 0-0 6-3 | | 3 | 0 | 1 | 2 | 1 | 0 | 2 | 0 | | | | | | | | | |
| Chris Chambliss, L OBP: 0.335, SLG: 0.433 (1, 3) | | 0-0 F7 | | 0-0 F7 | | 0-0 6-3 | | 0-0 5-3-5 1B | | 4 | 0 | 1 | 0 | 0 | 1 | 0 | | | | | | | | | |
| Rick Bladt, R OBP: 0.270, SLG: 0.283 (1, 8) | | 0-0 FC4-6 1-2 | | 0-0 F8 | | 0-3 K | | 0-0 F6 | | 4 | 0 | 0 | 0 | 0 | 1 | 2 | | | | | | | | | |
| Fred Stanley, R OBP: 0.282, SLG: 0.238 (1, 6) | | 0-3 K | | 0-0 6-3 | | 0-0 2B 1B | | 0-0 5-3-5 1-3 | | 4 | 1 | 1 | 0 | 0 | 1 | 2 | | | | | | | | | |
| Inning Stats | R: 0 E: 0 K: 0 S: 5 | H: 2 LOB: 2 BB: 0 P: 5 | R: 0 E: 0 K: 1 S: 5 | H: 0 LOB: 1 BB: 1 P: 9 | R: 3 E: 1 K: 1 S: 8 | H: 3 LOB: 1 BB: 0 P: 8 | R: 0 E: 0 K: 0 S: 3 | H: 0 LOB: 0 BB: 0 P: 3 | R: 0 E: 0 K: 0 S: 3 | H: 0 LOB: 0 BB: 0 P: 3 | R: 3 E: 0 K: 1 S: 8 | H: 3 LOB: 2 BB: 2 P: 16 | R: 0 E: 0 K: 0 S: 3 | H: 1 LOB: 0 BB: 0 P: 3 | 1B: 6 2B: 4 3B: 0 HR: 1 | SF: 0 SAC: 0 DP: 1 HBP: 0 | WP: 1 PB: 0 SB: 0 CS: 0 | PA: 36 | | | | | | | |
| PITCHER | IP | WLS | BF | H | R | ER | SO | BB | IBB | HBP | BLK | WP | HR | S | P | ERA | WHIP | | | | | | | | |
| Rick Waits, L ERA: 3.35 (1, 1) | 6.1 | L | 29 | 8 | 6 | 4 | 3 | 2 | 0 | 0 | 0 | 1 | 1 | 33 | 41 | 5.68 | 1.579 | | | | | | | | |
| Tom Buskey, R ERA: 2.62 (7, 1) | 1.2 | | 7 | 2 | 0 | 0 | 0 | 0 | 1 | 0 | 0 | 0 | 0 | 6 | 10 | 0.00 | 1.200 | | | | | | | | |



| Batter | 1 | 2 | 3 | 4 | 5 | 6 | 7 | 8 | 9 | AB | R | H | RBI | BB | SO | LOB | TOP | | |
|---|--|---|------------------------------|---------------------------------|------------------------------|---------------------------------|------------------------------|----------------------------------|------------------------------|---------------------------------|------------------------------|---------------------------------|------------------------------|---------------------------------|------------------------------|---------------------------------|--|----------------------------------|------------------------------------|
| Bobby Bonds, R OBP: 0.367, SLG: 0.484 (1, 9) | G3 | | F9 | | BB 1B | | 1B 1B | | 1B 1B | 5 | 0 | 3 | 1 | 0 | 0 | 0 | New York Yankees @ Milwaukee Brewers Milwaukee County Stadium, Milwaukee, WI Tue Sep 16 1975, 8:05 PM EDT Att. 4,882 - Unknown | | |
| Sandy Alomar Sr., S OBP: 0.260, SLG: 0.304 (1, 4) | SH1-3 1B BB | | K | | 1-2 BB | | FC4-6 1B | | 1-2 2-3 1B | 3 | 1 | 2 | 0 | 2 | 1 | 0 | | | |
| Roy White, S OBP: 0.365, SLG: 0.414 (1, 7) | SH1-3 | | | 1B BB | F7 | | FC4-6 | | G1-2-3 | 3 | 0 | 0 | 0 | 1 | 0 | 7 | | | |
| Thurman Munson, R OBP: 0.365, SLG: 0.427 (1, 10) | 2H 1B | | | 1-2 1B | | | | | F4 | 4 | 0 | 3 | 1 | 0 | 0 | 0 | | | |
| Graig Nettles, L OBP: 0.327, SLG: 0.444 (1, 5) | F8 | | | 1B | F5 | | | | F8 | 4 | 0 | 0 | 0 | 0 | 1 | 4 | | | |
| Rick Dempsey, R OBP: 0.358, SLG: 0.326 (1, 2) | | | | F7 | F8 | | | | F5 | 4 | 0 | 0 | 0 | 0 | 0 | 3 | | | |
| Chris Chambliss, L OBP: 0.332, SLG: 0.430 (1, 3) | | | K | | K | | | | F4 | 4 | 0 | 0 | 0 | 0 | 2 | 3 | | | |
| Rick Badt, R OBP: 0.272, SLG: 0.277 (9, PH) Walt Williams, R OBP: 0.316, SLG: 0.403 | CS BB | | | | F5 | | F2 | | 1B 1B BB | 2 | 0 | 0 | 0 | 1 | 0 | 0 | | | |
| Fred Stanley, R OBP: 0.280, SLG: 0.236 (1, 6) Otto Velez, R (7, PH) Ed Brinkman, R OBP: 0.265, SLG: 0.299 (7, 6) Lou Piniella, R OBP: 0.264, SLG: 0.227 (9, PH) | CS 1-2 | CS E1 | | | 6-3 | | F9 | | 1B 1B 1B | 2 | 0 | 0 | 0 | 0 | 0 | 0 | | | |
| Inning Stats | R: 1 E: 0 K: 0 S: 4 | H: 1 LOB: 1 BB: 1 P: 8 | R: 0 E: 0 K: 1 S: 4 | H: 0 LOB: 0 BB: 1 P: 8 | R: 0 E: 1 K: 1 S: 5 | H: 0 LOB: 0 BB: 0 P: 5 | R: 0 E: 0 K: 2 S: 8 | H: 1 LOB: 2 BB: 1 P: 12 | R: 0 E: 0 K: 0 S: 4 | H: 1 LOB: 1 BB: 0 P: 4 | R: 0 E: 0 K: 0 S: 5 | H: 2 LOB: 2 BB: 0 P: 5 | R: 0 E: 0 K: 0 S: 3 | H: 0 LOB: 0 BB: 0 P: 3 | R: 1 E: 0 K: 0 S: 5 | H: 3 LOB: 2 BB: 1 P: 9 | | 1B: 9 2B: 0 3B: 0 HR: 0 | SF: 0 SAC: 1 DP: 1 HBP: 0 |
| PITCHER Jerry Augustine, L ERA: 2.31 Tom Murphy, R ERA: 4.52 | IP: 8.1 WLS: W BF: 38 H: 9 R: 2 ER: 2 SO: 4 BB: 5 IBB: 0 HBP: 0 BLK: 0 WP: 0 HR: 0 S: 41 P: 61 ERA: 2.16 WHIP: 1.680 | IP: 0.2 WLS: S BF: 1 H: 0 R: 0 ER: 0 SO: 0 BB: 0 IBB: 0 HBP: 0 BLK: 0 WP: 0 HR: 0 S: 1 P: 1 ERA: 0.00 WHIP: 0.000 | | | | | | | | | | | | | | | | | |

| Batter | 1 | 2 | 3 | 4 | 5 | 6 | 7 | 8 | 9 | AB | R | H | RBI | BB | SO | LOB | BOTTOM | | |
|---|--|---|------------------------------|---------------------------------|------------------------------|---------------------------------|------------------------------|---------------------------------|------------------------------|---------------------------------|------------------------------|---------------------------------|------------------------------|---------------------------------|------------------------------|---------------------------------|--|----------------------------------|------------------------------------|
| Don Money, R OBP: 0.330, SLG: 0.431 (1, 5) Bob Sheldon, L OBP: 0.340, SLG: 0.350 (1, PR) (2, 4) | FC2-6 1B | | | | 4-3 | | K | | | 1 | 0 | 1 | 0 | 0 | 0 | 0 | New York Yankees @ Milwaukee Brewers Milwaukee County Stadium, Milwaukee, WI Tue Sep 16 1975, 8:05 PM EDT Att. 4,882 - Unknown | | |
| Robin Yount, R OBP: 0.308, SLG: 0.369 (1, 6) | F8 | | | | | | 6-3 | | | 4 | 0 | 1 | 0 | 0 | 0 | 1 | | | |
| George Scott, R OBP: 0.335, SLG: 0.492 (1, 3) | FC2-6 1B HR | | | | F9 | | F7 | | K | 4 | 1 | 0 | 0 | 0 | 1 | 2 | | | |
| Bobby Darwin, R OBP: 0.306, SLG: 0.391 (1, 10) | HR 1B | | | | K | | K | | 1B HBP | 3 | 1 | 1 | 0 | 0 | 2 | 0 | | | |
| Bobby Mitchell, R OBP: 0.324, SLG: 0.470 (1, 7) | HR | | | | L5 | | HR | | K | 4 | 2 | 2 | 4 | 0 | 1 | 1 | | | |
| Darrell Porter, L OBP: 0.366, SLG: 0.418 (1, 2) | 1B BB | | | | 3-1 | | HR | | 1B | 3 | 1 | 2 | 1 | 1 | 0 | 0 | | | |
| Kurt Bevacqua, R OBP: 0.283, SLG: 0.289 (1, 4) (2, 5) | 1-2 1B | | | | F8 | | 5-3 | | 4-3 | 4 | 0 | 1 | 0 | 0 | 0 | 2 | | | |
| Gorman Thomas, R OBP: 0.271, SLG: 0.380 (1, 8) | K | | | | F9 | | 5-3 | | | 3 | 0 | 0 | 0 | 0 | 1 | 2 | | | |
| Bill Sharp, L OBP: 0.285, SLG: 0.341 (1, 9) | | | | | 3-1 | | 6-3 | | K | 3 | 0 | 0 | 0 | 0 | 1 | 0 | | | |
| Inning Stats | R: 3 E: 0 K: 1 S: 9 | H: 4 LOB: 2 BB: 1 P: 13 | R: 0 E: 0 K: 0 S: 3 | H: 0 LOB: 0 BB: 0 P: 3 | R: 0 E: 0 K: 1 S: 5 | H: 0 LOB: 0 BB: 0 P: 5 | R: 0 E: 0 K: 0 S: 3 | H: 0 LOB: 0 BB: 0 P: 3 | R: 0 E: 0 K: 0 S: 4 | H: 1 LOB: 1 BB: 0 P: 4 | R: 2 E: 0 K: 1 S: 7 | H: 2 LOB: 0 BB: 0 P: 7 | R: 0 E: 0 K: 2 S: 7 | H: 0 LOB: 0 BB: 0 P: 7 | R: 0 E: 0 K: 2 S: 8 | H: 1 LOB: 2 BB: 0 P: 9 | | 1B: 5 2B: 0 3B: 0 HR: 3 | SF: 0 SAC: 0 DP: 0 HBP: 1 |
| PITCHER Larry Gura, L ERA: 3.5 Ron Guidry, L ERA: 1.74 | IP: 6.0 WLS: L BF: 26 H: 7 R: 5 ER: 5 SO: 3 BB: 1 IBB: 0 HBP: 0 BLK: 0 WP: 0 HR: 3 S: 31 P: 35 ERA: 7.50 WHIP: 1.333 | IP: 2.0 WLS: 8 BF: 1 H: 0 R: 0 ER: 0 SO: 4 BB: 0 IBB: 0 HBP: 1 BLK: 0 WP: 0 HR: 15 S: 16 ERA: 0.00 WHIP: 0.500 | | | | | | | | | | | | | | | | | |

| Batter | 1 | 2 | 3 | 4 | 5 | 6 | 7 | 8 | 9 | 10 | 11 | AB R H RBI BB SO LOB | TOP | | | | | | | | | |
|---|------------------------------|---------------------------------|------------------------------|----------------------------------|------------------------------|---------------------------------|------------------------------|---------------------------------|------------------------------|---------------------------------|------------------------------|----------------------------------|---|------------------------------|---------------------------------|------------------------------|----------------------------------|-----------------------------------|------------------------------------|----------------------------------|--------|--|
| Bobby Bonds, R OBP: 0.369, SLG: 0.481 (1, 9) | 4-3 | | K | | | B1-3 BB | | F8 | | | 2B BB | 3 1 0 0 3 1 1 | New York Yankees @ Milwaukee Brewers Milwaukee County Stadium, Milwaukee, WI Wed Sep 17 1975, 8:05 PM EDT Att: 4,447 - Unknown - 64 F AB 42 R 6 H 13 RBI 6 BB 8 SO 4 LOB 23 | | | | | | | | | |
| Sandy Alomar Sr., S OBP: 0.296, SLG: 0.327 (1, 4) | K | | K | | | B1-3 | | | F5 | | 1B | 6 1 2 1 0 2 4 | | | | | | | | | | |
| Roy White, S OBP: 0.388, SLG: 0.415 (1, 7) | | | | | | | | F4 | | F5 | 1B SF9 | 4 1 2 0 2 0 2 | | | | | | | | | | |
| Thurman Munson, R OBP: 0.365, SLG: 0.425 (1, 2) | 6-3 | | CS | 5-3 | | FC6 | | | | 6-3 | 1B HBP | 5 0 1 2 0 0 2 | | | | | | | | | | |
| Graig Nettles, L OBP: 0.326, SLG: 0.442 (1, 5) | | | | | | | | | | | | 5 0 1 1 0 0 1 | | | | | | | | | | |
| Chris Chambliss, L OBP: 0.336, SLG: 0.433 (1, 3) | | | | | | | | | | | | 6 1 4 0 0 0 0 | | | | | | | | | | |
| Terry Whitfield, L OBP: 0.229, SLG: 0.265 Walt Williams, R OBP: 0.321, SLG: 0.403 (11, PH) | | | | | | | | | | | | 5 1 0 0 0 1 5 | | | | | | | | | | |
| Jim Mason, L OBP: 0.230, SLG: 0.220 Otto Velez, R OBP: 0.280, SLG: 0.236 (11, PH) | | | | | | | | | | | | 2 0 2 1 3 0 0 | | | | | | | | | | |
| Rick Badt, R OBP: 0.267, SLG: 0.271 Ed Herrmann, L OBP: 0.311, SLG: 0.415 Rich Coggins, L OBP: 0.259, SLG: 0.281 (8, PH) | | | | | | | | | | | | 1 0 0 0 0 0 1 | | | | | | | | | | |
| Inning Stats | R: 0 E: 0 K: 1 S: 5 | H: 0 LOB: 1 BB: 1 P: 9 | R: 0 E: 0 K: 1 S: 6 | H: 2 LOB: 2 BB: 1 P: 10 | R: 0 E: 0 K: 2 S: 7 | H: 1 LOB: 0 BB: 0 P: 7 | R: 0 E: 0 K: 0 S: 3 | H: 0 LOB: 0 BB: 0 P: 3 | R: 0 E: 0 K: 0 S: 3 | H: 1 LOB: 1 BB: 1 P: 7 | R: 0 E: 0 K: 0 S: 4 | H: 3 LOB: 3 BB: 1 P: 11 | | R: 0 E: 0 K: 0 S: 4 | H: 1 LOB: 2 BB: 0 P: 5 | R: 4 E: 0 K: 0 S: 6 | H: 3 LOB: 3 BB: 3 P: 19 | 1B: 12 2B: 1 3B: 0 HR: 0 | SF: 1 SAC: 0 DP: 1 HBP: 2 | WP: 0 PB: 1 SB: 0 CS: 1 | PA: 54 | |
| PITCHER | IP 10.1 | WLS L | BF 46 | H 10 | R 4 | ER 2 | SO 4 | BB 7 | IBB 0 | HBP 1 | BLK 0 | WP 0 | | HR 0 | S 46 | P 75 | ERA 1.74 | WHIP 1.645 | | | | |
| Pete Broberg, R ERA: 4.38 (1, 1) | 0.0 | | 3 | 2 | 1 | 1 | 0 | 1 | 0 | 0 | 0 | 0 | | 0 | 2 | 6 | ∞ | ∞ | | | | |
| Rick Austin, L ERA: 4.12 (11, 1) | 0.2 | | 4 | 1 | 1 | 1 | 0 | 0 | 0 | 1 | 0 | 0 | | 0 | 3 | 4 | 13.50 | 1.500 | | | | |
| Pat Osburn, L ERA: 5.75 (11, 1) | | | | | | | | | | | | | | | | | | | | | | |

| Batter | 1 | 2 | 3 | 4 | 5 | 6 | 7 | 8 | 9 | 10 | 11 | AB R H RBI BB SO LOB | BOTTOM | | | | | | | | | | |
|--|------------------------------|---------------------------------|------------------------------|---------------------------------|------------------------------|---------------------------------|------------------------------|---------------------------------|------------------------------|---------------------------------|------------------------------|---------------------------------|--|------------------------------|----------------------------------|------------------------------|---------------------------------|------------------------------|----------------------------------|----------------------------------|------------------------------------|----------------------------------|--------|
| Bob Sheldon, L OBP: 0.342, SLG: 0.347 Tommy Bianco, S OBP: 0.241, SLG: 0.160 (11, PH) | E5 | | G3 | | | 4-3 | | | | | | 4 0 1 0 0 0 2 | New York Yankees @ Milwaukee Brewers Milwaukee County Stadium, Milwaukee, WI Wed Sep 17 1975, 8:05 PM EDT Att: 4,447 - Unknown - 64 F AB 39 R 5 H 8 RBI 4 BB 6 SO 6 LOB 18 | | | | | | | | | | |
| Robin Yount, R OBP: 0.308, SLG: 0.374 (1, 6) | FC5-4 | | | | | 6-3 | | | | | | 5 0 2 1 0 0 2 | | | | | | | | | | | |
| George Scott, R OBP: 0.336, SLG: 0.490 (1, 3) | G4-6-3 | | | | | K | | | | | | 3 0 0 0 2 2 2 | | | | | | | | | | | |
| Hank Aaron, R OBP: 0.326, SLG: 0.350 (1, 10) | | | | | | | | | | | | 5 0 0 0 0 1 5 | | | | | | | | | | | |
| Darrell Porter, L OBP: 0.368, SLG: 0.415 (1, 2) | | | | | | | | | | | | 3 1 0 0 2 0 0 | | | | | | | | | | | |
| Mike Hagan, L OBP: 0.380, SLG: 0.385 Sixto Lezcano, R OBP: 0.324, SLG: 0.382 Bobby Mitchell, R OBP: 0.325, SLG: 0.468 (10, 7) | | | | | | | | | | | | 3 0 0 0 0 0 0 | | | | | | | | | | | |
| Bobby Darwin, R OBP: 0.303, SLG: 0.388 Gorman Thomas, R OBP: 0.273, SLG: 0.379 (8, 8) | | | | | | | | | | | | 0 0 0 0 0 0 0 | | | | | | | | | | | |
| Bill Sharp, L OBP: 0.285, SLG: 0.340 (8, 7) | | | | | | | | | | | | 1 1 0 0 1 0 1 | | | | | | | | | | | |
| Charlie Moore, R OBP: 0.336, SLG: 0.406 (11, PH) | | | | | | | | | | | | 3 0 0 0 0 0 0 | | | | | | | | | | | |
| Kurt Bevacqua, R OBP: 0.289, SLG: 0.296 (1, 5) | | | | | | | | | | | | 1 0 0 0 1 1 2 | | | | | | | | | | | |
| Inning Stats | R: 0 E: 1 K: 0 S: 3 | H: 0 LOB: 0 BB: 0 P: 3 | R: 0 E: 0 K: 0 S: 3 | H: 0 LOB: 0 BB: 0 P: 3 | R: 0 E: 0 K: 0 S: 4 | H: 1 LOB: 1 BB: 0 P: 4 | R: 0 E: 0 K: 1 S: 5 | H: 0 LOB: 0 BB: 0 P: 5 | R: 0 E: 0 K: 0 S: 3 | H: 0 LOB: 0 BB: 0 P: 3 | R: 1 E: 0 K: 1 S: 7 | H: 2 LOB: 1 BB: 0 P: 7 | | R: 0 E: 0 K: 1 S: 5 | H: 0 LOB: 2 BB: 2 P: 13 | R: 0 E: 0 K: 0 S: 3 | H: 1 LOB: 2 BB: 1 P: 8 | R: 3 E: 0 K: 2 S: 9 | H: 2 LOB: 1 BB: 2 P: 17 | 1B: 6 2B: 1 3B: 1 HR: 0 | SF: 1 SAC: 0 DP: 2 HBP: 1 | WP: 0 PB: 1 SB: 0 CS: 0 | PA: 47 |
| PITCHER | IP 8.0 | WLS L | BF 30 | H 5 | R 2 | ER 2 | SO 3 | BB 1 | IBB 0 | HBP 0 | BLK 0 | WP 0 | | HR 0 | S 35 | P 39 | ERA 2.25 | WHIP 0.750 | | | | | |
| Doc Medich, R ERA: 3.47 (9, 1) | 1.1 | | 9 | 1 | 0 | 0 | 1 | 3 | 0 | 1 | 0 | 0 | | 0 | 7 | 20 | 0.00 | 3.000 | | | | | |
| Sparky Lyle, L ERA: 3.16 (10, 1) | 1.2 | W | 8 | 2 | 3 | 3 | 2 | 2 | 0 | 0 | 0 | 0 | | 0 | 10 | 18 | 16.20 | 2.400 | | | | | |

| Batter | 1 | 2 | 3 | 4 | 5 | 6 | 7 | 8 | 9 | AB | R | H | RBI | BB | SO | LOB | TOP | | | | | | | | |
|--|------------------------------|---------------------------------|------------------------------|---------------------------------|------------------------------|---------------------------------|------------------------------|---------------------------------|------------------------------|---------------------------------|------------------------------|---------------------------------|------------------------------|---------------------------------|------------------------------|---------------------------------|--|---------------------------------|----------------------------------|------------------------------------|----------------------------------|--------|--|--|--|
| Bobby Bonds, R OBP: 0.370, SLG: 0.493 (1,9) | | | | | | | | | | 4 | 2 | 2 | 2 | 0 | 0 | 0 | New York Yankees @ Cleveland Indians Cleveland Municipal Stadium, Cleveland, OH Fri Sep 19 1975, 7:05 PM EDT Att. 9,388 - Unknown - 66 F | | | | | | | | |
| Sandy Alomar Sr., S OBP: 0.278, SLG: 0.304 (1,4) | | | | | | | | | | 4 | 0 | 0 | 0 | 0 | 0 | 0 | | | | | | | | | |
| Roy White, S OBP: 0.369, SLG: 0.413 (1,7) | | | | | | | | | | 2 | 0 | 0 | 0 | 2 | 0 | 0 | | | | | | | | | |
| Thurman Munson, R OBP: 0.367, SLG: 0.429 (1,2) | | | | | | | | | | 4 | 0 | 3 | 0 | 0 | 0 | 1 | | | | | | | | | |
| Graig Nettles, L OBP: 0.324, SLG: 0.439 (1,5) | | | | | | | | | | 4 | 0 | 0 | 0 | 0 | 2 | 3 | | | | | | | | | |
| Chris Chambliss, L OBP: 0.337, SLG: 0.433 (1,3) | | | | | | | | | | 4 | 0 | 2 | 0 | 0 | 0 | 2 | | | | | | | | | |
| Otto Velez, R OBP: 0.271, SLG: 0.200 (1,10) | | | | | | | | | | 3 | 0 | 1 | 0 | 0 | 0 | 1 | | | | | | | | | |
| Rick Dempsey, R OBP: 0.356, SLG: 0.323 (9, PH) | | | | | | | | | | 1 | 0 | 0 | 0 | 0 | 1 | 2 | | | | | | | | | |
| Rick Bladt, R OBP: 0.271, SLG: 0.268 (1,8) | | | | | | | | | | 1 | 0 | 0 | 0 | 1 | 0 | 1 | | | | | | | | | |
| Ed Herrmann, L OBP: 0.320, SLG: 0.413 (7, PH) | | | | | | | | | | 1 | 0 | 0 | 0 | 0 | 0 | 1 | | | | | | | | | |
| Rich Coggins, L OBP: 0.259, SLG: 0.281 (7,8) | | | | | | | | | | 0 | 0 | 0 | 0 | 0 | 0 | 0 | | | | | | | | | |
| Fred Stanley, R OBP: 0.276, SLG: 0.234 (1,6) | | | | | | | | | | 2 | 0 | 0 | 0 | 0 | 0 | 1 | | | | | | | | | |
| Walt Williams, R OBP: 0.320, SLG: 0.401 (8, PH) | | | | | | | | | | 1 | 0 | 0 | 0 | 0 | 0 | 0 | | | | | | | | | |
| Ed Brinkman, R OBP: 0.265, SLG: 0.299 (8,6) | | | | | | | | | | 0 | 0 | 0 | 0 | 0 | 0 | 0 | | | | | | | | | |
| Inning Stats | R: 1 E: 0 K: 0 S: 3 | H: 1 LOB: 0 BB: 1 P: 7 | R: 0 E: 0 K: 0 S: 4 | H: 1 LOB: 1 BB: 0 P: 4 | R: 0 E: 0 K: 0 S: 3 | H: 0 LOB: 0 BB: 0 P: 3 | R: 0 E: 0 K: 1 S: 5 | H: 1 LOB: 1 BB: 1 P: 9 | R: 0 E: 0 K: 0 S: 2 | H: 0 LOB: 0 BB: 1 P: 6 | R: 1 E: 0 K: 0 S: 4 | H: 2 LOB: 1 BB: 0 P: 4 | R: 0 E: 0 K: 0 S: 4 | H: 1 LOB: 1 BB: 0 P: 4 | R: 0 E: 0 K: 2 S: 3 | H: 0 LOB: 2 BB: 0 P: 9 | R: 0 E: 0 K: 2 S: 9 | H: 2 LOB: 2 BB: 0 P: 9 | 1B: 5 2B: 3 3B: 0 HR: 2 | SF: 0 SAC: 0 DP: 3 HBP: 0 | WP: 0 PB: 0 SB: 0 CS: 0 | PA: 34 | | | |
| PITCHER | IP | WLS | BF | H | R | ER | SO | BB | IBB | HBP | BLK | WP | HR | S | P | ERA | WHIP | | | | | | | | |
| Fritz Peterson, L ERA: 3.86 (1,1) | 6.2 | W | 25 | 6 | 2 | 2 | 1 | 3 | 0 | 0 | 0 | 0 | 2 | 24 | 36 | 2.70 | 1.350 | | | | | | | | |
| Tom Buskey, R ERA: 2.51 (7,1) | 1.2 | | 6 | 1 | 0 | 0 | 0 | 0 | 0 | 0 | 0 | 0 | 0 | 6 | 6 | 0.00 | 0.600 | | | | | | | | |
| Dave LaRoche, L ERA: 2.19 (9,1) | 0.2 | S | 3 | 1 | 0 | 0 | 2 | 0 | 0 | 0 | 0 | 0 | 0 | 7 | 7 | 0.00 | 1.500 | | | | | | | | |

| | |
|-----|----|
| AB | 31 |
| R | 2 |
| H | 8 |
| RBI | 2 |
| BB | 3 |
| SO | 3 |
| LOB | 12 |




| Batter | 1 | 2 | 3 | 4 | 5 | 6 | 7 | 8 | 9 | AB | R | H | RBI | BB | SO | LOB | BOTTOM | | | | | | | | |
|---|------------------------------|---------------------------------|------------------------------|---------------------------------|------------------------------|---------------------------------|------------------------------|---------------------------------|------------------------------|---------------------------------|------------------------------|---------------------------------|------------------------------|---------------------------------|------------------------------|---------------------------------|--|------------------------------|---------------------------------|----------------------------------|------------------------------------|----------------------------------|--------|--|--|
| Duane Kuiper, L OBP: 0.372, SLG: 0.340 (1,4) | | | | | | | | | | 3 | 0 | 0 | 0 | 1 | 0 | 1 | New York Yankees @ Cleveland Indians Cleveland Municipal Stadium, Cleveland, OH Fri Sep 19 1975, 7:05 PM EDT Att. 9,388 - Unknown - 66 F | | | | | | | | |
| Rick Manning, L OBP: 0.344, SLG: 0.357 (1,8) | | | | | | | | | | 4 | 0 | 0 | 0 | 0 | 1 | 1 | | | | | | | | | |
| George Hendrick, R OBP: 0.301, SLG: 0.429 (1,9) | | | | | | | | | | 3 | 0 | 0 | 0 | 0 | 1 | 0 | | | | | | | | | |
| Boog Powell, L OBP: 0.374, SLG: 0.502 (1,3) | | | | | | | | | | 3 | 0 | 0 | 0 | 0 | 0 | 0 | | | | | | | | | |
| Rico Carty, R OBP: 0.375, SLG: 0.499 (1,10) | | | | | | | | | | 3 | 1 | 2 | 0 | 0 | 1 | 0 | | | | | | | | | |
| Oscar Gamble, L OBP: 0.386, SLG: 0.469 (1,7) | | | | | | | | | | 3 | 0 | 0 | 0 | 0 | 1 | 2 | | | | | | | | | |
| Buddy Bell, R OBP: 0.326, SLG: 0.373 (1,5) | | | | | | | | | | 3 | 1 | 2 | 0 | 0 | 0 | 0 | | | | | | | | | |
| Alan Ashby, S OBP: 0.315, SLG: 0.326 (1,2) | | | | | | | | | | 3 | 1 | 1 | 2 | 0 | 0 | 2 | | | | | | | | | |
| Frank Duffy, R OBP: 0.273, SLG: 0.288 (1,6) | | | | | | | | | | 3 | 0 | 2 | 1 | 0 | 0 | 0 | | | | | | | | | |
| Inning Stats | R: 0 E: 0 K: 1 S: 5 | H: 0 LOB: 0 BB: 0 P: 5 | R: 0 E: 0 K: 2 S: 7 | H: 0 LOB: 0 BB: 0 P: 7 | R: 0 E: 0 K: 0 S: 3 | H: 1 LOB: 0 BB: 0 P: 3 | R: 0 E: 0 K: 0 S: 3 | H: 0 LOB: 0 BB: 0 P: 3 | R: 3 E: 0 K: 0 S: 7 | H: 4 LOB: 1 BB: 0 P: 7 | R: 0 E: 0 K: 1 S: 5 | H: 0 LOB: 0 BB: 0 P: 5 | R: 0 E: 0 K: 0 S: 4 | H: 2 LOB: 1 BB: 0 P: 4 | R: 0 E: 0 K: 0 S: 2 | H: 0 LOB: 0 BB: 1 P: 6 | | R: 0 E: 0 K: 0 S: 2 | H: 0 LOB: 0 BB: 1 P: 6 | 1B: 6 2B: 1 3B: 0 HR: 0 | SF: 0 SAC: 0 DP: 1 HBP: 0 | WP: 0 PB: 0 SB: 0 CS: 2 | PA: 30 | | |
| PITCHER | IP | WLS | BF | H | R | ER | SO | BB | IBB | HBP | BLK | WP | HR | S | P | ERA | WHIP | | | | | | | | |
| Catfish Hunter, R ERA: 2.6 (1,1) | 8.0 | L | 29 | 7 | 3 | 3 | 4 | 1 | 0 | 0 | 0 | 0 | 0 | 36 | 40 | 3.38 | 1.000 | | | | | | | | |



| Batter | 1 | 2 | 3 | 4 | 5 | 6 | 7 | 8 | 9 | AB R H RBI BB SO LOB | TOP | | | | | | | | | | | | |
|--|--|----------------------------------|------------------------------|---------------------------------|------------------------------|---------------------------------|------------------------------|---------------------------------|------------------------------|---------------------------------|---|-----------------------------------|---|---------------------------------|------------------------------|---------------------------------|------------------------------|---------------------------------|----------------------------------|------------------------------------|----------------------------------|--------|--|
| Bobby Bonds, R OBP: 0.370, SLG: 0.494 | 4-0 HR 5-3 BB | | 0-3 K | | 0-3 K | | | 0-0 1B G1 2B | | 3 2 1 0 1 2 1 | New York Yankees @ Cleveland Indians Cleveland Municipal Stadium, Cleveland, OH Sat Sep 20 1975, 3:33 AM EDT Att: 10,359 - Unknown - 63 F | | | | | | | | | | | | |
| Sandy Alomar Sr., S OBP: 0.260, SLG: 0.306 | 0-0 5-3 1-2 | | 0-0 6-3 | | | 0-0 1B | | 0-0 G1 S 1B | | 4 0 2 0 0 0 1 | | | | | | | | | | | | | |
| Roy White, S OBP: 0.371, SLG: 0.420 | 0-0 HR | | | 4-0 BB G6-4-3 | | 0-0 1B E8 | | 0-0 L3 | | 3 1 2 2 1 0 2 | | | | | | | | | | | | | |
| Thurman Munson, R OBP: 0.366, SLG: 0.426 | 0-0 4-3 | | | 0-0 G6-4-3 1-2 | | 4-0 1B G4-6-3 | | 0-0 G1 | | 3 0 0 1 1 0 2 | | | | | | | | | | | | | |
| Graig Nettles, L OBP: 0.323, SLG: 0.436 | 0-3 K | | | 0-0 G3 | | 0-0 1B G4-6-3 | | 0-0 1B | | 3 0 0 0 1 1 2 | | | | | | | | | | | | | |
| Rick Dempsey, R OBP: 0.353, SLG: 0.343 | | 0-0 6-3 | | | 0-0 HR | | | 0-0 5-3 | | 4 1 1 1 0 0 2 | | | | | | | | | | | | | |
| Chris Chambliss, L OBP: 0.338, SLG: 0.434 | | 0-0 3-1 | | | 0-0 F5 | | | 0-0 1B G6-4-3 | | 4 0 2 0 0 0 0 | | | | | | | | | | | | | |
| Rick Bladt, R OBP: 0.264, SLG: 0.260 | | 0-0 5-3 | | | 0-0 6-3 | | | 0-0 F1 | | 3 0 0 0 0 0 1 | | | | | | | | | | | | | |
| Fred Stanley, R OBP: 0.276, SLG: 0.243 | | | 0-0 6-3 | | | 0-0 3B | | 0-0 G6-4-3 | | 4 0 1 0 0 0 2 | | | | | | | | | | | | | |
| Inning Stats | R: 2 E: 0 K: 1 S: 6 | H: 1 LOB: 0 BB: 1 P: 10 | R: 0 E: 0 K: 0 S: 3 | H: 0 LOB: 0 BB: 0 P: 3 | R: 0 E: 0 K: 1 S: 5 | H: 0 LOB: 0 BB: 0 P: 5 | R: 0 E: 0 K: 0 S: 2 | H: 0 LOB: 0 BB: 1 P: 6 | R: 1 E: 0 K: 1 S: 7 | H: 2 LOB: 1 BB: 0 P: 7 | R: 0 E: 1 K: 0 S: 3 | H: 2 LOB: 1 BB: 1 P: 7 | R: 0 E: 0 K: 0 S: 4 | H: 1 LOB: 1 BB: 0 P: 4 | R: 1 E: 0 K: 0 S: 5 | H: 2 LOB: 2 BB: 1 P: 9 | R: 0 E: 0 K: 0 S: 3 | H: 1 LOB: 0 BB: 0 P: 3 | 1B: 5 2B: 1 3B: 1 HR: 2 | SF: 0 SAC: 1 DP: 3 HBP: 0 | WP: 0 PB: 0 SB: 1 CS: 0 | PA: 36 | |
| PITCHER | IP WLS BF H R ER SO BB IBB HBP BLK WP HR S P ERA WHIP | | | | | | | | | | | PITCHER | IP WLS BF H R ER SO BB IBB HBP BLK WP HR S P ERA WHIP | | | | | | | | | | |
| Don Hood, L ERA: 4.4 | (1, 1) 7.0 L 29 8 4 4 3 2 2 1 0 0 0 2 32 44 5.14 1.429 | | | | | | | | | | | Tom Buskey, R ERA: 2.44 | (8, 1) 2.0 7 1 0 0 0 0 1 0 0 0 0 6 10 0.00 0.500 | | | | | | | | | | |

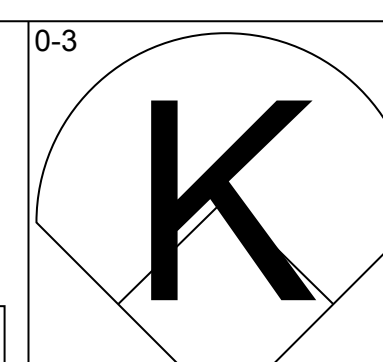
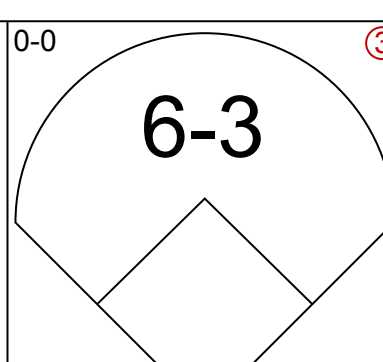
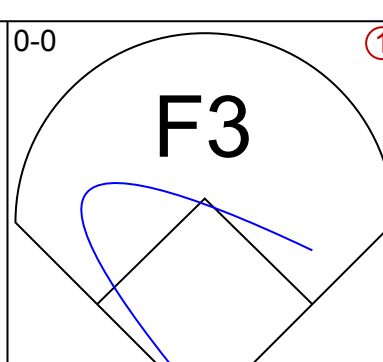
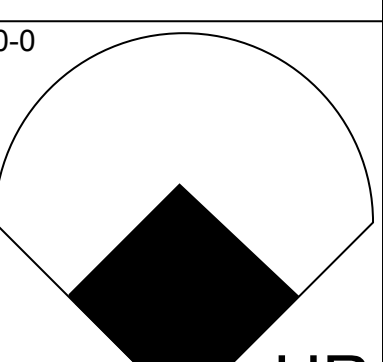
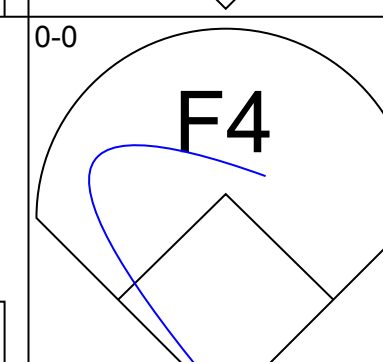
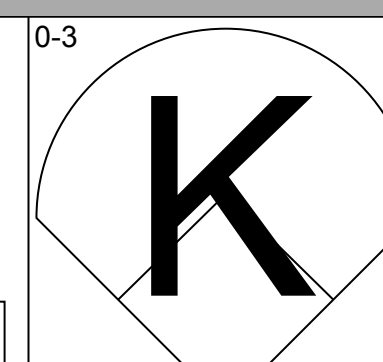
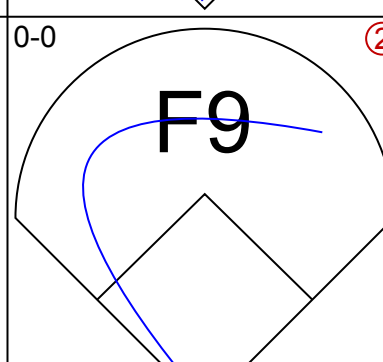
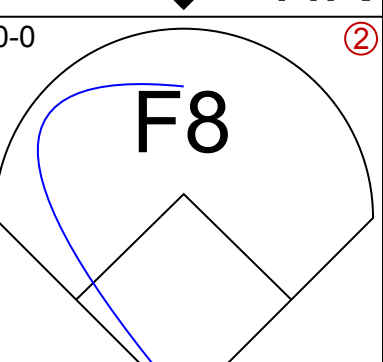
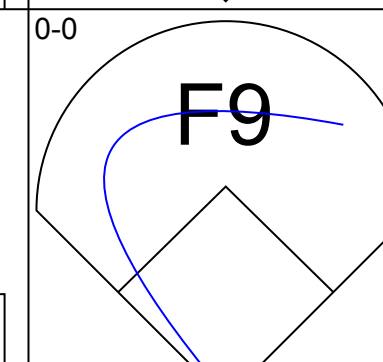
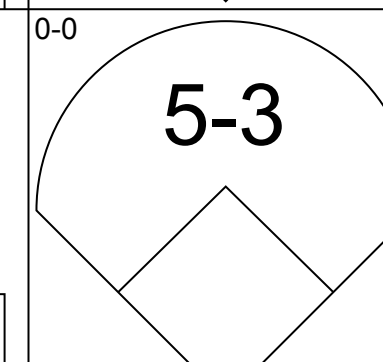
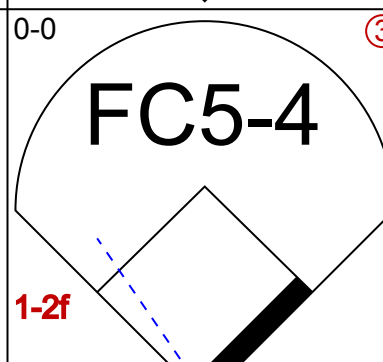
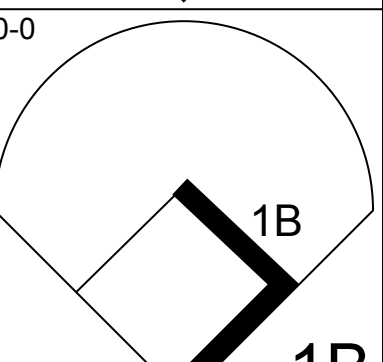
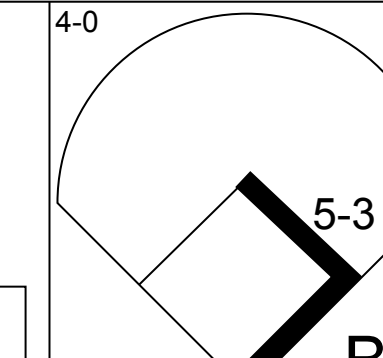
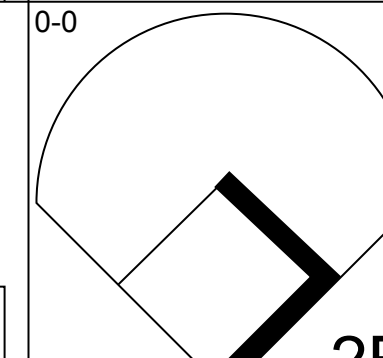
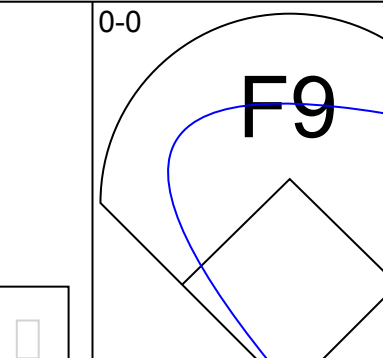
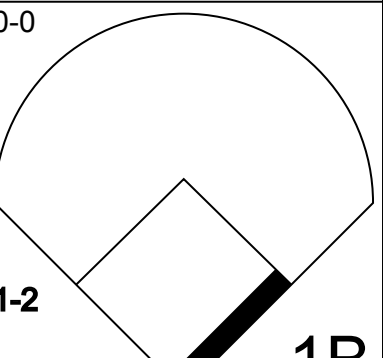
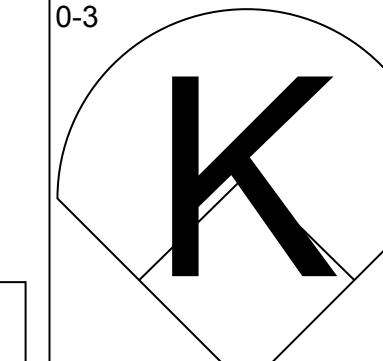
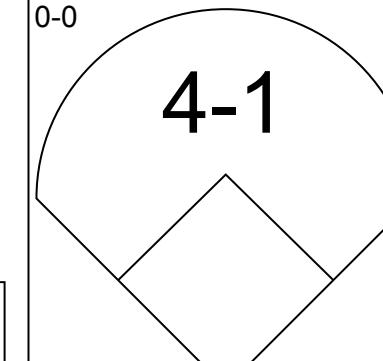
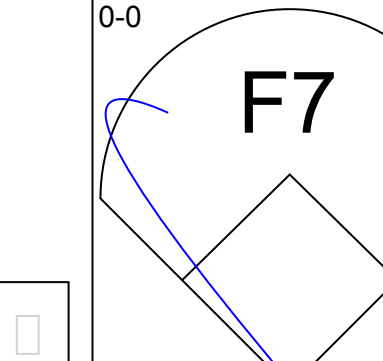
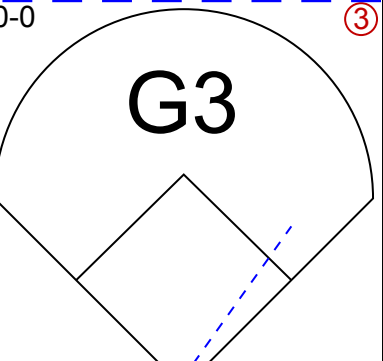
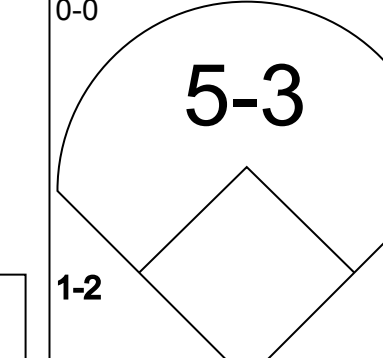
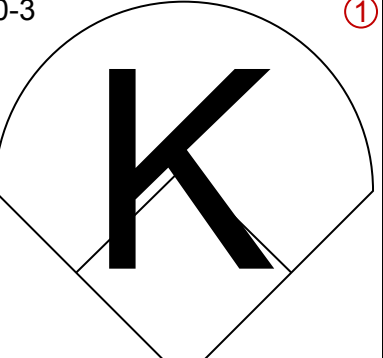
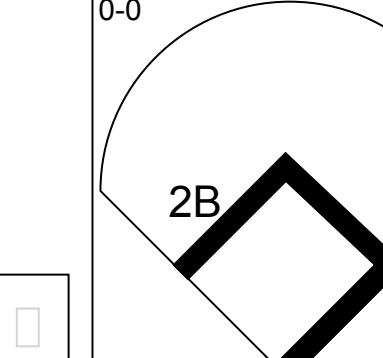
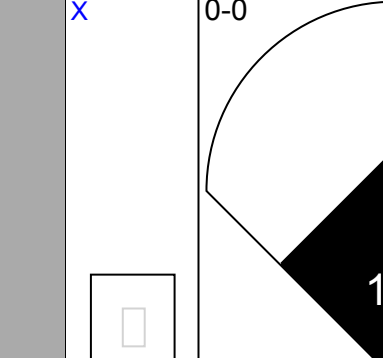
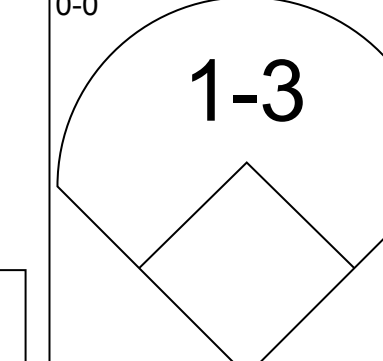
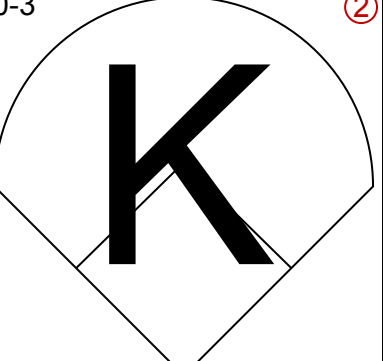
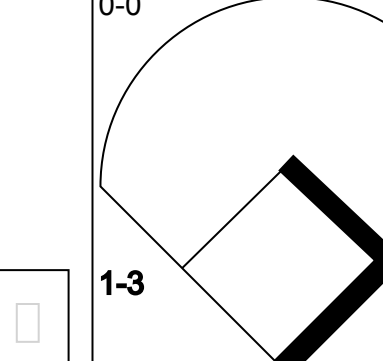
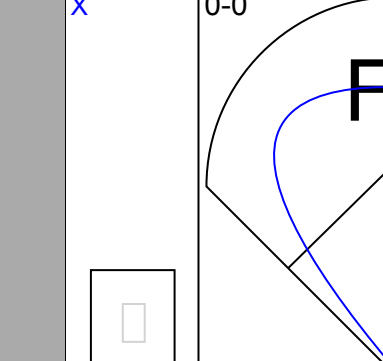
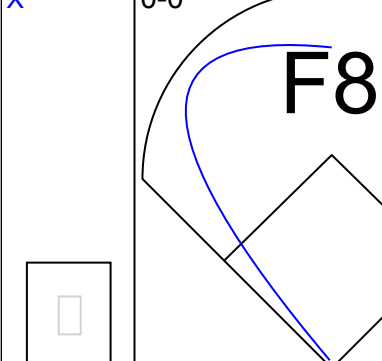
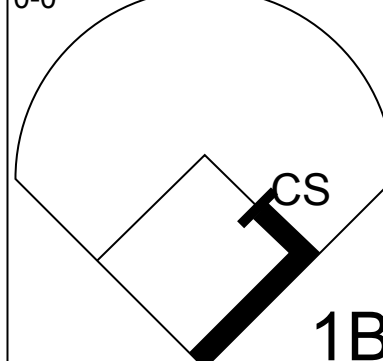
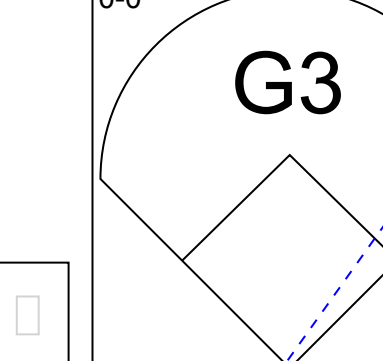
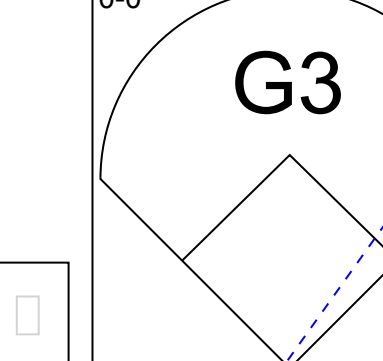
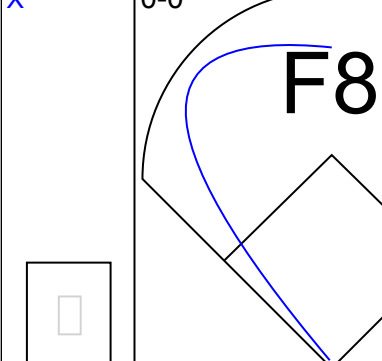
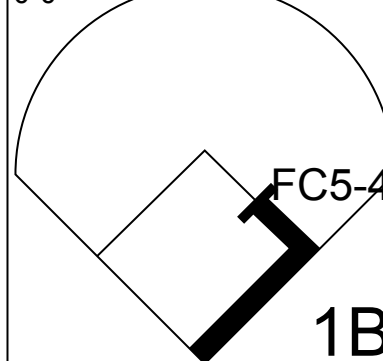
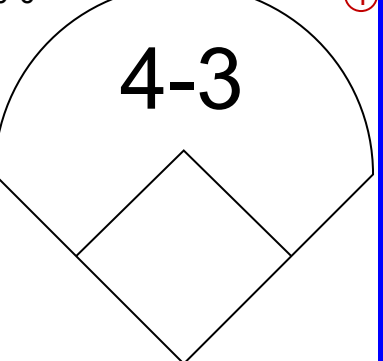
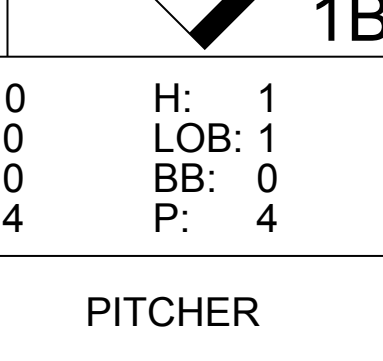
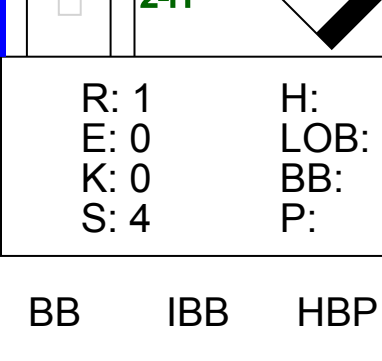
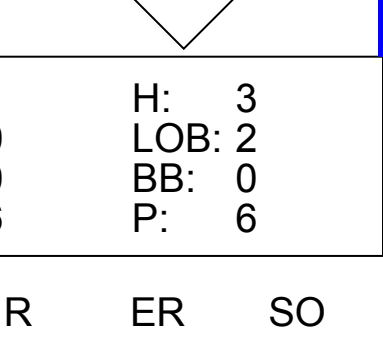

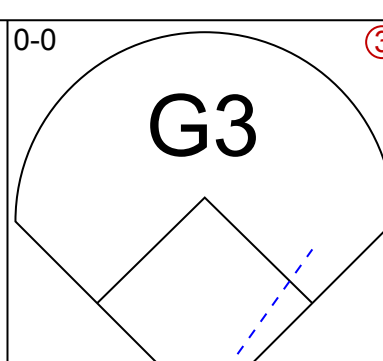
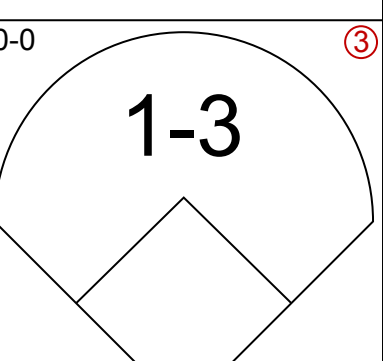
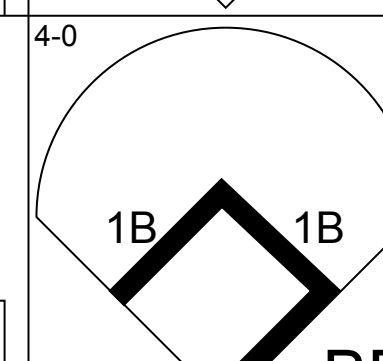
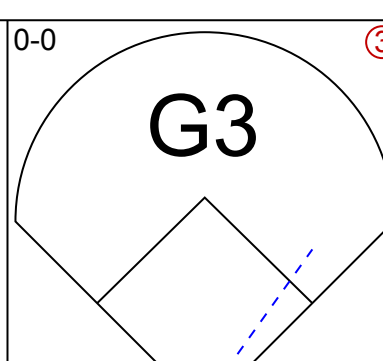
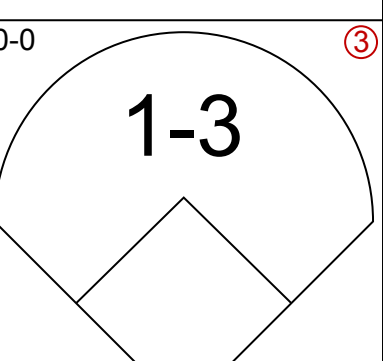
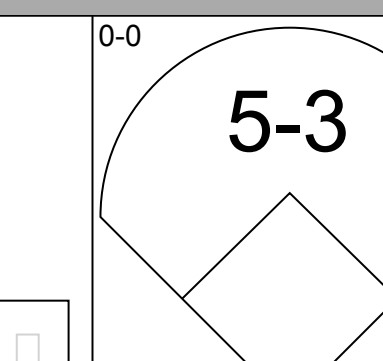
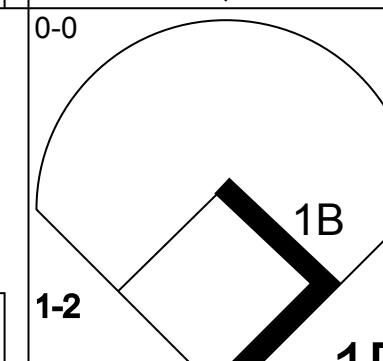
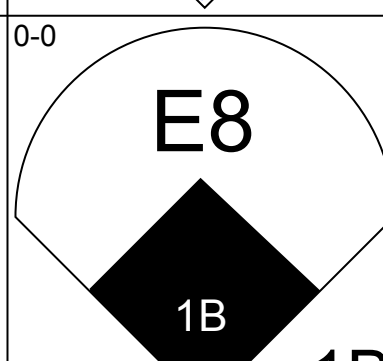
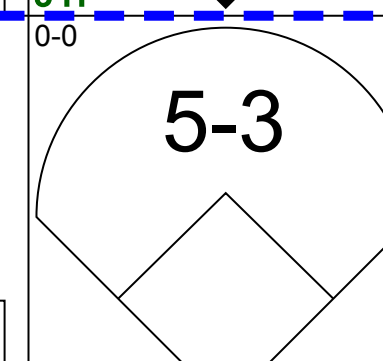
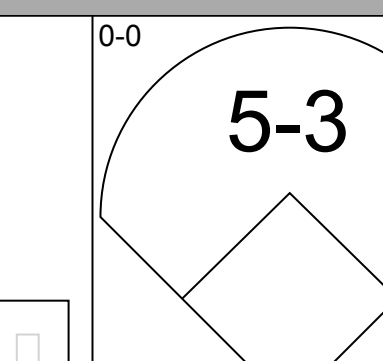

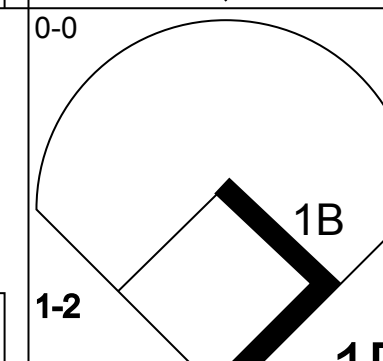
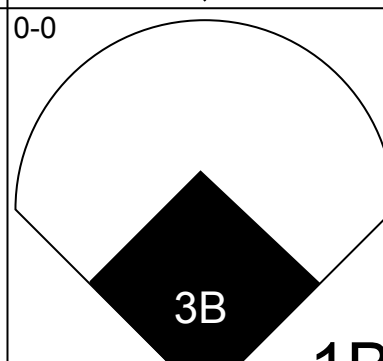
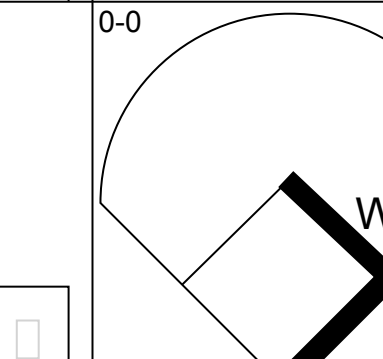
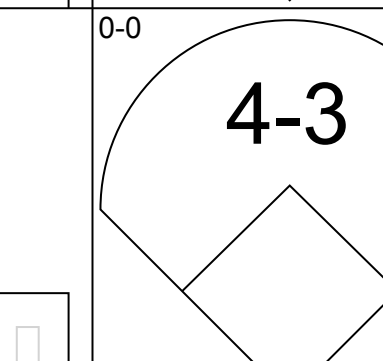

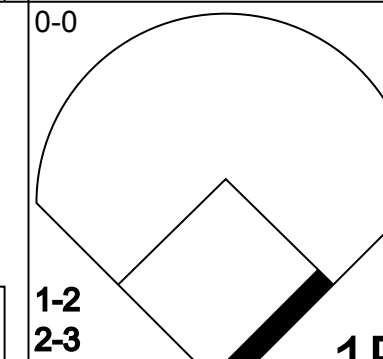
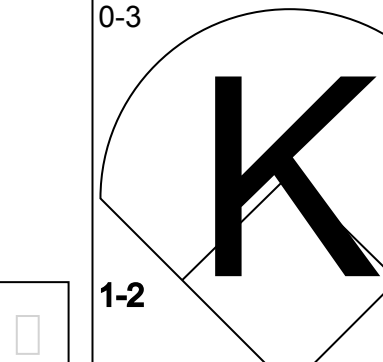
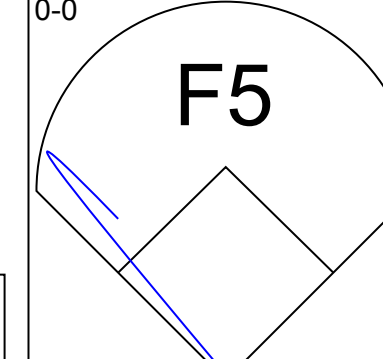
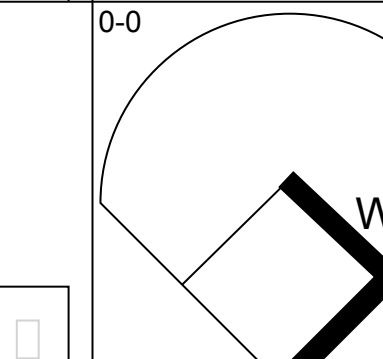

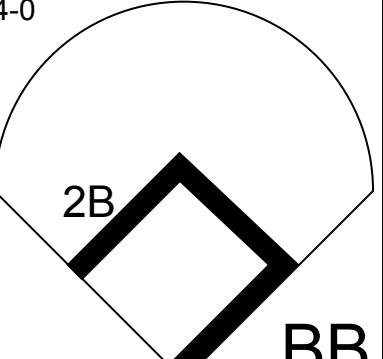
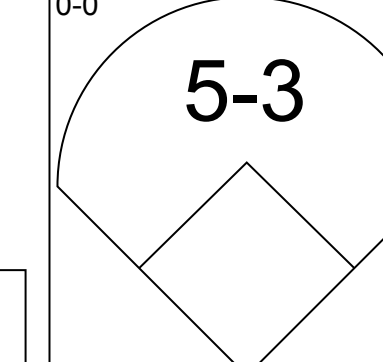
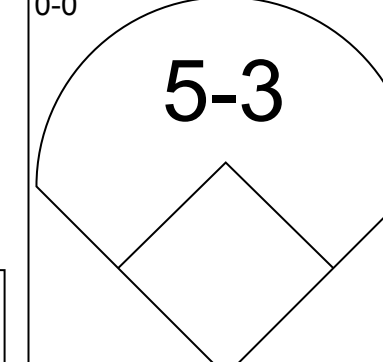
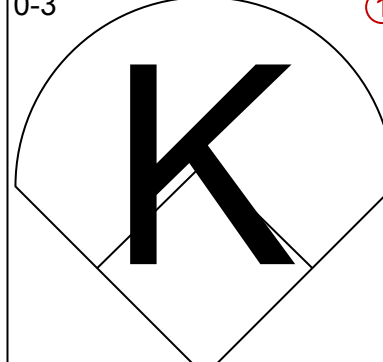
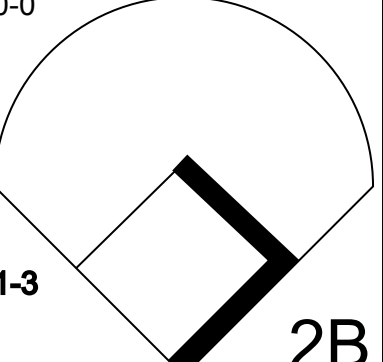
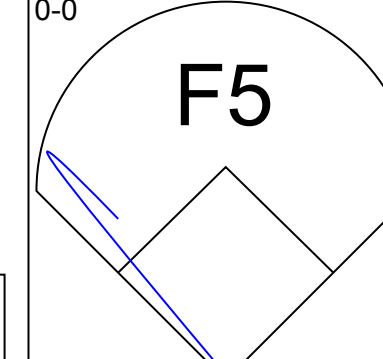
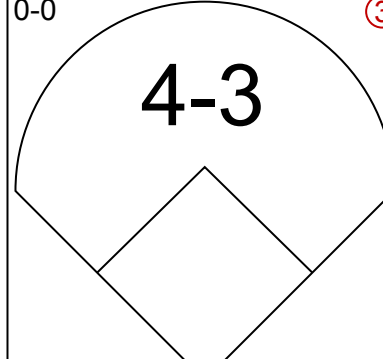
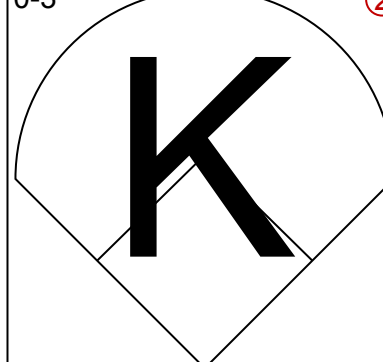
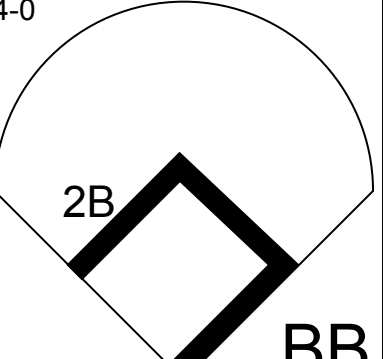

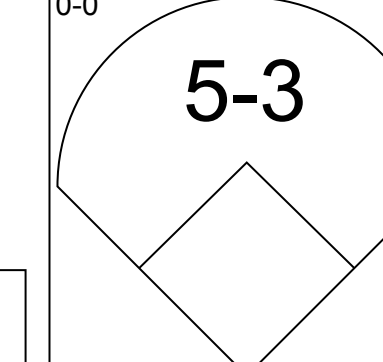
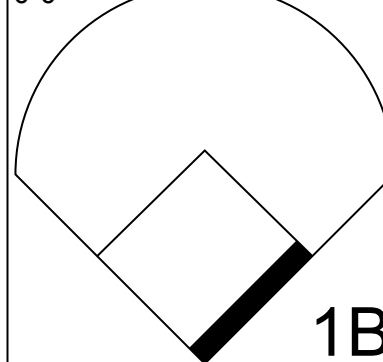
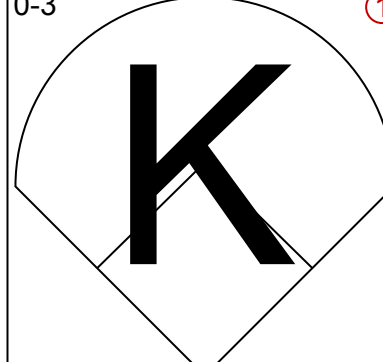
| | |
|-----|----|
| AB | 31 |
| R | 4 |
| H | 9 |
| RBI | 4 |
| BB | 4 |
| SO | 3 |
| LOB | 13 |

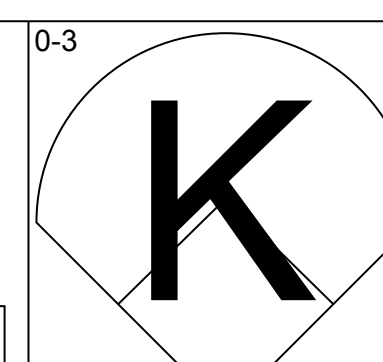
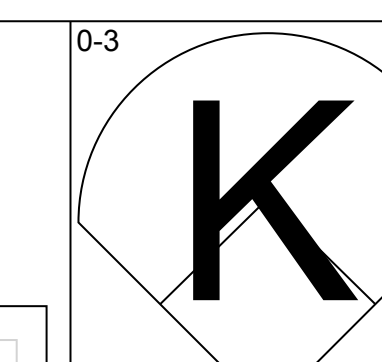
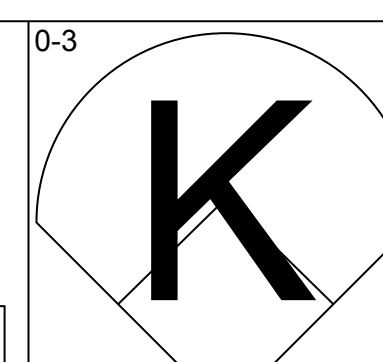
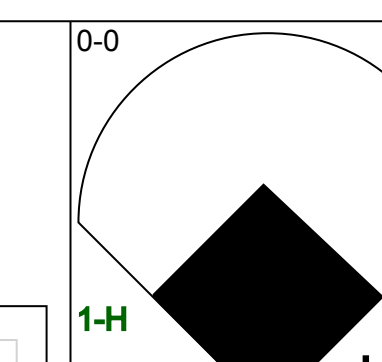
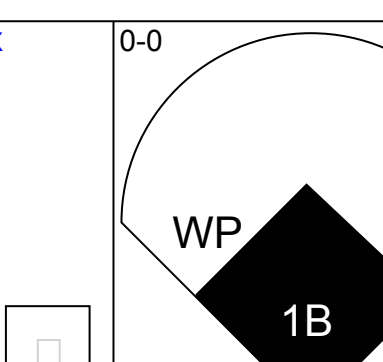
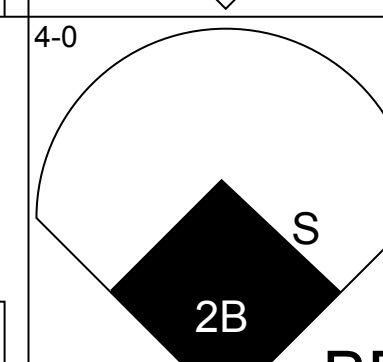
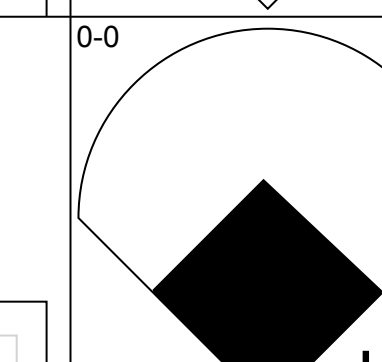
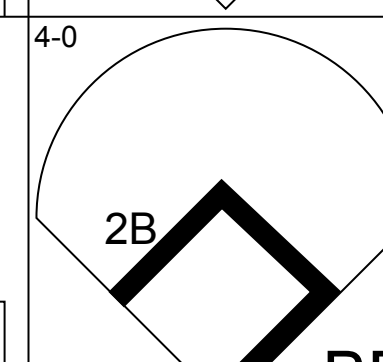
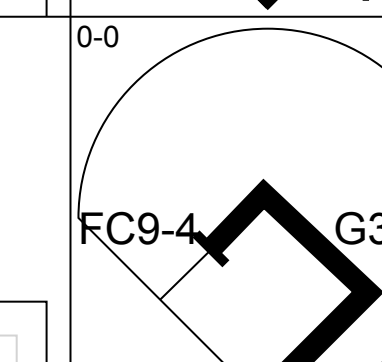
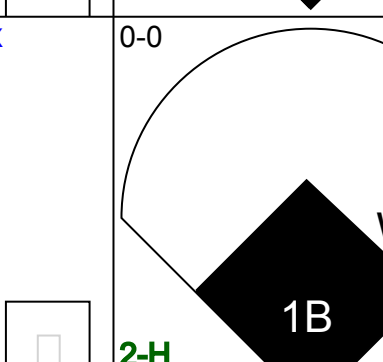
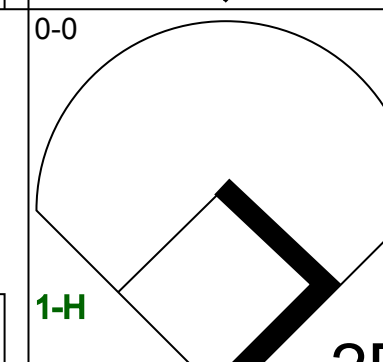
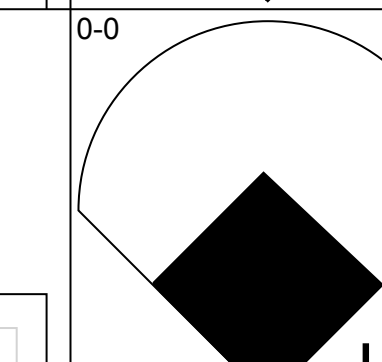
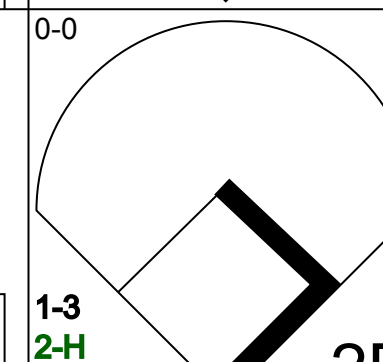
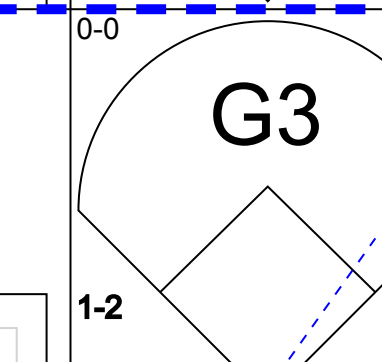
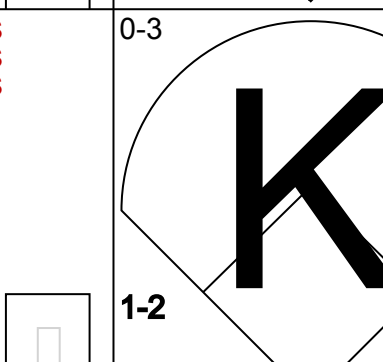
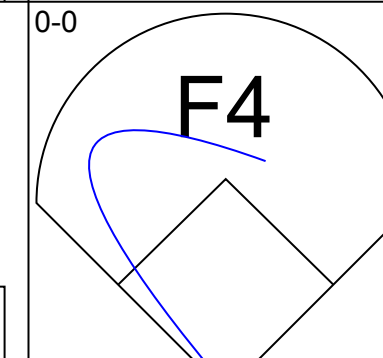
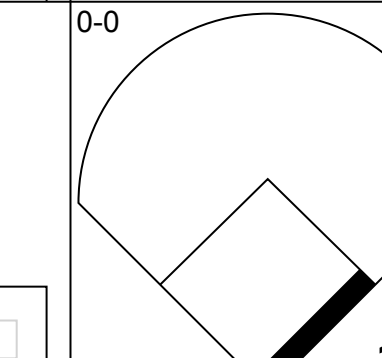
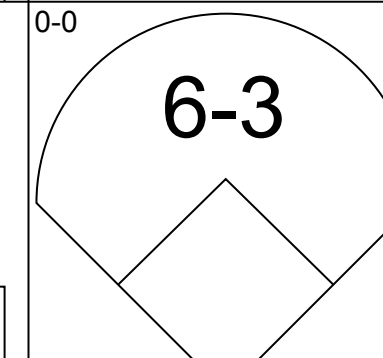
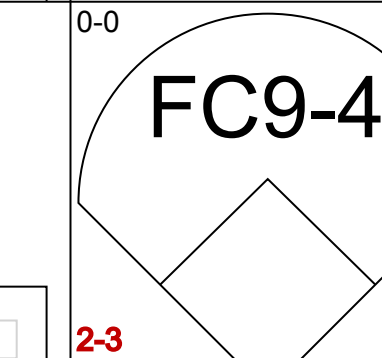
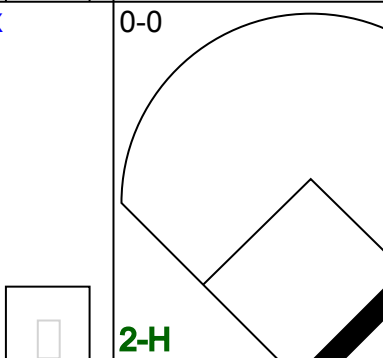
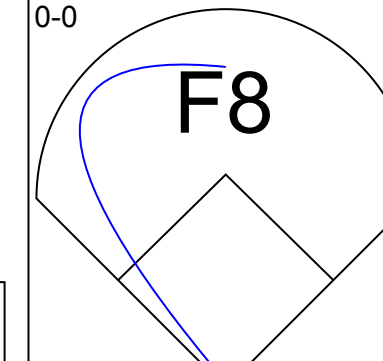
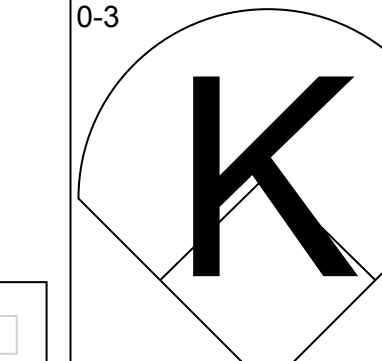
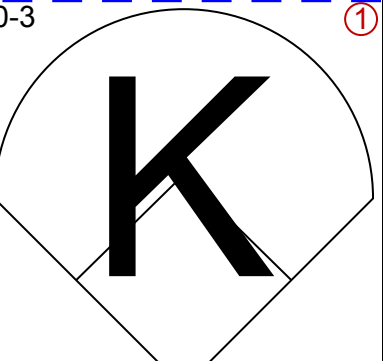
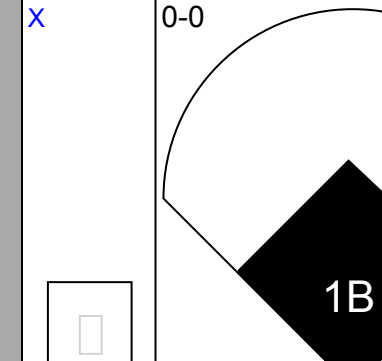
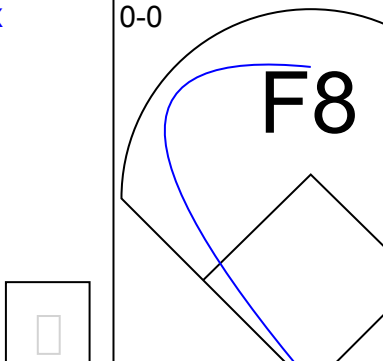
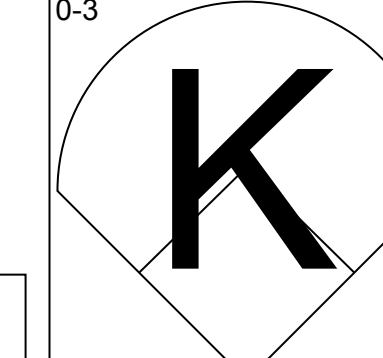
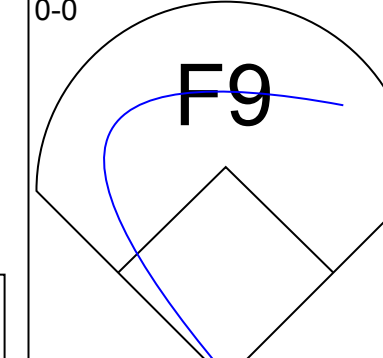
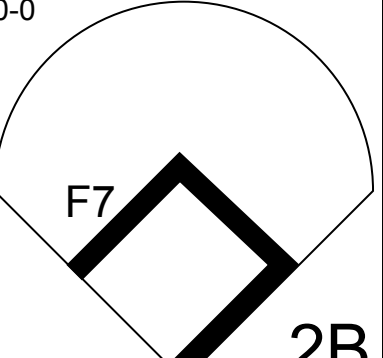
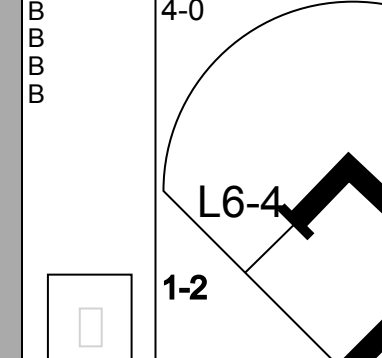
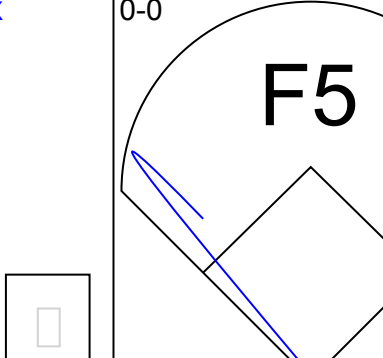
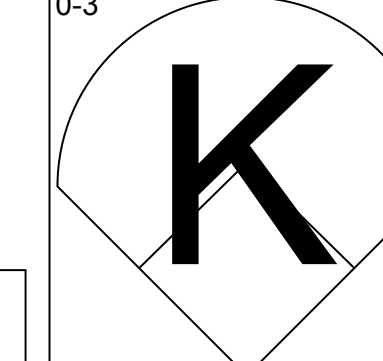
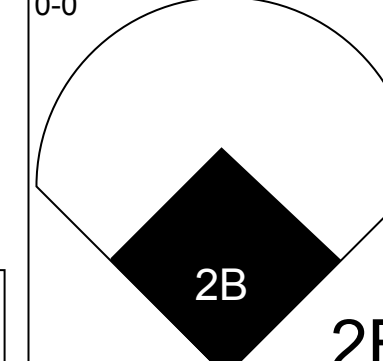
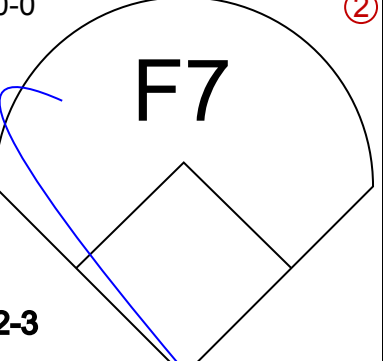
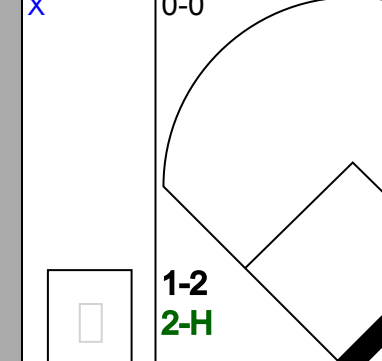

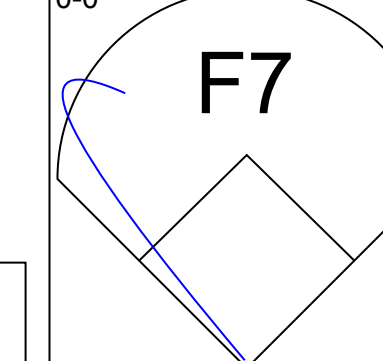
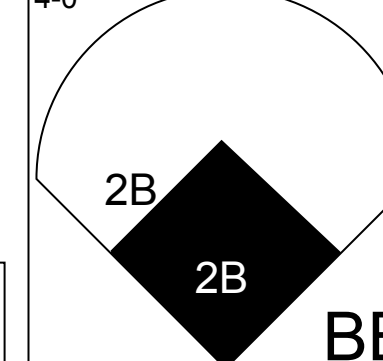
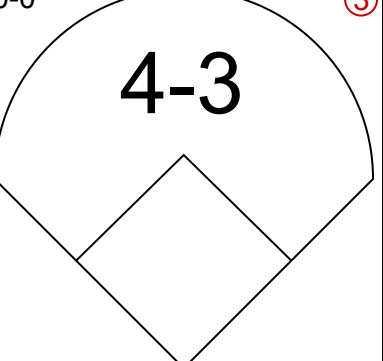
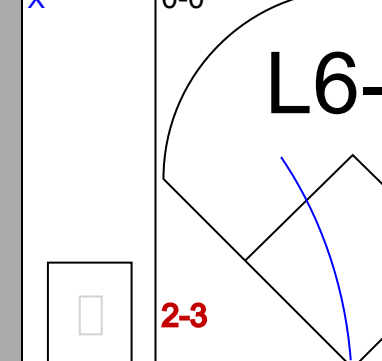

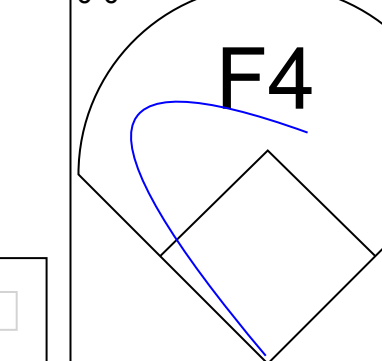
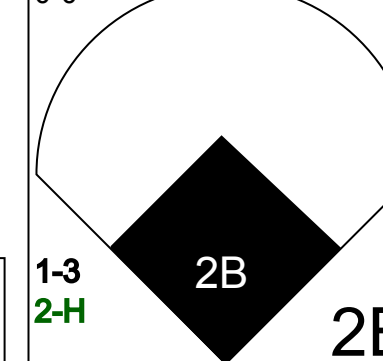
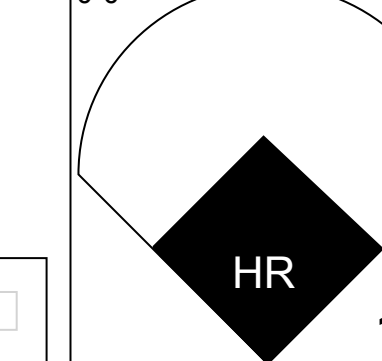
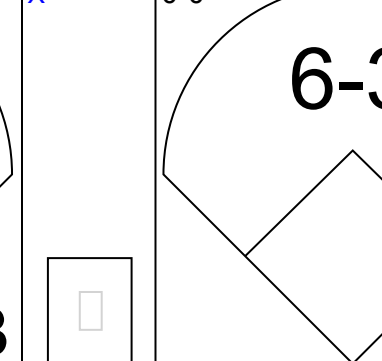


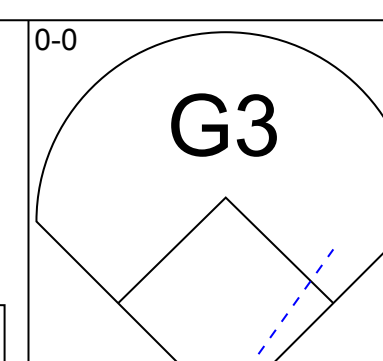
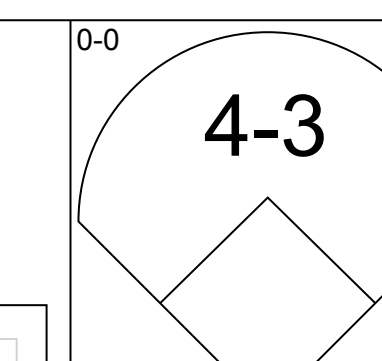
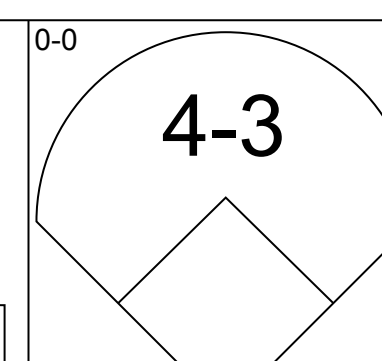
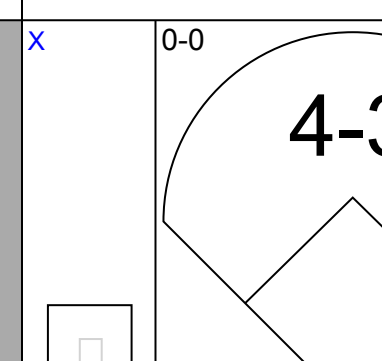

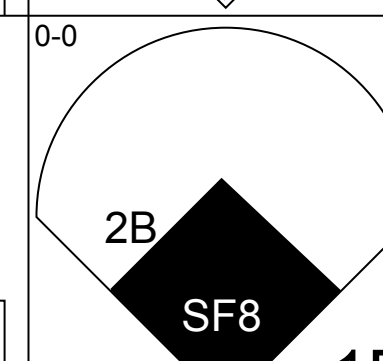
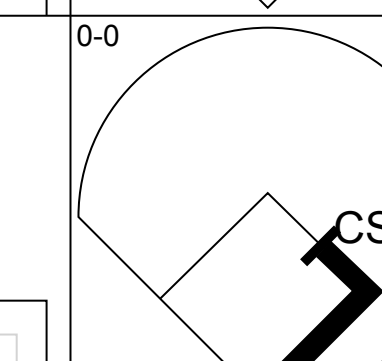
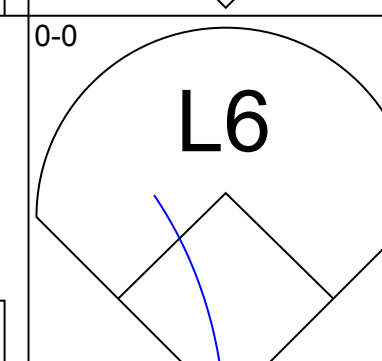
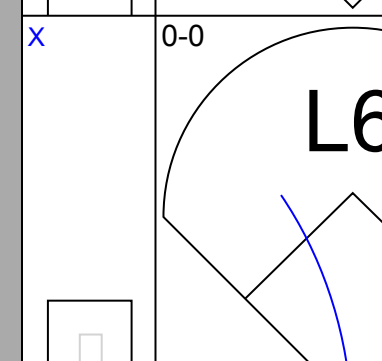

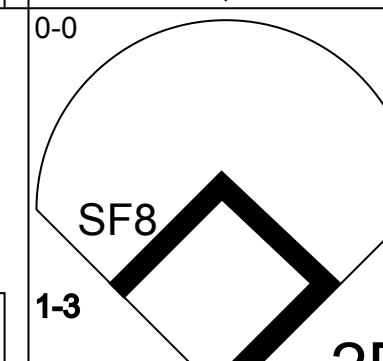
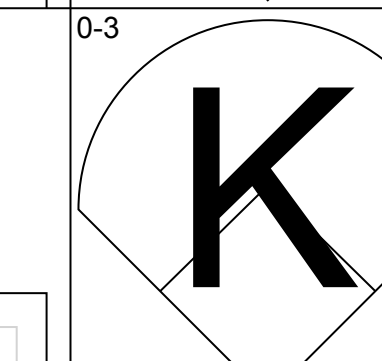
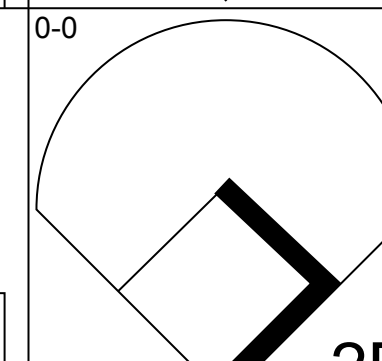
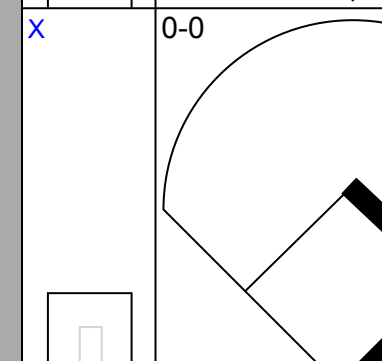

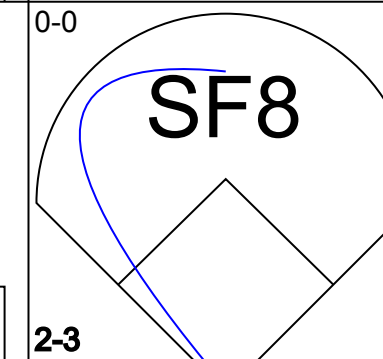
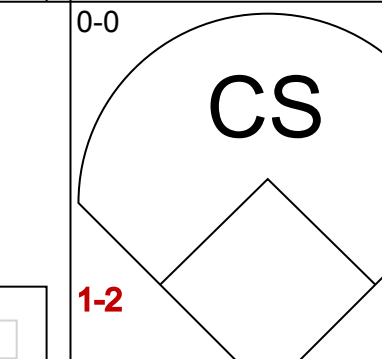
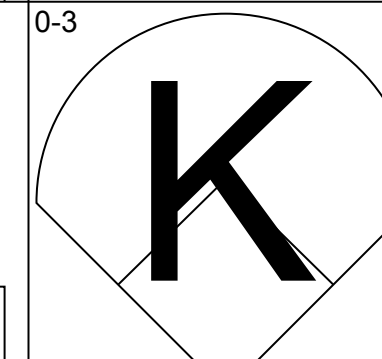
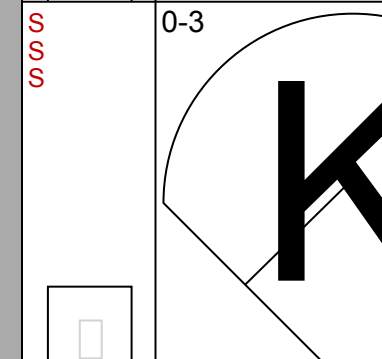

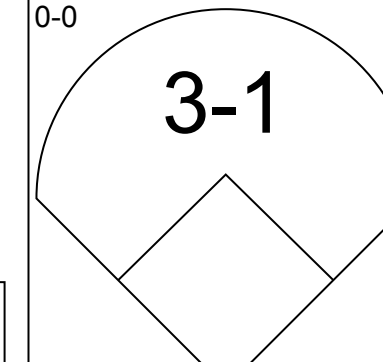
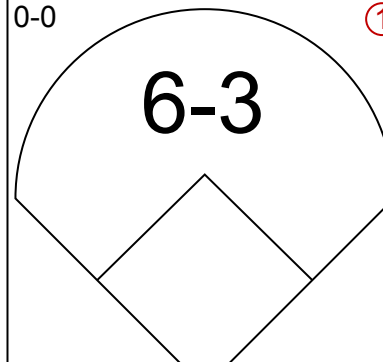
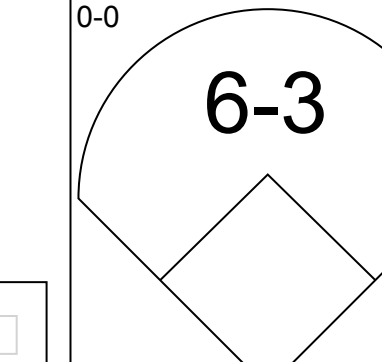
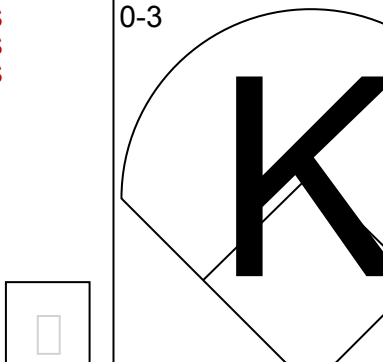
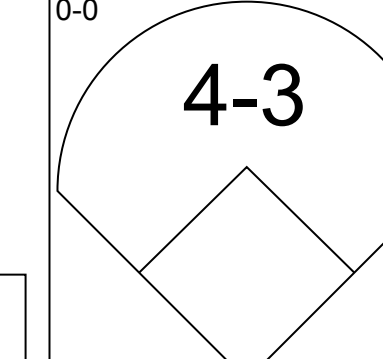
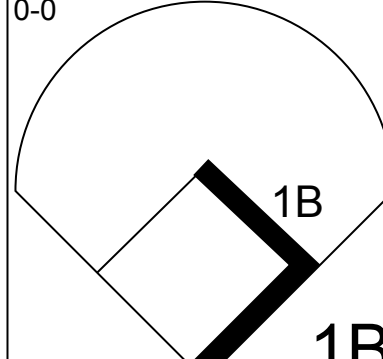
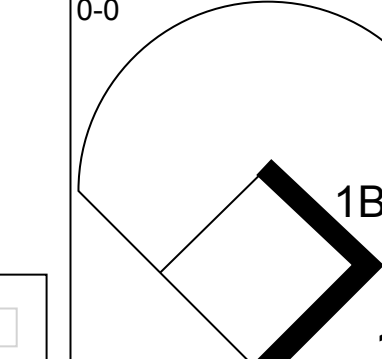
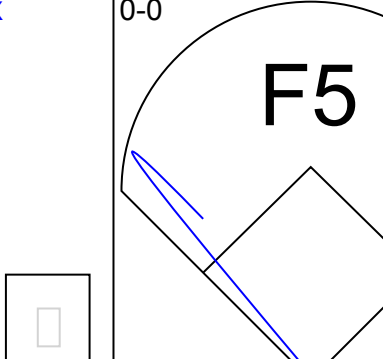
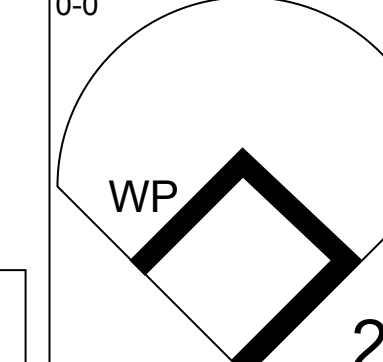
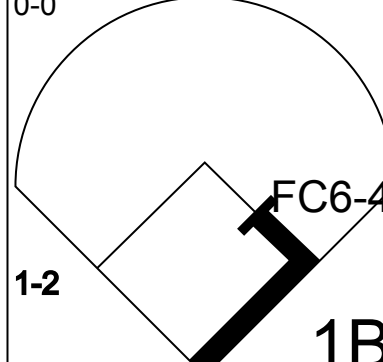
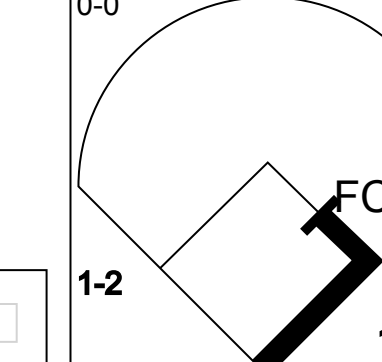
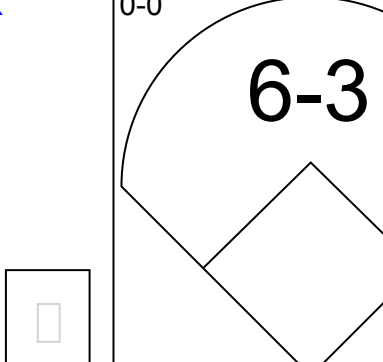
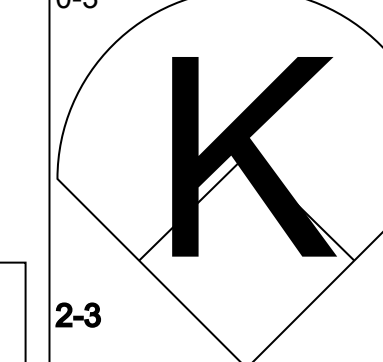
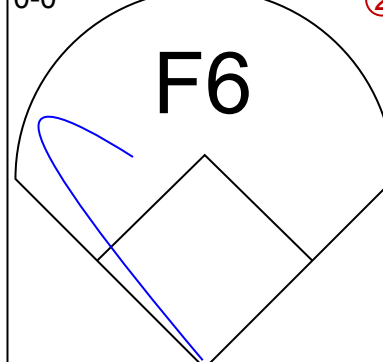
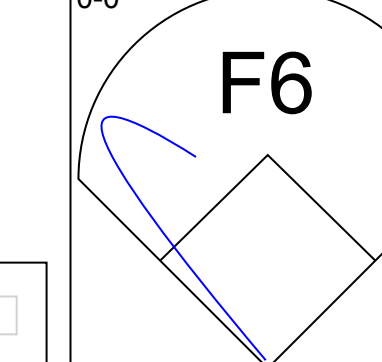

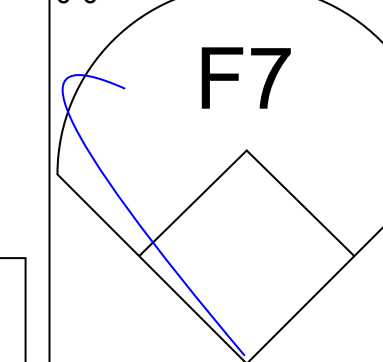
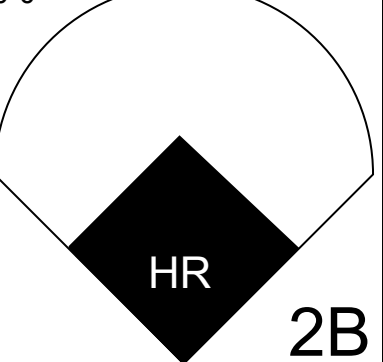
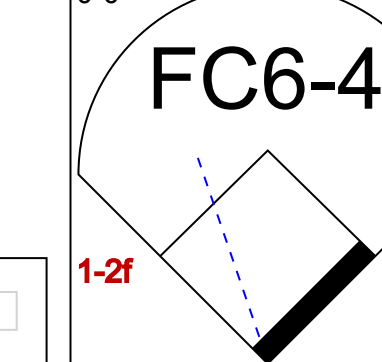

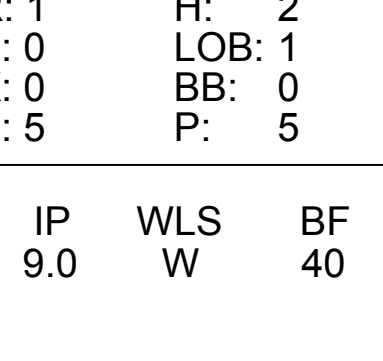
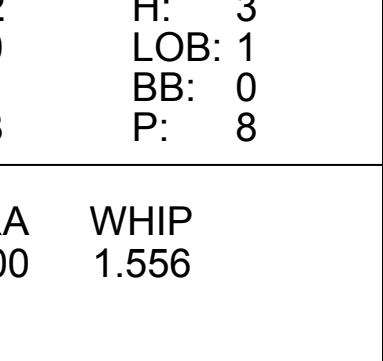
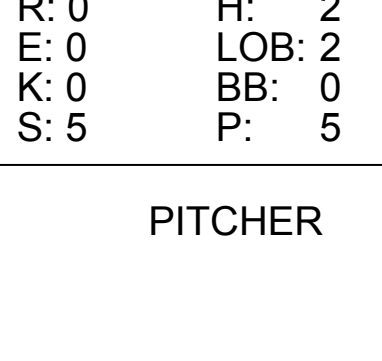
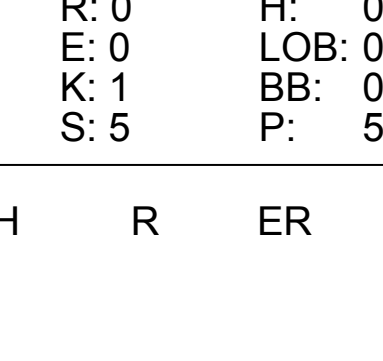


| Batter | 1 | 2 | 3 | 4 | 5 | 6 | 7 | 8 | 9 | AB R H RBI BB SO LOB | BOTTOM | | | | | | | | | | | | |
|---|--|---------------------------------|------------------------------|---------------------------------|------------------------------|---------------------------------|------------------------------|---------------------------------|------------------------------|----------------------------------|---|-----------------------------------|---|---------------------------------|------------------------------|---------------------------------|----------------------------------|------------------------------------|----------------------------------|--------|--|--|--|
| Duane Kuiper, L OBP: 0.374, SLG: 0.343 | 4-0 2B BB | | 0-0 4-3 | | | 0-0 FC3-2 BB 2B | | 0-0 F7 | | 3 1 1 0 1 0 1 | New York Yankees @ Cleveland Indians Cleveland Municipal Stadium, Cleveland, OH Sat Sep 20 1975, 3:33 AM EDT Att: 10,359 - Unknown - 63 F | | | | | | | | | | | | |
| Buddy Bell, R OBP: 0.326, SLG: 0.371 | 0-0 F8 | | 0-0 6-3 | | | 4-0 BB FC3-2 BB | | 0-3 K | | 3 0 0 0 1 1 1 | | | | | | | | | | | | | |
| Rick Manning, L OBP: 0.341, SLG: 0.353 | 0-0 F2 | | | 0-3 K | | 0-3 K | | 0-0 6-3 | | 4 0 0 0 0 2 4 | | | | | | | | | | | | | |
| Rico Carty, R OBP: 0.376, SLG: 0.500 | 0-0 2B | | | 4-0 BB G5-4-3 | | 0-0 FC3-2 BB | | 0-0 F7 | | 3 0 1 0 1 0 3 | | | | | | | | | | | | | |
| George Hendrick, R OBP: 0.302, SLG: 0.428 | 0-0 F6 | | | 0-0 G5-4-3 | | 4-0 BB | | 0-0 1B | | 3 0 1 1 1 0 3 | | | | | | | | | | | | | |
| Charlie Spikes, R OBP: 0.292, SLG: 0.368 | | 0-0 3-1 | | | 0-0 CS 1B | | 0-3 K | | 0-0 F7 | 2 0 1 0 0 0 0 | | | | | | | | | | | | | |
| Oscar Gamble, L OBP: 0.364, SLG: 0.466 | | | | | | | | | 0-0 F7 | 2 0 0 0 0 1 4 | | | | | | | | | | | | | |
| Frank Robinson, R OBP: 0.385, SLG: 0.508 | | 0-0 F8 | | | 0-3 K | | | 0-0 F9 | | 2 0 0 0 0 1 1 | | | | | | | | | | | | | |
| Boog Powell, L OBP: 0.373, SLG: 0.500 | | | | | | | | 0-0 F9 | | 2 0 0 0 0 0 1 | | | | | | | | | | | | | |
| Alan Ashby, S OBP: 0.310, SLG: 0.320 | | 0-3 K | | | 0-3 K | | | 0-0 F9 | | 4 0 0 0 0 3 2 | | | | | | | | | | | | | |
| Frank Duffy, R OBP: 0.276, SLG: 0.295 | | | 0-0 6-3 | | | 0-0 2B FC3-2 1B | | 0-0 3B | | 3 0 2 0 0 0 0 | | | | | | | | | | | | | |
| Inning Stats | R: 0 E: 0 K: 0 S: 4 | H: 1 LOB: 2 BB: 1 P: 8 | R: 0 E: 0 K: 1 S: 5 | H: 0 LOB: 0 BB: 0 P: 5 | R: 0 E: 0 K: 1 S: 4 | H: 0 LOB: 0 BB: 1 P: 8 | R: 0 E: 0 K: 2 S: 7 | H: 1 LOB: 0 BB: 0 P: 7 | R: 1 E: 0 K: 2 S: 9 | H: 2 LOB: 3 BB: 2 P: 17 | R: 0 E: 0 K: 0 S: 4 | H: 1 LOB: 1 BB: 0 P: 4 | R: 0 E: 0 K: 1 S: 5 | H: 0 LOB: 0 BB: 0 P: 5 | R: 0 E: 0 K: 1 S: 6 | H: 1 LOB: 1 BB: 0 P: 6 | 1B: 3 2B: 2 3B: 1 HR: 0 | SF: 0 SAC: 0 DP: 1 HBP: 0 | WP: 0 PB: 0 SB: 0 CS: 1 | PA: 35 | | | |
| PITCHER | IP WLS BF H R ER SO BB IBB HBP BLK WP HR S P ERA WHIP | | | | | | | | | | | PITCHER | IP WLS BF H R ER SO BB IBB HBP BLK WP HR S P ERA WHIP | | | | | | | | | | |
| Rudy May, L ERA: 3.06 | (1, 1) 5.2 W 23 4 1 1 5 4 0 0 0 0 0 0 29 45 1.59 1.412 | | | | | | | | | | | Dave Pagan, R ERA: 4.11 | (6, 1) 3.1 S 12 2 0 0 3 0 0 0 0 0 0 18 18 0.00 0.600 | | | | | | | | | | |

| | |
|-----|----|
| AB | 31 |
| R | 1 |
| H | 6 |
| RBI | 1 |
| BB | 4 |
| SO | 8 |
| LOB | 20 |




| Batter | 1 | 2 | 3 | 4 | 5 | 6 | 7 | 8 | 9 | AB | R | H | RBI | BB | SO | LOB | TOP | | | | | |
|--|---|---|---|---|--|---|---|---|---|---------------------------------|------------------------------|---------------------------------|------------------------------|----------------------------------|------------------------------|----------------------------------|---|----------------------------------|------------------------------------|------------------------------------|----------------------------------|--------|
| Bobby Bonds, R OBP: 0.370, SLG: 0.498 (1, 9) |  | |  | | |  | |  | | 4 | 1 | 1 | 1 | 0 | 1 | 1 | New York Yankees @ Cleveland Indians Cleveland Municipal Stadium, Cleveland, OH Sun Sep 21 1975, 3:33 AM EDT Unknown - 59 F | | | | | |
| Sandy Alomar Sr., S OBP: 0.276, SLG: 0.303 (1, 4) |  | | |  | |  | |  | | 4 | 0 | 0 | 0 | 0 | 1 | 1 | | | | | | |
| Roy White, S OBP: 0.370, SLG: 0.419 (1, 7) |  | | |  | |  | |  | | 4 | 0 | 1 | 0 | 0 | 0 | 1 | | | | | | |
| Thurman Munson, R OBP: 0.369, SLG: 0.429 (1, 10) | |  | |  | | |  |  | | 3 | 0 | 2 | 0 | 1 | 0 | 0 | | | | | | |
| Graig Nettles, L OBP: 0.321, SLG: 0.433 (1, 5) |  | | |  | | |  |  | | 4 | 0 | 0 | 0 | 0 | 1 | 4 | | | | | | |
| Rick Dempsey, R OBP: 0.357, SLG: 0.355 (1, 2) |  | | | |  | |  | |  | 4 | 1 | 2 | 0 | 0 | 1 | 1 | | | | | | |
| Chris Chambliss, L OBP: 0.337, SLG: 0.434 (1, 3) |  | | | |  | |  | |  | 4 | 0 | 1 | 0 | 0 | 1 | 2 | | | | | | |
| Rick Bladt, R OBP: 0.268, SLG: 0.265 (7, PH) | | |  | |  | |  | |  | 2 | 0 | 1 | 0 | 0 | 0 | 0 | | | | | | |
| Walt Williams, R OBP: 0.316, SLG: 0.397 (7, 8) | | | | | | | | | | 2 | 0 | 0 | 0 | 0 | 0 | 3 | | | | | | |
| Fred Stanley, R OBP: 0.279, SLG: 0.245 (1, 6) | | |  | | |  | |  |  | 2 | 0 | 1 | 0 | 0 | 0 | 1 | | | | | | |
| Lou Piniella, R OBP: 0.262, SLG: 0.226 (8, PH) | | | | | | | | | | 1 | 0 | 0 | 0 | 0 | 0 | 0 | | | | | | |
| Ed Brinkman, R OBP: 0.265, SLG: 0.299 (8, 6) | | | | | | | | | | 0 | 0 | 0 | 0 | 0 | 0 | 0 | | | | | | |
| Otto Velez, R OBP: 0.333, SLG: 0.333 (9, PH) | | | | | | | | | | 1 | 0 | 1 | 1 | 0 | 0 | 0 | | | | | | |
| Inning Stats | R: 0 E: 0 K: 1 S: 5 | H: 0 LOB: 0 BB: 0 P: 5 | R: 0 E: 0 K: 1 S: 5 | H: 0 LOB: 1 BB: 1 P: 9 | R: 0 E: 0 K: 0 S: 3 | H: 1 LOB: 0 BB: 0 P: 3 | R: 0 E: 0 K: 1 S: 6 | H: 1 LOB: 1 BB: 0 P: 6 | R: 0 E: 0 K: 2 S: 7 | H: 0 LOB: 0 BB: 0 P: 7 | R: 0 E: 0 K: 0 S: 4 | H: 1 LOB: 1 BB: 0 P: 4 | R: 0 E: 0 K: 0 S: 5 | H: 2 LOB: 2 BB: 0 P: 5 | R: 1 E: 0 K: 0 S: 6 | H: 3 LOB: 2 BB: 0 P: 6 | R: 1 E: 0 K: 0 S: 4 | H: 2 LOB: 1 BB: 0 P: 4 | 1B: 6 2B: 3 3B: 0 HR: 1 | SF: 0 SAC: 0 DP: 0 HBP: 0 | WP: 0 PB: 0 SB: 0 CS: 1 | PA: 36 |
| PITCHER | IP | WLS | BF | H | R | ER | SO | BB | IBB | HBP | BLK | WP | HR | S | P | ERA | WHIP | | | | | |
| Rick Waits, L ERA: 3.08 (1, 1) | 7.2 | W | 31 | 8 | 1 | 1 | 5 | 1 | 0 | 0 | 0 | 0 | 1 | 40 | 44 | 1.17 | 1.174 | | | | | |
| Dave LaRoche, L ERA: 2.27 (8, 1) | 1.1 | S | 5 | 2 | 1 | 1 | 0 | 0 | 0 | 0 | 0 | 0 | 0 | 5 | 5 | 6.75 | 1.500 | | | | | |
| Batter | 1 | 2 | 3 | 4 | 5 | 6 | 7 | 8 | 9 | AB | R | H | RBI | BB | SO | LOB | BOTTOM | | | | | |
| Duane Kuiper, L OBP: 0.371, SLG: 0.341 (1, 4) |  | |  |  | |  | |  | | 5 | 0 | 1 | 1 | 0 | 0 | 3 | New York Yankees @ Cleveland Indians Cleveland Municipal Stadium, Cleveland, OH Sun Sep 21 1975, 3:33 AM EDT Unknown - 59 F | | | | | |
| Buddy Bell, R OBP: 0.327, SLG: 0.371 (1, 5) |  | |  |  | | |  | | | 3 | 1 | 1 | 0 | 1 | 0 | 2 | | | | | | |
| Rick Manning, L OBP: 0.342, SLG: 0.355 (1, 8) |  | |  |  | | |  | | | 4 | 1 | 2 | 1 | 0 | 0 | 2 | | | | | | |
| Rico Carty, R OBP: 0.382, SLG: 0.511 (1, 10) |  | |  | |  | |  | | | 4 | 0 | 4 | 1 | 0 | 0 | 0 | | | | | | |
| Charlie Spikes, R OBP: 0.289, SLG: 0.364 (1, 7) |  | |  | |  | |  | | | 4 | 0 | 0 | 0 | 0 | 3 | 6 | | | | | | |
| George Hendrick, R OBP: 0.302, SLG: 0.426 (1, 9) |  | |  | |  | | |  | | 3 | 0 | 0 | 0 | 1 | 0 | 5 | | | | | | |
| Joe Lis, R OBP: 0.333, SLG: 0.667 (1, 3) | |  | |  | |  | |  | | 4 | 0 | 1 | 0 | 0 | 1 | 0 | | | | | | |
| Alan Ashby, S OBP: 0.309, SLG: 0.316 (1, 2) |  | | |  | |  | |  | | 3 | 1 | 0 | 0 | 1 | 2 | 2 | | | | | | |
| Frank Duffy, R OBP: 0.277, SLG: 0.297 (1, 6) |  | | |  | |  | |  | | 4 | 0 | 2 | 0 | 0 | 1 | 2 | | | | | | |
| Inning Stats | R: 0 E: 0 K: 0 S: 5 | H: 2 LOB: 3 BB: 1 P: 9 | R: 0 E: 0 K: 1 S: 5 | H: 0 LOB: 0 BB: 0 P: 5 | R: 2 E: 1 K: 1 S: 8 | H: 3 LOB: 1 BB: 0 P: 8 | R: 1 E: 0 K: 0 S: 5 | H: 2 LOB: 2 BB: 1 P: 9 | R: 0 E: 0 K: 1 S: 5 | H: 1 LOB: 0 BB: 0 P: 5 | R: 0 E: 0 K: 2 S: 8 | H: 1 LOB: 1 BB: 0 P: 8 | R: 0 E: 0 K: 1 S: 6 | H: 1 LOB: 2 BB: 1 P: 10 | R: 0 E: 0 K: 1 S: 6 | H: 1 LOB: 2 BB: 1 P: 10 | | 1B: 9 2B: 1 3B: 1 HR: 0 | SF: 0 SAC: 0 DP: 1 HBP: 0 | WP: 1 PB: 0 SB: 0 CS: 0 | PA: 37 | |
| PITCHER | IP | WLS | BF | H | R | ER | SO | BB | IBB | HBP | BLK | WP | HR | S | P | ERA | WHIP | | | | | |
| Larry Gura, L ERA: 3.6 (1, 1) | 3.1 | L | 19 | 7 | 3 | 3 | 2 | 2 | 0 | 0 | 0 | 0 | 0 | 21 | 29 | 8.10 | 2.700 | | | | | |
| Sparky Lyle, L ERA: 2.99 (4, 1) | 4.2 | | 18 | 4 | 0 | 0 | 5 | 1 | 0 | 0 | 0 | 1 | 0 | 27 | 31 | 0.00 | 1.071 | | | | | |

| Batter | 1 | 2 | 3 | 4 | 5 | 6 | 7 | 8 | 9 | AB | R | H | RBI | BB | SO | LOB | TOP | | | | | |
|--|---|---|---|--|--|---|---|---|---|---------------------------------|------------------------------|---------------------------------|------------------------------|---------------------------------|------------------------------|---------------------------------|--|---------------------------------|----------------------------------|------------------------------------|----------------------------------|--------|
| Bobby Bonds, R OBP: 0.370, SLG: 0.505 (1, 10) |  | |  |  | |  | |  | | 5 | 2 | 2 | 2 | 0 | 3 | 2 | New York Yankees @ Cleveland Indians Cleveland Municipal Stadium, Cleveland, OH Sun Sep 21 1975, 3:38 AM EDT Att: 21,149 - Unknown livebaseballscorecards.com | | | | | |
| Sandy Alomar Sr., S OBP: 0.266, SLG: 0.314 (1, 4) |  | |  |  | |  | |  | | 3 | 3 | 3 | 2 | 2 | 0 | 0 | | | | | | |
| Roy White, S OBP: 0.372, SLG: 0.430 (1, 7) |  | |  |  | |  | |  | | 5 | 1 | 3 | 4 | 0 | 1 | 2 | | | | | | |
| Thurman Munson, R OBP: 0.369, SLG: 0.429 (1, 2) |  | |  |  | |  | |  | | 5 | 0 | 2 | 1 | 0 | 0 | 4 | | | | | | |
| Chris Chambliss, L OBP: 0.336, SLG: 0.432 (1, 3) |  | |  | |  | |  |  | | 5 | 1 | 1 | 0 | 0 | 2 | 3 | | | | | | |
| Graig Nettles, L OBP: 0.322, SLG: 0.434 (1, 5) |  | | |  |  | |  |  | | 4 | 0 | 1 | 0 | 1 | 1 | | | | | | | |
| Terry Whitfield, L OBP: 0.240, SLG: 0.288 (1, 9) |  | | |  |  | |  |  | | 5 | 1 | 2 | 1 | 0 | 1 | 1 | | | | | | |
| Jim Mason, L OBP: 0.229, SLG: 0.216 (1, 6) |  | | |  |  | |  |  | | 4 | 1 | 0 | 0 | 1 | 1 | 3 | | | | | | |
| Rick Bladt, R OBP: 0.274, SLG: 0.280 (1, 8) | | |  |  | |  |  |  | | 5 | 2 | 2 | 1 | 0 | 0 | 1 |  | | | | | |
| Inning Stats | R: 1 E: 0 K: 1 S: 6 | H: 1 LOB: 1 BB: 1 P: 10 | R: 0 E: 0 K: 2 S: 7 | H: 0 LOB: 0 BB: 0 P: 7 | R: 2 E: 0 K: 2 S: 10 | H: 3 LOB: 1 BB: 0 P: 10 | R: 3 E: 0 K: 1 S: 8 | H: 3 LOB: 2 BB: 2 P: 16 | R: 0 E: 0 K: 1 S: 6 | H: 1 LOB: 1 BB: 0 P: 6 | R: 2 E: 0 K: 0 S: 5 | H: 3 LOB: 0 BB: 0 P: 5 | R: 1 E: 0 K: 0 S: 4 | H: 2 LOB: 1 BB: 1 P: 8 | R: 2 E: 0 K: 1 S: 8 | H: 3 LOB: 1 BB: 0 P: 8 | R: 0 E: 0 K: 1 S: 5 | H: 0 LOB: 0 BB: 0 P: 5 | 1B: 7 2B: 8 3B: 0 HR: 3 | SF: 0 SAC: 0 DP: 2 HBP: 0 | WP: 2 PB: 2 SB: 1 CS: 1 | PA: 45 |
| PITCHER | IP WLS BF H R ER SO BB IBB HBP BLK WP HR S P ERA WHIP | IP WLS BF H R ER SO BB IBB HBP BLK WP HR S P ERA WHIP | | | | | | | | | | | | | | | | | | | | |
| Dennis Eckersley, R ERA: 2.5 (1, 1) | 3.1 L 17 5 5 5 5 2 0 0 0 0 0 2 25 33 13.50 2.100 | | | | | | | | | | | | | | | | | | | | | |
| Jackie Brown, R ERA: 4.48 (4, 1) | 0.2 5 2 1 1 1 1 0 0 0 0 0 0 6 10 13.50 4.500 | | | | | | | | | | | | | | | | | | | | | |
| Fred Beene, R ERA: 7.05 (5, 1) | 1.0 7 4 2 2 2 1 0 0 0 0 0 1 9 9 18.00 4.000 | | | | | | | | | | | | | | | | | | | | | |
| Bob Reynolds, R ERA: 5.19 (6, 1) | 3.0 13 5 3 3 1 1 0 0 0 0 2 0 14 18 9.00 2.000 | | | | | | | | | | | | | | | | | | | | | |
| Jim Strickland, L ERA: (9, 1) | 1.0 3 0 0 0 0 1 0 0 0 0 0 0 5 5 0.00 0.000 | | | | | | | | | | | | | | | | | | | | | |
| John Lowenstein, L OBP: 0.317, SLG: 0.416 (1, 9) |  | |  | |  | |  | |  | | 4 | 1 | 1 | 3 | 0 | 0 | | | | | | |
| Duane Kuiper, L OBP: 0.373, SLG: 0.343 (1, 4) |  | |  | |  | |  | |  | | 4 | 1 | 2 | 0 | 0 | 0 | | | | | | |
| Tommy Smith, L (9, FH) | | | | | | | | | | | 1 | 0 | 0 | 0 | 1 | 1 | | | | | | |
| Rick Manning, L OBP: 0.347, SLG: 0.364 (1, 8) |  | |  | |  | |  | |  | | 5 | 0 | 4 | 0 | 0 | 1 | | | | | | |
| Boog Powell, L OBP: 0.371, SLG: 0.505 (1, 3) |  | |  | |  | |  | |  | | 4 | 1 | 1 | 2 | 0 | 2 | | | | | | |
| Rico Carty, R OBP: 0.378, SLG: 0.505 (1, 10) |  | | |  | |  | |  | | 4 | 0 | 0 | 0 | 0 | 1 | 1 | | | | | | |
| Oscar Gamble, L OBP: 0.363, SLG: 0.464 (1, 7) | |  | |  | |  | |  | | 4 | 0 | 1 | 0 | 0 | 0 | 0 | | | | | | |
| Buddy Bell, R OBP: 0.328, SLG: 0.374 (1, 5) | |  | |  | |  | |  | | 4 | 0 | 2 | 0 | 0 | 0 | 0 | | | | | | |
| Alan Ashby, S OBP: 0.305, SLG: 0.312 (1, 2) | |  | |  | |  | |  | | 3 | 0 | 0 | 0 | 0 | 1 | 3 | | | | | | |
| Rick Cerone, R OBP: 0.375, SLG: 0.429 (9, 2) | |  | |  | |  | |  | | 1 | 1 | 1 | 0 | 0 | 0 | 0 | | | | | | |
| Ed Crosby, L OBP: 0.307, SLG: 0.258 (1, 6) |  | | |  | |  | |  | | 4 | 1 | 2 | 0 | 0 | 0 | 3 | | | | | | |
| Inning Stats | R: 1 E: 0 K: 0 S: 5 | H: 2 LOB: 1 BB: 0 P: 5 | R: 0 E: 0 K: 1 S: 6 | H: 1 LOB: 0 BB: 0 P: 6 | R: 0 E: 0 K: 1 S: 5 | H: 1 LOB: 0 BB: 0 P: 5 | R: 1 E: 0 K: 0 S: 4 | H: 1 LOB: 0 BB: 0 P: 4 | R: 2 E: 0 K: 1 S: 8 | H: 3 LOB: 1 BB: 0 P: 8 | R: 0 E: 0 K: 0 S: 5 | H: 2 LOB: 2 BB: 0 P: 5 | R: 0 E: 0 K: 1 S: 6 | H: 1 LOB: 1 BB: 0 P: 6 | R: 0 E: 0 K: 1 S: 5 | H: 0 LOB: 0 BB: 0 P: 5 | R: 1 E: 0 K: 1 S: 8 | H: 3 LOB: 2 BB: 0 P: 8 | 1B: 7 2B: 5 3B: 0 HR: 2 | SF: 2 SAC: 0 DP: 0 HBP: 0 | WP: 1 PB: 0 SB: 0 CS: 1 | PA: 41 |
| PITCHER | IP WLS BF H R ER SO BB IBB HBP BLK WP HR S P ERA WHIP | IP WLS BF H R ER SO BB IBB HBP BLK WP HR S P ERA WHIP | | | | | | | | | | | | | | | | | | | | |
| Doc Medich, R ERA: 3.52 (1, 1) | 9.0 W 40 14 5 5 6 0 0 0 0 1 2 52 52 5.00 1.556 | | | | | | | | | | | | | | | | | | | | | |

| Batter | 1 | 2 | 3 | 4 | 5 | 6 | 7 | 8 | 9 | AB | R | H | RBI | BB | SO | LOB | TOP | | | | | | | | | | |
|--|------------------------------|---------------------------------|------------------------------|----------------------------------|------------------------------|---------------------------------|------------------------------|---------------------------------|------------------------------|---------------------------------|------------------------------|---------------------------------|------------------------------|---------------------------------|------------------------------|---------------------------------|------------------------------|---------------------------------|-----------------------------------|------------------------------------|----------------------------------|--------|--|--|--|--|--|
| Juan Beniquez, R OBP: 0.361, SLG: 0.401 Rick Miller, L OBP: 0.322, SLG: 0.235 | | | | | | | | | | 5 | 0 | 2 | 0 | 0 | 1 | 3 | | | | | | | | | | | |
| Dwight Evans, R OBP: 0.355, SLG: 0.454 | | | | | | | | | | 5 | 0 | 0 | 0 | 0 | 2 | 5 | | | | | | | | | | | |
| Carl Yastrzemski, L OBP: 0.371, SLG: 0.406 | | | | | | | | | | 5 | 1 | 1 | 0 | 0 | 0 | 2 | | | | | | | | | | | |
| Carlton Fisk, R OBP: 0.394, SLG: 0.518 | | | | | | | | | | 5 | 1 | 2 | 0 | 0 | 0 | 0 | | | | | | | | | | | |
| Deron Johnson, R OBP: 0.295, SLG: 0.381 | | | | | | | | | | 4 | 1 | 3 | 1 | 1 | 0 | 0 | | | | | | | | | | | |
| Rico Petrocelli, R OBP: 0.312, SLG: 0.338 | | | | | | | | | | 5 | 0 | 1 | 0 | 0 | 0 | 5 | | | | | | | | | | | |
| Fred Lynn, L OBP: 0.404, SLG: 0.571 | | | | | | | | | | 4 | 2 | 3 | 2 | 0 | 0 | 2 | | | | | | | | | | | |
| Rick Burleson, R OBP: 0.309, SLG: 0.335 | | | | | | | | | | 4 | 1 | 0 | 0 | 0 | 1 | 6 | | | | | | | | | | | |
| Denny Doyle, L OBP: 0.327, SLG: 0.411 | | | | | | | | | | 3 | 0 | 3 | 3 | 1 | 0 | 0 | | | | | | | | | | | |
| Inning Stats | R: 0 E: 0 K: 1 S: 5 | H: 1 LOB: 0 BB: 0 P: 5 | R: 1 E: 0 K: 1 S: 6 | H: 1 LOB: 1 BB: 1 P: 10 | R: 0 E: 0 K: 0 S: 3 | H: 0 LOB: 1 BB: 1 P: 7 | R: 0 E: 0 K: 0 S: 5 | H: 2 LOB: 2 BB: 0 P: 5 | R: 0 E: 0 K: 0 S: 4 | H: 1 LOB: 1 BB: 0 P: 4 | R: 3 E: 0 K: 0 S: 8 | H: 5 LOB: 2 BB: 0 P: 8 | R: 0 E: 0 K: 0 S: 3 | H: 0 LOB: 0 BB: 0 P: 3 | R: 1 E: 0 K: 1 S: 7 | H: 2 LOB: 1 BB: 0 P: 7 | R: 1 E: 0 K: 1 S: 8 | H: 3 LOB: 2 BB: 0 P: 8 | 1B: 14 2B: 1 3B: 0 HR: 0 | SF: 1 SAC: 0 DP: 0 HBP: 0 | WP: 2 PB: 0 SB: 0 CS: 1 | PA: 43 | | | | | |
| PITCHER | IP | WLS | BF | H | R | ER | SO | BB | IBB | HBP | BLK | WP | HR | S | P | ERA | WHIP | | | | | | | | | | |
| Ron Guidry, L ERA: 3.45 | 5.1 | L | 25 | 8 | 4 | 4 | 2 | 2 | 0 | 0 | 0 | 0 | 0 | 27 | 35 | 6.75 | 1.875 | | | | | | | | | | |
| Dave Pagan, R ERA: 4.03 | 0.1 | | 1 | 0 | 0 | 0 | 0 | 0 | 0 | 0 | 0 | 0 | 0 | 1 | 1 | 0.00 | 0.000 | | | | | | | | | | |
| Tippy Martinez, L ERA: 2.68 | 1.1 | | 6 | 2 | 0 | 0 | 0 | 0 | 0 | 0 | 0 | 2 | 0 | 6 | 6 | 0.00 | 1.500 | | | | | | | | | | |
| Sparky Lyle, L ERA: 3.12 | 2.0 | | 11 | 5 | 2 | 2 | 2 | 0 | 0 | 0 | 0 | 0 | 0 | 15 | 15 | 9.00 | 2.500 | | | | | | | | | | |

Boston Red Sox @ New York Yankees
Shea Stadium, Flushing, NY
Mon Sep 22 1975, 7:05 PM EDT
Att: 10,622 - Unknown - 66 F


| | |
|-----|----|
| AB | 40 |
| R | 6 |
| H | 15 |
| RBI | 6 |
| BB | 2 |
| SO | 4 |
| LOB | 23 |

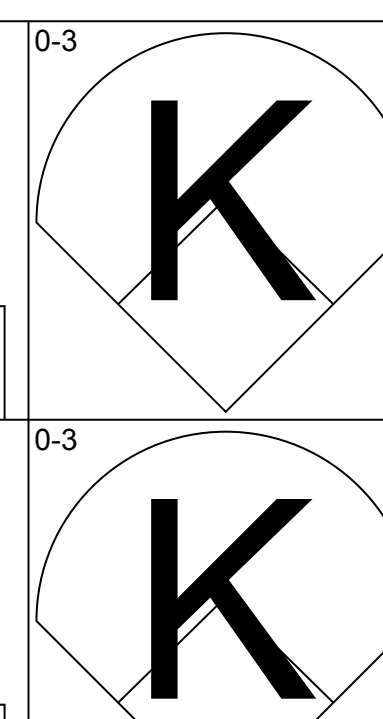
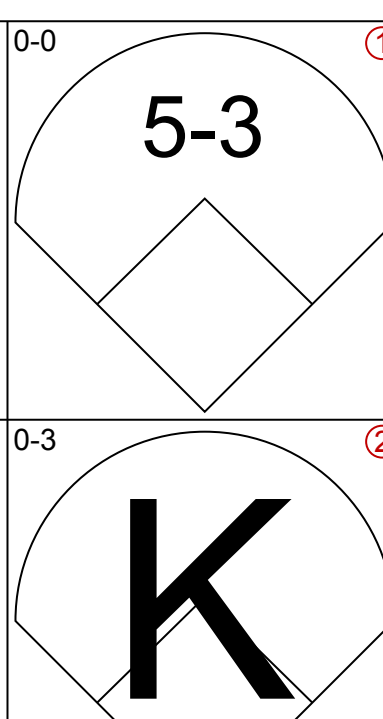
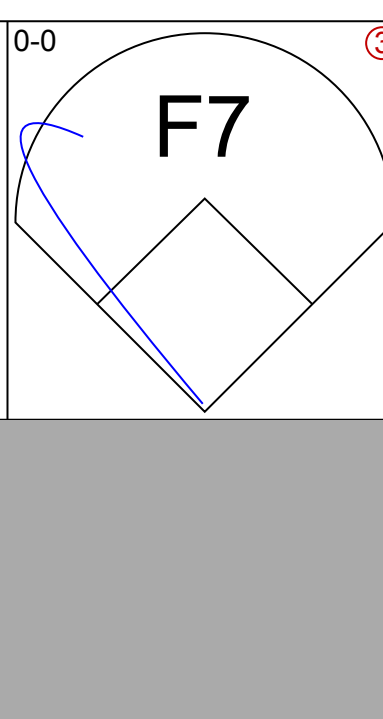
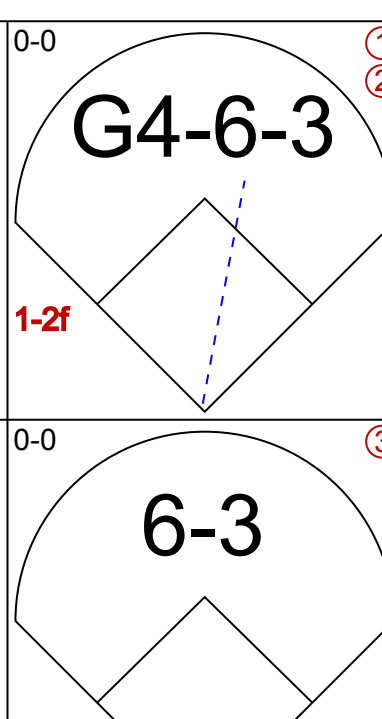

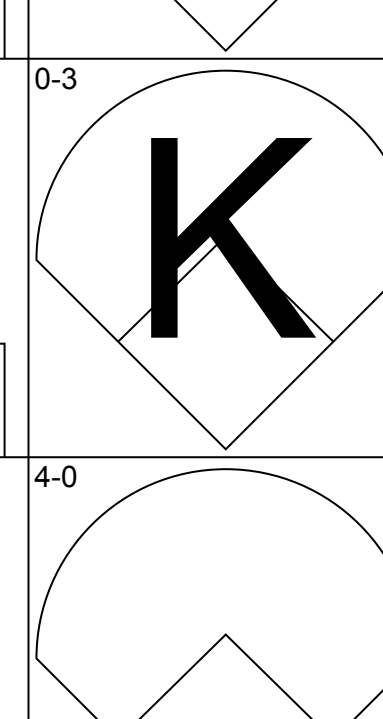
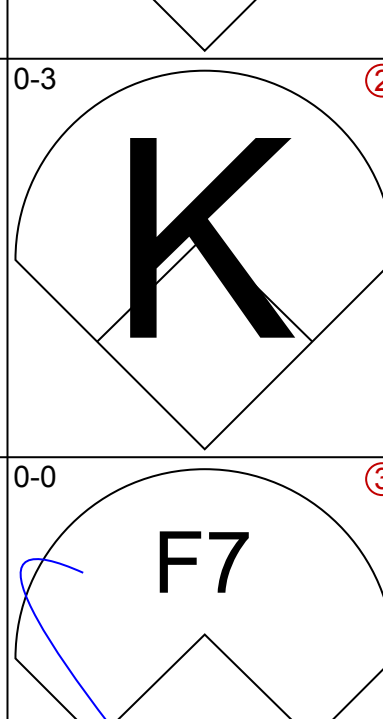

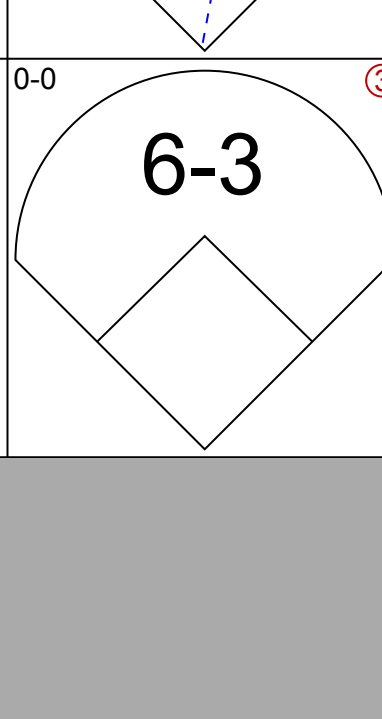
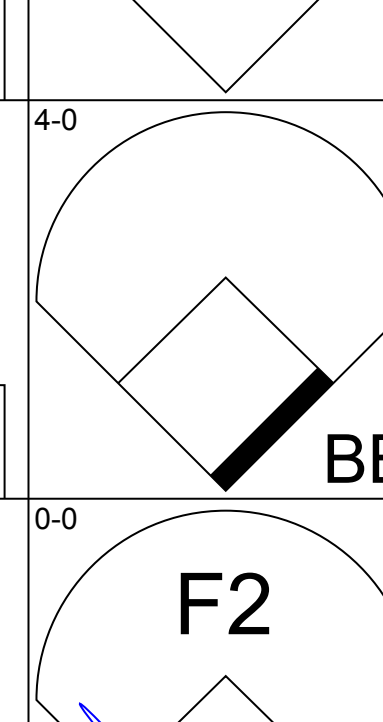
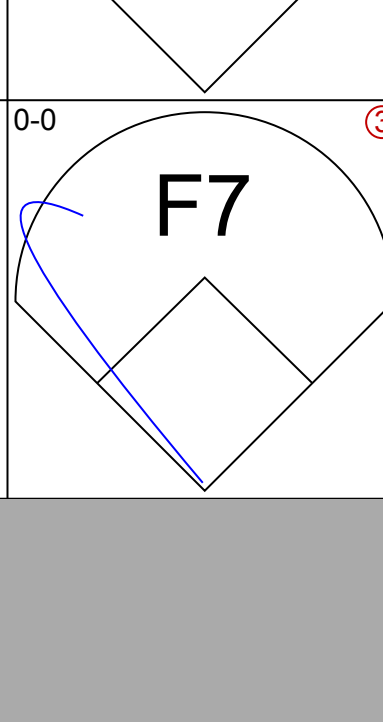
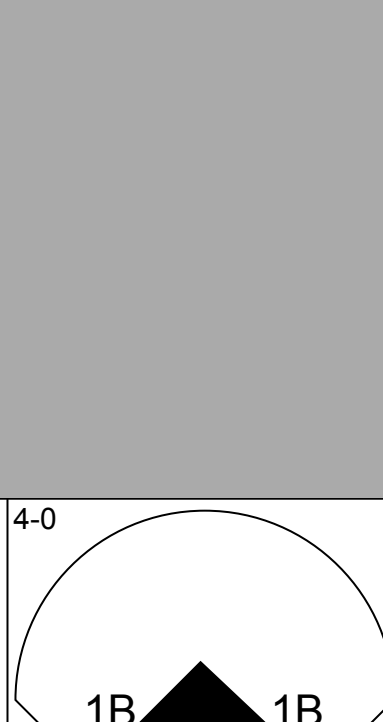

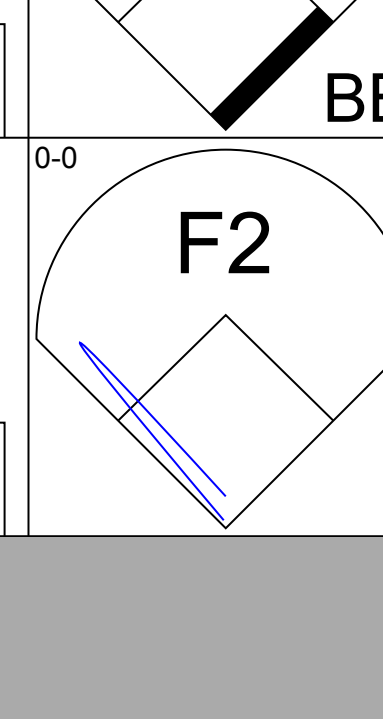
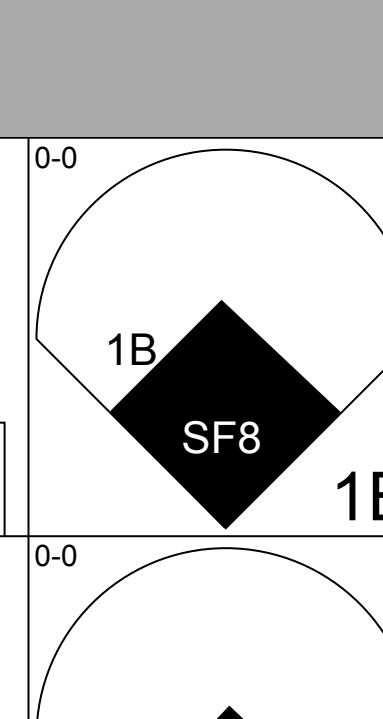
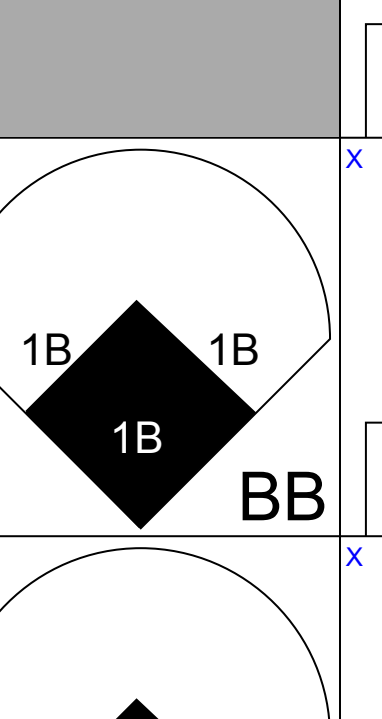

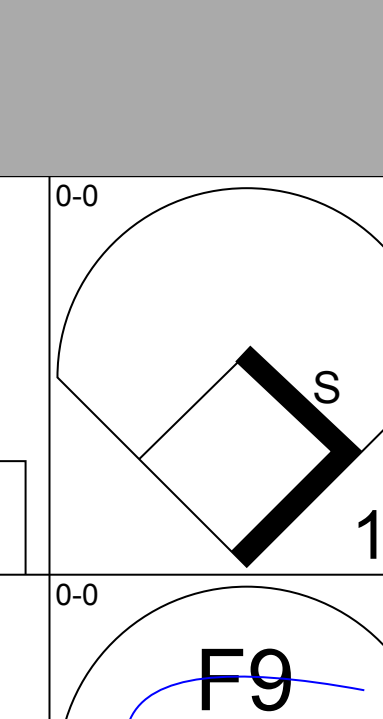
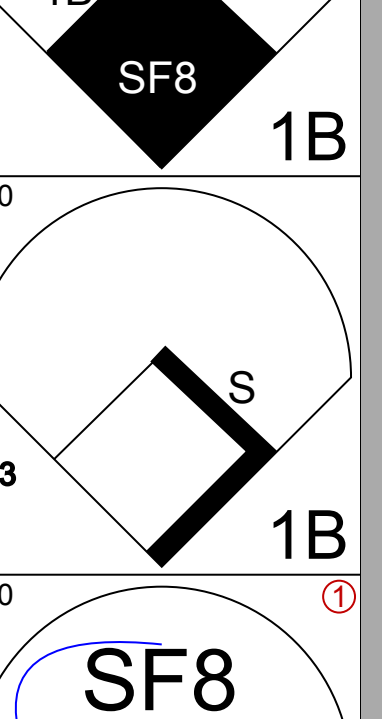
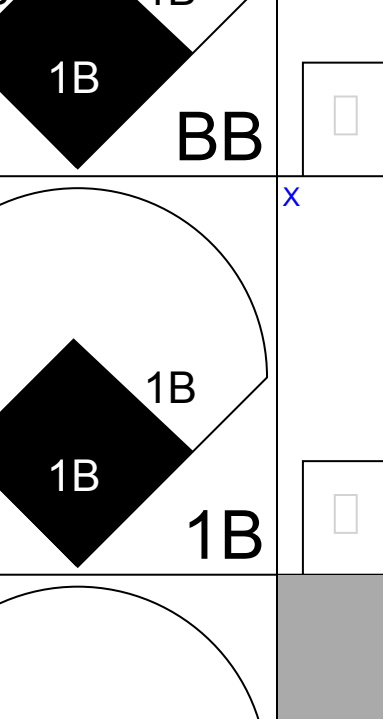

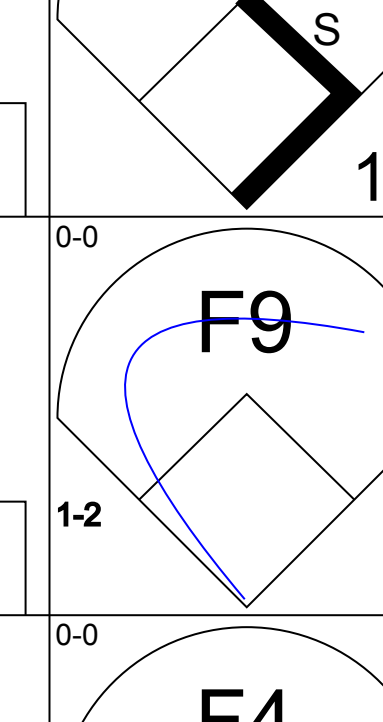
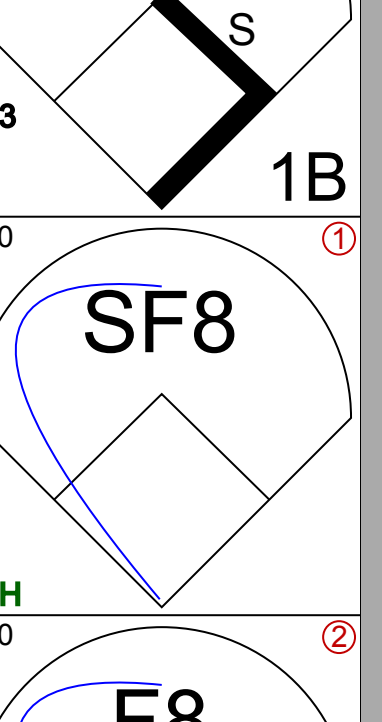
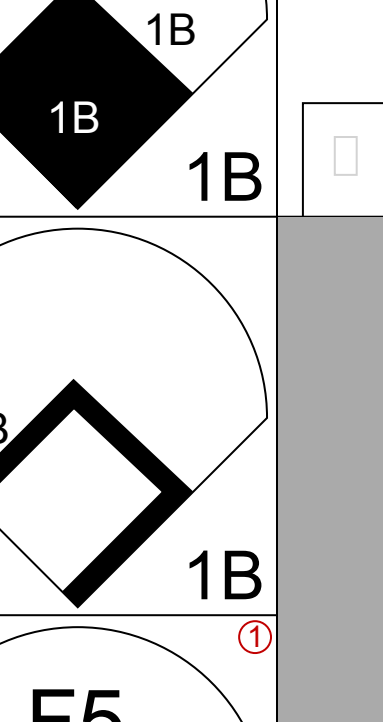

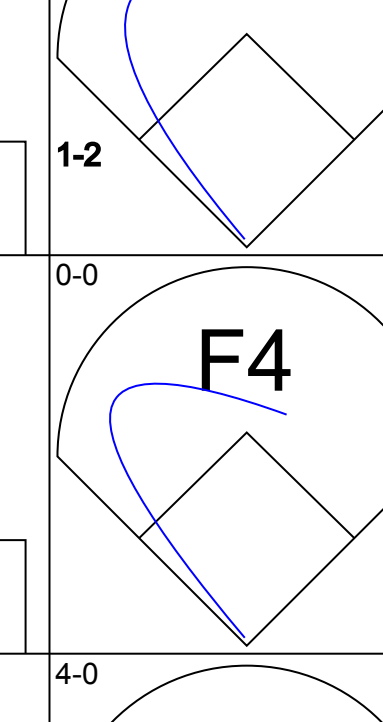
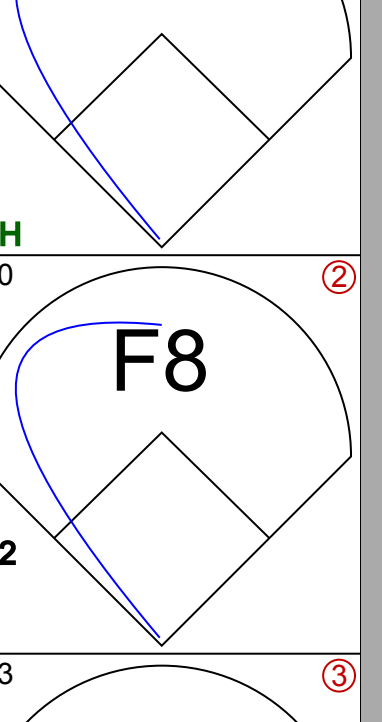
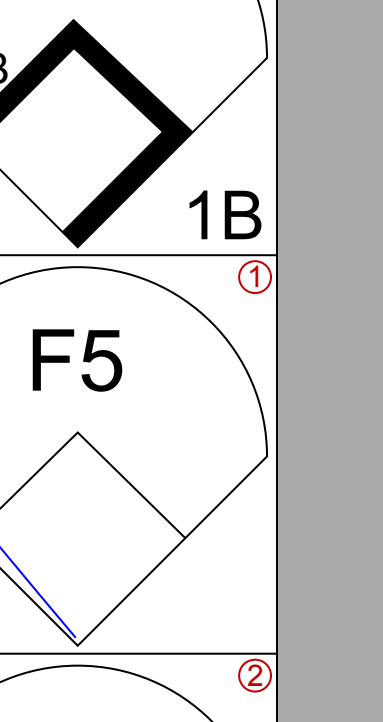

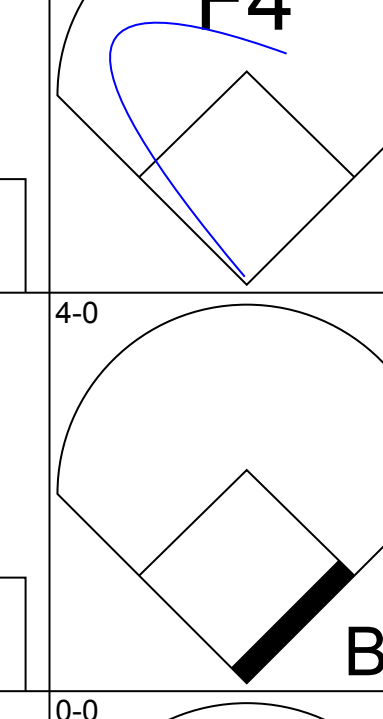
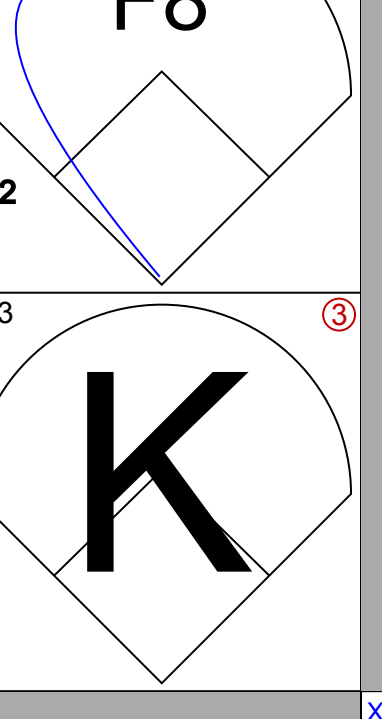
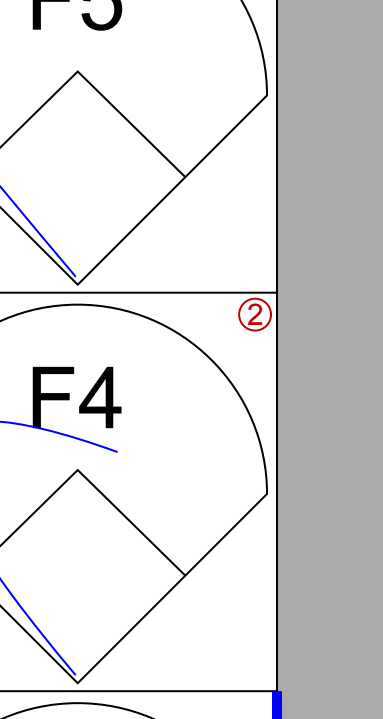
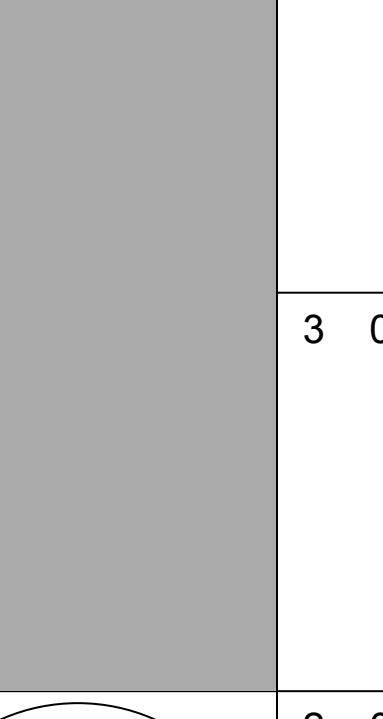
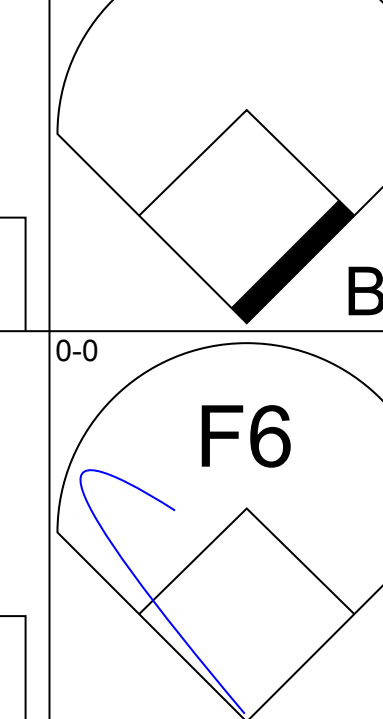
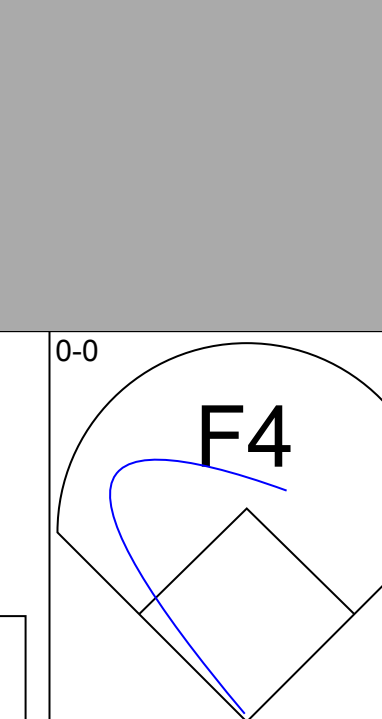
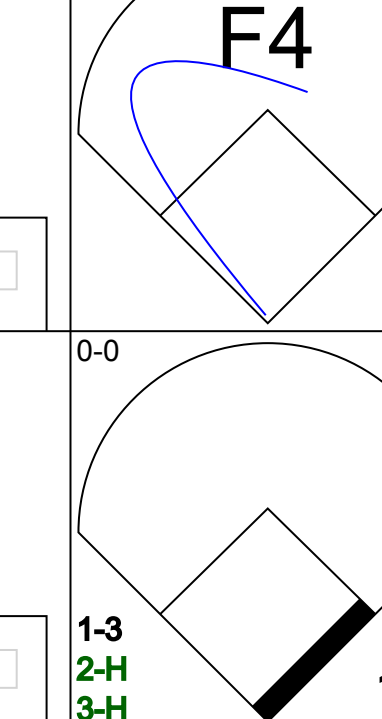
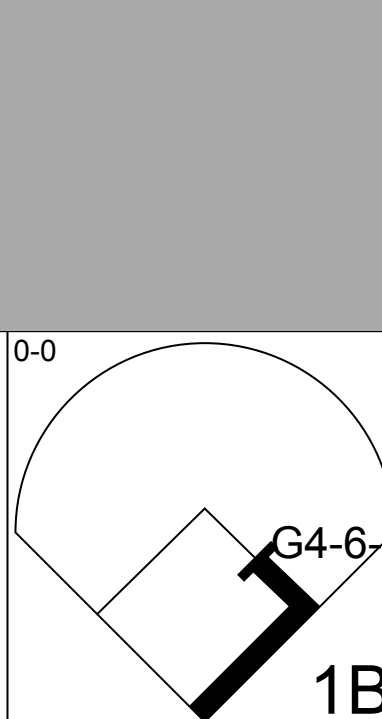


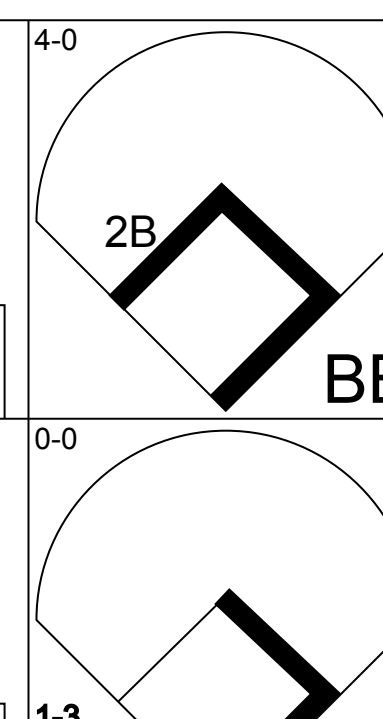
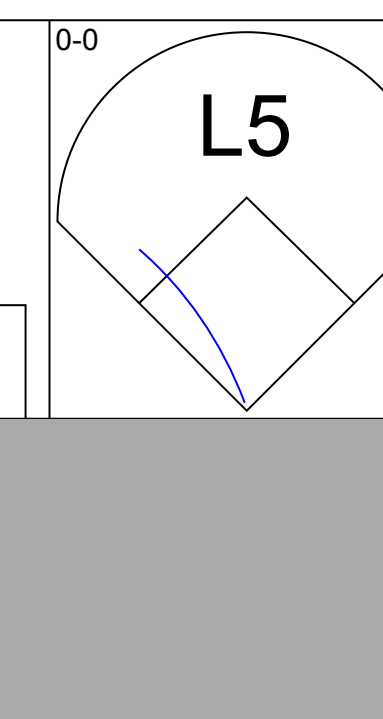

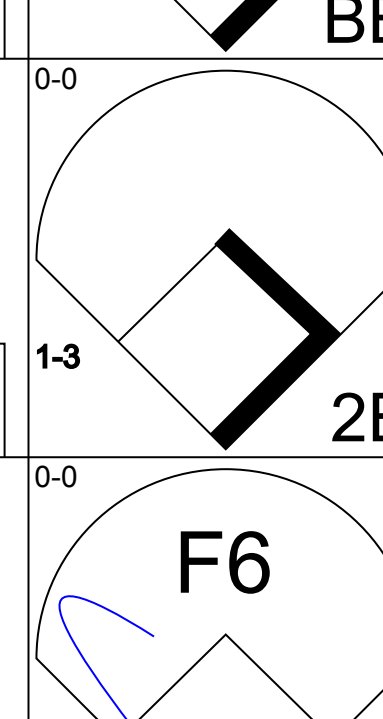
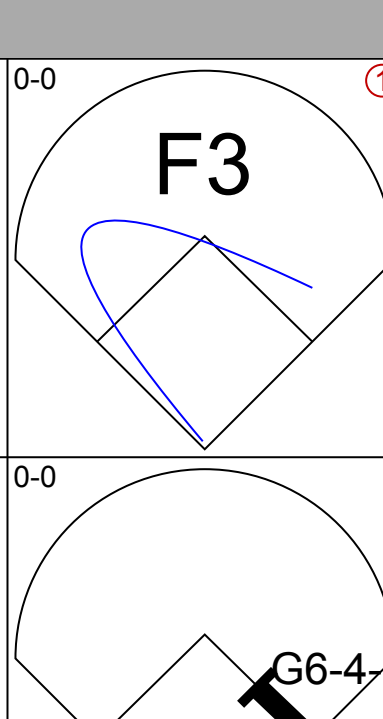
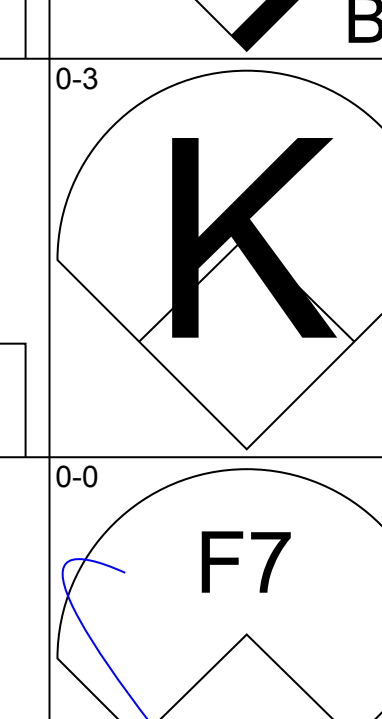
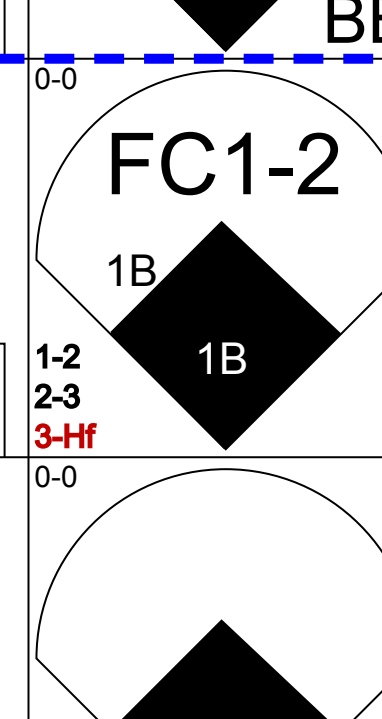
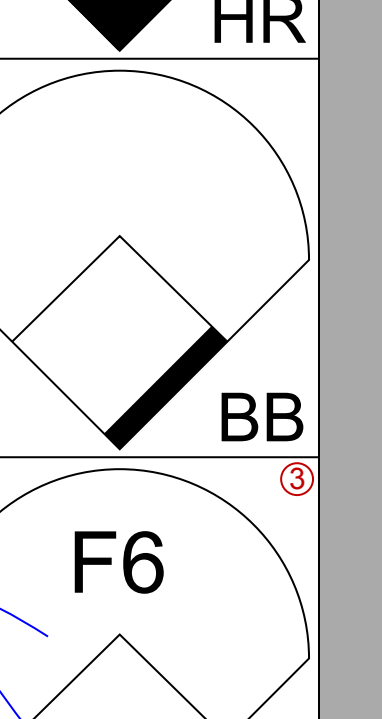
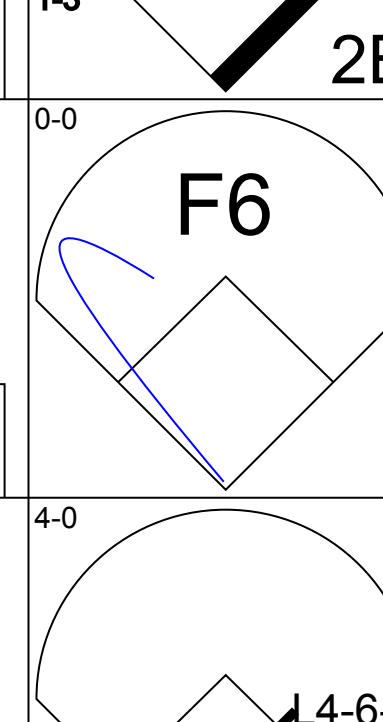
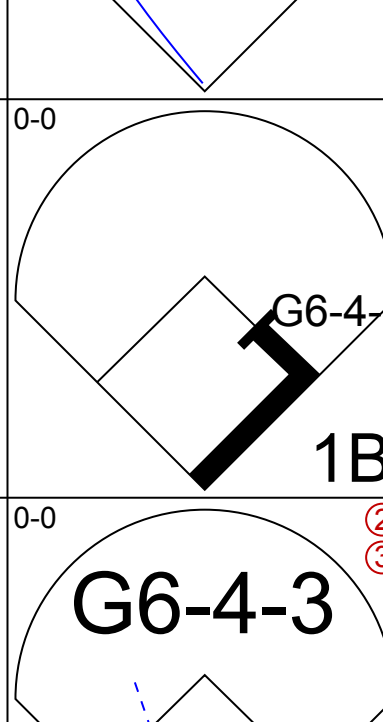

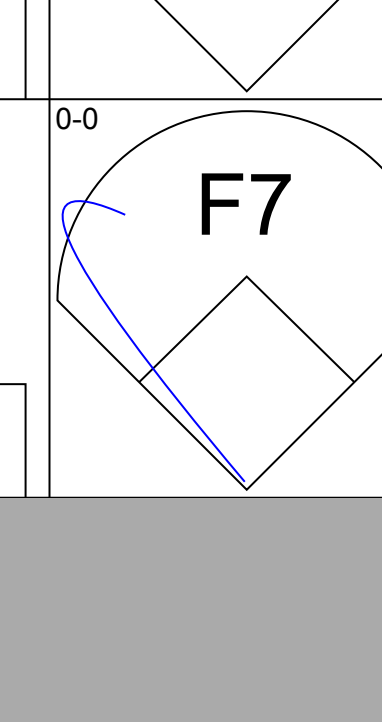
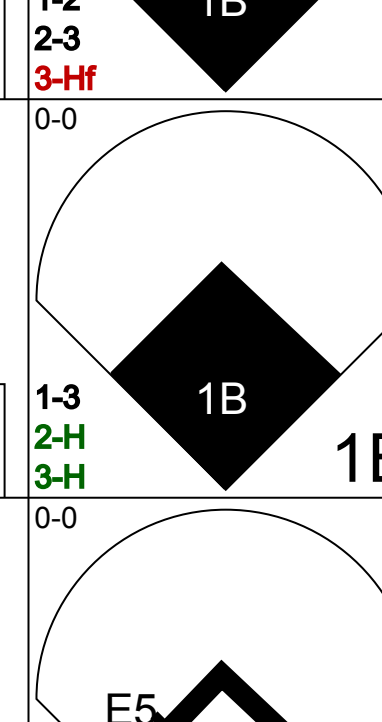
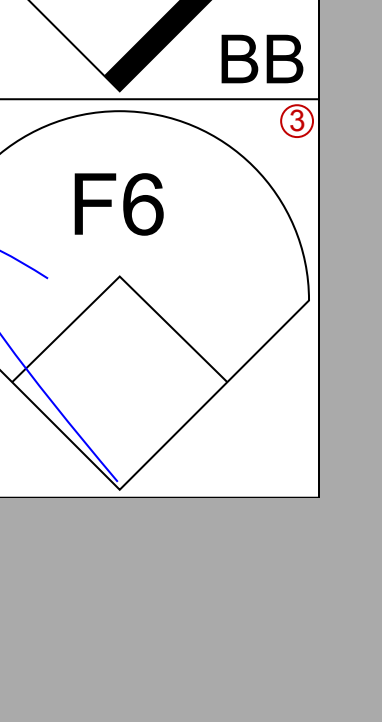
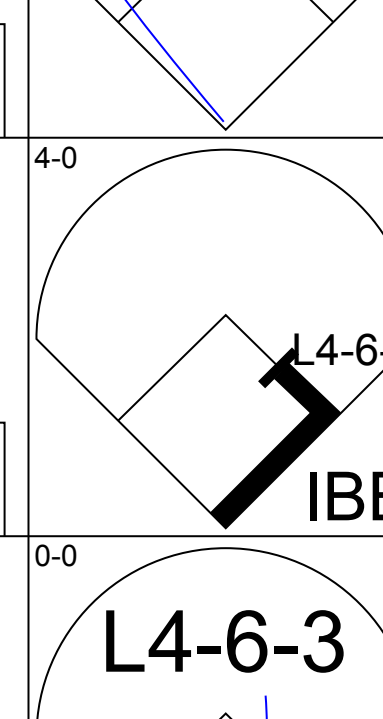
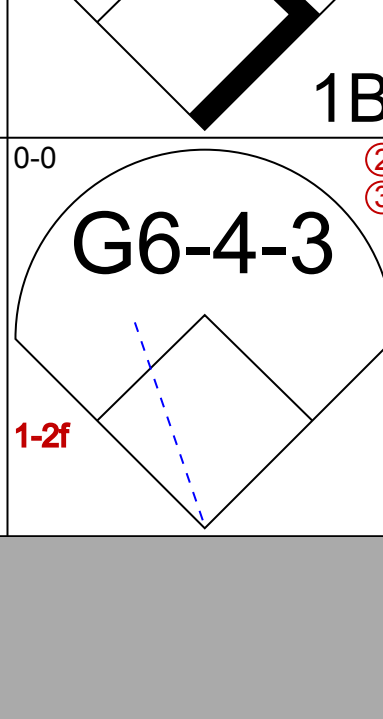
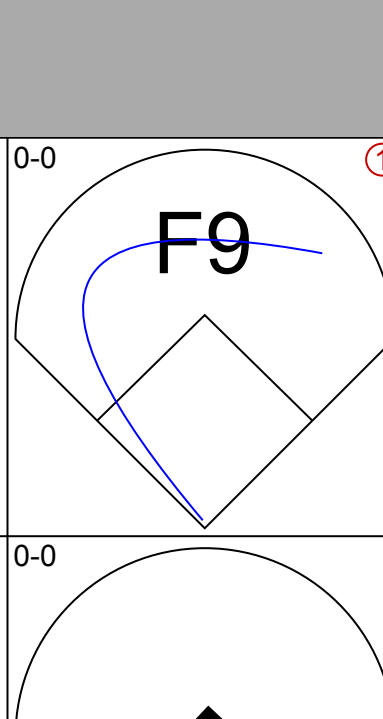
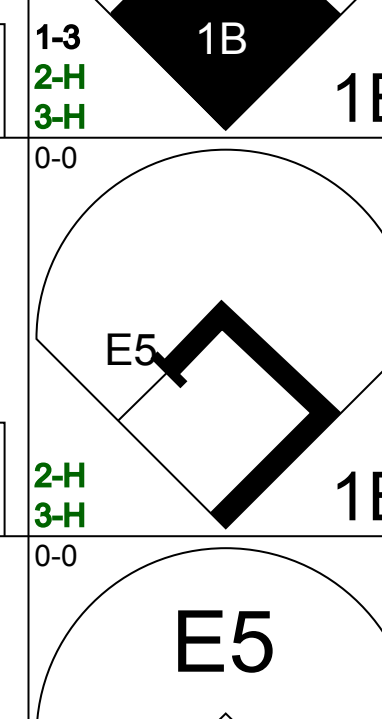
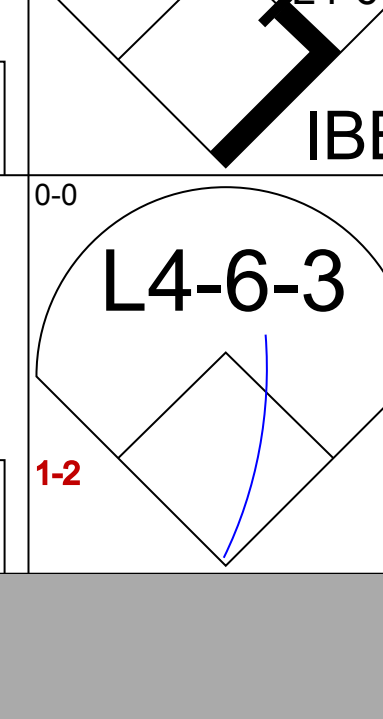
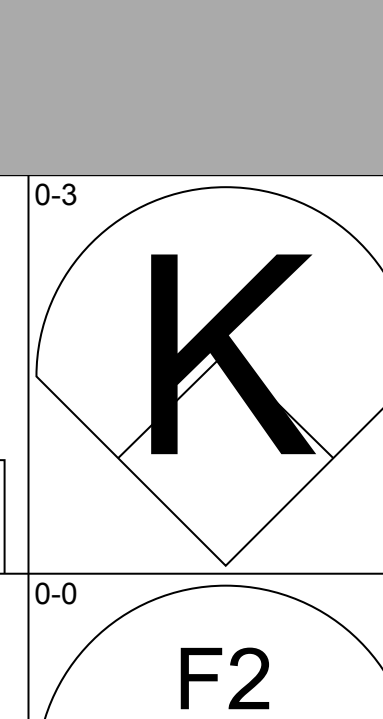
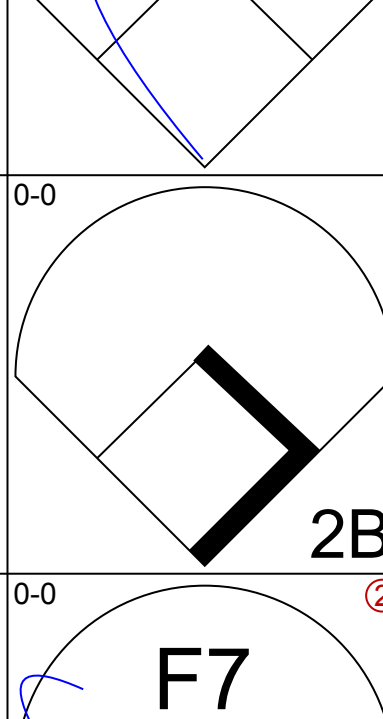
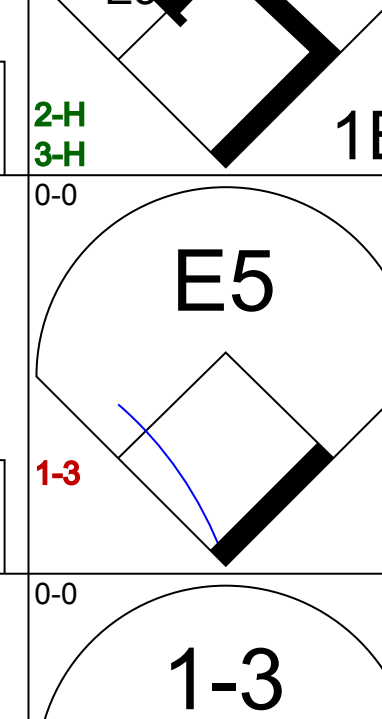

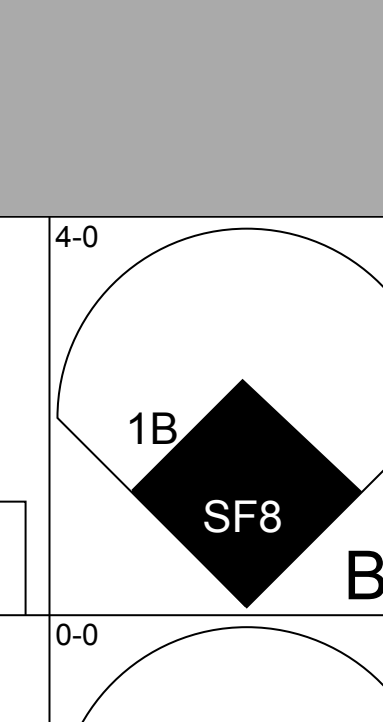
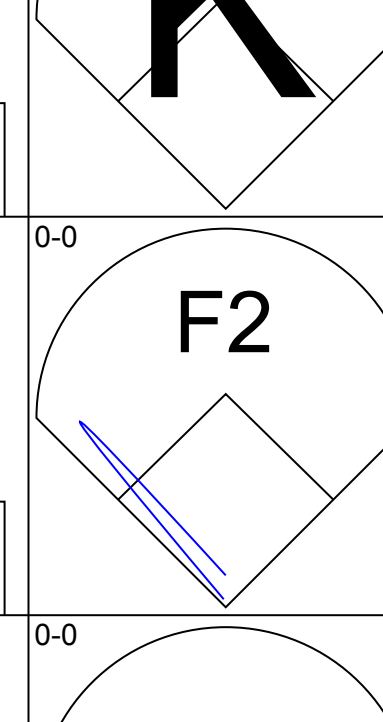
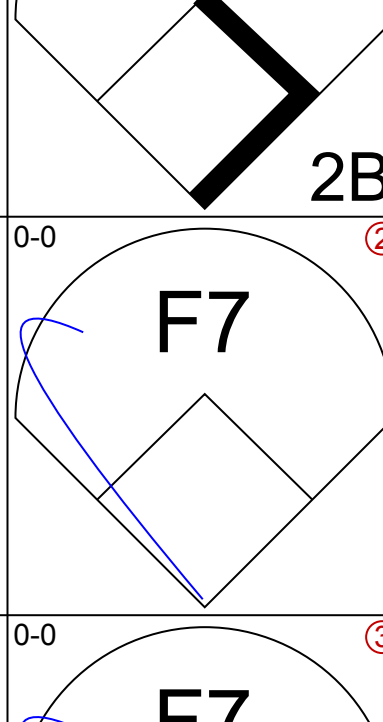
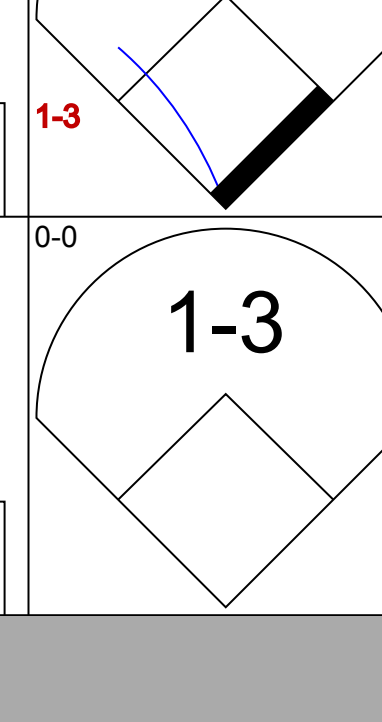
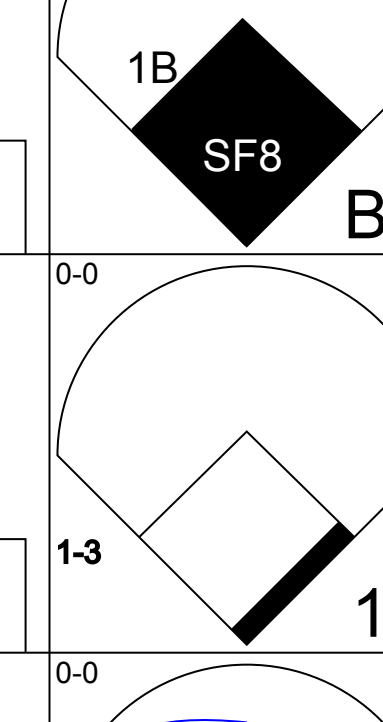
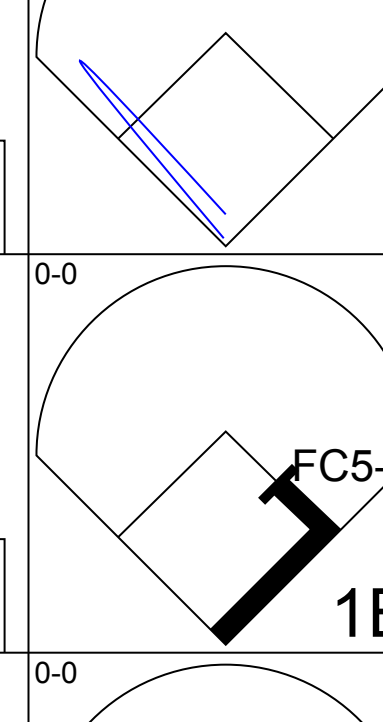
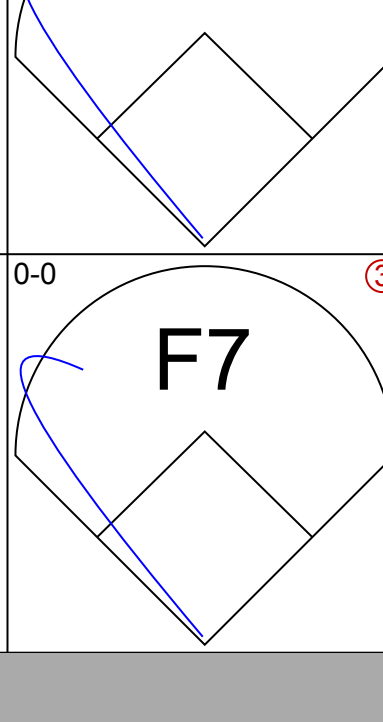
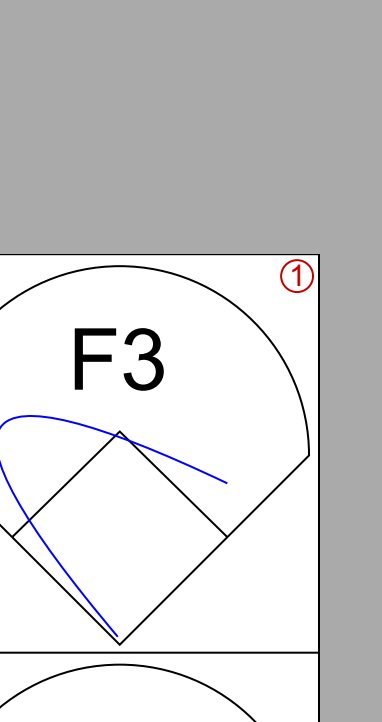
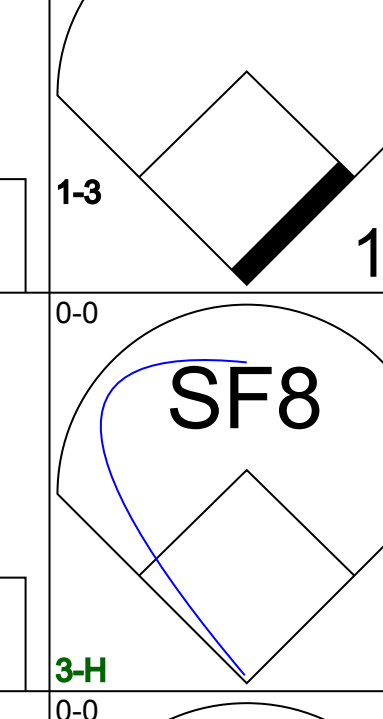
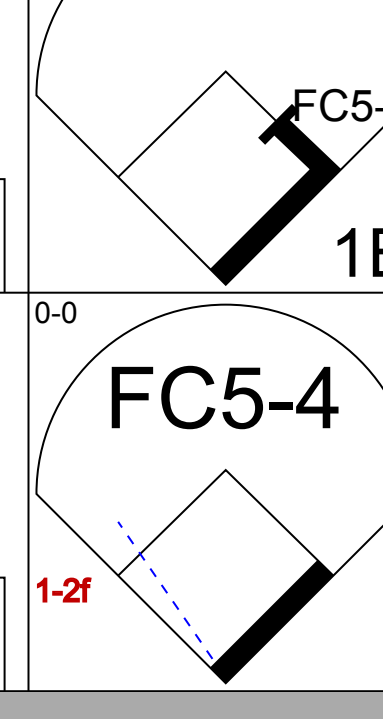
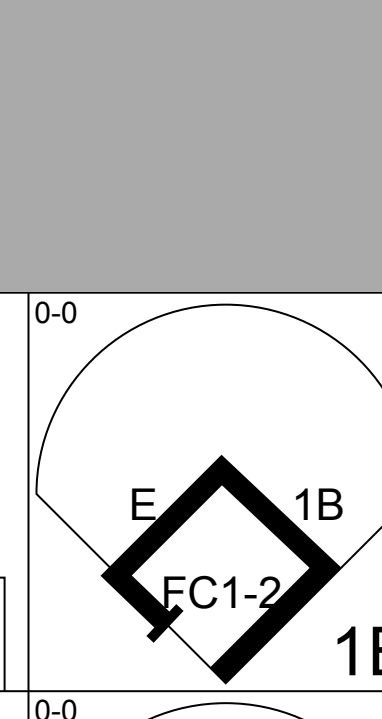
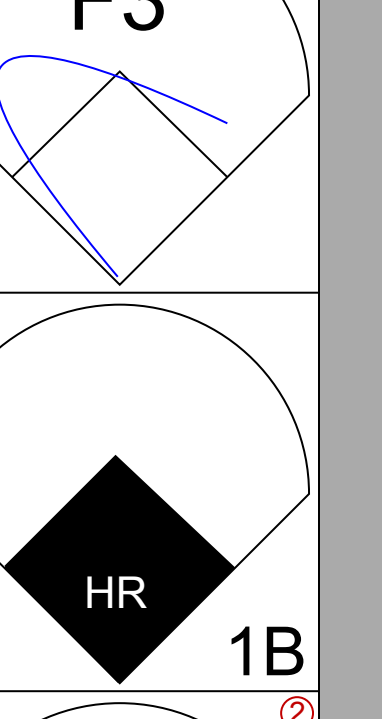
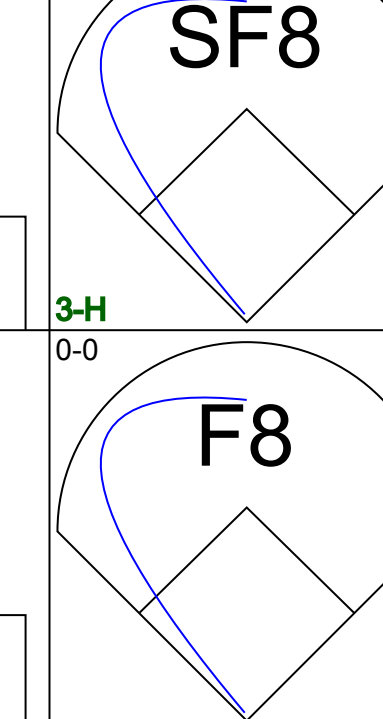
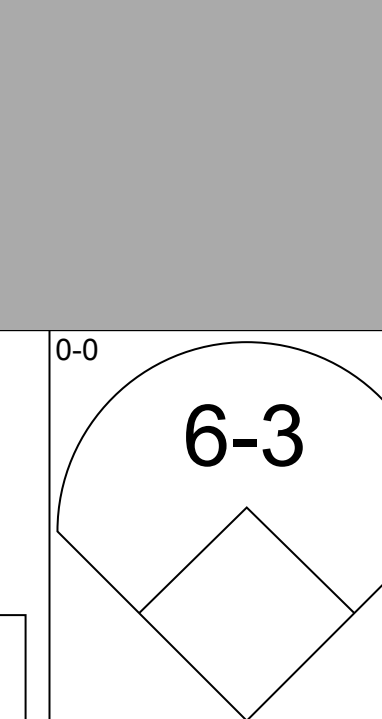
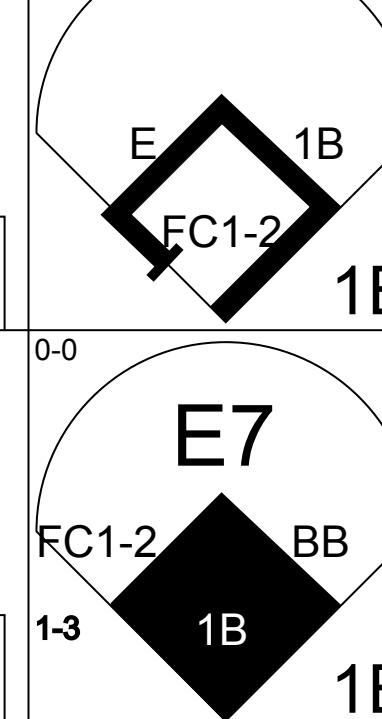
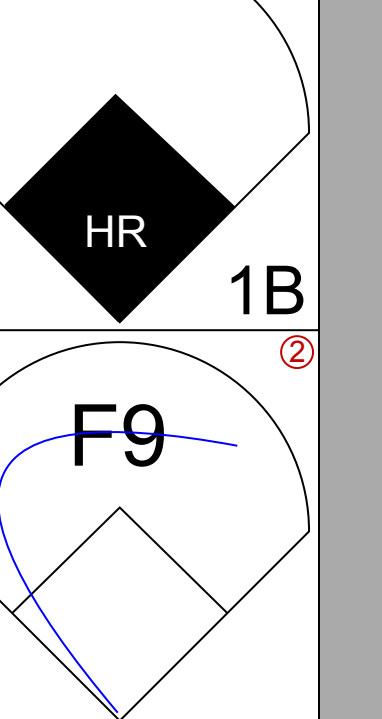
| Batter | 1 | 2 | 3 | 4 | 5 | 6 | 7 | 8 | 9 | AB | R | H | RBI | BB | SO | LOB | BOTTOM | | | | | | | | | | |
|---|------------------------------|---------------------------------|------------------------------|---------------------------------|------------------------------|---------------------------------|------------------------------|---------------------------------|------------------------------|---------------------------------|------------------------------|---------------------------------|------------------------------|---------------------------------|------------------------------|----------------------------------|----------------------------------|------------------------------------|----------------------------------|--------|--|--|--|--|--|--|--|
| Bobby Bonds, R OBP: 0.367, SLG: 0.500 | | | | | | | | | | 5 | 0 | 0 | 0 | 0 | 2 | 5 | | | | | | | | | | | |
| Sandy Alomar Sr., S OBP: 0.253, SLG: 0.311 | | | | | | | | | | 4 | 1 | 0 | 0 | 0 | 0 | 1 | | | | | | | | | | | |
| Roy White, S OBP: 0.371, SLG: 0.429 | | | | | | | | | | 4 | 0 | 1 | 0 | 0 | 1 | 1 | | | | | | | | | | | |
| Thurman Munson, R OBP: 0.370, SLG: 0.436 | | | | | | | | | | 4 | 1 | 2 | 2 | 0 | 0 | 2 | | | | | | | | | | | |
| Chris Chambliss, L OBP: 0.336, SLG: 0.432 | | | | | | | | | | 4 | 1 | 1 | 0 | 0 | 0 | 0 | | | | | | | | | | | |
| Graig Nettles, L OBP: 0.321, SLG: 0.432 | | | | | | | | | | 4 | 0 | 1 | 0 | 0 | 0 | 1 | | | | | | | | | | | |
| Terry Whitfield, L OBP: 0.244, SLG: 0.289 | | | | | | | | | | 3 | 0 | 1 | 0 | 0 | 1 | 1 | | | | | | | | | | | |
| Otto Velez, R OBP: 0.429, SLG: 0.333 | | | | | | | | | | 0 | 0 | 0 | 0 | 1 | 0 | 0 | | | | | | | | | | | |
| Jim Mason, L OBP: 0.230, SLG: 0.214 | | | | | | | | | | 2 | 1 | 0 | 0 | 1 | 0 | 1 | | | | | | | | | | | |
| Rick Dempsey, R OBP: 0.354, SLG: 0.353 | | | | | | | | | | 1 | 0 | 0 | 1 | 0 | 0 | 1 | | | | | | | | | | | |
| Rick Bladt, R OBP: 0.277, SLG: 0.284 | | | | | | | | | | 2 | 0 | 1 | 0 | 0 | 1 | 0 | | | | | | | | | | | |
| Ed Herrmann, L OBP: 0.310, SLG: 0.413 | | | | | | | | | | 0 | 0 | 0 | 0 | 0 | 0 | 0 | | | | | | | | | | | |
| Walt Williams, R OBP: 0.320, SLG: 0.400 | | | | | | | | | | 1 | 0 | 1 | 0 | 0 | 0 | 0 | | | | | | | | | | | |
| Rich Coggins, L OBP: 0.264, SLG: 0.286 | | | | | | | | | | 1 | 0 | 1 | 0 | 0 | 0 | 0 | | | | | | | | | | | |
| Inning Stats | R: 2 E: 1 K: 1 S: 7 | H: 1 LOB: 0 BB: 0 P: 7 | R: 0 E: 0 K: 1 S: 5 | H: 0 LOB: 0 BB: 0 P: 5 | R: 0 E: 0 K: 1 S: 5 | H: 1 LOB: 0 BB: 0 P: 5 | R: 0 E: 0 K: 0 S: 5 | H: 2 LOB: 2 BB: 0 P: 5 | R: 0 E: 0 K: 0 S: 3 | H: 0 LOB: 0 BB: 0 P: 3 | R: 0 E: 0 K: 0 S: 3 | H: 1 LOB: 0 BB: 0 P: 3 | R: 1 E: 1 K: 0 S: 5 | H: 2 LOB: 2 BB: 1 P: 9 | R: 1 E: 0 K: 1 S: 7 | H: 2 LOB: 2 BB: 1 P: 11 | 1B: 6 2B: 2 3B: 0 HR: 1 | SF: 0 SAC: 0 DP: 1 HBP: 0 | WP: 0 PB: 0 SB: 1 CS: 0 | PA: 37 | | | | | | | |
| PITCHER | IP | WLS | BF | H | R | ER | SO | BB | IBB | HBP | BLK | WP | HR | S | P | ERA | WHIP | | | | | | | | | | |
| Rick Wise, R ERA: 3.95 | 7.0 | W | 26 | 5 | 3 | 1 | 4 | 1 | 0 | 0 | 0 | 0 | 0 | 7 | 11 | 6.75 | 3.000 | | | | | | | | | | |
| Bill Lee, L ERA: 3.92 | 1.1 | | 8 | 3 | 1 | 1 | 0 | 1 | 0 | 0 | 0 | 0 | 0 | 7 | 11 | 6.75 | 3.000 | | | | | | | | | | |
| Dick Drago, R ERA: 3.91 | 0.2 | S | 3 | 1 | 0 | 0 | 1 | 0 | 0 | 0 | 0 | 0 | 0 | 5 | 5 | 0.00 | 1.500 | | | | | | | | | | |

Boston Red Sox @ New York Yankees
Shea Stadium, Flushing, NY
Mon Sep 22 1975, 7:05 PM EDT
Att: 10,622 - Unknown - 66 F

| | |
|-----|----|
| AB | 35 |
| R | 4 |
| H | 9 |
| RBI | 3 |
| BB | 2 |
| SO | 5 |
| LOB | 13 |



| Batter | 1 | 2 | 3 | 4 | 5 | 6 | 7 | 8 | 9 | AB | R | H | RBI | BB | SO | LOB | TOP | | | | | | |
|---|--|---|---|--|--|---|------------------------------|---------------------------------|---|---------------------------------|------------------------------|----------------------------------|------------------------------|---------------------------------|------------------------------|---|--|------------------------------|---------------------------------|----------------------------------|------------------------------------|----------------------------------|--------|
| Al Bumbry, L OBP: 0.337, SLG: 0.364 (1, 10) |  | |  | | |  | | |  | 5 | 0 | 1 | 0 | 0 | 1 | 3 | <p>Baltimore Orioles @ New York Yankees Shea Stadium, Flushing, NY Sat Sep 27 1975, 3:38 AM EDT Att: 11,654 - Unknown</p> <p>livebaseballscores.com</p> <p>AB 33 R 3 H 8 RBI 3 BB 4 SO 5 LOB 21</p>  | | | | | | |
| Paul Blair, R OBP: 0.258, SLG: 0.298 (1, 8) |  | |  | | |  | | |  | 4 | 0 | 0 | 0 | 1 | 2 | 1 | | | | | | | |
| Ken Singleton, S OBP: 0.414, SLG: 0.453 (1, 9) |  | |  | | |  | | |  | 3 | 0 | 0 | 0 | 1 | 0 | 2 | | | | | | | |
| Lee May, R OBP: 0.311, SLG: 0.426 Tony Muser, L OBP: 0.337, SLG: 0.319 (1, 3) (7, 3) |  | | |  | |  | | |  | 3 | 2 | 1 | 0 | 1 | 0 | 2 | | | | | | | |
| Don Baylor, R OBP: 0.360, SLG: 0.479 (1, 7) | |  | |  | |  | | |  | 4 | 1 | 3 | 0 | 0 | 0 | 1 | | | | | | | |
| Bobby Grich, R OBP: 0.389, SLG: 0.399 (1, 4) | |  | |  | |  | | |  | 3 | 0 | 1 | 1 | 0 | 0 | 1 | | | | | | | |
| Eliot Hendricks, L OBP: 0.319, SLG: 0.377 (1, 2) | |  | |  | |  | | |  | 4 | 0 | 0 | 0 | 0 | 1 | 5 | | | | | | | |
| Doug DeCinces, R OBP: 0.303, SLG: 0.400 (1, 5) | |  | |  | |  | | |  | 3 | 0 | 0 | 0 | 1 | 1 | 4 | | | | | | | |
| Mark Belanger, R OBP: 0.286, SLG: 0.276 Jim Northrup, L OBP: 0.348, SLG: 0.418 Tim Nordbrook, R OBP: 0.263, SLG: 0.097 Royce Stillman, L OBP: 0.417, SLG: 0.364 (1, 6) (6, PH) (6, PR) (6, 6) (9, PH) | |  | | |  |  | | |  | 2 | 0 | 0 | 0 | 0 | 0 | 2 | | | | | | | |
| Inning Stats | R: 0 E: 0 K: 2 S: 7 | H: 0 LOB: 1 BB: 1 P: 11 | R: 0 E: 0 K: 0 S: 4 | H: 1 LOB: 2 BB: 1 P: 8 | R: 0 E: 0 K: 1 S: 5 | H: 0 LOB: 0 BB: 0 P: 5 | R: 1 E: 0 K: 1 S: 7 | H: 2 LOB: 1 BB: 0 P: 7 | R: 0 E: 0 K: 0 S: 4 | H: 1 LOB: 1 BB: 0 P: 4 | R: 2 E: 0 K: 0 S: 6 | H: 3 LOB: 2 BB: 1 P: 10 | R: 0 E: 0 K: 0 S: 3 | H: 0 LOB: 1 BB: 1 P: 7 | R: 0 E: 0 K: 1 S: 5 | H: 0 LOB: 0 BB: 0 P: 5 | | R: 0 E: 0 K: 0 S: 3 | H: 1 LOB: 0 BB: 0 P: 3 | 1B: 7 2B: 1 3B: 0 HR: 0 | SF: 1 SAC: 0 DP: 1 HBP: 0 | WP: 0 PB: 0 SB: 3 CS: 0 | PA: 38 |
| PITCHER Doc Medich, R ERA: 3.5 (1, 1) | IP: 9.0 WLS: W BF: 38 H: 8 R: 3 ER: 3 SO: 5 BB: 4 IBB: 0 HBP: 0 BLK: 0 WP: 0 HR: 0 S: 44 P: 60 ERA: 3.00 WHIP: 1.333 | | | | | | | | | | | | | | | PITCHER IP: WLS: BF: H: R: ER: SO: BB: IBB: HBP: BLK: WP: HR: S: P: ERA: WHIP | | | | | | | |

| Batter | 1 | 2 | 3 | 4 | 5 | 6 | 7 | 8 | 9 | AB | R | H | RBI | BB | SO | LOB | BOTTOM | | |
|---|--|---|---|---|--|---|---|---|------------------------------|---------------------------------|------------------------------|----------------------------------|------------------------------|---------------------------------|----------------------------------|---|---|----------------------------------|--------|
| Bobby Bonds, R OBP: 0.375, SLG: 0.512 (1, 10) |  |  | | | | | | | | 2 | 2 | 1 | 2 | 3 | 0 | 1 | <p>Baltimore Orioles @ New York Yankees Shea Stadium, Flushing, NY Sat Sep 27 1975, 3:38 AM EDT Att: 11,654 - Unknown</p> <p>livebaseballscores.com</p> <p>AB 32 R 7 H 11 RBI 7 BB 6 SO 2 LOB 20</p>  | | |
| Sandy Alomar Sr., S OBP: 0.291, SLG: 0.310 (1, 4) |  | |  | |  | |  |  | | 4 | 1 | 1 | 0 | 1 | 1 | 4 | | | |
| Roy White, S OBP: 0.370, SLG: 0.426 (1, 7) |  | |  |  |  | |  |  | | 5 | 1 | 2 | 2 | 0 | 0 | 4 | | | |
| Thurman Munson, R OBP: 0.368, SLG: 0.432 (1, 9) |  | |  | | |  |  | | | 3 | 0 | 1 | 2 | 1 | 0 | 1 | | | |
| Chris Chambliss, L OBP: 0.337, SLG: 0.436 (1, 3) |  | | |  | |  |  |  | | 4 | 0 | 1 | 0 | 0 | 1 | 4 | | | |
| Rick Dempsey, R OBP: 0.356, SLG: 0.345 (1, 2) | |  | |  | |  |  | | | 3 | 1 | 0 | 0 | 1 | 0 | 2 | | | |
| Graig Nettles, L OBP: 0.321, SLG: 0.430 (1, 5) | |  | |  | |  | |  | | 4 | 0 | 2 | 0 | 0 | 0 | 1 | | | |
| Rick Bladt, R OBP: 0.291, SLG: 0.296 (1, 8) | |  | |  | | |  |  | | 3 | 1 | 2 | 1 | 0 | 0 | 1 | | | |
| Fred Stanley, R OBP: 0.282, SLG: 0.249 (1, 6) | |  | | |  | |  |  | | 4 | 1 | 1 | 0 | 0 | 0 | 2 | | | |
| Inning Stats | R: 0 E: 0 K: 0 S: 3 | H: 1 LOB: 2 BB: 2 P: 11 | R: 1 E: 0 K: 0 S: 4 | H: 1 LOB: 1 BB: 1 P: 8 | R: 0 E: 0 K: 1 S: 6 | H: 1 LOB: 1 BB: 0 P: 6 | R: 0 E: 0 K: 1 S: 5 | H: 0 LOB: 1 BB: 1 P: 9 | R: 0 E: 0 K: 0 S: 4 | H: 1 LOB: 1 BB: 0 P: 4 | R: 4 E: 2 K: 0 S: 7 | H: 4 LOB: 1 BB: 1 P: 11 | R: 2 E: 0 K: 0 S: 5 | H: 2 LOB: 1 BB: 1 P: 9 | 1B: 8 2B: 3 3B: 0 HR: 1 | SF: 1 SAC: 0 DP: 2 HBP: 0 | | WP: 0 PB: 0 SB: 0 CS: 0 | PA: 39 |
| PITCHER Mike Cuellar, L ERA: 3.66 Paul Mitchell, R ERA: 3.63 (1, 1) (7, 1) | IP: 6.0 WLS: L BF: 28 H: 7 R: 4 ER: 4 SO: 2 BB: 4 IBB: 1 HBP: 0 BLK: 0 WP: 0 HR: 0 S: 27 P: 47 ERA: 6.00 WHIP: 1.833 | | | | | | | | | | | | | | | PITCHER IP: WLS: BF: H: R: ER: SO: BB: IBB: HBP: BLK: WP: HR: S: P: ERA: WHIP | | | |

| Batter | 1 | 2 | 3 | 4 | 5 | 6 | 7 | 8 | 9 | AB | R | H | RBI | BB | SO | LOB | TOP | | | | | |
|---|------------------------------|---------------------------------|-------------------------------------|----------------------------------|------------------------------|---------------------------------|------------------------------|---------------------------------|------------------------------|---------------------------------|------------------------------|---------------------------------|------------------------------|---------------------------------|------------------------------|---------------------------------|---|---------------------------------|----------------------------------|------------------------------------|----------------------------------|--------|
| Ken Singleton, S OBP: 0.415, SLG: 0.454 Royle Stillman, L OBP: 0.467, SLG: 0.429 | FC5-4 1B | | K | | | 2B E 1B | | 1B 1-3 1B | | 1 | 0 | 1 | 0 | 0 | 0 | 0 | <p>Baltimore Orioles @ New York Yankees Shea Stadium, Flushing, NY Sun Sep 28 1975, 3:33 AM EDT Unknown</p> | | | | | |
| Paul Blair, R OBP: 0.257, SLG: 0.300 | K | | 6-3 | | | E7 SH1-3 1-H SF9 2B | | 1-3 1-2 1B | | 4 | 1 | 1 | 0 | 0 | 1 | 2 | | | | | | |
| Bobby Grich, R OBP: 0.389, SLG: 0.399 | FC5-4 1-2 | | | K | | SH1-3 2-3 1B | | 1B | | 3 | 0 | 1 | 0 | 0 | 1 | 1 | | | | | | |
| Lee May, R OBP: 0.310, SLG: 0.427 | F4 | | | 1B 9-2 2B | | SF9 3-H 4-3 | | F7 | | 3 | 0 | 1 | 1 | 0 | 0 | 3 | | | | | | |
| Don Baylor, R OBP: 0.361, SLG: 0.485 | | HR | | 2-3 1B | | | | F9 | | 4 | 1 | 2 | 1 | 0 | 0 | 0 | | | | | | |
| Doug DeCinces, R OBP: 0.302, SLG: 0.393 | 6-3 | | | 9-2 | | | | 5-3 | | 3 | 0 | 0 | 0 | 1 | 0 | 2 | | | | | | |
| Tony Muser, L OBP: 0.330, SLG: 0.312 | 4-3 | | | 3-H | | | | K | | 4 | 0 | 0 | 0 | 0 | 1 | 1 | | | | | | |
| Jim Hutto, R OBP: 0.330, SLG: 0.312 | 1-3 | | | | | | | F9 | | 3 | 0 | 0 | 0 | 0 | 1 | 1 | | | | | | |
| Bob Bailor, R OBP: 0.330, SLG: 0.312 | | | 5-3 | | | | | F7 | | 3 | 0 | 0 | 0 | 0 | 0 | 0 | | | | | | |
| Bob Bailor, R OBP: 0.330, SLG: 0.312 | | | | | | | | 6-3 | | 3 | 0 | 0 | 0 | 0 | 0 | 0 | | | | | | |
| Inning Stats | R: 0 E: 0 K: 1 S: 6 | H: 1 LOB: 1 BB: 0 P: 6 | R: 1 E: 0 K: 0 S: 4 | H: 1 LOB: 0 BB: 0 P: 4 | R: 0 E: 0 K: 1 S: 5 | H: 0 LOB: 0 BB: 0 P: 5 | R: 0 E: 0 K: 1 S: 6 | H: 2 LOB: 1 BB: 0 P: 6 | R: 0 E: 0 K: 1 S: 5 | H: 0 LOB: 0 BB: 1 P: 5 | R: 2 E: 1 K: 0 S: 5 | H: 2 LOB: 0 BB: 0 P: 5 | R: 0 E: 0 K: 0 S: 2 | H: 0 LOB: 0 BB: 1 P: 6 | R: 0 E: 0 K: 0 S: 5 | H: 2 LOB: 2 BB: 0 P: 5 | R: 0 E: 0 K: 1 S: 5 | H: 0 LOB: 0 BB: 0 P: 5 | 1B: 5 2B: 3 3B: 0 HR: 1 | SF: 1 SAC: 1 DP: 1 HBP: 0 | WP: 0 PB: 0 SB: 0 CS: 1 | PA: 34 |
| PITCHER Rudy May, L ERA: 3.06 | IP: 9.0 WLS: L BF: 34 | H: 8 R: 3 ER: 3 SO: 5 | BB: 1 IBB: 0 HBP: 0 BLK: 0 | WP: 0 HR: 1 S: 43 P: 47 | ERA: 3.00 WHIP: 1.000 | | | | | | | | | | | | | | | | | |

| Batter | 1 | 2 | 3 | 4 | 5 | 6 | 7 | 8 | 9 | AB | R | H | RBI | BB | SO | LOB | BOTTOM | | | |
|--|------------------------------|---------------------------------|-------------------------------------|----------------------------------|------------------------------|---------------------------------|------------------------------|---------------------------------|------------------------------|---------------------------------|------------------------------|---------------------------------|------------------------------|---------------------------------|------------------------------|---------------------------------|---|------------------------------------|----------------------------------|--------|
| Rich Coggins, L OBP: 0.276, SLG: 0.299 | B1-3 | | S 1B | | | | | FC4-6 1B | | 4 | 0 | 3 | 0 | 0 | 0 | 0 | <p>Baltimore Orioles @ New York Yankees Shea Stadium, Flushing, NY Sun Sep 28 1975, 3:33 AM EDT Unknown</p> | | | |
| Sandy Alomar Sr., S OBP: 0.279, SLG: 0.307 | F7 | | K | | | | | FC4-6 1-2 | | 4 | 0 | 0 | 0 | 0 | 1 | 4 | | | | |
| Roy White, S OBP: 0.369, SLG: 0.427 Terry Whitfield, L OBP: 0.265, SLG: 0.300 | F7 | | | F8 | | | | K | | 4 | 0 | 1 | 0 | 0 | 1 | 1 | | | | |
| Thurman Munson, R OBP: 0.365, SLG: 0.429 | | 6-3 | | L4 | | | | 2B | | 4 | 0 | 0 | 0 | 0 | 0 | 2 | | | | |
| Chris Chambliss, L OBP: 0.337, SLG: 0.435 | | F8 | | | | | | F9 | | 4 | 0 | 1 | 0 | 0 | 0 | 1 | | | | |
| Graig Nettles, L OBP: 0.322, SLG: 0.430 | | | | 1B | | | | F8 | | 4 | 0 | 2 | 0 | 0 | 0 | 2 | | | | |
| Ed Herrmann, L OBP: 0.309, SLG: 0.410 | | | | 1B | | | | 1B | | 4 | 0 | 1 | 0 | 0 | 0 | 2 | | | | |
| Dave Bergman, L OBP: 0.228, SLG: 0.211 | | | K | | | | | FC4-6 1B 1-2 | | 4 | 0 | 0 | 0 | 0 | 2 | 2 | | | | |
| Jim Mason, L OBP: 0.228, SLG: 0.211 | | | 4-3 | | | | | F7 | | 3 | 0 | 0 | 0 | 0 | 0 | 1 | | | | |
| Jim Mason, L OBP: 0.228, SLG: 0.211 | | | | | | | | B1-3 | | 3 | 0 | 0 | 0 | 0 | 0 | 1 | | | | |
| Inning Stats | R: 0 E: 0 K: 0 S: 3 | H: 0 LOB: 0 BB: 0 P: 3 | R: 0 E: 0 K: 0 S: 4 | H: 1 LOB: 1 BB: 0 P: 4 | R: 0 E: 0 K: 2 S: 8 | H: 1 LOB: 1 BB: 0 P: 8 | R: 0 E: 0 K: 0 S: 4 | H: 1 LOB: 1 BB: 0 P: 4 | R: 0 E: 0 K: 0 S: 3 | H: 0 LOB: 0 BB: 0 P: 3 | R: 0 E: 0 K: 1 S: 6 | H: 1 LOB: 1 BB: 0 P: 6 | R: 0 E: 0 K: 1 S: 6 | H: 1 LOB: 1 BB: 0 P: 6 | R: 0 E: 0 K: 1 S: 6 | H: 1 LOB: 1 BB: 0 P: 6 | 1B: 7 2B: 1 3B: 0 HR: 0 | SF: 0 SAC: 0 DP: 0 HBP: 0 | WP: 0 PB: 0 SB: 3 CS: 0 | PA: 35 |
| PITCHER Jim Palmer, R ERA: 2.09 | IP: 9.0 WLS: W BF: 35 | H: 8 R: 0 ER: 0 SO: 4 | BB: 0 IBB: 0 HBP: 0 BLK: 0 | WP: 0 HR: 0 S: 43 P: 43 | ERA: 0.00 WHIP: 0.889 | | | | | | | | | | | | | | | |

| Batter | 1 | 2 | 3 | 4 | 5 | 6 | 7 | 8 | 9 | AB | R | H | RBI | BB | SO | LOB | TOP | | | |
|--|--|---------------------------------|------------------------------|---------------------------------|------------------------------|---------------------------------|------------------------------|---------------------------------|------------------------------|---------------------------------|------------------------------|---------------------------------|------------------------------|---------------------------------|------------------------------|---------------------------------|--|------------------------------------|----------------------------------|--------|
| Al Bumby, L OBP: 0.336, SLG: 0.364 (1, 7) | 0-0 6-3 | | | 0-0 1B | | 0-0 SF7 | | 0-0 F5 | | 3 | 0 | 1 | 1 | 0 | 0 | 1 | Baltimore Orioles @ New York Yankees Shea Stadium, Flushing, NY Sun Sep 28 1975, 3:38 AM EDT Att: 20,399 - Unknown | | | |
| Tom Shogay, L OBP: 0.257, SLG: 0.194 (1, 2) | 0-0 F9 | | | 0-0 1B | | 2-3 3-H 0-0 F7 | | 0-3 K | | 4 | 0 | 1 | 0 | 0 | 1 | 2 | | | | |
| Don Baylor, R OBP: 0.360, SLG: 0.489 (1, 9) | 0-0 5-3 | | | 0-0 G6-4-3 1-2 | | | | 0-0 HR | | 4 | 1 | 1 | 1 | 0 | 0 | 1 | | | | |
| Lee May, R OBP: 0.308, SLG: 0.424 (1, 10) | | 0-0 F8 | | | 0-3 K | | | 0-0 F7 | | 4 | 0 | 0 | 0 | 0 | 2 | 0 | | | | |
| Doug DeCinces, R OBP: 0.306, SLG: 0.395 (1, 5) | | 0-0 5-3 | | | 0-0 L5 | | | 0-0 1B | | 4 | 0 | 2 | 0 | 0 | 0 | 0 | | | | |
| Tony Muser, L OBP: 0.324, SLG: 0.306 (1, 3) | | 0-0 F7 | | | 0-0 4-3 | | | 0-0 1-2 | | 4 | 0 | 0 | 0 | 0 | 1 | 2 | | | | |
| Larry Harlow, L OBP: 0.333, SLG: 0.333 (1, 8) | | | 0-0 5-3 | | | 0-0 2B SF7 1B | | 0-3 K | | 3 | 1 | 1 | 0 | 0 | 1 | 1 | | | | |
| Bob Bailor, R OBP: 0.250, SLG: 0.143 (1, 4) | | | 0-0 F3 | | | 0-0 F8 | | 0-0 FC5-4 1B | | 3 | 0 | 1 | 0 | 0 | 0 | 1 | | | | |
| Tim Nordbrook, R OBP: 0.268, SLG: 0.147 (1, 6) | | | 0-0 5-3 | | | 0-0 SF7 1-3 2B | | 0-0 FC5-4 1-2 | | 3 | 0 | 1 | 0 | 0 | 0 | 1 | | | | |
| Inning Stats | R: 0 E: 0 K: 0 S: 3 | H: 0 LOB: 0 BB: 0 P: 3 | R: 0 E: 0 K: 0 S: 3 | H: 0 LOB: 0 BB: 0 P: 3 | R: 0 E: 0 K: 0 S: 3 | H: 2 LOB: 0 BB: 0 P: 3 | R: 0 E: 0 K: 1 S: 5 | H: 0 LOB: 0 BB: 0 P: 5 | R: 1 E: 0 K: 0 S: 5 | H: 2 LOB: 1 BB: 0 P: 5 | R: 1 E: 0 K: 1 S: 7 | H: 2 LOB: 1 BB: 0 P: 7 | R: 0 E: 0 K: 1 S: 6 | H: 1 LOB: 1 BB: 0 P: 6 | R: 0 E: 0 K: 2 S: 8 | H: 1 LOB: 1 BB: 0 P: 8 | 1B: 6 2B: 1 3B: 0 HR: 1 | SF: 1 SAC: 0 DP: 1 HBP: 0 | WP: 0 PB: 0 SB: 0 CS: 0 | PA: 33 |
| PITCHER Larry Gura, L ERA: 3.51 (1, 1) | IP: 9.0 WLS: W BF: 33 H: 8 R: 2 ER: 2 SO: 5 BB: 0 IBB: 0 HBP: 0 BLK: 0 WP: 0 HR: 1 S: 43 P: 43 ERA: 2.00 WHIP: 0.889 | | | | | | | | | | | | | | | PITCHER | | | | |

| Batter | 1 | 2 | 3 | 4 | 5 | 6 | 7 | 8 | 9 | AB | R | H | RBI | BB | SO | LOB | BOTTOM | | | |
|---|--|---------------------------------|------------------------------|---------------------------------|------------------------------|----------------------------------|------------------------------|---------------------------------|------------------------------|---------------------------------|------------------------------|---------------------------------|------------------------------|---------------------------------|------------------------------|----------------------------------|--|------------------------------------|----------------------------------|--------|
| Dave Bergman, L OBP: 0.292, SLG: 0.305 (1, 9) | 0-0 B1-3 | | 0-0 F8 | | | 0-0 6-3 | | 0-0 FC6-4 1-2 | | 4 | 0 | 0 | 0 | 0 | 0 | 1 | Baltimore Orioles @ New York Yankees Shea Stadium, Flushing, NY Sun Sep 28 1975, 3:38 AM EDT Att: 20,399 - Unknown | | | |
| Sandy Alomar Sr., S OBP: 0.277, SLG: 0.305 (1, 4) | 0-0 B2-3 | | | 0-0 4-3 | | 0-0 6-3 | | 0-3 K | | 4 | 0 | 0 | 0 | 0 | 1 | 1 | | | | |
| Roy White, S OBP: 0.372, SLG: 0.430 (1, 7) | 0-0 2B | | | 4-0 CS BB | | 0-0 6-3 | | | 0-0 1B 1B | 3 | 1 | 2 | 0 | 1 | 0 | 0 | | | | |
| Lou Piniella, R OBP: 0.262, SLG: 0.226 (1, 10) | 0-0 6-3 | | | 4-0 1-2 BB | | | 0-0 F8 | | 0-0 BB 1B | 0 | 0 | 0 | 0 | 0 | 0 | 0 | | | | |
| Thurman Munson, R OBP: 0.366, SLG: 0.429 (1, PH) | 0-0 6-3 | | | 0-0 BB | | | 0-0 F7 | | 1-3 1B 1B | 3 | 1 | 1 | 0 | 1 | 0 | 1 | | | | |
| Rick Dempsey, R OBP: 0.353, SLG: 0.338 (1, 2) | | 0-3 K | | 0-3 K2-3 | | | 0-0 F7 | | 4-0 1B E BB | 3 | 1 | 0 | 0 | 1 | 2 | 1 | | | | |
| Otto Velez, R OBP: 0.400, SLG: 0.250 (1, 3) | | 0-0 4-3 | | | 0-0 6-3 | | 4-0 BB | | 0-3 K | 2 | 0 | 0 | 0 | 1 | 0 | 0 | | | | |
| Chris Chambliss, L OBP: 0.336, SLG: 0.434 (9, PH) | | | | | | | | | 0-0 K | 1 | 0 | 0 | 0 | 0 | 1 | 3 | | | | |
| Rick Biedt, R OBP: 0.292, SLG: 0.291 (1, 8) | | | | | 4-0 S BB | | | | 0-0 1B | 2 | 0 | 0 | 0 | 1 | 1 | 1 | | | | |
| Terry Whitfield, L OBP: 0.274, SLG: 0.309 (9, PH) | | | | | | | | | 1-3 2-H 3-H 1B | 1 | 0 | 1 | 2 | 0 | 0 | 0 | | | | |
| Ed Brinkman, R OBP: 0.266, SLG: 0.300 (1, 6) | | | 0-0 G4-6-3 1B | | 0-3 K | | | 0-0 4-3 | | 3 | 0 | 1 | 0 | 0 | 1 | 1 | | | | |
| Rich Coggins, L OBP: 0.276, SLG: 0.299 (9, PH) | | | | | 1-2 K | | | | 0-0 E1 | 1 | 0 | 0 | 0 | 0 | 0 | 1 | | | | |
| Fred Stanley, R OBP: 0.283, SLG: 0.250 (1, 5) | | | 0-0 G4-6-3 1-2 | | 0-0 5-3 | | | 0-0 FC6-4 1B | | 3 | 0 | 1 | 0 | 0 | 0 | 2 | | | | |
| Inning Stats | R: 0 E: 0 K: 0 S: 4 | H: 1 LOB: 1 BB: 0 P: 4 | R: 0 E: 0 K: 1 S: 5 | H: 0 LOB: 0 BB: 0 P: 5 | R: 0 E: 0 K: 1 S: 4 | H: 0 LOB: 2 BB: 2 P: 12 | R: 0 E: 0 K: 1 S: 5 | H: 0 LOB: 1 BB: 1 P: 9 | R: 0 E: 0 K: 1 S: 5 | H: 0 LOB: 0 BB: 0 P: 3 | R: 0 E: 0 K: 1 S: 5 | H: 0 LOB: 1 BB: 1 P: 9 | R: 0 E: 0 K: 1 S: 6 | H: 1 LOB: 1 BB: 0 P: 6 | R: 3 E: 2 K: 1 S: 6 | H: 3 LOB: 1 BB: 1 P: 10 | 1B: 5 2B: 1 3B: 0 HR: 0 | SF: 0 SAC: 0 DP: 1 HBP: 0 | WP: 0 PB: 0 SB: 1 CS: 1 | PA: 35 |
| PITCHER Mike Flanagan, L ERA: 2.79 (1, 1) | IP: 8.0 WLS: L BF: 32 H: 5 R: 3 ER: 2 SO: 5 BB: 5 IBB: 0 HBP: 0 BLK: 0 WP: 0 HR: 0 S: 37 P: 57 ERA: 2.25 WHIP: 1.250 | | | | | | | | | | | | | | | PITCHER | | | | |
| Dyar Miller, R ERA: 2.72 (9, 1) | 0.1 WLS: L BF: 3 H: 1 R: 0 ER: 0 SO: 1 BB: 0 IBB: 0 HBP: 0 BLK: 0 WP: 0 HR: 0 S: 4 P: 4 ERA: 0.00 WHIP: 3.000 | | | | | | | | | | | | | | | PITCHER | | | | |

| | |
|-----|----|
| AB | 32 |
| R | 2 |
| H | 8 |
| RBI | 2 |
| BB | 0 |
| SO | 5 |
| LOB | 9 |

