

New York Yankees - 1977

Batter	1	2	3	4	5	6	7	8	9	AB R H RBI BB SO LOB	TOP		
Von Joshua, L (1, 8) OBP: 0.750, SLG: 1.000	0-0 1B		0-0 2B			0-0 1-3			0-0 1B	4 0 3 0 0 0 0	Milwaukee Brewers @ New York Yankees Yankee Stadium, Bronx, NY Thu Apr 07 1977, 3:33 AM EST Att. 43,786 - Unknown - 46 F livebaseballscorecards.com		
Robin Yount, R (1, 6)	0-0 F7		0-0 F3			0-0 F7			0-0 F9	4 0 0 0 0 0 3			
Cecil Cooper, L (1, 3) OBP: 0.250, SLG: 0.250	0-0 F7			0-0 1-6-3		0-0 4-3			0-0 1B	4 0 1 0 0 0 1			
Sal Bando, R (1, 5)	0-0 F7			0-0 4-3			0-0 F9		0-0 F9	4 0 0 0 0 0 3			
Sixto Lezcano, R (1, 9)		0-3 K		0-0 5-3		0-3 K			0-0 F3	4 0 0 0 0 2 2			
Don Money, R (1, 4) OBP: 0.333, SLG: 0.333		0-0 6-3			0-0 1B	0-0 F2				3 0 1 0 0 0 0			
Jamie Quirk, L (1, 10) Steve Brye, R (8, PH)		0-0 4-3			0-3 K			0-0 F7		2 0 0 0 0 1 1 1 0 0 0 0 0 0			
Jim Wohlford, R (1, 7)			0-0 F3		0-3 K			0-0 1-3		3 0 0 0 0 1 1			
Charlie Moore, R (1, 2)			0-0 F8		0-3 K			0-0 F6		3 0 0 0 0 1 1			
Inning Stats	R: 0 H: 1 E: 0 LOB: 1 K: 0 BB: 0 S: 4 P: 4	R: 0 H: 0 E: 0 LOB: 0 K: 1 BB: 0 S: 5 P: 5	R: 0 H: 1 E: 0 LOB: 1 K: 0 BB: 0 S: 4 P: 4	R: 0 H: 0 E: 0 LOB: 0 K: 0 BB: 0 S: 3 P: 3	R: 0 H: 1 E: 0 LOB: 1 K: 3 BB: 0 S: 10 P: 10	R: 0 H: 0 E: 0 LOB: 0 K: 0 BB: 0 S: 3 P: 3	R: 0 H: 0 E: 0 LOB: 0 K: 1 BB: 0 S: 5 P: 5	R: 0 H: 0 E: 0 LOB: 0 K: 0 BB: 0 S: 3 P: 3	R: 0 H: 2 E: 0 LOB: 2 K: 0 BB: 0 S: 5 P: 5	1B: 4 SF: 0 2B: 1 SAC: 0 3B: 0 DP: 0 HR: 0 HBP: 0		WP: 0 PA: 32 PB: 0 SB: 0 CS: 0	
PITCHER	IP WLS BF H R ER SO BB IBB HBP BLK WP HR S P ERA WHIP											PITCHER	IP WLS BF H R ER SO BB IBB HBP BLK WP HR S P ERA WHIP
Catfish Hunter, R (1, 1) ERA:	7.0 W 24 3 0 0 5 0 0 0 0 0 0 0 34 34 0.00 0.429												
Sparky Lyle, L (8, 1) ERA:	2.0 S 8 2 0 0 0 0 0 0 0 0 0 0 8 8 0.00 1.000												

Milwaukee Brewers @ New York Yankees
 Yankee Stadium, Bronx, NY
 Thu Apr 07 1977, 3:33 AM EST
 Att. 43,786 - Unknown - 46 F

AB	32
R	0
H	5
RBI	0
BB	0
SO	5
LOB	12



Batter	1	2	3	4	5	6	7	8	9	AB R H RBI BB SO LOB	TOP																								
Von Joshua, L (1, 8) OBP: 0.333, SLG: 0.444	0-0 F6		0-0 E4		0-0 FC4		0-0 1-3		0-0 F8	5 1 0 1 0 0 1	Milwaukee Brewers @ New York Yankees Yankee Stadium, Bronx, NY Sat Apr 09 1977, 3:33 AM EST Att. 16,726 - Unknown - 42 F AB 36 R 3 H 7 RBI 3 BB 1 SO 4 LOB 17																								
Robin Yount, R (1, 6) OBP: 0.222, SLG: 0.222	0-0 1B		0-0 6-3		0-0 1B		0-0 F4		0-0 F4	5 1 2 1 0 0 2																									
Cecil Cooper, L (1, 3) OBP: 0.250, SLG: 0.250	0-3 K		0-3 K		0-0 1B					4 0 1 0 0 2 2																									
Sal Bando, R (1, 5) OBP: 0.250, SLG: 0.143	0-0 5-3			4-0 BB	0-0 FC5-4			0-0 1B		3 0 1 1 1 0 2																									
Sixto Lezcano, R (1, 9) OBP: 0.125, SLG: 0.250		0-0 6-3		0-3 K	0-0 6-3			0-0 2B		4 0 1 0 0 1 2																									
Don Money, R (1, 4) OBP: 0.286, SLG: 0.429		0-0 2B		0-3 K		0-0 F6		0-0 F9		4 0 1 0 0 1 3																									
Jamie Quirk, L (1, 10)		0-0 F8		0-0 F8		0-0 F8		0-0 F7		4 0 0 0 0 0 4																									
Jim Wohlford, R (1, 7)		0-0 1-3			0-0 FC4		0-0 4-3		0-0 1-3	4 1 0 0 0 0 1																									
Charlie Moore, R (1, 2) OBP: 0.167, SLG: 0.167			0-0 5-3		0-0 SH1-3		0-0 6-3		0-0 1B	3 0 1 0 0 0 0																									
Inning Stats	R: 0 E: 0 K: 1 S: 6 H: 1 LOB: 1 BB: 0 P: 6	R: 0 E: 0 K: 0 S: 4 H: 1 LOB: 1 BB: 0 P: 4	R: 0 E: 1 K: 1 S: 6 H: 0 LOB: 1 BB: 0 P: 6	R: 0 E: 0 K: 2 S: 7 H: 0 LOB: 1 BB: 1 P: 11	R: 3 E: 1 K: 0 S: 7 H: 2 LOB: 1 BB: 0 P: 7	R: 0 E: 0 K: 0 S: 3 H: 0 LOB: 0 BB: 0 P: 3	R: 0 E: 0 K: 0 S: 3 H: 0 LOB: 0 BB: 0 P: 3	R: 0 E: 0 K: 0 S: 5 H: 2 LOB: 2 BB: 0 P: 5	R: 0 E: 0 K: 0 S: 4 H: 1 LOB: 1 BB: 0 P: 4	1B: 5 2B: 2 3B: 0 HR: 0 SF: 0 SAC: 1 DP: 0 HBP: 0		WP: 0 PB: 0 SB: 3 CS: 0 PA: 38																							
PITCHER Ed Figueroa, R (1, 1) ERA:	IP 9.0	WLS L	BF 38	H 7	R 3	ER 0	SO 4	BB 1	IBB 0	HBP 0	BLK 0	WP 0	HR 0	S 45	P 49	ERA 0.00	WHIP 0.889	PITCHER	IP 9.0	WLS L	BF 38	H 7	R 3	ER 0	SO 4	BB 1	IBB 0	HBP 0	BLK 0	WP 0	HR 0	S 45	P 49	ERA 0.00	WHIP 0.889

livebaseballscorecards.com



Batter	1	2	3	4	5	6	7	8	9	AB R H RBI BB SO LOB
Mickey Rivers, L (1, 8) OBP: 0.333, SLG: 0.556	0-0 4-3	0-0 4-3			0-3 K		0-0 L9		0-0 2-H 3B	5 0 1 1 0 1 3
Roy White, S (1, 7) OBP: 0.333, SLG: 0.333	0-0 CS 1B		0-0 6-3		0-3 K			0-0 FC4-6 1B	0-0 F9	5 0 2 0 0 1 1
Thurman Munson, R (1, 2) OBP: 0.500, SLG: 0.200	4-0 1-2 BB		4-0 BB BB		0-0 F8			0-0 FC4-6 1B 1-2f		2 0 0 0 2 0 1
Chris Chambliss, L (1, 3) OBP: 0.125, SLG: 0.125	0-0 4-3		0-3 K			0-0 F9		0-0 F7		4 0 0 0 0 1 3
Reggie Jackson, L (1, 9) OBP: 0.500, SLG: 0.429		0-0 F7	4-0 BB BB	1-2 BB		0-0 4-3		0-0 1-3 1B		3 0 1 0 1 0 0
Graig Nettles, L (1, 5) OBP: 0.250, SLG: 0.143		4-0 2B FC6-4 BB	0-0 4-3			0-0 G3		0-0 4-3		3 1 0 0 1 0 4
Jimmy Wynn, R (1, 10) OBP: 0.625, SLG: 1.143		0-0 FC6-4 1-3 2B		0-0 5-3			0-0 E4 F9 4-3		0-0 WP 3B 1B	4 1 2 0 0 0 0
Willie Randolph, R (1, 4) OBP: 0.286, SLG: 0.167		4-0 FC6-4 IBB		0-0 6-3			0-0 4-3 1-2		0-0 F3 1-2	3 0 0 0 1 0 2
Bucky Dent, R (1, 6) Lou Piniella, R (7, PH) Fred Stanley, R (8, 6) Carlos May, L (9, PH)		0-0 FC6-4 1-2f 2-3 3-H		0-0 F4			0-0 F9 2-3		0-0 F6	2 0 0 1 0 0 2 1 0 0 0 0 0 1 0 0 0 0 0 0 0 1 0 0 0 0 0 1

Inning Stats	R: 0	H: 1	E: 0	LOB: 1	K: 0	S: 3	P: 7	R: 1	H: 1	E: 0	LOB: 2	K: 0	S: 4	P: 12	R: 0	H: 0	E: 0	LOB: 2	K: 1	S: 5	P: 13	R: 0	H: 0	E: 0	LOB: 0	K: 2	S: 7	P: 7	R: 0	H: 0	E: 0	LOB: 0	K: 0	S: 3	P: 3	R: 0	H: 0	E: 1	LOB: 1	K: 0	S: 4	P: 4	R: 0	H: 2	E: 0	LOB: 2	K: 0	S: 5	P: 5	R: 1	H: 2	E: 0	LOB: 1	K: 0	S: 5	P: 5	1B: 4	SF: 0	2B: 1	SAC: 0	3B: 1	DP: 0	HR: 0	HBP: 0	WP: 1	PA: 38
--------------	------	------	------	--------	------	------	------	------	------	------	--------	------	------	-------	------	------	------	--------	------	------	-------	------	------	------	--------	------	------	------	------	------	------	--------	------	------	------	------	------	------	--------	------	------	------	------	------	------	--------	------	------	------	------	------	------	--------	------	------	------	-------	-------	-------	--------	-------	-------	-------	--------	-------	--------

PITCHER	IP	WLS	BF	H	R	ER	SO	BB	IBB	HBP	BLK	WP	HR	S	P	ERA	WHIP
Jerry Augustine, L (1, 1) ERA: 1.13	8.0	W	33	4	1	1	3	4	1	0	0	0	0	34	54	1.12	1.000
Bill Castro, R (9, 1) ERA: 6.75	1.0	S	5	2	1	1	0	0	0	0	0	1	0	5	5	9.00	2.000

BOTTOM

Milwaukee Brewers @ New York Yankees
 Yankee Stadium, Bronx, NY

Sat Apr 09 1977, 3:33 AM EST
 Att: 16,726 - Unknown - 42 F

livebaseballscores.com

AB	33
R	2
H	6
RBI	2
BB	5
SO	3
LOB	18



Batter	1	2	3	4	5	6	7	8	9	AB R H RBI BB SO LOB	TOP
Jim Wohlford, R (1, 7) OBP: 0.091, SLG: 0.091	0-0 CS 1B		0-0 F6		0-0 L7			0-0 4-3		4 0 1 0 0 0 0	Milwaukee Brewers @ New York Yankees Yankee Stadium, Bronx, NY Sun Apr 10 1977, 3:33 AM EST Att. 17,117 - Sunny - 55 F
Robin Yount, R (1, 6) OBP: 0.308, SLG: 0.250	4-0 1-2 BB		0-0 5-3			0-0 2B 1B		0-0 6-3		3 0 1 0 1 0 0	
Cecil Cooper, L (1, 3) OBP: 0.167, SLG: 0.167	0-3 K			0-0 F6		0-0 F6		0-0 F3		4 0 0 0 0 1 2	
Sal Bando, R (1, 5) OBP: 0.250, SLG: 0.273	0-3 K			0-0 5-3		0-0 2B		0-0 F8		4 0 1 0 0 1 1	
Sixto Lezcano, R (1, 9) OBP: 0.333, SLG: 0.909		0-0 6-3		0-0 HR		4-0 G5-4-3 BB		0-0 HR		3 2 2 2 1 0 0	
Don Money, R (1, 4) OBP: 0.455, SLG: 0.800		0-0 2B		0-0 3B		0-0 G5-4-3		4-0 S BB		3 0 2 0 1 0 3	
Dan Thomas, R (1, 10)		0-0 5-3		0-0 5-3		0-3 K		0-3 1-2 K		4 0 0 0 0 2 3	
Von Joshua, L (1, 8) OBP: 0.308, SLG: 0.333		0-0 F8			0-0 F7		0-0 1-3	4-0 BB		3 0 0 0 1 0 1	
Charlie Moore, R (1, 2) OBP: 0.111, SLG: 0.111 Jamie Quirk, L (9, PH) Larry Haney, R (9, 2)			0-3 K		0-0 L7		0-0 F5	0-3 K		3 0 0 0 0 1 0 1 0 0 0 0 1 2 0 0 0 0 0 0 0	
Inning Stats	R: 0 H: 1 E: 0 LOB: 1 K: 2 BB: 1 S: 7 P: 11	R: 0 H: 1 E: 0 LOB: 1 K: 0 BB: 0 S: 4 P: 4	R: 0 H: 0 E: 0 LOB: 0 K: 1 BB: 0 S: 5 P: 5	R: 1 H: 2 E: 0 LOB: 1 K: 0 BB: 0 S: 5 P: 5	R: 0 H: 0 E: 0 LOB: 0 K: 0 BB: 0 S: 3 P: 3	R: 0 H: 2 E: 0 LOB: 2 K: 0 BB: 1 S: 4 P: 8	R: 0 H: 0 E: 0 LOB: 0 K: 1 BB: 0 S: 5 P: 5	R: 0 H: 0 E: 0 LOB: 0 K: 0 BB: 0 S: 3 P: 3	R: 1 H: 1 E: 0 LOB: 2 K: 2 BB: 2 S: 8 P: 16	1B: 2 SF: 0 2B: 2 SAC: 0 3B: 1 DP: 1 HR: 2 HBP: 0	WP: 0 PA: 36 PB: 0 SB: 1 CS: 1
PITCHER	IP WLS BF H R ER SO BB IBB HBP BLK WP HR S P ERA WHIP										
Don Gullett, L (1, 1) ERA: 2.08	8.2 L 35 7 2 2 5 4 0 0 0 0 0 2 41 57 2.08 1.269										
Dick Tidrow, R (9, 1) ERA:	0.1 1 0 0 0 1 0 0 0 0 0 0 0 3 3 0.00 0.000										

AB	32
R	2
H	7
RBI	2
BB	4
SO	6
LOB	12



Batter	1	2	3	4	5	6	7	8	9	AB R H RBI BB SO LOB
Mickey Rivers, L (1, 8) OBP: 0.385, SLG: 0.538	0-0 CS 1B		0-0 F7		0-0 F9			0-0 S 1B		4 0 2 0 0 0 0
Roy White, S (1, 7) OBP: 0.308, SLG: 0.250	4-0 1B BB 1-2		0-0 3-1		0-0 F7			0-3 K 1-2		3 0 0 0 1 1 1
Thurman Munson, R (1, 2) OBP: 0.500, SLG: 0.444	0-0 L5-3 1-3 1B		0-0					0-0 F7		4 0 2 0 0 0 1
Chris Chambliss, L (1, 3) OBP: 0.083, SLG: 0.083	0-0 L5-3 1-2		0-0 F7					0-0 G3		4 0 0 0 0 0 4
Reggie Jackson, L (1, 9) OBP: 0.417, SLG: 0.364		0-0 G3		0-0 L3				0-3 K2-3		4 0 1 0 0 1 0
Graig Nettles, L (1, 5) OBP: 0.167, SLG: 0.091		0-0 4-3		0-3 K				0-0 4-3 1-2		4 0 0 0 0 1 1
Carlos May, L (1, 10) OBP: 0.600, SLG: 0.500		4-0 3B BB		0-0 1B				0-0 F2		2 1 2 0 1 0 0
Jimmy Wynn, R (9, PH) OBP: 0.556, SLG: 1.000										1 0 0 0 0 0 0
Willie Randolph, R (1, 4) OBP: 0.300, SLG: 0.444		0-0 1-H 3B		0-0 F9				0-0 F8		3 0 1 1 0 0 2
Bucky Dent, R (1, 6) OBP: 0.300, SLG: 0.444		0-0 F8			0-0 F9			0-0 F8		3 0 0 0 0 0 2

Inning Stats	R: 0 E: 0 K: 0 S: 3	H: 2 LOB: 1 BB: 1 P: 7	R: 1 E: 0 K: 0 S: 4	H: 1 LOB: 1 BB: 1 P: 8	R: 0 E: 0 K: 0 S: 4	H: 1 LOB: 1 BB: 0 P: 4	R: 0 E: 0 K: 1 S: 6	H: 1 LOB: 1 BB: 0 P: 6	R: 0 E: 0 K: 0 S: 3	H: 0 LOB: 0 BB: 0 P: 3	R: 0 E: 0 K: 1 S: 5	H: 0 LOB: 0 BB: 0 P: 5	R: 0 E: 0 K: 0 S: 4	H: 1 LOB: 1 BB: 0 P: 4	R: 0 E: 0 K: 1 S: 6	H: 1 LOB: 1 BB: 0 P: 6	R: 0 E: 0 K: 0 S: 3	H: 1 LOB: 0 BB: 0 P: 3	1B: 6 2B: 2 3B: 1 HR: 0	SF: 0 SAC: 0 DP: 1 HBP: 0	WP: 0 PB: 0 SB: 1 CS: 1	PA: 34
--------------	------------------------------	---------------------------------	------------------------------	---------------------------------	------------------------------	---------------------------------	------------------------------	---------------------------------	------------------------------	---------------------------------	------------------------------	---------------------------------	------------------------------	---------------------------------	------------------------------	---------------------------------	------------------------------	---------------------------------	----------------------------------	------------------------------------	----------------------------------	--------


PITCHER	IP	WLS	BF	H	R	ER	SO	BB	IBB	HBP	BLK	WP	HR	S	P	ERA	WHIP
Moose Haas, R (1, 1) ERA: 1.17	7.2		30	7	1	1	3	2	0	0	0	0	0	34	42	1.17	1.174
Bob McClure, L (8, 1) ERA:	1.0	W	3	1	0	0	0	0	0	0	0	0	0	3	3	0.00	1.000
Bill Castro, R (9, 1) ERA: 5.4	0.1	S	1	0	0	0	0	0	0	0	0	0	0	1	1	0.00	0.000

BOTTOM


Milwaukee Brewers @ New York Yankees
 Yankee Stadium, Bronx, NY

Sun Apr 10 1977, 3:33 AM EST
 Att. 17,117 - Sunny - 55 F

AB	32
R	1
H	8
RBI	1
BB	2
SO	3
LOB	11



PITCHER	IP	WLS	BF	H	R	ER	SO	BB	IBB	HBP	BLK	WP	HR	S	P	ERA	WHIP
---------	----	-----	----	---	---	----	----	----	-----	-----	-----	----	----	---	---	-----	------

Batter	1	2	3	4	5	6	7	8	9	10	11	12	13	AB R H RBI BB SO LOB	TOP																
Mickey Rivers, L OBP: 0.316, SLG: 0.389 (1, 8)	G3		L5		P3		K			F9			F9	5 0 0 0 1 1 1	<p>New York Yankees @ Kansas City Royals Royals Stadium, Kansas City, MO Mon Apr 11 1977, 7:05 PM EST Att: 39,460 - Unknown - 77 F</p> <p>livebaseballscorecards.com</p> <p>AB 44 R 4 H 7 RBI 4 BB 3 SO 5 LOB 9</p> 																
Roy White, S OBP: 0.263, SLG: 0.278 (1, 7)	4-3		4-3		1B		F8			K			K	6 1 1 1 0 2 1																	
Thurman Munson, R OBP: 0.471, SLG: 0.500 (1, 2)	1B		6-3		1B		F9						4-3	5 1 2 1 0 0 0																	
Jimmy Wynn, R OBP: 0.571, SLG: 0.833 Paul Blair, R (11, PR)	1B		6-3		1B		4-3						CS	4 0 2 1 1 0 0 0 0 0 0 0 0 0																	
Chris Chambliss, L OBP: 0.059, SLG: 0.059 (1, 3)	F8		6-3		G3		F8						F7	5 0 0 0 0 0 4																	
Reggie Jackson, L OBP: 0.412, SLG: 0.533 (1, 9)			6-3		HR		F9			K			CS	4 1 1 1 1 2 0																	
Graig Nettles, L OBP: 0.118, SLG: 0.063 (1, 5)	4-3		1-3				G3			P2			4-3	5 0 0 0 0 0 1																	
Willie Randolph, R OBP: 0.200, SLG: 0.286 (1, 4)	6-3		6-3		6-3		4-3			6-3			G1	5 0 0 0 0 0 1																	
Bucky Dent, R OBP: 0.077, SLG: 0.154 (1, 6)	4-3				2B		G3			5-3			F7	5 1 1 0 0 0 1																	
Inning Stats	R: 1 E: 0 K: 0 S: 5	H: 2 LOB: 1 BB: 0 P: 5	R: 0 E: 0 K: 0 S: 3	H: 0 LOB: 1 BB: 1 P: 7	R: 0 E: 0 K: 0 S: 3	H: 0 LOB: 0 BB: 0 P: 3	R: 1 E: 0 K: 0 S: 4	H: 1 LOB: 0 BB: 0 P: 4	R: 2 E: 0 K: 0 S: 7	H: 4 LOB: 2 BB: 0 P: 7	R: 0 E: 0 K: 1 S: 5	H: 0 LOB: 0 BB: 0 P: 5	R: 0 E: 0 K: 1 S: 5	H: 0 LOB: 0 BB: 0 P: 5		R: 0 E: 0 K: 0 S: 2	H: 0 LOB: 1 BB: 1 P: 6	R: 0 E: 0 K: 1 S: 5	H: 0 LOB: 0 BB: 0 P: 5	R: 0 E: 0 K: 1 S: 4	H: 0 LOB: 0 BB: 1 P: 8	1B: 3 2B: 3 3B: 0 HR: 1	SF: 0 SAC: 0 DP: 0 HBP: 0	WP: 0 PB: 0 SB: 0 CS: 2	PA: 48						
PITCHER																															
Paul Spittorff, L ERA: 4.8 (1, 1)	IP: 9.0	WLS: 35	BF: 35	H: 7	R: 4	ER: 4	SO: 2	BB: 1	IBB: 0	HBP: 0	BLK: 0	WP: 0	HR: 1	S: 38		P: 42	ERA: 4.00	WHIP: 0.889													
Mark Littell, R ERA: (10, 1)	4.0	W	12	0	0	0	3	2	0	0	0	0	0	0		16	24	0.00	0.500												

Batter	1	2	3	4	5	6	7	8	9	10	11	12	13	AB R H RBI BB SO LOB
George Brett, L (1, 5) OBP: 0.476, SLG: 0.500	0-0 4-3 E 1B	0-0 G3 1-2		4-0 S BB		0-0 4-3		0-0 4-3			0-0 E4 1B		4-0 1B IBB	5 1 2 0 2 0 1
Hal McRae, R (1, 10) OBP: 0.591, SLG: 0.579	0-0 4-3 1-2	0-0 6-3		0-0 F8 1-2			0-0 2B FC5-2 1B		0-0 FC4-6 1B		4-0 IBB		0-0 F9	6 0 2 0 1 0 5
John Mayberry, L (1, 3) OBP: 0.318, SLG: 0.450	0-0 4-3 2-3		0-0 G3		0-0 2B 1B		0-0 FC5-2 2B		0-0 FC4-6 1-2		0-3 K		0-0 1-2 2-H 1B	7 1 3 1 0 1 4
Amos Otis, R (1, 8) OBP: 0.500, SLG: 0.813	0-0 E6 2B 3-H		0-0 BB 1B		0-0 F9		4-0 FC5-2 IBB		0-0 F8		0-3 K			5 1 1 0 1 1 4
Darrell Porter, L (1, 2) OBP: 0.667, SLG: 1.200 Cookie Rojas, R (7, PH) Joe Zdeb, R (8, 7) OBP: 0.143, SLG: 0.143	0-0 1-H 2B		4-0 BB 1B		0-0 1-H 2B		0-3 K		0-0 F7		0-3 K			2 0 2 2 1 0 0 1 0 0 0 0 1 3 2 0 0 0 0 1 1
Al Cowens, R (1, 9) OBP: 0.300, SLG: 0.526	0-0 F9		0-3 K		0-0 F8		0-0 FC5-2 1-2 2-3 3-H		0-0 6-3		0-0 5-3			6 0 0 0 0 1 7
Ralph LaCock, L (1, 7) OBP: 0.250, SLG: 0.273 Buck Martinez, R (7, PH) (8, 2) OBP: 0.143, SLG: 0.143		0-0 1B SF9 2B		0-0 F7		0-0 4-3		0-0 F8		0-0 6-3		0-3 K		3 1 1 0 0 0 3 3 0 0 0 0 1 3
Freddie Patek, R (1, 6) OBP: 0.222, SLG: 0.250		0-0 G3 1B 2-3		0-0 F8		0-0 P4		0-0 6-3		0-0 5-3			4-0 SH3-4 1B BB	5 1 1 0 1 0 0
Frank White, R (1, 4) OBP: 0.176, SLG: 0.313		0-0 SF9		0-0 1-3		0-0 F8		0-0 5-3			0-0 F7		0-0 SH3-4	4 0 0 1 0 0 0

Inning Stats	R: 2	H: 2	E: 1	LOB: 1	K: 0	P: 6	R: 1	H: 2	E: 0	LOB: 1	K: 0	P: 5	R: 0	H: 1	E: 0	LOB: 2	K: 1	P: 10	R: 0	H: 0	E: 0	LOB: 0	K: 0	P: 7	R: 1	H: 2	E: 0	LOB: 1	K: 0	P: 5	R: 0	H: 0	E: 0	LOB: 0	K: 0	P: 3	R: 0	H: 2	E: 0	LOB: 3	K: 1	P: 11	R: 0	H: 0	E: 0	LOB: 0	K: 0	P: 3	R: 0	H: 1	E: 0	LOB: 1	K: 0	P: 4	R: 0	H: 0	E: 0	LOB: 0	K: 0	P: 3	R: 0	H: 1	E: 1	LOB: 2	K: 2	P: 12	R: 0	H: 0	E: 0	LOB: 0	K: 2	P: 7	R: 1	H: 1	E: 0	LOB: 2	K: 0	P: 11	1B: 8	SF: 1	2B: 4	SAC: 1	3B: 0	DP: 0	HR: 0	HBP: 0	WP: 0	PA: 57
--------------	------	------	------	--------	------	------	------	------	------	--------	------	------	------	------	------	--------	------	-------	------	------	------	--------	------	------	------	------	------	--------	------	------	------	------	------	--------	------	------	------	------	------	--------	------	-------	------	------	------	--------	------	------	------	------	------	--------	------	------	------	------	------	--------	------	------	------	------	------	--------	------	-------	------	------	------	--------	------	------	------	------	------	--------	------	-------	-------	-------	-------	--------	-------	-------	-------	--------	-------	--------

PITCHER	IP	WLS	BF	H	R	ER	SO	BB	IBB	HBP	BLK	WP	HR	S	P	ERA	WHIP
Dock Ellis, R (1, 1) ERA: 3.0	6.0		29	8	4	2	1	2	0	0	0	0	0	29	37	3.00	1.667
Sparky Lyle, L (7, 1) ERA:	5.0		20	3	0	0	3	0	2	0	0	0	0	24	32	0.00	0.600
Dick Tidrow, R (12, 1) ERA: 4.5	1.2	L	8	1	1	1	2	1	1	0	0	0	0	10	18	5.40	1.200

BOTTOM

New York Yankees @ Kansas City Royals
 Royals Stadium, Kansas City, MO

Mon Apr 11 1977, 7:05 PM EST
 Att: 39,460 - Unknown - 77 F

livebaseballscorecards.com

AB	49
R	5
H	12
RBI	4
BB	6
SO	6
LOB	31



Batter	1	2	3	4	5	6	7	8	9	AB R H RBI BB SO LOB	TOP									
Mickey Rivers, L (1, 8) OBP: 0.357, SLG: 0.407	0-0 1-3		0-0 G3			0-0 6-3		0-0 1B 1B		4 1 1 0 0 0 1										
Roy White, S (1, 7) OBP: 0.250, SLG: 0.231	0-0 1-3			0-0 F9		0-0 5-3		0-0 1B 1B		4 1 1 0 0 0 0										
Thurman Munson, R (1, 2) OBP: 0.385, SLG: 0.391	0-3 K			0-0 F7		0-0 F9		0-0 1B 1B		4 0 1 2 0 1 0										
Chris Chambliss, L (1, 3) OBP: 0.115, SLG: 0.115		0-0 F9		0-0 G1			0-0 4-3	0-0 1B 1B		4 0 1 1 0 0 0										
Jimmy Wynn, R (1, 10) OBP: 0.522, SLG: 0.611		0-0 F6			4-0 1B 1B 1B SF9		0-0 L8	0-0 1B 1B FC6-4		3 1 0 0 1 0 2										
Lou Piniella, R (1, 9) OBP: 0.250, SLG: 0.250		0-0 6-3			0-0 1B 1B SF9		0-3 K		0-0 1B 1B FC3-6	3 0 1 0 0 1 0 1 0 1 0 0 0 0										
Carlos May, L (9, PH) OBP: 0.667, SLG: 0.600																				
Graig Nettles, L (1, 5) OBP: 0.154, SLG: 0.083			0-0 F9		0-0 1-3			0-0 4-3	0-0 1B 1B FC3-6	4 0 0 0 0 0 3										
Willie Randolph, R (1, 4) OBP: 0.348, SLG: 0.429		0-0 6-3			0-0 1B 1B SF9			0-0 1B 1B FC5-4	0-0 1B 1B G1-4-3	3 0 2 1 0 0 0										
Bucky Dent, R (1, 6) OBP: 0.250, SLG: 0.278			4-0 BB		0-0 1-3			0-0 1B 1B FC5-4	0-0 1B 1B G1-4-3	2 1 0 0 1 0 2 0 0 0 0 0 0 0 1 0 0 0 0 0 2										
Elrod Hendricks, L (9, PH)																				
Fran Healy, R (9, PH)																				
Inning Stats	R: 0 E: 0 K: 1 S: 5	H: 0 LOB: 0 BB: 0 P: 5	R: 0 E: 0 K: 0 S: 3	H: 0 LOB: 0 BB: 1 P: 3	R: 0 E: 0 K: 0 S: 3	H: 0 LOB: 0 BB: 1 P: 7	R: 1 E: 0 K: 0 S: 4	H: 1 LOB: 1 BB: 1 P: 8	R: 0 E: 0 K: 0 S: 3	H: 0 LOB: 0 BB: 0 P: 3	R: 0 E: 0 K: 1 S: 5	H: 0 LOB: 0 BB: 0 P: 5	R: 3 E: 0 K: 0 S: 8	H: 5 LOB: 2 BB: 0 P: 8	R: 0 E: 0 K: 0 S: 4	H: 2 LOB: 1 BB: 0 P: 4	1B: 8 2B: 0 3B: 0 HR: 0	SF: 1 SAC: 0 DP: 1 HBP: 0	WP: 0 PB: 0 SB: 0 CS: 0	PA: 36
PITCHER	IP WLS BF H R ER SO BB IBB HBP BLK WP HR S P ERA WHIP																			
Jerry Augustine, L (1, 1) ERA: 2.87	7.2 W 31 6 4 4 2 2 0 0 0 0 0 0 33 41 4.70 1.043																			
Bill Castro, R (8, 1) ERA: 3.86	0.2 4 2 0 0 0 0 0 0 0 0 0 0 4 4 0.00 3.000																			
Bob McClure, L (9, 1) ERA:	0.2 S 1 0 0 0 0 0 0 0 0 0 0 0 1 1 0.00 0.000																			

New York Yankees @ Milwaukee Brewers
 Milwaukee County Stadium, Milwaukee, WI
 Fri Apr 15 1977, 7:05 PM EST
 Att. 11,818 - Unknown - 64 F

AB	33
R	4
H	8
RBI	4
BB	2
SO	2
LOB	10



WP: 0	PA: 36
PB: 0	
SB: 0	
CS: 0	

Batter	1	2	3	4	5	6	7	8	9	AB R H RBI BB SO LOB
Jim Wohlford, R OBP: 0.182, SLG: 0.190 (1, 7)	0-0 5-3 S 1B		0-0 S 1B		0-0 SF8		0-0 4-3			3 1 2 1 0 0 0
Robin Yount, R OBP: 0.292, SLG: 0.227 (1, 6)	0-0 F8 1-2		0-0 F9 1-2		4-0 3B BB		0-0 G3			3 1 0 0 1 0 2
Cecil Cooper, L OBP: 0.348, SLG: 0.381 (1, 3)	4-0 5-3 1B BB		0-0 3-1		0-0 1B 3B 1-H 2-H		0-0 4-3			3 2 1 2 1 0 1
Sal Bando, R OBP: 0.261, SLG: 0.286 (1, 5)	0-0 5-3 1-2 2-3			0-3 K	0-0 F2		0-0 F5			4 0 0 0 0 1 3
Sixto Lezcano, R OBP: 0.348, SLG: 0.619 (1, 9)	0-0 CS 1B 2-H 3-H			0-0 F7	0-0 1B 3-H		4-0 E FC5-2 BB			3 0 2 3 1 0 0
Don Money, R OBP: 0.333, SLG: 0.500 (1, 4)	0-0 CS 1-2	0-0 F3		0-0 6-3	0-0 L7		0-0 E8 FC5-2 1B 1-3			4 0 1 0 0 0 1
Steve Brye, R OBP: 0.400, SLG: 0.500 (1, 10)		0-3 K			0-0 WP 1B 2B	4-0 G4-6-3 BB		0-0 FC5-2 2-3 3-H		3 1 1 0 1 1 2
Von Joshua, L OBP: 0.250, SLG: 0.261 (1, 8)		0-3 K			0-3 K 1B SF8 2-3	0-0 G4-6-3 1-2f		0-0 4-3		4 1 0 0 0 2 4
Charlie Moore, R OBP: 0.111, SLG: 0.111 (1, 2)			0-0 1-3		0-0 3B 1B 1-3 3-H	0-0 5-3				3 1 1 1 0 0 0

Inning Stats	R: 2 E: 0 K: 0 S: 4	H: 2 LOB: 0 BB: 1 P: 8	R: 0 E: 0 K: 2 S: 7	H: 0 LOB: 0 BB: 0 P: 7	R: 0 E: 0 K: 0 S: 4	H: 1 LOB: 1 BB: 0 P: 4	R: 0 E: 0 K: 1 S: 5	H: 0 LOB: 0 BB: 0 P: 5	R: 5 E: 0 K: 1 S: 10	H: 4 LOB: 1 BB: 1 P: 14	R: 0 E: 0 K: 0 S: 2	H: 0 LOB: 0 BB: 1 P: 6	R: 0 E: 0 K: 0 S: 3	H: 0 LOB: 0 BB: 0 P: 3	R: 0 E: 1 K: 0 S: 4	H: 1 LOB: 2 BB: 1 P: 8
1B: 6 2B: 1 3B: 1 HR: 0	SF: 1 SAC: 0 DP: 1 HBP: 0	WP: 1 PB: 0 SB: 2 CS: 1	PA: 36													

PITCHER	IP	WLS	BF	H	R	ER	SO	BB	IBB	HBP	BLK	WP	HR	S	P	ERA	WHIP
Don Gullett, L ERA: 6.23 (1, 1)	4.1	L	21	6	7	7	4	2	0	0	0	1	0	27	35	14.54	1.846
Dick Tidrow, R ERA: 1.93 (5, 1)	2.2		9	1	0	0	0	1	0	0	0	0	0	8	12	0.00	0.750
Ron Guidry, L ERA: (8, 1)	1.0		5	1	0	0	0	1	0	0	0	0	0	4	8	0.00	2.000

BOTTOM

New York Yankees @ Milwaukee Brewers
Milwaukee County Stadium, Milwaukee, WI

Fri Apr 15 1977, 7:05 PM EST
Att. 11,818 - Unknown - 64 F

AB	30
R	7
H	8
RBI	7
BB	4
SO	4
LOB	13



WP: 1 PB: 0 SB: 2 CS: 1	PA: 36
----------------------------------	--------

PITCHER	IP	WLS	BF	H	R	ER	SO	BB	IBB	HBP	BLK	WP	HR	S	P	ERA	WHIP
---------	----	-----	----	---	---	----	----	----	-----	-----	-----	----	----	---	---	-----	------

New York Yankees @ Milwaukee Brewers
 Milwaukee County Stadium, Milwaukee, WI

Sat Apr 16 1977, 4:33 AM EST
 Att. 15,913 - Unknown

AB	32
R	3
H	8
RBI	3
BB	4
SO	2
LOB	16



Batter	1	2	3	4	5	6	7	8	9	AB R H RBI BB SO LOB
Mickey Rivers, L (1, 8) OBP: 0.333, SLG: 0.375	0-0 4-3		0-0 1-3		0-0 CS 1-3 1B		0-0 F8		0-0 1-3	5 0 1 0 0 0 3
Roy White, S (1, 9) OBP: 0.250, SLG: 0.233 (9, 7)	0-0 CS 1B		0-0 F9		0-0 1-3		0-0 F8			4 0 1 0 0 0 1
Thurman Munson, R (1, 2) OBP: 0.333, SLG: 0.333	0-0 F7		0-3 K		0-0 5-3		0-0 6-3			4 0 0 0 0 1 2
Chris Chambliss, L (1, 3) OBP: 0.167, SLG: 0.241	0-0 CS 1-2	0-0 F7		0-0 HR	4-0 BB		0-0 4-3			3 1 1 1 1 0 0
Reggie Jackson, L (1, 10) OBP: 0.346, SLG: 0.435		4-0 1B 1B BB		0-0 6-3 SF8 2B	0-0 CS 2-3	0-0 4-3			0-0 G1	3 1 1 0 1 0 0
Carlos May, L (1, 7) OBP: 0.600, SLG: 0.667 Paul Blair, R (9, PR) (9, 9)		0-0 1B 1-2 1B		0-0 6-3 2-3		0-0 F6			0-0 FC4-6 1B 2B	4 0 2 0 0 0 1 0 1 0 0 0 0 0
Graig Nettles, L (1, 5) OBP: 0.233, SLG: 0.115		0-0 1-2 2-3 1B		4-0 IBB		0-0 3-1			4-0 FC4-6 IBB	2 0 1 0 2 0 0
Willie Randolph, R (1, 4) OBP: 0.296, SLG: 0.375		0-3 K		0-0 SF8		0-0 5-3			0-0 FC4-6 1B 1-2 2-3	3 0 0 1 0 1 5
Bucky Dent, R (1, 6) OBP: 0.217, SLG: 0.238 Elrod Hendricks, L (9, PH) OBP: 1.000, SLG: 1.000 Fred Stanley, R (9, 6)		0-0 F9		0-0 3-H F8		0-0 5-3			0-0 1B 3-H	3 0 0 0 0 0 4 1 0 1 1 0 0 0 0 0 0 0 0 0 0

Inning Stats	R: 0 E: 0 K: 0 S: 3	H: 1 LOB: 0 BB: 0 P: 3	R: 0 E: 0 K: 1 S: 7	H: 2 LOB: 3 BB: 1 P: 11	R: 0 E: 0 K: 1 S: 5	H: 0 LOB: 0 BB: 0 P: 5	R: 2 E: 0 K: 0 S: 5	H: 2 LOB: 1 BB: 1 P: 9	R: 0 E: 0 K: 0 S: 3	H: 1 LOB: 1 BB: 1 P: 7	R: 0 E: 0 K: 0 S: 3	H: 0 LOB: 0 BB: 0 P: 3	R: 0 E: 0 K: 0 S: 3	H: 0 LOB: 0 BB: 0 P: 3	R: 0 E: 0 K: 0 S: 3	H: 0 LOB: 0 BB: 0 P: 3	R: 1 E: 0 K: 0 S: 5	H: 2 LOB: 3 BB: 1 P: 9	1B: 5 2B: 2 3B: 0 HR: 1	SF: 1 SAC: 0 DP: 0 HBP: 0	WP: 0 PB: 0 SB: 0 CS: 2	PA: 39
--------------	------------------------------	---------------------------------	------------------------------	----------------------------------	------------------------------	---------------------------------	------------------------------	---------------------------------	------------------------------	---------------------------------	------------------------------	---------------------------------	------------------------------	---------------------------------	------------------------------	---------------------------------	------------------------------	---------------------------------	----------------------------------	------------------------------------	----------------------------------	--------

PITCHER	IP	WLS	BF	H	R	ER	SO	BB	IBB	HBP	BLK	WP	HR	S	P	ERA	WHIP
Moose Haas, R (1, 1) ERA: 2.25	8.1		34	7	3	3	2	2	2	0	0	0	1	34	50	3.24	1.080
Bill Castro, R (9, 1) ERA: 3.0	0.2	W	3	1	0	0	0	0	0	0	0	0	0	3	3	0.00	1.500

PITCHER	IP	WLS	BF	H	R	ER	SO	BB	IBB	HBP	BLK	WP	HR	S	P	ERA	WHIP
---------	----	-----	----	---	---	----	----	----	-----	-----	-----	----	----	---	---	-----	------

Batter	1	2	3	4	5	6	7	8	9	AB R H RBI BB SO LOB
Jim Wohlford, R OBP: 0.231, SLG: 0.208 (1, 7) (9, 8)	0-0 G3			4-0 1B SF8 BB		0-0 6-3			0-0 FC4-6 1B	3 1 1 0 1 0 0
Robin Yount, R OBP: 0.321, SLG: 0.269 (1, 6)	0-0 4-3			0-0 CS 1B			0-0 SH5-3 1B		0-0 FC4-6 HR 1-2f	4 1 2 0 0 0 1
Cecil Cooper, L OBP: 0.346, SLG: 0.522 (1, 3)	0-0 4-3			0-0 SF8 1-2 3-H			0-0 SH5-3 1-2		0-0 HR 1-H	2 1 1 3 0 0 0
Sal Bando, R OBP: 0.296, SLG: 0.375 (1, 5)				0-0 4-3			0-0 L4		0-0 1B 3B	3 1 1 0 1 0 1
Sixto Lezcano, R OBP: 0.333, SLG: 0.542 (1, 9)				0-0 G6-4-3 1-2f			0-0 4-3		4-0 1B S IBB	3 0 0 0 1 0 2
Don Money, R OBP: 0.360, SLG: 0.500 (1, 4)				0-0 CS 1B			0-0 4-3		0-0 FC1-6 1B	4 0 2 0 0 1 2
Steve Brye, R OBP: 0.333, SLG: 0.375 (1, 10)				0-0 CS 1-2			0-0 F9		0-0 FC1-6 4-3 1-2f	4 0 1 1 0 0 1
Von Joshua, L OBP: 0.231, SLG: 0.240 Ken McMullen, R (8, PH) Mike Hegan, L (9, 7)				0-0 4-3			0-0 G3		0-0 4-3 1-2	2 0 0 0 0 0 0 1 0 0 0 0 0 1 0 0 0 0 0 0 0
Charlie Moore, R OBP: 0.095, SLG: 0.095 (1, 2)				0-0 1-3			0-0 F8		0-0 L1	3 0 0 0 0 0 1

Inning Stats	R: 0 E: 0 K: 0 S: 3	H: 0 LOB: 0 BB: 0 P: 3	R: 0 E: 0 K: 0 S: 2	H: 1 LOB: 0 BB: 1 P: 6	R: 0 E: 0 K: 0 S: 3	H: 0 LOB: 0 BB: 0 P: 3	R: 1 E: 0 K: 0 S: 3	H: 1 LOB: 0 BB: 1 P: 7	R: 0 E: 0 K: 0 S: 3	H: 0 LOB: 0 BB: 0 P: 3	R: 0 E: 0 K: 0 S: 3	H: 0 LOB: 0 BB: 0 P: 3	R: 0 E: 0 K: 0 S: 4	H: 1 LOB: 1 BB: 0 P: 4	R: 0 E: 0 K: 0 S: 4	H: 1 LOB: 1 BB: 0 P: 4	R: 3 E: 0 K: 1 S: 8	H: 4 LOB: 2 BB: 1 P: 12	1B: 6 2B: 0 3B: 1 HR: 1	SF: 1 SAC: 1 DP: 1 HBP: 0		
PITCHER	IP	WLS	BF	H	R	ER	SO	BB	IBB	HBP	BLK	WP	HR	S	P	ERA	WHIP	WP: 0	PA: 35	PB: 0	SB: 1	CS: 2
Ken Holtzman, L ERA: 2.25 Sparky Lyle, L ERA: 2.35	(1, 1) (9, 1)	8.0	L	6	3	2	1	0	1	0	0	0	1	7	11	27.00	4.500					

BOTTOM

New York Yankees @ Milwaukee Brewers
Milwaukee County Stadium, Milwaukee, WI

livebaseballscorecards.com

AB	29
R	4
H	8
RBI	4
BB	3
SO	1
LOB	9



Sat Apr 16 1977, 4:33 AM EST
Att. 15,913 - Unknown

Batter	1	2	3	4	5	6	7	8	9	AB R H RBI BB SO LOB	TOP											
Mickey Rivers, L (1, 8) OBP: 0.342, SLG: 0.378	0-0 G6-4-3 1B		0-0 SH1-3 1B	0-0 F8			0-0 1-3		0-0 F5	5 0 2 0 0 0 2												
Roy White, S (1, 7) OBP: 0.250, SLG: 0.212	0-0 G6-4-3 1-2f		0-0 SH1-3		0-0 F9		4-0 BB		0-0 5-3	3 0 0 0 1 0 1												
Thurman Munson, R (1, 2) OBP: 0.353, SLG: 0.310	4-0 BB		4-0 IBB		0-0 F8		0-0 4-3			2 0 0 0 2 0 1												
Chris Chambliss, L (1, 3) OBP: 0.206, SLG: 0.273	0-0 1-3		0-3 K		0-0 1B			0-0 1B 1B		4 0 2 0 0 1 4												
Jimmy Wynn, R (1, 9) OBP: 0.481, SLG: 0.524		4-0 BB BB	0-0 F8		0-0 F8			0-0 L9		3 0 0 0 1 0 5												
Reggie Jackson, L (1, 10) OBP: 0.300, SLG: 0.370		0-0 F7		0-0 4-3		0-0 4-3		0-3 K		4 0 0 0 0 1 2												
Graig Nettles, L (1, 5) OBP: 0.294, SLG: 0.143		4-0 BB BB BB	4-0 G1-6-3 1B BB		4-0 1B BB		0-3 K	0-0 FC6-4 1B		2 0 1 0 2 1 0												
Willie Randolph, R (1, 4) OBP: 0.258, SLG: 0.321	0-0 G1-6-3 1-2f			0-0 F8		0-0 F8		0-0 FC6-4 1-2f		4 0 0 0 0 0 5												
Bucky Dent, R (1, 6) OBP: 0.269, SLG: 0.292			0-0 SH1-3 1B	0-0 1B			0-0 F9		0-0 4-3	3 0 2 0 0 0 0												
Lou Piniella, R (9, PH) OBP: 0.200, SLG: 0.200				1-2 1B						1 0 0 0 0 0 0												
Inning Stats	R: 0 E: 0 K: 0 S: 3	H: 1 LOB: 1 BB: 1 P: 7	R: 0 E: 0 K: 0 S: 2	H: 0 LOB: 1 BB: 2 P: 10	R: 0 E: 0 K: 1 S: 7	H: 2 LOB: 3 BB: 1 P: 11	R: 0 E: 0 K: 0 S: 4	H: 1 LOB: 2 BB: 1 P: 8	R: 0 E: 0 K: 0 S: 4	H: 1 LOB: 1 BB: 0 P: 4	R: 0 E: 0 K: 1 S: 5	H: 0 LOB: 0 BB: 0 P: 5	R: 0 E: 0 K: 0 S: 3	H: 0 LOB: 1 BB: 1 P: 7	R: 0 E: 0 K: 1 S: 7	H: 2 LOB: 2 BB: 0 P: 7	R: 0 E: 0 K: 0 S: 3	H: 0 LOB: 0 BB: 0 P: 3	1B: 7 2B: 0 3B: 0 HR: 0	SF: 0 SAC: 1 DP: 2 HBP: 0	WP: 0 PB: 0 SB: 0 CS: 0	PA: 38
PITCHER Bill Travers, L (1, 1) ERA: 1.4	IP: 9.0 WLS: W BF: 38 H: 7 R: 0 ER: 0 SO: 3 BB: 5 IBB: 1 HBP: 0 BLK: 0 WP: 0 HR: 0 S: 38 P: 62 ERA: 0.00 WHIP: 1.333											PITCHER	IP: 9.0 WLS: W BF: 38 H: 7 R: 0 ER: 0 SO: 3 BB: 5 IBB: 1 HBP: 0 BLK: 0 WP: 0 HR: 0 S: 38 P: 62 ERA: 0.00 WHIP: 1.333									

New York Yankees @ Milwaukee Brewers
Milwaukee County Stadium, Milwaukee, WI

Sun Apr 17 1977, 4:33 AM EST
 Att. 37,186 - Unknown - 63 F

AB	31
R	0
H	7
RBI	0
BB	6
SO	3
LOB	20



WP: 0	PA: 38
PB: 0	
SB: 0	
CS: 0	

Batter	1	2	3	4	5	6	7	8	9	AB	R	H	RBI	BB	SO	LOB
Mickey Rivers, L (1, 8) OBP: 0.310, SLG: 0.350	0-3 K		0-0 SF7		0-0 FC6-4			0-0 G3		3	0	0	1	0	1	2
Thurman Munson, R (1, 2) OBP: 0.316, SLG: 0.273	0-0 6-3		0-0 5-3			0-0 F9		0-0 4-3		4	0	0	0	0	0	1
Reggie Jackson, L (1, 10) OBP: 0.265, SLG: 0.323	0-0 4-3			0-0 1-3		0-0 G3		0-3 K		4	0	0	0	0	1	0
Chris Chambliss, L (1, 3) OBP: 0.211, SLG: 0.270		0-0 L5-3 1B		0-0 G3		0-3 K		0-3 K		4	0	1	0	0	2	0
Carlos May, L (1, 7) OBP: 0.429, SLG: 0.462		0-0 L5-3		0-0 F6			0-0 4-3		0-0 G3	4	0	0	0	0	0	1
Graig Nettles, L (1, 5) OBP: 0.289, SLG: 0.129		0-0 3-1			0-0 F9		4-0 BB BB		0-0 F7	3	0	0	0	1	0	0
Roy White, S (1, 9) OBP: 0.282, SLG: 0.229			0-0 SH1-3 1B SF7 1B		0-0 6-3		4-0 BB BB			2	1	1	0	1	0	0
Willie Randolph, R (1, 4) OBP: 0.294, SLG: 0.355			0-0 SH1-3 1B		0-0 S 1B		0-0 F6			3	0	2	0	0	0	2
Bucky Dent, R (1, 6) OBP: 0.296, SLG: 0.292			0-0 SH1-3		4-0 FC6-4 BB		0-3 K			0	0	0	0	1	0	0
Elrod Hendricks, L (7, PH) OBP: 0.500, SLG: 0.500										1	0	0	0	0	1	2
Fred Stanley, R (8, 6)										0	0	0	0	0	0	0

Inning Stats	R: 0	H: 0	E: 0	K: 1	S: 5	R: 0	H: 1	E: 0	K: 0	S: 3	R: 1	H: 2	E: 0	K: 0	S: 5	R: 0	H: 0	E: 0	K: 0	S: 3	R: 0	H: 1	E: 0	K: 0	S: 4	R: 0	H: 0	E: 0	K: 1	S: 5	R: 0	H: 0	E: 0	K: 1	S: 5	R: 0	H: 0	E: 0	K: 1	S: 5	R: 0	H: 0	E: 0	K: 1	S: 5	R: 0	H: 0	E: 0	K: 1	S: 5						
	0	0	0	1	5	0	1	0	0	3	0	2	0	0	5	0	0	0	0	0	3	0	0	0	0	4	0	0	0	1	5	0	0	0	0	5	0	0	0	0	5	0	0	0	0	5	0	0	0	0	5	0	0	0	0	5

BOTTOM

Toronto Blue Jays @ New York Yankees
 Yankee Stadium, Bronx, NY


Mon Apr 18 1977, 3:33 AM EST
 Att. 9,685 - Sunny - 69 F

livebaseballscorecards.com

AB	28
R	1
H	4
RBI	1
BB	3
SO	5
LOB	8



WP: 0	PA: 33
PB: 0	
SB: 1	
CS: 0	

Batter	1	2	3	4	5	6	7	8	9	AB R H RBI BB SO LOB	TOP											
Pedro Garcia, R (1, 4) OBP: 0.250, SLG: 0.286	0-0 6-3		0-0 F6	0-0 F8		0-0 E 3B		0-3 K		5 1 1 0 0 1 1												
Jim Mason, L (1, 6) OBP: 0.179, SLG: 0.111	0-3 K		0-0 3-1		0-0 F7	0-0 FC2 FC5-4		0-0 4-3		5 0 0 0 0 1 0												
Bob Bailor, R (1, 7) OBP: 0.344, SLG: 0.586	0-0 F9			0-0 1B 1B 2B	0-0 F3	0-0 FC5-4 1-2f			0-0 1-3	5 1 1 0 0 0 1												
Ron Fairly, L (1, 10) OBP: 0.387, SLG: 0.400		0-0 F6		0-0 PB 1B E 1B 2-3	0-0 1B 2B	0-3 K		0-0 1-3	5 2 2 0 0 1 1													
Doug Ault, R (1, 3) OBP: 0.440, SLG: 0.698		4-0 WP BB		0-0 E PB 1B 1B 1-2 3-H	4-0 1B 2B BB		0-0 WP 2B 1B	0-0 1B	3 3 3 1 2 0 0													
Otto Velez, R (1, 9) OBP: 0.500, SLG: 0.762		4-0 BB		0-0 1-3	0-0 2B 1B 1-2 2-3		0-0 L6-4 1-H 2B	0-3 K	3 0 2 2 1 0 2 1 0 0 0 0 1 1													
Steve Bowling, R (7, 9) OBP: 0.333, SLG: 0.125		1-2 BB																				
Gary Woods, R (1, 8) OBP: 0.229, SLG: 0.222		0-3 K		1-0 1B E SH1-3 HBP	0-0 1-3 2B 3-H		0-0 F4		3 1 1 1 0 1 3		AB 37 R 8 H 11 RBI 6 BB 3 SO 7 LOB 14											
Dave McKay, S (1, 5) OBP: 0.205, SLG: 0.227		0-0 6-3		0-0 SH1-3 1B 1-3 2-H 3-H	0-3 K		0-0 L6-4		4 0 1 1 0 1 5													
Alan Ashby, S (1, 2) OBP: 0.371, SLG: 0.387			0-3 K	0-0 SH1-3		0-0 F6		0-0 4-3	3 0 0 1 0 1 0													
Inning Stats	R: 0 E: 0 K: 1 S: 5	H: 0 LOB: 0 BB: 0 P: 5	R: 0 E: 0 K: 1 S: 5	H: 0 LOB: 2 BB: 2 P: 13	R: 0 E: 0 K: 1 S: 5	H: 0 LOB: 0 BB: 0 P: 5	R: 4 E: 1 K: 0 S: 7	H: 4 LOB: 1 BB: 0 P: 8	R: 2 E: 0 K: 1 S: 8	H: 3 LOB: 2 BB: 1 P: 12	R: 1 E: 1 K: 1 S: 7	H: 1 LOB: 1 BB: 0 P: 7	R: 1 E: 0 K: 0 S: 4	H: 2 LOB: 0 BB: 0 P: 4	R: 0 E: 0 K: 1 S: 5	H: 0 LOB: 0 BB: 0 P: 5	R: 0 E: 0 K: 1 S: 6	H: 1 LOB: 1 BB: 0 P: 6	1B: 6 2B: 5 3B: 1 HR: 0	SF: 0 SAC: 1 DP: 1 HBP: 1	WP: 3 PB: 1 SB: 0 CS: 0	PA: 42
PITCHER	IP WLS BF H R ER SO BB IBB HBP BLK WP HR S P ERA WHIP																					
Gil Patterson, R (1, 1) ERA: 10.8	3.1 L 17 4 4 4 3 2 0 1 0 20 29 10.80 1.800																					
Ron Guidry, L (4, 1) ERA: 4.26	2.2 15 5 4 3 2 1 0 0 0 0 0 18 22 10.12 2.250																					
Dick Tidrow, R (7, 1) ERA: 2.53	3.0 10 2 0 0 2 0 0 0 0 1 0 14 14 0.00 0.667																					

Toronto Blue Jays @ New York Yankees
Yankee Stadium, Bronx, NY
 Tue Apr 19 1977, 3:33 AM EST
 Att: 9,954 - Sunny - 68 F

livebaseballscorecards.com

Batter	1	2	3	4	5	6	7	8	9	AB R H RBI BB SO LOB	TOP
Pedro Garcia, R OBP: 0.246, SLG: 0.264 (1, 4) X	0-0 F8	0-3 K2-3		0-0 F4			0-0 5-3	1-0 HBP		4 0 0 0 0 1 2	
Hector Torres, R OBP: 0.429, SLG: 0.333 (1, 6) B B B	4-0 1B BB		0-0 1B 1B	0-0 F3			0-0 F5	0-0 F9		4 2 1 0 1 0 4	
Bob Bailor, R OBP: 0.324, SLG: 0.529 (1, 7) X	0-0 1B 5-3 1B		0-0 F5				0-0 F8		0-3 K	5 1 1 0 0 1 1	
Otto Velez, R OBP: 0.515, SLG: 0.720 (1, 10) X	0-0 5-3 1B		0-0 1B 1B				0-0 5-3	0-3 K	4-0 BB	4 0 2 1 1 1 0	
Doug Ault, R OBP: 0.436, SLG: 0.667 (1, 3) X	0-0 5-3 1B		0-0 1B	1-2 1B			0-0 F4	0-0 2B 1B	0-0 F9	5 1 2 2 0 0 2	
Gary Woods, R OBP: 0.226, SLG: 0.240 (1, 8) X	0-0 F7		0-3 K				0-0 4-3	0-0 1B 2B	0-0 5-3	5 1 1 0 0 1 4	
Dave McKay, S OBP: 0.229, SLG: 0.234 (1, 5) X		0-0 6-3	0-0 5-3				4-0 BB	0-0 FC5-4 BB 1B		3 0 1 2 1 0 2	
Alan Ashby, S OBP: 0.359, SLG: 0.353 (1, 2) X		0-0 P5		0-0 6-3			0-0 F6	4-0 FC5-4 BB 1B		3 0 0 0 1 0 1	
Steve Bowling, R OBP: 0.360, SLG: 0.158 (1, 9) X		0-0 1B		4-0 BB			0-0 F5	0-0 FC5-4 HBP		3 0 1 0 1 0 3	
Inning Stats	R: 2 H: 2 E: 0 LOB: 1 K: 0 BB: 1 S: 5 P: 9	R: 0 H: 1 E: 0 LOB: 1 K: 1 BB: 0 S: 6 P: 6	R: 1 H: 3 E: 0 LOB: 2 K: 1 BB: 0 S: 8 P: 8	R: 0 H: 0 E: 0 LOB: 1 K: 0 BB: 1 S: 3 P: 7	R: 0 H: 0 E: 0 LOB: 0 K: 0 BB: 0 S: 3 P: 3	R: 0 H: 0 E: 0 LOB: 1 K: 0 BB: 1 S: 3 P: 7	R: 0 H: 0 E: 0 LOB: 0 K: 0 BB: 0 S: 3 P: 3	R: 2 H: 3 E: 0 LOB: 3 K: 1 BB: 1 S: 8 P: 13	R: 0 H: 0 E: 0 LOB: 1 K: 1 BB: 1 S: 5 P: 9	1B: 8 SF: 0 2B: 1 SAC: 0 3B: 0 DP: 0 HR: 0 HBP: 1	WP: 0 PA: 42 PB: 0 SB: 0 CS: 0
PITCHER	IP WLS BF H R ER SO BB IBB HBP BLK WP HR S P ERA WHIP										
Don Gullett, L ERA: 6.2 (1, 1)	7.1 W 35 9 5 5 3 4 0 0 0 0 0 0 37 53 6.14 1.773										
Sparky Lyle, L ERA: 1.93 (8, 1)	1.2 S 7 0 0 0 1 1 0 1 0 0 0 0 7 12 0.00 0.600										

Toronto Blue Jays @ New York Yankees
 Yankee Stadium, Bronx, NY
 Wed Apr 20 1977, 3:33 AM EST
 Att. 10,819 - Overcast - 59 F

livebaseballscorecards.com

AB 36
 R 5
 H 9
 RBI 5
 BB 5
 SO 4
 LOB 19



BOTTOM

Toronto Blue Jays @ New York Yankees
Yankee Stadium, Bronx, NY
Wed Apr 20 1977, 3:33 AM EST
Att. 10,819 - Overcast - 59 F

livebaseballscores.com

AB 36
R 7
H 14
RBI 7
BB 5
SO 0
LOB 27



WP: 0 PA: 43
PB: 0
SB: 3
CS: 0

AB R H RBI BB SO LOB

4 2 3 1 1 0 1

5 2 2 1 0 0 3

4 2 2 2 1 0 1

4 0 1 0 1 0 2

3 0 1 2 0 0 1

4 0 2 0 1 0 3

4 0 1 1 0 0 3

4 1 2 0 0 0 6

1B: 11 SF: 1
2B: 2 SAC: 1
3B: 0 DP: 1
HR: 1 HBP: 0

Batter	1	2	3	4	5	6	7	8	9
Willie Randolph, R (1, 4) OBP: 0.349, SLG: 0.513	4-0 2B 1B BB	0-0 HR	0-0 FC6-4 E 1-2f		0-0 FC6-4 1B		0-0 G6-4-3 1B		
Thurman Munson, R (1, 2) OBP: 0.298, SLG: 0.286	0-0 1B 2B	0-0 F9 S E 1B	0-0 5-3		0-0 FC6-4 1-2f 3-H		0-0 G6-4-3 1-2f		
Reggie Jackson, L (1, 9) OBP: 0.308, SLG: 0.343	0-0 SH1-3 S 1B 2-H 3-H	4-0 E BB		0-0 1B SF8		0-0 F8		0-0 F8	
Graig Nettles, L (1, 5) OBP: 0.298, SLG: 0.179	4-0 1B SH1-3 BB	0-0 F9		0-0 G3 SF8 1B		0-0 F3		0-0 G3	
Mickey Rivers, L (1, 8) OBP: 0.280, SLG: 0.319	0-0 SH1-3 1-2 2-3	0-0 E3		0-0 SF8 1-2 3-H		0-0 2B 1B		0-0 F7	
Roy White, S (1, 7) OBP: 0.313, SLG: 0.279	4-0 1B IBB	0-0 F3		0-0 G3 2-3		0-0 2B		0-0 S 1B	
Carlos May, L (1, 10) OBP: 0.353, SLG: 0.375	0-0 F7	0-0 4-3		0-0 4-3		4-0 FC6-4 IBB		0-0 5-3 1-2	
Jimmy Wynn, R (6, PH) OBP: 0.485, SLG: 0.577									
Chris Chambliss, L (1, 3) OBP: 0.214, SLG: 0.268	0-0 1-2 2-3 3-H 1B		0-0 F5		0-0 F8		0-0 F8		
Bucky Dent, R (1, 6) OBP: 0.286, SLG: 0.281	0-0 F8		0-0 FC6-4 1B		0-0 1B FC6-4 1B		0-0 FC6-4 1-2f		

Inning Stats	R: 3	H: 3	E: 0	K: 0	S: 6	LOB: 3	BB: 3	P: 18	R: 2	H: 2	E: 1	K: 0	S: 6	LOB: 2	BB: 1	P: 10	R: 0	H: 1	E: 1	K: 0	S: 4	LOB: 1	BB: 0	P: 4	R: 1	H: 2	E: 0	K: 0	S: 5	LOB: 1	BB: 0	P: 5	R: 0	H: 2	E: 0	K: 0	S: 5	LOB: 3	BB: 1	P: 9	R: 0	H: 1	E: 0	K: 0	S: 3	LOB: 0	BB: 0	P: 3	R: 0	H: 1	E: 0	K: 0	S: 4	LOB: 1	BB: 0	P: 4
--------------	------	------	------	------	------	--------	-------	-------	------	------	------	------	------	--------	-------	-------	------	------	------	------	------	--------	-------	------	------	------	------	------	------	--------	-------	------	------	------	------	------	------	--------	-------	------	------	------	------	------	------	--------	-------	------	------	------	------	------	------	--------	-------	------

PITCHER	IP	WLS	BF	H	R	ER	SO	BB	IBB	HBP	BLK	WP	HR	S	P	ERA	WHIP
Steve Hargan, R (1, 1) ERA: 9.72	1.0	L	12	5	5	5	0	3	1	0	0	0	1	8	24	45.00	8.000
Jerry Johnson, R (2, 1) ERA: 6.75	4.0		18	5	2	2	0	0	0	0	0	0	0	18	18	4.50	1.250
Mike Willis, L (6, 1) ERA:	3.0		13	4	0	0	0	0	1	0	0	0	0	12	16	0.00	1.333

PITCHER	IP	WLS	BF	H	R	ER	SO	BB	IBB	HBP	BLK	WP	HR	S	P	ERA	WHIP
---------	----	-----	----	---	---	----	----	----	-----	-----	-----	----	----	---	---	-----	------

Batter	1	2	3	4	5	6	7	8	9	AB R H RBI BB SO LOB	TOP											
Gary Woods, R (1, 8) OBP: 0.246, SLG: 0.259 Ron Fairly, L (9, PH) OBP: 0.375, SLG: 0.385	0-3 K		0-0 CS 1B		0-0 E5 1B			0-0 F7	0-0 1-3	4 0 2 0 0 1 0 1 0 0 0 0 0 1	Toronto Blue Jays @ New York Yankees Yankee Stadium, Bronx, NY Thu Apr 21 1977, 3:33 AM EST Att. 10,502 - Sunny - 74 F											
Hector Torres, R (1, 6) OBP: 0.417, SLG: 0.364	0-0 F8		0-0 CS 1-2	0-0 S HR 1B	0-0 1-3		0-0 FC6-4 1B	0-0 F8	5 1 2 0 0 0 2													
Bob Bailor, R (1, 7) OBP: 0.293, SLG: 0.474	0-0 4-3			0-0 F8 1-2		0-0 6-3	0-0 FC6-4 2B		4 1 0 0 0 0 2													
Otto Velez, R (1, 10) OBP: 0.541, SLG: 0.862		0-0 1B 1B		0-0 2-H HR		0-3 K	0-0 1-H 1B 2B		4 2 3 3 0 1 0													
Doug Ault, R (1, 3) OBP: 0.458, SLG: 0.667		0-0 1-3 1B 1B		0-0 5-3		4-0 BB	0-0 2-H 1B		3 1 2 1 1 0 0													
Dave McKay, S (1, 5) OBP: 0.250, SLG: 0.255		0-0 L5-3 2-H 1B		0-0 1B		0-0 F8	0-0 G3		4 0 2 1 0 0 2													
Alan Ashby, S (1, 2) OBP: 0.326, SLG: 0.316		0-0 L5-3 1-2		0-0 5-3		0-0 F8		0-0 1-3	4 0 0 0 0 0 2													
Steve Bowling, R (1, 9) OBP: 0.321, SLG: 0.136 Al Woods, L (9, PH) OBP: 0.381, SLG: 0.700			0-0 F9		0-0 4-3		0-0 4-3	0-0 HR	3 0 0 0 0 0 0 1 1 1 1 0 0 0													
Pedro Garcia, R (1, 4) OBP: 0.262, SLG: 0.281			0-0 5-3		0-0 1B		0-0 F7	0-0 1-3 1B	4 0 2 0 0 0 0													
Inning Stats	R: 0 E: 0 K: 1 S: 5	H: 0 LOB: 0 BB: 0 P: 5	R: 1 E: 0 K: 0 S: 4	H: 3 LOB: 0 BB: 0 P: 4	R: 0 E: 0 K: 0 S: 3	H: 1 LOB: 0 BB: 0 P: 3	R: 2 E: 0 K: 0 S: 6	H: 3 LOB: 1 BB: 0 P: 6	R: 0 E: 1 K: 0 S: 4	H: 2 LOB: 1 BB: 0 P: 4		R: 0 E: 0 K: 1 S: 5	H: 0 LOB: 1 BB: 1 P: 9	R: 0 E: 0 K: 0 S: 3	H: 0 LOB: 0 BB: 0 P: 3	R: 2 E: 0 K: 0 S: 6	H: 3 LOB: 1 BB: 0 P: 6	R: 1 E: 0 K: 0 S: 5	H: 2 LOB: 1 BB: 0 P: 5	1B: 11 2B: 2 3B: 0 HR: 2	SF: 0 SAC: 0 DP: 1 HBP: 0	WP: 0 PB: 0 SB: 1 CS: 1
PITCHER	IP WLS BF H R ER SO BB IBB HBP BLK WP HR S P ERA WHIP																				PITCHER	IP WLS BF H R ER SO BB IBB HBP BLK WP HR S P ERA WHIP
Ken Holtzman, L (1, 1) ERA: 4.02	7.2 W 31 11 5 5 2 1 0 0 0 0 1 34 38 5.87 1.565																					
Dick Tidrow, R (8, 1) ERA: 3.18	0.2 S 5 3 1 1 0 0 0 0 0 0 1 5 5 13.50 4.500																					
Sparky Lyle, L (9, 1) ERA: 1.8	0.2 S 2 0 0 0 0 0 0 0 0 0 0 2 2 0.00 0.000																					

AB	37
R	6
H	14
RBI	6
BB	1
SO	2
LOB	9



livebaseballscorecards.com

Batter	1	2	3	4	5	6	7	8	9	AB R H RBI BB SO LOB	TOP											
Willie Randolph, R OBP: 0.340, SLG: 0.469 (1, 4) X	0-0 6-3 1B		0-0 6-3 1B	0-0 1-3 1B		0-0 1-2 1B		0-0 1-2 2B 1B		5 2 3 0 0 0 0												
Thurman Munson, R OBP: 0.316, SLG: 0.308 (1, 2) S S S	0-3 K		0-0 6-3 1B	0-0 1B		0-0 FC4-6 1B		0-0 2B 1B		5 0 3 3 0 1 2												
Reggie Jackson, L OBP: 0.347, SLG: 0.372 (1, 9) X	0-0 FC6 1B		4-0 FC3-6 1B E IBB	0-0 4-3		0-0 FC4-6 1B		0-3 K		4 1 1 0 1 1 5												
Graig Nettles, L OBP: 0.281, SLG: 0.245 (1, 5) X	0-0 FC6 1-2f		0-0 FC3-6 1B		0-0 6-3		0-0 4-3	0-0 F8		5 0 1 2 0 0 3												
Mickey Rivers, L OBP: 0.300, SLG: 0.393 (1, 8) X		0-0 F7	0-0 FC3-6 E 1-2f 2-3		0-0 G3		0-0 2B	0-0 2B		5 1 2 1 0 0 2												
Carlos May, L OBP: 0.423, SLG: 0.391 (1, 10) X		0-0 4-3	0-0 1B E 1B 1-H 3-H		0-0 F6		0-3 K	0-0 5-3		5 1 1 0 0 1 3												
Roy White, S OBP: 0.345, SLG: 0.280 (1, 7) S S S		0-3 K	0-0 E8 1B 1-H			0-0 6-3 1B	4-0 BB		0-0 F5	4 0 1 0 1 1 0	AB 42 R 9 H 13 RBI 6 BB 3 SO 4 LOB 19											
Chris Chambliss, L OBP: 0.255, SLG: 0.388 (1, 3) S S S			0-0 E BB L6			0-0 4-3 1B	0-0 F8		0-0 F9	4 1 0 0 1 0 3												
Bucky Dent, R OBP: 0.318, SLG: 0.325 (1, 6) X			0-0 E4 6-3 1B 1-2	0-0 6-3		0-0 1B 1B		0-0 E5 1B	0-0 F9	5 3 1 0 0 0 1												
Inning Stats	R: 0 E: 0 K: 1 S: 6	H: 1 LOB: 1 BB: 0 P: 6	R: 0 E: 0 K: 1 S: 5	H: 0 LOB: 0 BB: 0 P: 5	R: 6 E: 2 K: 0 S: 8	H: 4 LOB: 1 BB: 2 P: 16	R: 0 E: 0 K: 0 S: 4	H: 1 LOB: 1 BB: 0 P: 4	R: 0 E: 0 K: 0 S: 3	H: 0 LOB: 0 BB: 0 P: 3	R: 1 E: 0 K: 0 S: 6	H: 3 LOB: 2 BB: 0 P: 6	R: 0 E: 0 K: 1 S: 6	H: 1 LOB: 2 BB: 1 P: 10	R: 2 E: 1 K: 1 S: 9	H: 3 LOB: 2 BB: 0 P: 9	R: 0 E: 0 K: 0 S: 3	H: 0 LOB: 0 BB: 0 P: 3	1B: 11 2B: 2 3B: 0 HR: 0	SF: 0 SAC: 0 DP: 0 HBP: 0	WP: 0 PB: 0 SB: 1 CS: 0	PA: 45
PITCHER	IP WLS BF H R ER SO BB IBB HBP BLK WP HR S P ERA WHIP																					
Al Fitzmorris, R ERA: 4.2 (1, 1)	2.2 L 16 5 6 2 2 1 1 0 0 0 0 0 18 26 6.75 2.250																					
Rick Waits, L ERA: 3.86 (3, 1)	3.1 14 4 1 1 0 0 0 0 0 0 0 0 14 14 2.70 1.200																					
Tom Buskey, R ERA: 6.75 (7, 1)	3.0 15 4 2 0 2 1 0 0 0 0 0 0 18 22 0.00 1.667																					

New York Yankees @ Cleveland Indians
 Cleveland Municipal Stadium, Cleveland, OH
 Sat Apr 23 1977, 3:33 AM EST
 Att. 16,334 - Unknown - 51 F

livebaseballscorecards.com



Batter	1	2	3	4	5	6	7	8	9	AB R H RBI BB SO LOB
Rick Manning, L (1, 8) OBP: 0.373, SLG: 0.385	0-0 5-3	4-0 BB		0-0 G4-6-3		0-3 K		0-0 FC6-4		4 0 0 0 1 1 2
Duane Kuiper, L (1, 4) OBP: 0.382, SLG: 0.340	0-0 F7	0-0 F7		0-0 1B			0-0 1-3		0-0 FC4-6 1B	5 0 2 0 0 0 3
Jim Norris, L (1, 9) OBP: 0.444, SLG: 0.474	4-0 S BB		4-0 BB 1B	0-0 1-3 1B			0-0 1B		0-0 FC4-6	3 0 2 0 2 0 1
John Lowenstein, L (1, 7) OBP: 0.429, SLG: 0.417 Paul Dade, R (9, PH) OBP: 0.365, SLG: 0.455	4-0 1-2 BB		0-0 F8	0-0 4-3			0-0 F8		0-3 K	3 0 0 0 1 0 4 1 0 0 0 0 1 1
Johnny Grubb, L (1, 10) OBP: 0.333, SLG: 0.200	0-3 K		0-0 BB 1B		0-0 G3		0-3 K		0-3 K	5 0 1 0 0 3 4
Buddy Bell, R (1, 5) OBP: 0.438, SLG: 0.512		0-0 F7	4-0 1-2 2-3 BB	0-0 G6-4-3 1B				0-0 1B 1B		3 1 2 0 1 0 0
Andre Thornton, R (1, 3) OBP: 0.208, SLG: 0.250		4-0 BB 1B BB	0-3 K	0-0 G6-4-3			0-3 K			3 0 0 0 1 2 5
Larvell Blanks, R (1, 6) OBP: 0.176, SLG: 0.133		0-3 K	0-0 1-3			0-0 G3		0-0 1B 1B		4 0 1 0 0 1 4
Fred Kendall, R (1, 2) OBP: 0.500, SLG: 0.778		0-0 BB 1B		0-0 G4-6-3 1B		0-0 6-3		0-0 FC6-4 1B		4 0 3 1 0 0 0

Inning Stats	R: 0 E: 0 K: 1 S: 5	H: 0 LOB: 2 BB: 2 P: 13	R: 0 E: 0 K: 1 S: 6	H: 1 LOB: 3 BB: 2 P: 14	R: 0 E: 0 K: 1 S: 6	H: 1 LOB: 3 BB: 2 P: 14	R: 0 E: 0 K: 0 S: 5	H: 3 LOB: 2 BB: 0 P: 5	R: 0 E: 0 K: 0 S: 3	H: 1 LOB: 0 BB: 0 P: 3	R: 0 E: 0 K: 1 S: 5	H: 0 LOB: 0 BB: 0 P: 5	R: 0 E: 0 K: 1 S: 6	H: 1 LOB: 1 BB: 0 P: 6	R: 1 E: 0 K: 1 S: 7	H: 3 LOB: 1 BB: 0 P: 7	R: 0 E: 0 K: 2 S: 8	H: 1 LOB: 1 BB: 0 P: 8	1B: 11 2B: 0 3B: 0 HR: 0	SF: 0 SAC: 0 DP: 2 HBP: 0	WP: 0 PB: 0 SB: 1 CS: 0	PA: 41
--------------	------------------------------	----------------------------------	------------------------------	----------------------------------	------------------------------	----------------------------------	------------------------------	---------------------------------	------------------------------	---------------------------------	------------------------------	---------------------------------	------------------------------	---------------------------------	------------------------------	---------------------------------	------------------------------	---------------------------------	-----------------------------------	------------------------------------	----------------------------------	--------

PITCHER	IP	WLS	BF	H	R	ER	SO	BB	IBB	HBP	BLK	WP	HR	S	P	ERA	WHIP
Gil Patterson, R (1, 1) ERA: 6.35	2.1		15	2	0	0	2	6	0	0	0	0	0	13	37	0.00	3.429
Dick Tidrow, R (3, 1) ERA: 1.96	3.2	W	13	4	0	0	2	0	0	0	0	0	0	17	17	0.00	1.091
Ron Guidry, L (7, 1) ERA: 3.86	3.0	S	13	5	1	1	4	0	0	0	0	0	0	21	21	3.00	1.667

BOTTOM

New York Yankees @ Cleveland Indians
Cleveland Municipal Stadium, Cleveland, OH

Sun Apr 24 1977, 3:33 AM EDT
Unknown - 44 F

livebaseballscorecards.com

AB	35
R	1
H	11
RBI	1
BB	6
SO	8
LOB	24



Batter	1	2	3	4	5	6	7	8	9	AB R H RBI BB SO LOB	TOP											
Willie Randolph, R (1, 4) OBP: 0.333, SLG: 0.448	0-0 F3		0-0 5-3			0-0 2B	0-0 G5-4-3 1B		0-0 E4 1B	5 1 2 2 0 0 0	New York Yankees @ Cleveland Indians Cleveland Municipal Stadium, Cleveland, OH Sun Apr 24 1977, 3:38 AM EDT Att. 29,260 - Unknown - 44 F livebaseballscorecards.com											
Thurman Munson, R (1, 2) OBP: 0.303, SLG: 0.295	0-0 5-3			0-0 E5 CS		0-0 6-3	0-0 G5-4-3 1B		0-0 E4 1B	5 1 1 0 0 0 3												
Reggie Jackson, L (1, 9) OBP: 0.356, SLG: 0.385	0-0 3-1			0-0 F7 1-2		0-0 G1		0-0 F7	5 1 1 0 0 0 4													
Graig Nettles, L (1, 5) OBP: 0.284, SLG: 0.241		0-3 K		0-0 1B		0-0 G3		0-3 K	5 0 2 2 0 2 2													
Mickey Rivers, L (1, 8) OBP: 0.314, SLG: 0.394		0-0 G3		0-0 F8			0-0 E 1B	0-0 1B	5 1 2 1 0 0 2													
Carlos May, L (1, 10) OBP: 0.412, SLG: 0.367		4-0 BB			0-0 L3		0-0 4-3 1B	0-0 5-3	2 0 0 0 1 0 1													
Jimmy Wynn, R (8, PH) OBP: 0.471, SLG: 0.556							1-3 4-3 1B		1 0 0 0 0 0 1													
Roy White, S (1, 7) OBP: 0.364, SLG: 0.351		0-0 F9			0-0 HR		0-0 E5 2B 1B	4-0 IBB	3 2 2 1 1 0 1													
Chris Chambliss, L (1, 3) OBP: 0.288, SLG: 0.491			0-0 G3		0-0 6-3		0-0 1B 2B	0-0 F7	4 1 1 0 0 0 2													
Bucky Dent, R (1, 6) OBP: 0.314, SLG: 0.289			0-0 5-3		0-0 G3		4-0 1B BB	0-0 6-3	3 0 0 0 1 0 0													
Inning Stats	R: 0 E: 0 K: 0 S: 3	H: 0 LOB: 0 BB: 0 P: 3	R: 0 E: 0 K: 1 S: 5	H: 0 LOB: 1 BB: 1 P: 9	R: 0 E: 0 K: 0 S: 3	H: 0 LOB: 0 BB: 0 P: 3	R: 0 E: 1 K: 0 S: 4	H: 1 LOB: 1 BB: 0 P: 4	R: 1 E: 0 K: 0 S: 4	H: 1 LOB: 0 BB: 0 P: 4	R: 0 E: 0 K: 0 S: 4	H: 1 LOB: 1 BB: 0 P: 4	R: 3 E: 1 K: 0 S: 6	H: 4 LOB: 1 BB: 1 P: 10	R: 1 E: 0 K: 1 S: 7	H: 2 LOB: 2 BB: 1 P: 11	R: 2 E: 1 K: 0 S: 6	H: 2 LOB: 1 BB: 0 P: 6	1B: 7 2B: 3 3B: 0 HR: 1	SF: 0 SAC: 0 DP: 1 HBP: 0	WP: 0 PB: 0 SB: 1 CS: 1	PA: 41
PITCHER	IP WLS BF H R ER SO BB IBB HBP BLK WP HR S P ERA WHIP																					
Pat Dobson, R (1, 1) ERA: 4.34	6.1 L 26 6 4 4 1 1 0 0 0 0 0 1 27 31 5.68 1.105																					
Jim Kern, R (7, 1) ERA: 1.69	0.2 4 2 1 1 0 1 0 0 0 0 0 0 3 7 13.50 4.500																					
Don Hood, L (8, 1) ERA: 4.5	0.1 2 1 0 0 1 0 0 0 0 0 0 0 4 4 0.00 3.000																					
Tom Buskey, R (8, 1) ERA: 6.52	0.1 2 0 0 0 0 0 0 1 0 0 0 0 1 5 0.00 0.000																					
Dave LaRoche, L (8, 1) ERA: 8.68	1.1 7 2 2 0 0 0 0 0 0 0 0 0 7 7 0.00 1.500																					

New York Yankees @ Cleveland Indians
 Cleveland Municipal Stadium, Cleveland, OH

Sun Apr 24 1977, 3:38 AM EDT
 Att. 29,260 - Unknown - 44 F

AB	38
R	7
H	11
RBI	6
BB	3
SO	2
LOB	16



Batter	1	2	3	4	5	6	7	8	9	AB	R	H	RBI	BB	SO	LOB
Rick Manning, L OBP: 0.349, SLG: 0.357 (1, 8) X	0-0 G3		0-0 G6-4-3		0-0 6-3			0-0 F5		4	0	0	0	0	0	1
Duane Kuiper, L OBP: 0.356, SLG: 0.315 (1, 4) X	0-0 6-3			0-0 F7		0-0 F5		0-3 K		4	0	0	0	0	1	0
Jim Norris, L OBP: 0.429, SLG: 0.452 (1, 9) S S S	0-3 K			0-0 1B		0-3 K		0-0 F6		4	1	1	0	0	2	0
Johnny Crubb, L OBP: 0.300, SLG: 0.222 (1, 10) X		0-0 6-3		0-0 1B		0-0 F8		0-0 4-3		4	0	1	1	0	0	0
John Lowenstein, L OBP: 0.444, SLG: 0.500 (1, 7) X		0-0 1B		0-0 2B		0-3 K		0-0 F9		4	0	2	0	0	1	0
Buddy Bell, R OBP: 0.451, SLG: 0.500 (1, 5) B B B B		4-0 BB		4-0 IBB		0-0 F4		0-0 1B		1	0	0	0	2	0	0
Bill Melton, R OBP: 0.240, SLG: 0.280 (1, 3) X		0-0 FC4		0-0 G4-6-3		0-0 1B		0-0 6-3		3	0	1	0	0	0	4
Fred Kendall, R OBP: 0.462, SLG: 0.667 (1, 2) X			0-0 1-3		0-0 1B		0-0 6-3			3	0	1	0	0	0	1
Frank Duffy, R OBP: 0.294, SLG: 0.185 (1, 6) B B B B			4-0 BB		0-0 L4-3		0-0 F7			2	0	0	0	1	0	1

Inning Stats	R: 0	H: 0	E: 0	K: 1	S: 5	R: 0	H: 1	E: 0	K: 0	S: 3	R: 0	H: 0	E: 0	K: 0	S: 2	R: 1	H: 3	E: 0	K: 0	S: 5	R: 0	H: 1	E: 0	K: 0	S: 3	R: 0	H: 0	E: 0	K: 1	S: 5	R: 0	H: 1	E: 0	K: 1	S: 6	R: 0	H: 0	E: 0	K: 1	S: 5	R: 0	H: 0	E: 0	K: 0	S: 3
PITCHER Ed Figueroa, R ERA: 1.78 (1, 1)	IP	WLS	BF	H	R	ER	SO	BB	IBB	HBP	BLK	WP	HR	S	P	ERA	WHIP																												
	9.0	W	32	6	1	1	4	2	1	0	0	0	0	37	49	1.00	0.889																												

BOTTOM

New York Yankees @ Cleveland Indians
Cleveland Municipal Stadium, Cleveland, OH

Sun Apr 24 1977, 3:38 AM EDT
Att: 29,260 - Unknown - 44 F

AB	29
R	1
H	6
RBI	1
BB	3
SO	4
LOB	7

C

WP: 0	PA: 32
PB: 0	
SB: 1	
CS: 1	

livebaseballscorecards.com

New York Yankees @ Baltimore Orioles
 Memorial Stadium, Baltimore, MD

Mon Apr 25 1977, 7:05 PM EDT
 Att. 17,624 - Unknown

AB	36
R	9
H	12
RBI	9
BB	8
SO	2
LOB	18



WP:	0	PA:	46
PB:	0		
SB:	1		
CS:	0		

Batter	1	2	3	4	5	6	7	8	9	AB	R	H	RBI	BB	SO	LOB
Willie Randolph, R (1, 4)	FC5-4 1B		HR 3B	FC6-4 1-2f		K	K		FC6-4 1-2f	6	1	2	0	0	2	4
Thurman Munson, R (1, 2)	FC5-4 2B 1-2f G3		HR		HR HBP	E S 1B BB		L5		3	4	1	2	1	0	1
Reggie Jackson, L (1, 9)	G3 1-3 1B 2B		G3		HR	1B BB		F7 1B 2B		4	3	3	2	1	0	0
Graig Nettles, L (1, 5)	G3 2-3 3-H		F9		BB BB SF7 BB	F6		F7 2-3		4	1	0	1	1	0	4
Mickey Rivers, L (1, 8)	1B 3-H		F4		BB BB 1-2 BB	1B		1B		4	0	3	3	1	0	0
Jimmy Wynn, R (1, 10)	1-3			6-3	BB BB 1-2 2-3 BB	F8		F8		4	0	0	0	1	0	4
Roy White, S (1, 7)		G6-4-3 1B		1B 1B	SF7		F9		F6	4	0	2	1	0	0	0
Chris Chambliss, L (1, 3)		G6-4-3 1-2f		F4	3-H BB BB 1-2 2-3 BB	G6-4-3 BB	5-3		4-3	4	0	0	0	1	0	2
Bucky Dent, R (1, 6)		1-3		FC6-4 1-2 1B		G6-4-3 1-2f		BB	FC6-4 BB	3	0	1	0	2	0	3

Batter	1	2	3	4	5	6	7	8	9
Willie Randolph, R (1, 4)	FC5-4 1B		HR 3B	FC6-4 1-2f		K	K		FC6-4 1-2f
Thurman Munson, R (1, 2)	FC5-4 2B 1-2f G3		HR		HR HBP	E S 1B BB		L5	
Reggie Jackson, L (1, 9)	G3 1-3 1B 2B		G3		HR	1B BB		F7 1B 2B	
Graig Nettles, L (1, 5)	G3 2-3 3-H		F9		BB BB SF7 BB	F6		F7 2-3	
Mickey Rivers, L (1, 8)	1B 3-H		F4		BB BB 1-2 BB	1B		1B	
Jimmy Wynn, R (1, 10)	1-3			6-3	BB BB 1-2 2-3 BB	F8		F8	
Roy White, S (1, 7)		G6-4-3 1B		1B 1B	SF7		F9		F6
Chris Chambliss, L (1, 3)		G6-4-3 1-2f		F4	3-H BB BB 1-2 2-3 BB	G6-4-3 BB	5-3		4-3
Bucky Dent, R (1, 6)		1-3		FC6-4 1-2 1B		G6-4-3 1-2f		BB	FC6-4 BB

Inning Stats	R	H	E	K	S	P	R	H	E	K	S	P	R	H	E	K	S	P	R	H	E	K	S	P	R	H	E	K	S	P	R	H	E	K	S	P	
1	2	3	0	0	6		0	1	0	3			3	1	0	0	20		0	1	0	9			1	2	0	0	5		0	0	7				
2	0	0	0	0	3		0	0	0	0			0	0	0	0			0	0	0	0			0	0	0	0		0	0	0					
3	2	2	0	0	5		0	0	0	0			0	0	0	0			0	0	0				0	0	0	0		0	0	0					
4	0	0	0	0	5		0	0	0	0			0	0	0	0			0	0	0				0	0	0	0		0	0	0					
5	3	1	0	0	3		0	0	0	0			0	0	0	0			0	0	0				0	0	0	0		0	0	0					
6	1	1	0	1	6		0	0	0	0			0	0	0	0			0	0	0				0	0	0	0		0	0	0					
7	0	0	0	1	5		0	0	0	0			0	0	0	0			0	0	0				0	0	0	0		0	0	0					
8	1	2	0	0	5		0	0	0	0			0	0	0	0			0	0	0				0	0	0	0		0	0	0					
9	0	0	0	0	3		0	0	0	0			0	0	0	0			0	0	0				0	0	0	0		0	0	0					

PITCHER	IP	WLS	BF	H	R	ER	SO	BB	IBB	HBP	BLK	WP	HR	S	P	ERA	WHIP
Ross Grimsley, L (1, 1)	3.2		18	8	4	4	0	0	0	0	0	0	1	18	18	9.82	2.182
Dennis Martinez, R (4, 1)	0.1	L	4	1	3	3	0	1	0	1	0	0	1	2	7	81.00	6.000
Tippy Martinez, L (5, 1)	0.0		2	0	0	0	0	2	0	0	0	0	0	0	8	∞	∞
Fred Holdsworth, R (5, 1)	4.0		18	3	2	2	2	4	0	0	0	0	0	18	34	4.50	1.750
Dyar Miller, R (9, 1)	1.0		4	0	0	0	0	1	0	0	0	0	0	3	7	0.00	1.000

Batter	1	2	3	4	5	6	7	8	9	AB R H RBI BB SO LOB	TOP											
Willie Randolph, R (1, 4) OBP: 0.324, SLG: 0.449	0-0 6-3		0-0 5-3		0-0 5-3		0-0 1B		0-0 G6-4-3	5 0 1 0 0 0 3												
Thurman Munson, R (1, 2) OBP: 0.333, SLG: 0.382	0-0 4-3		0-0 L7		0-0 F4		0-0 1B			4 1 2 0 0 0 2												
Reggie Jackson, L (1, 9) OBP: 0.382, SLG: 0.475	0-0 4-3			0-0 F6		4-0 F9 1B BB			0-0 F8	3 0 0 1 1 0 2												
Jimmy Wynn, R (1, 10) OBP: 0.442, SLG: 0.471	4-0 3-H S BB		0-3 S S S	0-3 K		0-0 F9 1B			0-0 F7	3 0 1 0 1 1 0												
Mickey Rivers, L (1, 8) OBP: 0.342, SLG: 0.397	0-0 6-3			0-0 F5		0-0 F3			1-0 HBP	3 0 0 0 0 0 3												
Roy White, S (1, 7) OBP: 0.361, SLG: 0.355		0-0 4-3			0-0 1B 2B		0-0 F9		0-0 F7	1 0 0 0 0 0 0												
Paul Blair, R (3, 7) OBP: 0.429, SLG: 0.714					1-2 2-3		1-2 2-3			3 1 1 0 0 0 3												
Chris Chambliss, L (1, 3) OBP: 0.279, SLG: 0.446					0-0 F7		0-3 K		0-0 4-3	4 0 1 0 0 1 4												
Marty Perez, R (1, 5) OBP: 0.500, SLG: 0.500		0-0 G5-4-3			0-0 2B 1B		0-3 K		0-0 G6-4-3	4 0 2 0 0 1 1												
Bucky Dent, R (1, 6) OBP: 0.339, SLG: 0.314			0-0 F9		0-0 1-3 2-H 2B		0-0 L6		0-0 F8	3 0 1 1 0 0 0												
Lou Piniella, R (9, PH) OBP: 0.200, SLG: 0.200										1 0 0 0 0 0 1												
Inning Stats	R: 1 E: 0 K: 0 S: 4	H: 1 LOB: 1 BB: 1 P: 8	R: 0 E: 0 K: 0 S: 3	H: 1 LOB: 0 BB: 0 P: 3	R: 0 E: 0 K: 0 S: 3	H: 0 LOB: 0 BB: 0 P: 3	R: 0 E: 0 K: 1 S: 5	H: 0 LOB: 0 BB: 0 P: 5	R: 1 E: 0 K: 0 S: 6	H: 3 LOB: 2 BB: 0 P: 6	R: 0 E: 0 K: 1 S: 6	H: 1 LOB: 2 BB: 1 P: 10	R: 0 E: 0 K: 1 S: 7	H: 2 LOB: 2 BB: 0 P: 7	R: 0 E: 0 K: 0 S: 3	H: 0 LOB: 1 BB: 0 P: 4	R: 0 E: 0 K: 0 S: 3	H: 1 LOB: 0 BB: 0 P: 3	1B: 7 2B: 1 3B: 1 HR: 0	SF: 0 SAC: 0 DP: 2 HBP: 1	WP: 0 PB: 0 SB: 1 CS: 0	PA: 37
PITCHER Rudy May, L (1, 1) ERA: 2.83	IP: 9.0 WLS: W BF: 37 H: 9 R: 2 ER: 2 SO: 3 BB: 2 IBB: 0 HBP: 1 BLK: 0 WP: 0 HR: 0 S: 40 P: 49 ERA: 2.00 WHIP: 1.222																					
PITCHER	IP	WLS	BF	H	R	ER	SO	BB	IBB	HBP	BLK	WP	HR	S	P	ERA	WHIP					

New York Yankees @ Baltimore Orioles
Memorial Stadium, Baltimore, MD
 Tue Apr 26 1977, 7:05 PM EDT
 Att. 12,884 - Sunny - 57 F

livebaseballscorecards.com

AB	34
R	2
H	9
RBI	2
BB	2
SO	3
LOB	19



Batter	1	2	3	4	5	6	7	8	9
Al Bumbry, L OBP: 0.309, SLG: 0.313 (1, 7)									
Billy Smith, S OBP: 0.541, SLG: 0.594 (1, 4)									
Ken Singleton, S OBP: 0.533, SLG: 0.543 (1, 9)									
Tom Shopay, L OBP: 0.111, SLG: 0.444 (9, 9)									
Lee May, R OBP: 0.283, SLG: 0.380 (1, 3)									
Doug DeCinces, R OBP: 0.339, SLG: 0.490 (1, 5)									
Eddie Murray, S OBP: 0.304, SLG: 0.442 (1, 10)									
Rick Dempsey, R OBP: 0.239, SLG: 0.220 (1, 2)									
Larry Harlow, L OBP: 0.344, SLG: 0.367 (1, 8)									
Mark Belanger, R OBP: 0.273, SLG: 0.205 (1, 6)									

Inning Stats		R: 4	H: 4	R: 0	H: 2	R: 0	H: 2	R: 0	H: 1	R: 0	H: 1	R: 1	H: 1	R: 1	H: 1	R: 0	H: 1
		E: 1	LOB: 3	E: 0	LOB: 1	E: 0	LOB: 1	E: 0	LOB: 1	E: 0	LOB: 1	E: 1	LOB: 1	E: 0	LOB: 0	E: 0	LOB: 1
		K: 0	BB: 3	K: 0	BB: 0	K: 0	BB: 0	K: 0	BB: 0	K: 0	BB: 0	K: 1	BB: 0	K: 0	BB: 0	K: 1	BB: 0
		S: 7	P: 19	S: 4	P: 4	S: 4	P: 4	S: 4	P: 4	S: 4	P: 4	S: 7	P: 7	S: 4	P: 4	S: 5	P: 5

BOTTOM

New York Yankees @ Baltimore Orioles
Memorial Stadium, Baltimore, MD

Tue Apr 26 1977, 7:05 PM EDT
Att. 12,884 - Sunny - 57 F

AB	R	H	RBI	BB	SO	LOB
3	1	1	0	1	0	3
5	1	2	0	0	1	2
4	1	2	1	0	0	1
0	0	0	0	0	0	0
3	1	1	0	1	1	2
4	0	2	2	0	0	1
4	1	2	1	0	0	2
3	0	0	0	1	0	2
4	0	2	0	0	0	1
4	1	1	0	0	0	5

WP: 2	PA: 38
PB: 0	
SB: 0	
CS: 1	

AB	34
R	6
H	13
RBI	4
BB	3
SO	2
LOB	19

PITCHER		IP	WLS	BF	H	R	ER	SO	BB	IBB	HBP	BLK	WP	HR	S	P	ERA	WHIP
Ken Holtzman, L	(1, 1)	7.0	L	35	12	6	5	1	3	0	0	0	2	1	34	46	6.43	2.143
Ron Guidry, L	(8, 1)	1.0		3	1	0	0	1	0	0	0	0	0	0	5	5	0.00	1.000

Batter	1	2	3	4	5	6	7	8	9	AB R H RBI BB SO LOB	TOP																								
Willie Randolph, R (1, 4) OBP: 0.367, SLG: 0.493	4-0 1B SF7 BB	4-0 1-2 2-3 BB			4-0 1B BB		x 0-0 1B 2B		x 0-0 1B SF7 2B	2 3 2 0 3 0 0																									
Thurman Munson, R (1, 2) OBP: 0.350, SLG: 0.397	0-0 1-3 SF7 1B	0-3 K			0-0 F9		x 0-0 2-H FC4-6 1B		x 0-0 2-3 SF7 1B	5 0 3 1 0 1 4																									
Reggie Jackson, L (1, 9) OBP: 0.370, SLG: 0.468	0-0 1-2 3-H SF7		0-3 K		0-0 1-2 1B		x 0-0 1-2f FC4-6 L4-3		x 0-0 1-2 3-H SF7	3 0 1 2 0 1 1																									
Jimmy Wynn, R (1, 7) OBP: 0.396, SLG: 0.410	0-0 5-3		0-0 1-3		0-3 K		x 0-0 1-2 L4-3		x 0-0 3-H F8	5 0 0 0 0 1 5																									
Chris Chambliss, L (1, 3) OBP: 0.288, SLG: 0.478	0-0 4-3		0-0 F7		0-0 F4			x 0-0 HR	x 4-0 IBB	4 1 1 1 1 0 3																									
Lou Piniella, R (1, 10) OBP: 0.286, SLG: 0.286		x 0-0 E1 BB HBP		x 0-0 F7		x 0-0 G6-4-3 1B		x 0-0 FC1-6 1B	x 0-0 3-1	4 0 2 0 0 0 0 0 0 0 0 0 0 0 1 0 0 0 0 0 2																									
Mickey Rivers, L (8, PR) OBP: 0.342, SLG: 0.397																																			
Carlos May, L (9, PH) OBP: 0.400, SLG: 0.355																																			
Paul Blair, R (1, 8) OBP: 0.364, SLG: 0.545		0-3 K		x 0-0 FC1-4 1B		x 0-0 G6-4-3 1-2f		x 0-0 1-2f FC1-6		4 0 1 0 0 1 3																									
Bucky Dent, R (1, 6) OBP: 0.349, SLG: 0.315		H 1-0 BB HBP		x 0-0 FC1-4 1-2f		x 0-0 1B		x 0-0 F4		3 0 1 0 0 0 2																									
Fred Stanley, R (1, 5) OBP: 0.200, SLG: 0.200		x 0-0 F9		x 0-0 F4		x 0-0 F4		x 0-0 F3		4 0 0 0 0 0 5																									
Inning Stats	R: 1 E: 0 K: 0 S: 4	H: 1 LOB: 1 BB: 1 P: 8	R: 0 E: 1 K: 2 S: 8	H: 0 LOB: 3 BB: 1 P: 13	R: 0 E: 0 K: 1 S: 5	H: 0 LOB: 0 BB: 0 P: 5	R: 0 E: 0 K: 0 S: 4	H: 1 LOB: 1 BB: 0 P: 4	R: 0 E: 0 K: 0 S: 4	H: 2 LOB: 1 BB: 0 P: 4	R: 1 E: 1 K: 0 S: 4	H: 2 LOB: 0 BB: 0 P: 4	R: 1 E: 0 K: 0 S: 5	H: 2 LOB: 1 BB: 0 P: 5	R: 1 E: 0 K: 0 S: 5	H: 2 LOB: 2 BB: 1 P: 9	1B: 8 2B: 3 3B: 0 HR: 1	SF: 2 SAC: 0 DP: 2 HBP: 1	WP: 0 PB: 0 SB: 0 CS: 0	PA: 42															
PITCHER	IP WLS BF H R ER SO BB IBB HBP BLK WP HR S P ERA WHIP																																		
Scott McGregor, L (1, 1) ERA: 3.14	7.0	32	8	3	3	4	3	0	1	0	0	1	36	49	3.86	1.571																			
Dennis Martinez, R (8, 1) ERA: 4.82	2.0	L	10	3	1	1	0	0	1	0	0	0	9	13	4.50	1.500																			

New York Yankees @ Baltimore Orioles
 Memorial Stadium, Baltimore, MD
 Wed Apr 27 1977, 7:05 PM EDT
 Att. 15,647 - Unknown

AB	35
R	4
H	11
RBI	4
BB	4
SO	4
LOB	25



Batter	1	2	3	4	5	6	7	8	9	AB	R	H	RBI	BB	SO	LOB
Al Bumbry, L OBP: 0.305, SLG: 0.294 (1, 7)	0-0 F7		0-0 F8			4-0 G6-4-3 1B BB	0-0 5-3			3	1	0	0	1	0	2
Billy Smith, S OBP: 0.537, SLG: 0.611 (1, 4)	0-0 2B		0-0 F8			0-0 G6-4-3 1B 1-2		0-3 K		4	0	2	0	0	1	0
Ken Singleton, S OBP: 0.531, SLG: 0.540 (1, 9)	0-3 K				0-0 G6-4-3 1B	0-0 G6-4-3		0-0 FC5-4 1B		4	0	2	0	0	1	3
Tom Shopay, L OBP: 0.111, SLG: 0.444 (8, PR) (9, 9)	0-3 K				0-0 L7	0-0 WP 1B 3-H		0-3 K		0	0	0	0	0	0	0
Lee May, R OBP: 0.281, SLG: 0.370 (1, 3)	0-3 K				0-0 G6-4-3 1-2f	0-3 K 1-3		0-3 FC5-4 1-2f		4	0	1	1	0	2	3
Doug DeCinces, R OBP: 0.333, SLG: 0.528 (1, 5)		0-0 HR			0-0 G6-4-3 1-2f			0-0 K		4	1	1	1	0	1	3
Eddie Murray, S OBP: 0.317, SLG: 0.464 (1, 10)		0-0 CS 1B			0-0 1B G6-4-3 2B			0-3 L6		4	1	2	0	0	1	0
Larry Harlow, L OBP: 0.343, SLG: 0.364 (1, 8)		0-3 K			0-0 G6-4-3 1B 2-3			0-3 K		3	0	1	0	0	2	1
Rich Dauer, R (9, PH)		0-3 K			0-0 G6-4-3 1B			0-0 K		1	0	0	0	0	0	0
Rick Dempsey, R OBP: 0.240, SLG: 0.222 (1, 2)		0-0 6-3 1-2			0-0 G6-4-3 1-2f 3-H			0-0 1B 1B		4	0	1	0	0	0	2
Mark Belanger, R OBP: 0.277, SLG: 0.214 (1, 6)			0-3 K		0-3 K			0-0 1B		3	0	1	0	0	2	0

Inning Stats	R: 0	H: 1	E: 0	K: 2	S: 8	R: 1	H: 2	E: 0	K: 1	S: 6	R: 0	H: 0	E: 0	K: 1	S: 5	R: 0	H: 1	E: 0	K: 0	S: 3	R: 1	H: 2	E: 0	K: 1	S: 6	R: 1	H: 2	E: 0	K: 1	S: 6	R: 0	H: 2	E: 0	K: 2	S: 8	R: 0	H: 1	E: 0	K: 1	S: 5	R: 0	H: 0	E: 0	K: 1	S: 5	1B: 8	SF: 0	2B: 2	SAC: 0	3B: 0	DP: 3	HR: 1	HBP: 0	WP: 2	PA: 35
PITCHER	IP	WLS	BF	H	R	ER	SO	BB	IBB	HBP	BLK	WP	HR	S	P	ERA	WHIP																																						
Gil Patterson, R ERA: 5.91 (1, 1)	5.0		20	7	3	3	5	1	0	0	0	0	1	29	33	5.40	1.600																																						
Sparky Lyle, L ERA: 1.26 (6, 1)	4.0	W	15	4	0	0	5	0	0	0	0	1	0	25	25	0.00	1.000																																						

BOTTOM

New York Yankees @ Baltimore Orioles
Memorial Stadium, Baltimore, MD

Wed Apr 27 1977, 7:05 PM EDT
Att. 15,647 - Unknown

livebaseballscorecards.com

AB	34
R	3
H	11
RBI	2
BB	1
SO	10
LOB	14



Batter	1	2	3	4	5	6	7	8	9	AB R H RBI BB SO LOB	TOP
Larry Milbourne, S OBP: 0.233, SLG: 0.239 (1, 4) (8, 6)	0-3 K2-3		0-0 5-3		0-0 F3			0-3 K		4 0 0 0 0 2 1	
Craig Reynolds, L OBP: 0.276, SLG: 0.329 (1, 6) Leroy Stanton, R OBP: 0.208, SLG: 0.370 (8, PH) Skip Jutze, R OBP: 0.100, SLG: 0.400 (8, 2)	0-0 1B BB 1B		0-3 K2-3			0-0 F5		0-0 G4-6-3 1-2f		3 0 1 0 0 1 0 1 0 0 0 0 0 1 0 0 0 0 0 0 0	
Steve Braun, L OBP: 0.484, SLG: 0.343 (1, 7)	4-0 1B 1-2 BB		0-0 6-3			0-0 F6			0-0 4-3	3 0 0 0 1 0 0	
Juan Bernhardt, R OBP: 0.344, SLG: 0.565 (1, 10)	0-0 1-2 2-3 1B			0-0 5-3		4-0 BB			0-0 1B 1B	3 0 2 0 1 0 0	
Bill Stein, R OBP: 0.330, SLG: 0.390 (1, 5)	0-3 K		0-3 K			0-0 4-3			0-0 1-3 1B	4 0 1 0 0 2 4	
Dan Meyer, L OBP: 0.306, SLG: 0.436 (1, 3)	0-3 K			0-0 1B		0-0 F8			0-0 F4	4 0 1 0 0 1 5	
Ruppert Jones, L OBP: 0.309, SLG: 0.409 (1, 8)		0-3 K		0-0 2-3		0-0 CS 1B			0-0 4-3	4 0 1 0 0 1 3	
Carlos Lopez, R OBP: 0.306, SLG: 0.303 (1, 9)		0-3 K			0-0 F4		0-0 F7 1-2			3 0 0 0 0 1 1	
Larry Cox, R (1, 2) Jose Baez, R OBP: 0.342, SLG: 0.314 (8, PH) (8, 4)		0-0 6-3		0-0 6-3				0-0 G4-6-3 1B		2 0 0 0 0 0 0 1 0 1 0 0 0 0	
Inning Stats	R: 0 H: 2 E: 0 LOB: 3 K: 3 BB: 1 S: 11 P: 15	R: 0 H: 0 E: 0 LOB: 0 K: 2 BB: 0 S: 7 P: 7	R: 0 H: 0 E: 0 LOB: 0 K: 1 BB: 0 S: 5 P: 5	R: 0 H: 1 E: 0 LOB: 1 K: 1 BB: 0 S: 6 P: 6	R: 0 H: 0 E: 0 LOB: 0 K: 0 BB: 0 S: 3 P: 3	R: 0 H: 0 E: 0 LOB: 1 K: 0 BB: 1 S: 3 P: 7	R: 0 H: 1 E: 0 LOB: 0 K: 0 BB: 0 S: 3 P: 3	R: 0 H: 1 E: 0 LOB: 0 K: 1 BB: 0 S: 5 P: 5	R: 0 H: 2 E: 0 LOB: 2 K: 0 BB: 0 S: 5 P: 5	1B: 7 SF: 0 2B: 0 SAC: 0 3B: 0 DP: 1 HR: 0 HBP: 0	WP: 0 PA: 34 PB: 0 SB: 0 CS: 1
PITCHER Ron Guidry, L ERA: 1.93 (1, 1) Sparky Lyle, L ERA: 1.2 (9, 1)	IP WLS BF H R ER SO BB IBB HBP BLK WP HR S P ERA WHIP										
	8.1 W 32 7 0 0 8 2 0 0 0 0 0 0 46 54 0.00 1.080										
	0.2 S 2 0 0 0 0 0 0 0 0 0 0 0 2 2 0.00 0.000										

Seattle Mariners @ New York Yankees
 Yankee Stadium, Bronx, NY
 Fri Apr 29 1977, 7:05 PM EDT
 Att. 15,284 - Unknown - 57 F

livebaseballscorecards.com

AB	32
R	0
H	7
RBI	0
BB	2
SO	8
LOB	15



Batter	1	2	3	4	5	6	7	8	9	AB	R	H	RBI	BB	SO	LOB
Willie Randolph, R OBP: 0.373, SLG: 0.479 (1, 4)	4-0 BB 1B BB		0-0 4-3 ①		4-0 1B BB		0-0 FC6-5 HR 2-3			2	2	0	0	2	0	1
Thurman Munson, R OBP: 0.357, SLG: 0.442 (1, 2)	0-0 F6		0-0 5-3 ②		0-0 1-2 1B		0-0 1-H HR			4	1	2	2	0	0	1
Reggie Jackson, L OBP: 0.377, SLG: 0.453 (1, 9)	4-0 1B 1-2 BB		1-0 S HBP		0-0 F8		0-0 G3			2	0	0	0	1	0	2
Chris Chambliss, L OBP: 0.286, SLG: 0.466 (1, 3)	0-0 G6-4-3 1-2 2-H 1B		0-0 F8		0-3 K		0-0 3-1			4	0	1	1	0	1	1
Carlos May, L OBP: 0.359, SLG: 0.314 (1, 10)	0-0 G6-4-3 1-2f		0-0 6-3		0-0 G3		0-0 4-3			4	0	0	0	0	0	2
Graig Nettles, L OBP: 0.276, SLG: 0.215 (1, 5)		0-0 4-3		0-0 F8		4-0 E BB		0-0 F7		3	0	0	0	1	0	0
Roy White, S OBP: 0.368, SLG: 0.379 (1, 7)		0-0 PB 2B		0-0 F2		0-0 E9 1-3 1B		0-0 F5		4	0	2	0	0	0	0
Paul Blair, R OBP: 0.286, SLG: 0.429 (1, 8)		0-0 F8		0-0 F5		0-0 F4				3	0	0	0	0	0	3
Bucky Dent, R OBP: 0.348, SLG: 0.333 (1, 6)		0-0 F4		0-0 F9		0-0 FC6-5 2B				3	0	1	0	0	0	1

Inning Stats	R: 1	H: 1	E: 0	LOB: 1	K: 0	S: 3	P: 11	R: 0	H: 1	E: 0	LOB: 1	K: 0	S: 4	P: 4	R: 0	H: 0	E: 0	LOB: 0	K: 0	S: 3	P: 3	R: 0	H: 1	E: 1	LOB: 2	K: 1	S: 6	P: 10	R: 2	H: 2	E: 0	LOB: 0	K: 0	S: 5	P: 5	R: 0	H: 0	E: 0	LOB: 0	K: 0	S: 3	P: 3
	1	1	0	1	0	3	11	0	1	0	1	0	4	4	0	0	0	0	0	3	3	0	1	1	1	2	10	2	2	0	0	0	5	5	0	0	0	0	0	3	3	


BOTTOM

Seattle Mariners @ New York Yankees
Yankee Stadium, Bronx, NY

Fri Apr 29 1977, 7:05 PM EDT
Att: 15,284 - Unknown - 57 F

livebaseballscorecards.com

AB	29
R	3
H	6
RBI	3
BB	4
SO	1
LOB	11



WP: 0	PA: 34
PB: 1	SB: 1
CS: 0	

Batter	1	2	3	4	5	6	7	8	9	AB R H RBI BB SO LOB	TOP
Larry Milbourne, S OBP: 0.218, SLG: 0.224 (1, 4) X	0-0 4-3 ①		0-3 K ①		0-0 G4-3 ②③			0-0 4-3 ① X	0-0 F8 ③	5 0 0 0 0 1 3	
Craig Reynolds, L OBP: 0.275, SLG: 0.325 (1, 6) X	0-0 F8 ②		0-0 F9 ②			0-0 F9 ①		0-0 FC3-6 1B ②		4 0 1 0 0 0 0	
Steve Braun, L OBP: 0.484, SLG: 0.343 (1, 7) X	0-0 1B		4-0 BB			0-0 4-3 ②		0-0 FC3-6 1-2f ②		3 0 1 0 1 0 1	
Dan Meyer, L OBP: 0.292, SLG: 0.415 (1, 3) X	0-0 F8 ③		0-0 F7 ③			0-0 F3 ③		0-0 F7 ③		4 0 0 0 0 0 3	
Juan Bernhardt, R OBP: 0.353, SLG: 0.547 (1, 10) X		0-0 F6 ①		0-3 K ①			4-0 1B BB		4-0 F8 1B SF8 BB	2 1 0 0 2 1 0	
Bill Stein, R OBP: 0.337, SLG: 0.395 (1, 5) X		0-0 FC6-4 1B		0-0 4-3 ②			0-0 F8 ①		0-0 1B 1-2 1B	4 0 2 0 0 0 1	
Ruppert Jones, L OBP: 0.297, SLG: 0.391 (1, 8) X		0-3 K ②		0-0 G3 ③			0-0 F8 ②		0-0 F8 ①	4 0 0 0 0 1 4	
Carlos Lopez, R OBP: 0.300, SLG: 0.306 (1, 9) X		0-0 FC6-4 1-2f ③			0-0 5-3 ①		0-0 1B 1-2		0-0 SF8 ②	3 0 1 1 0 0 1	
Bob Stinson, S OBP: 0.400, SLG: 0.431 (1, 2) X			0-0 HR		4-0 G4-3 BB		0-0 F9 ③		0-0 3-H 1B	3 1 2 1 1 0 2	
Inning Stats	R: 0 E: 0 K: 0 S: 4 H: 1 LOB: 1 BB: 0 P: 4	R: 0 E: 0 K: 1 S: 6 H: 1 LOB: 1 BB: 0 P: 6	R: 1 E: 0 K: 1 S: 6 H: 1 LOB: 1 BB: 1 P: 10	R: 0 E: 0 K: 1 S: 5 H: 0 LOB: 0 BB: 0 P: 5	R: 0 E: 0 K: 0 S: 2 H: 0 LOB: 0 BB: 1 P: 6	R: 0 E: 0 K: 0 S: 3 H: 0 LOB: 0 BB: 0 P: 3	R: 0 E: 0 K: 0 S: 4 H: 1 LOB: 2 BB: 1 P: 8	R: 0 E: 0 K: 0 S: 4 H: 1 LOB: 1 BB: 0 P: 4	R: 1 E: 0 K: 0 S: 5 H: 2 LOB: 2 BB: 1 P: 9	1B: 6 2B: 0 3B: 0 HR: 1 SF: 1 SAC: 0 DP: 1 HBP: 0	WP: 0 PB: 0 SB: 0 CS: 0 PA: 37
PITCHER Ed Figueroa, R ERA: 1.83 (1, 1)	IP 9.0 WLS W BF 37 H 7 R 2 ER 2 SO 3 BB 4 IBB 0 HBP 0 BLK 0 WP 0 HR 1 S 39 P 55 ERA 2.00 WHIP 1.222	PITCHER IP WLS BF H R ER SO BB IBB HBP BLK WP HR S P ERA WHIP									

Seattle Mariners @ New York Yankees
 Yankee Stadium, Bronx, NY
 Sat Apr 30 1977, 3:33 AM EDT
 Att. 19,525 - Unknown

livebaseballscorecards.com

AB	32
R	2
H	7
RBI	2
BB	4
SO	3
LOB	15



Batter	1	2	3	4	5	6	7	8	9	AB	R	H	RBI	BB	SO	LOB
Willie Randolph, R OBP: 0.368, SLG: 0.494 (1, 4)	0-0 5-3	0-0 3B	0-0 F9			0-0 2-3				4	0	1	2	0	0	1
Thurman Munson, R OBP: 0.352, SLG: 0.469 (1, 2)	0-0 HR	0-0 F7			0-3 K	0-0 6-3				4	1	1	1	0	1	1
Reggie Jackson, L OBP: 0.395, SLG: 0.507 (1, 9)	4-0 FC3-6 BB		0-0 HR		0-0 1B G3-2-3	0-3 K				3	1	2	1	1	1	0
Chris Chambliss, L OBP: 0.296, SLG: 0.461 (1, 3)	0-0 FC3-6		1-0 1B 1B HBP		0-0 1B BB	0-0 F7				3	1	1	0	0	0	1
Carlos May, L OBP: 0.372, SLG: 0.316 (1, 10)	0-0 G3		0-0 1B 1B SF7 1B		4-0 1B BB	0-0 4-3				3	1	1	0	1	0	1
Graig Nettles, L OBP: 0.263, SLG: 0.203 (1, 5)		0-0 G3	0-0 F9		0-0 G3-2-3	0-0 F4				4	0	0	0	0	0	5
Roy White, S OBP: 0.363, SLG: 0.371 (1, 7)		0-0 3-1	0-0 SF7 1B WP 1B		0-0 F8	0-0 F9				4	1	1	0	0	0	0
Paul Blair, R OBP: 0.333, SLG: 0.500 (1, 8)		0-0 3B 2B	0-0 WP SF7 1B		0-0 4-3	0-0 F8				4	1	2	1	0	0	0
Bucky Dent, R OBP: 0.343, SLG: 0.322 (1, 6)		4-0 3B BB	0-0 SF7		0-0 6-3	0-0 F7				2	1	0	1	1	0	0

Inning Stats	R: 1	H: 1	E: 0	K: 0	S: 4	R: 2	H: 2	E: 0	K: 0	S: 5	R: 4	H: 4	E: 0	K: 0	S: 7	R: 0	H: 2	E: 0	K: 1	S: 6	R: 0	H: 0	E: 0	K: 0	S: 3	R: 0	H: 0	E: 0	K: 1	S: 5	R: 0	H: 0	E: 0	K: 0	S: 3	R: 0	H: 0	E: 0	K: 0	S: 3	1B: 5	SF: 1	2B: 1	SAC: 0	3B: 1	DP: 1	HR: 2	HBP: 1	WP: 1	PA: 36
--------------	------	------	------	------	------	------	------	------	------	------	------	------	------	------	------	------	------	------	------	------	------	------	------	------	------	------	------	------	------	------	------	------	------	------	------	------	------	------	------	------	-------	-------	-------	--------	-------	-------	-------	--------	-------	--------

PITCHER	IP	WLS	BF	H	R	ER	SO	BB	IBB	HBP	BLK	WP	HR	S	P	ERA	WHIP
Gary Wheelock, R ERA: 5.23 (1, 1)	2.0	L	14	5	6	6	0	2	0	0	0	0	2	11	20	27.00	3.500
Bill Laxton, L ERA: 5.93 (3, 1)	0.2		4	2	0	0	0	0	0	0	0	0	0	4	4	0.00	3.000
Dave Pagan, R ERA: 5.4 (3, 1)	5.1		18	2	1	1	2	1	0	0	0	1	0	21	25	1.69	0.562


BOTTOM

Seattle Mariners @ New York Yankees
 Yankee Stadium, Bronx, NY

Sat Apr 30 1977, 3:33 AM EDT
 Att. 19,525 - Unknown

livebaseballscorecards.com

AB	31
R	7
H	9
RBI	6
BB	3
SO	2
LOB	9



Batter	1	2	3	4	5	6	7	8	9	AB R H RBI BB SO LOB	TOP											
Jose Báez, R (1, 4) OBP: 0.372, SLG: 0.333	0-0 F9 1B	4-0 BB			0-0 F5		0-0 FC6-4 FC5 E 1-2f		0-0 1B	4 0 2 0 1 0 1												
Steve Braun, L (1, 7) OBP: 0.480, SLG: 0.360	0-0 F9 1B	0-0 3-1			0-0 1B 2B		0-0 E1		0-0 4-3	5 1 2 0 0 0 4												
Carlos Lopez, R (1, 9) (8, 8) OBP: 0.318, SLG: 0.325	0-0 F9 1-2 2-3				0-0 FC5-4 1B		0-0 FC5 2-3f			4 0 2 0 0 0 4												
Juan Bernhardt, R (1, 10) OBP: 0.361, SLG: 0.544	0-0 2B 1B				0-0 FC5-4 1-2f				0-0 FC1-5 1B	4 1 2 1 0 0 3												
Bill Stein, R (1, 5) OBP: 0.354, SLG: 0.422	0-0 1-H 2B				0-3 K				0-0 FC1-5 1B	4 0 3 1 0 1 0												
Dan Meyer, L (1, 3) OBP: 0.280, SLG: 0.395	0-0 F8				0-0 F8				0-0 FC1-5 1-2 2-3f	4 0 0 0 0 0 4												
Ruppert Jones, L (1, 8) OBP: 0.298, SLG: 0.383					0-0 F3				0-0 G6-4-3 1-2f	2 0 0 0 1 0 0												
Leroy Stanton, R (8, PH) (8, 9) OBP: 0.204, SLG: 0.362					0-0 CS BB				0-0 G6-4-3 1-2f	1 0 0 0 0 0 2												
Larry Cox, R (1, 2) OBP: 0.250, SLG: 0.143					0-0 4-3				0-0 CS	3 0 1 0 1 0 0												
Craig Reynolds, L (1, 6) OBP: 0.277, SLG: 0.325					0-0 4-3				0-0 FC6-4 1B													
Joe Lis, R (9, PH) OBP: 0.300, SLG: 0.222									0-0 F8													
									0-0 G5-4-3 1-2f	3 0 1 0 0 0 1 1 0 0 0 0 0 1												
Inning Stats	R: 2 E: 0 K: 0 S: 6	H: 4 LOB: 1 BB: 0 P: 6	R: 0 E: 1 K: 0 S: 4	H: 1 LOB: 2 BB: 1 P: 8	R: 0 E: 0 K: 1 S: 5	H: 1 LOB: 0 BB: 0 P: 5	R: 0 E: 0 K: 0 S: 3	H: 0 LOB: 0 BB: 0 P: 3	R: 0 E: 0 K: 0 S: 5	H: 2 LOB: 2 BB: 0 P: 5	R: 0 E: 0 K: 0 S: 2	H: 1 LOB: 0 BB: 1 P: 6	R: 0 E: 1 K: 0 S: 5	H: 1 LOB: 2 BB: 0 P: 5	R: 0 E: 0 K: 0 S: 4	H: 2 LOB: 1 BB: 0 P: 4	R: 0 E: 0 K: 0 S: 3	H: 1 LOB: 1 BB: 1 P: 7	1B: 11 2B: 2 3B: 0 HR: 0	SF: 0 SAC: 0 DP: 4 HBP: 0	WP: 0 PB: 0 SB: 0 CS: 1	PA: 39
PITCHER	IP WLS BF H R ER SO BB IBB HBP BLK WP HR S P ERA WHIP																				PITCHER	IP WLS BF H R ER SO BB IBB HBP BLK WP HR S P ERA WHIP
Ken Holtzman, L (1, 1) ERA: 4.4	6.0 W 26 10 2 2 1 2 0 0 0 0 0 26 34 3.00 2.000																				Sparky Lyle, L (7, 1) ERA: 1.0	3.0 S 12 3 0 0 0 1 0 0 0 0 0 11 15 0.00 1.333

Seattle Mariners @ New York Yankees
 Yankee Stadium, Bronx, NY
 Sun May 01 1977, 3:33 AM EDT
 Att. 20,477 - Unknown - 70 F

livebaseballscorecards.com

AB 35
 R 2
 H 13
 RBI 2
 BB 3
 SO 1
 LOB 20



Batter	1	2	3	4	5	6	7	8	9	AB R H RBI BB SO LOB	TOP									
Jerry Remy, L (1, 4) OBP: 0.327, SLG: 0.330	0-0 F7			0-0 F9	0-0 F7		0-0 1-2 1B			4 0 1 0 0 0 1	California Angels @ New York Yankees Yankee Stadium, Bronx, NY Tue May 03 1977, 7:05 PM EDT Att. 19,440 - Unknown - 69 F									
Bobby Grich, R (1, 6) OBP: 0.382, SLG: 0.413	0-3 K			4-0 BB HBP BB	4-0 1-2 BB		0-0 F8			2 0 0 0 2 1 2										
Bobby Bonds, R (1, 9) OBP: 0.336, SLG: 0.411	0-0 F6			0-0 F3	0-3 K			0-0 6-3		4 0 0 0 0 1 3										
Don Baylor, R (1, 10) OBP: 0.336, SLG: 0.538		0-0 5-3		1-0 BB 1-2 HBP		0-3 K		0-0 F7		3 0 0 0 0 1 0										
Joe Rudi, R (1, 7) OBP: 0.368, SLG: 0.505		0-3 K		4-0 1-2 2-3 BB		0-3 K		0-0 F3		3 0 0 0 1 2 0										
Tony Solaita, L (1, 3) OBP: 0.304, SLG: 0.370		0-0 4-3		0-0 5-3		0-0 G3			0-3 K	4 0 0 0 0 1 3										
Bruce Bochte, L (1, 8) OBP: 0.319, SLG: 0.368			0-0 F7		0-0 E8 4-3 WP 1B		0-0 1B 1B		0-0 1B	4 1 3 0 0 0 0										
Dave Chalk, R (1, 5) OBP: 0.380, SLG: 0.420			0-0 F4		0-0 4-3		0-0 F7		0-3 K	4 0 0 0 0 1 3										
Andy Etchebarren, R (1, 2) OBP: 0.429, SLG: 0.333			0-0 F9		4-0 BB BB 3-H BB		0-0 F7		0-3 K	1 0 0 0 1 0 0										
Bob Jones, L (7, PH) OBP: 0.333, SLG: 0.455										1 0 0 0 0 0 1										
Ike Hampton, S (7, 2) OBP: 0.500, SLG: 0.875										0 0 0 0 0 0 0										
Dan Briggs, L (9, PH) OBP: 0.269, SLG: 0.333										1 0 0 0 0 1 1										
Inning Stats	R: 0 E: 0 K: 1 S: 5	H: 0 LOB: 0 BB: 0 P: 5	R: 0 E: 0 K: 1 S: 5	H: 0 LOB: 0 BB: 0 P: 5	R: 0 E: 0 K: 0 S: 3	H: 0 LOB: 3 BB: 2 P: 12	R: 1 E: 1 K: 1 S: 6	H: 1 LOB: 2 BB: 2 P: 14	R: 0 E: 0 K: 2 S: 7	H: 0 LOB: 0 BB: 0 P: 7	R: 0 E: 0 K: 0 S: 5	H: 2 LOB: 2 BB: 0 P: 5	R: 0 E: 0 K: 0 S: 3	H: 0 LOB: 0 BB: 0 P: 3	R: 0 E: 0 K: 3 S: 10	H: 1 LOB: 1 BB: 0 P: 10	1B: 4 2B: 0 3B: 0 HR: 0	SF: 0 SAC: 0 DP: 0 HBP: 1	WP: 1 PB: 0 SB: 0 CS: 0	PA: 36
PITCHER	IP WLS BF H R ER SO BB IBB HBP BLK WP HR S P ERA WHIP																			
Mike Torrez, R (1, 1) ERA: 3.73	5.0 W 21 1 1 0 3 4 0 1 0 1 0 22 39 0.00 1.000																			
Dick Tidrow, R (6, 1) ERA: 1.65	4.0 S 15 3 0 0 5 0 0 0 0 0 0 25 25 0.00 0.750																			

livebaseballscorecards.com

AB	31
R	1
H	4
RBI	0
BB	4
SO	8
LOB	14



Batter	1	2	3	4	5	6	7	8	9	AB R H RBI BB SO LOB	TOP	
Bill North, S OBP: 0.330, SLG: 0.321 (1, 8) X	0-0 1-3 X	0-0 2-H 3-H 3B X			X 0-0 F7 1		X 0-0 G3 3			4 0 1 2 0 0 0		
Larry Murray, S OBP: 0.333, SLG: 0.350 (1, 9) X	0-0 HR 1B X	0-0 4-3 X			X 0-0 G3 2			X 0-0 5-3 1		4 1 1 0 0 0 1		
Mitchell Page, L OBP: 0.450, SLG: 0.688 (1, 7) X	0-0 1-H HR X		X 0-0 F8 1		X 0-0 1B X			X 0-0 1B X		4 2 3 2 0 0 0		
Dick Allen, R OBP: 0.375, SLG: 0.463 Jeff Newman, R OBP: 0.167, SLG: 0.182 (1, 3) X (8, 2) X	0-0 6-3 X		X 0-0 6-3 2		X 0-3 K 1-2 3		X 0-3 K 1-2 2			4 0 0 0 0 2 2 0 0 0 0 0 0 0		
Manny Sanguillen, R OBP: 0.356, SLG: 0.392 Matt Alexander, S OBP: 0.500, SLG: 0.500 Vida Blue, S (1, 2) X (8, PR) X (8, 1) X	0-0 5-3 X		X 0-0 F9 3		X 0-0 G6-4-3 1B X		X 0-0 1B X	X 0-0 CS 1B 2-H X		4 0 2 1 0 0 0 0 0 0 0 0 0 0 0 0 0 0 0 0 0		
Wayne Gross, L OBP: 0.376, SLG: 0.535 (1, 5) X		X 0-0 G3 1		X 0-0 F8 1		X 0-0 F8 1		X 0-0 CS 1-2 3	X 4-0 BB X	3 0 0 0 1 0 1		
Earl Williams, R OBP: 0.357, SLG: 0.568 (1, 10) X (8, 3) X		BB BB BB 4-0 2B 3B BB X		BB BB BB 4-0 FC6-4 BB X		X 0-0 G6-4-3 1-2f 2 3			X 0-3 K 1-2 1		2 1 0 0 2 1 2	AB 33 R 5 H 8 RBI 5 BB 3 SO 4 LOB 12
Marty Perez, R OBP: 0.250, SLG: 0.296 (1, 4) X		X 0-0 1-3 3B 2B X		X 0-0 FC6-4 1-2f 2		X 0-0 G3 1		X 0-0 F9 2		4 1 1 0 0 0 2		
Rob Picciolo, R OBP: 0.220, SLG: 0.211 (1, 6) X		X 0-3 K 2		X 0-0 F9 3		X 0-0 4-3 2		X 0-0 F6 3		4 0 0 0 0 1 4		
Inning Stats	R: 2 E: 0 K: 0 S: 5 H: 2 LOB: 0 BB: 0 P: 5	R: 2 E: 0 K: 1 S: 7 H: 2 LOB: 1 BB: 1 P: 11	R: 0 E: 0 K: 0 S: 3 H: 0 LOB: 0 BB: 0 P: 3	R: 0 E: 0 K: 0 S: 3 H: 0 LOB: 1 BB: 1 P: 7	R: 0 E: 0 K: 1 S: 6 H: 1 LOB: 1 BB: 0 P: 6	R: 0 E: 0 K: 0 S: 3 H: 1 LOB: 0 BB: 0 P: 3	R: 0 E: 0 K: 0 S: 3 H: 0 LOB: 0 BB: 0 P: 3	R: 1 E: 0 K: 1 S: 6 H: 2 LOB: 1 BB: 0 P: 6	R: 0 E: 0 K: 1 S: 5 H: 0 LOB: 1 BB: 1 P: 9	1B: 5 2B: 1 3B: 1 HR: 1 SF: 0 SAC: 0 DP: 1 HBP: 0	WP: 0 PB: 0 SB: 4 CS: 1 PA: 37	
PITCHER Catfish Hunter, R ERA: 2.81 (1, 1)	IP 9.0 WLS L BF 36 H 8 R 5 ER 5 SO 4 BB 3 IBB 0 HBP 0 BLK 0 WP 0 HR 1 S 41 P 53 ERA 5.00 WHIP 1.222											

Oakland Athletics @ New York Yankees
Yankee Stadium, Bronx, NY
Thu May 05 1977, 7:05 PM EDT
Att: 11,889 - Unknown

livebaseballscorecards.com



Batter	1	2	3	4	5	6	7	8	9	AB R H RBI BB SO LOB
Willie Randolph, R (1, 4) OBP: 0.370, SLG: 0.477	0-0 6-3			0-3 K	4-0 BB		0-0 G3		0-0 2B	4 0 1 0 1 1 1
Roy White, S (1, 7) OBP: 0.376, SLG: 0.402	0-0 4-3			0-0 1B	0-3 K			0-0 SF7	0-0 4-3	5 1 2 0 0 1 5
Thurman Munson, R (1, 2) OBP: 0.370, SLG: 0.500	0-3 K			0-0 F9		0-0 5-3		0-0 1B		4 0 1 0 0 1 1
Reggie Jackson, L (1, 9) OBP: 0.387, SLG: 0.506		0-3 K		0-0 1B		0-0 1-3		0-3 K		4 0 1 0 0 2 2
Chris Chambliss, L (1, 3) OBP: 0.301, SLG: 0.465		0-0 5-3		0-3 K		0-0 6-3		0-0 SF7		3 0 0 1 0 1 2
Jimmy Wynn, R (1, 10) OBP: 0.339, SLG: 0.340		0-3 K			0-3 K		0-0 F9	0-0 F7		4 0 0 0 0 2 1
Graig Nettles, L (1, 5) OBP: 0.272, SLG: 0.253			0-0 6-3		0-0 F8		0-0 2B		0-3 K	4 1 1 0 0 1 0
Paul Blair, R (1, 8) OBP: 0.333, SLG: 0.414			0-0 F7		0-0 1B		0-0 F9		0-0 2B	4 0 2 0 0 0 1
Bucky Dent, R (1, 6) OBP: 0.333, SLG: 0.371			0-0 F9		0-0 1B		0-0 2B		0-0 F7	4 0 2 1 0 0 1

Inning Stats	R: 0 E: 0 K: 1 S: 5	H: 0 LOB: 0 BB: 0 P: 5	R: 0 E: 0 K: 2 S: 7	H: 0 LOB: 0 BB: 0 P: 7	R: 0 E: 0 K: 0 S: 3	H: 0 LOB: 0 BB: 0 P: 3	R: 0 E: 0 K: 2 S: 9	H: 2 LOB: 2 BB: 0 P: 9	R: 0 E: 0 K: 2 S: 9	H: 2 LOB: 3 BB: 1 P: 13	R: 0 E: 0 K: 0 S: 3	H: 0 LOB: 0 BB: 0 P: 3	R: 1 E: 0 K: 0 S: 5	H: 2 LOB: 1 BB: 0 P: 5	R: 1 E: 0 K: 1 S: 7	H: 2 LOB: 1 BB: 0 P: 7	R: 0 E: 0 K: 1 S: 7	H: 2 LOB: 2 BB: 0 P: 7	1B: 7 2B: 3 3B: 0 HR: 0	SF: 1 SAC: 0 DP: 0 HBP: 0	WP: 0 PB: 0 SB: 0 CS: 0	PA: 38
--------------	------------------------------	---------------------------------	------------------------------	---------------------------------	------------------------------	---------------------------------	------------------------------	---------------------------------	------------------------------	----------------------------------	------------------------------	---------------------------------	------------------------------	---------------------------------	------------------------------	---------------------------------	------------------------------	---------------------------------	----------------------------------	------------------------------------	----------------------------------	--------

PITCHER	IP	WLS	BF	H	R	ER	SO	BB	IBB	HBP	BLK	WP	HR	S	P	ERA	WHIP
Vida Blue, L (1, 1) ERA: 4.5	9.0	W	38	10	2	2	9	1	0	0	0	0	0	55	59	2.00	1.222
Vida Blue, L (8, 1) ERA: 4.5	9.0	W	38	10	2	2	9	1	0	0	0	0	0	55	59	2.00	1.222

BOTTOM

Oakland Athletics @ New York Yankees
 Yankee Stadium, Bronx, NY
 Thu May 05 1977, 7:05 PM EDT
 Att. 11,889 - Unknown

AB	36
R	2
H	10
RBI	2
BB	1
SO	9
LOB	14



Batter	1	2	3	4	5	6	7	8	9	AB R H RBI BB SO LOB	TOP
Sheldon Mallory, L (1, 9) OBP: 0.417, SLG: 0.310	0-0 G6-3 1B		0-0 L8		0-0 6-3			0-0 G3		4 0 1 0 0 0 1	
Larry Murray, S (1, 8) OBP: 0.320, SLG: 0.333 Rodney Scott, S (8, 6) OBP: 0.404, SLG: 0.359	0-0 G6-3 1-2f		0-0 CS 1B		0-0 3-1			0-3 K		4 0 1 0 0 1 1 0 0 0 0 0 0 0	
Mitchell Page, L (1, 7) OBP: 0.451, SLG: 0.677	4-0 BB		0-0 CS 1-2	0-0 E S 6-3 1B		0-0 L8		0-0 4-3		3 1 1 0 1 0 0	
Dick Allen, R (1, 3) OBP: 0.360, SLG: 0.440	0-0 F9			0-3 K 1-3		0-0 P6		0-0 F7		4 0 0 0 0 1 2	
Manny Sanguillen, R (1, 2) OBP: 0.352, SLG: 0.386		0-0 4-3 1B		0-0 6-3		0-0 P4		0-0 F8		4 0 1 1 0 0 0	
Wayne Gross, L (1, 5) OBP: 0.365, SLG: 0.517		0-0 4-3 1-2		0-0 4-3 3-H		0-0 F8				3 0 0 0 0 0 1	
Earl Williams, R (1, 10) OBP: 0.356, SLG: 0.558		0-0 F8			0-0 F7		0-0 FC6-4 1B			3 0 1 0 0 0 1	
Marty Perez, R (1, 4) OBP: 0.258, SLG: 0.276		0-3 K			4-0 SH5-3 BB		0-0 FC6-4 1-2f			2 0 0 0 1 1 2	
Rob Picciolo, R (1, 6) OBP: 0.217, SLG: 0.208 Bill North, S (8, PH) OBP: 0.327, SLG: 0.318 (8, 8)			0-0 4-3		0-0 SH5-3 1-2		0-0 3-1			1 0 0 0 0 0 0 1 0 0 0 0 0 0	
Inning Stats	R: 0 H: 1 E: 0 LOB: 1 K: 0 BB: 1 S: 3 P: 7	R: 0 H: 1 E: 0 LOB: 1 K: 1 BB: 0 S: 6 P: 6	R: 0 H: 1 E: 0 LOB: 0 K: 0 BB: 0 S: 3 P: 3	R: 1 H: 1 E: 0 LOB: 0 K: 1 BB: 0 S: 6 P: 6	R: 0 H: 0 E: 0 LOB: 1 K: 0 BB: 1 S: 3 P: 7	R: 0 H: 0 E: 0 LOB: 0 K: 0 BB: 0 S: 3 P: 3	R: 0 H: 1 E: 0 LOB: 1 K: 0 BB: 0 S: 4 P: 4	R: 0 H: 0 E: 0 LOB: 0 K: 1 BB: 0 S: 5 P: 5	R: 0 H: 0 E: 0 LOB: 0 K: 0 BB: 0 S: 3 P: 3	1B: 5 SF: 0 2B: 0 SAC: 1 3B: 0 DP: 1 HR: 0 HBP: 0	WP: 0 PA: 33 PB: 0 SB: 1 CS: 1
PITCHER Ed Figueroa, R (1, 1) ERA: 1.49	IP WLS BF H R ER SO BB IBB HBP BLK WP HR S P ERA WHIP										
	9.0 W 32 5 1 0 3 2 0 0 0 0 0 0 36 44 0.00 0.778										

Oakland Athletics @ New York Yankees
Yankee Stadium, Bronx, NY
Fri May 06 1977, 7:05 PM EDT
Att. 17,780 - Unknown - 75 F

livebaseballscorecards.com

AB 29
R 1
H 5
RBI 1
BB 2
SO 3
LOB 8



Batter	1	2	3	4	5	6	7	8	9
Willie Randolph, R OBP: 0.365, SLG: 0.478 (1, 4)	0-0 L9		0-0 P4		0-0 4-3 2B		0-0 4-3		
Mickey Rivers, L OBP: 0.337, SLG: 0.390 (1, 8)	0-0 6-3		0-0 F8		0-0 4-3 2-3			0-0 2B 1B	
Thurman Munson, R OBP: 0.365, SLG: 0.500 (1, 2)	0-0 E5			0-0 F9	0-0 P4			0-0 6-3 1-H 2B	
Reggie Jackson, L OBP: 0.381, SLG: 0.488 (1, 9)		0-0 G3		4-0 1B HR BB		0-3 K		0-0 6-3 2-3	
Chris Chambliss, L OBP: 0.320, SLG: 0.478 (1, 3)				0-0 1B HR		0-0 FC6-4 1B		0-0 L9	
Roy White, S OBP: 0.375, SLG: 0.435 (1, 7)				0-0 F7	0-0 HR	0-0 FC6-4			
Graig Nettles, L OBP: 0.263, SLG: 0.244 (1, 5)				0-0 F9	0-0 F7	0-0 FC6-4			
Carlos May, L OBP: 0.380, SLG: 0.318 (1, 10)			0-0 P3	0-0 1B			0-0 4-3		
Bucky Dent, R OBP: 0.333, SLG: 0.370 (1, 6)			0-0 1B		0-0 L3		0-0 F8		

Inning Stats	R: 0	H: 0	E: 1	K: 0	S: 3	LOB: 1	BB: 0	P: 3	R: 0	H: 1	E: 0	K: 0	S: 4	LOB: 1	BB: 0	P: 4	R: 0	H: 1	E: 0	K: 0	S: 5	LOB: 1	BB: 1	P: 9	R: 0	H: 1	E: 0	K: 1	S: 6	LOB: 1	BB: 0	P: 6	R: 0	H: 0	E: 0	K: 0	S: 3	LOB: 0	BB: 0	P: 3	R: 1	H: 2	E: 0	K: 0	S: 4	LOB: 0	BB: 0	P: 4
	1B: 6	SF: 0	2B: 2	SAC: 0	3B: 0	DP: 0	HR: 1	HBP: 0	WP: 0	PA: 32																																						

PITCHER	IP	WLS	BF	H	R	ER	SO	BB	IBB	HBP	BLK	WP	HR	S	P	ERA	WHIP
Doc Medich, R ERA: 5.51 (1, 1)	7.0	L	30	9	4	4	1	1	0	0	0	0	1	31	35	5.14	1.429
Jim Umbarger, L ERA: 6.41 (8, 1)	1.0		2	0	0	0	0	0	0	0	0	0	0	2	2	0.00	0.000

BOTTOM

AB	R	H	RBI	BB	SO	LOB
4	0	1	0	0	0	1
4	1	1	0	0	0	2
4	0	1	1	0	0	1
3	1	0	0	1	1	1
4	1	3	0	0	0	0
3	1	1	3	0	0	2
3	0	0	0	0	0	2
3	0	1	0	0	0	0
3	0	1	0	0	0	0

AB	31
R	4
H	9
RBI	4
BB	1
SO	1
LOB	9



WP	HR	S	P	ERA	WHIP
0	0	0	0	0	0

Oakland Athletics @ New York Yankees
 Yankee Stadium, Bronx, NY
 Fri May 06 1977, 7:05 PM EDT
 Att: 17,780 - Unknown - 75 F

livebaseballscorecards.com

Batter	1	2	3	4	5	6	7	8	9	AB R H RBI BB SO LOB	TOP
Tony Armas, R (1, 6) <small>OBP: 0.292, SLG: 0.214</small> Matt Alexander, S (1, PR) <small>OBP: 0.500, SLG: 0.500</small> Rob Picciolo, R (1, 6) <small>OBP: 0.214, SLG: 0.205</small> Rodney Scott, S (5, PH) <small>OBP: 0.420, SLG: 0.381</small>	4-0 	0-0 4-3 			0-0 		0-0 		0-0 6-3 	0 0 0 0 1 0 0 0 1 0 0 0 0 0 1 0 0 0 0 0 3 3 0 2 0 0 0 1	
Bill North, S (1, 8) <small>OBP: 0.337, SLG: 0.341</small> Rich McKinney, R (6, 3) <small>OBP: 0.217, SLG: 0.444</small>	0-0 		0-0 1-3 		0-0 		0-0 		0-0 F8 	3 0 2 1 0 0 0 2 0 0 0 0 0 2	
Mitchell Page, L (1, 7) <small>OBP: 0.444, SLG: 0.660</small>	0-0 		0-3 		0-0 		0-3 			4 0 1 0 0 2 3	
Dick Allen, R (1, 3) <small>OBP: 0.350, SLG: 0.425</small> Sheldon Mallory, L (6, 7) <small>OBP: 0.405, SLG: 0.300</small>	0-0 		0-3 		0-3 			0-0 5-3 		3 0 0 0 0 2 3 1 0 0 0 0 0 0	
Manny Sanguillen, R (1, 2) <small>OBP: 0.352, SLG: 0.385</small> Jeff Newman, R (6, 2) <small>OBP: 0.154, SLG: 0.167</small>		0-0 		0-0 6-3 		0-0 6-3 		0-3 		3 0 1 0 0 0 0 1 0 0 0 0 1 0	
Earl Williams, R (1, 10) <small>OBP: 0.352, SLG: 0.556</small>		0-3 		0-0 		0-0 		0-0 		4 0 1 0 0 1 1	
Wayne Gross, L (1, 5) <small>OBP: 0.380, SLG: 0.559</small>		0-0 		0-0 		0-0 			0-0 	4 1 3 1 0 0 1	AB 36 R 2 H 11 RBI 2 BB 2 SO 10 LOB 20
Marty Perez, R (1, 4) <small>OBP: 0.286, SLG: 0.313</small>		4-0 		0-0 		0-3 			0-0 	3 0 1 0 1 1 2	
Larry Murray, S (1, 9) <small>OBP: 0.276, SLG: 0.286</small>		0-3 		0-3 			0-0 		0-3 	4 0 0 0 0 3 4	
Inning Stats	R: 1 H: 1 E: 0 LOB: 1 K: 0 BB: 1 S: 3 P: 7	R: 0 H: 2 E: 0 LOB: 3 K: 2 BB: 1 S: 9 P: 13	R: 0 H: 0 E: 0 LOB: 0 K: 2 BB: 0 S: 7 P: 7	R: 0 H: 1 E: 0 LOB: 1 K: 0 BB: 0 S: 4 P: 4	R: 0 H: 3 E: 0 LOB: 2 K: 2 BB: 0 S: 9 P: 9	R: 0 H: 1 E: 0 LOB: 1 K: 1 BB: 0 S: 6 P: 6	R: 0 H: 1 E: 0 LOB: 1 K: 1 BB: 0 S: 6 P: 6	R: 0 H: 0 E: 0 LOB: 0 K: 1 BB: 0 S: 5 P: 5	R: 1 H: 2 E: 0 LOB: 1 K: 1 BB: 0 S: 7 P: 7	1B: 7 SF: 0 2B: 3 SAC: 0 3B: 0 DP: 0 HR: 1 HBP: 0	WP: 0 PA: 38 PB: 0 SB: 1 CS: 1
PITCHER Don Gullett, L (1, 1) <small>ERA: 5.73</small>	IP WLS BF H R ER SO BB IBB HBP BLK WP HR S P ERA WHIP 9.0 W 38 11 2 2 10 2 0 0 0 0 0 1 56 64 2.00 1.444						PITCHER IP WLS BF H R ER SO BB IBB HBP BLK WP HR S P ERA WHIP				

Oakland Athletics @ New York Yankees
 Yankee Stadium, Bronx, NY
 Sat May 07 1977, 3:33 AM EDT
 Att: 19,125 - Unknown

livebaseballscorecards.com

Batter	1	2	3	4	5	6	7	8	9	AB	R	H	RBI	BB	SO	LOB
Willie Randolph, R (1, 4) George Zeber, S (6, 4)	0-0 1B 1B	4-0 HR BB		4-0 CS BB	0-0 G1		0-0 E3 FC4-6			2	2	1	0	2	0	1
Mickey Rivers, L (1, 8) OBP: 0.341, SLG: 0.427	0-0 E 1B G4-3-6	0-0 HR		0-0 4-3		0-0 G3	0-0 F7			5	2	2	3	0	0	2
Thurman Munson, R (1, 2) Fran Healy, R (6, 2) OBP: 0.333, SLG: 0.333	0-0 E 1B	0-3 K			0-3 K	0-0 1B 1B	0-0 FC4-6			3	0	1	1	0	2	0
Reggie Jackson, L (1, 9) Paul Blair, R (7, 9) OBP: 0.355, SLG: 0.414	0-0 E7 G4-3-6		0-0 2B		4-0 1B HR BB	0-0 P5		1-0 G3 BB HBP		3	1	1	0	1	0	3
Chris Chambliss, L (1, 3) OBP: 0.324, SLG: 0.474	0-3 K		0-3 K		0-0 1B HR	0-0 1B 1B		0-0 P6		5	2	2	0	0	2	5
Roy White, S (1, 7) OBP: 0.396, SLG: 0.477	0-0 G4-3-6		4-0 BB		0-0 HR	0-0 1B 1B		4-0 G3 BB		3	1	2	4	2	0	2
Graig Nettles, L (1, 5) OBP: 0.270, SLG: 0.287		0-0 3-1	0-3 K		0-0 HR	0-0 1B		0-0 G3		5	1	2	2	0	1	4
Carlos May, L (1, 10) OBP: 0.345, SLG: 0.286		0-3 K	0-0 F9		0-0 4-3	0-0 3-1		0-0 4-3		5	0	0	0	0	1	6
Bucky Dent, R (1, 6) OBP: 0.341, SLG: 0.360		4-0 HR BB		0-0 F8	4-0 WP BB		0-0 F8			2	1	0	0	2	0	0

Inning Stats	R: 2	H: 3	E: 1	K: 1	S: 8	L: 13	BB: 0	P: 8	R: 3	H: 1	E: 0	K: 2	S: 8	LOB: 0	BB: 2	P: 16	R: 0	H: 1	E: 0	K: 2	S: 8	LOB: 2	BB: 1	P: 12	R: 0	H: 0	E: 0	K: 0	S: 2	R: 4	H: 3	E: 0	K: 1	S: 8	LOB: 1	BB: 2	P: 16	R: 2	H: 4	E: 0	K: 0	S: 7	LOB: 2	BB: 0	P: 7	R: 0	H: 0	E: 1	K: 0	S: 4	LOB: 1	BB: 0	P: 4	R: 0	H: 0	E: 0	K: 0	S: 3	LOB: 2	BB: 1	P: 8
--------------	------	------	------	------	------	-------	-------	------	------	------	------	------	------	--------	-------	-------	------	------	------	------	------	--------	-------	-------	------	------	------	------	------	------	------	------	------	------	--------	-------	-------	------	------	------	------	------	--------	-------	------	------	------	------	------	------	--------	-------	------	------	------	------	------	------	--------	-------	------

PITCHER	IP	WLS	BF	H	R	ER	SO	BB	IBB	HBP	BLK	WP	HR	S	P	ERA	WHIP
Rick Langford, R (1, 1) ERA: 2.73	2.0	L	13	5	5	4	3	2	0	0	0	0	1	17	25	18.00	3.500
Joe Coleman, R (3, 1) ERA: 4.38	3.0		15	3	4	4	3	4	0	0	0	1	2	17	33	12.00	2.333
Mike Norris, R (6, 1) ERA: 3.91	3.0		16	4	2	2	0	1	0	1	0	0	0	14	19	6.00	1.667

BOTTOM

Oakland Athletics @ New York Yankees
 Yankee Stadium, Bronx, NY
 Sat May 07 1977, 3:33 AM EDT
 Att. 19,125 - Unknown

AB	36
R	11
H	12
RBI	10
BB	7
SO	6
LOB	24

WP: 1 PA: 44
 PB: 0
 SB: 0
 CS: 1



PITCHER	IP	WLS	BF	H	R	ER	SO	BB	IBB	HBP	BLK	WP	HR	S	P	ERA	WHIP
---------	----	-----	----	---	---	----	----	----	-----	-----	-----	----	----	---	---	-----	------

Batter	1	2	3	4	5	6	7	8	9	AB R H RBI BB SO LOB	TOP
Bill North, S (1, 8) <small>OBP: 0.340, SLG: 0.337</small>	0-0 2-3 		0-0 1-3 1B 		0-3 K 		0-0 4-3 		4-0 S 1B BB 	4 1 1 0 1 1 0	
Rodney Scott, S (1, 6) <small>OBP: 0.418, SLG: 0.370</small>	4-0 CS BB 		0-0 1-3 1-2 2-3 		0-0 P5 		0-0 1-3 		0-0 1B 	4 0 1 2 1 0 2	
Mitchell Page, L (1, 9) <small>OBP: 0.455, SLG: 0.698</small> Matt Alexander, S (8, PR) <small>OBP: 0.500, SLG: 0.500</small> Larry Murray, S (9, PH) <small>OBP: 0.267, SLG: 0.276</small>	0-0 1-2 2B 		0-0 F7 		0-0 HR 		4-0 CS BB 		0-3 K 	3 1 2 1 1 0 2 0 0 0 0 0 0 0 1 0 0 0 0 1 1	
Wayne Gross, L (1, 5) <small>OBP: 0.384, SLG: 0.598</small>	0-0 F7 		0-3 K 		0-0 2B 		0-0 1-2 HR 			4 2 2 1 0 1 3	
Manny Sanguillen, R (1, 2) <small>OBP: 0.348, SLG: 0.389</small> Jeff Newman, R (8, 2) <small>OBP: 0.154, SLG: 0.167</small>		0-0 P6 		0-0 5-3 		0-0 6-3 2B 		0-0 5-3 		4 0 1 1 0 0 1 0 0 0 0 0 0 0	
Earl Williams, R (1, 3) <small>OBP: 0.337, SLG: 0.529</small>		0-0 F9 		0-0 E8 FC6-4 		0-0 P6 		0-0 6-3 		4 0 0 0 0 0 2	
Rich McKinney, R (1, 10) <small>OBP: 0.220, SLG: 0.417</small>		4-0 BB 		0-0 F8 		0-0 6-3 2-3 		0-0 F8 		3 0 0 0 1 0 2	
Marty Perez, R (1, 4) <small>OBP: 0.282, SLG: 0.333</small>		0-3 K2-3 		0-0 FC6-4 1-2f 		0-0 P4 		0-0 4-3 1B 2B 		4 1 1 0 0 1 3	
Sheldon Mallory, L (1, 7) <small>OBP: 0.390, SLG: 0.324</small>			0-0 1-3 2B 		0-3 K 		0-3 K 		0-0 4-3 2-3 	4 0 1 0 0 2 1	
Inning Stats	R: 0 H: 1 E: 0 LOB: 1 K: 0 BB: 1 S: 3 P: 7	R: 0 H: 0 E: 0 LOB: 1 K: 1 BB: 1 S: 5 P: 9	R: 0 H: 2 E: 0 LOB: 2 K: 1 BB: 0 S: 7 P: 7	R: 0 H: 0 E: 1 LOB: 1 K: 0 BB: 0 S: 4 P: 4	R: 0 H: 0 E: 0 LOB: 0 K: 2 BB: 0 S: 7 P: 7	R: 2 H: 3 E: 0 LOB: 1 K: 0 BB: 0 S: 6 P: 6	R: 0 H: 0 E: 0 LOB: 0 K: 1 BB: 0 S: 5 P: 5	R: 1 H: 1 E: 0 LOB: 1 K: 0 BB: 1 S: 3 P: 7	R: 2 H: 2 E: 0 LOB: 1 K: 1 BB: 1 S: 7 P: 11	1B: 2 SF: 0 2B: 5 SAC: 0 3B: 0 DP: 0 HR: 2 HBP: 0	WP: 0 PA: 39 PB: 0 SB: 1 CS: 2
PITCHER Mike Torrez, R (1, 1) <small>ERA: 4.02</small>	IP WLS BF H R ER SO BB IBB HBP BLK WP HR S P ERA WHIP 9.0 W 39 9 5 5 6 4 0 0 0 0 2 47 63 5.00 1.444										

Oakland Athletics @ New York Yankees
 Yankee Stadium, Bronx, NY
 Sun May 08 1977, 3:33 AM EDT
 Att. 35,542 - Sunny - 62 F

livebaseballscorecards.com

AB	35
R	5
H	9
RBI	5
BB	4
SO	6
LOB	17



Batter	1	2	3	4	5	6	7	8	9	AB	R	H	RBI	BB	SO	LOB
Willie Randolph, R OBP: 0.372, SLG: 0.465 (1, 4)	0-0 P4	0-0 4-3		0-0 6-3		0-0 HBP 1B	0-3 K			5	0	1	1	0	1	4
Mickey Rivers, L OBP: 0.333, SLG: 0.407 (1, 8)	0-0 6-3	0-0 4-3		0-3 K		1-0 HBP		0-0 6-3		4	0	0	0	0	1	2
Thurman Munson, R OBP: 0.384, SLG: 0.558 (1, 2)	0-0 BB 1B		0-0 1B 3B		0-0 E 1B	0-0 P4		0-0 HR		5	4	4	1	0	0	3
Reggie Jackson, L OBP: 0.387, SLG: 0.483 (1, 9)	4-0 1B 1B		0-0 G4-6-3 1B		0-0 F7	0-0 P4		0-3 K		4	1	1	1	1	1	4
Chris Chambliss, L OBP: 0.336, SLG: 0.480 (1, 3)	0-0 1B HR 1B		0-0 G4-6-3 1B		0-0 E8 1B		0-0 WP 1B 4-3 1B	0-0 P6		5	2	3	1	0	0	1
Roy White, S OBP: 0.400, SLG: 0.478 (1, 7)	0-0 1-3 HR 1B		0-0 6-3		0-0 G1-3-6-3 1B		0-0 4-3 WP 1B			4	1	2	1	0	0	1
Graig Nettles, L OBP: 0.279, SLG: 0.330 (1, 5)	0-0 1-H HR 3-H			0-0 G3		0-0 1B 1B	0-3 K			4	1	2	3	0	1	2
Carlos May, L OBP: 0.373, SLG: 0.294 (1, 10)	0-0 4-3		H 1-0 6-3 1B		0-0 HBP 1B	0-0 1B 1B	4-0 4-3 IBB			2	1	1	0	1	0	0
Bucky Dent, R OBP: 0.348, SLG: 0.367 (1, 6)		0-0 4-3		0-0 6-3 1B		0-0 1B 1B	0-0 4-3			4	0	2	1	0	0	2

Inning Stats	R: 5	H: 4	E: 0	LOB: 0	K: 0	S: 7	P: 11	R: 0	H: 0	E: 0	LOB: 0	K: 0	S: 3	P: 3	R: 1	H: 2	E: 0	LOB: 0	K: 0	S: 4	P: 4	R: 0	H: 1	E: 0	LOB: 2	K: 1	S: 6	P: 7	R: 1	H: 2	E: 1	LOB: 0	K: 0	S: 4	P: 4	R: 1	H: 4	E: 0	LOB: 3	K: 0	S: 6	P: 7	R: 1	H: 2	E: 0	LOB: 2	K: 2	S: 9	P: 13	R: 1	H: 1	E: 0	LOB: 0	K: 1	S: 6	P: 6
--------------	------	------	------	--------	------	------	-------	------	------	------	--------	------	------	------	------	------	------	--------	------	------	------	------	------	------	--------	------	------	------	------	------	------	--------	------	------	------	------	------	------	--------	------	------	------	------	------	------	--------	------	------	-------	------	------	------	--------	------	------	------

PITCHER	IP	WLS	BF	H	R	ER	SO	BB	IBB	HBP	BLK	WP	HR	S	P	ERA	WHIP
Dock Ellis, R ERA: 7.33 (1, 1)	2.0	L	13	6	6	6	0	1	0	0	0	0	1	12	16	27.00	3.500
Jim Umbarger, L ERA: 5.87 (3, 1)	3.1		15	7	2	1	1	0	0	1	0	0	0	16	17	2.70	2.100
Stan Bahnsen, R ERA: 6.75 (6, 1)	2.2		13	3	2	2	3	0	1	1	0	1	1	17	22	6.75	1.125

BOTTOM

Oakland Athletics @ New York Yankees
 Yankee Stadium, Bronx, NY
 Sun May 08 1977, 3:33 AM EDT
 Att. 35,542 - Sunny - 62 F

AB	37
R	10
H	16
RBI	9
BB	2
SO	4
LOB	19

WP: 1 PA: 41
 PB: 0
 SB: 0
 CS: 0



livebaseballscorecards.com

Batter	1	2	3	4	5	6	7	8	9	AB R H RBI BB SO LOB
--------	---	---	---	---	---	---	---	---	---	----------------------

<p>Jose Báez, R (1, 4) OBP: 0.383, SLG: 0.370</p>	<p>Steve Braun, L (1, 7) OBP: 0.446, SLG: 0.364</p>	<p>Carlos Lopez, R (1, 9) OBP: 0.386, SLG: 0.452</p>	<p>Leroy Stanton, R (1, 10) OBP: 0.246, SLG: 0.421</p>	<p>Bill Stein, R (1, 5) OBP: 0.328, SLG: 0.427</p>	<p>Dan Meyer, L (1, 3) OBP: 0.293, SLG: 0.409</p>	<p>Ruppert Jones, L (1, 8) OBP: 0.271, SLG: 0.364</p>	<p>Bob Stinson, S (1, 2) OBP: 0.391, SLG: 0.405</p>	<p>Craig Reynolds, L (1, 6) OBP: 0.272, SLG: 0.318</p>	<p>AB R H RBI BB SO LOB</p> <p>3 2 1 2 1 0 1</p> <p>4 0 2 1 0 1 2</p> <p>3 0 0 1 0 0 3</p> <p>4 0 1 1 0 1 1</p> <p>4 0 1 0 0 0 2</p> <p>3 1 1 0 0 1 1</p> <p>2 0 0 0 0 0 1</p> <p>2 2 1 0 1 0 0</p> <p>2 0 0 0 0 0 2</p>
--	--	---	---	---	--	--	--	---	---

Inning Stats		R: 1	H: 0	E: 0	K: 1	S: 5	R: 0	H: 1	E: 0	K: 1	S: 5	R: 0	H: 0	E: 0	K: 0	S: 3	R: 0	H: 1	E: 0	K: 0	S: 3	R: 0	H: 0	E: 0	K: 0	S: 3	R: 2	H: 3	E: 2	K: 0	S: 7	R: 2	H: 2	E: 0	K: 1	S: 7	R: 0	H: 0	E: 0	K: 0	S: 3
Inning Stats		R: 0	H: 0	E: 0	K: 0	S: 3	R: 0	H: 0	E: 0	K: 0	S: 3	R: 0	H: 0	E: 0	K: 0	S: 3	R: 0	H: 0	E: 0	K: 0	S: 3	R: 0	H: 0	E: 0	K: 0	S: 3	R: 0	H: 0	E: 0	K: 0	S: 3	R: 0	H: 0	E: 0	K: 0	S: 3	R: 0	H: 0	E: 0	K: 0	S: 3

PITCHER		IP	WLS	BF	H	R	ER	SO	BB	IBB	HBP	BLK	WP	HR	S	P	ERA	WHIP
Ken Holtzman, L (1, 1) ERA: 4.63	(1, 1)	6.1	L	26	6	5	4	2	2	0	0	0	1	0	28	36	5.68	1.263
Sparky Lyle, L (7, 1) ERA: 0.92	(7, 1)	1.2		6	1	0	0	1	0	0	0	0	0	0	8	8	0.00	0.600

BOTTOM

New York Yankees @ Seattle Mariners
The Kingdome, Seattle, WA
Wed May 11 1977, 10:05 PM EDT
Att. 23,978 - Dome - 70 F

livebaseballscorecards.com

AB	27
R	5
H	7
RBI	5
BB	2
SO	3
LOB	13



WP	HR	S	P	ERA	WHIP
1	0	11	3	0.00	0.600

Batter	1	2	3	4	5	6	7	8	9	AB	R	H	RBI	BB	SO	LOB
Dave Collins, S OBP: 0.263, SLG: 0.160 (1, 10) X	0-0 F7	0-0 SF9 1B	4-0 E E 1-2 BB	0-0 F9			0-0 P4			4	2	1	0	1	0	2
Steve Braun, L OBP: 0.431, SLG: 0.351 (1, 7) X	0-0 4-3	0-0 SF9 1-H	0-0 E3 1-2 2-3 5-3-2		0-0 4-3		0-3 K			4	1	0	1	0	1	2
Carlos Lopez, R OBP: 0.375, SLG: 0.436 (1, 9) X	0-0 E5 HR	0-0 G3 S 1B	0-0 E4 1-2 2-3 3-H 5-3-2		0-0 P6			0-0 P6		5	1	1	1	0	0	2
Dan Meyer, L OBP: 0.305, SLG: 0.432 (1, 3) X	0-0 HR	4-0 G3 1-2 BB	0-0 E3 1-2 2-3 3-H		0-0 F7			4-0 F9 BB		3	1	1	3	2	0	2
Bill Stein, R OBP: 0.331, SLG: 0.450 (1, 5) X	0-0 HR	0-0 G3 1-2 2-3	0-0 5-3-2 2-H 3-H			0-0 SH1-3 1B		0-0 F9 1-2		5	1	2	2	0	0	5
Bob Stinson, S OBP: 0.389, SLG: 0.403 (1, 2) X	0-0 BB 1B	0-0 F8		0-3 K		0-0 SH1-3 1-2				3	0	1	0	0	1	2
Ruppert Jones, L OBP: 0.278, SLG: 0.369 (1, 8) X	0-0 BB 1-2 1B		0-0 S SH5-3 1B 1B	0-3 K		0-3 K				4	1	2	0	0	2	1
Craig Reynolds, L OBP: 0.282, SLG: 0.321 (1, 6) X	4-0 BB 1-2 2-3		0-0 SH5-3 1-2 1B	0-0 BB 1B		0-0 F3				2	0	1	0	1	0	1
Larry Milbourne, S OBP: 0.243, SLG: 0.250 (1, 4) X	0-0 G3		0-0 E BB 2-H 1B	0-0 BB 1-2 1B			0-0 4-3			4	1	2	1	0	0	3

Inning Stats	R: 3	H: 4	E: 1	LOB: 3	K: 0	BB: 1	S: 8	P: 12	R: 1	H: 2	E: 0	LOB: 2	K: 0	BB: 1	S: 5	P: 9	R: 4	H: 2	E: 3	LOB: 1	K: 0	BB: 1	S: 7	P: 11	R: 0	H: 2	E: 0	LOB: 2	K: 2	BB: 0	S: 9	P: 9	R: 0	H: 0	E: 0	LOB: 0	K: 0	BB: 0	S: 3	P: 3	R: 0	H: 1	E: 0	LOB: 1	K: 1	BB: 0	S: 6	P: 6	R: 0	H: 0	E: 0	LOB: 0	K: 1	BB: 0	S: 5	P: 5	R: 0	H: 0	E: 0	LOB: 0	K: 0	BB: 1	S: 2	P: 6
--------------	------	------	------	--------	------	-------	------	-------	------	------	------	--------	------	-------	------	------	------	------	------	--------	------	-------	------	-------	------	------	------	--------	------	-------	------	------	------	------	------	--------	------	-------	------	------	------	------	------	--------	------	-------	------	------	------	------	------	--------	------	-------	------	------	------	------	------	--------	------	-------	------	------


PITCHER	IP	WLS	BF	H	R	ER	SO	BB	IBB	HBP	BLK	WP	HR	S	P	ERA	WHIP
Catfish Hunter, R ERA: 3.44 (1, 1)	2.1	L	19	8	7	2	0	3	3	0	0	0	2	16	28	7.71	4.714
Ron Guidry, L ERA: 1.61 (3, 1)	3.2		16	3	1	0	3	0	0	0	0	0	0	22	22	0.00	0.818
Gil Patterson, R ERA: 4.97 (7, 1)	2.0		6	0	0	0	1	1	0	0	0	0	0	7	11	0.00	0.500

BOTTOM

New York Yankees @ Seattle Mariners
The Kingdome, Seattle, WA
Thu May 12 1977, 10:05 PM EDT
Att. 42,132 - Dome

livebaseballscorecards.com

AB	34
R	8
H	11
RBI	8
BB	4
SO	4
LOB	20



1B: 9	SF: 1	WP: 0	PA: 41
2B: 1	SAC: 2	PB: 0	
3B: 0	DP: 1	SB: 3	
HR: 2	HBP: 0	CS: 0	

Batter	1	2	3	4	5	6	7	8	9	AB R H RBI BB SO LOB	TOP											
Willie Randolph, R (1, 4) OBP: 0.362, SLG: 0.438	0-0 6-3	0-0 P3		0-0 1-2 2-3 1B		0-0 6-3			0-0 6-3	5 0 1 0 0 0 3												
Mickey Rivers, L (1, 8) OBP: 0.336, SLG: 0.394	0-0 1B 1B	0-0 FC4-6		0-0 F3		0-3 K			4-0 IBB	4 1 1 0 1 1 4												
Thurman Munson, R (1, 2) OBP: 0.376, SLG: 0.581	0-0 4-3 1-3 1B 1B		0-0 HR	0-3 K		0-0 5-3			0-3 K	5 1 2 1 0 2 6												
Reggie Jackson, L (1, 9) OBP: 0.358, SLG: 0.465	0-0 4-3 1-2 3-H 1B		0-0 6-3		0-0 F9				0-0 L4	5 0 1 1 0 0 3												
Chris Chambliss, L (1, 3) OBP: 0.333, SLG: 0.460	0-0 4-3 1-2 2-3		0-0 F8		0-0 FC4-6 1B				0-0 F7	4 0 1 0 0 0 2												
Roy White, S (1, 7) OBP: 0.390, SLG: 0.471	0-0 F7		0-3 K		0-0 FC4-6 1-2f				0-3 K	4 0 0 0 0 2 3												
Graig Nettles, L (1, 5) OBP: 0.276, SLG: 0.324		4-0 1B SF8 BB		0-0 P6		0-0 F7			0-0 F7	3 1 0 0 1 0 1												
Carlos May, L (1, 10) OBP: 0.409, SLG: 0.379		0-0 FC4-6 1-3 1B 1B		0-0 1B BB 1B 1B		0-0 F7			0-0 SH 2B	4 0 3 0 0 0 0												
Bucky Dent, R (1, 6) OBP: 0.337, SLG: 0.349		0-0 SF8 3-H		4-0 1B BB		0-0 5-3			0-0 SH 6-3 2-3	1 0 0 1 1 0 0												
Inning Stats	R: 1 E: 0 K: 0 S: 6	H: 3 LOB: 2 BB: 0 P: 6	R: 1 E: 0 K: 0 S: 4	H: 1 LOB: 1 BB: 1 P: 8	R: 1 E: 0 K: 1 S: 6	H: 1 LOB: 0 BB: 0 P: 6	R: 0 E: 0 K: 1 S: 7	H: 2 LOB: 3 BB: 1 P: 11	R: 0 E: 0 K: 0 S: 4	H: 1 LOB: 1 BB: 0 P: 4	R: 0 E: 0 K: 0 S: 3	H: 0 LOB: 0 BB: 0 P: 3	R: 0 E: 0 K: 1 S: 5	H: 0 LOB: 0 BB: 0 P: 5	R: 0 E: 0 K: 1 S: 5	H: 0 LOB: 0 BB: 0 P: 5	R: 0 E: 0 K: 1 S: 7	H: 1 LOB: 3 BB: 1 P: 11	1B: 7 2B: 1 3B: 0 HR: 1	SF: 1 SAC: 1 DP: 0 HBP: 0	WP: 0 PB: 0 SB: 0 CS: 0	PA: 40
PITCHER	IP WLS BF H R ER SO BB IBB HBP BLK WP HR S P ERA WHIP																					
Wayne Simpson, R (1, 1) ERA: 5.97	3.1 L 18 6 3 3 1 2 0 0 0 0 0 1 18 26 8.10 2.400																					
Dick Drago, R (4, 1) ERA: 3.57	4.2 17 3 0 0 3 0 0 0 0 0 0 0 23 23 0.00 0.643																					
Paul Hartzell, R (9, 1) ERA: 3.16	1.0 5 0 0 0 1 0 1 0 0 0 0 0 6 10 0.00 0.000																					

New York Yankees @ California Angels
 Anaheim Stadium, Anaheim, CA
 Fri May 13 1977, 10:05 PM EDT
 Att. 24,028 - Unknown

AB	35
R	3
H	9
RBI	3
BB	3
SO	5
LOB	22



Batter	1	2	3	4	5	6	7	8	9	AB	R	H	RBI	BB	SO	LOB
Gil Flores, R OBP: 0.433, SLG: 0.586 (1, 8) X	0-0 F9 ①			0-3 K ①		0-0 F3 ①		0-3 K ②		4	0	0	0	0	2	2
Bobby Grich, R OBP: 0.358, SLG: 0.406 (1, 6) X	0-0 5-3 ②			0-0 4-3 ②		0-0 1-2 1B		0-0 1-3 ③		4	0	1	0	0	0	1
Dave Chalk, R OBP: 0.388, SLG: 0.396 (1, 5) S S	0-3 K ③			0-0 P3		0-0 F5 ②			0-0 4-3 ①	4	0	0	0	0	1	2
Joe Rudi, R OBP: 0.340, SLG: 0.492 (1, 7)		0-3 K ①			0-0 F3 ① S S	0-3 K ③			4-0 1B BB	3	1	0	0	1	2	2
Bobby Bonds, R OBP: 0.338, SLG: 0.473 (1, 9)		0-3 K ②			0-0 P4 ②		0-0 P4 ①		0-0 1-2 1B 1B	4	0	1	0	0	1	0
Don Baylor, R OBP: 0.324, SLG: 0.463 (1, 10)		0-0 5-3 ③			4-0 2B BB		0-3 K ②		0-0 P4 ②	3	0	0	0	1	1	2
Ron Jackson, R OBP: 0.288, SLG: 0.429 (1, 3)			0-3 K ①		0-0 1-3 2B		0-3 K ③		0-0 1-2 2-H 1B	4	0	2	1	0	2	0
Jerry Remy, L OBP: 0.359, SLG: 0.339 (1, 4)			0-0 F7 ②		0-0 F9 ③			0-0 F8 ① X	0-0 3-1 ③	4	0	0	0	0	0	4
Terry Humphrey, R OBP: 0.321, SLG: 0.269 (1, 2)			0-0 F9 ③			4-0 1B BB				1	0	0	0	2	0	0

Inning Stats	R: 0	H: 0	E: 0	K: 1	S: 5	LOB: 0	BB: 0	P: 5	R: 0	H: 0	E: 0	K: 2	S: 7	LOB: 0	BB: 0	P: 7	R: 0	H: 0	E: 0	K: 1	S: 5	LOB: 0	BB: 0	P: 5	R: 0	H: 1	E: 0	K: 0	S: 4	LOB: 2	BB: 1	P: 8	R: 0	H: 1	E: 0	K: 1	S: 6	LOB: 2	BB: 1	P: 10	R: 0	H: 0	E: 0	K: 2	S: 7	LOB: 0	BB: 0	P: 7	R: 0	H: 0	E: 0	K: 1	S: 5	LOB: 1	BB: 1	P: 9	R: 1	H: 2	E: 0	K: 0	S: 5	LOB: 2	BB: 1	P: 9	1B: 3	SF: 0	2B: 1	SAC: 0	3B: 0	DP: 0	HR: 0	HBP: 0	WP: 0	PA: 35
PITCHER Don Gullett, L ERA: 4.71 (1, 1)	IP	WLS	BF	H	R	ER	SO	BB	IBB	HBP	BLK	WP	HR	S	P	ERA	WHIP	IP	WLS	BF	H	R	ER	SO	BB	IBB	HBP	BLK	WP	HR	S	P	ERA	WHIP	IP	WLS	BF	H	R	ER	SO	BB	IBB	HBP	BLK	WP	HR	S	P	ERA	WHIP																							

BOTTOM

New York Yankees @ California Angels
Anaheim Stadium, Anaheim, CA
 Sat May 14 1977, 10:05 PM EDT
 Att. 44,000 - Unknown

livebaseballscorecards.com

AB	31
R	1
H	4
RBI	1
BB	4
SO	9
LOB	13



Batter	1	2	3	4	5	6	7	8	9	AB R H RBI BB SO LOB	TOP	
Willie Randolph, R (1, 4) OBP: 0.363, SLG: 0.424	0-0 F8		0-3 K			0-0 5-3		0-0 G5-4-3 1-2f		4 0 0 0 0 1 1		
Mickey Rivers, L (1, 8) OBP: 0.345, SLG: 0.400 Paul Blair, R (6, PH) OBP: 0.364, SLG: 0.419 (6, 8)	0-3 K2-3			0-0 F7		0-0 P3		0-0 1B		2 0 0 0 0 1 0 2 0 1 0 0 0 0		
Thurman Munson, R (1, 2) OBP: 0.364, SLG: 0.553 Fran Healy, R (6, 2) OBP: 0.400, SLG: 0.250	0-3 K			0-0 F8		0-3 K		0-3 K		3 0 0 0 0 2 0 1 0 0 0 0 1 1		
Reggie Jackson, L (1, 9) OBP: 0.344, SLG: 0.435		0-3 K		0-3 K		0-0 1-3		0-0 F7		4 0 0 0 0 2 1		
Chris Chambliss, L (1, 3) OBP: 0.320, SLG: 0.446		0-0 4-3			0-0 1B WP 2B	0-0 6-3		0-0 F7		4 1 1 0 0 0 1		
Roy White, S (1, 7) OBP: 0.392, SLG: 0.464		0-0 1B			0-0 2-3 WP 1B	0-0 F7				3 0 2 0 0 0 0		
Graig Nettles, L (1, 5) OBP: 0.285, SLG: 0.413		0-0 4-3			0-3 K 1-2 3-H			0-0 HR		3 1 1 1 0 1 2		
Lou Piniella, R (1, 10) OBP: 0.381, SLG: 0.316			0-0 6-3		0-0 6-3			0-3 K		3 0 0 0 0 1 1		
Bucky Dent, R (1, 6) OBP: 0.321, SLG: 0.330 Jimmy Wynn, R (8, PH) OBP: 0.345, SLG: 0.333 Fred Stanley, R (8, 6) OBP: 0.200, SLG: 0.200			0-0 F7		0-3 K			4-0 G5-4-3 BB		2 0 0 0 0 1 1 0 0 0 0 1 0 0 0 0 0 0 0 0 0		
Inning Stats	R: 0 H: 0 E: 0 LOB: 0 K: 2 BB: 0 S: 7 P: 7	R: 0 H: 1 E: 0 LOB: 1 K: 1 BB: 0 S: 6 P: 6	R: 0 H: 0 E: 0 LOB: 0 K: 1 BB: 0 S: 5 P: 5	R: 0 H: 0 E: 0 LOB: 0 K: 1 BB: 0 S: 5 P: 5	R: 1 H: 2 E: 0 LOB: 1 K: 2 BB: 0 S: 9 P: 9	R: 0 H: 0 E: 0 LOB: 0 K: 1 BB: 0 S: 5 P: 5	R: 0 H: 0 E: 0 LOB: 0 K: 0 BB: 0 S: 3 P: 3	R: 1 H: 1 E: 0 LOB: 0 K: 1 BB: 1 S: 5 P: 9	R: 0 H: 1 E: 0 LOB: 1 K: 1 BB: 0 S: 6 P: 6	1B: 3 SF: 0 2B: 1 SAC: 0 3B: 0 DP: 1 HR: 1 HBP: 0	WP: 1 PA: 32 PB: 0 SB: 0 CS: 0	
PITCHER Frank Tanana, L (1, 1) ERA: 2.7	IP WLS BF H R ER SO BB IBB HBP BLK WP HR S P ERA WHIP	9.0 W 32 5 2 2 10 1 0 0 0 1 1 51 55 2.00 0.667										
PITCHER	IP WLS BF H R ER SO BB IBB HBP BLK WP HR S P ERA WHIP											

New York Yankees @ California Angels
Anaheim Stadium, Anaheim, CA
 Sun May 15 1977, 6:33 AM EDT
 Att. 27,260 - Unknown

AB	31
R	2
H	5
RBI	1
BB	1
SO	10
LOB	8



WP: 1	PA: 32
PB: 0	
SB: 0	
CS: 0	

livebaseballscorecards.com

Batter	1	2	3	4	5	6	7	8	9
Gil Flores, R OBP: 0.429, SLG: 0.618 (1, 8) X	0-0 3B 1B	0-0 6-3		0-0 G6-3 1-2f	0-0 1-4-3			0-0 FC5-2 2-H 3B	
Jerry Remy, L OBP: 0.353, SLG: 0.349 (1, 4) X	0-0 1-H 1B 3B	0-0 4-3		0-0 F7			0-0 F7	0-3 K	
Bobby Bonds, R OBP: 0.340, SLG: 0.474 (1, 9) B B B B	4-0 1B FC5-4 BB	0-0 F5			0-0 3B 2B		0-3 K	0-0 FC5-2 3-H	
Joe Rudi, R OBP: 0.342, SLG: 0.504 (1, 7) X	0-0 1-3 3-H 1B		0-0 6-3		0-0 2-H 1B 3B		0-3 K	0-3 K	
Don Baylor, R OBP: 0.322, SLG: 0.457 (1, 10) X	0-0 FC5-4 BB 1B 1-2f 3-H		0-0 1-3		0-0 3-H 1B 1B		0-0 6-3		
Dave Chalk, R OBP: 0.392, SLG: 0.394 (1, 5) B B B B	4-0 E 1B 1-2 BB		0-0 1B 1B		0-3 K 1-2		0-0 G3		
Bobby Grich, R OBP: 0.362, SLG: 0.409 (1, 6) S S S S	0-3 K		0-0 1B		0-3 K		0-0 1B		
Tony Solaita, L OBP: 0.311, SLG: 0.360 (1, 3) X	0-0 E8 1-3 2-H 1B		0-3 K		4-0 1B IBB		0-0 F7		
Terry Humphrey, R OBP: 0.329, SLG: 0.271 (1, 2) X	0-0 F7			4-0 G6-3 BB	0-0 1-2 2-H 1B		0-0 E6 3B		

Inning Stats	R: 4	H: 4	E: 1	K: 1	S: 9	R: 0	H: 0	E: 0	K: 0	S: 3	R: 0	H: 2	E: 0	K: 1	S: 7	R: 0	H: 0	E: 0	K: 0	S: 2	R: 3	H: 4	E: 0	K: 2	S: 11	R: 0	H: 0	E: 0	K: 2	S: 7	R: 0	H: 1	E: 0	K: 0	S: 4	R: 1	H: 1	E: 1	K: 2	S: 9
	LOB: 2	BB: 2	P: 17	LOB: 0	BB: 0	P: 3	LOB: 2	BB: 0	P: 7	LOB: 0	BB: 1	P: 6	LOB: 2	BB: 1	P: 15	LOB: 0	BB: 0	P: 7	LOB: 1	BB: 0	P: 4	LOB: 1	BB: 0	P: 9	LOB: 1	BB: 0	P: 9	LOB: 0	SF: 0	SAC: 0	DP: 1	HBP: 0	1B: 8	2B: 1	3B: 3	HR: 0				

PITCHER	IP	WLS	BF	H	R	ER	SO	BB	IBB	HBP	BLK	WP	HR	S	P	ERA	WHIP
Mike Torrez, R ERA: 4.87 (1, 1)	4.0	L	22	8	6	6	2	3	0	0	0	0	0	23	35	13.50	2.750
Dick Tidrow, R ERA: 1.78 (5, 1)	3.0		13	3	1	1	4	0	1	0	0	0	0	20	24	3.00	1.000
Sparky Lyle, L ERA: 0.87 (8, 1)	1.0		5	1	1	0	2	0	0	0	0	0	0	9	9	0.00	1.000

AB R H RBI BB SO LOB

5	1	2	1	0	0	3
5	1	1	1	0	1	1
4	2	1	0	1	1	1
5	1	2	2	0	2	1
4	2	1	2	0	0	1
3	0	1	0	1	1	1
4	0	2	0	0	2	3
3	0	1	1	1	1	3
3	1	1	1	1	0	2

WP: 0	PA: 40
PB: 0	SB: 1
CS: 0	

New York Yankees @ California Angels
Anaheim Stadium, Anaheim, CA
Sun May 15 1977, 6:33 AM EDT
Att. 27,260 - Unknown

livebaseballscorecards.com

AB	36
R	8
H	12
RBI	8
BB	4
SO	8
LOB	16



Batter	1	2	3	4	5	6	7	8	9	AB R H RBI BB SO LOB
Mickey Rivers, L (1, 8) OBP: 0.345, SLG: 0.398 Paul Blair, R (6, 8) OBP: 0.371, SLG: 0.424	0-0 L7		0-0 BB E 1-2 2-H 1B	0-3 K			0-0 BB 1B	0-3 K		3 0 1 1 0 1 1 2 0 1 0 0 1 2
Roy White, S (1, 7) OBP: 0.392, SLG: 0.456	0-0 L7		0-0 FC3 1-2 2-3 BB	0-0 6-3			4-0 BB 1-2 BB		0-0 1B 1B	4 0 1 0 1 0 3
Reggie Jackson, L (1, 9) OBP: 0.338, SLG: 0.420	0-0 1-3		4-0 BB 1-2 2-3 3-H BB		0-3 K		0-3 K		0-3 K	4 0 0 1 1 3 3
Chris Chambliss, L (1, 3) OBP: 0.316, SLG: 0.437			0-3 K	0-3 K	0-0 P4		0-3 K		0-0 1B 1-3 1B	5 0 1 0 0 3 5
Carlos May, L (1, 10) OBP: 0.384, SLG: 0.354 Jimmy Wynn, R (7, PH) OBP: 0.333, SLG: 0.320			0-3 K	0-0 F9	0-0 4-3		0-0 F8		0-0 F9	3 0 0 0 0 1 3 2 0 0 0 0 0 4
Graig Nettles, L (1, 5) OBP: 0.261, SLG: 0.404			0-3 K	0-0 BB 3B 1B		0-0 G3		0-0 F7	0-3 K	5 1 1 0 0 2 2
Fran Healy, R (1, 2) OBP: 0.222, SLG: 0.125			0-3 K	0-0 F7		0-0 5-3		0-0 F8		4 0 0 0 0 1 1
George Zeber, S (1, 4) OBP: 0.800, SLG: 1.000			4-0 BB 1B BB	4-0 BB 1-2 3B BB		0-0 BB 2B		0-0 BB 1B		2 2 2 0 2 0 0
Bucky Dent, R (1, 6) OBP: 0.336, SLG: 0.362			0-0 FC3 1-2 BB 1B	0-0 BB 1-2 3B		0-0 6-3		4-0 BB 1-2 BB		3 1 2 2 1 0 1

Inning Stats	R: 0 E: 0 K: 0 S: 3	H: 0 LOB: 0 BB: 0 P: 3	R: 0 E: 0 K: 3 S: 9	H: 0 LOB: 0 BB: 0 P: 9	R: 2 E: 1 K: 2 S: 10	H: 2 LOB: 3 BB: 2 P: 18	R: 2 E: 0 K: 1 S: 7	H: 2 LOB: 1 BB: 1 P: 11	R: 0 E: 0 K: 1 S: 5	H: 0 LOB: 0 BB: 0 P: 5	R: 0 E: 0 K: 0 S: 4	H: 1 LOB: 1 BB: 0 P: 4	R: 0 E: 0 K: 2 S: 8	H: 1 LOB: 2 BB: 1 P: 12	R: 0 E: 0 K: 1 S: 6	H: 1 LOB: 2 BB: 1 P: 10	R: 0 E: 0 K: 2 S: 9	H: 2 LOB: 2 BB: 0 P: 9	1B: 7 2B: 1 3B: 1 HR: 0	SF: 0 SAC: 0 DP: 0 HBP: 0	WP: 0 PB: 0 SB: 0 CS: 0	PA: 42
--------------	------------------------------	---------------------------------	------------------------------	---------------------------------	-------------------------------	----------------------------------	------------------------------	----------------------------------	------------------------------	---------------------------------	------------------------------	---------------------------------	------------------------------	----------------------------------	------------------------------	----------------------------------	------------------------------	---------------------------------	----------------------------------	------------------------------------	----------------------------------	--------

PITCHER	IP	WLS	BF	H	R	ER	SO	BB	IBB	HBP	BLK	WP	HR	S	P	ERA	WHIP
Doc Medich, R (1, 1) ERA: 4.6	3.1		18	4	4	3	5	3	0	0	0	0	0	25	37	8.10	2.100
Bob Lacey, L (4, 1) ERA:	3.2	W	14	2	0	0	4	1	0	0	0	0	0	21	25	0.00	0.818
Dave Giusti, R (8, 1) ERA: 1.8	2.0		10	3	0	0	3	1	0	0	0	0	0	15	19	0.00	2.000

TOP

New York Yankees @ Oakland Athletics
Oakland-Alameda County Coliseum, Oakland, CA

Mon May 16 1977, 7:05 PM PDT
Att: 32,409 - Unknown

livebaseballscorecards.com

AB	37
R	4
H	9
RBI	4
BB	5
SO	12
LOB	25



Batter	1	2	3	4	5	6	7	8	9
Bill North, S OBP: 0.349, SLG: 0.339 (1, 8)									
Manny Sanguillen, R OBP: 0.333, SLG: 0.388 (1, 10)									
Mitchell Page, L OBP: 0.421, SLG: 0.654 (1, 7)									
Dick Allen, R OBP: 0.344, SLG: 0.402 (1, 3)									
Jeff Newman, R OBP: 0.143, SLG: 0.154 (7, 2)									
Jim Tyrone, R (1, 9)									
Earl Williams, R OBP: 0.319, SLG: 0.538 (1, 2) (7, 3)									
Wayne Gross, L OBP: 0.402, SLG: 0.619 (1, 5)									
Marty Perez, R OBP: 0.259, SLG: 0.278 (1, 4)									
Rodney Scott, S OBP: 0.377, SLG: 0.318 (1, 6)									

Inning Stats	R: 5 E: 2 K: 1 S: 11	H: 5 LOB: 2 BB: 1 P: 15	R: 0 E: 0 K: 1 S: 5	H: 0 LOB: 0 BB: 0 P: 5	R: 1 E: 0 K: 2 S: 8	H: 1 LOB: 0 BB: 0 P: 8	R: 0 E: 0 K: 0 S: 3	H: 1 LOB: 1 BB: 1 P: 7	R: 0 E: 0 K: 0 S: 4	H: 1 LOB: 2 BB: 1 P: 8	R: 1 E: 1 K: 1 S: 7	H: 2 LOB: 1 BB: 0 P: 7	R: 1 E: 0 K: 0 S: 4	H: 2 LOB: 0 BB: 0 P: 4	R: 0 E: 0 K: 0 S: 2	H: 0 LOB: 0 BB: 1 P: 6
--------------	-------------------------------	----------------------------------	------------------------------	---------------------------------	------------------------------	---------------------------------	------------------------------	---------------------------------	------------------------------	---------------------------------	------------------------------	---------------------------------	------------------------------	---------------------------------	------------------------------	---------------------------------

PITCHER	IP	WLS	BF	H	R	ER	SO	BB	IBB	HBP	BLK	WP	HR	S	P	ERA	WHIP
Ken Holtzman, L ERA: 5.35 (1, 1)	0.1	L	7	4	5	3	0	1	0	0	0	0	0	6	10	81.00	15.000
Dick Tidrow, R ERA: 1.75 (1, 1)	5.2		24	6	2	1	5	1	1	0	0	0	1	32	40	1.59	1.235
Sparky Lyle, L ERA: 1.19 (7, 1)	2.0		7	2	1	1	0	1	0	0	0	0	1	6	10	4.50	1.500

BOTTOM


New York Yankees @ Oakland Athletics
Oakland-Alameda County Coliseum, Oakland, CA

Mon May 16 1977, 7:05 PM PDT
Att. 32,409 - Unknown

AB	R	H	RBI	BB	SO	LOB
3	2	1	0	2	0	3
5	1	3	2	0	0	0
4	1	1	0	0	0	2
4	0	2	1	0	2	1
0	0	0	0	0	0	0
3	1	0	0	0	1	2
4	2	2	2	0	0	1
3	1	2	2	1	0	1
4	0	0	0	0	2	5
3	0	1	1	1	0	0

AB	33
R	8
H	12
RBI	8
BB	4
SO	5
LOB	15

WP	PA
0	38



1B	SF	WP	PA
9	0	0	38
2B	SAC	PB	
1	1	0	
3B	DP	SB	
0	1	1	
HR	HBP	CS	
2	0	2	

Batter	1	2	3	4	5	6	7	8	9	10	11	12	13	14	15	AB R H RBI BB SO LOB	TOP																				
Willie Randolph, R OBP: 0.359, SLG: 0.419	0-0 1B 4-3 2B	0-0 6-3			0-3 K			0-0 F9		0-0 F8			0-0 4-3		4-0 SH5-4 1B BB	6 2 1 0 1 1 1																					
Mickey Rivers, L OBP: 0.344, SLG: 0.404	0-0 1B 4-3 2-3 1B	0-0 F7			0-0 1-3			0-0 6-3			0-3 K		0-0 2B		0-0 SH5-4	6 1 2 0 0 1 0																					
Thurman Munson, R OBP: 0.367, SLG: 0.539	0-0 4-3			0-0 5-3				0-3 F8		0-3 K		0-0 1B	4-0 IBB		4-0 1B SH5-3 IBB	5 1 1 1 2 1 1																					
Chris Chambliss, L OBP: 0.321, SLG: 0.432	0-0 BB 1B 2-H 1B			0-0 F7				0-3 K		4-0 BB		0-0 F7		0-0 F7	0-0 SH5-3 1B	6 0 2 3 1 1 2																					
Lou Piniella, R OBP: 0.333, SLG: 0.280	0-0 BB 1B			0-0 F9				0-0 F8		0-0 F8			0-0 6-3		0-0 SH5-3	6 0 1 0 0 1 1																					
Carlos May, L OBP: 0.354, SLG: 0.354	1-2 BB 1B														1-2 3-H 1B	0 0 0 1 0 0 0																					
Roy White, S OBP: 0.387, SLG: 0.442	4-0 1-2 2-3 BB			0-0 4-3				0-0 F8		0-3 K		0-0 F7		0-0 1B	0-0 F9	6 0 1 0 1 1 2																					
Graig Nettles, L OBP: 0.276, SLG: 0.387	0-3 K			0-0 3-1				0-0 4-3		0-0 P5		4-0 BB		0-0 F7		5 0 0 0 1 1 4																					
Jimmy Wynn, R OBP: 0.303, SLG: 0.286	0-0 F2			0-0 P6				0-0 5-3		0-0 6-3		0-0 6-3		0-0 6-3		6 0 0 0 0 0 5																					
Bucky Dent, R OBP: 0.330, SLG: 0.354																5 0 1 0 0 0 0																					
Dell Alston, L OBP: 1.000, SLG: 2.000																1 1 1 0 0 0 0																					
Fred Stanley, R OBP: 0.200, SLG: 0.200															SH5-4 1B 2B	0 0 0 0 0 0 0																					
Inning Stats	R: 2 E: 0 K: 1 S: 9	H: 4 LOB: 3 BB: 1 P: 13	R: 0 E: 0 K: 0 S: 3	H: 0 LOB: 0 BB: 0 P: 3	R: 0 E: 0 K: 0 S: 3	H: 0 LOB: 0 BB: 0 P: 3	R: 0 E: 0 K: 1 S: 5	H: 0 LOB: 0 BB: 0 P: 5	R: 0 E: 0 K: 0 S: 3	H: 0 LOB: 0 BB: 0 P: 3	R: 0 E: 0 K: 2 S: 7	H: 0 LOB: 1 BB: 1 P: 11	R: 0 E: 0 K: 0 S: 4	H: 1 LOB: 1 BB: 0 P: 4	R: 0 E: 0 K: 1 S: 5	H: 1 LOB: 0 BB: 0 P: 5	R: 0 E: 0 K: 0 S: 3	H: 0 LOB: 1 BB: 1 P: 7	R: 0 E: 0 K: 0 S: 4	H: 1 LOB: 2 BB: 1 P: 8	R: 0 E: 0 K: 1 S: 6	H: 1 LOB: 1 BB: 0 P: 6	R: 3 E: 0 K: 0 S: 5	H: 2 LOB: 1 BB: 2 P: 13	1B: 7 2B: 3 3B: 0 HR: 0	SF: 0 SAC: 2 DP: 0 HBP: 0	WP: 0 PB: 0 SB: 1 CS: 0	PA: 60									
PITCHER	IP WLS BF H R ER SO BB IBB HBP BLK WP HR S P ERA WHIP																																				
Vida Blue, L ERA: 3.8	(1, 1) 13.0																																				
Dave Giusti, R ERA: 2.95	(14, 1) 1.1	L	9	3	3	3	1	1	1	0	0	0	0	9	17	20.25	3.000																				
Joe Coleman, R ERA: 3.31	(15, 1) 0.2		2	0	0	0	0	0	0	0	0	0	0	2	2	0.00	0.000																				

New York Yankees @ Oakland Athletics
Oakland-Alameda County Coliseum, Oakland, CA

Tue May 17, 1977, 3:33 AM PDT
Att. 7,813 - Unknown

livebaseballscores.com

AB 52
R 5
H 10
RBI 5
BB 6
SO 7
LOB 16



Batter	1	2	3	4	5	6	7	8	9	AB R H RBI BB SO LOB	TOP											
Al Bumbry, L OBP: 0.348, SLG: 0.353 (1, 8) X	0-0 E 1B		0-0 F9			0-0 1-3 2B		0-0 4-3		4 0 2 0 0 0 0												
Billy Smith, S OBP: 0.385, SLG: 0.355 (1, 4) X	0-0 B1			0-0 F7		0-3 K		0-0 F7		4 0 0 0 0 1 3												
Ken Singleton, S OBP: 0.451, SLG: 0.466 (1, 9) S S S	0-3 K			0-0 4-3		0-0 SF7		0-0 G6-4-3 1B		3 0 1 1 0 1 1												
Lee May, R OBP: 0.252, SLG: 0.308 (1, 3) X	0-0 F7			0-0 E5		0-3 3-H K		0-0 G6-4-3 1-2f		4 0 0 0 0 1 3												
Pat Kelly, L OBP: 0.407, SLG: 0.589 (1, 7) X		0-0 4-3		0-0 G3			0-0 G4-6-3 1B			3 0 1 0 0 0 1												
Eddie Murray, S OBP: 0.313, SLG: 0.427 (1, 10) S S S		0-3 K			0-3 K		0-0 G4-6-3 1-2f			3 0 0 0 0 2 1												
Doug DeCinces, R OBP: 0.315, SLG: 0.459 (1, 5) S S S		0-3 K			0-0 5-3		0-0 F7			3 0 0 0 0 1 0												
Rick Dempsey, R OBP: 0.305, SLG: 0.231 (1, 2) X			0-0 6-3		0-3 K			0-0 G6-4-3 1B		3 0 1 0 0 1 0												
Mark Belanger, R OBP: 0.314, SLG: 0.258 (1, 6) X			0-0 F2			0-0 2B SF7 1B		0-0 G6-4-3 1-2f		3 1 1 0 0 0 1												
Inning Stats	R: 0 E: 1 K: 1 S: 6	H: 1 LOB: 1 BB: 0 P: 6	R: 0 E: 0 K: 2 S: 7	H: 0 LOB: 0 BB: 0 P: 7	R: 0 E: 0 K: 0 S: 3	H: 0 LOB: 0 BB: 0 P: 3	R: 0 E: 1 K: 0 S: 4	H: 0 LOB: 1 BB: 0 P: 4	R: 0 E: 0 K: 0 S: 7	H: 0 LOB: 0 BB: 0 P: 7	R: 1 E: 0 K: 2 S: 9	H: 2 LOB: 1 BB: 0 P: 9	R: 0 E: 0 K: 0 S: 3	H: 1 LOB: 0 BB: 0 P: 3	R: 0 E: 0 K: 0 S: 3	H: 1 LOB: 0 BB: 0 P: 3	R: 0 E: 0 K: 0 S: 3	H: 1 LOB: 0 BB: 0 P: 3	1B: 5 2B: 1 3B: 0 HR: 0	SF: 1 SAC: 0 DP: 3 HBP: 0	WP: 0 PB: 0 SB: 0 CS: 0	PA: 31
PITCHER Ed Figueroa, R ERA: 1.22 (1, 1)	IP: 9.0 WLS: W BF: 31 H: 6 R: 1 ER: 1 SO: 7 BB: 0 IBB: 0 HBP: 0 BLK: 0 WP: 0 HR: 0 S: 45 P: 45 ERA: 1.00 WHIP: 0.667											PITCHER	IP: 9.0 WLS: W BF: 31 H: 6 R: 1 ER: 1 SO: 7 BB: 0 IBB: 0 HBP: 0 BLK: 0 WP: 0 HR: 0 S: 45 P: 45 ERA: 1.00 WHIP: 0.667									

Baltimore Orioles @ New York Yankees
Yankee Stadium, Bronx, NY
Thu May 19 1977, 7:05 PM EDT
Att. 15,909 - Unknown

livebaseballscorecards.com

AB	30
R	1
H	6
RBI	1
BB	0
SO	7
LOB	10



Batter	1	2	3	4	5	6	7	8	9	AB	R	H	RBI	BB	SO	LOB
Willie Randolph, R OBP: 0.381, SLG: 0.445 (1, 4)	4-0 E 4-3 1B BB		0-0 HR 1B		0-0 1B 2B	0-0 2-H 3B 1B		0-0 FC5-4 1B		4	4	4	1	1	0	0
Mickey Rivers, L OBP: 0.339, SLG: 0.395 (1, 8)	0-0 4-3 1-2		0-3 K		0-0 1B SF8 1B	0-0 1-2		0-0 FC5-4 FC5-4 1-2f		5	1	1	0	0	1	4
Thurman Munson, R OBP: 0.375, SLG: 0.579 (1, 2)	0-0 E6 2-3 1B		0-0 1-H HR		0-0 1-3 3-H 1B 1B	0-0 2-H 3B		0-0 FC5-4 1-2f		5	2	3	4	0	0	2
Chris Chambliss, L OBP: 0.317, SLG: 0.426 (1, 3)	0-0 1-2 3-H 1B		0-0 G3		0-0 SF8	0-3 K		0-0 F8		4	0	1	2	0	1	2
Roy White, S OBP: 0.383, SLG: 0.435 (1, 7)	0-0 G6-4-3 1-2f				0-0 F8	0-0 2-H BB 1B		0-0 F7		4	0	1	1	0	0	2
Reggie Jackson, L OBP: 0.343, SLG: 0.417 (1, 9)		0-3 K			0-3 K	4-0 1-2 BB		0-0 1B SF7-2-1-4 1B		3	1	1	0	1	2	0
Graig Nettles, L OBP: 0.283, SLG: 0.398 (1, 5)		0-0 4-3			0-0 2B	0-0 G3		0-0 SF7-2-1-4 BB 1B		4	0	2	0	0	0	2
Lou Piniella, R OBP: 0.355, SLG: 0.286 (1, 10)		0-0 6-3			0-0 6-3			4-0 SH1-3 1B 1B		3	1	1	0	1	0	1
Bucky Dent, R OBP: 0.322, SLG: 0.347 (1, 6)			0-3 K			0-0 P4		0-0 SH1-3 1B 1-2		2	0	0	1	0	1	0

Inning Stats	R: 1	H: 1	R: 0	H: 0	R: 2	H: 2	R: 0	H: 1	R: 3	H: 4	R: 2	H: 3	R: 1	H: 2	R: 0	H: 1
	E: 1	LOB: 1	E: 0	LOB: 0	E: 0	LOB: 0	E: 0	LOB: 1	E: 0	LOB: 2	E: 0	LOB: 1	E: 0	LOB: 1	E: 0	LOB: 1
	K: 0	BB: 1	K: 1	BB: 0	K: 2	BB: 0	K: 1	BB: 0	K: 0	BB: 1	K: 1	BB: 0	K: 0	BB: 1	K: 0	BB: 0
	S: 4	P: 8	S: 5	P: 5	S: 9	P: 9	S: 6	P: 6	S: 7	P: 11	S: 8	P: 8	S: 4	P: 8	S: 4	P: 4


PITCHER	IP	WLS	BF	H	R	ER	SO	BB	IBB	HBP	BLK	WP	HR	S	P	ERA	WHIP
Mike Flanagan, L ERA: 3.26 (1, 1)	5.0	L	26	9	7	7	4	2	0	0	0	0	1	32	40	12.60	2.200
Fred Holdsworth, R ERA: 4.66 (6, 1)	0.2		4	2	1	1	0	0	0	0	0	0	0	4	4	13.50	3.000
Tippy Martinez, L ERA: 5.4 (6, 1)	2.1		10	3	1	1	1	1	0	0	0	0	0	11	15	3.86	1.714

BOTTOM

Baltimore Orioles @ New York Yankees
 Yankee Stadium, Bronx, NY
 Thu May 19 1977, 7:05 PM EDT
 Att. 15,909 - Unknown

AB	34
R	9
H	14
RBI	9
BB	3
SO	5
LOB	13

WP: 0 PA: 40
 PB: 0 SB: 0
 CS: 0



Batter	1	2	3	4	5	6	7	8	9	AB R H RBI BB SO LOB	TOP												
Al Bumbry, L (1, 8) <small>OBP: 0.350, SLG: 0.355</small> (8, 7)	0-0 4-3		0-0 2B 1-2 2-3 1B	0-0 BB 1-2 2-3 1B		0-0 3-1		0-0 F8		5 0 2 1 0 0 0													
Mark Belanger, R (1, 6) <small>OBP: 0.318, SLG: 0.290</small>	0-3 K		0-0 P6	4-0 FC6-4 BB		0-0 HR		0-0 F8		4 1 1 1 1 1 3													
Ken Singleton, S (1, 9) <small>OBP: 0.458, SLG: 0.487</small> Larry Hartow, L (8, PR) <small>OBP: 0.294, SLG: 0.261</small> (8, 8)	0-0 1B		0-0 2B 1-3 2-H 3-H	0-0 FC6-4 1-2f		0-3 K		0-0 FC5-4 1B		5 0 3 2 0 1 3 0 0 0 0 0 0 0													
Lee May, R (1, 3) <small>OBP: 0.258, SLG: 0.306</small> Tony Muser, L (8, 3) <small>OBP: 0.371, SLG: 0.333</small>	0-0 5-3		4-0 G4-6-3 IBB		0-0 P3		0-0 2B 1B		0-0 FC5-4		4 1 1 0 1 0 2 0 0 0 0 0 0 0												
Eddie Murray, S (1, 10) <small>OBP: 0.316, SLG: 0.430</small>		0-0 F8	0-0 G4-6-3 1-2f		4-0 BB 1B E		0-0 2B		0-3 K		4 1 1 1 1 1 3												
Doug DeCinces, R (1, 5) <small>OBP: 0.311, SLG: 0.448</small>		0-0 P4		0-0 P6		0-0 1B E		0-0 6-3		5 0 1 0 0 0 1													
Pat Kelly, L (1, 7) <small>OBP: 0.395, SLG: 0.577</small> (8, 9)		0-3 K		0-0 1B 2B		0-0 F7		0-3 K		5 1 1 0 0 2 2													
Rich Dauer, R (1, 4) <small>OBP: 0.091, SLG: 0.032</small>			4-0 BB 1B 2B 1B	0-0 6-3		0-0 E6 1-3 2-H		0-3 K		3 1 0 0 1 1 2													
Rick Dempsey, R (1, 2) <small>OBP: 0.312, SLG: 0.242</small>			0-0 1B 2B 1B	0-0 BB 1B		0-0 F7		0-0 6-3		4 1 2 0 0 0 2													
Inning Stats	R: 0 E: 0 K: 1 S: 6	H: 1 LOB: 1 BB: 0 P: 6	R: 0 E: 0 K: 1 S: 5	H: 0 LOB: 0 BB: 0 P: 5	R: 2 E: 0 K: 0 S: 5	H: 3 LOB: 2 BB: 2 P: 13	R: 1 E: 0 K: 0 S: 6	H: 3 LOB: 3 BB: 1 P: 10	R: 1 E: 1 K: 0 S: 5	H: 1 LOB: 2 BB: 1 P: 9	R: 2 E: 0 K: 1 S: 8	H: 3 LOB: 1 BB: 0 P: 8	R: 0 E: 0 K: 2 S: 7	H: 0 LOB: 0 BB: 0 P: 7	R: 0 E: 0 K: 0 S: 4	H: 1 LOB: 1 BB: 0 P: 4	R: 0 E: 0 K: 1 S: 5	H: 0 LOB: 0 BB: 0 P: 5	1B: 8 2B: 3 3B: 0 HR: 1	SF: 0 SAC: 0 DP: 1 HBP: 0	WP: 0 PB: 0 SB: 0 CS: 0	PA: 43	
PITCHER Don Gullett, L (1, 1) <small>ERA: 4.94</small> Dick Tidrow, R (6, 1) <small>ERA: 1.82</small>	IP	WLS	BF	H	R	ER	SO	BB	IBB	HBP	BLK	WP	HR	S	P	ERA	WHIP					ERA	WHIP
	5.1		29	9	5	4	2	3	1	0	0	0	1	29	45	6.75	2.250					2.46	0.818

Baltimore Orioles @ New York Yankees
 Yankee Stadium, Bronx, NY
 Fri May 20 1977, 7:05 PM EDT
 Att. 25,872 - Unknown

livebaseballscorecards.com

AB	39
R	6
H	12
RBI	5
BB	4
SO	6
LOB	18



Batter	1	2	3	4	5	6	7	8	9	10	11	12	AB R H RBI BB SO LOB	TOP
Al Bumbry, L (1, 8) OBP: 0.350, SLG: 0.357 (12, 7)	4-0 BB		0-0 F9 K		0-3 K K		0-0 2B		0-0 F7 F7			0-0 6-3 6-3	5 0 1 2 1 1 4	
Mark Belanger, R (1, 6) OBP: 0.309, SLG: 0.281 Tony Muser, L (7, PH) OBP: 0.361, SLG: 0.323 Kiko Garcia, R (7, 6) OBP: 0.389, SLG: 0.412	0-0 1-3 1-3		0-0 F8 F8			0-0 6-3 6-3	0-0 F7 F7			0-0 6-3 6-3		0-0 F8 F8	3 0 0 0 0 0 1 1 0 0 0 0 0 1 2 0 0 0 0 0 0	
Ken Singleton, S (1, 9) OBP: 0.441, SLG: 0.464 Larry Harlow, L (12, PR) OBP: 0.294, SLG: 0.261 (12, 8)	0-0 F7 F7			0-3 K K		0-0 F8 F8		0-0 6-3 6-3		0-3 K K		0-0 1B 1B	6 0 1 0 0 2 0 0 1 0 0 0 0 0	
Lee May, R (1, 3) OBP: 0.268, SLG: 0.315		0-0 F8 F8		0-0 6-3 6-3		0-0 1B		0-0 F7 F7		0-0 1B		0-0 1B	6 0 3 0 0 0 0	
Eddie Murray, S (1, 10) OBP: 0.317, SLG: 0.421		4-0 BB BB		0-0 F7 F7		0-0 4-3 4-3		0-0 G3 G3		0-0 1-3 1-3		0-0 1B	5 0 1 1 1 0 2	
Pat Kelly, L (1, 7) OBP: 0.380, SLG: 0.548 (12, 9)		0-0 F7 F7			0-3 K K		0-0 F9 F9		0-0 G3 G3		0-0 1B 1B	0-0 P6	6 1 1 0 0 1 3	
Doug DeCinces, R (1, 5) OBP: 0.328, SLG: 0.454		4-0 BB BB BB		1-2 BB	4-0 F8 1B BB		0-0 F9 F9		0-0 FC3-6 1B		0-0 1B 1B		3 0 2 0 2 0 0	
Billy Smith, S (1, 4) OBP: 0.395, SLG: 0.367		0-0 F7 F7			0-0 1B 1B		0-0 1B 2B 1B		0-0 FC3-6 BB		0-0 G5-4-3 1B		5 1 3 1 0 0 3	
Rick Dempsey, R (1, 2) OBP: 0.316, SLG: 0.242			0-0 5-3 5-3		0-0 F8 F8		0-0 1B 2B 1B		4-0 BB		0-0 G5-4-3		4 1 1 0 1 0 3	
Inning Stats	R: 0 H: 0 E: 0 LOB: 0 K: 0 BB: 1 S: 2 P: 6	R: 0 H: 0 E: 0 LOB: 2 K: 0 BB: 2 S: 3 P: 11	R: 0 H: 0 E: 0 LOB: 0 K: 0 BB: 0 S: 3 P: 3	R: 0 H: 0 E: 0 LOB: 0 K: 1 BB: 0 S: 5 P: 5	R: 0 H: 1 E: 0 LOB: 2 K: 2 BB: 1 S: 8 P: 12	R: 0 H: 1 E: 0 LOB: 1 K: 0 BB: 0 S: 4 P: 4	R: 2 H: 3 E: 0 LOB: 1 K: 0 BB: 0 S: 6 P: 6	R: 0 H: 0 E: 0 LOB: 0 K: 0 BB: 0 S: 3 P: 3	R: 0 H: 1 E: 0 LOB: 2 K: 0 BB: 1 S: 4 P: 8	R: 0 H: 1 E: 0 LOB: 1 K: 1 BB: 0 S: 6 P: 6	R: 1 H: 3 E: 0 LOB: 0 K: 0 BB: 0 S: 4 P: 4	R: 1 H: 3 E: 0 LOB: 2 K: 0 BB: 0 S: 6 P: 6	1B: 12 SF: 0 2B: 2 SAC: 0 3B: 0 DP: 2 HR: 0 HBP: 0	WP: 0 PA: 51 PB: 0 SB: 0 CS: 0
PITCHER Mike Torrez, R (1, 1) ERA: 4.47 Sparky Lyle, L (11, 1) ERA: 1.15	IP WLS BF H R ER SO BB IBB HBP BLK WP HR S P ERA WHIP 10.0 10.0 43 9 3 3 4 5 0 0 0 0 0 0 2.70 1.400	IP WLS BF H R ER SO BB IBB HBP BLK WP HR S P ERA WHIP 2.0 L 8 4 1 1 0 0 0 0 0 0 0 0 8 4.50 2.000												

Baltimore Orioles @ New York Yankees
 Yankee Stadium, Bronx, NY
 Sat May 21 1977, 3:33 AM EDT
 Att. 19,968 - Unknown

AB	46
R	4
H	13
RBI	4
BB	5
SO	4
LOB	17



livebaseballscorecards.com

Batter	1	2	3	4	5	6	7	8	9	AB R H RBI BB SO LOB	TOP								
Al Bumby, L OBP: 0.347, SLG: 0.354 (1, 8) (8, 7)	0-0 4-3		0-0 4-3			0-0 1B 1B		0-0 P4		4 1 1 0 0 0 0									
Billy Smith, S OBP: 0.381, SLG: 0.353 (1, 4)	0-0 F8			0-0 P4		0-0 F9		0-3 K		4 0 0 0 0 1 2									
Ken Singleton, S OBP: 0.443, SLG: 0.494 Larry Hartow, L OBP: 0.294, SLG: 0.261 (1, 9) (8, 8)	0-0 3-1			0-0 HR		4-0 1B 1B IBB		0-3 K		3 2 1 1 1 1 0 0 0 0 0 0 0 0									
Eddie Murray, S OBP: 0.322, SLG: 0.431 (1, 10)		0-0 2B		0-3 K		0-0 1B 1B		0-0 G3		4 0 2 2 0 1 0									
Pat Kelly, L OBP: 0.385, SLG: 0.540 (1, 7) (8, 9)		0-3 K		0-0 F9		0-0 CS 1B		4-0 1-4-3 1B BB		3 1 1 1 1 1 1									
Tony Muser, L OBP: 0.342, SLG: 0.303 Lee May, R OBP: 0.271, SLG: 0.313 (1, 3) (6, 3)		0-0 F8			0-0 F7	0-0 CS 1-2	0-0 F7	4-0 1B 1-4-3 1B IBB		2 0 0 0 0 0 1 1 0 0 0 1 0 0									
Brooks Robinson, R OBP: 0.154, SLG: 0.462 (1, 5)		0-0 F7			0-0 5-3		0-0 2B	4-0 1-4-3		4 0 1 0 0 0 3									
Rick Dempsey, R OBP: 0.322, SLG: 0.245 (1, 2)			0-0 L4		0-0 G3		4-0 G6-4-3 BB	0-0 2-3 3-H 1B		3 0 1 1 1 0 0									
Kiko Garcia, R OBP: 0.364, SLG: 0.381 (1, 6)			0-0 5-3			0-0 F9 1B 1B	0-0 G6-4-3	0-0 4-3		4 1 1 0 0 0 4									
Inning Stats	R: 0 E: 0 K: 0 S: 3	H: 0 LOB: 0 BB: 0 P: 3	R: 0 E: 0 K: 1 S: 6	H: 1 LOB: 1 BB: 0 P: 6	R: 0 E: 0 K: 0 S: 3	H: 0 LOB: 0 BB: 0 P: 3	R: 1 E: 0 K: 1 S: 6	H: 1 LOB: 0 BB: 0 P: 6	R: 0 E: 0 K: 0 S: 3	H: 1 LOB: 1 BB: 1 P: 7	R: 0 E: 0 K: 2 S: 7	H: 0 LOB: 0 BB: 0 P: 7	R: 1 E: 1 K: 0 S: 4	H: 1 LOB: 2 BB: 2 P: 12	1B: 5 2B: 2 3B: 0 HR: 1	SF: 0 SAC: 0 DP: 1 HBP: 0	WP: 0 PB: 0 SB: 0 CS: 1	PA: 37	
PITCHER	IP WLS BF H R ER SO BB IBB HBP BLK WP HR S P ERA WHIP																	PITCHER	IP WLS BF H R ER SO BB IBB HBP BLK WP HR S P ERA WHIP
Catfish Hunter, R ERA: 4.18 (1, 1)	5.1 L 22 5 4 4 2 0 1 0 0 0 1 25 29 6.75 0.938																		
Sparky Lyle, L ERA: 1.09 (6, 1)	1.2 5 2 0 0 0 0 1 0 0 0 0 0 4 8 0.00 1.800																		
Gil Patterson, R ERA: 4.91 (8, 1)	2.0 9 1 1 1 2 1 1 0 0 0 0 0 11 19 4.50 1.000																		

Baltimore Orioles @ New York Yankees
Yankee Stadium, Bronx, NY
Sun May 22 1977, 3:33 AM EDT
Att: 43,285 - Unknown

AB	32
R	5
H	8
RBI	5
BB	4
SO	4
LOB	11



Batter	1	2	3	4	5	6	7	8	9	AB	R	H	RBI	BB	SO	LOB
Willie Randolph, R (1, 4) OBP: 0.364, SLG: 0.415	0-0 6-3		0-0 5-3		0-0 G6-4-3 1-2 1B		0-0 F7			4	0	1	0	0	0	2
Mickey Rivers, L (1, 8) OBP: 0.321, SLG: 0.366	0-0 4-3		0-0 F8		0-0 G6-4-3 1-2f			0-0 G3-6-3 1B		4	0	1	0	0	0	2
Thurman Munson, R (1, 10) OBP: 0.382, SLG: 0.589	0-0 F7			0-0 F9		0-0 5-3		0-0 F7		4	0	0	0	0	0	1
Chris Chambliss, L (1, 3) OBP: 0.313, SLG: 0.407		0-0 6-3 2B 1B		4-0 1B BB		0-3 K		0-0 G3-6-3 1-2f		3	1	1	0	1	1	1
Roy White, S (1, 7) OBP: 0.387, SLG: 0.422		0-0 F7		0-0 1-3 1B		0-0 1-3			0-0 5-3	4	0	1	0	0	0	1
Lou Piniella, R (1, 9) OBP: 0.341, SLG: 0.270		0-0 6-3 1-2		0-0 P4			0-0 FC5-4 1B 1B		0-0 F8	4	0	1	0	0	0	3
Graig Nettles, L (1, 5) OBP: 0.296, SLG: 0.419		0-0 2-H 2B		0-3 K			0-0 FC5-4 1-2 1B		0-0 3-1	4	0	2	1	0	1	2
Fran Healy, R (1, 2) OBP: 0.278, SLG: 0.200		0-0 F2			0-0 6-3		0-0 FC5-4 1-2f 2-3			3	0	0	0	0	0	3
Bucky Dent, R (1, 6) OBP: 0.323, SLG: 0.339			0-0 F8		4-0 1B BB		0-3 K			1	0	0	0	1	0	0
Jimmy Wynn, R (7, PH) OBP: 0.301, SLG: 0.262										1	0	0	0	0	1	2
Fred Stanley, R (8, 6) OBP: 0.200, SLG: 0.200										0	0	0	0	0	0	0

Inning Stats	R: 0	H: 0	E: 0	K: 0	S: 3	R: 1	H: 2	E: 0	K: 0	S: 5	R: 0	H: 0	E: 0	K: 0	S: 3	R: 0	H: 1	E: 0	K: 1	S: 6	R: 0	H: 1	E: 0	K: 0	S: 3	R: 0	H: 0	E: 0	K: 1	S: 5	R: 0	H: 2	E: 0	K: 1	S: 7	R: 0	H: 1	E: 0	K: 0	S: 3	R: 0	H: 0	E: 0	K: 0	S: 3	R: 0	H: 0	E: 0	K: 0	S: 3	1B: 6	SF: 0	2B: 1	SAC: 0	3B: 0	DP: 2	HR: 0	HBP: 0	WP: 0	PA: 34
--------------	------	------	------	------	------	------	------	------	------	------	------	------	------	------	------	------	------	------	------	------	------	------	------	------	------	------	------	------	------	------	------	------	------	------	------	------	------	------	------	------	------	------	------	------	------	------	------	------	------	------	-------	-------	-------	--------	-------	-------	-------	--------	-------	--------


PITCHER	IP	WLS	BF	H	R	ER	SO	BB	IBB	HBP	BLK	WP	HR	S	P	ERA	WHIP
Rudy May, L (1, 1) ERA: 3.13	9.0	W	34	7	1	1	3	2	0	0	0	0	0	38	46	1.00	1.000

BOTTOM

Baltimore Orioles @ New York Yankees
 Yankee Stadium, Bronx, NY
 Sun May 22 1977, 3:33 AM EDT
 Att. 43,285 - Unknown

livebaseballscorecards.com

AB	32
R	1
H	7
RBI	1
BB	2
SO	3
LOB	17



Batter	1	2	3	4	5	6	7	8	9	AB R H RBI BB SO LOB	TOP																						
Al Bumby, L (1, 8) OBP: 0.344, SLG: 0.346	0-3 K		4-0 BB		0-0 P6		0-3 K			3 0 0 0 1 2 3																							
Rich Dauer, R (1, 4) OBP: 0.081, SLG: 0.029	0-0 G3		0-0 F3		0-0 F8			0-0 F8		4 0 0 0 0 0 4																							
Ken Singleton, S (1, 9) OBP: 0.427, SLG: 0.473	0-3 K		0-0 4-3		0-0 6-3			0-0 F9		4 0 0 0 0 1 3																							
Lee May, R (1, 3) OBP: 0.264, SLG: 0.304		0-0 F9		0-0 6-3		0-0 F3		0-0 F9		4 0 0 0 0 0 0																							
Eddie Murray, S (1, 10) OBP: 0.313, SLG: 0.418		0-3 K		0-3 K		0-0 P6			0-0 G3	4 0 0 0 0 2 0																							
Doug DeCinces, R (1, 5) OBP: 0.326, SLG: 0.472		0-0 F3		0-0 P4			0-0 F8		0-0 HR	4 1 1 1 0 0 0																							
Pat Kelly, L (1, 7) OBP: 0.400, SLG: 0.551			0-3 K		0-0 1B 2B		4-0 BB BB		4-0 BB	2 1 1 0 2 1 0	AB 31																						
Kiko Garcia, R (1, 6) OBP: 0.385, SLG: 0.400			0-0 BB BB 1B		0-0 G3 1B		0-3 K		0-3 K	4 0 2 1 0 2 2	R 2																						
Dave Skaggs, R (1, 2) OBP: 0.300, SLG: 0.250 Tony Muser, L (9, PH) OBP: 0.333, SLG: 0.294			4-0 BB BB		0-0 G3		4-0 BB BB		0-0 F3	1 0 0 0 2 0 1 1 0 0 0 0 0 1	H 4																						
Inning Stats	R: 0 E: 0 K: 2 S: 7	H: 0 LOB: 0 BB: 0 P: 7	R: 0 E: 0 K: 1 S: 5	H: 0 LOB: 0 BB: 0 P: 5	R: 0 E: 0 K: 1 S: 6	H: 1 LOB: 3 BB: 2 P: 14	R: 0 E: 0 K: 1 S: 5	H: 0 LOB: 0 BB: 0 P: 5	R: 1 E: 0 K: 0 S: 5	H: 2 LOB: 1 BB: 0 P: 5	R: 0 E: 0 K: 2 S: 7	H: 0 LOB: 2 BB: 2 P: 15	R: 0 E: 0 K: 0 S: 3	H: 0 LOB: 0 BB: 0 P: 3	R: 0 E: 0 K: 2 S: 3	H: 0 LOB: 0 BB: 0 P: 3	R: 1 E: 0 K: 1 S: 6	H: 1 LOB: 1 BB: 1 P: 10	1B: 2 2B: 1 3B: 0 HR: 1	SF: 0 SAC: 0 DP: 0 HBP: 0	WP: 0 PB: 0 SB: 0 CS: 0	PA: 36											
PITCHER Ron Guidry, L (1, 1) ERA: 1.85 Dick Tidrow, R (9, 1) ERA: 1.79	IP 8.1	WLS W	BF 34	H 4	R 2	ER 2	SO 7	BB 5	IBB 0	HBP 0	BLK 0	WP 0	HR 1	S 43	P 63	ERA 2.16	WHIP 1.080																
											PITCHER	IP	WLS	BF	H	R	ER	SO	BB	IBB	HBP	BLK	WP	HR	S	P	ERA	WHIP					

Baltimore Orioles @ New York Yankees
Yankee Stadium, Bronx, NY
 Sun May 22 1977, 3:38 AM EDT
 Att: 43,285 - Unknown

AB	31
R	2
H	4
RBI	2
BB	5
SO	8
LOB	14



Batter	1	2	3	4	5	6	7	8	9	AB	R	H	RBI	BB	SO	LOB
Willie Randolph, R (1, 4) OBP: 0.367, SLG: 0.428 George Zeber, S (8, 4) OBP: 0.833, SLG: 1.000	0-0 F9 ①		0-0 HR 3B		0-0 P4 ①		4-0 S 2B BB	4-0 BB		3	2	1	0	1	0	0
Graig Nettles, L (1, 5) OBP: 0.299, SLG: 0.447	0-3 K ②		0-0 HR 3-H		0-0 F2 ②		0-0 1-B 2B	0-0 F9 ②		5	2	2	3	0	1	1
Thurman Munson, R (1, 10) OBP: 0.382, SLG: 0.579	0-0 F7 ③		4-0 HBP BB		0-0 5-3 ③		0-0 2-B SF7 1-B 2-H	0-0 F8 ③		4	1	1	1	1	0	1
Chris Chambliss, L (1, 3) OBP: 0.323, SLG: 0.418		0-0 1-3 ①	1-0 HBP 1-2		0-0 SH3-4 1-B 1-B		0-0 SF7 1-3 2-B			3	1	2	0	0	0	0
Roy White, S (1, 7) OBP: 0.380, SLG: 0.413 Lou Piniella, R (8, 7) OBP: 0.341, SLG: 0.270		0-0 6-3 ②	0-0 F9 ③		0-0 SH3-4 1-2		0-3 K ①			3	0	0	0	0	1	4
Reggie Jackson, L (1, 9) OBP: 0.363, SLG: 0.438		0-0 2-B ③		0-0 1-B ①		1-0 6-3 1-B HBP	4-0 SF7 IBB			2	1	2	0	1	0	0
Paul Blair, R (1, 8) OBP: 0.390, SLG: 0.447		0-0 6-3 ③		0-0 F8 ①		0-0 6-3 1-B 1-B 1-2 2-H	0-0 SF7 ②			3	1	1	2	0	0	2
Fran Healy, R (1, 2) OBP: 0.227, SLG: 0.158			0-0 F8 ①	0-3 K ②		0-0 6-3 ②	0-0 6-3 ③			4	0	0	0	0	1	5
Fred Stanley, R (1, 6) OBP: 0.222, SLG: 0.222			0-0 F9 ②	0-0 F8 ③		0-0 1-B ③	0-0 4-3 ①			4	0	1	2	0	0	1

Inning Stats	R: 0	H: 0	E: 0	K: 1	S: 5	R: 0	H: 1	E: 0	K: 0	S: 4	R: 2	H: 2	E: 0	K: 0	S: 5	R: 0	H: 1	E: 0	K: 1	S: 6	R: 0	H: 0	E: 0	K: 0	S: 3	R: 3	H: 3	E: 0	K: 1	S: 8	R: 0	H: 0	E: 0	K: 0	S: 3
	LOB: 0	BB: 0	P: 5			LOB: 1	BB: 0	P: 4			LOB: 2	BB: 1	P: 10			LOB: 1	BB: 0	P: 3			LOB: 3	BB: 1	P: 6			LOB: 2	BB: 2	P: 16			LOB: 1	BB: 1	P: 7		


PITCHER	IP	WLS	BF	H	R	ER	SO	BB	IBB	HBP	BLK	WP	HR	S	P	ERA	WHIP
Scott McGregor, L (1, 1) ERA: 4.39	6.0	L	27	7	5	5	2	1	0	2	0	0	1	28	34	7.50	1.333
Fred Holdsworth, R (7, 1) ERA: 6.75	1.0		8	3	3	3	1	1	1	0	0	0	0	8	16	27.00	4.000
Dyar Miller, R (8, 1) ERA: 7.04	1.0		4	0	0	0	0	1	0	0	0	0	0	3	7	0.00	1.000

BOTTOM

Baltimore Orioles @ New York Yankees
 Yankee Stadium, Bronx, NY
 Sun May 22 1977, 3:38 AM EDT
 Att. 43,285 - Unknown

AB	31
R	8
H	10
RBI	8
BB	4
SO	3
LOB	14

livebaseballscorecards.com



WP: 0	PA: 39
PB: 0	SB: 1
CS: 0	

Batter	1	2	3	4	5	6	7	8	9	AB R H RBI BB SO LOB	TOP									
Rick Burleson, R (1, 6) OBP: 0.384, SLG: 0.436	0-3 K		0-0 1-3			0-3 K		0-0 SF9		3 0 0 1 0 2 0	Boston Red Sox @ New York Yankees Yankee Stadium, Bronx, NY Mon May 23 1977, 7:05 PM EDT Att. 31,261 - Unknown - 71 F									
Fred Lynn, L (1, 8) OBP: 0.267, SLG: 0.537	0-0 6-3		0-0 F8			0-0 3-1		0-0 4-3		4 0 0 0 0 0 1										
Jim Rice, R (1, 10) OBP: 0.373, SLG: 0.531	4-0 BB		0-3 K			0-0 3B		0-0 1B		3 0 2 1 1 1 0										
Carl Yastrzemski, L (1, 7) OBP: 0.376, SLG: 0.458	0-0 F7				0-0 4-3	0-3 K		0-0 G3		4 0 0 0 0 1 3										
George Scott, R (1, 3) OBP: 0.321, SLG: 0.517		0-0 6-3			0-0 P3		0-0 F7		0-0 F7	4 0 0 0 0 0 0										
Carlton Fisk, R (1, 2) OBP: 0.431, SLG: 0.533		0-0 L5			0-0 F8		0-0 G6-4-3 1B		0-0 5-3	4 0 1 0 0 0 0										
Dwight Evans, R (1, 9) OBP: 0.387, SLG: 0.570		0-0 HR				0-0 F7		0-0 G6-4-3 1-2f		3 1 1 1 1 0 1										
Butch Hobson, R (1, 5) OBP: 0.287, SLG: 0.455		0-0 HR				0-0 P4		0-0 1B SF9 2B		4 2 2 1 0 0 1										
Denny Doyle, L (1, 4) OBP: 0.322, SLG: 0.346		0-0 4-3				0-0 4-3		0-0 2-3 1B 1B		3 1 1 0 0 0 0										
Inning Stats	R: 0 E: 0 K: 1 S: 5	H: 0 LOB: 1 BB: 1 P: 9	R: 2 E: 0 K: 0 S: 5	H: 2 LOB: 0 BB: 0 P: 5	R: 0 E: 0 K: 1 S: 5	H: 0 LOB: 0 BB: 0 P: 5	R: 0 E: 0 K: 0 S: 3	H: 0 LOB: 0 BB: 0 P: 3	R: 0 E: 0 K: 2 S: 8	H: 1 LOB: 1 BB: 0 P: 8	R: 0 E: 0 K: 0 S: 3	H: 1 LOB: 0 BB: 0 P: 3	R: 2 E: 0 K: 0 S: 6	H: 3 LOB: 1 BB: 0 P: 6	R: 0 E: 0 K: 0 S: 3	H: 0 LOB: 1 BB: 1 P: 7	1B: 3 2B: 1 3B: 1 HR: 2	SF: 1 SAC: 0 DP: 1 HBP: 0	WP: 0 PB: 0 SB: 0 CS: 0	PA: 35
PITCHER Ed Figueroa, R (1, 1) ERA: 1.55	IP: 9.0 WLS: L BF: 35 H: 7 R: 4 ER: 4 SO: 4 BB: 2 IBB: 0 HBP: 0 BLK: 0 WP: 0 HR: 2 S: 41 P: 49 ERA: 4.00 WHIP: 1.000																			
PITCHER	IP	WLS	BF	H	R	ER	SO	BB	IBB	HBP	BLK	WP	HR	S	P	ERA	WHIP			

livebaseballscores.com

AB	32
R	4
H	7
RBI	4
BB	2
SO	4
LOB	6



Batter	1	2	3	4	5	6	7	8	9	AB	R	H	RBI	BB	SO	LOB
Willie Randolph, R (1, 4) OBP: 0.359, SLG: 0.416	0-0 1-3 		0-0 1-3 			0-0 6-3 		0-3 K 		4	0	0	0	0	1	1
Graig Nettles, L (1, 5) OBP: 0.292, SLG: 0.434	0-0 G3 		0-3 K 			0-3 K 		0-0 1-3 		4	0	0	0	0	2	1
Thurman Munson, R (1, 2) OBP: 0.385, SLG: 0.574	0-0 5-3 					0-0 FC4-6 		0-0 E3 		3	0	1	0	1	0	0
Chris Chambliss, L (1, 3) OBP: 0.321, SLG: 0.414		0-0 G3 				0-0 F8 		0-0 CS 		4	0	1	0	0	0	2
Mickey Rivers, L (9, PR) OBP: 0.321, SLG: 0.366						0-0 FC4-6 		0-0 CS 		0	0	0	0	0	0	0
Roy White, S (1, 7) OBP: 0.377, SLG: 0.408		0-0 F7 				0-0 G4-6-3 		0-0 6-3 		4	0	1	0	0	0	1
Reggie Jackson, L (1, 9) OBP: 0.367, SLG: 0.472		0-0 E 				0-0 G4-6-3 		0-0 HR 		4	2	2	1	0	0	3
Lou Piniella, R (1, 10) OBP: 0.341, SLG: 0.275		0-0 E5 				0-0 B1-3 		0-0 5-3 		3	0	1	0	0	0	0
Paul Blair, R (1, 8) OBP: 0.364, SLG: 0.415		0-0 FC6-4 				0-0 B1-3 		0-0 P5 		3	0	0	0	0	0	2
Bucky Dent, R (1, 6) OBP: 0.318, SLG: 0.333			0-0 4-3 			0-0 4-3 		4-0 E 		2	0	0	0	0	0	0
Jimmy Wynn, R (8, PH) OBP: 0.311, SLG: 0.262										0	1	0	0	1	0	0
Fred Stanley, R (9, 6) OBP: 0.222, SLG: 0.222										0	0	0	0	0	0	0

Inning Stats	R: 0	H: 0	E: 0	K: 0	S: 3	R: 1	H: 1	E: 1	K: 0	S: 5	R: 0	H: 0	E: 0	K: 1	S: 5	R: 0	H: 1	E: 0	K: 0	S: 3	R: 0	H: 1	E: 0	K: 0	S: 3	R: 1	H: 1	E: 0	K: 0	S: 4	R: 1	H: 0	E: 1	K: 1	S: 5	R: 0	H: 1	E: 0	K: 0	S: 3	1B: 4	SF: 0	2B: 2	SAC: 0	3B: 0	DP: 2	HR: 1	HBP: 0	WP: 0	PA: 34
--------------	------	------	------	------	------	------	------	------	------	------	------	------	------	------	------	------	------	------	------	------	------	------	------	------	------	------	------	------	------	------	------	------	------	------	------	------	------	------	------	------	-------	-------	-------	--------	-------	-------	-------	--------	-------	--------

PITCHER	IP	WLS	BF	H	R	ER	SO	BB	IBB	HBP	BLK	WP	HR	S	P	ERA	WHIP
Bill Lee, L (1, 1) ERA: 4.33	7.0	W	27	5	3	1	2	2	0	0	0	0	1	29	37	1.29	1.000
Bill Campbell, R (8, 1) ERA: 3.9	2.0	S	6	1	0	0	1	0	0	0	0	0	0	8	8	0.00	0.500

BOTTOM

Boston Red Sox @ New York Yankees
 Yankee Stadium, Bronx, NY

Mon May 23 1977, 7:05 PM EDT
 Att: 31,261 - Unknown - 71 F

AB	31
R	3
H	6
RBI	1
BB	2
SO	3
LOB	10



PITCHER	IP	WLS	BF	H	R	ER	SO	BB	IBB	HBP	BLK	WP	HR	S	P	ERA	WHIP
---------	----	-----	----	---	---	----	----	----	-----	-----	-----	----	----	---	---	-----	------

Batter	1	2	3	4	5	6	7	8	9	AB	R	H	RBI	BB	SO	LOB
Willie Randolph, R OBP: 0.353, SLG: 0.411 (1, 4)	0-0 5-3	0-0 P3			0-0 SF9		0-0 SH3-4			2	0	0	1	0	0	0
Mickey Rivers, L OBP: 0.326, SLG: 0.378 (1, 8)	0-0 1B		0-0 4-3		0-0 F9		0-0 1B			4	2	2	1	0	0	0
Thurman Munson, R OBP: 0.382, SLG: 0.566 (1, 2)	0-0 F9		0-0 F9		0-0 4-3		0-0 1B			4	0	1	1	0	0	1
Chris Chambliss, L OBP: 0.320, SLG: 0.410 (1, 3)	0-0 1B		0-0 F8		0-0 F9		0-0 G6-4-3			4	0	1	1	0	0	1
Reggie Jackson, L OBP: 0.370, SLG: 0.465 (1, 9)	4-0 1B			0-0 F7		0-3 K		4-0 BB		2	0	0	0	2	1	0
Roy White, S OBP: 0.373, SLG: 0.404 (1, 7)	0-0 1B			0-0 F8		0-3 K		0-0 FC6-4		4	0	1	0	0	1	1
Graig Nettles, L OBP: 0.297, SLG: 0.453 (1, 5)	0-0 P6			4-0 BB				0-0 4-3		3	1	1	1	1	0	4
Carlos May, L OBP: 0.395, SLG: 0.403 (1, 10)		0-0 F8		0-0 F9				4-0 IBB		3	1	1	1	1	0	1
Bucky Dent, R OBP: 0.323, SLG: 0.357 (1, 6)		0-0 F8			0-0 SF9			0-0 L5		4	2	2	0	0	0	2

Inning Stats	R: 1	H: 3	E: 0	K: 0	S: 6	LOB: 3	BB: 1	P: 10	R: 0	H: 0	E: 0	K: 0	S: 3	LOB: 0	BB: 0	P: 3	R: 0	H: 0	E: 0	K: 0	S: 3	LOB: 1	BB: 1	P: 7	R: 1	H: 1	E: 0	K: 0	S: 4	LOB: 0	BB: 0	P: 4	R: 0	H: 0	E: 0	K: 2	S: 7	LOB: 0	BB: 0	P: 7	R: 4	H: 5	E: 0	K: 0	S: 7	LOB: 0	BB: 0	P: 7	R: 0	H: 0	E: 0	K: 0	S: 3	LOB: 2	BB: 2	P: 11
1B: 5	SF: 1	2B: 1	SAC: 1	3B: 1	DP: 1	HR: 2	HBP: 0	WP: 0	PA: 36																																															


PITCHER	IP	WLS	BF	H	R	ER	SO	BB	IBB	HBP	BLK	WP	HR	S	P	ERA	WHIP
Luis Tiant, R ERA: 5.95 (1, 1)	6.1	L	30	9	6	6	2	2	0	0	0	0	2	32	40	8.53	1.737
Bill Campbell, R ERA: 3.71 (7, 1)	1.2		6	0	0	0	0	1	1	0	0	0	0	4	12	0.00	0.600

BOTTOM

Boston Red Sox @ New York Yankees
 Yankee Stadium, Bronx, NY
 Tue May 24 1977, 7:05 PM EDT
 Att. 27,013 - Unknown

livebaseballscorecards.com

AB	30
R	6
H	9
RBI	6
BB	4
SO	2
LOB	10



Batter	1	2	3	4	5	6	7	8	9	AB R H RBI BB SO LOB	TOP																					
Claudell Washington, L (1, 7) X OBP: 0.373, SLG: 0.463 Dave May, L (5, 7) OBP: 0.250, SLG: 0.316 John Ellis, R (9, PH) OBP: 0.205, SLG: 0.184 Sandy Alomar Sr., S (9, PR) OBP: 0.400, SLG: 0.529	0-0 F7		0-0 6-3 2B 1B		0-3 K		0-0 PB 1B 1B		4-0 BB BB BB BB	3 1 1 0 0 1 0 1 0 1 0 0 0 0 0 0 0 0 1 0 0 0 0 0 0 0 0 0																						
Bert Campaneris, R (1, 6) X OBP: 0.358, SLG: 0.385	0-0 F7		0-0 6-3 1-2		0-0 5-3		0-0 PB 1B		0-0 5-3	5 0 1 0 0 0 3																						
Mike Hargrove, L (1, 3) X OBP: 0.378, SLG: 0.390 Jim Fregosi, R (7, PH) OBP: 0.333, SLG: 0.545 (7, 3)	0-0 BB 1B		0-0 1B 2B		0-3 K		0-0 6-3 1-2 2-3			3 1 2 1 0 1 0 1 0 0 0 0 0 2																						
Willie Horton, R (1, 10) B OBP: 0.364, SLG: 0.596 B B B	4-0 FC5-4 1-2 BB		0-0 2-H 1B		0-3 K		0-3 K		0-3 K	3 0 1 1 1 2 0																						
Tom Grieve, R (1, 9) X OBP: 0.190, SLG: 0.241	0-0 FC5-4 1-2f		0-0 F9		0-0 6-3		0-0 6-3		0-0 6-3	4 0 0 0 0 0 3																						
Toby Harrah, R (1, 5) S OBP: 0.382, SLG: 0.479 S S S		0-3 K		0-0 P4		4-0 BB		0-0 F7		3 0 0 0 1 1 0																						
Bump Wills, S (1, 4) X OBP: 0.372, SLG: 0.415		0-0 3-1		0-0 S 1B		0-0 P6			0-0 S 1B	4 0 2 0 0 0 1																						
Bill Fahey, L (1, 2) S OBP: 0.050, SLG: 0.050 Lew Beasley, L (7, PH) OBP: 0.571, SLG: 0.800 Jim Sundberg, R (7, 2) OBP: 0.255, SLG: 0.280		0-3 K		0-0 F5 1-2			0-0 3-1		0-3 K	2 0 0 0 0 1 1 1 0 0 0 0 0 0 1 0 0 0 0 1 1																						
Juan Beniquez, R (1, 8) X OBP: 0.303, SLG: 0.366			0-0 F7		0-0 F9		0-0 1-3		0-0 6-3 1-2	4 0 0 0 0 0 2																						
Inning Stats	R: 0 E: 0 K: 0 S: 4	H: 1 LOB: 2 BB: 1 P: 8	R: 0 E: 0 K: 2 S: 7	H: 0 LOB: 0 BB: 0 P: 7	R: 2 E: 0 K: 0 S: 6	H: 3 LOB: 1 BB: 0 P: 6	R: 0 E: 0 K: 0 S: 4	H: 1 LOB: 1 BB: 0 P: 4	R: 0 E: 0 K: 2 S: 7	H: 0 LOB: 0 BB: 0 P: 7	R: 0 E: 0 K: 1 S: 5	H: 0 LOB: 1 BB: 1 P: 9	R: 0 E: 0 K: 0 S: 5	H: 2 LOB: 2 BB: 0 P: 5	R: 0 E: 0 K: 1 S: 5	H: 0 LOB: 0 BB: 0 P: 5	R: 0 E: 0 K: 1 S: 6	H: 1 LOB: 2 BB: 1 P: 10	1B: 7 2B: 1 3B: 0 HR: 0	SF: 0 SAC: 0 DP: 0 HBP: 0	WP: 0 PB: 1 SB: 2 CS: 0	PA: 38										
PITCHER Gil Patterson, R (1, 1) ERA: 4.22 Sparky Lyle, L (7, 1) ERA: 1.02	IP 6.2	WLS W	BF 29	H 7	R 2	ER 2	SO 5	BB 2	IBB 0	HBP 0	BLK 0	WP 0	HR 0	S 37	P 45	ERA 2.70	WHIP 1.350															
											PITCHER IP 2.1	WLS S	BF 9	H 1	R 0	ER 0	SO 2	BB 1	IBB 0	HBP 0	BLK 0	WP 0	HR 0	S 12	P 16	ERA 0.00	WHIP 0.857					

Texas Rangers @ New York Yankees
 Yankee Stadium, Bronx, NY
 Wed May 25 1977, 7:05 PM EDT
 Att. 19,693 - Unknown

livebaseballscorecards.com

AB	35
R	2
H	8
RBI	2
BB	3
SO	7
LOB	13



Batter	1	2	3	4	5	6	7	8	9	AB R H RBI BB SO LOB	TOP	
Lew Beasley, L (1, 7) OBP: 0.333, SLG: 0.400	0-0 P6		0-0 5-3		0-0 F9		0-0 4-3		0-0 1-3	5 0 0 0 0 0 3		
Bert Campaneris, R (1, 6) OBP: 0.355, SLG: 0.382	0-0 6-3 1B		0-0 F2		0-0 F8			0-0 F8		4 0 1 0 0 0 1		
Mike Hargrove, L (1, 3) OBP: 0.374, SLG: 0.385	0-0 6-3 1-2		0-0 F7			0-0 F8		0-0 1B 1B		4 0 1 0 0 0 1		
Willie Horton, R (1, 10) OBP: 0.352, SLG: 0.575	0-0 5-3			0-0 F8		0-0 F5		0-3 K		4 0 0 0 0 1 2		
Dave May, L (1, 9) OBP: 0.295, SLG: 0.357		0-0 SH1-4 SF9 1B 1B		0-0 1B		0-0 E3 FC4		0-0 1-2 1B		4 1 3 0 0 0 0		
Toby Harrah, R (1, 5) OBP: 0.378, SLG: 0.472		0-0 SH1-4 1-2 1B		0-3 K		0-0 FC4 1-2f		0-0 F7		4 0 1 0 0 1 4		
Sandy Alomar Sr., S (1, 4) OBP: 0.348, SLG: 0.450		0-0 SH1-4 1-2 2-3		0-0 F9			0-0 F8		0-0 F8	3 0 0 0 0 0 1		
Jim Sundberg, R (1, 2) OBP: 0.255, SLG: 0.281		0-0 SF9 3-H		0-0 5-3			0-0 1B		0-3 K	3 0 1 1 0 1 0		
Juan Beniquez, R (1, 8) OBP: 0.310, SLG: 0.365		0-0 6-3		4-0 BB			0-0 F9		0-0 E S 1B	3 0 1 0 1 0 2		
Inning Stats	R: 0 E: 0 K: 0 S: 4 H: 1 LOB: 1 BB: 0 P: 4	R: 1 E: 0 K: 0 S: 5 H: 2 LOB: 1 BB: 0 P: 5	R: 0 E: 0 K: 0 S: 3 H: 0 LOB: 0 BB: 0 P: 3	R: 0 E: 0 K: 1 S: 6 H: 1 LOB: 1 BB: 0 P: 6	R: 0 E: 0 K: 0 S: 3 H: 0 LOB: 1 BB: 1 P: 7	R: 0 E: 1 K: 0 S: 4 H: 0 LOB: 1 BB: 0 P: 4	R: 0 E: 0 K: 0 S: 4 H: 1 LOB: 1 BB: 0 P: 4	R: 0 E: 0 K: 1 S: 7 H: 2 LOB: 2 BB: 0 P: 7	R: 0 E: 0 K: 1 S: 6 H: 1 LOB: 1 BB: 0 P: 6	1B: 8 2B: 0 3B: 0 HR: 0 SF: 1 SAC: 1 DP: 0 HBP: 0	WP: 0 PB: 0 SB: 1 CS: 0 PA: 37	
PITCHER Mike Torrez, R (1, 1) ERA: 3.98	IP 9.0 WLS L BF 37 H 8 R 1 ER 1 SO 3 BB 1 IBB 0 HBP 0 BLK 0 WP 0 HR 0 S 42 P 46 ERA 1.00 WHIP 1.000											PITCHER IP WLS BF H R ER SO BB IBB HBP BLK WP HR S P ERA WHIP

Texas Rangers @ New York Yankees
Yankee Stadium, Bronx, NY
 Wed May 25 1977, 7:05 PM EDT
 Att. 19,693 - Unknown - 71 F

livebaseballscorecards.com

AB 34
R 1
H 8
RBI 1
BB 1
SO 3
LOB 14



Batter	1	2	3	4	5	6	7	8	9	AB	R	H	RBI	BB	SO	LOB
Willie Randolph, R (1, 4) OBP: 0.359, SLG: 0.418	0-0 2-3		0-0 F9			0-0 FC3-6 1B			0-3 K	4	0	1	0	0	1	0
Mickey Rivers, L (1, 8) OBP: 0.313, SLG: 0.362	0-0 6-3			0-0 4-3		0-0 FC3-6 1B			0-0 G3	4	0	0	0	0	0	1
Thurman Munson, R (1, 2) OBP: 0.382, SLG: 0.556	0-0 1-3			0-0 G3-6-1 1B		0-0 1B			0-0 5-3	4	0	2	0	0	0	0
Chris Chambliss, L (1, 3) OBP: 0.318, SLG: 0.417		0-0 1-3		0-0 G3-6-1 1B				0-0 FC4-6 1B		3	0	1	0	0	0	1
Reggie Jackson, L (1, 9) OBP: 0.363, SLG: 0.451		0-0 FC3-6 1B			0-0 E4 FC4-6 1B			0-0 FC4-6 CS		3	0	1	0	0	0	1
Roy White, S (1, 7) OBP: 0.372, SLG: 0.421		0-0 FC3-6			0-0 FC4-6 1B			0-0 F8		3	0	1	0	0	0	2
Graig Nettles, L (1, 5) OBP: 0.292, SLG: 0.448		0-0 F9			0-0 FC4-6 G4-6-3			0-0 F9		3	0	0	0	0	0	3
Carlos May, L (1, 10) OBP: 0.368, SLG: 0.372			0-3 K		0-0 G4-6-3			0-0 4-3		3	0	0	0	0	1	2
Bucky Dent, R (1, 6) OBP: 0.317, SLG: 0.355			0-0 6-3			0-0 6-3		0-0 L5		3	0	0	0	0	0	0

Inning Stats	R: 0	H: 0	E: 0	K: 0	S: 3	R: 0	H: 1	E: 0	K: 0	S: 4	R: 0	H: 0	E: 0	K: 1	S: 5	R: 0	H: 1	E: 0	K: 0	S: 3	R: 0	H: 1	E: 1	K: 0	S: 4	R: 0	H: 2	E: 0	K: 0	S: 4	R: 0	H: 1	E: 0	K: 0	S: 3	R: 0	H: 0	E: 0	K: 1	S: 5	R: 0	H: 0	E: 0	K: 0	S: 3	R: 0	H: 0	E: 0	K: 1	S: 5	1B: 6	SF: 0	2B: 0	SAC: 0	3B: 0	DP: 2	HR: 0	HBP: 0	WP: 0	PA: 30
	0	0	0	0	3	0	1	0	0	4	0	0	0	1	5	0	1	0	0	3	0	2	0	1	0	4	0	2	0	0	4	0	1	0	3	0	0	0	3	0	0	0	5	0	0	0	0	3	6	0	0	0	0	2	0	0	0	30		

PITCHER	IP	WLS	BF	H	R	ER	SO	BB	IBB	HBP	BLK	WP	HR	S	P	ERA	WHIP	PITCHER	IP	WLS	BF	H	R	ER	SO	BB	IBB	HBP	BLK	WP	HR	S	P	ERA	WHIP																		
Gaylord Perry, R (1, 1) ERA: 4.21	9.0	W	30	6	0	0	2	0	0	0	0	0	0	34	34	0.00	0.667																																				

BOTTOM

Texas Rangers @ New York Yankees
 Yankee Stadium, Bronx, NY

Wed May 25 1977, 7:05 PM EDT
 Att: 19,693 - Unknown - 71 F

livebaseballscorecards.com

AB	30
R	0
H	6
RBI	0
BB	0
SO	2
LOB	10




Batter	1	2	3	4	5	6	7	8	9	AB R H RBI BB SO LOB	TOP											
Alan Bannister, R (1, 6) OBP: 0.378, SLG: 0.377	4-0 HR BB	0-0 F9		0-0 E HBP 1B		0-0 1B 1B		0-0 F8		4 2 2 1 1 0 1												
Jorge Orta, L (1, 4) OBP: 0.359, SLG: 0.452	0-3 K		0-0 6-3	1-0 E HBP		0-0 F8		0-0 2B		4 2 1 0 0 1 2												
Richie Zisk, R (1, 9) OBP: 0.373, SLG: 0.642	0-0 P4		0-0 2B 3B	0-0 E9 2B		0-0 1B		0-0 F2		5 1 3 3 0 0 2												
Lamar Johnson, R (1, 10) OBP: 0.313, SLG: 0.535	0-0 HR		0-0 F9 2B	4-0 G6-4-3 BB		0-0 F8		0-0 WP 2B		4 1 3 4 1 0 1												
Eric Soderholm, R (1, 5) OBP: 0.364, SLG: 0.484	4-0 BB		0-0 F9	0-0 G6-4-3			0-0 P4	0-3 K		4 0 0 0 1 1 4												
Jim Spencer, L (1, 3) OBP: 0.315, SLG: 0.440	0-3 K		0-0 6-3		0-0 1B		0-0 HR	0-0 4-3		5 1 2 1 0 1 2												
Chet Lemon, R (1, 8) OBP: 0.373, SLG: 0.536		0-0 4-3		4-0 1B BB	0-3 K		0-0 1B 1B	0-0 F7		4 0 1 0 1 1 0												
Wayne Nordhagen, R (1, 7) OBP: 0.556, SLG: 0.889		0-0 2B		0-0 1B 1B	0-0 1B		0-0 G6-3 1B	0-0 5-3		5 1 4 0 0 0 0												
Jim Essian, R (1, 2) OBP: 0.381, SLG: 0.404		0-3 K		4-0 HBP 1B E BB	0-0 1-3		0-0 G6-3			3 1 0 0 1 1 4												
Inning Stats	R: 2 E: 0 K: 2 S: 8	H: 1 LOB: 1 BB: 2 P: 16	R: 0 E: 0 K: 1 S: 6	H: 1 LOB: 1 BB: 0 P: 6	R: 1 E: 0 K: 0 S: 5	H: 2 LOB: 1 BB: 0 P: 5	R: 4 E: 1 K: 0 S: 4	H: 3 LOB: 1 BB: 3 P: 17	R: 0 E: 0 K: 1 S: 6	H: 2 LOB: 1 BB: 0 P: 6	R: 0 E: 0 K: 0 S: 4	H: 2 LOB: 1 BB: 0 P: 4	R: 1 E: 0 K: 0 S: 5	H: 3 LOB: 1 BB: 0 P: 5	R: 1 E: 0 K: 1 S: 7	H: 2 LOB: 1 BB: 0 P: 7	R: 0 E: 0 K: 0 S: 3	H: 0 LOB: 0 BB: 0 P: 3	1B: 8 2B: 5 3B: 1 HR: 2	SF: 0 SAC: 0 DP: 2 HBP: 1	WP: 1 PB: 0 SB: 0 CS: 0	PA: 44
PITCHER	IP WLS BF H R ER SO BB IBB HBP BLK WP HR S P ERA WHIP																					
Ron Guidry, L (1, 1) ERA: 2.98	3.1 L 19 6 6 6 3 4 0 0 0 0 1 21 37 16.20 3.000																					
Ken Holtzman, L (4, 1) ERA: 5.82	4.1 21 10 3 3 1 1 0 1 0 0 1 21 26 6.23 2.538																					
Sparky Lyle, L (8, 1) ERA: 0.96	1.1 4 0 0 0 1 0 0 0 0 1 0 6 6 0.00 0.000																					

Chicago White Sox @ New York Yankees
 Yankee Stadium, Bronx, NY
 Sat May 28 1977, 3:33 AM EDT
 Att. 54,881 - Unknown - 85 F

AB	38
R	9
H	16
RBI	9
BB	5
SO	5
LOB	16



Batter	1	2	3	4	5	6	7	8	9	AB R H RBI BB SO LOB	TOP	
Alan Bannister, R (1, 6) OBP: 0.376, SLG: 0.371	0-0 F8	0-0 6-3			4-0 FC6-4 BB		0-0 F7			3 0 0 0 1 0 0		
Jorge Orta, L (1, 4) OBP: 0.363, SLG: 0.453	0-0 2B 1B		0-0 S 1B		0-0 F8			0-0 G3		4 1 2 0 0 0 1		
Royle Stillman, L (1, 7) OBP: 0.296, SLG: 0.438 (8, 9)	0-0 1B 2B		0-0 F7		0-0 FC6-4			0-0 P5		4 1 1 1 0 0 2		
Richie Zisk, R (1, 9) OBP: 0.376, SLG: 0.642 Wayne Nordhagen, R (1, 9) OBP: 0.455, SLG: 0.727 Ralph Garr, L (8, PH) OBP: 0.296, SLG: 0.347 (8, 7)	4-0 1B FC1-2 BB		0-3 K		0-3 K			0-0 6-3		0 0 0 0 1 0 0 2 0 0 0 0 2 1 1 0 0 0 0 0 0		
Oscar Gamble, L (1, 10) OBP: 0.387, SLG: 0.583	0-0 FC1-2 1B		0-3 K		0-0 F8			0-0 G4-6-3 1B		4 0 2 1 0 1 1		
Jim Spencer, L (1, 3) OBP: 0.313, SLG: 0.436	0-0 FC1-2			0-0 P6		0-0 FC5-4 1B		0-0 P6		4 0 1 0 0 0 3		
Chet Lemon, R (1, 8) OBP: 0.366, SLG: 0.526 Jerry Hairston, S (7, 8)	0-0 L5			0-0 6-3		0-0 FC5-4		0-0 G4-6-3		3 0 0 0 0 0 3 1 0 0 0 0 0 1	AB 32 R 2 H 6 RBI 2 BB 2 SO 4 LOB 12	
Jack Brohamer, L (1, 5) OBP: 0.438, SLG: 0.395		0-0 4-3		0-0 L4		0-0 F8				3 0 0 0 0 0 0		
Brian Downing, R (1, 2) OBP: 0.391, SLG: 0.229		0-3 K		0-0 L4		0-0 5-3				3 0 0 0 0 1 0		
Inning Stats	R: 2 H: 3 E: 0 LOB: 2 K: 0 BB: 1 S: 6 P: 10	R: 0 H: 0 E: 0 LOB: 0 K: 1 BB: 0 S: 5 P: 5	R: 0 H: 1 E: 0 LOB: 1 K: 2 BB: 0 S: 8 P: 8	R: 0 H: 0 E: 0 LOB: 0 K: 0 BB: 0 S: 3 P: 3	R: 0 H: 0 E: 0 LOB: 1 K: 0 BB: 1 S: 3 P: 7	R: 0 H: 1 E: 0 LOB: 1 K: 1 BB: 0 S: 6 P: 6	R: 0 H: 0 E: 0 LOB: 0 K: 0 BB: 0 S: 3 P: 3	R: 0 H: 0 E: 0 LOB: 0 K: 0 BB: 0 S: 3 P: 3	R: 0 H: 1 E: 0 LOB: 0 K: 0 BB: 0 S: 3 P: 3	1B: 5 SF: 0 2B: 1 SAC: 0 3B: 0 DP: 1 HR: 0 HBP: 0	WP: 0 PA: 34 PB: 0 SB: 1 CS: 0	
PITCHER Ed Figueroa, R (1, 1) ERA: 1.6	IP WLS BF H R ER SO BB IBB HBP BLK WP HR S P ERA WHIP	9.0 W 34 6 2 2 4 2 0 0 0 0 0 0 40 48 2.00 0.889										

Chicago White Sox @ New York Yankees
 Yankee Stadium, Bronx, NY
 Sun May 29 1977, 3:33 AM EDT
 Att. 22,556 - Unknown - 60 F

livebaseballscorecards.com

Batter	1	2	3	4	5	6	7	8	9
Willie Randolph, R (1, 4) OBP: 0.349, SLG: 0.394	0-0 F8		0-3 K			0-0 P6		0-0 6-3	
Mickey Rivers, L (1, 8) OBP: 0.323, SLG: 0.368	0-0 P3			0-0 4-3		0-0 1B		0-0 1B	
Thurman Munson, R (1, 2) OBP: 0.374, SLG: 0.555	0-3 K			0-0 F9		0-0 1B		0-0 F7	
Chris Chambliss, L (1, 3) OBP: 0.332, SLG: 0.449		4-0 BB		0-3 K		0-0 1B		0-1 CI	
Lou Piniella, R (1, 10) OBP: 0.357, SLG: 0.327		0-3 K			4-0 BB	4-0 BB		0-0 CS	
Reggie Jackson, L (1, 9) OBP: 0.357, SLG: 0.465		0-3 K			0-3 K	0-3 K		0-0 CS	
Paul Blair, R (7, 9) OBP: 0.364, SLG: 0.415						1-2 K			
Graig Nettles, L (1, 5) OBP: 0.297, SLG: 0.442	0-0 F7				0-0 F2			0-0 F7	
Jimmy Wynn, R (1, 7) OBP: 0.299, SLG: 0.250			0-0 P4		0-0 F7			0-3 K	
Bucky Dent, R (1, 6) OBP: 0.322, SLG: 0.359			0-0 5-3			0-0 5-3		0-0 4-3	

Inning Stats	R: 0 E: 0 K: 1 S: 5	H: 0 LOB: 0 BB: 0 P: 5	R: 0 E: 0 K: 2 S: 7	H: 0 LOB: 1 BB: 1 P: 11	R: 0 E: 0 K: 1 S: 5	H: 0 LOB: 0 BB: 0 P: 5	R: 0 E: 0 K: 1 S: 5	H: 0 LOB: 1 BB: 1 P: 9	R: 3 E: 0 K: 1 S: 8	H: 3 LOB: 1 BB: 1 P: 12	R: 0 E: 0 K: 1 S: 5	H: 0 LOB: 0 BB: 0 P: 5	R: 2 E: 1 K: 0 S: 5	H: 2 LOB: 0 BB: 0 P: 5
--------------	------------------------------	---------------------------------	------------------------------	----------------------------------	------------------------------	---------------------------------	------------------------------	---------------------------------	------------------------------	----------------------------------	------------------------------	---------------------------------	------------------------------	---------------------------------

PITCHER	IP	WLS	BF	H	R	ER	SO	BB	IBB	HBP	BLK	WP	HR	S	P	ERA	WHIP
Ken Kravec, L (1, 1) ERA: 4.91	7.1	L	29	4	4	4	8	3	0	0	0	0	1	42	54	4.91	0.955
Bart Johnson, R (8, 1) ERA: 4.59	0.1		1	0	0	0	0	0	0	0	0	0	0	1	1	0.00	0.000
Dave Hamilton, L (8, 1) ERA: 5.0	0.0		2	1	0	0	0	0	0	0	0	0	0	2	2	∞	∞
Lerrin LaGrow, R (8, 1) ERA: 1.17	0.1		0	0	1	0	0	0	0	0	0	0	0	0	0	0.00	0.000

BOTTOM

Chicago White Sox @ New York Yankees
 Yankee Stadium, Bronx, NY
 Sun May 29 1977, 3:33 AM EDT
 Att: 22,556 - Unknown - 60 F

livebaseballscorecards.com

AB	28
R	5
H	5
RBI	4
BB	3
SO	8
LOB	8



1B: 4	SF: 0	WP: 0	PA: 33
2B: 0	SAC: 0	PB: 0	
3B: 0	DP: 0	SB: 3	
HR: 1	HBP: 0	CS: 1	

Batter	1	2	3	4	5	6	7	8	9	AB R H RBI BB SO LOB	TOP
Willie Randolph, R (1, 4) OBP: 0.352, SLG: 0.393	0-0 1-3		0-0 1B		4-0 1B FC6-4 BB		0-0 G3			3 1 1 0 1 0 0	New York Yankees @ Boston Red Sox Fenway Park, Boston, MA Mon May 30 1977, 7:05 PM EDT Att. 35,521 - Unknown - 60 F
Mickey Rivers, L (1, 8) OBP: 0.333, SLG: 0.377	0-0 1-3		0-0 1B		0-0 1B		0-0 1B			4 0 3 0 0 0 0	
Thurman Munson, R (1, 2) OBP: 0.366, SLG: 0.542	0-0 6-3		0-0 G4-6-3		0-0 FC6-4		0-0 L4			4 0 0 1 0 0 4	
Chris Chambliss, L (1, 3) OBP: 0.325, SLG: 0.440		0-0 F9		0-0 4-3	0-0 G6-4-3			0-0 L6		4 0 0 0 0 0 1	
Lou Piniella, R (1, 10) OBP: 0.367, SLG: 0.377		0-0 6-3		0-0 1B 3B		0-0 3-4-1 1B		0-0 5-3		4 1 2 0 0 0 0	
Reggie Jackson, L (1, 9) OBP: 0.380, SLG: 0.486		0-0 HR		0-0 FC1-6 1B		0-3 K		0-0 1-3		4 1 2 2 0 1 1	
Paul Blair, R (8, 9) OBP: 0.364, SLG: 0.415										0 0 0 0 0 0 0	
Graig Nettles, L (1, 5) OBP: 0.296, SLG: 0.455		0-0 HR		0-0 FC1-6 2B		0-0 3-4-1			0-0 F7	4 2 1 1 0 0 2	
Jimmy Wynn, R (1, 7) OBP: 0.296, SLG: 0.265		0-0 P3		0-0 1-H 2B		0-0 6-3			0-3 K	4 0 1 1 0 1 1	
Bucky Dent, R (1, 6) OBP: 0.314, SLG: 0.348			0-0 5-3	0-0 1-3			0-0 P6		0-0 6-3	4 0 0 0 0 0 1	
Inning Stats	R: 0 H: 0 E: 0 LOB: 0 K: 0 BB: 0 S: 3 P: 3	R: 2 H: 2 E: 0 LOB: 0 K: 0 BB: 0 S: 5 P: 5	R: 0 H: 2 E: 0 LOB: 1 K: 0 BB: 0 S: 4 P: 4	R: 2 H: 3 E: 0 LOB: 1 K: 0 BB: 0 S: 6 P: 6	R: 1 H: 1 E: 0 LOB: 0 K: 0 BB: 1 S: 3 P: 7	R: 0 H: 1 E: 0 LOB: 1 K: 1 BB: 0 S: 6 P: 6	R: 0 H: 1 E: 0 LOB: 1 K: 0 BB: 0 S: 4 P: 4	R: 0 H: 0 E: 0 LOB: 0 K: 0 BB: 0 S: 3 P: 3	R: 0 H: 0 E: 0 LOB: 0 K: 1 BB: 0 S: 5 P: 5	1B: 6 SF: 0 2B: 1 SAC: 0 3B: 1 DP: 2 HR: 2 HBP: 0	WP: 0 PA: 36 PB: 0 SB: 0 CS: 0
PITCHER Bill Lee, L (1, 1) ERA: 4.5	IP WLS BF H R ER SO BB IBB HBP BLK WP HR S P ERA WHIP										
	9.0 L 36 10 5 5 2 1 0 0 0 0 2 39 43 5.00 1.222										

livebaseballscorecards.com



Batter	1	2	3	4	5	6	7	8	9	AB R H RBI BB SO LOB	TOP											
Willie Randolph, R (1, 4) OBP: 0.360, SLG: 0.401	0-0 CS 1B		0-0 FC4-6 1B		0-0 P4		0-0 1B			4 0 3 0 0 0 0	New York Yankees @ Boston Red Sox Fenway Park, Boston, MA Tue May 31 1977, 7:05 PM EDT Att: 30,102 - Unknown livebaseballscorecards.com											
Mickey Rivers, L (1, 8) OBP: 0.326, SLG: 0.368	0-0 5-3 1-2		0-0 FC4-6 BB		0-0 F7		0-0 4-3			4 0 0 0 0 0 3												
Thurman Munson, R (1, 2) OBP: 0.369, SLG: 0.541	0-0 1B 1B		0-0 F9		0-0 2B 1B		0-0 F9			4 0 2 0 0 0 1												
Chris Chambliss, L (1, 3) OBP: 0.338, SLG: 0.454	0-0 1-2 1B		4-0 1-2 BB		0-0 1-3 2B		0-0 1B			3 0 3 0 1 0 0												
Reggie Jackson, L (1, 9) OBP: 0.352, SLG: 0.474	0-0 3-1		0-0 G3		0-0 G3		0-0 P6			4 0 0 0 0 0 7												
Roy White, S (1, 7) OBP: 0.356, SLG: 0.400		0-0 P5		0-0 F9		0-0 6-3		0-0 4-3		4 0 0 0 0 0 3												
Graig Nettles, L (1, 5) OBP: 0.295, SLG: 0.468		0-0 HR		0-0 4-3		0-0 4-3		0-0 4-3		4 1 1 1 0 0 2												
Carlos May, L (1, 10) OBP: 0.358, SLG: 0.360		0-3 K		0-3 K		0-3 K		0-0 6-3		4 0 0 0 0 3 0												
Bucky Dent, R (1, 6) OBP: 0.308, SLG: 0.341 Dell Alston, L (9, PH) OBP: 0.500, SLG: 1.000		0-0 1-3		0-0 F8		0-0 5-3		0-0 3-1		3 0 0 0 0 0 0 1 0 0 0 0 0 0												
Inning Stats	R: 0 E: 0 K: 0 S: 5	H: 3 LOB: 2 BB: 0 P: 5	R: 1 E: 0 K: 1 S: 6	H: 1 LOB: 0 BB: 0 P: 6	R: 0 E: 0 K: 0 S: 4	H: 1 LOB: 2 BB: 1 P: 8	R: 0 E: 0 K: 1 S: 5	H: 0 LOB: 0 BB: 0 P: 5	R: 0 E: 0 K: 0 S: 3	H: 0 LOB: 0 BB: 0 P: 3	R: 0 E: 0 K: 1 S: 6	H: 2 LOB: 2 BB: 0 P: 5	R: 0 E: 0 K: 1 S: 6	H: 1 LOB: 1 BB: 0 P: 6	R: 0 E: 0 K: 0 S: 4	H: 1 LOB: 1 BB: 0 P: 4	R: 0 E: 0 K: 0 S: 3	H: 0 LOB: 0 BB: 0 P: 3	1B: 7 2B: 1 3B: 0 HR: 1	SF: 0 SAC: 0 DP: 0 HBP: 0	WP: 0 PB: 0 SB: 0 CS: 1	PA: 36
PITCHER Reggie Cleveland, R (1, 1) ERA: 3.27	IP: 9.0 WLS: W BF: 36 H: 9 R: 1 ER: 1 SO: 3 BB: 1 IBB: 0 HBP: 0 BLK: 0 WP: 0 HR: 1 S: 41 P: 45 ERA: 1.00 WHIP: 1.111											PITCHER	IP: 9.0 WLS: W BF: 36 H: 9 R: 1 ER: 1 SO: 3 BB: 1 IBB: 0 HBP: 0 BLK: 0 WP: 0 HR: 1 S: 41 P: 45 ERA: 1.00 WHIP: 1.111									



Batter	1	2	3	4	5	6	7	8	9	AB	R	H	RBI	BB	SO	LOB
Rick Burleson, R OBP: 0.374, SLG: 0.446 (1, 6)	0-0 3-1	0-0 WP 2B		0-3 K		0-0 F8				4	0	1	0	0	1	1
Denny Doyle, L OBP: 0.348, SLG: 0.372 (1, 4)	0-0 F7	0-0 3-1 2-3			0-0 F9		0-0 G4-6-3 1B			4	0	1	0	0	0	1
Jim Rice, R OBP: 0.348, SLG: 0.525 (1, 10)	0-0 HR		0-0 6-3		0-3 K		0-3 K			4	1	1	1	0	2	1
Carl Yastrzemski, L OBP: 0.374, SLG: 0.460 (1, 7) (4, 3)	0-0 2B		0-0 2B		0-0 6-3		0-0 G4-6-3 1-2f			4	0	2	0	0	0	1
Carlton Fisk, R OBP: 0.452, SLG: 0.599 (1, 2)	0-3 K		0-0 P5		1-0 SH3 1B HBP		0-0 5-3			3	1	0	0	0	1	2
George Scott, R OBP: 0.337, SLG: 0.532 (1, 3) Bernie Carbo, L OBP: 0.353, SLG: 0.356 (3, PR) (4, 7)		4-0 HR BB	1-0 HBP		4-0 SH3 1B BB		0-3 K			0	1	0	0	1	0	0
Dwight Evans, R OBP: 0.365, SLG: 0.564 (1, 9)		0-3 K	0-3 K		0-0 SH3		0-0 F9			3	0	0	0	0	2	3
Butch Hobson, R OBP: 0.291, SLG: 0.460 (1, 5)		0-0 1-H HR		0-3 K		0-3 K				3	1	1	2	0	2	2
Rick Miller, L OBP: 0.295, SLG: 0.273 (1, 8)		0-0 F7		0-3 K		0-0 2-H 3-H 1B				3	0	1	2	0	1	0

Inning Stats	R: 1	H: 2	E: 0	K: 1	S: 7	H: 2	LOB: 1	BB: 0	P: 7	R: 2	H: 2	E: 0	K: 1	S: 7	H: 2	LOB: 1	BB: 1	P: 11	R: 0	H: 1	E: 0	K: 1	S: 6	H: 0	LOB: 2	BB: 0	P: 7	R: 0	H: 0	E: 0	K: 3	S: 9	H: 0	LOB: 0	BB: 0	P: 9	R: 0	H: 0	E: 0	K: 1	S: 5	H: 1	LOB: 1	BB: 1	P: 11	R: 0	H: 1	E: 0	K: 1	S: 5	H: 0	LOB: 0	BB: 0	P: 5	R: 0	H: 0	E: 0	K: 1	S: 5	H: 0	LOB: 0	BB: 0	P: 5
1B: 2	SF: 0	2B: 3	SAC: 1	3B: 0	DP: 1	HR: 2	HBP: 2	WP: 1	PA: 34																																																						


PITCHER	IP	WLS	BF	H	R	ER	SO	BB	IBB	HBP	BLK	WP	HR	S	P	ERA	WHIP
Gil Patterson, R ERA: 5.0 (1, 1)	5.2	L	26	5	5	5	8	2	0	2	0	1	2	38	48	7.94	1.235
Sparky Lyle, L ERA: 0.9 (6, 1)	2.1		8	2	0	0	2	0	0	0	0	0	0	12	12	0.00	0.857

BOTTOM

New York Yankees @ Boston Red Sox
Fenway Park, Boston, MA
Tue May 31 1977, 7:05 PM EDT
Att. 30,102 - Unknown

livebaseballscorecards.com

AB 29
R 5
H 7
RBI 5
BB 2
SO 10
LOB 11



Batter	1	2	3	4	5	6	7	8	9	AB R H RBI BB SO LOB	TOP																									
Willie Randolph, R (1, 4) OBP: 0.356, SLG: 0.401	0-3 K		0-0 4-3 PB 2B	0-0 F9		0-0 FC5-4			0-3 K	5 1 1 0 0 2 1																										
Mickey Rivers, L (1, 8) OBP: 0.324, SLG: 0.365	0-0 CS 1B		0-0 4-3		0-0 6-3		0-0 F9			4 0 1 0 0 0 1																										
Thurman Munson, R (1, 10) OBP: 0.362, SLG: 0.530	0-3 K		0-0 F3		0-0 F8		0-0 L8			4 0 0 0 0 1 1																										
Chris Chambliss, L (1, 3) OBP: 0.347, SLG: 0.471		0-0 HR	4-0 2B BB		4-0 E BB		0-0 G3			2 1 1 1 2 0 0																										
Roy White, S (1, 7) OBP: 0.359, SLG: 0.409		0-0 CS 1B	0-0 1-3 2B		0-0 E5		0-0 F8			4 0 2 0 0 0 1																										
Reggie Jackson, L (1, 9) OBP: 0.350, SLG: 0.465		4-0 BB BB	0-0 4-3		0-0 F7		0-3 K			3 0 0 0 1 1 4																										
Paul Blair, R (9, 9) OBP: 0.364, SLG: 0.415		1-2 BB BB								0 0 0 0 0 0 0																										
Graig Nettles, L (1, 5) OBP: 0.299, SLG: 0.471		4-0 1-2 BB		0-0 SH3-4 SF9 2B		0-3 K		0-0 F8		3 1 1 0 1 1 0																										
Fran Healy, R (1, 2) OBP: 0.200, SLG: 0.136		0-0 F8		0-0 SH3-4		0-0 4-1		0-3 K		3 0 0 0 0 1 2																										
Bucky Dent, R (1, 6) OBP: 0.306, SLG: 0.340		0-0 1-3		0-0 SF9		0-0 FC5-4 1B		0-0 5-3		3 0 1 1 0 0 2																										
Inning Stats	R: 0 E: 0 K: 2 S: 7	H: 1 LOB: 0 BB: 0 P: 7	R: 1 E: 0 K: 0 S: 4	H: 2 LOB: 2 BB: 2 P: 12	R: 1 E: 0 K: 0 S: 5	H: 1 LOB: 0 BB: 0 P: 4	R: 0 E: 1 K: 0 S: 4	H: 0 LOB: 2 BB: 1 P: 8	R: 0 E: 0 K: 1 S: 6	H: 1 LOB: 1 BB: 0 P: 6	R: 0 E: 0 K: 0 S: 3	H: 0 LOB: 0 BB: 0 P: 3	R: 0 E: 0 K: 1 S: 5	H: 0 LOB: 0 BB: 0 P: 5	R: 0 E: 0 K: 2 S: 7	H: 0 LOB: 0 BB: 0 P: 7	1B: 3 2B: 3 3B: 0 HR: 1	SF: 1 SAC: 1 DP: 0 HBP: 0	WP: 0 PB: 1 SB: 0 CS: 2	PA: 37																
PITCHER	IP WLS BF H R ER SO BB IBB HBP BLK WP HR S P ERA WHIP																																			
Geoff Zahn, L (1, 1) ERA: 3.84	8.0	34	7	3	3	4	4	0	0	0	0	0	1	38	54	3.38	1.375																			
Tom Johnson, R (9, 1) ERA: 1.45	1.0	W	3	0	0	0	2	0	0	0	0	0	0	7	7	0.00	0.000																			

New York Yankees @ Minnesota Twins
Metropolitan Stadium, Bloomington, MI

Wed Jun 01 1977, 8:05 PM EDT
Att. 23,684 - Unknown - 71 F

AB	31
R	3
H	7
RBI	2
BB	4
SO	6
LOB	12



WP: 0	PA: 37
-------	--------

ERA	WHIP
-----	------

ERA	WHIP
-----	------

ERA	WHIP
-----	------

ERA	WHIP
-----	------

ERA	WHIP
-----	------

ERA	WHIP
-----	------

ERA	WHIP
-----	------

ERA	WHIP
-----	------

ERA	WHIP
-----	------

ERA	WHIP
-----	------

ERA	WHIP
-----	------

ERA	WHIP
-----	------

ERA	WHIP
-----	------

ERA	WHIP
-----	------

ERA	WHIP
-----	------

ERA	WHIP
-----	------

ERA	WHIP
-----	------

ERA	WHIP
-----	------

ERA	WHIP
-----	------

ERA	WHIP
-----	------

ERA	WHIP
-----	------

ERA	WHIP
-----	------

ERA	WHIP
-----	------

ERA	WHIP
-----	------

ERA	WHIP
-----	------

ERA	WHIP
-----	------

ERA	WHIP
-----	------

ERA	WHIP
-----	------

ERA	WHIP
-----	------

ERA	WHIP
-----	------

ERA	WHIP
-----	------

ERA	WHIP
-----	------

ERA	WHIP
-----	------

ERA	WHIP
-----	------

ERA	WHIP
-----	------

ERA	WHIP
-----	------

ERA	WHIP
-----	------

ERA	WHIP
-----	------

ERA	WHIP
-----	------

ERA	WHIP
-----	------

ERA	WHIP
-----	------

ERA	WHIP
-----	------

ERA	WHIP
-----	------

ERA	WHIP
-----	------

ERA	WHIP
-----	------

ERA	WHIP
-----	------

ERA	WHIP
-----	------

ERA	WHIP
-----	------

ERA	WHIP
-----	------

ERA	WHIP
-----	------

ERA	WHIP
-----	------

ERA	WHIP
-----	------

ERA	WHIP
-----	------

ERA	WHIP
-----	------

ERA	WHIP
-----	------

ERA	WHIP
-----	------

ERA	WHIP
-----	------

ERA	WHIP
-----	------

ERA	WHIP
-----	------

ERA	WHIP
-----	------

ERA	WHIP
-----	------

ERA	WHIP
-----	------

ERA	WHIP
-----	------

ERA	WHIP
-----	------

ERA	WHIP
-----	------

ERA	WHIP
-----	------

ERA	WHIP
-----	------

ERA	WHIP
-----	------

ERA	WHIP
-----	------

ERA	WHIP
-----	------

ERA	WHIP
-----	------

ERA	WHIP
-----	------

ERA	WHIP
-----	------

ERA	WHIP
-----	------

ERA	WHIP
-----	------

ERA	WHIP
-----	------

ERA	WHIP
-----	------

ERA	WHIP
-----	------

ERA	WHIP
-----	------

ERA	WHIP
-----	------

ERA	WHIP
-----	------

ERA	WHIP
-----	------

ERA	WHIP
-----	------

ERA	WHIP
-----	------

ERA	WHIP
-----	------

ERA	WHIP
-----	------

ERA	WHIP
-----	------

ERA	WHIP
-----	------

ERA	WHIP
-----	------

ERA	WHIP
-----	------

ERA	WHIP
-----	------

ERA	WHIP
-----	------

ERA	WHIP
-----	------

ERA	WHIP
-----	------

ERA	WHIP
-----	------

ERA	WHIP
-----	------

ERA	WHIP
-----	------

ERA	WHIP
-----	------

ERA	WHIP
-----	------

ERA	WHIP
-----	------

ERA	WHIP
-----	------

ERA	WHIP
-----	------

ERA	WHIP
-----	------

ERA	WHIP
-----	------

ERA	WHIP
-----	------

ERA	WHIP
-----	------

ERA	WHIP
-----	------

ERA	WHIP
-----	------

ERA	WHIP
-----	------

ERA	WHIP
-----	------

ERA	WHIP
-----	------

ERA	WHIP
-----	------

ERA	WHIP
-----	------

ERA	WHIP
-----	------

ERA	WHIP
-----	------

ERA	WHIP
-----	------

ERA	WHIP
-----	------

ERA	WHIP
-----	------

ERA	WHIP
-----	------

ERA	WHIP
-----	------

ERA	WHIP
-----	------

ERA	WHIP
-----	------

ERA	WHIP
-----	------

ERA	WHIP
-----	------

ERA	WHIP
-----	------

ERA	WHIP
-----	------

ERA	WHIP
-----	------

ERA	WHIP
-----	------

ERA	WHIP
-----	------

ERA	WHIP
-----	------

ERA	WHIP
-----	------

ERA	WHIP
-----	------

ERA	WHIP
-----	------

ERA	WHIP
-----	------

ERA	WHIP
-----	------

ERA	WHIP
-----	------

ERA	WHIP
-----	------

ERA	WHIP
-----	------

ERA	WHIP
-----	------

ERA	WHIP
-----	------

ERA	WHIP
-----	------

ERA	WHIP
-----	------

ERA	WHIP
-----	------

ERA	WHIP
-----	------

Batter	1	2	3	4	5	6	7	8	9	AB	R	H	RBI	BB	SO	LOB
--------	---	---	---	---	---	---	---	---	---	----	---	---	-----	----	----	-----

Roy Smalley, S OBP: 0.332, SLG: 0.323 (1, 6)	0-0 F8		0-0 1B		0-3 K		0-0 F8		4-0 1B BB	4	0	1	0	1	1	2
Rod Carew, L OBP: 0.433, SLG: 0.527 (1, 3) (9, 4)	4-0 BB		0-0 P6		4-0 IBB			0-3 K	0-0 1B 1-2 2-H 3-H	3	0	1	2	2	1	1
Dan Ford, R OBP: 0.330, SLG: 0.374 (1, 9)	0-3 K			0-0 6-3	0-0 4-3			0-0 5-3		4	0	0	0	0	1	4
Larry Hisle, R OBP: 0.379, SLG: 0.571 Mike Cubbage, L OBP: 0.349, SLG: 0.360 Willie Norwood, R OBP: 0.167, SLG: 0.136 Tom Johnson, R (1, 7) (6, 5) (8, PH) (9, 1)	0-3 K			0-0 5-3		0-3 K		0-0 5-3		2	0	0	0	0	1	1
Craig Kusick, R OBP: 0.374, SLG: 0.534 (1, 10) (9, 3)		0-0 G6-3 1B		0-0 6-3		0-0 1B			0-0 1B 1B	4	1	3	0	0	0	0
Jerry Terrell, R OBP: 0.315, SLG: 0.343 (1, 5) (6, 4) (9, 5)		0-0 G6-3 1-2f			4-0 1B 2B BB	0-0 F3			0-0 6-3 1B 1-2 1B 1B	3	2	1	0	1	0	2
Butch Wynegar, S OBP: 0.373, SLG: 0.479 (1, 2)		0-0 L7			0-0 2B 1B 1-2	0-3 K			0-0 1B 6-3 1-2 2-H 1B 1B	4	1	2	1	0	1	1
Lyman Bostock, L OBP: 0.396, SLG: 0.473 (1, 8)			0-0 6-3		0-0 2B		0-0 6-3		0-0 6-3 1-2 2-3	4	0	1	1	0	0	2
Rob Wilfong, L OBP: 0.344, SLG: 0.321 Bob Gorinski, R OBP: 0.161, SLG: 0.133 (1, 4) (5, PH) (6, 7)			0-0 G3		0-3 K		0-3 K		0-3 K	1	0	0	0	0	0	0
									0-3 K	3	0	0	0	0	3	4

Inning Stats	R: 0	H: 0	E: 0	K: 2	S: 7	R: 0	H: 1	E: 0	K: 0	S: 3	R: 0	H: 1	E: 0	K: 0	S: 4	R: 0	H: 0	E: 0	K: 0	S: 3	R: 1	H: 2	E: 0	K: 2	S: 9	R: 0	H: 1	E: 0	K: 2	S: 8	R: 0	H: 0	E: 0	K: 1	S: 5	R: 0	H: 0	E: 0	K: 1	S: 5	R: 3	H: 4	E: 0	K: 1	S: 8	1B: 8	SF: 0	2B: 1	SAC: 0	3B: 0	DP: 1	HR: 0	HBP: 0	WP: 0	PA: 38
--------------	------	------	------	------	------	------	------	------	------	------	------	------	------	------	------	------	------	------	------	------	------	------	------	------	------	------	------	------	------	------	------	------	------	------	------	------	------	------	------	------	------	------	------	------	------	-------	-------	-------	--------	-------	-------	-------	--------	-------	--------

PITCHER	IP	WLS	BF	H	R	ER	SO	BB	IBB	HBP	BLK	WP	HR	S	P	ERA	WHIP
Ron Guidry, L ERA: 3.22 (1, 1)	8.0	L	34	8	4	4	8	2	1	0	0	0	0	47	59	4.50	1.250
Sparky Lyle, L ERA: 0.89 (9, 1)	0.2		4	1	0	0	1	1	0	0	0	0	0	5	9	0.00	3.000

BOTTOM

New York Yankees @ Minnesota Twins
Metropolitan Stadium, Bloomington, MI
 Wed Jun 01 1977, 8:05 PM EDT
 Att: 23,684 - Unknown - 71 F

livebaseballscores.com

AB	34
R	4
H	9
RBI	4
BB	4
SO	9
LOB	17



Batter	1	2	3	4	5	6	7	8	9	AB R H RBI BB SO LOB	TOP		
Mickey Rivers, L (1, 8) OBP: 0.331, SLG: 0.384	0-0 SH1-3 1B		0-0 P6		0-0 2B 1B	0-0 3B	0-0 G3			5 1 3 1 0 0 3			
Roy White, S (1, 7) OBP: 0.356, SLG: 0.405	0-0 SH1-3 1-2		0-0 FC5-4		0-0 2B 1B	0-0 F9		0-0 F7		4 1 1 0 0 0 2			
Thurman Munson, R (1, 2) OBP: 0.360, SLG: 0.529 Paul Blair, R (7, 9) OBP: 0.356, SLG: 0.405	0-3 K			0-0 6-3	0-0 3B 2B		0-0 6-3	0-0 F8		4 1 1 2 0 1 1 1 0 0 0 0 0 0			
Chris Chambliss, L (1, 3) OBP: 0.353, SLG: 0.482	0-0 1-3			0-0 HR 1B	0-0 SF9 3B		4-0 1B 1B	0-0 F7		4 3 2 1 1 0 1			
Lou Piniella, R (1, 10) OBP: 0.369, SLG: 0.439		0-0 4-3		0-0 HR	0-0 SF9		0-0 1B 2B 1B		0-0 4-3	4 2 2 3 0 0 0			
Reggie Jackson, L (1, 9) OBP: 0.353, SLG: 0.472 Fran Healy, R (7, 2) OBP: 0.192, SLG: 0.130		0-0 F7		0-3 K	0-0 2B		0-0 2B 1B		0-0 E6	4 1 2 1 0 1 0 1 0 0 0 0 0 0			
Graig Nettles, L (1, 5) OBP: 0.296, SLG: 0.469		0-3 K		0-0 G3	0-0 4-3		0-0 2B		0-0 G4-6-3	5 0 1 2 0 1 2			
George Zeber, S (1, 4) OBP: 0.600, SLG: 0.571			0-0 F9		0-0 E5 1B 1B	0-3 K	0-0 1-3			4 1 1 0 0 1 1			
Bucky Dent, R (1, 6) OBP: 0.313, SLG: 0.343			0-0 FC5-4 1B		0-0 SH5-3	0-0 F9	4-0 BB			2 0 1 0 1 0 0			
Inning Stats	R: 0 H: 1 E: 0 LOB: 1 K: 1 BB: 0 S: 6 P: 6	R: 0 H: 0 E: 0 LOB: 0 K: 1 BB: 0 S: 5 P: 5	R: 0 H: 1 E: 0 LOB: 1 K: 0 BB: 0 S: 4 P: 4	R: 2 H: 2 E: 0 LOB: 0 K: 1 BB: 0 S: 7 P: 7	R: 5 H: 6 E: 1 LOB: 1 K: 0 BB: 0 S: 9 P: 9	R: 0 H: 1 E: 0 LOB: 1 K: 1 BB: 0 S: 6 P: 6	R: 3 H: 3 E: 0 LOB: 2 K: 0 BB: 2 S: 6 P: 14	R: 0 H: 0 E: 0 LOB: 0 K: 0 BB: 0 S: 3 P: 3	R: 0 H: 0 E: 1 LOB: 0 K: 0 BB: 0 S: 3 P: 3	1B: 8 SF: 1 2B: 3 SAC: 2 3B: 2 DP: 1 HR: 1 HBP: 0	WP: 0 PA: 43 PB: 0 SB: 1 CS: 0		
PITCHER	IP WLS BF H R ER SO BB IBB HBP BLK WP HR S P ERA WHIP											PITCHER	IP WLS BF H R ER SO BB IBB HBP BLK WP HR S P ERA WHIP
Jeff Holly, L (1, 1) ERA: 5.59	4.1 L 21 8 6 6 3 0 0 0 0 0 0 1 27 27 12.46 1.846												
Ron Schueler, R (5, 1) ERA: 4.15	2.0 11 4 3 3 1 1 0 0 0 0 0 0 12 16 13.50 2.500												
Tom Burgmeier, L (7, 1) ERA: 2.2	1.2 8 2 1 1 0 1 0 0 0 0 0 0 7 11 5.40 1.800												
Dave Johnson, R (9, 1) ERA: 5.06	1.0 3 0 0 0 0 0 0 0 0 0 0 0 0 3 3 0.00 0.000												

New York Yankees @ Minnesota Twins
Metropolitan Stadium, Bloomington, MI

Thu Jun 02 1977, 8:05 PM EDT
Att. 30,741 - Unknown - 69 F

livebaseballscorecards.com



Batter	1	2	3	4	5	6	7	8	9	AB R H RBI BB SO LOB	TOP		
Willie Randolph, R (1, 4) OBP: 0.357, SLG: 0.398	4-0 E S 1B BB		0-0 P6		0-0 P4	0-0 2-3 1B			0-0 6-3	4 1 1 0 1 0 0	New York Yankees @ Chicago White Sox Comiskey Park, Chicago, IL Fri Jun 03 1977, 8:05 PM EDT Att. 30,396 - Unknown - 62 F livebaseballscorecards.com		
Mickey Rivers, L (1, 8) OBP: 0.333, SLG: 0.384	0-3 K 1-3		0-0 S 1B		0-0 F8	0-0 4-3		0-0 1B	5 0 2 0 0 1 3				
Thurman Munson, R (1, 2) OBP: 0.361, SLG: 0.531	0-3 K		0-3 K 1-2		0-0 G3 HR 2B	0-0 FC4-6 1B		0-3 K	5 1 2 0 0 3 3				
Chris Chambliss, L (1, 3) OBP: 0.349, SLG: 0.474	0-0 1B 3-H		0-0 1-3		0-0 G3 2-3	0-0 F7		0-0 F8	5 0 1 1 0 0 4				
Roy White, S (1, 7) OBP: 0.349, SLG: 0.395	0-0 F8		0-0 6-3		0-0 F2	0-0 FC4-6 1-2f		0-0 F8	4 0 0 0 0 0 3				
Reggie Jackson, L (1, 9)		0-0 F9 S 1B		0-0 F8	4-0 HR BB	0-3 K			3 1 1 0 1 1 1				
Graig Nettles, L (1, 5) OBP: 0.300, SLG: 0.484		0-0 F9 1-3		4-0 BB	0-0 HR 1-H 3-H	0-0 P6		0-0 P6	3 1 1 3 1 0 1				
Lou Piniella, R (1, 10) OBP: 0.362, SLG: 0.443		0-3 K		0-0 F8	0-0 2B	0-0 F3		0-0 F3	4 1 1 0 0 1 2				
Bucky Dent, R (1, 6) OBP: 0.311, SLG: 0.347		0-0 F8		0-0 F7	0-0 1B 2B 2-H	0-0 P6		0-0 P6	4 0 1 1 0 0 1				
Inning Stats	R: 1 H: 1 E: 0 LOB: 1 K: 2 BB: 1 S: 8 P: 12	R: 0 H: 1 E: 0 LOB: 1 K: 1 BB: 0 S: 6 P: 6	R: 0 H: 1 E: 0 LOB: 1 K: 1 BB: 0 S: 6 P: 6	R: 0 H: 0 E: 0 LOB: 1 K: 0 BB: 1 S: 3 P: 7	R: 0 H: 0 E: 0 LOB: 0 K: 0 BB: 0 S: 3 P: 3	R: 4 H: 5 E: 0 LOB: 2 K: 0 BB: 1 S: 8 P: 12	R: 0 H: 1 E: 1 LOB: 1 K: 1 BB: 0 S: 6 P: 6	R: 0 H: 0 E: 0 LOB: 0 K: 0 BB: 0 S: 3 P: 3	R: 0 H: 1 E: 0 LOB: 1 K: 1 BB: 0 S: 6 P: 6	1B: 6 SF: 0 2B: 3 SAC: 0 3B: 0 DP: 0 HR: 1 HBP: 0	WP: 0 PA: 40 PB: 0 SB: 3 CS: 0		
PITCHER	IP WLS BF H R ER SO BB IBB HBP BLK WP HR S P ERA WHIP											PITCHER	IP WLS BF H R ER SO BB IBB HBP BLK WP HR S P ERA WHIP
Ken Kravec, L (1, 1) ERA: 6.23	5.2 W 27 7 5 5 4 3 0 0 0 0 1 32 44 7.94 1.765												
Lerrin LaGrow, R (6, 1) ERA: 1.24	3.1 S 13 3 0 0 2 0 0 0 0 0 0 0 17 17 0.00 0.900												

New York Yankees @ Chicago White Sox
Comiskey Park, Chicago, IL
Fri Jun 03 1977, 8:05 PM EDT
Att. 30,396 - Unknown - 62 F

AB	37
R	5
H	10
RBI	5
BB	3
SO	6
LOB	18



Batter	1	2	3	4	5	6	7	8	9	AB R H RBI BB SO LOB	TOP											
Mickey Rivers, L (1, 8) OBP: 0.330, SLG: 0.379	0-0 5-3	0-0 F9		0-0 4-3	0-0 BB 1B			0-0 F8		5 0 1 1 0 0 3												
Willie Randolph, R (1, 4) OBP: 0.358, SLG: 0.392	0-0 5-3	4-0 1B E BB		0-0 E6 FC6	4-0 1B FC6-4 BB			0-0 F9		3 1 0 1 2 0 0												
Thurman Munson, R (1, 2) OBP: 0.362, SLG: 0.525	4-0 BB	0-0 E8 3B 1B		0-0 E5 FC6	0-0 FC6-4 1-2f			0-0 L6		4 1 1 2 1 0 4												
Chris Chambliss, L (1, 3) OBP: 0.350, SLG: 0.483	0-0 4-3	0-0 2B 3B		0-0 FC6 1-2f 2-3			0-0 F8		0-0 FC3-6 1B	5 1 2 1 0 0 3												
Reggie Jackson, L (1, 9) OBP: 0.357, SLG: 0.479		0-0 1B 2B		0-0 G3			0-0 F8		0-0 FC3-6 1-2f	5 1 2 1 0 0 3												
Graig Nettles, L (1, 5) OBP: 0.303, SLG: 0.478		0-0 1B 1B		0-0 G3			0-0 G3		0-0 F8	4 2 1 0 1 0 2												
Roy White, S (1, 7) OBP: 0.352, SLG: 0.398		0-0 BB 1B 1B	0-0 CS 1B		0-0 SH3-4 1B BB			0-0 F8		4 1 2 1 0 0 1												
Carlos May, L (1, 10) OBP: 0.343, SLG: 0.344		0-0 B5	0-3 K		0-0 5-3			0-0 4-3		4 0 0 0 0 1 4												
Bucky Dent, R (1, 6) OBP: 0.316, SLG: 0.351		0-0 BB 1B	0-0 F7		0-0 1B 1B			0-0 F8		4 1 2 0 0 0 0												
Inning Stats	R: 0 E: 0 K: 0 S: 3	H: 0 LOB: 1 BB: 1 P: 7	R: 7 E: 1 K: 0 S: 10	H: 7 LOB: 1 BB: 1 P: 14	R: 0 E: 0 K: 1 S: 5	H: 1 LOB: 0 BB: 0 P: 5	R: 0 E: 2 K: 0 S: 5	H: 0 LOB: 2 BB: 0 P: 5	R: 1 E: 0 K: 0 S: 5	H: 2 LOB: 3 BB: 2 P: 13	R: 0 E: 0 K: 0 S: 3	H: 0 LOB: 0 BB: 0 P: 3	R: 0 E: 0 K: 0 S: 3	H: 0 LOB: 0 BB: 0 P: 3	R: 0 E: 0 K: 0 S: 3	H: 0 LOB: 0 BB: 0 P: 3	R: 0 E: 0 K: 0 S: 4	H: 1 LOB: 1 BB: 0 P: 4	1B: 8 2B: 2 3B: 1 HR: 0	SF: 0 SAC: 1 DP: 0 HBP: 0	WP: 0 PB: 0 SB: 0 CS: 1	PA: 43
PITCHER	IP WLS BF H R ER SO BB IBB HBP BLK WP HR S P ERA WHIP																					
Bart Johnson, R (1, 1) ERA: 5.09	1.2 L 12 5 6 6 0 2 0 0 0 0 0 0 10 18 32.40 4.200																					
Wilbur Wood, L (2, 1) ERA: 12.96	4.1 21 5 2 2 1 2 0 0 0 0 0 0 21 29 4.15 1.615																					
Chris Knapp, R (7, 1) ERA: 4.91	3.0 10 1 0 0 0 0 0 0 0 0 0 0 10 10 0.00 0.333																					

New York Yankees @ Chicago White Sox
 Comiskey Park, Chicago, IL
 Sat Jun 04 1977, 8:05 PM EDT
 Att. 35,789 - Unknown - 92 F

AB	38
R	8
H	11
RBI	7
BB	4
SO	1
LOB	20



Batter	1	2	3	4	5	6	7	8	9	AB	R	H	RBI	BB	SO	LOB
Ralph Garr, L (1, 7) OBP: 0.298, SLG: 0.361 Brian Downing, R (9, PH) OBP: 0.400, SLG: 0.216	0-0 1-3	0-0 F5			0-0 4-3		0-0 FC3-6 1B		0-0 F8	4	0	1	0	0	0	2
Alan Bannister, R (1, 6) OBP: 0.372, SLG: 0.378	0-0 L6		0-0 L4		0-0 F7		0-0 FC3-6 1-2f		0-0 1B 1B	5	0	1	0	0	0	1
Jorge Orta, L (1, 4) OBP: 0.357, SLG: 0.429	0-0 F7		0-0 4-3		0-0 4-3		0-0 F8		0-0 1-3 1B	5	0	1	0	0	0	1
Richie Zisk, R (1, 9) OBP: 0.358, SLG: 0.628		0-0 HR	0-0 L4		0-0 6-3		0-3 K		0-0 F7	5	1	1	1	0	1	2
Lamar Johnson, R (1, 3) OBP: 0.339, SLG: 0.528		0-0 E3 1B BB		0-0 HR	0-0 G3		0-0 FC3-6 1B			4	2	2	0	0	0	0
Chet Lemon, R (1, 8) OBP: 0.374, SLG: 0.565		0-3 K		0-0 HR 1-H	0-0 HR		0-0 FC3-6 1B 1-2f			4	2	2	3	0	1	2
Eric Soderholm, R (1, 5) OBP: 0.395, SLG: 0.497		4-0 1B 1-2 BB		0-0 F9	0-0 5-3		0-0 1-3 1B			3	0	1	0	1	0	0
Wayne Nordhagen, R (1, 10) OBP: 0.412, SLG: 0.588 Oscar Gamble, L (7, PH) OBP: 0.377, SLG: 0.579		0-0 F9		0-3 K	0-0 HR		0-0 HR		0-0 F9	2	0	0	0	0	1	2
Jim Essian, R (1, 2) OBP: 0.387, SLG: 0.400		0-0 1-3 2-H 1B		0-0 F8	0-0 6-3		0-0 K		0-3 K	2	1	1	1	0	0	2

Inning Stats	R: 0	H: 0	E: 0	K: 0	S: 3	H: 0	LOB: 0	BB: 0	P: 3	R: 2	H: 2	E: 0	K: 1	S: 7	H: 2	LOB: 0	BB: 0	P: 3	R: 1	H: 1	E: 0	K: 0	S: 4	H: 2	LOB: 1	BB: 0	P: 5	R: 0	H: 2	E: 0	K: 1	S: 7	H: 2	LOB: 2	BB: 0	P: 7	R: 0	H: 2	E: 0	K: 1	S: 7	H: 2	LOB: 2	BB: 0	P: 7	1B: 7	SF: 0	2B: 0	SAC: 0	3B: 0	DP: 0	HR: 4	HBP: 0	WP: 0	PA: 40
--------------	------	------	------	------	------	------	--------	-------	------	------	------	------	------	------	------	--------	-------	------	------	------	------	------	------	------	--------	-------	------	------	------	------	------	------	------	--------	-------	------	------	------	------	------	------	------	--------	-------	------	-------	-------	-------	--------	-------	-------	-------	--------	-------	--------

PITCHER	IP	WLS	BF	H	R	ER	SO	BB	IBB	HBP	BLK	WP	HR	S	P	ERA	WHIP
Don Gullett, L (1, 1) ERA: 5.06	6.0	W	25	5	5	4	2	1	0	0	0	0	3	28	32	6.00	1.000
Dick Tidrow, R (7, 1) ERA: 1.75	1.2		9	4	1	1	1	0	0	0	0	0	1	11	11	5.40	2.400
Sparky Lyle, L (8, 1) ERA: 0.79	1.1	S	6	2	0	0	1	0	0	0	0	0	0	8	8	0.00	1.500

BOTTOM

New York Yankees @ Chicago White Sox
Comiskey Park, Chicago, IL
Sat Jun 04 1977, 8:05 PM EDT
Att: 35,789 - Unknown - 92 F

livebaseballscores.com

AB	39
R	6
H	11
RBI	6
BB	1
SO	4
LOB	12



Batter	1	2	3	4	5	6	7	8	9	AB R H RBI BB SO LOB	TOP	
Mickey Rivers, L (1, 8) OBP: 0.330, SLG: 0.378 Paul Blair, R (4, 8) OBP: 0.340, SLG: 0.386	0-0 B2-3	0-0 PO 1-2 1B		0-0 F6		0-0 F8			0-0 L5	3 0 1 0 0 0 0 2 0 0 0 0 0 0		
Roy White, S (1, 7) OBP: 0.353, SLG: 0.398	0-0 4-3	0-0 PO 1-2	0-0 HR 1B	0-0 1B			0-0 6-3		0-0 5-3	5 1 2 0 0 0 0		
Thurman Munson, R (1, 2) OBP: 0.362, SLG: 0.535	0-0 HR		0-0 F8 1B	0-0 F9 1B			0-3 K		4-0 BB	4 1 1 1 1 1 2		
Chris Chambliss, L (1, 3) OBP: 0.351, SLG: 0.478	0-0 F7		0-0 F8		4-0 BB		0-0 1B		0-0 F8	4 0 1 0 1 0 2		
Reggie Jackson, L (1, 9) OBP: 0.360, SLG: 0.497		0-0 HR 1-6-3 1B	0-0 HR 1-H		0-3 K		0-3 K			4 2 2 2 0 2 2		
Graig Nettles, L (1, 5) OBP: 0.302, SLG: 0.489		0-0 1-6-3 1-2	0-0 HR		0-3 K		0-3 K			4 1 1 1 0 2 2		
Carlos May, L (1, 10) OBP: 0.340, SLG: 0.372		0-0 HR 2-H	0-0 3-1		0-0 1-3			0-0 F7		4 1 1 2 0 0 1		
George Zeber, S (1, 4) OBP: 0.500, SLG: 0.727		0-0 F7		0-0 HR		0-0 F9		0-0 F2		4 1 1 1 0 0 0		
Bucky Dent, R (1, 6) OBP: 0.320, SLG: 0.374		0-0 1B 1B		0-0 5-3		0-0 F3			0-0 HR	4 1 2 1 0 0 0		
Inning Stats	R: 1 H: 1 E: 0 LOB: 0 K: 0 BB: 0 S: 4 P: 4	R: 2 H: 4 E: 0 LOB: 1 K: 0 BB: 0 S: 6 P: 6	R: 3 H: 3 E: 0 LOB: 0 K: 0 BB: 0 S: 6 P: 6	R: 1 H: 2 E: 0 LOB: 1 K: 0 BB: 0 S: 5 P: 5	R: 0 H: 0 E: 0 LOB: 1 K: 2 BB: 1 S: 7 P: 11	R: 0 H: 0 E: 0 LOB: 0 K: 0 BB: 0 S: 3 P: 3	R: 0 H: 1 E: 0 LOB: 1 K: 2 BB: 0 S: 8 P: 8	R: 0 H: 0 E: 0 LOB: 0 K: 1 BB: 0 S: 5 P: 5	R: 1 H: 1 E: 0 LOB: 1 K: 0 BB: 1 S: 4 P: 8	1B: 6 SF: 0 2B: 0 SAC: 0 3B: 0 DP: 0 HR: 6 HBP: 0	WP: 0 PA: 41 PB: 0 SB: 0 CS: 0	
PITCHER	IP WLS BF H R ER SO BB IBB HBP BLK WP HR S P ERA WHIP											
Steve Stone, R (1, 1) ERA: 3.14	2.2 L 15 8 6 6 0 0 0 0 0 0 0 4 15 15 20.25 3.000											
Dave Hamilton, L (3, 1) ERA: 4.54	6.1 25 4 2 2 5 2 0 0 0 0 0 2 33 41 2.84 0.947											

New York Yankees @ Chicago White Sox
 Comiskey Park, Chicago, IL
 Sun Jun 05 1977, 4:33 AM EDT
 Att. 23,688 - Sunny - 75 F

AB	38
R	8
H	12
RBI	8
BB	2
SO	5
LOB	9



Batter	1	2	3	4	5	6	7	8	9	AB	R	H	RBI	BB	SO	LOB
Ralph Garr, L (1, 7) OBP: 0.297, SLG: 0.358 Wayne Nordhagen, R (8, PH) OBP: 0.389, SLG: 0.556 (9, 7)	0-3 K	0-0 F8		0-0 6-3		0-0 1B		0-0 6-3		4	0	1	0	0	1	3
Alan Bannister, R (1, 6) OBP: 0.372, SLG: 0.377	4-0 BB BB	0-0 1B		0-0 6-3		0-0 SF8		0-0 6-3		3	0	1	2	1	0	1
Jorge Orta, L (1, 4) OBP: 0.348, SLG: 0.417	0-0 F8	0-0 F7			0-0 4-3	0-0 F8		0-0 G3		5	0	0	0	0	0	4
Richie Zisk, R (1, 9) OBP: 0.359, SLG: 0.626	4-0 FC4-6 1-2 BB		0-0 5-3		0-0 E1 2B SF7		0-0 1B FC3-2-5-1 2B		0-0 E6 4-3	4	1	1	0	1	0	0
Oscar Gamble, L (1, 10) OBP: 0.383, SLG: 0.615 Lamar Johnson, R (7, PH) OBP: 0.344, SLG: 0.527	0-0 FC4-6 1-2f		0-0 HR		0-0 2B		0-0 FC6 2-3 1B		0-0 4-3 2-3	3	1	2	1	0	0	2
Jim Spencer, L (1, 3) OBP: 0.316, SLG: 0.435		0-0 6-3 1B 2B	0-0 F9		0-0 SF7		0-0 FC3-2-5-1 FC6		0-0 4-3	4	1	1	1	0	0	3
Chet Lemon, R (1, 8) OBP: 0.365, SLG: 0.549		0-0 6-3	0-3 K		0-0 F6		0-0 FC6 1B 1-2f 3-H		0-0 1-3	5	0	0	1	0	1	4
Jack Brohamer, L (1, 5) OBP: 0.455, SLG: 0.442 Eric Soderholm, R (7, PH) OBP: 0.399, SLG: 0.500 (8, 5)		0-0 1B 1B 3-H		0-0 2B		0-0 F8		0-0 FC5-4 1B		3	1	2	1	0	0	0
Jim Essian, R (1, 2) OBP: 0.390, SLG: 0.403		0-0 1B 1B 1-2		0-0 L1		0-0 SF8 1B		0-0 FC5-4		1	0	1	0	0	0	0

Inning Stats	R: 0	H: 0	E: 0	K: 1	S: 5	LOB: 2	BB: 2	P: 13	R: 2	H: 4	E: 0	K: 0	S: 7	LOB: 2	BB: 0	P: 7	R: 1	H: 1	E: 0	K: 1	S: 6	LOB: 0	BB: 0	P: 6	R: 0	H: 1	E: 0	K: 0	S: 4	LOB: 1	BB: 1	P: 5	R: 1	H: 2	E: 0	K: 0	S: 5	LOB: 1	BB: 0	P: 5	R: 1	H: 3	E: 0	K: 0	S: 6	LOB: 2	BB: 0	P: 6	R: 0	H: 0	E: 0	K: 0	S: 3	LOB: 0	BB: 0	P: 3	R: 0	H: 0	E: 1	K: 0	S: 4	LOB: 1	BB: 0	P: 4	1B: 7	SF: 2	2B: 4	SAC: 0	3B: 0	DP: 0	HR: 1	HBP: 0	WP: 0	PA: 43
--------------	------	------	------	------	------	--------	-------	-------	------	------	------	------	------	--------	-------	------	------	------	------	------	------	--------	-------	------	------	------	------	------	------	--------	-------	------	------	------	------	------	------	--------	-------	------	------	------	------	------	------	--------	-------	------	------	------	------	------	------	--------	-------	------	------	------	------	------	------	--------	-------	------	-------	-------	-------	--------	-------	-------	-------	--------	-------	--------

PITCHER	IP	WLS	BF	H	R	ER	SO	BB	IBB	HBP	BLK	WP	HR	S	P	ERA	WHIP
Gil Patterson, R (1, 1) ERA: 5.34	1.2		11	4	2	2	1	2	0	0	0	0	0	11	19	10.80	3.600
Dick Tidrow, R (2, 1) ERA: 1.92	4.1	W	19	5	3	2	1	0	0	0	0	0	1	21	21	4.15	1.154
Sparky Lyle, L (7, 1) ERA: 0.93	3.0	S	13	3	1	1	0	0	0	0	0	0	0	13	13	3.00	1.000

BOTTOM

New York Yankees @ Chicago White Sox
Comiskey Park, Chicago, IL
Sun Jun 05 1977, 4:33 AM EDT
Att. 23,688 - Sunny - 75 F

livebaseballscores.com

AB	39
R	6
H	12
RBI	6
BB	2
SO	2
LOB	21



Batter	1	2	3	4	5	6	7	8	9	AB R H RBI BB SO LOB	TOP	
Mickey Rivers, L (1, 8) OBP: 0.333, SLG: 0.386 Paul Blair, R (7, 8) OBP: 0.333, SLG: 0.378	0-0 L1-3 1B	0-0 6-3			0-3 K		0-0 2B 2B		0-3 K	4 1 2 1 0 1 2 1 0 0 0 0 1 0		
Willie Randolph, R (1, 4) OBP: 0.363, SLG: 0.418	0-0 L1-3 1-2 1B		0-0 G6-3 1B			0-0 5-3	0-0 1B WP 2B		0-0 HR	5 2 3 2 0 0 1		
Thurman Munson, R (1, 2) OBP: 0.368, SLG: 0.534	0-0 1B		0-0 G6-3 1-2f 1B			0-0 4-3	0-0 WP 2-3 1B		4-0 E FC6-4 1B BB	4 1 2 0 1 0 1		
Chris Chambliss, L (1, 3) OBP: 0.352, SLG: 0.476	0-3 K		0-0 1-4-3			0-0 HR 1B	0-3 K		0-0 FC6-4 1-2 1B	5 1 2 0 0 2 3		
Reggie Jackson, L (1, 9) OBP: 0.361, SLG: 0.528		0-0 HR		0-0 F6		0-0 HR 1B	0-0 4-3		0-0 FC6-4 1-2f 2-H	5 2 2 4 0 0 2		
Graig Nettles, L (1, 5) OBP: 0.295, SLG: 0.477		0-3 K		0-0 G3		0-0 4-3		0-0 4-3	0-0 F9	5 0 0 0 0 1 1		
Roy White, S (1, 7) OBP: 0.356, SLG: 0.400		0-0 6-3		0-0 F8			0-0 2B 1B	0-0 1B		4 1 2 0 0 0 0		
Carlos May, L (1, 10) OBP: 0.355, SLG: 0.392		4-0 BB BB		0-0 1-3			0-0 F9 2B 2B	0-0 FC4-6 1B		3 1 2 1 1 0 0		
Bucky Dent, R (1, 6) OBP: 0.318, SLG: 0.367		4-0 1-2 BB		0-0 6-3			0-0 F9 2-3	0-0 FC4-6 1-2f		3 0 0 0 1 0 2		
Inning Stats	R: 0 E: 0 K: 1 S: 6 H: 2 LOB: 1 BB: 0 P: 6	R: 1 E: 0 K: 1 S: 6 H: 1 LOB: 2 BB: 2 P: 14	R: 0 E: 0 K: 0 S: 3 H: 1 LOB: 0 BB: 0 P: 3	R: 0 E: 0 K: 0 S: 3 H: 0 LOB: 0 BB: 0 P: 3	R: 0 E: 0 K: 1 S: 5 H: 0 LOB: 0 BB: 0 P: 5	R: 2 E: 0 K: 0 S: 5 H: 2 LOB: 0 BB: 0 P: 5	R: 4 E: 0 K: 1 S: 10 H: 5 LOB: 1 BB: 0 P: 10	R: 0 E: 0 K: 0 S: 4 H: 2 LOB: 1 BB: 0 P: 4	R: 2 E: 1 K: 1 S: 7 H: 2 LOB: 1 BB: 1 P: 11	1B: 9 2B: 4 3B: 0 HR: 3 SF: 0 SAC: 0 DP: 2 HBP: 0	WP: 1 PB: 0 SB: 0 CS: 0 PA: 42	
PITCHER	IP WLS BF H R ER SO BB IBB HBP BLK WP HR S P ERA WHIP											
Doyle Alexander, R (1, 1) ERA: 3.91	6.1 L 28 9 6 6 3 2 0 0 0 0 0 2 32 40 8.53 1.737											
Steve Hargan, R (7, 1) ERA: 6.28	0.0 2 2 0 0 0 0 0 0 0 0 0 2 2 ∞ ∞											
Darold Knowles, L (7, 1) ERA: 1.53	2.2 12 4 3 2 2 1 0 0 0 1 1 15 19 6.75 1.875											

New York Yankees @ Texas Rangers
Arlington Stadium, Arlington, TX
Mon Jun 06 1977, 8:05 PM EDT
Att. 21,978 - Unknown

livebaseballscorecards.com

AB	39
R	9
H	15
RBI	8
BB	3
SO	5
LOB	12



Batter	1	2	3	4	5	6	7	8	9	AB R H RBI BB SO LOB	TOP															
Mickey Rivers, L (1, 8) OBP: 0.337, SLG: 0.389	0-0 5-3		0-0 G6-4-3 1B		0-0 1-2 2-3 1B		0-0 4-3			4 0 2 0 0 0 1																
Willie Randolph, R (1, 4) OBP: 0.357, SLG: 0.409	0-0 6-3		0-0 G6-4-3 1-2f		0-0 F2		0-3 K			4 0 0 0 0 1 5																
Reggie Jackson, L (1, 9) OBP: 0.359, SLG: 0.522	0-0 5-3			0-0 F7	0-0 F5			0-0 FC4-6 1B		4 0 1 0 0 0 3																
Chris Chambliss, L (1, 3) OBP: 0.346, SLG: 0.467		0-0 6-3		0-0 F6		0-0 G3		0-3 K		4 0 0 0 0 1 1																
Graig Nettles, L (1, 5) OBP: 0.290, SLG: 0.467		0-0 F6		0-0 1-3		0-0 3-1		0-0 FC4-6 1-2f		4 0 0 0 0 0 1																
Roy White, S (1, 7) OBP: 0.359, SLG: 0.404		0-0 6-3			4-0 1B FC6-4 BB	0-0 2B		0-0 F8		3 1 1 0 1 0 1																
Carlos May, L (1, 10) OBP: 0.358, SLG: 0.394			0-3 K		0-0 FC6-4 1B	0-0 6-3			0-0 G6-4-3 1B	2 0 1 0 0 1 0 2 0 1 0 0 0 1	AB 34 R 3 H 9 RBI 3 BB 2 SO 3 LOB 17															
Lou Piniella, R (6, PH) OBP: 0.366, SLG: 0.444																										
Fran Healy, R (1, 2) OBP: 0.233, SLG: 0.222			0-0 HR 1B		0-0 FC6-4 1B BB		0-0 4-3 2B		0-0 F9	4 1 2 1 0 0 2																
Bucky Dent, R (1, 6) OBP: 0.322, SLG: 0.385			0-0 1-H HR		4-0 1-2 3-H 1B BB		0-0 6-3		0-0 G6-4-3 1-2f	3 1 1 2 1 0 2																
Inning Stats	R: 0 E: 0 K: 0 S: 3	H: 0 LOB: 0 BB: 0 P: 3	R: 0 E: 0 K: 0 S: 3	H: 0 LOB: 0 BB: 0 P: 3	R: 2 E: 0 K: 1 S: 7	H: 3 LOB: 0 BB: 0 P: 7	R: 0 E: 0 K: 0 S: 3	H: 0 LOB: 0 BB: 0 P: 3	R: 1 E: 0 K: 0 S: 5	H: 2 LOB: 3 BB: 2 P: 13	R: 0 E: 0 K: 0 S: 4	H: 1 LOB: 1 BB: 0 P: 4	R: 0 E: 0 K: 1 S: 6	H: 1 LOB: 1 BB: 0 P: 6	R: 0 E: 0 K: 1 S: 6	H: 1 LOB: 1 BB: 0 P: 6	R: 0 E: 0 K: 0 S: 3	H: 1 LOB: 0 BB: 0 P: 3	1B: 6 2B: 2 3B: 0 HR: 1	SF: 0 SAC: 0 DP: 2 HBP: 0	WP: 0 PB: 0 SB: 0 CS: 0	PA: 36				
PITCHER	IP WLS BF H R ER SO BB IBB HBP BLK WP HR S P ERA WHIP																									
Nelson Briles, R (1, 1) ERA: 4.73	4.2	20	5	3	3	1	2	0	0	0	0	1	20	28	5.79	1.500										
Paul Lindblad, L (5, 1) ERA: 3.08	4.1	16	4	0	0	2	0	0	0	0	0	0	20	20	0.00	0.923										

New York Yankees @ Texas Rangers
Arlington Stadium, Arlington, TX
Tue Jun 07 1977, 8:05 PM EDT
Att. 18,075 - Unknown

livebaseballscorecards.com



New York Yankees @ Milwaukee Brewers
Milwaukee County Stadium, Milwaukee, WI

Wed Jun 08 1977, 8:05 PM EDT
 Att. 13,508 - Unknown - 53 F

AB	36
R	9
H	10
RBI	9
BB	5
SO	7
LOB	11



Batter	1	2	3	4	5	6	7	8	9	AB	R	H	RBI	BB	SO	LOB								
Willie Randolph, R (1, 4) OBP: 0.362, SLG: 0.408	F7	1B		2B		K		1B		3	1	1	0	2	1	0								
Paul Blair, R (1, 8) OBP: 0.327, SLG: 0.367	F7	F9		SH5-3		K		1B		4	0	1	0	0	1	1								
Lou Piniella, R (1, 10) OBP: 0.342, SLG: 0.412	F2	F8		4-3		1-3		L4		5	0	0	0	0	0	4								
Chris Chambliss, L (1, 3) OBP: 0.343, SLG: 0.466		K	4-3	2B		F8		F7		5	0	1	1	0	1	0								
Roy White, S (1, 7) OBP: 0.360, SLG: 0.417		HR	1B	1B	BB	F9		K		4	2	1	1	1	1	1								
Reggie Jackson, L (1, 9) OBP: 0.360, SLG: 0.535		HR	1B	1B		K		F9		5	2	2	1	0	2	0								
Graig Nettles, L (1, 5) OBP: 0.293, SLG: 0.463		HR	BB	2B	BB	F8				2	1	0	0	2	1	2								
Fran Healy, R (1, 2) OBP: 0.265, SLG: 0.290		HR	2B	1B		F9		6-3		4	1	2	2	0	0	1								
Bucky Dent, R (1, 6) OBP: 0.326, SLG: 0.424		HR	1B	1B		L6		HR		4	2	2	4	0	0	2								
Inning Stats	R: 0 E: 0 K: 0 S: 3	H: 0 LOB: 0 BB: 0 P: 3	R: 5 E: 0 K: 1 S: 10	H: 5 LOB: 1 BB: 1 P: 14	R: 2 E: 0 K: 1 S: 7	H: 2 LOB: 1 BB: 1 P: 11	R: 1 E: 0 K: 0 S: 4	H: 1 LOB: 1 BB: 1 P: 8	R: 0 E: 0 K: 1 S: 5	H: 0 LOB: 1 BB: 1 P: 9	R: 0 E: 0 K: 2 S: 7	H: 0 LOB: 0 BB: 0 P: 7	R: 0 E: 0 K: 1 S: 5	H: 0 LOB: 0 BB: 0 P: 5	R: 1 E: 0 K: 0 S: 5	H: 2 LOB: 2 BB: 1 P: 9	R: 0 E: 0 K: 1 S: 5	H: 0 LOB: 0 BB: 0 P: 5	1B: 4 2B: 2 3B: 0 HR: 4	SF: 0 SAC: 1 DP: 0 HBP: 0	WP: 0 PB: 0 SB: 3 CS: 0	PA: 42		
PITCHER	IP	WLS	BF	H	R	ER	SO	BB	IBB	HBP	BLK	WP	HR	S	P	ERA	WHIP							
Jerry Augustine, L (1, 1) ERA: 4.07	1.1	L	10	5	5	5	1	1	0	0	0	0	3	11	15	33.75	4.500							
Eduardo Rodriguez, R (2, 1) ERA: 5.55	2.2		13	3	3	3	1	2	0	0	0	0	0	13	21	10.12	1.875							
Rich Folkers, L (5, 1) ERA: 4.26	5.0		19	2	1	1	5	2	0	0	0	0	1	27	35	1.80	0.800							

livebaseballscorecards.com

Batter	1	2	3	4	5	6	7	8	9	AB R H RBI BB SO LOB	TOP											
Mickey Rivers, L (1, 8) OBP: 0.335, SLG: 0.387 Paul Blair, R (1, 8) OBP: 0.316, SLG: 0.340	0-0 4-3	0-0 6-3		0-0 P2-3-2	0-0 FC5		4-0 BB	0-0 BB	0-0 F9	1 0 0 0 0 0 4 0 0 0 1 0 4												
Roy White, S (1, 7) OBP: 0.359, SLG: 0.418 Lou Piniella, R (4, 7) OBP: 0.342, SLG: 0.408	0-0 4-3	0-0 WP 2B 1B		0-0 SF8		0-0 E BB SF9 1B	0-0 F2	0-0 F9	0-0 F9	2 1 1 1 0 0 0 3 1 1 0 0 0 2												
Reggie Jackson, L (1, 9) OBP: 0.370, SLG: 0.543	0-0 S 1B	0-0 1B 1B		4-0 1-2 BB		4-0 SF9 E 1B BB	0-3 K			3 2 2 1 2 1 2												
Chris Chambliss, L (1, 3) OBP: 0.340, SLG: 0.460	0-0 S 1B	0-3 K		0-0 3-1		0-0 E4 PB 1B	0-0 4-3			5 1 1 1 0 1 7												
Carlos May, L (1, 10) OBP: 0.360, SLG: 0.398	4-0 E 1B BB		0-0 4-3		0-0 2-3	0-0 F6		0-0 4-3 3-1-3 2B		4 2 1 0 1 0 3												
Graig Nettles, L (1, 5) OBP: 0.296, SLG: 0.458	0-0 E6 1B		4-0 CS BB		4-0 BB 1B BB	0-0 SF9		0-0 4-3		2 2 0 1 2 0 2												
George Zeber, S (1, 4) OBP: 0.526, SLG: 0.643	4-0 1B IBB		0-3 K		4-0 FC5 1B BB	0-0 PB 1B		0-0 3-1-3		3 0 1 2 2 1 1												
Fran Healy, R (1, 2) OBP: 0.282, SLG: 0.286	0-0 1B			4-0 1B SF8 BB	0-3 K	0-0 F8		0-3 K		4 1 1 2 1 2 4												
Bucky Dent, R (1, 6) OBP: 0.333, SLG: 0.429		0-0 F8		0-0 BB 1B	0-0 1B		0-0 BB 1B	0-0 F9		5 0 3 1 0 0 0												
Inning Stats	R: 4 E: 1 K: 0 S: 6	H: 3 LOB: 2 BB: 2 P: 14	R: 1 E: 0 K: 1 S: 7	H: 2 LOB: 1 BB: 0 P: 7	R: 0 E: 0 K: 1 S: 4	H: 0 LOB: 0 BB: 1 P: 8	R: 1 E: 0 K: 0 S: 4	H: 1 LOB: 2 BB: 2 P: 12	R: 1 E: 0 K: 1 S: 6	H: 1 LOB: 2 BB: 2 P: 14	R: 2 E: 1 K: 0 S: 6	H: 2 LOB: 2 BB: 1 P: 10	R: 0 E: 0 K: 1 S: 6	H: 1 LOB: 2 BB: 1 P: 10	R: 1 E: 0 K: 1 S: 6	H: 1 LOB: 0 BB: 0 P: 6	R: 0 E: 0 K: 0 S: 3	H: 0 LOB: 0 BB: 0 P: 3	1B: 9 2B: 2 3B: 0 HR: 0	SF: 2 SAC: 0 DP: 0 HBP: 0	WP: 1 PB: 1 SB: 2 CS: 1	PA: 47
PITCHER	IP WLS BF H R ER SO BB IBB HBP BLK WP HR S P ERA WHIP																					
Moose Haas, R (1, 1) ERA: 3.63	3.0 L 18 6 6 3 2 3 1 0 0 1 0 18 34 9.00 3.000																					
Sam Hinds, R (4, 1) ERA: 4.84	2.2 16 3 3 1 1 4 0 0 0 0 0 14 30 3.38 2.625																					
Eduardo Rodriguez, R (6, 1) ERA: 5.36	3.1 13 2 1 1 2 1 0 0 0 0 0 16 20 2.70 0.900																					

New York Yankees @ Milwaukee Brewers
 Milwaukee County Stadium, Milwaukee, WI

AB	36
R	10
H	11
RBI	9
BB	9
SO	5
LOB	25



Thu Jun 09 1977, 4:33 AM EDT
 Att. 13,608 - Sunny - 58 F

livebaseballscorecards.com

Batter	1	2	3	4	5	6	7	8	9	AB R H RBI BB SO LOB	TOP											
Lyman Bostock, L (1, 8) OBP: 0.399, SLG: 0.482	0-0 S E 1B		0-0 BB 1B		0-0 CS 1B			0-0 L4		4 1 3 0 0 0 0												
Dan Ford, R (1, 9) OBP: 0.321, SLG: 0.380	0-3 K 1-2		4-0 FC6-4 BB		4-0 BB			0-0 FC4 1B		2 0 1 0 2 1 1												
Rod Carew, L (1, 3) OBP: 0.432, SLG: 0.574	0-0 E8 2-H 1B		0-0 F2		0-3 K			0-0 F8		4 0 1 1 0 1 4												
Larry Hisle, R (1, 7) OBP: 0.373, SLG: 0.592	0-0 6-3		0-3 K		0-3 K			0-0 FC4 1-2f		4 0 0 0 0 2 4												
Craig Kusick, R (1, 10) OBP: 0.373, SLG: 0.495	0-3 K		0-0 FC6-4 1-2f		0-0 F8			0-0 FC4		4 0 1 0 0 1 3												
Butch Wynegar, S (1, 2) OBP: 0.347, SLG: 0.423		4-0 S BB		0-0 P4		0-0 F9		0-0 G5-3 BB 1B		3 0 0 0 1 1 1												
Roy Smalley, S (1, 6) OBP: 0.313, SLG: 0.292		0-0 F2 1-2		0-0 6-3		0-3 K		4-0 BB		3 0 0 0 1 1 1												
Jerry Terrell, R (1, 5) OBP: 0.286, SLG: 0.315		0-3 K		0-0 6-3		0-0 K		0-0 BB		4 0 1 0 0 1 3												
Bob Randall, R (1, 4) OBP: 0.232, SLG: 0.253		0-0 6-3		0-0 6-3		0-0 5-3		0-0 G6-4-3 1B		3 0 0 0 0 0 2												
Inning Stats	R: 1 E: 1 K: 2 S: 9	H: 2 LOB: 1 BB: 0 P: 9	R: 0 E: 0 K: 1 S: 5	H: 0 LOB: 1 BB: 1 P: 9	R: 0 E: 0 K: 1 S: 6	H: 1 LOB: 2 BB: 1 P: 10	R: 0 E: 0 K: 0 S: 3	H: 0 LOB: 0 BB: 0 P: 3	R: 0 E: 0 K: 1 S: 5	H: 1 LOB: 1 BB: 1 P: 9	R: 0 E: 0 K: 1 S: 5	H: 0 LOB: 0 BB: 0 P: 5	R: 0 E: 0 K: 1 S: 5	H: 1 LOB: 0 BB: 0 P: 5	R: 0 E: 0 K: 0 S: 4	H: 1 LOB: 1 BB: 0 P: 4	R: 0 E: 0 K: 1 S: 5	H: 1 LOB: 1 BB: 1 P: 9	1B: 7 2B: 0 3B: 0 HR: 0	SF: 0 SAC: 0 DP: 2 HBP: 0	WP: 0 PB: 0 SB: 2 CS: 1	PA: 35
PITCHER	IP WLS BF H R ER SO BB IBB HBP BLK WP HR S P ERA WHIP																					
Ron Guidry, L (1, 1) ERA: 2.91	8.1 W 34 7 1 1 8 4 0 0 0 0 0 0 46 62 1.08 1.320																					
Sparky Lyle, L (9, 1) ERA: 0.92	0.2 S 1 0 0 0 0 0 0 0 0 0 0 0 0 1 1 0.00 0.000																					

Minnesota Twins @ New York Yankees
 Yankee Stadium, Bronx, NY
 Fri Jun 10 1977, 7:05 PM EDT
 Att. 21,897 - Cloudy - 69 F

livebaseballscorecards.com

AB	31
R	1
H	7
RBI	1
BB	4
SO	8
LOB	19



Batter	1	2	3	4	5	6	7	8	9
Willie Randolph, R (1, 4) OBP: 0.367, SLG: 0.415	0-0 L6		0-0 BB SH 1B	0-0 1-H 2-H 2B		0-3 K		4-0 BB BB	
Paul Blair, R (1, 8) (6, 7) OBP: 0.311, SLG: 0.321	0-0 L1		0-0 SH BB 1-2	0-0 P5		0-3 K		4-0 BB 1-2 BB	
Reggie Jackson, L (1, 9) OBP: 0.375, SLG: 0.552	0-0 4-3		4-0 BB 1-2 2-3		0-0 1B 2B	0-0 2B		0-3 K	
Chris Chambliss, L (1, 3) OBP: 0.341, SLG: 0.456		0-0 G3	0-0 P5		0-0 2B S 1B	4-0 IBB		0-0 L6	
Lou Piniella, R (1, 10) OBP: 0.349, SLG: 0.440		0-0 6-3 2B	0-0 L3		0-0 S 1-3 2B	0-0 F8			
Jimmy Wynn, R (1, 7) Roy White, S (5, PH) Mickey Rivers, L (6, 8) OBP: 0.289, SLG: 0.257 OBP: 0.358, SLG: 0.415 OBP: 0.333, SLG: 0.385		0-0 6-3 2-3		0-3 K	0-0 6-3		0-0 1-3		
Graig Nettles, L (1, 5) OBP: 0.299, SLG: 0.454		4-0 BB		0-3 K	4-0 IBB		0-0 F7		
Fran Healy, R (1, 2) OBP: 0.279, SLG: 0.282		0-0 1-3		0-0 1B 2B 1B	0-3 K		0-0 F7		
Bucky Dent, R (1, 6) OBP: 0.332, SLG: 0.425			0-0 6-3	0-0 1-2 2B 1B	0-0 6-3		0-0 6-3		

AB	R	H	RBI	BB	SO	LOB
4	0	2	2	1	1	0
3	0	0	0	1	1	1
4	1	2	0	1	1	2
4	1	1	1	1	0	5
4	0	2	0	0	0	5
2	0	0	0	0	1	1
1	0	0	0	0	0	1
1	0	0	0	0	0	0
2	0	0	0	2	1	0
4	1	1	0	0	1	4
4	1	1	0	0	0	2

BOTTOM

Minnesota Twins @ New York Yankees
 Yankee Stadium, Bronx, NY
 Fri Jun 10 1977, 7:05 PM EDT
 Att. 21,897 - Cloudy - 69 F

livebaseballscorecards.com

AB	33
R	4
H	9
RBI	3
BB	6
SO	6
LOB	21



Inning Stats		R: 0	H: 0	E: 0	K: 0	S: 3	R: 0	H: 1	E: 0	K: 0	S: 4	R: 0	H: 1	E: 1	K: 0	S: 5	R: 2	H: 3	E: 0	K: 2	S: 10	R: 2	H: 3	E: 0	K: 1	S: 8	R: 0	H: 1	E: 0	K: 2	S: 8	R: 0	H: 0	E: 0	K: 0	S: 3	R: 0	H: 0	E: 0	K: 1	S: 5
Inning Stats		R: 0	H: 0	E: 0	K: 0	S: 3	R: 0	H: 1	E: 0	K: 0	S: 4	R: 0	H: 1	E: 1	K: 0	S: 5	R: 2	H: 3	E: 0	K: 2	S: 10	R: 2	H: 3	E: 0	K: 1	S: 8	R: 0	H: 1	E: 0	K: 2	S: 8	R: 0	H: 0	E: 0	K: 0	S: 3	R: 0	H: 0	E: 0	K: 1	S: 5
PITCHER	IP	WLS	BF	H	R	ER	SO	BB	IBB	HBP	BLK	WP	HR	S	P	ERA	WHIP																								
Geoff Zahn, L (1, 1) ERA: 4.12	4.0	L	23	8	4	4	2	2	0	0	0	0	0	25	33	9.00	2.500																								
Ron Schueler, R (5, 1) ERA: 3.91	3.1		15	1	0	0	3	2	2	0	0	0	0	17	33	0.00	0.900																								
Tom Burgmeier, L (8, 1) ERA: 3.11	0.2		2	0	0	0	1	0	0	0	0	0	0	4	4	0.00	0.000																								

WP	PA	ERA	WHIP
0	40	0	0
0	2	0	0
0	0	0	0

Batter	1	2	3	4	5	6	7	8	9	AB R H RBI BB SO LOB	TOP											
Larry Hisle, R (1, 7) OBP: 0.366, SLG: 0.579	0-0 F8		0-0 6-3	0-0 F7		0-0 5-3			0-0 L6	5 0 0 0 0 0 2												
Rod Carew, L (1, 3) OBP: 0.439, SLG: 0.581	0-0 1B 2B		0-0 1B	0-0 F7		0-0 1B			1-0 HBP	4 2 3 1 0 0 1												
Lyman Bostock, L (1, 8) OBP: 0.395, SLG: 0.475	0-0 1B		0-0 F9		0-0 G3	0-0 3-1			0-0 F7	5 0 1 1 0 0 3												
Butch Wynegar, S (1, 2) OBP: 0.354, SLG: 0.428	0-0 1B		0-0 1B		0-0 1B				0-0 5-3	5 0 3 1 0 0 1												
Glenn Adams, L (1, 9) OBP: 0.370, SLG: 0.460	0-0 G6-3		0-0 1B		0-0 F8				0-0 6-3	3 0 1 0 0 0 3												
Bob Randall, R (6, 4) OBP: 0.229, SLG: 0.250	1-2f		1-2 1B		0-0 F8				0-0 6-3	1 0 0 0 0 0 0												
Mike Cubbage, L (1, 5) OBP: 0.335, SLG: 0.346		0-3 K	0-0 F2		0-0 P4				0-0 6-3	3 0 0 0 0 1 3												
Bob Gorinski, R (7, PH) OBP: 0.143, SLG: 0.118										1 0 0 0 0 0 0												
Jerry Terrell, R (7, 5) OBP: 0.286, SLG: 0.315										0 0 0 0 0 0 0												
Rich Chiles, L (1, 10) OBP: 0.373, SLG: 0.310										2 1 1 0 1 0 0												
Craig Kusick, R (8, PH) OBP: 0.378, SLG: 0.500										1 0 1 0 0 0 0												
Willie Norwood, R (8, PR) OBP: 0.161, SLG: 0.107										0 0 0 0 0 0 0												
Roy Smalley, S (1, 6) OBP: 0.316, SLG: 0.312										4 2 2 1 0 0 2												
Rob Wilfong, L (1, 4) OBP: 0.345, SLG: 0.327										2 0 1 1 0 0 1												
Dan Ford, R (6, PH) OBP: 0.318, SLG: 0.376										2 0 0 0 0 2 2												
Inning Stats	R: 1 E: 0 K: 0 S: 5	H: 3 LOB: 1 BB: 0 P: 5	R: 0 E: 0 K: 1 S: 6	H: 1 LOB: 1 BB: 0 P: 6	R: 1 E: 0 K: 0 S: 6	H: 3 LOB: 2 BB: 0 P: 6	R: 1 E: 0 K: 0 S: 5	H: 2 LOB: 1 BB: 0 P: 5	R: 0 E: 0 K: 0 S: 4	H: 1 LOB: 1 BB: 0 P: 4	R: 2 E: 1 K: 1 S: 7	H: 2 LOB: 1 BB: 1 P: 11	R: 0 E: 0 K: 0 S: 3	H: 0 LOB: 0 BB: 0 P: 3	R: 0 E: 0 K: 1 S: 5	H: 1 LOB: 1 BB: 0 P: 5	R: 0 E: 0 K: 0 S: 3	H: 0 LOB: 1 BB: 0 P: 4	1B: 10 2B: 2 3B: 1 HR: 0	SF: 0 SAC: 0 DP: 2 HBP: 1	WP: 0 PB: 0 SB: 2 CS: 0	PA: 40
PITCHER	IP WLS BF H R ER SO BB IBB HBP BLK WP HR S P ERA WHIP																					
Catfish Hunter, R (1, 1) ERA: 5.12	5.0 W 25 10 4 4 1 1 0 0 0 0 0 0 26 30 7.20 2.200																					
Sparky Lyle, L (6, 1) ERA: 1.02	4.0 S 15 3 1 1 2 0 0 1 0 0 0 0 18 19 2.25 0.750																					

Minnesota Twins @ New York Yankees
 Yankee Stadium, Bronx, NY
 Sat Jun 11 1977, 3:33 AM EDT
 Att. 23,681 - Cloudy - 72 F

AB	38
R	5
H	13
RBI	5
BB	1
SO	3
LOB	18



WP: 0	PA: 40
-------	--------

Batter	1	2	3	4	5	6	7	8	9
Mickey Rivers, L (1, 8) OBP: 0.335, SLG: 0.385	0-0 4-3		0-0 4-3		0-0 HR 1B	0-0 1-3		0-0 G6-4-3 1B	
Willie Randolph, R (1, 4) OBP: 0.368, SLG: 0.429	0-0 F3			0-0 E 1B G3 1B	0-0 1-H HR	0-0 F9		0-0 G6-4-3 1B	
Reggie Jackson, L (1, 9) OBP: 0.373, SLG: 0.546	0-0 G3			0-0 E7 1B G3 1B	0-0 F7		0-0 4-3		
Chris Chambliss, L (1, 3) OBP: 0.344, SLG: 0.457		0-0 6-3		0-0 F7	0-0 BB 1B		0-0 1B 1B		
Carlos May, L (1, 10) OBP: 0.364, SLG: 0.415		0-0		0-0 G3	4-0 BB 1B		0-0 F8		
Graig Nettles, L (1, 5) OBP: 0.307, SLG: 0.459		0-0 P3		0-0 2B 1B	0-0 1B 1B		0-0 1B		
Lou Piniella, R (1, 7) OBP: 0.345, SLG: 0.434		0-3 K		0-0 2B	0-0 1B		0-0 F8		
Paul Blair, R (3, 7) OBP: 0.328, SLG: 0.356				0-0 K	0-0 K				
Fran Healy, R (1, 2) OBP: 0.255, SLG: 0.256			0-0 F9	0-3 K	0-3 K			0-0 F7	
Bucky Dent, R (1, 6) OBP: 0.330, SLG: 0.421			0-0 5-3		0-0 G3	0-0 F3		0-0 1B 1B	

Inning Stats	R: 0	H: 0	E: 0	K: 0	S: 3	R: 0	H: 1	E: 0	K: 1	S: 6	R: 0	H: 0	E: 0	K: 0	S: 3	R: 2	H: 4	E: 1	K: 1	S: 9	R: 4	H: 5	E: 0	K: 1	S: 10	R: 0	H: 0	E: 0	K: 0	S: 3	R: 0	H: 2	E: 0	K: 0	S: 5	R: 0	H: 2	E: 0	K: 0	S: 4
	LOB: 0	BB: 0	P: 3	LOB: 1	BB: 0	P: 6	LOB: 0	BB: 0	P: 3	LOB: 2	BB: 0	P: 9	LOB: 2	BB: 1	P: 14	LOB: 0	BB: 0	P: 3	LOB: 1	BB: 0	P: 4	LOB: 0	BB: 0	P: 3	LOB: 2	BB: 1	DP: 1	HBP: 0	SF: 0	SAC: 0	DP: 1	HBP: 0	SF: 0	SAC: 0	DP: 1	HBP: 0				

PITCHER	IP	WLS	BF	H	R	ER	SO	BB	IBB	HBP	BLK	WP	HR	S	P	ERA	WHIP
Dave Goltz, R (1, 1) ERA: 3.98	4.2	L	23	8	6	6	2	1	0	0	0	0	1	26	30	11.57	1.929
Tom Johnson, R (5, 1) ERA: 1.71	3.1		15	6	0	0	1	0	0	0	0	0	0	17	17	0.00	1.800

BOTTOM


Minnesota Twins @ New York Yankees
 Yankee Stadium, Bronx, NY

Sat Jun 11 1977, 3:33 AM EDT
 Att. 23,681 - Cloudy - 72 F

AB	R	H	RBI	BB	SO	LOB
5	1	2	0	0	0	0
5	2	2	2	0	0	2
4	1	1	0	0	0	0
4	1	2	0	0	0	2
3	1	1	1	1	0	2
4	0	3	2	0	0	1
1	0	0	0	0	1	1
3	0	2	1	0	0	2
4	0	0	0	0	2	4
4	0	1	0	0	0	0

AB	37
R	6
H	14
RBI	6
BB	1
SO	3
LOB	14

livebaseballscorecards.com



WP	PA
0	38

Batter	1	2	3	4	5	6	7	8	9	AB R H RBI BB SO LOB	TOP														
Larry Hisle, R (1, 7) OBP: 0.370, SLG: 0.591	0-0 HR 1B		4-0 G3 BB		0-0 1-H HR		0-0 F3		0-0 P4	4 2 2 2 1 0 0	Minnesota Twins @ New York Yankees Yankee Stadium, Bronx, NY Sun Jun 12 1977, 3:33 AM EDT Att. 52,821 - Unknown - 75 F AB 35 R 6 H 9 RBI 5 BB 3 SO 4 LOB 8														
Rod Carew, L (1, 3) OBP: 0.442, SLG: 0.603	0-0 1-H HR		0-0 G3		0-0 4-3		0-0 E6 3B		0-0 1B	5 2 3 2 0 0 1															
Lyman Bostock, L (1, 8) OBP: 0.391, SLG: 0.474	0-0 4-3		0-3 K		0-3 K		0-0 2B		0-3 K	5 0 1 0 0 3 2															
Butch Wynegar, S (1, 2) OBP: 0.347, SLG: 0.418	0-0 4-3		0-0 3-1				0-0 F7		0-0 F9	4 0 0 0 0 0 2															
Glenn Adams, L (1, 9) OBP: 0.368, SLG: 0.453 Dan Ford, R (8, PH) OBP: 0.316, SLG: 0.374	0-0 G3				0-0 4-3		0-0 2B SF9 1B		0-0 4-3	3 1 1 0 0 0 0 1 0 0 0 0 0 0															
Rich Chiles, L (1, 10) OBP: 0.371, SLG: 0.322 Craig Kusick, R (8, PH) OBP: 0.375, SLG: 0.495			0-0 F7		0-0 F7		0-0 SF9 1-3 2B		0-0 G3	3 0 1 0 0 0 0 1 0 0 0 0 0 0															
Roy Smalley, S (1, 6) OBP: 0.315, SLG: 0.312			0-0 F7		0-0 4-3		0-0 SF9 2-3 3-H		0-0 FC6 1B	3 0 1 1 0 0 0															
Mike Cubbage, L (1, 5) OBP: 0.333, SLG: 0.340			4-0 BB				0-0 4-3 K		0-0 FC6 1-2f	3 0 0 0 1 1 2															
Rob Wilfong, L (1, 4) OBP: 0.342, SLG: 0.317			0-0 1-3		4-0 HR BB		0-0 F9		0-0 P4	3 1 0 0 1 0 1															
Inning Stats	R: 2 E: 0 K: 0 S: 5	H: 2 LOB: 0 BB: 0 P: 5	R: 0 E: 0 K: 0 S: 3	H: 0 LOB: 1 BB: 1 P: 7	R: 0 E: 0 K: 1 S: 5	H: 0 LOB: 1 BB: 1 P: 9	R: 0 E: 0 K: 0 S: 3	H: 0 LOB: 0 BB: 0 P: 3	R: 2 E: 0 K: 1 S: 6	H: 1 LOB: 0 BB: 1 P: 10	R: 1 E: 0 K: 1 S: 7	H: 2 LOB: 1 BB: 0 P: 7	R: 1 E: 1 K: 0 S: 5	H: 2 LOB: 1 BB: 0 P: 5	R: 0 E: 0 K: 0 S: 4	H: 1 LOB: 1 BB: 0 P: 4	R: 0 E: 0 K: 1 S: 6	H: 1 LOB: 1 BB: 0 P: 6	1B: 4 2B: 2 3B: 1 HR: 2	SF: 1 SAC: 0 DP: 0 HBP: 0	WP: 0 PB: 0 SB: 0 CS: 0	PA: 39			
PITCHER Ed Figueroa, R (1, 1) ERA: 2.6 Ken Holtzman, L (8, 1) ERA: 5.85	IP 7.0	WLS L	BF 31	H 7	R 6	ER 6	SO 3	BB 3	IBB 0	HBP 0	BLK 0	WP 0	HR 2	S 34	P 46	ERA 7.71	WHIP 1.429							ERA 0.00	WHIP 1.000

livebaseballscorecards.com



Batter	1	2	3	4	5	6	7	8	9	AB R H RBI BB SO LOB	TOP			
Tom Poquette, L (1, 9) OBP: 0.377, SLG: 0.435 Amos Otis, R (6, PH) OBP: 0.341, SLG: 0.429 (6, 8)	0-0 F8	0-0 2-H 2B			0-0 4-3 HR 1B	4-0 1-2 2-3 3-H BB		0-3 K		3 1 2 1 0 0 0 1 0 0 1 1 1 0	Kansas City Royals @ New York Yankees Yankee Stadium, Bronx, NY Mon Jun 13 1977, 7:05 PM EDT Att. 22,420 - Unknown livebaseballscorecards.com			
Hal McRae, R (1, 7) OBP: 0.350, SLG: 0.451 Joe Zdeb, R (8, 7) OBP: 0.386, SLG: 0.368	0-0 F9	0-0 F8			0-0 4-3	0-0 F9		0-0 6-3		5 0 0 0 0 0 5 0 0 0 0 0 0 0				
George Brett, L (1, 5) OBP: 0.363, SLG: 0.429	4-0 1B 1B BB				0-0 2-H HR	0-0 F8		0-0 P4		4 2 1 2 1 0 3				
John Mayberry, L (1, 3) OBP: 0.342, SLG: 0.410	0-0 1-H 1B				1-0 HBP		4-0 FC5-6 1B 2B BB		0-0 F8	3 1 1 1 1 0 0				
Al Cowens, R (1, 8) OBP: 0.347, SLG: 0.555 (6, 9)	0-0 F9				0-0 P3		0-0 FC5-6 1B		0-0 F8	5 0 1 0 0 0 2				
Ralph LaCock, L (1, 10) OBP: 0.370, SLG: 0.537 Davey Nelson, R (6, PR) OBP: 0.306, SLG: 0.313		0-0 1B 2B			0-0 P6		0-0 1B WP BB 1B		0-3 K	3 1 2 0 0 0 0 2 2 0 0 0 1 2				
Darrell Porter, L (1, 2) OBP: 0.356, SLG: 0.457		0-0 2-H 2B SH5-3 1B			0-0 4-3		0-0 F9			4 1 2 3 0 0 1				
Freddie Patek, R (1, 6) OBP: 0.316, SLG: 0.358		0-0 SH5-3			0-0 P3		4-0 BB 1B BB		0-0 4-3	2 0 0 0 1 0 1				
Frank White, R (1, 4) OBP: 0.278, SLG: 0.317		0-0 5-3			0-0 G3		0-0 1-2 2-3 BB 1B		0-0 6-3	4 0 1 0 0 0 2				
Inning Stats	R: 1 E: 0 K: 0 S: 4 H: 1 LOB: 1 BB: 1 P: 8	R: 2 E: 0 K: 0 S: 6 H: 3 LOB: 1 BB: 0 P: 6	R: 0 E: 0 K: 0 S: 3 H: 0 LOB: 0 BB: 0 P: 3	R: 0 E: 0 K: 0 S: 3 H: 0 LOB: 0 BB: 0 P: 3	R: 2 E: 0 K: 0 S: 5 H: 2 LOB: 1 BB: 0 P: 6	R: 1 E: 0 K: 0 S: 5 H: 2 LOB: 3 BB: 2 P: 13	R: 2 E: 0 K: 0 S: 5 H: 2 LOB: 1 BB: 1 P: 9	R: 0 E: 0 K: 1 S: 5 H: 0 LOB: 0 BB: 0 P: 5	R: 0 E: 0 K: 1 S: 5 H: 0 LOB: 0 BB: 0 P: 5	1B: 6 2B: 3 3B: 0 HR: 1 SF: 0 SAC: 1 DP: 0 HBP: 1	WP: 1 PB: 0 SB: 0 CS: 0 PA: 42			
PITCHER	IP WLS BF H R ER SO BB IBB HBP BLK WP HR S P ERA WHIP												PITCHER	IP WLS BF H R ER SO BB IBB HBP BLK WP HR S P ERA WHIP
Mike Torrez, R (1, 1) ERA: 4.5	5.1 L 27 8 6 6 0 2 0 1 0 1 1 24 33 10.12 1.875													
Sparky Lyle, L (6, 1) ERA: 1.32	1.2 9 2 2 2 0 2 0 0 0 0 0 7 15 10.80 2.400													
Ken Clay, R (8, 1) ERA:	2.0 6 0 0 0 0 2 0 0 0 0 0 10 10 0.00 0.000													

Batter	1	2	3	4	5	6	7	8	9	AB	R	H	RBI	BB	SO	LOB
Willie Randolph, R (1, 4) OBP: 0.372, SLG: 0.429	0-0 F9			0-0 1B		4-0 1B BB		0-0 1B		3	2	2	0	1	0	0
Mickey Rivers, L (1, 8) OBP: 0.336, SLG: 0.382	0-0 4-3			0-0 1-3		0-0 F9 1B		0-0 F9		4	0	1	0	0	0	2
Thurman Munson, R (1, 2) OBP: 0.364, SLG: 0.526	0-0 F8			0-0 5-3		0-0 F9 1B		0-0 F8		4	0	1	1	0	0	2
Chris Chambliss, L (1, 3) OBP: 0.341, SLG: 0.450		0-0 F8		0-0 1B		0-0 F9		0-3 K		4	0	1	1	0	1	3
Roy White, S (1, 7) OBP: 0.351, SLG: 0.407		0-0 F8			0-0 F9	0-0 P4			0-0 F9	4	0	0	0	0	0	1
Lou Piniella, R (1, 10) OBP: 0.341, SLG: 0.434		0-0 6-3			0-0 1B 2B		0-0 FC5-4 1B		0-0 6-3	4	1	2	0	0	0	0
Graig Nettles, L (1, 5) OBP: 0.301, SLG: 0.447			0-0 F7		0-0 P3		0-3 K		0-0 F9	4	0	0	0	0	1	2
Paul Blair, R (1, 9) OBP: 0.328, SLG: 0.355		0-0 F8			0-0 1B		0-0 FC5-4			3	0	1	1	0	0	1
Bucky Dent, R (1, 6) OBP: 0.324, SLG: 0.412			0-0 F8		0-0 F9		0-0 F7			2	0	0	0	0	0	1
Jimmy Wynn, R (7, PH) OBP: 0.286, SLG: 0.254										1	0	0	0	0	0	1
Fred Stanley, R (8, 6) OBP: 0.222, SLG: 0.222										0	0	0	0	0	0	0

Inning Stats	R: 0	H: 0	E: 0	K: 0	S: 3	R: 0	H: 0	E: 0	K: 0	S: 3	R: 0	H: 0	E: 0	K: 0	S: 3	R: 1	H: 2	E: 0	K: 0	S: 4	R: 1	H: 2	E: 0	K: 0	S: 5	R: 1	H: 2	E: 0	K: 0	S: 4	R: 0	H: 1	E: 0	K: 1	S: 6	R: 0	H: 1	E: 0	K: 1	S: 6	R: 0	H: 0	E: 0	K: 0	S: 3	R: 0	H: 0	E: 0	K: 0	S: 3	1B: 7	SF: 0	2B: 1	SAC: 0	3B: 0	DP: 0	HR: 0	HBP: 0	WP: 0	PA: 34
--------------	------	------	------	------	------	------	------	------	------	------	------	------	------	------	------	------	------	------	------	------	------	------	------	------	------	------	------	------	------	------	------	------	------	------	------	------	------	------	------	------	------	------	------	------	------	------	------	------	------	------	-------	-------	-------	--------	-------	-------	-------	--------	-------	--------

PITCHER	IP	WLS	BF	H	R	ER	SO	BB	IBB	HBP	BLK	WP	HR	S	P	ERA	WHIP
Paul Splittorf, L (1, 1) ERA: 4.47	5.0		20	5	3	3	0	1	0	0	0	0	0	19	23	5.40	1.200
Doug Bird, R (6, 1) ERA: 6.97	0.0		1	1	0	0	0	0	0	0	0	0	0	1	1	∞	∞
Steve Mingori, L (6, 1) ERA: 2.31	4.0	S	13	2	0	0	2	0	0	0	0	0	0	17	17	0.00	0.500

BOTTOM

Kansas City Royals @ New York Yankees
 Yankee Stadium, Bronx, NY
 Mon Jun 13 1977, 7:05 PM EDT
 Att. 22,420 - Unknown

livebaseballscorecards.com

AB	33
R	3
H	8
RBI	3
BB	1
SO	2
LOB	13



Batter	1	2	3	4	5	6	7	8	9	AB R H RBI BB SO LOB	TOP											
Freddie Patek, R (1, 6) OBP: 0.319, SLG: 0.366	0-3 K		0-0 F8			0-0 G4-6-3 1B			0-0 F7 2B	4 0 2 0 0 1 1	Kansas City Royals @ New York Yankees Yankee Stadium, Bronx, NY Tue Jun 14 1977, 7:05 PM EDT Att. 19,559 - Unknown - 68 F livebaseballscorecards.com											
George Brett, L (1, 5) OBP: 0.356, SLG: 0.421	0-0 4-3			0-0 F8		0-0 G4-6-3 1-2f		0-0 F7 2-3	4 0 0 0 0 0 2													
Hal McRae, R (1, 10) OBP: 0.344, SLG: 0.444	0-0 F7			0-0 1-3		0-0 1-3		0-3 K	4 0 0 0 0 1 1													
John Mayberry, L (1, 3) OBP: 0.336, SLG: 0.402		0-3 K		0-3 K			0-3 K	0-0 F9	4 0 0 0 0 3 1													
Al Cowens, R (1, 9) OBP: 0.347, SLG: 0.561		0-3 K			0-0 SF7 3B		0-0 P4		3 1 1 0 0 1 0													
Amos Otis, R (1, 8) OBP: 0.336, SLG: 0.424		0-0 4-3			0-0 SF7 3-H		0-0 1-3		2 0 0 1 0 0 0													
Joe Zdeb, R (1, 7) OBP: 0.362, SLG: 0.341			0-0 6-3		0-0 6-3		0-0 F7		3 0 0 0 0 0 0													
Darrell Porter, L (1, 2) OBP: 0.361, SLG: 0.479			4-0 BB		0-0 HR		0-0 4-3		2 1 1 1 1 0 0													
Bob Heise, R (1, 4) OBP: 0.071, SLG: 0.071			0-0 F7		0-0 F9		0-0 4-3		3 0 0 0 0 0 1													
Inning Stats	R: 0 E: 0 K: 1 S: 5	H: 0 LOB: 0 BB: 0 P: 5	R: 0 E: 0 K: 2 S: 7	H: 0 LOB: 0 BB: 0 P: 7	R: 0 E: 0 K: 0 S: 3	H: 0 LOB: 1 BB: 1 P: 7	R: 0 E: 0 K: 1 S: 5	H: 0 LOB: 0 BB: 0 P: 5	R: 2 E: 0 K: 0 S: 5	H: 2 LOB: 0 BB: 0 P: 5	R: 0 E: 0 K: 0 S: 3	H: 1 LOB: 0 BB: 0 P: 3	R: 0 E: 0 K: 1 S: 5	H: 0 LOB: 0 BB: 0 P: 5	R: 0 E: 0 K: 0 S: 3	H: 0 LOB: 0 BB: 0 P: 3	R: 0 E: 0 K: 1 S: 6	H: 1 LOB: 1 BB: 0 P: 6	1B: 1 2B: 1 3B: 1 HR: 1	SF: 1 SAC: 0 DP: 1 HBP: 0	WP: 0 PB: 0 SB: 0 CS: 0	PA: 31
PITCHER Don Gullett, L (1, 1) ERA: 4.28	IP: 9.0 WLS: W BF: 31 H: 4 R: 2 ER: 2 SO: 6 BB: 1 IBB: 0 HBP: 0 BLK: 0 WP: 0 HR: 1 S: 42 P: 46 ERA: 2.00 WHIP: 0.556											PITCHER	IP: WLS: BF: H: R: ER: SO: BB: IBB: HBP: BLK: WP: HR: S: P: ERA: WHIP:									

AB	29
R	2
H	4
RBI	2
BB	1
SO	6
LOB	6



Batter	1	2	3	4	5	6	7	8	9	AB	R	H	RBI	BB	SO	LOB
Willie Randolph, R OBP: 0.370, SLG: 0.425 (1, 4)	0-0 4-3		0-0 F8		0-0 E6			0-0 WP 1B BB 1B		4	1	1	0	0	0	0
Mickey Rivers, L OBP: 0.339, SLG: 0.384 (1, 8)	0-3 K		0-0 6-3		0-0 CS	0-0 CS		0-0 BB WP 1B 1B		4	1	2	0	0	1	0
Thurman Munson, R OBP: 0.366, SLG: 0.521 (1, 2)	4-0 BB			0-0 6-3		4-0 G6-4-3 BB		0-3 K		2	0	0	0	2	1	2
Chris Chambliss, L OBP: 0.340, SLG: 0.444 (1, 3)	0-0 6-3			0-3 K		0-0 G6-4-3		4-0 1B BB IBB		3	0	0	0	1	1	2
Roy White, S OBP: 0.350, SLG: 0.401 (1, 7)		0-0 6-3		0-0 5-3				4-0 1B BB		3	0	0	1	1	1	0
Lou Piniella, R OBP: 0.358, SLG: 0.442 (1, 10)		0-0 5-3			0-0 F7 1B SF8 1B			4-0 1B BB FC6 1B		3	1	2	1	1	0	0
Paul Blair, R OBP: 0.352, SLG: 0.379 (1, 9)		0-0 1B			0-0 SF8 F7 E 1B			0-0 P5		4	1	3	0	0	0	3
George Zeber, S OBP: 0.455, SLG: 0.529 Graig Nettles, L OBP: 0.300, SLG: 0.445 (1, 5) (8, 5)		0-0 F8			0-0 F7			0-0 FC6		3 1	0 0	0 0	0 0	0 0	1 0	5 3
Bucky Dent, R OBP: 0.319, SLG: 0.408 (1, 6)			0-0 P4		0-0 SF8			0-0 F8		2	0	0	1	0	0	2

Inning Stats	R: 0	H: 0	E: 0	K: 1	S: 5	R: 0	H: 1	E: 0	K: 0	S: 4	R: 0	H: 0	E: 0	K: 0	S: 3	R: 0	H: 0	E: 0	K: 1	S: 5	R: 2	H: 2	E: 1	K: 0	S: 5	R: 0	H: 1	E: 0	K: 2	S: 8	R: 0	H: 3	E: 0	K: 1	S: 8		
	LOB: 1	BB: 1	P: 9			LOB: 1	BB: 0	P: 4			LOB: 0	BB: 0	P: 3			LOB: 2	BB: 1	P: 12			LOB: 3	BB: 2	P: 16														
PITCHER	IP	WLS	BF	H	R	ER	SO	BB	IBB	HBP	BLK	WP	HR	S	P	ERA	WHIP																				
Andy Hassler, L ERA: 3.88 Larry Gura, L ERA: 3.3	(1, 1) (8, 1)	7.1 0.2	L 4	31 1	7 0	4 0	3 0	5 0	3 1	0 0	0 0	1 0	0 3	53 7		3.68 0.00	1.364 3.000																				


BOTTOM

Kansas City Royals @ New York Yankees
Yankee Stadium, Bronx, NY

Tue Jun 14 1977, 7:05 PM EDT
Att: 19,559 - Unknown - 68 F

AB	29
R	4
H	8
RBI	3
BB	5
SO	5
LOB	17

WP: 1 PA: 36
PB: 0 SB: 0
CS: 2



livebaseballscores.com

Batter	1	2	3	4	5	6	7	8	9	AB R H RBI BB SO LOB	TOP
Freddie Patek, R (1, 6) OBP: 0.313, SLG: 0.359	0-0 P4		0-3 K			0-0 F8		0-0 FC6-4		4 0 0 0 0 1 3	Kansas City Royals @ New York Yankees Yankee Stadium, Bronx, NY Thu Jun 16 1977, 7:05 PM EDT Att. 26,391 - Unknown - 69 F livebaseballscorecards.com
George Brett, L (1, 5) OBP: 0.355, SLG: 0.414	0-0 F9		0-0 L9			0-0 F7		4-0 BB	3 0 0 0 1 0 2		
Hal McRae, R (1, 10) OBP: 0.343, SLG: 0.439	4-0 S BB		0-3 K			0-0 P6		0-0 F9	3 0 0 0 1 1 3		
Al Cowens, R (1, 9) OBP: 0.341, SLG: 0.551	0-3 K 1-2			0-0 5-3		0-0 F9		0-0 F8	4 0 0 0 0 1 2		
John Mayberry, L (1, 3) OBP: 0.331, SLG: 0.394		0-3 K		0-3 K		0-3 K		0-0 4-3	4 0 0 0 0 3 1		
Amos Otis, R (1, 8) OBP: 0.332, SLG: 0.417		0-0 F8		0-3 K		0-0 6-3			3 0 0 0 0 1 0		
Cookie Rojas, R (1, 4) OBP: 0.325, SLG: 0.405		0-0 F8			0-0 F8			0-0 P5	3 0 0 0 0 0 0		
Darrell Porter, L (1, 2) OBP: 0.361, SLG: 0.476			0-0 1B 1B		0-0 F9			0-0 P3	3 0 1 0 0 0 0		
Joe Zdeb, R (1, 7) OBP: 0.380, SLG: 0.364			0-0 1B		0-0 4-3			0-0 FC6-4 1B	3 0 2 0 0 0 0		
Inning Stats	R: 0 H: 0 E: 0 LOB: 1 K: 1 BB: 1 S: 5 P: 9	R: 0 H: 0 E: 0 LOB: 0 K: 1 BB: 0 S: 5 P: 5	R: 0 H: 2 E: 0 LOB: 2 K: 2 BB: 0 S: 9 P: 9	R: 0 H: 0 E: 0 LOB: 0 K: 2 BB: 0 S: 7 P: 7	R: 0 H: 0 E: 0 LOB: 0 K: 0 BB: 0 S: 3 P: 3	R: 0 H: 0 E: 0 LOB: 0 K: 0 BB: 0 S: 3 P: 3	R: 0 H: 0 E: 0 LOB: 0 K: 1 BB: 0 S: 5 P: 5	R: 0 H: 1 E: 0 LOB: 1 K: 0 BB: 0 S: 4 P: 4	R: 0 H: 0 E: 0 LOB: 1 K: 0 BB: 1 S: 3 P: 7	1B: 3 SF: 0 2B: 0 SAC: 0 3B: 0 DP: 0 HR: 0 HBP: 0	WP: 0 PA: 32 PB: 0 SB: 1 CS: 0
PITCHER Ron Guidry, L (1, 1) ERA: 2.53	IP WLS BF H R ER SO BB IBB HBP BLK WP HR S P ERA WHIP										

Batter	1	2	3	4	5	6	7	8	9	AB	R	H	RBI	BB	SO	LOB
Mickey Rivers, L (1, 8) OBP: 0.347, SLG: 0.409	0-0 3B 2B		0-0 F8		0-0 1-H HR		0-0 4-3 1B			4	3	3	2	0	0	0
Willie Randolph, R (1, 4) OBP: 0.372, SLG: 0.433	0-0 2-H BLK 3B		0-0 E6 FC6-4		0-0 5-3		4-0 1-2 1B BB			3	2	1	1	1	0	0
Thurman Munson, R (1, 2) OBP: 0.360, SLG: 0.512	0-0 3-H P4		0-0 FC6-4 1-2f			0-3 K	0-0 4-3			4	0	0	1	0	1	3
Chris Chambliss, L (1, 3) OBP: 0.338, SLG: 0.441	0-0 G3			0-0 4-3		0-3 K	0-0 BB 1B			4	0	1	2	0	1	0
Reggie Jackson, L (1, 9) OBP: 0.373, SLG: 0.542	0-0 3-1			0-3 K		0-0 1B 1B	4-0 1-2 BB			3	0	1	0	1	1	0
Paul Blair, R (8, 9) OBP: 0.352, SLG: 0.379				0-3 K		0-0 1B	0-0 P4			0	0	0	0	0	0	0
Roy White, S (1, 7) OBP: 0.348, SLG: 0.398		0-3 K		0-3 K		0-0 1-2 1B	0-0 P4			4	0	1	0	0	2	2
Graig Nettles, L (1, 5) OBP: 0.299, SLG: 0.439		0-3 K			0-0 P5	0-3 K		4-0 BB BB BB	0-0 G5-4-3 BB	3	0	0	0	1	2	2
Carlos May, L (1, 10) OBP: 0.352, SLG: 0.393			0-0 F7		0-3 K		0-0 P2	0-3 K		3	0	0	0	0	1	0
Cliff Johnson, R (8, PH) OBP: 0.407, SLG: 0.559										1	0	0	0	0	1	1
Bucky Dent, R (1, 6) OBP: 0.322, SLG: 0.410			0-0 P4		0-0 HR 1B		0-0 1B 4-3 1B	0-0 G5-4-3 1-2f		4	2	2	0	0	0	1

Inning Stats	R: 2	H: 2	E: 0	K: 5	S: 5	LOB: 0	BB: 0	P: 5	R: 0	H: 0	E: 0	K: 2	S: 7	LOB: 0	BB: 0	P: 7	R: 0	H: 0	E: 0	K: 2	S: 7	LOB: 0	BB: 0	P: 7	R: 2	H: 2	E: 0	K: 1	S: 7	LOB: 0	BB: 0	P: 7	R: 0	H: 2	E: 0	K: 3	S: 11	LOB: 2	BB: 0	P: 11	R: 3	H: 3	E: 0	K: 0	S: 6	LOB: 2	BB: 2	P: 14	R: 0	H: 0	E: 0	K: 1	S: 4	LOB: 0	BB: 1	P: 8	1B: 6	SF: 0	2B: 1	3B: 1	HR: 1
--------------	------	------	------	------	------	--------	-------	------	------	------	------	------	------	--------	-------	------	------	------	------	------	------	--------	-------	------	------	------	------	------	------	--------	-------	------	------	------	------	------	-------	--------	-------	-------	------	------	------	------	------	--------	-------	-------	------	------	------	------	------	--------	-------	------	-------	-------	-------	-------	-------

BOTTOM

Kansas City Royals @ New York Yankees
 Yankee Stadium, Bronx, NY
 Thu Jun 16 1977, 7:05 PM EDT
 Att: 26,391 - Unknown - 69 F

AB	33
R	7
H	9
RBI	6
BB	3
SO	9
LOB	9



PITCHER	IP	WLS	BF	H	R	ER	SO	BB	IBB	HBP	BLK	WP	HR	S	P	ERA	WHIP
Dennis Leonard, R (1, 1) ERA: 4.31	6.2	L	31	9	7	7	8	1	0	0	1	0	1	46	50	9.45	1.500
Larry Gura, L (7, 1) ERA: 3.28	0.1		2	0	0	0	0	1	0	0	0	0	0	1	5	0.00	3.000
Mark Littell, R (8, 1) ERA: 3.05	1.0		3	0	0	0	1	1	0	0	0	0	0	4	8	0.00	1.000

Batter	1	2	3	4	5	6	7	8	9	AB R H RBI BB SO LOB	TOP																
Willie Randolph, R (1, 4) OBP: 0.373, SLG: 0.432	0-0 F9	0-0 1B 1-2 3-H 1B		0-0 5-3		0-0 F8			0-0 FC4-6 1B	5 1 2 1 0 0 0																	
Mickey Rivers, L (1, 8) OBP: 0.348, SLG: 0.409	0-0 G3 E 1B	0-0 1B 1-3 2-H 1B		0-0 F9		0-3 K			0-0 FC4-6 1-2f	5 0 2 1 0 1 1																	
Thurman Munson, R (1, 2) OBP: 0.357, SLG: 0.505	0-0 E5 G3 1-2	0-0 1B 1-2		0-0 5-3		0-0 5-3			0-3 K	5 0 1 1 0 1 2																	
Chris Chambliss, L (1, 3) OBP: 0.339, SLG: 0.440	0-0 G3 1-2 2-3	0-0 4-3				0-0 G6-4-3 1B			0-3 K	5 0 2 0 0 1 5																	
Cliff Johnson, R (1, 10) OBP: 0.398, SLG: 0.544	0-0 4-3			0-0 4-3		0-0 G6-4-3 1-2f			0-0 P5	4 0 0 0 0 0 4																	
Reggie Jackson, L (1, 9) OBP: 0.375, SLG: 0.539				0-0 F8		0-0 1B BB			0-0 3-1	3 1 1 0 1 0 0																	
Lou Piniella, R (1, 7) OBP: 0.374, SLG: 0.467				0-0 F8 1B 2B		0-0 1B CS 1B			0-0 6-3 1B	4 1 3 0 0 1 1																	
Graig Nettles, L (1, 5) OBP: 0.298, SLG: 0.436				0-0 F8 2-3		0-0 1-3 2-H 1B			0-0 6-3	4 0 1 1 0 0 2																	
Bucky Dent, R (1, 6) OBP: 0.322, SLG: 0.405				0-0 1B BB		0-3 K			0-0 F2	2 1 0 0 1 1 2																	
Roy White, S (8, PH) OBP: 0.346, SLG: 0.396										1 0 0 0 0 0 1																	
Fred Stanley, R (8, 6) OBP: 0.222, SLG: 0.222										0 0 0 0 0 0 0																	
Inning Stats	R: 0 E: 1 K: 0 S: 5	H: 1 LOB: 2 BB: 0 P: 5	R: 3 E: 0 K: 0 S: 7	H: 4 LOB: 2 BB: 1 P: 11	R: 1 E: 0 K: 1 S: 6	H: 2 LOB: 1 BB: 1 P: 10	R: 0 E: 0 K: 0 S: 3	H: 0 LOB: 0 BB: 0 P: 3	R: 0 E: 0 K: 1 S: 6	H: 2 LOB: 1 BB: 0 P: 6	R: 0 E: 0 K: 0 S: 3	H: 0 LOB: 0 BB: 0 P: 3	R: 0 E: 0 K: 1 S: 6	H: 1 LOB: 1 BB: 0 P: 6	R: 0 E: 0 K: 0 S: 4	H: 1 LOB: 1 BB: 0 P: 4	R: 0 E: 0 K: 2 S: 8	H: 1 LOB: 1 BB: 0 P: 8	1B: 11 2B: 1 3B: 0 HR: 0	SF: 0 SAC: 0 DP: 1 HBP: 0	WP: 0 PB: 0 SB: 0 CS: 1	PA: 40					
PITCHER	IP WLS BF H R ER SO BB IBB HBP BLK WP HR S P ERA WHIP																										
Bill Lee, L (1, 1) ERA: 4.47	2.1		17	7	4	4	0	2	0	0	0	0	0	15	23	15.43	3.857										
Bob Stanley, R (3, 1) ERA: 4.54	3.2	W	11	2	0	0	2	0	0	0	0	0	0	15	15	0.00	0.545										
Bill Campbell, R (7, 1) ERA: 2.64	3.0	S	12	3	0	0	3	0	0	0	0	0	0	18	18	0.00	1.000										

New York Yankees @ Boston Red Sox
 Fenway Park, Boston, MA
 Fri Jun 17 1977, 7:05 PM EDT
 Att. 34,557 - Unknown - 70 F

livebaseballscorecards.com

AB	38
R	4
H	12
RBI	4
BB	2
SO	5
LOB	18



Batter	1	2	3	4	5	6	7	8	9
Rick Burleson, R OBP: 0.372, SLG: 0.437 (1, 6)	0-0 HR	0-0 FC3-6 CS 1-2f			4-0 FC3-6 BB	0-0 G6-4-3 1-2f		0-3 K	
Fred Lynn, L OBP: 0.246, SLG: 0.423 (1, 8)	0-0 HR	0-0 CS 1-2	0-3 K		0-0 FC3-6 1B G3 1-2f		0-0 4-3	0-0 4-3	
Jim Rice, R OBP: 0.363, SLG: 0.565 (1, 10)	0-3 K		0-0 6-3		0-0 G3 1-3 1B		0-0 HR 1B		
Carl Yastrzemski, L OBP: 0.368, SLG: 0.509 (1, 7)	0-0 P6		0-0 1B 1B		0-0 G3 1-2 3-H		0-0 HR		
Carlton Fisk, R OBP: 0.448, SLG: 0.613 (1, 2)	0-0 HR		0-0 1B 1B		0-3 K		0-0 HR		
George Scott, R OBP: 0.356, SLG: 0.575 (1, 3)	0-0 HR		0-0 G3			0-0 E 1B 1B	0-0 F8		
Bernie Carbo, L OBP: 0.404, SLG: 0.441 (1, 9)	0-0 F8		0-3 K			0-0 E8 1B 1-3 1B	4-0 BB		
Dwight Evans, R OBP: 0.366, SLG: 0.554 (7, PH) (8, 9)									
Butch Hobson, R OBP: 0.276, SLG: 0.409 (1, 5)		0-3 K	0-0 F9		0-0 K	0-3 K	0-0 F8		
Denny Doyle, L OBP: 0.330, SLG: 0.331 (1, 4)		0-0 FC3-6 1B	0-0 1-3		0-0 1-3 G6-4-3 1B 3-H		0-0 F8		

Inning Stats	R: 4	H: 4	E: 0	K: 1	S: 9	H: 4	LOB: 0	BB: 0	P: 9	R: 0	H: 1	E: 0	K: 1	S: 5	H: 2	LOB: 2	BB: 0	P: 7	R: 0	H: 0	E: 0	K: 1	S: 5	R: 1	H: 1	E: 0	K: 1	S: 6	H: 3	LOB: 1	BB: 0	P: 7	R: 3	H: 3	E: 0	K: 0	S: 6	R: 0	H: 0	E: 0	K: 1	S: 5
--------------	------	------	------	------	------	------	--------	-------	------	------	------	------	------	------	------	--------	-------	------	------	------	------	------	------	------	------	------	------	------	------	--------	-------	------	------	------	------	------	------	------	------	------	------	------


PITCHER	IP	WLS	BF	H	R	ER	SO	BB	IBB	HBP	BLK	WP	HR	S	P	ERA	WHIP
Catfish Hunter, R ERA: 5.95 (1, 1)	0.2		6	4	4	4	1	0	0	0	0	0	4	8	8	54.00	6.000
Ken Clay, R ERA: 1.23 (1, 1)	4.1	L	17	4	1	1	4	1	0	0	0	0	0	24	28	2.08	1.154
Dick Tidrow, R ERA: 2.18 (6, 1)	3.0		15	6	4	3	2	1	0	0	0	0	2	18	22	9.00	2.333

BOTTOM

New York Yankees @ Boston Red Sox
Fenway Park, Boston, MA
Fri Jun 17 1977, 7:05 PM EDT
Att: 34,557 - Unknown - 70 F

AB	R	H	RBI	BB	SO	LOB
4	1	1	1	1	1	3
5	2	1	1	0	1	1
4	1	2	0	0	1	0
4	1	2	3	0	0	1
4	2	3	2	0	1	1
4	2	2	1	0	0	2
3	0	1	0	0	1	0
0	0	0	0	1	0	0
4	0	0	0	0	2	3
4	0	2	1	0	0	0

AB	36
R	9
H	14
RBI	9
BB	2
SO	7
LOB	11



1B:	8	SF:	0	WP:	0	PA:	39
2B:	0	SAC:	0	PB:	0		
3B:	0	DP:	1	SB:	0		
HR:	6	HBP:	0	CS:	1		

livebaseballscorecards.com

Batter	1	2	3	4	5	6	7	8	9	AB R H RBI BB SO LOB	TOP		
Mickey Rivers, L (1, 8) OBP: 0.349, SLG: 0.409	0-0 2B 4-3 1B		0-0 4-1		0-0 E3 1B	0-0 G3		0-0 1-3		5 1 2 0 0 0 5			
Willie Randolph, R (1, 4) OBP: 0.373, SLG: 0.436	0-0 4-3 1-3 WP 2B		0-0 F8		0-0 6-3		0-0 G4-6-3 1B 1B		0-0 6-3	5 1 2 0 0 0 1			
Thurman Munson, R (1, 2) OBP: 0.358, SLG: 0.502	0-0 4-3		0-0		0-0 F8		0-0 G4-6-3 1B 1B		0-3 K	5 0 2 1 0 1 2			
Chris Chambliss, L (1, 3) OBP: 0.333, SLG: 0.432	0-3 K 3-H		0-0 F8		0-0 F8		0-0 G4-6-3 1-2 1B 1B		0-0 F8	5 0 0 0 0 1 3			
Reggie Jackson, L (1, 9) OBP: 0.379, SLG: 0.545	0-0			0-0 P3		0-0 1B 2B 1B		0-0 5-3		3 1 2 0 0 0 0			
Paul Blair, R (6, 9) OBP: 0.347, SLG: 0.373										1 0 0 0 0 0 1			
Graig Nettles, L (1, 5) OBP: 0.305, SLG: 0.445	0-0 L9			0-0 L3 1B		0-0 2B 1-3 1B		0-0 4-3 2B		4 0 3 0 0 0 1			
Roy White, S (1, 7) OBP: 0.345, SLG: 0.398		0-3 K		0-0 L3		0-0 1-3 3-H 2B		0-0 1-3		4 0 1 1 0 1 2			
Carlos May, L (1, 10) OBP: 0.349, SLG: 0.388		0-3 K		0-0 1-2 L3		0-0 3-H 0-3 K		0-0 4-3		4 1 1 0 0 2 3			
Bucky Dent, R (1, 6) OBP: 0.319, SLG: 0.401			0-0 F8		0-0 F8		4-0 BB		4-0 BB	2 0 0 0 0 0 1			
Lou Piniella, R (6, PH) OBP: 0.380, SLG: 0.467										0 0 0 0 1 0 0			
Fred Stanley, R (6, 6) OBP: 0.222, SLG: 0.222										0 0 0 0 0 0 0			
Cliff Johnson, R (8, PH) OBP: 0.401, SLG: 0.544										0 0 0 0 1 0 0			
George Zeber, S (8, 6) OBP: 0.455, SLG: 0.529										0 0 0 0 0 0 0			
Inning Stats	R: 2 H: 3 E: 0 LOB: 1 K: 1 BB: 0 S: 8 P: 8	R: 0 H: 0 E: 0 LOB: 0 K: 2 BB: 0 S: 7 P: 7	R: 0 H: 1 E: 0 LOB: 1 K: 0 BB: 0 S: 4 P: 4	R: 0 H: 1 E: 0 LOB: 0 K: 0 BB: 0 S: 3 P: 3	R: 1 H: 2 E: 1 LOB: 1 K: 0 BB: 0 S: 5 P: 5	R: 1 H: 3 E: 0 LOB: 3 K: 1 BB: 1 S: 8 P: 12	R: 0 H: 2 E: 0 LOB: 1 K: 0 BB: 0 S: 4 P: 4	R: 0 H: 1 E: 0 LOB: 2 K: 0 BB: 1 S: 4 P: 8	R: 0 H: 0 E: 0 LOB: 0 K: 1 BB: 0 S: 5 P: 5	1B: 9 SF: 0 2B: 5 SAC: 0 3B: 0 DP: 2 HR: 0 HBP: 0	WP: 1 PA: 40 PB: 0 SB: 0 CS: 0		
PITCHER	IP WLS BF H R ER SO BB IBB HBP BLK WP HR S P ERA WHIP											PITCHER	IP WLS BF H R ER SO BB IBB HBP BLK WP HR S P ERA WHIP
Reggie Cleveland, R (1, 1) ERA: 3.16	5.1 W 25 10 4 3 3 0 0 0 0 1 0 31 31 5.06 1.875												
Bill Campbell, R (6, 1) ERA: 2.48	3.2 S 15 3 0 0 2 2 0 0 0 0 0 0 17 25 0.00 1.364												

New York Yankees @ Boston Red Sox
 Fenway Park, Boston, MA
 Sat Jun 18 1977, 3:33 AM EDT
 Att. 34,603 - Unknown - 90 F

livebaseballscorecards.com

AB	38
R	4
H	13
RBI	2
BB	2
SO	5
LOB	19



Batter	1	2	3	4	5	6	7	8	9
Rick Burleson, R OBP: 0.376, SLG: 0.441 (1, 6)	0-0 3-1 HR 1B	0-0 1B		0-3 K 1		0-0 6-3 1		0-0 HR 1B	
Fred Lynn, L OBP: 0.252, SLG: 0.425 (1, 8)	0-0 3-1 HR 1B	0-0 4-3 3		0-0 SF7 3-H		0-0 2B 1B		0-0 F2 1	
Jim Rice, R OBP: 0.364, SLG: 0.564 (1, 10)	0-0 3-1 1-2 2-3		0-0 5-3 1	1-0 1B HBP		0-0 2B		0-3 K 2	
Carl Yastrzemski, L OBP: 0.398, SLG: 0.544 (1, 7)	0-0 HR 2-H 3-H		0-0 1B	0-0 FC6-4 1B		0-0 G3 2		0-0 HR 1-H	
Carlton Fisk, R OBP: 0.443, SLG: 0.601 (1, 2)	4-0 E 1B BB		0-3 K 2	0-0 FC6-4 1-2f		0-0 F8 3		0-0 F8 3	
George Scott, R OBP: 0.359, SLG: 0.587 (1, 3)	0-0 E6 1-3 G4-6-3 1B		0-0 F8 3		0-0 6-3 1		0-0 HR		
Bernie Carbo, L OBP: 0.411, SLG: 0.510 (1, 9)	0-0 G4-6-3 1-2f			0-0 HR		0-0 HR		0-0 F2 1	
Dwight Evans, R OBP: 0.364, SLG: 0.550 (7, PH) (8, 9)									
Butch Hobson, R OBP: 0.275, SLG: 0.406 (1, 5)		0-3 K 1		0-0 3B 1B		0-3 K 2		0-0 5-3 2	
Denny Doyle, L OBP: 0.328, SLG: 0.341 (1, 4)		0-0 F7 2		0-0 SF7 1-H 3B		0-0 4-3 3		0-0 P4 3	

Inning Stats	R: 3	H: 4	E: 1	LOB: 1	K: 0	BB: 1	S: 6	P: 10
	R: 0	H: 1	E: 0	LOB: 1	K: 1	BB: 0	S: 6	P: 6
	R: 0	H: 1	E: 0	LOB: 1	K: 1	BB: 0	S: 6	P: 6
	R: 3	H: 4	E: 0	LOB: 2	K: 1	BB: 0	S: 9	P: 10
	R: 1	H: 1	E: 0	LOB: 0	K: 1	BB: 0	S: 6	P: 6
	R: 0	H: 2	E: 0	LOB: 2	K: 0	BB: 0	S: 5	P: 5
	R: 1	H: 1	E: 0	LOB: 0	K: 0	BB: 0	S: 4	P: 4
	R: 2	H: 2	E: 0	LOB: 0	K: 1	BB: 0	S: 7	P: 7


PITCHER	IP	WLS	BF	H	R	ER	SO	BB	IBB	HBP	BLK	WP	HR	S	P	ERA	WHIP
Mike Torrez, R ERA: 4.91 (1, 1)	5.1	L	30	13	7	7	4	1	0	1	0	0	3	36	41	11.81	2.625
Sparky Lyle, L ERA: 1.73 (6, 1)	2.2		11	3	3	3	1	0	0	0	0	0	2	13	13	10.12	1.125

BOTTOM

New York Yankees @ Boston Red Sox
Fenway Park, Boston, MA
Sat Jun 18 1977, 3:33 AM EDT
Att: 34,603 - Unknown - 90 F

AB	R	H	RBI	BB	SO	LOB
5	2	3	0	0	1	1
4	1	2	1	0	0	2
4	0	1	0	0	1	3
5	2	4	5	0	0	2
4	0	0	0	1	1	5
4	1	2	1	0	0	1
3	2	2	2	0	0	2
1	0	0	0	0	0	0
4	1	1	0	0	2	0
4	1	1	1	0	0	0

AB	38
R	10
H	16
RBI	10
BB	1
SO	5
LOB	16



1B:	9	SF:	1	WP:	0	PA:	41
2B:	1	SAC:	0	PB:	0		
3B:	1	DP:	1	SB:	0		
HR:	5	HBP:	1	CS:	0		

Batter	1	2	3	4	5	6	7	8	9	AB R H RBI BB SO LOB	TOP																			
Mickey Rivers, L (1, 8) OBP: 0.343, SLG: 0.402	0-0 F8		0-0 G4-6-3			0-0 4-3			0-0 4-3	4 0 0 0 0 0 1																				
Willie Randolph, R (1, 4) OBP: 0.368, SLG: 0.429	0-0 F9		0-0 F5			0-3 K			0-0 5-3	4 0 0 0 0 1 0																				
Thurman Munson, R (1, 2) OBP: 0.353, SLG: 0.496	0-3 K				0-0 F5			0-0 F9		3 0 0 0 0 1 0																				
Chris Chambliss, L (1, 3) OBP: 0.337, SLG: 0.436		4-0 2B BB			0-0 L4-6 2B			0-0 G3		2 1 1 0 1 0 0																				
Reggie Jackson, L (1, 9) OBP: 0.374, SLG: 0.538		0-0 L6			0-0 L4-6			0-0 F5		3 0 0 0 0 0 2																				
Graig Nettles, L (1, 5) OBP: 0.302, SLG: 0.440		0-0 4-3			0-0 F9			0-0 F8		3 0 0 0 0 0 1																				
Roy White, S (1, 7) OBP: 0.345, SLG: 0.402		0-0 2B			0-0 F9			0-0 L3		3 0 1 1 0 0 0																				
Carlos May, L (1, 10) OBP: 0.341, SLG: 0.378		0-3 K			0-3 K			0-0 F7		3 0 0 0 0 2 1																				
Bucky Dent, R (1, 6) OBP: 0.320, SLG: 0.400			0-0 G4-6-3 1B			0-0 F8			0-0 F9	3 0 1 0 0 0 0																				
Inning Stats	R: 0 E: 0 K: 1 S: 5	H: 0 LOB: 0 BB: 0 P: 5	R: 1 E: 1 K: 1 S: 6	H: 1 LOB: 1 BB: 1 P: 10	R: 0 E: 0 K: 0 S: 3	H: 1 LOB: 0 BB: 0 P: 3	R: 0 E: 0 K: 0 S: 3	H: 1 LOB: 0 BB: 0 P: 3	R: 0 E: 0 K: 1 S: 5	H: 0 LOB: 0 BB: 0 P: 5	R: 0 E: 0 K: 0 S: 3	H: 0 LOB: 0 BB: 0 P: 3	R: 0 E: 0 K: 0 S: 3	H: 0 LOB: 0 BB: 0 P: 3	R: 0 E: 0 K: 0 S: 3	H: 0 LOB: 0 BB: 0 P: 3	1B: 1 2B: 3 3B: 0 HR: 0	SF: 0 SAC: 0 DP: 2 HBP: 0	WP: 0 PB: 0 SB: 0 CS: 0	PA: 29										
PITCHER Fergie Jenkins, R (1, 1) ERA: 3.23	IP 9.0	WLS W	BF 29	H 3	R 1	ER 0	SO 4	BB 1	IBB 0	HBP 0	BLK 0	WP 0	HR 0	S 36	P 40	ERA 0.00	WHIP 0.444													
											PITCHER	IP	WLS	BF	H	R	ER	SO	BB	IBB	HBP	BLK	WP	HR	S	P	ERA	WHIP		

New York Yankees @ Boston Red Sox
 Fenway Park, Boston, MA
 Sun Jun 19 1977, 3:33 AM EDT
 Att. 34,750 - Unknown - 80 F

livebaseballscorecards.com

AB	28
R	1
H	3
RBI	1
BB	1
SO	4
LOB	5



Batter	1	2	3	4	5	6	7	8	9
Rick Burleson, R OBP: 0.377, SLG: 0.438 (1, 6)	0-0 4-3		0-0 1-3 1B	4-0 BB E BB	0-0 F8		0-3 K		
Fred Lynn, L OBP: 0.257, SLG: 0.423 (1, 8)	0-0 L8		0-0 3-H SF9	4-0 E 1-2 BB		0-0 1B 1B		0-0 F8	
Jim Rice, R OBP: 0.372, SLG: 0.581 (1, 10)	0-0 1B 1B		0-0 F9	0-0 E9 1-3 2-H 1B		0-0 1-3 1B		0-0 HR	
Carl Yastrzemski, L OBP: 0.400, SLG: 0.559 (1, 7)	0-0 1-3 1B		0-0 F9	0-0 F8		0-0 3-H 1B		0-0 HR	
Carlton Fisk, R OBP: 0.442, SLG: 0.594 (1, 2)	0-3 K			0-0 1-3 S HR 1B	4-0 BB 1B BB	0-0 F3		0-0 3-1	
George Scott, R OBP: 0.355, SLG: 0.591 (1, 3)		0-3 K		0-3 1-2 K	0-0 F9	0-0 F8		0-0 HR	
Bernie Carbo, L OBP: 0.419, SLG: 0.535 (1, 9)		0-0 1-3		0-0 2-3 1-3 BB	4-0 1B BB		0-0 HR	4-0 BB BB	
Butch Hobson, R OBP: 0.278, SLG: 0.404 (1, 5)		0-0 F7		4-0 HR BB	0-0 1-2 2-H 1B		0-3 K	0-3 K	
Denny Doyle, L OBP: 0.332, SLG: 0.357 (1, 4)			1-0 1B SF9 HBP	0-0 1-H 3-H HR	0-0 F7		0-0 F7		

Inning Stats	R: 0 E: 0 K: 1 S: 7	H: 2 LOB: 2 BB: 0 P: 7	R: 0 E: 0 K: 1 S: 5	H: 0 LOB: 0 BB: 0 P: 5	R: 1 E: 0 K: 0 S: 4	H: 1 LOB: 1 BB: 0 P: 5	R: 4 E: 1 K: 1 S: 8	H: 3 LOB: 2 BB: 3 P: 20	R: 1 E: 0 K: 0 S: 4	H: 1 LOB: 2 BB: 2 P: 12	R: 1 E: 0 K: 0 S: 5	H: 3 LOB: 1 BB: 0 P: 5	R: 1 E: 0 K: 2 S: 8	H: 1 LOB: 0 BB: 0 P: 8	R: 3 E: 0 K: 1 S: 8	H: 3 LOB: 1 BB: 1 P: 12
--------------	------------------------------	---------------------------------	------------------------------	---------------------------------	------------------------------	---------------------------------	------------------------------	----------------------------------	------------------------------	----------------------------------	------------------------------	---------------------------------	------------------------------	---------------------------------	------------------------------	----------------------------------


PITCHER	IP	WLS	BF	H	R	ER	SO	BB	IBB	HBP	BLK	WP	HR	S	P	ERA	WHIP
Ed Figueroa, R ERA: 2.99 (1, 1)	4.1	L	26	7	6	6	3	5	0	1	0	0	1	26	47	12.46	2.769
Ken Clay, R ERA: 2.0 (5, 1)	1.2		7	3	1	1	0	0	0	0	0	0	0	7	7	5.40	1.800
Dick Tidrow, R ERA: 2.65 (7, 1)	2.0		11	4	4	4	3	1	0	0	0	0	4	16	20	18.00	2.500

BOTTOM

New York Yankees @ Boston Red Sox
Fenway Park, Boston, MA
Sun Jun 19 1977, 3:33 AM EDT
Att: 34,750 - Unknown - 80 F

AB	R	H	RBI	BB	SO	LOB
4	1	1	0	1	1	2
3	1	1	1	1	0	0
5	1	4	2	0	0	1
5	1	3	2	0	0	3
4	2	1	0	1	1	3
5	1	1	1	0	2	3
3	1	1	1	2	0	1
4	1	1	1	1	2	1
3	2	1	3	0	0	2

AB	36
R	11
H	14
RBI	11
BB	6
SO	6
LOB	16



1B:	9	SF:	1	WP:	0	PA:	44
2B:	0	SAC:	0	PB:	0		
3B:	0	DP:	0	SB:	1		
HR:	5	HBP:	1	CS:	0		

livebaseballscorecards.com

Batter	1	2	3	4	5	6	7	8	9
Ron LeFlore, R OBP: 0.306, SLG: 0.384 (1, 8)	0-0 L5		0-0 FC5-4			0-0 6-3		0-3 K	
Tito Fuentes, S OBP: 0.332, SLG: 0.379 (1, 4)	0-3 K		0-0 CS	0-0 2B 1B		0-0 F8		0-0 P6	
Rusty Staub, L OBP: 0.290, SLG: 0.378 (1, 10)	0-0 4-3			0-0 F8		0-0 E7		0-0 F8	
Steve Kemp, L OBP: 0.347, SLG: 0.440 (1, 7)		4-0 BB		0-0 4-3 2B		0-3 K			
Jason Thompson, L OBP: 0.360, SLG: 0.479 (1, 3)		0-0 F7		0-0 4-3		4-0 2B 1B			
Mickey Stanley, R OBP: 0.300, SLG: 0.507 (1, 9)		0-0 6-3		0-3 K		0-0 1B 2B			
Aurelio Rodriguez, R OBP: 0.284, SLG: 0.297 (1, 5)		0-3 K			0-0 F8		0-0 2B 1B		
Tom Veryzer, R OBP: 0.227, SLG: 0.265 (1, 6)			0-0 FC5-4 1B		0-3 K		0-0 FC4-2-5		
Bruce Kimm, R (1, 2)			0-0 F3		0-3 K		0-0 G5-4-3		

Inning Stats	R: 0	H: 0	E: 0	K: 1	S: 5	R: 0	H: 0	E: 0	K: 1	S: 5	R: 0	H: 1	E: 0	K: 0	S: 3	R: 1	H: 2	E: 0	K: 1	S: 7	R: 0	H: 0	E: 0	K: 2	S: 7	R: 0	H: 0	E: 1	K: 1	S: 6	R: 1	H: 2	E: 0	K: 0	S: 4	R: 0	H: 0	E: 0	K: 1	S: 5		
	LOB: 0	BB: 0	P: 5	LOB: 1	BB: 1	P: 9	LOB: 0	BB: 0	P: 3	LOB: 1	BB: 0	P: 7	LOB: 0	BB: 0	P: 7	LOB: 1	BB: 0	P: 6	LOB: 1	BB: 0	P: 8	LOB: 0	BB: 0	P: 5	LOB: 0	BB: 0	P: 5	LOB: 0	BB: 0	P: 5	LOB: 0	BB: 0	P: 5	LOB: 0	BB: 0	P: 5	LOB: 0	BB: 0	P: 5	LOB: 0	BB: 0	P: 5

PITCHER	IP	WLS	BF	H	R	ER	SO	BB	IBB	HBP	BLK	WP	HR	S	P	ERA	WHIP
Don Gullett, L ERA: 4.07 (1, 1)	8.0	L	30	5	2	2	7	2	0	0	0	0	0	42	50	2.25	0.875

AB R H RBI BB SO LOB

4	0	0	0	0	1	1
4	1	1	0	0	1	0
4	0	0	0	0	0	1
2	0	1	1	1	1	1
2	1	0	0	1	0	2
3	0	1	0	0	1	2
3	0	1	1	0	1	1
3	0	1	0	0	1	2
3	0	0	0	0	1	3

AB	R	H	RBI	BB	SO	LOB
28	2	5	2	2	7	13



New York Yankees @ Detroit Tigers
 Tiger Stadium, Detroit, MI
 Mon Jun 20 1977, 7:05 PM EDT
 Att. 47,236 - Unknown

livebaseballscorecards.com

WP	HR	S	P	ERA	WHIP
0	0	0	31	0	0

Batter	1	2	3	4	5	6	7	8	9	AB R H RBI BB SO LOB	TOP											
Mickey Rivers, L (1, 8) OBP: 0.332, SLG: 0.388	0-0 F7		0-3 K		0-3 K			0-0 4-3		4 0 0 0 0 2 2												
Willie Randolph, R (1, 4) OBP: 0.361, SLG: 0.419	0-0 5-3		0-3 K		0-0 5-3			0-3 K		4 0 0 0 0 2 2												
Thurman Munson, R (1, 2) OBP: 0.350, SLG: 0.492	0-0 E6		0-0 2B					0-0 F9		4 0 1 1 0 0 0												
Chris Chambliss, L (1, 3) OBP: 0.334, SLG: 0.434	0-3 K		0-3 K					0-0 2B		4 1 1 0 0 2 3												
Reggie Jackson, L (1, 9) OBP: 0.372, SLG: 0.537		0-0 1B		0-3 K			0-0 F8		0-0 2B	4 0 2 1 0 1 0												
Graig Nettles, L (1, 5) OBP: 0.294, SLG: 0.427		0-0 G4-6-3 1-2f		0-3 K				0-0 F8		4 0 0 0 0 1 2												
Roy White, S (1, 7) OBP: 0.339, SLG: 0.398		0-3 K		0-0 2B				0-0 E6 1B		4 0 1 0 0 1 1												
Carlos May, L (1, 10) Cliff Johnson, R (7, PH) OBP: 0.336, SLG: 0.371 OBP: 0.400, SLG: 0.539			0-0 2B 1B		0-0 6-3			0-0 K G6-3 1B		2 1 1 0 0 0 1 2 0 1 0 0 1 1												
Bucky Dent, R (1, 6) Lou Piniella, R (7, PH) Fred Stanley, R (7, 6) OBP: 0.318, SLG: 0.397 OBP: 0.376, SLG: 0.462 OBP: 0.222, SLG: 0.222			0-0 2B 1B				0-0 F9		0-0 G6-3	2 0 1 0 0 0 0 1 0 0 0 0 0 2 0 0 0 0 0 0 0												
Inning Stats	R: 0 E: 1 K: 1 S: 6	H: 0 LOB: 1 BB: 0 P: 6	R: 0 E: 0 K: 1 S: 5	H: 1 LOB: 0 BB: 0 P: 5	R: 1 E: 0 K: 3 S: 12	H: 3 LOB: 2 BB: 0 P: 12	R: 0 E: 0 K: 2 S: 8	H: 1 LOB: 1 BB: 0 P: 8	R: 0 E: 0 K: 1 S: 5	H: 0 LOB: 0 BB: 0 P: 5	R: 0 E: 0 K: 0 S: 3	H: 0 LOB: 0 BB: 0 P: 3	R: 0 E: 1 K: 0 S: 4	H: 1 LOB: 1 BB: 0 P: 4	R: 0 E: 0 K: 1 S: 5	H: 0 LOB: 0 BB: 0 P: 5	R: 1 E: 0 K: 1 S: 7	H: 2 LOB: 1 BB: 0 P: 7	1B: 4 2B: 4 3B: 0 HR: 0	SF: 0 SAC: 0 DP: 2 HBP: 0	WP: 0 PB: 0 SB: 0 CS: 0	PA: 35
PITCHER	IP WLS BF H R ER SO BB IBB HBP BLK WP HR S P ERA WHIP																					
Dave Rozema, R (1, 1) ERA: 2.83	2.0	7	1	0	0	2	0	0	0	0	0	0	0	11	11	0.00	0.500					
Jim Crawford, L (3, 1) ERA: 3.89	7.0	28	7	2	2	8	0	0	0	0	0	0	44	44	2.57	1.000						

New York Yankees @ Detroit Tigers
Tiger Stadium, Detroit, MI
 Tue Jun 21 1977, 7:05 PM EDT
 Att: 19,272 - Unknown

livebaseballscorecards.com

AB	35
R	2
H	8
RBI	2
BB	0
SO	10
LOB	14



Batter	1	2	3	4	5	6	7	8	9
Ron LeFlore, R OBP: 0.301, SLG: 0.378 (1, 8)	0-0 F9		0-0 4-3		0-0 6-3		0-0 E6		
Tito Fuentes, S OBP: 0.335, SLG: 0.393 (1, 4)	0-0 1B		0-0 4-3		0-0 HR		0-0 P3		
Rusty Staub, L OBP: 0.289, SLG: 0.376 (1, 10)	0-0 P6			0-0 3B	0-3 K		0-0 L9		
Steve Kemp, L OBP: 0.346, SLG: 0.446 (1, 7)	0-3 K			0-0 HR	0-0 F5		0-0 L9		
Jason Thompson, L OBP: 0.358, SLG: 0.475 (1, 3)		0-0 F8		0-0 1-3		0-3 K		0-0 1B	
Mickey Stanley, R OBP: 0.298, SLG: 0.532 (1, 9)		0-0 F8		0-0 HR		0-0 L9		0-3 K	
Milt May, L OBP: 0.292, SLG: 0.404 (1, 2)		0-3 K		0-0 F8		0-0 5-3		0-0 F8	
Aurelio Rodriguez, R OBP: 0.286, SLG: 0.312 (1, 5)			0-0 2B	0-0 5-3			0-0 F9		
Tom Veryzer, R OBP: 0.236, SLG: 0.281 (1, 6)			0-3 K		0-0 HR		0-0 E		

Inning Stats	R: 0	H: 1	E: 0	LOB: 1	K: 1	BB: 0	S: 6	P: 6
	R: 0	H: 0	E: 0	LOB: 0	K: 1	BB: 0	S: 5	P: 5
	R: 0	H: 1	E: 0	LOB: 1	K: 1	BB: 0	S: 6	P: 6
	R: 3	H: 3	E: 0	LOB: 0	K: 0	BB: 0	S: 6	P: 6
	R: 2	H: 2	E: 0	LOB: 0	K: 1	BB: 0	S: 7	P: 7
	R: 0	H: 0	E: 0	LOB: 0	K: 1	BB: 0	S: 5	P: 5
	R: 0	H: 1	E: 1	LOB: 2	K: 0	BB: 0	S: 5	P: 5
	R: 0	H: 1	E: 0	LOB: 1	K: 1	BB: 0	S: 6	P: 6

PITCHER	IP	WLS	BF	H	R	ER	SO	BB	IBB	HBP	BLK	WP	HR	S	P	ERA	WHIP
Ron Guidry, L ERA: 2.85 (1, 1)	8.0	L	34	9	5	5	6	0	0	0	0	0	2	46	46	5.62	1.125

BOTTOM

AB	R	H	RBI	BB	SO	LOB
4	0	0	0	0	0	3
4	1	2	2	0	0	3
4	1	1	0	0	1	3
4	1	1	1	0	1	1
4	0	1	0	0	1	1
4	1	1	2	0	1	1
4	0	0	0	0	1	1
3	0	1	0	0	0	0
3	1	2	0	0	1	1


AB	34
R	5
H	9
RBI	5
BB	0
SO	6
LOB	14



WP	PA
0	34

New York Yankees @ Detroit Tigers
Tiger Stadium, Detroit, MI
 Tue Jun 21 1977, 7:05 PM EDT
 Att. 19,272 - Unknown

livebaseballscorecards.com

Batter	1	2	3	4	5	6	7	8	9	AB R H RBI BB SO LOB	TOP																									
Willie Randolph, R OBP: 0.361, SLG: 0.418 (1, 4) X	0-0 E 3B 1B		0-0 F9	0-0 1-2 1B		0-0 5-3		0-0 L8		5 1 2 0 0 0 3																										
Graig Nettles, L OBP: 0.292, SLG: 0.434 (1, 5) X	0-0 E6 1-2 3B		0-0 G3	0-0 5-3		0-0 F3		0-0 1-H 2-H HR		5 2 1 3 0 0 4																										
Thurman Munson, R OBP: 0.359, SLG: 0.508 (1, 2) X	0-0 1-H 2-H 6-3 3B		0-0 2B		4-0 HR BB		0-3 K	0-0 1B 2B 1B		4 3 3 2 1 1 0																										
Cliff Johnson, R OBP: 0.402, SLG: 0.555 (1, 3) S Chris Chambliss, L OBP: 0.337, SLG: 0.437 (8, PH) (8, 3)	0-3 K		0-0 6-3		0-0 1-H HR		4-0 FC6-5 PB BB	0-0 1-3 2B 1B		3 1 1 2 1 1 2 1 1 1 0 0 0 0																										
Reggie Jackson, L OBP: 0.372, SLG: 0.543 (1, 9) X	0-0 6-3			0-0 1B 2B		0-0 F8	0-0 FC6-5 1-3	0-0 1-H 3-H 2B		5 1 2 3 0 0 1																										
Lou Piniella, R OBP: 0.368, SLG: 0.448 (1, 10) X	0-0 F8			0-0 2-H G4-3-6 1B		0-0 P6	0-0 L5	0-0 G3		5 1 1 1 0 0 2																										
Jimmy Wynn, R OBP: 0.281, SLG: 0.240 (1, 7) X		0-0 6-3		4-0 1-2 G4-3-6 BB		0-0 L5		0-3 K	0-0 5-3	4 0 0 0 1 1 0	AB 40 R 12 H 13 RBI 11 BB 5 SO 4 LOB 14																									
Paul Blair, R OBP: 0.351, SLG: 0.366 (1, 8) X		0-0 F9		0-0 1-2 2-H G4-3-6 BB		4-0 S BB		0-0 1B HR 1B	0-0 F9	4 1 1 0 1 0 1																										
Bucky Dent, R OBP: 0.320, SLG: 0.394 (1, 6) X		0-0 4-3		4-0 1B BB		0-3 K		0-0 1-2 HR 1B	0-0 3-1	4 1 1 0 1 1 1																										
Inning Stats	R: 3 E: 1 K: 1 S: 8	H: 2 LOB: 0 BB: 0 P: 8	R: 0 E: 0 K: 0 S: 3	H: 0 LOB: 0 BB: 0 P: 3	R: 0 E: 0 K: 0 S: 4	H: 1 LOB: 1 BB: 0 P: 4	R: 2 E: 0 K: 0 S: 5	H: 3 LOB: 2 BB: 2 P: 13	R: 2 E: 0 K: 0 S: 4	H: 1 LOB: 0 BB: 1 P: 8	R: 0 E: 0 K: 1 S: 5	H: 0 LOB: 1 BB: 1 P: 9	R: 0 E: 0 K: 1 S: 5	H: 0 LOB: 1 BB: 1 P: 9	R: 5 E: 0 K: 1 S: 11	H: 6 LOB: 1 BB: 0 P: 11	R: 0 E: 0 K: 0 S: 3	H: 0 LOB: 0 BB: 0 P: 3	1B: 7 2B: 3 3B: 1 HR: 2	SF: 0 SAC: 0 DP: 1 HBP: 0	WP: 0 PB: 1 SB: 1 CS: 0	PA: 45														
PITCHER	IP WLS BF H R ER SO BB IBB HBP BLK WP HR S P ERA WHIP																																			
Dave Roberts, L ERA: 4.83 (1, 1)	3.2		18	5	5	3	1	2	0	0	0	0	0	18	26	7.36	1.909																			
Steve Grilli, R ERA: 6.0 (4, 1)	2.2		13	2	2	2	2	3	0	0	0	0	1	14	26	6.75	1.875																			
John Hiller, L ERA: 3.82 (7, 1)	1.1		7	3	3	3	1	0	0	0	0	0	1	9	9	20.25	2.250																			
Steve Foucault, R ERA: 3.9 (8, 1)	0.0	L	2	2	0	0	0	0	0	0	0	0	0	2	2	∞	∞																			
Bob Sykes, L ERA: 3.96 (8, 1)	1.1		5	1	2	2	0	0	0	0	0	0	0	5	5	13.50	0.750																			

New York Yankees @ Detroit Tigers
 Tiger Stadium, Detroit, MI
 Wed Jun 22 1977, 7:05 PM EDT
 Att. 18,129 - Unknown

livebaseballscorecards.com

BOTTOM

New York Yankees @ Detroit Tigers
Tiger Stadium, Detroit, MI
Wed Jun 22 1977, 7:05 PM EDT
Att. 18,129 - Unknown

livebaseballscorecards.com

AB 43
R 11
H 17
RBI 10
BB 2
SO 5
LOB 15



WP: 0 PA: 45
PB: 0
SB: 0
CS: 0

AB R H RBI BB SO LOB

4 1 2 0 1 0 1

5 0 1 1 0 1 3

5 1 1 0 0 0 1

5 2 2 2 0 1 1

5 2 2 1 0 1 2

5 2 4 1 0 0 0

2 0 0 0 0 0 1

2 0 0 0 0 1 1

2 0 1 0 0 0 0

3 1 2 2 0 0 3

1B 3B

1B

P5

K

P4

G3-6-3 1B

G3-6-3

F7

F7

P4

P6

4-3

F3

4-3

4-3

HR

1-3

F7

5-3

P4

P6

4-0

F8

4-3

4-3

HR

1-3

F7

5-3

P4

P6

0-0

0-0

0-0

0-0

0-0

0-0

0-0

0-0

0-0

0-0

0-0

0-3

0-0

0-0

0-0

0-0

0-0

0-0

0-0

0-0

0-0

0-3

0-0

0-0

0-0

0-0

0-0

0-0

0-0

0-0

0-0

0-3

0-0

0-0

0-0

0-0

0-0

0-0

0-0

0-0

0-0

0-3

0-0

0-0

0-0

0-0

0-0

0-0

0-0

0-0

0-0

0-3

0-0

0-0

0-0

0-0

0-0

0-0

0-0

0-0

0-0

0-3

0-0

0-0

0-0

0-0

0-0

0-0

0-0

0-0

0-0

0-3

0-0

0-0

0-0

0-0

0-0

0-0

0-0

0-0

0-0

0-3

0-0

0-0

0-0

0-0

0-0

0-0

0-0

0-0

0-0

0-3

0-0

0-0

0-0

0-0

0-0

0-0

0-0

0-0

0-0

0-3

0-0

0-0

0-0

0-0

0-0

0-0

0-0

0-0

0-0

0-3

0-0

0-0

0-0

0-0

0-0

0-0

0-0

0-0

0-0

0-3

0-0

0-0

0-0

0-0

0-0

0-0

0-0

0-0

0-0

0-3

0-0

0-0

0-0

0-0

0-0

0-0

0-0

0-0

0-0

0-3

0-0

0-0

0-0

0-0

0-0

0-0

0-0

0-0

0-0

0-3

0-0

0-0

0-0

0-0

0-0

0-0

0-0

0-0

0-0

0-3

0-0

0-0

0-0

0-0

0-0

0-0

0-0

0-0

0-0

0-3

0-0

0-0

0-0

0-0

0-0

0-0

0-0

0-0

0-0

0-3

0-0

0-0

0-0

0-0

0-0

0-0

0-0

0-0

0-0

0-3

0-0

0-0

0-0

0-0

0-0

0-0

0-0

0-0

0-0

0-3

0-0

0-0

0-0

0-0

0-0

0-0

0-0

0-0

0-0

0-3

0-0

0-0

0-0

0-0

0-0

0-0

0-0

0-0

0-0

0-3

0-0

0-0

0-0

0-0

0-0

0-0

0-0

0-0

0-0

0-3

0-0

0-0

0-0

0-0

0-0

0-0

0-0

0-0

0-0

0-3

0-0

0-0

0-0

0-0

0-0

0-0

0-0

0-0

0-0

0-3

0-0

0-0

0-0

0-0

0-0

0-0

0-0

0-0

0-0

0-3

0-0

0-0

0-0

0-0

0-0

0-0

0-0

0-0

0-0

0-3

0-0

0-0

0-0

0-0

0-0

0-0

0-0

0-0

0-0

<

Batter	1	2	3	4	5	6	7	8	9	10	11	AB R H RBI BB SO LOB	TOP									
Rick Burleson, R (1, 6) OBP: 0.363, SLG: 0.428	0-0 L6		0-3 K		0-0 P6		0-0 G5-3 2B		0-0 1-3 2B			5 0 2 0 0 1 0	Boston Red Sox @ New York Yankees Yankee Stadium, Bronx, NY Fri Jun 24 1977, 7:05 PM EDT Att. 54,940 - Unknown									
Fred Lynn, L (1, 8) OBP: 0.264, SLG: 0.389	4-0 G6-4-3 BB		0-0 6-3		0-0 G3		0-0 BB		0-0 P2			3 0 0 0 2 0 2										
Jim Rice, R (1, 10) OBP: 0.373, SLG: 0.601	0-0 G6-4-3 1-2f		0-0 P3		0-3 K		0-0 G5-3 2-3f			0-0 5-3		5 0 0 0 0 1 3										
Carl Yastrzemski, L (1, 7) OBP: 0.388, SLG: 0.545		0-0 HR		4-0 HR BB		0-0 1-3		0-0 L9		0-3 K		4 2 1 1 1 1 0										
Carlton Fisk, R (1, 2) OBP: 0.438, SLG: 0.600		0-0 6-3		0-3 K		4-0 BB BB		0-0 P2		0-3 K		4 0 0 0 1 2 1										
George Scott, R (1, 3) OBP: 0.355, SLG: 0.600		4-0 PB HR BB		0-0 HR		0-0 P3		0-0 6-3			0-3 K	4 2 1 2 1 1 1										
Bernie Carbo, L (1, 9) OBP: 0.414, SLG: 0.500		0-3 K		0-0 4-3		4-0 1-2 BB		0-0 E6 2B		4-0 S BB		3 0 0 0 1 1 1 0 0 0 0 1 0 0 0 0 0 0 0 0 0										
Tommy Helms, R (11, PH) OBP: 0.176, SLG: 0.133		1-3																				
Rick Miller, L (11, PR) OBP: 0.315, SLG: 0.270																						
Butch Hobson, R (1, 5) OBP: 0.287, SLG: 0.459		0-0 HR		1-0 HBP		0-3 K		0-0 P2		0-0 F8		4 1 1 2 0 1 4										
Denny Doyle, L (1, 4) OBP: 0.318, SLG: 0.345		0-0 L8		0-0 6-3		0-0 G3		0-0 F8		0-0 4-3		5 0 0 0 0 0 4										
Inning Stats	R: 0 E: 0 K: 0 S: 2	H: 0 LOB: 0 BB: 1 P: 6	R: 3 E: 0 K: 1 S: 7	H: 2 LOB: 0 BB: 1 P: 11	R: 0 E: 0 K: 1 S: 5	H: 0 LOB: 0 BB: 0 P: 5	R: 2 E: 0 K: 1 S: 6	H: 1 LOB: 1 BB: 1 P: 11	R: 0 E: 0 K: 1 S: 5	H: 0 LOB: 2 BB: 2 P: 13	R: 0 E: 0 K: 0 S: 3	H: 0 LOB: 0 BB: 0 P: 3	R: 0 E: 1 K: 0 S: 5	H: 1 LOB: 2 BB: 0 P: 5	R: 0 E: 0 K: 2 S: 7	H: 0 LOB: 0 BB: 0 P: 7	R: 0 E: 0 K: 1 S: 5	H: 0 LOB: 2 BB: 1 P: 9	1B: 0 2B: 2 3B: 0 HR: 3	SF: 0 SAC: 0 DP: 2 HBP: 1	WP: 0 PB: 2 SB: 1 CS: 0	PA: 45
PITCHER	IP WLS BF H R ER SO BB IBB HBP BLK WP HR S P ERA WHIP																					
Catfish Hunter, R (1, 1) ERA: 5.81	8.2	37	5	5	5	5	6	0	1	0	0	0	0	3	40	65	5.19	1.269				
Sparky Lyle, L (9, 1) ERA: 1.89	2.1	8	0	0	0	3	1	0	0	0	0	0	0	13	17	0.00	0.429					

livebaseballscorecards.com

AB	37
R	5
H	5
RBI	5
BB	7
SO	8
LOB	16



Batter	1	2	3	4	5	6	7	8	9	AB R H RBI BB SO LOB	TOP																				
Rick Burleson, R OBP: 0.365, SLG: 0.429 (1, 6) X	0-0 5-3		0-0 S 1B		0-0 2B 1B			0-0 F8		4 1 2 0 0 0 0	Boston Red Sox @ New York Yankees Yankee Stadium, Bronx, NY Sat Jun 25 1977, 3:33 AM EDT Att: 47,481 - Cloudy																				
Fred Lynn, L OBP: 0.275, SLG: 0.401 (1, 8) X	0-0 1B		0-0 4-3 1-2		0-0 1-H 2B		4-0 FC4-6 BB		3 0 2 1 1 0 1																						
Jim Rice, R OBP: 0.368, SLG: 0.593 (1, 10) X	0-0 L8			0-0 F7	0-0 5-3		0-0 F8		4 0 0 0 0 0 3																						
Carl Yastrzemski, L OBP: 0.383, SLG: 0.537 (1, 7) X	0-0 F8			0-0 F7		0-0 G3	0-0 FC4-6 1-2f		4 0 0 0 0 0 2																						
Carlton Fisk, R OBP: 0.438, SLG: 0.597 (1, 2) X		0-0 F8		0-0 1B 1B		4-0 G4-6-3 BB		0-0 5-3	3 0 1 0 1 0 0																						
George Scott, R OBP: 0.357, SLG: 0.598 (1, 3) X		0-0 F9		0-0 FC4-6 1-3 1B		0-0 G4-6-3 1-2f		0-0 FC6-4 1B	4 0 2 0 0 0 1																						
Bernie Carbo, L OBP: 0.402, SLG: 0.482 (1, 9) X		0-0 4-3		0-0 FC4-6 1-2f		0-3 K		0-0 F7	4 0 0 0 0 1 3																						
Butch Hobson, R OBP: 0.283, SLG: 0.451 (1, 5) X			0-0 5-3		0-0 F9		0-0 1-4-3	0-0 FC6-4 1-2f	4 0 0 0 0 0 1																						
Denny Doyle, L OBP: 0.314, SLG: 0.340 (1, 4) X			0-0 F7		0-0 4-3		0-0 1-3		3 0 0 0 0 0 0																						
Inning Stats	R: 0 E: 0 K: 0 S: 4	H: 1 LOB: 1 BB: 0 P: 4	R: 0 E: 0 K: 0 S: 3	H: 0 LOB: 0 BB: 0 P: 3	R: 0 E: 0 K: 0 S: 4	H: 1 LOB: 1 BB: 0 P: 4	R: 0 E: 0 K: 0 S: 5	H: 2 LOB: 2 BB: 0 P: 5	R: 1 E: 0 K: 0 S: 5	H: 2 LOB: 1 BB: 0 P: 5	R: 0 E: 0 K: 0 S: 2	H: 0 LOB: 0 BB: 1 P: 6	R: 0 E: 0 K: 1 S: 5	H: 0 LOB: 0 BB: 0 P: 5	R: 0 E: 0 K: 0 S: 3	H: 0 LOB: 1 BB: 1 P: 7	R: 0 E: 0 K: 0 S: 4	H: 1 LOB: 1 BB: 0 P: 4	1B: 6 2B: 1 3B: 0 HR: 0	SF: 0 SAC: 0 DP: 1 HBP: 0	WP: 0 PB: 0 SB: 1 CS: 0	PA: 35									
PITCHER Mike Torrez, R ERA: 4.57 (1, 1)	IP 9.0	WLS W	BF 35	H 7	R 1	ER 1	SO 1	BB 2	IBB 0	HBP 0	BLK 0	WP 0	HR 0	S 35	P 43	ERA 1.00	WHIP 1.000														
											PITCHER	IP	WLS	BF	H	R	ER	SO	BB	IBB	HBP	BLK	WP	HR	S	P	ERA	WHIP			

livebaseballscorecards.com

AB	33
R	1
H	7
RBI	1
BB	2
SO	1
LOB	11



Batter	1	2	3	4	5	6	7	8	9	AB R H RBI BB SO LOB
Mickey Rivers, L OBP: 0.338, SLG: 0.399 (1, 8)	0-0 G6-4-3 1B 1B		0-0 1B 1B		0-0 F8		0-0 S 1B		0-0 6-3	5 3 3 0 0 0 0
Roy White, S OBP: 0.357, SLG: 0.417 (1, 7)	0-0 G6-4-3 1-2 1B		0-0 1B SF7 1B		0-0 4-3		4-0 S 1B BB		4-0 1B BB	3 2 2 0 2 0 0
Thurman Munson, R OBP: 0.366, SLG: 0.506 (1, 2)	0-0 G6-4-3 1-2f 2-3		0-0 1-3 2B 1B		4-0 BB		0-0 S 1B		0-0 1B IBB 1B	4 0 3 2 1 0 2
Chris Chambliss, L OBP: 0.338, SLG: 0.432 (1, 3)	0-0 1B		0-0 SF7		0-0 G3		0-3 K		4-0 1B IBB	3 0 1 2 1 1 3
Reggie Jackson, L OBP: 0.366, SLG: 0.532 (1, 9)	0-0 F7		0-0 1-3 2B		0-0 4-3		0-3 K		0-0 1-2 2-3 1B	4 0 1 0 0 1 3
Paul Blair, R OBP: 0.363, SLG: 0.419 (8, 9)			0-0 1-H 2B				1-2 2-3			1 0 1 1 0 0 0
Graig Nettles, L OBP: 0.296, SLG: 0.437 (1, 5)		0-0 F9	0-0 F7		4-0 BB BB		0-0 4-3			3 0 0 0 1 0 3
Carlos May, L OBP: 0.326, SLG: 0.354 (1, 10)		0-0 6-3		0-0 L4		0-0 F7		4-0 G5-4-3 BB		3 0 0 0 0 0 1
Cliff Johnson, R OBP: 0.405, SLG: 0.556 (8, PH)										0 0 0 0 1 0 0
George Zeber, S OBP: 0.414, SLG: 0.435 (1, 4)		0-0 F8 1B		0-0 F8		4-0 1-2 BB		0-0 G5-4-3 1-2f		3 0 1 0 1 0 1
Bucky Dent, R OBP: 0.318, SLG: 0.385 (1, 6)		0-0 P7		0-0 6-3		0-0 F7		0-0 L6		4 0 0 0 0 0 3

Inning Stats	R: 1	H: 3	E: 0	K: 5	S: 5	LOB: 1	BB: 0	P: 5	R: 0	H: 1	E: 0	K: 0	S: 4	LOB: 1	BB: 0	P: 4	R: 2	H: 4	E: 0	K: 0	S: 6	LOB: 1	BB: 0	P: 6	R: 0	H: 0	E: 0	K: 0	S: 3	LOB: 0	BB: 0	P: 3	R: 0	H: 0	E: 0	K: 0	S: 3	LOB: 1	BB: 1	P: 7	R: 1	H: 2	E: 0	K: 2	S: 9	LOB: 2	BB: 1	P: 13	R: 0	H: 0	E: 0	K: 0	S: 2	LOB: 0	BB: 1	P: 6	R: 1	H: 2	E: 0	K: 0	S: 3	LOB: 3	BB: 2	P: 11	1B: 11	SF: 1	2B: 1	3B: 0	HR: 0
--------------	------	------	------	------	------	--------	-------	------	------	------	------	------	------	--------	-------	------	------	------	------	------	------	--------	-------	------	------	------	------	------	------	--------	-------	------	------	------	------	------	------	--------	-------	------	------	------	------	------	------	--------	-------	-------	------	------	------	------	------	--------	-------	------	------	------	------	------	------	--------	-------	-------	--------	-------	-------	-------	-------

BOTTOM

Boston Red Sox @ New York Yankees
 Yankee Stadium, Bronx, NY
 Sun Jun 26 1977, 3:33 AM EDT
 Att. 55,039 - Unknown

livebaseballscorecards.com

AB	33
R	5
H	12
RBI	5
BB	7
SO	2
LOB	16



WP: 0	PA: 41
PB: 0	SB: 3
CS: 0	

PITCHER	IP	WLS	BF	H	R	ER	SO	BB	IBB	HBP	BLK	WP	HR	S	P	ERA	WHIP
Reggie Cleveland, R ERA: 3.53 (1, 1)	2.2		14	8	3	3	0	0	0	0	0	0	0	14	14	10.12	3.000
Bob Stanley, R ERA: 4.33 (3, 1)	3.1		16	2	1	1	0	4	0	0	0	0	0	12	28	2.70	1.800
Ramon Hernandez, L ERA: 7.71 (7, 1)	2.0		6	0	0	0	2	1	0	0	0	0	0	9	13	0.00	0.500
Bill Campbell, R ERA: 2.65 (9, 1)	0.1	L	5	2	1	1	0	1	1	0	0	0	0	3	11	27.00	9.000

Batter	1	2	3	4	5	6	7	8	9
John Scott, R OBP: 0.260, SLG: 0.312 (1, 8) X	0-0 5-3			0-0 F8	0-3 K		0-3 K		
Al Woods, L OBP: 0.366, SLG: 0.462 (1, 7) X	0-0 6-3			0-0 F6		0-0 F8	0-3 K		
Bob Bailor, R OBP: 0.356, SLG: 0.431 (1, 6) X	0-0 6-3			0-0 F3		0-0 F4		0-0 1B	
Otto Velez, R OBP: 0.371, SLG: 0.513 (1, 9)		0-3 K			4-0 HR BB SH2-4	0-0 HR		0-0 1B S	
Ron Fairly, L OBP: 0.416, SLG: 0.512 (1, 10) X		0-0 4-3			0-0 SH2-4	0-0 HR		4-0 1B IBB	
Doug Rader, R OBP: 0.360, SLG: 0.414 (1, 5)		0-3 K			4-0 HR BB	0-0 1B		0-0 1B G4-6-3	
Doug Ault, R OBP: 0.324, SLG: 0.396 (1, 3)			0-3 K		0-3 K	0-0 F4		0-0 G4-6-3 1-2f	
Alan Ashby, S OBP: 0.290, SLG: 0.287 (1, 2) X		0-0 5-3			4-0 HR BB		0-0 6-3		
Hector Torres, R OBP: 0.270, SLG: 0.333 (1, 4) X			0-0 F9		0-0 HR		0-0 1B		

Inning Stats	R: 0 E: 0 K: 0 S: 3	H: 0 LOB: 0 BB: 0 P: 3	R: 0 E: 0 K: 2 S: 7	H: 0 LOB: 0 BB: 0 P: 7	R: 0 E: 0 K: 1 S: 5	H: 0 LOB: 0 BB: 0 P: 5	R: 0 E: 0 K: 0 S: 3	H: 0 LOB: 0 BB: 0 P: 3	R: 4 E: 0 K: 2 S: 8	H: 1 LOB: 0 BB: 3 P: 20	R: 2 E: 0 K: 0 S: 6	H: 3 LOB: 1 BB: 0 P: 6	R: 0 E: 0 K: 2 S: 8	H: 1 LOB: 1 BB: 0 P: 8	R: 1 E: 0 K: 0 S: 4	H: 3 LOB: 1 BB: 1 P: 8
1B: 6 2B: 0 3B: 0 HR: 2	SF: 0 SAC: 1 DP: 1 HBP: 0	WP: 0 PA: 34														


PITCHER	IP	WLS	BF	H	R	ER	SO	BB	IBB	HBP	BLK	WP	HR	S	P	ERA	WHIP
Ron Guidry, L ERA: 3.36 (1, 1)	7.1	L	32	7	7	7	7	3	1	0	0	0	2	42	58	8.59	1.364
Dick Tidrow, R ERA: 2.83 (8, 1)	0.2		2	1	0	0	0	0	0	0	0	0	0	2	2	0.00	1.500

BOTTOM

New York Yankees @ Toronto Blue Jays
Exhibition Stadium, Toronto, ON

Mon Jun 27 1977, 7:05 PM EDT
Att: 29,138 - Unknown - 83 F

AB	29
R	7
H	8
RBI	7
BB	4
SO	7
LOB	7



Batter	1	2	3	4	5	6	7	8	9	AB	R	H	RBI	BB	SO	LOB				
Bob Bailor, R OBP: 0.354, SLG: 0.428 (1, 6)	0-0 6-3 ①		0-0 5-3 ②		0-0 6-3 ②		0-0 E 1B 1B 2-3			4	1	1	0	0	0	0				
Al Woods, L OBP: 0.368, SLG: 0.460 (1, 7)	0-0 1-3 ②		4-0 BB		0-0 F8 ③		0-0 E3 S 1B 1B 1-3 3-H			3	1	1	1	1	0	0				
Sam Ewing, L OBP: 0.372, SLG: 0.376 Doug Ault, R OBP: 0.327, SLG: 0.398 (7, PH)	0-0 HR 1B		0-0 F8 ③		0-0 F8 ①		0-0 1B 1B 1-H 3-H			3	1	1	0	0	0	1				
Ron Fairly, L OBP: 0.417, SLG: 0.524 (1, 3)	0-0 1-H HR			0-0 G3 ①		4-0 BB		0-0 4-3 ②		3	1	1	2	1	0	1				
Otto Velez, R OBP: 0.365, SLG: 0.503 Steve Bowling, R OBP: 0.262, SLG: 0.148 (8, 9)	0-0 4-3 ③			0-0 4-3 ②		0-0 F4 ②		0-3 K ③		4	0	0	0	0	1	2				
Doug Rader, R OBP: 0.362, SLG: 0.417 (1, 5)		0-3 K ①		4-0 2B BB		0-3 K ③		0-0 1B SF8-4 2B		3	2	1	0	1	2	1				
Ernie Whitt, L OBP: 0.286, SLG: 0.385 (1, 2)		0-0 F6 ②		0-0 2B				0-0 SH3-4 SF 2B		4	1	2	1	0	1	1				
John Scott, R OBP: 0.262, SLG: 0.313 (1, 8)		0-0 6-3 ③		0-0 6-3 ③				0-0 SH3-4 ①		3	0	1	0	0	0	1				
Hector Torres, R OBP: 0.261, SLG: 0.327 (1, 4)			0-0 1-3 ①		0-3 K ①			0-0 SF 1B 1B 3-H		2	1	0	2	0	1	0				
Inning Stats	R: 2 E: 0 K: 0 S: 5	H: 2 LOB: 0 BB: 0 P: 5	R: 0 E: 0 K: 1 S: 5	H: 0 LOB: 0 BB: 0 P: 5	R: 0 E: 0 K: 0 S: 3	H: 0 LOB: 1 BB: 1 P: 7	R: 1 E: 0 K: 0 S: 4	H: 1 LOB: 1 BB: 1 P: 8	R: 0 E: 0 K: 1 S: 5	H: 0 LOB: 0 BB: 0 P: 5	R: 0 E: 0 K: 1 S: 5	H: 0 LOB: 1 BB: 1 P: 9	R: 4 E: 2 K: 1 S: 10	H: 4 LOB: 1 BB: 0 P: 10	R: 1 E: 0 K: 1 S: 6	H: 2 LOB: 0 BB: 0 P: 6	1B: 5 2B: 4 3B: 0 HR: 1	SF: 2 SAC: 1 DP: 1 HBP: 0	WP: 0 PB: 0 SB: 1 CS: 0	PA: 36
PITCHER	IP WLS BF H R ER SO BB IBB HBP BLK WP HR S P ERA WHIP	IP WLS BF H R ER SO BB IBB HBP BLK WP HR S P ERA WHIP	IP WLS BF H R ER SO BB IBB HBP BLK WP HR S P ERA WHIP	IP WLS BF H R ER SO BB IBB HBP BLK WP HR S P ERA WHIP	IP WLS BF H R ER SO BB IBB HBP BLK WP HR S P ERA WHIP	IP WLS BF H R ER SO BB IBB HBP BLK WP HR S P ERA WHIP	IP WLS BF H R ER SO BB IBB HBP BLK WP HR S P ERA WHIP	IP WLS BF H R ER SO BB IBB HBP BLK WP HR S P ERA WHIP	IP WLS BF H R ER SO BB IBB HBP BLK WP HR S P ERA WHIP	IP WLS BF H R ER SO BB IBB HBP BLK WP HR S P ERA WHIP	IP WLS BF H R ER SO BB IBB HBP BLK WP HR S P ERA WHIP	IP WLS BF H R ER SO BB IBB HBP BLK WP HR S P ERA WHIP	IP WLS BF H R ER SO BB IBB HBP BLK WP HR S P ERA WHIP	IP WLS BF H R ER SO BB IBB HBP BLK WP HR S P ERA WHIP	IP WLS BF H R ER SO BB IBB HBP BLK WP HR S P ERA WHIP	IP WLS BF H R ER SO BB IBB HBP BLK WP HR S P ERA WHIP	IP WLS BF H R ER SO BB IBB HBP BLK WP HR S P ERA WHIP	IP WLS BF H R ER SO BB IBB HBP BLK WP HR S P ERA WHIP	IP WLS BF H R ER SO BB IBB HBP BLK WP HR S P ERA WHIP	IP WLS BF H R ER SO BB IBB HBP BLK WP HR S P ERA WHIP

BOTTOM

New York Yankees @ Toronto Blue Jays
Exhibition Stadium, Toronto, ON

Tue Jun 28 1977, 7:05 PM EDT
Att: 40,116 - Unknown - 83 F


AB	30
R	8
H	9
RBI	8
BB	3
SO	5
LOB	7



WP: 0	PA: 36
PB: 0	
SB: 1	
CS: 0	

ERA	WHIP
-----	------

ERA	WHIP
-----	------

Batter	1	2	3	4	5	6	7	8	9	10	11	AB R H RBI BB SO LOB	TOP
Paul Blair, R (1, 8) OBP: 0.345, SLG: 0.397 Mickey Rivers, L (9, PH) OBP: 0.346, SLG: 0.408 (9, 8)	0-0 4-3 ①		0-0 5-3 ②		0-0 F3 ③		0-0 F7 ②		0-0 F7 ③		0-0 E 1B	4 0 0 0 0 0 2 2 1 1 1 0 0 0	
Graig Nettles, L (1, 5) OBP: 0.296, SLG: 0.431	0-3 K ②		0-3 K ③			0-0 F8 ①	0-0 L4 ③			0-0 1B	0-0 E4 2B	6 1 2 2 0 2 1	
Thurman Munson, R (1, 10) OBP: 0.368, SLG: 0.513	0-0 F8 ③			0-0 5-3 ①		0-0 6-3 ②		0-0 2B		0-0 F3 ①	0-0 1B	6 0 2 0 0 0 1	
Cliff Johnson, R (1, 3) OBP: 0.399, SLG: 0.545 (8, 2)		0-0 F7 ①		4-0 1B BB		0-0 2B		0-0 F3 ①		0-0 F7 ②	0-0 5-3 ③	5 1 1 0 1 0 3	
Reggie Jackson, L (1, 9) OBP: 0.367, SLG: 0.537		4-0 S 1B BB		0-0 1B		0-0 2B		4-0 1BB		0-3 K ③		3 0 2 1 2 1 1	
Roy White, S (1, 7) OBP: 0.359, SLG: 0.420		0-0 S 1B		0-0 F8 ③		4-0 BB		0-0 F8 ②			0-0 SH2-4 1B 1B	4 1 2 0 1 0 3	
Fran Healy, R (1, 2) OBP: 0.226, SLG: 0.224 Chris Chambliss, L (8, PH) OBP: 0.337, SLG: 0.428 (8, 3)		0-3 K ②		0-0 5-3 ①		0-0 1-3 ③		0-0 F8 ③			0-0 SH2-4 1B	3 0 0 0 0 1 4 2 1 1 0 0 0 2	AB 44 R 5 H 14 RBI 4 BB 4 SO 5 LOB 22
George Zeber, S (1, 4) OBP: 0.390, SLG: 0.471		0-3 K ③			0-0 1B 1B		0-0 FC3-6 1B		0-0 4-3 ①		0-0 SH2-4 ①	4 0 2 0 0 1 2	
Fred Stanley, R (1, 6) OBP: 0.231, SLG: 0.231 Carlos May, L (9, PH) OBP: 0.327, SLG: 0.360 Bucky Dent, R (9, 6) OBP: 0.322, SLG: 0.394			0-0 5-3 ①		0-0 1B		0-0 FC3-6 ①		0-0 F8 ②		0-0 F4 ②	3 0 1 0 0 0 1 1 0 0 0 0 0 0 1 0 0 0 0 0 2	
Inning Stats	R: 0 H: 0 E: 0 LOB: 0 K: 1 BB: 0 S: 5 P: 5	R: 0 H: 1 E: 0 LOB: 2 K: 2 BB: 1 S: 8 P: 12	R: 0 H: 0 E: 0 LOB: 0 K: 1 BB: 0 S: 5 P: 5	R: 0 H: 1 E: 0 LOB: 1 K: 0 BB: 1 S: 3 P: 7	R: 0 H: 2 E: 0 LOB: 1 K: 0 BB: 0 S: 4 P: 4	R: 1 H: 2 E: 0 LOB: 2 K: 0 BB: 1 S: 5 P: 9	R: 0 H: 1 E: 0 LOB: 1 K: 0 BB: 0 S: 4 P: 4	R: 0 H: 1 E: 0 LOB: 2 K: 0 BB: 1 S: 4 P: 8	R: 0 H: 0 E: 0 LOB: 0 K: 0 BB: 0 S: 3 P: 3	R: 0 H: 1 E: 0 LOB: 1 K: 1 BB: 0 S: 6 P: 6	R: 4 H: 5 E: 1 LOB: 1 K: 0 BB: 0 S: 8 P: 8	1B: 10 SF: 0 2B: 4 SAC: 1 3B: 0 DP: 0 HR: 0 HBP: 0	WP: 0 PA: 49 PB: 0 SB: 2 CS: 0
PITCHER	IP WLS BF H R ER SO BB IBB HBP BLK WP HR S P ERA WHIP												
Mike Willis, L (1, 1) ERA: 2.44 Jerry Johnson, R (8, 1) ERA: 3.22	7.0 29 7 1 1 4 3 0 0 0 0 0 34 46 1.29 1.429												

New York Yankees @ Toronto Blue Jays
Exhibition Stadium, Toronto, ON
Tue Jun 28 1977, 7:05 PM EDT
Att. 40,116 - Unknown

livebaseballscorecards.com

Batter	1	2	3	4	5	6	7	8	9	AB R H RBI BB SO LOB	TOP		
Willie Randolph, R OBP: 0.364, SLG: 0.433 (1, 4) X	0-0 FC1-6 2B		4-0 1B SF9 BB	0-0 FC6-4 1-2f		0-0 F8		0-0 E4 1B HR 1B	0-0 SF8	4 2 2 1 1 0 5			
Mickey Rivers, L OBP: 0.349, SLG: 0.414 (1, 8) X	0-0 FC1-6 FC6-4 2-3		0-0 1B		0-0 2B		0-0 F9	0-0 1B HR 1B 3-H	0-0 F8	6 1 3 1 0 0 2			
Thurman Munson, R OBP: 0.365, SLG: 0.520 (1, 2) X	0-0 F4		0-0 SF9		0-0 6-3		0-0 F8	0-0 HR 1-H 3-H		4 1 1 4 0 0 1			
Chris Chambliss, L OBP: 0.334, SLG: 0.427 (1, 3) X	0-0 FC6-4 1-2f		0-0 F9		0-3 K		0-0 F8	0-0 HR 2B		5 1 1 0 0 1 2			
Cliff Johnson, R OBP: 0.414, SLG: 0.606 (1, 10) H		1-0 FC6-4 HBP		0-0 HR		4-0 BB BB BB		0-0 HR 2B HR		3 3 3 4 1 0 0			
Reggie Jackson, L OBP: 0.360, SLG: 0.526 (1, 9) SSS		0-3 K		0-3 K		0-3 K		1-3 K		5 0 0 0 0 4 2			
Lou Piniella, R OBP: 0.377, SLG: 0.500 (1, 7) X		0-0 FC6-4 1-2f		0-0 2B		0-0 F3		0-0 HR 1B 1B	0-0 1B WP SF8 1B	5 2 3 1 0 0 2	AB 39 R 11 H 15 RBI 11 BB 5 SO 6 LOB 18		
Graig Nettles, L OBP: 0.297, SLG: 0.428 (1, 5) X		0-0 6-3		0-0 FC1-5-6 BB 2-3		0-0 BB BB		0-0 1B 1B	0-3 K	4 1 1 0 1 1 3			
Bucky Dent, R OBP: 0.328, SLG: 0.394 (1, 6) X			0-0 F4	4-0 FC6-4 1-2 BB		4-0 BB 2-3 BB		0-0 F8	0-0 1B	3 0 1 0 2 0 1			
Inning Stats	R: 0 E: 0 K: 0 S: 4 H: 1 LOB: 1 BB: 0 P: 4	R: 0 E: 0 K: 1 S: 5 H: 0 LOB: 1 BB: 0 P: 6	R: 1 E: 0 K: 0 S: 4 H: 1 LOB: 1 BB: 1 P: 8	R: 1 E: 0 K: 1 S: 7 H: 2 LOB: 2 BB: 1 P: 11	R: 0 E: 0 K: 1 S: 5 H: 1 LOB: 0 BB: 0 P: 5	R: 0 E: 0 K: 1 S: 5 H: 0 LOB: 3 BB: 3 P: 17	R: 0 E: 0 K: 0 S: 3 H: 0 LOB: 0 BB: 0 P: 3	R: 8 E: 1 K: 1 S: 13 H: 8 LOB: 0 BB: 0 P: 13	R: 1 E: 0 K: 1 S: 7 H: 2 LOB: 1 BB: 0 P: 7	1B: 6 2B: 4 3B: 0 HR: 5 SF: 2 SAC: 0 DP: 0 HBP: 1	WP: 1 PB: 0 SB: 0 CS: 0 PA: 47		
PITCHER	IP WLS BF H R ER SO BB IBB HBP BLK WP HR S P ERA WHIP											PITCHER	IP WLS BF H R ER SO BB IBB HBP BLK WP HR S P ERA WHIP
Jerry Garvin, L ERA: 3.84 (1, 1)	7.1 L 35 8 5 5 4 5 0 1 0 0 3 37 58 6.14 1.773												
Jerry Johnson, R ERA: 4.09 (8, 1)	0.1 6 5 5 5 0 0 0 0 0 0 2 6 6 135.00 15.000												
Dennis DeBarr, L ERA: 4.22 (8, 1)	1.1 6 2 1 1 2 0 0 0 0 1 0 10 10 6.75 1.500												

New York Yankees @ Toronto Blue Jays
Exhibition Stadium, Toronto, ON
Thu Jun 30 1977, 7:05 PM EDT
Att. 33,283 - Cloudy - 70 F

livebaseballscorecards.com



Batter	1	2	3	4	5	6	7	8	9	AB R H RBI BB SO LOB	TOP											
Ron LeFlore, R OBP: 0.320, SLG: 0.399 (1, 8)	0-3 K		0-3 K		0-0 1B	0-0 F8			0-0 5-3 1B	5 1 2 0 0 2 1												
Tito Fuentes, S OBP: 0.342, SLG: 0.392 (1, 4)	0-0 CS 1B		0-0 6-3		0-0 1B			4-0 BB	0-0 5-3	4 1 2 1 1 0 1												
Rusty Staub, L OBP: 0.296, SLG: 0.378 (1, 10)	0-0 F8			0-3 K	0-0 F8			0-0 F7	0-0 4-3	5 0 0 0 0 1 5												
Steve Kemp, L OBP: 0.346, SLG: 0.455 (1, 7)		0-0 G3		4-0 1B	0-0 1B			0-0 F7		3 0 1 1 1 0 1												
Jason Thompson, L OBP: 0.375, SLG: 0.544 (1, 3)		0-0 HR		0-0 1B	0-0 1B			0-0 F7		4 1 3 2 0 0 1												
Ben Oglivie, L OBP: 0.311, SLG: 0.466 (1, 9)		0-0 F8		0-0 5-3	0-3 K			0-0 F9		4 0 0 0 0 1 3												
Milt May, L OBP: 0.285, SLG: 0.398 (1, 2)		4-0 BB			0-0 HR	0-0 F7		0-0 6-3		3 1 1 1 1 0 0												
Phil Mankowski, L OBP: 0.361, SLG: 0.392 (1, 5)		0-0 G3			0-0 FC2-6 1B	0-0 WP 1B		0-0 F9		4 0 2 0 0 0 1												
Tom Verzyer, R OBP: 0.227, SLG: 0.265 (1, 6)			0-3 K		0-0 FC2-6 1B	0-0 6-3			0-0 6-3	4 1 0 0 0 1 2												
Inning Stats	R: 0 E: 0 K: 1 S: 5	H: 1 LOB: 0 BB: 0 P: 5	R: 1 E: 0 K: 0 S: 4	H: 1 LOB: 1 BB: 1 P: 8	R: 0 E: 0 K: 2 S: 7	H: 0 LOB: 0 BB: 0 P: 7	R: 0 E: 0 K: 1 S: 5	H: 1 LOB: 1 BB: 1 P: 9	R: 4 E: 0 K: 1 S: 11	H: 6 LOB: 2 BB: 0 P: 11	R: 0 E: 0 K: 0 S: 4	H: 1 LOB: 1 BB: 0 P: 4	R: 0 E: 0 K: 0 S: 3	H: 0 LOB: 1 BB: 1 P: 7	R: 0 E: 0 K: 0 S: 3	H: 0 LOB: 0 BB: 0 P: 3	R: 0 E: 0 K: 0 S: 4	H: 1 LOB: 1 BB: 0 P: 4	1B: 9 2B: 0 3B: 0 HR: 2	SF: 0 SAC: 0 DP: 0 HBP: 0	WP: 1 PB: 0 SB: 0 CS: 1	PA: 39
PITCHER	IP WLS BF H R ER SO BB IBB HBP BLK WP HR S P ERA WHIP																					
Mike Torrez, R ERA: 4.79 (1, 1)	4.2 L 22 8 5 5 4 2 0 0 0 0 2 28 36 9.64 2.143																					
Sparky Lyle, L ERA: 2.07 (5, 1)	1.1 6 2 0 0 1 0 0 0 0 1 0 8 8 0.00 1.500																					
Ken Clay, R ERA: 3.38 (7, 1)	3.0 11 1 0 0 0 1 0 0 0 0 0 10 14 0.00 0.667																					

Detroit Tigers @ New York Yankees
 Yankee Stadium, Bronx, NY
 Fri Jul 01 1977, 7:05 PM EDT
 Att. 22,876 - Unknown

livebaseballscorecards.com

AB	36
R	5
H	11
RBI	5
BB	3
SO	5
LOB	15




Batter	1	2	3	4	5	6	7	8	9	AB R H RBI BB SO LOB
Mickey Rivers, L OBP: 0.348, SLG: 0.411 (1, 8)	0-0 4-3		0-0 CS 1B			0-3 K			0-0 G3	4 0 1 0 0 1 2
Willie Randolph, R OBP: 0.362, SLG: 0.430 (1, 4)	0-0 5-3		0-0 CS 1-2	0-0 6-3		0-0 G4-3 1B 1-2 2-H			0-0 6-3	4 0 1 1 0 0 0
Thurman Munson, R OBP: 0.363, SLG: 0.516 (1, 2)	0-0 1B			0-0 2-3		0-0 G4-3 1-2f			0-0 4-3	4 0 1 0 0 0 2
Chris Chambliss, L OBP: 0.331, SLG: 0.423 (1, 3)	0-0 F8			0-0 F8			0-0 F7			3 0 0 0 0 0 1
Cliff Johnson, R OBP: 0.408, SLG: 0.595 (1, 10)		0-0 L5			0-0 F8		0-0 5-3			3 0 0 0 0 0 0
Reggie Jackson, L OBP: 0.356, SLG: 0.520 (1, 9)		0-0 1-5-3			0-0 F9		0-3 K			3 0 0 0 0 1 0
Roy White, S OBP: 0.355, SLG: 0.415 (1, 7)		0-0 3-1			0-0 F7			0-0 4-3		3 0 0 0 0 0 0
Graig Nettles, L OBP: 0.298, SLG: 0.427 (1, 5)			0-0 F8			0-0 1B 1B		0-0 F6		3 1 1 0 0 0 0
Bucky Dent, R OBP: 0.332, SLG: 0.397 (1, 6)			0-0 1B			0-0 1B 1-2 1B		0-0 5-3		3 0 2 0 0 0 0

Inning Stats	R: 0	H: 1	E: 0	LOB: 1	K: 0	BB: 0	S: 4	P: 4	R: 0	H: 0	E: 0	LOB: 0	K: 0	BB: 0	S: 3	P: 3	R: 0	H: 2	E: 0	LOB: 0	K: 0	BB: 0	S: 3	P: 3	R: 0	H: 0	E: 0	LOB: 0	K: 0	BB: 0	S: 3	P: 3	R: 1	H: 3	E: 0	LOB: 1	K: 1	BB: 0	S: 7	P: 7	R: 0	H: 0	E: 0	LOB: 0	K: 1	BB: 0	S: 5	P: 5	R: 0	H: 0	E: 0	LOB: 0	K: 0	BB: 0	S: 3	P: 3	R: 0	H: 0	E: 0	LOB: 0	K: 0	BB: 0	S: 3	P: 3	1B: 6	SF: 0	2B: 0	SAC: 0	3B: 0	DP: 1	HR: 0	HBP: 0	WP: 0	PA: 31	PB: 0	SB: 0	CS: 1	ERA	WHIP
PITCHER Dave Rozema, R ERA: 2.69 (1, 1)	IP	WLS	BF	H	R	ER	SO	BB	IBB	HBP	BLK	WP	HR	S	P	ERA	WHIP	IP	WLS	BF	H	R	ER	SO	BB	IBB	HBP	BLK	WP	HR	S	P	ERA	WHIP	IP	WLS	BF	H	R	ER	SO	BB	IBB	HBP	BLK	WP	HR	S	P	ERA	WHIP																												

DETROIT TIGERS @ NEW YORK YANKEES
 Yankee Stadium, Bronx, NY
 Fri Jul 01 1977, 7:05 PM EDT
 Att. 22,876 - Unknown

AB	30
R	1
H	6
RBI	1
BB	0
SO	2
LOB	5



Batter	1	2	3	4	5	6	7	8	9	AB R H RBI BB SO LOB	TOP
Ron LeFlore, R OBP: 0.318, SLG: 0.396 (1, 8) X	0-0 F8 ① X	0-0 6-3 ③			0-3 K ①		0-0 CS 1B		0-0 F8 ③ X	5 0 1 0 0 1 1	
Tito Fuentes, S OBP: 0.341, SLG: 0.394 (1, 4) X	0-0 3-1 2B		0-0 6-3 ① X		0-0 F3 ② X		0-3 K ② ③			4 0 1 0 0 1 1	
Rusty Staub, L OBP: 0.302, SLG: 0.395 (1, 10) X	0-0 3-1 2-3		0-0 HR		0-0 2B 1B			0-0 SH1-4 1B		4 1 3 1 0 0 1	
Steve Kemp, L OBP: 0.346, SLG: 0.457 (1, 7) X	0-0 F8 ③		0-0 F8 ② X		0-0 1-3 2B			0-0 SH1-4 ① X		3 0 1 0 0 0 1	
Jason Thompson, L OBP: 0.373, SLG: 0.538 (1, 3)		BB BB BB BB	4-0 BB 3B BB	0-0 2-3 ③ X	0-0 F8 ③ X			0-0 1-3 ② X		3 1 0 0 1 0 3	
Mickey Stanley, R OBP: 0.307, SLG: 0.495 (1, 9)		0-0 F4 ① X		0-0 F6 ① X		0-3 K ① S S S		0-0 F9 ③ X		4 0 0 0 0 1 2	
John Wockenfuss, R OBP: 0.362, SLG: 0.574 (1, 2)		BB BB BB BB	4-0 BB 3B	0-0 1B 1B		0-0 F7 ② X		0-3 K ① S S S	3 1 1 0 1 1 0		AB 33 R 4 H 10 RBI 4 BB 2 SO 4 LOB 11
Phil Mankowski, L OBP: 0.364, SLG: 0.406 (1, 5)		0-0 SF8 1-H 2-H	0-0 SF8 3B	0-0 G4-6-3 1B		0-0 F6 ③ X		0-0 F9 ② X	4 1 2 2 0 0 0		
Tom Verzyer, R OBP: 0.227, SLG: 0.267 (1, 6)		0-0 SF8 3-H	0-0 SF8	0-0 G4-6-3 1-2f		0-0 F9 ① X		0-0 1B X	3 0 1 1 0 0 2		
Inning Stats	R: 0 H: 1 E: 0 LOB: 1 K: 0 BB: 0 S: 4 P: 4	R: 3 H: 1 E: 0 LOB: 0 K: 0 BB: 2 S: 4 P: 12	R: 1 H: 1 E: 0 LOB: 0 K: 0 BB: 0 S: 4 P: 4	R: 0 H: 2 E: 0 LOB: 1 K: 0 BB: 0 S: 4 P: 4	R: 0 H: 2 E: 0 LOB: 2 K: 1 BB: 0 S: 7 P: 7	R: 0 H: 0 E: 0 LOB: 0 K: 1 BB: 0 S: 5 P: 5	R: 0 H: 1 E: 0 LOB: 0 K: 1 BB: 0 S: 5 P: 5	R: 0 H: 1 E: 0 LOB: 1 K: 0 BB: 0 S: 4 P: 4	R: 0 H: 1 E: 0 LOB: 1 K: 1 BB: 0 S: 6 P: 6	1B: 6 SF: 1 2B: 2 SAC: 1 3B: 1 DP: 1 HR: 1 HBP: 0	WP: 0 PA: 37 PB: 0 SB: 0 CS: 1
PITCHER Don Gullett, L ERA: 4.28 Sparky Lyle, L ERA: 1.94	IP WLS BF H R ER SO BB IBB HBP BLK WP HR S P ERA WHIP	(1, 1) 4.2 22 7 4 4 1 2 0 0 0 0 1 22 30 7.71 1.929	(5, 1) 4.1 15 3 0 0 3 0 0 0 0 0 0 0 21 21 0.00 0.692								

Detroit Tigers @ New York Yankees
 Yankee Stadium, Bronx, NY
 Sat Jul 02 1977, 3:33 AM EDT
 Att. 20,825 - Sunny - 81 F

livebaseballscorecards.com



Batter	1	2	3	4	5	6	7	8	9	AB R H RBI BB SO LOB	TOP																				
Ron LeFlore, R OBP: 0.317, SLG: 0.394 (1, 8)	0-3 K ①		0-0 1B ①		0-3 K ②		0-0 F7 ③			4 0 1 0 0 2 3																					
Tito Fuentes, S OBP: 0.337, SLG: 0.388 (1, 4)	0-0 F5 ②		0-0 F4 ③		0-0 F6 ③			0-0 F7 ①		4 0 0 0 0 0 3																					
Rusty Staub, L OBP: 0.301, SLG: 0.393 (1, 10)	0-0 1B ③			0-0 F9 ①		0-3 K ①		0-0 1-3 ②		4 0 1 0 0 1 0																					
Steve Kemp, L OBP: 0.348, SLG: 0.460 (1, 7)	0-0 5-3 ③			0-0 FC1-5 2B ②		4-0 WP BB ②		0-0 4-3 ③		3 0 1 0 1 0 1																					
Jason Thompson, L OBP: 0.371, SLG: 0.533 (1, 3)		0-0 L6-4-3 1B ①		0-0 FC1-5 ②		0-3 K ②		0-3 K ①		4 0 1 0 0 2 2																					
Mickey Stanley, R OBP: 0.295, SLG: 0.474 (1, 9)		0-0 F9 ①		0-0 F2 ③		0-3 K ③		0-3 K ②		4 0 0 0 0 2 3																					
Milt May, L OBP: 0.284, SLG: 0.392 (1, 2)		0-0 L6-4-3 1-2 ③			4-0 4-3 1B BB ③		0-3 K ①		0-0 G3 ③	3 0 0 0 1 1 1																					
Phil Mankowski, L OBP: 0.364, SLG: 0.404 (1, 5)			0-0 F9 ①		0-0 4-3 1B ②		0-0 F9 ②			3 0 1 0 0 0 0																					
Tom Veryzer, R OBP: 0.229, SLG: 0.268 (1, 6)			0-3 K ②		0-0 4-3 ①		0-0 1B ①			3 0 1 0 0 1 2																					
Inning Stats	R: 0 E: 0 K: 1 S: 6	H: 1 LOB: 1 BB: 0 P: 6	R: 0 E: 0 K: 0 S: 3	H: 1 LOB: 0 BB: 0 P: 3	R: 0 E: 0 K: 1 S: 6	H: 1 LOB: 1 BB: 0 P: 6	R: 0 E: 0 K: 1 S: 4	H: 1 LOB: 1 BB: 0 P: 4	R: 0 E: 0 K: 0 S: 6	H: 0 LOB: 1 BB: 1 P: 13	R: 0 E: 0 K: 1 S: 6	H: 1 LOB: 1 BB: 0 P: 6	R: 0 E: 0 K: 0 S: 3	H: 0 LOB: 0 BB: 0 P: 3	R: 0 E: 0 K: 2 S: 7	H: 0 LOB: 0 BB: 0 P: 7	1B: 5 2B: 2 3B: 0 HR: 0	SF: 0 SAC: 0 DP: 1 HBP: 0	WP: 1 PB: 0 SB: 0 CS: 0	PA: 34											
PITCHER Ron Guidry, L ERA: 3.03 (1, 1)	IP 9.0	WLS W	BF 34	H 6	R 0	ER 0	SO 9	BB 2	IBB 0	HBP 0	BLK 0	WP 1	HR 0	S 50	P 58	ERA 0.00	WHIP 0.889														
PITCHER											IP	WLS	BF	H	R	ER	SO	BB	IBB	HBP	BLK	WP	HR	S	P	ERA	WHIP				

Detroit Tigers @ New York Yankees
 Yankee Stadium, Bronx, NY
 Sun Jul 03 1977, 3:33 AM EDT
 Att: 42,549 - Sunny

livebaseballscorecards.com

AB	32
R	0
H	6
RBI	0
BB	2
SO	9
LOB	15



Batter	1	2	3	4	5	6	7	8	9	AB	R	H	RBI	BB	SO	LOB
Mickey Rivers, L (1, 8) OBP: 0.343, SLG: 0.405	0-0 1-3		0-0 F9		0-0 FC4-6		0-0 F8			4	0	0	0	0	0	2
Willie Randolph, R (1, 4) OBP: 0.371, SLG: 0.434	0-0 1B		0-0 FC4-6		4-0 FC6-4		0-0 6-3			3	0	1	0	1	0	1
Thurman Munson, R (1, 2) OBP: 0.359, SLG: 0.505	0-3 K		0-0 FC6-4		0-0 FC6-4			0-0 F8		4	0	0	0	0	1	3
Chris Chambliss, L (1, 3) OBP: 0.335, SLG: 0.433	0-0 4-3			0-0 G3		4-0 1B		0-0 2B		3	1	1	0	1	0	1
Reggie Jackson, L (1, 9)		0-0 4-3		0-0 2B		0-0 F7		0-0 2B		4	1	3	0	0	0	1
Roy White, S (1, 7) OBP: 0.354, SLG: 0.420		0-0 6-3		0-0 F9		0-0 F7		0-0 2B		4	0	1	1	0	0	3
Graig Nettles, L (1, 5) OBP: 0.303, SLG: 0.425		0-0 4-3		4-0 BB		0-0 1B		4-0 IBB		2	0	1	0	2	0	1
Carlos May, L (1, 10) OBP: 0.318, SLG: 0.352		0-0 4-3		0-0 4-3		0-0 F8		0-0 SF8		3	0	0	1	0	0	5
Bucky Dent, R (1, 6) OBP: 0.332, SLG: 0.396			0-0 FC4-6		0-0 FC4-6		0-0 6-3	0-0 4-3		4	0	2	0	0	0	2


Inning Stats	R: 0	H: 1	E: 0	LOB: 1	K: 1	BB: 0	S: 6	P: 6	R: 0	H: 1	E: 0	LOB: 1	K: 0	BB: 0	S: 4	P: 4	R: 0	H: 1	E: 0	LOB: 1	K: 0	BB: 0	S: 4	P: 4	R: 0	H: 1	E: 0	LOB: 2	K: 0	BB: 1	S: 4	P: 8	R: 0	H: 1	E: 0	LOB: 2	K: 0	BB: 1	S: 4	P: 8	R: 0	H: 0	E: 0	LOB: 0	K: 0	BB: 0	S: 3	P: 3	R: 2	H: 3	E: 0	LOB: 2	K: 0	BB: 1	S: 6	P: 10
PITCHER Fernando Arroyo, R (1, 1) ERA: 3.1	IP	WLS	BF	H	R	ER	SO	BB	IBB	HBP	BLK	WP	HR	S	P	ERA	WHIP	IP	WLS	BF	H	R	ER	SO	BB	IBB	HBP	BLK	WP	HR	S	P	ERA	WHIP	IP	WLS	BF	H	R	ER	SO	BB	IBB	HBP	BLK	WP	HR	S	P	ERA	WHIP					

BOTTOM

Detroit Tigers @ New York Yankees
 Yankee Stadium, Bronx, NY
 Sun Jul 03 1977, 3:33 AM EDT
 Att. 42,549 - Sunny

AB	31
R	2
H	9
RBI	2
BB	4
SO	1
LOB	19

WP: 0 PA: 36
 PB: 0
 SB: 0
 CS: 1



livebaseballscorecards.com

Detroit Tigers @ New York Yankees
 Yankee Stadium, Bronx, NY

Sun Jul 03 1977, 3:38 AM EDT
 Att: 42,549 - Unknown

AB	40
R	10
H	14
RBI	9
BB	4
SO	2
LOB	15



WP	0	PA	44
PB	0		
SB	0		
CS	0		

AB R H RBI BB SO LOB

Batter	1	2	3	4	5	6	7	8	9	AB R H RBI BB SO LOB
Ron LeFlore, R (1, 8) OBP: 0.322, SLG: 0.408	0-0 F9	0-0 FC6-4 1B			0-0 BB G4-6-3 1B		0-0 5-3		0-0 HR	5 2 3 1 0 0 0
Tito Fuentes, S (1, 4) OBP: 0.334, SLG: 0.385	0-0 E5 BB 1B	0-0 FC6-4 1-2f			0-0 G4-6-3 BB 1B		0-0 F8		0-0 F8	5 2 1 0 0 0 1
Rusty Staub, L (1, 10) OBP: 0.306, SLG: 0.403	4-0 BB BB BB 1B 1-2	0-0 F5			4-0 BB BB BB 1-2 2-3 BB G4-6-3		0-0 6-3		0-0 HR	3 2 1 1 2 0 1
Steve Kemp, L (1, 7) OBP: 0.353, SLG: 0.472	0-0 F7		4-0 BB BB BB FC4-6 BB		0-0 G4-6-3 1-2f 2-3 3-H		0-0 HR		0-0 E9 2B 1B	4 2 2 1 1 0 4
Jason Thompson, L (1, 3) OBP: 0.375, SLG: 0.538	0-0 1B 1-2 2-H 1B		0-0 FC4-6 G4-3 1-2f		0-0 1B 3-H		0-0 F7		0-0 1B 2B 2-H	5 2 3 3 0 0 1
Mickey Stanley, R (1, 9) OBP: 0.302, SLG: 0.480	0-0 1B		0-0 G4-3 1-2f		0-0 K 0-3		0-0 F7		0-0 F9	1 0 1 1 0 0 0
Ben Oglivie, L (3, PH) OBP: 0.306, SLG: 0.457	0-0 1B 1-3 2-H 1B									4 0 0 0 0 1 3
John Wockenfuss, R (1, 2) OBP: 0.378, SLG: 0.591	0-0 1-2 3-H 1B			0-0 F9		0-0 F9		0-0 2B	0-0 1B 2-H	5 0 3 2 0 0 0
Phil Mankowski, L (1, 5) OBP: 0.360, SLG: 0.396	0-0 L3			0-0 F8		0-0 4-3		4-0 IBB	0-3 K	4 0 0 0 1 1 3
Chuck Scrivener, R (1, 6) OBP: 0.188, SLG: 0.103		0-0 5-3		0-0 1-3		0-0 5-3		0-0 F8		3 0 0 0 0 0 0
Tim Corcoran, L (8, PH) OBP: 0.262, SLG: 0.317										1 0 0 0 0 0 2
Tom Verzyer, R (8, 6) OBP: 0.229, SLG: 0.268										0 0 0 0 0 0 0

Inning Stats	R: 3	H: 3	E: 1	K: 0	S: 7	P: 11	R: 0	H: 1	E: 0	K: 0	S: 4	P: 4	R: 0	H: 0	E: 0	K: 0	S: 2	P: 6	R: 2	H: 3	E: 0	K: 1	S: 7	P: 11	R: 0	H: 0	E: 0	K: 0	S: 3	P: 3	R: 0	H: 0	E: 0	K: 0	S: 3	P: 3	R: 0	H: 0	E: 0	K: 0	S: 3	P: 3	R: 1	H: 2	E: 0	K: 0	S: 5	P: 9	R: 4	H: 5	E: 1	K: 1	S: 10	P: 10	1B: 9	2B: 2	3B: 0	HR: 3	SF: 0	SAC: 0	DP: 2	HBP: 0	WP: 0	PA: 44
--------------	------	------	------	------	------	-------	------	------	------	------	------	------	------	------	------	------	------	------	------	------	------	------	------	-------	------	------	------	------	------	------	------	------	------	------	------	------	------	------	------	------	------	------	------	------	------	------	------	------	------	------	------	------	-------	-------	-------	-------	-------	-------	-------	--------	-------	--------	-------	--------

PITCHER	IP	WLS	BF	H	R	ER	SO	BB	IBB	HBP	BLK	WP	HR	S	P	ERA	WHIP
Ken Holtzman, L (1, 1) ERA: 5.4	2.0		13	4	3	0	0	2	0	0	0	0	0	11	19	0.00	3.000
Ken Clay, R (3, 1) ERA: 3.92	2.0		8	2	2	2	0	1	0	0	0	0	0	7	11	9.00	1.500
Sparky Lyle, L (5, 1) ERA: 1.91	1.0		3	1	0	0	1	0	0	0	0	0	0	5	5	0.00	1.000
Dick Tidrow, R (6, 1) ERA: 3.17	4.0	L	20	7	5	5	1	0	1	0	0	0	3	21	25	11.25	1.750

livebaseballscores.com

BOTTOM

Detroit Tigers @ New York Yankees
Yankee Stadium, Bronx, NY
Sun Jul 03 1977, 3:38 AM EDT
Att. 42,549 - Unknown

livebaseballscores.com

AB 40
R 6
H 15
RBI 6
BB 1
SO 5
LOB 26



WP: 0 PA: 43
PB: 0
SB: 1
CS: 0

AB R H RBI BB SO LOB

5 1 3 1 0 0 1
4 1 1 0 0 0 2
1 0 0 0 0 0 1

5 0 1 0 0 2 3

1 0 1 0 0 0 0
0 1 0 0 0 0 0
3 0 1 0 0 1 3

5 1 3 2 0 1 3

4 1 0 0 1 0 5

5 0 2 2 0 1 3

3 1 3 1 0 0 0

2 0 0 0 0 0 3
1 0 0 0 0 0 1
0 0 0 0 0 0 0
1 0 0 0 0 0 1
0 0 0 0 0 0 0

1B: 13 SF: 0
2B: 2 SAC: 1
3B: 0 DP: 1
HR: 0 HBP: 1

Batter	1	2	3	4	5	6	7	8	9
Roy White, S (1, 7) OBP: 0.359, SLG: 0.423	0-0 1-3 1B		0-0 G4-6-3 1B		0-0 G3 E 1B	0-0 F9		0-0 2-H 1B	
Paul Blair, R (1, 8) OBP: 0.352, SLG: 0.412	0-0 E7 1B		0-0 G4-6-3 1-2f		0-0 E5 G3 1B		0-0 6-3	0-0 F6	
Mickey Rivers, L (8, PH) OBP: 0.341, SLG: 0.404									
Reggie Jackson, L (1, 10) OBP: 0.359, SLG: 0.521	0-3 K		0-0 F2		0-0 G3 1-2 2-3		0-0 1B		0-3 K
Cliff Johnson, R (1, 3) OBP: 0.406, SLG: 0.584	1-0			0-0 F9 1B 1B		0-3 K		0-0 F7	0-0 G3 1B 1B
Ron Guidry, L (4, PR)									
Chris Chambliss, L (5, 3) OBP: 0.335, SLG: 0.432	HBP								
Lou Piniella, R (1, 9) OBP: 0.382, SLG: 0.504	0-0 5-3			0-0 F9 1B 1B		0-0 1B	0-3 K		0-0 G3 1B 1B
Graig Nettles, L (1, 5) OBP: 0.301, SLG: 0.419		0-0 F2		0-0 F9 1-2 2-3		0-0 G3		4-0 2B BB	0-0 G3 1-2 2-3
George Zeber, S (1, 4) OBP: 0.391, SLG: 0.462		0-0 F6		0-0 1B 2-H 3-H				0-3 K	0-0 F2
Fran Healy, R (1, 2) OBP: 0.268, SLG: 0.308				0-0 FC6-4 1B		0-0 SH4 1B		0-0 1B 2B	
Fred Stanley, R (1, 6) OBP: 0.250, SLG: 0.438		0-0 6-3		0-0 FC6-4 1-2f		0-0 6-3		0-0 F4	
Jimmy Wynn, R (6, PH) OBP: 0.283, SLG: 0.234									
Bucky Dent, R (7, 6) OBP: 0.332, SLG: 0.396									
Thurman Munson, R (8, PH) OBP: 0.358, SLG: 0.503									
Willie Randolph, R (9, 4) OBP: 0.371, SLG: 0.434									

Inning Stats	R: 0	H: 1	E: 1	K: 1	S: 6	LOB: 2	BB: 0	P: 7
	R: 0	H: 1	E: 0	K: 0	S: 4	LOB: 1	BB: 0	P: 4
	R: 0	H: 1	E: 0	K: 0	S: 3	LOB: 0	BB: 0	P: 3
	R: 2	H: 4	E: 0	K: 0	S: 6	LOB: 2	BB: 0	P: 6
	R: 2	H: 2	E: 1	K: 1	S: 8	LOB: 1	BB: 0	P: 8
	R: 0	H: 1	E: 0	K: 0	S: 4	LOB: 1	BB: 0	P: 4
	R: 0	H: 1	E: 0	K: 1	S: 6	LOB: 1	BB: 0	P: 6
	R: 2	H: 2	E: 0	K: 1	S: 7	LOB: 1	BB: 1	P: 11
	R: 0	H: 2	E: 0	K: 1	S: 7	LOB: 2	BB: 0	P: 7

PITCHER	IP	WLS	BF	H	R	ER	SO	BB	IBB	HBP	BLK	WP	HR	S	P	ERA	WHIP
Bob Sykes, L (1, 1) ERA: 3.31	3.2		17	7	2	2	1	0	0	1	0	0	0	18	19	4.91	1.909
Jim Crawford, L (4, 1) ERA: 3.78	4.0		20	6	4	2	3	1	0	0	0	0	0	25	29	4.50	1.750
Steve Foucault, R (8, 1) ERA: 3.74	1.1	W	6	2	0	0	1	0	0	0	0	0	0	8	8	0.00	1.500

Batter	1	2	3	4	5	6	7	8	9	AB R H RBI BB SO LOB	TOP											
Duane Kuiper, L (1, 4) OBP: 0.334, SLG: 0.316	0-0 4-3		0-0 4-3		0-3 K		0-0 F7		4-0 1B BB	4 1 0 0 1 1 6												
Jim Norris, L (1, 8) OBP: 0.355, SLG: 0.342	0-0 4-3			0-0 4-3		4-0 G5-4-3 1B BB	0-0 FC3-6		0-0 F9 1B 1B	4 0 1 1 1 0 2												
Paul Dade, R (1, 9) OBP: 0.388, SLG: 0.422	0-3 K			0-0 F8		0-0 G5-4-3 1B	0-0 L6		0-0 G5-4-3 1B	5 0 2 2 0 1 2												
Rico Carty, R (1, 10) OBP: 0.352, SLG: 0.413		0-0 5-3		0-0 6-3		0-0 G5-4-3		0-0 F6	0-0 F9	5 0 0 0 0 0 4												
Buddy Bell, R (1, 5) OBP: 0.370, SLG: 0.438		0-3 K			0-0 BB 2B	0-0 F9		4-0 1B BB	0-0 G5-4-3	4 1 1 0 1 1 3												
John Lowenstein, L (1, 7) OBP: 0.394, SLG: 0.368		4-0 1B BB		0-0 6-3			0-0 1B 1B	4-0 1B BB		2 1 1 0 2 0 1												
Bruce Bochte, L (1, 3) OBP: 0.329, SLG: 0.345		0-0 1B		0-0 BB BB		4-0 BB BB	0-0 SH FC3-6 1B	0-0 FC6-4 1B		3 1 3 1 1 0 0												
Fred Kendall, R (1, 2) OBP: 0.272, SLG: 0.359			0-0 F8		0-0 F6		0-0 FC3-6 SH 1B	0-0 FC6-4		4 0 1 1 0 0 3												
Frank Duffy, R (1, 6) OBP: 0.267, SLG: 0.313			0-0 F7		4-0 1B BB		0-0 SH FC3-6	0-0 1B 2B		2 1 1 0 1 0 0												
Inning Stats	R: 0 E: 0 K: 1 S: 5	H: 0 LOB: 0 BB: 0 P: 5	R: 0 E: 0 K: 1 S: 5	H: 1 LOB: 2 BB: 1 P: 9	R: 0 E: 0 K: 0 S: 3	H: 0 LOB: 0 BB: 0 P: 3	R: 0 E: 0 K: 0 S: 3	H: 0 LOB: 0 BB: 0 P: 3	R: 0 E: 0 K: 1 S: 6	H: 1 LOB: 3 BB: 2 P: 14	R: 0 E: 0 K: 0 S: 3	H: 1 LOB: 1 BB: 1 P: 7	R: 2 E: 0 K: 0 S: 7	H: 3 LOB: 2 BB: 0 P: 7	R: 1 E: 0 K: 0 S: 3	H: 1 LOB: 1 BB: 2 P: 11	R: 2 E: 0 K: 0 S: 5	H: 3 LOB: 1 BB: 1 P: 9	1B: 8 2B: 2 3B: 0 HR: 0	SF: 0 SAC: 1 DP: 2 HBP: 0	WP: 0 PB: 0 SB: 0 CS: 0	PA: 41
PITCHER	IP WLS BF H R ER SO BB IBB HBP BLK WP HR S P ERA WHIP																					
Ed Figueroa, R (1, 1) ERA: 3.03	7.1 W 32 6 3 3 3 5 0 0 0 0 0 0 33 53 3.68 1.500																					
Ken Clay, R (8, 1) ERA: 4.43	1.2 9 4 2 2 0 2 0 0 0 0 0 0 7 15 10.80 3.600																					

Cleveland Indians @ New York Yankees
 Yankee Stadium, Bronx, NY
 Mon Jul 04 1977, 7:05 PM EDT
 Att. 15,920 - Unknown

AB	33
R	5
H	10
RBI	5
BB	7
SO	3
LOB	21



WP: 0	PA: 41
-------	--------

Batter	1	2	3	4	5	6	7	8	9	AB R H RBI BB SO LOB	TOP						
Duane Kuiper, L (1, 4) OBP: 0.335, SLG: 0.317	0-0 FC4-6 1B	0-0 G5-4-3		0-0 6-3		0-0 4-3			0-0 1B	5 0 2 0 0 0 2							
Jim Norris, L (1, 8) OBP: 0.350, SLG: 0.337 Larvell Blanks, R (9, PH) OBP: 0.277, SLG: 0.361	0-3 K		0-0 F7	0-0 5-3		0-0 G3			0-0 F2	4 0 0 0 0 1 1 1 0 0 0 0 0 1							
Paul Dade, R (1, 9) OBP: 0.390, SLG: 0.429	0-0 FC4-6 2B 1B		0-0 PB 1B		0-0 F9 SF8 2B			0-0 F9		4 3 2 0 0 0 1							
Rico Carty, R (1, 10) OBP: 0.350, SLG: 0.415	0-0 1B 1-3 2B		0-0 F8		0-0 F9			0-0 6-3		4 0 1 0 0 0 2							
Buddy Bell, R (1, 5) OBP: 0.372, SLG: 0.441	0-0 1B		0-0 1B E 1B		0-0 SF8			0-0 F6		3 1 2 3 0 0 0							
John Lowenstein, L (1, 7) OBP: 0.402, SLG: 0.389 Bill Melton, R (8, PH) OBP: 0.300, SLG: 0.292 (8, 3)	0-0 4-3		0-0 E 1B		0-0 2B			0-0 6-3		3 0 2 0 0 0 2 1 0 0 0 0 0 0							
Bruce Bochte, L (1, 3) OBP: 0.333, SLG: 0.347 Andre Thornton, R (8, PH) OBP: 0.301, SLG: 0.403 Ron Pruitt, R (8, 7) OBP: 0.316, SLG: 0.308		4-0 1B 1-3 BB	0-0 E6 1B		0-0 G3			0-0 6-3		2 0 1 1 1 0 1 1 0 0 0 0 0 0 0 0 0 0 0 0 0	AB 36 R 4 H 11 RBI 4 BB 1 SO 1 LOB 13						
Ray Fosse, R (1, 2) OBP: 0.276, SLG: 0.357		0-0 1-3	0-0 6-3		0-0 5-3			0-0 4-3		4 0 0 0 0 0 3							
Frank Duffy, R (1, 6) OBP: 0.266, SLG: 0.311		0-0 G5-4-3 1B		0-0 1-3		0-0 F6		0-0 5-3		4 0 1 0 0 0 0							
Inning Stats	R: 1 H: 3 E: 0 LOB: 2 K: 1 BB: 0 S: 8 P: 8	R: 0 H: 1 E: 0 LOB: 1 K: 0 BB: 1 S: 3 P: 7	R: 2 H: 4 E: 1 LOB: 2 K: 0 BB: 0 S: 7 P: 7	R: 0 H: 0 E: 0 LOB: 0 K: 0 BB: 0 S: 3 P: 3	R: 1 H: 2 E: 0 LOB: 1 K: 0 BB: 0 S: 5 P: 5	R: 0 H: 0 E: 0 LOB: 0 K: 0 BB: 0 S: 3 P: 3	R: 0 H: 0 E: 0 LOB: 0 K: 0 BB: 0 S: 3 P: 3	R: 0 H: 0 E: 0 LOB: 0 K: 0 BB: 0 S: 3 P: 3	R: 0 H: 1 E: 0 LOB: 1 K: 0 BB: 0 S: 4 P: 4	1B: 8 SF: 1 2B: 3 SAC: 0 3B: 0 DP: 1 HR: 0 HBP: 0	WP: 0 PA: 38 PB: 1 SB: 0 CS: 0						
PITCHER	IP WLS BF H R ER SO BB IBB HBP BLK WP HR S P ERA WHIP												PITCHER	IP WLS BF H R ER SO BB IBB HBP BLK WP HR S P ERA WHIP			
Mike Torrez, R (1, 1) ERA: 4.92	2.2	8 3 3 1 1 0 0 0	8 3 3 1 1 0 0 0	17 21 10.12 3.375													
Dick Tidrow, R (3, 1) ERA: 3.2	2.0	8 2 1 1 0 0 0 0	8 2 1 1 0 0 0 0	4.50 1.000													
Sparky Lyle, L (5, 1) ERA: 1.8	4.1	14 1 0 0 0 0 0 0	14 1 0 0 0 0 0 0	0.00 0.231													

Cleveland Indians @ New York Yankees
 Yankee Stadium, Bronx, NY
 Tue Jul 05 1977, 7:05 PM EDT
 Att. 16,053 - Unknown

livebaseballscorecards.com



Batter	1	2	3	4	5	6	7	8	9
Willie Randolph, R OBP: 0.375, SLG: 0.435 (1, 4)	0-0 F9		0-0 1-4-3 2B		0-0 E3	0-0 6-3		0-3 K	
Paul Blair, R OBP: 0.344, SLG: 0.422 (1, 8)	0-0 6-3		0-0 1-4-3		0-0 HR		0-0 F7	0-0 F7	
Thurman Munson, R OBP: 0.359, SLG: 0.507 (1, 2)	0-0 F9		0-0 2B		0-0 5-3		0-0 F9		
Cliff Johnson, R OBP: 0.398, SLG: 0.571 (1, 3)		0-0 5-3	0-0 F9		0-3 K		0-0 5-3		
Chris Chambliss, L OBP: 0.337, SLG: 0.443 (5, PH) (6, 3)									
Lou Piniella, R OBP: 0.382, SLG: 0.554 (1, 10)		0-0 6-3	0-0 F4		0-0 HR			0-0 1B	
Reggie Jackson, L OBP: 0.361, SLG: 0.524 (1, 9)		0-0 1B		0-3 K	0-3 K			0-0 1B	
Roy White, S OBP: 0.364, SLG: 0.429 (1, 7)		4-0 1B		0-0 F3		4-0 BB		4-0 FC5-4	
Graig Nettles, L OBP: 0.308, SLG: 0.431 (1, 5)		0-0 BB		0-0 F8		0-0 BB		0-0 FC5-4	
Bucky Dent, R OBP: 0.327, SLG: 0.400 (1, 6)		0-0 F8			0-0 E	0-0 F6		0-0 FC5-4	

Inning Stats	R: 0	H: 0	E: 0	K: 0	S: 3	LOB: 0	BB: 0	P: 3
	R: 1	H: 2	E: 0	K: 0	S: 5	LOB: 2	BB: 1	P: 9
	R: 1	H: 2	E: 0	K: 0	S: 5	LOB: 1	BB: 0	P: 5
	R: 0	H: 0	E: 0	K: 1	S: 5	LOB: 0	BB: 0	P: 5
	R: 4	H: 4	E: 1	K: 2	S: 11	LOB: 0	BB: 0	P: 11
	R: 0	H: 0	E: 0	K: 0	S: 3	LOB: 1	BB: 1	P: 7
	R: 0	H: 0	E: 0	K: 0	S: 3	LOB: 0	BB: 0	P: 3
	R: 2	H: 3	E: 0	K: 1	S: 8	LOB: 2	BB: 1	P: 12

PITCHER	IP	WLS	BF	H	R	ER	SO	BB	IBB	HBP	BLK	WP	HR	S	P	ERA	WHIP
Rick Waits, L ERA: 4.39 (1, 1)	4.0	L	20	7	5	5	1	1	0	0	0	0	0	21	25	11.25	2.000
Pat Dobson, R ERA: 5.93 (5, 1)	1.0		4	1	1	1	2	0	0	0	0	0	1	8	8	9.00	1.000
Don Hood, L ERA: 3.5 (6, 1)	2.0		11	3	2	2	0	2	0	0	0	0	0	9	17	9.00	2.500
Tom Buskey, R ERA: 4.73 (8, 1)	1.0		3	0	0	0	1	0	0	0	0	0	0	5	5	0.00	0.000


BOTTOM

Cleveland Indians @ New York Yankees
 Yankee Stadium, Bronx, NY
 Thu Jul 07 1977, 7:05 PM EDT
 Att. 21,419 - Unknown

AB	R	H	RBI	BB	SO	LOB
5	2	2	0	0	1	3
5	1	1	2	0	0	3
4	0	1	1	0	0	1
2	0	0	0	0	0	1
2	0	0	0	0	1	1
4	2	2	2	0	0	1
4	2	2	1	0	2	0
1	0	0	0	3	0	0
4	0	2	2	0	0	1
4	1	1	0	0	0	5

AB	35
R	8
H	11
RBI	8
BB	3
SO	4
LOB	16

1B	SF	WP	PA
5	0	0	38
4	0	0	
1	0	0	
1	0	0	



Batter	1	2	3	4	5	6	7	8	9	AB R H RBI BB SO LOB	TOP	
Willie Randolph, R (1, 4) OBP: 0.378, SLG: 0.441	0-0 G6-4-3 1B		0-0 SH5-3 HR 1B		0-0 1B 2B	0-0 F3			0-0 6-3	5 2 3 0 0 0 0		
Paul Blair, R (1, 8) OBP: 0.350, SLG: 0.426	0-0 F6		0-0 SH5-3 1-2		0-0 2-3 1B			0-0 G6-4-3 1B	0-0 F3	4 1 2 0 0 0 1		
Thurman Munson, R (1, 2) OBP: 0.361, SLG: 0.517	0-0 G6-4-3 1-2f		0-0 HR		0-0 1-1 3-H 1B			0-0 G6-4-3 1-2f		4 1 2 4 0 0 2		
Chris Chambliss, L (1, 3) OBP: 0.333, SLG: 0.438		0-0 3-1	0-0 3-1		0-0 G6-4-3 1-2f			0-3 K		4 0 0 0 0 1 1		
Cliff Johnson, R (1, 10) OBP: 0.400, SLG: 0.568		0-0 2B 2B 1B	0-0 L8		4-0 BB BB			0-3 K		3 1 1 0 1 1 0		
Reggie Jackson, L (1, 9) OBP: 0.363, SLG: 0.525		0-3 K		0-0 2B	4-0 1-2 BB			0-0 F8		3 0 1 0 1 1 1		
Lou Piniella, R (1, 7) OBP: 0.378, SLG: 0.552		0-0 1-3 2B 2B		0-0 L7	0-0 FC6-4 1-2f			0-3 K		4 1 1 0 0 1 3		
Graig Nettles, L (1, 5) OBP: 0.311, SLG: 0.445		0-0 2-H 3-H 2B		0-0 F2		0-0 F8			0-0 HR	4 1 2 3 0 0 1		
Bucky Dent, R (1, 6) OBP: 0.322, SLG: 0.393		0-0 L7		0-0 F4		0-0 F7			0-0 F2	4 0 0 0 0 0 2		
Inning Stats	R: 0 E: 0 K: 0 S: 3 H: 1 LOB: 0 BB: 0 P: 3	R: 2 E: 0 K: 1 S: 8 H: 3 LOB: 1 BB: 0 P: 8	R: 2 E: 0 K: 0 S: 5 H: 2 LOB: 0 BB: 0 P: 5	R: 0 E: 0 K: 0 S: 4 H: 1 LOB: 1 BB: 0 P: 4	R: 2 E: 0 K: 0 S: 5 H: 3 LOB: 2 BB: 2 P: 13	R: 0 E: 0 K: 0 S: 3 H: 0 LOB: 0 BB: 0 P: 3	R: 0 E: 0 K: 1 S: 5 H: 1 LOB: 0 BB: 0 P: 5	R: 0 E: 0 K: 2 S: 7 H: 0 LOB: 0 BB: 0 P: 7	R: 1 E: 0 K: 0 S: 4 H: 1 LOB: 0 BB: 0 P: 4	1B: 6 2B: 4 3B: 0 HR: 2 SF: 0 SAC: 1 DP: 3 HBP: 0	WP: 1 PB: 0 SB: 0 CS: 0 PA: 38	
PITCHER	IP WLS BF H R ER SO BB IBB HBP BLK WP HR S P ERA WHIP											
Rudy May, L (1, 1) ERA: 3.9	4.0 L 19 8 5 5 1 0 0 0 0 0 0 1 21 21 11.25 2.000											
Dennis Martinez, R (5, 1) ERA: 3.4	5.0 19 4 2 2 3 2 0 0 0 0 1 1 23 31 3.60 1.200											

New York Yankees @ Baltimore Orioles
 Memorial Stadium, Baltimore, MD
 Fri Jul 08 1977, 7:05 PM EDT
 Att. 33,738 - Unknown - 94 F

AB	35
R	7
H	12
RBI	7
BB	2
SO	4
LOB	11



Batter	1	2	3	4	5	6	7	8	9	AB	R	H	RBI	BB	SO	LOB
Al Bumbry, L OBP: 0.347, SLG: 0.384 (1, 8)	0-0 E 1B	4-0 1-2 BB		0-0 1-2 2-H 1B			0-3 K	0-3 K		4	1	2	0	1	2	0
Rich Dauer, R OBP: 0.285, SLG: 0.305 (1, 4)	0-0 E6 1B 1-2 FC5-4	0-0 F8			0-0 1B		4-0 BB HR BB		0-0 6-3	4	2	1	0	1	0	3
Ken Singleton, S OBP: 0.450, SLG: 0.515 (1, 9) Tom Shopay, L OBP: 0.298, SLG: 0.341 (9, PR)	0-0 FC5-4 1B		0-0 G6-4-3 1B		0-0 G1-6-3 1B		4-0 HR BB		0-0 G6-4-3 1B	4	1	4	1	1	0	0
Lee May, R OBP: 0.291, SLG: 0.413 (1, 3)	0-0 FC5-4 1-2f		0-0 G6-4-3		0-0 F5		0-0 F3		0-0 G6-4-3	5	0	0	1	0	0	7
Eddie Murray, S OBP: 0.326, SLG: 0.438 (1, 10)	0-3 K		0-0 L9		0-0 G1-6-3		0-0 HR			4	1	1	3	0	1	3
Doug DeCinces, R OBP: 0.340, SLG: 0.418 (1, 5)	0-3 K			0-0 4-3		0-0 G5-4-3 1B		0-0 1B		4	0	2	0	0	1	1
Andres Mora, R OBP: 0.189, SLG: 0.472 (1, 7)		0-0 6-3		0-0 6-3		0-0 G5-4-3		0-3 K		4	0	0	0	0	1	2
Rick Dempsey, R OBP: 0.310, SLG: 0.322 (1, 2) Dave Skaggs, R OBP: 0.385, SLG: 0.409 (4, 2)		1-0 BB HBP		4-0 BB 1B BB		4-0 BB		0-3 K		0	0	0	0	0	0	0
Mark Belanger, R OBP: 0.281, SLG: 0.271 (1, 6) Pat Kelly, L OBP: 0.381, SLG: 0.440 (8, PH) Kiko Garcia, R OBP: 0.283, SLG: 0.310 (9, 6)		0-3 K		4-0 1B 1-2 BB		0-0 5-3		0-0 F8		1	0	0	0	2	1	0
										2	0	0	0	1	1	2
										0	0	0	0	0	0	0
										0	0	0	0	0	0	0

Inning Stats	R: 2	H: 2	E: 2	K: 2	S: 10	H: 2	LOB: 1	BB: 0	P: 10	R: 0	H: 0	E: 0	K: 1	S: 5	H: 0	LOB: 2	BB: 1	P: 10	R: 0	H: 1	E: 0	K: 0	S: 3	H: 1	LOB: 0	BB: 0	P: 3	R: 0	H: 1	E: 0	K: 0	S: 3	H: 1	LOB: 2	BB: 2	P: 11	R: 0	H: 2	E: 0	K: 0	S: 4	H: 1	LOB: 1	BB: 0	P: 4	R: 0	H: 1	E: 0	K: 0	S: 3	H: 1	LOB: 1	BB: 1	P: 7	R: 3	H: 2	E: 0	K: 2	S: 9	H: 2	LOB: 1	BB: 2	P: 17	R: 0	H: 0	E: 0	K: 2	S: 7	H: 0	LOB: 0	BB: 0	P: 7	R: 0	H: 1	E: 0	K: 0	S: 3	H: 1	LOB: 1	BB: 0	P: 3	1B: 9	SF: 0	2B: 0	SAC: 0	3B: 0	DP: 4	HR: 1	HBP: 1	WP: 0	PA: 40
--------------	------	------	------	------	-------	------	--------	-------	-------	------	------	------	------	------	------	--------	-------	-------	------	------	------	------	------	------	--------	-------	------	------	------	------	------	------	------	--------	-------	-------	------	------	------	------	------	------	--------	-------	------	------	------	------	------	------	------	--------	-------	------	------	------	------	------	------	------	--------	-------	-------	------	------	------	------	------	------	--------	-------	------	------	------	------	------	------	------	--------	-------	------	-------	-------	-------	--------	-------	-------	-------	--------	-------	--------

PITCHER	IP	WLS	BF	H	R	ER	SO	BB	IBB	HBP	BLK	WP	HR	S	P	ERA	WHIP
Don Gullett, L ERA: 4.36 (1, 1)	6.2	W	32	8	5	4	4	6	0	1	0	0	1	33	58	5.40	2.100
Dick Tidrow, R ERA: 3.18 (7, 1)	0.2		3	1	0	0	2	0	0	0	0	0	0	7	7	0.00	1.500
Sparky Lyle, L ERA: 1.76 (8, 1)	1.2	S	5	1	0	0	1	0	0	0	0	0	0	7	7	0.00	0.600

BOTTOM

New York Yankees @ Baltimore Orioles
Memorial Stadium, Baltimore, MD

Fri Jul 08 1977, 7:05 PM EDT
Att: 33,738 - Unknown - 94 F

livebaseballscores.com

AB	33
R	5
H	10
RBI	5
BB	6
SO	7
LOB	18



New York Yankees @ Baltimore Orioles
 Memorial Stadium, Baltimore, MD

Sat Jul 09 1977, 7:05 PM EDT
 Att. 44,193 - Unknown

livebaseballscorecards.com

AB	33
R	5
H	8
RBI	5
BB	3
SO	0
LOB	9



AB R H RBI BB SO LOB

4	0	1	0	0	0	0
4	1	1	0	0	0	0
4	1	1	1	0	0	1
4	0	1	0	0	0	1
3	1	1	1	1	0	1
0	0	0	0	0	0	0
3	2	1	2	1	0	1
4	0	1	0	0	0	1
3	0	1	1	0	0	1
0	0	0	0	1	0	0
3	0	0	0	0	0	2
1	0	0	0	0	0	1

1B:	4	SF:	0
2B:	2	SAC:	0
3B:	0	DP:	0
HR:	2	HBP:	0
WP:	0	PA:	37
PB:	0		
SB:	0		
CS:	3		

Batter	1	2	3	4	5	6	7	8	9
Mickey Rivers, L (1, 8) OBP: 0.334, SLG: 0.392	0-0 F4		0-0 4-3		0-0 4-3		0-0 CS 1B		
Willie Randolph, R (1, 4) OBP: 0.377, SLG: 0.438	0-0 F8			0-0 3-1 5-3 2B 1B		0-0 4-3	0-0 CS 1-2 3-H	0-0 F8	
Thurman Munson, R (1, 2) OBP: 0.360, SLG: 0.523	0-0 6-3			0-0 5-3 1-2		0-0 F9		0-0 HR	
Chris Chambliss, L (1, 3) OBP: 0.332, SLG: 0.439		0-0 L5		0-0 3-1 2-3		0-0 2B		0-0 6-3	
Reggie Jackson, L (1, 9) OBP: 0.365, SLG: 0.527		4-0 BB		0-0 HR 2B		0-0 6-3		0-0 6-3	
Paul Blair, R (8, 9) OBP: 0.350, SLG: 0.426				3-H					
Graig Nettles, L (1, 5) OBP: 0.313, SLG: 0.454		0-0 F4		0-0 HR 2B		4-0 1B FC4-6 BB		0-0 F8	
Roy White, S (1, 7) OBP: 0.363, SLG: 0.426		0-0 F7		0-0 F9		0-0 FC4-6 1B		0-0 6-3	
Dell Alston, L (1, 10) OBP: 0.429, SLG: 0.714			0-0 CS 1B		0-0 F9		0-0 FC4-6 1B CS 1-2 3-H	4-0 FC6-4 BB	
Cliff Johnson, R (9, PH) OBP: 0.403, SLG: 0.568									
Bucky Dent, R (1, 6) OBP: 0.319, SLG: 0.389			0-0 F9 1-2		0-0 F7		0-0 F3	0-0 FC6-4 1-2	
Lou Piniella, R (9, PH) OBP: 0.375, SLG: 0.548									

Inning Stats	R: 0	H: 0	E: 0	K: 0	S: 3	P: 3	R: 0	H: 0	E: 0	K: 0	S: 3	P: 7	R: 0	H: 1	E: 0	K: 0	S: 3	P: 3	R: 3	H: 3	E: 0	K: 0	S: 6	P: 6	R: 0	H: 0	E: 0	K: 0	S: 3	P: 3	R: 0	H: 1	E: 0	K: 0	S: 4	P: 4	R: 1	H: 2	E: 0	K: 0	S: 4	P: 8	R: 1	H: 1	E: 0	K: 0	S: 4	P: 4	R: 0	H: 0	E: 0	K: 0	S: 3	P: 7	1B: 4	SF: 0	2B: 2	SAC: 0	3B: 0	DP: 0	HR: 2	HBP: 0	WP: 0	PA: 37
--------------	------	------	------	------	------	------	------	------	------	------	------	------	------	------	------	------	------	------	------	------	------	------	------	------	------	------	------	------	------	------	------	------	------	------	------	------	------	------	------	------	------	------	------	------	------	------	------	------	------	------	------	------	------	------	-------	-------	-------	--------	-------	-------	-------	--------	-------	--------

PITCHER	IP	WLS	BF	H	R	ER	SO	BB	IBB	HBP	BLK	WP	HR	S	P	ERA	WHIP
Jim Palmer, R (1, 1) ERA: 3.19	7.1		30	8	5	5	0	2	0	0	0	0	2	28	36	6.14	1.364
Tippy Martinez, L (8, 1) ERA: 2.05	1.1	W	5	0	0	0	0	1	0	0	0	0	0	4	8	0.00	0.750
Dick Drago, R (9, 1) ERA: 2.16	0.1	S	1	0	0	0	0	0	0	0	0	0	0	1	1	0.00	0.000

PITCHER	IP	WLS	BF	H	R	ER	SO	BB	IBB	HBP	BLK	WP	HR	S	P	ERA	WHIP
---------	----	-----	----	---	---	----	----	----	-----	-----	-----	----	----	---	---	-----	------

Batter	1	2	3	4	5	6	7	8	9	AB R H RBI BB SO LOB	TOP																						
Willie Randolph, R (1, 4) OBP: 0.375, SLG: 0.434	0-0 1-3		0-0 L7		4-0 BB			0-0 F8		3 0 0 0 1 0 0																							
Paul Blair, R (1, 8) OBP: 0.337, SLG: 0.408	0-0 6-3		0-0 6-3		0-0 G1-2-3			0-3 K		4 0 0 0 0 1 3																							
Thurman Munson, R (1, 2) OBP: 0.356, SLG: 0.518 Fran Healy, R (6, 2) OBP: 0.263, SLG: 0.302	0-0 1-3			0-0 F9		0-0 5-3		0-0 6-3		3 0 0 0 0 0 0 1 0 0 0 0 0 0																							
Chris Chambliss, L (1, 3) OBP: 0.334, SLG: 0.436		4-0 1B BB		0-0 4-3		4-0 BB		0-0 3-1		2 0 0 0 2 0 0																							
Cliff Johnson, R (1, 10) OBP: 0.400, SLG: 0.559		0-0 F9		4-0 BB		0-0 F9		0-0 6-3		3 0 0 0 1 0 2																							
Graig Nettles, L (1, 5) OBP: 0.312, SLG: 0.449		0-0 F5		0-3 K		0-0 G3		4-0 1B BB		3 0 0 0 1 1 3																							
Lou Piniella, R (1, 9) OBP: 0.386, SLG: 0.554		0-0 1-3 1B		0-0 5-3		0-0 G5-4-3 1B		0-0 1-3 1B		4 0 3 0 0 0 0																							
Roy White, S (1, 7) OBP: 0.361, SLG: 0.424		0-0 4-3		0-0 BB 1B G1-2-3 1B		0-0 F4		0-0 F8		4 0 1 0 0 0 5																							
Bucky Dent, R (1, 6) OBP: 0.319, SLG: 0.388			0-0 F8		0-0 1-2 1B BB		0-0 G5-4-3			3 0 1 0 0 0 1																							
Inning Stats	R: 0 E: 0 K: 0 S: 3	H: 0 LOB: 0 BB: 0 P: 3	R: 0 E: 0 K: 0 S: 4	H: 1 LOB: 2 BB: 1 P: 8	R: 0 E: 0 K: 0 S: 3	H: 0 LOB: 0 BB: 0 P: 3	R: 0 E: 0 K: 1 S: 5	H: 0 LOB: 1 BB: 1 P: 9	R: 0 E: 0 K: 0 S: 4	H: 2 LOB: 2 BB: 1 P: 8	R: 0 E: 0 K: 0 S: 3	H: 0 LOB: 1 BB: 1 P: 7	R: 0 E: 0 K: 0 S: 3	H: 1 LOB: 0 BB: 0 P: 3	R: 0 E: 0 K: 1 S: 5	H: 0 LOB: 0 BB: 0 P: 5	R: 0 E: 0 K: 0 S: 4	H: 1 LOB: 2 BB: 1 P: 8	1B: 5 2B: 0 3B: 0 HR: 0	SF: 0 SAC: 0 DP: 2 HBP: 0	WP: 0 PB: 0 SB: 0 CS: 0	PA: 35											
PITCHER Ross Grimsley, L (1, 1) ERA: 3.75	IP 9.0	WLS W	BF 35	H 5	R 0	ER 0	SO 2	BB 5	IBB 0	HBP 0	BLK 0	WP 0	HR 0	S 34	P 54	ERA 0.00	WHIP 1.111																
											PITCHER	IP	WLS	BF	H	R	ER	SO	BB	IBB	HBP	BLK	WP	HR	S	P	ERA	WHIP					

New York Yankees @ Baltimore Orioles
 Memorial Stadium, Baltimore, MD
 Sun Jul 10 1977, 3:33 AM EDT
 Att. 34,299 - Unknown

livebaseballscorecards.com

AB	30
R	0
H	5
RBI	0
BB	5
SO	2
LOB	14



Batter	1	2	3	4	5	6	7	8	9	AB R H RBI BB SO LOB	TOP	
Willie Randolph, R (1, 4) OBP: 0.372, SLG: 0.430	0-3 K		0-0 F9		0-0 6-3		0-0 F8		0-0 1B	5 0 1 0 0 1 1		
Mickey Rivers, L (1, 8) OBP: 0.336, SLG: 0.399	0-0 2B 3B		0-0 1B		0-3 K		0-3 K		0-0 5-3	5 1 2 0 0 2 1		
Thurman Munson, R (1, 2) OBP: 0.358, SLG: 0.521	0-0 L3-6 2B		0-0 F9		0-0 FC6 1B			0-0 L7		4 0 2 1 0 0 2		
Chris Chambliss, L (1, 3) OBP: 0.331, SLG: 0.431	0-0 L3-6		0-0 4-3		0-0 FC6			0-0 4-3		4 0 0 0 0 0 4		
Lou Piniella, R (1, 9) OBP: 0.382, SLG: 0.545		0-0 3-1		0-0 F4		0-0 6-3		0-0 E7 1B		4 0 1 0 0 0 0		
Graig Nettles, L (1, 5) OBP: 0.317, SLG: 0.471		0-0 HR		0-0 HR		0-0 G3		4-0 BB		3 2 2 2 1 0 0		
Cliff Johnson, R (1, 10) OBP: 0.402, SLG: 0.563		0-0 6-3		0-0 1B		0-0 2B		0-3 K		4 0 2 0 0 1 2		
Roy White, S (1, 7) OBP: 0.357, SLG: 0.418		0-0 F2		0-0 F4		0-3 K			0-0 F8	4 0 0 0 0 1 2		
Paul Blair, R (9, 7) OBP: 0.337, SLG: 0.408										0 0 0 0 0 0 0		
Fred Stanley, R (1, 6) OBP: 0.238, SLG: 0.381			0-0 F9 1B		0-3 K		0-0 F8		0-0 F7	4 0 1 0 0 1 1		
Inning Stats	R: 1 H: 2 E: 0 LOB: 0 K: 1 BB: 0 S: 6 P: 6	R: 1 H: 1 E: 0 LOB: 0 K: 0 BB: 0 S: 4 P: 4	R: 0 H: 2 E: 0 LOB: 2 K: 0 BB: 0 S: 5 P: 5	R: 1 H: 2 E: 0 LOB: 1 K: 1 BB: 0 S: 7 P: 7	R: 0 H: 1 E: 0 LOB: 1 K: 1 BB: 0 S: 6 P: 6	R: 0 H: 1 E: 0 LOB: 1 K: 1 BB: 0 S: 6 P: 6	R: 0 H: 0 E: 0 LOB: 0 K: 1 BB: 0 S: 5 P: 5	R: 0 H: 1 E: 1 LOB: 2 K: 1 BB: 1 S: 6 P: 10	R: 0 H: 1 E: 0 LOB: 1 K: 0 BB: 0 S: 4 P: 4	1B: 6 SF: 0 2B: 3 SAC: 0 3B: 1 DP: 1 HR: 2 HBP: 0	WP: 0 PA: 38 PB: 0 SB: 0 CS: 0	
PITCHER Mike Flanagan, L (1, 1) ERA: 3.77	IP WLS BF H R ER SO BB IBB HBP BLK WP HR S P ERA WHIP											
	9.0 W 38 11 3 3 6 1 0 0 0 0 0 2 49 53 3.00 1.333											

New York Yankees @ Baltimore Orioles
 Memorial Stadium, Baltimore, MD
 Mon Jul 11 1977, 7:05 PM EDT
 Att: 42,603 - Unknown

AB	37
R	3
H	11
RBI	3
BB	1
SO	6
LOB	13



Batter	1	2	3	4	5	6	7	8	9	AB	R	H	RBI	BB	SO	LOB
Al Bumbry, L (1, 8) OBP: 0.353, SLG: 0.389 Tom Shopay, L (9, PR) OBP: 0.296, SLG: 0.341	0-0 E SF7 1B		4-0 BB		0-3 K		0-0 2B G3 1B		0-0 1B 3B	4	2	3	0	1	1	0
Billy Smith, S (1, 4) OBP: 0.305, SLG: 0.328 Rich Dauer, R (9, PH) OBP: 0.281, SLG: 0.301	0-3 K 1-3		0-0 L9		0-0 1B		0-0 G3 1B 2B		0-0 L1-4	4	1	2	0	0	1	2
Pat Kelly, L (1, 7) OBP: 0.375, SLG: 0.435	0-0 SF7 3-H		0-0 G3		0-3 K		0-0 G3 2-3 3-H		4-0 1B S IBB	3	0	0	2	1	1	3
Ken Singleton, S (1, 9) OBP: 0.444, SLG: 0.504	4-0 BB			0-0 5-3		4-0 1B BB		0-0 1-3	4-0 1B 1-2 IBB	2	0	0	0	3	0	1
Eddie Murray, S (1, 3) OBP: 0.328, SLG: 0.445	0-3 K			4-0 FC6-4 BB		0-0 F6 1B		0-0 FC6-4 1B	0-0 1-2 3-H 1B	4	0	3	2	1	1	1
Lee May, R (1, 10) OBP: 0.293, SLG: 0.413		0-0 L4		0-0 FC6-4 1B 1-2f		0-0 F6 1-2		0-0 FC6-4 1-2f		4	0	0	0	0	0	4
Doug DeCinces, R (1, 5) OBP: 0.343, SLG: 0.420		0-0 F8		0-0 FC6-4 1B 1-2		0-0 F5		0-3 K		4	0	1	0	0	1	2
Mark Belanger, R (1, 6) OBP: 0.275, SLG: 0.264 Tony Muser, L (6, PH) OBP: 0.346, SLG: 0.342 Kiko Garcia, R (7, 6) OBP: 0.281, SLG: 0.323		0-3 K		0-0 FC6-4 1-2f		4-0 IBB		0-0 F8		2	0	0	0	0	1	2
Dave Skaggs, R (1, 2) OBP: 0.351, SLG: 0.375			0-0 F7		0-0 1-3		0-0 F9		0-0 6-3	0	0	0	0	0	0	3

Inning Stats	R: 1	H: 1	E: 1	K: 2	S: 8	LOB: 1	BB: 1	P: 12	R: 0	H: 0	E: 0	K: 1	S: 5	LOB: 0	BB: 0	P: 5	R: 0	H: 0	E: 0	K: 0	S: 3	LOB: 1	BB: 1	P: 7	R: 0	H: 1	E: 0	K: 0	S: 4	LOB: 2	BB: 1	P: 8	R: 0	H: 1	E: 0	K: 2	S: 8	LOB: 1	BB: 0	P: 8	R: 0	H: 1	E: 0	K: 0	S: 4	LOB: 3	BB: 2	P: 12	R: 2	H: 3	E: 0	K: 0	S: 6	LOB: 1	BB: 0	P: 6	R: 0	H: 0	E: 0	K: 1	S: 5	LOB: 0	BB: 0	P: 5	R: 1	H: 2	E: 0	K: 0	S: 3	LOB: 3	BB: 2	P: 11	1B: 7	2B: 1	3B: 1	HR: 0	SF: 1	SAC: 0	DP: 0	HBP: 0	WP: 0	PA: 41
--------------	------	------	------	------	------	--------	-------	-------	------	------	------	------	------	--------	-------	------	------	------	------	------	------	--------	-------	------	------	------	------	------	------	--------	-------	------	------	------	------	------	------	--------	-------	------	------	------	------	------	------	--------	-------	-------	------	------	------	------	------	--------	-------	------	------	------	------	------	------	--------	-------	------	------	------	------	------	------	--------	-------	-------	-------	-------	-------	-------	-------	--------	-------	--------	-------	--------


PITCHER	IP	WLS	BF	H	R	ER	SO	BB	IBB	HBP	BLK	WP	HR	S	P	ERA	WHIP
Mike Torrez, R (1, 1) ERA: 4.81	8.0	L	37	8	4	3	6	4	1	0	0	0	0	44	64	3.38	1.500
Sparky Lyle, L (9, 1) ERA: 1.71	0.1		1	0	0	0	0	0	0	0	0	0	0	1	1	0.00	0.000
Dick Tidrow, R (9, 1) ERA: 3.21	0.0		3	1	0	0	0	0	2	0	0	0	0	1	9	∞	∞

BOTTOM

New York Yankees @ Baltimore Orioles
Memorial Stadium, Baltimore, MD
 Mon Jul 11 1977, 7:05 PM EDT
 Att. 42,603 - Unknown

livebaseballscorecards.com

AB	33
R	4
H	9
RBI	4
BB	7
SO	6
LOB	19



New York Yankees @ Milwaukee Brewers
 Milwaukee County Stadium, Milwaukee, WI

Tue Jul 12 1977, 8:05 PM EDT
 Att. 18,987 - Unknown - 85 F

AB	36
R	5
H	11
RBI	4
BB	6
SO	5
LOB	27



Batter	1	2	3	4	5	6	7	8	9	AB R H RBI BB SO LOB
Mickey Rivers, L (1, 8) OBP: 0.333, SLG: 0.395	0-0 4-3	0-0 F8		0-0 1B		0-0 FC4-6		0-0 F7		5 0 1 0 0 0 4
Willie Randolph, R (1, 4) OBP: 0.376, SLG: 0.443	0-0 6-3	0-0 CS	0-0 1B 1B 4-3	0-0 1B	0-0 1B	0-0 5-3		0-0 HR		5 2 3 2 0 0 2
Thurman Munson, R (1, 2) OBP: 0.362, SLG: 0.519	4-0 1B WP BB		0-0 4-3 1B	0-0 F8		4-0 IBB		0-0 6-3		3 1 1 0 2 0 2
Chris Chambliss, L (1, 3) OBP: 0.331, SLG: 0.429	0-0 WP 1B		0-3 K	0-3 K		0-0 4-3			4-0 BB	4 0 1 0 1 2 7
Graig Nettles, L (1, 5) OBP: 0.318, SLG: 0.468	4-0 1-2 BB		0-0 4-3 1B		0-0 3-1		0-3 K		0-0 L4	4 0 1 0 1 1 1
Reggie Jackson, L (1, 9) OBP: 0.362, SLG: 0.519	0-0 G3		0-0 4-3	0-0 G6-4-3 BB		0-0 6-3		0-0 F9		4 0 0 1 1 0 5
Roy White, S (1, 7) OBP: 0.354, SLG: 0.412		0-0 F8	4-0 BB	0-0 G6-4-3		0-0 4-3		0-3 K		4 0 0 0 1 1 2
Dell Alston, L (1, 10) Cliff Johnson, R (6, PH) OBP: 0.444, SLG: 0.667 OBP: 0.407, SLG: 0.572		0-0 S 1B	0-3 K		0-0 SH 2B		0-0 FC1-6 1B			2 1 1 0 0 1 3 2 0 2 0 0 0 0
Fred Stanley, R (1, 6) OBP: 0.250, SLG: 0.375		0-0 CS 1B		0-0 6-3		0-0 SH FC4-6		0-0 FC1-6 HR		3 1 1 1 0 0 1

Inning Stats	R: 1	H: 1	E: 0	K: 0	S: 4	P: 12	R: 1	H: 2	E: 0	K: 0	S: 4	P: 4	R: 1	H: 3	E: 0	K: 2	S: 10	P: 14	R: 0	H: 2	E: 0	K: 1	S: 7	P: 7	R: 0	H: 0	E: 0	K: 0	S: 2	P: 6	R: 0	H: 1	E: 0	K: 0	S: 5	P: 9	R: 0	H: 0	E: 0	K: 1	S: 5	P: 5	R: 2	H: 2	E: 0	K: 0	S: 5	P: 5	R: 0	H: 0	E: 0	K: 1	S: 5	P: 9	1B: 9	2B: 1	3B: 0	HR: 1	SF: 0	SAC: 1	DP: 1	HBP: 0	WP: 1	PA: 44
--------------	------	------	------	------	------	-------	------	------	------	------	------	------	------	------	------	------	-------	-------	------	------	------	------	------	------	------	------	------	------	------	------	------	------	------	------	------	------	------	------	------	------	------	------	------	------	------	------	------	------	------	------	------	------	------	------	-------	-------	-------	-------	-------	--------	-------	--------	-------	--------

PITCHER	IP	WLS	BF	H	R	ER	SO	BB	IBB	HBP	BLK	WP	HR	S	P	ERA	WHIP
Moose Haas, R (1, 1) ERA: 4.59	2.1	L	14	6	3	3	1	2	0	0	0	1	0	14	22	11.57	3.429
Mike Caldwell, L (3, 1) ERA: 3.96	5.2		26	5	2	2	3	3	1	0	0	0	1	28	44	3.18	1.412
Bob McClure, L (9, 1) ERA: 2.01	1.0		3	0	0	0	1	0	0	0	0	0	0	5	5	0.00	0.000

PITCHER	IP	WLS	BF	H	R	ER	SO	BB	IBB	HBP	BLK	WP	HR	S	P	ERA	WHIP
---------	----	-----	----	---	---	----	----	----	-----	-----	-----	----	----	---	---	-----	------

Batter	1	2	3	4	5	6	7	8	9	AB	R	H	RBI	BB	SO	LOB
Robin Yount, R OBP: 0.348, SLG: 0.382 (1, 6)	0-3 K		0-3 K		0-0 1-3		4-0 SH2-4 BB		4-0 PB BB	3	0	0	0	2	2	0
Sixto Lezcano, R OBP: 0.347, SLG: 0.476 (1, 9)	4-0 2B WP BB		0-0 F9		0-0 2B		0-0 SH2-4 1-2		0-0 F9 1-2	3	1	1	0	1	0	1
Don Money, R OBP: 0.357, SLG: 0.474 (1, 4)	0-3 K			0-0 L5	4-0 BB		0-0 F7			3	0	0	0	1	1	2
Sal Bando, R OBP: 0.348, SLG: 0.423 (1, 5)	0-0 WP 1-3 2B			4-0 BB 1B BB	0-0 5-3		0-0 5-3			3	1	1	0	1	0	3
Cecil Cooper, L OBP: 0.332, SLG: 0.444 (1, 3)	0-0 F8 2-3 3-H			0-3 K		0-0 SH1-4 1B		0-0 F7		4	0	1	0	0	1	2
Steve Brye, R OBP: 0.276, SLG: 0.396 (1, 8)		0-0 F4		4-0 1B 1-2 BB		0-0 SH1-4 1-2		0-0 1-3		1	0	0	0	1	0	0
Von Joshua, L OBP: 0.275, SLG: 0.336 (8, PH) (9, 8)										1	0	0	0	0	0	0
Dick Davis, R OBP: 0.500, SLG: 0.333 (1, 10)		0-3 K		0-0 1B 1-3 2-H		4-0 BB		0-0 L5		3	0	1	1	1	1	0
Jim Wohlford, R OBP: 0.259, SLG: 0.282 (1, 7)		0-0 F9		0-0 F1		0-0 F4			0-0 6-3	3	0	0	0	0	0	4
Bob Sheldon, L OBP: 0.310, SLG: 0.333 (9, PH)										1	0	0	0	0	0	0
Charlie Moore, R OBP: 0.291, SLG: 0.349 (1, 2)			0-3 K		0-0 F9	0-0 F8			0-0 4-3	3	0	0	0	0	1	2
Jamie Quirk, L OBP: 0.264, SLG: 0.387 (9, PH)										1	0	0	0	0	0	0

Inning Stats	R: 1	H: 1	E: 0	K: 2	S: 8	R: 0	H: 0	E: 0	K: 1	S: 5	R: 0	H: 0	E: 0	K: 2	S: 7	R: 1	H: 1	E: 0	K: 1	S: 6	R: 0	H: 1	E: 0	K: 0	S: 4	R: 0	H: 0	E: 0	K: 0	S: 3	R: 0	H: 0	E: 0	K: 0	S: 3	R: 0	H: 0	E: 0	K: 0	S: 3	R: 0	H: 0	E: 0	K: 0	S: 3	1B: 2	2B: 2	3B: 0	HR: 0	SF: 0	SAC: 2	DP: 0	HBP: 0	WP: 1	PB: 1	SB: 0	CS: 0	PA: 38
--------------	------	------	------	------	------	------	------	------	------	------	------	------	------	------	------	------	------	------	------	------	------	------	------	------	------	------	------	------	------	------	------	------	------	------	------	------	------	------	------	------	------	------	------	------	------	-------	-------	-------	-------	-------	--------	-------	--------	-------	-------	-------	-------	--------

PITCHER	IP	WLS	BF	H	R	ER	SO	BB	IBB	HBP	BLK	WP	HR	S	P	ERA	WHIP
Don Gullett, L ERA: 4.25 (1, 1)	6.2	W	30	4	2	2	6	6	0	0	0	1	0	36	60	2.70	1.500
Dick Tidrow, R ERA: 3.12 (7, 1)	2.1	S	8	0	0	0	0	1	0	0	0	0	0	7	11	0.00	0.429

BOTTOM

New York Yankees @ Milwaukee Brewers
Milwaukee County Stadium, Milwaukee, WI

Tue Jul 12 1977, 8:05 PM EDT
Att: 18,987 - Unknown - 85 F

livebaseballscorecards.com

AB	29
R	2
H	4
RBI	1
BB	7
SO	6
LOB	14



Batter	1	2	3	4	5	6	7	8	9	AB R H RBI BB SO LOB	TOP											
Mickey Rivers, L (1, 8) OBP: 0.338, SLG: 0.417	0-0 4-3		4-0 BB		0-3 K		0-0 HR	0-0 HR		4 2 2 4 1 1 1												
Willie Randolph, R (1, 4) OBP: 0.376, SLG: 0.445	0-0 F8		0-3 K		0-0 2B		0-0 1B	0-0 6-3		5 0 2 1 0 1 2												
Thurman Munson, R (1, 2) OBP: 0.359, SLG: 0.514	0-0 1B		0-0 F9		0-0 F6		0-0 F8		0-3 K	5 0 1 0 0 1 4												
Graig Nettles, L (1, 5) OBP: 0.314, SLG: 0.461	0-3 K		0-3 K		0-0 F4		0-0 F9	0-0 4-3		5 0 0 0 0 2 3												
Chris Chambliss, L (1, 3) OBP: 0.335, SLG: 0.434		0-0 1-3		0-0 F7		0-0 2B		0-0 1B	0-0 BB	5 1 3 0 0 0 0												
Reggie Jackson, L (1, 9) OBP: 0.363, SLG: 0.516		0-0 G3		0-0 L6		0-3 K		0-0 1B	4-0 BB	4 1 1 0 1 1 1												
Roy White, S (1, 7) OBP: 0.352, SLG: 0.408		0-0 4-3		0-0 F8		0-0 F6		0-0 1B	0-0 G3	5 1 1 0 0 0 3												
Dell Alton, L (1, 10) OBP: 0.583, SLG: 1.000			0-0 HR		4-0 2B		0-0 1B	0-0 HR		2 2 2 1 1 0 0												
Lou Piniella, R (8, PH) OBP: 0.386, SLG: 0.548					4-0 BB		0-0 G4-6-3	0-0 HR		1 1 1 2 0 0 0												
Fred Stanley, R (1, 6) OBP: 0.269, SLG: 0.360			4-0 BB		0-0 6-3		0-0 G4-6-3	0-3 K		1 0 0 0 1 0 1												
Carlos May, L (7, PH) OBP: 0.309, SLG: 0.342					1-2 BB					1 0 0 0 0 0 1												
Bucky Dent, R (7, 6) OBP: 0.318, SLG: 0.386										1 0 0 0 0 1 2												
Inning Stats	R: 0 E: 0 K: 1 S: 6	H: 1 LOB: 1 BB: 0 P: 6	R: 0 E: 0 K: 0 S: 3	H: 0 LOB: 0 BB: 0 P: 3	R: 1 E: 0 K: 2 S: 8	H: 1 LOB: 2 BB: 2 P: 16	R: 0 E: 0 K: 0 S: 3	H: 0 LOB: 0 BB: 0 P: 3	R: 1 E: 0 K: 1 S: 6	H: 1 LOB: 1 BB: 1 P: 10	R: 0 E: 0 K: 1 S: 6	H: 1 LOB: 1 BB: 0 P: 6	R: 1 E: 0 K: 0 S: 5	H: 3 LOB: 1 BB: 0 P: 5	R: 5 E: 0 K: 1 S: 10	H: 5 LOB: 0 BB: 0 P: 10	R: 0 E: 0 K: 1 S: 6	H: 1 LOB: 2 BB: 1 P: 10	1B: 8 2B: 2 3B: 0 HR: 3	SF: 0 SAC: 0 DP: 1 HBP: 0	WP: 0 PB: 0 SB: 1 CS: 0	PA: 43
PITCHER	IP WLS BF H R ER SO BB IBB HBP BLK WP HR S P ERA WHIP																					
Jim Staton, R (1, 1) ERA: 2.99	6.2 W 29 7 3 3 5 3 0 0 0 0 0 2 36 48 4.05 1.500																					
Bob McClure, L (7, 1) ERA: 2.85	0.2 6 4 4 4 0 0 0 0 0 0 0 0 6 6 54.00 6.000																					
Bill Castro, R (8, 1) ERA: 4.93	1.2 S 8 2 1 1 2 1 0 0 0 0 0 1 11 15 5.40 1.800																					

New York Yankees @ Milwaukee Brewers
Milwaukee County Stadium, Milwaukee, WI
 Wed Jul 13 1977, 8:05 PM EDT
 Att. 18,298 - Unknown - 72 F

AB	39
R	8
H	13
RBI	8
BB	4
SO	7
LOB	18



Batter	1	2	3	4	5	6	7	8	9
Robin Yount, R OBP: 0.349, SLG: 0.387 (1, 6) X	0-0 5-3 HR	0-0 HR 3B		0-3 K		0-0 CS 1-2	4-0 1B 2B BB		
Don Money, R OBP: 0.361, SLG: 0.485 (1, 4) B B B B	4-0 BB 1B BB	0-0 HR		0-0 F7			0-0 2B 1B		
Cecil Cooper, L OBP: 0.337, SLG: 0.460 (1, 3) X	0-0 1B 1B	0-3 K			0-0 HR		0-0 G6-4-3 1B 2B		
Sal Bando, R OBP: 0.350, SLG: 0.422 (1, 5) B B B B	4-0 1B BB		0-3 K		0-3 K		0-0 G6-4-3 1B		
Sixto Lezcano, R OBP: 0.346, SLG: 0.483 (1, 9) X	0-0 F5		0-0 HR		0-0 F6		0-0 G6-4-3 1B		
Von Joshua, L OBP: 0.284, SLG: 0.345 (1, 8) X	0-0 1B		0-0 S 1B		0-0 CS 1B		0-0 CS 1B		
Jamie Quirk, L OBP: 0.260, SLG: 0.381 (1, 10) X	0-0 4-3		0-0 F8		0-0 CS	0-0 4-3	0-0 CS	0-0 F2	
Steve Brye, R OBP: 0.272, SLG: 0.390 (6, PH)			1-2		1-2		1-2		
Dick Davis, R OBP: 0.375, SLG: 0.286 (1, 7)		0-0 F4	0-0 F3			0-0 F8		0-0 L4-3 1B	
Charlie Moore, R OBP: 0.291, SLG: 0.347 (1, 2) X		0-0 4-3		0-0 F5		0-0 CS 1B		0-0 L4-3	

Inning Stats	R: 2 E: 0 K: 0 S: 5	H: 2 LOB: 2 BB: 2 P: 13	R: 2 E: 0 K: 1 S: 7	H: 2 LOB: 0 BB: 0 P: 7	R: 1 E: 0 K: 1 S: 7	H: 2 LOB: 1 BB: 0 P: 7	R: 0 E: 0 K: 1 S: 5	H: 0 LOB: 0 BB: 0 P: 5	R: 1 E: 0 K: 1 S: 6	H: 2 LOB: 0 BB: 0 P: 6	R: 0 E: 0 K: 0 S: 3	H: 1 LOB: 0 BB: 0 P: 3	R: 3 E: 0 K: 0 S: 5	H: 4 LOB: 0 BB: 1 P: 9	R: 0 E: 0 K: 0 S: 3	H: 1 LOB: 0 BB: 0 P: 3
1B: 9 2B: 2 3B: 1 HR: 3	SF: 0 SAC: 0 DP: 2 HBP: 0	WP: 0 PB: 0 SB: 1 CS: 3	PA: 39													

PITCHER	IP	WLS	BF	H	R	ER	SO	BB	IBB	HBP	BLK	WP	HR	S	P	ERA	WHIP
Catfish Hunter, R ERA: 5.32 (1, 1)	5.0	L	24	8	6	6	4	2	0	0	0	0	3	30	38	10.80	2.000
Ken Holtzman, L ERA: 5.65 (6, 1)	2.0		9	5	3	3	0	1	0	0	0	0	0	8	12	13.50	3.000
Sparky Lyle, L ERA: 1.69 (8, 1)	1.0		3	1	0	0	0	0	0	0	0	0	0	3	3	0.00	1.000

BOTTOM

New York Yankees @ Milwaukee Brewers
Milwaukee County Stadium, Milwaukee, WI

livebaseballscores.com

AB 33
R 9
H 14
RBI 9
BB 3
SO 4
LOB 10



WP: 0
PB: 0
SB: 1
CS: 3

Wed Jul 13 1977, 8:05 PM EDT
Att: 18,298 - Unknown - 72 F

Batter	1	2	3	4	5	6	7	8	9	AB R H RBI BB SO LOB	TOP											
Mickey Rivers, L (1, 8) OBP: 0.340, SLG: 0.418	0-0 1B		0-0 FC5-4			0-0 1B	0-0 5-3			4 0 2 0 0 0 1	New York Yankees @ Milwaukee Brewers Milwaukee County Stadium, Milwaukee, WI Thu Jul 14 1977, 4:33 AM EDT Att. 22,897 - Unknown - 94 F											
Roy White, S (1, 10) OBP: 0.354, SLG: 0.411	0-0 F9		0-0 FC5-4			4-0 BB		0-0 2B		3 1 1 0 1 0 2												
Thurman Munson, R (1, 2) OBP: 0.355, SLG: 0.508	0-0 F6		0-0 5-3			0-0 BB		0-0 2B		4 0 0 0 0 0 4												
Lou Piniella, R (1, 7) OBP: 0.383, SLG: 0.540	0-3 K			0-0 F7			0-0 1B	0-3 K		4 0 1 0 0 2 1												
Chris Chambliss, L (1, 3) OBP: 0.332, SLG: 0.429		0-0 F5		0-0 4-3			0-0 1B	0-0 F5		4 1 0 0 0 0 1												
Reggie Jackson, L (1, 9) OBP: 0.364, SLG: 0.536		0-0 HR		0-0 F7			0-0 HR	0-0 F8		4 2 2 3 0 0 0												
Graig Nettles, L (1, 5) OBP: 0.313, SLG: 0.458		0-0 F4			0-3 K		0-0 1B	0-0 F7		4 1 1 0 0 1 0												
George Zeber, S (1, 4) OBP: 0.380, SLG: 0.512		0-0 4-3			0-0 5-3		0-0 HR	0-0 4-3		4 1 1 2 0 0 0												
Bucky Dent, R (1, 6) OBP: 0.318, SLG: 0.386			0-0 1B		0-0 F9		0-0 4-3			3 0 1 0 0 0 0												
Inning Stats	R: 0 E: 0 K: 1 S: 6	H: 1 LOB: 1 BB: 0 P: 6	R: 1 E: 0 K: 0 S: 4	H: 1 LOB: 0 BB: 0 P: 4	R: 0 E: 0 K: 0 S: 4	H: 1 LOB: 1 BB: 0 P: 4	R: 0 E: 0 K: 0 S: 3	H: 0 LOB: 0 BB: 0 P: 3	R: 0 E: 0 K: 1 S: 5	H: 0 LOB: 0 BB: 0 P: 5	R: 0 E: 0 K: 0 S: 2	H: 1 LOB: 0 BB: 1 P: 6	R: 4 E: 0 K: 0 S: 7	H: 4 LOB: 0 BB: 0 P: 7	R: 1 E: 0 K: 1 S: 6	H: 1 LOB: 0 BB: 0 P: 6	R: 0 E: 0 K: 0 S: 3	H: 0 LOB: 0 BB: 0 P: 3	1B: 5 2B: 1 3B: 0 HR: 3	SF: 0 SAC: 0 DP: 1 HBP: 0	WP: 0 PB: 0 SB: 1 CS: 1	PA: 35
PITCHER	IP WLS BF H R ER SO BB IBB HBP BLK WP HR S P ERA WHIP																					
Jerry Augustine, L (1, 1) ERA: 3.99	7.0 L 28 8 5 5 2 1 0 0 0 0 0 3 31 35 6.43 1.286																					
Sam Hinds, R (8, 1) ERA: 3.76	2.0 7 1 1 1 1 0 0 0 0 0 0 0 9 9 4.50 0.500																					

livebaseballscorecards.com

AB	34
R	6
H	9
RBI	5
BB	1
SO	3
LOB	9



Batter	1	2	3	4	5	6	7	8	9	AB	R	H	RBI	BB	SO	LOB
Robin Yount, R OBP: 0.347, SLG: 0.385 (1, 6)	0-0 1B WP G4-6-3 1B		0-0 F8			0-0 6-3	0-0 F4		0-0 F8	5	1	1	0	0	0	4
Don Money, R OBP: 0.362, SLG: 0.485 (1, 4)	0-0			0-0 4-3		0-0 6-3		0-0 F8		2	0	1	0	0	0	0
Bob Sheldon, L OBP: 0.305, SLG: 0.327 (6, 4)	1-3 G4-6-3 1B									1	0	0	0	0	0	0
Jim Wohlford, R OBP: 0.257, SLG: 0.280 (8, PH)										1	0	0	0	0	0	0
Cecil Cooper, L OBP: 0.336, SLG: 0.457 (1, 3)	0-0 G4-6-3 1-2f 3-H			0-0 6-3 1B		0-3 K		0-0 G3		4	0	1	0	0	1	1
Sal Bando, R OBP: 0.351, SLG: 0.423 (1, 5)	0-0 4-3			0-0 6-3 1-2		0-0 BB 1B		0-0 FC6-4 1B		4	1	2	0	0	0	1
Sixto Lezcano, R OBP: 0.345, SLG: 0.478 (1, 9)		0-0 F3		4-0 BB BB BB BB		0-0 F8		0-0 FC6-4 1-2f		3	0	0	0	1	0	2
Jamie Quirk, L OBP: 0.261, SLG: 0.375 (1, 10)		0-3 K		0-0 F8		4-0 BB BB BB		0-0 E 1B		2	1	0	0	1	1	2
Ken McMullen, R OBP: 0.301, SLG: 0.413 (9, PH)										1	0	1	0	0	0	0
Moose Haas, R (9, PR)										0	0	0	0	0	0	0
Steve Brye, R OBP: 0.272, SLG: 0.393 (1, 8)		0-3 K				0-0 FC3-5 2B		0-0 F9		4	0	1	0	0	2	3
Dick Davis, R OBP: 0.333, SLG: 0.273 (1, 7)			0-0 F9		0-0 FC3-5 F9		0-0 2B 1B		0-3 K	4	0	1	1	0	1	2
Charlie Moore, R OBP: 0.290, SLG: 0.350 (1, 2)			0-0 F9		0-0 F9		0-0 2B		0-0 E6	4	0	1	1	0	0	2

Inning Stats		R: 1	H: 2	R: 0	H: 0	R: 0	H: 0	R: 0	H: 1	R: 0	H: 1	R: 0	H: 0	R: 2	H: 3	R: 0	H: 1	R: 0	H: 1	1B: 7	SF: 0	WP: 1	PA: 37	
		E: 0	LOB: 0	E: 0	LOB: 0	E: 0	LOB: 0	E: 0	LOB: 2	E: 0	LOB: 0	E: 0	LOB: 0	E: 0	LOB: 2	E: 0	LOB: 1	E: 1	LOB: 2	2B: 2	SAC: 0	PB: 0		
		K: 0	BB: 0	K: 2	BB: 0	K: 0	BB: 0	K: 0	BB: 1	K: 1	BB: 0	K: 0	BB: 1	K: 0	BB: 1	K: 0	BB: 0	K: 2	BB: 0	3B: 0	DP: 1	SB: 0		
		S: 4	P: 4	S: 7	P: 7	S: 3	P: 3	S: 4	P: 8	S: 3	P: 3	S: 5	P: 5	S: 6	P: 10	S: 4	P: 4	S: 9	P: 9	HR: 0	HBP: 0	CS: 0		
PITCHER	IP	WLS	BF	H	R	ER	SO	BB	IBB	HBP	BLK	WP	HR	S	P	ERA	WHIP						ERA	WHIP
Ed Figueroa, R ERA: 3.3 (1, 1)	6.2	W	27	7	3	3	3	2	0	0	0	1	0	31	39	4.05	1.350							
Sparky Lyle, L ERA: 1.64 (7, 1)	2.1	S	10	2	0	0	2	0	0	0	0	0	0	14	14	0.00	0.857							

BOTTOM

New York Yankees @ Milwaukee Brewers
Milwaukee County Stadium, Milwaukee, WI

Thu Jul 14 1977, 4:33 AM EDT
Att: 22,897 - Unknown - 94 F

AB	35
R	3
H	9
RBI	2
BB	2
SO	5
LOB	17



WP: 1	PA: 37
PB: 0	
SB: 0	
CS: 0	

Batter	1	2	3	4	5	6	7	8	9	AB R H RBI BB SO LOB	TOP		
Mickey Rivers, L (1, 8) OBP: 0.344, SLG: 0.421	0-0 S 1B		0-0 1B		0-0 1B BB		0-0 G3		0-0 F8	5 1 3 1 0 0 2	New York Yankees @ Kansas City Royals Royals Stadium, Kansas City, MO Fri Jul 15 1977, 8:05 PM EDT Att. 36,743 - Unknown - 90 F livebaseballscorecards.com		
Roy White, S (1, 10) OBP: 0.351, SLG: 0.405	0-0 1-3 1-2		0-0 F8		4-0 G6-3 1B BB		0-3 K		0-0 P5	4 0 0 0 1 1 4			
Thurman Munson, R (1, 2) OBP: 0.360, SLG: 0.511	0-0 5-3				0-0 BB 1B 1B				0-0 G6-3 1B	4 0 3 2 0 0 1			
Lou Piniella, R (1, 7) OBP: 0.373, SLG: 0.524	0-0 F9				0-0 F8				0-0 G6-3	4 0 0 0 0 0 5			
Chris Chambliss, L (1, 3) OBP: 0.331, SLG: 0.425					4-0 1B BB				0-0 4-3	3 0 0 0 1 0 1			
Reggie Jackson, L (1, 9) OBP: 0.363, SLG: 0.536					0-0 F8				0-0 1B 1B 2B	4 1 1 0 0 1 2			
Willie Randolph, R (1, 4) OBP: 0.377, SLG: 0.446					0-0 1B				0-0 1B 1B	4 0 2 0 0 0 0			
Graig Nettles, L (1, 5) OBP: 0.313, SLG: 0.455					0-0 F8				0-3 K	4 1 1 0 0 1 2			
Bucky Dent, R (1, 6) OBP: 0.318, SLG: 0.385 Cliff Johnson, R (9, PH) OBP: 0.409, SLG: 0.574					0-0 F7				0-0 1B	3 1 1 0 0 0 0 1 0 1 1 0 0 0			
Inning Stats	R: 0 E: 0 K: 0 S: 4 H: 1 LOB: 1 BB: 0 P: 4	R: 0 E: 0 K: 0 S: 3 H: 0 LOB: 0 BB: 0 P: 3	R: 0 E: 0 K: 0 S: 4 H: 1 LOB: 1 BB: 0 P: 4	R: 0 E: 0 K: 0 S: 4 H: 2 LOB: 2 BB: 1 P: 8	R: 3 E: 1 K: 0 S: 6 H: 4 LOB: 1 BB: 1 P: 10	R: 0 E: 0 K: 1 S: 5 H: 0 LOB: 0 BB: 0 P: 5	R: 0 E: 0 K: 1 S: 5 H: 0 LOB: 0 BB: 0 P: 5	R: 0 E: 0 K: 0 S: 3 H: 1 LOB: 0 BB: 0 P: 3	R: 1 E: 0 K: 1 S: 8 H: 3 LOB: 2 BB: 0 P: 8	1B: 11 2B: 1 3B: 0 HR: 0 SF: 0 SAC: 0 DP: 2 HBP: 0	WP: 0 PB: 0 SB: 1 CS: 0 PA: 38		
PITCHER	IP WLS BF H R ER SO BB IBB HBP BLK WP HR S P ERA WHIP											PITCHER	IP WLS BF H R ER SO BB IBB HBP BLK WP HR S P ERA WHIP
Paul Splittorff, L (1, 1) ERA: 4.42	8.0 W 33 10 4 4 2 2 0 0 0 0 0 0 35 43 4.50 1.500												
Doug Bird, R (9, 1) ERA: 5.46	0.0 1 1 0 0 0 0 0 0 0 0 0 0 1 1 ∞ ∞												
Steve Mingori, L (9, 1) ERA: 2.95	1.0 S 4 1 0 0 1 0 0 0 0 0 0 0 6 6 0.00 1.000												



Batter	1	2	3	4	5	6	7	8	9	AB R H RBI BB SO LOB	TOP									
Mickey Rivers, L (1, 8) OBP: 0.343, SLG: 0.419	0-3 K2-3		0-0 1B			0-0 E2		0-0 G3		4 0 1 0 0 1 2										
Roy White, S (1, 7) OBP: 0.347, SLG: 0.401	0-0 P5		0-3 K			0-0 SF8		0-0 F9		3 0 0 1 0 1 2										
Thurman Munson, R (1, 2) OBP: 0.359, SLG: 0.508	0-0 4-3			0-0 CS 1B		0-0 G5-4-3			0-0 P2	4 0 1 0 0 0 1										
Reggie Jackson, L (1, 9) OBP: 0.359, SLG: 0.528		0-0 F8		0-0 L9			0-0 4-3		0-0 F8	4 0 0 0 0 0 1										
Chris Chambliss, L (1, 3) OBP: 0.335, SLG: 0.429		0-0 1B		0-3 K			0-0 FC6-4 1B		0-0 1B	4 0 3 0 0 1 1										
Graig Nettles, L (1, 5) OBP: 0.309, SLG: 0.450		0-0 F9			0-0 F9		0-3 K		0-0 4-3	4 0 0 0 0 1 3										
Willie Randolph, R (1, 4) OBP: 0.374, SLG: 0.442		0-0 P4			0-0 5-3		0-0 FC6-4			3 0 0 0 0 0 2										
Dell Alston, L (1, 10) OBP: 0.533, SLG: 0.857			0-0 F8		0-3 K2-3			0-0 G3 1B		3 0 1 0 0 1 0										
Bucky Dent, R (1, 6) OBP: 0.318, SLG: 0.385			0-0 P6			0-0 E SF8 1B		0-0 F7		3 1 1 0 0 0 1										
Inning Stats	R: 0 E: 0 K: 1 S: 5	H: 0 LOB: 0 BB: 0 P: 5	R: 0 E: 0 K: 0 S: 4	H: 1 LOB: 1 BB: 0 P: 4	R: 0 E: 0 K: 1 S: 6	H: 1 LOB: 1 BB: 0 P: 6	R: 0 E: 0 K: 1 S: 5	H: 1 LOB: 1 BB: 0 P: 5	R: 0 E: 0 K: 1 S: 6	H: 1 LOB: 1 BB: 0 P: 6	R: 0 E: 0 K: 1 S: 4	H: 1 LOB: 1 BB: 0 P: 4	R: 0 E: 0 K: 0 S: 4	H: 1 LOB: 1 BB: 0 P: 4	R: 0 E: 0 K: 0 S: 4	H: 1 LOB: 1 BB: 0 P: 4	1B: 7 2B: 1 3B: 0 HR: 0	SF: 1 SAC: 0 DP: 2 HBP: 0	WP: 0 PB: 0 SB: 0 CS: 1	PA: 33
PITCHER	IP WLS BF H R ER SO BB IBB HBP BLK WP HR S P ERA WHIP																			
Dennis Leonard, R (1, 1) ERA: 3.4	9.0 W 33 7 1 0 5 0 0 0 0 0 0 0 43 43 0.00 0.778																			
Dennis Leonard, R (8, 1) ERA: 3.4	9.0 W 33 7 1 0 5 0 0 0 0 0 0 0 43 43 0.00 0.778																			

New York Yankees @ Kansas City Royals
 Royals Stadium, Kansas City, MO
 Sat Jul 16 1977, 8:05 PM EDT
 Att. 40,054 - Unknown - 92 F

AB	32
R	1
H	7
RBI	1
BB	0
SO	5
LOB	13



Batter	1	2	3	4	5	6	7	8	9	AB	R	H	RBI	BB	SO	LOB	
George Brett, L OBP: 0.345, SLG: 0.417 (1, 5)	0-0 3-1 3B		0-0 F9	0-0 2-H 1B		0-0 FC7-6				4	1	2	1	0	0	2	
Hal McRae, R OBP: 0.360, SLG: 0.487 Joe Zdeb, R OBP: 0.389, SLG: 0.456 (1, 7) (8, 7)	0-0 6-3		4-0 1B 1B BB	0-0 F8 1-2			0-0 E9 3B			3	2	1	0	1	0	2	
Ralph LaCock, L OBP: 0.408, SLG: 0.563 (1, 10) (8, 3)	0-0 3-1		0-0 1B 1-2 1B		0-0 E 1B 1B		0-3 K			4	0	2	1	0	1	0	
Al Cowens, R OBP: 0.341, SLG: 0.527 (1, 8) (8, 9)	0-0 3-H 6-3		0-0 F8		0-0 E4 4-3 1-3 1B		0-0 6-3			4	0	1	0	0	0	2	
John Mayberry, L OBP: 0.353, SLG: 0.417 Cookie Rojas, R OBP: 0.303, SLG: 0.353 Dennis Leonard, R (1, 3) (7, PH) (8, 1)		0-0 P5	0-0 FC4-6 1-3 2-H 1B		0-0 F7		0-0 6-3			3	0	1	1	0	0	2	
Tom Poquette, L OBP: 0.332, SLG: 0.398 Amos Otis, R OBP: 0.337, SLG: 0.445 (1, 9) (8, 8)		0-0 1B 2B	0-0 FC4-6 1-2f		0-0 4-3		0-0 F8			3	1	1	0	0	0	4	
Darrell Porter, L OBP: 0.368, SLG: 0.491 (1, 2)		0-0 F8		0-0 SH5-3 1B 1B		0-0 SH5-4 BB 1B		0-0 FC1-6		4	1	3	0	0	0	1	
Freddie Patek, R OBP: 0.312, SLG: 0.356 (1, 6)		0-0 E S 2-H 1B		0-0 SH5-3 1-2		4-0 FC7-6 SH5-4 1-2 BB		0-0 FC1-6 1-2f		2	0	1	1	1	0	1	
Frank White, R OBP: 0.300, SLG: 0.367 (1, 4)		0-0 6-3 1-3		0-0 1-3		0-0 SH5-4 1-2 2-3		0-0 F7		3	0	0	0	0	0	3	
Inning Stats	R: 1 E: 0 K: 0 S: 4	H: 1 LOB: 0 BB: 0 P: 4	R: 1 E: 0 K: 0 S: 5	H: 2 LOB: 1 BB: 0 P: 5	R: 1 E: 0 K: 0 S: 5	H: 2 LOB: 1 BB: 0 P: 5	R: 0 E: 1 K: 0 S: 4	H: 2 LOB: 2 BB: 0 P: 4	R: 0 E: 0 K: 0 S: 3	H: 1 LOB: 1 BB: 1 P: 7	R: 1 E: 1 K: 1 S: 6	H: 1 LOB: 0 BB: 0 P: 6	R: 0 E: 0 K: 0 S: 4	H: 1 LOB: 1 BB: 0 P: 4	1B: 9 2B: 2 3B: 2 HR: 0	SF: 0 SAC: 2 DP: 1 HBP: 0	
PITCHER	IP WLS BF H R ER SO	WLS L 27 10 4 4 0	BF 27 10 4 4 0	H 10 4 1 0 1	R 4 4 1 0 0	ER 4 4 0 0 0	SO 0 0 1 0 0	BB 2 0 0 0 0	IBB 0 0 0 0 0	HBP 0 0 0 0 0	BLK 0 0 0 0 0	WP 0 0 0 0 0	HR 0 0 0 0 0	S 25 11 11 11	P 33 11 11 11	ERA 6.75 0.00 0.00 0.00	WHIP 2.250 0.750 0.750 0.750

BOTTOM

New York Yankees @ Kansas City Royals
Royals Stadium, Kansas City, MO
 Sat Jul 16 1977, 8:05 PM EDT
 Att: 40,054 - Unknown - 92 F

livebaseballscores.com

AB	32
R	5
H	12
RBI	4
BB	2
SO	1
LOB	17



WP: 0	PA: 36
PB: 0	
SB: 2	
CS: 0	

Batter	1	2	3	4	5	6	7	8	9	AB R H RBI BB SO LOB
Willie Randolph, R (1, 4) OBP: 0.375, SLG: 0.444	0-0 G3		0-0 1-3		0-0 4-3 1-H 2B		0-0 1-2 2-H 1B		0-0 F8	5 0 2 2 0 0 2
Mickey Rivers, L (1, 8) OBP: 0.337, SLG: 0.412	0-0 E6 FC5-4		0-0 1-3		0-0 4-3 2-3		0-3 K		0-0 4-3	5 0 0 0 0 1 5
Cliff Johnson, R (1, 10) OBP: 0.403, SLG: 0.563	0-0 FC5-4 1-2f		0-0 5-3		0-0 G3		0-0 1-3			4 0 0 0 0 0 6
Chris Chambliss, L (1, 3) OBP: 0.334, SLG: 0.425	0-0 4-3			0-0 3-1		0-0 3-1		4-0 BB E BB		3 1 0 0 1 0 1
Lou Piniella, R (1, 7) OBP: 0.363, SLG: 0.510		0-0 6-3		0-0 6-3		0-0 F9		0-0 P1		4 0 0 0 0 0 1
Reggie Jackson, L (1, 9) OBP: 0.360, SLG: 0.536		0-0 3-1		0-0 HR		0-3 K		4-0 BB E BB 1-2		3 1 1 1 1 1 0
Graig Nettles, L (1, 5) OBP: 0.306, SLG: 0.444		0-0 4-3		0-0 4-3			0-0 G3	0-0 F8 1-2 2-H		4 0 0 0 0 0 1
Fran Healy, R (1, 2) OBP: 0.262, SLG: 0.298			0-0 E1 1-3 BB		0-0 5-3		0-0 E 1B 1B	0-0 1-6-3		4 1 1 0 0 0 1
Bucky Dent, R (1, 6) OBP: 0.321, SLG: 0.382			4-0 BB 1-3 BB		4-0 BB 2B BB		0-0 FC1 1B		0-0 F8	2 1 0 0 2 0 1

Inning Stats	R: 0 E: 1 K: 0 S: 4	H: 0 LOB: 1 BB: 0 P: 4	R: 0 E: 0 K: 0 S: 3	H: 0 LOB: 0 BB: 0 P: 3	R: 0 E: 1 K: 0 S: 4	H: 0 LOB: 2 BB: 1 P: 8	R: 1 E: 0 K: 0 S: 4	H: 1 LOB: 0 BB: 0 P: 4	R: 1 E: 0 K: 0 S: 4	H: 1 LOB: 1 BB: 1 P: 8	R: 0 E: 0 K: 1 S: 5	H: 0 LOB: 0 BB: 0 P: 5	R: 1 E: 1 K: 1 S: 8	H: 2 LOB: 2 BB: 0 P: 8	R: 1 E: 1 K: 0 S: 3	H: 0 LOB: 1 BB: 2 P: 11	R: 0 E: 0 K: 0 S: 3	H: 0 LOB: 0 BB: 0 P: 3	1B: 2 2B: 1 3B: 0 HR: 1	SF: 0 SAC: 0 DP: 0 HBP: 0	WP: 0 PB: 0 SB: 0 CS: 0	PA: 38
--------------	------------------------------	---------------------------------	------------------------------	---------------------------------	------------------------------	---------------------------------	------------------------------	---------------------------------	------------------------------	---------------------------------	------------------------------	---------------------------------	------------------------------	---------------------------------	------------------------------	----------------------------------	------------------------------	---------------------------------	----------------------------------	------------------------------------	----------------------------------	--------

PITCHER	IP	WLS	BF	H	R	ER	SO	BB	IBB	HBP	BLK	WP	HR	S	P	ERA	WHIP
Andy Hassler, L (1, 1) ERA: 3.73	6.1	W	27	3	3	2	1	2	0	0	0	0	1	27	35	2.84	0.789
Mark Littell, R (7, 1) ERA: 2.59	1.0		6	1	1	0	1	2	0	0	0	0	0	6	14	0.00	3.000
Steve Mingori, L (8, 1) ERA: 2.84	1.2		5	0	0	0	0	0	0	0	0	0	0	5	5	0.00	0.000

New York Yankees @ Kansas City Royals
Royals Stadium, Kansas City, MO
 Sun Jul 17 1977, 4:33 AM EDT
 Att. 38,699 - Unknown - 90 F

AB	34
R	4
H	4
RBI	3
BB	4
SO	2
LOB	18



Batter	1	2	3	4	5	6	7	8	9	AB	R	H	RBI	BB	SO	LOB
George Brett, L OBP: 0.343, SLG: 0.415 (1, 5)	0-0 F7		0-0 F9		0-0 F8		0-0 L1-3 1B			4	0	1	0	0	0	0
Hal McRae, R OBP: 0.356, SLG: 0.482 (1, 10)	0-0 F8		0-0 5-3			0-0 6-3	0-0 L1-3 1-2			4	0	0	0	0	0	1
Ralph LaCock, L OBP: 0.410, SLG: 0.554 (1, 3)	0-0 5-3			4-0 2B BB		4-0 2B PB BB	0-0 F7			2	2	0	0	2	0	0
Al Cowens, R OBP: 0.342, SLG: 0.529 (1, 9)		0-0 F9		0-0 4-3 1-H SF9 2B		0-3 K 1-2		0-0 BB BB 1B		4	1	2	1	0	1	1
Joe Lahoud, L (1, 7)		0-0 4-3		0-0 4-3 2-3		4-0 2B BB		0-0 P4		2	1	0	0	1	0	1
Joe Zdeb, R (7, 7)										1	0	0	0	0	0	1
Amos Otis, R OBP: 0.342, SLG: 0.453 (1, 8)		0-0 HR S 1B		0-0 SF9 3-H		0-0 1B 1-H 2-H 2B		4-0 BB 1-2 BB BB		2	2	2	3	1	0	0
Darrell Porter, L OBP: 0.374, SLG: 0.504 (1, 2)		0-0 HR 1-H		0-0 1-3		4-0 1B 1B IBB		4-0 BB 1-2 2-3 BB		2	2	1	2	2	0	0
Freddie Patek, R OBP: 0.311, SLG: 0.355 (1, 6)		0-0 P3			0-3 K	0-0 S 1-H 2-H 1B		0-3 K		4	0	1	2	0	2	3
Frank White, R OBP: 0.296, SLG: 0.362 (1, 4)			0-0 5-3		0-0 5-3	0-3 K		0-0 P3		4	0	0	0	0	1	4

Inning Stats	R: 0	H: 0	E: 0	K: 0	S: 3	R: 2	H: 2	E: 0	K: 0	S: 5	R: 0	H: 0	E: 0	K: 0	S: 3	R: 2	H: 1	E: 0	K: 0	S: 4	R: 0	H: 0	E: 0	K: 1	S: 5	R: 4	H: 2	E: 0	K: 2	S: 9	R: 0	H: 1	E: 0	K: 0	S: 3	R: 0	H: 1	E: 0	K: 1	S: 6	1B: 4	2B: 3	3B: 0	HR: 1	SF: 1	SAC: 0	DP: 1	HBP: 0	WP: 0	PB: 1	SB: 2	CS: 0	PA: 36
--------------	------	------	------	------	------	------	------	------	------	------	------	------	------	------	------	------	------	------	------	------	------	------	------	------	------	------	------	------	------	------	------	------	------	------	------	------	------	------	------	------	-------	-------	-------	-------	-------	--------	-------	--------	-------	-------	-------	-------	--------

PITCHER	IP	WLS	BF	H	R	ER	SO	BB	IBB	HBP	BLK	WP	HR	S	P	ERA	WHIP
Ken Clay, R ERA: 5.33 (1, 1)	3.0	L	13	3	4	4	0	1	0	0	0	0	1	12	16	12.00	1.333
Dick Tidrow, R ERA: 3.35 (4, 1)	5.0		23	4	4	4	4	4	1	0	0	0	0	26	46	7.20	1.600

BOTTOM

New York Yankees @ Kansas City Royals
 Royals Stadium, Kansas City, MO
 Sun Jul 17 1977, 4:33 AM EDT
 Att: 38,699 - Unknown - 90 F

livebaseballscorecards.com

AB	29
R	8
H	7
RBI	8
BB	6
SO	4
LOB	11



Batter	1	2	3	4	5	6	7	8	9	AB R H RBI BB SO LOB	TOP																								
Jim Wohlford, R (1, 7) OBP: 0.260, SLG: 0.287	0-0 G1-6-3 1B		0-0 F6		0-0 1-2 1B			0-0 4-3		4 0 2 0 0 0 0	Milwaukee Brewers @ New York Yankees Yankee Stadium, Bronx, NY Thu Jul 21 1977, 7:05 PM EDT Att. 22,812 - Unknown - 96 F livebaseballscorecards.com																								
Von Joshua, L (1, 8) OBP: 0.287, SLG: 0.350	0-0 F5		0-0		0-0 1-3			0-0		4 0 2 0 0 0 3																									
Cecil Cooper, L (1, 3) OBP: 0.330, SLG: 0.446	0-0 G1-6-3 1-2f		0-0 F8				0-0 4-3		0-0 F5	4 0 0 0 0 0 3																									
Sal Bando, R (1, 5) OBP: 0.350, SLG: 0.416		4-0 BB		0-0 F2		0-0 5-3		0-0	0-0	3 0 1 0 1 0 0																									
Sixto Lezcano, R (1, 9) OBP: 0.349, SLG: 0.473		0-0 F9 1-2		0-0 F9		0-0 F7		0-0 F6	0-0	4 0 0 0 0 0 2																									
Jamie Quirk, L (1, 10) OBP: 0.261, SLG: 0.363		4-0 BB		0-3 K			0-0 F9		0-0 F3	3 0 0 0 1 1 1																									
Lenn Sakata, R (1, 4)		0-3 K		0-0 F8		0-0 F7		0-0 F7	0-3 K	4 0 0 0 0 2 3																									
Charlie Moore, R (1, 2) OBP: 0.285, SLG: 0.339		0-0 4-3		0-0 E4 1B		0-0 F8		0-0 F8		3 0 0 0 0 0 2																									
Ed Romero, L (1, 6) OBP: 0.455, SLG: 0.333			0-0 F2		0-0 F2			0-0 F7		3 0 0 0 0 0 1																									
Inning Stats	R: 0 E: 0 K: 0 S: 3	H: 1 LOB: 0 BB: 0 P: 3	R: 0 E: 0 K: 1 S: 5	H: 0 LOB: 2 BB: 2 P: 13	R: 0 E: 0 K: 0 S: 4	H: 1 LOB: 1 BB: 0 P: 4	R: 0 E: 0 K: 1 S: 5	H: 0 LOB: 0 BB: 0 P: 5	R: 0 E: 1 K: 0 S: 5	H: 1 LOB: 2 BB: 0 P: 5	R: 0 E: 0 K: 0 S: 3	H: 0 LOB: 0 BB: 0 P: 3	R: 0 E: 0 K: 0 S: 3	H: 0 LOB: 0 BB: 0 P: 3	R: 0 E: 0 K: 0 S: 4	H: 1 LOB: 1 BB: 0 P: 4	R: 0 E: 0 K: 1 S: 6	H: 1 LOB: 1 BB: 0 P: 6	1B: 4 2B: 1 3B: 0 HR: 0	SF: 0 SAC: 0 DP: 1 HBP: 0	WP: 0 PB: 0 SB: 1 CS: 0	PA: 34													
PITCHER Catfish Hunter, R (1, 1) ERA: 4.73	IP 9.0	WLS W	BF 34	H 5	R 0	ER 0	SO 3	BB 2	IBB 0	HBP 0	BLK 0	WP 0	HR 0	S 38	P 46	ERA 0.00	WHIP 0.778	PITCHER	IP 9.0	WLS W	BF 34	H 5	R 0	ER 0	SO 3	BB 2	IBB 0	HBP 0	BLK 0	WP 0	HR 0	S 38	P 46	ERA 0.00	WHIP 0.778



Batter	1	2	3	4	5	6	7	8	9	AB	R	H	RBI	BB	SO	LOB
Mickey Rivers, L (1, 8) OBP: 0.332, SLG: 0.406	0-0 F7	0-0 F8			0-0 F9	0-0 F7		0-0 FC6-2		5	0	0	0	0	0	5
Roy White, S (1, 7) OBP: 0.351, SLG: 0.405	0-0 F8		0-0 S		0-0 6-3		0-0 G4-6-3	0-0 1B		5	0	3	1	0	0	0
Thurman Munson, R (1, 2) OBP: 0.356, SLG: 0.503	0-3 K		0-0 F3		0-0 3B		0-0 F9	0-0 F7		5	1	1	0	0	1	5
Chris Chambliss, L (1, 3) OBP: 0.336, SLG: 0.432		0-0 1B	0-0 6-3		0-0 1B		0-0 G4-6-3			4	2	2	1	0	0	2
Reggie Jackson, L (1, 9) OBP: 0.366, SLG: 0.539		0-0 1B	4-0 1B		0-0 3B			4-0 2B		2	1	2	1	1	0	0
Paul Blair, R (7, 9) OBP: 0.343, SLG: 0.408		1-2 HR	1B		1B			BB		0	1	0	0	1	0	0
Graig Nettles, L (1, 5) OBP: 0.308, SLG: 0.452		0-0 HR	0-0 F8		0-0 F3			4-0 2B		3	1	1	3	1	0	3
Willie Randolph, R (1, 4) OBP: 0.373, SLG: 0.440		0-0 F7		4-0 G4-6-3		0-0 F3		0-3 K		3	0	0	0	1	1	2
Dell Alston, L (1, 10) OBP: 0.471, SLG: 0.750		0-0 F5		0-0 G4-6-3		0-3 K		0-0 FC6-2		2	0	0	0	0	0	1
Cliff Johnson, R (6, PH) OBP: 0.401, SLG: 0.560								1-3 1B		1	0	0	0	0	1	0
Carlos May, L (8, PH) OBP: 0.313, SLG: 0.354								1-3 2B		1	1	1	1	0	0	0
Bucky Dent, R (1, 6) OBP: 0.323, SLG: 0.379		4-0 BB		0-3 K		4-0 BB		0-0 E5		2	0	0	0	2	1	2

Inning Stats	R: 0	H: 0	E: 0	K: 1	S: 5	R: 3	H: 3	E: 0	K: 0	S: 6	R: 0	H: 1	E: 0	K: 0	S: 4	R: 0	H: 0	E: 0	K: 1	S: 4	R: 2	H: 3	E: 0	K: 0	S: 6	R: 0	H: 0	E: 0	K: 1	S: 5	R: 0	H: 1	E: 0	K: 0	S: 3	R: 2	H: 2	E: 1	K: 1	S: 8
	LOB: 0	BB: 0	P: 5	LOB: 1	BB: 1	P: 10	LOB: 2	BB: 1	P: 8	LOB: 0	BB: 1	P: 8	LOB: 1	BB: 0	P: 6	LOB: 0	BB: 1	P: 9	LOB: 0	BB: 0	P: 3	LOB: 3	BB: 2	P: 16	LOB: 0	BB: 0	P: 3	LOB: 3	BB: 2	P: 16	LOB: 0	BB: 0	P: 3	LOB: 3	BB: 2	P: 16	LOB: 0	BB: 0	P: 16	

PITCHER	IP	WLS	BF	H	R	ER	SO	BB	IBB	HBP	BLK	WP	HR	S	P	ERA	WHIP
Jim Slaton, R (1, 1) ERA: 3.22	4.2	L	23	7	5	5	2	3	0	0	0	0	1	24	36	9.64	2.143
Bob McClure, L (5, 1) ERA: 3.12	2.1		10	1	2	1	1	3	0	0	0	0	0	9	21	3.86	1.714
Eduardo Rodriguez, R (8, 1) ERA: 5.27	1.0		6	2	0	0	1	0	0	0	0	0	0	8	8	0.00	2.000


BOTTOM

Milwaukee Brewers @ New York Yankees
 Yankee Stadium, Bronx, NY

Thu Jul 21 1977, 7:05 PM EDT
 Att: 22,812 - Unknown - 96 F

AB	33
R	7
H	10
RBI	7
BB	6
SO	4
LOB	20

WP: 0 PA: 39
 PB: 0 SB: 1
 CS: 0



WP	HR	S	P	ERA	WHIP
0	0	2	3	0.00	2.000

Batter	1	2	3	4	5	6	7	8	9	10	AB	R	H	RBI	BB	SO	LOB	TOP				
Steve Brye, R OBP: 0.268, SLG: 0.389 (1, 8) X	0-0 F8		0-0 G4-6-3 1-2f			0-0 5-3		0-0 F8	0-0 FC5-2 3-H		5	0	0	0	0	0	3	Milwaukee Brewers @ New York Yankees Yankee Stadium, Bronx, NY Thu Jul 21 1977, 7:05 PM EDT Att. 22,812 - Unknown				
Sixto Lezcano, R OBP: 0.347, SLG: 0.469 (1, 9) X	0-0 4-3		0-0 F9			0-0 1B 1B		0-0 F7	0-0 4-3		5	0	1	0	0	0	2					
Cecil Cooper, L OBP: 0.336, SLG: 0.462 (1, 3) X	0-0 2B			0-0 1B		0-0 F7		0-0 HR	0-0 1B 1B	0-0 S 1B	5	2	4	1	0	0	1					
Sal Bando, R OBP: 0.353, SLG: 0.417 (1, 5) BB (9, 4) BB	4-0 BB			0-0 F4		0-0 1-3 1B		0-0 1B 1B	0-0 F3 1-2		4	1	2	0	1	0	2					
Jamie Quirk, L OBP: 0.252, SLG: 0.350 (1, 10) X	0-0 G3			0-3 K		0-3 K		0-0 F9	0-3 K		5	0	0	0	0	3	7					
Dick Davis, R OBP: 0.310, SLG: 0.286 (1, 7) X		0-0 FC4-6 1B		0-3 K		0-0 6-3		0-0 1B 1B	0-0 FC6-4 1B		5	1	3	1	0	1	1					
Lenn Sakata, R (1, 4) X		0-0 FC4-6 1-2f			0-0 F9		0-0 F8	0-0 E 1B	0-0 FC6-4 1-2f		3	0	0	0	0	0	1					
Von Joshua, L OBP: 0.287, SLG: 0.350 (9, PH)			0-0 G1-6-3 1-2f					0-0 E 1B			0	0	0	0	0	0	0					
Ken McMullen, R OBP: 0.309, SLG: 0.408 (9, PH)								0-0 E 1B			2	1	1	1	0	0	1					
Ed Romero, R OBP: 0.333, SLG: 0.231 (1, 6) X		0-0 G1-6-3 1-2f			0-0 4-3		0-0 F9	0-0 E6 FC5-2			4	0	0	0	0	0	2					
Larry Haney, R OBP: 0.246, SLG: 0.241 (1, 2) X			0-0 G4-6-3 1B		0-3 K		0-0 6-3	0-0 E9 1-3 2-H			2	0	1	0	0	1	0					
Jim Wohlford, R OBP: 0.259, SLG: 0.286 (8, PH)											1	0	0	0	0	0	0					
Charlie Moore, R OBP: 0.288, SLG: 0.342 (8, 2) X											1	0	1	1	0	0	0					
Inning Stats	R: 0 E: 0 K: 0 S: 4	H: 1 LOB: 2 BB: 1 P: 8	R: 0 E: 0 K: 0 S: 3	H: 1 LOB: 0 BB: 0 P: 3	R: 0 E: 0 K: 2 S: 8	H: 1 LOB: 1 BB: 0 P: 8	R: 0 E: 0 K: 1 S: 5	H: 0 LOB: 0 BB: 0 P: 5	R: 0 E: 0 K: 1 S: 7	H: 2 LOB: 2 BB: 0 P: 7	R: 0 E: 0 K: 0 S: 3	H: 0 LOB: 0 BB: 0 P: 3	R: 0 E: 0 K: 0 S: 3	H: 0 LOB: 0 BB: 0 P: 3	R: 4 E: 2 K: 0 S: 9	H: 5 LOB: 2 BB: 0 P: 9	R: 1 E: 0 K: 1 S: 7	H: 2 LOB: 1 BB: 0 P: 7	1B: 11 2B: 1 3B: 0 HR: 1	SF: 0 SAC: 0 DP: 2 HBP: 0	WP: 0 PB: 0 SB: 1 CS: 0	PA: 43
PITCHER	IP WLS BF H R ER SO BB IBB HBP BLK WP HR S P ERA WHIP																					
Ed Figueroa, R ERA: 3.29 (1, 1)	8.1																					
Sparky Lyle, L ERA: 1.59 (9, 1)	0.0	3	2	1	0	0	0	0	0	0	0	0	3	3	∞	∞						
Dick Tidrow, R ERA: 3.39 (9, 1)	1.2	L	7	2	1	1	1	0	0	0	0	0	9	9	5.40	1.200						

livebaseballscorecards.com

AB	42
R	5
H	13
RBI	4
BB	1
SO	5
LOB	20



BOTTOM

Milwaukee Brewers @ New York Yankees
 Yankee Stadium, Bronx, NY
 Thu Jul 21 1977, 7:05 PM EDT
 Att: 22,812 - Unknown

livebaseballscorecards.com

AB	39
R	4
H	10
RBI	4
BB	2
SO	4
LOB	10



WP:	2	PA:	41
PB:	0		
SB:	0		
CS:	0		

AB	R	H	RBI	BB	SO	LOB
5	0	0	0	0	0	4
3	0	0	0	0	1	0
2	0	0	0	0	0	1
5	1	3	0	0	0	0
5	1	2	0	0	0	1
0	0	0	0	0	0	0
5	1	1	1	0	1	2
4	1	1	1	0	0	0
4	0	1	2	0	1	0
3	0	1	0	1	0	0
2	0	1	0	1	1	2
1	0	0	0	0	0	0
0	0	0	0	0	0	0

Batter	1	2	3	4	5	6	7	8	9	10
Willie Randolph, R OBP: 0.368, SLG: 0.433 (1, 4)	0-0 5-3	0-0 6-3		0-0 4-3		0-0 FC6-4			0-0 FC6-4	
Reggie Jackson, L OBP: 0.363, SLG: 0.534 (1, 9)	0-3 K	0-0 F5			0-0 3-1		0-0 F8		0-0 4-3	
Mickey Rivers, L OBP: 0.330, SLG: 0.403 (6, 8)										
Thurman Munson, R OBP: 0.360, SLG: 0.504 (1, 10)	0-0 1B	0-0 6-3			0-0 5-3		0-0 6-3		0-0 1B	
Chris Chambliss, L OBP: 0.337, SLG: 0.431 (1, 3)	0-0 1B		0-0 3-1		0-0 5-3		0-0 4-3		0-0 1B	
Ron Guidry, L (10, PR)	1-3 1B				1-2				1-3 1B	
Lou Piniella, R OBP: 0.358, SLG: 0.500 (1, 7)	0-0 1B		0-0 5-3		0-0 5-3		0-3 K		0-0 G5-4-3	
Graig Nettles, L OBP: 0.307, SLG: 0.450 (1, 5)	0-0 1B		0-0 F8			0-0 F8		0-0 F2		
Paul Blair, R OBP: 0.339, SLG: 0.402 (1, 8)	0-0 1B		0-3 K		0-0 6-3		0-0 5-3		0-0 5-3	
Fran Healy, R OBP: 0.277, SLG: 0.300 (1, 2)	0-0 1B		0-0 1-3		4-0 1B			0-0 5-3		
Fred Stanley, R OBP: 0.310, SLG: 0.370 (1, 6)	0-3 K		4-0 WP		0-0 FC6-4			0-0 E6		
Roy White, S OBP: 0.350, SLG: 0.403 (9, PH)										
Bucky Dent, R OBP: 0.323, SLG: 0.379 (10, 6)										

Inning Stats	R: 4	H: 6	R: 0	H: 0	R: 0	H: 0	R: 0	H: 1	R: 0	H: 1	R: 0	H: 0	R: 0	H: 0	R: 0	H: 2	R: 0	H: 2
	E: 0	LOB: 2	E: 0	LOB: 0	E: 0	LOB: 0	E: 0	LOB: 1	E: 0	LOB: 2	E: 1	LOB: 1	E: 0	LOB: 0	E: 0	LOB: 1	E: 0	LOB: 1
	K: 2	BB: 0	K: 0	BB: 0	K: 0	BB: 0	K: 1	BB: 0	K: 0	BB: 0	K: 1	BB: 0	K: 0	BB: 0	K: 0	BB: 0	K: 0	BB: 0
	S: 13	P: 13	S: 3	P: 3	S: 3	P: 3	S: 5	P: 9	S: 4	P: 4	S: 3	P: 3	S: 5	P: 5	S: 3	P: 3	S: 3	P: 3

PITCHER	IP	WLS	BF	H	R	ER	SO	BB	IBB	HBP	BLK	WP	HR	S	P	ERA	WHIP
Jerry Augustine, L ERA: 4.23 (1, 1)	0.2		8	6	4	4	1	0	0	0	0	0	0	10	10	54.00	9.000
Sam Hinds, R ERA: 2.81 (1, 1)	7.1		26	2	0	0	3	2	0	0	0	1	0	30	38	0.00	0.545
Bill Castro, R ERA: 4.6 (9, 1)	2.0	W	7	2	0	0	0	0	0	0	0	0	0	7	7	0.00	1.000

Batter	1	2	3	4	5	6	7	8	9	AB R H RBI BB SO LOB	TOP		
Lenn Sakata, R (1, 4) X	0-0 3-1 ①		X 0-0 SH1-4 ① 1-2		X 0-0 5-3 ②		0-3 K ①		X 0-0 F9 ①	4 0 0 0 0 1 2	Milwaukee Brewers @ New York Yankees Yankee Stadium, Bronx, NY Fri Jul 22 1977, 7:05 PM EDT Att. 23,145 - Unknown - 76 F livebaseballscorecards.com		
Sixto Lezcano, R (1, 9) H Steve Brye, R (1, 9) OBP: 0.348, SLG: 0.469 OBP: 0.285, SLG: 0.400	1-0 6-3 1B HBP		X 0-0 G5-4-3 ① 2-H 1B		X 0-0 1B 1B		4-0 1-2 2B BB		X 0-0 1B	0 0 0 0 0 0 0 3 1 3 2 1 0 0			
Cecil Cooper, L (1, 3) X	0-0 6-3 1B		X 0-0 G5-4-3 ② 1-2f		X 0-0 FC5-4 1B		X 0-0 F7 ②		X 0-0 L6 ②	5 0 2 0 0 0 4			
Sal Bando, R (1, 5) X	0-0 6-3 ② 1-2 2-3			S 0-3 K ①	X 0-0 FC5-4 ③ 1-2f		X 0-0 WP HR 2B 1-H 2-H		S 0-3 K ③	5 1 1 2 0 2 5			
Von Joshua, L (1, 8) X	0-0 4-3 ③			X 0-0 4-3 ②		X 0-0 SH3-4 1B	X 0-0 HR			4 1 2 2 0 0 2			
Jamie Quirk, L (1, 10) X		X 0-0 F6 ①		X 0-0 2B		X 0-0 SH3-4 ① 1-2	X 0-0 4-3 ③			3 0 1 0 0 0 0			
Dick Davis, R (1, 7) X		X 0-0 F7 ②		S 0-3 K ③		X 0-0 F9 ②		X 0-0 2-3 ①		4 0 0 0 0 1 2			
Charlie Moore, R (1, 2) X		X 0-0 F5 ③			B 4-0 SH3-4 1B BB B B B	X 0-0 F6 ③		X 0-0 F9 ②		3 1 0 0 1 0 1			
Ed Romero, R (1, 6) X			B 4-0 SH1-4 1B BB B B B		X 0-0 SH3-4 ① 1-2		X 0-0 BB 2B 1B	X 0-0 F8 ③		2 2 1 0 1 0 0			
Inning Stats	R: 0 H: 1 E: 0 LOB: 2 K: 0 BB: 0 S: 4 P: 5	R: 0 H: 0 E: 0 LOB: 0 K: 0 BB: 0 S: 3 P: 3	R: 1 H: 1 E: 0 LOB: 0 K: 0 BB: 1 S: 3 P: 7	R: 0 H: 1 E: 0 LOB: 1 K: 2 BB: 0 S: 8 P: 8	R: 1 H: 2 E: 0 LOB: 2 K: 0 BB: 1 S: 5 P: 9	R: 0 H: 1 E: 0 LOB: 1 K: 0 BB: 0 S: 4 P: 4	R: 4 H: 3 E: 0 LOB: 0 K: 1 BB: 1 S: 8 P: 12	R: 0 H: 0 E: 0 LOB: 0 K: 0 BB: 0 S: 3 P: 3	R: 0 H: 1 E: 0 LOB: 1 K: 1 BB: 0 S: 6 P: 6	1B: 7 SF: 0 2B: 2 SAC: 3 3B: 0 DP: 1 HR: 1 HBP: 1	WP: 1 PA: 40 PB: 0 SB: 0 CS: 0		
PITCHER	IP WLS BF H R ER SO BB IBB HBP BLK WP HR S P ERA WHIP											PITCHER	IP WLS BF H R ER SO BB IBB HBP BLK WP HR S P ERA WHIP
Mike Torrez, R (1, 1) ERA: 4.99	6.2 L 31 8 5 5 3 3 0 1 0 0 0 33 46 6.75 1.650												
Sparky Lyle, L (7, 1) ERA: 1.69	0.1 2 1 1 1 0 0 0 0 0 1 1 2 2 27.00 3.000												
Ken Clay, R (8, 1) ERA: 4.94	2.0 7 1 0 0 1 0 0 0 0 0 0 9 9 0.00 0.500												

Batter	1	2	3	4	5	6	7	8	9	AB	R	H	RBI	BB	SO	LOB
Willie Randolph, R (1, 4) OBP: 0.364, SLG: 0.428	0-0 4-3 ①		0-0 5-3 ②			0-0 F8 ①		0-3 K ①		4	0	0	0	0	1	0
Mickey Rivers, L (1, 8) OBP: 0.329, SLG: 0.401	0-0 1B ①		0-0 G3 ③			0-0 1-3 ②		0-0 F9 ②		4	0	1	0	0	0	0
Thurman Munson, R (1, 2) OBP: 0.356, SLG: 0.499	0-0 F9 ②			0-0 3-1 ①		0-0 5-3 ③		0-0 F9 ③		4	0	0	0	0	0	1
Chris Chambliss, L (1, 3) OBP: 0.333, SLG: 0.427	0-0 4-3 ③			0-0 F6 ②			0-0 4-3 ①		0-0 F8 ①	4	0	0	0	0	0	1
Lou Piniella, R (1, 7) OBP: 0.355, SLG: 0.490		0-0 4-3 ①		0-0 6-3 ③			4-0 2B BB		0-0 6-3 ②	3	1	0	0	1	0	0
Reggie Jackson, L (1, 10) OBP: 0.367, SLG: 0.543		0-0 1-3 ②			0-0 FC6-4 1B		0-0 1-H HR 2B		0-0 2B	4	1	3	1	0	0	0
Graig Nettles, L (1, 5) OBP: 0.309, SLG: 0.459		0-0 1B ①			0-0 F8 ①		0-0 2-H HR		0-0 4-3 ③	4	1	2	2	0	0	2
Paul Blair, R (1, 9) OBP: 0.330, SLG: 0.390		0-0 2-3 ③			0-0 FC6-4 1-2f ②		0-0 1-3 ②			3	0	0	0	0	0	2
Bucky Dent, R (1, 6) OBP: 0.320, SLG: 0.375			0-0 F8 ①			0-0 5-3 ③		0-0 5-3 ③		3	0	0	0	0	0	1

Inning Stats	R: 0	H: 1	E: 0	LOB: 1	K: 0	BB: 0	S: 4	P: 4	R: 0	H: 1	E: 0	LOB: 1	K: 0	BB: 0	S: 3	P: 3	R: 0	H: 0	E: 0	LOB: 0	K: 0	BB: 0	S: 3	P: 3	R: 0	H: 1	E: 0	LOB: 1	K: 0	BB: 0	S: 4	P: 4	R: 3	H: 2	E: 0	LOB: 0	K: 0	BB: 1	S: 5	P: 9	R: 0	H: 0	E: 0	LOB: 0	K: 1	BB: 0	S: 5	P: 5	R: 0	H: 1	E: 0	LOB: 1	K: 0	BB: 0	S: 4	P: 4	1B: 3	SF: 0	2B: 2	SAC: 0	3B: 0	DP: 0	HR: 1	HBP: 0	WP: 0	PA: 34
--------------	------	------	------	--------	------	-------	------	------	------	------	------	--------	------	-------	------	------	------	------	------	--------	------	-------	------	------	------	------	------	--------	------	-------	------	------	------	------	------	--------	------	-------	------	------	------	------	------	--------	------	-------	------	------	------	------	------	--------	------	-------	------	------	-------	-------	-------	--------	-------	-------	-------	--------	-------	--------

PITCHER	IP	WLS	BF	H	R	ER	SO	BB	IBB	HBP	BLK	WP	HR	S	P	ERA	WHIP	PITCHER	IP	WLS	BF	H	R	ER	SO	BB	IBB	HBP	BLK	WP	HR	S	P	ERA	WHIP																
Mike Caldwell, L (1, 1) ERA: 4.18	9.0	W	34	6	3	3	1	1	0	0	0	0	1	35	39	3.00	0.778																																		

BOTTOM

Milwaukee Brewers @ New York Yankees
 Yankee Stadium, Bronx, NY
 Fri Jul 22 1977, 7:05 PM EDT
 Att: 23,145 - Unknown - 76 F

livebaseballscorecards.com

AB	33
R	3
H	6
RBI	3
BB	1
SO	1
LOB	7



Batter	1	2	3	4	5	6	7	8	9	AB R H RBI BB SO LOB	TOP
Jim Wohlford, R (1, 7) OBP: 0.259, SLG: 0.285	0-0 WP 1B		0-0 4-3			0-0 4-3		0-0 5-3		4 0 1 0 0 0 1	Milwaukee Brewers @ New York Yankees Yankee Stadium, Bronx, NY Sat Jul 23 1977, 3:33 AM EDT Att. 38,492 - Unknown livebaseballscorecards.com
Steve Bnye, R (1, 9) OBP: 0.278, SLG: 0.390	0-3 K 1-2		0-3 K			0-0 6-3		0-0 6-3		4 0 0 1 0 2 1	
Cecil Cooper, L (1, 3) OBP: 0.333, SLG: 0.457	0-0 F4					0-0 F6		0-0 F6		4 0 0 0 0 1 1	
Sal Bando, R (1, 5) OBP: 0.350, SLG: 0.415	0-3 K					0-0 G5-4-3 1B		0-0 F8		4 0 1 0 0 1 1	
Ken McMullen, R (1, 10) OBP: 0.307, SLG: 0.402						0-0 G5-4-3 1-2f		0-3 K		4 0 1 0 0 2 1	
Von Joshua, L (1, 8) OBP: 0.289, SLG: 0.359						0-3 K		4-0 BB 1B BB		3 0 0 0 1 2 1	
Lenn Sakata, R (1, 4) OBP: 0.143, SLG: 0.143						0-0 FC5-4 S 1-2f		0-0 BB 1-2 1B		3 0 2 0 0 0 1	
Charlie Moore, R (1, 2) OBP: 0.288, SLG: 0.335						0-0 G5-4-3 1-2f		4-0 BB 1-2 2-3 BB		2 0 0 0 1 0 2	
Ed Romero, R (1, 6) OBP: 0.381, SLG: 0.333						0-0 5-3		0-0 4-3 6-3 2B		3 1 1 0 0 1 3	
Inning Stats	R: 0 H: 1 E: 0 LOB: 1 K: 2 BB: 0 S: 8 P: 8	R: 0 H: 1 E: 0 LOB: 1 K: 1 BB: 0 S: 6 P: 6	R: 0 H: 0 E: 0 LOB: 0 K: 1 BB: 0 S: 5 P: 5	R: 0 H: 1 E: 0 LOB: 0 K: 1 BB: 0 S: 5 P: 5	R: 0 H: 1 E: 0 LOB: 0 K: 1 BB: 0 S: 5 P: 5	R: 1 H: 1 E: 0 LOB: 0 K: 0 BB: 0 S: 4 P: 4	R: 0 H: 1 E: 0 LOB: 3 K: 2 BB: 2 S: 8 P: 16	R: 0 H: 0 E: 0 LOB: 0 K: 0 BB: 0 S: 3 P: 3	R: 0 H: 0 E: 0 LOB: 0 K: 1 BB: 0 S: 5 P: 5	1B: 5 SF: 0 2B: 1 SAC: 0 3B: 0 DP: 2 HR: 0 HBP: 0	WP: 1 PA: 33 PB: 0 SB: 1 CS: 0
PITCHER Ron Guidry, L (1, 1) ERA: 3.31	IP WLS BF H R ER SO BB IBB HBP BLK WP HR S P ERA WHIP	9.0 W 33 6 1 1 9 2 0 0 0 1 0 49 57 1.00 0.889									

AB	31
R	1
H	6
RBI	1
BB	2
SO	9
LOB	12



Batter	1	2	3	4	5	6	7	8	9	AB R H RBI BB SO LOB	TOP											
George Brett, L (1, 5) OBP: 0.352, SLG: 0.433	0-0 L4-3 1B		0-0 P3			0-0 1-3 2-H 1B		0-0 1-2 FC6-4 1B	0-0 1-2 1B	5 0 4 1 0 0 1	Kansas City Royals @ New York Yankees Yankee Stadium, Bronx, NY Sun Jul 24 1977, 3:33 AM EDT Att. 41,060 - Unknown - 84 F livebaseballscorecards.com											
Hal McRae, R (1, 10) OBP: 0.353, SLG: 0.487	0-0 L4-3 1-2		0-0 CS 1-2	0-0 5-3	0-0 P3		0-0 FC6-4 1-2f	0-0 4-3	5 0 0 0 0 0 7													
Amos Otis, R (1, 8) OBP: 0.342, SLG: 0.450	0-3 K			4-0 4-3 S BB		0-0 1B		0-0 P4	3 0 1 0 1 1 0													
Al Cowens, R (1, 9) OBP: 0.346, SLG: 0.540		0-0 1B		0-0 4-3 1-3		0-3 K		0-0 6-3	4 0 1 0 0 1 2													
John Mayberry, L (1, 3) OBP: 0.356, SLG: 0.423		0-0 F8		0-0 P5		0-0 F9		0-0 1B	4 0 1 0 0 0 3													
Joe Zdeb, R (1, 7) OBP: 0.366, SLG: 0.416		0-3 K		0-3 K		0-0 F7		0-0 G3	4 0 0 0 0 2 3													
Darrell Porter, L (1, 2) OBP: 0.358, SLG: 0.476		0-0 F7		0-0 G3			0-0 1B 1B	0-0 F7	4 0 1 0 0 0 1													
Freddie Patek, R (1, 6) OBP: 0.305, SLG: 0.344			0-0 4-3	4-0 BB 1B BB		0-0 P5		0-0 P6	3 1 0 0 1 0 1													
Frank White, R (1, 4) OBP: 0.294, SLG: 0.348			4-0 CS BB	4-0 1B 1-2 BB		0-3 K		4-0 1B BB	1 0 0 0 3 1 1													
Inning Stats	R: 0 E: 0 K: 1 S: 5	H: 1 LOB: 0 BB: 0 P: 5	R: 0 E: 0 K: 1 S: 6	H: 1 LOB: 1 BB: 0 P: 6	R: 0 E: 0 K: 0 S: 2	H: 0 LOB: 0 BB: 1 P: 6	R: 0 E: 0 K: 0 S: 3	H: 0 LOB: 1 BB: 1 P: 7	R: 1 E: 0 K: 1 S: 6	H: 1 LOB: 2 BB: 2 P: 14	R: 0 E: 0 K: 1 S: 6	H: 1 LOB: 1 BB: 0 P: 6	R: 0 E: 0 K: 1 S: 7	H: 2 LOB: 2 BB: 0 P: 7	R: 0 E: 0 K: 0 S: 4	H: 1 LOB: 1 BB: 0 P: 4	R: 0 E: 0 K: 0 S: 4	H: 1 LOB: 2 BB: 1 P: 8	1B: 8 2B: 1 3B: 0 HR: 0	SF: 0 SAC: 0 DP: 1 HBP: 0	WP: 0 PB: 0 SB: 1 CS: 1	PA: 39
PITCHER	IP WLS BF H R ER SO BB IBB HBP BLK WP HR S P ERA WHIP												PITCHER	IP WLS BF H R ER SO BB IBB HBP BLK WP HR S P ERA WHIP								
Don Gullett, L (1, 1) ERA: 4.01	8.2 W 37 8 1 1 5 5 0 0 0 0 0 0 42 62 1.04 1.500																					
Dick Tidrow, R (9, 1) ERA: 3.38	0.1 S 1 0 0 0 0 0 0 0 0 0 0 0 0 1 1 0.00 0.000																					

Batter	1	2	3	4	5	6	7	8	9	AB	R	H	RBI	BB	SO	LOB
Willie Randolph, R OBP: 0.361, SLG: 0.421 (1, 4)	0-0 5-3		0-0 P6		0-0 2B 1B		0-0 5-3			4	0	1	0	0	0	0
Roy White, S OBP: 0.347, SLG: 0.401 (1, 7)	0-0 F9		0-0 5-3		0-0 2B			0-0 F7		4	0	1	1	0	0	0
Thurman Munson, R OBP: 0.351, SLG: 0.489 (1, 2)	0-0 E6 2B 1B			0-0 F8	4-0 FC6-4 IBB			0-0 P4		3	1	0	0	1	0	0
Chris Chambliss, L OBP: 0.337, SLG: 0.432 (1, 3)	0-0 1B 2B			0-0 S 1B	0-0 FC6-4			0-0 2B		4	1	3	0	0	0	3
Lou Piniella, R OBP: 0.374, SLG: 0.497 (1, 9)	0-0 2-H 3-H 1B			0-0 F9		0-0 F8		4-0 IBB		3	0	1	2	1	0	1
Reggie Jackson, L OBP: 0.362, SLG: 0.531 (1, 10)		0-0 F7		0-0 4-3 1-2		0-0 P5		0-3 K		4	0	0	0	0	1	3
Graig Nettles, L OBP: 0.311, SLG: 0.457 (1, 5)		0-3 K			0-0 G5-4-3 1B	0-0 F9				3	0	1	0	0	1	0
Paul Blair, R OBP: 0.339, SLG: 0.427 (1, 8)		0-0 1-3			0-0 G5-4-3 1-2f		0-0 5-3			3	0	0	0	0	0	1
Bucky Dent, R OBP: 0.322, SLG: 0.376 (1, 6)			0-0 4-3		0-0 2B 1B		0-0 F8			3	1	1	0	0	0	0

Inning Stats	R: 2	H: 2	E: 1	K: 0	S: 5	LOB: 1	BB: 0	P: 5	R: 0	H: 0	E: 0	K: 1	S: 5	R: 0	H: 0	E: 0	K: 0	S: 3	R: 0	H: 1	E: 0	K: 0	S: 4	R: 1	H: 4	E: 0	K: 0	S: 6	LOB: 3	BB: 1	P: 10	R: 0	H: 0	E: 0	K: 0	S: 3	R: 0	H: 1	E: 0	K: 1	S: 6	LOB: 2	BB: 1	P: 10
--------------	------	------	------	------	------	--------	-------	------	------	------	------	------	------	------	------	------	------	------	------	------	------	------	------	------	------	------	------	------	--------	-------	-------	------	------	------	------	------	------	------	------	------	------	--------	-------	-------

PITCHER	IP	WLS	BF	H	R	ER	SO	BB	IBB	HBP	BLK	WP	HR	S	P	ERA	WHIP	PITCHER	IP	WLS	BF	H	R	ER	SO	BB	IBB	HBP	BLK	WP	HR	S	P	ERA	WHIP												
Andy Hassler, L ERA: 3.52 (1, 1)	8.0	L	33	8	3	1	2	0	2	0	0	0	0	35	43	1.12	1.000																														


BOTTOM

Kansas City Royals @ New York Yankees
 Yankee Stadium, Bronx, NY

Sun Jul 24 1977, 3:33 AM EDT
 Att: 41,060 - Unknown - 84 F

livebaseballscorecards.com

AB	31
R	3
H	8
RBI	3
BB	2
SO	2
LOB	8



WP: 0	PA: 33
PB: 0	
SB: 1	
CS: 0	

Batter	1	2	3	4	5	6	7	8	9	10	AB R H RBI BB SO LOB	TOP														
Billy Smith, S (1, 4) OBP: 0.296, SLG: 0.326	0-0 BB 1B BB 1B	0-0 G4-6-3 1-2f		0-0 G3			0-3 K		0-0 FC3-6 BB		5 1 1 0 0 1 4	Baltimore Orioles @ New York Yankees Yankee Stadium, Bronx, NY Tue Jul 26 1977, 7:05 PM EDT Att. 32,097 - Unknown														
Elliott Maddox, R (1, 8) OBP: 0.429, SLG: 0.438	0-0 BB BB 1-2 1B		0-0 E HR 2B		0-0 5-3		0-0 1-2 1B		4-0 BB BB 1-2 BB		4 1 3 0 1 0 0															
Pat Kelly, L (1, 7) OBP: 0.363, SLG: 0.413	0-0 F5		0-0 E9 HR 1B		0-0 L4		0-0 4-3		0-0 4-3		4 1 1 0 0 0 4															
Andres Mora, R (9, PH) OBP: 0.221, SLG: 0.478			2-3								1 0 0 0 0 0 3															
Ken Singleton, S (1, 9) OBP: 0.427, SLG: 0.494	0-3 K		0-0 HR		0-0 F8			0-0 4-3		0-0 F5	4 1 1 3 0 1 2															
Tom Shopay, L (8, 9) OBP: 0.278, SLG: 0.292			2-H 3-H								1 0 0 0 0 0 0															
Eddie Murray, S (1, 10) OBP: 0.330, SLG: 0.441	4-0 BB BB 1-2 2-3		0-0 F8		0-0 4-3		0-3 K		0-0 F8		4 0 0 0 1 1 0															
Lee May, R (1, 3) OBP: 0.282, SLG: 0.392	4-0 BB BB 1-2 2-3		0-0 F9		0-0 6-3		0-0 F7		0-0 6-3		3 0 0 1 1 0 0															
Tony Muser, L (8, 3) OBP: 0.320, SLG: 0.315			1-2 2-3 3-H								1 0 0 0 0 0 0															
Doug DeCinces, R (1, 5) OBP: 0.348, SLG: 0.421	0-0 L4		0-0 F8		0-0 5-3				0-0 FC3-6 SH2-4 1B		4 0 1 0 0 0 3															
Mark Belanger, R (1, 6) OBP: 0.263, SLG: 0.249		0-0 G4-6-3 1B		0-0 F8			0-0 F5		0-0 SH2-4 1-2		3 0 1 0 0 0 0															
Dave Skaggs, R (1, 2) OBP: 0.292, SLG: 0.277		0-0 B2		0-0 5-3			0-0 1B 1B		4-0 BB BB BB FC3-6 BB		3 0 1 0 1 0 1															
Inning Stats	R: 1 E: 0 K: 1 S: 7	H: 2 LOB: 3 BB: 2 P: 15	R: 0 E: 0 K: 0 S: 3	H: 1 LOB: 0 BB: 0 P: 3	R: 3 E: 1 K: 0 S: 6	H: 3 LOB: 0 BB: 0 P: 6	R: 0 E: 0 K: 0 S: 3	H: 0 LOB: 0 BB: 0 P: 3	R: 0 E: 0 K: 0 S: 3	H: 0 LOB: 0 BB: 0 P: 3	R: 0 E: 0 K: 1 S: 7	H: 2 LOB: 2 BB: 0 P: 7	R: 0 E: 0 K: 1 S: 5	H: 0 LOB: 0 BB: 0 P: 5	R: 0 E: 0 K: 0 S: 4	H: 1 LOB: 3 BB: 2 P: 12	R: 0 E: 0 K: 0 S: 3	H: 0 LOB: 0 BB: 0 P: 3	1B: 7 2B: 1 3B: 0 HR: 1	SF: 0 SAC: 1 DP: 1 HBP: 0	WP: 0 PB: 0 SB: 0 CS: 0	PA: 42				
PITCHER	IP WLS BF H R ER SO BB IBB HBP BLK WP HR S P ERA WHIP																									
Ed Figueroa, R (1, 1) ERA: 3.34	8.2		9	4	4	3	4	0	0	0	0	0	0	0	0	0	0	0	0	0	0	0	0	0	4.15	1.500
Sparky Lyle, L (9, 1) ERA: 1.66	1.1	W	4	0	0	0	0	0	0	0	0	0	0	0	0	0	0	0	0	0	0	0	0	0	0.00	0.000

AB	37
R	4
H	9
RBI	4
BB	4
SO	3
LOB	17



BOTTOM

Baltimore Orioles @ New York Yankees
Yankee Stadium, Bronx, NY
Tue Jul 26 1977, 7:05 PM EDT
Att. 32,097 - Unknown

livebaseballscorecards.com

AB 36
R 5
H 11
RBI 5
BB 6
SO 1
LOB 23



WP: 0 PA: 43
PB: 0
SB: 0
CS: 1

AB R H RBI BB SO LOB

3 0 0 0 2 0 0

5 0 1 0 0 0 1

4 0 1 0 1 0 3

4 1 3 0 1 0 1

5 0 1 0 0 0 7

4 1 2 2 1 1 2

3 1 1 0 1 0 2

4 0 0 0 0 0 4

3 1 1 1 0 0 3

1 1 1 2 0 0 0

0 0 0 0 0 0 0

1B: 7 SF: 0
2B: 1 SAC: 0
3B: 0 DP: 1
HR: 3 HBP: 0

Batter	1	2	3	4	5	6	7	8	9	10
Willie Randolph, R OBP: 0.362, SLG: 0.417 (1, 4)	4-0 FC3-6 BB		x 0-0 F5		x 0-0 F9		x 0-0 F3		BBB 4-0 4-3 1B BB	
Mickey Rivers, L OBP: 0.328, SLG: 0.398 (1, 8)	0-0 FC3-6 1-2f		x 0-0 F9		x 0-0 F8		x 0-0 6-3		x 0-0 4-3 1-2 1B	
Thurman Munson, R OBP: 0.352, SLG: 0.486 (1, 2)	0-0 FC3-6 1-2f 1B		BBB 4-0 CS BB		x 0-0 1B		x 0-0 5-3	x 0-0 5-3	x 0-0 4-3 1-2 2-3	
Chris Chambliss, L OBP: 0.342, SLG: 0.438 (1, 3)	0-0 1-3 1B		0-0 CS	x 0-0 1B 2B	x 0-0 F5		x 0-0	x 0-0 1B	4-0 FC5-4 IBB	
Lou Piniella, R OBP: 0.369, SLG: 0.488 (1, 9)	0-0 F9			x 0-0 5-3		x 0-0 G5-4-3 1B		x 0-0 F7	x 0-0 FC5-4 1-2f	
Reggie Jackson, L OBP: 0.365, SLG: 0.540 (1, 10)		BBB 4-0 FC4-6 BB		x 0-0 1B 2-H 1B		0-3 K		x 0-0 1-6-3	x 0-0 HR	
Roy White, S OBP: 0.348, SLG: 0.401 (1, 7)		x 0-0 FC4-6 1-2f BLK		x 0-0 1-3 1B		x 0-0 G5-4-3 1-2f			BBB 4-0 HR BB	
Graig Nettles, L OBP: 0.308, SLG: 0.452 (1, 5)		x 0-0 F9		x 0-0 F6			x 0-0 3-1		x 0-0 F5	
Bucky Dent, R OBP: 0.323, SLG: 0.386 (1, 6)		x 0-0 4-3		x 0-0 4-3			x 0-0 HR		x 0-0 HR	
Cliff Johnson, R OBP: 0.403, SLG: 0.577 (9, PH)										
Fred Stanley, R OBP: 0.310, SLG: 0.370 (10, 6)										

Inning Stats	R: 0	H: 1	E: 0	K: 0	S: 4	P: 8	R: 0	H: 0	E: 0	K: 0	S: 3	P: 7	R: 0	H: 0	E: 0	K: 0	S: 2	R: 1	H: 3	E: 0	K: 0	S: 6	P: 6	R: 0	H: 1	E: 0	K: 1	S: 5	P: 5	R: 1	H: 1	E: 0	K: 0	S: 4	P: 4	R: 0	H: 1	E: 0	K: 0	S: 5	R: 0	H: 1	E: 0	K: 0	S: 4	P: 4	R: 2	H: 2	E: 0	K: 0	S: 5	P: 17	R: 1	H: 1	E: 0	K: 0	S: 1	P: 1	1B: 7	SF: 0	2B: 1	SAC: 0	3B: 0	DP: 1	HR: 3	HBP: 0	WP: 0	PA: 43
--------------	------	------	------	------	------	------	------	------	------	------	------	------	------	------	------	------	------	------	------	------	------	------	------	------	------	------	------	------	------	------	------	------	------	------	------	------	------	------	------	------	------	------	------	------	------	------	------	------	------	------	------	-------	------	------	------	------	------	------	-------	-------	-------	--------	-------	-------	-------	--------	-------	--------

PITCHER	IP	WLS	BF	H	R	ER	SO	BB	IBB	HBP	BLK	WP	HR	S	P	ERA	WHIP
Ross Grimsley, L ERA: 3.51 (1, 1)	8.0		34	8	3	3	1	4	0	0	1	0	1	32	48	3.38	1.500
Tippy Martinez, L ERA: 2.15 (9, 1)	0.1		4	2	1	1	0	1	0	0	0	0	1	3	7	27.00	9.000
Dick Drago, R ERA: 2.63 (9, 1)	0.2		3	0	0	0	0	0	1	0	0	0	0	2	6	0.00	0.000
Scott McGregor, L ERA: 4.42 (10, 1)	0.0	L	1	1	1	1	0	0	0	0	0	0	1	1	1	∞	∞

Batter	1	2	3	4	5	6	7	8	9	AB R H RBI BB SO LOB	TOP													
Billy Smith, S (1, 4) OBP: 0.301, SLG: 0.345	0-0 HR		0-0 BB SH2-3 1B	0-0 F7			0-0 2-3	0-0 1B 2B		5 2 3 1 0 0 1														
Elliott Maddox, R (1, 8) OBP: 0.400, SLG: 0.400	0-0 F7		0-0 SH2-3 1-2			0-0 F8	0-0 F8	0-0 1B 1B		4 1 1 2 0 0 0														
Pat Kelly, L (1, 7) OBP: 0.367, SLG: 0.412	0-0 F8		4-0 BB BB			0-0 F4	4-0 E S BB	0-0 1B 1B		3 0 1 0 2 0 0														
Ken Singleton, S (1, 9) OBP: 0.429, SLG: 0.492	4-0 BB		0-0 F6			4-0 BB	0-0 F8	0-0 1B		3 0 1 1 2 0 3														
Tom Shopay, L (9, 9) OBP: 0.278, SLG: 0.292	0-0 BB		0-0 F6			4-0 BB	0-0 F8	0-0 1B		0 0 0 0 0 0 0														
Eddie Murray, S (1, 10) OBP: 0.331, SLG: 0.447	0-0 F2		4-0 1-2 2-3 BB			0-0 F9	0-0 HR	0-0 F8		4 1 1 1 1 0 4														
Lee May, R (1, 3) OBP: 0.283, SLG: 0.400		0-0 5-3	0-3 K			0-0 1B	0-0 HR	0-0 F9		5 1 2 1 0 1 3														
Doug DeCinces, R (1, 5) OBP: 0.346, SLG: 0.416		4-0 F8 S BB		0-0 F4		0-0 F4	0-0 5-3	0-0 F8		4 0 0 0 1 0 1														
Mark Belanger, R (1, 6) OBP: 0.258, SLG: 0.244		0-0 F8 1-3		0-0 F9		0-3 K	0-3 K	0-0 5-3		5 0 0 0 0 2 2														
Dave Skaggs, R (1, 2) OBP: 0.303, SLG: 0.279		0-3 K		0-0 1B		0-0 6-3	4-0 2B 1B BB			3 1 1 0 1 1 2														
Inning Stats	R: 1 E: 0 K: 0 S: 4	H: 1 LOB: 1 BB: 1 P: 8	R: 0 E: 0 K: 1 S: 5	H: 0 LOB: 1 BB: 1 P: 9	R: 0 E: 0 K: 1 S: 6	H: 1 LOB: 3 BB: 2 P: 14	R: 0 E: 0 K: 0 S: 4	H: 1 LOB: 1 BB: 0 P: 4	R: 0 E: 0 K: 1 S: 6	H: 1 LOB: 1 BB: 0 P: 6	R: 0 E: 0 K: 0 S: 3	H: 0 LOB: 1 BB: 1 P: 7	R: 0 E: 0 K: 1 S: 6	H: 1 LOB: 1 BB: 0 P: 6	R: 0 E: 0 K: 0 S: 3	H: 0 LOB: 1 BB: 1 P: 7	R: 5 E: 0 K: 1 S: 11	H: 6 LOB: 2 BB: 1 P: 15	R: 0 E: 0 K: 0 S: 3	H: 0 LOB: 0 BB: 0 P: 3	1B: 6 2B: 1 3B: 0 HR: 3	SF: 0 SAC: 1 DP: 0 HBP: 0	WP: 0 PB: 0 SB: 2 CS: 0	PA: 44
PITCHER	IP WLS BF H R ER SO BB IBB HBP BLK WP HR S P ERA WHIP												PITCHER	IP WLS BF H R ER SO BB IBB HBP BLK WP HR S P ERA WHIP										
Catfish Hunter, R (1, 1) ERA: 4.66	7.0 L 33 6 3 3 3 6 0 0 0 0 0 3 33 57 3.86 1.714																							
Dick Tidrow, R (8, 1) ERA: 3.64	0.2 6 3 2 2 1 1 0 0 0 0 0 0 7 11 27.00 6.000																							
Sparky Lyle, L (8, 1) ERA: 1.64	1.1 5 1 1 1 0 0 0 0 0 0 0 0 5 5 6.75 0.750																							

Baltimore Orioles @ New York Yankees
Yankee Stadium, Bronx, NY
 Wed Jul 27 1977, 7:05 PM EDT
 Att: 47,271 - Unknown

livebaseballscorecards.com

AB	36
R	6
H	10
RBI	6
BB	7
SO	4
LOB	16



BOTTOM

Baltimore Orioles @ New York Yankees
Yankee Stadium, Bronx, NY
Wed Jul 27 1977, 7:05 PM EDT
Att. 47,271 - Unknown

livebaseballscorecards.com

AB 30
R 4
H 7
RBI 4
BB 6
SO 7
LOB 15



WP: 1 PA: 40
PB: 0
SB: 1
CS: 0

AB R H RBI BB SO LOB

5 1 2 1 0 0 0

1 1 0 0 4 0 1

4 0 1 1 0 0 3

5 0 0 1 0 2 3

2 0 1 0 2 1 0

4 0 1 0 0 2 4

3 1 1 0 0 0 1

3 1 1 1 0 0 3

1B: 5 SF: 1
2B: 1 SAC: 1
3B: 1 DP: 1
HR: 0 HBP: 2

Batter	1	2	3	4	5	6	7	8	9
Mickey Rivers, L OBP: 0.329, SLG: 0.401 (1, 8)	0-0 G3		0-0 F2		0-0 BB 1B		0-0 F2		0-0 1B 2B
Roy White, S OBP: 0.355, SLG: 0.399 (1, 7)	4-0 BB HBP BB		4-0 G4-6-3 BB		4-0 1-2 BB			4-0 F8 WP 3-1 BB	0-0 F9
Thurman Munson, R OBP: 0.352, SLG: 0.483 (1, 2)	1-0 BB HBP		0-0 G4-6-3		0-0 G3			0-0 F8 1-3	0-0 2-H 1B
Chris Chambliss, L OBP: 0.338, SLG: 0.432 (1, 3)	0-0 F8			0-3 K		0-0 3-1		0-0 3-1	0-3 K
Reggie Jackson, L OBP: 0.369, SLG: 0.540 (1, 9)	4-0 1-2 2-3 BB			0-0 S 1B		0-3 K2-3		4-0 3-H HBP 1B BB	
Graig Nettles, L OBP: 0.308, SLG: 0.450 (1, 5)	0-0 F5			0-3 K 1-2		0-3 K		0-0 HBP 1B	
Willie Randolph, R OBP: 0.363, SLG: 0.422 (1, 4)		0-0 F8		0-0 F9			0-0 SF9 3B	1-0 1-2 2-3 HBP	
Dell Alston, L OBP: 0.429, SLG: 0.684 (1, 10)		0-0 F6			0-0 SH1-4 1B		0-0 SF9	0-0 G3	
Bucky Dent, R OBP: 0.321, SLG: 0.384 (1, 6)		0-3 K			0-0 SH1-4		0-3 K		0-0 6-3
Carlos May, L OBP: 0.311, SLG: 0.351 (9, PH)					1-2				

Inning Stats	R: 0	H: 0	E: 0	K: 3	S: 3	LOB: 3	BB: 2	P: 12	R: 0	H: 0	E: 0	K: 1	S: 5	LOB: 0	BB: 0	P: 5	R: 0	H: 0	E: 0	K: 2	S: 8	LOB: 1	BB: 1	P: 8	R: 1	H: 2	E: 0	K: 0	S: 4	LOB: 0	BB: 0	P: 7	R: 1	H: 1	E: 0	K: 1	S: 6	LOB: 0	BB: 0	P: 6	R: 1	H: 1	E: 0	K: 0	S: 4	LOB: 3	BB: 2	P: 13	R: 1	H: 2	E: 0	K: 1	S: 7	LOB: 1	BB: 0	P: 7	1B: 5	SF: 1	2B: 1	SAC: 1	3B: 1	DP: 1	HR: 0	HBP: 2	WP: 1	PA: 40
--------------	------	------	------	------	------	--------	-------	-------	------	------	------	------	------	--------	-------	------	------	------	------	------	------	--------	-------	------	------	------	------	------	------	--------	-------	------	------	------	------	------	------	--------	-------	------	------	------	------	------	------	--------	-------	-------	------	------	------	------	------	--------	-------	------	-------	-------	-------	--------	-------	-------	-------	--------	-------	--------

PITCHER	IP	WLS	BF	H	R	ER	SO	BB	IBB	HBP	BLK	WP	HR	S	P	ERA	WHIP
Jim Palmer, R ERA: 2.97 (1, 1)	7.2	W	33	5	3	3	6	6	0	1	0	1	0	38	63	3.52	1.435
Dick Drago, R ERA: 2.79 (8, 1)	1.0		6	2	1	1	0	0	0	1	0	0	0	5	6	9.00	2.000
Tippy Martinez, L ERA: 2.12 (9, 1)	0.1	S	1	0	0	0	1	0	0	0	0	0	0	3	3	0.00	0.000

Batter	1	2	3	4	5	6	7	8	9	AB R H RBI BB SO LOB	TOP
Billy Smith, S (1, 4) <small>OBP: 0.302, SLG: 0.344</small> Rich Dauer, R (4, 4) <small>OBP: 0.276, SLG: 0.293</small>	4-0 		0-3 K			0-0 	0-0 L4			1 1 0 0 1 1 0 2 0 1 0 0 0 1	Baltimore Orioles @ New York Yankees Yankee Stadium, Bronx, NY Thu Jul 28 1977, 3:33 AM EDT Att: 40,818 - Unknown
Tony Muser, L (1, 8) <small>OBP: 0.317, SLG: 0.304</small>	4-0 		0-0 6-3			0-0 F8		0-0 F9		3 0 0 0 1 0 1	
Pat Kelly, L (1, 7) <small>OBP: 0.363, SLG: 0.406</small>	0-0 F7		0-0 3-1			0-3 K		0-0 F8		4 0 0 0 0 1 3	
Ken Singleton, S (1, 9) <small>OBP: 0.430, SLG: 0.491</small>	4-0 			0-0 1-4-3		0-0 		0-0 4-3		3 0 1 0 1 0 0	
Eddie Murray, S (1, 10) <small>OBP: 0.330, SLG: 0.444</small>	0-0 SF7			4-0 		0-0 F7		0-0 F8		2 0 0 1 1 0 2	
Lee May, R (1, 3) <small>OBP: 0.280, SLG: 0.396</small>	0-0 F6			0-0 G4-6-3			0-0 5-3		0-0 6-3	4 0 0 0 0 0 3	
Doug DeCinces, R (1, 5) <small>OBP: 0.345, SLG: 0.423</small>		0-0 F8			0-3 K		0-0 		0-3 K	4 1 1 1 0 2 0	
Dave Criscione, R (1, 2) <small>OBP: 0.333, SLG: 0.667</small>		0-3 K			0-0 L5		0-0 F7			3 0 0 0 0 1 0	
Kiko Garcia, R (1, 6) <small>OBP: 0.260, SLG: 0.293</small>		0-0 6-3			0-3 K		0-0 			3 0 1 0 0 1 0	
Inning Stats	R: 1 H: 0 E: 0 LOB: 2 K: 0 BB: 3 S: 3 P: 15	R: 0 H: 0 E: 0 LOB: 0 K: 1 BB: 0 S: 5 P: 5	R: 0 H: 0 E: 0 LOB: 0 K: 1 BB: 0 S: 5 P: 5	R: 0 H: 0 E: 0 LOB: 0 K: 0 BB: 1 S: 2 P: 6	R: 0 H: 0 E: 0 LOB: 0 K: 2 BB: 0 S: 7 P: 7	R: 0 H: 2 E: 0 LOB: 2 K: 1 BB: 0 S: 7 P: 7	R: 1 H: 2 E: 0 LOB: 1 K: 0 BB: 0 S: 5 P: 5	R: 0 H: 0 E: 0 LOB: 0 K: 0 BB: 0 S: 3 P: 3	R: 0 H: 0 E: 0 LOB: 0 K: 1 BB: 0 S: 5 P: 5	1B: 3 SF: 1 2B: 0 SAC: 0 3B: 0 DP: 1 HR: 1 HBP: 0	WP: 0 PA: 34 PB: 0 SB: 0 CS: 0
PITCHER Mike Torrez, R (1, 1) <small>ERA: 4.8</small>	IP WLS BF H R ER SO BB IBB HBP BLK WP HR S P ERA WHIP 9.0 W 34 4 2 2 6 4 0 0 0 0 1 42 58 2.00 0.889										

livebaseballscorecards.com

AB	29
R	2
H	4
RBI	2
BB	4
SO	6
LOB	10



Batter	1	2	3	4	5	6	7	8	9	AB	R	H	RBI	BB	SO	LOB
Willie Randolph, R OBP: 0.365, SLG: 0.419 (1, 4)	4-0 1B BB	0-0 6-3		4-0 FC6-4 BB		0-0 1-3	4-0 BB FC3-2 BB	0-3 K		3	2	0	0	3	1	0
Mickey Rivers, L OBP: 0.330, SLG: 0.401 (1, 8)	0-0 1B FC5-2 1B	0-0 F9		0-0 FC6-4 G5-4-3 1-2f		0-0 1B 1B	0-0 FC3-2 BB			5	2	2	0	0	0	4
Thurman Munson, R OBP: 0.356, SLG: 0.495 Ron Guidry, L (6, PR) Fran Healy, R OBP: 0.288, SLG: 0.300 (7, 2)	0-0 FC5-2 BB WP 1B 3-H		0-0 HR	0-0 G5-4-3 1-2f		0-0 1B 1B	4-0 2B BB 1-2 2-3 3-H			4	2	3	2	0	0	1
Chris Chambliss, L OBP: 0.346, SLG: 0.439 (1, 3)	4-0 WP FC5-2 BB 1-2		0-0 BB 1B 1B		4-0 HR BB	0-0 1B 1B 1-3 3-H	0-0 BB 2B 1-3 2-H 3-H			3	2	3	3	2	0	0
Lou Piniella, R OBP: 0.366, SLG: 0.482 Paul Blair, R OBP: 0.336, SLG: 0.423 (1, 9) (7, 9)	0-0 FC5-2 WP 1-2 2-3 3-H		0-0 F9		0-3 K BB	0-0 1B 1-3 3-H	0-0 F8			4	0	1	1	0	1	5
Cliff Johnson, R OBP: 0.403, SLG: 0.569 (1, 10)	0-0 F6		4-0 1B FC6-4 BB 1-2		0-0 F8	0-0 F7		4-0 HR BB		3	2	0	0	2	0	5
Graig Nettles, L OBP: 0.311, SLG: 0.459 (1, 5)	4-0 1-2 2-3 3-H BB		0-0 FC6-4 1B 1-3 2-H		0-0 HR		0-0 4-3	0-3 K		4	1	2	3	1	1	1
Roy White, S OBP: 0.358, SLG: 0.412 (1, 7)	0-0 F4		0-0 FC6-4 1-2f 3-H		0-0 1B		0-0 BB FC3-2 1B 1B	0-0 HR		5	1	3	3	0	0	4
Bucky Dent, R OBP: 0.319, SLG: 0.380 (1, 6)		0-0 F9	0-0 F8		0-0 F9		0-0 FC3-2 BB 1B	0-0 6-3		5	1	1	0	0	0	2

Inning Stats	R: 2	H: 2	E: 0	K: 0	S: 5	LOB: 3	BB: 3	P: 17	R: 0	H: 0	E: 0	K: 0	S: 3	LOB: 0	BB: 0	P: 3	R: 3	H: 3	E: 0	K: 0	S: 6	LOB: 1	BB: 1	P: 10	R: 0	H: 0	E: 0	K: 0	S: 2	LOB: 0	BB: 1	P: 6	R: 2	H: 2	E: 0	K: 1	S: 7	LOB: 1	BB: 1	P: 11	R: 2	H: 4	E: 0	K: 0	S: 6	LOB: 1	BB: 0	P: 6	R: 3	H: 3	E: 0	K: 0	S: 6	LOB: 2	BB: 2	P: 14	R: 2	H: 1	E: 0	K: 2	S: 8	LOB: 0	BB: 1	P: 12
1B: 11	SF: 0	2B: 1	SAC: 0	3B: 0	DP: 1	HR: 3	HBP: 0	WP: 1	PA: 46	PB: 0	SB: 0	CS: 0																																																				

PITCHER	IP	WLS	BF	H	R	ER	SO	BB	IBB	HBP	BLK	WP	HR	S	P	ERA	WHIP
Rudy May, L ERA: 3.68 (1, 1)	2.1	L	16	5	5	4	0	4	0	0	0	1	1	12	28	15.43	3.857
Scott McGregor, L ERA: 5.18 (3, 1)	4.1		23	8	7	7	1	4	0	0	0	0	1	21	37	14.54	2.769
Tippy Martinez, L ERA: 2.61 (7, 1)	1.1		7	2	2	2	2	1	0	0	0	0	1	10	14	13.50	2.250

BOTTOM

Baltimore Orioles @ New York Yankees
Yankee Stadium, Bronx, NY
Thu Jul 28 1977, 3:33 AM EDT
Att. 40,818 - Unknown

livebaseballscores.com

AB	37
R	14
H	15
RBI	13
BB	9
SO	3
LOB	24



Batter	1	2	3	4	5	6	7	8	9	AB R H RBI BB SO LOB	TOP											
Willie Randolph, R (1, 4) OBP: 0.368, SLG: 0.430	0-0 1B 2B	0-0 4-3		0-0 FC6			0-0 1B		0-0 1B	5 2 3 0 0 0 3												
Mickey Rivers, L (1, 8) OBP: 0.328, SLG: 0.398	0-0 F8	0-0 G3			0-0 1-3		0-0 F4		0-0 1B	5 0 1 1 0 0 4												
Thurman Munson, R (1, 10) OBP: 0.357, SLG: 0.492	0-0 1B 2-H		0-0 F3		0-3 K		4-0 IBB		0-0 4-3	4 0 1 1 1 1 1												
Chris Chambliss, L (1, 3) OBP: 0.342, SLG: 0.434	0-0 F8		0-0 F3		0-3 K		0-0 F7		0-0 F7	5 0 0 0 0 1 4												
Lou Piniella, R (1, 9) OBP: 0.369, SLG: 0.483	0-0 1B		0-0 1B			0-0 F8		0-0 1-6-3		4 0 2 0 0 0 0												
Paul Blair, R (9, 9) OBP: 0.336, SLG: 0.423	1-2 1B		0-0 1B							0 0 0 0 0 0 0												
Cliff Johnson, R (1, 2) OBP: 0.401, SLG: 0.577	0-0 F7		0-0 F5			0-0 HR		0-0 6-3		4 1 1 1 0 0 3												
Graig Nettles, L (1, 5) OBP: 0.313, SLG: 0.466		1-0 4-3 BB HBP		0-0 F9		0-0 F8		0-0 HR		3 1 1 1 0 0 0												
Roy White, S (1, 7) OBP: 0.357, SLG: 0.410		0-0 F8		0-0 4-3		0-0 F9		0-0 CS 1B		4 0 1 0 0 0 1												
Bucky Dent, R (1, 6) OBP: 0.324, SLG: 0.383		4-0 4-3 BB		0-0 FC6 1B			0-0 1B	0-0 CS	0-0 F7	3 0 2 0 1 0 0												
Inning Stats	R: 1 E: 0 K: 0 S: 6	H: 3 LOB: 2 BB: 0 P: 6	R: 0 E: 0 K: 0 S: 3	H: 0 LOB: 2 BB: 1 P: 8	R: 0 E: 0 K: 0 S: 4	H: 1 LOB: 1 BB: 0 P: 4	R: 0 E: 0 K: 0 S: 4	H: 1 LOB: 1 BB: 0 P: 4	R: 0 E: 0 K: 2 S: 7	H: 0 LOB: 0 BB: 0 P: 7	R: 1 E: 0 K: 0 S: 4	H: 1 LOB: 0 BB: 0 P: 4	R: 0 E: 0 K: 0 S: 4	H: 2 LOB: 2 BB: 1 P: 8	R: 1 E: 0 K: 0 S: 4	H: 2 LOB: 0 BB: 0 P: 4	R: 1 E: 0 K: 0 S: 5	H: 2 LOB: 1 BB: 0 P: 5	1B: 8 2B: 1 3B: 1 HR: 2	SF: 0 SAC: 0 DP: 0 HBP: 1	WP: 0 PB: 0 SB: 1 CS: 1	PA: 41
PITCHER	IP WLS BF H R ER SO BB IBB HBP BLK WP HR S P ERA WHIP																					
Pablo Torrealba, L (1, 1) ERA: 1.92	7.0 L 31 8 2 2 2 2 1 1 1 0 0 1 32 41 2.57 1.286																					
Doug Bair, R (8, 1) ERA: 5.26	2.0 9 4 2 2 0 0 0 0 0 0 0 1 9 9 9.00 2.000																					

New York Yankees @ Oakland Athletics
 Oakland-Alameda County Coliseum, Oakland, CA
 Fri Jul 29 1977, 7:05 PM PDT
 Att. 9,450 - Unknown

AB	37
R	4
H	12
RBI	4
BB	2
SO	2
LOB	16



WP: 0	PA: 41
-------	--------

Batter	1	2	3	4	5	6	7	8	9	AB	R	H	RBI	BB	SO	LOB
Larry Murray, S OBP: 0.242, SLG: 0.292 (1, 7)	0-0 F7			0-3 K		0-0 G1		0-0 F9		4	0	0	0	0	1	1
Marty Perez, R OBP: 0.314, SLG: 0.352 (1, 4)	0-3 K			4-0 BB BB		0-0 1B		0-0 1B		3	0	2	0	1	1	0
Manny Sanguillen, R OBP: 0.286, SLG: 0.331 (1, 2) Jeff Newman, R OBP: 0.270, SLG: 0.365 (9, 2)	0-0 4-3			0-0 F9		0-0 G1-4-6-3		0-0 FC4		4	0	0	0	0	0	4
Rich McKinney, R OBP: 0.247, SLG: 0.344 (1, 3)		0-0 F7		4-0 1-2 BB		0-0 F9		0-0 F6		3	0	0	0	1	0	0
Wayne Gross, L OBP: 0.337, SLG: 0.418 (1, 5)		0-3 K		0-0 3-1		0-0 5-3		0-0 F7		4	0	0	0	0	1	2
Tony Armas, R OBP: 0.301, SLG: 0.399 (1, 8)		0-3 K			0-0 FC1-6 1B		0-0 1B		4-0 BB 1B BB	3	0	2	0	1	1	0
Jim Tyrone, R OBP: 0.314, SLG: 0.347 (1, 9)			0-3 K		0-0 FC1-6 FC6-4		0-0 F8		0-0 BB 1B	4	0	1	0	0	1	2
Tim Hosley, R OBP: 0.222, SLG: 0.125 (1, 10) Sheldon Mallory, L OBP: 0.391, SLG: 0.328 (8, PR)		0-3 K			0-0 F8		4-0 1B BB	4-0 BB 1B BB	4-0 BB	2	0	0	0	1	1	1
Rob Picciolo, R OBP: 0.202, SLG: 0.222 (1, 6) Rodney Scott, S OBP: 0.342, SLG: 0.307 (9, PH)			0-0 F9		0-0 FC6-4		0-3 K	0-3 K	0-3 K	3	0	0	0	0	1	2
										1	0	0	0	0	1	3

Inning Stats	R: 0	H: 0	E: 0	K: 1	S: 5	R: 0	H: 0	E: 0	K: 2	S: 7	R: 0	H: 0	E: 0	K: 1	S: 5	R: 0	H: 1	E: 0	K: 0	S: 4	R: 0	H: 1	E: 0	K: 0	S: 3	R: 0	H: 1	E: 0	K: 1	S: 6	R: 0	H: 1	E: 0	K: 1	S: 6	R: 0	H: 1	E: 0	K: 1	S: 6	1B: 5	2B: 0	3B: 0	HR: 0	SF: 0	SAC: 0	DP: 1	HBP: 0	WP: 0	PB: 0	SB: 0	CS: 0	PA: 36
--------------	------	------	------	------	------	------	------	------	------	------	------	------	------	------	------	------	------	------	------	------	------	------	------	------	------	------	------	------	------	------	------	------	------	------	------	------	------	------	------	------	-------	-------	-------	-------	-------	--------	-------	--------	-------	-------	-------	-------	--------

PITCHER	IP	WLS	BF	H	R	ER	SO	BB	IBB	HBP	BLK	WP	HR	S	P	ERA	WHIP
Ron Guidry, L ERA: 3.08 (1, 1)	8.2	W	35	5	0	0	7	5	0	0	0	0	0	44	64	0.00	1.154
Sparky Lyle, L ERA: 1.63 (9, 1)	0.1	S	1	0	0	0	1	0	0	0	0	0	0	3	3	0.00	0.000

BOTTOM

New York Yankees @ Oakland Athletics
Oakland-Alameda County Coliseum, Oakland, CA

livebaseballscorecards.com

AB	31
R	0
H	5
RBI	0
BB	5
SO	8
LOB	15



Fri Jul 29 1977, 7:05 PM PDT
Att: 9,450 - Unknown

Batter	1	2	3	4	5	6	7	8	9	AB	R	H	RBI	BB	SO	LOB	TOP		
Mickey Rivers, L (1, 8) OBP: 0.329, SLG: 0.398	0-0 4-3		0-0 1-3		0-0 1-2 2-3 WP 1B	0-3 K		0-0 BB 1B		5	1	2	1	0	1	1			
Roy White, S (1, 7) OBP: 0.363, SLG: 0.425 Paul Blair, R (9, 7) OBP: 0.336, SLG: 0.423	0-0 F7		0-0 HR		0-0 WP FC4-6 1B		0-0 L9-3 1B	0-0 FC5 BB 1B		5	2	4	4	0	0	0			
Thurman Munson, R (1, 10) OBP: 0.355, SLG: 0.487	0-0 1-3		0-0 6-3		4-0 FC4-6 WP IBB		0-0 L9-3 1B	0-0 F7		4	0	0	0	1	0	3			
Chris Chambliss, L (1, 3) OBP: 0.345, SLG: 0.433		0-3 K		0-0 1-3	4-0 FC4-6 BB		0-0 FC4-6 1B	4-0 BB BB		3	0	1	0	2	1	0			
Reggie Jackson, L (1, 9) OBP: 0.367, SLG: 0.544 Lou Piniella, R (9, 9) OBP: 0.369, SLG: 0.483		0-0 HR		0-0 F8	0-0 FC4-6		0-0 FC4-6 1B	0-0 FC5		5	1	1	2	0	0	6			
Graig Nettles, L (1, 5) OBP: 0.314, SLG: 0.463 Ron Guidry, L (9, PR) George Zeber, S (9, 5) OBP: 0.380, SLG: 0.512		0-0 FC6-4 1B		0-0 F9	0-0 F4			0-0 4-3		4	0	1	0	1	0	2			
Willie Randolph, R (1, 4) OBP: 0.368, SLG: 0.429		0-3 K			0-0 FC1-5 S 1B	0-0 1-3		0-0 1B 1B	0-0 F8	5	1	2	0	0	1	2			
Fran Healy, R (1, 2) OBP: 0.296, SLG: 0.308		0-0 FC6-4 1B			0-0 FC1-5 1B BB	0-0 S 1B		0-0 1B 1B	0-3 K	5	2	2	0	0	1	3			
Bucky Dent, R (1, 6) OBP: 0.325, SLG: 0.381			0-0 6-3		4-0 1B BB	0-0 F4		0-0 1B 1B	0-0 1-3	4	2	1	1	1	0	2			
Inning Stats	R: 0 E: 0 K: 0 S: 3 H: 0 LOB: 0 BB: 0 P: 3	R: 1 E: 0 K: 2 S: 9 H: 2 LOB: 1 BB: 0 P: 9	R: 1 E: 0 K: 0 S: 4 H: 1 LOB: 0 BB: 0 P: 4	R: 0 E: 0 K: 0 S: 3 H: 0 LOB: 0 BB: 0 P: 3	R: 4 E: 0 K: 0 S: 6 H: 3 LOB: 2 BB: 3 P: 18	R: 0 E: 0 K: 1 S: 6 H: 1 LOB: 1 BB: 0 P: 6	R: 0 E: 0 K: 0 S: 4 H: 2 LOB: 1 BB: 0 P: 4	R: 3 E: 0 K: 0 S: 8 H: 5 LOB: 3 BB: 1 P: 12	R: 0 E: 0 K: 1 S: 5 H: 0 LOB: 1 BB: 1 P: 9	1B: 12 2B: 1 3B: 0 HR: 2 SF: 0 SAC: 0 DP: 1 HBP: 0	WP: 1 PB: 0 SB: 4 CS: 0	PA: 45							
PITCHER	IP WLS BF H R ER SO BB IBB HBP BLK WP HR S P ERA WHIP																	PITCHER	IP WLS BF H R ER SO BB IBB HBP BLK WP HR S P ERA WHIP
Rick Langford, R (1, 1) ERA: 3.37	4.1 L 20 6 6 6 2 1 0 0 0 0 2 23 27 12.46 1.615																		
Bob Lacey, L (5, 1) ERA: 2.68	1.2 8 1 0 0 1 1 1 0 0 0 0 0 8 16 0.00 1.200																		
Paul Mitchell, R (7, 1) ERA: 10.54	1.1 10 7 3 3 0 0 0 0 0 0 0 0 10 10 20.25 5.250																		
Doug Bair, R (8, 1) ERA: 5.05	1.2 7 0 0 0 0 1 2 0 0 0 0 0 7 15 0.00 1.200																		

New York Yankees @ Oakland Athletics
Oakland-Alameda County Coliseum, Oakland, CA

Sat Jul 30 1977, 3:33 AM PDT
Att. 9,573 - Unknown

AB	40
R	9
H	14
RBI	8
BB	5
SO	4
LOB	19



WP	1	PA	45
PB	0		
SB	4		
CS	0		

1B	12	SF	0
2B	1	SAC	0
3B	0	DP	1
HR	2	HBP	0

livebaseballscorecards.com

Batter	1	2	3	4	5	6	7	8	9	AB R H RBI BB SO LOB
Larry Murray, S OBP: 0.240, SLG: 0.298 (1, 9)	0-0 F7		0-3 K		0-0 6-3		0-0 2B		0-0 F8	5 0 1 0 0 1 1
Marty Perez, R OBP: 0.315, SLG: 0.353 (1, 4)	0-3 K		0-0 2B 1-3 1B		0-0 FC6-4 1B		0-0 F8		0-0 F8	5 0 2 0 0 1 1
Manny Sanguillen, R OBP: 0.289, SLG: 0.336 (1, 2)	0-0 6-3		0-0 1-3 2B		0-0 FC6-4 1-2f			0-0 1B FC3-6 1B		4 0 2 1 0 0 1 0 1 0 0 0 0 0 0 0 0 0 0 0 0
Rodney Scott, S OBP: 0.342, SLG: 0.307 (8, PR)			0-0 1-3 3-H 2B			0-0 HR		0-0 FC3-6 1-3 1B		3 1 3 1 1 0 0
Tim Hosley, R OBP: 0.222, SLG: 0.125 (9, 2)			0-0 2B					0-0 FC3-6 1-3 1B		3 0 0 0 1 1 4
Mitchell Page, L OBP: 0.369, SLG: 0.535 (1, 7)		0-0 4-3 FC3-2 2B	0-3 K		0-0 G6-4-3 BB		0-0 F4	0-0 FC3-6 1-2 BB		3 0 0 1 1 0 3
Tony Armas, R OBP: 0.300, SLG: 0.395 (1, 8)		0-0 4-3	0-3 K		0-0 G6-4-3 BB		0-0 F9	0-0 FC3-6		3 0 0 1 1 0 3
Wayne Gross, L OBP: 0.336, SLG: 0.414 (1, 5)		0-0 FC3-2	0-3 K		0-0 G6-4-3 BB		0-0 F3	0-0 K		4 0 0 0 0 2 4
Rich McKinney, R OBP: 0.241, SLG: 0.335 (1, 3)		0-0 K	0-3 K		0-0 G6-4-3 BB		0-0 F6	0-0 K		4 0 0 0 0 2 4
Jim Tyrone, R OBP: 0.308, SLG: 0.340 (1, 10)			0-0 F4		0-0 6-3		0-0 F6	0-0 F9		2 0 0 0 0 0 0 2 0 0 0 0 0 2
Sheldon Mallory, L OBP: 0.380, SLG: 0.317 (7, PH)			0-0 F4		0-0 6-3		0-0 F6	0-0 F9		2 0 0 0 0 0 0 2 0 0 0 0 0 2
Rob Picciolo, R OBP: 0.203, SLG: 0.223 (1, 6)			0-0 1B 2B 1B		0-0 6-3		0-0 F1	0-0 F6		4 1 1 0 0 0 0

Inning Stats	R: 0	H: 0	E: 0	K: 1	S: 5	R: 0	H: 1	E: 0	K: 1	S: 6	R: 1	H: 3	E: 0	K: 2	S: 10	R: 0	H: 0	E: 0	K: 0	S: 2	R: 0	H: 1	E: 0	K: 0	S: 4	R: 1	H: 1	E: 0	K: 0	S: 4	R: 0	H: 1	E: 0	K: 0	S: 4	R: 1	H: 2	E: 0	K: 1	S: 7	R: 0	H: 0	E: 0	K: 0	S: 3	1B: 5	2B: 3	3B: 0	HR: 1	SF: 0	SAC: 0	DP: 1	HBP: 0	WP: 0	PA: 38
--------------	------	------	------	------	------	------	------	------	------	------	------	------	------	------	-------	------	------	------	------	------	------	------	------	------	------	------	------	------	------	------	------	------	------	------	------	------	------	------	------	------	------	------	------	------	------	-------	-------	-------	-------	-------	--------	-------	--------	-------	--------

PITCHER	IP	WLS	BF	H	R	ER	SO	BB	IBB	HBP	BLK	WP	HR	S	P	ERA	WHIP
Don Gullett, L ERA: 3.95 (1, 1)	6.0	W	25	6	2	2	4	2	0	0	0	0	1	31	39	3.00	1.333
Dick Tidrow, R ERA: 3.62 (7, 1)	3.0	S	13	3	1	1	1	1	0	0	0	0	0	14	18	3.00	1.333

BOTTOM

New York Yankees @ Oakland Athletics
Oakland-Alameda County Coliseum, Oakland, CA

Sat Jul 30 1977, 3:33 AM PDT
Att. 9,573 - Unknown

livebaseballscorecards.com

AB	35
R	3
H	9
RBI	3
BB	3
SO	5
LOB	16



TOP

New York Yankees @ Oakland Athletics
Oakland-Alameda County Coliseum, Oakland, CA

Sun Jul 31 1977, 3:33 AM PDT
 Att: 11,052 - Unknown

AB	36
R	9
H	8
RBI	7
BB	9
SO	4
LOB	22



Batter	1	2	3	4	5	6	7	8	9	AB R H RBI BB SO LOB
Mickey Rivers, L (1, 8) OBP: 0.329, SLG: 0.396	0-0 6-3	0-0 FC4-5 BB	0-0 F7		0-0 FC1-6 1B		4-0 BB		0-0 4-3	5 0 1 3 1 0 2
Roy White, S (1, 7) OBP: 0.366, SLG: 0.426	0-0 4-3 1B	4-0 1-2 BB		0-0 1B G4-6-3	0-0 FC1-6 FC6-4		0-0 F7			4 1 2 0 1 0 4
Thurman Munson, R (1, 10) OBP: 0.355, SLG: 0.484	4-0 1-2 BB	0-0 4-3		0-0 1-3 1B	0-0 FC6-4		0-0 5-3			4 0 1 0 1 0 6
Chris Chambliss, L (1, 3) OBP: 0.341, SLG: 0.428	0-0 4-3 1-2 2-3		0-3 K 1B HR	0-0 G4-6-3		0-0 F5		0-0 F8		5 1 0 0 0 1 3
Lou Piniella, R (1, 9) OBP: 0.365, SLG: 0.475	0-0 4-3		0-0 1-2 HR 1B	0-0 6-3		0-0 F8		0-0 F7		5 1 1 0 0 0 2
Cliff Johnson, R (1, 2) OBP: 0.405, SLG: 0.588		4-0 E FC3 SF8 BB	0-0 1-H 2-H HR		0-0 F5	0-3 K		4-0 BB		3 2 1 3 2 1 0
Graig Nettles, L (1, 5) OBP: 0.315, SLG: 0.461		0-0 FC3 SF8 E FC4-5	0-3 K		0-0 E7 BB 1B		4-0 BB 1B E BB	0-0 F7		4 3 1 0 1 1 2
Willie Randolph, R (1, 4) OBP: 0.366, SLG: 0.425		0-0 E4 FC4-5 SF8	0-0 4-3		4-0 BB 1B BB		0-3 K		0-0 F9	4 1 0 0 1 1 3
Bucky Dent, R (1, 6) OBP: 0.330, SLG: 0.384		0-0 SF8	4-0 BB		4-0 FC1-6 1B BB		0-0 BB 1B		0-0 4-3	1 0 1 1 2 0 0
Fred Stanley, R (8, 6) OBP: 0.300, SLG: 0.357										1 0 0 0 0 0 0

Inning Stats	R: 0 E: 0 K: 0 S: 4	H: 1 LOB: 2 BB: 1 P: 8	R: 2 E: 2 K: 0 S: 5	H: 0 LOB: 2 BB: 2 P: 13	R: 3 E: 0 K: 2 S: 10	H: 2 LOB: 1 BB: 1 P: 14	R: 1 E: 0 K: 0 S: 4	H: 2 LOB: 0 BB: 0 P: 4	R: 2 E: 1 K: 0 S: 5	H: 2 LOB: 2 BB: 2 P: 13	R: 0 E: 0 K: 1 S: 5	H: 0 LOB: 0 BB: 0 P: 5	R: 1 E: 1 K: 1 S: 6	H: 1 LOB: 2 BB: 2 P: 14	R: 0 E: 0 K: 0 S: 3	H: 0 LOB: 1 BB: 1 P: 7	R: 0 E: 0 K: 0 S: 3	H: 0 LOB: 0 BB: 0 P: 3	1B: 7 2B: 0 3B: 0 HR: 1	SF: 1 SAC: 0 DP: 1 HBP: 0	WP: 0 PB: 1 SB: 1 CS: 0	PA: 46
--------------	------------------------------	---------------------------------	------------------------------	----------------------------------	-------------------------------	----------------------------------	------------------------------	---------------------------------	------------------------------	----------------------------------	------------------------------	---------------------------------	------------------------------	----------------------------------	------------------------------	---------------------------------	------------------------------	---------------------------------	----------------------------------	------------------------------------	----------------------------------	--------

PITCHER	IP	WLS	BF	H	R	ER	SO	BB	IBB	HBP	BLK	WP	HR	S	P	ERA	WHIP
Vida Blue, L (1, 1) ERA: 3.83	4.1	L	26	6	8	5	2	5	0	0	0	0	1	25	45	10.38	2.538
Dave Giusti, R (5, 1) ERA: 2.88	3.2		17	2	1	0	2	4	0	0	0	0	0	17	33	0.00	1.636
Bob Lacey, L (9, 1) ERA: 2.64	1.0		3	0	0	0	0	0	0	0	0	0	0	3	3	0.00	0.000

WP: 0	PA: 46
-------	--------

PITCHER	IP	WLS	BF	H	R	ER	SO	BB	IBB	HBP	BLK	WP	HR	S	P	ERA	WHIP
---------	----	-----	----	---	---	----	----	----	-----	-----	-----	----	----	---	---	-----	------

Batter	1	2	3	4	5	6	7	8	9	AB	R	H	RBI	BB	SO	LOB
Sheldon Mallory, L OBP: 0.360, SLG: 0.297 (1, 9) X	0-0 6-3 X	0-0 F2 X			0-0 F7 1-2 X			0-0 F7 X		4	0	0	0	0	0	2
Marty Perez, R OBP: 0.315, SLG: 0.351 Rodney Scott, S OBP: 0.340, SLG: 0.305 (1, 4) B B B B (7, 4)	4-0 1B 1B BB X		0-3 K S S S X		0-0 F8 X			0-0 F6 X		2	1	0	0	1	1	1
Manny Sanguillen, R OBP: 0.289, SLG: 0.336 Jeff Newman, R OBP: 0.278, SLG: 0.384 (1, 2) X (6, 2)	0-0 1B 1-3 1B X		0-0 G3 X		0-0 F8 X			0-0 1B 2B X		3	0	1	0	0	0	1
Mitchell Page, L OBP: 0.367, SLG: 0.531 (1, 7) X	0-0 F4 X		0-0 6-3 X		0-3 K S S S X			0-0 1B 2-H X		4	0	1	1	0	1	2
Wayne Gross, L OBP: 0.335, SLG: 0.413 (1, 5) X	0-0 1-2 3-H 1B X			0-0 G3 X		0-0 F9 X		0-0 F5 X		4	0	1	1	0	0	1
Rich McKinney, R OBP: 0.242, SLG: 0.333 (1, 3) X	0-0 G3 X			0-0 F9 X		0-0 5-3 X			0-0 1-3 1B X	4	0	1	0	0	0	2
Willie Crawford, L OBP: 0.320, SLG: 0.300 (1, 10) X		0-0 3-1 X		0-0 1B X			4-0 G6-4-3 BB X		0-0 1-3 1-2 X	3	0	1	0	1	0	1
Tony Armas, R OBP: 0.296, SLG: 0.389 (1, 8) X			0-0 F7 X		0-3 K S S S X		0-0 G6-4-3 1-2f X		0-0 F9 X	4	0	0	0	0	1	3
Rob Picciolo, R OBP: 0.208, SLG: 0.228 (1, 6) X		0-0 1B X			0-0 WP 1B X		0-0 F8 X		0-0 5-3 X	4	0	2	0	0	0	1

Inning Stats	R: 1	H: 2	E: 0	K: 0	S: 5	LOB: 2	BB: 1	P: 9	R: 0	H: 1	E: 0	K: 0	S: 4	LOB: 1	BB: 0	P: 4	R: 0	H: 0	E: 0	K: 1	S: 5	LOB: 0	BB: 0	P: 5	R: 0	H: 1	E: 0	K: 0	S: 4	LOB: 1	BB: 0	P: 4	R: 0	H: 0	E: 0	K: 1	S: 5	LOB: 0	BB: 0	P: 5	R: 0	H: 0	E: 0	K: 0	S: 2	LOB: 0	BB: 1	P: 6	R: 1	H: 2	E: 0	K: 0	S: 5	LOB: 1	BB: 0	P: 5	R: 0	H: 1	E: 0	K: 0	S: 4	LOB: 1	BB: 0	P: 4	1B: 7	SF: 0	2B: 1	SAC: 0	3B: 0	DP: 1	HR: 0	HBP: 0	WP: 1	PA: 36
--------------	------	------	------	------	------	--------	-------	------	------	------	------	------	------	--------	-------	------	------	------	------	------	------	--------	-------	------	------	------	------	------	------	--------	-------	------	------	------	------	------	------	--------	-------	------	------	------	------	------	------	--------	-------	------	------	------	------	------	------	--------	-------	------	------	------	------	------	------	--------	-------	------	-------	-------	-------	--------	-------	-------	-------	--------	-------	--------

PITCHER	IP	WLS	BF	H	R	ER	SO	BB	IBB	HBP	BLK	WP	HR	S	P	ERA	WHIP
Ed Figueroa, R ERA: 3.29 (1, 1)	8.0	W	32	7	2	2	3	2	0	0	0	1	0	36	44	2.25	1.125
Ken Clay, R ERA: 4.76 (9, 1)	1.0		4	1	0	0	0	0	0	0	0	0	0	4	4	0.00	1.000


BOTTOM

New York Yankees @ Oakland Athletics
Oakland-Alameda County Coliseum, Oakland, CA

Sun Jul 31 1977, 3:33 AM PDT
Att. 11,052 - Unknown

livebaseballscorecards.com

AB	34
R	2
H	8
RBI	2
BB	2
SO	3
LOB	14



Batter	1	2	3	4	5	6	7	8	9	AB R H RBI BB SO LOB	TOP
Mickey Rivers, L OBP: 0.333, SLG: 0.401 (1, 8) X	0-0 4-3		0-0 4-3 2-H 2B			4-0 4-3 BB		0-0 4-3 1B		3 0 2 1 1 0 0	
Roy White, S OBP: 0.365, SLG: 0.424 (1, 7) X	0-0 BLK 1B		0-0 4-3 2-3			0-0 4-3 1-2		0-0 4-3		4 0 1 0 0 0 3	
Thurman Munson, R OBP: 0.352, SLG: 0.479 (1, 2) X	0-0 F8 1-2		0-0 4-3			0-0 F8		0-0 F8		4 0 0 0 0 0 3	
Chris Chambliss, L OBP: 0.338, SLG: 0.423 (1, 3) X	0-0 F8				0-0 4-3	0-0 4-3		0-0 F8		4 0 0 0 0 0 2	
Lou Piniella, R OBP: 0.362, SLG: 0.470 (1, 9) X		0-0 6-3			0-0 4-3			0-0 5-3		4 0 1 0 0 0 0	
Cliff Johnson, R OBP: 0.402, SLG: 0.581 (1, 10) X		0-0 G4-6-3 1B		0-3 K		0-3 K		0-0 P4		4 0 1 0 0 2 1	
Graig Nettles, L OBP: 0.313, SLG: 0.457 (1, 5) X		0-0 G4-6-3 1-2			0-0 4-3		0-0 G3			3 0 0 0 0 0 1	
Willie Randolph, R OBP: 0.366, SLG: 0.424 (1, 4) X			0-0 SH5-3 2B 1B		0-0 6-3			0-0 5-3		3 1 1 0 0 0 0	
Bucky Dent, R OBP: 0.328, SLG: 0.381 (1, 6) X			0-0 SH5-3 1-2		0-0 5-3			0-0 F8		2 0 0 0 0 0 0	
Inning Stats	R: 0 E: 0 K: 0 S: 4 H: 1 LOB: 1 BB: 0 P: 4	R: 0 E: 0 K: 0 S: 3 H: 1 LOB: 0 BB: 0 P: 3	R: 1 E: 0 K: 0 S: 5 H: 2 LOB: 1 BB: 0 P: 5	R: 0 E: 0 K: 1 S: 5 H: 0 LOB: 0 BB: 0 P: 5	R: 0 E: 0 K: 0 S: 3 H: 0 LOB: 0 BB: 0 P: 3	R: 0 E: 0 K: 0 S: 3 H: 0 LOB: 1 BB: 1 P: 7	R: 0 E: 0 K: 1 S: 5 H: 0 LOB: 0 BB: 0 P: 5	R: 0 E: 0 K: 0 S: 4 H: 1 LOB: 1 BB: 0 P: 4	R: 0 E: 0 K: 0 S: 4 H: 1 LOB: 1 BB: 0 P: 4	1B: 5 2B: 1 3B: 0 HR: 0 SF: 0 SAC: 1 DP: 1 HBP: 0	WP: 0 PB: 0 SB: 0 CS: 0 PA: 33
PITCHER Ken Brett, L ERA: 4.4 (1, 1)	IP: 9.0 WLS: W BF: 33 H: 6 R: 1 ER: 1 SO: 2 BB: 1 IBB: 0 HBP: 0 BLK: 1 WP: 0 HR: 0 S: 36 P: 40 ERA: 1.00 WHIP: 0.778										

New York Yankees @ California Angels
 Anaheim Stadium, Anaheim, CA
 Mon Aug 01 1977, 10:05 PM EDT
 Att: 34,852 - Unknown

livebaseballscorecards.com

AB	31
R	1
H	6
RBI	1
BB	1
SO	2
LOB	10



Batter	1	2	3	4	5	6	7	8	9
Gil Flores, R OBP: 0.324, SLG: 0.342 (1, 8) BB (9, 7)	4-0 1B S SF7-4-5 BB		X 0-0 F9 ①		X 0-0 6-3 ②		X 0-0 P4 ②		
Jerry Remy, L OBP: 0.323, SLG: 0.346 (1, 4) SS	0-3 K 1-2 ①		X 0-0 CS 1B ②		X 0-0 4-3 ③		X 0-0 E4 1-2 2-3 ③		
Bobby Bonds, R OBP: 0.357, SLG: 0.537 (1, 9) X	0-0 SF7-4-5 S 2-3 1B		SS 0-3 K 1-2 ② ③		SS 0-3 K ①		X 0-0 P4 ③		
Tony Solaita, L OBP: 0.345, SLG: 0.404 Dan Briggs, L OBP: 0.219, SLG: 0.197 (1, 3) (9, 3) X	0-0 SF7-4-5 1-3 3-H ② ③		X 0-0 F7 ①		X 0-0 F7 ②		X 0-0 G3 ①		
Don Baylor, R OBP: 0.324, SLG: 0.390 Rusty Torres, S OBP: 0.236, SLG: 0.303 (1, 7) (9, 8)		SS 0-3 K ①	SS 0-3 K ②		SS 0-3 K ③		X 0-0 P6 ②		
Dave Chalk, R OBP: 0.339, SLG: 0.356 (1, 5) X		0-0 F8 2B	X 0-0 P3 ③		X 0-0 4-3 ①		X 0-0 6-3 ③		
Rance Mulliniks, L OBP: 0.336, SLG: 0.430 (1, 6) X		0-0 F8 2-3 ②		X 0-0 E3 3B		X 0-0 1B SH 1B			
Danny Goodwin, L OBP: 0.269, SLG: 0.367 (1, 10) BB BB		4-0 FC4-6 BB	X 0-0 SF8 3B 1-H		X 0-0 SF8 3B 1-H ①		X 0-0 E SH 1B 1-3		
Terry Humphrey, R OBP: 0.287, SLG: 0.286 (1, 2) X		0-0 FC4-6 1-2f	X 0-0 SF8 3-H		X 0-0 SH E 1-2 3-H				


Inning Stats	R: 1	H: 1	E: 0	LOB: 0	K: 1	BB: 1	S: 5	P: 9	R: 0	H: 1	E: 0	LOB: 2	K: 1	BB: 1	S: 6	P: 10	R: 0	H: 1	E: 0	LOB: 1	K: 1	BB: 0	S: 5	P: 5	R: 0	H: 0	E: 0	LOB: 0	K: 1	BB: 0	S: 5	P: 5	R: 2	H: 1	E: 1	LOB: 0	K: 0	BB: 0	S: 5	P: 5	R: 0	H: 0	E: 0	LOB: 0	K: 2	BB: 0	S: 7	P: 7	R: 1	H: 2	E: 1	LOB: 3	K: 0	BB: 0	S: 7	P: 7	R: 0	H: 0	E: 0	LOB: 0	K: 0	BB: 0	S: 3	P: 3
PITCHER Catfish Hunter, R ERA: 4.55 (1, 1)	IP	WLS	BF	H	R	ER	SO	BB	IBB	HBP	BLK	WP	HR	S	P	ERA	WHIP	IP	WLS	BF	H	R	ER	SO	BB	IBB	HBP	BLK	WP	HR	S	P	ERA	WHIP	IP	WLS	BF	H	R	ER	SO	BB	IBB	HBP	BLK	WP	HR	S	P	ERA	WHIP													
	8.0	L	33	6	4	3	6	2	0	0	0	0	0	43	51	3.38	1.000																																															

BOTTOM

New York Yankees @ California Angels
Anaheim Stadium, Anaheim, CA

Mon Aug 01 1977, 10:05 PM EDT
Att. 34,852 - Unknown

AB	28
R	4
H	6
RBI	4
BB	2
SO	6
LOB	12



1B: 4	SF: 2	WP: 0	PA: 33
2B: 3	SAC: 1	PB: 0	
3B: 1	DP: 2	SB: 2	
HR: 0	HBP: 0	CS: 1	

livebaseballscorecards.com

Batter	1	2	3	4	5	6	7	8	9	AB R H RBI BB SO LOB	TOP	
Mickey Rivers, L OBP: 0.336, SLG: 0.408 (1, 8) X	0-0 6-3 3B	0-0 1B 1B		0-0 1-3 1B 1B		0-0 F7 1-2f	0-0 FC5-4 BB		0-3 K	6 2 3 0 0 1 2		
Roy White, S OBP: 0.369, SLG: 0.424 (1, 7) X	0-0 3-1	0-0 1-3 1B		0-0 P4		4-0 2B BB	4-0 1-2 BB		0-0 2-H 1B	4 1 2 1 2 0 3		
Thurman Munson, R OBP: 0.353, SLG: 0.481 Fran Healy, R OBP: 0.292, SLG: 0.303 (1, 2) X (7, 2) X	0-0 6-3 3-H	0-0 3-4-1		0-0 1-3 BB 1B 1B 3-H		0-0 1-H HR 2B	0-0 F9		0-3 K	5 2 2 3 0 0 4 1 0 0 0 0 1 1		
Chris Chambliss, L OBP: 0.341, SLG: 0.431 (1, 3) X	0-0 BB BB 1B		0-0 3-1	4-0 1-2 1B BB		0-0 2-H HR		0-0 P6		4 1 2 2 1 0 0		
Reggie Jackson, L OBP: 0.373, SLG: 0.547 (1, 9) B B B B	4-0 1-2 BB BB		0-0 1B S 1B	0-0 1-2 2-H 3-H 1B		0-0 FC4-6 1B		0-3 K		4 0 3 2 1 1 0		
Graig Nettles, L OBP: 0.314, SLG: 0.455 (1, 5) B B B B	4-0 1-2 2-3 BB		0-0 1-3 1B	0-0 F8		0-0 FC4-6		0-0 P6		4 0 1 0 1 0 3		
Willie Randolph, R OBP: 0.364, SLG: 0.421 (1, 4) S S S	0-3 K		0-0 4-3		0-0 FC1-6 1B		0-3 K		0-0 4-3	5 0 1 0 0 2 5		
Dell Alston, L OBP: 0.423, SLG: 0.625 (1, 10) S S S		0-3 K		0-0 F9		0-0 FC1-6 CS 1-2f		0-0 1B 1B		5 1 2 0 0 1 1		
Bucky Dent, R OBP: 0.332, SLG: 0.388 (1, 6) X		0-0 F8		0-0 1B 1B		0-0 F8 1-2		0-0 FC5-4 1B		5 2 3 1 0 0 1		
Inning Stats	R: 1 E: 0 K: 1 S: 7 H: 2 LOB: 3 BB: 2 P: 15	R: 0 E: 0 K: 1 S: 7 H: 2 LOB: 2 BB: 0 P: 7	R: 0 E: 0 K: 0 S: 4 H: 2 LOB: 1 BB: 0 P: 4	R: 3 E: 0 K: 0 S: 7 H: 4 LOB: 2 BB: 1 P: 11	R: 0 E: 0 K: 0 S: 3 H: 1 LOB: 0 BB: 0 P: 3	R: 3 E: 0 K: 1 S: 8 H: 3 LOB: 1 BB: 1 P: 12	R: 0 E: 0 K: 0 S: 4 H: 2 LOB: 2 BB: 1 P: 8	R: 0 E: 0 K: 1 S: 5 H: 0 LOB: 0 BB: 0 P: 5	R: 2 E: 0 K: 2 S: 10 H: 3 LOB: 1 BB: 0 P: 10	1B: 15 2B: 2 3B: 1 HR: 1 SF: 0 SAC: 0 DP: 0 HBP: 0	WP: 0 PB: 0 SB: 2 CS: 1 PA: 48	
PITCHER	IP WLS BF H R ER SO BB IBB HBP BLK WP HR S P ERA WHIP											
Paul Hartzell, R ERA: 3.35 (1, 1)	3.2 L 22 9 4 4 2 3 0 0 0 0 0 0 23 35 9.82 3.273											
Fred Kuhaulua, L ERA: 11.57 (4, 1)	2.1 12 5 3 3 1 1 0 0 0 0 0 1 13 17 11.57 2.571											
Mike Barlow, R ERA: 5.68 (7, 1)	2.0 8 2 0 0 1 1 0 0 0 0 0 0 9 13 0.00 1.500											
Dyar Miller, R ERA: 3.55 (9, 1)	1.0 6 3 2 2 2 0 0 0 0 0 0 0 10 10 18.00 3.000											

New York Yankees @ California Angels
Anaheim Stadium, Anaheim, CA
 Tue Aug 02 1977, 10:05 PM EDT
 Att. 20,298 - Unknown

AB	43
R	9
H	19
RBI	9
BB	5
SO	6
LOB	20



WP: 0	PA: 48
PB: 0	
SB: 2	
CS: 1	

livebaseballscorecards.com

Batter	1	2	3	4	5	6	7	8	9
Gil Flores, R OBP: 0.326, SLG: 0.340 (1, 9) SS	0-3 K	4-0 BB			0-0 F2			0-0 FC1-8 1B	
Jerry Remy, L OBP: 0.319, SLG: 0.344 (1, 4) X	0-0 F8	0-0 P6			0-0 G3			0-0 FC1-6 IHR	
Bobby Bonds, R OBP: 0.357, SLG: 0.549 (1, 10) SS	0-3 K		0-3 K			0-0 F9		0-0 IHR	
Ron Jackson, R OBP: 0.308, SLG: 0.347 (1, 5)		4-0 2B SF8 BB	4-0 CS BB			0-0 F8 2B		0-0 2B	
Don Baylor, R OBP: 0.323, SLG: 0.398 Dave LaRoche, L (9, 1)		0-0 SF8 1B 2B	0-0 P4			0-0 F8 2-3		0-0 F8	
Dave Chalk, R OBP: 0.337, SLG: 0.356 (1, 6)		0-0 SF8 1B	0-0 CS	0-3 K		0-3 K		0-0 F8	
Tony Solaita, L OBP: 0.336, SLG: 0.392 Dan Briggs, L OBP: 0.219, SLG: 0.197 (8, 3)		0-3 K		0-3 K		0-3 K			
Rusty Torres, S OBP: 0.227, SLG: 0.294 (1, 8)		0-0 SF8		0-3 K		0-0 F7			
Terry Humphrey, R OBP: 0.285, SLG: 0.284 (1, 2)		0-0 BB 1B			0-0 F8		0-0 L6		

Inning Stats	R: 0	H: 0	E: 0	K: 2	S: 7	R: 3	H: 3	E: 0	K: 1	S: 8	R: 0	H: 0	E: 0	K: 1	S: 4	R: 0	H: 0	E: 0	K: 3	S: 9	R: 0	H: 1	E: 0	K: 1	S: 6	R: 0	H: 0	E: 0	K: 1	S: 5	R: 2	H: 3	E: 0	K: 0	S: 6
	LOB: 0	BB: 0	BB: 0	BB: 0	BB: 0	LOB: 2	BB: 2	LOB: 0	BB: 1	LOB: 0	LOB: 0	LOB: 0	LOB: 0	LOB: 0	LOB: 0	LOB: 1	LOB: 0	LOB: 0	LOB: 0	LOB: 0	LOB: 0	LOB: 0	LOB: 1	LOB: 0	LOB: 0	LOB: 0	LOB: 0	LOB: 1	LOB: 1	LOB: 0	LOB: 0	LOB: 0	LOB: 0	LOB: 0	

PITCHER	IP	WLS	BF	H	R	ER	SO	BB	IBB	HBP	BLK	WP	HR	S	P	ERA	WHIP
Ron Guidry, L ERA: 3.25 (1, 1)	7.1	L	31	7	5	5	9	3	0	0	0	0	0	46	58	6.14	1.364
Dick Tidrow, R ERA: 3.59 (8, 1)	0.2		2	0	0	0	0	0	0	0	0	0	0	2	2	0.00	0.000

BOTTOM


New York Yankees @ California Angels
Anaheim Stadium, Anaheim, CA

Wed Aug 03 1977, 10:05 PM EDT
Att. 26,187 - Unknown

AB	R	H	RBI	BB	SO	LOB
3	0	1	0	1	1	0
4	1	0	0	0	0	3
4	1	1	2	0	2	0
2	1	2	0	2	0	0
4	1	1	0	0	0	3
0	0	0	0	0	0	0
4	1	1	0	0	2	2
3	0	0	0	0	3	3
0	0	0	0	0	0	0
2	0	0	1	0	1	0
3	0	1	2	0	0	0

AB	29
R	5
H	7
RBI	5
BB	3
SO	9
LOB	11

livebaseballscorecards.com



WP	PA
0	34
PB	0
SB	0
CS	1

Batter	1	2	3	4	5	6	7	8	9	AB R H RBI BB SO LOB	TOP									
Mickey Rivers, L (1, 8) OBP: 0.338, SLG: 0.407	0-0 F7		0-0 4-3		0-0 F8		0-0 1-2 2-H 1B		0-0 5-3	5 0 1 1 0 0 2										
Roy White, S (1, 7) OBP: 0.367, SLG: 0.417	0-0 6-3		0-0 P5		4-0 FC5-4 BB		0-0 F8			3 0 0 0 1 0 2										
Thurman Munson, R (1, 2) OBP: 0.348, SLG: 0.473	0-0 F2			0-0 P6	0-0 FC5-4		0-3 K			4 0 0 0 0 1 4										
Cliff Johnson, R (7, 2) OBP: 0.401, SLG: 0.579					1-2					0 0 0 0 0 0 0										
Chris Chambliss, L (1, 3) OBP: 0.339, SLG: 0.430		0-0 F9		0-0 HR 2B		0-0 4-3		0-0 1-3		4 1 1 0 0 0 0										
Reggie Jackson, L (1, 9) OBP: 0.370, SLG: 0.548		0-3 K		0-0 HR		0-0 F8		0-3 K		4 1 1 2 0 2 0										
Graig Nettles, L (1, 5) OBP: 0.313, SLG: 0.457		4-0 2B BB		0-0 F8		0-3 K		0-0 4-3		3 0 0 0 1 1 0										
Willie Randolph, R (1, 4) OBP: 0.362, SLG: 0.420		0-0 1-3 2B		0-0 6-3		0-0 5-3		0-0 5-3		4 0 1 0 0 0 0										
Dell Alston, L (1, 10) OBP: 0.424, SLG: 0.552		0-0 F5			0-0 S 1B		4-0 1B BB		0-0 P6	3 1 1 0 1 0 2										
Bucky Dent, R (1, 6) OBP: 0.330, SLG: 0.385			0-0 F9		0-0 P3		0-0 1B 1B		4-0 BB	3 0 1 0 0 0 1										
Carlos May, L (9, PH) OBP: 0.315, SLG: 0.351					1-2					0 0 0 0 1 0 0										
Inning Stats	R: 0 E: 0 K: 0 S: 3	H: 0 LOB: 0 BB: 0 P: 3	R: 0 E: 0 K: 1 S: 6	H: 1 LOB: 2 BB: 1 P: 10	R: 0 E: 0 K: 0 S: 3	H: 0 LOB: 0 BB: 0 P: 3	R: 2 E: 0 K: 0 S: 5	H: 2 LOB: 0 BB: 0 P: 5	R: 0 E: 0 K: 1 S: 5	H: 0 LOB: 0 BB: 0 P: 5	R: 1 E: 0 K: 1 S: 7	H: 2 LOB: 2 BB: 1 P: 11	R: 0 E: 0 K: 1 S: 5	H: 0 LOB: 0 BB: 0 P: 5	R: 0 E: 0 K: 0 S: 3	H: 0 LOB: 1 BB: 1 P: 7	1B: 3 2B: 2 3B: 0 HR: 1	SF: 0 SAC: 0 DP: 0 HBP: 0	WP: 0 PB: 0 SB: 1 CS: 0	PA: 37
PITCHER	IP WLS BF H R ER SO BB IBB HBP BLK WP HR S P ERA WHIP																			
Dick Pole, R (1, 1) ERA: 4.09	6.1 W 26 4 3 3 2 3 0 0 0 0 0 1 27 39 4.26 1.105																			
Bill Laxton, L (7, 1) ERA: 3.98	0.0 2 2 0 0 0 0 0 0 0 0 0 0 2 2 ∞ ∞																			
Enrique Romo, R (7, 1) ERA: 2.22	2.2 S 9 0 0 0 2 1 0 0 0 0 0 0 12 16 0.00 0.375																			

New York Yankees @ Seattle Mariners
The Kingdome, Seattle, WA
Fri Aug 05 1977, 10:05 PM EDT
Att. 36,833 - Dome

livebaseballscorecards.com

AB	33
R	3
H	6
RBI	3
BB	4
SO	4
LOB	11



Batter	1	2	3	4	5	6	7	8	9
Julio Cruz, S OBP: 0.333, SLG: 0.351 (1, 4)	0-0 4-3		0-0 1B 1B		0-0 1B 1B		0-0 F8		
Dave Collins, S OBP: 0.291, SLG: 0.312 (1, 7)	0-0 E4		0-0 1B G5-4-3 1B		0-0 1B WP 1B		0-0 F5		
Dan Meyer, L OBP: 0.331, SLG: 0.430 (1, 3)	0-0 F7		0-0 G5-4-3 1B		0-0 WP 1B		0-0 F7		
Leroy Stanton, R OBP: 0.337, SLG: 0.511 (1, 9)	0-0 F8		0-0 G5-4-3		0-3 K		0-3 K		
Ruppert Jones, L OBP: 0.312, SLG: 0.466 (1, 8)		0-0 WP 2B	0-0 4-3		0-0 IBB		0-0 L1-4 2B		
Bill Stein, R OBP: 0.297, SLG: 0.414 (1, 5)		0-0 5-3		0-3 K		0-0 F8		0-0 L1-4	
Steve Braun, L OBP: 0.343, SLG: 0.292 (1, 10)		0-0 E9 1B		0-0 F8		0-0 F7			
Bob Stinson, S OBP: 0.375, SLG: 0.399 (1, 2)		0-3 K		0-0 G3		0-0 4-3			
Craig Reynolds, L OBP: 0.260, SLG: 0.282 (1, 6)		0-0 3-1			0-0 F5		0-0 4-3		

Inning Stats	R: 0	H: 0	E: 1	LOB: 1	K: 0	BB: 0	S: 4	P: 4
	R: 1	H: 2	E: 1	LOB: 1	K: 1	BB: 0	S: 7	P: 7
	R: 2	H: 3	E: 0	LOB: 0	K: 0	BB: 0	S: 5	P: 5
	R: 0	H: 0	E: 0	LOB: 0	K: 1	BB: 0	S: 5	P: 5
	R: 2	H: 3	E: 0	LOB: 2	K: 1	BB: 1	S: 8	P: 12
	R: 0	H: 0	E: 0	LOB: 0	K: 0	BB: 0	S: 3	P: 3
	R: 0	H: 0	E: 0	LOB: 0	K: 0	BB: 0	S: 3	P: 3
	R: 0	H: 1	E: 0	LOB: 0	K: 1	BB: 0	S: 5	P: 5

PITCHER	IP	WLS	BF	H	R	ER	SO	BB	IBB	HBP	BLK	WP	HR	S	P	ERA	WHIP
Ed Figueroa, R ERA: 3.48 (1, 1)	4.1	L	21	8	5	5	2	0	0	0	0	1	0	25	25	10.38	1.846
Dick Tidrow, R ERA: 3.46 (5, 1)	3.2		12	1	0	0	2	0	1	0	0	1	0	15	19	0.00	0.273

BOTTOM


New York Yankees @ Seattle Mariners
The Kingdome, Seattle, WA

Fri Aug 05 1977, 10:05 PM EDT
Att. 36,833 - Dome

AB	R	H	RBI	BB	SO	LOB
4	2	2	0	0	0	0
4	2	2	0	0	0	0
4	0	2	2	0	0	1
4	0	0	0	0	2	3
3	1	2	0	1	0	0
4	0	0	0	0	1	3
3	0	1	0	0	0	0
3	0	0	0	0	1	1
3	0	0	0	0	0	1

AB	32
R	5
H	9
RBI	2
BB	1
SO	4
LOB	9

WP: 3 PA: 33
PB: 0
SB: 1
CS: 0



1B	2B	3B	HR	SF	SAC	DP	HBP
7	3	0	0	0	2	0	0

New York Yankees @ Seattle Mariners
 The Kingdom, Seattle, WA
 Sat Aug 06 1977, 10:05 PM EDT
 Att. 42,146 - Dome

livebaseballscorecards.com

AB	33
R	2
H	8
RBI	2
BB	2
SO	1
LOB	12



WP: 0	PA: 35
PB: 0	
SB: 0	
CS: 0	

AB	R	H	RBI	BB	SO	LOB
4	1	3	0	0	0	1
4	0	0	0	0	0	3
3	0	2	2	1	0	0
4	0	1	0	0	1	2
4	0	0	0	0	0	3
4	0	0	0	0	0	0
3	0	1	0	1	0	0
4	0	0	0	0	0	2
3	1	1	0	0	0	1

Batter	1	2	3	4	5	6	7	8	9	
Mickey Rivers, L (1, 8) OBP: 0.342, SLG: 0.419	0-0 2B		0-0 2B			0-0 G3		0-0 G3 1B 2B		
Roy White, S (1, 7) OBP: 0.363, SLG: 0.412	0-0 6-3		0-0 6-3			0-0 P6		0-0 G3		
Thurman Munson, R (1, 2) OBP: 0.352, SLG: 0.475	4-0 BB			0-0 6-3		0-0 1B		0-0 1B		
Chris Chambliss, L (1, 3) OBP: 0.338, SLG: 0.429	0-0 F8			0-0 3-1		0-0 1B		0-3 K		
Reggie Jackson, L (1, 9) OBP: 0.366, SLG: 0.542		0-0 4-3		0-0 L5		0-0 F8		0-0 F8		
Graig Nettles, L (1, 5) OBP: 0.310, SLG: 0.453		0-0 F9			0-0 3-1		0-0 6-3		0-0 F7	
Willie Randolph, R (1, 4) OBP: 0.363, SLG: 0.419		0-0 3-1			4-0 BB		0-0 1B		0-0 F9	
Carlos May, L (1, 10) OBP: 0.308, SLG: 0.342			0-0 4-3		0-0 G4-3		0-0 F9		0-0 G3	
Bucky Dent, R (1, 6) OBP: 0.330, SLG: 0.388			0-0 F9			0-0 G3 1B 2B		0-0 FC5-4		
Inning Stats	R: 0 E: 0 K: 0 S: 3 H: 1 LOB: 1 BB: 1 P: 7	R: 0 E: 0 K: 0 S: 3 H: 0 LOB: 0 BB: 0 P: 3	R: 0 E: 0 K: 0 S: 4 H: 1 LOB: 1 BB: 0 P: 4	R: 0 E: 0 K: 0 S: 3 H: 0 LOB: 0 BB: 0 P: 3	R: 0 E: 0 K: 0 S: 2 H: 0 LOB: 0 BB: 1 P: 6	R: 1 E: 0 K: 0 S: 6 H: 3 LOB: 2 BB: 0 P: 6	R: 0 E: 0 K: 0 S: 4 H: 1 LOB: 1 BB: 0 P: 4	R: 1 E: 0 K: 1 S: 7 H: 2 LOB: 1 BB: 0 P: 7	R: 0 E: 0 K: 0 S: 3 H: 0 LOB: 0 BB: 0 P: 3	
PITCHER Glenn Abbott, R (1, 1) ERA: 4.15	IP: 9.0 WLS: W BF: 35 H: 8 R: 2 ER: 2 SO: 1 BB: 2 IBB: 0 HBP: 0 BLK: 0 WP: 0 HR: 0 S: 35 P: 43 ERA: 2.00 WHIP: 1.111									PITCHER IP: WLS: BF: H: R: ER: SO: BB: IBB: HBP: BLK: WP: HR: S: P: ERA: WHIP

Batter	1	2	3	4	5	6	7	8	9	AB	R	H	RBI	BB	SO	LOB
Julio Cruz, S OBP: 0.347, SLG: 0.364 (1, 4)	0-0 E7 1B 1B	0-0 L4			0-0 1B 1B		0-0 S HR 1B			4	2	3	0	0	0	0
Dave Collins, S OBP: 0.291, SLG: 0.311 (1, 7)	0-0 1B 2-3 1B	0-0 G3			0-0 B3		0-3 K 1-2			4	0	1	0	0	1	2
Dan Meyer, L OBP: 0.335, SLG: 0.432 (1, 3)	0-0 HR 1-3 3-H 1B		0-0 F5		0-0 S 1-3 1B		4-0 HR IBB			3	2	2	1	1	0	0
Leroy Stanton, R OBP: 0.335, SLG: 0.517 (1, 9)	0-0 P5		0-0 P4		0-3 K 1-2		0-0 HR 1-H 2-H			4	1	1	3	0	1	3
Ruppert Jones, L OBP: 0.313, SLG: 0.472 (1, 8)	4-0 HR BB		0-0 4-3		0-3 K		0-0 IHR			3	2	1	1	1	1	2
Bill Stein, R OBP: 0.297, SLG: 0.420 (1, 5)	0-0 HR 1-H 2-H			0-0 F9		0-0 6-3	0-3 K			4	1	1	3	0	1	0
Steve Braun, L OBP: 0.345, SLG: 0.301 (1, 10)	0-0 HR			4-0 BB		0-0 P6		0-3 K		3	1	1	1	1	1	0
Bob Stinson, S OBP: 0.369, SLG: 0.392 (1, 2)	0-0 6-3			0-0 F8		0-0 F7		0-0 5-3		4	0	0	0	0	0	1
Craig Reynolds, L OBP: 0.257, SLG: 0.278 (1, 6)		0-0 F9			0-0 F9		0-0 L3	0-3 K		4	0	0	0	0	1	1

Inning Stats	R: 5	H: 5	E: 1	LOB: 0	K: 0	S: 7	P: 11	R: 0	H: 0	E: 0	LOB: 0	K: 0	S: 3	R: 0	H: 0	E: 0	LOB: 0	K: 0	S: 3	R: 0	H: 2	E: 0	LOB: 2	K: 2	S: 9	R: 0	H: 0	E: 0	LOB: 0	K: 2	S: 10	R: 4	H: 3	E: 0	LOB: 0	K: 2	S: 7	R: 0	H: 0	E: 0	LOB: 0	K: 2	S: 7	R: 0	H: 0	E: 0	LOB: 0	K: 2	S: 7
--------------	------	------	------	--------	------	------	-------	------	------	------	--------	------	------	------	------	------	--------	------	------	------	------	------	--------	------	------	------	------	------	--------	------	-------	------	------	------	--------	------	------	------	------	------	--------	------	------	------	------	------	--------	------	------


PITCHER	IP	WLS	BF	H	R	ER	SO	BB	IBB	HBP	BLK	WP	HR	S	P	ERA	WHIP
Catfish Hunter, R ERA: 4.96 (1, 1)	6.2	L	31	9	8	8	3	2	1	0	0	0	3	34	46	10.80	1.650
Sparky Lyle, L ERA: 1.71 (7, 1)	1.1		5	1	1	1	3	0	0	0	0	0	0	11	11	6.75	0.750

BOTTOM

New York Yankees @ Seattle Mariners
The Kingdome, Seattle, WA

Sat Aug 06 1977, 10:05 PM EDT
Att. 42,146 - Dome

AB	33
R	9
H	10
RBI	9
BB	3
SO	6
LOB	9



WP	PA	3B	SF	SAC	DP	HBP
0	36	0	0	0	0	0

Batter	1	2	3	4	5	6	7	8	9	AB R H RBI BB SO LOB	TOP									
Rodney Scott, S (1, 5) OBP: 0.330, SLG: 0.298	0-0 F9		0-0 L7			0-3 K		0-3 K2-3		4 0 0 0 0 2 0										
Marty Perez, R (1, 4) OBP: 0.311, SLG: 0.347	0-0 5-3			0-0 5-3		0-0 1B 2B		0-3 K		4 1 1 0 0 1 0										
Jim Tyrone, R (1, 9) OBP: 0.321, SLG: 0.336	0-3 K			0-0 F8		0-0 1B		0-0 2B 1B		4 1 2 1 0 1 0										
Mitchell Page, L (1, 7) OBP: 0.375, SLG: 0.507		0-0 P4		0-3 K		0-0 F8		0-0 1B 2B		4 1 1 1 0 1 1										
Manny Sanguillen, R (1, 2) OBP: 0.285, SLG: 0.328		0-0 FC6-4 1B			0-0 4-3		0-0 F8	0-3 K		3 0 1 0 0 0 0										
Jeff Newman, R (7, 2) OBP: 0.269, SLG: 0.360										1 0 0 0 0 1 1										
Jerry Tabb, L (1, 3) OBP: 0.270, SLG: 0.273		0-3 K		0-0 1-3 1B		0-3 K		0-0 P5		4 0 1 0 0 2 2										
Tim Hosley, R (1, 10) OBP: 0.321, SLG: 0.208		0-0 FC6-4		0-0 1-3		4-0 BB		0-0 1B		3 0 1 1 1 0 2										
Sheldon Mallory, L (9, PR) OBP: 0.330, SLG: 0.276		1-2		1-2				2-H		0 0 0 0 0 0 0										
Larry Murray, S (1, 8) OBP: 0.242, SLG: 0.277			0-3 K		0-3 K		0-3 K	0-0 4-3		3 0 0 0 0 3 2										
Willie Crawford, L (9, PH) OBP: 0.310, SLG: 0.295										1 0 0 0 0 0 1										
Rob Picciolo, R (1, 6) OBP: 0.198, SLG: 0.219			0-0 F8			0-0 5-3		0-0 F7		3 0 0 0 0 0 0										
Inning Stats	R: 0 E: 0 K: 1 S: 5	H: 0 LOB: 0 BB: 0 P: 5	R: 0 E: 0 K: 1 S: 6	H: 1 LOB: 1 BB: 0 P: 6	R: 0 E: 0 K: 1 S: 5	H: 0 LOB: 0 BB: 0 P: 5	R: 0 E: 0 K: 1 S: 6	H: 1 LOB: 1 BB: 0 P: 6	R: 1 E: 0 K: 1 S: 7	H: 2 LOB: 1 BB: 0 P: 7	R: 0 E: 0 K: 2 S: 7	H: 0 LOB: 1 BB: 1 P: 11	R: 0 E: 0 K: 2 S: 7	H: 0 LOB: 0 BB: 0 P: 7	R: 2 E: 0 K: 1 S: 8	H: 3 LOB: 1 BB: 0 P: 8	1B: 5 2B: 2 3B: 0 HR: 0	SF: 0 SAC: 0 DP: 0 HBP: 0	WP: 0 PB: 0 SB: 0 CS: 0	PA: 35
PITCHER	IP WLS BF H R ER SO BB IBB HBP BLK WP HR S P ERA WHIP																			
Ron Guidry, L (1, 1) ERA: 3.15	7.0 W 26 4 1 1 8 1 0 0 0 0 0 0 41 45 1.29 0.714																			
Dick Tidrow, R (8, 1) ERA: 3.57	2.0 9 3 2 2 3 0 0 0 0 0 0 0 15 15 9.00 1.500																			

Oakland Athletics @ New York Yankees
 Yankee Stadium, Bronx, NY
 Wed Aug 10 1977, 7:05 PM EDT
 Att. 16,440 - Unknown - 78 F

livebaseballscorecards.com

AB	34
R	3
H	7
RBI	3
BB	1
SO	11
LOB	9



Batter	1	2	3	4	5	6	7	8	9	AB	R	H	RBI	BB	SO	LOB
Willie Randolph, R OBP: 0.358, SLG: 0.415 (1, 4)	0-0 L3	0-0 6-3	0-0 F9			0-0 F8				4	0	0	0	0	0	1
Graig Nettles, L OBP: 0.316, SLG: 0.465 (1, 5)	4-0 1B BB	0-0 HR		0-3 K			0-0 1-3			3	2	1	1	1	1	0
Thurman Munson, R OBP: 0.354, SLG: 0.470 (1, 2)	4-0 1B 2B BB	0-0 P3		0-0 F9			4-0 WP 4-3 BB			2	1	0	0	2	0	0
Reggie Jackson, L OBP: 0.364, SLG: 0.537 (1, 9)	0-0 2B 1B	0-0 BB 1B		0-0 4-3			0-0 4-3			4	1	2	1	0	0	1
Lou Piniella, R OBP: 0.363, SLG: 0.468 (1, 7)	0-0 2B 2B	4-0 1-2 BB		0-0 F9			0-3 K			3	1	1	1	1	1	1
Chris Chambliss, L OBP: 0.338, SLG: 0.425 (1, 3)	4-0 2B SF7 BB	0-0 4-3		0-0 F7			0-0 4-3			3	1	0	0	1	0	2
Cliff Johnson, R OBP: 0.402, SLG: 0.580 (1, 10)	0-0 2B		0-0 F3		0-0 P5		1-0 FC6-4 HBP			3	0	1	2	0	0	0
Paul Blair, R OBP: 0.352, SLG: 0.474 (1, 8)	0-0 SF7		0-0 1B			0-0 3-1		0-0 F7		3	0	1	1	0	0	1
Bucky Dent, R OBP: 0.323, SLG: 0.378 (1, 6)	0-0 P4		0-0 F8			0-0 F2		0-0 FC6-4		4	0	0	0	0	0	3

Inning Stats	R: 5	H: 3	LOB: 1	K: 0	S: 6	P: 18	R: 1	H: 2	LOB: 2	K: 0	S: 5	P: 9	R: 0	H: 1	LOB: 1	K: 0	S: 4	P: 4	R: 0	H: 0	LOB: 0	K: 1	S: 5	P: 5	R: 0	H: 0	LOB: 0	K: 0	S: 3	P: 3	R: 0	H: 0	LOB: 1	K: 1	S: 5	P: 9	R: 0	H: 0	LOB: 1	K: 0	S: 3	P: 4
--------------	------	------	--------	------	------	-------	------	------	--------	------	------	------	------	------	--------	------	------	------	------	------	--------	------	------	------	------	------	--------	------	------	------	------	------	--------	------	------	------	------	------	--------	------	------	------

PITCHER	IP	WLS	BF	H	R	ER	SO	BB	IBB	HBP	BLK	WP	HR	S	P	ERA	WHIP
Vida Blue, L ERA: 3.97 (1, 1)	0.1	L	7	3	5	5	0	3	0	0	0	0	0	4	16	135.00	18.000
Doug Bair, R ERA: 4.5 (1, 1)	4.2		18	3	1	1	1	1	0	0	0	0	1	19	23	1.93	0.857
Mike Norris, R ERA: 4.77 (6, 1)	3.0		11	0	0	0	1	1	0	1	0	1	0	11	16	0.00	0.333

BOTTOM

Oakland Athletics @ New York Yankees
Yankee Stadium, Bronx, NY
 Wed Aug 10 1977, 7:05 PM EDT
 Att: 16,440 - Unknown - 78 F

livebaseballscorecards.com

AB	29
R	6
H	6
RBI	6
BB	5
SO	2
LOB	9



WP: 1	PA: 36
PB: 0	
SB: 0	
CS: 0	

Batter	1	2	3	4	5	6	7	8	9	AB R H RBI BB SO LOB	TOP
Rodney Scott, S (1, 5) OBP: 0.329, SLG: 0.293	1-0 FC5-4 HBP			x 0-0 6-3		x 0-0 G3			x 0-0 F7	3 0 0 0 0 0 1	
Marty Perez, R (1, 4) OBP: 0.307, SLG: 0.342	0-0 FC5-4 G6-4-3 1-2f			x 0-0 F8			x 0-0 6-3		x 0-0 F3	4 0 0 0 0 0 2	
Jim Tyrone, R (1, 9) OBP: 0.314, SLG: 0.328	0-0 G6-4-3 1-2f			x 0-0 6-3			0-3 K			3 0 0 0 0 1 1	
Mitchell Page, L (1, 7) OBP: 0.372, SLG: 0.503		0-3 K			x 0-0 P4			x 0-0 F5		3 0 0 0 0 1 0	
Jerry Tabb, L (1, 3) OBP: 0.250, SLG: 0.250		0-0 G3			x 0-0 G3			x 0-0 F8		3 0 0 0 0 0 0	
Manny Sanguillen, R (1, 2) OBP: 0.285, SLG: 0.328		0-0 3-1			x 0-0 1B			x 0-0 4-3		3 0 1 0 0 0 0	
Sheldon Mallory, L (1, 10) OBP: 0.320, SLG: 0.267			x 0-0 1-3		x 0-0 4-3			0-3 K		3 0 0 0 0 1 1	
Larry Murray, S (1, 8) OBP: 0.238, SLG: 0.272			x 0-0 P3			x 0-0 G3			x 0-0 4-3	2 0 0 0 0 0 0	
Willie Crawford, L (9, PH) OBP: 0.309, SLG: 0.294										1 0 0 0 0 0 0	
Rob Picciolo, R (1, 6) OBP: 0.196, SLG: 0.218			x 0-0 4-3			0-3 K			x 0-0 1B	2 0 0 0 0 1 0	
Tim Hosley, R (9, PH) OBP: 0.345, SLG: 0.240										1 0 1 0 0 0 0	
Matt Alexander, S (9, PR) OBP: 0.342, SLG: 0.265										0 0 0 0 0 0 0	
Inning Stats	R: 0 E: 0 K: 0 S: 2 H: 0 LOB: 0 BB: 0 P: 3	R: 0 E: 0 K: 1 S: 5 H: 0 LOB: 0 BB: 0 P: 5	R: 0 E: 0 K: 0 S: 3 H: 0 LOB: 0 BB: 0 P: 3	R: 0 E: 0 K: 0 S: 3 H: 0 LOB: 0 BB: 0 P: 3	R: 0 E: 0 K: 0 S: 4 H: 1 LOB: 1 BB: 0 P: 4	R: 0 E: 0 K: 1 S: 5 H: 0 LOB: 0 BB: 0 P: 5	R: 0 E: 0 K: 1 S: 5 H: 0 LOB: 0 BB: 0 P: 5	R: 0 E: 0 K: 1 S: 5 H: 0 LOB: 0 BB: 0 P: 5	R: 0 E: 0 K: 0 S: 4 H: 1 LOB: 1 BB: 0 P: 4	1B: 2 2B: 0 3B: 0 HR: 0 SF: 0 SAC: 0 DP: 1 HBP: 1	WP: 0 PB: 0 SB: 0 CS: 0 PA: 29
PITCHER Mike Torrez, R (1, 1) ERA: 4.19	IP: 9.0 WLS: W BF: 29 H: 2 R: 0 ER: 0 SO: 4 BB: 0 IBB: 0 HBP: 1 BLK: 0 WP: 0 HR: 0 S: 36 P: 37 ERA: 0.00 WHIP: 0.222										

Oakland Athletics @ New York Yankees
 Yankee Stadium, Bronx, NY
 Thu Aug 11 1977, 7:05 PM EDT
 Att. 16,804 - Unknown - 86 F

livebaseballscorecards.com

AB 28
 R 0
 H 2
 RBI 0
 BB 0
 SO 4
 LOB 5



Batter	1	2	3	4	5	6	7	8	9	AB	R	H	RBI	BB	SO	LOB
Willie Randolph, R OBP: 0.355, SLG: 0.412 (1, 4)	E4 1B	P6		SF8			F9			3	1	0	1	0	0	0
Graig Nettles, L OBP: 0.316, SLG: 0.464 Fred Stanley, R OBP: 0.290, SLG: 0.345 (1, 5) (6, 5)	F8		E4 5-3	CS		CS 1B	F9			3	0	1	0	0	0	1
Thurman Munson, R OBP: 0.351, SLG: 0.466 (1, 2)	1-3		5-3			F9		5-3		4	0	0	0	0	0	3
Reggie Jackson, L OBP: 0.363, SLG: 0.534 (1, 9)	2B 1B		K			P4		G1		4	1	1	1	0	1	1
Lou Piniella, R OBP: 0.365, SLG: 0.466 (1, 7)	2B BB		6-3			G3-6-1 1B		K		3	0	1	0	1	1	1
Chris Chambliss, L OBP: 0.340, SLG: 0.429 (1, 3)	2B			E 1B SF8 1B		G3-6-1				3	1	2	1	0	0	1
Roy White, S OBP: 0.366, SLG: 0.420 (1, 10)	G3			CS E 1B			2B			3	0	2	0	0	0	2
Paul Blair, R OBP: 0.344, SLG: 0.462 (1, 8)			1-3	F7		5-3				3	0	0	0	0	0	3
Bucky Dent, R OBP: 0.320, SLG: 0.374 (1, 6)			3-1	E4			F8			3	0	0	0	0	0	2

Inning Stats	R: 2	H: 2	R: 0	H: 0	R: 0	H: 0	R: 1	H: 2	R: 0	H: 1	R: 0	H: 0	R: 0	H: 0	R: 0	H: 0
	E: 1	LOB: 2	E: 0	LOB: 0	E: 0	LOB: 1	E: 1	LOB: 1	E: 0	LOB: 0	E: 0	LOB: 0	E: 0	LOB: 0	E: 0	LOB: 0
	K: 0	BB: 1	K: 0	BB: 0	K: 1	BB: 0	K: 0	BB: 0	K: 0	BB: 0	K: 0	BB: 0	K: 1	BB: 0	K: 1	BB: 0
	S: 6	P: 10	S: 3	P: 3	S: 6	P: 6	S: 5	P: 5	S: 3	P: 3	S: 4	P: 4	S: 5	P: 5	S: 5	P: 5

PITCHER	IP	WLS	BF	H	R	ER	SO	BB	IBB	HBP	BLK	WP	HR	S	P	ERA	WHIP
Pablo Torrealba, L ERA: 1.72 (1, 1)	8.0	L	32	7	3	0	2	1	0	0	0	0	0	35	39	0.00	1.000

BOTTOM

Oakland Athletics @ New York Yankees
 Yankee Stadium, Bronx, NY
 Thu Aug 11 1977, 7:05 PM EDT
 Att: 16,804 - Unknown - 86 F

AB	30
R	3
H	7
RBI	3
BB	1
SO	2
LOB	14



WP	PA	ERA	WHIP
0	33	0.00	1.000

Batter	1	2	3	4	5	6	7	8	9	AB R H RBI BB SO LOB	TOP											
Thad Bosley, L (1, 8) OBP: 0.476, SLG: 0.605	0-0 5-3		0-0 P9			0-0 SH3 2B		0-0 F9		4 0 1 0 0 0 0	California Angels @ New York Yankees Yankee Stadium, Bronx, NY Fri Aug 12 1977, 7:05 PM EDT Att. 33,473 - Unknown - 83 F livebaseballscorecards.com											
Jerry Remy, L (1, 4) OBP: 0.324, SLG: 0.354	0-0 HR		0-0 4-3			0-0 SH3 2-3		0-0 P4		3 1 1 1 0 0 0												
Bobby Bonds, R (1, 9) OBP: 0.352, SLG: 0.571	0-0 1-3			0-0 P4		0-0 P4			0-0 P4	4 0 0 0 0 0 1												
Tony Solaita, L (1, 3) OBP: 0.329, SLG: 0.382	0-0 1B			0-0 1B		0-0 F8			0-0 F7	4 0 2 0 0 0 1												
Don Baylor, R (1, 7) OBP: 0.328, SLG: 0.417	0-0 5-3			0-3 K			0-0 BB 1B		0-0 2B	4 0 2 0 0 1 2												
Dave Chalk, R (1, 5) OBP: 0.345, SLG: 0.363		0-0 5-3		0-0 F8			4-0 BB 1-2 G4-6-3 BB		0-3 K	3 0 0 0 1 1 2												
Rance Mulliniks, L (1, 6) OBP: 0.327, SLG: 0.396		0-0 F8			0-0 G3		0-0 F5			3 0 0 0 0 0 2												
Danny Goodwin, L (1, 10) OBP: 0.286, SLG: 0.369		0-0 4-3			0-0 F7		0-0 G4-6-3 1-2f			3 0 0 0 0 0 2												
Terry Humphrey, R (1, 2) OBP: 0.291, SLG: 0.298			0-0 P4		0-0 F3			0-0 F8		3 0 0 0 0 0 0												
Inning Stats	R: 1 E: 0 K: 0 S: 5	H: 2 LOB: 1 BB: 0 P: 5	R: 0 E: 0 K: 0 S: 3	H: 0 LOB: 0 BB: 0 P: 3	R: 0 E: 0 K: 0 S: 3	H: 0 LOB: 0 BB: 0 P: 3	R: 0 E: 0 K: 1 S: 6	H: 1 LOB: 1 BB: 0 P: 6	R: 0 E: 0 K: 0 S: 3	H: 0 LOB: 0 BB: 0 P: 3	R: 0 E: 0 K: 0 S: 4	H: 1 LOB: 1 BB: 0 P: 4	R: 0 E: 0 K: 0 S: 3	H: 1 LOB: 1 BB: 1 P: 7	R: 0 E: 0 K: 0 S: 3	H: 0 LOB: 0 BB: 0 P: 3	R: 0 E: 0 K: 1 S: 6	H: 1 LOB: 1 BB: 0 P: 6	1B: 3 2B: 2 3B: 0 HR: 1	SF: 0 SAC: 1 DP: 1 HBP: 0	WP: 0 PB: 0 SB: 0 CS: 0	PA: 33
PITCHER Catfish Hunter, R (1, 1) ERA: 4.64	IP: 9.0 WLS: W BF: 33 H: 6 R: 1 ER: 1 SO: 2 BB: 1 IBB: 0 HBP: 0 BLK: 0 WP: 0 HR: 1 S: 36 P: 40 ERA: 1.00 WHIP: 0.778											PITCHER	IP: 9.0 WLS: W BF: 33 H: 6 R: 1 ER: 1 SO: 2 BB: 1 IBB: 0 HBP: 0 BLK: 0 WP: 0 HR: 1 S: 36 P: 40 ERA: 1.00 WHIP: 0.778									

Batter	1	2	3	4	5	6	7	8	9
Willie Randolph, R OBP: 0.355, SLG: 0.411 (1, 4)	0-0 F9		0-0 F9			0-0 1B 3B 1B	0-0 HR 1B	0-0 6-3	
Roy White, S OBP: 0.365, SLG: 0.426 (1, 10)	0-0 F7			0-0 6-3		0-0 F9	0-0 HR		
Thurman Munson, R OBP: 0.354, SLG: 0.471 (1, 2)	0-0 5-3			0-0 2B		0-0 3B 1B	0-0 1B		
Reggie Jackson, L OBP: 0.367, SLG: 0.543 (1, 9)		4-0 BB		0-0 2B		0-0 SF7 3B	0-3 K		
Lou Piniella, R OBP: 0.363, SLG: 0.464 (1, 7)		0-0 G6-4-3		0-0 6-3		0-0 SF7		0-0 HR 1B	
Chris Chambliss, L OBP: 0.342, SLG: 0.444 (1, 3)		0-0 HR		0-0 4-3		0-3 K		0-0 HR	
Paul Blair, R OBP: 0.333, SLG: 0.447 (1, 8)		0-0 5-3			0-0 F7		0-0 6-3	0-0 6-3	
Mickey Klutts, R OBP: 0.250, SLG: 0.500 (1, 5)			0-0 6-3		0-0 6-3		0-0 1B 2B	0-0 6-3	
Bucky Dent, R OBP: 0.319, SLG: 0.373 (1, 6)			0-0 5-3		0-0 5-3		0-0 F9	0-0 1B	

Inning Stats	R: 0	H: 0	E: 0	K: 0	S: 3	R: 1	H: 1	E: 0	K: 0	S: 3	R: 0	H: 0	E: 0	K: 0	S: 3	R: 1	H: 2	E: 0	K: 0	S: 5	R: 0	H: 0	E: 0	K: 0	S: 3	R: 3	H: 3	E: 0	K: 1	S: 8	R: 3	H: 4	E: 0	K: 1	S: 9	R: 2	H: 3	E: 0	K: 0	S: 6
	LOB: 0	BB: 0	P: 3	LOB: 0	BB: 1	LOB: 0	BB: 0	LOB: 0	BB: 0	P: 7	LOB: 1	BB: 0	LOB: 0	BB: 0	P: 3	LOB: 0	BB: 1	LOB: 0	BB: 0	P: 5	LOB: 0	BB: 0	LOB: 0	BB: 0	P: 3	LOB: 0	BB: 0	LOB: 1	BB: 0	P: 8	LOB: 1	BB: 0	P: 9	LOB: 1	BB: 0	P: 6				

PITCHER															PITCHER																									
IP	WLS	BF	H	R	ER	SO	BB	IBB	HBP	BLK	WP	HR	S	P	ERA	WHIP	IP	WLS	BF	H	R	ER	SO	BB	IBB	HBP	BLK	WP	HR	S	P	ERA	WHIP							
Ken Brett, L (1, 1)	6.2	L	28	8	7	7	1	1	0	0	0	1	29	33	9.45	1.350																								
Dyar Miller, R (7, 1)	1.1		9	5	3	3	1	0	0	0	0	2	11	11	20.25	3.750																								

AB R H RBI BB SO LOB

5	2	2	1	0	0	1
4	1	1	2	0	0	1
4	2	3	0	0	0	0
3	1	2	3	1	1	1
3	1	1	1	0	0	2
4	2	2	3	0	1	1
4	0	0	0	0	0	0
4	1	1	0	0	0	0
4	0	1	0	0	0	1

AB	35
R	10
H	13
RBI	10
BB	1
SO	2
LOB	7



WP: 0	PA: 37
PB: 0	SB: 0
CS: 0	

California Angels @ New York Yankees
 Yankee Stadium, Bronx, NY
 Fri Aug 12 1977, 7:05 PM EDT
 Att: 33,473 - Unknown - 83 F

livebaseballscorecards.com

Batter	1	2	3	4	5	6	7	8	9	AB R H RBI BB SO LOB	TOP
Thad Bosley, L (1, 8) OBP: 0.457, SLG: 0.571	0-0 S 2B 1B		0-0 6-3		0-0 5-3			0-0 F9		4 1 1 0 0 0 0	California Angels @ New York Yankees Yankee Stadium, Bronx, NY Fri Aug 12 1977, 7:05 PM EDT Att. 33,473 - Unknown - 83 F
Jerry Remy, L (1, 4) OBP: 0.323, SLG: 0.355	0-0 1-3 1-2		0-0 L1			0-0 1-3		0-0 2B		4 0 1 0 0 0 1	
Bobby Bonds, R (1, 9) OBP: 0.351, SLG: 0.570 Rusty Torres, S (8, 9) OBP: 0.224, SLG: 0.290	0-0 F7 2-H 1B 2B		0-0 6-3			0-3 K		0-0 P4		4 1 1 1 0 1 1 0 0 0 0 0 0 0	
Tony Solaita, L (1, 3) OBP: 0.324, SLG: 0.375 Dan Briggs, L (8, 3) OBP: 0.219, SLG: 0.197	0-0 F7 2-3			0-0 F8		0-0 5-3		0-0 P6		4 0 0 0 0 0 2 0 0 0 0 0 0 0	
Don Baylor, R (1, 7) OBP: 0.327, SLG: 0.414	4-0 S 1B BB			0-3 K			0-0 F9		0-0 P4	3 0 0 0 1 1 0	
Dave Chalk, R (1, 5) OBP: 0.344, SLG: 0.362	0-0 1-H 3-H 1B			0-0 F7			0-0 F7		0-0 F7	4 0 1 1 0 0 0	
Rance Mulliniks, L (1, 6) OBP: 0.331, SLG: 0.401		0-0 F8			0-0 4-3 SF9 2B		4-0 2B BB		0-0 F8	3 1 1 0 1 0 0	
Danny Goodwin, L (1, 10) OBP: 0.288, SLG: 0.382		0-0 6-3			0-0 4-3 2-3		0-0 1-3 2B			3 0 1 0 0 0 1	
Andy Etchebarren, R (1, 2) OBP: 0.274, SLG: 0.260 Mario Guerrero, R (7, PH) OBP: 0.321, SLG: 0.382 Ike Hampton, S (7, 2) OBP: 0.350, SLG: 0.500		0-0 1-3			0-0 SF9 3-H		0-0 G3			1 0 0 1 0 0 0 1 0 0 0 0 0 2 0 0 0 0 0 0 0	
Inning Stats	R: 2 H: 3 E: 0 LOB: 2 K: 0 BB: 1 S: 5 P: 9	R: 0 H: 0 E: 0 LOB: 0 K: 0 BB: 0 S: 3 P: 3	R: 0 H: 0 E: 0 LOB: 0 K: 0 BB: 0 S: 3 P: 3	R: 0 H: 0 E: 0 LOB: 0 K: 1 BB: 0 S: 5 P: 5	R: 1 H: 1 E: 0 LOB: 0 K: 0 BB: 0 S: 4 P: 4	R: 0 H: 0 E: 0 LOB: 0 K: 1 BB: 0 S: 5 P: 5	R: 0 H: 1 E: 0 LOB: 2 K: 0 BB: 1 S: 4 P: 8	R: 0 H: 1 E: 0 LOB: 1 K: 0 BB: 0 S: 4 P: 4	R: 0 H: 0 E: 0 LOB: 0 K: 0 BB: 0 S: 3 P: 3	1B: 2 SF: 1 2B: 4 SAC: 0 3B: 0 DP: 0 HR: 0 HBP: 0	WP: 0 PA: 34 PB: 0 SB: 2 CS: 0
PITCHER Ed Figueroa, R (1, 1) ERA: 3.46	IP WLS BF H R ER SO BB IBB HBP BLK WP HR S P ERA WHIP										
	9.0 W 34 6 3 3 2 2 0 0 0 0 0 0 36 44 3.00 0.889										

livebaseballscorecards.com

AB	31
R	3
H	6
RBI	3
BB	2
SO	2
LOB	7



Batter	1	2	3	4	5	6	7	8	9	AB	R	H	RBI	BB	SO	LOB
Paul Blair, R (1, 8) Mickey Rivers, L (8, 8) OBP: 0.331, SLG: 0.441 OBP: 0.341, SLG: 0.418	0-0 F7	0-0 5-3			0-0 F7	0-0 CS		0-0 F8		4	0	1	2	0	0	2
Bucky Dent, R (1, 6) OBP: 0.318, SLG: 0.370	0-0 F3				0-0 6-3	0-0 CS		0-3 K		5	0	1	0	0	1	1
Thurman Munson, R (1, 2) Fran Healy, R (8, 2) OBP: 0.351, SLG: 0.466 OBP: 0.292, SLG: 0.303	0-0 F7				0-3 K			0-0 6-3		4	0	0	0	0	1	1
Reggie Jackson, L (1, 9) OBP: 0.370, SLG: 0.561		4-0 1B			0-0 G1			0-0 HR		3	3	2	2	1	0	1
Lou Piniella, R (1, 7) OBP: 0.370, SLG: 0.475		0-0 1B			0-0 1-3			0-0 2B		4	3	3	0	0	0	1
Chris Chambliss, L (1, 3) OBP: 0.345, SLG: 0.449		0-0 1B			0-0 F7			0-0 2B		4	1	3	2	0	0	0
Cliff Johnson, R (1, 10) OBP: 0.400, SLG: 0.572		0-0 F2			0-3 K			0-0 F7		3	1	0	0	1	1	2
Mickey Klutts, R (1, 5) OBP: 0.375, SLG: 0.429		0-0 2B			1-0 HBP			0-0 F9		3	1	1	2	0	0	2
George Zeber, S (1, 4) OBP: 0.389, SLG: 0.522		0-0 2B			0-0 G3			4-0 BB		3	0	1	0	1	0	3

Inning Stats	R: 0	H: 0	E: 0	K: 0	S: 3	R: 3	H: 4	E: 0	K: 0	S: 6	R: 0	H: 1	E: 0	K: 0	S: 4	R: 0	H: 0	E: 0	K: 1	S: 5	R: 0	H: 0	E: 0	K: 1	S: 5	R: 2	H: 3	E: 0	K: 0	S: 6	R: 0	H: 0	E: 0	K: 1	S: 5
	0	0	0	0	3	3	4	0	0	6	0	1	0	0	4	0	0	0	1	5	0	3	0	0	5	0	3	0	0	6	0	0	0	5	

PITCHER	IP	WLS	BF	H	R	ER	SO	BB	IBB	HBP	BLK	WP	HR	S	P	ERA	WHIP
Fred Kuhaulua, L (1, 1) ERA: 14.73	1.1		9	4	3	3	0	1	0	0	0	1	0	8	12	20.25	3.750
Mike Barlow, R (2, 1) ERA: 6.66	5.1	L	23	7	6	6	2	1	0	1	0	0	2	25	30	10.12	1.500
Dave LaRoche, L (7, 1) ERA: 3.26	1.1		6	1	0	0	1	1	0	0	0	0	0	7	11	0.00	1.500

BOTTOM

California Angels @ New York Yankees
 Yankee Stadium, Bronx, NY

Fri Aug 12 1977, 7:05 PM EDT
 Att: 33,473 - Unknown - 83 F

AB	34
R	9
H	12
RBI	8
BB	3
SO	3
LOB	14

livebaseballscorecards.com

1B	7	SF	0	WP	1	PA	39
2B	3	SAC	0	PB	0		
3B	0	DP	0	SB	0		
HR	2	HBP	1	CS	2		



Batter	1	2	3	4	5	6	7	8	9	10	11	12	AB R H RBI BB SO LOB	TOP											
Gil Flores, R OBP: 0.352, SLG: 0.383 (1, 7)	0-0 1-4-3		0-0 FC2-5 1B	0-0 2-H 2B		0-0 F8			0-0 5-3		0-0 FC3-8 BB	0-0 F9	6 1 2 1 1 0 3												
Jerry Remy, L OBP: 0.322, SLG: 0.354 (1, 4)	0-0 F8		0-0 FC2-5 1B	0-0 F8			0-0 S 1B		0-0 FC6-4 1B		0-0 FC3-6 BB		4 1 1 0 0 0 3 2 0 1 0 0 0 1 0 0 0 0 0 0 0												
Andy Etchebarren, R OBP: 0.279, SLG: 0.266 (8, 2)			1-2 2-3f E								1-2f														
Dan Briggs, L OBP: 0.219, SLG: 0.197 (11, PR) (11, 3)																									
Bobby Bonds, R OBP: 0.351, SLG: 0.566 (1, 9)	0-0 5-3		0-0 1B E		0-0 4-3		0-0 F9		0-0 FC6-4 1B		0-0 BB	0-0 BB	5 1 1 1 1 0 2												
Ron Jackson, R OBP: 0.301, SLG: 0.355 (1, 3)		0-0 4-3	0-0 E		0-0 F7		0-3 K		0-0 1B		0-0 BB	0-3 K	3 0 1 0 0 0 0 3 0 1 0 0 2 3 0 0 0 0 0 0 0												
Tony Solaita, L OBP: 0.324, SLG: 0.375 (7, PH) (7, 3)			1-2 2-3 1B																						
Ike Hampton, S OBP: 0.350, SLG: 0.500 (11, 2)																									
Don Baylor, R OBP: 0.328, SLG: 0.413 (1, 10)		0-3 K	0-0 E6		0-0 CS		0-0 F3					0-0 P6	6 0 2 1 0 1 4												
Dave Chalk, R OBP: 0.346, SLG: 0.362 (1, 5)		0-0 1B	0-0 G5-4-3		0-0 CS	0-3 K		0-0 SH5-4 1B		0-0 P3		0-0 BB	5 1 2 0 1 1 3												
Rusty Torres, S OBP: 0.224, SLG: 0.290 (1, 8)			1-2f		1-2							0-0 F8	0 0 0 0 0 0 0												
Thad Bosley, L OBP: 0.420, SLG: 0.522 (2, PH) (2, 8)	0-0 F7			0-0 6-3		0-0 3-1		0-0 SH5-4		0-0 E4		0-0 SH1-4	4 0 0 0 0 0 2												
Rance Mulliniks, L OBP: 0.337, SLG: 0.411 (1, 6)			0-0 1B	0-0 4-3 2B		0-0 HBP 1B		0-0 5-3		0-0 4-3		0-0 F8	6 2 3 0 0 0 4												
Terry Humphrey, R OBP: 0.295, SLG: 0.300 (1, 2)			0-0 2B	0-0 4-3 1B		1-0 HBP		0-0 L4		0-0 1-3		0-0 1B	2 0 1 1 0 0 1 3 0 1 1 0 0 3												
Mario Guerrero, R OBP: 0.322, SLG: 0.381 (8, PH) (8, 4)			0-0 FC2-5 1B	0-0 4-3 1B																					
Inning Stats	R: 0 E: 0 K: 3 S: 3	H: 0 LOB: 0 BB: 0 P: 3	R: 0 E: 0 K: 1 S: 6	H: 1 LOB: 1 BB: 0 P: 6	R: 4 E: 1 K: 0 S: 8	H: 5 LOB: 1 BB: 0 P: 8	R: 1 E: 0 K: 0 S: 5	H: 2 LOB: 1 BB: 0 P: 5	R: 0 E: 0 K: 1 S: 6	H: 1 LOB: 1 BB: 0 P: 6	R: 0 E: 0 K: 1 S: 4	H: 1 LOB: 1 BB: 0 P: 4	R: 0 E: 1 K: 0 S: 5	H: 1 LOB: 2 BB: 0 P: 5	R: 0 E: 0 K: 1 S: 5	H: 0 LOB: 2 BB: 2 P: 13	R: 1 E: 0 K: 0 S: 4	H: 1 LOB: 1 BB: 1 P: 8	1B: 14 2B: 2 3B: 0 HR: 0	SF: 0 SAC: 2 DP: 1 HBP: 1	WP: 0 PB: 0 SB: 1 CS: 1	PA: 56			
PITCHER	IP WLS BF H R ER SO BB IBB HBP BLK WP HR S P ERA WHIP																								
Ken Holtzman, L ERA: 5.77 (1, 1)	2.1	13	6	4	3	1	0	0	0	0	0	0	0	0	0	0	0	0	0	0	0	0	0	11.57	2.571
Ken Clay, R ERA: 4.45 (3, 1)	4.0	17	5	1	1	1	0	0	1	0	0	0	0	0	0	0	0	0	0	0	0	0	0	2.25	1.250
Sparky Lyle, L ERA: 1.7 (7, 1)	5.2	L 25	5	1	1	2	3	0	0	0	0	0	0	0	0	0	0	0	0	0	0	0	0	1.59	1.412

California Angels @ New York Yankees
 Yankee Stadium, Bronx, NY
 Sat Aug 13 1977, 3:33 AM EDT
 Att. 44,520 - Unknown

AB	49
R	6
H	16
RBI	5
BB	3
SO	4
LOB	29



Batter	1	2	3	4	5	6	7	8	9	10	11	12	AB	R	H	RBI	BB	SO	LOB
Mickey Rivers, L OBP: 0.338, SLG: 0.414	0-0 F7	0-0 F7		0-0 P2			0-0 F7		0-3 K		0-0 IBB 1B		6	0	1	0	0	1	3
Roy White, S OBP: 0.371, SLG: 0.427	4-0 WP HR BB		4-0 E BB	4-0 G6-4-3 BB			0-3 K		0-0 1-3 1B		4-0 1-2 IBB		2	2	1	0	4	1	0
Thurman Munson, R OBP: 0.346, SLG: 0.460	0-0 P6 1-2		0-0 P4 1-2	0-0 G6-4-3 1-2			0-3 K		0-0 F2		0-3 K		6	0	0	0	0	2	9
Reggie Jackson, L OBP: 0.370, SLG: 0.555	4-0 HR BB		4-0 E 1B BB			0-3 K		0-3 K	0-0 F7		0-3 K		4	2	0	0	2	3	5
Chris Chambliss, L OBP: 0.343, SLG: 0.452	0-0 HR		0-0 E4 1B			0-0 F8		0-0 F7		0-0 F9		0-0 G3	6	1	1	3	0	0	1
Carlos May, L OBP: 0.314, SLG: 0.348	0-0 1-3		0-0 FC5-4 1B			0-3 K		0-0 1B 1B		0-0 F3		0-0 5-3 BB 1B	6	0	3	1	0	1	0
Willie Randolph, R OBP: 0.354, SLG: 0.409		0-0 F8	0-3 K			0-3 K		0-0 1B		0-0 F7		4-0 5-3 BB	2	0	0	0	0	1	2
George Zeber, S OBP: 0.386, SLG: 0.510													3	0	1	0	0	1	0
Graig Nettles, L (12, PH) OBP: 0.317, SLG: 0.464													0	0	0	0	1	0	0
Fred Stanley, R (12, PR) OBP: 0.290, SLG: 0.345													0	0	0	0	0	0	0
Mickey Klutts, R OBP: 0.357, SLG: 0.333		4-0 BB	0-0 FC5-4 1-2			0-3 K		0-0 F9		0-0 F9		0-0 1B SH1-4 1B	5	0	1	0	1	1	6
Bucky Dent, R OBP: 0.319, SLG: 0.373		0-0 F9		0-0 WP 2B			0-0 F9		0-0 1B 1B		0-0 SH1-4	0-0 4-3	5	0	2	0	0	0	4

Inning Stats	R: 3	H: 1	E: 0	LOB: 0	K: 0	S: 4	R: 0	H: 0	E: 0	LOB: 1	K: 0	S: 3	R: 2	H: 1	E: 1	LOB: 2	K: 1	S: 7	R: 0	H: 1	E: 0	LOB: 1	K: 0	S: 3	R: 0	H: 0	E: 0	LOB: 0	K: 2	S: 7	R: 0	H: 0	E: 0	LOB: 0	K: 2	S: 7	R: 0	H: 0	E: 0	LOB: 0	K: 2	S: 7	R: 0	H: 2	E: 0	LOB: 2	K: 1	S: 7	R: 0	H: 2	E: 0	LOB: 2	K: 1	S: 7	R: 0	H: 0	E: 0	LOB: 0	K: 0	S: 3	R: 0	H: 0	E: 0	LOB: 0	K: 0	S: 3	R: 0	H: 2	E: 0	LOB: 3	K: 2	S: 9	R: 0	H: 1	E: 0	LOB: 3	K: 0	S: 4	R: 0	H: 1	E: 0	LOB: 3	K: 0	S: 4	1B: 8	SF: 0	2B: 1	SAC: 1	3B: 0	DP: 1	HR: 1	HBP: 0	WP: 2	PA: 54
--------------	------	------	------	--------	------	------	------	------	------	--------	------	------	------	------	------	--------	------	------	------	------	------	--------	------	------	------	------	------	--------	------	------	------	------	------	--------	------	------	------	------	------	--------	------	------	------	------	------	--------	------	------	------	------	------	--------	------	------	------	------	------	--------	------	------	------	------	------	--------	------	------	------	------	------	--------	------	------	------	------	------	--------	------	------	------	------	------	--------	------	------	-------	-------	-------	--------	-------	-------	-------	--------	-------	--------

PITCHER	IP	WLS	BF	H	R	ER	SO	BB	IBB	HBP	BLK	WP	HR	S	P	ERA	WHIP	
Noian Ryan, R ERA: 2.66	(1, 1)	11.0	W	49	9	5	5	11	6	1	0	0	2	1	64	92	4.09	1.364
Mike Barlow, R ERA: 6.39	(12, 1)	1.0	S	5	1	0	0	0	1	0	0	0	0	4	8	0.00	2.000	

BOTTOM

California Angels @ New York Yankees
 Yankee Stadium, Bronx, NY

Sat Aug 13 1977, 3:33 AM EDT
 Att: 44,520 - Unknown

livebaseballscorecards.com

AB	45
R	5
H	10
RBI	4
BB	8
SO	11
LOB	30



Batter	1	2	3	4	5	6	7	8	9	AB R H RBI BB SO LOB	TOP									
Thad Bosley, L (1, 8) OBP: 0.400, SLG: 0.490	0-0 6-3		0-0 FC4-6			0-0 1B		0-3 K	0-0 FC4	5 0 1 0 0 1 3	California Angels @ New York Yankees Yankee Stadium, Bronx, NY Sun Aug 14 1977, 3:33 AM EDT Att: 31,448 - Unknown livebaseballscorecards.com									
Jerry Remy, L (1, 4) OBP: 0.320, SLG: 0.351	0-0 6-3			0-0 P6		0-0 1-3		0-0 F7		4 0 0 0 0 0 1										
Bobby Bonds, R (1, 9) OBP: 0.351, SLG: 0.564	0-3 K			0-0 6-3			0-0 WP 1B	0-0		3 1 1 0 0 1 0										
Dan Briggs, L (7, 9) OBP: 0.230, SLG: 0.224							0-0 1B	0-0 2B		1 0 1 0 0 0 0										
Tony Solaita, L (1, 3) OBP: 0.327, SLG: 0.375		0-0 F7		0-3 K		0-0 1B	0-0 WP 1B	4-0 BB		3 1 1 0 1 1 0										
Don Baylor, R (1, 10) OBP: 0.327, SLG: 0.411		0-3 K			0-3 K		0-0 E 1B	0-0 1-3		4 1 1 2 0 2 2										
Dave Chalk, R (1, 5) OBP: 0.348, SLG: 0.364		0-0 F9			0-0 5-3		0-0 G6-4-3 1B		0-0 1B G3	4 0 2 0 0 0 0										
Rance Mulliniks, L (1, 6) OBP: 0.329, SLG: 0.401			0-0 F8		0-0 3-1		0-0 E3		0-0 G3	4 0 0 0 0 0 3										
Gil Flores, R (1, 7) OBP: 0.347, SLG: 0.377			0-0 6-3			0-0 F8	0-0 G6-4-3		0-0 5-3	4 0 0 0 0 0 3										
Andy Etchebarren, R (1, 2) OBP: 0.284, SLG: 0.272			0-0 FC4-6 1B			0-0 F8	0-3 K		0-0 FC4 1B	2 0 1 0 0 0 0										
Ron Jackson, R (7, PH) OBP: 0.300, SLG: 0.353										1 0 0 0 0 1 1										
Ike Hampton, S (7, 2) OBP: 0.381, SLG: 0.524										1 0 1 0 0 0 0										
Inning Stats	R: 0 E: 0 K: 1 S: 5	H: 0 LOB: 0 BB: 0 P: 5	R: 0 E: 0 K: 1 S: 5	H: 0 LOB: 0 BB: 0 P: 5	R: 0 E: 0 K: 0 S: 4	H: 1 LOB: 1 BB: 0 P: 4	R: 0 E: 0 K: 1 S: 5	H: 0 LOB: 0 BB: 0 P: 5	R: 0 E: 0 K: 1 S: 5	H: 0 LOB: 0 BB: 0 P: 5	R: 3 E: 1 K: 1 S: 9	H: 4 LOB: 1 BB: 0 P: 9	R: 0 E: 0 K: 1 S: 6	H: 1 LOB: 2 BB: 1 P: 10	R: 0 E: 0 K: 0 S: 5	H: 2 LOB: 2 BB: 0 P: 5	1B: 8 2B: 1 3B: 0 HR: 0	SF: 0 SAC: 0 DP: 1 HBP: 0	WP: 1 PB: 0 SB: 0 CS: 0	PA: 37
PITCHER	IP WLS BF H R ER SO BB IBB HBP BLK WP HR S P ERA WHIP																			
Dick Tidrow, R (1, 1) ERA: 3.38	6.0 W 20 2 0 0 4 0 0 0 0 0 0 0 28 28 0.00 0.333																			
Gil Patterson, R (7, 1) ERA: 5.68	3.0 S 17 7 3 3 2 1 0 0 0 0 1 0 20 24 9.00 2.667																			

California Angels @ New York Yankees
 Yankee Stadium, Bronx, NY
 Sun Aug 14 1977, 3:33 AM EDT
 Att: 31,448 - Unknown

AB	36
R	3
H	9
RBI	2
BB	1
SO	6
LOB	13



Batter	1	2	3	4	5	6	7	8	9
Mickey Rivers, L OBP: 0.345, SLG: 0.426 (1, 8)	0-0 HR	0-0 1-3 HR 1B		4-0 BB		0-0 E2 3B 1B	0-0 6-3 1B	0-0 FC3-2 BB	
Roy White, S OBP: 0.373, SLG: 0.423 (1, 7)	4-0 1B BB	0-0 F9		0-0 F9		4-0 3B IBB	0-0 6-3	4-0 BB BB BB BB	
Graig Nettles, L OBP: 0.317, SLG: 0.469 (1, 5)	0-0 1B 1-3 SF9 1B	0-0 HR			0-0 F9	0-3 K	0-3 K	0-0 F2	
Reggie Jackson, L OBP: 0.370, SLG: 0.557 (1, 9)	0-3 K	0-0 F7			4-0 BB	0-0 1B 3B		0-0 F8	
Chris Chambliss, L OBP: 0.346, SLG: 0.453 (1, 3)	0-0 SF9 1-3 3-H 1B		0-0 4-3		0-0 F7	0-0 1B		0-0 1B 1B	
Carlos May, L OBP: 0.309, SLG: 0.344 (1, 10)	0-0 SF9		0-0 4-3		0-0 P6	0-0 P4		0-0 BB 1B WP 1B	
Lou Piniella, R OBP: 0.372, SLG: 0.475 (6, PH)	1-2 3-H							1-3 WP 1B	
Cliff Johnson, R OBP: 0.404, SLG: 0.571 (1, 2)	0-0 P4		0-0 P2			0-0 2B E 1B	4-0 FC6-4 BB 1B BB	0-0 WP BB FC3-2 1B	
George Zeber, S OBP: 0.397, SLG: 0.520 (1, 4)		0-0 1B HR 1B		0-0 6-3		0-0 F8	4-0 FC6-4 BB	4-0 FC3-2 WP BB BB	
Fred Stanley, R OBP: 0.314, SLG: 0.323 (4, 4)							1-2 BB	1-2 2-3 BB	
Bucky Dent, R OBP: 0.320, SLG: 0.375 (1, 6)		0-3 K		0-0 6-3		0-0 E 3B 2B	0-0 FC6-4 1B	4-0 BB FC3-2 BB	

AB	R	H	RBI	BB	SO	LOB
5	3	4	3	1	0	3
3	2	0	1	3	0	5
6	2	2	3	0	2	8
4	1	1	3	1	1	2
5	1	3	2	0	0	1
2	0	0	1	0	0	1
2	1	1	0	0	0	1
4	2	2	1	1	0	1
1	1	1	0	0	0	0
2	1	0	0	2	0	1
4	1	1	0	1	1	3

Inning Stats	R: 3	H: 3	E: 0	LOB: 1	K: 1	BB: 1	S: 8	P: 12
R: 3	H: 3	E: 0	LOB: 0	K: 1	BB: 0	S: 8	P: 8	
R: 0	H: 0	E: 0	LOB: 0	K: 0	BB: 0	S: 3	P: 3	
R: 0	H: 0	E: 0	LOB: 1	K: 0	BB: 1	S: 3	P: 7	
R: 0	H: 0	E: 0	LOB: 1	K: 0	BB: 1	S: 3	P: 7	
R: 5	H: 5	E: 1	LOB: 1	K: 1	BB: 1	S: 10	P: 14	
R: 1	H: 1	E: 0	LOB: 2	K: 1	BB: 2	S: 6	P: 14	
R: 3	H: 3	E: 0	LOB: 3	K: 0	BB: 3	S: 6	P: 18	


BOTTOM

California Angels @ New York Yankees
 Yankee Stadium, Bronx, NY

Sun Aug 14 1977, 3:33 AM EDT
 Att. 31,448 - Unknown

AB	38
R	15
H	15
RBI	14
BB	9
SO	4
LOB	26

WP: 1 PA: 48
 PB: 0
 SB: 0
 CS: 0



PITCHER	IP	WLS	BF	H	R	ER	SO	BB	IBB	HBP	BLK	WP	HR	S	P	ERA	WHIP
Wayne Simpson, R ERA: 5.74 (1, 1)	5.1	L	29	9	10	10	2	3	1	0	0	0	2	29	45	16.88	2.250
Fred Kuhaulua, L ERA: 15.63 (6, 1)	2.2		19	6	5	5	2	5	0	0	0	1	0	18	38	16.88	4.125

Batter	1	2	3	4	5	6	7	8	9	AB R H RBI BB SO LOB	TOP
Ralph Garr, L OBP: 0.329, SLG: 0.444 (1, 7) X	0-0 F8 ①		0-0 L7 ③			0-0 G3 ②		0-0 2B		4 0 1 0 0 0 0	Chicago White Sox @ New York Yankees Yankee Stadium, Bronx, NY Mon Aug 15 1977, 7:05 PM EDT Att. 33,902 - Unknown - 75 F livebaseballscorecards.com
Alan Bannister, R OBP: 0.362, SLG: 0.371 (1, 6) X	0-0 P4 ②			0-3 K ①		0-0 E5 1B		0-0 6-3 ③		4 0 0 0 0 1 1	
Jorge Orta, L OBP: 0.341, SLG: 0.427 (1, 4) X	0-0 P6 ③			0-0 F9 ②		0-0 1B		0-0 4-3 ①		4 0 1 0 0 0 0	
Richie Zisk, R OBP: 0.378, SLG: 0.560 (1, 9)		0-3 K ①		0-3 K ③		0-0 F8 ③		0-0 5-3 ②		4 0 0 0 0 2 2	
Oscar Gamble, L OBP: 0.364, SLG: 0.571 (1, 10) X		0-0 F7 ②			0-3 K ①		0-0 G4-6-3 1B	0-0 HR		4 1 2 1 0 1 0	
Chet Lemon, R OBP: 0.350, SLG: 0.478 (1, 8) X		0-0 2B			0-0 4-3 ②		0-0 P6 ①	0-0 6-3 ③		4 0 1 0 0 0 1	
Jim Spencer, L OBP: 0.297, SLG: 0.420 (1, 3) X		0-0 F7 ③			0-0 F3 ③		0-0 G4-6-3 ② ③			3 0 0 0 0 0 2	
Eric Soderholm, R OBP: 0.358, SLG: 0.518 (1, 5) X			0-0 F7 ①			0-0 HR		0-3 K ①		3 1 1 1 0 1 0	
Jim Essian, R OBP: 0.362, SLG: 0.426 (1, 2) X			0-0 5-3 ②			0-0 6-3 ①		0-0 F9 ②		3 0 0 0 0 0 0	
Inning Stats	R: 0 H: 0 E: 0 LOB: 0 K: 0 BB: 0 S: 3 P: 3	R: 0 H: 1 E: 0 LOB: 1 K: 1 BB: 0 S: 6 P: 6	R: 0 H: 0 E: 0 LOB: 0 K: 0 BB: 0 S: 3 P: 3	R: 0 H: 0 E: 0 LOB: 0 K: 2 BB: 0 S: 7 P: 7	R: 0 H: 0 E: 0 LOB: 0 K: 1 BB: 0 S: 5 P: 5	R: 1 H: 2 E: 1 LOB: 2 K: 0 BB: 0 S: 6 P: 6	R: 0 H: 1 E: 0 LOB: 0 K: 0 BB: 0 S: 3 P: 3	R: 0 H: 1 E: 0 LOB: 1 K: 1 BB: 0 S: 6 P: 6	R: 1 H: 1 E: 0 LOB: 0 K: 0 BB: 0 S: 4 P: 4	1B: 2 SF: 0 2B: 2 SAC: 0 3B: 0 DP: 1 HR: 2 HBP: 0	
PITCHER Mike Torrez, R ERA: 4.08 (1, 1)	IP WLS BF H R ER SO BB IBB HBP BLK WP HR S P ERA WHIP										
	9.0 W 33 6 2 2 5 0 0 0 0 0 0 2 43 43 2.00 0.667										

AB	33
R	2
H	6
RBI	2
BB	0
SO	5
LOB	6



Batter	1	2	3	4	5	6	7	8	9	AB	R	H	RBI	BB	SO	LOB
Mickey Rivers, L (1, 8) OBP: 0.343, SLG: 0.422	0-0 4-3		0-0 F7		0-0 HR 1B		0-0 F9	0-0 F7		5	1	1	0	0	0	3
Roy White, S (1, 7) OBP: 0.376, SLG: 0.431	4-0 CS BB		0-0 4-3		0-0 1-H HR		0-0 1-H 1B	0-0 4-3		4	1	2	2	1	0	2
Thurman Munson, R (1, 2) OBP: 0.347, SLG: 0.458	0-0 1-2 5-3		0-0 1B		0-0 4-3		0-0 1-3		4-0 SH2-4 HR BB	4	1	1	0	1	0	2
Reggie Jackson, L (1, 9) OBP: 0.388, SLG: 0.549		0-0 1-3 BB E 1B	0-0 F8		0-3 K			4-0 1B BB	0-0 SH2-4	3	1	1	0	1	1	1
Lou Piniella, R (8, PR) OBP: 0.365, SLG: 0.466									0-0 SH2-4	0	1	0	0	0	0	0
Chris Chambliss, L (1, 3) OBP: 0.349, SLG: 0.462		4-0 1-2 E BB		0-0 3-1		0-0 F7		0-0 1-2 2-H 1B 1B	0-0 2-H HR	4	3	2	3	1	0	0
Graig Nettles, L (1, 5) OBP: 0.323, SLG: 0.470		0-0 F7		4-0 FC4-6 BB		0-0 6-3		0-0 CS 1B 1B		3	0	1	0	1	0	2
Carlos May, L (1, 10) OBP: 0.304, SLG: 0.337		0-0 1-3		0-0 FC4-6		0-0 F9		0-0 1-2 3-H 2B 1B		3	0	0	0	0	0	3
Cliff Johnson, R (8, PH) OBP: 0.404, SLG: 0.567		1-2 2-3		1-2f				0-0 1-2 2B 1B		1	1	1	1	0	0	0
Bucky Dent, R (1, 6) OBP: 0.322, SLG: 0.379		0-0 E8 2-H 3-H 1B		0-0 F8		0-0 F8		0-0 1-H 2-3 1B 2B		4	1	2	3	0	0	1
Fred Stanley, R (1, 4) OBP: 0.333, SLG: 0.306		0-0 6-3			0-0 F8		4-0 1B E BB	0-0 2-H 1B		3	1	1	1	1	0	1

BOTTOM

Chicago White Sox @ New York Yankees
 Yankee Stadium, Bronx, NY
 Tue Aug 16 1977, 7:05 PM EDT
 Att. 29,312 - Unknown

livebaseballscorecards.com

AB	34
R	11
H	12
RBI	10
BB	6
SO	1
LOB	15



Inning Stats	R: 0	H: 0	E: 0	K: 0	S: 2	LOB: 0	BB: 1	P: 6
	R: 2	H: 2	E: 1	K: 0	S: 5	LOB: 1	BB: 1	P: 9
	R: 0	H: 1	E: 0	K: 0	S: 4	LOB: 1	BB: 0	P: 4
	R: 0	H: 0	E: 0	K: 0	S: 3	LOB: 1	BB: 1	P: 7
	R: 2	H: 2	E: 0	K: 1	S: 7	LOB: 0	BB: 0	P: 7
	R: 0	H: 0	E: 0	K: 0	S: 3	LOB: 0	BB: 0	P: 3
	R: 1	H: 1	E: 1	K: 0	S: 4	LOB: 1	BB: 1	P: 8
	R: 4	H: 5	E: 0	K: 0	S: 7	LOB: 2	BB: 1	P: 11
	R: 2	H: 1	E: 0	K: 0	S: 2	LOB: 0	BB: 1	P: 6

1B: 9	SF: 0	WP: 0	PA: 41
2B: 1	SAC: 1	PB: 0	
3B: 0	DP: 0	SB: 1	
HR: 2	HBP: 0	CS: 3	

PITCHER	IP	WLS	BF	H	R	ER	SO	BB	IBB	HBP	BLK	WP	HR	S	P	ERA	WHIP
Francisco Barrios, R (1, 1) ERA: 4.27	7.0		32	7	8	7	1	5	0	0	0	0	1	29	49	9.00	1.714
Dave Hamilton, L (8, 1) ERA: 4.66	0.0		1	1	0	0	0	0	0	0	0	0	0	1	1	∞	∞
Lerrin LaGrow, R (8, 1) ERA: 2.78	0.1		3	3	1	1	0	0	0	0	0	0	0	3	3	27.00	9.000
Randy Wiles, L (8, 1) ERA: 10.13	1.0	L	5	1	2	2	0	1	0	0	0	0	1	4	8	18.00	2.000

Batter	1	2	3	4	5	6	7	8	9	AB R H RBI BB SO LOB	TOP											
Mickey Rivers, L OBP: 0.344, SLG: 0.429 (1, 8) X	0-0 HR	0-0 5-3	0-0 1-3 3-H CS 1B		0-0 P5		0-0 F3			5 1 2 2 0 0 1												
Roy White, S OBP: 0.374, SLG: 0.433 (1, 7) X	0-0 2B	0-0 P5	0-3 1-2 K		0-3 K		0-0 F2			5 1 1 0 0 2 3												
Thurman Munson, R OBP: 0.350, SLG: 0.462 (1, 2) X	0-0 3B	0-0 BB 1B		0-0 F7		0-0 1B 1B		0-0 4-3		5 1 3 1 0 0 0												
Reggie Jackson, L OBP: 0.366, SLG: 0.543 Paul Blair, R OBP: 0.331, SLG: 0.441 (1, 9) S (8, 9) S	0-3 K	4-0 BB 1B	0-3 1-2 BB	0-3 K	0-3 K	0-3 K	0-0 L4	0-0 L4	0-0 L4	4 0 0 0 1 3 2 0 0 0 0 0 0 0												
Chris Chambliss, L OBP: 0.352, SLG: 0.471 (1, 3) X	0-0 1B	0-3 K2-3		0-0 2B		0-3 K	0-0 K	4-0 BB	0-0 BB	4 2 2 1 1 2 3												
Graig Nettles, L OBP: 0.326, SLG: 0.474 (1, 5) X	0-0 1-3		0-0 1B 1B	0-0 2B		0-0 1B	0-0 4-3	0-0 4-3	0-0 4-3	5 1 3 1 0 0 2												
Carlos May, L OBP: 0.312, SLG: 0.337 (1, 10) B B B	4-0 1B BB		0-0 E 1B 1B	4-0 BB BB	4-0 BB BB	0-0 4-3	0-0 4-3	0-0 L4	0-0 L4	3 1 1 0 2 0 2												
Willie Randolph, R OBP: 0.354, SLG: 0.409 (1, 4) X	0-0 1-2 3-H 1B		0-0 E6 1B 1B	0-3 K			0-0 F9	0-0 6-3	0-0 6-3	5 0 2 2 0 1 2												
Bucky Dent, R OBP: 0.320, SLG: 0.376 (1, 6) X	0-0 P6		0-3 K		0-0 5-3		0-0 E6 1B	0-0 F9	0-0 F9	5 0 1 0 0 1 4												
Inning Stats	R: 4 E: 0 K: 1 S: 10	H: 5 LOB: 2 BB: 1 P: 14	R: 0 E: 0 K: 1 S: 6	H: 1 LOB: 2 BB: 1 P: 10	R: 2 E: 1 K: 2 S: 10	H: 4 LOB: 1 BB: 0 P: 10	R: 1 E: 0 K: 2 S: 9	H: 2 LOB: 2 BB: 1 P: 13	R: 0 E: 0 K: 1 S: 5	H: 0 LOB: 0 BB: 0 P: 5	R: 0 E: 0 K: 2 S: 9	H: 2 LOB: 2 BB: 0 P: 9	R: 0 E: 1 K: 0 S: 4	H: 1 LOB: 1 BB: 0 P: 4	R: 0 E: 0 K: 0 S: 3	H: 0 LOB: 1 BB: 1 P: 7	R: 0 E: 0 K: 0 S: 3	H: 0 LOB: 0 BB: 0 P: 3	1B: 9 2B: 2 3B: 3 HR: 1	SF: 0 SAC: 0 DP: 0 HBP: 0	WP: 0 PB: 0 SB: 0 CS: 1	PA: 45
PITCHER	IP WLS BF H R ER SO BB IBB HBP BLK WP HR S P ERA WHIP																				PITCHER	IP WLS BF H R ER SO BB IBB HBP BLK WP HR S P ERA WHIP
Fernando Arroyo, R ERA: 3.97 (1, 1)	0.1 L 5 4 4 4 1 0 0 0 0 0 1 7 7 108.00 12.000																					
John Hiller, L ERA: 3.88 (1, 1)	3.2 21 8 3 2 5 3 0 0 0 0 0 0 28 40 4.91 3.000																					
Steve Grilli, R ERA: 3.48 (5, 1)	5.0 19 3 0 0 0 3 1 0 0 0 0 0 24 28 0.00 0.800																					

New York Yankees @ Detroit Tigers
 Tiger Stadium, Detroit, MI
 Wed Aug 17 1977, 7:05 PM EDT
 Att: 26,718 - Unknown

livebaseballscorecards.com

AB	41
R	7
H	15
RBI	7
BB	4
SO	9
LOB	19



BOTTOM

New York Yankees @ Detroit Tigers

Tiger Stadium, Detroit, MI

Wed Aug 17 1977, 7:05 PM EDT

Att. 26,718 - Unknown

livebaseballscorecards.com

AB	38
R	5
H	12
RBI	5
BB	2
SO	8
LOB	17



WP:	0	PA:	42
PB:	0		
SB:	0		
CS:	0		

AB R H RBI BB SO LOB

5 2 4 0 0 0 0

4 0 1 1 0 1 4

4 1 2 2 0 0 2

5 0 2 1 0 1 1

5 0 0 1 0 3 6

4 0 0 0 1 2 1

4 0 1 0 0 0 1

4 0 1 0 0 0 1

1B:	9	SF:	2
2B:	3	SAC:	0
3B:	0	DP:	0
HR:	0	HBP:	0

1B:	9	SF:	2
2B:	3	SAC:	0
3B:	0	DP:	0
HR:	0	HBP:	0

1B:	9	SF:	2
2B:	3	SAC:	0
3B:	0	DP:	0
HR:	0	HBP:	0

Batter	1	2	3	4	5	6	7	8	9
Ron LeFlore, R OBP: 0.356, SLG: 0.475 (1, 8)	0-0 K2-3 SF9 2B		0-0 1B		0-0 1B		0-0 6-3		0-0 1B 2B 1B
Tito Fuentes, S OBP: 0.347, SLG: 0.408 (1, 4)	0-3 K2-3 2-3		0-0 F8		0-0 SF9		0-0 E 1B		0-0 F9 2-3
Rusty Staub, L OBP: 0.329, SLG: 0.439 (1, 10)	0-0 SF9 3-H		0-0 P4		0-0 1B 1-3		0-0 L3		0-0 2B 1-3 4-3 1B 3-H
Steve Kemp, L OBP: 0.347, SLG: 0.431 (1, 7)	0-3 K			0-0 F7	0-0 1B 1-2		0-0 E4 1-2		0-0 4-3 1-3 2B 3-H
Jason Thompson, L OBP: 0.349, SLG: 0.482 (1, 3)		0-3 K		0-3 K	0-0 F7		0-3 K		0-0 4-3 2-3 3-H
Ben Oglivie, L OBP: 0.313, SLG: 0.456 (1, 9)		0-3 K		4-0 BB		0-0 F5		0-0 F9	0-3 K
Milt May, L OBP: 0.291, SLG: 0.404 (1, 2)		0-0 1B		0-0 F2		0-0 F5		0-0 L4	
Aurelio Rodriguez, R OBP: 0.250, SLG: 0.313 (1, 5)		0-0 F8			0-0 F9	0-0 1B		0-0 5-3	
Tom Verzyer, R OBP: 0.238, SLG: 0.270 Tim Corcoran, L OBP: 0.284, SLG: 0.360 (9, PH)			0-3 K		0-0 1B SF9 2B		0-0 F8		4-0 F9 1B 1B BB

Inning Stats	R: 1	H: 1	R: 0	H: 1	R: 0	H: 0	R: 1	H: 4	R: 0	H: 1	R: 0	H: 0	R: 0	H: 1	R: 0	H: 3
	E: 0	LOB: 0	E: 0	LOB: 1	E: 0	LOB: 1	E: 0	LOB: 3	E: 0	LOB: 1	E: 1	LOB: 2	E: 0	LOB: 0	E: 0	LOB: 1
	K: 2	BB: 0	K: 2	BB: 0	K: 1	BB: 1	K: 0	BB: 0	K: 0	BB: 0	K: 1	BB: 0	K: 0	BB: 0	K: 1	BB: 1
	S: 8	P: 8	S: 8	P: 8	S: 6	P: 6	S: 7	P: 7	S: 4	P: 4	S: 7	P: 7	S: 3	P: 3	S: 8	P: 12

PITCHER	IP	WLS	BF	H	R	ER	SO	BB	IBB	HBP	BLK	WP	HR	S	P	ERA	WHIP
Ed Figueroa, R ERA: 3.55 (1, 1)	8.1	W	40	12	5	5	7	2	0	0	0	0	0	52	60	5.40	1.680
Sparky Lyle, L ERA: 1.96 (9, 1)	0.2	S	2	0	0	0	1	0	0	0	0	0	0	4	4	0.00	0.000

Batter	1	2	3	4	5	6	7	8	9	AB R H RBI BB SO LOB	TOP	
Mickey Rivers, L (1, 8) OBP: 0.347, SLG: 0.431	0-0 1B		0-3 K		0-0 4-3		0-0 1B 1B		0-0 FC5-4 1B	5 1 3 3 0 1 2		
Roy White, S (1, 7) OBP: 0.372, SLG: 0.430	0-3 K		0-0 F9		0-0 4-3		0-0 1B 1B		0-0 F7	5 0 1 0 0 1 4		
Thurman Munson, R (1, 2) OBP: 0.346, SLG: 0.456	0-3 K			0-0 L5		0-0 F7		0-0 K	0-0 FC5-4	5 0 0 0 0 2 4		
Lou Piniella, R (1, 9) OBP: 0.367, SLG: 0.471	0-0 6-3			0-0 F7		0-0 2B		0-0 1B		4 0 2 1 0 0 1		
Chris Chambliss, L (1, 3) OBP: 0.349, SLG: 0.467		0-0 5-3		0-0 P6		0-0 6-3		0-0 F8		4 0 0 0 0 0 3		
Cliff Johnson, R (1, 10) OBP: 0.399, SLG: 0.560 Reggie Jackson, L (8, PH) OBP: 0.365, SLG: 0.542		0-0 F7			0-0 F7	0-0 P6		0-3 K		3 0 0 0 0 0 1 1 0 0 0 0 1 0		
Graig Nettles, L (1, 5) OBP: 0.327, SLG: 0.474		0-0 F9			0-0 1B 1B		0-0 SH5-4 1B 1B		0-0 F8	4 2 2 0 0 0 0		
Willie Randolph, R (1, 4) OBP: 0.358, SLG: 0.413			0-0 5-3 1B		0-0 1B 4-3 1B		0-0 SH5-4 1B 1B		0-0 6-3	4 2 3 0 0 0 0		
Bucky Dent, R (1, 6) OBP: 0.321, SLG: 0.376			0-0 5-3		0-0 4-3 1B		0-0 SH5-4		0-0 6-3	3 0 1 1 0 0 1		
Inning Stats	R: 0 H: 1 E: 0 LOB: 1 K: 2 BB: 0 S: 8 P: 8	R: 0 H: 0 E: 0 LOB: 0 K: 0 BB: 0 S: 3 P: 3	R: 0 H: 1 E: 0 LOB: 1 K: 1 BB: 0 S: 6 P: 6	R: 0 H: 0 E: 0 LOB: 0 K: 0 BB: 0 S: 3 P: 3	R: 2 H: 3 E: 0 LOB: 1 K: 0 BB: 0 S: 6 P: 6	R: 0 H: 1 E: 0 LOB: 1 K: 0 BB: 0 S: 4 P: 4	R: 3 H: 5 E: 0 LOB: 2 K: 1 BB: 0 S: 10 P: 10	R: 0 H: 0 E: 0 LOB: 0 K: 1 BB: 0 S: 5 P: 5	R: 0 H: 1 E: 0 LOB: 1 K: 0 BB: 0 S: 4 P: 4	1B: 11 SF: 0 2B: 1 SAC: 1 3B: 0 DP: 0 HR: 0 HBP: 0	WP: 0 PA: 39 PB: 0 SB: 0 CS: 0	
PITCHER Jim Crawford, L (1, 1) ERA: 4.48 Steve Foucault, R (7, 1) ERA: 2.8	IP WLS BF H R ER SO BB IBB HBP BLK WP HR S P ERA WHIP											PITCHER IP WLS BF H R ER SO BB IBB HBP BLK WP HR S P ERA WHIP
	6.1 L 29 10 5 5 3 0 0 0 0 0 0 0 35 35 7.11 1.579											

New York Yankees @ Detroit Tigers
Tiger Stadium, Detroit, MI
 Thu Aug 18 1977, 7:05 PM EDT
 Att: 27,564 - Unknown

livebaseballscorecards.com

AB	38
R	5
H	12
RBI	5
BB	0
SO	5
LOB	16



BOTTOM

New York Yankees @ Detroit Tigers
Tiger Stadium, Detroit, MI
Thu Aug 18 1977, 7:05 PM EDT
Att. 27,564 - Unknown

livebaseballscorecards.com

AB	34
R	4
H	8
RBI	4
BB	4
SO	2
LOB	20



WP:	0	PA:	38
PB:	0		
SB:	1		
CS:	0		

AB R H RBI BB SO LOB


5	0	2	0	0	0	2
4	2	1	0	1	1	2
4	1	3	1	0	0	1
3	0	0	0	1	0	3
4	1	1	3	0	0	3
3	0	0	0	0	1	1
0	0	0	0	1	0	0
2	0	0	0	1	0	0
1	0	0	0	0	0	3
4	0	0	0	0	0	4
2	0	0	0	0	0	0
1	0	0	0	0	0	1
0	0	0	0	0	0	0
1	0	1	0	0	0	0

Batter	1	2	3	4	5	6	7	8	9
Ron LeFlore, R OBP: 0.356, SLG: 0.474 (1, 8)	0-0 1B S		0-0 1B			0-0 L5	0-0 F8		0-0 G6-3 1-2f
Tito Fuentes, S OBP: 0.347, SLG: 0.407 (1, 4)	0-0 F5 1-2		0-0 5-3			4-0 2B BB		0-0 E7 1B 6-3 1B	0-3 K
Rusty Staub, L OBP: 0.332, SLG: 0.444 (1, 10)	0-0 F7			0-0 1B		0-0 F9 1-H 2B		0-0 FC5-2 1B	
Steve Kemp, L OBP: 0.346, SLG: 0.428 (1, 7)	0-0 4-3			0-0 L9		0-0 F9 2-3		4-0 FC5-2 1B BB	
Jason Thompson, L OBP: 0.348, SLG: 0.487 (1, 3)		0-0 F8		0-0 F8		0-0 HR		0-0 6-3	
Ben Oglivie, L OBP: 0.311, SLG: 0.452 (1, 9)		0-0 F7		0-3 K		0-0 4-3		0-0 FC5-2 IBB	
Mickey Stanley, R OBP: 0.327, SLG: 0.453 (8, PH) (9, 9)								1-2 2-3 3-H 4-0	
Milt May, L OBP: 0.291, SLG: 0.401 (1, 2)		0-0 F3			0-0 3-1		4-0 BB	0-0 FC5-2	
John Wockenfuss, R OBP: 0.340, SLG: 0.554 (8, PH) (9, 2)								1-2 2-3 3-Hf	
Aurelio Rodriguez, R OBP: 0.244, SLG: 0.305 (1, 5)			0-0 F7		0-0 1-3		0-0 F3	0-0 P4	
Tom Veryzer, R OBP: 0.237, SLG: 0.268 (1, 6)			0-0 F7		0-0 F8		0-0 F8		0-0 G6-3 1B
Tim Corcoran, L OBP: 0.280, SLG: 0.355 (7, PH)									
Chuck Scrivener, R OBP: 0.200, SLG: 0.111 (8, 6)									
Bob Adams, R OBP: 0.286, SLG: 0.714 (9, PH)									

Inning Stats	R: 0	H: 1	E: 0	K: 0	S: 4	LOB: 1	BB: 0	P: 4	R: 0	H: 0	E: 0	K: 0	S: 3	LOB: 0	BB: 0	P: 3	R: 0	H: 1	E: 0	K: 0	S: 4	LOB: 1	BB: 0	P: 4	R: 0	H: 1	E: 0	K: 1	S: 6	LOB: 1	BB: 0	P: 6	R: 0	H: 0	E: 0	K: 0	S: 3	LOB: 0	BB: 0	P: 3	R: 3	H: 2	E: 0	K: 0	S: 5	LOB: 0	BB: 1	P: 9	R: 0	H: 0	E: 0	K: 0	S: 3	LOB: 1	BB: 1	P: 7	R: 1	H: 2	E: 1	K: 0	S: 5	LOB: 3	BB: 2	P: 13	R: 0	H: 1	E: 0	K: 1	S: 5	LOB: 0	BB: 0	P: 5	1B: 6	SF: 0	2B: 1	SAC: 0	3B: 0	DP: 1	HR: 1	HBP: 0	WP: 0	PA: 38
--------------	------	------	------	------	------	--------	-------	------	------	------	------	------	------	--------	-------	------	------	------	------	------	------	--------	-------	------	------	------	------	------	------	--------	-------	------	------	------	------	------	------	--------	-------	------	------	------	------	------	------	--------	-------	------	------	------	------	------	------	--------	-------	------	------	------	------	------	------	--------	-------	-------	------	------	------	------	------	--------	-------	------	-------	-------	-------	--------	-------	-------	-------	--------	-------	--------

PITCHER	IP	WLS	BF	H	R	ER	SO	BB	IBB	HBP	BLK	WP	HR	S	P	ERA	WHIP
Catfish Hunter, R ERA: 4.67 (1, 1)	7.0	W	29	6	4	4	1	2	0	0	0	0	1	29	37	5.14	1.143
Sparky Lyle, L ERA: 1.92 (8, 1)	2.0	S	9	2	0	0	1	1	1	0	0	0	0	9	17	0.00	1.500

1B:	6	SF:	0
2B:	1	SAC:	0
3B:	0	DP:	1
HR:	1	HBP:	0

Batter	1	2	3	4	5	6	7	8	9	AB R H RBI BB SO LOB	TOP														
Mickey Rivers, L (1, 8) OBP: 0.345, SLG: 0.431	0-3 K		0-0 4-3	0-0 E WP 2B		0-3 K			0-0 3-1	5 1 1 1 0 2 0	<p>New York Yankees @ Texas Rangers Arlington Stadium, Arlington, TX</p> <p>Fri Aug 19 1977, 8:05 PM EDT Att: 31,159 - Unknown</p> <p>livebaseballscorecards.com</p> <table border="1"> <tr><td>AB</td><td>36</td></tr> <tr><td>R</td><td>8</td></tr> <tr><td>H</td><td>8</td></tr> <tr><td>RBI</td><td>7</td></tr> <tr><td>BB</td><td>4</td></tr> <tr><td>SO</td><td>4</td></tr> <tr><td>LOB</td><td>13</td></tr> </table> 	AB	36	R	8	H	8	RBI	7	BB	4	SO	4	LOB	13
AB	36																								
R	8																								
H	8																								
RBI	7																								
BB	4																								
SO	4																								
LOB	13																								
Roy White, S (1, 7) OBP: 0.376, SLG: 0.440	4-0 BB		0-0 1B 1B	4-0 WP E 1B IBB		0-0 4-3		0-0 HR	3 3 2 1 2 0 0																
Thurman Munson, R (1, 2) OBP: 0.342, SLG: 0.451	0-0 L7		0-0 F8	0-0 E5 1B WP		0-0 3-1		0-0 6-3	5 1 0 1 0 0 4																
Reggie Jackson, L (1, 9) OBP: 0.369, SLG: 0.552	0-0 F8		0-0 1B 1B	0-0 G4-3 1B		0-0 HR		0-0 F9	4 1 3 3 0 0 1 1 0 0 0 0 0 0																
Paul Blair, R (7, 9) OBP: 0.329, SLG: 0.438			1-2 1B 1B	1-2 G4-3 1B																					
Lou Piniella, R (1, 10) OBP: 0.365, SLG: 0.467		0-0 5-3	0-0 1B	0-0 G4-3		0-0 F7			4 0 1 1 0 0 1																
Chris Chambliss, L (1, 3) OBP: 0.348, SLG: 0.464		4-0 BB BB	0-0 F8		0-0 4-1	0-3 K			3 0 0 0 1 1 2																
Graig Nettles, L (1, 5) OBP: 0.326, SLG: 0.471		4-0 1-2 BB		0-3 K	0-0 F8		0-0 F7		3 0 0 0 1 1 0																
Willie Randolph, R (1, 4) OBP: 0.357, SLG: 0.411		0-0 P3		0-0 E 2B 1B	0-0 1-3		0-0 F8		4 1 1 0 0 0 2																
Bucky Dent, R (1, 6) OBP: 0.317, SLG: 0.372		0-0 F2		0-0 E9 2B E	0-0 5-3		0-0 F7		4 1 0 0 0 0 3																
Inning Stats	R: 0 H: 0 E: 0 LOB: 1 K: 1 BB: 1 S: 5 P: 9	R: 0 H: 0 E: 0 LOB: 2 K: 0 BB: 2 S: 3 P: 11	R: 1 H: 3 E: 0 LOB: 2 K: 0 BB: 0 S: 6 P: 6	R: 5 H: 3 E: 2 LOB: 0 K: 1 BB: 1 S: 9 P: 13	R: 0 H: 0 E: 0 LOB: 0 K: 0 BB: 0 S: 3 P: 3	R: 0 H: 0 E: 0 LOB: 0 K: 1 BB: 0 S: 5 P: 5	R: 1 H: 1 E: 0 LOB: 0 K: 1 BB: 0 S: 6 P: 6	R: 0 H: 0 E: 0 LOB: 0 K: 0 BB: 0 S: 3 P: 3	R: 1 H: 1 E: 0 LOB: 0 K: 0 BB: 0 S: 4 P: 4	1B: 5 SF: 0 2B: 1 SAC: 0 3B: 0 DP: 1 HR: 2 HBP: 0	WP: 1 PA: 40 PB: 0 SB: 0 CS: 0														
PITCHER	IP WLS BF H R ER SO BB IBB HBP BLK WP HR S P ERA WHIP											PITCHER	IP WLS BF H R ER SO BB IBB HBP BLK WP HR S P ERA WHIP												
Roger Moret, L (1, 1) ERA: 4.02	3.1 L 22 6 6 1 2 3 1 0 0 0 1 0 22 38 2.70 2.700																								
Paul Lindblad, L (4, 1) ERA: 3.67	5.2 18 2 2 2 2 0 0 0 0 0 2 22 22 3.18 0.353																								

New York Yankees @ Texas Rangers
 Arlington Stadium, Arlington, TX

Sat Aug 20 1977, 8:05 PM EDT
 Att: 34,004 - Unknown

livebaseballscorecards.com

AB	36
R	6
H	12
RBI	6
BB	4
SO	3
LOB	18



Batter	1	2	3	4	5	6	7	8	9	AB R H RBI BB SO LOB	TOP		
Mickey Rivers, L (1, 8) OBP: 0.341, SLG: 0.426	0-0 6-3	0-0 4-3		0-0 F8			0-0 6-3		0-0 3-1	5 0 0 0 0 0 2			
Roy White, S (1, 7) OBP: 0.379, SLG: 0.439	0-3 K		0-0 4-3		4-0 WP 1B 1B BB		4-0 WP F8 BB		0-0 1B 1B	3 1 1 0 2 1 0			
Thurman Munson, R (1, 2) OBP: 0.341, SLG: 0.448	0-3 K		0-0 F8		0-0 1B WP 1-2 1B		0-0 F8		0-0 P6	5 0 1 0 0 1 2			
Reggie Jackson, L (1, 9) OBP: 0.372, SLG: 0.553		0-0 E 1B FC6-4 1B		0-0 5-3		0-0 FC5-4 1-3 2-H 1B		4-0 CS 2-3 BB	0-0 1B	3 1 2 1 1 0 0 1 0 1 0 0 0 0			
Paul Blair, R (7, 9) OBP: 0.333, SLG: 0.442													
Chris Chambliss, L (1, 3) OBP: 0.348, SLG: 0.462				0-3 K		0-0 FC5-4 G3-6 1-2f		0-0 CS	0-0 6-3	4 1 1 0 0 1 2			
Graig Nettles, L (1, 5) OBP: 0.326, SLG: 0.476				0-0 HR		0-0 G3-6 1-2f			0-0 F7	4 1 1 1 0 0 4			
Carlos May, L (1, 10) OBP: 0.314, SLG: 0.335				4-0 2B BB		0-0 F8			0-0 2B 1B	1 0 0 0 1 0 2 2 0 1 0 0 0 0			
Lou Piniella, R (6, PH) OBP: 0.366, SLG: 0.468													
Willie Randolph, R (1, 4) OBP: 0.358, SLG: 0.414		0-0 FC6-4 HR 1-2f 2-3 3-H		0-0 F7		0-0 G6-3 1B			0-0 1-3 2B	4 1 2 1 0 0 3			
Bucky Dent, R (1, 6) OBP: 0.319, SLG: 0.384		0-0 HR 1-H 3-H		0-0 2B		0-0 G6-3 1-2f			0-0 4-3	4 1 2 3 0 0 3			
Inning Stats	R: 0 H: 0 E: 0 LOB: 0 K: 2 BB: 0 S: 7 P: 7	R: 4 H: 3 E: 1 LOB: 0 K: 0 BB: 0 S: 7 P: 7	R: 0 H: 0 E: 0 LOB: 0 K: 0 BB: 0 S: 3 P: 3	R: 1 H: 2 E: 0 LOB: 2 K: 1 BB: 1 S: 7 P: 11	R: 1 H: 2 E: 0 LOB: 1 K: 0 BB: 1 S: 4 P: 8	R: 0 H: 1 E: 0 LOB: 0 K: 0 BB: 0 S: 3 P: 3	R: 0 H: 0 E: 0 LOB: 1 K: 0 BB: 2 S: 2 P: 10	R: 0 H: 2 E: 0 LOB: 2 K: 0 BB: 0 S: 5 P: 5	R: 0 H: 2 E: 0 LOB: 2 K: 0 BB: 0 S: 4 P: 4	1B: 8 SF: 0 2B: 2 SAC: 0 3B: 0 DP: 2 HR: 2 HBP: 0	WP: 2 PA: 41 PB: 0 SB: 0 CS: 1		
PITCHER	IP WLS BF H R ER SO BB IBB HBP BLK WP HR S P ERA WHIP											PITCHER	IP WLS BF H R ER SO BB IBB HBP BLK WP HR S P ERA WHIP
Gaylord Perry, R (1, 1) ERA: 3.22	4.0 L 22 7 6 2 3 2 0 0 0 1 2 26 34 4.50 2.250												
Darold Knowles, L (5, 1) ERA: 2.83	5.0 18 5 0 0 0 2 0 0 0 1 0 16 24 0.00 1.400												

Batter	1	2	3	4	5	6	7	8	9	AB	R	H	RBI	BB	SO	LOB
Mike Hargrove, L (1, 3) OBP: 0.414, SLG: 0.453	0-0 HR		0-0 FC6-4 1B			0-0 F8		0-0 P4		4	1	2	1	0	0	2
Bert Campaneris, R (1, 6) OBP: 0.313, SLG: 0.339 Kurt Bevacqua, R (8, PH) OBP: 0.375, SLG: 0.613 Jim Mason, L (9, 6) OBP: 0.235, SLG: 0.218	0-0 F9		0-0 FC6-4 1-2f			0-0 4-3		0-0 G5-4-3 1-2f		3	0	0	0	0	0	1
Claudell Washington, L (1, 7) OBP: 0.321, SLG: 0.429 Tom Grieve, R (8, 7) OBP: 0.279, SLG: 0.349	0-0 6-3		0-3 K			0-0 4-3			4-0 G6-4-3 BB	3	0	0	0	0	1	1
Willie Horton, R (1, 10) OBP: 0.348, SLG: 0.433	0-3 K			0-0 E6 G3-6-3			0-0 1-3		0-0 G6-4-3 1-2f	4	0	0	0	0	1	1
Dave May, L (1, 9) OBP: 0.310, SLG: 0.349 John Ellis, R (9, PH) OBP: 0.280, SLG: 0.350		0-0 P4		0-0 G3-6-3 1-2f			0-0 F8		0-0 6-3	3	0	0	0	0	0	1
Toby Harrah, R (1, 5) OBP: 0.391, SLG: 0.477		0-0 F2		0-3 K			0-0 6-3			3	0	0	0	0	1	0
Bump Wills, S (1, 4) OBP: 0.355, SLG: 0.404		0-0 1B			0-0 3-1					3	1	2	0	0	0	0
Juan Beniquez, R (1, 8) OBP: 0.348, SLG: 0.435		0-0 F7			0-0 P4				0-0 BB 1B	3	0	1	1	0	0	1
Jim Sundberg, R (1, 2) OBP: 0.367, SLG: 0.393			0-0 G3		0-0 5-3			4-0 G5-4-3 BB		2	0	0	0	1	0	0

Inning Stats	R: 1	H: 1	E: 0	K: 1	S: 6	R: 0	H: 1	E: 0	K: 0	S: 4	R: 0	H: 1	E: 0	K: 1	S: 6	R: 0	H: 0	E: 1	K: 1	S: 5	R: 0	H: 0	E: 0	K: 0	S: 3	R: 0	H: 0	E: 0	K: 0	S: 3	R: 0	H: 2	E: 0	K: 0	S: 4	R: 0	H: 0	E: 0	K: 0	S: 2	1B: 3	2B: 1	3B: 0	HR: 1	SF: 0	SAC: 0	DP: 3	HBP: 0	WP: 0	PB: 0	SB: 0	CS: 0	PA: 32
	LOB: 0	BB: 0	P: 6	LOB: 1	BB: 0	P: 4	LOB: 1	BB: 0	P: 6	LOB: 0	BB: 0	P: 5	LOB: 0	BB: 0	P: 3	LOB: 0	BB: 0	P: 3	LOB: 0	BB: 0	P: 3	LOB: 0	BB: 0	P: 3	LOB: 1	BB: 1	P: 8	LOB: 0	BB: 1	P: 6	LOB: 0	BB: 1	P: 6	1B: 3 <td>2B: 1 <td>3B: 0 <td>HR: 1 <td>SF: 0 <td>SAC: 0 <td>DP: 3 <td>HBP: 0 <td>WP: 0 <td>PB: 0 <td>SB: 0 <td>CS: 0 <td>PA: 32</td> </td></td></td></td></td></td></td></td></td></td></td>	2B: 1 <td>3B: 0 <td>HR: 1 <td>SF: 0 <td>SAC: 0 <td>DP: 3 <td>HBP: 0 <td>WP: 0 <td>PB: 0 <td>SB: 0 <td>CS: 0 <td>PA: 32</td> </td></td></td></td></td></td></td></td></td></td>	3B: 0 <td>HR: 1 <td>SF: 0 <td>SAC: 0 <td>DP: 3 <td>HBP: 0 <td>WP: 0 <td>PB: 0 <td>SB: 0 <td>CS: 0 <td>PA: 32</td> </td></td></td></td></td></td></td></td></td>	HR: 1 <td>SF: 0 <td>SAC: 0 <td>DP: 3 <td>HBP: 0 <td>WP: 0 <td>PB: 0 <td>SB: 0 <td>CS: 0 <td>PA: 32</td> </td></td></td></td></td></td></td></td>	SF: 0 <td>SAC: 0 <td>DP: 3 <td>HBP: 0 <td>WP: 0 <td>PB: 0 <td>SB: 0 <td>CS: 0 <td>PA: 32</td> </td></td></td></td></td></td></td>	SAC: 0 <td>DP: 3 <td>HBP: 0 <td>WP: 0 <td>PB: 0 <td>SB: 0 <td>CS: 0 <td>PA: 32</td> </td></td></td></td></td></td>	DP: 3 <td>HBP: 0 <td>WP: 0 <td>PB: 0 <td>SB: 0 <td>CS: 0 <td>PA: 32</td> </td></td></td></td></td>	HBP: 0 <td>WP: 0 <td>PB: 0 <td>SB: 0 <td>CS: 0 <td>PA: 32</td> </td></td></td></td>	WP: 0 <td>PB: 0 <td>SB: 0 <td>CS: 0 <td>PA: 32</td> </td></td></td>	PB: 0 <td>SB: 0 <td>CS: 0 <td>PA: 32</td> </td></td>	SB: 0 <td>CS: 0 <td>PA: 32</td> </td>	CS: 0 <td>PA: 32</td>	PA: 32							

PITCHER	IP	WLS	BF	H	R	ER	SO	BB	IBB	HBP	BLK	WP	HR	S	P	ERA	WHIP
Dick Tidrow, R (1, 1) ERA: 3.33	7.0	W	27	5	2	2	3	1	0	0	0	0	1	32	36	2.57	0.857
Sparky Lyle, L (8, 1) ERA: 1.88	2.0	S	5	0	0	0	0	1	0	0	0	0	0	4	8	0.00	0.500

BOTTOM

New York Yankees @ Texas Rangers
Arlington Stadium, Arlington, TX
Sat Aug 20 1977, 8:05 PM EDT
Att. 34,004 - Unknown

livebaseballscores.com

AB	30
R	2
H	5
RBI	2
BB	2
SO	3
LOB	9



Batter	1	2	3	4	5	6	7	8	9	AB R H RBI BB SO LOB	TOP																													
Mickey Rivers, L (1, 8) OBP: 0.342, SLG: 0.425	0-0 F5		4-0 1B BB		0-0 L3			0-0 FC6-4 1B		3 0 1 0 1 0 0																														
Roy White, S (1, 7) OBP: 0.378, SLG: 0.437	0-0 4-3		0-0 FC6-4 1B			0-0 F9		0-0 F8		4 0 1 0 0 0 2																														
Thurman Munson, R (1, 2) OBP: 0.338, SLG: 0.444	0-3 K		0-0 FC6-4			0-0 4-3		0-0 FC6-4		4 0 0 0 0 1 4																														
Reggie Jackson, L (1, 9) OBP: 0.371, SLG: 0.552 Paul Blair, R (9, 9) OBP: 0.333, SLG: 0.442		0-3 K		0-0 FC1-6 2B		0-0 F5			0-0 G3	4 0 1 0 0 1 0 0 0 0 0 0 0 0																														
Chris Chambliss, L (1, 3) OBP: 0.347, SLG: 0.460		0-0 P6		0-0 FC1-6 2B			0-0 F7		0-0 FC6 1B	4 1 1 0 0 0 1																														
Graig Nettles, L (1, 5) OBP: 0.327, SLG: 0.485		0-0 HR		0-0 FC3-5 2B			0-0 F8		0-0 F8	4 1 2 2 0 0 1																														
Carlos May, L (1, 10) OBP: 0.307, SLG: 0.327		0-0 4-3		0-0 FC3-5-3			0-0 4-3		0-0 FC6	4 0 0 0 0 0 2																														
Willie Randolph, R (1, 4) OBP: 0.358, SLG: 0.412			0-0 6-3		0-0 F9			4-0 1B SH3-4 BB		2 0 0 0 1 0 0																														
Bucky Dent, R (1, 6) OBP: 0.318, SLG: 0.382			0-0 F9		0-0 F9			0-0 SH3-4		2 0 0 0 0 0 0																														
Inning Stats	R: 0 E: 0 K: 1 S: 5	H: 0 LOB: 0 BB: 0 P: 5	R: 1 E: 0 K: 1 S: 6	H: 1 LOB: 0 BB: 0 P: 6	R: 0 E: 0 K: 0 S: 4	H: 1 LOB: 2 BB: 1 P: 8	R: 1 E: 0 K: 0 S: 4	H: 2 LOB: 0 BB: 0 P: 4	R: 0 E: 0 K: 0 S: 3	H: 0 LOB: 0 BB: 0 P: 3	R: 0 E: 0 K: 0 S: 3	H: 0 LOB: 0 BB: 0 P: 3	R: 0 E: 0 K: 0 S: 3	H: 0 LOB: 0 BB: 0 P: 3	R: 0 E: 0 K: 0 S: 4	H: 1 LOB: 2 BB: 1 P: 8	R: 0 E: 0 K: 0 S: 4	H: 1 LOB: 1 BB: 0 P: 4	1B: 3 2B: 3 3B: 0 HR: 1	SF: 0 SAC: 1 DP: 1 HBP: 0	WP: 0 PB: 0 SB: 0 CS: 0	PA: 34																		
PITCHER Doyle Alexander, R (1, 1) ERA: 3.94	IP 9.0	WLS L	BF 34	H 6	R 2	ER 2	SO 2	BB 2	IBB 0	HBP 0	BLK 0	WP 0	HR 1	S 36	P 44	ERA 2.00	WHIP 0.889						PITCHER	IP 9.0	WLS L	BF 34	H 6	R 2	ER 2	SO 2	BB 2	IBB 0	HBP 0	BLK 0	WP 0	HR 1	S 36	P 44	ERA 2.00	WHIP 0.889

New York Yankees @ Texas Rangers
Arlington Stadium, Arlington, TX
Sun Aug 21 1977, 8:05 PM EDT
Att: 27,004 - Unknown

livebaseballscorecards.com

AB	31
R	2
H	6
RBI	2
BB	2
SO	2
LOB	10



Batter	1	2	3	4	5	6	7	8	9	AB	R	H	RBI	BB	SO	LOB
Mike Hargrove, L (1, 3) OBP: 0.413, SLG: 0.452	0-0 1-3		0-0 FC1-6 1B		0-0 F5			0-0 SH4-3		3	0	1	0	0	0	1
Bert Campaneris, R (1, 6) OBP: 0.312, SLG: 0.339	0-3 K		0-0 FC1-6 1-2f			0-0 CS 1B		0-3 K		4	0	1	0	0	2	2
Juan Beniquez, R (1, 8) OBP: 0.352, SLG: 0.437	4-0 CS BB		0-3 K			0-0 CS 1B		0-0 CS 1B		3	0	2	1	1	1	1
Willie Horton, R (1, 10) OBP: 0.347, SLG: 0.430	0-0 CS	4-0 WP BB		0-3 K		0-3 K		0-3 K		3	0	0	0	1	3	3
Toby Harrah, R (1, 5) OBP: 0.390, SLG: 0.473		0-3 K		0-0 P4		0-0 L7			4-0 BB	3	0	0	0	1	1	2
Kurt Bevacqua, R (1, 7) OBP: 0.333, SLG: 0.543		0-3 K2-3		0-0 F9			0-0 F8		0-0 F9	4	0	0	0	0	1	2
Tom Grieve, R (1, 9) OBP: 0.278, SLG: 0.343		4-0 BB		0-0 5-3			0-3 K		0-3 K	3	0	0	0	1	2	1
Bump Wills, S (1, 4) OBP: 0.354, SLG: 0.403		0-0 4-3		0-0 S 1B			0-3 K		0-0 P3	4	0	1	0	0	1	3
Jim Sundberg, R (1, 2) OBP: 0.367, SLG: 0.390			0-0 6-3		0-0 F8			4-0 SH4-3 1B BB		2	1	0	0	1	0	1

Inning Stats	R: 0	H: 0	E: 0	K: 1	S: 4	LOB: 0	BB: 1	P: 8	R: 0	H: 0	E: 0	K: 2	S: 7	LOB: 2	BB: 2	P: 15	R: 0	H: 1	E: 0	K: 1	S: 6	LOB: 1	BB: 0	P: 6	R: 0	H: 0	E: 0	K: 1	S: 5	LOB: 0	BB: 0	P: 5	R: 0	H: 2	E: 0	K: 1	S: 6	LOB: 1	BB: 0	P: 6	R: 0	H: 0	E: 0	K: 2	S: 7	LOB: 0	BB: 0	P: 7	R: 1	H: 1	E: 0	K: 2	S: 8	LOB: 1	BB: 1	P: 12	R: 0	H: 0	E: 0	K: 1	S: 5	LOB: 1	BB: 1	P: 9	1B: 5	2B: 0	3B: 0	HR: 0	SF: 0	SAC: 1	DP: 0	HBP: 0	WP: 3	PB: 0	SB: 1	CS: 3	PA: 36
PITCHER	IP	WLS	BF	H	R	ER	SO	BB	IBB	HBP	BLK	WP	HR	S	P	ERA	WHIP																																																												
Ron Guidry, L (1, 1) ERA: 3.31	7.0	W	27	4	1	1	8	4	0	0	0	2	0	39	55	1.29	1.143																																																												
Sparky Lyle, L (8, 1) ERA: 1.84	2.0	S	8	1	0	0	3	1	0	0	0	1	0	13	17	0.00	1.000																																																												

BOTTOM

New York Yankees @ Texas Rangers
Arlington Stadium, Arlington, TX
Sun Aug 21 1977, 8:05 PM EDT
Att. 27,004 - Unknown

livebaseballscores.com

AB	29
R	1
H	5
RBI	1
BB	5
SO	11
LOB	16



Batter	1	2	3	4	5	6	7	8	9	AB R H RBI BB SO LOB	TOP													
Mickey Rivers, L (1, 8) OBP: 0.342, SLG: 0.430	0-0 F9		0-0 L5			0-0 HR		0-0 4-3		4 1 1 1 0 0 0														
Roy White, S (1, 7) OBP: 0.374, SLG: 0.433	0-3 K		0-0 F9			0-0 4-3		0-0 6-3		4 0 0 0 0 1 0														
Thurman Munson, R (1, 2) OBP: 0.342, SLG: 0.446	4-0 BB BB			0-0 7-4 1B		0-0 F7		0-0 1B		3 0 2 0 1 0 0														
Reggie Jackson, L (1, 9) OBP: 0.370, SLG: 0.548	4-0 BB BB			0-0 7-4		0-0 4-3		0-0 F7		3 0 0 0 1 0 2														
Paul Blair, R (8, 9) OBP: 0.333, SLG: 0.442	1-2 FC6-4 BB			1-2f						0 0 0 0 0 0 0														
Chris Chambliss, L (1, 3) OBP: 0.346, SLG: 0.465	0-0 FC6-4			0-0 G3			0-0 HR		0-0 3-1	4 1 1 1 0 0 2														
Graig Nettles, L (1, 5) OBP: 0.325, SLG: 0.481		0-0 F9			0-0 F9		0-0 P6		0-0 P4	4 0 0 0 0 0 0														
Carlos May, L (1, 10) OBP: 0.306, SLG: 0.326		0-3 K			0-0 HR		0-0 5-3		0-0 FC6-4 1B	1 0 0 0 0 1 0														
Lou Piniella, R (5, PH) OBP: 0.370, SLG: 0.484										3 1 2 1 0 0 0														
Willie Randolph, R (1, 4) OBP: 0.357, SLG: 0.411		0-0 F8			0-3 K		0-0 1B		0-0 FC6-4	4 0 1 0 0 1 1														
Bucky Dent, R (1, 6) OBP: 0.315, SLG: 0.379			0-0 P6			0-0 F8		0-0 F8		3 0 0 0 0 0 1														
Inning Stats	R: 0 E: 0 K: 1 S: 5	H: 0 LOB: 2 BB: 2 P: 13	R: 0 E: 0 K: 1 S: 5	H: 0 LOB: 0 BB: 0 P: 5	R: 0 E: 0 K: 0 S: 3	H: 0 LOB: 0 BB: 0 P: 3	R: 0 E: 0 K: 0 S: 3	H: 1 LOB: 0 BB: 0 P: 3	R: 1 E: 0 K: 1 S: 6	H: 1 LOB: 0 BB: 0 P: 6	R: 1 E: 0 K: 0 S: 4	H: 1 LOB: 0 BB: 0 P: 4	R: 1 E: 0 K: 0 S: 5	H: 2 LOB: 1 BB: 0 P: 5	R: 0 E: 0 K: 0 S: 4	H: 1 LOB: 1 BB: 0 P: 4	R: 0 E: 0 K: 0 S: 4	H: 1 LOB: 1 BB: 0 P: 4	1B: 4 2B: 1 3B: 0 HR: 3	SF: 0 SAC: 0 DP: 1 HBP: 0	WP: 0 PB: 0 SB: 0 CS: 0	PA: 35		
PITCHER Francisco Barrios, R (1, 1) ERA: 4.21	IP: 9.0 WLS: W BF: 35 H: 7 R: 3 ER: 3 SO: 3 BB: 2 IBB: 0 HBP: 0 BLK: 0 WP: 0 HR: 3 S: 39 P: 47 ERA: 3.00 WHIP: 1.000																							

New York Yankees @ Chicago White Sox
Comiskey Park, Chicago, IL
Mon Aug 22 1977, 8:05 PM EDT
Att: 45,443 - Unknown

livebaseballscorecards.com

AB 33
R 3
H 7
RBI 3
BB 2
SO 3
LOB 6



Batter	1	2	3	4	5	6	7	8	9
Ralph Garr, L (1, 7) OBP: 0.320, SLG: 0.433	0-0 G3		0-0 L8			0-0 4-3		0-0 CS 1B	
Alan Bannister, R (1, 6) OBP: 0.361, SLG: 0.367	0-0 L4			0-0 4-3		0-0 1B		0-0 1-2 E 1B	
Richie Zisk, R (1, 9) OBP: 0.381, SLG: 0.564	0-0 3B			0-0 2-3		0-0 F3		0-0 1-H E 1B	
Oscar Gamble, L (1, 10) OBP: 0.368, SLG: 0.578	0-0 F9			0-3 K			0-0 2B 2B	0-0 2-H E FC3 1B	
Eric Soderholm, R (1, 5) OBP: 0.348, SLG: 0.490		0-0 5-3			0-0 F8		0-0 P4	4-0 FC3 IBB	
Jim Spencer, L (1, 3) OBP: 0.295, SLG: 0.427		0-0 P4			0-0 1B		0-0 P5	0-0 1-2 3-H FC3	
Chet Lemon, R (1, 8) OBP: 0.352, SLG: 0.476		0-0 5-3			0-3 K		4-0 BB 2B	0-0 F8	
Jack Brohamer, L (1, 4) OBP: 0.345, SLG: 0.359			0-0 F8		0-0 4-3		0-0 1-H 2-H 2B	0-0 F7	
Lamar Johnson, R (7, PH) OBP: 0.352, SLG: 0.549									
Don Kessinger, S (7, PR) OBP: 0.310, SLG: 0.266									
Brian Downing, R (1, 2) OBP: 0.397, SLG: 0.408			0-0 5-3			0-0 F8	0-0 F8		

Inning Stats	R: 0	H: 1	E: 0	LOB: 1	K: 0	BB: 0	S: 4	P: 4
	R: 0	H: 0	E: 0	LOB: 0	K: 0	BB: 0	S: 3	P: 3
	R: 0	H: 0	E: 0	LOB: 0	K: 0	BB: 0	S: 3	P: 3
	R: 0	H: 0	E: 0	LOB: 0	K: 1	BB: 0	S: 5	P: 5
	R: 0	H: 1	E: 0	LOB: 1	K: 1	BB: 0	S: 6	P: 6
	R: 0	H: 1	E: 0	LOB: 1	K: 0	BB: 0	S: 4	P: 4
	R: 2	H: 2	E: 0	LOB: 1	K: 0	BB: 1	S: 5	P: 9
	R: 3	H: 4	E: 2	LOB: 2	K: 0	BB: 1	S: 7	P: 11

PITCHER	IP	WLS	BF	H	R	ER	SO	BB	IBB	HBP	BLK	WP	HR	S	P	ERA	WHIP
Ed Figueroa, R (1, 1) ERA: 3.55	7.1	L	30	8	4	3	2	1	0	0	0	0	0	33	37	3.68	1.227
Sparky Lyle, L (8, 1) ERA: 1.83	0.2		5	1	1	0	0	0	1	0	0	0	0	4	8	0.00	1.500

BOTTOM


New York Yankees @ Chicago White Sox
Comiskey Park, Chicago, IL

Mon Aug 22 1977, 8:05 PM EDT
Att. 45,443 - Unknown

AB	R	H	RBI	BB	SO	LOB
4	0	1	0	0	0	0
4	1	2	0	0	0	0
4	1	2	0	0	0	1
4	2	2	1	0	1	1
3	0	0	0	1	0	1
4	0	1	1	0	0	2
3	1	0	0	1	1	3
2	0	0	0	0	0	1
1	0	1	2	0	0	0
1	0	0	0	0	0	2
3	0	0	0	0	0	1

AB	33
R	5
H	9
RBI	4
BB	2
SO	2
LOB	12

livebaseballscorecards.com



WP	PA
0	35

Batter	1	2	3	4	5	6	7	8	9	AB R H RBI BB SO LOB	TOP											
Mickey Rivers, L (1, 8) OBP: 0.349, SLG: 0.437	0-0 FC1-6 1B	0-0 FC5-4 1B			0-0 1-2 1B		0-0 2-H 1B		0-0 BB 1B	5 0 5 3 0 0 0												
Roy White, S (1, 7) OBP: 0.370, SLG: 0.428	0-0 FC1-6 1-2f G5-4-3	0-0 FC5-4 1-2f			0-0 F8		0-0 F7		0-0 F8	5 0 0 0 0 0 7												
Thurman Munson, R (1, 2) OBP: 0.340, SLG: 0.445	0-0 G5-4-3 1-2f			0-0 1-3	0-0 L6-4 2-3			0-0 1B 2B	0-0 P6	5 1 1 0 0 0 4												
Reggie Jackson, L (1, 10) OBP: 0.373, SLG: 0.546		4-0 S 1B BB		0-0 4-3		0-3 K		0-0 E SH3 HR 1B	4-0 1-2 BB	3 2 1 1 2 1 0												
Lou Piniella, R (1, 9) OBP: 0.372, SLG: 0.484		0-0 1-H 1B		0-0 PO 1B		0-0 F8		0-0 SH3 1-2	0-0 P6	4 0 2 1 0 0 2												
Chris Chambliss, L (1, 3) OBP: 0.345, SLG: 0.462		4-0 4-3 1B BB		0-0 PO 1-2	0-0 F8		0-0 4-3	0-0 E4 HR		3 2 0 0 1 0 1												
Graig Nettles, L (1, 5) OBP: 0.328, SLG: 0.492		0-0 1-2 1B 1B		0-0 L3			0-0 1B 2B	0-0 1-H 3-H HR		4 3 3 3 0 0 0												
Willie Randolph, R (1, 4) OBP: 0.354, SLG: 0.407		0-0 4-3		0-0 5-3			0-0 5-3	0-3 K		4 0 0 0 0 1 3												
Bucky Dent, R (1, 6) OBP: 0.317, SLG: 0.379		4-0 1B BB			0-0 L6-4 1B 1B		0-0 P2	0-0 6-3		3 0 1 0 1 0 1												
Inning Stats	R: 0 E: 0 K: 0 S: 3	H: 1 LOB: 0 BB: 0 P: 3	R: 3 E: 0 K: 0 S: 5	H: 3 LOB: 2 BB: 3 P: 17	R: 0 E: 0 K: 0 S: 3	H: 1 LOB: 0 BB: 0 P: 3	R: 0 E: 0 K: 0 S: 3	H: 0 LOB: 0 BB: 0 P: 3	R: 0 E: 0 K: 0 S: 4	H: 2 LOB: 1 BB: 0 P: 4	R: 0 E: 0 K: 1 S: 5	H: 0 LOB: 0 BB: 0 P: 5	R: 1 E: 0 K: 0 S: 5	H: 2 LOB: 1 BB: 0 P: 5	R: 4 E: 1 K: 1 S: 9	H: 3 LOB: 0 BB: 0 P: 9	R: 0 E: 0 K: 0 S: 4	H: 1 LOB: 2 BB: 1 P: 8	1B: 10 2B: 3 3B: 0 HR: 1	SF: 0 SAC: 1 DP: 2 HBP: 0	WP: 0 PB: 0 SB: 1 CS: 0	PA: 42
PITCHER	IP WLS BF H R ER SO BB IBB HBP BLK WP HR S P ERA WHIP																					
Wilbur Wood, L (1, 1) ERA: 4.59	7.0 L 31 11 6 6 1 3 0 0 0 0 0 0 30 42 7.71 2.000																					
Lerrin LaGrow, R (8, 1) ERA: 2.79	1.0 5 1 2 1 1 0 0 0 0 0 0 1 7 7 9.00 1.000																					
Don Kirkwood, R (9, 1) ERA: 5.89	1.0 5 1 0 0 0 0 1 0 0 0 0 0 4 8 0.00 2.000																					

New York Yankees @ Chicago White Sox
 Comiskey Park, Chicago, IL
 Tue Aug 23 1977, 8:05 PM EDT
 Att: 39,340 - Unknown

AB	36
R	8
H	13
RBI	8
BB	4
SO	2
LOB	18



livebaseballscorecards.com

Batter	1	2	3	4	5	6	7	8	9	AB R H RBI BB SO LOB
Ralph Garr, L (1, 7) OBP: 0.318, SLG: 0.430	0-0 F9		0-0 G3		0-0 F5		0-0 3-1		0-0 E 1B	5 0 1 1 0 0 1
Alan Bannister, R (1, 6) OBP: 0.359, SLG: 0.365	0-0 6-3		0-0 6-3		0-0 F8		0-0 6-3		0-0 E1 FC4-6 1B	5 0 1 0 0 0 1
Jorge Orta, L (1, 4) OBP: 0.341, SLG: 0.422	0-0 FC4 1B		0-0 FC5-4 1B		0-0		0-0 F8		0-0 FC4-6 1-2f	5 0 3 1 0 0 2
Richie Zisk, R (1, 9) OBP: 0.378, SLG: 0.559	0-0 FC4 1-2f		0-0 FC5-4 1-2f		0-0 F8			0-0 F8		4 0 0 0 0 0 3
Oscar Gamble, L (1, 10) OBP: 0.364, SLG: 0.571		0-0 6-3		0-0 F7		0-3 K		0-0 1-6-3		4 0 0 0 0 1 0
Eric Soderholm, R (1, 5) OBP: 0.352, SLG: 0.496		0-0 4-3		0-0 G3 1B		0-0 FC6-4 1B		0-0		4 1 3 0 0 0 0
Jim Spencer, L (1, 3) OBP: 0.294, SLG: 0.426		0-0 4-3		0-0 G3 1-2		0-0 FC6-4 1B		0-0 F9		4 0 1 0 0 0 2
Chet Lemon, R (1, 8) OBP: 0.354, SLG: 0.475			4-0 2B G3 BB	0-0 FC6-4 1B		0-0 FC6-4 1-2f 2-3		0-0 5-3		3 1 1 1 1 0 2
Brian Downing, R (1, 2) OBP: 0.396, SLG: 0.415			0-0 G3 1B	0-0 FC6-4 1-2f		0-3 K		0-3 K		3 1 1 0 0 1 3
Royle Stillman, L (9, PH) OBP: 0.310, SLG: 0.386			1-3 1B 2B		1-2					1 0 0 0 0 1 0

Inning Stats	R: 0	H: 1	E: 0	LOB: 1	K: 0	BB: 0	S: 4	P: 4
	R: 0	H: 0	E: 0	LOB: 0	K: 0	BB: 0	S: 3	P: 3
	R: 2	H: 2	E: 0	LOB: 1	K: 0	BB: 1	S: 5	P: 9
	R: 1	H: 2	E: 0	LOB: 1	K: 0	BB: 0	S: 5	P: 5
	R: 0	H: 1	E: 0	LOB: 1	K: 0	BB: 0	S: 4	P: 4
	R: 0	H: 2	E: 0	LOB: 2	K: 2	BB: 0	S: 9	P: 9
	R: 0	H: 0	E: 0	LOB: 0	K: 0	BB: 0	S: 3	P: 3
	R: 0	H: 1	E: 1	LOB: 1	K: 1	BB: 0	S: 7	P: 7

PITCHER	IP	WLS	BF	H	R	ER	SO	BB	IBB	HBP	BLK	WP	HR	S	P	ERA	WHIP
Mike Torrez, R (1, 1) ERA: 3.88	9.0	W	39	11	3	3	3	1	0	0	0	0	0	44	48	3.00	1.333


BOTTOM

New York Yankees @ Chicago White Sox
Comiskey Park, Chicago, IL

Tue Aug 23 1977, 8:05 PM EDT
Att. 39,340 - Unknown

livebaseballscorecards.com

AB	38
R	3
H	11
RBI	3
BB	1
SO	3
LOB	14



WP	HR	S	P	ERA	WHIP
0	0	0	0	3.00	1.333

Batter	1	2	3	4	5	6	7	8	9	AB R H RBI BB SO LOB	TOP
Lyman Bostock, L (1, 7) X OBP: 0.388, SLG: 0.512	0-0 SF8 3B		0-0 E3 G4-3		4-0 FC6-4 BB			0-0 F7		3 1 1 0 1 0 0	Minnesota Twins @ New York Yankees Yankee Stadium, Bronx, NY Wed Aug 24 1977, 7:05 PM EDT Att. 26,676 - Unknown - 71 F
Roy Smalley, S (1, 6) X OBP: 0.330, SLG: 0.328	0-0 SF8		0-0 G4-3		0-0 FC6-4			0-0 3-1		3 0 0 1 0 0 3	
Rod Carew, L (1, 3) X OBP: 0.446, SLG: 0.574	0-0 FC6 1B		0-0 F5				0-0 F5	4-0 BB		3 0 1 0 1 0 0	
Butch Wynegar, S (1, 2) X OBP: 0.355, SLG: 0.375	0-0 F8			0-0 F9			0-0 4-3	0-0 L8		4 0 0 0 0 0 2	
Glenn Adams, L (1, 10) X OBP: 0.371, SLG: 0.479	0-0 FC6			0-0 F8			0-0 5-3		0-0 G3	4 0 0 0 0 0 1	
Larry Hisle, R (1, 8) OBP: 0.366, SLG: 0.524		0-3 K		0-0 F3			4-0 BB		0-0 P6	3 0 0 0 1 1 0	
Rich Chiles, L (1, 9) OBP: 0.325, SLG: 0.337		0-0 2B			0-0 P5			0-0 P6	0-0 4-3	4 0 1 0 0 0 1	
Mike Cabbage, L (1, 5) OBP: 0.332, SLG: 0.404		0-0 P6			0-0 BB 1B			0-0 P4		3 0 1 0 0 0 2	
Bob Randall, R (1, 4) OBP: 0.275, SLG: 0.282		0-0 F7			0-0 F7			0-3 K		3 0 0 0 0 1 3	
Inning Stats	R: 1 H: 2 E: 0 LOB: 1 K: 0 BB: 0 S: 5 P: 5	R: 0 H: 1 E: 0 LOB: 1 K: 1 BB: 0 S: 6 P: 6	R: 0 H: 0 E: 1 LOB: 0 K: 0 BB: 0 S: 3 P: 3	R: 0 H: 0 E: 0 LOB: 0 K: 0 BB: 0 S: 3 P: 3	R: 0 H: 1 E: 0 LOB: 2 K: 0 BB: 1 S: 4 P: 8	R: 0 H: 0 E: 0 LOB: 0 K: 0 BB: 0 S: 3 P: 3	R: 0 H: 0 E: 0 LOB: 1 K: 1 BB: 1 S: 5 P: 9	R: 0 H: 0 E: 0 LOB: 1 K: 0 BB: 1 S: 3 P: 7	R: 0 H: 0 E: 0 LOB: 0 K: 0 BB: 0 S: 3 P: 3	1B: 2 SF: 1 2B: 1 SAC: 0 3B: 1 DP: 1 HR: 0 HBP: 0	WP: 0 PA: 34 PB: 0 SB: 0 CS: 0
PITCHER Catfish Hunter, R (1, 1) ERA: 4.41	IP WLS BF H R ER SO BB IBB HBP BLK WP HR S P ERA WHIP 9.0 W 34 4 1 1 2 3 0 0 0 0 0 0 35 47 1.00 0.778										

livebaseballscorecards.com

AB	30
R	1
H	4
RBI	1
BB	3
SO	2
LOB	12



Minnesota Twins @ New York Yankees
 Yankee Stadium, Bronx, NY
 Thu Aug 25 1977, 7:05 PM EDT
 Att. 38,846 - Unknown - 72 F

livebaseballscorecards.com

AB	40
R	4
H	13
RBI	4
BB	2
SO	5
LOB	27



Batter	1	2	3	4	5	6	7	8	9	AB	R	H	RBI	BB	SO	LOB	TOP															
Larry Hisle, R (1, 8) OBP: 0.366, SLG: 0.523	0-0 1-3	0-0 FC6-4			0-0 2B 1B	0-0 F7		0-0 1-3 2-H 3-H 1B		5	0	2	2	0	0	3																
Roy Smalley, S (1, 6) OBP: 0.329, SLG: 0.325	4-0 WP BB		0-0 L4		0-0 F8		0-0 F8	0-0 F9		4	0	0	0	1	0	3																
Rod Carew, L (1, 3) OBP: 0.442, SLG: 0.569	0-3 K		0-0 G3		0-0 L7		0-0 F7		0-0 4-3	5	0	0	0	0	1	2																
Lyman Bostock, L (1, 7) OBP: 0.390, SLG: 0.515	0-0 G3		0-0 1B		0-0 1-3 2B		0-0 F7		0-0 1B 1B	5	0	3	0	0	0	1																
Glenn Adams, L (1, 10) OBP: 0.374, SLG: 0.495		0-0 HR		0-0 6-3		0-0 P6		0-0 BB 1B 1B	0-0 1-2 1B	4	2	2	1	0	0	3																
Jerry Terrell, R (9, PH) OBP: 0.268, SLG: 0.270										1	0	1	0	0	0	0																
Butch Wynegar, S (1, 2) OBP: 0.356, SLG: 0.374		0-0 6-3		0-3 K		1-0 G3 4-3 1B HBP		0-0 1-2 BB 1B	0-3 K	4	2	1	0	0	2	2																
Rich Chiles, L (1, 9) OBP: 0.329, SLG: 0.341		0-0 1B 1B		0-0 4-3 1B		0-0 4-3		0-0 1-2 BB	4-0 1B 1-2 2-3 BB	3	0	2	0	0	0	1																
Dan Ford, R (8, PH) OBP: 0.349, SLG: 0.444									0-0 F9	1	0	0	0	1	0	2																
Mike Cubbage, L (1, 5) OBP: 0.329, SLG: 0.401		0-3 K		0-0 4-3		0-0 G3		0-3 K		3	0	0	0	0	1	3																
Craig Kusick, R (8, PH) OBP: 0.366, SLG: 0.434				0-0 1-2 1B		0-0 2-3				1	0	0	0	0	1	3																
Bob Randall, R (1, 4) OBP: 0.278, SLG: 0.286		0-0 FC6-4 1B		0-0 5-3		0-0 PB 1B		0-0 P4		4	0	2	1	0	0	4																
Inning Stats	R: 0 E: 0 K: 1 S: 5	H: 0 LOB: 1 BB: 1 P: 9	R: 1 E: 0 K: 1 S: 8	H: 3 LOB: 2 BB: 0 P: 8	R: 0 E: 0 K: 0 S: 4	H: 1 LOB: 1 BB: 0 P: 4	R: 0 E: 0 K: 1 S: 6	H: 1 LOB: 1 BB: 0 P: 6	R: 0 E: 0 K: 0 S: 5	H: 2 LOB: 2 BB: 0 P: 5	R: 1 E: 0 K: 0 S: 4	H: 1 LOB: 1 BB: 0 P: 5	R: 0 E: 0 K: 0 S: 3	H: 0 LOB: 0 BB: 0 P: 3	R: 2 E: 0 K: 1 S: 8	H: 3 LOB: 2 BB: 1 P: 12	R: 0 E: 0 K: 1 S: 7	H: 2 LOB: 2 BB: 0 P: 7	1B: 11 2B: 1 3B: 0 HR: 1	SF: 0 SAC: 0 DP: 0 HBP: 1	WP: 1 PB: 1 SB: 0 CS: 0	PA: 43										
PITCHER	IP WLS BF H R ER SO BB IBB HBP BLK WP HR S P ERA WHIP																	IP WLS BF H R ER SO BB IBB HBP BLK WP HR S P ERA WHIP														
Dick Tidrow, R (1, 1) ERA: 3.36	7.0	32	9	3	3	3	1	0	1	0	1	1	36	41	3.86	1.429																
Sparky Lyle, L (8, 1) ERA: 1.88	2.0	W	11	4	1	1	2	1	0	0	0	0	14	18	4.50	2.500																

Batter	1	2	3	4	5	6	7	8	9	AB	R	H	RBI	BB	SO	LOB
Mickey Rivers, L OBP: 0.356, SLG: 0.451 (1, 8)	0-0 1-3		0-0 1B G6-4-3		0-0 1B L5-3		0-0 1B FC3			4	1	3	2	0	0	0
Graig Nettles, L OBP: 0.328, SLG: 0.488 (1, 5)	0-3 K		0-0 1B G6-4-3		0-0 1-2 L5-3		0-0 1-2f FC3			4	0	1	0	0	1	2
Thurman Munson, R OBP: 0.338, SLG: 0.443 (1, 2)	0-0 HBP 2B 1B		0-0 1-2f 3-H G6-4-3		0-0 5-3		0-0 5-3		0-0 1B 2B	4	2	2	0	0	0	1
Reggie Jackson, L OBP: 0.374, SLG: 0.542 (1, 10)	1-0 2B 1-2 HBP		0-0 F9		0-0 5-3		0-0 5-3		0-0 2B 1B	3	1	1	1	0	0	0
Lou Piniella, R OBP: 0.364, SLG: 0.476 (1, 9)	0-0 1-3 2-H 2B		0-0 K		0-0 6-3		0-0 6-3		0-0 L7	4	0	1	1	0	1	1
Chris Chambliss, L OBP: 0.345, SLG: 0.467 (1, 3)	0-0 F8		0-0 1B		0-0 1B		0-0 E4 1-3 SH3-4 1B		0-0 FC6-4 1-H 2B	4	1	2	1	0	0	2
Roy White, S OBP: 0.376, SLG: 0.437 (1, 7)		0-0 5-3		0-0 L5		0-0 SH3-4		4-0 FC6-4 IBB 2B		2	0	0	0	1	0	1
Willie Randolph, R OBP: 0.356, SLG: 0.406 (1, 4)		0-0 G5-4-3 1B		0-0 4-3		4-0 1-3 1B BB		0-0 FC6-4 1-2f 2-3		3	1	1	0	1	0	3
Bucky Dent, R OBP: 0.318, SLG: 0.387 (1, 6)		0-0 G5-4-3		0-0 4-3		0-0 1-3		0-3 K		4	0	0	0	0	1	5

Inning Stats	R: 1	H: 2	E: 0	K: 1	S: 7	LOB: 2	BB: 0	P: 8	R: 0	H: 1	E: 0	K: 0	S: 3	LOB: 0	BB: 0	P: 3	R: 1	H: 2	E: 0	K: 0	S: 4	LOB: 0	BB: 0	P: 4	R: 0	H: 1	E: 0	K: 1	S: 6	LOB: 1	BB: 0	P: 6	R: 0	H: 1	E: 0	K: 0	S: 3	LOB: 0	BB: 0	P: 3	R: 2	H: 1	E: 1	K: 0	S: 5	LOB: 1	BB: 1	P: 9	R: 2	H: 3	E: 0	K: 1	S: 8	LOB: 2	BB: 1	P: 12
--------------	------	------	------	------	------	--------	-------	------	------	------	------	------	------	--------	-------	------	------	------	------	------	------	--------	-------	------	------	------	------	------	------	--------	-------	------	------	------	------	------	------	--------	-------	------	------	------	------	------	------	--------	-------	------	------	------	------	------	------	--------	-------	-------

PITCHER	IP	WLS	BF	H	R	ER	SO	BB	IBB	HBP	BLK	WP	HR	S	P	ERA	WHIP
Geoff Zahn, L ERA: 4.62 (1, 1)	7.0		29	8	4	2	2	1	0	0	0	0	0	31	36	2.57	1.286
Tom Johnson, R ERA: 2.97 (8, 1)	0.1	L	5	3	2	2	0	0	1	0	0	0	0	4	8	54.00	9.000
Ron Schueler, R ERA: 4.56 (8, 1)	0.2		2	0	0	0	1	0	0	0	0	0	0	4	4	0.00	0.000


BOTTOM

Minnesota Twins @ New York Yankees
 Yankee Stadium, Bronx, NY

Thu Aug 25 1977, 7:05 PM EDT
 Att: 38,846 - Unknown - 72 F

AB	32
R	6
H	11
RBI	5
BB	2
SO	3
LOB	15

WP: 0 PA: 36
 PB: 0 SB: 0
 CS: 0



PITCHER	IP	WLS	BF	H	R	ER	SO	BB	IBB	HBP	BLK	WP	HR	S	P	ERA	WHIP
---------	----	-----	----	---	---	----	----	----	-----	-----	-----	----	----	---	---	-----	------

Batter	1	2	3	4	5	6	7	8	9	AB R H RBI BB SO LOB	TOP											
Mike Hargrove, L (1, 3) <small>OBP: 0.416, SLG: 0.460</small> Tom Grieve, R (9, PH) <small>OBP: 0.276, SLG: 0.337</small>	0-0 F7		0-0 G4-6-3		0-0 HR		0-0 6-3		0-0 P6	4 1 1 1 0 0 2 1 0 0 0 0 0 0												
Bert Campaneris, R (1, 6) <small>OBP: 0.312, SLG: 0.339</small>	0-0 F9			0-0 1B HR 1B		0-0 6-3		0-0 L6		4 1 1 1 0 0 1												
Bump Wills, S (1, 4) <small>OBP: 0.357, SLG: 0.406</small>	0-3 K			0-0 1-2 HR 1B		0-3 K		4-0 BB		3 1 1 0 1 2 0												
Willie Horton, R (1, 10) <small>OBP: 0.343, SLG: 0.426</small>		0-0 1B		0-3 K		0-0 3B 1B		0-0 F9		4 1 2 0 0 1 4												
Toby Harrah, R (1, 5) <small>OBP: 0.387, SLG: 0.478</small>		0-3 K		0-0 1-H 2-H HR		0-0 3B		0-0 6-3		4 1 2 4 0 1 1												
Jim Sundberg, R (1, 2) <small>OBP: 0.367, SLG: 0.390</small>		0-0 F9		0-0 F9		0-0 P4		0-0 P4		4 0 0 0 0 0 2												
Claudell Washington, L (1, 7) <small>OBP: 0.328, SLG: 0.440</small>		0-0 4-3		0-0 6-3		4-0 IBB		0-0 4-3		3 0 0 0 1 0 1												
Juan Beniquez, R (1, 8) <small>OBP: 0.345, SLG: 0.427</small>			0-0 P6		0-0 F9		0-0 F7		4-0 CS BB	3 0 0 0 1 0 2												
Dave May, L (1, 9) <small>OBP: 0.316, SLG: 0.347</small> Kurt Bevacqua, R (9, PH) <small>OBP: 0.357, SLG: 0.537</small>			0-0 G4-6-3 1B		0-0 6-3		0-0 6-3 1B		0-3 K	3 0 2 0 0 0 0 1 0 0 0 0 1 1												
Inning Stats	R: 0 E: 0 K: 1 S: 5	H: 0 LOB: 0 BB: 0 P: 5	R: 0 E: 0 K: 1 S: 6	H: 1 LOB: 1 BB: 0 P: 6	R: 0 E: 0 K: 0 S: 3	H: 1 LOB: 0 BB: 0 P: 3	R: 3 E: 0 K: 1 S: 8	H: 3 LOB: 0 BB: 0 P: 8	R: 1 E: 0 K: 0 S: 4	H: 1 LOB: 0 BB: 0 P: 4	R: 1 E: 0 K: 1 S: 7	H: 2 LOB: 2 BB: 1 P: 11	R: 0 E: 0 K: 0 S: 4	H: 1 LOB: 2 BB: 1 P: 8	R: 0 E: 0 K: 0 S: 3	H: 0 LOB: 0 BB: 0 P: 3	R: 0 E: 0 K: 1 S: 4	H: 0 LOB: 0 BB: 1 P: 8	1B: 6 2B: 0 3B: 1 HR: 2	SF: 0 SAC: 0 DP: 1 HBP: 0	WP: 0 PB: 0 SB: 1 CS: 1	PA: 37
PITCHER	IP WLS BF H R ER SO BB IBB HBP BLK WP HR S P ERA WHIP																					
Ed Figueroa, R (1, 1) <small>ERA: 3.65</small> Ken Clay, R (6, 1) <small>ERA: 4.29</small> Sparky Lyle, L (9, 1) <small>ERA: 1.86</small>	5.0 3.0 1.0	WLS W S	BF 15 2	H 3 0	R 1 0	ER 1 0	SO 3 1 1	BB 0 2 0	IBB 0 1 0	HBP 0 0 0	BLK 0 0 0	WP 0 0 0	HR 2 0 0	S 26 14 4	P 26 26 4	ERA 7.20 3.00 0.00	WHIP 1.200 1.667 0.000					

Texas Rangers @ New York Yankees
 Yankee Stadium, Bronx, NY
 Fri Aug 26 1977, 7:05 PM EDT
 Att: 29,000 - Unknown

livebaseballscorecards.com

AB	34
R	5
H	9
RBI	5
BB	3
SO	5
LOB	14



Batter	1	2	3	4	5	6	7	8	9
Mickey Rivers, L (1, 8) OBP: 0.358, SLG: 0.452	0-0 F7		4-0 FC5-4 BB		0-0 L3		0-0 FC6-4 1B	0-0 3B 1B	
Graig Nettles, L (1, 5) OBP: 0.327, SLG: 0.489	0-0 F2		0-0 F3		0-0 F2		0-0 E4 FC6-4 1B	0-0 1-H 3B	
Thurman Munson, R (1, 2) OBP: 0.335, SLG: 0.438	0-0 F8		0-0 FC5-4 WP 1-2f		0-0 F7		0-0 FC6-4 1B SF9 1-2f 3-H	0-0 G3	
Reggie Jackson, L (1, 10) OBP: 0.375, SLG: 0.540		0-0 4-3	0-0 F8 1-3			4-0 F9 1B 1B BB	0-0 S 1B		
Lou Piniella, R (1, 9) OBP: 0.371, SLG: 0.500		0-0 4-3 2B		0-0 HR		0-0 1B 1B	0-0 SF9		
Chris Chambliss, L (1, 3) OBP: 0.343, SLG: 0.464		0-0 4-3 2-3		0-3 K		0-0 F9	0-0 F7		
Roy White, S (1, 7) OBP: 0.374, SLG: 0.434		4-0 BB BB		0-0 4-3		0-0 F9		0-0 F3	
Willie Randolph, R (1, 4) OBP: 0.362, SLG: 0.417		4-0 1-2 BB		0-0 3B		0-0 1B		0-0 1B 2B	
Bucky Dent, R (1, 6) OBP: 0.315, SLG: 0.383		0-0 P5		0-0 6-3		0-0 F7		0-0 F9	

Inning Stats	R: 0	H: 0	E: 0	K: 0	S: 3	LOB: 0	BB: 0	P: 3
	R: 0	H: 1	E: 0	K: 0	S: 4	LOB: 3	BB: 2	P: 12
	R: 0	H: 0	E: 0	K: 0	S: 3	LOB: 1	BB: 1	P: 7
	R: 1	H: 2	E: 0	K: 1	S: 7	LOB: 1	BB: 0	P: 7
	R: 0	H: 0	E: 0	K: 0	S: 3	LOB: 0	BB: 0	P: 3
	R: 1	H: 2	E: 0	K: 0	S: 5	LOB: 2	BB: 1	P: 9
	R: 2	H: 2	E: 1	K: 0	S: 6	LOB: 1	BB: 0	P: 6
	R: 2	H: 3	E: 0	K: 0	S: 6	LOB: 1	BB: 0	P: 6

PITCHER	IP	WLS	BF	H	R	ER	SO	BB	IBB	HBP	BLK	WP	HR	S	P	ERA	WHIP
Roger Moret, L (1, 1) ERA: 4.15	7.2	L	38	10	6	4	1	4	0	0	0	1	1	36	52	4.70	1.826
Len Barker, R (8, 1) ERA: 4.03	0.1		1	0	0	0	0	0	0	0	0	0	0	1	1	0.00	0.000

BOTTOM


Texas Rangers @ New York Yankees
Yankee Stadium, Bronx, NY

Fri Aug 26 1977, 7:05 PM EDT
Att. 29,000 - Unknown

AB	R	H	RBI	BB	SO	LOB
4	2	2	1	1	0	0
5	0	1	1	0	0	2
5	1	0	1	0	0	3
3	1	1	0	1	0	1
3	1	3	2	0	0	0
4	0	0	0	0	1	4
3	0	0	0	1	0	2
3	1	3	1	1	0	0
4	0	0	0	0	0	7

AB	34
R	6
H	10
RBI	6
BB	4
SO	1
LOB	19

WP: 2 PA: 39
PB: 0 SB: 1 CS: 0



1B	2B	3B	HR	SF	SAC	DP	HBP
5	2	2	1	1	0	0	0

WP	HR	S	P	ERA	WHIP
2	1	0	0	4.70	1.826

Batter	1	2	3	4	5	6	7	8	9	AB R H RBI BB SO LOB	TOP											
Mike Hargrove, L (1, 3) OBP: 0.418, SLG: 0.466	0-0 HR	0-0 G4-6-3		0-3 K		4-0 IBB		4-0 SH1-3 BB		3 1 1 1 2 1 4												
Bert Campaneris, R (1, 6) OBP: 0.312, SLG: 0.345 Jim Mason, L (8, 6) OBP: 0.244, SLG: 0.254	0-0 4-3		0-0 E4 G1-4-3 1B		0-0 HR	0-0 4-3		0-0 SH1-3		4 1 1 1 0 0 2 0 0 0 0 0 0 0												
Claudell Washington, L (1, 7) OBP: 0.327, SLG: 0.442	0-0 1-3		0-0 G1-4-3 1-2 1B		0-0 FC1-6 2B		0-0 4-3	0-0 F8		5 0 2 0 0 0 1												
Willie Horton, R (1, 10) OBP: 0.342, SLG: 0.425 Sandy Alomar Sr., S (7, PR) OBP: 0.353, SLG: 0.339	0-0 F9		0-0 G1-4-3 1-2f 2-3		0-0 FC1-6 FC4-6		0-0 1B IHR	0-0 4-3		4 0 1 0 0 0 3 1 1 0 0 0 0 1												
Dave May, L (1, 9) OBP: 0.315, SLG: 0.344		0-0 E3 1B	0-0 4-3		0-0 FC4-6 FC6-4		0-0 1-2 IHR		0-3 K	5 2 1 0 0 1 2												
Toby Harrah, R (1, 5) OBP: 0.369, SLG: 0.485		0-0 1B 1-3 1B		0-0 F7		0-0 FC6-4		0-0 1-1 2-H IHR	4-0 BB	4 1 2 3 1 0 1												
Bump Wills, S (1, 4) OBP: 0.361, SLG: 0.423		0-0 1-3 3-H 1B		0-0 HR		4-0 CS BB		0-0 IHR	0-0 F8	4 2 3 3 1 0 1												
Juan Beniquez, R (1, 8) OBP: 0.346, SLG: 0.426		0-0 4-3		0-0 F3		4-0 CS BB		0-0 CS 1B	0-0 5-3	4 0 1 0 1 0 3												
Jim Sundberg, R (1, 2) OBP: 0.368, SLG: 0.390 Bill Fahey, L (9, 2) OBP: 0.204, SLG: 0.208		4-0 G4-6-3 BB		0-0 1B		0-3 K		0-0 F2		3 0 1 0 1 1 3 0 0 0 0 0 0 0												
Inning Stats	R: 1 E: 0 K: 0 S: 4	H: 1 LOB: 0 BB: 0 P: 4	R: 1 E: 1 K: 0 S: 5	H: 2 LOB: 2 BB: 1 P: 9	R: 0 E: 1 K: 0 S: 4	H: 1 LOB: 1 BB: 0 P: 4	R: 1 E: 0 K: 1 S: 7	H: 2 LOB: 1 BB: 0 P: 7	R: 1 E: 0 K: 0 S: 5	H: 2 LOB: 1 BB: 0 P: 5	R: 0 E: 0 K: 1 S: 4	H: 0 LOB: 2 BB: 3 P: 16	R: 4 E: 0 K: 0 S: 7	H: 5 LOB: 1 BB: 0 P: 7	R: 0 E: 0 K: 0 S: 3	H: 0 LOB: 1 BB: 1 P: 7	R: 0 E: 0 K: 1 S: 5	H: 0 LOB: 1 BB: 1 P: 9	1B: 7 2B: 1 3B: 0 HR: 5	SF: 0 SAC: 1 DP: 2 HBP: 0	WP: 0 PB: 0 SB: 0 CS: 3	PA: 44
PITCHER	IP WLS BF H R ER SO BB IBB HBP BLK WP HR S P ERA WHIP																					
Mike Torrez, R (1, 1) ERA: 3.94	4.0 L 21 8 4 4 3 1 1 0 0 0 0 3 22 26 6.75 2.250																					
Ken Clay, R (5, 1) ERA: 4.97	2.1 13 4 4 4 1 2 1 0 0 0 0 0 12 24 15.43 2.571																					
Gil Patterson, R (7, 1) ERA: 5.4	1.2 6 1 0 0 0 1 0 0 0 0 0 0 5 9 0.00 1.200																					
Ken Holtzman, L (9, 1) ERA: 5.68	1.0 4 0 0 0 0 1 1 0 0 0 0 0 5 9 0.00 1.000																					

Texas Rangers @ New York Yankees
 Yankee Stadium, Bronx, NY
 Sat Aug 27 1977, 3:33 AM EDT
 Att: 33,179 - Unknown

livebaseballscorecards.com

AB	37
R	8
H	13
RBI	8
BB	6
SO	3
LOB	21



Batter	1	2	3	4	5	6	7	8	9	AB	R	H	RBI	BB	SO	LOB
Mickey Rivers, L (1, 8) OBP: 0.355, SLG: 0.447	0-3 K2-3		0-0 F8	0-0 F8			0-3 K		0-0 F8	5	0	0	0	0	2	2
Graig Nettles, L (1, 5) OBP: 0.328, SLG: 0.495	0-0 3-1		0-0 F7				4-0 1B BB			3	1	1	1	1	0	0
Thurman Munson, R (1, 2) Cliff Johnson, R (8, 2) OBP: 0.340, SLG: 0.442 OBP: 0.399, SLG: 0.560	4-0 BB BB		0-0 1B				0-0 1B			3	0	3	0	1	0	0
Reggie Jackson, L (1, 10) OBP: 0.374, SLG: 0.536	4-0 1-2 BB		0-0 4-3				0-0 G3			0	0	0	0	0	0	0
Chris Chambliss, L (1, 3) OBP: 0.342, SLG: 0.461	0-0 1-3			4-0 BB 1B SF7 BB			0-0 4-3			3	1	0	0	1	0	2
Lou Piniella, R (1, 9) Carlos May, L (8, 9) OBP: 0.370, SLG: 0.498 OBP: 0.304, SLG: 0.324		0-0 5-3		0-0 1-2 BB 1B			0-0 G3			3	0	1	0	0	0	0
Roy White, S (1, 7) OBP: 0.371, SLG: 0.430		0-3 K		0-0 F9			0-0 F7			4	0	0	0	0	1	2
George Zeber, S (1, 4) OBP: 0.403, SLG: 0.509		0-0 1B		4-0 1-2 2-3 BB			0-0 6-3			3	0	1	0	1	1	0
Bucky Dent, R (1, 6) OBP: 0.312, SLG: 0.380		0-3 K		0-0 SF7			0-0 F8			3	0	0	1	0	1	1

Inning Stats	R: 0 E: 0 K: 1 S: 5	H: 0 LOB: 2 BB: 2 P: 13	R: 0 E: 0 K: 2 S: 8	H: 1 LOB: 1 BB: 0 P: 8	R: 0 E: 0 K: 0 S: 4	H: 1 LOB: 1 BB: 0 P: 4	R: 1 E: 0 K: 0 S: 4	H: 2 LOB: 0 BB: 0 P: 4	R: 0 E: 0 K: 0 S: 3	H: 0 LOB: 0 BB: 0 P: 3	R: 0 E: 0 K: 2 S: 8	H: 1 LOB: 2 BB: 1 P: 12	R: 0 E: 0 K: 1 S: 5	H: 0 LOB: 0 BB: 0 P: 5	R: 0 E: 0 K: 1 S: 5	H: 0 LOB: 0 BB: 0 P: 5	1B: 5 2B: 0 3B: 0 HR: 1	SF: 1 SAC: 0 DP: 0 HBP: 0
PITCHER Bert Blyleven, R (1, 1) ERA: 2.7	IP: 9.0 WLS: W BF: 37 H: 6 R: 2 ER: 2 SO: 7 BB: 5 IBB: 0 HBP: 0 BLK: 0 WP: 0 HR: 1 S: 46 P: 66 ERA: 2.00 WHIP: 1.222																	


BOTTOM

Texas Rangers @ New York Yankees
 Yankee Stadium, Bronx, NY

Sat Aug 27 1977, 3:33 AM EDT
 Att. 33,179 - Unknown

livebaseballscorecards.com

AB	31
R	2
H	6
RBI	2
BB	5
SO	7
LOB	10



WP: 0	PA: 37
PB: 0	
SB: 0	
CS: 0	

Batter	1	2	3	4	5	6	7	8	9	AB R H RBI BB SO LOB	TOP
Mike Hargrove, L (1, 3) <small>OBP: 0.415, SLG: 0.462</small> John Ellis, R (9, PH) <small>OBP: 0.277, SLG: 0.343</small>	0-0 F7		0-0 L5			0-3 K		0-3 K	3 0 0 0 0 1 0 1 0 0 0 0 1 0		
Bert Campaneris, R (1, 6) <small>OBP: 0.312, SLG: 0.345</small>	0-0 1-6-3			0-3 K			0-0 CS 1B		3 0 1 0 0 1 0		
Jim Sundberg, R (1, 2) <small>OBP: 0.368, SLG: 0.395</small>	0-0 3B			0-0 F7		0-3 K	1-2		3 0 1 0 0 1 1		
Willie Horton, R (1, 10) <small>OBP: 0.340, SLG: 0.422</small>	0-3 K			0-0 L4			0-0 F8		3 0 0 0 0 1 1		
Toby Harrah, R (1, 5) <small>OBP: 0.386, SLG: 0.482</small>		0-3 K			0-0 F4			0-0 F6	3 0 0 0 0 1 0		
Juan Beniquez, R (1, 8) <small>OBP: 0.344, SLG: 0.422</small>		0-3 K			0-3 K			0-0 F7	3 0 0 0 0 2 0		
Bump Wills, S (1, 4) <small>OBP: 0.359, SLG: 0.420</small>			0-0 F8			0-0 F8		0-0 6-3	3 0 0 0 0 0 0		
Claudell Washington, L (1, 7) <small>OBP: 0.326, SLG: 0.439</small> Kurt Bevacqua, R (9, PH) <small>OBP: 0.349, SLG: 0.524</small>			0-0 F7			0-0 4-3		0-0 F7	2 0 0 0 0 0 0 1 0 0 0 0 0 0		
Tom Grieve, R (1, 9) <small>OBP: 0.272, SLG: 0.332</small>			0-0 F8			0-0 F8		0-0 5-3	3 0 0 0 0 0 0		
Inning Stats	R: 0 H: 1 E: 0 LOB: 1 K: 1 BB: 0 S: 6 P: 6	R: 0 H: 0 E: 0 LOB: 0 K: 2 BB: 0 S: 7 P: 7	R: 0 H: 0 E: 0 LOB: 0 K: 0 BB: 0 S: 3 P: 3	R: 0 H: 0 E: 0 LOB: 0 K: 1 BB: 0 S: 5 P: 5	R: 0 H: 0 E: 0 LOB: 0 K: 1 BB: 0 S: 5 P: 5	R: 0 H: 0 E: 0 LOB: 0 K: 1 BB: 0 S: 5 P: 5	R: 0 H: 1 E: 0 LOB: 0 K: 1 BB: 0 S: 5 P: 5	R: 0 H: 0 E: 0 LOB: 0 K: 0 BB: 0 S: 3 P: 3	R: 0 H: 0 E: 0 LOB: 0 K: 1 BB: 0 S: 5 P: 5	1B: 1 SF: 0 2B: 0 SAC: 0 3B: 1 DP: 0 HR: 0 HBP: 0	WP: 0 PA: 28 PB: 0 SB: 0 CS: 1
PITCHER Ron Guidry, L (1, 1) <small>ERA: 3.13</small>	IP: 9.0 WLS: W BF: 28 H: 2 R: 0 ER: 0 SO: 8 BB: 0 IBB: 0 HBP: 0 BLK: 0 WP: 0 HR: 0 S: 44 P: 44 ERA: 0.00 WHIP: 0.222										

Texas Rangers @ New York Yankees
 Yankee Stadium, Bronx, NY
 Sun Aug 28 1977, 3:33 AM EDT
 Att. 37,714 - Unknown - 87 F

livebaseballscorecards.com

AB	28
R	0
H	2
RBI	0
BB	0
SO	8
LOB	2



Batter	1	2	3	4	5	6	7	8	9
Mickey Rivers, L OBP: 0.354, SLG: 0.445 (1, 8)	0-0 4-3		0-0 FC4-6 1-3 1B			0-0 4-3		0-0 F8	
Graig Nettles, L OBP: 0.329, SLG: 0.498 (1, 5)	4-0 G1-4-3 BB		0-0 FC4-6 1-2f			0-0 1B 3B		0-0 F7	
Thurman Munson, R OBP: 0.340, SLG: 0.441 (1, 2)	0-0 G1-4-3 1-2f			0-0 G4-6-3 1B		0-0 F4			
Reggie Jackson, L OBP: 0.376, SLG: 0.536 (1, 9)		4-0 G3-6-3 BB		0-0 G4-6-3 1-2f		0-0 1B			
Chris Chambliss, L OBP: 0.340, SLG: 0.458 (1, 3)		0-0 G3-6-3 1-2f		0-0 4-3		0-0 4-3			
Roy White, S OBP: 0.371, SLG: 0.429 (1, 7)		0-0 E6 CS			0-0 G1-6-3 1B		0-0 G3		
Carlos May, L OBP: 0.299, SLG: 0.318 (1, 10)		0-0 CS 1-2	0-0 G3		0-0 G1-6-3 1-2f		0-3 K		
Willie Randolph, R OBP: 0.361, SLG: 0.415 (1, 4)			0-0 F8		4-0 BB		0-0 F8		
Bucky Dent, R OBP: 0.312, SLG: 0.378 (1, 6)			4-0 1B BB		0-0 F7			0-0 F9	

Inning Stats	R: 0	H: 0	E: 0	K: 0	S: 2	R: 0	H: 0	E: 1	K: 0	S: 2	R: 0	H: 1	E: 0	K: 0	S: 4	R: 0	H: 1	E: 0	K: 0	S: 3	R: 0	H: 1	E: 0	K: 0	S: 3	R: 1	H: 2	E: 0	K: 0	S: 5	R: 0	H: 0	E: 0	K: 1	S: 5	R: 0	H: 0	E: 0	K: 0	S: 3
	LOB: 0	BB: 1	P: 6	LOB: 0	BB: 1	P: 6	LOB: 2	BB: 1	P: 8	LOB: 0	BB: 0	P: 3	LOB: 1	BB: 1	P: 7	LOB: 1	BB: 0	P: 5	LOB: 0	BB: 0	P: 5	LOB: 0	BB: 0	P: 3	LOB: 0	BB: 0	P: 3	LOB: 0	BB: 0	P: 3	LOB: 0	BB: 0	P: 3	LOB: 0	BB: 0	P: 3	LOB: 0	BB: 0	P: 3	

PITCHER	IP	WLS	BF	H	R	ER	SO	BB	IBB	HBP	BLK	WP	HR	S	P	ERA	WHIP
Dock Ellis, R ERA: 4.03 (1, 1)	8.0	L	29	5	1	1	1	4	0	0	0	0	0	27	43	1.12	1.125

BOTTOM

Texas Rangers @ New York Yankees
Yankee Stadium, Bronx, NY

Sun Aug 28 1977, 3:33 AM EDT
Att: 37,714 - Unknown - 87 F

AB	25
R	1
H	5
RBI	1
BB	4
SO	1
LOB	9



1B	2B	3B	HR	SF	SAC	DP	HBP	WP	PA
4	0	1	0	0	0	0	0	0	30

Batter	1	2	3	4	5	6	7	8	9	AB R H RBI BB SO LOB	TOP																
Tom Poquette, L (1, 7) OBP: 0.326, SLG: 0.406	0-0 F7		0-0 P4		0-0 4-3		0-0 F9			4 0 0 0 0 0 3	Kansas City Royals @ New York Yankees Yankee Stadium, Bronx, NY Mon Aug 29 1977, 3:33 AM EDT Att. 31,269 - Unknown - 87 F livebaseballscorecards.com																
Dennis Leonard, R (1, 10) Hal McRae, R (1, PH) OBP: 0.355, SLG: 0.505	0-0 2B		0-0 L5			0-0 6-3		0-0 L9		0 0 0 0 0 0 0 4 0 1 0 0 0 1																	
George Brett, L (1, 5) OBP: 0.375, SLG: 0.534	0-0 P5			0-0 HR		0-0 HR		0-0 L8		4 2 2 1 0 0 1																	
Jim Colborn, R (1, 9) Al Cowens, R (1, PH) OBP: 0.342, SLG: 0.504	0-0 F8			0-0 F2		0-0 HR		4-0 BB		0 0 0 0 0 0 0 3 1 1 2 1 0 1																	
Andy Hassler, L (1, 3) John Mayberry, L (1, 3) OBP: 0.347, SLG: 0.417		0-0 4-3		0-0 F8		0-0 4-3		0-0 1B		0 0 0 0 0 0 0 4 0 1 0 0 0 0																	
Darrell Porter, L (1, 2) OBP: 0.347, SLG: 0.437		0-0 P5		0-0 F3		0-0 F8		0-0 F8		4 0 0 0 0 0 2																	
Amos Otis, R (1, 8) OBP: 0.349, SLG: 0.439		0-0 F8			0-0 5-3		0-0 F8		0-0 1-3	4 0 0 0 0 0 0																	
Freddie Patek, R (1, 6) OBP: 0.314, SLG: 0.356			0-0 1B		0-0 L5		0-0 F8		0-0 F8	4 0 1 0 0 0 0																	
Frank White, R (1, 4) OBP: 0.288, SLG: 0.341			0-0 1B		4-0 BB		4-0 BB		0-0 P3	2 0 1 0 2 0 0																	
Inning Stats	R: 0 E: 0 K: 0 S: 4	H: 1 LOB: 1 BB: 0 P: 4	R: 0 E: 0 K: 0 S: 3	H: 0 LOB: 0 BB: 0 P: 3	R: 0 E: 0 K: 0 S: 4	H: 2 LOB: 1 BB: 0 P: 4	R: 1 E: 0 K: 0 S: 4	H: 1 LOB: 0 BB: 0 P: 4	R: 0 E: 0 K: 0 S: 3	H: 0 LOB: 1 BB: 1 P: 7		R: 2 E: 0 K: 0 S: 5	H: 2 LOB: 0 BB: 0 P: 5	R: 0 E: 0 K: 0 S: 3	H: 0 LOB: 1 BB: 1 P: 7	R: 0 E: 0 K: 0 S: 4	H: 1 LOB: 2 BB: 1 P: 8	R: 0 E: 0 K: 0 S: 3	H: 0 LOB: 0 BB: 0 P: 3	1B: 4 2B: 1 3B: 0 HR: 2	SF: 0 SAC: 0 DP: 0 HBP: 0	WP: 0 PB: 0 SB: 3 CS: 0	PA: 36				
PITCHER	IP WLS BF H R ER SO BB IBB HBP BLK WP HR S P ERA WHIP																										
Catfish Hunter, R (1, 1) ERA: 4.38	7.0		28	6	3	3	0	2	0	0	0	0	2	26	34	3.86	1.143										
Sparky Lyle, L (8, 1) ERA: 1.83	2.0	W	8	1	0	0	0	1	0	0	0	0	0	7	11	0.00	1.000										
Sparky Lyle, L (9, 1) ERA: 1.83	2.0	W	8	1	0	0	0	1	0	0	0	0	0	7	11	0.00	1.000										

Batter	1	2	3	4	5	6	7	8	9	10	11	AB R H RBI BB SO LOB	TOP	
Dave Collins, S (1, 7) OBP: 0.285, SLG: 0.298	0-0 4-3			0-0 G3	0-0 F7		0-0 4-3		0-0 F3		0-0 F4	6 0 0 0 0 0 3	Seattle Mariners @ New York Yankees Yankee Stadium, Bronx, NY Tue Aug 30 1977, 7:05 PM EDT Att. 20,116 - Unknown	
Jose Báez, R (1, 4) OBP: 0.329, SLG: 0.338	0-0 4-3			4-0 S BB		0-0 G3 1B 3-1 1B		0-0 F9	0-0 G4-3 1B			4 1 2 0 1 0 0		
Dan Meyer, L (1, 3) OBP: 0.329, SLG: 0.451	0-0 F7			0-0 F8		0-0 G3 1B 1-2		0-0 1B 1B	0-0 G4-3			5 1 2 0 0 0 2		
Ruppert Jones, L (1, 8) OBP: 0.325, SLG: 0.469		0-0 4-3		0-0 6-3		0-0 G3		0-0 1B 1B 1-2		0-0 4-3		5 1 1 0 0 0 3		
Carlos Lopez, R (1, 9) OBP: 0.310, SLG: 0.420		0-3 K			0-0 1B SF8 1B	0-0 3-1		0-0 1B SF7 1B 1-2 2-H		0-0 5-3		5 2 2 2 0 1 1		
Leroy Stanton, R (1, 10) OBP: 0.334, SLG: 0.492 Julio Cruz, S (8, PR) OBP: 0.306, SLG: 0.288		0-0 5-3			0-0 FC4-6 HBP 1B	0-0 BB		0-0 1B 1B 1-3 2-H		0-0 F4		3 0 2 1 1 0 0 1 0 0 0 0 0 0		
Bill Stein, R (1, 5) OBP: 0.287, SLG: 0.395			0-0 F8		1-0 FC4-6 HBP	0-0 F8		0-0 SF7			0-0 F8	3 0 0 1 0 0 2		
Bob Stinson, S (1, 2) OBP: 0.368, SLG: 0.401 Juan Bernhardt, R (8, PH) OBP: 0.267, SLG: 0.354 Larry Cox, R (8, 2) OBP: 0.315, SLG: 0.388			0-0 F7		0-0 SF8		0-0 4-3	0-0 1B			0-3 K	2 0 0 1 0 0 0 1 0 1 0 0 0 0 1 0 0 0 0 1 0		
Craig Reynolds, L (1, 6) OBP: 0.264, SLG: 0.289 Larry Milbourne, S (8, PH) OBP: 0.245, SLG: 0.292			0-0 4-3		0-0 FC4-6		0-0 4-3	0-3 K			0-0 1B	3 0 0 0 0 0 2 2 0 1 0 0 1 2		
Inning Stats	R: 0 H: 0 E: 0 LOB: 0 K: 0 BB: 0 S: 3 P: 3	R: 0 H: 0 E: 0 LOB: 0 K: 1 BB: 0 S: 5 P: 5	R: 0 H: 0 E: 0 LOB: 0 K: 0 BB: 0 S: 3 P: 3	R: 0 H: 0 E: 0 LOB: 1 K: 0 BB: 1 S: 3 P: 7	R: 1 H: 2 E: 0 LOB: 2 K: 0 BB: 0 S: 5 P: 6	R: 1 H: 2 E: 0 LOB: 2 K: 0 BB: 1 S: 5 P: 9	R: 0 H: 0 E: 0 LOB: 0 K: 0 BB: 0 S: 3 P: 3	R: 3 H: 5 E: 0 LOB: 2 K: 1 BB: 0 S: 10 P: 10	R: 0 H: 1 E: 0 LOB: 0 K: 0 BB: 0 S: 3 P: 3	R: 0 H: 0 E: 0 LOB: 0 K: 0 BB: 0 S: 3 P: 3	R: 0 H: 1 E: 0 LOB: 1 K: 1 BB: 0 S: 6 P: 6	1B: 11 SF: 2 2B: 0 SAC: 0 3B: 0 DP: 1 HR: 0 HBP: 1		WP: 0 PA: 46 PB: 0 SB: 1 CS: 0
PITCHER	IP WLS BF H R ER SO BB IBB HBP BLK WP HR S P ERA WHIP													
Ed Figueroa, R (1, 1) ERA: 3.74 Sparky Lyle, L (8, 1) ERA: 1.77	7.1 32 7 5 5 1 2 0 0 0 0 0 0 31 40 6.14 1.227													
	3.2 14 4 0 0 2 0 0 0 0 0 0 0 18 18 0.00 1.091													

livebaseballscores.com



Batter	1	2	3	4	5	6	7	8	9	10	11	AB R H RBI BB SO LOB	BOTTOM
Mickey Rivers, L OBP: 0.357, SLG: 0.452 (1, 8)	4-3		F9		HR BB		1B 1B		1B		HR	5 3 3 1 1 0 0	Seattle Mariners @ New York Yankees Yankee Stadium, Bronx, NY Tue Aug 30 1977, 7:05 PM EDT Att. 20,116 - Unknown
Graig Nettles, L OBP: 0.331, SLG: 0.504 (1, 5)	1-4-3			F9	HR		1B 1B		FC6-4 BB			4 1 2 3 1 0 0	
Thurman Munson, R OBP: 0.344, SLG: 0.442 (1, 2)	G3			6-3	1B		FC6-4 1B		F4			5 0 2 1 0 0 2	
Reggie Jackson, L OBP: 0.370, SLG: 0.526 (1, 9)		K		E9	K		F8		FC6-4			4 1 0 0 0 2 3	
Paul Blair, R OBP: 0.331, SLG: 0.438 (8, 9)												1 0 0 0 0 0 2	
Chris Chambliss, L OBP: 0.342, SLG: 0.467 (1, 3)		4-3			F8		FC6-4					5 0 2 1 0 0 3	
Roy White, S OBP: 0.372, SLG: 0.429 (1, 7)					2B							3 0 2 0 2 1 0	
Carlos May, L OBP: 0.294, SLG: 0.311 (1, 10)					BB							4 0 0 0 0 1 4	
George Zeber, S OBP: 0.397, SLG: 0.500 (10, PH)		K			5-3		4-3		FC4-6			1 0 0 0 0 0 2	
Willie Randolph, R OBP: 0.360, SLG: 0.416 (1, 4)												5 1 1 0 0 0 3	
Bucky Dent, R OBP: 0.309, SLG: 0.372 (1, 6)					HR		F4		G5-4-3			5 0 0 0 0 1 3	
					2B		F8						
					6-3				F7		F8		
Inning Stats	R: 0 H: 0 E: 0 K: 0 S: 3	R: 0 H: 1 E: 0 K: 2 S: 8	R: 0 H: 0 E: 0 K: 1 S: 5	R: 1 H: 1 E: 1 K: 0 S: 5	R: 3 H: 3 E: 0 K: 1 S: 8	R: 0 H: 0 E: 0 K: 1 S: 5	R: 1 H: 3 E: 0 K: 0 S: 6	R: 0 H: 0 E: 0 K: 0 S: 2	R: 0 H: 1 E: 0 K: 0 S: 4	R: 0 H: 2 E: 0 K: 0 S: 5	R: 1 H: 1 E: 0 K: 0 S: 1	1B: 7 SF: 0 2B: 3 SAC: 0 3B: 0 DP: 1 HR: 2 HBP: 0	WP: 0 PA: 46 PB: 0 SB: 2 CS: 0
PITCHER	IP WLS BF H R ER SO BB IBB HBP BLK WP HR S P ERA WHIP												
Dick Pole, R ERA: 4.91 (1, 1)	4.1 20 4 4 3 3 2 0 0 0 0 1 24 32 6.23 1.385												
John Montague, R ERA: 4.31 (5, 1)	4.0 17 5 1 1 2 1 0 0 0 0 0 20 24 2.25 1.500												
Enrique Romo, R ERA: 2.99 (9, 1)	0.2 3 0 0 0 0 1 0 0 0 0 0 2 6 0.00 1.500												
Mike Kekich, L ERA: 5.33 (10, 1)	0.1 3 2 0 0 0 0 0 0 0 0 0 3 3 0.00 6.000												
Diego Segui, R ERA: 5.66 (10, 1)	0.2 L 3 1 1 1 0 0 0 0 0 0 1 3 3 13.50 1.500												

livebaseballscores.com

AB	42
R	6
H	12
RBI	6
BB	4
SO	5
LOB	22



Batter	1	2	3	4	5	6	7	8	9	AB R H RBI BB SO LOB
Mickey Rivers, L (1, 8) OBP: 0.353, SLG: 0.447	0-0 E6 1B	0-0 FC4-6 1-2f			0-3 K		0-3 K		0-0 4-3	5 1 0 0 0 2 2
Graig Nettles, L (1, 5) OBP: 0.334, SLG: 0.518	0-0 F7 2-H 1B		0-0 HR		0-0 F5		0-0 F8		0-0 HR	5 2 3 3 0 0 0
Thurman Munson, R (1, 2) OBP: 0.342, SLG: 0.439 Fran Healy, R (7, 2) OBP: 0.288, SLG: 0.299	0-3 K		0-0 5-3		0-0 4-3		0-0 F8			3 0 0 0 0 1 1 1 0 0 0 0 0 0
Cliff Johnson, R (1, 10) OBP: 0.407, SLG: 0.579	0-0 F7 2-3		0-0 FC4-6 1B		0-0 HR 1B		0-0 2B			4 1 3 0 0 0 1
Chris Chambliss, L (1, 3) OBP: 0.343, SLG: 0.472	0-0 4-3		0-0 F7		0-0 HR 1B		4-0 BB 1B BB			3 1 1 2 1 0 2
Roy White, S (1, 7) OBP: 0.373, SLG: 0.428		4-0 G4-6-3 1B BB	0-0 FC4-6 1-2f		0-0 4-3		0-0 1B BB			3 0 1 0 1 0 1
Willie Randolph, R (1, 4) OBP: 0.361, SLG: 0.416		0-0 G4-6-3 1B 1-2		0-0 F3		0-0 F4		4-0 BB 1-2 2-3 BB		3 0 1 0 1 0 0
Paul Blair, R (1, 9) OBP: 0.329, SLG: 0.429		0-0 G4-6-3 1-2f 2-3		0-0 F7		1-0 E S HBP		0-0 F9		3 0 0 0 0 0 5
Fred Stanley, R (1, 6) OBP: 0.333, SLG: 0.289 Reggie Jackson, L (8, PH) OBP: 0.369, SLG: 0.525 Bucky Dent, R (9, 6) OBP: 0.309, SLG: 0.372		4-0 FC4-6 BB		0-0 F7		0-0 5-3 1-3		0-0 4-3		2 0 0 0 1 0 1 1 0 0 0 0 0 3 0 0 0 0 0 0 0

Inning Stats	R: 1	H: 1	E: 1	LOB: 1	K: 1	P: 7	R: 0	H: 1	E: 0	LOB: 2	K: 0	P: 11	R: 1	H: 2	E: 0	LOB: 1	K: 0	P: 5	R: 0	H: 0	E: 0	LOB: 0	K: 1	P: 5	R: 2	H: 2	E: 0	LOB: 1	K: 0	P: 6	R: 0	H: 0	E: 0	LOB: 0	K: 1	P: 5	R: 0	H: 2	E: 0	LOB: 3	K: 0	P: 12	R: 1	H: 1	E: 0	LOB: 0	K: 0	P: 2	1B: 5	SF: 0	2B: 1	SAC: 0	3B: 0	DP: 1	HR: 3	HBP: 1	WP: 0	PA: 38
--------------	------	------	------	--------	------	------	------	------	------	--------	------	-------	------	------	------	--------	------	------	------	------	------	--------	------	------	------	------	------	--------	------	------	------	------	------	--------	------	------	------	------	------	--------	------	-------	------	------	------	--------	------	------	-------	-------	-------	--------	-------	-------	-------	--------	-------	--------

PITCHER	IP	WLS	BF	H	R	ER	SO	BB	IBB	HBP	BLK	WP	HR	S	P	ERA	WHIP
Rick Honeycutt, L (1, 1) ERA: 2.7	7.1		33	8	4	3	3	3	0	1	0	0	2	35	48	3.68	1.500
Bob Galasso, R (8, 1) ERA: 9.4	1.0	L	5	1	1	1	0	1	0	0	0	0	1	4	8	9.00	2.000

Seattle Mariners @ New York Yankees
 Yankee Stadium, Bronx, NY
 Wed Aug 31 1977, 7:05 PM EDT
 Att. 17,362 - Unknown

AB	33
R	5
H	9
RBI	5
BB	4
SO	3
LOB	16



Batter	1	2	3	4	5	6	7	8	9	AB R H RBI BB SO LOB	TOP		
Mickey Rivers, L (1, 8) OBP: 0.354, SLG: 0.446	0-0 4-3		0-0 G3		0-0 1B			0-0 G6-3 1B	0-0 2-3	5 0 2 1 0 0 3			
Graig Nettles, L (1, 5) OBP: 0.333, SLG: 0.515	0-0 F9			4-0 BB	0-3 K			0-0 G6-3 1-2f		3 0 0 0 1 1 2			
Roy White, S (1, 7) OBP: 0.376, SLG: 0.435	4-0 CS BB			0-3 K		4-0 G3-6-1 BB		0-0 HR		2 1 1 1 2 1 1			
Reggie Jackson, L (1, 10) OBP: 0.366, SLG: 0.520	0-0 CS 1-2	0-0 6-3		0-3 K		0-0 F7		0-0 F1		4 0 0 0 0 1 2			
Chris Chambliss, L (1, 3) OBP: 0.341, SLG: 0.468		0-0 6-3		0-0 L3		0-0 G3-6-1 1-2f			0-3 K	4 0 0 0 0 1 2			
Lou Piniella, R (1, 9) OBP: 0.374, SLG: 0.512		0-0 F8			0-0 HR		0-0 F3		4-0 1B SF8 BB	3 2 1 1 1 0 0			
Cliff Johnson, R (1, 2) OBP: 0.405, SLG: 0.574			0-0 5-3		0-0 L7		0-3 K		0-0 SF8 BB 1-3 1B	4 0 1 0 0 1 0	AB 31		
Willie Randolph, R (1, 4) OBP: 0.364, SLG: 0.422			0-3 K		0-0 1B 3B		0-0 1B		4-0 1-2 BB	3 1 2 0 1 1 0	R 4		
Bucky Dent, R (1, 6) OBP: 0.308, SLG: 0.372			0-0 1B		0-0 1-3		0-0 L7		0-0 SF8 2-3 3-H	3 0 1 1 0 0 2	H 8		
Inning Stats	R: 0 E: 0 K: 0 S: 2 H: 0 LOB: 0 BB: 1 P: 6	R: 0 E: 0 K: 0 S: 3 H: 0 LOB: 0 BB: 0 P: 3	R: 0 E: 0 K: 1 S: 6 H: 1 LOB: 1 BB: 0 P: 6	R: 0 E: 0 K: 2 S: 7 H: 0 LOB: 1 BB: 1 P: 11	R: 2 E: 0 K: 1 S: 8 H: 3 LOB: 1 BB: 0 P: 8	R: 0 E: 0 K: 0 S: 2 H: 0 LOB: 0 BB: 1 P: 6	R: 0 E: 0 K: 1 S: 6 H: 1 LOB: 1 BB: 0 P: 6	R: 1 E: 0 K: 0 S: 4 H: 2 LOB: 0 BB: 0 P: 4	R: 1 E: 0 K: 1 S: 6 H: 1 LOB: 2 BB: 2 P: 14	1B: 5 2B: 0 3B: 1 HR: 2 SF: 1 SAC: 0 DP: 2 HBP: 0	WP: 0 PB: 0 SB: 0 CS: 1 PA: 38		
PITCHER	IP WLS BF H R ER SO BB IBB HBP BLK WP HR S P ERA WHIP											PITCHER	IP WLS BF H R ER SO BB IBB HBP BLK WP HR S P ERA WHIP
Dave Goltz, R (1, 1) ERA: 3.35	7.2 L 30 7 3 3 5 3 0 0 0 0 0 2 37 49 3.52 1.304												
Tom Burgmeier, L (8, 1) ERA: 4.53	1.1 7 1 1 1 1 2 0 0 0 0 0 0 7 15 6.75 2.250												

New York Yankees @ Minnesota Twins
Metropolitan Stadium, Bloomington, MI

Fri Sep 02 1977, 8:05 PM EDT
Att. 20,270 - Unknown - 66 F

livebaseballscorecards.com



Batter	1	2	3	4	5	6	7	8	9	AB R H RBI BB SO LOB	TOP	
Mickey Rivers, L (1, 8) OBP: 0.353, SLG: 0.446 Paul Blair, R (5, 8) OBP: 0.338, SLG: 0.437	0-0 FC4-6 1B	0-0 FC6-4 1-2f			0-0 L1		0-0 E 2B 1B	0-0 1-2 1B		3 1 1 0 0 0 1 2 1 2 0 0 0 0		
Graig Nettles, L (1, 5) OBP: 0.332, SLG: 0.511	0-0 FC4-6 1-3 1B		0-0 G3		0-0 L9		0-3 K 2B 1B	0-3 K 1B		5 0 1 0 0 2 3		
Roy White, S (1, 7) OBP: 0.373, SLG: 0.431	0-0 FC4-6 BB 1-2f 3-H		0-0 4-3		0-0 6-3		0-0 E5 1-2 2B		0-0 G3	5 1 0 1 0 0 2		
Reggie Jackson, L (1, 10) OBP: 0.366, SLG: 0.520	4-0 FC6-4 1-2 BB		0-0 4-3			0-3 K	0-0 1B 1-H 2-H 2B		0-3 K	4 0 1 2 1 2 0		
Chris Chambliss, L (1, 3) OBP: 0.343, SLG: 0.468	0-3 K			0-0 1B 1B		4-0 HR BB	0-0 2-3 1B		0-0 L6	4 2 2 0 1 1 2		
Lou Piniella, R (1, 9) OBP: 0.376, SLG: 0.524	0-0 FC6-4 1-2f			0-0 1B 1-2 SF9 1B		0-0 1-H HR	0-0 L6			4 2 2 2 0 0 4		
Cliff Johnson, R (1, 2) OBP: 0.410, SLG: 0.573		4-0 FC6-4 BB		0-0 SF9 1-3 2-H CS 1B		0-0 F7		1-0 1B HBP		2 0 1 1 1 0 0		
Willie Randolph, R (1, 4) OBP: 0.361, SLG: 0.419		0-0 FC6-4 1-2f FC6-4		0-0 SF9 2-3 3-H		0-0 L6		0-0 F9		3 0 0 1 0 0 2		
Bucky Dent, R (1, 6) OBP: 0.305, SLG: 0.368		0-0 F3		0-0 F8 3-H			0-0 L6	0-0 F8		4 0 0 0 0 0 3		
Inning Stats	R: 1 H: 2 E: 0 LOB: 2 K: 1 BB: 1 S: 7 P: 11	R: 0 H: 0 E: 0 LOB: 1 K: 0 BB: 1 S: 3 P: 7	R: 0 H: 0 E: 0 LOB: 0 K: 0 BB: 0 S: 3 P: 3	R: 2 H: 3 E: 0 LOB: 0 K: 0 BB: 0 S: 5 P: 5	R: 0 H: 0 E: 0 LOB: 0 K: 0 BB: 0 S: 3 P: 3	R: 2 H: 1 E: 0 LOB: 0 K: 1 BB: 1 S: 6 P: 10	R: 2 H: 3 E: 1 LOB: 2 K: 1 BB: 0 S: 9 P: 9	R: 0 H: 1 E: 0 LOB: 2 K: 1 BB: 0 S: 6 P: 7	R: 0 H: 0 E: 0 LOB: 0 K: 1 BB: 0 S: 5 P: 5	1B: 8 SF: 1 2B: 1 SAC: 0 3B: 0 DP: 0 HR: 1 HBP: 1	WP: 0 PA: 41 PB: 0 SB: 0 CS: 1	
PITCHER	IP WLS BF H R ER SO BB IBB HBP BLK WP HR S P ERA WHIP											
Ron Schueler, R (1, 1) ERA: 4.49	4.0 L 18 5 3 3 1 2 0 0 0 0 0 0 18 26 6.75 1.750											
Jim Shellenback, L (5, 1) ERA: 6.75	2.2 14 4 4 2 2 1 0 0 0 0 0 1 17 21 6.75 1.875											
Tom Johnson, R (7, 1) ERA: 2.94	0.1 1 0 0 0 0 0 0 0 0 0 0 0 1 1 0.00 0.000											
Dave Johnson, R (8, 1) ERA: 4.38	2.0 8 1 0 0 0 2 0 0 1 0 0 0 0 11 12 0.00 0.500											

New York Yankees @ Minnesota Twins
Metropolitan Stadium, Bloomington, MI

Sat Sep 03 1977, 4:33 AM EDT
Att. 25,465 - Unknown - 71 F

livebaseballscorecards.com

AB	36
R	7
H	10
RBI	7
BB	3
SO	5
LOB	17



Batter	1	2	3	4	5	6	7	8	9	AB	R	H	RBI	BB	SO	LOB
Mike Cubbage, L (1, 5) OBP: 0.326, SLG: 0.401	0-0 4-3		0-0 F7		0-0 G3			0-0 HR 2B		4	1	1	0	0	0	1
Roy Smalley, S (1, 6) OBP: 0.319, SLG: 0.314	0-0 F8		0-0 F5			0-0 F5		0-0 F8		4	0	0	0	0	0	2
Rod Carew, L (1, 3) OBP: 0.441, SLG: 0.576	0-0 HR			0-0 S 3B 1B		0-0 G3		0-0 2-H HR		4	3	3	3	0	0	0
Larry Hisle, R (1, 8) OBP: 0.368, SLG: 0.537	0-0 5-3			0-3 K 1-2		0-0 6-3		0-0 6-3		4	0	0	0	0	1	1
Lyman Bostock, L (1, 7) OBP: 0.393, SLG: 0.511		0-0 6-3		0-0 2-H 3B			1-0 1B HBP	0-0 G3		3	0	1	1	0	0	0
Butch Wynegar, S (1, 2) OBP: 0.353, SLG: 0.375		0-3 K		0-0 P6			0-0 F9		0-0 F9	4	0	0	0	0	1	2
Glenn Adams, L (1, 10) OBP: 0.373, SLG: 0.477		0-0 4-3		4-0 CS BB			0-0 1-2 1B		0-3 K	3	0	1	0	1	1	0
Dan Ford, R (1, 9) OBP: 0.351, SLG: 0.449			0-0 6-3	0-0 CS 1-2	0-0 P4		0-0 F9		0-0 3B	4	0	1	0	0	0	2
Bob Randall, R (1, 4) OBP: 0.275, SLG: 0.281 Randy Bass, L (7, PH)			0-0 1B		0-0 4-3		0-3 K		0-0 L4	2	0	1	0	0	0	0
Jerry Terrell, R (8, 4) OBP: 0.264, SLG: 0.270 Rich Chiles, L (9, PH) OBP: 0.335, SLG: 0.367										1	0	0	0	0	1	2
										0	0	0	0	0	0	0
										1	0	0	0	0	0	1

Inning Stats	R: 1	H: 1	E: 0	K: 0	S: 4	LOB: 0	BB: 0	P: 4	R: 0	H: 0	E: 0	K: 1	S: 5	LOB: 0	BB: 0	P: 5	R: 0	H: 1	E: 0	K: 0	S: 4	LOB: 1	BB: 0	P: 4	R: 1	H: 2	E: 0	K: 1	S: 6	LOB: 1	BB: 1	P: 10	R: 0	H: 0	E: 0	K: 0	S: 3	LOB: 0	BB: 0	P: 3	R: 0	H: 0	E: 0	K: 1	S: 6	LOB: 2	BB: 0	P: 7	R: 2	H: 2	E: 0	K: 0	S: 5	LOB: 0	BB: 0	P: 5	R: 0	H: 1	E: 0	K: 1	S: 6	LOB: 1	BB: 0	P: 6	1B: 3	SF: 0	2B: 1	SAC: 0	3B: 2	DP: 0	HR: 2	HBP: 1	WP: 0	PA: 37
PITCHER Ed Figueroa, R (1, 1) ERA: 3.76	IP	WLS	BF	H	R	ER	SO	BB	IBB	HBP	BLK	WP	HR	S	P	ERA	WHIP																																																									
	9.0	W	36	8	4	4	4	1	0	1	0	0	2	42	47	4.00	1.000																																																									
																		PITCHER	IP	WLS	BF	H	R	ER	SO	BB	IBB	HBP	BLK	WP	HR	S	P	ERA	WHIP																																							


BOTTOM

New York Yankees @ Minnesota Twins
Metropolitan Stadium, Bloomington, MI

Sat Sep 03 1977, 4:33 AM EDT
Att: 25,465 - Unknown - 71 F

livebaseballscorecards.com

AB	34
R	4
H	8
RBI	4
BB	1
SO	4
LOB	11



Batter	1	2	3	4	5	6	7	8	9	AB	R	H	RBI	BB	SO	LOB
Roy Smalley, S OBP: 0.317, SLG: 0.312 (1, 6)	0-3 K		0-0 F8			0-3 K			0-3 K	4	0	0	0	0	3	0
Rod Carew, L OBP: 0.443, SLG: 0.577 (1, 3)	4-0 FC5-4 BB			0-0 G5-4-3 1B		0-0 4-3			0-0 1B	3	0	2	0	1	0	0
Larry Hisle, R OBP: 0.365, SLG: 0.533 (1, 8)	0-0 L6			0-0 G5-4-3 1-2f			0-0 6-3		0-0 F9	4	0	0	0	0	0	3
Dan Ford, R OBP: 0.351, SLG: 0.448 (1, 9)	0-0 FC5-4 1-2f			0-0 1B			0-0 L7			3	0	1	0	0	0	1
Craig Kusick, R OBP: 0.361, SLG: 0.429 (1, 10)		0-0 5-3		0-0 F4			0-0 F8			3	0	0	0	0	0	1
Butch Wynegar, S OBP: 0.351, SLG: 0.373 (1, 2)		0-0 F5			0-0 P4			0-0 F2		3	0	0	0	0	0	0
Bob Gorinski, R OBP: 0.222, SLG: 0.333 (1, 7)		0-0 F7			0-3 K			0-0 5-3		3	0	0	0	0	1	0
Bob Randall, R OBP: 0.272, SLG: 0.278 (1, 4)			0-0 4-3		0-0 F3			0-3 K		3	0	0	0	0	1	0
Jerry Terrell, R OBP: 0.260, SLG: 0.266 (1, 5)			0-3 K			0-0 L8			0-0 5-3	3	0	0	0	0	1	0

Inning Stats	R: 0 E: 0 K: 1 S: 5	H: 0 LOB: 1 BB: 1 P: 9	R: 0 E: 0 K: 0 S: 3	H: 0 LOB: 0 BB: 0 P: 3	R: 0 E: 0 K: 1 S: 5	H: 0 LOB: 0 BB: 0 P: 5	R: 0 E: 0 K: 0 S: 4	H: 2 LOB: 1 BB: 0 P: 4	R: 0 E: 0 K: 1 S: 5	H: 0 LOB: 0 BB: 0 P: 5	R: 0 E: 0 K: 1 S: 5	H: 0 LOB: 0 BB: 0 P: 5	R: 0 E: 0 K: 0 S: 3	H: 0 LOB: 0 BB: 0 P: 3	R: 0 E: 0 K: 1 S: 5	H: 0 LOB: 0 BB: 0 P: 5	R: 0 E: 0 K: 1 S: 6	H: 1 LOB: 1 BB: 0 P: 6	1B: 3 2B: 0 3B: 0 HR: 0	SF: 0 SAC: 0 DP: 1 HBP: 0	WP: 0 PB: 0 SB: 0 CS: 0	PA: 30											
PITCHER Don Gullett, L ERA: 3.68 (1, 1)	IP 9.0	WLS W	BF 30	H 3	R 0	ER 0	SO 6	BB 1	IBB 0	HBP 0	BLK 0	WP 0	HR 0	S 41	P 45	ERA 0.00	WHIP 0.444																
PITCHER																	IP	WLS	BF	H	R	ER	SO	BB	IBB	HBP	BLK	WP	HR	S	P	ERA	WHIP

BOTTOM

New York Yankees @ Minnesota Twins
Metropolitan Stadium, Bloomington, MI

Sun Sep 04 1977, 4:33 AM EDT
Att. 29,969 - Cloudy - 74 F

livebaseballscorecards.com

AB	29
R	0
H	3
RBI	0
BB	1
SO	6
LOB	5



Batter	1	2	3	4	5	6	7	8	9	AB R H RBI BB SO LOB	TOP											
Mickey Rivers, L (1, 8) OBP: 0.351, SLG: 0.440	0-0 G3		0-0 1B		4-0 BB G3-4-1 BB		0-0 4-3		0-3 K	4 1 1 0 1 1 0												
Graig Nettles, L (1, 5) OBP: 0.333, SLG: 0.506	0-0 G3		0-0 F7		4-0 BB E G3-4-1 BB		0-0 4-3			3 0 0 0 1 0 2												
Thurman Munson, R (1, 2) OBP: 0.340, SLG: 0.438	0-0 4-3		0-0 F8		0-0 G3-4-1			0-0 L1		4 0 0 2 0 0 3												
Reggie Jackson, L (1, 9) OBP: 0.367, SLG: 0.526		0-0 G3		0-0 1B	0-3 K			0-0 HR		4 1 2 1 0 1 1												
Lou Piniella, R (1, 7) OBP: 0.369, SLG: 0.510		0-0 5-3		0-0 F6		0-3 K		0-0 4-3		4 0 0 0 0 1 1												
Chris Chambliss, L (1, 3) OBP: 0.345, SLG: 0.471		0-0 2B		0-0 F9		0-0 4-3		0-0 1B		4 0 2 0 0 0 1												
Cliff Johnson, R (1, 10) OBP: 0.405, SLG: 0.575		0-0 5-3		0-3 K		0-0 1B		0-3 K		4 0 1 0 0 2 3												
Willie Randolph, R (1, 4) OBP: 0.359, SLG: 0.417			0-0 F7		4-0 BB G3-4-1 BB		0-0 L5		0-0 F9	3 1 0 0 1 0 1												
Bucky Dent, R (1, 6) OBP: 0.304, SLG: 0.365			0-0 1B		0-0 F8		0-0 F4		0-0 G3	3 0 1 0 0 0 1												
Roy White, S (9, PH) OBP: 0.371, SLG: 0.428			1B							1 0 0 0 0 0 0												
Inning Stats	R: 0 E: 0 K: 0 S: 3	H: 0 LOB: 0 BB: 0 P: 3	R: 0 E: 0 K: 0 S: 4	H: 1 LOB: 1 BB: 0 P: 4	R: 0 E: 0 K: 0 S: 5	H: 2 LOB: 2 BB: 0 P: 5	R: 0 E: 0 K: 1 S: 6	H: 1 LOB: 1 BB: 0 P: 6	R: 2 E: 1 K: 1 S: 5	H: 0 LOB: 1 BB: 3 P: 17	R: 0 E: 0 K: 1 S: 6	H: 1 LOB: 1 BB: 0 P: 6	R: 0 E: 0 K: 0 S: 3	H: 0 LOB: 0 BB: 0 P: 3	R: 1 E: 0 K: 1 S: 7	H: 2 LOB: 1 BB: 0 P: 7	R: 0 E: 0 K: 1 S: 5	H: 0 LOB: 0 BB: 0 P: 5	1B: 5 2B: 1 3B: 0 HR: 1	SF: 0 SAC: 0 DP: 0 HBP: 0	WP: 0 PB: 0 SB: 0 CS: 0	PA: 37
PITCHER	IP WLS BF H R ER SO BB IBB HBP BLK WP HR S P ERA WHIP																					
Don Hood, L (1, 1) ERA: 3.48	7.0 W 29 5 2 2 3 3 0 0 0 0 0 0 32 44 2.57 1.143																					
Jim Kern, R (8, 1) ERA: 3.22	2.0 S 8 2 1 1 2 0 0 0 0 0 0 1 12 12 4.50 1.000																					

New York Yankees @ Cleveland Indians
Cleveland Municipal Stadium, Cleveland, OH

Mon Sep 05 1977, 7:05 PM EDT
Unknown - 77 F

livebaseballscorecards.com

AB	34
R	3
H	7
RBI	3
BB	3
SO	5
LOB	13



Batter	1	2	3	4	5	6	7	8	9
Paul Dade, R OBP: 0.334, SLG: 0.358 (1, 5)	0-0 WP 1B SF7 1B	0-3 K		1-0 1-2 HBP		0-0 5-3		4-0 IBB	
Duane Kuiper, L OBP: 0.325, SLG: 0.333 (1, 4)	0-0 WP 1B		0-0 L4	0-0 F6			0-0 SH5-4 3B 1B	0-0 1-3	
Larvell Blanks, R OBP: 0.313, SLG: 0.411 (1, 6) Frank Duffy, R OBP: 0.250, SLG: 0.281 (9, 6)	0-0 B2		0-0 BB 1B		0-0 G3 2B		0-0 SH5-4		
Andre Thornton, R OBP: 0.389, SLG: 0.590 (1, 3)	4-0 1-2 2-3 BB		4-0 1B BB		0-0 G3		0-0 1B 3B		
Bruce Bochte, L OBP: 0.357, SLG: 0.397 (1, 7) Jim Norris, L OBP: 0.358, SLG: 0.363 (7, PR) (8, 7)	0-0 SF7		0-0 G3-6-3 1B		0-0 4-3		0-0 CS 1B		
Rico Carty, R OBP: 0.360, SLG: 0.432 (1, 10)	0-0 L8		0-0 G3-6-3 1B		4-0 FC6-4 IBB		0-0 6-3		
Ron Pruitt, R OBP: 0.396, SLG: 0.444 (1, 9)		0-0 F9		0-0 1-3	0-0 FC6-4 IBB			0-0 SH1-4 1B	
Rick Manning, L OBP: 0.285, SLG: 0.343 (1, 8)		0-0 4-3		0-0 HBP 1B		0-0 F7		0-0 SH1-4	
Ray Fosse, R OBP: 0.293, SLG: 0.378 (1, 2)		0-0 2B		0-0 F3		0-0 F6		0-0 6-3	

Inning Stats	R: 1	H: 2	E: 0	K: 0	S: 5	R: 0	H: 1	E: 0	K: 1	S: 6	R: 0	H: 2	E: 0	K: 0	S: 4	R: 0	H: 1	E: 0	K: 0	S: 4	R: 0	H: 0	E: 0	K: 0	S: 3	R: 2	H: 3	E: 0	K: 0	S: 5	R: 0	H: 1	E: 0	K: 0	S: 4
	LOB: 2	BB: 1	P: 9	LOB: 1	BB: 0	P: 6	LOB: 1	BB: 1	P: 8	LOB: 2	BB: 0	P: 5	LOB: 0	BB: 0	P: 3	LOB: 1	BB: 0	P: 5	LOB: 2	BB: 1	P: 8	LOB: 0	BB: 0	P: 3	LOB: 1	BB: 1	P: 8	LOB: 0	BB: 0	P: 8	LOB: 2	BB: 1	P: 8		

PITCHER	IP	WLS	BF	H	R	ER	SO	BB	IBB	HBP	BLK	WP	HR	S	P	ERA	WHIP
Catfish Hunter, R ERA: 4.44 (1, 1)	6.1	L	31	9	4	4	1	2	1	1	0	1	0	29	42	5.68	1.737
Sparky Lyle, L ERA: 1.71 (7, 1)	1.2		7	2	0	0	0	0	1	0	0	0	0	6	10	0.00	1.200

AB R H RBI BB SO LOB

3	1	1	0	1	1	1
5	1	2	0	0	0	4
3	1	2	0	0	0	2
0	0	0	0	0	0	0
2	1	1	1	2	0	1
3	0	2	3	0	0	1
0	0	0	0	0	0	0
3	0	0	0	1	0	5
4	0	1	0	0	0	2
3	0	1	0	0	0	0
4	0	1	0	0	0	2

AB	30
R	4
H	11
RBI	4
BB	4
SO	1
LOB	18



New York Yankees @ Cleveland Indians
 Cleveland Municipal Stadium, Cleveland, OH
 Mon Sep 05 1977, 7:05 PM EDT
 Unknown - 77 F

livebaseballscorecards.com

Batter	1	2	3	4	5	6	7	8	9	AB	R	H	RBI	BB	SO	LOB
--------	---	---	---	---	---	---	---	---	---	----	---	---	-----	----	----	-----

Paul Dade, R (1, 5) <small>OBP: 0.333, SLG: 0.357</small> Ron Pruitt, R (8, PR) <small>OBP: 0.396, SLG: 0.444</small> (9, 5)	0-0 4-3		0-0 F9			0-0 G4-3		0-0 SH3-4 2B 1B		4	0	1	0	0	0	2
Duane Kuiper, L (1, 4) <small>OBP: 0.324, SLG: 0.331</small>	0-0 6-3			0-3 K			0-0 F7	0-0 SH3-4		3	0	0	0	0	1	0
Larvell Blanks, R (1, 6) <small>OBP: 0.313, SLG: 0.408</small> Frank Duffy, R (8, 6) <small>OBP: 0.249, SLG: 0.280</small>	0-0 4-3			0-0 5-3			4-0 1B 2B BB	0-0 F9		2	1	0	0	1	0	0
Andre Thornton, R (1, 3) <small>OBP: 0.390, SLG: 0.591</small>		0-0 F9		0-0 5-3			0-0 2B 1B	0-0 1B 2B		4	1	2	1	0	0	0
Bruce Bochte, L (1, 7) <small>OBP: 0.358, SLG: 0.400</small>		0-0 F7			0-0 L6		0-0 1B 2B	0-0 1B		4	1	2	2	0	0	0
Rico Carty, R (1, 10) <small>OBP: 0.360, SLG: 0.432</small>		0-0 F9			0-0 F9		0-0 1B			3	0	1	1	0	0	0
Jim Norris, L (1, 9) <small>OBP: 0.358, SLG: 0.363</small>			0-0 F8		0-0 CS 1B		0-0 F6			3	0	1	0	0	0	1
Rick Manning, L (1, 8) <small>OBP: 0.281, SLG: 0.338</small>			0-3 K		0-0 CS	0-0 B3-1	0-0 F5			3	0	0	0	0	1	1
Fred Kendall, R (1, 2) <small>OBP: 0.271, SLG: 0.337</small> John Lowenstein, L (8, PH) <small>OBP: 0.351, SLG: 0.374</small> Ray Fosse, R (9, 2) <small>OBP: 0.293, SLG: 0.378</small>			0-0 1B			4-0 G4-3 BB		0-0 HR		1	0	1	0	1	0	0

Inning Stats	R: 0	H: 0	E: 0	K: 0	S: 3	R: 0	H: 0	E: 0	K: 0	S: 3	R: 0	H: 1	E: 0	K: 1	S: 6	R: 0	H: 0	E: 0	K: 1	S: 5	R: 0	H: 1	E: 0	K: 0	S: 3	R: 0	H: 0	E: 0	K: 0	S: 2	R: 3	H: 3	E: 0	K: 0	S: 6	R: 2	H: 4	E: 0	K: 0	S: 6
	LOB: 0	BB: 0	P: 3	LOB: 0	BB: 0	P: 3	LOB: 1	BB: 0	P: 6	LOB: 0	BB: 0	P: 3	LOB: 0	BB: 0	P: 3	LOB: 0	BB: 1	P: 6	LOB: 1	BB: 1	P: 10	LOB: 2	BB: 0	P: 6	SF: 0	SAC: 1	DP: 1	HBP: 0	WP: 0	PB: 0	SB: 0	CS: 1	1B: 6	2B: 2	3B: 0	HR: 1	SF: 0	SAC: 1	DP: 1	HBP: 0

PITCHER	IP	WLS	BF	H	R	ER	SO	BB	IBB	HBP	BLK	WP	HR	S	P	ERA	WHIP
Mike Torrez, R (1, 1) <small>ERA: 4.04</small>	8.0	L	32	9	5	5	2	2	0	0	0	0	1	34	42	5.62	1.375

BOTTOM

New York Yankees @ Cleveland Indians
 Cleveland Municipal Stadium, Cleveland, OH
 Mon Sep 05 1977, 7:05 PM EDT
 Att. 28,184 - Unknown

AB	29
R	5
H	9
RBI	5
BB	2
SO	2
LOB	5



WP	PB	SB	CS	1B	2B	3B	HR	SF	SAC	DP	HBP
0	0	0	1	6	2	0	1	0	1	1	0

Batter	1	2	3	4	5	6	7	8	9	AB R H RBI BB SO LOB	TOP	
Mickey Rivers, L (1, 8) OBP: 0.351, SLG: 0.438	0-0 1B		0-3 K		0-0 F8		0-0 F8	0-0 E 1B		5 0 2 1 0 1 2		
Graig Nettles, L (1, 5) OBP: 0.329, SLG: 0.499	0-3 K		0-0 G3		0-3 K		4-0 1B HR IBB	0-0 F5		4 1 0 0 1 2 2		
Thurman Munson, R (1, 2) OBP: 0.340, SLG: 0.438	0-3 K		0-0 2B		0-3 K		0-0 HR 1B		0-0 6-3	5 2 2 1 0 2 1		
Reggie Jackson, L (1, 9) OBP: 0.367, SLG: 0.530 Paul Blair, R (9, 9) OBP: 0.338, SLG: 0.437	0-3 K		0-0 2B		0-0 F9		0-0 HR		0-0 F9	5 1 2 4 0 1 1 0 0 0 0 0 0 0		
Chris Chambliss, L (1, 3) OBP: 0.345, SLG: 0.468		0-0 F8	0-0 L4		0-0 4-3		0-0 FC5-4 1B		0-0 F7	5 0 1 0 0 0 1		
Lou Piniella, R (1, 10) OBP: 0.369, SLG: 0.519		0-3 K		0-0 F7		0-0 HR	0-0 FC5-4			4 1 1 1 0 1 1		
Roy White, S (1, 7) OBP: 0.373, SLG: 0.425		0-0 S 2B 1B		4-0 S BB		0-0 F8		4-0 6-3 E 1B BB		2 2 1 0 2 0 0		
George Zeber, S (1, 4) OBP: 0.409, SLG: 0.526 Willie Randolph, R (7, PR) OBP: 0.360, SLG: 0.416 (7, 4)		0-0 1B 2B		0-0 F7			0-0 SH3-4 1B 1B	0-0 6-3		3 0 2 1 0 0 1 1 1 0 0 0 0 1		
Bucky Dent, R (1, 6) OBP: 0.303, SLG: 0.364		0-0 1B		0-0 F7			0-0 SH3-4	0-0 F5		3 0 1 0 0 0 2		
Inning Stats	R: 0 H: 1 E: 0 LOB: 1 K: 3 BB: 0 S: 10 P: 10	R: 1 H: 3 E: 0 LOB: 2 K: 1 BB: 0 S: 7 P: 7	R: 1 H: 2 E: 0 LOB: 1 K: 1 BB: 0 S: 7 P: 7	R: 0 H: 0 E: 0 LOB: 1 K: 0 BB: 1 S: 3 P: 7	R: 0 H: 0 E: 0 LOB: 0 K: 2 BB: 0 S: 7 P: 7	R: 1 H: 1 E: 0 LOB: 0 K: 0 BB: 0 S: 4 P: 4	R: 4 H: 4 E: 0 LOB: 1 K: 0 BB: 1 S: 7 P: 11	R: 1 H: 1 E: 2 LOB: 1 K: 0 BB: 1 S: 4 P: 8	R: 0 H: 0 E: 0 LOB: 0 K: 0 BB: 0 S: 3 P: 3	1B: 7 SF: 0 2B: 3 SAC: 1 3B: 0 DP: 0 HR: 2 HBP: 0	WP: 0 PA: 41 PB: 0 SB: 2 CS: 0	
PITCHER	IP WLS BF H R ER SO BB IBB HBP BLK WP HR S P ERA WHIP											
Dennis Eckersley, R (1, 1) ERA: 3.57	6.2 L 32 11 7 7 7 7 1 1 0 0 0 2 44 52 9.45 1.800											
Pat Dobson, R (7, 1) ERA: 5.86	0.1 1 0 0 0 0 0 0 0 0 0 0 0 1 1 0.00 0.000											
Larry Andersen, R (8, 1) ERA: 1.8	2.0 8 1 1 0 0 1 0 0 0 0 0 0 7 11 0.00 1.000											

New York Yankees @ Cleveland Indians
Cleveland Municipal Stadium, Cleveland, OH

Tue Sep 06 1977, 7:05 PM EDT
Att: 8,123 - Unknown - 69 F

livebaseballscorecards.com

AB	37
R	8
H	12
RBI	8
BB	3
SO	7
LOB	12



Batter	1	2	3	4	5	6	7	8	9	AB	R	H	RBI	BB	SO	LOB
Paul Dade, R OBP: 0.336, SLG: 0.364 (1, 5)	0-0 L4-6 SH3 1B		0-0 4-3		0-0 5-3		0-0 6-3 3B	4-0 1B BB		4	1	2	0	1	0	1
Duane Kuiper, L OBP: 0.325, SLG: 0.333 (1, 4)	0-0 SH3 1-2		0-0 5-3		0-0 1B		0-0 6-3 3-H	0-0 1-3 1B		4	0	2	2	0	0	0
Larvell Blanks, R OBP: 0.318, SLG: 0.409 (1, 6)	0-0 L4-6 2-3			0-0 PB BB G6-4-3 1B	4-0 BB		0-0 BB 1B 1B	0-0 F9		4	1	2	0	1	0	3
Andre Thornton, R OBP: 0.393, SLG: 0.590 (1, 3)		0-0 6-3		4-0 G6-4-3 BB 1-3 BB	0-0 F7		0-0 1-2 BB 1B		0-0 1B 1-3 1B	4	0	2	0	1	0	2
Bruce Bochte, L OBP: 0.358, SLG: 0.398 (1, 7)		0-0 F8		4-0 G6-4-3 BB 1-2 BB		0-0 F7	4-0 1-2 2-3 BB		0-0 1-3	3	0	0	0	2	0	1
Rico Carty, R OBP: 0.362, SLG: 0.432 (1, 10)		0-0 BB 1B		0-0 G6-4-3 1-2f 2-3 3-H		4-0 BB BB	0-0 F4		0-0 G5-4-3 2-3 1B	4	0	2	0	1	0	5
Ron Pruitt, R OBP: 0.396, SLG: 0.436 (1, 9)		4-0 1-2 BB		0-0 F6		4-0 1-2 BB	0-3 K		0-0 G5-4-3 1-2f	3	0	0	0	2	1	6
Rick Manning, L OBP: 0.277, SLG: 0.332 (1, 8)		0-0 F7			0-0 F7	0-3 K		0-0 G3		4	0	0	0	0	1	4
Fred Kendall, R OBP: 0.271, SLG: 0.336 (1, 2)			0-3 K		0-0 5-3 1B 1B	0-0 F2		0-0 L5		4	1	1	0	0	1	2

Inning Stats	R: 0	H: 1	E: 0	LOB: 0	K: 0	BB: 0	S: 3	P: 3	R: 0	H: 1	E: 0	LOB: 2	K: 0	BB: 1	S: 4	P: 8	R: 0	H: 0	E: 0	LOB: 0	K: 1	BB: 0	S: 5	P: 5	R: 1	H: 1	E: 0	LOB: 1	K: 0	BB: 2	S: 3	P: 11	R: 1	H: 2	E: 0	LOB: 2	K: 0	BB: 1	S: 5	P: 9	R: 0	H: 0	E: 0	LOB: 2	K: 1	BB: 2	S: 5	P: 13	R: 1	H: 3	E: 0	LOB: 3	K: 1	BB: 1	S: 8	P: 12	R: 0	H: 1	E: 0	LOB: 2	K: 0	BB: 1	S: 4	P: 8	R: 0	H: 2	E: 0	LOB: 1	K: 0	BB: 0	S: 4	P: 4	1B: 10	SF: 0	2B: 1	SAC: 1	3B: 1	DP: 3	HR: 0	HBP: 0	WP: 0	PA: 43
--------------	------	------	------	--------	------	-------	------	------	------	------	------	--------	------	-------	------	------	------	------	------	--------	------	-------	------	------	------	------	------	--------	------	-------	------	-------	------	------	------	--------	------	-------	------	------	------	------	------	--------	------	-------	------	-------	------	------	------	--------	------	-------	------	-------	------	------	------	--------	------	-------	------	------	------	------	------	--------	------	-------	------	------	--------	-------	-------	--------	-------	-------	-------	--------	-------	--------


PITCHER	IP	WLS	BF	H	R	ER	SO	BB	IBB	HBP	BLK	WP	HR	S	P	ERA	WHIP
Dick Tidrow, R ERA: 3.36 (1, 1)	5.1	W	25	5	2	2	1	6	0	0	0	0	0	21	45	3.38	2.062
Sparky Lyle, L ERA: 1.73 (6, 1)	3.2	S	18	6	1	1	2	2	0	0	0	0	0	20	28	2.46	2.182

BOTTOM

New York Yankees @ Cleveland Indians
Cleveland Municipal Stadium, Cleveland, OH

Tue Sep 06 1977, 7:05 PM EDT
Att. 8,123 - Unknown - 69 F

AB	34
R	3
H	11
RBI	2
BB	8
SO	3
LOB	24




Batter	1	2	3	4	5	6	7	8	9	10	AB R H RBI BB SO LOB	TOP												
Mickey Rivers, L (1, 8) OBP: 0.349, SLG: 0.436	0-0 G3		0-0 F8		0-3 K2-3		0-3 K		0-0 1B		5 0 1 2 0 2 3	New York Yankees @ Cleveland Indians Cleveland Municipal Stadium, Cleveland, OH Wed Sep 07 1977, 7:05 PM EDT Att. 7,924 - Unknown - 70 F												
Graig Nettles, L (1, 5) OBP: 0.328, SLG: 0.495	4-0 5-3 BB		0-3 K			0-0 L8		0-0 1-3	0-0 F3		4 0 0 0 1 1 1													
Thurman Munson, R (1, 2) OBP: 0.341, SLG: 0.438	0-0 5-3 1-2		0-0 6-3			0-0 FC3-6 1B		0-0 F3		0-0 1B E 1B	5 1 2 0 0 0 1													
Reggie Jackson, L (1, 9) OBP: 0.367, SLG: 0.528	0-0 3-1			4-0 G4-6-3 BB		0-0 FC3-6 1-2f		0-0 4-3		0-0 E7 1B 1-H	4 0 1 0 1 0 2													
Chris Chambliss, L (1, 3) OBP: 0.344, SLG: 0.466		0-0 L7		0-0 G4-6-3 1-2f		0-0 4-3			0-0 1B E 1B 1B	0-0 4-3	5 1 1 0 0 0 3													
Lou Piniella, R (1, 10) OBP: 0.363, SLG: 0.509		0-3 K		0-0 F5			0-0 G3		0-0 F6 1-2	0-0 5-3	5 0 0 0 0 1 2													
Roy White, S (1, 7) OBP: 0.379, SLG: 0.429		0-0 1B 1B			0-0 FC6-4 1B		4-0 1B BB		0-0 G3 1B 1B	4-0 1B IBB	3 1 3 0 2 0 0													
Willie Randolph, R (1, 4) OBP: 0.360, SLG: 0.416		0-0 1-3 1B			0-0 FC6-4 1-2f		0-0 F9		0-0 1-2 G3 1B 1B	0-0 F4	5 1 2 1 0 0 4													
Bucky Dent, R (1, 6) OBP: 0.303, SLG: 0.364		0-0 5-3			0-0 F7		0-0 1-3 1B		0-0 G3 1-2 2-3		3 0 1 0 0 0 3													
Dell Alston, L (9, PH) OBP: 0.412, SLG: 0.533											1 0 0 0 0 0 2													
Fred Stanley, R (9, 6) OBP: 0.333, SLG: 0.289											0 0 0 0 0 0 0													
Inning Stats	R: 0 E: 0 K: 0 S: 3	H: 0 LOB: 1 BB: 1 P: 7	R: 0 E: 0 K: 1 S: 7	H: 2 LOB: 2 BB: 0 P: 7	R: 0 E: 0 K: 1 S: 5	H: 0 LOB: 0 BB: 0 P: 5	R: 0 E: 0 K: 0 S: 2	H: 0 LOB: 0 BB: 1 P: 6	R: 0 E: 0 K: 1 S: 6	H: 1 LOB: 1 BB: 0 P: 6	R: 0 E: 0 K: 0 S: 4	H: 1 LOB: 1 BB: 0 P: 4	R: 0 E: 0 K: 0 S: 3	H: 0 LOB: 0 BB: 0 P: 3	R: 3 E: 1 K: 0 S: 7	H: 4 LOB: 1 BB: 0 P: 7	R: 1 E: 1 K: 0 S: 5	H: 2 LOB: 2 BB: 1 P: 9	1B: 11 2B: 0 3B: 0 HR: 0	SF: 0 SAC: 0 DP: 1 HBP: 0	WP: 0 PB: 0 SB: 0 CS: 0	PA: 44		
PITCHER	IP WLS BF L	H R ER S	R ER SO 4	BB IBB HBP 0	BLK WP HR 0	S P ERA 44 56 3.00 1.444	WHIP 1.000	PITCHER	IP WLS BF H	R ER SO BB	H R ER SO	IBB HBP BLK WP	HR S P ERA WHIP											
Wayne Garland, R (1, 1) ERA: 3.83	9.0	10	4	3	0	0	0	0	0	0	0	0	0	0	0	0	0	0	0	0	0	0	0	0
Jim Kern, R (10, 1) ERA: 3.25	1.0	5	1	0	0	0	0	0	0	0	0	0	0	0	0	0	0	0	0	0	0	0	0	0

livebaseballscorecards.com

AB	40
R	4
H	11
RBI	3
BB	4
SO	4
LOB	21



Batter	1	2	3	4	5	6	7	8	9	AB R H RBI BB SO LOB	TOP														
Mickey Rivers, L (1, 8) OBP: 0.350, SLG: 0.436	0-0 F7		0-0 F8		0-0 1B SF8 1B		0-0 F8 1B		0-0 F5	5 1 2 0 0 0 0	<p>New York Yankees @ Cleveland Indians Cleveland Municipal Stadium, Cleveland, OH</p> <p>Thu Sep 08 1977, 7:05 PM EDT Att: 4,930 - Unknown - 73 F</p> <p>livebaseballscorecards.com</p> <table border="1"> <tr><td>AB</td><td>36</td></tr> <tr><td>R</td><td>4</td></tr> <tr><td>H</td><td>9</td></tr> <tr><td>RBI</td><td>4</td></tr> <tr><td>BB</td><td>1</td></tr> <tr><td>SO</td><td>3</td></tr> <tr><td>LOB</td><td>16</td></tr> </table> 	AB	36	R	4	H	9	RBI	4	BB	1	SO	3	LOB	16
AB	36																								
R	4																								
H	9																								
RBI	4																								
BB	1																								
SO	3																								
LOB	16																								
Graig Nettles, L (1, 5) OBP: 0.327, SLG: 0.493	0-0 F7		0-0 L9		0-0 SF9		0-0 F8 1B		0-0 4-3	4 0 1 1 0 0 0															
Thurman Munson, R (1, 2) OBP: 0.339, SLG: 0.436	0-0 F8		0-0 L9		0-0 1B		0-0 F8		0-0 5-3	5 0 1 1 0 0 2															
Reggie Jackson, L (1, 9) OBP: 0.370, SLG: 0.531 Paul Blair, R (9, 9) OBP: 0.338, SLG: 0.437		0-0 FC6-5 2B		0-0 1B	4-0 BB		0-0 F4			3 0 2 0 1 0 2 0 0 0 0 0 0 0															
Chris Chambliss, L (1, 3) OBP: 0.343, SLG: 0.465		0-0 FC6-5 1B		0-0 1B	0-0 SF8		0-0 F6			3 1 1 1 0 0 3															
Lou Piniella, R (1, 10) OBP: 0.358, SLG: 0.502		0-3 K		0-3 K	0-0 G3			0-0 F8		4 0 0 0 0 2 4															
Roy White, S (1, 7) OBP: 0.376, SLG: 0.425		0-0 E8 1B		0-0 F9		0-3 K		0-0 F9		4 0 0 0 0 1 2															
Willie Randolph, R (1, 4) OBP: 0.359, SLG: 0.414		0-0 1B			0-0 E6 1B SF9 1B		0-0 4-3		0-0 E6	4 1 1 1 0 0 0															
Bucky Dent, R (1, 6) OBP: 0.303, SLG: 0.363		0-0 5-3			0-0 1B 1B		0-0 F8		0-0 F4	4 1 1 0 0 0 3															
Inning Stats	R: 0 E: 0 K: 0 S: 3	H: 0 LOB: 0 BB: 0 P: 3	R: 1 E: 1 K: 1 S: 8	H: 2 LOB: 2 BB: 0 P: 8	R: 0 E: 0 K: 0 S: 3	H: 0 LOB: 0 BB: 0 P: 3	R: 0 E: 0 K: 1 S: 6	H: 2 LOB: 1 BB: 0 P: 6	R: 3 E: 1 K: 0 S: 7	H: 3 LOB: 2 BB: 1 P: 11	R: 0 E: 0 K: 1 S: 5	H: 0 LOB: 0 BB: 0 P: 5	R: 0 E: 0 K: 0 S: 5	H: 2 LOB: 2 BB: 0 P: 5	R: 0 E: 1 K: 0 S: 4	H: 0 LOB: 1 BB: 0 P: 4	R: 0 E: 0 K: 0 S: 3	H: 0 LOB: 0 BB: 0 P: 3	1B: 8 2B: 1 3B: 0 HR: 0	SF: 2 SAC: 0 DP: 0 HBP: 0	WP: 0 PB: 0 SB: 1 CS: 0	PA: 39			
PITCHER Jim Bibby, R (1, 1) ERA: 3.42	IP 9.0	WLS L	BF 39	H 9	R 4	ER 1	SO 3	BB 1	IBB 0	HBP 0	BLK 0	WP 0	HR 0	S 44	P 48	ERA 1.00	WHIP 1.111								PITCHER IP WLS BF H R ER SO BB IBB HBP BLK WP HR S P ERA WHIP

Batter	1	2	3	4	5	6	7	8	9	AB R H RBI BB SO LOB
Paul Dade, R (1, 5) OBP: 0.334, SLG: 0.362	0-0 1B S G4-6-3 1B		0-0 F8		0-0 F8			0-0 4-3		4 1 1 0 0 0 1
Duane Kuiper, L (1, 4) OBP: 0.327, SLG: 0.336	0-0 1-3 G4-6-3 1B		0-0 4-3			0-0 3B 2B		0-0 B1-3		4 1 2 0 0 0 0
Larvell Blanks, R (1, 6) OBP: 0.324, SLG: 0.422	0-0 1-2f 3-H G4-6-3			0-0 PB 1B		0-0 2-H 6-3 3B		0-0 2B		4 1 3 1 0 0 1
Andre Thornton, R (1, 3) OBP: 0.389, SLG: 0.579	0-0 F6			0-0 1-2 F6		0-0 3-H 6-3		0-0 5-3		4 0 0 1 0 0 2
Bruce Bochte, L (1, 7) OBP: 0.360, SLG: 0.399		0-0 F2		0-3 K		0-0 3-1		0-0 1B		4 0 1 0 0 1 1
Rico Carty, R (1, 10) OBP: 0.362, SLG: 0.430		0-0 FC6 1B		0-0 4-3		0-0 F9		0-0 F8		4 0 1 0 0 0 1
John Lowenstein, L (1, 9) OBP: 0.342, SLG: 0.363		0-3 K			0-0 6-3		0-0 F8		0-0 F8	4 0 0 0 0 1 1
Fred Kendall, R (1, 2) OBP: 0.271, SLG: 0.335		0-0 1-2f FC6			0-0 4-3 E8		0-0 5-3			3 0 0 0 0 0 1
Jim Norris, L (1, 8) OBP: 0.353, SLG: 0.357			0-0 F9		0-0 2-3 4-3		0-0 F6			3 0 0 0 0 0 1

Inning Stats	R: 1 E: 0 K: 0 S: 4	H: 2 LOB: 0 BB: 0 P: 4	R: 0 E: 0 K: 1 S: 6	H: 1 LOB: 1 BB: 0 P: 6	R: 0 E: 0 K: 0 S: 3	H: 0 LOB: 0 BB: 0 P: 3	R: 0 E: 0 K: 1 S: 6	H: 1 LOB: 1 BB: 0 P: 6	R: 0 E: 1 K: 0 S: 4	H: 0 LOB: 1 BB: 0 P: 4	R: 2 E: 0 K: 0 S: 5	H: 2 LOB: 0 BB: 0 P: 5	R: 0 E: 0 K: 0 S: 3	H: 0 LOB: 0 BB: 0 P: 3	R: 0 E: 0 K: 0 S: 4	H: 1 LOB: 1 BB: 0 P: 4	R: 0 E: 0 K: 0 S: 3	H: 1 LOB: 0 BB: 0 P: 3	1B: 5 2B: 2 3B: 1 HR: 0	SF: 0 SAC: 0 DP: 1 HBP: 0	WP: 0 PB: 1 SB: 1 CS: 0	PA: 34
PITCHER Ed Figueroa, R (1, 1) ERA: 3.72	IP 9.0	WLS W	BF 34	H 8	R 3	ER 3	SO 2	BB 0	IBB 0	HBP 0	BLK 0	WP 0	HR 0	S 38	P 38	ERA 3.00	WHIP 0.889					
PITCHER	IP	WLS	BF	H	R	ER	SO	BB	IBB	HBP	BLK	WP	HR	S	P	ERA	WHIP					

BOTTOM

New York Yankees @ Cleveland Indians
Cleveland Municipal Stadium, Cleveland, OH

Thu Sep 08 1977, 7:05 PM EDT
Att. 4,930 - Unknown - 73 F

AB	34
R	3
H	8
RBI	2
BB	0
SO	2
LOB	9



WP: 0	PA: 34
PB: 1	
SB: 1	
CS: 0	

livebaseballscorecards.com

Batter	1	2	3	4	5	6	7	8	9	AB R H RBI BB SO LOB	TOP									
Steve Staggs, R (1, 4) OBP: 0.329, SLG: 0.343	0-0 6-3		0-3 K			0-0 6-3			0-3 K	4 0 0 0 0 2 2	Toronto Blue Jays @ New York Yankees Yankee Stadium, Bronx, NY Fri Sep 09 1977, 7:05 PM EDT Att. 21,145 - Unknown livebaseballscorecards.com									
Al Woods, L (1, 7) OBP: 0.329, SLG: 0.371	0-0 F8		0-0 F7			0-0 4-3			0-0 F7	4 0 0 0 0 0 2										
Roy Howell, L (1, 5) OBP: 0.363, SLG: 0.378	0-3 K				0-0 G5-4-3 1B				0-0 6-3	4 0 1 0 0 2 0										
Ron Fairly, L (1, 10) OBP: 0.367, SLG: 0.467		4-0 FC5-4 BB			0-0 G5-4-3 1-2f				0-0 F9	2 0 0 0 1 0 1										
Doug Ault, R (1, 3) OBP: 0.325, SLG: 0.403		0-0 FC5-4 G4-6-3 1-2f			0-0 6-3				0-0 6-3	3 0 0 0 0 0 1										
Gary Woods, R (1, 8) OBP: 0.268, SLG: 0.279		0-0 G4-6-3 1-2f			0-0 5-3				0-0 F5	3 0 0 0 0 0 1										
Steve Bowling, R (1, 9) OBP: 0.309, SLG: 0.279			0-0 FC5-4 BB 1B		0-0 5-3				0-0 1B	3 0 2 0 0 0 0										
Alan Ashby, S (1, 2) OBP: 0.294, SLG: 0.283			4-0 FC5-4 BB 1-2		0-0 3-1				0-3 K	2 0 0 0 1 1 1										
Tim Nordbrook, R (1, 6) OBP: 0.348, SLG: 0.194 Doug Rader, R (8, PH) OBP: 0.346, SLG: 0.446 Dave McKay, S (8, 6) OBP: 0.210, SLG: 0.253			0-0 FC5-4 1-2f 2-3			0-0 6-3			0-0 6-3	2 0 0 0 0 0 2 1 0 0 0 0 0 1 0 0 0 0 0 0 0										
Inning Stats	R: 0 E: 0 K: 1 S: 5	H: 0 LOB: 0 BB: 0 P: 5	R: 0 E: 0 K: 0 S: 2	H: 0 LOB: 0 BB: 1 P: 6	R: 0 E: 0 K: 1 S: 6	H: 1 LOB: 2 BB: 1 P: 10	R: 0 E: 0 K: 0 S: 3	H: 1 LOB: 0 BB: 0 P: 3	R: 0 E: 0 K: 0 S: 3	H: 0 LOB: 0 BB: 0 P: 3	R: 0 E: 0 K: 1 S: 5	H: 0 LOB: 0 BB: 0 P: 5	R: 0 E: 0 K: 1 S: 6	H: 1 LOB: 1 BB: 0 P: 6	R: 0 E: 0 K: 1 S: 5	H: 0 LOB: 0 BB: 0 P: 5	1B: 3 2B: 0 3B: 0 HR: 0	SF: 0 SAC: 0 DP: 2 HBP: 0	WP: 0 PB: 0 SB: 0 CS: 0	PA: 30
PITCHER Mike Torrez, R (1, 1) ERA: 3.88	IP: 9.0 WLS: W BF: 30 H: 3 R: 0 ER: 0 SO: 5 BB: 2 IBB: 0 HBP: 0 BLK: 0 WP: 0 HR: 0 S: 38 P: 46 ERA: 0.00 WHIP: 0.556																			

Toronto Blue Jays @ New York Yankees
 Yankee Stadium, Bronx, NY
 Fri Sep 09 1977, 7:05 PM EDT
 Att. 21,145 - Unknown

AB	28
R	0
H	3
RBI	0
BB	2
SO	5
LOB	11



Batter	1	2	3	4	5	6	7	8	9	AB R H RBI BB SO LOB	TOP
Steve Staggs, R OBP: 0.336, SLG: 0.352 (1, 4) X	0-0 F6	0-0 F8		0-0 1B 2B		4-0 1B BB	0-0 E HR 1B		0-0 1B 2B 1B	5 3 3 1 1 0 1	
Al Woods, L OBP: 0.333, SLG: 0.378 (1, 7) X	0-0 2B 2B		0-0 F8	0-0 G4-6-3 1B		0-0 1B 5-3 1B	0-0 E1 HR		0-0 2B 1B	6 4 4 2 0 0 1	
Roy Howell, L OBP: 0.372, SLG: 0.414 (1, 5) X	0-0 1B 2B		0-0 HR	0-0 G4-6-3 1-2f		0-0 1-3 2-3 3-H 1B	0-0 1-H 3-H HR		0-0 PB 5-3 2B	6 4 5 9 0 0 2	
Ron Fairly, L OBP: 0.371, SLG: 0.477 (1, 10) X	0-0 2-H 1B		0-0 HR		0-0 G4-6-3 1B	0-0 F5	0-0 FC5-4 1B		0-0 F9	6 1 4 2 0 0 3	
Doug Ault, R OBP: 0.321, SLG: 0.397 (1, 3) S S S	0-3 K		0-0 F4		0-0 F1	0-0 5-3	0-0 FC5-4		0-0 5-3	6 0 0 2 0 1 4	
Gary Woods, R OBP: 0.257, SLG: 0.268 (1, 8) X	0-0 F6		0-0 F8		0-0 G4-6-3 1-2f	0-0 6-3	0-0 F7		0-0 5-3	6 0 0 0 0 0 4	
Steve Bowling, R OBP: 0.318, SLG: 0.286 (1, 9) X		0-0 F6		4-0 1B 6-3 BB		0-0 FC3 E 1B	0-0 E 1B 1B	0-0 5-3		4 3 2 0 1 0 0	AB 49
Rick Cerone, R OBP: 0.200, SLG: 0.226 (1, 2) X		0-0 F8		0-0 6-3		0-0 FC3 E 1B	0-0 F9	0-0 6-3		5 1 0 0 0 0 3	R 19
Tim Nordbrook, R OBP: 0.353, SLG: 0.220 (1, 6) X		0-0 S 1B		0-0 2B 1B		0-0 E4 1B BB	0-0 E5 1B	0-0 F4		5 3 2 1 0 0 2	H 20
Inning Stats	R: 2 H: 3 E: 0 LOB: 1 K: 1 BB: 0 S: 8 P: 8	R: 0 H: 1 E: 0 LOB: 1 K: 0 BB: 0 S: 4 P: 4	R: 2 H: 2 E: 0 LOB: 0 K: 0 BB: 0 S: 5 P: 5	R: 2 H: 3 E: 0 LOB: 1 K: 0 BB: 1 S: 5 P: 9	R: 0 H: 1 E: 0 LOB: 0 K: 0 BB: 0 S: 3 P: 3	R: 5 H: 3 E: 2 LOB: 1 K: 0 BB: 1 S: 8 P: 12	R: 5 H: 4 E: 2 LOB: 1 K: 0 BB: 0 S: 9 P: 9	R: 0 H: 0 E: 0 LOB: 0 K: 0 BB: 0 S: 3 P: 3	R: 3 H: 3 E: 0 LOB: 0 K: 0 BB: 0 S: 6 P: 6	1B: 13 SF: 0 2B: 4 SAC: 0 3B: 0 DP: 2 HR: 3 HBP: 0	WP: 0 PA: 51 PB: 1 SB: 1 CS: 0
PITCHER	IP WLS BF H R ER SO BB IBB HBP BLK WP HR S P ERA WHIP										
Catfish Hunter, R ERA: 4.71 (1, 1)	3.1 L 18 7 6 6 1 1 0 0 0 0 0 2 19 23 16.20 2.400										
Ken Clay, R ERA: 5.22 (4, 1)	1.2 11 5 5 2 0 1 0 0 0 0 0 0 10 14 10.80 3.600										
Stan Thomas, R ERA: 6.03 (6, 1)	1.1 8 3 3 2 0 0 0 0 0 0 0 0 8 8 13.50 2.250										
Larry McCall, R ERA: 13.5 (7, 1)	0.2 5 2 2 0 0 0 0 0 0 0 0 1 5 5 0.00 3.000										
Ken Holtzman, L ERA: 5.78 (8, 1)	2.0 9 3 3 2 0 0 0 0 0 0 0 0 9 9 9.00 1.500										

Toronto Blue Jays @ New York Yankees
 Yankee Stadium, Bronx, NY
 Sat Sep 10 1977, 3:33 AM EDT
 Att: 20,296 - Unknown

livebaseballscorecards.com



Batter	1	2	3	4	5	6	7	8	9	AB R H RBI BB SO LOB	TOP		
Steve Staggs, R (1, 4) OBP: 0.334, SLG: 0.354	0-0 G3 HR 2B		0-0 F7		0-0 5-3		0-0 F8			4 1 1 0 0 0 1			
Al Woods, L (1, 7) OBP: 0.335, SLG: 0.379	0-0 6-3		0-0 1B			0-0 4-3		0-0 FC3-6 SF7-4 1B		4 1 2 0 0 0 1			
Roy Howell, L (1, 5) OBP: 0.373, SLG: 0.415	0-0 G3 2-3		0-0 F7			0-0 1B 1B		0-0 1B FC3-6 1B		4 0 2 0 0 0 2			
Ron Fairly, L (1, 10) OBP: 0.370, SLG: 0.482	0-0 HR 3-H		0-0 4-3			0-0 F8		0-0 FC3-6 SF7-4 1-2f 2-3		4 1 1 2 0 0 4			
Doug Ault, R (1, 3) OBP: 0.322, SLG: 0.401	0-0 2B			0-0 F7		0-0 FC6-4 1B		0-0 SF7-4 1-2 3-H		3 0 2 1 0 0 0			
Gary Woods, R (1, 8) OBP: 0.257, SLG: 0.267	0-0 4-3			0-0 F2		0-0 FC6-4 1-2f			0-0 1B	4 0 1 0 0 0 3			
Steve Bowling, R (1, 9) OBP: 0.311, SLG: 0.277		0-0 5-3		0-0 F7			0-0 F4		0-0 F7	4 0 0 0 0 0 1			
Alan Ashby, S (1, 2) OBP: 0.295, SLG: 0.281 Doug Rader, R (9, PH) OBP: 0.346, SLG: 0.445		0-0 5-3			0-3 K		4-0 FC5-4 BB		0-0 F4	2 0 0 0 1 1 0 1 0 0 0 0 0 1			
Tim Nordbrook, R (1, 6) OBP: 0.333, SLG: 0.205 Otto Velez, R (9, PH) OBP: 0.359, SLG: 0.440		0-0 F9			0-0 F5		0-0 FC5-4 1-2f		0-0 F9	3 0 0 0 0 0 1 1 0 0 0 0 0 1			
Inning Stats	R: 2 H: 3 E: 0 LOB: 1 K: 0 BB: 0 S: 6 P: 6	R: 0 H: 0 E: 0 LOB: 0 K: 0 BB: 0 S: 3 P: 3	R: 0 H: 1 E: 0 LOB: 1 K: 0 BB: 0 S: 4 P: 4	R: 0 H: 0 E: 0 LOB: 0 K: 0 BB: 0 S: 3 P: 3	R: 0 H: 0 E: 0 LOB: 0 K: 1 BB: 0 S: 5 P: 5	R: 0 H: 2 E: 0 LOB: 2 K: 0 BB: 0 S: 5 P: 5	R: 0 H: 0 E: 0 LOB: 1 K: 0 BB: 1 S: 3 P: 7	R: 1 H: 2 E: 0 LOB: 0 K: 0 BB: 0 S: 4 P: 4	R: 0 H: 1 E: 0 LOB: 1 K: 0 BB: 0 S: 4 P: 4	1B: 6 SF: 1 2B: 3 SAC: 0 3B: 0 DP: 1 HR: 1 HBP: 0	WP: 0 PA: 36 PB: 0 SB: 0 CS: 0		
PITCHER	IP WLS BF H R ER SO BB IBB HBP BLK WP HR S P ERA WHIP											PITCHER	IP WLS BF H R ER SO BB IBB HBP BLK WP HR S P ERA WHIP
Dick Tidrow, R (1, 1) ERA: 3.32 Sparky Lyle, L (8, 1) ERA: 1.78	7.0 W 28 6 2 2 1 1 0 0 0 0 0 1 29 33 2.57 1.000												

Toronto Blue Jays @ New York Yankees
 Yankee Stadium, Bronx, NY
 Sun Sep 11 1977, 3:33 AM EDT
 Att: 40,905 - Unknown

livebaseballscorecards.com

AB 34
 R 3
 H 9
 RBI 3
 BB 1
 SO 1
 LOB 15



Batter	1	2	3	4	5	6	7	8	9	AB R H RBI BB SO LOB	TOP	
Steve Staggs, R (1, 4) OBP: 0.335, SLG: 0.353	0-0 F8		0-3 K		0-3 K		0-0 E4 E 1B	4-0 FC4-6 BB		4 1 1 0 1 2 1		
Roy Howell, L (1, 10) OBP: 0.371, SLG: 0.410	0-3 K			0-3 K	0-0 F7		4-0 E 2B BB	0-0 FC4-6 1B		4 2 0 0 1 2 1		
Doug Ault, R (1, 3) OBP: 0.321, SLG: 0.399	0-0 1-3			0-0 F5	0-0 6-3		0-0 E4 2B BB	0-0 1B		5 0 1 1 0 0 1		
Otto Velez, R (1, 9) Al Woods, L (7, 7) OBP: 0.363, SLG: 0.450 OBP: 0.336, SLG: 0.381		0-0 F6		0-0 1B 2B		0-0 FC6-4 SH 1B	0-0 PB 2B	0-0 1B		4 1 3 1 0 0 0 1 0 1 1 0 0 0		
Doug Rader, R (1, 5) OBP: 0.345, SLG: 0.442		0-0 F8		4-0 BB 1B BB		0-0 SH 1-2 FC6-4	0-3 K	0-0 F7		3 1 0 0 1 1 4		
Gary Woods, R (1, 8) OBP: 0.255, SLG: 0.265		0-3 K		0-0 BB 1B		0-0 FC6-4 1-2 2-3	0-0 FC1-6-2 PB		0-0 6-3	5 0 1 1 0 1 4		
Steve Bowling, R (1, 7) (7, 9) OBP: 0.325, SLG: 0.286			0-0 FC5-4 1B	4-0 BB BB		0-0 F2	4-0 FC5-4 BB		0-0 WP 1B	3 0 2 0 2 0 2	AB 37 R 6 H 10 RBI 5 BB 7 SO 8 LOB 24	
Hector Torres, R (1, 6) OBP: 0.290, SLG: 0.361			0-0 FC5-4 1B	4-0 BB BB		0-0 F4	0-0 FC5-4 1-2		0-3 K	4 0 0 1 1 1 7		
Rick Cerone, R (1, 2) OBP: 0.214, SLG: 0.227			0-0 1B	0-3 K		0-0 1B	4-0 E BB	0-0 6-3	0-0 5-3	4 1 1 0 1 1 4		
Inning Stats	R: 0 H: 0 E: 0 LOB: 0 K: 1 BB: 0 S: 5 P: 5	R: 0 H: 0 E: 0 LOB: 0 K: 1 BB: 0 S: 5 P: 5	R: 0 H: 2 E: 0 LOB: 1 K: 1 BB: 0 S: 6 P: 6	R: 2 H: 2 E: 0 LOB: 3 K: 2 BB: 3 S: 9 P: 21	R: 0 H: 0 E: 0 LOB: 0 K: 1 BB: 0 S: 5 P: 5	R: 0 H: 1 E: 1 LOB: 2 K: 0 BB: 0 S: 5 P: 5	R: 3 H: 2 E: 2 LOB: 3 K: 1 BB: 3 S: 8 P: 20	R: 1 H: 2 E: 0 LOB: 2 K: 0 BB: 1 S: 5 P: 9	R: 0 H: 1 E: 0 LOB: 1 K: 1 BB: 0 S: 6 P: 6	1B: 8 SF: 0 2B: 2 SAC: 1 3B: 0 DP: 0 HR: 0 HBP: 0	WP: 1 PA: 45 PB: 1 SB: 0 CS: 0	
PITCHER	IP WLS BF H R ER SO BB IBB HBP BLK WP HR S P ERA WHIP											
Don Gullett, L (1, 1) ERA: 3.85	6.0 L 29 6 5 5 6 5 0 0 0 0 0 0 36 56 7.50 1.833											
Sparky Lyle, L (7, 1) ERA: 1.61	3.0 16 4 1 1 2 2 0 0 0 1 0 18 26 3.00 2.000											

Toronto Blue Jays @ New York Yankees
 Yankee Stadium, Bronx, NY
 Sun Sep 11 1977, 3:38 AM EDT
 Att: 40,905 - Unknown

livebaseballscorecards.com



Batter	1	2	3	4	5	6	7	8	9	AB	R	H	RBI	BB	SO	LOB
Mickey Rivers, L OBP: 0.346, SLG: 0.431 (1, 8)	0-0 G3	0-0 FC6-4			0-0 FC4-6 BB 1B		0-3 K	0-0 3		5	0	1	0	0	1	4
Roy White, S OBP: 0.374, SLG: 0.421 (1, 7)	0-0 G3		0-0 F4		4-0 FC4-6 BB 1-2		0-0 F9		0-0 1-3	4	0	0	0	1	0	0
Graig Nettles, L OBP: 0.323, SLG: 0.485 (1, 5)	0-0 1B 3B		0-0 4-3		0-0 FC4-6 1-2f 2-3		0-0 4-3		0-0 3-1	5	1	1	0	0	0	2
Reggie Jackson, L OBP: 0.369, SLG: 0.527 (1, 9)	0-0 FC6-4 1B		0-3 K		0-3 K			4-0 1B 2B BB	0-3 K	4	1	1	1	1	3	2
Chris Chambliss, L OBP: 0.343, SLG: 0.461 (1, 3)	0-0 FC6-4 1-2f			0-3 K	0-0 1-3			0-0 2B 1B 1B		4	1	1	0	0	1	3
Lou Piniella, R OBP: 0.361, SLG: 0.509 (1, 10)		4-0 1B BB		0-0 3B		0-0 4-3		0-0 1B 2B		3	1	2	1	1	0	0
Cliff Johnson, R OBP: 0.401, SLG: 0.574 (1, 2)		0-3 K		0-0 F2		0-0 6-3		0-0 BB 1B		4	0	1	2	0	1	2
Willie Randolph, R OBP: 0.362, SLG: 0.415 (1, 4)		0-0 F3		4-0 BB		0-0 2B		0-0 F6		3	0	1	0	1	0	2
Bucky Dent, R OBP: 0.302, SLG: 0.358 (1, 6)		0-0 FC6-4 1B		0-0 5-3		0-0 F8		4-0 BB		3	0	1	0	0	0	3
Thurman Munson, R OBP: 0.339, SLG: 0.431 (8, PH)										0	0	0	0	1	0	0
Fred Stanley, R OBP: 0.326, SLG: 0.282 (9, 6)										0	0	0	0	0	0	0

Inning Stats	R: 1	H: 2	E: 0	K: 5	S: 5	LOB: 1	BB: 0	P: 5	R: 0	H: 1	E: 0	K: 1	S: 6	LOB: 2	BB: 1	P: 10	R: 0	H: 0	E: 0	K: 1	S: 5	LOB: 0	BB: 0	P: 5	R: 0	H: 1	E: 0	K: 1	S: 6	LOB: 2	BB: 1	P: 10	R: 0	H: 1	E: 0	K: 0	S: 4	LOB: 1	BB: 0	P: 4	R: 0	H: 0	E: 0	K: 1	S: 5	LOB: 0	BB: 0	P: 5	R: 3	H: 3	E: 0	K: 0	S: 5	LOB: 1	BB: 2	P: 13	R: 0	H: 0	E: 0	K: 1	S: 5	LOB: 0	BB: 0	P: 5
--------------	------	------	------	------	------	--------	-------	------	------	------	------	------	------	--------	-------	-------	------	------	------	------	------	--------	-------	------	------	------	------	------	------	--------	-------	-------	------	------	------	------	------	--------	-------	------	------	------	------	------	------	--------	-------	------	------	------	------	------	------	--------	-------	-------	------	------	------	------	------	--------	-------	------

PITCHER																	1B: 5	SF: 0	WP: 0	PA: 40			
PITCHER																	2B: 3	SAC: 0	PB: 0				
PITCHER																	3B: 2	DP: 1	SB: 0				
PITCHER																	HR: 0	HBP: 0	CS: 0				
PITCHER	IP	WLS	BF	H	R	ER	SO	BB	IBB	HBP	BLK	WP	HR	S	P	ERA	WHIP	WP	HR	S	P	ERA	WHIP
Tom Murphy, R ERA: 5.13 (1, 1)	6.0		27	6	1	1	4	3	0	0	0	0	0	32	44	1.50	1.500						
Pete Vuckovich, R ERA: 3.67 (7, 1)	1.0		7	3	3	3	1	1	0	0	0	0	0	8	12	27.00	4.000						
Jerry Johnson, R ERA: 4.42 (8, 1)	2.0	S	6	0	0	0	1	1	0	0	0	0	0	7	11	0.00	0.500						

BOTTOM

Toronto Blue Jays @ New York Yankees
 Yankee Stadium, Bronx, NY
 Sun Sep 11 1977, 3:38 AM EDT
 Att. 40,905 - Unknown

livebaseballscores.com

AB	35
R	4
H	9
RBI	4
BB	5
SO	6
LOB	18



Batter	1	2	3	4	5	6	7	8	9	AB R H RBI BB SO LOB	TOP													
Rick Burleson, R (1, 6) OBP: 0.341, SLG: 0.385	0-0 6-3	0-3 K			0-0 1B		0-3 K			4 0 1 0 0 2 3														
Tommy Helms, R (1, 10) OBP: 0.274, SLG: 0.294	0-3 K		0-0 L9		0-3 K		0-0 F7			4 0 0 0 0 2 1														
Fred Lynn, L (1, 8) OBP: 0.318, SLG: 0.443	0-0 4-3		0-0 F2		0-0 4-3		0-3 K			4 0 0 0 0 1 1														
Carl Yastrzemski, L (1, 7) OBP: 0.379, SLG: 0.503		0-0 WP 3B	0-0 F5			0-0 P7		0-0 F5		4 1 1 0 0 0 0														
Jim Rice, R (1, 9) OBP: 0.382, SLG: 0.610		0-3 K		4-0 BB		0-0 F9		0-0 1B		3 0 1 0 1 1 1														
Carlton Fisk, R (1, 2) OBP: 0.407, SLG: 0.514		4-0 WP 1B BB		0-0 L8		0-0 F7		0-0 F8		3 1 0 0 1 0 2														
George Scott, R (1, 3) OBP: 0.330, SLG: 0.505		4-0 FC4-6 1B 1-2 3-H BB		0-0 F9		0-0 1B		0-3 K		3 0 1 0 1 1 2														
Butch Hobson, R (1, 5) OBP: 0.296, SLG: 0.487		0-0 FC4-6 1B 1-2 2-H		0-0 F8		0-0 F7		0-3 K		4 0 1 1 0 1 3														
Denny Doyle, L (1, 4) OBP: 0.290, SLG: 0.309		0-0 FC4-6			0-0 G3		0-3 K			2 0 0 0 0 0 2														
Bob Montgomery, R (7, PH) OBP: 0.370, SLG: 0.500										1 0 0 0 0 1 1														
Steve Dillard, R (7, 4) OBP: 0.273, SLG: 0.320		1-2 2-3								0 0 0 0 0 0 0														
Inning Stats	R: 0 E: 0 K: 1 S: 5	H: 0 LOB: 0 BB: 0 P: 5	R: 2 E: 0 K: 2 S: 9	H: 2 LOB: 2 BB: 2 P: 17	R: 0 E: 0 K: 0 S: 3	H: 0 LOB: 0 BB: 0 P: 3	R: 0 E: 0 K: 0 S: 3	H: 0 LOB: 1 BB: 1 P: 7	R: 0 E: 0 K: 1 S: 6	H: 1 LOB: 1 BB: 0 P: 6	R: 0 E: 0 K: 0 S: 3	H: 0 LOB: 0 BB: 0 P: 3	R: 0 E: 0 K: 2 S: 8	H: 1 LOB: 1 BB: 0 P: 8	R: 0 E: 0 K: 1 S: 5	H: 0 LOB: 0 BB: 0 P: 5	R: 0 E: 0 K: 2 S: 8	H: 1 LOB: 1 BB: 0 P: 8	R: 0 E: 0 K: 2 S: 8	H: 1 LOB: 1 BB: 0 P: 8	1B: 4 2B: 0 3B: 1 HR: 0	SF: 0 SAC: 0 DP: 0 HBP: 0	WP: 1 PB: 0 SB: 0 CS: 0	PA: 35
PITCHER Ron Guidry, L (1, 1) ERA: 2.9	IP: 9.0 WLS: W BF: 35 H: 5 R: 2 ER: 2 SO: 9 BB: 3 IBB: 0 HBP: 0 BLK: 0 WP: 1 HR: 0 S: 50 P: 62 ERA: 2.00 WHIP: 0.889																				PITCHER	IP: 9.0 WLS: W BF: 35 H: 5 R: 2 ER: 2 SO: 9 BB: 3 IBB: 0 HBP: 0 BLK: 0 WP: 1 HR: 0 S: 50 P: 62 ERA: 2.00 WHIP: 0.889		

Boston Red Sox @ New York Yankees
Yankee Stadium, Bronx, NY
 Tue Sep 13 1977, 7:05 PM EDT
 Att. 55,269 - Unknown - 74 F

AB	32
R	2
H	5
RBI	1
BB	3
SO	9
LOB	16



Batter	1	2	3	4	5	6	7	8	9	AB	R	H	RBI	BB	SO	LOB
Mickey Rivers, L (1, 8) OBP: 0.347, SLG: 0.437	0-0 L6		0-0 1B		0-0 HR	0-0 FC1-6				4	1	2	2	0	0	1
Roy White, S (1, 7) OBP: 0.373, SLG: 0.422	0-0 2B		0-0 F4		0-0 L8	0-3 K				4	0	1	0	0	1	2
Thurman Munson, R (1, 2) OBP: 0.340, SLG: 0.432	0-0 F7				0-0 FC4-6 1B	0-0 FC4-6 1B		0-0 6-3		4	0	2	0	0	0	1
Reggie Jackson, L (1, 9) OBP: 0.387, SLG: 0.522	0-3 K				0-3 K	0-0 FC4-6 2B		0-3 K		4	1	0	0	0	3	3
Paul Blair, R (8, 9) OBP: 0.338, SLG: 0.437										0	0	0	0	0	0	0
Chris Chambliss, L (1, 3) OBP: 0.343, SLG: 0.462		0-0 F5			0-0 FC4-6 1B	0-0 2B		0-0 G3		4	1	1	1	0	0	1
Graig Nettles, L (1, 5) OBP: 0.324, SLG: 0.485		0-0 G3			0-0 FC5 1B	4-0 FC6-4 IBB		0-3 K		3	0	1	0	1	1	0
Lou Piniella, R (1, 10) OBP: 0.360, SLG: 0.505		0-3 K			0-0 1B	0-0 FC6-4 1B		0-0 5-3		4	0	1	1	0	1	2
Willie Randolph, R (1, 4) OBP: 0.361, SLG: 0.414			0-0 F8		0-0 FC5 1B			0-0 F9		4	0	1	0	0	0	2
Bucky Dent, R (1, 6) OBP: 0.302, SLG: 0.357			0-0 F6			0-0 HR 1B				3	1	1	0	0	1	1

Inning Stats	R: 0	H: 1	E: 0	LOB: 1	K: 1	S: 6	P: 6	R: 0	H: 0	E: 0	LOB: 0	K: 1	S: 5	P: 5	R: 0	H: 1	E: 0	LOB: 1	K: 0	S: 4	P: 4	R: 1	H: 3	E: 0	LOB: 2	K: 1	S: 8	P: 8	R: 3	H: 4	E: 0	LOB: 2	K: 0	S: 7	P: 11	R: 0	H: 1	E: 0	LOB: 1	K: 2	S: 8	P: 8	R: 0	H: 0	E: 0	LOB: 0	K: 1	S: 5	P: 5	R: 0	H: 0	E: 0	LOB: 0	K: 1	S: 5	P: 5
--------------	------	------	------	--------	------	------	------	------	------	------	--------	------	------	------	------	------	------	--------	------	------	------	------	------	------	--------	------	------	------	------	------	------	--------	------	------	-------	------	------	------	--------	------	------	------	------	------	------	--------	------	------	------	------	------	------	--------	------	------	------

PITCHER	IP	WLS	BF	H	R	ER	SO	BB	IBB	HBP	BLK	WP	HR	S	P	ERA	WHIP
Mike Paxton, R (1, 1) ERA: 3.61	4.1	L	21	8	4	4	3	0	0	0	0	0	1	27	27	8.31	1.846
Jim Willoughby, R (5, 1) ERA: 3.88	3.2		14	2	0	0	4	0	1	0	0	0	0	21	25	0.00	0.545


BOTTOM

Boston Red Sox @ New York Yankees
 Yankee Stadium, Bronx, NY

Tue Sep 13 1977, 7:05 PM EDT
 Att: 55,269 - Unknown - 74 F

livebaseballscorecards.com

AB	34
R	4
H	10
RBI	4
BB	1
SO	7
LOB	13



WP: 0	PA: 35
PB: 0	SB: 1
CS: 0	

Batter	1	2	3	4	5	6	7	8	9	AB R H RBI BB SO LOB	TOP	
Rick Burleson, R (1, 6) OBP: 0.342, SLG: 0.387	0-0 F9		0-0 6-3 BB 1B		0-0 G1-2-3 BB 1-3 1B		0-0 SH3-4 1-2			3 0 2 0 0 0 0	Boston Red Sox @ New York Yankees Yankee Stadium, Bronx, NY Wed Sep 14 1977, 7:05 PM EDT Att. 54,365 - Unknown - 69 F	
Bernie Carbo, L (1, 9) OBP: 0.403, SLG: 0.512	0-0 1-3		4-0 6-3 BB 1-2		4-0 G1-2-3 BB 1-2		0-0 F9			2 0 0 0 2 0 1		
Fred Lynn, L (1, 8) OBP: 0.316, SLG: 0.439	0-0 F6		0-0 6-3 1-2 2-3		0-0 G1-2-3 1-2 2-3 3-HF		0-0 4-3			4 0 0 0 0 0 6		
Carl Yastrzemski, L (1, 7) OBP: 0.376, SLG: 0.499		0-0 F8	0-0 F6		0-0 L1-3		0-0 F8			4 0 0 0 0 0 4		
Jim Rice, R (1, 10) OBP: 0.383, SLG: 0.613		0-0 3B		0-0 S 1B		0-0 5-3		0-0 F4		4 0 2 0 0 0 0		
Carlton Fisk, R (1, 2) OBP: 0.404, SLG: 0.510		0-3 K		0-0 F8		0-0 6-3		0-0 F5		4 0 0 0 0 1 2		
George Scott, R (1, 3) OBP: 0.331, SLG: 0.504		4-0 BB		0-0 L9		0-0 1B		0-0 L8		3 0 1 0 1 0 1		
Butch Hobson, R (1, 5) OBP: 0.294, SLG: 0.483		0-3 K		0-0 F4 1-2		0-0 F9		0-0 F8		4 0 0 0 0 1 4		
Denny Doyle, L (1, 4) OBP: 0.291, SLG: 0.311			0-0 3-1		0-0 1B G1-2-3 1B		0-0 SH3-4 1B		0-0 4-3	4 0 2 0 0 0 0		
Inning Stats	R: 0 E: 0 K: 0 S: 3 H: 0 LOB: 0 BB: 0 P: 3	R: 0 E: 0 K: 2 S: 8 H: 1 LOB: 2 BB: 1 P: 12	R: 0 E: 0 K: 0 S: 4 H: 1 LOB: 2 BB: 1 P: 8	R: 0 E: 0 K: 0 S: 4 H: 1 LOB: 1 BB: 0 P: 4	R: 0 E: 0 K: 0 S: 4 H: 2 LOB: 2 BB: 1 P: 8	R: 0 E: 0 K: 0 S: 4 H: 1 LOB: 1 BB: 0 P: 4	R: 0 E: 0 K: 0 S: 4 H: 1 LOB: 1 BB: 0 P: 4	R: 0 E: 0 K: 0 S: 3 H: 0 LOB: 0 BB: 0 P: 3	R: 0 E: 0 K: 0 S: 3 H: 0 LOB: 0 BB: 0 P: 3	1B: 6 2B: 0 3B: 1 HR: 0 SF: 0 SAC: 1 DP: 1 HBP: 0	WP: 0 PB: 0 SB: 1 CS: 0 PA: 36	
PITCHER Ed Figueroa, R (1, 1) ERA: 3.57	IP: 9.0 WLS: W BF: 36 H: 7 R: 0 ER: 0 SO: 2 BB: 3 IBB: 0 HBP: 0 BLK: 0 WP: 0 HR: 0 S: 37 P: 49 ERA: 0.00 WHIP: 1.111											PITCHER

livebaseballscorecards.com

AB	32
R	0
H	7
RBI	0
BB	3
SO	2
LOB	18



Batter	1	2	3	4	5	6	7	8	9
Mickey Rivers, L (1, 8) OBP: 0.347, SLG: 0.435 Paul Blair, R (3, PR) OBP: 0.338, SLG: 0.435 (4, 8)	0-0 4-3		0-0 1B		0-0 FC6-5-4			0-0 HR 1B	0-0 F8
Roy White, S (1, 7) OBP: 0.370, SLG: 0.416	0-0 F7		0-3 K		0-3 K			0-0 F9	
Thurman Munson, R (1, 2) OBP: 0.339, SLG: 0.435	0-0 1-3		0-0 F7					0-0 HR	
Reggie Jackson, L (1, 9) OBP: 0.369, SLG: 0.534		0-0 4-3		0-0 HR				0-3 K	
Chris Chambliss, L (1, 3) OBP: 0.339, SLG: 0.456		0-0 L6		0-3 K				0-0 F9	
Graig Nettles, L (1, 5) OBP: 0.325, SLG: 0.486		0-0 1B 1B		0-0 F5				0-0 F3	
Lou Piniella, R (1, 10) OBP: 0.355, SLG: 0.497		0-0 FC6 1B		0-0 5-3				0-0 F4	
Willie Randolph, R (1, 4) OBP: 0.356, SLG: 0.408		0-0 FC6						0-0 F7	
Bucky Dent, R (1, 6) OBP: 0.305, SLG: 0.362 Dell Alston, L (9, PH) OBP: 0.417, SLG: 0.563			0-0 F7					0-0 F8	

Inning Stats	R: 0	H: 0	E: 0	K: 0	S: 3	R: 0	H: 2	E: 0	K: 0	S: 5	R: 0	H: 1	E: 0	K: 1	S: 6	R: 1	H: 1	E: 0	K: 1	S: 6	R: 0	H: 1	E: 0	K: 1	S: 6	R: 0	H: 0	E: 0	K: 1	S: 5	R: 0	H: 1	E: 0	K: 0	S: 4	R: 2	H: 2	E: 0	K: 0	S: 5	R: 0	H: 1	E: 0	K: 0	S: 4
	LOB: 0	BB: 0	P: 3	LOB: 2	BB: 0	P: 5	LOB: 1	BB: 0	P: 6	LOB: 0	BB: 0	LOB: 1	BB: 0	P: 6	LOB: 1	BB: 0	LOB: 0	BB: 0	P: 5	LOB: 1	BB: 0	LOB: 1	BB: 0	LOB: 1	BB: 0	P: 6	LOB: 0	BB: 0	P: 5	LOB: 1	BB: 0	LOB: 1	BB: 1	P: 9	LOB: 1	BB: 0	P: 4	LOB: 1	BB: 0	P: 4	LOB: 1	BB: 0	P: 4		

PITCHER										PITCHER																							
IP	WLS	BF	H	R	ER	SO	BB	IBB	HBP	BLK	WP	HR	S	P	ERA	WHIP	IP	WLS	BF	H	R	ER	SO	BB	IBB	HBP	BLK	WP	HR	S	P	ERA	WHIP
Luis Tiant, R (1, 1) ERA: 4.75	7.1	31	8	3	3	4	1	0	0	0	0	2	38	42	3.68	1.227	Bill Campbell, R (8, 1) ERA: 3.04	1.2	6	1	0	0	0	0	0	0	0	0	0	6	6	0.00	0.600

BOTTOM

AB	R	H	RBI	BB	SO	LOB
2	0	1	0	0	0	0
3	1	1	0	0	0	2
4	0	0	0	0	2	3
4	1	1	2	0	0	1
3	1	1	1	1	1	0
4	0	0	0	0	1	1
4	0	2	0	0	0	1
4	0	1	0	0	0	1

AB	36
R	3
H	9
RBI	3
BB	1
SO	4
LOB	13



WP: 0	PA: 37
PB: 0	CS: 0
1B: 4	SF: 0
2B: 3	SAC: 0
3B: 0	DP: 0
HR: 2	HBP: 0

Boston Red Sox @ New York Yankees
 Yankee Stadium, Bronx, NY
 Thu Sep 15 1977, 7:05 PM EDT
 Att. 55,218 - Unknown

livebaseballscorecards.com

Batter	1	2	3	4	5	6	7	8	9	AB R H RBI BB SO LOB	TOP
Roy White, S OBP: 0.368, SLG: 0.414 (1, 7) X	0-0 4-3		0-3 K		0-0 L5-4 BB 1-3 1B		0-0 F8		0-0 4-3	5 0 1 0 0 1 0	
Willie Randolph, R OBP: 0.359, SLG: 0.408 (1, 4) X	0-0 WP 1-3 1B		0-0 F9		4-0 1-2 BB		0-0 5-3		4-0 BB	3 1 1 0 2 0 0	
Thurman Munson, R OBP: 0.336, SLG: 0.431 (1, 2) X	0-0 1-3 1-2		0-0 6-3		0-0 L5-4 2-3			0-3 K	0-0 F4	5 0 0 0 0 1 5	
Reggie Jackson, L OBP: 0.371, SLG: 0.533 (1, 9) B B B	4-0 1B 2-3 BB			0-0 4-3 G3 1B		0-0 1-3		0-0 1B 2B 1B	0-0 F8	4 1 2 0 1 0 1	
Chris Chambliss, L OBP: 0.338, SLG: 0.455 (1, 3) X	0-0 1-2 1B			0-0 G3 1-2		0-0 F5		0-0 F9		4 0 1 1 0 0 2	
Graig Nettles, L OBP: 0.326, SLG: 0.486 (1, 5) X	0-0 G3 3-H			0-0 4-3 2-3		0-0 2B 1B		0-0 2B 1B		4 1 2 0 0 0 3	
Lou Piniella, R OBP: 0.357, SLG: 0.503 (1, 10) S S S			0-3 K		0-0 5-3		0-0 1-3 2B		0-0 1-H 3-H 2B	4 1 2 2 0 1 1	
Paul Blair, R OBP: 0.335, SLG: 0.451 (1, 8) X			0-0 5-3		0-3 K		0-0 6-3		0-0 2-H HR	4 1 1 2 0 1 2	
Bucky Dent, R OBP: 0.304, SLG: 0.361 (1, 6) X			0-0 2-3		0-0 1B 1B		0-3 K		0-0 4-3	4 0 1 0 0 1 0	
Inning Stats	R: 1 H: 2 E: 0 LOB: 2 K: 0 BB: 1 S: 5 P: 9	R: 0 H: 0 E: 0 LOB: 0 K: 1 BB: 0 S: 5 P: 5	R: 0 H: 0 E: 0 LOB: 0 K: 1 BB: 0 S: 5 P: 5	R: 0 H: 1 E: 0 LOB: 1 K: 0 BB: 0 S: 4 P: 4	R: 0 H: 2 E: 0 LOB: 2 K: 1 BB: 1 S: 6 P: 10	R: 0 H: 2 E: 0 LOB: 2 K: 0 BB: 0 S: 5 P: 5	R: 0 H: 0 E: 0 LOB: 0 K: 1 BB: 0 S: 5 P: 5	R: 4 H: 4 E: 0 LOB: 0 K: 1 BB: 0 S: 9 P: 9	R: 0 H: 0 E: 0 LOB: 1 K: 0 BB: 1 S: 3 P: 7	1B: 8 SF: 0 2B: 3 SAC: 0 3B: 0 DP: 1 HR: 1 HBP: 0	WP: 1 PA: 40 PB: 0 SB: 0 CS: 0
PITCHER Fernando Arroyo, R ERA: 3.98 (1, 1) Bruce Taylor, R ERA: 3.24 (8, 1)	IP WLS BF H R ER SO BB IBB HBP BLK WP HR S P ERA WHIP	7.2 L 34 10 4 4 5 2 0 0 0 1 0 42 50 4.70 1.565	1.1 6 1 1 1 0 1 0 0 0 0 1 5 9 6.75 1.500	PITCHER IP WLS BF H R ER SO BB IBB HBP BLK WP HR S P ERA WHIP							

New York Yankees @ Detroit Tigers
Tiger Stadium, Detroit, MI
 Fri Sep 16 1977, 7:05 PM EDT
 Att: 18,016 - Unknown

AB	37
R	5
H	11
RBI	5
BB	3
SO	5
LOB	14



Batter	1	2	3	4	5	6	7	8	9	AB R H RBI BB SO LOB
Ron LeFlore, R OBP: 0.362, SLG: 0.477 (1, 8)	0-0 HR 1B		0-3 K		0-0 5-3		0-0 FC5-4 1-2f			4 1 1 0 0 1 1
Tito Fuentes, S OBP: 0.347, SLG: 0.394 (1, 4)	0-3 K		0-0 6-3			0-0 BB 1B		0-0 F6		4 0 1 0 0 1 1
Rusty Staub, L OBP: 0.335, SLG: 0.448 (1, 10)	0-0 1-H HR			0-0 G1 1B		0-0 F4		0-0 F8		4 2 2 2 0 0 1
Jason Thompson, L OBP: 0.344, SLG: 0.475 (1, 3)	0-0 1-3			0-0 G1 1-2		0-0 F5		0-0 1-3		4 0 0 0 0 0 2
Mickey Stanley, R OBP: 0.285, SLG: 0.393 (1, 9)	0-0 L5			0-0 6-3		4-0 BB			0-3 K	3 0 0 0 1 1 1
John Wockenfuss, R OBP: 0.320, SLG: 0.494 (1, 7)		0-0 F5		0-0 E7 1B		0-0 F9			0-3 K	4 0 1 1 0 1 2
Milt May, L OBP: 0.301, SLG: 0.396 (1, 2)		0-0 F9		0-0 3-1			0-0 G3		0-0 2B 1B	4 1 1 0 0 0 1
Aurelio Rodriguez, R OBP: 0.264, SLG: 0.388 (1, 5)		0-0 F3			0-0 5-3		0-0 FC5-4 1B		0-0 E8 1-H 2B	4 0 2 0 0 0 0 0 0 0 0 0 0 0
Lou Whitaker, L OBP: 0.389, SLG: 0.412 (9, PR)										
Chuck Scrivener, R OBP: 0.159, SLG: 0.094 (1, 6)			0-0 5-3		0-3 K		0-0 F2		0-0 6-3	3 0 0 0 0 1 1 1 0 0 0 0 0 1
Bob Adams, R OBP: 0.227, SLG: 0.500 (9, PH)										


Inning Stats	R: 2	H: 2	R: 0	H: 0	R: 0	H: 0	R: 1	H: 2	R: 0	H: 0	R: 0	H: 1	R: 0	H: 1	R: 0	H: 0	R: 1	H: 2	1B: 6	SF: 0	WP: 0	PA: 36	
	E: 0	LOB: 0	E: 0	LOB: 0	E: 0	LOB: 0	E: 1	LOB: 1	E: 0	LOB: 0	E: 0	LOB: 2	E: 0	LOB: 1	E: 0	LOB: 0	E: 1	LOB: 1	2B: 1	SAC: 0	PB: 0		
	K: 1	BB: 0	K: 0	BB: 0	K: 1	BB: 0	K: 0	BB: 0	K: 1	BB: 0	K: 0	BB: 1	K: 0	BB: 0	K: 0	BB: 0	K: 2	BB: 0	3B: 0	DP: 0	SB: 0		
	S: 7	P: 7	S: 3	P: 3	S: 5	P: 5	S: 5	P: 5	S: 5	P: 5	S: 4	P: 8	S: 4	P: 4	S: 3	P: 3	S: 9	P: 9	HR: 1	HBP: 0	CS: 0		
PITCHER Don Gullett, L ERA: 3.79 (1, 1)	IP 9.0	WLS W	BF 36	H 8	R 4	ER 3	SO 5	BB 1	IBB 0	HBP 0	BLK 0	WP 0	HR 1	S 45	P 49	ERA 3.00	WHIP 1.000						


BOTTOM

New York Yankees @ Detroit Tigers
Tiger Stadium, Detroit, MI
Fri Sep 16 1977, 7:05 PM EDT
Att. 18,016 - Unknown

livebaseballscorecards.com

AB	35
R	4
H	8
RBI	3
BB	1
SO	5
LOB	11



Batter	1	2	3	4	5	6	7	8	9	AB R H RBI BB SO LOB	TOP											
Willie Randolph, R (1, 4) OBP: 0.358, SLG: 0.406	0-0 HR 1B	0-0 F8		0-0 F9		4-0 HR BB	0-0 6-3		0-0 F7	5 2 1 0 1 0 5												
Graig Nettles, L (1, 5) OBP: 0.325, SLG: 0.489	0-3 K	0-0 6-3			0-0 4-3	0-0 HR		0-0 F5		5 1 1 2 0 1 3												
Thurman Munson, R (1, 2) OBP: 0.338, SLG: 0.438	0-0 HR		0-0 F8		0-0 HR 1B	0-0 FC6-4 1B		0-0 F9		5 2 3 2 0 0 0 0 0 0 0 0 0 0												
Elrod Hendricks, L (8, 2) OBP: 0.250, SLG: 0.250																						
Reggie Jackson, L (1, 9) OBP: 0.371, SLG: 0.545	0-0 1-3		0-0 3-1		0-0 HR	0-3 K		0-0 HR		5 2 2 3 0 1 1												
Lou Piniella, R (1, 7) OBP: 0.364, SLG: 0.508	0-0 1B		0-0 HR 1B		0-0 2B 1B	0-0 FC6-4 1-2f		0-0 1B		5 1 4 0 0 0 1												
Dave Kingman, R (1, 10) OBP: 0.274, SLG: 0.431	0-3 K		0-0 HR		0-0 2B		0-3 K	0-3 K2-3		5 1 2 2 0 3 2												
Cliff Johnson, R (1, 3) OBP: 0.401, SLG: 0.574		0-0 1B 1B	0-0 F8		0-0 L3		0-0 2B		0-3 K	5 0 2 0 0 1 2	AB 44 R 9 H 17 RBI 9 BB 2 SO 7 LOB 18											
Paul Blair, R (1, 8) OBP: 0.325, SLG: 0.435		0-0 F9		0-3 K	0-0 F6		0-0 5-3		0-0 F9	5 0 0 0 0 1 4												
Bucky Dent, R (1, 6) OBP: 0.307, SLG: 0.362		0-0 1-2 1B		0-0 4-3		0-0 6-3	4-0 BB		0-0 1B	4 0 2 0 1 0 0												
Inning Stats	R: 2 E: 0 K: 2 S: 10	H: 3 LOB: 1 BB: 0 P: 10	R: 0 E: 0 K: 0 S: 5	H: 2 LOB: 2 BB: 0 P: 5	R: 2 E: 0 K: 0 S: 5	H: 2 LOB: 0 BB: 0 P: 5	R: 0 E: 0 K: 1 S: 5	H: 0 LOB: 0 BB: 0 P: 5	R: 2 E: 0 K: 0 S: 7	H: 4 LOB: 2 BB: 0 P: 7	R: 2 E: 0 K: 1 S: 7	H: 2 LOB: 1 BB: 1 P: 11	R: 0 E: 0 K: 1 S: 6	H: 1 LOB: 2 BB: 1 P: 10	R: 1 E: 0 K: 1 S: 7	H: 2 LOB: 1 BB: 0 P: 7	R: 0 E: 0 K: 1 S: 6	H: 1 LOB: 1 BB: 0 P: 6	1B: 10 2B: 2 3B: 0 HR: 5	SF: 0 SAC: 0 DP: 0 HBP: 0	WP: 0 PB: 0 SB: 0 CS: 0	PA: 46
PITCHER	IP WLS BF H R ER SO BB IBB HBP BLK WP HR S P ERA WHIP																					
Jim Crawford, L (1, 1) ERA: 4.45	3.0 L 16 7 4 4 2 0 0 0 0 0 0 2 20 20 12.00 2.333																					
Vern Ruhle, R (4, 1) ERA: 6.75	2.1 13 5 4 4 1 1 0 0 0 0 2 14 18 15.43 2.571																					
Ed Glynn, L (6, 1) ERA: 3.52	3.2 17 5 1 1 4 1 0 0 0 0 1 24 28 2.46 1.636																					

New York Yankees @ Detroit Tigers
Tiger Stadium, Detroit, MI
 Sat Sep 17 1977, 3:33 AM EDT
 Att: 17,656 - Unknown

livebaseballscorecards.com

BOTTOM

New York Yankees @ Detroit Tigers
Tiger Stadium, Detroit, MI
Sat Sep 17 1977, 3:33 AM EDT
Att. 17,656 - Unknown

livebaseballscorecards.com

AB	34
R	4
H	8
RBI	4
BB	0
SO	4
LOB	6



WP	2	PA	34
PB	0		
SB	0		
CS	0		

AB R H RBI BB SO LOB

4 0 1 1 0 1 0

4 0 1 0 0 1 1

4 1 1 1 0 0 1

4 2 2 1 0 0 0

4 0 1 1 0 0 0

4 0 1 0 0 0 1

4 0 0 0 0 0 2

3 0 1 0 0 0 0


3 1 0 0 0 2 1

1B: 4 SF: 0
2B: 2 SAC: 0
3B: 0 DP: 1
HR: 2 HBP: 0

Batter	1	2	3	4	5	6	7	8	9
Ron LeFlore, R OBP: 0.361, SLG: 0.475 (1, 8)	0-3 K ①		0-0 6-3 ③			0-0 6-3 ①		0-0 1B ③	
Lou Whitaker, L OBP: 0.364, SLG: 0.381 (1, 4)	0-3 K ②			0-0 4-3 ①		0-0 1B ②		0-0 L4 ③	
Rusty Staub, L OBP: 0.335, SLG: 0.452 (1, 10)	0-0 F8 ③			0-0 HR ②		0-0 1B ②			0-0 4-3 ①
Jason Thompson, L OBP: 0.345, SLG: 0.480 (1, 3)		0-0 F8 ①		0-0 HR ②			0-0 F6 ①		0-0 2B 1B WP ②
Ben Oglivie, L OBP: 0.316, SLG: 0.456 (1, 9)		0-0 3-1 ②		0-0 F9 ②			0-0 F5 ②		0-0 2B 1-H ②
Tim Corcoran, L OBP: 0.284, SLG: 0.362 (1, 7)		0-0 2B ③		0-0 G3 ③			0-0 F7 ③		0-0 F9 ②
Milt May, L OBP: 0.298, SLG: 0.392 (1, 2)		0-0 G3 ③			0-0 5-3 ①			0-0 4-3 ①	0-0 4-3 ③
Aurelio Rodriguez, R OBP: 0.265, SLG: 0.387 (1, 5)			0-0 6-3 ①			0-0 F4 ②		0-0 1B FC5-4 ②	
Alan Trammell, R OBP: 0.294, SLG: 0.250 (1, 6)			0-3 K ②			0-3 K ③		0-0 1B FC5-4 WP 1-2f ②	

Inning Stats	R: 0	H: 0	E: 0	K: 2	S: 7	H: 0	LOB: 0	BB: 0	P: 7	R: 0	H: 1	E: 0	K: 0	S: 4	R: 0	H: 0	E: 0	K: 1	S: 5	R: 2	H: 2	E: 0	K: 0	S: 5	R: 0	H: 0	E: 0	K: 1	S: 5	R: 0	H: 1	E: 0	K: 0	S: 3	R: 0	H: 0	E: 0	K: 0	S: 3	R: 1	H: 2	E: 0	K: 0	S: 5	R: 1	H: 2	E: 0	K: 0	S: 5	1B: 4	SF: 0	2B: 2	SAC: 0	3B: 0	DP: 1	HR: 2	HBP: 0	WP: 2	PA: 34
--------------	------	------	------	------	------	------	--------	-------	------	------	------	------	------	------	------	------	------	------	------	------	------	------	------	------	------	------	------	------	------	------	------	------	------	------	------	------	------	------	------	------	------	------	------	------	------	------	------	------	------	-------	-------	-------	--------	-------	-------	-------	--------	-------	--------

PITCHER	IP	WLS	BF	H	R	ER	SO	BB	IBB	HBP	BLK	WP	HR	S	P	ERA	WHIP
Dick Tidrow, R ERA: 3.28 (1, 1)	7.0	W	24	4	2	2	4	0	0	0	0	0	2	32	32	2.57	0.571
Sparky Lyle, L ERA: 2.33 (8, 1)	2.0		10	4	2	2	0	0	0	0	0	2	0	10	10	9.00	2.000

Batter	1	2	3	4	5	6	7	8	9	AB R H RBI BB SO LOB	TOP
Willie Randolph, R (1, 4) OBP: 0.356, SLG: 0.402	0-0 5-3		0-0 5-3	0-0 L6			0-0 G6-4-3			4 0 0 0 0 0 1	
Graig Nettles, L (1, 5) OBP: 0.326, SLG: 0.487	0-0 F4		4-0 1B HR BB			0-0 F8	4-0 BB			2 1 0 0 2 0 0	
Thurman Munson, R (1, 2) OBP: 0.340, SLG: 0.440	0-0 2B		0-0 1-2 HR 1B			0-0 F9	0-3 K			4 1 2 0 0 1 1	
Reggie Jackson, L (1, 9) Dave Bergman, L (8, PR) (8, 9)	0-0 4-3		0-0 1-H 2-H HR			0-0 1B	0-0 G5-4-3 1B			4 1 3 3 0 0 1 0 0 0 0 0 0 0	
Lou Piniella, R (1, 7) OBP: 0.362, SLG: 0.503		4-0 BB HR BB	0-0 6-3			0-3 K	0-0 G5-4-3	0-0 1-2f K		3 1 0 0 1 1 2	
Dave Kingman, R (1, 10) OBP: 0.274, SLG: 0.436		0-0 1-H HR	0-0 5-3			0-3 K	0-3 K			4 1 1 2 0 2 1	
Cliff Johnson, R (1, 3) OBP: 0.399, SLG: 0.573		0-0 5-3		0-0 WP SF8 2B		0-0 F4	0-0 F8			4 1 1 0 0 0 0	AB 31 R 6 H 7 RBI 6 BB 4 SO 4 LOB 7
Paul Blair, R (1, 8) OBP: 0.317, SLG: 0.424		0-0 F4		0-0 2-3 F6		0-0 6-3	0-0 1-3			4 0 0 0 0 0 1	
Bucky Dent, R (1, 6) OBP: 0.307, SLG: 0.360		0-0 F3		0-0 3-H SF8		4-0 BB G6-4-3	0-0 F8			2 0 0 1 1 0 0	
Inning Stats	R: 0 H: 1 E: 0 LOB: 1 K: 0 BB: 0 S: 4 P: 4	R: 2 H: 1 E: 0 LOB: 0 K: 0 BB: 1 S: 4 P: 8	R: 3 H: 2 E: 0 LOB: 0 K: 0 BB: 1 S: 5 P: 9	R: 1 H: 1 E: 0 LOB: 0 K: 0 BB: 0 S: 4 P: 4	R: 0 H: 1 E: 0 LOB: 1 K: 1 BB: 0 S: 6 P: 6	R: 0 H: 0 E: 0 LOB: 0 K: 1 BB: 0 S: 5 P: 5	R: 0 H: 0 E: 0 LOB: 1 K: 1 BB: 2 S: 4 P: 12	R: 0 H: 1 E: 0 LOB: 1 K: 1 BB: 0 S: 5 P: 5	R: 0 H: 0 E: 0 LOB: 0 K: 0 BB: 0 S: 3 P: 3	1B: 3 SF: 1 2B: 2 SAC: 0 3B: 0 DP: 2 HR: 2 HBP: 0	WP: 1 PA: 36 PB: 0 SB: 0 CS: 0
PITCHER	IP WLS BF H R ER SO BB IBB HBP BLK WP HR S P ERA WHIP										
Bob Sykes, L (1, 1) ERA: 4.31	4.2 L 22 6 6 6 0 2 0 0 0 1 2 20 28 11.57 1.714										
Steve Grilli, R (5, 1) ERA: 4.52	4.1 14 1 0 0 4 2 0 0 0 0 0 20 28 0.00 0.692										

New York Yankees @ Detroit Tigers
 Tiger Stadium, Detroit, MI
 Sun Sep 18 1977, 3:33 AM EDT
 Att. 12,672 - Unknown

livebaseballscorecards.com

Batter	1	2	3	4	5	6	7	8	9	AB R H RBI BB SO LOB	TOP									
Willie Randolph, R (1, 4) OBP: 0.353, SLG: 0.399	0-0 6-3		0-0 F8			0-0 6-3		0-0 B2		4 0 0 0 0 0 0	New York Yankees @ Boston Red Sox Fenway Park, Boston, MA Mon Sep 19 1977, 7:05 PM EDT Att. 34,346 - Unknown - 71 F									
Roy White, S (1, 7) OBP: 0.367, SLG: 0.414	0-0 F2		0-0 F5			0-0 2B		0-0 4-3		4 1 1 0 0 0 0										
Thurman Munson, R (1, 2) OBP: 0.341, SLG: 0.448	0-0 HR			0-0 F8		0-0 2B		0-0 F9		4 1 2 2 0 0 0										
Reggie Jackson, L (1, 9) OBP: 0.371, SLG: 0.548	0-0 G3			0-0 1-3		0-0 2B		0-0 F8		4 0 0 0 0 0 1										
Chris Chambliss, L (1, 3) OBP: 0.336, SLG: 0.451		0-0 3-1		0-3 K		0-0 4-3		0-0 1-3		4 0 0 0 0 1 1										
Graig Nettles, L (1, 5) OBP: 0.326, SLG: 0.485		0-3 K			0-0 1B		0-0 3-1		0-0 G3	4 0 1 0 0 1 0										
Lou Piniella, R (1, 10) OBP: 0.368, SLG: 0.507		4-0 BB			0-0 1B		0-0 1B			2 0 2 0 1 0 0										
Paul Blair, R (1, 8) OBP: 0.311, SLG: 0.416		0-3 K			0-0 F7		0-0 1B		0-0 G5-4-3	3 0 0 0 0 1 4										
Bucky Dent, R (1, 6) OBP: 0.306, SLG: 0.359			0-3 K		0-0 G5-3			0-0 HR		2 0 0 0 0 1 2										
Dave Kingman, R (8, PH) OBP: 0.275, SLG: 0.445										1 1 1 1 0 0 0										
Fred Stanley, R (8, 6) OBP: 0.326, SLG: 0.282										0 0 0 0 0 0 0										
Inning Stats	R: 1 E: 0 K: 0 S: 4	H: 1 LOB: 0 BB: 0 P: 4	R: 0 E: 0 K: 2 S: 7	H: 0 LOB: 1 BB: 1 P: 11	R: 0 E: 0 K: 1 S: 5	H: 0 LOB: 0 BB: 0 P: 5	R: 0 E: 0 K: 1 S: 5	H: 2 LOB: 1 BB: 0 P: 4	R: 1 E: 0 K: 0 S: 5	H: 2 LOB: 1 BB: 0 P: 5	R: 0 E: 0 K: 0 S: 3	H: 1 LOB: 0 BB: 0 P: 3	R: 1 E: 0 K: 0 S: 4	H: 1 LOB: 0 BB: 0 P: 4	R: 0 E: 0 K: 0 S: 3	H: 0 LOB: 0 BB: 0 P: 3	1B: 3 2B: 2 3B: 0 HR: 2	SF: 0 SAC: 0 DP: 2 HBP: 0	WP: 0 PB: 0 SB: 0 CS: 0	PA: 33
PITCHER Reggie Cleveland, R (1, 1) ERA: 4.04	IP: 9.0 WLS: W BF: 33 H: 7 R: 3 ER: 3 SO: 4 BB: 1 IBB: 0 HBP: 0 BLK: 0 WP: 0 HR: 2 S: 40 P: 44 ERA: 3.00 WHIP: 0.889																			

livebaseballscorecards.com

AB	32
R	3
H	7
RBI	3
BB	1
SO	4
LOB	8




Batter	1	2	3	4	5	6	7	8	9	AB R H RBI BB SO LOB
Rick Burleson, R OBP: 0.337, SLG: 0.383 (1, 6)	0-0 F9 1B 1B		0-0 5-3	0-0 6-3			0-3 K			4 1 1 0 0 1 0
Ted Cox, R OBP: 0.778, SLG: 0.875 (1, 10)	0-0 1B 1-2 1B		0-0 4-3 HR 1B			0-0 G3	0-0 F8			4 1 2 0 0 0 0
Jim Rice, R OBP: 0.381, SLG: 0.604 (1, 9)	0-0 F9 2-3		0-0 4-3 HR 1B			0-0 5-3	0-0 F8			4 1 1 0 0 0 2
Carl Yastrzemski, L OBP: 0.378, SLG: 0.507 (1, 7)	0-0 1-3 3-H 1B		0-0 4-3			0-0 3-1	0-0 HR			4 1 2 2 0 0 2
Carlton Fisk, R OBP: 0.403, SLG: 0.514 (1, 2)	0-3 K		0-0 2-H 3-H HR			0-0 L4	0-0 1B 3B			4 2 2 3 0 1 2
George Scott, R OBP: 0.331, SLG: 0.498 (1, 3)	0-3 K		0-0 1B			0-0 3-1 1B	0-0 3-H 1B			4 0 3 1 0 1 2
Fred Lynn, L OBP: 0.317, SLG: 0.434 (1, 8)		0-0 G3	0-0 G3			0-0 3-1	0-0 F8			4 0 0 0 0 0 3
Butch Hobson, R OBP: 0.293, SLG: 0.476 (1, 5)		4-0 BB CS BB		0-3 K		0-0 6-3	0-0 F9			3 0 0 0 1 1 2
Denny Doyle, L OBP: 0.289, SLG: 0.311 (1, 4)		0-0 G3		0-0 L9			0-0 1-5-3			3 0 0 0 0 0 1

Inning Stats	R: 1	H: 3	E: 0	K: 2	S: 10	LOB: 2	BB: 0	P: 10	R: 0	H: 0	E: 0	K: 0	S: 2	LOB: 0	BB: 1	P: 6	R: 3	H: 4	E: 0	K: 0	S: 7	LOB: 1	BB: 0	P: 7	R: 0	H: 0	E: 0	K: 1	S: 5	LOB: 0	BB: 0	P: 5	R: 0	H: 1	E: 0	K: 0	S: 4	LOB: 1	BB: 0	P: 4	R: 0	H: 0	E: 0	K: 1	S: 5	LOB: 0	BB: 0	P: 5	R: 2	H: 3	E: 0	K: 0	S: 6	LOB: 1	BB: 0	P: 6
PITCHER	IP	WLS	BF	H	R	ER	SO	BB	IBB	HBP	BLK	WP	HR	S	P	ERA	WHIP																																							
Ed Figueroa, R ERA: 3.69 (1, 1)	7.1	L	33	11	6	6	4	1	0	0	0	0	2	40	44	7.36	1.636																																							
Sparky Lyle, L ERA: 2.31 (8, 1)	0.2		2	0	0	0	0	0	0	0	0	0	0	2	2	0.00	0.000																																							

BOTTOM

New York Yankees @ Boston Red Sox
Fenway Park, Boston, MA
Mon Sep 19 1977, 7:05 PM EDT
Att: 34,346 - Unknown - 71 F

AB	34
R	6
H	11
RBI	6
BB	1
SO	4
LOB	14



WP: 0	PA: 35
PB: 0	
SB: 0	
CS: 1	

livebaseballscorecards.com

Batter	1	2	3	4	5	6	7	8	9	AB R H RBI BB SO LOB	TOP																
Mickey Rivers, L (1, 8) OBP: 0.346, SLG: 0.433	0-0 F8		0-0 F6			0-0 5-3		0-0 L3	0-0 L3 1B	5 0 1 0 0 0 2																	
Roy White, S (1, 7) OBP: 0.366, SLG: 0.414	0-0 2-3 2B			0-3 K	0-0 F9		0-0 G4-6-3		0-0 L3	5 0 1 0 0 1 3																	
Thurman Munson, R (1, 2) OBP: 0.340, SLG: 0.446	0-0 2-3			0-0 L5		0-0 F8 BB 1B		0-0 F8		4 0 1 0 0 0 1																	
Reggie Jackson, L (1, 9) OBP: 0.374, SLG: 0.549	0-0 F6			0-0 S 1B		4-0 BB 1B BB		0-0 2B 1B		3 1 2 0 1 0 1																	
Chris Chambliss, L (1, 3) OBP: 0.337, SLG: 0.453		0-3 K		4-0 1-2 BB		0-0 F8		0-0 2B		3 0 1 0 1 1 2																	
Graig Nettles, L (1, 5) OBP: 0.325, SLG: 0.483		0-0 F2		0-3 K		0-0 FC5-2-6 1B		4-0 IBB		3 0 0 0 1 1 4																	
Lou Piniella, R (1, 10) OBP: 0.370, SLG: 0.516		0-0 F8			0-0 HR	0-0 1-3 2-H 1B		0-3 K		4 1 2 2 0 1 3																	
Willie Randolph, R (1, 4) OBP: 0.353, SLG: 0.400			0-3 K		0-0 F9 2B	0-0 5-3		0-0 F8		4 0 1 0 0 1 5																	
Bucky Dent, R (1, 6) OBP: 0.304, SLG: 0.357			0-0 F4		0-0 F9		0-0 E5 G4-6-3		0-0 B1-3	2 0 0 0 0 0 1																	
Dave Kingman, R (7, PH) OBP: 0.275, SLG: 0.444										1 0 0 0 0 0 0																	
Fred Stanley, R (7, 6) OBP: 0.326, SLG: 0.282										0 0 0 0 0 0 0																	
Dell Alton, L (9, PH) OBP: 0.405, SLG: 0.545										1 0 0 0 0 0 0																	
Inning Stats	R: 0 E: 0 K: 0 S: 4	H: 1 LOB: 1 BB: 0 P: 4	R: 0 E: 0 K: 1 S: 5	H: 0 LOB: 0 BB: 0 P: 5	R: 0 E: 0 K: 1 S: 5	H: 0 LOB: 0 BB: 0 P: 5	R: 0 E: 0 K: 2 S: 8	H: 1 LOB: 2 BB: 1 P: 12	R: 1 E: 0 K: 0 S: 5	H: 2 LOB: 1 BB: 0 P: 5	R: 1 E: 0 K: 0 S: 5	H: 2 LOB: 2 BB: 1 P: 9	R: 0 E: 1 K: 0 S: 3	H: 0 LOB: 0 BB: 0 P: 3	R: 0 E: 0 K: 1 S: 7	H: 2 LOB: 3 BB: 1 P: 11	R: 0 E: 0 K: 0 S: 3	H: 1 LOB: 0 BB: 0 P: 3	1B: 5 2B: 4 3B: 0 HR: 1	SF: 0 SAC: 0 DP: 2 HBP: 0	WP: 0 PB: 0 SB: 1 CS: 0	PA: 38					
PITCHER	IP WLS BF H R ER SO BB IBB HBP BLK WP HR S P ERA WHIP																										
Luis Tiant, R (1, 1) ERA: 4.71	5.1		23	5	2	2	4	2	0	0	0	0	1	29	37	3.38	1.312										
Jim Willoughby, R (6, 1) ERA: 4.32	0.2	W	3	1	0	0	0	0	0	0	0	0	0	3	3	0.00	1.500										
Bill Campbell, R (7, 1) ERA: 2.92	3.0	S	12	3	0	0	1	0	1	0	0	0	0	13	17	0.00	1.000										

New York Yankees @ Boston Red Sox
Fenway Park, Boston, MA
 Wed Sep 21 1977, 7:05 PM EDT
 Att. 30,212 - Unknown - 52 F

livebaseballscorecards.com

AB	35
R	2
H	9
RBI	2
BB	3
SO	5
LOB	22



Batter	1	2	3	4	5	6	7	8	9
Rick Burleson, R OBP: 0.338, SLG: 0.387 (1, 6)	0-0 F7		0-0 5-3 1B		0-0 F8		0-0 3B		
Ted Cox, R OBP: 0.615, SLG: 0.667 (1, 10)	0-3 K		0-0 5-3 1-2		0-0 1B		0-0 6-3		
Jim Rice, R OBP: 0.379, SLG: 0.600 (1, 9)	0-0 L7		0-0 5-3		0-0 F7			0-0 F8	
Rick Miller, L OBP: 0.338, SLG: 0.324 (9, 9)									
Carl Yastrzemski, L OBP: 0.375, SLG: 0.503 (1, 7)		0-0 G1		0-0 L4		0-0 L9		0-3 K	
Carlton Fisk, R OBP: 0.402, SLG: 0.512 (1, 2)		0-0 5-3		0-0 1B E 1B		0-0 F8		0-0 P7	
George Scott, R OBP: 0.334, SLG: 0.505 (1, 3)		4-0 2B BB		0-0 E9 1-H 1B		0-0 HR			
Fred Lynn, L OBP: 0.319, SLG: 0.437 (1, 8)		0-0 1-H 2B		4-0 G5-4-3 BB		0-0 F3			
Butch Hobson, R OBP: 0.292, SLG: 0.474 (1, 5)		0-0 6-3		0-0 G5-4-3 1-2f			0-0 F9		
Denny Doyle, L OBP: 0.287, SLG: 0.309 (1, 4)			0-3 K		0-0 P8		0-0 6-3		

AB	R	H	RBI	BB	SO	LOB
4	0	2	0	0	0	0
4	0	1	0	0	1	2
4	0	0	0	0	0	2
0	0	0	0	0	0	0
4	0	0	0	0	1	0
4	1	1	0	0	0	0
2	2	2	1	1	0	0
2	0	1	1	1	0	0
3	0	0	0	0	0	3
3	0	0	0	0	1	0


BOTTOM

New York Yankees @ Boston Red Sox
Fenway Park, Boston, MA

Wed Sep 21 1977, 7:05 PM EDT
Att: 30,212 - Unknown - 52 F

livebaseballscorecards.com

AB	30
R	3
H	7
RBI	2
BB	2
SO	3
LOB	7



WP: 0	PA: 32
PB: 0	SB: 0
CS: 0	

Inning Stats	R: 0	H: 0	E: 0	K: 1	S: 5	LOB: 0	BB: 0	P: 5
	R: 1	H: 1	E: 0	K: 0	S: 4	LOB: 1	BB: 1	P: 8
	R: 0	H: 1	E: 0	K: 1	S: 6	LOB: 1	BB: 0	P: 6
	R: 1	H: 2	E: 1	K: 0	S: 4	LOB: 1	BB: 1	P: 8
	R: 0	H: 1	E: 0	K: 0	S: 4	LOB: 1	BB: 0	P: 4
	R: 1	H: 1	E: 0	K: 0	S: 4	LOB: 0	BB: 0	P: 4
	R: 0	H: 1	E: 0	K: 0	S: 4	LOB: 1	BB: 0	P: 4
	R: 0	H: 0	E: 0	K: 1	S: 5	LOB: 0	BB: 0	P: 5

PITCHER	IP	WLS	BF	H	R	ER	SO	BB	IBB	HBP	BLK	WP	HR	S	P	ERA	WHIP
Mike Torrez, R ERA: 3.8 (1, 1)	8.0	L	32	7	3	2	3	2	0	0	0	0	1	36	44	2.25	1.125

Batter	1	2	3	4	5	6	7	8	9	AB R H RBI BB SO LOB	TOP	
Mickey Rivers, L (1, 8) OBP: 0.347, SLG: 0.432	0-0 1B 2B 1B		4-0 2B BB		0-0 4-3			0-0 F3		3 2 1 0 1 0 0		
Roy White, S (1, 7) OBP: 0.365, SLG: 0.415	0-0 F4		0-0 1-H 2B		0-3 K			0-0 5-3		4 0 1 1 0 1 1		
Thurman Munson, R (1, 2) OBP: 0.343, SLG: 0.448	0-0 2B 1-3 SF8 1B		0-0 FC6-4 1B		0-0 G1-6-3 1B			0-0 F9		4 1 3 0 0 0 0		
Reggie Jackson, L (1, 9) OBP: 0.373, SLG: 0.548 Paul Blair, R (9, 9) OBP: 0.311, SLG: 0.416	0-0 1-3 3-H 2B		0-0 FC6-4 1-2f		0-3 K			0-3 K		4 0 1 1 0 2 2 0 0 0 0 0 0 0		
Chris Chambliss, L (1, 3) OBP: 0.337, SLG: 0.451	0-0 3-H SF8		0-0 G3		0-0 G1-6-3 1-2f			4-0 HR BB		2 1 0 1 1 0 2		
Graig Nettles, L (1, 5) OBP: 0.326, SLG: 0.488	0-0 F8		0-0 G5-4-3 1B		0-0 2-3			0-0 1-H HR		4 1 2 2 0 0 1		
Lou Piniella, R (1, 10) OBP: 0.368, SLG: 0.513		0-0 5-3		0-0 G5-4-3 1-2f		0-0 F9		0-0 1B		4 0 1 0 0 0 1		
Willie Randolph, R (1, 4) OBP: 0.350, SLG: 0.397		0-0 F8		0-0 L6		0-0 6-3		0-0 5-3		4 0 0 0 0 0 1		
Bucky Dent, R (1, 6) OBP: 0.303, SLG: 0.355		0-0 4-3		0-3 K				0-0 F7		3 0 0 0 0 1 0		
Inning Stats	R: 2 H: 3 E: 0 LOB: 1 K: 0 BB: 0 S: 6 P: 6	R: 0 H: 0 E: 0 LOB: 0 K: 0 BB: 0 S: 3 P: 3	R: 1 H: 2 E: 0 LOB: 1 K: 0 BB: 1 S: 4 P: 8	R: 0 H: 1 E: 0 LOB: 0 K: 0 BB: 0 S: 3 P: 3	R: 0 H: 0 E: 0 LOB: 0 K: 2 BB: 0 S: 7 P: 7	R: 0 H: 1 E: 0 LOB: 0 K: 1 BB: 0 S: 5 P: 5	R: 0 H: 0 E: 0 LOB: 0 K: 0 BB: 0 S: 3 P: 3	R: 0 H: 0 E: 0 LOB: 0 K: 0 BB: 0 S: 3 P: 3	R: 2 H: 2 E: 0 LOB: 1 K: 1 BB: 1 S: 7 P: 11	1B: 6 SF: 1 2B: 2 SAC: 0 3B: 0 DP: 2 HR: 1 HBP: 0	WP: 0 PA: 35 PB: 0 SB: 0 CS: 0	
PITCHER Jesse Jefferson, R (1, 1) ERA: 4.34	IP WLS BF H R ER SO BB IBB HBP BLK WP HR S P ERA WHIP	9.0 L 35 9 5 5 4 2 0 0 0 0 0 1 41 49 5.00 1.222										

New York Yankees @ Toronto Blue Jays
Exhibition Stadium, Toronto, ON

Fri Sep 23 1977, 7:05 PM EDT
Att. 32,590 - Unknown - 57 F

AB	32
R	5
H	9
RBI	5
BB	2
SO	4
LOB	8



Batter	1	2	3	4	5	6	7	8	9	AB	R	H	RBI	BB	SO	LOB
Gary Woods, R (1, 8) OBP: 0.244, SLG: 0.268	0-0 F3		0-3 K			0-0 F8		0-0 F9		4	0	0	0	0	1	0
Bob Bailor, R (1, 7) OBP: 0.337, SLG: 0.409	0-0 F3			0-0 5-3			0-0 1B 2B		0-0 F6	4	1	1	0	0	0	0
Roy Howell, L (1, 5) OBP: 0.368, SLG: 0.416	0-3 K			0-3 K			0-0 5-3 WP 1B		0-0	4	0	2	1	0	2	0
Otto Velez, R (1, 10) OBP: 0.369, SLG: 0.469		0-0 HR		0-3 K			0-3 K		0-0 F8	4	1	1	1	0	2	1
Doug Ault, R (1, 3) OBP: 0.313, SLG: 0.388		0-3 K			0-0 F8		0-0 5-3			3	0	0	0	0	1	1
Steve Bowling, R (1, 9) OBP: 0.338, SLG: 0.280		0-3 K			0-0 L6		0-0 2-3 F9			3	0	0	0	0	1	1
Rick Cerone, R (1, 2) OBP: 0.244, SLG: 0.282		0-3 K			0-3 K			0-0 F7		3	0	0	0	0	2	0
Dave McKay, S (1, 4) OBP: 0.216, SLG: 0.270			0-3 K			0-0 F8		0-0 HR		3	1	1	1	0	1	0
Tim Nordbrook, R (1, 6) OBP: 0.291, SLG: 0.179			0-3 K			0-0 5-3		0-3 K		2	0	0	0	0	1	0
Doug Rader, R (8, PH) OBP: 0.345, SLG: 0.438										1	0	0	0	0	1	0
Hector Torres, R (9, 6) OBP: 0.287, SLG: 0.355										0	0	0	0	0	0	0

Inning Stats	R: 0	H: 0	R: 1	H: 1	R: 0	H: 0	R: 0	H: 0	R: 0	H: 0	R: 1	H: 2	R: 1	H: 1	R: 0	H: 1	1B: 2	SF: 0
	E: 0	LOB: 0	E: 0	LOB: 0	E: 0	LOB: 0	E: 0	LOB: 0	E: 0	LOB: 0	E: 0	LOB: 1	E: 0	LOB: 0	E: 0	LOB: 0	2B: 1	SAC: 0
	K: 1	BB: 0	K: 3	BB: 0	K: 3	BB: 0	K: 2	BB: 0	K: 1	BB: 0	K: 1	BB: 0	K: 1	BB: 0	K: 0	BB: 0	3B: 0	DP: 0
	S: 5	P: 5	S: 10	P: 10	S: 9	P: 9	S: 7	P: 7	S: 5	P: 5	S: 7	P: 7	S: 6	P: 6	S: 3	P: 3	HR: 2	HBP: 0


BOTTOM

New York Yankees @ Toronto Blue Jays
Exhibition Stadium, Toronto, ON

Fri Sep 23 1977, 7:05 PM EDT
Att: 32,590 - Unknown - 57 F

livebaseballscorecards.com

AB	31
R	3
H	5
RBI	3
BB	0
SO	12
LOB	3



WP: 1	PA: 31
PB: 0	
SB: 0	
CS: 0	

Batter	1	2	3	4	5	6	7	8	9	AB R H RBI BB SO LOB	TOP																									
Mickey Rivers, L (1, 8) OBP: 0.350, SLG: 0.434 Paul Blair, R (6, 8) OBP: 0.314, SLG: 0.413	0-0 F7 1B HR 1B	4-0 FC6-4 BB 1-2		5-3		0-0 1B 2B 1B	0-3 K		4-0 3B BB 1-2	3 2 2 0 1 0 1 1 1 0 0 1 1 0																										
Graig Nettles, L (1, 5) OBP: 0.328, SLG: 0.492	0-0 1B HR 1B	0-0 FC6-4 2B 1-2 2-3		E4 FC5-4 2-H		0-0 2B 1B 1-2 2-H		0-3 K	0-0 3B 1-H 2-H	6 2 3 2 0 1 2																										
Thurman Munson, R (1, 2) OBP: 0.343, SLG: 0.450 Elrod Hendricks, L (8, 2) OBP: 0.200, SLG: 0.200	0-0 F7 2-3	0-0 2B 1B 1-2 3-H		FC5-4 1-2f		0-0 2B 1-3 2-H		0-0 6-3	0-0 4-3	5 0 2 2 0 0 3 1 0 0 0 0 0 1																										
Reggie Jackson, L (1, 9) OBP: 0.375, SLG: 0.557	0-0 HR 1-H 3-H	0-0 2B 1-H 2-H		FC4-6 1B		0-0 F7		0-0 4-3		5 1 3 4 0 0 2																										
Lou Piniella, R (1, 7) OBP: 0.369, SLG: 0.521	0-0 F2		0-0 G5-4-3 1B		0-0 FC4-6 1-2f		0-0 HR		0-3 K	5 1 2 1 0 1 1																										
Dave Kingman, R (1, 10) OBP: 0.276, SLG: 0.449	0-3 K		0-3 K		0-0 F7		4-0 HR BB		0-0 HR	4 2 1 1 1 2 2																										
Cliff Johnson, R (1, 3) OBP: 0.400, SLG: 0.594 Dave Bergman, L (7, 3) OBP: 0.333, SLG: 0.500		0-0 HR	0-0 G5-4-3 1-2f		0-0 F8		0-0 HR		0-0 WP 1B 1B	4 2 2 3 0 0 2 1 1 1 0 0 0 0	AB 45 R 15 H 20 RBI 14 BB 3 SO 5 LOB 15																									
Willie Randolph, R (1, 4) OBP: 0.347, SLG: 0.393		0-0 F9		0-0 5-3		0-0 5-3		0-0 6-3	0-0 6-3 1-2	5 0 0 0 0 0 1																										
Bucky Dent, R (1, 6) OBP: 0.306, SLG: 0.360 Fred Stanley, R (8, 6) OBP: 0.340, SLG: 0.300		0-0 FC6-4 BB 1B 1B		0-0 WP E 2B		0-0 1B 1B 1B		0-0 F7	0-0 BB 3B 1B 2-H	4 2 3 0 0 0 0 1 1 1 1 0 0 0																										
Inning Stats	R: 3 E: 0 K: 1 S: 8	H: 3 LOB: 0 BB: 0 P: 8	R: 3 E: 0 K: 0 S: 6	H: 4 LOB: 2 BB: 1 P: 10	R: 0 E: 0 K: 1 S: 5	H: 1 LOB: 0 BB: 0 P: 5	R: 1 E: 1 K: 0 S: 5	H: 1 LOB: 1 BB: 0 P: 5	R: 0 E: 0 K: 0 S: 4	H: 1 LOB: 1 BB: 0 P: 4	R: 1 E: 0 K: 0 S: 6	H: 4 LOB: 2 BB: 0 P: 6	R: 3 E: 0 K: 1 S: 7	H: 2 LOB: 0 BB: 1 P: 11	R: 0 E: 0 K: 1 S: 5	H: 0 LOB: 0 BB: 0 P: 5	R: 4 E: 0 K: 1 S: 9	H: 4 LOB: 1 BB: 1 P: 13	1B: 11 2B: 3 3B: 1 HR: 5	SF: 0 SAC: 0 DP: 1 HBP: 0	WP: 2 PB: 0 SB: 0 CS: 0	PA: 48														
PITCHER	IP	WLS	BF	H	R	ER	SO	BB	IBB	HBP	BLK	WP	HR	S	P	ERA	WHIP	PITCHER	IP	WLS	BF	H	R	ER	SO	BB	IBB	HBP	BLK	WP	HR	S	P	ERA	WHIP	
Jerry Garvin, L (1, 1) ERA: 4.06	1.1	L	9	5	5	5	1	0	0	0	0	0	2	11	11	33.75	3.750																			
Tom Murphy, R (2, 1) ERA: 4.95	4.2		22	9	3	2	1	1	0	0	0	1	0	23	27	3.86	2.143																			
Jerry Johnson, R (7, 1) ERA: 4.64	1.0		6	2	3	3	1	1	0	0	0	0	2	7	11	27.00	3.000																			
Mike Willis, L (8, 1) ERA: 4.39	2.0		11	4	4	4	2	1	0	0	0	1	1	14	18	18.00	2.500																			

New York Yankees @ Toronto Blue Jays
Exhibition Stadium, Toronto, ON
Sun Sep 25 1977, 3:33 AM EDT
Att. 35,117 - Unknown - 61 F

livebaseballscorecards.com



Batter	1	2	3	4	5	6	7	8	9	AB	R	H	RBI	BB	SO	LOB
Gary Woods, R OBP: 0.244, SLG: 0.267 (1, 8)	0-0 6-3 ①		0-3 K ②			0-0 G1-6-3 1B ①		0-0 F6 ②		4	0	1	0	0	1	2
Bob Bailor, R OBP: 0.338, SLG: 0.412 (1, 7)	0-0 6-3 ②		0-0 F8 ③			0-0 G1-6-3 1B ①		0-0 2B ③		4	0	2	0	0	0	2
Roy Howell, L OBP: 0.364, SLG: 0.412 (1, 5)	0-3 K ③			0-0 F8 ①		0-0 G1-6-3 ① ②		0-0 4-3 ③		4	0	0	0	0	1	3
Otto Velez, R OBP: 0.365, SLG: 0.464 (1, 10)		0-3 K ①		0-0 F9 ②		0-0 F9 ③		0-0 F8 ①		4	0	0	0	0	1	1
Doug Ault, R OBP: 0.311, SLG: 0.384 (1, 3)		0-0 F3 ②		0-0 F9 ③			0-0 F7 ①		0-0 4-3 ②	4	0	0	0	0	0	0
Steve Bowling, R OBP: 0.336, SLG: 0.275 (1, 9)		0-3 K ③			0-3 K ①		0-0 F9 ②		4-0 BB ③	3	0	0	0	1	2	0
Rick Cerone, R OBP: 0.266, SLG: 0.303 (1, 2)			0-0 1B ①		0-0 1B ②		0-0 1B ③		0-0 F5 ③	4	0	3	0	0	0	1
Dave McKay, S OBP: 0.219, SLG: 0.271 (1, 4) (9, 6)			0-0 1B ①		0-3 K ②		0-3 K ③			3	0	1	0	0	2	2
Tim Nordbrook, R OBP: 0.284, SLG: 0.174 Steve Staggs, R OBP: 0.338, SLG: 0.357 (8, PH) (9, 4)			0-3 K ①		0-3 K ③			0-3 K ①		2	0	0	0	0	2	3
										1	0	0	0	0	1	0

Inning Stats	R: 0	H: 0	E: 0	LOB: 0	K: 1	BB: 0	S: 5	P: 5	R: 0	H: 0	E: 0	LOB: 0	K: 2	BB: 0	S: 7	P: 7	R: 0	H: 2	E: 0	LOB: 2	K: 2	BB: 0	S: 9	P: 9	R: 0	H: 0	E: 0	LOB: 0	K: 0	BB: 0	S: 3	P: 3	R: 0	H: 1	E: 0	LOB: 1	K: 3	BB: 0	S: 10	P: 10	R: 0	H: 2	E: 0	LOB: 1	K: 0	BB: 0	S: 4	P: 4	R: 0	H: 1	E: 0	LOB: 1	K: 1	BB: 0	S: 6	P: 6	R: 0	H: 1	E: 0	LOB: 1	K: 1	BB: 0	S: 6	P: 6	R: 0	H: 0	E: 0	LOB: 1	K: 0	BB: 1	S: 3	P: 7	1B: 6	SF: 0	2B: 1	SAC: 0	3B: 0	DP: 1	HR: 0	HBP: 0	WP: 0	PA: 34
PITCHER Ron Guidry, L ERA: 2.69 (1, 1)	IP	WLS	BF	H	R	ER	SO	BB	IBB	HBP	BLK	WP	HR	S	P	ERA	WHIP	IP	WLS	BF	H	R	ER	SO	BB	IBB	HBP	BLK	WP	HR	S	P	ERA	WHIP	IP	WLS	BF	H	R	ER	SO	BB	IBB	HBP	BLK	WP	HR	S	P	ERA	WHIP																															

BOTTOM

New York Yankees @ Toronto Blue Jays
Exhibition Stadium, Toronto, ON

Sun Sep 25 1977, 3:33 AM EDT
Att: 35,117 - Unknown - 61 F

livebaseballscorecards.com

AB	33
R	0
H	7
RBI	0
BB	1
SO	10
LOB	14



Batter	1	2	3	4	5	6	7	8	9	AB R H RBI BB SO LOB	TOP																						
Mickey Rivers, L (1, 8) OBP: 0.350, SLG: 0.433	0-0 F6		0-0 4-3		0-0 1B		0-0 F5		0-0 1B	5 0 2 0 0 0 1	<p>New York Yankees @ Toronto Blue Jays Exhibition Stadium, Toronto, ON</p> <p>Sun Sep 25 1977, 3:38 AM EDT Att: 35,117 - Unknown</p> <p>livebaseballscorecards.com</p> <table border="1"> <tr><td>AB</td><td>33</td></tr> <tr><td>R</td><td>2</td></tr> <tr><td>H</td><td>9</td></tr> <tr><td>RBI</td><td>1</td></tr> <tr><td>BB</td><td>5</td></tr> <tr><td>SO</td><td>6</td></tr> <tr><td>LOB</td><td>15</td></tr> </table>	AB	33	R	2	H	9	RBI	1	BB	5	SO	6	LOB	15								
AB	33																																
R	2																																
H	9																																
RBI	1																																
BB	5																																
SO	6																																
LOB	15																																
Roy White, S (1, 7) OBP: 0.362, SLG: 0.411	0-0 G3			0-0 4-3	0-0 F9		0-3 K		0-3 K	5 0 0 0 0 2 3																							
Thurman Munson, R (1, 2) OBP: 0.344, SLG: 0.450	0-3 K			0-0 1B 1B		0-0 5-3		0-0 4-3 1B 1B		4 1 2 0 0 1 0																							
Reggie Jackson, L (1, 9) OBP: 0.376, SLG: 0.555		0-0 F5		0-0 1B BB		4-0 2B G1-2-3 BB		0-3 K		3 0 1 0 1 1 1																							
Paul Blair, R (9, 9) OBP: 0.314, SLG: 0.413				1-3 1B						0 0 0 0 0 0 0																							
Chris Chambliss, L (1, 3) OBP: 0.339, SLG: 0.454		0-0 1B		4-0 1B BB		0-0 1-3 2B		0-0 4-3		3 0 2 0 1 0 1																							
Graig Nettles, L (1, 5) OBP: 0.331, SLG: 0.493		0-0 F5		0-0 1B BB		4-0 1-3 IBB		0-0 2-H 1B		3 0 2 1 1 0 1																							
Lou Piniella, R (1, 10) OBP: 0.367, SLG: 0.516				1-2 2-H 3-H 1B		4-0 IBB				3 0 2 1 1 0 1																							
Dell Alston, L (9, PR) OBP: 0.405, SLG: 0.545		0-0 4-3		0-3 K		0-0 G1-2-3				3 0 0 0 1 1 6																							
Willie Randolph, R (1, 4) OBP: 0.345, SLG: 0.390				0-3 K		0-0 F8		0-0 F9		0 1 0 0 0 0 0																							
Bucky Dent, R (1, 6) OBP: 0.306, SLG: 0.358				0-3 K		0-0 F7		0-0 F9		4 0 0 0 0 1 1																							
				0-0 F2		0-0 F7		4-0 BB		0-0 6-3 BB	4 0 0 0 0 1 1																						
				0-0 F2		0-0 F7		4-0 BB		0-0 E1	3 0 0 0 1 0 1																						
Inning Stats	R: 0 E: 0 K: 1 S: 5	H: 0 LOB: 0 BB: 0 P: 5	R: 0 E: 0 K: 0 S: 4	H: 1 LOB: 1 BB: 0 P: 4	R: 0 E: 0 K: 1 S: 5	H: 0 LOB: 0 BB: 0 P: 5	R: 1 E: 0 K: 1 S: 7	H: 3 LOB: 2 BB: 1 P: 11	R: 0 E: 0 K: 0 S: 4	H: 1 LOB: 1 BB: 0 P: 4	R: 0 E: 0 K: 0 S: 3	H: 1 LOB: 2 BB: 2 P: 11	R: 0 E: 0 K: 1 S: 5	H: 0 LOB: 1 BB: 1 P: 9	R: 0 E: 0 K: 1 S: 6	H: 2 LOB: 2 BB: 0 P: 6	R: 1 E: 1 K: 1 S: 6	H: 1 LOB: 1 BB: 1 P: 10	1B: 8 2B: 1 3B: 0 HR: 0	SF: 0 SAC: 0 DP: 1 HBP: 0	WP: 0 PB: 0 SB: 0 CS: 0	PA: 38											
PITCHER Jim Clancy, R (1, 1) ERA: 4.66	IP 9.0	WLS L	BF 38	H 9	R 2	ER 1	SO 6	BB 4	IBB 1	HBP 0	BLK 0	WP 0	HR 0	S 45	P 65	ERA 1.00	WHIP 1.444																
											PITCHER	IP	WLS	BF	H	R	ER	SO	BB	IBB	HBP	BLK	WP	HR	S	P	ERA	WHIP					

New York Yankees @ Toronto Blue Jays
Exhibition Stadium, Toronto, ON

AB	33
R	2
H	9
RBI	1
BB	5
SO	6
LOB	15



Batter	1	2	3	4	5	6	7	8	9	AB	R	H	RBI	BB	SO	LOB
Bob Bailor, R OBP: 0.342, SLG: 0.415 (1, 9)	0-0 CS 1B		0-0 2-H 1B			0-0 5-3		0-0 BB 1B		4	0	3	0	0	0	0
Al Woods, L OBP: 0.337, SLG: 0.383 (1, 7)	0-3 1-2 K		0-0 F8			0-0 4-3		4-0 1-2 BB 1B		3	0	0	0	1	1	2
Roy Howell, L OBP: 0.361, SLG: 0.407 (1, 5)	0-0 L5					0-0 1-3		0-3 BB K		4	0	0	0	0	1	2
Ron Fairly, L OBP: 0.360, SLG: 0.465 (1, 3)		0-0 F7				0-0 F9		0-3 K		4	0	0	0	0	1	0
Sam Ewing, L OBP: 0.337, SLG: 0.373 (1, 10)		0-3 K				0-0 3-1		0-3 K		3	0	0	0	0	2	0
Otto Velez, R OBP: 0.365, SLG: 0.463 (9, PH)									0-3 K	1	0	0	0	0	1	0
Gary Woods, R OBP: 0.254, SLG: 0.278 (1, 8)		4-0 BB				0-0 SH 2B		0-0 1B		3	0	2	0	1	0	0
Dave McKay, S OBP: 0.218, SLG: 0.269 (1, 4)		0-0 F8				0-0 SH G5-4-3		0-0 F7		2	0	0	0	0	0	2
Hector Torres, R OBP: 0.287, SLG: 0.352 (1, 6)			4-0 SH1-4 1B BB			0-3 K		0-0 F8		2	0	0	0	1	1	2
Alan Ashby, S OBP: 0.297, SLG: 0.280 (1, 2)			0-0 SH1-4			0-0 G5-4-3		0-0 F5		2	0	0	0	0	0	2

Inning Stats	R: 0	H: 1	E: 0	LOB: 0	K: 1	S: 5	R: 0	H: 0	E: 0	LOB: 1	K: 1	S: 5	R: 0	H: 1	E: 0	LOB: 1	K: 0	S: 3	R: 0	H: 0	E: 0	LOB: 0	K: 0	S: 3	R: 0	H: 1	E: 0	LOB: 1	K: 1	S: 6	R: 0	H: 0	E: 0	LOB: 0	K: 2	S: 8	R: 0	H: 1	E: 0	LOB: 2	K: 1	S: 6	R: 0	H: 0	E: 0	LOB: 0	K: 1	S: 5	1B: 4	SF: 0	2B: 1	SAC: 2	3B: 0	DP: 1	HR: 0	HBP: 0	WP: 0	PA: 33
--------------	------	------	------	--------	------	------	------	------	------	--------	------	------	------	------	------	--------	------	------	------	------	------	--------	------	------	------	------	------	--------	------	------	------	------	------	--------	------	------	------	------	------	--------	------	------	------	------	------	--------	------	------	-------	-------	-------	--------	-------	-------	-------	--------	-------	--------

PITCHER	IP	WLS	BF	H	R	ER	SO	BB	IBB	HBP	BLK	WP	HR	S	P	ERA	WHIP
Ed Figueroa, R ERA: 3.57 (1, 1)	7.2	W	29	5	0	0	5	3	0	0	0	0	0	36	48	0.00	1.043
Sparky Lyle, L ERA: 2.28 (8, 1)	1.1	S	4	0	0	0	2	0	0	0	0	0	0	8	8	0.00	0.000


BOTTOM

New York Yankees @ Toronto Blue Jays
Exhibition Stadium, Toronto, ON

Sun Sep 25 1977, 3:38 AM EDT
Att. 35,117 - Unknown

livebaseballscorecards.com

AB 28
R 0
H 5
RBI 0
BB 3
SO 7
LOB 10



Batter	1	2	3	4	5	6	7	8	9	AB R H RBI BB SO LOB	TOP
Jim Norris, L (1, 9) <small>OBP: 0.358, SLG: 0.363</small> (8, 8)	0-0 	0-0 4-3			0-0 		0-0 4-3		0-0 4-3	5 2 2 0 0 0 1	
Dave Oliver, L (1, 4) <small>OBP: 0.500, SLG: 0.250</small> Charlie Spikes, R (9, PH) <small>OBP: 0.314, SLG: 0.355</small>	0-0 SH1-3 1-2		0-0 4-3		0-0 		4-0 		0-0 F4	2 0 1 1 1 0 0 1 0 0 0 0 0 0	
Larvell Blanks, R (1, 5) <small>OBP: 0.321, SLG: 0.402</small>	0-0 		0-0 		0-0 		0-0 4-3 1-2			4 0 3 0 0 0 1	
Andre Thornton, R (1, 3) <small>OBP: 0.383, SLG: 0.543</small>	4-0 		0-0 G6-4-3 1-2f		0-0 FC6-4 1-2f		0-0 F4			3 0 0 0 1 0 4	
Bruce Bochte, L (1, 7) <small>OBP: 0.364, SLG: 0.401</small>	0-0 3-1 1-2 2-3 3-H			0-0 F8		4-0 		0-0 5-3		3 0 0 1 1 0 2	
Rico Carty, R (1, 10) <small>OBP: 0.362, SLG: 0.442</small>	0-0 6-3			0-0 6-3		4-0 		0-0 		3 0 1 0 1 0 2	
Rick Manning, L (1, 8) <small>OBP: 0.288, SLG: 0.316</small> Ron Pruitt, R (8, PH) <small>OBP: 0.379, SLG: 0.394</small> (8, 9)		0-0 G3		0-0 F8		0-0 SH1-4 1-2 2-3		0-0 F3		2 0 0 0 0 0 0 1 0 0 0 0 0 1	
Fred Kendall, R (1, 2) <small>OBP: 0.283, SLG: 0.329</small>		0-0 5-3			0-0 F3	0-0 5-3		0-3 K		4 0 0 0 0 1 3	
Alfredo Griffin, S (1, 6) <small>OBP: 0.192, SLG: 0.200</small>		4-0 			0-0 6-3	0-3 K		0-0 F9		3 0 0 0 1 1 2	
Inning Stats	R: 1 H: 2 E: 0 LOB: 2 K: 0 BB: 1 S: 5 P: 9	R: 0 H: 0 E: 0 LOB: 1 K: 0 BB: 1 S: 3 P: 7	R: 0 H: 1 E: 0 LOB: 0 K: 0 BB: 0 S: 3 P: 3	R: 0 H: 0 E: 0 LOB: 0 K: 0 BB: 0 S: 3 P: 3	R: 1 H: 3 E: 0 LOB: 2 K: 0 BB: 0 S: 6 P: 6	R: 0 H: 0 E: 0 LOB: 2 K: 1 BB: 2 S: 5 P: 13	R: 0 H: 0 E: 0 LOB: 1 K: 0 BB: 1 S: 3 P: 7	R: 0 H: 1 E: 0 LOB: 1 K: 1 BB: 0 S: 6 P: 6	R: 0 H: 0 E: 0 LOB: 0 K: 0 BB: 0 S: 3 P: 3	1B: 5 SF: 0 2B: 2 SAC: 2 3B: 0 DP: 1 HR: 0 HBP: 0	WP: 0 PA: 38 PB: 0 SB: 0 CS: 0
PITCHER Mike Torrez, R (1, 1) <small>ERA: 3.78</small> Sparky Lyle, L (7, 1) <small>ERA: 2.23</small>	IP WLS BF H R ER SO BB IBB HBP BLK WP HR S P ERA WHIP 6.0 W 27 6 2 2 1 4 0 0 0 0 0 0 25 41 3.00 1.667 3.0 S 11 1 0 0 1 1 0 0 0 0 0 0 12 16 0.00 0.667	PITCHER IP WLS BF H R ER SO BB IBB HBP BLK WP HR S P ERA WHIP									

Cleveland Indians @ New York Yankees
 Yankee Stadium, Bronx, NY
 Mon Sep 26 1977, 7:05 PM EDT
 Att: 12,356 - Unknown

AB	31
R	2
H	7
RBI	2
BB	5
SO	2
LOB	16



WP: 0 PA: 38
 PB: 0
 SB: 0
 CS: 0

Batter	1	2	3	4	5	6	7	8	9
Willie Randolph, R (1, 4) OBP: 0.347, SLG: 0.392	0-0 E BB HBP 1B	0-0 1B		0-3 K 1-2		0-0 1B		0-0 F4	
Graig Nettles, L (1, 5) OBP: 0.330, SLG: 0.489	0-0 F9	0-0 1-3		0-3 K		0-0 F7		1-0 1B HBP	
Thurman Munson, R (1, 2) OBP: 0.346, SLG: 0.450	4-0 HBP E 1-2 BB BB	0-0 4-3		0-0 FC6 1B		0-0 F9		0-0 1-2 1B	
Reggie Jackson, L (1, 9) OBP: 0.374, SLG: 0.552	0-3 K		0-3 K	0-0 FC6 1-2f		0-0 BB 1B		0-3 K	
Lou Piniella, R (1, 7) OBP: 0.371, SLG: 0.515	0-0 E5 BB HBP 1-2 2-3		0-0 BB 1B		0-0 1B	4-0 BB 1B 1-2 BB		0-0 1-3	
Dave Kingman, R (1, 10) OBP: 0.276, SLG: 0.446	1-0 BB HBP 1-2 2-3 3-H		0-3 K		0-3 K	0-0 F6			
Cliff Johnson, R (1, 3) OBP: 0.401, SLG: 0.589	4-0 BB HBP 1-2 2-3 3-H		4-0 FC5-4 BB		0-0 F8	0-0 F8			
Chris Chambliss, L (8, 3) OBP: 0.339, SLG: 0.454			1-2 BB		0-0 1-3	0-0 1-3 2-H			
Paul Blair, R (1, 8) OBP: 0.312, SLG: 0.409	0-0 F7		0-0 FC5-4		0-0 1-3	0-0 1B			
Bucky Dent, R (1, 6) OBP: 0.305, SLG: 0.357		0-0 F9		0-0 S 1B		0-0 5-3		0-0 5-3	

Inning Stats	R: 2	H: 1	E: 1	LOB: 3	K: 1	BB: 2	S: 7	P: 16
	R: 0	H: 1	E: 0	LOB: 1	K: 0	BB: 0	S: 4	P: 4
	R: 0	H: 1	E: 0	LOB: 2	K: 2	BB: 1	S: 8	P: 12
	R: 1	H: 2	E: 0	LOB: 1	K: 2	BB: 0	S: 9	P: 9
	R: 0	H: 1	E: 0	LOB: 1	K: 1	BB: 0	S: 6	P: 6
	R: 0	H: 1	E: 0	LOB: 1	K: 0	BB: 0	S: 4	P: 4
	R: 1	H: 2	E: 0	LOB: 2	K: 0	BB: 1	S: 5	P: 9
	R: 0	H: 1	E: 0	LOB: 2	K: 1	BB: 0	S: 6	P: 7

PITCHER	IP	WLS	BF	H	R	ER	SO	BB	IBB	HBP	BLK	WP	HR	S	P	ERA	WHIP
Don Hood, L (1, 1) ERA: 3.12	8.0	L	41	10	4	2	7	4	0	2	0	0	0	49	67	2.25	1.750

AB R H RBI BB SO LOB

AB	R	H	RBI	BB	SO	LOB
5	1	3	0	0	1	1
4	0	0	0	0	1	4
4	1	2	1	1	0	2
5	1	1	0	0	3	5
4	0	2	0	1	0	4
3	0	0	1	0	2	4
2	0	0	1	2	0	3
0	0	0	0	0	0	0
4	0	1	1	0	0	6
4	1	1	0	0	0	2

AB	35
R	4
H	10
RBI	4
BB	4
SO	7
LOB	31



WP	HR	S	P	ERA	WHIP
0	0	0	0	0	0

Cleveland Indians @ New York Yankees
 Yankee Stadium, Bronx, NY
 Mon Sep 26 1977, 7:05 PM EDT
 Att. 12,356 - Unknown

livebaseballscorecards.com

Batter	1	2	3	4	5	6	7	8	9	AB R H RBI BB SO LOB	TOP	
Jim Norris, L (1, 9) <small>OBP: 0.358, SLG: 0.363</small> Ron Pruitt, R (8, PH) <small>OBP: 0.382, SLG: 0.397</small> (8, 9)	0-3 		0-0 	0-0 		0-0 		0-0 		3 0 1 0 0 1 0 1 0 1 1 0 0 0	Cleveland Indians @ New York Yankees Yankee Stadium, Bronx, NY Tue Sep 27 1977, 7:05 PM EDT Att. 14,138 - Unknown	
Dave Oliver, L (1, 4) <small>OBP: 0.500, SLG: 0.286</small>	0-0 			0-0 		1-0 		0-0 		3 0 1 0 0 0 2		
Larvell Blanks, R (1, 5) <small>OBP: 0.317, SLG: 0.397</small>	0-0 			0-3 		0-0 		0-0 		4 0 0 0 0 1 5		
Andre Thornton, R (1, 3) <small>OBP: 0.382, SLG: 0.539</small>		0-0 		0-0 		4-0 		0-0 		3 0 0 0 1 0 2		
Rico Carty, R (1, 10) <small>OBP: 0.359, SLG: 0.438</small>		0-0 			0-0 		0-0 		0-0 			4 0 0 0 0 0 1
Bruce Bochte, L (1, 7) <small>OBP: 0.361, SLG: 0.397</small>		0-0 			0-0 		0-0 		0-0 			4 0 0 0 0 0 1
Rick Manning, L (1, 8) <small>OBP: 0.273, SLG: 0.321</small>			0-0 		0-0 			0-0 		3 0 2 0 0 0 0		
Fred Kendall, R (1, 2) <small>OBP: 0.284, SLG: 0.329</small>			0-3 		0-3 			0-0 		3 1 1 0 0 2 2		
Alfredo Griffin, S (1, 6) <small>OBP: 0.179, SLG: 0.185</small> John Lowenstein, L (8, PH) <small>OBP: 0.343, SLG: 0.386</small> Frank Duffy, R (8, 6) <small>OBP: 0.247, SLG: 0.287</small>			0-0 		0-0 			0-0 		2 0 0 0 0 0 1 1 0 1 0 0 0 0 0 0 0 0 0 0 0		
Inning Stats	R: 0 H: 0 E: 0 LOB: 0 K: 1 BB: 0 S: 5 P: 5	R: 0 H: 0 E: 0 LOB: 0 K: 0 BB: 0 S: 3 P: 3	R: 0 H: 1 E: 0 LOB: 0 K: 1 BB: 0 S: 5 P: 5	R: 0 H: 2 E: 1 LOB: 1 K: 1 BB: 0 S: 6 P: 6	R: 0 H: 1 E: 0 LOB: 1 K: 1 BB: 0 S: 6 P: 6	R: 0 H: 0 E: 0 LOB: 1 K: 0 BB: 0 S: 3 P: 4	R: 0 H: 0 E: 0 LOB: 0 K: 0 BB: 1 S: 2 P: 6	R: 1 H: 3 E: 0 LOB: 2 K: 0 BB: 0 S: 6 P: 6	R: 0 H: 0 E: 0 LOB: 0 K: 0 BB: 0 S: 3 P: 3	1B: 7 SF: 0 2B: 0 SAC: 0 3B: 0 DP: 2 HR: 0 HBP: 1	WP: 0 PA: 34 PB: 0 SB: 1 CS: 1	
PITCHER Dick Tidrow, R (1, 1) <small>ERA: 3.18</small> Sparky Lyle, L (8, 1) <small>ERA: 2.21</small>	IP WLS BF H R ER SO BB IBB HBP BLK WP HR S P ERA WHIP 7.1 26 5 1 1 4 1 0 1 0 0 0 0 32 37 1.23 0.818											IP WLS BF H R ER SO BB IBB HBP BLK WP HR S P ERA WHIP

AB	31
R	1
H	7
RBI	1
BB	1
SO	4
LOB	14



livebaseballscorecards.com

Batter	1	2	3	4	5	6	7	8	9	AB	R	H	RBI	BB	SO	LOB
Willie Randolph, R (1, 4) OBP: 0.346, SLG: 0.390	0-0 1-3			0-0 B2-3		4-0 G6-4-3 BB		0-3 K		3	0	0	0	1	1	0
Graig Nettles, L (1, 5) OBP: 0.328, SLG: 0.486	0-0 4-3			0-0 F9		0-0 G6-4-3		0-0 F9		4	0	0	0	0	0	1
Thurman Munson, R (1, 2) OBP: 0.346, SLG: 0.449	0-0 F6			0-0 6-3		0-0 F7			0-0 SH1-4 WP WP 1B	4	1	1	0	0	0	0
Reggie Jackson, L (1, 9) OBP: 0.375, SLG: 0.551		0-0 4-3			0-3 K		0-0 WP 1B 1B		4-0 SH1-4 IBB 1-2	3	0	1	0	1	1	0
Lou Piniella, R (1, 7) OBP: 0.373, SLG: 0.517		0-0 6-3			0-0 2B 1B 1B		0-0 WP 1B		0-0 SH1-4 1-2 2-3	3	1	2	0	0	0	0
Dave Kingman, R (1, 10) OBP: 0.276, SLG: 0.447		0-0 L6			0-0 1B 1-3 2B		0-3 K 1-2 2-3		0-0 WP 3-H	4	0	1	0	0	1	3
Cliff Johnson, R (1, 3) OBP: 0.404, SLG: 0.590			0-0 G6-4-3 1B		0-0 FC5-4 1B		0-3 K			3	0	2	1	0	1	2
Chris Chambliss, L (8, 3) OBP: 0.339, SLG: 0.454					0-3 K		0-0 F8			0	0	0	0	0	0	0
Paul Blair, R (1, 8) OBP: 0.309, SLG: 0.404					0-3 K					2	0	0	0	0	2	3
Mickey Rivers, L (7, PH) (8, 8) OBP: 0.350, SLG: 0.432					0-3 K					1	0	0	0	0	0	2
Bucky Dent, R (1, 6) OBP: 0.304, SLG: 0.355			0-0 G6-4-3		0-0 FC5-4			0-0 1-3		3	0	0	0	0	0	3

Inning Stats	R: 0	H: 0	E: 0	K: 0	S: 3	P: 3	R: 0	H: 0	E: 0	K: 0	S: 3	P: 3	R: 0	H: 1	E: 0	K: 1	S: 5	R: 1	H: 3	E: 0	K: 2	S: 10	P: 10	R: 0	H: 0	E: 0	K: 0	S: 2	R: 0	H: 2	E: 0	K: 2	S: 9	R: 0	H: 0	E: 0	K: 1	S: 5	R: 1	H: 1	E: 0	K: 0	S: 2	1B: 6	SF: 0	2B: 1	SAC: 1	3B: 0	DP: 2	HR: 0	HBP: 0	WP: 3	PA: 33
--------------	------	------	------	------	------	------	------	------	------	------	------	------	------	------	------	------	------	------	------	------	------	-------	-------	------	------	------	------	------	------	------	------	------	------	------	------	------	------	------	------	------	------	------	------	-------	-------	-------	--------	-------	-------	-------	--------	-------	--------

PITCHER	IP	WLS	BF	H	R	ER	SO	BB	IBB	HBP	BLK	WP	HR	S	P	ERA	WHIP
Rick Waits, L (1, 1) ERA: 4.1	6.0		23	6	1	1	3	1	0	0	0	0	0	28	32	1.50	1.167
Jim Bibby, R (7, 1) ERA: 3.63	2.1	L	10	1	1	1	3	0	1	0	0	3	0	14	18	3.86	0.429

BOTTOM

Cleveland Indians @ New York Yankees
 Yankee Stadium, Bronx, NY

Tue Sep 27 1977, 7:05 PM EDT
 Att. 14,138 - Unknown

livebaseballscorecards.com

AB	30
R	2
H	7
RBI	1
BB	2
SO	6
LOB	14



Batter	1	2	3	4	5	6	7	8	9	AB R H RBI BB SO LOB	TOP											
Larvell Blanks, R (1, 5) OBP: 0.316, SLG: 0.395	0-3 K		0-0 1B		0-0 6-3		0-0 F9			4 0 1 0 0 1 1												
Dave Oliver, L (1, 4) OBP: 0.571, SLG: 0.400	0-0 1B		0-0 1B		4-0 BB			0-0 G3		3 0 2 0 1 0 0												
Ron Pruitt, R (1, 9) OBP: 0.376, SLG: 0.390	0-0 F9		0-0 F8		0-0 F7			0-0 5-3		4 0 0 0 0 0 4												
Andre Thornton, R (1, 3) OBP: 0.380, SLG: 0.536	0-3 K			4-0 1B 1B BB		0-3 K		0-0 F9		3 0 0 0 1 2 1												
Rico Carty, R (1, 10) OBP: 0.359, SLG: 0.436		0-0 5-3		0-0 1B 1B		0-0 F7		0-0 F9		4 0 1 0 0 0 0												
Bruce Bochte, L (1, 7) OBP: 0.358, SLG: 0.394		0-3 K		0-3 K		0-0 F8		0-0 F7		4 0 0 0 0 2 2												
Fred Kendall, R (1, 2) OBP: 0.284, SLG: 0.329			0-0 F9		0-0 G6-4-3 1B		0-0 F7		4-0 BB BB	3 0 1 0 0 0 0 0 0 0 0 1 0 0												
Jim Norris, L (9, PH) OBP: 0.359, SLG: 0.363																						
Rick Manning, L (1, 8) OBP: 0.273, SLG: 0.317			0-0 F9	0-0 G6-4-3			0-0 3-1		4-0 BB	3 0 0 0 1 0 3												
Alfredo Griffin, S (1, 6) OBP: 0.188, SLG: 0.167			0-3 K		0-0 F8		4-0 BB		0-0 F8	3 0 0 0 1 1 2												
Inning Stats	R: 0 E: 0 K: 2 S: 8	H: 1 LOB: 1 BB: 0 P: 8	R: 0 E: 0 K: 1 S: 5	H: 0 LOB: 0 BB: 0 P: 5	R: 0 E: 0 K: 1 S: 7	H: 2 LOB: 2 BB: 0 P: 7	R: 0 E: 0 K: 1 S: 6	H: 2 LOB: 2 BB: 1 P: 10	R: 0 E: 0 K: 0 S: 3	H: 0 LOB: 1 BB: 1 P: 7	R: 0 E: 0 K: 1 S: 5	H: 0 LOB: 0 BB: 0 P: 5	R: 0 E: 0 K: 0 S: 3	H: 0 LOB: 1 BB: 1 P: 7	R: 0 E: 0 K: 0 S: 3	H: 0 LOB: 0 BB: 0 P: 3	R: 0 E: 0 K: 0 S: 3	H: 0 LOB: 2 BB: 2 P: 11	1B: 5 2B: 0 3B: 0 HR: 0	SF: 0 SAC: 0 DP: 1 HBP: 0	WP: 0 PB: 0 SB: 0 CS: 0	PA: 36
PITCHER	IP WLS BF H R ER SO BB IBB HBP BLK WP HR S P ERA WHIP																					
Don Gullett, L (1, 1) ERA: 3.58	7.0 W 28 5 0 0 6 3 0 0 0 0 0 0 37 49 0.00 1.143																					
Ken Clay, R (8, 1) ERA: 4.57	2.0 8 0 0 0 0 2 0 0 0 0 0 0 6 14 0.00 1.000																					

Cleveland Indians @ New York Yankees
 Yankee Stadium, Bronx, NY
 Wed Sep 28 1977, 7:05 PM EDT
 Att. 18,430 - Unknown

livebaseballscorecards.com

AB	31
R	0
H	5
RBI	0
BB	5
SO	6
LOB	13



Batter	1	2	3	4	5	6	7	8	9
Mickey Rivers, L OBP: 0.350, SLG: 0.438 (1, 8)	0-0 E5 SH HR	0-0 4-3		0-0 1-H HR		0-0 2B 1B		0-0 FC4-6 4-3 1-2f	
Roy White, S OBP: 0.360, SLG: 0.407 (1, 7)	0-0 SH 1B HR	0-0 4-3		0-0 3-1		0-0 F8		0-0 4-3 1-2	
Thurman Munson, R OBP: 0.348, SLG: 0.458 (1, 2)	0-0 1-2 HR 1B	0-0 4-3			0-0 HR	0-0 4-3 1-H 2B		0-3 K	
Dell Alton, L OBP: 0.405, SLG: 0.545 (6, PR)									
Cliff Johnson, R OBP: 0.402, SLG: 0.588 (7, 2)									
Reggie Jackson, L OBP: 0.374, SLG: 0.554 (1, 9)	0-0 1-H 2-H 3-H HR		0-3 K		0-0 F6	0-0 4-3		0-0 2-3	
Paul Blair, R OBP: 0.309, SLG: 0.404 (7, 9)									
Chris Chambliss, L OBP: 0.339, SLG: 0.452 (1, 3)	0-0 F7		0-0 F8		0-0 2B 1B	0-3 K		0-3 K	
Graig Nettles, L OBP: 0.329, SLG: 0.493 (1, 5)	0-0 HR		0-0 F6		0-0 1-H 2B		0-0 F8		
Lou Piniella, R OBP: 0.369, SLG: 0.511 (1, 10)	0-0 F9			0-0 6-3	0-0 F8		0-0 G1		
Willie Randolph, R OBP: 0.347, SLG: 0.390 (1, 4)	0-0 1B		0-3 K	0-3 K	4-0 BB		0-0 F8		
Bucky Dent, R OBP: 0.303, SLG: 0.354 (1, 6)	0-0 F7			0-0 HR 1B	0-0 F9		0-0 E4 FC4-8		

Inning Stats	R: 5	H: 4	E: 1	LOB: 1	K: 0	BB: 0	S: 9	P: 9	R: 0	H: 0	E: 0	LOB: 0	K: 0	BB: 0	S: 3	R: 0	H: 0	E: 0	LOB: 0	K: 1	BB: 0	S: 5	R: 2	H: 2	E: 0	LOB: 0	K: 1	BB: 0	S: 7	R: 2	H: 3	E: 0	LOB: 2	K: 0	BB: 1	S: 6	R: 1	H: 2	E: 0	LOB: 2	K: 1	BB: 0	S: 7	R: 0	H: 0	E: 0	LOB: 0	K: 0	BB: 0	S: 3	R: 0	H: 0	E: 1	LOB: 1	K: 1	BB: 0	S: 6	R: 0	H: 0	E: 0	LOB: 0	K: 1	BB: 0	S: 6
--------------	------	------	------	--------	------	-------	------	------	------	------	------	--------	------	-------	------	------	------	------	--------	------	-------	------	------	------	------	--------	------	-------	------	------	------	------	--------	------	-------	------	------	------	------	--------	------	-------	------	------	------	------	--------	------	-------	------	------	------	------	--------	------	-------	------	------	------	------	--------	------	-------	------

PITCHER	IP	WLS	BF	H	R	ER	SO	BB	IBB	HBP	BLK	WP	HR	S	P	ERA	WHIP
Al Fitzmorris, R ERA: 5.41 (1, 1)	4.0	L	20	6	7	6	2	0	0	0	0	0	3	24	24	13.50	1.500
Sid Monge, L ERA: 5.61 (5, 1)	2.0		12	5	3	3	1	1	0	0	0	0	1	13	17	13.50	3.000
Larry Andersen, R ERA: 2.63 (7, 1)	2.0		7	0	0	0	1	0	0	0	0	0	0	9	9	0.00	0.000

BOTTOM

Cleveland Indians @ New York Yankees
 Yankee Stadium, Bronx, NY

Wed Sep 28 1977, 7:05 PM EDT
 Att. 18,430 - Unknown

AB	R	H	RBI	BB	SO	LOB
5	3	2	2	0	0	1
4	1	0	0	0	0	2
4	2	3	2	0	0	0
0	0	0	0	0	0	0
1	0	0	0	0	1	1
4	1	1	4	0	1	1
0	0	0	0	0	0	0
4	1	1	0	0	1	2
4	1	2	2	0	0	0
4	0	0	0	0	0	1
3	0	1	0	1	1	0
4	1	1	0	0	0	3

AB	37
R	10
H	11
RBI	10
BB	1
SO	4
LOB	11

WP: 0 PA: 39
 PB: 0
 SB: 0
 CS: 0



PITCHER	IP	WLS	BF	H	R	ER	SO	BB	IBB	HBP	BLK	WP	HR	S	P	ERA	WHIP
---------	----	-----	----	---	---	----	----	----	-----	-----	-----	----	----	---	---	-----	------

Batter	1	2	3	4	5	6	7	8	9	AB R H RBI BB SO LOB	TOP	
Jim Norris, L (1, 9) OBP: 0.359, SLG: 0.362	0-0 F7		0-3 K		4-0 CS BB		0-0 S E 1B		0-0 L4	4 1 1 0 1 1 1		
Dave Oliver, L (1, 4) OBP: 0.556, SLG: 0.429	0-0 1-3		0-0 FC4-6 1B		0-0 BB 1B		0-0 F8			4 0 2 1 0 0 1		
Larvell Blanks, R (1, 5) OBP: 0.318, SLG: 0.394	0-0 1B		0-0 FC4-6 FC6-4 1-2f		4-0 BB 1B		0-0 E6 2-H			3 0 1 1 1 0 1		
Andre Thornton, R (1, 3) OBP: 0.377, SLG: 0.531	0-0 F3		0-0 FC6-4 1-2f		0-3 K		0-3 K			4 0 0 0 0 2 5		
Rico Carty, R (1, 10) OBP: 0.356, SLG: 0.433		0-0 3-1		0-0 F8		0-0 4-3		0-0 5-3		4 0 0 0 0 0 2		
Bruce Bochte, L (1, 7) OBP: 0.358, SLG: 0.393		0-0 S 1B 1B		0-0 F7		0-0 4-3		0-0 F7		4 0 1 0 0 0 0		
Rick Manning, L (1, 8) OBP: 0.272, SLG: 0.328		0-3 K		0-0 HR		0-0 6-3		0-0 4-3		4 1 1 1 0 1 1		
Fred Kendall, R (1, 2) OBP: 0.284, SLG: 0.328		0-0 2-H 1B		0-0 5-3		0-0 5-3			0-0 5-3	4 0 1 0 0 0 0		
Alfredo Griffin, S (1, 6) OBP: 0.222, SLG: 0.182			4-0 1B S FC4-6 BB		0-0 CS BB 1B		0-0 F8		0-0 5-3	3 2 1 0 1 0 0		
Inning Stats	R: 0 E: 0 K: 0 S: 4 H: 1 LOB: 1 BB: 0 P: 4	R: 0 E: 0 K: 1 S: 6 H: 2 LOB: 2 BB: 0 P: 6	R: 1 E: 0 K: 1 S: 6 H: 1 LOB: 1 BB: 1 P: 10	R: 1 E: 0 K: 0 S: 4 H: 1 LOB: 0 BB: 0 P: 4	R: 1 E: 0 K: 1 S: 6 H: 2 LOB: 2 BB: 2 P: 14	R: 0 E: 0 K: 0 S: 3 H: 0 LOB: 0 BB: 0 P: 3	R: 1 E: 1 K: 1 S: 7 H: 1 LOB: 1 BB: 0 P: 7	R: 0 E: 0 K: 0 S: 3 H: 0 LOB: 0 BB: 0 P: 3	R: 0 E: 0 K: 0 S: 3 H: 0 LOB: 0 BB: 0 P: 3	1B: 7 2B: 0 3B: 0 HR: 1 SF: 0 SAC: 0 DP: 0 HBP: 0	WP: 0 PB: 0 SB: 3 CS: 2 PA: 37	
PITCHER	IP WLS BF H R ER SO BB IBB HBP BLK WP HR S P ERA WHIP											
Ed Figueroa, R (1, 1) ERA: 3.57	2.2 L 12 4 1 1 2 1 0 0 0 0 0 0 15 19 3.38 1.875											
Ken Clay, R (3, 1) ERA: 4.35	6.1 25 4 3 2 2 2 0 0 0 0 0 1 27 35 2.84 0.947											

Cleveland Indians @ New York Yankees
 Yankee Stadium, Bronx, NY
 Thu Sep 29 1977, 7:05 PM EDT
 Att. 15,793 - Unknown

AB	34
R	4
H	8
RBI	3
BB	3
SO	4
LOB	11



WP: 0	PA: 37
-------	--------

Batter	1	2	3	4	5	6	7	8	9	AB R H RBI BB SO LOB	TOP	
Ron LeFlore, R OBP: 0.363, SLG: 0.478 (1, 8) X	0-0 3-1 SH3-4 1B		0-0 F9		0-0 SH5-4		0-3 K		0-0 6-3	4 0 1 0 0 1 2		
Tito Fuentes, S OBP: 0.347, SLG: 0.396 (1, 4) X	0-0 SH3-4 1-2		0-0 4-3 1-H 3B		0-0 4-3		0-0 1B 1B		0-0 1B	4 1 3 1 0 0 2		
Rusty Staub, L OBP: 0.337, SLG: 0.449 (1, 10) X	0-0 3-1 2-3		0-0 4-3 3-H		0-0 1B 1B		0-0 F8		0-3 K	5 0 1 3 0 1 4		
Steve Kemp, L OBP: 0.342, SLG: 0.425 (1, 7) X	0-0 5-3		0-3 K		0-0 1-3 1B		0-0 1-2 2-H 1B			4 0 2 1 0 1 1		
Jason Thompson, L OBP: 0.340, SLG: 0.477 (1, 3) X		0-0 E 1B		0-0 G3		0-0 F8		0-0 F8		4 0 1 0 0 0 4		
Lance Parrish, R OBP: 0.304, SLG: 0.488 (1, 2) X		0-0 E9 1-2 G4-6-3		0-0 E1 G4-6-3		0-0 F6		0-0 6-3		4 0 0 0 0 0 1		
Mickey Stanley, R OBP: 0.284, SLG: 0.387 (1, 9) X		0-0 F4		0-0 G4-6-3 1-2f		0-0 6-3		0-0 F8		4 0 0 0 0 0 3		
Aurelio Rodriguez, R OBP: 0.255, SLG: 0.362 (1, 5) X		0-0 G4-6-3 1-2f			0-0 SH5-4 1B 1B		0-0 F8		0-0 6-3	4 1 1 0 0 0 2		
Alan Trammell, R OBP: 0.256, SLG: 0.216 (1, 6) X			0-0 3B 1B		4-0 1B BB		0-0 1B 1B		0-0 1-3	3 3 2 0 1 0 0		
Inning Stats	R: 0 H: 1 E: 0 LOB: 1 K: 0 BB: 0 S: 4 P: 4	R: 0 H: 1 E: 1 LOB: 1 K: 0 BB: 0 S: 4 P: 4	R: 2 H: 2 E: 0 LOB: 0 K: 1 BB: 0 S: 7 P: 7	R: 0 H: 0 E: 1 LOB: 0 K: 0 BB: 0 S: 3 P: 3	R: 2 H: 3 E: 0 LOB: 2 K: 0 BB: 1 S: 6 P: 10	R: 0 H: 0 E: 0 LOB: 0 K: 0 BB: 0 S: 3 P: 3	R: 1 H: 3 E: 0 LOB: 2 K: 1 BB: 0 S: 8 P: 8	R: 0 H: 0 E: 0 LOB: 0 K: 0 BB: 0 S: 3 P: 3	R: 0 H: 1 E: 0 LOB: 1 K: 1 BB: 0 S: 6 P: 6	1B: 10 SF: 0 2B: 0 SAC: 2 3B: 1 DP: 2 HR: 0 HBP: 0	WP: 0 PA: 39 PB: 0 SB: 0 CS: 0	
PITCHER	IP WLS BF H R ER SO BB IBB HBP BLK WP HR S P ERA WHIP											
Ron Guidry, L ERA: 2.82 (1, 1)	6.2 L 31 10 5 5 2 1 0 0 0 0 0 0 34 38 6.75 1.650											
Sparky Lyle, L ERA: 2.17 (7, 1)	2.1 8 1 0 0 1 0 0 0 0 0 0 0 10 10 0.00 0.429											

Detroit Tigers @ New York Yankees
 Yankee Stadium, Bronx, NY
 Fri Sep 30 1977, 7:05 PM EDT
 Att. 28,200 - Unknown

livebaseballscorecards.com

AB	36
R	5
H	11
RBI	5
BB	1
SO	3
LOB	19



Batter	1	2	3	4	5	6	7	8	9	AB R H RBI BB SO LOB	TOP																
Ron LeFlore, R OBP: 0.363, SLG: 0.475 (1, 8)	0-3 K		4-0 CS BB	0-0 F8		0-0 6-3		0-0 S 1B 1B	0-0 F9	5 1 1 0 1 1 2																	
Tito Fuentes, S OBP: 0.348, SLG: 0.397 (1, 4)	0-0 G4-6-3 1B		1-0 1B BB HBP	0-0 F9		0-0 2B 1B		0-0 F8		4 1 2 1 0 0 2																	
Rusty Staub, L OBP: 0.337, SLG: 0.450 (1, 10)	0-0 G4-6-3 1-2f		0-0 BB BB 1B	0-0 F6		0-0 2B		0-0 F8		5 1 2 0 0 0 3																	
Steve Kemp, L OBP: 0.343, SLG: 0.423 (1, 7)		0-0 4-3	4-0 BB 1B BB		0-0 G3		0-0 4-1	0-0 1B 1B		4 2 1 1 1 0 0																	
Jason Thompson, L OBP: 0.345, SLG: 0.489 (1, 3)		0-0 HR	4-0 1B E BB		0-0 1B		0-0 E 3B	0-0 1B 1B		4 3 4 2 1 0 0																	
Ben Oglivie, L OBP: 0.324, SLG: 0.459 (1, 9)		0-0 G3 2B	0-0 E 1B		0-0 F5		0-0 E4 4-3 2B	0-0 1-3 1B		5 1 3 4 0 0 1																	
Milt May, L OBP: 0.291, SLG: 0.378 (1, 2)		0-0 G3	0-0 E4 1B		0-0 F8		0-0 4-3 2B	0-0 F4		5 0 0 0 0 0 6																	
Aurelio Rodriguez, R OBP: 0.257, SLG: 0.369 (1, 5)		0-0 6-3	0-0 F2			0-0 1B 2B			0-0 5-3	5 1 2 1 0 0 3																	
Alan Trammell, R OBP: 0.250, SLG: 0.195 (1, 6)			0-0 1-3	4-0 BB		0-0 F8		0-0 F7	0-0 5-3	4 0 0 0 1 0 2																	
Inning Stats	R: 0 E: 0 K: 1 S: 5	H: 1 LOB: 0 BB: 0 P: 5	R: 1 E: 0 K: 0 S: 5	H: 2 LOB: 1 BB: 0 P: 5	R: 4 E: 1 K: 0 S: 5	H: 2 LOB: 2 BB: 3 P: 18	R: 0 E: 0 K: 0 S: 3	H: 0 LOB: 1 BB: 1 P: 7	R: 0 E: 0 K: 0 S: 4	H: 1 LOB: 1 BB: 0 P: 4	R: 1 E: 0 K: 0 S: 5	H: 3 LOB: 2 BB: 0 P: 5	R: 2 E: 1 K: 0 S: 6	H: 2 LOB: 1 BB: 0 P: 6	R: 2 E: 0 K: 0 S: 7	H: 4 LOB: 2 BB: 0 P: 7	R: 0 E: 0 K: 0 S: 3	H: 0 LOB: 0 BB: 0 P: 3	1B: 9 2B: 4 3B: 1 HR: 1	SF: 0 SAC: 0 DP: 1 HBP: 1	WP: 0 PB: 0 SB: 1 CS: 1	PA: 46					
PITCHER	IP WLS BF H R ER SO BB IBB HBP BLK WP HR S P ERA WHIP																										
Mike Torrez, R ERA: 3.88 (1, 1)	2.2		14	4	5	4	1	3	0	1	0	0	1	12	25	13.50	2.625										
Sparky Lyle, L ERA: 2.17 (3, 1)	0.0		1	1	0	0	0	0	0	0	0	0	1	1	∞	∞											
Larry McCall, R ERA: 7.5 (3, 1)	5.1	L	28	10	5	4	0	1	0	0	0	0	0	27	31	6.75	2.062										
Stan Thomas, R ERA: 5.93 (9, 1)	1.0		3	0	0	0	0	0	0	0	0	0	0	3	3	0.00	0.000										

Detroit Tigers @ New York Yankees
 Yankee Stadium, Bronx, NY
 Sat Oct 01 1977, 3:33 AM EDT
 Att: 50,054 - Unknown

livebaseballscorecards.com

AB	41
R	10
H	15
RBI	9
BB	4
SO	1
LOB	19



Detroit Tigers @ New York Yankees
 Yankee Stadium, Bronx, NY

Sun Oct 02 1977, 3:33 AM EDT
 Att: 18,778 - Unknown

livebaseballscorecards.com

AB	33
R	7
H	9
RBI	7
BB	7
SO	6
LOB	18



WP:	0	PA:	43
PB:	0		
SB:	0		
CS:	1		

Batter	1	2	3	4	5	6	7	8	9	AB	R	H	RBI	BB	SO	LOB
Tim Corcoran, L (1, 8) X OBP: 0.315, SLG: 0.398	0-0 3-1 SH5-3 1B		0-0 F8 2B		0-0 G3		0-0 FC3-6 BB 1-3 1B	0-0 6-3 2-H 1B		5	1	4	1	0	0	0
Lou Whitaker, L (1, 4) X OBP: 0.333, SLG: 0.281	0-0 SH5-3 1-2		0-0 F7		0-0 E7 1B		0-0 FC3-6 1-2 BB	0-0 6-3		3	1	0	0	1	0	2
Rusty Staub, L (1, 10) X OBP: 0.336, SLG: 0.448	0-0 3-1 2-3		0-0 F8 2-3		0-0 BB 1B		0-0 FC3-6 BB SF7	0-0 4-3		5	1	1	2	0	0	5
Steve Kemp, L (1, 7) X OBP: 0.343, SLG: 0.422	0-0 F8		0-0 4-3		0-0 BB		0-0 BB 1-2 1B 3-H	0-0 6-3		4	0	1	1	1	0	2
Jason Thompson, L (1, 3) X OBP: 0.347, SLG: 0.487		4-0 BB HR BB		0-0 3-1	0-3 K		4-0 FC5-4 1-2 BB 2-3	4-0 BB		2	1	0	0	3	1	2
Ben Oglivie, L (1, 9) X OBP: 0.325, SLG: 0.464		0-0 1-H HR		4-0 5-3 BB		0-0 4-3	0-0 SF7 3-H	0-0 F5		3	1	1	3	1	0	1
Lance Parrish, R (1, 2) X OBP: 0.275, SLG: 0.435		0-3 K		0-0 5-3 1-2		0-0 F6	0-0 FC5-4 1-2	0-3 K		5	0	0	0	0	2	4
Phil Mankowski, L (1, 5) X OBP: 0.318, SLG: 0.353		0-0 CS 1B		0-3 K		0-0 G3		0-0 SH3-4 1B 1B		4	1	2	0	0	1	1
Alan Trammell, R (1, 6) X OBP: 0.255, SLG: 0.186		0-3 1-2 K		0-3 K		0-0 G3	4-0 FC3-6 BB	0-0 SH3-4		2	1	0	0	1	2	1

Batter	1	2	3	4	5	6	7	8	9
Tim Corcoran, L (1, 8) X OBP: 0.315, SLG: 0.398	0-0 3-1 SH5-3 1B		0-0 F8 2B		0-0 G3		0-0 FC3-6 BB 1-3 1B	0-0 6-3 2-H 1B	
Lou Whitaker, L (1, 4) X OBP: 0.333, SLG: 0.281	0-0 SH5-3 1-2		0-0 F7		0-0 E7 1B		0-0 FC3-6 1-2 BB	0-0 6-3	
Rusty Staub, L (1, 10) X OBP: 0.336, SLG: 0.448	0-0 3-1 2-3		0-0 F8 2-3		0-0 BB 1B		0-0 FC3-6 BB SF7	0-0 4-3	
Steve Kemp, L (1, 7) X OBP: 0.343, SLG: 0.422	0-0 F8		0-0 4-3		0-0 BB		0-0 BB 1-2 1B 3-H	0-0 6-3	
Jason Thompson, L (1, 3) X OBP: 0.347, SLG: 0.487		4-0 BB HR BB		0-0 3-1	0-3 K		4-0 FC5-4 1-2 BB 2-3	4-0 BB	
Ben Oglivie, L (1, 9) X OBP: 0.325, SLG: 0.464		0-0 1-H HR		4-0 5-3 BB		0-0 4-3	0-0 SF7 3-H	0-0 F5	
Lance Parrish, R (1, 2) X OBP: 0.275, SLG: 0.435		0-3 K		0-0 5-3 1-2		0-0 F6	0-0 FC5-4 1-2	0-3 K	
Phil Mankowski, L (1, 5) X OBP: 0.318, SLG: 0.353		0-0 CS 1B		0-3 K		0-0 G3		0-0 SH3-4 1B 1B	
Alan Trammell, R (1, 6) X OBP: 0.255, SLG: 0.186		0-3 1-2 K		0-3 K		0-0 G3	4-0 FC3-6 BB	0-0 SH3-4	

Inning Stats	R: 0	H: 1	E: 0	K: 0	S: 4	P: 4	R: 2	H: 2	E: 0	K: 2	S: 8	P: 12	R: 0	H: 1	E: 0	K: 0	S: 4	P: 4	R: 0	H: 0	E: 0	K: 1	S: 5	P: 9	R: 1	H: 1	E: 1	K: 2	S: 9	P: 13	R: 0	H: 0	E: 0	K: 0	S: 3	P: 3	R: 3	H: 2	E: 0	K: 0	S: 5	P: 17	R: 1	H: 2	E: 0	K: 0	S: 5	P: 5	R: 0	H: 0	E: 0	K: 1	S: 5	P: 9	1B: 7	SF: 1	2B: 1	SAC: 2	3B: 0	DP: 0	HR: 1	HBP: 0	WP: 0	PA: 43
--------------	------	------	------	------	------	------	------	------	------	------	------	-------	------	------	------	------	------	------	------	------	------	------	------	------	------	------	------	------	------	-------	------	------	------	------	------	------	------	------	------	------	------	-------	------	------	------	------	------	------	------	------	------	------	------	------	-------	-------	-------	--------	-------	-------	-------	--------	-------	--------

PITCHER	IP	WLS	BF	H	R	ER	SO	BB	IBB	HBP	BLK	WP	HR	S	P	ERA	WHIP
Ken Clay, R (1, 1) ERA: 4.37	4.0		17	4	2	2	3	2	0	0	0	0	1	21	29	4.50	1.500
Dick Tidrow, R (5, 1) ERA: 3.16	1.0		6	1	1	0	2	1	0	0	0	0	0	9	13	0.00	2.000
Stan Thomas, R (6, 1) ERA: 6.12	4.0	W	20	4	4	4	1	4	0	0	0	0	0	18	34	9.00	2.000

PITCHER	IP	WLS	BF	H	R	ER	SO	BB	IBB	HBP	BLK	WP	HR	S	P	ERA	WHIP
---------	----	-----	----	---	---	----	----	----	-----	-----	-----	----	----	---	---	-----	------

Batter	1	2	3	4	5	6	7	8	9
Graig Nettles, L (1, 10) OBP: 0.333, SLG: 0.496	0-0 2B	0-0 1B		0-0 4-3		0-0 1-3		0-0 2B	
Roy White, S (1, 8) OBP: 0.358, SLG: 0.405	0-3 K	0-3 K		0-0 F8		0-0 SF8		4-0 2B	
Chris Chambliss, L (1, 3) OBP: 0.336, SLG: 0.445	0-0 F5		0-0 F7		0-3 K	0-3 K		4-0 2B	
Cliff Johnson, R (1, 2) OBP: 0.407, SLG: 0.584 Larry McCall, L (3, PR) Elrod Hendricks, L (4, 2) OBP: 0.273, SLG: 0.636	4-0 BB		1-0 2B 1B HBP		0-0 G3		0-3 K	0-0 SH1-3 2B	
Dell Alton, L (1, 9) OBP: 0.364, SLG: 0.500	0-0 F7		0-0 1B 2B		0-0 F6		0-3 K	0-0 SH1-3	
Gene Locklear, L (1, 7) OBP: 0.600, SLG: 0.600 Dave Bergman, L (9, 7) OBP: 0.200, SLG: 0.250		0-0 6-3	0-0 1B			0-0 HR 1B	0-0 BB 1B	0-0 6-3	
Mickey Klutts, R (1, 6) OBP: 0.389, SLG: 0.533		0-0 5-3	0-0 F4			0-0 HR	4-0 BB		
George Zeber, S (1, 4) OBP: 0.405, SLG: 0.508		0-0 1B 1B 1B	0-0 F7			0-0 1B SF8 1B	0-0 F8		
Fred Stanley, R (1, 5) OBP: 0.370, SLG: 0.326		0-0 1B		0-3 K		0-0 1-3 1B		0-3 K	

Inning Stats	R: 0	H: 1	E: 0	K: 1	S: 6	R: 0	H: 3	E: 0	K: 1	S: 8	R: 2	H: 2	E: 0	K: 0	S: 5	R: 0	H: 0	E: 0	K: 1	S: 5	R: 3	H: 4	E: 0	K: 1	S: 9	R: 0	H: 1	E: 0	K: 2	S: 8	R: 3	H: 2	E: 0	K: 1	S: 7
	LOB: 2	BB: 1	LOB: 3	BB: 0	P: 10	LOB: 3	BB: 3	LOB: 0	BB: 0	P: 8	LOB: 1	BB: 0	LOB: 0	BB: 0	P: 6	LOB: 0	BB: 0	LOB: 0	BB: 0	P: 5	LOB: 1	BB: 0	LOB: 2	BB: 1	P: 12	LOB: 1	BB: 2	P: 15	LOB: 0	BB: 1	LOB: 0	BB: 0	P: 3		

PITCHER	IP	WLS	BF	H	R	ER	SO	BB	IBB	HBP	BLK	WP	HR	S	P	ERA	WHIP
Vern Ruhle, R (1, 1) ERA: 5.7	5.0		25	8	4	4	4	1	0	1	0	0	1	31	36	7.20	1.800
Jim Crawford, L (6, 1) ERA: 4.79	1.2		9	3	1	1	3	1	0	0	0	0	0	14	18	5.40	2.400
Steve Foucault, R (7, 1) ERA: 3.15	1.1	L	8	2	3	3	1	2	0	0	0	0	0	8	16	20.25	3.000

AB	R	H	RBI	BB	SO	LOB
5	1	3	0	0	0	2
3	1	0	1	1	2	4
4	1	0	0	1	2	2
0	0	0	0	1	0	0
0	1	0	0	0	0	0
3	0	1	2	0	1	0
4	1	1	1	0	1	2
5	1	3	2	0	0	1
0	0	0	0	0	0	0
3	1	1	2	1	0	1
4	1	2	0	0	0	3
4	0	2	0	0	2	0

WP	PA	ERA	WHIP
0	42		
0			
0			

Detroit Tigers @ New York Yankees
Yankee Stadium, Bronx, NY
 Sun Oct 02 1977, 3:33 AM EDT
 Att. 18,778 - Unknown

AB 35
 R 8
 H 13
 RBI 8
 BB 4
 SO 8
 LOB 15



1B	2B	3B	HR	SF	SAC	DP	HBP
8	4	0	1	1	0	0	1

Batter	1	2	3	4	5	6	7	8	9	AB R H RBI BB SO LOB	TOP											
Freddie Patek, R OBP: 0.600, SLG: 0.750 (1, 6)	4-0 HR BB	1-2 1-H 2-H 2B		0-3 K			1-3 K		1-0 1-3 1B	4 1 2 2 1 2 1												
Hal McRae, R OBP: 0.200, SLG: 0.800 (1, 10)	1-2 1-H HR	1-0 L8		1-0 F7			2-2 4-3		0-0 FC6-2 FC5-4	5 1 1 2 0 0 4												
George Brett, L (1, 5)	3-2 F8		2-2 1-3		0-0 L4		1-1 P6		3-H 1-2 FC5-4 1-2f	5 0 0 0 0 0 2												
Al Cowens, R OBP: 0.750, SLG: 1.500 (1, 9)	1-1 CS 1B		0-2 HR 1B		0-1 F8			0-0 HR		4 2 3 1 0 0 0												
Amos Otis, R (1, 8)	2-1 P4		0-2 F8		2-3 K			2-2 P6		4 0 0 0 0 1 2												
John Mayberry, L OBP: 0.500, SLG: 1.333 (1, 3)	2-2 CS 1-2	2-2 P6	0-0 1-H HR		4-2 FC3-6 BB			2-2 L9		3 1 1 2 1 0 0												
Joe Zdeb, R (1, 7)		1-1 6-3	0-1 6-3		0-0 FC3-6 1-2f			0-0 5-3		4 0 0 0 0 0 1												
Darrell Porter, L OBP: 0.750, SLG: 0.500 (1, 2)		4-1 1B 2B BB		4-2 BB		3-2 3-1		1-0 FC1-6 1B		2 1 1 0 2 0 1												
Frank White, R OBP: 0.250, SLG: 0.250 (1, 4)		0-2 2B 1B		1-2 L7		2-2 P4		2-2 FC1-6 1B 1-2f FC6-2		4 1 1 0 0 0 3												
Inning Stats	R: 2 E: 0 K: 0 S: 13	H: 2 LOB: 0 BB: 1 P: 26	R: 2 E: 0 K: 0 S: 13	H: 2 LOB: 1 BB: 1 P: 22	R: 2 E: 0 K: 0 S: 12	H: 2 LOB: 0 BB: 0 P: 14	R: 0 E: 0 K: 1 S: 13	H: 0 LOB: 1 BB: 1 P: 19	R: 0 E: 0 K: 1 S: 7	H: 0 LOB: 0 BB: 0 P: 9	R: 0 E: 0 K: 0 S: 9	H: 0 LOB: 1 BB: 1 P: 18	R: 0 E: 0 K: 1 S: 9	H: 0 LOB: 0 BB: 0 P: 13	R: 1 E: 0 K: 0 S: 8	H: 1 LOB: 0 BB: 0 P: 12	R: 0 E: 0 K: 0 S: 12	H: 2 LOB: 2 BB: 0 P: 17	1B: 5 2B: 1 3B: 0 HR: 3	SF: 0 SAC: 0 DP: 0 HBP: 0	WP: 0 PB: 0 SB: 1 CS: 1	PA: 40
PITCHER	IP WLS BF H R ER SO BB IBB HBP BLK WP HR S P ERA WHIP																					
Don Gullett, L ERA: 18.0 (1, 1)	2.0 L 11 4 4 4 0 2 0 0 0 0 0 1 26 48 18.00 3.000																					
Dick Tidrow, R ERA: 4.05 (3, 1)	6.2 27 5 3 3 3 2 0 0 0 0 2 67 98 4.05 1.050																					
Sparky Lyle, L ERA: (9, 1)	0.1 1 0 0 0 0 0 0 0 0 0 0 0 3 4 0.00 0.000																					

Kansas City Royals @ New York Yankees
 Yankee Stadium, Bronx, NY
 Wed Oct 05 1977, 3:33 AM EDT
 Att. 54,930 - Unknown - 68 F

AB	35
R	7
H	9
RBI	7
BB	4
SO	3
LOB	14



Batter	1	2	3	4	5	6	7	8	9	AB	R	H	RBI	BB	SO	LOB
Mickey Rivers, L OBP: 0.750, SLG: 1.000 (1, 8)	1-0 1B		0-0 HR 1B		1-0 F9		1-1 2B			4	1	3	0	0	0	0
Graig Nettles, L (1, 5)	1-2 F7		0-0 F5		0-0 L6		3-2 P6			4	0	0	0	0	0	3
Thurman Munson, R OBP: 0.250, SLG: 1.000 (1, 2)	3-2 P4		0-0 1-H HR		0-1 F8			0-0 5-3		4	1	1	2	0	0	1
Reggie Jackson, L (1, 9)	1-3 K		1-0 F7		0-2 P4			2-1 P6		4	0	0	0	0	1	1
Lou Piniella, R OBP: 0.250, SLG: 0.250 (1, 7)		1-1 FC1-6 1B	3-1 L9		1-2 F9			2-2 P4		4	0	1	0	0	0	0
Chris Chambliss, L OBP: 0.500, SLG: 0.333 (1, 3)		1-2 FC1-6 1B		0-3 K		0-1 1B			4-0 FC5-4 1B BB	3	0	1	0	1	1	1
Cliff Johnson, R OBP: 0.500, SLG: 0.500 (1, 10)		2-0 FC1-6 1B		1-0 F9		0-1 F7			0-0 FC5-4 1B	4	0	2	0	0	0	1
Willie Randolph, R OBP: 0.250, SLG: 0.500 (1, 4)		0-1 FC1-6 1-2f		2-2 2B			0-0 F2		1-0 FC5-4 1-2 2-3	4	0	1	0	0	0	4
Bucky Dent, R Roy White, S (9, PH)		2-2 L6		1-1 P3			0-0 F8		2-1 G3	3	0	0	0	0	0	3
										1	0	0	0	0	0	1

Inning Stats	R: 0	H: 1	E: 0	K: 1	S: 11	R: 0	H: 2	E: 0	K: 0	S: 13	R: 2	H: 2	E: 0	K: 0	S: 6	R: 0	H: 1	E: 0	K: 1	S: 9	R: 0	H: 0	E: 0	K: 0	S: 4	R: 0	H: 1	E: 0	K: 0	S: 10	R: 0	H: 1	E: 0	K: 0	S: 7	R: 0	H: 0	E: 0	K: 0	S: 7	R: 0	H: 1	E: 0	K: 0	S: 4	R: 0	H: 1	E: 0	K: 0	S: 4							
		LOB: 1	BB: 0	P: 17		LOB: 2	BB: 0	P: 19			LOB: 1	BB: 0	P: 10			LOB: 1	BB: 0	P: 11			LOB: 1	BB: 0	P: 5			LOB: 1	BB: 0	P: 11			LOB: 1	BB: 1	P: 11			LOB: 0	BB: 0	P: 11			LOB: 1	BB: 1	P: 11			LOB: 0	BB: 0	P: 11									


BOTTOM

Kansas City Royals @ New York Yankees
 Yankee Stadium, Bronx, NY

Wed Oct 05 1977, 3:33 AM EDT
 Att: 54,930 - Unknown - 68 F

livebaseballscores.com

AB	35
R	2
H	9
RBI	2
BB	1
SO	2
LOB	15



WP: 0	PA: 36
PB: 0	
SB: 0	
CS: 0	

Batter	1	2	3	4	5	6	7	8	9	AB R H RBI BB SO LOB	TOP											
Freddie Patek, R (1, 6) OBP: 0.444, SLG: 0.714	1-2 6-3		1-2 SF8			0-0 FC5-4 2B		1-2 F8		3 1 1 1 0 0 0												
Hal McRae, R (1, 10) OBP: 0.333, SLG: 0.571	4-2 F8 CS BB		3-H 2-3 K			4-2 FC5-4 BB			3-2 6-3	2 0 0 0 2 1 1												
George Brett, L (1, 5) OBP: 0.111, SLG: 0.111	1-2 F8			1-0 4-3		1-2 FC5-4		1-3 F8	0-1 1B	4 0 1 0 0 0 2												
Al Cowens, R (1, 9) OBP: 0.375, SLG: 0.750	1-3 K			0-3 K		0-0 F8			0-2 L7	4 0 0 0 0 2 3												
Amos Otis, R (1, 8)		0-0 F9		1-2 L8			2-1 L8		1-0 F8	4 0 0 0 0 0 1												
John Mayberry, L (1, 3) OBP: 0.286, SLG: 0.667		0-0 P4			0-2 3-1		1-1 L6			3 0 0 0 0 0 0												
Joe Zdeb, R (1, 7)		1-3 K			1-1 F9		0-3 K			3 0 0 0 0 2 0												
Darrell Porter, L (1, 2) OBP: 0.667, SLG: 0.333 John Wathan, R (8, PH) (8, 2)			4-1 1B SF8 BB		2-2 P4			1-3 K		1 1 0 0 1 0 0 1 0 0 0 0 1 0												
Frank White, R (1, 4) OBP: 0.286, SLG: 0.286		0-1 CS 1B			0-3 K			0-2 F9		3 0 1 0 0 1 0												
Inning Stats	R: 0 E: 0 K: 1 S: 13	H: 0 LOB: 1 BB: 1 P: 20	R: 0 E: 0 K: 1 S: 5	H: 0 LOB: 0 BB: 0 P: 6	R: 1 E: 0 K: 1 S: 11	H: 1 LOB: 0 BB: 1 P: 17	R: 0 E: 0 K: 1 S: 8	H: 0 LOB: 0 BB: 0 P: 10	R: 0 E: 0 K: 1 S: 8	H: 0 LOB: 0 BB: 0 P: 11	R: 1 E: 0 K: 1 S: 12	H: 1 LOB: 1 BB: 1 P: 17	R: 0 E: 0 K: 1 S: 7	H: 0 LOB: 0 BB: 0 P: 10	R: 0 E: 0 K: 1 S: 9	H: 0 LOB: 0 BB: 0 P: 11	R: 0 E: 0 K: 0 S: 14	H: 1 LOB: 1 BB: 0 P: 18	1B: 2 2B: 1 3B: 0 HR: 0	SF: 1 SAC: 0 DP: 0 HBP: 0	WP: 0 PB: 0 SB: 0 CS: 2	PA: 32
PITCHER Ron Guidry, L (1, 1) ERA: 2.0	IP: 9.0 WLS: W BF: 32 H: 3 R: 2 ER: 2 SO: 7 BB: 3 IBB: 0 HBP: 0 BLK: 0 WP: 0 HR: 0 S: 87 P: 120 ERA: 2.00 WHIP: 0.667											PITCHER	IP: 9.0 WLS: W BF: 32 H: 3 R: 2 ER: 2 SO: 7 BB: 3 IBB: 0 HBP: 0 BLK: 0 WP: 0 HR: 0 S: 87 P: 120 ERA: 2.00 WHIP: 0.667									

Kansas City Royals @ New York Yankees
Yankee Stadium, Bronx, NY
 Thu Oct 06 1977, 7:05 PM EDT
 Att. 56,230 - Unknown - 61 F

AB	28
R	2
H	3
RBI	1
BB	3
SO	7
LOB	7



Batter	1	2	3	4	5	6	7	8	9
Mickey Rivers, L OBP: 0.333, SLG: 0.444 (1, 8)	2-2 6-3		2-1 3-1		2-2 FC6-4		2-2 F8	2-3 K	
Graig Nettles, L (1, 5)	2-0 P4			1-1 L8		2-3 K	1-1 G3		
Thurman Munson, R OBP: 0.500, SLG: 0.875 (1, 2)	0-1 1B			1-3 K		3-1 1B 2B 1B	0-1 1B		
Reggie Jackson, L OBP: 0.125, SLG: 0.125 (1, 9) Paul Blair, R (9, 9)	3-0 5-3			3-2 F7		3-2 P4	2-2 F8 1B 1B		
Lou Piniella, R OBP: 0.250, SLG: 0.250 (1, 7)		1-2 6-3			1-2 4-3	0-0 2B E 1B	1-2 F8		
Cliff Johnson, R OBP: 0.500, SLG: 1.000 (1, 10)		0-0 4-3			1-2 HR	1-1 E 2B	1-3 K		
Chris Chambliss, L OBP: 0.500, SLG: 0.200 (1, 3)		2-3 K			0-0 4-3	4-0 E IBB	4-0 BB 1B IBB		
Willie Randolph, R OBP: 0.375, SLG: 0.500 (1, 4)			3-2 5-3		1-0 BLK 1B	1-2 E5	0-0 BB 1B		
Bucky Dent, R OBP: 0.286, SLG: 0.167 (1, 6)			2-2 5-3		3-1 FC6-4 1B	3-2 P4	4-2 BB		

Inning Stats	R: 0 E: 0 K: 8 S: 8	H: 1 LOB: 1 BB: 0 P: 15	R: 0 E: 0 K: 1 S: 7	H: 0 LOB: 0 BB: 0 P: 10	R: 0 E: 0 K: 0 S: 8	H: 0 LOB: 0 BB: 0 P: 15	R: 0 E: 0 K: 1 S: 10	H: 0 LOB: 0 BB: 0 P: 15	R: 2 E: 0 K: 0 S: 16	H: 3 LOB: 1 BB: 0 P: 24	R: 3 E: 1 K: 1 S: 19	H: 3 LOB: 2 BB: 1 P: 36	R: 0 E: 0 K: 0 S: 7	H: 1 LOB: 1 BB: 0 P: 10	R: 1 E: 0 K: 2 S: 17	H: 2 LOB: 3 BB: 2 P: 31
--------------	------------------------------	----------------------------------	------------------------------	----------------------------------	------------------------------	----------------------------------	-------------------------------	----------------------------------	-------------------------------	----------------------------------	-------------------------------	----------------------------------	------------------------------	----------------------------------	-------------------------------	----------------------------------

PITCHER														PITCHER																			
IP	WLS	BF	H	R	ER	SO	BB	IBB	HBP	BLK	WP	HR	S	P	ERA	WHIP	IP	WLS	BF	H	R	ER	SO	BB	IBB	HBP	BLK	WP	HR	S	P	ERA	WHIP
Andy Hassler, L (1, 1) ERA: 4.76	5.2	L	22	5	3	3	3	0	0	1	0	1	59	97	4.76	0.882																	
Mark Littell, R (6, 1) ERA: 4.5	2.0		14	5	3	1	1	2	0	0	0	0	30	54	4.50	3.000																	
Steve Mingori, L (8, 1) ERA:	0.1		1	0	0	0	1	0	0	0	0	0	3	5	0.00	0.000																	

BOTTOM


Kansas City Royals @ New York Yankees
Yankee Stadium, Bronx, NY

Thu Oct 06 1977, 7:05 PM EDT
Att: 56,230 - Unknown - 61 F


AB	R	H	RBI	BB	SO	LOB
5	0	0	0	0	1	4
4	0	0	0	0	1	0
4	1	3	0	0	1	0
4	1	1	0	0	0	2
0	0	0	0	0	0	0
4	1	1	0	0	0	1
4	2	2	2	0	1	1
2	0	0	0	2	1	0
4	1	2	1	0	0	1
3	0	1	1	1	0	2

AB	34
R	6
H	10
RBI	4
BB	3
SO	5
LOB	11

WP: 0 PA: 37
PB: 0 SB: 1
CS: 0



livebaseballscorecards.com

Batter	1	2	3	4	5	6	7	8	9	AB R H RBI BB SO LOB	TOP											
Mickey Rivers, L (1, 8) OBP: 0.231, SLG: 0.308	0-0 F3			2-2 F7		0-0 F9			0-1 P3	4 0 0 0 0 0 0	New York Yankees @ Kansas City Royals Royals Stadium, Kansas City, MO Fri Oct 07 1977, 8:05 PM EDT Att. 41,285 - Unknown - 64 F AB 31 R 2 H 4 RBI 1 BB 1 SO 4 LOB 5 											
Roy White, S (1, 7) OBP: 0.400, SLG: 0.800	3-2 2B			1-0 4-3		1-2 F2			1-0 E 2B	4 1 2 0 0 0 0												
Thurman Munson, R (1, 2) OBP: 0.333, SLG: 0.583	1-0 5-3			1-2 G3			0-0 6-3		0-0 F8	4 0 0 0 0 0 1												
Reggie Jackson, L (1, 9) OBP: 0.167, SLG: 0.091		0-2 F2			2-2 6-3		4-0 BB		0-0 E3 2-H	3 0 0 0 1 0 0												
Chris Chambliss, L (1, 3) OBP: 0.333, SLG: 0.111		1-1 4-3			2-3 K		0-0 F9		2-2 6-3	4 0 0 0 0 1 2												
Graig Nettles, L (1, 5) OBP: 0.091, SLG: 0.091		1-3 K			1-0 2B 1B		2-2 F7			3 1 1 0 0 1 1												
Lou Piniella, R (1, 10) OBP: 0.273, SLG: 0.364			0-1 4-3		0-1 2B 1-H			1-3 K		3 0 1 1 0 1 0												
Willie Randolph, R (1, 4) OBP: 0.273, SLG: 0.364			0-0 F9		2-0 6-3			0-0 F9		3 0 0 0 0 0 1												
Bucky Dent, R (1, 6) OBP: 0.222, SLG: 0.125			1-1 F9			1-0 6-3		2-3 K		2 0 0 0 0 0 0												
Cliff Johnson, R (8, PH) OBP: 0.444, SLG: 0.889										1 0 0 0 0 1 0												
Fred Stanley, R (8, 6)										0 0 0 0 0 0 0												
Inning Stats	R: 0 E: 0 K: 0 S: 5	H: 1 LOB: 0 BB: 0 P: 9	R: 0 E: 0 K: 1 S: 8	H: 0 LOB: 0 BB: 0 P: 10	R: 0 E: 0 K: 0 S: 5	H: 0 LOB: 0 BB: 0 P: 6	R: 0 E: 0 K: 0 S: 7	H: 0 LOB: 0 BB: 0 P: 11	R: 1 E: 0 K: 1 S: 13	H: 2 LOB: 1 BB: 0 P: 20	R: 0 E: 0 K: 0 S: 5	H: 0 LOB: 0 BB: 0 P: 7	R: 0 E: 0 K: 0 S: 5	H: 0 LOB: 1 BB: 1 P: 11	R: 0 E: 0 K: 2 S: 8	H: 0 LOB: 0 BB: 0 P: 11	R: 1 E: 1 K: 0 S: 9	H: 1 LOB: 1 BB: 0 P: 12	1B: 1 2B: 3 3B: 0 HR: 0	SF: 0 SAC: 0 DP: 0 HBP: 0	WP: 0 PB: 0 SB: 0 CS: 0	PA: 32
PITCHER Dennis Leonard, R (1, 1) ERA: 1.0	IP: 9.0 WLS: W BF: 32 H: 4 R: 2 ER: 1 SO: 4 BB: 1 IBB: 0 HBP: 0 BLK: 0 WP: 0 HR: 0 S: 65 P: 97 ERA: 1.00 WHIP: 0.556											PITCHER	IP: 9.0 WLS: W BF: 32 H: 4 R: 2 ER: 1 SO: 4 BB: 1 IBB: 0 HBP: 0 BLK: 0 WP: 0 HR: 0 S: 65 P: 97 ERA: 1.00 WHIP: 0.556									

Batter	1	2	3	4	5	6	7	8	9
Tom Poquette, L (1, 9) OBP: 0.333, SLG: 0.333 Amos Otis, R (6, PH) OBP: 0.100, SLG: 0.200 (7, 8)	0-1 FC1-5 6-3 1B	2-1 3-1		3-2 F9 1-2		0-1 S 2B		3-2 F9	
Hal McRae, R (1, 7) OBP: 0.385, SLG: 0.727 Joe Zdeb, R (9, 7)	0-0 6-3 1-2		3-1 1B G3 2B		0-0 4-3 5-3 2B	1-2 F8 2-3			
George Brett, L (1, 5) OBP: 0.231, SLG: 0.231	3-1 FC1-5 2-3		0-0 G3 G3 1B		0-0 4-3 2-3		1-0 2B 1B		
Al Cowens, R (1, 8) OBP: 0.250, SLG: 0.500 (7, 9)	0-0 4-3		0-1 G3 1-2 3-H		0-0 5-3 3-H 1-0 F7		1-3 K 1-H 2B		
John Mayberry, L (1, 3) OBP: 0.273, SLG: 0.600		0-1 4-3	3-1 G3 2-3		1-0 F7		0-1 2B		
Joe Lahoud, L (1, 10) John Wathan, R (7, PH)		4-2 1B E BB	1-2 L3			4-0 SH5-3 1B BB	0-1 6-3		
Darrell Porter, L (1, 2) OBP: 0.700, SLG: 0.571		0-0 E 1-2 1B		1-0 F9		1-1 SH5-3 2B 1B	2-0 F8 SH3-4 1B		
Freddie Patek, R (1, 6) OBP: 0.455, SLG: 0.667		0-2 E7 1-3 2-H 1B		1-0 F9		0-0 SH5-3 1-2 2-3	0-0 SH3-4		
Frank White, R (1, 4) OBP: 0.273, SLG: 0.273		3-3 K		2-2 S 1B		1-2 F7	0-1 F8 2-3		

Inning Stats	R: 0	H: 1	E: 0	LOB: 1	K: 0	BB: 0	S: 6	P: 9
	R: 1	H: 2	E: 1	LOB: 2	K: 1	BB: 1	S: 15	P: 24
	R: 1	H: 2	E: 0	LOB: 1	K: 0	BB: 0	S: 11	P: 18
	R: 0	H: 1	E: 0	LOB: 1	K: 0	BB: 0	S: 10	P: 15
	R: 1	H: 1	E: 0	LOB: 0	K: 0	BB: 0	S: 4	P: 5
	R: 2	H: 2	E: 0	LOB: 1	K: 0	BB: 1	S: 11	P: 18
	R: 1	H: 2	E: 0	LOB: 0	K: 1	BB: 0	S: 8	P: 10
	R: 0	H: 1	E: 0	LOB: 1	K: 0	BB: 0	S: 9	P: 14

PITCHER	IP	WLS	BF	H	R	ER	SO	BB	IBB	HBP	BLK	WP	HR	S	P	ERA	WHIP
Mike Torrez, R (1, 1) ERA: 7.94	5.2	L	27	8	5	5	1	2	0	0	0	0	0	52	83	7.94	1.765
Sparky Lyle, L (6, 1) ERA: 3.38	2.1		10	4	1	1	1	0	0	0	0	0	0	22	30	3.86	1.714

AB R H RBI BB SO LOB

3 0 1 0 0 0 3
2 0 1 2 0 0 1

4 2 2 0 0 0 2
0 0 0 0 0 0 0

4 1 2 0 0 0 2

4 0 0 2 0 1 3

4 0 1 1 0 0 1

1 2 0 0 2 0 1
1 0 0 0 0 0 0

4 1 3 0 0 0 0

2 0 1 1 0 0 0

4 0 1 0 0 1 5

1B	2B	3B	HR	SF	SAC	DP	HBP	WP	PA
8	4	0	0	0	2	0	0	0	37

BOTTOM

New York Yankees @ Kansas City Royals

Royals Stadium, Kansas City, MO

Fri Oct 07 1977, 8:05 PM EDT

Att: 41,285 - Unknown - 64 F

livebaseballscorecards.com

AB	R	H	RBI	BB	SO	LOB
33	6	12	6	2	2	18



WP	PA	ERA	WHIP
0	37		

Batter	1	2	3	4	5	6	7	8	9	AB R H RBI BB SO LOB	TOP	
Mickey Rivers, L (1, 8) OBP: 0.389, SLG: 0.500	0-0 FC5-4 1B 2B	0-2 2-H 1B		6-3		1-0 1B			0-1 F9 WP SF8 1B	5 2 4 1 0 0 1		
Graig Nettles, L (1, 5) OBP: 0.188, SLG: 0.188	3-2 FC5-4 1B	0-0 4-3		0-0 FC5-4 1B		0-0 F9			2-1 F9 1-3	5 0 2 1 0 0 3		
Thurman Munson, R (1, 2) OBP: 0.294, SLG: 0.563	1-1 FC5-4 1-2f 3-H		1-2 1B 2B	0-0 FC5-4 1-2f		1-2 6-3			0-2 SF8 3-H	4 1 1 2 0 0 2		
Reggie Jackson, L (1, 9) OBP: 0.188, SLG: 0.071 Paul Blair, R (7, 9) OBP: 1.000, SLG: 1.000	3-3 K		4-1 1B L1-5 BB		0-0 4-3	2-1 4-3			2-1 1B	3 0 0 0 1 1 1 1 0 1 0 0 0 0		
Lou Piniella, R (1, 7) OBP: 0.313, SLG: 0.438	0-0 6-3		1-2 1-3 2-H 1B		1-1 F9 2B	2-1 F8			2-0 F3	5 0 2 1 0 0 2		
Cliff Johnson, R (1, 10) OBP: 0.395, SLG: 0.692 Roy White, S (8, PR) OBP: 0.400, SLG: 0.800		2-1 5-3	2-2 P4		0-0 F9	2-2 4-3 1B				4 0 1 0 0 0 3 0 0 0 0 0 0 0		
Chris Chambliss, L (1, 3) OBP: 0.250, SLG: 0.077		0-3 K	2-1 L1-5		1-0 6-3				1-1 4-3	4 0 0 0 0 1 4		
Willie Randolph, R (1, 4) OBP: 0.267, SLG: 0.333		1-1 2B 1B		3-2 E6 SH1-3 1B		1-0 L8			3-2 P4	4 2 1 0 0 0 2		
Bucky Dent, R (1, 6) OBP: 0.250, SLG: 0.273		1-0 1B 2B		0-1 SH1-3		1-0 F2			1-0 F8	3 1 1 1 0 0 2		
Inning Stats	R: 1 H: 2 E: 0 LOB: 1 K: 1 BB: 0 S: 10 P: 17	R: 2 H: 3 E: 0 LOB: 1 K: 1 BB: 0 S: 12 P: 16	R: 1 H: 2 E: 0 LOB: 1 K: 0 BB: 1 S: 12 P: 22	R: 1 H: 1 E: 1 LOB: 1 K: 0 BB: 0 S: 9 P: 14	R: 0 H: 1 E: 0 LOB: 1 K: 0 BB: 0 S: 5 P: 7	R: 0 H: 1 E: 0 LOB: 1 K: 0 BB: 0 S: 4 P: 7	R: 0 H: 0 E: 0 LOB: 0 K: 0 BB: 0 S: 8 P: 13	R: 0 H: 1 E: 0 LOB: 2 K: 0 BB: 0 S: 12 P: 19	R: 1 H: 2 E: 0 LOB: 1 K: 0 BB: 0 S: 11 P: 17	1B: 9 SF: 1 2B: 5 SAC: 1 3B: 0 DP: 1 HR: 0 HBP: 0	WP: 1 PA: 41 PB: 0 SB: 0 CS: 0	
PITCHER	IP WLS BF H R ER SO BB IBB HBP BLK WP HR S P ERA WHIP											
Larry Gura, L (1, 1) ERA: 18.0	2.0 L 13 6 4 4 2 1 0 0 0 0 0 0 26 42 18.00 3.500											
Marty Pattin, R (3, 1) ERA: 1.5	6.0 24 6 2 1 0 0 0 0 0 0 0 0 48 75 1.50 1.000											
Steve Mingori, L (9, 1) ERA:	0.1 1 0 0 0 0 0 0 0 0 0 1 0 2 4 0.00 0.000											
Doug Bird, R (9, 1) ERA:	0.2 3 1 0 0 0 0 0 0 0 0 0 0 7 11 0.00 1.500											

New York Yankees @ Kansas City Royals
 Royals Stadium, Kansas City, MO
 Sat Oct 08 1977, 4:33 AM EDT
 Att. 41,135 - Unknown - 52 F

AB	38
R	6
H	13
RBI	6
BB	1
SO	2
LOB	20



Batter	1	2	3	4	5	6	7	8	9	AB	R	H	RBI	BB	SO	LOB
Tom Poquette, L (1, 7) OBP: 0.167, SLG: 0.167 Joe Zdeb, R (6, PH) (7, 7)	0-0 P6		2-1 6-3	1-1 6-3		0-0 F9			3-2 F7	3	0	0	0	0	0	1
Hal McRae, R (1, 10) OBP: 0.471, SLG: 0.714	1-1 5-3 1B		1-1 3B 1B	4-2 BB				1-0 L7		3	1	2	0	1	0	0
George Brett, L (1, 5) OBP: 0.294, SLG: 0.412	2-0 5-3		0-0 1B 3B	2-1 L7				0-0 G5-4-3 1B		4	0	2	1	0	0	3
Al Cowens, R (1, 9) OBP: 0.250, SLG: 0.400	1-1 5-3		4-1 BB		0-1 P4			0-0 G5-4-3 1-2f		3	0	0	0	1	0	2
John Mayberry, L (1, 3) OBP: 0.231, SLG: 0.500 John Wathan, R (5, 3)		0-3 K	0-3 K		0-0 L8			0-2 6-3		2	0	0	0	0	2	2
Darrell Porter, L (1, 2) OBP: 0.500, SLG: 0.364		0-2 4-3			0-0 F8		1-2 L3		2-0 P3	4	0	0	0	0	0	0
Amos Otis, R (1, 8) OBP: 0.143, SLG: 0.154		0-3 K			4-0 2B BB			1-2 L8		3	1	0	0	1	1	0
Freddie Patek, R (1, 6) OBP: 0.533, SLG: 0.923			3-1 SF9 3B	3-2 2B 2B			1-0 1B		0-2 F9	4	2	3	1	0	0	0
Frank White, R (1, 4) OBP: 0.267, SLG: 0.357			3-2 SF9 3B	1-2 2B			2-1 F8		1-3 K	3	0	1	2	0	1	1

Inning Stats	R: 0	H: 1	E: 0	K: 0	S: 6	H: 1	LOB: 1	BB: 0	P: 10	R: 0	H: 0	E: 0	K: 2	S: 9	R: 0	H: 3	E: 0	K: 1	S: 14	R: 2	H: 2	E: 0	K: 0	S: 14	R: 0	H: 0	E: 0	K: 0	S: 6	R: 0	H: 1	E: 0	K: 0	S: 8	R: 0	H: 1	E: 0	K: 0	S: 3	R: 0	H: 0	E: 0	K: 0	S: 11	R: 0	H: 0	E: 0	K: 1	S: 10	1B: 4	SF: 1	2B: 2	SAC: 0	3B: 2	DP: 1	HR: 0	HBP: 0	WP: 0	PA: 37
--------------	------	------	------	------	------	------	--------	-------	-------	------	------	------	------	------	------	------	------	------	-------	------	------	------	------	-------	------	------	------	------	------	------	------	------	------	------	------	------	------	------	------	------	------	------	------	-------	------	------	------	------	-------	-------	-------	-------	--------	-------	-------	-------	--------	-------	--------

PITCHER	IP	WLS	BF	H	R	ER	SO	BB	IBB	HBP	BLK	WP	HR	S	P	ERA	WHIP
Ed Figueroa, R (1, 1) ERA: 10.8	3.1		17	5	4	4	3	2	0	0	0	0	0	34	58	10.80	2.100
Dick Tidrow, R (4, 1) ERA: 3.86	0.1		3	1	0	0	0	1	0	0	0	0	0	7	13	0.00	6.000
Sparky Lyle, L (4, 1) ERA: 1.13	5.1	W	17	2	0	0	1	0	0	0	0	0	0	40	54	0.00	0.375

BOTTOM

New York Yankees @ Kansas City Royals
 Royals Stadium, Kansas City, MO
 Sat Oct 08 1977, 4:33 AM EDT
 Att: 41,135 - Unknown - 52 F

livebaseballscores.com

AB	33
R	4
H	8
RBI	4
BB	3
SO	4
LOB	10



New York Yankees @ Kansas City Royals
 Royals Stadium, Kansas City, MO

Sun Oct 09 1977, 8:05 PM EDT
 Att. 41,133 - Unknown - 61 F

livebaseballscorecards.com

AB	37
R	5
H	10
RBI	4
BB	3
SO	3
LOB	20



AB R H RBI BB SO LOB

TOP

Batter	1	2	3	4	5	6	7	8	9
Mickey Rivers, L (1, 8) OBP: 0.391, SLG: 0.478	1-3 K		1-0 S 1B		0-1 1-3		1-2 4-3		2-2 6-3 E SF8 1B
Willie Randolph, R (1, 4) OBP: 0.300, SLG: 0.333	2-2 6-3		4-2 1B BB		1-0 6-3			0-1 1B 1B	3-1 SF8 1B
Thurman Munson, R (1, 2) OBP: 0.273, SLG: 0.476	0-1 6-3		1-0 1B		1-0 4-3			1-3 K	0-0 6-3
Lou Piniella, R (1, 7) OBP: 0.333, SLG: 0.476		1-1 2B	2-2 5-3			1-2 F9		0-0 1B 1B	0-0 E5
Cliff Johnson, R (1, 10) OBP: 0.438, SLG: 0.733 Reggie Jackson, L (8, PH) OBP: 0.222, SLG: 0.125		1-2 F9		3-2 6-3 2B		4-0 BB		1-2 FC4-6 1B	0-1 4-3
Graig Nettles, L (1, 5) OBP: 0.150, SLG: 0.150		0-1 4-3		0-1 F5		2-3 K		1-2 L9	
Chris Chambliss, L (1, 3) OBP: 0.200, SLG: 0.059		1-2 6-3		0-0 6-3		1-1 4-3		0-0 FC4-6	
Paul Blair, R (1, 9) OBP: 0.400, SLG: 0.400			0-1 5-3		2-2 P4		0-2 5-3		2-2 BB 1B 1B
Bucky Dent, R (1, 6) OBP: 0.267, SLG: 0.286 Roy White, S (9, PH) OBP: 0.500, SLG: 0.800 Fred Stanley, R (9, 6)			2-2 F9		0-0 1-3 1B		2-1 F9		4-2 1B SF8 BB

Inning Stats	R: 0	H: 0	E: 0	K: 1	S: 8	R: 0	H: 1	E: 0	K: 0	S: 10	R: 1	H: 2	E: 0	K: 0	S: 13	R: 0	H: 1	E: 0	K: 0	S: 14	R: 0	H: 1	E: 0	K: 1	S: 8	R: 0	H: 0	E: 0	K: 0	S: 8	R: 1	H: 3	E: 0	K: 1	S: 13	R: 3	H: 2	E: 1	K: 0	S: 18	1B: 8	SF: 1	2B: 2	SAC: 0	3B: 0	DP: 0	HR: 0	HBP: 0	WP: 0	PA: 41
	LOB: 0	BB: 0	P: 11			LOB: 1	BB: 0	P: 13			LOB: 2	BB: 1	P: 23			LOB: 1	BB: 0	P: 19			LOB: 2	BB: 1	P: 16			LOB: 0	BB: 0	P: 11			LOB: 2	BB: 0	P: 29																	

PITCHER	IP	WLS	BF	H	R	ER	SO	BB	IBB	HBP	BLK	WP	HR	S	P	ERA	WHIP
Paul Splittorff, L (1, 1) ERA: 2.4	7.0		29	6	2	2	2	2	0	0	0	0	0	68	102	2.57	1.143
Doug Bird, R (8, 1) ERA:	0.1		3	2	0	0	1	0	0	0	0	0	0	7	9	0.00	6.000
Steve Mingori, L (8, 1) ERA:	0.2		2	0	0	0	0	0	0	0	0	0	0	4	5	0.00	0.000
Dennis Leonard, R (9, 1) ERA: 3.0	0.0	L	2	1	2	2	0	1	0	0	0	0	0	9	15	∞	∞
Larry Gura, L (9, 1) ERA: 18.0	0.0		1	1	0	0	0	0	0	0	0	0	0	3	5	∞	∞

PITCHER	IP	WLS	BF	H	R	ER	SO	BB	IBB	HBP	BLK	WP	HR	S	P	ERA	WHIP
Mark Littell, R (9, 1) ERA: 3.0	1.0		4	0	1	0	0	0	0	0	0	0	0	6	9	0.00	0.000

Batter	1	2	3	4	5	6	7	8	9	AB R H RBI BB SO LOB
Freddie Patek, R OBP: 0.400, SLG: 0.667 (1, 6)	0-0 6-3	0-2 F2		3-2 5-3			1-1 F9		0-2 G5-4-3	5 0 0 0 0 0 3
Hal McRae, R OBP: 0.524, SLG: 0.778 (1, 7)	3-2 3B		0-0 3-1 1B		1-0 L4		1-0 1B			4 2 3 0 0 0 0
George Brett, L OBP: 0.333, SLG: 0.500 (1, 5)	2-2 5-3 3B		2-1 3-1		4-0 CS BB			1-1 6-3		3 1 1 1 1 0 1
Al Cowens, R OBP: 0.300, SLG: 0.421 (1, 9)	0-2 5-3		0-0 1B		3-2 1B			1-1 L8		4 0 2 2 0 0 0
Amos Otis, R OBP: 0.222, SLG: 0.188 (1, 8)	0-1 1B		1-3 K		0-1 4-3			4-2 S BB		3 0 1 0 1 1 2
John Wathan, R Ralph LaCock, L (6, PH) (7, 3)	1-3 K		2-3 K			1-3 K		4-2 1-2 BB		2 0 0 0 0 2 2 1 0 0 0 1 1 0
Cookie Rojas, R OBP: 0.250, SLG: 0.250 (1, 10)		2-1 F7		1-1 S 1B		1-2 6-3		1-3 K		4 0 1 0 0 1 2
Darrell Porter, L OBP: 0.444, SLG: 0.333 (1, 2)		3-1 1B		2-0 L8		0-0 F7		0-0 P6		4 0 1 0 0 0 1
Frank White, R OBP: 0.263, SLG: 0.333 (1, 4)		0-1 L7		2-3 K			0-0 5-3		0-2 G5-4-3 1B	4 0 1 0 0 1 2

Inning Stats	R: 2	H: 3	E: 0	K: 1	S: 19	H: 3	LOB: 1	BB: 0	P: 25	R: 0	H: 1	E: 0	K: 0	S: 9	H: 1	LOB: 1	BB: 0	P: 14	R: 1	H: 2	E: 0	K: 2	S: 13	H: 2	LOB: 1	BB: 0	P: 17	R: 0	H: 1	E: 0	K: 1	S: 10	R: 0	H: 1	E: 0	K: 0	S: 6	R: 0	H: 0	E: 0	K: 1	S: 8	H: 0	LOB: 0	BB: 0	P: 10	R: 0	H: 1	E: 0	K: 0	S: 4	R: 0	H: 0	E: 0	K: 1	S: 12	H: 0	LOB: 2	BB: 2	P: 22	R: 0	H: 1	E: 0	K: 0	S: 7	H: 1	LOB: 0	BB: 0	P: 7	1B: 8	SF: 0	2B: 1	SAC: 0	3B: 1	DP: 1	HR: 0	HBP: 0
--------------	------	------	------	------	-------	------	--------	-------	-------	------	------	------	------	------	------	--------	-------	-------	------	------	------	------	-------	------	--------	-------	-------	------	------	------	------	-------	------	------	------	------	------	------	------	------	------	------	------	--------	-------	-------	------	------	------	------	------	------	------	------	------	-------	------	--------	-------	-------	------	------	------	------	------	------	--------	-------	------	-------	-------	-------	--------	-------	-------	-------	--------

PITCHER	IP	WLS	BF	H	R	ER	SO	BB	IBB	HBP	BLK	WP	HR	S	P	ERA	WHIP
Ron Guidry, L ERA: 3.97 (1, 1)	2.1		13	6	3	3	1	0	0	0	0	0	0	32	45	11.57	2.571
Mike Torrez, R ERA: 4.09 (3, 1)	5.1		20	3	0	0	4	3	0	0	0	0	0	46	76	0.00	1.125
Sparky Lyle, L ERA: 0.96 (8, 1)	1.1	W	4	1	0	0	1	0	0	0	0	0	0	10	11	0.00	0.750

BOTTOM

New York Yankees @ Kansas City Royals
Royals Stadium, Kansas City, MO
 Sun Oct 09 1977, 8:05 PM EDT
 Att: 41,133 - Unknown - 61 F

AB	34
R	3
H	10
RBI	3
BB	3
SO	6
LOB	13



WP: 0	PA: 37
PB: 0	
SB: 2	
CS: 1	

Batter	1	2	3	4	5	6	7	8	9	10	11	12	AB R H RBI BB SO LOB	TOP												
Davey Lopes, R OBP: 0.280, SLG: 0.182	4-1 3B BB		1-3 K		1-2 5-3		1-3 K		1-0 F8			2-0 F8	5 1 0 0 1 2 3													
Bill Russell, R OBP: 0.250, SLG: 0.375	0-1 1-H SF7 3B		3-1 F8		2-1 F7		0-0 FC5-4 1-2f		0-0 L8			2-1 4-3	6 1 1 1 0 0 3													
Reggie Smith, S OBP: 0.304, SLG: 0.300	4-1 CS BB		2-0 BB 1B		3-3 K			1-0 F9		1-0 F8			4 0 1 0 1 1 0													
Ron Cey, R OBP: 0.350, SLG: 0.500	0-0 SF7		4-1 1-2 BB		0-1 F7			1-3 K		0-1 6-3			3 0 0 1 1 1 0													
Steve Garvey, R OBP: 0.400, SLG: 0.294	4-2 3-H FC5-4 BB		3-2 F8		0-0 1B 1B			0-1 6-3		1-3 K			4 0 1 0 1 1 2													
Dusty Baker Jr., R OBP: 0.429, SLG: 0.722	0-0 FC5-4 1-2f			3-2 4-3 HBP		3-2 F8			3-2 BB 1B		1-1 5-3		4 1 1 0 0 0 2													
Glenn Burke, R OBP: 0.100, SLG: 0.100		2-3 K		0-1 F8		1-2 1B			1-2 F9		0-3 K		3 0 1 0 0 1 1													
Manny Mota, R OBP: 0.500, SLG: 1.000													1 0 0 0 0 0 1													
Rick Monday, L OBP: 0.400, SLG: 0.375													1 0 0 0 0 1 0													
Steve Yeager, R OBP: 0.273, SLG: 0.188		2-2 6-3		0-0 4-3		0-0 4-3		2-1 F3		4-0 1B BB		0-0 P3	3 0 0 0 1 0 1													
Rafael Landestoy, S OBP: 0.273, SLG: 0.188				1-2 1B		1-2 1B							0 0 0 0 0 0 0													
Jerry Grote, R OBP: 0.273, SLG: 0.188				0-0 B1-3		0-0 B1-3		4-2 FC5-4 BB		0-1 1-2 2-H 1B			1 0 0 0 0 0 0													
Don Sutton, R OBP: 0.273, SLG: 0.188			1-3 K		0-0 B1-3		0-0 B1-3		0-1 1-2 2-H 1B			0-0 4-3	2 0 0 0 0 1 1 1													
Lance Rautzhan, R OBP: 0.273, SLG: 0.188													0 0 0 0 0 0 0 0													
Elias Sosa, R OBP: 0.273, SLG: 0.188													0 0 0 0 0 0 0 0													
Lee Lacy, R OBP: 1.000, SLG: 1.000													1 0 0 1 1 0 0 0 0													
Mike Garman, R OBP: 0.273, SLG: 0.188													0 0 0 0 0 0 0 0													
Vic Davallilo, L OBP: 0.273, SLG: 0.188													1 0 0 0 0 0 0 0													
Rick Rhoden, R OBP: 0.273, SLG: 0.188													0 0 0 0 0 0 0 0													
Inning Stats	R: 2 E: 0 K: 0 S: 8	H: 1 LOB: 1 BB: 3 P: 20	R: 0 E: 0 K: 2 S: 9	H: 0 LOB: 0 BB: 0 P: 14	R: 0 E: 0 K: 1 S: 10	H: 1 LOB: 2 BB: 1 P: 23	R: 0 E: 0 K: 0 S: 6	H: 0 LOB: 1 BB: 0 P: 9	R: 0 E: 0 K: 1 S: 9	H: 0 LOB: 0 BB: 0 P: 15	R: 0 E: 0 K: 1 S: 10	H: 2 LOB: 2 BB: 0 P: 14	R: 0 E: 0 K: 1 S: 6	H: 0 LOB: 0 BB: 0 P: 8	R: 1 E: 0 K: 0 S: 11	H: 2 LOB: 2 BB: 1 P: 20	R: 0 E: 0 K: 1 S: 6	H: 0 LOB: 0 BB: 0 P: 8	R: 0 E: 0 K: 1 S: 7	H: 0 LOB: 0 BB: 0 P: 8	R: 0 E: 0 K: 0 S: 4	H: 0 LOB: 0 BB: 0 P: 8	1B: 5 2B: 0 3B: 1 HR: 0	SF: 1 SAC: 0 DP: 0 HBP: 1	WP: 0 PB: 0 SB: 0 CS: 1	PA: 47
PITCHER	IP WLS BF H R ER SO BB IBB HBP BLK WP HR S P ERA WHIP																									
Don Gullett, L ERA: 6.1	(1, 1) 8.1 0 35 5 3 3 6 6 0 1 0 0 0 0 134 3.24 1.320																									
Sparky Lyle, L ERA: 0.69	(9, 1) 3.2 W 12 1 0 0 2 0 0 0 0 0 0 0 0 29 0.00 0.273																									

Los Angeles Dodgers @ New York Yankees
 Yankee Stadium, Bronx, NY
 Tue Oct 11 1977, 7:05 PM EDT
 Att. 56,668 - Unknown

AB	39
R	3
H	6
RBI	3
BB	6
SO	8
LOB	14



Batter	1	2	3	4	5	6	7	8	9	10	11	12	AB	R	H	RBI	BB	SO	LOB	
Mickey Rivers, L OBP: 0.310, SLG: 0.379	1-0 4-3		0-1 F7		2-1 L9		2-2 F5		0-3 K		0-0 F7		6	0	0	0	0	1	3	
Willie Randolph, R OBP: 0.346, SLG: 0.522	2-1 5-3		0-3 K		2-2 HR		4-2 2B		1-1 6-3		0-0 1B		5	3	2	1	1	1	0	
Thurman Munson, R OBP: 0.357, SLG: 0.520	1-1 1B		1-3 K		0-0 4-3		0-0 FC1-5 1-H 2B		4-0 FC2-6 BB		4-0 1B		4	1	2	1	2	1	0	
Reggie Jackson, L OBP: 0.318, SLG: 0.167	2-1 1B			2-1 P5		3-1 HBP		4-0 BB FC1-5 BB		1-0 FC2-6 FC3-6		2-2 1B		2	0	1	0	1	0	0
Paul Blair, R OBP: 0.429, SLG: 0.429	1-3 1B											1-2 2-H		2	0	1	1	0	0	1
Chris Chambliss, L OBP: 0.200, SLG: 0.091	0-0 1B			1-0 P4		2-0 L9		0-1 FC1-5 BB		2-0 FC3-6				5	0	1	1	0	0	4
Graig Nettles, L OBP: 0.160, SLG: 0.125	1-2 3-H 1B			1-0 3-1		2-0 F8		1-2 2-3 BB		1-2 2-3 BB				4	0	0	0	1	0	4
Lou Piniella, R OBP: 0.346, SLG: 0.462		0-0 F8			3-3 K		1-1 1B		0-3 K		0-0 FC2-6 1B		5	0	2	0	0	2	3	
Bucky Dent, R OBP: 0.300, SLG: 0.316		2-2 5-3		1-0 SH3-4 1B		0-2 SH1-4 1B		2-1 FC6-4		0-0 FC2-6				5	0	2	0	0	0	4
Don Gullett, R		1-3 K2-3		0-0 SH3-4		0-1 SH1-4		0-3 K		0-3 K				1	0	0	0	0	1	0
Sparky Lyle, L				1-2 1B										2	0	0	0	0	2	1

Inning Stats	R: 1	H: 3	E: 0	LOB: 2	K: 0	S: 11	R: 0	H: 0	E: 0	LOB: 0	K: 1	S: 7	R: 0	H: 0	E: 0	LOB: 0	K: 2	S: 8	R: 0	H: 0	E: 0	LOB: 0	K: 0	S: 4	R: 0	H: 0	E: 0	LOB: 0	K: 0	S: 9	R: 1	H: 1	E: 0	LOB: 1	K: 0	S: 8	R: 0	H: 2	E: 0	LOB: 1	K: 1	S: 11	R: 1	H: 1	E: 0	LOB: 3	K: 1	S: 12	R: 0	H: 0	E: 0	LOB: 0	K: 2	S: 8	R: 0	H: 0	E: 0	LOB: 1	K: 0	S: 3	R: 0	H: 1	E: 0	LOB: 1	K: 1	S: 6	R: 1	H: 2	E: 0	LOB: 2	K: 0	S: 4	1B: 8	2B: 2	3B: 0	HR: 1	SF: 0	SAC: 2	DP: 0	HBP: 1	WP: 0	PA: 49
--------------	------	------	------	--------	------	-------	------	------	------	--------	------	------	------	------	------	--------	------	------	------	------	------	--------	------	------	------	------	------	--------	------	------	------	------	------	--------	------	------	------	------	------	--------	------	-------	------	------	------	--------	------	-------	------	------	------	--------	------	------	------	------	------	--------	------	------	------	------	------	--------	------	------	------	------	------	--------	------	------	-------	-------	-------	-------	-------	--------	-------	--------	-------	--------

PITCHER	IP	WLS	BF	H	R	ER	SO	BB	IBB	HBP	BLK	WP	HR	S	P	ERA	WHIP
Don Sutton, R ERA: 2.25	(1, 1)	7.0	30	8	3	3	4	1	0	1	0	0	1	62	100	3.86	1.286
Lance Rautzhan, L ERA:	(8, 1)	0.1	3	0	0	0	0	2	0	0	0	0	0	2	10	0.00	6.000
Elias Sosa, R ERA: 8.1	(8, 1)	0.2	2	0	0	0	1	0	0	0	0	0	0	6	8	0.00	0.000
Mike Garman, R ERA:	(9, 1)	3.0	11	1	0	0	3	1	0	0	0	0	0	17	25	0.00	0.667
Rick Rhoden, R ERA: 2.08	(12, 1)	0.0	L 3	2	1	1	0	0	1	0	0	0	0	4	10	∞	∞

BOTTOM

Los Angeles Dodgers @ New York Yankees
 Yankee Stadium, Bronx, NY
 Tue Oct 11 1977, 7:05 PM EDT
 Att: 56,668 - Unknown

livebaseballscorecards.com

AB	41
R	4
H	11
RBI	4
BB	5
SO	8
LOB	20



Batter	1	2	3	4	5	6	7	8	9	AB R H RBI BB SO LOB	TOP	
Davey Lopes, R (1, 4) OBP: 0.241, SLG: 0.154	0-1 L8		0-2 4-3		2-2 F8			0-0 G1-3		4 0 0 0 0 0 0	Los Angeles Dodgers @ New York Yankees Yankee Stadium, Bronx, NY Wed Oct 12 1977, 7:05 PM EDT Att: 56,691 - Unknown	
Bill Russell, R (1, 6) OBP: 0.250, SLG: 0.357	3-1 L7		0-0 HR 1B		0-2 5-3			0-0 F8		4 1 1 0 0 0 0		
Reggie Smith, S (1, 9) OBP: 0.370, SLG: 0.522	3-1 HR 2B		2-2 1-H HR		0-1 G3			4-1 FC4 BB		3 2 2 2 1 0 0		
Ron Cey, R (1, 5) OBP: 0.333, SLG: 0.600	0-2 2-H HR		2-1 F2		1-0 6-3			2-2 FC4 1-2f		4 1 1 2 0 0 1		
Steve Garvey, R (1, 3) OBP: 0.417, SLG: 0.476	2-2 4-3		3-2 CS 1B		0-0 3-1			2-1 HR		4 1 2 1 0 0 0		
Dusty Baker Jr., R (1, 7) OBP: 0.360, SLG: 0.591		1-2 5-3	0-1 CS 1-2	2-1 F8	2-1 F7			1-0 P6		4 0 0 0 0 0 0		
Rick Monday, L (1, 8) OBP: 0.385, SLG: 0.364		3-1 3-1		1-2 1B CS 1B		3-1 F7		1-0 2-3		3 0 1 0 0 0 0 1 0 0 0 0 0 0		
Glenn Burke, R (7, 8) OBP: 0.091, SLG: 0.091												
Steve Yeager, R (1, 2) OBP: 0.318, SLG: 0.400		2-2 HR		0-1 1-3 1B		1-2 5-3		1-2 5-3		4 1 2 1 0 0 0		
Burt Hooton, R (1, 1) OBP: 0.250, SLG: 0.500		0-2 5-3		3-3 K 3-H		1-2 F7				3 0 0 0 0 1 2		
Inning Stats	R: 2 H: 2 E: 0 LOB: 0 K: 0 BB: 0 S: 12 P: 20	R: 1 H: 1 E: 0 LOB: 0 K: 0 BB: 0 S: 13 P: 19	R: 2 H: 3 E: 0 LOB: 0 K: 0 BB: 0 S: 14 P: 21	R: 0 H: 2 E: 0 LOB: 1 K: 1 BB: 0 S: 14 P: 20	R: 0 H: 0 E: 0 LOB: 0 K: 0 BB: 0 S: 8 P: 10	R: 0 H: 0 E: 0 LOB: 0 K: 0 BB: 0 S: 4 P: 7	R: 0 H: 0 E: 0 LOB: 0 K: 0 BB: 0 S: 8 P: 13	R: 0 H: 0 E: 0 LOB: 1 K: 0 BB: 1 S: 6 P: 12	R: 1 H: 1 E: 0 LOB: 0 K: 0 BB: 0 S: 8 P: 13	1B: 4 SF: 0 2B: 1 SAC: 0 3B: 0 DP: 0 HR: 4 HBP: 0	WP: 0 PA: 36 PB: 0 SB: 0 CS: 2	
PITCHER	IP WLS BF H R ER SO BB IBB HBP BLK WP HR S P ERA WHIP											
Catfish Hunter, R (1, 1) ERA: 19.29	2.1 L 12 5 5 5 0 0 0 0 0 0 0 3 33 49 19.29 2.143											
Dick Tidrow, R (3, 1) ERA: 2.79	2.2 9 3 0 0 1 0 0 0 0 0 0 0 28 41 0.00 1.125											
Ken Clay, R (6, 1) ERA:	3.0 10 0 0 0 0 1 0 0 0 0 0 0 18 32 0.00 0.333											
Sparky Lyle, L (9, 1) ERA: 1.29	1.0 4 1 1 1 0 0 0 0 0 0 0 1 8 13 9.00 1.000											

AB	34
R	6
H	9
RBI	6
BB	1
SO	1
LOB	3



livebaseballscores.com

Batter	1	2	3	4	5	6	7	8	9	AB	R	H	RBI	BB	SO	LOB
Mickey Rivers, L OBP: 0.273, SLG: 0.333 (1, 8)	3-2 F5		2-2 4-3		2-2 F7			1-0 F8		4	0	0	0	0	0	3
Willie Randolph, R OBP: 0.333, SLG: 0.481 (1, 4)	1-3 K			1-0 1B G3-6-3 1B		0-0 5-3		1-1 L7		4	1	1	0	0	1	0
Thurman Munson, R OBP: 0.344, SLG: 0.483 (1, 2)	3-3 K			2-1 1-3 1B G3-6-3		0-0 6-3		0-0 F2		4	0	1	0	0	1	0
Reggie Jackson, L OBP: 0.269, SLG: 0.136 (1, 9)		3-3 K		0-1 G3-6-3 1-2f 3-H		1-3 K		1-1 F8		4	0	0	0	0	2	1
Chris Chambliss, L OBP: 0.172, SLG: 0.077 (1, 3)		1-3 K		0-0 6-3			2-1 F9		0-1 F8	4	0	0	0	0	1	0
Graig Nettles, L OBP: 0.214, SLG: 0.154 (1, 5)		2-2 L4			0-0 FC6-4 1B		4-2 BB			2	0	1	0	1	0	0
Lou Piniella, R OBP: 0.345, SLG: 0.448 (1, 7)					0-1 FC6-4 1B 1-2f		1-1 F8			3	0	1	0	0	0	2
Bucky Dent, R OBP: 0.318, SLG: 0.333 (1, 6)			1-3 K		1-2 1B		0-2 F8			2	0	1	0	0	1	1
Cliff Johnson, R OBP: 0.412, SLG: 0.688 (7, PH)										1	0	0	0	0	0	1
Fred Stanley, R (8, 6)										0	0	0	0	0	0	0
Cattfish Hunter, R (1, 1)			2-3 K					2-1 F9		0	0	0	0	0	0	0
Dick Tidrow, R (3, 1)										1	0	0	0	0	1	1
George Zeber, S (5, PH)										1	0	0	0	0	1	2
Ken Clay, R (6, 1)										0	0	0	0	0	0	0
Roy White, S OBP: 0.429, SLG: 0.667 (8, PH)										1	0	0	0	0	0	0
Sparky Lyle, L (9, 1)										0	0	0	0	0	0	0

Inning Stats	R: 0	H: 0	E: 0	LOB: 0	K: 2	BB: 0	S: 11	R: 0	H: 0	E: 0	LOB: 0	K: 2	BB: 0	S: 11	R: 0	H: 1	E: 0	LOB: 1	K: 2	BB: 0	S: 11	R: 1	H: 2	E: 0	LOB: 0	K: 0	BB: 0	S: 6	R: 0	H: 2	E: 0	LOB: 2	K: 1	BB: 0	S: 12	R: 0	H: 0	E: 0	LOB: 0	K: 1	BB: 0	S: 5	R: 0	H: 0	E: 0	LOB: 1	K: 0	BB: 1	S: 9	R: 0	H: 0	E: 0	LOB: 0	K: 0	BB: 0	S: 5	R: 0	H: 0	E: 0	LOB: 0	K: 0	BB: 0	S: 5	R: 0	H: 0	E: 0	LOB: 0	K: 0	BB: 0	S: 5	1B: 5	SF: 0	2B: 0	SAC: 0	3B: 0	DP: 1	HR: 0	HBP: 0	WP: 0	PA: 32	PB: 0	SB: 0	CS: 0
--------------	------	------	------	--------	------	-------	-------	------	------	------	--------	------	-------	-------	------	------	------	--------	------	-------	-------	------	------	------	--------	------	-------	------	------	------	------	--------	------	-------	-------	------	------	------	--------	------	-------	------	------	------	------	--------	------	-------	------	------	------	------	--------	------	-------	------	------	------	------	--------	------	-------	------	------	------	------	--------	------	-------	------	-------	-------	-------	--------	-------	-------	-------	--------	-------	--------	-------	-------	-------


PITCHER	IP	WLS	BF	H	R	ER	SO	BB	IBB	HBP	BLK	WP	HR	S	P	ERA	WHIP
Burt Hooton, R ERA: 3.38 (1, 1)	9.0	W	32	5	1	1	8	1	0	0	0	0	0	75	114	1.00	0.667

BOTTOM

Los Angeles Dodgers @ New York Yankees
 Yankee Stadium, Bronx, NY

Wed Oct 12 1977, 7:05 PM EDT
 Att. 56,691 - Unknown

AB	31
R	1
H	5
RBI	0
BB	1
SO	8
LOB	11



Batter	1	2	3	4	5	6	7	8	9	AB	R	H	RBI	BB	SO	LOB
Davey Lopes, R OBP: 0.235, SLG: 0.133 (1, 4)	4-2 5-3 S BB	2-2 3-1		1-1 6-3		0-2 G1-3			1-3 K	4	0	0	0	1	1	3
Bill Russell, R OBP: 0.219, SLG: 0.313 (1, 6)	1-3 K 1-2		1-1 5-3		0-0 6-3		0-1 L5			4	0	0	0	0	1	1
Reggie Smith, S OBP: 0.387, SLG: 0.500 (1, 9)	0-1 5-3		0-1 1B HR 1B		4-0 1B BB		2-3 K			3	1	1	0	1	1	1
Ron Cey, R OBP: 0.321, SLG: 0.522 (1, 5)	4-1 BB		1-1 L8		3-1 F7		0-1 F8			3	0	0	0	1	0	2
Steve Garvey, R OBP: 0.429, SLG: 0.480 (1, 3)	0-1 4-3		0-1 1-3 HR 1B		0-0 1-2 FC5-4 1B		0-0 F8			4	1	2	0	0	0	2
Dusty Baker Jr., R OBP: 0.379, SLG: 0.692 (1, 7)		0-2 2B 1B	3-2 1-H 3-H HR		0-0 1-2f FC5-4		3-3 K			4	1	2	3	0	1	2
Rick Monday, L OBP: 0.294, SLG: 0.267 (1, 8)		3-3 K	0-3 K		2-1 F7		1-0 G3			4	0	0	0	0	2	1
Steve Yeager, R OBP: 0.346, SLG: 0.458 (1, 2)		0-0 1-3 2B		2-1 F8		1-1 FC4-6 1B		0-0 5-3		4	0	2	0	0	0	0
Tommy John, R OBP: 0.143, SLG: 0.143 (1, 1)		0-3 K		3-3 K		1-1 FC4-6		1-3 K		2	0	0	0	0	2	2
Vic Davalillo, L OBP: 0.333, SLG: 0.333 (6, PH)										1	0	0	0	0	0	1
Charlie Hough, R (7, 1)										0	0	0	0	0	0	0
Manny Mota, R OBP: 0.333, SLG: 0.667 (9, PH)										1	0	0	0	0	1	0

Inning Stats	R: 0	H: 0	E: 0	K: 1	S: 12	R: 0	H: 2	E: 0	K: 2	S: 15	R: 3	H: 3	E: 0	K: 1	S: 14	R: 0	H: 0	E: 0	K: 1	S: 7	R: 0	H: 1	E: 0	K: 0	S: 5	R: 0	H: 1	E: 0	K: 0	S: 9	R: 0	H: 0	E: 0	K: 1	S: 7	R: 0	H: 0	E: 0	K: 1	S: 5	R: 0	H: 0	E: 0	K: 1	S: 7	R: 0	H: 0	E: 0	K: 2	S: 7	R: 0	H: 0	E: 0	K: 1	S: 9	R: 0	H: 0	E: 0	K: 1	S: 7	R: 0	H: 0	E: 0	K: 2	S: 7	1B: 5	SF: 0	2B: 1	SAC: 0	3B: 0	DP: 0	HR: 1	HBP: 0	WP: 0	PA: 37
--------------	------	------	------	------	-------	------	------	------	------	-------	------	------	------	------	-------	------	------	------	------	------	------	------	------	------	------	------	------	------	------	------	------	------	------	------	------	------	------	------	------	------	------	------	------	------	------	------	------	------	------	------	------	------	------	------	------	------	------	------	------	------	------	------	------	------	------	-------	-------	-------	--------	-------	-------	-------	--------	-------	--------

PITCHER	IP	WLS	BF	H	R	ER	SO	BB	IBB	HBP	BLK	WP	HR	S	P	ERA	WHIP
Mike Torrez, R ERA: 3.6 (1, 1)	9.0	W	37	7	3	3	9	3	0	0	0	0	1	81	125	3.00	1.111

BOTTOM

New York Yankees @ Los Angeles Dodgers
Dodger Stadium, Los Angeles, CA
 Fri Oct 14 1977, 7:05 PM PDT
 Att. 55,992 - Unknown

livebaseballscorecards.com

AB	34
R	3
H	7
RBI	3
BB	3
SO	9
LOB	15



Batter	1	2	3	4	5	6	7	8	9	AB R H RBI BB SO LOB	TOP	
Mickey Rivers, L (1, 8) OBP: 0.310, SLG: 0.405	0-0 G6-4-3 1B	1-3 K			1-0 6-3			2-2 P4		4 0 1 0 0 1 1		
Willie Randolph, R (1, 4) OBP: 0.282, SLG: 0.371	0-0 P3		0-0 6-3			2-1 P3		3-1 F9		4 0 0 0 0 0 1		
Thurman Munson, R (1, 2) OBP: 0.317, SLG: 0.447	1-1 G6-4-3 1-2f		0-3 K			2-3 K			1-1 G4-6-3 1B	4 0 1 0 0 2 1		
Reggie Jackson, L (1, 9) OBP: 0.324, SLG: 0.345 Paul Blair, R (9, 9) OBP: 0.375, SLG: 0.375		0-1 1B 2B	2-0 F7			1-1 HR		1-0 F8	1-1 F8	4 2 2 1 0 0 1 0 0 0 0 0 0 0		
Lou Piniella, R (1, 7) OBP: 0.378, SLG: 0.444		1-1 2B 4-3 1B		2-1 6-3		2-3 K		0-0 G4-6-3 1-2f		4 1 1 1 0 1 1		
Chris Chambliss, L (1, 3) OBP: 0.194, SLG: 0.152		1-0 4-3 1B 2B		1-1 4-3			3-2 G3			3 1 1 0 0 0 0		
Graig Nettles, L (1, 5) OBP: 0.200, SLG: 0.152		1-0 4-3		3-2 3-1			0-1 G1-3			3 0 0 1 0 0 1		
Bucky Dent, R (1, 6) OBP: 0.345, SLG: 0.333		3-1 SH2-4 1B			0-0 4-3		0-0 F7			3 0 1 1 0 0 0		
Ron Guidry, L (1, 1) OBP: 0.200, SLG: 0.152		0-0 SH2-4			1-2 4-3			1-3 K2-3		2 0 0 0 0 1 0		
Inning Stats	R: 0 E: 0 K: 0 S: 4 H: 1 LOB: 0 P: 5	R: 3 E: 0 K: 1 S: 14 H: 4 LOB: 1 BB: 0 P: 20	R: 0 E: 0 K: 1 S: 5 H: 0 LOB: 0 BB: 0 P: 7	R: 0 E: 0 K: 0 S: 7 H: 0 LOB: 0 BB: 0 P: 13	R: 0 E: 0 K: 0 S: 7 H: 0 LOB: 0 BB: 0 P: 9	R: 1 E: 0 K: 2 S: 10 H: 1 LOB: 0 BB: 0 P: 17	R: 0 E: 0 K: 0 S: 6 H: 0 LOB: 0 BB: 0 P: 9	R: 0 E: 0 K: 1 S: 8 H: 0 LOB: 0 BB: 0 P: 14	R: 0 E: 0 K: 0 S: 4 H: 1 LOB: 0 BB: 0 P: 6	1B: 4 2B: 2 3B: 0 HR: 1 SF: 0 SAC: 1 DP: 2 HBP: 0	WP: 0 PB: 0 SB: 0 CS: 0 PA: 32	
PITCHER	IP WLS BF H R ER SO BB IBB HBP BLK WP HR S P ERA WHIP											
Doug Rau, L (1, 1) ERA: 13.5	1.0 L 6 4 3 3 0 0 0 0 0 0 0 0 9 12 27.00 4.000											
Rick Rhoden, R (2, 1) ERA: 1.59	7.0 23 2 1 1 5 0 0 0 0 0 1 52 82 1.29 0.286											
Mike Garman, R (9, 1) ERA:	1.0 3 1 0 0 0 0 0 0 0 0 0 0 4 6 0.00 1.000											

New York Yankees @ Los Angeles Dodgers
Dodger Stadium, Los Angeles, CA

AB	31
R	4
H	7
RBI	4
BB	0
SO	5
LOB	6



Sat Oct 15 1977, 3:33 AM PDT
Att: 55,995 - Unknown

livebaseballscores.com

New York Yankees @ Los Angeles Dodgers
Dodger Stadium, Los Angeles, CA

Sun Oct 16 1977, 3:33 AM PDT
 Att: 55,955 - Unknown

AB	36
R	4
H	9
RBI	4
BB	0
SO	2
LOB	12



Batter	1	2	3	4	5	6	7	8	9	AB	R	H	RBI	BB	SO	LOB						
Mickey Rivers, L (1, 8) OBP: 0.283, SLG: 0.370	3-2 4-3		0-1 4-3			2-1 F8		3-2 F7		4	0	0	0	0	0	0						
Willie Randolph, R (1, 4) OBP: 0.279, SLG: 0.385	1-0 F8			2-0 F8		1-1 2B		1-0 5-3		4	0	1	0	0	0	0						
Thurman Munson, R (1, 2) OBP: 0.333, SLG: 0.524 Cliff Johnson, R (8, 2) OBP: 0.412, SLG: 0.688	0-0 1B			1-0 6-3		2-0 P4		0-0 HR		4	1	2	1	0	0	1						
Reggie Jackson, L (1, 9) OBP: 0.342, SLG: 0.455	1-0 F8			1-2 F9			2-1 1B 2B	0-1 HR		4	2	2	1	0	0	1						
Chris Chambliss, L (1, 3) OBP: 0.225, SLG: 0.189		1-1 4-3			0-0 5-3 1B		0-0 2B 4-3 1B	2-0 4-3		4	1	2	0	0	0	0						
Graig Nettles, L (1, 5) OBP: 0.231, SLG: 0.216		0-1 G3			2-0 F8		2-2 4-3 2B	0-2 1B		4	0	2	1	0	0	1						
Lou Piniella, R (1, 7) OBP: 0.341, SLG: 0.400		0-0 P4			3-2 5-3		0-0 F9	1-1 F7		4	0	0	0	0	0	4						
Bucky Dent, R (1, 6) OBP: 0.303, SLG: 0.290			2-1 L8		0-1 L7		1-2 4-3	0-0 F2		4	0	0	1	0	0	3						
Don Gullett, R (1, 1) Ken Clay, R (5, 1) George Zeber, S (6, PH) Dick Tidrow, R (6, 1) Roy White, S (7, PH) Cattfish Hunter, R (7, 1) Paul Blair, R (9, PH) OBP: 0.333, SLG: 0.333			1-3 K			2-3 K	0-0 P6	0-0 L8		1	0	0	0	0	1	0						
Inning Stats	R: 0 E: 0 K: 0 S: 7	H: 1 LOB: 1 BB: 0 P: 12	R: 0 E: 0 K: 0 S: 5	H: 0 LOB: 0 BB: 0 P: 6	R: 0 E: 0 K: 1 S: 8	H: 0 LOB: 0 BB: 0 P: 11	R: 0 E: 0 K: 0 S: 6	H: 0 LOB: 0 BB: 0 P: 10	R: 0 E: 0 K: 0 S: 9	H: 1 LOB: 1 BB: 0 P: 14	R: 0 E: 0 K: 1 S: 9	H: 1 LOB: 1 BB: 0 P: 16	R: 2 E: 0 K: 0 S: 12	H: 3 LOB: 1 BB: 0 P: 17	R: 2 E: 0 K: 0 S: 8	H: 2 LOB: 0 BB: 0 P: 14	R: 0 E: 0 K: 0 S: 7	H: 1 LOB: 1 BB: 0 P: 8	1B: 5 2B: 2 3B: 0 HR: 2	SF: 0 SAC: 0 DP: 0 HBP: 0	WP: 0 PB: 0 SB: 0 CS: 0	PA: 36
PITCHER Don Sutton, R (1, 1) ERA: 2.88	IP: 9.0 WLS: W BF: 36 H: 9 R: 4 ER: 4 SO: 2 BB: 0 IBB: 0 HBP: 0 BLK: 0 WP: 0 HR: 2 S: 71 P: 108 ERA: 4.00 WHIP: 1.000																					

livebaseballscorecards.com

Batter	1	2	3	4	5	6	7	8	9	AB R H RBI BB SO LOB	TOP											
Davey Lopes, R OBP: 0.298, SLG: 0.317 (1, 4)	1-1 6-3		3-2 G1-3		2-0 F7			0-1 G3-6-3 1B		4 0 1 0 0 0 0	Los Angeles Dodgers @ New York Yankees Yankee Stadium, Bronx, NY Tue Oct 18 1977, 7:05 PM EDT Att: 56,407 - Unknown											
Bill Russell, R OBP: 0.222, SLG: 0.273 (1, 6)	1-1 4-3		0-0 6-3		4-0 G6-4-3 BB			3-2 L9		3 0 0 0 1 0 1												
Reggie Smith, S OBP: 0.341, SLG: 0.553 (1, 9)	0-1 E6 PB 3B		1-1 HR		0-0 G6-4-3 1-2f			2-2 G3-6-3 1-2f		4 2 1 1 0 0 2												
Ron Cey, R OBP: 0.325, SLG: 0.471 (1, 5)	4-1 3B 1-2 BB		2-1 1B		3-3 K			2-3 K		3 1 1 0 1 2 0												
Steve Garvey, R OBP: 0.400, SLG: 0.514 (1, 3)	2-0 3B 1-H 2-H		2-1 F8		0-1 F9			0-0 F9 1B 1B		4 1 2 2 0 0 1												
Dusty Baker Jr., R OBP: 0.366, SLG: 0.579 (1, 7)	3-3 K		3-1 F9		0-1 F7			1-0 1B 1-2 1B		4 0 1 0 0 1 1												
Rick Monday, L OBP: 0.286, SLG: 0.263 (1, 8)		0-0 G3	1-1 1B 1B		0-0 4-3			2-2 F9		4 0 1 0 0 0 2												
Steve Yeager, R OBP: 0.314, SLG: 0.500 Vic Davalillo, L OBP: 0.500, SLG: 0.500 (9, PH)		1-3 K	0-0 1B		1-1 G1-3			0-0 1B 1-2 1B 3-H		3 0 1 0 0 1 0 1 0 1 1 0 0 0												
Burt Hooton, R OBP: 0.167, SLG: 0.333 Elias Sosa, R Doug Rau, L Ed Goodson, L Charlie Hough, R Lee Lacy, R OBP: 0.556, SLG: 0.500 (8, PH)		0-0 F9	1-3 K		1-3 K			1-1 B1		2 0 0 0 0 0 1 1 0 0 0 0 0 0 0 0 0 0 0 0 0 0 0 0 1 0 0 0 0 0 1 0 0 0 0 0 0 0 0 0 1 0 0 0 0 0 0 2												
Inning Stats	R: 2 E: 1 K: 1 S: 11	H: 1 LOB: 1 BB: 1 P: 22	R: 0 E: 0 K: 1 S: 5	H: 0 LOB: 0 BB: 0 P: 6	R: 1 E: 0 K: 0 S: 11	H: 2 LOB: 1 BB: 0 P: 19	R: 0 E: 0 K: 1 S: 8	H: 2 LOB: 1 BB: 0 P: 13	R: 0 E: 0 K: 0 S: 2	H: 0 LOB: 0 BB: 1 P: 8		R: 0 E: 0 K: 1 S: 7	H: 0 LOB: 0 BB: 0 P: 10	R: 0 E: 0 K: 1 S: 6	H: 0 LOB: 0 BB: 0 P: 8	R: 0 E: 0 K: 0 S: 8	H: 1 LOB: 0 BB: 0 P: 13	R: 1 E: 0 K: 1 S: 14	H: 3 LOB: 2 BB: 0 P: 20	1B: 7 2B: 0 3B: 1 HR: 1	SF: 0 SAC: 0 DP: 2 HBP: 0	WP: 0 PB: 1 SB: 0 CS: 0
PITCHER Mike Torrez, R ERA: 3.1 (1, 1)	IP 9.0	WLS W	BF 36	H 9	R 4	ER 2	SO 6	BB 2	IBB 0	HBP 0	BLK 0	WP 0	HR 1	S 72	P 119	ERA 2.00	WHIP 1.222					

AB	34
R	4
H	9
RBI	4
BB	2
SO	6
LOB	10



Batter	1	2	3	4	5	6	7	8	9
Mickey Rivers, L (1, 8) OBP: 0.300, SLG: 0.380	0-0 F7		2-2 4-3		0-0 FC2-6 1B		2-0 5-3 1B		
Willie Randolph, R (1, 4) OBP: 0.255, SLG: 0.349	3-1 6-3		2-1 F8		0-1 FC2-6 HR		2-2 5-3		
Thurman Munson, R (1, 2) OBP: 0.327, SLG: 0.500	1-0 6-3			1-0 HR 1B	2-0 L8		1-3 K2-3		
Reggie Jackson, L (1, 9) OBP: 0.405, SLG: 0.750		4-0 HR BB		0-0 HR	0-0 HR		0-0 HR		
Chris Chambliss, L (1, 3) OBP: 0.250, SLG: 0.317		2-1 HR		3-1 4-3 SF7 2B	1-1 G3		2-0 4-3		
Graig Nettles, L (1, 5) OBP: 0.209, SLG: 0.195		1-0 G3		2-0 4-3		1-3 K	1-3 K		
Lou Piniella, R (1, 7) OBP: 0.311, SLG: 0.372		0-1 F9		1-1 SF7		1-1 F8	2-2 F3		
Bucky Dent, R (1, 6) OBP: 0.306, SLG: 0.273		0-1 4-3		4-2 BB		2-2 6-3			
Mike Torrez, R (1, 1)			1-3 K	0-1 6-3		1-3 K			

Inning Stats	R: 0	H: 0	E: 0	K: 0	S: 4	R: 2	H: 1	E: 0	K: 0	S: 7	R: 0	H: 0	E: 0	K: 1	S: 9	R: 3	H: 3	E: 0	K: 0	S: 11	R: 2	H: 2	E: 0	K: 0	S: 7	R: 0	H: 0	E: 0	K: 1	S: 9	R: 0	H: 1	E: 0	K: 2	S: 12	R: 1	H: 1	E: 0	K: 1	S: 8
	LOB: 0	BB: 0	P: 8	LOB: 0	BB: 1	P: 14	LOB: 0	BB: 0	P: 14	LOB: 1	BB: 1	P: 22	LOB: 0	BB: 0	P: 10	LOB: 0	BB: 0	P: 13	LOB: 1	BB: 0	P: 18	LOB: 0	BB: 0	P: 13	LOB: 0	BB: 0	P: 13	LOB: 0	BB: 0	P: 13	LOB: 0	BB: 0	P: 13	LOB: 0	BB: 0	P: 13	LOB: 0	BB: 0	P: 13	

PITCHER	IP	WLS	BF	H	R	ER	SO	BB	IBB	HBP	BLK	WP	HR	S	P	ERA	WHIP
Burt Hooton, R (1, 1) ERA: 5.27	3.0	L	13	3	4	4	1	1	0	0	0	0	2	22	39	12.00	1.333
Elias Sosa, R (4, 1) ERA: 10.8	1.2		9	3	3	3	0	1	0	0	0	0	1	14	26	16.20	2.400
Doug Rau, L (5, 1) ERA: 8.1	1.1		4	0	0	0	1	0	0	0	0	0	0	11	16	0.00	0.000
Charlie Hough, R (7, 1) ERA: 2.57	2.0		8	2	1	1	3	0	0	0	0	0	1	20	31	4.50	1.000

BOTTOM

AB	R	H	RBI	BB	SO	LOB
4	0	2	0	0	0	0
4	1	0	0	0	0	2
4	1	1	0	0	1	2
3	4	3	5	1	0	0
4	2	2	2	0	0	0
4	0	0	0	0	2	1
3	0	0	1	0	0	0
2	0	0	0	1	0	0
3	0	0	0	0	2	1

AB	31
R	8
H	8
RBI	8
BB	2
SO	5
LOB	6



WP	PA	ERA	WHIP
0	34		

Los Angeles Dodgers @ New York Yankees
Yankee Stadium, Bronx, NY
 Tue Oct 18 1977, 7:05 PM EDT
 Att. 56,407 - Unknown

livebaseballscores.com