New York Yankees - 1978

New York Yankees @ Texas Rangers

Arlington Stadium, Arlington, TX

Sat Apr 08 1978, 4:33 AM EST

Att. 40,078 - Unknown

TOP

livebaseballscorecards.com

Batter	1	2	3	4	5	6	7	8	9	AB	R	H	RBI	BB	SO	LOB
Willie Randolph, R (1, 4) OBP: 0.250, SLG: 0.250	F7		FC6-4 1-2f			SH2-4 1-2 1B		K		4	0	1	0	0	1	1
Mickey Rivers, L (1, 8)	6-3			5-3		SH2-4 1-2 2-3		6-3		3	0	0	0	0	0	0
Thurman Munson, R (1, 10)	K			F7		IBB		6-3		3	0	0	0	1	1	0
Reggie Jackson, L (1, 9) OBP: 0.500, SLG: 0.333		CS HBP		F8		F6			CS 1B	3	0	1	0	0	0	3
Lou Piniella, R (1, 7) OBP: 0.500, SLG: 1.000		K 1-2			1B 3B	F7			BB 1-2	3	1	1	0	1	1	4
Cliff Johnson, R (1, 2)		K			K		1-3		F7	4	0	0	0	0	2	2
Chris Chambliss, L (1, 3) OBP: 0.500, SLG: 0.500			6-3		G4-6-3 3-H 1B		1B		F8	4	0	2	1	0	0	1
Graig Nettles, L (1, 5) OBP: 0.333, SLG: 0.333			K		G4-6-3 1-2f		1B			3	0	1	0	0	1	1
Bucky Dent, R (1, 6) OBP: 0.667, SLG: 0.667			FC6-4 1B			SH2-4 1B	F5 1B			3	0	2	0	0	0	1

AB	30
R	1
H	8
RBI	1
BB	2
SO	6
LOB	13

Inning Stats	1	2	3	4	5	6	7	8	9
	R: 0 E: 0 K: 1 S: 5	H: 0 LOB: 0 BB: 0 P: 5	R: 0 E: 0 K: 2 S: 6	H: 0 LOB: 0 BB: 0 P: 7	R: 0 E: 0 K: 1 S: 6	H: 1 LOB: 1 BB: 0 P: 6	R: 0 E: 0 K: 0 S: 3	H: 0 LOB: 0 BB: 0 P: 3	R: 1 E: 0 K: 1 S: 6	H: 2 LOB: 0 BB: 0 P: 6
	R: 0 E: 0 K: 0 S: 5	H: 2 LOB: 3 BB: 1 P: 9	R: 0 E: 0 K: 0 S: 4	H: 2 LOB: 1 BB: 0 P: 4	R: 0 E: 0 K: 1 S: 5	H: 0 LOB: 0 BB: 0 P: 5	R: 0 E: 0 K: 0 S: 3	H: 1 LOB: 1 BB: 1 P: 7		

1B: 7	SF: 0
2B: 0	SAC: 1
3B: 1	DP: 1
HR: 0	HBP: 1

WP: 0	PA: 34
PB: 0	
SB: 0	
CS: 2	

PITCHER	IP	WLS	BF	H	R	ER	SO	BB	IBB	HBP	BLK	WP	HR	S	P	ERA	WHIP
Jon Matlack, L (1, 1) ERA: 1.0	9.0	W	34	8	1	1	6	1	1	1	0	0	0	43	52	1.00	1.000

PITCHER	IP	WLS	BF	H	R	ER	SO	BB	IBB	HBP	BLK	WP	HR	S	P	ERA	WHIP

Batter	1	2	3	4	5	6	7	8	9	AB	R	H	RBI	BB	SO	LOB
Mike Hargrove, L (1, 3) OBP: 0.750, SLG: 0.667	1B, SH1-3, 1B / 1B		FC1, SH1-4 / 1B		BBB, 4-0, FC6-4 / BB			SSS, 0-3, K ①		3	1	2	0	1	1	0
Bert Campaneris, R (1, 6)	0-0 ① SH1-3 / 1-2		0-0 ① SH1-4 / 1-2		0-0 ① FC6-4 CS / 1-2f			0-0 ② F9		2	0	0	0	0	0	1
Al Oliver, L (1, 7) OBP: 0.500, SLG: 0.500	1B / 2-3 1B		0-0 ② FC1 E / 2-3		0-0 ②③ F4 / 1-2			0-0 CS / 1B		4	0	2	0	0	0	2
Richie Zisk, R (1, 9) OBP: 0.750, SLG: 1.500	0-0 ② / 1-3 3-H 1B		0-0 E8 / 1-3 1B			0-0 ① 5-3		0-0 ③ CS / 1-2	0-0 HR	4	1	3	2	0	0	0
Toby Harrah, R (1, 5)	0-0 ③ 6-3		0-0 ③ 6-3			SSS, 0-3, K ②				3	0	0	0	0	1	3
Kurt Bevacqua, R (1, 10)		0-0 ① 4-3		0-0 ① F9		0-0 ③ 5-3				3	0	0	0	0	0	0
Juan Beniquez, R (1, 8)		0-0 ② 5-3		0-0 ② F8			0-0 ① 5-3			3	0	0	0	0	0	0
Bump Wills, S (1, 4) OBP: 0.667, SLG: 0.500		0-0 1B		BBB, 4-0, BB			0-0 ② F5			2	0	1	0	1	0	0
Jim Sundberg, R (1, 2)		0-0 ③ F9		0-0 ③ F9			SSS, 0-3, K ③			3	0	0	0	0	1	2
Inning Stats	R: 1 E: 0 K: 0 S: 5 H: 3 LOB: 1 BB: 0 P: 5	R: 0 E: 0 K: 0 S: 4 H: 1 LOB: 1 BB: 0 P: 4	R: 0 E: 1 K: 0 S: 5 H: 2 LOB: 2 BB: 0 P: 5	R: 0 E: 0 K: 0 S: 3 H: 0 LOB: 1 BB: 1 P: 7	R: 0 E: 0 K: 0 S: 2 H: 0 LOB: 0 BB: 1 P: 6	R: 0 E: 0 K: 1 S: 5 H: 0 LOB: 0 BB: 0 P: 5	R: 0 E: 0 K: 1 S: 5 H: 0 LOB: 0 BB: 0 P: 5	R: 0 E: 0 K: 1 S: 5 H: 1 LOB: 0 BB: 0 P: 5	R: 1 E: 0 K: 0 S: 1 H: 1 LOB: 0 BB: 0 P: 1	1B: 7 2B: 0 3B: 0 HR: 1	SF: 0 SAC: 2 DP: 0 HBP: 0						

PITCHER		IP	WLS	BF	H	R	ER	SO	BB	IBB	HBP	BLK	WP	HR	S	P	ERA	WHIP
Ron Guidry, L ERA: 1.29	(1, 1)	7.0		27	6	1	1	2	2	0	0	0	0	0	29	37	1.29	1.143
Rich Gossage, R ERA: 9.0	(8, 1)	1.0	L	4	2	1	1	1	0	0	0	0	0	1	6	6	9.00	2.000

PITCHER	IP	WLS	BF	H	R	ER	SO	BB	IBB	HBP	BLK	WP	HR	S	P	ERA	WHIP

BOTTOM

New York Yankees @ Texas Rangers

Arlington Stadium, Arlington, TX

Sat Apr 08 1978, 4:33 AM EST

Att. 40,078 - Unknown

livebaseballscorecards.com

AB	27
R	2
H	8
RBI	2
BB	2
SO	3
LOB	8

1B: 7 SF: 0
2B: 0 SAC: 2
3B: 0 DP: 0
HR: 1 HBP: 0

WP: 0 PA: 32
PB: 0
SB: 0
CS: 2

Batter	1	2	3	4	5	6	7	8	9	AB	R	H	RBI	BB	SO	LOB
Willie Randolph, R (1, 4) OBP: 0.400, SLG: 0.333	6-3		F8 1B	FC6-4 1-2f		S 1B 2-H		BB 1B BB	L4	5	2	2	1	1	0	3
Mickey Rivers, L (1, 8) OBP: 0.250, SLG: 0.143	4-3		F8 1-2		1-3	1B 1-H		1B FC4-6 1-2 BB		4	1	1	1	1	0	1
Thurman Munson, R (1, 10) OBP: 0.222, SLG: 0.125	1B		P3		L5	5-3		K		5	0	1	0	0	1	3
Reggie Jackson, L (1, 9) OBP: 0.667, SLG: 0.875	4-3			FC3-6 1B 2B	E 1B 1B		1B 2B	FC4-6 1-3 2-H 1B		5	2	4	1	0	0	1
Chris Chambliss, L (1, 3) OBP: 0.667, SLG: 0.625		BB 1B		FC3-6 BB	E9 1-3 1B	6-3 1B 2-H 1B		FC4-6 1B 1-2f 3-H		4	1	3	2	1	0	1
Graig Nettles, L (1, 5) OBP: 0.250, SLG: 0.250		F7		F9	P6		6-3 2-3	1-2 1B		5	0	1	0	0	0	6
Roy White, S (1, 7) OBP: 0.600, SLG: 0.333		FC6-4 1-2 BB		FC3-6 1B 1-2f 2-3		G4-3 BB	S 1B 3-H	P4		3	0	1	1	2	0	4
Cliff Johnson, R (1, 2) OBP: 0.111, SLG: 0.111		F2		BB 1-3 3-H 1B		G4-3 1-2f	1-3 1-2		F8	5	0	1	1	0	0	4
Bucky Dent, R (1, 6) OBP: 0.500, SLG: 0.571		FC6-4 1-2f		FC6-4 1-2 BB		1B 2B	F8		5-3	4	1	1	0	1	0	3
Inning Stats	R: 0 E: 0 K: 0 S: 4 H: 1 LOB: 1 BB: 0 P: 4	R: 0 E: 0 K: 0 S: 4 H: 1 LOB: 2 BB: 1 P: 8	R: 0 E: 0 K: 0 S: 3 H: 1 LOB: 0 BB: 0 P: 3	R: 1 E: 0 K: 0 S: 5 H: 2 LOB: 3 BB: 2 P: 13	R: 0 E: 1 K: 0 S: 5 H: 2 LOB: 2 BB: 0 P: 5	R: 2 E: 0 K: 0 S: 5 H: 3 LOB: 1 BB: 1 P: 9	R: 2 E: 0 K: 0 S: 6 H: 3 LOB: 1 BB: 0 P: 6	R: 2 E: 0 K: 1 S: 7 H: 2 LOB: 2 BB: 2 P: 15	R: 0 E: 0 K: 0 S: 3 H: 0 LOB: 0 BB: 0 P: 3	1B: 12 2B: 3 3B: 0 HR: 0 SF: 0 SAC: 0 DP: 1 HBP: 0	WP: 0 PB: 0 SB: 2 CS: 0 PA: 46					

TOP

New York Yankees @ Texas Rangers

Arlington Stadium, Arlington, TX

Sun Apr 09 1978, 4:33 AM EST

Att. 20,243 - Unknown

livebaseballscorecards.com

AB	40
R	7
H	15
RBI	7
BB	6
SO	1
LOB	26

PITCHER		IP	WLS	BF	H	R	ER	SO	BB	IBB	HBP	BLK	WP	HR	S	P	ERA	WHIP
Doyle Alexander, R ERA: 4.5	(1, 1)	6.0	L	30	10	3	3	0	4	0	0	0	0	0	26	42	4.50	2.333
Jim Umbarger, L ERA: 54.0	(7, 1)	0.1		4	3	2	2	0	0	0	0	0	0	0	4	4	54.00	9.000
Fergie Jenkins, R ERA: 6.75	(7, 1)	2.2		12	2	2	2	1	2	0	0	0	0	0	12	20	6.75	1.500

PITCHER		IP	WLS	BF	H	R	ER	SO	BB	IBB	HBP	BLK	WP	HR	S	P	ERA	WHIP

Batter	1	2	3	4	5	6	7	8	9	AB	R	H	RBI	BB	SO	LOB
Mike Hargrove, L (1, 3) OBP: 0.500, SLG: 0.429	G3 SH1-3 1B 1B		K			K			3-1 ①	4	1	1	0	0	2	0
Bert Campaneris, R (1, 6) OBP: 0.200, SLG: 0.200	SH1-3 ① 1-2		1B			F8 ②			5-3 ②	3	0	1	0	0	0	0
Al Oliver, L (1, 7) OBP: 0.250, SLG: 0.250	G3 ② 2-3		4-3 ③			F7 ③			F7 ③	4	0	0	0	0	0	2
Richie Zisk, R (1, 10) OBP: 0.571, SLG: 1.000	FC5-4 1B 3-H			P4 ①			4-3 ①			3	0	1	1	0	0	0
Toby Harrah, R (1, 5)	FC5-4 ③ 1-2f			F7 ②			F7 ②			3	0	0	0	0	0	1
Claudell Washington, L (1, 9)		L5 ①		F8 ③			6-3 ③			3	0	0	0	0	0	0
Juan Beniquez, R (1, 8)		G3 ②			6-3 ①			F8 ①		3	0	0	0	0	0	0
Bump Wills, S (1, 4) OBP: 0.333, SLG: 0.200		6-3 ③			3-1 ②			4-3 ②		3	0	0	0	0	0	0
Jim Sundberg, R (1, 2)			1-3 ①		5-3 ③			F9 ③		3	0	0	0	0	0	0
Inning Stats	R: 1 E: 0 K: 0 S: 5 H: 2 LOB: 1 BB: 0 P: 5	R: 0 E: 0 K: 0 S: 3 H: 0 LOB: 0 BB: 0 P: 3	R: 0 E: 0 K: 1 S: 6 H: 1 LOB: 1 BB: 0 P: 6	R: 0 E: 0 K: 0 S: 3 H: 0 LOB: 0 BB: 0 P: 3	R: 0 E: 0 K: 0 S: 3 H: 0 LOB: 0 BB: 0 P: 3	R: 0 E: 0 K: 1 S: 5 H: 0 LOB: 0 BB: 0 P: 5	R: 0 E: 0 K: 0 S: 3 H: 0 LOB: 0 BB: 0 P: 3	R: 0 E: 0 K: 0 S: 3 H: 0 LOB: 0 BB: 0 P: 3	R: 0 E: 0 K: 0 S: 3 H: 0 LOB: 0 BB: 0 P: 3	1B: 3 2B: 0 3B: 0 HR: 0	SF: 0 SAC: 1 DP: 0 HBP: 0						

PITCHER	IP	WLS	BF	H	R	ER	SO	BB	IBB	HBP	BLK	WP	HR	S	P	ERA	WHIP
Ed Figueroa, R (1, 1) ERA: 1.0	9.0	W	30	3	1	1	2	0	0	0	0	0	0	34	34	1.00	0.333

PITCHER	IP	WLS	BF	H	R	ER	SO	BB	IBB	HBP	BLK	WP	HR	S	P	ERA	WHIP

BOTTOM

New York Yankees @ Texas Rangers

Arlington Stadium, Arlington, TX

Sun Apr 09 1978, 4:33 AM EST

Att. 20,243 - Unknown

livebaseballscorecards.com

AB	29
R	1
H	3
RBI	1
BB	0
SO	2
LOB	3

Batter	1	2	3	4	5	6	7	8	9	AB	R	H	RBI	BB	SO	LOB
Willie Randolph, R (1, 4) OBP: 0.357, SLG: 0.308	L4		6-3		4-3			1B 2-3 1B		4	0	1	0	0	0	1
Mickey Rivers, L (1, 8) OBP: 0.250, SLG: 0.111	F7		6-3			FC6-4 BB		SF7 3-H		2	0	0	1	1	0	0
Thurman Munson, R (1, 2) OBP: 0.231, SLG: 0.167	K			F7		FC6-4 G4-6-3 1-2f		1-3 1B		4	0	1	0	0	1	1
Reggie Jackson, L (1, 9) OBP: 0.462, SLG: 0.583		F8		K		G4-6-3 1-2f		F9		4	0	0	0	0	1	3
Chris Chambliss, L (1, 3) OBP: 0.538, SLG: 0.455		1B BB		F8			4-3		F8	3	0	0	0	1	0	0
Graig Nettles, L (1, 5) OBP: 0.333, SLG: 0.273		1-2 1B			E SF8 BB		F8		G3	3	1	1	0	1	0	0
Roy White, S (1, 7) OBP: 0.444, SLG: 0.286		F7			F7		1B		F7	4	0	1	0	0	0	3
Jim Spencer, L (1, 10) Cliff Johnson, R (8, PH) OBP: 0.100, SLG: 0.100		K			E3 1-3			F8		2 1	0 0	0 0	0 0	0 0	1 0	3 0
Bucky Dent, R (1, 6) OBP: 0.455, SLG: 0.667			P4		SF8 3-H			1B SF7 2B		2	1	1	1	0	0	0
Inning Stats	R: 0 E: 0 K: 1 S: 5 H: 0 LOB: 0 BB: 0 P: 5	R: 0 E: 0 K: 1 S: 6 H: 1 LOB: 2 BB: 1 P: 10	R: 0 E: 0 K: 0 S: 3 H: 0 LOB: 0 BB: 0 P: 3	R: 0 E: 0 K: 1 S: 5 H: 0 LOB: 0 BB: 0 P: 5	R: 1 E: 1 K: 0 S: 4 H: 0 LOB: 1 BB: 1 P: 8	R: 0 E: 0 K: 0 S: 2 H: 0 LOB: 0 BB: 1 P: 6	R: 0 E: 0 K: 0 S: 3 H: 1 LOB: 1 BB: 0 P: 3	R: 1 E: 0 K: 0 S: 6 H: 3 LOB: 2 BB: 0 P: 6	R: 0 E: 0 K: 0 S: 3 H: 0 LOB: 0 BB: 0 P: 3	1B: 4 2B: 1 3B: 0 HR: 0 SF: 2 SAC: 0 DP: 1 HBP: 0						

TOP

New York Yankees @ Texas Rangers

Arlington Stadium, Arlington, TX

Mon Apr 10 1978, 7:05 PM EST

Att. 14,299 - Unknown

livebaseballscorecards.com

AB	29
R	2
H	5
RBI	2
BB	3
SO	3
LOB	11

PITCHER		IP	WLS	BF	H	R	ER	SO	BB	IBB	HBP	BLK	WP	HR	S	P	ERA	WHIP
Dock Ellis, R ERA:	(1, 1)	5.0	W	19	1	1	0	3	2	0	0	0	0	0	23	31	0.00	0.600
Roger Moret, L ERA: 2.25	(6, 1)	4.0	S	15	4	1	1	0	1	0	0	0	0	0	14	18	2.25	1.250

PITCHER	IP	WLS	BF	H	R	ER	SO	BB	IBB	HBP	BLK	WP	HR	S	P	ERA	WHIP

New York Yankees @ Texas Rangers

Arlington Stadium, Arlington, TX

Mon Apr 10 1978, 7:05 PM EST

Att. 14,299 - Unknown

BOTTOM

Batter	1	2	3	4	5	6	7	8	9	AB	R	H	RBI	BB	SO	LOB
Mike Hargrove, L (1, 3) OBP: 0.417, SLG: 0.300	B B B B 4-0 FC1-5-4-1 S BB		x 0-0 G3 ①			x 0-0 1-3 ①	x 0-0 FC6-4 ③ 1-2f			3	0	0	0	1	0	1
Bert Campaneris, R (1, 6) OBP: 0.111, SLG: 0.111	x 0-0 FC1-5-4-1 1B 2B ① 1-3		x 0-0 6-3 ②			x 0-0 F7 ②		x 0-0 F2 ①		4	1	0	0	0	0	1
Al Oliver, L (1, 7) OBP: 0.333, SLG: 0.417	x 0-0 2B 1B 1B ② 2-3		x 0-0 6-3 ③			x 0-0 HR 2B		x 0-0 F2 ②		4	2	2	0	0	0	0
Richie Zisk, R (1, 10) OBP: 0.455, SLG: 1.000	S S S 0-3 K ②			x 0-0 5-3 ①		x 0-0 2-H HR		x 0-0 L3 ③		4	1	1	2	0	1	2
Toby Harrah, R (1, 5) OBP: 0.333, SLG: 0.375	x 0-0 1-3 1B 2B 3-H			x 0-0 G5-4-3 1B		B B B B 4-0 E S BB				2	1	2	1	1	0	0
Claudell Washington, L (1, 9) OBP: 0.167, SLG: 0.167	x 0-0 CS 1B ② 2-H ③ 3-H			x 0-0 G5-4-3 ② ③ 1-2f		x 0-0 F8 ③ 1-3				3	0	1	2	0	0	2
Juan Beniquez, R (1, 8)	0-0 CS ③ 1-2	x 0-0 F8 ①			x 0-0 F8 ①		x 0-0 5-3 ①			3	0	0	0	0	0	0
Bump Wills, S (1, 4) OBP: 0.333, SLG: 0.250		x 0-0 4-3 ②			x 0-0 4-3 ②		x 0-0 CS 1B			3	0	1	0	0	0	0
Jim Sundberg, R (1, 2) OBP: 0.111, SLG: 0.111		x 0-0 5-3 ③			x 0-0 P6 ③		x 0-0 FC6-4 ② 1-2 1B			3	0	1	0	0	0	0
Inning Stats	R: 3 H: 3 E: 0 LOB: 0 K: 1 BB: 1 S: 7 P: 11	R: 0 H: 0 E: 0 LOB: 0 K: 0 BB: 0 S: 3 P: 3	R: 0 H: 0 E: 0 LOB: 0 K: 0 BB: 0 S: 3 P: 3	R: 0 H: 1 E: 0 LOB: 0 K: 0 BB: 0 S: 3 P: 3	R: 0 H: 0 E: 0 LOB: 0 K: 0 BB: 0 S: 3 P: 3	R: 2 H: 2 E: 0 LOB: 1 K: 0 BB: 1 S: 5 P: 9	R: 0 H: 2 E: 0 LOB: 1 K: 0 BB: 0 S: 4 P: 4	R: 0 H: 0 E: 0 LOB: 0 K: 0 BB: 0 S: 3 P: 3		1B: 5 SF: 0 2B: 2 SAC: 0 3B: 0 DP: 1 HR: 1 HBP: 0						

livebaseballscorecards.com

AB	29
R	5
H	8
RBI	5
BB	2
SO	1
LOB	6

WP: 0 PA: 32
PB: 0
SB: 2
CS: 2

PITCHER		IP	WLS	BF	H	R	ER	SO	BB	IBB	HBP	BLK	WP	HR	S	P	ERA	WHIP
Dick Tidrow, R ERA: 7.94	(1, 1)	5.2	L	23	6	5	5	1	2	0	0	0	0	1	23	31	7.94	1.412
Sparky Lyle, L ERA:	(6, 1)	2.1		8	2	0	0	0	0	0	0	0	0	0	8	8	0.00	0.857

PITCHER	IP	WLS	BF	H	R	ER	SO	BB	IBB	HBP	BLK	WP	HR	S	P	ERA	WHIP

Batter	1	2	3	4	5	6	7	8	9	AB	R	H	RBI	BB	SO	LOB
Willie Randolph, R (1, 4) OBP: 0.368, SLG: 0.500	FC4-6 1B		K		F7	1-H 2-H HR		F8		5	1	2	3	0	1	1
Mickey Rivers, L (1, 8) OBP: 0.294, SLG: 0.214	FC4-6 1-2f 2B		1B		FC1-6 BB 1B 1-2f	1B		6-3		5	1	2	0	0	0	2
Thurman Munson, R (1, 2) OBP: 0.389, SLG: 0.412	1-3 1-H 2B		F9		BB 1-2 1B	FC3-6 1-2 1B			2B 1B 1B	5	1	4	1	0	0	1
Reggie Jackson, L (1, 9) OBP: 0.444, SLG: 0.563	1-3 2-3		K		B B B 1-2 2-3 BB	FC3-6 1-2f			1-3 1B 2B	4	1	1	0	1	1	4
Lou Piniella, R (1, 7) OBP: 0.556, SLG: 0.750	6-3			1B	F8		G5-4-3 E 1B		2-H 3-H FC5-4 1B	5	0	3	2	0	0	4
Chris Chambliss, L (1, 3) OBP: 0.444, SLG: 0.375		1-3 1B		F7		G3	FC3 G5-4-3 1-2		F8	5	0	1	0	0	0	3
Cliff Johnson, R (1, 10) OBP: 0.133, SLG: 0.071		1-3 1-2		F2	B B B	4-0 FC3-6 BB	G5-4-3 1-2f 2-3		FC5-4 1-2f FC3-6	4	0	0	0	1	0	5
Graig Nettles, L (1, 5) OBP: 0.235, SLG: 0.188		S S S K		4-3		FC3-6 1B 1-2f HR	G3		FC3-6 1-2f	5	1	0	0	0	1	5
Bucky Dent, R (1, 6) OBP: 0.467, SLG: 0.615		6-3			FC1-6 1B	1-2 HR 1B		F9		4	1	2	0	0	0	1
Inning Stats	R: 1 E: 0 K: 0 S: 5 / H: 2 LOB: 1 BB: 0 P: 5	R: 0 E: 0 K: 1 S: 6 / H: 1 LOB: 1 BB: 0 P: 6	R: 0 E: 0 K: 2 S: 8 / H: 1 LOB: 1 BB: 0 P: 8	R: 0 E: 0 K: 0 S: 4 / H: 1 LOB: 1 BB: 0 P: 4	R: 0 E: 0 K: 0 S: 5 / H: 2 LOB: 3 BB: 1 P: 9	R: 3 E: 0 K: 0 S: 7 / H: 4 LOB: 2 BB: 1 P: 11	R: 0 E: 1 K: 0 S: 4 / H: 1 LOB: 1 BB: 0 P: 4	R: 0 E: 0 K: 0 S: 3 / H: 0 LOB: 0 BB: 0 P: 3	R: 2 E: 0 K: 0 S: 6 / H: 3 LOB: 1 BB: 0 P: 6	1B: 12 2B: 2 3B: 0 HR: 1 / SF: 0 SAC: 0 DP: 1 HBP: 0							

TOP

New York Yankees @ Milwaukee Brewers

Milwaukee County Stadium, Milwaukee, WI

Tue Apr 11 1978, 7:05 PM EST
Att. 8,934 - Unknown - 46 F

livebaseballscorecards.com

AB	42
R	6
H	15
RBI	6
BB	2
SO	3
LOB	26

| | | | | | | |

Batter	1	2	3	4	5	6	7	8	9	AB	R	H	RBI	BB	SO	LOB
Paul Molitor, R (1, 6) OBP: 0.450, SLG: 0.632	F3		E 2B 2B	1-3			1B G6-4-3 HBP			3	2	1	0	0	0	0
Don Money, R (1, 4) (9, 5) OBP: 0.526, SLG: 0.588	6-3		E8 2B 2-3 1B		F8		G6-4-3 1-3 1B			4	1	2	0	0	0	0
Cecil Cooper, L (1, 3) OBP: 0.474, SLG: 0.889	HR		F9 2B 2-H 3-H 2B		F6		G6-4-3 1-2f 3-H			4	2	2	3	0	0	1
Larry Hisle, R (1, 7) OBP: 0.389, SLG: 0.765	5-3		1-3		5-3		1B			4	0	1	0	0	0	1
Ben Oglivie, L (1, 10) OBP: 0.300, SLG: 0.222		F9	F9 2-3			F6	F7			4	0	0	0	0	0	2
Sixto Lezcano, R (1, 9) OBP: 0.588, SLG: 0.800		6-3	3-H 2B			1-3		6-3		4	0	1	1	0	0	0
Sal Bando, R (1, 5) OBP: 0.500, SLG: 0.308 Lenn Sakata, R (9, 4) OBP: 0.444, SLG: 0.375		HR 1B	F8			HR 1B		F9		4 0	2 0	2 0	0 0	0 0	0 0	1 0
Gorman Thomas, R (1, 8) OBP: 0.500, SLG: 1.000		1-H HR		5-3		1-H HR		5-3		4	2	2	4	0	0	0
Buck Martinez, R (1, 2)		F4		F7		F9				3	0	0	0	0	0	0
Inning Stats	R: 1 H: 1 E: 0 LOB: 0 K: 0 BB: 0 S: 4 P: 4	R: 2 H: 2 E: 0 LOB: 0 K: 0 BB: 0 S: 5 P: 5	R: 3 H: 4 E: 1 LOB: 1 K: 0 BB: 0 S: 7 P: 7	R: 0 H: 0 E: 0 LOB: 0 K: 0 BB: 0 S: 3 P: 3	R: 0 H: 0 E: 0 LOB: 0 K: 0 BB: 0 S: 3 P: 3	R: 2 H: 2 E: 0 LOB: 0 K: 0 BB: 0 S: 5 P: 5	R: 1 H: 2 E: 0 LOB: 1 K: 0 BB: 0 S: 4 P: 5	R: 0 H: 0 E: 0 LOB: 0 K: 0 BB: 0 S: 3 P: 3		1B: 5 SF: 0 2B: 3 SAC: 0 3B: 0 DP: 1 HR: 3 HBP: 1						

PITCHER		IP	WLS	BF	H	R	ER	SO	BB	IBB	HBP	BLK	WP	HR	S	P	ERA	WHIP
Catfish Hunter, R ERA: 27.0	(1, 1)	2.0	L	12	6	6	6	0	0	0	0	0	0	2	12	12	27.00	3.000
Rawly Eastwick, R ERA: 4.5	(3, 1)	4.0		15	3	2	2	0	0	0	0	0	0	1	15	15	4.50	0.750
Ken Clay, R ERA: 4.5	(7, 1)	2.0		8	2	1	1	0	0	0	1	0	0	0	7	8	4.50	1.000

PITCHER	IP	WLS	BF	H	R	ER	SO	BB	IBB	HBP	BLK	WP	HR	S	P	ERA	WHIP

BOTTOM

New York Yankees @ Milwaukee Brewers

Milwaukee County Stadium, Milwaukee, WI

Tue Apr 11 1978, 7:05 PM EST
Att. 8,934 - Unknown - 46 F

livebaseballscorecards.com

AB	34
R	9
H	11
RBI	8
BB	0
SO	0
LOB	5

WP: 0 PA: 35
PB: 0
SB: 0
CS: 0

Batter	1	2	3	4	5	6	7	8	9	AB	R	H	RBI	BB	SO	LOB
Willie Randolph, R (1, 4) OBP: 0.391, SLG: 0.476	4-3		1B SF8 1B		5-3			BB		3	1	1	0	1	0	0
Mickey Rivers, L (1, 8) OBP: 0.350, SLG: 0.294	1B		1-3 1B		K			K		3	0	2	0	0	1	0
Paul Blair, R (5, 8)										1	0	0	0	0	1	1
Thurman Munson, R (1, 2) OBP: 0.318, SLG: 0.350	F4		SF8 3-H			F3		K		3	0	0	1	0	1	2
Reggie Jackson, L (1, 9) OBP: 0.364, SLG: 0.450	K		K			K		K		4	0	0	0	0	4	3
Chris Chambliss, L (1, 3) OBP: 0.364, SLG: 0.300		4-3		K		K			4-3	4	0	0	0	0	2	0
Graig Nettles, L (1, 5) OBP: 0.238, SLG: 0.350		K		HR			F9		K	4	1	1	1	0	2	0
Roy White, S (1, 7) OBP: 0.462, SLG: 0.222		CS BB		F7			BB		F7	2	0	0	0	2	0	0
Jim Spencer, L (1, 10) OBP: 0.200, SLG: 0.800		CS 1-2	HR	F4			K			3	1	1	1	0	1	1
Bucky Dent, R (1, 6) OBP: 0.389, SLG: 0.500			K		K		5-3			3	0	0	0	0	2	1
Inning Stats	R: 0 H: 1 E: 0 LOB: 1 K: 1 BB: 0 S: 6 P: 6	R: 0 H: 0 E: 0 LOB: 0 K: 1 BB: 1 S: 4 P: 8	R: 2 H: 3 E: 0 LOB: 1 K: 2 BB: 0 S: 10 P: 10	R: 1 H: 1 E: 0 LOB: 0 K: 1 BB: 0 S: 6 P: 6	R: 0 H: 0 E: 0 LOB: 0 K: 2 BB: 0 S: 7 P: 7	R: 0 H: 0 E: 0 LOB: 0 K: 2 BB: 0 S: 7 P: 7	R: 0 H: 0 E: 0 LOB: 1 K: 1 BB: 1 S: 5 P: 9	R: 0 H: 0 E: 0 LOB: 1 K: 3 BB: 1 S: 9 P: 13	R: 0 H: 0 E: 0 LOB: 0 K: 1 BB: 0 S: 5 P: 5	1B: 3 SF: 1 2B: 0 SAC: 0 3B: 0 DP: 0 HR: 2 HBP: 0						WP: 0 PA: 35 PB: 0 SB: 0 CS: 1

PITCHER		IP	WLS	BF	H	R	ER	SO	BB	IBB	HBP	BLK	WP	HR	S	P	ERA	WHIP
Moose Haas, R ERA: 3.0	(1, 1)	9.0	W	34	5	3	3	14	3	0	0	0	0	2	59	71	3.00	0.889

PITCHER		IP	WLS	BF	H	R	ER	SO	BB	IBB	HBP	BLK	WP	HR	S	P	ERA	WHIP

TOP

New York Yankees @ Milwaukee Brewers

Milwaukee County Stadium, Milwaukee, WI

Wed Apr 12 1978, 4:33 AM EST
Att. 8,751 - Unknown - 62 F

livebaseballscorecards.com

AB	30
R	3
H	5
RBI	3
BB	3
SO	14
LOB	8

BOTTOM

New York Yankees @ Milwaukee Brewers

Milwaukee County Stadium, Milwaukee, WI

Wed Apr 12 1978, 4:33 AM EST

Att. 8,751 - Unknown - 62 F

livebaseballscorecards.com

Batter	1	2	3	4	5	6	7	8	9	AB	R	H	RBI	BB	SO	LOB
Lenn Sakata, R (1, 4) OBP: 0.462, SLG: 0.417	F9		BB, 1B		K		1-2 2B, 1B			4	1	2	0	0	1	2
Don Money, R (1, 5) OBP: 0.522, SLG: 0.600	6-3		BBBB, 1-2 BB		1-2f FC6-4		1-H 2-H E, 2B			3	0	1	2	1	0	2
Sal Bando, R (1, 10) OBP: 0.500, SLG: 0.529	HR		F9			1-H HR, 1B	2-3 5-3			4	2	2	1	0	0	3
Larry Hisle, R (1, 7) OBP: 0.409, SLG: 0.850	6-3			BBBB, G6-4-3 BB		1-H HR	5-3			3	1	1	2	1	0	1
Sixto Lezcano, R (1, 9) OBP: 0.476, SLG: 0.571		6-3		1-2f G6-4-3	SSS K			F8		4	0	0	0	0	1	1
Cecil Cooper, L (1, 3) OBP: 0.435, SLG: 0.762		BBBB, G6-4-3 BB		SSS K		F8		F8		3	0	0	0	1	1	0
Gorman Thomas, R (1, 8) OBP: 0.409, SLG: 0.778		1-2f G6-4-3			F8	SSS K		6-3		4	0	0	0	0	1	1
Buck Martinez, R (1, 2) OBP: 0.091, SLG: 0.182			4-3		2B		SSS K			3	0	1	0	0	1	0
Tim Johnson, L (1, 6)			4-3		BBBB, FC6-4 BB		E5, 1B, 2B			2	1	0	0	1	0	0
Inning Stats	R: 1 H: 1 E: 0 LOB: 0 K: 0 BB: 0 S: 4 P: 4	R: 0 H: 0 E: 0 LOB: 0 K: 0 BB: 1 S: 2 P: 6	R: 0 H: 1 E: 0 LOB: 2 K: 0 BB: 1 S: 4 P: 8	R: 0 H: 0 E: 0 LOB: 0 K: 1 BB: 1 S: 4 P: 8	R: 0 H: 1 E: 0 LOB: 2 K: 1 BB: 1 S: 6 P: 10	R: 2 H: 2 E: 0 LOB: 0 K: 2 BB: 0 S: 9 P: 9	R: 2 H: 2 E: 2 LOB: 1 K: 1 BB: 0 S: 8 P: 8	R: 0 H: 0 E: 0 LOB: 0 K: 0 BB: 0 S: 3 P: 3		1B: 3 SF: 0 2B: 2 SAC: 0 3B: 0 DP: 2 HR: 2 HBP: 0						

	AB	30
	R	5
	H	7
	RBI	5
	BB	4
	SO	5
	LOB	10

WP: 0 PA: 34
PB: 0
SB: 0
CS: 0

PITCHER		IP	WLS	BF	H	R	ER	SO	BB	IBB	HBP	BLK	WP	HR	S	P	ERA	WHIP
Ken Holtzman, L ERA: 3.6	(1, 1)	5.0		21	4	2	2	2	4	0	0	0	0	1	21	37	3.60	1.600
Rich Gossage, R ERA: 6.75	(6, 1)	3.0	L	13	3	3	2	3	0	0	0	0	0	1	19	19	6.00	1.000

PITCHER	IP	WLS	BF	H	R	ER	SO	BB	IBB	HBP	BLK	WP	HR	S	P	ERA	WHIP

Batter	1	2	3	4	5	6	7	8	9	AB	R	H	RBI	BB	SO	LOB
Junior Moore, R (1, 10) OBP: 0.111, SLG: 0.111	S S S 0-3 ① K	x 0-0 1-2 2-H 1B			x 0-0 ① F4	x 0-0 ③ 5-3			x 0-0 ② 1-3	5	0	1	1	0	1	3
Jorge Orta, L (1, 4) OBP: 0.444, SLG: 0.880	x 0-0 ② F9	x 0-0 ③ F4			x 0-0 BB 1B		x 0-0 ① F4		x 0-0 ③ 3-1	5	0	1	0	0	0	3
Bobby Bonds, R (1, 9) OBP: 0.304, SLG: 0.300	x 0-0 S 1B		x 0-0 ① F8		B B B B 4-0 1-2 BB		S S S 0-3 ② K			3	0	1	0	1	1	0
Lamar Johnson, R (1, 3) OBP: 0.200, SLG: 0.250	x 0-0 ③ G1 1-2		x 0-0 ② F3		x 0-0 ② F2		x 0-0 ③ F3			4	0	0	0	0	0	3
Chet Lemon, R (1, 8) OBP: 0.583, SLG: 0.684		x 0-0 ① F7	x 0-0 1B		x 0-0 ③ F3			x 0-0 G5-4-3 1B		4	0	2	0	0	0	2
Eric Soderholm, R (1, 5) OBP: 0.333, SLG: 0.500		x 0-0 1B 2B	x 0-0 ③ 5-3			x 0-0 ① F8		x 0-0 ① ② G5-4-3 1-2f		4	1	1	0	0	0	2
Wayne Nordhagen, R (1, 7) OBP: 0.267, SLG: 0.600		x 0-0 1B 1B 2-H 1B		x 0-0 ① F6		x 0-0 ② F8		x 0-0 ③ F8		4	1	1	1	0	0	0
Bill Nahorodny, R (1, 2) OBP: 0.417, SLG: 0.455	S S S 0-3 ② K			x 0-0 ② F8	B B B B 4-0 1B BB				x 0-0 2B	3	0	1	0	1	1	1
Alan Bannister, R (9, PR)										0	0	0	0	0	0	0
Don Kessinger, S (1, 6) OBP: 0.409, SLG: 0.316		x 0-0 1-2 1B		S S S 0-3 ③ K		x 0-0 1-2 1B			x 0-0 ① 6-3	4	0	2	0	0	1	1
Inning Stats	R: 0 E: 0 K: 1 S: 6 H: 1 LOB: 1 BB: 0 P: 6	R: 2 E: 0 K: 1 S: 9 H: 4 LOB: 2 BB: 0 P: 9	R: 0 E: 0 K: 0 S: 4 H: 1 LOB: 1 BB: 0 P: 4	R: 0 E: 0 K: 1 S: 5 H: 0 LOB: 0 BB: 0 P: 5	R: 0 E: 0 K: 0 S: 4 H: 1 LOB: 2 BB: 1 P: 8	R: 0 E: 0 K: 0 S: 4 H: 1 LOB: 2 BB: 1 P: 8	R: 0 E: 0 K: 1 S: 5 H: 0 LOB: 0 BB: 0 P: 5	R: 0 E: 0 K: 0 S: 3 H: 1 LOB: 0 BB: 0 P: 3	R: 0 E: 0 K: 0 S: 4 H: 1 LOB: 1 BB: 0 P: 4	1B: 8 2B: 2 3B: 0 HR: 0	SF: 0 SAC: 0 DP: 1 HBP: 0						

PITCHER	IP	WLS	BF	H	R	ER	SO	BB	IBB	HBP	BLK	WP	HR	S	P	ERA	WHIP
Ron Guidry, L (1, 1) ERA: 1.69	9.0	W	38	10	2	2	4	2	0	0	0	0	0	44	52	2.00	1.333

PITCHER	IP	WLS	BF	H	R	ER	SO	BB	IBB	HBP	BLK	WP	HR	S	P	ERA	WHIP

TOP

Chicago White Sox @ New York Yankees

Yankee Stadium, Bronx, NY

Thu Apr 13 1978, 3:33 AM EST

Att. 44,667 - Unknown

livebaseballscorecards.com

AB	36
R	2
H	10
RBI	2
BB	2
SO	4
LOB	15

1B: 8	SF: 0	WP: 0	PA: 38
2B: 2	SAC: 0	PB: 0	
3B: 0	DP: 1	SB: 1	
HR: 0	HBP: 0	CS: 0	

Batter	1	2	3	4	5	6	7	8	9	AB	R	H	RBI	BB	SO	LOB
Willie Randolph, R (1, 4) OBP: 0.393, SLG: 0.440	B B B B 4-0 HR 1B BB	x 0-0 ① F9		x 0-0 ② 1-3 1-2		x 0-0 1B		x 0-0 ② 5-3		4	1	1	0	1	0	3
Mickey Rivers, L (1, 8) OBP: 0.400, SLG: 0.333	x 0-0 HR 1-2 1B	x 0-0 ② F8		x 0-0 FC5-4 2-3 1B		S S S 0-3 ③ K		B B B B 4-0 BB		4	1	2	0	1	1	2
Thurman Munson, R (1, 2) OBP: 0.296, SLG: 0.320	S S S 0-3 ① K	x 0-0 1-2 1B		x 0-0 ③ FC5-4 1-2f			x 0-0 ① 6-3	x 0-0 ③ 3-1		5	0	1	0	0	1	6
Reggie Jackson, L (1, 9) OBP: 0.346, SLG: 0.542	x 0-0 1-H 2-H HR	x 0-0 ③ 5-3			x 0-0 ① L4		x 0-0 ② F8			4	1	1	3	0	0	2
Lou Piniella, R (1, 7) OBP: 0.462, SLG: 0.583	x 0-0 ② 5-3		x 0-0 ① F8		x 0-0 ② 5-3		x 0-0 S 1B			4	0	1	0	0	0	0
Chris Chambliss, L (1, 3) OBP: 0.385, SLG: 0.333	x 0-0 WP 1B		x 0-0 ② F7		x 0-0 1B		x 0-0 ③ 6-3 1-2			4	0	2	0	0	0	1
Roy White, S (1, 10) OBP: 0.471, SLG: 0.182	B B B B 4-0 1-2 BB		x 0-0 ③ F2		S S S 0-3 ③ K			B B B B 4-0 2B SF7 BB		2	1	0	0	2	1	1
Graig Nettles, L (1, 5) OBP: 0.280, SLG: 0.391	x 0-0 ③ F8			B B B B 4-0 1B 1-3 BB		x 0-0 ① 5-3		x 0-0 1-3 2B		3	0	1	0	1	0	2
Bucky Dent, R (1, 6) OBP: 0.364, SLG: 0.474		x 0-0 1B 1B		x 0-0 ① F8		S S S 0-3 ② K		x 0-0 ① SF7 3-H		3	0	1	1	0	1	1
Inning Stats	R: 3 H: 3 E: 0 LOB: 2 K: 1 BB: 2 S: 8 P: 16	R: 0 H: 2 E: 0 LOB: 2 K: 0 BB: 0 S: 5 P: 5	R: 0 H: 0 E: 0 LOB: 0 K: 0 BB: 0 S: 3 P: 3	R: 0 H: 1 E: 0 LOB: 2 K: 0 BB: 1 S: 4 P: 8	R: 0 H: 1 E: 0 LOB: 1 K: 1 BB: 0 S: 6 P: 6	R: 0 H: 1 E: 0 LOB: 1 K: 2 BB: 0 S: 8 P: 8	R: 0 H: 1 E: 0 LOB: 1 K: 0 BB: 0 S: 4 P: 4	R: 1 H: 1 E: 0 LOB: 2 K: 0 BB: 2 S: 4 P: 12		1B: 8 SF: 1 2B: 1 SAC: 0 3B: 0 DP: 0 HR: 1 HBP: 0						WP: 1 PA: 39 PB: 0 SB: 1 CS: 0

BOTTOM

Chicago White Sox @ New York Yankees

Yankee Stadium, Bronx, NY

Thu Apr 13 1978, 3:33 AM EST

Att. 44,667 - Unknown

livebaseballscorecards.com

AB	33
R	4
H	10
RBI	4
BB	5
SO	4
LOB	18

PITCHER		IP	WLS	BF	H	R	ER	SO	BB	IBB	HBP	BLK	WP	HR	S	P	ERA	WHIP
Wilbur Wood, L ERA: 3.24	(1, 1)	7.2	L	38	10	4	4	4	5	0	0	0	1	1	41	61	4.70	1.957
Lerrin LaGrow, R ERA: 2.08	(8, 1)	0.1		1	0	0	0	0	0	0	0	0	0	0	1	1	0.00	0.000

PITCHER	IP	WLS	BF	H	R	ER	SO	BB	IBB	HBP	BLK	WP	HR	S	P	ERA	WHIP

Batter	1	2	3	4	5	6	7	8	9	AB	R	H	RBI	BB	SO	LOB
Ralph Garr, L (1, 7) OBP: 0.423, SLG: 0.692	6-3		FC6-4 1-3 1B		1B		FC6-4 2-3 1B			4	0	3	0	0	0	0
Chet Lemon, R (1, 8) OBP: 0.500, SLG: 0.565	E5 F7		FC6-4 1-2f 3-H		K		FC6-4 1-2f			4	0	0	1	0	1	4
Jorge Orta, L (1, 4) OBP: 0.419, SLG: 0.793	F7 1-2		K			G5-4-3 1B		4-3		4	0	1	0	0	1	2
Bobby Bonds, R (1, 9) OBP: 0.296, SLG: 0.292		F8		1B 1B		F9		F7		4	0	1	0	0	0	1
Lamar Johnson, R (1, 3) OBP: 0.276, SLG: 0.321		1B 1B		FC6-4 1-2 1B		G5-4-3 1-2f		1B		4	0	3	0	0	0	1
Ron Blomberg, L (1, 10) OBP: 0.150, SLG: 0.450		G6-4-3 1-3 1B		F8			F8	4-3		4	0	1	0	0	0	2
Eric Soderholm, R (1, 5) OBP: 0.321, SLG: 0.462		G6-4-3 1-2f		FC6-4 1-2f			2B 1B		F9	4	1	1	0	0	0	3
Don Kessinger, S (1, 6) OBP: 0.360, SLG: 0.273 Henry Cruz, L (9, PH)			4-3		6-3		F8		F5	3 1	0 0	0 0	0 0	0 0	1 0	1 0
Wayne Nordhagen, R (1, 2) OBP: 0.316, SLG: 0.632			1B FC6-4 1B		5-3		1B 1-H 2B		6-3	4	1	2	1	0	0	0
Inning Stats	R: 0 E: 1 K: 0 S: 3 H: 0 LOB: 0 BB: 0 P: 3	R: 0 E: 0 K: 0 S: 4 H: 2 LOB: 1 BB: 0 P: 4	R: 1 E: 0 K: 1 S: 7 H: 2 LOB: 1 BB: 0 P: 7	R: 0 E: 0 K: 0 S: 4 H: 2 LOB: 1 BB: 0 P: 4	R: 0 E: 0 K: 1 S: 6 H: 1 LOB: 1 BB: 0 P: 6	R: 0 E: 0 K: 0 S: 3 H: 1 LOB: 0 BB: 0 P: 3	R: 1 E: 0 K: 0 S: 6 H: 3 LOB: 2 BB: 0 P: 6	R: 0 E: 0 K: 0 S: 4 H: 1 LOB: 1 BB: 0 P: 4	R: 0 E: 0 K: 0 S: 3 H: 0 LOB: 0 BB: 0 P: 3	1B: 11 2B: 1 3B: 0 HR: 0 SF: 0 SAC: 0 DP: 2 HBP: 0						

PITCHER	IP	WLS	BF	H	R	ER	SO	BB	IBB	HBP	BLK	WP	HR	S	P	ERA	WHIP
Ed Figueroa, R (1, 1) ERA: 1.5	9.0	W	36	12	2	2	2	0	0	0	0	0	0	40	40	2.00	1.333

PITCHER	IP	WLS	BF	H	R	ER	SO	BB	IBB	HBP	BLK	WP	HR	S	P	ERA	WHIP

TOP

Chicago White Sox @ New York Yankees

Yankee Stadium, Bronx, NY

Sat Apr 15 1978, 3:33 AM EST
Att. 20,965 - Unknown

livebaseballscorecards.com

AB	36
R	2
H	12
RBI	2
BB	0
SO	2
LOB	14

WP: 0 PA: 36
PB: 0
SB: 0
CS: 0

Batter	1	2	3	4	5	6	7	8	9	AB	R	H	RBI	BB	SO	LOB
Willie Randolph, R (1, 4) OBP: 0.355, SLG: 0.393	F9		P4		F8			SH3-4 2-3		3	0	0	0	0	0	2
Mickey Rivers, L (1, 8) OBP: 0.379, SLG: 0.440	F5			4-3		4-3		3-H IHR		4	1	1	2	0	0	0
Jim Spencer, L (1, 10) OBP: 0.222, SLG: 0.889	G3			HR		F9		F9		4	1	1	1	0	0	0
Reggie Jackson, L (1, 9) OBP: 0.300, SLG: 0.464		4-3		F8		F5		F7		4	0	0	0	0	0	0
Chris Chambliss, L (1, 3) OBP: 0.379, SLG: 0.308		4-3		B B B B 4-0 FC5-4 BB			6-3			2	0	0	0	1	0	0
Roy White, S (1, 7) OBP: 0.400, SLG: 0.143		3-1		FC5-4 1-2f			F9			3	0	0	0	0	0	1
Cliff Johnson, R (1, 2) OBP: 0.222, SLG: 0.176			1B	F8			1B			3	0	2	0	0	0	0
Bucky Dent, R (1, 6) OBP: 0.320, SLG: 0.409			F6	F7			F7			3	0	0	0	0	0	1
Mickey Klutts, R (1, 5) OBP: 1.000, SLG: 1.500			HBP	1B				SH3-4 IHR 2B		2	1	2	0	0	0	0
Inning Stats	R: 0 E: 0 K: 0 S: 3 H: 0 LOB: 0 BB: 0 P: 3	R: 0 E: 0 K: 0 S: 3 H: 0 LOB: 0 BB: 0 P: 3	R: 0 E: 0 K: 0 S: 3 H: 1 LOB: 1 BB: 0 P: 4	R: 1 E: 0 K: 0 S: 4 H: 1 LOB: 1 BB: 1 P: 8	R: 0 E: 0 K: 0 S: 4 H: 1 LOB: 1 BB: 0 P: 4	R: 0 E: 0 K: 0 S: 3 H: 0 LOB: 0 BB: 0 P: 3	R: 0 E: 0 K: 0 S: 4 H: 1 LOB: 1 BB: 0 P: 4	R: 2 E: 0 K: 0 S: 5 H: 2 LOB: 0 BB: 0 P: 5		1B: 3 2B: 1 3B: 0 HR: 2 SF: 0 SAC: 1 DP: 0 HBP: 1						

PITCHER		IP	WLS	BF	H	R	ER	SO	BB	IBB	HBP	BLK	WP	HR	S	P	ERA	WHIP
Francisco Barrios, R ERA: 5.4	(1, 1)	7.1	L	29	6	3	3	0	1	0	1	0	0	1	27	32	3.68	0.955
Pablo Torrealba, L ERA:	(8, 1)	0.2		2	0	0	0	0	0	0	0	0	0	0	2	2	0.00	0.000

PITCHER	IP	WLS	BF	H	R	ER	SO	BB	IBB	HBP	BLK	WP	HR	S	P	ERA	WHIP

BOTTOM

Chicago White Sox @ New York Yankees

Yankee Stadium, Bronx, NY

Sat Apr 15 1978, 3:33 AM EST
Att. 20,965 - Unknown

livebaseballscorecards.com

AB	28
R	3
H	6
RBI	3
BB	1
SO	0
LOB	4

WP: 0	PA: 31		
PB: 0			
SB: 0			
CS: 0			

Batter	1	2	3	4	5	6	7	8	9	AB	R	H	RBI	BB	SO	LOB
Ralph Garr, L (1, 7) OBP: 0.379, SLG: 0.621	3-1		F8		L9		F9			3	0	0	0	0	0	0
Wayne Nordhagen, R (7, PH) OBP: 0.300, SLG: 0.600 (7, 7)										1	0	0	0	0	0	2
Chet Lemon, R (1, 8) OBP: 0.469, SLG: 0.519	6-3		1B		1-3			K		4	0	1	0	0	1	0
Jorge Orta, L (1, 4) OBP: 0.371, SLG: 0.697	K		F7			F8		L7		4	0	0	0	0	1	1
Bobby Bonds, R (1, 9) OBP: 0.323, SLG: 0.321		5-3		G3 S 1B		F7		1B		4	0	2	0	0	0	0
Lamar Johnson, R (1, 3) OBP: 0.273, SLG: 0.290		1B BB		F9 1-2		K		F8		3	0	0	0	1	1	2
Ron Blomberg, L (1, 10) OBP: 0.174, SLG: 0.435		1-2 1B		G3 2-3			F2		K	3	0	1	0	0	0	1
Junior Moore, R (9, PH) OBP: 0.100, SLG: 0.100										1	0	0	0	0	1	0
Eric Soderholm, R (1, 5) OBP: 0.344, SLG: 0.448		K		BB			BB 1B		F7	3	0	1	0	1	1	2
Don Kessinger, S (1, 6) OBP: 0.310, SLG: 0.231		G3		4-3			F8		6-3	4	0	0	0	0	0	5
Bill Nahorodny, R (1, 2) OBP: 0.400, SLG: 0.385			K		5-3		1-2 BB			2	0	0	0	1	1	0
Inning Stats	R: 0 E: 0 K: 1 S: 5 H: 0 LOB: 0 BB: 0 P: 5	R: 0 E: 0 K: 1 S: 6 H: 1 LOB: 2 BB: 1 P: 10	R: 0 E: 0 K: 1 S: 6 H: 1 LOB: 1 BB: 0 P: 6	R: 0 E: 0 K: 0 S: 4 H: 1 LOB: 2 BB: 1 P: 8	R: 0 E: 0 K: 0 S: 3 H: 0 LOB: 0 BB: 0 P: 3	R: 0 E: 0 K: 1 S: 5 H: 0 LOB: 0 BB: 0 P: 5	R: 0 E: 0 K: 0 S: 4 H: 1 LOB: 2 BB: 1 P: 8	R: 0 E: 0 K: 1 S: 6 H: 1 LOB: 1 BB: 0 P: 6	R: 0 E: 0 K: 1 S: 5 H: 0 LOB: 0 BB: 0 P: 5	1B: 5 2B: 0 3B: 0 HR: 0	SF: 0 SAC: 0 DP: 0 HBP: 0						

TOP

Chicago White Sox @ New York Yankees

Yankee Stadium, Bronx, NY

Sun Apr 16 1978, 3:33 AM EST

Att. 32,750 - Sunny - 54 F

livebaseballscorecards.com

AB	32
R	0
H	5
RBI	0
BB	3
SO	6
LOB	13

WP: 0	PA: 35
PB: 0	
SB: 1	
CS: 0	

PITCHER		IP	WLS	BF	H	R	ER	SO	BB	IBB	HBP	BLK	WP	HR	S	P	ERA	WHIP
Dick Tidrow, R ERA: 3.65	(1, 1)	6.2	W	27	4	0	0	4	3	0	0	0	0	0	32	44	0.00	1.050
Sparky Lyle, L ERA:	(7, 1)	2.1	S	8	1	0	0	2	0	0	0	0	0	0	12	12	0.00	0.429

PITCHER	IP	WLS	BF	H	R	ER	SO	BB	IBB	HBP	BLK	WP	HR	S	P	ERA	WHIP

BOTTOM

Chicago White Sox @ New York Yankees

Yankee Stadium, Bronx, NY

Sun Apr 16 1978, 3:33 AM EST
Att. 32,750 - Sunny - 54 F

livebaseballscorecards.com

Batter	1	2	3	4	5	6	7	8	9	AB	R	H	RBI	BB	SO	LOB
Willie Randolph, R (1, 4) OBP: 0.400, SLG: 0.419	0-0 3-1 1B	0-0 P4			BBBB 4-0 S BB		0-0 FC4-6 1B 1-3 1B			3	0	2	0	1	0	1
Mickey Rivers, L (1, 8) Paul Blair, R (5, PR) (6, 8) OBP: 0.500, SLG: 0.500	0-0 3-1 1-2		0-0 CS 1B		H 1-0 1-2 HBP		0-0 FC4-6 1-2 3-H 1B			2 1	0 0	1 1	0 1	0 0	0 0	1 0
Thurman Munson, R (1, 10) OBP: 0.290, SLG: 0.345	0-0 L9		0-0 1-2 2B		0-0 F8		0-0 FC4-6 S 1-2f 2-3			4	0	1	0	0	0	5
Reggie Jackson, L (1, 9) OBP: 0.265, SLG: 0.406	0-0 1-3		0-0 F4		0-0 L8		SSS 0-3 K 1-2			4	0	0	0	0	1	6
Lou Piniella, R (1, 7) OBP: 0.412, SLG: 0.467		BBBB 4-0 F8 WP BB BB	0-0 F8			0-0 F9	0-0 F9			3	1	0	0	1	0	3
Chris Chambliss, L (1, 3) OBP: 0.364, SLG: 0.276		BBBB 4-0 WP 1-2 1B BB		0-0 F8		0-0 4-1		0-0 L4		3	1	0	0	1	0	0
Cliff Johnson, R (1, 2) OBP: 0.227, SLG: 0.190		0-0 F8 2-3		0-0 F7		0-0 1B		SSS 0-3 K		4	0	1	0	0	1	2
Graig Nettles, L (1, 5) OBP: 0.310, SLG: 0.385		0-0 FC6-4 1-H 3-H 1B		SSS 0-3 K		0-0 G3		BBBB 4-0 BB		3	0	1	1	1	1	1
Bucky Dent, R (1, 6) OBP: 0.310, SLG: 0.360		0-0 FC6-4 1-2f			0-0 F8		BBBB 4-0 1B 1B BB	0-0 F7		3	1	0	0	1	0	2
Inning Stats	R: 0 E: 0 K: 0 S: 4 H: 1 LOB: 1 BB: 0 P: 4	R: 2 E: 0 K: 0 S: 4 H: 1 LOB: 1 BB: 2 P: 12	R: 0 E: 0 K: 0 S: 4 H: 2 LOB: 1 BB: 0 P: 4	R: 0 E: 0 K: 1 S: 5 H: 0 LOB: 0 BB: 0 P: 5	R: 0 E: 0 K: 0 S: 3 H: 0 LOB: 2 BB: 1 P: 8	R: 0 E: 0 K: 0 S: 4 H: 1 LOB: 1 BB: 0 P: 4	R: 1 E: 0 K: 1 S: 7 H: 2 LOB: 2 BB: 1 P: 11	R: 0 E: 0 K: 1 S: 5 H: 0 LOB: 1 BB: 1 P: 9		1B: 6 2B: 1 3B: 0 HR: 0	SF: 0 SAC: 0 DP: 0 HBP: 1			WP: 1 PB: 0 SB: 2 CS: 1	PA: 36		

	AB	30
	R	3
	H	7
	RBI	2
	BB	5
	SO	3
	LOB	21

PITCHER		IP	WLS	BF	H	R	ER	SO	BB	IBB	HBP	BLK	WP	HR	S	P	ERA	WHIP
Ken Kravec, L ERA: 5.25	(1, 1)	6.1	L	30	7	3	3	1	4	0	1	0	1	0	27	44	4.26	1.737
Rich Hinton, L ERA:	(7, 1)	1.2		6	0	0	0	2	1	0	0	0	0	0	9	13	0.00	0.600

PITCHER	IP	WLS	BF	H	R	ER	SO	BB	IBB	HBP	BLK	WP	HR	S	P	ERA	WHIP

Batter	1	2	3	4	5	6	7	8	9	AB	R	H	RBI	BB	SO	LOB
Al Bumbry, L (1, 7) OBP: 0.311, SLG: 0.250	BBBB 4-0 SH 1B BB	x 0-0 ② F1 1-2 2-3		BBBB 4-0 BB	x 0-0 ③ 4-3			SSS 0-3 ① K	x 0-0 ③ 4-3	4	1	0	0	2	1	5
Billy Smith, S (1, 4) OBP: 0.125, SLG: 0.125	x 0-0 SH FC3-6 1B 1-2	x 0-0 ③ 4-3		x 0-0 ③ G3		x 0-0 ① F7		x 0-0 1B 1B		4	0	1	0	0	0	4
Ken Singleton, S (1, 9) OBP: 0.407, SLG: 0.440 Carlos Lopez, R (8, PR) OBP: 0.429, SLG: 0.364 (8, 9)	x 0-0 FC3-6 1-2 2-H 1B		BBBB 4-0 1B SF7 BB		BBBB 4-0 3B BB	x 0-0 ② F7		x 0-0 1-2 1B		3 0	2 0	2 0	1 0	2 0	0 0	0 0
Eddie Murray, S (1, 3) OBP: 0.381, SLG: 0.528	x 0-0 ① FC3-6 1-2f 2-3		x 0-0 CS 1-3 1B		x 0-0 1-H 1B 3B	BBBB 4-0 1B BB		x 0-0 ② F7		4	1	2	1	1	0	4
Lee May, R (1, 10) OBP: 0.333, SLG: 0.513	x 0-0 ② P5		x 0-0 ① SF7 3-H		x 0-0 ① 5-3	x 0-0 FC6-4 1-3 1B		x 0-0 ③ F8		4	0	1	1	0	0	5
Larry Harlow, L (1, 8) OBP: 0.448, SLG: 0.704	SSS 0-3 ③ K		SSS 0-3 ②③ K 1-2		x 0-0 S HR 1B 3-H	x 0-0 ③ FC6-4 1-2f			x 0-0 BB 1B	5	1	2	1	0	2	5
Doug DeCinces, R (1, 5) OBP: 0.400, SLG: 0.500		x 0-0 ① 1-3		x 0-0 6-3 1B	x 0-0 1-H HR		x 0-0 ① F7		BBBB 4-0 1-2 BB	4	1	2	2	1	0	0
Rick Dempsey, R (1, 2) OBP: 0.273, SLG: 0.300		x 0-0 F1 BB 1B		x 0-0 ① F8	x 0-0 ② 1-4-3		SSS 0-3 ② K		SSS 0-3 ① K	5	0	1	0	0	2	3
Mark Belanger, R (1, 6) OBP: 0.294, SLG: 0.233		BBBB 4-0 F1 1-2 BB		x 0-0 ② 6-3 1-2	x 0-0 2B		x 0-0 ③ F9		x 0-0 ② F3	4	0	1	0	1	0	3
Inning Stats	R: 1 H: 1 E: 0 LOB: 2 K: 1 BB: 1 S: 7 P: 11	R: 0 H: 1 E: 0 LOB: 2 K: 0 BB: 1 S: 4 P: 8	R: 1 H: 1 E: 0 LOB: 1 K: 1 BB: 1 S: 5 P: 9	R: 0 H: 1 E: 0 LOB: 2 K: 0 BB: 1 S: 4 P: 8	R: 4 H: 4 E: 0 LOB: 1 K: 0 BB: 1 S: 7 P: 11	R: 0 H: 1 E: 0 LOB: 2 K: 0 BB: 1 S: 4 P: 8	R: 0 H: 0 E: 0 LOB: 0 K: 1 BB: 0 S: 5 P: 5	R: 0 H: 2 E: 0 LOB: 2 K: 1 BB: 0 S: 7 P: 7	R: 0 H: 1 E: 0 LOB: 2 K: 1 BB: 1 S: 6 P: 10	1B: 9 2B: 2 3B: 1 HR: 1	SF: 1 SAC: 1 DP: 1 HBP: 0						

PITCHER		IP	WLS	BF	H	R	ER	SO	BB	IBB	HBP	BLK	WP	HR	S	P	ERA	WHIP
Catfish Hunter, R ERA: 15.63	(1, 1)	4.1	L	24	6	5	5	2	5	0	0	0	0	0	23	43	10.38	2.538
Rich Gossage, R ERA: 4.7	(5, 1)	3.2		17	5	1	1	2	1	0	0	0	0	1	20	24	2.46	1.636
Ken Clay, R ERA: 3.0	(9, 1)	1.0		5	1	0	0	1	1	0	0	0	0	0	6	10	0.00	2.000

PITCHER	IP	WLS	BF	H	R	ER	SO	BB	IBB	HBP	BLK	WP	HR	S	P	ERA	WHIP

TOP

Baltimore Orioles @ New York Yankees

Yankee Stadium, Bronx, NY

Mon Apr 17 1978, 3:33 AM EST

Att. 15,674 - Unknown

livebaseballscorecards.com

AB	37
R	6
H	12
RBI	6
BB	7
SO	5
LOB	29

WP: 0 PA: 46
PB: 0
SB: 1
CS: 1

Batter	1	2	3	4	5	6	7	8	9	AB	R	H	RBI	BB	SO	LOB
Willie Randolph, R (1, 4) OBP: 0.359, SLG: 0.371	1-3		F8			5-3		1-3		4	0	0	0	0	0	0
Mickey Rivers, L (1, 8) OBP: 0.389, SLG: 0.419	K		F8			4-3		1B		4	0	1	0	0	1	0
Thurman Munson, R (1, 2) OBP: 0.294, SLG: 0.344	1-3			CI G6-4-3		1B		K		3	0	1	0	0	1	1
Reggie Jackson, L (1, 9) OBP: 0.263, SLG: 0.389		BB 1B G5-4-3 1B		G6-4-3 1-2f		F7			K	4	1	1	0	0	1	2
Lou Piniella, R (1, 7) OBP: 0.429, SLG: 0.474		G5-4-3 BB 1-2 1B		K			WP 1B		1-3	4	0	2	0	0	1	0
Chris Chambliss, L (1, 3) OBP: 0.351, SLG: 0.250		G5-4-3 1-2 2-3 BB			L6		K 1-3		P6	3	0	0	0	1	1	1
Cliff Johnson, R (1, 10) OBP: 0.240, SLG: 0.174		G5-4-3 1-2f 2-3 3-H			BB		P6			2	0	0	0	1	0	3
Graig Nettles, L (1, 5) OBP: 0.281, SLG: 0.345		F8			F8		K			3	0	0	0	0	1	3
Bucky Dent, R (1, 6) OBP: 0.281, SLG: 0.321			F7		F9			P4		3	0	0	0	0	0	1
Inning Stats	R: 0 H: 0 E: 0 LOB: 0 K: 1 BB: 0 S: 5 P: 5	R: 1 H: 2 E: 0 LOB: 1 K: 0 BB: 1 S: 4 P: 8	R: 0 H: 0 E: 0 LOB: 0 K: 0 BB: 0 S: 3 P: 3	R: 0 H: 0 E: 1 LOB: 0 K: 1 BB: 0 S: 5 P: 5	R: 0 H: 0 E: 0 LOB: 1 K: 0 BB: 1 S: 3 P: 7	R: 0 H: 1 E: 0 LOB: 1 K: 0 BB: 0 S: 4 P: 4	R: 0 H: 1 E: 0 LOB: 1 K: 2 BB: 0 S: 8 P: 8	R: 0 H: 1 E: 0 LOB: 1 K: 1 BB: 0 S: 6 P: 6	R: 0 H: 0 E: 0 LOB: 0 K: 1 BB: 0 S: 5 P: 5	1B: 5 SF: 0 2B: 0 SAC: 0 3B: 0 DP: 2 HR: 0 HBP: 0						WP: 2 PA: 33 PB: 0 SB: 0 CS: 0

PITCHER	IP	WLS	BF	H	R	ER	SO	BB	IBB	HBP	BLK	WP	HR	S	P	ERA	WHIP
Mike Flanagan, L (1, 1) ERA: 4.67	9.0	W	33	5	1	1	6	2	0	0	0	1	0	43	51	1.00	0.778

PITCHER	IP	WLS	BF	H	R	ER	SO	BB	IBB	HBP	BLK	WP	HR	S	P	ERA	WHIP

BOTTOM

Baltimore Orioles @ New York Yankees

Yankee Stadium, Bronx, NY

Mon Apr 17 1978, 3:33 AM EST

Att. 15,674 - Unknown

livebaseballscorecards.com

AB	30
R	1
H	5
RBI	0
BB	2
SO	6
LOB	11

Batter	1	2	3	4	5	6	7	8	9	AB	R	H	RBI	BB	SO	LOB
Al Bumbry, L (1, 8) OBP: 0.320, SLG: 0.267	0-0 2B SF9 1B		0-0 1-3			0-0 F6	0-0 BB BB 1B 1-2		0-0 F7	5	1	2	0	0	0	0
Mark Belanger, R (1, 6) OBP: 0.359, SLG: 0.324	0-0 SF9 2B 1-3		0-3 K			0-0 F8 1B 1B	4-0 BB BB 1-2 2-3		0-0 FC5-4 1B	4	1	3	0	1	1	0
Gary Roenicke, R (1, 7) OBP: 0.333, SLG: 0.313	0-0 SF9 2-3 3-H			0-0 F7		0-0 1B 1B 1-2	4-0 FC5-4 BB 1-2 2-3 3-H		0-0 FC5-4 1-2f	3	0	1	2	1	0	1
Eddie Murray, S (1, 3) OBP: 0.348, SLG: 0.475	0-3 K			0-0 F8		0-0 F8 2-3	0-0 FC5-4 1-2f			4	0	0	0	0	1	6
Lee May, R (1, 10) OBP: 0.348, SLG: 0.512	0-0 F9			0-0 4-3		0-0 FC5-4 1B 1-3 3-H		0-0 FC5-4 1B		4	0	2	1	0	0	1
Doug DeCinces, R (1, 5) OBP: 0.364, SLG: 0.450		0-0 F5			0-0 6-3	0-0 FC5-4 1-2f		0-0 F2		4	0	0	0	0	0	3
Carlos Lopez, R (1, 9) OBP: 0.333, SLG: 0.267		0-3 K			0-0 F8		0-0 F8	0-0 FC5-4 1-2f		4	0	0	0	0	1	1
Rick Dempsey, R (1, 2) OBP: 0.270, SLG: 0.294		0-3 K			0-0 1B		0-0 6-3	0-0 F8		4	0	1	0	0	1	1
Rich Dauer, R (1, 4) OBP: 0.158, SLG: 0.059			0-0 F9		0-0 F9		4-0 BB 1B BB BB		0-0 F7	3	1	0	0	1	0	1
Inning Stats	R: 1 H: 2 E: 0 LOB: 1 K: 1 BB: 0 S: 7 P: 7	R: 0 H: 0 E: 0 LOB: 0 K: 2 BB: 0 S: 7 P: 7	R: 0 H: 0 E: 0 LOB: 0 K: 1 BB: 0 S: 5 P: 5	R: 0 H: 0 E: 0 LOB: 0 K: 0 BB: 0 S: 3 P: 3	R: 0 H: 1 E: 0 LOB: 1 K: 0 BB: 0 S: 4 P: 4	R: 1 H: 3 E: 0 LOB: 2 K: 0 BB: 0 S: 6 P: 6	R: 1 H: 1 E: 0 LOB: 3 K: 0 BB: 3 S: 4 P: 16	R: 0 H: 1 E: 0 LOB: 1 K: 0 BB: 0 S: 4 P: 4	R: 0 H: 1 E: 0 LOB: 1 K: 0 BB: 0 S: 4 P: 4	1B: 8 SF: 1 2B: 1 SAC: 0 3B: 0 DP: 0 HR: 0 HBP: 0						

TOP

Baltimore Orioles @ New York Yankees

Yankee Stadium, Bronx, NY

Tue Apr 18 1978, 3:33 AM EST
Att. 15,628 - Unknown - 53 F

livebaseballscorecards.com

AB	35
R	3
H	9
RBI	3
BB	3
SO	4
LOB	14

WP: 0 PA: 39
PB: 0
SB: 0
CS: 0

PITCHER		IP	WLS	BF	H	R	ER	SO	BB	IBB	HBP	BLK	WP	HR	S	P	ERA	WHIP
Ron Guidry, L ERA: 2.38	(1, 1)	6.2		29	7	3	3	4	2	0	0	0	0	0	35	43	4.05	1.350
Sparky Lyle, L ERA:	(7, 1)	2.1	W	10	2	0	0	0	1	0	0	0	0	0	9	13	0.00	1.286

PITCHER	IP	WLS	BF	H	R	ER	SO	BB	IBB	HBP	BLK	WP	HR	S	P	ERA	WHIP

Batter	1	2	3	4	5	6	7	8	9	AB	R	H	RBI	BB	SO	LOB
Willie Randolph, R (1, 4) OBP: 0.349, SLG: 0.410	1B 3B		F9		1-3			6-3		4	1	1	0	0	0	0
Mickey Rivers, L (1, 8) OBP: 0.350, SLG: 0.371	1-3		G3		F8			G3		4	0	0	0	0	0	1
Thurman Munson, R (1, 2) OBP: 0.316, SLG: 0.361	BB BB 1B 3-H		F9			FC6-4 1B		1-3		4	0	2	1	0	0	0
Reggie Jackson, L (1, 9) OBP: 0.310, SLG: 0.474	BB BB 1-2			S 1B BB		FC6-4 CS 1-2f			HR	2	2	1	1	2	0	1
Chris Chambliss, L (1, 3) OBP: 0.375, SLG: 0.265	G4-6-3 BB 1-2 2-3			1B 1B 1-H		K 1-2				2	1	1	1	1	1	1
Graig Nettles, L (1, 5) OBP: 0.257, SLG: 0.313	G4-6-3 1-2f			F8			F9			3	0	0	0	0	0	4
Roy White, S (1, 7) OBP: 0.435, SLG: 0.235		4-3		CS 1B 2-H			1B 1B			3	0	2	1	0	0	0
Jim Spencer, L (1, 10) OBP: 0.250, SLG: 0.750		F3		F9 1-2			G6-4-3 1-2			3	0	1	0	0	0	1
Bucky Dent, R (1, 6) OBP: 0.257, SLG: 0.290		K			5-3		G6-4-3 1-2f			3	0	0	0	0	1	2
Inning Stats	R: 1 E: 0 K: 0 S: 4 H: 2 LOB: 2 BB: 2 P: 12	R: 0 E: 0 K: 1 S: 5 H: 0 LOB: 0 BB: 0 P: 5	R: 0 E: 0 K: 0 S: 3 H: 0 LOB: 0 BB: 0 P: 3	R: 2 E: 0 K: 0 S: 4 H: 2 LOB: 0 BB: 1 P: 8	R: 0 E: 0 K: 0 S: 3 H: 0 LOB: 0 BB: 0 P: 3	R: 0 E: 0 K: 1 S: 5 H: 1 LOB: 0 BB: 0 P: 5	R: 0 E: 0 K: 0 S: 4 H: 2 LOB: 1 BB: 0 P: 4	R: 0 E: 0 K: 0 S: 3 H: 0 LOB: 0 BB: 0 P: 3	R: 1 E: 0 K: 0 S: 1 H: 1 LOB: 0 BB: 0 P: 1	1B: 6 2B: 0 3B: 1 HR: 1	SF: 0 SAC: 0 DP: 2 HBP: 0						

PITCHER	IP	WLS	BF	H	R	ER	SO	BB	IBB	HBP	BLK	WP	HR	S	P	ERA	WHIP
Dennis Martinez, R (1, 1) ERA: 7.32	8.0		30	7	3	3	2	3	0	0	0	0	0	31	43	3.38	1.250
Tippy Martinez, L (9, 1) ERA: 7.36	0.0	L	1	1	1	1	0	0	0	0	0	0	1	1	1	∞	∞

PITCHER	IP	WLS	BF	H	R	ER	SO	BB	IBB	HBP	BLK	WP	HR	S	P	ERA	WHIP

BOTTOM

Baltimore Orioles @ New York Yankees

Yankee Stadium, Bronx, NY

Tue Apr 18 1978, 3:33 AM EST
Att. 15,628 - Unknown - 53 F

livebaseballscorecards.com

AB	28
R	4
H	8
RBI	4
BB	3
SO	2
LOB	10

Batter	1	2	3	4	5	6	7	8	9	AB	R	H	RBI	BB	SO	LOB
Willie Randolph, R (1, 4) OBP: 0.333, SLG: 0.372	F8		K		BB FC1-6		6-3		K	4	0	0	0	1	2	0
Mickey Rivers, L (1, 8) OBP: 0.386, SLG: 0.447	1B 1B		3B		FC1-6 1-2f		BB			3	1	2	0	1	0	1
Thurman Munson, R (1, 2) OBP: 0.310, SLG: 0.350	E 1-3 1B		F4		F2		F8			4	0	1	0	0	0	3
Reggie Jackson, L (1, 9) OBP: 0.326, SLG: 0.476	E 1-2 3-H 1B		F8			F8		G4-6-3 1B		4	0	2	1	0	0	1
Lou Piniella, R (1, 7) OBP: 0.400, SLG: 0.409	E4 G6-4-3 1-2 2-3			BB		F8		G4-6-3 1-2f		3	0	0	0	1	0	3
Chris Chambliss, L (1, 3) OBP: 0.386, SLG: 0.316	G6-4-3 1-2f			F7		HR 2B		1B		4	1	2	0	0	0	4
Cliff Johnson, R (1, 10) OBP: 0.241, SLG: 0.296		F7		P6		2-H HR		6-3		4	1	1	2	0	0	2
Graig Nettles, L (1, 5) OBP: 0.231, SLG: 0.278		F8		F8		G3			F8	4	0	0	0	0	0	1
Bucky Dent, R (1, 6) OBP: 0.231, SLG: 0.257		4-3			F4		F8		1-3	4	0	0	0	0	0	0
Inning Stats	R: 1 E: 1 K: 0 S: 6 H: 3 LOB: 2 BB: 0 P: 6	R: 0 E: 0 K: 0 S: 3 H: 0 LOB: 0 BB: 0 P: 3	R: 0 E: 0 K: 1 S: 6 H: 1 LOB: 1 BB: 0 P: 6	R: 0 E: 0 K: 0 S: 3 H: 0 LOB: 1 BB: 1 P: 7	R: 0 E: 0 K: 0 S: 3 H: 0 LOB: 1 BB: 1 P: 7	R: 2 E: 0 K: 0 S: 5 H: 2 LOB: 0 BB: 0 P: 5	R: 0 E: 0 K: 0 S: 3 H: 0 LOB: 1 BB: 1 P: 7	R: 0 E: 0 K: 0 S: 4 H: 2 LOB: 1 BB: 0 P: 4	R: 0 E: 0 K: 1 S: 5 H: 0 LOB: 0 BB: 0 P: 5	1B: 5 2B: 1 3B: 1 HR: 1	SF: 0 SAC: 0 DP: 2 HBP: 0						

PITCHER	IP	WLS	BF	H	R	ER	SO	BB	IBB	HBP	BLK	WP	HR	S	P	ERA	WHIP
Jerry Garvin, L (1, 1) ERA: 4.82	7.2		33	8	3	3	1	3	0	0	0	0	1	32	44	3.52	1.435
Tom Murphy, R (8, 1) ERA:	1.1	W	4	0	0	0	1	0	0	0	0	0	0	6	6	0.00	0.000

PITCHER	IP	WLS	BF	H	R	ER	SO	BB	IBB	HBP	BLK	WP	HR	S	P	ERA	WHIP

TOP

New York Yankees @ Toronto Blue Jays

Exhibition Stadium, Toronto, ON

Wed Apr 19 1978, 3:33 AM EST

Att. 13,306 - Unknown - 48 F

livebaseballscorecards.com

AB	34
R	3
H	8
RBI	3
BB	3
SO	2
LOB	15

WP: 0	PA: 37					
PB: 0						
SB: 0						
CS: 0						

New York Yankees @ Toronto Blue Jays

Exhibition Stadium, Toronto, ON

Wed Apr 19 1978, 3:33 AM EST

Att. 13,306 - Unknown - 48 F

BOTTOM

Batter	1	2	3	4	5	6	7	8	9	AB	R	H	RBI	BB	SO	LOB
Rick Bosetti, R (1, 8) OBP: 0.292, SLG: 0.396	SH1-3, 1B; 2B		G3, 1B; 1B		SH1-4; 1B		K			4	2	3	0	0	1	0
Bob Bailor, R (1, 9) OBP: 0.485, SLG: 0.533	SH1-3		1B, G3		SH1-4		6-3			2	0	1	0	0	0	0
Roy Howell, L (1, 5) OBP: 0.378, SLG: 0.366	L4-3; 1B		G3		BB			K		3	0	1	1	1	1	2
Rico Carty, R (1, 10) OBP: 0.283, SLG: 0.282	L4-3		FC4-6; 1B		SF9			K		3	0	1	2	0	1	1
Doug Ault, R (1, 7) OBP: 0.400, SLG: 0.400		F9	FC4-6		1-3			F8		2	0	0	0	0	0	2
Tom Hutton, L (5, PH) (6, 7) OBP: 0.276, SLG: 0.407										2	0	0	0	0	0	2
John Mayberry, L (1, 3) OBP: 0.286, SLG: 0.368		L5		F9		K			E, SH; 1B	4	0	1	0	0	1	0
Garth Iorg, R (9, PR) OBP: 0.235, SLG: 0.188										0	1	0	0	0	0	0
Rick Cerone, R (1, 2) OBP: 0.235, SLG: 0.294		1B		F7		K			FC1, SH	4	0	1	0	0	1	1
Dave McKay, S (1, 4) OBP: 0.182, SLG: 0.190		F9		6-3		6-3			SH	3	0	0	0	0	0	1
Luis Gomez, R (1, 6) OBP: 0.194, SLG: 0.138			1-3		SH1-4, SF9; 1B		K			2	1	1	0	0	0	0
Willie Upshaw, L (7, PH) OBP: 0.250, SLG: 0.143										1	0	0	0	0	1	0
Tim Nordbrook, R (8, 6)										0	0	0	0	0	0	0
Inning Stats	R: 1 E: 0 K: 0 S: 4 H: 2 LOB: 0 BB: 0 P: 4	R: 0 E: 0 K: 0 S: 4 H: 1 LOB: 1 BB: 0 P: 4	R: 1 E: 0 K: 0 S: 6 H: 3 LOB: 2 BB: 0 P: 6	R: 0 E: 0 K: 0 S: 3 H: 0 LOB: 0 BB: 0 P: 3	R: 1 E: 0 K: 0 S: 5 H: 2 LOB: 2 BB: 1 P: 9	R: 0 E: 0 K: 2 S: 7 H: 0 LOB: 0 BB: 0 P: 7	R: 0 E: 0 K: 2 S: 7 H: 0 LOB: 0 BB: 0 P: 7	R: 0 E: 0 K: 2 S: 7 H: 0 LOB: 0 BB: 0 P: 7	R: 1 E: 2 K: 0 S: 3 H: 1 LOB: 2 BB: 0 P: 3	1B: 8 2B: 2 3B: 0 HR: 0	SF: 1 SAC: 3 DP: 1 HBP: 0					

PITCHER	IP	WLS	BF	H	R	ER	SO	BB	IBB	HBP	BLK	WP	HR	S	P	ERA	WHIP
Ken Holtzman, L (1, 1) ERA: 4.82	4.1		21	8	3	3	0	1	0	0	0	0	0	20	24	6.23	2.077
Rich Gossage, R (5, 1) ERA: 3.18	3.2	L	14	1	1	0	6	0	0	0	0	0	0	26	26	0.00	0.273

PITCHER	IP	WLS	BF	H	R	ER	SO	BB	IBB	HBP	BLK	WP	HR	S	P	ERA	WHIP

AB	30
R	4
H	9
RBI	3
BB	1
SO	6
LOB	9

WP: 0 PB: 0 SB: 0 CS: 0 PA: 35

livebaseballscorecards.com

Batter	1	2	3	4	5	6	7	8	9	AB	R	H	RBI	BB	SO	LOB
Paul Molitor, R (1, 6) OBP: 0.304, SLG: 0.378	K		4-3		1-3 2B 1B	FC6-4 1-2f			4-3	5	1	1	0	0	1	1
Don Money, R (1, 4) OBP: 0.333, SLG: 0.426	K			F8	4-3 E 2B 2-H 3-H		F4		6-3	5	1	1	2	0	1	0
Cecil Cooper, L (1, 3) OBP: 0.339, SLG: 0.636	K			4-3	4-3 2-3		F8		6-3	5	0	0	0	0	1	1
Larry Hisle, R (1, 9) OBP: 0.393, SLG: 0.673		6-3		5-3	E6 HR 3-H		5-3			4	1	0	0	0	0	0
Ben Oglivie, L (1, 10) OBP: 0.265, SLG: 0.290		1B			K2-3			F8		4	1	2	2	0	1	0
Sal Bando, R (1, 5) OBP: 0.385, SLG: 0.455		F9			2B 1B 1B			2B 2B		4	2	2	0	0	0	1
Gorman Thomas, R (1, 8) OBP: 0.364, SLG: 0.600		K			1-3 1B 2B	F2		F6		4	1	1	0	0	1	2
Jim Wohlford, R (1, 7) OBP: 0.333, SLG: 0.364			F9		1B E 1B 2-H 3-H	F7		1B 2B 2-H		4	1	2	3	0	0	0
Buck Martinez, R (1, 2) OBP: 0.280, SLG: 0.360			G3		E8 1B 2B 1B 1-H	FC6-4 1B		2-H 1B		4	1	3	0	0	0	0
Inning Stats	R: 0 E: 0 K: 3 S: 9 H: 0 LOB: 0 BB: 0 P: 9	R: 0 E: 0 K: 1 S: 6 H: 1 LOB: 1 BB: 0 P: 6	R: 0 E: 0 K: 0 S: 3 H: 0 LOB: 0 BB: 0 P: 3	R: 0 E: 0 K: 0 S: 3 H: 0 LOB: 0 BB: 0 P: 3	R: 8 E: 2 K: 1 S: 13 H: 7 LOB: 0 BB: 0 P: 13	R: 0 E: 0 K: 0 S: 4 H: 1 LOB: 1 BB: 0 P: 4	R: 0 E: 0 K: 0 S: 3 H: 0 LOB: 0 BB: 0 P: 3	R: 1 E: 0 K: 0 S: 5 H: 3 LOB: 2 BB: 0 P: 5	R: 0 E: 0 K: 0 S: 3 H: 0 LOB: 0 BB: 0 P: 3	1B: 7 2B: 4 3B: 0 HR: 1 SF: 0 SAC: 0 DP: 0 HBP: 0							

PITCHER	IP	WLS	BF	H	R	ER	SO	BB	IBB	HBP	BLK	WP	HR	S	P	ERA	WHIP
Ed Figueroa, R (1, 1) ERA: 3.13	5.0	L	24	8	8	5	5	0	0	0	0	0	1	34	34	9.00	1.600
Rawly Eastwick, R (6, 1) ERA: 3.86	3.0		12	4	1	1	0	0	0	0	0	0	0	12	12	3.00	1.333
Ken Clay, R (9, 1) ERA: 2.25	1.0		3	0	0	0	0	0	0	0	0	0	0	3	3	0.00	0.000

PITCHER	IP	WLS	BF	H	R	ER	SO	BB	IBB	HBP	BLK	WP	HR	S	P	ERA	WHIP

TOP

Milwaukee Brewers @ New York Yankees

Yankee Stadium, Bronx, NY

Fri Apr 21 1978, 6:05 PM EST
Att. 15,105 - Unknown - 49 F

livebaseballscorecards.com

AB	39
R	9
H	12
RBI	7
BB	0
SO	5
LOB	5

WP: 0 PB: 0 SB: 0 CS: 0 PA: 39

Batter	1	2	3	4	5	6	7	8	9	AB	R	H	RBI	BB	SO	LOB
Willie Randolph, R (1, 4) OBP: 0.396, SLG: 0.413	BBBB 4-0 L6-3 BB		BBBB 4-0 FC4-6 BB		x 0-0 G5-4-3 1-2 2-3 3-H 1B		x 0-0 FC1-6 1-2 2-H 1B		x 0-0 1-2 1B	3	0	3	2	2	0	0
Mickey Rivers, L (1, 8) OBP: 0.347, SLG: 0.395	x 0-0 ①② L6-3 1-2		x 0-0 ② FC4-6 1-2f		x 0-0 ① F8		x 0-0 ② FC1-6 1-2f 2-3		x 0-0 ② F7	5	0	0	0	0	0	9
Thurman Munson, R (1, 2) OBP: 0.283, SLG: 0.318 Fran Healy, R (9, 2)	x 0-0 ③ L3		x 0-0 ③ F9		x 0-0 ②③ G5-4-3 1-2f		x 0-0 ③ F7		SSS 0-3 ③ K	4 1	0 0	0 0	0 0	0 0	0 1	6 2
Reggie Jackson, L (1, 9) OBP: 0.300, SLG: 0.435		x 0-0 ① F5		x 0-0 ① 1-3		SSS 0-3 ① K		SSS 0-3 ① K		4	0	0	0	0	2	0
Lou Piniella, R (1, 7) OBP: 0.379, SLG: 0.423		x 0-0 4-3 2B		x 0-0 ② 5-3		x 0-0 ② 5-3		x 0-0 E4 4-3		4	0	1	0	0	0	0
Chris Chambliss, L (1, 3) OBP: 0.354, SLG: 0.286		x 0-0 ② 4-3 2-3		x 0-0 ③ G3		x 0-0 ③ F7		x 0-0 ② 4-3 2-3		4	0	0	0	0	0	2
Cliff Johnson, R (1, 10) OBP: 0.273, SLG: 0.333	BBBB 4-0 BB				x 0-0 1B 1B 2B		x 0-0 ① 5-3	SSS 0-3 ③ K		3	1	1	0	1	1	1
Graig Nettles, L (1, 5) OBP: 0.279, SLG: 0.289		x 0-0 ③ G3			BBBB 4-0 1B 1B BB		x 0-0 1B 1B 1B		BBBB 4-0 1B BB	2	1	1	0	2	0	2
Bucky Dent, R (1, 6) OBP: 0.256, SLG: 0.282			x 0-0 ① 5-3		x 0-0 1B 1-2 2-3 1B		x 0-0 FC1-6 1B 1-2 1B		SSS 0-3 ① K	4	0	2	0	0	1	1
Inning Stats	R: 0 E: 0 K: 0 S: 2 H: 0 LOB: 0 BB: 1 P: 6	R: 0 E: 0 K: 0 S: 4 H: 1 LOB: 2 BB: 1 P: 8	R: 0 E: 0 K: 0 S: 3 H: 0 LOB: 1 BB: 1 P: 7	R: 0 E: 0 K: 0 S: 3 H: 0 LOB: 0 BB: 0 P: 3	R: 1 E: 0 K: 0 S: 5 H: 3 LOB: 2 BB: 1 P: 9	R: 0 E: 0 K: 1 S: 5 H: 0 LOB: 0 BB: 0 P: 5	R: 1 E: 0 K: 0 S: 6 H: 3 LOB: 2 BB: 0 P: 6	R: 0 E: 1 K: 2 S: 8 H: 0 LOB: 1 BB: 0 P: 8	R: 0 E: 0 K: 2 S: 8 H: 1 LOB: 2 BB: 1 P: 12	1B: 6 2B: 3 3B: 0 HR: 0	SF: 0 SAC: 0 DP: 2 HBP: 0						

PITCHER	IP	WLS	BF	H	R	ER	SO	BB	IBB	HBP	BLK	WP	HR	S	P	ERA	WHIP
Jerry Augustine, L (1, 1) ERA: 5.84	6.1	W	28	7	2	2	1	4	0	0	0	0	0	26	42	2.84	1.737
Bob McClure, L (7, 1) ERA:	2.2		11	1	0	0	4	1	0	0	0	0	0	18	22	0.00	0.750

PITCHER	IP	WLS	BF	H	R	ER	SO	BB	IBB	HBP	BLK	WP	HR	S	P	ERA	WHIP

BOTTOM

Milwaukee Brewers @ New York Yankees

Yankee Stadium, Bronx, NY

Fri Apr 21 1978, 6:05 PM EST
Att. 15,105 - Unknown - 49 F

livebaseballscorecards.com

AB	34
R	2
H	8
RBI	2
BB	5
SO	5
LOB	23

1B: 6 SF: 0
2B: 3 SAC: 0
3B: 0 DP: 2
HR: 0 HBP: 0

WP: 0 PA: 39
PB: 0
SB: 0
CS: 0

Milwaukee Brewers @ New York Yankees

Yankee Stadium, Bronx, NY

Sat Apr 22 1978, 3:33 AM EST

Att. 17,594 - Unknown - 60 F

TOP

livebaseballscorecards.com

Batter	1	2	3	4	5	6	7	8	9	10	11	12	AB	R	H	RBI	BB	SO	LOB
Paul Molitor, R (1, 6) OBP: 0.308, SLG: 0.420	5-3	BB			6-3		5-3			HR		L8	5	1	1	1	1	0	1
Don Money, R (1, 4) OBP: 0.354, SLG: 0.448	2B	F7			1B		BB			F7		F9	4	1	2	0	1	0	2
Lenn Sakata, R (10, 4) OBP: 0.333, SLG: 0.231													1	0	0	0	0	0	1
Cecil Cooper, L (1, 3) OBP: 0.328, SLG: 0.593	F7		G5-4-3 BB		4-3		F7			4-3			4	0	0	0	1	0	3
Larry Hisle, R (1, 7) OBP: 0.393, SLG: 0.667	2-H 1B		G5-4-3 1-2f			2B		5-3		1-4-3			5	0	2	1	0	0	1
Ben Oglivie, L (1, 10) OBP: 0.256, SLG: 0.257	G3		F9			F6		BB G4-6-3			K		4	0	0	0	1	1	2
Sal Bando, R (1, 5) OBP: 0.386, SLG: 0.490		1B 3B		1-3		F9		G4-6-3 1-2f			G5-4-3 1B		5	1	2	0	0	0	2
Gorman Thomas, R (1, 8) OBP: 0.367, SLG: 0.571		SH2-3 3-H 1B		F8		BB			6-3		G5-4-3 1-2f		4	0	1	1	1	0	1
Jim Wohlford, R (1, 9) OBP: 0.250, SLG: 0.267		SH2-3 1-2		6-3		6-3			6-3			E6 WP S	4	0	0	0	0	0	2
Charlie Moore, R (1, 2) OBP: 0.278, SLG: 0.188		F7			G3		F7		L8			F9 1-3	5	0	0	0	0	0	2

	AB	41
	R	3
	H	8
	RBI	3
	BB	5
	SO	1
	LOB	17

Inning Stats																								
	R: 1	H: 2	R: 1	H: 2	R: 0	H: 0	R: 0	H: 0	R: 0	H: 1	R: 0	H: 1	R: 0	H: 0	R: 0	H: 0	R: 0	H: 0	R: 1	H: 1	R: 0	H: 1	R: 0	H: 0
	E: 0	LOB: 1	E: 0	LOB: 2	E: 0	LOB: 0	E: 0	LOB: 0	E: 0	LOB: 2	E: 0	LOB: 1	E: 0	LOB: 1	E: 0	LOB: 0	E: 0	LOB: 0	E: 0	LOB: 0	E: 0	LOB: 0	E: 1	LOB: 1
	K: 0	BB: 0	K: 0	BB: 1	K: 0	BB: 1	K: 0	BB: 0	K: 0	BB: 1	K: 0	BB: 1	K: 0	BB: 1	K: 0	BB: 1	K: 0	BB: 0	K: 0	BB: 0	K: 1	BB: 0	K: 0	BB: 0
	S: 5	P: 5	S: 5	P: 9	S: 2	P: 6	S: 3	P: 3	S: 4	P: 8	S: 3	P: 7	S: 2	P: 6	S: 3	P: 3	S: 4	P: 4	S: 5	P: 5	S: 4	P: 4	1B: 4	SF: 0
																							2B: 2	SAC: 1
																							3B: 1	DP: 3
																							HR: 1	HBP: 0

PITCHER		IP	WLS	BF	H	R	ER	SO	BB	IBB	HBP	BLK	WP	HR	S	P	ERA	WHIP
Dick Tidrow, R ERA: 2.95	(1, 1)	9.0		36	6	2	2	0	5	0	0	0	0	0	31	51	2.00	1.222
Sparky Lyle, L ERA: 0.9	(10, 1)	3.0	W	11	2	1	1	1	0	0	0	0	1	1	13	13	3.00	0.667

PITCHER	IP	WLS	BF	H	R	ER	SO	BB	IBB	HBP	BLK	WP	HR	S	P	ERA	WHIP

Batter	1	2	3	4	5	6	7	8	9	10	11	12	AB	R	H	RBI	BB	SO	LOB
Willie Randolph, R (1, 4) OBP: 0.383, SLG: 0.400	G3 1B		4-3	5-3		SF8 2-3 3-H		BB 1-2		SF8 1-2 3-H		F9	4	0	1	2	1	0	4
Mickey Rivers, L (1, 8) OBP: 0.357, SLG: 0.396	G3 1-2		BB 1B		4-3	SF8 3-H		F6		BB		1B 1-3 1B	5	0	2	1	1	0	3
Roy White, S (1, 7) OBP: 0.467, SLG: 0.273	5-3		BB 1-2		FC4-6 1B	F9			FC1-6 BB	F8		1B 1-2 3-H	5	0	2	1	2	0	4
Reggie Jackson, L (1, 9) OBP: 0.268, SLG: 0.385	4-3		K		FC4-6 S 1-2f		4-3		FC1-6 1B 1-2f	K			6	0	0	0	0	2	7
Lou Piniella, R (1, 10) OBP: 0.400, SLG: 0.419		K		FC5-4 1B	BB 1-3		6-3		1B 1-2		F6		5	0	2	0	1	1	0
Cliff Johnson, R (1, 2) OBP: 0.256, SLG: 0.286		BB		FC5-4 BB BB 1-2f	K		5-3		K		F4		5	0	0	0	1	2	5
Chris Chambliss, L (1, 3) OBP: 0.333, SLG: 0.271		K		F9		SH 1B SF8 1B		1-3	G3		5-3		6	1	1	0	0	1	4
Graig Nettles, L (1, 5) OBP: 0.327, SLG: 0.310		F7		BB 1-2		SF8 SH SF8 1-2 1B		FC5-4 HBP		1B SF8 1B		K	4	2	2	0	1	1	1
Bucky Dent, R (1, 6) OBP: 0.261, SLG: 0.268 Thurman Munson, R (10, PH) OBP: 0.298, SLG: 0.333 Fred Stanley, R (11, 6) OBP: 1.000, SLG: 1.000			6-3	BB 1-2 2-3		SH 1-2 2-3		FC5-4 BB 1-2f		SF8 1-3 1B		1B 1B 1B	2 1 1	0 0 1	0 1 1	0 0 0	1 0 0	0 0 0	1 0 0
Inning Stats	R: 0 E: 0 K: 0 S: 4 H: 1 LOB: 1 BB: 0 P: 4	R: 0 E: 0 K: 2 S: 7 H: 0 LOB: 1 BB: 1 P: 11	R: 0 E: 0 K: 1 S: 6 H: 1 LOB: 2 BB: 1 P: 10	R: 0 E: 0 K: 0 S: 4 H: 1 LOB: 3 BB: 2 P: 12	R: 0 E: 0 K: 1 S: 6 H: 1 LOB: 2 BB: 1 P: 10	R: 2 E: 0 K: 0 S: 6 H: 2 LOB: 1 BB: 0 P: 6	R: 0 E: 0 K: 0 S: 3 H: 0 LOB: 0 BB: 0 P: 3	R: 0 E: 0 K: 0 S: 3 H: 0 LOB: 2 BB: 1 P: 8	R: 0 E: 0 K: 1 S: 6 H: 1 LOB: 2 BB: 1 P: 10	R: 1 E: 0 K: 1 S: 7 H: 2 LOB: 2 BB: 1 P: 11	R: 0 E: 0 K: 0 S: 3 H: 0 LOB: 0 BB: 0 P: 3	R: 1 E: 0 K: 1 S: 7 H: 3 LOB: 2 BB: 0 P: 7	1B: 12 2B: 0 3B: 0 HR: 0 SF: 3 SAC: 1 DP: 0 HBP: 1						

PITCHER	IP	WLS	BF	H	R	ER	SO	BB	IBB	HBP	BLK	WP	HR	S	P	ERA	WHIP
Mike Caldwell, L (1, 1) ERA: 3.1	8.0		38	6	2	2	4	6	0	1	0	0	0	39	64	2.25	1.500
Bob McClure, L (9, 1) ERA: 2.25	3.2	L	19	6	2	2	3	2	0	0	0	0	0	23	31	4.91	2.182

PITCHER	IP	WLS	BF	H	R	ER	SO	BB	IBB	HBP	BLK	WP	HR	S	P	ERA	WHIP

Milwaukee Brewers @ New York Yankees

Yankee Stadium, Bronx, NY

Sat Apr 22 1978, 3:33 AM EST

Att. 17,594 - Unknown - 60 F

livebaseballscorecards.com

AB	44
R	4
H	12
RBI	4
BB	8
SO	7
LOB	29

Batter	1	2	3	4	5	6	7	8	9	AB	R	H	RBI	BB	SO	LOB
Paul Molitor, R (1, 6) OBP: 0.304, SLG: 0.407	x 0-0 CS 1B		x 0-0 ③ L8			x 0-0 ③ 6-3		x 0-0 ③ 1-4-3		4	0	1	0	0	0	0
Don Money, R (1, 4) OBP: 0.343, SLG: 0.433	x 0-0 ①② F7 1-2			x 0-0 ① 4-3			x 0-0 ① F7		x 0-0 1B 2B	2	0	0	0	0	0	1
Lenn Sakata, R (5, 4) OBP: 0.344, SLG: 0.286										2	0	1	0	0	0	0
Cecil Cooper, L (1, 3) OBP: 0.324, SLG: 0.571	x 0-0 ③ 1-3			x 0-0 ② F3			x 0-0 2B 1B 1B		S S S 0-3 ① K	4	1	1	0	0	1	1
Larry Hisle, R (1, 7) OBP: 0.369, SLG: 0.621		S S S 0-3 ① K		x 0-0 ③ 1-3			x 0-0 ② F2		x 0-0 ② 5-3	4	0	0	0	0	1	2
Ben Oglivie, L (1, 9) OBP: 0.302, SLG: 0.410		x 0-0 HR			x 0-0 ① 3-1		x 0-0 1-3 1B 2B		x 0-0 2-3 1B	4	2	3	1	0	0	0
Sal Bando, R (1, 5) OBP: 0.377, SLG: 0.472		x 0-0 ② 1-3			S S S 0-3 ② K		x 0-0 2-H 3-H 1B		x 0-0 ③ F9	4	0	1	2	0	1	2
Gorman Thomas, R (1, 8) OBP: 0.349, SLG: 0.538		S S S 0-3 ③ K			S S S 0-3 ③ K		S S S 0-3 ③ K2-3			3	0	0	0	0	3	1
Dick Davis, R (1, 10) OBP: 0.444, SLG: 0.583			x 0-0 ① 1-3			x 0-0 ① 6-3		S S S 0-3 ① K2-3		3	0	0	0	0	1	0
Buck Martinez, R (1, 2) OBP: 0.250, SLG: 0.321			x 0-0 ② F7			x 0-0 ② F8		S S S 0-3 ② K		3	0	0	0	0	1	0
Inning Stats	R: 0 E: 0 K: 0 S: 3 H: 1 LOB: 0 BB: 0 P: 3	R: 1 E: 0 K: 2 S: 8 H: 1 LOB: 0 BB: 0 P: 8	R: 0 E: 0 K: 0 S: 3 H: 0 LOB: 0 BB: 0 P: 3	R: 0 E: 0 K: 0 S: 3 H: 0 LOB: 0 BB: 0 P: 3	R: 0 E: 0 K: 2 S: 7 H: 0 LOB: 0 BB: 0 P: 7	R: 0 E: 0 K: 0 S: 3 H: 0 LOB: 0 BB: 0 P: 3	R: 2 E: 0 K: 1 S: 8 H: 3 LOB: 1 BB: 0 P: 8	R: 0 E: 0 K: 2 S: 7 H: 0 LOB: 0 BB: 0 P: 7	R: 0 E: 0 K: 1 S: 7 H: 2 LOB: 2 BB: 0 P: 7	1B: 4 2B: 2 3B: 0 HR: 1 SF: 0 SAC: 0 DP: 0 HBP: 0							

TOP

Milwaukee Brewers @ New York Yankees

Yankee Stadium, Bronx, NY

Sun Apr 23 1978, 3:33 AM EST

Att. 26,291 - Unknown - 63 F

livebaseballscorecards.com

AB	33
R	3
H	7
RBI	3
BB	0
SO	8
LOB	7

WP: 0 PB: 0 SB: 0 CS: 1 PA: 33

PITCHER		IP	WLS	BF	H	R	ER	SO	BB	IBB	HBP	BLK	WP	HR	S	P	ERA	WHIP
Catfish Hunter, R ERA: 9.45	(1, 1)	7.0	L	25	5	3	3	5	0	0	0	0	0	1	35	35	3.86	0.714
Rich Gossage, R ERA: 2.7	(8, 1)	2.0		8	2	0	0	3	0	0	0	0	0	0	14	14	0.00	1.000

PITCHER	IP	WLS	BF	H	R	ER	SO	BB	IBB	HBP	BLK	WP	HR	S	P	ERA	WHIP

Batter	1	2	3	4	5	6	7	8	9	AB	R	H	RBI	BB	SO	LOB
Willie Randolph, R (1, 4) OBP: 0.359, SLG: 0.370	F3		6-3			1-3		F6		4	0	0	0	0	0	1
Mickey Rivers, L (1, 8) OBP: 0.367, SLG: 0.423	FC5-4 1B		F7			F9		E6 1-H 2B		4	0	2	1	0	0	0
Thurman Munson, R (1, 2) OBP: 0.275, SLG: 0.306	FC5-4 1-2f			4-3			F5	K		4	0	0	0	0	1	2
Reggie Jackson, L (1, 9) OBP: 0.267, SLG: 0.429	F8			F7			HR		K	4	1	1	1	0	1	1
Chris Chambliss, L (1, 3) OBP: 0.328, SLG: 0.269		FC3-6 1B		G3			1-3		K	4	0	1	0	0	1	0
Graig Nettles, L (1, 5) OBP: 0.321, SLG: 0.289		FC3-6 FC4-6 1-2f			G3		BB		F5	3	0	0	0	1	0	1
Roy White, S (1, 7) OBP: 0.424, SLG: 0.240		FC4-6 1-2f			K		L5			3	0	0	0	0	1	2
Jim Spencer, L (1, 10) OBP: 0.200, SLG: 0.600		F8			F6			6-3		3	0	0	0	0	0	1
Bucky Dent, R (1, 6) OBP: 0.250, SLG: 0.256			F5			F1		E 1B		2	0	0	0	0	0	0
Lou Piniella, R (8, PH) OBP: 0.417, SLG: 0.438										1	1	1	0	0	0	0
Fred Stanley, R (9, 6) OBP: 1.000, SLG: 1.000										0	0	0	0	0	0	0
Inning Stats	R: 0 E: 0 K: 0 S: 4 H: 1 LOB: 1 BB: 0 P: 4	R: 0 E: 0 K: 0 S: 4 H: 1 LOB: 1 BB: 0 P: 4	R: 0 E: 0 K: 0 S: 3 H: 0 LOB: 0 BB: 0 P: 3	R: 0 E: 0 K: 0 S: 3 H: 0 LOB: 0 BB: 0 P: 3	R: 0 E: 0 K: 1 S: 5 H: 0 LOB: 0 BB: 0 P: 5	R: 0 E: 0 K: 0 S: 3 H: 0 LOB: 0 BB: 0 P: 3	R: 1 E: 0 K: 0 S: 4 H: 1 LOB: 1 BB: 1 P: 8	R: 1 E: 1 K: 1 S: 7 H: 2 LOB: 1 BB: 0 P: 7	R: 0 E: 0 K: 2 S: 7 H: 0 LOB: 0 BB: 0 P: 7	1B: 3 2B: 1 3B: 0 HR: 1	SF: 0 SAC: 0 DP: 0 HBP: 0						

PITCHER	IP	WLS	BF	H	R	ER	SO	BB	IBB	HBP	BLK	WP	HR	S	P	ERA	WHIP
Lary Sorensen, R (1, 1) ERA: 4.5	8.0	W	30	5	2	2	2	1	0	0	0	0	1	33	37	2.25	0.750
Bob McClure, L (9, 1) ERA: 2.0	1.0	S	3	0	0	0	2	0	0	0	0	0	0	7	7	0.00	0.000

PITCHER	IP	WLS	BF	H	R	ER	SO	BB	IBB	HBP	BLK	WP	HR	S	P	ERA	WHIP

BOTTOM

Milwaukee Brewers @ New York Yankees

Yankee Stadium, Bronx, NY

Sun Apr 23 1978, 3:33 AM EST
Att. 26,291 - Unknown - 63 F

livebaseballscorecards.com

AB	32
R	2
H	5
RBI	2
BB	1
SO	4
LOB	8

1B: 3 SF: 0
2B: 1 SAC: 0
3B: 0 DP: 0
HR: 1 HBP: 0

WP: 0 PA: 33
PB: 0
SB: 0
CS: 0

New York Yankees @ Baltimore Orioles

Memorial Stadium, Baltimore, MD

Mon Apr 24 1978, 6:05 PM EST

Att. 18,053 - Unknown

TOP

livebaseballscorecards.com

Batter	1	2	3	4	5	6	7	8	9	AB	R	H	RBI	BB	SO	LOB
Willie Randolph, R (1, 4) OBP: 0.371, SLG: 0.373	F9		F8		1B 1B 1B 1B (1-2 2-3)	1B	BB (1-2 2-3)		FC5-4 (1-2f)	5	1	2	0	1	0	1
Mickey Rivers, L (1, 8) OBP: 0.364, SLG: 0.414	F8			FC1-6 1B	1B 1B 1B (1-2 2-3 3-H)	K	F8		4-3	6	1	2	1	0	1	5
Thurman Munson, R (1, 2) OBP: 0.286, SLG: 0.315	5-3			FC1-6 1B (1-2f)	1B 2B 1B (1-2 2-3 3-H)	1B (1-3)		5-3		5	1	2	1	0	0	1
Reggie Jackson, L (1, 9) OBP: 0.277, SLG: 0.426		F7		G6-3 1B (1-2)	2B 1B (1-3 2-H 3-H)	F3		6-3		5	1	2	2	0	0	2
Lou Piniella, R (1, 7) OBP: 0.415, SLG: 0.417		4-3		G6-3 (1-2f)	2B IBB	F8		E 1B		4	1	1	0	1	0	4
Cliff Johnson, R (1, 10) OBP: 0.250, SLG: 0.256		FC6-4 BB			5-3 / K		6-3	E5 (1-2)		4	0	0	0	1	1	4
Chris Chambliss, L (1, 3) OBP: 0.333, SLG: 0.298		FC6-4 (1-2f)			1B 1B 1B / 2B		6-3	4-3		5	1	2	3	0	0	3
Graig Nettles, L (1, 5) OBP: 0.362, SLG: 0.298			F8		1B 1B 1B (1-3) / IBB		BB E BB		FC5-4 BB	2	1	1	0	3	0	0
Bucky Dent, R (1, 6) OBP: 0.245, SLG: 0.250			F9		1B 1B 1B (1-2 3-H) / F9		E5 BB (1-2)		F7	5	1	1	1	0	0	4

	AB	R	H	RBI	BB	SO	LOB
	41	8	13	8	6	2	24

Inning Stats	1	2	3	4	5	6	7	8	9
R	0	0	0	0	8	0	0	0	0
E	0	0	0	0	0	0	1	1	0
K	0	0	0	0	1	1	0	0	0
S	3	3	3	4	13	7	4	5	3
H	0	0	0	2	8	2	0	1	0
LOB	0	1	0	1	2	2	2	2	1
BB	0	1	0	0	2	0	3	0	1
P	3	7	3	4	21	7	12	5	7

1B: 12 SF: 0 WP: 0 PA: 47
2B: 1 SAC: 0 PB: 0
3B: 0 DP: 1 SB: 0
HR: 0 HBP: 0 CS: 0

PITCHER		IP	WLS	BF	H	R	ER	SO	BB	IBB	HBP	BLK	WP	HR	S	P	ERA	WHIP
Scott McGregor, L (1, 1) ERA: 13.5		4.1	L	20	7	5	5	0	1	0	0	0	0	0	19	23	10.38	1.846
Joe Kerrigan, R (5, 1) ERA: 6.75		4.2		27	6	3	3	2	3	2	0	0	0	0	26	46	5.79	1.929

BOTTOM

Batter	1	2	3	4	5	6	7	8	9	AB	R	H	RBI	BB	SO	LOB
Al Bumbry, L (1, 8) (9, 7) OBP: 0.324, SLG: 0.224	4-3		BBB 4-0 CS BB		1-3		1-3		G6-3 1-2f	4	0	0	0	1	0	2
Mark Belanger, R (1, 6) OBP: 0.346, SLG: 0.348 Terry Crowley, L (9, PH) OBP: 0.250, SLG: 0.250	F8		F7 1-2			2B		BB E 1B	F4	4 1	1 0	2 0	0 0	0 0	0 0	1 0
Gary Roenicke, R (1, 7) OBP: 0.276, SLG: 0.208 Larry Harlow, L (8, PH) (9, 8) OBP: 0.412, SLG: 0.656	F3			5-3		F8		F7		3 1	0 0	0 0	0 0	0 0	0 0	1 1
Eddie Murray, S (1, 3) OBP: 0.349, SLG: 0.418		6-3		1B 1B		SSS K		BBBB 4-0 FC6-4 1-2 BB		3	0	1	0	1	1	1
Lee May, R (1, 10) OBP: 0.339, SLG: 0.534		1B 2B		F8		6-3		FC6-4 BB 1-2f 2-H		4	0	1	0	0	0	3
Doug DeCinces, R (1, 5) OBP: 0.350, SLG: 0.455 Billy Smith, S (9, 4) OBP: 0.250, SLG: 0.182	F6			FC4 1-2 1B			PB SF7 2B	H 1-0 BB HBP		3 0	1 0	2 0	0 0	0 0	0 0	1 0
Carlos Lopez, R (1, 9) OBP: 0.346, SLG: 0.435 Ken Singleton, S (8, PH) (9, 9) OBP: 0.417, SLG: 0.406	2-3 1B			FC4 1-2f			SSS 0-3 K 2-3	BBBB 4-0 1-2 2-3 BB		3 0	0 0	1 0	0 0	0 1	1 0	3 0
Rick Dempsey, R (1, 2) OBP: 0.283, SLG: 0.255	6-3				F9		BBBB 4-0 BB	F9		3	0	0	0	1	0	5
Rich Dauer, R (1, 4) (9, 5) OBP: 0.160, SLG: 0.136 Pat Kelly, L (9, PH) OBP: 0.400, SLG: 0.357			6-3		4-3		SF7 3-H		E1 G6-3	2 1	0 0	0 0	1 0	0 0	0 0	0 0
Inning Stats	R: 0 E: 0 K: 0 S: 3 H: 0 LOB: 0 BB: 0 P: 3	R: 0 E: 0 K: 0 S: 5 H: 2 LOB: 2 BB: 0 P: 5	R: 0 E: 0 K: 0 S: 2 H: 0 LOB: 0 BB: 1 P: 6	R: 0 E: 0 K: 0 S: 5 H: 2 LOB: 2 BB: 0 P: 5	R: 0 E: 0 K: 0 S: 3 H: 0 LOB: 0 BB: 0 P: 3	R: 0 E: 0 K: 1 S: 6 H: 1 LOB: 1 BB: 0 P: 6	R: 1 E: 0 K: 1 S: 6 H: 1 LOB: 1 BB: 1 P: 10	R: 1 E: 1 K: 0 S: 4 H: 1 LOB: 3 BB: 2 P: 13	R: 0 E: 1 K: 0 S: 3 H: 0 LOB: 0 BB: 0 P: 3	1B: 4 2B: 3 3B: 0 HR: 0	SF: 1 SAC: 0 DP: 1 HBP: 1			WP: 0 PB: 1 SB: 0 CS: 1	PA: 38		

PITCHER		IP	WLS	BF	H	R	ER	SO	BB	IBB	HBP	BLK	WP	HR	S	P	ERA	WHIP
Ron Guidry, L ERA: 1.82	(1, 1)	7.0	W	28	6	1	0	2	2	0	0	0	0	0	30	38	0.00	1.143
Rich Gossage, R ERA: 2.93	(8, 1)	2.0		10	1	1	1	0	2	0	1	0	0	0	7	16	4.50	1.500

PITCHER	IP	WLS	BF	H	R	ER	SO	BB	IBB	HBP	BLK	WP	HR	S	P	ERA	WHIP

New York Yankees @ Baltimore Orioles

Memorial Stadium, Baltimore, MD

Mon Apr 24 1978, 6:05 PM EST

Att. 18,053 - Unknown

livebaseballscorecards.com

AB	32
R	2
H	7
RBI	1
BB	4
SO	2
LOB	18

Batter	1	2	3	4	5	6	7	8	9	AB	R	H	RBI	BB	SO	LOB
Willie Randolph, R (1, 4) OBP: 0.347, SLG: 0.344	S S S 0-3 ① K		S S S 0-3 ① K2-3		x 0-0 E5 2B	x 0-0 ③ 1-3			x 0-0 ① F9	5	1	0	0	0	2	2
Mickey Rivers, L (1, 8) OBP: 0.366, SLG: 0.429	x 0-0 1B		x 0-0 ② F7		x 0-0 1B 1-H 1B 2B		x 0-0 ① 6-3		x 0-0 ② F7	5	1	2	1	0	0	1
Thurman Munson, R (1, 2) OBP: 0.279, SLG: 0.305	S S S 0-3 ② K		x 0-0 ③ 1B		x 0-0 ② 5-3		x 0-0 ② 5-3		x 0-0 ③ F8	5	0	1	0	0	1	3
Reggie Jackson, L (1, 9) OBP: 0.275, SLG: 0.415	S S S 0-3 ③ K			x 0-0 ① F8	x 0-0 1B 2-3 1B		x 0-0 ③ 4-3			4	0	1	0	0	1	1
Chris Chambliss, L (1, 3) OBP: 0.343, SLG: 0.311		x 0-0 ① 4-3		x 0-0 S 1B 1B	x 0-0 1-3 3-H 1B			x 0-0 ① F8		4	1	2	1	0	0	0
Graig Nettles, L (1, 5) OBP: 0.371, SLG: 0.300		B B B B 4-0 1B BB		x 0-0 1-H 1B	x 0-0 ③ F8			S S S 0-3 ② K		3	0	1	1	1	1	2
Roy White, S (1, 7) OBP: 0.378, SLG: 0.207		x 0-0 ② F8		x 0-0 ② F9		x 0-0 ① 3-1		x 0-0 ③ 3-1		4	0	0	0	0	0	2
Jim Spencer, L (1, 10) OBP: 0.263, SLG: 0.737		x 0-0 1-3 1B		x 0-0 ③ G3		x 0-0 ② 4-3			x 0-0 HR	4	1	2	1	0	0	1
Bucky Dent, R (1, 6) OBP: 0.263, SLG: 0.269		x 0-0 ③ 1-3			x 0-0 ① F7	x 0-0 1B			x 0-0 1B	4	0	2	0	0	0	2
Inning Stats	R: 0 H: 1 E: 0 LOB: 1 K: 3 BB: 0 S: 10 P: 10	R: 0 H: 1 E: 0 LOB: 2 K: 0 BB: 1 S: 4 P: 8	R: 0 H: 1 E: 0 LOB: 1 K: 1 BB: 0 S: 5 P: 5	R: 1 H: 2 E: 0 LOB: 1 K: 0 BB: 0 S: 5 P: 5	R: 2 H: 3 E: 1 LOB: 2 K: 0 BB: 0 S: 7 P: 7	R: 0 H: 1 E: 0 LOB: 1 K: 0 BB: 0 S: 4 P: 4	R: 0 H: 0 E: 0 LOB: 0 K: 0 BB: 0 S: 3 P: 3	R: 0 H: 0 E: 0 LOB: 0 K: 1 BB: 0 S: 5 P: 5	R: 1 H: 2 E: 0 LOB: 1 K: 0 BB: 0 S: 5 P: 5	1B: 9 SF: 0 2B: 1 SAC: 0 3B: 0 DP: 0 HR: 1 HBP: 0						

TOP

New York Yankees @ Baltimore Orioles

Memorial Stadium, Baltimore, MD

Tue Apr 25 1978, 6:05 PM EST

Att. 14,159 - Unknown

livebaseballscorecards.com

AB	38
R	4
H	11
RBI	4
BB	1
SO	5
LOB	14

PITCHER		IP	WLS	BF	H	R	ER	SO	BB	IBB	HBP	BLK	WP	HR	S	P	ERA	WHIP
Jim Palmer, R ERA: 1.04	(1, 1)	9.0	L	39	11	4	2	5	1	0	0	0	0	1	48	52	2.00	1.333

PITCHER	IP	WLS	BF	H	R	ER	SO	BB	IBB	HBP	BLK	WP	HR	S	P	ERA	WHIP

BOTTOM

New York Yankees @ Baltimore Orioles

Memorial Stadium, Baltimore, MD

Tue Apr 25 1978, 6:05 PM EST

Att. 14,159 - Unknown

livebaseballscorecards.com

Batter	1	2	3	4	5	6	7	8	9	AB	R	H	RBI	BB	SO	LOB
Al Bumbry, L (1, 7) OBP: 0.319, SLG: 0.226	0-0 2B 1B		0-0 4-3 ②		0-0 1-3 ③		0-0 L4 ③		0-0 F8 ③	4	1	1	0	0	0	2
Rich Dauer, R (9, PH) OBP: 0.154, SLG: 0.130										1	0	0	0	0	0	1
Larry Harlow, L (1, 8) OBP: 0.395, SLG: 0.611	0-0 F8 ①		0-0 S 1B			0-0 G2 ①		0-3 K		4	0	1	0	0	1	1
Ken Singleton, S (1, 9) OBP: 0.425, SLG: 0.429	0-0 1-H 2B		4-0 1-2 BB			0-0 4-3 ②		0-0 6-3 ②		3	0	1	1	1	0	0
Eddie Murray, S (1, 3) OBP: 0.343, SLG: 0.397	0-0 G3 ②		0-0 4-3 ③			4-0 BB		0-0 F9 ③		3	0	0	0	1	0	3
Lee May, R (1, 10) OBP: 0.333, SLG: 0.516	0-3 K ③			0-0 5-3 ①		0-0 4-3 ③			0-0 1B 2B 1B	4	1	1	0	0	1	2
Doug DeCinces, R (1, 5) OBP: 0.359, SLG: 0.448		0-3 K ①		4-0 CS BB			0-0 6-3 ①		0-0 2B 1-3 SF9 1B	3	1	1	0	1	1	0
Billy Smith, S (1, 4) OBP: 0.286, SLG: 0.269		0-0 6-3 ②		0-0 1-2 L9 ②③			0-0 1B 1B		0-0 SF9 1-3 3-H 2B	4	0	2	1	0	0	1
Rick Dempsey, R (1, 2) OBP: 0.281, SLG: 0.260		0-0 F8 ③			0-0 L3 ①		0-0 1-2 1B		0-0 SF9 ① 2-3 3-H	3	0	1	1	0	0	0
Mark Belanger, R (1, 6) OBP: 0.333, SLG: 0.333			0-3 K ①		0-0 5-3 ②		0-0 F7 ②		0-0 5-3 ②	2	0	0	0	0	1	0
Terry Crowley, L (7, PH) OBP: 0.250, SLG: 0.250										0	0	0	0	0	0	0
Gary Roenicke, R (7, PH) OBP: 0.267, SLG: 0.200										1	0	0	0	0	0	2
Kiko Garcia, R (8, 6) OBP: 0.500, SLG: 0.333										0	0	0	0	0	0	0
Carlos Lopez, R (9, PH) OBP: 0.333, SLG: 0.417										1	0	0	0	0	0	1
Inning Stats	R: 1 E: 0 K: 1 S: 7 H: 2 LOB: 1 BB: 0 P: 7	R: 0 E: 0 K: 1 S: 5 H: 0 LOB: 0 BB: 0 P: 5	R: 0 E: 0 K: 1 S: 6 H: 1 LOB: 2 BB: 1 P: 10	R: 0 E: 0 K: 0 S: 2 H: 0 LOB: 0 BB: 1 P: 6	R: 0 E: 0 K: 0 S: 3 H: 0 LOB: 0 BB: 0 P: 3	R: 0 E: 0 K: 0 S: 3 H: 0 LOB: 1 BB: 1 P: 7	R: 0 E: 0 K: 0 S: 5 H: 2 LOB: 2 BB: 0 P: 5	R: 0 E: 0 K: 1 S: 5 H: 0 LOB: 0 BB: 0 P: 5	R: 2 E: 0 K: 0 S: 6 H: 3 LOB: 1 BB: 0 P: 6	1B: 6 2B: 2 3B: 0 HR: 0	SF: 1 SAC: 0 DP: 0 HBP: 0						

	AB	33
	R	3
	H	8
	RBI	3
	BB	3
	SO	4
	LOB	13

PITCHER		IP	WLS	BF	H	R	ER	SO	BB	IBB	HBP	BLK	WP	HR	S	P	ERA	WHIP
Jim Beattie, R ERA: 1.42	(1, 1)	6.1	W	26	5	1	1	3	3	0	0	0	0	0	29	41	1.42	1.263
Sparky Lyle, L ERA: 2.13	(7, 1)	2.2	S	11	3	2	2	1	0	0	0	0	0	0	13	13	6.75	1.125

PITCHER	IP	WLS	BF	H	R	ER	SO	BB	IBB	HBP	BLK	WP	HR	S	P	ERA	WHIP

New York Yankees @ Minnesota Twins

Metropolitan Stadium, Bloomington , MI

Fri Apr 28 1978, 7:05 PM EST

Att. 11,674 - Unknown - 63 F

TOP

livebaseballscorecards.com

Batter	1	2	3	4	5	6	7	8	9	AB	R	H	RBI	BB	SO	LOB
Willie Randolph, R (1, 4) OBP: 0.351, SLG: 0.348	3-1 S 1B	K 2-3			K 1-3		5-3		G4-6-3 BB	2	0	1	0	0	1	2
Fred Stanley, R (4, 4) OBP: 0.500, SLG: 0.333										2	0	0	0	1	1	1
Mickey Rivers, L (1, 8) OBP: 0.382, SLG: 0.433	K		1B 1B		1B 5-3 1B 3-H		1B BB		G4-6-3 1-2f	4	0	2	1	1	1	2
Thurman Munson, R (1, 2) OBP: 0.277, SLG: 0.302	3-1 1-3		P6		5-3 1-2		1-3 1B			4	0	1	0	0	0	3
Reggie Jackson, L (1, 9) OBP: 0.288, SLG: 0.420	6-3		G4-6-3 1-3 1B		2-3 1B		4-3			4	0	2	0	0	0	3
Chris Chambliss, L (1, 3) OBP: 0.338, SLG: 0.308		FC3-6 1B 1B 1B	G4-6-3 1-2f		L7			1-3		4	1	1	0	0	0	4
Graig Nettles, L (1, 5) OBP: 0.379, SLG: 0.302		FC3-6 1-2 1B		F9		K		FC5-4 HBP		3	0	1	0	0	1	0
Roy White, S (1, 7) OBP: 0.341, SLG: 0.182		FC3-6 1B 1B 1-2f 2-3		L4		F8		F8		4	1	0	0	0	0	3
Jim Spencer, L (1, 10) OBP: 0.273, SLG: 0.682		CS 1B 1-3 3-H 1B		F6		F8		FC5-4 1-2f		3	0	1	1	0	0	0
Cliff Johnson, R (8, PH) OBP: 0.244, SLG: 0.250										1	0	0	0	0	0	1
Bucky Dent, R (1, 6) OBP: 0.279, SLG: 0.286		1-2 3-H 1B			E 1B 1B		F3		4-3	4	1	2	1	0	0	0
Inning Stats	R: 0 E: 0 K: 1 S: 6 H: 1 LOB: 1 BB: 0 P: 6	R: 2 E: 0 K: 1 S: 8 H: 4 LOB: 2 BB: 0 P: 8	R: 0 E: 0 K: 0 S: 4 H: 2 LOB: 1 BB: 0 P: 4	R: 0 E: 0 K: 0 S: 3 H: 0 LOB: 0 BB: 0 P: 3	R: 1 E: 1 K: 1 S: 8 H: 3 LOB: 2 BB: 0 P: 8	R: 0 E: 0 K: 1 S: 5 H: 0 LOB: 0 BB: 0 P: 5	R: 0 E: 0 K: 0 S: 4 H: 1 LOB: 2 BB: 1 P: 8	R: 0 E: 0 K: 0 S: 3 H: 0 LOB: 1 BB: 0 P: 4	R: 0 E: 0 K: 0 S: 2 H: 0 LOB: 0 BB: 1 P: 6	1B: 11 2B: 1 3B: 0 HR: 0	SF: 0 SAC: 0 DP: 3 HBP: 1						

	AB	35
	R	3
	H	11
	RBI	3
	BB	2
	SO	4
	LOB	19

WP: 0 PB: 0 SB: 1 CS: 1 PA: 38

PITCHER		IP	WLS	BF	H	R	ER	SO	BB	IBB	HBP	BLK	WP	HR	S	P	ERA	WHIP
Paul Thormodsgard, R ERA: 3.66	(1, 1)	4.2	L	22	10	3	3	3	0	0	0	0	0	0	28	28	5.79	2.143
Mac Scarce, L ERA: 1.59	(5, 1)	4.1		16	1	0	0	1	2	0	1	0	0	0	15	24	0.00	0.692

PITCHER		IP	WLS	BF	H	R	ER	SO	BB	IBB	HBP	BLK	WP	HR	S	P	ERA	WHIP

BOTTOM

New York Yankees @ Minnesota Twins

Metropolitan Stadium, Bloomington , MI

Fri Apr 28 1978, 7:05 PM EST
Att. 11,674 - Unknown - 63 F

livebaseballscorecards.com

Batter	1	2	3	4	5	6	7	8	9	AB	R	H	RBI	BB	SO	LOB
Roy Smalley, S (1, 6) OBP: 0.364, SLG: 0.396	x 0-0 ① 4-3		x 0-0 ② 5-3		x 0-0 ③ F8			BBBB 4-0 1B BB		3	0	0	0	1	0	1
Rod Carew, L (1, 3) OBP: 0.444, SLG: 0.532	x 0-0 ② 5-3		BBBB 4-0 1B BB			x 0-0 ① L8		x 0-0 1-2 1B		3	0	1	0	1	0	0
Rich Chiles, L (1, 7) OBP: 0.448, SLG: 0.375	x 0-0 ③ F8		x 0-0 1-3 3-H 1B			x 0-0 ② L8		x 0-0 ③ 5-3		4	0	1	1	0	0	2
Butch Wynegar, S (1, 2) OBP: 0.288, SLG: 0.311		x 0-0 ① 6-3	x 0-0 ③ L3			x 0-0 ③ F7			x 0-0 ① F5	4	0	0	0	0	0	2
Mike Cubbage, L (1, 5) OBP: 0.384, SLG: 0.406		x 0-0 ② F9		x 0-0 ① F6			x 0-0 ① 6-3		BBBB 4-0 1B BB	3	0	0	0	1	0	0
Glenn Adams, L (1, 10) OBP: 0.172, SLG: 0.207		x 0-0 1B		x 0-0 ② 4-3			x 0-0 ② 6-3		x 0-0 ② F7	4	0	1	0	0	0	1
Hosken Powell, L (1, 9) OBP: 0.270, SLG: 0.250		x 0-0 ③ 1-6-3		SSS 0-3 ③ K			x 0-0 ③ F6		x 0-0 1-2 PO 1B	4	0	1	0	0	1	1
Bob Randall, R (1, 4) OBP: 0.387, SLG: 0.431 Jose Morales, R (9, PH) OBP: 0.364, SLG: 0.545			x 0-0 4-3 E8 1B 1B		x 0-0 ① 3-1			x 0-0 ① 5-3	0-0 ③ PO 1-2	3 0	1 0	1 0	0 0	0 0	0 0	0 0
Willie Norwood, R (1, 8) OBP: 0.299, SLG: 0.333			x 0-0 ① 4-3 2-3		x 0-0 ② 6-3			x 0-0 ② 5-3		3	0	0	0	0	0	1
Inning Stats	R: 0 E: 0 K: 0 S: 3 H: 0 LOB: 0 BB: 0 P: 3	R: 0 E: 0 K: 0 S: 4 H: 1 LOB: 1 BB: 0 P: 4	R: 1 E: 1 K: 0 S: 5 H: 2 LOB: 2 BB: 1 P: 9	R: 0 E: 0 K: 1 S: 5 H: 0 LOB: 0 BB: 0 P: 5	R: 0 E: 0 K: 0 S: 3 H: 0 LOB: 0 BB: 0 P: 3	R: 0 E: 0 K: 0 S: 3 H: 0 LOB: 0 BB: 0 P: 3	R: 0 E: 0 K: 0 S: 3 H: 0 LOB: 0 BB: 0 P: 3	R: 0 E: 0 K: 0 S: 4 H: 1 LOB: 2 BB: 1 P: 8	R: 0 E: 0 K: 0 S: 3 H: 1 LOB: 1 BB: 1 P: 7	1B: 5 2B: 0 3B: 0 HR: 0	SF: 0 SAC: 0 DP: 0 HBP: 0						

	AB	31
	R	1
	H	5
	RBI	1
	BB	3
	SO	1
	LOB	8

WP: 0 PB: 0 SB: 0 CS: 0 PA: 35

PITCHER	IP	WLS	BF	H	R	ER	SO	BB	IBB	HBP	BLK	WP	HR	S	P	ERA	WHIP
Ed Figueroa, R (1, 1) ERA: 2.53	9.0	W	34	5	1	1	1	3	0	0	0	0	0	33	45	1.00	0.889

PITCHER	IP	WLS	BF	H	R	ER	SO	BB	IBB	HBP	BLK	WP	HR	S	P	ERA	WHIP

Batter	1	2	3	4	5	6	7	8	9	AB	R	H	RBI	BB	SO	LOB
Willie Randolph, R (1, 4) OBP: 0.333, SLG: 0.329	S S S 0-3 ① K		x 0-0 ③ F8			x 0-0 ③ F8		x 0-0 ③ 4-3		4	0	0	0	0	1	2
Graig Nettles, L (1, 5) OBP: 0.357, SLG: 0.281	x 0-0 ② G3			x 0-0 ① F6			x 0-0 ① L9		x 0-0 ① 6-3	4	0	0	0	0	0	0
Thurman Munson, R (1, 2) OBP: 0.261, SLG: 0.284	S S S 0-3 ③ K			x 0-0 ② F9			x 0-0 ② 5-3		x 0-0 ② L7	4	0	0	0	0	1	0
Reggie Jackson, L (1, 9) OBP: 0.286, SLG: 0.411		x 0-0 G6-4-3 1B 1B		x 0-0 ③ F9			x 0-0 ③ 6-3		S S S 0-3 ③ K	4	0	1	0	0	1	0
Lou Piniella, R (1, 7) OBP: 0.409, SLG: 0.410		x 0-0 1-2 G6-4-3 1B			x 0-0 ① 6-3			x 0-0 ① 4-3		3	0	1	0	0	0	0
Chris Chambliss, L (1, 3) OBP: 0.324, SLG: 0.294		x 0-0 ① ② G6-4-3 1-2f 2-3			S S S 0-3 ② K			x 0-0 ② F2		3	0	0	0	0	1	2
Cliff Johnson, R (1, 10) OBP: 0.250, SLG: 0.256		S S 0-3 ③ K			x 0-0 ③ F3			x 0-0 1B 2B 1B		3	1	1	0	0	1	1
Paul Blair, R (1, 8) OBP: 0.400, SLG: 0.400			x 0-0 ① 6-3			x 0-0 ① 5-3		x 0-0 2B 1-2 1B		3	0	1	0	0	0	0
Bucky Dent, R (1, 6) OBP: 0.281, SLG: 0.305			x 0-0 ② F7			x 0-0 ② 6-3		x 0-0 1-3 2-H 2B		3	0	1	1	0	0	0
Inning Stats	R: 0 E: 0 K: 2 S: 7 H: 0 LOB: 0 BB: 0 P: 7	R: 0 E: 0 K: 1 S: 6 H: 2 LOB: 1 BB: 0 P: 6	R: 0 E: 0 K: 0 S: 3 H: 0 LOB: 0 BB: 0 P: 3	R: 0 E: 0 K: 0 S: 3 H: 0 LOB: 0 BB: 0 P: 3	R: 0 E: 0 K: 1 S: 5 H: 0 LOB: 0 BB: 0 P: 5	R: 0 E: 0 K: 0 S: 3 H: 0 LOB: 0 BB: 0 P: 3	R: 0 E: 0 K: 0 S: 3 H: 0 LOB: 0 BB: 0 P: 3	R: 1 E: 0 K: 0 S: 6 H: 3 LOB: 2 BB: 0 P: 6	R: 0 E: 0 K: 1 S: 5 H: 0 LOB: 0 BB: 0 P: 5	1B: 4 2B: 1 3B: 0 HR: 0	SF: 0 SAC: 0 DP: 1 HBP: 0						

PITCHER	IP	WLS	BF	H	R	ER	SO	BB	IBB	HBP	BLK	WP	HR	S	P	ERA	WHIP
Geoff Zahn, L (1, 1) ERA: 3.13	9.0	W	31	5	1	1	5	0	0	0	0	0	0	41	41	1.00	0.556

PITCHER	IP	WLS	BF	H	R	ER	SO	BB	IBB	HBP	BLK	WP	HR	S	P	ERA	WHIP

TOP

New York Yankees @ Minnesota Twins

Metropolitan Stadium, Bloomington , MI

Sat Apr 29 1978, 4:33 AM EST
Att. 10,543 - Cloudy - 57 F

livebaseballscorecards.com

AB	31
R	1
H	5
RBI	1
BB	0
SO	5
LOB	5

WP: 0 PB: 0 SB: 0 CS: 0 PA: 31

Batter	1	2	3	4	5	6	7	8	9	AB	R	H	RBI	BB	SO	LOB
Roy Smalley, S (1, 6) OBP: 0.369, SLG: 0.411	SH4-3 4-3 2B		1B		CS 1-2	F7		K		4	1	2	0	0	1	0
Rod Carew, L (1, 3) OBP: 0.432, SLG: 0.515	SH4-3 2-3		F7			F8		4-3		3	0	0	0	0	0	1
Dan Ford, R (1, 8) OBP: 0.381, SLG: 0.523	4-3 3-H			2B		K		F9		4	0	1	1	0	1	0
Butch Wynegar, S (1, 2) OBP: 0.289, SLG: 0.312	4-3			F8			3-1 SH1-4 1B 1B			3	1	1	0	0	0	1
Mike Cubbage, L (1, 5) OBP: 0.373, SLG: 0.394		F5		P3			SH1-4 1-2			2	0	0	0	0	0	1
Glenn Adams, L (1, 10) OBP: 0.164, SLG: 0.197		G3		K			3-1 2-3			3	0	0	0	0	1	2
Hosken Powell, L (1, 9) OBP: 0.288, SLG: 0.288		4-3			FC6-5 2B		2B 3-H 1B			3	1	2	1	0	0	0
Bob Randall, R (1, 4) OBP: 0.385, SLG: 0.441			F8		F9		2B 1-H			3	0	1	1	0	0	1
Willie Norwood, R (1, 7) OBP: 0.288, SLG: 0.319			K		FC6-5 CS 2-3		F8			3	0	0	0	0	1	2
Inning Stats	R: 1 E: 0 K: 0 S: 4 H: 1 LOB: 0 BB: 0 P: 4	R: 0 E: 0 K: 0 S: 3 H: 0 LOB: 0 BB: 0 P: 3	R: 0 E: 0 K: 1 S: 6 H: 1 LOB: 1 BB: 0 P: 6	R: 0 E: 0 K: 1 S: 6 H: 1 LOB: 1 BB: 0 P: 6	R: 0 E: 0 K: 0 S: 3 H: 1 LOB: 0 BB: 0 P: 3	R: 0 E: 0 K: 1 S: 5 H: 0 LOB: 0 BB: 0 P: 5	R: 2 E: 0 K: 0 S: 6 H: 3 LOB: 1 BB: 0 P: 6	R: 0 E: 0 K: 1 S: 5 H: 0 LOB: 0 BB: 0 P: 5		1B: 3 2B: 4 3B: 0 HR: 0 SF: 0 SAC: 2 DP: 0 HBP: 0						

PITCHER	IP	WLS	BF	H	R	ER	SO	BB	IBB	HBP	BLK	WP	HR	S	P	ERA	WHIP
Dick Tidrow, R (1, 1) ERA: 3.07	8.0	L	30	7	3	3	4	0	0	0	0	0	0	38	38	3.38	0.875

PITCHER	IP	WLS	BF	H	R	ER	SO	BB	IBB	HBP	BLK	WP	HR	S	P	ERA	WHIP

BOTTOM

New York Yankees @ Minnesota Twins

Metropolitan Stadium, Bloomington , MI

Sat Apr 29 1978, 4:33 AM EST
Att. 10,543 - Cloudy - 57 F

livebaseballscorecards.com

AB	28
R	3
H	7
RBI	3
BB	0
SO	4
LOB	8

Batter	1	2	3	4	5	6	7	8	9	AB	R	H	RBI	BB	SO	LOB
Mickey Rivers, L (1, 8) OBP: 0.375, SLG: 0.423	K		K		F7			G3 1B		4	0	1	0	0	2	0
Roy White, S (1, 7) OBP: 0.333, SLG: 0.216	1B 2B		F5		F7			G3 1-2		4	1	1	0	0	0	1
Thurman Munson, R (1, 2) OBP: 0.247, SLG: 0.268	5-3		L7			F8		L8		4	0	0	0	0	0	2
Reggie Jackson, L (1, 9) OBP: 0.309, SLG: 0.429	WP 1B 2-H 1B			K		L6 S 1B			E1 1B	4	2	3	1	0	1	0
Chris Chambliss, L (1, 3) OBP: 0.346, SLG: 0.319	1-H 1B			FC5 BB 1B		L6 1-3			2-H 1B	4	0	3	2	0	0	1
Graig Nettles, L (1, 5) OBP: 0.351, SLG: 0.267	K			1-2 BB			1-3		P6	3	0	0	0	1	1	2
Jim Spencer, L (1, 10) OBP: 0.240, SLG: 0.600		F6		K			K		F5	3	0	0	0	0	2	2
Cliff Johnson, R (9, PH) OBP: 0.245, SLG: 0.250										1	0	0	0	0	0	1
Bucky Dent, R (1, 6) OBP: 0.265, SLG: 0.286		F7		2-3f FC5			6-3		F5	4	0	0	0	0	0	3
Brian Doyle, L (1, 4)		4-3			F5			F7		3	0	0	0	0	0	0
Inning Stats	R: 2 E: 0 K: 2 S: 10 H: 3 LOB: 1 BB: 0 P: 10	R: 0 E: 0 K: 0 S: 3 H: 0 LOB: 0 BB: 0 P: 3	R: 0 E: 0 K: 1 S: 5 H: 0 LOB: 0 BB: 0 P: 5	R: 0 E: 0 K: 2 S: 8 H: 1 LOB: 2 BB: 1 P: 12	R: 0 E: 0 K: 0 S: 3 H: 0 LOB: 0 BB: 0 P: 3	R: 0 E: 0 K: 0 S: 3 H: 1 LOB: 0 BB: 0 P: 3	R: 0 E: 0 K: 1 S: 5 H: 0 LOB: 0 BB: 0 P: 5	R: 0 E: 0 K: 0 S: 4 H: 1 LOB: 1 BB: 0 P: 4	R: 1 E: 1 K: 0 S: 5 H: 2 LOB: 1 BB: 0 P: 5	1B: 7 2B: 2 3B: 0 HR: 0 SF: 0 SAC: 0 DP: 1 HBP: 0							

TOP

New York Yankees @ Minnesota Twins

Metropolitan Stadium, Bloomington , MI

Sun Apr 30 1978, 4:33 AM EDT

Att. 13,929 - Sunny - 53 F

livebaseballscorecards.com

AB	34
R	3
H	8
RBI	3
BB	1
SO	6
LOB	12

WP: 1 PA: 35
PB: 0
SB: 1
CS: 0

PITCHER		IP	WLS	BF	H	R	ER	SO	BB	IBB	HBP	BLK	WP	HR	S	P	ERA	WHIP
Roger Erickson, R ERA: 3.86	(1, 1)	8.0		30	6	2	2	6	1	0	0	0	1	0	41	45	2.25	0.875
Mac Scarce, L ERA: 1.5	(9, 1)	0.1	L	3	2	1	0	0	0	0	0	0	0	0	3	3	0.00	6.000
Tom Johnson, R ERA: 3.15	(9, 1)	0.2		2	0	0	0	0	0	0	0	0	0	0	2	2	0.00	0.000

PITCHER	IP	WLS	BF	H	R	ER	SO	BB	IBB	HBP	BLK	WP	HR	S	P	ERA	WHIP

New York Yankees @ Minnesota Twins

Metropolitan Stadium, Bloomington , MI

Sun Apr 30 1978, 4:33 AM EDT
Att. 13,929 - Sunny - 53 F

BOTTOM

Batter	1	2	3	4	5	6	7	8	9	AB	R	H	RBI	BB	SO	LOB
Roy Smalley, S (1, 6) OBP: 0.353, SLG: 0.394	S S S 0-3 ① K		x 0-0 ③ F4		x 0-0 ③ L7		x 0-0 ② SF7 3-H		x 0-0 ③ L4	4	0	0	1	0	1	1
Rod Carew, L (1, 3) OBP: 0.417, SLG: 0.495	x 0-0 ② 1-3			x 0-0 ① P1		x 0-0 ① 6-3	x 0-0 ③ 4-3			4	0	0	0	0	0	2
Dan Ford, R (1, 8) OBP: 0.366, SLG: 0.500	S S S 0-3 ③ K			S S S 0-3 ② K		x 0-0 ② 3-1		S S S 0-3 ① K		4	0	0	0	0	3	0
Jose Morales, R (1, 10) OBP: 0.357, SLG: 0.500 Glenn Adams, L (8, PH) OBP: 0.177, SLG: 0.210		S S S 0-3 ① K		x 0-0 WP 1B		x 0-0 ③ 6-3		x 0-0 1B 1B		3 1	0 0	1 1	0 0	0 0	1 0	0 0
Craig Kusick, R (1, 7) OBP: 0.292, SLG: 0.286		S S S 0-3 ② K		B B B B 4-0 1-2 BB			B B B B 4-0 E 1B BB	S S S 0-3 ② K		2	1	0	0	2	2	1
Larry Wolfe, R (1, 5) OBP: 0.286, SLG: 0.353 Mike Cubbage, L (8, PH) OBP: 0.382, SLG: 0.403 (9, 5)		x 0-0 1B		S S S 0-3 ③ K			x 0-0 E6 SH3-4 1B SF7 1-2	x 0-0 FC1-4-6 1-2 1B		3 1	1 0	1 1	0 0	0 0	1 0	3 0
Bob Randall, R (1, 4) OBP: 0.378, SLG: 0.431		x 0-0 ③ 5-3			x 0-0 ① 4-3		x 0-0 SH3-4 1-2 2-H 1B	x 0-0 ③ FC1-4-6 1-2f		4	0	1	1	0	0	3
Willie Norwood, R (1, 9) OBP: 0.280, SLG: 0.311 Rich Chiles, L (9, PH) OBP: 0.433, SLG: 0.360			S S S 0-3 ① K		x 0-0 ② F8		x 0-0 ① SH3-4 1-2 2-3		x 0-0 ① L6	2 1	0 0	0 0	0 0	0 0	1 0	0 0
Glenn Borgmann, R (1, 2) OBP: 0.350, SLG: 0.200 Butch Wynegar, S (9, PH) OBP: 0.286, SLG: 0.308			x 0-0 ② 1-3		B B B B 4-0 BB		B B B B 4-0 BB		x 0-0 ② 6-3	1 1	0 0	0 0	0 0	2 0	0 0	0 0
Inning Stats	R: 0 E: 0 K: 2 S: 7 H: 0 LOB: 0 BB: 0 P: 7	R: 0 E: 0 K: 2 S: 8 H: 1 LOB: 1 BB: 0 P: 8	R: 0 E: 0 K: 1 S: 5 H: 0 LOB: 0 BB: 0 P: 5	R: 0 E: 0 K: 2 S: 8 H: 1 LOB: 2 BB: 1 P: 12	R: 0 E: 0 K: 0 S: 3 H: 0 LOB: 1 BB: 1 P: 7	R: 0 E: 0 K: 0 S: 3 H: 0 LOB: 0 BB: 0 P: 3	R: 2 E: 1 K: 0 S: 5 H: 1 LOB: 2 BB: 2 P: 13	R: 0 E: 0 K: 2 S: 9 H: 2 LOB: 2 BB: 0 P: 9	R: 0 E: 0 K: 0 S: 3 H: 0 LOB: 0 BB: 0 P: 3	1B: 5 2B: 0 3B: 0 HR: 0	SF: 1 SAC: 1 DP: 0 HBP: 0						

	AB	31
	R	2
	H	5
	RBI	2
	BB	4
	SO	9
	LOB	10

WP: 1 PB: 0 SB: 0 CS: 0 PA: 37

livebaseballscorecards.com

PITCHER	IP	WLS	BF	H	R	ER	SO	BB	IBB	HBP	BLK	WP	HR	S	P	ERA	WHIP
Ron Guidry, L (1, 1) ERA: 1.5	6.1		27	3	2	0	7	4	0	0	0	1	0	37	53	0.00	1.105
Rich Gossage, R (7, 1) ERA: 2.5	2.2	W	10	2	0	0	2	0	0	0	0	0	0	14	14	0.00	0.750

PITCHER	IP	WLS	BF	H	R	ER	SO	BB	IBB	HBP	BLK	WP	HR	S	P	ERA	WHIP

Batter	1	2	3	4	5	6	7	8	9	AB	R	H	RBI	BB	SO	LOB
Willie Wilson, S (1, 8) OBP: 0.328, SLG: 0.373	6-3		1B 2-3 1B	K			F6	F8		4	1	1	0	0	1	3
John Wathan, R (8, PH) OBP: 0.316, SLG: 0.444										1	0	0	0	0	0	3
U L Washington, S (8, 4) OBP: 0.667, SLG: 0.500										0	0	0	0	0	0	0
Tom Poquette, L (1, 7) OBP: 0.406, SLG: 0.724	K		6-3 FC5-2 2-H 3-H 1B	4-3			1B		5-3	4	0	2	2	0	1	3
Joe Zdeb, R (8, 7) OBP: 0.154, SLG: 0.308										1	0	0	0	0	0	0
Hal McRae, R (1, 10) OBP: 0.292, SLG: 0.530	F9		6-3 2-3		6-3		K		6-3	5	0	0	0	0	1	2
Al Cowens, R (1, 9) OBP: 0.321, SLG: 0.397		1-3	FC5-2 CS 3-H		5-3		F2		BB	4	0	0	0	1	0	2
Darrell Porter, L (1, 2) OBP: 0.408, SLG: 0.464		HR	CS 1-2	1B 1B BB	1B			F6	F4	4	2	2	1	1	0	1
Clint Hurdle, L (1, 3) OBP: 0.339, SLG: 0.340		L4		1B 1-3 1B	K			1B 1B 1B		4	0	2	0	0	1	1
Jerry Terrell, R (1, 5) OBP: 0.429, SLG: 0.333		WP S BB		1B BB		F3		1B 1-2 1B		2	0	1	0	2	0	0
Freddie Patek, R (1, 6) OBP: 0.299, SLG: 0.375		K 1-3		F4		F7		1B 1-2 2-3 1B		4	0	1	0	0	1	4
Frank White, R (1, 4) OBP: 0.233, SLG: 0.246			1B 1B 2B	1-2 2-3 3-H 1B		F7		K		3	1	2	1	0	0	0
Amos Otis, R (8, PH) OBP: 0.344, SLG: 0.500										1	0	0	0	0	1	3
(8, 8)																

Inning Stats	1	2	3	4	5	6	7	8	9
R:	0	1	2	1	0	0	0	0	0
E:	0	0	0	0	0	0	0	0	0
K:	1	1	0	1	1	0	1	1	0
S:	5	6	5	7	6	3	6	8	3
H:	0	1	3	2	1	0	1	3	0
LOB:	0	1	0	3	1	0	1	3	1
BB:	0	1	0	2	0	0	0	0	1
P:	5	10	5	15	6	3	6	8	7

1B	9	SF:	0	WP:	1	PA:	42
2B:	1	SAC:	0	PB:	0		
3B:	0	DP:	0	SB:	1		
HR:	1	HBP:	0	CS:	1		

PITCHER		IP	WLS	BF	H	R	ER	SO	BB	IBB	HBP	BLK	WP	HR	S	P	ERA	WHIP
Jim Beattie, R ERA: 4.82	(1, 1)	3.0		16	5	4	4	2	3	0	0	0	1	1	17	29	12.00	2.667
Rawly Eastwick, R ERA: 2.38	(4, 1)	4.1	W	18	5	0	0	3	0	0	0	0	0	0	24	24	0.00	1.154
Sparky Lyle, L ERA: 1.88	(8, 1)	1.2	S	7	1	0	0	1	1	0	0	0	0	0	8	12	0.00	1.200

PITCHER	IP	WLS	BF	H	R	ER	SO	BB	IBB	HBP	BLK	WP	HR	S	P	ERA	WHIP

TOP

Kansas City Royals @ New York Yankees

Yankee Stadium, Bronx, NY

Mon May 01 1978, 7:05 PM EDT

Att. 17,340 - Unknown - 48 F

livebaseballscorecards.com

AB	37
R	4
H	11
RBI	4
BB	4
SO	6
LOB	22

Batter	1	2	3	4	5	6	7	8	9	AB	R	H	RBI	BB	SO	LOB
Mickey Rivers, L (1, 8) OBP: 0.376, SLG: 0.447	S 1B 1B		F8 ②		1-H SF9 3-H 3B	F8 ③		6-3 ①		5	2	2	2	0	0	2
Willie Randolph, R (1, 4) OBP: 0.326, SLG: 0.324	F7 ① 1-2		5-3 ③		SF9 ① 3-H		FC5-4 1B	4-3 ②		4	0	1	1	0	0	1
Thurman Munson, R (1, 2) OBP: 0.244, SLG: 0.263	S S S K ②			E 1B	4-3 ②		FC5-4 ① BB 1-2f 2B	F9 ③		5	1	1	0	0	1	2
Reggie Jackson, L (1, 9) OBP: 0.329, SLG: 0.438	FC6-4 2-H 1B			F8 ① 1-2	FC6-4 1B		B B B B 4-0 2B E 1-2 BB			3	1	2	1	1	0	1
Lou Piniella, R (1, 7) OBP: 0.396, SLG: 0.419	FC6-4 ③ 1-2f			E6	FC6-4 ③ 1-2f		E 1-3 2-H 2B			4	1	1	1	0	0	3
Chris Chambliss, L (1, 3) OBP: 0.341, SLG: 0.316		4-3 ①		F6 ②		F6 ①	E8 1B 2-H 3-H 1B			4	1	1	2	0	0	2
Graig Nettles, L (1, 5) OBP: 0.359, SLG: 0.281		F8 ②		S S S K ③		BB 1B	1B 3-H			4	0	2	1	0	1	2
Cliff Johnson, R (1, 10) OBP: 0.264, SLG: 0.277		S S S K ③			E 3B 2B	B B B B 4-0 1-2 BB	F7 ②			3	1	1	0	1	1	1
Bucky Dent, R (1, 6) OBP: 0.250, SLG: 0.269			F6 ①		E5 2-3 3B	F7 ②	F7 ③			4	1	0	0	0	0	4
Inning Stats	R: 1 E: 0 K: 1 S: 7 H: 2 LOB: 1 BB: 0 P: 7	R: 0 E: 0 K: 1 S: 5 H: 0 LOB: 0 BB: 0 P: 5	R: 0 E: 0 K: 0 S: 3 H: 0 LOB: 0 BB: 0 P: 3	R: 0 E: 2 K: 1 S: 7 H: 1 LOB: 2 BB: 0 P: 7	R: 3 E: 1 K: 0 S: 7 H: 3 LOB: 1 BB: 0 P: 7	R: 0 E: 0 K: 0 S: 4 H: 1 LOB: 2 BB: 1 P: 8	R: 4 E: 1 K: 0 S: 7 H: 4 LOB: 1 BB: 1 P: 11	R: 0 E: 0 K: 0 S: 3 H: 0 LOB: 0 BB: 0 P: 3		1B: 8 2B: 2 3B: 1 HR: 0 SF: 1 SAC: 0 DP: 0 HBP: 0						

PITCHER		IP	WLS	BF	H	R	ER	SO	BB	IBB	HBP	BLK	WP	HR	S	P	ERA	WHIP
Paul Splittorff, L ERA: 2.51	(1, 1)	6.1	L	31	8	6	5	3	2	0	0	0	0	0	35	43	7.11	1.579
Doug Bird, R ERA: 5.54	(7, 1)	0.0		1	1	0	0	0	0	0	0	0	0	0	1	1	∞	∞
Steve Mingori, L ERA:	(7, 1)	0.2		4	2	2	1	0	0	0	0	0	0	0	4	4	13.50	3.000
Jim Colborn, R ERA: 4.09	(8, 1)	1.0		3	0	0	0	0	0	0	0	0	0	0	3	3	0.00	0.000

PITCHER	IP	WLS	BF	H	R	ER	SO	BB	IBB	HBP	BLK	WP	HR	S	P	ERA	WHIP

BOTTOM

Kansas City Royals @ New York Yankees

Yankee Stadium, Bronx, NY

Mon May 01 1978, 7:05 PM EDT
Att. 17,340 - Unknown - 48 F

livebaseballscorecards.com

AB	36
R	8
H	11
RBI	8
BB	2
SO	3
LOB	18

Batter	1	2	3	4	5	6	7	8	9	AB	R	H	RBI	BB	SO	LOB
Willie Wilson, S (1, 8) OBP: 0.338, SLG: 0.387	0-0 2B		0-0 4-3		0-0 G3			4-0 G1 BB		3	0	1	0	1	0	0
Tom Poquette, L (1, 7) OBP: 0.371, SLG: 0.656	0-0 L3		0-0 F9			0-0 F7		0-0 F3		3	0	0	0	0	0	1
Al Cowens, R (8, PH) OBP: 0.317, SLG: 0.391 (8, 9)										1	0	0	0	0	0	1
Clint Hurdle, L (1, 9) OBP: 0.333, SLG: 0.321 (8, 7)	4-0 BB			0-3 K		0-0 F7		0-0 G1 1-2		3	0	0	0	1	1	1
Hal McRae, R (1, 10) OBP: 0.301, SLG: 0.558	0-3 K			0-0 HR		4-0 CS BB		0-3 K		3	1	1	1	1	2	3
Darrell Porter, L (1, 2) OBP: 0.413, SLG: 0.507	0-0 F7			0-0 HR		0-0 CS 1-2	0-0 F8		0-0 G6-4-3 1B	4	1	2	1	0	0	2
Ralph LaCock, L (1, 3) OBP: 0.154, SLG: 0.091		0-0 F7		0-0 6-3			0-0 1B			3	0	1	0	0	0	0
John Wathan, R (9, PH) OBP: 0.350, SLG: 0.474									0-0 G6-4-3 1-2	1	0	1	0	0	0	0
Jerry Terrell, R (1, 5) OBP: 0.333, SLG: 0.250		0-3 K		0-3 K			0-0 F9		0-0 G6-4-3 1-2f 2-3	4	0	0	0	0	2	3
Freddie Patek, R (1, 6) OBP: 0.296, SLG: 0.368		0-0 P6			0-0 F7		0-0 1B 1-2		0-0 4-3	4	0	1	0	0	0	1
Frank White, R (1, 4) OBP: 0.222, SLG: 0.233			0-0 F7		0-0 6-3		0-0 F7			3	0	0	0	0	0	2
Inning Stats	R: 0 H: 1 E: 0 LOB: 2 K: 1 BB: 1 S: 6 P: 10	R: 0 H: 0 E: 0 LOB: 0 K: 1 BB: 0 S: 5 P: 5	R: 0 H: 0 E: 0 LOB: 0 K: 0 BB: 0 S: 3 P: 3	R: 2 H: 2 E: 0 LOB: 0 K: 2 BB: 0 S: 9 P: 9	R: 0 H: 0 E: 0 LOB: 0 K: 0 BB: 0 S: 3 P: 3	R: 0 H: 0 E: 0 LOB: 0 K: 0 BB: 1 S: 2 P: 6	R: 0 H: 2 E: 0 LOB: 2 K: 0 BB: 0 S: 5 P: 5	R: 0 H: 0 E: 0 LOB: 1 K: 1 BB: 1 S: 5 P: 9	R: 0 H: 2 E: 0 LOB: 1 K: 0 BB: 0 S: 4 P: 4	1B: 4 SF: 0 2B: 1 SAC: 0 3B: 0 DP: 1 HR: 2 HBP: 0						WP: 0 PA: 36 PB: 0 SB: 0 CS: 1	

TOP

Kansas City Royals @ New York Yankees

Yankee Stadium, Bronx, NY

Tue May 02 1978, 7:05 PM EDT

Att. 19,152 - Unknown - 61 F

livebaseballscorecards.com

AB	32
R	2
H	7
RBI	2
BB	3
SO	5
LOB	14

PITCHER		IP	WLS	BF	H	R	ER	SO	BB	IBB	HBP	BLK	WP	HR	S	P	ERA	WHIP
Catfish Hunter, R ERA: 7.08	(1, 1)	7.0	W	27	5	2	2	4	2	0	0	0	0	2	33	41	2.57	1.000
Sparky Lyle, L ERA: 1.65	(8, 1)	2.0	S	8	2	0	0	1	1	0	0	0	0	0	9	13	0.00	1.500

PITCHER	IP	WLS	BF	H	R	ER	SO	BB	IBB	HBP	BLK	WP	HR	S	P	ERA	WHIP

Batter	1	2	3	4	5	6	7	8	9	AB	R	H	RBI	BB	SO	LOB
Mickey Rivers, L (1, 8) OBP: 0.360, SLG: 0.425	K		L7			L7	L7			4	0	0	0	0	1	0
Willie Randolph, R (1, 4) OBP: 0.333, SLG: 0.338	K			G5-4-3 BB		2B 2B		F9		3	1	1	0	1	1	0
Thurman Munson, R (1, 2) OBP: 0.256, SLG: 0.288	1B			G5-4-3 1-2f		HR 2-H 2B		F7		4	1	2	1	0	0	1
Reggie Jackson, L (1, 9) OBP: 0.315, SLG: 0.417	4-3			F7		K		K		4	0	0	0	0	2	2
Lou Piniella, R (1, 7) OBP: 0.412, SLG: 0.500		P3			2B G6-4-3 1B	HR 2-H				3	2	2	2	0	0	0
Chris Chambliss, L (1, 3) OBP: 0.353, SLG: 0.333		F8			G6-4-3 1-3 2B	BB				2	0	1	0	1	0	0
Graig Nettles, L (1, 5) OBP: 0.358, SLG: 0.273		F7			G6-4-3 HBP	F9				2	0	0	0	0	0	1
Cliff Johnson, R (1, 10) OBP: 0.250, SLG: 0.260			5-3		G6-4-3 1-2f 2-3 3-H		F7			3	0	0	0	0	0	2
Bucky Dent, R (1, 6) OBP: 0.240, SLG: 0.257			F9		P6		P5			3	0	0	0	0	0	1
Inning Stats	R: 0 E: 0 K: 2 S: 8 H: 1 LOB: 1 BB: 0 P: 8	R: 0 E: 0 K: 0 S: 3 H: 0 LOB: 0 BB: 0 P: 3	R: 0 E: 0 K: 0 S: 3 H: 0 LOB: 0 BB: 0 P: 3	R: 0 E: 0 K: 0 S: 2 H: 0 LOB: 0 BB: 1 P: 6	R: 1 E: 0 K: 0 S: 4 H: 2 LOB: 1 BB: 0 P: 5	R: 3 E: 0 K: 1 S: 8 H: 3 LOB: 1 BB: 1 P: 12	R: 0 E: 0 K: 0 S: 3 H: 0 LOB: 0 BB: 0 P: 3	R: 0 E: 0 K: 1 S: 5 H: 0 LOB: 0 BB: 0 P: 5		1B: 2 2B: 3 3B: 0 HR: 1 SF: 0 SAC: 0 DP: 2 HBP: 1						

PITCHER	IP	WLS	BF	H	R	ER	SO	BB	IBB	HBP	BLK	WP	HR	S	P	ERA	WHIP
Larry Gura, L (1, 1) ERA: 3.76	5.2	L	24	6	4	4	3	2	0	1	0	0	1	27	36	6.35	1.412
Al Hrabosky, L (6, 1) ERA: 1.08	2.1		7	0	0	0	1	0	0	0	0	0	0	9	9	0.00	0.000

PITCHER	IP	WLS	BF	H	R	ER	SO	BB	IBB	HBP	BLK	WP	HR	S	P	ERA	WHIP

BOTTOM

Kansas City Royals @ New York Yankees

Yankee Stadium, Bronx, NY

Tue May 02 1978, 7:05 PM EDT

Att. 19,152 - Unknown - 61 F

livebaseballscorecards.com

AB	28
R	4
H	6
RBI	3
BB	2
SO	4
LOB	7

Kansas City Royals @ New York Yankees

Yankee Stadium, Bronx, NY

Wed May 03 1978, 7:05 PM EDT

Att. 21,230 - Unknown - 63 F

livebaseballscorecards.com

TOP

Batter	1	2	3	4	5	6	7	8	9	AB	R	H	RBI	BB	SO	LOB
Amos Otis, R (1, 8) OBP: 0.354, SLG: 0.552	F8	PO 1-2	HR		WP 1B		FC4-6 FC4-6 1-2f			4	1	2	1	0	0	1
Hal McRae, R (1, 10) OBP: 0.299, SLG: 0.544	FC3-6 1B		F9		F9 1-2		FC4-6 1-2f			4	0	1	0	0	0	2
Tom Poquette, L (1, 7) OBP: 0.333, SLG: 0.583	FC3-6 1-2f		4-3		K			P6		4	0	0	0	0	1	2
Al Cowens, R (1, 9) OBP: 0.326, SLG: 0.438	1-3		1B		P6			HR		4	1	2	1	0	0	2
Darrell Porter, L (1, 2) OBP: 0.405, SLG: 0.494		G3 1B G3 1B	K			G3		F8		4	1	1	0	0	1	1
Clint Hurdle, L (1, 3) OBP: 0.343, SLG: 0.383		G3 G3 1-2 WP 1B		HR		K		P6		4	2	2	1	0	1	0
Jerry Terrell, R (1, 5) OBP: 0.333, SLG: 0.263 Ralph LaCock, L (9, PH) OBP: 0.143, SLG: 0.083		G3 1-2 2-3		CS 1B		1-3			K	3 1	0 0	1 0	0 0	0 0	0 1	2 0
Freddie Patek, R (1, 6) OBP: 0.280, SLG: 0.347		G3 2-3 3-H		F2			F8		K	4	0	0	1	0	1	2
Frank White, R (1, 4) OBP: 0.242, SLG: 0.242 Joe Lahoud, L (9, PH)		PO 3-H BB		6-3 1-2			FC4-6 1B		F7	2 1	0 0	1 0	0 0	1 0	0 0	1 0
Inning Stats	R: 0 E: 0 K: 0 S: 4 H: 1 LOB: 1 BB: 0 P: 4	R: 2 E: 0 K: 0 S: 4 H: 2 LOB: 0 BB: 1 P: 8	R: 1 E: 0 K: 1 S: 7 H: 2 LOB: 1 BB: 0 P: 7	R: 1 E: 0 K: 0 S: 4 H: 2 LOB: 0 BB: 0 P: 4	R: 0 E: 0 K: 1 S: 6 H: 1 LOB: 1 BB: 0 P: 6	R: 0 E: 0 K: 1 S: 5 H: 0 LOB: 0 BB: 0 P: 5	R: 0 E: 0 K: 0 S: 4 H: 1 LOB: 1 BB: 0 P: 4	R: 1 E: 0 K: 0 S: 4 H: 1 LOB: 0 BB: 0 P: 4	R: 0 E: 0 K: 2 S: 7 H: 0 LOB: 0 BB: 0 P: 7	1B: 7 2B: 0 3B: 0 HR: 3 SF: 0 SAC: 0 DP: 0 HBP: 0						

	AB	35
	R	5
	H	10
	RBI	4
	BB	1
	SO	5
	LOB	13

WP: 2 PB: 0 SB: 0 CS: 1 PA: 37

PITCHER		IP	WLS	BF	H	R	ER	SO	BB	IBB	HBP	BLK	WP	HR	S	P	ERA	WHIP
Ed Figueroa, R ERA: 3.15	(1, 1)	8.0	W	33	10	5	5	3	1	0	0	0	2	3	38	42	5.62	1.375
Rich Gossage, R ERA: 2.37	(9, 1)	1.0	S	3	0	0	0	2	0	0	0	0	0	0	7	7	0.00	0.000

PITCHER	IP	WLS	BF	H	R	ER	SO	BB	IBB	HBP	BLK	WP	HR	S	P	ERA	WHIP

Batter	1	2	3	4	5	6	7	8	9	AB	R	H	RBI	BB	SO	LOB
Mickey Rivers, L (1, 8) OBP: 0.355, SLG: 0.417	F7	1B 1-3 1B		4-3			4-3			4	0	1	0	0	0	0
Willie Randolph, R (1, 4) OBP: 0.340, SLG: 0.346	4-3	1-2 3-H 1B			E S SF9 1B		6-3			4	1	2	1	0	0	0
Thurman Munson, R (1, 2) OBP: 0.256, SLG: 0.289	1B	F9			SF9 1-H		5-3			3	0	1	1	0	0	2
Reggie Jackson, L (1, 9) OBP: 0.312, SLG: 0.443	4-3		HR		P6			4-3		4	1	1	1	0	0	1
Chris Chambliss, L (1, 3) OBP: 0.337, SLG: 0.317		G3	F9		P5			K		4	0	0	0	0	1	0
Graig Nettles, L (1, 5) OBP: 0.365, SLG: 0.329		K	K			1B		HR		4	1	2	1	0	2	0
Roy White, S (1, 7) OBP: 0.347, SLG: 0.205		HR BB	K		K			CS BB		2	1	0	0	2	2	1
Jim Spencer, L (1, 10) OBP: 0.250, SLG: 0.679 Lou Piniella, R (8, PH) OBP: 0.412, SLG: 0.500		1-H HR		G3		F7		CS 1-2		3 0	1 0	1 0	2 0	0 0	0 0	1 0
Bucky Dent, R (1, 6) OBP: 0.244, SLG: 0.260		1B 1B		F7			K			3	1	1	0	0	1	1
Inning Stats	R: 0 E: 0 K: 0 S: 4 H: 1 LOB: 1 BB: 0 P: 4	R: 3 E: 0 K: 1 S: 9 H: 4 LOB: 2 BB: 1 P: 13	R: 1 E: 0 K: 2 S: 8 H: 1 LOB: 0 BB: 0 P: 8	R: 0 E: 0 K: 0 S: 3 H: 0 LOB: 0 BB: 0 P: 3	R: 1 E: 0 K: 0 S: 4 H: 1 LOB: 0 BB: 0 P: 4	R: 0 E: 0 K: 2 S: 8 H: 1 LOB: 1 BB: 0 P: 8	R: 0 E: 0 K: 0 S: 3 H: 0 LOB: 0 BB: 0 P: 3	R: 1 E: 0 K: 1 S: 5 H: 1 LOB: 0 BB: 1 P: 9		1B: 6 2B: 0 3B: 0 HR: 3 SF: 1 SAC: 0 DP: 0 HBP: 0						

PITCHER	IP	WLS	BF	H	R	ER	SO	BB	IBB	HBP	BLK	WP	HR	S	P	ERA	WHIP
Dennis Leonard, R (1, 1) ERA: 3.5	7.2	L	34	9	6	5	6	2	0	0	0	0	3	44	52	5.87	1.435
Al Hrabosky, L (8, 1) ERA: 1.04	0.1		0	0	0	0	0	0	0	0	0	0	0	0	0	0.00	0.000

PITCHER	IP	WLS	BF	H	R	ER	SO	BB	IBB	HBP	BLK	WP	HR	S	P	ERA	WHIP

BOTTOM

Kansas City Royals @ New York Yankees

Yankee Stadium, Bronx, NY

Wed May 03 1978, 7:05 PM EDT
Att. 21,230 - Unknown - 63 F

livebaseballscorecards.com

AB	31
R	6
H	9
RBI	6
BB	2
SO	6
LOB	6

Batter	1	2	3	4	5	6	7	8	9	AB	R	H	RBI	BB	SO	LOB
Mike Hargrove, L (1, 3) OBP: 0.371, SLG: 0.458	SSS 0-3 ① K		x 0-0 ② G3 1-2		x 0-0 ③ F6		x 0-0 BB 1-2 2-3 1B		x 0-0 2B	5	0	2	0	0	1	1
Bert Campaneris, R (1, 6) OBP: 0.258, SLG: 0.172	x 0-0 1B		BBBB 4-0 S BB			BBBB 4-0 S BB	BBBB 4-0 G4-6-3 BB 1-2 2-3 3-H		x 0-0 ② 6-3	2	0	1	1	3	0	1
Kurt Bevacqua, R (1, 10) OBP: 0.172, SLG: 0.286	SSS 0-3 ② K		x 0-0 ③ 5-3 1-2 2-3			x 0-0 ① F7	x 0-0 ②③ G4-6-3 1-2f		x 0-0 ③ 6-3	5	0	0	0	0	1	8
Richie Zisk, R (1, 9) OBP: 0.352, SLG: 0.683	SSS 0-3 ③ K			x 0-0 ① F6		x 0-0 ② 6-3 1-2		x 0-0 HR		4	1	1	1	0	1	2
Jim Sundberg, R (1, 2) OBP: 0.333, SLG: 0.484		SSS 0-3 ① K		x 0-0 3B		BBBB 4-0 BB		x 0-0 ① 1-4-3		3	0	1	0	1	1	0
Toby Harrah, R (1, 5) OBP: 0.288, SLG: 0.347		x 0-0 ② F5		x 0-0 ② F9		x 0-0 ③ P4		x 0-0 ② F8		4	0	0	0	0	0	3
Juan Beniquez, R (1, 8) OBP: 0.176, SLG: 0.209 John Lowenstein, L (5, 7) OBP: 0.500, SLG: 0.500		x 0-0 ③ 5-3		SSS 0-3 ③ K			BBBB 4-0 1B BB 1B BB	x 0-0 2B		2 1	0 1	0 1	0 0	0 1	1 0	1 0
Bobby Thompson, S (1, 7) (5, 8) OBP: 0.389, SLG: 0.600			x 0-0 ① F6		x 0-0 ① 5-3		x 0-0 BB 1B 1-2 1B	SSS 0-3 ③ K		4	0	1	0	0	1	1
Bump Wills, S (1, 4) OBP: 0.284, SLG: 0.290			x 0-0 S G3 1B		SSS 0-3 ② K		SSS 0-3 ① K		SSS 0-3 ① K	4	0	1	0	0	3	2
Inning Stats	R: 0 H: 1 E: 0 LOB: 1 K: 3 BB: 0 S: 10 P: 10	R: 0 H: 0 E: 0 LOB: 0 K: 1 BB: 0 S: 5 P: 5	R: 0 H: 1 E: 0 LOB: 2 K: 0 BB: 1 S: 4 P: 8	R: 0 H: 1 E: 0 LOB: 1 K: 1 BB: 0 S: 6 P: 6	R: 0 H: 0 E: 0 LOB: 0 K: 1 BB: 0 S: 5 P: 5	R: 0 H: 0 E: 0 LOB: 2 K: 0 BB: 2 S: 3 P: 11	R: 1 H: 2 E: 0 LOB: 2 K: 1 BB: 2 S: 6 P: 14	R: 1 H: 2 E: 0 LOB: 1 K: 1 BB: 0 S: 7 P: 7	R: 0 H: 1 E: 0 LOB: 1 K: 1 BB: 0 S: 6 P: 6	1B: 4 SF: 0 2B: 2 SAC: 0 3B: 1 DP: 1 HR: 1 HBP: 0						WP: 0 PA: 39 PB: 0 SB: 3 CS: 0	

PITCHER		IP	WLS	BF	H	R	ER	SO	BB	IBB	HBP	BLK	WP	HR	S	P	ERA	WHIP
Ron Guidry, L ERA: 1.49	(1, 1)	6.1	W	29	5	1	1	7	5	0	0	0	0	0	38	58	1.42	1.579
Rich Gossage, R ERA: 2.49	(7, 1)	2.2	S	10	3	1	1	2	0	0	0	0	0	1	14	14	3.38	1.125

PITCHER	IP	WLS	BF	H	R	ER	SO	BB	IBB	HBP	BLK	WP	HR	S	P	ERA	WHIP

TOP

Texas Rangers @ New York Yankees

Yankee Stadium, Bronx, NY

Fri May 05 1978, 7:05 PM EDT

Att. 17,285 - Unknown - 44 F

livebaseballscorecards.com

AB	34
R	2
H	8
RBI	2
BB	5
SO	9
LOB	19

Batter	1	2	3	4	5	6	7	8	9	AB	R	H	RBI	BB	SO	LOB
Mickey Rivers, L (1, 8) OBP: 0.347, SLG: 0.404	K		F2	K			G6-4-3 1B	G3		5	0	1	0	0	2	4
Willie Randolph, R (1, 4) OBP: 0.347, SLG: 0.345	E 1B 1B		1B 1B 1-2 BB		F8		G6-4-3 1-2f			3	2	1	0	1	0	1
Thurman Munson, R (1, 2) OBP: 0.278, SLG: 0.322	1-H 1B		E 1B 1B 1-3 2-H 1B		F8 2B		5-3			4	1	3	2	0	0	0
Reggie Jackson, L (1, 9) OBP: 0.320, SLG: 0.440	K		E8 1B 1-3 3-H 1B		F8 2-3			2B BB HBP		3	1	1	1	0	1	2
Lou Piniella, R (1, 7) OBP: 0.400, SLG: 0.500	P6		K		K			BB 1-3 2B		4	0	1	0	0	2	4
Chris Chambliss, L (1, 3) OBP: 0.344, SLG: 0.318		3-1	1-2 3-H 1B					K		3	0	1	1	1	1	2
Graig Nettles, L (1, 5) OBP: 0.360, SLG: 0.315		F5	F7			F8		BB IBB		3	0	0	0	1	0	3
Cliff Johnson, R (1, 10) OBP: 0.233, SLG: 0.241		K		F9		F7		F2		4	0	0	0	0	1	4
Bucky Dent, R (1, 6) OBP: 0.256, SLG: 0.263			BB 1B 1B	L4		F7		1-2 2-3 3-H BB		3	1	1	1	1	0	1
Inning Stats	R: 1 E: 1 K: 2 S: 9 H: 2 LOB: 1 BB: 0 P: 9	R: 0 E: 0 K: 1 S: 5 H: 0 LOB: 0 BB: 0 P: 5	R: 3 E: 1 K: 1 S: 9 H: 4 LOB: 2 BB: 1 P: 13	R: 0 E: 0 K: 1 S: 5 H: 0 LOB: 0 BB: 0 P: 5	R: 0 E: 0 K: 1 S: 6 H: 1 LOB: 1 BB: 0 P: 6	R: 0 E: 0 K: 0 S: 3 H: 0 LOB: 1 BB: 1 P: 7	R: 0 E: 0 K: 0 S: 3 H: 1 LOB: 0 BB: 0 P: 3	R: 1 E: 0 K: 1 S: 6 H: 1 LOB: 3 BB: 2 P: 15		1B: 7 2B: 2 3B: 0 HR: 0 SF: 0 SAC: 0 DP: 1 HBP: 1						

PITCHER	IP	WLS	BF	H	R	ER	SO	BB	IBB	HBP	BLK	WP	HR	S	P	ERA	WHIP
Jon Matlack, L (1, 1) ERA: 3.27	7.1	L	33	9	5	3	7	2	0	1	0	0	0	44	53	3.68	1.500
Steve Comer, R (8, 1) ERA:	0.2		4	0	0	0	0	1	1	0	0	0	0	2	10	0.00	1.500

PITCHER	IP	WLS	BF	H	R	ER	SO	BB	IBB	HBP	BLK	WP	HR	S	P	ERA	WHIP

BOTTOM

Texas Rangers @ New York Yankees

Yankee Stadium, Bronx, NY

Fri May 05 1978, 7:05 PM EDT
Att. 17,285 - Unknown - 44 F

livebaseballscorecards.com

AB	32
R	5
H	9
RBI	5
BB	4
SO	7
LOB	21

WP: 0 PB: 0 SB: 0 CS: 0 PA: 37

Texas Rangers @ New York Yankees

Yankee Stadium, Bronx, NY

Sat May 06 1978, 3:33 AM EDT

Att. 19,788 - Unknown - 48 F

TOP

livebaseballscorecards.com

Batter	1	2	3	4	5	6	7	8	9	AB	R	H	RBI	BB	SO	LOB
Mike Hargrove, L (1, 3) OBP: 0.362, SLG: 0.434	F7		F8		1-3	2B 1-2 2-3 BB		F8		4	0	0	0	1	0	0
Bump Wills, S (1, 4) OBP: 0.291, SLG: 0.311	FC5-4 1B 1B		P4		F8	1-3 2-H 3-H 2B		1-3		5	0	2	2	0	0	0
Al Oliver, L (1, 10) OBP: 0.303, SLG: 0.354	FC5-4 1-2 1B		BB BB			6-3 BB			2B	3	0	2	0	2	0	0
Richie Zisk, R (1, 9) OBP: 0.366, SLG: 0.674	FC5-4 1-2f 2-3		1-2 BB			S 1B 1B L3			S 1B E 1B	4	2	2	0	1	0	5
John Lowenstein, L (1, 7) OBP: 0.515, SLG: 0.538 Juan Beniquez, R (9, 8) OBP: 0.176, SLG: 0.209		4-3 SF8 2B	K			1B 1-2 1B BB	3-1		E 1-2 3B 1B	4 0	3 0	2 0	0 0	1 0	1 0	2 0
Toby Harrah, R (1, 5) OBP: 0.306, SLG: 0.390		4-3 2-3		F7		1B 1-2 2-H 1B	S 1B		SF9 1-H 2-H 3B	5	2	3	2	0	0	1
Bobby Thompson, S (1, 8) OBP: 0.391, SLG: 0.556 (9, 7)	SF8 3-H			F2		BB 1B 2B 1-3 2-H 1B	6-3 1-2		BB	3	1	1	2	1	0	1
Jim Sundberg, R (1, 2) OBP: 0.338, SLG: 0.478	BB			F8		BB 2B 1-2 3-H 1B	F8		SF9 3-H	3	1	1	2	1	0	1
Bert Campaneris, R (1, 6) OBP: 0.239, SLG: 0.159	F8				5-3	F8		K	1-3	5	0	0	0	0	1	4
Inning Stats	R: 0 E: 0 K: 0 S: 4 H: 2 LOB: 2 BB: 0 P: 4	R: 1 E: 0 K: 0 S: 4 H: 1 LOB: 1 BB: 1 P: 8	R: 0 E: 0 K: 1 S: 5 H: 0 LOB: 2 BB: 2 P: 13	R: 0 E: 0 K: 0 S: 3 H: 0 LOB: 0 BB: 0 P: 3	R: 0 E: 0 K: 0 S: 3 H: 0 LOB: 0 BB: 0 P: 3	R: 5 E: 0 K: 0 S: 8 H: 5 LOB: 3 BB: 3 P: 20	R: 0 E: 0 K: 0 S: 4 H: 1 LOB: 1 BB: 0 P: 4	R: 0 E: 0 K: 1 S: 5 H: 0 LOB: 0 BB: 0 P: 5	R: 3 E: 0 K: 0 S: 6 H: 4 LOB: 1 BB: 1 P: 10	1B: 9 2B: 3 3B: 1 HR: 0 SF: 2 SAC: 0 DP: 0 HBP: 0	WP: 0 PB: 0 SB: 3 CS: 0 PA: 45					

	AB	36
	R	9
	H	13
	RBI	8
	BB	7
	SO	2
	LOB	14

PITCHER		IP	WLS	BF	H	R	ER	SO	BB	IBB	HBP	BLK	WP	HR	S	P	ERA	WHIP
Dick Tidrow, R ERA: 3.89	(1, 1)	5.1	L	25	6	5	5	1	4	0	0	0	0	0	23	39	8.44	1.875
Sparky Lyle, L ERA: 2.12	(6, 1)	0.2		6	2	1	1	0	2	0	0	0	0	0	4	12	13.50	6.000
Ken Clay, R ERA: 5.14	(7, 1)	3.0		14	5	3	3	1	1	0	0	0	0	0	15	19	9.00	2.000

PITCHER	IP	WLS	BF	H	R	ER	SO	BB	IBB	HBP	BLK	WP	HR	S	P	ERA	WHIP

Batter	1	2	3	4	5	6	7	8	9	AB	R	H	RBI	BB	SO	LOB
Mickey Rivers, L (1, 8) OBP: 0.330, SLG: 0.383	F8	K			4-3		K	P6		5	0	0	0	0	2	2
Willie Randolph, R (1, 4) OBP: 0.350, SLG: 0.333	BB		K		E6 FC6-4		1B HBP		E5 FC3-6	3	2	0	0	1	1	0
Thurman Munson, R (1, 2) OBP: 0.284, SLG: 0.326	E8 1B		BB 1B		FC6-4		F9		FC3-6 HR	5	1	2	1	0	0	3
Reggie Jackson, L (1, 9) OBP: 0.333, SLG: 0.474	G3		BB		F8		1B 2B 1B		HR	4	2	2	2	1	0	2
Lou Piniella, R (1, 7) OBP: 0.400, SLG: 0.491	1-3		F8			FC1-4 1B	2B 1B		F9	5	0	2	1	0	0	3
Chris Chambliss, L (1, 3) OBP: 0.347, SLG: 0.333		FC3-6 1B	FC6-4			FC1-4 BB	2B		5-3	5	0	2	1	0	0	3
Graig Nettles, L (1, 5) OBP: 0.344, SLG: 0.299		FC3-6 BB		K		F8	4-3			4	0	0	0	0	1	4
Cliff Johnson, R (1, 10) OBP: 0.250, SLG: 0.232		BB		4-3		BB		F9		2	0	0	0	2	0	0
Bucky Dent, R (1, 6) OBP: 0.244, SLG: 0.250		F9		F9		P3		F9		4	0	0	0	0	0	4
Inning Stats	R: 1 E: 1 K: 0 S: 4 H: 1 LOB: 1 BB: 1 P: 8	R: 0 E: 0 K: 1 S: 6 H: 1 LOB: 2 BB: 1 P: 10	R: 0 E: 0 K: 1 S: 6 H: 1 LOB: 2 BB: 1 P: 10	R: 0 E: 0 K: 1 S: 5 H: 0 LOB: 0 BB: 0 P: 5	R: 0 E: 1 K: 0 S: 4 H: 0 LOB: 1 BB: 0 P: 4	R: 0 E: 0 K: 0 S: 4 H: 1 LOB: 2 BB: 1 P: 8	R: 2 E: 0 K: 1 S: 8 H: 3 LOB: 2 BB: 0 P: 9	R: 0 E: 0 K: 0 S: 3 H: 0 LOB: 0 BB: 0 P: 3	R: 2 E: 2 K: 0 S: 5 H: 1 LOB: 0 BB: 0 P: 5	1B: 6 2B: 1 3B: 0 HR: 1 SF: 0 SAC: 0 DP: 0 HBP: 1							

PITCHER	IP	WLS	BF	H	R	ER	SO	BB	IBB	HBP	BLK	WP	HR	S	P	ERA	WHIP
Jim Umbarger, L (1, 1) ERA: 3.56	9.0	W	42	8	5	4	4	4	0	1	0	0	1	45	62	4.00	1.333

PITCHER	IP	WLS	BF	H	R	ER	SO	BB	IBB	HBP	BLK	WP	HR	S	P	ERA	WHIP

BOTTOM

Texas Rangers @ New York Yankees

Yankee Stadium, Bronx, NY

Sat May 06 1978, 3:33 AM EDT
Att. 19,788 - Unknown - 48 F

livebaseballscorecards.com

AB	37
R	5
H	8
RBI	5
BB	4
SO	4
LOB	21

Texas Rangers @ New York Yankees

Yankee Stadium, Bronx, NY

Sun May 07 1978, 3:33 AM EDT

Att. 53,829 - Unknown - 57 F

TOP

livebaseballscorecards.com

Batter	1	2	3	4	5	6	7	8	9	10	11	12	AB	R	H	RBI	BB	SO	LOB
Mike Hargrove, L (1, 3) OBP: 0.378, SLG: 0.436	4-3 G3 1B		BB			F9		BB CS			SH5-4 BB	F7	2	0	1	0	2	0	0
Mike Jorgensen, L (8, PR) OBP: 0.571, SLG: 0.400 (8, 3)													1	0	0	0	1	0	2
Bump Wills, S (1, 4) OBP: 0.289, SLG: 0.299	G3 1-2		4-3			2B HBP		F7 1-2			SH5-4 1-2		3	1	0	0	0	0	3
Al Oliver, L (1, 10) OBP: 0.298, SLG: 0.356	4-3 2-3			4-3		1B 2B 1-H		F9			F7		5	1	1	1	0	0	3
Richie Zisk, R (1, 9) OBP: 0.367, SLG: 0.656	L3			4-3		1B 2-H			F7		IBB		4	0	1	1	1	0	1
John Lowenstein, L (1, 7) OBP: 0.514, SLG: 0.519		1-3		FC5-4 BB		F8			K		6-3		1	0	0	0	1	0	0
Juan Beniquez, R (6, PH) OBP: 0.169, SLG: 0.200 (6, 8)													3	0	0	0	0	1	3
Toby Harrah, R (1, 5) OBP: 0.300, SLG: 0.370		F8		FC5-4 1-2f		F8			K			BB	4	0	0	0	1	1	2
Bobby Thompson, S (1, 8) OBP: 0.357, SLG: 0.478 (6, 7)		CS 1B			4-3		K			K		K	5	0	1	0	0	3	1
Jim Sundberg, R (1, 2) OBP: 0.329, SLG: 0.458		CS 1-2	F9		6-3		CS 1B			F9		K	5	0	1	0	0	1	1
Bert Campaneris, R (1, 6) OBP: 0.237, SLG: 0.149			F9		3-1		1-3 1-2			F9		BB 1-2	4	0	0	0	1	0	1
Inning Stats	R: 0 E: 0 K: 0 S: 4 H: 1 LOB: 1 BB: 0 P: 4	R: 0 E: 0 K: 0 S: 3 H: 1 LOB: 0 BB: 0 P: 3	R: 0 E: 0 K: 0 S: 3 H: 0 LOB: 1 BB: 1 P: 7	R: 0 E: 0 K: 0 S: 3 H: 0 LOB: 1 BB: 1 P: 7	R: 0 E: 0 K: 0 S: 3 H: 0 LOB: 0 BB: 0 P: 3	R: 2 E: 0 K: 0 S: 5 H: 2 LOB: 1 BB: 0 P: 6	R: 0 E: 0 K: 1 S: 5 H: 1 LOB: 0 BB: 0 P: 5	R: 0 E: 0 K: 0 S: 2 H: 0 LOB: 1 BB: 1 P: 6	R: 0 E: 0 K: 2 S: 7 H: 0 LOB: 0 BB: 0 P: 7	R: 0 E: 0 K: 1 S: 5 H: 0 LOB: 0 BB: 0 P: 5	R: 0 E: 0 K: 0 S: 3 H: 0 LOB: 2 BB: 2 P: 11	R: 0 E: 0 K: 2 S: 7 H: 0 LOB: 2 BB: 2 P: 15							

	AB	37
	R	2
	H	5
	RBI	2
	BB	7
	SO	6
	LOB	17

1B: 4 SF: 0
2B: 1 SAC: 1
3B: 0 DP: 0
HR: 0 HBP: 1

WP: 0 PA: 47
PB: 0
SB: 0
CS: 3

PITCHER		IP	WLS	BF	H	R	ER	SO	BB	IBB	HBP	BLK	WP	HR	S	P	ERA	WHIP
Jim Beattie, R ERA: 4.3	(1, 1)	5.1		22	4	2	2	0	2	0	1	0	0	0	19	28	3.38	1.125
Sparky Lyle, L ERA: 1.83	(6, 1)	2.2		8	1	0	0	1	1	0	0	0	0	0	9	13	0.00	0.750
Rich Gossage, R ERA: 2.1	(9, 1)	4.0	W	16	0	0	0	5	3	1	0	0	0	0	22	38	0.00	0.750

PITCHER		IP	WLS	BF	H	R	ER	SO	BB	IBB	HBP	BLK	WP	HR	S	P	ERA	WHIP

Batter	1	2	3	4	5	6	7	8	9	10	11	12	AB	R	H	RBI	BB	SO	LOB
Mickey Rivers, L (1, 8) OBP: 0.315, SLG: 0.364	6-3		F8		P4			G3			5-3		5	0	0	0	0	0	0
Willie Randolph, R (1, 4) OBP: 0.343, SLG: 0.326	F8		K			6-3		1B			6-3		5	0	1	0	0	1	0
Thurman Munson, R (1, 2) OBP: 0.270, SLG: 0.309	F8		6-3			F7		F9			6-3		5	0	0	0	0	0	1
Reggie Jackson, L (1, 9) OBP: 0.327, SLG: 0.460		4-3		4-3		1B			G3			K	5	0	1	0	0	1	0
Chris Chambliss, L (1, 10) OBP: 0.340, SLG: 0.358		E4 HR		4-3		P4			4-3			HR	5	2	1	1	0	0	1
Graig Nettles, L (1, 5) OBP: 0.361, SLG: 0.370		1-H HR		2B			G4-6-3 1B		1-3				4	1	3	2	0	0	0
Roy White, S (1, 7) OBP: 0.321, SLG: 0.186		1-3		5-3			P2					K	4	0	0	0	0	1	2
Jim Spencer, L (1, 3) OBP: 0.281, SLG: 0.645		BB			G6-3 1B		G4-6-3 1-2f					F7	3	0	1	0	1	0	1
Bucky Dent, R (1, 6) OBP: 0.233, SLG: 0.238		F7			G6-3 1-2f			P3				F2	4	0	0	0	0	0	2
Inning Stats	R: 0 E: 0 K: 0 S: 3 H: 0 LOB: 0 BB: 0 P: 3	R: 2 E: 1 K: 0 S: 5 H: 1 LOB: 1 BB: 1 P: 9	R: 0 E: 0 K: 1 S: 5 H: 0 LOB: 0 BB: 0 P: 5	R: 0 E: 0 K: 0 S: 4 H: 1 LOB: 1 BB: 0 P: 4	R: 0 E: 0 K: 0 S: 3 H: 1 LOB: 0 BB: 0 P: 3	R: 0 E: 0 K: 0 S: 4 H: 1 LOB: 1 BB: 0 P: 4	R: 0 E: 0 K: 0 S: 3 H: 1 LOB: 0 BB: 0 P: 3	R: 0 E: 0 K: 0 S: 4 H: 1 LOB: 1 BB: 0 P: 4	R: 0 E: 0 K: 0 S: 3 H: 0 LOB: 0 BB: 0 P: 3	R: 0 E: 0 K: 1 S: 5 H: 0 LOB: 0 BB: 0 P: 5	R: 0 E: 0 K: 0 S: 3 H: 0 LOB: 0 BB: 0 P: 3	R: 1 E: 0 K: 1 S: 4 H: 1 LOB: 0 BB: 0 P: 4	1B: 4 2B: 1 3B: 0 HR: 2 SF: 0 SAC: 0 DP: 2 HBP: 0	WP: 0 PB: 0 SB: 0 CS: 0 PA: 41					

PITCHER	IP	WLS	BF	H	R	ER	SO	BB	IBB	HBP	BLK	WP	HR	S	P	ERA	WHIP
Dock Ellis, R (1, 1) ERA: 3.6	10.0		36	6	2	1	2	1	0	0	0	0	1	39	43	0.90	0.700
Len Barker, R (11, 1) ERA: 4.09	1.1	L	5	1	1	1	1	0	0	0	0	0	1	7	7	6.75	0.750

PITCHER	IP	WLS	BF	H	R	ER	SO	BB	IBB	HBP	BLK	WP	HR	S	P	ERA	WHIP

BOTTOM

Rangers @ New York Yankees

Yankee Stadium, Bronx, NY

Sun May 07 1978, 3:33 AM EDT

Att. 53,829 - Unknown - 57 F

livebaseballscorecards.com

AB	40
R	3
H	7
RBI	3
BB	1
SO	3
LOB	7

Minnesota Twins @ New York Yankees

Yankee Stadium, Bronx, NY

Tue May 09 1978, 7:05 PM EDT

Att. 11,271 - Cloudy - 57 F

TOP

livebaseballscorecards.com

Batter	1	2	3	4	5	6	7	8	9	AB	R	H	RBI	BB	SO	LOB
Willie Norwood, R (1, 7) (8, 9) OBP: 0.327, SLG: 0.356	SH1-3 1B		BBBB 4-0 G4-6-3 BB			F8			4-3	3	0	1	0	1	0	0
Roy Smalley, S (1, 6) OBP: 0.380, SLG: 0.407	SH1-3 1-2		G4-6-3 1-2f			3-1			F5	3	0	0	0	0	0	1
Rod Carew, L (1, 3) OBP: 0.448, SLG: 0.504	BBBB 4-0 BB			F7			BBBB 4-0 L1-3 BB		F8	2	0	0	0	2	0	0
Mike Cubbage, L (1, 5) OBP: 0.381, SLG: 0.425	F8			F6			L1-3 1-2			2	0	0	0	0	0	2
Larry Wolfe, R (7, PH) (7, 5) OBP: 0.268, SLG: 0.308										1	0	0	0	0	0	1
Dan Ford, R (1, 8) OBP: 0.354, SLG: 0.478	SSS 0-3 K			SSS 0-3 K			F9			3	0	0	0	0	2	2
Butch Wynegar, S (1, 2) OBP: 0.306, SLG: 0.340		F7			G3			1B 3B		3	1	1	0	0	0	0
Glenn Adams, L (1, 10) OBP: 0.187, SLG: 0.216		5-3			F4			G6-4-3 3-H 1B		2	0	0	0	0	0	0
Jose Morales, R (8, PH) OBP: 0.440, SLG: 0.565										1	0	1	1	0	0	0
Hosken Powell, L (1, 9) OBP: 0.256, SLG: 0.253		4-3			F7			F9		2	0	0	0	0	0	0
Craig Kusick, R (8, PH) (8, 7) OBP: 0.283, SLG: 0.288										1	0	0	0	0	0	1
Bob Randall, R (1, 4) OBP: 0.327, SLG: 0.363			SSS 0-3 K			4-3		1-2f G6-4-3		3	0	0	0	0	1	1

	AB	26
	R	1
	H	3
	RBI	1
	BB	3
	SO	3
	LOB	8

Inning Stats	1	2	3	4	5	6	7	8	9
R	0	0	0	0	0	0	0	1	0
E	0	0	0	0	0	0	0	0	0
K	1	0	1	1	0	0	0	0	0
S	6	3	4	5	3	3	2	4	3
H	1	0	0	0	0	0	0	2	0
LOB	2	0	0	0	0	0	0	0	0
BB	1	0	1	0	0	0	1	0	0
P	10	3	8	5	3	3	6	4	3

	1B	2	SF	0
	2B	1	SAC	1
	3B	1	DP	3
	HR	0	HBP	0

	WP	0	PA	30
	PB	0		
	SB	0		
	CS	0		

PITCHER		IP	WLS	BF	H	R	ER	SO	BB	IBB	HBP	BLK	WP	HR	S	P	ERA	WHIP
Catfish Hunter, R ERA: 5.47	(1, 1)	6.0	W	20	1	0	0	3	2	0	0	0	0	0	24	32	0.00	0.500
Sparky Lyle, L ERA: 1.99	(7, 1)	3.0	S	10	2	1	1	0	1	0	0	0	0	0	9	13	3.00	1.000

PITCHER		IP	WLS	BF	H	R	ER	SO	BB	IBB	HBP	BLK	WP	HR	S	P	ERA	WHIP

Batter	1	2	3	4	5	6	7	8	9	AB	R	H	RBI	BB	SO	LOB
Mickey Rivers, L (1, 8) OBP: 0.313, SLG: 0.369	4-3		E4		FC6-5-4 2B		F7			4	0	1	0	0	0	1
Willie Randolph, R (1, 4) OBP: 0.330, SLG: 0.313	6-3		5-3		FC6-5-4 FC5-4 2-3			4-3		4	0	0	0	0	0	2
Thurman Munson, R (1, 2) OBP: 0.260, SLG: 0.297	4-3			6-3	FC5-4 1-2f			K		4	0	0	0	0	1	1
Reggie Jackson, L (1, 9) OBP: 0.333, SLG: 0.490		K		HR		F8		CS 1B		4	1	2	1	0	1	0
Chris Chambliss, L (1, 3) OBP: 0.330, SLG: 0.347		G3		F7		F9		CS 1-2		3	0	0	0	0	0	0
Graig Nettles, L (1, 5) OBP: 0.370, SLG: 0.429		HR		2B		F8				3	2	2	1	0	0	0
Jim Spencer, L (1, 10) OBP: 0.286, SLG: 0.647		K		WP 2B 2-H			K			3	0	1	1	0	2	0
Roy White, S (1, 7) OBP: 0.304, SLG: 0.174			F2	4-3 2-3			K			3	0	0	0	0	1	1
Bucky Dent, R (1, 6) OBP: 0.237, SLG: 0.233			5-3		F7		BB			2	0	0	0	1	0	0
Inning Stats	R: 0 E: 0 K: 0 S: 3 H: 0 LOB: 0 BB: 0 P: 3	R: 1 E: 0 K: 2 S: 8 H: 1 LOB: 0 BB: 0 P: 8	R: 0 E: 1 K: 0 S: 4 H: 0 LOB: 1 BB: 0 P: 4	R: 2 E: 0 K: 0 S: 6 H: 3 LOB: 1 BB: 0 P: 6	R: 0 E: 0 K: 0 S: 4 H: 1 LOB: 1 BB: 0 P: 4	R: 0 E: 0 K: 0 S: 3 H: 0 LOB: 0 BB: 0 P: 3	R: 0 E: 0 K: 2 S: 7 H: 0 LOB: 1 BB: 1 P: 11	R: 0 E: 0 K: 1 S: 5 H: 1 LOB: 0 BB: 0 P: 5		1B: 1 2B: 3 3B: 0 HR: 2 SF: 0 SAC: 0 DP: 0 HBP: 0						

PITCHER		IP	WLS	BF	H	R	ER	SO	BB	IBB	HBP	BLK	WP	HR	S	P	ERA	WHIP
Paul Thormodsgard, R ERA: 5.22	(1, 1)	6.0	L	24	5	3	3	2	0	0	0	0	1	2	28	28	4.50	0.833
Mac Scarce, L ERA: 3.38	(7, 1)	2.0		7	1	0	0	3	1	0	0	0	0	0	12	16	0.00	1.000

PITCHER	IP	WLS	BF	H	R	ER	SO	BB	IBB	HBP	BLK	WP	HR	S	P	ERA	WHIP

BOTTOM

Minnesota Twins @ New York Yankees

Yankee Stadium, Bronx, NY

Tue May 09 1978, 7:05 PM EDT
Att. 11,271 - Cloudy - 57 F

livebaseballscorecards.com

AB	30
R	3
H	6
RBI	3
BB	1
SO	5
LOB	5

Batter	1	2	3	4	5	6	7	8	9	AB	R	H	RBI	BB	SO	LOB
Mickey Rivers, L (1, 8) OBP: 0.319, SLG: 0.374	G6-3 1B		F8		3-1		1B 1B 1B		SH1-3 1-2	4	0	2	0	0	0	2
Paul Blair, R (7, PR) OBP: 0.400, SLG: 0.400 (7, 8)										0	0	0	0	0	0	0
Willie Randolph, R (1, 4) OBP: 0.342, SLG: 0.320	F8			BBB 4-0 F7-3 BB		G3 S 1B	1-2 1B 1B		5-3	4	0	2	0	1	0	2
Thurman Munson, R (1, 2) OBP: 0.257, SLG: 0.292	G6-3 1-2f			F9		F8	1-2 2-3 1B		6-3	5	0	1	0	0	0	4
Reggie Jackson, L (1, 9) OBP: 0.330, SLG: 0.481		1B		F7-3 1-2		G3 1-3	F8			4	0	1	0	0	0	5
Lou Piniella, R (1, 10) OBP: 0.391, SLG: 0.475		F8			SH5-3 1B 1B 1B	F8		F5		4	1	1	0	0	0	2
Chris Chambliss, L (1, 3) OBP: 0.336, SLG: 0.353		L7			SH5-3 1-2 1B		HR 1B	E5		4	1	2	0	0	0	1
Graig Nettles, L (1, 5) OBP: 0.369, SLG: 0.460		4-3			SH5-3 1-2 2-3		1-H HR	P5		3	1	1	2	0	0	2
Roy White, S (1, 7) OBP: 0.300, SLG: 0.180			L8		3-H 1B		P4	5-3		4	0	1	1	0	0	1
Bucky Dent, R (1, 6) OBP: 0.237, SLG: 0.233			1-3		SSS K		5-3		SH1-3 1B	4	0	1	0	0	1	2
Inning Stats	R: 0 E: 0 K: 0 S: 3 H: 1 LOB: 0 BB: 0 P: 3	R: 0 E: 0 K: 0 S: 4 H: 1 LOB: 1 BB: 0 P: 4	R: 0 E: 0 K: 0 S: 3 H: 0 LOB: 0 BB: 0 P: 3	R: 0 E: 0 K: 0 S: 2 H: 0 LOB: 0 BB: 1 P: 6	R: 1 E: 0 K: 1 S: 8 H: 3 LOB: 2 BB: 0 P: 8	R: 0 E: 0 K: 0 S: 4 H: 1 LOB: 1 BB: 0 P: 4	R: 2 E: 0 K: 0 S: 8 H: 5 LOB: 3 BB: 0 P: 8	R: 0 E: 1 K: 0 S: 4 H: 0 LOB: 1 BB: 0 P: 4	R: 0 E: 0 K: 0 S: 4 H: 1 LOB: 1 BB: 0 P: 4	1B: 11 2B: 1 3B: 0 HR: 1 SF: 0 SAC: 2 DP: 2 HBP: 0						

PITCHER	IP	WLS	BF	H	R	ER	SO	BB	IBB	HBP	BLK	WP	HR	S	P	ERA	WHIP
Paul Splittorff, L (1, 1) ERA: 2.64	6.2		29	10	3	3	1	1	0	0	0	0	1	30	34	4.05	1.650
Marty Pattin, R (7, 1) ERA: 2.7	0.0		1	1	0	0	0	0	0	0	0	0	0	1	1	∞	∞
Steve Mingori, L (7, 1) ERA: 1.35	1.2		7	1	0	0	0	0	0	0	0	0	0	7	7	0.00	0.600
Doug Bird, R (9, 1) ERA: 6.0	0.2	W	2	0	0	0	0	0	0	0	0	0	0	2	2	0.00	0.000

PITCHER	IP	WLS	BF	H	R	ER	SO	BB	IBB	HBP	BLK	WP	HR	S	P	ERA	WHIP

TOP

New York Yankees @ Kansas City Royals

Royals Stadium, Kansas City, MO

Fri May 12 1978, 8:05 PM EDT

Att. 33,061 - Unknown - 51 F

livebaseballscorecards.com

AB	36
R	3
H	12
RBI	3
BB	1
SO	1
LOB	21

WP: 0 PB: 0 SB: 1 CS: 0 PA: 39

Batter	1	2	3	4	5	6	7	8	9	AB	R	H	RBI	BB	SO	LOB
Willie Wilson, S (1, 7) OBP: 0.316, SLG: 0.386	4-3		SF9 1-H 3B		CS 1-2	K		K 1-2		4	1	1	1	0	2	1
Tom Poquette, L (1, 9) OBP: 0.309, SLG: 0.510	G5-4-3 1B		SF9 3-H			L8		4-3		3	0	1	1	0	0	2
Jerry Terrell, R (9, 4) OBP: 0.256, SLG: 0.194										0	0	0	0	0	0	0
Hal McRae, R (1, 10) OBP: 0.328, SLG: 0.558	G5-4-3 1-2f		L9			6-3			F8	4	0	0	0	0	0	1
Al Cowens, R (1, 5) OBP: 0.327, SLG: 0.411		P6		4-3			F8		F7	4	0	0	0	0	0	0
Darrell Porter, L (1, 2) OBP: 0.389, SLG: 0.469		FC6-4 BB		F9			F8		IHR BB	2	1	0	0	2	0	0
Amos Otis, R (1, 8) OBP: 0.326, SLG: 0.568		K		F3			2B		IHR 1-H	4	1	2	2	0	1	1
Clint Hurdle, L (1, 3) OBP: 0.318, SLG: 0.351		FC6-4 1-2f			F8		F7			3	0	0	0	0	0	2
Freddie Patek, R (1, 6) OBP: 0.287, SLG: 0.344			4-3		6-3			P5		2	0	0	0	0	0	0
Joe Lahoud, L (8, PH) (9, 9)										1	0	0	0	0	0	0
Frank White, R (1, 4) OBP: 0.293, SLG: 0.346			S 3B 1B		CS 1B			S 1B		2	1	2	0	0	0	0
Ralph LaCock, L (8, PH) OBP: 0.235, SLG: 0.200										1	0	1	0	0	0	0
U L Washington, S (8, PR) OBP: 0.500, SLG: 0.333										0	0	0	0	0	0	0
(9, 6)																
Inning Stats	R: 0 E: 0 K: 0 S: 3 H: 1 LOB: 0 BB: 0 P: 3	R: 0 E: 0 K: 1 S: 5 H: 0 LOB: 1 BB: 1 P: 9	R: 2 E: 0 K: 0 S: 5 H: 2 LOB: 0 BB: 0 P: 5	R: 0 E: 0 K: 0 S: 3 H: 0 LOB: 0 BB: 0 P: 3	R: 0 E: 0 K: 0 S: 3 H: 1 LOB: 0 BB: 0 P: 3	R: 0 E: 0 K: 1 S: 5 H: 0 LOB: 0 BB: 0 P: 5	R: 0 E: 0 K: 0 S: 4 H: 1 LOB: 1 BB: 0 P: 4	R: 0 E: 0 K: 1 S: 6 H: 1 LOB: 2 BB: 0 P: 6	R: 2 E: 0 K: 0 S: 3 H: 1 LOB: 0 BB: 1 P: 7	1B: 4 2B: 1 3B: 1 HR: 1	SF: 1 SAC: 0 DP: 1 HBP: 0						

PITCHER		IP	WLS	BF	H	R	ER	SO	BB	IBB	HBP	BLK	WP	HR	S	P	ERA	WHIP
Ed Figueroa, R ERA: 3.14	(1, 1)	8.2		32	6	3	3	3	2	0	0	0	0	0	36	44	3.12	0.923
Rich Gossage, R ERA: 2.45	(9, 1)	0.0	L	1	1	1	1	0	0	0	0	0	0	0	1	1	∞	∞

PITCHER	IP	WLS	BF	H	R	ER	SO	BB	IBB	HBP	BLK	WP	HR	S	P	ERA	WHIP

BOTTOM

New York Yankees @ Kansas City Royals

Royals Stadium, Kansas City, MO

Fri May 12 1978, 8:05 PM EDT
Att. 33,061 - Unknown - 51 F

livebaseballscorecards.com

AB	30
R	4
H	7
RBI	4
BB	2
SO	3
LOB	7

Batter	1	2	3	4	5	6	7	8	9	AB	R	H	RBI	BB	SO	LOB
Mickey Rivers, L (1, 8) OBP: 0.317, SLG: 0.369	P4			5-3		F8		S 2B 1B		4	1	1	0	0	0	0
Willie Randolph, R (1, 4) OBP: 0.339, SLG: 0.327	4-3			6-3		F8		6-3 1-H SF8 2B		4	1	1	1	0	0	0
Thurman Munson, R (1, 2) OBP: 0.257, SLG: 0.291	F2			HR 1B		5-3		6-3 2-3		4	1	1	0	0	0	1
Reggie Jackson, L (1, 9) OBP: 0.336, SLG: 0.514		F7		1-H HR			S 2B 1B	SF8 3-H		3	2	2	3	0	0	0
Chris Chambliss, L (1, 3) OBP: 0.333, SLG: 0.349		F8		1B			F7 1-2	5-3		4	0	1	0	0	0	1
Graig Nettles, L (1, 5) OBP: 0.364, SLG: 0.462		F7		4-3			2-H 2B		P6	4	0	1	1	0	0	1
Jim Spencer, L (1, 10) OBP: 0.256, SLG: 0.579			F8		F7		S S S K		G3	4	0	0	0	0	1	1
Roy White, S (1, 7) OBP: 0.297, SLG: 0.170			F7		3-1		I I I I IBB		F2	3	0	0	0	1	0	0
Bucky Dent, R (1, 6) OBP: 0.230, SLG: 0.226			5-3		L7		4-3			3	0	0	0	0	0	2
Inning Stats	R: 0 E: 0 K: 0 S: 3 H: 0 LOB: 0 BB: 0 P: 3	R: 0 E: 0 K: 0 S: 3 H: 0 LOB: 0 BB: 0 P: 3	R: 0 E: 0 K: 0 S: 3 H: 0 LOB: 0 BB: 0 P: 3	R: 2 E: 0 K: 0 S: 6 H: 3 LOB: 1 BB: 0 P: 6	R: 0 E: 0 K: 0 S: 3 H: 0 LOB: 0 BB: 0 P: 3	R: 0 E: 0 K: 0 S: 3 H: 0 LOB: 0 BB: 0 P: 3	R: 1 E: 0 K: 1 S: 7 H: 2 LOB: 2 BB: 1 P: 11	R: 2 E: 0 K: 0 S: 5 H: 2 LOB: 0 BB: 0 P: 5	R: 0 E: 0 K: 0 S: 3 H: 0 LOB: 0 BB: 0 P: 3	1B: 4 2B: 2 3B: 0 HR: 1 SF: 1 SAC: 0 DP: 0 HBP: 0						

PITCHER		IP	WLS	BF	H	R	ER	SO	BB	IBB	HBP	BLK	WP	HR	S	P	ERA	WHIP
Dennis Leonard, R ERA: 3.97	(1, 1)	7.1	L	30	7	5	5	1	0	1	0	0	0	1	31	35	6.14	0.955
Al Hrabosky, L ERA: 1.54	(8, 1)	1.2		5	0	0	0	0	0	0	0	0	0	0	5	5	0.00	0.000

PITCHER	IP	WLS	BF	H	R	ER	SO	BB	IBB	HBP	BLK	WP	HR	S	P	ERA	WHIP

TOP

New York Yankees @ Kansas City Royals

Royals Stadium, Kansas City, MO

Sat May 13 1978, 8:05 PM EDT
Att. 40,903 - Unknown - 68 F

livebaseballscorecards.com

AB	33
R	5
H	7
RBI	5
BB	1
SO	1
LOB	6

WP: 0	PA: 35		
PB: 0			
SB: 2			
CS: 0			

Batter	1	2	3	4	5	6	7	8	9	AB	R	H	RBI	BB	SO	LOB
Willie Wilson, S (1, 7) OBP: 0.325, SLG: 0.384	L9		S, 1-3, BB			5-3		1B		3	0	1	0	1	0	0
Frank White, R (1, 4) OBP: 0.291, SLG: 0.333	K		G5-4-3, 1-3, BB			K		K		3	0	0	0	1	3	1
Hal McRae, R (1, 10) OBP: 0.333, SLG: 0.556	CS, 1B		G5-4-3, 1-2f			5-3			5-3, 1B	4	0	2	0	0	0	2
Al Cowens, R (1, 9) OBP: 0.342, SLG: 0.444	CS, 1-2	L7, 1B, 2B		CS, 1B			F7, 4-3, 2B		5-3, 1-2	4	2	3	0	0	0	1
Amos Otis, R (1, 8) OBP: 0.323, SLG: 0.548		L7, 2-3		F8			F7, 2-3		BB	3	0	0	0	1	0	3
John Wathan, R (1, 3) OBP: 0.290, SLG: 0.367		3-H, 1B		F8, 1-2			4-3, 3-H		F7	3	0	1	2	0	0	1
Tom Poquette, L (9, PH) OBP: 0.304, SLG: 0.500										1	0	0	0	0	0	2
Darrell Porter, L (1, 2) OBP: 0.375, SLG: 0.451		K			L8		F9		4-3	4	0	0	0	0	1	3
Freddie Patek, R (1, 6) OBP: 0.278, SLG: 0.333		K			P4			F8		3	0	0	0	0	1	1
Jerry Terrell, R (1, 5) OBP: 0.262, SLG: 0.205			CS, PB, 1B		K			1-3		3	0	1	0	0	1	0
Inning Stats	R: 0 E: 0 K: 1 S: 5 H: 1 LOB: 0 BB: 0 P: 5	R: 1 E: 0 K: 2 S: 9 H: 2 LOB: 1 BB: 0 P: 9	R: 0 E: 0 K: 0 S: 2 H: 1 LOB: 1 BB: 2 P: 10	R: 0 E: 0 K: 0 S: 3 H: 1 LOB: 0 BB: 0 P: 3	R: 0 E: 0 K: 1 S: 5 H: 0 LOB: 0 BB: 0 P: 5	R: 0 E: 0 K: 1 S: 5 H: 0 LOB: 0 BB: 0 P: 5	R: 1 E: 0 K: 0 S: 4 H: 1 LOB: 0 BB: 0 P: 4	R: 0 E: 0 K: 1 S: 6 H: 1 LOB: 1 BB: 0 P: 6	R: 0 E: 0 K: 0 S: 4 H: 1 LOB: 2 BB: 1 P: 8	1B: 6 2B: 2 3B: 0 HR: 0	SF: 0 SAC: 0 DP: 1 HBP: 0						

PITCHER		IP	WLS	BF	H	R	ER	SO	BB	IBB	HBP	BLK	WP	HR	S	P	ERA	WHIP
Ron Guidry, L ERA: 1.61	(1, 1)	8.0	W	30	8	2	2	6	2	0	0	0	0	0	40	48	2.25	1.250
Rich Gossage, R ERA: 2.36	(9, 1)	1.0	S	4	0	0	0	0	1	0	0	0	0	0	3	7	0.00	1.000

PITCHER	IP	WLS	BF	H	R	ER	SO	BB	IBB	HBP	BLK	WP	HR	S	P	ERA	WHIP

BOTTOM

New York Yankees @ Kansas City Royals

Royals Stadium, Kansas City, MO

Sat May 13 1978, 8:05 PM EDT
Att. 40,903 - Unknown - 68 F

livebaseballscorecards.com

AB	31
R	2
H	8
RBI	2
BB	3
SO	6
LOB	14

1B: 6	SF: 0	WP: 0	PA: 35
2B: 2	SAC: 0	PB: 1	
3B: 0	DP: 1	SB: 2	
HR: 0	HBP: 0	CS: 3	

Batter	1	2	3	4	5	6	7	8	9	AB	R	H	RBI	BB	SO	LOB
Mickey Rivers, L (1, 8) OBP: 0.306, SLG: 0.357	L7		K		P5	SH1-3 1-2		4-3		4	0	0	0	0	1	0
Willie Randolph, R (1, 4) OBP: 0.349, SLG: 0.343	5-3		6-3		6-3 1B 2B	E 2-3 1B		1B 2B BB		4	2	2	0	1	0	0
Thurman Munson, R (1, 2) OBP: 0.263, SLG: 0.307	2B		BB BB 1B 1B		6-3 2-3	SF8 1-2 3-H		L6		4	1	2	1	0	0	2
Reggie Jackson, L (1, 9) OBP: 0.347, SLG: 0.513	F7		BB 1-2 1B BB		1B S E 3-H 1B	K		S 1-3 2B 1B		4	3	2	1	1	1	2
Lou Piniella, R (1, 10) OBP: 0.420, SLG: 0.492		S HBP	1B 1-2 2-3 BB		E 1-2 2B BB	K		1-H 3-H 2B		2	1	1	2	2	1	0
Chris Chambliss, L (1, 3) OBP: 0.353, SLG: 0.358		FC5-4 1-2 BB	1-3 2-H 3-H 1B		E6 2B E 1-3 2-H 1B	1B HBP		4-3		3	1	2	2	1	0	1
Graig Nettles, L (1, 5) OBP: 0.357, SLG: 0.458		F7	F7		E9 1-H 3-H 2B	K			P6	5	0	1	1	0	1	3
Roy White, S (1, 7) OBP: 0.290, SLG: 0.172		F9	5-3		L8	1-2 1B	K		K	5	0	1	0	0	1	3
Bucky Dent, R (1, 6) OBP: 0.233, SLG: 0.229		FC5-4 1-2f	6-3			1B SH1-3 SF8 1B	K		K	3	1	1	0	0	0	2
Jim Spencer, L (7, PH) OBP: 0.250, SLG: 0.564										1	0	0	0	0	1	2
Fred Stanley, R (7, 6) OBP: 0.400, SLG: 0.250										1	0	0	0	0	1	0
Inning Stats	R: 0 E: 0 K: 0 S: 4 H: 1 LOB: 1 BB: 0 P: 4	R: 0 E: 0 K: 0 S: 3 H: 0 LOB: 2 BB: 1 P: 8	R: 2 E: 0 K: 1 S: 6 H: 2 LOB: 2 BB: 2 P: 14	R: 0 E: 0 K: 0 S: 3 H: 0 LOB: 0 BB: 0 P: 3	R: 4 E: 2 K: 0 S: 7 H: 4 LOB: 1 BB: 1 P: 11	R: 1 E: 1 K: 1 S: 7 H: 2 LOB: 1 BB: 0 P: 7	R: 0 E: 0 K: 3 S: 10 H: 1 LOB: 2 BB: 0 P: 11	R: 2 E: 0 K: 0 S: 5 H: 2 LOB: 1 BB: 1 P: 9	R: 0 E: 0 K: 2 S: 7 H: 0 LOB: 0 BB: 0 P: 7	1B: 8 2B: 4 3B: 0 HR: 0 SF: 1 SAC: 1 DP: 0 HBP: 2	WP: 0 PB: 0 SB: 3 CS: 0 PA: 45					

PITCHER		IP	WLS	BF	H	R	ER	SO	BB	IBB	HBP	BLK	WP	HR	S	P	ERA	WHIP
Andy Hassler, L ERA: 9.64	(1, 1)	4.2		25	7	6	5	1	4	0	1	0	0	0	22	39	9.64	2.357
Larry Gura, L ERA: 3.81	(5, 1)	2.0		10	3	1	1	3	0	0	1	0	0	0	15	16	4.50	1.500
Doug Bird, R ERA: 6.75	(7, 1)	1.0		6	2	2	2	1	1	0	0	0	0	0	7	11	18.00	3.000
Al Hrabosky, L ERA: 1.38	(8, 1)	1.1	W	4	0	0	0	2	0	0	0	0	0	0	8	8	0.00	0.000

PITCHER	IP	WLS	BF	H	R	ER	SO	BB	IBB	HBP	BLK	WP	HR	S	P	ERA	WHIP

TOP

New York Yankees @ Kansas City Royals

Royals Stadium, Kansas City, MO

Sun May 14 1978, 4:33 AM EDT

Att. 36,034 - Unknown - 67 F

livebaseballscorecards.com

AB	36
R	9
H	12
RBI	7
BB	5
SO	7
LOB	15

Batter	1	2	3	4	5	6	7	8	9	AB	R	H	RBI	BB	SO	LOB
Willie Wilson, S (1, 7) OBP: 0.318, SLG: 0.372	F2		P4		FC3-6 BB E 1B	FC5 G6-4-3 1-2 2-3f 3-H	FC6-4 1-2f			5	1	1	1	0	0	4
Tom Poquette, L (1, 9) OBP: 0.305, SLG: 0.481	3-1		K		FC3-6 1-2 BB	G6-4-3 1-2f		5-3		2	0	0	0	1	1	0
Joe Zdeb, R (6, PH) OBP: 0.211, SLG: 0.333 (7, 9)										1	0	0	0	0	0	2
Ralph LaCock, L (8, PH) OBP: 0.222, SLG: 0.188 (9, 3)										1	0	0	0	0	0	0
Hal McRae, R (1, 10) OBP: 0.336, SLG: 0.557	L8			2B G3 2B	FC3-6 E 1-2f 2-3		1B 2B 1B	4-3		5	3	2	0	0	0	2
Al Cowens, R (1, 5) OBP: 0.336, SLG: 0.442		P4		G3 1B 2-3 2B	F3		L5	F8		5	1	1	0	0	0	3
Clint Hurdle, L (1, 3) (9, 9) OBP: 0.333, SLG: 0.392		L8		G3 2-3 3-H	E9 1-H 3-H 2B		2B 5-3 1-3 1B		2B 2B	5	2	3	3	0	0	1
Darrell Porter, L (1, 2) OBP: 0.393, SLG: 0.500		HR		1B 3-H 1B	F7		5-3 1B 1-3 3-H 2B		2B IBB	4	2	3	3	1	0	1
Amos Otis, R (1, 8) OBP: 0.357, SLG: 0.570		BB		1-2 1B		SH 1B FC5 BB	1B 5-3 IBB		1-3 2-H 2B	2	1	2	1	3	0	0
Freddie Patek, R (1, 6) OBP: 0.277, SLG: 0.330	K			F7		FC5 SH 1-2 1B	5-3 1-2 2-3 3-H			4	0	1	1	0	1	5
Frank White, R (1, 4) OBP: 0.292, SLG: 0.333			5-3	F8		SH FC5 1-2 2-3	FC6-4 2-3 3-H 1B			3	0	1	1	0	0	2
Inning Stats	R: 0 E: 0 K: 0 S: 3 H: 0 LOB: 0 BB: 0 P: 3	R: 1 E: 0 K: 1 S: 6 H: 1 LOB: 1 BB: 1 P: 10	R: 0 E: 0 K: 1 S: 5 H: 0 LOB: 0 BB: 0 P: 5	R: 2 E: 0 K: 0 S: 7 H: 4 LOB: 2 BB: 0 P: 7	R: 2 E: 1 K: 0 S: 5 H: 2 LOB: 1 BB: 1 P: 9	R: 1 E: 0 K: 0 S: 4 H: 1 LOB: 1 BB: 1 P: 8	R: 3 E: 0 K: 0 S: 7 H: 4 LOB: 2 BB: 1 P: 11	R: 0 E: 0 K: 0 S: 3 H: 0 LOB: 0 BB: 0 P: 3	R: 1 E: 0 K: 0 S: 2 H: 2 LOB: 2 BB: 1 P: 6	1B: 7 2B: 6 3B: 0 HR: 1 SF: 0 SAC: 1 DP: 1 HBP: 0							

PITCHER		IP	WLS	BF	H	R	ER	SO	BB	IBB	HBP	BLK	WP	HR	S	P	ERA	WHIP
Dick Tidrow, R ERA: 4.58	(1, 1)	4.2		23	7	5	5	2	2	0	0	0	0	1	25	33	9.64	1.929
Sparky Lyle, L ERA: 3.24	(5, 1)	2.1		14	5	4	4	0	1	1	0	0	0	0	12	20	15.43	2.571
Ken Clay, R ERA: 5.63	(8, 1)	1.0	L	6	2	1	1	0	0	1	0	0	0	0	5	9	9.00	2.000

PITCHER	IP	WLS	BF	H	R	ER	SO	BB	IBB	HBP	BLK	WP	HR	S	P	ERA	WHIP

BOTTOM

New York Yankees @ Kansas City Royals

Royals Stadium, Kansas City, MO

Sun May 14 1978, 4:33 AM EDT
Att. 36,034 - Unknown - 67 F

livebaseballscorecards.com

AB	37
R	10
H	14
RBI	10
BB	5
SO	2
LOB	20

Batter	1	2	3	4	5	6	7	8	9	AB	R	H	RBI	BB	SO	LOB
Willie Randolph, R (1, 4) OBP: 0.344, SLG: 0.330	x 0-0 E5 G5-4-3		BBB 4-0 5-3 BB	SSS 0-3 ② K		x 0-0 ③ 6-3			x 0-0 ③ 6-3	4	0	0	0	1	1	2
Roy White, S (1, 7) OBP: 0.274, SLG: 0.161	x 0-0 ①② G5-4-3 1-2f		x 0-0 ② 5-3 1-2	x 0-0 ③ FC5-4 1-2f			x 0-0 ① 4-3			4	0	0	0	0	0	5
Thurman Munson, R (1, 2) OBP: 0.254, SLG: 0.297	x 0-0 ③ 5-3		x 0-0 ③ F8		x 0-0 ① 4-3		x 0-0 ② F8			4	0	0	0	0	0	2
Reggie Jackson, L (1, 9) OBP: 0.352, SLG: 0.521		SSS 0-3 ① K		x 0-0 1B 1B 1B 1B	x 0-0 1B 2B		x 0-0 4-3			4	2	2	0	0	1	0
Lou Piniella, R (1, 10) OBP: 0.438, SLG: 0.508		x 0-0 4-3 1B 1B		x 0-0 1B 1B 1B 1-2 1B	x 0-0 2-H 1B			x 0-0 ① 1-3		4	1	3	1	0	0	0
Chris Chambliss, L (1, 3) OBP: 0.350, SLG: 0.354		x 0-0 ② 4-3 1-2		x 0-0 1B 1B 1-2 2-3 1B	SSS 0-3 ② K			x 0-0 ② L5		4	1	1	0	0	1	2
Graig Nettles, L (1, 5) OBP: 0.362, SLG: 0.460		x 0-0 ③ 2-H 1B		x 0-0 1B 1-2 2-3 3-H 1B	x 0-0 ③ F9			x 0-0 ③ 1-3		4	0	2	1	0	0	1
Paul Blair, R (1, 8) OBP: 0.333, SLG: 0.444			x 0-0 SH2-3 2B	x 0-0 ① F9		x 0-0 ① F7			x 0-0 ① 1-3	4	0	1	0	0	0	3
Bucky Dent, R (1, 6) OBP: 0.236, SLG: 0.232			x 0-0 ① SH2-3 2-3	x 0-0 FC5-4 1-2 2-H 3-H 1B		x 0-0 ② F8			x 0-0 ② F6	3	0	1	2	0	0	0
Inning Stats	R: 0 E: 1 K: 0 S: 3 H: 0 LOB: 0 BB: 0 P: 3	R: 0 E: 0 K: 1 S: 6 H: 2 LOB: 2 BB: 0 P: 6	R: 0 E: 0 K: 0 S: 4 H: 1 LOB: 2 BB: 1 P: 8	R: 3 E: 0 K: 1 S: 10 H: 5 LOB: 2 BB: 0 P: 10	R: 1 E: 0 K: 1 S: 7 H: 2 LOB: 1 BB: 0 P: 7	R: 0 E: 0 K: 0 S: 3 H: 0 LOB: 0 BB: 0 P: 3	R: 0 E: 0 K: 0 S: 3 H: 0 LOB: 0 BB: 0 P: 3	R: 0 E: 0 K: 0 S: 3 H: 0 LOB: 0 BB: 0 P: 3	R: 0 E: 0 K: 0 S: 3 H: 0 LOB: 0 BB: 0 P: 3	1B: 8 2B: 2 3B: 0 HR: 0	SF: 0 SAC: 1 DP: 1 HBP: 0						

PITCHER	IP	WLS	BF	H	R	ER	SO	BB	IBB	HBP	BLK	WP	HR	S	P	ERA	WHIP
Rich Wortham, L (1, 1) ERA: 3.79	4.1	L	23	10	4	4	2	1	0	0	0	0	0	26	30	8.31	2.538
Rich Hinton, L (5, 1) ERA: 0.9	4.2		14	0	0	0	1	0	0	0	0	0	0	16	16	0.00	0.000

PITCHER	IP	WLS	BF	H	R	ER	SO	BB	IBB	HBP	BLK	WP	HR	S	P	ERA	WHIP

TOP

New York Yankees @ Chicago White Sox

Comiskey Park, Chicago, IL

Mon May 15 1978, 8:05 PM EDT

Att. 17,569 - Unknown - 51 F

livebaseballscorecards.com

AB	35
R	4
H	10
RBI	4
BB	1
SO	3
LOB	15

1B: 8	SF: 0	WP: 0	PA: 37		
2B: 2	SAC: 1	PB: 0			
3B: 0	DP: 1	SB: 0			
HR: 0	HBP: 0	CS: 0			

Batter	1	2	3	4	5	6	7	8	9	AB	R	H	RBI	BB	SO	LOB
Bob Molinaro, L (1, 7) OBP: 0.372, SLG: 0.425 Alan Bannister, R (8, PH) (9, 7)	P3		S 1B			BB 1B		1-3 1-2		3 1	1 0	2 0	0 0	0 0	0 0	0 1
Don Kessinger, S (1, 6) OBP: 0.333, SLG: 0.319	K		3-1 1-2			1B 1-2 BB		F4		3	0	0	0	1	1	2
Jorge Orta, L (1, 4) OBP: 0.302, SLG: 0.425	F7			FC6-4 1B		G1-4-3 1-3 2-H 1B		F8		4	0	2	1	0	0	1
Bobby Bonds, R (1, 9) OBP: 0.340, SLG: 0.356		6-3		F9		K			6-3	4	0	0	0	0	1	3
Ron Blomberg, L (1, 10) OBP: 0.244, SLG: 0.432 Junior Moore, R (6, PH) OBP: 0.386, SLG: 0.359		F9		P4		G1-4-3 1-2f			G6-4-3 1B	2 2	0 0	0 1	0 0	0 0	0 0	1 2
Lamar Johnson, R (1, 3) OBP: 0.316, SLG: 0.400		E4		FC6-4 1-2f			L4		G6-4-3 1-2f	4	0	0	0	0	0	2
Chet Lemon, R (1, 8) OBP: 0.345, SLG: 0.467		F9			F9		F9			3	0	0	0	0	0	1
Eric Soderholm, R (1, 5) OBP: 0.263, SLG: 0.337			F8		F8		5-3			3	0	0	0	0	0	0
Bill Nahorodny, R (1, 2) OBP: 0.365, SLG: 0.426			F8		F8			1-3 1B		3	0	1	0	0	0	0
Inning Stats	R: 0 H: 0 E: 0 LOB: 0 K: 1 BB: 0 S: 5 P: 5	R: 0 H: 0 E: 1 LOB: 1 K: 0 BB: 0 S: 4 P: 4	R: 0 H: 1 E: 0 LOB: 1 K: 0 BB: 0 S: 4 P: 4	R: 0 H: 1 E: 0 LOB: 1 K: 0 BB: 0 S: 4 P: 4	R: 0 H: 0 E: 0 LOB: 0 K: 0 BB: 0 S: 3 P: 3	R: 1 H: 2 E: 0 LOB: 1 K: 1 BB: 1 S: 6 P: 10	R: 0 H: 0 E: 0 LOB: 0 K: 0 BB: 0 S: 3 P: 3	R: 0 H: 1 E: 0 LOB: 1 K: 0 BB: 0 S: 4 P: 4	R: 0 H: 1 E: 0 LOB: 0 K: 0 BB: 0 S: 3 P: 3	1B: 6 SF: 0 2B: 0 SAC: 0 3B: 0 DP: 2 HR: 0 HBP: 0						WP: 0 PA: 33 PB: 0 SB: 1 CS: 0	

PITCHER		IP	WLS	BF	H	R	ER	SO	BB	IBB	HBP	BLK	WP	HR	S	P	ERA	WHIP
Jim Beattie, R ERA: 3.6	(1, 1)	5.1	W	22	4	1	1	2	1	0	0	0	0	0	25	29	1.69	0.938
Sparky Lyle, L ERA: 2.83	(6, 1)	3.2	S	11	2	0	0	0	0	0	0	0	0	0	11	11	0.00	0.545

PITCHER	IP	WLS	BF	H	R	ER	SO	BB	IBB	HBP	BLK	WP	HR	S	P	ERA	WHIP

BOTTOM

New York Yankees @ Chicago White Sox

Comiskey Park, Chicago, IL

Mon May 15 1978, 8:05 PM EDT

Att. 17,569 - Unknown - 51 F

livebaseballscorecards.com

AB	32
R	1
H	6
RBI	1
BB	1
SO	2
LOB	13

Batter	1	2	3	4	5	6	7	8	9	AB	R	H	RBI	BB	SO	LOB
Willie Randolph, R (1, 4) OBP: 0.343, SLG: 0.333	S 1B 2B	G3	4-3		FC6-4 BB 1-2 BB		F3		6-3	5	1	1	0	1	0	4
Roy White, S (1, 7) OBP: 0.308, SLG: 0.197	5-3 2-3		1B 1B 1B	F8 BB 1B 1B	FC6-4 1-2 2-3 BB		WP 1B			4	2	3	0	1	0	1
Thurman Munson, R (1, 2) OBP: 0.268, SLG: 0.303	E 4-3 3-H 1B		BB 1B 1B 1-3	F8 1B 1-2 BB	FC6-4 1-2f 2-3 3-H		K			4	3	2	2	1	1	3
Reggie Jackson, L (1, 10) OBP: 0.346, SLG: 0.508	4-3 1-2		1B BB SF8 1-2 3-H 1B	F8 1-2 2-3	F8		K 1-2			5	1	1	1	0	1	6
Lou Piniella, R (1, 9) OBP: 0.474, SLG: 0.522	E7 2-H 1B		SF8 1B 1-2 2-3 BB	1B IBB		FC4-6 1B		G4-6-3 BB		2	0	2	1	3	0	0
Chris Chambliss, L (1, 3) OBP: 0.352, SLG: 0.356	L4		SF8 1B 1-2 2-3 3-H	1-3 2-H 3-H 1B	FC4-6 1B 1-2f			F8		5	0	2	3	0	0	3
Graig Nettles, L (1, 5) OBP: 0.364, SLG: 0.462		1B	SF8 1-2 2-3 3-H	6-3	BB 1-3 1B			G4-6-3 1-2f		4	0	2	1	0	0	2
Paul Blair, R (1, 8) OBP: 0.286, SLG: 0.308		F7	5-3		F7	BB 1-2 BB			K	4	0	0	0	1	1	3
Bucky Dent, R (1, 6) OBP: 0.243, SLG: 0.233		F7	BB		BB BB FC6-4 1B	F8			L5	4	1	1	0	1	0	3
Inning Stats	R: 2 E: 1 K: 0 S: 6 H: 3 LOB: 1 BB: 0 P: 6	R: 0 E: 0 K: 0 S: 4 H: 1 LOB: 1 BB: 0 P: 4	R: 3 E: 0 K: 0 S: 7 H: 4 LOB: 3 BB: 2 P: 15	R: 2 E: 0 K: 0 S: 4 H: 2 LOB: 1 BB: 2 P: 12	R: 1 E: 0 K: 0 S: 4 H: 1 LOB: 2 BB: 2 P: 12	R: 0 E: 0 K: 0 S: 4 H: 2 LOB: 2 BB: 1 P: 8	R: 0 E: 0 K: 2 S: 8 H: 1 LOB: 1 BB: 0 P: 8	R: 0 E: 0 K: 0 S: 2 H: 0 LOB: 0 BB: 1 P: 6	R: 0 E: 0 K: 1 S: 5 H: 0 LOB: 0 BB: 0 P: 5	1B: 13 2B: 1 3B: 0 HR: 0 SF: 1 SAC: 0 DP: 1 HBP: 0						

TOP

New York Yankees @ Chicago White Sox

Comiskey Park, Chicago, IL

Tue May 16 1978, 8:05 PM EDT

Att. 21,837 - Unknown - 54 F

livebaseballscorecards.com

AB	37
R	8
H	14
RBI	8
BB	8
SO	3
LOB	25

PITCHER		IP	WLS	BF	H	R	ER	SO	BB	IBB	HBP	BLK	WP	HR	S	P	ERA	WHIP
Wilbur Wood, L ERA: 4.25	(1, 1)	2.0	L	13	7	5	5	0	0	0	0	0	0	0	13	13	22.50	3.500
Pablo Torrealba, L ERA: 5.68	(3, 1)	2.1		16	4	3	3	0	5	1	0	0	0	0	10	34	11.57	3.857
Ron Schueler, R ERA: 3.38	(5, 1)	2.2		11	3	0	0	2	1	0	0	0	1	0	14	18	0.00	1.500
Lerrin LaGrow, R ERA: 3.52	(8, 1)	2.0		6	0	0	0	1	1	0	0	0	0	0	7	11	0.00	0.500

PITCHER	IP	WLS	BF	H	R	ER	SO	BB	IBB	HBP	BLK	WP	HR	S	P	ERA	WHIP

WP: 1	PA: 46																
PB: 0																	
SB: 1																	
CS: 0																	

Batter	1	2	3	4	5	6	7	8	9	AB	R	H	RBI	BB	SO	LOB
Junior Moore, R (1, 10) OBP: 0.362, SLG: 0.333	5-3		F4		G6-4-3 1-2f 2-3 3-H		F9			3	0	0	0	0	0	2
Ralph Garr, L (7, PH) OBP: 0.284, SLG: 0.359										1	0	0	0	0	0	0
Don Kessinger, S (1, 6) OBP: 0.342, SLG: 0.319	FC6-4 BB B B B		6-3		BB 1B 3-H		4-3			3	0	1	1	1	0	0
Bobby Bonds, R (1, 9) OBP: 0.347, SLG: 0.389	FC6-4 CS 1-2f			HR	BB B B B 1-2		4-3			3	1	1	1	1	0	1
Wayne Nordhagen, R (1, 7) OBP: 0.286, SLG: 0.492	CS 1-2	6-3		F8	F9			6-3		4	0	0	0	0	0	2
Lamar Johnson, R (1, 3) OBP: 0.314, SLG: 0.394		1-3		K S S S		FC5 1B 1B		6-3		4	0	1	0	0	1	0
Chet Lemon, R (1, 8) OBP: 0.350, SLG: 0.468		1B 1B		6-3		1-2 1B		K S S S		4	0	2	0	0	1	0
Jorge Orta, L (1, 4) OBP: 0.308, SLG: 0.427		FC6-4 1-3 1B			BB 1B G6-4-3 1B	P4			L6	4	1	2	0	0	0	2
Eric Soderholm, R (1, 5) OBP: 0.265, SLG: 0.337		FC6-4 1-2f			G6-4-3 BB 1-2 1B	F7			F7	3	1	1	0	0	0	4
Bob Molinaro, L (9, PH) OBP: 0.364, SLG: 0.415										1	0	0	0	0	0	0
Bill Nahorodny, R (1, 2) OBP: 0.364, SLG: 0.414			F9		G6-4-3 B B B 1-2 2-3 BB	FC5 2-3f			F7	2	0	0	0	1	0	2
Henry Cruz, L (9, PH) OBP: 0.100, SLG: 0.111										1	0	0	0	0	0	0
Inning Stats	R: 0 E: 0 K: 0 S: 2 H: 0 LOB: 0 BB: 1 P: 6	R: 0 E: 0 K: 0 S: 5 H: 2 LOB: 2 BB: 0 P: 5	R: 0 E: 0 K: 0 S: 3 H: 0 LOB: 0 BB: 0 P: 3	R: 1 E: 0 K: 1 S: 6 H: 1 LOB: 0 BB: 0 P: 6	R: 2 E: 0 K: 0 S: 5 H: 3 LOB: 2 BB: 2 P: 13	R: 0 E: 0 K: 0 S: 5 H: 2 LOB: 2 BB: 0 P: 5	R: 0 E: 0 K: 0 S: 3 H: 0 LOB: 0 BB: 0 P: 3	R: 0 E: 0 K: 1 S: 5 H: 0 LOB: 0 BB: 0 P: 5	R: 0 E: 0 K: 0 S: 3 H: 0 LOB: 0 BB: 0 P: 3	1B: 7 2B: 0 3B: 0 HR: 1 SF: 0 SAC: 0 DP: 1 HBP: 0				WP: 0 PB: 0 SB: 0 CS: 1	PA: 37	

PITCHER	IP	WLS	BF	H	R	ER	SO	BB	IBB	HBP	BLK	WP	HR	S	P	ERA	WHIP
Ken Holtzman, L (1, 1) ERA: 4.91	5.1	W	25	8	3	3	1	3	0	0	0	0	1	24	36	5.06	2.062
Rich Gossage, R (6, 1) ERA: 2.08	3.2	S	11	0	0	0	1	0	0	0	0	0	0	13	13	0.00	0.000

PITCHER	IP	WLS	BF	H	R	ER	SO	BB	IBB	HBP	BLK	WP	HR	S	P	ERA	WHIP

BOTTOM

New York Yankees @ Chicago White Sox

Comiskey Park, Chicago, IL

Tue May 16 1978, 8:05 PM EDT

Att. 21,837 - Unknown - 54 F

livebaseballscorecards.com

AB	33
R	3
H	8
RBI	2
BB	3
SO	2
LOB	13

Batter	1	2	3	4	5	6	7	8	9	10	AB	R	H	RBI	BB	SO	LOB
Willie Randolph, R (1, 4) OBP: 0.352, SLG: 0.333	0-0 1B 2B 1B		x 0-0 E4 WP 1B	BBBB 4-0 1-2 2-3 BB			x 0-0 ① F3		BBBB 4-0 BLK BB		3	2	1	0	2	0	0
Roy White, S (1, 7) OBP: 0.325, SLG: 0.214	x 0-0 2B 4-3 1-2 1B		x 0-0 E 1-H 1B	x 0-0 ③ F5			BBBB 4-0 BB		x 0-0 ③ 4-3 1-2		4	2	2	1	1	0	4
Thurman Munson, R (1, 2) OBP: 0.273, SLG: 0.315	x 0-0 4-3 1-3 2-H 2B		x 0-0 ① 6-3		x 0-0 FC4-6 1B		x 0-0 ② F3			x 0-0 ① F4	5	0	2	1	0	0	2
Reggie Jackson, L (1, 10) OBP: 0.333, SLG: 0.488	x 0-0 ① 4-3 2-3 3-H		x 0-0 E4 G6-4-3 2-H		x 0-0 ① FC4-6 6-3 1-2f		SSS 0-3 ③ K			SSS 0-3 ② K	5	0	0	1	0	2	3
Lou Piniella, R (1, 9) OBP: 0.446, SLG: 0.486	x 0-0 ② 5-3		x 0-0 ②③ G6-4-3 1-2f		x 0-0 ② 6-3 1-2			x 0-0 ① F8		x 0-0 ③ F8	5	0	0	0	0	0	3
Chris Chambliss, L (1, 3) OBP: 0.341, SLG: 0.344	x 0-0 ③ F7			x 0-0 ① 4-3	x 0-0 ③ F3			x 0-0 ② G3			4	0	0	0	0	0	2
Graig Nettles, L (1, 5) OBP: 0.352, SLG: 0.444		x 0-0 ① 4-3		x 0-0 ② F7		x 0-0 ① 6-3		x 0-0 ③ F9			4	0	0	0	0	0	0
Paul Blair, R (1, 8) OBP: 0.333, SLG: 0.353		x 0-0 CS 1B		x 0-0 BB S 1B		x 0-0 ② 5-3			x 0-0 ① F6		4	0	2	0	0	0	0
Bucky Dent, R (1, 6) OBP: 0.243, SLG: 0.226		x 0-0 ②③ F8 1-2		BBBB 4-0 BB 1-2 BB		x 0-0 ③ F7			SSS 0-3 ② K		3	0	0	0	1	1	1
Inning Stats	R: 2 H: 3 E: 0 LOB: 1 K: 0 BB: 0 S: 6 P: 6	R: 0 H: 1 E: 0 LOB: 0 K: 0 BB: 0 S: 3 P: 3	R: 2 H: 1 E: 2 LOB: 0 K: 0 BB: 0 S: 5 P: 5	R: 0 H: 1 E: 0 LOB: 3 K: 0 BB: 2 S: 4 P: 12	R: 0 H: 1 E: 0 LOB: 1 K: 0 BB: 0 S: 4 P: 4	R: 0 H: 0 E: 0 LOB: 0 K: 0 BB: 0 S: 3 P: 3	R: 0 H: 0 E: 0 LOB: 1 K: 1 BB: 1 S: 5 P: 9	R: 0 H: 0 E: 0 LOB: 0 K: 0 BB: 0 S: 3 P: 3	R: 0 H: 0 E: 0 LOB: 1 K: 1 BB: 1 S: 5 P: 9	R: 0 H: 0 E: 0 LOB: 0 K: 1 BB: 0 S: 5 P: 5	1B: 6 SF: 0 2B: 1 SAC: 0 3B: 0 DP: 1 HR: 0 HBP: 0						

PITCHER		IP	WLS	BF	H	R	ER	SO	BB	IBB	HBP	BLK	WP	HR	S	P	ERA	WHIP
Rick Waits, L ERA: 2.61	(1, 1)	3.2		19	6	4	2	0	2	0	0	0	1	0	17	25	4.91	2.182
Sid Monge, L ERA: 2.38	(4, 1)	6.1	W	22	1	0	0	3	2	0	0	1	0	0	26	34	0.00	0.474

PITCHER	IP	WLS	BF	H	R	ER	SO	BB	IBB	HBP	BLK	WP	HR	S	P	ERA	WHIP

TOP

New York Yankees @ Cleveland Indians

Cleveland Municipal Stadium, Cleveland, OH

Wed May 17 1978, 7:05 PM EDT
Att. 10,370 - Unknown

livebaseballscorecards.com

AB	37
R	4
H	7
RBI	3
BB	4
SO	3
LOB	15

WP: 1	PA: 41		
PB: 0			
SB: 1			
CS: 1			

New York Yankees @ Cleveland Indians

Cleveland Municipal Stadium, Cleveland, OH

Wed May 17 1978, 7:05 PM EDT
Att. 10,370 - Unknown

livebaseballscorecards.com

BOTTOM

Batter	1	2	3	4	5	6	7	8	9	10	AB	R	H	RBI	BB	SO	LOB
Paul Dade, R (1, 9) OBP: 0.339, SLG: 0.429	F4	BB 1-2		1-3 1-2 2-3		F8		F9 2-3		3B 1B	5	1	1	0	1	0	4
Rick Manning, L (1, 8) OBP: 0.333, SLG: 0.337	3B	K		1B 2-H 3-H			BB 1B SH1-4	IBB S		1B 3-H	4	1	3	3	2	1	3
Larvell Blanks, R (1, 6) OBP: 0.261, SLG: 0.291 Tom Veryzer, R (8, 6) OBP: 0.158, SLG: 0.211	4-3		F7 1B	1-3 1B			SH1-4 1-2	6-3 1-2			3 1	0 0	1 0	0 0	0 0	0 0	1 2
Mike Vail, R (1, 10) OBP: 0.438, SLG: 0.688	F9		CS S 1B	1-3			F9		SH3-4 1B		5	0	2	0	0	0	4
Buddy Bell, R (1, 5) OBP: 0.356, SLG: 0.476		BB FC1-6	F3		5-3		1B 2-H		SH3-4 1-2		3	0	1	1	1	0	1
Johnny Grubb, L (1, 7) OBP: 0.369, SLG: 0.452 Willie Horton, R (9, PH) OBP: 0.364, SLG: 0.495 David Clyde, L (9, PR) Ted Cox, R (10, 7) OBP: 0.281, SLG: 0.179		FC1-6 E 1B 1-2f	BB 1-3		G3		1B 1-2		G6-4-3 IBB		3 0 0 0	1 0 0 0	1 0 0 0	1 0 0 0	0 1 0 0	1 0 0 0	1 0 0 0
Andre Thornton, R (1, 3) OBP: 0.336, SLG: 0.436		F9		F8	F9		F7		G6-4-3 1-2f		5	0	0	0	0	0	5
Ron Hassey, L (1, 2) OBP: 0.303, SLG: 0.345 Jim Norris, L (8, PR) OBP: 0.357, SLG: 0.436 Ron Pruitt, R (9, 2) OBP: 0.306, SLG: 0.372		E5 1B 1-2		1-3 1B 1B		B2		F9 SH1-4		F8	3 0 1	1 0 0	1 0 0	0 0 0	1 0 0	0 0 0	1 0 0
Duane Kuiper, L (1, 4) OBP: 0.260, SLG: 0.268		BB 1-3 2-H		1-3 1-2 1B		3-1		SH1-4 1-2		F8	4	1	2	1	0	0	0
Inning Stats	R: 0 E: 0 K: 0 S: 4 H: 1 LOB: 1 BB: 0 P: 4	R: 1 E: 1 K: 1 S: 7 H: 1 LOB: 3 BB: 2 P: 15	R: 0 E: 0 K: 0 S: 3 H: 1 LOB: 1 BB: 1 P: 7	R: 2 E: 0 K: 0 S: 7 H: 4 LOB: 2 BB: 0 P: 7	R: 0 E: 0 K: 0 S: 3 H: 0 LOB: 0 BB: 0 P: 3	R: 0 E: 0 K: 0 S: 3 H: 0 LOB: 0 BB: 0 P: 3	R: 1 E: 0 K: 0 S: 5 H: 2 LOB: 2 BB: 1 P: 9	R: 0 E: 0 K: 0 S: 3 H: 0 LOB: 3 BB: 2 P: 11	R: 0 E: 0 K: 0 S: 3 H: 1 LOB: 2 BB: 1 P: 7	R: 1 E: 0 K: 0 S: 4 H: 2 LOB: 1 BB: 0 P: 4	1B: 10 2B: 0 3B: 2 HR: 0 SF: 0 SAC: 3 DP: 1 HBP: 0	WP: 0 PB: 0 SB: 2 CS: 1 PA: 47					

AB	37
R	5
H	12
RBI	5
BB	7
SO	1
LOB	22

PITCHER	IP	WLS	BF	H	R	ER	SO	BB	IBB	HBP	BLK	WP	HR	S	P	ERA	WHIP
Ed Figueroa, R (1, 1) ERA: 3.18	8.0		40	10	4	3	1	5	1	0	0	0	0	36	60	3.38	1.875
Sparky Lyle, L (9, 1) ERA: 2.97	1.2	L	7	2	1	1	0	0	1	0	0	0	0	6	10	5.40	1.200

PITCHER	IP	WLS	BF	H	R	ER	SO	BB	IBB	HBP	BLK	WP	HR	S	P	ERA	WHIP

Batter	1	2	3	4	5	6	7	8	9	AB	R	H	RBI	BB	SO	LOB
Willie Randolph, R (1, 4) OBP: 0.361, SLG: 0.328	BBBB 4-0 FC6-4 BB		x 0-0 ② F9		x 0-0 ②③ G5-6-3 1-2f		BBBB 4-0 S 3B BB		BBBB 4-0 S BB	2	1	0	0	3	0	4
Roy White, S (1, 7) OBP: 0.326, SLG: 0.219	x 0-0 ① FC6-4 1B 1-2f		x 0-0 ③ FC6-4 1-2f			x 0-0 G1 1B 3B 1B	x 0-0 1-H 2B 3B		x 0-0 ② 1-3 2-3	3	0	1	0	0	0	2
Mickey Rivers, L (6, PR) OBP: 0.310, SLG: 0.376 (6, 8)										2	2	1	1	0	0	2
Thurman Munson, R (1, 2) OBP: 0.285, SLG: 0.333	x 0-0 G6-4-3 1-3 1B			SSS 0-3 ① K		x 0-0 G1 3B 1-2 1B	x 0-0 2B 3-H		x 0-0 ③ 6-3 1-2	5	1	3	1	0	1	2
Reggie Jackson, L (1, 10) OBP: 0.324, SLG: 0.474	x 0-0 ②③ G6-4-3 1-2f			x 0-0 ② F8		x 0-0 ① G1 1-2 2-3	x 0-0 ③ F8			4	0	0	0	0	0	5
Lou Piniella, R (1, 9) OBP: 0.437, SLG: 0.500 (6, 7)		x 0-0 ① 5-3		x 0-0 ③ 5-3		x 0-0 1B 2-H 3-H 3B		x 0-0 ① F8		4	1	1	2	0	0	0
Chris Chambliss, L (1, 3) OBP: 0.346, SLG: 0.344		x 0-0 ② L5			BBBB 4-0 BB 1B BB	x 0-0 G6-3 3-H 1B		x 0-0 ② F9		3	0	1	1	1	0	0
Graig Nettles, L (1, 5) OBP: 0.341, SLG: 0.429		x 0-0 ③ 1-3			x 0-0 ① F8	x 0-0 ②③ G6-3 1-2f		x 0-0 ③ F8		4	0	0	0	0	0	2
Paul Blair, R (1, 8) OBP: 0.318, SLG: 0.333 (6, 9)			x 0-0 ① F9		x 0-0 BB 1-2 1B		SSS 0-3 ① K		x 0-0 ① F3	4	0	1	0	0	1	0
Bucky Dent, R (1, 6) OBP: 0.261, SLG: 0.241			BBBB 4-0 FC6-4 BB		BBBB 4-0 G5-6-3 1-2 2-3 BB		x 0-0 ② F9		x 0-0 1-3 2B	2	0	1	0	2	0	0
Inning Stats	R: 0 E: 0 K: 0 S: 3 H: 1 LOB: 1 BB: 1 P: 7	R: 0 E: 0 K: 0 S: 3 H: 0 LOB: 0 BB: 0 P: 3	R: 0 E: 0 K: 0 S: 3 H: 0 LOB: 1 BB: 1 P: 7	R: 0 E: 0 K: 1 S: 5 H: 0 LOB: 0 BB: 0 P: 5	R: 0 E: 0 K: 0 S: 3 H: 1 LOB: 2 BB: 2 P: 11	R: 3 E: 0 K: 0 S: 6 H: 4 LOB: 1 BB: 0 P: 6	R: 2 E: 0 K: 1 S: 7 H: 2 LOB: 1 BB: 1 P: 11	R: 0 E: 0 K: 0 S: 3 H: 0 LOB: 0 BB: 0 P: 3	R: 0 E: 0 K: 0 S: 4 H: 1 LOB: 2 BB: 1 P: 8	1B: 5 2B: 2 3B: 2 HR: 0 SF: 0 SAC: 0 DP: 3 HBP: 0							WP: 0 PB: 0 SB: 2 CS: 0 PA: 39

TOP

New York Yankees @ Cleveland Indians

Cleveland Municipal Stadium, Cleveland, OH

Thu May 18 1978, 7:05 PM EDT

Att. 13,625 - Unknown - 66 F

livebaseballscorecards.com

AB	33
R	5
H	9
RBI	5
BB	6
SO	2
LOB	17

PITCHER		IP	WLS	BF	H	R	ER	SO	BB	IBB	HBP	BLK	WP	HR	S	P	ERA	WHIP
Don Hood, L ERA: 4.28	(1, 1)	5.1		23	5	3	3	1	4	0	0	0	0	0	21	37	5.06	1.688
Dennis Kinney, L ERA: 3.71	(6, 1)	2.2	L	11	3	2	2	1	1	0	0	0	0	0	12	16	6.75	1.500
Al Fitzmorris, R ERA:	(9, 1)	1.0		5	1	0	0	0	1	0	0	0	0	0	4	8	0.00	2.000

PITCHER	IP	WLS	BF	H	R	ER	SO	BB	IBB	HBP	BLK	WP	HR	S	P	ERA	WHIP

New York Yankees @ Cleveland Indians

Cleveland Municipal Stadium, Cleveland, OH

Thu May 18 1978, 7:05 PM EDT

Att. 13,625 - Unknown - 66 F

livebaseballscorecards.com

BOTTOM

Batter	1	2	3	4	5	6	7	8	9	AB	R	H	RBI	BB	SO	LOB
Paul Dade, R (1, 8) OBP: 0.336, SLG: 0.422	1-3		F9		G4-6-3, 1-2, 3-H, 1B			5-3		4	0	1	1	0	0	1
Duane Kuiper, L (1, 4) OBP: 0.279, SLG: 0.267	4-3			5-3, HR, 1B	G4-6-3, 1-2f			6-3		4	1	1	0	0	0	2
Buddy Bell, R (1, 5) OBP: 0.353, SLG: 0.465	K			5-3, 1-2		6-3		BB, FC5-4		3	0	0	0	1	1	1
Mike Vail, R (1, 9) OBP: 0.350, SLG: 0.550		K		F7		L1		FC5-4, 1-2f		4	0	0	0	0	1	2
Andre Thornton, R (1, 3) OBP: 0.333, SLG: 0.456		5-3		HR, 2-H		G3			K	4	1	1	2	0	1	0
Willie Horton, R (1, 10) OBP: 0.360, SLG: 0.480		P4		F8			F9		BB	3	0	0	0	1	0	0
Wayne Cage, L (9, PR) OBP: 0.375, SLG: 0.667										0	0	0	0	0	0	0
Ted Cox, R (1, 7) OBP: 0.257, SLG: 0.161 Jim Norris, L (9, PH) OBP: 0.349, SLG: 0.425			5-3		K		K		F7	3	0	0	0	0	2	0
										1	0	0	0	0	0	1
Ron Pruitt, R (1, 2) OBP: 0.318, SLG: 0.383 Rick Manning, L (9, PH) OBP: 0.330, SLG: 0.333			G3		1B, 1B		1B		4-3	3	1	2	0	0	0	0
										1	0	0	0	0	0	1
Tom Veryzer, R (1, 6) OBP: 0.227, SLG: 0.238			BB		1-3, 1B		F8			2	0	1	0	1	0	1

Inning Stats	1	2	3	4	5	6	7	8	9
	R: 0 H: 0 E: 0 LOB: 0 K: 1 BB: 0 S: 5 P: 5	R: 0 H: 0 E: 0 LOB: 0 K: 1 BB: 0 S: 5 P: 5	R: 0 H: 0 E: 0 LOB: 1 K: 0 BB: 1 S: 3 P: 7	R: 2 H: 2 E: 0 LOB: 0 K: 0 BB: 0 S: 5 P: 5	R: 1 H: 3 E: 0 LOB: 1 K: 1 BB: 0 S: 7 P: 7	R: 0 H: 0 E: 0 LOB: 0 K: 0 BB: 0 S: 3 P: 3	R: 0 H: 1 E: 0 LOB: 1 K: 1 BB: 0 S: 6 P: 6	R: 0 H: 0 E: 0 LOB: 1 K: 0 BB: 1 S: 3 P: 7	R: 0 H: 0 E: 0 LOB: 1 K: 1 BB: 1 S: 5 P: 9

1B: 5	SF: 0	WP: 0 PA: 35
2B: 0	SAC: 0	PB: 0
3B: 0	DP: 1	SB: 0
HR: 1	HBP: 0	CS: 0

PITCHER		IP	WLS	BF	H	R	ER	SO	BB	IBB	HBP	BLK	WP	HR	S	P	ERA	WHIP
Ron Guidry, L ERA: 1.84	(1, 1)	8.1	W	33	6	3	3	5	3	0	0	0	0	1	40	52	3.24	1.080
Rich Gossage, R ERA: 2.03	(9, 1)	0.2	S	2	0	0	0	0	0	0	0	0	0	0	2	2	0.00	0.000

PITCHER	IP	WLS	BF	H	R	ER	SO	BB	IBB	HBP	BLK	WP	HR	S	P	ERA	WHIP

Batter	1	2	3	4	5	6	7	8	9	AB	R	H	RBI	BB	SO	LOB
Mickey Rivers, L (1, 8) OBP: 0.326, SLG: 0.393	F8		HBP BB BB 1B F8		BBB BB 1B BB		1B 1-3 2B		G6-4-3 1B	5	1	3	0	1	0	1
Willie Randolph, R (1, 4) OBP: 0.373, SLG: 0.339	G2		BBBB 4-0 BB HBP 1-2 1B BB	0-0 FC3-6 BB HR 1B	0-0 BB 1-2 1B		0-0 2-3 3-H 1B		G6-4-3 1-2f	5	2	3	1	1	0	1
Thurman Munson, R (1, 2) OBP: 0.289, SLG: 0.326 Cliff Johnson, R (7, 2) OBP: 0.250, SLG: 0.232	E9 1B		0-0 P4	BBBB 4-0 FC3-6 1-2 BB	BBBB 4-0 1-2 2-3 BB		0-0 F9			3 0	0 0	0 0	0 0	2 0	0 0	4 0
Reggie Jackson, L (1, 9) OBP: 0.331, SLG: 0.470 Paul Blair, R (4, 9) OBP: 0.292, SLG: 0.304	BBBB 4-0 1B BB		H 1-0 1B BB 1-2 2-3 BLK HBP	0-0 SSS FC3-6 1-2f 2-3 HR	0-3 K		SSS 0-3 K			1 2	2 0	0 0	0 0	1 0	0 2	2 5
Chris Chambliss, L (1, 3) OBP: 0.355, SLG: 0.372	0-0 1-2 2-H 1B		BBBB 4-0 BLK 1B 1-2 2-3 3-H 2B BB	0-0 1-H 3-H HR	0-0 P6		0-0 F8			4	2	2	4	1	0	5
Graig Nettles, L (1, 5) OBP: 0.336, SLG: 0.419		SSS 0-3 K	0-0 BLK 1-2 2-3 3-H 2B 1B	0-0 F7		0-0 4-3		0-0 F8		5	1	1	1	0	1	0
Lou Piniella, R (1, 7) OBP: 0.446, SLG: 0.513		BBBB 4-0 BB	0-0 F9 1-H 2-H 3-H 1B 2B	0-0 P6		0-0 P6		0-0 G3-6-3 1B		4	1	2	2	1	0	0
Jim Spencer, L (1, 10) OBP: 0.222, SLG: 0.500		0-0 F8	0-0 F9 2-3		0-0 P4	SSS 0-3 K		0-0 G3-6-3 1-2f		5	0	0	0	0	1	3
Bucky Dent, R (1, 6) OBP: 0.274, SLG: 0.283		0-0 F9	0-0 3-H 1B		0-0 HR		0-0 2B 1B 1B		0-0 P2	5	2	3	2	0	0	1
Inning Stats	R: 0 E: 1 K: 0 S: 4 H: 1 LOB: 2 BB: 1 P: 8	R: 0 E: 0 K: 1 S: 5 H: 0 LOB: 1 BB: 1 P: 9	R: 6 E: 0 K: 0 S: 7 H: 4 LOB: 1 BB: 2 P: 16	R: 3 E: 0 K: 0 S: 5 H: 2 LOB: 0 BB: 1 P: 9	R: 1 E: 0 K: 1 S: 7 H: 2 LOB: 3 BB: 2 P: 15	R: 0 E: 0 K: 1 S: 5 H: 0 LOB: 0 BB: 0 P: 5	R: 1 E: 0 K: 1 S: 8 H: 3 LOB: 2 BB: 0 P: 8	R: 0 E: 0 K: 0 S: 3 H: 1 LOB: 0 BB: 0 P: 3	R: 0 E: 0 K: 0 S: 3 H: 1 LOB: 0 BB: 0 P: 3	1B: 10 2B: 2 3B: 0 HR: 2	SF: 0 SAC: 0 DP: 2 HBP: 1						

PITCHER		IP	WLS	BF	H	R	ER	SO	BB	IBB	HBP	BLK	WP	HR	S	P	ERA	WHIP
Jesse Jefferson, R ERA: 5.11	(1, 1)	2.1	L	15	3	5	5	1	4	0	1	0	0	0	12	29	19.29	3.000
Mike Willis, L ERA: 6.31	(3, 1)	2.0		13	5	5	5	0	2	0	0	1	0	2	11	19	22.50	3.500
Dave Wallace, R ERA: 3.86	(5, 1)	4.2		19	6	1	1	3	1	0	0	0	0	0	24	28	1.93	1.500

PITCHER	IP	WLS	BF	H	R	ER	SO	BB	IBB	HBP	BLK	WP	HR	S	P	ERA	WHIP

TOP

New York Yankees @ Toronto Blue Jays

Exhibition Stadium, Toronto, ON

Fri May 19 1978, 7:05 PM EDT
Att. 26,025 - Unknown - 79 F

livebaseballscorecards.com

AB	39
R	11
H	14
RBI	10
BB	7
SO	4
LOB	22

WP: 0	PA: 47		
PB: 0			
SB: 0			
CS: 0			

BOTTOM

New York Yankees @ Toronto Blue Jays

Exhibition Stadium, Toronto, ON

Fri May 19 1978, 7:05 PM EDT

Att. 26,025 - Unknown - 79 F

livebaseballscorecards.com

Batter	1	2	3	4	5	6	7	8	9	AB	R	H	RBI	BB	SO	LOB
Rick Bosetti, R (1, 8) OBP: 0.313, SLG: 0.397	5-3	1-3		4-3			P4		F7	5	0	0	0	0	0	4
Bob Bailor, R (1, 9) OBP: 0.326, SLG: 0.333	L6		FC3-6 1B		F8		1-3 1B		L5	5	0	2	0	0	0	0
Roy Howell, L (1, 5) OBP: 0.302, SLG: 0.374	F7		FC3-6 FC6-4 1-2f		F8		4-3		1B	5	0	1	0	0	0	3
Rico Carty, R (1, 10) OBP: 0.410, SLG: 0.533		1B 1B 2B	FC6-4 1-2f		5-3			BB 1B 1B	6-3	5	1	2	0	0	0	2
John Mayberry, L (1, 3) OBP: 0.304, SLG: 0.380		FC6-4 1B 1B 2-3 1B	4-3			F8		S S S K		4	1	1	0	0	1	2
Tom Hutton, L (1, 7) OBP: 0.325, SLG: 0.378		FC6-4 1-2 3-H 1B		1-3		G3		P5		4	0	1	1	0	0	1
Dave McKay, S (1, 4) OBP: 0.276, SLG: 0.352		S S S K		2B 1B		P6		BB 1-2 1B		4	1	2	0	0	1	2
Rick Cerone, R (1, 2) OBP: 0.293, SLG: 0.267		FC6-4 1B 1-2f 2-3		S S S K			4-3	B B B B	4-0 1-2 2-3 BB	3	0	0	0	1	1	3
Luis Gomez, R (1, 6) OBP: 0.280, SLG: 0.222		1-2 3-H 1B		1-H 2B			1B 1B		F7	4	0	3	2	0	0	3

| Inning Stats | | |

Batter	1	2	3	4	5	6	7	8	9	AB	R	H	RBI	BB	SO	LOB
Mickey Rivers, L (1, 8) OBP: 0.328, SLG: 0.409	F6		1B 3B	BB 1B		G3		G3		5	1	2	0	0	0	2
Willie Randolph, R (1, 4) OBP: 0.386, SLG: 0.346	4-3		1B SF7 1B 3-H	BBBB 4-0 1-2 BB			G4-6-3 E 1B 1B		BBBB 4-0 2B BB	3	3	2	1	2	0	0
Thurman Munson, R (1, 2) OBP: 0.293, SLG: 0.336	5-3		1B 1B 1B 1-3	1-3			E6 G4-6-3 1-2		6-3 4-3 2B 1-H	5	2	2	1	0	0	3
Reggie Jackson, L (1, 9) OBP: 0.320, SLG: 0.457		F7	SF7 3-H		F8		G4-6-3 1-2f 2-3		6-3 2-3	4	0	0	1	0	0	3
Chris Chambliss, L (1, 10) OBP: 0.363, SLG: 0.388		F9 1B 2B	S 1B 1B 1-2		L3		1B 3-H		4-3 3-H	5	1	3	2	0	0	0
Graig Nettles, L (1, 5) OBP: 0.338, SLG: 0.443	F9 2-3		S 1B 1-2 2-H		4-3		F8		HR	5	1	2	2	0	0	2
Lou Piniella, R (1, 7) OBP: 0.443, SLG: 0.506	1B 3-H	SSS K 1-2 2-3				F8		5-3	1B	5	0	2	1	0	1	2
Jim Spencer, L (1, 3) OBP: 0.260, SLG: 0.521 Ron Guidry, L (9, PR)	P5			4-3		2B		FC4-6 BB 1-2f	1B 1-2	4 0	0 0	2 0	0 0	1 0	0 0	1 0
Bucky Dent, R (1, 6) OBP: 0.268, SLG: 0.276 Dell Alston, L (8, PH) Fred Stanley, R (8, 6) OBP: 0.400, SLG: 0.250 Cliff Johnson, R (9, PH) OBP: 0.246, SLG: 0.228			4-3	5-3		F3		FC4-6 1-2f	P6	3 1 0 1	0 0 0 0	0 0 0 0	0 0 0 0	0 0 0 0	0 0 0 0	1 1 0 2
Inning Stats	R: 0 E: 0 K: 0 S: 3 H: 0 LOB: 0 BB: 0 P: 3	R: 1 E: 0 K: 0 S: 5 H: 2 LOB: 1 BB: 0 P: 5	R: 3 E: 0 K: 1 S: 10 H: 5 LOB: 2 BB: 0 P: 10	R: 0 E: 0 K: 0 S: 4 H: 1 LOB: 2 BB: 1 P: 8	R: 0 E: 0 K: 0 S: 3 H: 0 LOB: 0 BB: 0 P: 3	R: 0 E: 0 K: 0 S: 4 H: 1 LOB: 1 BB: 0 P: 4	R: 1 E: 1 K: 0 S: 5 H: 2 LOB: 1 BB: 0 P: 5	R: 0 E: 0 K: 0 S: 3 H: 0 LOB: 1 BB: 1 P: 7	R: 3 E: 0 K: 0 S: 7 H: 4 LOB: 2 BB: 1 P: 11	1B: 10 2B: 3 3B: 1 HR: 1 SF: 1 SAC: 0 DP: 1 HBP: 0						

PITCHER	IP	WLS	BF	H	R	ER	SO	BB	IBB	HBP	BLK	WP	HR	S	P	ERA	WHIP
Dave Lemanczyk, R (1, 1) ERA: 8.47	8.0	W	39	12	7	7	1	3	0	0	0	0	0	38	50	7.88	1.875
Tom Murphy, R (9, 1) ERA: 2.42	1.0		6	3	1	1	0	0	0	0	0	0	1	6	6	9.00	3.000

PITCHER	IP	WLS	BF	H	R	ER	SO	BB	IBB	HBP	BLK	WP	HR	S	P	ERA	WHIP

TOP

New York Yankees @ Toronto Blue Jays

Exhibition Stadium, Toronto, ON

Sat May 20 1978, 3:33 AM EDT
Att. 30,550 - Unknown - 68 F

livebaseballscorecards.com

AB	41
R	8
H	15
RBI	8
BB	3
SO	1
LOB	17

Batter	1	2	3	4	5	6	7	8	9	AB	R	H	RBI	BB	SO	LOB
Rick Bosetti, R (1, 8) OBP: 0.316, SLG: 0.412	0-0 3B 3B		0-0 ② 6-3		S S S 0-3 ② K	0-0 SF9 S 2-3 3-H 1B		0-0 ② F9		5	1	2	1	0	1	0
Bob Bailor, R (1, 9) OBP: 0.321, SLG: 0.346	0-0 G3 3-H 3B		0-0 ③ 6-3		0-0 ③ 4-3	0-0 ② SF9 1-3 3-H		0-0 ③ F8		4	1	1	2	0	0	0
Roy Howell, L (1, 5) OBP: 0.301, SLG: 0.378	0-0 ① 4-3			0-0 HR 2B		4-3 P6				4	1	1	0	0	0	2
John Mayberry, L (1, 3) OBP: 0.309, SLG: 0.403 Willie Upshaw, L (8, 7) OBP: 0.308, SLG: 0.370	0-0 ② G3 3-H			0-0 2-H HR		B B B B 4-0 1B E E BB	0-0 ① F9			3 0	2 0	1 0	3 0	1 0	0 0	0 0
Tom Hutton, L (1, 7) OBP: 0.345, SLG: 0.390 (8, 3)	0-0 ③ G3			B B B B 4-0 G6-3 BB BB		0-0 HBP 1-3 E 1B	0-0 BB 1B			3	1	2	0	1	0	0
Sam Ewing, L (1, 10) OBP: 0.333, SLG: 0.250 Otto Velez, R (6, PH) OBP: 0.406, SLG: 0.519		0-0 ① F8		B B B B 4-0 G6-3 1-2 BB		H 1-0 E 1-2 2B HBP	B B B B 4-0 1-2 BB			1 0	0 1	0 0	0 0	1 1	0 0	0 0
Rick Cerone, R (1, 2) OBP: 0.279, SLG: 0.253		0-0 ② 4-3		0-0 ① ② G6-3 1-2f 2-3		0-0 E5 2B 1-2 E 2-H 3-H	0-0 ② P4			4	1	0	1	0	0	5
Dave McKay, S (1, 4) OBP: 0.274, SLG: 0.362		0-0 ③ F5		0-0 ③ 6-3		0-0 E 1-3 1B 2-H 2B	0-0 ③ F7			4	1	1	1	0	0	3
Luis Gomez, R (1, 6) OBP: 0.279, SLG: 0.223		0-0 ① F9			0-0 ① F9	0-0 E7 1B 2-3 SF9 3-H 1B		0-0 ① 1-3		4	1	1	1	0	0	0
Inning Stats	R: 2 H: 2 E: 0 LOB: 0 K: 0 BB: 0 S: 5 P: 5	R: 0 H: 0 E: 0 LOB: 0 K: 0 BB: 0 S: 3 P: 3	R: 0 H: 0 E: 0 LOB: 0 K: 0 BB: 0 S: 3 P: 3	R: 2 H: 2 E: 0 LOB: 1 K: 0 BB: 2 S: 4 P: 12	R: 0 H: 0 E: 0 LOB: 0 K: 1 BB: 0 S: 5 P: 5	R: 6 H: 4 E: 3 LOB: 1 K: 0 BB: 1 S: 8 P: 13	R: 0 H: 1 E: 0 LOB: 2 K: 0 BB: 1 S: 4 P: 8	R: 0 H: 0 E: 0 LOB: 0 K: 0 BB: 0 S: 3 P: 3		1B: 4 SF: 1 2B: 2 SAC: 0 3B: 2 DP: 1 HR: 1 HBP: 1						

PITCHER		IP	WLS	BF	H	R	ER	SO	BB	IBB	HBP	BLK	WP	HR	S	P	ERA	WHIP
Jim Beattie, R ERA: 4.7	(1, 1)	3.0		15	4	4	4	0	2	0	0	0	0	1	13	21	12.00	2.000
Ken Clay, R ERA: 5.23	(4, 1)	2.1	L	7	0	1	1	1	1	0	0	0	0	0	8	12	3.86	0.429
Sparky Lyle, L ERA: 3.77	(6, 1)	0.2		8	4	5	3	0	0	0	1	0	0	0	7	8	40.50	6.000
Ken Holtzman, L ERA: 4.32	(7, 1)	2.0		8	1	0	0	0	1	0	0	0	0	0	7	11	0.00	1.000

PITCHER	IP	WLS	BF	H	R	ER	SO	BB	IBB	HBP	BLK	WP	HR	S	P	ERA	WHIP

BOTTOM

New York Yankees @ Toronto Blue Jays

Exhibition Stadium, Toronto, ON

Sat May 20 1978, 3:33 AM EDT
Att. 30,550 - Unknown - 68 F

livebaseballscorecards.com

AB	32
R	10
H	9
RBI	9
BB	4
SO	1
LOB	10

Batter	1	2	3	4	5	6	7	8	9	AB	R	H	RBI	BB	SO	LOB
Mickey Rivers, L (1, 8) OBP: 0.326, SLG: 0.405	F2	K			1B		F8			4	0	1	0	0	1	2
Willie Randolph, R (1, 4) OBP: 0.383, SLG: 0.351	2B		6-3		F9		CS	5-3		4	0	1	0	0	0	2
Thurman Munson, R (1, 10) OBP: 0.285, SLG: 0.326	5-3	K			6-3			6-3		4	0	0	0	0	1	3
Reggie Jackson, L (1, 9) OBP: 0.318, SLG: 0.451	G3		4-3			F8		1B		4	0	1	0	0	0	1
Lou Piniella, R (1, 7) OBP: 0.426, SLG: 0.483		4-3		F6		F9		4-3		4	0	0	0	0	0	1
Chris Chambliss, L (1, 3) OBP: 0.367, SLG: 0.391		HR 1B		L3		1B			1-3	4	1	2	0	0	0	0
Graig Nettles, L (1, 5) OBP: 0.336, SLG: 0.437		K		F9		G3			1B	4	0	1	0	0	1	2
Cliff Johnson, R (1, 2) OBP: 0.261, SLG: 0.283		1-H HR			BB		5-3		F7	3	1	1	2	1	0	1
Bucky Dent, R (1, 6) OBP: 0.275, SLG: 0.283		1B			F2		CS 1B		4-3	4	0	2	0	0	0	2
Inning Stats	R: 0 E: 0 K: 0 S: 4 H: 1 LOB: 1 BB: 0 P: 4	R: 2 E: 0 K: 2 S: 10 H: 3 LOB: 1 BB: 0 P: 10	R: 0 E: 0 K: 1 S: 5 H: 0 LOB: 0 BB: 0 P: 5	R: 0 E: 0 K: 0 S: 3 H: 0 LOB: 0 BB: 0 P: 3	R: 0 E: 0 K: 0 S: 4 H: 1 LOB: 2 BB: 1 P: 8	R: 0 E: 0 K: 0 S: 4 H: 1 LOB: 1 BB: 0 P: 4	R: 0 E: 0 K: 0 S: 3 H: 1 LOB: 0 BB: 0 P: 3	R: 0 E: 0 K: 0 S: 4 H: 1 LOB: 1 BB: 0 P: 4	R: 0 E: 0 K: 0 S: 4 H: 1 LOB: 1 BB: 0 P: 4	1B: 7 2B: 1 3B: 0 HR: 1 SF: 0 SAC: 0 DP: 0 HBP: 0						

TOP

New York Yankees @ Toronto Blue Jays

Exhibition Stadium, Toronto, ON

Sun May 21 1978, 3:33 AM EDT

Unknown - 61 F

livebaseballscorecards.com

AB	35
R	2
H	9
RBI	2
BB	1
SO	3
LOB	14

WP: 0 PB: 0 SB: 3 CS: 1 PA: 37

PITCHER		IP	WLS	BF	H	R	ER	SO	BB	IBB	HBP	BLK	WP	HR	S	P	ERA	WHIP
Tom Underwood, L ERA: 3.4	(1, 1)	7.0	L	28	7	2	2	3	1	0	0	0	0	1	33	37	2.57	1.143
Tom Murphy, R ERA: 2.22	(8, 1)	2.0		8	2	0	0	0	0	0	0	0	0	0	8	8	0.00	1.000

PITCHER	IP	WLS	BF	H	R	ER	SO	BB	IBB	HBP	BLK	WP	HR	S	P	ERA	WHIP

Batter	1	2	3	4	5	6	7	8	9	AB	R	H	RBI	BB	SO	LOB
Rick Bosetti, R (1, 8) OBP: 0.314, SLG: 0.407	1-3 1B		L4		CS 1-2	F3		F9		4	0	1	0	0	0	1
Bob Bailor, R (1, 9) OBP: 0.313, SLG: 0.336	1-3 1-2			5-3		F8		1-3		4	0	0	0	0	0	2
Roy Howell, L (1, 5) OBP: 0.307, SLG: 0.389	4-3			F8 2B		F7			6-3 BB 1B	4	0	2	0	0	0	0
John Mayberry, L (1, 3) OBP: 0.315, SLG: 0.397		G3		BB			4-3		6-3 1-2 BB	2	0	0	0	2	0	0
Don Kirkwood, R (9, PR)										0	0	0	0	0	0	0
Tom Hutton, L (1, 7) OBP: 0.330, SLG: 0.370		4-3		F8 2-3			F8		K	4	0	0	0	0	1	4
Sam Ewing, L (1, 10) OBP: 0.333, SLG: 0.273		6-3		F7			FC6-4 1B		6-3 1-2 2-3	3	0	1	0	0	0	2
Otto Velez, R (9, PH) OBP: 0.394, SLG: 0.500										1	0	0	0	0	0	2
Rick Cerone, R (1, 2) OBP: 0.281, SLG: 0.256			1B G4-6-3 1B		F9		FC6-4 1-2f		K	3	1	1	0	0	0	1
Doug Ault, R (9, PH) OBP: 0.346, SLG: 0.391										1	0	0	0	0	1	3
Dave McKay, S (1, 4) OBP: 0.277, SLG: 0.361			G4-6-3 1-3 1B		K			L6		3	0	1	0	0	1	0
Luis Gomez, R (1, 6) OBP: 0.283, SLG: 0.229			G4-6-3 1-2f 3-H		CS 1B			1B		2	0	1	0	0	0	1
Willie Upshaw, L (8, PH) OBP: 0.321, SLG: 0.383										1	0	1	0	0	0	0
Tim Johnson, L (9, 6)										0	0	0	0	0	0	0
Inning Stats	R: 0 E: 0 K: 0 S: 3 H: 1 LOB: 0 BB: 0 P: 3	R: 0 E: 0 K: 0 S: 3 H: 0 LOB: 0 BB: 0 P: 3	R: 1 E: 0 K: 0 S: 4 H: 2 LOB: 0 BB: 0 P: 4	R: 0 E: 0 K: 0 S: 4 H: 1 LOB: 2 BB: 1 P: 8	R: 0 E: 0 K: 1 S: 5 H: 1 LOB: 0 BB: 0 P: 5	R: 0 E: 0 K: 0 S: 3 H: 0 LOB: 0 BB: 0 P: 3	R: 0 E: 0 K: 0 S: 4 H: 1 LOB: 1 BB: 0 P: 4	R: 0 E: 0 K: 0 S: 4 H: 1 LOB: 1 BB: 0 P: 4	R: 0 E: 0 K: 2 S: 8 H: 1 LOB: 3 BB: 1 P: 12	1B: 7 2B: 1 3B: 0 HR: 0	SF: 0 SAC: 0 DP: 1 HBP: 0						

PITCHER	IP	WLS	BF	H	R	ER	SO	BB	IBB	HBP	BLK	WP	HR	S	P	ERA	WHIP
Ed Figueroa, R (1, 1) ERA: 2.92	8.0	W	30	8	1	1	1	1	0	0	0	0	0	31	35	1.12	1.125
Sparky Lyle, L (9, 1) ERA: 3.73	0.1		2	0	0	0	1	1	0	0	0	0	0	3	7	0.00	3.000
Rich Gossage, R (9, 1) ERA: 1.99	0.2	S	2	0	0	0	1	0	0	0	0	0	0	4	4	0.00	0.000

PITCHER	IP	WLS	BF	H	R	ER	SO	BB	IBB	HBP	BLK	WP	HR	S	P	ERA	WHIP

BOTTOM

New York Yankees @ Toronto Blue Jays

Exhibition Stadium, Toronto, ON

Sun May 21 1978, 3:33 AM EDT

Unknown - 61 F

livebaseballscorecards.com

AB	32
R	1
H	8
RBI	0
BB	2
SO	3
LOB	16

1B: 7	SF: 0	WP: 0	PA: 35
2B: 1	SAC: 0	PB: 0	
3B: 0	DP: 1	SB: 0	
HR: 0	HBP: 0	CS: 1	

Batter	1	2	3	4	5	6	7	8	9	AB	R	H	RBI	BB	SO	LOB
Mickey Rivers, L (1, 8) OBP: 0.326, SLG: 0.403	4-3	E4 FC6-4 1-3 2-H 3-H		1B 1-2 1B		1B 2B 1B		F9		3	0	1	1	0	0	1
Paul Blair, R (6, PH) (6, 8) OBP: 0.308, SLG: 0.320										2	1	1	0	0	0	0
Willie Randolph, R (1, 4) OBP: 0.389, SLG: 0.355	BBBB HR BB	FC6-4 FC4-6 1-2f 3-H		F8		2B 4-3 1-2 1B		1B		4	2	2	1	1	0	3
Thurman Munson, R (1, 2) OBP: 0.295, SLG: 0.362	SSS 1-H HR	K		1-2 2-H 1B		4-3 1-3 2-H 2B		F7		5	1	3	4	0	1	2
Reggie Jackson, L (1, 9) OBP: 0.308, SLG: 0.435	SSS K	FC4-6 1-2f		SSS K		4-3 2-3 3-H			F6	5	0	0	1	0	2	4
Lou Piniella, R (1, 7) OBP: 0.406, SLG: 0.457	5-3		F4		F9	F9			F9	5	0	0	0	0	0	1
Chris Chambliss, L (1, 3) OBP: 0.374, SLG: 0.406		1B 1B 1B 1B	G6-4-3 1-2f 1B		SSS K		F7		2B	5	1	3	0	0	1	0
Graig Nettles, L (1, 5) OBP: 0.338, SLG: 0.435		1B 1B E 1-2 1B	G6-4-3 1-2f 1B		1B		F7		F8	5	1	2	0	0	0	2
Cliff Johnson, R (1, 10) OBP: 0.274, SLG: 0.286		1B E 1-2 2-3 1B		BBBB 1B 1B BB	F9		F2			3	2	1	0	1	0	1
Bucky Dent, R (1, 6) OBP: 0.274, SLG: 0.282		E FC6-4 1-2 2-3 3-H 1B		F8		F8		6-3		4	1	1	1	0	0	1
Inning Stats	R: 2 E: 0 K: 1 S: 6 H: 1 LOB: 0 BB: 1 P: 10	R: 4 E: 1 K: 1 S: 10 H: 4 LOB: 1 BB: 0 P: 10	R: 0 E: 0 K: 0 S: 3 H: 1 LOB: 0 BB: 0 P: 3	R: 1 E: 0 K: 1 S: 7 H: 2 LOB: 2 BB: 1 P: 11	R: 0 E: 0 K: 1 S: 6 H: 1 LOB: 1 BB: 0 P: 6	R: 2 E: 0 K: 0 S: 6 H: 3 LOB: 1 BB: 0 P: 6	R: 0 E: 0 K: 0 S: 3 H: 0 LOB: 0 BB: 0 P: 3	R: 0 E: 0 K: 0 S: 4 H: 1 LOB: 1 BB: 0 P: 4	R: 0 E: 0 K: 0 S: 4 H: 1 LOB: 1 BB: 0 P: 4	1B: 11 2B: 2 3B: 0 HR: 1 SF: 0 SAC: 0 DP: 1 HBP: 0						

PITCHER		IP	WLS	BF	H	R	ER	SO	BB	IBB	HBP	BLK	WP	HR	S	P	ERA	WHIP
Jerry Garvin, L ERA: 6.8	(1, 1)	3.2	L	21	8	7	6	2	2	0	0	0	0	1	23	31	14.73	2.727
Balor Moore, L ERA: 6.04	(4, 1)	3.1		14	4	2	2	2	0	0	0	0	0	0	18	18	5.40	1.200
Don Kirkwood, R ERA: 2.77	(8, 1)	2.0		8	2	0	0	0	0	0	0	0	0	0	8	8	0.00	1.000

PITCHER	IP	WLS	BF	H	R	ER	SO	BB	IBB	HBP	BLK	WP	HR	S	P	ERA	WHIP

TOP

New York Yankees @ Toronto Blue Jays

Exhibition Stadium, Toronto, ON

Sun May 21 1978, 3:38 AM EDT

Att. 41,308 - Unknown

livebaseballscorecards.com

AB	41
R	9
H	14
RBI	8
BB	2
SO	4
LOB	15

WP: 0 PA: 43
PB: 0
SB: 0
CS: 0

Batter	1	2	3	4	5	6	7	8	9	AB	R	H	RBI	BB	SO	LOB
Rick Bosetti, R (1, 8) OBP: 0.313, SLG: 0.403	6-3		E3 F8 3-H		G3 1B 1B		K			4	0	1	0	0	1	1
Bob Bailor, R (1, 9) OBP: 0.311, SLG: 0.333	5-3		5-3		G3 1-2 1B		F8			4	0	1	0	0	0	2
Roy Howell, L (1, 5) OBP: 0.298, SLG: 0.378	F8		F8 2-3		G3 1-2 2-3			4-3		4	0	0	0	0	0	3
John Mayberry, L (1, 3) OBP: 0.313, SLG: 0.392		1B 1B	F9		F9			F9		4	0	1	0	0	0	3
Tom Hutton, L (1, 7) OBP: 0.330, SLG: 0.369 Otto Velez, R (8, PH) OBP: 0.382, SLG: 0.483 (9, 7)	F2	G3		L3 1B				F4		3 1	0 0	1 0	0 0	0 0	0 0	1 0
Sam Ewing, L (1, 10) OBP: 0.333, SLG: 0.286 Doug Ault, R (9, PH) OBP: 0.370, SLG: 0.417	1-2 1B	F8		K					1B	3 1	0 0	1 1	0 0	0 0	1 0	1 0
Dave McKay, S (1, 4) OBP: 0.275, SLG: 0.354	P6			L3 1-2					P4	4	0	1	0	0	0	4
Alan Ashby, S (1, 2) OBP: 0.255, SLG: 0.171	K	F8				1B			F8	4	0	1	0	0	1	4
Luis Gomez, R (1, 6) OBP: 0.282, SLG: 0.250			E 3B		F9		P4		F8	4	1	1	0	0	0	2
Inning Stats	R: 0 E: 0 K: 0 S: 3 H: 0 LOB: 0 BB: 0 P: 3	R: 0 E: 0 K: 1 S: 7 H: 2 LOB: 2 BB: 0 P: 7	R: 1 E: 1 K: 0 S: 5 H: 1 LOB: 1 BB: 0 P: 5	R: 0 E: 0 K: 0 S: 4 H: 1 LOB: 1 BB: 0 P: 4	R: 0 E: 0 K: 0 S: 5 H: 2 LOB: 2 BB: 0 P: 5	R: 0 E: 0 K: 1 S: 5 H: 1 LOB: 0 BB: 0 P: 5	R: 0 E: 0 K: 1 S: 6 H: 1 LOB: 1 BB: 0 P: 6	R: 0 E: 0 K: 0 S: 3 H: 0 LOB: 0 BB: 0 P: 3	R: 0 E: 0 K: 0 S: 4 H: 1 LOB: 1 BB: 0 P: 4	1B: 8 2B: 1 3B: 1 HR: 0	SF: 0 SAC: 0 DP: 1 HBP: 0						

PITCHER	IP	WLS	BF	H	R	ER	SO	BB	IBB	HBP	BLK	WP	HR	S	P	ERA	WHIP
Ken Clay, R (1, 1) ERA: 3.12	7.0	W	29	8	1	0	3	0	0	0	0	0	0	35	35	0.00	1.143
Ken Holtzman, L (8, 1) ERA: 4.08	1.0		3	0	0	0	0	0	0	0	0	0	0	3	3	0.00	0.000
Sparky Lyle, L (9, 1) ERA: 3.62	1.0		4	1	0	0	0	0	0	0	0	0	0	4	4	0.00	1.000

PITCHER	IP	WLS	BF	H	R	ER	SO	BB	IBB	HBP	BLK	WP	HR	S	P	ERA	WHIP

BOTTOM

New York Yankees @ Toronto Blue Jays

Exhibition Stadium, Toronto, ON

Sun May 21 1978, 3:38 AM EDT

Att. 41,308 - Unknown

livebaseballscorecards.com

AB	36
R	1
H	9
RBI	0
BB	0
SO	3
LOB	21

PA: 36

WP: 0 PB: 0 SB: 0 CS: 0

Batter	1	2	3	4	5	6	7	8	9	AB	R	H	RBI	BB	SO	LOB
Paul Dade, R (1, 9) OBP: 0.308, SLG: 0.377	S S S 0-3 ① K			x 0-0 ① 3-1		S S S 0-3 ① K		S S S 0-3 ② K		4	0	0	0	0	3	2
Rick Manning, L (1, 8) OBP: 0.311, SLG: 0.305	x 0-0 ② 1-3			x 0-0 ② F9		S S S 0-3 ② K		S S S 0-3 ③ K		4	0	0	0	0	2	2
Mike Vail, R (1, 7) OBP: 0.276, SLG: 0.414	S S S 0-3 ③ K			S S S 0-3 ③ K		S S S 0-3 ③ K			x 0-0 PB 1B	4	0	1	0	0	3	2
Willie Horton, R (1, 10) OBP: 0.347, SLG: 0.449		x 0-0 ① 6-3			x 0-0 ① 6-3		x 0-0 F7 BB BLK 1B		x 0-0 ① 6-3 1-2	4	1	1	0	0	0	1
Buddy Bell, R (1, 5) OBP: 0.333, SLG: 0.425		x 0-0 CS 1B			x 0-0 1B		B B B B 4-0 BLK F7 1-2 BB		x 0-0 ② F9	3	0	2	0	1	0	1
Ted Cox, R (1, 3) OBP: 0.231, SLG: 0.143		x 0-0 ② ③ P3 1-2			x 0-0 ② F9		x 0-0 ① F7 1-2 2-3		x 0-0 ③ 1-3	4	0	0	0	0	0	5
Ron Pruitt, R (1, 2) OBP: 0.298, SLG: 0.356			x 0-0 ① 1-3		S S S 0-3 ③ K		x 0-0 ② F6 2-3 3-H			3	0	0	0	0	1	2
Duane Kuiper, L (1, 4) OBP: 0.275, SLG: 0.267			x 0-0 ② F6			B B B B 4-0 2B BB	S S S 0-3 ③ K			2	0	0	0	1	1	1
Tom Veryzer, R (1, 6) OBP: 0.297, SLG: 0.333			x 0-0 ③ F8			x 0-0 1-3 2B		S S S 0-3 ① K		3	0	1	0	0	1	0
Inning Stats	R: 0 H: 0 E: 0 LOB: 0 K: 2 BB: 0 S: 7 P: 7	R: 0 H: 1 E: 0 LOB: 0 K: 0 BB: 0 S: 3 P: 3	R: 0 H: 0 E: 0 LOB: 0 K: 0 BB: 0 S: 3 P: 3	R: 0 H: 0 E: 0 LOB: 0 K: 1 BB: 0 S: 5 P: 5	R: 0 H: 1 E: 0 LOB: 1 K: 1 BB: 0 S: 6 P: 6	R: 0 H: 1 E: 0 LOB: 2 K: 3 BB: 1 S: 10 P: 14	R: 1 H: 1 E: 0 LOB: 1 K: 1 BB: 1 S: 6 P: 10	R: 0 H: 0 E: 0 LOB: 0 K: 3 BB: 0 S: 9 P: 9	R: 0 H: 1 E: 0 LOB: 1 K: 0 BB: 0 S: 4 P: 4	1B: 4 SF: 0 2B: 1 SAC: 0 3B: 0 DP: 0 HR: 0 HBP: 0						

TOP

Cleveland Indians @ New York Yankees

Yankee Stadium, Bronx, NY

Tue May 23 1978, 7:05 PM EDT

Att. 20,618 - Unknown - 68 F

livebaseballscorecards.com

AB	31
R	1
H	5
RBI	0
BB	2
SO	11
LOB	16

WP: 0 PA: 33
PB: 1
SB: 0
CS: 1

PITCHER	IP	WLS	BF	H	R	ER	SO	BB	IBB	HBP	BLK	WP	HR	S	P	ERA	WHIP
Ron Guidry, L (1, 1) ERA: 1.73	9.0	W	33	5	1	1	11	2	0	0	1	0	0	53	61	1.00	0.778

PITCHER	IP	WLS	BF	H	R	ER	SO	BB	IBB	HBP	BLK	WP	HR	S	P	ERA	WHIP

Batter	1	2	3	4	5	6	7	8	9	AB	R	H	RBI	BB	SO	LOB
Mickey Rivers, L (1, 8) OBP: 0.324, SLG: 0.413	F8		F9		4-3		1B 3B			4	1	1	0	0	0	1
Paul Blair, R (7, PH) (8, 8) OBP: 0.296, SLG: 0.308							F4			1	0	0	0	0	0	1
Willie Randolph, R (1, 4) OBP: 0.390, SLG: 0.348	K		1B 1-2 BB		6-3		1B 1B BB	F7		3	1	0	0	2	1	0
Thurman Munson, R (1, 2) OBP: 0.304, SLG: 0.377	F7		1-3 2-H 1B		2B		1B 1B 1B 1-3 3-H 1B	K		5	1	3	2	0	1	0
Reggie Jackson, L (1, 9) OBP: 0.305, SLG: 0.428		1-3	P3		G3		1B 1B 1B 1-2 3-H 1B	F8		5	1	1	1	0	0	3
Lou Piniella, R (1, 7) OBP: 0.409, SLG: 0.459		1B		F7		F7	1B 2B 1B 1-2 2-3 1B			4	1	2	0	0	0	0
Chris Chambliss, L (1, 3) OBP: 0.377, SLG: 0.429		F5		F8		HR	2B 1B 1-2 2-H 3-H 1B			4	2	2	3	0	0	1
Graig Nettles, L (1, 5) OBP: 0.342, SLG: 0.467		F8		HR		F2	2B 2B 1-H 2-H 2B			4	2	2	3	0	0	1
Cliff Johnson, R (1, 10) OBP: 0.273, SLG: 0.284			K	1B		K	K			4	0	1	0	0	3	1
Bucky Dent, R (1, 6) OBP: 0.281, SLG: 0.297			BB 1B 1B	F7			F7 2B 2-H			4	1	2	1	0	0	1
Inning Stats	R: 0 E: 0 K: 1 S: 5 H: 0 LOB: 0 BB: 0 P: 5	R: 0 E: 0 K: 0 S: 4 H: 1 LOB: 1 BB: 0 P: 4	R: 1 E: 0 K: 1 S: 7 H: 2 LOB: 2 BB: 1 P: 11	R: 1 E: 0 K: 0 S: 5 H: 2 LOB: 1 BB: 0 P: 5	R: 0 E: 0 K: 0 S: 4 H: 1 LOB: 1 BB: 0 P: 4	R: 1 E: 0 K: 1 S: 6 H: 1 LOB: 0 BB: 0 P: 6	R: 7 E: 0 K: 1 S: 12 H: 7 LOB: 1 BB: 1 P: 16	R: 0 E: 0 K: 1 S: 5 H: 0 LOB: 0 BB: 0 P: 5		1B: 8 2B: 3 3B: 1 HR: 2	SF: 0 SAC: 0 DP: 0 HBP: 0						

BOTTOM

Cleveland Indians @ New York Yankees

Yankee Stadium, Bronx, NY

Tue May 23 1978, 7:05 PM EDT
Att. 20,618 - Unknown - 68 F

livebaseballscorecards.com

AB	38
R	10
H	14
RBI	10
BB	2
SO	5
LOB	9

WP: 0 PB: 0 SB: 0 CS: 0 PA: 40

PITCHER		IP	WLS	BF	H	R	ER	SO	BB	IBB	HBP	BLK	WP	HR	S	P	ERA	WHIP
Don Hood, L ERA: 4.61	(1, 1)	6.1	L	29	8	5	5	3	2	0	0	0	0	2	33	41	7.11	1.579
Al Fitzmorris, R ERA: 4.5	(7, 1)	0.0		1	1	0	0	0	0	0	0	0	0	0	1	1	∞	∞
Dennis Kinney, L ERA: 4.66	(7, 1)	1.2		10	5	5	5	2	0	0	0	0	0	0	14	14	27.00	3.000

PITCHER	IP	WLS	BF	H	R	ER	SO	BB	IBB	HBP	BLK	WP	HR	S	P	ERA	WHIP

Batter	1	2	3	4	5	6	7	8	9	AB	R	H	RBI	BB	SO	LOB
Rick Manning, L (1, 8) OBP: 0.301, SLG: 0.295	5-3			4-3	L7		3-1			4	0	0	0	0	0	2
Jim Norris, L (1, 9) OBP: 0.356, SLG: 0.389	4-3			S 1B	F7			F8		4	0	1	0	0	0	0
Johnny Grubb, L (1, 7) OBP: 0.381, SLG: 0.467	4-3			F4 1-2	1B	1B		4-3		4	0	1	0	0	0	1
Willie Horton, R (1, 10) OBP: 0.344, SLG: 0.441		4-3		F8		1-2 1B		S S S K		4	0	1	0	0	1	1
Buddy Bell, R (1, 5) OBP: 0.331, SLG: 0.416		F4			B B B 3B BB	S S S K			F7	3	1	0	0	1	1	2
Wayne Cage, L (1, 3) OBP: 0.357, SLG: 0.750		F9			1-H SF8 3B	5-3			1B 2B	4	2	2	1	0	0	2
Ron Hassey, L (1, 2) OBP: 0.292, SLG: 0.310			F8		SF8 3-H		4-3		2-H 1B	3	0	1	2	0	0	0
Duane Kuiper, L (1, 4) OBP: 0.275, SLG: 0.274			4-3		2B		F8		F7	4	0	1	0	0	0	1
Tom Veryzer, R (1, 6) OBP: 0.293, SLG: 0.350			6-3		F4		2B		F2	4	0	1	0	0	0	2
Inning Stats	R: 0 H: 0 E: 0 LOB: 0 K: 0 BB: 0 S: 3 P: 3	R: 0 H: 0 E: 0 LOB: 0 K: 0 BB: 0 S: 3 P: 3	R: 0 H: 0 E: 0 LOB: 0 K: 0 BB: 0 S: 3 P: 3	R: 0 H: 1 E: 0 LOB: 1 K: 0 BB: 0 S: 4 P: 4	R: 2 H: 2 E: 0 LOB: 1 K: 0 BB: 1 S: 5 P: 9	R: 0 H: 2 E: 0 LOB: 2 K: 1 BB: 0 S: 7 P: 7	R: 0 H: 1 E: 0 LOB: 1 K: 0 BB: 0 S: 4 P: 4	R: 0 H: 0 E: 0 LOB: 0 K: 1 BB: 0 S: 5 P: 5	R: 1 H: 2 E: 0 LOB: 1 K: 0 BB: 0 S: 5 P: 5	1B: 4 SF: 1 2B: 3 SAC: 0 3B: 1 DP: 0 HR: 0 HBP: 0						

PITCHER	IP	WLS	BF	H	R	ER	SO	BB	IBB	HBP	BLK	WP	HR	S	P	ERA	WHIP
Dick Tidrow, R (1, 1) ERA: 4.23	9.0	W	36	8	3	3	2	1	0	0	0	0	0	39	43	3.00	1.000

PITCHER	IP	WLS	BF	H	R	ER	SO	BB	IBB	HBP	BLK	WP	HR	S	P	ERA	WHIP

TOP

Cleveland Indians @ New York Yankees

Yankee Stadium, Bronx, NY

Thu May 25 1978, 7:05 PM EDT

Att. 15,403 - Unknown - 69 F

livebaseballscorecards.com

AB	34
R	3
H	8
RBI	3
BB	1
SO	2
LOB	11

WP: 0 PA: 36
PB: 0
SB: 1
CS: 0

BOTTOM

Cleveland Indians @ New York Yankees

Yankee Stadium, Bronx, NY

Thu May 25 1978, 7:05 PM EDT

Att. 15,403 - Unknown - 69 F

livebaseballscorecards.com

Batter	1	2	3	4	5	6	7	8	9	AB	R	H	RBI	BB	SO	LOB
Mickey Rivers, L (1, 8) OBP: 0.329, SLG: 0.415	F7		1B 1B 1B	FC6-4 BB 1-2f		FC5-4 1B		BB 1B		4	1	2	0	0	0	1
Paul Blair, R (8, PH) (9, 8) OBP: 0.321, SLG: 0.333										1	0	1	0	0	0	0
Willie Randolph, R (1, 4) OBP: 0.395, SLG: 0.347	K		1B 1-2 1B 1B	BBBB 4-0 1-2 BB		FC5-4 5-3-6 1-2f		BBBB 4-0 1-2 BB		3	1	1	0	2	1	1
Thurman Munson, R (1, 2) OBP: 0.301, SLG: 0.371	6-3		1B FC6-4 1-3 2-H 1B	F8		5-3-6 1-3f		F7		5	1	1	1	0	0	5
Reggie Jackson, L (1, 9) OBP: 0.314, SLG: 0.442		F8 FC6-4 1-3 3-H 1B		BBBB 4-0 S 2B BB			1B 3B	6-3		4	2	2	1	1	0	2
Lou Piniella, R (1, 7) OBP: 0.404, SLG: 0.451		FC3-6 1B	FC6-4 FC4-6 1-2f 3-H	F4 1-2			F6			4	0	1	1	0	0	3
Chris Chambliss, L (1, 3) OBP: 0.374, SLG: 0.424		FC3-6 1B 2B 1-2f	FC4-6 1-2f	5-3			1B 3-H 1B			4	1	1	1	0	0	3
Graig Nettles, L (1, 5) OBP: 0.353, SLG: 0.471		2B 1B 1-2 1B	F9	4-0 2B IBB			1-3 1B			3	2	2	0	1	0	1
Cliff Johnson, R (1, 10) OBP: 0.278, SLG: 0.304		1B 1-3 2-H 2B	SSS 0-3 K	1-H 2-H 2B			SSS 0-3 K			2	1	1	1	0	1	0
Jim Spencer, L (5, PH) OBP: 0.269, SLG: 0.540										2	0	1	2	0	1	1
Bucky Dent, R (1, 6) OBP: 0.287, SLG: 0.303		2-H 3-H 1B	FC6-4 1B	6-3				F9		4	0	2	2	0	0	1
Inning Stats	R: 0 E: 0 K: 1 S: 5 H: 0 LOB: 0 BB: 0 P: 5	R: 3 E: 0 K: 0 S: 6 H: 4 LOB: 1 BB: 0 P: 6	R: 3 E: 0 K: 0 S: 7 H: 4 LOB: 1 BB: 0 P: 7	R: 0 E: 0 K: 1 S: 6 H: 1 LOB: 2 BB: 1 P: 10	R: 2 E: 0 K: 0 S: 4 H: 1 LOB: 1 BB: 2 P: 12	R: 0 E: 0 K: 0 S: 3 H: 1 LOB: 0 BB: 0 P: 3	R: 1 E: 0 K: 1 S: 7 H: 3 LOB: 1 BB: 0 P: 7	R: 0 E: 0 K: 0 S: 4 H: 1 LOB: 2 BB: 1 P: 8		1B: 12 2B: 3 3B: 1 HR: 0 SF: 0 SAC: 0 DP: 1 HBP: 0						

	AB	36
	R	9
	H	15
	RBI	9
	BB	4
	SO	3
	LOB	18

WP: 0 PB: 0 SB: 1 CS: 0 PA: 40

PITCHER		IP	WLS	BF	H	R	ER	SO	BB	IBB	HBP	BLK	WP	HR	S	P	ERA	WHIP
Rick Waits, L ERA: 3.49	(1, 1)	2.0	L	13	8	6	6	1	0	0	0	0	0	0	15	15	27.00	4.000
Al Fitzmorris, R ERA: 5.4	(3, 1)	4.2		21	6	3	3	1	2	1	0	0	0	0	20	32	5.79	1.714
Dennis Kinney, L ERA: 4.45	(7, 1)	1.1		6	1	0	0	1	1	0	0	0	0	0	7	11	0.00	1.500

PITCHER	IP	WLS	BF	H	R	ER	SO	BB	IBB	HBP	BLK	WP	HR	S	P	ERA	WHIP

Toronto Blue Jays @ New York Yankees

Yankee Stadium, Bronx, NY

Fri May 26 1978, 7:05 PM EDT

Att. 24,171 - Unknown - 71 F

livebaseballscorecards.com

TOP

Batter	1	2	3	4	5	6	7	8	9	AB	R	H	RBI	BB	SO	LOB
Rick Bosetti, R (1, 8) OBP: 0.308, SLG: 0.380	BBBB 4-0 4-3 BB		x 0-0 F9 ③		x 0-0 FC6-4 ③ 1-2f		x 0-0 G6-4-3 ②③ 1-2f			3	0	0	0	1	0	4
Bob Bailor, R (1, 9) OBP: 0.316, SLG: 0.331	x 0-0 4-3 ① 1-2			BBBB 4-0 G4-6-3 BB		x 0-0 E4 HR		x 0-0 F9 ①		3	1	0	0	1	0	1
Roy Howell, L (1, 5) OBP: 0.301, SLG: 0.372	x 0-0 F7 ②			x 0-0 G4-6-3 ①② 1-2f		x 0-0 F7 ①		x 0-0 P6 ②		4	0	0	0	0	0	3
John Mayberry, L (1, 3) OBP: 0.333, SLG: 0.473	x 0-0 G3 ③			BBBB 4-0 BB		x 0-0 1-H HR		x 0-0 HR		3	2	2	3	1	0	1
Tom Hutton, L (1, 7) OBP: 0.319, SLG: 0.347 Otto Velez, R (8, PH) OBP: 0.368, SLG: 0.438 (8, 7)		x 0-0 4-3 ①		x 0-0 F8 ③		x 0-0 1-3 ②		x 0-0 P3 ③		3 1	0 0	0 0	0 0	0 0	0 0	1 0
Willie Upshaw, L (1, 10) OBP: 0.338, SLG: 0.386 Doug Ault, R (9, PH) OBP: 0.367, SLG: 0.385		x 0-0 FC5-4 1B			BBBB 4-0 CS BB	x 0-0 4-3 ③			x 0-0 6-3 ①	2 1	0 0	1 0	0 0	1 0	0 0	0 0
Dave McKay, S (1, 4) OBP: 0.273, SLG: 0.345		x 0-0 FC5-4 ② CS 1-2f			x 0-0 F9 ① 1-2 2B		x 0-0 6-3 ①		x 0-0 P4 ②	4	0	1	0	0	0	1
Luis Gomez, R (1, 6) OBP: 0.307, SLG: 0.293 Rick Cerone, R (9, PH) OBP: 0.291, SLG: 0.263		0-0 CS ③ 1-2	x 0-0 G3-6-3 1B		BBBB 4-0 FC6-4 BB		x 0-0 1B 1B		x 0-0 4-3 ③	2 1	0 0	2 0	0 0	1 0	0 0	0 0
Alan Ashby, S (1, 2) OBP: 0.278, SLG: 0.255			x 0-0 G3-6-3 ①② 1-2f		x 0-0 F9 ② 2-3		x 0-0 G6-4-3 1-3 1B			3	0	1	0	0	0	3

	AB	30
	R	3
	H	7
	RBI	3
	BB	5
	SO	0
	LOB	14

Inning Stats	1	2	3	4	5	6	7	8	9	1B: 4	SF: 0	WP: 0	PA: 36
R:	0	0	0	0	0	2	0	1	0	2B: 1	SAC: 0	PB: 0	
E:	0	0	0	0	0	1	0	0	0	3B: 0	DP: 3	SB: 0	
K:	0	0	0	0	0	0	0	0	0	HR: 2	HBP: 0	CS: 2	
S:	3	3	3	2	3	5	4	4	3				
H:	0	1	1	0	1	1	2	1	0				
LOB:	1	0	0	1	2	0	1	0	0				
BB:	1	0	0	2	2	0	0	0	0				
P:	7	3	3	10	11	5	4	4	3				

PITCHER		IP	WLS	BF	H	R	ER	SO	BB	IBB	HBP	BLK	WP	HR	S	P	ERA	WHIP
Jim Beattie, R ERA: 3.99	(1, 1)	6.1		27	6	2	1	0	5	0	0	0	0	1	22	42	1.42	1.737
Sparky Lyle, L ERA: 3.6	(7, 1)	2.2	W	8	1	1	1	0	0	0	0	0	0	1	8	8	3.38	0.375

PITCHER	IP	WLS	BF	H	R	ER	SO	BB	IBB	HBP	BLK	WP	HR	S	P	ERA	WHIP

Batter	1	2	3	4	5	6	7	8	9	AB	R	H	RBI	BB	SO	LOB
Mickey Rivers, L (1, 8) OBP: 0.327, SLG: 0.411	4-3 1B		F7			4-3	5-3			4	0	1	0	0	0	0
Willie Randolph, R (1, 4) OBP: 0.387, SLG: 0.338	F8		F8			F8		F9		4	0	0	0	0	0	1
Thurman Munson, R (1, 2) OBP: 0.294, SLG: 0.362	4-3 1-2			5-3		F7		5-3		4	0	0	0	0	0	1
Reggie Jackson, L (1, 9) OBP: 0.312, SLG: 0.438	G3			FC5-4 1B			K	F8		4	0	1	0	0	1	1
Lou Piniella, R (1, 7) OBP: 0.402, SLG: 0.448		F9		FC5-4 PO 1-2f			1B HR 1B			3	1	1	0	0	0	1
Chris Chambliss, L (1, 3) OBP: 0.380, SLG: 0.429		FC5-4 1B		PO 1-2	F8		BB HR 1-3 1B			3	1	2	0	0	0	0
Graig Nettles, L (1, 5) OBP: 0.358, SLG: 0.471		F7			1B		BBB 4-0 HR 1-2 BB			2	1	1	0	1	0	1
Cliff Johnson, R (1, 10) OBP: 0.272, SLG: 0.296 Jim Spencer, L (7, PH) OBP: 0.283, SLG: 0.608		FC5-4 1-2f			F8		1-H 2-H 3-H HR			2 1	0 1	0 1	0 4	0 0	0 0	2 0
Bucky Dent, R (1, 6) OBP: 0.281, SLG: 0.296			P6		F8		P5			3	0	0	0	0	0	1
Inning Stats	R: 0 E: 0 K: 0 S: 4 H: 1 LOB: 1 BB: 0 P: 4	R: 0 E: 0 K: 0 S: 4 H: 1 LOB: 1 BB: 0 P: 4	R: 0 E: 0 K: 0 S: 3 H: 0 LOB: 0 BB: 0 P: 3	R: 0 E: 0 K: 0 S: 3 H: 1 LOB: 0 BB: 0 P: 3	R: 0 E: 0 K: 0 S: 4 H: 1 LOB: 1 BB: 0 P: 4	R: 0 E: 0 K: 0 S: 3 H: 0 LOB: 0 BB: 0 P: 3	R: 4 E: 0 K: 1 S: 8 H: 3 LOB: 0 BB: 1 P: 12	R: 0 E: 0 K: 0 S: 3 H: 0 LOB: 0 BB: 0 P: 3		1B: 6 2B: 0 3B: 0 HR: 1	SF: 0 SAC: 0 DP: 0 HBP: 0						

PITCHER	IP	WLS	BF	H	R	ER	SO	BB	IBB	HBP	BLK	WP	HR	S	P	ERA	WHIP
Jerry Garvin, L (1, 1) ERA: 6.49	6.1	L	25	6	3	3	1	1	0	0	0	0	0	26	30	4.26	1.105
Tom Murphy, R (7, 1) ERA: 2.42	1.2		6	1	1	1	0	0	0	0	0	0	1	6	6	5.40	0.600

PITCHER	IP	WLS	BF	H	R	ER	SO	BB	IBB	HBP	BLK	WP	HR	S	P	ERA	WHIP

BOTTOM

Toronto Blue Jays @ New York Yankees

Yankee Stadium, Bronx, NY

Fri May 26 1978, 7:05 PM EDT
Att. 24,171 - Unknown - 71 F

livebaseballscorecards.com

AB	30
R	4
H	7
RBI	4
BB	1
SO	1
LOB	8

1B: 6	SF: 0	WP: 0	PA: 32
2B: 0	SAC: 0	PB: 0	
3B: 0	DP: 0	SB: 0	
HR: 1	HBP: 0	CS: 0	

Batter	1	2	3	4	5	6	7	8	9	AB	R	H	RBI	BB	SO	LOB
Rick Bosetti, R (1, 8) OBP: 0.310, SLG: 0.393	P3		FC3-6 1-2f		1-3 2-H 1B		K		1-H 2-H SH1 3B	5	1	2	3	0	1	3
Bob Bailor, R (1, 9) OBP: 0.314, SLG: 0.329	1B 1B		1-3 1-2		P4		F7		SH1 3-H	4	0	1	1	0	0	5
Roy Howell, L (1, 5) OBP: 0.304, SLG: 0.373	G1-6-3 1-3 1B			K		FC4-6 1B		4-3	K	5	0	2	0	0	2	0
John Mayberry, L (1, 3) OBP: 0.331, SLG: 0.463	G1-6-3 1-2f			F7		FC4-6 1-2f		BB		3	0	0	0	1	0	3
Willie Upshaw, L (1, 10) OBP: 0.319, SLG: 0.361		4-3		P5		F9		F7		4	0	0	0	0	0	2
Tom Hutton, L (1, 7) OBP: 0.308, SLG: 0.333		4-3			4-3	F8		4-3		4	0	0	0	0	0	2
Dave McKay, S (1, 4) OBP: 0.272, SLG: 0.341		P6			E5 FC4-6		K		SH1-4 3B 1B	4	1	1	0	0	1	0
Luis Gomez, R (1, 6) OBP: 0.308, SLG: 0.294			K		FC4-6 1B 1-2f 1B		1B 1B		SH1-4 1-2	3	1	1	0	0	1	1
Alan Ashby, S (1, 2) OBP: 0.328, SLG: 0.300			FC3-6 1B		1B 1-2 1B		1-2 1B		3B IBB	3	1	3	0	1	0	0
Inning Stats	R: 0 H: 2 E: 0 LOB: 1 K: 0 BB: 0 S: 4 P: 4	R: 0 H: 0 E: 0 LOB: 0 K: 0 BB: 0 S: 3 P: 3	R: 0 H: 1 E: 0 LOB: 1 K: 1 BB: 0 S: 6 P: 6	R: 0 H: 0 E: 0 LOB: 0 K: 1 BB: 0 S: 5 P: 5	R: 1 H: 2 E: 1 LOB: 2 K: 0 BB: 0 S: 6 P: 6	R: 0 H: 1 E: 0 LOB: 1 K: 0 BB: 0 S: 4 P: 4	R: 0 H: 2 E: 0 LOB: 2 K: 2 BB: 0 S: 9 P: 9	R: 0 H: 0 E: 0 LOB: 1 K: 0 BB: 1 S: 3 P: 7	R: 3 H: 2 E: 0 LOB: 0 K: 1 BB: 1 S: 7 P: 11	1B: 9 SF: 0 2B: 0 SAC: 2 3B: 1 DP: 1 HR: 0 HBP: 0						

TOP

Toronto Blue Jays @ New York Yankees

Yankee Stadium, Bronx, NY

Sat May 27 1978, 3:33 AM EDT
Att. 56,078 - Unknown - 66 F

livebaseballscorecards.com

AB	35
R	4
H	10
RBI	4
BB	2
SO	5
LOB	16

WP: 0 PA: 39
PB: 0
SB: 1
CS: 0

PITCHER	IP	WLS	BF	H	R	ER	SO	BB	IBB	HBP	BLK	WP	HR	S	P	ERA	WHIP
Ed Figueroa, R (1, 1) ERA: 2.93	9.0	L	39	10	4	3	5	1	1	0	0	0	0	47	55	3.00	1.222

PITCHER	IP	WLS	BF	H	R	ER	SO	BB	IBB	HBP	BLK	WP	HR	S	P	ERA	WHIP

Batter	1	2	3	4	5	6	7	8	9	AB	R	H	RBI	BB	SO	LOB
Mickey Rivers, L (1, 8) OBP: 0.319, SLG: 0.400	5-3		K		4-3		1-3			4	0	0	0	0	1	3
Willie Randolph, R (1, 4) OBP: 0.384, SLG: 0.342	E 2B		6-3			F9		F8		4	1	1	0	0	0	0
Thurman Munson, R (1, 2) OBP: 0.299, SLG: 0.361	F9			5-3		BB 1B		G6-4-3 BB		3	0	1	0	1	0	1
Reggie Jackson, L (1, 9) OBP: 0.316, SLG: 0.441	E6 1B 2-H			4-3		F8		G6-4-3 1-2f		1	0	1	1	0	0	0
Paul Blair, R (4, PH) (5, 9) OBP: 0.290, SLG: 0.300										3	0	0	0	0	0	2
Chris Chambliss, L (1, 10) OBP: 0.376, SLG: 0.420	F8			F8		BB 1-2			F8	3	0	0	0	1	0	1
Graig Nettles, L (1, 5) OBP: 0.362, SLG: 0.469		4-3			1-3 BB	F8			1B 1B	3	0	1	0	1	0	2
Lou Piniella, R (1, 7) OBP: 0.397, SLG: 0.440		1-3			1-3 1-2		4-3		1B 1-2	4	0	1	0	0	0	1
Jim Spencer, L (1, 3) OBP: 0.298, SLG: 0.585		4-3			IBB		FC4-6 BB		F9	2	0	0	0	2	0	2
Bucky Dent, R (1, 6) OBP: 0.275, SLG: 0.290			G3		F7		FC4-6 1-2f		K	3	0	0	0	0	0	3
Dell Alston, L (9, PH)										1	0	0	0	0	1	2
Inning Stats	R: 1 E: 1 K: 0 S: 5 H: 2 LOB: 1 BB: 0 P: 5	R: 0 E: 0 K: 0 S: 3 H: 0 LOB: 0 BB: 0 P: 3	R: 0 E: 0 K: 1 S: 5 H: 0 LOB: 0 BB: 0 P: 5	R: 0 E: 0 K: 0 S: 3 H: 0 LOB: 0 BB: 0 P: 3	R: 0 E: 0 K: 0 S: 3 H: 0 LOB: 2 BB: 2 P: 11	R: 0 E: 0 K: 0 S: 4 H: 1 LOB: 2 BB: 1 P: 8	R: 0 E: 0 K: 0 S: 3 H: 0 LOB: 1 BB: 1 P: 7	R: 0 E: 0 K: 0 S: 2 H: 0 LOB: 0 BB: 1 P: 6	R: 0 E: 0 K: 1 S: 7 H: 2 LOB: 2 BB: 0 P: 7	1B: 4 2B: 1 3B: 0 HR: 0	SF: 0 SAC: 0 DP: 1 HBP: 0					

PITCHER	IP	WLS	BF	H	R	ER	SO	BB	IBB	HBP	BLK	WP	HR	S	P	ERA	WHIP
Jim Clancy, R (1, 1) ERA: 4.53	8.1	W	34	5	1	1	1	4	1	0	0	0	0	31	51	1.08	1.080
Tom Murphy, R (9, 1) ERA: 2.36	0.2	S	2	0	0	0	1	0	0	0	0	0	0	4	4	0.00	0.000

PITCHER	IP	WLS	BF	H	R	ER	SO	BB	IBB	HBP	BLK	WP	HR	S	P	ERA	WHIP

BOTTOM

Toronto Blue Jays @ New York Yankees

Yankee Stadium, Bronx, NY

Sat May 27 1978, 3:33 AM EDT
Att. 56,078 - Unknown - 66 F

livebaseballscorecards.com

AB	31
R	1
H	5
RBI	1
BB	5
SO	2
LOB	17

1B: 4	SF: 0	WP: 0	PA: 36
2B: 1	SAC: 0	PB: 0	
3B: 0	DP: 1	SB: 0	
HR: 0	HBP: 0	CS: 0	

Batter	1	2	3	4	5	6	7	8	9	AB	R	H	RBI	BB	SO	LOB
Rick Bosetti, R (1, 8) OBP: 0.309, SLG: 0.395	K			E 2B	L6-4 2-3			1-3		4	1	1	0	0	1	1
Bob Bailor, R (1, 9) OBP: 0.313, SLG: 0.327	K			E6 1B FC5-4 2-H 1B		P6			5-3	4	1	1	0	0	1	0
Roy Howell, L (1, 5) OBP: 0.297, SLG: 0.364	K			P1		4-3			4-3	4	0	0	0	0	1	1
John Mayberry, L (1, 3) OBP: 0.330, SLG: 0.458		P4		FC5-4 1-3 1B		4-3			1-3	4	0	1	0	0	0	0
Otto Velez, R (1, 7) OBP: 0.366, SLG: 0.429		F9		FC5-4 1-2f 3-H			4-3 WP CS 1B			3	0	1	1	0	0	1
Doug Ault, R (1, 10) OBP: 0.333, SLG: 0.345		K		P5			4-3 1-3			3	0	0	0	0	1	2
Dave McKay, S (1, 4) OBP: 0.274, SLG: 0.352			K	1B 2B			K 3-H			3	1	1	0	0	2	1
Rick Cerone, R (1, 2) OBP: 0.292, SLG: 0.265			F7	L6-4 SH1-3 2-H 1B				P4		3	0	1	1	0	0	0
Luis Gomez, R (1, 6) OBP: 0.303, SLG: 0.289			5-3	SH1-3 1-2				5-3		2	0	0	0	0	0	0
Inning Stats	R: 0 E: 0 K: 3 S: 9 H: 0 LOB: 0 BB: 0 P: 9	R: 0 E: 0 K: 1 S: 5 H: 0 LOB: 0 BB: 0 P: 5	R: 0 E: 0 K: 1 S: 5 H: 0 LOB: 0 BB: 0 P: 5	R: 2 E: 1 K: 0 S: 6 H: 3 LOB: 1 BB: 0 P: 6	R: 1 E: 0 K: 0 S: 4 H: 2 LOB: 0 BB: 0 P: 4	R: 0 E: 0 K: 0 S: 3 H: 0 LOB: 0 BB: 0 P: 3	R: 0 E: 0 K: 1 S: 5 H: 1 LOB: 0 BB: 0 P: 5	R: 0 E: 0 K: 0 S: 3 H: 0 LOB: 0 BB: 0 P: 3	R: 0 E: 0 K: 0 S: 3 H: 0 LOB: 0 BB: 0 P: 3	1B: 4 2B: 3 3B: 0 HR: 0 SF: 0 SAC: 1 DP: 1 HBP: 0						

PITCHER	IP	WLS	BF	H	R	ER	SO	BB	IBB	HBP	BLK	WP	HR	S	P	ERA	WHIP
Ron Guidry, L (1, 1) ERA: 1.88	9.0	W	31	6	3	3	6	0	0	0	0	1	0	43	43	3.00	0.667

PITCHER	IP	WLS	BF	H	R	ER	SO	BB	IBB	HBP	BLK	WP	HR	S	P	ERA	WHIP

TOP

Toronto Blue Jays @ New York Yankees

Yankee Stadium, Bronx, NY

Sun May 28 1978, 3:33 AM EDT

Att. 41,534 - Unknown - 72 F

livebaseballscorecards.com

AB	30
R	3
H	6
RBI	2
BB	0
SO	6
LOB	6

WP: 1	PA: 31		
PB: 0			
SB: 0			
CS: 1			

BOTTOM

Toronto Blue Jays @ New York Yankees

Yankee Stadium, Bronx, NY

Sun May 28 1978, 3:33 AM EDT
Att. 41,534 - Unknown - 72 F

livebaseballscorecards.com

Batter	1	2	3	4	5	6	7	8	9	AB	R	H	RBI	BB	SO	LOB
Mickey Rivers, L (1, 8) OBP: 0.315, SLG: 0.416	4-3		F7		FC4-6 1B 1B 1-2f		HR	SF8 1-2 2-3 3-H		4	1	1	2	0	0	1
Willie Randolph, R (1, 4) OBP: 0.395, SLG: 0.355	BB S 3B		4-3		1B 1-2		4-3 1B 2B	IBB		3	2	2	0	2	0	0
Thurman Munson, R (1, 2) OBP: 0.302, SLG: 0.374	1-H 3B			2B 1B 1B	F9		4-3 2-3	F8		5	1	2	1	0	0	6
Chris Chambliss, L (1, 3) OBP: 0.377, SLG: 0.420	G3			F9	1-2 2-3 1B		3-H 1B	F8		5	0	2	1	0	0	5
Graig Nettles, L (1, 5) OBP: 0.359, SLG: 0.469	F7			1B 1-3 7-2 2B	4-3		F7			4	0	1	0	0	0	5
Jim Spencer, L (1, 10) OBP: 0.311, SLG: 0.564		F8		1B IBB		BB SH1-3 BB	1-3			2	0	0	0	2	0	1
Lou Piniella, R (1, 7) OBP: 0.411, SLG: 0.450		BB G5-4-3 BB		1-2 2-3 3-H 1B		SH1-3 1-2		2B SF8 1B		2	1	2	1	1	0	0
Paul Blair, R (1, 9) OBP: 0.286, SLG: 0.324		G5-4-3 1-2f		7-2 3-Hf		P3		SF8 1-3 2B		4	0	1	0	0	0	5
Bucky Dent, R (1, 6) OBP: 0.281, SLG: 0.291			F9		FC4-6 1B	F7		BB SF8		3	0	1	0	1	0	1
Inning Stats	R: 1 H: 1 E: 0 LOB: 1 K: 0 BB: 1 S: 4 P: 8	R: 0 H: 0 E: 0 LOB: 0 K: 0 BB: 1 S: 2 P: 6	R: 0 H: 0 E: 0 LOB: 0 K: 0 BB: 0 S: 3 P: 3	R: 1 H: 3 E: 0 LOB: 2 K: 0 BB: 1 S: 5 P: 9	R: 0 H: 3 E: 0 LOB: 3 K: 0 BB: 0 S: 6 P: 6	R: 0 H: 0 E: 0 LOB: 1 K: 0 BB: 1 S: 3 P: 7	R: 2 H: 3 E: 0 LOB: 1 K: 0 BB: 0 S: 6 P: 6	R: 1 H: 2 E: 0 LOB: 3 K: 0 BB: 2 S: 5 P: 13		1B: 7 SF: 1 2B: 4 SAC: 1 3B: 1 DP: 2 HR: 1 HBP: 0						

	AB	32
	R	5
	H	12
	RBI	5
	BB	6
	SO	0
	LOB	24

WP: 0 PA: 40
PB: 0
SB: 1
CS: 0

PITCHER		IP	WLS	BF	H	R	ER	SO	BB	IBB	HBP	BLK	WP	HR	S	P	ERA	WHIP
Jesse Jefferson, R ERA: 4.39	(1, 1)	6.1	L	30	9	4	4	0	3	1	0	0	0	1	26	42	5.68	1.895
Mike Willis, L ERA: 6.26	(7, 1)	0.2		5	3	1	1	0	0	0	0	0	0	0	5	5	13.50	4.500
Joe Coleman, R ERA: 2.08	(8, 1)	0.0		1	0	0	0	0	1	0	0	0	0	0	0	4	∞	∞
Balor Moore, L ERA: 5.33	(8, 1)	1.0		4	0	0	0	0	0	1	0	0	0	0	3	7	0.00	0.000

PITCHER	IP	WLS	BF	H	R	ER	SO	BB	IBB	HBP	BLK	WP	HR	S	P	ERA	WHIP

Batter	1	2	3	4	5	6	7	8	9	10	11	12	13	AB	R	H	RBI	BB	SO	LOB
Rick Bosetti, R (1, 8) OBP: 0.310, SLG: 0.390	4-1		F9	1-2 2-3 1B		BB		F7		SH3 1-2			K	5	0	1	0	1	1	1
Bob Bailor, R (1, 9) OBP: 0.306, SLG: 0.320	F9		F9	P6		F7		1B		6-3			F8	7	0	1	0	0	0	6
Roy Howell, L (1, 5) OBP: 0.291, SLG: 0.355	P6		1B 1-3 1B 1B	F7		4-3		F9			4-3		3-4-1	7	1	1	0	0	0	5
John Mayberry, L (1, 10) OBP: 0.324, SLG: 0.447		P6	1B 1-3 3-H 1B		4-3		P5		F9		4-3			6	0	1	1	0	0	0
Willie Upshaw, L (1, 7) OBP: 0.360, SLG: 0.439		E S FC5-2 1B	1-2 3-H 1B		FC5-4 1B		E6 1B SF9		HR		BB CS			5	2	4	2	1	0	0
Tom Hutton, L (1, 3) OBP: 0.301, SLG: 0.324		FC5-2 FC 1-H	F7		FC5-4 1-2f 2B		SF9 1-3 1B		4-3		CS 1-2	3-1		6	1	1	0	0	0	4
Dave McKay, S (1, 4) OBP: 0.267, SLG: 0.354		FC 1-2		6-3	2-H 2B		SF9 1-2 3-H		K			G1-6-3		5	0	1	2	0	1	1
Alan Ashby, S (1, 2) OBP: 0.328, SLG: 0.291		P6		1B 1B 1B	F7		F9			3-1		BB		5	0	1	0	1	0	4
Tim Johnson, L (1, 6) OBP: 0.300, SLG: 0.176			1B 1B 1B	1-2 1B		G3		K		SH3 1B		4-3		6	1	3	0	0	1	1

Inning Stats	1	2	3	4	5	6	7	8	9	10	11	12	13
	R: 0 E: 0 K: 0 S: 3 H: 0 LOB: 0 BB: 0 P: 3	R: 0 E: 0 K: 0 S: 5 H: 1 LOB: 2 BB: 0 P: 5	R: 2 E: 0 K: 0 S: 7 H: 4 LOB: 2 BB: 0 P: 7	R: 0 E: 0 K: 0 S: 6 H: 3 LOB: 3 BB: 0 P: 6	R: 1 E: 1 K: 0 S: 5 H: 2 LOB: 1 BB: 0 P: 5	R: 0 E: 0 K: 0 S: 3 H: 0 LOB: 1 BB: 1 P: 7	R: 1 E: 1 K: 0 S: 5 H: 1 LOB: 1 BB: 0 P: 5	R: 0 E: 0 K: 1 S: 6 H: 1 LOB: 1 BB: 0 P: 6	R: 1 E: 0 K: 1 S: 6 H: 1 LOB: 0 BB: 0 P: 6	R: 0 E: 0 K: 0 S: 4 H: 1 LOB: 1 BB: 0 P: 4	R: 0 E: 0 K: 0 S: 2 H: 0 LOB: 0 BB: 1 P: 6	R: 0 E: 0 K: 0 S: 3 H: 0 LOB: 1 BB: 1 P: 7	R: 0 E: 0 K: 1 S: 5 H: 0 LOB: 0 BB: 0 P: 5

PITCHER		IP	WLS	BF	H	R	ER	SO	BB	IBB	HBP	BLK	WP	HR	S	P	ERA	WHIP
Ken Clay, R ERA: 3.6	(1, 1)	2.2		14	5	2	2	0	0	0	0	0	0	0	14	19	6.75	1.875
Sparky Lyle, L ERA: 3.52	(3, 1)	3.1		16	5	1	1	0	1	0	0	0	0	0	15	19	2.70	1.800
Rich Gossage, R ERA: 1.86	(7, 1)	7.0	W	27	4	2	1	3	2	0	0	0	0	1	31	39	1.29	0.857

PITCHER	IP	WLS	BF	H	R	ER	SO	BB	IBB	HBP	BLK	WP	HR	S	P	ERA	WHIP

TOP

Toronto Blue Jays @ New York Yankees

Yankee Stadium, Bronx, NY

Sun May 28 1978, 3:38 AM EDT

Att. 42,344 - Unknown

livebaseballscorecards.com

AB	52
R	5
H	14
RBI	5
BB	3
SO	3
LOB	22

1B: 12	SF: 1	WP: 0	PA: 58
2B: 1	SAC: 1	PB: 0	
3B: 0	DP: 0	SB: 1	
HR: 1	HBP: 0	CS: 1	

Toronto Blue Jays @ New York Yankees

Yankee Stadium, Bronx, NY

Sun May 28 1978, 3:38 AM EDT

Att. 42,344 - Unknown

livebaseballscorecards.com

Batter	1	2	3	4	5	6	7	8	9	10	11	12	13	AB	R	H	RBI	BB	SO	LOB
Mickey Rivers, L (1, 8) OBP: 0.316, SLG: 0.431	4-3		HR 1-H		4-3	F7			P3		SH1-4 1-2		1B 1-3	6	1	2	2	0	0	2
Willie Randolph, R (1, 4) OBP: 0.396, SLG: 0.354	P3		1-3		5-3		4-3		1B		BB		1B 1-2 3-H	6	0	2	1	1	0	0
Thurman Munson, R (1, 10) OBP: 0.297, SLG: 0.367	K			4-3	K		6-3		1B 1-2		K			6	0	1	0	0	3	2
Chris Chambliss, L (1, 3) OBP: 0.376, SLG: 0.425		E1 G4-6-3		E 3B		1B 2B BB	3-1		K		P3			5	2	1	0	1	1	4
Graig Nettles, L (1, 5) OBP: 0.358, SLG: 0.457		G4-6-3 1-2f		BB E BB		F9		F8		F8		SH2-4 BB		4	0	0	0	2	0	2
Lou Piniella, R (1, 7) OBP: 0.411, SLG: 0.443		P4		E6 BB 1-2 3-H		2B 1-2		CS BB		F8		SH2-4 1-2		4	1	1	1	1	0	1
Cliff Johnson, R (1, 2) OBP: 0.299, SLG: 0.320			6-3	F9		FC6-4 1-H 2-H 2B		HBP 1-2		1B		G5-4-3 IBB		4	0	2	2	1	0	2
Paul Blair, R (1, 9) OBP: 0.293, SLG: 0.289			P3	FC5-4 1-2 2-3 BB		FC6-4 BB		F8		K		G5-4-3 1-2f		4	0	0	0	2	1	4
Bucky Dent, R (1, 6) OBP: 0.282, SLG: 0.292			HR 1B	FC5-4 1-2f		FC6-4 1-2f 2-3			4-3		SH1-4 BB		1B 1B BB	3	1	1	0	0	0	5
Jim Spencer, L (9, PH) OBP: 0.306, SLG: 0.554														1	0	0	0	0	0	0
Fred Stanley, R (10, 6) OBP: 0.571, SLG: 0.250														0	1	0	0	2	0	0
Inning Stats	R: 0 E: 0 K: 1 S: 5 H: 0 LOB: 0 BB: 0 P: 5	R: 0 E: 1 K: 0 S: 3 H: 0 LOB: 0 BB: 0 P: 3	R: 2 E: 0 K: 0 S: 5 H: 2 LOB: 0 BB: 0 P: 5	R: 1 E: 1 K: 0 S: 5 H: 1 LOB: 3 BB: 2 P: 13	R: 0 E: 0 K: 1 S: 5 H: 0 LOB: 0 BB: 0 P: 5	R: 2 E: 0 K: 0 S: 5 H: 2 LOB: 2 BB: 2 P: 13	R: 0 E: 0 K: 0 S: 3 H: 0 LOB: 0 BB: 0 P: 3	R: 0 E: 0 K: 0 S: 2 H: 0 LOB: 1 BB: 1 P: 7	R: 0 E: 0 K: 1 S: 7 H: 2 LOB: 2 BB: 0 P: 7	R: 0 E: 0 K: 1 S: 6 H: 1 LOB: 1 BB: 0 P: 6	R: 0 E: 0 K: 1 S: 5 H: 0 LOB: 2 BB: 2 P: 13	R: 0 E: 0 K: 0 S: 2 H: 0 LOB: 1 BB: 2 P: 10	R: 1 E: 0 K: 0 S: 2 H: 2 LOB: 2 BB: 1 P: 6	1B: 7 2B: 1 3B: 1 HR: 1 SF: 0 SAC: 2 DP: 2 HBP: 1	WP: 0 PB: 0 SB: 0 CS: 1 PA: 56						

	AB	43
	R	6
	H	10
	RBI	6
	BB	10
	SO	5
	LOB	22

PITCHER		IP	WLS	BF	H	R	ER	SO	BB	IBB	HBP	BLK	WP	HR	S	P	ERA	WHIP
Dave Lemanczyk, R ERA: 7.83	(1, 1)	8.2		39	7	5	5	2	5	0	1	0	0	1	37	58	5.19	1.385
Balor Moore, L ERA: 5.0	(9, 1)	1.2		7	1	0	0	2	1	0	0	0	0	0	10	14	0.00	1.200
Tom Murphy, R ERA: 2.54	(11, 1)	1.2	L	10	2	1	1	1	3	1	0	0	0	0	8	24	5.40	3.000

PITCHER	IP	WLS	BF	H	R	ER	SO	BB	IBB	HBP	BLK	WP	HR	S	P	ERA	WHIP

Batter	1	2	3	4	5	6	7	8	9	AB	R	H	RBI	BB	SO	LOB
Mickey Rivers, L (1, 8) OBP: 0.314, SLG: 0.423	1-3		BBBB S BB			4-3		4-3		3	0	0	0	1	0	0
Willie Randolph, R (1, 4) OBP: 0.393, SLG: 0.348	BBBB 4-0 WP 1B BB		SSS 0-3 K 1-2			L1		4-3		3	0	0	0	1	1	1
Thurman Munson, R (1, 2) OBP: 0.302, SLG: 0.370	1-H 1B			F3			5-3		1B	4	0	2	0	0	0	0
Lou Piniella, R (1, 7) OBP: 0.414, SLG: 0.445	5-3			G4-6-3 1B			HR 1B		F9	4	1	2	0	0	0	2
Chris Chambliss, L (1, 3) OBP: 0.368, SLG: 0.415		3-1		G4-6-3 1-2f			F7		SSS K	4	0	0	0	0	1	3
Graig Nettles, L (1, 5) OBP: 0.356, SLG: 0.471		SSS K			F7		1-H HR		1-4-3	4	1	1	2	0	1	1
Cliff Johnson, R (1, 10) OBP: 0.300, SLG: 0.321		SSS K			F7		FC6-4 1B			3	0	1	0	0	1	0
Paul Blair, R (1, 9) OBP: 0.273, SLG: 0.268			6-3		P3		FC6-4 1-2f			3	0	0	0	0	0	1
Bucky Dent, R (1, 6) OBP: 0.277, SLG: 0.286			F7			F8		5-3		3	0	0	0	0	0	0
Inning Stats	R: 0 E: 0 K: 0 S: 3 H: 1 LOB: 1 BB: 1 P: 7	R: 0 E: 0 K: 2 S: 7 H: 0 LOB: 0 BB: 0 P: 7	R: 0 E: 0 K: 1 S: 5 H: 0 LOB: 1 BB: 1 P: 9	R: 0 E: 0 K: 0 S: 3 H: 1 LOB: 0 BB: 0 P: 3	R: 0 E: 0 K: 0 S: 3 H: 0 LOB: 0 BB: 0 P: 3	R: 0 E: 0 K: 0 S: 3 H: 0 LOB: 0 BB: 0 P: 3	R: 2 E: 0 K: 0 S: 6 H: 3 LOB: 1 BB: 0 P: 6	R: 0 E: 0 K: 0 S: 3 H: 0 LOB: 0 BB: 0 P: 3	R: 0 E: 0 K: 1 S: 6 H: 1 LOB: 1 BB: 0 P: 6	1B: 5 2B: 0 3B: 0 HR: 1	SF: 0 SAC: 0 DP: 1 HBP: 0						

TOP

New York Yankees @ Cleveland Indians

Cleveland Municipal Stadium, Cleveland, OH

Mon May 29 1978, 7:05 PM EDT

Att. 19,563 - Unknown - 76 F

livebaseballscorecards.com

AB	31
R	2
H	6
RBI	2
BB	2
SO	4
LOB	8

WP: 1 PB: 0 SB: 1 CS: 0 PA: 33

PITCHER	IP	WLS	BF	H	R	ER	SO	BB	IBB	HBP	BLK	WP	HR	S	P	ERA	WHIP
Rick Waits, L (1, 1) ERA: 3.29	9.0	L	33	6	2	2	4	2	0	0	0	1	1	39	47	2.00	0.889

PITCHER	IP	WLS	BF	H	R	ER	SO	BB	IBB	HBP	BLK	WP	HR	S	P	ERA	WHIP

Batter	1	2	3	4	5	6	7	8	9	AB	R	H	RBI	BB	SO	LOB
Rick Manning, L (1, 8) OBP: 0.308, SLG: 0.317	F9		G4-6-3 1-2f			6-3			4-3	4	0	0	0	0	0	1
Jim Norris, L (1, 9) OBP: 0.359, SLG: 0.371	G5-4-3 1B			K			K2-3			3	0	1	0	0	2	0
Buddy Bell, R (1, 5) OBP: 0.337, SLG: 0.418	G5-4-3 1-2f			K			F8			3	0	0	0	0	1	1
Johnny Grubb, L (1, 7) OBP: 0.377, SLG: 0.463		BB E S		K			K			2	0	0	0	1	2	0
Wayne Cage, L (1, 3) OBP: 0.286, SLG: 0.462		L5			L4			K		3	0	0	0	0	1	1
Ted Cox, R (1, 10) OBP: 0.267, SLG: 0.170		F9			1-3			K		3	0	0	0	0	1	1
Duane Kuiper, L (1, 4) OBP: 0.261, SLG: 0.266		F2 1-3			F6			4-3		3	0	0	0	0	0	1
Ron Hassey, L (1, 2) OBP: 0.271, SLG: 0.269			FC6-5 S HBP			4-3			F8	2	0	0	0	0	0	0
Tom Veryzer, R (1, 6) OBP: 0.281, SLG: 0.309			FC6-5 G4-6-3 1-3			L6			F5	3	0	0	0	0	0	1
Inning Stats	R: 0 E: 0 K: 0 S: 3 H: 1 LOB: 0 BB: 0 P: 3	R: 0 E: 0 K: 0 S: 3 H: 0 LOB: 1 BB: 1 P: 7	R: 0 E: 0 K: 0 S: 2 H: 0 LOB: 0 BB: 0 P: 3	R: 0 E: 0 K: 3 S: 9 H: 0 LOB: 0 BB: 0 P: 9	R: 0 E: 0 K: 0 S: 3 H: 0 LOB: 0 BB: 0 P: 3	R: 0 E: 0 K: 0 S: 3 H: 0 LOB: 0 BB: 0 P: 3	R: 0 E: 0 K: 2 S: 7 H: 0 LOB: 0 BB: 0 P: 7	R: 0 E: 0 K: 2 S: 7 H: 0 LOB: 0 BB: 0 P: 7	R: 0 E: 0 K: 0 S: 3 H: 0 LOB: 0 BB: 0 P: 3	1B: 1 2B: 0 3B: 0 HR: 0 SF: 0 SAC: 0 DP: 2 HBP: 1						

PITCHER	IP	WLS	BF	H	R	ER	SO	BB	IBB	HBP	BLK	WP	HR	S	P	ERA	WHIP
Andy Messersmith, R (1, 1) ERA:	5.0		16	1	0	0	3	1	0	1	0	0	0	20	25	0.00	0.400
Rawly Eastwick, R (6, 1) ERA: 1.56	4.0	W	12	0	0	0	4	0	0	0	0	0	0	20	20	0.00	0.000

PITCHER	IP	WLS	BF	H	R	ER	SO	BB	IBB	HBP	BLK	WP	HR	S	P	ERA	WHIP

BOTTOM

New York Yankees @ Cleveland Indians

Cleveland Municipal Stadium, Cleveland, OH

Mon May 29 1978, 7:05 PM EDT

Att. 19,563 - Unknown - 76 F

livebaseballscorecards.com

AB	26
R	0
H	1
RBI	0
BB	1
SO	7
LOB	6

WP: 0 PA: 28
PB: 0
SB: 2
CS: 0

Batter	1	2	3	4	5	6	7	8	9	AB	R	H	RBI	BB	SO	LOB
Mickey Rivers, L (1, 8) OBP: 0.313, SLG: 0.419	x 0-0 CS 1B 1B		S S S 0-3 ③ K			S S S 0-3 ③ K			x 0-0 ① F9	4	0	1	0	0	2	0
Willie Randolph, R (1, 4) OBP: 0.385, SLG: 0.339	x 0-0 ① F8			S S S 0-3 ① K			x 0-0 ① 6-3		x 0-0 ② F9	4	0	0	0	0	1	1
Thurman Munson, R (1, 2) OBP: 0.301, SLG: 0.368	x 0-0 1-2 1B			x 0-0 ② F9			x 0-0 ② F8		x 0-0 ③ F8	4	0	1	0	0	0	0
Chris Chambliss, L (1, 10) OBP: 0.367, SLG: 0.431	x 0-0 ② F7			S S S 0-3 ③ K			x 0-0 HR			3	1	1	1	0	1	2
Graig Nettles, L (1, 5) OBP: 0.350, SLG: 0.462	0-0 ③ CS 2-3	x 0-0 ① G3			S S S 0-3 ① K		S S S 0-3 ③ K			3	0	0	0	0	2	0
Lou Piniella, R (1, 7) OBP: 0.404, SLG: 0.434		x 0-0 ② 5-3			x 0-0 ② F7			x 0-0 ① F7		3	0	0	0	0	0	0
Jim Spencer, L (1, 3) OBP: 0.308, SLG: 0.559		x 0-0 ③ 4-3			x 0-0 ③ F9			x 0-0 2B		3	0	1	0	0	0	0
Paul Blair, R (1, 9) OBP: 0.255, SLG: 0.250			x 0-0 ① F4			S S S 0-3 ① K		x 0-0 ② 5-3		3	0	0	0	0	1	1
Bucky Dent, R (1, 6) OBP: 0.273, SLG: 0.282			x 0-0 ② F9			x 0-0 ② F8		S S S 0-3 ③ K		2	0	0	0	0	0	0
Dell Alston, L (8, PH)										1	0	0	0	0	1	1
Fred Stanley, R (8, 6) OBP: 0.571, SLG: 0.250										0	0	0	0	0	0	0
Inning Stats	R: 0 E: 0 K: 0 S: 4 H: 2 LOB: 1 BB: 0 P: 4	R: 0 E: 0 K: 0 S: 3 H: 0 LOB: 0 BB: 0 P: 3	R: 0 E: 0 K: 1 S: 5 H: 0 LOB: 0 BB: 0 P: 5	R: 0 E: 0 K: 2 S: 7 H: 0 LOB: 0 BB: 0 P: 7	R: 0 E: 0 K: 1 S: 5 H: 0 LOB: 0 BB: 0 P: 5	R: 0 E: 0 K: 2 S: 7 H: 0 LOB: 0 BB: 0 P: 7	R: 1 E: 0 K: 1 S: 6 H: 1 LOB: 0 BB: 0 P: 6	R: 0 E: 0 K: 1 S: 6 H: 1 LOB: 1 BB: 0 P: 6	R: 0 E: 0 K: 0 S: 3 H: 0 LOB: 0 BB: 0 P: 3	1B: 2 2B: 1 3B: 0 HR: 1	SF: 0 SAC: 0 DP: 0 HBP: 0						

PITCHER	IP	WLS	BF	H	R	ER	SO	BB	IBB	HBP	BLK	WP	HR	S	P	ERA	WHIP
Rick Wise, R (1, 1) ERA: 3.06	9.0	W	30	4	1	1	8	0	0	0	0	0	1	46	46	1.00	0.444

PITCHER	IP	WLS	BF	H	R	ER	SO	BB	IBB	HBP	BLK	WP	HR	S	P	ERA	WHIP

TOP

New York Yankees @ Cleveland Indians

Cleveland Municipal Stadium, Cleveland, OH

Tue May 30 1978, 7:05 PM EDT
Att. 6,069 - Unknown - 72 F

livebaseballscorecards.com

AB	30
R	1
H	4
RBI	1
BB	0
SO	8
LOB	5

WP: 0 PB: 0 SB: 0 CS: 1 PA: 31

New York Yankees @ Cleveland Indians

Cleveland Municipal Stadium, Cleveland, OH

Tue May 30 1978, 7:05 PM EDT

Att. 6,069 - Unknown - 72 F

livebaseballscorecards.com

BOTTOM

Batter	1	2	3	4	5	6	7	8	9	AB	R	H	RBI	BB	SO	LOB
Paul Dade, R (1, 9) OBP: 0.320, SLG: 0.383	E S 1B		5-3 ②			SH3-4 ① 1-2		1B 1B 1B 1B		3	1	2	0	0	0	0
Jim Norris, L (1, 7) OBP: 0.366, SLG: 0.370	G1 ① 1-3		BBBB 4-0 PO BB			L4 ②		1B 1B 1-2 1B		3	1	1	0	1	0	2
Buddy Bell, R (1, 5) OBP: 0.341, SLG: 0.420	5-3 ②		PO ③ 1-2	6-3 ①		E8 2-H 1B		1B 1B 1-2 2-3 1B		4	2	2	1	0	0	1
Wayne Cage, L (1, 3) OBP: 0.290, SLG: 0.448	F5 ③			6-3 ②		2-H 1B		1B 1-3 2-H 3-H 1B		3	0	1	1	0	0	1
Andre Thornton, R (8, PH) OBP: 0.360, SLG: 0.472 (9, 3)				F5 ③		5-3 ③		1B 1-2 3-H 1B		4	0	2	1	0	0	1
Rick Manning, L (1, 8) OBP: 0.313, SLG: 0.322		G3 6-3 1B								1	0	1	2	0	0	0
Ted Cox, R (1, 10) OBP: 0.270, SLG: 0.179		6-3 ① 1-2			B1 ①		CS 1B	K ②		3	0	1	0	0	0	1
Larry Lintz, S (7, PR)										0	0	0	0	0	0	0
Willie Horton, R (8, PH) OBP: 0.336, SLG: 0.427										1	0	0	0	0	1	2
Duane Kuiper, L (1, 4) OBP: 0.267, SLG: 0.268		G3 ② 2-3			CS 1B		1-0 ① G4-6-3 1-2 HBP	F8 ③		3	0	1	0	0	0	3
Ron Hassey, L (1, 2) OBP: 0.258, SLG: 0.255		F7 ③			F6 ②③ 1-2		G4-6-3 ②③ 1-2f			3	0	0	0	0	0	3
Tom Veryzer, R (1, 6) OBP: 0.283, SLG: 0.310			6-3 ①			SH3-4 E 1B		F9 ①		3	1	1	0	0	0	0
Inning Stats	R: 0 H: 1 E: 0 LOB: 1 K: 0 BB: 0 S: 4 P: 4	R: 0 H: 1 E: 0 LOB: 1 K: 0 BB: 0 S: 4 P: 4	R: 0 H: 0 E: 0 LOB: 0 K: 0 BB: 1 S: 2 P: 6	R: 0 H: 0 E: 0 LOB: 0 K: 0 BB: 0 S: 3 P: 3	R: 0 H: 1 E: 0 LOB: 0 K: 0 BB: 0 S: 3 P: 3	R: 2 H: 3 E: 1 LOB: 1 K: 0 BB: 0 S: 6 P: 6	R: 0 H: 1 E: 0 LOB: 1 K: 0 BB: 0 S: 2 P: 3	R: 3 H: 5 E: 0 LOB: 2 K: 1 BB: 0 S: 10 P: 10		1B: 12 SF: 0 2B: 0 SAC: 1 3B: 0 DP: 1 HR: 0 HBP: 1				WP: 0 PA: 35 PB: 0 SB: 1 CS: 2		

	AB	31
	R	5
	H	12
	RBI	5
	BB	1
	SO	1
	LOB	14

PITCHER		IP	WLS	BF	H	R	ER	SO	BB	IBB	HBP	BLK	WP	HR	S	P	ERA	WHIP
Dick Tidrow, R ERA: 3.98	(1, 1)	5.2	L	22	6	2	1	0	1	0	0	0	0	0	21	25	1.59	1.235
Sparky Lyle, L ERA: 3.98	(6, 1)	2.1		12	6	3	3	1	0	0	1	0	0	0	13	14	11.57	2.571

PITCHER	IP	WLS	BF	H	R	ER	SO	BB	IBB	HBP	BLK	WP	HR	S	P	ERA	WHIP

Batter	1	2	3	4	5	6	7	8	9	AB	R	H	RBI	BB	SO	LOB
Larry Harlow, L (1, 8) OBP: 0.373, SLG: 0.463	S S S 0-3 ① K		x 0-0 ③ P4		x 0-0 ① 4-3 1-3 3-H		x 0-0 ③ 4-3			4	0	0	0	0	1	2
Billy Smith, S (1, 4) OBP: 0.364, SLG: 0.417	x 0-0 ② 4-3			x 0-0 F8 HR 2B	B B B 4-0 G4-6-3 BB			x 0-0 1B 1B		3	1	2	0	1	0	0
Eddie Murray, S (1, 3) OBP: 0.299, SLG: 0.396	S S S 0-3 ③ K			x 0-0 ① F8 2-3	x 0-0 ② ③ G4-6-3 1-2f			x 0-0 1-3 1B		4	0	1	0	0	1	3
Ken Singleton, S (1, 9) OBP: 0.434, SLG: 0.432 Carlos Lopez, R (8, 9) OBP: 0.273, SLG: 0.361		x 0-0 1B		x 0-0 3-H HR		x 0-0 ① 4-3		S S S 0-3 ① K		4 0	1 0	2 0	2 0	0 0	1 0	2 0
Pat Kelly, L (1, 7) OBP: 0.386, SLG: 0.317		x 0-0 ① F8		x 0-0 ② F8		x 0-0 ② F7		S S S 0-3 ② K		4	0	0	0	0	1	3
Lee May, R (1, 10) OBP: 0.299, SLG: 0.475		x 0-0 ② F9		x 0-0 1B		x 0-0 ③ F7		x 0-0 ③ P4		4	0	1	0	0	0	3
Doug DeCinces, R (1, 5) OBP: 0.319, SLG: 0.413 Rich Dauer, R (9, 5) OBP: 0.203, SLG: 0.270		S S S 0-3 ③ K		x 0-0 ③ P4			S S S 0-3 ① K		x 0-0 ① F9	4 0	0 0	0 0	0 0	0 0	2 0	2 0
Rick Dempsey, R (1, 2) OBP: 0.275, SLG: 0.264			x 0-0 ① 4-3		x 0-0 E5 WP S WP		x 0-0 F8 2B		x 0-0 ② F9	4	1	1	0	0	0	0
Mark Belanger, R (1, 6) OBP: 0.315, SLG: 0.287			x 0-0 ② F8		B B B 4-0 4-3 WP 1-3 BB		x 0-0 ② F8 2-3		x 0-0 ③ 1-3	3	0	0	0	1	0	1
Inning Stats	R: 0 E: 0 K: 2 S: 7 H: 0 LOB: 0 BB: 0 P: 7	R: 0 E: 0 K: 1 S: 6 H: 1 LOB: 1 BB: 0 P: 6	R: 0 E: 0 K: 0 S: 3 H: 0 LOB: 0 BB: 0 P: 3	R: 2 E: 0 K: 0 S: 6 H: 3 LOB: 1 BB: 0 P: 6	R: 1 E: 1 K: 0 S: 3 H: 0 LOB: 1 BB: 2 P: 11	R: 0 E: 0 K: 0 S: 3 H: 0 LOB: 0 BB: 0 P: 3	R: 0 E: 0 K: 1 S: 6 H: 1 LOB: 1 BB: 0 P: 6	R: 0 E: 0 K: 2 S: 9 H: 2 LOB: 2 BB: 0 P: 9	R: 0 E: 0 K: 0 S: 3 H: 0 LOB: 0 BB: 0 P: 3	1B: 4 2B: 2 3B: 0 HR: 1	SF: 0 SAC: 0 DP: 1 HBP: 0						

PITCHER	IP	WLS	BF	H	R	ER	SO	BB	IBB	HBP	BLK	WP	HR	S	P	ERA	WHIP
Ed Figueroa, R (1, 1) ERA: 2.87	8.0	L	33	7	3	2	6	2	0	0	0	2	1	43	51	2.25	1.125
Ed Figueroa, R (7, 1) ERA: 2.87	8.0	L	33	7	3	2	6	2	0	0	0	2	1	43	51	2.25	1.125
Ken Clay, R (9, 1) ERA: 3.43	1.0		3	0	0	0	0	0	0	0	0	0	0	3	3	0.00	0.000

PITCHER	IP	WLS	BF	H	R	ER	SO	BB	IBB	HBP	BLK	WP	HR	S	P	ERA	WHIP

TOP

Baltimore Orioles @ New York Yankees

Yankee Stadium, Bronx, NY

Wed May 31 1978, 7:05 PM EDT

Att. 21,404 - Unknown

livebaseballscorecards.com

AB	34
R	3
H	7
RBI	2
BB	2
SO	6
LOB	16

1B: 4 2B: 2 3B: 0 HR: 1 SF: 0 SAC: 0 DP: 1 HBP: 0

WP: 2 PB: 0 SB: 1 CS: 0 PA: 36

Batter	1	2	3	4	5	6	7	8	9	AB	R	H	RBI	BB	SO	LOB
Mickey Rivers, L (1, 8) OBP: 0.306, SLG: 0.409	4-3		6-3		G3			4-3		4	0	0	0	0	0	0
Willie Randolph, R (1, 4) OBP: 0.378, SLG: 0.331	K		5-3		5-3			F2		4	0	0	0	0	1	0
Thurman Munson, R (1, 2) OBP: 0.301, SLG: 0.364 Ed Figueroa, R (7, 1) George Zeber, S (8, PH) Ken Clay, R (9, 1)	K		FC6-4 BB		5-3			F8		2 0 1 0	0 0 0 0	0 0 0 0	0 0 0 0	1 0 0 0	1 0 0 0	0 0 0 0
Lou Piniella, R (1, 7) OBP: 0.393, SLG: 0.421		F2	FC6-4 1-2f			6-3			P4	4	0	0	0	0	0	1
Chris Chambliss, L (1, 3) OBP: 0.365, SLG: 0.433		2B 2B	6-3			F7			F7	4	1	1	0	0	0	0
Graig Nettles, L (1, 5) OBP: 0.342, SLG: 0.451		F9	K			6-3			F7	4	0	0	0	0	1	1
Cliff Johnson, R (1, 10) OBP: 0.312, SLG: 0.338 (7, 2)		2B BB	2B				P6			2	1	1	0	1	0	0
Paul Blair, R (1, 9) OBP: 0.280, SLG: 0.283		1-H 2-H 2B	FC6-4 BB				P6			2	0	1	2	1	0	0
Bucky Dent, R (1, 6) OBP: 0.268, SLG: 0.276		K	FC6-4 1-2f				F8			3	0	0	0	0	1	3
Inning Stats	R: 0 E: 0 K: 2 S: 7 H: 0 LOB: 0 BB: 0 P: 7	R: 2 E: 0 K: 1 S: 7 H: 2 LOB: 1 BB: 1 P: 11	R: 0 E: 0 K: 0 S: 3 H: 0 LOB: 1 BB: 1 P: 7	R: 0 E: 0 K: 1 S: 6 H: 1 LOB: 2 BB: 1 P: 10	R: 0 E: 0 K: 0 S: 3 H: 0 LOB: 0 BB: 0 P: 3	R: 0 E: 0 K: 0 S: 3 H: 0 LOB: 0 BB: 0 P: 3	R: 0 E: 0 K: 0 S: 3 H: 0 LOB: 0 BB: 0 P: 3	R: 0 E: 0 K: 0 S: 3 H: 0 LOB: 0 BB: 0 P: 3	R: 0 E: 0 K: 0 S: 3 H: 0 LOB: 0 BB: 0 P: 3	1B: 0 2B: 3 3B: 0 HR: 0 SF: 0 SAC: 0 DP: 0 HBP: 0					WP: 0 PB: 0 SB: 0 CS: 0	PA: 33	

PITCHER	IP	WLS	BF	H	R	ER	SO	BB	IBB	HBP	BLK	WP	HR	S	P	ERA	WHIP
Mike Flanagan, L (1, 1) ERA: 3.2	9.0	W	33	3	2	2	4	3	0	0	0	0	0	38	50	2.00	0.667

PITCHER	IP	WLS	BF	H	R	ER	SO	BB	IBB	HBP	BLK	WP	HR	S	P	ERA	WHIP

BOTTOM

Baltimore Orioles @ New York Yankees

Yankee Stadium, Bronx, NY

Wed May 31 1978, 7:05 PM EDT

Att. 21,404 - Unknown

livebaseballscorecards.com

AB	30
R	2
H	3
RBI	2
BB	3
SO	4
LOB	5

Batter	1	2	3	4	5	6	7	8	9	AB	R	H	RBI	BB	SO	LOB
Larry Harlow, L (1, 8) OBP: 0.377, SLG: 0.460	1-3		G1 1B		S BB		5-3			3	0	1	0	1	0	2
Billy Smith, S (1, 4) OBP: 0.361, SLG: 0.407	F8		G1 1-2		K 1-3 3-H			S BB		3	0	0	0	1	1	2
Eddie Murray, S (1, 3) OBP: 0.298, SLG: 0.393	E 1B		K			F3		K		4	0	1	0	0	2	2
Ken Singleton, S (1, 9) OBP: 0.436, SLG: 0.430	1-2 BB			F7		G6-4-3 1B		F7		3	0	1	0	1	0	1
Carlos Lopez, R (8, 9) OBP: 0.273, SLG: 0.361										0	0	0	0	0	0	0
Pat Kelly, L (1, 7) OBP: 0.365, SLG: 0.297	4-3			6-3		G6-4-3 1-2f		F7 1-2		4	0	0	0	0	0	4
Lee May, R (1, 10) OBP: 0.293, SLG: 0.465		K		F2			5-3		K	4	0	0	0	0	2	0
Doug DeCinces, R (1, 5) OBP: 0.324, SLG: 0.408		6-3			B3-4 1B E BB		E BB		K	2	1	0	0	2	1	0
Rich Dauer, R (9, 5) OBP: 0.203, SLG: 0.270										0	0	0	0	0	0	0
Rick Dempsey, R (1, 2) OBP: 0.275, SLG: 0.264		F8			B3-4 1-2 1B		K		1-3	4	0	1	0	0	1	1
Mark Belanger, R (1, 6) OBP: 0.316, SLG: 0.282			6-3		B3-4 1-2f 2-3		1-2 BB			2	0	0	0	1	0	2
Inning Stats	R: 0 E: 1 K: 0 S: 4 H: 1 LOB: 2 BB: 1 P: 8	R: 0 E: 0 K: 1 S: 5 H: 0 LOB: 0 BB: 0 P: 5	R: 0 E: 0 K: 1 S: 6 H: 1 LOB: 1 BB: 0 P: 6	R: 0 E: 0 K: 0 S: 3 H: 0 LOB: 0 BB: 0 P: 3	R: 1 E: 0 K: 1 S: 5 H: 1 LOB: 1 BB: 2 P: 13	R: 0 E: 0 K: 0 S: 3 H: 1 LOB: 0 BB: 0 P: 3	R: 0 E: 1 K: 1 S: 5 H: 0 LOB: 2 BB: 2 P: 13	R: 0 E: 0 K: 1 S: 5 H: 0 LOB: 1 BB: 1 P: 9	R: 0 E: 0 K: 2 S: 7 H: 0 LOB: 0 BB: 0 P: 7	1B: 4 2B: 0 3B: 0 HR: 0 SF: 0 SAC: 0 DP: 2 HBP: 0						

PITCHER	IP	WLS	BF	H	R	ER	SO	BB	IBB	HBP	BLK	WP	HR	S	P	ERA	WHIP
Jim Beattie, R (1, 1) ERA: 3.22	7.0	L	29	4	1	0	4	6	0	0	0	0	0	31	55	0.00	1.429
Rich Gossage, R (8, 1) ERA: 1.77	2.0		6	0	0	0	3	0	0	0	0	0	0	12	12	0.00	0.000

PITCHER	IP	WLS	BF	H	R	ER	SO	BB	IBB	HBP	BLK	WP	HR	S	P	ERA	WHIP

TOP

Baltimore Orioles @ New York Yankees

Yankee Stadium, Bronx, NY

Thu Jun 01 1978, 7:05 PM EDT

Att. 19,943 - Unknown

livebaseballscorecards.com

AB	29
R	1
H	4
RBI	0
BB	6
SO	7
LOB	14

Batter	1	2	3	4	5	6	7	8	9	AB	R	H	RBI	BB	SO	LOB
Mickey Rivers, L (1, 8) OBP: 0.305, SLG: 0.402	F8		BBBB 4-0 G6-4-3 BB			F9		SSS 0-3 K2-3		3	0	0	0	1	1	0
Willie Randolph, R (1, 4) OBP: 0.371, SLG: 0.324	F8		G6-4-3 1-2f			F9		5-3		4	0	0	0	0	0	1
Graig Nettles, L (1, 5) OBP: 0.340, SLG: 0.442	BBBB 4-0 FC4-6 BB			4-3		4-3			F7	3	0	0	0	1	0	0
Chris Chambliss, L (1, 3) OBP: 0.362, SLG: 0.429	FC4-6 1-2f			F8			G4-6-3 BB 1B		F6	4	0	1	0	0	0	1
Jim Spencer, L (1, 10) OBP: 0.319, SLG: 0.541		F6		BBBB 4-0 FC6-4 BB			BBBB 4-0 G4-6-3 BB 1-2		F4	2	0	0	0	2	0	0
Lou Piniella, R (1, 7) OBP: 0.392, SLG: 0.419		S 1B		FC6-4 1-2f			G4-6-3 1-2f 2-3			3	0	1	0	0	0	3
Cliff Johnson, R (1, 2) OBP: 0.313, SLG: 0.329		F7 1-2			F7		BBBB 4-0 BB			2	0	0	0	1	0	1
Paul Blair, R (1, 9) OBP: 0.264, SLG: 0.265		SSS 0-3 K			F7		F5			3	0	0	0	0	1	3
Bucky Dent, R (1, 6) OBP: 0.263, SLG: 0.271			F7		6-3			F3		3	0	0	0	0	0	0
Inning Stats	R: 0 E: 0 K: 0 S: 3 H: 0 LOB: 1 BB: 1 P: 7	R: 0 E: 0 K: 1 S: 6 H: 1 LOB: 1 BB: 0 P: 6	R: 0 E: 0 K: 0 S: 2 H: 0 LOB: 0 BB: 1 P: 6	R: 0 E: 0 K: 0 S: 3 H: 0 LOB: 1 BB: 1 P: 7	R: 0 E: 0 K: 0 S: 3 H: 0 LOB: 0 BB: 0 P: 3	R: 0 E: 0 K: 0 S: 3 H: 0 LOB: 0 BB: 0 P: 3	R: 0 E: 0 K: 0 S: 3 H: 1 LOB: 2 BB: 2 P: 11	R: 0 E: 0 K: 1 S: 5 H: 0 LOB: 0 BB: 0 P: 5	R: 0 E: 0 K: 0 S: 3 H: 0 LOB: 0 BB: 0 P: 3	1B: 2 2B: 0 3B: 0 HR: 0	SF: 0 SAC: 0 DP: 2 HBP: 0						

PITCHER	IP	WLS	BF	H	R	ER	SO	BB	IBB	HBP	BLK	WP	HR	S	P	ERA	WHIP
Jim Palmer, R (1, 1) ERA: 2.19	9.0	W	32	2	0	0	2	5	0	0	0	0	0	31	51	0.00	0.778

PITCHER	IP	WLS	BF	H	R	ER	SO	BB	IBB	HBP	BLK	WP	HR	S	P	ERA	WHIP

BOTTOM

Baltimore Orioles @ New York Yankees

Yankee Stadium, Bronx, NY

Thu Jun 01 1978, 7:05 PM EDT

Att. 19,943 - Unknown

livebaseballscorecards.com

AB	27
R	0
H	2
RBI	0
BB	5
SO	2
LOB	9

1B: 2	SF: 0	WP: 0	PA: 32
2B: 0	SAC: 0	PB: 0	
3B: 0	DP: 2	SB: 1	
HR: 0	HBP: 0	CS: 0	

Batter	1	2	3	4	5	6	7	8	9	AB	R	H	RBI	BB	SO	LOB
Mickey Rivers, L (1, 8) OBP: 0.307, SLG: 0.399	F7	F5	F6			G6-4-3, 1B		G6-3, IBB		4	0	1	0	1	0	2
Willie Randolph, R (1, 4) OBP: 0.372, SLG: 0.322	BB, 1B, 1B	S, 1B		5-3		G6-4-3, 1-2f		G6-3, 1-2f		4	1	1	0	1	0	3
Thurman Munson, R (1, 2) OBP: 0.299, SLG: 0.359	F8	E5, 1-2		1B, 1B		K			F4	5	0	1	0	0	1	2
Lou Piniella, R (1, 7) OBP: 0.392, SLG: 0.418	BB, 1B, 1B, 1-3, 1B	F7		1-2, 1B			5-3		6-3	5	1	2	0	0	0	2
Chris Chambliss, L (1, 3) OBP: 0.358, SLG: 0.422	BB, 1B, 1-2, 3-H, 1B	F5		F8			F9		F9	5	1	1	1	0	0	4
Graig Nettles, L (1, 5) OBP: 0.349, SLG: 0.443	BB, 1B, 1-2, 2-3		FC5-4, 1B	F8			BB			2	0	1	0	2	0	2
Cliff Johnson, R (1, 10) OBP: 0.313, SLG: 0.329 Jim Spencer, L (7, PH) OBP: 0.314, SLG: 0.532	BB, 1B, 1-3, 2-H, 3-H		FC5-4, 1B, 1-2f		6-3		6-3			3 1	0 0	1 0	2 0	0 0	0 0	1 1
Paul Blair, R (1, 9) OBP: 0.281, SLG: 0.255	BB, 1-2	K		F4				SH1-3, BB		2	0	0	0	2	1	1
Bucky Dent, R (1, 6) OBP: 0.265, SLG: 0.272	4-3		1-2, 1B	4-3				SH1-3, 1-2		3	0	1	0	0	0	3
Inning Stats	R: 3 E: 0 K: 0 S: 6 H: 3 LOB: 3 BB: 3 P: 18	R: 0 E: 1 K: 0 S: 5 H: 1 LOB: 2 BB: 0 P: 5	R: 0 E: 0 K: 1 S: 7 H: 2 LOB: 2 BB: 0 P: 7	R: 0 E: 0 K: 0 S: 5 H: 2 LOB: 2 BB: 0 P: 5	R: 0 E: 0 K: 0 S: 3 H: 0 LOB: 0 BB: 0 P: 3	R: 0 E: 0 K: 1 S: 5 H: 1 LOB: 0 BB: 0 P: 5	R: 0 E: 0 K: 0 S: 3 H: 0 LOB: 1 BB: 1 P: 7	R: 0 E: 0 K: 0 S: 2 H: 0 LOB: 1 BB: 2 P: 10	R: 0 E: 0 K: 0 S: 3 H: 0 LOB: 0 BB: 0 P: 3							

PITCHER	IP	WLS	BF	H	R	ER	SO	BB	IBB	HBP	BLK	WP	HR	S	P	ERA	WHIP
John Henry Johnson, L (1, 1) ERA: 2.04	0.2	L	7	3	3	3	0	2	0	0	0	0	0	5	13	40.50	7.500
Dave Heaverlo, R (1, 1) ERA: 3.7	4.1		20	5	0	0	1	1	0	0	0	0	0	21	25	0.00	1.385
Rick Langford, R (6, 1) ERA: 2.68	4.0		14	1	0	0	1	2	1	0	0	0	0	13	25	0.00	0.750

PITCHER	IP	WLS	BF	H	R	ER	SO	BB	IBB	HBP	BLK	WP	HR	S	P	ERA	WHIP

TOP

New York Yankees @ Oakland Athletics

Oakland-Alameda County Coliseum, Oakland, CA

Fri Jun 02 1978, 7:05 PM PDT

Att. 18,993 - Unknown

livebaseballscorecards.com

AB	34
R	3
H	9
RBI	3
BB	6
SO	2
LOB	21

1B: 9	SF: 0	WP: 0	PA: 41
2B: 0	SAC: 1	PB: 0	
3B: 0	DP: 2	SB: 1	
HR: 0	HBP: 0	CS: 0	

BOTTOM

Batter	1	2	3	4	5	6	7	8	9	AB	R	H	RBI	BB	SO	LOB
Miguel Dilone, S (1, 8) OBP: 0.306, SLG: 0.265	F4			CS 1B		1-2 1B		6-3		4	0	2	0	0	0	0
Mike Edwards, R (1, 4) OBP: 0.288, SLG: 0.284	G3			1-2 CS BB		K			FC6-4 1B BB	1	0	0	0	1	0	0
Steve Staggs, R (6, PH) (7, 4) OBP: 0.402, SLG: 0.343										1	0	0	0	1	1	2
Mario Guerrero, R (1, 6) OBP: 0.297, SLG: 0.367	F7			1-2 K			FC6-4 1B		1-2 FC6-4 1B	4	0	2	0	0	1	1
Mitchell Page, L (1, 7) OBP: 0.347, SLG: 0.398		4-3			K		K		1-2f 2-3 FC6-4	4	0	0	0	0	2	3
Jeff Newman, R (1, 2) OBP: 0.419, SLG: 0.625		K			K		F7		K	3	0	0	0	0	2	1
Dave Revering, L (9, PH) OBP: 0.298, SLG: 0.347										1	0	0	0	0	1	2
Taylor Duncan, R (1, 5)		F7			6-3		1-2f FC6-4		K	3	0	0	0	0	0	1
Wayne Gross, L (9, PH) OBP: 0.348, SLG: 0.361										1	0	0	0	0	1	2
Tony Armas, R (1, 10) OBP: 0.324, SLG: 0.281			5-3			K		K		3	0	0	0	0	2	0
Jim Essian, R (1, 3) OBP: 0.333, SLG: 0.313			K			1B 1B		F7		3	0	1	0	0	1	0
Gary Alexander, R (1, 9) OBP: 0.320, SLG: 0.476			K			K		HR		3	1	1	1	0	2	1
Inning Stats	R: 0 E: 0 K: 0 S: 3 H: 0 LOB: 0 BB: 0 P: 3	R: 0 E: 0 K: 1 S: 5 H: 0 LOB: 0 BB: 0 P: 5	R: 0 E: 0 K: 2 S: 7 H: 0 LOB: 0 BB: 0 P: 7	R: 0 E: 0 K: 1 S: 4 H: 1 LOB: 0 BB: 1 P: 8	R: 0 E: 0 K: 2 S: 7 H: 0 LOB: 0 BB: 0 P: 7	R: 0 E: 0 K: 3 S: 11 H: 2 LOB: 2 BB: 0 P: 11	R: 0 E: 0 K: 1 S: 6 H: 1 LOB: 1 BB: 0 P: 6	R: 1 E: 0 K: 1 S: 6 H: 1 LOB: 0 BB: 0 P: 6	R: 0 E: 0 K: 2 S: 8 H: 1 LOB: 2 BB: 1 P: 12	1B: 5 2B: 0 3B: 0 HR: 1 SF: 0 SAC: 0 DP: 0 HBP: 0							

PITCHER		IP	WLS	BF	H	R	ER	SO	BB	IBB	HBP	BLK	WP	HR	S	P	ERA	WHIP
Ron Guidry, L ERA: 1.8	(1, 1)	8.1	W	31	6	1	1	11	2	0	0	0	0	1	51	59	1.08	0.960
Rich Gossage, R ERA: 1.74	(9, 1)	0.2	S	2	0	0	0	2	0	0	0	0	0	0	6	6	0.00	0.000

PITCHER	IP	WLS	BF	H	R	ER	SO	BB	IBB	HBP	BLK	WP	HR	S	P	ERA	WHIP

New York Yankees @ Oakland Athletics

Oakland-Alameda County Coliseum, Oakland, CA

Fri Jun 02 1978, 7:05 PM PDT

Att. 18,993 - Unknown

livebaseballscorecards.com

AB	31
R	1
H	6
RBI	1
BB	2
SO	13
LOB	13

Batter	1	2	3	4	5	6	7	8	9	AB	R	H	RBI	BB	SO	LOB
Mickey Rivers, L (1, 8) OBP: 0.301, SLG: 0.390	K		G3			6-3			F9	4	0	0	0	0	1	1
Willie Randolph, R (1, 4) OBP: 0.369, SLG: 0.321	CS 1B			4-3			F9		K	4	0	1	0	0	1	0
Thurman Munson, R (1, 2) OBP: 0.294, SLG: 0.354	F9 1-2			4-3			K		5-3	3	0	0	0	0	1	1
Mike Heath, R (7, 2)										0	0	0	0	0	0	0
Lou Piniella, R (9, PH) OBP: 0.389, SLG: 0.415										1	0	0	0	0	0	0
Reggie Jackson, L (1, 9) OBP: 0.311, SLG: 0.433		F8		3-1			F9			3	0	0	0	0	0	0
Chris Chambliss, L (1, 3) OBP: 0.353, SLG: 0.416		4-3			F5			F7		3	0	0	0	0	0	0
Graig Nettles, L (1, 5) OBP: 0.349, SLG: 0.441		F2			F7			WP 2B 1B		3	1	1	0	0	0	0
Jim Spencer, L (1, 10) OBP: 0.315, SLG: 0.538			F9		K			1-H 2B		3	0	1	1	0	1	0
Roy White, S (1, 7) OBP: 0.326, SLG: 0.224			1B			5-3		F1		3	0	1	0	0	0	1
Bucky Dent, R (1, 6) OBP: 0.262, SLG: 0.269			F3			F9		3-1		2	0	0	0	0	0	1
George Zeber, S (8, PH)										1	0	0	0	0	0	1
Fred Stanley, R (8, 6) OBP: 0.571, SLG: 0.250										0	0	0	0	0	0	0

TOP

New York Yankees @ Oakland Athletics

Oakland-Alameda County Coliseum, Oakland, CA

Sat Jun 03 1978, 3:33 AM PDT

Att. 14,499 - Unknown

livebaseballscorecards.com

AB	30
R	1
H	4
RBI	1
BB	0
SO	4
LOB	5

Inning Stats	1	2	3	4	5	6	7	8	9
R	0	0	0	0	0	0	0	1	0
E	0	0	0	0	0	0	0	0	0
K	1	0	0	0	1	0	1	0	1
S	5	3	4	3	5	3	5	5	5
H	1	0	1	0	0	0	0	2	0
LOB	0	0	1	0	0	0	0	1	0
BB	0	0	0	0	0	0	0	0	0
P	5	3	4	3	5	3	5	5	5

1B	3
2B	1
3B	0
HR	0
SF	0
SAC	0
DP	0
HBP	0
WP	1
PB	0
SB	0
CS	1
PA	30

PITCHER	IP	WLS	BF	H	R	ER	SO	BB	IBB	HBP	BLK	WP	HR	S	P	ERA	WHIP
Matt Keough, R (1, 1) ERA: 2.28	9.0	W	30	4	1	1	4	0	0	0	0	1	0	38	38	1.00	0.444

PITCHER	IP	WLS	BF	H	R	ER	SO	BB	IBB	HBP	BLK	WP	HR	S	P	ERA	WHIP

Batter	1	2	3	4	5	6	7	8	9	AB	R	H	RBI	BB	SO	LOB
Miguel Dilone, S (1, 8) OBP: 0.304, SLG: 0.265	1-3		CS 1B		3-1 1-2		K			4	0	1	0	0	1	1
Gary Thomasson, L (1, 9) OBP: 0.250, SLG: 0.331	G3		K 1-2		HR 2-H		F3			4	1	1	2	0	1	1
Mario Guerrero, R (1, 6) OBP: 0.296, SLG: 0.370	6-3		2B		5-3		K			4	0	1	0	0	1	0
Mitchell Page, L (1, 7) OBP: 0.353, SLG: 0.422		BB	F4			HR		K		2	2	1	1	1	0	1
Dwayne Murphy, L (7, 7) OBP: 0.250, SLG: 0.107										1	0	0	0	0	1	0
Dave Revering, L (1, 3) OBP: 0.297, SLG: 0.362		E5 1-2		3-1		HR		3-1		4	1	1	1	0	0	1
Wayne Gross, L (1, 5) OBP: 0.352, SLG: 0.356		F2		F3		FC6-5 SH5-3 BB		FC5-4 BB		2	0	0	0	2	0	2
Jim Essian, R (1, 2) OBP: 0.333, SLG: 0.314		E8 1-3 2-H 1B		6-3		SH5-3 1-2		FC5-4 1-2f		3	0	1	1	0	0	1
Gary Alexander, R (1, 10) OBP: 0.314, SLG: 0.467		K			6-3	FC6-5 2-3				3	0	0	0	0	1	3
Mike Edwards, R (1, 4) OBP: 0.289, SLG: 0.279		F8			S HR BB	6-3				2	1	0	0	1	0	3
Inning Stats	R: 0 H: 0 E: 0 LOB: 0 K: 0 BB: 0 S: 3 P: 3	R: 1 H: 1 E: 2 LOB: 2 K: 1 BB: 1 S: 7 P: 11	R: 0 H: 2 E: 0 LOB: 1 K: 1 BB: 0 S: 6 P: 6	R: 0 H: 0 E: 0 LOB: 0 K: 0 BB: 0 S: 3 P: 3	R: 2 H: 1 E: 0 LOB: 0 K: 0 BB: 1 S: 4 P: 8	R: 2 H: 2 E: 0 LOB: 1 K: 0 BB: 1 S: 5 P: 9	R: 0 H: 0 E: 0 LOB: 0 K: 2 BB: 0 S: 7 P: 7	R: 0 H: 0 E: 0 LOB: 1 K: 1 BB: 1 S: 5 P: 9		1B: 2 SF: 0 2B: 1 SAC: 1 3B: 0 DP: 0 HR: 3 HBP: 0						WP: 0 PA: 34 PB: 0 SB: 1 CS: 1

PITCHER	IP	WLS	BF	H	R	ER	SO	BB	IBB	HBP	BLK	WP	HR	S	P	ERA	WHIP
Andy Messersmith, R (1, 1) ERA: 3.6	5.0	L	24	6	5	4	2	3	0	0	0	0	3	25	37	7.20	1.800
Ken Clay, R (6, 1) ERA: 3.0	3.0		10	0	0	0	3	1	0	0	0	0	0	15	19	0.00	0.333

PITCHER	IP	WLS	BF	H	R	ER	SO	BB	IBB	HBP	BLK	WP	HR	S	P	ERA	WHIP

BOTTOM

New York Yankees @ Oakland Athletics

Oakland-Alameda County Coliseum, Oakland, CA

Sat Jun 03 1978, 3:33 AM PDT

Att. 14,499 - Unknown

livebaseballscorecards.com

AB	29
R	5
H	6
RBI	5
BB	4
SO	5
LOB	13

New York Yankees @ Oakland Athletics

Oakland-Alameda County Coliseum, Oakland, CA

Sun Jun 04 1978, 3:33 AM PDT

Att. 19,289 - Sunny

TOP

livebaseballscorecards.com

Batter	1	2	3	4	5	6	7	8	9	AB	R	H	RBI	BB	SO	LOB
Mickey Rivers, L (1, 8) OBP: 0.294, SLG: 0.380	4-3	4-3		6-3		G3		P6		5	0	0	0	0	0	6
Willie Randolph, R (1, 4) OBP: 0.361, SLG: 0.312	F9		4-3	P4		1-3		FC4 1-2f		5	0	0	0	0	0	3
Thurman Munson, R (1, 2) OBP: 0.297, SLG: 0.352	K		BB 1B		1B E		5-3		K	4	1	1	0	1	2	0
Reggie Jackson, L (1, 9) OBP: 0.313, SLG: 0.446		HR	BB 1B 1-2 BB		K		F8		P3	4	2	1	1	1	1	1
Lou Piniella, R (1, 7) OBP: 0.383, SLG: 0.407		F2	BB BB 1-2 2-3 1B		P6		F8		6-3	5	0	1	0	0	0	1
Chris Chambliss, L (1, 3) OBP: 0.365, SLG: 0.440		2B 1B	BB 1-2 2-3 BB		E 1-3 E1 1B			HR		3	1	3	1	1	0	0
Graig Nettles, L (1, 5) OBP: 0.352, SLG: 0.439		F9	FC5-4 1-2 2-3 3-H BB		E1 1-H 3-H			1B		3	0	1	1	1	0	2
Cliff Johnson, R (1, 10) OBP: 0.314, SLG: 0.341		1-3 2B	FC5-4 1-2f			5-3		FC4 1-2 1B		3	0	1	0	0	0	3
Jim Spencer, L (8, PH) OBP: 0.324, SLG: 0.545										1	0	1	0	0	0	0
Fred Stanley, R (1, 6) OBP: 0.600, SLG: 0.500		BB		6-3		2B		K		2	0	1	0	1	0	0
Roy White, S (8, PH) OBP: 0.322, SLG: 0.221										1	0	0	0	0	1	2
Bucky Dent, R (8, 6) OBP: 0.262, SLG: 0.269										0	0	0	0	0	0	0

	AB	36
	R	4
	H	10
	RBI	3
	BB	5
	SO	4
	LOB	18

Inning Stats	1	2	3	4	5	6	7	8	9
	R: 0 E: 0 K: 1 S: 5 H: 0 LOB: 0 BB: 0 P: 5	R: 1 E: 0 K: 0 S: 6 H: 3 LOB: 3 BB: 1 P: 10	R: 1 E: 0 K: 0 S: 3 H: 1 LOB: 3 BB: 4 P: 19	R: 0 E: 0 K: 0 S: 3 H: 0 LOB: 0 BB: 0 P: 3	R: 1 E: 1 K: 1 S: 7 H: 2 LOB: 2 BB: 0 P: 7	R: 0 E: 0 K: 0 S: 4 H: 1 LOB: 1 BB: 0 P: 4	R: 0 E: 0 K: 0 S: 3 H: 0 LOB: 0 BB: 0 P: 3	R: 1 E: 0 K: 1 S: 8 H: 3 LOB: 2 BB: 0 P: 8	R: 0 E: 0 K: 1 S: 5 H: 0 LOB: 0 BB: 0 P: 5

	1B: 6	SF: 0	WP: 0	PA: 41
	2B: 2	SAC: 0	PB: 0	
	3B: 0	DP: 0	SB: 0	
	HR: 2	HBP: 0	CS: 0	

PITCHER		IP	WLS	BF	H	R	ER	SO	BB	IBB	HBP	BLK	WP	HR	S	P	ERA	WHIP
John Henry Johnson, L ERA: 2.22	(1, 1)	2.2		15	4	2	2	1	4	0	0	0	0	1	13	29	6.75	3.000
Bob Lacey, L ERA: 2.06	(3, 1)	4.1	W	19	5	2	1	1	1	0	0	0	0	1	20	24	2.08	1.385
Elias Sosa, R ERA: 1.41	(8, 1)	2.0	S	7	1	0	0	2	0	0	0	0	0	0	11	11	0.00	0.500

PITCHER	IP	WLS	BF	H	R	ER	SO	BB	IBB	HBP	BLK	WP	HR	S	P	ERA	WHIP

BOTTOM

New York Yankees @ Oakland Athletics

Oakland-Alameda County Coliseum, Oakland, CA

Sun Jun 04 1978, 3:33 AM PDT

Att. 19,289 - Sunny

livebaseballscorecards.com

Batter	1	2	3	4	5	6	7	8	9	AB	R	H	RBI	BB	SO	LOB
Miguel Dilone, S (1, 8) OBP: 0.308, SLG: 0.299	HR	P6			FC3-5 S 1B	G5-4-3 1-2f		F7		5	1	2	1	0	0	4
Mike Edwards, R (1, 4) OBP: 0.288, SLG: 0.278	2B 1B	F9			FC3-5 FC6-4 1B 1-3 2B		K			4	2	1	0	0	1	1
Mario Guerrero, R (1, 6) OBP: 0.301, SLG: 0.378	F9 1-H 2B	F9			FC6-4 1-2 1B		5-3			4	0	2	1	0	0	0
Jeff Newman, R (1, 3) OBP: 0.383, SLG: 0.568 Dave Revering, L (9, 3) OBP: 0.297, SLG: 0.362	F9 2-3	F8			FC6-4 1-2f 2-3 2B		4-3			4 0	1 0	0 0	0 0	0 0	0 0	3 0
Mitchell Page, L (1, 7) OBP: 0.359, SLG: 0.431 Dwayne Murphy, L (6, 7) OBP: 0.243, SLG: 0.103	S BB	F9			1-H 2B 3-H			F7		2 1	1 0	1 0	2 0	1 0	0 0	0 0
Tony Armas, R (1, 10) OBP: 0.319, SLG: 0.294	K 1-2		K	K	2-H 2B			K		4	0	1	1	0	3	2
Jim Essian, R (1, 2) OBP: 0.337, SLG: 0.314	FC6-4 BB			F7	6-3			1B 1B		3	0	1	0	1	0	1
Gary Alexander, R (1, 9) OBP: 0.312, SLG: 0.464 Gary Thomasson, L (2, 9) OBP: 0.260, SLG: 0.364	FC6-4 1-2f			HR		K		BB 1-3 1B		1 3	0 1	0 2	0 1	0 0	0 1	3 0
Taylor Duncan, R (1, 5) Wayne Gross, L (3, 5) OBP: 0.357, SLG: 0.353		3-1		3-1		G5-4-3 BB		BB 1-2		1 1	0 0	0 0	0 0	0 2	0 0	0 0
Inning Stats	R: 2 E: 0 K: 1 S: 8 H: 3 LOB: 3 BB: 2 P: 16	R: 0 E: 0 K: 0 S: 3 H: 0 LOB: 0 BB: 0 P: 3	R: 0 E: 0 K: 0 S: 3 H: 0 LOB: 0 BB: 0 P: 3	R: 1 E: 0 K: 1 S: 6 H: 1 LOB: 0 BB: 0 P: 6	R: 3 E: 0 K: 0 S: 7 H: 4 LOB: 1 BB: 0 P: 7	R: 0 E: 0 K: 1 S: 4 H: 0 LOB: 0 BB: 1 P: 8	R: 0 E: 0 K: 1 S: 5 H: 0 LOB: 0 BB: 0 P: 5	R: 0 E: 0 K: 1 S: 7 H: 2 LOB: 3 BB: 1 P: 11		1B: 5 2B: 3 3B: 0 HR: 2	SF: 0 SAC: 0 DP: 1 HBP: 0						

AB	33
R	6
H	10
RBI	6
BB	4
SO	5
LOB	14

WP: 0 PB: 0 SB: 2 CS: 0 PA: 37

PITCHER		IP	WLS	BF	H	R	ER	SO	BB	IBB	HBP	BLK	WP	HR	S	P	ERA	WHIP
Don Gullett, L ERA: 54.0	(1, 1)	0.1		5	3	2	2	0	1	0	0	0	0	1	4	8	54.00	12.000
Rawly Eastwick, R ERA: 2.49	(1, 1)	4.1	L	17	3	3	3	2	1	0	0	0	0	1	20	24	6.23	0.923
Sparky Lyle, L ERA: 4.07	(5, 1)	1.1		6	2	1	1	1	1	0	0	0	0	0	7	11	6.75	2.250
Ken Clay, R ERA: 2.81	(7, 1)	1.2		8	2	0	0	2	1	0	0	0	0	0	11	15	0.00	1.800
Rich Gossage, R ERA: 1.73	(8, 1)	0.1		1	0	0	0	0	0	0	0	0	0	0	1	1	0.00	0.000

PITCHER	IP	WLS	BF	H	R	ER	SO	BB	IBB	HBP	BLK	WP	HR	S	P	ERA	WHIP

TOP

New York Yankees @ Seattle Mariners

The Kingdome, Seattle, WA

Mon Jun 05 1978, 10:05 PM EDT

Att. 15,189 - Dome - 72 F

livebaseballscorecards.com

Batter	1	2	3	4	5	6	7	8	9	AB	R	H	RBI	BB	SO	LOB
Willie Randolph, R (1, 4) OBP: 0.362, SLG: 0.311	BBBB 4-0 CS BB		x 0-0 ② FC6-4 1-2f		SSS 0-3 ② K		x 0-0 ② P4		x 0-0 1B 1-2 1B	4	0	1	0	1	1	2
Graig Nettles, L (1, 5) OBP: 0.350, SLG: 0.432	x 0-0 ① ② F3 1-2		x 0-0 ③ 4-3		x 0-0 ③ G3		BBBB 4-0 BB		SSS 0-3 ② K	3	0	0	0	1	0	2
Fred Stanley, R (7, PR) OBP: 0.600, SLG: 0.500 (7, 5)										0	0	0	0	0	0	0
Jim Spencer, L (9, PH) OBP: 0.320, SLG: 0.537										1	0	0	0	0	1	2
Thurman Munson, R (1, 10) OBP: 0.304, SLG: 0.369	BBBB 4-0 BB			x 0-0 HR		x 0-0 ① 1-3	x 0-0 ③ 5-3		x 0-0 1B 1-3 2-H	4	1	2	2	1	0	2
Reggie Jackson, L (1, 9) OBP: 0.310, SLG: 0.436	x 0-0 ③ P5			H 1-0 BB HBP		x 0-0 ② F2		SSS 0-3 ① K	x 0-0 ③ G3	4	0	0	0	0	1	3
Lou Piniella, R (1, 7) OBP: 0.380, SLG: 0.410		SSS 0-3 ① K		x 0-0 ① F8		x 0-0 2B		x 0-0 ② 6-3		4	0	1	0	0	1	1
Roy White, S (8, 7) OBP: 0.322, SLG: 0.221										0	0	0	0	0	0	0
Chris Chambliss, L (1, 3) OBP: 0.363, SLG: 0.437		x 0-0 ② 4-3		SSS 0-3 ② K		x 0-0 ③ F8		x 0-0 1B		4	0	1	0	0	1	2
Cliff Johnson, R (1, 2) OBP: 0.311, SLG: 0.330		SSS 0-3 ③ K		BBBB 4-0 1-2 BB			x 0-0 ① 5-3	x 0-0 ③ F7		3	0	0	0	1	1	1
Paul Blair, R (1, 8) OBP: 0.283, SLG: 0.315			x 0-0 ① F4	x 0-0 ③ P6			x 0-0 HR		x 0-0 1B 1B	3	1	1	1	0	0	2
Mickey Rivers, L (9, PH) OBP: 0.297, SLG: 0.383										1	1	1	0	0	0	0
Bucky Dent, R (1, 6) OBP: 0.267, SLG: 0.280			x 0-0 FC6-4 1B		x 0-0 ① P4		x 0-0 2B		SSS 0-3 ① K	4	0	2	0	0	1	1

	AB	35
	R	3
	H	9
	RBI	3
	BB	4
	SO	7
	LOB	18

Inning Stats	1	2	3	4	5	6	7	8	9	1B: 5	SF: 0	WP: 0	PA: 40
R:	0	0	0	1	0	0	1	0	1	2B: 2	SAC: 0	PB: 0	
E:	0	0	0	0	0	0	0	0	0	3B: 0	DP: 0	SB: 0	
K:	0	2	0	1	1	0	1	1	2	HR: 2	HBP: 1	CS: 1	
S:	2	7	4	6	5	4	5	6	10				
H:	0	0	1	1	0	1	2	1	3				
LOB:	1	0	1	2	0	1	2	1	2				
BB:	2	0	0	1	0	0	1	0	0				
P:	10	7	4	11	5	4	9	6	10				

PITCHER		IP	WLS	BF	H	R	ER	SO	BB	IBB	HBP	BLK	WP	HR	S	P	ERA	WHIP
Tom House, L ERA: 3.36	(1, 1)	6.2	W	29	5	2	2	4	4	0	1	0	0	2	32	49	2.70	1.350
Enrique Romo, R ERA: 3.48	(7, 1)	2.1		11	4	1	1	3	0	0	0	0	0	0	17	17	3.86	1.714

PITCHER	IP	WLS	BF	H	R	ER	SO	BB	IBB	HBP	BLK	WP	HR	S	P	ERA	WHIP

BOTTOM

New York Yankees @ Seattle Mariners

The Kingdome, Seattle, WA

Mon Jun 05 1978, 10:05 PM EDT

Att. 15,189 - Dome - 72 F

livebaseballscorecards.com

Batter	1	2	3	4	5	6	7	8	9	AB	R	H	RBI	BB	SO	LOB
Julio Cruz, S (1, 4) OBP: 0.370, SLG: 0.307	BBBB 4-0 K BB	BBBB 4-0 1B 1-2 2B BB		x 0-0 S SH5-3 E 1B	x 0-0 ③ FC6-4 1-2f		x 0-0 1-3 2B			3	2	2	0	2	0	2
Craig Reynolds, L (1, 6) OBP: 0.372, SLG: 0.409	SSS 0-3 ①② K 1-2	x 0-0 2B 1-3 2-H PO 1B		x 0-0 ① SH5-3 1-2		x 0-0 ① F5	BBBB 4-0 BB			3	0	1	1	1	1	1
Ruppert Jones, L (1, 8) OBP: 0.341, SLG: 0.352	x 0-0 HR	x 0-0 1-3 3-H 2B		x 0-0 ② F7 2-H		x 0-0 ② F9	x 0-0 ②③ G3-2-3 3-Hf			5	1	2	2	0	0	3
Leroy Stanton, R (1, 10) OBP: 0.312, SLG: 0.313	x 0-0 2B	0-0 ③ PO 3-H	x 0-0 HR	x 0-0 ③ 6-3		x 0-0 1B 1B 1B		SSS 0-3 ① K		5	1	3	1	0	1	0
Bruce Bochte, L (1, 7) OBP: 0.322, SLG: 0.367	x 0-0 ③ 4-3		x 0-0 ① 4-3		x 0-0 ① G3	x 0-0 1B 1-2 1B		x 0-0 G3 2B		5	0	2	0	0	0	1
Bill Stein, R (1, 5) OBP: 0.320, SLG: 0.360		x 0-0 ① F7	x 0-0 E 1B 1B		x 0-0 ② F8	x 0-0 1-2 2-3 1B		x 0-0 ② G3 2-3		5	0	2	0	0	0	1
John Hale, L (1, 9) OBP: 0.272, SLG: 0.220		BBBB 4-0 1B FC4-6 BB	x 0-0 E8 FC4 1-3 1B		x 0-0 S 1B 1B	x 0-0 ③ 6-3		SSS 0-3 ③ K		4	2	2	0	1	1	4
Bob Stinson, S (1, 2) OBP: 0.395, SLG: 0.421		x 0-0 FC4-6 1-3 1B	x 0-0 ② FC4 FC6-4 2-2	BBBB 4-0 1B 1-2 BB			x 0-0 ① 1-3			3	0	1	0	1	0	2
Juan Bernhardt, R (1, 3) OBP: 0.364, SLG: 0.500		x 0-0 ② FC4-6 S 1-2f 1B 3-H	x 0-0 ③ FC6-4 1-2f		x 0-0 FC6-4 1-2 2-H 1B		x 0-0 2B G3-2-3 1B			4	1	2	2	0	0	3
Inning Stats	R: 1 H: 2 E: 0 LOB: 1 K: 1 BB: 1 S: 6 P: 10	R: 3 H: 3 E: 0 LOB: 1 K: 0 BB: 2 S: 5 P: 13	R: 1 H: 3 E: 1 LOB: 2 K: 0 BB: 0 S: 6 P: 6	R: 1 H: 1 E: 0 LOB: 0 K: 0 BB: 0 S: 4 P: 4	R: 1 H: 2 E: 0 LOB: 2 K: 0 BB: 1 S: 5 P: 9	R: 0 H: 3 E: 0 LOB: 3 K: 0 BB: 0 S: 6 P: 6	R: 0 H: 2 E: 0 LOB: 2 K: 0 BB: 1 S: 4 P: 8	R: 0 H: 1 E: 0 LOB: 1 K: 2 BB: 0 S: 8 P: 8		1B: 11 SF: 0 2B: 4 SAC: 1 3B: 0 DP: 1 HR: 2 HBP: 0						

	AB	37
	R	7
	H	17
	RBI	6
	BB	5
	SO	3
	LOB	17

WP: 0 PA: 44
PB: 0
SB: 3
CS: 0

PITCHER		IP	WLS	BF	H	R	ER	SO	BB	IBB	HBP	BLK	WP	HR	S	P	ERA	WHIP
Ed Figueroa, R ERA: 3.36	(1, 1)	4.0	L	22	9	6	6	1	3	0	0	0	0	2	21	33	13.50	3.000
Jim Beattie, R ERA: 3.12	(5, 1)	4.0		21	8	1	1	2	2	0	0	0	0	0	23	31	2.25	2.500

PITCHER	IP	WLS	BF	H	R	ER	SO	BB	IBB	HBP	BLK	WP	HR	S	P	ERA	WHIP

Batter	1	2	3	4	5	6	7	8	9	AB	R	H	RBI	BB	SO	LOB
Mickey Rivers, L (1, 8) OBP: 0.301, SLG: 0.382	0-0 S 1B		0-0 FC6-4 S 1-2f			BBB 4-0 2B BB	0-0 FC6-4 1-2f			3	1	1	0	1	0	3
Paul Blair, R (7, 8) OBP: 0.283, SLG: 0.315										0	0	0	0	0	0	0
Willie Randolph, R (1, 4) OBP: 0.360, SLG: 0.315	SSS 0-3 K 1-2		0-0 F8 1-2			0-0 1B 1-H 2B		0-0 F9		4	1	1	1	0	1	2
Thurman Munson, R (1, 2) OBP: 0.298, SLG: 0.362	0-0 6-3			0-0 5-3		SSS 0-3 K		0-0 F9		4	0	0	0	0	1	2
Reggie Jackson, L (1, 9) OBP: 0.314, SLG: 0.434	0-0 4-3			SSS 0-3 K		0-0 CS 2-H 1B		BBBB 4-0 BB		3	0	1	1	1	1	1
Chris Chambliss, L (1, 3) OBP: 0.356, SLG: 0.428		0-0 F7		0-0 P5		0-0 CS 1-2	0-0 F7	0-3 K		4	0	0	0	0	1	1
Graig Nettles, L (1, 5) OBP: 0.343, SLG: 0.422		0-0 F7			SSS 0-3 K		0-0 4-3		SSS 0-3 K	4	0	0	0	0	2	0
Jim Spencer, L (1, 10) OBP: 0.329, SLG: 0.571		SSS 0-3 K2-3			0-0 4-3		0-0 HR		BBBB 4-0 FC5-4 BB	3	1	1	1	1	1	0
Roy White, S (1, 7) OBP: 0.319, SLG: 0.222			SSS 0-3 K		0-0 G3		0-0 1B 1B		SSS 0-3 K	4	0	1	0	0	2	1
Bucky Dent, R (1, 6) OBP: 0.272, SLG: 0.281			BBBB 4-0 FC6-4 BB			0-0 P4	0-0 FC6-4 1-3 1B		0-0 FC5-4 1-2f	3	0	1	0	1	0	1
Inning Stats	R: 0 E: 0 K: 1 S: 6 H: 1 LOB: 1 BB: 0 P: 6	R: 0 E: 0 K: 1 S: 5 H: 0 LOB: 0 BB: 0 P: 5	R: 0 E: 0 K: 1 S: 5 H: 0 LOB: 1 BB: 1 P: 9	R: 0 E: 0 K: 1 S: 5 H: 0 LOB: 0 BB: 0 P: 5	R: 0 E: 0 K: 1 S: 5 H: 0 LOB: 0 BB: 0 P: 5	R: 2 E: 0 K: 1 S: 6 H: 2 LOB: 0 BB: 1 P: 10	R: 1 E: 0 K: 0 S: 6 H: 3 LOB: 2 BB: 0 P: 6	R: 0 E: 0 K: 1 S: 5 H: 0 LOB: 1 BB: 1 P: 9	R: 0 E: 0 K: 2 S: 7 H: 0 LOB: 1 BB: 1 P: 11	1B: 4 2B: 1 3B: 0 HR: 1	SF: 0 SAC: 0 DP: 0 HBP: 0			WP: 0 PB: 0 SB: 2 CS: 1	PA: 37		

PITCHER		IP	WLS	BF	H	R	ER	SO	BB	IBB	HBP	BLK	WP	HR	S	P	ERA	WHIP
Byron McLaughlin, R ERA: 5.4	(1, 1)	6.2		27	6	3	3	6	2	0	0	0	0	1	37	45	4.05	1.200
Shane Rawley, L ERA: 3.72	(7, 1)	2.1	W	9	0	0	0	3	2	0	0	0	0	0	13	21	0.00	0.857

PITCHER	IP	WLS	BF	H	R	ER	SO	BB	IBB	HBP	BLK	WP	HR	S	P	ERA	WHIP

TOP

New York Yankees @ Seattle Mariners

The Kingdome, Seattle, WA

Tue Jun 06 1978, 10:05 PM EDT

Att. 12,638 - Dome

livebaseballscorecards.com

AB	32
R	3
H	6
RBI	3
BB	4
SO	9
LOB	11

Batter	1	2	3	4	5	6	7	8	9	AB	R	H	RBI	BB	SO	LOB
Julio Cruz, S (1, 4) OBP: 0.377, SLG: 0.309	FC4-6 1B 1B 1B		BBB 4-0 S SH BB	0-0 G4-6-3 1-2f			BBB 4-0 3-3 BB		0-0 SH 2-H	2	2	1	0	2	0	1
Craig Reynolds, L (1, 6) OBP: 0.372, SLG: 0.408	0-0 FC4-6 1-2 1B		0-0 SH 1-H 1B		SSS 0-3 K		0-0 8-3 1-2f			3	1	1	0	0	1	1
Ruppert Jones, L (1, 8) OBP: 0.343, SLG: 0.355	0-0 FC4-6 1-2f 2-3 1B		0-0 FC8-4 2-H 1B		0-0 4-3		0-0 CS 1B			4	0	2	1	0	0	2
Leroy Stanton, R (1, 10) OBP: 0.316, SLG: 0.314 Larry Milbourne, S (8, PR) OBP: 0.231, SLG: 0.308	0-0 G4-6-3 1-2 3-H 1B		0-0 FC8-4 FC4-6 1-2f		SSS 0-3 K		0-0 CS 1-2	BBBB 4-0 SH5-4 BB		3 0	0 0	1 0	1 0	1 0	1 0	1 0
Bruce Bochte, L (1, 7) OBP: 0.322, SLG: 0.363	0-0 G4-6-3 1-2f		0-0 FC4-6 1B 1-2f			BBBB 4-0 1B BB		0-0 SH5-4 1-2		2	0	0	0	1	0	3
Bill Stein, R (1, 5) OBP: 0.318, SLG: 0.358		0-0 6-3 1B	0-0 1-2 1B			0-0 F2		0-0 P5		4	0	1	0	0	0	3
John Hale, L (1, 9) OBP: 0.280, SLG: 0.233		0-0 4-3 2B	0-0 F7			0-0 P5		BBBB 4-0 BB		3	0	1	0	1	0	3
Bob Stinson, S (1, 2) OBP: 0.391, SLG: 0.415		0-0 4-3 2-3		0-0 4-3		0-0 1-3 1B		0-0 F8		4	0	1	0	0	0	3
Juan Bernhardt, R (1, 3) OBP: 0.370, SLG: 0.507 Jose Báez, R (9, PR) OBP: 0.250, SLG: 0.200		0-0 P4		H 1-0 G4-6-3 HBP		0-0 P3			0-0 SH 2B	3 0	0 1	1 0	0 0	0 0	0 0	3 0
Inning Stats	R: 1 E: 0 K: 0 S: 5 H: 3 LOB: 1 BB: 0 P: 5	R: 0 E: 0 K: 0 S: 4 H: 1 LOB: 1 BB: 0 P: 4	R: 2 E: 1 K: 0 S: 6 H: 2 LOB: 2 BB: 1 P: 10	R: 0 E: 0 K: 0 S: 2 H: 0 LOB: 0 BB: 0 P: 3	R: 0 E: 0 K: 2 S: 7 H: 0 LOB: 0 BB: 0 P: 7	R: 0 E: 0 K: 0 S: 4 H: 1 LOB: 2 BB: 1 P: 8	R: 0 E: 0 K: 0 S: 2 H: 1 LOB: 0 BB: 1 P: 6	R: 0 E: 0 K: 0 S: 3 H: 0 LOB: 2 BB: 2 P: 11	R: 1 E: 1 K: 0 S: 2 H: 1 LOB: 2 BB: 0 P: 2	1B: 7 2B: 3 3B: 0 HR: 0	SF: 0 SAC: 3 DP: 3 HBP: 1					

PITCHER	IP	WLS	BF	H	R	ER	SO	BB	IBB	HBP	BLK	WP	HR	S	P	ERA	WHIP
Dick Tidrow, R (1, 1) ERA: 3.92	5.2		26	7	3	2	2	2	0	1	0	0	0	27	36	3.18	1.588
Rich Gossage, R (6, 1) ERA: 1.64	2.1	L	11	2	1	0	0	3	0	0	0	0	0	8	20	0.00	2.143

PITCHER	IP	WLS	BF	H	R	ER	SO	BB	IBB	HBP	BLK	WP	HR	S	P	ERA	WHIP

BOTTOM

New York Yankees @ Seattle Mariners

The Kingdome, Seattle, WA

Tue Jun 06 1978, 10:05 PM EDT

Att. 12,638 - Dome

livebaseballscorecards.com

AB	28
R	4
H	9
RBI	2
BB	5
SO	2
LOB	20

WP: 0 PB: 0 SB: 1 CS: 1 PA: 38

Batter	1	2	3	4	5	6	7	8	9	AB	R	H	RBI	BB	SO	LOB
Mickey Rivers, L (1, 8) OBP: 0.299, SLG: 0.378	x 0-0 FC5-4 1B		x 0-0 ① F8	x 0-0 ③ P6			x 0-0 ① G3	x 0-0 ③ F7		5	0	1	0	0	0	1
Willie Randolph, R (1, 4) Fred Stanley, R (8, 4) OBP: 0.363, SLG: 0.315 OBP: 0.545, SLG: 0.429	x 0-0 ① F8		x 0-0 ② F8		x 0-0 4-3 1B		B B B B 4-0 E S 1B BB		x 0-0 ① 3-1	3 1	1 0	1 0	0 0	1 0	0 0	1 0
Thurman Munson, R (1, 2) OBP: 0.296, SLG: 0.358	x 0-0 ② FC5-4 BB 1-2f		x 0-0 ③ F8		x 0-0 ① ② 4-3 1-2		x 0-0 1-H HR 1B		x 0-0 ② 2-3	5	1	1	1	0	0	2
Reggie Jackson, L (1, 9) OBP: 0.327, SLG: 0.475	B B B B 4-0 1-2 BB			x 0-0 ① P3	x 0-0 1B		x 0-0 1-H HR		x 0-0 HR	4	2	3	3	1	0	0
Chris Chambliss, L (1, 3) OBP: 0.353, SLG: 0.420	x 0-0 ③ 3-1			B B B B 4-0 2B 1B BB	S S S 0-3 ③ K		x 0-0 ② F7		x 0-0 ③ 6-3	4	1	0	0	1	1	3
Graig Nettles, L (1, 5) OBP: 0.341, SLG: 0.424		x 0-0 ① F8		x 0-0 1-3 1B 2B		x 0-0 ① P4	x 0-0 ③ 3-1			4	1	1	0	0	0	0
Jim Spencer, L (1, 10) OBP: 0.325, SLG: 0.554		x 0-0 ② F9		x 0-0 2-H 3-H HR 1B		x 0-0 ② F8		x 0-0 ① 6-3		4	1	1	2	0	0	0
Roy White, S (1, 7) OBP: 0.327, SLG: 0.262		x 0-0 HR		x 0-0 ② P4		B B B B 4-0 S BB		x 0-0 ② 4-3		3	1	1	1	1	0	1
Bucky Dent, R (1, 6) OBP: 0.277, SLG: 0.300		x 0-0 ③ F3		x 0-0 1-H HR		x 0-0 ③ F9 1-2		B B B B 4-0 BB		3	1	1	2	1	0	1
Inning Stats	R: 0 E: 0 K: 0 S: 4 H: 1 LOB: 2 BB: 1 P: 8	R: 1 E: 0 K: 0 S: 4 H: 1 LOB: 0 BB: 0 P: 4	R: 0 E: 0 K: 0 S: 3 H: 0 LOB: 0 BB: 0 P: 3	R: 4 E: 0 K: 0 S: 6 H: 3 LOB: 0 BB: 1 P: 10	R: 0 E: 0 K: 1 S: 6 H: 2 LOB: 1 BB: 0 P: 6	R: 0 E: 0 K: 0 S: 3 H: 0 LOB: 1 BB: 1 P: 7	R: 3 E: 0 K: 0 S: 5 H: 2 LOB: 0 BB: 1 P: 9	R: 0 E: 0 K: 0 S: 3 H: 0 LOB: 1 BB: 1 P: 7	R: 1 E: 0 K: 0 S: 4 H: 1 LOB: 0 BB: 0 P: 4	1B: 5 2B: 1 3B: 0 HR: 4	SF: 0 SAC: 0 DP: 0 HBP: 0			WP: 0 PB: 0 SB: 2 CS: 0	PA: 41		

PITCHER		IP	WLS	BF	H	R	ER	SO	BB	IBB	HBP	BLK	WP	HR	S	P	ERA	WHIP
Jim Colborn, R ERA: 6.43	(1, 1)	3.2	L	18	5	5	5	0	2	0	0	0	0	2	16	24	12.27	1.909
John Montague, R ERA: 6.23	(4, 1)	3.1		15	4	3	3	1	2	0	0	0	0	1	15	23	8.10	1.800
Jim Todd, R ERA: 4.42	(8, 1)	2.0		8	1	1	1	0	1	0	0	0	0	1	7	11	4.50	1.000

PITCHER	IP	WLS	BF	H	R	ER	SO	BB	IBB	HBP	BLK	WP	HR	S	P	ERA	WHIP

TOP

New York Yankees @ Seattle Mariners

The Kingdome, Seattle, WA

Wed Jun 07 1978, 10:05 PM EDT

Att. 12,544 - Dome

livebaseballscorecards.com

AB	36
R	9
H	10
RBI	9
BB	5
SO	1
LOB	9

Batter	1	2	3	4	5	6	7	8	9	AB	R	H	RBI	BB	SO	LOB
Julio Cruz, S (1, 4) OBP: 0.374, SLG: 0.308	F8		F3			2B 1B		P1		4	1	1	0	0	0	1
Craig Reynolds, L (1, 6) OBP: 0.374, SLG: 0.410	F8			1B		P6		1B		4	0	2	0	0	0	1
Leon Roberts, R (1, 9) OBP: 0.377, SLG: 0.495	K			K		F9 1-H 2B		K		4	0	1	1	0	3	3
Leroy Stanton, R (1, 10) OBP: 0.315, SLG: 0.308		BB		K		F9 2-3		K		3	0	0	0	1	2	4
Ruppert Jones, L (1, 8) OBP: 0.338, SLG: 0.348		K		F5		G1			3-1	4	0	0	0	0	1	3
Bill Stein, R (1, 5) OBP: 0.312, SLG: 0.350		K			5-3		K		K	4	0	0	0	0	3	1
Juan Bernhardt, R (1, 3) OBP: 0.353, SLG: 0.481		F9			F9		5-3		F9	4	0	0	0	0	0	1
Bruce Bochte, L (1, 7) OBP: 0.326, SLG: 0.364			CS BB		1B		P3			2	0	1	0	1	0	0
Bill Plummer, R (1, 2) OBP: 0.281, SLG: 0.400			K 1-2		F8			2B		3	0	1	0	0	1	2
Inning Stats	R: 0 H: 0 E: 0 LOB: 0 K: 1 BB: 0 S: 5 P: 5	R: 0 H: 0 E: 0 LOB: 1 K: 2 BB: 1 S: 7 P: 11	R: 0 H: 0 E: 0 LOB: 0 K: 1 BB: 1 S: 4 P: 8	R: 0 H: 1 E: 0 LOB: 1 K: 2 BB: 0 S: 8 P: 8	R: 0 H: 1 E: 0 LOB: 1 K: 0 BB: 0 S: 4 P: 4	R: 1 H: 2 E: 0 LOB: 1 K: 0 BB: 0 S: 5 P: 5	R: 0 H: 0 E: 0 LOB: 0 K: 1 BB: 0 S: 5 P: 5	R: 0 H: 2 E: 0 LOB: 2 K: 2 BB: 0 S: 9 P: 9	R: 0 H: 0 E: 0 LOB: 0 K: 1 BB: 0 S: 5 P: 5	1B: 4 SF: 0 2B: 2 SAC: 0 3B: 0 DP: 0 HR: 0 HBP: 0						

PITCHER	IP	WLS	BF	H	R	ER	SO	BB	IBB	HBP	BLK	WP	HR	S	P	ERA	WHIP
Ron Guidry, L (1, 1) ERA: 1.72	9.0	W	34	6	1	1	10	2	0	0	0	0	0	52	60	1.00	0.889

PITCHER	IP	WLS	BF	H	R	ER	SO	BB	IBB	HBP	BLK	WP	HR	S	P	ERA	WHIP

BOTTOM

New York Yankees @ Seattle Mariners

The Kingdome, Seattle, WA

Wed Jun 07 1978, 10:05 PM EDT

Att. 12,544 - Dome

livebaseballscorecards.com

AB	32
R	1
H	6
RBI	1
BB	2
SO	10
LOB	16

WP: 0 PA: 34
PB: 0
SB: 0
CS: 1

Batter	1	2	3	4	5	6	7	8	9	AB	R	H	RBI	BB	SO	LOB
Mickey Rivers, L (1, 8) OBP: 0.292, SLG: 0.368	F9			F7		F8	FC4-6 1-2f		G3	5	0	0	0	0	0	4
Willie Randolph, R (1, 4) OBP: 0.365, SLG: 0.315	K			F9		5-3 BB		CS 1B		3	0	1	0	1	1	0
Thurman Munson, R (1, 2) OBP: 0.295, SLG: 0.370	4-3			HR		5-3 1-2		F3		4	1	1	1	0	0	2
Reggie Jackson, L (1, 9) OBP: 0.320, SLG: 0.464		K		E3 E BLK		K		K 1-2		4	0	0	0	0	3	2
Lou Piniella, R (1, 7) OBP: 0.370, SLG: 0.399		F8		F7 1-3			F8		F7	4	0	0	0	0	0	1
Chris Chambliss, L (1, 3) OBP: 0.356, SLG: 0.426		F6			F6		2B 1B		1B 2B	4	1	2	0	0	0	0
Graig Nettles, L (1, 5) OBP: 0.335, SLG: 0.415			F5		G3		F9		F7	4	0	0	0	0	0	2
Cliff Johnson, R (1, 10) OBP: 0.327, SLG: 0.344			K		BB		2B 1-3		1B 1B IBB	2	1	1	0	2	1	0
Bucky Dent, R (1, 6) OBP: 0.282, SLG: 0.301			6-3		F8		IBB FC4-6		1B 1-H 2-H	3	0	1	2	1	0	1
Inning Stats	R: 0 E: 0 K: 1 S: 5 H: 0 LOB: 0 BB: 0 P: 5	R: 0 E: 0 K: 1 S: 5 H: 0 LOB: 0 BB: 0 P: 5	R: 0 E: 0 K: 1 S: 5 H: 0 LOB: 0 BB: 0 P: 5	R: 1 E: 2 K: 0 S: 5 H: 1 LOB: 1 BB: 0 P: 5	R: 0 E: 0 K: 0 S: 3 H: 0 LOB: 1 BB: 1 P: 7	R: 0 E: 0 K: 1 S: 5 H: 0 LOB: 1 BB: 1 P: 9	R: 0 E: 0 K: 0 S: 5 H: 2 LOB: 3 BB: 1 P: 9	R: 0 E: 0 K: 1 S: 5 H: 1 LOB: 0 BB: 0 P: 5	R: 2 E: 0 K: 0 S: 5 H: 2 LOB: 1 BB: 1 P: 9	1B: 3 2B: 2 3B: 0 HR: 1 SF: 0 SAC: 0 DP: 0 HBP: 0						

PITCHER	IP	WLS	BF	H	R	ER	SO	BB	IBB	HBP	BLK	WP	HR	S	P	ERA	WHIP
Frank Tanana, L (1, 1) ERA: 2.56	9.0	L	37	6	3	3	5	2	2	0	1	0	1	43	59	3.00	0.889

PITCHER	IP	WLS	BF	H	R	ER	SO	BB	IBB	HBP	BLK	WP	HR	S	P	ERA	WHIP

TOP

New York Yankees @ California Angels

Anaheim Stadium, Anaheim, CA

Fri Jun 09 1978, 10:05 PM EDT

Att. 29,415 - Unknown

livebaseballscorecards.com

AB	33
R	3
H	6
RBI	3
BB	4
SO	5
LOB	12

Batter	1	2	3	4	5	6	7	8	9	AB	R	H	RBI	BB	SO	LOB
Ken Landreaux, L (1, 9) OBP: 0.253, SLG: 0.337	5-3		K		FC4-6 CS 1-2f 3-H			G3		4	0	0	1	0	1	2
Bobby Grich, R (1, 4) OBP: 0.343, SLG: 0.308	5-3			F8 1B 1B	CS 1-2	5-3 SH1-3 1B		K		4	0	2	0	0	1	0
Lyman Bostock, L (1, 8) OBP: 0.318, SLG: 0.356	F8			1-2 1B		SH1-3 1-2		CS 1B		3	0	2	0	0	0	0
Joe Rudi, R (1, 7) OBP: 0.244, SLG: 0.274		F8		F8 2-3		5-3 2-3		CS 1-2	4-3	4	0	0	0	0	0	3
Don Baylor, R (1, 10) OBP: 0.333, SLG: 0.500		F6		F2		F4			K	4	0	0	0	0	1	3
Ron Jackson, R (1, 3) OBP: 0.413, SLG: 0.527		L3		4-3			F8		F9	4	0	0	0	0	0	2
Carney Lansford, R (1, 5) OBP: 0.344, SLG: 0.452			F3		K		6-3			3	0	0	0	0	1	0
Dave Chalk, R (1, 6) OBP: 0.377, SLG: 0.319			2B		1B FC4-6 1B		BB			2	1	2	0	1	0	0
Brian Downing, R (1, 2) OBP: 0.394, SLG: 0.342			5-3		FC4-6 1-3 1B		F8			3	0	1	0	0	0	2
Inning Stats	R: 0 H: 0 E: 0 LOB: 0 K: 0 BB: 0 S: 3 P: 3	R: 0 H: 0 E: 0 LOB: 0 K: 0 BB: 0 S: 3 P: 3	R: 0 H: 1 E: 0 LOB: 1 K: 1 BB: 0 S: 6 P: 6	R: 0 H: 2 E: 0 LOB: 2 K: 0 BB: 0 S: 5 P: 5	R: 1 H: 2 E: 0 LOB: 0 K: 1 BB: 0 S: 6 P: 6	R: 0 H: 1 E: 0 LOB: 1 K: 0 BB: 0 S: 4 P: 4	R: 0 H: 0 E: 0 LOB: 1 K: 0 BB: 1 S: 3 P: 7	R: 0 H: 1 E: 0 LOB: 0 K: 1 BB: 0 S: 5 P: 5	R: 0 H: 0 E: 0 LOB: 0 K: 1 BB: 0 S: 5 P: 5	1B: 6 SF: 0 2B: 1 SAC: 1 3B: 0 DP: 0 HR: 0 HBP: 0						

PITCHER		IP	WLS	BF	H	R	ER	SO	BB	IBB	HBP	BLK	WP	HR	S	P	ERA	WHIP
Ed Figueroa, R ERA: 3.17	(1, 1)	8.0	W	30	7	1	1	3	1	0	0	0	0	0	35	39	1.12	1.000
Rich Gossage, R ERA: 1.6	(9, 1)	1.0	S	3	0	0	0	1	0	0	0	0	0	0	5	5	0.00	0.000

PITCHER	IP	WLS	BF	H	R	ER	SO	BB	IBB	HBP	BLK	WP	HR	S	P	ERA	WHIP

BOTTOM

New York Yankees @ California Angels

Anaheim Stadium, Anaheim, CA

Fri Jun 09 1978, 10:05 PM EDT

Att. 29,415 - Unknown

livebaseballscorecards.com

AB	31
R	1
H	7
RBI	1
BB	1
SO	4
LOB	12

PA: 35

Batter	1	2	3	4	5	6	7	8	9	10	11	12	AB	R	H	RBI	BB	SO	LOB
Mickey Rivers, L (1, 8) OBP: 0.294, SLG: 0.371	G1-6-3 S 1B	SF7 3-H		K			4-3 S 1B	1-3			K		4	0	2	1	0	1	3
Paul Blair, R (8, 8) OBP: 0.279, SLG: 0.309													1	0	0	0	0	1	0
Willie Randolph, R (1, 4) OBP: 0.364, SLG: 0.309	G1-6-3 1-2 BB	K 1-2 2-3			F9		K 1-2		F9			E S BB	4	0	0	0	2	2	3
Thurman Munson, R (1, 2) OBP: 0.297, SLG: 0.372	G1-6-3 1-2f 2-3		1B 1B		4-1		4-3 2-3		K			F8	2	0	1	0	0	0	2
Mike Heath, R (3, 2)													3	0	0	0	0	1	1
Cliff Johnson, R (9, 2) OBP: 0.324, SLG: 0.340													1	0	0	0	0	0	1
Reggie Jackson, L (1, 9) OBP: 0.320, SLG: 0.455	K		K		CS BB		G3		CS BB			K	4	0	0	0	2	3	4
Chris Chambliss, L (1, 3) OBP: 0.364, SLG: 0.427		4-3 1B 1B 1B	1-2 1B		CS 1-2	2B BB		2B BB	CS 1-2	F7		P6 1-3	4	2	2	0	2	0	1
Graig Nettles, L (1, 5) OBP: 0.332, SLG: 0.409		1B 4-3 1-2 SF7 1B	K			F8		P6		1-3			5	1	1	0	0	1	4
Jim Spencer, L (1, 10) OBP: 0.330, SLG: 0.570		4-3 1-2 2-3	4-3			1-H 2B		1-3 2B		K			5	0	2	1	0	1	4
Roy White, S (1, 7) OBP: 0.330, SLG: 0.253		S 1B BB		F5		K		IBB			F8		3	0	0	0	2	1	1
Bucky Dent, R (1, 6) OBP: 0.281, SLG: 0.299		1-2 2-3 3-H S 1B		6-3		6-3		P5			K		4	0	1	1	0	0	4
Fred Stanley, R (8, 6) OBP: 0.500, SLG: 0.375													1	0	0	0	0	1	0
Inning Stats	R: 0 H: 1 E: 0 LOB: 1 K: 1 BB: 1 S: 5 P: 9	R: 2 H: 3 E: 0 LOB: 2 K: 1 BB: 1 S: 8 P: 12	R: 0 H: 2 E: 0 LOB: 2 K: 2 BB: 0 S: 9 P: 9	R: 0 H: 0 E: 0 LOB: 0 K: 1 BB: 0 S: 5 P: 5	R: 0 H: 0 E: 0 LOB: 0 K: 0 BB: 0 S: 2 P: 6	R: 1 H: 1 E: 0 LOB: 1 K: 1 BB: 1 S: 6 P: 10	R: 0 H: 1 E: 0 LOB: 1 K: 1 BB: 0 S: 6 P: 6	R: 0 H: 1 E: 0 LOB: 3 K: 0 BB: 2 S: 4 P: 12	R: 0 H: 0 E: 0 LOB: 0 K: 1 BB: 1 S: 4 P: 8	R: 0 H: 0 E: 0 LOB: 0 K: 1 BB: 0 S: 5 P: 5	R: 0 H: 0 E: 0 LOB: 0 K: 2 BB: 0 S: 7 P: 7	R: 0 H: 0 E: 0 LOB: 1 K: 1 BB: 1 S: 5 P: 9	1B: 7 SF: 1 2B: 2 SAC: 0 3B: 0 DP: 1 HR: 0 HBP: 0						

PITCHER	IP	WLS	BF	H	R	ER	SO	BB	IBB	HBP	BLK	WP	HR	S	P	ERA	WHIP
Nolan Ryan, R (1, 1) ERA: 4.04	9.0		40	9	3	3	8	6	1	0	0	0	0	49	77	3.00	1.667
Dave LaRoche, L (10, 1) ERA: 2.88	3.0	W	10	0	0	0	4	1	0	0	0	0	0	17	21	0.00	0.333

PITCHER	IP	WLS	BF	H	R	ER	SO	BB	IBB	HBP	BLK	WP	HR	S	P	ERA	WHIP

TOP

New York Yankees @ California Angels

Anaheim Stadium, Anaheim, CA

Sat Jun 10 1978, 10:05 PM EDT

Att. 37,848 - Unknown

livebaseballscorecards.com

AB	41
R	3
H	9
RBI	3
BB	8
SO	12
LOB	28

WP: 0 PA: 52
PB: 0
SB: 5
CS: 2

Batter	1	2	3	4	5	6	7	8	9	10	11	12	AB	R	H	RBI	BB	SO	LOB
Bobby Grich, R (1, 4) OBP: 0.349, SLG: 0.308	BBBB 4-0 FC5-4 BB	0-0 FC5-4 1-2f ③			BBBB 4-0 BB		0-0 SH FC4-6 1-2		0-0 HBP 1B 1B		0-0 5-3 ②		3	0	1	0	2	0	2
Carney Lansford, R (1, 5) OBP: 0.340, SLG: 0.439	0-0 FC5-4 CS 1B 1-2f ①		0-0 6-3 ①		0-0 P4 ②		SSS 0-3 K ①		H 1-0 1B FC5-2 HBP 1-2		SSS 0-3 K ③		4	1	0	0	0	1	4
Rance Mulliniks, L (11, 6) OBP: 0.243, SLG: 0.260													1	0	0	0	0	1	0
Lyman Bostock, L (1, 8) OBP: 0.323, SLG: 0.357	0-0 F8 ②		0-0 1B		SSS 0-3 K ③		0-0 FC4-6 1-2f 2-3 ②		0-0 1B 1-3 2-H ①			BBBB 4-0 SH3-4 1B BB	5	1	2	0	1	1	4
Joe Rudi, R (1, 7) OBP: 0.242, SLG: 0.271	0-0 1B 1-H	0-0 F9 ②				0-0 F9 ①	0-0 2-3 ③		0-0 FC5-2 3-H ②			0-0 SH3-4 1-2 ①	5	0	1	1	0	0	5
Don Baylor, R (1, 10) OBP: 0.329, SLG: 0.488	SSS 0-3 K ③		0-0 F7 ③			BBBB 4-0 5-3 1B BB		0-0 6-3 ①	0-0 F9 ③			0-0 6-3 ②	5	1	0	0	1	1	5
Ron Jackson, R (1, 3) OBP: 0.403, SLG: 0.511		SSS 0-3 K ①		SSS 0-3 K ①		0-0 5-3 1-2 ②		0-0 F9 ②		SSS 0-3 K ①		0-0 2-H 1B	6	0	1	1	0	3	1
Merv Rettenmund, R (1, 9) OBP: 0.406, SLG: 0.439		0-0 BB 1B		0-0 5-3 ②		0-0 FC6-4 2-H 1B		0-0 1B 2B		0-0 F8 ②			5	1	3	1	0	0	0
Dave Chalk, R (1, 6) OBP: 0.377, SLG: 0.317 (11, 5)	BBBB 4-0 FC5-4 1-2 BB			0-0 F8 ③		0-0 FC6-4 1-2f ③		0-0 S 2-H 1B		0-0 F9 ③			4	0	1	1	1	0	1
Brian Downing, R (1, 2) OBP: 0.392, SLG: 0.333		0-0 F9 ②			SSS 0-3 K ①		H 1-0 FC4-6 SH HBP		0-0 P4 1-2 ③		0-0 6-3 ①		2	0	0	0	0	1	2
Terry Humphrey, R (8, 2) OBP: 0.253, SLG: 0.296													2	0	0	0	0	0	1
Inning Stats	R: 1 H: 1 E: 0 LOB: 1 K: 1 BB: 1 S: 6 P: 10	R: 0 H: 1 E: 0 LOB: 2 K: 1 BB: 1 S: 6 P: 10	R: 0 H: 1 E: 0 LOB: 1 K: 0 BB: 0 S: 4 P: 4	R: 0 H: 0 E: 0 LOB: 0 K: 1 BB: 0 S: 5 P: 5	R: 0 H: 0 E: 0 LOB: 1 K: 2 BB: 1 S: 7 P: 11	R: 1 H: 1 E: 0 LOB: 1 K: 0 BB: 1 S: 4 P: 8	R: 0 H: 0 E: 1 LOB: 2 K: 1 BB: 0 S: 6 P: 7	R: 1 H: 2 E: 0 LOB: 1 K: 0 BB: 0 S: 5 P: 5	R: 0 H: 2 E: 0 LOB: 2 K: 0 BB: 0 S: 4 P: 5	R: 0 H: 0 E: 0 LOB: 0 K: 1 BB: 0 S: 5 P: 5	R: 0 H: 0 E: 0 LOB: 0 K: 1 BB: 0 S: 5 P: 5	R: 1 H: 1 E: 0 LOB: 1 K: 0 BB: 1 S: 3 P: 7	1B: 8 2B: 1 3B: 0 HR: 0	SF: 0 SAC: 2 DP: 0 HBP: 2	WP: 0 PB: 0 SB: 1 CS: 1	PA: 51				

PITCHER	IP	WLS	BF	H	R	ER	SO	BB	IBB	HBP	BLK	WP	HR	S	P	ERA	WHIP
Don Gullett, L (1, 1) ERA: 3.38	5.0		21	3	1	0	5	3	0	0	0	0	0	28	40	0.00	1.200
Rawly Eastwick, R (6, 1) ERA: 2.74	1.1		8	1	1	1	1	1	0	1	0	0	0	8	13	6.75	1.500
Sparky Lyle, L (7, 1) ERA: 4.09	2.0		10	4	1	1	0	0	0	1	0	0	0	9	10	4.50	2.000
Rich Gossage, R (9, 1) ERA: 1.68	3.1	L	12	1	1	1	2	1	0	0	0	0	0	15	19	2.70	0.600

PITCHER	IP	WLS	BF	H	R	ER	SO	BB	IBB	HBP	BLK	WP	HR	S	P	ERA	WHIP

BOTTOM

New York Yankees @ California Angels

Anaheim Stadium, Anaheim, CA

Sat Jun 10 1978, 10:05 PM EDT

Att. 37,848 - Unknown

livebaseballscorecards.com

AB	42
R	4
H	9
RBI	4
BB	5
SO	8
LOB	25

Batter	1	2	3	4	5	6	7	8	9	AB	R	H	RBI	BB	SO	LOB
Mickey Rivers, L (1, 8) OBP: 0.301, SLG: 0.373	F9 BB 1B	FC4-6 BB BB		FC4-6 CS 1-2f	F2			FC6-4 1-3 1B		4	0	2	0	1	0	3
Willie Randolph, R (1, 4) OBP: 0.365, SLG: 0.305	S 1-2 BB	FC4-6 1-2 2-3 BB		6-3 1-2	L6-4 2-3			FC6-4 G5-4-3 1-2f 3-H		3	0	0	1	2	0	4
Thurman Munson, R (1, 2) OBP: 0.299, SLG: 0.377	F9 2-3	FC4-6 1-2f 2-3 3-H			BB 1B	5-3 2B		G5-4-3 1-2f		5	0	2	1	0	0	5
Reggie Jackson, L (1, 9) OBP: 0.318, SLG: 0.445	K 1-2	K			1-2 BB	5-3 2-3			2-3	4	0	0	0	1	2	5
Chris Chambliss, L (1, 3) OBP: 0.356, SLG: 0.417	4-3		F9		P6	L5			F7	5	0	0	0	0	0	5
Graig Nettles, L (1, 5) OBP: 0.338, SLG: 0.431		3B 2B	HR		F8		BB		K	4	2	2	1	1	1	2
Jim Spencer, L (1, 10) OBP: 0.326, SLG: 0.578		2B 3B 2-H	K		L3		F8			4	1	1	1	0	1	4
Roy White, S (1, 7) OBP: 0.346, SLG: 0.311		BB FC4-6 2B 3-H	4-3			L6-4 1B BB		HR		3	2	2	2	1	0	0
Fred Stanley, R (1, 6) OBP: 0.563, SLG: 0.400		K		FC4-6 BB		1-2 1B		1B FC6-4 BB		2	1	1	0	2	1	1
Inning Stats	R: 0 H: 1 E: 0 LOB: 2 K: 1 BB: 1 S: 6 P: 10	R: 3 H: 3 E: 0 LOB: 2 K: 2 BB: 2 S: 10 P: 18	R: 1 H: 1 E: 0 LOB: 0 K: 1 BB: 0 S: 6 P: 6	R: 0 H: 0 E: 0 LOB: 0 K: 0 BB: 1 S: 2 P: 6	R: 0 H: 1 E: 0 LOB: 2 K: 0 BB: 1 S: 4 P: 8	R: 0 H: 1 E: 0 LOB: 1 K: 0 BB: 1 S: 3 P: 7	R: 0 H: 1 E: 0 LOB: 2 K: 0 BB: 1 S: 4 P: 8	R: 2 H: 2 E: 0 LOB: 0 K: 0 BB: 1 S: 4 P: 8	R: 0 H: 0 E: 0 LOB: 0 K: 1 BB: 0 S: 5 P: 5	1B: 4 SF: 0 2B: 4 SAC: 0 3B: 1 DP: 2 HR: 2 HBP: 0						WP: 0 PA: 42 PB: 0 SB: 1 CS: 1	

TOP

New York Yankees @ California Angels

Anaheim Stadium, Anaheim, CA

Sun Jun 11 1978, 6:33 AM EDT

Att. 31,646 - Unknown

livebaseballscorecards.com

AB	34
R	6
H	10
RBI	6
BB	8
SO	5
LOB	29

PITCHER		IP	WLS	BF	H	R	ER	SO	BB	IBB	HBP	BLK	WP	HR	S	P	ERA	WHIP
Don Aase, R ERA: 4.94	(1, 1)	3.0		17	5	4	4	4	3	0	0	0	0	1	22	34	12.00	2.667
Dyar Miller, R ERA: 2.5	(4, 1)	4.0	W	19	4	2	2	0	5	0	0	0	0	1	14	34	4.50	2.250
Paul Hartzell, R ERA: 3.59	(8, 1)	2.0		6	1	0	0	1	0	0	0	0	0	0	8	8	0.00	0.500

PITCHER	IP	WLS	BF	H	R	ER	SO	BB	IBB	HBP	BLK	WP	HR	S	P	ERA	WHIP

New York Yankees @ California Angels

Anaheim Stadium, Anaheim, CA

Sun Jun 11 1978, 6:33 AM EDT

Att. 31,646 - Unknown

BOTTOM

Batter	1	2	3	4	5	6	7	8	9	AB	R	H	RBI	BB	SO	LOB
Ken Landreaux, L (1, 9) OBP: 0.270, SLG: 0.361	5-3 1B	F5		4-3	1-2 3-H 1B	G3 1B				5	1	3	1	0	0	2
Bobby Grich, R (1, 4) OBP: 0.350, SLG: 0.311	5-3 2-3	1B 1-3 3-H 1B		G4-6-3 1B	K	F8				5	0	2	1	0	1	4
Lyman Bostock, L (1, 8) OBP: 0.325, SLG: 0.358	FC6-4 3-H 1B	1-3 3-H 1B		G4-6-3 1-2f	G3	G3 1-2				5	0	2	2	0	0	4
Joe Rudi, R (1, 7) OBP: 0.233, SLG: 0.260	FC6-4 1B 1-2f	L5			E6 2B 1B	K	4-3			5	1	0	0	0	1	4
Ron Fairly, L (1, 3) OBP: 0.321, SLG: 0.430	1-3 1B	F5			P5	BBBB 4-0 2B BB		P2		4	1	1	0	1	0	1
Ron Jackson, R (1, 5) OBP: 0.403, SLG: 0.521	P5		6-3		1B 1-3 1B 2B	1-H 1B 2B		F7		5	2	2	1	0	0	2
Tony Solaita, L (1, 10) OBP: 0.355, SLG: 0.340		SH3 1B 2B	1B 1B		1B 1B IBB	2-H 1B		4-3		4	2	3	1	1	0	0
Dave Chalk, R (1, 6) OBP: 0.382, SLG: 0.324		SH3 2-3	1-2 1B		1B 1B 1-2 2-3 3-H 1B	P6				3	1	2	1	0	0	1
Brian Downing, R (1, 2) OBP: 0.396, SLG: 0.333		BBBB 4-0 1B 1B BB	4-3		1B 1-3 2-H 3-H 1B	L6				3	1	1	2	1	0	3
Inning Stats	R: 1 E: 0 K: 0 S: 6 H: 3 LOB: 2 BB: 0 P: 6	R: 2 E: 0 K: 0 S: 6 H: 3 LOB: 2 BB: 1 P: 10	R: 0 E: 0 K: 0 S: 5 H: 2 LOB: 2 BB: 0 P: 5	R: 0 E: 0 K: 0 S: 3 H: 1 LOB: 0 BB: 0 P: 3	R: 4 E: 1 K: 1 S: 10 H: 4 LOB: 2 BB: 1 P: 14	R: 2 E: 0 K: 1 S: 7 H: 2 LOB: 1 BB: 1 P: 11	R: 0 E: 0 K: 0 S: 4 H: 1 LOB: 1 BB: 0 P: 4	R: 0 E: 0 K: 0 S: 3 H: 0 LOB: 0 BB: 0 P: 3		1B: 12 2B: 4 3B: 0 HR: 0 SF: 0 SAC: 1 DP: 1 HBP: 0						

PITCHER		IP	WLS	BF	H	R	ER	SO	BB	IBB	HBP	BLK	WP	HR	S	P	ERA	WHIP
Dick Tidrow, R ERA: 4.21	(1, 1)	1.2		11	5	3	3	0	1	0	0	0	0	0	10	14	16.20	3.600
Ken Clay, R ERA: 3.49	(2, 1)	2.2	L	16	7	4	3	0	0	1	0	0	0	0	15	19	10.12	2.625
Rawly Eastwick, R ERA: 3.28	(5, 1)	1.2		9	3	2	2	2	1	0	0	0	0	0	12	16	10.80	2.400
Jim Beattie, R ERA: 2.98	(7, 1)	2.0		7	1	0	0	0	0	0	0	0	0	0	7	7	0.00	0.500

PITCHER	IP	WLS	BF	H	R	ER	SO	BB	IBB	HBP	BLK	WP	HR	S	P	ERA	WHIP

livebaseballscorecards.com

AB	39
R	9
H	16
RBI	9
BB	3
SO	2
LOB	21

WP: 0 PA: 43
PB: 0
SB: 0
CS: 0

Oakland Athletics @ New York Yankees

Yankee Stadium, Bronx, NY

Mon Jun 12 1978, 7:05 PM EDT

Att. 28,457 - Unknown - 72 F

livebaseballscorecards.com

TOP

Batter	1	2	3	4	5	6	7	8	9	AB	R	H	RBI	BB	SO	LOB
Miguel Dilone, S (1, 7) OBP: 0.320, SLG: 0.325	SSS 0-3 ① K		SSS 0-3 ② K 1-2			x 0-0 ② 1-3		x 0-0 ② F2		3	0	0	0	0	2	1
Dave Revering, L (8, PH) OBP: 0.306, SLG: 0.399										1	0	0	0	0	0	2
(8, 3)																
Steve Staggs, R (1, 4) OBP: 0.398, SLG: 0.333	SSS 0-3 ② K		SSS 0-3 ③ K			x 0-0 ③ F8		x 0-0 ③ 1-3		3	0	0	0	0	2	1
Mitchell Page, L (8, PH) OBP: 0.351, SLG: 0.421										1	0	0	0	0	0	2
Rob Picciolo, R (8, 4) OBP: 0.400, SLG: 0.400										0	0	0	0	0	0	0
Mario Guerrero, R (1, 6) OBP: 0.292, SLG: 0.373	SSS 0-3 ③ K			x 0-0 ① F7			x 0-0 4-3 1B		x 0-0 ① 6-3	4	0	1	0	0	1	0
Tony Armas, R (1, 8) OBP: 0.267, SLG: 0.253		x 0-0 ① 6-3		x 0-0 ② 5-3			x 0-0 ① F8		SSS 0-3 ② K	4	0	0	0	0	1	1
Taylor Duncan, R (1, 5) OBP: 0.156, SLG: 0.313		x 0-0 ② 1-3		x 0-0 ③ F7			x 0-0 ② 4-3 1-2		x 0-0 ③ 5-3	4	0	0	0	0	0	1
Gary Thomasson, L (1, 9) OBP: 0.273, SLG: 0.347		x 0-0 1B			SSS 0-3 ① K		x 0-0 ③ 4-3			3	0	1	0	0	1	1
Jeff Newman, R (1, 3) OBP: 0.303, SLG: 0.419		x 0-0 ③ F9			SSS 0-3 ② K			SSS 0-3 ① K		3	0	0	0	0	2	1
(8, 2)																
Gary Alexander, R (1, 10) OBP: 0.306, SLG: 0.438			BBB 4-0 FC6-4 BB		SSS 0-3 ③ K			BBB 4-0 1B BB		1	0	0	0	2	1	0
Mike Edwards, R (8, PR) OBP: 0.273, SLG: 0.266										0	0	0	0	0	0	0
Jim Essian, R (1, 2) OBP: 0.333, SLG: 0.301			x 0-0 ① FC6-4 S 1-2f			SSS 0-3 ① K		x 0-0 1-2 1B		3	0	1	0	0	1	1
Larry Murray, S (8, PR)										0	0	0	0	0	0	0
(8, 7)																
Inning Stats	R: 0 E: 0 K: 3 S: 9 H: 0 LOB: 0 BB: 0 P: 9	R: 0 E: 0 K: 0 S: 4 H: 1 LOB: 1 BB: 0 P: 4	R: 0 E: 0 K: 2 S: 7 H: 0 LOB: 1 BB: 1 P: 11	R: 0 E: 0 K: 0 S: 3 H: 0 LOB: 0 BB: 0 P: 3	R: 0 E: 0 K: 3 S: 9 H: 0 LOB: 0 BB: 0 P: 9	R: 0 E: 0 K: 1 S: 5 H: 0 LOB: 0 BB: 0 P: 5	R: 0 E: 0 K: 0 S: 4 H: 1 LOB: 1 BB: 0 P: 4	R: 0 E: 0 K: 1 S: 6 H: 1 LOB: 2 BB: 1 P: 10	R: 0 E: 0 K: 1 S: 5 H: 0 LOB: 0 BB: 0 P: 5	1B: 3 2B: 0 3B: 0 HR: 0	SF: 0 SAC: 0 DP: 0 HBP: 0						

	AB	30
	R	0
	H	3
	RBI	0
	BB	2
	SO	11
	LOB	11

WP: 0 PB: 0 SB: 1 CS: 0 PA: 32

PITCHER	IP	WLS	BF	H	R	ER	SO	BB	IBB	HBP	BLK	WP	HR	S	P	ERA	WHIP
Ron Guidry, L (1, 1) ERA: 1.57	9.0	W	32	3	0	0	11	2	0	0	0	0	0	52	60	0.00	0.556

PITCHER	IP	WLS	BF	H	R	ER	SO	BB	IBB	HBP	BLK	WP	HR	S	P	ERA	WHIP

Batter	1	2	3	4	5	6	7	8	9	AB	R	H	RBI	BB	SO	LOB
Mickey Rivers, L (1, 8) OBP: 0.296, SLG: 0.366	1-3		P4		FC4 1-2f			FC1-6 1-2f		4	0	0	0	0	0	2
Thurman Munson, R (1, 2) OBP: 0.298, SLG: 0.374	F8		5-3			1B		F8		4	0	1	0	0	0	1
Graig Nettles, L (1, 5) OBP: 0.341, SLG: 0.445	BB			HR		F7		F7		3	1	1	1	1	0	2
Chris Chambliss, L (1, 10) OBP: 0.351, SLG: 0.412	G3			K		F8				3	0	0	0	0	1	2
Jim Spencer, L (1, 3) OBP: 0.316, SLG: 0.558		F7		K		G3				3	0	0	0	0	1	1
Reggie Jackson, L (1, 9) OBP: 0.313, SLG: 0.438		1-3		4-3			K			3	0	0	0	0	1	0
Roy White, S (1, 7) OBP: 0.345, SLG: 0.312		K			P6		K 1B			3	0	1	0	0	1	0
Willie Randolph, R (1, 4) OBP: 0.364, SLG: 0.319			HR		P4		K 1-2			3	1	1	1	0	1	1
Fred Stanley, R (1, 6) OBP: 0.579, SLG: 0.417			K		FC4	BB		FC1-6	1B	2	0	1	0	1	1	0
Inning Stats	R: 0 E: 0 K: 0 S: 3 H: 0 LOB: 1 BB: 1 P: 7	R: 0 E: 0 K: 1 S: 5 H: 0 LOB: 0 BB: 0 P: 5	R: 1 E: 0 K: 1 S: 6 H: 1 LOB: 0 BB: 0 P: 6	R: 1 E: 0 K: 2 S: 8 H: 1 LOB: 0 BB: 0 P: 8	R: 0 E: 0 K: 0 S: 3 H: 0 LOB: 1 BB: 1 P: 7	R: 0 E: 0 K: 0 S: 4 H: 1 LOB: 1 BB: 0 P: 4	R: 0 E: 0 K: 2 S: 7 H: 1 LOB: 0 BB: 0 P: 7	R: 0 E: 0 K: 0 S: 4 H: 1 LOB: 1 BB: 0 P: 4		1B: 3 2B: 0 3B: 0 HR: 2	SF: 0 SAC: 0 DP: 0 HBP: 0						

BOTTOM

Oakland Athletics @ New York Yankees

Yankee Stadium, Bronx, NY

Mon Jun 12 1978, 7:05 PM EDT
Att. 28,457 - Unknown - 72 F

livebaseballscorecards.com

AB	28
R	2
H	5
RBI	2
BB	2
SO	6
LOB	9

PITCHER		IP	WLS	BF	H	R	ER	SO	BB	IBB	HBP	BLK	WP	HR	S	P	ERA	WHIP	PITCHER	IP	WLS	BF	H	R	ER	SO	BB	IBB	HBP	BLK	WP	HR	S	P	ERA	WHIP
Matt Keough, R ERA: 2.0	(1, 1)	2.0		7	0	0	0	1	1	0	0	0	0	0	8	12	0.00	0.500																	
Dave Heaverlo, R ERA: 3.48	(3, 1)	2.2	L	11	2	2	2	3	1	0	0	0	0	2	16	20	6.75	1.125																	
Bob Lacey, L ERA: 1.99	(5, 1)	3.1		12	3	0	0	2	0	0	0	0	0	0	16	16	0.00	0.900																	

Batter	1	2	3	4	5	6	7	8	9	AB	R	H	RBI	BB	SO	LOB
Miguel Dilone, S (1, 7) OBP: 0.328, SLG: 0.328	BBBB 4-0 F7 S 1B BB		x 0-0 ② 4-3		x 0-0 E6 WP 3-H 1B		x 0-0 ② P4			2	1	1	1	1	0	0
Taylor Duncan, R (7, PH) OBP: 0.152, SLG: 0.303										1	0	0	0	0	0	2
Dwayne Murphy, L (7, 7) OBP: 0.244, SLG: 0.121										0	0	0	0	0	0	0
Gary Thomasson, L (1, 9) OBP: 0.279, SLG: 0.347	x 0-0 ① F7 1-3		x 0-0 ③ F7		BBBB 4-0 S 2-3 BB		x 0-0 2-H 1B			3	0	1	1	1	0	1
Mario Guerrero, R (1, 6) OBP: 0.291, SLG: 0.371	x 0-0 ② P6			x 0-0 1B	x 0-0 ③ 5-3 1-2		x 0-0 ③ F9			4	0	1	0	0	0	4
Mitchell Page, L (1, 10) OBP: 0.354, SLG: 0.419	x 0-0 2B 3-H 1B			SSS 0-3 ① K		SSS 0-3 ① K		BBBB 4-0 CS BB		3	0	1	1	1	2	1
Dave Revering, L (1, 3) OBP: 0.305, SLG: 0.401	x 0-0 ③ 1-H 2B			SSS 0-3 ② K		x 0-0 ② P3		x 0-0 ①② F9 1-2		4	0	1	0	0	1	2
Tony Armas, R (1, 8) OBP: 0.267, SLG: 0.253		x 0-0 ① P4		x 0-0 ③ P4		x 0-0 1B		SSS 0-3 ③ K		4	0	1	0	0	1	1
Wayne Gross, L (1, 5) OBP: 0.347, SLG: 0.350		SSS 0-3 ② K			x 0-0 ① F8	x 0-0 ③ F8			x 0-0 ① F9	4	0	0	0	0	1	1
Jim Essian, R (1, 2) OBP: 0.338, SLG: 0.307	x 0-0 ③ 5-3				x 0-0 6-3 S E 1B		x 0-0 S 1B 1B		SSS 0-3 ② K	3	1	2	0	0	0	0
Mike Edwards, R (7, PR) OBP: 0.273, SLG: 0.266										0	1	0	0	0	0	0
(7, 4)																
Larry Murray, S (9, PH)										1	0	0	0	0	1	0
Steve Staggs, R (1, 4) OBP: 0.389, SLG: 0.325			x 0-0 ① G3		x 0-0 ② 6-3 1-3		SSS 0-3 ① K 1-2		x 0-0 ③ 4-3	2	0	0	0	0	0	1
Gary Alexander, R (7, PH) OBP: 0.304, SLG: 0.435										1	0	0	0	0	1	1
Jeff Newman, R (7, 2) OBP: 0.299, SLG: 0.413										1	0	0	0	0	0	0
Inning Stats	R: 1 H: 2 E: 0 LOB: 2 K: 0 BB: 1 S: 4 P: 8	R: 0 H: 0 E: 0 LOB: 0 K: 1 BB: 0 S: 5 P: 5	R: 0 H: 0 E: 0 LOB: 0 K: 0 BB: 0 S: 3 P: 3	R: 0 H: 1 E: 0 LOB: 1 K: 2 BB: 0 S: 8 P: 8	R: 1 H: 2 E: 1 LOB: 2 K: 0 BB: 1 S: 5 P: 9	R: 0 H: 1 E: 0 LOB: 1 K: 1 BB: 0 S: 6 P: 6	R: 1 H: 2 E: 0 LOB: 1 K: 1 BB: 0 S: 7 P: 7	R: 0 H: 0 E: 0 LOB: 0 K: 1 BB: 1 S: 4 P: 8	R: 0 H: 0 E: 0 LOB: 0 K: 1 BB: 0 S: 5 P: 5	1B: 7 SF: 0 2B: 1 SAC: 0 3B: 0 DP: 0 HR: 0 HBP: 0						

PITCHER	IP	WLS	BF	H	R	ER	SO	BB	IBB	HBP	BLK	WP	HR	S	P	ERA	WHIP
Ed Figueroa, R (1, 1) ERA: 3.23	6.2	W	29	8	3	3	5	2	0	0	0	1	0	37	45	4.05	1.500
Rich Gossage, R (7, 1) ERA: 1.6	2.1	S	7	0	0	0	2	1	0	0	0	0	0	10	14	0.00	0.429

PITCHER	IP	WLS	BF	H	R	ER	SO	BB	IBB	HBP	BLK	WP	HR	S	P	ERA	WHIP

TOP

Oakland Athletics @ New York Yankees

Yankee Stadium, Bronx, NY

Tue Jun 13 1978, 7:05 PM EDT

Att. 30,779 - Unknown - 59 F

livebaseballscorecards.com

AB	33
R	3
H	8
RBI	3
BB	3
SO	7
LOB	14

WP: 1	PA: 36								
PB: 0									
SB: 4									
CS: 1									

BOTTOM

Oakland Athletics @ New York Yankees

Yankee Stadium, Bronx, NY

Tue Jun 13 1978, 7:05 PM EDT

Att. 30,779 - Unknown - 59 F

livebaseballscorecards.com

Batter	1	2	3	4	5	6	7	8	9	AB	R	H	RBI	BB	SO	LOB
Willie Randolph, R (1, 4) OBP: 0.374, SLG: 0.329	BBBB 4-0 CS BB		x 0-0 CS 1B		x 0-0 HR 1B		x 0-0 S BB E 1B			3	2	3	0	1	0	0
Roy White, S (1, 7) OBP: 0.368, SLG: 0.389	BBBB 4-0 ① CS 1-2 BB		x 0-0 ② 1-2 HR		x 0-0 1-H HR		BBBB 4-0 S 1-2 BB			2	2	2	3	2	0	0
Thurman Munson, R (1, 2) OBP: 0.298, SLG: 0.372	SSS 0-3 ②③ K 1-2		x 0-0 ③ F7		x 0-0 G5-4-3 1B		SSS 0-3 ② K 1-2 2-H			4	0	1	0	0	2	2
Lou Piniella, R (1, 10) OBP: 0.373, SLG: 0.397		BBBB 4-0 1B BB		x 0-0 FC3-6 BB SF8 1B	x 0-0 ①② G5-4-3 1-2f		x 0-0 ③ 6-3			3	1	1	0	1	0	2
Chris Chambliss, L (1, 3) OBP: 0.350, SLG: 0.406		x 0-0 ① F9		BBBB 4-0 FC3-6 1-2 BB	x 0-0 ③ F9			x 0-0 ① P6		3	0	0	0	1	0	1
Graig Nettles, L (1, 5) OBP: 0.335, SLG: 0.436		SSS 0-3 ② K		x 0-0 ① FC3-6 1B 1-2f 2-3		x 0-0 ① F7		x 0-0 ② P5		4	0	0	0	0	1	3
Reggie Jackson, L (1, 9) OBP: 0.312, SLG: 0.437		x 0-0 1-2 1B		x 0-0 ② SF8 3-H		SSS 0-3 ② K		x 0-0 ③ F7		3	0	1	1	0	1	0
Paul Blair, R (1, 8) OBP: 0.281, SLG: 0.310		x 0-0 ③ F8		x 0-0 FC4-6 1-2 1B		x 0-0 ③ F8				3	0	1	0	0	0	2
Fred Stanley, R (1, 6) OBP: 0.500, SLG: 0.333			x 0-0 ① P4	x 0-0 ③ FC4-6 1-2f			x 0-0 ① 5-3			3	0	0	0	0	0	2
Inning Stats	R: 0 E: 0 K: 1 S: 3 H: 0 LOB: 1 BB: 2 P: 11	R: 0 E: 0 K: 1 S: 6 H: 1 LOB: 2 BB: 1 P: 10	R: 1 E: 0 K: 0 S: 4 H: 2 LOB: 0 BB: 0 P: 4	R: 1 E: 0 K: 0 S: 5 H: 2 LOB: 2 BB: 1 P: 9	R: 2 E: 0 K: 0 S: 5 H: 3 LOB: 0 BB: 0 P: 5	R: 0 E: 0 K: 1 S: 5 H: 0 LOB: 0 BB: 0 P: 5	R: 1 E: 0 K: 1 S: 6 H: 1 LOB: 1 BB: 1 P: 10	R: 0 E: 0 K: 0 S: 3 H: 0 LOB: 0 BB: 0 P: 3		1B: 7 2B: 1 3B: 0 HR: 2	SF: 1 SAC: 0 DP: 2 HBP: 0						

	AB	28
	R	5
	H	9
	RBI	4
	BB	5
	SO	4
	LOB	12

WP: 0 PB: 0 SB: 2 CS: 3 PA: 34

PITCHER		IP	WLS	BF	H	R	ER	SO	BB	IBB	HBP	BLK	WP	HR	S	P	ERA	WHIP
John Henry Johnson, L ERA: 2.68	(1, 1)	3.2		17	5	2	2	2	4	0	0	0	0	1	17	33	4.91	2.455
Rick Langford, R ERA: 2.71	(4, 1)	0.1	L	4	3	2	2	0	0	0	0	0	0	1	4	4	54.00	9.000
Bob Lacey, L ERA: 1.9	(5, 1)	2.0		5	0	0	0	1	0	0	0	0	0	0	7	7	0.00	0.000
Elias Sosa, R ERA: 2.58	(7, 1)	2.0		8	1	1	0	1	1	0	0	0	0	0	9	13	0.00	1.000

PITCHER	IP	WLS	BF	H	R	ER	SO	BB	IBB	HBP	BLK	WP	HR	S	P	ERA	WHIP

Batter	1	2	3	4	5	6	7	8	9	10	AB	R	H	RBI	BB	SO	LOB
Julio Cruz, S (1, 4) OBP: 0.379, SLG: 0.330	BBBB 4-0 G3 BB	x 0-0 FC3-2 HR 1-2 2-3 3-Hf ②		x 0-0 6-3 1-2 ①		x 0-0 B5-3 1-2 1B		x 0-0 1B		x 0-0 1B SF8 1B	5	2	3	0	1	0	4
Craig Reynolds, L (1, 6) OBP: 0.357, SLG: 0.404	x 0-0 G3 1-2 ①	x 0-0 HR 1-H 2-H 3-H		x 0-0 F8 ②		x 0-0 B5-3 1-2f ①②		x 0-0 P6 ③		x 0-0 SF8 1-3 1B	6	1	2	4	0	0	5
Ruppert Jones, L (1, 8) OBP: 0.335, SLG: 0.343	x 0-0 F8 ②	x 0-0 5-3 ③		SSS 0-3 K ③		x 0-0 1-3 ③			SSS 0-3 K ①	x 0-0 SF8 1-2 3-H ②	5	0	0	1	0	2	3
Dan Meyer, L (1, 3) OBP: 0.213, SLG: 0.303	SSS 0-3 K ③		x 0-0 F8 WP 2B 1B		x 0-0 4-3 ①		x 0-0 FC1-6-3 SH3-4 1B		x 0-0 1-3 1B	x 0-0 F8 ③	6	1	3	0	0	1	2
Bruce Bochte, L (1, 7) OBP: 0.323, SLG: 0.392		x 0-0 BB E 1B 1B	x 0-0 F8 ① 1-3		x 0-0 1B 2B		x 0-0 SH3-4 ① 1-2		x 0-0 1-3 ② 1-2		4	2	2	0	0	0	2
Leroy Stanton, R (1, 10) OBP: 0.301, SLG: 0.294		x 0-0 E4 1B BB FC3-2 1-2	x 0-0 4-3 3-H 2B		x 0-0 2-H 1B		x 0-0 FC1-6-5 ② 2-3		IIII 4-0 IBB		4	0	2	2	1	0	2
John Hale, L (1, 9) OBP: 0.290, SLG: 0.269	BBBB 4-0 FC3-2 1B HR 1-2 2-3 BB	x 0-0 4-3 ② 2-3		SSS 0-3 K ②			x 0-0 F7 ③		x 0-0 3-1 ③		4	1	0	0	1	1	5
Bill Stein, R (1, 5) OBP: 0.308, SLG: 0.349		x 0-0 FC3-2 HR 1-2 2-3 3-H 1B	x 0-0 6-3 ③		x 0-0 P3 ③			x 0-0 6-3 ①		SSS 0-3 K ①	5	1	1	1	0	1	2
Bob Stinson, S (1, 2) OBP: 0.386, SLG: 0.414 Leon Roberts, R (10, PH) OBP: 0.386, SLG: 0.550 Bill Plummer, R (10, 2) OBP: 0.256, SLG: 0.341	SSS 0-3 K ①		x 0-0 S 1B			x 0-0 1B 1B		x 0-0 5-3 ②		x 0-0 HR	4 1 0	0 1 0	2 1 0	0 1 0	0 0 0	1 0 0	3 0 0
Inning Stats	R: 0 E: 0 K: 1 S: 5 H: 0 LOB: 1 BB: 1 P: 9	R: 5 E: 1 K: 1 S: 9 H: 3 LOB: 0 BB: 1 P: 13	R: 1 E: 0 K: 0 S: 5 H: 2 LOB: 1 BB: 0 P: 5	R: 0 E: 0 K: 1 S: 6 H: 1 LOB: 1 BB: 0 P: 6	R: 1 E: 0 K: 1 S: 7 H: 2 LOB: 1 BB: 0 P: 7	R: 0 E: 0 K: 0 S: 4 H: 2 LOB: 1 BB: 0 P: 4	R: 0 E: 0 K: 0 S: 4 H: 1 LOB: 1 BB: 0 P: 4	R: 0 E: 0 K: 0 S: 4 H: 1 LOB: 1 BB: 0 P: 4	R: 0 E: 0 K: 1 S: 6 H: 1 LOB: 2 BB: 1 P: 10	R: 2 E: 0 K: 1 S: 8 H: 3 LOB: 1 BB: 0 P: 8	1B: 12 2B: 3 3B: 0 HR: 2 SF: 1 SAC: 1 DP: 1 HBP: 0						

PITCHER	IP	WLS	BF	H	R	ER	SO	BB	IBB	HBP	BLK	WP	HR	S	P	ERA	WHIP
Andy Messersmith, R (1, 1) ERA: 3.75	2.0		12	3	5	1	2	2	0	0	0	0	1	14	22	4.50	2.500
Ken Clay, R (3, 1) ERA: 3.73	3.0		16	7	2	2	2	0	0	0	0	1	0	20	20	6.00	2.333
Sparky Lyle, L (6, 1) ERA: 4.04	5.0	W	21	6	2	2	2	0	1	0	0	0	1	24	28	3.60	1.200

PITCHER	IP	WLS	BF	H	R	ER	SO	BB	IBB	HBP	BLK	WP	HR	S	P	ERA	WHIP

TOP

Seattle Mariners @ New York Yankees

Yankee Stadium, Bronx, NY

Wed Jun 14 1978, 7:05 PM EDT
Att. 18,015 - Unknown

livebaseballscorecards.com

AB	44
R	9
H	16
RBI	9
BB	3
SO	6
LOB	28

WP: 1 PA: 49
PB: 0
SB: 1
CS: 0

Batter	1	2	3	4	5	6	7	8	9	10	AB	R	H	RBI	BB	SO	LOB
Roy White, S (1, 7) OBP: 0.367, SLG: 0.396	1B 2B		F7 ②		P2 ①		FC5-4 ① 1B 1-2f	P2 ③		1-2 2-H HR 1B	6	2	2	1	0	0	2
Paul Blair, R (1, 8) (9, 5) OBP: 0.271, SLG: 0.344	F8 ①		F7 ③		P5 ②		F7 ②		P4 ①	1-H 2-H HR	6	1	1	3	0	0	3
Thurman Munson, R (1, 2) OBP: 0.304, SLG: 0.381	6-3 ②			3B 1B	1B 1-3 PO 2B		1-3 1B		F9 ②		5	1	3	0	0	0	1
Lou Piniella, R (1, 10) OBP: 0.386, SLG: 0.423	2-H 1B			1-H 1B 3B	2-3 3-H 1B		S S K ③		1B		5	1	4	3	0	1	2
Chris Chambliss, L (1, 3) OBP: 0.347, SLG: 0.402	F8 ③			5-3 ①	PO ③ 3-H	G3-6-3 1B		F9 ①	F8 ③		5	0	1	0	0	0	3
Graig Nettles, L (1, 5) (9, 6) OBP: 0.332, SLG: 0.445		P5 ①		P4 ②		G3-6-3 ① ② 1-2f		HR		F8 ①	5	1	1	1	0	0	2
Reggie Jackson, L (1, 9) OBP: 0.323, SLG: 0.450		F8 ②		FC5-4 3-H 1B		3B		B B B B HR F8 BB		B B B B 1B 1B BB	3	2	2	1	2	0	0
George Zeber, S (1, 4) Jim Spencer, L (10, PH) OBP: 0.323, SLG: 0.563 Ron Guidry, L (10, PR)		F7 ③		FC5-4 ③ 1-2f		6-3 ③		F8 ② 1-2		1-2 1B HR 1B	4 1 0	0 0 1	0 1 0	0 0 0	0 0 0	0 0 0	3 0 0
Fred Stanley, R (1, 6) OBP: 0.520, SLG: 0.389 Cliff Johnson, R (8, PH) OBP: 0.330, SLG: 0.379 Mickey Rivers, L (9, 8) OBP: 0.294, SLG: 0.364			6-3 ①		2B 1B 1B		FC5-4 1B	2-H HR		S S K ②	3 1 1	1 1 0	2 1 0	0 2 0	0 0 1	0 0 2	0 0 2
Inning Stats	R: 1 H: 2 E: 0 LOB: 1 K: 0 BB: 0 S: 5 P: 5	R: 0 H: 0 E: 0 LOB: 0 K: 0 BB: 0 S: 3 P: 3	R: 0 H: 0 E: 0 LOB: 0 K: 0 BB: 0 S: 3 P: 3	R: 2 H: 3 E: 0 LOB: 1 K: 0 BB: 0 S: 6 P: 6	R: 1 H: 3 E: 0 LOB: 1 K: 0 BB: 0 S: 5 P: 5	R: 0 H: 2 E: 0 LOB: 1 K: 0 BB: 0 S: 4 P: 4	R: 0 H: 2 E: 0 LOB: 2 K: 1 BB: 0 S: 7 P: 7	R: 3 H: 2 E: 0 LOB: 0 K: 0 BB: 1 S: 5 P: 9	R: 0 H: 1 E: 0 LOB: 1 K: 0 BB: 0 S: 4 P: 4	R: 4 H: 3 E: 0 LOB: 1 K: 1 BB: 1 S: 7 P: 11	1B: 11 SF: 0 2B: 2 SAC: 0 3B: 2 DP: 1 HR: 3 HBP: 0						

PITCHER		IP	WLS	BF	H	R	ER	SO	BB	IBB	HBP	BLK	WP	HR	S	P	ERA	WHIP
Tom House, L ERA: 4.16	(1, 1)	4.2		21	7	4	4	0	0	0	0	0	0	0	21	21	7.71	1.500
Shane Rawley, L ERA: 3.91	(5, 1)	3.1		16	7	3	3	1	1	0	0	0	0	2	17	21	8.10	2.400
John Montague, R ERA: 5.64	(9, 1)	1.2	L	9	3	3	3	1	1	0	0	0	0	0	10	14	16.20	2.400
Enrique Romo, R ERA: 3.77	(10, 1)	0.0		1	1	1	1	0	0	0	0	0	0	1	1	1	∞	∞

PITCHER	IP	WLS	BF	H	R	ER	SO	BB	IBB	HBP	BLK	WP	HR	S	P	ERA	WHIP

BOTTOM

Seattle Mariners @ New York Yankees

Yankee Stadium, Bronx, NY

Wed Jun 14 1978, 7:05 PM EDT
Att. 18,015 - Unknown

livebaseballscorecards.com

AB	45
R	11
H	18
RBI	11
BB	2
SO	2
LOB	18

WP: 0	PA: 48							
PB: 0								
SB: 0								
CS: 0								

Batter	1	2	3	4	5	6	7	8	9	AB	R	H	RBI	BB	SO	LOB
Julio Cruz, S (1, 4) OBP: 0.375, SLG: 0.327	P2		1B		FC5-4 1-2f		L6-4 2-3		5-3	5	0	1	0	0	0	4
Craig Reynolds, L (1, 6) OBP: 0.360, SLG: 0.403	F7		1-2 1B			P6		BBBB 1B FC5-4 BB		3	1	1	0	1	0	0
Ruppert Jones, L (1, 8) OBP: 0.337, SLG: 0.346	SSS K		SSS K			1B		1-3 FC5-4 1B		4	0	2	0	0	2	2
Leon Roberts, R (1, 9) OBP: 0.374, SLG: 0.531		SSS K		F7		P6		FC5-4 FC6-4 1-2f 3-H		4	0	0	1	0	1	2
Leroy Stanton, R (1, 10) OBP: 0.300, SLG: 0.293		1B		SSS K		P3		F7		4	0	1	0	0	1	2
Dan Meyer, L (1, 3) OBP: 0.214, SLG: 0.301		F9		F7			1B SF9 1B	FC6-4 1-2f		4	1	1	0	0	0	2
Bruce Bochte, L (1, 7) OBP: 0.326, SLG: 0.392		F7			G3		L6-4 BB 1-3 1B		BBBB G5-3 BB	3	0	1	0	1	0	1
Juan Bernhardt, R (1, 5) OBP: 0.330, SLG: 0.436 John Hale, L (9, PH) OBP: 0.295, SLG: 0.269			F9		5-3		SF9 3-H		BBBB G5-3 1-2 BB	2 0	0 0	0 0	1 0	0 1	0 0	0 0
Bill Plummer, R (1, 2) OBP: 0.267, SLG: 0.333 Bob Stinson, S (7, PH) OBP: 0.389, SLG: 0.414 (7, 2) Bob Robertson, R (9, PH) OBP: 0.172, SLG: 0.321			SSS K		BBBB FC5-4 BB		BBB 1-2 BB		1-2 2-3f	1 0 1	0 0 0	0 0 0	0 0 0	1 1 0	1 0 0	0 0 2
Inning Stats	R: 0 E: 0 K: 1 S: 5 H: 0 LOB: 0 BB: 0 P: 5	R: 0 E: 0 K: 1 S: 6 H: 1 LOB: 1 BB: 0 P: 6	R: 0 E: 0 K: 2 S: 9 H: 2 LOB: 2 BB: 0 P: 9	R: 0 E: 0 K: 1 S: 5 H: 0 LOB: 0 BB: 0 P: 5	R: 0 E: 0 K: 0 S: 3 H: 0 LOB: 1 BB: 1 P: 7	R: 0 E: 0 K: 0 S: 4 H: 1 LOB: 1 BB: 0 P: 4	R: 1 E: 0 K: 0 S: 4 H: 2 LOB: 1 BB: 1 P: 8	R: 1 E: 0 K: 0 S: 4 H: 1 LOB: 1 BB: 1 P: 8	R: 0 E: 0 K: 0 S: 2 H: 0 LOB: 1 BB: 2 P: 10	1B: 7 2B: 1 3B: 0 HR: 0 SF: 1 SAC: 0 DP: 2 HBP: 0						

TOP

Seattle Mariners @ New York Yankees

Yankee Stadium, Bronx, NY

Thu Jun 15 1978, 7:05 PM EDT

Att. 18,643 - Unknown - 72 F

livebaseballscorecards.com

AB	31
R	2
H	7
RBI	2
BB	5
SO	5
LOB	15

WP: 0 PB: 0 SB: 0 CS: 0 PA: 37

PITCHER	IP	WLS	BF	H	R	ER	SO	BB	IBB	HBP	BLK	WP	HR	S	P	ERA	WHIP
Don Gullett, L (1, 1) ERA: 2.38	6.0	W	25	6	1	1	5	1	0	0	0	0	0	34	38	1.50	1.167
Rich Gossage, R (7, 1) ERA: 1.71	2.0		10	1	1	1	0	4	0	0	0	0	0	6	22	4.50	2.500
Sparky Lyle, L (9, 1) ERA: 3.96	1.0	S	2	0	0	0	0	0	0	0	0	0	0	2	2	0.00	0.000

PITCHER	IP	WLS	BF	H	R	ER	SO	BB	IBB	HBP	BLK	WP	HR	S	P	ERA	WHIP

Batter	1	2	3	4	5	6	7	8	9	AB	R	H	RBI	BB	SO	LOB
Mickey Rivers, L (1, 8) OBP: 0.294, SLG: 0.376	6-3			F9		HR		K		4	1	1	1	0	1	0
Roy White, S (1, 7) OBP: 0.355, SLG: 0.381	K			F8		4-3		P6		4	0	0	0	0	1	0
Thurman Munson, R (1, 2) OBP: 0.299, SLG: 0.375	P5			5-3			6-3	F8		4	0	0	0	0	0	0
Reggie Jackson, L (1, 9) OBP: 0.332, SLG: 0.453		BB			1B		HR BB			1	1	1	0	2	0	0
Chris Chambliss, L (1, 3) OBP: 0.347, SLG: 0.401		8-2			F7		HR 1B			3	1	1	0	0	0	2
Graig Nettles, L (1, 5) OBP: 0.332, SLG: 0.458		1-3			L3-6		HR			3	1	1	3	0	0	1
Jim Spencer, L (1, 10) OBP: 0.323, SLG: 0.567			K			1B G4-6-3 2B	P5			3	1	1	0	0	1	0
Fred Stanley, R (1, 6) OBP: 0.536, SLG: 0.429			F8			2-3 G4-6-3 1B	1B			3	0	2	0	0	0	0
Brian Doyle, L (1, 4)			K			G4-6-3	F7			3	0	0	0	0	1	2
Inning Stats	R: 0 E: 0 K: 1 S: 5 H: 0 LOB: 0 BB: 0 P: 5	R: 0 E: 0 K: 0 S: 2 H: 0 LOB: 0 BB: 1 P: 6	R: 0 E: 0 K: 2 S: 7 H: 0 LOB: 0 BB: 0 P: 7	R: 0 E: 0 K: 0 S: 3 H: 0 LOB: 0 BB: 0 P: 3	R: 0 E: 0 K: 0 S: 3 H: 1 LOB: 0 BB: 0 P: 3	R: 2 E: 0 K: 0 S: 5 H: 3 LOB: 0 BB: 0 P: 5	R: 3 E: 0 K: 0 S: 6 H: 3 LOB: 1 BB: 1 P: 10	R: 0 E: 0 K: 1 S: 5 H: 0 LOB: 0 BB: 0 P: 5		1B: 4 2B: 3 3B: 0 HR: 2	SF: 0 SAC: 0 DP: 3 HBP: 0						WP: 0 PB: 0 SB: 2 CS: 0	PA: 30

PITCHER		IP	WLS	BF	H	R	ER	SO	BB	IBB	HBP	BLK	WP	HR	S	P	ERA	WHIP
Paul Mitchell, R ERA: 3.69	(1, 1)	6.1	L	23	5	4	4	3	2	0	0	0	0	1	27	35	5.68	1.105
Byron McLaughlin, R ERA: 5.77	(7, 1)	1.2		7	2	1	1	1	0	0	0	0	0	1	9	9	5.40	1.200

PITCHER	IP	WLS	BF	H	R	ER	SO	BB	IBB	HBP	BLK	WP	HR	S	P	ERA	WHIP

BOTTOM

Seattle Mariners @ New York Yankees

Yankee Stadium, Bronx, NY

Thu Jun 15 1978, 7:05 PM EDT
Att. 18,643 - Unknown - 72 F

livebaseballscorecards.com

AB	28
R	5
H	7
RBI	4
BB	2
SO	4
LOB	5

Batter	1	2	3	4	5	6	7	8	9	AB	R	H	RBI	BB	SO	LOB
Ken Landreaux, L (1, 9) OBP: 0.281, SLG: 0.339	0-0 SH5-3 1B SF9 1B	0-0 F9 ③		BBB 4-0 BB		0-0 G3 ②		SSS 0-3 K ①	0-0 F8 ③	5	1	1	0	1	1	2
Bobby Grich, R (1, 4) OBP: 0.342, SLG: 0.310	0-0 SF9 SH5-3 E 1-2 1B		0-0 SH1-3 WP 2B	0-0 4-3 ③		0-0 1B		0-0 F4 ②		5	2	3	0	0	0	3
Rick Miller, L (1, 8) OBP: 0.363, SLG: 0.319	0-0 SH5-3 ① 1-2 2-3		0-0 SH1-3 ① 2-3		0-0 2B 1B 1B	0-0 F7 ③		0-0 1B HR 2-H 1B		3	2	2	1	0	0	1
Joe Rudi, R (1, 7) OBP: 0.256, SLG: 0.280	0-0 SF9 ② 2-3 3-H	SSS 0-3 K ②			0-0 F8 ①		BBB 4-0 1B BB	0-0 HR 1-3 1B		3	1	1	1	1	1	2
Don Baylor, R (1, 10) OBP: 0.332, SLG: 0.493	0-0 E8 3-H	H 1-0 WP HBP			0-0 1B 1-3 2B		0-0 F5 ①	0-0 1-H HR 3-H		4	2	2	3	0	0	1
Ron Fairly, L (1, 3) OBP: 0.331, SLG: 0.453	0-0 P3 ③		0-0 3-1 ③ 1-2 3-H		4-0 1B IBB		0-0 1B 1-2	0-0 HR		4	1	2	1	1	0	2
Ron Jackson, R (1, 5) OBP: 0.381, SLG: 0.475		0-0 1-3 ①		0-0 4-3 SH1-4 1B	0-0 L4-3 1-2 2-H 3-H 1B		0-0 F8 ②	0-0 F7 ③		5	0	2	2	0	0	2
Dave Chalk, R (1, 6) OBP: 0.376, SLG: 0.311		SSS 0-3 K ②		0-0 SH1-4 ① 1-2	0-0 L4-3 ②③ 1-2		0-0 F8 ③		0-0 L6 ①	4	0	0	0	0	1	4
Brian Downing, R (1, 2) OBP: 0.371, SLG: 0.310		H 1-0 HBP		0-0 4-3 ② 2-3		0-0 G3 ①		0-0 1B 2B	0-0 1-4-3 ②	4	1	1	0	0	0	1
Inning Stats	R: 2 E: 1 K: 0 S: 6 H: 2 LOB: 1 BB: 0 P: 6	R: 0 E: 0 K: 1 S: 5 H: 0 LOB: 1 BB: 0 P: 6	R: 1 E: 0 K: 1 S: 6 H: 1 LOB: 1 BB: 0 P: 7	R: 0 E: 0 K: 0 S: 4 H: 1 LOB: 2 BB: 1 P: 8	R: 2 E: 0 K: 0 S: 5 H: 3 LOB: 1 BB: 1 P: 9	R: 0 E: 0 K: 0 S: 4 H: 1 LOB: 1 BB: 0 P: 4	R: 0 E: 0 K: 0 S: 4 H: 1 LOB: 2 BB: 1 P: 8	R: 5 E: 0 K: 1 S: 10 H: 5 LOB: 0 BB: 0 P: 10	R: 0 E: 0 K: 0 S: 3 H: 0 LOB: 0 BB: 0 P: 3	1B: 9 2B: 4 3B: 0 HR: 2	SF: 1 SAC: 3 DP: 1 HBP: 2						

TOP

California Angels @ New York Yankees

Yankee Stadium, Bronx, NY

Fri Jun 16 1978, 7:05 PM EDT

Att. 35,968 - Unknown

livebaseballscorecards.com

AB	37
R	10
H	14
RBI	8
BB	3
SO	3
LOB	18

WP: 1 PB: 0 SB: 0 CS: 0 PA: 46

PITCHER		IP	WLS	BF	H	R	ER	SO	BB	IBB	HBP	BLK	WP	HR	S	P	ERA	WHIP
Jim Beattie, R ERA: 3.33	(1, 1)	6.1	L	32	8	5	4	2	2	1	2	0	1	0	31	45	5.68	1.579
Andy Messersmith, R ERA: 6.14	(7, 1)	2.2		14	6	5	5	1	0	0	0	0	0	2	16	16	16.88	2.250

PITCHER	IP	WLS	BF	H	R	ER	SO	BB	IBB	HBP	BLK	WP	HR	S	P	ERA	WHIP

BOTTOM

California Angels @ New York Yankees

Yankee Stadium, Bronx, NY

Fri Jun 16 1978, 7:05 PM EDT

Att. 35,968 - Unknown

livebaseballscorecards.com

Batter	1	2	3	4	5	6	7	8	9	AB	R	H	RBI	BB	SO	LOB
Mickey Rivers, L (1, 8) OBP: 0.300, SLG: 0.383	F8			G1-6-3 1B	F8			FC4-6 3B 2B 1-3	2B 3-1 HBP 1-2	4	2	2	0	0	0	1
Roy White, S (1, 7) OBP: 0.357, SLG: 0.385	F9			G1-6-3 1-2f		F8		BBBB FC4-6 BB	3-1 1B 2B 1-3 2-H	4	1	1	1	1	0	1
Thurman Munson, R (1, 2) OBP: 0.298, SLG: 0.370 Paul Blair, R (9, 5) OBP: 0.271, SLG: 0.344 Jay Johnstone, L (9, PH) OBP: 0.254, SLG: 0.211	5-3			BBBB 1B BB		F4		FC4-6 3B 1-2f 2-3 3-H	3-1 2-3 3-H	3 0 1	1 0 0	0 0 0	1 0 1	1 0 0	0 0 0	2 0 1
Reggie Jackson, L (1, 9) OBP: 0.346, SLG: 0.473		G4-6-3 1B		1-2 1B		BBBB FC4-6 BB		1-H 3B 3-H	1B 1B 3-H	4	0	4	3	1	0	0
Chris Chambliss, L (1, 3) OBP: 0.344, SLG: 0.397	F7			1-3		FC4-6 1-2f		F7	1-2 1B	5	0	1	0	0	0	5
Graig Nettles, L (1, 5) OBP: 0.329, SLG: 0.449 (9, 6)	G4-6-3 1-2f				F9		4-1	BBB BB	SSS K	4	0	0	0	1	1	3
Jim Spencer, L (1, 10) OBP: 0.324, SLG: 0.591 Lou Piniella, R (8, PH) OBP: 0.384, SLG: 0.420	F8				HR		4-3	F8		3 1	1 0	1 0	1 0	0 0	0 0	0 2
Fred Stanley, R (1, 6) OBP: 0.531, SLG: 0.417 (9, 4)			BBBB G1-6-3 BB		1B		F9		SSS K	3	0	1	0	1	1	0
Brian Doyle, L (1, 4) Gary Thomasson, L (8, PH) OBP: 0.276, SLG: 0.342 Cliff Johnson, R (9, 2) OBP: 0.336, SLG: 0.379			G1-6-3 1-2f		F7			BBBB 2B FC4-6 1B	HBP 2B BB	2 1 0	0 1 1	0 1 0	0 0 0	0 0 1	0 0 0	2 0 0
Inning Stats	R: 0 E: 0 K: 0 S: 3 H: 0 LOB: 0 BB: 0 P: 3	R: 0 E: 0 K: 0 S: 3 H: 1 LOB: 0 BB: 0 P: 3	R: 0 E: 0 K: 0 S: 2 H: 0 LOB: 0 BB: 1 P: 6	R: 0 E: 0 K: 0 S: 4 H: 2 LOB: 2 BB: 1 P: 8	R: 1 E: 0 K: 0 S: 5 H: 2 LOB: 1 BB: 0 P: 5	R: 0 E: 0 K: 0 S: 3 H: 0 LOB: 1 BB: 1 P: 7	R: 0 E: 0 K: 0 S: 3 H: 0 LOB: 0 BB: 0 P: 3	R: 3 E: 0 K: 0 S: 6 H: 3 LOB: 2 BB: 2 P: 14	R: 3 E: 0 K: 2 S: 10 H: 3 LOB: 2 BB: 1 P: 15	1B: 7 2B: 2 3B: 1 HR: 1 SF: 0 SAC: 0 DP: 3 HBP: 1						

	AB	35
	R	7
	H	11
	RBI	7
	BB	6
	SO	2
	LOB	17

PITCHER		IP	WLS	BF	H	R	ER	SO	BB	IBB	HBP	BLK	WP	HR	S	P	ERA	WHIP
Don Aase, R ERA: 4.96	(1, 1)	7.0	W	29	7	4	4	0	4	0	0	0	0	1	25	41	5.14	1.571
Dave LaRoche, L ERA: 3.79	(8, 1)	1.1		9	2	3	3	1	2	0	1	0	0	0	8	17	20.25	3.000
Dyar Miller, R ERA: 2.16	(9, 1)	0.2		4	2	0	0	1	0	0	0	0	0	0	6	6	0.00	3.000

PITCHER		IP	WLS	BF	H	R	ER	SO	BB	IBB	HBP	BLK	WP	HR	S	P	ERA	WHIP

Batter	1	2	3	4	5	6	7	8	9	AB	R	H	RBI	BB	SO	LOB
Bobby Grich, R (1, 4) OBP: 0.341, SLG: 0.313	1-3 2B		K		K			F9		4	0	1	0	0	2	1
Rick Miller, L (1, 8) OBP: 0.360, SLG: 0.318	K		1B		FC6-4 1-2f			4-3		4	0	1	0	0	1	2
Dave Chalk, R (1, 6) OBP: 0.373, SLG: 0.310	1-3 2-3		1-3 1B			K			K	4	0	1	0	0	2	1
Joe Rudi, R (1, 3) OBP: 0.250, SLG: 0.272	K		K			K			K	4	0	0	0	0	4	3
Don Baylor, R (1, 7) OBP: 0.335, SLG: 0.491		S BB		K		K			FC5-4 1B	3	0	1	0	1	2	0
Ron Jackson, R (1, 5) OBP: 0.372, SLG: 0.463		F8		K			F9		FC5-4 1-2f	4	0	0	0	0	1	2
Merv Rettenmund, R (1, 9) OBP: 0.383, SLG: 0.388		F8 1-2		K			5-3			3	0	0	0	0	1	1
Brian Downing, R (1, 2) OBP: 0.370, SLG: 0.304		K			FC6-4 BB		K			2	0	0	0	1	2	1
Ike Hampton, S (1, 10) OBP: 0.313, SLG: 0.571			K		K			K		3	0	0	0	0	3	1
Inning Stats	R: 0 E: 0 K: 2 S: 8 H: 1 LOB: 1 BB: 0 P: 8	R: 0 E: 0 K: 1 S: 5 H: 0 LOB: 1 BB: 1 P: 9	R: 0 E: 0 K: 3 S: 11 H: 2 LOB: 2 BB: 0 P: 11	R: 0 E: 0 K: 3 S: 9 H: 0 LOB: 0 BB: 0 P: 9	R: 0 E: 0 K: 2 S: 7 H: 0 LOB: 1 BB: 1 P: 11	R: 0 E: 0 K: 3 S: 9 H: 0 LOB: 0 BB: 0 P: 9	R: 0 E: 0 K: 1 S: 5 H: 0 LOB: 0 BB: 0 P: 5	R: 0 E: 0 K: 1 S: 5 H: 0 LOB: 0 BB: 0 P: 5	R: 0 E: 0 K: 2 S: 8 H: 1 LOB: 1 BB: 0 P: 8	1B: 3 2B: 1 3B: 0 HR: 0	SF: 0 SAC: 0 DP: 0 HBP: 0						

TOP

California Angels @ New York Yankees

Yankee Stadium, Bronx, NY

Sat Jun 17 1978, 7:05 PM EDT

Att. 33,162 - Unknown

livebaseballscorecards.com

AB	31
R	0
H	4
RBI	0
BB	2
SO	18
LOB	12

PITCHER	IP	WLS	BF	H	R	ER	SO	BB	IBB	HBP	BLK	WP	HR	S	P	ERA	WHIP
Ron Guidry, L (1, 1) ERA: 1.45	9.0	W	33	4	0	0	18	2	0	0	0	0	0	67	75	0.00	0.667

PITCHER	IP	WLS	BF	H	R	ER	SO	BB	IBB	HBP	BLK	WP	HR	S	P	ERA	WHIP

Batter	1	2	3	4	5	6	7	8	9	AB	R	H	RBI	BB	SO	LOB
Roy White, S (1, 7) OBP: 0.353, SLG: 0.381	1B	4-3		F9 1-2		F7				4	1	1	0	0	0	3
Thurman Munson, R (1, 2) OBP: 0.301, SLG: 0.372	F9 1B 1-3		3B	F9			F9			4	1	2	0	0	0	0
Gary Thomasson, L (1, 8) OBP: 0.282, SLG: 0.358 Paul Blair, R (8, 8) OBP: 0.271, SLG: 0.344	1-2 3-H		1-H 1B		K		K			4 0	1 0	2 0	2 0	0 0	2 0	0 0
Reggie Jackson, L (1, 9) OBP: 0.345, SLG: 0.469	K		WP 3-H		K		K			4	1	1	1	0	3	2
Chris Chambliss, L (1, 3) OBP: 0.342, SLG: 0.394	F9 2-3		F6 1-2		1B			F9		4	0	1	0	0	0	3
Graig Nettles, L (1, 5) OBP: 0.328, SLG: 0.445	F5		FC3-6 2-H		F5			4-3		4	0	1	1	0	0	3
Jim Spencer, L (1, 10) OBP: 0.321, SLG: 0.577		4-3	FC3-6 1-2f			6-3		F8		4	0	1	0	0	0	1
Fred Stanley, R (1, 6) OBP: 0.486, SLG: 0.370		4-3	F7			6-3 1-2				3	0	0	0	0	0	2
Brian Doyle, L (1, 4) OBP: 0.182, SLG: 0.182		1B		CS		G3				3	0	2	0	0	0	1
Inning Stats	R: 1 H: 3 E: 0 LOB: 2 K: 1 BB: 0 S: 8 P: 8	R: 0 H: 1 E: 0 LOB: 1 K: 0 BB: 0 S: 4 P: 4	R: 3 H: 4 E: 0 LOB: 1 K: 0 BB: 0 S: 7 P: 7	R: 0 H: 1 E: 0 LOB: 0 K: 0 BB: 0 S: 3 P: 3	R: 0 H: 1 E: 0 LOB: 1 K: 2 BB: 0 S: 8 P: 8	R: 0 H: 1 E: 0 LOB: 1 K: 0 BB: 0 S: 4 P: 4	R: 0 H: 0 E: 0 LOB: 0 K: 2 BB: 0 S: 7 P: 7	R: 0 H: 0 E: 0 LOB: 0 K: 0 BB: 0 S: 3 P: 3		1B: 10 SF: 0 2B: 0 SAC: 0 3B: 1 DP: 0 HR: 0 HBP: 0						WP: 1 PA: 34 PB: 0 SB: 0 CS: 1

PITCHER	IP	WLS	BF	H	R	ER	SO	BB	IBB	HBP	BLK	WP	HR	S	P	ERA	WHIP
Paul Hartzell, R (1, 1) ERA: 4.02	2.1	L	15	8	4	4	1	0	0	0	0	1	0	17	17	15.43	3.429
Ken Brett, L (3, 1) ERA: 5.73	5.2		19	3	0	0	4	0	0	0	0	0	0	27	27	0.00	0.529

PITCHER	IP	WLS	BF	H	R	ER	SO	BB	IBB	HBP	BLK	WP	HR	S	P	ERA	WHIP

BOTTOM

California Angels @ New York Yankees

Yankee Stadium, Bronx, NY

Sat Jun 17 1978, 7:05 PM EDT

Att. 33,162 - Unknown

livebaseballscorecards.com

AB	34
R	4
H	11
RBI	4
BB	0
SO	5
LOB	15

Batter	1	2	3	4	5	6	7	8	9	AB	R	H	RBI	BB	SO	LOB
Rick Miller, L (1, 8) OBP: 0.363, SLG: 0.322	FC6-4 1B		CS 1B 3-H		F9			4-3		4	0	2	1	0	0	1
Bobby Grich, R (1, 4) OBP: 0.339, SLG: 0.309	K		S BB 1-2		F8			F8		3	0	0	0	1	1	2
Lyman Bostock, L (1, 9) OBP: 0.331, SLG: 0.354	F7		1-3 1-2			4-3		G3		4	0	0	0	0	0	2
Joe Rudi, R (1, 7) OBP: 0.244, SLG: 0.265	FC6-4 1-2f			1-3		5-3			F3	4	0	0	0	0	0	1
Don Baylor, R (1, 10) OBP: 0.329, SLG: 0.482		4-3		E4 8-4 E		F9			5-3	4	0	0	0	0	0	0
Ron Fairly, L (1, 3) OBP: 0.336, SLG: 0.479		1B		FC4 1-2			K		HR	4	1	2	1	0	1	1
Ron Jackson, R (1, 5) OBP: 0.370, SLG: 0.458		F7		8-4 2-3f			2B 1B		E6	4	1	1	0	0	0	2
Dave Chalk, R (1, 6) OBP: 0.376, SLG: 0.316			4-3 BLK 1B BB		4-3		1-H 2B		L6	3	1	1	1	1	0	1
Terry Humphrey, R (1, 2) OBP: 0.255, SLG: 0.310			4-3 1-3		2B		F3			3	0	1	0	0	0	1
Inning Stats	R: 0 H: 1 E: 0 LOB: 1 K: 1 BB: 0 S: 6 P: 6	R: 0 H: 1 E: 0 LOB: 0 K: 0 BB: 0 S: 3 P: 3	R: 1 H: 1 E: 0 LOB: 1 K: 0 BB: 2 S: 3 P: 11	R: 0 H: 0 E: 2 LOB: 1 K: 0 BB: 0 S: 4 P: 4	R: 0 H: 1 E: 0 LOB: 1 K: 0 BB: 0 S: 4 P: 4	R: 0 H: 0 E: 0 LOB: 0 K: 0 BB: 0 S: 3 P: 3	R: 1 H: 2 E: 0 LOB: 0 K: 1 BB: 0 S: 6 P: 6	R: 0 H: 0 E: 0 LOB: 0 K: 0 BB: 0 S: 3 P: 3	R: 1 H: 1 E: 1 LOB: 1 K: 0 BB: 0 S: 5 P: 5	1B: 4 SF: 0 2B: 3 SAC: 0 3B: 0 DP: 1 HR: 1 HBP: 0						WP: 0 PA: 35 PB: 0 SB: 1 CS: 1	

PITCHER	IP	WLS	BF	H	R	ER	SO	BB	IBB	HBP	BLK	WP	HR	S	P	ERA	WHIP
Ed Figueroa, R (1, 1) ERA: 3.21	9.0	L	35	7	3	3	2	2	0	0	1	0	1	37	45	3.00	1.000

PITCHER	IP	WLS	BF	H	R	ER	SO	BB	IBB	HBP	BLK	WP	HR	S	P	ERA	WHIP

TOP

California Angels @ New York Yankees

Yankee Stadium, Bronx, NY

Sun Jun 18 1978, 3:33 AM EDT

Att. 55,604 - Sunny - 79 F

livebaseballscorecards.com

AB	33
R	3
H	7
RBI	3
BB	2
SO	2
LOB	11

Batter	1	2	3	4	5	6	7	8	9	AB	R	H	RBI	BB	SO	LOB
Roy White, S (1, 7) OBP: 0.358, SLG: 0.393	L4	F8			6-3 1B 2B		1B			4	1	2	0	0	0	2
Willie Randolph, R (1, 4) OBP: 0.372, SLG: 0.327	E 1B		F4		6-3 2-3		F9			4	0	1	0	0	0	2
Gary Thomasson, L (1, 8) OBP: 0.281, SLG: 0.356	F7 1-2		K		1B 3-H		F8			4	0	1	1	0	1	2
Reggie Jackson, L (1, 9) OBP: 0.339, SLG: 0.460	K		K		K			K		4	0	0	0	0	4	2
Chris Chambliss, L (1, 10) OBP: 0.345, SLG: 0.398		1B 2B		BB BB	F7			4-3		3	1	1	0	1	0	1
Graig Nettles, L (1, 5) OBP: 0.335, SLG: 0.448		FC5 BB 2-H 1B		1-2 BB		L3 1B		4-3		3	0	2	1	1	0	0
Jim Spencer, L (1, 3) OBP: 0.327, SLG: 0.566 Paul Blair, R (9, PR) OBP: 0.271, SLG: 0.344	FC5 1-2 BB			P6		L3 1-2			B2-6 BB	2 0	0 0	0 0	0 0	2 0	0 0	3 0
Cliff Johnson, R (1, 2) OBP: 0.325, SLG: 0.364	F7			K		K			B2-6 1-2f	4	0	0	0	0	2	5
Bucky Dent, R (1, 6) OBP: 0.278, SLG: 0.296 Fred Stanley, R (7, 6) OBP: 0.472, SLG: 0.357 Jay Johnstone, L (9, PH) OBP: 0.250, SLG: 0.207	FC5 1-2 2-3f			F9			P5		6-3	2 1 1	0 0 0	0 0 0	0 0 0	0 0 0	0 0 0	4 0 1
Inning Stats	R: 0 E: 1 K: 1 S: 6 H: 1 LOB: 1 BB: 0 P: 6	R: 1 E: 0 K: 0 S: 5 H: 2 LOB: 2 BB: 1 P: 9	R: 0 E: 0 K: 2 S: 7 H: 0 LOB: 0 BB: 0 P: 7	R: 0 E: 0 K: 1 S: 5 H: 0 LOB: 2 BB: 2 P: 13	R: 1 E: 0 K: 1 S: 7 H: 2 LOB: 1 BB: 0 P: 7	R: 0 E: 0 K: 1 S: 5 H: 1 LOB: 0 BB: 0 P: 5	R: 0 E: 0 K: 0 S: 4 H: 1 LOB: 1 BB: 0 P: 4	R: 0 E: 0 K: 1 S: 5 H: 0 LOB: 0 BB: 0 P: 5	R: 0 E: 0 K: 0 S: 2 H: 0 LOB: 1 BB: 1 P: 6	1B: 5 2B: 4 3B: 0 HR: 0 SF: 0 SAC: 0 DP: 2 HBP: 0						

PITCHER	IP	WLS	BF	H	R	ER	SO	BB	IBB	HBP	BLK	WP	HR	S	P	ERA	WHIP
Chris Knapp, R (1, 1) ERA: 3.79	9.0	W	36	7	2	2	7	4	0	0	0	0	0	46	62	2.00	1.222

PITCHER	IP	WLS	BF	H	R	ER	SO	BB	IBB	HBP	BLK	WP	HR	S	P	ERA	WHIP

BOTTOM

California Angels @ New York Yankees

Yankee Stadium, Bronx, NY

Sun Jun 18 1978, 3:33 AM EDT

Att. 55,604 - Sunny - 79 F

livebaseballscorecards.com

AB	32
R	2
H	7
RBI	2
BB	4
SO	7
LOB	22

Batter	1	2	3	4	5	6	7	8	9	AB	R	H	RBI	BB	SO	LOB
Roy White, S (1, 7) OBP: 0.359, SLG: 0.418	S S S 0-3 ① K			x 0-0 HR	x 0-0 ① FC6-4 1-3 1B		x 0-0 ③ 5-3		x 0-0 ③ F8	5	1	2	1	0	1	3
Willie Randolph, R (1, 4) OBP: 0.370, SLG: 0.326	x 0-0 ② 6-3			x 0-0 HR 1B	x 0-0 ② F8			x 0-0 ① F5		4	1	1	0	0	0	1
Thurman Munson, R (1, 2) OBP: 0.300, SLG: 0.382	x 0-0 ③ F9			x 0-0 1-H HR	x 0-0 ③ FC6-4 1-2f			x 0-0 ② F6		4	1	1	2	0	0	1
Reggie Jackson, L (1, 9) OBP: 0.337, SLG: 0.461		x 0-0 ① F7		x 0-0 1B FC3-6 2B		S S S 0-3 ① K		x 0-0 ③ 4-3		4	1	1	0	0	1	0
Chris Chambliss, L (1, 3) OBP: 0.343, SLG: 0.395		x 0-0 ② F5		x 0-0 FC3-6 2-3 1B		x 0-0 ② F7			x 0-0 ① 4-3	4	0	1	0	0	0	0
Graig Nettles, L (1, 5) OBP: 0.337, SLG: 0.447		x 0-0 ③ F5		S S S 0-3 ① K		H 1-0 HBP			x 0-0 1B BB 1B	3	0	1	0	0	1	2
Gary Thomasson, L (1, 8) OBP: 0.276, SLG: 0.349 Cliff Johnson, R (9, PH) OBP: 0.331, SLG: 0.364			x 0-0 ① F4	x 0-0 ② FC3-6 1-2f 3-H		x 0-0 ③ 4-3			B B B B 4-0 1B 1-2 BB	3 0	0 0	0 0	1 0	0 1	0 0	2 0
Jim Spencer, L (1, 10) OBP: 0.319, SLG: 0.549 Lou Piniella, R (9, PH) OBP: 0.387, SLG: 0.424			x 0-0 ② F8	S S S 0-3 ③ K			x 0-0 ① 4-3		x 0-0 1-2 2-3 1B	3 1	0 0	0 1	0 0	0 0	1 0	1 0
Bucky Dent, R (1, 6) OBP: 0.281, SLG: 0.298 Fred Stanley, R (5, PR) (5, 6) OBP: 0.459, SLG: 0.345 Jay Johnstone, L (9, PH) OBP: 0.246, SLG: 0.203			x 0-0 ③ 6-3		x 0-0 1B 1B		x 0-0 ② L7		x 0-0 ② F5	2 1 1	0 0 0	1 0 0	0 0 0	0 0 0	0 0 0	0 0 3
Inning Stats	R: 0 E: 0 K: 1 S: 5 H: 0 LOB: 0 BB: 0 P: 5	R: 0 E: 0 K: 0 S: 3 H: 0 LOB: 0 BB: 0 P: 3	R: 0 E: 0 K: 0 S: 3 H: 0 LOB: 0 BB: 0 P: 3	R: 4 E: 0 K: 2 S: 12 H: 5 LOB: 1 BB: 0 P: 12	R: 0 E: 0 K: 0 S: 4 H: 2 LOB: 1 BB: 0 P: 4	R: 0 E: 0 K: 1 S: 5 H: 0 LOB: 1 BB: 0 P: 6	R: 0 E: 0 K: 0 S: 3 H: 0 LOB: 0 BB: 0 P: 3	R: 0 E: 0 K: 0 S: 3 H: 0 LOB: 0 BB: 0 P: 3	R: 0 E: 0 K: 0 S: 5 H: 2 LOB: 3 BB: 1 P: 9	1B: 6 2B: 1 3B: 0 HR: 2	SF: 0 SAC: 0 DP: 0 HBP: 1						

PITCHER		IP	WLS	BF	H	R	ER	SO	BB	IBB	HBP	BLK	WP	HR	S	P	ERA	WHIP
Luis Tiant, R ERA: 2.82	(1, 1)	3.0		13	4	4	4	1	0	0	0	0	0	2	15	15	12.00	1.333
Tom Burgmeier, L ERA: 4.03	(4, 1)	5.1	W	21	4	0	0	3	1	0	1	0	0	0	25	30	0.00	0.938
Bob Stanley, R ERA: 3.21	(9, 1)	0.2		3	1	0	0	0	0	0	0	0	0	0	3	3	0.00	1.500

PITCHER	IP	WLS	BF	H	R	ER	SO	BB	IBB	HBP	BLK	WP	HR	S	P	ERA	WHIP

TOP

New York Yankees @ Boston Red Sox

Fenway Park, Boston, MA

Mon Jun 19 1978, 7:05 PM EDT

Att. 33,163 - Unknown - 77 F

livebaseballscorecards.com

AB	35
R	4
H	9
RBI	4
BB	1
SO	4
LOB	13

1B: 6	SF: 0	WP: 0	PA: 37
2B: 1	SAC: 0	PB: 0	
3B: 0	DP: 0	SB: 0	
HR: 2	HBP: 1	CS: 0	

BOTTOM

New York Yankees @ Boston Red Sox

Fenway Park, Boston, MA

Mon Jun 19 1978, 7:05 PM EDT

Att. 33,163 - Unknown - 77 F

livebaseballscorecards.com

Batter	1	2	3	4	5	6	7	8	9	AB	R	H	RBI	BB	SO	LOB
Rick Burleson, R (1, 6) OBP: 0.294, SLG: 0.360	4-3 SF9 2B		F9	K		F7 1-2		E9 2B; 1-3 2-H 3-H 1B		5	2	2	1	0	1	3
Jerry Remy, L (1, 4) OBP: 0.316, SLG: 0.341	4-3 2-3		G6-4-3 1B		F6		G3	1B 2-H 3-H 2B		5	1	2	2	0	0	1
Jim Rice, R (1, 10) OBP: 0.375, SLG: 0.641	SF9 3-H		G6-4-3 1-2f		G3		K	BB 1-3 2-H 1B		4	0	1	2	0	1	1
Carl Yastrzemski, L (1, 7) OBP: 0.389, SLG: 0.409	BB			1B 2B	1B		4-3	1-2		4	1	2	0	1	0	1
Carlton Fisk, R (1, 2) OBP: 0.378, SLG: 0.484	4-3			2B FC5-4 2-H 1B	K			1B 2B; BB IBB		4	2	2	1	1	1	2
Fred Lynn, L (1, 8) OBP: 0.393, SLG: 0.505		E7		E 1-3 2B		F9 1B		SH3 1B IBB; 1-2 2-3 BB		3	2	2	0	2	0	0
George Scott, R (1, 3) OBP: 0.360, SLG: 0.430		K		K		K		1B SH3 1-2 2-H E 1B; 1-3		5	1	1	1	0	3	7
Dwight Evans, R (1, 9) OBP: 0.382, SLG: 0.560		K		FC5-4 BB		S 1-2 1B		SH3 1-2 2-3		2	0	1	0	1	1	1
Butch Hobson, R (1, 5) OBP: 0.327, SLG: 0.463		6-3		FC5-4 1-2f 2-H 3-H		F9 2-3		E 2B BB		3	1	0	1	1	0	4
Inning Stats	R: 1 E: 0 K: 0 S: 4 H: 1 LOB: 1 BB: 1 P: 8	R: 0 E: 1 K: 2 S: 8 H: 0 LOB: 1 BB: 0 P: 8	R: 0 E: 0 K: 0 S: 3 H: 1 LOB: 0 BB: 0 P: 3	R: 3 E: 1 K: 2 S: 10 H: 3 LOB: 1 BB: 1 P: 14	R: 0 E: 0 K: 1 S: 6 H: 1 LOB: 1 BB: 0 P: 6	R: 0 E: 0 K: 1 S: 7 H: 2 LOB: 2 BB: 0 P: 7	R: 0 E: 0 K: 1 S: 5 H: 0 LOB: 0 BB: 0 P: 5	R: 6 E: 1 K: 0 S: 8 H: 5 LOB: 3 BB: 4 P: 24		1B: 8 2B: 5 3B: 0 HR: 0 SF: 1 SAC: 1 DP: 1 HBP: 0						

	AB	35
	R	10
	H	13
	RBI	8
	BB	6
	SO	7
	LOB	20

WP: 0 PB: 0 SB: 1 CS: 0 PA: 43

PITCHER		IP	WLS	BF	H	R	ER	SO	BB	IBB	HBP	BLK	WP	HR	S	P	ERA	WHIP
Ken Clay, R ERA: 4.19	(1, 1)	3.0		15	5	4	3	2	1	0	0	0	0	0	18	22	9.00	2.000
Rich Gossage, R ERA: 2.37	(4, 1)	4.1	L	22	6	5	5	5	2	1	0	0	0	0	29	41	10.38	1.846
Sparky Lyle, L ERA: 4.09	(8, 1)	0.2		6	2	1	1	0	1	1	0	0	0	0	4	12	13.50	4.500

PITCHER	IP	WLS	BF	H	R	ER	SO	BB	IBB	HBP	BLK	WP	HR	S	P	ERA	WHIP

Batter	1	2	3	4	5	6	7	8	9	AB	R	H	RBI	BB	SO	LOB
Roy White, S (1, 7) OBP: 0.361, SLG: 0.413	F8		4-3 1-2	F8		BB			E HR 1B	4	1	1	0	1	0	1
Willie Randolph, R (1, 4) OBP: 0.367, SLG: 0.328	6-3			FC4-6 1B 2B 6-3		L4-6 2-3			FC1 1-2 HR	5	2	1	0	0	0	3
Thurman Munson, R (1, 2) OBP: 0.299, SLG: 0.379	L4			FC4-6 1B	F8		4-3		F8	5	0	1	0	0	0	2
Reggie Jackson, L (1, 9) OBP: 0.339, SLG: 0.471		K		FC4-6 1B 1B 2B 1-2f 2-3	BB FC3-6		E4 CS		1-H 2-H HR	4	2	1	3	1	1	2
Chris Chambliss, L (1, 3) OBP: 0.344, SLG: 0.395		F8		1B 2B 1-2 3-H 1B	FC3-6 E 1-2f		1-2 1B		F9	5	1	2	1	0	0	1
Graig Nettles, L (1, 5) OBP: 0.342, SLG: 0.448		G3		2B HR 1-2 2-3 1B	E2 2-3 1B		K		BB BB	4	1	2	0	1	1	1
Gary Thomasson, L (1, 8) OBP: 0.276, SLG: 0.353			G3	HR 1-3 2-H 3-H 2B	F7			F8	1-2 BB	4	1	1	2	0	0	2
Paul Blair, R (8, 8) OBP: 0.282, SLG: 0.344										0	0	0	0	1	0	0
Jim Spencer, L (1, 10) OBP: 0.314, SLG: 0.528			K	HR IBB		K		5-3	K	4	1	0	0	1	3	2
Fred Stanley, R (1, 6) OBP: 0.488, SLG: 0.500			BB WP	HR 1-H 2-H 3-H		2B L4-6		L3		3	1	2	4	1	0	0

TOP

New York Yankees @ Boston Red Sox

Fenway Park, Boston, MA

Tue Jun 20 1978, 7:05 PM EDT

Att. 32,643 - Unknown - 67 F

livebaseballscorecards.com

AB	38
R	10
H	11
RBI	10
BB	6
SO	5
LOB	14

Inning Stats	1	2	3	4	5	6	7	8	9			
	R: 0 E: 0 K: 0 S: 3	H: 0 LOB: 0 BB: 0 P: 3	R: 0 E: 0 K: 1 S: 5	H: 0 LOB: 0 BB: 0 P: 5	R: 0 E: 0 K: 1 S: 5	H: 0 LOB: 1 BB: 1 P: 9	R: 7 E: 0 K: 0 S: 9	H: 6 LOB: 0 BB: 1 P: 13	R: 0 E: 2 K: 0 S: 4	H: 1 LOB: 2 BB: 1 P: 8	R: 0 E: 0 K: 1 S: 5	H: 1 LOB: 1 BB: 1 P: 9
	R: 0 E: 1 K: 1 S: 6	H: 1 LOB: 1 BB: 0 P: 6	R: 0 E: 0 K: 0 S: 3	H: 0 LOB: 0 BB: 0 P: 3	R: 3 E: 1 K: 1 S: 8	H: 2 LOB: 2 BB: 2 P: 16	1B: 6 2B: 4 3B: 0 HR: 2	SF: 0 SAC: 0 DP: 1 HBP: 0	WP: 1 PB: 0 SB: 0 CS: 1	PA: 44		

PITCHER		IP	WLS	BF	H	R	ER	SO	BB	IBB	HBP	BLK	WP	HR	S	P	ERA	WHIP
Mike Torrez, R ERA: 4.12	(1, 1)	3.1	L	18	6	7	7	2	1	1	0	0	1	1	20	28	18.90	2.100
Jim Wright, R ERA: 2.65	(4, 1)	1.2		7	1	0	0	0	1	0	0	0	0	0	6	10	0.00	1.200
Dick Drago, R ERA: 2.25	(6, 1)	4.0		19	4	3	2	3	3	0	0	0	0	1	22	34	4.50	1.750

PITCHER	IP	WLS	BF	H	R	ER	SO	BB	IBB	HBP	BLK	WP	HR	S	P	ERA	WHIP

Batter	1	2	3	4	5	6	7	8	9	AB	R	H	RBI	BB	SO	LOB
Rick Burleson, R (1, 6) OBP: 0.295, SLG: 0.362	BBBB 4-0 G4-6-3 BB	x 0-0 ③ F7		x 0-0 ③ F8			SSS 0-3 ② K		x 0-0 2B	4	0	1	0	1	1	1
Jerry Remy, L (1, 4) OBP: 0.314, SLG: 0.339	x 0-0 ①② G4-6-3 1-2f		x 0-0 ① F8		x 0-0 ① 4-3		x 0-0 1B		x 0-0 ③ F2	5	0	1	0	0	0	2
Jim Rice, R (1, 10) OBP: 0.373, SLG: 0.634	x 0-0 ③ G3		BBBB 4-0 FC4-6 BB		x 0-0 ② 4-3		x 0-0 ③ F8			3	0	0	0	1	0	1
Carl Yastrzemski, L (1, 7) OBP: 0.391, SLG: 0.408		BBBB 4-0 FC3-5 BB BB	x 0-0 ② FC4-6 WP 1-2f		x 0-0 1B			x 0-0 ① G3		3	0	1	0	1	0	1
Carlton Fisk, R (1, 2) OBP: 0.384, SLG: 0.482		BBBB 4-0 FC3-5 1B 1-2 BB	IIII 4-0 1-2 IBB		SSS 0-3 ③ K			BBBB 4-0 G3 BB		1	1	0	0	3	1	1
Fred Lynn, L (1, 8) OBP: 0.386, SLG: 0.495		x 0-0 ① FC3-5 FC5 1B 1-2 2-3f	x 0-0 ③ 4-1			SSS 0-3 ① K		x 0-0 ② G3 1-2		4	0	0	0	0	1	5
George Scott, R (1, 3) OBP: 0.357, SLG: 0.423		x 0-0 FC5 HR 1-2 2-H 1B		x 0-0 ① F8		x 0-0 ② 1-3		SSS 0-3 ③ K		4	1	1	1	0	1	1
Dwight Evans, R (1, 9) OBP: 0.380, SLG: 0.552		x 0-0 ② FC5 HR 1-2 2-3f		BBBB 4-0 BB		x 0-0 ③ 5-3			x 0-0 ① 1-3	3	1	0	0	1	0	2
Butch Hobson, R (1, 5) OBP: 0.326, SLG: 0.472		x 0-0 1-H 2-H HR		SSS 0-3 ② K			x 0-0 ① F3		SSS 0-3 ② K	4	1	1	3	0	2	1
Inning Stats	R: 0 H: 0 E: 0 LOB: 0 K: 0 BB: 1 S: 2 P: 6	R: 4 H: 2 E: 0 LOB: 0 K: 0 BB: 2 S: 5 P: 13	R: 0 H: 0 E: 0 LOB: 2 K: 0 BB: 2 S: 3 P: 11	R: 0 H: 0 E: 0 LOB: 1 K: 1 BB: 1 S: 5 P: 9	R: 0 H: 1 E: 0 LOB: 1 K: 1 BB: 0 S: 6 P: 6	R: 0 H: 0 E: 0 LOB: 0 K: 1 BB: 0 S: 5 P: 5	R: 0 H: 1 E: 0 LOB: 1 K: 1 BB: 0 S: 6 P: 6	R: 0 H: 0 E: 0 LOB: 1 K: 1 BB: 1 S: 5 P: 9	R: 0 H: 1 E: 0 LOB: 1 K: 1 BB: 0 S: 6 P: 6	1B: 3 SF: 0 2B: 1 SAC: 0 3B: 0 DP: 1 HR: 1 HBP: 0						

PITCHER	IP	WLS	BF	H	R	ER	SO	BB	IBB	HBP	BLK	WP	HR	S	P	ERA	WHIP
Don Gullett, L (1, 1) ERA: 3.1	9.0	W	38	5	4	4	6	6	1	0	0	1	1	43	71	4.00	1.222

PITCHER	IP	WLS	BF	H	R	ER	SO	BB	IBB	HBP	BLK	WP	HR	S	P	ERA	WHIP

BOTTOM

New York Yankees @ Boston Red Sox

Fenway Park, Boston, MA

Tue Jun 20 1978, 7:05 PM EDT

Att. 32,643 - Unknown - 67 F

livebaseballscorecards.com

AB	31
R	4
H	5
RBI	4
BB	7
SO	6
LOB	15

WP: 1 PA: 38
PB: 0
SB: 0
CS: 0

Batter	1	2	3	4	5	6	7	8	9	AB	R	H	RBI	BB	SO	LOB
Roy White, S (1, 7) OBP: 0.358, SLG: 0.408	F9		1B			K		P7		4	0	1	0	0	1	1
Willie Randolph, R (1, 4) OBP: 0.362, SLG: 0.322	F9		K			F4		4-3 1-2		4	0	0	0	0	1	2
Thurman Munson, R (1, 2) OBP: 0.294, SLG: 0.373	E5			1-3		6-3		K		4	0	0	0	0	1	1
Reggie Jackson, L (1, 9) OBP: 0.337, SLG: 0.467	F8			K			4-3 G3 1B 1B		F8	4	1	1	0	0	1	1
Chris Chambliss, L (1, 3) OBP: 0.347, SLG: 0.397		K		F8			G3 4-3 1-2 1B		FC3-6 1B	4	0	2	0	0	1	0
Graig Nettles, L (1, 5) OBP: 0.337, SLG: 0.440		K			F6		4-3 1-2 2-3		FC3-6 BB 1-2f	4	0	0	0	0	1	3
Gary Thomasson, L (1, 8) OBP: 0.275, SLG: 0.347		F3			P9		G3 2-3 3-H		BB 1-2	3	0	0	1	1	0	1
Jay Johnstone, L (1, 10) OBP: 0.246, SLG: 0.254			F8		HR		4-3		K	4	1	1	1	0	1	3
Fred Stanley, R (1, 6) OBP: 0.477, SLG: 0.486			F3		F3			4-3 1B		3	0	1	0	0	0	0
Inning Stats	R: 0 E: 1 K: 0 S: 4 H: 0 LOB: 1 BB: 0 P: 4	R: 0 E: 0 K: 2 S: 7 H: 0 LOB: 0 BB: 0 P: 7	R: 0 E: 0 K: 1 S: 6 H: 1 LOB: 1 BB: 0 P: 6	R: 0 E: 0 K: 1 S: 5 H: 0 LOB: 0 BB: 0 P: 5	R: 1 E: 0 K: 0 S: 4 H: 1 LOB: 0 BB: 0 P: 4	R: 0 E: 0 K: 1 S: 5 H: 0 LOB: 0 BB: 0 P: 5	R: 1 E: 0 K: 0 S: 5 H: 2 LOB: 1 BB: 0 P: 5	R: 0 E: 0 K: 1 S: 6 H: 1 LOB: 1 BB: 0 P: 6	R: 0 E: 0 K: 1 S: 6 H: 1 LOB: 2 BB: 1 P: 10	1B: 5 2B: 0 3B: 0 HR: 1 SF: 0 SAC: 0 DP: 0 HBP: 0	WP: 0 PB: 0 SB: 0 CS: 0 PA: 35					

PITCHER	IP	WLS	BF	H	R	ER	SO	BB	IBB	HBP	BLK	WP	HR	S	P	ERA	WHIP
Dennis Eckersley, R (1, 1) ERA: 3.26	9.0	W	35	6	2	2	7	1	0	0	0	0	1	48	52	2.00	0.778

PITCHER	IP	WLS	BF	H	R	ER	SO	BB	IBB	HBP	BLK	WP	HR	S	P	ERA	WHIP

TOP

New York Yankees @ Boston Red Sox

Fenway Park, Boston, MA

Wed Jun 21 1978, 7:05 PM EDT

Att. 32,459 - Unknown - 62 F

livebaseballscorecards.com

AB	34
R	2
H	6
RBI	2
BB	1
SO	7
LOB	12

BOTTOM

New York Yankees @ Boston Red Sox

Fenway Park, Boston, MA

Wed Jun 21 1978, 7:05 PM EDT
Att. 32,459 - Unknown - 62 F

Batter	1	2	3	4	5	6	7	8	9	AB	R	H	RBI	BB	SO	LOB
Rick Burleson, R (1, 6) OBP: 0.294, SLG: 0.362	F8	6-3	K			1-3		1-3 2B		5	0	1	0	0	1	1
Jerry Remy, L (1, 4) OBP: 0.312, SLG: 0.336	F8		S 2B 1B	F7		4-3		K		5	1	1	0	0	1	2
Jim Rice, R (1, 10) OBP: 0.380, SLG: 0.635	S 1B		2B WP 1-2 BB	FC6-4 1B			F2	BB		3	1	2	0	2	0	0
Carl Yastrzemski, L (1, 7) OBP: 0.391, SLG: 0.409	FC5-4 1-2 BB		WP 2B 1-3 2-H 2B	FC6-4 1-2f			F3	K		4	1	1	1	1	1	4
Carlton Fisk, R (1, 2) OBP: 0.382, SLG: 0.482	FC5-4 1-2f		WP SF8 2-H 3-H 2B	F4			5-3			4	1	1	1	0	0	3
Fred Lynn, L (1, 8) OBP: 0.388, SLG: 0.511		SH3-4 BB SF7 1B	SF8 2-H		6-3			HR		3	2	2	2	0	0	0
George Scott, R (1, 3) OBP: 0.361, SLG: 0.447		SH3-4 1-2 BB	F9		F9			HR		3	1	1	1	1	0	0
Dwight Evans, R (1, 9) OBP: 0.379, SLG: 0.553		SH3-4 1-2 2-3	HR 2B		5-3			F9		3	1	1	0	0	0	0
Butch Hobson, R (1, 5) OBP: 0.328, SLG: 0.487		SF7 3-H	2-H HR			K		2B 1B		3	1	2	3	0	1	0
Inning Stats	R: 0 E: 0 K: 0 S: 4 H: 1 LOB: 2 BB: 1 P: 8	R: 1 E: 0 K: 0 S: 4 H: 1 LOB: 1 BB: 1 P: 8	R: 6 E: 0 K: 1 S: 10 H: 5 LOB: 0 BB: 1 P: 14	R: 0 E: 0 K: 0 S: 4 H: 1 LOB: 1 BB: 0 P: 4	R: 0 E: 0 K: 0 S: 3 H: 0 LOB: 0 BB: 0 P: 3	R: 0 E: 0 K: 1 S: 5 H: 0 LOB: 0 BB: 0 P: 5	R: 0 E: 0 K: 0 S: 3 H: 0 LOB: 0 BB: 0 P: 3	R: 2 E: 0 K: 2 S: 11 H: 4 LOB: 3 BB: 1 P: 15		1B: 5 2B: 4 3B: 0 HR: 3	SF: 2 SAC: 1 DP: 0 HBP: 0						

livebaseballscorecards.com

AB	33
R	9
H	12
RBI	8
BB	4
SO	4
LOB	10

WP: 2 PB: 0 SB: 2 CS: 0 PA: 40

PITCHER		IP	WLS	BF	H	R	ER	SO	BB	IBB	HBP	BLK	WP	HR	S	P	ERA	WHIP
Jim Beattie, R ERA: 4.09	(1, 1)	2.0	L	14	5	5	5	0	3	0	0	0	1	0	11	23	22.50	4.000
Dick Tidrow, R ERA: 4.17	(3, 1)	5.0		18	3	2	2	2	0	0	0	0	1	1	22	22	3.60	0.600
Catfish Hunter, R ERA: 5.93	(8, 1)	1.0		8	4	2	2	2	1	0	0	0	0	2	11	15	18.00	5.000

PITCHER	IP	WLS	BF	H	R	ER	SO	BB	IBB	HBP	BLK	WP	HR	S	P	ERA	WHIP

New York Yankees @ Detroit Tigers

Tiger Stadium, Detroit, MI

Thu Jun 22 1978, 7:05 PM EDT

Att. 33,971 - Unknown

TOP

livebaseballscorecards.com

Batter	1	2	3	4	5	6	7	8	9	AB	R	H	RBI	BB	SO	LOB
Roy White, S (1, 7) (9, 8) OBP: 0.353, SLG: 0.400	G3		F7			F8		F8	1-3 3-H 1B	5	0	1	1	0	0	1
Willie Randolph, R (1, 4) OBP: 0.359, SLG: 0.319	6-3		6-3			1B		K	K	2	0	0	0	0	0	0
Brian Doyle, L (5, 4) OBP: 0.250, SLG: 0.250										1	0	1	0	0	0	0
Jim Spencer, L (8, PH) OBP: 0.311, SLG: 0.523										1	0	0	0	0	1	0
Paul Blair, R (8, 4) (8, 6) OBP: 0.278, SLG: 0.338										1	0	0	0	0	1	2
Thurman Munson, R (1, 2) OBP: 0.295, SLG: 0.373	4-3			1B		K			F7	3	0	1	0	0	1	1
Cliff Johnson, R (6, 2) OBP: 0.328, SLG: 0.360										1	0	0	0	0	0	0
Reggie Jackson, L (1, 9) OBP: 0.336, SLG: 0.476		6-3		F7			F5		HR	4	1	1	1	0	0	1
Chris Chambliss, L (1, 3) OBP: 0.345, SLG: 0.395		4-3		F8			FC4-6 1B		E4 1B 1B	4	1	1	0	0	0	1
Graig Nettles, L (1, 5) OBP: 0.339, SLG: 0.441		1-3			K		FC4-6 1-2		1B 1-3 1B	4	1	2	0	0	1	0
Gary Thomasson, L (1, 8) OBP: 0.276, SLG: 0.343			BBBB 6-3 1-3 BB		4-3		FC4-6 1-2f 2-3		E 1B 1B 1-3 3-H 1B	2	0	0	0	1	0	2
Lou Piniella, R (9, PH) (9, 7) OBP: 0.391, SLG: 0.428										1	1	1	1	0	0	0
Jay Johnstone, L (1, 10) OBP: 0.233, SLG: 0.239			1-3 1-2		P4		P5		P5	4	0	0	0	0	0	5
Fred Stanley, R (1, 6) (8, 4) OBP: 0.458, SLG: 0.462			6-3 2-3			F7		6-3	E3 1B 1-3 3-H 1B	4	0	1	1	0	0	1

	AB	37
	R	4
	H	9
	RBI	4
	BB	1
	SO	4
	LOB	14

Inning Stats										
	R: 0 E: 0 K: 0 S: 3	H: 0 LOB: 0 BB: 0 P: 3	R: 0 E: 0 K: 0 S: 3	H: 0 LOB: 0 BB: 0 P: 3	R: 0 E: 0 K: 0 S: 3	H: 0 LOB: 1 BB: 1 P: 7	R: 0 E: 0 K: 0 S: 4	H: 1 LOB: 1 BB: 0 P: 4	R: 0 E: 0 K: 1 S: 5	H: 0 LOB: 0 BB: 0 P: 5
	R: 0 E: 0 K: 1 S: 6	H: 1 LOB: 1 BB: 0 P: 6	R: 0 E: 0 K: 0 S: 5	H: 2 LOB: 2 BB: 0 P: 5	R: 0 E: 0 K: 1 S: 5	H: 0 LOB: 0 BB: 0 P: 5	R: 4 E: 2 K: 1 S: 11	H: 5 LOB: 2 BB: 0 P: 11	1B: 8 2B: 0 3B: 0 HR: 1	SF: 0 SAC: 0 DP: 0 HBP: 0
	WP: 0 PB: 0 SB: 0 CS: 0	PA: 38								

PITCHER		IP	WLS	BF	H	R	ER	SO	BB	IBB	HBP	BLK	WP	HR	S	P	ERA	WHIP
Dave Rozema, R ERA: 2.49	(1, 1)	8.1	L	33	6	3	2	3	1	0	0	0	0	1	38	42	2.16	0.840
John Hiller, L ERA: 2.41	(9, 1)	0.2		5	3	1	0	1	0	0	0	0	0	0	7	7	0.00	4.500

PITCHER	IP	WLS	BF	H	R	ER	SO	BB	IBB	HBP	BLK	WP	HR	S	P	ERA	WHIP

Batter	1	2	3	4	5	6	7	8	9	AB	R	H	RBI	BB	SO	LOB
Ron LeFlore, R (1, 8) OBP: 0.316, SLG: 0.371	HR		F8		F8			F8		4	1	1	1	0	0	1
Steve Kemp, L (1, 7) OBP: 0.431, SLG: 0.393	P6		BB		FC6-4 1-2f			K		3	0	0	0	1	1	1
Rusty Staub, L (1, 10) OBP: 0.341, SLG: 0.437	F7		G3			G6-4-3 1B		F8		4	0	1	0	0	0	1
Jason Thompson, L (1, 3) OBP: 0.365, SLG: 0.552	K			1B 1B		F8			FC3-6 WP BB	3	1	1	0	1	1	1
Aurelio Rodriguez, R (1, 5) OBP: 0.320, SLG: 0.460 Phil Mankowski, L (9, PH) OBP: 0.348, SLG: 0.406		F7		K		G6-4-3 1-2f			K	3 1	0 0	0 0	0 0	0 0	1 1	2 1
Mickey Stanley, R (1, 9) OBP: 0.250, SLG: 0.370 Tim Corcoran, L (9, PH) OBP: 0.306, SLG: 0.295		1B		G5-4-3 1-2 1B			K		FC3-6 1-2 BB	3 0	0 0	2 0	0 0	0 1	1 0	0 0
Lance Parrish, R (1, 2) OBP: 0.248, SLG: 0.409 Milt May, L (9, PH) OBP: 0.315, SLG: 0.453 Steve Dillard, R (9, PR) OBP: 0.275, SLG: 0.276		K		G5-4-3 1-2f			K		FC3-6 1-2f 2-3	3 1 0	0 0 0	0 0 0	0 0 0	0 0 0	2 0 0	3 2 0
Alan Trammell, R (1, 6) OBP: 0.298, SLG: 0.342		K			E1 FC6-4		1B		P4 3-H	4	0	1	0	0	1	2
Lou Whitaker, L (1, 4) OBP: 0.335, SLG: 0.347			G3		K		F8			3	0	0	0	0	1	2
Inning Stats	R: 1 E: 0 K: 1 S: 6 H: 1 LOB: 0 BB: 0 P: 6	R: 0 E: 0 K: 2 S: 8 H: 1 LOB: 1 BB: 0 P: 8	R: 0 E: 0 K: 0 S: 3 H: 0 LOB: 1 BB: 1 P: 7	R: 0 E: 0 K: 1 S: 6 H: 2 LOB: 1 BB: 0 P: 6	R: 0 E: 1 K: 1 S: 6 H: 0 LOB: 1 BB: 0 P: 6	R: 0 E: 0 K: 0 S: 3 H: 1 LOB: 0 BB: 0 P: 3	R: 0 E: 0 K: 2 S: 8 H: 1 LOB: 1 BB: 0 P: 8	R: 0 E: 0 K: 1 S: 5 H: 0 LOB: 0 BB: 0 P: 5	R: 1 E: 0 K: 1 S: 5 H: 0 LOB: 1 BB: 2 P: 13	1B: 5 2B: 0 3B: 0 HR: 1 SF: 0 SAC: 0 DP: 2 HBP: 0	WP: 1 PB: 0 SB: 0 CS: 0 PA: 35					

PITCHER	IP	WLS	BF	H	R	ER	SO	BB	IBB	HBP	BLK	WP	HR	S	P	ERA	WHIP
Ron Guidry, L (1, 1) ERA: 1.5	8.0	W	31	6	2	2	8	2	0	0	0	0	1	45	53	2.25	1.000
Rich Gossage, R (9, 1) ERA: 2.33	1.0	S	4	0	0	0	1	1	0	0	0	1	0	5	9	0.00	1.000

PITCHER	IP	WLS	BF	H	R	ER	SO	BB	IBB	HBP	BLK	WP	HR	S	P	ERA	WHIP

BOTTOM

New York Yankees @ Detroit Tigers

Tiger Stadium, Detroit, MI

Thu Jun 22 1978, 7:05 PM EDT

Att. 33,971 - Unknown

livebaseballscorecards.com

AB	32
R	2
H	6
RBI	1
BB	3
SO	9
LOB	16

New York Yankees @ Detroit Tigers

Tiger Stadium, Detroit, MI

Fri Jun 23 1978, 7:05 PM EDT

Att. 39,022 - Unknown

TOP

livebaseballscorecards.com

Batter	1	2	3	4	5	6	7	8	9	AB	R	H	RBI	BB	SO	LOB
Roy White, S (1, 7) OBP: 0.354, SLG: 0.421	0-0 1B HR 1B	0-0 G3			0-0 F7	0-0 1-H 2-H HR		0-0 F4		5	2	2	3	0	0	0
Graig Nettles, L (1, 5) OBP: 0.341, SLG: 0.440	0-0 1-3 1-3 HR 1B	0-0 2-3			0-0 F8	0-0 1B		0-0 F4		5	1	2	0	0	0	0
Thurman Munson, R (1, 2) OBP: 0.289, SLG: 0.366	0-0 1-3 1-2		0-0 F8			E4 1B BB 2B F8		0-3 K		5	1	0	0	0	1	3
Reggie Jackson, L (1, 9) OBP: 0.337, SLG: 0.470	B B B B 4-0 HR BB		S S S 0-3 K			4-0 1-2 1B 2B BB 0-3 K			0-0 4-3	3	2	0	0	2	2	1
Chris Chambliss, L (1, 3) OBP: 0.350, SLG: 0.410	0-0 1-H 2-H 3-H HR		0-0 F9			0-0 1-2 2-3 2B 1B	S S S 0-3 K		0-0 FC5-4 1B	5	2	3	4	0	1	0
Gary Thomasson, L (1, 8) OBP: 0.278, SLG: 0.341 Paul Blair, R (6, PH) OBP: 0.293, SLG: 0.358 (6, 8)	B B B B 4-0 BB			S S S 0-3 K		0-0 1-H 2-H 3-H 1B 2B	B B B B 4-0 FC4-6 BB		0-0 1-2f FC5-4 E	1 2	0 2	0 1	0 3	1 1	1 0	0 1
Jay Johnstone, L (1, 10) OBP: 0.227, SLG: 0.232 Lou Piniella, R (6, PH) OBP: 0.395, SLG: 0.429	0-0 F8			0-0 G3		0-0 2-H HR 1B	B B B B 4-0 1-2 FC4-6 BB		0-0 1-H E1	2 2	0 1	0 1	0 1	0 1	0 0	1 0
Fred Stanley, R (1, 6) OBP: 0.415, SLG: 0.409	S S S 0-3 K			0-0 F2		0-0 F8	0-0 1-2f 2-3 FC4-6		0-0 6-3	5	0	0	0	0	1	5
Brian Doyle, L (1, 4) OBP: 0.250, SLG: 0.250		0-0 3-1			0-0 F9	0-0 1-2 HR 1B	0-0 G3			4	1	1	0	0	0	2

	AB	39
	R	12
	H	10
	RBI	11
	BB	5
	SO	6
	LOB	13

Inning Stats																								
	R: 4	H: 3	R: 0	H: 0	R: 0	H: 0	R: 0	H: 0	R: 0	H: 0	R: 7	H: 6	R: 0	H: 0	R: 0	H: 0	R: 1	H: 1	1B: 7	SF: 0	WP: 0	PA: 44		
	E: 0	LOB: 1	E: 0	LOB: 0	E: 0	LOB: 0	E: 0	LOB: 0	E: 0	LOB: 0	E: 1	LOB: 1	E: 0	LOB: 2	E: 0	LOB: 0	E: 1	LOB: 1	2B: 1	SAC: 0	PB: 0			
	K: 1	BB: 2	K: 0	BB: 0	K: 1	BB: 0	K: 1	BB: 0	K: 0	BB: 0	K: 1	BB: 1	K: 1	BB: 2	K: 1	BB: 0	K: 0	BB: 0	3B: 0	DP: 0	SB: 0			
	S: 8	P: 16	S: 3	P: 3	S: 5	P: 5	S: 5	P: 5	S: 3	P: 3	S: 12	P: 16	S: 5	P: 13	S: 5	P: 5	S: 5	P: 5	HR: 2	HBP: 0	CS: 0			

PITCHER		IP	WLS	BF	H	R	ER	SO	BB	IBB	HBP	BLK	WP	HR	S	P	ERA	WHIP
Milt Wilcox, R ERA: 4.18	(1, 1)	5.0	L	22	3	6	6	3	3	0	0	0	0	1	25	37	10.80	1.200
Bob Sykes, L ERA: 4.25	(6, 1)	0.1		6	5	5	4	0	0	0	0	0	0	1	6	6	108.00	15.000
Jack Morris, R ERA: 4.34	(6, 1)	3.2		16	2	1	0	3	2	0	0	0	0	0	20	28	0.00	1.091

PITCHER	IP	WLS	BF	H	R	ER	SO	BB	IBB	HBP	BLK	WP	HR	S	P	ERA	WHIP

Batter	1	2	3	4	5	6	7	8	9	AB	R	H	RBI	BB	SO	LOB
Ron LeFlore, R (1, 8) OBP: 0.314, SLG: 0.365	BBBB 4-0 F8 SH5-3 1B BB	x 0-0 ③ FC6-4 1-2f		x 0-0 ③ F9		x 0-0 ③ 6-3		x 0-0 ②③ G6-4-3 1-2f		4	1	0	0	1	0	6
Lou Whitaker, L (1, 4) OBP: 0.328, SLG: 0.339	x 0-0 ① SH5-3 1-2		x 0-0 ① 6-3		x 0-0 ① F8		x 0-0 ① G3		x 0-0 ① 6-3	4	0	0	0	0	0	0
Rusty Staub, L (1, 10) OBP: 0.342, SLG: 0.437	x 0-0 ② F8 2-3		x 0-0 ② P4		x 0-0 ② G3		x 0-0 FC4-6 1B		x 0-0 1B	5	0	2	0	0	0	1
Jason Thompson, L (1, 3) OBP: 0.365, SLG: 0.549	x 0-0 3-H 1B		x 0-0 ③ F9		x 0-0 BB 1B 1B		x 0-0 ② FC4-6 BB 1-2f		x 0-0 ② F8	5	1	2	1	0	0	2
Steve Kemp, L (1, 7) OBP: 0.434, SLG: 0.392	x 0-0 ③ F7			x 0-0 G4-6-3 1B	BBBB 4-0 1B 1-2 BB		BBBB 4-0 1-2 BB		x 0-0 ③ 4-3	3	0	1	0	2	0	2
Milt May, L (1, 2) OBP: 0.314, SLG: 0.448		x 0-0 ① F8		x 0-0 ①② G4-6-3 1-2f	x 0-0 1-3 2-H 1B		x 0-0 ③ 4-3			4	0	1	1	0	0	3
Tim Corcoran, L (1, 9) OBP: 0.308, SLG: 0.305 Mickey Stanley, R (5, PH) OBP: 0.240, SLG: 0.354 (6, 9)		x 0-0 ② 3-1		x 0-0 1B 2B	x 0-0 ③ P5			x 0-0 ① 6-3		2 2	1 0	1 0	0 0	0 0	0 0	0 2
Phil Mankowski, L (1, 5) OBP: 0.360, SLG: 0.417 Aurelio Rodriguez, R (6, 5) OBP: 0.322, SLG: 0.460		x 0-0 1B 1B		x 0-0 1B 2-H 1B		x 0-0 ① F7		x 0-0 E 1B		2 2	0 0	2 1	1 0	0 0	0 0	0 0
Alan Trammell, R (1, 6) OBP: 0.303, SLG: 0.345		x 0-0 FC6-4 1-2 1B		x 0-0 1-2 1B		x 0-0 ② P4		x 0-0 E5 G6-4-3 1-2		4	0	2	0	0	0	1
Inning Stats	R: 1 H: 1 E: 0 LOB: 1 K: 0 BB: 1 S: 4 P: 8	R: 0 H: 2 E: 0 LOB: 2 K: 0 BB: 0 S: 5 P: 5	R: 0 H: 0 E: 0 LOB: 0 K: 0 BB: 0 S: 3 P: 3	R: 1 H: 4 E: 0 LOB: 2 K: 0 BB: 0 S: 6 P: 6	R: 1 H: 2 E: 0 LOB: 2 K: 0 BB: 1 S: 5 P: 9	R: 0 H: 0 E: 0 LOB: 0 K: 0 BB: 0 S: 3 P: 3	R: 0 H: 1 E: 0 LOB: 2 K: 0 BB: 1 S: 4 P: 8	R: 0 H: 1 E: 1 LOB: 1 K: 0 BB: 0 S: 4 P: 4	R: 0 H: 1 E: 0 LOB: 1 K: 0 BB: 0 S: 4 P: 4							

BOTTOM

New York Yankees @ Detroit Tigers

Tiger Stadium, Detroit, MI

Fri Jun 23 1978, 7:05 PM EDT

Att. 39,022 - Unknown

livebaseballscorecards.com

AB	37
R	3
H	12
RBI	3
BB	3
SO	0
LOB	17

1B: 11	SF: 0	WP: 0	PA: 41
2B: 1	SAC: 1	PB: 0	
3B: 0	DP: 2	SB: 0	
HR: 0	HBP: 0	CS: 0	

PITCHER		IP	WLS	BF	H	R	ER	SO	BB	IBB	HBP	BLK	WP	HR	S	P	ERA	WHIP
Ed Figueroa, R ERA: 3.32	(1, 1)	4.2		24	9	3	3	0	2	0	0	0	0	0	22	30	5.79	2.357
Sparky Lyle, L ERA: 3.83	(5, 1)	3.1	W	13	2	0	0	0	1	0	0	0	0	0	12	16	0.00	0.900
Larry McCall, R ERA:	(9, 1)	1.0		4	1	0	0	0	0	0	0	0	0	0	4	4	0.00	1.000

PITCHER	IP	WLS	BF	H	R	ER	SO	BB	IBB	HBP	BLK	WP	HR	S	P	ERA	WHIP

Batter	1	2	3	4	5	6	7	8	9	AB	R	H	RBI	BB	SO	LOB
Roy White, S (1, 7) OBP: 0.345, SLG: 0.410	G3	F9 2-H 3-H			P4			K		4	0	0	0	0	1	0
Graig Nettles, L (1, 5) OBP: 0.339, SLG: 0.437	FC6-4 1B 1B		G3			G3			4-3	4	1	1	0	0	0	0
Thurman Munson, R (1, 2) OBP: 0.292, SLG: 0.368	FC6-4 1-3 1B		K			G1-6-3 1B			6-3	4	0	2	0	0	1	0
Reggie Jackson, L (1, 9) OBP: 0.332, SLG: 0.462	FC6-4 1-2f 3-H		6-3			G1-6-3 1-2f			L6	4	0	0	1	0	0	2
Chris Chambliss, L (1, 3) OBP: 0.346, SLG: 0.405	1-3			F8			F7			3	0	0	0	0	0	1
Gary Thomasson, L (1, 8) OBP: 0.279, SLG: 0.341		4-3 BB WP 1B		K			F9			3	1	1	0	0	1	0
Jay Johnstone, L (1, 10) OBP: 0.218, SLG: 0.222		F9		P5			F7			3	0	0	0	0	0	1
Fred Stanley, R (1, 6) OBP: 0.411, SLG: 0.391		4-3 1-2 E BB			K			P5		2	1	0	0	1	1	0
Brian Doyle, L (1, 4) OBP: 0.222, SLG: 0.222		4-3 1-2 2-3			4-3			P4		2	0	0	0	0	0	2
Jim Spencer, L (8, PH) OBP: 0.308, SLG: 0.519										1	0	0	0	0	0	0
Damaso Garcia, R (8, 4)										0	0	0	0	0	0	0
Inning Stats	R: 1 E: 0 K: 0 S: 5 H: 2 LOB: 1 BB: 0 P: 5	R: 2 E: 0 K: 0 S: 4 H: 1 LOB: 0 BB: 1 P: 8	R: 0 E: 0 K: 1 S: 5 H: 0 LOB: 0 BB: 0 P: 5	R: 0 E: 0 K: 1 S: 5 H: 0 LOB: 0 BB: 0 P: 5	R: 0 E: 0 K: 1 S: 5 H: 0 LOB: 0 BB: 0 P: 5	R: 0 E: 0 K: 0 S: 3 H: 1 LOB: 0 BB: 0 P: 3	R: 0 E: 0 K: 0 S: 3 H: 0 LOB: 0 BB: 0 P: 3	R: 0 E: 0 K: 1 S: 5 H: 0 LOB: 0 BB: 0 P: 5	R: 0 E: 0 K: 0 S: 3 H: 0 LOB: 0 BB: 0 P: 3	1B: 4 2B: 0 3B: 0 HR: 0 SF: 0 SAC: 0 DP: 1 HBP: 0						

PITCHER	IP	WLS	BF	H	R	ER	SO	BB	IBB	HBP	BLK	WP	HR	S	P	ERA	WHIP
Jim Slaton, R (1, 1) ERA: 4.78	9.0	W	31	4	3	2	4	1	0	0	0	1	0	38	42	2.00	0.556

PITCHER	IP	WLS	BF	H	R	ER	SO	BB	IBB	HBP	BLK	WP	HR	S	P	ERA	WHIP

TOP

New York Yankees @ Detroit Tigers

Tiger Stadium, Detroit, MI

Sat Jun 24 1978, 7:05 PM EDT

Att. 37,681 - Unknown

livebaseballscorecards.com

AB	30
R	3
H	4
RBI	1
BB	1
SO	4
LOB	6

WP: 1 PA: 31
PB: 0
SB: 0
CS: 0

Batter	1	2	3	4	5	6	7	8	9	AB	R	H	RBI	BB	SO	LOB
Ron LeFlore, R (1, 8) OBP: 0.313, SLG: 0.364	6-3	F9		FC6-4 1B		5-3				4	0	1	0	0	0	1
Lou Whitaker, L (1, 4) OBP: 0.332, SLG: 0.344	BB		1B 2B	FC6-4			K			3	2	1	0	1	1	2
Rusty Staub, L (1, 10) OBP: 0.344, SLG: 0.438	E 1B		6-3		G3 1B		P2			4	1	2	0	0	0	1
Jason Thompson, L (1, 3) OBP: 0.367, SLG: 0.552	E 2B		1B		K		6-3			4	1	2	2	0	1	1
Steve Kemp, L (1, 7) OBP: 0.432, SLG: 0.390	E9 1B		F8		G3			F7		4	0	1	2	0	0	2
Milt May, L (1, 2) OBP: 0.306, SLG: 0.435	4-3		F8		3-1			F5		4	0	0	0	0	0	3
Tim Corcoran, L (1, 9) OBP: 0.302, SLG: 0.299	4-1			4-3		F8		F8		3	0	0	0	0	0	1
Mickey Stanley, R (8, PH) (9, 9) OBP: 0.235, SLG: 0.347										1	0	0	0	0	0	0
Phil Mankowski, L (1, 5) OBP: 0.359, SLG: 0.415		G3		CS 1B		F8				3	0	1	0	0	0	0
Aurelio Rodriguez, R (7, 5) OBP: 0.322, SLG: 0.460										0	0	0	0	0	0	0
Alan Trammell, R (1, 6) OBP: 0.309, SLG: 0.351		5-3		1B 1B		1B				3	0	2	0	0	0	0
Inning Stats	R: 3 H: 3 E: 1 LOB: 1 K: 0 BB: 1 S: 6 P: 10	R: 0 H: 0 E: 0 LOB: 0 K: 0 BB: 0 S: 3 P: 3	R: 1 H: 2 E: 0 LOB: 1 K: 0 BB: 0 S: 5 P: 5	R: 0 H: 3 E: 0 LOB: 2 K: 0 BB: 0 S: 5 P: 5	R: 0 H: 1 E: 0 LOB: 1 K: 1 BB: 0 S: 6 P: 6	R: 0 H: 1 E: 0 LOB: 1 K: 0 BB: 0 S: 4 P: 4	R: 0 H: 0 E: 0 LOB: 0 K: 1 BB: 0 S: 5 P: 5	R: 0 H: 0 E: 0 LOB: 0 K: 0 BB: 0 S: 3 P: 3		1B: 8 SF: 0 2B: 2 SAC: 0 3B: 0 DP: 0 HR: 0 HBP: 0						

PITCHER		IP	WLS	BF	H	R	ER	SO	BB	IBB	HBP	BLK	WP	HR	S	P	ERA	WHIP
Ken Clay, R ERA: 4.93	(1, 1)	0.1		5	3	3	3	0	1	0	0	0	0	0	4	8	81.00	12.000
Dick Tidrow, R ERA: 3.99	(1, 1)	5.2	L	23	7	1	1	1	0	0	0	0	0	0	25	25	1.59	1.235
Sparky Lyle, L ERA: 3.7	(7, 1)	2.0		6	0	0	0	1	0	0	0	0	0	0	8	8	0.00	0.000

PITCHER	IP	WLS	BF	H	R	ER	SO	BB	IBB	HBP	BLK	WP	HR	S	P	ERA	WHIP

BOTTOM

New York Yankees @ Detroit Tigers

Tiger Stadium, Detroit, MI

Sat Jun 24 1978, 7:05 PM EDT

Att. 37,681 - Unknown

livebaseballscorecards.com

AB	33
R	4
H	10
RBI	4
BB	1
SO	2
LOB	11

WP: 0 PA: 34
PB: 0
SB: 0
CS: 1

New York Yankees @ Detroit Tigers

Tiger Stadium, Detroit, MI

Sun Jun 25 1978, 3:33 AM EDT

Att. 34,014 - Unknown

TOP

livebaseballscorecards.com

Batter	1	2	3	4	5	6	7	8	9	AB	R	H	RBI	BB	SO	LOB
Roy White, S (1, 7) OBP: 0.347, SLG: 0.409	5-3		F8		SF8, 1B 1-3 1B		F3		1B 1-2 1B	5	1	2	0	0	0	1
Graig Nettles, L (1, 5) OBP: 0.340, SLG: 0.434	K		1B 1-2 BB		SF8 1-2 3-H		BB		F8	2	0	0	1	2	1	2
Thurman Munson, R (1, 2) OBP: 0.301, SLG: 0.373	1B		1-2 2-H 1B		1B BB		P6		FC6-4 1-3 2-H 1B	4	0	3	2	1	0	1
Chris Chambliss, L (1, 10) OBP: 0.344, SLG: 0.401	F8		5-3		1-3 2-H 1B		1-3		FC6-4 1-2f	5	0	1	1	0	0	6
Lou Piniella, R (1, 9) OBP: 0.392, SLG: 0.421		G3		G6-3 BB	6-3			5-3		3	0	0	0	1	0	2
Jim Spencer, L (1, 3) OBP: 0.298, SLG: 0.500		F8		G6-3 1-2f		4-3		K		4	0	0	0	0	1	1
Gary Thomasson, L (1, 8) OBP: 0.280, SLG: 0.346		K		F8		2B		F8		3	0	1	0	0	1	0
Paul Blair, R (8, PH) (8, 8) OBP: 0.289, SLG: 0.353										1	0	0	0	0	0	0
Fred Stanley, R (1, 6) OBP: 0.400, SLG: 0.380			FC5-4 1B		4-3	6-3			K	4	0	1	0	0	1	1
Damaso Garcia, R (1, 4) OBP: 0.500, SLG: 0.500			FC5-4 BB 1-2f 1B		1B SF8 1B	P4			1B 1B 1B	4	3	2	0	0	0	2

	AB	35
	R	4
	H	10
	RBI	4
	BB	4
	SO	4
	LOB	16

Inning Stats																		
	R: 0	H: 1	R: 0	H: 0	R: 1	H: 2	R: 0	H: 0	R: 2	H: 3	R: 0	H: 1	R: 0	H: 0	R: 0	H: 0	R: 1	H: 3
	E: 0	LOB: 1	E: 0	LOB: 0	E: 0	LOB: 2	E: 0	LOB: 0	E: 0	LOB: 2	E: 0	LOB: 1	E: 0	LOB: 1	E: 0	LOB: 0	E: 0	LOB: 2
	K: 1	BB: 0	K: 1	BB: 0	K: 0	BB: 1	K: 0	BB: 1	K: 0	BB: 1	K: 0	BB: 0	K: 0	BB: 1	K: 1	BB: 0	K: 1	BB: 0
	S: 6	P: 6	S: 5	P: 5	S: 5	P: 9	S: 2	P: 6	S: 6	P: 10	S: 4	P: 4	S: 3	P: 7	S: 5	P: 5	S: 8	P: 8

	1B: 9	SF: 1
	2B: 1	SAC: 0
	3B: 0	DP: 1
	HR: 0	HBP: 0

	WP: 0	PA: 40
	PB: 0	
	SB: 0	
	CS: 0	

PITCHER		IP	WLS	BF	H	R	ER	SO	BB	IBB	HBP	BLK	WP	HR	S	P	ERA	WHIP
Steve Baker, R ERA: 3.12	(1, 1)	5.1	L	25	7	3	3	2	3	0	0	0	0	0	26	38	5.06	1.875
John Hiller, L ERA: 2.41	(6, 1)	3.2		15	3	1	1	2	1	0	0	0	0	0	18	22	2.46	1.091

PITCHER	IP	WLS	BF	H	R	ER	SO	BB	IBB	HBP	BLK	WP	HR	S	P	ERA	WHIP

New York Yankees @ Detroit Tigers

Tiger Stadium, Detroit, MI

Sun Jun 25 1978, 3:33 AM EDT

Att. 34,014 - Unknown

BOTTOM

Batter	1	2	3	4	5	6	7	8	9	AB	R	H	RBI	BB	SO	LOB
Ron LeFlore, R (1, 8) OBP: 0.314, SLG: 0.362	FC6-4 1B		CS BB		1-3 2-3		F8		4-3	4	0	1	0	1	0	2
Steve Kemp, L (1, 7) OBP: 0.426, SLG: 0.383	FC6-4 1-2f		K 1-2		4-3		F8			4	0	0	0	0	1	3
Rusty Staub, L (1, 10) OBP: 0.346, SLG: 0.438	K		1B 1B		1B 3-H 1B		F8			4	0	2	1	0	1	1
Jason Thompson, L (1, 3) OBP: 0.369, SLG: 0.551	K		FC5-4 1-3 1B		1-3 1-2 1B			1-3		4	0	2	0	0	1	1
Aurelio Rodriguez, R (1, 5) OBP: 0.314, SLG: 0.448		K	FC5-4 1-2f		F9			6-3		4	0	0	0	0	1	4
Mickey Stanley, R (1, 9) OBP: 0.255, SLG: 0.365		1B 2B		K		FC3-6 BB		K		3	1	1	0	1	2	0
Lance Parrish, R (1, 2) OBP: 0.248, SLG: 0.403		2-H 1B		F7		FC3-6 FC6-4 1-2f			K	4	0	1	1	0	1	1
Alan Trammell, R (1, 6) OBP: 0.304, SLG: 0.345		F8		F9		FC6-4 1-2f			K	3	0	0	0	0	0	2
Tim Corcoran, L (9, PH) OBP: 0.300, SLG: 0.296										1	0	0	0	0	1	0
Lou Whitaker, L (1, 4) OBP: 0.335, SLG: 0.353		1-4-3			1-3 1B 2B	F9			1B	4	1	2	0	0	0	2
Inning Stats	R: 0 E: 0 K: 2 S: 8	R: 1 E: 0 K: 1 S: 7	R: 0 E: 0 K: 1 S: 6	R: 0 E: 0 K: 1 S: 5	R: 1 E: 0 K: 0 S: 6	R: 0 E: 0 K: 0 S: 3	R: 0 E: 0 K: 0 S: 3	R: 0 E: 0 K: 1 S: 5	R: 0 E: 0 K: 2 S: 8							
	H: 1 LOB: 1 BB: 0 P: 8	H: 2 LOB: 1 BB: 0 P: 7	H: 2 LOB: 2 BB: 1 P: 10	H: 0 LOB: 0 BB: 0 P: 5	H: 3 LOB: 2 BB: 0 P: 6	H: 0 LOB: 1 BB: 1 P: 7	H: 0 LOB: 0 BB: 0 P: 3	H: 0 LOB: 0 BB: 0 P: 5	H: 1 LOB: 1 BB: 0 P: 8							

	AB	35
	R	2
	H	9
	RBI	2
	BB	2
	SO	8
	LOB	16

	1B: 7	SF: 0	WP: 0	PA: 37
	2B: 3	SAC: 0	PB: 0	
	3B: 0	DP: 1	SB: 0	
	HR: 0	HBP: 0	CS: 1	

livebaseballscorecards.com

PITCHER		IP	WLS	BF	H	R	ER	SO	BB	IBB	HBP	BLK	WP	HR	S	P	ERA	WHIP
Don Gullett, L ERA: 2.89	(1, 1)	7.2	W	32	8	2	2	5	2	0	0	0	0	0	40	48	2.35	1.304
Rich Gossage, R ERA: 2.28	(8, 1)	1.1	S	5	1	0	0	3	0	0	0	0	0	0	11	11	0.00	0.750

PITCHER	IP	WLS	BF	H	R	ER	SO	BB	IBB	HBP	BLK	WP	HR	S	P	ERA	WHIP

Batter	1	2	3	4	5	6	7	8	9	AB	R	H	RBI	BB	SO	LOB
Rick Burleson, R (1, 6) OBP: 0.296, SLG: 0.374	4-3	FC6-4 1-2f			F8		K		K	5	0	0	0	0	2	4
Jerry Remy, L (1, 4) OBP: 0.306, SLG: 0.324	F2		F4		F9 2-3		BB 1-2		BB	3	0	0	0	2	0	1
Jim Rice, R (1, 10) OBP: 0.381, SLG: 0.639	1B 1B		K		HR 3-H		F9 2-3		4-3	5	1	2	2	0	1	3
Carl Yastrzemski, L (1, 7) OBP: 0.383, SLG: 0.396	1B 1-3		F9		L4		F8			4	0	1	0	0	0	2
Carlton Fisk, R (1, 2) OBP: 0.385, SLG: 0.523	K			F4		2B 1B		HR		4	2	2	1	0	1	2
Fred Lynn, L (1, 8) OBP: 0.389, SLG: 0.506		BB		G3		G4-3 2-H 1B		4-3		3	0	1	1	1	0	0
George Scott, R (1, 3) OBP: 0.378, SLG: 0.464		FC6-4 1-2 BB		2B		F8		K		3	0	1	0	1	1	1
Dwight Evans, R (1, 9) OBP: 0.378, SLG: 0.542		K		K		G4-3 1-2f		4-3		4	0	0	0	0	2	4
Butch Hobson, R (1, 5) OBP: 0.329, SLG: 0.484		K			E4 F9 HR		F9 BB BB		K	3	1	0	0	1	2	2
Inning Stats	R: 0 E: 0 K: 1 S: 7 H: 2 LOB: 2 BB: 0 P: 7	R: 0 E: 0 K: 2 S: 7 H: 0 LOB: 2 BB: 2 P: 15	R: 0 E: 0 K: 1 S: 5 H: 0 LOB: 0 BB: 0 P: 5	R: 0 E: 0 K: 1 S: 6 H: 1 LOB: 1 BB: 0 P: 6	R: 2 E: 1 K: 0 S: 5 H: 1 LOB: 0 BB: 0 P: 5	R: 1 E: 0 K: 0 S: 4 H: 2 LOB: 0 BB: 0 P: 4	R: 0 E: 0 K: 1 S: 5 H: 0 LOB: 2 BB: 2 P: 13	R: 1 E: 0 K: 1 S: 6 H: 1 LOB: 0 BB: 0 P: 6	R: 0 E: 0 K: 2 S: 7 H: 0 LOB: 1 BB: 1 P: 11	1B: 3 2B: 2 3B: 0 HR: 2 SF: 0 SAC: 0 DP: 1 HBP: 0						

PITCHER		IP	WLS	BF	H	R	ER	SO	BB	IBB	HBP	BLK	WP	HR	S	P	ERA	WHIP
Andy Messersmith, R ERA: 4.71	(1, 1)	6.1	L	29	6	3	1	6	4	0	0	0	0	1	37	53	1.42	1.579
Rich Gossage, R ERA: 2.32	(7, 1)	2.2		10	1	1	1	3	1	0	0	0	0	1	15	19	3.38	0.750

PITCHER	IP	WLS	BF	H	R	ER	SO	BB	IBB	HBP	BLK	WP	HR	S	P	ERA	WHIP

TOP

Boston Red Sox @ New York Yankees

Yankee Stadium, Bronx, NY

Mon Jun 26 1978, 7:05 PM EDT

Att. 52,124 - Unknown

livebaseballscorecards.com

AB	34
R	4
H	7
RBI	4
BB	5
SO	9
LOB	19

WP: 0 PA: 39
PB: 0
SB: 0
CS: 0

Boston Red Sox @ New York Yankees

Yankee Stadium, Bronx, NY

Mon Jun 26 1978, 7:05 PM EDT

Att. 52,124 - Unknown

livebaseballscorecards.com

BOTTOM

Batter	1	2	3	4	5	6	7	8	9	AB	R	H	RBI	BB	SO	LOB
Roy White, S (1, 7) OBP: 0.349, SLG: 0.405	0-0 S, 1B; 1B	4-0 1-2; BB		0-0 G4-6-3 1-2f			0-3 K		0-0 F7	4	1	1	0	1	1	1
Graig Nettles, L (1, 5)	0-3 K 1-2	0-3 K			0-0 4-3		0-0 F9		0-0 F5	5	0	0	0	0	2	3
Thurman Munson, R (1, 2) OBP: 0.296, SLG: 0.367	0-0 6-3		0-0 F7		0-0 L5		0-0 F8		0-3 K	5	0	0	0	0	1	1
Chris Chambliss, L (1, 3) OBP: 0.352, SLG: 0.406	0-0 BB 2-H; 1B		1-0 BB; HBP		4-0 BB			0-0 1B; 1B		2	0	2	1	1	0	0
Lou Piniella, R (1, 9) OBP: 0.389, SLG: 0.413	4-0 1-2; BB		0-0 L9		0-0 F9			0-3 K		3	0	0	0	1	1	3
Reggie Jackson, L (1, 10) OBP: 0.335, SLG: 0.460	0-3 K		4-0 1-2; BB			0-0 4-3		0-0 BB 1-3; 1B		3	0	1	0	1	1	2
Gary Thomasson, L (1, 8) OBP: 0.275, SLG: 0.339		0-0 F5	0-0 4-3			0-0 5-3		0-0 F9		4	0	0	0	0	0	4
Fred Stanley, R (1, 6) OBP: 0.413, SLG: 0.396		0-3 K		0-0 FC2-6 1B		0-0 1B		4-0 1-2; BB		3	0	2	0	0	1	0
Jim Spencer, L (8, PH) OBP: 0.304, SLG: 0.500										0	0	0	0	1	0	0
Paul Blair, R (9, 4) OBP: 0.289, SLG: 0.353										0	0	0	0	0	0	0
(9, 6)																
(9, 4)																
Damaso Garcia, R (1, 4) OBP: 0.429, SLG: 0.429		0-0 BB; 1B		0-0 FC2-6 G4-6-3 1-2f		0-3 K		0-0 4-3		3	0	1	0	0	1	2
Jay Johnstone, L (8, PH) OBP: 0.215, SLG: 0.219										1	0	0	0	0	0	3
Brian Doyle, L (9, 6) OBP: 0.222, SLG: 0.222										0	0	0	0	0	0	0
(9, 4)																
(9, 6)																

Inning Stats	1	2	3	4	5	6	7	8	9
	R: 1 E: 0 K: 2 S: 9 H: 2 LOB: 2 BB: 1 P: 13	R: 0 E: 0 K: 2 S: 8 H: 1 LOB: 2 BB: 1 P: 12	R: 0 E: 0 K: 0 S: 3 H: 0 LOB: 2 BB: 1 P: 8	R: 0 E: 0 K: 0 S: 3 H: 1 LOB: 0 BB: 0 P: 3	R: 0 E: 0 K: 0 S: 3 H: 0 LOB: 1 BB: 1 P: 7	R: 0 E: 0 K: 1 S: 6 H: 1 LOB: 1 BB: 0 P: 6	R: 0 E: 0 K: 1 S: 5 H: 0 LOB: 0 BB: 0 P: 5	R: 0 E: 0 K: 1 S: 7 H: 2 LOB: 3 BB: 1 P: 11	R: 0 E: 0 K: 1 S: 5 H: 0 LOB: 0 BB: 0 P: 5

	AB	33
	R	1
	H	7
	RBI	1
	BB	5
	SO	8
	LOB	19

| | | | | | | | | | | | | | | | |

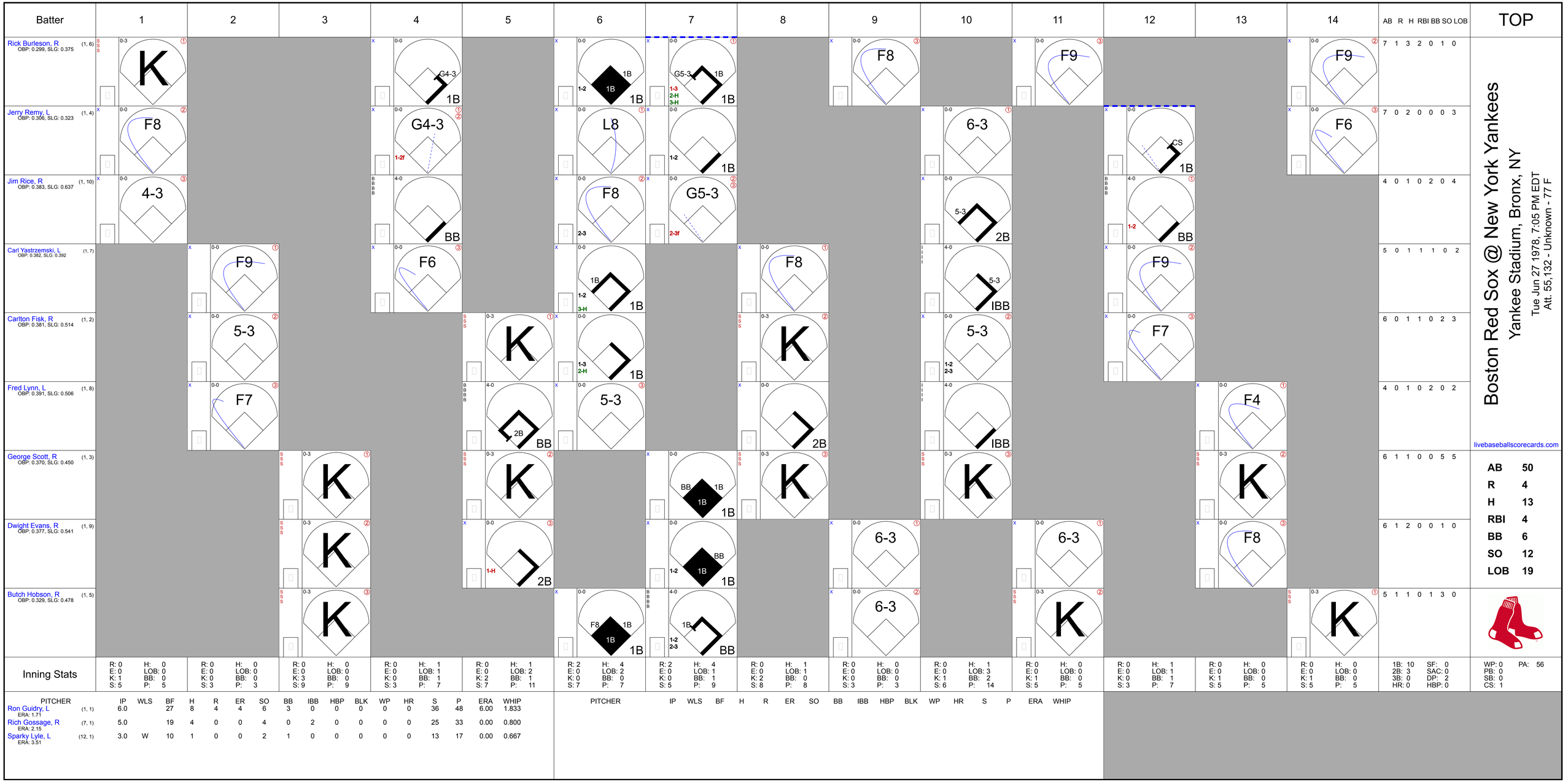
Batter
1
2
3
4
5
6
7
8
9
10
11
12
13
14
AB R H RBI BB SO LOB
TOP
Rick Burleson, R (1, 6) OBP: 0.299, SLG: 0.375
7 1 3 2 0 1 0
Jerry Remy, L (1, 4) OBP: 0.306, SLG: 0.323
7 0 2 0 0 0 3
Jim Rice, R (1, 10) OBP: 0.383, SLG: 0.637
4 0 1 0 2 0 4
Carl Yastrzemski, L (1, 7) OBP: 0.382, SLG: 0.392
5 0 1 1 1 0 2
Carlton Fisk, R (1, 2) OBP: 0.381, SLG: 0.514
6 0 1 1 0 2 3
Fred Lynn, L (1, 8) OBP: 0.391, SLG: 0.506
4 0 1 0 2 0 2
George Scott, R (1, 3) OBP: 0.370, SLG: 0.450
6 1 1 0 0 5 5
Dwight Evans, R (1, 9) OBP: 0.377, SLG: 0.541
6 1 2 0 0 1 0
Butch Hobson, R (1, 5) OBP: 0.329, SLG: 0.478
5 1 1 0 1 3 0
Boston Red Sox @ New York Yankees
Yankee Stadium, Bronx, NY
Tue Jun 27 1978, 7:05 PM EDT
Att. 55,132 - Unknown - 77 F
livebaseballscorecards.com
AB 50
R 4
H 13
RBI 4
BB 6
SO 12
LOB 19
Inning Stats
1B: 10 SF: 0
2B: 3 SAC: 0
3B: 0 DP: 2
HR: 0 HBP: 0
WP: 0 PA: 56
PB: 0
SB: 0
CS: 1
PITCHER IP WLS BF H R ER SO BB IBB HBP BLK WP HR S P ERA WHIP
Ron Guidry, L (1, 1) ERA: 1.71 6.0 27 8 4 4 6 3 0 0 0 0 0 36 48 6.00 1.833
Rich Gossage, R (7, 1) ERA: 2.15 5.0 19 4 0 0 4 0 2 0 0 0 0 25 33 0.00 0.800
Sparky Lyle, L (12, 1) ERA: 3.51 3.0 W 10 1 0 0 2 1 0 0 0 0 0 13 17 0.00 0.667

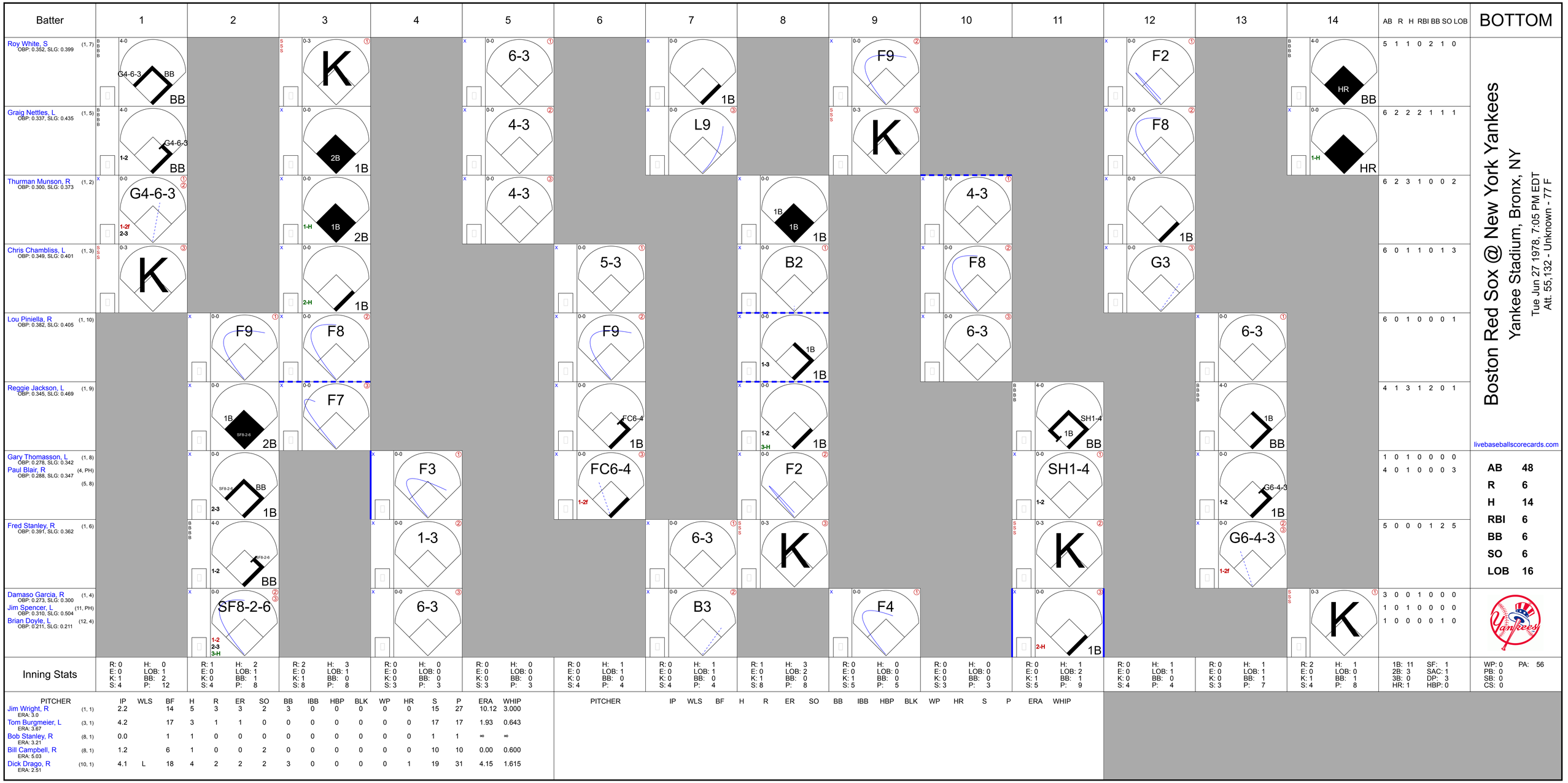
Batter
1
2
3
4
5
6
7
8
9
10
11
12
13
14
AB R H RBI BB SO LOB
BOTTOM
Roy White, S (1, 7) OBP: 0.352, SLG: 0.399
5 1 1 0 2 1 0
Graig Nettles, L (1, 5) OBP: 0.337, SLG: 0.435
6 2 2 2 1 1 1
Thurman Munson, R (1, 2) OBP: 0.300, SLG: 0.373
6 2 3 1 0 0 2
Chris Chambliss, L (1, 3) OBP: 0.349, SLG: 0.401
6 0 1 1 0 1 3
Lou Piniella, R (1, 10) OBP: 0.382, SLG: 0.405
6 0 1 0 0 0 1
Reggie Jackson, L (1, 9) OBP: 0.345, SLG: 0.469
4 1 3 1 2 0 1
Gary Thomasson, L (1, 8) OBP: 0.278, SLG: 0.342
1 0 1 0 0 0 0
Paul Blair, R (4, PH) (5, 8) OBP: 0.288, SLG: 0.347
4 0 1 0 0 0 3
Fred Stanley, R (1, 6) OBP: 0.391, SLG: 0.362
5 0 0 0 1 2 5
Damaso Garcia, R (1, 4) OBP: 0.273, SLG: 0.300
3 0 0 1 0 0 0
Jim Spencer, L (11, PH) OBP: 0.310, SLG: 0.504
1 0 1 0 0 0 0
Brian Doyle, L (12, 4) OBP: 0.211, SLG: 0.211
1 0 0 0 0 1 0
Boston Red Sox @ New York Yankees
Yankee Stadium, Bronx, NY
Tue Jun 27 1978, 7:05 PM EDT
Att. 55,132 - Unknown - 77 F
livebaseballscorecards.com
AB 48
R 6
H 14
RBI 6
BB 6
SO 6
LOB 16
Inning Stats
1B: 11 SF: 1
2B: 3 SAC: 1
3B: 0 DP: 3
HR: 1 HBP: 0
WP: 0 PA: 56
PB: 0
SB: 0
CS: 0
PITCHER IP WLS BF H R ER SO BB IBB HBP BLK WP HR S P ERA WHIP
Jim Wright, R (1, 1) ERA: 3.0 2.2 14 5 3 3 2 3 0 0 0 0 0 15 27 10.12 3.000
Tom Burgmeier, L (3, 1) ERA: 3.67 4.2 17 3 1 1 0 0 0 0 0 0 0 17 17 1.93 0.643
Bob Stanley, R (8, 1) ERA: 3.21 0.0 1 1 0 0 0 0 0 0 0 0 0 1 1 ∞ ∞
Bill Campbell, R (8, 1) ERA: 5.03 1.2 6 1 0 0 2 0 0 0 0 0 0 10 10 0.00 0.600
Dick Drago, R (10, 1) ERA: 2.51 4.1 L 18 4 2 2 2 3 0 0 0 0 1 19 31 4.15 1.615

Batter	1	2	3	4	5	6	7	8	9	AB	R	H	RBI	BB	SO	LOB
Roy White, S (1, 7) OBP: 0.360, SLG: 0.407	FC3-6 1B		BB 1B		5-3			G5-4-3 1B		4	0	3	0	0	0	1
Graig Nettles, L (1, 5) OBP: 0.332, SLG: 0.428	FC3-6 F8 1-2f		F8		F7			K		4	0	0	0	0	1	4
Cliff Johnson, R (1, 2) OBP: 0.325, SLG: 0.350	F8 1-2		BBBB FC6-4 1-2 BB			6-3		G5-4-3 1-2f		3	0	0	0	1	0	2
Lou Piniella, R (1, 9) OBP: 0.374, SLG: 0.395	SSS K		FC6-4 1-2f			5-3			E5 FC4-6	4	0	0	0	0	1	3
Chris Chambliss, L (1, 3) OBP: 0.347, SLG: 0.402		2B		G3		4-3			FC4-6 4-3 1-2f	4	0	1	0	0	0	1
Reggie Jackson, L (1, 10) OBP: 0.344, SLG: 0.463		SSS K		H 1-0 G6-4-3 HBP			4-3		4-3 1-2	3	0	0	0	0	1	2
Paul Blair, R (1, 8) OBP: 0.274, SLG: 0.329		SSS K		G6-4-3 1-2f			F7		6-3	4	0	0	0	0	1	3
Fred Stanley, R (1, 6) OBP: 0.403, SLG: 0.393		SSS K			2B		1B			3	0	2	0	0	1	1
Damaso Garcia, R (1, 4) OBP: 0.214, SLG: 0.231			6-3		5-3		F4			3	0	0	0	0	0	2
Inning Stats	R: 0 H: 1 E: 0 LOB: 1 K: 1 BB: 0 S: 6 P: 6	R: 0 H: 1 E: 0 LOB: 1 K: 3 BB: 0 S: 10 P: 10	R: 0 H: 1 E: 0 LOB: 2 K: 0 BB: 1 S: 4 P: 8	R: 0 H: 0 E: 0 LOB: 0 K: 0 BB: 0 S: 2 P: 3	R: 0 H: 1 E: 0 LOB: 1 K: 0 BB: 0 S: 4 P: 4	R: 0 H: 0 E: 0 LOB: 0 K: 0 BB: 0 S: 3 P: 3	R: 0 H: 1 E: 0 LOB: 1 K: 0 BB: 0 S: 4 P: 4	R: 0 H: 1 E: 0 LOB: 0 K: 1 BB: 0 S: 5 P: 5	R: 0 H: 0 E: 1 LOB: 1 K: 0 BB: 0 S: 4 P: 4	1B: 4 SF: 0 2B: 2 SAC: 0 3B: 0 DP: 2 HR: 0 HBP: 1						

TOP

New York Yankees @ Milwaukee Brewers

Milwaukee County Stadium, Milwaukee, WI

Wed Jun 28 1978, 8:05 PM EDT

Unknown - 81 F

livebaseballscorecards.com

AB	32
R	0
H	6
RBI	0
BB	1
SO	5
LOB	19

WP: 0 PA: 34
PB: 0
SB: 0
CS: 0

PITCHER	IP	W/L/S	BF	H	R	ER	SO	BB	IBB	HBP	BLK	WP	HR	S	P	ERA	WHIP
Mike Caldwell, L (1, 1) ERA: 2.77	9.0	W	34	6	0	0	5	1	0	1	0	0	0	42	47	0.00	0.778

PITCHER	IP	W/L/S	BF	H	R	ER	SO	BB	IBB	HBP	BLK	WP	HR	S	P	ERA	WHIP

Batter	1	2	3	4	5	6	7	8	9	AB	R	H	RBI	BB	SO	LOB
Paul Molitor, R (1, 4) OBP: 0.326, SLG: 0.427	F4	FC6-4 1-2f		F8			5-3 1B HR 1B	L8		5	1	1	0	0	0	3
Don Money, R (1, 3) OBP: 0.357, SLG: 0.391	5-3		1B 2B		5-3		FC5-2-6-2 5-3 1-2 1B			4	1	2	0	0	0	0
Dick Davis, R (1, 10) OBP: 0.295, SLG: 0.408	HBP		F4		F8		5-3 1-2 2-3			3	0	0	0	0	0	3
Larry Hisle, R (1, 8) OBP: 0.360, SLG: 0.532	L8		L7		F9		FC5-2-6-2 HR 2-3			4	1	0	0	0	0	4
Ben Oglivie, L (1, 7) OBP: 0.362, SLG: 0.528		BB PB S FC1-2-5	IBB 1B			2B FC1-5-6	HR 1-H 3-H			2	1	2	3	2	0	0
Sixto Lezcano, R (1, 9) OBP: 0.387, SLG: 0.543		K FC1-2-5 1-3 SF7	1B 1-3 2-H			FC1-5-6 1B 2-3	K			4	1	1	1	0	2	2
Sal Bando, R (1, 5) OBP: 0.366, SLG: 0.421		FC1-2-5 1B 1-3 3-H	K			K		6-3		4	0	0	0	0	2	5
Robin Yount, R (1, 6) OBP: 0.293, SLG: 0.325		SF7 3-H		F9		1B 1-3		F3		3	0	1	1	0	0	0
Charlie Moore, R (1, 2) OBP: 0.319, SLG: 0.378		FC6-4 1-2 1B		F7		1-3		BB		3	0	1	0	1	0	2
Inning Stats	R: 0 H: 0 E: 0 LOB: 1 K: 0 BB: 0 S: 3 P: 4	R: 1 H: 1 E: 0 LOB: 2 K: 1 BB: 1 S: 7 P: 11	R: 1 H: 2 E: 0 LOB: 2 K: 1 BB: 1 S: 7 P: 11	R: 0 H: 0 E: 0 LOB: 0 K: 0 BB: 0 S: 3 P: 3	R: 0 H: 0 E: 0 LOB: 0 K: 0 BB: 0 S: 3 P: 3	R: 0 H: 2 E: 0 LOB: 2 K: 1 BB: 0 S: 7 P: 7	R: 3 H: 3 E: 0 LOB: 0 K: 1 BB: 0 S: 8 P: 8	R: 0 H: 0 E: 0 LOB: 1 K: 0 BB: 1 S: 3 P: 7		1B: 5 SF: 1 2B: 2 SAC: 0 3B: 0 DP: 0 HR: 1 HBP: 1				WP: 0 PA: 37 PB: 1 SB: 1 CS: 0		

PITCHER		IP	WLS	BF	H	R	ER	SO	BB	IBB	HBP	BLK	WP	HR	S	P	ERA	WHIP
Dick Tidrow, R ERA: 4.1	(1, 1)	6.2	L	32	8	5	4	3	1	1	1	0	0	1	35	44	5.40	1.350
Ken Clay, R ERA: 4.75	(7, 1)	1.1		5	0	0	0	1	1	0	0	0	0	0	6	10	0.00	0.750

PITCHER	IP	WLS	BF	H	R	ER	SO	BB	IBB	HBP	BLK	WP	HR	S	P	ERA	WHIP

BOTTOM

New York Yankees @ Milwaukee Brewers

Milwaukee County Stadium, Milwaukee, WI

Wed Jun 28 1978, 8:05 PM EDT

Unknown - 81 F

livebaseballscorecards.com

AB	32
R	5
H	8
RBI	5
BB	3
SO	4
LOB	19

Batter	1	2	3	4	5	6	7	8	9	AB	R	H	RBI	BB	SO	LOB
Roy White, S (1, 10) OBP: 0.354, SLG: 0.400	F4		SH1-3 1-2 2-3		F7			K		3	0	0	0	0	1	0
Fred Stanley, R (1, 6) OBP: 0.408, SLG: 0.391	K		F3			1-4-3 1B		BB		3	0	1	0	1	1	2
Chris Chambliss, L (1, 3) OBP: 0.349, SLG: 0.403	1B		2-H 3-H 1B			F7		4-3		4	0	2	2	0	0	2
Reggie Jackson, L (1, 9) OBP: 0.339, SLG: 0.456	F8		G3			1-4-3 1-2			4-3	4	0	0	0	0	0	3
Lou Piniella, R (1, 7) OBP: 0.372, SLG: 0.392		F8		G4-6-3 1B		4-3			F7	4	0	1	0	0	0	1
Paul Blair, R (1, 8) OBP: 0.273, SLG: 0.338		5-3		F8			F7		2B	4	0	1	0	0	0	1
Damaso Garcia, R (1, 4) OBP: 0.176, SLG: 0.188		6-3		G4-6-3 1-2f			F8		1-3	3	0	0	0	0	0	1
Cliff Johnson, R (9, PH) OBP: 0.323, SLG: 0.346										1	0	0	0	0	0	1
Mike Heath, R (1, 2) OBP: 0.167, SLG: 0.167			SH1-3 1B 1B		F6		F9			3	1	1	0	0	0	0
Brian Doyle, L (1, 5) OBP: 0.227, SLG: 0.227			1-2 SH1-3 1B		F4			3-1		3	1	1	0	0	0	0
Inning Stats	R: 0 E: 0 K: 1 S: 6 H: 1 LOB: 1 BB: 0 P: 6	R: 0 E: 0 K: 0 S: 3 H: 0 LOB: 0 BB: 0 P: 3	R: 2 E: 0 K: 0 S: 6 H: 3 LOB: 1 BB: 0 P: 6	R: 0 E: 0 K: 0 S: 3 H: 1 LOB: 0 BB: 0 P: 3	R: 0 E: 0 K: 0 S: 3 H: 0 LOB: 0 BB: 0 P: 3	R: 0 E: 0 K: 0 S: 4 H: 1 LOB: 1 BB: 0 P: 4	R: 0 E: 0 K: 0 S: 3 H: 0 LOB: 0 BB: 0 P: 3	R: 0 E: 0 K: 1 S: 5 H: 0 LOB: 1 BB: 1 P: 9	R: 0 E: 0 K: 0 S: 4 H: 1 LOB: 1 BB: 0 P: 4	1B: 6 2B: 1 3B: 0 HR: 0 SF: 0 SAC: 1 DP: 1 HBP: 0						

PITCHER	IP	WLS	BF	H	R	ER	SO	BB	IBB	HBP	BLK	WP	HR	S	P	ERA	WHIP
Jerry Augustine, L (1, 1) ERA: 4.5	9.0	W	34	7	2	2	2	1	0	0	0	0	0	37	41	2.00	0.889

PITCHER	IP	WLS	BF	H	R	ER	SO	BB	IBB	HBP	BLK	WP	HR	S	P	ERA	WHIP

TOP

New York Yankees @ Milwaukee Brewers

Milwaukee County Stadium, Milwaukee, WI

Wed Jun 28 1978, 8:05 PM EDT

Att. 39,283 - Unknown

livebaseballscorecards.com

AB	32
R	2
H	7
RBI	2
BB	1
SO	2
LOB	11

WP: 0 PB: 0 SB: 0 CS: 0 PA: 34

Batter	1	2	3	4	5	6	7	8	9	AB	R	H	RBI	BB	SO	LOB
Paul Molitor, R (1, 4) OBP: 0.329, SLG: 0.432	E7 1B 2B		5-3 ①		CS 1B		F8 ③			4	1	2	0	0	0	1
Don Money, R (1, 3) OBP: 0.360, SLG: 0.394	2B 1B 3-H		F7 ②		CS ③ 1-2	F7 ①		6-3 SH1-4 1B 1B		4	2	2	1	0	0	0
Dick Davis, R (1, 10) OBP: 0.295, SLG: 0.415	WP 2B 1-H		5-3 ③			K ② SSS		SH1-4 ① 1-2		3	0	1	1	0	1	0
Larry Hisle, R (1, 8) OBP: 0.354, SLG: 0.523	L7 ① 2-3			5-3 ①		6-3 ③		6-3 ② 2-3		4	0	0	0	0	0	2
Ben Oglivie, L (1, 7) OBP: 0.360, SLG: 0.520	K ② SSS			E6 BB			K ① SSS	1B E IBB		3	1	0	0	1	2	1
Sixto Lezcano, R (1, 9) OBP: 0.393, SLG: 0.545	K ③ SSS			4-0 G5-4-3 BB BBBB 1-2			BLK 1B 1B	BB E 1B 1-3 3-H		3	2	2	1	1	1	1
Sal Bando, R (1, 5) OBP: 0.368, SLG: 0.420		5-3 ① F9 ③		G5-4-3 ②③ 1-2f			5-3 E 1-H 2B 1B BBBB	E BB 1-2		3	1	1	1	1	0	2
Robin Yount, R (1, 6) OBP: 0.292, SLG: 0.323		5-3 ②			5-3 ①		5-3 ② 1-2	E7 1B 1-3 2-H 3-H		4	0	1	2	0	0	1
Buck Martinez, R (1, 2) OBP: 0.261, SLG: 0.281		F9 ③			F8 ②		2B 2-H	6-3 ③		4	0	1	1	0	0	2
Inning Stats	R: 2 H: 3 E: 1 LOB: 1 K: 2 BB: 0 S: 10 P: 10	R: 0 H: 0 E: 0 LOB: 0 K: 0 BB: 0 S: 3 P: 3	R: 0 H: 0 E: 0 LOB: 0 K: 0 BB: 0 S: 3 P: 3	R: 0 H: 0 E: 1 LOB: 1 K: 0 BB: 1 S: 3 P: 7	R: 0 H: 1 E: 0 LOB: 0 K: 0 BB: 0 S: 3 P: 3	R: 0 H: 0 E: 0 LOB: 0 K: 1 BB: 0 S: 5 P: 5	R: 2 H: 3 E: 0 LOB: 1 K: 1 BB: 0 S: 8 P: 8	R: 3 H: 3 E: 1 LOB: 2 K: 0 BB: 2 S: 6 P: 14		1B: 7 SF: 0 2B: 3 SAC: 1 3B: 0 DP: 1 HR: 0 HBP: 0				WP: 1 PA: 37 PB: 0 SB: 0 CS: 1		

PITCHER		IP	WLS	BF	H	R	ER	SO	BB	IBB	HBP	BLK	WP	HR	S	P	ERA	WHIP
Larry McCall, R ERA: 4.5	(1, 1)	7.0	L	28	7	4	4	4	1	0	0	1	1	0	35	39	5.14	1.143
Ken Clay, R ERA: 5.35	(8, 1)	1.0		8	3	3	3	0	1	1	0	0	0	0	6	14	27.00	4.000

PITCHER	IP	WLS	BF	H	R	ER	SO	BB	IBB	HBP	BLK	WP	HR	S	P	ERA	WHIP

BOTTOM

New York Yankees @ Milwaukee Brewers

Milwaukee County Stadium, Milwaukee, WI

Wed Jun 28 1978, 8:05 PM EDT

Att. 39,283 - Unknown

livebaseballscorecards.com

AB	32
R	7
H	10
RBI	7
BB	3
SO	4
LOB	10

Batter	1	2	3	4	5	6	7	8	9	AB	R	H	RBI	BB	SO	LOB
Ron LeFlore, R (1, 8) OBP: 0.319, SLG: 0.362	0-0 1B SF8 1B		0-0 ① F9			0-0 1B G4-6-3 1B		0-3 ① K		4	2	2	0	0	1	1
Steve Kemp, L (1, 7) OBP: 0.409, SLG: 0.360	0-0 FC5-4 BB 1-3 1B		0-3 ② K			0-0 G4-6-3 1-3 1B		0-0 ② FC4-6 1-2f		4	0	2	0	0	1	1
Rusty Staub, L (1, 10) OBP: 0.347, SLG: 0.433	4-0 FC5-4 1-2 BB		0-0 ③ 4-3			0-0 ①② G4-6-3 1-2f 3-H		0-0 ③ 4-3		3	0	0	0	1	0	2
Jason Thompson, L (1, 3) OBP: 0.360, SLG: 0.527	0-0 ① SF8 3-H			0-0 ① F7		0-0 2B			0-0 BB 1B	3	0	2	1	0	0	0
Aurelio Rodriguez, R (1, 5) OBP: 0.316, SLG: 0.438	0-0 ② FC5-4 FC5-4 1-2f 2-3			0-0 ② F8		0-0 ③ F2			4-0 1-2 BB	3	0	0	0	1	0	3
Mickey Stanley, R (1, 9) OBP: 0.271, SLG: 0.338	0-0 ③ FC5-4 1-2f			0-0 ③ 1B			0-0 ① 5-3		0-3 ① K	4	0	1	0	0	1	4
Lance Parrish, R (1, 2) OBP: 0.259, SLG: 0.398		0-0 ① P6			0-0 1B FC6-4		0-0 1B G4-3		0-3 ② K	4	0	2	0	0	1	2
Alan Trammell, R (1, 6) OBP: 0.302, SLG: 0.337		0-0 ② P1			0-0 ① FC6-4 G4-3 1-2f		0-0 ②③ G4-3 1-2f		0-0 ③ 1-3	4	0	0	0	0	0	4
Lou Whitaker, L (1, 4) OBP: 0.346, SLG: 0.350		0-0 ③ 4-3			0-0 ②③ G4-3 1-2f			0-0 1B FC4-6		3	0	1	0	0	0	1
Inning Stats	R: 1 E: 0 K: 0 S: 5 H: 2 LOB: 2 BB: 1 P: 9	R: 0 E: 0 K: 0 S: 3 H: 0 LOB: 0 BB: 0 P: 3	R: 0 E: 0 K: 1 S: 5 H: 0 LOB: 0 BB: 0 P: 5	R: 0 E: 0 K: 0 S: 3 H: 1 LOB: 1 BB: 0 P: 3	R: 0 E: 0 K: 0 S: 3 H: 1 LOB: 0 BB: 0 P: 3	R: 1 E: 0 K: 0 S: 5 H: 3 LOB: 1 BB: 0 P: 5	R: 0 E: 0 K: 0 S: 3 H: 1 LOB: 0 BB: 0 P: 3	R: 0 E: 0 K: 1 S: 6 H: 1 LOB: 1 BB: 0 P: 6	R: 0 E: 0 K: 2 S: 8 H: 1 LOB: 2 BB: 1 P: 12	1B: 9 2B: 1 3B: 0 HR: 0	SF: 1 SAC: 0 DP: 3 HBP: 0						

TOP

Detroit Tigers @ New York Yankees

Yankee Stadium, Bronx, NY

Fri Jun 30 1978, 7:05 PM EDT

Att. 33,894 - Unknown - 77 F

livebaseballscorecards.com

AB	32
R	2
H	10
RBI	1
BB	2
SO	4
LOB	18

WP: 0 PB: 0 SB: 0 CS: 0 PA: 35

PITCHER	IP	WLS	BF	H	R	ER	SO	BB	IBB	HBP	BLK	WP	HR	S	P	ERA	WHIP
Don Gullett, L (1, 1) ERA: 2.68	9.0	W	35	10	2	2	4	2	0	0	0	0	0	41	49	2.00	1.333

PITCHER	IP	WLS	BF	H	R	ER	SO	BB	IBB	HBP	BLK	WP	HR	S	P	ERA	WHIP

Batter	1	2	3	4	5	6	7	8	9	AB	R	H	RBI	BB	SO	LOB
Jay Johnstone, L (1, 9) OBP: 0.238, SLG: 0.244	F8 ①	FC6-4 1B 1-2 2-3 3-H	K ① SSS		FC5-4 1B		1-3 1B	4-3 ③		5	0	3	1	0	1	1
Jim Spencer, L (8, 3) OBP: 0.307, SLG: 0.500										1	0	0	0	0	0	2
Fred Stanley, R (1, 6) OBP: 0.383, SLG: 0.362	4-1 ②	FC6-4 ③ 1-2f	K ② SSS		FC5-4 ② 1-2f		F9 ①			5	0	0	0	0	1	7
Graig Nettles, L (1, 5) OBP: 0.330, SLG: 0.422	F8 ③		SH 1B HR BB 4-0 BBBB		2-3 ③		F2 ②			4	1	0	0	1	0	4
Brian Doyle, L (8, 5) OBP: 0.227, SLG: 0.227			F7 0-0							0	0	0	0	0	0	0
Chris Chambliss, L (1, 3) OBP: 0.353, SLG: 0.410		1B 1B 1B 0-0	SH HR 1B 1-2 0-0	G3 ① 0-0		WP 1B 2B 0-0	F8 ③			5	3	3	0	0	0	2
Paul Blair, R (8, 8) OBP: 0.273, SLG: 0.338										0	0	0	0	0	0	0
Lou Piniella, R (1, 7) OBP: 0.379, SLG: 0.405		1B 1B 1B 1-3 0-0	SH HR 1-2 2-3 0-0	P5 ② 0-0		WP 1B 2-H 0-0		1B 2B 0-0		4	3	3	1	0	0	0
Reggie Jackson, L (1, 10) OBP: 0.344, SLG: 0.471		1B 1B 1B 1-3 3-H 0-0	HR 1-H 2-H 3-H 0-0	1B 1B 0-0		F9 ① 1-2 0-0		P6 ① 0-0		5	1	3	5	0	0	2
Gary Thomasson, L (1, 8) (8, 9) OBP: 0.286, SLG: 0.346	K ① SSS	1B 2B BB 4-0 BBBB	1-2 1B 0-0		K ② SSS 0-3		2-H 1B 0-0			4	1	2	1	1	2	3
Damaso Garcia, R (1, 4) OBP: 0.227, SLG: 0.200	1B BB 4-0 BBBB	1-2 2B 1B 0-0	K ③ SSS 0-3		F8 ③ 0-0			K ② SSS 0-3		4	1	1	0	1	2	4
Mike Heath, R (1, 2) OBP: 0.364, SLG: 0.400	P5 ② 0-0	1-H 2-H 2B 0-0			5-3 ① 0-0		1B BB BBBB 4-0	1-2 1B 0-0		4	0	2	2	1	0	3
Inning Stats	R: 0 E: 0 K: 0 S: 3 H: 0 LOB: 0 BB: 0 P: 3	R: 2 E: 0 K: 1 S: 9 H: 4 LOB: 3 BB: 1 P: 13	R: 6 E: 1 K: 2 S: 12 H: 4 LOB: 1 BB: 2 P: 20	R: 0 E: 0 K: 1 S: 7 H: 2 LOB: 2 BB: 0 P: 7	R: 0 E: 0 K: 0 S: 4 H: 1 LOB: 1 BB: 0 P: 4	R: 1 E: 0 K: 1 S: 7 H: 2 LOB: 1 BB: 0 P: 7	R: 0 E: 0 K: 0 S: 4 H: 1 LOB: 2 BB: 1 P: 8	R: 1 E: 0 K: 1 S: 8 H: 3 LOB: 2 BB: 0 P: 8		1B: 13 2B: 3 3B: 0 HR: 1	SF: 0 SAC: 1 DP: 0 HBP: 0					

BOTTOM

Detroit Tigers @ New York Yankees

Yankee Stadium, Bronx, NY

Fri Jun 30 1978, 7:05 PM EDT

Att. 33,894 - Unknown - 77 F

livebaseballscorecards.com

AB	41
R	10
H	17
RBI	10
BB	4
SO	6
LOB	28

WP: 2 PB: 0 SB: 0 CS: 0 PA: 46

PITCHER		IP	WLS	BF	H	R	ER	SO	BB	IBB	HBP	BLK	WP	HR	S	P	ERA	WHIP
Steve Baker, R ERA: 3.97	(1, 1)	2.0	L	15	6	6	5	1	2	0	0	0	0	1	15	23	22.50	4.000
Jim Crawford, L ERA: 3.62	(3, 1)	6.0		31	11	4	4	5	2	0	0	0	2	0	39	47	6.00	2.167

PITCHER	IP	WLS	BF	H	R	ER	SO	BB	IBB	HBP	BLK	WP	HR	S	P	ERA	WHIP

Detroit Tigers @ New York Yankees

Yankee Stadium, Bronx, NY

Sat Jul 01 1978, 3:33 AM EDT

Att. 37,260 - Sunny

TOP

livebaseballscorecards.com

Batter	1	2	3	4	5	6	7	8	9	AB	R	H	RBI	BB	SO	LOB
Ron LeFlore, R (1, 8) OBP: 0.325, SLG: 0.365	FC6-5 S BB	K	1B 2B HBP 1-2 2-3		G3		G6-4-3 1-2 BB		2B	3	1	1	0	2	1	2
Lou Whitaker, L (1, 4) OBP: 0.345, SLG: 0.350	K 1-2	2B 1B 1-3 2-H	2B 1B 1-3 2-H 3-H		6-3		G6-4-3 1-2f 2-3 3-H		F7	6	0	2	3	0	1	4
Rusty Staub, L (1, 10) OBP: 0.353, SLG: 0.444	FC6-5 BB 1B 2-3	1-H 3-H 2B	1-3 3-H 2B			FC3-6 1B	3-H 1B		F8	6	1	4	3	0	0	2
Jason Thompson, L (1, 3) OBP: 0.360, SLG: 0.522	1B 1-2 BB	BB	F7			FC3-6 1B 1-2f	F8			3	0	0	0	2	0	4
Steve Kemp, L (1, 7) OBP: 0.409, SLG: 0.361	BB 1-3 2-H 1B	F7		F7		F7		FC4-6 1B		5	0	2	1	0	0	3
Milt May, L (1, 2) OBP: 0.314, SLG: 0.435	1-2 BB		K	FC4-6 1B		1-2 1B		FC4-6 FC6 1-2f		4	0	2	0	1	1	1
Tim Corcoran, L (1, 9) OBP: 0.300, SLG: 0.292	F8		HBP WP 1B BB	FC4-6 1-2f		4-3		FC6 1-2f		4	1	0	0	1	0	7
Phil Mankowski, L (1, 5) OBP: 0.373, SLG: 0.411 Aurelio Rodriguez, R (4, PH) (4, 5) OBP: 0.316, SLG: 0.436		BB 1B BB	HBP 1B 1-2 BB	K2-3			1B G6-4-3	F3		0 3	2 1	0 1	0 0	2 0	0 1	0 2
Alan Trammell, R (1, 6) OBP: 0.305, SLG: 0.335		1B 2B BB 1-2	K		5-3		G6-4-3 BB 1-3 1B		F7	4	2	1	0	1	1	2
Inning Stats	R: 1 H: 1 E: 0 LOB: 3 K: 1 BB: 3 S: 6 P: 18	R: 2 H: 2 E: 0 LOB: 2 K: 1 BB: 3 S: 6 P: 18	R: 3 H: 2 E: 0 LOB: 2 K: 2 BB: 2 S: 9 P: 18	R: 0 H: 1 E: 0 LOB: 1 K: 1 BB: 0 S: 6 P: 6	R: 0 H: 0 E: 0 LOB: 0 K: 0 BB: 0 S: 3 P: 3	R: 0 H: 2 E: 0 LOB: 2 K: 0 BB: 0 S: 5 P: 5	R: 2 H: 3 E: 0 LOB: 1 K: 0 BB: 1 S: 5 P: 9	R: 0 H: 1 E: 0 LOB: 1 K: 0 BB: 0 S: 4 P: 4	R: 0 H: 1 E: 0 LOB: 1 K: 0 BB: 0 S: 4 P: 4	1B: 10 SF: 0 2B: 3 SAC: 0 3B: 0 DP: 1 HR: 0 HBP: 1						

	AB	38
	R	8
	H	13
	RBI	7
	BB	9
	SO	5
	LOB	27

WP: 1 PA: 48
PB: 0
SB: 1
CS: 0

PITCHER		IP	WLS	BF	H	R	ER	SO	BB	IBB	HBP	BLK	WP	HR	S	P	ERA	WHIP
Andy Messersmith, R ERA: 5.64	(1, 1)	1.1	L	11	2	3	3	2	5	0	0	0	0	0	10	30	20.25	5.250
Ken Clay, R ERA: 5.87	(2, 1)	1.1		9	2	3	3	2	3	0	1	0	1	0	9	22	20.25	3.750
Sparky Lyle, L ERA: 3.38	(3, 1)	2.1		9	2	0	0	1	0	0	0	0	0	0	11	11	0.00	0.857
Dick Tidrow, R ERA: 4.12	(6, 1)	4.0		19	7	2	2	0	1	0	0	0	0	0	18	22	4.50	2.000

PITCHER		IP	WLS	BF	H	R	ER	SO	BB	IBB	HBP	BLK	WP	HR	S	P	ERA	WHIP

Batter	1	2	3	4	5	6	7	8	9	AB	R	H	RBI	BB	SO	LOB
Jay Johnstone, L (1, 9) OBP: 0.258, SLG: 0.259	1B		HBP		1B		SF8		L3	3	0	2	1	0	0	0
Thurman Munson, R (1, 2) OBP: 0.299, SLG: 0.371	G6-3		G6-4-3		4-3		4-3		K	4	0	1	0	0	0	6
Cliff Johnson, R (8, 2) OBP: 0.320, SLG: 0.343										1	0	0	0	0	1	0
Graig Nettles, L (1, 5) OBP: 0.329, SLG: 0.419	G6-3			F8		1-3		FC4-6		4	0	1	0	0	0	1
Chris Chambliss, L (1, 3) OBP: 0.352, SLG: 0.411		F9		2B		4-3		FC4-6		4	1	1	0	0	0	1
Lou Piniella, R (1, 7) OBP: 0.377, SLG: 0.407		4-3		5-3		5-3		P4		4	0	1	0	0	0	2
Reggie Jackson, L (1, 10) OBP: 0.342, SLG: 0.467		4-3		F8			F7	HR		4	1	1	0	0	0	2
Gary Thomasson, L (1, 8) OBP: 0.290, SLG: 0.364		4-3			6-3		SF8	HR		4	2	2	3	0	0	1
Fred Stanley, R (1, 6) OBP: 0.393, SLG: 0.366			FC6-4		F2		SF8	G3		2	0	1	0	1	0	0
Jim Spencer, L (8, PH) OBP: 0.305, SLG: 0.496										1	0	0	0	0	0	0
Brian Doyle, L (9, 4) OBP: 0.227, SLG: 0.227										0	0	0	0	0	0	0
Damaso Garcia, R (1, 4) OBP: 0.269, SLG: 0.217 (9, 6)			FC6-4		1B		BB		P2	3	0	1	0	1	0	1

BOTTOM

Detroit Tigers @ New York Yankees

Yankee Stadium, Bronx, NY

Sat Jul 01 1978, 3:33 AM EDT

Att. 37,260 - Sunny

livebaseballscorecards.com

AB	34
R	4
H	11
RBI	4
BB	2
SO	1
LOB	14

Inning Stats	1	2	3	4	5	6	7	8	9
	R: 0 E: 0 K: 0 S: 3	H: 2 LOB: 0 BB: 0 P: 3	R: 0 E: 0 K: 0 S: 4	H: 1 LOB: 1 BB: 0 P: 4	R: 0 E: 0 K: 0 S: 2	H: 0 LOB: 1 BB: 1 P: 7	R: 0 E: 0 K: 0 S: 4	H: 1 LOB: 1 BB: 0 P: 4	R: 0 E: 0 K: 0 S: 5	H: 2 LOB: 2 BB: 0 P: 5	R: 0 E: 0 K: 0 S: 3	H: 0 LOB: 0 BB: 0 P: 3	R: 1 E: 0 K: 0 S: 5	H: 2 LOB: 2 BB: 1 P: 9	R: 3 E: 0 K: 0 S: 6	H: 3 LOB: 0 BB: 0 P: 6	R: 0 E: 0 K: 1 S: 5	H: 0 LOB: 0 BB: 0 P: 5

| | | | | | | | | | |

Detroit Tigers @ New York Yankees

Yankee Stadium, Bronx, NY

Sun Jul 02 1978, 3:33 AM EDT

Sunny - 75 F

livebaseballscorecards.com

Batter	1	2	3	4	5	6	7	8	9	AB	R	H	RBI	BB	SO	LOB
Ron LeFlore, R (1, 8) OBP: 0.324, SLG: 0.363	1B	FC4-6 1-2f			E5 B5-3		F9			4	1	1	0	0	0	3
Steve Kemp, L (1, 7) OBP: 0.407, SLG: 0.360	1B FC5-2 1-2 1B		K		B5-3 1-2f			F7		4	0	1	0	0	1	1
Rusty Staub, L (1, 10) OBP: 0.352, SLG: 0.442	L5-4 FC5-2 1-3 2-H 1B		K		F7			P6		4	0	1	1	0	1	0
Jason Thompson, L (1, 3) OBP: 0.362, SLG: 0.530	FC5-2 1-2 3-H		HR			K		BB		3	1	1	1	1	1	2
Aurelio Rodriguez, R (1, 5) OBP: 0.315, SLG: 0.428	L5-4 2-3		FC5-4 BB			5-3		F7		3	0	0	0	1	0	3
Mickey Stanley, R (1, 9) OBP: 0.270, SLG: 0.333		FC5-4 1B	FC5-4 1-2f			5-3			6-3	4	0	1	0	0	0	1
Lance Parrish, R (1, 2) OBP: 0.252, SLG: 0.387		K	K				5-3		P3	4	0	0	0	0	2	1
Alan Trammell, R (1, 6) OBP: 0.300, SLG: 0.330		FC5-4 1B 1-2f	F9				6-3		6-3	3	0	0	0	0	0	1
Milt May, L (9, PH) OBP: 0.312, SLG: 0.432										1	0	0	0	0	0	0
Lou Whitaker, L (1, 4) OBP: 0.345, SLG: 0.349		FC4-6 1-2 1B	K				E6			3	0	1	0	0	1	0

TOP

AB	33
R	2
H	6
RBI	2
BB	2
SO	6
LOB	12

Inning Stats	1	2	3	4	5	6	7	8	9
	R: 1 E: 0 K: 0 S: 5	R: 0 E: 0 K: 1 S: 7	R: 1 E: 0 K: 2 S: 8	R: 0 E: 0 K: 2 S: 7	R: 0 E: 1 K: 0 S: 3	R: 0 E: 0 K: 1 S: 5	R: 0 E: 1 K: 0 S: 4	R: 0 E: 0 K: 0 S: 3	R: 0 E: 0 K: 0 S: 3
	H: 3 LOB: 1 BB: 0 P: 5	H: 2 LOB: 2 BB: 0 P: 7	H: 1 LOB: 1 BB: 1 P: 12	H: 0 LOB: 0 BB: 0 P: 7	H: 0 LOB: 0 BB: 0 P: 3	H: 0 LOB: 0 BB: 0 P: 5	H: 0 LOB: 1 BB: 0 P: 4	H: 0 LOB: 1 BB: 1 P: 7	H: 0 LOB: 0 BB: 0 P: 3

	1B	SF	PA
	5	0	35
	2	0	
	0	2	
	1	0	

	WP	HR
	0	
	0	
	0	
	0	

PITCHER	IP	WLS	BF	H	R	ER	SO	BB	IBB	HBP	BLK	WP	HR	S	P	ERA	WHIP
Ron Guidry, L (1, 1) ERA: 1.75	8.0	W	32	6	2	2	6	2	0	0	0	0	1	42	50	2.25	1.000
Rich Gossage, R (9, 1) ERA: 2.12	1.0	S	3	0	0	0	0	0	0	0	0	0	0	3	3	0.00	0.000

PITCHER	IP	WLS	BF	H	R	ER	SO	BB	IBB	HBP	BLK	WP	HR	S	P	ERA	WHIP

Batter	1	2	3	4	5	6	7	8	9	AB	R	H	RBI	BB	SO	LOB
Jay Johnstone, L (1, 9) OBP: 0.247, SLG: 0.247	G3		4-3		G3 2-3		K			4	0	0	0	0	1	1
Brian Doyle, L (8, 4) OBP: 0.227, SLG: 0.227										0	0	0	0	0	0	0
Graig Nettles, L (1, 5) OBP: 0.328, SLG: 0.415	F8		P5		G3			BB 1B SF9		3	1	0	0	1	0	1
Thurman Munson, R (1, 2) OBP: 0.305, SLG: 0.380	2B			FC5-4 1B		F9		CS 1-3 1B		4	0	3	0	0	0	0
Chris Chambliss, L (1, 3) OBP: 0.348, SLG: 0.407	F7			F9		F7		SF9 3-H		3	0	0	1	0	0	2
Lou Piniella, R (1, 7) OBP: 0.370, SLG: 0.399		6-3		FC5-4 1B 1-2f		F8		P6 1-2		4	0	0	0	0	0	2
Reggie Jackson, L (1, 10) OBP: 0.342, SLG: 0.466		F8		1B 1-3			P6			3	0	1	0	0	0	0
Gary Thomasson, L (1, 8) OBP: 0.295, SLG: 0.374 (8, 9)	2B			K			E 1B			3	1	2	0	0	1	2
Damaso Garcia, R (1, 4) OBP: 0.286, SLG: 0.240		4-3			1B G3 6-3		F2			2	0	1	0	0	0	1
Jim Spencer, L (7, PH) OBP: 0.302, SLG: 0.491										1	0	0	0	0	0	1
Bucky Dent, R (8, 6) OBP: 0.281, SLG: 0.298										0	0	0	0	0	0	0
Fred Stanley, R (1, 6) OBP: 0.384, SLG: 0.356			6-3		6-3 1-2		E9 1-H 2B			2	0	0	0	0	0	1
Mickey Rivers, L (7, PH) OBP: 0.303, SLG: 0.390										1	1	1	1	0	0	0
Paul Blair, R (8, 8) OBP: 0.273, SLG: 0.338										0	0	0	0	0	0	0
Inning Stats	R: 0 E: 0 K: 0 S: 4 H: 1 LOB: 1 BB: 0 P: 4	R: 0 E: 0 K: 0 S: 4 H: 1 LOB: 1 BB: 0 P: 4	R: 0 E: 0 K: 0 S: 3 H: 0 LOB: 0 BB: 0 P: 3	R: 0 E: 0 K: 1 S: 7 H: 2 LOB: 2 BB: 0 P: 7	R: 0 E: 0 K: 0 S: 4 H: 1 LOB: 1 BB: 0 P: 4	R: 0 E: 0 K: 0 S: 3 H: 0 LOB: 0 BB: 0 P: 3	R: 2 E: 1 K: 1 S: 7 H: 2 LOB: 0 BB: 0 P: 7	R: 1 E: 0 K: 0 S: 3 H: 1 LOB: 0 BB: 1 P: 7		1B: 5 2B: 3 3B: 0 HR: 0 SF: 1 SAC: 0 DP: 0 HBP: 0						

BOTTOM

Detroit Tigers @ New York Yankees

Yankee Stadium, Bronx, NY

Sun Jul 02 1978, 3:33 AM EDT

Sunny - 75 F

livebaseballscorecards.com

AB	30
R	3
H	8
RBI	2
BB	1
SO	2
LOB	11

WP: 0 PB: 0 SB: 0 CS: 1 PA: 32

PITCHER		IP	WLS	BF	H	R	ER	SO	BB	IBB	HBP	BLK	WP	HR	S	P	ERA	WHIP
Dave Rozema, R ERA: 2.22	(1, 1)	6.2		27	7	2	1	1	0	0	0	0	0	0	29	29	1.35	1.050
John Hiller, L ERA: 2.32	(7, 1)	1.1	L	5	1	1	1	1	1	0	0	0	0	0	6	10	6.75	1.500

PITCHER	IP	WLS	BF	H	R	ER	SO	BB	IBB	HBP	BLK	WP	HR	S	P	ERA	WHIP

TOP

Detroit Tigers @ New York Yankees

Yankee Stadium, Bronx, NY

Sun Jul 02 1978, 3:38 AM EDT

Att. 51,327 - Unknown

livebaseballscorecards.com

Batter	1	2	3	4	5	6	7	8	9	AB	R	H	RBI	BB	SO	LOB
Ron LeFlore, R (1, 8) OBP: 0.322, SLG: 0.359	K		K		FC6-4 (2B)		5-3		BB	4	1	0	0	1	2	1
Mark Wagner, R (1, 6) Phil Mankowski, L (9, PH) Alan Trammell, R (9, 6) OBP: 0.276, SLG: 0.287 OBP: 0.370, SLG: 0.407 OBP: 0.300, SLG: 0.330	1-3		K		6-3		1B		K	4 1 0	0 0 0	1 0 0	0 0 0	0 0 0	1 1 0	1 3 0
Rusty Staub, L (1, 10) OBP: 0.352, SLG: 0.446	2B 1B		G3		1B 2B		F7		SF7	4	0	2	2	0	0	1
Jason Thompson, L (1, 3) OBP: 0.365, SLG: 0.532	2B			BB 1B	1B BB			F7	4-3	4	1	2	0	1	0	2
Aurelio Rodriguez, R (1, 5) OBP: 0.324, SLG: 0.432	K			1B BB				FC6-4 1B		3	0	2	0	1	1	2
Mickey Stanley, R (1, 9) OBP: 0.282, SLG: 0.356		6-3 2B		FC6-4 1B		F9		K		4	0	2	1	0	1	1
John Wockenfuss, R (1, 7) OBP: 0.320, SLG: 0.319		6-3		FC6-4		3-1		FC6-4		4	0	0	0	0	0	3
Milt May, L (1, 2) Lou Whitaker, L (9, PR) (9, 4) OBP: 0.316, SLG: 0.430 OBP: 0.345, SLG: 0.349	G5-4-3 BB			F9		F2			BB 1B SF7 1B	3 0	0 1	1 0	0 0	1 0	0 0	1 0
Steve Dillard, R (1, 4) Steve Kemp, L (9, PH) Lance Parrish, R (9, 2) OBP: 0.284, SLG: 0.286 OBP: 0.408, SLG: 0.362 OBP: 0.252, SLG: 0.387	G5-4-3				FC6-4 1B		5-3		BB	3 1 0	0 0 0	1 0 0	0 0 0	0 0 0	0 0 0	2 0 0
Inning Stats	R: 0 E: 0 K: 2 S: 9 H: 2 LOB: 2 BB: 0 P: 9	R: 0 E: 0 K: 0 S: 3 H: 1 LOB: 1 BB: 1 P: 7	R: 0 E: 0 K: 2 S: 7 H: 0 LOB: 0 BB: 0 P: 7	R: 1 E: 0 K: 0 S: 4 H: 2 LOB: 1 BB: 1 P: 8	R: 1 E: 0 K: 0 S: 5 H: 3 LOB: 2 BB: 1 P: 9	R: 0 E: 0 K: 0 S: 3 H: 0 LOB: 0 BB: 0 P: 3	R: 0 E: 0 K: 0 S: 4 H: 1 LOB: 1 BB: 0 P: 4	R: 0 E: 0 K: 1 S: 6 H: 1 LOB: 1 BB: 0 P: 6	R: 1 E: 0 K: 1 S: 7 H: 2 LOB: 2 BB: 1 P: 11	1B: 9 2B: 3 3B: 0 HR: 0	SF: 1 SAC: 0 DP: 1 HBP: 0					

	AB	35
	R	3
	H	12
	RBI	3
	BB	4
	SO	6
	LOB	17

WP: 0 PB: 0 SB: 1 CS: 0 PA: 40

PITCHER		IP	WLS	BF	H	R	ER	SO	BB	IBB	HBP	BLK	WP	HR	S	P	ERA	WHIP
Dave Rajsich, L ERA: 3.86	(1, 1)	4.2		22	7	2	2	4	3	0	0	0	0	0	27	39	3.86	2.143
Sparky Lyle, L ERA: 3.34	(5, 1)	3.1		13	4	1	1	1	0	0	0	0	0	0	15	15	2.70	1.200
Rich Gossage, R ERA: 2.09	(9, 1)	1.0	W	5	1	0	0	1	1	0	0	0	0	0	6	10	0.00	2.000

PITCHER	IP	WLS	BF	H	R	ER	SO	BB	IBB	HBP	BLK	WP	HR	S	P	ERA	WHIP

Batter	1	2	3	4	5	6	7	8	9	AB	R	H	RBI	BB	SO	LOB
Mickey Rivers, L (1, 8) OBP: 0.298, SLG: 0.383	F8		F3		1-3			FC4-6 1-2f		4	0	0	0	0	0	2
Jay Johnstone, L (1, 9) OBP: 0.247, SLG: 0.247	F7		1-3 HR 1B			F2		F8		4	1	1	0	0	0	1
Paul Blair, R (9, 9) OBP: 0.273, SLG: 0.338										0	0	0	0	0	0	0
Graig Nettles, L (1, 5) OBP: 0.330, SLG: 0.424	BB		1-H 3-H HR			P3			K	3	1	1	3	1	1	0
Chris Chambliss, L (1, 3) OBP: 0.343, SLG: 0.402	P6		F7			F8			4-3	4	0	0	0	0	0	1
Reggie Jackson, L (1, 10) OBP: 0.344, SLG: 0.464		4-3		CS BB			4-3		HR 1B	3	1	1	0	1	0	0
Gary Thomasson, L (1, 7) OBP: 0.299, SLG: 0.388		F7		F8 1-2			CS BB		1-H HR	3	1	1	2	1	0	1
Damaso Garcia, R (1, 4) OBP: 0.258, SLG: 0.214		F8		L4			K 1-2			3	0	0	0	0	1	1
Mike Heath, R (1, 2) OBP: 0.357, SLG: 0.385			FC3-6 1B		K			L4		3	0	1	0	0	1	0
Fred Stanley, R (1, 6) OBP: 0.382, SLG: 0.355			FC3-6 1B 1-2f HR		5-3			FC4-6 1B		3	1	1	0	0	0	1
Inning Stats	R: 0 H: 0 E: 0 LOB: 1 K: 0 BB: 1 S: 3 P: 7	R: 0 H: 0 E: 0 LOB: 0 K: 0 BB: 0 S: 3 P: 3	R: 3 H: 3 E: 0 LOB: 0 K: 0 BB: 0 S: 6 P: 6	R: 0 H: 0 E: 0 LOB: 0 K: 0 BB: 1 S: 2 P: 6	R: 0 H: 0 E: 0 LOB: 0 K: 1 BB: 0 S: 5 P: 5	R: 0 H: 0 E: 0 LOB: 0 K: 0 BB: 0 S: 3 P: 3	R: 0 H: 0 E: 0 LOB: 0 K: 1 BB: 1 S: 4 P: 8	R: 0 H: 1 E: 0 LOB: 1 K: 0 BB: 0 S: 4 P: 4	R: 2 H: 2 E: 0 LOB: 0 K: 1 BB: 0 S: 6 P: 6	1B: 4 SF: 0 2B: 0 SAC: 0 3B: 0 DP: 0 HR: 2 HBP: 0						WP: 0 PA: 33 PB: 0 SB: 0 CS: 2	

PITCHER	IP	WLS	BF	H	R	ER	SO	BB	IBB	HBP	BLK	WP	HR	S	P	ERA	WHIP
Jim Slaton, R (1, 1) ERA: 4.81	8.2	L	33	6	5	5	3	3	0	0	0	0	2	36	48	5.19	1.038

PITCHER	IP	WLS	BF	H	R	ER	SO	BB	IBB	HBP	BLK	WP	HR	S	P	ERA	WHIP

BOTTOM

Detroit Tigers @ New York Yankees

Yankee Stadium, Bronx, NY

Sun Jul 02 1978, 3:38 AM EDT

Att. 51,327 - Unknown

livebaseballscorecards.com

AB	30
R	5
H	6
RBI	5
BB	3
SO	3
LOB	7

New York Yankees @ Boston Red Sox

Fenway Park, Boston, MA

Mon Jul 03 1978, 7:05 PM EDT

Att. 34,722 - Unknown - 67 F

TOP

livebaseballscorecards.com

Batter	1	2	3	4	5	6	7	8	9	AB	R	H	RBI	BB	SO	LOB
Mickey Rivers, L (1, 8) OBP: 0.293, SLG: 0.377	L3	F8		4-3			F7		F7	4	0	0	0	0	0	1
Paul Blair, R (9, PH) OBP: 0.270, SLG: 0.333										1	0	0	0	0	0	0
Graig Nettles, L (1, 5) OBP: 0.334, SLG: 0.442	HR		1B 2B		F8		FC6-4 1B		F7	5	2	3	1	0	0	0
Thurman Munson, R (1, 2) OBP: 0.304, SLG: 0.376	1B FC5-2-6 BB		K		F9		FC6-4 1-2f		K	3	0	0	0	1	1	2
Cliff Johnson, R (7, 2) OBP: 0.317, SLG: 0.340										1	0	0	0	0	1	0
Chris Chambliss, L (1, 3) OBP: 0.342, SLG: 0.400	FC5-2-6 1-3 1B		1-3		F5		F6			4	0	1	0	0	0	2
Lou Piniella, R (1, 7) OBP: 0.367, SLG: 0.396	FC5-2-6 1-2 3-H		2-H 1B			1-3		F4		4	0	1	1	0	0	2
Reggie Jackson, L (1, 10) OBP: 0.340, SLG: 0.457	K		K			E3 1B		3-1		4	0	0	0	0	2	3
Gary Thomasson, L (1, 9) OBP: 0.307, SLG: 0.415		F8		HR		1-2 1B		HR 2B		4	2	3	1	0	0	0
Damaso Garcia, R (1, 4) OBP: 0.242, SLG: 0.200		5-3		F6		K		2-H HR		2	0	0	0	0	0	0
Jay Johnstone, L (6, PH) OBP: 0.245, SLG: 0.244										1	0	0	0	0	1	2
Bucky Dent, R (6, 6) OBP: 0.284, SLG: 0.319										1	1	1	2	0	0	0
Fred Stanley, R (1, 6) OBP: 0.385, SLG: 0.359		1B		F2		K		G3		2	0	1	0	0	0	0
Jim Spencer, L (6, PH) OBP: 0.300, SLG: 0.487										1	0	0	0	0	1	2
Brian Doyle, L (6, 4) OBP: 0.217, SLG: 0.217										1	0	0	0	0	0	0

	AB	38
	R	5
	H	10
	RBI	5
	BB	1
	SO	6
	LOB	14

Inning Stats	1	2	3	4	5	6	7	8	9
	R: 1 E: 0 K: 1 S: 7 H: 2 LOB: 2 BB: 1 P: 11	R: 0 E: 0 K: 0 S: 4 H: 1 LOB: 1 BB: 0 P: 4	R: 1 E: 0 K: 2 S: 9 H: 2 LOB: 1 BB: 0 P: 9	R: 1 E: 0 K: 0 S: 4 H: 1 LOB: 0 BB: 0 P: 4	R: 0 E: 0 K: 0 S: 3 H: 0 LOB: 0 BB: 0 P: 3	R: 0 E: 1 K: 2 S: 9 H: 1 LOB: 2 BB: 0 P: 9	R: 0 E: 0 K: 0 S: 4 H: 1 LOB: 1 BB: 0 P: 4	R: 2 E: 0 K: 0 S: 5 H: 2 LOB: 0 BB: 0 P: 5	R: 0 E: 0 K: 1 S: 5 H: 0 LOB: 0 BB: 0 P: 5

	1B: 5	SF: 0	WP: 0	PA: 39
	2B: 2	SAC: 0	PB: 0	
	3B: 0	DP: 0	SB: 0	
	HR: 3	HBP: 0	CS: 0	

PITCHER		IP	WLS	BF	H	R	ER	SO	BB	IBB	HBP	BLK	WP	HR	S	P	ERA	WHIP
Dennis Eckersley, R ERA: 3.28	(1, 1)	8.0	W	36	10	5	5	5	1	0	0	0	0	3	45	49	5.62	1.375
Tom Burgmeier, L ERA: 3.54	(9, 1)	1.0		3	0	0	0	1	0	0	0	0	0	0	5	5	0.00	0.000

PITCHER	IP	WLS	BF	H	R	ER	SO	BB	IBB	HBP	BLK	WP	HR	S	P	ERA	WHIP

Batter	1	2	3	4	5	6	7	8	9	AB	R	H	RBI	BB	SO	LOB
Rick Burleson, R (1, 6) OBP: 0.301, SLG: 0.368	F8	F8		5-3 FC4-2 2B BB	SF9 3-H		G4-6-3 BB			2	1	0	1	2	0	2
Jerry Remy, L (1, 4) OBP: 0.299, SLG: 0.318	1B 2B		E4 2B	FC4-2 5-3 1-2 3-H 2B	F8		G4-6-3 1-2f			5	3	1	0	0	0	3
Jim Rice, R (1, 10) OBP: 0.376, SLG: 0.620	F8		F8	5-3 1-2 2-3		1B 3B	5-3			5	1	1	0	0	0	4
Carl Yastrzemski, L (1, 7) OBP: 0.388, SLG: 0.397	2-H 1B		1-H 1B 2B	2B IBB		FC3-6 3-H 1B		6-3		4	1	3	3	1	0	0
Carlton Fisk, R (1, 2) OBP: 0.371, SLG: 0.498	5-3		FC6-4 2-H 1B	1-3 2-H 3-H 2B		FC3-6 1B 1-2f		K		5	0	2	3	0	1	2
Fred Lynn, L (1, 8) OBP: 0.390, SLG: 0.508		L9	FC6-4 1-2f	3-1		BB 1-3 1B		L8		5	0	1	0	0	0	3
George Scott, R (1, 3) OBP: 0.360, SLG: 0.459		2B	F9		2B 2B	F4				4	1	2	0	0	0	3
Dwight Evans, R (1, 9) OBP: 0.388, SLG: 0.547		BB		2B BB	SH1-3 2-H SF9 2B	1-2 BB				1	2	1	1	3	0	0
Jack Brohamer, L (1, 5) OBP: 0.385, SLG: 0.435		F7		1-H FC4-2 2B	SH1-3 2-3	4-3				3	0	1	1	0	0	5
Inning Stats	R: 1 H: 2 E: 0 LOB: 1 K: 0 BB: 0 S: 5 P: 5	R: 0 H: 1 E: 0 LOB: 2 K: 0 BB: 1 S: 4 P: 8	R: 2 H: 2 E: 1 LOB: 1 K: 0 BB: 0 S: 6 P: 6	R: 3 H: 2 E: 0 LOB: 2 K: 0 BB: 3 S: 5 P: 17	R: 2 H: 2 E: 0 LOB: 0 K: 0 BB: 0 S: 5 P: 5	R: 1 H: 3 E: 0 LOB: 3 K: 0 BB: 1 S: 6 P: 10	R: 0 H: 0 E: 0 LOB: 0 K: 0 BB: 1 S: 2 P: 6	R: 0 H: 0 E: 0 LOB: 0 K: 1 BB: 0 S: 5 P: 5		1B: 4 SF: 1 2B: 7 SAC: 1 3B: 1 DP: 1 HR: 0 HBP: 0						

PITCHER		IP	WLS	BF	H	R	ER	SO	BB	IBB	HBP	BLK	WP	HR	S	P	ERA	WHIP
Ed Figueroa, R ERA: 3.59	(1, 1)	3.2	L	23	7	6	5	0	3	1	0	0	0	0	19	35	12.27	2.727
Sparky Lyle, L ERA: 3.55	(4, 1)	1.1		6	2	2	2	0	0	0	0	0	0	0	6	6	13.50	1.500
Bob Kammeyer, R ERA: 3.0	(6, 1)	3.0		13	3	1	1	1	2	0	0	0	0	0	13	21	3.00	1.667

PITCHER	IP	WLS	BF	H	R	ER	SO	BB	IBB	HBP	BLK	WP	HR	S	P	ERA	WHIP

BOTTOM

New York Yankees @ Boston Red Sox

Fenway Park, Boston, MA

Mon Jul 03 1978, 7:05 PM EDT

Att. 34,722 - Unknown - 67 F

livebaseballscorecards.com

AB	34
R	9
H	12
RBI	9
BB	6
SO	1
LOB	22

Batter	1	2	3	4	5	6	7	8	9	AB	R	H	RBI	BB	SO	LOB
Mickey Rivers, L (1, 8) OBP: 0.292, SLG: 0.374	F8		FC4-6 1-2f			SH1-3 S 1B 1B		1-3		4	1	1	0	0	0	1
Roy White, S (1, 7) OBP: 0.349, SLG: 0.393	F7		F9			SH1-3 1-3		F8		3	0	0	0	0	0	1
Thurman Munson, R (1, 2) OBP: 0.310, SLG: 0.381	K			1B 1B		3-H 1B			FC5-4 1B	4	0	3	1	0	1	0
Lou Piniella, R (1, 9) OBP: 0.365, SLG: 0.398		PB 4-3 2B		L4		F8			FC5-4 FC6-4 1-2f	4	1	1	0	0	0	3
Chris Chambliss, L (1, 3) OBP: 0.341, SLG: 0.398		4-3 2-H		G4-6-3 1-2 1B		4-3			FC6-4 WP 1-2f	4	0	1	1	0	0	2
Graig Nettles, L (1, 5) OBP: 0.330, SLG: 0.436		K		G4-6-3 1-2f			P6		6-3 1-2	4	0	0	0	0	1	3
Cliff Johnson, R (1, 10) OBP: 0.310, SLG: 0.330		F7			5-3		F8			3	0	0	0	0	0	0
Bucky Dent, R (1, 6) OBP: 0.280, SLG: 0.314			P4		F8		F8			3	0	0	0	0	0	0
Damaso Garcia, R (1, 4) OBP: 0.250, SLG: 0.212			FC4-6 1B		F9			K		3	0	1	0	0	1	0
Inning Stats	R: 0 H: 0 E: 0 LOB: 0 K: 1 BB: 0 S: 5 P: 5	R: 1 H: 1 E: 0 LOB: 0 K: 1 BB: 0 S: 6 P: 6	R: 0 H: 1 E: 0 LOB: 1 K: 0 BB: 0 S: 4 P: 4	R: 0 H: 2 E: 0 LOB: 1 K: 0 BB: 0 S: 4 P: 4	R: 0 H: 0 E: 0 LOB: 0 K: 0 BB: 0 S: 3 P: 3	R: 1 H: 2 E: 0 LOB: 1 K: 0 BB: 0 S: 5 P: 5	R: 0 H: 0 E: 0 LOB: 0 K: 0 BB: 0 S: 3 P: 3	R: 0 H: 0 E: 0 LOB: 0 K: 1 BB: 0 S: 5 P: 5	R: 0 H: 1 E: 0 LOB: 1 K: 0 BB: 0 S: 4 P: 4	1B: 6 SF: 0 2B: 1 SAC: 1 3B: 0 DP: 1 HR: 0 HBP: 0						

PITCHER	IP	WLS	BF	H	R	ER	SO	BB	IBB	HBP	BLK	WP	HR	S	P	ERA	WHIP
Jon Matlack, L (1, 1) ERA: 2.49	9.0	W	33	7	2	2	3	0	0	0	0	1	0	39	39	2.00	0.778

PITCHER	IP	WLS	BF	H	R	ER	SO	BB	IBB	HBP	BLK	WP	HR	S	P	ERA	WHIP

New York Yankees @ Texas Rangers

Arlington Stadium, Arlington, TX

Wed Jul 05 1978, 8:05 PM EDT

Att. 37,702 - Unknown - 102 F

TOP

livebaseballscorecards.com

AB	32
R	2
H	7
RBI	2
BB	0
SO	3
LOB	10

WP: 1 PA: 33
PB: 1
SB: 1
CS: 0

BOTTOM

New York Yankees @ Texas Rangers

Arlington Stadium, Arlington, TX

Wed Jul 05 1978, 8:05 PM EDT

Att. 37,702 - Unknown - 102 F

livebaseballscorecards.com

Batter	1	2	3	4	5	6	7	8	9	AB	R	H	RBI	BB	SO	LOB
Bobby Bonds, R (1, 9) OBP: 0.324, SLG: 0.428	K		1-H HR		F7			SH FC6-2 1B		4	1	2	2	0	1	0
Toby Harrah, R (1, 5) OBP: 0.331, SLG: 0.298	F8		L5		1B			SH FC6-2 1-3 1B		3	1	1	0	0	0	0
Jim Sundberg, R (1, 2) OBP: 0.383, SLG: 0.404	4-3		2B		F9			FC6-2 1B 2-3 3-H		4	0	1	0	0	0	3
Richie Zisk, R (1, 7) OBP: 0.360, SLG: 0.459		FC5-6 1B 1B	F3			K		1-2 3-H 1B		4	0	2	1	0	1	1
John Ellis, R (1, 10) OBP: 0.238, SLG: 0.385		HBP FC5-6 1-2 CS 1B	K			F7		K		4	0	1	0	0	2	3
Kurt Bevacqua, R (1, 4) OBP: 0.200, SLG: 0.236		FC5-6 HBP 1-2 2-3f		F8		F8		K		4	0	0	0	0	1	4
Mike Hargrove, L (1, 3) OBP: 0.392, SLG: 0.372		1-2 2-3 HBP		L8			1-3			2	0	0	0	0	0	0
Bert Campaneris, R (1, 6) OBP: 0.282, SLG: 0.238		F7 3-H		CS 1B			5-3			3	0	1	0	0	0	3
Bobby Thompson, S (1, 8) OBP: 0.278, SLG: 0.356			HR 1B	CS 1-2	5-3		1-3			3	1	1	0	0	0	0
Inning Stats	R: 0 H: 0 E: 0 LOB: 0 K: 1 BB: 0 S: 5 P: 5	R: 0 H: 2 E: 0 LOB: 2 K: 0 BB: 0 S: 4 P: 5	R: 2 H: 3 E: 0 LOB: 1 K: 1 BB: 0 S: 8 P: 8	R: 0 H: 1 E: 0 LOB: 0 K: 0 BB: 0 S: 3 P: 3	R: 0 H: 1 E: 0 LOB: 1 K: 0 BB: 0 S: 4 P: 4	R: 0 H: 0 E: 0 LOB: 0 K: 1 BB: 0 S: 5 P: 5	R: 0 H: 0 E: 0 LOB: 0 K: 0 BB: 0 S: 3 P: 3	R: 1 H: 2 E: 1 LOB: 2 K: 2 BB: 0 S: 10 P: 10		1B: 7 SF: 0 2B: 1 SAC: 1 3B: 0 DP: 0 HR: 1 HBP: 1						WP: 0 PA: 34 PB: 0 SB: 0 CS: 2

	AB	31
	R	3
	H	9
	RBI	3
	BB	0
	SO	5
	LOB	14

PITCHER		IP	WLS	BF	H	R	ER	SO	BB	IBB	HBP	BLK	WP	HR	S	P	ERA	WHIP
Don Gullett, L ERA: 2.86	(1, 1)	7.0	L	29	8	3	3	3	0	0	1	0	0	1	34	35	3.86	1.143
Rich Gossage, R ERA: 2.06	(8, 1)	1.0		4	1	0	0	2	0	0	0	0	0	0	8	8	0.00	1.000

PITCHER	IP	WLS	BF	H	R	ER	SO	BB	IBB	HBP	BLK	WP	HR	S	P	ERA	WHIP

Batter	1	2	3	4	5	6	7	8	9	AB	R	H	RBI	BB	SO	LOB
Mickey Rivers, L (1, 8) OBP: 0.295, SLG: 0.375	3B 1B	E6 FC6-4 1-2 2-3		4-3		G6-3 1-2f			1B	5	1	2	0	0	0	3
Roy White, S (1, 7) OBP: 0.345, SLG: 0.401	SF8 1-H 3B	SF9 2-3 3-H		E1 1B			K		F8	4	2	1	2	0	1	1
Thurman Munson, R (1, 2) OBP: 0.308, SLG: 0.379	SF8 3-H	FC6-4 1-2f		2-H 1B			6-3		6-3	4	0	1	2	0	0	3
Chris Chambliss, L (1, 3) OBP: 0.337, SLG: 0.393 Jim Spencer, L (9, 3) OBP: 0.300, SLG: 0.487	6-3		K	P4			3-1			4 0	0 0	0 0	0 0	0 0	1 0	1 0
Graig Nettles, L (1, 5) OBP: 0.329, SLG: 0.433	K	1B E 1B			K			G3		4	1	1	0	0	2	0
Reggie Jackson, L (1, 10) OBP: 0.342, SLG: 0.462		5-3	E9 1-H 1B		K			2B		4	1	2	0	0	1	0
Gary Thomasson, L (1, 9) OBP: 0.314, SLG: 0.418		2B E BB	G5-4-3 3-H 1B		F7			G5-4-3 1B		3	1	2	1	1	0	0
Bucky Dent, R (1, 6) OBP: 0.279, SLG: 0.317		E9 E 1-H SF9 2B	G5-4-3 1-2f			F7		G5-4-3 1-2f		4	1	1	0	0	0	3
Fred Stanley, R (1, 4) OBP: 0.389, SLG: 0.350		SF9 E BB		F9		G6-3 BB			5-3	2	0	0	0	2	0	0
Inning Stats	R: 2 E: 0 K: 1 S: 7 H: 2 LOB: 0 BB: 0 P: 7	R: 2 E: 2 K: 0 S: 5 H: 1 LOB: 2 BB: 2 P: 13	R: 2 E: 1 K: 1 S: 7 H: 3 LOB: 0 BB: 0 P: 7	R: 1 E: 1 K: 0 S: 5 H: 1 LOB: 1 BB: 0 P: 5	R: 0 E: 0 K: 2 S: 7 H: 0 LOB: 0 BB: 0 P: 7	R: 0 E: 0 K: 0 S: 2 H: 0 LOB: 0 BB: 1 P: 6	R: 0 E: 0 K: 1 S: 5 H: 0 LOB: 0 BB: 0 P: 5	R: 0 E: 0 K: 0 S: 4 H: 2 LOB: 1 BB: 0 P: 4	R: 0 E: 0 K: 0 S: 4 H: 1 LOB: 1 BB: 0 P: 4	1B: 7 2B: 2 3B: 1 HR: 0 SF: 2 SAC: 0 DP: 3 HBP: 0						

PITCHER	IP	WLS	BF	H	R	ER	SO	BB	IBB	HBP	BLK	WP	HR	S	P	ERA	WHIP
Doc Medich, R (1, 1) ERA: 4.22	1.1	L	9	3	4	2	1	2	0	0	0	0	0	9	17	13.50	3.750
Jim Umbarger, L (2, 1) ERA: 4.54	3.2		16	4	3	1	3	0	0	0	0	0	0	22	22	2.46	1.091
Steve Comer, R (6, 1) ERA: 0.96	2.0		6	0	0	0	1	1	0	0	0	0	0	7	11	0.00	0.500
Len Barker, R (8, 1) ERA: 2.74	1.0		4	2	0	0	0	0	0	0	0	0	0	4	4	0.00	2.000
Paul Lindblad, L (9, 1) ERA: 2.57	1.0		4	1	0	0	0	0	0	0	0	0	0	4	4	0.00	1.000

PITCHER	IP	WLS	BF	H	R	ER	SO	BB	IBB	HBP	BLK	WP	HR	S	P	ERA	WHIP

TOP

New York Yankees @ Texas Rangers

Arlington Stadium, Arlington, TX

Thu Jul 06 1978, 8:05 PM EDT

Att. 37,930 - Unknown - 100 F

livebaseballscorecards.com

AB	34
R	7
H	10
RBI	5
BB	3
SO	5
LOB	11

WP: 0	PA: 39
PB: 0	
SB: 0	
CS: 0	

New York Yankees @ Texas Rangers

Arlington Stadium, Arlington, TX

Thu Jul 06 1978, 8:05 PM EDT

Att. 37,930 - Unknown - 100 F

livebaseballscorecards.com

BOTTOM

Batter	1	2	3	4	5	6	7	8	9	AB	R	H	RBI	BB	SO	LOB
Bobby Bonds, R (1, 9) OBP: 0.325, SLG: 0.427	F7		K		6-3		1B		1B	5	0	2	1	0	1	1
Bump Wills, S (1, 4) OBP: 0.299, SLG: 0.321	F7			F7	S 1B		G3		F9	5	0	1	0	0	0	3
Jim Sundberg, R (1, 2) OBP: 0.382, SLG: 0.401 John Ellis, R (6, 2) OBP: 0.250, SLG: 0.375	G3			BB 1B BB	K 1-2			G3 BB	F3	2 1	0 0	0 0	0 0	1 1	1 0	1 1
Richie Zisk, R (1, 7) OBP: 0.356, SLG: 0.453		K		F9		4-3		F9		4	0	0	0	0	1	2
Mike Hargrove, L (1, 3) OBP: 0.393, SLG: 0.373 Mike Jorgensen, L (6, 3) OBP: 0.355, SLG: 0.174		G3		BB 1-2 1B		F9		G3 1-2		2 2	0 0	1 0	0 0	0 0	0 0	0 1
Toby Harrah, R (1, 5) OBP: 0.336, SLG: 0.298 Kurt Bevacqua, R (6, 5) OBP: 0.206, SLG: 0.242		CS BB		1-2 2-3 BB		F9		1B		0 2	0 0	0 1	0 0	2 0	0 0	0 0
Pat Putnam, L (1, 10) OBP: 0.184, SLG: 0.139	CS 1-2	P5		6-3			F8	K		4	0	0	0	0	1	5
Bert Campaneris, R (1, 6) OBP: 0.284, SLG: 0.253 Jim Mason, L (6, 6) OBP: 0.264, SLG: 0.265		F8			SH1-3 3B		4-3		F9 1B 2B	2 2	1 1	1 1	0 0	0 0	0 0	0 0
Bobby Thompson, S (1, 8) OBP: 0.288, SLG: 0.358		1B			SH1-3 3-H		1B HBP		F9 2-3	2	0	1	1	0	0	1
Inning Stats	R: 0 E: 0 K: 0 S: 3 H: 0 LOB: 0 BB: 0 P: 3	R: 0 E: 0 K: 1 S: 4 H: 0 LOB: 0 BB: 1 P: 8	R: 0 E: 0 K: 1 S: 6 H: 1 LOB: 1 BB: 0 P: 6	R: 0 E: 0 K: 0 S: 4 H: 1 LOB: 3 BB: 2 P: 12	R: 1 E: 0 K: 1 S: 7 H: 2 LOB: 1 BB: 0 P: 7	R: 0 E: 0 K: 0 S: 3 H: 0 LOB: 0 BB: 0 P: 3	R: 0 E: 0 K: 0 S: 4 H: 1 LOB: 2 BB: 0 P: 5	R: 0 E: 0 K: 1 S: 6 H: 1 LOB: 2 BB: 1 P: 10	R: 1 E: 0 K: 0 S: 5 H: 2 LOB: 1 BB: 0 P: 5	1B: 6 2B: 1 3B: 1 HR: 0	SF: 0 SAC: 1 DP: 0 HBP: 1					

	AB	33
	R	2
	H	8
	RBI	2
	BB	4
	SO	4
	LOB	15

WP: 0 PB: 0 SB: 1 CS: 1 PA: 40

PITCHER	IP	WLS	BF	H	R	ER	SO	BB	IBB	HBP	BLK	WP	HR	S	P	ERA	WHIP
Dick Tidrow, R (1, 1) ERA: 3.92	9.0	W	39	8	2	2	4	4	0	1	0	0	0	42	59	2.00	1.333

PITCHER	IP	WLS	BF	H	R	ER	SO	BB	IBB	HBP	BLK	WP	HR	S	P	ERA	WHIP

Batter	1	2	3	4	5	6	7	8	9	AB	R	H	RBI	BB	SO	LOB
Mickey Rivers, L (1, 8) OBP: 0.294, SLG: 0.373	6-3 5-3 1B		F4		K			4-3		4	0	1	0	0	1	1
Roy White, S (1, 7) OBP: 0.338, SLG: 0.392	5-3 1-2		5-3			6-3			F9	4	0	0	0	0	0	1
Thurman Munson, R (1, 2) OBP: 0.308, SLG: 0.375	6-3 BB			5-3		6-3			5-3	3	0	0	0	1	0	0
Lou Piniella, R (1, 9) OBP: 0.359, SLG: 0.390	6-3 1-2 2-3			F6		5-3			5-3	4	0	0	0	0	0	2
Chris Chambliss, L (1, 3) OBP: 0.337, SLG: 0.393	G3			1B			5-3			3	0	1	0	0	0	2
Reggie Jackson, L (1, 10) OBP: 0.339, SLG: 0.457		4-3		K			K			3	0	0	0	0	2	1
Graig Nettles, L (1, 5) OBP: 0.327, SLG: 0.430		4-3			G3		6-3			2	0	0	0	0	0	0
Brian Doyle, L (5, 5) OBP: 0.217, SLG: 0.217										0	0	0	0	0	0	0
Paul Blair, R (7, PH) OBP: 0.267, SLG: 0.329										1	0	0	0	0	0	0
Damaso Garcia, R (7, 4) OBP: 0.250, SLG: 0.212										0	0	0	0	0	0	0
Bucky Dent, R (1, 6) OBP: 0.285, SLG: 0.323		5-3			1B			G5-4-3 1B		3	0	2	0	0	0	0
Fred Stanley, R (1, 4) (7, 5) OBP: 0.378, SLG: 0.337			K		F9			G5-4-3 1-2f		3	0	0	0	0	1	2
Inning Stats	R: 0 E: 0 K: 0 S: 4 H: 1 LOB: 2 BB: 1 P: 8	R: 0 E: 0 K: 0 S: 3 H: 0 LOB: 0 BB: 0 P: 3	R: 0 E: 0 K: 1 S: 5 H: 0 LOB: 0 BB: 0 P: 5	R: 0 E: 0 K: 1 S: 6 H: 1 LOB: 1 BB: 0 P: 6	R: 0 E: 0 K: 1 S: 6 H: 1 LOB: 1 BB: 0 P: 6	R: 0 E: 0 K: 0 S: 3 H: 0 LOB: 0 BB: 0 P: 3	R: 0 E: 0 K: 1 S: 5 H: 0 LOB: 0 BB: 0 P: 5	R: 0 E: 0 K: 0 S: 3 H: 1 LOB: 0 BB: 0 P: 3	R: 0 E: 0 K: 0 S: 3 H: 0 LOB: 0 BB: 0 P: 3	1B: 4 2B: 0 3B: 0 HR: 0	SF: 0 SAC: 0 DP: 1 HBP: 0						

PITCHER	IP	WLS	BF	H	R	ER	SO	BB	IBB	HBP	BLK	WP	HR	S	P	ERA	WHIP
Mike Caldwell, L (1, 1) ERA: 2.61	9.0	W	31	4	0	0	4	1	0	0	0	0	0	38	42	0.00	0.556

PITCHER	IP	WLS	BF	H	R	ER	SO	BB	IBB	HBP	BLK	WP	HR	S	P	ERA	WHIP

TOP

New York Yankees @ Milwaukee Brewers

Milwaukee County Stadium, Milwaukee, WI

Fri Jul 07 1978, 8:05 PM EDT
Att. 40,216 - Unknown - 80 F

livebaseballscorecards.com

AB	30
R	0
H	4
RBI	0
BB	1
SO	4
LOB	9

1B: 4	SF: 0	WP: 0	PA: 31		
2B: 0	SAC: 0	PB: 0			
3B: 0	DP: 1	SB: 0			
HR: 0	HBP: 0	CS: 0			

Batter	1	2	3	4	5	6	7	8	9	AB	R	H	RBI	BB	SO	LOB
Paul Molitor, R (1, 4) OBP: 0.328, SLG: 0.427	S S S 0-3 ① K		x 0-0 1B ① 1B		x 0-0 ① B1-3		x 0-0 ② 1-3 1-2			4	0	1	0	0	1	1
Don Money, R (1, 3) OBP: 0.344, SLG: 0.371	x 0-0 HR 2B		S S S 0-3 ① K		x 0-0 ② F9		x 0-0 ③ 6-3			4	1	1	0	0	1	2
Sal Bando, R (1, 5) OBP: 0.372, SLG: 0.419	B B B B 4-0 HR BB		x 0-0 G5-4-3 1-3 1B		x 0-0 ③ F9			x 0-0 ① G3		3	1	1	0	1	0	0
Larry Hisle, R (1, 7) OBP: 0.365, SLG: 0.555	x 0-0 1-H 2-H HR		x 0-0 ② ③ G5-4-3 1-2f			x 0-0 HR		x 0-0 ② 1-3		4	2	2	4	0	0	2
Sixto Lezcano, R (1, 9) OBP: 0.399, SLG: 0.558	x 0-0 ② 6-3			x 0-0 3B 2B		x 0-0 ① F3		x 0-0 HR		4	2	2	1	0	0	0
Dick Davis, R (1, 10) OBP: 0.290, SLG: 0.397	x 0-0 CS 1B			x 0-0 ① F9		x 0-0 ② F8		x 0-0 ③ 5-3		4	0	1	0	0	0	1
Jim Wohlford, R (1, 8) OBP: 0.294, SLG: 0.364	0-0 ③ CS 1-2	x 0-0 ① F9		x 0-0 ② 1-3		S S S 0-3 ③ K				3	0	0	0	0	1	1
Robin Yount, R (1, 6) OBP: 0.300, SLG: 0.344		x 0-0 ② L8		x 0-0 2-H 3B			x 0-0 ① 5-3			3	0	1	1	0	0	0
Charlie Moore, R (1, 2) OBP: 0.311, SLG: 0.370		x 0-0 ③ F4		x 0-0 ③ 5-3			x 0-0 1-3 1B			3	0	1	0	0	0	1
Inning Stats	R: 3 H: 3 E: 0 LOB: 0 K: 1 BB: 1 S: 7 P: 11	R: 0 H: 0 E: 0 LOB: 0 K: 0 BB: 0 S: 3 P: 3	R: 0 H: 2 E: 0 LOB: 1 K: 1 BB: 0 S: 6 P: 6	R: 1 H: 2 E: 0 LOB: 1 K: 0 BB: 0 S: 5 P: 5	R: 0 H: 0 E: 0 LOB: 0 K: 0 BB: 0 S: 3 P: 3	R: 1 H: 1 E: 0 LOB: 0 K: 1 BB: 0 S: 6 P: 6	R: 0 H: 1 E: 0 LOB: 1 K: 0 BB: 0 S: 4 P: 4	R: 1 H: 1 E: 0 LOB: 0 K: 0 BB: 0 S: 4 P: 4		1B: 4 SF: 0 2B: 2 SAC: 0 3B: 1 DP: 1 HR: 3 HBP: 0						WP: 0 PA: 34 PB: 0 SB: 0 CS: 1	

PITCHER		IP	WLS	BF	H	R	ER	SO	BB	IBB	HBP	BLK	WP	HR	S	P	ERA	WHIP
Ron Guidry, L ERA: 1.99	(1, 1)	6.0	L	25	8	5	5	3	1	0	0	0	0	2	30	34	7.50	1.500
Bob Kammeyer, R ERA: 3.6	(7, 1)	2.0		8	2	1	1	0	0	0	0	0	0	1	8	8	4.50	1.000

PITCHER		IP	WLS	BF	H	R	ER	SO	BB	IBB	HBP	BLK	WP	HR	S	P	ERA	WHIP

BOTTOM

New York Yankees @ Milwaukee Brewers

Milwaukee County Stadium, Milwaukee, WI

Fri Jul 07 1978, 8:05 PM EDT
Att. 40,216 - Unknown - 80 F

livebaseballscorecards.com

AB	32
R	6
H	10
RBI	6
BB	1
SO	3
LOB	8

Batter	1	2	3	4	5	6	7	8	9	AB	R	H	RBI	BB	SO	LOB
Mickey Rivers, L (1, 8) OBP: 0.291, SLG: 0.368	F8		SH2-3 1-2 2-3		4-3		3-1			3	0	0	0	0	0	0
Roy White, S (1, 7) OBP: 0.337, SLG: 0.385	F4		1B BB HBP		G3		K			3	1	0	0	0	1	0
Thurman Munson, R (1, 2) OBP: 0.307, SLG: 0.372	5-3		1B BB 1-2 2-3 3-H		F9			F6		3	0	0	1	1	0	0
Lou Piniella, R (1, 9) OBP: 0.366, SLG: 0.402		6-3	1B 1-3 2-H 3-H			2B		FC6-4 1B		4	1	3	2	0	0	0
Chris Chambliss, L (1, 3) OBP: 0.336, SLG: 0.394		K	F4			2B 2-H		K		4	0	1	1	0	2	3
Cliff Johnson, R (1, 10) OBP: 0.308, SLG: 0.354		F7		HR		F7		FC6-4 1-2f		4	1	1	1	0	0	2
Bucky Dent, R (1, 6) OBP: 0.288, SLG: 0.326			SH2-3 1B BB 1B	1-3		F4			F7	1	0	1	0	0	0	0
Brian Doyle, L (3, PR) (3, 5) OBP: 0.200, SLG: 0.200										2	1	0	0	0	0	1
Paul Blair, R (9, PH) OBP: 0.264, SLG: 0.325										1	0	0	0	0	0	0
Fred Stanley, R (1, 5) (3, 6) OBP: 0.363, SLG: 0.322			F9	L9		6-3			K	4	0	0	0	0	1	2
Damaso Garcia, R (1, 4) OBP: 0.250, SLG: 0.216			BB SH2-3 1B 1B 1-2	6-3			K		F9	4	1	1	0	0	1	0
Inning Stats	R: 0 E: 0 K: 0 S: 3 H: 0 LOB: 0 BB: 0 P: 3	R: 0 E: 0 K: 1 S: 5 H: 0 LOB: 0 BB: 0 P: 5	R: 3 E: 0 K: 0 S: 6 H: 3 LOB: 2 BB: 1 P: 11	R: 1 E: 0 K: 0 S: 4 H: 1 LOB: 0 BB: 0 P: 4	R: 0 E: 0 K: 0 S: 3 H: 0 LOB: 0 BB: 0 P: 3	R: 1 E: 0 K: 0 S: 5 H: 2 LOB: 1 BB: 0 P: 5	R: 0 E: 0 K: 2 S: 7 H: 0 LOB: 0 BB: 0 P: 7	R: 0 E: 0 K: 1 S: 6 H: 1 LOB: 1 BB: 0 P: 6	R: 0 E: 0 K: 1 S: 5 H: 0 LOB: 0 BB: 0 P: 5	1B: 4 2B: 2 3B: 0 HR: 1	SF: 0 SAC: 1 DP: 0 HBP: 1						

PITCHER	IP	WLS	BF	H	R	ER	SO	BB	IBB	HBP	BLK	WP	HR	S	P	ERA	WHIP
Jerry Augustine, L (1, 1) ERA: 4.73	4.1		19	4	4	4	1	1	0	1	0	0	1	19	24	8.31	1.154
Eduardo Rodriguez, R (5, 1) ERA: 4.17	3.2	W	14	3	1	1	3	0	0	0	0	0	0	20	20	2.46	0.818
Bob McClure, L (9, 1) ERA: 3.0	1.0	S	3	0	0	0	1	0	0	0	0	0	0	5	5	0.00	0.000

PITCHER	IP	WLS	BF	H	R	ER	SO	BB	IBB	HBP	BLK	WP	HR	S	P	ERA	WHIP

TOP

New York Yankees @ Milwaukee Brewers

Milwaukee County Stadium, Milwaukee, WI

Sat Jul 08 1978, 8:05 PM EDT

Att. 46,518 - Unknown - 67 F

livebaseballscorecards.com

AB	33
R	5
H	7
RBI	5
BB	1
SO	5
LOB	8

1B: 4 2B: 2 3B: 0 HR: 1 SF: 0 SAC: 1 DP: 0 HBP: 1

WP: 0 PB: 0 SB: 0 CS: 0 PA: 36

Batter	1	2	3	4	5	6	7	8	9	AB	R	H	RBI	BB	SO	LOB
Robin Yount, R (1, 6) OBP: 0.308, SLG: 0.352	CS 1B			2B 6-3 1B	K			WP HR 1B		4	2	3	0	0	1	1
Don Money, R (1, 3) OBP: 0.343, SLG: 0.373	F8			1-3 1B 2B		6-3		F3 1-2		4	1	1	0	0	0	2
Sal Bando, R (1, 5) OBP: 0.368, SLG: 0.413	6-3 1-2			6-3 3-H		1-3		K		4	0	0	1	0	1	3
Larry Hisle, R (1, 7) OBP: 0.370, SLG: 0.582 (8, 8)		K		2B 2-H 1B		HR		2-H HR		4	3	3	4	0	1	0
Sixto Lezcano, R (1, 9) OBP: 0.397, SLG: 0.557		F8		1-H 2B		F3		6-3		4	0	1	1	0	0	0
Dick Davis, R (1, 10) OBP: 0.285, SLG: 0.389		F7		L4			6-3			3	0	0	0	0	0	0
Jim Wohlford, R (1, 8) OBP: 0.300, SLG: 0.368 Ben Oglivie, L (7, PH) OBP: 0.348, SLG: 0.484 (8, 7)			L7		S 1B		K			2 1	0 0	1 0	0 0	0 0	0 1	0 0
Charlie Moore, R (1, 2) OBP: 0.312, SLG: 0.377			F7		F2 1-2		2B			3	0	1	0	0	0	1
Lenn Sakata, R (1, 4) OBP: 0.267, SLG: 0.244 Paul Molitor, R (7, PH) OBP: 0.327, SLG: 0.426 (8, 4)			6-3		1-3		K			2 1	0 0	0 0	0 0	0 0	0 1	1 1
Inning Stats	R: 0 E: 0 K: 0 S: 3 H: 1 LOB: 0 BB: 0 P: 3	R: 0 E: 0 K: 1 S: 5 H: 0 LOB: 0 BB: 0 P: 5	R: 0 E: 0 K: 0 S: 3 H: 0 LOB: 0 BB: 0 P: 3	R: 3 E: 0 K: 0 S: 6 H: 4 LOB: 0 BB: 0 P: 6	R: 0 E: 0 K: 1 S: 6 H: 1 LOB: 1 BB: 0 P: 6	R: 1 E: 0 K: 0 S: 4 H: 1 LOB: 0 BB: 0 P: 4	R: 0 E: 0 K: 2 S: 8 H: 1 LOB: 1 BB: 0 P: 8	R: 2 E: 0 K: 1 S: 7 H: 2 LOB: 0 BB: 0 P: 7		1B: 5 2B: 3 3B: 0 HR: 2 SF: 0 SAC: 0 DP: 0 HBP: 0						

PITCHER		IP	WLS	BF	H	R	ER	SO	BB	IBB	HBP	BLK	WP	HR	S	P	ERA	WHIP
Dave Rajsich, L ERA: 5.19	(1, 1)	4.0		16	6	3	3	1	0	0	0	0	0	0	18	18	6.75	1.500
Rich Gossage, R ERA: 2.31	(5, 1)	4.0	L	16	4	3	3	4	0	0	0	0	1	2	24	24	6.75	1.000

PITCHER	IP	WLS	BF	H	R	ER	SO	BB	IBB	HBP	BLK	WP	HR	S	P	ERA	WHIP

BOTTOM

New York Yankees @ Milwaukee Brewers

Milwaukee County Stadium, Milwaukee, WI

Sat Jul 08 1978, 8:05 PM EDT

Att. 46,518 - Unknown - 67 F

livebaseballscorecards.com

AB	32
R	6
H	10
RBI	6
BB	0
SO	5
LOB	9

Batter	1	2	3	4	5	6	7	8	9	AB	R	H	RBI	BB	SO	LOB
Mickey Rivers, L (1, 8) OBP: 0.293, SLG: 0.381	1-3		1-H HR		F8		1B S 1B		F3	5	2	2	2	0	0	0
Roy White, S (1, 7) OBP: 0.333, SLG: 0.380	5-3		5-3		5-3		1-3 S 1B		F9	5	0	1	0	0	0	0
Thurman Munson, R (1, 2) OBP: 0.309, SLG: 0.373	1B		1B			6-3	S S S 0-3 K 1-2 3-H			4	0	2	0	0	1	1
Lou Piniella, R (1, 9) OBP: 0.364, SLG: 0.399	F4		S S S K			1B 1B	G3			4	1	1	0	0	1	3
Chris Chambliss, L (1, 3) OBP: 0.335, SLG: 0.395		2B	F6			F8		F6		4	0	1	0	0	0	2
Cliff Johnson, R (1, 10) OBP: 0.309, SLG: 0.353 Jay Johnstone, L (8, PH) OBP: 0.242, SLG: 0.242	F3			5-3		1B 1-3 1B		S S S K		3 1	0 0	1 0	0 0	0 0	0 1	1 0
Fred Stanley, R (1, 6) OBP: 0.368, SLG: 0.322	F7			F8		1-2 3-H 1B		B B B B BB		3	0	1	1	1	0	1
Damaso Garcia, R (1, 4) OBP: 0.238, SLG: 0.205 Jim Spencer, L (6, PH) OBP: 0.298, SLG: 0.483 Paul Blair, R (6, 4) (6, 5) (7, 4) OBP: 0.261, SLG: 0.321	F8			F8		G3		6-3		2 1 1	0 0 0	0 0 0	0 0 0	0 0 0	0 0 0	1 2 1
Brian Doyle, L (1, 5) (6, 4) (7, 5) OBP: 0.207, SLG: 0.207			HR 1B		F9		4-3		3-1	4	1	1	0	0	0	0

| Inning Stats | | |

Batter	1	2	3	4	5	6	7	8	9	AB	R	H	RBI	BB	SO	LOB
Paul Molitor, R (1, 4) OBP: 0.325, SLG: 0.422	F7 1-3			F9		FC4 1B		K		5	0	1	0	0	1	3
Don Money, R (1, 3) Tony Muser, L (2, 3) OBP: 0.346, SLG: 0.376	BB BB 1B 1B	K		5-3		FC4 1-2f		F8		1 4	1 0	1 0	1 0	0 0	0 1	0 1
Sal Bando, R (1, 5) OBP: 0.371, SLG: 0.418	BB BB 1-2 2B 1B	HBP			F3		1B SF8 2B	4-3		4	2	2	0	0	0	0
Larry Hisle, R (1, 10) OBP: 0.375, SLG: 0.587	BBBB BB 1-2 2-3 2B BB	K			F9 1B 2B		BB 2-3 E 1B			3	3	2	0	1	1	1
Sixto Lezcano, R (1, 9) OBP: 0.399, SLG: 0.552	BBBB 2B 1-2 2-3 3-H BB	4-3			F9 2-3		BBBB FC6-4 1-2 BB			2	1	0	1	2	0	2
Dick Davis, R (1, 7) Jim Wohlford, R (8, 7) OBP: 0.284, SLG: 0.388 OBP: 0.300, SLG: 0.368	F4	L7			1B 3-H		SF8 3-H			3 0	0 0	1 0	2 0	0 0	0 0	3 0
Robin Yount, R (1, 6) OBP: 0.307, SLG: 0.355	BB 1-3 2-H 3-H 2B	6-3			F4		FC6-4 1-2f 2-H 2B			4	1	1	2	0	0	2
Gorman Thomas, R (1, 8) OBP: 0.360, SLG: 0.537	BBBB BB BB	K				K2-3	1-H 2B			3	0	1	1	1	2	0
Buck Martinez, R (1, 2) OBP: 0.253, SLG: 0.265	BBBB 1-2 2-3 3-H BB			F8		5-3	F9			3	0	0	1	1	0	1
Inning Stats	R: 4 E: 0 K: 0 S: 6 H: 3 LOB: 3 BB: 4 P: 22	R: 0 E: 0 K: 2 S: 7 H: 0 LOB: 1 BB: 0 P: 8	R: 0 E: 0 K: 1 S: 5 H: 0 LOB: 0 BB: 0 P: 5	R: 0 E: 0 K: 0 S: 3 H: 0 LOB: 0 BB: 0 P: 3	R: 1 E: 0 K: 0 S: 5 H: 2 LOB: 1 BB: 0 P: 5	R: 0 E: 0 K: 1 S: 6 H: 1 LOB: 1 BB: 0 P: 6	R: 3 E: 1 K: 0 S: 6 H: 3 LOB: 1 BB: 1 P: 10	R: 0 E: 0 K: 1 S: 5 H: 0 LOB: 0 BB: 0 P: 5		1B: 5 2B: 4 3B: 0 HR: 0 SF: 1 SAC: 0 DP: 0 HBP: 1				WP: 0 PB: 0 SB: 0 CS: 0 PA: 39	

PITCHER		IP	WLS	BF	H	R	ER	SO	BB	IBB	HBP	BLK	WP	HR	S	P	ERA	WHIP
Don Gullett, L ERA: 3.63	(1, 1)	0.2	L	9	3	4	4	0	4	0	0	0	0	0	5	21	54.00	10.500
Bob Kammeyer, R ERA: 4.38	(1, 1)	7.1		30	6	4	4	5	1	0	1	0	0	0	38	43	4.91	0.955

PITCHER	IP	WLS	BF	H	R	ER	SO	BB	IBB	HBP	BLK	WP	HR	S	P	ERA	WHIP

BOTTOM

New York Yankees @ Milwaukee Brewers

Milwaukee County Stadium, Milwaukee, WI

Sun Jul 09 1978, 4:33 AM EDT

Att. 42,633 - Unknown - 77 F

livebaseballscorecards.com

AB	32
R	8
H	9
RBI	7
BB	5
SO	5
LOB	13

Chicago White Sox @ New York Yankees

Yankee Stadium, Bronx, NY

Thu Jul 13 1978, 3:33 AM EDT

Att. 28,532 - Sunny

TOP

livebaseballscorecards.com

Batter	1	2	3	4	5	6	7	8	9	AB	R	H	RBI	BB	SO	LOB
Bob Molinaro, L (1, 10) OBP: 0.363, SLG: 0.414	6-3		FC4-6 1B 1B E 1-2f 2-3	4-3			BB 5-3 1B	FC6-4 1-2f		5	1	1	0	0	0	6
Ralph Garr, L (1, 7) OBP: 0.324, SLG: 0.363	4-3		E E 1B 1-2 3-H	4-3			5-3 1-2		F7	5	1	1	1	0	0	1
Jorge Orta, L (1, 4) OBP: 0.348, SLG: 0.469 Greg Pryor, R (9, 4) OBP: 0.276, SLG: 0.264	6-3		E4 1B 1-H 2-H	F6			BB IBB		6-3	4 0	0 0	1 0	0 0	1 0	0 0	0 0
Lamar Johnson, R (1, 3) OBP: 0.318, SLG: 0.379		F9	5-3	HR BB			G1-4-3 BB 1-2 2-3		1B	3	1	1	0	2	0	2
Claudell Washington, L (1, 9) OBP: 0.267, SLG: 0.371		K		K	HR 1-H		G1-4-3 1-2f		1-3	5	1	1	2	0	2	4
Bill Nahorodny, R (1, 2) OBP: 0.290, SLG: 0.372		F7		6-3	K			SF9 3B		4	1	1	0	0	1	0
Chet Lemon, R (1, 8) OBP: 0.366, SLG: 0.502 Henry Cruz, L (3, PR) OBP: 0.296, SLG: 0.371 (3, 8)			FC4-6 1B 1B 1B	BB BB		4-3		SF9 3-H		1 1	0 1	1 0	0 1	0 1	0 0	0 0
Eric Soderholm, R (1, 5) OBP: 0.308, SLG: 0.397			FC4-6 1-2	BB 1-2		F7		5-3		3	0	1	0	1	0	0
Don Kessinger, S (1, 6) OBP: 0.314, SLG: 0.304			F4	BB 1-2 2-3		6-3		FC6-4 1B		3	0	1	0	1	0	2
Inning Stats	R: 0 E: 0 K: 0 S: 3 H: 0 LOB: 0 BB: 0 P: 3	R: 0 E: 0 K: 1 S: 5 H: 0 LOB: 0 BB: 0 P: 5	R: 3 E: 1 K: 0 S: 7 H: 4 LOB: 2 BB: 0 P: 7	R: 0 E: 0 K: 1 S: 5 H: 0 LOB: 3 BB: 3 P: 17	R: 2 E: 0 K: 1 S: 6 H: 1 LOB: 0 BB: 1 P: 10	R: 0 E: 0 K: 0 S: 3 H: 0 LOB: 0 BB: 0 P: 3	R: 0 E: 0 K: 0 S: 3 H: 1 LOB: 2 BB: 2 P: 11	R: 1 E: 0 K: 0 S: 5 H: 2 LOB: 1 BB: 0 P: 5	R: 0 E: 0 K: 0 S: 4 H: 1 LOB: 1 BB: 0 P: 4	1B: 7 2B: 0 3B: 1 HR: 1 SF: 1 SAC: 0 DP: 1 HBP: 0						

	AB	34
	R	6
	H	9
	RBI	4
	BB	6
	SO	3
	LOB	15

WP: 0 PB: 0 SB: 0 CS: 0 PA: 41

PITCHER		IP	WLS	BF	H	R	ER	SO	BB	IBB	HBP	BLK	WP	HR	S	P	ERA	WHIP
Dick Tidrow, R ERA: 3.94	(1, 1)	6.1	L	31	6	5	3	3	5	1	0	0	0	1	31	55	4.26	1.737
Sparky Lyle, L ERA: 3.59	(7, 1)	1.2		6	2	1	1	0	0	0	0	0	0	0	6	6	5.40	1.200
Bob Kammeyer, R ERA: 4.05	(9, 1)	1.0		4	1	0	0	0	0	0	0	0	0	0	4	4	0.00	1.000

PITCHER	IP	WLS	BF	H	R	ER	SO	BB	IBB	HBP	BLK	WP	HR	S	P	ERA	WHIP

Chicago White Sox @ New York Yankees

Yankee Stadium, Bronx, NY

Thu Jul 13 1978, 3:33 AM EDT

Att. 28,532 - Sunny

livebaseballscorecards.com

BOTTOM

Batter	1	2	3	4	5	6	7	8	9	AB	R	H	RBI	BB	SO	LOB
Mickey Rivers, L (1, 8) OBP: 0.288, SLG: 0.375	G3	FC1-6 1-2f 2-3			F9			F9		4	0	0	0	0	0	2
Graig Nettles, L (1, 5) OBP: 0.329, SLG: 0.429	BB 1B	4-3			4-3			1B		3	0	1	0	1	0	2
Thurman Munson, R (1, 9) OBP: 0.306, SLG: 0.369	L5		6-3		F7			K		4	0	0	0	0	1	2
Chris Chambliss, L (1, 3) OBP: 0.337, SLG: 0.396	PB 1-3 1B		FC3-6 1B			G3		F9		4	0	2	0	0	0	1
Reggie Jackson, L (1, 10) OBP: 0.341, SLG: 0.466	HBP 1-2		K			K			HR	3	1	1	1	0	2	1
Gary Thomasson, L (1, 7) OBP: 0.309, SLG: 0.410	F8		FC3-6 1-2f			1-3			F3	4	0	0	0	0	0	4
Mike Heath, R (1, 2) OBP: 0.333, SLG: 0.353		FC1-5 1B 1B		5-3			6-3		6-3	4	0	1	0	0	0	0
Fred Stanley, R (1, 6) OBP: 0.364, SLG: 0.319		FC1-6 FC1-5 1-2 1B		4-3			5-3		6-3	4	0	1	0	0	0	0
Damaso Garcia, R (1, 4) OBP: 0.227, SLG: 0.195		FC1-5 FC1-6 1-2 2-3f		5-3			F7			2	0	0	0	0	0	2
Lou Piniella, R (7, PH) OBP: 0.362, SLG: 0.397										1	0	0	0	0	0	0
Brian Doyle, L (8, 4) OBP: 0.207, SLG: 0.207										0	0	0	0	0	0	0
Inning Stats	R: 0 E: 0 K: 0 S: 4 H: 1 LOB: 3 BB: 1 P: 9	R: 0 E: 0 K: 0 S: 5 H: 2 LOB: 2 BB: 0 P: 5	R: 0 E: 0 K: 1 S: 6 H: 1 LOB: 1 BB: 0 P: 6	R: 0 E: 0 K: 0 S: 3 H: 0 LOB: 0 BB: 0 P: 3	R: 0 E: 0 K: 0 S: 3 H: 0 LOB: 0 BB: 0 P: 3	R: 0 E: 0 K: 1 S: 5 H: 0 LOB: 0 BB: 0 P: 5	R: 0 E: 0 K: 0 S: 3 H: 0 LOB: 0 BB: 0 P: 3	R: 0 E: 0 K: 1 S: 6 H: 1 LOB: 1 BB: 0 P: 6	R: 1 E: 0 K: 0 S: 4 H: 1 LOB: 0 BB: 0 P: 4	1B: 5 2B: 0 3B: 0 HR: 1 SF: 0 SAC: 0 DP: 0 HBP: 1	WP: 0 PB: 1 SB: 0 CS: 0 PA: 35					

	AB	33
	R	1
	H	6
	RBI	1
	BB	1
	SO	3
	LOB	14

PITCHER	IP	WLS	BF	H	R	ER	SO	BB	IBB	HBP	BLK	WP	HR	S	P	ERA	WHIP
Wilbur Wood, L (1, 1) ERA: 4.35	9.0	W	35	6	1	1	3	1	0	1	0	0	1	39	44	1.00	0.778

PITCHER	IP	WLS	BF	H	R	ER	SO	BB	IBB	HBP	BLK	WP	HR	S	P	ERA	WHIP

Chicago White Sox @ New York Yankees

Yankee Stadium, Bronx, NY

Fri Jul 14 1978, 7:05 PM EDT

Att. 21,981 - Unknown - 72 F

livebaseballscorecards.com

TOP

Batter	1	2	3	4	5	6	7	8	9	10	11	AB	R	H	RBI	BB	SO	LOB
Alan Bannister, R (1, 8) OBP: 0.301, SLG: 0.280 Henry Cruz, L (9, 8) OBP: 0.296, SLG: 0.371	5-1-3	K		K			K		F9			5 0	0 0	0 0	0 0	0 0	3 0	4 0
Ralph Garr, L (1, 7) OBP: 0.322, SLG: 0.364	WP 2B	K	3-1		K		K		K			5	0	1	0	0	3	1
Lamar Johnson, R (1, 3) OBP: 0.313, SLG: 0.372	K 2-3	K	5-3		F9			F7				5	0	0	0	0	2	1
Wayne Nordhagen, R (1, 10) OBP: 0.299, SLG: 0.415 Ron Blomberg, L (10, PH) OBP: 0.256, SLG: 0.358	K	F4	F8			F8		4-3				4 1	0 0	0 0	0 0	0 0	1 0	1 0
Jorge Orta, L (1, 4) OBP: 0.348, SLG: 0.466		B1-3		4-3		HR BB		6-3		1B		4	1	1	0	1	0	0
Bill Nahorodny, R (1, 2) OBP: 0.292, SLG: 0.373		FC5-4 1B		4-3 S HR 1B		F4		F9		F2		5	1	2	0	0	0	2
Claudell Washington, L (1, 9) OBP: 0.265, SLG: 0.366		FC5-4 WP 1-2f 1B		4-3 1-3		F7			SH1-4 1B 1B		F8	5	2	1	0	0	0	3
Eric Soderholm, R (1, 5) OBP: 0.315, SLG: 0.425		1B 1-2 BB		HR 3-H		HR 1-H			SH1-4 1-2		K	3	2	2	4	1	1	0
Don Kessinger, S (1, 6) OBP: 0.319, SLG: 0.307		1B 1-3 2-H		BB		K			1B 2-H		4-3	4	0	2	2	1	1	0
Inning Stats	R: 0 E: 0 K: 2 S: 8 H: 1 LOB: 1 BB: 0 P: 8	R: 1 E: 0 K: 1 S: 7 H: 2 LOB: 2 BB: 1 P: 11	R: 0 E: 0 K: 2 S: 7 H: 0 LOB: 0 BB: 0 P: 7	R: 2 E: 0 K: 1 S: 7 H: 2 LOB: 1 BB: 1 P: 11	R: 0 E: 0 K: 0 S: 3 H: 0 LOB: 0 BB: 0 P: 3	R: 2 E: 0 K: 1 S: 6 H: 1 LOB: 0 BB: 1 P: 10	R: 0 E: 0 K: 2 S: 7 H: 0 LOB: 0 BB: 0 P: 7	R: 0 E: 0 K: 0 S: 3 H: 0 LOB: 0 BB: 0 P: 3	R: 1 E: 0 K: 1 S: 7 H: 2 LOB: 1 BB: 0 P: 7	R: 0 E: 0 K: 0 S: 4 H: 1 LOB: 1 BB: 0 P: 4	R: 0 E: 0 K: 1 S: 5 H: 0 LOB: 0 BB: 0 P: 5	1B: 6 2B: 1 3B: 0 HR: 2 SF: 0 SAC: 1 DP: 0 HBP: 0	WP: 2 PB: 0 SB: 1 CS: 0 PA: 45					

PITCHER	IP	WLS	BF	H	R	ER	SO	BB	IBB	HBP	BLK	WP	HR	S	P	ERA	WHIP
Ron Guidry, L (1, 1) ERA: 2.23	9.0		38	8	6	6	10	3	0	0	0	2	2	55	67	6.00	1.222
Rich Gossage, R (10, 1) ERA: 2.25	2.0	W	7	1	0	0	1	0	0	0	0	0	0	9	9	0.00	0.500

PITCHER	IP	WLS	BF	H	R	ER	SO	BB	IBB	HBP	BLK	WP	HR	S	P	ERA	WHIP

AB	41
R	6
H	9
RBI	6
BB	3
SO	11
LOB	12

Batter	1	2	3	4	5	6	7	8	9	10	11	AB	R	H	RBI	BB	SO	LOB
Mickey Rivers, L (1, 8) OBP: 0.283, SLG: 0.368	1-3		F2		FC3-6 1-2f		G4-6-3 1-2f		1-3			5	0	0	0	0	0	2
Willie Randolph, R (1, 4) OBP: 0.357, SLG: 0.317	1-3		5-3		F8			F8 1B SF7 1B		F9		5	1	1	0	0	0	1
Brian Doyle, L (11, 4) OBP: 0.207, SLG: 0.207												0	0	0	0	0	0	0
Thurman Munson, R (1, 9) OBP: 0.310, SLG: 0.382	HR 1B			HR	F9			SF7 F8 1-2 1B		F9		5	2	3	1	0	0	1
Lou Piniella, R (1, 7) OBP: 0.371, SLG: 0.427	1-H HR			4-3 5-3 2B		BBBB 4-0 BB		F8 1-2 2-3		2B		4	2	3	2	1	0	2
Chris Chambliss, L (1, 3) OBP: 0.332, SLG: 0.392	4-3			4-3 2-3		SSS 0-3 K		SF7 2-3 3-H		F7		4	0	0	1	0	1	3
Reggie Jackson, L (1, 10) OBP: 0.339, SLG: 0.465		6-3		5-3 3-H		F6		SSS 0-3 K			1B 2B	5	1	1	1	0	1	2
Graig Nettles, L (1, 5) OBP: 0.327, SLG: 0.425		F8		E7		G3			F8		2-H 1B	5	0	1	1	0	0	1
Fred Stanley, R (1, 6) OBP: 0.354, SLG: 0.309		SSS 0-3 K		SSS 0-3 K			SSS 0-3 K		0-0 HR			3	0	0	0	0	3	1
Cliff Johnson, R (9, PH) OBP: 0.314, SLG: 0.385												1	1	1	1	0	0	0
Damaso Garcia, R (10, 6) OBP: 0.227, SLG: 0.195												0	0	0	0	0	0	0
Mike Heath, R (1, 2) OBP: 0.364, SLG: 0.381			SSS 0-3 K		FC3-6 1B		G4-6-3 1B		SSS 0-3 K			4	0	2	0	0	2	0
Inning Stats	R: 2 H: 2 E: 0 LOB: 0 K: 0 BB: 0 S: 5 P: 5	R: 0 H: 0 E: 0 LOB: 0 K: 1 BB: 0 S: 5 P: 5	R: 0 H: 0 E: 0 LOB: 0 K: 1 BB: 0 S: 5 P: 5	R: 2 H: 2 E: 1 LOB: 1 K: 1 BB: 0 S: 8 P: 8	R: 0 H: 1 E: 0 LOB: 1 K: 0 BB: 0 S: 4 P: 4	R: 0 H: 0 E: 0 LOB: 1 K: 1 BB: 1 S: 5 P: 9	R: 0 H: 1 E: 0 LOB: 0 K: 1 BB: 0 S: 5 P: 5	R: 1 H: 2 E: 0 LOB: 1 K: 1 BB: 0 S: 7 P: 7	R: 1 H: 1 E: 0 LOB: 0 K: 1 BB: 0 S: 6 P: 6	R: 0 H: 1 E: 0 LOB: 1 K: 0 BB: 0 S: 4 P: 4	R: 1 H: 2 E: 0 LOB: 1 K: 0 BB: 0 S: 2 P: 2	1B: 6 SF: 1 2B: 3 SAC: 0 3B: 0 DP: 1 HR: 3 HBP: 0						

PITCHER	IP	WLS	BF	H	R	ER	SO	BB	IBB	HBP	BLK	WP	HR	S	P	ERA	WHIP
Ken Kravec, L (1, 1) ERA: 3.84	5.0		22	5	4	4	3	1	0	0	0	0	2	27	31	7.20	1.200
Rich Hinton, L (6, 1) ERA: 2.98	5.0	L	21	7	3	3	4	0	0	0	0	0	1	29	29	5.40	1.400

PITCHER	IP	WLS	BF	H	R	ER	SO	BB	IBB	HBP	BLK	WP	HR	S	P	ERA	WHIP

BOTTOM

Chicago White Sox @ New York Yankees

Yankee Stadium, Bronx, NY

Fri Jul 14 1978, 7:05 PM EDT

Att. 21,981 - Unknown - 72 F

livebaseballscorecards.com

AB	41
R	7
H	12
RBI	7
BB	1
SO	7
LOB	13

WP: 0	PA: 43		
PB: 0			
SB: 0			
CS: 0			

Batter	1	2	3	4	5	6	7	8	9	AB	R	H	RBI	BB	SO	LOB
George Brett, L (1, 5) OBP: 0.355, SLG: 0.479	1-3 1B 2B 1B	K		F7	4-3			4-3		5	1	1	0	0	1	3
Hal McRae, R (1, 10) OBP: 0.321, SLG: 0.436	1-2 1-3 2B 1B	F9		4-3		K			4-3	5	1	1	0	0	1	2
Ralph LaCock, L (1, 3) OBP: 0.301, SLG: 0.458	1-2 2-3 1-3	1-H 2-H HR		K		P5			K	5	1	1	3	0	2	2
Amos Otis, R (1, 8) OBP: 0.361, SLG: 0.514	BB 2B FC3-2	S 1B			5-3	P6			E6	4	0	1	0	1	0	0
Darrell Porter, L (1, 2) OBP: 0.380, SLG: 0.431	1-3 2-H 3-H 2B FC3-2	1-2 F7			1B SH 1B		F7		K	5	1	2	2	0	1	2
Clint Hurdle, L (1, 9) OBP: 0.345, SLG: 0.370	2-3 3-H FC3-2		6-3		1-3 SH E 1B		P6			4	1	1	0	0	0	2
Tom Poquette, L (1, 7) OBP: 0.256, SLG: 0.345	G3		K		SH 1-3 E 3-H		4-3			2	1	0	1	0	1	2
Willie Wilson, S (6, 7) OBP: 0.301, SLG: 0.313										1	0	0	0	0	0	0
Freddie Patek, R (1, 6) OBP: 0.338, SLG: 0.347		1-2 S HR HBP	1B		P3			1-3		3	1	1	0	0	0	2
Frank White, R (1, 4) OBP: 0.334, SLG: 0.390		BB 1-2 HR	1-3 1B		E5 2-H 3-H			1-3		3	1	1	0	1	0	0
Inning Stats	R: 2 E: 0 K: 0 S: 6 H: 3 LOB: 2 BB: 1 P: 10	R: 3 E: 0 K: 1 S: 7 H: 2 LOB: 1 BB: 1 P: 12	R: 0 E: 0 K: 1 S: 6 H: 2 LOB: 2 BB: 0 P: 6	R: 0 E: 0 K: 1 S: 5 H: 0 LOB: 0 BB: 0 P: 5	R: 3 E: 2 K: 0 S: 7 H: 2 LOB: 1 BB: 0 P: 7	R: 0 E: 0 K: 1 S: 5 H: 0 LOB: 0 BB: 0 P: 5	R: 0 E: 0 K: 0 S: 3 H: 0 LOB: 0 BB: 0 P: 3	R: 0 E: 0 K: 0 S: 3 H: 0 LOB: 0 BB: 0 P: 3	R: 0 E: 1 K: 2 S: 8 H: 0 LOB: 1 BB: 0 P: 8	1B: 7 2B: 1 3B: 0 HR: 1 SF: 0 SAC: 1 DP: 0 HBP: 1						

PITCHER	IP	WLS	BF	H	R	ER	SO	BB	IBB	HBP	BLK	WP	HR	S	P	ERA	WHIP
Ed Figueroa, R (1, 1) ERA: 3.91	4.1	L	25	9	8	6	3	2	0	1	0	0	1	28	37	12.46	2.538
Sparky Lyle, L (5, 1) ERA: 3.5	1.2		6	0	0	0	1	0	0	0	0	0	0	8	8	0.00	0.000
Bob Kammeyer, R (7, 1) ERA: 3.31	3.0		10	0	0	0	2	0	0	0	0	0	0	14	14	0.00	0.000

PITCHER	IP	WLS	BF	H	R	ER	SO	BB	IBB	HBP	BLK	WP	HR	S	P	ERA	WHIP

TOP

Kansas City Royals @ New York Yankees

Yankee Stadium, Bronx, NY

Sat Jul 15 1978, 7:05 PM EDT

Att. 34,979 - Unknown - 77 F

livebaseballscorecards.com

AB	37
R	8
H	9
RBI	6
BB	2
SO	6
LOB	15

WP: 0	PB: 0	SB: 2	CS: 0
PA: 41			

BOTTOM

Kansas City Royals @ New York Yankees

Yankee Stadium, Bronx, NY

Sat Jul 15 1978, 7:05 PM EDT

Att. 34,979 - Unknown - 77 F

livebaseballscorecards.com

Batter	1	2	3	4	5	6	7	8	9	AB	R	H	RBI	BB	SO	LOB
Mickey Rivers, L (1, 8) OBP: 0.283, SLG: 0.370	F7			F9		G3 1-3		1-3 3-H 2B		4	0	1	1	0	0	1
Willie Randolph, R (1, 4) OBP: 0.360, SLG: 0.321	6-3			2B 1B		G5-4-3 3-H 1B		K		3	0	2	1	0	0	0
Brian Doyle, L (6, PR) (7, 4) OBP: 0.207, SLG: 0.207										0	0	0	0	0	0	0
Roy White, S (8, PH) OBP: 0.332, SLG: 0.378										1	0	0	0	0	1	2
Damaso Garcia, R (9, 6) OBP: 0.227, SLG: 0.195										0	0	0	0	0	0	0
Thurman Munson, R (1, 9) OBP: 0.309, SLG: 0.383	F7			1-3 2B		G5-4-3 1-2f		K2-3		4	0	1	0	0	1	3
Chris Chambliss, L (1, 3) OBP: 0.332, SLG: 0.390		F7		K			G4-6-3 1B		K	4	0	1	0	0	2	2
Graig Nettles, L (1, 5) OBP: 0.324, SLG: 0.420		F8		K			G4-6-3 1-2f		F9	4	0	0	0	0	1	3
Reggie Jackson, L (1, 10) OBP: 0.334, SLG: 0.458		F7			F9		F7		K	4	0	0	0	0	1	0
Gary Thomasson, L (1, 7) OBP: 0.309, SLG: 0.409			F7		P4			E 1B 2B 1B		3	1	1	0	0	0	0
Fred Stanley, R (1, 6) OBP: 0.348, SLG: 0.303			K		P6			K		2	0	0	0	0	1	0
Jim Spencer, L (8, PH) OBP: 0.295, SLG: 0.479										1	0	0	0	0	1	1
Paul Blair, R (9, 4) OBP: 0.261, SLG: 0.321										0	0	0	0	0	0	0
Mike Heath, R (1, 2) OBP: 0.375, SLG: 0.391			5-3			E G3 1B		E9 2B 1-3 1B		2	1	1	0	0	0	0
Jay Johnstone, L (8, PH) OBP: 0.250, SLG: 0.250										1	0	1	0	0	0	0
Cliff Johnson, R (9, 2) OBP: 0.314, SLG: 0.385										0	0	0	0	0	0	0
Inning Stats	R: 0 E: 0 K: 0 S: 3 H: 0 LOB: 0 BB: 0 P: 3	R: 0 E: 0 K: 0 S: 3 H: 0 LOB: 0 BB: 0 P: 3	R: 0 E: 0 K: 1 S: 5 H: 0 LOB: 0 BB: 0 P: 5	R: 0 E: 0 K: 2 S: 9 H: 2 LOB: 2 BB: 0 P: 9	R: 0 E: 0 K: 0 S: 3 H: 0 LOB: 0 BB: 0 P: 3	R: 1 E: 1 K: 0 S: 4 H: 2 LOB: 1 BB: 0 P: 4	R: 0 E: 0 K: 0 S: 3 H: 1 LOB: 0 BB: 0 P: 3	R: 1 E: 1 K: 3 S: 12 H: 3 LOB: 2 BB: 0 P: 12	R: 0 E: 0 K: 2 S: 7 H: 0 LOB: 0 BB: 0 P: 7	1B: 6 2B: 2 3B: 0 HR: 0	SF: 0 SAC: 0 DP: 2 HBP: 0						

	AB	33
	R	2
	H	8
	RBI	2
	BB	0
	SO	8
	LOB	12

WP: 0 PB: 0 SB: 0 CS: 0 PA: 33

PITCHER	IP	WLS	BF	H	R	ER	SO	BB	IBB	HBP	BLK	WP	HR	S	P	ERA	WHIP
Dennis Leonard, R (1, 1) ERA: 3.64	9.0	W	33	8	2	2	8	0	0	0	0	0	0	49	49	2.00	0.889

PITCHER	IP	WLS	BF	H	R	ER	SO	BB	IBB	HBP	BLK	WP	HR	S	P	ERA	WHIP

Batter	1	2	3	4	5	6	7	8	9	AB	R	H	RBI	BB	SO	LOB
George Brett, L (1, 5) OBP: 0.357, SLG: 0.481	BBBB 4-0 S HR BB		x 0-0 1B FC4-6 2B		x 0-0 ① F7		SSS 0-3 ③ K			3	2	1	0	1	1	0
Hal McRae, R (1, 10) OBP: 0.321, SLG: 0.433	SSS 0-3 ① K 1-2		x 0-0 FC4-6 1B 2-3		x 0-0 ② F9			x 0-0 ① P6		4	0	1	0	0	1	1
Ralph LaCock, L (1, 3) OBP: 0.308, SLG: 0.459	x 0-0 ② F7		x 0-0 ① FC4-6 F8 BB 1-2f 3-H		x 0-0 1B			x 0-0 FC5-4 1B		4	0	2	1	0	0	2
Amos Otis, R (1, 8) OBP: 0.363, SLG: 0.523	x 0-0 2-H HR		BBBB 4-0 1-2 BB		x 0-0 ③ F9			x 0-0 ② FC5-4 CS 1-2f		3	1	1	2	1	0	2
Darrell Porter, L (1, 2) OBP: 0.375, SLG: 0.425	x 0-0 ③ P6		x 0-0 ② F8 2-3			x 0-0 ① 4-3		x 0-0 ③ CS 1-2	x 0-0 ① P5	4	0	0	0	0	0	2
Clint Hurdle, L (1, 9) OBP: 0.342, SLG: 0.366		x 0-0 ① P5	x 0-0 ③ 5-3			x 0-0 ② 4-3			x 0-0 ② P4	3	0	0	0	0	0	2
Joe Zdeb, R (9, PH) (9, 9) OBP: 0.253, SLG: 0.287										1	0	0	0	0	0	0
Tom Poquette, L (1, 7) OBP: 0.258, SLG: 0.344		x 0-0 1B		x 0-0 ① P6		x 0-0 ③ F7			x 0-0 ③ 5-3	3	0	1	0	0	0	0
Willie Wilson, S (8, 7) OBP: 0.299, SLG: 0.311										1	0	0	0	0	0	0
Freddie Patek, R (1, 6) OBP: 0.335, SLG: 0.343		SSS 0-3 ② K		x 0-0 ② F9			x 0-0 ① F8			3	0	0	0	0	1	1
Frank White, R (1, 4) OBP: 0.331, SLG: 0.386		x 0-0 ③ 6-3		x 0-0 ③ F9			SSS 0-3 ② K			3	0	0	0	0	1	1

TOP

Kansas City Royals @ New York Yankees

Yankee Stadium, Bronx, NY

Sun Jul 16 1978, 3:33 AM EDT

Att. 45,089 - Unknown - 69 F

livebaseballscorecards.com

AB	32
R	3
H	6
RBI	3
BB	2
SO	4
LOB	11

Inning Stats	1	2	3	4	5	6	7	8	9
R	2	0	1	0	0	0	0	0	0
E	0	0	0	0	0	0	0	0	0
K	1	1	0	0	0	0	2	0	0
S	6	6	5	3	4	3	7	3	3
H	1	1	2	0	1	0	0	1	0
LOB	0	1	2	0	1	0	0	0	0
BB	1	0	1	0	0	0	0	0	0
P	10	6	9	3	4	3	7	3	3

1B	4	
2B	1	
3B	0	
HR	1	
SF	0	
SAC	0	
DP	0	
HBP	0	
WP	0	
PB	0	
SB	1	
CS	1	
PA	35	

PITCHER		IP	WLS	BF	H	R	ER	SO	BB	IBB	HBP	BLK	WP	HR	S	P	ERA	WHIP
Jim Beattie, R (1, 1) ERA: 4.42		2.1	L	13	4	3	3	2	2	0	0	0	0	1	15	23	11.57	2.571
Dick Tidrow, R (3, 1) ERA: 3.78		4.2		15	1	0	0	2	0	0	0	0	0	0	19	19	0.00	0.214
Sparky Lyle, L (8, 1) ERA: 3.41		2.0		6	1	0	0	0	0	0	0	0	0	0	6	6	0.00	0.500

PITCHER	IP	WLS	BF	H	R	ER	SO	BB	IBB	HBP	BLK	WP	HR	S	P	ERA	WHIP

Batter	1	2	3	4	5	6	7	8	9	AB	R	H	RBI	BB	SO	LOB
Roy White, S (1, 10) OBP: 0.329, SLG: 0.374	F8		S, 1B	FC6-4			P4		FC5-4	5	0	1	0	0	0	4
Mickey Rivers, L (1, 8) OBP: 0.281, SLG: 0.364	G3		K		F9		BB, 1B		F9	4	0	0	0	1	1	3
Thurman Munson, R (1, 9) OBP: 0.314, SLG: 0.386	1B		BB		P6		1B			3	0	2	0	1	0	0
Lou Piniella, R (1, 7) OBP: 0.365, SLG: 0.419	F8		F8		P4		P5			4	0	0	0	0	0	7
Cliff Johnson, R (1, 3) OBP: 0.307, SLG: 0.375 Chris Chambliss, L (8, PH) OBP: 0.331, SLG: 0.389 (9, 3)		P5		P6		F7		K		3 1	0 0	0 0	0 0	0 0	0 1	0 0
Graig Nettles, L (1, 5) OBP: 0.323, SLG: 0.427		P5		HR		G3		F8		4	1	1	1	0	0	0
Fred Stanley, R (1, 6) OBP: 0.345, SLG: 0.294		6-3		BB, 1B		F7		K		3	0	0	0	1	1	0
Mike Heath, R (1, 2) OBP: 0.357, SLG: 0.370			1B, SH1-3, 1B	F9			4-3		6-3	4	0	1	0	0	0	1
Brian Doyle, L (1, 4) OBP: 0.233, SLG: 0.233 Willie Randolph, R (7, PH) OBP: 0.364, SLG: 0.324 (8, 4)			SH1-3	FC6-4			BB, 1B, WP		FC5-4	1 1	0 0	1 1	0 0	0 1	0 0	0 0
Inning Stats	R: 0 E: 0 K: 0 S: 4 H: 1 LOB: 1 BB: 0 P: 4	R: 0 E: 0 K: 0 S: 3 H: 0 LOB: 0 BB: 0 P: 3	R: 0 E: 0 K: 1 S: 7 H: 2 LOB: 3 BB: 1 P: 11	R: 1 E: 0 K: 0 S: 5 H: 2 LOB: 2 BB: 1 P: 9	R: 0 E: 0 K: 0 S: 3 H: 0 LOB: 0 BB: 0 P: 3	R: 0 E: 0 K: 0 S: 3 H: 0 LOB: 0 BB: 0 P: 3	R: 0 E: 0 K: 0 S: 4 H: 1 LOB: 3 BB: 2 P: 12	R: 0 E: 0 K: 2 S: 7 H: 0 LOB: 0 BB: 0 P: 7	R: 0 E: 0 K: 0 S: 4 H: 1 LOB: 1 BB: 0 P: 4	1B: 6 2B: 0 3B: 0 HR: 1	SF: 0 SAC: 1 DP: 0 HBP: 0					

PITCHER		IP	WLS	BF	H	R	ER	SO	BB	IBB	HBP	BLK	WP	HR	S	P	ERA	WHIP
Larry Gura, L ERA: 2.94	(1, 1)	6.1	W	27	5	1	1	1	3	0	0	0	0	1	26	38	1.42	1.263
Steve Mingori, L ERA: 2.06	(7, 1)	0.1		2	0	0	0	0	1	0	0	0	1	0	1	5	0.00	3.000
Doug Bird, R ERA: 5.37	(7, 1)	0.1		2	1	0	0	0	0	0	0	0	0	0	2	2	0.00	3.000
Al Hrabosky, L ERA: 2.54	(8, 1)	2.0	S	7	1	0	0	2	0	0	0	0	0	0	11	11	0.00	0.500

PITCHER	IP	WLS	BF	H	R	ER	SO	BB	IBB	HBP	BLK	WP	HR	S	P	ERA	WHIP

BOTTOM

Kansas City Royals @ New York Yankees

Yankee Stadium, Bronx, NY

Sun Jul 16 1978, 3:33 AM EDT
Att. 45,089 - Unknown - 69 F

livebaseballscorecards.com

AB	33
R	1
H	7
RBI	1
BB	4
SO	3
LOB	15

WP: 1 PA: 38
PB: 0
SB: 1
CS: 0

Batter	1	2	3	4	5	6	7	8	9	10	11	AB	R	H	RBI	BB	SO	LOB
George Brett, L (1, 5) OBP: 0.356, SLG: 0.477	F7	4-3			1B, SF7 2-H 1B		K		E 1B	F7	P6	7	2	2	1	0	1	6
Hal McRae, R (1, 10) OBP: 0.322, SLG: 0.433			6-3		E 1-3 1B		4-3		E4 1-3		B B B E, SH1-4 FC3-2 BB	5	0	2	0	0	0	1
U L Washington, S (9, PR) OBP: 0.333, SLG: 0.314	1B								1B			0	1	0	0	1	0	0
Ralph LaCock, L (1, 3) OBP: 0.303, SLG: 0.451	F7		P6		SF7 1-2 3-H			K	1B 1-2 3-H		SH1-4 1-2	2	0	0	0	0	0	1
John Wathan, R (5, PH) OBP: 0.308, SLG: 0.384 (5, 3)												2	0	1	2	0	1	0
Amos Otis, R (1, 8) OBP: 0.359, SLG: 0.515	P4		F9		F9			4-3	G4-6-3 1-2 2-H 1B		E9 FC3-2, IBB BB 2-3	6	1	1	1	0	0	3
Darrell Porter, L (1, 2) OBP: 0.380, SLG: 0.437		HR		P5		HBP		2B 1B	G4-6-3 1-2f		BB, FC3-2 1-2 1B IBB	4	2	2	1	1	0	2
Clint Hurdle, L (1, 9) OBP: 0.341, SLG: 0.367		B B B B BB BB		F9		F7		1-3 2B		S S S K	FC3-2 BB 1-2 2-3 3-Hf 1B	5	1	1	0	1	1	4
Tom Poquette, L (1, 7) OBP: 0.255, SLG: 0.340 Joe Zdeb, R (6, PH) OBP: 0.250, SLG: 0.284 (6, 7)	F8		F9			F9		I I I IBB		S	B B B 1B 1-2 2-3 3-H 1B BB	2 1	0 0	0 0	0 0	0 0	0 0	1 1
Steve Braun, L (8, PH) OBP: 0.333, SLG: 0.384 Willie Wilson, S (8, PR) OBP: 0.308, SLG: 0.316 (8, 7)												0 1	0 1	0 1	0 1	1 1	0 0	0 0
Freddie Patek, R (1, 6) OBP: 0.338, SLG: 0.347	B B B B 1-2 BB				2B	P5				F8 1-2	1B 1-3 2-H 3-H 1B	5	1	2	2	1	1	5
Frank White, R (1, 4) OBP: 0.331, SLG: 0.385	S S S K				P4		F8		5-3	1B	1-2 3-H 1B	6	0	2	1	0	1	3
Inning Stats	R: 0 E: 0 K: 0 S: 4 H: 1 LOB: 1 BB: 0 P: 4	R: 1 E: 0 K: 1 S: 6 H: 1 LOB: 2 BB: 2 P: 14	R: 0 E: 0 K: 0 S: 3 H: 0 LOB: 0 BB: 0 P: 3	R: 0 E: 0 K: 0 S: 3 H: 0 LOB: 0 BB: 0 P: 3	R: 2 E: 1 K: 0 S: 6 H: 3 LOB: 1 BB: 0 P: 6	R: 0 E: 0 K: 0 S: 3 H: 0 LOB: 1 BB: 0 P: 4	R: 0 E: 0 K: 1 S: 5 H: 0 LOB: 0 BB: 0 P: 5	R: 0 E: 0 K: 2 S: 9 H: 2 LOB: 3 BB: 1 P: 13	R: 2 E: 1 K: 0 S: 6 H: 3 LOB: 2 BB: 0 P: 6	R: 0 E: 0 K: 1 S: 7 H: 2 LOB: 2 BB: 0 P: 7	R: 4 E: 1 K: 0 S: 6 H: 2 LOB: 2 BB: 3 P: 18	1B: 11 2B: 2 3B: 0 HR: 1 SF: 1 SAC: 1 DP: 1 HBP: 1						

PITCHER		IP	WLS	BF	H	R	ER	SO	BB	IBB	HBP	BLK	WP	HR	S	P	ERA	WHIP
Catfish Hunter, R ERA: 5.97	(1, 1)	4.1		20	5	3	3	1	2	0	0	0	0	1	20	28	6.23	1.615
Sparky Lyle, L ERA: 3.33	(5, 1)	1.2		6	0	0	0	0	0	0	1	0	0	0	5	6	0.00	0.000
Rich Gossage, R ERA: 2.23	(7, 1)	4.2	L	26	7	6	1	4	2	2	0	0	0	0	30	46	1.93	1.929
Bob Kammeyer, R ERA: 3.24	(11, 1)	0.1		3	2	0	0	0	0	0	0	0	0	0	3	3	0.00	6.000

PITCHER	IP	WLS	BF	H	R	ER	SO	BB	IBB	HBP	BLK	WP	HR	S	P	ERA	WHIP

TOP

Kansas City Royals @ New York Yankees

Yankee Stadium, Bronx, NY

Mon Jul 17 1978, 7:05 PM EDT

Att. 27,020 - Unknown - 74 F

livebaseballscorecards.com

AB	46
R	9
H	14
RBI	9
BB	6
SO	5
LOB	27

WP: 0 PB: 0 SB: 1 CS: 0 PA: 55

Batter	1	2	3	4	5	6	7	8	9	10	11	AB	R	H	RBI	BB	SO	LOB
Willie Randolph, R (1, 4) OBP: 0.360, SLG: 0.332	SSS 0-3 K ①		SSS 0-3 K ②	x 0-0 FC8-2 ②③ 3-H			x 0-0 4-3 ②		x 0-0 F7 ②		x 0-0 HR	6	1	1	1	0	2	4
Mickey Rivers, L (1, 8) OBP: 0.286, SLG: 0.372	SSS 0-3 K ②		BBBB 4-0 2B BB 1-2 2-3		x 0-0 F9 ①		x 0-0 2B		x 0-0 P5 ③		x 0-0 1B 2B	5	1	2	0	1	1	1
Thurman Munson, R (1, 9) OBP: 0.317, SLG: 0.391	x 0-0 5-3 ③		x 0-0 2B 1-3 2-H 3-H		x 0-0 F7 ②		x 0-0 6-3 ③			x 0-0 F9 1B	x 0-0 2-H 1B	6	0	3	3	0	0	1
Reggie Jackson, L (1, 10) OBP: 0.332, SLG: 0.452 Cliff Johnson, R (11, PH) OBP: 0.305, SLG: 0.372		x 0-0 P4 ①	x 0-0 F8 ③		x 0-0 G3 ③			BBBB 4-0 4-3 BB		x 0-0 P2 ①	x 0-0 F7 ③	4 1	0 0	0 0	0 0	1 0	0 0	3 1
Lou Piniella, R (1, 7) OBP: 0.362, SLG: 0.414		x 0-0 F7 ②		x 0-0 1B HR 1B		x 0-0 F9 ①		x 0-0 P6 ①		x 0-0 F9 ② 1-2		5	1	1	0	0	0	2
Chris Chambliss, L (1, 3) OBP: 0.332, SLG: 0.387		x 0-0 P5 ③		x 0-0 HR 1-3 1B		x 0-0 F7 ②		x 0-0 4-3 ② 1-2		BBBB 4-0 BB		4	1	1	0	1	0	1
Graig Nettles, L (1, 5) OBP: 0.327, SLG: 0.438			x 0-0 BB SH1-4 2B 1B	x 0-0 1-H 3-H HR		BBBB 4-0 BB		x 0-0 P6 ③		x 0-0 4-3 ③		4	2	2	3	1	0	3
Fred Stanley, R (1, 6) OBP: 0.350, SLG: 0.305			x 0-0 SH1-4 ① 1-2	x 0-0 SH1-3 FC8-2 2B		x 0-0 P4 ③			BBBB 4-0 FC4-6 BB		x 0-0 5-3 ①	3	0	1	0	1	0	1
Mike Heath, R (1, 2) OBP: 0.344, SLG: 0.355			x 0-0 BB 2B 1B	x 0-0 SH1-3 ① 2-3			x 0-0 4-3 ①		x 0-0 FC4-6 ① 1-2f		x 0-0 P4 ②	4	1	1	0	0	0	1
Inning Stats	R: 0 E: 0 K: 2 S: 7 H: 0 LOB: 0 BB: 0 P: 7	R: 0 E: 0 K: 0 S: 3 H: 0 LOB: 0 BB: 0 P: 3	R: 2 E: 0 K: 1 S: 8 H: 3 LOB: 2 BB: 1 P: 12	R: 3 E: 0 K: 0 S: 6 H: 4 LOB: 0 BB: 0 P: 6	R: 0 E: 0 K: 0 S: 3 H: 0 LOB: 0 BB: 0 P: 3	R: 0 E: 0 K: 0 S: 3 H: 0 LOB: 1 BB: 1 P: 7	R: 0 E: 0 K: 0 S: 4 H: 1 LOB: 1 BB: 0 P: 4	R: 0 E: 0 K: 0 S: 3 H: 0 LOB: 1 BB: 1 P: 7	R: 0 E: 0 K: 0 S: 3 H: 0 LOB: 1 BB: 1 P: 7	R: 0 E: 0 K: 0 S: 4 H: 1 LOB: 2 BB: 1 P: 8	R: 2 E: 0 K: 0 S: 6 H: 3 LOB: 1 BB: 0 P: 6	1B: 6 2B: 5 3B: 0 HR: 2	SF: 0 SAC: 2 DP: 1 HBP: 0					

PITCHER		IP	WLS	BF	H	R	ER	SO	BB	IBB	HBP	BLK	WP	HR	S	P	ERA	WHIP
Paul Splittorff, L ERA: 3.41	(1, 1)	3.0		17	7	5	5	3	1	0	0	0	0	1	22	26	15.00	2.667
Marty Pattin, R ERA: 4.89	(4, 1)	4.1		15	1	0	0	0	2	0	0	0	0	0	13	21	0.00	0.692
Al Hrabosky, L ERA: 2.74	(8, 1)	3.2	W	17	4	2	2	0	2	0	0	0	0	1	15	23	4.91	1.636

PITCHER	IP	WLS	BF	H	R	ER	SO	BB	IBB	HBP	BLK	WP	HR	S	P	ERA	WHIP

BOTTOM

Kansas City Royals @ New York Yankees

Yankee Stadium, Bronx, NY

Mon Jul 17 1978, 7:05 PM EDT

Att. 27,020 - Unknown - 74 F

livebaseballscorecards.com

AB	42
R	7
H	12
RBI	7
BB	5
SO	3
LOB	18

WP: 0 PA: 49
PB: 0
SB: 0
CS: 0

Batter	1	2	3	4	5	6	7	8	9	AB	R	H	RBI	BB	SO	LOB
Willie Randolph, R (1, 4) OBP: 0.358, SLG: 0.329	SSS 0-3 ① K		x 0-0 ① 6-3		x 0-0 ② 6-3		x 0-0 FC6-4 1B, 1-3, 1B		x 0-0 ② 6-3	5	0	1	0	0	1	0
Mickey Rivers, L (1, 8) OBP: 0.288, SLG: 0.373	x 0-0 ② P4		x 0-0 ② G3		x 0-0 S, 1B, 1B		x 0-0 FC6-4, 1-2, 3-H, 1B		x 0-0 ③ 4-3	5	1	2	1	0	0	0
Thurman Munson, R (1, 9) OBP: 0.319, SLG: 0.392	x 0-0 1B		x 0-0 ③ F9		x 0-0 1-H, 1B		x 0-0 ① P6			4	0	2	1	0	0	2
Lou Piniella, R (1, 7) OBP: 0.356, SLG: 0.407	x 0-0 ③ 1-3			x 0-0 ① F7	x 0-0 ③ F8		x 0-0 ② FC6-4, 1-2f, 2-3			4	0	0	0	0	0	4
Chris Chambliss, L (1, 3) OBP: 0.331, SLG: 0.386		x 0-0 ① 2-3		x 0-0 F8, 1B		x 0-0 ① 5-3	x 0-0 ③ 4-3			4	0	1	0	0	0	2
Graig Nettles, L (1, 5) OBP: 0.329, SLG: 0.438		x 0-0 1B, 1B		x 0-0 ② F8, 1-2		x 0-0 1B		x 0-0 ① 4-1		4	0	2	0	0	0	1
Cliff Johnson, R (1, 10) OBP: 0.310, SLG: 0.371		SSS 0-3 ② K		BBBB 4-0 FC5-4, BB		x 0-0 ② F7		x 0-0 G1-6-3, 1B		3	0	1	0	1	1	2
Fred Stanley, R (1, 6) OBP: 0.346, SLG: 0.303		x 0-0 1-2, 1B		x 0-0 ③ FC5-4, 1-2f		SSS 0-3 ③ K		x 0-0 ②③ G1-6-3, 1-2f		4	0	1	0	0	1	4
Mike Heath, R (1, 2) OBP: 0.333, SLG: 0.343		x 0-0 ③ 1-3			SSS 0-3 ① K		x 0-0 1B, 1B, 1B		x 0-0 ① 1-3	4	1	1	0	0	1	2
Inning Stats	R: 0 H: 1 E: 0 LOB: 1 K: 1 BB: 0 S: 6 P: 6	R: 0 H: 2 E: 0 LOB: 2 K: 1 BB: 0 S: 7 P: 7	R: 0 H: 0 E: 0 LOB: 0 K: 0 BB: 0 S: 3 P: 3	R: 0 H: 1 E: 0 LOB: 2 K: 0 BB: 1 S: 4 P: 8	R: 1 H: 2 E: 0 LOB: 1 K: 1 BB: 0 S: 7 P: 7	R: 0 H: 1 E: 0 LOB: 1 K: 1 BB: 0 S: 6 P: 6	R: 1 H: 3 E: 0 LOB: 2 K: 0 BB: 0 S: 6 P: 6	R: 0 H: 1 E: 0 LOB: 0 K: 0 BB: 0 S: 3 P: 3	R: 0 H: 0 E: 0 LOB: 0 K: 0 BB: 0 S: 3 P: 3	1B: 11 SF: 0 2B: 0 SAC: 0 3B: 0 DP: 1 HR: 0 HBP: 0						WP: 0 PA: 38 PB: 0 SB: 1 CS: 0	

PITCHER	IP	WLS	BF	H	R	ER	SO	BB	IBB	HBP	BLK	WP	HR	S	P	ERA	WHIP
Geoff Zahn, L (1, 1) ERA: 3.14	9.0	L	38	11	2	2	4	1	0	0	0	0	0	45	49	2.00	1.333

PITCHER	IP	WLS	BF	H	R	ER	SO	BB	IBB	HBP	BLK	WP	HR	S	P	ERA	WHIP

TOP

New York Yankees @ Minnesota Twins

Metropolitan Stadium, Bloomington , MI

Wed Jul 19 1978, 8:05 PM EDT

Att. 29,591 - Unknown - 83 F

livebaseballscorecards.com

AB	37
R	2
H	11
RBI	2
BB	1
SO	4
LOB	17

Batter	1	2	3	4	5	6	7	8	9	AB	R	H	RBI	BB	SO	LOB
Hosken Powell, L (1, 9) OBP: 0.316, SLG: 0.338	4-3			4-3		4-3		4-3		4	0	0	0	0	0	0
Roy Smalley, S (1, 6) OBP: 0.344, SLG: 0.404	3-1			F8		P4		F7		4	0	0	0	0	0	0
Rod Carew, L (1, 3) OBP: 0.434, SLG: 0.471	K			1B		4-3			F7	4	0	1	0	0	1	0
Mike Cubbage, L (1, 5) OBP: 0.373, SLG: 0.446		K		1-3 1B			FC6-4 1B		K	3	0	1	0	1	2	0
Glenn Adams, L (1, 10) OBP: 0.279, SLG: 0.396		F9		P6			F8		HBP 1B	4	0	1	0	0	0	3
Dan Ford, R (1, 8) OBP: 0.350, SLG: 0.450		CS 1B			4-3 2B		1-2 FC6-4 1B		1-2 HBP	3	0	3	0	0	0	0
Rich Chiles, L (1, 7) OBP: 0.349, SLG: 0.330		1-2 CS		F8	2-3 4-3		1-2f 2-3 FC6-4		4-3	4	0	0	0	0	0	5
Butch Wynegar, S (1, 2) OBP: 0.327, SLG: 0.345				P6	P3		P5			3	0	0	0	0	0	3
Rob Wilfong, L (1, 4) OBP: 0.354, SLG: 0.360				4-3	4-3			1-3		3	0	0	0	0	0	1
Inning Stats	R: 0 E: 0 K: 1 S: 5 H: 0 LOB: 0 BB: 0 P: 5	R: 0 E: 0 K: 1 S: 5 H: 1 LOB: 0 BB: 0 P: 5	R: 0 E: 0 K: 0 S: 3 H: 0 LOB: 0 BB: 0 P: 3	R: 0 E: 0 K: 0 S: 5 H: 2 LOB: 2 BB: 0 P: 5	R: 0 E: 0 K: 0 S: 4 H: 1 LOB: 1 BB: 0 P: 4	R: 0 E: 0 K: 0 S: 3 H: 0 LOB: 0 BB: 0 P: 3	R: 0 E: 0 K: 0 S: 4 H: 1 LOB: 2 BB: 1 P: 8	R: 0 E: 0 K: 0 S: 3 H: 0 LOB: 0 BB: 0 P: 3	R: 0 E: 0 K: 1 S: 6 H: 1 LOB: 2 BB: 0 P: 7	1B: 5 2B: 1 3B: 0 HR: 0 SF: 0 SAC: 0 DP: 0 HBP: 1			WP: 0 PB: 0 SB: 0 CS: 1	PA: 35		

PITCHER	IP	WLS	BF	H	R	ER	SO	BB	IBB	HBP	BLK	WP	HR	S	P	ERA	WHIP
Ed Figueroa, R (1, 1) ERA: 3.64	9.0	W	34	6	0	0	3	1	0	1	0	0	0	38	43	0.00	0.778

PITCHER	IP	WLS	BF	H	R	ER	SO	BB	IBB	HBP	BLK	WP	HR	S	P	ERA	WHIP

BOTTOM

New York Yankees @ Minnesota Twins

Metropolitan Stadium, Bloomington , MI

Wed Jul 19 1978, 8:05 PM EDT

Att. 29,591 - Unknown - 83 F

livebaseballscorecards.com

AB	32
R	0
H	6
RBI	0
BB	1
SO	3
LOB	12

Batter	1	2	3	4	5	6	7	8	9	AB	R	H	RBI	BB	SO	LOB
Willie Randolph, R (1, 4) OBP: 0.362, SLG: 0.332	0-0 1B 1B	0-0 F9 ③			0-0 1B		0-0 F8 ①		BBBB 4-0 1B 1-2 BB	4	1	2	0	1	0	1
Mickey Rivers, L (1, 8) OBP: 0.289, SLG: 0.373	0-0 E 1B 1-2 BLK 1B		0-0 6-3 ①		0-0 F8 ①		0-0 F7 ②		0-0 FC5-4 1-3 2-H 1B	5	1	2	1	0	0	2
Thurman Munson, R (1, 9) OBP: 0.318, SLG: 0.389	0-0 BLK E CS 1-2 2-H 1B		0-0 F9 ②		0-0 F7 ②		0-0 F8 ③		0-0 FC5-4 ③ 1-2f	5	0	1	1	0	0	4
Lou Piniella, R (1, 7) OBP: 0.350, SLG: 0.400	0-0 E5 BLK 1-2 2-3		0-0 F9 ③		SSS 0-3 K ③			0-0 P3 ①		4	0	0	0	0	1	3
Chris Chambliss, L (1, 3) OBP: 0.330, SLG: 0.384	SSS 0-3 K ①			0-0 G6-4-3 1B		SSS 0-3 K ①		0-0 1-3 ②		4	0	1	0	0	2	3
Graig Nettles, L (1, 5) OBP: 0.325, SLG: 0.433	0-0 P6 ② 1-2 2-3 3-H			0-0 G6-4-3 ①② 1-2f		0-0 F8 ②		SSS 0-3 K ③		4	0	0	0	0	1	3
Cliff Johnson, R (1, 10) OBP: 0.315, SLG: 0.365	BBBB 4-0 BB			BBBB 4-0 1B BB		0-0 P6 ③			0-0 F7 ①	2	0	0	0	2	0	0
Fred Stanley, R (1, 6) OBP: 0.359, SLG: 0.327	0-0 CS ③ 3-H	0-0 5-3 ①		0-0 FC4-6 1-2 1B			0-0 WP 1B 2B		0-0 BB 1B 1B	4	2	3	0	0	0	0
Mike Heath, R (1, 2) OBP: 0.325, SLG: 0.333		0-0 1-3 ②		0-0 FC4-6 ③ 1-2f			0-0 2-H 1B		0-0 F8 ②	4	0	1	1	0	0	3
Inning Stats	R: 2 E: 1 K: 1 S: 8 H: 3 LOB: 2 BB: 1 P: 12	R: 0 E: 0 K: 0 S: 3 H: 0 LOB: 0 BB: 0 P: 3	R: 0 E: 0 K: 0 S: 3 H: 0 LOB: 0 BB: 0 P: 3	R: 0 E: 0 K: 0 S: 4 H: 2 LOB: 2 BB: 1 P: 8	R: 0 E: 0 K: 1 S: 6 H: 1 LOB: 1 BB: 0 P: 6	R: 0 E: 0 K: 1 S: 5 H: 0 LOB: 0 BB: 0 P: 5	R: 1 E: 0 K: 0 S: 5 H: 2 LOB: 1 BB: 0 P: 5	R: 0 E: 0 K: 1 S: 5 H: 0 LOB: 0 BB: 0 P: 5	R: 1 E: 0 K: 0 S: 5 H: 2 LOB: 2 BB: 1 P: 9	1B: 9 2B: 1 3B: 0 HR: 0 SF: 0 SAC: 0 DP: 1 HBP: 0						WP: 1 PB: 0 SB: 0 CS: 1	PA: 40

PITCHER		IP	WLS	BF	H	R	ER	SO	BB	IBB	HBP	BLK	WP	HR	S	P	ERA	WHIP
Darrell Jackson, L ERA: 3.2	(1, 1)	8.0	L	33	8	3	2	4	2	0	0	1	1	0	39	47	2.25	1.250
Roric Harrison, R ERA: 6.94	(9, 1)	1.0		6	2	1	1	0	1	0	0	0	0	0	5	9	9.00	3.000

PITCHER	IP	WLS	BF	H	R	ER	SO	BB	IBB	HBP	BLK	WP	HR	S	P	ERA	WHIP

TOP

New York Yankees @ Minnesota Twins

Metropolitan Stadium, Bloomington , MI

Thu Jul 20 1978, 8:05 PM EDT

Att. 30,660 - Unknown - 70 F

livebaseballscorecards.com

AB	36
R	4
H	10
RBI	3
BB	3
SO	4
LOB	19

New York Yankees @ Minnesota Twins

Metropolitan Stadium, Bloomington , MI

Thu Jul 20 1978, 8:05 PM EDT

Att. 30,660 - Unknown - 70 F

livebaseballscorecards.com

BOTTOM

Batter	1	2	3	4	5	6	7	8	9	AB	R	H	RBI	BB	SO	LOB
Bob Randall, R (1, 4) OBP: 0.336, SLG: 0.367	F9		F9			1B		L9		4	0	1	0	0	0	1
Rod Carew, L (1, 3) OBP: 0.429, SLG: 0.465	6-3			F8		F7		K		4	0	0	0	0	1	1
Dan Ford, R (1, 8) OBP: 0.349, SLG: 0.445	5-3			5-3		K			BB G4-6-3	3	0	0	0	1	1	1
Bombo Rivera, R (1, 9) OBP: 0.408, SLG: 0.387		BB G1-6-3		K			P4		K	3	0	0	0	1	2	1
Jose Morales, R (1, 10) OBP: 0.368, SLG: 0.411		G1-6-3 1-2f			1B		BB 1B		G4-6-3 1-2f	4	0	2	0	0	0	2
Craig Kusick, R (1, 7) OBP: 0.301, SLG: 0.315		F2			P4		K			3	0	0	0	0	1	2
Roy Smalley, S (1, 6) OBP: 0.346, SLG: 0.408			2B	K			BB 1-2			2	0	1	0	1	1	1
Larry Wolfe, R (1, 5) OBP: 0.302, SLG: 0.336			K		P4		L7			3	0	0	0	0	1	4
Glenn Borgmann, R (1, 2) OBP: 0.294, SLG: 0.278			P3			K		6-3		3	0	0	0	0	1	1

	AB	29
	R	0
	H	4
	RBI	0
	BB	3
	SO	8
	LOB	14

Inning Stats										
	R: 0 E: 0 K: 0 S: 3	H: 0 LOB: 0 BB: 0 P: 3	R: 0 E: 0 K: 0 S: 2	H: 0 LOB: 0 BB: 1 P: 6	R: 0 E: 0 K: 1 S: 6	H: 1 LOB: 1 BB: 0 P: 6	R: 0 E: 0 K: 1 S: 5	H: 0 LOB: 0 BB: 0 P: 5	R: 0 E: 0 K: 1 S: 6	H: 1 LOB: 1 BB: 0 P: 6
	R: 0 E: 0 K: 2 S: 8	H: 1 LOB: 1 BB: 0 P: 8	R: 0 E: 0 K: 1 S: 6	H: 1 LOB: 2 BB: 1 P: 10	R: 0 E: 0 K: 1 S: 5	H: 0 LOB: 0 BB: 0 P: 5	R: 0 E: 0 K: 1 S: 4	H: 0 LOB: 0 BB: 1 P: 8	1B: 3 2B: 1 3B: 0 HR: 0	SF: 0 SAC: 0 DP: 2 HBP: 0
	WP: 0 PB: 0 SB: 0 CS: 0	PA: 32								

PITCHER	IP	WLS	BF	H	R	ER	SO	BB	IBB	HBP	BLK	WP	HR	S	P	ERA	WHIP
Ron Guidry, L (1, 1) ERA: 2.11	9.0	W	32	4	0	0	8	3	0	0	0	0	0	45	57	0.00	0.778

PITCHER	IP	WLS	BF	H	R	ER	SO	BB	IBB	HBP	BLK	WP	HR	S	P	ERA	WHIP

Batter	1	2	3	4	5	6	7	8	9	AB	R	H	RBI	BB	SO	LOB
Mickey Rivers, L (1, 8) OBP: 0.294, SLG: 0.375	G3		4-3		HR 1B	1B HBP 1-2 2-3 3-H		S 1B		4	1	2	1	0	0	1
Roy White, S (1, 10) OBP: 0.330, SLG: 0.390	F2		G3		1-H HR	FC6-4 1B 1-3 2-H 3-H		G3 1-2		5	1	2	4	0	0	2
Thurman Munson, R (1, 9) OBP: 0.322, SLG: 0.392	F9			1B SF9 1B	1B	FC6-4 1-2f			1B FC3-6 1B	5	2	3	0	0	0	2
Chris Chambliss, L (1, 3) OBP: 0.331, SLG: 0.384		FC3-6 1B		4-1 1B 1-3	6-3		1-3		S S S K	5	0	2	0	0	1	2
Graig Nettles, L (1, 5) OBP: 0.326, SLG: 0.434		F7		SF9 3-H		F8	FC5-4 1B		FC3-6 1B 1-3	4	0	2	1	0	0	1
Gary Thomasson, L (1, 7) OBP: 0.307, SLG: 0.402		FC3-6 FC6-4 1-2f		4-1 1-2		B B B B 4-0 1-3 BB HBP BB	F8		FC3-6 1-2f 3-H	4	1	0	1	1	0	4
Fred Stanley, R (1, 6) OBP: 0.353, SLG: 0.316 (8, 4)		FC6-4 1-2f		4-3		B B B B 4-0 HBP 1-3 1B BB 1-2	FC5-4 1-2f		6-3	4	1	0	0	1	0	4
Mike Heath, R (1, 2) OBP: 0.318, SLG: 0.326			SH3 1B	6-3		1-3 1-2 2-3		5-3		4	0	1	0	0	0	2
Brian Doyle, L (1, 4) OBP: 0.226, SLG: 0.226			SH3 1-2	G3		HBP 1B IBB		5-3		1	0	0	0	0	0	0
Cliff Johnson, R (6, PH) OBP: 0.320, SLG: 0.365										0	1	0	0	1	0	0
Paul Blair, R (6, 4) (8, 6) OBP: 0.258, SLG: 0.318										1	0	0	0	0	0	0

TOP

New York Yankees @ Chicago White Sox

Comiskey Park, Chicago, IL

Fri Jul 21 1978, 8:05 PM EDT

Att. 30,348 - Unknown

livebaseballscorecards.com

AB	37
R	7
H	12
RBI	7
BB	3
SO	1
LOB	18

Inning Stats	1	2	3	4	5	6	7	8	9
	R: 0 E: 0 K: 0 S: 3	H: 0 LOB: 0 BB: 0 P: 3	R: 0 E: 0 K: 0 S: 4	H: 1 LOB: 1 BB: 0 P: 4	R: 0 E: 0 K: 0 S: 4	H: 1 LOB: 1 BB: 0 P: 4	R: 1 E: 0 K: 0 S: 5	H: 2 LOB: 1 BB: 0 P: 5	R: 2 E: 0 K: 0 S: 6	H: 3 LOB: 1 BB: 0 P: 6	R: 3 E: 0 K: 0 S: 4	H: 1 LOB: 2 BB: 3 P: 17	R: 0 E: 0 K: 0 S: 4	H: 1 LOB: 1 BB: 0 P: 4	R: 0 E: 0 K: 0 S: 4	H: 1 LOB: 1 BB: 0 P: 4	R: 1 E: 0 K: 1 S: 7	H: 2 LOB: 1 BB: 0 P: 7

| | | | | | | | | | |

Batter	1	2	3	4	5	6	7	8	9	AB	R	H	RBI	BB	SO	LOB
Bob Molinaro, L (1, 7) OBP: 0.342, SLG: 0.399	4-3	G1-6-3 1-2f		F2		F3			K	3	0	0	0	0	0	3
Lamar Johnson, R (6, PH) OBP: 0.308, SLG: 0.360										1	0	0	0	0	0	1
Alan Bannister, R (7, 7) OBP: 0.296, SLG: 0.269										1	0	0	0	0	1	0
Ralph Garr, L (1, 10) OBP: 0.321, SLG: 0.356	4-3		4-3 WP FC4-6 1B	4-3			B2-3		K	5	1	1	0	0	1	1
Jorge Orta, L (1, 4) OBP: 0.345, SLG: 0.453	1B		4-3 1-3		4-3 2B		B1-3			4	0	2	0	0	0	1
Bill Nahorodny, R (1, 3) OBP: 0.294, SLG: 0.366	F4		FC4-6 1B		F7		K			4	0	1	0	0	1	2
Claudell Washington, L (1, 9) OBP: 0.257, SLG: 0.351		E4 BB 2B	FC4-6 1-2f 3-H		4-3 2-3			2-3		4	1	0	1	0	0	2
Mike Colbern, R (1, 2) OBP: 0.222, SLG: 0.333		K	6-3		K			F8		4	0	0	0	0	2	3
Henry Cruz, L (1, 8) OBP: 0.306, SLG: 0.370		1-2 2B BB		2B 1B		F9		1B		1	2	1	0	1	0	0
Tom Spencer, R (6, PH) OBP: 0.286, SLG: 0.286										2	0	1	0	0	0	0
(7, 8)																
Don Kessinger, S (1, 6) OBP: 0.327, SLG: 0.325		1-H 2-H 2B		BLK 1-H 2B		BB		K		2	0	2	3	1	0	0
Ron Blomberg, L (8, PH) OBP: 0.254, SLG: 0.355										1	0	0	0	0	1	1
Greg Pryor, R (9, 6) OBP: 0.280, SLG: 0.269										0	0	0	0	0	0	0
Kevin Bell, R (1, 5)		G1-6-3 BB		F4 2-3		K			F5	3	0	0	0	1	1	2
Inning Stats	R: 0 E: 0 K: 0 S: 4 H: 1 LOB: 1 BB: 0 P: 4	R: 2 E: 1 K: 1 S: 6 H: 1 LOB: 1 BB: 2 P: 14	R: 1 E: 0 K: 0 S: 5 H: 2 LOB: 1 BB: 0 P: 5	R: 1 E: 0 K: 0 S: 5 H: 2 LOB: 1 BB: 0 P: 5	R: 0 E: 0 K: 1 S: 6 H: 1 LOB: 1 BB: 0 P: 6	R: 0 E: 0 K: 1 S: 5 H: 0 LOB: 1 BB: 1 P: 9	R: 0 E: 0 K: 1 S: 5 H: 0 LOB: 0 BB: 0 P: 5	R: 0 E: 0 K: 1 S: 6 H: 1 LOB: 1 BB: 0 P: 6	R: 0 E: 0 K: 2 S: 7 H: 0 LOB: 0 BB: 0 P: 7	1B: 5 2B: 3 3B: 0 HR: 0 SF: 0 SAC: 0 DP: 1 HBP: 0	WP: 1 PB: 0 SB: 0 CS: 0 PA: 38					

PITCHER		IP	WLS	BF	H	R	ER	SO	BB	IBB	HBP	BLK	WP	HR	S	P	ERA	WHIP
Jim Beattie, R ERA: 4.55	(1, 1)	4.1		22	7	4	3	1	2	0	0	1	1	0	22	30	6.23	2.077
Sparky Lyle, L ERA: 3.21	(5, 1)	2.2	W	9	0	0	0	3	1	0	0	0	0	0	14	18	0.00	0.375
Rich Gossage, R ERA: 2.18	(8, 1)	2.0	S	7	1	0	0	3	0	0	0	0	0	0	13	13	0.00	0.500

PITCHER	IP	WLS	BF	H	R	ER	SO	BB	IBB	HBP	BLK	WP	HR	S	P	ERA	WHIP

BOTTOM

New York Yankees @ Chicago White Sox

Comiskey Park, Chicago, IL

Fri Jul 21 1978, 8:05 PM EDT

Att. 30,348 - Unknown

livebaseballscorecards.com

AB	35
R	4
H	8
RBI	4
BB	3
SO	7
LOB	16

Batter	1	2	3	4	5	6	7	8	9	AB	R	H	RBI	BB	SO	LOB
Willie Randolph, R (1, 4) OBP: 0.356, SLG: 0.326	1-3	F8		FC5 2-3f		6-4-3	FC5-4 1-2f			5	0	0	0	0	0	8
Brian Doyle, L (7, 4) OBP: 0.226, SLG: 0.226										0	0	0	0	0	0	0
Mickey Rivers, L (1, 8) OBP: 0.296, SLG: 0.382	F3		F6		1B G3 2B		F7	2B		5	1	2	0	0	0	0
Thurman Munson, R (1, 9) OBP: 0.320, SLG: 0.389	F4		6-3		5-3		2B 1B	SSS K		5	1	1	0	0	1	2
Lou Piniella, R (1, 7) OBP: 0.355, SLG: 0.413		1B 2B	F8		G3 2-3 1B		1B 1-H 1B 2B	5-3		5	2	3	1	0	0	1
Chris Chambliss, L (1, 3) OBP: 0.332, SLG: 0.383	5-3			BBBB F7 4-3 1B BB	G3 2-3 3-H		1B BB 2-3 1B	4-3		4	2	1	1	1	0	3
Jim Spencer, L (9, 3) OBP: 0.295, SLG: 0.479										0	0	0	0	0	0	0
Graig Nettles, L (1, 5) OBP: 0.330, SLG: 0.439	BB SF7 BB 2-H 1B			4-3 1-2	B1-3		BB BB 1-3 3-H 1B		2B	5	1	3	2	0	0	2
Roy White, S (1, 10) OBP: 0.332, SLG: 0.384		BBBB BB 1-2 BB		F7 2-3		F9 BBBB	BB 1-2 BB		F7	3	0	0	0	2	0	2
Fred Stanley, R (1, 6) OBP: 0.362, SLG: 0.311		BBBB 1-2 2-3 BB		BBBB FC5 1B BB		E5 BBBB	FC5-4 1-2 2-3 3-H BB		1-3	2	0	0	1	3	0	1
Mike Heath, R (1, 2) OBP: 0.306, SLG: 0.319		SF7 3-H		1-2 3-H 1B		F8 SSS	K		6-3	4	0	1	2	0	1	5
Inning Stats	R: 0 E: 0 K: 0 S: 3 H: 0 LOB: 0 BB: 0 P: 3	R: 2 E: 0 K: 0 S: 5 H: 2 LOB: 2 BB: 2 P: 13	R: 0 E: 0 K: 0 S: 3 H: 0 LOB: 0 BB: 0 P: 3	R: 1 E: 0 K: 0 S: 4 H: 1 LOB: 2 BB: 2 P: 12	R: 1 E: 0 K: 0 S: 5 H: 2 LOB: 1 BB: 0 P: 5	R: 0 E: 1 K: 0 S: 4 H: 0 LOB: 1 BB: 0 P: 4	R: 3 E: 0 K: 1 S: 9 H: 4 LOB: 3 BB: 2 P: 17	R: 0 E: 0 K: 1 S: 6 H: 1 LOB: 1 BB: 0 P: 6	R: 0 E: 0 K: 0 S: 4 H: 1 LOB: 1 BB: 0 P: 4	1B: 6 2B: 5 3B: 0 HR: 0	SF: 1 SAC: 0 DP: 0 HBP: 0						

TOP

New York Yankees @ Chicago White Sox

Comiskey Park, Chicago, IL

Sat Jul 22 1978, 8:05 PM EDT

Att. 32,163 - Unknown - 90 F

livebaseballscorecards.com

AB	38
R	7
H	11
RBI	7
BB	6
SO	2
LOB	24

PITCHER		IP	WLS	BF	H	R	ER	SO	BB	IBB	HBP	BLK	WP	HR	S	P	ERA	WHIP
Wilbur Wood, L ERA: 4.9	(1, 1)	6.1	L	33	9	7	7	0	4	0	0	0	0	0	29	45	9.95	2.053
Lerrin LaGrow, R ERA: 4.14	(7, 1)	2.2		12	2	0	0	2	2	0	0	0	0	0	14	22	0.00	1.500

PITCHER	IP	WLS	BF	H	R	ER	SO	BB	IBB	HBP	BLK	WP	HR	S	P	ERA	WHIP

Batter	1	2	3	4	5	6	7	8	9	AB	R	H	RBI	BB	SO	LOB
Bob Molinaro, L (1, 7) OBP: 0.345, SLG: 0.397	BBBB 4-0 4-3 BB		x 0-0 3-1 ③			x 0-0 E S SF9 1B		x 0-0 G4-6-3 ②③ 1-2f		3	1	1	0	1	0	1
Ralph Garr, L (1, 10) OBP: 0.316, SLG: 0.351	x 0-0 F2 ①			SSS 0-3 K ①		SSS 0-3 K ① 1-3			x 0-0 2-3 ①	4	0	0	0	0	2	2
Jorge Orta, L (1, 4) OBP: 0.341, SLG: 0.449	x 0-0 4-3 ② 1-2			x 0-0 F3 ②		x 0-0 SF9 ② 3-H			x 0-0 F7 ②	3	0	0	1	0	0	1
Ron Blomberg, L (1, 3) OBP: 0.258, SLG: 0.357 Lamar Johnson, R (6, PH) (7, 3) OBP: 0.309, SLG: 0.359	x 0-0 F4 ③			x 0-0 2B 1B		x 0-0 4-3 ③			BBBB 4-0 1B 1B BB	2 1	0 1	1 0	0 0	0 1	0 0	1 0
Claudell Washington, L (1, 9) OBP: 0.268, SLG: 0.366		x 0-0 F8 ①		x 0-0 1-3 2B			x 0-0 G5-4-3 1B		x 0-0 1B 1-2 1B	4	0	3	0	0	0	0
Henry Cruz, L (1, 8) OBP: 0.299, SLG: 0.360 Tom Spencer, R (7, PH) (8, 8) OBP: 0.333, SLG: 0.333		x 0-0 F8 ②		x 0-0 F2 ③			x 0-0 F9 ①		x 0-0 1-3 2-H 1B	2 2	0 0	0 1	0 1	0 0	0 0	2 1
Don Kessinger, S (1, 6) OBP: 0.326, SLG: 0.321		x 0-0 F7 ③			BBBB 4-0 G5-4-3 BB		x 0-0 G5-4-3 ②③ 1-2f		x 0-0 6-3 ③	3	0	0	0	1	0	3
Bill Nahorodny, R (1, 2) OBP: 0.291, SLG: 0.362			x 0-0 5-3 ①		x 0-0 F9 ①			x 0-0 6-3 ①		3	0	0	0	0	0	1
Kevin Bell, R (1, 5) OBP: 0.286, SLG: 0.167			x 0-0 F2 ②		x 0-0 G5-4-3 ②③ 1-2f			x 0-0 G4-6-3 1B		3	0	1	0	0	0	1
Inning Stats	R: 0 H: 0 E: 0 LOB: 1 K: 0 BB: 1 S: 3 P: 7	R: 0 H: 0 E: 0 LOB: 0 K: 0 BB: 0 S: 3 P: 3	R: 0 H: 0 E: 0 LOB: 0 K: 0 BB: 0 S: 3 P: 3	R: 0 H: 2 E: 0 LOB: 2 K: 1 BB: 0 S: 7 P: 7	R: 0 H: 0 E: 0 LOB: 0 K: 0 BB: 1 S: 2 P: 6	R: 1 H: 1 E: 0 LOB: 0 K: 1 BB: 0 S: 6 P: 6	R: 0 H: 1 E: 0 LOB: 0 K: 0 BB: 0 S: 3 P: 3	R: 0 H: 1 E: 0 LOB: 0 K: 0 BB: 0 S: 3 P: 3	R: 1 H: 2 E: 0 LOB: 2 K: 0 BB: 1 S: 5 P: 9	1B: 6 SF: 1 2B: 1 SAC: 0 3B: 0 DP: 3 HR: 0 HBP: 0						

PITCHER		IP	WLS	BF	H	R	ER	SO	BB	IBB	HBP	BLK	WP	HR	S	P	ERA	WHIP
Catfish Hunter, R ERA: 5.06	(1, 1)	5.2	W	21	3	1	0	2	2	0	0	0	0	0	23	31	0.00	0.882
Sparky Lyle, L ERA: 3.16	(6, 1)	1.1		4	1	0	0	0	0	0	0	0	0	0	4	4	0.00	0.750
Rich Gossage, R ERA: 2.23	(8, 1)	2.0		9	3	1	1	0	1	0	0	0	0	0	8	12	4.50	2.000

PITCHER	IP	WLS	BF	H	R	ER	SO	BB	IBB	HBP	BLK	WP	HR	S	P	ERA	WHIP

BOTTOM

New York Yankees @ Chicago White Sox

Comiskey Park, Chicago, IL

Sat Jul 22 1978, 8:05 PM EDT
Att. 32,163 - Unknown - 90 F

livebaseballscorecards.com

AB	30
R	2
H	7
RBI	2
BB	3
SO	2
LOB	13

Batter	1	2	3	4	5	6	7	8	9	AB	R	H	RBI	BB	SO	LOB
Willie Randolph, R (1, 4) OBP: 0.354, SLG: 0.325	5-3		5-3		2-H 1B			4-3		4	0	1	0	0	0	0
Mickey Rivers, L (1, 8) OBP: 0.293, SLG: 0.378	F7		F8			4-3		K2-3		3	0	0	0	0	0	0
Paul Blair, R (7, 8) OBP: 0.255, SLG: 0.314										1	0	0	0	0	1	0
Thurman Munson, R (1, 9) OBP: 0.319, SLG: 0.388	F7			6-3		G5-4-3 1B			5-3	4	0	1	0	0	0	0
Lou Piniella, R (1, 7) OBP: 0.354, SLG: 0.410		F7		F8		G5-4-3 1-2f			2B 1B	4	1	1	0	0	0	1
Chris Chambliss, L (1, 3) OBP: 0.331, SLG: 0.384		K		4-3			G3		1-H 1B 2B	4	1	1	1	0	1	0
Graig Nettles, L (1, 5) OBP: 0.334, SLG: 0.441		1B BB			F3		1B		1B 1B	3	0	2	1	1	0	0
Roy White, S (1, 10) OBP: 0.339, SLG: 0.391		1-2 1B			S 2B 1B		F3		1-2 1B	4	1	3	0	0	0	1
Fred Stanley, R (1, 6) OBP: 0.352, SLG: 0.301		K			K		F8		F8	4	0	0	0	0	2	6
Mike Heath, R (1, 2) OBP: 0.302, SLG: 0.333			F6		1-H 1B 2B			1-3	F4	4	0	1	1	0	0	2
Inning Stats	R: 0 E: 0 K: 0 S: 3 H: 0 LOB: 0 BB: 0 P: 3	R: 0 E: 0 K: 2 S: 8 H: 1 LOB: 2 BB: 1 P: 12	R: 0 E: 0 K: 0 S: 3 H: 0 LOB: 0 BB: 0 P: 3	R: 0 E: 0 K: 0 S: 3 H: 0 LOB: 0 BB: 0 P: 3	R: 1 E: 0 K: 1 S: 7 H: 3 LOB: 2 BB: 0 P: 7	R: 0 E: 0 K: 0 S: 3 H: 1 LOB: 0 BB: 0 P: 3	R: 0 E: 0 K: 0 S: 4 H: 1 LOB: 1 BB: 0 P: 4	R: 0 E: 0 K: 1 S: 5 H: 0 LOB: 0 BB: 0 P: 5	R: 2 E: 0 K: 0 S: 7 H: 4 LOB: 2 BB: 0 P: 7	1B: 8 2B: 2 3B: 0 HR: 0 SF: 0 SAC: 0 DP: 1 HBP: 0						

PITCHER	IP	WLS	BF	H	R	ER	SO	BB	IBB	HBP	BLK	WP	HR	S	P	ERA	WHIP
Ken Kravec, L (1, 1) ERA: 3.89	9.0	L	36	10	3	3	4	1	0	0	0	0	0	43	47	3.00	1.222

PITCHER	IP	WLS	BF	H	R	ER	SO	BB	IBB	HBP	BLK	WP	HR	S	P	ERA	WHIP

TOP

New York Yankees @ Chicago White Sox

Comiskey Park, Chicago, IL

Sun Jul 23 1978, 4:33 AM EDT
Att. 27,651 - Unknown - 68 F

livebaseballscorecards.com

AB	35
R	3
H	10
RBI	3
BB	1
SO	4
LOB	10

PA: 36
WP: 0
PB: 0
SB: 1
CS: 0

Batter	1	2	3	4	5	6	7	8	9	AB	R	H	RBI	BB	SO	LOB
Bob Molinaro, L (1, 7) OBP: 0.335, SLG: 0.385	G3		4-3		F5		G6-3 1-2f		F9	5	0	0	0	0	0	2
Ralph Garr, L (1, 10) OBP: 0.319, SLG: 0.353	BB 1B		5-3		S 1B			4-3		4	0	2	0	0	0	0
Jorge Orta, L (1, 4) OBP: 0.340, SLG: 0.444	F7		F8		BBB FC5-4 1-2 BB			F8		3	0	0	0	1	0	1
Eric Soderholm, R (1, 5) OBP: 0.320, SLG: 0.450 Kevin Bell, R (8, PR) OBP: 0.286, SLG: 0.167 (9, 5)	BBBB 1-2 BB			1B 2B	FC5-4 1-2f			2B		3 0	1 0	2 0	0 0	1 0	0 0	2 0
Claudell Washington, L (1, 9) OBP: 0.268, SLG: 0.360	F8			6-3		1-3		IBB		3	0	0	0	1	0	3
Tom Spencer, R (1, 8) OBP: 0.231, SLG: 0.231		5-3		F8		6-3		F9		4	0	0	0	0	0	3
Ron Blomberg, L (1, 3) OBP: 0.258, SLG: 0.353		L6		2-H 1B		6-3			F7	4	0	1	1	0	0	0
Don Kessinger, S (1, 6) OBP: 0.328, SLG: 0.324		FC4-6 1B		F7			F9		1B	4	0	2	0	0	0	1
Bill Nahorodny, R (1, 2) OBP: 0.291, SLG: 0.362 Alan Bannister, R (7, PR) OBP: 0.296, SLG: 0.269 Mike Colbern, R (8, 2) OBP: 0.200, SLG: 0.300		FC4-6 1-2f			6-3		G6-3 1B		SSS K	3 0 1	0 0 0	1 0 0	0 0 0	0 0 1	0 0 1	1 0 1
Inning Stats	R: 0 E: 0 K: 0 S: 4 H: 1 LOB: 2 BB: 1 P: 8	R: 0 E: 0 K: 0 S: 4 H: 1 LOB: 1 BB: 0 P: 4	R: 0 E: 0 K: 0 S: 3 H: 0 LOB: 0 BB: 0 P: 3	R: 1 E: 0 K: 0 S: 5 H: 2 LOB: 1 BB: 0 P: 5	R: 0 E: 0 K: 0 S: 4 H: 1 LOB: 2 BB: 1 P: 8	R: 0 E: 0 K: 0 S: 3 H: 0 LOB: 0 BB: 0 P: 3	R: 0 E: 0 K: 0 S: 3 H: 1 LOB: 1 BB: 0 P: 3	R: 0 E: 0 K: 0 S: 4 H: 1 LOB: 2 BB: 1 P: 8	R: 0 E: 0 K: 1 S: 6 H: 1 LOB: 1 BB: 0 P: 6	1B: 6 2B: 2 3B: 0 HR: 0	SF: 0 SAC: 0 DP: 1 HBP: 0					

PITCHER		IP	WLS	BF	H	R	ER	SO	BB	IBB	HBP	BLK	WP	HR	S	P	ERA	WHIP
Ed Figueroa, R ERA: 3.5	(1, 1)	8.0	W	33	7	1	1	0	2	1	0	0	0	0	30	42	1.12	1.125
Rich Gossage, R ERA: 2.21	(9, 1)	1.0	S	4	1	0	0	1	0	0	0	0	0	0	6	6	0.00	1.000

PITCHER	IP	WLS	BF	H	R	ER	SO	BB	IBB	HBP	BLK	WP	HR	S	P	ERA	WHIP

BOTTOM

New York Yankees @ Chicago White Sox

Comiskey Park, Chicago, IL

Sun Jul 23 1978, 4:33 AM EDT
Att. 27,651 - Unknown - 68 F

livebaseballscorecards.com

AB	34
R	1
H	8
RBI	1
BB	3
SO	1
LOB	14

1B: 6 SF: 0
2B: 2 SAC: 0
3B: 0 DP: 1
HR: 0 HBP: 0

WP: 0 PA: 37
PB: 0
SB: 1
CS: 0

Batter	1	2	3	4	5	6	7	8	9	AB	R	H	RBI	BB	SO	LOB
Mickey Rivers, L (1, 8) OBP: 0.293, SLG: 0.377	L8		F7		CS 1B			K		4	0	1	0	0	1	0
Willie Randolph, R (1, 4) OBP: 0.353, SLG: 0.324	L8		S 1B		CS 1-2	F8		F8		4	0	1	0	0	0	0
Thurman Munson, R (1, 9) OBP: 0.316, SLG: 0.384	6-3		K 1-2			4-3		K		4	0	0	0	0	2	1
Chris Chambliss, L (1, 3) OBP: 0.327, SLG: 0.380		K	6-3			3-1			6-3	4	0	0	0	0	1	1
Graig Nettles, L (1, 5) OBP: 0.339, SLG: 0.443		1B BB		G5-4-3 1B			1B		F7	3	1	2	0	1	0	0
Gary Thomasson, L (1, 7) OBP: 0.310, SLG: 0.404		1B FC5-4 1B 1-2		K			K		1B	4	1	2	0	0	2	1
Roy White, S (1, 10) OBP: 0.342, SLG: 0.398		FC5-4 1B 1-3 2-H		G5-4-3 1-2f			2B		F8	4	0	2	1	0	0	2
Mike Heath, R (1, 2) OBP: 0.304, SLG: 0.321		FC5-4 FC6 1-2f 3-H			5-3		HBP			2	0	0	1	0	0	1
Fred Stanley, R (1, 6) OBP: 0.345, SLG: 0.294		FC6 1-2f			F8		F9			3	0	0	0	0	0	3
Inning Stats	R: 0 H: 0 E: 0 LOB: 0 K: 0 BB: 0 S: 3 P: 3	R: 2 H: 2 E: 0 LOB: 1 K: 1 BB: 1 S: 7 P: 11	R: 0 H: 1 E: 0 LOB: 1 K: 1 BB: 0 S: 6 P: 6	R: 0 H: 1 E: 0 LOB: 0 K: 1 BB: 0 S: 5 P: 5	R: 0 H: 1 E: 0 LOB: 0 K: 0 BB: 0 S: 3 P: 3	R: 0 H: 0 E: 0 LOB: 0 K: 0 BB: 0 S: 3 P: 3	R: 0 H: 2 E: 0 LOB: 2 K: 1 BB: 0 S: 6 P: 7	R: 0 H: 0 E: 0 LOB: 0 K: 2 BB: 0 S: 7 P: 7	R: 0 H: 1 E: 0 LOB: 1 K: 0 BB: 0 S: 4 P: 4	1B: 7 SF: 0 2B: 1 SAC: 0 3B: 0 DP: 1 HR: 0 HBP: 1						

PITCHER	IP	WLS	BF	H	R	ER	SO	BB	IBB	HBP	BLK	WP	HR	S	P	ERA	WHIP
Dennis Leonard, R (1, 1) ERA: 3.42	9.0	W	34	8	2	2	6	1	0	1	0	0	0	44	49	2.00	1.000

PITCHER	IP	WLS	BF	H	R	ER	SO	BB	IBB	HBP	BLK	WP	HR	S	P	ERA	WHIP

TOP

New York Yankees @ Kansas City Royals

Royals Stadium, Kansas City, MO

Mon Jul 24 1978, 8:05 PM EDT

Att. 38,859 - Unknown - 87 F

livebaseballscorecards.com

AB	32
R	2
H	8
RBI	2
BB	1
SO	6
LOB	9

WP: 0 PA: 35
PB: 0
SB: 1
CS: 1

New York Yankees @ Kansas City Royals

Royals Stadium, Kansas City, MO

Mon Jul 24 1978, 8:05 PM EDT
Att. 38,859 - Unknown - 87 F

livebaseballscorecards.com

Batter	1	2	3	4	5	6	7	8	9	AB	R	H	RBI	BB	SO	LOB
George Brett, L (1, 5) OBP: 0.361, SLG: 0.489	G3		CS 1-2	F7		F9 1B 1B	2B 2-H 1B	L8		5	1	2	1	0	0	1
Hal McRae, R (1, 10) OBP: 0.325, SLG: 0.437	L9			F2		1-2 1B	2B IBB			3	0	1	0	1	0	0
Ralph LaCock, L (1, 3) OBP: 0.322, SLG: 0.474	F8			BB 1B		F9 2-3	1-3 2-H 2B			3	0	1	0	0	0	2
John Wathan, R (7, PH) OBP: 0.312, SLG: 0.398 (8, 3)										1	0	1	1	0	0	0
Amos Otis, R (1, 8) OBP: 0.370, SLG: 0.509		F9		BB 1-2		K	IBB			2	0	0	0	2	1	2
Darrell Porter, L (1, 2) OBP: 0.381, SLG: 0.443		G6-4-3 BB		F8			1B 2B BB; F7			2	1	0	0	2	0	5
Clint Hurdle, L (1, 9) OBP: 0.351, SLG: 0.392		G6-4-3 1-2f			4-3		L8	SH1-3 BB SF7 1B		4	1	1	0	0	0	2
Tom Poquette, L (1, 7) OBP: 0.261, SLG: 0.345			6-3		F8		F9	SF7 SH1-3 1-2 BB		3	0	0	0	0	0	1
Willie Wilson, S (8, 7) OBP: 0.311, SLG: 0.310										0	0	0	0	1	0	0
Freddie Patek, R (1, 6) OBP: 0.339, SLG: 0.345			4-3		F7		1-2 2B 1B	SH1-3 1-2 2-3		3	1	1	0	0	0	0
Frank White, R (1, 4) OBP: 0.329, SLG: 0.385			CS 1B			F7	1-H 2-H 1B 2B	SF7 2-3 3-H		2	0	1	0	0	0	0
Steve Braun, L (7, PH) OBP: 0.341, SLG: 0.400										1	0	1	2	0	0	0
Jerry Terrell, R (7, PR) OBP: 0.226, SLG: 0.207 (8, 4)										0	1	0	1	0	0	0

Inning Stats	1	2	3	4	5	6	7	8	9						
	R: 0 H: 0	R: 0 H: 0	R: 0 H: 1	R: 0 H: 1	R: 0 H: 0	R: 0 H: 2	R: 4 H: 4	R: 1 H: 1		1B: 7	SF: 1	WP: 0	PA: 38
	E: 0 LOB: 0	E: 0 LOB: 0	E: 0 LOB: 0	E: 0 LOB: 2	E: 0 LOB: 0	E: 0 LOB: 2	E: 0 LOB: 3	E: 0 LOB: 1		2B: 2	SAC: 1	PB: 0	
	K: 0 BB: 0	K: 0 BB: 1	K: 0 BB: 0	K: 0 BB: 1	K: 0 BB: 0	K: 1 BB: 0	K: 0 BB: 3	K: 0 BB: 1		3B: 0	DP: 1	SB: 0	
	S: 3 P: 3	S: 2 P: 6	S: 3 P: 3	S: 4 P: 8	S: 3 P: 3	S: 7 P: 7	S: 7 P: 19	S: 4 P: 8		HR: 0	HBP: 0	CS: 1	

PITCHER		IP	WLS	BF	H	R	ER	SO	BB	IBB	HBP	BLK	WP	HR	S	P	ERA	WHIP
Dick Tidrow, R ERA: 3.79	(1, 1)	6.2	L	27	6	3	3	1	3	0	0	0	0	0	26	38	4.05	1.350
Sparky Lyle, L ERA: 3.33	(7, 1)	1.1		10	3	2	2	0	1	2	0	0	0	0	7	19	13.50	3.000

PITCHER	IP	WLS	BF	H	R	ER	SO	BB	IBB	HBP	BLK	WP	HR	S	P	ERA	WHIP

AB	29
R	5
H	9
RBI	5
BB	6
SO	1
LOB	13

Batter	1	2	3	4	5	6	7	8	9	AB	R	H	RBI	BB	SO	LOB
Mickey Rivers, L (1, 8) OBP: 0.294, SLG: 0.384	2B		E6 S 2B		F7			SH1-3 2B	1-3	5	2	2	0	0	0	1
Willie Randolph, R (1, 4) OBP: 0.352, SLG: 0.326	F9		1-H 2B			5-3		SH1-3 2-3	K	4	0	1	1	0	1	1
Thurman Munson, R (1, 9) OBP: 0.315, SLG: 0.385 Paul Blair, R (8, 9) OBP: 0.253, SLG: 0.310	K		P4			5-3		FC3-6 1B 2B 3-H	F7	4 1	1 0	1 0	1 0	0 0	1 0	2 0
Lou Piniella, R (1, 7) OBP: 0.356, SLG: 0.413	5-3			P5		2B		FC3-6 IBB		3	0	1	0	1	0	1
Graig Nettles, L (1, 5) OBP: 0.335, SLG: 0.438		F5		F8		6-3		FC3-6 1B 1B 1-2f 2-3		4	1	0	0	0	0	3
Roy White, S (1, 10) OBP: 0.340, SLG: 0.395		L6		P2			K	BB 1B 1B 1-3 3-H		4	0	1	1	0	1	0
Jim Spencer, L (1, 3) OBP: 0.301, SLG: 0.475		G3			1-3		FC6-4 BB	BB 1B 1-2 3-H		3	0	1	1	1	0	0
Mike Heath, R (1, 2) OBP: 0.317, SLG: 0.357			F3		3B		FC6-4 1-2f	BB 1-2 2-3		3	0	1	0	1	0	1
Fred Stanley, R (1, 6) OBP: 0.336, SLG: 0.285			5-3		1-3		5-3	P6		4	0	0	0	0	0	5
Inning Stats	R: 0 E: 0 K: 1 S: 6 H: 1 LOB: 1 BB: 0 P: 6	R: 0 E: 0 K: 0 S: 3 H: 0 LOB: 0 BB: 0 P: 3	R: 1 E: 1 K: 0 S: 5 H: 1 LOB: 1 BB: 0 P: 5	R: 0 E: 0 K: 0 S: 3 H: 0 LOB: 0 BB: 0 P: 3	R: 0 E: 0 K: 0 S: 4 H: 1 LOB: 1 BB: 0 P: 4	R: 0 E: 0 K: 0 S: 4 H: 1 LOB: 1 BB: 0 P: 4	R: 0 E: 0 K: 1 S: 5 H: 0 LOB: 1 BB: 1 P: 9	R: 3 E: 0 K: 0 S: 7 H: 4 LOB: 3 BB: 2 P: 15	R: 0 E: 0 K: 1 S: 5 H: 0 LOB: 0 BB: 0 P: 5	1B: 2 2B: 5 3B: 1 HR: 0 SF: 0 SAC: 1 DP: 0 HBP: 0						

TOP

New York Yankees @ Kansas City Royals

Royals Stadium, Kansas City, MO

Tue Jul 25 1978, 8:05 PM EDT

Att. 40,183 - Unknown

livebaseballscorecards.com

AB	35
R	4
H	8
RBI	4
BB	3
SO	3
LOB	14

PITCHER		IP	WLS	BF	H	R	ER	SO	BB	IBB	HBP	BLK	WP	HR	S	P	ERA	WHIP
Paul Splittorff, L ERA: 3.23	(1, 1)	7.2	L	34	8	4	3	2	1	1	0	0	0	0	36	44	3.52	1.174
Al Hrabosky, L ERA: 2.62	(8, 1)	0.1		2	0	0	0	0	1	0	0	0	0	0	1	5	0.00	3.000
Steve Mingori, L ERA: 2.0	(9, 1)	1.0		3	0	0	0	1	0	0	0	0	0	0	5	5	0.00	0.000

PITCHER	IP	WLS	BF	H	R	ER	SO	BB	IBB	HBP	BLK	WP	HR	S	P	ERA	WHIP

Batter	1	2	3	4	5	6	7	8	9	AB	R	H	RBI	BB	SO	LOB
George Brett, L (1, 5) OBP: 0.363, SLG: 0.489	F9 1B 1B		CS 1B			K		4-3		4	0	2	0	0	1	0
Hal McRae, R (1, 10) OBP: 0.326, SLG: 0.438	1-2 1B		1-2 K			FC5-4 1B			K	4	0	2	0	0	2	1
John Wathan, R (1, 3) OBP: 0.299, SLG: 0.380	K			F9		1-2f FC5-4			F9	4	0	0	0	0	1	3
Amos Otis, R (1, 8) OBP: 0.365, SLG: 0.502	2-3 F9			5-3		F9			5-3	4	0	0	0	0	0	3
Darrell Porter, L (1, 2) OBP: 0.377, SLG: 0.439	1-3			K			F8			3	0	0	0	0	1	2
Al Cowens, R (1, 9) OBP: 0.318, SLG: 0.383		CS 1B			2B		5-3			3	0	2	0	0	0	0
Clint Hurdle, L (1, 7) OBP: 0.348, SLG: 0.388		1-2 3-1			K		P6			3	0	0	0	0	1	2
Freddie Patek, R (1, 6) OBP: 0.335, SLG: 0.342		K			P2			6-3		3	0	0	0	0	1	1
Frank White, R (1, 4) OBP: 0.326, SLG: 0.381			F8		P6			K		3	0	0	0	0	1	1
Inning Stats	R: 0 E: 0 K: 1 S: 7 H: 2 LOB: 2 BB: 0 P: 7	R: 0 E: 0 K: 1 S: 5 H: 1 LOB: 0 BB: 0 P: 5	R: 0 E: 0 K: 1 S: 5 H: 1 LOB: 1 BB: 0 P: 5	R: 0 E: 0 K: 1 S: 5 H: 0 LOB: 0 BB: 0 P: 5	R: 0 E: 0 K: 1 S: 6 H: 1 LOB: 1 BB: 0 P: 6	R: 0 E: 0 K: 1 S: 6 H: 1 LOB: 1 BB: 0 P: 6	R: 0 E: 0 K: 0 S: 3 H: 0 LOB: 0 BB: 0 P: 3	R: 0 E: 0 K: 1 S: 5 H: 0 LOB: 0 BB: 0 P: 5	R: 0 E: 0 K: 1 S: 5 H: 0 LOB: 0 BB: 0 P: 5	1B: 5 2B: 2 3B: 0 HR: 0 SF: 0 SAC: 0 DP: 1 HBP: 0						

PITCHER	IP	WLS	BF	H	R	ER	SO	BB	IBB	HBP	BLK	WP	HR	S	P	ERA	WHIP
Ron Guidry, L (1, 1) ERA: 1.99	9.0	W	31	6	0	0	8	0	0	0	0	0	0	47	47	0.00	0.667

PITCHER	IP	WLS	BF	H	R	ER	SO	BB	IBB	HBP	BLK	WP	HR	S	P	ERA	WHIP

BOTTOM

New York Yankees @ Kansas City Royals

Royals Stadium, Kansas City, MO

Tue Jul 25 1978, 8:05 PM EDT

Att. 40,183 - Unknown

livebaseballscorecards.com

AB	31
R	0
H	6
RBI	0
BB	0
SO	8
LOB	13

Cleveland Indians @ New York Yankees

Yankee Stadium, Bronx, NY

Wed Jul 26 1978, 7:05 PM EDT

Att. 31,631 - Unknown - 71 F

TOP

Batter	1	2	3	4	5	6	7	8	9	AB	R	H	RBI	BB	SO	LOB
Rick Manning, L (1, 8) OBP: 0.316, SLG: 0.359	6-3		1B 1B		K			4-3		4	0	1	0	0	1	1
Johnny Grubb, L (1, 7) OBP: 0.381, SLG: 0.476	1B		1-3 1B			PB 2B		4-3		4	0	3	0	0	0	0
Andre Thornton, R (1, 3) OBP: 0.395, SLG: 0.530	F8		K			F8 2-3			1B SF9 2B	4	1	1	0	0	1	4
Bernie Carbo, L (1, 10) OBP: 0.352, SLG: 0.365	K			K		K			IBB 2-3 1B	4	0	1	0	0	3	2
Gary Alexander, R (1, 2) OBP: 0.322, SLG: 0.465		K		5-3		L5			SF9 3-H	3	0	0	1	0	1	1
Ted Cox, R (1, 5) OBP: 0.265, SLG: 0.220		K		L6			4-3		P3	4	0	0	0	0	1	1
Horace Speed, R (1, 9) OBP: 0.309, SLG: 0.259		K			SH3-4 HBP		F8			2	0	0	0	0	1	0
Jim Norris, L (9, PH) OBP: 0.335, SLG: 0.331 (9, 9)									1-2 IBB	0	0	0	0	1	0	0
Duane Kuiper, L (1, 4) OBP: 0.309, SLG: 0.324			6-3		SH3-4 1-2		4-3		K	3	0	0	0	0	1	2
Tom Veryzer, R (1, 6) OBP: 0.314, SLG: 0.372			L8		L1			6-3		3	0	0	0	0	0	1

Inning Stats	1	2	3	4	5	6	7	8	9
R	0	0	0	0	0	0	0	0	1
H	1	0	2	0	0	1	0	0	2
E	0	0	0	0	0	0	0	0	0
LOB	1	0	2	0	1	1	0	0	1
K	1	3	1	1	0	0	0	0	1
BB	0	0	0	0	0	0	0	0	1
S	6	9	7	5	5	6	3	3	11
P	6	9	7	5	6	6	3	3	11

AB	31
R	1
H	6
RBI	1
BB	1
SO	9
LOB	12

1B: 4	SF: 1
2B: 2	SAC: 1
3B: 0	DP: 0
HR: 0	HBP: 1

WP: 0 PA: 35
PB: 1
SB: 0
CS: 0

livebaseballscorecards.com

PITCHER		IP	WLS	BF	H	R	ER	SO	BB	IBB	HBP	BLK	WP	HR	S	P	ERA	WHIP
Jim Beattie, R (ERA: 4.13)	(1, 1)	8.0		31	6	1	1	8	0	0	1	0	0	0	46	47	1.12	0.750
Rich Gossage, R (ERA: 2.18)	(9, 1)	1.0	W	4	0	0	0	1	0	1	0	0	0	0	5	9	0.00	0.000

Batter	1	2	3	4	5	6	7	8	9	AB	R	H	RBI	BB	SO	LOB
Mickey Rivers, L (1, 8) OBP: 0.294, SLG: 0.382	6-3		4-3			4-3			HR	4	1	1	0	0	0	0
Willie Randolph, R (1, 4) OBP: 0.352, SLG: 0.333	3B			1-3		4-3			SH1-4	3	0	1	0	0	0	0
Thurman Munson, R (1, 9) OBP: 0.317, SLG: 0.386	K			1B		5-3			HR	4	1	2	0	0	1	1
Lou Piniella, R (1, 7) OBP: 0.354, SLG: 0.422	K			F8			6-3		HR	4	1	1	3	0	1	2
Chris Chambliss, L (1, 3) OBP: 0.325, SLG: 0.377		3-1		4-3			1-3			3	0	0	0	0	0	1
Roy White, S (1, 10) OBP: 0.336, SLG: 0.390		5-3			F9		6-3			3	0	0	0	0	0	0
Graig Nettles, L (1, 5) OBP: 0.332, SLG: 0.434		1-3			K			F7		3	0	0	0	0	1	0
Mike Heath, R (1, 2) OBP: 0.317, SLG: 0.373			6-3		2B			6-3		3	0	1	0	0	0	0
Fred Stanley, R (1, 6) OBP: 0.329, SLG: 0.278			K		P3			6-3		3	0	0	0	0	1	1
Inning Stats	R: 0 E: 0 K: 2 S: 8 H: 1 LOB: 1 BB: 0 P: 8	R: 0 E: 0 K: 0 S: 3 H: 0 LOB: 0 BB: 0 P: 3	R: 0 E: 0 K: 1 S: 5 H: 0 LOB: 0 BB: 0 P: 5	R: 0 E: 0 K: 0 S: 4 H: 1 LOB: 1 BB: 0 P: 4	R: 0 E: 0 K: 1 S: 6 H: 1 LOB: 1 BB: 0 P: 6	R: 0 E: 0 K: 0 S: 3 H: 0 LOB: 0 BB: 0 P: 3	R: 0 E: 0 K: 0 S: 3 H: 0 LOB: 0 BB: 0 P: 3	R: 0 E: 0 K: 0 S: 3 H: 0 LOB: 0 BB: 0 P: 3	R: 3 E: 0 K: 0 S: 4 H: 3 LOB: 0 BB: 0 P: 4	1B: 3 2B: 1 3B: 1 HR: 1 SF: 0 SAC: 1 DP: 0 HBP: 0						

PITCHER	IP	WLS	BF	H	R	ER	SO	BB	IBB	HBP	BLK	WP	HR	S	P	ERA	WHIP
Rick Waits, L (1, 1) ERA: 2.8	8.1	L	31	6	3	3	4	0	0	0	0	0	1	39	39	3.24	0.720

PITCHER	IP	WLS	BF	H	R	ER	SO	BB	IBB	HBP	BLK	WP	HR	S	P	ERA	WHIP

BOTTOM

Cleveland Indians @ New York Yankees

Yankee Stadium, Bronx, NY

Wed Jul 26 1978, 7:05 PM EDT
Att. 31,631 - Unknown - 71 F

livebaseballscorecards.com

AB	30
R	3
H	6
RBI	3
BB	0
SO	4
LOB	5

Cleveland Indians @ New York Yankees

Yankee Stadium, Bronx, NY

Thu Jul 27 1978, 3:33 AM EDT

Unknown

livebaseballscorecards.com

Batter	1	2	3	4	5	6	7	8	9	AB	R	H	RBI	BB	SO	LOB
Rick Manning, L (1, 8) OBP: 0.313, SLG: 0.355	F8		6-3			6-3		FC4-6 1-2f		4	0	0	0	0	0	1
Tom Veryzer, R (1, 6) OBP: 0.309, SLG: 0.365	6-3			F7		F9		F9		4	0	0	0	0	0	1
Johnny Grubb, L (1, 7) OBP: 0.382, SLG: 0.483	5-3			3B			E7 BB		CI 1B	4	0	2	0	0	0	0
Andre Thornton, R (1, 3) OBP: 0.396, SLG: 0.528		FC1-6 1B		F9			BB BB		P2	3	0	1	0	1	0	2
Bernie Carbo, L (1, 10) OBP: 0.351, SLG: 0.359 Paul Dade, R (9, PH) OBP: 0.344, SLG: 0.346	FC1-6 1-2f			L7			G4-6-3 1-2 2-3 BB		CI FC6-4 1-2	2 0	0 0	0 0	0 0	1 0	0 0	2 0
Gary Alexander, R (1, 2) OBP: 0.321, SLG: 0.462	K				G4-6-3 1B		F7		K	4	0	1	0	0	2	6
Larvell Blanks, R (1, 5) OBP: 0.274, SLG: 0.335	F9				F8		G4-6-3 1-2f		FC6-4 1-2f	4	0	0	0	0	0	7
Duane Kuiper, L (1, 4) OBP: 0.306, SLG: 0.322			4-3		G4-6-3 1-2f			F8		3	0	0	0	0	0	1
Horace Speed, R (1, 9) OBP: 0.310, SLG: 0.262			F8			5-3		FC4-6 1B		3	0	1	0	0	0	0

TOP

AB	31
R	0
H	5
RBI	0
BB	2
SO	2
LOB	20

Inning Stats	1	2	3	4	5	6	7	8	9
	R: 0 E: 0 K: 0 S: 3	H: 0 LOB: 0 BB: 0 P: 3	R: 0 E: 0 K: 1 S: 6	H: 1 LOB: 1 BB: 0 P: 6	R: 0 E: 0 K: 0 S: 3	H: 0 LOB: 0 BB: 0 P: 3	R: 0 E: 0 K: 0 S: 4	H: 1 LOB: 1 BB: 0 P: 4	R: 0 E: 0 K: 0 S: 3	H: 1 LOB: 0 BB: 0 P: 3	R: 0 E: 0 K: 0 S: 3	H: 0 LOB: 0 BB: 0 P: 3	R: 0 E: 1 K: 0 S: 3	H: 0 LOB: 2 BB: 2 P: 11	R: 0 E: 0 K: 0 S: 4	H: 1 LOB: 1 BB: 0 P: 4	R: 0 E: 1 K: 1 S: 7	H: 1 LOB: 2 BB: 0 P: 7

1B: 4	SF: 0	WP: 0
2B: 0	SAC: 0	PB: 0
3B: 1	DP: 2	SB: 0
HR: 0	HBP: 0	CS: 0

PA: 34

PITCHER		IP	WLS	BF	H	R	ER	SO	BB	IBB	HBP	BLK	WP	HR	S	P	ERA	WHIP
Ed Figueroa, R ERA: 3.33	(1, 1)	7.0	W	25	3	0	0	1	2	0	0	0	0	0	25	33	0.00	0.714
Sparky Lyle, L ERA: 3.25	(8, 1)	2.0		9	2	0	0	1	0	0	0	0	0	0	11	11	0.00	1.000

PITCHER	IP	WLS	BF	H	R	ER	SO	BB	IBB	HBP	BLK	WP	HR	S	P	ERA	WHIP

Cleveland Indians @ New York Yankees

Yankee Stadium, Bronx, NY

Thu Jul 27 1978, 3:33 AM EDT

Unknown

livebaseballscorecards.com

BOTTOM

Batter	1	2	3	4	5	6	7	8	9	AB	R	H	RBI	BB	SO	LOB
Mickey Rivers, L (1, 8) OBP: 0.296, SLG: 0.382	BBB 4-0 FC6-4 BB	0-0 3B 3-H 1B	0-0 HBP 1B	0-0 F7 ③		0-0 P5 ③				0	0	0	0	1	0	0
Paul Blair, R (2, PH) OBP: 0.263, SLG: 0.319 (3, 8)										4	1	2	1	0	0	1
Willie Randolph, R (1, 4) OBP: 0.350, SLG: 0.339	0-0 FC6-4 1B ① 1-2f 1B	0-0 SF7 1-H 3B	0-0 P4 ①		0-0 F8 ① 1B		0-0 G4-6-3 1B			4	2	1	1	0	0	2
Brian Doyle, L (6, 4) OBP: 0.250, SLG: 0.250										1	0	1	0	0	0	0
Thurman Munson, R (1, 2) OBP: 0.321, SLG: 0.388	0-0 1B 1-H 1B 1B	0-0 SF7 ② 3-H	1-0 H HBP 1-2		0-0 1B 1B 1B		0-0 G4-6-3 ① ② 1-2f			3	2	2	2	0	0	1
Mike Heath, R (8, 2) OBP: 0.317, SLG: 0.373										0	0	0	0	0	0	0
Lou Piniella, R (1, 7) OBP: 0.356, SLG: 0.427	SSS 0-3 K ②	0-0 1B 2B	0-0 P3 ②		0-0 1B 1-2 1B		0-0 4-3 ③			4	1	2	0	0	1	3
Gary Thomasson, L (5, PR) OBP: 0.309, SLG: 0.402 (6, 7)										1	0	0	0	0	0	0
Chris Chambliss, L (1, 3) OBP: 0.326, SLG: 0.377	0-0 1B 1-3 1B	0-0 WP 1B 2-H 1B	0-0 F7 ③		0-0 F9 ②			0-0 4-3 ①		5	1	2	1	0	0	4
Reggie Jackson, L (1, 9) OBP: 0.340, SLG: 0.468	0-0 1-2 3-H 1B	BBB 4-0 1B 1-3 BB		0-0 HR	0-0 1-3 2-H 1B			0-0 1-3 ②		3	2	3	3	1	0	0
Jay Johnstone, L (8, 9) OBP: 0.248, SLG: 0.247										1	0	0	0	0	0	0
Graig Nettles, L (1, 5) OBP: 0.333, SLG: 0.434	0-0 F8 ③	0-0 1B E 1-2 3-H 1B		0-0 F8 ①	0-0 3-1 ③			0-0 1B		5	1	2	1	0	0	5
Roy White, S (1, 10) OBP: 0.337, SLG: 0.394		0-0 SH5-3 1B 2B 0-0 E9 1-H 2-H 1B		0-0 4-3 ②		0-0 F9 ①		0-0 L3 ③		5	1	2	1	0	0	1
Fred Stanley, R (1, 6) OBP: 0.323, SLG: 0.272		0-0 SH5-3 ① 2-3 0-0 G3 ③		0-0 E6		0-0 P3 ②				3	0	0	0	0	0	1
Inning Stats	R: 2 E: 0 K: 1 S: 8 H: 3 LOB: 2 BB: 1 P: 12	R: 7 E: 1 K: 0 S: 10 H: 7 LOB: 1 BB: 1 P: 14	R: 0 E: 0 K: 0 S: 4 H: 1 LOB: 2 BB: 0 P: 5	R: 1 E: 1 K: 0 S: 5 H: 1 LOB: 1 BB: 0 P: 5	R: 1 E: 0 K: 0 S: 6 H: 3 LOB: 3 BB: 0 P: 6	R: 0 E: 0 K: 0 S: 3 H: 0 LOB: 0 BB: 0 P: 3	R: 0 E: 0 K: 0 S: 3 H: 1 LOB: 0 BB: 0 P: 3	R: 0 E: 0 K: 0 S: 4 H: 1 LOB: 1 BB: 0 P: 4		1B: 13 2B: 2 3B: 1 HR: 1	SF: 1 SAC: 1 DP: 1 HBP: 1						

	AB	39
	R	11
	H	17
	RBI	10
	BB	2
	SO	1
	LOB	18

WP: 2 PB: 0 SB: 0 CS: 0 PA: 44

PITCHER		IP	WLS	BF	H	R	ER	SO	BB	IBB	HBP	BLK	WP	HR	S	P	ERA	WHIP
David Clyde, L ERA: 4.42	(1, 1)	1.2	L	13	7	6	6	1	1	0	0	0	0	0	14	18	32.40	4.800
Paul Reuschel, R ERA: 3.97	(2, 1)	6.1		31	10	5	4	0	1	0	1	0	1	1	29	34	5.68	1.737

PITCHER		IP	WLS	BF	H	R	ER	SO	BB	IBB	HBP	BLK	WP	HR	S	P	ERA	WHIP

Batter	1	2	3	4	5	6	7	8	9	AB	R	H	RBI	BB	SO	LOB
Jim Norris, L (1, 9) (7, 3) OBP: 0.341, SLG: 0.329	BB, 1B, BB FC4-6, BB		FC1-6, 1B 2-3		G3, 1B, FC3 1B	F7		6-3 3-H		4	3	1	1	2	0	1
Rick Manning, L (1, 8) OBP: 0.317, SLG: 0.359 Horace Speed, R (7, 8) OBP: 0.306, SLG: 0.258	BB, BB, 1B 1B SF7 3-H		1B 1-3 1B		FC3, G3 1-2 SF8 1B	4-3		K		4 1	2 0	3 0	1 0	0 0	0 1	0 0
Johnny Grubb, L (1, 7) OBP: 0.384, SLG: 0.482 Ron Pruitt, R (8, 7) OBP: 0.307, SLG: 0.344	BB, 1B, BB 1-2 2-3 FC4-6 1-2f 2-H		FC5, HBP 1-3 3-H 1B		G3 1-2 2-3	3-1		1B		5 0	1 0	2 0	1 0	1 0	0 0	3 0
Andre Thornton, R (1, 3) OBP: 0.396, SLG: 0.523 Paul Dade, R (7, 9) OBP: 0.342, SLG: 0.345	1B, 1B, BB 1-2 2-3 3-H K		HBP 1-2		FC3, BB, 1B 3B 2-3 3-H		F8	F8		3 1	2 0	0 0	2 0	1 0	1 0	2 1
Bernie Carbo, L (1, 10) OBP: 0.356, SLG: 0.364 Gary Alexander, R (2, PH) OBP: 0.320, SLG: 0.466	1B, 1B 3B 1-3 2-H 3-H 1B	F7	FC5 2-3f		SF8 3-H		P4 3B		K	1 4	1 0	1 1	2 1	0 0	0 1	0 3
Tom Veryzer, R (1, 6) OBP: 0.309, SLG: 0.364	1B 3B 1-2 3-H 1B	F9		L3	BB 3B 1-2 1B		P4		P6	6	2	2	1	0	0	1
Ted Cox, R (1, 5) OBP: 0.274, SLG: 0.226	3B 1-2 2-3 1B	K		FC6-4 1B	3B 1-2 2-3 BB		G3		K	5	2	2	0	1	2	1
Duane Kuiper, L (1, 4) OBP: 0.310, SLG: 0.337	SF7 1-H 2-H 3-H 3B		G3	F7	1-H 2-H 3-H 3B			2B 1B		5	2	3	6	0	0	1
Bo Diaz, R (1, 2) OBP: 0.262, SLG: 0.317	BB E BB		FC1-6 2B	FC6-4 1-2f	K			1-H 6-3 2B		4	2	2	1	1	1	2
Inning Stats	R: 9 E: 1 K: 1 S: 10 H: 5 LOB: 1 BB: 5 P: 30	R: 0 E: 0 K: 1 S: 5 H: 0 LOB: 0 BB: 0 P: 5	R: 1 E: 0 K: 0 S: 6 H: 3 LOB: 3 BB: 0 P: 7	R: 0 E: 0 K: 0 S: 4 H: 1 LOB: 1 BB: 0 P: 4	R: 5 E: 0 K: 1 S: 10 H: 4 LOB: 1 BB: 1 P: 14	R: 0 E: 0 K: 0 S: 3 H: 0 LOB: 0 BB: 0 P: 3	R: 0 E: 0 K: 0 S: 4 H: 1 LOB: 1 BB: 0 P: 4	R: 2 E: 0 K: 1 S: 8 H: 3 LOB: 1 BB: 0 P: 8	R: 0 E: 0 K: 2 S: 7 H: 0 LOB: 0 BB: 0 P: 7	1B: 12 2B: 2 3B: 3 HR: 0 SF: 2 SAC: 0 DP: 0 HBP: 1						

TOP

Cleveland Indians @ New York Yankees

Yankee Stadium, Bronx, NY

Thu Jul 27 1978, 3:38 AM EDT

Att. 33,412 - Unknown

livebaseballscorecards.com

AB	43
R	17
H	17
RBI	16
BB	6
SO	6
LOB	15

WP: 0 PB: 0 SB: 0 CS: 0 PA: 52

PITCHER		IP	WLS	BF	H	R	ER	SO	BB	IBB	HBP	BLK	WP	HR	S	P	ERA	WHIP
Catfish Hunter, R ERA: 6.51	(1, 1)	0.0	L	6	3	6	6	0	3	0	0	0	0	0	3	15	∞	∞
Bob Kammeyer, R ERA: 5.82	(1, 1)	5.0		30	10	9	8	3	3	0	1	0	0	0	32	45	14.40	2.600
Ken Clay, R ERA: 5.58	(6, 1)	2.0		7	1	0	0	0	0	0	0	0	0	0	7	7	0.00	0.500
Sparky Lyle, L ERA: 3.43	(8, 1)	1.0		6	3	2	2	1	0	0	0	0	0	0	8	8	18.00	3.000
Rich Gossage, R ERA: 2.16	(9, 1)	1.0		3	0	0	0	2	0	0	0	0	0	0	7	7	0.00	0.000

PITCHER	IP	WLS	BF	H	R	ER	SO	BB	IBB	HBP	BLK	WP	HR	S	P	ERA	WHIP

Batter	1	2	3	4	5	6	7	8	9	AB	R	H	RBI	BB	SO	LOB
Paul Blair, R (1, 8) OBP: 0.250, SLG: 0.302	F8		5-3		F9 2-3		FC5-4 1-2f 2-3 3-H		FC6-4 1B 1-2f	5	1	0	1	0	0	4
Willie Randolph, R (1, 4) OBP: 0.353, SLG: 0.344	1B		G5-4-3 1B		SF9 3-H		K		F7	2	0	2	1	0	0	0
Brian Doyle, L (6, 4) OBP: 0.235, SLG: 0.235										2	0	0	0	0	1	3
Thurman Munson, R (1, 10) OBP: 0.319, SLG: 0.386	K		G5-4-3 1-2f		F8		G3		BB 1B 1-2 1B	5	1	1	0	0	1	4
Lou Piniella, R (1, 7) OBP: 0.357, SLG: 0.427	1-2 1B			F9		5-3		K	1B BB 1-2 2-H 1B	5	0	2	1	0	1	0
Chris Chambliss, L (1, 3) OBP: 0.329, SLG: 0.377	6-3			FC1-6 1B		4-3		BB	1B 1-2 2-3 BB	3	0	1	0	2	0	2
Reggie Jackson, L (1, 9) OBP: 0.341, SLG: 0.467		FC1-6 1B		FC1-6 1-2f		K		K	1B 1-2 2-3 3-H	5	0	2	1	0	2	2
Graig Nettles, L (1, 5) OBP: 0.334, SLG: 0.433		FC1-6 FC3-6 1-2f		K			1B 1B FC5-4 1B	1-3 1B	F8	5	1	2	0	0	1	5
Mike Heath, R (1, 2) OBP: 0.328, SLG: 0.371		FC3-6 1-2f			2B BB		FC5-4 1-2 1B	F8		3	1	1	0	1	0	3
Fred Stanley, R (1, 6) OBP: 0.333, SLG: 0.288		5-3			F9 1-H SF9 2B		1-2 2-3 FC5-4 1B		FC6-4 BB	3	1	2	1	1	0	1
Inning Stats	R: 0 E: 0 K: 1 S: 7 H: 2 LOB: 2 BB: 0 P: 7	R: 0 E: 0 K: 0 S: 4 H: 1 LOB: 1 BB: 0 P: 4	R: 0 E: 0 K: 0 S: 3 H: 1 LOB: 0 BB: 0 P: 3	R: 0 E: 0 K: 1 S: 6 H: 1 LOB: 1 BB: 0 P: 6	R: 2 E: 0 K: 0 S: 4 H: 1 LOB: 0 BB: 1 P: 8	R: 0 E: 0 K: 1 S: 5 H: 0 LOB: 0 BB: 0 P: 5	R: 1 E: 0 K: 1 S: 8 H: 3 LOB: 2 BB: 0 P: 8	R: 0 E: 0 K: 2 S: 8 H: 1 LOB: 2 BB: 1 P: 12	R: 2 E: 0 K: 0 S: 6 H: 3 LOB: 3 BB: 2 P: 14	1B: 12 2B: 1 3B: 0 HR: 0 SF: 1 SAC: 0 DP: 1 HBP: 0							

PITCHER	IP	WLS	BF	H	R	ER	SO	BB	IBB	HBP	BLK	WP	HR	S	P	ERA	WHIP
Don Hood, L (1, 1) ERA: 5.09	7.0	W	30	9	3	3	4	1	0	0	0	0	0	37	41	3.86	1.429
Sid Monge, L (8, 1) ERA: 2.94	1.0		5	1	0	0	2	1	0	0	0	0	0	8	12	0.00	2.000
Dan Spillner, R (9, 1) ERA: 4.37	1.0		8	3	2	2	0	2	0	0	0	0	0	6	14	18.00	5.000

PITCHER	IP	WLS	BF	H	R	ER	SO	BB	IBB	HBP	BLK	WP	HR	S	P	ERA	WHIP

BOTTOM

Cleveland Indians @ New York Yankees

Yankee Stadium, Bronx, NY

Thu Jul 27 1978, 3:38 AM EDT

Att. 33,412 - Unknown

livebaseballscorecards.com

AB	38
R	5
H	13
RBI	5
BB	4
SO	6
LOB	24

WP: 0 PA: 43
PB: 0
SB: 0
CS: 0

Minnesota Twins @ New York Yankees

Yankee Stadium, Bronx, NY

Fri Jul 28 1978, 7:05 PM EDT

Att. 25,037 - Unknown - 78 F

livebaseballscorecards.com

TOP

Batter	1	2	3	4	5	6	7	8	9	10	AB	R	H	RBI	BB	SO	LOB
Hosken Powell, L (1, 9) OBP: 0.327, SLG: 0.333	4-3		4-3	FC4-6 1-2f		BB 1-2			P3		4	0	0	0	1	0	1
Roy Smalley, S (1, 6) OBP: 0.345, SLG: 0.416	HR		4-3		6-3 1B	F2			P5		5	2	2	1	0	0	2
Rod Carew, L (1, 3) OBP: 0.419, SLG: 0.458	G3		4-3		L7		F7		P6		5	0	0	0	0	0	1
Dan Ford, R (1, 8) OBP: 0.360, SLG: 0.474	K			SH1-3 E 2B	6-3 1-2		3-1			FC1-5 2B	5	1	2	0	0	1	1
Mike Cubbage, L (1, 5) OBP: 0.369, SLG: 0.461		F7 1B 1B		E6 SH1-3 2B 1-2	2-H 1B		5-3			FC1-5 HR 2-3	5	2	2	1	0	0	2
Butch Wynegar, S (1, 2) OBP: 0.338, SLG: 0.358		F8		SH1-3 1-2 2-3	F9			F8		F8	4	0	0	0	0	0	3
Rich Chiles, L (1, 7) OBP: 0.365, SLG: 0.364		1-2 1B		2-H 3-H 1B 2B		F8		4-3		1-H HR	2	1	2	2	0	0	0
Willie Norwood, R (6, PH) OBP: 0.314, SLG: 0.397 (6, 7)											3	1	1	2	0	0	0
Glenn Adams, L (1, 10) OBP: 0.287, SLG: 0.395		F7 2-3		FC4-6 2-H 1B		6-3		1B		5-3	2	0	1	1	0	0	2
Jose Morales, R (6, PH) OBP: 0.358, SLG: 0.395											3	0	1	0	0	0	0
Rob Wilfong, L (1, 4) OBP: 0.345, SLG: 0.343		4-3		F8		BB BB		F8			3	0	0	0	1	0	4

AB	41
R	7
H	11
RBI	7
BB	2
SO	1
LOB	16

Inning Stats	1	2	3	4	5	6	7	8	9	10
	R: 1 E: 0 K: 1 S: 6	H: 1 LOB: 0 BB: 0 P: 6	R: 0 E: 0 K: 0 S: 5	H: 2 LOB: 2 BB: 0 P: 5	R: 0 E: 0 K: 0 S: 3	H: 0 LOB: 0 BB: 0 P: 3	R: 3 E: 1 K: 0 S: 7	H: 3 LOB: 1 BB: 0 P: 7	R: 1 E: 0 K: 0 S: 5	H: 2 LOB: 1 BB: 0 P: 5
	R: 0 E: 0 K: 0 S: 3	H: 0 LOB: 2 BB: 2 P: 11	R: 0 E: 0 K: 0 S: 3	H: 0 LOB: 0 BB: 0 P: 3	R: 0 E: 0 K: 0 S: 4	H: 1 LOB: 1 BB: 0 P: 4	R: 0 E: 0 K: 0 S: 3	H: 0 LOB: 0 BB: 0 P: 3	R: 2 E: 0 K: 0 S: 5	H: 2 LOB: 0 BB: 0 P: 5

	1B	SF	WP	PA
	7	0	0	44
	2B	SAC	PB	
	2	1	0	
	3B	DP	SB	
	0	0	0	
	HR	HBP	CS	
	2	0	0	

PITCHER		IP	WLS	BF	H	R	ER	SO	BB	IBB	HBP	BLK	WP	HR	S	P	ERA	WHIP
Dick Tidrow, R ERA: 3.94	(1, 1)	4.2		23	8	5	4	1	0	0	0	0	0	1	25	25	7.71	1.714
Sparky Lyle, L ERA: 3.43	(5, 1)	5.1	L	21	3	2	2	0	2	0	0	0	0	1	19	27	3.38	0.938

PITCHER		IP	WLS	BF	H	R	ER	SO	BB	IBB	HBP	BLK	WP	HR	S	P	ERA	WHIP

Batter	1	2	3	4	5	6	7	8	9	10	AB	R	H	RBI	BB	SO	LOB
Mickey Rivers, L (1, 8) OBP: 0.292, SLG: 0.376	F8		L8		6-3		L4		G3		5	0	0	0	0	0	1
Willie Randolph, R (1, 4) OBP: 0.351, SLG: 0.341	F9		6-3		G5-4-3, 1B		6-3		1-3		5	0	1	0	0	0	1
Thurman Munson, R (1, 2) OBP: 0.318, SLG: 0.383	6-3			2B, 1B	G5-4-3 1-2f			K	F7		5	1	1	0	0	1	1
Lou Piniella, R (1, 7) OBP: 0.365, SLG: 0.436		G4-6-3, 1B		1B, SF9 1-3, 2B		F7, BB SF8, 1B		FC1-6 BB		K	4	2	3	0	1	1	0
Chris Chambliss, L (1, 3) OBP: 0.330, SLG: 0.376		G4-6-3 1-2f		BB, 1B 2-3 3-H		SF8, F7 1-2, BB		FC1-6, 1B 1-2f, 2B		P6	4	1	1	1	1	0	2
Reggie Jackson, L (1, 9) OBP: 0.345, SLG: 0.467		1B		BB 1-2		F7 1-2 2-3		2B, 1B 1-3		P5	4	1	2	0	1	0	2
Graig Nettles, L (1, 5) OBP: 0.333, SLG: 0.435		K		K		SF8 2-3 3-H		2B 1-H 3-H			3	0	1	3	0	2	4
Roy White, S (1, 10) OBP: 0.340, SLG: 0.405			3B	SF9 3-H		6-3		BB			2	0	1	1	1	0	1
Fred Stanley, R (1, 6) OBP: 0.329, SLG: 0.284			1-3	K			5-3	1-3			2	0	0	0	0	1	3
Paul Blair, R (7, PH) OBP: 0.248, SLG: 0.299											1	0	0	0	0	0	0
(8, 6)																	
Gary Thomasson, L (8, PH) OBP: 0.308, SLG: 0.400											1	0	0	0	0	0	2
Brian Doyle, L (9, 6) OBP: 0.235, SLG: 0.235											0	0	0	0	0	0	0
Inning Stats	R: 0 E: 0 K: 0 S: 3 H: 0 LOB: 0 BB: 0 P: 3	R: 0 E: 0 K: 1 S: 6 H: 2 LOB: 1 BB: 0 P: 6	R: 0 E: 0 K: 0 S: 4 H: 1 LOB: 1 BB: 0 P: 4	R: 2 E: 0 K: 2 S: 10 H: 3 LOB: 2 BB: 1 P: 14	R: 0 E: 0 K: 0 S: 3 H: 1 LOB: 0 BB: 0 P: 3	R: 1 E: 0 K: 0 S: 4 H: 1 LOB: 1 BB: 1 P: 8	R: 0 E: 0 K: 0 S: 3 H: 0 LOB: 0 BB: 0 P: 3	R: 2 E: 0 K: 1 S: 7 H: 2 LOB: 2 BB: 2 P: 15	R: 0 E: 0 K: 0 S: 3 H: 0 LOB: 0 BB: 0 P: 3	R: 0 E: 0 K: 1 S: 5 H: 0 LOB: 0 BB: 0 P: 5	1B: 7 2B: 2 3B: 1 HR: 0	SF: 2 SAC: 0 DP: 2 HBP: 0	WP: 0 PB: 0 SB: 0 CS: 0	PA: 42				

PITCHER	IP	WLS	BF	H	R	ER	SO	BB	IBB	HBP	BLK	WP	HR	S	P	ERA	WHIP
Geoff Zahn, L (1, 1) ERA: 3.17	7.0		29	8	3	3	3	2	0	0	0	0	0	33	41	3.86	1.429
Mike Marshall, R (8, 1) ERA: 2.9	3.0	W	13	2	2	2	2	2	0	0	0	0	0	15	23	6.00	1.333

PITCHER	IP	WLS	BF	H	R	ER	SO	BB	IBB	HBP	BLK	WP	HR	S	P	ERA	WHIP

BOTTOM

Minnesota Twins @ New York Yankees

Yankee Stadium, Bronx, NY

Fri Jul 28 1978, 7:05 PM EDT
Att. 25,037 - Unknown - 78 F

livebaseballscorecards.com

AB	36
R	5
H	10
RBI	5
BB	4
SO	5
LOB	17

Batter	1	2	3	4	5	6	7	8	9	AB	R	H	RBI	BB	SO	LOB
Hosken Powell, L (1, 9) OBP: 0.328, SLG: 0.335	F8 1B FC4-6 1B	F7		F6			FC4-6 BB 1-2 FC6-4 1B		G3	5	2	2	0	0	0	5
Roy Smalley, S (1, 6) OBP: 0.348, SLG: 0.417	FC4-6 1-2 1B	1B	F7		BBB 4-0 FC4-6 1-2 2-3 BB		SSS 0-3 K		4	0	2	0	1	1	0
Rod Carew, L (1, 3) OBP: 0.417, SLG: 0.454	F8 2-3	1-3	BB 1B		FC4-6 FC6-4 1-2f 2-3 3-H		6-3		5	0	1	1	0	0	4
Mike Cubbage, L (1, 5) OBP: 0.367, SLG: 0.455	FC4-6 1-2f 3-H	4-3	BBB 4-0 G6-4-3 1-2 BB		FC6-4 1-2f 3-H				3	0	0	2	1	0	2
Rich Chiles, L (1, 7) OBP: 0.355, SLG: 0.352	F7	4-3	G6-4-3 1-2f		F8				4	0	0	0	0	0	4
Glenn Adams, L (1, 10) OBP: 0.286, SLG: 0.392	4-3	BB E 1B	3-1			F9			4	0	1	0	0	0	0
Willie Norwood, R (1, 8) OBP: 0.316, SLG: 0.396	S 1B	F7	L4			BBB 4-0 S BB			3	0	1	0	1	0	1
Rob Wilfong, L (1, 4) OBP: 0.342, SLG: 0.340	1-2 1B	E4 BB 1-2	4-3			F5 1-2			4	0	1	0	0	0	2
Glenn Borgmann, R (1, 2) OBP: 0.300, SLG: 0.316	F5	BBB 4-0 1-2 2-3 BB			BBB 4-0 BB 1B FC4-6 BB	F7			1	0	0	0	0	0	2
Butch Wynegar, S (4, PH) OBP: 0.341, SLG: 0.357 (4, 2)									1	1	0	0	2	0	1
Inning Stats	R: 1 E: 0 K: 0 S: 5 H: 2 LOB: 1 BB: 0 P: 5	R: 0 E: 0 K: 0 S: 5 H: 2 LOB: 2 BB: 0 P: 5	R: 0 E: 0 K: 0 S: 3 H: 1 LOB: 0 BB: 0 P: 3	R: 0 E: 1 K: 0 S: 5 H: 1 LOB: 3 BB: 1 P: 9	R: 0 E: 0 K: 0 S: 3 H: 1 LOB: 1 BB: 1 P: 7	R: 0 E: 0 K: 0 S: 3 H: 0 LOB: 0 BB: 0 P: 3	R: 2 E: 0 K: 0 S: 4 H: 1 LOB: 1 BB: 2 P: 12	R: 0 E: 0 K: 0 S: 3 H: 0 LOB: 1 BB: 1 P: 7	R: 0 E: 0 K: 1 S: 5 H: 0 LOB: 0 BB: 0 P: 5	1B: 8 2B: 0 3B: 0 HR: 0	SF: 0 SAC: 0 DP: 1 HBP: 0					

TOP

Minnesota Twins @ New York Yankees

Yankee Stadium, Bronx, NY

Sat Jul 29 1978, 3:33 AM EDT

Att. 46,711 - Unknown - 78 F

livebaseballscorecards.com

AB	34
R	3
H	8
RBI	3
BB	5
SO	1
LOB	21

WP: 0 PB: 0 SB: 2 CS: 0 PA: 39

PITCHER		IP	WLS	BF	H	R	ER	SO	BB	IBB	HBP	BLK	WP	HR	S	P	ERA	WHIP
Ken Clay, R ERA: 5.05	(1, 1)	6.0	W	26	7	1	1	0	2	0	0	0	0	0	24	32	1.50	1.500
Ron Davis, R ERA:	(7, 1)	0.0		3	1	2	2	0	2	0	0	0	0	0	1	9	∞	∞
Rich Gossage, R ERA: 2.08	(7, 1)	3.0	S	10	0	0	0	1	1	0	0	0	0	0	11	15	0.00	0.333

PITCHER	IP	WLS	BF	H	R	ER	SO	BB	IBB	HBP	BLK	WP	HR	S	P	ERA	WHIP

Batter	1	2	3	4	5	6	7	8	9	AB	R	H	RBI	BB	SO	LOB
Mickey Rivers, L (1, 8) OBP: 0.293, SLG: 0.379	K	1-H 2B		1-3 2B 1B	P6 1-2		4-3			5	1	2	1	0	1	1
Willie Randolph, R (1, 4) OBP: 0.355, SLG: 0.341	1B 1B BB	F8		1-2 3-H 2B 1B		S 1B BB		1-4-3		3	2	1	1	2	0	1
Thurman Munson, R (1, 10) OBP: 0.321, SLG: 0.387	1B 1-2 1B 1B	BB		1-3 2-H 2B		K		1-3		4	1	2	1	1	1	1
Lou Piniella, R (1, 7) OBP: 0.367, SLG: 0.438	1B K2-1 1-2 2-H 1B	4-3		K		F8 1-2		G3		1	0	1	1	0	0	0
Gary Thomasson, L (2, PH) (3, 7) OBP: 0.303, SLG: 0.393										4	0	0	0	0	1	5
Chris Chambliss, L (1, 3) OBP: 0.332, SLG: 0.375	1-3 2-H 1B		F9	L6		1B BB				3	0	1	1	1	0	2
Reggie Jackson, L (1, 9) OBP: 0.347, SLG: 0.468	K2-1 3-Hf		1B 1B	K		1-3 2-H 1B				4	0	2	1	0	2	4
Graig Nettles, L (1, 5) OBP: 0.335, SLG: 0.436		5-3 1B 1B	G5-4-3 1-3 1B		4-3	G3				4	1	2	0	0	0	2
Mike Heath, R (1, 2) OBP: 0.310, SLG: 0.348		5-3 1-3	G5-4-3 1-2f		F7		1-3			4	0	0	0	0	0	3
Fred Stanley, R (1, 6) OBP: 0.339, SLG: 0.292		2B 3-H 1B		1B 1B 1B		WP BB		6-3		3	2	2	1	1	0	0
Inning Stats	R: 2 E: 0 K: 2 S: 9 H: 3 LOB: 2 BB: 1 P: 13	R: 2 E: 0 K: 0 S: 6 H: 3 LOB: 2 BB: 1 P: 10	R: 0 E: 0 K: 0 S: 4 H: 2 LOB: 1 BB: 0 P: 4	R: 2 E: 0 K: 2 S: 11 H: 4 LOB: 2 BB: 0 P: 11	R: 0 E: 0 K: 0 S: 3 H: 0 LOB: 1 BB: 1 P: 7	R: 1 E: 0 K: 1 S: 6 H: 1 LOB: 2 BB: 2 P: 14	R: 0 E: 0 K: 0 S: 3 H: 0 LOB: 0 BB: 0 P: 3	R: 0 E: 0 K: 0 S: 3 H: 0 LOB: 0 BB: 0 P: 3		1B: 11 2B: 3 3B: 0 HR: 0 SF: 0 SAC: 0 DP: 2 HBP: 0						

PITCHER		IP	WLS	BF	H	R	ER	SO	BB	IBB	HBP	BLK	WP	HR	S	P	ERA	WHIP
Darrell Jackson, L ERA: 3.94	(1, 1)	1.1	L	10	6	4	4	2	1	0	0	0	0	0	13	17	27.00	5.250
Gary Serum, R ERA: 4.03	(2, 1)	1.2		11	6	2	2	0	1	0	0	0	0	0	10	14	10.80	4.200
Jeff Holly, L ERA: 0.82	(4, 1)	3.0		13	1	1	1	3	3	0	0	0	1	0	16	28	3.00	1.333
John Sutton, R ERA: 3.75	(7, 1)	2.0		6	0	0	0	0	0	0	0	0	0	0	6	6	0.00	0.000

PITCHER	IP	WLS	BF	H	R	ER	SO	BB	IBB	HBP	BLK	WP	HR	S	P	ERA	WHIP

BOTTOM

Minnesota Twins @ New York Yankees

Yankee Stadium, Bronx, NY

Sat Jul 29 1978, 3:33 AM EDT
Att. 46,711 - Unknown - 78 F

livebaseballscorecards.com

AB	35
R	7
H	13
RBI	7
BB	5
SO	5
LOB	19

WP: 1 PB: 0 SB: 1 CS: 0 PA: 40

Batter	1	2	3	4	5	6	7	8	9	AB	R	H	RBI	BB	SO	LOB
Willie Norwood, R (1, 7) OBP: 0.314, SLG: 0.393	K2-3	1-3 2-H 1B			L8		1-2 1-3		K	5	0	1	1	0	2	1
Bob Randall, R (1, 4) OBP: 0.329, SLG: 0.353	5-3	K			4-3		F9		BB	4	0	0	0	0	1	3
Butch Wynegar, S (8, 2) OBP: 0.343, SLG: 0.357										0	0	0	0	1	0	0
Roy Smalley, S (1, 6) OBP: 0.347, SLG: 0.417	2B		5-3		F7		E7 2-H		L8	5	0	1	0	0	0	1
Dan Ford, R (1, 8) OBP: 0.359, SLG: 0.470	K		G3			K	BB			3	0	0	0	1	2	1
Craig Kusick, R (1, 3) OBP: 0.315, SLG: 0.324		HR	K			BB	K			2	1	1	1	1	1	0
Rod Carew, L (7, PH) OBP: 0.416, SLG: 0.453 (7, 3)										1	0	0	0	0	1	2
Jose Morales, R (1, 10) OBP: 0.363, SLG: 0.400		BB 1B 1B		FC5-4 1B		K		K		3	1	2	0	0	1	1
Glenn Adams, L (8, PH) OBP: 0.285, SLG: 0.390										1	0	0	0	0	1	0
Bombo Rivera, R (1, 9) OBP: 0.390, SLG: 0.380		K		K						2	0	0	0	1	2	2
Hosken Powell, L (8, PH) OBP: 0.331, SLG: 0.335 (8, 9)						1-2 BB		G4-6-3 BB		0	0	0	0	1	0	0
Larry Wolfe, R (1, 5) OBP: 0.294, SLG: 0.314		1B 1-2 BB		FC5-4 1-2f		F8		G4-6-3 1-2f		2	0	0	0	1	0	3
Mike Cubbage, L (8, PH) OBP: 0.365, SLG: 0.453 (8, 5)										1	0	0	0	0	0	1
Glenn Borgmann, R (1, 2) OBP: 0.301, SLG: 0.316		K		K			1-3 E 1B		K	3	1	1	0	0	2	3
Rob Wilfong, L (8, 4) OBP: 0.339, SLG: 0.336										1	0	0	0	0	1	0
Inning Stats	R: 0 E: 0 K: 2 S: 8 H: 1 LOB: 1 BB: 0 P: 8	R: 2 E: 0 K: 3 S: 12 H: 3 LOB: 2 BB: 1 P: 16	R: 0 E: 0 K: 1 S: 5 H: 0 LOB: 0 BB: 0 P: 5	R: 0 E: 0 K: 2 S: 8 H: 1 LOB: 1 BB: 0 P: 8	R: 0 E: 0 K: 0 S: 3 H: 0 LOB: 0 BB: 0 P: 3	R: 0 E: 0 K: 2 S: 7 H: 0 LOB: 2 BB: 2 P: 15	R: 1 E: 1 K: 1 S: 7 H: 1 LOB: 2 BB: 1 P: 11	R: 0 E: 0 K: 1 S: 4 H: 0 LOB: 0 BB: 1 P: 8	R: 0 E: 0 K: 2 S: 7 H: 0 LOB: 1 BB: 1 P: 11	1B: 4 2B: 1 3B: 0 HR: 1 SF: 0 SAC: 0 DP: 1 HBP: 0						

PITCHER	IP	WLS	BF	H	R	ER	SO	BB	IBB	HBP	BLK	WP	HR	S	P	ERA	WHIP
Ron Guidry, L (1, 1) ERA: 2.02	6.2		30	6	3	2	10	3	0	0	0	0	1	47	59	2.70	1.350
Rich Gossage, R (7, 1) ERA: 2.03	2.1	W	9	0	0	0	4	3	0	0	0	0	0	14	26	0.00	1.286

PITCHER	IP	WLS	BF	H	R	ER	SO	BB	IBB	HBP	BLK	WP	HR	S	P	ERA	WHIP

TOP

Minnesota Twins @ New York Yankees

Yankee Stadium, Bronx, NY

Sun Jul 30 1978, 3:33 AM EDT

Unknown - 77 F

livebaseballscorecards.com

AB	33
R	3
H	6
RBI	2
BB	6
SO	14
LOB	18

WP: 0 PB: 0 SB: 0 CS: 0 PA: 39

Minnesota Twins @ New York Yankees

Yankee Stadium, Bronx, NY

Sun Jul 30 1978, 3:33 AM EDT

Unknown - 77 F

BOTTOM

Batter	1	2	3	4	5	6	7	8	9	AB	R	H	RBI	BB	SO	LOB
Mickey Rivers, L (1, 8) OBP: 0.289, SLG: 0.373	F8		F8		F7		1-3	4-3		5	0	0	0	0	0	2
Willie Randolph, R (1, 4) OBP: 0.353, SLG: 0.338	F8		FC5-4 HBP		F8		L9			3	0	0	0	0	0	0
Thurman Munson, R (1, 2) OBP: 0.323, SLG: 0.393	K		FC5-4 1-2f		2B		2B			4	1	2	0	0	1	1
Chris Chambliss, L (1, 3) OBP: 0.331, SLG: 0.372		E1 G4-6-3		G3	2B BB		F7			3	1	0	0	1	0	1
Lou Piniella, R (1, 7) OBP: 0.366, SLG: 0.439		G4-6-3 1-2f		K	1-H 2-H 2B			P3		4	0	1	2	0	1	1
Reggie Jackson, L (1, 9) OBP: 0.351, SLG: 0.478		1B 1B		2B 3B	4-3			FC3-6 1B		4	1	3	0	0	0	1
Graig Nettles, L (1, 5) OBP: 0.337, SLG: 0.435		1-2 1B		2B BB			L9	FC3-6 BB 1-2f 2B		3	1	1	0	1	0	1
Roy White, S (1, 10) OBP: 0.343, SLG: 0.408		K		1-3 3-H 2B			F7	2B 1-2 BB		3	0	1	1	1	1	2
Fred Stanley, R (1, 6) OBP: 0.333, SLG: 0.286			1-3	K			K	1-3 2-H 2B		3	0	0	0	0	2	2
Jim Spencer, L (8, PH) OBP: 0.307, SLG: 0.488										1	0	1	1	0	0	0
Brian Doyle, L (9, 6) OBP: 0.235, SLG: 0.235										0	0	0	0	0	0	0
Inning Stats	R: 0 E: 0 K: 1 S: 5 H: 0 LOB: 0 BB: 0 P: 5	R: 0 E: 1 K: 1 S: 7 H: 2 LOB: 2 BB: 0 P: 7	R: 0 E: 0 K: 0 S: 3 H: 0 LOB: 1 BB: 0 P: 4	R: 1 E: 0 K: 2 S: 9 H: 2 LOB: 2 BB: 1 P: 13	R: 2 E: 0 K: 0 S: 5 H: 2 LOB: 1 BB: 1 P: 9	R: 0 E: 0 K: 1 S: 5 H: 0 LOB: 0 BB: 0 P: 5	R: 0 E: 0 K: 0 S: 4 H: 1 LOB: 1 BB: 0 P: 4	R: 1 E: 0 K: 0 S: 5 H: 2 LOB: 2 BB: 1 P: 9		1B: 3 2B: 5 3B: 1 HR: 0	SF: 0 SAC: 0 DP: 1 HBP: 1						

livebaseballscorecards.com

AB	33
R	4
H	9
RBI	4
BB	3
SO	5
LOB	11

PITCHER		IP	WLS	BF	H	R	ER	SO	BB	IBB	HBP	BLK	WP	HR	S	P	ERA	WHIP
Roger Erickson, R ERA: 4.73	(1, 1)	7.0		31	7	3	3	5	2	0	1	0	0	0	38	47	3.86	1.286
Mike Marshall, R ERA: 3.0	(8, 1)	1.0	L	6	2	1	1	0	1	0	0	0	0	0	5	9	9.00	3.000

PITCHER	IP	WLS	BF	H	R	ER	SO	BB	IBB	HBP	BLK	WP	HR	S	P	ERA	WHIP

Batter	1	2	3	4	5	6	7	8	9	AB	R	H	RBI	BB	SO	LOB
Hosken Powell, L (1, 9) OBP: 0.327, SLG: 0.330	1-3		4-3			SH5-4 1-2		4-3		3	0	0	0	0	0	2
Roy Smalley, S (1, 6) OBP: 0.348, SLG: 0.420	F8			4-3 4-3 1B		1-3			1B 1B 2B	4	1	2	0	0	0	1
Rod Carew, L (1, 3) OBP: 0.414, SLG: 0.451	2-3			4-3 1-2		L7			1B SH 1B 2-3	4	1	1	0	0	0	2
Mike Cubbage, L (1, 5) OBP: 0.361, SLG: 0.448 Jose Morales, R (9, PH) OBP: 0.366, SLG: 0.404 Bombo Rivera, R (9, PR) OBP: 0.390, SLG: 0.380 (9, 7)		G3		4-3 2-3			4-3		SH 1-2 3-H 1B	3 1 0	0 0 0	0 1 0	0 1 0	0 0 0	0 0 0	1 0 0
Butch Wynegar, S (1, 2) OBP: 0.343, SLG: 0.357		K S S S		F6			G4-6-3 1B		SH 1-3 2-H	3	0	1	0	0	1	1
Rich Chiles, L (1, 7) OBP: 0.347, SLG: 0.344 Dan Ford, R (9, PH) OBP: 0.360, SLG: 0.470 Larry Wolfe, R (9, 5) OBP: 0.294, SLG: 0.314		K S S S			3-1		G4-6-3 1-2f		G6-4-3 IBB	3 0 0	0 0 0	0 0 0	0 0 0	0 1 0	1 0 0	1 0 0
Glenn Adams, L (1, 10) OBP: 0.291, SLG: 0.394 Craig Kusick, R (9, PH) OBP: 0.313, SLG: 0.321			SH3-4 1B		G4-6-3 1B			3-1 S S S	K	3 1	0 0	2 0	0 0	0 0	0 1	0 3
Willie Norwood, R (1, 8) OBP: 0.314, SLG: 0.392			SH3-4 1-2		G4-6-3 1-2f			1B	G6-4-3 1-2f	3	0	1	0	0	0	4
Rob Wilfong, L (1, 4) OBP: 0.339, SLG: 0.330			F7			B B B B SH5-4 BB		P6		2	0	0	0	1	0	2
Inning Stats	R: 0 E: 0 K: 0 S: 3 H: 0 LOB: 0 BB: 0 P: 3	R: 0 E: 0 K: 2 S: 7 H: 0 LOB: 0 BB: 0 P: 7	R: 0 E: 0 K: 0 S: 4 H: 1 LOB: 1 BB: 0 P: 4	R: 0 E: 0 K: 0 S: 4 H: 1 LOB: 1 BB: 0 P: 4	R: 0 E: 0 K: 0 S: 3 H: 1 LOB: 0 BB: 0 P: 3	R: 0 E: 0 K: 0 S: 3 H: 0 LOB: 1 BB: 1 P: 7	R: 0 E: 0 K: 0 S: 3 H: 1 LOB: 0 BB: 0 P: 3	R: 0 E: 0 K: 0 S: 4 H: 1 LOB: 1 BB: 0 P: 4	R: 2 E: 1 K: 1 S: 8 H: 3 LOB: 3 BB: 1 P: 12	1B: 7 2B: 1 3B: 0 HR: 0 SF: 0 SAC: 3 DP: 3 HBP: 0						

PITCHER	IP	WLS	BF	H	R	ER	SO	BB	IBB	HBP	BLK	WP	HR	S	P	ERA	WHIP
Jim Beattie, R (1, 1) ERA: 3.8	8.0	L	30	7	2	1	2	1	0	0	0	0	0	33	37	1.12	1.000
Sparky Lyle, L (9, 1) ERA: 3.39	1.0		5	1	0	0	1	0	1	0	0	0	0	6	10	0.00	1.000

PITCHER	IP	WLS	BF	H	R	ER	SO	BB	IBB	HBP	BLK	WP	HR	S	P	ERA	WHIP

TOP

Minnesota Twins @ New York Yankees

Yankee Stadium, Bronx, NY

Sun Jul 30 1978, 3:38 AM EDT

Att. 41,491 - Unknown - 76 F

livebaseballscorecards.com

AB	30
R	2
H	8
RBI	1
BB	2
SO	3
LOB	17

WP: 0 PB: 0 SB: 0 CS: 0 PA: 35

Batter	1	2	3	4	5	6	7	8	9	AB	R	H	RBI	BB	SO	LOB
Roy White, S (1, 7) OBP: 0.341, SLG: 0.403	K			BB, 1B, BB	F7			F8		3	0	0	0	1	1	1
Graig Nettles, L (1, 5) OBP: 0.333, SLG: 0.431	F7			F9		L9		3-1		4	0	0	0	0	0	1
Thurman Munson, R (1, 10) OBP: 0.327, SLG: 0.397	6-3			BB, 1-2, 1B		1B			1B	4	0	3	0	0	0	0
Chris Chambliss, L (1, 3) OBP: 0.330, SLG: 0.371		G4-6-3, 1B		F8		P6			F5	4	0	1	0	0	0	4
Reggie Jackson, L (1, 9) OBP: 0.353, SLG: 0.476		G4-6-3, 1-2f		1-2, 2-3, BB		4-3			FC6-4, 1-3, 1B	3	0	1	0	1	0	2
Gary Thomasson, L (1, 8) OBP: 0.299, SLG: 0.388		K		L7			E6, FC5-6		K	3	0	0	0	0	1	3
Cliff Johnson, R (9, PH) OBP: 0.320, SLG: 0.365										0	0	0	0	0	0	0
Jim Spencer, L (9, PH) OBP: 0.304, SLG: 0.484										1	0	0	0	0	1	2
Mike Heath, R (1, 2) OBP: 0.297, SLG: 0.333		F4			F9		FC5-6, 1-2f, L6-3		FC6-4, 1-2f	3	0	0	0	0	0	1
Lou Piniella, R (9, PH) OBP: 0.364, SLG: 0.437										1	0	0	0	0	0	2
Brian Doyle, L (1, 4) (9, 6) OBP: 0.243, SLG: 0.243		CS, 1B			E4, SH1-4		L6-3, 1-2			3	0	1	0	0	0	1
Fred Stanley, R (1, 6) OBP: 0.331, SLG: 0.284		4-3, 1-2			SH1-4, 1-2			G3		1	0	0	0	0	0	1
Mickey Rivers, L (8, PH) OBP: 0.288, SLG: 0.372										1	0	0	0	0	0	0
Willie Randolph, R (9, 4) OBP: 0.353, SLG: 0.338										0	0	0	0	0	0	0
Inning Stats	R: 0 E: 0 K: 1 S: 5 / H: 0 LOB: 0 BB: 0 P: 5	R: 0 E: 0 K: 1 S: 5 / H: 1 LOB: 0 BB: 0 P: 5	R: 0 E: 0 K: 0 S: 3 / H: 1 LOB: 0 BB: 0 P: 3	R: 0 E: 0 K: 0 S: 4 / H: 1 LOB: 3 BB: 2 P: 12	R: 0 E: 1 K: 0 S: 4 / H: 0 LOB: 1 BB: 0 P: 4	R: 0 E: 0 K: 0 S: 4 / H: 1 LOB: 1 BB: 0 P: 4	R: 0 E: 1 K: 0 S: 3 / H: 0 LOB: 0 BB: 0 P: 3	R: 0 E: 0 K: 0 S: 3 / H: 0 LOB: 0 BB: 0 P: 3	R: 0 E: 0 K: 1 S: 7 / H: 2 LOB: 2 BB: 0 P: 7	1B: 6 2B: 1 3B: 0 HR: 0	SF: 0 SAC: 1 DP: 2 HBP: 0						

PITCHER		IP	WLS	BF	H	R	ER	SO	BB	IBB	HBP	BLK	WP	HR	S	P	ERA	WHIP
Dave Goltz, R ERA: 2.62	(1, 1)	8.0	W	30	5	0	0	2	2	0	0	0	0	0	32	40	0.00	0.875
Jeff Holly, L ERA: 0.79	(9, 1)	0.1		2	1	0	0	0	0	0	0	0	0	0	2	2	0.00	3.000
Mike Marshall, R ERA: 2.97	(9, 1)	0.2	S	2	0	0	0	1	0	0	0	0	0	0	4	4	0.00	0.000

PITCHER	IP	WLS	BF	H	R	ER	SO	BB	IBB	HBP	BLK	WP	HR	S	P	ERA	WHIP

BOTTOM

Minnesota Twins @ New York Yankees

Yankee Stadium, Bronx, NY

Sun Jul 30 1978, 3:38 AM EDT
Att. 41,491 - Unknown - 76 F

livebaseballscorecards.com

AB	31
R	0
H	6
RBI	0
BB	2
SO	3
LOB	18

1B: 6	SF: 0	WP: 0	PA: 34
2B: 1	SAC: 1	PB: 0	
3B: 0	DP: 2	SB: 0	
HR: 0	HBP: 0	CS: 1	

Batter	1	2	3	4	5	6	7	8	9	AB	R	H	RBI	BB	SO	LOB
Mike Hargrove, L (1, 3) OBP: 0.392, SLG: 0.362	B B B B 4-0 FC6-4 BB		B B B B 4-0 BB		x 0-0 ① F9		x 0-0 ③ 3-1			2	0	0	0	2	0	0
Juan Beniquez, R (1, 8) OBP: 0.303, SLG: 0.380	x 0-0 ① FC6-4 1-2f		x 0-0 ③ F4		x 0-0 CS 1B			x 0-0 ① 6-3		4	0	1	0	0	0	2
Jim Sundberg, R (1, 2) OBP: 0.383, SLG: 0.397	x 0-0 ② F8			x 0-0 BB BB BB 1B	x 0-0 ② 1-2 1B			x 0-0 ② F6		4	1	2	0	0	0	1
Al Oliver, L (1, 7) OBP: 0.346, SLG: 0.519	S S S 0-3 ③ K			x 0-0 ① F7	x 0-0 ③ 4-3			x 0-0 2B		4	0	1	0	0	1	3
Bobby Bonds, R (1, 9) OBP: 0.352, SLG: 0.474		x 0-0 ① F9		B B B B 4-0 BB BB 1-2 BB		x 0-0 ① F5		x 0-0 ③ F9		3	0	0	0	1	0	1
John Lowenstein, L (1, 10) OBP: 0.346, SLG: 0.395		x 0-0 ② F7		S S S 0-3 ② K		x 0-0 ② F8			x 0-0 ① G3	4	0	0	0	0	1	2
Toby Harrah, R (1, 5) OBP: 0.332, SLG: 0.303		S S S 0-3 ③ K		B B B B 4-0 BB 1-2 2-3 BB		x 0-0 ③ 5-3			B B B B 4-0 G5-4-3 BB	2	0	0	0	2	1	0
Bump Wills, S (1, 4) OBP: 0.306, SLG: 0.331		x 0-0 ① 4-3		B B B B 4-0 1-2 2-3 3-H BB			x 0-0 ① F7		x 0-0 ② ③ G5-4-3 1-2f	3	0	0	1	1	0	1
Bert Campaneris, R (1, 6) OBP: 0.249, SLG: 0.251		x 0-0 ② F2		x 0-0 ③ F6			x 0-0 ② 4-3			3	0	0	0	0	0	3
Inning Stats	R: 0 H: 0 E: 0 LOB: 1 K: 1 BB: 1 S: 5 P: 9	R: 0 H: 0 E: 0 LOB: 0 K: 1 BB: 0 S: 5 P: 5	R: 0 H: 0 E: 0 LOB: 1 K: 0 BB: 1 S: 3 P: 7	R: 1 H: 1 E: 0 LOB: 3 K: 1 BB: 3 S: 6 P: 18	R: 0 H: 2 E: 0 LOB: 1 K: 0 BB: 0 S: 4 P: 4	R: 0 H: 0 E: 0 LOB: 0 K: 0 BB: 0 S: 3 P: 3	R: 0 H: 0 E: 0 LOB: 0 K: 0 BB: 0 S: 3 P: 3	R: 0 H: 1 E: 0 LOB: 1 K: 0 BB: 0 S: 4 P: 4	R: 0 H: 0 E: 0 LOB: 0 K: 0 BB: 1 S: 2 P: 6	1B: 3 SF: 0 2B: 1 SAC: 0 3B: 0 DP: 1 HR: 0 HBP: 0						

PITCHER	IP	WLS	BF	H	R	ER	SO	BB	IBB	HBP	BLK	WP	HR	S	P	ERA	WHIP
Ed Figueroa, R (1, 1) ERA: 3.19	9.0	W	35	4	1	1	3	6	0	0	0	0	0	35	59	1.00	1.111

PITCHER	IP	WLS	BF	H	R	ER	SO	BB	IBB	HBP	BLK	WP	HR	S	P	ERA	WHIP

TOP

Texas Rangers @ New York Yankees

Yankee Stadium, Bronx, NY

Mon Jul 31 1978, 7:05 PM EDT

Att. 15,419 - Unknown - 64 F

livebaseballscorecards.com

AB	29
R	1
H	4
RBI	1
BB	6
SO	3
LOB	13

Batter	1	2	3	4	5	6	7	8	9	AB	R	H	RBI	BB	SO	LOB
Mickey Rivers, L (1, 8) OBP: 0.287, SLG: 0.379	HR	FC4-6 1-2f 2-3		4-3		F8		K		5	1	1	1	0	1	4
Willie Randolph, R (1, 4) OBP: 0.355, SLG: 0.343	6-3	2-4-5 3-H	2B	1B			6-3			4	0	2	0	0	0	0
Thurman Munson, R (1, 2) OBP: 0.329, SLG: 0.398	2B 1B		BB 2B 1B	F6			F8			4	2	2	0	0	0	1
Reggie Jackson, L (1, 9) OBP: 0.355, SLG: 0.478	1-H 2B		2B 1-2 BB		K		F9			3	0	1	1	1	1	0
Lou Piniella, R (1, 7) OBP: 0.366, SLG: 0.445 Jay Johnstone, L (8, PR) OBP: 0.248, SLG: 0.247 (9, 7)	6-3		1-3 2-H 2B		K			1B 1B 2B		4 0	0 1	2 0	1 0	0 0	1 0	1 0
Chris Chambliss, L (1, 3) OBP: 0.329, SLG: 0.370	6-3		F5		K			1B 2-3 1B		4	1	1	0	0	1	3
Graig Nettles, L (1, 5) OBP: 0.337, SLG: 0.432		4-3	BB FC6-4			CS 1B		G1-4-3 2-H 3-H 1B		3	0	2	2	1	0	0
Roy White, S (1, 10) OBP: 0.344, SLG: 0.413		FC4-6 WP 2-4-5 1B	FC6-4 1-2f			SF7 1-2 3B		G1-4-3 1-2f		4	1	2	0	0	0	5
Bucky Dent, R (1, 6) OBP: 0.292, SLG: 0.332 Brian Doyle, L (8, PR) OBP: 0.243, SLG: 0.243 (9, 6)		FC4-6 1-2 1B		K		SF7 3-H		1B		3 0	0 0	2 0	1 0	0 0	1 0	0 0
Inning Stats	R: 2 E: 0 K: 0 S: 6 H: 3 LOB: 1 BB: 0 P: 6	R: 0 E: 0 K: 0 S: 4 H: 2 LOB: 2 BB: 0 P: 4	R: 1 E: 0 K: 0 S: 5 H: 3 LOB: 3 BB: 2 P: 13	R: 0 E: 0 K: 1 S: 6 H: 1 LOB: 1 BB: 0 P: 6	R: 0 E: 0 K: 3 S: 9 H: 0 LOB: 0 BB: 0 P: 9	R: 1 E: 0 K: 0 S: 4 H: 2 LOB: 0 BB: 0 P: 4	R: 0 E: 0 K: 0 S: 3 H: 0 LOB: 0 BB: 0 P: 3	R: 2 E: 0 K: 1 S: 8 H: 4 LOB: 2 BB: 0 P: 8		1B: 9 2B: 4 3B: 1 HR: 1 SF: 1 SAC: 0 DP: 1 HBP: 0						

PITCHER	IP	WLS	BF	H	R	ER	SO	BB	IBB	HBP	BLK	WP	HR	S	P	ERA	WHIP
Doc Medich, R (1, 1) ERA: 3.75	2.1	L	15	8	3	3	0	1	0	0	0	1	1	13	17	11.57	3.857
Paul Lindblad, L (3, 1) ERA: 3.63	5.2		23	7	3	3	5	1	0	0	0	0	0	32	36	4.76	1.412

PITCHER	IP	WLS	BF	H	R	ER	SO	BB	IBB	HBP	BLK	WP	HR	S	P	ERA	WHIP

BOTTOM

Texas Rangers @ New York Yankees

Yankee Stadium, Bronx, NY

Mon Jul 31 1978, 7:05 PM EDT

Att. 15,419 - Unknown - 64 F

livebaseballscorecards.com

AB	34
R	6
H	15
RBI	6
BB	2
SO	5
LOB	14

WP: 1 PA: 37
PB: 0
SB: 0
CS: 1

Texas Rangers @ New York Yankees

Yankee Stadium, Bronx, NY

Tue Aug 01 1978, 7:05 PM EDT

Att. 18,485 - Unknown - 67 F

livebaseballscorecards.com

Batter	1	2	3	4	5	6	7	8	9	AB	R	H	RBI	BB	SO	LOB
Mike Hargrove, L (1, 10) OBP: 0.391, SLG: 0.364	S S S 0-3 ① K		x 0-0 ② L4		x 0-0 ③ F6			x 0-0 3-1 2B		4	0	1	0	0	1	1
Bump Wills, S (1, 4) OBP: 0.306, SLG: 0.328	B B B B 4-0 S BB		x 0-0 ③ F8			x 0-0 ① 4-3		x 0-0 ② 3-1 2-3		3	0	0	0	1	0	1
Jim Sundberg, R (1, 2) OBP: 0.382, SLG: 0.394	S S S 0-3 ② K 1-2			B B B B 4-0 BB		x 0-0 ② F7		x 0-0 ③ F8		3	0	0	0	1	1	2
Al Oliver, L (1, 7) OBP: 0.345, SLG: 0.516	x 0-0 ③ 3-1			x 0-0 ① F8		x 0-0 1B			x 0-0 ① F8	4	0	1	0	0	0	2
Bobby Bonds, R (1, 9) OBP: 0.351, SLG: 0.479		x 0-0 ① 5-3		S S S 0-3 ② K		S S S 0-3 ③ K			x 0-0 HR	4	1	1	1	0	2	2
Toby Harrah, R (1, 5) OBP: 0.331, SLG: 0.300		B B B B 4-0 BB		x 0-0 ③ F4			x 0-0 ① F2		x 0-0 ② 6-3	3	0	0	0	1	0	1
Mike Jorgensen, L (1, 3) OBP: 0.341, SLG: 0.133 Kurt Bevacqua, R (9, PH) OBP: 0.247, SLG: 0.287		x 0-0 ② F8			x 0-0 ① F7		x 0-0 ② F8		B B B B 4-0 FC6-4 BB	3 0	0 0	0 0	0 0	0 1	0 0	1 0
Juan Beniquez, R (1, 8) OBP: 0.302, SLG: 0.382		S S S 0-3 ③ K			x 0-0 2B		x 0-0 ③ 6-3		x 0-0 ③ FC6-4 1-2f	4	0	1	0	0	1	2
Bert Campaneris, R (1, 6) OBP: 0.246, SLG: 0.248			S S S 0-3 ① K		x 0-0 ② F3			x 0-0 ① F7		3	0	0	0	0	1	1

TOP	
AB	31
R	1
H	4
RBI	1
BB	4
SO	6
LOB	13

Inning Stats	1	2	3	4	5	6	7	8	9
	R: 0 H: 0 E: 0 LOB: 1 K: 2 BB: 1 S: 7 P: 11	R: 0 H: 0 E: 0 LOB: 1 K: 1 BB: 1 S: 5 P: 9	R: 0 H: 0 E: 0 LOB: 0 K: 1 BB: 0 S: 5 P: 5	R: 0 H: 0 E: 0 LOB: 1 K: 1 BB: 1 S: 5 P: 9	R: 0 H: 1 E: 0 LOB: 1 K: 0 BB: 0 S: 4 P: 4	R: 0 H: 1 E: 0 LOB: 1 K: 1 BB: 0 S: 6 P: 6	R: 0 H: 0 E: 0 LOB: 0 K: 0 BB: 0 S: 3 P: 3	R: 0 H: 1 E: 0 LOB: 1 K: 0 BB: 0 S: 4 P: 4	R: 1 H: 1 E: 0 LOB: 1 K: 0 BB: 1 S: 4 P: 8

1B: 1	SF: 0	WP: 0	PA: 35
2B: 2	SAC: 0	PB: 0	
3B: 0	DP: 0	SB: 1	
HR: 1	HBP: 0	CS: 0	

PITCHER		IP	WLS	BF	H	R	ER	SO	BB	IBB	HBP	BLK	WP	HR	S	P	ERA	WHIP
Catfish Hunter, R ERA: 5.36	(1, 1)	8.0	W	30	3	0	0	6	3	0	0	0	0	0	39	51	0.00	0.750
Sparky Lyle, L ERA: 3.45	(9, 1)	1.0		5	1	1	1	0	1	0	0	0	0	1	4	8	9.00	2.000

PITCHER	IP	WLS	BF	H	R	ER	SO	BB	IBB	HBP	BLK	WP	HR	S	P	ERA	WHIP

Texas Rangers @ New York Yankees

Yankee Stadium, Bronx, NY

Tue Aug 01 1978, 7:05 PM EDT
Att. 18,485 - Unknown - 67 F

BOTTOM

Batter	1	2	3	4	5	6	7	8	9	AB	R	H	RBI	BB	SO	LOB
Mickey Rivers, L (1, 8) OBP: 0.287, SLG: 0.378	5-3	SF8 3-H		S S 1B 1B		F8		F8		3	1	1	1	0	0	0
Paul Blair, R (7, 8) OBP: 0.245, SLG: 0.296										1	0	0	0	0	0	0
Willie Randolph, R (1, 4) OBP: 0.360, SLG: 0.351	BB 1B E	1-H 2-H 3B		S 1-2 1B BB		5-3				2	1	1	2	2	0	0
Thurman Munson, R (1, 10) OBP: 0.330, SLG: 0.399	G6-3 1-3 1B	5-3		FC6-4 1-H 2-H 1B		L4				4	0	2	2	0	0	1
Lou Piniella, R (1, 7) OBP: 0.362, SLG: 0.440	G6-3 1-2f		K	FC6-4 BB 1-2f			G3			3	0	0	0	0	1	3
Jay Johnstone, L (7, 7) OBP: 0.245, SLG: 0.245										1	0	0	0	0	0	0
Reggie Jackson, L (1, 9) OBP: 0.362, SLG: 0.497		1B 3B	BB 1B 2B	1-2 BB			HR			2	3	2	1	2	0	0
Chris Chambliss, L (1, 3) OBP: 0.331, SLG: 0.371		FC6-5 BB 3-H 1B	1-3 1B	F7			4-3			4	0	2	1	0	0	2
Jim Spencer, L (8, 3) OBP: 0.304, SLG: 0.484										0	0	0	0	0	0	0
Graig Nettles, L (1, 5) OBP: 0.339, SLG: 0.434		1B FC6-5 1-2 SF8 BB	3-H 2B	F5			K			3	1	1	1	1	1	0
Cliff Johnson, R (1, 2) OBP: 0.312, SLG: 0.354		FC6-5 1B 1-2 2-3f 3B	6-3	F8				6-3		4	1	0	0	0	0	3
Bucky Dent, R (1, 6) OBP: 0.294, SLG: 0.333		1-2 2-3 3B 1B		F7	4-3			1-3		2	1	1	0	0	0	0
Brian Doyle, L (5, 6) OBP: 0.231, SLG: 0.231										2	0	0	0	0	0	0
Inning Stats	R: 0 E: 1 K: 0 S: 3 H: 1 LOB: 1 BB: 1 P: 7	R: 4 E: 0 K: 0 S: 7 H: 4 LOB: 1 BB: 1 P: 11	R: 1 E: 0 K: 1 S: 6 H: 2 LOB: 1 BB: 1 P: 10	R: 2 E: 0 K: 0 S: 5 H: 2 LOB: 2 BB: 2 P: 13	R: 0 E: 0 K: 0 S: 3 H: 0 LOB: 0 BB: 0 P: 3	R: 0 E: 0 K: 0 S: 3 H: 0 LOB: 0 BB: 0 P: 3	R: 1 E: 0 K: 1 S: 6 H: 1 LOB: 0 BB: 0 P: 6	R: 0 E: 0 K: 0 S: 3 H: 0 LOB: 0 BB: 0 P: 3		1B: 6 2B: 1 3B: 2 HR: 1 SF: 1 SAC: 0 DP: 1 HBP: 0						

livebaseballscorecards.com

AB	31
R	8
H	10
RBI	8
BB	5
SO	2
LOB	9

WP: 0 PA: 37
PB: 0
SB: 3
CS: 0

PITCHER		IP	WLS	BF	H	R	ER	SO	BB	IBB	HBP	BLK	WP	HR	S	P	ERA	WHIP
Jon Matlack, L ERA: 2.57	(1, 1)	3.1	L	20	8	7	7	1	4	0	0	0	0	0	18	34	18.90	3.600
Reggie Cleveland, R ERA: 2.84	(4, 1)	2.2		10	1	0	0	0	1	0	0	0	0	0	9	13	0.00	0.750
Paul Mirabella, L ERA: 6.23	(7, 1)	1.0		4	1	1	1	1	0	0	0	0	0	1	6	6	9.00	1.000
Steve Comer, R ERA: 2.2	(8, 1)	1.0		3	0	0	0	0	0	0	0	0	0	0	3	3	0.00	0.000

PITCHER	IP	WLS	BF	H	R	ER	SO	BB	IBB	HBP	BLK	WP	HR	S	P	ERA	WHIP

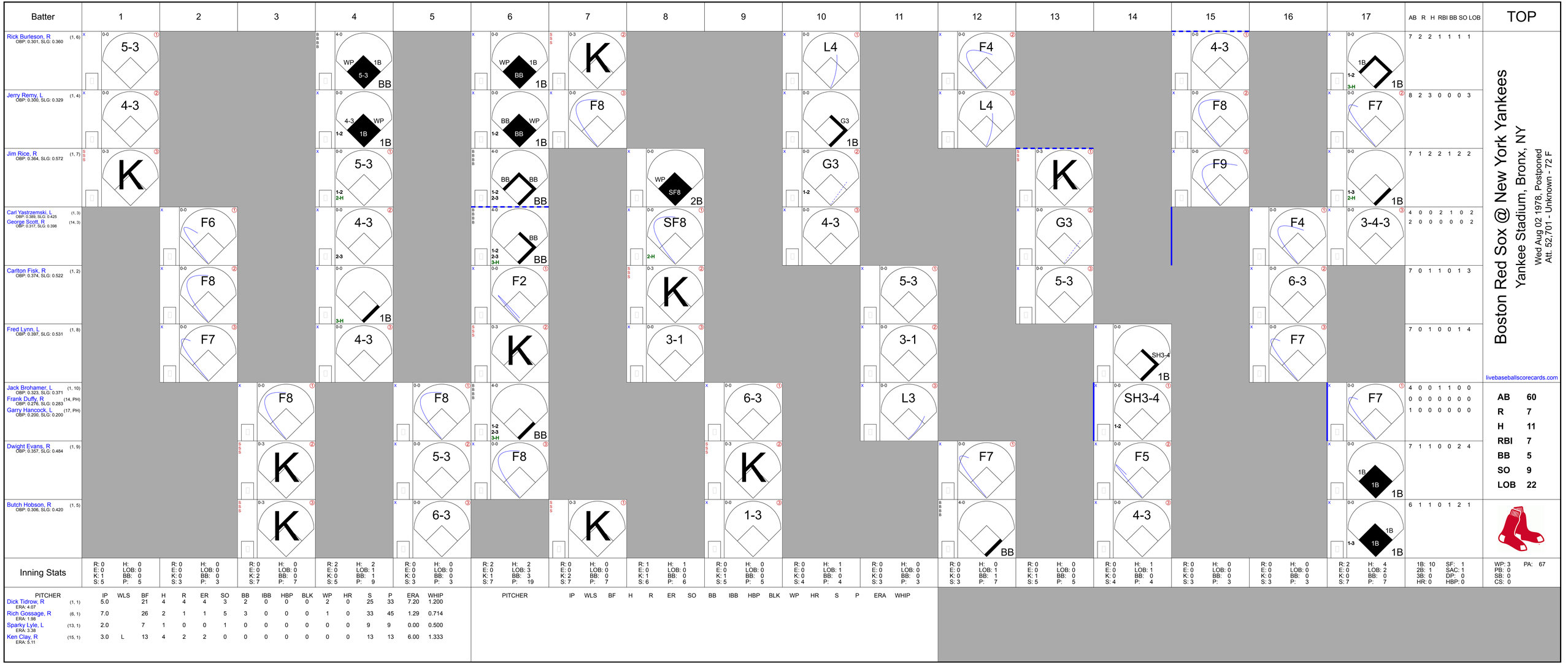
Batter
1
2
3
4
5
6
7
8
9
10
11
12
13
14
15
16
17
AB R H RBI BB SO LOB
TOP
Rick Burleson, R (1, 6) OBP: 0.301, SLG: 0.360
7 2 2 1 1 1 1
Jerry Remy, L (1, 4) OBP: 0.300, SLG: 0.329
8 2 3 0 0 0 3
Jim Rice, R (1, 7) OBP: 0.364, SLG: 0.572
7 1 2 2 1 2 2
Carl Yastrzemski, L (1, 3) OBP: 0.369, SLG: 0.425
George Scott, R (14, 3) OBP: 0.317, SLG: 0.398
4 0 0 2 1 0 2
2 0 0 0 0 0 2
Carlton Fisk, R (1, 2) OBP: 0.374, SLG: 0.522
7 0 1 1 0 1 3
Fred Lynn, L (1, 8) OBP: 0.397, SLG: 0.531
7 0 1 0 0 1 4
Jack Brohamer, L (1, 10) OBP: 0.323, SLG: 0.371
Frank Duffy, R (14, PH) OBP: 0.276, SLG: 0.283
Garry Hancock, L (17, PH) OBP: 0.200, SLG: 0.200
4 0 0 1 1 0 0
0 0 0 0 0 0 0
1 0 0 0 0 0 0
Dwight Evans, R (1, 9) OBP: 0.357, SLG: 0.484
7 1 1 0 0 2 4
Butch Hobson, R (1, 5) OBP: 0.306, SLG: 0.420
6 1 1 0 1 2 1
Boston Red Sox @ New York Yankees
Yankee Stadium, Bronx, NY
Wed Aug 02 1978, Postponed
Att. 52,701 - Unknown - 72 F
livebaseballscorecards.com
AB 60
R 7
H 11
RBI 7
BB 5
SO 9
LOB 22
Inning Stats
PITCHER IP WLS BF H R ER SO BB IBB HBP BLK WP HR S P ERA WHIP
Dick Tidrow, R (1, 1) ERA: 4.07 5.0 21 4 4 4 3 2 0 0 0 2 0 25 33 7.20 1.200
Rich Gossage, R (6, 1) ERA: 1.98 7.0 26 2 1 1 5 3 0 0 0 1 0 33 45 1.29 0.714
Sparky Lyle, L (13, 1) ERA: 3.38 2.0 7 1 0 0 1 0 0 0 0 0 0 9 9 0.00 0.500
Ken Clay, R (15, 1) ERA: 5.11 3.0 L 13 4 2 2 0 0 0 0 0 0 0 13 13 6.00 1.333
PITCHER IP WLS BF H R ER SO BB IBB HBP BLK WP HR S P ERA WHIP

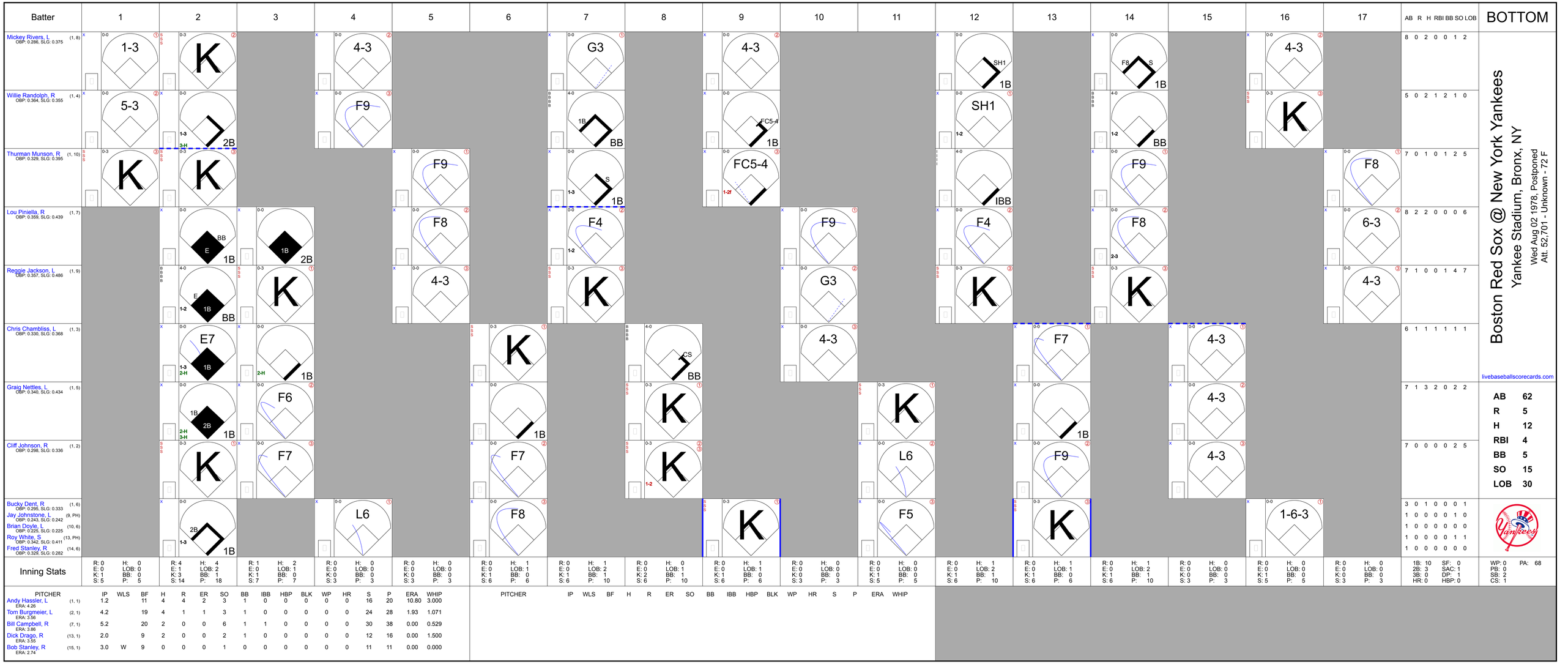
Batter
1
2
3
4
5
6
7
8
9
10
11
12
13
14
15
16
17
AB R H RBI BB SO LOB
BOTTOM
Mickey Rivers, L (1, 8) OBP: 0.286, SLG: 0.375
1-3
K
F9
G3
4-3
SH1
1B
F8
S
Willie Randolph, R (1, 4) OBP: 0.364, SLG: 0.355
5-3
2B
BB
FC5-4
SH1
IBB
Thurman Munson, R (1, 10) OBP: 0.329, SLG: 0.395
F9
F8
FC5-4
Lou Piniella, R (1, 7) OBP: 0.359, SLG: 0.439
BB
E
1B
2B
F4
6-3
Reggie Jackson, L (1, 9) OBP: 0.357, SLG: 0.486
Chris Chambliss, L (1, 3) OBP: 0.330, SLG: 0.368
E7
F7
CS
Graig Nettles, L (1, 5) OBP: 0.340, SLG: 0.434
F6
Cliff Johnson, R (1, 2) OBP: 0.298, SLG: 0.336
F7
L6
F9
Bucky Dent, R (1, 6) OBP: 0.295, SLG: 0.333
Jay Johnstone, L (9, PH) OBP: 0.243, SLG: 0.242
Brian Doyle, L (10, 6) OBP: 0.225, SLG: 0.225
Roy White, S (13, PH) OBP: 0.342, SLG: 0.411
Fred Stanley, R (14, 6) OBP: 0.326, SLG: 0.282
L6
F8
F5
1-6-3
Boston Red Sox @ New York Yankees
Yankee Stadium, Bronx, NY
Wed Aug 02 1978, Postponed
Att. 52,701 - Unknown - 72 F
livebaseballscorecards.com
AB 62
R 5
H 12
RBI 4
BB 5
SO 15
LOB 30
Inning Stats
PITCHER IP WLS BF H R ER SO BB IBB HBP BLK WP HR S P ERA WHIP
Andy Hassler, L (1, 1) ERA: 4.26 1.2 11 4 4 2 3 1 0 0 0 0 0 16 20 10.80 3.000
Tom Burgmeier, L (2, 1) ERA: 3.56 4.2 19 4 1 1 3 1 0 0 0 0 0 24 28 1.93 1.071
Bill Campbell, R (7, 1) ERA: 3.86 5.2 20 2 0 0 6 1 1 0 0 0 0 30 38 0.00 0.529
Dick Drago, R (13, 1) ERA: 3.55 2.0 9 2 0 0 2 1 0 0 0 0 0 12 16 0.00 1.500
Bob Stanley, R (15, 1) ERA: 2.74 3.0 W 9 0 0 0 1 0 0 0 0 0 0 11 11 0.00 0.000

Batter	1	2	3	4	5	6	7	8	9	AB	R	H	RBI	BB	SO	LOB
Rick Burleson, R (1, 6) OBP: 0.301, SLG: 0.359	F9		1B 1B 1-2 1B		L6	F9				4	1	1	0	0	0	1
Jerry Remy, L (1, 4) OBP: 0.304, SLG: 0.329	BBBB 4-0 CS BB		1-3 2-H 1B		BBBB 4-0 HR BB		1-3			2	1	1	1	2	0	0
Jim Rice, R (1, 7) OBP: 0.367, SLG: 0.580	F9 1-2		FC5-4 3-H 1B		1-H HR		BBBB 4-0 1B HR BB			3	2	2	3	1	0	1
Carl Yastrzemski, L (1, 3) OBP: 0.390, SLG: 0.426		FC5-4 1B	SSS K		SSS K		HR 1-2 1B			4	1	2	0	0	2	2
Carlton Fisk, R (1, 2) OBP: 0.373, SLG: 0.519		FC5-4 G3 1-2f	FC5-4 1-2f		S 1B		F8			4	0	1	0	0	0	5
Fred Lynn, L (1, 8) OBP: 0.395, SLG: 0.537		G3 1-2		G3	F8 1-2		1-H 2-H HR			4	1	1	3	0	0	2
Jack Brohamer, L (1, 10) OBP: 0.319, SLG: 0.366		F8		F8		F6	HR			2	0	0	0	0	0	1
Bob Bailey, R (6, PH) OBP: 0.338, SLG: 0.455										2	1	1	1	0	0	0
Dwight Evans, R (1, 9) OBP: 0.353, SLG: 0.479			5-3	E4		6-3	F9			4	0	0	0	0	0	0
Butch Hobson, R (1, 5) OBP: 0.309, SLG: 0.423			1B 1B 1B	L6		1B				3	1	2	0	0	0	1
Inning Stats	R: 0 E: 0 K: 0 S: 2 H: 0 LOB: 0 BB: 1 P: 6	R: 0 E: 0 K: 0 S: 4 H: 1 LOB: 1 BB: 0 P: 4	R: 2 E: 0 K: 1 S: 9 H: 4 LOB: 2 BB: 0 P: 9	R: 0 E: 1 K: 0 S: 4 H: 0 LOB: 1 BB: 0 P: 4	R: 2 E: 0 K: 1 S: 7 H: 2 LOB: 1 BB: 1 P: 11	R: 0 E: 0 K: 0 S: 4 H: 1 LOB: 1 BB: 0 P: 4	R: 4 E: 0 K: 0 S: 6 H: 3 LOB: 0 BB: 1 P: 10			1B: 8 2B: 0 3B: 0 HR: 3 SF: 0 SAC: 0 DP: 0 HBP: 0						

PITCHER		IP	WLS	BF	H	R	ER	SO	BB	IBB	HBP	BLK	WP	HR	S	P	ERA	WHIP
Jim Beattie, R ERA: 4.04	(1, 1)	4.2	L	23	7	4	4	2	2	0	0	0	0	1	25	33	7.71	1.929
Paul Lindblad, L ERA: 4.29	(5, 1)	2.1		12	4	4	4	0	1	0	0	0	0	2	11	15	15.43	2.143

PITCHER	IP	WLS	BF	H	R	ER	SO	BB	IBB	HBP	BLK	WP	HR	S	P	ERA	WHIP

Boston Red Sox @ New York Yankees

Yankee Stadium, Bronx, NY

Thu Aug 03 1978, 7:05 PM EDT

Att. 53,379 - Unknown

TOP

livebaseballscorecards.com

AB	32
R	8
H	11
RBI	8
BB	3
SO	2
LOB	13

Batter	1	2	3	4	5	6	7	8	9	AB	R	H	RBI	BB	SO	LOB
Mickey Rivers, L (1, 8) OBP: 0.286, SLG: 0.375	4-3		G3		1B					3	0	1	0	0	0	0
Willie Randolph, R (1, 4) OBP: 0.361, SLG: 0.352	K			K	6-3					3	0	0	0	0	2	2
Thurman Munson, R (1, 2) OBP: 0.331, SLG: 0.395	K			BB		E SF8 1B				2	1	1	0	1	1	0
Reggie Jackson, L (1, 9) OBP: 0.354, SLG: 0.482		4-3		K		E3				3	0	0	0	0	1	2
Chris Chambliss, L (1, 3) OBP: 0.333, SLG: 0.370		F8		1B		1B				3	0	2	0	0	0	0
Graig Nettles, L (1, 5) OBP: 0.340, SLG: 0.435		1B		F8		SF8				2	0	1	1	0	0	2
Roy White, S (1, 10) OBP: 0.342, SLG: 0.408		F7			BB	F7				2	0	0	0	1	0	3
Jay Johnstone, L (1, 7) OBP: 0.245, SLG: 0.245			F7		F8					3	0	1	0	0	0	1
Bucky Dent, R (1, 6) OBP: 0.292, SLG: 0.330			K		F7	L6				2	0	0	0	0	1	1
Gary Thomasson, L (6, PH) OBP: 0.298, SLG: 0.386										1	0	0	0	0	0	3
Fred Stanley, R (7, 6) OBP: 0.329, SLG: 0.282										0	0	0	0	0	0	0
Inning Stats	R: 0 E: 0 K: 2 S: 7 H: 0 LOB: 0 BB: 0 P: 7	R: 0 E: 0 K: 0 S: 4 H: 1 LOB: 1 BB: 0 P: 4	R: 0 E: 0 K: 1 S: 5 H: 0 LOB: 0 BB: 0 P: 5	R: 0 E: 0 K: 2 S: 8 H: 1 LOB: 2 BB: 1 P: 12	R: 0 E: 0 K: 0 S: 4 H: 1 LOB: 2 BB: 1 P: 8	R: 1 E: 1 K: 0 S: 7 H: 3 LOB: 3 BB: 0 P: 7				1B: 6 2B: 0 3B: 0 HR: 0	SF: 1 SAC: 0 DP: 0 HBP: 0			WP: 0 PB: 0 SB: 0 CS: 0	PA: 27		

PITCHER	IP	WLS	BF	H	R	ER	SO	BB	IBB	HBP	BLK	WP	HR	S	P	ERA	WHIP
Mike Torrez, R (1, 1) ERA: 3.71	6.0	W	27	6	1	0	5	2	0	0	0	0	0	35	43	0.00	1.333

PITCHER	IP	WLS	BF	H	R	ER	SO	BB	IBB	HBP	BLK	WP	HR	S	P	ERA	WHIP

BOTTOM

Boston Red Sox @ New York Yankees

Yankee Stadium, Bronx, NY

Thu Aug 03 1978, 7:05 PM EDT

Att. 53,379 - Unknown

livebaseballscorecards.com

AB	24
R	1
H	6
RBI	1
BB	2
SO	5
LOB	14

Baltimore Orioles @ New York Yankees

Yankee Stadium, Bronx, NY

Fri Aug 04 1978, 7:05 PM EDT
Att. 28,189 - Unknown

livebaseballscorecards.com

Batter	1	2	3	4	5	6	7	8	9	AB	R	H	RBI	BB	SO	LOB
Kiko Garcia, R (1, 6) OBP: 0.324, SLG: 0.412	0-3 K			0-3 K		0-3 K		0-0 1B		4	0	1	0	0	3	1
Rich Dauer, R (1, 4) OBP: 0.316, SLG: 0.385	0-3 K			0-0 F9		0-0 6-3		0-0 P4		4	0	0	0	0	1	1
Ken Singleton, S (1, 9) OBP: 0.416, SLG: 0.484	0-0 F8			0-0 1B		0-0 3-1			0-3 K	4	0	1	0	0	1	1
Larry Harlow, L (9, 8) OBP: 0.332, SLG: 0.336										0	0	0	0	0	0	0
Eddie Murray, S (1, 3) OBP: 0.346, SLG: 0.498		0-0 5-3		0-0 F7			0-0 E6 HR		0-0 F8	4	1	0	0	0	0	1
Doug DeCinces, R (1, 5) OBP: 0.330, SLG: 0.524		0-0 F8			0-3 K		0-0 2-H HR		0-0 5-3	4	1	1	2	0	1	0
Lee May, R (1, 10) OBP: 0.283, SLG: 0.409		0-0 P4			0-3 K		0-0 F8			3	0	0	0	0	1	0
Andres Mora, R (1, 7) OBP: 0.288, SLG: 0.404			0-0 F8		0-0 2B		0-3 K			3	0	1	0	0	1	0
Mike Anderson, R (9, 7) OBP: 0.200, SLG: 0.059										0	0	0	0	0	0	0
Rick Dempsey, R (1, 2) OBP: 0.323, SLG: 0.358			0-3 K		0-3 K		0-0 F7			3	0	0	0	0	2	1
Carlos Lopez, R (1, 8) OBP: 0.259, SLG: 0.304 (9, 9)			0-0 5-3			0-0 2B		0-0 F7		3	0	1	0	0	0	0

Inning Stats	1	2	3	4	5	6	7	8	9	AB	R	H	RBI	BB	SO	LOB
	R: 0 E: 0 K: 2 S: 7	H: 0 LOB: 0 BB: 0 P: 7	R: 0 E: 0 K: 0 S: 3	H: 0 LOB: 0 BB: 0 P: 3	R: 0 E: 0 K: 1 S: 5	H: 0 LOB: 0 BB: 0 P: 5	R: 0 E: 0 K: 1 S: 6	H: 1 LOB: 1 BB: 0 P: 6	R: 0 E: 0 K: 3 S: 10	H: 1 LOB: 1 BB: 0 P: 10	R: 0 E: 0 K: 1 S: 6	H: 1 LOB: 1 BB: 0 P: 6	R: 2 E: 1 K: 1 S: 7	H: 1 LOB: 0 BB: 0 P: 7	R: 0 E: 0 K: 0 S: 3	H: 1 LOB: 0 BB: 0 P: 3	R: 0 E: 0 K: 1 S: 5	H: 0 LOB: 0 BB: 0 P: 5

PITCHER	IP	WLS	BF	H	R	ER	SO	BB	IBB	HBP	BLK	WP	HR	S	P	ERA	WHIP
Ron Guidry, L (1, 1) ERA: 1.97	9.0	L	32	5	2	1	10	0	0	0	0	0	1	52	52	1.00	0.556

PITCHER	IP	WLS	BF	H	R	ER	SO	BB	IBB	HBP	BLK	WP	HR	S	P	ERA	WHIP

AB	32
R	2
H	5
RBI	2
BB	0
SO	10
LOB	5

1B: 2	SF: 0	WP: 0	PA: 32
2B: 2	SAC: 0	PB: 0	
3B: 0	DP: 0	SB: 0	
HR: 1	HBP: 0	CS: 0	

BOTTOM

Baltimore Orioles @ New York Yankees

Yankee Stadium, Bronx, NY

Fri Aug 04 1978, 7:05 PM EDT

Att. 28,189 - Unknown

livebaseballscorecards.com

Batter	1	2	3	4	5	6	7	8	9	AB	R	H	RBI	BB	SO	LOB
Mickey Rivers, L (1, 8) OBP: 0.288, SLG: 0.376	F5		WP 1-2 1B		G5-4-3 1B		1-3			4	0	2	0	0	0	2
Willie Randolph, R (1, 4) OBP: 0.362, SLG: 0.349	BBBB G6-4-3 BB		6-3 1-2 2-H		G5-4-3 1-2f			BBBB 4-3 BB		2	0	0	1	2	0	2
Thurman Munson, R (1, 2) OBP: 0.330, SLG: 0.392	G6-4-3 1-2f		F7			BBBB G5-4-3 BB		4-3 1-2		3	0	0	0	1	0	3
Lou Piniella, R (1, 7) OBP: 0.355, SLG: 0.433		F7		4-3		G5-4-3 1-2f		6-3		4	0	0	0	0	0	2
Reggie Jackson, L (1, 9) OBP: 0.355, SLG: 0.485		2B		F8 1B		SSS K		F5		4	0	2	0	0	1	1
Chris Chambliss, L (1, 3) OBP: 0.332, SLG: 0.369		F8		1-2 1B			P6		SSS K	4	0	1	0	0	1	1
Graig Nettles, L (1, 5) OBP: 0.342, SLG: 0.434	SSS K			F8 2-3			BBBB FC6-4 BB		1B	3	0	1	0	1	1	3
Roy White, S (1, 10) OBP: 0.337, SLG: 0.401			F7	5-3			FC6-4 BB 1-2f		F9	4	0	0	0	0	0	4
Bucky Dent, R (1, 6) OBP: 0.294, SLG: 0.332 Cliff Johnson, R (7, PH) OBP: 0.302, SLG: 0.336 Fred Stanley, R (7, PR) OBP: 0.329, SLG: 0.282 (8, 6) Gary Thomasson, L (9, PH) OBP: 0.297, SLG: 0.385			WP 1B 6-3 1B		P5		BBBB 1-2 BB		1-3	2 0 0 1	1 0 0 0	1 0 0 0	0 0 0 0	0 1 0 0	0 0 0 0	0 0 0 1
Inning Stats	R: 0 E: 0 K: 0 S: 2 H: 0 LOB: 0 BB: 1 P: 6	R: 0 E: 0 K: 1 S: 6 H: 1 LOB: 1 BB: 0 P: 6	R: 1 E: 0 K: 0 S: 5 H: 2 LOB: 1 BB: 0 P: 5	R: 0 E: 0 K: 0 S: 5 H: 2 LOB: 2 BB: 0 P: 5	R: 0 E: 0 K: 0 S: 3 H: 1 LOB: 0 BB: 0 P: 3	R: 0 E: 0 K: 1 S: 4 H: 0 LOB: 0 BB: 1 P: 8	R: 0 E: 0 K: 0 S: 3 H: 0 LOB: 2 BB: 2 P: 11	R: 0 E: 0 K: 0 S: 3 H: 0 LOB: 1 BB: 1 P: 7	R: 0 E: 0 K: 1 S: 6 H: 1 LOB: 1 BB: 0 P: 6	1B: 6 2B: 1 3B: 0 HR: 0 SF: 0 SAC: 0 DP: 3 HBP: 0			WP: 1 PB: 0 SB: 0 CS: 0	PA: 36		

	AB	31
	R	1
	H	7
	RBI	1
	BB	5
	SO	3
	LOB	19

PITCHER		IP	WLS	BF	H	R	ER	SO	BB	IBB	HBP	BLK	WP	HR	S	P	ERA	WHIP
Mike Flanagan, L ERA: 3.68	(1, 1)	7.0	W	28	6	1	1	2	4	0	0	0	1	0	28	44	1.29	1.429
Don Stanhouse, R ERA: 3.16	(8, 1)	2.0	S	8	1	0	0	1	1	0	0	0	0	0	9	13	0.00	1.000

PITCHER	IP	WLS	BF	H	R	ER	SO	BB	IBB	HBP	BLK	WP	HR	S	P	ERA	WHIP

Batter	1	2	3	4	5	6	7	8	9	AB	R	H	RBI	BB	SO	LOB
Larry Harlow, L (1, 8) OBP: 0.331, SLG: 0.334	F7		G5-4-3, 1B			K		L9-6 2-3		4	0	1	0	0	1	1
Rich Dauer, R (1, 4) OBP: 0.312, SLG: 0.380	5-3		G5-4-3 1-2f			K			6-3	4	0	0	0	0	1	1
Eddie Murray, S (1, 3) OBP: 0.348, SLG: 0.505	6-3			HR		K			1B	4	1	2	1	0	1	0
Ken Singleton, S (1, 9) OBP: 0.414, SLG: 0.480		1B, BB		F8			F7		K	3	0	0	0	1	1	1
Terry Crowley, L (1, 10) OBP: 0.375, SLG: 0.327 Lee May, R (9, PH) OBP: 0.285, SLG: 0.411		1-2, 1B		4-3			F7		1-2, 1B	3 1	0 0	1 1	0 0	0 0	0 0	0 0
Doug DeCinces, R (1, 5) OBP: 0.327, SLG: 0.517		K		K			5-3		F7	4	0	0	0	0	2	4
Pat Kelly, L (1, 7) OBP: 0.370, SLG: 0.372		K			G3			HR		3	1	1	1	0	1	2
Rick Dempsey, R (1, 2) OBP: 0.323, SLG: 0.358		F3			K			L9-6, SH2-4, 1B		3	0	1	0	0	1	2
Kiko Garcia, R (1, 6) OBP: 0.317, SLG: 0.404			F9		F9			SH2-4 1-2		2	0	0	0	0	0	0
Inning Stats	R: 0 E: 0 K: 0 S: 3 H: 0 LOB: 0 BB: 0 P: 3	R: 0 E: 0 K: 2 S: 8 H: 1 LOB: 2 BB: 1 P: 12	R: 0 E: 0 K: 0 S: 3 H: 1 LOB: 0 BB: 0 P: 3	R: 1 E: 0 K: 1 S: 6 H: 1 LOB: 0 BB: 0 P: 6	R: 0 E: 0 K: 1 S: 5 H: 0 LOB: 0 BB: 0 P: 5	R: 0 E: 0 K: 3 S: 9 H: 0 LOB: 0 BB: 0 P: 9	R: 0 E: 0 K: 0 S: 3 H: 0 LOB: 0 BB: 0 P: 3	R: 1 E: 0 K: 0 S: 4 H: 2 LOB: 0 BB: 0 P: 4	R: 0 E: 0 K: 1 S: 7 H: 2 LOB: 2 BB: 0 P: 7	1B: 5 2B: 1 3B: 0 HR: 2 SF: 0 SAC: 1 DP: 2 HBP: 0						WP: 0 PB: 0 SB: 0 CS: 0 PA: 33

PITCHER		IP	WLS	BF	H	R	ER	SO	BB	IBB	HBP	BLK	WP	HR	S	P	ERA	WHIP
Ed Figueroa, R ERA: 3.14	(1, 1)	8.1		30	6	2	2	7	1	0	0	0	0	2	43	47	2.16	0.840
Sparky Lyle, L ERA: 3.35	(9, 1)	0.2	W	3	1	0	0	1	0	0	0	0	0	0	5	5	0.00	1.500

PITCHER		IP	WLS	BF	H	R	ER	SO	BB	IBB	HBP	BLK	WP	HR	S	P	ERA	WHIP

TOP

Baltimore Orioles @ New York Yankees

Yankee Stadium, Bronx, NY

Sat Aug 05 1978, 7:05 PM EDT

Att. 26,727 - Unknown

livebaseballscorecards.com

AB	31
R	2
H	7
RBI	2
BB	1
SO	8
LOB	11

Batter	1	2	3	4	5	6	7	8	9	AB	R	H	RBI	BB	SO	LOB
Mickey Rivers, L (1, 8) OBP: 0.288, SLG: 0.378	G3		E6			F9		1B 2B		4	1	1	0	0	0	0
Willie Randolph, R (1, 4) OBP: 0.366, SLG: 0.352	S 2B 1B		F9			FC6-4 1B		BBBB 1B BB		3	1	2	0	1	0	1
Thurman Munson, R (1, 2) OBP: 0.330, SLG: 0.391	F7 1-2		F8			L5		1-3 2-H 1B		4	0	1	1	0	0	3
Lou Piniella, R (1, 7) OBP: 0.354, SLG: 0.433	2-H 2B			F9		FC6-4 1-2f		F9		4	0	1	1	0	0	3
Reggie Jackson, L (1, 9) OBP: 0.352, SLG: 0.479	F8			SSS K			6-3		F9	4	0	0	0	0	1	1
Chris Chambliss, L (1, 3) OBP: 0.331, SLG: 0.368		G6-4-3 1B		P4			P6		6-3	4	0	1	0	0	0	0
Graig Nettles, L (1, 5) OBP: 0.341, SLG: 0.430		SSS K			G3		F8		BBBB 2B BB	3	1	0	0	1	1	1
Roy White, S (1, 10) OBP: 0.336, SLG: 0.402		G6-4-3 1-2f			SSS K			F9	1-H 2B	4	0	1	1	0	1	1
Bucky Dent, R (1, 6) OBP: 0.290, SLG: 0.327			F9		P3			F3		3	0	0	0	0	0	0
Inning Stats	R: 1 E: 0 K: 0 S: 5 H: 2 LOB: 1 BB: 0 P: 5	R: 0 E: 0 K: 1 S: 5 H: 1 LOB: 0 BB: 0 P: 5	R: 0 E: 1 K: 0 S: 4 H: 0 LOB: 1 BB: 0 P: 4	R: 0 E: 0 K: 1 S: 5 H: 0 LOB: 0 BB: 0 P: 5	R: 0 E: 0 K: 1 S: 5 H: 0 LOB: 0 BB: 0 P: 5	R: 0 E: 0 K: 0 S: 4 H: 1 LOB: 1 BB: 0 P: 4	R: 0 E: 0 K: 0 S: 3 H: 0 LOB: 0 BB: 0 P: 3	R: 1 E: 0 K: 0 S: 5 H: 2 LOB: 2 BB: 1 P: 9	R: 1 E: 0 K: 0 S: 3 H: 1 LOB: 1 BB: 1 P: 7	1B: 4 2B: 3 3B: 0 HR: 0	SF: 0 SAC: 0 DP: 1 HBP: 0						

PITCHER	IP	WLS	BF	H	R	ER	SO	BB	IBB	HBP	BLK	WP	HR	S	P	ERA	WHIP
Scott McGregor, L (1, 1) ERA: 3.64	7.2		29	5	2	2	3	1	0	0	0	0	0	34	38	2.35	0.783
Don Stanhouse, R (8, 1) ERA: 3.14	0.1		2	1	0	0	0	0	0	0	0	0	0	2	2	0.00	3.000
Tippy Martinez, L (9, 1) ERA: 5.22	0.2	L	4	1	1	1	0	1	0	0	0	0	0	3	7	13.50	3.000

PITCHER	IP	WLS	BF	H	R	ER	SO	BB	IBB	HBP	BLK	WP	HR	S	P	ERA	WHIP

BOTTOM

Baltimore Orioles @ New York Yankees

Yankee Stadium, Bronx, NY

Sat Aug 05 1978, 7:05 PM EDT
Att. 26,727 - Unknown

livebaseballscorecards.com

AB	33
R	3
H	7
RBI	3
BB	2
SO	3
LOB	10

WP: 0	PA: 35		
PB: 0			
SB: 1			
CS: 0			

Baltimore Orioles @ New York Yankees

Yankee Stadium, Bronx, NY

Sun Aug 06 1978, 3:33 AM EDT

Att. 40,765 - Unknown

livebaseballscorecards.com

TOP

Batter	1	2	3	4	5	6	7	8	9	AB	R	H	RBI	BB	SO	LOB
Larry Harlow, L (1, 8) OBP: 0.330, SLG: 0.333	SSS 0-3 ① K		x 0-0 ② F7		x 0-0 1-3 1B			SSS 0-3 ② K		4	0	1	0	0	2	0
Kiko Garcia, R (8, 6) OBP: 0.317, SLG: 0.404										0	0	0	0	0	0	0
Billy Smith, S (1, 4) OBP: 0.310, SLG: 0.372	SSS 0-3 ② K		x 0-0 ③ L3		x 0-0 ③ F8			x 0-0 ③ F9		4	0	0	0	0	1	2
Eddie Murray, S (1, 3) OBP: 0.349, SLG: 0.509	x 0-0 2B			x 0-0 6-3 2B		x 0-0 ① G3			x 0-0 ① F8	4	0	2	0	0	0	0
Ken Singleton, S (1, 9) OBP: 0.413, SLG: 0.475	BBB 4-0 BB			x 0-0 ① P5		x 0-0 ② 6-3			x 0-0 ② F8	3	0	0	0	1	0	1
Doug DeCinces, R (1, 5) OBP: 0.323, SLG: 0.511	x 0-0 ③ F8			x 0-0 ② 6-3 2-3		x 0-0 ③ F9			SSS 0-3 ③ K	4	0	0	0	0	1	3
Lee May, R (1, 10) OBP: 0.285, SLG: 0.410		x 0-0 ① F8		x 0-0 ③ 5-3			x 0-0 FC3-6 1B			3	0	1	0	0	0	1
Pat Kelly, L (1, 7) OBP: 0.364, SLG: 0.365 (8, 8)		SSS 0-3 ② K			x 0-0 ① F7		x 0-0 ① FC3-6 G5-4-3 1-2f			3	0	0	0	0	1	1
Rick Dempsey, R (1, 2) OBP: 0.320, SLG: 0.354		x 0-0 ③ F9			x 0-0 ② F2		x 0-0 ②③ G5-4-3 1-2f			3	0	0	0	0	0	1
Mark Belanger, R (1, 6) OBP: 0.271, SLG: 0.237			SSS 0-3 ① K		x 0-0 1B 1B			x 0-0 ① F8		2	0	1	0	0	1	0
Terry Crowley, L (8, PH) (8, 7) OBP: 0.368, SLG: 0.320										1	0	0	0	0	0	0

	AB	31
	R	0
	H	5
	RBI	0
	BB	1
	SO	6
	LOB	9

Inning Stats	1	2	3	4	5	6	7	8	9
	R: 0 H: 1 E: 0 LOB: 2 K: 2 BB: 1 S: 8 P: 12	R: 0 H: 0 E: 0 LOB: 0 K: 1 BB: 0 S: 5 P: 5	R: 0 H: 0 E: 0 LOB: 0 K: 1 BB: 0 S: 5 P: 5	R: 0 H: 1 E: 0 LOB: 1 K: 0 BB: 0 S: 4 P: 4	R: 0 H: 2 E: 0 LOB: 2 K: 0 BB: 0 S: 5 P: 5	R: 0 H: 0 E: 0 LOB: 0 K: 0 BB: 0 S: 3 P: 3	R: 0 H: 1 E: 0 LOB: 0 K: 0 BB: 0 S: 3 P: 3	R: 0 H: 0 E: 0 LOB: 0 K: 1 BB: 0 S: 5 P: 5	R: 0 H: 0 E: 0 LOB: 0 K: 1 BB: 0 S: 5 P: 5

	1B: 3	SF: 0	WP: 0	PA: 32
	2B: 2	SAC: 0	PB: 0	
	3B: 0	DP: 1	SB: 0	
	HR: 0	HBP: 0	CS: 0	

PITCHER	IP	WLS	BF	H	R	ER	SO	BB	IBB	HBP	BLK	WP	HR	S	P	ERA	WHIP
Catfish Hunter, R (1, 1) ERA: 4.47	9.0	W	32	5	0	0	6	1	0	0	0	0	0	43	47	0.00	0.667

PITCHER	IP	WLS	BF	H	R	ER	SO	BB	IBB	HBP	BLK	WP	HR	S	P	ERA	WHIP

Baltimore Orioles @ New York Yankees

Yankee Stadium, Bronx, NY

Sun Aug 06 1978, 3:33 AM EDT

Att. 40,765 - Unknown

livebaseballscorecards.com

BOTTOM

Batter	1	2	3	4	5	6	7	8	9	AB	R	H	RBI	BB	SO	LOB
Mickey Rivers, L (1, 8) OBP: 0.288, SLG: 0.376	0-0 BB 1B 1B 1B	0-0 F8 ③			0-0 G3 ③			0-0 F7 ①		4	1	1	0	0	0	0
Jay Johnstone, L (1, 9) OBP: 0.255, SLG: 0.255	0-0 BB 1B 1-2 1B		0-0 F9 ①			0-0 3-1 BB 1B 1B		0-0 4-3 ②		4	2	2	0	0	0	0
Thurman Munson, R (1, 2) OBP: 0.333, SLG: 0.394	B B B B 4-0 G4-6-3 1B 1-2 2-3 BB		0-0 6-3 ②			B B B B 4-0 1B 3-1 1-2 CS BB		0-0 2B ③		2	0	1	0	2	0	0
Chris Chambliss, L (1, 3) OBP: 0.331, SLG: 0.368	0-0 G4-6-3 1-2 2-H 3-H 1B		0-0 L3 ③			0-0 3-1 ① 1-2 2-3				3	0	1	2	0	0	2
Graig Nettles, L (1, 5) OBP: 0.341, SLG: 0.430	0-0 G4-6-3 ①② 1-2f 2-3			0-0 F9 ①		0-0 2-3 3-H 1B				3	0	1	1	0	0	2
Reggie Jackson, L (1, 10) OBP: 0.352, SLG: 0.476	B B B B 4-0 BB			0-0 F9 ②		S S S 0-3 K ②③ 3-H				2	0	0	0	1	1	2
Gary Thomasson, L (1, 7) OBP: 0.293, SLG: 0.380	0-0 F3 ③			0-0 F8 ③			0-0 4-3 ①			3	0	0	0	0	0	2
Brian Doyle, L (1, 4) OBP: 0.209, SLG: 0.209		0-0 4-3 ①			0-0 E6 CS		0-0 6-3 ②			3	0	0	0	0	0	0
Bucky Dent, R (1, 6) OBP: 0.286, SLG: 0.322		0-0 F8 ②			0-0 F8 ①② 1-2		0-0 F7 ③			3	0	0	0	0	0	1
Inning Stats	R: 2 E: 0 K: 0 S: 5 H: 3 LOB: 2 BB: 2 P: 13	R: 0 E: 0 K: 0 S: 3 H: 0 LOB: 0 BB: 0 P: 3	R: 0 E: 0 K: 0 S: 3 H: 0 LOB: 0 BB: 0 P: 3	R: 0 E: 0 K: 0 S: 3 H: 0 LOB: 0 BB: 0 P: 3	R: 0 E: 1 K: 0 S: 3 H: 0 LOB: 0 BB: 0 P: 3	R: 1 E: 0 K: 1 S: 6 H: 2 LOB: 2 BB: 1 P: 10	R: 0 E: 0 K: 0 S: 3 H: 0 LOB: 0 BB: 0 P: 3	R: 0 E: 0 K: 0 S: 3 H: 1 LOB: 1 BB: 0 P: 3		1B: 5 2B: 2 3B: 0 HR: 0 SF: 0 SAC: 0 DP: 2 HBP: 0						

	AB	27
	R	3
	H	6
	RBI	3
	BB	3
	SO	1
	LOB	9

WP: 0 PA: 30
PB: 0
SB: 0
CS: 2

PITCHER	IP	WLS	BF	H	R	ER	SO	BB	IBB	HBP	BLK	WP	HR	S	P	ERA	WHIP
Jim Palmer, R (1, 1) ERA: 2.71	8.0	L	30	6	3	3	1	3	0	0	0	0	0	29	41	3.38	1.125

PITCHER	IP	WLS	BF	H	R	ER	SO	BB	IBB	HBP	BLK	WP	HR	S	P	ERA	WHIP

Batter	1	2	3	4	5	6	7	8	9	AB	R	H	RBI	BB	SO	LOB
Paul Molitor, R (1, 4) OBP: 0.314, SLG: 0.403	x 0-0 S 2B		x 0-0 6-3 ②		x 0-0 4-3 ③			x 0-0 1-3 ③		4	0	1	0	0	0	0
Don Money, R (1, 3) (3, 5) OBP: 0.361, SLG: 0.420	x 0-0 F8 ① 2-3		x 0-0 BB 1B			x 0-0 F9 ①			x 0-0 F8 ①	4	0	1	0	0	0	1
Ben Oglivie, L (1, 7) (3, 3) OBP: 0.352, SLG: 0.471	B B B B 4-0 BB		B B B B 4-0 1-2 BB			S S S 0-3 K ②			x 0-0 1B	2	0	1	0	2	1	0
Larry Hisle, R (1, 8) (3, 7) OBP: 0.360, SLG: 0.554	S S S 0-3 K ②		x 0-0 F8 ③			x 0-0 5-3 ③			S S S 0-3 K ②	4	0	0	0	0	2	5
Cecil Cooper, L (1, 10) OBP: 0.373, SLG: 0.493	x 0-0 F7 ③			x 0-0 L4-3 1B			S S S 0-3 K ①		S S S 0-3 K ③	4	0	1	0	0	2	3
Sixto Lezcano, R (1, 9) OBP: 0.380, SLG: 0.487		x 0-0 4-3 ①		x 0-0 ① L4-3 ② 1-2			x 0-0 6-3 ②			3	0	0	0	0	0	1
Sal Bando, R (1, 5) OBP: 0.358, SLG: 0.439 Gorman Thomas, R (3, 8) OBP: 0.356, SLG: 0.547		x 0-0 6-3 ②		S S S 0-3 K ③			x 0-0 6-3 ③			1 2	0 0	0 0	0 0	0 0	0 1	0 0
Robin Yount, R (1, 6) OBP: 0.322, SLG: 0.388		x 0-0 4-3 ③			S S S 0-3 K ①			x 0-0 6-3 ①		3	0	0	0	0	1	0
Charlie Moore, R (1, 2) OBP: 0.292, SLG: 0.351			S S S 0-3 K ①		S S S 0-3 K ②			x 0-0 6-3 ②		3	0	0	0	0	2	0
Inning Stats	R: 0 H: 1 E: 0 LOB: 2 K: 1 BB: 1 S: 6 P: 10	R: 0 H: 0 E: 0 LOB: 0 K: 0 BB: 0 S: 3 P: 3	R: 0 H: 1 E: 0 LOB: 2 K: 1 BB: 1 S: 6 P: 10	R: 0 H: 1 E: 0 LOB: 0 K: 1 BB: 0 S: 5 P: 5	R: 0 H: 0 E: 0 LOB: 0 K: 2 BB: 0 S: 7 P: 7	R: 0 H: 0 E: 0 LOB: 0 K: 1 BB: 0 S: 5 P: 5	R: 0 H: 0 E: 0 LOB: 0 K: 1 BB: 0 S: 5 P: 5	R: 0 H: 0 E: 0 LOB: 0 K: 0 BB: 0 S: 3 P: 3	R: 0 H: 1 E: 0 LOB: 1 K: 2 BB: 0 S: 8 P: 8	1B: 3 SF: 0 2B: 2 SAC: 0 3B: 0 DP: 1 HR: 0 HBP: 0						

PITCHER		IP	WLS	BF	H	R	ER	SO	BB	IBB	HBP	BLK	WP	HR	S	P	ERA	WHIP
Dick Tidrow, R ERA: 3.83	(1, 1)	8.0	W	28	3	0	0	7	2	0	0	0	0	0	40	48	0.00	0.625
Rich Gossage, R ERA: 1.96	(9, 1)	1.0	S	4	1	0	0	2	0	0	0	0	0	0	8	8	0.00	1.000

PITCHER	IP	WLS	BF	H	R	ER	SO	BB	IBB	HBP	BLK	WP	HR	S	P	ERA	WHIP

TOP

Milwaukee Brewers @ New York Yankees

Yankee Stadium, Bronx, NY

Tue Aug 08 1978, 7:05 PM EDT
Att. 22,549 - Unknown - 82 F

livebaseballscorecards.com

AB	30
R	0
H	4
RBI	0
BB	2
SO	9
LOB	10

PA: 32

WP: 0
PB: 0
SB: 1
CS: 0

Batter	1	2	3	4	5	6	7	8	9	AB	R	H	RBI	BB	SO	LOB
Mickey Rivers, L (1, 8) OBP: 0.287, SLG: 0.375	P5		K			4-3		2B 1-3 1B		4	0	1	0	0	1	1
Willie Randolph, R (1, 4) OBP: 0.370, SLG: 0.364	6-3			1B		F7 1B 3-H 2B		1-3 3-H 2B		4	1	3	2	0	0	0
Thurman Munson, R (1, 2) OBP: 0.333, SLG: 0.393	1B			F8		F7 2-3		5-3		4	0	1	0	0	0	4
Lou Piniella, R (1, 7) OBP: 0.355, SLG: 0.432	F7			F9		1B 3-H		BB		3	0	1	1	1	0	2
Chris Chambliss, L (1, 3) OBP: 0.328, SLG: 0.364		K		1-3		G3		F7		4	0	0	0	0	1	5
Graig Nettles, L (1, 5) OBP: 0.338, SLG: 0.425		K			F7		G3	P4		4	0	0	0	0	1	3
Reggie Jackson, L (1, 9) OBP: 0.349, SLG: 0.472		F8			K		1-3			3	0	0	0	0	1	0
Roy White, S (1, 10) OBP: 0.332, SLG: 0.398			6-3		P4		F9			3	0	0	0	0	0	0
Bucky Dent, R (1, 6) OBP: 0.287, SLG: 0.322			F7			E6 4-3 2B		1B 2B 1B		3	2	1	0	0	0	0
Inning Stats	R: 0 E: 0 K: 0 S: 4 H: 1 LOB: 1 BB: 0 P: 4	R: 0 E: 0 K: 2 S: 7 H: 0 LOB: 0 BB: 0 P: 7	R: 0 E: 0 K: 1 S: 5 H: 0 LOB: 0 BB: 0 P: 5	R: 0 E: 0 K: 0 S: 4 H: 1 LOB: 1 BB: 0 P: 4	R: 0 E: 0 K: 1 S: 5 H: 0 LOB: 0 BB: 0 P: 5	R: 2 E: 1 K: 0 S: 6 H: 2 LOB: 1 BB: 0 P: 6	R: 0 E: 0 K: 0 S: 3 H: 0 LOB: 0 BB: 0 P: 3	R: 1 E: 0 K: 0 S: 6 H: 3 LOB: 3 BB: 1 P: 10		1B: 5 2B: 2 3B: 0 HR: 0	SF: 0 SAC: 0 DP: 0 HBP: 0			WP: 0 PB: 0 SB: 0 CS: 0	PA: 33		

PITCHER		IP	WLS	BF	H	R	ER	SO	BB	IBB	HBP	BLK	WP	HR	S	P	ERA	WHIP
Mike Caldwell, L ERA: 2.34	(1, 1)	7.0	L	29	7	3	1	4	0	0	0	0	0	0	37	37	1.29	1.000
Bill Castro, R ERA: 1.62	(8, 1)	0.1		2	0	0	0	0	1	0	0	0	0	0	1	5	0.00	3.000
Bob McClure, L ERA: 3.72	(8, 1)	0.2		2	0	0	0	0	0	0	0	0	0	0	2	2	0.00	0.000

PITCHER	IP	WLS	BF	H	R	ER	SO	BB	IBB	HBP	BLK	WP	HR	S	P	ERA	WHIP

BOTTOM

Milwaukee Brewers @ New York Yankees

Yankee Stadium, Bronx, NY

Tue Aug 08 1978, 7:05 PM EDT
Att. 22,549 - Unknown - 82 F

livebaseballscorecards.com

AB	32
R	3
H	7
RBI	3
BB	1
SO	4
LOB	15

Batter	1	2	3	4	5	6	7	8	9	AB	R	H	RBI	BB	SO	LOB
Paul Molitor, R (1, 4) OBP: 0.315, SLG: 0.403	P4	BB BB 1B		F8 1B 1B	FC6 G5-4-3 2-3 3-H			4-3		5	1	2	1	0	0	1
Don Money, R (1, 5) OBP: 0.359, SLG: 0.426	HR	P6		F8 1-2	G5-4-3 1-2f			L7		5	1	1	1	0	0	4
Dave May, L (1, 9) OBP: 0.324, SLG: 0.362	HR BB	1-2 BB BB		F7		L4		1B		3	1	1	0	2	0	1
Larry Hisle, R (1, 7) OBP: 0.363, SLG: 0.562	1-H HR	1-2 2-3 BB		2-H 1B		F8		F8		4	1	2	3	1	0	1
Cecil Cooper, L (1, 10) OBP: 0.373, SLG: 0.504	K	F7		F7		FC6-4 1B			HR	5	1	2	1	0	1	4
Robin Yount, R (1, 6) OBP: 0.326, SLG: 0.398	BB 1B		F9		1B 1B 1B	FC6-4 1-2f			3B	5	1	3	0	0	0	1
Ben Oglivie, L (1, 3) OBP: 0.355, SLG: 0.474	1-2 BB		2B		SH5-4 FC6 1-3 1B		K		4-3	4	1	2	0	1	1	1
Gorman Thomas, R (1, 8) OBP: 0.354, SLG: 0.541	5-3		P6		FC6 SH5-4 3-H 1B		6-3		K	5	0	1	1	0	1	4
Buck Martinez, R (1, 2) OBP: 0.236, SLG: 0.250		F9	F8		SH5-4 1-2 2-3		P4		P6	4	0	0	0	0	0	2
Inning Stats	R: 3 H: 3 E: 0 LOB: 2 K: 1 BB: 2 S: 8 P: 16	R: 0 H: 1 E: 0 LOB: 3 K: 0 BB: 2 S: 4 P: 12	R: 0 H: 1 E: 0 LOB: 1 K: 0 BB: 0 S: 4 P: 4	R: 1 H: 2 E: 0 LOB: 1 K: 0 BB: 0 S: 5 P: 5	R: 2 H: 3 E: 0 LOB: 1 K: 0 BB: 0 S: 6 P: 6	R: 0 H: 1 E: 0 LOB: 1 K: 0 BB: 0 S: 4 P: 4	R: 0 H: 0 E: 0 LOB: 0 K: 1 BB: 0 S: 5 P: 5	R: 0 H: 1 E: 0 LOB: 1 K: 0 BB: 0 S: 4 P: 4	R: 1 H: 2 E: 0 LOB: 1 K: 1 BB: 0 S: 7 P: 7	1B: 9 SF: 0 2B: 1 SAC: 1 3B: 1 DP: 1 HR: 3 HBP: 0						

PITCHER		IP	WLS	BF	H	R	ER	SO	BB	IBB	HBP	BLK	WP	HR	S	P	ERA	WHIP
Ed Figueroa, R ERA: 3.29	(1, 1)	3.2		22	7	4	4	1	4	0	0	0	0	2	20	36	9.82	3.000
Ken Clay, R ERA: 5.03	(4, 1)	4.1		18	5	2	2	1	0	0	0	0	0	0	20	20	4.15	1.154
Larry McCall, R ERA: 5.0	(9, 1)	1.0	W	5	2	1	1	1	0	0	0	0	0	1	7	7	9.00	2.000

PITCHER	IP	WLS	BF	H	R	ER	SO	BB	IBB	HBP	BLK	WP	HR	S	P	ERA	WHIP

TOP

Milwaukee Brewers @ New York Yankees

Yankee Stadium, Bronx, NY

Wed Aug 09 1978, 7:05 PM EDT

Att. 27,172 - Unknown - 82 F

livebaseballscorecards.com

AB	40
R	7
H	14
RBI	7
BB	4
SO	3
LOB	19

1B: 9	SF: 0	WP: 0	PA: 45
2B: 1	SAC: 1	PB: 0	
3B: 1	DP: 1	SB: 0	
HR: 3	HBP: 0	CS: 0	

Batter	1	2	3	4	5	6	7	8	9	AB	R	H	RBI	BB	SO	LOB
Mickey Rivers, L (1, 8) OBP: 0.286, SLG: 0.381	F7	G4-6-3 1-2f			4-3		E4 1-2		1-H HR	5	1	1	2	0	0	2
Willie Randolph, R (1, 4) OBP: 0.371, SLG: 0.364	1B 2B 1B		3-1		1B		6-3		E6 BB 2B	5	2	2	0	0	0	2
Thurman Munson, R (1, 2) OBP: 0.338, SLG: 0.403	2B 1-2 4-3 1B		HR		P4			FC4-6 1B	2B 1-2 HBP BB	4	3	3	1	1	0	1
Chris Chambliss, L (1, 3) OBP: 0.329, SLG: 0.370	4-3 1-3 2-H 2B		F8			1-3		FC4-6 BB 1-2f	HBP E 1-3 2-H 2B	5	1	2	2	0	0	1
Graig Nettles, L (1, 5) OBP: 0.336, SLG: 0.421	4-3 2-3 3-H		F9			L3		K	E HBP IBB	4	0	0	1	1	1	2
Reggie Jackson, L (1, 10) OBP: 0.352, SLG: 0.470	BB			4-3		K		BB 1-2	E 1-2 2-3 3-H HBP	2	0	0	1	2	1	0
Jay Johnstone, L (1, 9) OBP: 0.248, SLG: 0.248 Lou Piniella, R (8, PH) OBP: 0.353, SLG: 0.430 (9, 7)	P2			P6			3-1	K	E2 1-2 2-3 3-H	3 2	0 0	0 0	0 0	0 0	0 1	2 4
Gary Thomasson, L (1, 7) OBP: 0.294, SLG: 0.377 (9, 9) Roy White, S (9, PH) OBP: 0.331, SLG: 0.396		P6		G3			FC5-4 BB		F8	2 1	0 0	0 0	0 0	1 0	0 0	0 0
Bucky Dent, R (1, 6) OBP: 0.291, SLG: 0.326		G4-6-3 1B			K		FC5-4 E 1-2f		HR 1B	4	1	2	0	0	1	1
Inning Stats	R: 2 E: 0 K: 0 S: 6 H: 3 LOB: 2 BB: 1 P: 10	R: 0 E: 0 K: 0 S: 3 H: 1 LOB: 0 BB: 0 P: 3	R: 1 E: 0 K: 0 S: 4 H: 1 LOB: 0 BB: 0 P: 4	R: 0 E: 0 K: 0 S: 3 H: 0 LOB: 0 BB: 0 P: 3	R: 0 E: 0 K: 1 S: 6 H: 1 LOB: 1 BB: 0 P: 6	R: 0 E: 0 K: 1 S: 5 H: 0 LOB: 0 BB: 0 P: 5	R: 0 E: 1 K: 0 S: 4 H: 0 LOB: 2 BB: 1 P: 8	R: 0 E: 0 K: 2 S: 8 H: 1 LOB: 2 BB: 1 P: 12	R: 5 E: 2 K: 0 S: 6 H: 3 LOB: 3 BB: 2 P: 15	1B: 6 2B: 2 3B: 0 HR: 2 SF: 0 SAC: 0 DP: 1 HBP: 1	WP: 0 PB: 0 SB: 0 CS: 0 PA: 43					

PITCHER		IP	WLS	BF	H	R	ER	SO	BB	IBB	HBP	BLK	WP	HR	S	P	ERA	WHIP
Lary Sorensen, R ERA: 3.22	(1, 1)	7.0		30	7	3	3	2	2	0	0	0	0	1	32	40	3.86	1.286
Bob McClure, L ERA: 4.18	(8, 1)	1.1	L	12	3	5	3	2	2	1	1	0	0	1	12	25	20.25	3.750
Bill Castro, R ERA: 1.62	(9, 1)	0.0		1	0	0	0	0	0	0	0	0	0	0	1	1	∞	∞

PITCHER	IP	WLS	BF	H	R	ER	SO	BB	IBB	HBP	BLK	WP	HR	S	P	ERA	WHIP

BOTTOM

Milwaukee Brewers @ New York Yankees

Yankee Stadium, Bronx, NY

Wed Aug 09 1978, 7:05 PM EDT
Att. 27,172 - Unknown - 82 F

livebaseballscorecards.com

AB	37
R	8
H	10
RBI	7
BB	5
SO	4
LOB	15

Batter	1	2	3	4	5	6	7	8	9	AB	R	H	RBI	BB	SO	LOB
Paul Molitor, R (1, 4) OBP: 0.312, SLG: 0.398	S S S 0-3 ① K			S S S 0-3 ① K		x 0-0 ③ 5-3			x 0-0 ① 5-3	4	0	0	0	0	2	1
Don Money, R (1, 3) OBP: 0.355, SLG: 0.421	S S S 0-3 ② K			x 0-0 ② 6-3			x 0-0 ① F8		x 0-0 ② 6-3	4	0	0	0	0	1	0
Sal Bando, R (1, 5) OBP: 0.355, SLG: 0.434	S S S 0-3 ③ K			x 0-0 ③ F8			x 0-0 ② F7		x 0-0 ③ F8	4	0	0	0	0	1	0
Larry Hisle, R (1, 10) OBP: 0.363, SLG: 0.559		S S S 0-3 ① K			B B B 4-0 G4-3 BB		x 0-0 ③ P4			2	0	0	0	1	1	0
Sixto Lezcano, R (1, 9) OBP: 0.377, SLG: 0.482		x 0-0 ② 5-3			x 0-0 ① F8			S S S 0-3 ① K		3	0	0	0	0	1	1
Dick Davis, R (1, 7) OBP: 0.292, SLG: 0.414		x 0-0 ③ 4-3			x 0-0 ②③ G4-3 1-2f			x 0-0 FC5-4 1B 1B		3	0	1	0	0	0	1
Robin Yount, R (1, 6) OBP: 0.329, SLG: 0.404			S S S 0-3 ① K			x 0-0 4-3 2B		x 0-0 FC5-4 1-2 1B		3	0	2	0	0	1	0
Gorman Thomas, R (1, 8) OBP: 0.351, SLG: 0.536			S S S 0-3 ② K			S S S 0-3 ① K2-3		x 0-0 ② FC5-4 FC5-4 1-2f 2-3		3	0	0	0	0	2	3
Charlie Moore, R (1, 2) OBP: 0.287, SLG: 0.345			x 0-0 ③ 6-3			x 0-0 ② 4-3 2-3		x 0-0 ③ FC5-4 1-2f		3	0	0	0	0	0	3

| Inning Stats | | |

Batter	1	2	3	4	5	6	7	8	9	AB	R	H	RBI	BB	SO	LOB
Mickey Rivers, L (1, 8) OBP: 0.286, SLG: 0.379	0-0 1B 1B 1B	0-0 ③ 6-3		0-0 ① P6	0-0 ② 6-3			0-0 FC6-4 1B		4	1	1	0	0	0	1
Gary Thomasson, L (8, 8) OBP: 0.297, SLG: 0.379										1	0	1	0	0	0	0
Willie Randolph, R (1, 4) OBP: 0.375, SLG: 0.370	0-0 1B 1-2 FC3-6 1B		0-0 S 1B 2B	BBB 4-0 4-3 WP 1-2 2B BB	0-0 ③ L9			0-0 ① FC6-4 1B 1B 1-2f		3	3	2	0	1	0	0
Brian Doyle, L (8, 4) OBP: 0.205, SLG: 0.205										1	1	0	0	0	0	1
Thurman Munson, R (1, 10) OBP: 0.341, SLG: 0.402	0-0 ① F8		BBB 4-0 BB 1B 2-3 BB	BBB 4-0 4-3 1-2 2-3 2B BB		SSS 0-3 ① K		0-0 1B 1-3 1B		3	2	1	0	2	1	2
Lou Piniella, R (1, 9) OBP: 0.358, SLG: 0.432	0-0 FC3-6 1-3 2-H 1B		BBB 4-0 1B 1-2 FC4 BB	0-0 ② 4-3 1-2 2-3 3-H		0-0 1B 1B		0-0 1-2 3-H 1B		3	1	2	2	1	0	2
Jay Johnstone, L (8, 9) OBP: 0.254, SLG: 0.255										1	0	1	1	0	0	0
Chris Chambliss, L (1, 3) OBP: 0.334, SLG: 0.375	BBB 4-0 FC3-6 BB		0-0 FC4 1-3 2-H 3-H 1B	0-0 HBP 2-H 3-H 2B		0-0 ② 1-3 1B		0-0 ② P6		4	0	3	4	1	0	2
Graig Nettles, L (1, 5) OBP: 0.335, SLG: 0.417	0-0 ② FC3-6 1-2f 2-3 3-H		0-0 ① P4	BBB 4-0 HBP BB		0-0 ③ G3		0-0 ③ F8		4	0	0	1	1	0	7
Roy White, S (1, 7) OBP: 0.330, SLG: 0.391	0-0 ③ F8		0-0 ② FC4 FC6-4 1-2f 3-H	H 1-0 1-2 2-3 HBP			0-0 ① F8			3	0	0	1	0	0	3
Mike Heath, R (1, 2) OBP: 0.295, SLG: 0.329		0-0 G4-3 1B	0-0 ③ FC6-4 1-2f	0-0 ③ 5-3			0-0 ② 5-3			4	0	1	0	0	0	4
Bucky Dent, R (1, 6) OBP: 0.290, SLG: 0.324		0-0 ① ② G4-3 1-2f		0-0 WP BB 4-3 1B	SSS 0-3 ① K		0-0 ③ P4			4	1	1	0	0	1	1
Inning Stats	R: 2 E: 0 K: 0 S: 6 H: 3 LOB: 2 BB: 1 P: 10	R: 0 E: 0 K: 0 S: 3 H: 1 LOB: 0 BB: 0 P: 3	R: 3 E: 0 K: 0 S: 5 H: 2 LOB: 1 BB: 2 P: 13	R: 3 E: 0 K: 0 S: 5 H: 2 LOB: 3 BB: 3 P: 18	R: 0 E: 0 K: 1 S: 5 H: 0 LOB: 0 BB: 0 P: 5	R: 0 E: 0 K: 1 S: 6 H: 2 LOB: 1 BB: 0 P: 6	R: 0 E: 0 K: 0 S: 3 H: 0 LOB: 0 BB: 0 P: 3	R: 1 E: 0 K: 0 S: 6 H: 3 LOB: 2 BB: 0 P: 6		1B: 11 2B: 2 3B: 0 HR: 0	SF: 0 SAC: 0 DP: 1 HBP: 1					

PITCHER		IP	WLS	BF	H	R	ER	SO	BB	IBB	HBP	BLK	WP	HR	S	P	ERA	WHIP
Jerry Augustine, L ERA: 4.76	(1, 1)	3.0	L	18	7	6	6	0	3	0	0	0	0	0	15	27	18.00	3.333
Randy Stein, R ERA: 4.73	(4, 1)	3.0		15	3	2	2	2	3	0	1	0	1	0	15	28	6.00	2.000
Andy Replogle, R ERA: 4.71	(7, 1)	1.0		3	0	0	0	0	0	0	0	0	0	0	3	3	0.00	0.000
Bill Castro, R ERA: 1.83	(8, 1)	1.0		6	3	1	1	0	0	0	0	0	0	0	6	6	9.00	3.000

PITCHER	IP	WLS	BF	H	R	ER	SO	BB	IBB	HBP	BLK	WP	HR	S	P	ERA	WHIP

BOTTOM

Milwaukee Brewers @ New York Yankees

Yankee Stadium, Bronx, NY

Thu Aug 10 1978, 7:05 PM EDT
Att. 35,127 - Unknown - 80 F

livebaseballscorecards.com

AB	35
R	9
H	13
RBI	9
BB	6
SO	2
LOB	23

1B: 11 SF: 0
2B: 2 SAC: 0
3B: 0 DP: 1
HR: 0 HBP: 1

WP: 1 PA: 42
PB: 0
SB: 1
CS: 0

Batter	1	2	3	4	5	6	7	8	9	AB	R	H	RBI	BB	SO	LOB
Mickey Rivers, L (1, 8) OBP: 0.286, SLG: 0.379	x 0-0 ① F5		x 0-0 ① FC1-5 BB 1-2 2-3f		x 0-0 S 1B					3	0	1	0	0	0	2
Willie Randolph, R (1, 4) OBP: 0.374, SLG: 0.368	S S S 0-3 ② K		B B B B 4-0 ② 1-2 BB		x 0-0 ① 6-3 1-2					2	0	0	0	1	1	1
Thurman Munson, R (1, 2) OBP: 0.338, SLG: 0.400	x 0-0 ③ F8		x 0-0 ③ L4		x 0-0 ② F7					3	0	0	0	0	0	3
Chris Chambliss, L (1, 3) OBP: 0.334, SLG: 0.375		x 0-0 ① 4-3		x 0-0 1B FC4-6 1B	x 0-0 ③ F7					3	1	1	0	0	0	1
Graig Nettles, L (1, 5) OBP: 0.335, SLG: 0.419		x 0-0 2B		x 0-0 ① L8		x 0-0 ① F7				3	0	1	0	0	0	1
Reggie Jackson, L (1, 10) OBP: 0.352, SLG: 0.468		x 0-0 ② L9		x 0-0 BB E 1-3 1B		x 0-0 ② 6-3				3	1	1	0	0	0	1
Jay Johnstone, L (1, 9) OBP: 0.256, SLG: 0.250		x 0-0 ③ 4-3	B B B B 4-0 FC4-6 1-2 BB			S S S 0-3 ③ K				2	0	0	0	1	1	1
Gary Thomasson, L (1, 7) OBP: 0.298, SLG: 0.378			B B B B 4-0 FC1-5 1B BB	x 0-0 ② FC4-6 1-2f 2-H 3-H						1	0	0	1	1	0	1
Bucky Dent, R (1, 6) OBP: 0.292, SLG: 0.326			x 0-0 FC1-5 1-2 1B	x 0-0 ③ 4-3						2	0	1	0	0	0	1
Inning Stats	R: 0 H: 0 E: 0 LOB: 0 K: 1 BB: 0 S: 5 P: 5	R: 0 H: 1 E: 0 LOB: 1 K: 0 BB: 0 S: 4 P: 4	R: 0 H: 1 E: 0 LOB: 2 K: 0 BB: 2 S: 3 P: 11	R: 2 H: 2 E: 1 LOB: 1 K: 0 BB: 1 S: 5 P: 9	R: 0 H: 1 E: 0 LOB: 1 K: 0 BB: 0 S: 4 P: 4	R: 0 H: 0 E: 0 LOB: 0 K: 1 BB: 0 S: 5 P: 5				1B: 4 SF: 0 2B: 1 SAC: 0 3B: 0 DP: 0 HR: 0 HBP: 0						

TOP

New York Yankees @ Baltimore Orioles

Memorial Stadium, Baltimore, MD

Fri Aug 11 1978, 7:05 PM EDT
Att. 29,539 - Unknown

livebaseballscorecards.com

AB	22
R	2
H	5
RBI	1
BB	3
SO	2
LOB	12

WP: 0 PA: 25
PB: 0
SB: 1
CS: 0

PITCHER	IP	WLS	BF	H	R	ER	SO	BB	IBB	HBP	BLK	WP	HR	S	P	ERA	WHIP
Dennis Martinez, R (1, 1) ERA: 4.53	6.0	L	25	5	2	1	2	3	0	0	0	0	0	26	38	1.50	1.333

PITCHER	IP	WLS	BF	H	R	ER	SO	BB	IBB	HBP	BLK	WP	HR	S	P	ERA	WHIP

Batter	1	2	3	4	5	6	7	8	9	AB	R	H	RBI	BB	SO	LOB
Larry Harlow, L (1, 8) OBP: 0.319, SLG: 0.321	5-3		F2		F8					3	0	0	0	0	0	1
Rich Dauer, R (1, 4) OBP: 0.305, SLG: 0.372	F8			F7	F8					3	0	0	0	0	0	1
Ken Singleton, S (1, 9) OBP: 0.412, SLG: 0.488	HR			WP 1B 1B						2	1	2	1	0	0	0
Eddie Murray, S (1, 3) OBP: 0.350, SLG: 0.502	F3			1-2 WP 1B						2	0	1	0	0	0	0
Lee May, R (1, 10) OBP: 0.279, SLG: 0.405		F7		F8						2	0	0	0	0	0	2
Doug DeCinces, R (1, 5) OBP: 0.322, SLG: 0.510		F8		B B B B 1-2 2-3 BB						1	0	0	0	1	0	0
Pat Kelly, L (1, 7) OBP: 0.361, SLG: 0.361		S S S K		F9						2	0	0	0	0	1	3
Kiko Garcia, R (1, 6) OBP: 0.321, SLG: 0.396			F3		1B					2	0	1	0	0	0	0
Rick Dempsey, R (1, 2) OBP: 0.314, SLG: 0.347			4-3		F2					2	0	0	0	0	0	1
Inning Stats	R: 1 E: 0 K: 0 S: 4 H: 1 LOB: 0 BB: 0 P: 4	R: 0 E: 0 K: 1 S: 5 H: 0 LOB: 0 BB: 0 P: 5	R: 0 E: 0 K: 0 S: 3 H: 0 LOB: 0 BB: 0 P: 3	R: 0 E: 0 K: 0 S: 5 H: 2 LOB: 3 BB: 1 P: 9	R: 0 E: 0 K: 0 S: 4 H: 1 LOB: 1 BB: 0 P: 4					1B: 3 2B: 0 3B: 0 HR: 1 SF: 0 SAC: 0 DP: 0 HBP: 0						

PITCHER	IP	WLS	BF	H	R	ER	SO	BB	IBB	HBP	BLK	WP	HR	S	P	ERA	WHIP
Catfish Hunter, R (1, 1) ERA: 4.25	5.0	W	20	4	1	1	1	1	0	0	0	1	1	21	25	1.80	1.000

PITCHER	IP	WLS	BF	H	R	ER	SO	BB	IBB	HBP	BLK	WP	HR	S	P	ERA	WHIP

BOTTOM

New York Yankees @ Baltimore Orioles

Memorial Stadium, Baltimore, MD

Fri Aug 11 1978, 7:05 PM EDT

Att. 29,539 - Unknown

livebaseballscorecards.com

AB	19
R	1
H	4
RBI	1
BB	1
SO	1
LOB	8

WP: 1 PA: 20
PB: 0
SB: 0
CS: 0

Batter	1	2	3	4	5	6	7	8	9	AB	R	H	RBI	BB	SO	LOB
Mickey Rivers, L (1, 8) OBP: 0.285, SLG: 0.377	4-3			F8	5-3		CS 1B 1-2		F2	5	0	1	0	0	0	3
Willie Randolph, R (1, 4) OBP: 0.375, SLG: 0.364	6-3			1B S BLK BB		4-3 BB 1B BB	6-3 1-2 2-3		F9	3	2	0	0	2	0	4
Thurman Munson, R (1, 2) OBP: 0.342, SLG: 0.401	5-3			BLK 2B 1B 1-3		4-3 1B BB 1-2		1B		3	2	2	0	1	0	0
Lou Piniella, R (1, 9) OBP: 0.361, SLG: 0.441		FC6-5 2B		2B 1-H 3-H		4-3 1-2 2-3		F7		3	0	2	1	0	0	2
Jay Johnstone, L (6, 9) OBP: 0.254, SLG: 0.248										1	0	0	0	0	0	1
Chris Chambliss, L (1, 3) OBP: 0.333, SLG: 0.374		FC6-5 G5-4-3 2-3		K		1B 2-H 3-H		K		4	0	1	2	0	2	3
Cliff Johnson, R (1, 10) OBP: 0.299, SLG: 0.331		G5-4-3 1-2f		K		FC6-4 1-2		K		2	0	0	0	0	1	2
Reggie Jackson, L (6, PH) OBP: 0.353, SLG: 0.469										2	0	1	0	0	1	1
Graig Nettles, L (1, 5) OBP: 0.332, SLG: 0.415			L4		4-3	L4			F9	4	0	0	0	0	0	2
Roy White, S (1, 7) OBP: 0.329, SLG: 0.389			5-3		5-3	FC6-4 1-2f			1B	4	0	1	0	0	0	2
Bucky Dent, R (1, 6) OBP: 0.299, SLG: 0.338			6-3		2B		6-3 1B		1B 1-2	4	0	3	0	0	0	0
Brian Doyle, L (9, PR) OBP: 0.205, SLG: 0.205										0	0	0	0	0	0	0
Inning Stats	R: 0 E: 0 K: 0 S: 3 H: 0 LOB: 0 BB: 0 P: 3	R: 0 E: 0 K: 0 S: 3 H: 1 LOB: 0 BB: 0 P: 3	R: 0 E: 0 K: 0 S: 3 H: 0 LOB: 0 BB: 0 P: 3	R: 2 E: 0 K: 2 S: 9 H: 2 LOB: 1 BB: 1 P: 13	R: 0 E: 0 K: 0 S: 4 H: 1 LOB: 1 BB: 0 P: 4	R: 2 E: 0 K: 0 S: 5 H: 2 LOB: 2 BB: 2 P: 13	R: 0 E: 0 K: 0 S: 3 H: 2 LOB: 0 BB: 0 P: 3	R: 0 E: 0 K: 2 S: 8 H: 1 LOB: 1 BB: 0 P: 8	R: 0 E: 0 K: 0 S: 5 H: 2 LOB: 2 BB: 0 P: 5	1B: 8 2B: 3 3B: 0 HR: 0 SF: 0 SAC: 0 DP: 1 HBP: 0						

PITCHER	IP	WLS	BF	H	R	ER	SO	BB	IBB	HBP	BLK	WP	HR	S	P	ERA	WHIP
Mike Flanagan, L (1, 1) ERA: 3.83	5.1	W	23	5	4	4	2	3	0	0	1	0	0	24	36	6.75	1.500
Joe Kerrigan, R (6, 1) ERA: 5.34	0.0		1	1	0	0	0	0	0	0	0	0	0	1	1	∞	∞
Tippy Martinez, L (6, 1) ERA: 4.95	3.1		13	5	0	0	2	0	0	0	0	0	0	17	17	0.00	1.500
Don Stanhouse, R (9, 1) ERA: 3.1	0.1	S	1	0	0	0	0	0	0	0	0	0	0	1	1	0.00	0.000

PITCHER	IP	WLS	BF	H	R	ER	SO	BB	IBB	HBP	BLK	WP	HR	S	P	ERA	WHIP

TOP

New York Yankees @ Baltimore Orioles

Memorial Stadium, Baltimore, MD

Sat Aug 12 1978, 7:05 PM EDT
Att. 32,153 - Unknown

livebaseballscorecards.com

AB	35
R	4
H	11
RBI	3
BB	3
SO	4
LOB	20

Batter	1	2	3	4	5	6	7	8	9	AB	R	H	RBI	BB	SO	LOB
Pat Kelly, L (1, 7) OBP: 0.365, SLG: 0.381	BBBB 4-0 6-3 BB	x 0-0 1-H 3-H HR		SSS 0-3 ③ K		x 0-0 ③ F8		x 0-0 ① FC1-5 1-2 2-3f		2	1	1	3	1	1	2
Mike Anderson, R (6, PH) OBP: 0.182, SLG: 0.053 (7, 7)										2	0	0	0	0	0	3
Rick Dempsey, R (1, 2) OBP: 0.315, SLG: 0.351	x 0-0 ① 6-3 1-2	SSS 0-3 ③ K			x 0-0 SH1-3 1B 1B		x 0-0 1B 2B	x 0-0 ② F7		5	2	2	0	0	1	3
Ken Singleton, S (1, 9) OBP: 0.409, SLG: 0.484	SSS 0-3 ② K		x 0-0 ① F9		x 0-0 ① SH1-3 1-2		x 0-0 ① F9	x 0-0 ③ F9		3	0	0	0	0	1	2
Carlos Lopez, R (8, PH) OBP: 0.266, SLG: 0.310 (9, 9)										1	0	0	0	0	0	2
Eddie Murray, S (1, 3) OBP: 0.352, SLG: 0.502	SSS 0-3 ③ K		x 0-0 ② F3		x 0-0 2-H 1B		x 0-0 2-H 1B			4	0	2	2	0	1	1
Doug DeCinces, R (1, 5) OBP: 0.318, SLG: 0.504		x 0-0 ① 1-3	x 0-0 ③ F7		x 0-0 ② F6		x 0-0 ② F8			4	0	0	0	0	0	2
Lee May, R (1, 10) OBP: 0.281, SLG: 0.412		x 0-0 HR		SSS 0-3 ① K	x 0-0 ③ L5		4-0 IBB			3	1	1	1	1	1	1
Larry Harlow, L (1, 8) OBP: 0.319, SLG: 0.320		x 0-0 WP 6-4-3 HR 1B		x 0-0 ② F7		x 0-0 ① G3	x 0-0 ③ F4			4	1	1	0	0	0	2
Rich Dauer, R (1, 4) OBP: 0.307, SLG: 0.371		x 0-0 ② 6-4-3 1-2		BBBB 4-0 1B BB		x 0-0 ② 6-3		x 0-0 FC1-5 SH 1B		3	0	1	0	1	0	1
Mark Belanger, R (1, 6) OBP: 0.282, SLG: 0.243		H 1-0 HR 2-3 HBP		x 0-0 1-2 1B		x 0-0 1B		x 0-0 SH FC1-5 1-2		2	1	2	0	0	0	0
Inning Stats	R: 0 E: 0 K: 2 S: 7 H: 0 LOB: 1 BB: 1 P: 11	R: 4 E: 0 K: 1 S: 8 H: 3 LOB: 0 BB: 0 P: 9	R: 0 E: 0 K: 0 S: 3 H: 0 LOB: 0 BB: 0 P: 3	R: 0 E: 0 K: 2 S: 8 H: 1 LOB: 2 BB: 1 P: 12	R: 1 E: 0 K: 0 S: 5 H: 2 LOB: 1 BB: 0 P: 5	R: 0 E: 0 K: 0 S: 4 H: 1 LOB: 1 BB: 0 P: 4	R: 1 E: 0 K: 0 S: 5 H: 2 LOB: 2 BB: 1 P: 9	R: 0 E: 1 K: 0 S: 5 H: 1 LOB: 2 BB: 0 P: 5		1B: 7 2B: 1 3B: 0 HR: 2	SF: 0 SAC: 2 DP: 0 HBP: 1				WP: 1 PB: 0 SB: 0 CS: 0	PA: 39	

PITCHER		IP	WLS	BF	H	R	ER	SO	BB	IBB	HBP	BLK	WP	HR	S	P	ERA	WHIP
Jim Beattie, R ERA: 4.39	(1, 1)	2.0	L	11	3	4	4	3	1	0	1	0	1	2	15	20	18.00	2.000
Paul Lindblad, L ERA: 4.2	(3, 1)	3.0		13	3	1	1	2	1	0	0	0	0	0	16	20	3.00	1.333
Sparky Lyle, L ERA: 3.34	(6, 1)	3.0		15	4	1	1	0	0	1	0	0	0	0	14	18	3.00	1.333

PITCHER	IP	WLS	BF	H	R	ER	SO	BB	IBB	HBP	BLK	WP	HR	S	P	ERA	WHIP

BOTTOM

New York Yankees @ Baltimore Orioles

Memorial Stadium, Baltimore, MD

Sat Aug 12 1978, 7:05 PM EDT

Att. 32,153 - Unknown

livebaseballscorecards.com

AB	33
R	6
H	10
RBI	6
BB	3
SO	5
LOB	19

Batter	1	2	3	4	5	6	7	8	9	AB	R	H	RBI	BB	SO	LOB
Mickey Rivers, L (1, 8) OBP: 0.288, SLG: 0.379	5-3 1B			G4-6-3 1B		F3				3	0	2	0	0	0	1
Willie Randolph, R (1, 4) OBP: 0.372, SLG: 0.361	5-3 1-2			G4-6-3 1-2f		F9				3	0	0	0	0	0	3
Thurman Munson, R (1, 10) OBP: 0.340, SLG: 0.400	5-3			F9						2	0	0	0	0	0	0
Lou Piniella, R (1, 7) OBP: 0.359, SLG: 0.438		K			4-3					2	0	0	0	0	1	0
Chris Chambliss, L (1, 3) OBP: 0.332, SLG: 0.372		F8			4-3					2	0	0	0	0	0	0
Graig Nettles, L (1, 5) OBP: 0.333, SLG: 0.415		F9			1B					2	0	1	0	0	0	0
Reggie Jackson, L (1, 9) OBP: 0.351, SLG: 0.466			K		F6					2	0	0	0	0	1	1
Mike Heath, R (1, 2) OBP: 0.288, SLG: 0.320			K			2-3				2	0	0	0	0	1	0
Bucky Dent, R (1, 6) OBP: 0.301, SLG: 0.336			F7			BB				1	0	0	0	1	0	0
Inning Stats	R: 0 E: 0 K: 0 S: 3 H: 1 LOB: 0 BB: 0 P: 3	R: 0 E: 0 K: 1 S: 5 H: 0 LOB: 0 BB: 0 P: 5	R: 0 E: 0 K: 2 S: 7 H: 0 LOB: 0 BB: 0 P: 7	R: 0 E: 0 K: 0 S: 3 H: 1 LOB: 0 BB: 0 P: 3	R: 0 E: 0 K: 0 S: 4 H: 1 LOB: 1 BB: 0 P: 4	R: 0 E: 0 K: 0 S: 3 H: 0 LOB: 1 BB: 1 P: 7				1B: 3 2B: 0 3B: 0 HR: 0 SF: 0 SAC: 0 DP: 1 HBP: 0						

TOP

New York Yankees @ Baltimore Orioles

Memorial Stadium, Baltimore, MD

Sun Aug 13 1978, 3:33 AM EDT
Att. 31,591 - Unknown

livebaseballscorecards.com

AB	19
R	0
H	3
RBI	0
BB	1
SO	3
LOB	5

WP: 0 PA: 20
PB: 0
SB: 0
CS: 0

PITCHER	IP	WLS	BF	H	R	ER	SO	BB	IBB	HBP	BLK	WP	HR	S	P	ERA	WHIP
Scott McGregor, L (1, 1) ERA: 3.42	6.0	W	20	3	0	0	3	1	0	0	0	0	0	25	29	0.00	0.667

PITCHER	IP	WLS	BF	H	R	ER	SO	BB	IBB	HBP	BLK	WP	HR	S	P	ERA	WHIP

Batter	1	2	3	4	5	6	7	8	9	AB	R	H	RBI	BB	SO	LOB
Pat Kelly, L (1, 7) OBP: 0.360, SLG: 0.374	F7		F9		G4-6-3 1-2f					3	0	0	0	0	0	2
Rick Dempsey, R (1, 2) OBP: 0.316, SLG: 0.354	K		F8			6-3 E 2B				3	1	1	0	0	1	0
Ken Singleton, S (1, 9) OBP: 0.408, SLG: 0.481	BB			K		6-3 2-3				2	0	0	0	1	1	1
Eddie Murray, S (1, 3) OBP: 0.353, SLG: 0.504	4-3			2B		E 2B BB				2	1	1	0	1	0	1
Terry Crowley, L (1, 10) OBP: 0.339, SLG: 0.291		F5		K		E3 2B SF8-3-5 1-2 3-H				3	1	0	1	0	1	2
Doug DeCinces, R (1, 5) OBP: 0.321, SLG: 0.511		2B		F4		SF8-3-5 1-3 2-H 2B				3	0	2	1	0	0	1
Billy Smith, S (1, 4) OBP: 0.317, SLG: 0.373		F7			1B 4-3 1B	BB				2	0	1	0	1	0	1
Larry Harlow, L (1, 8) OBP: 0.316, SLG: 0.318		4-3			4-3 1-2	SF8-3-5 2-3 3-H				2	0	0	1	0	0	2
Mark Belanger, R (1, 6) OBP: 0.283, SLG: 0.245			F2		G4-6-3 2-3 1B					2	0	1	0	0	0	0
Inning Stats	R: 0 E: 0 K: 1 S: 5 H: 0 LOB: 1 BB: 1 P: 9	R: 0 E: 0 K: 0 S: 4 H: 1 LOB: 1 BB: 0 P: 4	R: 0 E: 0 K: 0 S: 3 H: 0 LOB: 0 BB: 0 P: 3	R: 0 E: 0 K: 2 S: 8 H: 1 LOB: 1 BB: 0 P: 8	R: 0 E: 0 K: 0 S: 4 H: 2 LOB: 1 BB: 0 P: 4	R: 3 E: 1 K: 0 S: 5 H: 2 LOB: 1 BB: 2 P: 13				1B: 2 2B: 5 3B: 0 HR: 0 SF: 1 SAC: 0 DP: 2 HBP: 0						

PITCHER	IP	WLS	BF	H	R	ER	SO	BB	IBB	HBP	BLK	WP	HR	S	P	ERA	WHIP
Ed Figueroa, R (1, 1) ERA: 3.23	6.0	L	26	6	3	1	3	3	0	0	0	0	0	29	41	1.50	1.500

PITCHER	IP	WLS	BF	H	R	ER	SO	BB	IBB	HBP	BLK	WP	HR	S	P	ERA	WHIP

BOTTOM

New York Yankees @ Baltimore Orioles

Memorial Stadium, Baltimore, MD

Sun Aug 13 1978, 3:33 AM EDT

Att. 31,591 - Unknown

livebaseballscorecards.com

AB	22
R	3
H	6
RBI	3
BB	3
SO	3
LOB	10

1B: 2 SF: 1
2B: 5 SAC: 0
3B: 0 DP: 2
HR: 0 HBP: 0

WP: 0 PA: 26
PB: 0
SB: 0
CS: 0

Batter	1	2	3	4	5	6	7	8	9	AB	R	H	RBI	BB	SO	LOB
Mickey Rivers, L (1, 8) OBP: 0.289, SLG: 0.379	F9			E 1B	2-3			2-H 1B	1-3	5	1	2	1	0	0	4
Willie Randolph, R (1, 4) OBP: 0.373, SLG: 0.362	5-3 1B			K		6-3		FC6-4 1B		2	0	1	0	0	1	1
Brian Doyle, L (6, PH) (6, 4) OBP: 0.217, SLG: 0.217										2	0	1	0	0	0	0
Thurman Munson, R (1, 2) OBP: 0.338, SLG: 0.396	5-3 1-2			F3		K		FC6-4 1-2f		4	0	0	0	0	1	3
Chris Chambliss, L (1, 3) OBP: 0.329, SLG: 0.369		5-3		E7 1-H		6-3			2-3	4	0	0	0	0	0	0
Lou Piniella, R (1, 10) OBP: 0.360, SLG: 0.439		G4-6-3 1B		L8			6-3		HR 1B	4	1	2	0	0	0	1
Graig Nettles, L (1, 5) OBP: 0.332, SLG: 0.421		G4-6-3 1-2f			F7		4-3		1-H HR	4	1	1	2	0	0	1
Reggie Jackson, L (1, 9) OBP: 0.347, SLG: 0.461			F7		G3		F8		K	4	0	0	0	0	1	0
Gary Thomasson, L (1, 7) OBP: 0.305, SLG: 0.381			4-3		1B 1B			SH3-4 1B 1B	1B BB	3	1	2	0	1	0	0
Bucky Dent, R (1, 6) OBP: 0.305, SLG: 0.341			F6		1-2 1B			SH3-4 1-2	1-2 1B	3	0	2	0	0	0	0
Inning Stats	R: 0 E: 0 K: 0 S: 3 H: 1 LOB: 0 BB: 0 P: 3	R: 0 E: 0 K: 0 S: 3 H: 1 LOB: 0 BB: 0 P: 3	R: 0 E: 0 K: 0 S: 3 H: 0 LOB: 0 BB: 0 P: 3	R: 1 E: 1 K: 1 S: 7 H: 1 LOB: 1 BB: 0 P: 7	R: 0 E: 0 K: 0 S: 5 H: 2 LOB: 2 BB: 0 P: 5	R: 0 E: 0 K: 1 S: 5 H: 0 LOB: 0 BB: 0 P: 5	R: 0 E: 0 K: 0 S: 3 H: 0 LOB: 0 BB: 0 P: 3	R: 1 E: 0 K: 0 S: 5 H: 3 LOB: 1 BB: 0 P: 5	R: 2 E: 0 K: 1 S: 8 H: 3 LOB: 2 BB: 1 P: 12	1B: 10 2B: 0 3B: 0 HR: 1 SF: 0 SAC: 1 DP: 1 HBP: 0							WP: 0 PB: 0 SB: 0 CS: 0 PA: 37

PITCHER	IP	WLS	BF	H	R	ER	SO	BB	IBB	HBP	BLK	WP	HR	S	P	ERA	WHIP
Jim Palmer, R (1, 1) ERA: 2.62	9.0	L	37	11	4	3	3	1	0	0	0	0	1	42	46	3.00	1.333

PITCHER	IP	WLS	BF	H	R	ER	SO	BB	IBB	HBP	BLK	WP	HR	S	P	ERA	WHIP

TOP

New York Yankees @ Baltimore Orioles

Memorial Stadium, Baltimore, MD

Mon Aug 14 1978, 7:05 PM EDT
Att. 30,397 - Unknown

livebaseballscorecards.com

AB	35
R	4
H	11
RBI	3
BB	1
SO	3
LOB	10

Batter	1	2	3	4	5	6	7	8	9	AB	R	H	RBI	BB	SO	LOB
Pat Kelly, L (1, 7) OBP: 0.353, SLG: 0.366	F5		F8		F8		F8			4	0	0	0	0	0	3
Rick Dempsey, R (1, 2) OBP: 0.315, SLG: 0.353	F9		1-2 1B			K		4-3		4	0	1	0	0	1	0
Ken Singleton, S (1, 9) OBP: 0.407, SLG: 0.477	BB		F7			6-3		L7		3	0	0	0	1	0	2
Eddie Murray, S (1, 3) OBP: 0.351, SLG: 0.500	K			4-3		L6		K		4	0	0	0	0	2	1
Lee May, R (1, 10) OBP: 0.283, SLG: 0.413		G4-6-3 1B		K			SH5-4 1B SF7 1B		K	4	1	2	0	0	2	0
Doug DeCinces, R (1, 5) OBP: 0.323, SLG: 0.511		F7		1B			SH5-4 1-2 1B		K	4	0	2	0	0	1	1
Larry Harlow, L (1, 8) OBP: 0.316, SLG: 0.318		G4-6-3 1-2f		G3			SH5-4 1-2 2-3		1B	3	0	1	0	0	0	2
Rich Dauer, R (1, 4) OBP: 0.304, SLG: 0.368			F9		F7		SF7 3-H		K	3	0	0	1	0	1	1
Mark Belanger, R (1, 6) OBP: 0.287, SLG: 0.246			1B 1B		5-3		BB			2	0	1	0	1	0	0
Inning Stats	R: 0 H: 0 E: 0 LOB: 1 K: 1 BB: 1 S: 5 P: 9	R: 0 H: 1 E: 0 LOB: 0 K: 0 BB: 0 S: 3 P: 3	R: 0 H: 2 E: 0 LOB: 2 K: 0 BB: 0 S: 5 P: 5	R: 0 H: 1 E: 0 LOB: 1 K: 1 BB: 0 S: 6 P: 6	R: 0 H: 0 E: 0 LOB: 0 K: 0 BB: 0 S: 3 P: 3	R: 0 H: 0 E: 0 LOB: 0 K: 1 BB: 0 S: 5 P: 5	R: 1 H: 2 E: 0 LOB: 2 K: 0 BB: 1 S: 5 P: 9	R: 0 H: 0 E: 0 LOB: 0 K: 1 BB: 0 S: 5 P: 5	R: 0 H: 1 E: 0 LOB: 1 K: 3 BB: 0 S: 10 P: 10	1B: 7 SF: 1 2B: 0 SAC: 1 3B: 0 DP: 1 HR: 0 HBP: 0						

PITCHER		IP	WLS	BF	H	R	ER	SO	BB	IBB	HBP	BLK	WP	HR	S	P	ERA	WHIP
Dick Tidrow, R ERA: 3.72	(1, 1)	6.1		25	6	1	1	3	1	0	0	0	0	0	30	34	1.42	1.105
Rich Gossage, R ERA: 1.91	(7, 1)	2.2	W	10	1	0	0	4	1	0	0	0	0	0	17	21	0.00	0.750

PITCHER	IP	WLS	BF	H	R	ER	SO	BB	IBB	HBP	BLK	WP	HR	S	P	ERA	WHIP

BOTTOM

New York Yankees @ Baltimore Orioles

Memorial Stadium, Baltimore, MD

Mon Aug 14 1978, 7:05 PM EDT

Att. 30,397 - Unknown

livebaseballscorecards.com

AB	31
R	1
H	7
RBI	1
BB	2
SO	7
LOB	10

New York Yankees @ Oakland Athletics

Oakland-Alameda County Coliseum, Oakland, CA

Tue Aug 15 1978, 7:05 PM PDT

Att. 13,862 - Unknown

TOP

livebaseballscorecards.com

Batter	1	2	3	4	5	6	7	8	9	AB	R	H	RBI	BB	SO	LOB
Mickey Rivers, L (1, 8) OBP: 0.291, SLG: 0.380	G6-3 1B		FC3-6 BB 1B 1-2f	F5		G4-6-3 1B			F7	4	1	2	0	0	0	2
Paul Blair, R (7, 8) OBP: 0.243, SLG: 0.293										1	0	0	0	0	0	0
Willie Randolph, R (1, 4) OBP: 0.370, SLG: 0.358	G6-3 1-2f		1B 1B 1-2 BB	F9		G4-6-3 1-2f			5-3	4	1	0	0	1	0	3
Thurman Munson, R (1, 2) OBP: 0.337, SLG: 0.395	F4		1B 1B 1-3 2-H	F2			K		F6	4	1	1	1	0	1	1
Mike Heath, R (7, 2) OBP: 0.284, SLG: 0.316										1	0	0	0	0	0	0
Chris Chambliss, L (1, 3) OBP: 0.329, SLG: 0.368		F8	1B SF7 1-3 3-H		K		4-3			4	1	1	1	0	1	0
Lou Piniella, R (1, 10) OBP: 0.362, SLG: 0.439		5-3	1B 1-3 3-H		HR 1B		K			4	1	2	1	0	1	0
Graig Nettles, L (1, 5) OBP: 0.331, SLG: 0.420		1B 1B	SF7 3-H		F2			4-3		3	0	1	1	0	0	1
Reggie Jackson, L (1, 9) OBP: 0.354, SLG: 0.472		1B 1-3	IBB		HR 1-H			BB		2	1	2	2	2	0	0
Gary Thomasson, L (1, 7) OBP: 0.300, SLG: 0.375		4-3	G3		1-3			F7		4	0	0	0	0	0	5
Bucky Dent, R (1, 6) OBP: 0.308, SLG: 0.340			FC3-6 1B	BB		4-3		F3		3	0	1	0	1	0	1

	AB	34
	R	6
	H	10
	RBI	6
	BB	4
	SO	3
	LOB	13

Inning Stats										
	R: 0 E: 0 K: 0 S: 3	H: 1 LOB: 0 BB: 0 P: 3	R: 0 E: 0 K: 0 S: 5	H: 2 LOB: 2 BB: 0 P: 5	R: 4 E: 0 K: 0 S: 7	H: 4 LOB: 2 BB: 2 P: 15	R: 0 E: 0 K: 0 S: 3	H: 0 LOB: 1 BB: 1 P: 7	R: 2 E: 0 K: 1 S: 7	H: 2 LOB: 0 BB: 0 P: 7
	R: 0 E: 0 K: 0 S: 3	H: 1 LOB: 0 BB: 0 P: 3	R: 0 E: 0 K: 2 S: 7	H: 0 LOB: 0 BB: 0 P: 7	R: 0 E: 0 K: 0 S: 3	H: 0 LOB: 1 BB: 1 P: 7	R: 0 E: 0 K: 0 S: 3	H: 0 LOB: 0 BB: 0 P: 3	1B: 9 2B: 0 3B: 0 HR: 1	SF: 1 SAC: 0 DP: 2 HBP: 0
	WP: 0 PB: 0 SB: 0 CS: 0	PA: 39								

PITCHER		IP	WLS	BF	H	R	ER	SO	BB	IBB	HBP	BLK	WP	HR	S	P	ERA	WHIP
Rick Langford, R ERA: 2.99	(1, 1)	2.1	L	13	6	4	4	0	1	0	0	0	0	0	12	16	15.43	3.000
Dave Heaverlo, R ERA: 3.13	(3, 1)	5.2		23	4	2	2	3	2	1	0	0	0	1	26	38	3.18	1.059
Elias Sosa, R ERA: 2.66	(9, 1)	1.0		3	0	0	0	0	0	0	0	0	0	0	3	3	0.00	0.000

PITCHER	IP	WLS	BF	H	R	ER	SO	BB	IBB	HBP	BLK	WP	HR	S	P	ERA	WHIP

BOTTOM

New York Yankees @ Oakland Athletics

Oakland-Alameda County Coliseum, Oakland, CA

Tue Aug 15 1978, 7:05 PM PDT

Att. 13,862 - Unknown

livebaseballscorecards.com

Batter	1	2	3	4	5	6	7	8	9	AB	R	H	RBI	BB	SO	LOB
Mike Edwards, R (1, 4) OBP: 0.296, SLG: 0.323	S S S 0-3 K ①		x 0-0 4-3 ② 2-3		x 0-0 4-3 ②			x 0-0 2B		4	0	1	0	0	1	1
Dell Alston, L (1, 9) OBP: 0.278, SLG: 0.273	x 0-0 F3 ②		S S S 0-3 K2-3 ③		x 0-0 4-3 ③			S S S 0-3 K ①		4	0	0	0	0	2	2
Taylor Duncan, R (1, 5) OBP: 0.314, SLG: 0.379	x 0-0 WP 1B			x 0-0 BB 2B		B B B B 4-0 BB		S S S 0-3 K ②		3	0	2	0	1	1	1
Mitchell Page, L (1, 7) OBP: 0.371, SLG: 0.473	S S S 0-3 K ③ 1-2			S S S 0-3 K ①		x 0-0 F7 ①		x 0-0 F7 ③		4	0	0	0	0	2	4
Mario Guerrero, R (1, 6) OBP: 0.313, SLG: 0.369		x 0-0 F9 ①		x 0-0 BB 1B		x 0-0 F8 ②			x 0-0 5-3 ①	4	0	1	0	0	0	1
Dave Revering, L (1, 3) OBP: 0.299, SLG: 0.409		x 0-0 4-3 ②		x 0-0 F5 ②		x 0-0 1-3 ③			x 0-0 4-3 ②	4	0	0	0	0	0	3
Joe Wallis, S (1, 10) OBP: 0.343, SLG: 0.437 Rico Carty, R (7, PH) OBP: 0.339, SLG: 0.478		S S S 0-3 K ③		B B B 4-0 1-2 2-3 BB			x 0-0 F8 ①		x 0-0 6-3 ③	1 2	0 0	0 0	0 0	1 0	1 0	0 0
Jim Essian, R (1, 2) OBP: 0.333, SLG: 0.299			B B B B 4-0 4-3 WP BB	S S S 0-3 K ③			x 0-0 F6 ②			2	0	0	0	1	1	3
Miguel Dilone, S (1, 8) OBP: 0.306, SLG: 0.285			S S S 0-3 K ① 1-2		x 0-0 F9 ①		x 0-0 4-3 ③			3	0	0	0	0	1	1

| | | |

Batter	1	2	3	4	5	6	7	8	9	AB	R	H	RBI	BB	SO	LOB
Mickey Rivers, L (1, 8) OBP: 0.293, SLG: 0.388	E4 1-3		G3 E 1B 1B		HR		1-4-3 ①		5-3 ②	5	2	2	1	0	0	0
Willie Randolph, R (1, 4) OBP: 0.368, SLG: 0.354	1-3 ① 1-2		E5 G3 1B 1-2		BBBB CS BB		5-3 ②		SSS K ③	4	1	0	0	1	1	2
Thurman Munson, R (1, 2) OBP: 0.336, SLG: 0.393	5-3 ②		F9 ①		6-3 ①② 1-2		BB 1B 1B			4	1	1	0	0	0	4
Chris Chambliss, L (1, 3) OBP: 0.330, SLG: 0.366	BBBB BB		G3 ② 1-2 2-3		F9 ③		BBBB 1B 1-2 BB			2	0	0	0	2	0	2
Lou Piniella, R (1, 10) OBP: 0.364, SLG: 0.440	F9 ③		2-H 3-H 1B			F8 ①	1-3 2-H 1B			4	0	2	3	0	0	2
Graig Nettles, L (1, 5) OBP: 0.331, SLG: 0.421		F4 ①	F9 ③			2B		4-3 ①		4	0	1	0	0	0	1
Reggie Jackson, L (1, 9) OBP: 0.355, SLG: 0.469		BBBB BB		F5 ①		4-0 G5-4-3 IBB		SSS K ②		2	0	0	0	2	1	0
Gary Thomasson, L (1, 7) OBP: 0.298, SLG: 0.372 Roy White, S (6, PH) OBP: 0.326, SLG: 0.386 (6, 7)		F9 ②		SSS K ②		1-2f		SSS K ③		2 2	0 0	0 0	0 0	0 0	1 1	1 2
Bucky Dent, R (1, 6) OBP: 0.307, SLG: 0.351		5-3 ③		F9 ③			HR		1-3 ①	4	1	1	1	0	0	1
Inning Stats	R: 0 E: 1 K: 0 S: 4 H: 0 LOB: 2 BB: 1 P: 8	R: 0 E: 0 K: 0 S: 3 H: 0 LOB: 1 BB: 1 P: 7	R: 2 E: 1 K: 0 S: 6 H: 2 LOB: 1 BB: 0 P: 6	R: 0 E: 0 K: 1 S: 5 H: 0 LOB: 0 BB: 0 P: 5	R: 1 E: 0 K: 0 S: 3 H: 1 LOB: 0 BB: 1 P: 7	R: 0 E: 0 K: 0 S: 3 H: 1 LOB: 1 BB: 1 P: 7	R: 2 E: 0 K: 0 S: 5 H: 3 LOB: 2 BB: 1 P: 9	R: 0 E: 0 K: 2 S: 7 H: 0 LOB: 0 BB: 0 P: 7	R: 0 E: 0 K: 1 S: 5 H: 0 LOB: 0 BB: 0 P: 5	1B: 4 2B: 1 3B: 0 HR: 2 SF: 0 SAC: 0 DP: 1 HBP: 0						

PITCHER		IP	WLS	BF	H	R	ER	SO	BB	IBB	HBP	BLK	WP	HR	S	P	ERA	WHIP
Pete Broberg, R ERA: 4.41	(1, 1)	5.1		25	4	3	1	1	3	1	0	0	0	1	23	39	1.69	1.312
Bob Lacey, L ERA: 2.83	(6, 1)	1.1	L	6	2	2	2	0	1	0	0	0	0	1	5	9	13.50	2.250
Elias Sosa, R ERA: 2.59	(7, 1)	2.1		7	1	0	0	3	0	0	0	0	0	0	13	13	0.00	0.429

PITCHER	IP	WLS	BF	H	R	ER	SO	BB	IBB	HBP	BLK	WP	HR	S	P	ERA	WHIP

TOP

New York Yankees @ Oakland Athletics

Oakland-Alameda County Coliseum, Oakland, CA

Wed Aug 16 1978, 7:05 PM PDT

Att. 10,394 - Unknown

livebaseballscorecards.com

AB	33
R	5
H	7
RBI	5
BB	5
SO	4
LOB	15

WP: 0 PA: 38
PB: 0
SB: 0
CS: 1

BOTTOM

Batter	1	2	3	4	5	6	7	8	9	AB	R	H	RBI	BB	SO	LOB
Miguel Dilone, S (1, 8) OBP: 0.308, SLG: 0.287	E S 1B 1B		4-3		K 1-2		1-3		G6-4-3 HBP 1-2 2-3	2	1	1	0	0	0	0
Joe Wallis, S (5, PH) (6, 8) OBP: 0.342, SLG: 0.435										1	0	0	0	0	1	1
Jeff Newman, R (7, PH) OBP: 0.290, SLG: 0.347										1	0	0	0	0	0	1
Tony Armas, R (8, 8) OBP: 0.256, SLG: 0.280										0	0	0	0	0	0	0
Dell Alston, L (1, 9) OBP: 0.295, SLG: 0.283	1-H 1B		3-1			1B		BB	G6-4-3 1-2f	4	0	2	1	1	0	3
Mitchell Page, L (1, 7) OBP: 0.370, SLG: 0.470	G6-4-3 1- BB			F6		FC4-6 HR 1-		K		3	1	0	0	1	1	2
Rico Carty, R (1, 10) OBP: 0.343, SLG: 0.491	G6-4-3 1-2f			2B		1-H HR		1B 1-2		4	1	3	2	0	0	1
Darrell Woodard, R (8, PR)										0	0	0	0	0	0	0
Taylor Duncan, R (1, 5) (8, 4) OBP: 0.309, SLG: 0.372		F9		F8		F8		F9 2-3		4	0	0	0	0	0	3
Mario Guerrero, R (1, 6) OBP: 0.312, SLG: 0.368		1B		5-3		F8		K		4	0	1	0	0	1	3
Wayne Gross, L (1, 3) (8, 5) OBP: 0.313, SLG: 0.318		F8			F2		K		F7	4	0	0	0	0	1	1
Jim Essian, R (1, 2) OBP: 0.336, SLG: 0.297		F3			K		4-3 BB		HBP 1B BB	2	0	0	0	2	1	1
Mike Edwards, R (1, 4) OBP: 0.298, SLG: 0.324			F8		S 1B		4-3 1-2		HBP 1-2 1B	2	0	1	0	0	0	0
Dave Revering, L (7, PH) (8, 3) OBP: 0.300, SLG: 0.410										2	0	1	0	0	0	1
Glenn Burke, R (9, PR) OBP: 0.255, SLG: 0.273										0	0	0	0	0	0	0
Inning Stats	R: 1 E: 0 K: 0 S: 3 H: 2 LOB: 0 BB: 1 P: 7	R: 0 E: 0 K: 0 S: 4 H: 1 LOB: 1 BB: 0 P: 4	R: 0 E: 0 K: 0 S: 3 H: 0 LOB: 0 BB: 0 P: 3	R: 0 E: 0 K: 0 S: 4 H: 1 LOB: 1 BB: 0 P: 4	R: 0 E: 0 K: 2 S: 8 H: 1 LOB: 1 BB: 0 P: 8	R: 2 E: 0 K: 0 S: 5 H: 2 LOB: 0 BB: 0 P: 5	R: 0 E: 0 K: 1 S: 5 H: 0 LOB: 1 BB: 1 P: 9	R: 0 E: 0 K: 2 S: 8 H: 1 LOB: 2 BB: 1 P: 12	R: 0 E: 0 K: 0 S: 3 H: 1 LOB: 3 BB: 1 P: 8	1B: 7 2B: 1 3B: 0 HR: 1 SF: 0 SAC: 0 DP: 2 HBP: 1							

PITCHER	IP	WLS	BF	H	R	ER	SO	BB	IBB	HBP	BLK	WP	HR	S	P	ERA	WHIP
Catfish Hunter, R (1, 1) ERA: 4.27	6.0	W	24	7	3	3	2	1	0	0	0	0	1	27	31	4.50	1.333
Sparky Lyle, L (7, 1) ERA: 3.29	1.1		6	0	0	0	2	2	0	0	0	0	0	8	16	0.00	1.500
Rich Gossage, R (8, 1) ERA: 1.88	1.2	S	8	2	0	0	1	1	0	1	0	0	0	8	13	0.00	1.800

PITCHER	IP	WLS	BF	H	R	ER	SO	BB	IBB	HBP	BLK	WP	HR	S	P	ERA	WHIP

New York Yankees @ Oakland Athletics

Oakland-Alameda County Coliseum, Oakland, CA

Wed Aug 16 1978, 7:05 PM PDT

Att. 10,394 - Unknown

livebaseballscorecards.com

AB	33
R	3
H	9
RBI	3
BB	4
SO	5
LOB	17

PA: 38

WP: 0 PB: 0 SB: 2 CS: 1

Batter	1	2	3	4	5	6	7	8	9	AB	R	H	RBI	BB	SO	LOB
Mickey Rivers, L (1, 8) OBP: 0.291, SLG: 0.391	F5		SF9 3B		K		FC6-4 S 1-2f 3-H	F8		5	1	1	1	0	1	3
Willie Randolph, R (1, 4) OBP: 0.373, SLG: 0.354	5-3 BB		5-3		S 1B		1-2 BB		6-3 2B BB	2	1	1	0	3	0	1
Thurman Munson, R (1, 2) OBP: 0.333, SLG: 0.390	5-3 1-2		SF9 3-H		F6 1-2		K		6-3 1-2	4	0	0	1	0	1	5
Chris Chambliss, L (1, 3) OBP: 0.331, SLG: 0.367	4-3		K			4-3		4-3 1B 2B	IBB	4	2	1	0	1	1	1
Lou Piniella, R (1, 10) OBP: 0.364, SLG: 0.440		G4-6-3 1B 1B		G3-6-3 1B		F8		4-3 2-3	F9	5	0	2	0	0	0	3
Graig Nettles, L (1, 5) OBP: 0.333, SLG: 0.425		G4-6-3 1-2 1B		G3-6-3 1-2f		F7		FC4-6 BB 1B 3-H	2B 1-H 2-H	5	1	3	3	0	0	1
Reggie Jackson, L (1, 9) OBP: 0.358, SLG: 0.468		G4-6-3 1-2f 2-3		BB			PB S FC6-4 1B	FC4-6 1-2 BB	K	3	1	1	0	2	1	3
Jay Johnstone, L (1, 7) OBP: 0.256, SLG: 0.243 Roy White, S (8, PH) OBP: 0.325, SLG: 0.384 (8, 7)		BB		K			K 1-3	FC4-6 1-2f 2-3 1B		2 1	0 0	0 0	0 0	1 0	2 0	2 2
Bucky Dent, R (1, 6) OBP: 0.310, SLG: 0.351		K			F9		FC6-4 BB	1B 1-2 3-H		3	0	1	1	1	1	2
Inning Stats	R: 0 E: 0 K: 0 S: 3 H: 0 LOB: 1 BB: 1 P: 7	R: 0 E: 0 K: 1 S: 6 H: 2 LOB: 2 BB: 1 P: 10	R: 1 E: 0 K: 1 S: 6 H: 1 LOB: 0 BB: 0 P: 6	R: 0 E: 0 K: 1 S: 5 H: 1 LOB: 1 BB: 1 P: 9	R: 0 E: 0 K: 1 S: 6 H: 1 LOB: 1 BB: 0 P: 6	R: 0 E: 0 K: 0 S: 3 H: 0 LOB: 0 BB: 0 P: 3	R: 1 E: 0 K: 2 S: 8 H: 1 LOB: 2 BB: 2 P: 16	R: 2 E: 0 K: 0 S: 6 H: 3 LOB: 2 BB: 1 P: 10	R: 2 E: 0 K: 1 S: 6 H: 1 LOB: 1 BB: 2 P: 14	1B: 7 2B: 2 3B: 1 HR: 0 SF: 1 SAC: 0 DP: 2 HBP: 0						

PITCHER		IP	WLS	BF	H	R	ER	SO	BB	IBB	HBP	BLK	WP	HR	S	P	ERA	WHIP
Paul Mitchell, R ERA: 3.96	(1, 1)	7.0	L	30	6	2	1	6	5	0	0	0	0	0	37	57	1.29	1.571
Tom House, L ERA: 4.87	(8, 1)	0.1		2	1	1	1	0	0	0	0	0	0	0	2	2	27.00	3.000
Shane Rawley, L ERA: 4.42	(8, 1)	0.0		2	1	0	0	0	1	0	0	0	0	0	1	5	∞	∞
Jim Todd, R ERA: 4.22	(8, 1)	1.2		9	2	3	3	1	1	1	0	0	0	0	9	17	16.20	1.800

PITCHER	IP	WLS	BF	H	R	ER	SO	BB	IBB	HBP	BLK	WP	HR	S	P	ERA	WHIP

TOP

New York Yankees @ Seattle Mariners

The Kingdome, Seattle, WA

Fri Aug 18 1978, 10:05 PM EDT

Att. 19,824 - Unknown - 72 F

livebaseballscorecards.com

AB	34
R	6
H	10
RBI	6
BB	8
SO	7
LOB	23

WP: 0	PA: 43		
PB: 1			
SB: 3			
CS: 0			

Batter	1	2	3	4	5	6	7	8	9	AB	R	H	RBI	BB	SO	LOB
Julio Cruz, S (1, 4) OBP: 0.343, SLG: 0.288	S S S 0-3 ① K		x 0-0 ② 1-3		x 0-0 ② F7			x 0-0 ① F7		4	0	0	0	0	1	3
Craig Reynolds, L (1, 6) OBP: 0.341, SLG: 0.376	x 0-0 G3 1B		x 0-0 ③ F8		x 0-0 ③ F8			x 0-0 ②③ G4-6-3 1-2f		4	0	1	0	0	0	3
Dan Meyer, L (1, 3) OBP: 0.253, SLG: 0.328	x 0-0 ② G3 1-2			x 0-0 ① F8		x 0-0 ① F6			x 0-0 ① 3-1	4	0	0	0	0	0	1
Leon Roberts, R (1, 9) OBP: 0.381, SLG: 0.550	B B B B 4-0 BB			x 0-0 ② 4-3		x 0-0 ② F9			x 0-0 ② F8	3	0	0	0	1	0	0
Bruce Bochte, L (1, 10) OBP: 0.346, SLG: 0.389	S S S 0-3 ③ K			x 0-0 ③ 4-3		S S S 0-3 ③ K			x 0-0 ③ F8	4	0	0	0	0	2	2
Ruppert Jones, L (1, 8) OBP: 0.319, SLG: 0.317		x 0-0 ① F8			x 0-0 ① F5		x 0-0 ① F8			3	0	0	0	0	0	0
Leroy Stanton, R (1, 7) OBP: 0.273, SLG: 0.262		S S S 0-3 ② K			B B B 4-0 1B 1B BB		x 0-0 ② F8			2	1	0	0	1	1	0
Larry Milbourne, S (1, 5) OBP: 0.281, SLG: 0.331		x 0-0 ③ 1-3			x 0-0 1B 1-2 1B		x 0-0 ③ 4-3			3	0	1	0	0	0	0
Bob Stinson, S (1, 2) OBP: 0.357, SLG: 0.399			x 0-0 ① F8		x 0-0 1-3 2-H 1B			x 0-0 G4-6-3 1B		3	0	2	1	0	0	0
Inning Stats	R: 0 E: 0 K: 2 S: 8 H: 1 LOB: 2 BB: 1 P: 12	R: 0 E: 0 K: 1 S: 5 H: 0 LOB: 0 BB: 0 P: 5	R: 0 E: 0 K: 0 S: 3 H: 0 LOB: 0 BB: 0 P: 3	R: 0 E: 0 K: 0 S: 3 H: 0 LOB: 0 BB: 0 P: 3	R: 1 E: 0 K: 0 S: 5 H: 2 LOB: 2 BB: 1 P: 9	R: 0 E: 0 K: 1 S: 5 H: 0 LOB: 0 BB: 0 P: 5	R: 0 E: 0 K: 0 S: 3 H: 0 LOB: 0 BB: 0 P: 3	R: 0 E: 0 K: 0 S: 3 H: 1 LOB: 0 BB: 0 P: 3	R: 0 E: 0 K: 0 S: 3 H: 0 LOB: 0 BB: 0 P: 3	1B: 4 2B: 0 3B: 0 HR: 0	SF: 0 SAC: 0 DP: 1 HBP: 0						

PITCHER	IP	WLS	BF	H	R	ER	SO	BB	IBB	HBP	BLK	WP	HR	S	P	ERA	WHIP
Ed Figueroa, R (1, 1) ERA: 3.12	9.0	W	32	4	1	1	4	2	0	0	0	0	0	38	46	1.00	0.667

PITCHER	IP	WLS	BF	H	R	ER	SO	BB	IBB	HBP	BLK	WP	HR	S	P	ERA	WHIP

BOTTOM

New York Yankees @ Seattle Mariners

The Kingdome, Seattle, WA

Fri Aug 18 1978, 10:05 PM EDT
Att. 19,824 - Unknown - 72 F

livebaseballscorecards.com

AB	30
R	1
H	4
RBI	1
BB	2
SO	4
LOB	9

1B: 4 SF: 0
2B: 0 SAC: 0
3B: 0 DP: 1
HR: 0 HBP: 0

WP: 0 PA: 32
PB: 0
SB: 0
CS: 0

New York Yankees @ Seattle Mariners

The Kingdome, Seattle, WA

Sat Aug 19 1978, 10:05 PM EDT

Att. 29,915 - Unknown - 72 F

TOP

livebaseballscorecards.com

Batter	1	2	3	4	5	6	7	8	9	AB	R	H	RBI	BB	SO	LOB
Mickey Rivers, L (1, 8) OBP: 0.289, SLG: 0.387	K		4-3			G4-6-3 1-2f			4-3	4	0	0	0	0	1	1
Willie Randolph, R (1, 4) OBP: 0.372, SLG: 0.356	F1			6-3			F9		2B	4	0	1	0	0	0	0
Thurman Munson, R (1, 2) OBP: 0.330, SLG: 0.387	4-3			6-3			F8		5-3	4	0	0	0	0	0	1
Chris Chambliss, L (1, 3) OBP: 0.330, SLG: 0.373		HR		4-3			4-3		F8	4	1	1	1	0	0	1
Lou Piniella, R (1, 10) OBP: 0.364, SLG: 0.437		F7			G4-6-3 HBP			K		2	0	0	0	0	1	0
Graig Nettles, L (1, 5) OBP: 0.331, SLG: 0.422		F6			G4-6-3 1-2f			4-3		3	0	0	0	0	0	1
Reggie Jackson, L (1, 9) OBP: 0.358, SLG: 0.466		F8			F7			1B BB		2	0	0	0	1	0	0
Jay Johnstone, L (1, 7) OBP: 0.266, SLG: 0.248			F8			G4-6-3 BB		1B 1-2		2	0	1	0	1	0	0
Bucky Dent, R (1, 6) OBP: 0.308, SLG: 0.348			4-3			K		4-1		2	0	0	0	0	1	1
Jim Spencer, L (8, PH) OBP: 0.302, SLG: 0.480										1	0	0	0	0	0	2
Fred Stanley, R (8, 6) OBP: 0.329, SLG: 0.282										0	0	0	0	0	0	0

	AB	28
	R	1
	H	3
	RBI	1
	BB	2
	SO	3
	LOB	7

Inning Stats	1	2	3	4	5	6	7	8	9
	R: 0 E: 0 K: 1 S: 5	H: 0 LOB: 0 BB: 0 P: 5	R: 1 E: 0 K: 0 S: 4	H: 1 LOB: 0 BB: 0 P: 4	R: 0 E: 0 K: 0 S: 3	H: 0 LOB: 0 BB: 0 P: 3	R: 0 E: 0 K: 0 S: 3	H: 0 LOB: 0 BB: 0 P: 3	R: 0 E: 0 K: 0 S: 2	H: 0 LOB: 0 BB: 0 P: 3	R: 0 E: 0 K: 1 S: 4	H: 0 LOB: 0 BB: 1 P: 8	R: 0 E: 0 K: 0 S: 3	H: 0 LOB: 0 BB: 0 P: 3	R: 0 E: 0 K: 1 S: 6	H: 1 LOB: 2 BB: 1 P: 10	R: 0 E: 0 K: 0 S: 4	H: 1 LOB: 1 BB: 0 P: 4

1B: 1	SF: 0	WP: 0	PA: 31
2B: 1	SAC: 0	PB: 0	
3B: 0	DP: 2	SB: 0	
HR: 1	HBP: 1	CS: 0	

PITCHER	IP	WLS	BF	H	R	ER	SO	BB	IBB	HBP	BLK	WP	HR	S	P	ERA	WHIP
Jim Colborn, R (1, 1) ERA: 4.95	9.0	W	31	3	1	1	3	2	0	1	0	0	1	34	43	1.00	0.556

PITCHER	IP	WLS	BF	H	R	ER	SO	BB	IBB	HBP	BLK	WP	HR	S	P	ERA	WHIP

Batter	1	2	3	4	5	6	7	8	9	AB	R	H	RBI	BB	SO	LOB
Julio Cruz, S (1, 4) OBP: 0.342, SLG: 0.287	K		F7		4-3		6-3			4	1	1	0	0	1	1
Craig Reynolds, L (1, 6) OBP: 0.342, SLG: 0.375	6-3		1B		4-3		BB			3	0	1	0	1	0	1
Ruppert Jones, L (1, 8) OBP: 0.321, SLG: 0.325	3B		6-3		1B		3-1			4	0	2	1	0	0	3
Leon Roberts, R (1, 9) OBP: 0.383, SLG: 0.552	F7			2B	F9			SH5-3		4	2	2	0	0	0	2
Bruce Bochte, L (1, 10) OBP: 0.346, SLG: 0.396		HR		K		F9		SH5-3		3	1	1	1	0	1	1
Bob Robertson, R (1, 3) OBP: 0.329, SLG: 0.414		F9		P3		K		FC4-6		4	0	1	1	0	1	1
Leroy Stanton, R (1, 7) OBP: 0.273, SLG: 0.266		K		2B		P3		FC4-6		4	0	1	1	0	1	1
Larry Milbourne, S (1, 5) OBP: 0.275, SLG: 0.324		5-3		4-3			G3	F8		4	0	0	0	0	0	2
Bob Stinson, S (1, 2) OBP: 0.357, SLG: 0.396			F7		G3		6-3			2	0	0	0	1	0	0
Inning Stats	R: 0 H: 1 E: 0 LOB: 1 K: 1 BB: 0 S: 6 P: 6	R: 1 H: 1 E: 0 LOB: 0 K: 1 BB: 0 S: 6 P: 6	R: 0 H: 1 E: 0 LOB: 1 K: 0 BB: 0 S: 4 P: 4	R: 1 H: 2 E: 0 LOB: 1 K: 1 BB: 0 S: 7 P: 7	R: 1 H: 2 E: 0 LOB: 1 K: 0 BB: 0 S: 5 P: 5	R: 0 H: 0 E: 0 LOB: 0 K: 1 BB: 0 S: 5 P: 5	R: 0 H: 0 E: 0 LOB: 2 K: 0 BB: 2 S: 3 P: 11	R: 1 H: 2 E: 0 LOB: 1 K: 0 BB: 0 S: 5 P: 5		1B: 5 SF: 0 2B: 2 SAC: 1 3B: 1 DP: 0 HR: 1 HBP: 0						

PITCHER		IP	WLS	BF	H	R	ER	SO	BB	IBB	HBP	BLK	WP	HR	S	P	ERA	WHIP
Dick Tidrow, R ERA: 3.73	(1, 1)	6.2	L	29	7	3	3	4	2	0	0	0	0	1	35	43	4.05	1.350
Sparky Lyle, L ERA: 3.34	(7, 1)	1.1		6	2	1	1	0	0	0	0	0	0	0	6	6	6.75	1.500

PITCHER	IP	WLS	BF	H	R	ER	SO	BB	IBB	HBP	BLK	WP	HR	S	P	ERA	WHIP

BOTTOM

New York Yankees @ Seattle Mariners

The Kingdome, Seattle, WA

Sat Aug 19 1978, 10:05 PM EDT
Att. 29,915 - Unknown - 72 F

livebaseballscorecards.com

AB	32
R	4
H	9
RBI	4
BB	2
SO	4
LOB	12

WP: 0	PA: 35		
PB: 0			
SB: 0			
CS: 0			

Batter	1	2	3	4	5	6	7	8	9	AB	R	H	RBI	BB	SO	LOB
Paul Blair, R (1, 8) OBP: 0.234, SLG: 0.282	5-3		F8		F7			K		4	0	0	0	0	1	0
Willie Randolph, R (1, 4) OBP: 0.374, SLG: 0.358	K			2B 1B 1B		1B		F9		4	1	2	0	0	1	0
Thurman Munson, R (1, 2) OBP: 0.329, SLG: 0.388	6-3			1B G6-4-3 2B 1-3		P6		F9		4	1	1	0	0	0	1
Chris Chambliss, L (1, 3) OBP: 0.331, SLG: 0.376		4-3 SF9 2B		G6-4-3 1B 2-3 3-H		F8			F7	4	1	2	1	0	0	1
Lou Piniella, R (1, 7) OBP: 0.363, SLG: 0.438		4-3 2-3		G6-4-3 1-2f 3-H		F9			F8 2B	4	0	1	0	0	0	3
Jay Johnstone, L (9, PR) OBP: 0.266, SLG: 0.248										0	0	0	0	0	0	0
Graig Nettles, L (1, 5) OBP: 0.333, SLG: 0.430		SF9 3-H		BB			HR		F8 2-3	2	1	1	2	1	0	1
Reggie Jackson, L (1, 9) OBP: 0.355, SLG: 0.461		K		F7			K		K	4	0	0	0	0	3	3
Cliff Johnson, R (1, 10) OBP: 0.293, SLG: 0.324			5-3		P3		1-3			3	0	0	0	0	0	0
Bucky Dent, R (1, 6) OBP: 0.305, SLG: 0.344			P3		F8		F4			3	0	0	0	0	0	0
Inning Stats	R: 0 E: 0 K: 1 S: 5 H: 0 LOB: 0 BB: 0 P: 5	R: 1 E: 0 K: 1 S: 6 H: 1 LOB: 0 BB: 0 P: 6	R: 0 E: 0 K: 0 S: 3 H: 0 LOB: 0 BB: 0 P: 3	R: 2 E: 0 K: 0 S: 5 H: 3 LOB: 1 BB: 1 P: 9	R: 0 E: 0 K: 0 S: 3 H: 0 LOB: 0 BB: 0 P: 3	R: 0 E: 0 K: 0 S: 4 H: 1 LOB: 1 BB: 0 P: 4	R: 1 E: 0 K: 1 S: 6 H: 1 LOB: 0 BB: 0 P: 6	R: 0 E: 0 K: 1 S: 5 H: 0 LOB: 0 BB: 0 P: 5	R: 0 E: 0 K: 1 S: 6 H: 1 LOB: 2 BB: 0 P: 6	1B: 3 2B: 3 3B: 0 HR: 1	SF: 1 SAC: 0 DP: 1 HBP: 0						

TOP

New York Yankees @ Seattle Mariners

The Kingdome, Seattle, WA

Sun Aug 20 1978, 10:05 PM EDT

Att. 21,834 - Unknown - 72 F

livebaseballscorecards.com

AB	32
R	4
H	7
RBI	3
BB	1
SO	5
LOB	9

PITCHER	IP	WLS	BF	H	R	ER	SO	BB	IBB	HBP	BLK	WP	HR	S	P	ERA	WHIP
Rick Honeycutt, L (1, 1) ERA: 4.47	6.1		25	6	4	4	3	1	0	0	0	0	1	30	34	5.68	1.105
Enrique Romo, R (7, 1) ERA: 3.13	2.2	W	9	1	0	0	2	0	0	0	0	0	0	13	13	0.00	0.375

PITCHER	IP	WLS	BF	H	R	ER	SO	BB	IBB	HBP	BLK	WP	HR	S	P	ERA	WHIP

BOTTOM

New York Yankees @ Seattle Mariners

The Kingdome, Seattle, WA

Sun Aug 20 1978, 10:05 PM EDT

Att. 21,834 - Unknown - 72 F

livebaseballscorecards.com

Batter	1	2	3	4	5	6	7	8	9	AB	R	H	RBI	BB	SO	LOB
Julio Cruz, S (1, 4) OBP: 0.341, SLG: 0.287	1-3		K		6-3		SH5-3	1B		4	0	1	0	0	1	1
Craig Reynolds, L (1, 6) OBP: 0.341, SLG: 0.373	4-3			4-3	G3		WP, 1B	4-3		5	1	1	1	0	0	3
Tom Paciorek, R (1, 10) OBP: 0.349, SLG: 0.452	FC6-4, 1B			K		3B, BB	P3			3	1	1	0	1	1	1
Leon Roberts, R (1, 9) OBP: 0.386, SLG: 0.562	FC6-4			2B		1-H, 3B	1B, BB			3	0	2	1	1	0	1
Bob Robertson, R (1, 3) OBP: 0.327, SLG: 0.409		F4		6-3		6-3	1B			4	0	1	1	0	0	2
Leroy Stanton, R (1, 7) OBP: 0.276, SLG: 0.264		K			2B, BB	BB	K			2	1	0	0	2	2	2
Ruppert Jones, L (1, 8) OBP: 0.323, SLG: 0.330		F7			E, 2B	K		FC3-2-6, 1B		4	1	2	1	0	1	2
Bill Stein, R (1, 5) OBP: 0.313, SLG: 0.353			F9		E4, SH3-4	F9		FC3-2-6, 1B		4	0	0	0	0	0	3
Bob Stinson, S (1, 2) OBP: 0.357, SLG: 0.399			5-3		SH3-4		SH5-3, 1B, 2B	K		3	1	1	0	0	1	1
Inning Stats	R: 0 E: 0 K: 0 S: 4 H: 1 LOB: 1 BB: 0 P: 4	R: 0 E: 0 K: 1 S: 5 H: 0 LOB: 0 BB: 0 P: 5	R: 0 E: 0 K: 1 S: 5 H: 0 LOB: 0 BB: 0 P: 5	R: 0 E: 0 K: 1 S: 6 H: 1 LOB: 1 BB: 0 P: 6	R: 2 E: 1 K: 0 S: 5 H: 1 LOB: 1 BB: 1 P: 9	R: 1 E: 0 K: 1 S: 6 H: 1 LOB: 2 BB: 2 P: 14	R: 2 E: 0 K: 1 S: 8 H: 3 LOB: 2 BB: 1 P: 12	R: 0 E: 0 K: 1 S: 7 H: 2 LOB: 2 BB: 0 P: 7		1B: 5 2B: 3 3B: 1 HR: 0 SF: 0 SAC: 2 DP: 0 HBP: 0						

	AB	32
	R	5
	H	9
	RBI	4
	BB	4
	SO	6
	LOB	16

WP: 1 PB: 0 SB: 0 CS: 0 PA: 38

PITCHER		IP	WLS	BF	H	R	ER	SO	BB	IBB	HBP	BLK	WP	HR	S	P	ERA	WHIP
Ron Guidry, L ERA: 1.79	(1, 1)	5.0		20	3	2	1	3	1	0	0	0	0	0	25	29	1.80	0.800
Rich Gossage, R ERA: 2.1	(6, 1)	2.0	L	13	4	3	3	2	3	0	0	0	1	0	14	26	13.50	3.500
Sparky Lyle, L ERA: 3.34	(8, 1)	0.0		1	1	0	0	0	0	0	0	0	0	0	1	1	∞	∞
Jim Beattie, R ERA: 4.33	(8, 1)	1.0		4	1	0	0	1	0	0	0	0	0	0	6	6	0.00	1.000

PITCHER	IP	WLS	BF	H	R	ER	SO	BB	IBB	HBP	BLK	WP	HR	S	P	ERA	WHIP

Batter	1	2	3	4	5	6	7	8	9	AB	R	H	RBI	BB	SO	LOB
Mickey Rivers, L (1, 8) OBP: 0.290, SLG: 0.387	6-3	1-2 2-H 1B			1B 1B	F7		F9		5	1	2	1	0	0	2
Willie Randolph, R (1, 4) OBP: 0.371, SLG: 0.356	F8	F3			1-2 1B		E1 S 1B		K	5	1	1	0	0	1	2
Thurman Munson, R (1, 2) OBP: 0.332, SLG: 0.390	F7		1B		F8		4-3 1-H		1B 1B	5	1	3	1	0	0	2
Lou Piniella, R (1, 10) OBP: 0.363, SLG: 0.437		FC3-6 1B 1B	K		1-2 2-H		4-3 2-3		F9	5	1	2	1	0	1	3
Chris Chambliss, L (1, 3) OBP: 0.334, SLG: 0.378		FC3-6 1-2	G4-6-3 1-3		F9		K		1B 1-3	5	0	3	0	0	1	3
Graig Nettles, L (1, 5) OBP: 0.331, SLG: 0.427		FC3-6 1B 1B 1-2f 2-3	G4-6-3 1-2f		K		1-3		1-3 3-H	5	1	1	1	0	1	7
Reggie Jackson, L (1, 9) OBP: 0.357, SLG: 0.461		1B 1B 1-2 3-H		4-3		FC4-6 1B		CS BB	F6	4	1	2	1	1	0	2
Roy White, S (1, 7) OBP: 0.321, SLG: 0.378		K		F8		FC4-6 1-2f		F9		4	0	0	0	0	1	4
Bucky Dent, R (1, 6) OBP: 0.307, SLG: 0.344		1B 1-2 2-H		F7		F9		1-2 BB		3	0	1	1	1	0	1
Inning Stats	R: 0 E: 0 K: 0 S: 3 H: 0 LOB: 0 BB: 0 P: 3	R: 3 E: 0 K: 1 S: 10 H: 5 LOB: 2 BB: 0 P: 10	R: 0 E: 0 K: 1 S: 6 H: 2 LOB: 1 BB: 0 P: 6	R: 0 E: 0 K: 0 S: 3 H: 0 LOB: 0 BB: 0 P: 3	R: 1 E: 0 K: 1 S: 8 H: 3 LOB: 2 BB: 0 P: 8	R: 0 E: 0 K: 0 S: 4 H: 1 LOB: 1 BB: 0 P: 4	R: 1 E: 1 K: 1 S: 7 H: 1 LOB: 1 BB: 0 P: 7	R: 0 E: 0 K: 0 S: 2 H: 0 LOB: 1 BB: 2 P: 10	R: 1 E: 0 K: 1 S: 8 H: 3 LOB: 2 BB: 0 P: 8	1B: 15 2B: 0 3B: 0 HR: 0 SF: 0 SAC: 0 DP: 1 HBP: 0	WP: 0 PB: 0 SB: 1 CS: 1 PA: 43					

PITCHER		IP	WLS	BF	H	R	ER	SO	BB	IBB	HBP	BLK	WP	HR	S	P	ERA	WHIP
Frank Tanana, L ERA: 3.23	(1, 1)	4.1	L	22	10	4	4	2	0	0	0	0	0	0	26	26	8.31	2.308
Ken Brett, L ERA: 5.1	(5, 1)	2.2		11	2	1	0	2	0	0	0	0	0	0	15	15	0.00	0.750
Dyar Miller, R ERA: 2.13	(8, 1)	2.0		10	3	1	1	1	2	0	0	0	0	0	10	18	4.50	2.500

PITCHER	IP	WLS	BF	H	R	ER	SO	BB	IBB	HBP	BLK	WP	HR	S	P	ERA	WHIP

TOP

New York Yankees @ California Angels

Anaheim Stadium, Anaheim, CA

Tue Aug 22 1978, 10:05 PM EDT

Att. 35,644 - Unknown

livebaseballscorecards.com

AB	41
R	6
H	15
RBI	6
BB	2
SO	5
LOB	26

BOTTOM

New York Yankees @ California Angels

Anaheim Stadium, Anaheim, CA

Tue Aug 22 1978, 10:05 PM EDT

Att. 35,644 - Unknown

Batter	1	2	3	4	5	6	7	8	9	AB	R	H	RBI	BB	SO	LOB
Ken Landreaux, L (1, 7) OBP: 0.281, SLG: 0.326	F4	L1			F9		F9			4	0	0	0	0	0	2
Rick Miller, L (1, 8) OBP: 0.355, SLG: 0.344	5-3		1-3			1B 3B		K		4	1	1	0	0	1	0
Lyman Bostock, L (1, 9) OBP: 0.365, SLG: 0.379	2B		G3			F8 HBP 1B 3-H		4-3		4	0	2	1	0	0	0
Don Baylor, R (1, 10) OBP: 0.340, SLG: 0.466	F7		F6			1-2 HBP		BB		2	0	0	0	1	0	1
Joe Rudi, R (1, 3) OBP: 0.279, SLG: 0.387		1B SF7 2B		F8		F7		F9		4	1	1	0	0	0	3
Carney Lansford, R (1, 5) OBP: 0.323, SLG: 0.372		BB 2-3 1B		F5		F8 2-3			F6	4	0	1	0	0	0	2
Brian Downing, R (1, 2) OBP: 0.364, SLG: 0.355		BBB 1-2 BB		6-3		K			G3	3	0	0	0	1	1	2
Dave Chalk, R (1, 4) OBP: 0.332, SLG: 0.303		F9			G5-4-3 1B		F7		F8	4	0	1	0	0	0	3
Jim Anderson, R (1, 6) OBP: 0.300, SLG: 0.302		SF7 3-H			G5-4-3 1-2f		F8			2	0	0	1	0	0	1

Inning Stats									
	R: 0 H: 1 E: 0 LOB: 1 K: 0 BB: 0 S: 4 P: 4	R: 1 H: 2 E: 0 LOB: 2 K: 0 BB: 1 S: 5 P: 9	R: 0 H: 0 E: 0 LOB: 0 K: 0 BB: 0 S: 3 P: 3	R: 0 H: 0 E: 0 LOB: 0 K: 0 BB: 0 S: 3 P: 3	R: 0 H: 1 E: 0 LOB: 0 K: 0 BB: 0 S: 3 P: 3	R: 1 H: 2 E: 0 LOB: 2 K: 1 BB: 0 S: 7 P: 8	R: 0 H: 0 E: 0 LOB: 0 K: 0 BB: 0 S: 3 P: 3	R: 0 H: 0 E: 0 LOB: 1 K: 1 BB: 1 S: 5 P: 9	R: 0 H: 0 E: 0 LOB: 0 K: 0 BB: 0 S: 3 P: 3

PITCHER	IP	WLS	BF	H	R	ER	SO	BB	IBB	HBP	BLK	WP	HR	S	P	ERA	WHIP
Catfish Hunter, R (1, 1) ERA: 4.0	9.0	W	35	6	2	2	2	2	0	1	0	0	0	36	45	2.00	0.889

PITCHER	IP	WLS	BF	H	R	ER	SO	BB	IBB	HBP	BLK	WP	HR	S	P	ERA	WHIP

1B: 3	SF: 1	WP: 0	PA: 35
2B: 2	SAC: 0	PB: 0	
3B: 1	DP: 1	SB: 0	
HR: 0	HBP: 1	CS: 0	

AB	31
R	2
H	6
RBI	2
BB	2
SO	2
LOB	14

livebaseballscorecards.com

New York Yankees @ California Angels

Anaheim Stadium, Anaheim, CA

Wed Aug 23 1978, 10:05 PM EDT

Att. 33,472 - Unknown

TOP

livebaseballscorecards.com

Batter	1	2	3	4	5	6	7	8	9	AB	R	H	RBI	BB	SO	LOB
Mickey Rivers, L (1, 8) OBP: 0.287, SLG: 0.383	4-3		F6		F7	G3		K		5	0	0	0	0	1	5
Willie Randolph, R (1, 4) OBP: 0.374, SLG: 0.359	F9		1-2 1B		1B		6-3		G6-4-3 1B	5	0	3	0	0	0	0
Thurman Munson, R (1, 2) OBP: 0.329, SLG: 0.386	5-3		4-3		F7		F4		G6-4-3 1-2f	5	0	0	0	0	0	4
Chris Chambliss, L (1, 3) OBP: 0.335, SLG: 0.379		F5		F7		BBBB 4-0 2B 1B BB	0-0 2B			4	1	1	0	1	0	0
Lou Piniella, R (1, 10) OBP: 0.362, SLG: 0.435		1B 1B		6-3		F8	SSS 0-3 K			4	0	1	0	0	1	2
Graig Nettles, L (1, 5) OBP: 0.333, SLG: 0.437		SSS K		HR		1-3 2B 2B		F8		4	2	2	1	0	1	1
Reggie Jackson, L (1, 9) OBP: 0.363, SLG: 0.468		1-3 1B		2B		2B 1B 3-H		BBBB 4-0 1B BB		3	0	3	1	1	0	0
Roy White, S (1, 7) OBP: 0.327, SLG: 0.388			1B 1B	4-3		1-3 2-H 2B		1-2 1B		4	0	3	1	0	0	1
Bucky Dent, R (1, 6) OBP: 0.304, SLG: 0.340			F3		SSS K	P7		SSS K		3	0	0	0	0	1	3
Jim Spencer, L (8, PH) OBP: 0.302, SLG: 0.480										0	0	0	0	0	0	0
Cliff Johnson, R (8, PH) OBP: 0.292, SLG: 0.322										1	0	0	0	0	1	2
Fred Stanley, R (8, 6) OBP: 0.329, SLG: 0.282										0	0	0	0	0	0	0
Inning Stats	R: 0 E: 0 K: 0 S: 3 H: 0 LOB: 0 BB: 0 P: 3	R: 0 E: 0 K: 1 S: 6 H: 2 LOB: 2 BB: 0 P: 6	R: 0 E: 0 K: 0 S: 5 H: 2 LOB: 2 BB: 0 P: 5	R: 1 E: 0 K: 0 S: 5 H: 2 LOB: 1 BB: 0 P: 5	R: 0 E: 0 K: 1 S: 6 H: 1 LOB: 1 BB: 0 P: 6	R: 2 E: 0 K: 0 S: 6 H: 3 LOB: 2 BB: 1 P: 10	R: 0 E: 0 K: 1 S: 6 H: 1 LOB: 1 BB: 0 P: 6	R: 0 E: 0 K: 2 S: 8 H: 1 LOB: 2 BB: 1 P: 12	R: 0 E: 0 K: 0 S: 3 H: 1 LOB: 0 BB: 0 P: 3	1B: 8 2B: 4 3B: 0 HR: 1 SF: 0 SAC: 0 DP: 1 HBP: 0						

	AB	38
	R	3
	H	13
	RBI	3
	BB	2
	SO	5
	LOB	18

WP: 0 PB: 0 SB: 0 CS: 0 PA: 40

PITCHER		IP	WLS	BF	H	R	ER	SO	BB	IBB	HBP	BLK	WP	HR	S	P	ERA	WHIP
Chris Knapp, R ERA: 4.33	(1, 1)	5.1	W	26	10	3	3	2	1	0	0	0	0	1	29	33	5.06	2.062
Tom Griffin, R ERA: 3.69	(6, 1)	2.0		9	2	0	0	1	1	0	0	0	0	0	10	14	0.00	1.500
Dave LaRoche, L ERA: 2.3	(8, 1)	1.2	S	5	1	0	0	2	0	0	0	0	0	0	9	9	0.00	0.600

PITCHER	IP	WLS	BF	H	R	ER	SO	BB	IBB	HBP	BLK	WP	HR	S	P	ERA	WHIP

Batter	1	2	3	4	5	6	7	8	9	AB	R	H	RBI	BB	SO	LOB
Rick Miller, L (1, 8) OBP: 0.353, SLG: 0.345	F8	2B		6-3		6-3		3-1		5	0	1	0	0	0	3
Carney Lansford, R (1, 5) OBP: 0.327, SLG: 0.382	1B 2B	K		2-H 2B		FC4-2 2-3 3-H		S 1B		5	1	3	1	0	1	3
Lyman Bostock, L (1, 9) OBP: 0.366, SLG: 0.377	BBBB E 1B SF9 BB		2B SF8 1B	K		4-3		4-3 1-2		4	2	1	0	1	1	4
Don Baylor, R (1, 10) OBP: 0.343, SLG: 0.477	E8 SF9 1-3 2-H 1B		SF8 1-3 SF8 2B		F4		HR			4	2	3	2	0	0	0
Joe Rudi, R (1, 7) OBP: 0.278, SLG: 0.388	SF9 2-3 3-H		SF8 2-3 3-H		6-3		2-3 1B FC6-2-5-1 1B			2	0	1	2	0	0	0
Ron Fairly, L (1, 3) OBP: 0.295, SLG: 0.360	BBBB BB		SF8 3-H		1B		FC6-2-5-1 2-3 1-2 1B			2	0	2	1	1	0	0
Brian Downing, R (1, 2) OBP: 0.360, SLG: 0.350	F7		G1		6-3		2-3 1-2 2-3			4	0	0	0	0	0	5
Dave Chalk, R (1, 4) OBP: 0.333, SLG: 0.305		F8		SH1-4 2B 1B		SH FC4-2 1B	FC6-2-5-1 2-3 3-H			4	1	2	0	0	0	2
Jim Anderson, R (1, 6) OBP: 0.290, SLG: 0.291		4-3		SH1-4 1-2		SH FC4-2 1-3		4-3		2	0	0	0	0	0	0
Inning Stats	R: 2 H: 2 E: 1 LOB: 2 K: 0 BB: 2 S: 5 P: 13	R: 0 H: 1 E: 0 LOB: 1 K: 1 BB: 0 S: 6 P: 6	R: 2 H: 2 E: 0 LOB: 0 K: 0 BB: 0 S: 5 P: 5	R: 1 H: 2 E: 0 LOB: 1 K: 1 BB: 0 S: 7 P: 7	R: 0 H: 1 E: 0 LOB: 1 K: 0 BB: 0 S: 4 P: 4	R: 0 H: 1 E: 1 LOB: 2 K: 0 BB: 0 S: 5 P: 5	R: 1 H: 3 E: 0 LOB: 1 K: 0 BB: 0 S: 5 P: 5	R: 0 H: 1 E: 0 LOB: 1 K: 0 BB: 0 S: 4 P: 4		1B: 8 SF: 3 2B: 5 SAC: 2 3B: 0 DP: 1 HR: 1 HBP: 0						WP: 0 PA: 39 PB: 0 SB: 1 CS: 0

PITCHER		IP	WLS	BF	H	R	ER	SO	BB	IBB	HBP	BLK	WP	HR	S	P	ERA	WHIP
Ed Figueroa, R ERA: 3.24	(1, 1)	4.0	L	21	7	5	4	2	2	0	0	0	0	0	23	31	9.00	2.250
Ken Clay, R ERA: 4.92	(5, 1)	3.0		14	5	1	1	0	0	0	0	0	0	1	14	14	3.00	1.667
Paul Lindblad, L ERA: 4.11	(8, 1)	1.0		4	1	0	0	0	0	0	0	0	0	0	4	4	0.00	1.000

PITCHER	IP	WLS	BF	H	R	ER	SO	BB	IBB	HBP	BLK	WP	HR	S	P	ERA	WHIP

BOTTOM

New York Yankees @ California Angels

Anaheim Stadium, Anaheim, CA

Wed Aug 23 1978, 10.05 PM EDT

Att. 33,472 - Unknown

livebaseballscorecards.com

AB	32
R	6
H	13
RBI	6
BB	2
SO	2
LOB	17

Oakland Athletics @ New York Yankees

Yankee Stadium, Bronx, NY

Fri Aug 25 1978, 7:05 PM EDT

Att. 29,010 - Unknown - 60 F

TOP

livebaseballscorecards.com

Batter	1	2	3	4	5	6	7	8	9	AB	R	H	RBI	BB	SO	LOB
Joe Wallis, S (1, 8) OBP: 0.340, SLG: 0.424	F3		BB	F4			6-3		G3	4	0	0	0	1	0	3
Dell Alston, L (1, 9) OBP: 0.266, SLG: 0.261	K		K		F9		G3			0	0	0	0	0	0	0
Mitchell Page, L (1, 7) OBP: 0.365, SLG: 0.465	E4 BB		G6-4-3 1B 1-2		K			F7		4	0	1	0	0	1	0
Rico Carty, R (1, 10) OBP: 0.352, SLG: 0.499	BB 1-2		G6-4-3 1-2f		2B			1B		3	0	2	0	1	0	2
Taylor Duncan, R (1, 5) OBP: 0.300, SLG: 0.358	F6			F9 WP 1B 1B	F4			L5		4	1	1	0	0	0	4
Mario Guerrero, R (1, 6) OBP: 0.307, SLG: 0.361		K		BB 1-2		6-3		P9		3	0	0	0	1	1	1
Rob Picciolo, R (8, 6) OBP: 0.236, SLG: 0.222										0	0	0	0	0	0	0
Dave Revering, L (1, 3) OBP: 0.303, SLG: 0.412		BB		F9 2-3		K			F2	2	0	0	0	1	1	2
Wayne Gross, L (6, 3) OBP: 0.315, SLG: 0.320										1	0	0	0	0	0	0
Bruce Robinson, L (1, 2) OBP: 0.364, SLG: 0.429		F9		1B 1-2 3-H		F8			K	4	0	1	1	0	1	1
Mike Edwards, R (1, 4) OBP: 0.296, SLG: 0.321		G3		F8			L6		1B	4	0	1	0	0	0	3

	AB	29
	R	1
	H	6
	RBI	1
	BB	4
	SO	4
	LOB	16

Inning Stats	1	2	3	4	5	6	7	8	9	1B: 5	SF: 0	WP: 1	PA: 37
R	0	0	0	1	0	0	0	0	0	2B: 1	SAC: 0	PB: 0	
E	1	0	0	0	0	0	0	0	0	3B: 0	DP: 1	SB: 0	
K	1	1	1	0	1	1	0	0	1	HR: 0	HBP: 0	CS: 0	
S	6	5	5	5	6	5	3	4	6				
H	0	0	1	2	1	0	0	1	1				
LOB	2	1	1	2	1	0	0	1	1				
BB	1	1	1	1	0	0	0	0	0				
P	10	9	9	9	6	5	3	4	6				

PITCHER		IP	WLS	BF	H	R	ER	SO	BB	IBB	HBP	BLK	WP	HR	S	P	ERA	WHIP
Ron Guidry, L ERA: 1.77	(1, 1)	8.0	W	33	5	1	1	5	4	0	0	0	1	0	39	55	1.12	1.125
Rich Gossage, R ERA: 2.08	(9, 1)	1.0		4	1	0	0	1	0	0	0	0	0	0	6	6	0.00	1.000

PITCHER	IP	WLS	BF	H	R	ER	SO	BB	IBB	HBP	BLK	WP	HR	S	P	ERA	WHIP

BOTTOM

Oakland Athletics @ New York Yankees

Yankee Stadium, Bronx, NY

Fri Aug 25 1978, 7:05 PM EDT
Att. 29,010 - Unknown - 60 F

livebaseballscorecards.com

Batter	1	2	3	4	5	6	7	8	9	AB	R	H	RBI	BB	SO	LOB
Mickey Rivers, L (1, 8) OBP: 0.289, SLG: 0.398	HR		K		K		HR			4	2	2	2	0	2	0
Willie Randolph, R (1, 4) OBP: 0.375, SLG: 0.360	F7		5-3			BB 4-3 HR 1B	E S SF9 1B			4	2	2	0	0	0	0
Thurman Munson, R (1, 2) OBP: 0.330, SLG: 0.386	BB		WP 1B			4-3 1-2	SF9 1-H			2	0	1	1	1	0	1
Lou Piniella, R (1, 10) OBP: 0.363, SLG: 0.434	F7		K 1-2			BB HR IBB	1B			3	1	1	0	1	1	2
Chris Chambliss, L (1, 3) OBP: 0.332, SLG: 0.376	F9			G3		F7	G3			4	0	0	0	0	0	4
Graig Nettles, L (1, 5) OBP: 0.334, SLG: 0.436		F9		G4-6-3 1B		BB 1-2 2-3 HR		F5		3	1	1	0	1	0	0
Reggie Jackson, L (1, 9) OBP: 0.365, SLG: 0.475		E1		G4-6-3 1-2f		HR 1-H 2-H 3-H		6-3 BB		3	1	1	4	1	0	1
Roy White, S (1, 7) OBP: 0.327, SLG: 0.388		F7			F3	F8		6-3 1-2		0	0	0	0	0	0	0
Paul Blair, R (1, 7) OBP: 0.226, SLG: 0.271										4	0	0	0	0	0	2
Bucky Dent, R (1, 6) OBP: 0.300, SLG: 0.335		F9			F8		F5	F7		4	0	0	0	0	0	2
Inning Stats	R: 1 H: 1 E: 0 LOB: 1 K: 0 BB: 1 S: 4 P: 8	R: 0 H: 0 E: 1 LOB: 1 K: 0 BB: 0 S: 4 P: 4	R: 0 H: 1 E: 0 LOB: 1 K: 2 BB: 0 S: 8 P: 8	R: 0 H: 1 E: 0 LOB: 0 K: 0 BB: 0 S: 3 P: 3	R: 0 H: 0 E: 0 LOB: 0 K: 1 BB: 0 S: 5 P: 5	R: 4 H: 2 E: 0 LOB: 0 K: 0 BB: 2 S: 5 P: 13	R: 2 H: 3 E: 0 LOB: 1 K: 0 BB: 0 S: 6 P: 6	R: 0 H: 0 E: 0 LOB: 1 K: 0 BB: 1 S: 3 P: 7		1B: 5 SF: 1 2B: 0 SAC: 0 3B: 0 DP: 1 HR: 3 HBP: 0						

	AB	31
	R	7
	H	8
	RBI	7
	BB	4
	SO	3
	LOB	12

WP: 1 PA: 36
PB: 0
SB: 1
CS: 0

PITCHER		IP	WLS	BF	H	R	ER	SO	BB	IBB	HBP	BLK	WP	HR	S	P	ERA	WHIP
John Henry Johnson, L ERA: 2.89	(1, 1)	6.0	L	26	5	5	5	3	2	1	0	0	1	2	29	41	7.50	1.167
Dave Heaverlo, R ERA: 3.23	(7, 1)	1.0		6	3	2	2	0	0	0	0	0	0	1	6	6	18.00	3.000
Pete Broberg, R ERA: 4.6	(8, 1)	1.0		4	0	0	0	0	1	0	0	0	0	0	3	7	0.00	1.000

PITCHER	IP	WLS	BF	H	R	ER	SO	BB	IBB	HBP	BLK	WP	HR	S	P	ERA	WHIP

Batter	1	2	3	4	5	6	7	8	9	AB	R	H	RBI	BB	SO	LOB
Miguel Dilone, S (1, 8) OBP: 0.308, SLG: 0.279	4-3		F7		F8		F8 1-2 2-3			3	0	0	0	0	0	0
Joe Wallis, S (7, PH) OBP: 0.339, SLG: 0.422 (7, 8)										1	0	0	0	0	0	2
Dell Alston, L (1, 9) OBP: 0.273, SLG: 0.262	4-3			1B		BB	K			0	2	0	0	0	0	0
Dave Revering, L (1, 3) OBP: 0.303, SLG: 0.413	F9			6-3 1-3 1B 2B		5-3 1-2		F9		4	1	1	0	0	0	1
Rico Carty, R (1, 10) OBP: 0.351, SLG: 0.499		6-3		6-3 2-3 3-H		2-H 2B		F9		4	0	1	2	0	0	1
Mitchell Page, L (1, 7) OBP: 0.367, SLG: 0.466		1B		F8 3-H 1B		G3		F3		4	0	2	1	0	0	0
Bruce Robinson, L (1, 2) OBP: 0.346, SLG: 0.400		F8		F8 1-2			BB 1B 1B		6-3	4	1	1	0	0	0	2
Mario Guerrero, R (1, 6) OBP: 0.307, SLG: 0.360		1-3		6-3			F3		1B	4	0	1	0	0	0	3
Glenn Burke, R (9, PR) OBP: 0.255, SLG: 0.273										0	0	0	0	0	0	0
Taylor Duncan, R (1, 5) OBP: 0.300, SLG: 0.355			F2		6-3		F8 1-2 BB		F8	2	0	0	0	1	0	0
Darrell Woodard, R (7, PR)										0	0	0	0	0	0	0
Wayne Gross, L (7, 5) OBP: 0.313, SLG: 0.319										1	0	0	0	0	0	1
Mike Edwards, R (1, 4) OBP: 0.296, SLG: 0.321			6-3		K		F8 1-2 2-H 1B		F8	3	0	1	1	0	1	0
Tony Armas, R (9, PH) OBP: 0.255, SLG: 0.278										1	0	0	0	0	0	1
Inning Stats	R: 0 E: 0 K: 0 S: 3 H: 0 LOB: 0 BB: 0 P: 3	R: 0 E: 0 K: 0 S: 4 H: 1 LOB: 1 BB: 0 P: 4	R: 0 E: 0 K: 0 S: 3 H: 0 LOB: 0 BB: 0 P: 3	R: 2 E: 0 K: 0 S: 6 H: 3 LOB: 1 BB: 0 P: 6	R: 0 E: 0 K: 1 S: 5 H: 0 LOB: 0 BB: 0 P: 5	R: 1 E: 0 K: 0 S: 3 H: 1 LOB: 0 BB: 1 P: 7	R: 1 E: 0 K: 1 S: 7 H: 2 LOB: 3 BB: 1 P: 11	R: 0 E: 0 K: 0 S: 3 H: 0 LOB: 0 BB: 0 P: 3	R: 0 E: 0 K: 0 S: 4 H: 1 LOB: 1 BB: 0 P: 4	1B: 6 2B: 2 3B: 0 HR: 0 SF: 0 SAC: 0 DP: 0 HBP: 0						

PITCHER		IP	WLS	BF	H	R	ER	SO	BB	IBB	HBP	BLK	WP	HR	S	P	ERA	WHIP
Dick Tidrow, R ERA: 3.76	(1, 1)	6.0		23	5	3	3	1	1	0	0	0	0	0	24	28	4.50	1.000
Sparky Lyle, L ERA: 3.33	(7, 1)	3.0	W	13	3	1	1	1	1	0	0	0	0	0	14	18	3.00	1.333

PITCHER	IP	WLS	BF	H	R	ER	SO	BB	IBB	HBP	BLK	WP	HR	S	P	ERA	WHIP

TOP

Oakland Athletics @ New York Yankees

Yankee Stadium, Bronx, NY

Sat Aug 26 1978, 7:05 PM EDT
Att. 53,883 - Unknown - 71 F

livebaseballscorecards.com

AB	31
R	4
H	7
RBI	4
BB	1
SO	1
LOB	11

WP: 0 PB: 0 SB: 1 CS: 0 PA: 36

Batter	1	2	3	4	5	6	7	8	9	AB	R	H	RBI	BB	SO	LOB
Mickey Rivers, L (1, 8) OBP: 0.291, SLG: 0.398	5-3		BBB 4-0 5-3 2-H 3-H BB		3-1		2B 1B			3	1	1	0	1	0	0
Willie Randolph, R (1, 4) OBP: 0.372, SLG: 0.357	F2		5-3 1-2		SSS 0-3 K		F7			4	0	0	0	0	1	2
Thurman Munson, R (1, 2) OBP: 0.329, SLG: 0.387	F9		F4		6-3		1-H 2B			4	0	1	1	0	0	1
Reggie Jackson, L (1, 9) OBP: 0.364, SLG: 0.473		F4		1B S SF7 1B		3-1	SSS 0-3 K			4	1	1	0	0	1	1
Lou Piniella, R (1, 10) OBP: 0.362, SLG: 0.432		G3-6-1 1B		SSS 0-3 K 1-2		F7		F9		4	0	1	0	0	1	1
Graig Nettles, L (1, 5) OBP: 0.337, SLG: 0.443		G3-6-1 1-2f		BBB 4-0 1B BB		BBB 4-0 BB BB		HR		2	1	1	1	2	0	1
Chris Chambliss, L (1, 3) OBP: 0.335, SLG: 0.380			SH1-4 WP 2B	1-2 2-3 1B		BBB 4-0 1-2 BB		4-3		3	1	2	0	1	0	0
Gary Thomasson, L (1, 7) OBP: 0.297, SLG: 0.369			BBB 4-0 SH1-4 WP BB	3-H SF7		SSS 0-3 K		SSS 0-3 K		2	1	0	1	1	2	2
Bucky Dent, R (1, 6) OBP: 0.297, SLG: 0.332			SH1-4 1-2 2-3	F7			5-3			2	0	0	0	0	0	2
Inning Stats	R: 0 H: 0 E: 0 LOB: 0 K: 0 BB: 0 S: 3 P: 3	R: 0 H: 1 E: 0 LOB: 0 K: 0 BB: 0 S: 3 P: 3	R: 2 H: 1 E: 0 LOB: 1 K: 0 BB: 2 S: 4 P: 12	R: 1 H: 2 E: 0 LOB: 2 K: 1 BB: 1 S: 7 P: 11	R: 0 H: 0 E: 0 LOB: 0 K: 1 BB: 0 S: 5 P: 5	R: 0 H: 0 E: 0 LOB: 2 K: 1 BB: 2 S: 5 P: 13	R: 1 H: 2 E: 0 LOB: 1 K: 1 BB: 0 S: 7 P: 7	R: 1 H: 1 E: 0 LOB: 0 K: 1 BB: 0 S: 6 P: 6		1B: 4 SF: 1 2B: 2 SAC: 1 3B: 0 DP: 1 HR: 1 HBP: 0						

PITCHER		IP	WLS	BF	H	R	ER	SO	BB	IBB	HBP	BLK	WP	HR	S	P	ERA	WHIP
Matt Keough, R ERA: 3.07	(1, 1)	6.2		30	6	4	4	3	5	0	0	0	1	0	31	51	5.40	1.650
Bob Lacey, L ERA: 2.73	(7, 1)	1.1	L	5	1	1	1	2	0	0	0	0	0	1	9	9	6.75	0.750

PITCHER	IP	WLS	BF	H	R	ER	SO	BB	IBB	HBP	BLK	WP	HR	S	P	ERA	WHIP

BOTTOM

Oakland Athletics @ New York Yankees

Yankee Stadium, Bronx, NY

Sat Aug 26 1978, 7:05 PM EDT
Att. 53,883 - Unknown - 71 F

livebaseballscorecards.com

AB	28
R	5
H	7
RBI	3
BB	5
SO	5
LOB	10

WP: 2 PA: 35
PB: 0
SB: 1
CS: 0

Batter	1	2	3	4	5	6	7	8	9	AB	R	H	RBI	BB	SO	LOB
Miguel Dilone, S (1, 8) OBP: 0.303, SLG: 0.274	F9		4-3		CS 1-2	4-3		4-3		4	0	0	0	0	0	0
Dell Alston, L (1, 7) OBP: 0.273, SLG: 0.256	4-3		BB			F9			4-3	0	0	0	0	0	0	0
Dave Revering, L (1, 3) OBP: 0.303, SLG: 0.411	F8		CS 1-2	1B		F8			K	4	0	1	0	0	1	0
Rico Carty, R (1, 10) OBP: 0.352, SLG: 0.508		HR		F4			6-3		2B	4	1	2	1	0	0	1
Mitchell Page, L (1, 9) OBP: 0.366, SLG: 0.468		6-3 3B		P7			F4		K	4	1	1	0	0	1	2
Bruce Robinson, L (1, 2) OBP: 0.345, SLG: 0.393		6-3 3-H		F8			1B			3	0	1	1	0	0	1
Mario Guerrero, R (1, 6) OBP: 0.305, SLG: 0.357		F7			F8		F9			3	0	0	0	0	0	1
Taylor Duncan, R (1, 5) (8, 4) OBP: 0.297, SLG: 0.351		F8			F8			4-3		3	0	0	0	0	0	0
Mike Edwards, R (1, 4) OBP: 0.297, SLG: 0.322			4-3		CS 1B			K		2	0	1	0	0	0	0
Rob Picciolo, R (5, 4) OBP: 0.236, SLG: 0.222										0	0	0	0	0	0	0
Wayne Gross, L (8, PH) (8, 5) OBP: 0.312, SLG: 0.317										1	0	0	0	0	1	0
Inning Stats	R: 0 E: 0 K: 0 S: 3 H: 0 LOB: 0 BB: 0 P: 3	R: 2 E: 0 K: 0 S: 5 H: 2 LOB: 0 BB: 0 P: 5	R: 0 E: 0 K: 0 S: 2 H: 0 LOB: 0 BB: 1 P: 6	R: 0 E: 0 K: 0 S: 4 H: 1 LOB: 1 BB: 0 P: 4	R: 0 E: 0 K: 0 S: 3 H: 1 LOB: 0 BB: 0 P: 3	R: 0 E: 0 K: 0 S: 3 H: 0 LOB: 0 BB: 0 P: 3	R: 0 E: 0 K: 0 S: 4 H: 1 LOB: 1 BB: 0 P: 4	R: 0 E: 0 K: 1 S: 5 H: 0 LOB: 0 BB: 0 P: 5	R: 0 E: 0 K: 2 S: 8 H: 1 LOB: 1 BB: 0 P: 8	1B: 3 2B: 1 3B: 1 HR: 1 SF: 0 SAC: 0 DP: 0 HBP: 0						

PITCHER		IP	WLS	BF	H	R	ER	SO	BB	IBB	HBP	BLK	WP	HR	S	P	ERA	WHIP
Catfish Hunter, R ERA: 3.87	(1, 1)	7.0	W	25	5	2	2	0	1	0	0	0	0	1	24	28	2.57	0.857
Rich Gossage, R ERA: 2.04	(8, 1)	2.0	S	7	1	0	0	3	0	0	0	0	0	0	13	13	0.00	0.500

PITCHER		IP	WLS	BF	H	R	ER	SO	BB	IBB	HBP	BLK	WP	HR	S	P	ERA	WHIP

TOP

Oakland Athletics @ New York Yankees

Yankee Stadium, Bronx, NY

Sun Aug 27 1978, 3:33 AM EDT

Att. 40,628 - Unknown - 78 F

livebaseballscorecards.com

AB	28
R	2
H	6
RBI	2
BB	0
SO	3
LOB	5

PA: 34

WP: 0
PB: 0
SB: 0
CS: 2

Batter	1	2	3	4	5	6	7	8	9	AB	R	H	RBI	BB	SO	LOB
Mickey Rivers, L (1, 8) OBP: 0.288, SLG: 0.395	K		F4	F8	SF8	F8	K	F8		3	0	0	1	0	2	0
Thurman Munson, R (1, 2) OBP: 0.329, SLG: 0.386	HR 1B		K	F9	F2	HR	4-3	HR		4	1	1	0	0	1	1
Reggie Jackson, L (1, 9) OBP: 0.360, SLG: 0.468	F7		F3	F8	3-H	F8		K		4	0	0	0	0	0	1
Chris Chambliss, L (1, 3) OBP: 0.337, SLG: 0.393	1-H HR			F9	F2	HR	K	F9		4	2	2	3	0	1	0
Graig Nettles, L (1, 5) OBP: 0.341, SLG: 0.458	HR			F8	F8	BB 1B		HR		3	2	2	2	1	0	0
Lou Piniella, R (1, 7) OBP: 0.361, SLG: 0.430	K			F8		1-2 1B		F7		4	0	1	0	0	1	0
Jim Spencer, L (1, 10) OBP: 0.303, SLG: 0.477		K			1B SF8 1B	F8				3	1	1	0	0	1	2
Bucky Dent, R (1, 6) OBP: 0.294, SLG: 0.328		F2			F8	L3				3	0	0	0	0	0	3
Fred Stanley, R (1, 4) OBP: 0.330, SLG: 0.283		L4			1-3 1B		K			3	0	1	0	0	1	0
Inning Stats	R: 3 H: 3 E: 0 LOB: 0 K: 2 BB: 0 S: 10 P: 10	R: 0 H: 0 E: 0 LOB: 0 K: 1 BB: 0 S: 5 P: 5	R: 0 H: 0 E: 0 LOB: 0 K: 1 BB: 0 S: 5 P: 5	R: 0 H: 0 E: 0 LOB: 0 K: 0 BB: 0 S: 3 P: 3	R: 1 H: 2 E: 0 LOB: 1 K: 0 BB: 0 S: 5 P: 5	R: 1 H: 2 E: 0 LOB: 2 K: 0 BB: 1 S: 5 P: 9	R: 0 H: 0 E: 0 LOB: 0 K: 2 BB: 0 S: 7 P: 7	R: 1 H: 1 E: 0 LOB: 0 K: 1 BB: 0 S: 6 P: 6		1B: 4 SF: 1 2B: 0 SAC: 0 3B: 0 DP: 0 HR: 4 HBP: 0						

PITCHER	IP	WLS	BF	H	R	ER	SO	BB	IBB	HBP	BLK	WP	HR	S	P	ERA	WHIP
Rick Langford, R (1, 1) ERA: 3.07	5.1	L	22	6	5	5	4	0	0	0	0	0	3	30	30	8.44	1.125
Dave Heaverlo, R (6, 1) ERA: 3.23	2.2		11	2	1	1	3	1	0	0	0	0	1	16	20	3.38	1.125

PITCHER	IP	WLS	BF	H	R	ER	SO	BB	IBB	HBP	BLK	WP	HR	S	P	ERA	WHIP

BOTTOM

Oakland Athletics @ New York Yankees

Yankee Stadium, Bronx, NY

Sun Aug 27 1978, 3:33 AM EDT
Att. 40,628 - Unknown - 78 F

livebaseballscorecards.com

AB	31
R	6
H	8
RBI	6
BB	1
SO	7
LOB	7

WP: 0 PA: 33
PB: 0
SB: 0
CS: 0

Batter	1	2	3	4	5	6	7	8	9	AB	R	H	RBI	BB	SO	LOB
Rick Miller, L (1, 8) OBP: 0.345, SLG: 0.337	4-3			1-3		K			F8	4	0	0	0	0	1	0
Carney Lansford, R (1, 5) OBP: 0.324, SLG: 0.375	G3-6-3 HBP			F4			G6-4-3 1B		F5	0	0	0	0	0	0	0
Jim Anderson, R (2, 6) OBP: 0.288, SLG: 0.288										3	0	1	0	0	0	0
Lyman Bostock, L (1, 9) OBP: 0.361, SLG: 0.371	G3-6-3 1-2f			BB			G6-4-3 1-2f		F5	3	0	0	0	1	0	2
Don Baylor, R (1, 10) OBP: 0.340, SLG: 0.468		F8		L5			6-3			3	0	0	0	0	0	1
Joe Rudi, R (1, 7) OBP: 0.284, SLG: 0.396		F4			L4			HR		3	1	1	1	0	0	0
Ron Fairly, L (1, 3) OBP: 0.298, SLG: 0.362		F9			K			G3		3	0	0	0	0	1	0
Brian Downing, R (1, 2) OBP: 0.356, SLG: 0.344			4-3		6-3			E5 1B		3	0	1	0	0	0	0
Dave Chalk, R (1, 6) (2, 5) (8, 4) OBP: 0.327, SLG: 0.295			5-3			6-3		F7		3	0	0	0	0	0	1
Bobby Grich, R (1, 4) OBP: 0.339, SLG: 0.290			F9			F9		F8		2	0	0	0	0	0	0
Danny Goodwin, L (8, PH) OBP: 0.400, SLG: 0.520										1	0	0	0	0	0	1
Terry Humphrey, R (8, 4) (8, 5) OBP: 0.278, SLG: 0.317										0	0	0	0	0	0	0
Inning Stats	R: 0 E: 0 K: 0 S: 2 H: 0 LOB: 0 BB: 0 P: 3	R: 0 E: 0 K: 0 S: 3 H: 0 LOB: 0 BB: 0 P: 3	R: 0 E: 0 K: 0 S: 3 H: 0 LOB: 0 BB: 0 P: 3	R: 0 E: 0 K: 0 S: 3 H: 0 LOB: 1 BB: 1 P: 7	R: 0 E: 0 K: 1 S: 5 H: 0 LOB: 0 BB: 0 P: 5	R: 0 E: 0 K: 1 S: 5 H: 0 LOB: 0 BB: 0 P: 5	R: 0 E: 0 K: 0 S: 3 H: 1 LOB: 0 BB: 0 P: 3	R: 1 E: 1 K: 0 S: 5 H: 2 LOB: 1 BB: 0 P: 5	R: 0 E: 0 K: 0 S: 3 H: 0 LOB: 0 BB: 0 P: 3	1B: 2 2B: 0 3B: 0 HR: 1 SF: 0 SAC: 0 DP: 2 HBP: 1							

TOP

California Angels @ New York Yankees

Yankee Stadium, Bronx, NY

Mon Aug 28 1978, 7:05 PM EDT

Att. 22,481 - Unknown - 80 F

livebaseballscorecards.com

AB	28
R	1
H	3
RBI	1
BB	1
SO	2
LOB	5

WP: 0 PB: 0 SB: 0 CS: 0 PA: 30

PITCHER	IP	WLS	BF	H	R	ER	SO	BB	IBB	HBP	BLK	WP	HR	S	P	ERA	WHIP
Ed Figueroa, R (1, 1) ERA: 3.15	8.0	W	27	3	1	1	2	1	0	1	0	0	1	29	34	1.12	0.500
Rich Gossage, R (9, 1) ERA: 2.02	1.0	S	3	0	0	0	0	0	0	0	0	0	0	3	3	0.00	0.000

PITCHER	IP	WLS	BF	H	R	ER	SO	BB	IBB	HBP	BLK	WP	HR	S	P	ERA	WHIP

Batter	1	2	3	4	5	6	7	8	9	AB	R	H	RBI	BB	SO	LOB
Mickey Rivers, L (1, 8) OBP: 0.289, SLG: 0.393	BBB 4-0 1B S SF9 BB	x 0-0 ③ F8		x 0-0 ③ 4-3		x 0-0 ③ 1-3		x 0-0 1B		4	1	1	0	1	0	4
Willie Randolph, R (1, 4) OBP: 0.372, SLG: 0.357	x 0-0 S 1B 4-3 1-3 1B		x 0-0 ① 6-3		SSS 0-3 ① K		x 0-0 BLK 2B 1B	x 0-0 ③ 5-3		5	2	2	0	0	1	1
Thurman Munson, R (1, 10) OBP: 0.330, SLG: 0.392	x 0-0 ① SF9 3-H		x 0-0 ② L6		x 0-0 1B 2B		x 0-0 BLK 1-H 2B			3	1	2	2	0	0	0
Reggie Jackson, L (1, 9) OBP: 0.364, SLG: 0.469 Paul Blair, R (9, 9) OBP: 0.226, SLG: 0.271	x 0-0 4-3 S 1-2 1B		H 1-0 HBP		x 0-0 2-H 1B		x 0-0 ① F3			3 0	0 0	2 0	1 0	0 0	0 0	1 0
Lou Piniella, R (1, 7) OBP: 0.360, SLG: 0.426	x 0-0 ② 4-3 1-3 2-H		x 0-0 ③ F7		x 0-0 ② L4		4-0 BLK IBB			3	0	0	1	1	0	3
Graig Nettles, L (1, 5) OBP: 0.340, SLG: 0.455	SSS 0-3 ③ K			BBBB 4-0 1B BB	x 0-0 ③ F2		SSS 0-3 ② K 1-2 2-3			3	0	0	0	1	2	4
Chris Chambliss, L (1, 3) OBP: 0.336, SLG: 0.392		x 0-0 ① G3		x 0-0 1-2 1B		x 0-0 ① 4-3	x 0-0 ③ F7			4	0	1	0	0	0	2
Mike Heath, R (1, 2) OBP: 0.282, SLG: 0.304		x 0-0 ② F8		x 0-0 ① F9		BBBB 4-0 FC5-4 BB		SSS 0-3 ① K		3	0	0	0	1	1	2
Bucky Dent, R (1, 6) OBP: 0.294, SLG: 0.325		H 1-0 HBP		x 0-0 ② F3		x 0-0 ② FC5-4 1-2f		x 0-0 ② 6-3		3	0	0	0	0	0	3
Inning Stats	R: 2 H: 2 E: 0 LOB: 1 K: 1 BB: 1 S: 7 P: 11	R: 0 H: 0 E: 0 LOB: 1 K: 0 BB: 0 S: 3 P: 4	R: 0 H: 0 E: 0 LOB: 1 K: 0 BB: 0 S: 3 P: 4	R: 0 H: 1 E: 0 LOB: 2 K: 0 BB: 1 S: 4 P: 8	R: 1 H: 2 E: 0 LOB: 1 K: 1 BB: 0 S: 7 P: 7	R: 0 H: 0 E: 0 LOB: 1 K: 0 BB: 1 S: 3 P: 7	R: 1 H: 2 E: 0 LOB: 2 K: 1 BB: 1 S: 7 P: 11	R: 0 H: 1 E: 0 LOB: 1 K: 1 BB: 0 S: 6 P: 6		1B: 6 SF: 1 2B: 2 SAC: 0 3B: 0 DP: 0 HR: 0 HBP: 2						WP: 0 PA: 38 PB: 0 SB: 3 CS: 0

PITCHER		IP	WLS	BF	H	R	ER	SO	BB	IBB	HBP	BLK	WP	HR	S	P	ERA	WHIP
Frank Tanana, L ERA: 3.3	(1, 1)	7.0	L	34	7	4	4	3	3	1	2	2	0	0	34	52	5.14	1.429
Tom Griffin, R ERA: 3.62	(8, 1)	1.0		4	1	0	0	1	0	0	0	0	0	0	6	6	0.00	1.000

PITCHER	IP	WLS	BF	H	R	ER	SO	BB	IBB	HBP	BLK	WP	HR	S	P	ERA	WHIP

BOTTOM

California Angels @ New York Yankees

Yankee Stadium, Bronx, NY

Mon Aug 28 1978, 7:05 PM EDT

Att. 22,481 - Unknown - 80 F

livebaseballscorecards.com

AB	31
R	4
H	8
RBI	4
BB	4
SO	4
LOB	20

Batter	1	2	3	4	5	6	7	8	9	10	11	AB	R	H	RBI	BB	SO	LOB
Ken Landreaux, L (1, 8) OBP: 0.281, SLG: 0.329	1-3		5-3 3-H 1B		2B			3-1		4-3		5	0	2	1	0	0	1
Dave Chalk, R (1, 5) OBP: 0.323, SLG: 0.292	F9		5-3 1-2		1-3			6-3			L6	5	0	0	0	0	0	2
Lyman Bostock, L (1, 9) OBP: 0.359, SLG: 0.369	5-3		F7			6-3			6-3		4-3 1B	5	0	1	0	0	0	1
Don Baylor, R (1, 7) OBP: 0.341, SLG: 0.474		HR		S 1B		5-3			F7		4-3 1-2	5	1	2	1	0	0	1
Joe Rudi, R (1, 3) OBP: 0.283, SLG: 0.402		1-3		F7		F8			HR		K	5	1	1	1	0	1	2
Danny Goodwin, L (1, 10) OBP: 0.381, SLG: 0.491 Merv Rettenmund, R (9, PH) OBP: 0.409, SLG: 0.356		K		K 1-2			K		6-3			3 1	0 0	0 0	0 0	0 0	3 0	1 0
Brian Downing, R (1, 2) OBP: 0.352, SLG: 0.340		6-3		6-3			6-3			F4		4	0	0	0	0	0	1
Bobby Grich, R (1, 4) OBP: 0.338, SLG: 0.295			1B 3B		6-3		K			F7		4	1	1	0	0	1	0
Jim Anderson, R (1, 6) OBP: 0.271, SLG: 0.270			6-3		5-3			B1-3		E6		4	0	0	0	0	0	1
Inning Stats	R: 0 E: 0 K: 0 S: 3 H: 0 LOB: 0 BB: 0 P: 3	R: 1 E: 0 K: 1 S: 6 H: 1 LOB: 0 BB: 0 P: 6	R: 1 E: 0 K: 0 S: 5 H: 2 LOB: 1 BB: 0 P: 5	R: 0 E: 0 K: 1 S: 6 H: 1 LOB: 1 BB: 0 P: 6	R: 0 E: 0 K: 0 S: 4 H: 1 LOB: 1 BB: 0 P: 4	R: 0 E: 0 K: 0 S: 3 H: 0 LOB: 0 BB: 0 P: 3	R: 0 E: 0 K: 2 S: 7 H: 0 LOB: 0 BB: 0 P: 7	R: 0 E: 0 K: 0 S: 3 H: 0 LOB: 0 BB: 0 P: 3	R: 1 E: 0 K: 0 S: 4 H: 1 LOB: 0 BB: 0 P: 4	R: 0 E: 1 K: 0 S: 4 H: 0 LOB: 1 BB: 0 P: 4	R: 0 E: 0 K: 1 S: 6 H: 1 LOB: 1 BB: 0 P: 6	1B: 3 2B: 1 3B: 1 HR: 2	SF: 0 SAC: 0 DP: 0 HBP: 0			WP: 0 PB: 0 SB: 1 CS: 0	PA: 41	

PITCHER		IP	WLS	BF	H	R	ER	SO	BB	IBB	HBP	BLK	WP	HR	S	P	ERA	WHIP
Jim Beattie, R ERA: 4.19	(1, 1)	7.0		26	5	2	2	4	0	0	0	0	0	1	34	34	2.57	0.714
Sparky Lyle, L ERA: 3.32	(8, 1)	3.0		11	1	1	1	0	0	0	0	0	0	1	11	11	3.00	0.333
Rich Gossage, R ERA: 2.0	(11, 1)	1.0	W	4	1	0	0	1	0	0	0	0	0	0	6	6	0.00	1.000

PITCHER	IP	WLS	BF	H	R	ER	SO	BB	IBB	HBP	BLK	WP	HR	S	P	ERA	WHIP

California Angels @ New York Yankees

Yankee Stadium, Bronx, NY

Tue Aug 29 1978, 7:05 PM EDT

Att. 24,203 - Unknown - 84 F

TOP

livebaseballscorecards.com

AB	41
R	3
H	7
RBI	3
BB	0
SO	5
LOB	10

Batter	1	2	3	4	5	6	7	8	9	10	11	AB	R	H	RBI	BB	SO	LOB
Mickey Rivers, L (1, 8) OBP: 0.287, SLG: 0.391 Fred Stanley, R (9, 6) OBP: 0.330, SLG: 0.283	F6		K			G6-4-3 1-2f		SH2-4 1-2		SH1-4 1-2		3	0	0	0	0	1	1
												0	0	0	0	0	0	0
Willie Randolph, R (1, 4) OBP: 0.370, SLG: 0.360	F8			F2			K	2-H 3B		F8 2-3		5	0	1	1	0	1	1
Thurman Munson, R (1, 2) OBP: 0.333, SLG: 0.391	F5			5-3			HR 1B	IBB		IBB		3	1	1	0	2	0	0
Reggie Jackson, L (1, 9) OBP: 0.364, SLG: 0.476		1B		K			1-H HR	K		F8		5	1	2	2	0	2	4
Graig Nettles, L (1, 5) OBP: 0.340, SLG: 0.459		F8			F6		2B	4-3			SH3 1B 2B	5	1	2	0	0	0	3
Chris Chambliss, L (1, 3) OBP: 0.335, SLG: 0.390		K			F8		IBB		F4		SH3 2-3	3	0	0	0	1	1	1
Lou Piniella, R (1, 7) OBP: 0.358, SLG: 0.421		F7			F9		F8		5-3		1B IBB IBB	4	0	0	0	1	0	3
Jim Spencer, L (1, 10) OBP: 0.303, SLG: 0.469 Cliff Johnson, R (9, PH) OBP: 0.294, SLG: 0.319			F7			BB G6-4-3	K		F8		1B 1-2 IBB	2	0	0	0	1	1	2
												1	0	0	0	1	0	0
Bucky Dent, R (1, 6) OBP: 0.294, SLG: 0.322 Paul Blair, R (8, PR) OBP: 0.239, SLG: 0.278 (9, 8)			K			F3		BB SH2-4 3B		F8 SH1-4 BB	1-2 2-3 3-H 1B	2	0	0	0	1	1	1
												1	1	1	1	1	0	0
Inning Stats	R: 0 E: 0 K: 0 S: 3 H: 0 LOB: 0 BB: 0 P: 3	R: 0 E: 0 K: 1 S: 6 H: 1 LOB: 1 BB: 0 P: 6	R: 0 E: 0 K: 2 S: 7 H: 0 LOB: 0 BB: 0 P: 7	R: 0 E: 0 K: 1 S: 5 H: 0 LOB: 0 BB: 0 P: 5	R: 0 E: 0 K: 0 S: 3 H: 0 LOB: 0 BB: 0 P: 3	R: 0 E: 0 K: 0 S: 2 H: 0 LOB: 0 BB: 1 P: 6	R: 2 E: 0 K: 2 S: 10 H: 3 LOB: 2 BB: 1 P: 14	R: 1 E: 0 K: 1 S: 6 H: 1 LOB: 2 BB: 2 P: 14	R: 0 E: 0 K: 0 S: 3 H: 0 LOB: 0 BB: 0 P: 3	R: 0 E: 0 K: 0 S: 3 H: 0 LOB: 2 BB: 2 P: 11	R: 1 E: 0 K: 0 S: 3 H: 2 LOB: 3 BB: 2 P: 11	1B: 3 2B: 2 3B: 1 HR: 1 SF: 0 SAC: 3 DP: 1 HBP: 0						

PITCHER		IP	WLS	BF	H	R	ER	SO	BB	IBB	HBP	BLK	WP	HR	S	P	ERA	WHIP
Chris Knapp, R ERA: 4.3	(1, 1)	7.1		30	5	3	3	6	2	2	0	0	0	1	38	54	3.68	0.955
Dave LaRoche, L ERA: 2.24	(8, 1)	3.0	L	15	2	1	1	1	1	3	0	0	0	0	13	29	3.00	1.000

PITCHER	IP	WLS	BF	H	R	ER	SO	BB	IBB	HBP	BLK	WP	HR	S	P	ERA	WHIP

BOTTOM

California Angels @ New York Yankees

Yankee Stadium, Bronx, NY

Tue Aug 29 1978, 7:05 PM EDT

Att. 24,203 - Unknown - 84 F

livebaseballscorecards.com

AB	34
R	4
H	7
RBI	4
BB	8
SO	7
LOB	16

WP: 0 PB: 0 SB: 0 CS: 0 PA: 45

Batter	1	2	3	4	5	6	7	8	9	AB	R	H	RBI	BB	SO	LOB
Paul Blair, R (1, 8) OBP: 0.240, SLG: 0.277	0-0 G5-4-3 1B 1B	0-3 K		0-0 6-3		0-0 4-3	4-0 IBB			4	1	1	0	0	1	2
Mickey Rivers, L (7, PH) OBP: 0.289, SLG: 0.391 (7, 8)										0	0	0	0	1	0	0
Willie Randolph, R (1, 4) OBP: 0.373, SLG: 0.362	0-0 1-2 G5-4-3 1B		0-0 6-3		0-0 6-3 2B 1B	BBB 4-0 1B BB	0-0 6-3			4	1	2	0	1	0	3
Thurman Munson, R (1, 2) OBP: 0.331, SLG: 0.390	0-0 G5-4-3 1-2f 2-3		0-3 K		0-0 6-3 1-2	0-0 1-3 1B		0-0 1-3		5	0	1	0	0	1	3
Reggie Jackson, L (1, 9) OBP: 0.367, SLG: 0.478	0-0 3-H 1B		0-0 2B 1B		0-3 K	0-3 K		0-0 G6-4-3 1B		5	0	3	1	0	2	3
Lou Piniella, R (1, 7) OBP: 0.361, SLG: 0.428	0-0 F9		0-0 1-3 2B		0-0 2-H 1B 2B	BBB 4-0 1B 1B BB		0-0 1-2f G6-4-3		4	2	2	1	1	0	2
Graig Nettles, L (1, 5) OBP: 0.341, SLG: 0.460		0-0 2B 2B	0-0 F9		0-0 2-H 1B 1B		0-0 F7		0-0 F9	5	1	2	1	0	0	3
Chris Chambliss, L (1, 3) OBP: 0.338, SLG: 0.392		0-0 1-3		0-0 E1 1B	0-0 1-2 1B		0-0 SH3-4 1-3 1B		SSS 0-3 K	5	0	3	0	0	1	1
Cliff Johnson, R (1, 10) OBP: 0.299, SLG: 0.331	0-0 2-H 2B		0-0 F5		0-0 F8		0-0 SH3-4 1-2 3-H 1B		SSS 0-3 K	4	0	2	2	0	0	3
Gary Thomasson, L (7, PR) OBP: 0.296, SLG: 0.368										1	0	0	0	0	1	0
Bucky Dent, R (1, 6) OBP: 0.291, SLG: 0.319		0-0 F9		0-0 5-3		0-0 F7	0-0 SH3-4 1-2 2-3			3	0	0	0	0	0	2
Inning Stats	R: 1 E: 0 K: 0 S: 5 H: 3 LOB: 1 BB: 0 P: 5	R: 1 E: 0 K: 1 S: 7 H: 2 LOB: 1 BB: 0 P: 7	R: 0 E: 0 K: 1 S: 7 H: 2 LOB: 2 BB: 0 P: 7	R: 0 E: 1 K: 0 S: 4 H: 1 LOB: 1 BB: 0 P: 4	R: 2 E: 0 K: 1 S: 9 H: 4 LOB: 2 BB: 0 P: 9	R: 0 E: 0 K: 1 S: 6 H: 1 LOB: 2 BB: 1 P: 10	R: 1 E: 0 K: 0 S: 5 H: 2 LOB: 3 BB: 2 P: 13	R: 0 E: 0 K: 0 S: 3 H: 1 LOB: 0 BB: 0 P: 3	R: 0 E: 0 K: 2 S: 7 H: 0 LOB: 0 BB: 0 P: 7	1B: 12 2B: 4 3B: 0 HR: 0	SF: 0 SAC: 1 DP: 2 HBP: 0						

TOP

New York Yankees @ Baltimore Orioles

Memorial Stadium, Baltimore, MD

Wed Aug 30 1978, 7:05 PM EDT

Att. 20,501 - Unknown

livebaseballscorecards.com

AB	40
R	5
H	16
RBI	5
BB	3
SO	6
LOB	22

PITCHER		IP	WLS	BF	H	R	ER	SO	BB	IBB	HBP	BLK	WP	HR	S	P	ERA	WHIP
Mike Flanagan, L ERA: 3.95	(1, 1)	4.2		24	11	4	4	3	0	0	0	0	0	0	30	30	7.71	2.357
Tippy Martinez, L ERA: 4.95	(5, 1)	1.2	L	11	4	1	1	1	2	0	0	0	0	0	11	19	5.40	3.600
Joe Kerrigan, R ERA: 4.92	(7, 1)	2.2		9	1	0	0	2	0	1	0	0	0	0	12	16	0.00	0.375

PITCHER	IP	WLS	BF	H	R	ER	SO	BB	IBB	HBP	BLK	WP	HR	S	P	ERA	WHIP

1B: 12	SF: 0	WP: 0	PA: 44
2B: 4	SAC: 1	PB: 0	
3B: 0	DP: 2	SB: 0	
HR: 0	HBP: 0	CS: 0	

BOTTOM

New York Yankees @ Baltimore Orioles

Memorial Stadium, Baltimore, MD

Wed Aug 30 1978, 7:05 PM EDT

Att. 20,501 - Unknown

livebaseballscorecards.com

Batter	1	2	3	4	5	6	7	8	9	AB	R	H	RBI	BB	SO	LOB
Mark Belanger, R (1, 6) OBP: 0.290, SLG: 0.243	F8		K		K		K			4	0	0	0	0	3	0
Ken Singleton, S (1, 9) OBP: 0.411, SLG: 0.481	K		HR 1B		F8		K			4	1	1	0	0	2	0
Doug DeCinces, R (1, 5) OBP: 0.329, SLG: 0.517	F2		1-H HR		FC6-4 1B			K		4	1	2	2	0	1	0
Lee May, R (1, 10) OBP: 0.285, SLG: 0.406		K	BB		FC6-4 1-2f			F8		3	0	0	0	1	1	1
Eddie Murray, S (1, 3) OBP: 0.355, SLG: 0.503		1B 2B	F3			6-3		G3		4	1	1	0	0	0	1
Andres Mora, R (1, 7) OBP: 0.275, SLG: 0.364		F9		F8		4-3			F7	3	0	0	0	0	0	1
Pat Kelly, L (9, PH) OBP: 0.342, SLG: 0.379										1	0	0	0	0	0	0
Rick Dempsey, R (1, 2) OBP: 0.337, SLG: 0.367		2-H FC5-4 1B		FC6-4 1B		HR			F8	4	1	3	2	0	0	0
Rich Dauer, R (1, 4) OBP: 0.302, SLG: 0.365		FC5-4 1-2f		FC6-4 1-2f		F7			F6	3	0	0	0	0	0	2
Terry Crowley, L (9, PH) OBP: 0.304, SLG: 0.254										1	0	0	0	0	0	0
Carlos Lopez, R (1, 8) OBP: 0.267, SLG: 0.316			K	K			6-3			3	0	0	0	0	2	1
Inning Stats	R: 0 E: 0 K: 1 S: 5 H: 0 LOB: 0 BB: 0 P: 5	R: 1 E: 0 K: 1 S: 7 H: 2 LOB: 1 BB: 0 P: 7	R: 2 E: 0 K: 2 S: 9 H: 2 LOB: 1 BB: 1 P: 13	R: 0 E: 0 K: 1 S: 6 H: 1 LOB: 1 BB: 0 P: 6	R: 0 E: 0 K: 1 S: 6 H: 1 LOB: 1 BB: 0 P: 6	R: 1 E: 0 K: 0 S: 4 H: 1 LOB: 0 BB: 0 P: 4	R: 0 E: 0 K: 2 S: 7 H: 0 LOB: 0 BB: 0 P: 7	R: 0 E: 0 K: 1 S: 5 H: 0 LOB: 0 BB: 0 P: 5	R: 0 E: 0 K: 0 S: 3 H: 0 LOB: 0 BB: 0 P: 3	1B: 4 2B: 1 3B: 0 HR: 2 SF: 0 SAC: 0 DP: 0 HBP: 0						

	AB	34
	R	4
	H	7
	RBI	4
	BB	1
	SO	9
	LOB	6

PITCHER		IP	WLS	BF	H	R	ER	SO	BB	IBB	HBP	BLK	WP	HR	S	P	ERA	WHIP
Ron Guidry, L ERA: 1.88	(1, 1)	7.0	W	29	7	4	4	8	1	0	0	0	0	2	44	48	5.14	1.143
Rich Gossage, R ERA: 1.97	(8, 1)	2.0	S	6	0	0	0	1	0	0	0	0	0	0	8	8	0.00	0.000

PITCHER		IP	WLS	BF	H	R	ER	SO	BB	IBB	HBP	BLK	WP	HR	S	P	ERA	WHIP

Batter	1	2	3	4	5	6	7	8	9	AB	R	H	RBI	BB	SO	LOB
Mickey Rivers, L (1, 8) OBP: 0.290, SLG: 0.392	4-3			F8		SH5-4 E 2B 2-H		F6	1-2 2-3 IBB	4	1	1	1	1	0	0
Willie Randolph, R (1, 4) OBP: 0.372, SLG: 0.359	F3			6-3		SH5-4 2-3		BBBB BB	F8	3	0	0	0	1	0	3
Thurman Munson, R (1, 2) OBP: 0.329, SLG: 0.386	6-3			F4		6-3 3-H		SSS K		4	0	0	0	0	1	1
Reggie Jackson, L (1, 9) OBP: 0.366, SLG: 0.475		SSS K			G4-6-3 1B	SSS K			4-3	4	0	1	0	0	2	0
Lou Piniella, R (1, 7) OBP: 0.362, SLG: 0.437		6-3			G4-6-3 1-2f		HR		1B SF9 1B	4	2	2	1	0	0	1
Graig Nettles, L (1, 5) OBP: 0.342, SLG: 0.459		F9			HBP		F8		SF9 1-3 1B 1B	3	1	1	0	0	0	0
Chris Chambliss, L (1, 3) OBP: 0.337, SLG: 0.390			G3		SSS K		4-3		WP 1B IBB	3	0	0	0	1	1	1
Cliff Johnson, R (1, 10) OBP: 0.299, SLG: 0.331 Jim Spencer, L (9, PH) OBP: 0.301, SLG: 0.469			F6			2B 1B	F7		SF9 2-3 3-H	3 0	1 0	1 0	0 1	0 0	0 0	0 0
Bucky Dent, R (1, 6) OBP: 0.294, SLG: 0.325			F7			E 2B 2B 1-H		L5	WP 1B 1-2 3-H	4	1	2	2	0	0	0
Inning Stats	R: 0 E: 0 K: 0 S: 3 H: 0 LOB: 0 BB: 0 P: 3	R: 0 E: 0 K: 1 S: 5 H: 0 LOB: 0 BB: 0 P: 5	R: 0 E: 0 K: 0 S: 3 H: 0 LOB: 0 BB: 0 P: 3	R: 0 E: 0 K: 0 S: 3 H: 0 LOB: 0 BB: 0 P: 3	R: 0 E: 0 K: 1 S: 5 H: 1 LOB: 1 BB: 0 P: 6	R: 3 E: 2 K: 1 S: 8 H: 3 LOB: 0 BB: 0 P: 8	R: 1 E: 0 K: 0 S: 4 H: 1 LOB: 0 BB: 0 P: 4	R: 0 E: 0 K: 1 S: 5 H: 0 LOB: 1 BB: 1 P: 9	R: 2 E: 0 K: 0 S: 6 H: 3 LOB: 3 BB: 2 P: 14	1B: 5 2B: 2 3B: 0 HR: 1 SF: 1 SAC: 1 DP: 1 HBP: 1						

New York Yankees @ Baltimore Orioles

Memorial Stadium, Baltimore, MD

Thu Aug 31 1978, 7:05 PM EDT

Att. 15,579 - Unknown

TOP

livebaseballscorecards.com

AB	32
R	6
H	8
RBI	5
BB	3
SO	4
LOB	6

WP: 1 PB: 0 SB: 0 CS: 0 PA: 38

PITCHER	IP	WLS	BF	H	R	ER	SO	BB	IBB	HBP	BLK	WP	HR	S	P	ERA	WHIP
Scott McGregor, L (1, 1) ERA: 3.48	8.1	L	33	7	6	5	4	1	0	1	0	0	1	39	44	5.40	0.960
Don Stanhouse, R (9, 1) ERA: 3.09	0.2		5	1	0	0	0	0	2	0	0	1	0	3	11	0.00	1.500

PITCHER	IP	WLS	BF	H	R	ER	SO	BB	IBB	HBP	BLK	WP	HR	S	P	ERA	WHIP

BOTTOM

Batter	1	2	3	4	5	6	7	8	9	AB	R	H	RBI	BB	SO	LOB
Larry Harlow, L (1, 8) OBP: 0.319, SLG: 0.330	4-3	5-3			K	F8			FC6-4 1B 1-2	4	0	0	0	0	1	2
Rich Dauer, R (9, PH) OBP: 0.304, SLG: 0.367										1	0	1	0	0	0	0
Pat Kelly, L (1, 7) OBP: 0.340, SLG: 0.377	K		L3		F7	1B 1-2			FC6-4 1-2f 2-3	4	0	1	0	0	1	0
Mike Anderson, R (9, PH) OBP: 0.143, SLG: 0.040										1	0	0	0	0	0	2
Ken Singleton, S (1, 9) OBP: 0.411, SLG: 0.480	FC4-6 1B		K		WP 1B		K		F9	5	0	2	0	0	2	4
Eddie Murray, S (1, 3) OBP: 0.354, SLG: 0.499	FC4-6 1-2f		BB		K 1-3			6-3	G3	4	0	0	0	1	1	4
Doug DeCinces, R (1, 5) OBP: 0.326, SLG: 0.512		E6 4-3 1B	L5			4-3		K		4	1	0	0	0	1	1
Lee May, R (1, 10) OBP: 0.287, SLG: 0.407	4-3 1-2			L5-3 1B		6-3		1B 1B		4	0	2	0	0	0	1
Rick Dempsey, R (1, 2) OBP: 0.336, SLG: 0.366	K			L5-3 1-2		F8		FC5-4 1-2 1B		4	0	1	0	0	1	2
Billy Smith, S (1, 4) OBP: 0.314, SLG: 0.361	3B 2-H 1B			HBP			F7	FC5-4 1-2f		2	1	1	1	0	0	0
Andres Mora, R (8, PH) OBP: 0.274, SLG: 0.362										1	0	0	0	0	0	2
Mark Belanger, R (9, 6) OBP: 0.290, SLG: 0.243										0	0	0	0	0	0	0
Kiko Garcia, R (1, 6) OBP: 0.328, SLG: 0.424	1-H 3B			K			1B		FC6-4 1B	4	0	3	1	0	1	1
(9, 4)																
Inning Stats	R: 0 E: 0 K: 1 S: 6 H: 1 LOB: 1 BB: 0 P: 6	R: 2 E: 1 K: 1 S: 8 H: 2 LOB: 1 BB: 0 P: 8	R: 0 E: 0 K: 1 S: 5 H: 0 LOB: 1 BB: 1 P: 9	R: 0 E: 0 K: 1 S: 5 H: 1 LOB: 1 BB: 0 P: 6	R: 0 E: 0 K: 2 S: 8 H: 1 LOB: 1 BB: 0 P: 8	R: 0 E: 0 K: 0 S: 3 H: 0 LOB: 0 BB: 0 P: 3	R: 0 E: 0 K: 1 S: 7 H: 2 LOB: 2 BB: 0 P: 7	R: 0 E: 0 K: 1 S: 7 H: 2 LOB: 2 BB: 0 P: 7	R: 0 E: 0 K: 0 S: 5 H: 2 LOB: 2 BB: 0 P: 5	1B: 10 2B: 1 3B: 1 HR: 0	SF: 0 SAC: 0 DP: 1 HBP: 1						

PITCHER	IP	WLS	BF	H	R	ER	SO	BB	IBB	HBP	BLK	WP	HR	S	P	ERA	WHIP
Dick Tidrow, R (1, 1) ERA: 3.61	6.2	W	29	7	2	0	6	1	0	1	0	1	0	39	44	0.00	1.200
Sparky Lyle, L (7, 1) ERA: 3.25	2.1	S	11	4	0	0	2	0	0	0	0	0	0	15	15	0.00	1.714

PITCHER	IP	WLS	BF	H	R	ER	SO	BB	IBB	HBP	BLK	WP	HR	S	P	ERA	WHIP

New York Yankees @ Baltimore Orioles

Memorial Stadium, Baltimore, MD

Thu Aug 31 1978, 7:05 PM EDT

Att. 15,579 - Unknown

livebaseballscorecards.com

AB	38
R	2
H	11
RBI	2
BB	1
SO	8
LOB	19

1B: 10 SF: 0
2B: 1 SAC: 0
3B: 1 DP: 1
HR: 0 HBP: 1

WP: 2 PA: 40
PB: 0
SB: 0
CS: 0

Batter	1	2	3	4	5	6	7	8	9	AB	R	H	RBI	BB	SO	LOB
Julio Cruz, S (1, 4) OBP: 0.341, SLG: 0.292	PB S 6-3 1B		4-3		S 1B		4-3		5-3	5	1	2	0	0	0	4
Craig Reynolds, L (1, 6) OBP: 0.344, SLG: 0.387	6-3 1-H		F7		F8 1-2			SF9 3B		4	1	1	1	0	0	1
Ruppert Jones, L (1, 8) OBP: 0.326, SLG: 0.337	4-3		1-3			F8		SF9 3-H		3	0	0	1	0	0	0
Leon Roberts, R (1, 9) OBP: 0.375, SLG: 0.537	F8			5-3		5-3		F8		4	0	0	0	0	0	0
Bruce Bochte, L (1, 10) OBP: 0.348, SLG: 0.403		F9		1B		SSS K		F9		4	0	1	0	0	1	0
Bill Stein, R (1, 5) OBP: 0.328, SLG: 0.383		2B 1B		F8			G3		1-3	4	1	1	0	0	0	1
Dan Meyer, L (1, 3) OBP: 0.262, SLG: 0.336		1-H 2B		F7			F7 2B		2B 1B	4	0	3	1	0	0	1
Tom Paciorek, R (1, 7) OBP: 0.346, SLG: 0.453 John Hale, L (8, 7) OBP: 0.296, SLG: 0.280	SSS K				F8		BBBB BB		1-3 2B	2 1	0 0	0 1	0 0	1 0	1 0	1 0
Bill Plummer, R (1, 2) OBP: 0.303, SLG: 0.330		1-3			F4		F7 2-3		SSS K	4	0	0	0	0	1	5
Inning Stats	R: 1 E: 0 K: 0 S: 4 H: 1 LOB: 0 BB: 0 P: 4	R: 1 E: 0 K: 1 S: 7 H: 2 LOB: 1 BB: 0 P: 7	R: 0 E: 0 K: 0 S: 3 H: 0 LOB: 0 BB: 0 P: 3	R: 0 E: 0 K: 0 S: 4 H: 1 LOB: 1 BB: 0 P: 4	R: 0 E: 0 K: 0 S: 4 H: 1 LOB: 1 BB: 0 P: 4	R: 0 E: 0 K: 1 S: 5 H: 0 LOB: 0 BB: 0 P: 5	R: 0 E: 0 K: 0 S: 4 H: 1 LOB: 2 BB: 1 P: 8	R: 1 E: 0 K: 0 S: 4 H: 1 LOB: 0 BB: 0 P: 4	R: 0 E: 0 K: 1 S: 7 H: 2 LOB: 2 BB: 0 P: 7	1B: 5 2B: 3 3B: 1 HR: 0	SF: 1 SAC: 0 DP: 0 HBP: 0						

TOP

Seattle Mariners @ New York Yankees

Yankee Stadium, Bronx, NY

Fri Sep 01 1978, 7:05 PM EDT
Att. 20,167 - Unknown - 73 F

livebaseballscorecards.com

AB	35
R	3
H	9
RBI	3
BB	1
SO	3
LOB	13

PITCHER		IP	WLS	BF	H	R	ER	SO	BB	IBB	HBP	BLK	WP	HR	S	P	ERA	WHIP
Catfish Hunter, R ERA: 3.73	(1, 1)	8.0	L	32	7	3	2	2	1	0	0	0	0	0	35	39	2.25	1.000
Ken Clay, R ERA: 4.84	(9, 1)	1.0		5	2	0	0	1	0	0	0	0	0	0	7	7	0.00	2.000

PITCHER		IP	WLS	BF	H	R	ER	SO	BB	IBB	HBP	BLK	WP	HR	S	P	ERA	WHIP

Batter	1	2	3	4	5	6	7	8	9	AB	R	H	RBI	BB	SO	LOB
Mickey Rivers, L (1, 8) OBP: 0.292, SLG: 0.397	FC4 2B		K			2B		6-3		4	0	2	0	0	1	0
Willie Randolph, R (1, 4) OBP: 0.369, SLG: 0.355	F9		1-6-3			5-3			5-3	4	0	0	0	0	0	2
Thurman Munson, R (1, 2) OBP: 0.328, SLG: 0.385	FC4 1B			F7		5-3			F9	4	0	1	0	0	0	1
Reggie Jackson, L (1, 9) OBP: 0.365, SLG: 0.472	FC4 1-2f 2-3			BBBB G3-6-3 BB			P3		F7	3	0	0	0	1	0	2
Graig Nettles, L (1, 5) OBP: 0.340, SLG: 0.456	4-3			G3-6-3 1-2f			3-1			3	0	0	0	0	0	3
Chris Chambliss, L (1, 3) OBP: 0.337, SLG: 0.388		F8			F5		BBBB 4-0 BB			2	0	0	0	1	0	0
Lou Piniella, R (1, 7) OBP: 0.362, SLG: 0.436		5-3			G4-6-3 1B		SSS K			3	0	1	0	0	1	1
Jim Spencer, L (1, 10) OBP: 0.295, SLG: 0.459		SSS K			G4-6-3 1-2f			F4		3	0	0	0	0	1	1
Bucky Dent, R (1, 6) OBP: 0.292, SLG: 0.322			4-3			5-3		F8		2	0	0	0	0	0	0
Roy White, S (8, PH) OBP: 0.326, SLG: 0.386										1	0	0	0	0	0	0
Fred Stanley, R (9, 6) OBP: 0.330, SLG: 0.283										0	0	0	0	0	0	0
Inning Stats	R: 0 E: 0 K: 0 S: 5 H: 2 LOB: 2 BB: 0 P: 5	R: 0 E: 0 K: 1 S: 5 H: 0 LOB: 0 BB: 0 P: 5	R: 0 E: 0 K: 1 S: 5 H: 0 LOB: 0 BB: 0 P: 5	R: 0 E: 0 K: 0 S: 2 H: 0 LOB: 0 BB: 1 P: 6	R: 0 E: 0 K: 0 S: 3 H: 1 LOB: 0 BB: 0 P: 3	R: 0 E: 0 K: 0 S: 4 H: 1 LOB: 1 BB: 0 P: 4	R: 0 E: 0 K: 1 S: 5 H: 0 LOB: 1 BB: 1 P: 9	R: 0 E: 0 K: 0 S: 3 H: 0 LOB: 0 BB: 0 P: 3	R: 0 E: 0 K: 0 S: 3 H: 0 LOB: 0 BB: 0 P: 3	1B: 2 2B: 2 3B: 0 HR: 0 SF: 0 SAC: 0 DP: 2 HBP: 0						

PITCHER	IP	WLS	BF	H	R	ER	SO	BB	IBB	HBP	BLK	WP	HR	S	P	ERA	WHIP
Paul Mitchell, R (1, 1) ERA: 3.78	9.0	W	31	4	0	0	3	2	0	0	0	0	0	35	43	0.00	0.667

PITCHER	IP	WLS	BF	H	R	ER	SO	BB	IBB	HBP	BLK	WP	HR	S	P	ERA	WHIP

BOTTOM

Seattle Mariners @ New York Yankees

Yankee Stadium, Bronx, NY

Fri Sep 01 1978, 7:05 PM EDT
Att. 20,167 - Unknown - 73 F

livebaseballscorecards.com

AB	29
R	0
H	4
RBI	0
BB	2
SO	3
LOB	10

PA: 31
WP: 0
PB: 0
SB: 0
CS: 0

Batter	1	2	3	4	5	6	7	8	9	AB	R	H	RBI	BB	SO	LOB
Julio Cruz, S (1, 4) OBP: 0.338, SLG: 0.289	S S S 0-3 ① K	x 0-0 ③ F7		x 0-0 ② 1-3		S S S 0-3 ③ K			x 0-0 ② 6-3 3-H	5	0	0	1	0	2	3
Craig Reynolds, L (1, 6) OBP: 0.345, SLG: 0.387	x 0-0 1B 1B		x 0-0 3-1 1B 1B	x 0-0 ③ 4-3			x 0-0 ① 3-1		x 0-0 ③ F7	5	0	2	0	0	0	1
Ruppert Jones, L (1, 8) OBP: 0.328, SLG: 0.339	x 0-0 1-2 1B		x 0-0 ① F7		x 0-0 1B		x 0-0 ② 4-3			4	0	2	0	0	0	1
Leon Roberts, R (1, 9) OBP: 0.374, SLG: 0.534	S S S 0-3 ② K		x 0-0 3-1 1-2 1B		x 0-0 ① P4		x 0-0 ③ F7			4	0	1	0	0	1	3
Bruce Bochte, L (1, 10) OBP: 0.346, SLG: 0.400	x 0-0 ③ F7		x 0-0 ② 3-1 1-2 2-3		x 0-0 ② F8			x 0-0 ① 5-3		4	0	0	0	0	0	5
Dan Meyer, L (1, 3) OBP: 0.264, SLG: 0.344		x 0-0 HR	B B B B 4-0 BB		x 0-0 ③ 1-3			x 0-0 ② G3		3	1	1	1	1	0	1
Bill Stein, R (1, 5) OBP: 0.324, SLG: 0.379		x 0-0 ① F9	x 0-0 ③ F8			x 0-0 ① F7		x 0-0 ③ F6		4	0	0	0	0	0	3
Tom Paciorek, R (1, 7) OBP: 0.354, SLG: 0.466		x 0-0 ② F9		x 0-0 SH3-4 1B		x 0-0 1B			x 0-0 F8 6-3 2B	4	1	3	0	0	0	0
Bill Plummer, R (1, 2) OBP: 0.307, SLG: 0.344 John Hale, L (9, PH) OBP: 0.295, SLG: 0.279		x 0-0 2B		x 0-0 ① SH3-4 1-2		S S S 0-3 ② K			x 0-0 ① F8 2-3	2 1	0 0	1 0	0 0	0 0	1 0	1 1
Inning Stats	R: 0 E: 0 K: 2 S: 9 H: 2 LOB: 2 BB: 0 P: 9	R: 1 E: 0 K: 0 S: 5 H: 2 LOB: 1 BB: 0 P: 5	R: 0 E: 0 K: 0 S: 5 H: 2 LOB: 3 BB: 1 P: 9	R: 0 E: 0 K: 0 S: 4 H: 1 LOB: 1 BB: 0 P: 4	R: 0 E: 0 K: 0 S: 4 H: 1 LOB: 1 BB: 0 P: 4	R: 0 E: 0 K: 2 S: 8 H: 1 LOB: 1 BB: 0 P: 8	R: 0 E: 0 K: 0 S: 3 H: 0 LOB: 0 BB: 0 P: 3	R: 0 E: 0 K: 0 S: 3 H: 0 LOB: 0 BB: 0 P: 3	R: 1 E: 0 K: 0 S: 4 H: 1 LOB: 0 BB: 0 P: 4	1B: 7 2B: 2 3B: 0 HR: 1 SF: 0 SAC: 1 DP: 0 HBP: 0						

PITCHER	IP	WLS	BF	H	R	ER	SO	BB	IBB	HBP	BLK	WP	HR	S	P	ERA	WHIP
Ed Figueroa, R (1, 1) ERA: 3.1	9.0	W	38	10	2	2	4	1	0	0	0	0	1	45	49	2.00	1.222

PITCHER	IP	WLS	BF	H	R	ER	SO	BB	IBB	HBP	BLK	WP	HR	S	P	ERA	WHIP

TOP

Seattle Mariners @ New York Yankees

Yankee Stadium, Bronx, NY

Sat Sep 02 1978, 7:05 PM EDT

Att. 18,530 - Unknown - 71 F

livebaseballscorecards.com

AB	36
R	2
H	10
RBI	2
BB	1
SO	4
LOB	19

PA: 38

WP: 0 PB: 0 SB: 0 CS: 0

Batter	1	2	3	4	5	6	7	8	9	AB	R	H	RBI	BB	SO	LOB
Mickey Rivers, L (1, 8) OBP: 0.293, SLG: 0.397	G5-3, 1B 1B		5-3	F7		1B 1-2 3-H 1B		G4-6-3 1-2f		5	1	2	1	0	0	3
Willie Randolph, R (1, 4) OBP: 0.369, SLG: 0.354	G5-3 HR 1-2 1B		K	1-3		F7, 1B 1-2 2-3 BB		4-3		4	1	1	0	1	1	2
Thurman Munson, R (1, 2) OBP: 0.330, SLG: 0.385	G5-3 1-2 2-3f		BB BB		F8	F7 1-2 2-H 3-H 1B				3	0	1	2	1	0	2
Reggie Jackson, L (1, 9) OBP: 0.366, SLG: 0.478	2-H HR		1-2 BB		F2	F7 1-2 2-3				3	1	1	2	1	0	2
Graig Nettles, L (1, 5) OBP: 0.341, SLG: 0.457	1B		F7		1B	K				4	0	2	0	0	1	4
Chris Chambliss, L (1, 3) OBP: 0.336, SLG: 0.393	4-3			HR	4-3	F7				4	1	1	1	0	0	2
Jim Spencer, L (1, 10) OBP: 0.294, SLG: 0.453		K		FC1-5 1B		K	4-3			4	0	1	0	0	2	0
Gary Thomasson, L (1, 7) OBP: 0.299, SLG: 0.370		4-3		FC1-5 1-2 1B		1B 1B	F8			4	1	2	0	0	0	0
Bucky Dent, R (1, 6) OBP: 0.295, SLG: 0.325		5-3		FC1-5 1-2 2-3f		BB, 1B 1-3 1B		G4-6-3 1B		4	1	2	0	0	0	2
Inning Stats	R: 2 E: 0 K: 0 S: 6 H: 4 LOB: 1 BB: 0 P: 6	R: 0 E: 0 K: 1 S: 5 H: 0 LOB: 0 BB: 0 P: 5	R: 0 E: 0 K: 1 S: 5 H: 0 LOB: 2 BB: 2 P: 13	R: 1 E: 0 K: 0 S: 6 H: 3 LOB: 2 BB: 0 P: 6	R: 0 E: 0 K: 0 S: 4 H: 1 LOB: 1 BB: 0 P: 4	R: 3 E: 0 K: 2 S: 11 H: 4 LOB: 2 BB: 1 P: 15	R: 0 E: 0 K: 0 S: 3 H: 0 LOB: 0 BB: 0 P: 3	R: 0 E: 0 K: 0 S: 3 H: 1 LOB: 0 BB: 0 P: 3		1B: 11 2B: 0 3B: 0 HR: 2 SF: 0 SAC: 0 DP: 2 HBP: 0						

PITCHER		IP	WLS	BF	H	R	ER	SO	BB	IBB	HBP	BLK	WP	HR	S	P	ERA	WHIP
Jim Colborn, R ERA: 5.29	(1, 1)	5.1	L	27	10	5	5	3	2	0	0	0	0	2	31	39	8.44	2.250
Shane Rawley, L ERA: 4.23	(6, 1)	0.0		2	1	0	0	0	1	0	0	0	0	0	1	5	∞	∞
Jim Todd, R ERA: 4.06	(6, 1)	2.2		9	2	1	1	1	0	0	0	0	0	0	11	11	3.38	0.750

PITCHER	IP	WLS	BF	H	R	ER	SO	BB	IBB	HBP	BLK	WP	HR	S	P	ERA	WHIP

BOTTOM

Seattle Mariners @ New York Yankees

Yankee Stadium, Bronx, NY

Sat Sep 02 1978, 7:05 PM EDT
Att. 18,530 - Unknown - 71 F

livebaseballscorecards.com

AB	35
R	6
H	13
RBI	6
BB	3
SO	4
LOB	17

WP: 0 PB: 0 SB: 0 CS: 0
PA: 38

Seattle Mariners @ New York Yankees

Yankee Stadium, Bronx, NY

Sun Sep 03 1978, 3:33 AM EDT

Att. 22,386 - Unknown - 79 F

TOP

livebaseballscorecards.com

Batter	1	2	3	4	5	6	7	8	9	AB	R	H	RBI	BB	SO	LOB
Julio Cruz, S (1, 4) OBP: 0.337, SLG: 0.288	K		4-3			1-3		1-3 3B 1B	K	5	1	1	0	0	2	3
Craig Reynolds, L (1, 6) OBP: 0.342, SLG: 0.384	6-3			G3		F4		P5		4	0	0	0	0	0	2
Ruppert Jones, L (1, 8) OBP: 0.334, SLG: 0.350	2B			WP S BB		FC6-4 BB		1-H 3-H 3B		2	0	2	2	2	0	0
Leon Roberts, R (1, 9) OBP: 0.370, SLG: 0.528	5-3			K 1-3		FC6-4 1-2f		5-3		4	0	0	0	0	1	4
Bruce Bochte, L (1, 10) OBP: 0.345, SLG: 0.398		F7	4-3				F8		1B 2B 1B	4	0	1	0	0	0	1
John Hale, L (9, PR) OBP: 0.295, SLG: 0.279										0	1	0	0	0	0	0
Dan Meyer, L (1, 3) OBP: 0.264, SLG: 0.343		F9			F7		F8		2B 1-2 1B	4	0	1	0	0	0	0
Bill Stein, R (1, 5) OBP: 0.324, SLG: 0.380		K			3-1		6-3		1-3 2-H 2B	4	0	1	1	0	1	0
Tom Paciorek, R (1, 7) OBP: 0.352, SLG: 0.461			K		1B			F8	K	4	0	1	0	0	2	3
Bill Plummer, R (1, 2) OBP: 0.301, SLG: 0.337			K		1-3			1B 3B 1B	K	2	0	0	0	0	1	1
Larry Milbourne, S (8, PH) OBP: 0.279, SLG: 0.328										1	1	1	0	0	0	0
Kevin Pasley, R (8, 2) OBP: 0.125, SLG: 0.125										0	0	0	0	0	0	0
Bob Robertson, R (9, PH) OBP: 0.309, SLG: 0.384										1	0	0	0	0	1	3

	AB	35
	R	3
	H	8
	RBI	3
	BB	2
	SO	8
	LOB	17

Inning Stats	1	2	3	4	5	6	7	8	9
	R: 0 H: 1 E: 0 LOB: 1 K: 1 BB: 0 S: 6 P: 6	R: 0 H: 0 E: 0 LOB: 0 K: 1 BB: 0 S: 5 P: 5	R: 0 H: 0 E: 0 LOB: 0 K: 2 BB: 0 S: 7 P: 7	R: 0 H: 0 E: 0 LOB: 1 K: 1 BB: 1 S: 5 P: 9	R: 0 H: 1 E: 0 LOB: 1 K: 0 BB: 0 S: 4 P: 4	R: 0 H: 0 E: 0 LOB: 1 K: 0 BB: 1 S: 3 P: 7	R: 0 H: 0 E: 0 LOB: 0 K: 0 BB: 0 S: 3 P: 3	R: 2 H: 3 E: 0 LOB: 1 K: 0 BB: 0 S: 6 P: 6	R: 1 H: 3 E: 0 LOB: 3 K: 3 BB: 0 S: 12 P: 12

	1B: 5	SF: 0	WP: 1	PA: 37
	2B: 2	SAC: 0	PB: 0	
	3B: 1	DP: 0	SB: 1	
	HR: 0	HBP: 0	CS: 0	

PITCHER		IP	WLS	BF	H	R	ER	SO	BB	IBB	HBP	BLK	WP	HR	S	P	ERA	WHIP
Jim Beattie, R ERA: 4.03	(1, 1)	8.0	W	31	5	2	2	5	2	0	0	0	1	0	39	47	2.25	0.875
Sparky Lyle, L ERA: 3.33	(9, 1)	0.0		3	3	1	1	0	0	0	0	0	0	0	3	3	∞	∞
Rich Gossage, R ERA: 1.95	(9, 1)	1.0	S	3	0	0	0	3	0	0	0	0	0	0	9	9	0.00	0.000

PITCHER	IP	WLS	BF	H	R	ER	SO	BB	IBB	HBP	BLK	WP	HR	S	P	ERA	WHIP

Seattle Mariners @ New York Yankees

Yankee Stadium, Bronx, NY

Sun Sep 03 1978, 3:33 AM EDT

Att. 22,386 - Unknown - 79 F

livebaseballscorecards.com

BOTTOM

Batter	1	2	3	4	5	6	7	8	9	AB	R	H	RBI	BB	SO	LOB
Mickey Rivers, L (1, 8) OBP: 0.294, SLG: 0.397	0-0 ① 5-3 S 3B 1B	0-0 ① 6-3 1-2		0-0 ① 4-3		0-0 G6-4-3 1-2 1B		0-0 ③ P4		5	1	2	0	0	0	3
Willie Randolph, R (1, 4) OBP: 0.370, SLG: 0.354	B B B B 4-0 5-3 1-2 3B BB	0-0 ② FC3-2 3-H		0-0 1B		0-0 ②③ G6-4-3 1-2f				3	1	1	0	1	0	4
Thurman Munson, R (1, 2) OBP: 0.327, SLG: 0.382	0-0 ① 5-3 1-2 2-3	S S S 0-3 ③ K		0-0 ② F7			0-0 ① 6-3			4	0	0	0	0	1	5
Reggie Jackson, L (1, 9) OBP: 0.367, SLG: 0.478 Gary Thomasson, L (7, PR) OBP: 0.299, SLG: 0.370 (8, 9)	S S S 0-3 ② K		0-0 FC6-4 1B	0-0 ③ G3			0-0 1B			4 0	0 0	2 0	0 0	0 0	1 0	3 0
Lou Piniella, R (1, 7) OBP: 0.361, SLG: 0.432	I I I I 4-0 3B IBB		0-0 ① FC6-4 1B 1-2f 1B		0-0 ① F9		0-0 ② F8			3	2	0	0	1	0	2
Chris Chambliss, L (1, 3) OBP: 0.336, SLG: 0.396	0-0 1-H 2-H 3-H 3B		0-0 ② P3		0-0 ② 4-3		0-0 ③ 4-3			4	0	1	3	0	0	2
Graig Nettles, L (1, 5) OBP: 0.343, SLG: 0.457	0-0 ③ 6-3		0-0 1B 1-2 1B		0-0 ③ F9			0-0 FC6-4 1B		4	0	2	0	0	0	1
Cliff Johnson, R (1, 10) OBP: 0.304, SLG: 0.335		0-0 E6 1B FC3-2 1B	0-0 1-3 2-H 1B			0-0 ① F7		S S S 0-3 ① K		4	0	2	1	0	1	1
Bucky Dent, R (1, 6) OBP: 0.297, SLG: 0.327		0-0 6-3 2-3 1B	0-0 ③ 2-3			0-0 1B 1B		0-0 ② FC6-4 1-2f		4	0	2	0	0	0	3

	AB	35
	R	4
	H	12
	RBI	4
	BB	2
	SO	3
	LOB	24

Inning Stats										
	R: 3	H: 2	R: 0	H: 2	R: 1	H: 3	R: 0	H: 1	R: 0	H: 0
	E: 0	LOB: 1	E: 1	LOB: 2	E: 0	LOB: 2	E: 0	LOB: 1	E: 0	LOB: 0
	K: 1	BB: 2	K: 1	BB: 0	K: 0	BB: 0	K: 0	BB: 0	K: 0	BB: 0
	S: 7	P: 15	S: 7	P: 7	S: 6	P: 6	S: 4	P: 4	S: 3	P: 3

	R: 0	H: 2	R: 0	H: 1	R: 0	H: 1
	E: 0	LOB: 1	E: 0	LOB: 1	E: 0	LOB: 1
	K: 0	BB: 0	K: 0	BB: 0	K: 1	BB: 0
	S: 4	P: 4	S: 4	P: 4	S: 6	P: 6

	1B: 11	SF: 0	WP: 0	PA: 37
	2B: 0	SAC: 0	PB: 0	
	3B: 1	DP: 1	SB: 1	
	HR: 0	HBP: 0	CS: 0	

PITCHER		IP	WLS	BF	H	R	ER	SO	BB	IBB	HBP	BLK	WP	HR	S	P	ERA	WHIP
Rick Honeycutt, L ERA: 4.26	(1, 1)	8.0	L	37	12	4	4	3	1	1	0	0	0	0	41	49	4.50	1.625

PITCHER	IP	WLS	BF	H	R	ER	SO	BB	IBB	HBP	BLK	WP	HR	S	P	ERA	WHIP

Batter	1	2	3	4	5	6	7	8	9	AB	R	H	RBI	BB	SO	LOB
Ron LeFlore, R (1, 8) OBP: 0.358, SLG: 0.398	B B B B 4-0 CS BB		B B B B 4-0 1-2 2-3 BB			x 0-0 1B 2B		x 0-0 ② 5-3		2	1	1	0	2	0	0
Lou Whitaker, L (1, 4) OBP: 0.351, SLG: 0.356	B B B B 4-0 ① G4-6-3 1-2 BB		S S S 0-3 ② K			x 0-0 ① 6-3		x 0-0 ③ 3-1		3	0	0	0	1	1	4
Rusty Staub, L (1, 10) OBP: 0.356, SLG: 0.451	x 0-0 ②③ G4-6-3 1-2f		x 0-0 ③ F7			x 0-0 G4-6-3 2-H 1B			x 0-0 ① F9	4	0	1	1	0	0	4
Jason Thompson, L (1, 3) OBP: 0.365, SLG: 0.474		S S S 0-3 ① K		S S S 0-3 ① K		x 0-0 ②③ G4-6-3 1-2f			x 0-0 ② F7	4	0	0	0	0	2	1
Steve Kemp, L (1, 7) OBP: 0.384, SLG: 0.398		S S S 0-3 ② K		x 0-0 ② 1-3			x 0-0 ① F5		H 1-0 HBP	3	0	0	0	0	1	0
Lance Parrish, R (1, 2) OBP: 0.259, SLG: 0.444		S S S 0-3 ③ K		S S S 0-3 ③ K			x 0-0 1B		S S S 0-3 ③ K	4	0	1	0	0	3	1
John Wockenfuss, R (1, 9) OBP: 0.354, SLG: 0.386			x 0-0 ① F3		S S S 0-3 ① K		x 0-0 ② F9			3	0	0	0	0	1	1
Aurelio Rodriguez, R (1, 5) OBP: 0.292, SLG: 0.376			x 0-0 BB 1B 1B		x 0-0 ② 6-3		x 0-0 ③ F4			3	0	1	0	0	0	1
Alan Trammell, R (1, 6) OBP: 0.328, SLG: 0.332			x 0-0 1-2 BB 1B		x 0-0 ③ F9			x 0-0 ① 5-3		3	0	1	0	0	0	0

TOP

Detroit Tigers @ New York Yankees

Yankee Stadium, Bronx, NY

Mon Sep 04 1978, 3:33 AM EDT

Unknown - 74 F

livebaseballscorecards.com

AB	29
R	1
H	5
RBI	1
BB	3
SO	8
LOB	12

Inning Stats	1	2	3	4	5	6	7	8	9
	R: 0 E: 0 K: 0 S: 1	R: 0 E: 0 K: 3 S: 9	R: 0 E: 0 K: 1 S: 7	R: 0 E: 0 K: 2 S: 7	R: 0 E: 0 K: 1 S: 5	R: 1 E: 0 K: 0 S: 4	R: 0 E: 0 K: 0 S: 4	R: 0 E: 0 K: 0 S: 3	R: 0 E: 0 K: 1 S: 5
	H: 0 LOB: 0 BB: 2 P: 9	H: 0 LOB: 0 BB: 0 P: 9	H: 2 LOB: 3 BB: 1 P: 11	H: 0 LOB: 0 BB: 0 P: 7	H: 0 LOB: 0 BB: 0 P: 5	H: 2 LOB: 0 BB: 0 P: 4	H: 1 LOB: 1 BB: 0 P: 4	H: 0 LOB: 0 BB: 0 P: 3	H: 0 LOB: 1 BB: 0 P: 6

1B: 4 SF: 0
2B: 1 SAC: 0
3B: 0 DP: 2
HR: 0 HBP: 1

WP: 0 PA: 33
PB: 0
SB: 0
CS: 1

PITCHER	IP	WLS	BF	H	R	ER	SO	BB	IBB	HBP	BLK	WP	HR	S	P	ERA	WHIP
Ron Guidry, L (1, 1) ERA: 1.84	9.0	W	33	5	1	1	8	3	0	1	0	0	0	45	58	1.00	0.889

PITCHER	IP	WLS	BF	H	R	ER	SO	BB	IBB	HBP	BLK	WP	HR	S	P	ERA	WHIP

Batter	1	2	3	4	5	6	7	8	9	AB	R	H	RBI	BB	SO	LOB
Mickey Rivers, L (1, 8) OBP: 0.295, SLG: 0.404	HR		F9		K		F5	FC5-4 1B		5	1	2	1	0	1	3
Willie Randolph, R (1, 4) OBP: 0.368, SLG: 0.351	F7		K			6-3	BB, 1B; 1-2, 2-3, 3B; BB	FC5-4; 1-2f		4	1	0	0	1	1	1
Thurman Munson, R (1, 2) OBP: 0.327, SLG: 0.381 Mike Heath, R (8, 2) OBP: 0.282, SLG: 0.304	K			K		L7	BB; 1-2, 2-H, 3-H, 3B, 1B			4 0	1 0	1 0	2 0	0 0	2 0	0 0
Reggie Jackson, L (1, 9) OBP: 0.365, SLG: 0.475 Cliff Johnson, R (7, PH) OBP: 0.308, SLG: 0.335 Gary Thomasson, L (8, 9) OBP: 0.299, SLG: 0.370	4-3			K		K	4-3; 1-2, 2-3, 3B; BB			3 0 0	0 1 0	0 0 0	0 0 0	0 1 0	2 0 0	0 0 0
Chris Chambliss, L (1, 3) OBP: 0.337, SLG: 0.400		F8		1B			1-H, 2-H, 3-H, 1B, 3B			4	1	2	3	0	0	0
Graig Nettles, L (1, 5) OBP: 0.344, SLG: 0.462		F7		K			1B, 3B	FC6-4; 3-H, 1B		4	1	2	1	0	1	1
Lou Piniella, R (1, 7) OBP: 0.362, SLG: 0.433 Jay Johnstone, L (8, 7) OBP: 0.266, SLG: 0.248		1B			F8		3-H, 1B, 1B; FC6-4; 1-2f			4 0	1 0	2 0	1 0	0 0	0 0	1 0
Jim Spencer, L (1, 10) OBP: 0.301, SLG: 0.457 Dennis Sherrill, R (7, PR)	K				FC5-4 1B		BB, 1B; 1-3, 1B, 1B	K		3 1	0 1	2 0	0 0	0 0	1 1	1 0
Bucky Dent, R (1, 6) OBP: 0.297, SLG: 0.326			F2		FC5-4; 1-2f		BB; 1-2, 3-H, 1B, 1B	F7		4	1	1	1	0	0	1
Inning Stats	R: 1 E: 0 K: 1 S: 6 H: 1 LOB: 0 BB: 0 P: 6	R: 0 E: 0 K: 1 S: 6 H: 1 LOB: 1 BB: 0 P: 6	R: 0 E: 0 K: 1 S: 5 H: 0 LOB: 0 BB: 0 P: 5	R: 0 E: 0 K: 3 S: 10 H: 1 LOB: 1 BB: 0 P: 10	R: 0 E: 0 K: 1 S: 6 H: 1 LOB: 1 BB: 0 P: 6	R: 0 E: 0 K: 1 S: 5 H: 0 LOB: 0 BB: 0 P: 5	R: 8 E: 0 K: 0 S: 10 H: 7 LOB: 1 BB: 2 P: 18	R: 0 E: 0 K: 1 S: 6 H: 1 LOB: 1 BB: 0 P: 6		1B: 9 2B: 0 3B: 2 HR: 1	SF: 0 SAC: 0 DP: 0 HBP: 0						

PITCHER		IP	WLS	BF	H	R	ER	SO	BB	IBB	HBP	BLK	WP	HR	S	P	ERA	WHIP
Milt Wilcox, R ERA: 3.51	(1, 1)	6.1	L	27	8	5	5	8	0	0	0	0	0	1	43	43	7.11	1.263
Sheldon Burnside, L ERA: 108.0	(7, 1)	0.1		6	3	4	4	0	2	0	0	0	0	0	4	12	108.00	15.000
Dave Tobik, R ERA: 6.43	(7, 1)	1.1		5	1	0	0	1	0	0	0	0	0	0	7	7	0.00	0.750

PITCHER	IP	WLS	BF	H	R	ER	SO	BB	IBB	HBP	BLK	WP	HR	S	P	ERA	WHIP

BOTTOM

Detroit Tigers @ New York Yankees

Yankee Stadium, Bronx, NY

Mon Sep 04 1978, 3:33 AM EDT

Unknown - 74 F

livebaseballscorecards.com

AB	36
R	9
H	12
RBI	9
BB	2
SO	9
LOB	8

PA: 38

Batter	1	2	3	4	5	6	7	8	9	AB	R	H	RBI	BB	SO	LOB
Ron LeFlore, R (1, 8) OBP: 0.356, SLG: 0.396	0-0 G3 F7 1B 1B	0-0 F9		0-0 5-3		S S S 0-3 K			0-0 5-3 ①	5	1	1	0	0	1	2
Steve Dillard, R (1, 4) OBP: 0.274, SLG: 0.306	0-0 F7 ① 1-2		0-0 5-3 ①		0-0 E4 6-3 3B	0-0 F8 ③			0-0 5-3 ②	5	1	0	0	0	0	1
Lou Whitaker, L (9, 4) OBP: 0.351, SLG: 0.356										0	0	0	0	0	0	0
Rusty Staub, L (1, 10) OBP: 0.353, SLG: 0.447	0-0 G3 ② 2-3		0-0 F4 ②		0-0 6-3 ① 1-2		0-0 F8 ①		0-0 3-1 ③	5	0	0	0	0	0	2
Jason Thompson, L (1, 3) OBP: 0.368, SLG: 0.480	0-0 3-H 1B		0-0 1B 1B		0-0 WP 2-H 3B		0-0 4-3 ②			4	1	3	2	0	0	0
Steve Kemp, L (1, 7) OBP: 0.384, SLG: 0.397	0-0 F8 ③		0-0 1-2 1B		B B B B 4-0 1B 3-H BB		0-0 F7 ③			3	0	1	0	1	0	1
Mickey Stanley, R (9, 7) OBP: 0.315, SLG: 0.401										0	0	0	0	0	0	0
Aurelio Rodriguez, R (1, 5) OBP: 0.295, SLG: 0.387		0-0 HR	S S S 0-3 K ③		0-0 FC6 1-3 1B			0-0 4-3 ①		4	1	2	1	0	1	2
Dave Stegman, R (1, 9) OBP: 0.500, SLG: 1.000		0-0 F9 2B		0-0 L3 ① S S S	0-3 K ②			0-0 E 2B		2	0	1	0	0	0	0
Tim Corcoran, L (5, PH) (5, 9) OBP: 0.321, SLG: 0.333										1	0	0	0	0	1	2
John Wockenfuss, R (8, PH) (8, 9) OBP: 0.358, SLG: 0.396										1	1	1	0	0	0	0
Milt May, L (1, 2) OBP: 0.321, SLG: 0.399	0-0 F9 ① 2-3			B B B B 4-0 FC4-6 BB	0-0 FC6 ③ 1-2f			0-0 F3 ②		3	0	0	0	1	0	4
Mark Wagner, R (1, 6) OBP: 0.272, SLG: 0.284	S S S 0-3 K ②			0-0 FC4-6 ② 1-2f		0-0 6-3 ①		0-0 E9 ③ 2-H		4	0	0	0	0	1	2
Alan Trammell, R (9, 6) OBP: 0.328, SLG: 0.332										0	0	0	0	0	0	0
Inning Stats	R: 1 E: 0 K: 0 S: 5 H: 2 LOB: 1 BB: 0 P: 5	R: 1 E: 0 K: 1 S: 7 H: 2 LOB: 1 BB: 0 P: 7	R: 0 E: 0 K: 1 S: 7 H: 2 LOB: 2 BB: 0 P: 7	R: 0 E: 0 K: 0 S: 3 H: 0 LOB: 1 BB: 1 P: 7	R: 2 E: 1 K: 1 S: 8 H: 2 LOB: 2 BB: 1 P: 12	R: 0 E: 0 K: 1 S: 5 H: 0 LOB: 0 BB: 0 P: 5	R: 0 E: 0 K: 0 S: 3 H: 0 LOB: 0 BB: 0 P: 3	R: 1 E: 1 K: 0 S: 4 H: 1 LOB: 1 BB: 0 P: 4	R: 0 E: 0 K: 0 S: 3 H: 0 LOB: 0 BB: 0 P: 3	1B: 5 2B: 2 3B: 1 HR: 1	SF: 0 SAC: 0 DP: 0 HBP: 0						

TOP

Detroit Tigers @ New York Yankees

Yankee Stadium, Bronx, NY

Mon Sep 04 1978, 3:38 AM EDT

Att. 46,896 - Unknown

livebaseballscorecards.com

AB	37
R	5
H	9
RBI	3
BB	2
SO	4
LOB	16

WP: 1 PA: 39
PB: 0
SB: 0
CS: 0

PITCHER		IP	WLS	BF	H	R	ER	SO	BB	IBB	HBP	BLK	WP	HR	S	P	ERA	WHIP
Paul Lindblad, L ERA: 4.22	(1, 1)	3.0		15	6	2	2	2	0	0	0	0	0	1	19	19	6.00	2.000
Ken Clay, R	(4, 1)	4.0		17	2	2	1	2	2	0	0	0	1	0	19	27	2.25	1.000
Sparky Lyle, L ERA: 3.27	(8, 1)	2.0	L	7	1	1	0	0	0	0	0	0	0	0	7	7	0.00	0.500

PITCHER	IP	WLS	BF	H	R	ER	SO	BB	IBB	HBP	BLK	WP	HR	S	P	ERA	WHIP

Batter	1	2	3	4	5	6	7	8	9	AB	R	H	RBI	BB	SO	LOB
Mickey Rivers, L (1, 8) OBP: 0.292, SLG: 0.400	F9	E4 1-3 2-H 3-H			G3	4-3			6-3	5	0	0	0	0	0	2
Willie Randolph, R (1, 4) OBP: 0.371, SLG: 0.350	6-3	F9			S 6-3 E BB		L9-3 BB		FC1-6 1B	3	1	1	0	2	0	2
Thurman Munson, R (1, 2) OBP: 0.324, SLG: 0.377	4-3		5-3		6-3 1-2		L9-3 1-2		F8	5	0	0	0	0	0	3
Chris Chambliss, L (1, 3) OBP: 0.339, SLG: 0.404		1B 2B	4-3		1B 2-H 1B		1B		FC1-6 1-2f	5	1	3	0	0	0	1
Graig Nettles, L (1, 5) OBP: 0.347, SLG: 0.464		BB BB E 2-H 1B	1B		FC6-4 1-2 1B		F2			4	1	3	1	0	0	1
Lou Piniella, R (1, 10) OBP: 0.359, SLG: 0.429		K	K		FC6-4 1-2f			5-3		4	0	0	0	0	2	4
Roy White, S (1, 7) OBP: 0.322, SLG: 0.382 Jay Johnstone, L (7, 7) OBP: 0.272, SLG: 0.254		F8		F7		G3		1B		3 1	0 0	0 1	0 0	0 0	0 0	1 0
Gary Thomasson, L (1, 9) OBP: 0.300, SLG: 0.367 Cliff Johnson, R (8, PH) OBP: 0.306, SLG: 0.333 Paul Blair, R (9, 9) OBP: 0.240, SLG: 0.277		BB E 1-2 BB		K		K		F3		2 1 0	1 0 0	0 0 0	0 0 0	1 0 0	2 0 0	0 1 0
Bucky Dent, R (1, 6) OBP: 0.299, SLG: 0.326		E 1-2 2-3 BB		F3		1B		F7		3	0	1	0	1	0	1
Inning Stats	R: 0 H: 0 E: 0 LOB: 0 K: 0 BB: 0 S: 3 P: 3	R: 3 H: 2 E: 1 LOB: 2 K: 1 BB: 2 S: 8 P: 16	R: 0 H: 1 E: 0 LOB: 1 K: 1 BB: 0 S: 6 P: 6	R: 0 H: 0 E: 0 LOB: 0 K: 1 BB: 0 S: 5 P: 5	R: 1 H: 2 E: 0 LOB: 2 K: 0 BB: 1 S: 5 P: 9	R: 0 H: 1 E: 0 LOB: 1 K: 1 BB: 0 S: 6 P: 6	R: 0 H: 1 E: 0 LOB: 1 K: 0 BB: 1 S: 3 P: 7	R: 0 H: 1 E: 0 LOB: 1 K: 0 BB: 0 S: 4 P: 4	R: 0 H: 1 E: 0 LOB: 1 K: 0 BB: 0 S: 4 P: 4	1B: 8 SF: 0 2B: 2 SAC: 0 3B: 0 DP: 1 HR: 0 HBP: 0						

PITCHER		IP	WLS	BF	H	R	ER	SO	BB	IBB	HBP	BLK	WP	HR	S	P	ERA	WHIP
Jack Morris, R ERA: 4.17	(1, 1)	4.2		23	5	4	2	3	3	0	0	0	0	0	26	38	3.86	1.714
Steve Baker, R ERA: 4.12	(5, 1)	2.0		8	2	0	0	1	1	0	0	0	0	0	9	13	0.00	1.500
John Hiller, L ERA: 2.57	(7, 1)	2.1	W	9	2	0	0	0	0	0	0	0	0	0	9	9	0.00	0.857

PITCHER	IP	WLS	BF	H	R	ER	SO	BB	IBB	HBP	BLK	WP	HR	S	P	ERA	WHIP

BOTTOM

Detroit Tigers @ New York Yankees

Yankee Stadium, Bronx, NY

Mon Sep 04 1978, 3:38 AM EDT

Att. 46,896 - Unknown

livebaseballscorecards.com

AB	36
R	4
H	9
RBI	1
BB	4
SO	4
LOB	16

Batter	1	2	3	4	5	6	7	8	9	AB	R	H	RBI	BB	SO	LOB
Ron LeFlore, R (1, 8) OBP: 0.355, SLG: 0.394	5-3		F8			K	G4-6-3 1-2f		1B 1-2	5	0	1	0	0	1	2
Lou Whitaker, L (1, 4) OBP: 0.350, SLG: 0.355	4-3			4-3		5-3		1B	L6-4 2-3	5	0	1	0	0	0	2
Rusty Staub, L (1, 10) OBP: 0.355, SLG: 0.450	2B			1B 2B 8-2		BB 1B BB		F8		3	0	2	0	1	0	1
Jason Thompson, L (1, 3) OBP: 0.369, SLG: 0.482	K			2B 1-3		1B BB 1-2		F9		4	0	2	0	0	1	2
Steve Kemp, L (1, 7) OBP: 0.384, SLG: 0.395		F8		8-2 3-Hf		BB 1-2 2-3		2-3		3	0	0	0	1	0	3
Milt May, L (1, 2) OBP: 0.317, SLG: 0.394		F8			G3	G3			F4	4	0	0	0	0	0	3
Tim Corcoran, L (1, 9) OBP: 0.323, SLG: 0.331		3-1			F9	1B HBP			HR BB	2	1	0	0	1	0	0
Phil Mankowski, L (1, 5) OBP: 0.365, SLG: 0.392			F7		FC6-4 1B		G4-6-3 1-3 1B		HR 1-H	4	1	3	2	0	0	0
Alan Trammell, R (1, 6) OBP: 0.328, SLG: 0.329			F8		FC6-4 1-2f		F9		1B BB L6-4	3	0	0	0	1	0	3

TOP

Detroit Tigers @ New York Yankees

Yankee Stadium, Bronx, NY

Tue Sep 05 1978, 7:05 PM EDT

Att. 16,891 - Unknown - 77 F

livebaseballscorecards.com

AB	33
R	2
H	9
RBI	2
BB	4
SO	2
LOB	16

Inning Stats	1	2	3	4	5	6	7	8	9	1B: 6	SF: 0	WP: 0	PA: 38
R:	0	0	0	0	0	0	0	0	2	2B: 4	SAC: 0	PB: 0	
E:	0	0	0	0	0	0	0	0	0	3B: 0	DP: 3	SB: 0	
K:	1	0	0	0	0	1	0	0	0	HR: 1	HBP: 1	CS: 0	
S:	6	3	3	4	4	6	3	4	4				
H:	1	0	0	2	1	1	1	1	2				
LOB:	1	0	0	1	1	3	1	1	2				
BB:	0	0	0	0	0	2	0	0	2				
P:	6	3	3	4	4	14	4	4	12				

PITCHER		IP	WLS	BF	H	R	ER	SO	BB	IBB	HBP	BLK	WP	HR	S	P	ERA	WHIP
Dick Tidrow, R ERA: 3.54	(1, 1)	8.1	W	35	8	2	2	2	3	0	1	0	0	1	35	48	2.16	1.320
Sparky Lyle, L ERA: 3.27	(9, 1)	0.0		1	0	0	0	0	1	0	0	0	0	0	0	4	∞	∞
Rich Gossage, R ERA: 1.94	(9, 1)	0.2	S	2	1	0	0	0	0	0	0	0	0	0	2	2	0.00	1.500

PITCHER	IP	WLS	BF	H	R	ER	SO	BB	IBB	HBP	BLK	WP	HR	S	P	ERA	WHIP

Batter	1	2	3	4	5	6	7	8	9	AB	R	H	RBI	BB	SO	LOB
Mickey Rivers, L (1, 8) OBP: 0.292, SLG: 0.398	4-3		FC5-4 1B		G3			L9 1-3		4	0	1	0	0	0	1
Willie Randolph, R (1, 4) OBP: 0.372, SLG: 0.350	CS 1B		FC5-4 1-2f		F8			BBBB S BB		3	0	1	0	1	0	1
Thurman Munson, R (1, 2) OBP: 0.321, SLG: 0.375	6-3 1-2			SSS K		4-3		SSS K 1-2		4	0	0	0	0	2	3
Chris Chambliss, L (1, 3) OBP: 0.337, SLG: 0.401		4-3		G3		L3		F9		4	0	0	0	0	0	2
Graig Nettles, L (1, 5) OBP: 0.347, SLG: 0.463		F7		BB HR 1B		F9				3	1	1	0	0	0	0
Lou Piniella, R (1, 10) OBP: 0.359, SLG: 0.426		5-3		BBBB 1-2 HR BB			F8			2	1	0	0	1	0	0
Roy White, S (1, 7) OBP: 0.326, SLG: 0.400			1B G6-4-3 2B	1-H 2-H HR			3-1			3	2	2	3	0	0	0
Gary Thomasson, L (8, 7) OBP: 0.300, SLG: 0.367										0	0	0	0	0	0	0
Jay Johnstone, L (1, 9) OBP: 0.273, SLG: 0.256			G6-4-3 2-3 1B	F8			L3			3	0	1	0	0	0	0
Bucky Dent, R (1, 6) OBP: 0.300, SLG: 0.327			G6-4-3 1-2f 3-H		F9			PB S 1B		3	0	1	0	0	0	1
Inning Stats	R: 0 E: 0 K: 0 S: 3 H: 1 LOB: 0 BB: 0 P: 3	R: 0 E: 0 K: 0 S: 3 H: 0 LOB: 0 BB: 0 P: 3	R: 1 E: 0 K: 0 S: 5 H: 3 LOB: 1 BB: 0 P: 5	R: 3 E: 0 K: 1 S: 7 H: 2 LOB: 0 BB: 1 P: 11	R: 0 E: 0 K: 0 S: 3 H: 0 LOB: 0 BB: 0 P: 3	R: 0 E: 0 K: 0 S: 3 H: 0 LOB: 0 BB: 0 P: 3	R: 0 E: 0 K: 0 S: 3 H: 0 LOB: 0 BB: 0 P: 3	R: 0 E: 0 K: 1 S: 6 H: 1 LOB: 2 BB: 1 P: 10		1B: 5 2B: 1 3B: 0 HR: 1	SF: 0 SAC: 0 DP: 1 HBP: 0					

PITCHER	IP	WLS	BF	H	R	ER	SO	BB	IBB	HBP	BLK	WP	HR	S	P	ERA	WHIP
Kip Young, R (1, 1) ERA: 2.5	8.0	L	31	7	4	4	2	2	0	0	0	0	1	33	41	4.50	1.125

PITCHER	IP	WLS	BF	H	R	ER	SO	BB	IBB	HBP	BLK	WP	HR	S	P	ERA	WHIP

BOTTOM

Detroit Tigers @ New York Yankees

Yankee Stadium, Bronx, NY

Tue Sep 05 1978, 7:05 PM EDT

Att. 16,891 - Unknown - 77 F

livebaseballscorecards.com

AB	29
R	4
H	7
RBI	3
BB	2
SO	2
LOB	8

1B: 5 SF: 0 WP: 0 PA: 31
2B: 1 SAC: 0 PB: 1
3B: 0 DP: 1 SB: 2
HR: 1 HBP: 0 CS: 1

Batter	1	2	3	4	5	6	7	8	9	AB	R	H	RBI	BB	SO	LOB
Ron LeFlore, R (1, 8) OBP: 0.354, SLG: 0.391	F9	L4			L9			BB	F4	4	0	0	0	1	0	4
Lou Whitaker, L (1, 4) OBP: 0.349, SLG: 0.352	4-3		5-3			3-1		BB		3	0	0	0	1	0	0
Rusty Staub, L (1, 10) OBP: 0.355, SLG: 0.448	BB		F6			G3		F5		3	0	0	0	1	0	2
Jason Thompson, L (1, 3) OBP: 0.366, SLG: 0.478	F5		K			F7		G3		4	0	0	0	0	1	3
Steve Kemp, L (1, 7) OBP: 0.383, SLG: 0.396		K		F7			1B 2B	F7		4	1	1	0	0	1	2
Milt May, L (1, 2) OBP: 0.319, SLG: 0.395		4-3		F8			2-H 1B		1B	4	0	2	1	0	0	0
Tim Corcoran, L (1, 9) OBP: 0.324, SLG: 0.331		1B 2B 1B		G3			F8		F8	3	1	1	0	0	0	1
Mickey Stanley, R (9, PH) OBP: 0.313, SLG: 0.399										1	0	0	0	0	0	1
Phil Mankowski, L (1, 5) OBP: 0.365, SLG: 0.392		2B 1-2 1B			F8		F7		1-2 1B	3	0	1	0	0	0	1
Aurelio Rodriguez, R (9, PH) OBP: 0.297, SLG: 0.389										1	0	1	0	0	0	0
Alan Trammell, R (1, 6) OBP: 0.327, SLG: 0.331		1-3 2-H 2B			5-3		F8		F9	4	0	1	1	0	0	3
Inning Stats	R: 0 E: 0 K: 0 S: 3 H: 0 LOB: 1 BB: 1 P: 7	R: 1 E: 0 K: 1 S: 8 H: 3 LOB: 2 BB: 0 P: 8	R: 0 E: 0 K: 1 S: 5 H: 0 LOB: 0 BB: 0 P: 5	R: 0 E: 0 K: 0 S: 3 H: 0 LOB: 0 BB: 0 P: 3	R: 0 E: 0 K: 0 S: 3 H: 0 LOB: 0 BB: 0 P: 3	R: 0 E: 0 K: 0 S: 3 H: 0 LOB: 0 BB: 0 P: 3	R: 1 E: 0 K: 0 S: 5 H: 2 LOB: 1 BB: 0 P: 5	R: 0 E: 0 K: 0 S: 3 H: 0 LOB: 2 BB: 2 P: 11	R: 0 E: 0 K: 0 S: 5 H: 2 LOB: 2 BB: 0 P: 5	1B: 5 2B: 2 3B: 0 HR: 0	SF: 0 SAC: 0 DP: 0 HBP: 0						

PITCHER		IP	WLS	BF	H	R	ER	SO	BB	IBB	HBP	BLK	WP	HR	S	P	ERA	WHIP
Ed Figueroa, R ERA: 3.07	(1, 1)	8.0	W	32	5	2	2	2	3	0	0	0	0	0	33	45	2.25	1.000
Sparky Lyle, L ERA: 3.24	(9, 1)	1.0		5	2	0	0	0	0	0	0	0	0	0	5	5	0.00	2.000

PITCHER	IP	WLS	BF	H	R	ER	SO	BB	IBB	HBP	BLK	WP	HR	S	P	ERA	WHIP

Detroit Tigers @ New York Yankees

Yankee Stadium, Bronx, NY

Wed Sep 06 1978, 7:05 PM EDT

Att. 24,452 - Unknown - 80 F

TOP

livebaseballscorecards.com

AB	34
R	2
H	7
RBI	2
BB	3
SO	2
LOB	17

1B: 5 SF: 0
2B: 2 SAC: 0
3B: 0 DP: 0
HR: 0 HBP: 0

WP: 0 PA: 37
PB: 0
SB: 1
CS: 0

Batter	1	2	3	4	5	6	7	8	9	AB	R	H	RBI	BB	SO	LOB
Mickey Rivers, L (1, 8) OBP: 0.296, SLG: 0.401	SH1-3 BB SF7 1B		4-3		1-2 SF SH1-4 1B	1B E 1B	1-3			4	3	3	0	0	0	0
Paul Blair, R (7, PH) (8, 8) OBP: 0.238, SLG: 0.274										1	0	0	0	0	0	1
Willie Randolph, R (1, 4) OBP: 0.375, SLG: 0.353	BBBB 1-2 SH1-3 BB		S 1B		1-2 2-3 SH1-4	E S 1-3 FC5-4 1B		F7		3	1	2	0	1	0	0
Thurman Munson, R (1, 2) OBP: 0.323, SLG: 0.374	SH1-3 1-2 2-3		SSS K 1-2		4-0 SF 1B IBB	G3 1-2		FC1-6 1B		3	1	1	0	1	1	3
Chris Chambliss, L (1, 3) OBP: 0.334, SLG: 0.399	SF7 3-H		F9		1-2 2-H 3-H SF 1B 2B	2-3 3-H E4 FC5-4		FC1-6 FC5-4 1-2f		3	1	0	2	0	0	3
Graig Nettles, L (1, 5) OBP: 0.345, SLG: 0.460	SSS K			E4 G3-6-3 BB 1B	1-2 2-H 2B 1B	1-2f 3-H FC5-4		FC5-4 1-2f		5	1	1	2	0	1	3
Lou Piniella, R (1, 7) OBP: 0.360, SLG: 0.428		6-3		BBBB 1-2 G3-6-3 BB	1-3 2-H 2B	F9				3	0	1	1	1	0	1
Roy White, S (1, 10) OBP: 0.328, SLG: 0.399		L7		1-2f 2-3 G3-6-3	BBBB FC6-4 BB		1B			3	0	1	0	1	0	2
Jay Johnstone, L (1, 9) OBP: 0.280, SLG: 0.258		BBBB BB		3-H CS 1B	SSS K		F8			3	0	1	1	1	1	4
Bucky Dent, R (1, 6) OBP: 0.299, SLG: 0.326		SSS K		1-2 CS	SH1-4 SF 1B 1B FC6-4 1-2f		F8			4	1	1	0	0	1	5
Inning Stats	R: 1 H: 1 E: 0 LOB: 1 K: 1 BB: 1 S: 6 P: 10	R: 0 H: 0 E: 0 LOB: 1 K: 1 BB: 1 S: 5 P: 9	R: 0 H: 1 E: 0 LOB: 1 K: 1 BB: 0 S: 6 P: 6	R: 1 H: 1 E: 1 LOB: 0 K: 0 BB: 1 S: 3 P: 7	R: 4 H: 4 E: 1 LOB: 3 K: 1 BB: 2 S: 10 P: 18	R: 2 H: 2 E: 1 LOB: 1 K: 0 BB: 0 S: 6 P: 6	R: 0 H: 1 E: 0 LOB: 1 K: 0 BB: 0 S: 4 P: 4	R: 0 H: 1 E: 0 LOB: 1 K: 0 BB: 0 S: 4 P: 4		1B: 10 SF: 2 2B: 1 SAC: 2 3B: 0 DP: 1 HR: 0 HBP: 0						

PITCHER		IP	WLS	BF	H	R	ER	SO	BB	IBB	HBP	BLK	WP	HR	S	P	ERA	WHIP
Jack Billingham, R ERA: 3.7	(1, 1)	4.1	L	24	7	6	4	3	3	1	0	0	0	0	26	42	8.31	2.308
Steve Baker, R ERA: 4.04	(5, 1)	1.0		6	2	2	0	1	1	0	0	0	0	0	7	11	0.00	3.000
Ed Glynn, L ERA: 2.77	(6, 1)	2.2		11	2	0	0	0	0	0	0	0	0	0	11	11	0.00	0.750

PITCHER	IP	WLS	BF	H	R	ER	SO	BB	IBB	HBP	BLK	WP	HR	S	P	ERA	WHIP

BOTTOM

Detroit Tigers @ New York Yankees

Yankee Stadium, Bronx, NY

Wed Sep 06 1978, 7:05 PM EDT

Att. 24,452 - Unknown - 80 F

livebaseballscorecards.com

AB	32
R	8
H	11
RBI	6
BB	5
SO	4
LOB	22

Batter	1	2	3	4	5	6	7	8	9	AB	R	H	RBI	BB	SO	LOB
Mickey Rivers, L (1, 8) OBP: 0.297, SLG: 0.400	K	1B BB 1-2 2-H 1B	6-3 2-3	2B 1-2 BB		4-3		F8		4	1	1	1	1	1	2
Paul Blair, R (7, 8) OBP: 0.236, SLG: 0.272										1	0	0	0	0	0	0
Willie Randolph, R (1, 4) OBP: 0.378, SLG: 0.358	E5 1B 1B	1B 1-2 2-3 BB	1B 3-H 1B	1-H 2-H 3-H 2B		HBP 3-H 1B		K		5	1	3	5	1	1	0
Thurman Munson, R (1, 2) OBP: 0.329, SLG: 0.378										3	1	3	1	1	0	0
Mike Heath, R (6, PR) OBP: 0.291, SLG: 0.313 (6, 2)	1B 1-2 SF8 1B	1-2 2-3 3-H 1B	1-3 1B	BB		HBP 1-2		2B 1B		1	1	1	0	0	0	0
Reggie Jackson, L (1, 10) OBP: 0.364, SLG: 0.473	1-3 2-H 1B	K	F2	K		F6		1-H 1B 2B		4	0	1	1	0	2	7
Cliff Johnson, R (6, PH) OBP: 0.308, SLG: 0.342										2	1	1	1	0	0	2
Chris Chambliss, L (1, 3) OBP: 0.333, SLG: 0.398	SF8 3-H	F9		SH 1B 1B		K		2-H 1B		4	1	1	1	0	1	7
Jim Spencer, L (8, PH) OBP: 0.306, SLG: 0.461 (8, 3)				G3						1	0	1	1	0	0	0
Graig Nettles, L (1, 5) OBP: 0.344, SLG: 0.458	1-3	K		SH 1-2 1B	G3		F6		2B	5	1	1	0	0	1	4
Fred Stanley, R (8, 5) OBP: 0.333, SLG: 0.294										1	0	1	0	0	0	0
Lou Piniella, R (1, 9) OBP: 0.360, SLG: 0.430 (6, 7)		1B 1B 1B	1B 1-3 2B	SH 1B 1-2 2-3 2B	F6		K		F8	5	3	2	0	0	1	1
Roy White, S (1, 7) OBP: 0.333, SLG: 0.404	1-3 1B 1B	6-3 1-3 2-3 1B	1-3 2-H 3-H BB 2B	L9			BB	6-3		4	3	3	2	0	0	0
Gary Thomasson, L (6, 9) OBP: 0.301, SLG: 0.365										1	0	0	0	1	0	1
Bucky Dent, R (1, 6) OBP: 0.300, SLG: 0.332	BB 1-2 3-H 1B	1-2 3-H 1-3	K			3B	F8		F7	6	2	2	2	0	1	5
Inning Stats	R: 2 E: 1 K: 1 S: 8 H: 2 LOB: 1 BB: 0 P: 8	R: 3 E: 0 K: 2 S: 12 H: 5 LOB: 3 BB: 1 P: 16	R: 2 E: 0 K: 0 S: 7 H: 4 LOB: 2 BB: 0 P: 7	R: 5 E: 1 K: 2 S: 12 H: 4 LOB: 2 BB: 2 P: 20	R: 0 E: 0 K: 0 S: 3 H: 0 LOB: 0 BB: 0 P: 3	R: 1 E: 0 K: 1 S: 7 H: 2 LOB: 2 BB: 0 P: 8	R: 0 E: 0 K: 1 S: 5 H: 0 LOB: 1 BB: 1 P: 9	R: 2 E: 0 K: 1 S: 7 H: 3 LOB: 1 BB: 0 P: 7	R: 0 E: 0 K: 0 S: 4 H: 1 LOB: 1 BB: 0 P: 4	1B: 16 2B: 4 3B: 1 HR: 0 SF: 1 SAC: 1 DP: 0 HBP: 1						

TOP

New York Yankees @ Boston Red Sox

Fenway Park, Boston, MA

Thu Sep 07 1978, 7:05 PM EDT

Att. 34,119 - Unknown - 60 F

livebaseballscorecards.com

AB	47
R	15
H	21
RBI	15
BB	4
SO	8
LOB	29

PITCHER		IP	WLS	BF	H	R	ER	SO	BB	IBB	HBP	BLK	WP	HR	S	P	ERA	WHIP
Mike Torrez, R ERA: 4.11	(1, 1)	1.0	L	10	6	5	3	1	0	0	0	0	0	0	12	12	27.00	6.000
Andy Hassler, L ERA: 4.28	(2, 1)	2.0		14	7	4	4	2	1	0	0	0	0	0	17	21	18.00	4.000
Dick Drago, R ERA: 3.55	(4, 1)	4.0		21	4	4	3	4	3	0	1	0	0	0	25	38	6.75	1.750
Bill Campbell, R ERA: 4.2	(8, 1)	2.0		9	4	2	2	1	0	0	0	0	0	0	11	11	9.00	2.000

PITCHER	IP	WLS	BF	H	R	ER	SO	BB	IBB	HBP	BLK	WP	HR	S	P	ERA	WHIP

WP: 0	PB: 0	SB: 0	CS: 0	PA: 54													

BOTTOM

Batter	1	2	3	4	5	6	7	8	9	AB	R	H	RBI	BB	SO	LOB
Rick Burleson, R (1, 6) OBP: 0.296, SLG: 0.338	0-0 2B		0-0 ② F6		0-0 1B 1B		0-0 ① 4-3 2-3		0-0 ③ 4-3	5	0	2	0	0	0	1
Fred Lynn, L (1, 8) OBP: 0.375, SLG: 0.496	0-0 ① F8		4-0 BB		0-3 ② K		0-0 ② 4-3 3-H			3	0	0	1	1	1	2
Jim Rice, R (1, 10) OBP: 0.384, SLG: 0.616	0-0 ② 5-3		0-3 ③ K		0-0 ② FC4-6 1-2 1B		0-0 ③ 1-3			4	0	1	0	0	1	2
Carl Yastrzemski, L (1, 7) OBP: 0.374, SLG: 0.421 Garry Hancock, L (7, 7) OBP: 0.225, SLG: 0.257	0-0 ③ F3			0-0 HR 3B	0-0 ③ FC4-6 1-2f			0-0 FC3-6 2B		3 1	1 0	1 1	0 0	0 0	0 0	3 0
Carlton Fisk, R (1, 2) OBP: 0.379, SLG: 0.510 Bob Montgomery, R (5, 2) OBP: 0.290, SLG: 0.345		0-0 4-3 2B		0-0 3-H HR		0-3 ① K		4-0 FC3-6 BB		2 1	1 0	2 0	2 0	0 1	0 1	0 0
Jack Brohamer, L (1, 4) OBP: 0.296, SLG: 0.324		0-0 ① 4-3 2-3		0-0 ① F8		0-0 ② P7		0-0 ① FC3-6 G6-4-3 1-2f 2-3		4	0	0	0	0	0	3
Dwight Evans, R (1, 9) OBP: 0.338, SLG: 0.466		0-0 ② F3		0-0 ② 6-3		0-0 E6		0-0 ② G6-4-3 ③ 1-2f		4	0	0	0	0	0	3
George Scott, R (1, 3) OBP: 0.312, SLG: 0.400		0-0 ③ F9		0-0 ③ 4-3		0-3 ③ K			0-0 ① 6-3	4	0	0	0	0	1	2
Butch Hobson, R (1, 5) OBP: 0.316, SLG: 0.408			0-0 ① 5-3		0-3 ① K		0-0 E7 4-3 4-3 1B		0-0 ② 6-3	4	1	1	0	0	1	0
Inning Stats	R: 0 E: 0 K: 0 S: 4 H: 1 LOB: 1 BB: 0 P: 4	R: 0 E: 0 K: 0 S: 4 H: 1 LOB: 1 BB: 0 P: 4	R: 0 E: 0 K: 1 S: 5 H: 0 LOB: 1 BB: 1 P: 9	R: 2 E: 0 K: 0 S: 5 H: 2 LOB: 0 BB: 0 P: 5	R: 0 E: 0 K: 2 S: 9 H: 2 LOB: 2 BB: 0 P: 9	R: 0 E: 1 K: 2 S: 8 H: 0 LOB: 1 BB: 0 P: 8	R: 1 E: 1 K: 0 S: 4 H: 1 LOB: 0 BB: 0 P: 4	R: 0 E: 0 K: 0 S: 3 H: 1 LOB: 1 BB: 1 P: 7	R: 0 E: 0 K: 0 S: 3 H: 0 LOB: 0 BB: 0 P: 3	1B: 3 2B: 3 3B: 1 HR: 1	SF: 0 SAC: 0 DP: 1 HBP: 0						

PITCHER		IP	WLS	BF	H	R	ER	SO	BB	IBB	HBP	BLK	WP	HR	S	P	ERA	WHIP
Catfish Hunter, R ERA: 3.7	(1, 1)	3.0		13	3	1	1	1	1	0	0	0	0	0	14	18	3.00	1.333
Ken Clay, R ERA: 4.39	(4, 1)	6.0	W	24	5	2	1	4	1	0	0	0	0	1	31	35	1.50	1.000

PITCHER	IP	WLS	BF	H	R	ER	SO	BB	IBB	HBP	BLK	WP	HR	S	P	ERA	WHIP

New York Yankees @ Boston Red Sox

Fenway Park, Boston, MA

Thu Sep 07 1978, 7:05 PM EDT

Att. 34,119 - Unknown - 60 F

livebaseballscorecards.com

AB	35
R	3
H	8
RBI	3
BB	2
SO	5
LOB	16

1B: 3 SF: 0
2B: 3 SAC: 0
3B: 1 DP: 1
HR: 1 HBP: 0

WP: 0 PA: 37
PB: 0
SB: 0
CS: 0

New York Yankees @ Boston Red Sox

Fenway Park, Boston, MA

Fri Sep 08 1978, 7:05 PM EDT

Att. 33,134 - Unknown - 66 F

TOP

livebaseballscorecards.com

Batter	1	2	3	4	5	6	7	8	9	AB	R	H	RBI	BB	SO	LOB
Mickey Rivers, L (1, 8) OBP: 0.301, SLG: 0.404	E S E 1B	BB HR 1B	1B 1B		P9 1-2		P7	FC6-4 1-2f		3	2	3	0	0	0	0
Paul Blair, R (3, PR) OBP: 0.230, SLG: 0.265 (3, 8)										3	0	0	0	0	0	3
Willie Randolph, R (1, 4) OBP: 0.380, SLG: 0.359	E6 6-3 1B 1-H	F8	G6-4-3 1-2 1B		1B 2-H		BBBB BB		5-3	4	1	2	1	1	0	1
Fred Stanley, R (7, 4) OBP: 0.331, SLG: 0.292										1	0	0	0	0	0	0
Thurman Munson, R (1, 2) OBP: 0.328, SLG: 0.375	F7	BBBB HR BB 1-2	G6-4-3 1-2f		SSS K		F8		F9	4	1	0	0	1	1	5
Mike Heath, R (8, 2) OBP: 0.287, SLG: 0.309										1	0	0	0	0	0	0
Reggie Jackson, L (1, 10) OBP: 0.364, SLG: 0.479	6-3 1-2	HR 1-H 2-H		SSS K		SSS K		5-3	F8	3	1	1	3	0	1	1
Cliff Johnson, R (6, PH) OBP: 0.303, SLG: 0.335										3	0	0	0	0	1	0
Chris Chambliss, L (1, 3) OBP: 0.333, SLG: 0.398	1B 2-H	E 2B 1B		F8		E9 1B		E3 G3 1B		5	3	2	1	0	0	0
Jim Spencer, L (8, 3) OBP: 0.306, SLG: 0.461										0	0	0	0	0	0	0
Graig Nettles, L (1, 5) OBP: 0.343, SLG: 0.455	G3	E1 2B 1-2		F9		4-3 2-H 1B		G3 1-2		5	0	1	1	0	0	3
Dennis Sherrill, R (8, 5)										0	0	0	0	0	0	0
Lou Piniella, R (1, 9) OBP: 0.364, SLG: 0.449		1B 3B			HR	4-3 1-2		1B 1B 2-H 1B		4	2	3	2	0	0	1
(6, 7)		1-3 2-H 2B														
Gary Thomasson, L (8, PH) OBP: 0.303, SLG: 0.368 (8, 7)										1	1	1	1	0	0	0
Roy White, S (1, 7) OBP: 0.335, SLG: 0.406		E S SF7 1B 3-H			E 1B 1B	F9		1B 1-3 1B		4	2	2	1	0	0	3
Jay Johnstone, L (6, 9) OBP: 0.286, SLG: 0.264		F7								1	0	1	0	0	0	0
Bucky Dent, R (1, 6) OBP: 0.298, SLG: 0.331	SF7 1-H	F8			F8	5-3		FC6-4 1-2 3-H 1B		4	0	1	2	0	0	1
Domingo Ramos, R (9, 6)										0	0	0	0	0	0	0

	AB	46
	R	13
	H	17
	RBI	12
	BB	2
	SO	3
	LOB	18

Inning Stats	1	2	3	4	5	6	7	8	9
	R: 2 E: 1 K: 0 S: 6	H: 2 LOB: 1 BB: 0 P: 6	R: 6 E: 1 K: 0 S: 10	H: 6 LOB: 2 BB: 1 P: 14	R: 0 E: 0 K: 0 S: 4	H: 2 LOB: 2 BB: 0 P: 4	R: 0 E: 0 K: 1 S: 5	H: 0 LOB: 0 BB: 0 P: 5	R: 2 E: 1 K: 1 S: 8	H: 3 LOB: 1 BB: 0 P: 8	R: 1 E: 1 K: 1 S: 7	H: 1 LOB: 1 BB: 0 P: 7	R: 0 E: 0 K: 0 S: 3	H: 0 LOB: 1 BB: 1 P: 7	R: 2 E: 1 K: 0 S: 7	H: 3 LOB: 2 BB: 0 P: 7	R: 0 E: 0 K: 0 S: 3	H: 0 LOB: 0 BB: 0 P: 3

1B: 13	SF: 1	WP: 0	PA: 49
2B: 1	SAC: 0	PB: 0	
3B: 1	DP: 1	SB: 2	
HR: 2	HBP: 0	CS: 0	

PITCHER		IP	WLS	BF	H	R	ER	SO	BB	IBB	HBP	BLK	WP	HR	S	P	ERA	WHIP
Jim Wright, R ERA: 3.25	(1, 1)	1.1	L	9	4	4	2	0	0	0	0	0	0	0	9	9	13.50	3.000
Tom Burgmeier, L ERA: 4.59	(2, 1)	0.2		8	4	4	3	0	1	0	0	0	0	1	7	11	40.50	7.500
Bill Lee, L ERA: 3.5	(3, 1)	7.0		32	9	5	1	3	1	0	0	0	0	1	37	41	1.29	1.429

PITCHER		IP	WLS	BF	H	R	ER	SO	BB	IBB	HBP	BLK	WP	HR	S	P	ERA	WHIP

BOTTOM

New York Yankees @ Boston Red Sox

Fenway Park, Boston, MA

Fri Sep 08 1978, 7:05 PM EDT

Att. 33,134 - Unknown - 66 F

livebaseballscorecards.com

Batter	1	2	3	4	5	6	7	8	9	AB	R	H	RBI	BB	SO	LOB
Rick Burleson, R (1, 6) OBP: 0.296, SLG: 0.337	K		4-3			K			HBP 1B 1B	4	1	1	0	0	2	0
Fred Lynn, L (1, 8) OBP: 0.374, SLG: 0.496	2B			F7			F5		F7	4	0	1	0	0	0	1
Jim Rice, R (1, 10) OBP: 0.385, SLG: 0.614	F9			1-3			G3-6-1 1B		1B 1-2 1B HBP	3	1	1	0	0	0	1
Carl Yastrzemski, L (1, 7) OBP: 0.371, SLG: 0.417	K			4-3			G3-6-1 1-2f		F7	4	0	0	0	0	1	4
Carlton Fisk, R (1, 2) OBP: 0.380, SLG: 0.509		F4			6-3			BB	1B 1-2 2-H 1B	3	0	1	1	1	0	0
Jack Brohamer, L (1, 4) OBP: 0.296, SLG: 0.322		K			F8			K	1-3 2-H 1B	4	0	1	1	0	2	1
Dwight Evans, R (1, 9) OBP: 0.337, SLG: 0.464		F9			K			1-3 1B	4-3	2	0	0	0	0	1	0
Garry Hancock, L (7, 9) OBP: 0.233, SLG: 0.264										2	0	1	0	0	0	2
George Scott, R (1, 3) OBP: 0.309, SLG: 0.397			L9			F9		K		3	0	0	0	0	1	2
Butch Hobson, R (1, 5) OBP: 0.314, SLG: 0.406			6-3			F9		K		3	0	0	0	0	1	2

AB	32
R	2
H	6
RBI	2
BB	1
SO	8
LOB	13

Inning Stats	1	2	3	4	5	6	7	8	9	1B: 5	SF: 0	WP: 0	PA: 34
R	0	0	0	0	0	0	0	0	2	2B: 1	SAC: 0	PB: 0	
E	0	0	0	0	0	0	0	0	0	3B: 0	DP: 1	SB: 0	
H	1	0	0	0	0	0	1	1	3	HR: 0	HBP: 1	CS: 0	
LOB	1	0	0	0	0	0	0	2	2				
K	2	1	3	3	0	1	0	3	6				
BB	0	0	0	0	0	0	0	1	0				
P	8	5	3	3	5	5	3	14	7				
S	8	5	3	3	5	5	3	10	6				

PITCHER		IP	WLS	BF	H	R	ER	SO	BB	IBB	HBP	BLK	WP	HR	S	P	ERA	WHIP
Jim Beattie, R	(1, 1)	8.2	W	33	6	2	0	8	1	0	1	0	0	0	47	52	0.00	0.808
ERA: 3.7																		
Ron Davis, R	(9, 1)	0.1		1	0	0	0	0	0	0	0	0	0	0	1	1	0.00	0.000
ERA: 54.0																		

PITCHER	IP	WLS	BF	H	R	ER	SO	BB	IBB	HBP	BLK	WP	HR	S	P	ERA	WHIP

New York Yankees @ Boston Red Sox

Fenway Park, Boston, MA

Sat Sep 09 1978, 3:33 AM EDT

Att. 33,611 - Unknown - 63 F

TOP

livebaseballscorecards.com

Batter	1	2	3	4	5	6	7	8	9	AB	R	H	RBI	BB	SO	LOB
Mickey Rivers, L (1, 8) OBP: 0.300, SLG: 0.403	F4		F2	WP, 1B; 2-H 3-H; 1B		1-3		1B		4	1	1	2	0	0	0
Paul Blair, R (6, 8) OBP: 0.236, SLG: 0.271										1	0	1	0	0	0	0
Willie Randolph, R (1, 4) OBP: 0.383, SLG: 0.359	B5-3		K	1B; PB; 2-3; BB		BB		1-2; 1B		3	1	1	0	2	1	0
Thurman Munson, R (1, 2) OBP: 0.330, SLG: 0.376	HBP			F7-4-3; 1B; PB; 1B		F7		F8		4	0	2	1	0	0	3
Reggie Jackson, L (1, 10) OBP: 0.362, SLG: 0.474	K			F7-4-3; BB		5-3		K		4	0	0	0	1	2	5
Chris Chambliss, L (1, 3) OBP: 0.332, SLG: 0.398		F8		2B; F8			K		F7	5	1	1	0	0	1	2
Graig Nettles, L (1, 5) OBP: 0.343, SLG: 0.454		1B		2B; E; IBB	3-1		F9		F2	4	1	1	0	1	0	0
Lou Piniella, R (1, 9) OBP: 0.367, SLG: 0.453		K		E; 1-3 2-H; 2B	F9		1B		FC5; HBP; 1B	5	1	3	1	0	1	1
Roy White, S (1, 7) OBP: 0.334, SLG: 0.401		6-3		E; 1B; IBB	E5; FC5-4		F8		1-2; HBP	3	1	0	0	1	0	2
Jay Johnstone, L (7, 7) OBP: 0.291, SLG: 0.264										0	0	0	0	0	0	0
Bucky Dent, R (1, 6) OBP: 0.297, SLG: 0.329			F8	E7; 1-3 2-H 3-H; 1B	FC5-4; 1-2f			F5	FC5; 2-3f	5	1	1	2	0	0	3

	AB	38
	R	7
	H	11
	RBI	6
	BB	5
	SO	5
	LOB	16

Inning Stats	1	2	3	4	5	6	7	8	9
	R: 0 E: 0 K: 1 S: 5	H: 0 LOB: 1 BB: 0 P: 6	R: 0 E: 0 K: 1 S: 6	H: 1 LOB: 1 BB: 0 P: 6	R: 0 E: 0 K: 1 S: 5	H: 0 LOB: 0 BB: 0 P: 5	R: 7 E: 1 K: 0 S: 8	H: 6 LOB: 2 BB: 4 P: 24	R: 0 E: 1 K: 0 S: 4	H: 0 LOB: 1 BB: 0 P: 4
	R: 0 E: 0 K: 0 S: 3	H: 0 LOB: 1 BB: 1 P: 7	R: 0 E: 0 K: 1 S: 6	H: 1 LOB: 1 BB: 0 P: 6	R: 0 E: 0 K: 1 S: 7	H: 2 LOB: 2 BB: 0 P: 7	R: 0 E: 0 K: 0 S: 4	H: 1 LOB: 2 BB: 0 P: 5	1B: 9 2B: 3 3B: 0 HR: 0	SF: 0 SAC: 0 DP: 1 HBP: 2	WP: 1 PB: 1 SB: 0 CS: 0	PA: 45

PITCHER		IP	WLS	BF	H	R	ER	SO	BB	IBB	HBP	BLK	WP	HR	S	P	ERA	WHIP
Dennis Eckersley, R ERA: 3.38	(1, 1)	3.2	L	21	7	7	6	3	1	2	1	0	1	0	23	36	14.73	2.182
Tom Burgmeier, L ERA: 4.15	(4, 1)	5.1		24	4	0	0	2	2	0	1	0	0	0	25	34	0.00	1.125

PITCHER		IP	WLS	BF	H	R	ER	SO	BB	IBB	HBP	BLK	WP	HR	S	P	ERA	WHIP

Batter	1	2	3	4	5	6	7	8	9	AB	R	H	RBI	BB	SO	LOB
Rick Burleson, R (1, 6) OBP: 0.297, SLG: 0.337	G3 SH1-3 1B		BBBB 4-0 SH3-4 BB		SSS 0-3 ③ K			x 0-0 ③ 1-3		3	0	1	0	1	1	0
Fred Lynn, L (1, 8) OBP: 0.373, SLG: 0.494	x 0-0 ① SH1-3 1-2		x 0-0 ① SH3-4 1-2			x 0-0 ① P8			x 0-0 ① F7	2	0	0	0	0	0	0
Jim Rice, R (1, 9) OBP: 0.384, SLG: 0.612	x 0-0 G3 1B		x 0-0 ② 6-3			x 0-0 ② 5-3			x 0-0 E6 BB	4	0	1	0	0	0	1
Carl Yastrzemski, L (1, 7) OBP: 0.368, SLG: 0.413	x 0-0 ② G3 1-2 2-3		x 0-0 ③ 4-3			x 0-0 ③ F8			x 0-0 ② P9	4	0	0	0	0	0	4
Carlton Fisk, R (1, 2) OBP: 0.381, SLG: 0.507	SSS 0-3 ③ K			BBBB 4-0 G6-4-3 BB			x 0-0 ① 4-3		BBBB 4-0 1-2 BB	2	0	0	0	2	1	2
Bob Bailey, R (1, 10) OBP: 0.336, SLG: 0.371		BBBB 4-0 SH3 BB		x 0-0 ①② G6-4-3 1-2f			x 0-0 ② P9		x 0-0 ③ F9	3	0	0	0	1	0	3
George Scott, R (1, 3) OBP: 0.308, SLG: 0.394		x 0-0 ① SH3 1-2		x 0-0 ③ 4-3			x 0-0 ③ 5-3			2	0	0	0	0	0	0
Butch Hobson, R (1, 5) OBP: 0.312, SLG: 0.403		x 0-0 ② F2			SSS 0-3 ① K			x 0-0 ① F9		3	0	0	0	0	1	1
Frank Duffy, R (1, 4) OBP: 0.296, SLG: 0.297		SSS 0-3 ③ K			SSS 0-3 ② K			x 0-0 ② F6		3	0	0	0	0	2	1
Inning Stats	R: 0 H: 2 E: 0 LOB: 2 K: 1 BB: 0 S: 7 P: 7	R: 0 H: 0 E: 0 LOB: 1 K: 1 BB: 1 S: 5 P: 9	R: 0 H: 0 E: 0 LOB: 1 K: 0 BB: 1 S: 3 P: 7	R: 0 H: 0 E: 0 LOB: 0 K: 0 BB: 1 S: 2 P: 6	R: 0 H: 0 E: 0 LOB: 0 K: 3 BB: 0 S: 9 P: 9	R: 0 H: 0 E: 0 LOB: 0 K: 0 BB: 0 S: 3 P: 3	R: 0 H: 0 E: 0 LOB: 0 K: 0 BB: 0 S: 3 P: 3	R: 0 H: 0 E: 0 LOB: 0 K: 0 BB: 1 S: 3 P: 3	R: 0 H: 0 E: 1 LOB: 2 K: 0 BB: 1 S: 4 P: 8	1B: 2 SF: 0 2B: 0 SAC: 3 3B: 0 DP: 1 HR: 0 HBP: 0						WP: 0 PA: 33 PB: 0 SB: 0 CS: 0	

PITCHER	IP	WLS	BF	H	R	ER	SO	BB	IBB	HBP	BLK	WP	HR	S	P	ERA	WHIP
Ron Guidry, L (1, 1) ERA: 1.77	9.0	W	33	2	0	0	5	4	0	0	0	0	0	39	55	0.00	0.667

PITCHER	IP	WLS	BF	H	R	ER	SO	BB	IBB	HBP	BLK	WP	HR	S	P	ERA	WHIP

BOTTOM

New York Yankees @ Boston Red Sox

Fenway Park, Boston, MA

Sat Sep 09 1978, 3:33 AM EDT
Att. 33,611 - Unknown - 63 F

livebaseballscorecards.com

AB	26
R	0
H	2
RBI	0
BB	4
SO	5
LOB	12

New York Yankees @ Boston Red Sox

Fenway Park, Boston, MA

Sun Sep 10 1978, 3:33 AM EDT

Att. 32,786 - Unknown - 68 F

TOP

livebaseballscorecards.com

Batter	1	2	3	4	5	6	7	8	9	AB	R	H	RBI	BB	SO	LOB
Mickey Rivers, L (1, 8) OBP: 0.299, SLG: 0.399	BBBB 4-0 G6-4-3 S 1B BB	SSS 0-3 ① K 1-2		x 0-0 ① 1-3		x 0-0 ① F7	x 0-0 ③ F8		x 0-0 ② FC6-4 1-2f 2-3	4	1	0	0	1	1	3
Paul Blair, R (8, 8) OBP: 0.234, SLG: 0.269										1	0	0	0	0	0	2
Willie Randolph, R (1, 4) OBP: 0.386, SLG: 0.360	BBBB 4-0 G6-4-3 1-2 BB	x 0-0 4-3 1B 2-3 1B		x 0-0 1B 1B SF9 1B		BBB 4-0 E S BB		x 0-0 ① 6-3	x 0-0 ③ F6	4	2	2	0	2	0	2
Thurman Munson, R (1, 2) OBP: 0.332, SLG: 0.378	x 0-0 ①② G6-4-3 1-2f 2-3	x 0-0 4-3 1-2 1B 1B		x 0-0 SF9 1B 1-2 1B		SSS 0-3 ② K 1-3		x 0-0 FC3-6 1B		5	0	3	0	0	1	3
Reggie Jackson, L (1, 10) OBP: 0.362, SLG: 0.473	x 0-0 BB BB 1B 3-H 1B	x 0-0 ② 4-3 1-2 2-3 3-H		x 0-0 CS 1-2 2-3 1B		SSS 0-3 ③ K		x 0-0 ② FC3-6 BB 1-2f		5	1	2	2	0	1	4
Lou Piniella, R (1, 9) OBP: 0.372, SLG: 0.456	BBBB 4-0 BB 1B 1-2 BB	x 0-0 ③ 2-H 3-H 1B		x 0-0 ② SF9 2-3 3-H			x 0-0 1B 1B 1B	BBBB 4-0 1-2 BB		2	2	2	2	2	0	0
Chris Chambliss, L (1, 3) OBP: 0.331, SLG: 0.395	BBBB 4-0 1B 1-2 2-3 BB		x 0-0 ① F7	0-0 ③ CS 1-2	x 0-0 ① F8		x 0-0 ① F8	x 0-0 ③ G3		4	0	0	0	1	0	3
Graig Nettles, L (1, 5) OBP: 0.347, SLG: 0.456	x 0-0 FC3-6 1-3 2-H 3-H 1B		x 0-0 1B 1B		BBB 4-0 1B BB		x 0-0 1-3 1B 1B		x 0-0 ① 4-3	4	0	3	2	1	0	0
Roy White, S (1, 7) OBP: 0.342, SLG: 0.406	x 0-0 ③ FC3-6 1-2f		x 0-0 G6-4-3 1-2 1B		x 0-0 G6-4-3 1-2 1B		x 0-0 1B 1B	BBBB 4-0 FC6-4 1B BB		4	0	3	0	1	0	2
Bucky Dent, R (1, 6) OBP: 0.301, SLG: 0.333		x 0-0 1B S 4-3 1B	x 0-0 ②③ G6-4-3 1-2f		x 0-0 ②③ G6-4-3 1-2f		x 0-0 ② 1-3 2-H 3-H 1B		x 0-0 FC6-4 1-2 1B	5	1	3	1	0	0	4

Inning Stats																																		
	R: 3	E: 0	K: 0	S: 4	H: 2	LOB: 2	BB: 4	P: 20	R: 2	E: 0	K: 1	S: 8	H: 4	LOB: 2	BB: 0	P: 8	R: 0	E: 0	K: 0	S: 4	H: 2	LOB: 1	BB: 0	P: 4	R: 1	E: 0	K: 0	S: 5	H: 3	LOB: 1	BB: 0	P: 5	R: 0	E: 0	K: 0	S: 3	H: 1	LOB: 1	BB: 1	P: 7
	R: 0	E: 0	K: 2	S: 7	H: 0	LOB: 1	BB: 1	P: 11	R: 1	E: 0	K: 0	S: 6	H: 4	LOB: 2	BB: 0	P: 6	R: 0	E: 0	K: 0	S: 4	H: 1	LOB: 2	BB: 1	P: 8	R: 0	E: 0	K: 0	S: 4	H: 1	LOB: 2	BB: 1	P: 8	1B: 18	2B: 0	3B: 0	HR: 0	SF: 1	SAC: 0	DP: 3	HBP: 0	WP: 0	PB: 0	SB: 3	CS: 1	PA: 48

PITCHER		IP	WLS	BF	H	R	ER	SO	BB	IBB	HBP	BLK	WP	HR	S	P	ERA	WHIP
Bobby Sprowl, L ERA: 7.04	(1, 1)	0.2	L	6	1	3	3	0	4	0	0	0	0	0	2	18	40.50	7.500
Bob Stanley, R ERA: 2.92	(1, 1)	3.0		17	10	3	3	1	0	0	0	0	0	0	19	19	9.00	3.333
Andy Hassler, L ERA: 4.24	(4, 1)	2.2		12	4	1	1	2	2	0	0	0	0	0	14	22	3.38	2.250
Dick Drago, R ERA: 3.53	(7, 1)	0.1		1	1	0	0	0	0	0	0	0	0	0	1	1	0.00	3.000
Bill Lee, L ERA: 3.46	(7, 1)	2.1		11	2	0	0	0	2	0	0	0	0	0	9	17	0.00	1.714

PITCHER	IP	WLS	BF	H	R	ER	SO	BB	IBB	HBP	BLK	WP	HR	S	P	ERA	WHIP

AB	38
R	7
H	18
RBI	7
BB	8
SO	3
LOB	23

Batter	1	2	3	4	5	6	7	8	9	AB	R	H	RBI	BB	SO	LOB
Rick Burleson, R (1, 6) OBP: 0.297, SLG: 0.335	BBBB 4-0 L3 BB		x 0-0 5-3 ③		x 0-0 5-3 ③		x 0-0 P8 ③			3	0	0	0	1	0	2
Fred Lynn, L (1, 8) OBP: 0.374, SLG: 0.499	x 0-0 L3 ①② 1-2			BBBB 4-0 BB 2B BB		x 0-0 HR		SSS 0-3 K ①		3	2	1	1	1	1	1
Jim Rice, R (1, 10) OBP: 0.382, SLG: 0.608	SSS 0-3 K ③			x 0-0 P8 ①		x 0-0 F7 ①		x 0-0 6-3 ②		4	0	0	0	0	1	1
Carl Yastrzemski, L (1, 7) OBP: 0.367, SLG: 0.410		x 0-0 L8 ①		BBBB 4-0 2B SF7 1-2 BB		x 0-0 L9 ②		x 0-0 G3 ③		3	1	0	0	1	0	0
Carlton Fisk, R (1, 2) OBP: 0.380, SLG: 0.507		x 0-0 5-3 ②		x 0-0 SF7 1-3 2-H 2B		x 0-0 6-3 ③			x 0-0 F4 ①	4	0	1	1	0	0	0
Garry Hancock, L (1, 9) OBP: 0.221, SLG: 0.253		x 0-0 6-3 ③		x 0-0 SF7 ② 2-3 3-H			x 0-0 1-3 ①		SSS 0-3 K ②	3	0	0	1	0	1	0
George Scott, R (1, 3) OBP: 0.310, SLG: 0.392			SSS 0-3 K ①	x 0-0 5-3 ③			BBBB 4-0 2B E BB		BBBB 4-0 1B BB	2	1	0	0	2	1	1
Butch Hobson, R (1, 5) OBP: 0.314, SLG: 0.406			x 0-0 2B		SSS 0-3 K ①		x 0-0 F7 ②		x 0-0 1-3 1B	4	0	2	0	0	1	1
Jerry Remy, L (1, 4) OBP: 0.312, SLG: 0.349			x 0-0 L8 ②		x 0-0 B1-3 ②		x 0-0 E3 1-H 2B		x 0-0 F7 ③	2	0	0	0	0	0	1
Jack Brohamer, L (7, PH) (8, 4) OBP: 0.297, SLG: 0.329										2	0	1	0	0	0	2
Inning Stats	R: 0 E: 0 K: 1 S: 4 H: 0 LOB: 0 BB: 1 P: 8	R: 0 E: 0 K: 0 S: 3 H: 0 LOB: 0 BB: 0 P: 3	R: 0 E: 0 K: 1 S: 6 H: 1 LOB: 1 BB: 0 P: 6	R: 2 E: 0 K: 0 S: 4 H: 1 LOB: 1 BB: 2 P: 12	R: 0 E: 0 K: 1 S: 5 H: 0 LOB: 0 BB: 0 P: 5	R: 1 E: 0 K: 0 S: 4 H: 1 LOB: 0 BB: 0 P: 4	R: 1 E: 1 K: 0 S: 4 H: 1 LOB: 1 BB: 1 P: 8	R: 0 E: 0 K: 1 S: 5 H: 0 LOB: 0 BB: 0 P: 5	R: 0 E: 0 K: 1 S: 6 H: 1 LOB: 2 BB: 1 P: 10	1B: 1 2B: 4 3B: 0 HR: 1	SF: 1 SAC: 0 DP: 1 HBP: 0						

PITCHER	IP	WLS	BF	H	R	ER	SO	BB	IBB	HBP	BLK	WP	HR	S	P	ERA	WHIP
Ed Figueroa, R (1, 1) ERA: 3.11	6.0	W	23	3	3	3	3	3	0	0	0	0	1	26	38	4.50	1.000
Rich Gossage, R (7, 1) ERA: 1.89	3.0	S	13	2	1	0	2	2	0	0	0	0	0	15	23	0.00	1.333

PITCHER	IP	WLS	BF	H	R	ER	SO	BB	IBB	HBP	BLK	WP	HR	S	P	ERA	WHIP

BOTTOM

New York Yankees @ Boston Red Sox

Fenway Park, Boston, MA

Sun Sep 10 1978, 3:33 AM EDT

Att. 32,786 - Unknown - 68 F

AB	30
R	4
H	5
RBI	3
BB	5
SO	5
LOB	9

livebaseballscorecards.com

New York Yankees @ Detroit Tigers

Tiger Stadium, Detroit, MI

Tue Sep 12 1978, 7:05 PM EDT

Att. 14,162 - Unknown

Batter	1	2	3	4	5	6	7	8	9	AB	R	H	RBI	BB	SO	LOB
Mickey Rivers, L (1, 8) OBP: 0.299, SLG: 0.400	6-3		F2			1B G6-4-3 2B		F9		4	1	1	0	0	0	2
Willie Randolph, R (1, 4) OBP: 0.385, SLG: 0.359	F4		G5-4-3 1-2f			G6-4-3 2-3 1B		F6		4	0	1	0	0	0	2
Thurman Munson, R (1, 2) OBP: 0.333, SLG: 0.379	5-3			G4-6-3 1B		G6-4-3 1-2f 3-H		1-2 HR 1B		4	1	2	0	0	0	1
Mike Heath, R (8, 2) OBP: 0.287, SLG: 0.309										0	0	0	0	0	0	0
Reggie Jackson, L (1, 9) OBP: 0.363, SLG: 0.481		4-3		K		1B		1-H 2-H HR		4	1	2	3	0	1	1
Chris Chambliss, L (1, 3) OBP: 0.329, SLG: 0.392		F7		G4-6-3 1-2f		F7		K		4	0	0	0	0	1	2
Graig Nettles, L (1, 5) OBP: 0.348, SLG: 0.454		1B BB			5-3		F4		BB	2	0	0	0	2	0	0
Lou Piniella, R (1, 7) OBP: 0.371, SLG: 0.454		1-2 1B			6-3		5-3		F7	4	0	1	0	0	0	1
Roy White, S (1, 10) OBP: 0.340, SLG: 0.402		F7			FC5-4 BB		5-3		K	3	0	0	0	1	1	3
Bucky Dent, R (1, 6) OBP: 0.303, SLG: 0.333			G5-4-3 1B		FC5-4 1-2f			1B HR HBP	5-3	3	1	1	0	0	0	2

Inning Stats	1	2	3	4	5	6	7	8	9	
	R: 0 H: 0 E: 0 LOB: 0 K: 0 BB: 0 S: 3 P: 3	R: 0 H: 1 E: 0 LOB: 2 K: 0 BB: 1 S: 4 P: 8	R: 0 H: 1 E: 0 LOB: 0 K: 0 BB: 0 S: 3 P: 3	R: 0 H: 1 E: 0 LOB: 0 K: 1 BB: 0 S: 5 P: 5	R: 0 H: 0 E: 0 LOB: 1 K: 0 BB: 1 S: 3 P: 7	R: 1 H: 3 E: 0 LOB: 1 K: 0 BB: 0 S: 5 P: 5	R: 0 H: 0 E: 0 LOB: 0 K: 0 BB: 0 S: 3 P: 3	R: 3 H: 2 E: 0 LOB: 0 K: 1 BB: 0 S: 7 P: 8	R: 0 H: 0 E: 0 LOB: 1 K: 1 BB: 1 S: 5 P: 9	1B: 6 SF: 0 2B: 1 SAC: 0 3B: 0 DP: 3 HR: 1 HBP: 1	WP: 0 PA: 36 PB: 0 SB: 0 CS: 0

PITCHER		IP	WLS	BF	H	R	ER	SO	BB	IBB	HBP	BLK	WP	HR	S	P	ERA	WHIP
Kip Young, R ERA: 2.7	(1, 1)	7.2	W	31	8	4	4	1	2	0	1	0	0	1	30	39	4.70	1.304
John Hiller, L ERA: 2.71	(8, 1)	1.1	S	5	0	0	0	2	1	0	0	0	0	0	8	12	0.00	0.750

PITCHER	IP	WLS	BF	H	R	ER	SO	BB	IBB	HBP	BLK	WP	HR	S	P	ERA	WHIP

TOP

AB	32
R	4
H	8
RBI	3
BB	3
SO	3
LOB	14

livebaseballscorecards.com

New York Yankees @ Detroit Tigers

Tiger Stadium, Detroit, MI

Tue Sep 12 1978, 7:05 PM EDT

Att. 14,162 - Unknown

BOTTOM

Batter	1	2	3	4	5	6	7	8	9	AB	R	H	RBI	BB	SO	LOB
Ron LeFlore, R (1, 8) OBP: 0.358, SLG: 0.398	F8 HR 2B	HR	FC6-4 1-2f		BB BB	F9 1B BB		3	2	2	1	2	0	2
Lou Whitaker, L (1, 4) OBP: 0.357, SLG: 0.360	K	6-3		WP 1B BB	1-2 2-3 BB	1-2 3-H 1B		3	1	1	1	2	1	1
Rusty Staub, L (1, 10) OBP: 0.354, SLG: 0.447	HR BB	HR		F8 1-2	F9	F9 2-3		4	2	1	1	1	0	6
Jason Thompson, L (1, 3) OBP: 0.371, SLG: 0.479	F8 2-3	F5		2-H 1B		F7	K	5	0	1	1	0	1	4
Steve Kemp, L (1, 7) OBP: 0.381, SLG: 0.403	1-H 3-H HR	F2		K			E 1B	4	1	2	3	0	1	1
Milt May, L (1, 2) OBP: 0.317, SLG: 0.387	F7		1-3	1-3			E4 L3 1-3	4	0	0	0	0	0	2
Tim Corcoran, L (1, 9) OBP: 0.321, SLG: 0.329		4-3	F8 2B			K	L3 1-2	4	0	1	0	0	1	2
Phil Mankowski, L (1, 5) OBP: 0.369, SLG: 0.398		F4	F8 2-3			BB 2B		1	0	0	0	0	0	0
Aurelio Rodriguez, R (4, PH) (5, 5) OBP: 0.302, SLG: 0.397								L1		3	0	1	0	0	0	1
Alan Trammell, R (1, 6) OBP: 0.329, SLG: 0.333		K		FC6-4 BB		F4		1B 3B		3	1	1	0	1	1	1
Inning Stats	R: 3 H: 2 E: 0 LOB: 0 K: 1 BB: 1 S: 7 P: 11	R: 0 H: 0 E: 0 LOB: 0 K: 1 BB: 0 S: 5 P: 5	R: 2 H: 2 E: 0 LOB: 0 K: 0 BB: 0 S: 5 P: 5	R: 0 H: 1 E: 0 LOB: 2 K: 0 BB: 1 S: 4 P: 8	R: 1 H: 1 E: 0 LOB: 1 K: 1 BB: 1 S: 6 P: 10	R: 0 H: 1 E: 0 LOB: 3 K: 1 BB: 2 S: 6 P: 14	R: 0 H: 1 E: 1 LOB: 1 K: 1 BB: 0 S: 6 P: 6	R: 1 H: 2 E: 0 LOB: 2 K: 0 BB: 1 S: 5 P: 9		1B: 3 SF: 0 2B: 4 SAC: 0 3B: 1 DP: 1 HR: 3 HBP: 0						

livebaseballscorecards.com

AB	34
R	7
H	10
RBI	7
BB	6
SO	5
LOB	20

WP: 1 PA: 40
PB: 0
SB: 0
CS: 0

PITCHER		IP	WLS	BF	H	R	ER	SO	BB	IBB	HBP	BLK	WP	HR	S	P	ERA	WHIP
Dick Tidrow, R ERA: 3.75	(1, 1)	2.1	L	12	4	5	5	2	1	0	0	0	0	3	15	19	19.29	2.143
Paul Lindblad, L ERA: 4.02	(3, 1)	4.2		22	4	1	1	3	4	0	0	0	1	0	24	40	1.93	1.714
Ron Davis, R ERA: 40.5	(8, 1)	0.1		3	1	1	1	0	1	0	0	0	0	0	2	6	27.00	6.000
Sparky Lyle, L ERA: 3.22	(8, 1)	0.2		3	1	0	0	0	0	0	0	0	0	0	3	3	0.00	1.500

PITCHER	IP	WLS	BF	H	R	ER	SO	BB	IBB	HBP	BLK	WP	HR	S	P	ERA	WHIP

Batter	1	2	3	4	5	6	7	8	9	AB	R	H	RBI	BB	SO	LOB
Mickey Rivers, L (1, 8) OBP: 0.303, SLG: 0.407	G3		FC6-5 5-3 1B	SF7 3B (2-H)		1B 1B (1-2)		F8		4	2	3	1	0	0	0
Paul Blair, R (8, PH) OBP: 0.233, SLG: 0.267 (8, 8)										1	0	0	0	0	0	0
Willie Randolph, R (1, 4) OBP: 0.385, SLG: 0.361	S 1B		5-3 (1-2)	SF7 (3-H)		1B (1-3, 2-H)		4-3		4	0	2	2	0	0	1
Thurman Munson, R (1, 2) OBP: 0.333, SLG: 0.378	5-3 (1-2)		FC6-5 1B (2-3)	6-3		1B (1-2, 3-H)			5-3	1	0	0	0	0	0	1
Mike Heath, R (1, 2) OBP: 0.286, SLG: 0.306										4	0	1	1	0	0	1
Reggie Jackson, L (1, 9) OBP: 0.364, SLG: 0.478	F8		1B (1-2)		3-4-3 SF8 BB (B B B, 4-0)	K (S S S, 0-3)			K (S S S, 0-3)	4	1	1	0	1	2	3
Gary Thomasson, L (9, 9) OBP: 0.303, SLG: 0.368										0	0	0	0	0	0	0
Chris Chambliss, L (1, 3) OBP: 0.328, SLG: 0.390		4-3	4-3		3-4-3 (1-3)	F9			1B	5	0	1	0	0	0	5
Graig Nettles, L (1, 5) OBP: 0.347, SLG: 0.453		4-3		3B 1B	SF8 (3-H)		K2-3		F9	4	1	1	1	0	1	1
Lou Piniella, R (1, 7) OBP: 0.372, SLG: 0.459		1B 1B		1B 3B (1-H)	F9		F8			4	1	2	1	0	0	0
Roy White, S (1, 10) OBP: 0.345, SLG: 0.407		1B (1-2)		S 3B 1B (3-H)		FC5-4 1B	F3			4	1	3	1	0	0	0
Bucky Dent, R (1, 6) OBP: 0.300, SLG: 0.329		F9		5-3 (1-2)		FC5-4 1B 1B (1-2f)		F5		4	1	0	0	0	0	4
Inning Stats	R: 0 E: 0 K: 0 S: 4 H: 1 LOB: 1 BB: 0 P: 4	R: 0 E: 0 K: 0 S: 5 H: 2 LOB: 2 BB: 0 P: 5	R: 0 E: 0 K: 0 S: 5 H: 2 LOB: 2 BB: 0 P: 5	R: 4 E: 0 K: 0 S: 7 H: 4 LOB: 0 BB: 0 P: 7	R: 1 E: 0 K: 0 S: 3 H: 0 LOB: 0 BB: 1 P: 7	R: 2 E: 0 K: 1 S: 9 H: 4 LOB: 2 BB: 0 P: 9	R: 0 E: 0 K: 1 S: 5 H: 0 LOB: 0 BB: 0 P: 5	R: 0 E: 0 K: 0 S: 3 H: 0 LOB: 0 BB: 0 P: 3	R: 0 E: 0 K: 1 S: 6 H: 1 LOB: 1 BB: 0 P: 6	1B: 12 2B: 0 3B: 2 HR: 0	SF: 2 SAC: 0 DP: 0 HBP: 0						

PITCHER		IP	WLS	BF	H	R	ER	SO	BB	IBB	HBP	BLK	WP	HR	S	P	ERA	WHIP
Jack Billingham, R ERA: 3.82	(1, 1)	4.0	L	21	9	4	4	0	0	0	0	0	0	0	21	21	9.00	2.250
Ed Glynn, L ERA: 3.21	(5, 1)	1.0		4	0	1	1	0	1	0	0	0	0	0	3	7	9.00	1.000
Jack Morris, R ERA: 4.35	(6, 1)	0.1		5	4	2	2	0	0	0	0	0	0	0	5	5	54.00	12.000
Sheldon Burnside, L ERA: 9.0	(6, 1)	3.2		12	1	0	0	3	0	0	0	0	0	0	18	18	0.00	0.273

PITCHER	IP	WLS	BF	H	R	ER	SO	BB	IBB	HBP	BLK	WP	HR	S	P	ERA	WHIP

TOP

New York Yankees @ Detroit Tigers

Tiger Stadium, Detroit, MI

Wed Sep 13 1978, 7:05 PM EDT

Att. 16,841 - Unknown

livebaseballscorecards.com

AB	39
R	7
H	14
RBI	7
BB	1
SO	3
LOB	16

WP: 0	PB: 0	SB: 2	CS: 0
PA: 42			

Batter	1	2	3	4	5	6	7	8	9	AB	R	H	RBI	BB	SO	LOB
Ron LeFlore, R (1, 8) OBP: 0.359, SLG: 0.396	5-3		5-3 1-2		FC4-6 1-2 2-3 BB		F3		FC6 BB	3	0	0	0	2	0	3
Lou Whitaker, L (1, 4) OBP: 0.357, SLG: 0.357	K		G3		FC4-6 1-2f 2-3 3-H		1-2 2-3 BB		FC6 1-2 BB	3	0	0	1	2	1	3
Rusty Staub, L (1, 10) OBP: 0.353, SLG: 0.444	3-1			FC4-6 1B	K		F6		K	5	0	1	0	0	2	7
Jason Thompson, L (1, 3) OBP: 0.370, SLG: 0.480		G1 3B		FC4-6 FC4-6 1-2f	K	K		K	FC6 1-2f 2-3	5	1	1	0	0	2	3
Steve Kemp, L (1, 7) OBP: 0.380, SLG: 0.400		G1 3-H		FC4-6 1-2f		F4		4-3 1B BB	K	4	1	0	1	1	1	3
Milt May, L (1, 2) OBP: 0.313, SLG: 0.382		3-1		F8		3-1		4-3 1-2		4	0	0	0	0	0	2
Tim Corcoran, L (1, 9) OBP: 0.326, SLG: 0.328		3-1			BB HBP FC4-6 BB		BB 1B BB	1B BB		1	1	0	0	3	0	0
Phil Mankowski, L (1, 5) OBP: 0.367, SLG: 0.395			F9		K		F4	1-2 2-H 1B		4	0	1	1	0	1	2
Alan Trammell, R (1, 6) OBP: 0.333, SLG: 0.334			5-3 BB		FC4-6 BB 1-2 HBP		BB 1-2 1B	F9		2	0	1	0	1	0	2
Inning Stats	R: 0 E: 0 K: 1 S: 5 H: 0 LOB: 0 BB: 0 P: 5	R: 1 E: 0 K: 0 S: 4 H: 1 LOB: 0 BB: 0 P: 4	R: 0 E: 0 K: 0 S: 3 H: 0 LOB: 1 BB: 1 P: 7	R: 0 E: 0 K: 0 S: 4 H: 1 LOB: 1 BB: 0 P: 4	R: 1 E: 0 K: 2 S: 7 H: 0 LOB: 2 BB: 2 P: 16	R: 0 E: 0 K: 1 S: 5 H: 0 LOB: 0 BB: 0 P: 5	R: 0 E: 0 K: 0 S: 4 H: 1 LOB: 3 BB: 2 P: 12	R: 1 E: 0 K: 1 S: 6 H: 1 LOB: 2 BB: 2 P: 14	R: 0 E: 0 K: 2 S: 7 H: 0 LOB: 2 BB: 2 P: 15	1B: 3 2B: 0 3B: 1 HR: 0 SF: 0 SAC: 0 DP: 0 HBP: 1							

PITCHER		IP	WLS	BF	H	R	ER	SO	BB	IBB	HBP	BLK	WP	HR	S	P	ERA	WHIP
Jim Beattie, R ERA: 3.65	(1, 1)	6.1	W	27	3	2	2	4	4	0	1	0	0	0	30	47	2.84	1.105
Rich Gossage, R ERA: 1.92	(7, 1)	2.2		14	1	1	1	3	5	0	0	0	0	0	15	35	3.38	2.250

PITCHER	IP	WLS	BF	H	R	ER	SO	BB	IBB	HBP	BLK	WP	HR	S	P	ERA	WHIP

BOTTOM

New York Yankees @ Detroit Tigers

Tiger Stadium, Detroit, MI

Wed Sep 13 1978, 7:05 PM EDT

Att. 16,841 - Unknown

livebaseballscorecards.com

AB	31
R	3
H	4
RBI	3
BB	9
SO	7
LOB	25

New York Yankees @ Detroit Tigers

Tiger Stadium, Detroit, MI

Thu Sep 14 1978, 7:05 PM EDT

Att. 17,118 - Unknown

TOP

livebaseballscorecards.com

Batter	1	2	3	4	5	6	7	8	9	AB	R	H	RBI	BB	SO	LOB
Mickey Rivers, L (1, 8) OBP: 0.304, SLG: 0.410	F9 4-3 2B		G3			4-3		1B		4	1	2	0	0	0	0
Paul Blair, R (8, PR) OBP: 0.233, SLG: 0.267 (8, 8)										0	0	0	0	0	0	0
Willie Randolph, R (1, 4) OBP: 0.385, SLG: 0.359	F9 2-3		F8			2-3 HBP		F8		2	0	0	0	0	0	1
Jim Spencer, L (8, PH) OBP: 0.304, SLG: 0.458										1	0	0	0	0	0	1
Fred Stanley, R (8, 4) OBP: 0.331, SLG: 0.292										0	0	0	0	0	0	0
Lou Piniella, R (1, 7) OBP: 0.369, SLG: 0.455	4-3 3-H		F9			2-3 1-2		F8		4	0	0	1	0	0	2
Reggie Jackson, L (1, 9) OBP: 0.363, SLG: 0.476	F8			1-3		K			FC4-6 1B	4	0	1	0	0	1	1
Chris Chambliss, L (1, 3) OBP: 0.327, SLG: 0.389		HR 1B		F8			F7		FC4-6 2B 1-2f	4	1	1	0	0	0	1
Graig Nettles, L (1, 5) OBP: 0.350, SLG: 0.468		1-H HR		G3			HR		1-3 2B	4	2	3	3	0	0	0
Roy White, S (1, 10) OBP: 0.344, SLG: 0.403		G3			F5		G3		IBB	3	0	0	0	1	0	0
Bucky Dent, R (1, 6) OBP: 0.297, SLG: 0.325		F9			1-3		4-3		F6	4	0	0	0	0	0	3
Mike Heath, R (1, 2) OBP: 0.274, SLG: 0.292		6-3			6-3			4-3	F6	4	0	0	0	0	0	3
Inning Stats	R: 1 E: 0 K: 0 S: 4 H: 1 LOB: 0 BB: 0 P: 4	R: 2 E: 0 K: 0 S: 5 H: 2 LOB: 0 BB: 0 P: 5	R: 0 E: 0 K: 0 S: 3 H: 0 LOB: 0 BB: 0 P: 3	R: 0 E: 0 K: 0 S: 3 H: 0 LOB: 0 BB: 0 P: 3	R: 0 E: 0 K: 0 S: 3 H: 0 LOB: 0 BB: 0 P: 3	R: 0 E: 0 K: 1 S: 5 H: 0 LOB: 1 BB: 0 P: 6	R: 1 E: 0 K: 0 S: 4 H: 1 LOB: 0 BB: 0 P: 4	R: 0 E: 0 K: 0 S: 4 H: 1 LOB: 1 BB: 0 P: 4	R: 0 E: 0 K: 0 S: 5 H: 2 LOB: 3 BB: 1 P: 9	1B: 3 2B: 2 3B: 0 HR: 2	SF: 0 SAC: 0 DP: 0 HBP: 1					

	AB	34
	R	4
	H	7
	RBI	4
	BB	1
	SO	1
	LOB	12

WP: 0 PB: 0 SB: 0 CS: 0 PA: 36

PITCHER		IP	WLS	BF	H	R	ER	SO	BB	IBB	HBP	BLK	WP	HR	S	P	ERA	WHIP
Jim Slaton, R ERA: 4.19	(1, 1)	8.0	L	30	5	4	4	1	0	0	1	0	0	2	31	32	4.50	0.625
John Hiller, L ERA: 2.68	(9, 1)	1.0		6	2	0	0	0	0	1	0	0	0	0	5	9	0.00	2.000

PITCHER		IP	WLS	BF	H	R	ER	SO	BB	IBB	HBP	BLK	WP	HR	S	P	ERA	WHIP

BOTTOM

New York Yankees @ Detroit Tigers

Tiger Stadium, Detroit, MI

Thu Sep 14 1978, 7:05 PM EDT

Att. 17,118 - Unknown

Batter	1	2	3	4	5	6	7	8	9	AB	R	H	RBI	BB	SO	LOB
Ron LeFlore, R (1, 8) OBP: 0.359, SLG: 0.399	F3		4-3			6-3		2B, 1B (1-2)		4	1	2	0	0	0	0
Lou Whitaker, L (1, 4) OBP: 0.358, SLG: 0.359	4-3		4-3 (2-3)			FC3-6, BB (BBB)		2B (1-H, 2-H)		3	0	1	2	1	0	1
Rusty Staub, L (1, 10) OBP: 0.354, SLG: 0.444	BB, 1B		F8			FC3-6 (1-2f)		G4-6-3, BB (BBB)		3	0	1	0	1	0	2
Jason Thompson, L (1, 3) OBP: 0.369, SLG: 0.477	BB, BB (1-2)			F8		4-3		G4-6-3 (1-2f)		3	0	0	0	1	0	3
Steve Kemp, L (1, 7) OBP: 0.379, SLG: 0.398	G3			6-3			G1-6-3, 1B		4-3	4	0	1	0	0	0	2
Milt May, L (1, 2) OBP: 0.313, SLG: 0.382		G6-4-3, 1B		3-1			F5		K	3	0	1	0	0	0	1
John Wockenfuss, R (9, PH) OBP: 0.356, SLG: 0.395										1	0	0	0	0	1	0
Tim Corcoran, L (1, 9) OBP: 0.323, SLG: 0.324		F7			6-3		G1-6-3 (1-2f)		1B	3	0	0	0	0	0	2
Mickey Stanley, R (9, PH) OBP: 0.318, SLG: 0.403										1	0	1	0	0	0	0
Phil Mankowski, L (1, 5) OBP: 0.367, SLG: 0.391		G6-4-3 (1-2f)			F8			1B, 2B, BB (BBBB)	F9	2	1	0	0	1	0	1
Aurelio Rodriguez, R (9, PH) OBP: 0.302, SLG: 0.395										1	0	0	0	0	0	1
Alan Trammell, R (1, 6) OBP: 0.331, SLG: 0.332			1-3		3-1			F2		3	0	0	0	0	0	1

	AB	31
	R	2
	H	7
	RBI	2
	BB	4
	SO	1
	LOB	14

livebaseballscorecards.com

Inning Stats	1	2	3	4	5	6	7	8	9
	R: 0 H: 1 E: 0 LOB: 2 K: 0 BB: 1 S: 4 P: 8	R: 0 H: 1 E: 0 LOB: 0 K: 0 BB: 0 S: 3 P: 3	R: 0 H: 1 E: 0 LOB: 1 K: 0 BB: 0 S: 4 P: 4	R: 0 H: 0 E: 0 LOB: 0 K: 0 BB: 0 S: 3 P: 3	R: 0 H: 0 E: 0 LOB: 0 K: 0 BB: 0 S: 3 P: 3	R: 0 H: 0 E: 1 LOB: 1 K: 0 BB: 1 S: 3 P: 7	R: 0 H: 1 E: 0 LOB: 0 K: 0 BB: 0 S: 3 P: 3	R: 2 H: 2 E: 0 LOB: 1 K: 0 BB: 2 S: 4 P: 12	R: 0 H: 1 E: 0 LOB: 1 K: 1 BB: 0 S: 6 P: 6

1B: 5	SF: 0	WP: 0	PA: 35
2B: 2	SAC: 0	PB: 0	
3B: 0	DP: 3	SB: 0	
HR: 0	HBP: 0	CS: 0	

PITCHER		IP	WLS	BF	H	R	ER	SO	BB	IBB	HBP	BLK	WP	HR	S	P	ERA	WHIP
Ed Figueroa, R ERA: 3.01	(1, 1)	7.0	W	25	4	0	0	0	2	0	0	0	0	0	23	31	0.00	0.857
Rich Gossage, R ERA: 2.07	(8, 1)	0.1		4	2	2	2	0	1	0	0	0	0	0	3	7	54.00	9.000
Sparky Lyle, L ERA: 3.17	(8, 1)	1.2	S	6	1	0	0	1	1	0	0	0	0	0	7	11	0.00	1.200

PITCHER	IP	WLS	BF	H	R	ER	SO	BB	IBB	HBP	BLK	WP	HR	S	P	ERA	WHIP

Batter	1	2	3	4	5	6	7	8	9	AB	R	H	RBI	BB	SO	LOB
Rick Burleson, R (1, 6) OBP: 0.295, SLG: 0.340	1-3		2B			BB FC1-6		6-3		3	0	1	0	1	0	0
Jerry Remy, L (1, 4) OBP: 0.308, SLG: 0.342	4-3		4-3			FC1-6 1-2f		F6		4	0	0	0	0	0	2
Jim Rice, R (1, 7) OBP: 0.378, SLG: 0.606	6-3			5-3		F4			K	4	0	0	0	0	1	1
Carl Yastrzemski, L (1, 3) OBP: 0.362, SLG: 0.409		K		G3			F9		4-3	4	0	0	0	0	1	0
Carlton Fisk, R (1, 2) OBP: 0.373, SLG: 0.500		F9		F8			BB 1B		6-3	3	0	0	0	1	0	0
Fred Lynn, L (1, 8) OBP: 0.371, SLG: 0.491		BB			4-3		1-2 1B			2	0	1	0	1	0	0
Butch Hobson, R (1, 5) OBP: 0.311, SLG: 0.413		5-3			K		K			3	0	0	0	0	2	3
Bob Bailey, R (1, 10) OBP: 0.327, SLG: 0.359			6-3		5-3		F8			3	0	0	0	0	0	2
Dwight Evans, R (1, 9) OBP: 0.338, SLG: 0.457			K			6-3		5-3		3	0	0	0	0	1	0
Inning Stats	R: 0 H: 0 E: 0 LOB: 0 K: 0 BB: 0 S: 3 P: 3	R: 0 H: 0 E: 0 LOB: 1 K: 1 BB: 1 S: 5 P: 9	R: 0 H: 1 E: 0 LOB: 1 K: 1 BB: 0 S: 6 P: 6	R: 0 H: 0 E: 0 LOB: 0 K: 0 BB: 0 S: 3 P: 3	R: 0 H: 0 E: 0 LOB: 0 K: 1 BB: 0 S: 5 P: 5	R: 0 H: 0 E: 0 LOB: 1 K: 0 BB: 1 S: 3 P: 7	R: 0 H: 1 E: 0 LOB: 2 K: 1 BB: 1 S: 6 P: 10	R: 0 H: 0 E: 0 LOB: 0 K: 0 BB: 0 S: 3 P: 3	R: 0 H: 0 E: 0 LOB: 0 K: 1 BB: 0 S: 5 P: 5	1B: 1 SF: 0 2B: 1 SAC: 0 3B: 0 DP: 0 HR: 0 HBP: 0						

TOP

Boston Red Sox @ New York Yankees

Yankee Stadium, Bronx, NY

Fri Sep 15 1978, 7:05 PM EDT

Att. 54,901 - Unknown - 67 F

livebaseballscorecards.com

AB	29
R	0
H	2
RBI	0
BB	3
SO	5
LOB	8

WP: 0 PA: 32
PB: 0
SB: 0
CS: 0

PITCHER	IP	WLS	BF	H	R	ER	SO	BB	IBB	HBP	BLK	WP	HR	S	P	ERA	WHIP
Ron Guidry, L (1, 1) ERA: 1.71	9.0	W	32	2	0	0	5	3	0	0	0	0	0	39	51	0.00	0.556

PITCHER	IP	WLS	BF	H	R	ER	SO	BB	IBB	HBP	BLK	WP	HR	S	P	ERA	WHIP

Batter	1	2	3	4	5	6	7	8	9	AB	R	H	RBI	BB	SO	LOB
Mickey Rivers, L (1, 8) OBP: 0.304, SLG: 0.408	5-3			G5-4-3 1B E 1B	F7	6-3				4	1	1	0	0	0	1
Paul Blair, R (8, 8) OBP: 0.233, SLG: 0.267										0	0	0	0	0	0	0
Willie Randolph, R (1, 4) OBP: 0.386, SLG: 0.359	6-3			G5-4-3 1-2 1B	FC3 S FC3-2 BB		4-3			3	0	1	0	1	0	0
Lou Piniella, R (1, 7) OBP: 0.367, SLG: 0.452	F7			G5-4-3 1-2f 2-H	FC3-2 E 1-2 IBB		F7			3	0	0	0	1	0	1
Reggie Jackson, L (1, 9) OBP: 0.362, SLG: 0.473		K		HR BB	FC3 FC3-2 1-2 2-3		K			3	1	0	0	1	2	2
Chris Chambliss, L (1, 3) OBP: 0.327, SLG: 0.394		F8		HR 1-H	FC3-2 1-2 2-3 3-Hf			K		4	1	1	2	0	1	3
Graig Nettles, L (1, 5) OBP: 0.349, SLG: 0.472		3-1		HR	F6			F7		4	1	1	1	0	0	3
Roy White, S (1, 10) OBP: 0.349, SLG: 0.409			L7	2B BB		G3 4-3 1B		PB 2B		3	0	2	0	1	0	0
Bucky Dent, R (1, 6) OBP: 0.296, SLG: 0.327			F4	2B 1-3		4-3 1-2		G3 2-3		4	0	1	0	0	0	2
Mike Heath, R (1, 2) OBP: 0.265, SLG: 0.283			6-3	K		G3 2-3				3	0	0	0	0	1	3
Inning Stats	R: 0 E: 0 K: 0 S: 3 H: 0 LOB: 0 BB: 0 P: 3	R: 0 E: 0 K: 1 S: 5 H: 0 LOB: 0 BB: 0 P: 5	R: 0 E: 0 K: 0 S: 3 H: 0 LOB: 0 BB: 0 P: 3	R: 4 E: 1 K: 1 S: 9 H: 5 LOB: 2 BB: 2 P: 17	R: 0 E: 1 K: 0 S: 4 H: 0 LOB: 3 BB: 2 P: 12	R: 0 E: 0 K: 0 S: 4 H: 1 LOB: 1 BB: 0 P: 4	R: 0 E: 0 K: 1 S: 5 H: 0 LOB: 0 BB: 0 P: 5	R: 0 E: 0 K: 1 S: 6 H: 1 LOB: 1 BB: 0 P: 6		1B: 3 2B: 2 3B: 0 HR: 2	SF: 0 SAC: 0 DP: 1 HBP: 0						

PITCHER	IP	WLS	BF	H	R	ER	SO	BB	IBB	HBP	BLK	WP	HR	S	P	ERA	WHIP
Luis Tiant, R (1, 1) ERA: 3.39	3.2	L	17	5	4	4	1	2	0	0	0	0	2	17	25	9.82	1.909
Andy Hassler, L (4, 1) ERA: 4.02	4.1		18	2	0	0	3	1	1	0	0	0	0	22	30	0.00	0.692

PITCHER	IP	WLS	BF	H	R	ER	SO	BB	IBB	HBP	BLK	WP	HR	S	P	ERA	WHIP

BOTTOM

Boston Red Sox @ New York Yankees

Yankee Stadium, Bronx, NY

Fri Sep 15 1978, 7:05 PM EDT

Att. 54,901 - Unknown - 67 F

livebaseballscorecards.com

AB	31
R	4
H	7
RBI	3
BB	4
SO	4
LOB	15

Batter	1	2	3	4	5	6	7	8	9	AB	R	H	RBI	BB	SO	LOB
Rick Burleson, R (1, 6) OBP: 0.295, SLG: 0.339	P7		B5-3		SH1-4 1B		6-3		P7	5	0	1	0	0	0	2
Jerry Remy, L (1, 4) OBP: 0.308, SLG: 0.342	S HR 1B		L4		SH1-4 1-2			4-3		3	1	1	0	0	0	0
Jim Rice, R (1, 7) (9, 9) OBP: 0.378, SLG: 0.610	1-H HR		BB 1B		F9			F2		4	1	2	2	0	0	1
Carl Yastrzemski, L (1, 3) (9, 7) OBP: 0.363, SLG: 0.408	K		1-2 FC5-4 BB		K			1B		3	0	1	0	1	2	1
Carlton Fisk, R (1, 2) OBP: 0.371, SLG: 0.496	K		1-2f FC5-4			F4		F5		4	0	0	0	0	1	3
Jack Brohamer, L (1, 10) Frank Duffy, R (9, PR) OBP: 0.299, SLG: 0.323 OBP: 0.296, SLG: 0.297		F8		SH1-4 BB		F8			FC3-6 BB	2 0	0 0	0 0	0 0	2 0	0 0	0 0
Garry Hancock, L (1, 8) OBP: 0.222, SLG: 0.253		1B		SH1-4 1-2		K			FC3-6 BB 1-2f	3	0	1	0	0	1	1
Butch Hobson, R (1, 5) OBP: 0.308, SLG: 0.409		F9		5-3			K		K	4	0	0	0	0	2	3
Dwight Evans, R (1, 9) OBP: 0.336, SLG: 0.454 Fred Lynn, L (9, PH) OBP: 0.372, SLG: 0.491 George Scott, R (9, PR) OBP: 0.303, SLG: 0.382 (9, 3)		K		F4			K		1-2 BB	3 0 0	0 0 0	0 0 0	0 0 0	0 1 0	2 0 0	2 0 0
Inning Stats	R: 2 E: 0 K: 2 S: 9 H: 2 LOB: 0 BB: 0 P: 9	R: 0 E: 0 K: 1 S: 6 H: 1 LOB: 1 BB: 0 P: 6	R: 0 E: 0 K: 0 S: 4 H: 1 LOB: 2 BB: 1 P: 8	R: 0 E: 0 K: 0 S: 3 H: 0 LOB: 1 BB: 1 P: 7	R: 0 E: 0 K: 1 S: 6 H: 1 LOB: 1 BB: 0 P: 6	R: 0 E: 0 K: 1 S: 5 H: 0 LOB: 0 BB: 0 P: 5	R: 0 E: 0 K: 2 S: 7 H: 0 LOB: 0 BB: 0 P: 7	R: 0 E: 0 K: 0 S: 4 H: 1 LOB: 1 BB: 0 P: 4	R: 0 E: 0 K: 1 S: 5 H: 0 LOB: 2 BB: 2 P: 13	1B: 5 2B: 0 3B: 0 HR: 1 SF: 0 SAC: 2 DP: 0 HBP: 0						

PITCHER	IP	WLS	BF	H	R	ER	SO	BB	IBB	HBP	BLK	WP	HR	S	P	ERA	WHIP
Catfish Hunter, R (1, 1) ERA: 3.55	9.0	W	37	6	2	2	8	4	0	0	0	0	1	49	65	2.00	1.111

PITCHER	IP	WLS	BF	H	R	ER	SO	BB	IBB	HBP	BLK	WP	HR	S	P	ERA	WHIP

TOP

Boston Red Sox @ New York Yankees

Yankee Stadium, Bronx, NY

Sat Sep 16 1978, 3:33 AM EDT

Att. 55,091 - Unknown - 78 F

livebaseballscorecards.com

AB	31
R	2
H	6
RBI	2
BB	4
SO	8
LOB	13

Batter	1	2	3	4	5	6	7	8	9	AB	R	H	RBI	BB	SO	LOB
Mickey Rivers, L (1, 8) OBP: 0.305, SLG: 0.414	L9		F6	SSS K			2B		SF9 3B	5	1	2	0	0	1	2
Willie Randolph, R (1, 4) OBP: 0.384, SLG: 0.357	1B 1B 1B		6-3		5-3		P9		6-3	5	1	1	0	0	0	2
Thurman Munson, R (1, 2) OBP: 0.333, SLG: 0.379	1B 1-3 1B		1B 1B		F9		5-3		SF9 3-H	4	0	2	1	0	0	1
Reggie Jackson, L (1, 9) OBP: 0.365, SLG: 0.482	L4-3 1-3 3-H 1B		1B 1-3 1B		HR			F7		4	1	3	2	0	0	0
Chris Chambliss, L (1, 3) OBP: 0.326, SLG: 0.392	L4-3 1-2		SSS K		4-3			BBBB 1B BB		3	0	0	0	1	1	4
Graig Nettles, L (1, 5) OBP: 0.348, SLG: 0.471		L8		4-3		F8		1-3 1B		4	0	1	0	0	0	0
Lou Piniella, R (1, 7) OBP: 0.366, SLG: 0.448		BBBB 4-0 BB		L5		5-3		6-3		3	0	0	0	1	0	2
Roy White, S (1, 10) OBP: 0.351, SLG: 0.408		F8		WP 1B		F8		IBB		3	0	1	0	1	0	1
Bucky Dent, R (1, 6) OBP: 0.296, SLG: 0.325		SSS K		BBBB 1-3 BB			5-3	F7		2	0	0	0	1	1	1
Jim Spencer, L (8, PH) OBP: 0.302, SLG: 0.455										1	0	0	0	0	0	3
Fred Stanley, R (9, 6) OBP: 0.331, SLG: 0.292										0	0	0	0	0	0	0
Inning Stats	R: 1 E: 0 K: 0 S: 5 H: 3 LOB: 1 BB: 0 P: 5	R: 0 E: 0 K: 1 S: 5 H: 0 LOB: 1 BB: 1 P: 9	R: 0 E: 0 K: 1 S: 7 H: 2 LOB: 2 BB: 0 P: 7	R: 0 E: 0 K: 1 S: 6 H: 1 LOB: 2 BB: 1 P: 10	R: 1 E: 0 K: 0 S: 4 H: 1 LOB: 0 BB: 0 P: 4	R: 0 E: 0 K: 0 S: 3 H: 0 LOB: 0 BB: 0 P: 3	R: 0 E: 0 K: 0 S: 4 H: 1 LOB: 1 BB: 0 P: 4	R: 0 E: 0 K: 0 S: 4 H: 1 LOB: 3 BB: 2 P: 12	R: 1 E: 0 K: 0 S: 3 H: 1 LOB: 0 BB: 0 P: 3	1B: 7 2B: 2 3B: 1 HR: 1	SF: 1 SAC: 0 DP: 1 HBP: 0						

PITCHER	IP	WLS	BF	H	R	ER	SO	BB	IBB	HBP	BLK	WP	HR	S	P	ERA	WHIP
Mike Torrez, R (1, 1) ERA: 3.99	8.2	L	39	10	3	3	3	3	1	0	0	1	1	41	57	3.12	1.500

PITCHER	IP	WLS	BF	H	R	ER	SO	BB	IBB	HBP	BLK	WP	HR	S	P	ERA	WHIP

BOTTOM

Boston Red Sox @ New York Yankees

Yankee Stadium, Bronx, NY

Sat Sep 16 1978, 3:33 AM EDT
Att. 55,091 - Unknown - 78 F

livebaseballscorecards.com

AB	34
R	3
H	10
RBI	3
BB	4
SO	3
LOB	16

1B: 7	SF: 1	WP: 2	PA: 39
2B: 2	SAC: 0	PB: 0	
3B: 1	DP: 1	SB: 0	
HR: 1	HBP: 0	CS: 0	

Batter	1	2	3	4	5	6	7	8	9	AB	R	H	RBI	BB	SO	LOB
Rick Burleson, R (1, 6) OBP: 0.296, SLG: 0.342	5-3		S 1B 1B		SH3-4 1-2		1-3 2B	5-3		4	1	2	0	0	0	1
Jerry Remy, L (1, 4) OBP: 0.307, SLG: 0.341	F6		F8		S 2-H 1B		SF8 3-H	3-1		4	0	1	2	0	0	2
Jim Rice, R (1, 7) OBP: 0.377, SLG: 0.607	1B		F3		K		F7		K	5	0	1	0	0	2	3
Carl Yastrzemski, L (1, 8) OBP: 0.366, SLG: 0.415	1-3		1-H 1B		FC6-4 1-2 IBB		G3		HR	4	1	2	2	1	0	2
Carlton Fisk, R (1, 2) OBP: 0.369, SLG: 0.492		K	F8		FC6-4 1-2f			1B 2B BB	F7	4	1	0	0	1	1	3
Jack Brohamer, L (1, 10) OBP: 0.295, SLG: 0.318 Frank Duffy, R (8, PH) OBP: 0.300, SLG: 0.301		F8		L9		4-3		2B 1-2 2B 1B	4-3	3 2	0 1	0 1	0 0	0 0	0 0	0 0
George Scott, R (1, 3) OBP: 0.305, SLG: 0.385		1B BB		F8		F8		1-3 2B 2-H		3	1	1	1	1	0	0
Butch Hobson, R (1, 5) OBP: 0.310, SLG: 0.412		FC6-4 1-2 1B		F8		6-3		SH1-3 2-H 2B 3-H		4	0	2	2	0	0	0
Dwight Evans, R (1, 9) OBP: 0.338, SLG: 0.454 Garry Hancock, L (9, 9) OBP: 0.222, SLG: 0.253		FC6-4 1-2f			SH3-4 1B 1B		2B SF8 BB	SH1-3 2-3		2 0	2 0	1 0	0 0	1 0	0 0	2 0
Inning Stats	R: 0 E: 0 K: 0 S: 4 H: 1 LOB: 1 BB: 0 P: 4	R: 0 E: 0 K: 1 S: 6 H: 1 LOB: 2 BB: 1 P: 10	R: 1 E: 0 K: 0 S: 5 H: 2 LOB: 1 BB: 0 P: 5	R: 0 E: 0 K: 0 S: 3 H: 0 LOB: 0 BB: 0 P: 3	R: 1 E: 0 K: 1 S: 7 H: 2 LOB: 2 BB: 1 P: 11	R: 0 E: 0 K: 0 S: 3 H: 0 LOB: 0 BB: 0 P: 3	R: 1 E: 0 K: 0 S: 4 H: 1 LOB: 1 BB: 1 P: 8	R: 3 E: 0 K: 0 S: 6 H: 3 LOB: 1 BB: 1 P: 10	R: 1 E: 0 K: 1 S: 6 H: 1 LOB: 0 BB: 0 P: 6	1B: 7 2B: 3 3B: 0 HR: 1 SF: 1 SAC: 2 DP: 0 HBP: 0						

PITCHER		IP	WLS	BF	H	R	ER	SO	BB	IBB	HBP	BLK	WP	HR	S	P	ERA	WHIP
Jim Beattie, R ERA: 3.66	(1, 1)	7.0	L	31	7	3	3	2	2	1	0	0	0	0	32	44	3.86	1.286
Sparky Lyle, L ERA: 3.42	(8, 1)	0.0		3	2	3	3	0	1	0	0	0	0	0	2	6	∞	∞
Ken Clay, R ERA: 4.39	(8, 1)	2.0		8	2	1	1	1	0	0	0	0	0	1	10	10	4.50	1.000

PITCHER		IP	WLS	BF	H	R	ER	SO	BB	IBB	HBP	BLK	WP	HR	S	P	ERA	WHIP

Boston Red Sox @ New York Yankees

Yankee Stadium, Bronx, NY

Sun Sep 17 1978, 3:33 AM EDT

Att. 55,088 - Sunny - 74 F

TOP

livebaseballscorecards.com

AB	35
R	7
H	11
RBI	7
BB	4
SO	3
LOB	13

Inning Stats	R: 0 E: 0 K: 0 S: 4 H: 1 LOB: 1 BB: 0 P: 4	R: 0 E: 0 K: 1 S: 6 H: 1 LOB: 2 BB: 1 P: 10	R: 1 E: 0 K: 0 S: 5 H: 2 LOB: 1 BB: 0 P: 5	R: 0 E: 0 K: 0 S: 3 H: 0 LOB: 0 BB: 0 P: 3	R: 1 E: 0 K: 1 S: 7 H: 2 LOB: 2 BB: 1 P: 11	R: 0 E: 0 K: 0 S: 3 H: 0 LOB: 0 BB: 0 P: 3	R: 1 E: 0 K: 0 S: 4 H: 1 LOB: 1 BB: 1 P: 8	R: 3 E: 0 K: 0 S: 6 H: 3 LOB: 1 BB: 1 P: 10	R: 1 E: 0 K: 1 S: 6 H: 1 LOB: 0 BB: 0 P: 6	1B: 7 2B: 3 3B: 0 HR: 1 SF: 1 SAC: 2 DP: 0 HBP: 0						

Batter	1	2	3	4	5	6	7	8	9	AB	R	H	RBI	BB	SO	LOB
Mickey Rivers, L (1, 8) OBP: 0.302, SLG: 0.411	L6		F6			F6		K		4	0	0	0	0	1	1
Willie Randolph, R (1, 4) OBP: 0.385, SLG: 0.358	6-3		1-3 1B			F8		E FC5 E 1B		4	1	2	0	0	0	0
Thurman Munson, R (1, 2) OBP: 0.331, SLG: 0.376	E5		5-3			5-3		FC5 1-3 E		4	1	0	0	0	0	3
Reggie Jackson, L (1, 10) OBP: 0.362, SLG: 0.478	L8			F4			K	E4 2-H 3-H		4	0	0	1	0	1	1
Chris Chambliss, L (1, 3) OBP: 0.326, SLG: 0.391		K		K			BB 1B	K		4	1	1	0	0	3	0
Graig Nettles, L (1, 5) OBP: 0.346, SLG: 0.467		4-3		F9			F2		F8	4	0	0	0	0	0	1
Roy White, S (1, 7) OBP: 0.350, SLG: 0.404		4-3			G3		BBBB 1B 1-2 BB		F9	3	0	0	0	1	0	0
Gary Thomasson, L (1, 9) OBP: 0.303, SLG: 0.366			L3		K		1-3 2-H 1B		F7	4	0	1	1	0	1	0
Bucky Dent, R (1, 6) OBP: 0.298, SLG: 0.324			BBBB 1B BB		F7		L8			1	0	0	0	1	0	0
Jim Spencer, L (7, PH) OBP: 0.300, SLG: 0.451										1	0	0	0	0	0	2
Fred Stanley, R (8, 6) OBP: 0.331, SLG: 0.292										0	0	0	0	0	0	0
Inning Stats	R: 0 E: 1 K: 0 S: 4 H: 0 LOB: 1 BB: 0 P: 4	R: 0 E: 0 K: 1 S: 5 H: 0 LOB: 0 BB: 0 P: 5	R: 0 E: 0 K: 0 S: 4 H: 1 LOB: 2 BB: 1 P: 8	R: 0 E: 0 K: 1 S: 5 H: 0 LOB: 0 BB: 0 P: 5	R: 0 E: 0 K: 1 S: 5 H: 0 LOB: 0 BB: 0 P: 5	R: 0 E: 0 K: 0 S: 3 H: 0 LOB: 0 BB: 0 P: 3	R: 1 E: 0 K: 1 S: 7 H: 2 LOB: 2 BB: 1 P: 11	R: 2 E: 2 K: 2 S: 9 H: 1 LOB: 0 BB: 0 P: 9	R: 0 E: 0 K: 0 S: 3 H: 0 LOB: 0 BB: 0 P: 3	1B: 4 2B: 0 3B: 0 HR: 0	SF: 0 SAC: 0 DP: 0 HBP: 0						WP: 0 PB: 0 SB: 0 CS: 0	PA: 35

PITCHER		IP	WLS	BF	H	R	ER	SO	BB	IBB	HBP	BLK	WP	HR	S	P	ERA	WHIP
Dennis Eckersley, R ERA: 3.28	(1, 1)	6.2	W	26	3	1	1	4	2	0	0	0	0	0	32	40	1.35	0.750
Bob Stanley, R ERA: 2.82	(7, 1)	2.1	S	9	1	2	0	2	0	0	0	0	0	0	13	13	0.00	0.429

PITCHER		IP	WLS	BF	H	R	ER	SO	BB	IBB	HBP	BLK	WP	HR	S	P	ERA	WHIP

BOTTOM

Boston Red Sox @ New York Yankees

Yankee Stadium, Bronx, NY

Sun Sep 17 1978, 3:33 AM EDT
Att. 55,088 - Sunny - 74 F

livebaseballscorecards.com

AB	33
R	3
H	4
RBI	2
BB	2
SO	6
LOB	8

Milwaukee Brewers @ New York Yankees

Yankee Stadium, Bronx, NY

Mon Sep 18 1978, 7:05 PM EDT

Att. 20,557 - Unknown - 65 F

livebaseballscorecards.com

TOP

Batter	1	2	3	4	5	6	7	8	9	AB	R	H	RBI	BB	SO	LOB
Robin Yount, R (1, 6) OBP: 0.325, SLG: 0.429	F5		K		K		K		F8	5	0	0	0	0	3	0
Don Money, R (1, 4) OBP: 0.357, SLG: 0.439	BB 1B		F4		F4		F7			3	0	0	0	1	0	0
Cecil Cooper, L (1, 3) OBP: 0.363, SLG: 0.492	1B 1-2		HR		F4			HR		4	2	3	2	0	0	0
Larry Hisle, R (1, 7) OBP: 0.366, SLG: 0.533	F9		F9			WP SH1-4 1B		BB FC3-6		3	0	1	0	1	0	2
Ben Oglivie, L (1, 10) OBP: 0.362, SLG: 0.485	F9			6-3		SH1-4 1-2		FC3-6 CS 1-2f		3	0	0	0	0	0	3
Sixto Lezcano, R (1, 9) OBP: 0.377, SLG: 0.462		1B 6-3		HR		6-3		BB 1-2		3	1	2	1	1	0	1
Sal Bando, R (1, 5) OBP: 0.377, SLG: 0.454		6-3 1-2		2B		BB 2-3		F8		3	0	1	0	1	0	2
Gorman Thomas, R (1, 8) OBP: 0.348, SLG: 0.514		K		F6		6-3			F8	4	0	0	0	0	1	4
Buck Martinez, R (1, 2) OBP: 0.249, SLG: 0.271		F8		K			F5		5-3	2	0	0	0	0	1	2
Jeff Yurak, S (7, PH)										1	0	0	0	0	0	0
Larry Haney, R (7, 2)										0	0	0	0	0	0	0
Dick Davis, R (9, PH) OBP: 0.279, SLG: 0.387										1	0	0	0	0	0	0

	AB	32
	R	3
	H	7
	RBI	3
	BB	4
	SO	5
	LOB	14

Inning Stats										
	R: 0 E: 0 K: 0 S: 4	H: 1 LOB: 2 BB: 1 P: 8	R: 0 E: 0 K: 1 S: 6	H: 1 LOB: 1 BB: 0 P: 6	R: 1 E: 0 K: 1 S: 6	H: 1 LOB: 0 BB: 0 P: 6	R: 1 E: 0 K: 1 S: 7	H: 2 LOB: 1 BB: 0 P: 7	R: 0 E: 0 K: 1 S: 5	H: 0 LOB: 0 BB: 0 P: 5
	R: 0 E: 0 K: 0 S: 4	H: 1 LOB: 2 BB: 1 P: 8	R: 0 E: 0 K: 1 S: 5	H: 0 LOB: 0 BB: 0 P: 5	R: 1 E: 0 K: 0 S: 3	H: 1 LOB: 1 BB: 2 P: 11	R: 0 E: 0 K: 0 S: 3	H: 0 LOB: 0 BB: 0 P: 3		

	1B: 3	SF: 0	WP: 1	PA: 37
	2B: 1	SAC: 1	PB: 0	
	3B: 0	DP: 0	SB: 0	
	HR: 3	HBP: 0	CS: 1	

PITCHER	IP	WLS	BF	H	R	ER	SO	BB	IBB	HBP	BLK	WP	HR	S	P	ERA	WHIP
Ed Figueroa, R (1, 1) ERA: 3.01	9.0	W	37	7	3	3	5	4	0	0	0	1	3	43	59	3.00	1.222

PITCHER	IP	WLS	BF	H	R	ER	SO	BB	IBB	HBP	BLK	WP	HR	S	P	ERA	WHIP

Batter	1	2	3	4	5	6	7	8	9	AB	R	H	RBI	BB	SO	LOB
Mickey Rivers, L (1, 8) OBP: 0.303, SLG: 0.410	F7		4-3 BB BB	FC4-6 1-2f		4-3 2-3		1B 1-2 2-3 3-H		4	0	1	1	1	0	2
Willie Randolph, R (1, 4) OBP: 0.383, SLG: 0.355	F9		4-3 1-2 BB		4-3		5-3	K		4	0	0	0	1	1	3
Thurman Munson, R (1, 2) OBP: 0.328, SLG: 0.373	5-3		4-3 1-2 2-3		F7		F9	L5		5	0	0	0	0	0	5
Reggie Jackson, L (1, 10) OBP: 0.365, SLG: 0.485		HR	K		BB		FC4-6 BB			2	1	1	1	2	1	2
Lou Piniella, R (1, 9) OBP: 0.368, SLG: 0.455		HR	BB		F8		FC4-6 1-2f			3	1	1	1	1	0	2
Chris Chambliss, L (1, 3) OBP: 0.329, SLG: 0.391		G4-6-3 HBP	K			E SF7 1B		BB 6-3 1B HBP		2	2	1	0	0	1	3
Graig Nettles, L (1, 5) OBP: 0.344, SLG: 0.464		G4-6-3 1-2f		F6		E3 WP SF7 1-3		6-3 1-2		4	0	0	0	0	0	3
Roy White, S (1, 7) OBP: 0.354, SLG: 0.406		BB		FC4-6 1B		SF7 1-2 3-H		1B BB IBB		1	0	1	1	2	0	0
Gary Thomasson, L (9, 7) OBP: 0.303, SLG: 0.366										0	0	0	0	0	0	0
Bucky Dent, R (1, 6) OBP: 0.295, SLG: 0.322		F9		P6		5-3		1B 1-2 2-3 BB		3	0	0	0	0	0	3
Cliff Johnson, R (8, PH) OBP: 0.307, SLG: 0.335										0	0	0	0	1	0	0
Fred Stanley, R (9, 6) OBP: 0.331, SLG: 0.292										0	0	0	0	0	0	0
Inning Stats	R: 0 E: 0 K: 0 S: 3 H: 0 LOB: 0 BB: 0 P: 3	R: 2 E: 0 K: 0 S: 4 H: 2 LOB: 1 BB: 1 P: 9	R: 0 E: 0 K: 2 S: 7 H: 0 LOB: 3 BB: 3 P: 19	R: 0 E: 0 K: 0 S: 4 H: 1 LOB: 1 BB: 0 P: 4	R: 0 E: 0 K: 0 S: 3 H: 0 LOB: 1 BB: 1 P: 7	R: 1 E: 1 K: 0 S: 5 H: 1 LOB: 1 BB: 0 P: 5	R: 0 E: 0 K: 0 S: 3 H: 0 LOB: 1 BB: 1 P: 7	R: 1 E: 0 K: 1 S: 6 H: 1 LOB: 3 BB: 2 P: 15		1B: 3 2B: 0 3B: 0 HR: 2 SF: 1 SAC: 0 DP: 1 HBP: 2					WP: 1 PB: 0 SB: 0 CS: 0 PA: 39	

PITCHER	IP	WLS	BF	H	R	ER	SO	BB	IBB	HBP	BLK	WP	HR	S	P	ERA	WHIP
Bill Travers, L (1, 1) ERA: 4.62	7.1	L	37	5	4	3	2	7	1	2	0	1	2	31	65	3.68	1.636
Bill Castro, R (8, 1) ERA: 1.57	0.2		2	0	0	0	1	0	0	0	0	0	0	4	4	0.00	0.000

PITCHER	IP	WLS	BF	H	R	ER	SO	BB	IBB	HBP	BLK	WP	HR	S	P	ERA	WHIP

BOTTOM

Milwaukee Brewers @ New York Yankees

Yankee Stadium, Bronx, NY

Mon Sep 18 1978, 7:05 PM EDT
Att. 20,557 - Unknown - 65 F

livebaseballscorecards.com

AB	28
R	4
H	5
RBI	4
BB	8
SO	3
LOB	23

Batter	1	2	3	4	5	6	7	8	9	AB	R	H	RBI	BB	SO	LOB
Robin Yount, R (1, 6) OBP: 0.329, SLG: 0.441	S S S 0-3 ① K		x 0-0 1B 2B		x 0-0 HR		x 0-0 S 1B			4	2	3	1	0	1	0
Don Money, R (1, 3) OBP: 0.358, SLG: 0.440	x 0-0 ② 4-3		x 0-0 4-3 1B 2-H		x 0-0 1B		x 0-0 ③ F8 1-2			4	0	2	1	0	0	1
Cecil Cooper, L (1, 10) OBP: 0.361, SLG: 0.489	x 0-0 1B 1B		x 0-0 ② 4-3 1-2		x 0-0 ③ 4-3			x 0-0 ① 4-3		4	0	1	0	0	0	2
Larry Hisle, R (1, 8) OBP: 0.365, SLG: 0.531	x 0-0 1B 1-3		x 0-0 ③ F8			x 0-0 ① 6-3		x 0-0 ② 5-3		4	0	1	0	0	0	1
Ben Oglivie, L (1, 7) OBP: 0.361, SLG: 0.483	x 0-0 ③ 4-3			S S S 0-3 ① K		x 0-0 E S 1B		x 0-0 ③ 3-1		4	0	1	0	0	1	2
Sixto Lezcano, R (1, 9) OBP: 0.373, SLG: 0.458		S S S 0-3 ① K		x 0-0 ② P4		S S S 0-3 ② K 1-3			x 0-0 ① 6-3	4	0	0	0	0	2	1
Sal Bando, R (1, 5) OBP: 0.374, SLG: 0.450		x 0-0 ② 6-3		x 0-0 ③ F8		x 0-0 ③ 6-3			x 0-0 ② F8	4	0	0	0	0	0	1
Paul Molitor, R (1, 4) OBP: 0.298, SLG: 0.366		x 0-0 ③ 6-3			x 0-0 ① 6-3		x 0-0 ① 6-3		x 0-0 1B	4	0	1	0	0	0	0
Charlie Moore, R (1, 2) OBP: 0.300, SLG: 0.359			S S S 0-3 ① K		S S S 0-3 ② K		x 0-0 ② P6		x 0-0 ③ F8	4	0	0	0	0	2	1
Inning Stats	R: 0 E: 0 K: 1 S: 7 H: 2 LOB: 2 BB: 0 P: 7	R: 0 E: 0 K: 1 S: 5 H: 0 LOB: 0 BB: 0 P: 5	R: 1 E: 0 K: 1 S: 7 H: 2 LOB: 1 BB: 0 P: 7	R: 0 E: 0 K: 1 S: 5 H: 0 LOB: 0 BB: 0 P: 5	R: 1 E: 0 K: 1 S: 7 H: 2 LOB: 1 BB: 0 P: 7	R: 0 E: 0 K: 1 S: 6 H: 1 LOB: 1 BB: 0 P: 6	R: 0 E: 0 K: 0 S: 4 H: 1 LOB: 1 BB: 0 P: 4	R: 0 E: 0 K: 0 S: 3 H: 0 LOB: 0 BB: 0 P: 3	R: 0 E: 0 K: 0 S: 4 H: 1 LOB: 1 BB: 0 P: 4	1B: 7 2B: 1 3B: 0 HR: 1 SF: 0 SAC: 0 DP: 0 HBP: 0						

PITCHER	IP	WLS	BF	H	R	ER	SO	BB	IBB	HBP	BLK	WP	HR	S	P	ERA	WHIP
Dick Tidrow, R (1, 1) ERA: 3.66	9.0	L	36	9	2	2	6	0	0	0	0	0	1	48	48	2.00	1.000

PITCHER	IP	WLS	BF	H	R	ER	SO	BB	IBB	HBP	BLK	WP	HR	S	P	ERA	WHIP

TOP

Milwaukee Brewers @ New York Yankees

Yankee Stadium, Bronx, NY

Tue Sep 19 1978, 7:05 PM EDT

Att. 26,682 - Unknown - 61 F

livebaseballscorecards.com

AB	36
R	2
H	9
RBI	2
BB	0
SO	6
LOB	9

WP: 0 PB: 0 SB: 2 CS: 0 PA: 36

Batter	1	2	3	4	5	6	7	8	9	AB	R	H	RBI	BB	SO	LOB
Mickey Rivers, L (1, 8) OBP: 0.301, SLG: 0.407	4-3		G3			G3		K		4	0	0	0	0	1	2
Willie Randolph, R (1, 4) OBP: 0.380, SLG: 0.352	6-3			K		K			F9	4	0	0	0	0	2	0
Thurman Munson, R (1, 2) OBP: 0.328, SLG: 0.372	F9			5-3			WP 6-3 1B		5-3	4	0	1	0	0	0	0
Reggie Jackson, L (1, 10) OBP: 0.364, SLG: 0.483		K		1B			K		K	4	0	1	0	0	3	1
Lou Piniella, R (1, 9) OBP: 0.365, SLG: 0.452		K		1-3			6-3 1-2			3	0	0	0	0	1	2
Chris Chambliss, L (1, 3) OBP: 0.327, SLG: 0.389		K			F8		4-3 2-3			3	0	0	0	0	1	1
Graig Nettles, L (1, 5) OBP: 0.344, SLG: 0.463			K		F9			FC5-4 1B		3	0	1	0	0	1	0
Roy White, S (1, 7) OBP: 0.351, SLG: 0.402			F7		1-3			FC5-4 1-2f		3	0	0	0	0	0	1
Bucky Dent, R (1, 6) OBP: 0.296, SLG: 0.323			1B			F7		K		2	0	1	0	0	0	0
Cliff Johnson, R (8, PH) OBP: 0.305, SLG: 0.333										1	0	0	0	0	1	1
Fred Stanley, R (9, 6) OBP: 0.331, SLG: 0.292										0	0	0	0	0	0	0
Inning Stats	R: 0 E: 0 K: 0 S: 3 H: 0 LOB: 0 BB: 0 P: 3	R: 0 E: 0 K: 3 S: 9 H: 0 LOB: 0 BB: 0 P: 9	R: 0 E: 0 K: 1 S: 6 H: 1 LOB: 1 BB: 0 P: 6	R: 0 E: 0 K: 1 S: 6 H: 1 LOB: 1 BB: 0 P: 6	R: 0 E: 0 K: 0 S: 3 H: 0 LOB: 0 BB: 0 P: 3	R: 0 E: 0 K: 1 S: 5 H: 0 LOB: 0 BB: 0 P: 5	R: 0 E: 0 K: 1 S: 6 H: 1 LOB: 1 BB: 0 P: 6	R: 0 E: 0 K: 2 S: 8 H: 1 LOB: 1 BB: 0 P: 8	R: 0 E: 0 K: 1 S: 5 H: 0 LOB: 0 BB: 0 P: 5	1B: 4 2B: 0 3B: 0 HR: 0	SF: 0 SAC: 0 DP: 0 HBP: 0						

PITCHER	IP	WLS	BF	H	R	ER	SO	BB	IBB	HBP	BLK	WP	HR	S	P	ERA	WHIP
Mike Caldwell, L (1, 1) ERA: 2.27	9.0	W	31	4	0	0	10	0	0	0	0	1	0	51	51	0.00	0.444

PITCHER	IP	WLS	BF	H	R	ER	SO	BB	IBB	HBP	BLK	WP	HR	S	P	ERA	WHIP

BOTTOM

Milwaukee Brewers @ New York Yankees

Yankee Stadium, Bronx, NY

Tue Sep 19 1978, 7:05 PM EDT
Att. 26,682 - Unknown - 61 F

livebaseballscorecards.com

AB	31
R	0
H	4
RBI	0
BB	0
SO	10
LOB	8

1B: 4 2B: 0 3B: 0 HR: 0 SF: 0 SAC: 0 DP: 0 HBP: 0

WP: 1 PB: 0 SB: 0 CS: 0 PA: 31

Batter	1	2	3	4	5	6	7	8	9	AB	R	H	RBI	BB	SO	LOB
Mickey Rivers, L (1, 8) OBP: 0.299, SLG: 0.403	6-3	F2			F6			K		4	0	0	0	0	1	2
Willie Randolph, R (1, 4) OBP: 0.379, SLG: 0.351	E 1B 1B	L4			6-3			F8		4	0	1	0	0	0	2
Thurman Munson, R (1, 2) OBP: 0.329, SLG: 0.373	E 1-2 1B		F8			F9		WP 1B		4	0	2	0	0	0	0
Reggie Jackson, L (1, 9) OBP: 0.362, SLG: 0.479	K		K			F9		K 1-2		4	0	0	0	0	3	3
Lou Piniella, R (1, 7) OBP: 0.366, SLG: 0.452	E3 1-2 2-3		1B			F9			1B	4	0	2	0	0	0	2
Chris Chambliss, L (1, 3) OBP: 0.325, SLG: 0.386	F7			F5			F2		F8	4	0	0	0	0	0	4
Graig Nettles, L (1, 5) OBP: 0.343, SLG: 0.460		FC1-5 BB BB		F9			F9		F9	3	0	0	0	1	0	1
Cliff Johnson, R (1, 10) OBP: 0.309, SLG: 0.352		FC1-5 1-2 BB		F7			HR		F7	3	1	1	1	1	0	1
Bucky Dent, R (1, 6) OBP: 0.294, SLG: 0.320		FC1-5 1-2 2-3f			F9		5-3			3	0	0	0	0	0	2
Inning Stats	R: 0 E: 1 K: 1 S: 8 H: 2 LOB: 3 BB: 0 P: 8	R: 0 E: 0 K: 0 S: 3 H: 0 LOB: 2 BB: 2 P: 11	R: 0 E: 0 K: 1 S: 5 H: 1 LOB: 1 BB: 0 P: 5	R: 0 E: 0 K: 0 S: 3 H: 0 LOB: 0 BB: 0 P: 3	R: 0 E: 0 K: 0 S: 3 H: 0 LOB: 0 BB: 0 P: 3	R: 0 E: 0 K: 0 S: 3 H: 0 LOB: 0 BB: 0 P: 3	R: 1 E: 0 K: 0 S: 4 H: 1 LOB: 0 BB: 0 P: 4	R: 0 E: 0 K: 2 S: 8 H: 1 LOB: 1 BB: 0 P: 8	R: 0 E: 0 K: 0 S: 4 H: 1 LOB: 1 BB: 0 P: 4	1B: 5 2B: 0 3B: 0 HR: 1 SF: 0 SAC: 0 DP: 0 HBP: 0						

PITCHER	IP	WLS	BF	H	R	ER	SO	BB	IBB	HBP	BLK	WP	HR	S	P	ERA	WHIP
Mike Willis, L (1, 1) ERA: 4.53	9.0	W	35	6	1	1	4	2	0	0	0	1	1	41	49	1.00	0.889

PITCHER	IP	WLS	BF	H	R	ER	SO	BB	IBB	HBP	BLK	WP	HR	S	P	ERA	WHIP

TOP

New York Yankees @ Toronto Blue Jays

Exhibition Stadium, Toronto, ON

Wed Sep 20 1978, 7:05 PM EDT

Unknown - 72 F

livebaseballscorecards.com

AB	33
R	1
H	6
RBI	1
BB	2
SO	4
LOB	17

1B: 5	SF: 0	WP: 1	PA: 35
2B: 0	SAC: 0	PB: 0	
3B: 0	DP: 0	SB: 0	
HR: 1	HBP: 0	CS: 0	

BOTTOM

Batter	1	2	3	4	5	6	7	8	9	AB	R	H	RBI	BB	SO	LOB
Rick Bosetti, R (1, 8) OBP: 0.300, SLG: 0.344	x 0-0 SH 1B 1B	x 0-0 1-H 3-H 3B 3B	x 0-0 1-2 1B		x 0-0 ③ F7			S S S 0-3 ① K		5	2	3	2	0	1	2
Bob Bailor, R (1, 9) OBP: 0.313, SLG: 0.341	x 0-0 1-2 SH 1B	x 0-0 3-H FC6-2 3B	x 0-0 ③ 4-3			H 1-0 4-3 1B HBP		x 0-0 ② 5-3		3	2	2	1	0	0	2
Gary Woods, R (8, 9) OBP: 0.200, SLG: 0.211										1	0	0	0	0	0	0
Roy Howell, L (1, 5) OBP: 0.328, SLG: 0.379	x 0-0 SH 1-H 2-H	x 0-0 ② FC6-2 WP 3-H		x 0-0 ① 1-3		x 0-0 ① 4-3 1-2		x 0-0 HR		4	1	1	1	0	0	2
Willie Horton, R (1, 10) OBP: 0.312, SLG: 0.403	x 0-0 ① 1-3	B B B B 4-0 BB 1-3 BB		S S S 0-3 ② K		x 0-0 G6-4-3 2-H 1B		x 0-0 2B		4	0	2	1	1	1	1
Otto Velez, R (1, 7) OBP: 0.388, SLG: 0.461	S S S 0-3 ② K	B B B B 4-0 1-2 BB		x 0-0 ③ F4		x 0-0 ② ③ G6-4-3 1-2f		x 0-0 ③ F4		4	0	0	0	1	1	3
John Mayberry, L (1, 3) OBP: 0.339, SLG: 0.426	x 0-0 ③ F9	x 0-0 ③ F4			x 0-0 SH1-4 1B SH1-4 1B		B B B B 4-0 G1-4-3 1B BB			3	0	1	0	0	0	4
Willie Upshaw, L (5, PR) OBP: 0.298, SLG: 0.311										0	1	0	0	1	0	0
Dave McKay, S (1, 4) OBP: 0.275, SLG: 0.363		x 0-0 ① 1-3	x 0-0 ① F8		x 0-0 SH1-4 SH1-4 1-2 1B		x 0-0 G1-4-3 1-2 1B			4	0	2	0	0	0	0
Rick Cerone, R (1, 2) OBP: 0.289, SLG: 0.300		x 0-0 1B 3B 1B	B B B B 4-0 1B BB		x 0-0 ① SH1-4 1-2 2-3		x 0-0 ① ② G1-4-3 1-2f 2-3			2	1	1	0	1	0	2
Luis Gomez, R (1, 6) OBP: 0.283, SLG: 0.255		x 0-0 1-3 3B 1B	x 0-0 ② F3		x 0-0 ② SH1-4 2-3 3-H		x 0-0 ③ 6-3			3	1	1	1	0	0	2
Inning Stats	R: 2 E: 1 K: 1 S: 8 H: 2 LOB: 1 BB: 0 P: 8	R: 3 E: 0 K: 0 S: 7 H: 4 LOB: 3 BB: 2 P: 15	R: 0 E: 0 K: 0 S: 4 H: 1 LOB: 2 BB: 1 P: 8	R: 0 E: 0 K: 1 S: 5 H: 0 LOB: 0 BB: 0 P: 5	R: 1 E: 0 K: 0 S: 5 H: 2 LOB: 2 BB: 0 P: 5	R: 1 E: 0 K: 0 S: 3 H: 1 LOB: 0 BB: 0 P: 4	R: 0 E: 0 K: 0 S: 3 H: 1 LOB: 1 BB: 1 P: 7	R: 1 E: 0 K: 1 S: 7 H: 2 LOB: 1 BB: 0 P: 7		1B: 9 2B: 1 3B: 2 HR: 1	SF: 0 SAC: 3 DP: 2 HBP: 1						

PITCHER		IP	WLS	BF	H	R	ER	SO	BB	IBB	HBP	BLK	WP	HR	S	P	ERA	WHIP
Ron Guidry, L ERA: 1.8	(1, 1)	1.2	L	12	6	5	3	1	0	0	0	0	0	0	14	14	16.20	3.600
Larry McCall, R ERA: 4.7	(2, 1)	6.1		29	7	3	3	2	4	0	1	0	1	1	28	45	4.26	1.737

PITCHER	IP	WLS	BF	H	R	ER	SO	BB	IBB	HBP	BLK	WP	HR	S	P	ERA	WHIP

New York Yankees @ Toronto Blue Jays

Exhibition Stadium, Toronto, ON

Wed Sep 20 1978, 7:05 PM EDT

Unknown - 72 F

livebaseballscorecards.com

AB	33
R	8
H	13
RBI	6
BB	4
SO	3
LOB	18

1B: 9	SF: 0	WP: 2	PA: 41
2B: 1	SAC: 3	PB: 0	
3B: 2	DP: 2	SB: 0	
HR: 1	HBP: 1	CS: 0	

Batter	1	2	3	4	5	6	7	8	9	AB	R	H	RBI	BB	SO	LOB
Mickey Rivers, L (1, 8) OBP: 0.296, SLG: 0.400	0-0 4-3		0-3 K			0-3 K		0-0 F6	0-3 K	5	0	0	0	0	3	3
Willie Randolph, R (1, 4) OBP: 0.378, SLG: 0.350	0-0 F4			0-3 K		0-0 F9			0-0 BB 1B 1B	4	1	1	0	0	1	0
Thurman Munson, R (1, 2) OBP: 0.330, SLG: 0.373	4-0 BB			0-0 1B		0-0 G3			0-0 F7	3	0	1	0	1	0	1
Reggie Jackson, L (1, 9) OBP: 0.361, SLG: 0.475	0-0 F5			0-3 K			0-0 5-3		4-0 1B 1-2 1B BB	3	1	0	0	1	1	2
Gary Thomasson, L (9, 7) OBP: 0.303, SLG: 0.366										0	0	0	0	0	0	0
Lou Piniella, R (1, 7) OBP: 0.365, SLG: 0.450		0-0 4-3		0-3 K			0-0 4-3		0-0 1B 1-3 2-H 1B	4	0	1	1	0	1	1
Paul Blair, R (9, PR) OBP: 0.233, SLG: 0.267 (9, 9)										0	1	0	0	0	0	0
Chris Chambliss, L (1, 3) OBP: 0.324, SLG: 0.385		0-0 5-3			0-0 L6		0-0 E7		0-0 1B 1-2 3-H 1B	4	0	1	1	0	0	0
Graig Nettles, L (1, 5) OBP: 0.343, SLG: 0.459		0-0 G3			0-0 F7		0-0 F3		0-0 1-3 2-H 1B	4	0	1	1	0	0	1
Cliff Johnson, R (1, 10) OBP: 0.313, SLG: 0.363			0-0 F9		0-0 3B			0-3 K	4-0 IBB	3	0	1	0	1	1	0
Bucky Dent, R (1, 6) OBP: 0.292, SLG: 0.318			0-0 6-3		0-3 K			0-0 6-3	0-3 K	2	0	0	0	0	1	1
Roy White, S (8, PH) OBP: 0.350, SLG: 0.401										1	0	0	0	0	0	0
Fred Stanley, R (8, 6) OBP: 0.330, SLG: 0.290										1	0	0	0	0	1	3
Inning Stats	R: 0 E: 0 K: 0 S: 3 H: 0 LOB: 1 BB: 1 P: 7	R: 0 E: 0 K: 0 S: 3 H: 0 LOB: 0 BB: 0 P: 3	R: 0 E: 0 K: 1 S: 5 H: 0 LOB: 0 BB: 0 P: 5	R: 0 E: 0 K: 3 S: 10 H: 1 LOB: 1 BB: 0 P: 10	R: 0 E: 0 K: 1 S: 6 H: 1 LOB: 1 BB: 0 P: 6	R: 0 E: 0 K: 1 S: 5 H: 0 LOB: 0 BB: 0 P: 5	R: 0 E: 1 K: 0 S: 4 H: 0 LOB: 1 BB: 0 P: 4	R: 0 E: 0 K: 1 S: 5 H: 0 LOB: 0 BB: 0 P: 5	R: 3 E: 0 K: 2 S: 11 H: 4 LOB: 3 BB: 2 P: 19	1B: 5 2B: 0 3B: 1 HR: 0 SF: 0 SAC: 0 DP: 0 HBP: 0							

TOP

New York Yankees @ Toronto Blue Jays

Exhibition Stadium, Toronto, ON

Wed Sep 20 1978, 7:05 PM EDT

Att. 38,080 - Unknown

livebaseballscorecards.com

AB	34
R	3
H	6
RBI	3
BB	3
SO	9
LOB	12

WP: 0 PB: 0 SB: 0 CS: 0 PA: 37

PITCHER		IP	WLS	BF	H	R	ER	SO	BB	IBB	HBP	BLK	WP	HR	S	P	ERA	WHIP
Tom Underwood, L ERA: 4.08	(1, 1)	8.1		31	3	2	2	7	2	0	0	0	0	0	43	51	2.16	0.600
Victor Cruz, R ERA: 1.62	(9, 1)	0.0	L	3	3	1	1	0	0	0	0	0	0	0	3	3	∞	∞
Tom Buskey, R ERA: 2.45	(9, 1)	0.2		3	0	0	0	2	0	1	0	0	0	0	6	10	0.00	0.000

PITCHER	IP	WLS	BF	H	R	ER	SO	BB	IBB	HBP	BLK	WP	HR	S	P	ERA	WHIP

Batter	1	2	3	4	5	6	7	8	9	AB	R	H	RBI	BB	SO	LOB
Rick Bosetti, R (1, 8) OBP: 0.297, SLG: 0.342	6-3	F4			5-3			F9		4	0	0	0	0	0	1
Al Woods, L (1, 7) OBP: 0.288, SLG: 0.383	1B		F9			4-3		F6		4	0	1	0	0	0	0
Roy Howell, L (1, 5) OBP: 0.327, SLG: 0.378	F8		K			1B		4-3		4	0	1	0	0	1	1
Willie Horton, R (1, 10) OBP: 0.309, SLG: 0.398	K		K			K			K	4	0	0	0	0	4	2
John Mayberry, L (1, 3) OBP: 0.338, SLG: 0.425		F5		F8		F5			4-3 BB 1B	4	0	1	0	0	0	1
Willie Upshaw, L (9, PR) OBP: 0.298, SLG: 0.311										0	0	0	0	0	0	0
Otto Velez, R (1, 9) OBP: 0.389, SLG: 0.459		2B 1B		F3			K		4-3 1-2 BB	3	1	1	0	1	1	0
Dave McKay, S (1, 4) OBP: 0.275, SLG: 0.365		WP 1-H G3 2B		K			F8		4-3 1-2 2-3	4	1	1	1	0	1	2
Alan Ashby, S (1, 2) OBP: 0.346, SLG: 0.446		G3 2-3 BB			F6		2B		BB	2	0	1	0	2	0	0
Luis Gomez, R (1, 6) OBP: 0.281, SLG: 0.253		G3 1-2 3-H			5-3		K		K	3	0	0	1	0	1	2
Sam Ewing, L (9, PH) OBP: 0.259, SLG: 0.308										1	0	0	0	0	1	3
Inning Stats	R: 0 E: 0 K: 1 S: 6 H: 1 LOB: 1 BB: 0 P: 6	R: 2 E: 0 K: 0 S: 5 H: 2 LOB: 1 BB: 1 P: 9	R: 0 E: 0 K: 2 S: 7 H: 0 LOB: 0 BB: 0 P: 7	R: 0 E: 0 K: 1 S: 5 H: 0 LOB: 0 BB: 0 P: 5	R: 0 E: 0 K: 0 S: 3 H: 0 LOB: 0 BB: 0 P: 3	R: 0 E: 0 K: 1 S: 6 H: 1 LOB: 1 BB: 0 P: 6	R: 0 E: 0 K: 2 S: 8 H: 1 LOB: 1 BB: 0 P: 8	R: 0 E: 0 K: 0 S: 3 H: 0 LOB: 0 BB: 0 P: 3	R: 0 E: 0 K: 2 S: 8 H: 1 LOB: 3 BB: 2 P: 16	1B: 4 2B: 2 3B: 0 HR: 0 SF: 0 SAC: 0 DP: 0 HBP: 0	WP: 1 PB: 0 SB: 0 CS: 0 PA: 36					

PITCHER	IP	WLS	BF	H	R	ER	SO	BB	IBB	HBP	BLK	WP	HR	S	P	ERA	WHIP
Ken Clay, R (1, 1) ERA: 4.28	6.0		23	4	2	2	5	1	0	0	0	1	0	32	36	3.00	0.833
Rich Gossage, R (7, 1) ERA: 2.02	3.0	W	13	2	0	0	4	2	0	0	0	0	0	19	27	0.00	1.333

PITCHER	IP	WLS	BF	H	R	ER	SO	BB	IBB	HBP	BLK	WP	HR	S	P	ERA	WHIP

BOTTOM

New York Yankees @ Toronto Blue Jays

Exhibition Stadium, Toronto, ON

Wed Sep 20 1978, 7:05 PM EDT

Att. 38,080 - Unknown

livebaseballscorecards.com

AB	33
R	2
H	6
RBI	2
BB	3
SO	9
LOB	12

Batter	1	2	3	4	5	6	7	8	9	AB	R	H	RBI	BB	SO	LOB
Mickey Rivers, L (1, 8) OBP: 0.299, SLG: 0.404	S S S 0-3 ① K		x 0-0 ② F7		x 0-0 1-3 2B 2B		B B B B 4-0 S 3B BB	x 0-0 2B		4	2	2	0	1	1	0
Jay Johnstone, L (8, 9) OBP: 0.291, SLG: 0.264										0	0	0	0	0	0	0
Willie Randolph, R (1, 4) OBP: 0.379, SLG: 0.354	x 0-0 ② 5-3		x 0-0 ③ 5-3		B B B B 4-0 2B BB		x 0-0 1-H 1B 3B	x 0-0 ② 6-3		4	2	1	1	1	0	1
Brian Doyle, L (8, 4) OBP: 0.217, SLG: 0.217										0	0	0	0	0	0	0
Thurman Munson, R (1, 2) OBP: 0.331, SLG: 0.375	x 0-0 2B			x 0-0 ① F4	x 0-0 ② SF8 3-H		x 0-0 3-H 2B 1B	x 0-0 ③ 4-3		4	1	2	2	0	0	1
Reggie Jackson, L (1, 9) OBP: 0.362, SLG: 0.477	x 0-0 ③ F6			H 1-0 1B HBP	x 0-0 1-H 2-H 2B		x 0-0 ② F9		S S S 0-3 ① K	3	0	1	2	0	0	2
Paul Blair, R (7, 9) OBP: 0.231, SLG: 0.264										1	0	0	0	0	1	0
Lou Piniella, R (1, 7) OBP: 0.364, SLG: 0.451		x 0-0 ① 5-3		x 0-0 ② F8	x 0-0 ③ F8		x 0-0 1-H 2B 2B		S S S 0-3 ② K	4	1	1	1	0	0	2
Gary Thomasson, L (7, 7) OBP: 0.302, SLG: 0.365										1	0	0	0	0	1	0
Chris Chambliss, L (1, 3) OBP: 0.327, SLG: 0.389		x 0-0 1B		x 0-0 1-2 1B		x 0-0 ① 3-1	x 0-0 2-H WP 2B		x 0-0 ③ 3-1	4	0	3	1	0	0	0
Jim Spencer, L (8, 3) OBP: 0.298, SLG: 0.448										1	0	0	0	0	0	0
Graig Nettles, L (1, 5) OBP: 0.342, SLG: 0.456		S S S 0-3 ② K		S S S 0-3 ③ K		x 0-0 ② 4-3	B B B B 4-0 2-3 BB			3	0	0	0	1	2	3
Cliff Johnson, R (1, 10) OBP: 0.307, SLG: 0.355		S S S 0-3 ③ K			S S S 0-3 ① K	x 0-0 ③ 5-3	x 0-0 ③ F7			4	0	0	0	0	2	3
Bucky Dent, R (1, 6) OBP: 0.292, SLG: 0.315			x 0-0 ① 6-3		B B B B 4-0 2B SF8 BB		x 0-0 ① 6-3	x 0-0 ① F3		3	1	0	0	1	0	0
Fred Stanley, R (8, 6) OBP: 0.330, SLG: 0.290										0	0	0	0	0	0	0
Inning Stats	R: 0 E: 0 K: 1 S: 6 H: 1 LOB: 1 BB: 0 P: 6	R: 0 E: 0 K: 2 S: 8 H: 1 LOB: 1 BB: 0 P: 8	R: 0 E: 0 K: 0 S: 3 H: 0 LOB: 0 BB: 0 P: 3	R: 0 E: 0 K: 1 S: 6 H: 1 LOB: 2 BB: 0 P: 7	R: 3 E: 0 K: 1 S: 7 H: 2 LOB: 1 BB: 2 P: 15	R: 0 E: 0 K: 0 S: 3 H: 0 LOB: 0 BB: 0 P: 3	R: 4 E: 0 K: 0 S: 7 H: 4 LOB: 2 BB: 2 P: 15	R: 0 E: 0 K: 0 S: 4 H: 1 LOB: 1 BB: 0 P: 4	R: 0 E: 0 K: 2 S: 7 H: 0 LOB: 0 BB: 0 P: 7	1B: 3 2B: 6 3B: 1 HR: 0	SF: 1 SAC: 0 DP: 0 HBP: 1						

PITCHER	IP	WLS	BF	H	R	ER	SO	BB	IBB	HBP	BLK	WP	HR	S	P	ERA	WHIP
Balor Moore, L (1, 1) ERA: 5.08	6.1	L	29	6	5	5	5	3	0	1	0	0	0	35	48	7.11	1.421
Tom Buskey, R (7, 1) ERA: 4.7	0.1		4	3	2	2	0	0	0	0	0	0	0	4	4	54.00	9.000
Victor Cruz, R (7, 1) ERA: 1.58	1.1		6	1	0	0	0	1	0	0	0	1	0	5	9	0.00	1.500
Tom Murphy, R (9, 1) ERA: 4.07	1.0		3	0	0	0	2	0	0	0	0	0	0	7	7	0.00	0.000

PITCHER	IP	WLS	BF	H	R	ER	SO	BB	IBB	HBP	BLK	WP	HR	S	P	ERA	WHIP

TOP

New York Yankees @ Toronto Blue Jays

Exhibition Stadium, Toronto, ON

Thu Sep 21 1978, 7:05 PM EDT
Att. 28,653 - Unknown - 61 F

livebaseballscorecards.com

AB	36
R	7
H	10
RBI	7
BB	4
SO	7
LOB	12

WP: 1	PA: 42		
PB: 0			
SB: 1			
CS: 0			

Batter	1	2	3	4	5	6	7	8	9	AB	R	H	RBI	BB	SO	LOB
Rick Bosetti, R (1, 8) OBP: 0.299, SLG: 0.350	HR		K			2B		4-3		4	1	2	1	0	1	0
Al Woods, L (1, 7) OBP: 0.282, SLG: 0.376	4-3			K		F2		K		4	0	0	0	0	2	2
Roy Howell, L (1, 5) OBP: 0.327, SLG: 0.376	4-3			F8		FC6-4 BB			F8	3	0	0	0	1	0	0
Willie Horton, R (1, 10) OBP: 0.306, SLG: 0.394	K			K		FC6-4 1-2f			6-3	4	0	0	0	0	2	3
John Mayberry, L (1, 3) OBP: 0.336, SLG: 0.421		F9			F8		F8		F5	4	0	0	0	0	0	0
Otto Velez, R (1, 9) OBP: 0.389, SLG: 0.458		6-3			G6-3 1B		K			3	0	1	0	0	1	0
Dave McKay, S (1, 4) OBP: 0.275, SLG: 0.364		K			G6-3 1-2f		1B			3	0	1	0	0	1	1
Alan Ashby, S (1, 2) OBP: 0.342, SLG: 0.441			4-3			F9	F8			3	0	0	0	0	0	1
Luis Gomez, R (1, 6) OBP: 0.281, SLG: 0.253			F9			2B 1B		6-3		3	0	1	0	0	0	0
Inning Stats	R: 1 H: 1 E: 0 LOB: 0 K: 1 BB: 0 S: 6 P: 6	R: 0 H: 0 E: 0 LOB: 0 K: 1 BB: 0 S: 5 P: 5	R: 0 H: 0 E: 0 LOB: 0 K: 1 BB: 0 S: 5 P: 5	R: 0 H: 0 E: 0 LOB: 0 K: 2 BB: 0 S: 7 P: 7	R: 0 H: 1 E: 0 LOB: 0 K: 0 BB: 0 S: 3 P: 3	R: 0 H: 2 E: 0 LOB: 3 K: 0 BB: 1 S: 5 P: 9	R: 0 H: 1 E: 0 LOB: 1 K: 1 BB: 0 S: 6 P: 6	R: 0 H: 0 E: 0 LOB: 0 K: 1 BB: 0 S: 5 P: 5	R: 0 H: 0 E: 0 LOB: 0 K: 0 BB: 0 S: 3 P: 3	1B: 3 SF: 0 2B: 1 SAC: 0 3B: 0 DP: 1 HR: 1 HBP: 0						WP: 0 PA: 32 PB: 0 SB: 0 CS: 0	

PITCHER		IP	WLS	BF	H	R	ER	SO	BB	IBB	HBP	BLK	WP	HR	S	P	ERA	WHIP
Catfish Hunter, R ERA: 3.44	(1, 1)	6.0	W	22	4	1	1	5	1	0	0	0	0	1	31	35	1.50	0.833
Rich Gossage, R ERA: 1.97	(7, 1)	3.0	S	10	1	0	0	2	0	0	0	0	0	0	14	14	0.00	0.333

PITCHER	IP	WLS	BF	H	R	ER	SO	BB	IBB	HBP	BLK	WP	HR	S	P	ERA	WHIP

BOTTOM

New York Yankees @ Toronto Blue Jays

Exhibition Stadium, Toronto, ON

Thu Sep 21 1978, 7:05 PM EDT

Att. 28,653 - Unknown - 61 F

livebaseballscorecards.com

AB	31
R	1
H	5
RBI	1
BB	1
SO	7
LOB	7

Batter	1	2	3	4	5	6	7	8	9	10	AB	R	H	RBI	BB	SO	LOB
Mickey Rivers, L (1, 8) OBP: 0.299, SLG: 0.401	BBBB 4-0 BB HBP 2B BB	x 0-0 ②③ G6-3 1-2f			x 0-0 ① 4-3	x 0-0 ③ F9			BBBB 4-0 BB BB 1-2 1B BB	x 0-0 ③ FC6 1-2f	4	2	0	0	2	0	3
Willie Randolph, R (1, 4) OBP: 0.381, SLG: 0.354	H 1-0 BB 1-2 2B HBP		x 0-0 4-3 S 1B		x 0-0 ② 5-3		x 0-0 ① F7		BBBB 4-0 BB 1-2 1B 2-3 BB		3	2	1	0	1	0	0
Thurman Munson, R (1, 2) OBP: 0.331, SLG: 0.373	BBBB 4-0 2B 1-2 6-3 2-3 BB	x 0-0 ① 4-3 1-3			BBBB 4-0 1B BB		SSS 0-3 ② K		SSS 0-3 ② K		3	1	0	0	2	2	4
Reggie Jackson, L (1, 10) OBP: 0.364, SLG: 0.479	x 0-0 G3 1-3 2-H 3-H 2B	SSS 0-3 ② K			x 0-0 1-2 1B		SSS 0-3 ③ K		BBBB 4-0 1B 1-2 2-3 3-H BB		4	0	2	3	1	2	1
Lou Piniella, R (1, 9) OBP: 0.363, SLG: 0.448	x 0-0 ① 6-3 3-H	x 0-0 ③ 5-3			x 0-0 ③ F4			x 0-0 ① F8	x 0-0 1-2 2-H 3-H 1B		5	0	1	3	0	0	4
Chris Chambliss, L (1, 3) OBP: 0.326, SLG: 0.393	x 0-0 ② G3 2-3			x 0-0 ① F6	x 0-0 HR			x 0-0 ② 4-3	SSS 0-3 ③ K		5	1	1	1	0	1	3
Graig Nettles, L (1, 5) OBP: 0.341, SLG: 0.454	SSS 0-3 ③ K			SSS 0-3 ② K	x 0-0 ① F8			SSS 0-3 ③ K		x 0-0 FC6 1B	5	0	1	0	0	3	1
Roy White, S (1, 7) OBP: 0.351, SLG: 0.401		x 0-0 ① F9		x 0-0 1B	x 0-0 1B				SSS 0-3 ① K	SSS 0-3 ① K	5	0	2	0	0	2	1
Bucky Dent, R (1, 6) OBP: 0.292, SLG: 0.315 Jay Johnstone, L (9, PH) OBP: 0.296, SLG: 0.264 Fred Stanley, R (9, 6) OBP: 0.328, SLG: 0.288		x 0-0 G6-3 1B		x 0-0 ③ 5-3	x 0-0 ② F8				H 1-0 BB BB BB HBP	x 0-0 ② F8	3 0 1	0 1 0	1 0 0	0 0 0	0 0 0	0 0 0	2 0 1
Inning Stats	R: 3 H: 1 E: 0 LOB: 1 K: 1 BB: 2 S: 6 P: 15	R: 0 H: 1 E: 0 LOB: 0 K: 0 BB: 0 S: 3 P: 3	R: 0 H: 1 E: 0 LOB: 1 K: 1 BB: 0 S: 6 P: 6	R: 0 H: 1 E: 0 LOB: 1 K: 1 BB: 0 S: 6 P: 6	R: 0 H: 1 E: 0 LOB: 2 K: 0 BB: 1 S: 4 P: 8	R: 1 H: 2 E: 0 LOB: 1 K: 0 BB: 0 S: 5 P: 5	R: 0 H: 0 E: 0 LOB: 0 K: 2 BB: 0 S: 7 P: 7	R: 0 H: 0 E: 0 LOB: 0 K: 1 BB: 0 S: 5 P: 5	R: 3 H: 1 E: 0 LOB: 2 K: 3 BB: 3 S: 10 P: 23	R: 0 H: 1 E: 0 LOB: 1 K: 1 BB: 0 S: 6 P: 6	1B: 7 2B: 1 3B: 0 HR: 1	SF: 0 SAC: 0 DP: 1 HBP: 2						

PITCHER		IP	WLS	BF	H	R	ER	SO	BB	IBB	HBP	BLK	WP	HR	S	P	ERA	WHIP
Rick Waits, L ERA: 3.23	(1, 1)	5.1		26	7	4	4	3	3	0	1	0	0	1	28	41	6.75	1.875
Jim Kern, R ERA: 2.93	(6, 1)	3.1		13	0	3	3	5	2	0	1	0	0	0	20	29	8.10	0.600
Sid Monge, L ERA: 2.82	(9, 1)	1.1	W	7	2	0	0	2	1	0	0	0	0	0	10	14	0.00	2.250

PITCHER	IP	WLS	BF	H	R	ER	SO	BB	IBB	HBP	BLK	WP	HR	S	P	ERA	WHIP

TOP

New York Yankees @ Cleveland Indians

Cleveland Municipal Stadium, Cleveland, OH

Fri Sep 22 1978, 7:05 PM EDT
Att. 10,035 - Unknown - 60 F

livebaseballscorecards.com

AB	38
R	7
H	9
RBI	7
BB	6
SO	10
LOB	20

WP: 0	PA: 46		
PB: 0			
SB: 1			
CS: 0			

Batter	1	2	3	4	5	6	7	8	9	10	AB	R	H	RBI	BB	SO	LOB
Rick Manning, L (1, 8) OBP: 0.311, SLG: 0.337	BBBB 4-0 HR BB	x 0-0 ② 5-3		SSS 0-3 ② K		x 0-0 ② 4-3 1-2		x 0-0 ② 4-3 2-3		x 0-0 ② 1-2 3-H 1B	5	1	1	1	1	2	
Jim Norris, L (1, 7) OBP: 0.358, SLG: 0.369 Horace Speed, R (8, 7) OBP: 0.320, SLG: 0.283	BBBB 4-0 1-2 HR BB	x 0-0 ③ F7		x 0-0 1B		x 0-0 ③ F7		SSS 0-3 ③ K			3 1	1 0	1 0	0 0	1 0	0 1	1 1
Buddy Bell, R (1, 5) OBP: 0.335, SLG: 0.406	x 0-0 ① F4		x 0-0 2B 1B	x 0-0 ③ F7			x 0-0 ① F8		x 0-0 ① F3		5	1	1	0	0	0	3
Andre Thornton, R (1, 3) OBP: 0.379, SLG: 0.525	x 0-0 1-H 2-H HR	x 0-0 ① F3			BBBB 4-0 SH2-3 BB		x 0-0 ② F8		SSS 0-3 ② K		4	1	1	3	1	1	1
Wayne Cage, L (1, 10) OBP: 0.312, SLG: 0.451	x 0-0 HR	x 0-0 1-H 2B			x 0-0 ① SH2-3 1-2		BBBB 4-0 BB		SSS 0-3 ③ K		3	1	2	2	1	1	0
Gary Alexander, R (1, 2) OBP: 0.308, SLG: 0.442	x 0-0 ② F4	x 0-0 ② 6-3			x 0-0 ② F8		x 0-0 ③ F6			SSS 0-3 ① K	5	0	0	0	0	1	3
Duane Kuiper, L (1, 4) OBP: 0.314, SLG: 0.342	x 0-0 S 1B	x 0-0 ③ 6-3			x 0-0 ③ 3-1			x 0-0 1B PB 1B 1B		BBBB 4-0 WP PB 1B BB	4	2	2	0	1	0	2
Dan Briggs, L (1, 9) OBP: 0.172, SLG: 0.345	x 0-0 ③ 4-3 1-2			x 0-0 HR	SSS 0-3 ① K			x 0-0 1B 1-3 1B		x 0-0 ② F7 1-2	5	1	2	1	0	1	2
Tom Veryzer, R (1, 6) OBP: 0.295, SLG: 0.337 Bernie Carbo, L (10, PH) OBP: 0.364, SLG: 0.400 Alfredo Griffin, S (10, PR)		x 0-0 ① G3		x 0-0 ① 5-3	x 0-0 4-3 1B			x 0-0 ① 4-3 1-3 3-H 1B		4-0 2-3 1B IBB	4 0 0	0 0 0	2 0 0	1 0 0	0 1 0	0 0 0	0 0 0
Inning Stats	R: 4 H: 3 E: 0 LOB: 1 K: 0 BB: 2 S: 6 P: 14	R: 0 H: 0 E: 0 LOB: 0 K: 0 BB: 0 S: 3 P: 3	R: 1 H: 2 E: 0 LOB: 1 K: 0 BB: 0 S: 5 P: 5	R: 1 H: 2 E: 0 LOB: 1 K: 0 BB: 0 S: 7 P: 7	R: 0 H: 0 E: 0 LOB: 1 K: 0 BB: 1 S: 3 P: 7	R: 0 H: 1 E: 0 LOB: 1 K: 1 BB: 0 S: 6 P: 6	R: 0 H: 0 E: 0 LOB: 1 K: 0 BB: 1 S: 3 P: 7	R: 1 H: 3 E: 0 LOB: 1 K: 1 BB: 0 S: 7 P: 7	R: 0 H: 0 E: 0 LOB: 0 K: 2 BB: 0 S: 7 P: 7	R: 1 H: 1 E: 0 LOB: 2 K: 1 BB: 2 S: 5 P: 13	1B: 8 2B: 1 3B: 0 HR: 3	SF: 0 SAC: 1 DP: 0 HBP: 0		WP: 1 PB: 2 SB: 1 CS: 0	PA: 46		

PITCHER		IP	WLS	BF	H	R	ER	SO	BB	IBB	HBP	BLK	WP	HR	S	P	ERA	WHIP
Ed Figueroa, R ERA: 3.17	(1, 1)	3.0		16	5	5	5	0	2	0	0	0	0	2	14	22	15.00	2.333
Paul Lindblad, L ERA: 3.9	(4, 1)	4.0		17	3	1	1	2	2	0	0	0	0	1	19	27	2.25	1.250
Sparky Lyle, L ERA: 3.47	(8, 1)	1.0		5	3	1	1	1	0	0	0	0	0	0	7	7	9.00	3.000
Rich Gossage, R ERA: 1.94	(9, 1)	1.2	L	8	1	1	0	3	1	1	0	0	1	0	12	20	0.00	1.200

PITCHER	IP	WLS	BF	H	R	ER	SO	BB	IBB	HBP	BLK	WP	HR	S	P	ERA	WHIP

BOTTOM

New York Yankees @ Cleveland Indians

Cleveland Municipal Stadium, Cleveland, OH

Fri Sep 22 1978, 7:05 PM EDT
Att. 10,035 - Unknown - 60 F

livebaseballscorecards.com

AB	39
R	8
H	12
RBI	8
BB	6
SO	6
LOB	15

Batter	1	2	3	4	5	6	7	8	9	AB	R	H	RBI	BB	SO	LOB
Mickey Rivers, L (1, 8) OBP: 0.299, SLG: 0.400	F8	F7			BB L5-4		6-3		F8	2	0	0	0	1	0	1
Paul Blair, R (7, PH) (7, 8) OBP: 0.227, SLG: 0.260										2	0	0	0	0	0	2
Willie Randolph, R (1, 4) OBP: 0.385, SLG: 0.359	FC6-4 1B		WP S 1B		1-2 1B			3-1 1B		4	0	4	0	0	0	0
Thurman Munson, R (1, 2) OBP: 0.330, SLG: 0.372	FC6-4 1B 1B 1-2f		F9 1-2		F9			F7		3	1	0	0	0	0	4
Cliff Johnson, R (6, 2) OBP: 0.305, SLG: 0.353										1	0	0	0	0	0	1
Reggie Jackson, L (1, 10) OBP: 0.363, SLG: 0.477	1B 1-2 1B		S S S K		L5-4 2-3			3-1 1-2		4	0	1	0	0	1	4
Lou Piniella, R (1, 9) OBP: 0.362, SLG: 0.446	1-2 2-H 1B		1-3 2-3			5-3		5-3		4	0	1	1	0	0	2
Chris Chambliss, L (1, 3) OBP: 0.326, SLG: 0.392	5-3			1-3		F7			BB 1B	4	0	1	0	0	0	2
Graig Nettles, L (1, 5) OBP: 0.342, SLG: 0.455		3-1		6-3 2B		F2			BB 1-2	3	0	1	0	1	0	0
Roy White, S (1, 7) OBP: 0.350, SLG: 0.402		2B		6-3 2-3			F8		F7	4	0	1	0	0	0	3
Bucky Dent, R (1, 6) OBP: 0.290, SLG: 0.313		F7		4-3			L4		F9	3	0	0	0	0	0	2
Fred Stanley, R (7, 6) OBP: 0.326, SLG: 0.287										1	0	0	0	0	0	2
Inning Stats	R: 1 E: 0 K: 0 S: 6 H: 3 LOB: 2 BB: 0 P: 6	R: 0 E: 0 K: 0 S: 4 H: 1 LOB: 1 BB: 0 P: 4	R: 0 E: 0 K: 1 S: 6 H: 1 LOB: 1 BB: 0 P: 6	R: 0 E: 0 K: 0 S: 4 H: 1 LOB: 1 BB: 0 P: 4	R: 0 E: 0 K: 0 S: 3 H: 1 LOB: 1 BB: 1 P: 7	R: 0 E: 0 K: 0 S: 3 H: 0 LOB: 0 BB: 0 P: 3	R: 0 E: 0 K: 0 S: 3 H: 0 LOB: 0 BB: 0 P: 3	R: 0 E: 0 K: 0 S: 4 H: 1 LOB: 1 BB: 0 P: 4	R: 0 E: 0 K: 0 S: 4 H: 1 LOB: 2 BB: 1 P: 8	1B: 7 2B: 3 3B: 0 HR: 0 SF: 0 SAC: 0 DP: 1 HBP: 0						

PITCHER	IP	WLS	BF	H	R	ER	SO	BB	IBB	HBP	BLK	WP	HR	S	P	ERA	WHIP
David Clyde, L (1, 1) ERA: 4.44	9.0	W	37	9	1	1	1	2	0	0	0	1	0	37	45	1.00	1.222

PITCHER	IP	WLS	BF	H	R	ER	SO	BB	IBB	HBP	BLK	WP	HR	S	P	ERA	WHIP

TOP

New York Yankees @ Cleveland Indians

Cleveland Municipal Stadium, Cleveland, OH

Sat Sep 23 1978, 3:33 AM EDT
Att. 17,452 - Unknown - 68 F

livebaseballscorecards.com

AB	35
R	1
H	9
RBI	1
BB	2
SO	1
LOB	23

WP: 1 PA: 37
PB: 0
SB: 1
CS: 0

Batter	1	2	3	4	5	6	7	8	9	AB	R	H	RBI	BB	SO	LOB
Rick Manning, L (1, 8) OBP: 0.313, SLG: 0.340	G3 WP 1B	1-2 2-H 3-H 3B 1B	1-3		K		G5-4-3 1-2 2-3 1B			5	1	3	2	0	1	3
Jim Norris, L (1, 7) OBP: 0.363, SLG: 0.379 Paul Dade, R (7, PH) OBP: 0.331, SLG: 0.329 Horace Speed, R (8, 7) OBP: 0.320, SLG: 0.283	G3 1-3	1-H 2-H 3B		1B E 1B	PB S BB		SF9 2-3 3-H			3 0 0	1 0 0	2 0 0	2 1 0	1 0 0	0 0 0	1 0 0
Buddy Bell, R (1, 5) OBP: 0.335, SLG: 0.405	BBBB G5-4-3 BB	5-3		E9 1-H 1B 1B	F8		G5-4-3 1-2f			4	1	1	0	1	0	4
Andre Thornton, R (1, 3) OBP: 0.379, SLG: 0.526	G5-4-3 1-2f		SSS K	2B SF9 3-H 1B	SSS K 1-3			PB 6-3 2B		5	2	2	1	0	2	3
Wayne Cage, L (1, 10) OBP: 0.317, SLG: 0.500		SSS K	K HR	SF9 1-3 2B	F6			6-3 2-H		5	1	2	2	0	1	0
Gary Alexander, R (1, 2) OBP: 0.309, SLG: 0.440		HBP 4-3 1B 1B	4-3	FC6-4 IBB	4-3			L3		4	1	1	0	1	0	0
Duane Kuiper, L (1, 4) OBP: 0.313, SLG: 0.342		4-3 1-2	1B 1B 1B	SF9 2-3 3-H	4-3			6-3		4	0	1	1	0	0	1
Dan Briggs, L (1, 9) OBP: 0.242, SLG: 0.355	BBBB HBP 1B BB		1B 1-2 1B	SSS K			BBBB 1B 1B SF9 BB			2	2	1	0	2	1	2
Tom Veryzer, R (1, 6) OBP: 0.299, SLG: 0.340	H 1B 3B 1-2 2-3 HBP		1-2 2-3 1B	FC6-4 1-2f			SF9 1B 1-2 1B			3	1	2	0	0	0	2
Inning Stats	R: 0 H: 1 E: 0 LOB: 1 K: 0 BB: 1 S: 3 P: 7	R: 4 H: 3 E: 0 LOB: 1 K: 1 BB: 1 S: 8 P: 13	R: 1 H: 4 E: 0 LOB: 3 K: 1 BB: 0 S: 9 P: 9	R: 3 H: 4 E: 1 LOB: 2 K: 1 BB: 1 S: 9 P: 13	R: 0 H: 0 E: 0 LOB: 1 K: 2 BB: 1 S: 7 P: 11	R: 0 H: 0 E: 0 LOB: 0 K: 0 BB: 0 S: 3 P: 3	R: 1 H: 2 E: 0 LOB: 1 K: 0 BB: 1 S: 4 P: 8	R: 1 H: 1 E: 0 LOB: 0 K: 0 BB: 0 S: 4 P: 4		1B: 11 SF: 2 2B: 2 SAC: 0 3B: 1 DP: 2 HR: 1 HBP: 1						

PITCHER		IP	WLS	BF	H	R	ER	SO	BB	IBB	HBP	BLK	WP	HR	S	P	ERA	WHIP
Jim Beattie, R ERA: 3.9	(1, 1)	2.0	L	12	4	4	4	1	2	0	1	0	1	0	11	20	18.00	3.000
Dick Tidrow, R ERA: 3.84	(3, 1)	1.0		12	8	4	4	1	0	1	0	0	0	1	13	17	36.00	8.000
Dave Rajsich, L ERA: 4.5	(4, 1)	3.1		14	2	1	1	3	2	0	0	0	0	0	18	26	2.70	1.200
Ron Davis, R ERA: 11.57	(7, 1)	1.2		5	1	1	0	0	0	0	0	0	0	0	5	5	0.00	0.600

PITCHER	IP	WLS	BF	H	R	ER	SO	BB	IBB	HBP	BLK	WP	HR	S	P	ERA	WHIP

BOTTOM

New York Yankees @ Cleveland Indians

Cleveland Municipal Stadium, Cleveland, OH

Sat Sep 23 1978, 3:33 AM EDT

Att. 17,452 - Unknown - 68 F

livebaseballscorecards.com

AB	35
R	10
H	15
RBI	9
BB	5
SO	5
LOB	16

WP: 1 PA: 43
PB: 2
SB: 1
CS: 0

Batter	1	2	3	4	5	6	7	8	9	AB	R	H	RBI	BB	SO	LOB
Mickey Rivers, L (1, 8) OBP: 0.299, SLG: 0.399	4-3		3-1		1B 1B		F8		K	4	0	1	0	0	0	2
Paul Blair, R (8, 8) OBP: 0.226, SLG: 0.258										1	0	0	0	0	1	0
Willie Randolph, R (1, 4) OBP: 0.387, SLG: 0.364	5-3			6-3	S 1-3 1B		1B 1-2 1B 1B		2B	5	1	3	0	0	0	0
Thurman Munson, R (1, 2) OBP: 0.330, SLG: 0.372	F9			1B 1B 1B	L4 1-2		1B 1-2 2-H 1B		F9	5	1	2	1	0	0	3
Reggie Jackson, L (1, 10) OBP: 0.363, SLG: 0.476		K		1B 1-3 1B	K		1-3 2-H 1B		K	5	1	2	1	0	3	3
Graig Nettles, L (1, 5) OBP: 0.341, SLG: 0.454		F8		1-3 3-H 1B		F7	F8			4	0	1	1	0	0	2
Lou Piniella, R (1, 9) OBP: 0.363, SLG: 0.446		5-3		E 3-H 1B		6-3		FC3-6 1B		4	0	2	1	0	0	0
Chris Chambliss, L (1, 3) OBP: 0.324, SLG: 0.389			F6	E3 1-2		F7		FC3-6 1B 1-2f		4	0	0	0	0	0	2
Gary Thomasson, L (1, 7) OBP: 0.304, SLG: 0.367			CS 1B	F5			K	F7 1-2 1B		4	0	2	0	0	1	2
Bucky Dent, R (1, 6) OBP: 0.292, SLG: 0.315			1-2 1B		F9		1B 1B 1B	F7 1-2		4	1	2	0	0	0	2
Inning Stats	R: 0 E: 0 K: 0 S: 3 / H: 0 LOB: 0 BB: 0 P: 3	R: 0 E: 0 K: 1 S: 5 / H: 0 LOB: 0 BB: 0 P: 5	R: 0 E: 0 K: 0 S: 4 / H: 2 LOB: 1 BB: 0 P: 4	R: 2 E: 1 K: 0 S: 7 / H: 4 LOB: 2 BB: 0 P: 7	R: 0 E: 0 K: 1 S: 7 / H: 2 LOB: 2 BB: 0 P: 7	R: 0 E: 0 K: 0 S: 3 / H: 0 LOB: 0 BB: 0 P: 3	R: 2 E: 0 K: 1 S: 9 / H: 4 LOB: 2 BB: 0 P: 9	R: 0 E: 0 K: 0 S: 4 / H: 2 LOB: 1 BB: 0 P: 4	R: 0 E: 0 K: 2 S: 8 / H: 1 LOB: 1 BB: 0 P: 8	1B: 14 2B: 1 3B: 0 HR: 0	SF: 0 SAC: 0 DP: 0 HBP: 0						

PITCHER		IP	WLS	BF	H	R	ER	SO	BB	IBB	HBP	BLK	WP	HR	S	P	ERA	WHIP
Mike Paxton, R ERA: 3.63	(1, 1)	6.2	L	30	11	4	4	3	0	0	0	0	0	0	36	36	5.40	1.650
Sid Monge, L ERA: 2.8	(7, 1)	0.2		5	3	0	0	0	0	0	0	0	0	0	5	5	0.00	4.500
Dan Spillner, R ERA: 3.95	(8, 1)	1.1		4	1	0	0	1	0	0	0	0	0	0	6	6	0.00	0.750
Don Hood, L ERA: 4.54	(9, 1)	0.1		1	0	0	0	1	0	0	0	0	0	0	3	3	0.00	0.000

New York Yankees @ Cleveland Indians

Cleveland Municipal Stadium, Cleveland, OH

Sun Sep 24 1978, 3:33 AM EDT
Att. 15,855 - Unknown - 68 F

TOP

livebaseballscorecards.com

AB	40
R	4
H	15
RBI	4
BB	0
SO	5
LOB	16

1B: 14	SF: 0
2B: 1	SAC: 0
3B: 0	DP: 0
HR: 0	HBP: 0

WP: 0	PA: 40
PB: 0	
SB: 1	
CS: 1	

Batter	1	2	3	4	5	6	7	8	9	AB	R	H	RBI	BB	SO	LOB
Rick Manning, L (1, 8) OBP: 0.311, SLG: 0.337	K	K				F8			4-3	4	0	0	0	0	2	1
Buddy Bell, R (1, 5) OBP: 0.333, SLG: 0.402	5-3	5-3				F9			1-3	4	0	0	0	0	0	1
Andre Thornton, R (1, 3) OBP: 0.376, SLG: 0.521	F7			F7		5-3			K	4	0	0	0	0	1	0
Gary Alexander, R (1, 2) OBP: 0.307, SLG: 0.438		F9		K			5-3			3	0	0	0	0	1	0
Wayne Cage, L (1, 10) OBP: 0.318, SLG: 0.487		BB FC5-4		K			F6			2	0	0	0	1	1	0
Ron Pruitt, R (1, 9) OBP: 0.299, SLG: 0.378		K			5-3		F8			3	0	0	0	0	1	1
Ted Cox, R (1, 7) OBP: 0.288, SLG: 0.279		FC5-4 1-2f			K			K2-3		3	0	0	0	0	2	1
Horace Speed, R (9, 7) OBP: 0.320, SLG: 0.283										0	0	0	0	0	0	0
Duane Kuiper, L (1, 4) OBP: 0.315, SLG: 0.344			SH1-4 1B		FC6-4 1B			4-3		3	0	2	0	0	0	0
Tom Veryzer, R (1, 6) OBP: 0.298, SLG: 0.338			SH1-4 1-2		FC6-4 1-2f			F9		2	0	0	0	0	0	1
Inning Stats	R: 0 E: 0 K: 1 S: 5 H: 0 LOB: 0 BB: 0 P: 5	R: 0 E: 0 K: 1 S: 5 H: 0 LOB: 1 BB: 1 P: 9	R: 0 E: 0 K: 1 S: 6 H: 1 LOB: 1 BB: 0 P: 6	R: 0 E: 0 K: 2 S: 7 H: 0 LOB: 0 BB: 0 P: 7	R: 0 E: 0 K: 1 S: 6 H: 1 LOB: 1 BB: 0 P: 6	R: 0 E: 0 K: 0 S: 3 H: 0 LOB: 0 BB: 0 P: 3	R: 0 E: 0 K: 0 S: 3 H: 0 LOB: 0 BB: 0 P: 3	R: 0 E: 0 K: 1 S: 5 H: 0 LOB: 0 BB: 0 P: 5	R: 0 E: 0 K: 1 S: 5 H: 0 LOB: 0 BB: 0 P: 5	1B: 2 2B: 0 3B: 0 HR: 0 SF: 0 SAC: 1 DP: 0 HBP: 0						

PITCHER	IP	WLS	BF	H	R	ER	SO	BB	IBB	HBP	BLK	WP	HR	S	P	ERA	WHIP
Ron Guidry, L (1, 1) ERA: 1.74	9.0	W	30	2	0	0	8	1	0	0	0	0	0	45	49	0.00	0.333

PITCHER	IP	WLS	BF	H	R	ER	SO	BB	IBB	HBP	BLK	WP	HR	S	P	ERA	WHIP

BOTTOM

New York Yankees @ Cleveland Indians

Cleveland Municipal Stadium, Cleveland, OH

Sun Sep 24 1978, 3:33 AM EDT

Att. 15,855 - Unknown - 68 F

livebaseballscorecards.com

AB	28
R	0
H	2
RBI	0
BB	1
SO	8
LOB	5

PA: 30

WP: 0
PB: 0
SB: 0
CS: 0

Toronto Blue Jays @ New York Yankees

Yankee Stadium, Bronx, NY

Tue Sep 26 1978, 7:05 PM EDT

Att. 20,535 - Unknown - 60 F

TOP

livebaseballscorecards.com

Batter	1	2	3	4	5	6	7	8	9	AB	R	H	RBI	BB	SO	LOB
Rick Bosetti, R (1, 8) OBP: 0.302, SLG: 0.352	K		G5-4-3 1B			F8			1B	4	0	2	0	0	1	0
Bob Bailor, R (1, 9) OBP: 0.315, SLG: 0.346	3-1		G5-4-3 1-2f			6-3			G4-3 1-2 1B	4	0	1	0	0	0	1
Roy Howell, L (1, 5) OBP: 0.326, SLG: 0.370	1B			F3			G3		F9	4	0	1	0	0	0	2
John Mayberry, L (1, 10) OBP: 0.335, SLG: 0.424	K			F8			HR		G4-3 1-2f	4	1	1	1	0	1	3
Willie Upshaw, L (1, 3) OBP: 0.306, SLG: 0.316		6-3		F8			F7			3	0	0	0	0	0	0
Al Woods, L (1, 7) OBP: 0.281, SLG: 0.371		2B			K		4-3			3	0	1	0	0	1	0
Alan Ashby, S (1, 2) OBP: 0.345, SLG: 0.437		BB G6-4-3			4-3			BB G6-4-3		1	0	0	0	2	0	0
Dave McKay, S (1, 4) OBP: 0.275, SLG: 0.362		G6-4-3 1-2f			4-3			G6-4-3 1-2f		3	0	0	0	0	0	3
Luis Gomez, R (1, 6) OBP: 0.281, SLG: 0.256			6-3			6-3		K		2	0	0	0	0	0	0
Willie Horton, R (8, PH) OBP: 0.305, SLG: 0.393										1	0	0	0	0	1	0
Tim Johnson, L (8, 6) OBP: 0.319, SLG: 0.256										0	0	0	0	0	0	0
Inning Stats	R: 0 E: 0 K: 2 S: 8 H: 1 LOB: 1 BB: 0 P: 8	R: 0 E: 0 K: 0 S: 3 H: 1 LOB: 1 BB: 1 P: 7	R: 0 E: 0 K: 0 S: 3 H: 1 LOB: 0 BB: 0 P: 3	R: 0 E: 0 K: 0 S: 3 H: 0 LOB: 0 BB: 0 P: 3	R: 0 E: 0 K: 1 S: 5 H: 0 LOB: 0 BB: 0 P: 5	R: 0 E: 0 K: 0 S: 3 H: 0 LOB: 0 BB: 0 P: 3	R: 1 E: 0 K: 0 S: 4 H: 1 LOB: 0 BB: 0 P: 4	R: 0 E: 0 K: 1 S: 4 H: 0 LOB: 0 BB: 1 P: 8	R: 0 E: 0 K: 0 S: 4 H: 2 LOB: 1 BB: 0 P: 4	1B: 4 2B: 1 3B: 0 HR: 1 SF: 0 SAC: 0 DP: 4 HBP: 0	WP: 0 PB: 0 SB: 0 CS: 0 PA: 31					

	AB	29
	R	1
	H	6
	RBI	1
	BB	2
	SO	4
	LOB	9

PITCHER		IP	WLS	BF	H	R	ER	SO	BB	IBB	HBP	BLK	WP	HR	S	P	ERA	WHIP
Ed Figueroa, R ERA: 3.1	(1, 1)	8.0	W	29	6	1	1	4	2	0	0	0	0	1	35	43	1.12	1.000
Rich Gossage, R ERA: 1.93	(9, 1)	1.0	S	2	0	0	0	0	0	0	0	0	0	0	2	2	0.00	0.000

PITCHER		IP	WLS	BF	H	R	ER	SO	BB	IBB	HBP	BLK	WP	HR	S	P	ERA	WHIP

BOTTOM

Toronto Blue Jays @ New York Yankees

Yankee Stadium, Bronx, NY

Tue Sep 26 1978, 7:05 PM EDT

Att. 20,535 - Unknown - 60 F

Batter	1	2	3	4	5	6	7	8	9	AB	R	H	RBI	BB	SO	LOB
Mickey Rivers, L (1, 8) OBP: 0.301, SLG: 0.402	E9 1B	2-H 3-H 2B			G3 ①		F5 ②			3	0	2	2	0	0	0
Cliff Johnson, R (7, PH) OBP: 0.304, SLG: 0.351										1	0	0	0	0	0	0
Paul Blair, R (8, 8) OBP: 0.226, SLG: 0.258										0	0	0	0	0	0	0
Willie Randolph, R (1, 4) OBP: 0.384, SLG: 0.361	S S S K ①	F7 ③			1-3 ②		F9 ③			4	0	0	0	0	1	2
Thurman Munson, R (1, 2) OBP: 0.328, SLG: 0.369	F8 ②		F7 ①		S S S K ③			F5 ①		4	0	0	0	0	1	1
Reggie Jackson, L (1, 10) OBP: 0.361, SLG: 0.472	4-3 ③		6-3 ②			4-3 ①		F7 ②		4	0	0	0	0	0	1
Lou Piniella, R (1, 9) OBP: 0.364, SLG: 0.447		F8 ①	F9 ③			3B 1B		1B		4	1	2	0	0	0	0
Graig Nettles, L (1, 5) OBP: 0.342, SLG: 0.458		1B 2B 1B		F6 ①		1-H 3B		F7 ③		4	1	2	1	0	0	1
Chris Chambliss, L (1, 3) OBP: 0.324, SLG: 0.389		F8 ②		1B		G3 ②				3	0	1	0	0	0	2
Roy White, S (1, 7) OBP: 0.350, SLG: 0.401		2B 1-2 2B 1B		F9 ②		F4 ③				3	1	1	0	0	0	2
Bucky Dent, R (1, 6) OBP: 0.292, SLG: 0.318		1-3 2-H 2B		F8 ③			F8 ①			3	1	1	1	0	0	1
Inning Stats	R: 0 E: 1 K: 1 S: 6 H: 1 LOB: 1 BB: 0 P: 6	R: 3 E: 0 K: 0 S: 7 H: 4 LOB: 1 BB: 0 P: 7	R: 0 E: 0 K: 0 S: 3 H: 0 LOB: 0 BB: 0 P: 3	R: 0 E: 0 K: 0 S: 4 H: 1 LOB: 1 BB: 0 P: 4	R: 0 E: 0 K: 1 S: 5 H: 0 LOB: 0 BB: 0 P: 5	R: 1 E: 0 K: 0 S: 5 H: 2 LOB: 1 BB: 0 P: 5	R: 0 E: 0 K: 0 S: 3 H: 0 LOB: 0 BB: 0 P: 3	R: 0 E: 0 K: 0 S: 4 H: 1 LOB: 1 BB: 0 P: 4		1B: 6 2B: 2 3B: 1 HR: 0	SF: 0 SAC: 0 DP: 0 HBP: 0			WP: 0 PB: 0 SB: 0 CS: 0	PA: 33		

PITCHER	IP	WLS	BF	H	R	ER	SO	BB	IBB	HBP	BLK	WP	HR	S	P	ERA	WHIP
Tom Underwood, L (1, 1) ERA: 4.1	8.0	L	33	9	4	4	2	0	0	0	0	0	0	37	37	4.50	1.125

PITCHER	IP	WLS	BF	H	R	ER	SO	BB	IBB	HBP	BLK	WP	HR	S	P	ERA	WHIP

livebaseballscorecards.com

AB	33
R	4
H	9
RBI	4
BB	0
SO	2
LOB	10

Batter	1	2	3	4	5	6	7	8	9	AB	R	H	RBI	BB	SO	LOB
Rick Bosetti, R (1, 8) OBP: 0.302, SLG: 0.351	6-3		F8			F9		1B		4	0	1	0	0	0	0
Bob Bailor, R (1, 9) OBP: 0.316, SLG: 0.347	FC5-4 1B		F5			1B		F9		4	0	2	0	0	0	1
Roy Howell, L (1, 5) OBP: 0.327, SLG: 0.375	FC5-4 1-2f			HR		F8			1B BB	3	1	1	1	1	0	2
John Mayberry, L (1, 10) OBP: 0.332, SLG: 0.421	1-3			F8		K			F9	4	0	0	0	0	1	3
Willie Upshaw, L (1, 3) OBP: 0.301, SLG: 0.310		F8		K			F9		F2	4	0	0	0	0	1	1
Al Woods, L (1, 7) OBP: 0.285, SLG: 0.374		E6 G3		4-3			G4-6-3 1B		1-3 1B	4	0	2	0	0	0	0
Alan Ashby, S (1, 2) OBP: 0.340, SLG: 0.430		G3 1-2			F9		G4-6-3 1-2f		K	4	0	0	0	0	1	4
Dave McKay, S (1, 4) OBP: 0.274, SLG: 0.360		3-1			3-1			F1		3	0	0	0	0	0	1
Luis Gomez, R (1, 6) OBP: 0.280, SLG: 0.255			6-3		K			F4		2	0	0	0	0	1	0
Sam Ewing, L (8, PH) OBP: 0.246, SLG: 0.291										1	0	0	0	0	0	0
Tim Johnson, L (8, 6) OBP: 0.319, SLG: 0.256										0	0	0	0	0	0	0
Inning Stats	R: 0 E: 0 K: 0 S: 4 H: 1 LOB: 1 BB: 0 P: 4	R: 0 E: 1 K: 0 S: 4 H: 0 LOB: 1 BB: 0 P: 4	R: 0 E: 0 K: 0 S: 3 H: 0 LOB: 0 BB: 0 P: 3	R: 1 E: 0 K: 1 S: 6 H: 1 LOB: 0 BB: 0 P: 6	R: 0 E: 0 K: 1 S: 5 H: 0 LOB: 0 BB: 0 P: 5	R: 0 E: 0 K: 1 S: 6 H: 1 LOB: 1 BB: 0 P: 6	R: 0 E: 0 K: 0 S: 3 H: 1 LOB: 0 BB: 0 P: 3	R: 0 E: 0 K: 0 S: 4 H: 1 LOB: 1 BB: 0 P: 4	R: 0 E: 0 K: 1 S: 6 H: 1 LOB: 2 BB: 1 P: 10	1B: 5 2B: 0 3B: 0 HR: 1 SF: 0 SAC: 0 DP: 1 HBP: 0						

PITCHER	IP	WLS	BF	H	R	ER	SO	BB	IBB	HBP	BLK	WP	HR	S	P	ERA	WHIP
Catfish Hunter, R (1, 1) ERA: 3.25	9.0	W	34	6	1	1	4	1	0	0	0	0	1	41	45	1.00	0.778

PITCHER	IP	WLS	BF	H	R	ER	SO	BB	IBB	HBP	BLK	WP	HR	S	P	ERA	WHIP

TOP

Toronto Blue Jays @ New York Yankees

Yankee Stadium, Bronx, NY

Wed Sep 27 1978, 7:05 PM EDT

Att. 20,052 - Unknown - 59 F

livebaseballscorecards.com

AB	33
R	1
H	6
RBI	1
BB	1
SO	4
LOB	12

PA: 34

WP: 0
PB: 0
SB: 0
CS: 0

Batter	1	2	3	4	5	6	7	8	9	AB	R	H	RBI	BB	SO	LOB
Mickey Rivers, L (1, 8) OBP: 0.302, SLG: 0.401	F7	BBB 1B 1-2 2-3 BB		1-2 1B		G3 1-2				3	0	1	0	1	0	1
Paul Blair, R (8, 8) OBP: 0.226, SLG: 0.258										0	0	0	0	0	0	0
Willie Randolph, R (1, 4) OBP: 0.383, SLG: 0.360	F8	FC6-4 1-2 2-H 3-H 1B		F8		F9				4	0	1	2	0	0	3
Thurman Munson, R (1, 2) OBP: 0.328, SLG: 0.369	1B	FC6-4 1-2f		F6		F7				4	0	1	0	0	0	5
Reggie Jackson, L (1, 10) OBP: 0.360, SLG: 0.477	F8		F8		HR		SSS K2-3			4	1	1	1	0	1	1
Lou Piniella, R (1, 9) OBP: 0.363, SLG: 0.447		F8	F9		2B		6-3			4	0	1	0	0	0	0
Graig Nettles, L (1, 5) OBP: 0.343, SLG: 0.463		E 1B SF7 1B	HR		F6		4-3			4	2	2	1	0	0	1
Chris Chambliss, L (1, 3) OBP: 0.323, SLG: 0.388		BB E 1-2 1B 1B	F8		6-3			4-3		4	1	1	0	0	0	1
Roy White, S (1, 7) OBP: 0.349, SLG: 0.399		E5 BB 1-2 2-3 1B		1B 1B	F7			SSS K		4	1	1	0	0	1	3
Gary Thomasson, L (9, 7) OBP: 0.304, SLG: 0.367										0	0	0	0	0	0	0
Bucky Dent, R (1, 6) OBP: 0.292, SLG: 0.318		SF7 3-H		F7		G3 1B		F7		3	0	1	1	0	0	1
Inning Stats	R: 0 E: 0 K: 0 S: 4 H: 1 LOB: 1 BB: 0 P: 4	R: 3 E: 1 K: 0 S: 7 H: 3 LOB: 2 BB: 1 P: 11	R: 1 E: 0 K: 0 S: 4 H: 1 LOB: 0 BB: 0 P: 4	R: 0 E: 0 K: 0 S: 5 H: 2 LOB: 2 BB: 0 P: 5	R: 1 E: 0 K: 0 S: 5 H: 2 LOB: 1 BB: 0 P: 5	R: 0 E: 0 K: 0 S: 4 H: 1 LOB: 1 BB: 0 P: 4	R: 0 E: 0 K: 1 S: 5 H: 0 LOB: 0 BB: 0 P: 5	R: 0 E: 0 K: 1 S: 5 H: 0 LOB: 0 BB: 0 P: 5		1B: 7 2B: 1 3B: 0 HR: 2 SF: 1 SAC: 0 DP: 0 HBP: 0				WP: 0 PB: 0 SB: 0 CS: 0 PA: 36		

PITCHER		IP	WLS	BF	H	R	ER	SO	BB	IBB	HBP	BLK	WP	HR	S	P	ERA	WHIP
Mike Willis, L ERA: 4.47	(1, 1)	3.1	L	19	7	4	1	0	1	0	0	0	0	1	18	22	2.70	2.400
Tom Murphy, R ERA: 3.93	(4, 1)	2.2		11	3	1	1	0	0	0	0	0	0	1	11	11	3.38	1.125
Mark Wiley, R ERA: 4.66	(7, 1)	2.0		6	0	0	0	2	0	0	0	0	0	0	10	10	0.00	0.000

PITCHER	IP	WLS	BF	H	R	ER	SO	BB	IBB	HBP	BLK	WP	HR	S	P	ERA	WHIP

BOTTOM

Toronto Blue Jays @ New York Yankees

Yankee Stadium, Bronx, NY

Wed Sep 27 1978, 7:05 PM EDT
Att. 20,052 - Unknown - 59 F

livebaseballscorecards.com

AB	34
R	5
H	10
RBI	5
BB	1
SO	2
LOB	16

Batter	1	2	3	4	5	6	7	8	9	AB	R	H	RBI	BB	SO	LOB
Rick Bosetti, R (1, 8) OBP: 0.301, SLG: 0.351	E5 G5-4-3			K		F3		FC6-4 1B		4	0	1	0	0	1	0
Bob Bailor, R (1, 9) OBP: 0.315, SLG: 0.344	G5-4-3 1-2f			F2		5-3		FC6-4 1-2f		4	0	0	0	0	0	2
Roy Howell, L (1, 5) OBP: 0.326, SLG: 0.373	4-3			K		FC6-4 BB			F6	3	0	0	0	1	1	0
Willie Horton, R (1, 10) OBP: 0.303, SLG: 0.389		K			K	FC6-4 1-2f			K	4	0	0	0	0	3	1
Otto Velez, R (1, 7) OBP: 0.384, SLG: 0.453		1-3			E4 3B		F7		K	4	1	1	0	0	1	0
Doug Ault, R (1, 3) OBP: 0.352, SLG: 0.356		5-3			1B 5-3 1B		F9			3	0	1	0	0	0	0
Dave McKay, S (1, 4) OBP: 0.272, SLG: 0.358			K		5-3 1-2		K			3	0	0	0	0	2	1
Rick Cerone, R (1, 2) OBP: 0.287, SLG: 0.301			F8					K		3	0	1	0	0	1	0
Luis Gomez, R (1, 6) OBP: 0.278, SLG: 0.254			6-3		F4			F4		2	0	0	0	0	0	2
Butch Alberts, R (8, PH) OBP: 0.278, SLG: 0.333										1	0	0	0	0	0	0
Tim Johnson, L (8, 6) OBP: 0.319, SLG: 0.256										0	0	0	0	0	0	0
Inning Stats	R: 0 E: 1 K: 0 S: 3 H: 0 LOB: 0 BB: 0 P: 3	R: 0 E: 0 K: 1 S: 5 H: 0 LOB: 0 BB: 0 P: 5	R: 0 E: 0 K: 1 S: 5 H: 0 LOB: 0 BB: 0 P: 5	R: 0 E: 0 K: 2 S: 7 H: 0 LOB: 0 BB: 0 P: 7	R: 1 E: 1 K: 1 S: 8 H: 3 LOB: 2 BB: 0 P: 8	R: 0 E: 0 K: 0 S: 3 H: 0 LOB: 1 BB: 1 P: 7	R: 0 E: 0 K: 1 S: 5 H: 0 LOB: 0 BB: 0 P: 5	R: 0 E: 0 K: 1 S: 6 H: 1 LOB: 1 BB: 0 P: 6	R: 0 E: 0 K: 2 S: 7 H: 0 LOB: 0 BB: 0 P: 7	1B: 3 2B: 0 3B: 1 HR: 0	SF: 0 SAC: 0 DP: 1 HBP: 0						

PITCHER	IP	WLS	BF	H	R	ER	SO	BB	IBB	HBP	BLK	WP	HR	S	P	ERA	WHIP
Ron Guidry, L (1, 1) ERA: 1.72	9.0	W	32	4	1	1	9	1	0	0	0	0	0	49	53	1.00	0.556

PITCHER	IP	WLS	BF	H	R	ER	SO	BB	IBB	HBP	BLK	WP	HR	S	P	ERA	WHIP

TOP

Toronto Blue Jays @ New York Yankees

Yankee Stadium, Bronx, NY

Thu Sep 28 1978, 7:05 PM EDT

Att. 30,480 - Unknown - 60 F

livebaseballscorecards.com

AB	31
R	1
H	4
RBI	0
BB	1
SO	9
LOB	6

BOTTOM

Toronto Blue Jays @ New York Yankees

Yankee Stadium, Bronx, NY

Thu Sep 28 1978, 7:05 PM EDT

Att. 30,480 - Unknown - 60 F

livebaseballscorecards.com

Batter	1	2	3	4	5	6	7	8	9	AB	R	H	RBI	BB	SO	LOB
Mickey Rivers, L (1, 8) OBP: 0.300, SLG: 0.399	x 0-0 ① 6-3		x 0-0 ① 4-3		x 0-0 ② F8	x 0-0 ③ F8				4	0	0	0	0	0	3
Gary Thomasson, L (9, 7) OBP: 0.304, SLG: 0.367										0	0	0	0	0	0	0
Willie Randolph, R (1, 4) OBP: 0.381, SLG: 0.357	x 0-0 ② 5-3		x 0-0 ② F7		S S S 0-3 ③ K		x 0-0 ① F7			4	0	0	0	0	1	0
Thurman Munson, R (1, 2) OBP: 0.329, SLG: 0.369	x 0-0 ③ F8		x 0-0 ③ F8			x 0-0 5-3 BB E 1B	x 0-0 FC5-4 1B			4	1	2	0	0	0	0
Reggie Jackson, L (1, 10) OBP: 0.359, SLG: 0.474		S S S 0-3 ① K		S S S 0-3 ① K		B B B 4-0 5-3 1-2 E BB	x 0-0 ② F8			3	1	0	0	1	2	1
Lou Piniella, R (1, 9) OBP: 0.362, SLG: 0.446		x 0-0 HBP 1B 1B		x 0-0 E6 HBP		x 0-0 ① 5-3 1-2 2-3	x 0-0 ③ FC5-4 1-2f			4	1	1	0	0	0	3
Graig Nettles, L (1, 5) OBP: 0.344, SLG: 0.462		x 0-0 ② F8		H 1-0 1-2 HBP		I I 4-0 E FC1-2 IBB		x 0-0 ① 4-3		2	0	0	0	1	0	1
Chris Chambliss, L (1, 3) OBP: 0.323, SLG: 0.386		H 1-0 1B 1-2 HBP		S S S 0-3 ② K		x 0-0 E3 FC1-2 1-3 2-H 3-H		x 0-0 ② F8		3	0	0	0	0	1	3
Roy White, S (1, 7) OBP: 0.350, SLG: 0.399		x 0-0 1-2 2-H 1B		S S S 0-3 ③ K		I I 4-0 FC1-2 IBB		x 0-0 ③ F6		3	0	1	1	1	1	2
Paul Blair, R (9, 8) OBP: 0.226, SLG: 0.258										0	0	0	0	0	0	0
Bucky Dent, R (1, 6) OBP: 0.290, SLG: 0.315		x 0-0 ③ F6			S S S 0-3 ① K	x 0-0 ② FC1-2 1-2 2-3 3-Hf				3	0	0	0	0	1	5

	AB	30
	R	3
	H	4
	RBI	1
	BB	3
	SO	6
	LOB	18

Inning Stats										
	R: 0	H: 0	R: 1	H: 2	R: 0	H: 0	R: 0	H: 0	R: 0	H: 0
	E: 0	LOB: 0	E: 0	LOB: 2	K: 0	LOB: 0	E: 1	LOB: 2	K: 2	LOB: 0
	K: 0	BB: 0	K: 1	BB: 0	S: 3	BB: 0	K: 3	BB: 0	S: 7	BB: 0
	S: 3	P: 3	S: 7	P: 8	P: 3	P: 3	S: 10	P: 11	P: 7	P: 7

	R: 2	H: 1	R: 0	H: 1	R: 0	H: 0
	E: 1	LOB: 3	E: 0	LOB: 1	E: 0	LOB: 0
	K: 0	BB: 3	K: 0	BB: 0	K: 0	BB: 0
	S: 5	P: 17	S: 4	P: 4	S: 3	P: 3

	1B: 4	SF: 0	WP: 0	PA: 35
	2B: 0	SAC: 0	PB: 0	
	3B: 0	DP: 0	SB: 0	
	HR: 0	HBP: 2	CS: 0	

PITCHER		IP	WLS	BF	H	R	ER	SO	BB	IBB	HBP	BLK	WP	HR	S	P	ERA	WHIP
Balor Moore, L ERA: 4.93	(1, 1)	5.0	L	22	3	3	2	6	1	0	2	0	0	0	31	37	3.60	0.800
Tom Buskey, R ERA: 3.38	(6, 1)	3.0		13	1	0	0	0	0	2	0	0	0	0	11	19	0.00	0.333

PITCHER	IP	WLS	BF	H	R	ER	SO	BB	IBB	HBP	BLK	WP	HR	S	P	ERA	WHIP

Batter	1	2	3	4	5	6	7	8	9	AB	R	H	RBI	BB	SO	LOB
Rick Manning, L (1, 8) OBP: 0.306, SLG: 0.330	F7		FC6-4 1-2f			G3		CS 1B 2-H		4	0	1	1	0	0	1
Jim Norris, L (1, 7) OBP: 0.362, SLG: 0.371	F7			SH5-3 BB B B B		F8		CS 1-2	K S S S	3	0	0	0	1	1	0
Buddy Bell, R (1, 5) OBP: 0.330, SLG: 0.396	F9			SH5-3 1-2		F8			4-3	3	0	0	0	0	0	0
Andre Thornton, R (1, 3) OBP: 0.376, SLG: 0.514		K S S S		5-3			K S S S		BB B B B B	3	0	0	0	1	2	1
Wayne Cage, L (1, 10) OBP: 0.306, SLG: 0.456		K S S S		K S S S			K2-3 S S S		K S S S	4	0	0	0	0	4	2
Gary Alexander, R (1, 2) OBP: 0.304, SLG: 0.438		K S S S			F8		6-3			3	0	0	0	0	1	0
Duane Kuiper, L (1, 4) OBP: 0.315, SLG: 0.343			5-3		WP 1B			1-3		3	0	1	0	0	0	0
Dan Briggs, L (1, 9) OBP: 0.222, SLG: 0.286			K S S S		F7 1-2			6-3		3	0	0	0	0	1	1
Tom Veryzer, R (1, 6) OBP: 0.298, SLG: 0.341			FC6-4 1B		1-3			1B 2B		3	1	2	0	0	0	1

TOP

Cleveland Indians @ New York Yankees

Yankee Stadium, Bronx, NY

Fri Sep 29 1978, 7:05 PM EDT

Att. 30,253 - Unknown - 57 F

livebaseballscorecards.com

AB	29
R	1
H	4
RBI	1
BB	2
SO	9
LOB	6

Inning Stats	1	2	3	4	5	6	7	8	9
	R: 0 E: 0 K: 0 S: 3	R: 0 E: 0 K: 3 S: 9	R: 0 E: 0 K: 1 S: 6	R: 0 E: 0 K: 1 S: 5	R: 0 E: 0 K: 0 S: 4	R: 0 E: 0 K: 0 S: 3	R: 0 E: 0 K: 2 S: 7	R: 1 E: 0 K: 0 S: 4	R: 0 E: 0 K: 2 S: 7
	H: 0 LOB: 0 BB: 0 P: 3	H: 0 LOB: 0 BB: 0 P: 9	H: 1 LOB: 1 BB: 0 P: 6	H: 0 LOB: 1 BB: 1 P: 9	H: 1 LOB: 1 BB: 0 P: 4	H: 0 LOB: 0 BB: 0 P: 3	H: 0 LOB: 0 BB: 0 P: 7	H: 2 LOB: 0 BB: 0 P: 4	H: 0 LOB: 1 BB: 1 P: 11

| | | |

BOTTOM

Cleveland Indians @ New York Yankees

Yankee Stadium, Bronx, NY

Fri Sep 29 1978, 7:05 PM EDT
Att. 30,253 - Unknown - 57 F

livebaseballscorecards.com

Batter	1	2	3	4	5	6	7	8	9	AB	R	H	RBI	BB	SO	LOB
Mickey Rivers, L (1, 8) OBP: 0.299, SLG: 0.397	F5		K			SH2-4		SH3-4		2	0	0	0	0	1	0
Willie Randolph, R (1, 4) Brian Doyle, L (8, PR) OBP: 0.217, SLG: 0.217 (9, 4)	BB G5-4-3			F8		K		1B 1B		3 0	0 1	1 0	0 0	1 0	1 0	1 0
Thurman Munson, R (1, 2) OBP: 0.331, SLG: 0.371	G5-4-3			1B		IBB		1B 1B		3	1	2	1	1	0	1
Reggie Jackson, L (1, 10) OBP: 0.359, SLG: 0.472		K		F8		K		BB 1B		4	0	1	1	0	2	3
Lou Piniella, R (1, 9) Gary Thomasson, L (8, PR) OBP: 0.304, SLG: 0.367 (9, 9)		G3 1B		F8			6-3	BB 1B		4 0	0 0	2 0	1 0	0 0	0 0	1 0
Graig Nettles, L (1, 5) OBP: 0.345, SLG: 0.462	G3				G5-4-3 1B		1B	F8		4	0	2	0	0	0	3
Chris Chambliss, L (1, 3) OBP: 0.322, SLG: 0.384	F9				L3	F5		BB		3	0	0	0	1	0	3
Roy White, S (1, 7) OBP: 0.346, SLG: 0.394			5-3		G5-4-3		F8	5-3		4	0	0	0	0	0	5
Bucky Dent, R (1, 6) Cliff Johnson, R (8, PH) Fred Stanley, R (8, PR) OBP: 0.326, SLG: 0.287 (9, 6)			6-3			E5 SH2-4		BB SH3-4 1B		2 0 0	0 0 1	0 0 0	0 0 0	0 1 0	0 0 0	0 0 0
Inning Stats	R: 0 E: 0 K: 0 S: 2 H: 0 LOB: 0 BB: 1 P: 6	R: 0 E: 0 K: 1 S: 6 H: 1 LOB: 1 BB: 0 P: 6	R: 0 E: 0 K: 1 S: 5 H: 0 LOB: 0 BB: 0 P: 5	R: 0 E: 0 K: 0 S: 4 H: 1 LOB: 1 BB: 0 P: 4	R: 0 E: 0 K: 0 S: 3 H: 1 LOB: 0 BB: 0 P: 3	R: 0 E: 1 K: 2 S: 8 H: 0 LOB: 2 BB: 1 P: 12	R: 0 E: 0 K: 0 S: 4 H: 1 LOB: 1 BB: 0 P: 4	R: 3 E: 0 K: 0 S: 7 H: 4 LOB: 3 BB: 2 P: 15		1B: 8 2B: 0 3B: 0 HR: 0 SF: 0 SAC: 2 DP: 2 HBP: 0				WP: 0 PB: 0 SB: 0 CS: 0 PA: 35		

	AB	29
	R	3
	H	8
	RBI	3
	BB	4
	SO	4
	LOB	17

PITCHER		IP	WLS	BF	H	R	ER	SO	BB	IBB	HBP	BLK	WP	HR	S	P	ERA	WHIP
David Clyde, L ERA: 4.28	(1, 1)	7.1		28	4	2	2	4	2	1	0	0	0	0	33	45	2.46	0.818
Jim Kern, R ERA: 3.08	(8, 1)	0.0	L	4	4	1	1	0	0	0	0	0	0	0	4	4	∞	∞
Sid Monge, L ERA: 2.76	(8, 1)	0.2		3	0	0	0	0	1	0	0	0	0	0	2	6	0.00	1.500

PITCHER	IP	WLS	BF	H	R	ER	SO	BB	IBB	HBP	BLK	WP	HR	S	P	ERA	WHIP

Batter	1	2	3	4	5	6	7	8	9	AB	R	H	RBI	BB	SO	LOB
Rick Manning, L (1, 8) OBP: 0.307, SLG: 0.333	4-3 2B		3-1 1-2		4-3			5-3 1B		4	0	2	0	0	0	1
Jim Norris, L (1, 7) OBP: 0.361, SLG: 0.368	F8		BBBB 4-0 BB			F7		5-3 1-2		3	0	0	0	1	0	2
Buddy Bell, R (1, 5) OBP: 0.328, SLG: 0.393	4-3 2-3		SSS 0-3 K			6-3		F9		4	0	0	0	0	1	4
Andre Thornton, R (1, 3) OBP: 0.375, SLG: 0.511	SSS 0-3 K			F8		BBBB 4-0 BB			6-3	3	0	0	0	1	1	1
Wayne Cage, L (1, 10) OBP: 0.304, SLG: 0.447		4-3		1B		4-3			SSS 0-3 K	4	0	1	0	0	1	1
Gary Alexander, R (1, 2) OBP: 0.303, SLG: 0.436		F4		F8			SSS 0-3 K		FC6-4 1B	4	0	1	0	0	1	1
Duane Kuiper, L (1, 4) OBP: 0.313, SLG: 0.341		4-3		F7			F7		FC6-4 1-2f	4	0	0	0	0	0	2
Dan Briggs, L (1, 9) OBP: 0.208, SLG: 0.267			F8		SSS 0-3 K		4-3			3	0	0	0	0	1	0
Tom Veryzer, R (1, 6) OBP: 0.298, SLG: 0.341			3-1 1B		F8			6-3		3	0	1	0	0	0	0
Inning Stats	R: 0 H: 1 E: 0 LOB: 1 K: 1 BB: 0 S: 6 P: 6	R: 0 H: 0 E: 0 LOB: 0 K: 0 BB: 0 S: 3 P: 3	R: 0 H: 1 E: 0 LOB: 2 K: 1 BB: 1 S: 6 P: 10	R: 0 H: 1 E: 0 LOB: 1 K: 0 BB: 0 S: 4 P: 4	R: 0 H: 0 E: 0 LOB: 0 K: 1 BB: 0 S: 5 P: 5	R: 0 H: 0 E: 0 LOB: 1 K: 0 BB: 1 S: 3 P: 7	R: 0 H: 0 E: 0 LOB: 0 K: 1 BB: 0 S: 5 P: 5	R: 0 H: 1 E: 0 LOB: 1 K: 0 BB: 0 S: 4 P: 4	R: 0 H: 1 E: 0 LOB: 1 K: 1 BB: 0 S: 6 P: 6	1B: 4 SF: 0 2B: 1 SAC: 0 3B: 0 DP: 0 HR: 0 HBP: 0						

PITCHER		IP	WLS	BF	H	R	ER	SO	BB	IBB	HBP	BLK	WP	HR	S	P	ERA	WHIP
Ed Figueroa, R ERA: 2.99	(1, 1)	9.0	W	34	5	0	0	5	2	0	0	0	0	0	42	50	0.00	0.778

PITCHER		IP	WLS	BF	H	R	ER	SO	BB	IBB	HBP	BLK	WP	HR	S	P	ERA	WHIP

TOP

Cleveland Indians @ New York Yankees

Yankee Stadium, Bronx, NY

Sat Sep 30 1978, 3:33 AM EDT
Att. 55,219 - Unknown - 65 F

livebaseballscorecards.com

AB	32
R	0
H	5
RBI	0
BB	2
SO	5
LOB	12

PA: 34
WP: 0
PB: 0
SB: 0
CS: 0

Batter	1	2	3	4	5	6	7	8	9	AB	R	H	RBI	BB	SO	LOB
Mickey Rivers, L (1, 8) OBP: 0.301, SLG: 0.398	0-0 BB 1B 1B 1B	0-0 1B SF9 1B		0-0 F9 ②		0-0 F2 ③				4	2	2	0	0	0	0
Paul Blair, R (7, 8) OBP: 0.226, SLG: 0.258										0	0	0	0	0	0	0
Thurman Munson, R (1, 2) OBP: 0.334, SLG: 0.373	0-0 1B BB 2B 1B 1-2	0-0 1B 1-3		0-0 F7 ③			0-0 1B			4	1	3	0	0	0	0
Reggie Jackson, L (1, 9) OBP: 0.360, SLG: 0.477	B B B B 4-0 1B 2B BB 1-2 2-3	S S S 0-3 K ①			0-0 HR		S S S 0-3 K ①			3	2	1	1	1	2	3
Graig Nettles, L (1, 5) OBP: 0.345, SLG: 0.461	0-0 2B 1B 1B 1-2 2-3 3-H	0-0 SF9 ② 3-H			0-0 L4 ①		0-0 F9 ②			3	1	1	2	0	0	1
Chris Chambliss, L (1, 3) OBP: 0.322, SLG: 0.385	0-0 1B 2B 1-3 2-H 3-H	0-0 F9 ③			0-0 G3 ②		0-0 F8 ③			4	1	1	2	0	0	2
Roy White, S (1, 7) OBP: 0.348, SLG: 0.395	0-0 FC3-5 1B 1B 2-H 3-H		0-0 3-1 ①		0-0 1B			0-0 F8 ①		4	0	2	2	0	0	0
Jim Spencer, L (1, 10) OBP: 0.297, SLG: 0.443	0-0 FC3-5 1B 1-2		0-0 F9 ②		0-0 4-3 ③			0-0 F2 ②		4	0	1	0	0	0	1
Brian Doyle, L (1, 4) OBP: 0.200, SLG: 0.200	0-0 FC3-5 G5-4-3 ① 1-2 2-3f		0-0 3-1 ③			0-0 F7 ①		0-0 F8 ③		4	0	0	0	0	0	2
Bucky Dent, R (1, 6) OBP: 0.286, SLG: 0.311	0-0 G5-4-3 ② ③ 1-2f			0-0 F9 ①		0-0 L8 ②				3	0	0	0	0	0	2
Inning Stats	R: 5 H: 6 E: 0 LOB: 1 K: 0 BB: 1 S: 8 P: 12	R: 1 H: 2 E: 0 LOB: 1 K: 1 BB: 0 S: 7 P: 7	R: 0 H: 0 E: 0 LOB: 0 K: 0 BB: 0 S: 3 P: 3	R: 0 H: 0 E: 0 LOB: 0 K: 0 BB: 0 S: 3 P: 3	R: 1 H: 2 E: 0 LOB: 1 K: 0 BB: 0 S: 5 P: 5	R: 0 H: 0 E: 0 LOB: 0 K: 0 BB: 0 S: 3 P: 3	R: 0 H: 1 E: 0 LOB: 1 K: 1 BB: 0 S: 6 P: 6	R: 0 H: 0 E: 0 LOB: 0 K: 0 BB: 0 S: 3 P: 3		1B: 9 SF: 1 2B: 1 SAC: 0 3B: 0 DP: 1 HR: 1 HBP: 0				WP: 0 PA: 35 PB: 0 SB: 0 CS: 0		

PITCHER	IP	WLS	BF	H	R	ER	SO	BB	IBB	HBP	BLK	WP	HR	S	P	ERA	WHIP
Mike Paxton, R (1, 1) ERA: 3.86	0.0	L	6	5	5	5	0	1	0	0	0	0	0	5	9	∞	∞
Rick Wise, R (1, 1) ERA: 4.34	8.0		29	6	2	2	2	0	0	0	0	0	1	33	33	2.25	0.750

PITCHER	IP	WLS	BF	H	R	ER	SO	BB	IBB	HBP	BLK	WP	HR	S	P	ERA	WHIP

BOTTOM

Cleveland Indians @ New York Yankees

Yankee Stadium, Bronx, NY

Sat Sep 30 1978, 3:33 AM EDT
Att. 55,219 - Unknown - 65 F

livebaseballscorecards.com

AB	33
R	7
H	11
RBI	7
BB	1
SO	2
LOB	11

Batter	1	2	3	4	5	6	7	8	9	AB	R	H	RBI	BB	SO	LOB
Rick Manning, L (1, 8) OBP: 0.309, SLG: 0.337	0-0 6-3 HR 1B	0-0 2B 1B 2-H 1B		0-0 4-3 1-H 2B			0-0 ① F9	0-0 ③ F7		5	2	3	2	0	0	1
Jim Norris, L (1, 7) OBP: 0.364, SLG: 0.378	0-0 ① 6-3 1-2	0-0 1B 1-3 2B		0-0 ② 4-3 2-3			0-0 BB 2B		0-0 G6-4-3 BB 2B 1B	5	2	3	0	0	0	2
Buddy Bell, R (1, 5) OBP: 0.328, SLG: 0.392	0-0 ② F4	0-0 2-H 3-H 1B		0-0 ③ 4-3			0-0 ② F7		B B B B 4-0 G6-4-3 1-2 BB	4	0	1	2	1	0	3
Andre Thornton, R (1, 3) OBP: 0.377, SLG: 0.516	0-0 2-H HR	0-0 ③ 5-3			B B B B 4-0 G4-3 BB		B B B B 4-0 BB BB		0-0 ① ② G6-4-3 1-2f 2-3	3	1	1	2	2	0	3
Wayne Cage, L (1, 10) OBP: 0.308, SLG: 0.449	0-0 ③ F6		S S S 0-3 ① K		0-0 ① ② G4-3 1-2f		B B B B 4-0 1-2 2-3 BB		0-0 2B 3-H 2B	4	1	1	1	1	1	1
Gary Alexander, R (1, 2) OBP: 0.304, SLG: 0.444		0-0 HR	S S S 0-3 ② K		0-0 ③ F3		S S S 0-3 ③ K		0-0 2-H 2B	5	1	2	2	0	2	3
Dan Briggs, L (1, 9) OBP: 0.226, SLG: 0.265		B B B B 4-0 FC3-6 BB	0-0 ③ F8			S S S 0-3 ① K		0-0 4-3 1B	0-0 ③ F8	4	0	1	0	1	1	1
Duane Kuiper, L (1, 4) OBP: 0.311, SLG: 0.338		0-0 ① FC3-6 WP 1-2f 1B		0-0 F8		0-0 ② F8		0-0 ① 4-3 1-2		4	1	0	0	0	0	2
Tom Veryzer, R (1, 6) OBP: 0.298, SLG: 0.340		0-0 ② 5-3 1-2		0-0 2B 1B		0-0 ③ F7		0-0 ② F9		4	1	1	0	0	0	2

TOP

Cleveland Indians @ New York Yankees

Yankee Stadium, Bronx, NY

Sun Oct 01 1978, 3:33 AM EDT

Att. 39,189 - Unknown - 72 F

livebaseballscorecards.com

	AB	R	H	RBI	BB	SO	LOB
	38	9	13	9	5	4	18

Inning Stats																												
	R: 2	H: 2		R: 4	H: 4		R: 0	H: 0		R: 1	H: 2		R: 0	H: 0		R: 0	H: 0		R: 0	H: 1		R: 0	H: 1		R: 2	H: 3		1B: 6	SF: 0		WP: 1	PA: 43
	E: 0	LOB: 0		E: 0	LOB: 1		E: 0	LOB: 0		E: 0	LOB: 1		E: 0	LOB: 0		E: 0	LOB: 3		E: 0	LOB: 1		E: 0	LOB: 1		E: 0	LOB: 1		2B: 5	SAC: 0		PB: 0	
	K: 0	BB: 0		K: 0	BB: 1		K: 2	BB: 0		K: 0	BB: 0		S: 2	BB: 1		K: 1	BB: 2		S: 6	BB: 0		S: 4	BB: 1		K: 0	BB: 1		3B: 0	DP: 2		SB: 0	
	S: 5	P: 5		S: 7	P: 11		S: 7	P: 7		S: 5	P: 5			P: 6		S: 5	P: 14		S: 6	P: 5		S: 4	P: 4		S: 5	P: 9		HR: 2	HBP: 0		CS: 0	

PITCHER		IP	WLS	BF	H	R	ER	SO	BB	IBB	HBP	BLK	WP	HR	S	P	ERA	WHIP
Catfish Hunter, R ERA: 3.58	(1, 1)	1.2	L	10	4	5	5	0	1	0	0	0	1	2	9	13	27.00	3.000
Dick Tidrow, R ERA: 3.84	(2, 1)	5.0		21	5	2	2	3	2	0	0	0	0	0	25	33	3.60	1.400
Dave Rajsich, L ERA: 4.05	(7, 1)	1.1		6	1	0	0	1	1	0	0	0	0	0	7	11	0.00	1.500
Larry McCall, R ERA: 5.63	(9, 1)	0.2		5	3	2	2	0	1	0	0	0	0	0	4	8	27.00	6.000
Paul Lindblad, L ERA: 3.88	(9, 1)	0.1		1	0	0	0	0	0	0	0	0	0	0	1	1	0.00	0.000

PITCHER	IP	WLS	BF	H	R	ER	SO	BB	IBB	HBP	BLK	WP	HR	S	P	ERA	WHIP

Batter	1	2	3	4	5	6	7	8	9	AB	R	H	RBI	BB	SO	LOB
Mickey Rivers, L (1, 8) OBP: 0.298, SLG: 0.395	G3	FC4-6 1-2f			F6			F9		4	0	0	0	0	0	2
Thurman Munson, R (1, 2) OBP: 0.333, SLG: 0.373	2B G6 1B		F9		6-3			L5		4	1	1	0	0	0	1
Lou Piniella, R (1, 10) OBP: 0.362, SLG: 0.447	1-3 1B 2B		F7			4-3		FC6-4 1-2f		4	1	1	0	0	0	1
Reggie Jackson, L (1, 9) OBP: 0.357, SLG: 0.473	G6 3-H		K			3-1			L3	4	0	0	1	0	1	1
Graig Nettles, L (1, 5) OBP: 0.346, SLG: 0.463	2-H 1B			F9		L4			2B	4	0	2	1	0	0	0
Chris Chambliss, L (1, 3) OBP: 0.321, SLG: 0.383	K			G5-3 1B BB			F8		K	3	0	0	0	1	2	2
Roy White, S (1, 7) OBP: 0.347, SLG: 0.394		5-3		1-2 1B			5-3		F9	4	0	1	0	0	0	1
Bucky Dent, R (1, 6) OBP: 0.286, SLG: 0.309		FC4-6 BB		G5-3 2-3f			L4			2	0	0	0	1	0	2
Fred Stanley, R (1, 4) OBP: 0.326, SLG: 0.283		FC4-6 FC4-6 1-2f			1-3			FC6-4 BB		2	0	0	0	1	0	1
Inning Stats	R: 2 E: 0 K: 1 S: 8 H: 3 LOB: 1 BB: 0 P: 8	R: 0 E: 0 K: 0 S: 3 H: 0 LOB: 1 BB: 1 P: 7	R: 0 E: 0 K: 1 S: 5 H: 0 LOB: 0 BB: 0 P: 5	R: 0 E: 0 K: 0 S: 3 H: 1 LOB: 1 BB: 1 P: 7	R: 0 E: 0 K: 0 S: 3 H: 0 LOB: 0 BB: 0 P: 3	R: 0 E: 0 K: 0 S: 3 H: 0 LOB: 0 BB: 0 P: 3	R: 0 E: 0 K: 0 S: 3 H: 0 LOB: 0 BB: 0 P: 3	R: 0 E: 0 K: 0 S: 3 H: 0 LOB: 1 BB: 1 P: 7	R: 0 E: 0 K: 1 S: 6 H: 1 LOB: 1 BB: 0 P: 6	1B: 3 2B: 2 3B: 0 HR: 0 SF: 0 SAC: 0 DP: 1 HBP: 0						

PITCHER	IP	WLS	BF	H	R	ER	SO	BB	IBB	HBP	BLK	WP	HR	S	P	ERA	WHIP
Rick Waits, L (1, 1) ERA: 3.2	9.0	W	34	5	2	2	3	3	0	0	0	0	0	37	49	2.00	0.889

PITCHER	IP	WLS	BF	H	R	ER	SO	BB	IBB	HBP	BLK	WP	HR	S	P	ERA	WHIP

BOTTOM

Cleveland Indians @ New York Yankees

Yankee Stadium, Bronx, NY

Sun Oct 01 1978, 3:33 AM EDT
Att. 39,189 - Unknown - 72 F

livebaseballscorecards.com

AB	31
R	2
H	5
RBI	2
BB	3
SO	3
LOB	11

PA: 34
WP: 0
PB: 0
SB: 0
CS: 0

Batter	1	2	3	4	5	6	7	8	9	AB	R	H	RBI	BB	SO	LOB
Mickey Rivers, L (1, 8) OBP: 0.302, SLG: 0.397	BBBB 4-0 S BB		x 0-0 2B		x 0-0 ③ FC6-5 2-3		BBB 4-0 S 2B BB		x 0-0 FC6-4 1B	2	1	1	0	2	0	1
Paul Blair, R (9, PH) OBP: 0.231, SLG: 0.264										1	0	1	0	0	0	0
(9, 8)																
Thurman Munson, R (1, 2) OBP: 0.332, SLG: 0.373	SSS 0-3 ① K 1-2		SSS 0-3 ③ K2-3			SSS 0-3 ① K	x 0-0 1-H 2B		x 0-0 ③ FC6-4 1-2f	5	0	1	1	0	3	3
Lou Piniella, R (1, 9) OBP: 0.361, SLG: 0.445	x 0-0 ② 5-3			x 0-0 FC6 1B		x 0-0 ② F8	x 0-0 ③ F9			4	0	1	0	0	0	2
Reggie Jackson, L (1, 10) OBP: 0.356, SLG: 0.477	x 0-0 ③ F7			x 0-0 ① F9		x 0-0 ③ 4-3		x 0-0 HR		4	1	1	1	0	0	2
Graig Nettles, L (1, 5) OBP: 0.343, SLG: 0.460		x 0-0 ① F6		x 0-0 ② F6			x 0-0 ① F9	SSS 0-3 ① K		4	0	0	0	0	1	1
Chris Chambliss, L (1, 3) OBP: 0.321, SLG: 0.382		x 0-0 ② F3		x 0-0 ③ FC6 1-2f			x 0-0 1B HR 1B	x 0-0 ② 4-3		4	1	1	0	0	0	1
Roy White, S (1, 7) OBP: 0.349, SLG: 0.393	SSS 0-3 ③ K				BBB 4-0 FC6-5 4-3 BB		x 0-0 1-2 HR 1B	x 0-0 ③ 4-3		3	1	1	0	1	1	0
Gary Thomasson, L (9, 7) OBP: 0.304, SLG: 0.367										0	0	0	0	0	0	0
Brian Doyle, L (1, 4) OBP: 0.192, SLG: 0.192			x 0-0 ① F4		x 0-0 ① 4-3 1-2		x 0-0 ② F7		x 0-0 ① 4-3	2	0	0	0	0	0	1
Jim Spencer, L (7, PH) OBP: 0.295, SLG: 0.440										1	0	0	0	0	0	2
Fred Stanley, R (7, 4) OBP: 0.324, SLG: 0.281										1	0	0	0	0	0	0
Bucky Dent, R (1, 6) OBP: 0.286, SLG: 0.317			x 0-0 ② F9		x 0-0 ② F6		x 0-0 1-H 2-H HR		SSS 0-3 ② K	4	1	1	3	0	1	1
Inning Stats	R: 0 H: 0 E: 0 LOB: 1 K: 1 BB: 1 S: 5 P: 9	R: 0 H: 0 E: 0 LOB: 0 K: 1 BB: 0 S: 5 P: 5	R: 0 H: 1 E: 0 LOB: 1 K: 1 BB: 0 S: 6 P: 6	R: 0 H: 1 E: 0 LOB: 1 K: 0 BB: 0 S: 4 P: 4	R: 0 H: 0 E: 0 LOB: 1 K: 0 BB: 1 S: 3 P: 7	R: 0 H: 0 E: 0 LOB: 0 K: 1 BB: 0 S: 5 P: 5	R: 4 H: 4 E: 0 LOB: 1 K: 0 BB: 1 S: 7 P: 11	R: 1 H: 1 E: 0 LOB: 0 K: 1 BB: 0 S: 6 P: 6	R: 0 H: 1 E: 0 LOB: 1 K: 1 BB: 0 S: 6 P: 6	1B: 4 SF: 0 2B: 2 SAC: 0 3B: 0 DP: 0 HR: 2 HBP: 0						

PITCHER	IP	WLS	BF	H	R	ER	SO	BB	IBB	HBP	BLK	WP	HR	S	P	ERA	WHIP
Mike Torrez, R (1, 1) ERA: 3.96	6.2	L	28	5	4	4	4	3	0	0	0	0	1	33	45	5.40	1.200
Bob Stanley, R (7, 1) ERA: 2.6	0.1		3	2	1	1	0	0	0	0	0	0	1	3	3	27.00	6.000
Andy Hassler, L (8, 1) ERA: 3.87	1.2		6	1	0	0	2	0	0	0	0	0	0	10	10	0.00	0.600
Dick Drago, R (9, 1) ERA: 3.03	0.1		1	0	0	0	0	0	0	0	0	0	0	1	1	0.00	0.000

PITCHER	IP	WLS	BF	H	R	ER	SO	BB	IBB	HBP	BLK	WP	HR	S	P	ERA	WHIP

TOP

New York Yankees @ Boston Red Sox

Fenway Park, Boston, MA

Mon Oct 02 1978, 3:33 AM EDT

Att. 32,925 - Unknown - 68 F

livebaseballscorecards.com

AB	35
R	5
H	8
RBI	5
BB	3
SO	6
LOB	14

WP: 0 PA: 38
PB: 0
SB: 2
CS: 0

BOTTOM

New York Yankees @ Boston Red Sox

Fenway Park, Boston, MA

Mon Oct 02 1978, 3:33 AM EDT

Att. 32,925 - Unknown - 68 F

livebaseballscorecards.com

Batter	1	2	3	4	5	6	7	8	9	AB	R	H	RBI	BB	SO	LOB
Rick Burleson, R (1, 6) OBP: 0.295, SLG: 0.339	S S S 0-3 ① K		x 0-0 ② 5-3			x 0-0 SH5-3 1B 2B	x 0-0 ③ 6-3 1-2		B B B B 4-0 F9 1B BB	4	1	1	0	1	1	2
Jerry Remy, L (1, 4) OBP: 0.321, SLG: 0.350	x 0-0 ② F7		x 0-0 ③ F7			x 0-0 ① SH5-3 2-3		x 0-0 1B 2B	x 0-0 1-2 1B	4	1	2	0	0	0	1
Jim Rice, R (1, 9) OBP: 0.370, SLG: 0.600	S S S 0-3 ③ K			x 0-0 ① 6-3		x 0-0 G3 3-H 1B		x 0-0 ① F9	x 0-0 ② F9 2-3	5	0	1	1	0	1	3
Carl Yastrzemski, L (1, 7) OBP: 0.367, SLG: 0.423		x 0-0 HR		S S S 0-3 ② K		x 0-0 ② G3 1-2		x 0-0 1B 2-H 1B 1B	x 0-0 ③ P5	5	2	2	2	0	1	3
Carlton Fisk, R (1, 2) OBP: 0.366, SLG: 0.475		x 0-0 ① F7		x 0-0 ③ F8		4-0 IBB		x 0-0 1B 1-2 1B		3	0	1	0	1	0	0
Fred Lynn, L (1, 8) OBP: 0.380, SLG: 0.492		x 0-0 ② F8			x 0-0 ① 1-3	x 0-0 ③ F9		x 0-0 1-2 2-H 1B		4	0	1	1	0	0	2
Butch Hobson, R (1, 10) OBP: 0.312, SLG: 0.408		x 0-0 ③ 5-3			x 0-0 1B		S S S 0-3 ① K	x 0-0 ② F9		4	0	1	0	0	1	2
George Scott, R (1, 3) OBP: 0.305, SLG: 0.379			x 0-0 SH2-3 2B		S S S 0-3 ② K		x 0-0 PB 1B	S S S 0-3 ③ K		4	0	2	0	0	2	3
Jack Brohamer, L (1, 5) OBP: 0.300, SLG: 0.311 Bob Bailey, R (7, PH) OBP: 0.328, SLG: 0.351 Frank Duffy, R (8, 5) OBP: 0.306, SLG: 0.308 Dwight Evans, R (9, PH) OBP: 0.336, SLG: 0.449			x 0-0 ① SH2-3 2-3		x 0-0 ③ F7		S S S 0-3 ② K		x 0-0 ① F7	1 1 0 1	0 0 0 0	0 0 0 0	0 0 0 0	0 1 0 0	0 1 0 0	1 1 0 0
Inning Stats	R: 0 E: 0 K: 2 S: 7 H: 0 LOB: 0 BB: 0 P: 7	R: 1 E: 0 K: 0 S: 4 H: 1 LOB: 0 BB: 0 P: 4	R: 0 E: 0 K: 0 S: 4 H: 1 LOB: 1 BB: 0 P: 4	R: 0 E: 0 K: 1 S: 5 H: 0 LOB: 0 BB: 0 P: 5	R: 0 E: 0 K: 1 S: 6 H: 1 LOB: 1 BB: 0 P: 6	R: 1 E: 0 K: 0 S: 5 H: 2 LOB: 2 BB: 1 P: 9	R: 0 E: 0 K: 2 S: 8 H: 1 LOB: 1 BB: 0 P: 8	R: 2 E: 0 K: 1 S: 9 H: 4 LOB: 2 BB: 0 P: 9	R: 0 E: 0 K: 0 S: 4 H: 1 LOB: 2 BB: 1 P: 8	1B: 7 2B: 3 3B: 0 HR: 1	SF: 0 SAC: 2 DP: 0 HBP: 0						

	AB	36
	R	4
	H	11
	RBI	4
	BB	2
	SO	7
	LOB	18

WP: 0 PB: 1 SB: 0 CS: 0 PA: 40

PITCHER		IP	WLS	BF	H	R	ER	SO	BB	IBB	HBP	BLK	WP	HR	S	P	ERA	WHIP
Ron Guidry, L ERA: 1.74	(1, 1)	6.1	W	26	6	2	2	5	0	1	0	0	0	1	35	39	2.84	0.947
Rich Gossage, R ERA: 2.01	(7, 1)	2.2	S	14	5	2	2	2	1	0	0	0	0	0	17	21	6.75	2.250

PITCHER	IP	WLS	BF	H	R	ER	SO	BB	IBB	HBP	BLK	WP	HR	S	P	ERA	WHIP

Batter	1	2	3	4	5	6	7	8	9	AB	R	H	RBI	BB	SO	LOB
Mickey Rivers, L (1, 8) OBP: 0.400, SLG: 0.400	S B B F X 2-2 F7 ①	B 1 SAFE X 1-0 P6 ③		1 SAFE F B 1 SAFE 1 SAFE B X 2-1 1-3 1B		C X 0-1 6-3 ①		B F C X 1-2 HR 1B	B F F F F C 1-3 K ③	5	0	2	0	0	0	1
Paul Blair, R (8, PR) (8, 8)										1	1	0	0	0	1	2
Thurman Munson, R (1, 2) OBP: 0.200, SLG: 0.200	C B F B F X 2-2 FC4-6 1B		B B X 2-0 5-3 ①	1 SAFE X 0-0 F7 ③		S X 0-1 5-3 ②		1 SAFE F F B F 1 SAFE X 1-2 F7 ②		5	0	1	0	0	0	3
Lou Piniella, R (1, 9) OBP: 0.400, SLG: 0.400	B 1 SAFE 1 SAFE F F F X 1-2 FC4-6 E 1-2f ②		C B F X 1-2 F9 ②		B X 1-0 FC4-6 PB 1B 1B	B F B X 2-1 6-3 ③		1 SAFE B 1 X 1-0 1-2 HR 1B		5	2	2	0	0	0	1
Reggie Jackson, L (1, 10) OBP: 1.000, SLG: 2.333	C S X 0-2 E8 1-3 1B		B X 1-0 3B 2B		S B B F B B 4-2 FC4-6 1-2 BB		F B B B B 4-1 CS 1B BB	S X 0-1 1-H 2-H HR		3	2	3	3	2	0	0
Graig Nettles, L (1, 5) OBP: 0.400, SLG: 0.800	X 0-0 F8 ③		B B C X 2-1 2-H 3B		X 0-0 FC4-6 1B 1B 1-2f 2-3 ①		1 SAFE B S F B F 1 SAFE X 2-2 CS 1-2 1B	X 0-0 F7 ③		5	1	2	1	0	0	5
Chris Chambliss, L (1, 3) OBP: 0.400, SLG: 0.400		C S S 0-3 K ①	C S C 0-3 K ③		X 0-0 1B 1-3 3-H 1B		M B X 1-1 F7 1-2 2-3 ① ②		X 0-0 E G3 1B	5	0	2	1	0	2	3
Roy White, S (1, 7) OBP: 0.400, SLG: 0.500		B B F X 2-1 1B 2B		X 0-0 4-3 ①	S B X 1-1 P4 ②		S B B I 4-1 IBB		B F X 1-1 G3 1-2 ①	4	1	1	0	1	0	3
Brian Doyle, L (1, 4) OBP: 0.400, SLG: 0.400		F F B F B F X 2-2 L5 ②		B F B B B X 3-1 1B 1B	F X 0-1 FC6-4 1-2 3-H 1B		B F B B F X 3-2 F2 ③		B X 1-0 E5 2-3	5	0	2	1	0	0	4
Bucky Dent, R (1, 6) OBP: 0.200, SLG: 0.200		C B X 1-1 2-H 1B		X 0-0 F3 ②	C X 0-1 FC6-4 1-2f ③			C B F X 1-2 5-3 ①	B X 1-0 5-3 ②	5	0	1	1	0	0	5
Inning Stats	R: 0 E: 1 K: 0 S: 14 H: 2 LOB: 2 BB: 0 P: 19	R: 1 E: 0 K: 1 S: 13 H: 2 LOB: 1 BB: 0 P: 19	R: 1 E: 0 K: 1 S: 10 H: 2 LOB: 0 BB: 0 P: 16	R: 0 E: 0 K: 0 S: 7 H: 2 LOB: 2 BB: 0 P: 12	R: 2 E: 0 K: 0 S: 11 H: 3 LOB: 2 BB: 1 P: 17	R: 0 E: 0 K: 0 S: 6 H: 0 LOB: 0 BB: 0 P: 8	R: 0 E: 0 K: 0 S: 11 H: 1 LOB: 2 BB: 2 P: 25	R: 3 E: 0 K: 0 S: 14 H: 3 LOB: 1 BB: 0 P: 18	R: 0 E: 1 K: 1 S: 10 H: 1 LOB: 2 BB: 0 P: 14	1B: 12 2B: 2 3B: 1 HR: 1 SF: 0 SAC: 0 DP: 0 HBP: 0						

PITCHER		IP	WLS	BF	H	R	ER	SO	BB	IBB	HBP	BLK	WP	HR	S	P	ERA	WHIP
Dennis Leonard, R ERA: 6.75	(1, 1)	4.0	L	21	9	3	3	2	0	0	0	0	0	0	45	68	6.75	2.250
Steve Mingori, L ERA: 7.36	(5, 1)	3.2		18	5	3	3	0	2	1	0	0	0	0	38	63	7.36	1.909
Al Hrabosky, L ERA: 27.0	(8, 1)	0.1		2	1	1	1	0	0	0	0	0	0	1	3	3	27.00	3.000
Doug Bird, R ERA:	(9, 1)	1.0		5	1	0	0	1	0	0	0	0	0	0	10	14	0.00	1.000

PITCHER	IP	WLS	BF	H	R	ER	SO	BB	IBB	HBP	BLK	WP	HR	S	P	ERA	WHIP

TOP

New York Yankees @ Kansas City Royals

Royals Stadium, Kansas City, MO

Tue Oct 03 1978, 8:05 PM EDT

Att. 41,143 - Unknown - 68 F

livebaseballscorecards.com

AB	43
R	7
H	16
RBI	7
BB	3
SO	3
LOB	27

Batter	1	2	3	4	5	6	7	8	9	AB	R	H	RBI	BB	SO	LOB
Steve Braun, L (1, 7)	B B C B C X 3-2 ① 4-1		C B X 1-1 ② F8		B F B B X 3-1 ③ L9		B C B B B 4-1 FC6-4 BB		X 0-0 ③ 4-3	4	0	0	0	1	0	2
George Brett, L (1, 5) OBP: 0.250, SLG: 0.500	B F S B F X 2-2 ② F2		X 0-0 ③ F9			B B C B C F X 3-2 BB SF9 2B	C B X 1-1 ③ FC6-4 1-2f			4	1	1	0	0	0	1
Amos Otis, R (1, 8)	S S B C 1-3 ③ K			B B B B 4-0 4-3 S BB		F B B S F B B 4-2 BB		C B F C 1-3 ① K		2	0	0	0	2	2	0
Darrell Porter, L (1, 2)		B B F X 2-1 ① F8		1 SAFE C B B F F B X 2-2 ① F5 1-2		B B B C F X 3-2 ① F8		B C F B B B 4-2 BB		3	0	0	0	1	0	3
Ralph LaCock, L (1, 3)		B F F B B F B 4-2 S BB		F F X 0-2 ② 4-3 2-3		B B B B 4-0 BB 1-2 2-3		X 0-0 ② F8		2	0	0	0	2	0	2
Hal McRae, R (1, 10)		B B S B B 4-1 BB 1-2		C B B B X 3-1 ③ F9		B X 1-0 ② SF9 3-H		C X 0-1 ③ L8		2	0	0	1	1	0	2
Al Cowens, R (1, 9) OBP: 0.250, SLG: 0.250	B F F F S 1-3 ② K			S F B F X 1-2 1B	C X 0-1 ③ 4-3				C X 0-1 ① L7	4	0	1	0	0	1	4
Freddie Patek, R (1, 6) Clint Hurdle, L (9, PH)	X 0-0 ③ P1			1 SAFE 1 SAFE C F F S 0-3 ① K			C F S 0-3 ① K		B F B B S B F B 4-2 BB	3 0	0 0	0 0	0 0	0 1	2 0	3 0
Frank White, R (1, 4) Tom Poquette, L (9, PH)			B B C X 2-1 ① 5-3	F X 0-1 ② P4			C X 0-1 ② F9		C C X 0-2 ② F9	3 1	0 0	0 0	0 0	0 0	0 0	1 1
Inning Stats	R: 0 H: 0 E: 0 LOB: 0 K: 1 BB: 0 S: 10 P: 16	R: 0 H: 0 E: 0 LOB: 2 K: 1 BB: 2 S: 11 P: 22	R: 0 H: 0 E: 0 LOB: 0 K: 0 BB: 0 S: 5 P: 8	R: 0 H: 0 E: 0 LOB: 1 K: 0 BB: 1 S: 9 P: 18	R: 0 H: 1 E: 0 LOB: 1 K: 1 BB: 0 S: 12 P: 16	R: 1 H: 1 E: 0 LOB: 2 K: 0 BB: 2 S: 13 P: 28	R: 0 H: 0 E: 0 LOB: 1 K: 1 BB: 1 S: 8 P: 13	R: 0 H: 0 E: 0 LOB: 1 K: 1 BB: 1 S: 8 P: 13	R: 0 H: 0 E: 0 LOB: 1 K: 0 BB: 1 S: 9 P: 13	1B: 1 SF: 1 2B: 1 SAC: 0 3B: 0 DP: 0 HR: 0 HBP: 0						WP: 0 PA: 37 PB: 0 SB: 2 CS: 0

PITCHER		IP	WLS	BF	H	R	ER	SO	BB	IBB	HBP	BLK	WP	HR	S	P	ERA	WHIP
Jim Beattie, R ERA: 1.69	(1, 1)	5.1	W	23	2	1	1	3	5	0	0	0	0	0	57	104	1.69	1.312
Ken Clay, R ERA:	(6, 1)	3.2	S	14	0	0	0	2	3	0	0	0	0	0	28	43	0.00	0.818

PITCHER	IP	WLS	BF	H	R	ER	SO	BB	IBB	HBP	BLK	WP	HR	S	P	ERA	WHIP

BOTTOM

New York Yankees @ Kansas City Royals

Royals Stadium, Kansas City, MO

Tue Oct 03 1978, 8:05 PM EDT

Att. 41,143 - Unknown - 68 F

livebaseballscorecards.com

AB	28
R	1
H	2
RBI	1
BB	8
SO	5
LOB	19

Batter	1	2	3	4	5	6	7	8	9	AB	R	H	RBI	BB	SO	LOB
Mickey Rivers, L (1, 8) OBP: 0.556, SLG: 0.500	B X 1-0 F3 ①		B B C X 2-1 G6-4-3 1B		B S B B S B 4-2 BB		X 0-0 1-3 1B	B F B C F X 3-2 G3 ③		3	0	2	0	1	0	0
Gary Thomasson, L (8, PH) (8, 8)										1	0	0	0	0	0	2
Thurman Munson, R (1, 2) OBP: 0.100, SLG: 0.100	C X 0-1 E6 BB		X 0-0 ① ② G6-4-3 1-2f		X 0-0 ③ F8		1 SAFE X 0-0 ② P6		X 0-0 ① L3	5	0	0	0	0	0	4
Lou Piniella, R (1, 7) OBP: 0.200, SLG: 0.200	B 1 SAFE C 1 SAFE S B 1 SAFE S 2-3 ② K		X 0-0 ③ 1-3			X 0-0 ① F4	1 SAFE B X 1-0 ③ L8		B X 1-0 ② F7	5	0	0	0	0	1	3
Reggie Jackson, L (1, 9) OBP: 0.700, SLG: 1.143	B B B S B 4-1 1-2 BB			X 0-0 ① 1-3		B B X 2-0 ② 4-3		C C X 0-2 1B 1B 1B	C B B S C 2-3 ③ K	4	1	1	0	1	1	0
Graig Nettles, L (1, 5) OBP: 0.333, SLG: 0.556	C X 0-1 ③ 1-3			B S X 1-1 ② 1-3		X 0-0 ③ 3-1		S F X 0-2 1-2 1B 1B		4	1	1	0	0	0	2
Chris Chambliss, L (1, 3) OBP: 0.667, SLG: 0.667		B F B X 2-1 FC4-6 1B		X 0-0 1B			C B F X 1-2 4-3 1B 1B	C C X 0-2 1B 1-2 2-H 1B		4	1	4	1	0	0	0
Roy White, S (1, 10) OBP: 0.333, SLG: 0.375		X 0-0 ① FC4-6 1B 1-2f		B B S S F S 2-3 ③ K			B C F B X 2-2 1-2 4-3 1B 1B	X 0-0 ① P4		4	1	1	0	0	1	4
Fred Stanley, R (1, 4) OBP: 0.500, SLG: 0.500		1 SAFE B X 1-0 G5-4-3 1-3 1B			B B C X 2-1 ① L8		C B X 1-1 ① 4-3 1-2 2-3	X 0-0 ② P4		2	0	1	0	0	0	0
Cliff Johnson, R (7, PH)										1	0	0	0	0	0	2
Brian Doyle, L (7, 4) OBP: 0.400, SLG: 0.400										0	0	0	0	0	0	0
Paul Blair, R (8, PH) (8, 4)										1	0	0	0	0	0	2
Bucky Dent, R (1, 6) OBP: 0.333, SLG: 0.333		B X 1-0 ② ③ G5-4-3 1-2f			B C X 1-1 ② P4		X 0-0 1B 2-H 3-H 1B	B X 1-0 1-2 2-H 1B		4	0	2	3	0	0	2
Inning Stats	R: 0 E: 1 K: 1 S: 9 H: 0 LOB: 2 BB: 1 P: 16	R: 0 E: 0 K: 0 S: 5 H: 2 LOB: 1 BB: 0 P: 9	R: 0 E: 0 K: 0 S: 4 H: 1 LOB: 0 BB: 0 P: 6	R: 0 E: 0 K: 1 S: 8 H: 1 LOB: 1 BB: 0 P: 11	R: 0 E: 0 K: 0 S: 7 H: 0 LOB: 1 BB: 1 P: 14	R: 0 E: 0 K: 0 S: 3 H: 0 LOB: 0 BB: 0 P: 5	R: 2 E: 0 K: 0 S: 12 H: 4 LOB: 2 BB: 0 P: 17	R: 2 E: 0 K: 0 S: 17 H: 4 LOB: 2 BB: 0 P: 21	R: 0 E: 0 K: 1 S: 5 H: 0 LOB: 0 BB: 0 P: 8	1B: 12 2B: 0 3B: 0 HR: 0 SF: 0 SAC: 0 DP: 2 HBP: 0						

PITCHER		IP	WLS	BF	H	R	ER	SO	BB	IBB	HBP	BLK	WP	HR	S	P	ERA	WHIP
Larry Gura, L ERA: 2.84	(1, 1)	6.1	W	28	8	2	2	2	2	0	0	0	0	0	46	75	2.84	1.579
Marty Pattin, R ERA: 27.0	(7, 1)	0.2		4	2	2	2	0	0	0	0	0	0	0	9	10	27.00	3.000
Al Hrabosky, L ERA: 3.86	(8, 1)	2.0		8	2	0	0	1	0	0	0	0	0	0	15	22	0.00	1.000

PITCHER	IP	WLS	BF	H	R	ER	SO	BB	IBB	HBP	BLK	WP	HR	S	P	ERA	WHIP

TOP

New York Yankees @ Kansas City Royals

Royals Stadium, Kansas City, MO

Wed Oct 04 1978, 4:33 AM EDT

Att. 41,158 - Unknown - 82 F

livebaseballscorecards.com

AB	38
R	4
H	12
RBI	4
BB	2
SO	3
LOB	21

WP: 0 PA: 40
PB: 0
SB: 0
CS: 0

Batter	1	2	3	4	5	6	7	8	9	AB	R	H	RBI	BB	SO	LOB
George Brett, L (1, 5) OBP: 0.333, SLG: 0.444	C B B X 2-1 1B SF7 1B	X 0-0 ① F9		C S B B F B X 3-2 ① 5-3		F X 0-1 ② 4-3		C X 0-1 SH1-3 1B 1B		5	2	2	0	0	0	1
Hal McRae, R (1, 10) OBP: 0.500, SLG: 0.400	1 SAFE X 0-0 ① F9	1 SAFE F B X 1-1 1B 1-3 1B		B F X 1-1 CS 1B		F B B F B B 4-2 BB		X 0-0 ① SH1-3 1-2		3	0	2	0	1	0	1
Amos Otis, R (1, 8) OBP: 0.556, SLG: 0.429	X 0-0 S 1-3 1B	B F F F F F B C 2-3 ② K		C B X 1-1 ② 1B 1-2 1B		B X 1-0 ③ 1-3		S F B X 1-2 3-1 S 1B 2-H 1B		5	1	3	1	0	1	3
Darrell Porter, L (1, 2) OBP: 0.333, SLG: 0.286	1 SAFE B B F X 2-1 ② SF7 1-2 3-H	B B C X 2-1 1-2 3-H 1B		B 1 SAFE 1 SAFE X 1-0 1-3 1B			X 0-0 ① F9	1 SAFE B 1 SAFE F B F F X 3-2 ② 3-1 1-3		4	0	2	2	0	0	1
Ralph LaCock, L (1, 3) OBP: 0.444, SLG: 0.429	X 0-0 ③ F7	S B F B X 2-2 ③ 1-3		X 0-0 ③ 4-3			B F B B X 3-1 3B 2B	X 0-0 FC6-4 3-H 1B		5	1	2	1	0	0	5
Clint Hurdle, L (1, 7) OBP: 0.800, SLG: 1.333 Willie Wilson, S (7, PR) (8, 7)		F C B B F X 2-2 1B E 1B	F B B B B 4-1 BB		B X 1-0 ① G3		B X 1-0 FC5-2 2-H 3B	B X 1-0 ③ FC6-4 1-2f		3 1	1 0	2 0	1 0	1 0	0 0	0 1
Al Cowens, R (1, 9) OBP: 0.250, SLG: 0.250		1 SAFE B B F X 1-1 E 1-2 1B 1B	S B B X 1-1 ① F8		B B C X 2-1 ② 6-3		B F X 1-1 ② FC5-2 HR 3-H			4	2	1	0	0	0	2
Freddie Patek, R (1, 6) OBP: 0.143, SLG: 0.571		X 0-0 E6 1-3 2-H 1B	C S X 0-2 ② F9		B X 1-0 ③ 6-3		1 SAFE 1 SAFE X 0-0 1-H HR			4	2	1	2	0	0	2
Frank White, R (1, 4) OBP: 0.143, SLG: 0.143		B B F X 2-1 1B 2-H 1B 3-H 1B	F S 1 SAFE B X 1-2 ③ F5			F X 0-1 ① F7	C X 0-1 ③ 6-3			4	1	1	2	0	0	2
Inning Stats	R: 1 H: 2 E: 0 LOB: 1 K: 0 BB: 0 S: 7 P: 11	R: 4 H: 5 E: 1 LOB: 2 K: 1 BB: 0 S: 23 P: 35	R: 0 H: 0 E: 0 LOB: 1 K: 0 BB: 1 S: 9 P: 15	R: 0 H: 3 E: 0 LOB: 2 K: 0 BB: 0 S: 10 P: 16	R: 0 H: 0 E: 0 LOB: 0 K: 0 BB: 0 S: 4 P: 8	R: 0 H: 0 E: 0 LOB: 1 K: 0 BB: 1 S: 7 P: 12	R: 3 H: 3 E: 0 LOB: 1 K: 0 BB: 0 S: 9 P: 14	R: 2 H: 3 E: 0 LOB: 1 K: 0 BB: 0 S: 12 P: 17		1B: 13 SF: 1 2B: 1 SAC: 1 3B: 1 DP: 0 HR: 1 HBP: 0						

PITCHER		IP	WLS	BF	H	R	ER	SO	BB	IBB	HBP	BLK	WP	HR	S	P	ERA	WHIP
Ed Figueroa, R ERA: 27.0	(1, 1)	1.0	L	9	5	5	3	0	0	0	0	0	0	0	16	25	27.00	5.000
Dick Tidrow, R ERA: 4.76	(2, 1)	5.2		26	8	3	3	1	2	0	0	0	0	1	51	84	4.76	1.765
Sparky Lyle, L ERA: 13.5	(7, 1)	1.1		7	3	2	2	0	0	0	0	0	0	0	14	19	13.50	2.250

PITCHER	IP	WLS	BF	H	R	ER	SO	BB	IBB	HBP	BLK	WP	HR	S	P	ERA	WHIP

BOTTOM

New York Yankees @ Kansas City Royals

Royals Stadium, Kansas City, MO

Wed Oct 04 1978, 4:33 AM EDT

Att. 41,158 - Unknown - 82 F

livebaseballscorecards.com

AB	38
R	10
H	16
RBI	9
BB	2
SO	1
LOB	18

Batter	1	2	3	4	5	6	7	8	9	AB	R	H	RBI	BB	SO	LOB
George Brett, L (1, 5) OBP: 0.429, SLG: 1.143	F B X 1-1 HR		B X 1-0 HR	B C C 1-2 ③ CS 1-2	B X 1-0 HR		B C S X 1-2 ② F8		B F X 1-1 ② F7	5	3	3	3	0	0	0
Hal McRae, R (1, 10) OBP: 0.308, SLG: 0.200	C F X 0-2 ① F9		F B F F C 1-3 ② K		F X 0-1 ① F8		F X 0-1 ③ 1-3		B F S S B F X 2-2 ③ F9	5	0	0	0	0	1	0
Amos Otis, R (1, 8) OBP: 0.615, SLG: 0.600	B B F B B F X 3-2 FC8-5 S 1B		S B B B B 4-1 2B BB		S F B B S 2-3 ② K			C S F X 0-2 1B 2B		3	1	2	0	1	1	0
Darrell Porter, L (1, 2) OBP: 0.385, SLG: 0.455	1 SAFE S B 1 B C B F F SAFE 3-2 X FC8-5 ② ③ 1-3		S B X 1-1 2B 1-3		B C X 1-1 ③ G3			X 0-0 1B FC6-4 1B 2-H		4	1	2	1	0	0	1
Ralph LaCock, L (1, 3) OBP: 0.538, SLG: 0.800		F B F F F F B F F F 2-2 X F8 2B	B B B C B 4-1 BB			C B F X 1-2 3B		B S F S 1-3 ① K		3	0	2	0	1	1	1
Clint Hurdle, L (1, 7) OBP: 0.556, SLG: 0.714 Willie Wilson, S (8, PR) (8, 7)		F C B X 1-2 ① F8 2-3	S C B S 1-3 ③ K			S B F S 1-3 ① K		S B F B F X 2-2 FC6-4 1-3 1B		4 0	0 0	1 0	0 0	0 0	2 0	5 0
Al Cowens, R (1, 9) OBP: 0.167, SLG: 0.167		B X 1-0 ② 5-3		B B X 2-0 ① L8		X 0-0 ② 4-3		X 0-0 ② FC6-4 PB 1-2f 3-H		4	0	0	1	0	0	3
Freddie Patek, R (1, 6) OBP: 0.182, SLG: 0.400		S X 0-1 ③ P4		C B B B B 4-1 CS BB		F F B S 1-3 ③ K		B F X 1-1 ③ 6-3 1-2		3	0	0	0	1	1	3
Frank White, R (1, 4) OBP: 0.100, SLG: 0.100 Steve Braun, L (9, PH)			C X 0-1 ① 1-3	1 SAFE 1 SAFE F S X 0-2 ② F7			F F X 0-2 ① P6		B C S S S 1-3 ① K	3 1	0 0	0 0	0 0	0 0	0 1	1 0
Inning Stats	R: 1 H: 2 E: 0 LOB: 0 K: 0 BB: 0 S: 13 P: 20	R: 0 H: 1 E: 0 LOB: 1 K: 0 BB: 0 S: 14 P: 18	R: 1 H: 2 E: 0 LOB: 3 K: 2 BB: 2 S: 14 P: 26	R: 0 H: 0 E: 0 LOB: 0 K: 0 BB: 1 S: 7 P: 14	R: 1 H: 1 E: 0 LOB: 0 K: 1 BB: 0 S: 8 P: 12	R: 0 H: 1 E: 0 LOB: 1 K: 2 BB: 0 S: 10 P: 13	R: 0 H: 0 E: 0 LOB: 0 K: 0 BB: 0 S: 8 P: 9	R: 2 H: 3 E: 0 LOB: 2 K: 1 BB: 0 S: 15 P: 19	R: 0 H: 0 E: 0 LOB: 0 K: 1 BB: 0 S: 10 P: 14	1B: 3 SF: 0 2B: 4 SAC: 0 3B: 1 DP: 1 HR: 3 HBP: 0						WP: 0 PA: 39 PB: 1 SB: 1 CS: 1	

PITCHER		IP	WLS	BF	H	R	ER	SO	BB	IBB	HBP	BLK	WP	HR	S	P	ERA	WHIP
Catfish Hunter, R ERA: 4.5	(1, 1)	6.0		26	7	3	3	5	3	0	0	0	0	3	66	103	4.50	1.667
Rich Gossage, R ERA: 6.0	(7, 1)	3.0	W	12	3	2	2	2	0	0	0	0	0	0	33	42	6.00	1.000

PITCHER	IP	WLS	BF	H	R	ER	SO	BB	IBB	HBP	BLK	WP	HR	S	P	ERA	WHIP

TOP

Kansas City Royals @ New York Yankees

Yankee Stadium, Bronx, NY

Fri Oct 06 1978, 3:33 AM EDT

Att. 55,445 - Unknown - 71 F

livebaseballscorecards.com

AB	35
R	5
H	10
RBI	5
BB	3
SO	7
LOB	14

Batter	1	2	3	4	5	6	7	8	9	AB	R	H	RBI	BB	SO	LOB
Mickey Rivers, L (1, 8) OBP: 0.600, SLG: 0.556 Paul Blair, R (3, PH) (4, 8)	S B X 1-1 G4-6-3 1B		B F B X 2-1 ③ F8			X 0-0 ① 6-3		B X 1-0 ① P4		1 3	0 0	1 0	0 0	0 0	0 0	0 0
Roy White, S (1, 7) OBP: 0.385, SLG: 0.417 Gary Thomasson, L (9, 7)	B X 1-0 ① ② G4-6-3 1-2f			B X 1-0 ① 5-3		B B C X 2-1 1B SF8 1B		B F B X 2-1 HR 1B		4 0	2 0	2 0	0 0	0 0	0 0	1 0
Thurman Munson, R (1, 2) OBP: 0.286, SLG: 0.571	X 0-0 ③ F9			F X 0-1 1B 2B		B C F B X 2-2 1B 1-3 1B		B B X 2-0 1-H HR		4	2	3	2	0	0	0
Reggie Jackson, L (1, 10) OBP: 0.643, SLG: 1.300		B S B B X 3-1 HR		F X 0-1 1B E 2-H 1B		X 0-0 ② SF8 3-H		B B S S B X 3-2 ② F7		3	2	2	3	0	0	0
Lou Piniella, R (1, 9) OBP: 0.286, SLG: 0.286		B X 1-0 ① F9		B B X 2-0 E6 1-H FC7-2 1B		X 0-0 1-3 1B		B F S C 1-3 ③ K		4	0	2	0	0	1	0
Graig Nettles, L (1, 5) OBP: 0.250, SLG: 0.417		B X 1-0 ② F7		B X 1-0 ② ③ FC7-2 3-H		X 0-0 ③ G3				3	0	0	0	0	0	3
Chris Chambliss, L (1, 3) OBP: 0.500, SLG: 0.500		B X 1-0 ③ 4-3			B B X 2-0 ① F9		C B X 1-1 ① F7			3	0	0	0	0	0	0
Fred Stanley, R (1, 4) OBP: 0.200, SLG: 0.200			C B F B S 2-3 ① K		F B B C C 2-3 ② K		X 0-0 ② F7			3	0	0	0	0	2	0
Bucky Dent, R (1, 6) OBP: 0.250, SLG: 0.250			B B C F B X 3-2 ② F9		X 0-0 ③ F7		X 0-0 ③ F7			3	0	0	0	0	0	0
Inning Stats	R: 0 E: 0 K: 0 S: 4 H: 1 LOB: 0 BB: 0 P: 6	R: 1 E: 0 K: 0 S: 5 H: 1 LOB: 0 BB: 0 P: 11	R: 0 E: 0 K: 1 S: 8 H: 0 LOB: 0 BB: 0 P: 15	R: 2 E: 1 K: 0 S: 7 H: 3 LOB: 0 BB: 0 P: 11	R: 0 E: 0 K: 1 S: 5 H: 0 LOB: 0 BB: 0 P: 9	R: 1 E: 0 K: 0 S: 9 H: 3 LOB: 2 BB: 0 P: 13	R: 0 E: 0 K: 0 S: 4 H: 0 LOB: 0 BB: 0 P: 5	R: 2 E: 0 K: 1 S: 10 H: 2 LOB: 0 BB: 0 P: 19		1B: 7 2B: 2 3B: 0 HR: 2 SF: 1 SAC: 0 DP: 2 HBP: 0				WP: 0 PB: 0 SB: 0 CS: 0 PA: 32		

PITCHER		IP	WLS	BF	H	R	ER	SO	BB	IBB	HBP	BLK	WP	HR	S	P	ERA	WHIP
Paul Splittorff, L ERA: 4.91	(1, 1)	7.1		29	9	5	4	2	0	0	0	0	0	1	45	76	4.91	1.227
Doug Bird, R ERA: 9.0	(8, 1)	0.0	L	1	1	1	1	0	0	0	0	0	0	1	1	3	∞	∞
Al Hrabosky, L ERA: 3.0	(8, 1)	0.2		2	0	0	0	1	0	0	0	0	0	0	6	10	0.00	0.000

PITCHER	IP	WLS	BF	H	R	ER	SO	BB	IBB	HBP	BLK	WP	HR	S	P	ERA	WHIP

BOTTOM

Kansas City Royals @ New York Yankees

Yankee Stadium, Bronx, NY

Fri Oct 06 1978, 3:33 AM EDT
Att. 55,445 - Unknown - 71 F

livebaseballscorecards.com

AB	31
R	6
H	10
RBI	5
BB	0
SO	3
LOB	4

Batter	1	2	3	4	5	6	7	8	9	AB	R	H	RBI	BB	SO	LOB
George Brett, L (1, 5) OBP: 0.389, SLG: 1.056	S B B X 2-1 1B 3B		B B X 2-0 ① 4-3		X 0-0 ① 4-3 1-2			B C B S S 2-3 ② K		4	1	1	0	0	1	1
Hal McRae, R (1, 10) OBP: 0.294, SLG: 0.214	F X 0-1 S 3-H 1B		F B S S 1-3 ② K2-3		B B X 2-0 ②③ F9 2-3			F X 0-1 ③ L5		4	0	1	1	0	1	1
Amos Otis, R (1, 8) OBP: 0.529, SLG: 0.571	B C F C 1-3 ① K 1-2		B B X 2-0 ③ 5-3			B C S F X 1-2 ① F8			X 0-0 2B	4	0	1	0	0	1	1
Al Cowens, R (1, 9) OBP: 0.133, SLG: 0.133	F X 0-1 ② P3			S X 0-1 ① 6-3		F F F S 0-3 ② K			B S S S 1-3 ① K	3	0	0	0	0	1	1
Clint Hurdle, L (9, PH) OBP: 0.500, SLG: 0.625										1	0	0	0	0	1	1
Darrell Porter, L (1, 2) OBP: 0.412, SLG: 0.429	B B B B 4-0 BB			F S X 0-2 1B 1B		B B S S X 2-1 ③ F7			B B B C C F X 3-2 ② F8	3	0	1	0	1	0	1
John Wathan, R (1, 3)	F F X 0-2 ③ F9			C B S X 1-2 ② P4			B X 1-0 ① F8		F F X 0-2 ③ F7	3	0	0	0	0	0	3
Ralph LaCock, L (9, PH) OBP: 0.500, SLG: 0.727										1	0	0	0	0	0	1
Frank White, R (1, 4) OBP: 0.231, SLG: 0.231		C S B X 1-2 ① 5-3		F F B X 1-2 1-3 1B			B X 1-0 L5-3 1B			3	0	2	0	0	0	0
Freddie Patek, R (1, 6) OBP: 0.143, SLG: 0.308		B C S B F F X 2-2 ② F8		F B F F S 1-3 ③ K			F X 0-1 ②③ L5-3 1-2			3	0	0	0	0	1	3
Willie Wilson, S (1, 7) OBP: 0.250, SLG: 0.250		C B F B C 2-3 ③ K			F C X 0-2 CS 4-3 1B			B S B F S 2-3 ① K		3	0	1	0	0	2	0
Inning Stats	R: 1 H: 2 E: 0 LOB: 2 K: 1 BB: 1 S: 12 P: 19	R: 0 H: 0 E: 0 LOB: 0 K: 1 BB: 0 S: 11 P: 16	R: 0 H: 0 E: 0 LOB: 0 K: 1 BB: 0 S: 5 P: 10	R: 0 H: 2 E: 0 LOB: 2 K: 1 BB: 0 S: 15 P: 18	R: 0 H: 1 E: 0 LOB: 0 K: 0 BB: 0 S: 5 P: 7	R: 0 H: 0 E: 0 LOB: 0 K: 1 BB: 0 S: 10 P: 13	R: 0 H: 1 E: 0 LOB: 0 K: 0 BB: 0 S: 4 P: 6	R: 0 H: 0 E: 0 LOB: 0 K: 2 BB: 0 S: 8 P: 12	R: 0 H: 1 E: 0 LOB: 1 K: 1 BB: 0 S: 11 P: 15	1B: 5 SF: 0 2B: 2 SAC: 0 3B: 1 DP: 1 HR: 0 HBP: 0						

PITCHER		IP	WLS	BF	H	R	ER	SO	BB	IBB	HBP	BLK	WP	HR	S	P	ERA	WHIP
Ron Guidry, L ERA: 1.13	(1, 1)	8.0	W	30	7	1	1	7	1	0	0	0	0	0	71	102	1.12	1.000
Rich Gossage, R ERA: 4.5	(9, 1)	1.0	S	3	0	0	0	1	0	0	0	0	0	0	10	14	0.00	0.000

PITCHER	IP	WLS	BF	H	R	ER	SO	BB	IBB	HBP	BLK	WP	HR	S	P	ERA	WHIP

TOP

Kansas City Royals @ New York Yankees

Yankee Stadium, Bronx, NY

Sat Oct 07 1978, 7:05 PM EDT

Att. 56,356 - Unknown - 58 F

livebaseballscorecards.com

AB	32
R	1
H	7
RBI	1
BB	1
SO	8
LOB	13

WP: 0 PA: 33
PB: 0
SB: 1
CS: 1

BOTTOM

Kansas City Royals @ New York Yankees

Yankee Stadium, Bronx, NY

Sat Oct 07 1978, 7:05 PM EDT

Att. 56,356 - Unknown - 58 F

livebaseballscorecards.com

Batter	1	2	3	4	5	6	7	8	9	AB	R	H	RBI	BB	SO	LOB
Mickey Rivers, L (1, 8) OBP: 0.538, SLG: 0.455	B S B B B 4-1 WP 1B BB		X 0-0 4-3 ①			X 0-0 F5 ①		C X 0-1 6-3 ①		2	0	0	0	1	0	0
Paul Blair, R (7, 8)										1	0	0	0	0	0	0
Roy White, S (1, 7) OBP: 0.353, SLG: 0.563	1 SAFE 1 SAFE F 1 SAFE L F 1 SAFE 1 SAFE B 2-2 B F 1 SAFE X F8 ①		B S X 1-1 4-3 ②			X 0-0 HR		C B B C F S 2-3 K ②		4	1	1	1	0	1	1
Gary Thomasson, L (9, 7)										0	0	0	0	0	0	0
Thurman Munson, R (1, 2) OBP: 0.278, SLG: 0.500	X 0-0 WP 1-2 1B		B S X 1-1 5-3 ③			X 0-0 P6 ②		B S X 1-1 F8 ③		4	0	1	0	0	0	0
Reggie Jackson, L (1, 10) OBP: 0.529, SLG: 1.000	F S B B S 2-3 K ② 1-2 2-3			S B F F F S 1-3 K ①		C C F B F B S 2-3 K ③				3	0	0	0	0	3	2
Lou Piniella, R (1, 9) OBP: 0.235, SLG: 0.235	B S X 1-1 P4 ③			F S F S 0-3 K ②			X 0-0 6-3 ①			3	0	0	0	0	1	2
Graig Nettles, L (1, 5) OBP: 0.333, SLG: 0.667		B F X 1-1 HR		S C F B S 1-3 K ③			C F B B B F F F 3-2 F X BB 1B			3	1	2	1	0	1	0
Chris Chambliss, L (1, 3) OBP: 0.400, SLG: 0.400		F B F S 1-3 K ①			F X 0-1 5-3 ①		S B 1 SAFE B 1 SAFE 1 SAFE 1 SAFE C S 2-3 K ②			3	0	0	0	0	2	1
Brian Doyle, L (1, 4) OBP: 0.375, SLG: 0.286		F C C 0-3 K ②			C B F X 1-2 L1 ②		1 SAFE B F 1 SAFE B B C F F 4-2 B 1-2 BB			2	0	0	0	1	1	0
Bucky Dent, R (1, 6) OBP: 0.200, SLG: 0.200		F B X 1-1 P4 ③			B F F X 1-2 P3 ③		B F X 1-1 F2 ③			3	0	0	0	0	0	2

Inning Stats	1	2	3	4	5	6	7	8	9
	R: 0 H: 1 E: 0 LOB: 2 K: 1 BB: 1 S: 12 P: 21	R: 1 H: 1 E: 0 LOB: 0 K: 2 BB: 0 S: 10 P: 13	R: 0 H: 0 E: 0 LOB: 0 K: 0 BB: 0 S: 5 P: 7	R: 0 H: 0 E: 0 LOB: 0 K: 3 BB: 0 S: 13 P: 15	R: 0 H: 0 E: 0 LOB: 0 K: 0 BB: 0 S: 8 P: 10	R: 1 H: 1 E: 0 LOB: 0 K: 1 BB: 0 S: 8 P: 10	R: 0 H: 1 E: 0 LOB: 2 K: 1 BB: 1 S: 18 P: 28	R: 0 H: 0 E: 0 LOB: 0 K: 1 BB: 0 S: 8 P: 11	

	AB	28
	R	2
	H	4
	RBI	2
	BB	2
	SO	9
	LOB	8

1B: 2	SF: 0	WP: 1 PA: 30
2B: 0	SAC: 0	PB: 0
3B: 0	DP: 0	SB: 0
HR: 2	HBP: 0	CS: 0

PITCHER	IP	WLS	BF	H	R	ER	SO	BB	IBB	HBP	BLK	WP	HR	S	P	ERA	WHIP
Dennis Leonard, R (1, 1) ERA: 3.75	8.0	L	30	4	2	2	9	2	0	0	0	1	2	82	115	2.25	0.750

PITCHER	IP	WLS	BF	H	R	ER	SO	BB	IBB	HBP	BLK	WP	HR	S	P	ERA	WHIP

Batter	1	2	3	4	5	6	7	8	9	AB	R	H	RBI	BB	SO	LOB
Mickey Rivers, L (1, 8) OBP: 0.412, SLG: 0.333	C S F B X 1-2 ① 4-3		B X 1-0 ② 6-3			F F X 0-2 ① G1-3	X 0-0 ③ G3		S S S 0-3 ② K	4	0	0	0	0	0	2
Paul Blair, R (7, 8)										1	0	0	0	0	1	0
Roy White, S (1, 7) OBP: 0.364, SLG: 0.500	B B F S B F B 4-2 G4-6-3 BB		B F B S S 2-3 ③ K			C B B F F B S 3-3 ② K		F F X 0-2 FC1-6 1B	S C F B F S 1-3 ③ K	4	0	1	0	1	3	1
Thurman Munson, R (1, 2) OBP: 0.227, SLG: 0.409	C X 0-1 ②③ G4-6-3 1-2f			C B B F S 2-3 ① K		X 0-0 ③ 5-3		B X 1-0 ① FC1-6 1B 1-2f FC1-6		4	1	0	0	0	1	2
Reggie Jackson, L (1, 10) OBP: 0.571, SLG: 1.118		B C B B F X 3-2 G3 1B		B B X 2-0 ② 5-3			B B F B X 3-1 HR	B S X 1-1 FC1-6 1-3 1B		4	1	3	1	0	0	0
Lou Piniella, R (1, 9) OBP: 0.238, SLG: 0.238		B B X 2-0 ① F9		B B C B X 3-1 ③ 6-3			F B B X 2-1 5-3 E 1B 1B	X 0-0 ② FC1-6 1-2f 1B 3-H		4	2	1	1	0	0	2
Graig Nettles, L (1, 5) OBP: 0.316, SLG: 0.579		F B F X 1-2 ② G3 1-2			B B C X 2-1 ① G3		C F B S 1-3 ① K	X 0-0 1B 2-H 1B		4	0	1	1	0	1	2
Chris Chambliss, L (1, 3) OBP: 0.368, SLG: 0.368		B S B B F X 3-2 ③ 6-3			B X 1-0 ② F7		B X 1-0 E4 5-3 1-2 1B	F B X 1-1 1-2 1B		4	1	1	0	0	0	2
Fred Stanley, R (1, 4) OBP: 0.375, SLG: 0.429			B C C B B X 3-2 1-3 2B		B B C B B 4-1 FC5-4 BB		C B B B F X 2-2 ② 5-3 1-2 2-3	C C B F S 1-3 ③ K		2	0	1	0	1	0	2
Cliff Johnson, R (8, PH)										1	0	0	0	0	1	2
Brian Doyle, L (8, 4) OBP: 0.375, SLG: 0.286										0	0	0	0	0	0	0
Bucky Dent, R (1, 6) OBP: 0.211, SLG: 0.211			L X 0-1 ① 1-3 2-3		C F B X 1-2 ③ FC5-4 1-2f		B B C X 2-1 2-H 3-H 1B		B C F X 1-2 ① 6-3	4	0	1	2	0	0	2
Inning Stats	R: 0 E: 0 K: 0 S: 9 H: 0 LOB: 0 BB: 1 P: 14	R: 0 E: 0 K: 0 S: 10 H: 1 LOB: 1 BB: 0 P: 19	R: 0 E: 0 K: 1 S: 9 H: 1 LOB: 1 BB: 0 P: 15	R: 0 E: 0 K: 1 S: 6 H: 0 LOB: 0 BB: 0 P: 13	R: 0 E: 0 K: 0 S: 7 H: 0 LOB: 1 BB: 1 P: 15	R: 0 E: 0 K: 1 S: 8 H: 0 LOB: 0 BB: 0 P: 11	R: 3 E: 1 K: 1 S: 14 H: 3 LOB: 1 BB: 0 P: 25	R: 2 E: 1 K: 1 S: 14 H: 4 LOB: 2 BB: 0 P: 18	R: 0 E: 0 K: 2 S: 11 H: 0 LOB: 0 BB: 0 P: 13	1B: 7 2B: 1 3B: 0 HR: 1 SF: 0 SAC: 0 DP: 1 HBP: 0						

New York Yankees @ Los Angeles Dodgers

Dodger Stadium, Los Angeles, CA

Tue Oct 10 1978, 7:05 PM PDT

Att. 55,997 - Unknown

TOP

livebaseballscorecards.com

AB	36
R	5
H	9
RBI	5
BB	2
SO	7
LOB	17

WP: 0 PB: 0 SB: 0 CS: 0 PA: 38

PITCHER		IP	WLS	BF	H	R	ER	SO	BB	IBB	HBP	BLK	WP	HR	S	P	ERA	WHIP
Tommy John, L ERA: 1.62	(1, 1)	7.2	W	33	8	5	3	4	2	0	0	0	0	1	71	122	3.52	1.304
Terry Forster, L ERA:	(8, 1)	1.1		5	1	0	0	3	0	0	0	0	0	0	17	21	0.00	0.750

PITCHER		IP	WLS	BF	H	R	ER	SO	BB	IBB	HBP	BLK	WP	HR	S	P	ERA	WHIP

Batter	1	2	3	4	5	6	7	8	9	AB	R	H	RBI	BB	SO	LOB
Davey Lopes, R (1, 4) OBP: 0.391, SLG: 1.043	F3 1-0	HR 0-0 3-H		HR 1-0 1-H 3-H		6-3 0-0	FC5-4 1-2 1-2f			5	2	2	5	0	0	1
Bill Russell, R (1, 6) OBP: 0.478, SLG: 0.545	1B 2-0	P6 0-0		G3 1-0		F7 2-1		2B 0-1 1B		5	1	3	0	0	0	0
Reggie Smith, S (1, 9) OBP: 0.227, SLG: 0.238	F9 0-1		K 0-3	G3 0-0 1-2		L8 2-1		CS 3-2 2-H		5	0	1	1	0	1	2
Steve Garvey, R (1, 3) OBP: 0.391, SLG: 1.043	1B 2-1 1-3		6-3 0-2	K 0-3			1B 0-1 2B	K 3-3 1-2		5	1	2	0	0	2	2
Ron Cey, R (1, 5) OBP: 0.391, SLG: 0.500	F9 3-2		FC5-4 4-1		WP 2-0 1B		P4 1-1	F8 2-1		4	1	1	0	1	0	3
Dusty Baker Jr., R (1, 7) OBP: 0.591, SLG: 0.789		HR 1-2	FC5-4 2-1 1-2f		WP 1-0 1-3		2B 1-0 1-3			4	2	3	1	0	0	1
Rick Monday, L (1, 8) OBP: 0.357, SLG: 0.500 Bill North, S (7, PH) OBP: 0.111, SLG: 0.222 (8, 8)	HR 3-2 G6-4-3		BB 4-2 E	K 3-3 1-2 3-H		1B 2-0 2-H 3-H				2 1	2 1	1 1	0 2	1 0	1 0	1 0
Lee Lacy, R (1, 10) OBP: 0.333, SLG: 0.200	BB 4-1 G6-4-3			F8 0-0	F8 2-1		FC5-4 1-2 2-H			3	0	1	1	1	0	2
Steve Yeager, R (1, 2) OBP: 0.263, SLG: 0.353	G6-4-3 2-2 1-2f 2-3			E6 0-1 1-3	L8 1-1		F7 0-2			4	1	0	0	0	0	5
Inning Stats	R: 0 E: 0 K: 0 S: 9 H: 2 LOB: 2 BB: 0 P: 17	R: 3 E: 0 K: 0 S: 12 H: 3 LOB: 0 BB: 1 P: 22	R: 0 E: 0 K: 1 S: 9 H: 0 LOB: 1 BB: 1 P: 15	R: 3 E: 1 K: 1 S: 11 H: 2 LOB: 1 BB: 1 P: 17	R: 1 E: 0 K: 1 S: 9 H: 2 LOB: 1 BB: 0 P: 18	R: 0 E: 0 K: 0 S: 5 H: 0 LOB: 0 BB: 0 P: 9	R: 3 E: 0 K: 0 S: 15 H: 4 LOB: 1 BB: 0 P: 21	R: 1 E: 0 K: 1 S: 11 H: 2 LOB: 0 BB: 0 P: 19		1B: 9 2B: 4 3B: 0 HR: 3 SF: 0 SAC: 0 DP: 2 HBP: 0				WP: 1 PB: 0 SB: 0 CS: 1 PA: 41		

PITCHER		IP	WLS	BF	H	R	ER	SO	BB	IBB	HBP	BLK	WP	HR	S	P	ERA	WHIP
Ed Figueroa, R ERA: 20.25	(1, 1)	1.2	L	10	5	3	3	0	1	0	0	0	0	2	20	38	16.20	3.600
Ken Clay, R ERA: 4.5	(2, 1)	2.1		14	4	4	3	2	2	0	0	0	0	1	23	38	11.57	2.571
Paul Lindblad, L ERA: 11.57	(5, 1)	2.1		11	4	3	3	1	0	0	0	0	1	0	21	36	11.57	1.714
Dick Tidrow, R ERA: 4.91	(7, 1)	1.2		6	2	1	1	1	0	0	0	0	0	0	17	26	5.40	1.200

PITCHER	IP	WLS	BF	H	R	ER	SO	BB	IBB	HBP	BLK	WP	HR	S	P	ERA	WHIP

BOTTOM

New York Yankees @ Los Angeles Dodgers

Dodger Stadium, Los Angeles, CA

Tue Oct 10 1978, 7:05 PM PDT

Att. 55,997 - Unknown

livebaseballscorecards.com

AB	38
R	11
H	15
RBI	10
BB	3
SO	4
LOB	17

New York Yankees @ Los Angeles Dodgers

Dodger Stadium, Los Angeles, CA

Wed Oct 11 1978, 7:05 PM PDT

Att. 55,982 - Unknown

TOP

livebaseballscorecards.com

Batter	1	2	3	4	5	6	7	8	9	AB	R	H	RBI	BB	SO	LOB
Roy White, S (1, 7) OBP: 0.370, SLG: 0.480	L9		1B		F6		4-3		1-3	5	2	2	0	0	0	1
Gary Thomasson, L (1, 8) OBP: 0.250, SLG: 0.250	CS 1B		F7		3-1		4-3 1-3 2B		BB	3	0	1	0	0	0	1
Paul Blair, R (7, PH) (7, 8) OBP: 0.222, SLG: 0.250										1	0	1	0	1	0	0
Thurman Munson, R (1, 2) OBP: 0.259, SLG: 0.423	1-2 2B		1-2 2B BB		K HBP		K		F9	4	1	1	0	1	2	4
Reggie Jackson, L (1, 10) OBP: 0.538, SLG: 1.000	K		1-H 2-H 2B		1-2 HBP		4-3 2-3 3-H		K	4	0	1	3	0	2	4
Graig Nettles, L (1, 5) OBP: 0.261, SLG: 0.478		4-3	K		K		K			4	0	0	0	0	3	4
Lou Piniella, R (1, 9) OBP: 0.280, SLG: 0.280		F9		F7		4-3 1B		G5-4-3 1B		4	0	2	0	0	0	0
Jim Spencer, L (1, 3) OBP: 0.250, SLG: 0.250		1B		F4		F5		K		4	0	1	0	0	1	2
Brian Doyle, L (1, 4) OBP: 0.364, SLG: 0.300		F8		1B		4-3 1-2		G5-4-3 1-2f		3	0	1	0	0	0	2
Cliff Johnson, R (8, PH)										1	0	0	0	0	0	1
Fred Stanley, R (8, 4) OBP: 0.375, SLG: 0.429										0	0	0	0	0	0	0
Bucky Dent, R (1, 6) OBP: 0.217, SLG: 0.217			F6	6-3		K			1-3 1B	4	0	1	0	0	1	2

	AB	37
	R	3
	H	11
	RBI	3
	BB	2
	SO	9
	LOB	21

Inning Stats	1	2	3	4	5	6	7	8	9
	R: 0 E: 0 K: 1 S: 8	H: 2 LOB: 1 BB: 0 P: 12	R: 0 E: 0 K: 0 S: 9	H: 1 LOB: 1 BB: 0 P: 16	R: 2 E: 0 K: 1 S: 14	H: 2 LOB: 1 BB: 1 P: 24	R: 0 E: 0 K: 0 S: 6	H: 1 LOB: 1 BB: 0 P: 8	R: 0 E: 0 K: 2 S: 14	H: 0 LOB: 2 BB: 0 P: 19
	R: 0 E: 0 K: 1 S: 9	H: 1 LOB: 1 BB: 0 P: 12	R: 1 E: 0 K: 2 S: 12	H: 2 LOB: 1 BB: 0 P: 17	R: 0 E: 0 K: 1 S: 10	H: 1 LOB: 0 BB: 0 P: 15	R: 0 E: 0 K: 1 S: 12	H: 1 LOB: 2 BB: 1 P: 19	1B: 8 2B: 3 3B: 0 HR: 0	SF: 0 SAC: 0 DP: 1 HBP: 1

	WP: 1	PA: 40
	PB: 0	
	SB: 1	
	CS: 1	

PITCHER		IP	WLS	BF	H	R	ER	SO	BB	IBB	HBP	BLK	WP	HR	S	P	ERA	WHIP
Burt Hooton, R ERA: 5.91	(1, 1)	6.0	W	28	8	3	3	5	1	0	1	0	1	0	63	97	4.50	1.500
Terry Forster, L ERA:	(7, 1)	2.1		10	3	0	0	3	1	0	0	0	0	0	23	34	0.00	1.714
Bob Welch, R ERA: 1.8	(9, 1)	0.2	S	2	0	0	0	1	0	0	0	0	0	0	8	11	0.00	0.000

PITCHER	IP	WLS	BF	H	R	ER	SO	BB	IBB	HBP	BLK	WP	HR	S	P	ERA	WHIP

Batter	1	2	3	4	5	6	7	8	9	AB	R	H	RBI	BB	SO	LOB
Davey Lopes, R (1, 4) OBP: 0.370, SLG: 0.926	X 0-0 ① F5		B F B C X 2-2 ③ F8			X 0-0 1B HR 1B		B X 1-0 ① F8		4	1	1	0	0	0	1
Bill Russell, R (1, 6) OBP: 0.444, SLG: 0.500	C X 0-1 ② 6-3			F X 0-1 FC5-4 1B		1 SAFE B X 1-0 ① B3		B L X 1-1 ② F8		4	0	1	0	0	0	1
Reggie Smith, S (1, 9) OBP: 0.231, SLG: 0.240	F B X 1-1 ③ F3			S X 0-1 ① FC5-4 1B 1-2f 1B		1 SAFE F F X 0-2 1-3 HR 1B		B B B S X 3-1 ③ G3		4	2	1	0	0	0	1
Steve Garvey, R (1, 3) OBP: 0.385, SLG: 0.962		S B B B F F F X 3-2 ① F8		S F F F F B F X 1-2 G5-3 1B 1-2 1B		F S F X 0-2 ② F2				3	0	1	0	0	0	2
Ron Cey, R (1, 5) OBP: 0.423, SLG: 0.652		B B X 2-0 ② 5-3		B F X 1-1 1-2 2-H 1B		B B X 2-0 1-H 3-H HR				3	1	2	4	0	0	0
Dusty Baker Jr., R (1, 7) OBP: 0.520, SLG: 0.682		B B C F X 2-2 ③ F9		B B C B S F X 3-2 ② ③ G5-3 2-3f		F B B X 2-1 ③ F7				3	0	0	0	0	0	2
Rick Monday, L (1, 8) OBP: 0.294, SLG: 0.400 Bill North, S (8, 8) OBP: 0.111, SLG: 0.222			B S F F B S 2-3 ① K		F B X 1-1 ① 3-1		B F B F X 2-2 ① 4-3			3 0	0 0	0 0	0 0	0 0	1 0	0 0
Lee Lacy, R (1, 10) OBP: 0.222, SLG: 0.125			S C B B X 2-2 ② L9		B X 1-0 ② F4		X 0-0 ② L5			3	0	0	0	0	0	0
Steve Yeager, R (1, 2) OBP: 0.273, SLG: 0.350			C B F F B F B X 3-2 1B		F B B F S 2-3 ③ K		B S S S X 1-2 ③ 2-3			3	0	1	0	0	1	0
Inning Stats	R: 0 E: 0 K: 0 S: 5 H: 0 LOB: 0 BB: 0 P: 6	R: 0 E: 0 K: 0 S: 9 H: 0 LOB: 0 BB: 0 P: 16	R: 0 E: 0 K: 1 S: 15 H: 1 LOB: 1 BB: 0 P: 24	R: 1 E: 0 K: 0 S: 17 H: 3 LOB: 1 BB: 0 P: 22	R: 0 E: 0 K: 1 S: 6 H: 0 LOB: 0 BB: 0 P: 10	R: 3 E: 0 K: 0 S: 12 H: 3 LOB: 0 BB: 0 P: 17	R: 0 E: 0 K: 0 S: 7 H: 0 LOB: 0 BB: 0 P: 10	R: 0 E: 0 K: 0 S: 5 H: 0 LOB: 0 BB: 0 P: 10		1B: 6 2B: 0 3B: 0 HR: 1 SF: 0 SAC: 0 DP: 1 HBP: 0				WP: 0 PB: 0 SB: 0 CS: 0 PA: 30		

PITCHER		IP	WLS	BF	H	R	ER	SO	BB	IBB	HBP	BLK	WP	HR	S	P	ERA	WHIP
Catfish Hunter, R ERA: 5.25	(1, 1)	6.0	L	24	7	4	4	2	0	0	0	0	0	1	64	95	6.00	1.167
Rich Gossage, R ERA: 3.0	(7, 1)	2.0		6	0	0	0	0	0	0	0	0	0	0	12	20	0.00	0.000

PITCHER	IP	WLS	BF	H	R	ER	SO	BB	IBB	HBP	BLK	WP	HR	S	P	ERA	WHIP

BOTTOM

New York Yankees @ Los Angeles Dodgers

Dodger Stadium, Los Angeles, CA

Wed Oct 11 1978, 7:05 PM PDT

Att. 55,982 - Unknown

livebaseballscorecards.com

AB	30
R	4
H	7
RBI	4
BB	0
SO	2
LOB	7

Batter	1	2	3	4	5	6	7	8	9	AB	R	H	RBI	BB	SO	LOB
Davey Lopes, R (1, 4) OBP: 0.344, SLG: 0.813	F8		L5		1B	FC5-4			5-3	5	0	1	0	0	0	4
Bill Russell, R (1, 6) OBP: 0.469, SLG: 0.500	CS 1B		1B		F4		6-3		BB	4	0	2	1	1	0	2
Reggie Smith, S (1, 9) OBP: 0.258, SLG: 0.241	FC6-4 BB		5-3		FC5-4 1B		F7		K	4	0	1	0	1	1	2
Steve Garvey, R (1, 3) OBP: 0.367, SLG: 0.900	FC6-4			B1	FC5-4		E6 2B			4	0	1	0	0	0	4
Ron Cey, R (1, 5) OBP: 0.400, SLG: 0.577		K		BB		F8	F5			3	0	0	0	1	1	1
Dusty Baker Jr., R (1, 7) OBP: 0.552, SLG: 0.680		G5-4-3 BB		F9		F7 1B 1B		G6-4-3 1B		3	0	2	0	1	0	1
Lee Lacy, R (1, 10) OBP: 0.231, SLG: 0.167		G5-4-3		K		BB 1B		G6-4-3		4	0	1	0	0	1	3
Bill North, S (1, 8) OBP: 0.154, SLG: 0.167			6-3 S 1B BB		B1-3	F7		6-3		3	1	0	0	1	0	2
Steve Yeager, R (1, 2) OBP: 0.292, SLG: 0.333 Manny Mota, R (6, PH) OBP: 1.000, SLG: 2.000 Jerry Grote, R (6, 2) Joe Ferguson, R (8, 2)			6-3		1B 1B BB	FC5-4 BB			K	1 0 0 1	0 0 0 0	0 0 0 0	0 0 0 0	1 1 0 0	0 0 0 1	1 0 0 0
Inning Stats	R: 0 E: 0 K: 0 S: 6 H: 1 LOB: 1 BB: 1 P: 10	R: 0 E: 0 K: 1 S: 9 H: 0 LOB: 0 BB: 1 P: 14	R: 1 E: 0 K: 0 S: 8 H: 1 LOB: 1 BB: 1 P: 16	R: 0 E: 0 K: 1 S: 6 H: 0 LOB: 1 BB: 1 P: 13	R: 0 E: 0 K: 0 S: 11 H: 2 LOB: 3 BB: 1 P: 18	R: 0 E: 0 K: 0 S: 9 H: 2 LOB: 3 BB: 1 P: 19	R: 0 E: 1 K: 0 S: 10 H: 1 LOB: 1 BB: 0 P: 15	R: 0 E: 0 K: 0 S: 10 H: 1 LOB: 0 BB: 0 P: 13	R: 0 E: 0 K: 2 S: 10 H: 0 LOB: 1 BB: 1 P: 17	1B: 7 2B: 1 3B: 0 HR: 0	SF: 0 SAC: 0 DP: 2 HBP: 0					

PITCHER	IP	WLS	BF	H	R	ER	SO	BB	IBB	HBP	BLK	WP	HR	S	P	ERA	WHIP
Ron Guidry, L (1, 1) ERA: 1.06	9.0	W	39	8	1	1	4	7	0	0	0	0	0	79	135	1.00	1.667

PITCHER	IP	WLS	BF	H	R	ER	SO	BB	IBB	HBP	BLK	WP	HR	S	P	ERA	WHIP

TOP

Los Angeles Dodgers @ New York Yankees

Yankee Stadium, Bronx, NY

Fri Oct 13 1978, 7:05 PM EDT

Att. 56,447 - Unknown

livebaseballscorecards.com

AB	32
R	1
H	8
RBI	1
BB	7
SO	4
LOB	20

WP: 0 PA: 39
PB: 0
SB: 1
CS: 1

Batter	1	2	3	4	5	6	7	8	9	AB	R	H	RBI	BB	SO	LOB
Mickey Rivers, L (1, 8) OBP: 0.476, SLG: 0.421	F F X 0-2 CS 1B	B X 1-0 1-2 1B		B X 1-0 ③ F7			X 0-0 FC6-4 1B 1-2			4	0	3	0	0	0	1
Paul Blair, R (7, PR) OBP: 0.222, SLG: 0.250 (8, 8)										0	0	0	0	0	0	0
Roy White, S (1, 7) OBP: 0.387, SLG: 0.571	C F B B 1 SAFE B X 3-2 ① HR 1-2	B C B X 2-1 ③ 4-3			C B B B 4-1 FC3-6 BB		L L B X 2-2 ① FC6-4 1B 1-2f 2-3			3	2	1	1	1	0	4
Thurman Munson, R (1, 2) OBP: 0.258, SLG: 0.400	S B S B C 2-3 ② K	C B S S 1-3 ① K			X 0-0 ① F9		S S X 0-2 1B 6-3 1B 1-2 3-H			4	1	1	1	0	2	1
Reggie Jackson, L (1, 10) OBP: 0.533, SLG: 0.917	B B C B C B 4-2 BB	X 0-0 ② 4-3			B C F B 1 SAFE X 2-2 ② FC3-6 1-2f		X 0-0 6-3 1B 1-3 2-H			3	0	1	1	1	0	1
Lou Piniella, R (1, 9) OBP: 0.276, SLG: 0.276	C B X 1-1 ③ F8	S F B X 1-2 S 1B			X 0-0 ③ F7		X 0-0 ② 6-3 1-2 3-H			4	0	1	1	0	0	3
Graig Nettles, L (1, 5) OBP: 0.259, SLG: 0.444		S F F B X 1-2 FC6-4 BB FC5-4 1B	S S B X 1-2 ③ F8 1-2			C B F X 1-2 ① F9	C B X 1-1 ③ F8			4	1	1	0	0	0	3
Chris Chambliss, L (1, 3) OBP: 0.391, SLG: 0.364		B B C B B 4-1 FC6-4 1-2 BB	S X 0-1 G3 1B			C X 0-1 ② F8		B B X 2-0 ① 3-1		3	0	1	0	1	0	0
Brian Doyle, L (1, 4) OBP: 0.267, SLG: 0.214		L L X 0-2 ① FC6-4 FC5-4 1-2f 2-3		B X 1-0 ① F7		C C F B B X 2-2 ③ F7		B X 1-0 ② F8		4	0	0	0	0	0	3
Bucky Dent, R (1, 6) OBP: 0.222, SLG: 0.222		B F X 1-1 ② FC5-4 1B 1-2f 3-H		C X 0-1 ② G3 1-2			X 0-0 FC6-4 1B 1B 1-2	B B C X 2-1 ③ F7		4	1	1	1	0	0	2
Inning Stats	R: 1 H: 2 E: 0 LOB: 1 K: 1 BB: 1 S: 13 P: 23	R: 1 H: 2 E: 0 LOB: 2 K: 0 BB: 1 S: 13 P: 22	R: 0 H: 1 E: 0 LOB: 1 K: 1 BB: 0 S: 11 P: 14	R: 0 H: 1 E: 0 LOB: 1 K: 0 BB: 0 S: 6 P: 8	R: 0 H: 0 E: 0 LOB: 1 K: 0 BB: 1 S: 6 P: 12	R: 0 H: 0 E: 0 LOB: 0 K: 0 BB: 0 S: 9 P: 12	R: 3 H: 4 E: 0 LOB: 2 K: 0 BB: 0 S: 12 P: 15	R: 0 H: 0 E: 0 LOB: 0 K: 0 BB: 0 S: 4 P: 9		1B: 9 SF: 0 2B: 0 SAC: 0 3B: 0 DP: 0 HR: 1 HBP: 0						

PITCHER		IP	WLS	BF	H	R	ER	SO	BB	IBB	HBP	BLK	WP	HR	S	P	ERA	WHIP
Don Sutton, R ERA: 6.75	(1, 1)	6.1	L	30	9	5	5	2	3	0	0	0	0	1	66	101	7.11	1.895
Lance Rautzhan, L ERA: 4.5	(7, 1)	0.2		3	1	0	0	0	0	0	0	0	0	0	4	5	0.00	1.500
Charlie Hough, R ERA: 3.0	(8, 1)	1.0		3	0	0	0	0	0	0	0	0	0	0	4	9	0.00	0.000

PITCHER	IP	WLS	BF	H	R	ER	SO	BB	IBB	HBP	BLK	WP	HR	S	P	ERA	WHIP

BOTTOM

Los Angeles Dodgers @ New York Yankees

Yankee Stadium, Bronx, NY

Fri Oct 13 1978, 7:05 PM EDT

Att. 56,447 - Unknown

livebaseballscorecards.com

AB	33
R	5
H	10
RBI	5
BB	3
SO	2
LOB	18

Batter	1	2	3	4	5	6	7	8	9	10	AB	R	H	RBI	BB	SO	LOB
Davey Lopes, R (1, 4) OBP: 0.324, SLG: 0.722	C B C B B F X 3-2 F9 ①		B B X 2-0 L5 ①		B B B C B 4-1 HR BB		B X 1-0 F9 ②		B X 1-0 P6 ③		4	1	0	0	1	0	1
Bill Russell, R (1, 6) OBP: 0.459, SLG: 0.486	X 0-0 L9-3-6 BB 1B		B X 1-0 F4 ②		F F F S 0-3 K ②		B F F B X 2-2 1B			X 0-0 F8 ①	5	0	2	0	0	1	2
Reggie Smith, S (1, 9) OBP: 0.278, SLG: 0.333	1 SAFE B 1 SAFE B B S B B 4-1 1-2 BB		F S B F F B C 2-3 K ③		B X 1-0 1-H 2-H HR		F F F B X 1-2 F9 ③			B S F B S 2-3 K ②	4	1	1	3	1	2	1
Steve Garvey, R (1, 3) OBP: 0.343, SLG: 0.794	B X 1-0 L9-3-6 ② ③ 2-3			B F B B B B 4-1 F7 S BB	B S B F X 2-2 F9 ③			S B C X 1-2 F7 ①		F F B S 1-3 K ③	4	0	0	0	1	1	2
Ron Cey, R (1, 5) OBP: 0.382, SLG: 0.533		F B B B X 3-1 F8 BB 1B		1 SAFE B B B F X 2-1 6-3 ① 1-2		B F F F S 1-3 K ①		B F C X 1-2 5-3 ②			4	0	1	0	0	1	1
Dusty Baker Jr., R (1, 7) OBP: 0.485, SLG: 0.586		F 1 SAFE B 1 SAFE X 1-1 F6 ①		F B X 1-1 F7 ② 2-3		C F B S 1-3 K ②		B S F S S 1-3 K ③			4	0	0	0	0	2	2
Rick Monday, L (1, 10) OBP: 0.381, SLG: 0.412		B B B B 4-0 1-2 BB		C B B F B X 3-2 P7 ③		C X 0-1 1B			S B S B F F F B B 4-2 BB		2	0	1	0	2	0	1
Bill North, S (1, 8) OBP: 0.118, SLG: 0.125		C B X 1-1 F8 ② 2-3			B C B X 2-1 6-3 ①	F X 0-1 4-3 ③			B X 1-0 B5 ①		4	0	0	0	0	0	4
Steve Yeager, R (1, 2) OBP: 0.296, SLG: 0.375		B C F B X 2-2 F6 ③			B B X 2-0 HR 2B		F S B S 1-3 K ①		B F S F F F X 1-2 F7 ②		3	1	1	0	0	1	2
Vic Davalillo, L (9, PH)											1	0	0	0	0	0	1
Jerry Grote, R (9, 2)											0	0	0	0	0	0	0
Inning Stats	R: 0 E: 0 K: 0 S: 7 / H: 1 LOB: 1 BB: 1 P: 15	R: 0 E: 0 K: 0 S: 9 / H: 1 LOB: 2 BB: 1 P: 20	R: 0 E: 0 K: 1 S: 7 / H: 0 LOB: 0 BB: 0 P: 12	R: 0 E: 0 K: 0 S: 8 / H: 0 LOB: 1 BB: 1 P: 18	R: 3 E: 0 K: 1 S: 12 / H: 2 LOB: 0 BB: 1 P: 23	R: 0 E: 0 K: 2 S: 11 / H: 1 LOB: 1 BB: 0 P: 13	R: 0 E: 0 K: 1 S: 11 / H: 1 LOB: 1 BB: 0 P: 16	R: 0 E: 0 K: 1 S: 10 / H: 0 LOB: 0 BB: 0 P: 13	R: 0 E: 0 K: 0 S: 13 / H: 0 LOB: 1 BB: 1 P: 20	R: 0 E: 0 K: 2 S: 7 / H: 0 LOB: 0 BB: 0 P: 10	1B: 4 2B: 2 3B: 0 HR: 1	SF: 0 SAC: 0 DP: 1 HBP: 0					

PITCHER		IP	WLS	BF	H	R	ER	SO	BB	IBB	HBP	BLK	WP	HR	S	P	ERA	WHIP
Ed Figueroa, R ERA: 10.57	(1, 1)	5.0		22	4	3	3	2	4	0	0	0	0	1	43	88	5.40	1.600
Dick Tidrow, R ERA: 3.48	(6, 1)	3.0		11	2	0	0	4	0	0	0	0	0	0	32	42	0.00	0.667
Rich Gossage, R ERA: 2.25	(9, 1)	2.0	W	7	0	0	0	2	1	0	0	0	0	0	20	30	0.00	0.500

PITCHER	IP	WLS	BF	H	R	ER	SO	BB	IBB	HBP	BLK	WP	HR	S	P	ERA	WHIP

TOP

Los Angeles Dodgers @ New York Yankees

Yankee Stadium, Bronx, NY

Sat Oct 14 1978, 3:33 AM EDT

Att. 56,445 - Unknown

livebaseballscorecards.com

AB	35
R	3
H	6
RBI	3
BB	5
SO	8
LOB	17

WP: 0	PA: 40									
PB: 0										
SB: 1										
CS: 0										

Batter	1	2	3	4	5	6	7	8	9	10	AB	R	H	RBI	BB	SO	LOB
Paul Blair, R (1, 8) OBP: 0.308, SLG: 0.333	S F X 0-2 4-3 1B 1B		P B F X 2-1 ② F6			S B F S 1-3 ① K		B B C C X 2-2 SH3 2B 1B		F X 0-1 ① F2	4	1	2	0	0	1	1
Mickey Rivers, L (10, PH) OBP: 0.455, SLG: 0.400											1	0	0	0	0	0	0
Roy White, S (1, 7) OBP: 0.400, SLG: 0.548	X 0-0 ① 4-3 1-2		1 SAFE C B B F X 1-2 ③ F9			C C B F X 1-2 BB 1B 1B		X 0-0 ① SH3 1-2		C S B B B F B 4-2 1B 1B BB	3	2	1	0	1	0	2
Thurman Munson, R (1, 2) OBP: 0.333, SLG: 0.455	F X 0-1 ② 2-H 1B			B C B B B B 4-1 S BB		B F B F F B B 4-2 1B 1-2 E BB		F F B X 0-2 2-H 2B		B X 1-0 ② F6	3	1	2	1	2	0	1
Reggie Jackson, L (1, 10) OBP: 0.543, SLG: 0.857	B B C B F X 3-2 ③ G3			F B B B S S 3-3 ① K 1-2		B C S X 1-2 FC6 1-2 2-H 1B		H 1-0 HBP		B B C X 2-1 1B 1-2 1B	4	0	2	1	0	1	2
Lou Piniella, R (1, 9) OBP: 0.265, SLG: 0.265		B B C X 2-1 ① 5-3		F S X 0-2 ② 5-3		B X 1-0 ② FC6 1-2f 2-H		F B B B S F X 3-2 ② P3		S X 0-1 1-2 2-H 1B	5	0	1	1	0	0	4
Graig Nettles, L (1, 5) OBP: 0.226, SLG: 0.387		B F B B S X 3-2 ② 4-3		X 0-0 ③ 6-3		B X 1-0 ③ 4-3		B F B F F F S 2-3 ③ K			4	0	0	0	0	1	4
Chris Chambliss, L (1, 3) OBP: 0.333, SLG: 0.308	C B B X 2-1 ③ 6-3				X 0-0 ① F2		B C F X 1-2 ① 4-3		B S F F B S 2-3 ① K		4	0	0	0	0	1	0
Fred Stanley, R (1, 4) OBP: 0.273, SLG: 0.300			C C B B F B X 3-2 ① F8		B C C X 1-2 ② 5-3		B B C X 2-1 ② 6-3		B S F F S 1-3 ② K		3	0	0	0	0	0	0
Jim Spencer, L (9, PH) OBP: 0.200, SLG: 0.200											1	0	0	0	0	1	0
Brian Doyle, L (10, 4) OBP: 0.267, SLG: 0.214											0	0	0	0	0	0	0
Bucky Dent, R (1, 6) OBP: 0.226, SLG: 0.226			C C B X 1-2 1B		B X 1-0 ③ 5-3		B F B B C X 3-2 ③ 6-3		C X 0-1 ③ F8		4	0	1	0	0	0	0
Inning Stats	R: 0 H: 2 E: 0 LOB: 1 K: 0 BB: 0 S: 9 P: 12	R: 0 H: 0 E: 0 LOB: 0 K: 0 BB: 0 S: 7 P: 14	R: 0 H: 1 E: 0 LOB: 1 K: 0 BB: 0 S: 13 P: 19	R: 0 H: 0 E: 0 LOB: 1 K: 1 BB: 1 S: 8 P: 15	R: 0 H: 0 E: 0 LOB: 0 K: 0 BB: 0 S: 5 P: 7	R: 2 H: 2 E: 1 LOB: 1 K: 1 BB: 1 S: 15 P: 24	R: 0 H: 0 E: 0 LOB: 0 K: 0 BB: 0 S: 8 P: 14	R: 1 H: 2 E: 0 LOB: 2 K: 1 BB: 0 S: 18 P: 26	R: 0 H: 0 E: 0 LOB: 0 K: 2 BB: 0 S: 10 P: 13	R: 1 H: 2 E: 0 LOB: 2 K: 0 BB: 1 S: 10 P: 17	1B: 8 SF: 0 2B: 1 SAC: 1 3B: 0 DP: 0 HR: 0 HBP: 1						

PITCHER		IP	WLS	BF	H	R	ER	SO	BB	IBB	HBP	BLK	WP	HR	S	P	ERA	WHIP
Tommy John, L ERA: 1.9	(1, 1)	7.0		28	6	3	2	2	2	0	0	0	0	0	68	110	2.57	1.143
Terry Forster, L ERA:	(8, 1)	0.1		3	1	0	0	0	0	0	1	0	0	0	4	5	0.00	3.000
Bob Welch, R ERA: 2.45	(8, 1)	2.1	L	10	2	1	1	3	1	0	0	0	0	0	31	46	3.86	1.286

PITCHER	IP	WLS	BF	H	R	ER	SO	BB	IBB	HBP	BLK	WP	HR	S	P	ERA	WHIP

BOTTOM

Los Angeles Dodgers @ New York Yankees

Yankee Stadium, Bronx, NY

Sat Oct 14 1978, 3:33 AM EDT
Att. 56,445 - Unknown

livebaseballscorecards.com

AB	36
R	4
H	9
RBI	3
BB	3
SO	5
LOB	14

1B: 8	SF: 0	WP: 0	PA: 41
2B: 1	SAC: 1	PB: 0	
3B: 0	DP: 0	SB: 1	
HR: 0	HBP: 1	CS: 0	

Batter	1	2	3	4	5	6	7	8	9	AB	R	H	RBI	BB	SO	LOB
Davey Lopes, R (1, 4) OBP: 0.357, SLG: 0.700	B C X 1-1 S 1B 1B		B B X 2-0 2B 1B		B X 1-0 ① F9		B B C B C B 4-2 1-2 BB		B X 1-0 ① ② G5-4-3 1-2f	4	2	2	0	1	0	2
Bill Russell, R (1, 6) OBP: 0.452, SLG: 0.500	1 SAFE 1 SAFE B B F F F B X 3-2 ① F7 1-2		1 SAFE B 1 SAFE 1 SAFE B C 1 SAFE 1 SAFE X 2-1 1B 1-H 2B		C X 0-1 S 1-3 1B		B C F F S 1-3 ① K		X 0-0 ③ 1-3	5	0	2	1	0	1	3
Reggie Smith, S (1, 9) OBP: 0.275, SLG: 0.324	X 0-0 2-H 1B		S C F F S 0-3 ② K		X 0-0 ② F9		F B X 1-1 ② F4			4	0	1	1	0	1	5
Steve Garvey, R (1, 3) OBP: 0.333, SLG: 0.737	C X 0-1 ② 6-3		X 0-0 2-3 1B		C B B S F S 2-3 ③ K 1-2		S S S 0-3 ③ K			4	0	1	0	0	2	5
Ron Cey, R (1, 5) OBP: 0.395, SLG: 0.515	B C C S 1-3 ③ K		B S X 1-1 ③ 5-3			B C B C F B B 4-2 G3 BB		X 0-0 FC6-4 1B		3	0	1	0	1	1	3
Dusty Baker Jr., R (1, 7) OBP: 0.432, SLG: 0.515		B S B B F X 3-2 ① F3		C B C B X 2-2 ① F5		F X 0-1 ① L7		C B F B F B F S 3-3 ① K		4	0	0	0	0	1	2
Rick Monday, L (1, 8) OBP: 0.360, SLG: 0.350		B B B B 4-0 CS BB		B X 1-0 ② F4		B B C F X 2-2 ② G3 1-2		X 0-0 ② F9		3	0	0	0	1	0	2
Lee Lacy, R (1, 10) OBP: 0.176, SLG: 0.125	F 1 SAFE 1 SAFE 1 SAFE B 1 SAFE C S 1-3 ② ③ K 1-2			F C B F B S 2-3 ③ K		B B C C X 2-2 ③ F9		B X 1-0 ③ FC6-4 1-2f		4	0	0	0	0	2	3
Steve Yeager, R (1, 2) OBP: 0.310, SLG: 0.385 Johnny Oates, L (7, PH) OBP: 1.000, SLG: 1.000 (7, 2)			B C B C X 2-2 ① F9		B C X 1-1 1B 1B		M B B B B 4-1 BB BB		C X 0-1 G5-4-3 1B	2 1	0 0	1 1	0 0	0 1	0 0	0 0
Inning Stats	R: 1 H: 2 E: 0 LOB: 1 K: 1 BB: 0 S: 12 P: 17	R: 0 H: 0 E: 0 LOB: 0 K: 1 BB: 1 S: 6 P: 14	R: 1 H: 3 E: 0 LOB: 2 K: 1 BB: 0 S: 14 P: 21	R: 0 H: 0 E: 0 LOB: 0 K: 1 BB: 0 S: 8 P: 13	R: 0 H: 2 E: 0 LOB: 2 K: 1 BB: 0 S: 10 P: 14	R: 0 H: 0 E: 0 LOB: 1 K: 0 BB: 1 S: 11 P: 19	R: 0 H: 0 E: 0 LOB: 2 K: 2 BB: 2 S: 12 P: 22	R: 0 H: 1 E: 0 LOB: 1 K: 1 BB: 0 S: 8 P: 12	R: 0 H: 1 E: 0 LOB: 0 K: 0 BB: 0 S: 4 P: 5	1B: 8 SF: 0 2B: 1 SAC: 0 3B: 0 DP: 1 HR: 0 HBP: 0						

PITCHER	IP	WLS	BF	H	R	ER	SO	BB	IBB	HBP	BLK	WP	HR	S	P	ERA	WHIP
Jim Beattie, R (1, 1) ERA: 1.88	9.0	W	38	9	2	2	8	4	0	0	0	0	0	85	137	2.00	1.444

PITCHER	IP	WLS	BF	H	R	ER	SO	BB	IBB	HBP	BLK	WP	HR	S	P	ERA	WHIP

TOP

Los Angeles Dodgers @ New York Yankees

Yankee Stadium, Bronx, NY

Sun Oct 15 1978, 3:33 AM EDT

Att. 56,448 - Unknown

livebaseballscorecards.com

AB	34
R	2
H	9
RBI	2
BB	4
SO	8
LOB	25

WP: 0 PA: 38
PB: 0
SB: 2
CS: 1

Batter	1	2	3	4	5	6	7	8	9	AB	R	H	RBI	BB	SO	LOB
Mickey Rivers, L (1, 8) OBP: 0.481, SLG: 0.440	F8 E 1B		S 1B E 1B	E G3 1B 1B	4-3		K 1B 2B	K2-3		5	2	3	1	0	1	3
Paul Blair, R (7, PR) (8, 8) OBP: 0.286, SLG: 0.308										1	1	0	0	0	1	2
Roy White, S (1, 7) OBP: 0.400, SLG: 0.528	E6 F8		S E 1B	G3		6-3	2B 1B			5	2	2	3	0	0	2
Jay Johnstone, L (8, 9)	1 SAFE 1 SAFE									0	0	0	0	0	0	0
Thurman Munson, R (1, 2) OBP: 0.366, SLG: 0.500	F8		E9 1B 1B	BB 1B		F7	2B			5	1	3	5	0	0	2
Mike Heath, R (9, 2)										0	0	0	0	0	0	0
Reggie Jackson, L (1, 10) OBP: 0.550, SLG: 0.806	G6-4-3 IBB		K	BB 1B		1B	4-3			3	0	1	0	2	1	3
Lou Piniella, R (1, 9) OBP: 0.263, SLG: 0.263	G6-4-3		G4-6-3 1B	F8		F7	F7	K		4	0	1	1	0	0	6
Gary Thomasson, L (8, 7) OBP: 0.200, SLG: 0.200										1	0	0	0	0	1	0
Graig Nettles, L (1, 5) OBP: 0.222, SLG: 0.361		4-3	G4-6-3		1B PB 1B		L4	K		5	0	1	0	0	1	1
Jim Spencer, L (1, 3) OBP: 0.300, SLG: 0.222		F9		G3	F4		PB 1B WP 1B	1B 2B BB		4	2	1	0	1	0	1
Brian Doyle, L (1, 4) OBP: 0.350, SLG: 0.316		6-3		1B 1B	L9		WP PB 1B 1B	2B 1B		5	2	3	0	0	0	1
Bucky Dent, R (1, 6) OBP: 0.306, SLG: 0.314			1B 1B BB	1B G3 1B			K			4	2	3	1	1	1	2
Inning Stats	R: 0 E: 1 K: 0 S: 8 H: 1 LOB: 2 BB: 1 P: 15	R: 0 E: 0 K: 0 S: 5 H: 0 LOB: 0 BB: 0 P: 8	R: 4 E: 1 K: 1 S: 15 H: 4 LOB: 0 BB: 1 P: 24	R: 3 E: 1 K: 0 S: 12 H: 4 LOB: 2 BB: 1 P: 21	R: 0 E: 0 K: 0 S: 12 H: 2 LOB: 2 BB: 0 P: 17	R: 0 E: 0 K: 0 S: 8 H: 1 LOB: 1 BB: 0 P: 10	R: 4 E: 0 K: 2 S: 17 H: 4 LOB: 2 BB: 0 P: 26	R: 1 E: 0 K: 3 S: 17 H: 2 LOB: 2 BB: 1 P: 27		1B: 16 2B: 2 3B: 0 HR: 0 SF: 0 SAC: 0 DP: 2 HBP: 0						

PITCHER		IP	WLS	BF	H	R	ER	SO	BB	IBB	HBP	BLK	WP	HR	S	P	ERA	WHIP
Burt Hooton, R ERA: 6.92	(1, 1)	2.1	L	14	5	4	3	1	1	1	0	0	0	0	26	45	11.57	2.571
Lance Rautzhan, L ERA: 10.8	(3, 1)	1.1		6	3	3	3	0	0	0	0	0	0	0	10	13	20.25	2.250
Charlie Hough, R ERA: 7.36	(4, 1)	4.1		26	10	5	5	5	2	0	0	0	1	0	58	90	10.38	2.769

PITCHER	IP	WLS	BF	H	R	ER	SO	BB	IBB	HBP	BLK	WP	HR	S	P	ERA	WHIP

BOTTOM

Los Angeles Dodgers @ New York Yankees

Yankee Stadium, Bronx, NY

Sun Oct 15 1978, 3:33 AM EDT

Att. 56,448 - Unknown

livebaseballscorecards.com

AB	42
R	12
H	18
RBI	11
BB	4
SO	6
LOB	23

WP: 1	PA: 46		
PB: 2			
SB: 2			
CS: 0			

New York Yankees @ Los Angeles Dodgers

Dodger Stadium, Los Angeles, CA

Tue Oct 17 1978, 7:05 PM PDT

Att. 55,985 - Unknown

livebaseballscorecards.com

TOP

Batter	1	2	3	4	5	6	7	8	9	AB	R	H	RBI	BB	SO	LOB
Mickey Rivers, L (1, 8) OBP: 0.419, SLG: 0.379	S F B X 1-2 ① 4-3	F X 0-1 ② 4-3 2-3		B F X 1-1 ③ L7		S S B F S 1-3 ③ K			S S S 0-3 ① K	4	0	0	0	0	1	4
Paul Blair, R (8, 8) OBP: 0.267, SLG: 0.286										1	0	0	0	0	1	0
Roy White, S (1, 7) OBP: 0.400, SLG: 0.500	X 0-0 6-3 1B	B C C X 1-2 ③ F7			C L S 0-3 ① K		B B B B 4-0 HR BB		S C B S 1-3 ② K	4	1	1	0	1	2	1
Gary Thomasson, L (9, 7) OBP: 0.200, SLG: 0.200										0	0	0	0	0	0	0
Thurman Munson, R (1, 2) OBP: 0.348, SLG: 0.465	C X 0-1 ② 6-3 1-2		B C F F F S 1-3 ① K		F S B X 1-2 ② 5-3		C L F B B S 1-3 ① K		X 0-0 1B	5	0	1	0	0	2	2
Reggie Jackson, L (1, 10) OBP: 0.511, SLG: 0.806	B B F S X 2-2 ③ 6-3		B F B S S 2-3 ② K		C B C B S 2-3 ③ K		X 0-0 1-H HR		F F B B F S 2-3 ③ K	5	1	1	2	0	3	2
Lou Piniella, R (1, 9) OBP: 0.262, SLG: 0.262		S B X 1-1 ① 5-3	C F X 0-2 ③ G3			B F F F B F X 2-2 WP 1B 1B	B B X 2-0 ② F8			4	1	1	0	0	0	0
Jay Johnstone, L (9, 9)										0	0	0	0	0	0	0
Graig Nettles, L (1, 5) OBP: 0.225, SLG: 0.350		B C S F X 1-2 BB 2B 1B		F B X 1-1 ① F8		F X 0-1 ① F9	B F B X 2-1 ③ F9			4	1	1	0	0	0	1
Jim Spencer, L (1, 3) OBP: 0.286, SLG: 0.167		B B B C B 4-1 2B 1-2 E BB		C F C 0-3 ② K		F F S 0-3 ② K 1-2		B F B X 2-1 ① F5		3	1	0	0	1	2	1
Brian Doyle, L (1, 4) OBP: 0.417, SLG: 0.435		S F B X 1-2 1-3 2-H E 2B		B X 1-0 1B 1B		B F B B X 3-1 2-H 1B 1B		B F F X 1-2 ② G1-3		4	2	3	2	0	0	0
Bucky Dent, R (1, 6) OBP: 0.350, SLG: 0.359	C B X 1-1 E2 4-3 2-H 3-H 1B			X 0-0 1-2 1B		B B F B X 3-1 2-H 1B		B F F B X 2-2 ③ 6-3		4	0	3	3	0	0	0
Inning Stats	R: 0 E: 0 K: 0 S: 9 H: 1 LOB: 1 BB: 0 P: 12	R: 3 E: 1 K: 0 S: 17 H: 3 LOB: 1 BB: 1 P: 26	R: 0 E: 0 K: 2 S: 11 H: 0 LOB: 0 BB: 0 P: 14	R: 0 E: 0 K: 1 S: 9 H: 2 LOB: 2 BB: 0 P: 12	R: 0 E: 0 K: 2 S: 9 H: 0 LOB: 0 BB: 0 P: 12	R: 2 E: 0 K: 2 S: 18 H: 3 LOB: 1 BB: 0 P: 27	R: 2 E: 0 K: 1 S: 8 H: 1 LOB: 0 BB: 1 P: 17	R: 0 E: 0 K: 0 S: 8 H: 0 LOB: 0 BB: 0 P: 13	R: 0 E: 0 K: 3 S: 11 H: 1 LOB: 1 BB: 0 P: 14							

	AB	38
	R	7
	H	11
	RBI	7
	BB	2
	SO	11
	LOB	11

1B: 9 SF: 0
2B: 1 SAC: 0
3B: 0 DP: 0
HR: 1 HBP: 0

WP: 1 PA: 40
PB: 0
SB: 0
CS: 0

PITCHER		IP	WLS	BF	H	R	ER	SO	BB	IBB	HBP	BLK	WP	HR	S	P	ERA	WHIP
Don Sutton, R ERA: 7.13	(1, 1)	5.2	L	26	8	5	5	6	1	0	0	0	1	0	67	93	7.94	1.588
Bob Welch, R ERA: 4.15	(6, 1)	1.1		7	2	2	2	2	1	0	0	0	0	1	14	27	13.50	2.250
Doug Rau, L ERA: 2.57	(8, 1)	2.0		7	1	0	0	3	0	0	0	0	0	0	19	27	0.00	0.500

PITCHER	IP	WLS	BF	H	R	ER	SO	BB	IBB	HBP	BLK	WP	HR	S	P	ERA	WHIP

Batter	1	2	3	4	5	6	7	8	9	AB	R	H	RBI	BB	SO	LOB
Davey Lopes, R (1, 4) OBP: 0.370, SLG: 0.750	B B X 2-0 HR		F B X 1-1 S 3-H 1B			C X 0-1 ① 5-3		B C F S 1-3 ① K		4	1	2	2	0	1	2
Bill Russell, R (1, 6) OBP: 0.457, SLG: 0.488	X 0-0 CS 1B		B 1 SAFE C B B B 4-1 G4-6-3 1-2 BB			B X 1-0 ② F7		B B C X 2-1 ②③ G5-4-3 1-2f		3	0	1	0	1	0	2
Reggie Smith, S (1, 9) OBP: 0.250, SLG: 0.293	F F S 0-3 ① K		B X 1-0 ②③ G4-6-3 1-2f			B F B B F F F X 3-2 ③ 5-3			X 0-0 ① F7	4	0	0	0	0	1	3
Steve Garvey, R (1, 3) OBP: 0.302, SLG: 0.667	B F B F F F S 2-3 ②③ K 1-2			F F B F B B F X 3-2 ① 5-3			X 0-0 ① F7		F S F F B C 1-3 ② K	4	0	0	0	0	2	1
Ron Cey, R (1, 5) OBP: 0.381, SLG: 0.486		S C B X 1-2 ① F7		B B X 2-0 ② P6			C X 0-1 1B		C B B B C F X 2-2 ③ F2	4	0	1	0	0	0	0
Dusty Baker Jr., R (1, 7) OBP: 0.400, SLG: 0.472		B F X 1-1 ② 6-3		X 0-0 ③ 6-3			X 0-0 ② F7			3	0	0	0	0	0	1
Rick Monday, L (1, 8) OBP: 0.321, SLG: 0.304		X 0-0 ③ 4-3			B F B B C S 2-3 ① K		B F F B X 2-2 ③ F6			3	0	0	0	0	1	1
Joe Ferguson, R (1, 2) OBP: 0.333, SLG: 0.667			C F B B X 2-2 SH3-1 1B 2B		S S X 0-2 ② F8			F B B X 2-1 1B 2B		3	1	2	0	0	0	0
Vic Davalillo, L (1, 10) OBP: 0.333, SLG: 0.333			X 0-0 ① SH3-1 2-3		B B F S F X 2-2 ③ 5-3			F B X 1-1 G5-4-3 2-3 1B		2	0	1	0	0	0	0
Inning Stats	R: 1 H: 2 E: 0 LOB: 0 K: 2 BB: 0 S: 10 P: 14	R: 0 H: 0 E: 0 LOB: 0 K: 0 BB: 0 S: 6 P: 8	R: 1 H: 2 E: 0 LOB: 1 K: 0 BB: 1 S: 8 P: 16	R: 0 H: 0 E: 0 LOB: 0 K: 0 BB: 0 S: 7 P: 12	R: 0 H: 0 E: 0 LOB: 0 K: 1 BB: 0 S: 10 P: 14	R: 0 H: 0 E: 0 LOB: 0 K: 0 BB: 0 S: 8 P: 12	R: 0 H: 1 E: 0 LOB: 1 K: 0 BB: 0 S: 7 P: 9	R: 0 H: 2 E: 0 LOB: 1 K: 1 BB: 0 S: 9 P: 15	R: 0 H: 0 E: 0 LOB: 0 K: 1 BB: 0 S: 10 P: 13	1B: 4 SF: 0 2B: 2 SAC: 1 3B: 0 DP: 2 HR: 1 HBP: 0						WP: 0 PA: 32 PB: 0 SB: 1 CS: 1

PITCHER		IP	WLS	BF	H	R	ER	SO	BB	IBB	HBP	BLK	WP	HR	S	P	ERA	WHIP
Catfish Hunter, R ERA: 4.26	(1, 1)	7.0	W	26	6	2	2	3	1	0	0	0	0	1	58	89	2.57	1.000
Rich Gossage, R ERA: 1.8	(8, 1)	2.0		6	1	0	0	2	0	0	0	0	0	0	17	24	0.00	0.500

PITCHER	IP	WLS	BF	H	R	ER	SO	BB	IBB	HBP	BLK	WP	HR	S	P	ERA	WHIP

BOTTOM

New York Yankees @ Los Angeles Dodgers

Dodger Stadium, Los Angeles, CA

Tue Oct 17 1978, 7:05 PM PDT

Att. 55,985 - Unknown

livebaseballscorecards.com

AB	30
R	2
H	7
RBI	2
BB	1
SO	5
LOB	10