

New York Yankees - 1978

Batter	1	2	3	4	5	6	7	8	9	AB	R	H	RBI	BB	SO	LOB	TOP					
Willie Randolph, R OBP: 0.250, SLG: 0.250	F7		FC6-4			SH2-4 1B		K		4	0	1	0	0	1	1	<p>New York Yankees @ Texas Rangers Arlington Stadium, Arlington, TX Sat Apr 08 1978, 4:33 AM EST Att: 40,078 - Unknown</p> <p>livebaseballscorecards.com</p>					
Mickey Rivers, L (1, 8)	6-3			5-3		SH2-4		6-3		3	0	0	0	0	0	0						
Thurman Munson, R (1, 10)	K			F7		IBB		6-3		3	0	0	0	1	1	0						
Reggie Jackson, L OBP: 0.500, SLG: 0.333		HBP		F8		F6		CS 1B		3	0	1	0	0	0	3						
Lou Piniella, R OBP: 0.500, SLG: 1.000	K				1B	F7		BB		3	1	1	0	1	1	4						
Cliff Johnson, R (1, 2)	K				K		1-3	F7		4	0	0	0	0	2	2						
Chris Chambliss, L OBP: 0.500, SLG: 0.500			6-3			G4-6-3 1B		F8		4	0	2	1	0	0	1						
Graig Nettles, L OBP: 0.333, SLG: 0.333			K			G4-6-3 1B				3	0	1	0	0	1	1						
Bucky Dent, R OBP: 0.667, SLG: 0.667						SH2-4 1B		F5		3	0	2	0	0	0	1						
Inning Stats	R: 0 E: 0 K: 1 S: 5	H: 0 LOB: 0 BB: 0 P: 5	R: 0 E: 0 K: 2 S: 6	H: 0 LOB: 0 BB: 0 P: 7	R: 0 E: 0 K: 1 S: 6	H: 1 LOB: 1 BB: 0 P: 6	R: 0 E: 0 K: 0 S: 3	H: 0 LOB: 0 BB: 0 P: 3	R: 1 E: 0 K: 1 S: 6	H: 2 LOB: 0 BB: 0 P: 6	R: 0 E: 0 K: 0 S: 5	H: 2 LOB: 3 BB: 1 P: 9	R: 0 E: 0 K: 0 S: 4	H: 2 LOB: 1 BB: 0 P: 4	R: 0 E: 0 K: 1 S: 5	H: 0 LOB: 0 BB: 0 P: 5	R: 0 E: 0 K: 0 S: 3	H: 1 LOB: 1 BB: 1 P: 7	1B: 7 2B: 0 3B: 1 HR: 0	SF: 0 SAC: 1 DP: 1 HBP: 1	WP: 0 PB: 0 CS: 2	PA: 34
PITCHER Jon Matlack, L ERA: 1.0	IP: 9.0 WLS: W BF: 34 H: 8 R: 1 ER: 1 SO: 6 BB: 1 IBB: 1 HBP: 1 BLK: 0 WP: 0 HR: 0 S: 43 P: 52 ERA: 1.00 WHIP: 1.000																					

Batter	1	2	3	4	5	6	7	8	9	AB	R	H	RBI	BB	SO	LOB	BOTTOM					
Mike Hargrove, L OBP: 0.750, SLG: 0.667	1B		FC1 SH1-4 1B			FC6-4 BB		K		3	1	2	0	1	1	0	<p>New York Yankees @ Texas Rangers Arlington Stadium, Arlington, TX Sat Apr 08 1978, 4:33 AM EST Att: 40,078 - Unknown</p> <p>livebaseballscorecards.com</p>					
Bert Campaneris, R (1, 6)	SH1-3		SH1-4			FC6-4 CS		F9		2	0	0	0	0	0	1						
Al Oliver, L OBP: 0.500, SLG: 0.500	1B		FC1 E			F4		CS 1B		4	0	2	0	0	0	2						
Richie Zisk, R OBP: 0.750, SLG: 1.500	1B		E8			5-3		CS		4	1	3	2	0	0	0						
Toby Harrah, R (1, 5)	6-3		6-3			K				3	0	0	0	0	1	3						
Kurt Bevacqua, R (1, 10)			4-3			5-3				3	0	0	0	0	0	0						
Juan Beniquez, R (1, 8)			5-3			F8		5-3		3	0	0	0	0	0	0						
Bump Wills, S OBP: 0.667, SLG: 0.500						F5				2	0	1	0	1	0	0						
Jim Sundberg, R (1, 2)			F9			F9		K		3	0	0	0	0	1	2						
Inning Stats	R: 1 E: 0 K: 0 S: 5	H: 3 LOB: 1 BB: 0 P: 5	R: 0 E: 0 K: 0 S: 4	H: 1 LOB: 1 BB: 0 P: 4	R: 0 E: 1 K: 0 S: 5	H: 2 LOB: 2 BB: 0 P: 5	R: 0 E: 0 K: 0 S: 3	H: 0 LOB: 1 BB: 1 P: 7	R: 0 E: 0 K: 0 S: 2	H: 0 LOB: 0 BB: 1 P: 6	R: 0 E: 0 K: 1 S: 5	H: 0 LOB: 0 BB: 0 P: 5	R: 0 E: 0 K: 1 S: 5	H: 0 LOB: 0 BB: 0 P: 5	R: 0 E: 0 K: 1 S: 5	H: 1 LOB: 0 BB: 0 P: 5	R: 1 E: 0 K: 0 S: 1	H: 1 LOB: 0 BB: 0 P: 1	1B: 7 2B: 0 3B: 0 HR: 1	SF: 0 SAC: 2 DP: 0 HBP: 0	WP: 0 PB: 0 CS: 2	PA: 32
PITCHER Ron Guidry, L ERA: 1.29 Rich Gossage, R ERA: 9.0	IP: 7.0 WLS: L BF: 27 H: 6 R: 1 ER: 1 SO: 2 BB: 0 IBB: 0 HBP: 0 BLK: 0 WP: 0 HR: 0 S: 29 P: 37 ERA: 1.29 WHIP: 1.143																					

Batter	1	2	3	4	5	6	7	8	9	AB	R	H	RBI	BB	SO	LOB	TOP					
Willie Randolph, R (1.4)	6-3		F8 1B	FC6-4		1B		BB 1B	L4	5	2	1	1	0	3							
Mickey Rivers, L (1.8)	4-3		F8 1-2		1-3	1B		BB 1B		4	1	1	1	1	0	1						
Thurman Munson, R (1.10)	1B		P3		L5	5-3		BB BB	K	5	0	1	0	0	1	3						
Reggie Jackson, L (1.9)	4-3			FC3-6 1B	E 1B			BB 1B		5	2	4	1	0	0	1						
Chris Chambliss, L (1.3)		BB 1B		FC3-6 BB	E9 1B			BB 1B	FC4-6 1B	4	1	3	2	1	0	1						
Graig Nettles, L (1.5)	F7		F9	P6				BB 1B		5	0	1	0	0	0	6						
Roy White, S (1.7)	FC6-4 BB		FC3-6 1B		G4-3 BB			BB 1B	P4	3	0	1	1	2	0	4						
Cliff Johnson, R (1.2)	F2		BB 1B		G4-3 1-2	1-3			F8	5	0	1	1	0	0	4						
Bucky Dent, R (1.6)	FC6-4 1-2		FC6-4 BB		F8				5-3	4	1	1	0	1	0	3						
Inning Stats	R: 0 E: 0 K: 0 S: 4	H: 1 LOB: 1 BB: 0 P: 4	R: 0 E: 0 K: 0 S: 4	H: 1 LOB: 2 BB: 1 P: 8	R: 0 E: 0 K: 0 S: 3	H: 1 LOB: 0 BB: 0 P: 3	R: 1 E: 0 K: 0 S: 5	H: 2 LOB: 3 BB: 2 P: 13	R: 0 E: 1 K: 0 S: 5	H: 2 LOB: 2 BB: 0 P: 5	R: 2 E: 0 K: 0 S: 5	H: 3 LOB: 1 BB: 1 P: 9	R: 2 E: 0 K: 1 S: 6	H: 3 LOB: 1 BB: 0 P: 6	R: 2 E: 0 K: 1 S: 7	H: 2 LOB: 2 BB: 2 P: 15	R: 0 E: 0 K: 0 S: 3	H: 0 LOB: 0 BB: 0 P: 3	1B: 12 2B: 3 3B: 0 HR: 0	SF: 0 SAC: 0 DP: 1 HBP: 0	WP: 0 PB: 0 CS: 0	PA: 46
PITCHER	IP	WLS	BF	H	R	ER	SO	BB	IBB	HBP	BLK	WP	HR	S	P	ERA	WHIP					
Doyle Alexander, R (1.1)	6.0	L	30	10	3	3	0	4	0	0	0	0	0	26	42	4.50	2.333					
Jim Umberger, L (7.1)	0.1		4	3	2	2	0	0	0	0	0	0	0	4	4	54.00	9.000					
Fergie Jenkins, R (7.1)	2.2		12	2	2	2	1	2	0	0	0	0	0	12	20	6.75	1.500					

New York Yankees @ Texas Rangers
Arlington Stadium, Arlington, TX
Sun Apr 09 1978, 4:33 AM EST
Att: 20,243 - Unknown

AB 40
R 7
H 15
RBI 7
BB 6
SO 1
LOB 26



Batter	1	2	3	4	5	6	7	8	9	AB	R	H	RBI	BB	SO	LOB	BOTTOM					
Mike Hargrove, L (1.3)	G3 SH1-3 1B		K			K			3-1	4	1	1	0	0	2	0						
Bert Campaneris, R (1.6)	SH1-3 1-2		1B			F8			5-3	3	0	1	0	0	0	0						
Al Oliver, L (1.7)	G3 2-3		4-3			F7			F7	4	0	0	0	0	0	2						
Richie Zisk, R (1.10)	FC5-4 3-H 1B			P4		4-3				3	0	1	1	0	0	0						
Toby Harrah, R (1.5)	FC5-4 1-2			F7		F7				3	0	0	0	0	0	1						
Claudell Washington, L (1.9)		L5		F8		6-3				3	0	0	0	0	0	0						
Juan Beniquez, R (1.8)		G3				6-3			F8	3	0	0	0	0	0	0						
Bump Wills, S (1.4)		6-3				3-1			4-3	3	0	0	0	0	0	0						
Jim Sundberg, R (1.2)			1-3			5-3			F9	3	0	0	0	0	0	0						
Inning Stats	R: 1 E: 0 K: 0 S: 5	H: 2 LOB: 1 BB: 0 P: 5	R: 0 E: 0 K: 0 S: 3	H: 0 LOB: 0 BB: 0 P: 3	R: 0 E: 0 K: 1 S: 6	H: 1 LOB: 1 BB: 0 P: 6	R: 0 E: 0 K: 0 S: 3	H: 0 LOB: 0 BB: 0 P: 3	R: 0 E: 0 K: 0 S: 3	H: 0 LOB: 0 BB: 0 P: 3	R: 0 E: 0 K: 1 S: 5	H: 0 LOB: 0 BB: 0 P: 5	R: 0 E: 0 K: 0 S: 3	H: 0 LOB: 0 BB: 0 P: 3	R: 0 E: 0 K: 0 S: 3	H: 0 LOB: 0 BB: 0 P: 3	R: 0 E: 0 K: 0 S: 3	H: 0 LOB: 0 BB: 0 P: 3	1B: 3 2B: 0 3B: 0 HR: 0	SF: 0 SAC: 1 DP: 0 HBP: 0	WP: 0 PB: 0 CS: 0	PA: 30
PITCHER	IP	WLS	BF	H	R	ER	SO	BB	IBB	HBP	BLK	WP	HR	S	P	ERA	WHIP					
Ed Figueroa, R (1.1)	9.0	W	30	3	1	1	2	0	0	0	0	0	0	34	34	1.00	0.333					


New York Yankees @ Texas Rangers
Arlington Stadium, Arlington, TX
Sun Apr 09 1978, 4:33 AM EST
Att: 20,243 - Unknown

AB 29
R 1
H 3
RBI 1
BB 0
SO 2
LOB 3



Batter	1	2	3	4	5	6	7	8	9	AB	R	H	RBI	BB	SO	LOB	TOP																								
Willie Randolph, R (1,4) OBP: 0.397, SLG: 0.308	L4		6-3		4-3			1B		4	0	1	0	0	0	1	<p>New York Yankees @ Texas Rangers Arlington Stadium, Arlington, TX Mon Apr 10 1978, 7:05 PM EST Att: 14,299 - Unknown</p>																								
Mickey Rivers, L (1,8) OBP: 0.290, SLG: 0.111	F7		6-3			FC6-4		SF7		2	0	0	1	1	0	0																									
Thurman Munson, R (1,2) OBP: 0.231, SLG: 0.167	K			F7		FC6-4				4	0	1	0	0	1	1																									
Reggie Jackson, L (1,9)		F8		K		G4-6-3		F9		4	0	0	0	0	1	3																									
Chris Chambliss, L (1,3) OBP: 0.538, SLG: 0.455		1B		F8				F8		3	0	0	0	1	0	0																									
Graig Nettles, L (1,5) OBP: 0.333, SLG: 0.273								G3		3	1	1	0	1	0	0																									
Roy White, S (1,7) OBP: 0.444, SLG: 0.286								F7		4	0	1	0	0	0	3																									
Jim Spencer, L (1,10) Cliff Johnson, R (8,PH) OBP: 0.100, SLG: 0.100								F8		2	0	0	0	0	1	3																									
Bucky Dent, R (1,6) OBP: 0.455, SLG: 0.667			P4			SF8		1B		2	1	1	1	0	0	0																									
Inning Stats	R: 0 E: 0 K: 1 S: 5	H: 0 LOB: 0 BB: 0 P: 5	R: 0 E: 0 K: 1 S: 6	H: 1 LOB: 2 BB: 1 P: 10	R: 0 E: 0 K: 0 S: 3	H: 0 LOB: 0 BB: 0 P: 3	R: 0 E: 0 K: 1 S: 5	H: 0 LOB: 0 BB: 0 P: 5	R: 1 E: 1 K: 0 S: 4	H: 0 LOB: 1 BB: 1 P: 8	R: 0 E: 0 K: 0 S: 2	H: 0 LOB: 1 BB: 0 P: 6	R: 0 E: 0 K: 0 S: 3	H: 1 LOB: 1 BB: 0 P: 3	R: 1 E: 0 K: 0 S: 6	H: 3 LOB: 2 BB: 0 P: 6	R: 0 E: 0 K: 0 S: 3	H: 0 LOB: 0 BB: 0 P: 3	1B: 4 2B: 1 3B: 0 HR: 0	SF: 2 SAC: 0 DP: 1 HBP: 0	WP: 0 PB: 0 CS: 0	PA: 34																			
PITCHER	IP	WLS	BF	H	R	ER	SO	BB	IBB	HBP	BLK	WP	HR	S	P	ERA	WHIP	PITCHER				IP	WLS	BF	H	R	ER	SO	BB	IBB	HBP	BLK	WP	HR	S	P	ERA	WHIP			
Dock Ellis, R (1,1) ERA: 2.25	5.0	W	19	1	1	0	3	2	0	0	0	0	0	23	31	0.00	0.600					5.0	L	23	6	1	5	1	0	0	0	0	0	0	0	0	0	0	0	0	
Roger Moret, L (6,1) ERA: 2.25	4.0	S	15	4	1	1	0	1	0	0	0	0	0	14	18	2.25	1.250					4.0	S	15	4	1	1	0	0	0	0	0	0	0	0	0	0	0	0	0	0

AB	29
R	2
H	5
RBI	2
BB	3
SO	3
LOB	11



Batter	1	2	3	4	5	6	7	8	9	AB	R	H	RBI	BB	SO	LOB	BOTTOM																								
Mike Hargrove, L (1,3) OBP: 0.317, SLG: 0.300	G3					1-3		FC6-4		3	0	0	0	1	0	1	<p>New York Yankees @ Texas Rangers Arlington Stadium, Arlington, TX Mon Apr 10 1978, 7:05 PM EST Att: 14,299 - Unknown</p>																								
Bert Campaneris, R (1,6) OBP: 0.111, SLG: 0.111	FC1-5-4-1		6-3			F7		F2		4	1	0	0	0	0	1																									
Al Oliver, L (1,7) OBP: 0.333, SLG: 0.417	2B		6-3			HR		F2		4	2	2	0	0	0	0																									
Richie Zisk, R (1,10) OBP: 0.455, SLG: 1.000	K			5-3		HR		L3		4	1	1	2	0	1	2																									
Toby Harrah, R (1,5) OBP: 0.333, SLG: 0.375						HR				2	1	2	1	1	0	0																									
Claudell Washington, L (1,9) OBP: 0.167, SLG: 0.167										3	0	1	2	0	0	2																									
Juan Beniquez, R (1,8)	CS									3	0	0	0	0	0	0																									
Bump Wills, S (1,4) OBP: 0.333, SLG: 0.250										3	0	1	0	0	0	0																									
Jim Sundberg, R (1,2) OBP: 0.111, SLG: 0.111										3	0	1	0	0	0	0																									
Inning Stats	R: 3 E: 0 K: 1 S: 7	H: 3 LOB: 0 BB: 1 P: 11	R: 0 E: 0 K: 0 S: 3	H: 0 LOB: 0 BB: 0 P: 3	R: 0 E: 0 K: 0 S: 3	H: 0 LOB: 0 BB: 0 P: 3	R: 0 E: 0 K: 0 S: 3	H: 1 LOB: 0 BB: 0 P: 3	R: 0 E: 0 K: 0 S: 3	H: 0 LOB: 0 BB: 0 P: 3	R: 2 E: 0 K: 0 S: 5	H: 2 LOB: 1 BB: 1 P: 9	R: 0 E: 0 K: 0 S: 4	H: 2 LOB: 1 BB: 0 P: 4	R: 0 E: 0 K: 0 S: 3	H: 0 LOB: 0 BB: 0 P: 3	1B: 5 2B: 2 3B: 0 HR: 1	SF: 0 SAC: 0 DP: 1 HBP: 0	WP: 0 PB: 0 CS: 2	PA: 32																					
PITCHER	IP	WLS	BF	H	R	ER	SO	BB	IBB	HBP	BLK	WP	HR	S	P	ERA	WHIP	PITCHER				IP	WLS	BF	H	R	ER	SO	BB	IBB	HBP	BLK	WP	HR	S	P	ERA	WHIP			
Dick Tidrow, R (1,1) ERA: 7.94	5.2	L	23	6	5	5	1	2	0	0	0	0	0	23	31	7.94	1.412					5.2	L	23	6	1	5	1	0	0	0	0	0	0	0	0	0	0	0		
Sparky Lyle, L (6,1) ERA: 2.25	2.1		8	2	0	0	0	0	0	0	0	0	0	8	8	0.00	0.857					2.1		8	2	0	0	0	0	0	0	0	0	0	0	0	0	0	0	0	0



Batter	1	2	3	4	5	6	7	8	9	AB	R	H	RBI	BB	SO	LOB	TOP					
Willie Randolph, R (1,4) OBP: 0.368, SLG: 0.500										5	1	2	3	0	1	1	New York Yankees @ Milwaukee Brewers Milwaukee County Stadium, Milwaukee, WI Tue Apr 11 1978, 7:05 PM EST Alt: 8,934 - Unknown - 46 F livebaseballscorecards.com					
Mickey Rivers, L (1,8) OBP: 0.294, SLG: 0.214										5	1	2	0	0	2							
Thurman Munson, R (1,2) OBP: 0.389, SLG: 0.412										5	1	4	1	0	0	1						
Reggie Jackson, L (1,9) OBP: 0.444, SLG: 0.563										4	1	1	0	1	1	4						
Lou Piniella, R (1,7) OBP: 0.556, SLG: 0.750										5	0	3	2	0	0	4						
Chris Chambliss, L (1,3)										5	0	1	0	0	0	3						
Cliff Johnson, R (1,10) OBP: 0.133, SLG: 0.071										4	0	0	0	1	0	5						
Graig Nettles, L (1,5) OBP: 0.235, SLG: 0.188										5	1	0	0	0	1	5						
Bucky Dent, R (1,6) OBP: 0.467, SLG: 0.615										4	1	2	0	0	0	1						
Inning Stats	R: 1 E: 0 K: 0 S: 5	H: 2 LOB: 1 BB: 0 P: 5	R: 0 E: 0 K: 1 S: 6	H: 1 LOB: 1 BB: 0 P: 6	R: 0 E: 0 K: 2 S: 8	H: 1 LOB: 1 BB: 0 P: 8	R: 0 E: 0 K: 0 S: 4	H: 1 LOB: 1 BB: 0 P: 4	R: 0 E: 0 K: 0 S: 5	H: 2 LOB: 3 BB: 1 P: 9	R: 3 E: 0 K: 0 S: 7	H: 4 LOB: 2 BB: 1 P: 11	R: 0 E: 1 K: 0 S: 4	H: 1 LOB: 1 BB: 0 P: 4	R: 0 E: 0 K: 0 S: 3	H: 0 LOB: 0 BB: 0 P: 3	R: 2 E: 0 K: 0 S: 6	H: 3 LOB: 1 BB: 0 P: 6	1B: 12 2B: 2 3B: 0 HR: 1	SF: 0 SAC: 0 DP: 1 HBP: 0	WP: 0 PB: 0 SB: 0 CS: 0	PA: 44
PITCHER	IP WLS BF H R ER SO BB IBB HBP BLK WP HR S P ERA WHIP																					
Jerry Augustine, L (1,1) ERA: 4.5	5.2 W 29 10 4 4 3 2 0 0 0 0 0 1 33 41 6.35 2.118																					
Andy Replogle, R (6,1) ERA:	0.0 1 1 0 0 0 0 0 0 0 0 0 0 1 1 ∞ ∞																					
Mike Caldwell, L (6,1) ERA: 5.4	3.1 S 14 4 2 2 0 0 0 0 0 0 0 0 14 14 5.40 1.200																					

Batter	1	2	3	4	5	6	7	8	9	AB	R	H	RBI	BB	SO	LOB	BOTTOM					
Paul Molitor, R (1,6) OBP: 0.450, SLG: 0.632										3	2	1	0	0	0	0	New York Yankees @ Milwaukee Brewers Milwaukee County Stadium, Milwaukee, WI Tue Apr 11 1978, 7:05 PM EST Alt: 8,934 - Unknown - 46 F livebaseballscorecards.com					
Don Money, R (1,4) OBP: 0.526, SLG: 0.588										4	1	2	0	0	0							
Cecil Cooper, L (1,3) OBP: 0.474, SLG: 0.889										4	2	2	3	0	0	1						
Larry Hise, R (1,7) OBP: 0.389, SLG: 0.765										4	0	1	0	0	0	1						
Ben Oglivie, L (1,10) OBP: 0.300, SLG: 0.222										4	0	0	0	0	0	2						
Sixto Lezcano, R (1,9) OBP: 0.588, SLG: 0.800										4	0	1	1	0	0	0						
Sal Bando, R (1,5) OBP: 0.500, SLG: 0.308										4	2	2	0	0	0	1						
Lenn Sakata, R (9,4) OBP: 0.444, SLG: 0.375										0	0	0	0	0	0	0						
Gorman Thomas, R (1,8) OBP: 0.500, SLG: 1.000										4	2	2	4	0	0	0						
Buck Martinez, R (1,2)										3	0	0	0	0	0	0						
Inning Stats	R: 1 E: 0 K: 0 S: 4	H: 1 LOB: 0 BB: 0 P: 4	R: 2 E: 0 K: 0 S: 5	H: 2 LOB: 0 BB: 0 P: 5	R: 3 E: 1 K: 0 S: 7	H: 4 LOB: 1 BB: 0 P: 7	R: 0 E: 0 K: 0 S: 3	H: 0 LOB: 0 BB: 0 P: 3	R: 0 E: 0 K: 0 S: 3	H: 0 LOB: 0 BB: 0 P: 3	R: 2 E: 0 K: 0 S: 5	H: 2 LOB: 0 BB: 0 P: 5	R: 1 E: 0 K: 0 S: 4	H: 2 LOB: 1 BB: 0 P: 5	R: 0 E: 0 K: 0 S: 3	H: 0 LOB: 0 BB: 0 P: 3	R: 0 E: 0 K: 0 S: 3	H: 0 LOB: 0 BB: 0 P: 3	1B: 5 2B: 3 3B: 0 HR: 3	SF: 0 SAC: 0 DP: 1 HBP: 1	WP: 0 PB: 0 SB: 0 CS: 0	PA: 35
PITCHER	IP WLS BF H R ER SO BB IBB HBP BLK WP HR S P ERA WHIP																					
Catfish Hunter, R (1,1) ERA: 27.0	2.0 L 12 6 6 6 0 0 0 0 0 0 0 2 12 12 27.00 3.000																					
Rawly Eastwick, R (3,1) ERA: 4.5	4.0 15 3 2 2 0 0 0 0 0 0 0 1 15 15 4.50 0.750																					
Ken Clay, R (7,1) ERA: 4.5	2.0 8 2 1 1 0 0 0 0 1 0 0 0 7 8 4.50 1.000																					


Batter	1	2	3	4	5	6	7	8	9	AB	R	H	RBI	BB	SO	LOB	TOP			
Willie Randolph, R (1, 4) OBP: 0.391, SLG: 0.476	0-0 4-3		0-0 1B SF8		0-0 5-3			4-0 BB		3	1	1	0	1	0	0	New York Yankees @ Milwaukee Brewers Milwaukee County Stadium, Milwaukee, WI Wed Apr 12 1978, 4:33 AM EST Att: 8,751 - Unknown - 62 F livebaseballscorecards.com			
Mickey Rivers, L (1, 8) OBP: 0.350, SLG: 0.294 Paul Blair, R (5, 8)	0-0 1B		0-0 1-3 1B		0-3 K			0-3 K		3	0	2	0	0	1	0				
Thurman Munson, R (1, 2) OBP: 0.318, SLG: 0.350	0-0 F4		0-0 SF8		0-0 F3			0-3 K		3	0	0	1	0	1	2				
Reggie Jackson, L (1, 9) OBP: 0.364, SLG: 0.450	0-3 K		0-3 3-H K		0-3 K			0-3 K		4	0	0	0	0	4	3				
Chris Chambliss, L (1, 3) OBP: 0.364, SLG: 0.300		0-0 4-3		0-3 K				0-3 K		4	0	0	0	0	2	0				
Graig Nettles, L (1, 5) OBP: 0.238, SLG: 0.350		0-3 K		0-0 HR				0-0 F9		4	1	1	1	0	2	0				
Roy White, S (1, 7) OBP: 0.462, SLG: 0.222		4-0 CS BB		0-0 F7				4-0 BB		2	0	0	0	2	0	0				
Jim Spencer, L (1, 10) OBP: 0.200, SLG: 0.800		0-0 CS	0-0 HR	0-0 F4				0-3 K		3	1	1	1	0	1	1				
Bucky Dent, R (1, 6) OBP: 0.389, SLG: 0.500			0-3 K		0-3 K			0-0 5-3		3	0	0	0	0	2	1				
Inning Stats	R: 0 E: 0 K: 1 S: 6	H: 1 LOB: 1 BB: 0 P: 6	R: 0 E: 0 K: 1 S: 4	H: 0 LOB: 0 BB: 1 P: 8	R: 2 E: 0 K: 2 S: 10	H: 3 LOB: 1 BB: 0 P: 10	R: 1 E: 0 K: 1 S: 6	H: 1 LOB: 0 BB: 0 P: 6	R: 0 E: 0 K: 2 S: 7	H: 0 LOB: 0 BB: 0 P: 7	R: 0 E: 0 K: 1 S: 5	H: 0 LOB: 1 BB: 1 P: 9	R: 0 E: 0 K: 3 S: 9	H: 0 LOB: 1 BB: 1 P: 13	R: 0 E: 0 K: 1 S: 5	H: 0 LOB: 0 BB: 0 P: 5	1B: 3 2B: 0 3B: 0 HR: 2	SF: 1 SAC: 0 DP: 0 HBP: 0	WP: 0 PB: 0 CS: 1	PA: 35
PITCHER Moose Haas, R (1, 1) ERA: 3.0	IP: 9.0 WLS: W BF: 34 H: 5 R: 3 ER: 3 SO: 14 BB: 3 IBB: 0 HBP: 0 BLK: 0 WP: 0 HR: 2 S: 59 P: 71 ERA: 3.00 WHIP: 0.889																			

Batter	1	2	3	4	5	6	7	8	9	AB	R	H	RBI	BB	SO	LOB	BOTTOM			
Lenn Sakata, R (1, 4) OBP: 0.462, SLG: 0.417	0-0 F9		0-0 BB 1B		0-3 K			0-0 2B 1B		4	1	2	0	0	1	2	New York Yankees @ Milwaukee Brewers Milwaukee County Stadium, Milwaukee, WI Wed Apr 12 1978, 4:33 AM EST Att: 8,751 - Unknown - 62 F livebaseballscorecards.com			
Don Money, R (1, 5) OBP: 0.522, SLG: 0.600	0-0 6-3		4-0 1-2 BB		0-0 FC6-4			0-0 E 2B		3	0	1	2	1	0	2				
Sal Bando, R (1, 10) OBP: 0.500, SLG: 0.529	0-0 HR		0-0 F9					0-0 5-3		4	2	2	1	0	0	3				
Larry Hise, R (1, 7) OBP: 0.409, SLG: 0.850	0-0 6-3			4-0 G6-4-3 BB				0-0 2-3 5-3		3	1	1	2	1	0	1				
Sixto Lezcano, R (1, 9) OBP: 0.476, SLG: 0.571		0-0 6-3		0-0 G6-4-3				0-3 K		4	0	0	0	0	1	1				
Cecil Cooper, L (1, 3) OBP: 0.435, SLG: 0.762		4-0 G6-4-3 BB		0-3 K				0-0 F8		3	0	0	0	1	1	0				
Gorman Thomas, R (1, 8) OBP: 0.409, SLG: 0.778		0-0 G6-4-3			0-0 F8			0-3 K		4	0	0	0	0	1	1				
Buck Martinez, R (1, 2) OBP: 0.091, SLG: 0.182			0-0 4-3		0-0 2B			0-3 K		3	0	1	0	0	1	0				
Tim Johnson, L (1, 6) OBP: 0.091, SLG: 0.182			0-0 4-3		4-0 FC6-4 BB			0-0 E5 1B 2B		2	1	0	0	1	0	0				
Inning Stats	R: 1 E: 0 K: 0 S: 4	H: 1 LOB: 0 BB: 0 P: 4	R: 0 E: 0 K: 0 S: 2	H: 0 LOB: 0 BB: 1 P: 6	R: 0 E: 0 K: 0 S: 4	H: 1 LOB: 2 BB: 1 P: 8	R: 0 E: 0 K: 1 S: 4	H: 0 LOB: 0 BB: 1 P: 8	R: 0 E: 0 K: 1 S: 6	H: 1 LOB: 2 BB: 1 P: 10	R: 2 E: 0 K: 2 S: 9	H: 2 LOB: 0 BB: 0 P: 9	R: 2 E: 2 K: 1 S: 8	H: 2 LOB: 1 BB: 0 P: 8	R: 0 E: 0 K: 0 S: 3	H: 0 LOB: 0 BB: 0 P: 3	1B: 3 2B: 2 3B: 0 HR: 2	SF: 0 SAC: 0 DP: 2 HBP: 0	WP: 0 PB: 0 CS: 0	PA: 34
PITCHER Ken Holtzman, L (1, 1) ERA: 3.6 Rich Gossage, R (6, 1) ERA: 6.75	IP: 5.0 WLS: L BF: 21 H: 4 R: 2 ER: 2 SO: 2 BB: 4 IBB: 0 HBP: 0 BLK: 0 WP: 0 HR: 1 S: 21 P: 37 ERA: 3.60 WHIP: 1.600																			

Batter	1	2	3	4	5	6	7	8	9	AB	R	H	RBI	BB	SO	LOB	TOP		
Junior Moore, R OBP: 0.111, SLG: 0.111 (1, 10)										5	0	1	1	0	1	3			
Jorge Orta, L OBP: 0.444, SLG: 0.880 (1, 4)										5	0	1	0	0	0	3			
Bobby Bonds, R OBP: 0.304, SLG: 0.300 (1, 9)										3	0	1	0	1	1	0			
Lamar Johnson, R OBP: 0.200, SLG: 0.250 (1, 3)										4	0	0	0	0	0	3			
Chet Lemon, R OBP: 0.583, SLG: 0.684 (1, 8)										4	0	2	0	0	0	2			
Eric Soderholm, R OBP: 0.333, SLG: 0.500 (1, 5)										4	1	1	0	0	0	2			
Wayne Nordhagen, R OBP: 0.267, SLG: 0.600 (1, 7)										4	1	1	1	0	0	0			
Bill Nahorodny, R OBP: 0.417, SLG: 0.455 (1, 2)										3	0	1	0	1	1	1			
Alan Bannister, R (9, PR)										0	0	0	0	0	0	0			
Don Kessinger, S OBP: 0.405, SLG: 0.316 (1, 6)										4	0	2	0	0	1	1			
Inning Stats	R: 0 E: 0 K: 1 S: 6	H: 1 LOB: 1 BB: 0 P: 6	R: 2 E: 0 K: 1 S: 9	H: 4 LOB: 2 BB: 0 P: 9	R: 0 E: 0 K: 0 S: 4	H: 1 LOB: 1 BB: 0 P: 4	R: 0 E: 0 K: 1 S: 5	H: 0 LOB: 2 BB: 1 P: 5	R: 0 E: 0 K: 0 S: 4	H: 1 LOB: 2 BB: 1 P: 8	R: 0 E: 0 K: 0 S: 5	H: 0 LOB: 0 BB: 0 P: 5	R: 0 E: 0 K: 0 S: 3	H: 1 LOB: 0 BB: 0 P: 3	R: 0 E: 0 K: 0 S: 4	H: 1 LOB: 1 BB: 0 P: 4	1B: 8 2B: 2 3B: 0 HR: 0	SF: 0 SAC: 0 DP: 1 HBP: 0	WP: 0 PA: 38 PB: 0 SB: 1 CS: 0
PITCHER Ron Guidry, L ERA: 1.69 (1, 1)	IP: 9.0 WLS: W BF: 38 H: 10 R: 2 ER: 2 SO: 4 BB: 2 IBB: 0 HBP: 0 BLK: 0 WP: 0 HR: 0 S: 44 P: 52 ERA: 2.00 WHIP: 1.333															PITCHER			

Chicago White Sox @ New York Yankees
Yankee Stadium, Bronx, NY
Thu Apr 13 1978, 3:33 AM EST
Att: 44,667 - Unknown


AB 36
R 2
H 10
RBI 2
BB 2
SO 4
LOB 15



Batter	1	2	3	4	5	6	7	8	9	AB	R	H	RBI	BB	SO	LOB	BOTTOM
Willie Randolph, R OBP: 0.393, SLG: 0.440 (1, 4)										4	1	1	0	1	0	3	
Mickey Rivers, L OBP: 0.400, SLG: 0.333 (1, 8)										4	1	2	0	1	1	2	
Thurman Munson, R OBP: 0.296, SLG: 0.320 (1, 2)										5	0	1	0	0	1	6	
Reggie Jackson, L OBP: 0.346, SLG: 0.542 (1, 9)										4	1	1	3	0	0	2	
Lou Piniella, R OBP: 0.462, SLG: 0.583 (1, 7)										4	0	1	0	0	0	0	
Chris Chambliss, L OBP: 0.385, SLG: 0.333 (1, 3)										4	0	2	0	0	0	1	
Roy White, S OBP: 0.471, SLG: 0.182 (1, 10)										2	1	0	0	2	1	1	
Graig Nettles, L OBP: 0.280, SLG: 0.391 (1, 5)										3	0	1	0	1	0	2	
Bucky Dent, R OBP: 0.364, SLG: 0.474 (1, 6)										3	0	1	1	0	1	1	
Inning Stats	R: 3 E: 0 K: 1 S: 8	H: 3 LOB: 2 BB: 2 P: 16	R: 0 E: 0 K: 0 S: 5	H: 2 LOB: 0 BB: 0 P: 5	R: 0 E: 0 K: 0 S: 3	H: 0 LOB: 0 BB: 0 P: 3	R: 0 E: 0 K: 0 S: 4	H: 1 LOB: 2 BB: 1 P: 8	R: 0 E: 0 K: 2 S: 8	H: 1 LOB: 1 BB: 0 P: 8	R: 0 E: 0 K: 0 S: 4	H: 1 LOB: 1 BB: 0 P: 4	R: 1 E: 0 K: 0 S: 4	H: 1 LOB: 2 BB: 2 P: 12	1B: 8 2B: 1 3B: 0 HR: 1	SF: 1 SAC: 0 DP: 0 HBP: 0	WP: 1 PA: 39 PB: 0 SB: 1 CS: 0
PITCHER Wilbur Wood, L ERA: 3.24 (1, 1)	IP: 7.2 WLS: L BF: 38 H: 10 R: 4 ER: 4 SO: 4 BB: 5 IBB: 0 HBP: 0 BLK: 0 WP: 1 HR: 1 S: 41 P: 61 ERA: 4.70 WHIP: 1.957															PITCHER	
Lerrin LaGrow, R ERA: 2.09 (8, 1)	IP: 0.1 WLS: 1 BF: 1 H: 0 R: 0 ER: 0 SO: 0 BB: 0 IBB: 0 HBP: 0 BLK: 0 WP: 0 HR: 0 S: 1 P: 1 ERA: 0.00 WHIP: 0.000															PITCHER	

Chicago White Sox @ New York Yankees
Yankee Stadium, Bronx, NY
Thu Apr 13 1978, 3:33 AM EST
Att: 44,667 - Unknown

AB 33
R 4
H 10
RBI 4
BB 5
SO 4
LOB 18



Batter	1	2	3	4	5	6	7	8	9	AB	R	H	RBI	BB	SO	LOB	TOP					
Ralph Garr, L (1.7) OBP: 0.423, SLG: 0.692	6-3		FC6-4 1B				FC6-4 1B			4	0	3	0	0	0	0	Chicago White Sox @ New York Yankees Yankee Stadium, Bronx, NY Sat Apr 15 1978, 3:33 AM EST Att: 20,965 - Unknown					
Chet Lemon, R (1.8) OBP: 0.500, SLG: 0.565	E5		FC6-4 1-2		K		FC6-4 1-2			4	0	0	1	0	1	4						
Jorge Orta, L (1.4) OBP: 0.419, SLG: 0.793	F7		K					4-3		4	0	1	0	0	1	2						
Bobby Bonds, R (1.9) OBP: 0.296, SLG: 0.292		F8						F7		4	0	1	0	0	0	1						
Lamar Johnson, R (1.3) OBP: 0.276, SLG: 0.321		1B								4	0	3	0	0	0	1						
Ron Blomberg, L (1.10) OBP: 0.150, SLG: 0.450		1B								4	0	1	0	0	0	2						
Eric Soderholm, R (1.5) OBP: 0.321, SLG: 0.462		G6-4-3 1B								4	1	1	0	0	0	3						
Don Kessinger, S (1.6) OBP: 0.360, SLG: 0.273										3	0	0	0	0	0	1						
Henry Cruz, L (9, PH)			4-3		6-3		F8		F5	1	0	0	0	0	0	0						
Wayne Northagen, R (1.2) OBP: 0.316, SLG: 0.632			1B FC6-4		5-3		1B 1-H		6-3	4	1	2	1	0	0	0						
Inning Stats	R: 0 E: 1 K: 0 S: 3	H: 0 LOB: 0 BB: 0 P: 3	R: 0 E: 0 K: 0 S: 4	H: 2 LOB: 1 BB: 0 P: 4	R: 1 E: 0 K: 1 S: 7	H: 2 LOB: 1 BB: 0 P: 7	R: 0 E: 0 K: 0 S: 4	H: 2 LOB: 1 BB: 0 P: 4	R: 0 E: 0 K: 1 S: 6	H: 1 LOB: 1 BB: 0 P: 6	R: 0 E: 0 K: 0 S: 3	H: 1 LOB: 1 BB: 0 P: 3	R: 1 E: 0 K: 0 S: 6	H: 3 LOB: 2 BB: 0 P: 6	R: 0 E: 0 K: 0 S: 4	H: 1 LOB: 1 BB: 0 P: 4	R: 0 E: 0 K: 0 S: 3	H: 0 LOB: 0 BB: 0 P: 3	1B: 11 2B: 2 3B: 0 HR: 0	SF: 0 SAC: 0 DP: 2 HBP: 0	WP: 0 PB: 0 SB: 0 CS: 0	PA: 36
PITCHER Ed Figueroa, R (1.1) ERA: 1.5	IP: 9.0 WLS: W BF: 36 H: 12 R: 2 ER: 2 SO: 2 BB: 0 IBB: 0 HBP: 0 BLK: 0 WP: 0 HR: 0 S: 40 P: 40 ERA: 2.00 WHIP: 1.333																					

Batter	1	2	3	4	5	6	7	8	9	AB	R	H	RBI	BB	SO	LOB	BOTTOM			
Willie Randolph, R (1.4) OBP: 0.355, SLG: 0.393	F9		P4					SH3-4		3	0	0	0	0	0	2	Chicago White Sox @ New York Yankees Yankee Stadium, Bronx, NY Sat Apr 15 1978, 3:33 AM EST Att: 20,965 - Unknown			
Mickey Rivers, L (1.8) OBP: 0.378, SLG: 0.440	F5						4-3	IHR		4	1	1	2	0	0	0				
Jim Spencer, L (1.10) OBP: 0.222, SLG: 0.889	G3						F9	F9		4	1	1	1	0	0	0				
Reggie Jackson, L (1.9) OBP: 0.300, SLG: 0.464		4-3					F8	F7		4	0	0	0	0	0	0				
Chris Chambliss, L (1.3) OBP: 0.379, SLG: 0.308		4-3					FC5-4 BB	6-3		2	0	0	0	1	0	0				
Roy White, S (1.7) OBP: 0.400, SLG: 0.143		3-1					FC5-4 1-2	F9		3	0	0	0	0	0	1				
Cliff Johnson, R (1.2) OBP: 0.222, SLG: 0.176								F8		3	0	2	0	0	0	0				
Bucky Dent, R (1.6) OBP: 0.320, SLG: 0.409								F6		3	0	0	0	0	0	1				
Mickey Klutts, R (1.5) OBP: 1.000, SLG: 1.500								HBP		2	1	2	0	0	0	0				
Inning Stats	R: 0 E: 0 K: 0 S: 3	H: 0 LOB: 0 BB: 0 P: 3	R: 0 E: 0 K: 0 S: 3	H: 0 LOB: 0 BB: 0 P: 3	R: 0 E: 0 K: 0 S: 3	H: 1 LOB: 1 BB: 0 P: 4	R: 1 E: 0 K: 0 S: 4	H: 1 LOB: 1 BB: 1 P: 8	R: 0 E: 0 K: 0 S: 4	H: 1 LOB: 1 BB: 0 P: 4	R: 0 E: 0 K: 0 S: 3	H: 0 LOB: 0 BB: 0 P: 3	R: 0 E: 0 K: 0 S: 4	H: 1 LOB: 1 BB: 0 P: 4	R: 2 E: 0 K: 0 S: 5	H: 2 LOB: 0 BB: 0 P: 5		1B: 3 2B: 1 3B: 0 HR: 2	SF: 0 SAC: 1 DP: 0 HBP: 1	WP: 0 PB: 0 SB: 0 CS: 0
PITCHER Francisco Barrios, R (1.1) ERA: 5.4 Pablo Torrealba, L (8.1) ERA:	IP: 7.1 WLS: L BF: 29 H: 6 R: 3 ER: 3 SO: 3 BB: 1 IBB: 0 HBP: 1 BLK: 0 WP: 0 HR: 1 S: 27 P: 32 ERA: 3.68 WHIP: 0.955																			

Batter	1	2	3	4	5	6	7	8	9	AB	R	H	RBI	BB	SO	LOB	TOP					
Ralph Garr, L (1, 7) Wayne Nordhagen, R (7, PH) OBP: 0.379, SLG: 0.621 OBP: 0.300, SLG: 0.600	3-1		F8		L9		F9			3	0	0	0	0	0	0						
Chet Lemon, R (1, 8) OBP: 0.469, SLG: 0.519	6-3				1-3			K		4	0	1	0	0	1	0						
Jorge Orta, L (1, 4) OBP: 0.371, SLG: 0.697	K		F7			F8		L7		4	0	0	0	0	1	1						
Bobby Bonds, R (1, 9) OBP: 0.323, SLG: 0.321		5-3		G3		F7				4	0	2	0	0	0	0						
Lamar Johnson, R (1, 3) OBP: 0.273, SLG: 0.290				F9		K		F8		3	0	0	0	1	1	2						
Ron Blomberg, L (1, 10) Junior Moore, R (9, PH) OBP: 0.174, SLG: 0.435 OBP: 0.100, SLG: 0.100					G3					3	0	1	0	0	0	1						
Eric Soderholm, R (1, 5) OBP: 0.344, SLG: 0.448		K								3	0	1	0	1	1	2						
Don Kessinger, S (1, 6) OBP: 0.310, SLG: 0.231										4	0	0	0	0	0	5						
Bill Nahorodny, R (1, 2) OBP: 0.400, SLG: 0.385			K							2	0	0	0	1	1	0						
Inning Stats	R: 0 E: 0 K: 1 S: 5	H: 0 LOB: 0 BB: 5	R: 0 E: 0 K: 1 S: 6	H: 1 LOB: 2 BB: 1 P: 10	R: 0 E: 0 K: 1 S: 6	H: 1 LOB: 1 BB: 0 P: 6	R: 0 E: 0 K: 0 S: 4	H: 1 LOB: 2 BB: 1 P: 8	R: 0 E: 0 K: 0 S: 3	H: 0 LOB: 0 BB: 0 P: 3	R: 0 E: 0 K: 1 S: 5	H: 0 LOB: 0 BB: 0 P: 5	R: 0 E: 0 K: 0 S: 4	H: 1 LOB: 2 BB: 1 P: 8	R: 0 E: 0 K: 1 S: 6	H: 1 LOB: 1 BB: 0 P: 6	R: 0 E: 0 K: 1 S: 5	H: 0 LOB: 0 BB: 0 P: 5	1B: 5 2B: 0 3B: 0 HR: 0	SF: 0 SAC: 0 DP: 0 HBP: 0	WP: 0 PB: 0 SB: 1 CS: 0	PA: 35
PITCHER	IP	WLS	BF	H	R	ER	SO	BB	IBB	HBP	BLK	WP	HR	S	P	ERA	WHIP					
Dick Tidrow, R (1, 1) ERA: 3.85	6.2	W	27	4	0	0	4	3	0	0	0	0	0	32	44	0.00	1.050					
Sparky Lyle, L (7, 1) ERA:	2.1	S	8	1	0	0	2	0	0	0	0	0	0	12	12	0.00	0.429					

Chicago White Sox @ New York Yankees
Yankee Stadium, Bronx, NY
Sun Apr 16 1978, 3:33 AM EST
Att: 32,750 - Sunny - 54 F

AB 32
R 0
H 5
RBI 0
BB 3
SO 6
LOB 13



Batter	1	2	3	4	5	6	7	8	9	AB	R	H	RBI	BB	SO	LOB	BOTTOM					
Willie Randolph, R (1, 4) OBP: 0.400, SLG: 0.419		P4								3	0	2	0	1	0	1						
Mickey Rivers, L (1, 8) Paul Blair, R (5, FR) OBP: 0.406, SLG: 0.444 OBP: 0.500, SLG: 0.500										2	0	1	0	0	0	1						
Thurman Munson, R (1, 10) OBP: 0.290, SLG: 0.345										4	0	1	0	0	0	5						
Reggie Jackson, L (1, 9) OBP: 0.265, SLG: 0.406										4	0	0	0	0	1	6						
Lou Piniella, R (1, 7) OBP: 0.412, SLG: 0.467										3	1	0	0	1	0	3						
Chris Chambliss, L (1, 3) OBP: 0.364, SLG: 0.276										3	1	0	0	1	0	0						
Cliff Johnson, R (1, 2) OBP: 0.227, SLG: 0.190										4	0	1	0	0	1	2						
Graig Nettles, L (1, 5) OBP: 0.310, SLG: 0.385										3	0	1	1	1	1	1						
Bucky Dent, R (1, 6) OBP: 0.310, SLG: 0.360										3	1	0	0	1	0	2						
Inning Stats	R: 0 E: 0 K: 0 S: 4	H: 1 LOB: 1 BB: 0 P: 4	R: 2 E: 0 K: 0 S: 4	H: 1 LOB: 2 BB: 2 P: 12	R: 0 E: 0 K: 0 S: 4	H: 2 LOB: 1 BB: 0 P: 4	R: 0 E: 0 K: 1 S: 5	H: 0 LOB: 0 BB: 0 P: 5	R: 0 E: 0 K: 0 S: 3	H: 0 LOB: 2 BB: 1 P: 8	R: 0 E: 0 K: 0 S: 4	H: 1 LOB: 1 BB: 0 P: 4	R: 1 E: 0 K: 1 S: 7	H: 2 LOB: 2 BB: 1 P: 11	R: 0 E: 0 K: 1 S: 5	H: 0 LOB: 1 BB: 1 P: 9	1B: 6 2B: 1 3B: 0 HR: 0	SF: 0 SAC: 0 DP: 0 HBP: 1	WP: 1 PB: 0 SB: 2 CS: 1	PA: 36		
PITCHER	IP	WLS	BF	H	R	ER	SO	BB	IBB	HBP	BLK	WP	HR	S	P	ERA	WHIP					
Ken Kravec, L (1, 1) ERA: 5.25	6.1	L	30	7	3	3	1	4	0	1	0	0	0	27	44	4.26	1.737					
Rich Hinton, L (7, 1) ERA:	1.2		6	0	0	0	2	1	0	0	0	0	0	9	13	0.00	0.600					

Chicago White Sox @ New York Yankees
Yankee Stadium, Bronx, NY
Sun Apr 16 1978, 3:33 AM EST
Att: 32,750 - Sunny - 54 F

AB 30
R 3
H 7
RBI 2
BB 5
SO 3
LOB 21



Batter	1	2	3	4	5	6	7	8	9	AB	R	H	RBI	BB	SO	LOB	TOP			
Al Bumby, L OBP: 0.311, SLG: 0.250 (1, 7)										4	1	0	0	2	1	5	Baltimore Orioles @ New York Yankees Yankee Stadium, Bronx, NY Mon Apr 17 1978, 3:33 AM EST Att: 15,674 - Unknown			
Billy Smith, S OBP: 0.125, SLG: 0.125 (1, 4)										4	0	1	0	0	0	4				
Ken Singleton, S OBP: 0.407, SLG: 0.440 (8, PR)										3	2	2	1	2	0	0				
Carlos Lopez, R OBP: 0.429, SLG: 0.364 (8, 9)										4	1	2	1	1	0	4				
Eddie Murray, S OBP: 0.381, SLG: 0.528 (1, 3)										4	0	1	1	0	0	5				
Lee May, R OBP: 0.333, SLG: 0.513 (1, 10)										4	0	1	1	0	0	5				
Larry Harlow, L OBP: 0.448, SLG: 0.704 (1, 8)										5	1	2	1	0	2	5				
Doug DeCinces, R OBP: 0.400, SLG: 0.500 (1, 5)										4	1	2	2	1	0	0				
Rick Dempsey, R OBP: 0.273, SLG: 0.300 (1, 2)										5	0	1	0	0	2	3				
Mark Belanger, R OBP: 0.294, SLG: 0.233 (1, 6)										4	0	1	0	1	0	3				
Inning Stats	R: 1 E: 0 K: 1 S: 7	H: 1 LOB: 2 BB: 1 P: 11	R: 0 E: 0 K: 0 S: 4	H: 1 LOB: 2 BB: 1 P: 8	R: 1 E: 0 K: 1 S: 5	H: 1 LOB: 1 BB: 1 P: 9	R: 0 E: 0 K: 0 S: 4	H: 1 LOB: 2 BB: 1 P: 8	R: 4 E: 0 K: 0 S: 7	H: 4 LOB: 1 BB: 1 P: 11	R: 0 E: 0 K: 0 S: 4	H: 0 LOB: 0 BB: 0 P: 5	R: 0 E: 0 K: 1 S: 6	H: 2 LOB: 2 BB: 1 P: 7	R: 0 E: 0 K: 1 S: 6	H: 1 LOB: 2 BB: 1 P: 10	1B: 9 2B: 2 3B: 1 HR: 1	SF: 1 SAC: 1 DP: 1 HBP: 0	WP: 0 PB: 0 SB: 1 CS: 1	PA: 46
PITCHER	IP WLS BF H R ER SO BB IBB HBP BLK WP HR S P ERA WHIP	4.1 L 24 6 5 5 2 5 0 0 0 0 0 23 43 10.38 2.538	3.2 17 5 1 1 2 1 0 0 0 0 1 20 24 2.46 1.636	1.0 5 1 0 0 1 1 0 0 0 0 0 6 10 0.00 2.000																

AB	37
R	6
H	12
RBI	6
BB	7
SO	5
LOB	29



Batter	1	2	3	4	5	6	7	8	9	AB	R	H	RBI	BB	SO	LOB	BOTTOM					
Willie Randolph, R OBP: 0.359, SLG: 0.371 (1, 4)										4	0	0	0	0	0	0	Baltimore Orioles @ New York Yankees Yankee Stadium, Bronx, NY Mon Apr 17 1978, 3:33 AM EST Att: 15,674 - Unknown					
Mickey Rivers, L OBP: 0.388, SLG: 0.419 (1, 8)										4	0	1	0	0	1	0						
Thurman Munson, R OBP: 0.294, SLG: 0.344 (1, 2)										3	0	1	0	0	1	1						
Reggie Jackson, L OBP: 0.263, SLG: 0.389 (1, 9)										4	1	1	0	0	1	2						
Lou Piniella, R OBP: 0.429, SLG: 0.474 (1, 7)										4	0	2	0	0	1	0						
Chris Chambliss, L OBP: 0.351, SLG: 0.250 (1, 3)										3	0	0	0	1	1	1						
Cliff Johnson, R OBP: 0.240, SLG: 0.174 (1, 10)										2	0	0	0	1	0	3						
Graig Nettles, L OBP: 0.281, SLG: 0.345 (1, 5)										3	0	0	0	0	1	3						
Bucky Dent, R OBP: 0.281, SLG: 0.321 (1, 6)										3	0	0	0	0	0	1						
Inning Stats	R: 0 E: 0 K: 1 S: 5	H: 0 LOB: 0 BB: 0 P: 5	R: 1 E: 0 K: 0 S: 4	H: 2 LOB: 1 BB: 1 P: 8	R: 0 E: 0 K: 0 S: 3	H: 0 LOB: 0 BB: 0 P: 3	R: 0 E: 1 K: 1 S: 5	H: 0 LOB: 0 BB: 0 P: 5	R: 0 E: 0 K: 0 S: 3	H: 0 LOB: 1 BB: 1 P: 7	R: 0 E: 0 K: 0 S: 4	H: 1 LOB: 1 BB: 0 P: 4	R: 0 E: 0 K: 2 S: 8	H: 1 LOB: 1 BB: 0 P: 8	R: 0 E: 0 K: 1 S: 6	H: 1 LOB: 1 BB: 0 P: 6	R: 0 E: 0 K: 1 S: 5	H: 0 LOB: 0 BB: 0 P: 5	1B: 5 2B: 0 3B: 0 HR: 0	SF: 0 SAC: 0 DP: 2 HBP: 0	WP: 2 PB: 0 SB: 0 CS: 0	PA: 33
PITCHER	IP WLS BF H R ER SO BB IBB HBP BLK WP HR S P ERA WHIP	9.0 W 33 5 1 1 6 2 0 0 0 1 0 43 51 1.00 0.778																				

AB	30
R	1
H	5
RBI	0
BB	2
SO	6
LOB	11



Batter	1	2	3	4	5	6	7	8	9	AB	R	H	RBI	BB	SO	LOB	TOP										
Al Bumbry, L OBP: 0.320, SLG: 0.267 (1, 8)										5	1	2	0	0	0	0	Baltimore Orioles @ New York Yankees Yankee Stadium, Bronx, NY Tue Apr 18 1978, 3:33 AM EST Att: 15,628 - Unknown - 53 F										
Mark Belanger, R OBP: 0.359, SLG: 0.324 (1, 6)										4	1	3	0	1	1	0											
Gary Roenicke, R OBP: 0.333, SLG: 0.313 (1, 7)										3	0	1	2	1	0	1											
Eddie Murray, S OBP: 0.348, SLG: 0.475 (1, 3)										4	0	0	0	0	1	6											
Lee May, R OBP: 0.348, SLG: 0.512 (1, 10)										4	0	2	1	0	0	1											
Doug DeCinces, R OBP: 0.364, SLG: 0.450 (1, 5)										4	0	0	0	0	0	3											
Carlos Lopez, R OBP: 0.333, SLG: 0.267 (1, 9)										4	0	0	0	0	1	1											
Rick Dempsey, R OBP: 0.270, SLG: 0.294 (1, 2)										4	0	1	0	0	1	1											
Rich Dauer, R OBP: 0.158, SLG: 0.059 (1, 4)										3	1	0	0	1	0	1											
Inning Stats	R: 1 E: 0 K: 1 S: 7	H: 2 LOB: 1 BB: 0 P: 7	R: 0 E: 0 K: 2 S: 7	H: 0 LOB: 0 BB: 0 P: 7	R: 0 E: 0 K: 1 S: 5	H: 0 LOB: 0 BB: 0 P: 5	R: 0 E: 0 K: 0 S: 3	H: 0 LOB: 0 BB: 0 P: 3	R: 0 E: 0 K: 0 S: 4	H: 1 LOB: 1 BB: 0 P: 4	R: 1 E: 0 K: 0 S: 6	H: 3 LOB: 2 BB: 0 P: 6	R: 1 E: 0 K: 0 S: 4	H: 1 LOB: 3 BB: 3 P: 16	R: 0 E: 0 K: 0 S: 4	H: 1 LOB: 1 BB: 0 P: 4	R: 0 E: 0 K: 0 S: 4	H: 1 LOB: 1 BB: 0 P: 4	1B: 8 2B: 1 3B: 0 HR: 0	SF: 1 SAC: 0 DP: 0 HBP: 0	WP: 0 PB: 0 SB: 0 CS: 0	PA: 39					
PITCHER	IP	WLS	BF	H	R	ER	SO	BB	IBB	HBP	BLK	WP	HR	S	P	ERA	WHIP										
Ron Guidry, L ERA: 2.38 (1, 1)	6.2		29	7	3	3	4	2	0	0	0	0	0	35	43	4.05	1.350										
Sparky Lyle, L ERA: (7, 1)	2.1	W	10	2	0	0	0	1	0	0	0	0	0	9	13	0.00	1.286										

Batter	1	2	3	4	5	6	7	8	9	AB	R	H	RBI	BB	SO	LOB	BOTTOM										
Willie Randolph, R OBP: 0.349, SLG: 0.410 (1, 4)										4	1	1	0	0	0	0	Baltimore Orioles @ New York Yankees Yankee Stadium, Bronx, NY Tue Apr 18 1978, 3:33 AM EST Att: 15,628 - Unknown - 53 F										
Mickey Rivers, L OBP: 0.350, SLG: 0.371 (1, 8)										4	0	0	0	0	0	1											
Thurman Munson, R OBP: 0.316, SLG: 0.361 (1, 2)										4	0	2	1	0	0	0											
Reggie Jackson, L OBP: 0.310, SLG: 0.474 (1, 9)										2	2	1	1	2	0	1											
Chris Chambliss, L OBP: 0.375, SLG: 0.265 (1, 3)										2	1	1	1	1	1	1											
Graig Nettles, L OBP: 0.257, SLG: 0.313 (1, 5)										3	0	0	0	0	0	4											
Roy White, S OBP: 0.435, SLG: 0.235 (1, 7)										3	0	2	1	0	0	0											
Jim Spencer, L OBP: 0.250, SLG: 0.750 (1, 10)										3	0	1	0	0	0	1											
Bucky Dent, R OBP: 0.257, SLG: 0.290 (1, 6)										3	0	0	0	0	1	2											
Inning Stats	R: 1 E: 0 K: 0 S: 4	H: 2 LOB: 2 BB: 2 P: 12	R: 0 E: 0 K: 1 S: 5	H: 0 LOB: 0 BB: 0 P: 5	R: 0 E: 0 K: 0 S: 3	H: 0 LOB: 0 BB: 0 P: 3	R: 2 E: 0 K: 0 S: 4	H: 2 LOB: 1 BB: 1 P: 8	R: 0 E: 0 K: 0 S: 3	H: 0 LOB: 0 BB: 0 P: 3	R: 0 E: 0 K: 1 S: 5	H: 1 LOB: 0 BB: 0 P: 5	R: 0 E: 0 K: 0 S: 4	H: 2 LOB: 1 BB: 0 P: 4	R: 0 E: 0 K: 0 S: 3	H: 0 LOB: 0 BB: 0 P: 3	R: 1 E: 0 K: 0 S: 1	H: 1 LOB: 0 BB: 0 P: 1	1B: 6 2B: 0 3B: 1 HR: 1	SF: 0 SAC: 0 DP: 2 HBP: 0	WP: 0 PB: 0 SB: 1 CS: 2	PA: 31					
PITCHER	IP	WLS	BF	H	R	ER	SO	BB	IBB	HBP	BLK	WP	HR	S	P	ERA	WHIP										
Dennis Martinez, R ERA: 7.32 (1, 1)	8.0		30	7	3	3	2	3	0	0	0	0	0	31	43	3.38	1.250										
Tippy Martinez, L ERA: 7.35 (9, 1)	0.0	L	1	1	1	1	0	0	0	0	0	0	1	1	1	∞	∞										

Batter	1	2	3	4	5	6	7	8	9	AB	R	H	RBI	BB	SO	LOB	TOP					
Willie Randolph, R OBP: 0.333, SLG: 0.372 (1, 4)										4	0	0	0	1	2	0						
Mickey Rivers, L OBP: 0.386, SLG: 0.447 (1, 8)										3	1	2	0	1	0	1						
Thurman Munson, R OBP: 0.310, SLG: 0.350 (1, 2)										4	0	1	0	0	0	3						
Reggie Jackson, L OBP: 0.326, SLG: 0.476 (1, 9)										4	0	2	1	0	0	1						
Lou Piniella, R OBP: 0.400, SLG: 0.409 (1, 7)										3	0	0	0	1	0	3						
Chris Chambliss, L OBP: 0.386, SLG: 0.316 (1, 3)										4	1	2	0	0	0	4						
Cliff Johnson, R OBP: 0.241, SLG: 0.296 (1, 10)										4	1	1	2	0	0	2						
Graig Nettles, L OBP: 0.231, SLG: 0.278 (1, 5)										4	0	0	0	0	0	1						
Bucky Dent, R OBP: 0.231, SLG: 0.257 (1, 6)										4	0	0	0	0	0	0						
Inning Stats	R: 1 E: 1 K: 0 S: 6	H: 3 LOB: 2 BB: 0 P: 6	R: 0 E: 0 K: 0 S: 3	H: 0 LOB: 0 BB: 0 P: 3	R: 0 E: 0 K: 1 S: 6	H: 1 LOB: 1 BB: 0 P: 6	R: 0 E: 0 K: 0 S: 3	H: 0 LOB: 1 BB: 1 P: 7	R: 0 E: 0 K: 0 S: 3	H: 0 LOB: 0 BB: 1 P: 7	R: 2 E: 0 K: 0 S: 5	H: 2 LOB: 0 BB: 0 P: 5	R: 0 E: 0 K: 0 S: 4	H: 0 LOB: 1 BB: 1 P: 7	R: 0 E: 0 K: 0 S: 4	H: 2 LOB: 1 BB: 0 P: 4	R: 0 E: 0 K: 1 S: 5	H: 0 LOB: 0 BB: 0 P: 5	1B: 5 2B: 1 3B: 1 HR: 1	SF: 0 SAC: 0 DP: 2 HBP: 0	WP: 0 PB: 0 SB: 0 CS: 0	PA: 37
PITCHER	IP	WLS	BF	H	R	ER	SO	BB	IBB	HBP	BLK	WP	HR	S	P	ERA	WHIP					
Jerry Garvin, L ERA: 4.82 (1, 1)	7.2		33	8	3	3	1	3	0	0	0	0	1	32	44	3.52	1.435					
Tom Murphy, R ERA: (8, 1)	1.1	W	4	0	0	0	1	0	0	0	0	0	0	6	6	0.00	0.000					

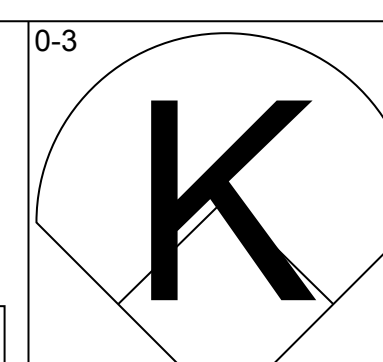
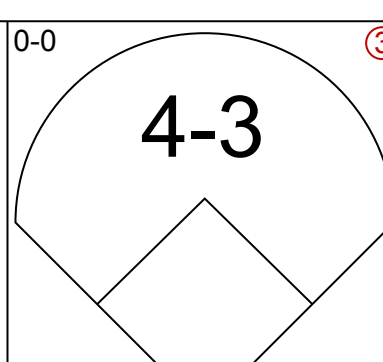
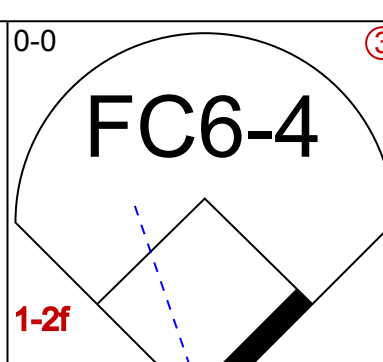
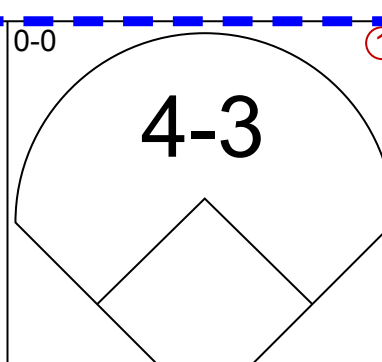
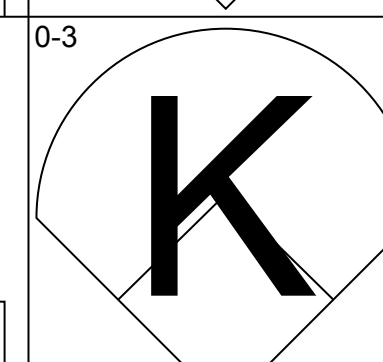
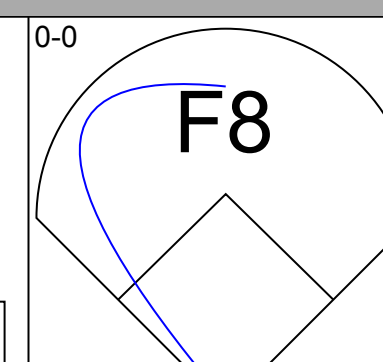
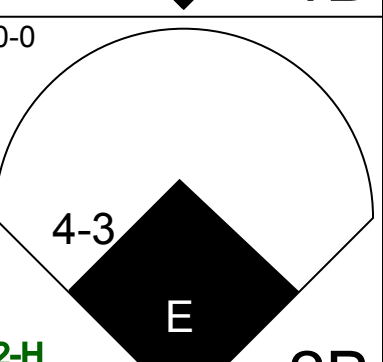
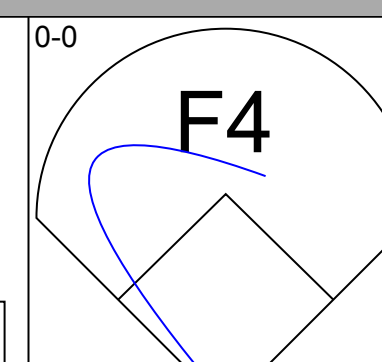
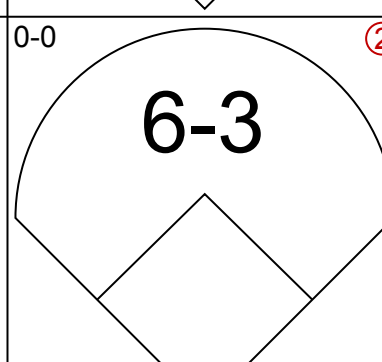
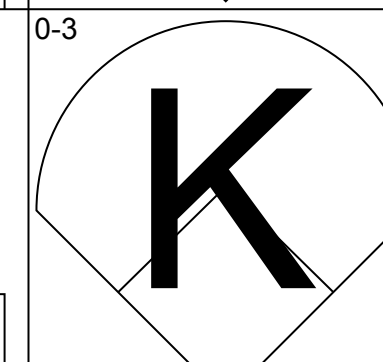
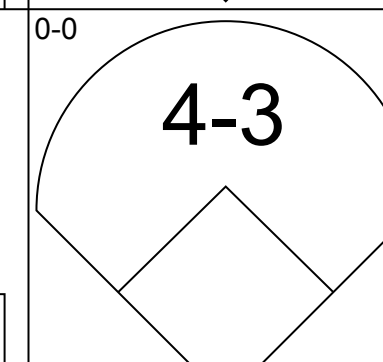
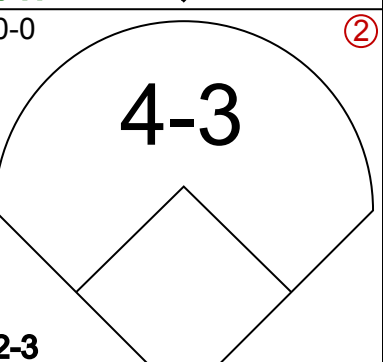
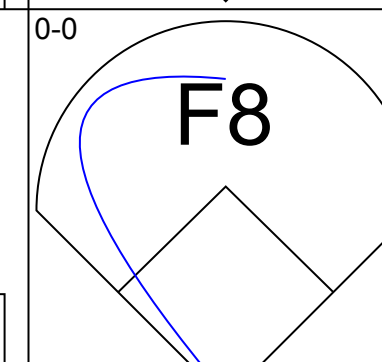
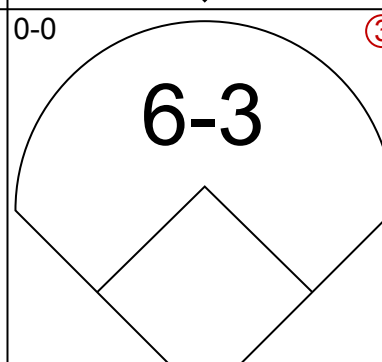
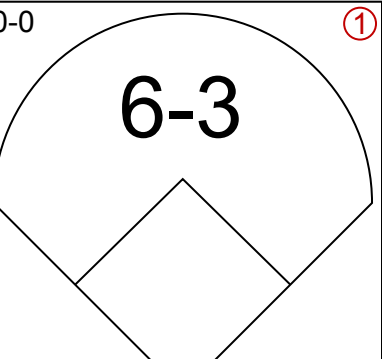
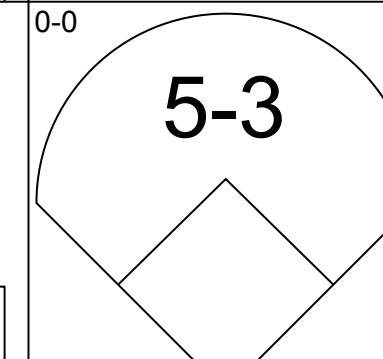
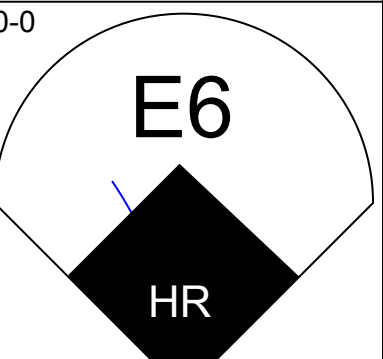
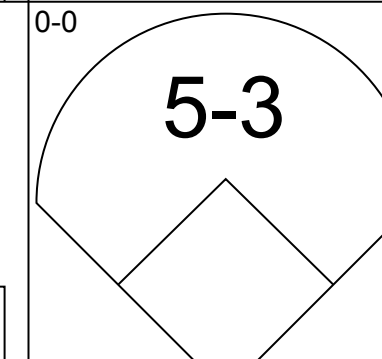
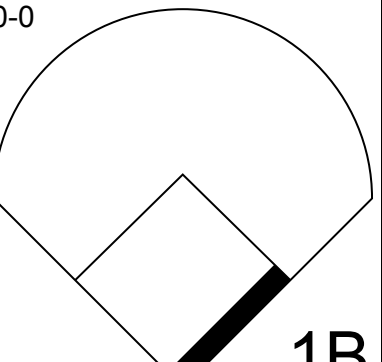
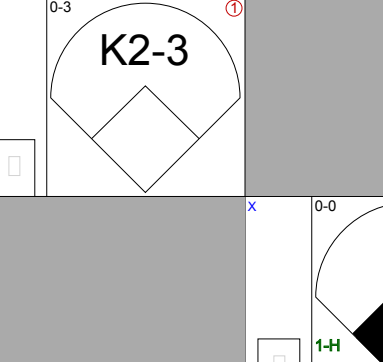
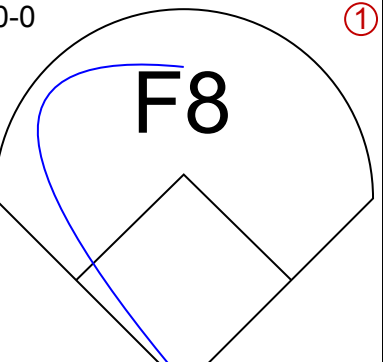
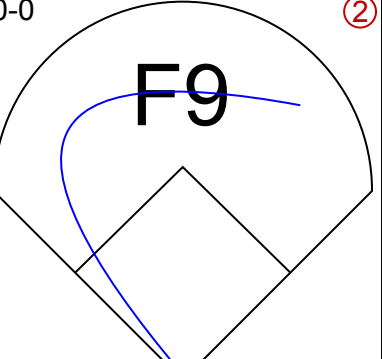
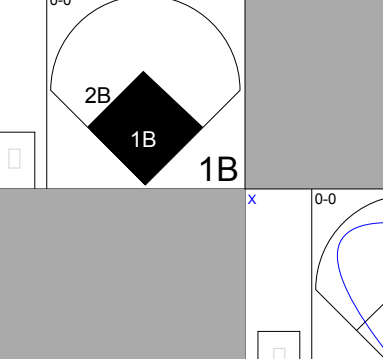
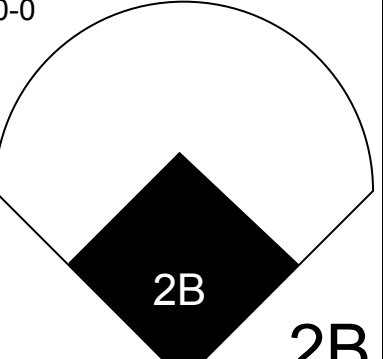
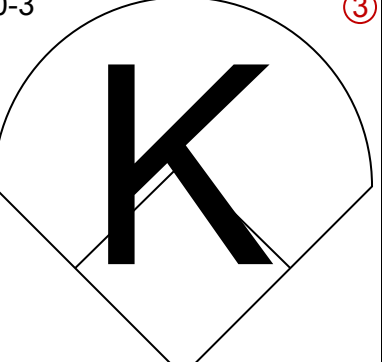
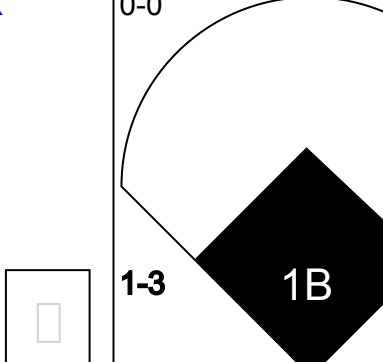
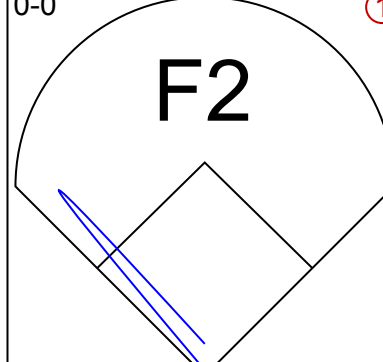
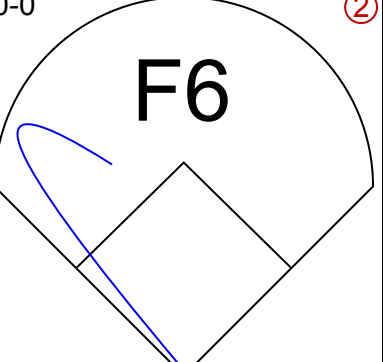
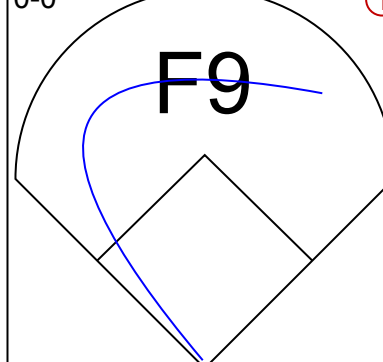
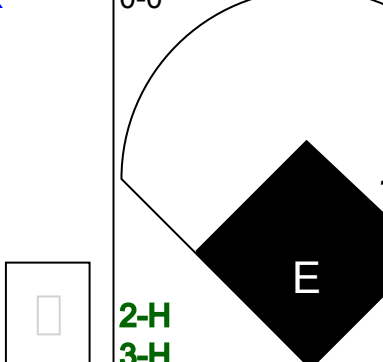
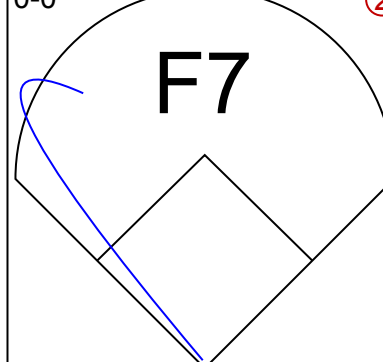
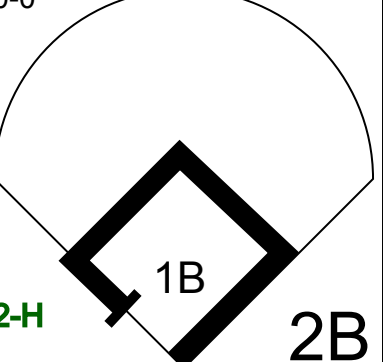
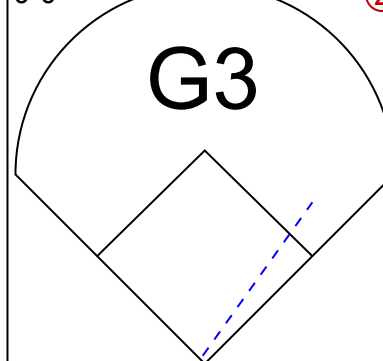
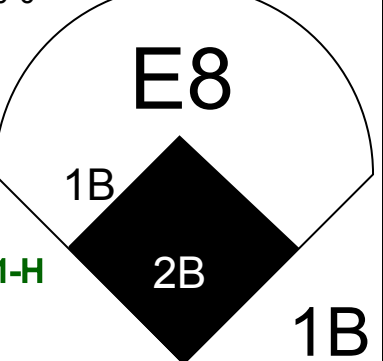
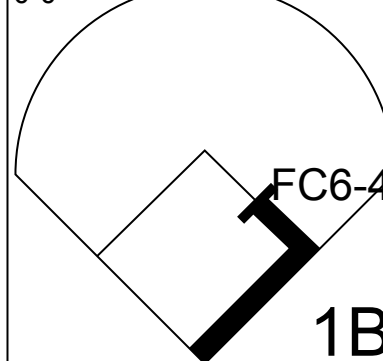
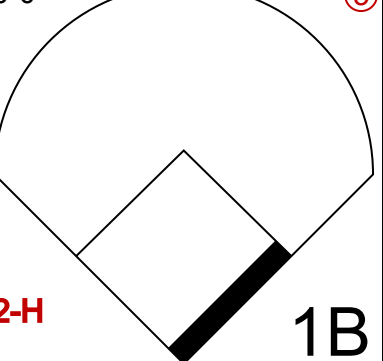
New York Yankees @ Toronto Blue Jays
Exhibition Stadium, Toronto, ON
Wed Apr 19 1978, 3:33 AM EST
Att: 13,306 - Unknown - 48 F

AB 34
R 3
H 8
RBI 3
BB 3
SO 2
LOB 15

Batter	1	2	3	4	5	6	7	8	9	AB	R	H	RBI	BB	SO	LOB	BOTTOM				
Rick Bosetti, R OBP: 0.292, SLG: 0.396 (1, 8)										4	2	3	0	0	1	0					
Bob Bailor, R OBP: 0.485, SLG: 0.533 (1, 9)										2	0	1	0	0	0	0					
Roy Howell, L OBP: 0.378, SLG: 0.366 (1, 5)										3	0	1	1	1	1	2					
Rico Carty, R OBP: 0.283, SLG: 0.282 (1, 10)										3	0	1	2	0	1	1					
Doug Ault, R OBP: 0.400, SLG: 0.400 (1, 7)										2	0	0	0	0	0	2					
Tom Hutton, L OBP: 0.276, SLG: 0.407 (5, PH) (6, 7)										2	0	0	0	0	0	2					
John Mayberry, L OBP: 0.286, SLG: 0.368 (1, 3)										4	0	1	0	0	1	0					
Garth Iorg, R OBP: 0.235, SLG: 0.188 (9, FR)										0	1	0	0	0	0	0					
Rick Cerone, R OBP: 0.235, SLG: 0.294 (1, 2)										4	0	1	0	0	1	1					
Dave McKay, S OBP: 0.182, SLG: 0.190 (1, 4)										3	0	0	0	0	0	1					
Luis Gomez, R OBP: 0.194, SLG: 0.138 (1, 6)										2	1	1	0	0	0	0					
Willie Upshaw, L OBP: 0.250, SLG: 0.143 (7, PH)										1	0	0	0	0	1	0					
Tim Nordbrook, R (8, 6)										0	0	0	0	0	0	0					
Inning Stats	R: 1 E: 0 K: 0 S: 4	H: 2 LOB: 0 BB: 0 P: 4	R: 0 E: 0 K: 0 S: 4	H: 1 LOB: 1 BB: 0 P: 4	R: 1 E: 0 K: 0 S: 6	H: 3 LOB: 2 BB: 0 P: 6	R: 0 E: 0 K: 0 S: 3	H: 0 LOB: 0 BB: 0 P: 3	R: 0 E: 0 K: 0 S: 3	H: 0 LOB: 0 BB: 0 P: 7	R: 2 E: 0 K: 2 S: 7	H: 0 LOB: 0 BB: 0 P: 7	R: 0 E: 0 K: 2 S: 7	H: 0 LOB: 0 BB: 0 P: 7	R: 0 E: 0 K: 0 S: 3	H: 1 LOB: 2 BB: 0 P: 3	1B: 8 2B: 2 3B: 0 HR: 0	SF: 1 SAC: 3 DP: 1 HBP: 0	WP: 0 PB: 0 SB: 0 CS: 0	PA: 35	
PITCHER	IP	WLS	BF	H	R	ER	SO	BB	IBB	HBP	BLK	WP	HR	S	P	ERA	WHIP				
Ken Holtzman, L ERA: 4.82 (1, 1)	4.1		21	8	3	3	0	1	0	0	0	0	0	20	24	6.23	2.077				
Rich Gossage, R ERA: 3.16 (5, 1)	3.2	L	14	1	1	0	6	0	0	0	0	0	0	26	26	0.00	0.273				

New York Yankees @ Toronto Blue Jays
Exhibition Stadium, Toronto, ON
Wed Apr 19 1978, 3:33 AM EST
Att: 13,306 - Unknown - 48 F

AB 30
R 4
H 9
RBI 3
BB 1
SO 6
LOB 9

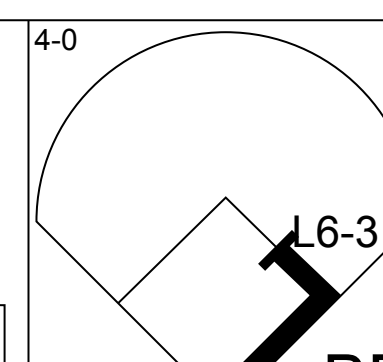
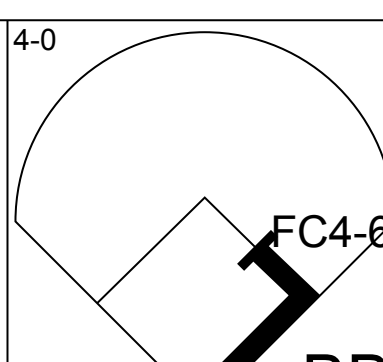
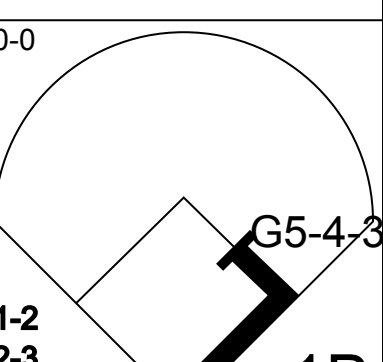
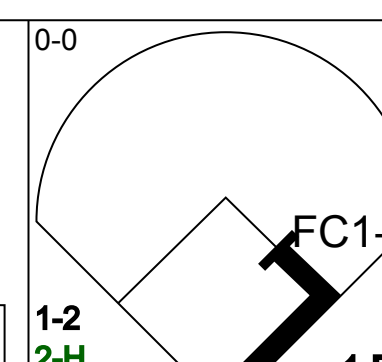
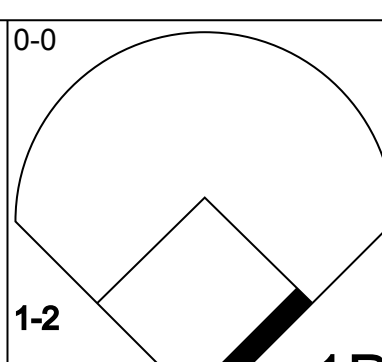
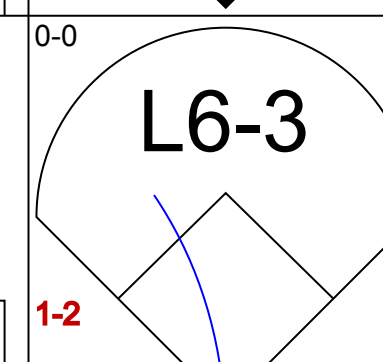
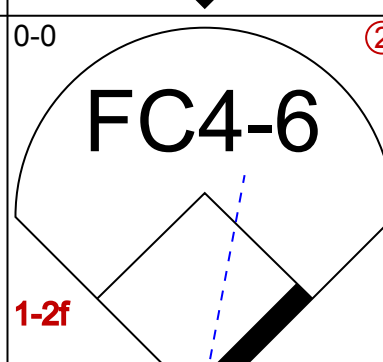
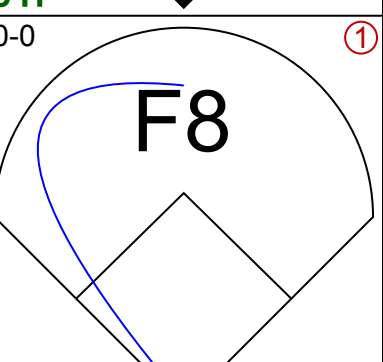
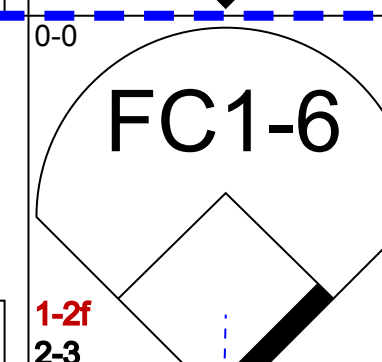
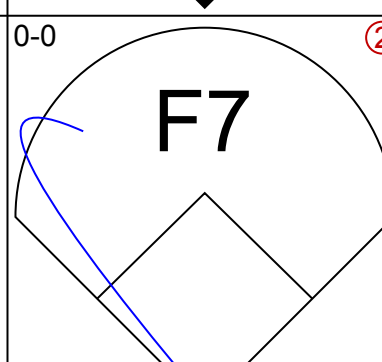
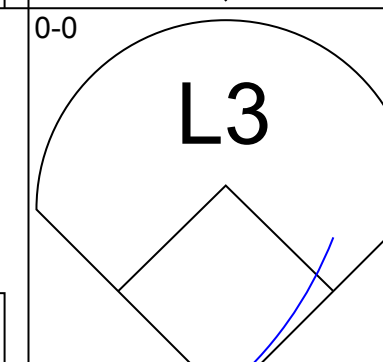
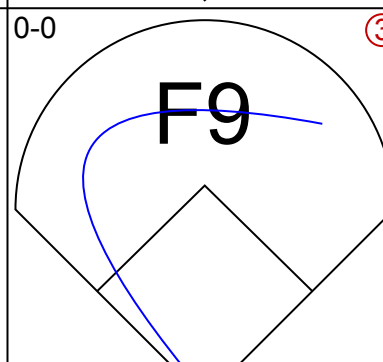
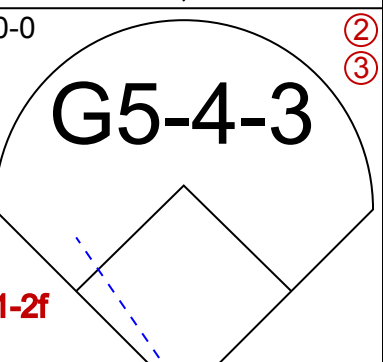
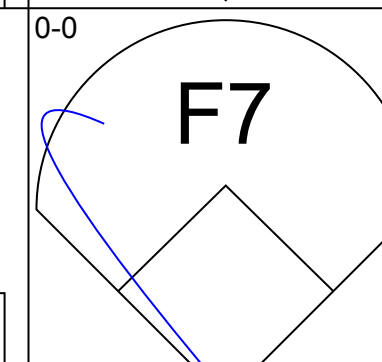
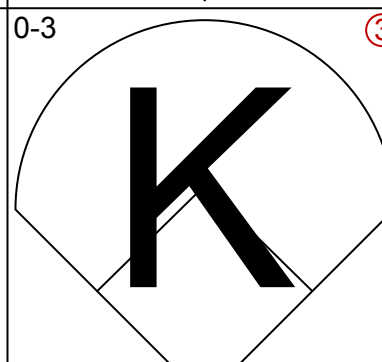
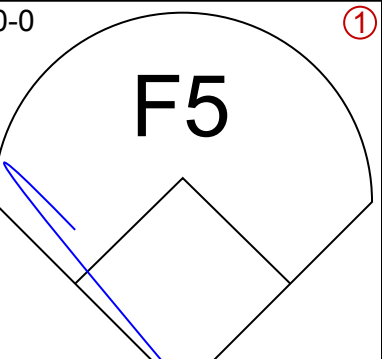
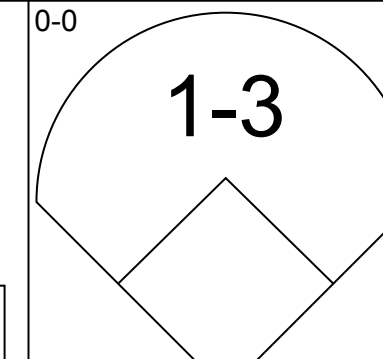
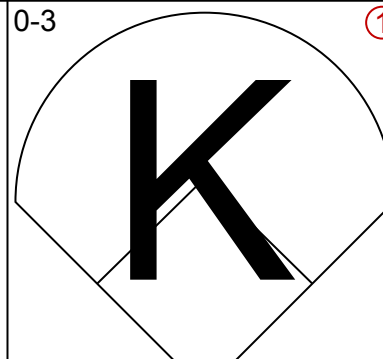
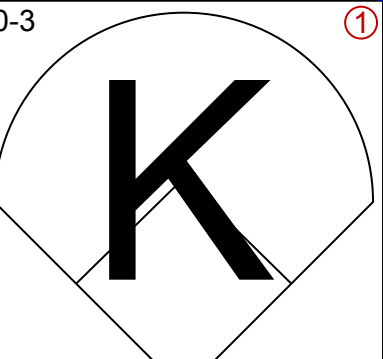
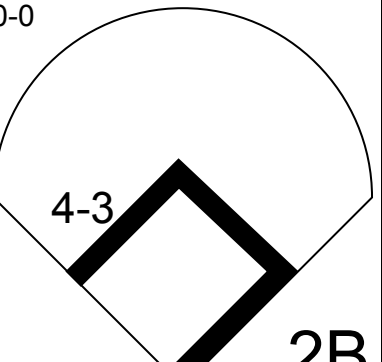
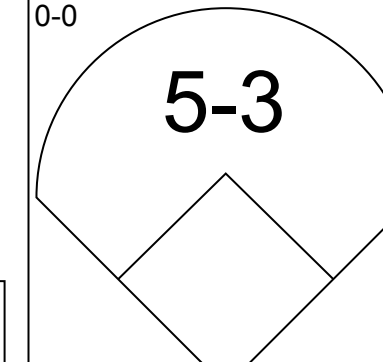
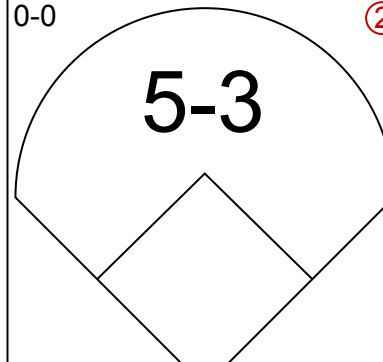
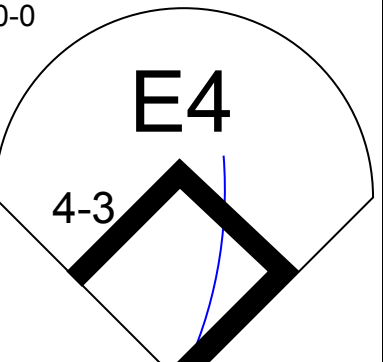
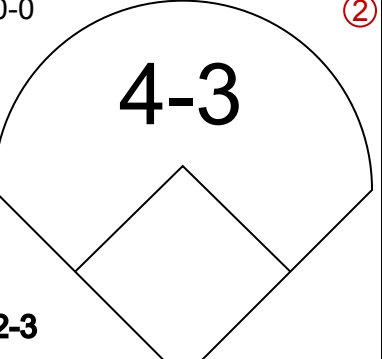
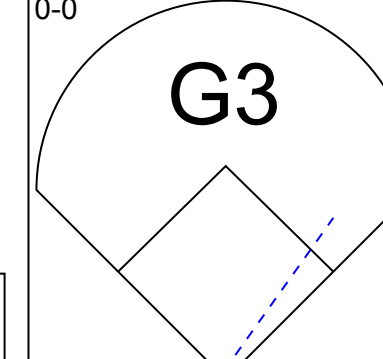
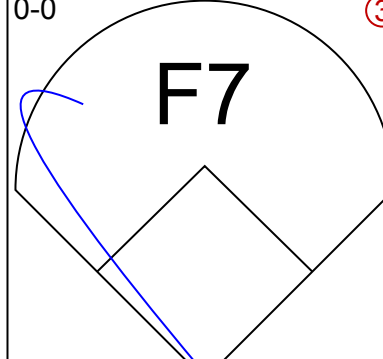
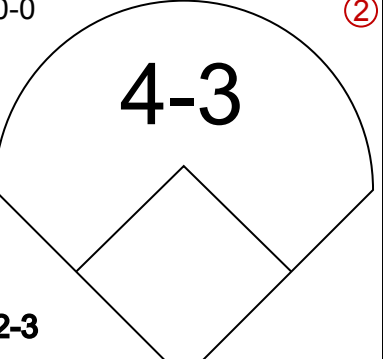
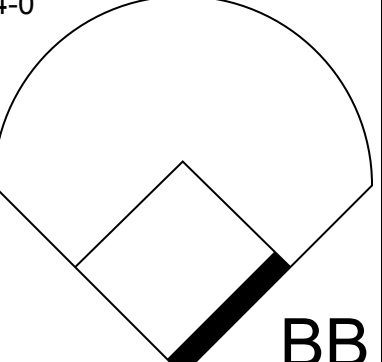
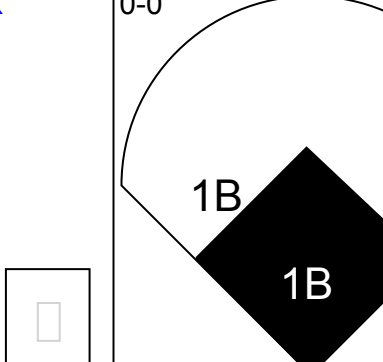
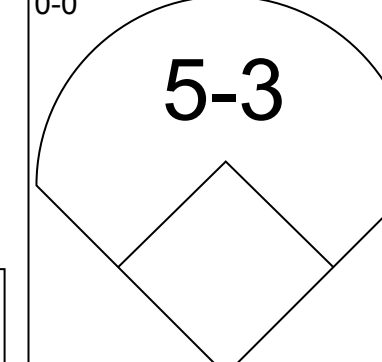
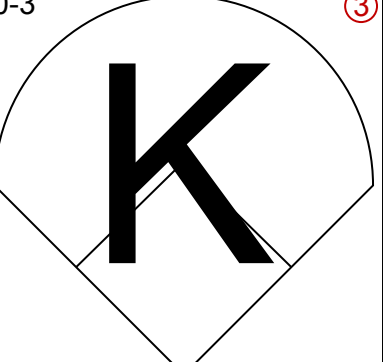
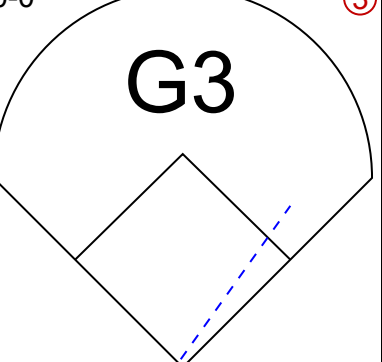
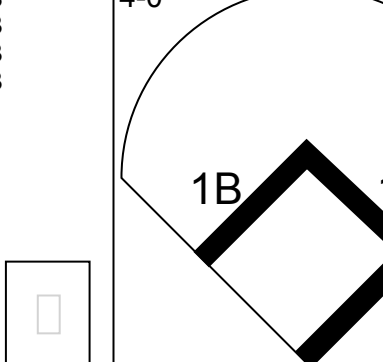
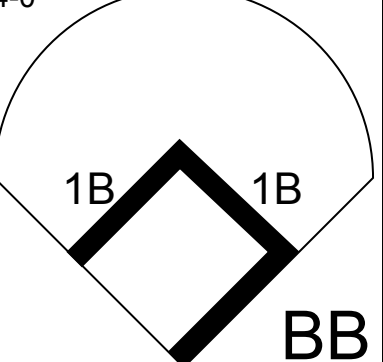
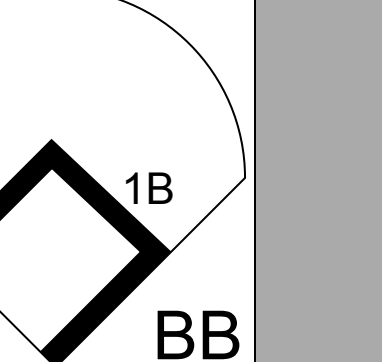

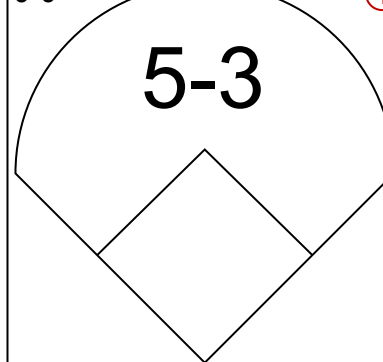
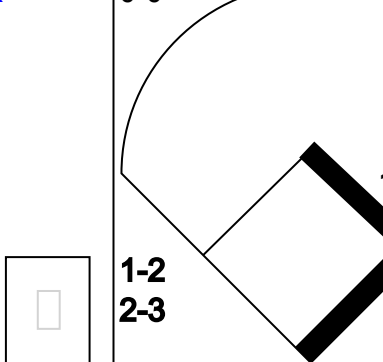
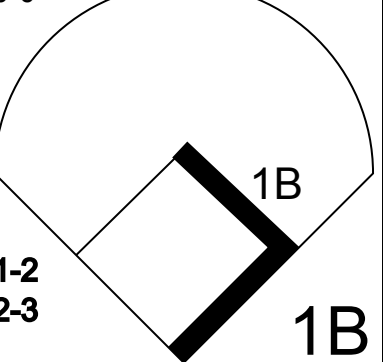

Batter	1	2	3	4	5	6	7	8	9	AB	R	H	RBI	BB	SO	LOB	TOP					
Paul Moltzer, R OBP: 0.304, SLG: 0.378 (1, 6)										5	1	1	0	0	1	1						
Don Money, R OBP: 0.333, SLG: 0.426 (1, 4)										5	1	1	2	0	1	0						
Cecil Cooper, L OBP: 0.339, SLG: 0.636 (1, 3)										5	0	0	0	0	1	1						
Larry Hisle, R OBP: 0.393, SLG: 0.673 (1, 9)										4	1	0	0	0	0	0						
Ben Oglivie, L OBP: 0.265, SLG: 0.290 (1, 10)										4	1	2	2	0	1	0						
Sal Bando, R OBP: 0.385, SLG: 0.455 (1, 5)										4	2	2	0	0	0	1						
Gorman Thomas, R OBP: 0.364, SLG: 0.600 (1, 8)										4	1	1	0	0	1	2						
Jim Wohlford, R OBP: 0.333, SLG: 0.364 (1, 7)										4	1	2	3	0	0	0						
Buck Martinez, R OBP: 0.280, SLG: 0.360 (1, 2)										4	1	3	0	0	0	0						
Inning Stats	R: 0 E: 0 K: 3 S: 9	H: 0 LOB: 0 BB: 0 P: 9	R: 0 E: 0 K: 1 S: 6	H: 1 LOB: 1 BB: 0 P: 6	R: 0 E: 0 K: 0 S: 3	H: 0 LOB: 0 BB: 0 P: 3	R: 0 E: 0 K: 0 S: 3	H: 0 LOB: 0 BB: 0 P: 3	R: 8 E: 2 K: 1 S: 13	H: 7 LOB: 0 BB: 0 P: 13	R: 0 E: 0 K: 0 S: 4	H: 1 LOB: 1 BB: 0 P: 4	R: 0 E: 0 K: 0 S: 3	H: 0 LOB: 0 BB: 0 P: 3	R: 1 E: 0 K: 0 S: 5	H: 3 LOB: 2 BB: 0 P: 5	R: 0 E: 0 K: 0 S: 3	H: 0 LOB: 0 BB: 0 P: 3	1B: 7 2B: 4 3B: 0 HR: 1	SF: 0 SAC: 0 DP: 0 HBP: 0	WP: 0 PB: 0 CS: 0	PA: 39
PITCHER	IP	WLS	BF	H	R	ER	SO	BB	IBB	HBP	BLK	WP	HR	S	P	ERA	WHIP					
Ed Figueroa, R ERA: 3.13 (1, 1)	5.0	L	24	8	8	5	5	0	0	0	0	0	1	34	34	9.00	1.600					
Rawly Eastwick, R ERA: 3.86 (6, 1)	3.0		12	4	1	1	0	0	0	0	0	0	0	12	12	3.00	1.333					
Ken Clay, R ERA: 2.25 (9, 1)	1.0		3	0	0	0	0	0	0	0	0	0	0	3	3	0.00	0.000					

Milwaukee Brewers @ New York Yankees
Yankee Stadium, Bronx, NY

AB 39
R 9
H 12
RBI 7
BB 0
SO 5
LOB 5



Fri Apr 21 1978, 6:05 PM EST
Att: 15,105 - Unknown - 49 F

Batter	1	2	3	4	5	6	7	8	9	AB	R	H	RBI	BB	SO	LOB	BOTTOM					
Willie Randolph, R OBP: 0.396, SLG: 0.413 (1, 4)										3	0	3	2	2	0	0						
Mickey Rivers, L OBP: 0.347, SLG: 0.395 (1, 8)										5	0	0	0	0	0	9						
Thurman Munson, R OBP: 0.283, SLG: 0.318 Fran Healy, R (9, 2)										4	0	0	0	0	0	6						
Reggie Jackson, L OBP: 0.300, SLG: 0.435 (1, 9)										4	0	0	0	0	2	0						
Lou Piniella, R OBP: 0.379, SLG: 0.423 (1, 7)										4	0	1	0	0	0	0						
Chris Chambliss, L OBP: 0.354, SLG: 0.286 (1, 3)										4	0	0	0	0	0	2						
Cliff Johnson, R OBP: 0.273, SLG: 0.333 (1, 10)										3	1	1	0	1	1	1						
Graig Nettles, L OBP: 0.279, SLG: 0.289 (1, 5)										2	1	1	0	2	0	2						
Bucky Dent, R OBP: 0.256, SLG: 0.282 (1, 6)										4	0	2	0	0	1	1						
Inning Stats	R: 0 E: 0 K: 0 S: 2	H: 0 LOB: 1 BB: 1 P: 6	R: 0 E: 0 K: 0 S: 4	H: 1 LOB: 2 BB: 1 P: 8	R: 0 E: 0 K: 0 S: 3	H: 0 LOB: 1 BB: 1 P: 7	R: 0 E: 0 K: 0 S: 3	H: 0 LOB: 0 BB: 0 P: 3	R: 1 E: 0 K: 0 S: 5	H: 3 LOB: 2 BB: 1 P: 9	R: 0 E: 0 K: 1 S: 5	H: 0 LOB: 0 BB: 0 P: 5	R: 1 E: 0 K: 0 S: 6	H: 3 LOB: 2 BB: 0 P: 6	R: 0 E: 1 K: 2 S: 8	H: 0 LOB: 1 BB: 0 P: 8	R: 0 E: 0 K: 2 S: 8	H: 1 LOB: 2 BB: 1 P: 12	1B: 6 2B: 3 3B: 0 HR: 0	SF: 0 SAC: 0 DP: 2 HBP: 0	WP: 0 PB: 0 CS: 0	PA: 39
PITCHER	IP	WLS	BF	H	R	ER	SO	BB	IBB	HBP	BLK	WP	HR	S	P	ERA	WHIP					
Jerry Augustine, L ERA: 5.84 (1, 1)	6.1	W	28	7	2	2	1	4	0	0	0	0	0	26	42	2.84	1.737					
Bob McClure, L ERA: (7, 1)	2.2		11	1	0	0	4	1	0	0	0	0	0	18	22	0.00	0.750					

Milwaukee Brewers @ New York Yankees
Yankee Stadium, Bronx, NY

AB 34
R 2
H 8
RBI 2
BB 5
SO 5
LOB 23



Fri Apr 21 1978, 6:05 PM EST
Att: 15,105 - Unknown - 49 F

Batter	1	2	3	4	5	6	7	8	9	10	11	12	AB	R	H	RBI	BB	SO	LOB	TOP										
Paul Molitor, R OBP: 0.306, SLG: 0.420 (1,6)	5-3				6-3		5-3			HR		L8	5	1	1	1	1	0	1											
Don Money, R OBP: 0.354, SLG: 0.448 Lenn Sakata, R OBP: 0.333, SLG: 0.231 (10,4)	1B	F7								F7		F9	4	1	2	0	1	0	2											
Cecil Cooper, L OBP: 0.328, SLG: 0.593 (1,3)	F7				4-3					4-3			4	0	0	0	1	0	3											
Larry Hise, R OBP: 0.393, SLG: 0.667 (1,7)					G5-4-3					5-3		1-4-3	5	0	2	1	0	0	1											
Ben Oglivie, L OBP: 0.256, SLG: 0.257 (1,10)	G3				F9							K	4	0	0	0	1	1	2											
Sat Bando, R OBP: 0.386, SLG: 0.490 (1,5)													5	1	2	0	0	0	2											
Gorman Thomas, R OBP: 0.367, SLG: 0.571 (1,8)													4	0	1	1	1	0	1											
Jim Wohlford, R OBP: 0.250, SLG: 0.267 (1,9)													4	0	0	0	0	0	2											
Charlie Moore, R OBP: 0.276, SLG: 0.188 (1,2)													5	0	0	0	0	0	2											
Inning Stats	R: 1 E: 0 K: 0 S: 5	H: 2 LOB: 1 BB: 0 P: 5	R: 1 E: 0 K: 0 S: 5	H: 2 LOB: 2 BB: 1 P: 9	R: 0 E: 0 K: 0 S: 2	H: 0 LOB: 0 BB: 1 P: 6	R: 0 E: 0 K: 0 S: 3	H: 0 LOB: 0 BB: 0 P: 3	R: 0 E: 0 K: 0 S: 4	H: 1 LOB: 2 BB: 1 P: 8	R: 0 E: 0 K: 0 S: 3	H: 0 LOB: 0 BB: 0 P: 7	R: 0 E: 0 K: 0 S: 2	H: 0 LOB: 0 BB: 0 P: 6	R: 0 E: 0 K: 0 S: 3	H: 1 LOB: 0 BB: 0 P: 4	R: 0 E: 0 K: 0 S: 5	H: 1 LOB: 0 BB: 0 P: 5	R: 0 E: 0 K: 0 S: 4	H: 0 LOB: 1 BB: 0 P: 4	1B: 4 2B: 2 3B: 1 HR: 1	SF: 0 SAC: 1 DP: 3 HBP: 0	WP: 1 PB: 0 SB: 1 CS: 0	PA: 47						
PITCHER	IP WLS BF H R ER SO BB IBB HBP BLK WP HR S P ERA WHIP																													
Dick Tidrow, R ERA: 2.95 (1,1)	9.0	36	6	2	2	0	5	0	0	0	1	1	13	13	3.00	0.667														
Sparky Lyle, L ERA: 0.9 (10,1)	3.0	W	11	2	1	1	1	0	0	0	0	0	1	1	13	13	3.00	0.667												

Milwaukee Brewers @ New York Yankees
Yankee Stadium, Bronx, NY
Sat Apr 22 1978, 3:33 AM EST
Att. 17,594 - Unknown - 60 F

AB 41
R 3
H 8
RBI 3
BB 5
SO 1
LOB 17



Batter	1	2	3	4	5	6	7	8	9	10	11	12	AB	R	H	RBI	BB	SO	LOB	BOTTOM								
Wille Randolph, R OBP: 0.383, SLG: 0.400 (1,4)					4-3	5-3				SF8		F9	4	0	1	2	1	0	4									
Mickey Rivers, L OBP: 0.357, SLG: 0.396 (1,8)										F6			5	0	2	1	1	0	3									
Roy White, S OBP: 0.467, SLG: 0.273 (1,7)													5	0	2	1	2	0	4									
Reggie Jackson, L OBP: 0.286, SLG: 0.385 (1,9)													6	0	0	0	0	2	7									
Lou Piniella, R OBP: 0.400, SLG: 0.419 (1,10)													5	0	2	0	1	1	0									
Cliff Johnson, R OBP: 0.256, SLG: 0.286 (1,2)													5	0	0	0	1	2	5									
Chris Chambliss, L OBP: 0.333, SLG: 0.271 (1,3)													6	1	1	0	0	1	4									
Graig Nettles, L OBP: 0.327, SLG: 0.310 (1,5)													4	2	2	0	1	1	1									
Bucky Dent, R OBP: 0.291, SLG: 0.268 Thurman Munson, R (10, PH) OBP: 0.298, SLG: 0.333 Fred Stanley, R OBP: 1.000, SLG: 1.000 (11,6)													2	0	0	0	1	0	1									
Inning Stats	R: 0 E: 0 K: 0 S: 4	H: 1 LOB: 1 BB: 0 P: 4	R: 0 E: 0 K: 2 S: 7	H: 0 LOB: 1 BB: 1 P: 11	R: 0 E: 0 K: 1 S: 6	H: 1 LOB: 2 BB: 1 P: 10	R: 0 E: 0 K: 0 S: 4	H: 1 LOB: 3 BB: 2 P: 12	R: 0 E: 0 K: 1 S: 6	H: 1 LOB: 2 BB: 1 P: 10	R: 0 E: 0 K: 0 S: 3	H: 0 LOB: 0 BB: 0 P: 8	R: 0 E: 0 K: 0 S: 3	H: 1 LOB: 2 BB: 1 P: 10	R: 1 E: 0 K: 1 S: 7	H: 2 LOB: 2 BB: 1 P: 11	R: 0 E: 0 K: 0 S: 3	H: 0 LOB: 0 BB: 0 P: 3	R: 1 E: 0 K: 1 S: 7	H: 3 LOB: 2 BB: 0 P: 7	1B: 12 2B: 0 3B: 0 HR: 0	SF: 3 SAC: 1 DP: 0 HBP: 1	WP: 0 PB: 0 SB: 2 CS: 0	PA: 57				
PITCHER	IP WLS BF H R ER SO BB IBB HBP BLK WP HR S P ERA WHIP																											
Mike Caldwell, L ERA: 3.1 (1,1)	8.0	38	6	2	2	4	6	0	1	0	0	0	39	64	2.25	1.500												
Bob McClure, L ERA: 2.25 (9,1)	3.2	L	19	6	2	2	3	2	0	0	0	0	23	31	4.91	2.182												

Milwaukee Brewers @ New York Yankees
Yankee Stadium, Bronx, NY
Sat Apr 22 1978, 3:33 AM EST
Att. 17,594 - Unknown - 60 F

AB 44
R 4
H 12
RBI 4
BB 8
SO 7
LOB 29



Batter	1	2	3	4	5	6	7	8	9	AB	R	H	RBI	BB	SO	LOB	TOP											
Paul Moltzer, R OBP: 0.304, SLG: 0.407										4	0	1	0	0	0	0												
Don Money, R OBP: 0.343, SLG: 0.433 Lenn Sakata, R OBP: 0.344, SLG: 0.286										2	0	0	0	0	0	1												
Cecil Cooper, L OBP: 0.324, SLG: 0.571										4	1	1	0	0	1	1												
Larry Hisle, R OBP: 0.369, SLG: 0.621										4	0	0	0	0	1	2												
Ben Oglivie, L OBP: 0.302, SLG: 0.410										4	2	3	1	0	0	0												
Sal Bando, R OBP: 0.377, SLG: 0.472										4	0	1	2	0	1	2												
Gorman Thomas, R OBP: 0.349, SLG: 0.538										3	0	0	0	0	3	1												
Dick Davis, R OBP: 0.444, SLG: 0.583										3	0	0	0	0	1	0												
Buck Martinez, R OBP: 0.250, SLG: 0.321										3	0	0	0	0	1	0												
Inning Stats	R: 0 E: 0 K: 0 S: 3	H: 1 LOB: 0 BB: 0 P: 3	R: 1 E: 0 K: 2 S: 8	H: 1 LOB: 0 BB: 0 P: 8	R: 0 E: 0 K: 0 S: 3	H: 0 LOB: 0 BB: 0 P: 3	R: 0 E: 0 K: 2 S: 7	H: 0 LOB: 0 BB: 0 P: 7	R: 0 E: 0 K: 0 S: 3	H: 0 LOB: 0 BB: 0 P: 3	R: 2 E: 0 K: 1 S: 8	H: 3 LOB: 1 BB: 0 P: 8	R: 0 E: 0 K: 1 S: 7	H: 0 LOB: 2 BB: 0 P: 7	R: 0 E: 0 K: 1 S: 7	H: 2 LOB: 2 BB: 0 P: 7	1B: 4 2B: 2 3B: 0 HR: 1	SF: 0 SAC: 0 DP: 0 HBP: 0	WP: 0 PB: 0 CS: 1	PA: 33								
PITCHER	IP	WLS	BF	H	R	ER	SO	BB	IBB	HBP	BLK	WP	HR	S	P	ERA	WHIP											
Catfish Hunter, R ERA: 9.45	(1, 1)	7.0	L	25	5	3	3	5	0	0	0	0	0	1	35	35	3.86	0.714										
Rich Gossage, R ERA: 2.7	(8, 1)	2.0		8	2	0	0	3	0	0	0	0	0	0	14	14	0.00	1.000										

Milwaukee Brewers @ New York Yankees
Yankee Stadium, Bronx, NY
Sun Apr 23 1978, 3:33 AM EST
Att: 26,291 - Unknown - 63 F

AB 33
R 3
H 7
RBI 3
BB 0
SO 8
LOB 7



Batter	1	2	3	4	5	6	7	8	9	AB	R	H	RBI	BB	SO	LOB	BOTTOM											
Willie Randolph, R OBP: 0.359, SLG: 0.370										4	0	0	0	0	0	1												
Mickey Rivers, L OBP: 0.367, SLG: 0.423										4	0	2	1	0	0	0												
Thurman Munson, R OBP: 0.275, SLG: 0.396										4	0	0	0	0	1	2												
Reggie Jackson, L OBP: 0.267, SLG: 0.429										4	1	1	1	0	1	1												
Chris Chambliss, L OBP: 0.328, SLG: 0.269										4	0	1	0	0	1	0												
Graig Nettles, L OBP: 0.321, SLG: 0.289										3	0	0	0	1	0	1												
Roy White, S OBP: 0.424, SLG: 0.240										3	0	0	0	0	1	2												
Jim Spencer, L OBP: 0.200, SLG: 0.600										3	0	0	0	0	0	1												
Bucky Dent, R OBP: 0.250, SLG: 0.256 Lou Piniella, R OBP: 0.417, SLG: 0.438 Fred Stanley, R OBP: 1.000, SLG: 1.000	(1, 6) (8, PH) (9, 6)									2 1 0	0 1 0	0 0 0	0 0 0	0 0 0	0 0 0	0 0 0												
Inning Stats	R: 0 E: 0 K: 0 S: 4	H: 1 LOB: 1 BB: 0 P: 4	R: 0 E: 0 K: 0 S: 4	H: 1 LOB: 1 BB: 0 P: 4	R: 0 E: 0 K: 0 S: 3	H: 0 LOB: 0 BB: 0 P: 3	R: 0 E: 0 K: 1 S: 5	H: 0 LOB: 0 BB: 0 P: 5	R: 0 E: 0 K: 0 S: 3	H: 0 LOB: 0 BB: 0 P: 3	R: 1 E: 0 K: 0 S: 4	H: 1 LOB: 1 BB: 1 P: 8	R: 1 E: 1 K: 1 S: 7	H: 2 LOB: 1 BB: 0 P: 7	R: 0 E: 0 K: 2 S: 7	H: 0 LOB: 0 BB: 0 P: 7	1B: 3 2B: 1 3B: 0 HR: 1	SF: 0 SAC: 0 DP: 0 HBP: 0	WP: 0 PB: 0 CS: 0	PA: 33								
PITCHER	IP	WLS	BF	H	R	ER	SO	BB	IBB	HBP	BLK	WP	HR	S	P	ERA	WHIP											
Lary Sorensen, R ERA: 4.5	(1, 1)	8.0	W	30	5	2	2	2	1	0	0	0	0	1	33	37	2.25	0.750										
Bob McClure, L ERA: 2.0	(9, 1)	1.0	S	3	0	0	0	2	0	0	0	0	0	0	7	7	0.00	0.000										

Milwaukee Brewers @ New York Yankees
Yankee Stadium, Bronx, NY
Sun Apr 23 1978, 3:33 AM EST
Att: 26,291 - Unknown - 63 F

AB 32
R 2
H 5
RBI 2
BB 1
SO 4
LOB 8



Batter	1	2	3	4	5	6	7	8	9	AB	R	H	RBI	BB	SO	LOB	TOP										
Willie Randolph, R OBP: 0.371, SLG: 0.373 (1, 4)										5	1	2	0	1	0	1											
Mickey Rivers, L OBP: 0.364, SLG: 0.414 (1, 8)										6	1	2	1	0	1	5											
Thurman Munson, R OBP: 0.286, SLG: 0.315 (1, 2)										5	1	2	1	0	0	1											
Reggie Jackson, L OBP: 0.277, SLG: 0.426 (1, 9)										5	1	2	2	0	0	2											
Lou Piniella, R OBP: 0.415, SLG: 0.417 (1, 7)										4	1	1	0	1	0	4											
Cliff Johnson, R OBP: 0.250, SLG: 0.256 (1, 10)										4	0	0	0	1	1	4											
Chris Chambliss, L OBP: 0.333, SLG: 0.298 (1, 3)										5	1	2	3	0	0	3											
Graig Nettles, L OBP: 0.362, SLG: 0.298 (1, 5)										2	1	1	0	3	0	0											
Bucky Dent, R OBP: 0.245, SLG: 0.250 (1, 6)										5	1	1	1	0	0	4											
Inning Stats	R: 0 E: 0 K: 0 S: 3	H: 0 LOB: 0 BB: 0 P: 3	R: 0 E: 0 K: 0 S: 3	H: 0 LOB: 1 BB: 1 P: 7	R: 0 E: 0 K: 0 S: 3	H: 0 LOB: 0 BB: 0 P: 3	R: 0 E: 0 K: 0 S: 4	H: 2 LOB: 1 BB: 0 P: 4	R: 8 E: 0 K: 1 S: 13	H: 8 LOB: 2 BB: 2 P: 21	R: 0 E: 0 K: 0 S: 7	H: 2 LOB: 2 BB: 0 P: 7	R: 0 E: 1 K: 0 S: 5	H: 0 LOB: 3 BB: 2 P: 12	R: 0 E: 1 K: 0 S: 5	H: 1 LOB: 2 BB: 0 P: 5	R: 0 E: 1 K: 0 S: 3	H: 0 LOB: 1 BB: 1 P: 7	1B: 12 2B: 1 3B: 0 HR: 0	SF: 0 SAC: 0 DP: 1 HBP: 0	WP: 0 PB: 0 SB: 0 CS: 0	PA: 47					
PITCHER	IP	WLS	BF	H	R	ER	SO	BB	IBB	HBP	BLK	WP	HR	S	P	ERA	WHIP										
Scott McGregor, L ERA: 13.5 (1, 1)	4.1	L	20	7	5	5	0	1	0	0	0	0	0	19	23	10.38	1.846										
Joe Kerrigan, R ERA: 6.75 (5, 1)	4.2		27	6	3	3	2	3	2	0	0	0	0	26	46	5.79	1.929										

New York Yankees @ Baltimore Orioles
Memorial Stadium, Baltimore, MD
Mon Apr 24 1978, 6:05 PM EST
Att: 18,053 - Unknown

AB 41
R 8
H 13
RBI 8
BB 6
SO 2
LOB 24



Batter	1	2	3	4	5	6	7	8	9	AB	R	H	RBI	BB	SO	LOB	BOTTOM										
Al Bumbry, L OBP: 0.324, SLG: 0.224 (1, 8) (9, 7)										4	0	0	0	1	0	2											
Mark Belanger, R OBP: 0.346, SLG: 0.348 (1, 6) (9, PH)										4	1	2	0	0	0	1											
Terry Crowley, L OBP: 0.250, SLG: 0.250 (9, PH)										1	0	0	0	0	0	0											
Gary Roenicke, R OBP: 0.276, SLG: 0.208 (1, 7) (9, PH)										3	0	0	0	0	0	1											
Larry Harlow, L OBP: 0.412, SLG: 0.656 (9, 8)										1	0	0	0	0	0	1											
Eddie Murray, S OBP: 0.349, SLG: 0.418 (1, 3)										3	0	1	0	1	1	1											
Lee May, R OBP: 0.339, SLG: 0.534 (1, 10)										4	0	1	0	0	0	3											
Doug DeCinces, R OBP: 0.350, SLG: 0.455 (1, 5) (9, 4)										3	1	2	0	0	0	1											
Billy Smith, S OBP: 0.250, SLG: 0.182 (9, 4)										0	0	0	0	0	0	0											
Carlos Lopez, R OBP: 0.435 (1, 9) (9, PH)										3	0	1	0	0	1	3											
Ken Singleton, S OBP: 0.417, SLG: 0.406 (9, 9)										0	0	0	0	1	0	0											
Rick Dempsey, R OBP: 0.283, SLG: 0.255 (1, 2)										3	0	0	0	1	0	5											
Rich Dauer, R OBP: 0.160, SLG: 0.136 (1, 4) (9, 5)										2	0	0	1	0	0	0											
Pat Kelly, L OBP: 0.400, SLG: 0.357 (9, PH)										1	0	0	0	0	0	0											
Inning Stats	R: 0 E: 0 K: 0 S: 3	H: 2 LOB: 2 BB: 0 P: 5	R: 0 E: 0 K: 0 S: 2	H: 0 LOB: 0 BB: 1 P: 6	R: 0 E: 0 K: 0 S: 5	H: 2 LOB: 2 BB: 0 P: 5	R: 0 E: 0 K: 0 S: 3	H: 0 LOB: 0 BB: 0 P: 3	R: 0 E: 0 K: 1 S: 6	H: 1 LOB: 1 BB: 0 P: 6	R: 0 E: 0 K: 1 S: 6	H: 1 LOB: 1 BB: 1 P: 10	R: 1 E: 1 K: 0 S: 4	H: 1 LOB: 3 BB: 2 P: 13	R: 0 E: 1 K: 0 S: 3	H: 0 LOB: 0 BB: 0 P: 3	1B: 4 2B: 3 3B: 0 HR: 0	SF: 1 SAC: 0 DP: 1 HBP: 1	WP: 0 PB: 1 SB: 0 CS: 1	PA: 38							
PITCHER	IP	WLS	BF	H	R	ER	SO	BB	IBB	HBP	BLK	WP	HR	S	P	ERA	WHIP										
Ron Guidry, L ERA: 1.82 (1, 1)	7.0	W	28	6	1	0	2	2	0	0	0	0	0	30	38	0.00	1.143										
Rich Gossage, R ERA: 2.93 (8, 1)	2.0		10	1	1	1	0	2	0	1	0	0	0	7	16	4.50	1.500										

New York Yankees @ Baltimore Orioles
Memorial Stadium, Baltimore, MD
Mon Apr 24 1978, 6:05 PM EST
Att: 18,053 - Unknown

AB 32
R 2
H 7
RBI 1
BB 4
SO 2
LOB 18



Batter	1	2	3	4	5	6	7	8	9	AB	R	H	RBI	BB	SO	LOB	TOP					
Willie Randolph, R (1, 4) OBP: 0.347, SLG: 0.344			K2-3		E5 2B	1-3			F9	5	1	0	0	0	2	2						
Mickey Rivers, L (1, 8) OBP: 0.366, SLG: 0.429			F7		1B 1B 2B		6-3		F7	5	1	2	1	0	0	1						
Thurman Munson, R (1, 2) OBP: 0.279, SLG: 0.305					5-3		5-3		F8	5	0	1	0	0	1	3						
Reggie Jackson, L (1, 9) OBP: 0.275, SLG: 0.415					F8	1B 2-3 1B			4-3	4	0	1	0	0	1	1						
Chris Chambliss, L (1, 3) OBP: 0.343, SLG: 0.311		4-3		S 1B		1-3 3H 1B			F8	4	1	2	1	0	0	0						
Graig Nettles, L (1, 5) OBP: 0.371, SLG: 0.300		1B BB		1B		F8			K	3	0	1	1	1	1	2						
Roy White, S (1, 7) OBP: 0.378, SLG: 0.207		F8		1B		F9			3-1	4	0	0	0	0	0	2						
Jim Spencer, L (1, 10) OBP: 0.263, SLG: 0.737				1-3 1B		G3			4-3	4	1	2	1	0	0	1						
Bucky Dent, R (1, 6) OBP: 0.263, SLG: 0.269		1-3				F7				4	0	2	0	0	0	2						
Inning Stats	R: 0 E: 0 K: 3 S: 10	H: 1 LOB: 1 BB: 0 P: 10	R: 0 E: 0 K: 0 S: 4	H: 1 LOB: 2 BB: 1 P: 8	R: 0 E: 0 K: 1 S: 5	H: 1 LOB: 1 BB: 0 P: 5	R: 1 E: 0 K: 0 S: 5	H: 2 LOB: 1 BB: 0 P: 5	R: 2 E: 1 K: 0 S: 7	H: 3 LOB: 2 BB: 0 P: 7	R: 0 E: 0 K: 0 S: 4	H: 1 LOB: 0 BB: 0 P: 4	R: 0 E: 0 K: 0 S: 3	H: 0 LOB: 0 BB: 0 P: 3	R: 0 E: 0 K: 1 S: 5	H: 0 LOB: 0 BB: 0 P: 5	R: 1 E: 0 K: 0 S: 5	H: 2 LOB: 1 BB: 0 P: 5	1B: 9 2B: 1 3B: 0 HR: 1	SF: 0 SAC: 0 DP: 0 HBP: 0	WP: 0 PB: 0 SB: 1 CS: 0	PA: 39
PITCHER Jim Palmer, R (1, 1) ERA: 1.04	IP: 9.0 WLS: L BF: 39 H: 11 R: 4 ER: 2 SO: 5 BB: 1 IBB: 0 HBP: 0 BLK: 0 WP: 0 HR: 1 S: 48 P: 52 ERA: 2.00 WHIP: 1.333															PITCHER						

New York Yankees @ Baltimore Orioles
Memorial Stadium, Baltimore, MD
Tue Apr 25 1978, 6:05 PM EST
Att: 14,159 - Unknown

AB 38
R 4
H 11
RBI 4
BB 1
SO 5
LOB 14



Batter	1	2	3	4	5	6	7	8	9	AB	R	H	RBI	BB	SO	LOB	BOTTOM					
Al Bumbry, L (1, 7) OBP: 0.319, SLG: 0.226			4-3		1-3		L4		F8	4	1	1	0	0	0	2						
Rich Dauer, R (9, FH) OBP: 0.154, SLG: 0.130	2B 1B									1	0	0	0	0	0	1						
Larry Harlow, L (1, 8) OBP: 0.395, SLG: 0.611	F8		S 1B			G2		K		4	0	1	0	0	1	1						
Ken Singleton, S (1, 9) OBP: 0.425, SLG: 0.429			1-2 BB		4-3	4-3		6-3		3	0	1	1	1	0	0						
Eddie Murray, S (1, 3) OBP: 0.343, SLG: 0.397	G3		4-3		4-3	BB		F9		3	0	0	0	1	0	3						
Lee May, R (1, 10) OBP: 0.333, SLG: 0.516	K				5-3	4-3			1B 2B 1B	4	1	1	0	0	1	2						
Doug DeCinces, R (1, 5) OBP: 0.359, SLG: 0.448		K		CS BB		6-3		2B SF9 1B		3	1	1	0	1	1	0						
Billy Smith, S (1, 4) OBP: 0.286, SLG: 0.269	6-3		L9		1-2	1B		SF9 2B		4	0	2	1	0	0	1						
Rick Dempsey, R (1, 2) OBP: 0.281, SLG: 0.260	F8				L3	1-2 1B		SF9		3	0	1	1	0	0	0						
Mark Belanger, R (1, 6) OBP: 0.333, SLG: 0.333			K		5-3			5-3		2	0	0	0	0	1	0						
Terry Crowley, L (7, PH) OBP: 0.250, SLG: 0.250										0	0	0	0	0	0	0						
Gary Roenicke, R (7, PH) OBP: 0.267, SLG: 0.200										1	0	0	0	0	0	2						
Kiko Garcia, R (8, 6) OBP: 0.500, SLG: 0.333										0	0	0	0	0	0	0						
Carlos Lopez, R (9, PH) OBP: 0.333, SLG: 0.417										1	0	0	0	0	0	1						
Inning Stats	R: 1 E: 0 K: 1 S: 7	H: 2 LOB: 1 BB: 0 P: 7	R: 0 E: 0 K: 1 S: 5	H: 0 LOB: 0 BB: 0 P: 5	R: 0 E: 0 K: 1 S: 6	H: 1 LOB: 2 BB: 1 P: 10	R: 0 E: 0 K: 0 S: 2	H: 0 LOB: 0 BB: 1 P: 6	R: 0 E: 0 K: 0 S: 3	H: 0 LOB: 0 BB: 0 P: 3	R: 0 E: 0 K: 0 S: 3	H: 0 LOB: 1 BB: 1 P: 7	R: 0 E: 0 K: 0 S: 5	H: 2 LOB: 2 BB: 0 P: 5	R: 0 E: 0 K: 1 S: 5	H: 0 LOB: 0 BB: 0 P: 5	R: 2 E: 0 K: 0 S: 6	H: 3 LOB: 1 BB: 0 P: 6	1B: 6 2B: 2 3B: 0 HR: 0	SF: 1 SAC: 0 DP: 0 HBP: 0	WP: 0 PB: 0 SB: 1 CS: 1	PA: 37
PITCHER Jim Beattie, R (1, 1) ERA: 1.42	IP: 6.1 WLS: W BF: 26 H: 5 R: 1 ER: 1 SO: 3 BB: 3 IBB: 0 HBP: 0 BLK: 0 WP: 0 HR: 0 S: 29 P: 41 ERA: 1.42 WHIP: 1.263															PITCHER						
Sparky Lyle, L (7, 1) ERA: 2.13	IP: 2.2 WLS: S BF: 11 H: 3 R: 2 ER: 2 SO: 1 BB: 0 IBB: 0 HBP: 0 BLK: 0 WP: 0 HR: 0 S: 13 P: 13 ERA: 6.75 WHIP: 1.125															PITCHER						

New York Yankees @ Baltimore Orioles
Memorial Stadium, Baltimore, MD
Tue Apr 25 1978, 6:05 PM EST
Att: 14,159 - Unknown

AB 33
R 3
H 8
RBI 3
BB 3
SO 4
LOB 13



Batter	1	2	3	4	5	6	7	8	9	AB	R	H	RBI	BB	SO	LOB	TOP								
Willie Randolph, R (1, 4) Fred Stanley, R (4, 4) OBP: 0.391, SLG: 0.348 OBP: 0.500, SLG: 0.333	0-0 3-1 S 1B	0-3 K 2-3	0-3 K 2-3		0-3 K 1-3		0-0 5-3		4-0 BB G4-6-3	2	0	1	0	0	1	2									
Mickey Rivers, L (1, 8) OBP: 0.382, SLG: 0.433	0-3 K		0-0 1B		0-0 1B 5-3		4-0 1B BB		0-0 G4-6-3 1-2	4	0	2	1	1	1	2									
Thurman Munson, R (1, 2) OBP: 0.277, SLG: 0.302	0-0 3-1 1-3		0-0 P6		0-0 5-3 1-2		0-0 1B			4	0	1	0	0	0	3									
Reggie Jackson, L (1, 9) OBP: 0.288, SLG: 0.420	0-0 6-3		0-0 G4-6-3 1B		0-0 1B 2-3		0-0 4-3			4	0	2	0	0	0	3									
Chris Chambliss, L (1, 3) OBP: 0.338, SLG: 0.308		0-0 FC3-6 1B	0-0 G4-6-3 1B		0-0 L7			0-0 1-3		4	1	1	0	0	0	4									
Graig Nettles, L (1, 5) OBP: 0.379, SLG: 0.302		0-0 FC3-6 1B		0-0 F9		0-3 K		1-0 FC5-4 HBP		3	0	1	0	0	1	0									
Roy White, S (1, 7) OBP: 0.341, SLG: 0.182		0-0 FC3-6 1B		0-0 L4		0-0 F8		0-0 F8		4	1	0	0	0	0	3									
Jim Spencer, L (1, 10) Cliff Johnson, R (8, PH) Mae Scarro, L (8, PH) OBP: 0.273, SLG: 0.682 OBP: 0.244, SLG: 0.250		0-0 CS 1B		0-0 F6		0-0 F8		0-0 FC5-4 1-2		3	0	1	1	0	0	0									
Bucky Dent, R (1, 6) OBP: 0.279, SLG: 0.286		0-0 1B		0-0 E 1B		0-0 F3		0-0 4-3		4	1	2	1	0	0	0									
Inning Stats	R: 0 E: 0 K: 1 S: 6	H: 1 LOB: 1 BB: 0 P: 6	R: 2 E: 0 K: 1 S: 8	H: 4 LOB: 2 BB: 0 P: 8	R: 0 E: 0 K: 0 S: 4	H: 2 LOB: 1 BB: 0 P: 4	R: 0 E: 0 K: 0 S: 3	H: 0 LOB: 0 BB: 0 P: 3	R: 1 E: 1 K: 1 S: 8	H: 3 LOB: 2 BB: 0 P: 8	R: 0 E: 0 K: 0 S: 5	H: 0 LOB: 0 BB: 0 P: 5	R: 0 E: 0 K: 0 S: 4	H: 1 LOB: 2 BB: 1 P: 8	R: 0 E: 0 K: 0 S: 3	H: 0 LOB: 0 BB: 0 P: 4	R: 0 E: 0 K: 0 S: 2	H: 0 LOB: 0 BB: 1 P: 6	1B: 11 2B: 1 3B: 0 HR: 0	SF: 0 SAC: 0 DP: 3 HBP: 1	WP: 0 PB: 0 SB: 1 CS: 1	PA: 38			
PITCHER	IP WLS BF H R ER SO BB IBB HBP BLK WP HR S P ERA WHIP	4.2 L 22 10 3 3 3 0 0 0 0 0 0 28 28 5.79 2.143	5.1 W 16 1 0 0 1 2 0 1 0 0 0 0 15 24 0.00 0.692																						

New York Yankees @ Minnesota Twins
Metropolitan Stadium, Bloomington, MI
Fri Apr 28 1978, 7:05 PM EST
Att: 11,674 - Unknown - 63 F

AB 35
R 3
H 11
RBI 3
BB 2
SO 4
LOB 19



Batter	1	2	3	4	5	6	7	8	9	AB	R	H	RBI	BB	SO	LOB	BOTTOM								
Roy Smalley, S (1, 6) OBP: 0.364, SLG: 0.396	0-0 4-3		0-0 5-3		0-0 F8			4-0 1B BB		3	0	0	0	1	0	1									
Rod Carew, L (1, 3) OBP: 0.444, SLG: 0.532	0-0 5-3		4-0 1B BB		0-0 L8		0-0 L8	1-2 1B		3	0	1	0	1	0	0									
Rich Chiles, L (1, 7) OBP: 0.448, SLG: 0.375	0-0 F8		1-3 3-H 1B		0-0 L8		0-0 L8	0-0 5-3		4	0	1	1	0	0	2									
Butch Wynegar, S (1, 2) OBP: 0.288, SLG: 0.311		0-0 6-3	0-0 L3		0-0 F7			0-0 F5		4	0	0	0	0	0	2									
Mike Cabbage, L (1, 5) OBP: 0.384, SLG: 0.406		0-0 F9		0-0 F6		0-0 6-3		4-0 1B BB		3	0	0	0	1	0	0									
Glenn Adams, L (1, 10) OBP: 0.172, SLG: 0.207		0-0 1B		0-0 4-3		0-0 6-3		0-0 F7		4	0	1	0	0	0	1									
Hosken Powell, L (1, 9) OBP: 0.270, SLG: 0.250		0-0 1-6-3		0-3 K		0-0 F6		1-2 1B PO		4	0	1	0	0	1	1									
Bob Randall, R (1, 4) Jose Morales, R (9, PH) OBP: 0.387, SLG: 0.431 OBP: 0.364, SLG: 0.545			0-0 E8 4-3 1B		0-0 3-1			0-0 5-3	0-0 PO	3	1	1	0	0	0	0									
Willie Norwood, R (1, 8) OBP: 0.299, SLG: 0.333			0-0 4-3		0-0 6-3			0-0 5-3		3	0	0	0	0	0	1									
Inning Stats	R: 0 E: 0 K: 0 S: 3	H: 0 LOB: 0 BB: 0 P: 3	R: 0 E: 0 K: 0 S: 4	H: 1 LOB: 1 BB: 0 P: 4	R: 1 E: 1 K: 0 S: 5	H: 2 LOB: 1 BB: 1 P: 9	R: 0 E: 0 K: 1 S: 5	H: 0 LOB: 0 BB: 0 P: 5	R: 0 E: 0 K: 0 S: 3	H: 0 LOB: 0 BB: 0 P: 3	R: 0 E: 0 K: 0 S: 3	H: 0 LOB: 0 BB: 0 P: 3	R: 0 E: 0 K: 0 S: 4	H: 1 LOB: 2 BB: 1 P: 8	R: 0 E: 0 K: 0 S: 3	H: 1 LOB: 1 BB: 1 P: 7	1B: 5 2B: 0 3B: 0 HR: 0	SF: 0 SAC: 0 DP: 0 HBP: 0	WP: 0 PB: 0 SB: 0 CS: 0	PA: 35					
PITCHER	IP WLS BF H R ER SO BB IBB HBP BLK WP HR S P ERA WHIP	9.0 W 34 5 1 1 1 3 0 0 0 0 0 0 33 45 1.00 0.889																							

New York Yankees @ Minnesota Twins
Metropolitan Stadium, Bloomington, MI
Fri Apr 28 1978, 7:05 PM EST
Att: 11,674 - Unknown - 63 F

AB 31
R 1
H 5
RBI 1
BB 3
SO 1
LOB 8



Batter	1	2	3	4	5	6	7	8	9	AB	R	H	RBI	BB	SO	LOB	TOP		
Willie Randolph, R OBP: 0.333, SLG: 0.329 (1, 4)										4	0	0	0	0	1	2			
Graig Nettles, L OBP: 0.357, SLG: 0.281 (1, 5)										4	0	0	0	0	0	0			
Thurman Munson, R OBP: 0.261, SLG: 0.284 (1, 2)										4	0	0	0	0	1	0			
Reggie Jackson, L OBP: 0.286, SLG: 0.411 (1, 9)										4	0	1	0	0	1	0			
Lou Piniella, R OBP: 0.409, SLG: 0.410 (1, 7)										3	0	1	0	0	0	0			
Chris Chambliss, L OBP: 0.324, SLG: 0.294 (1, 3)										3	0	0	0	0	1	2			
Cliff Johnson, R OBP: 0.250, SLG: 0.256 (1, 10)										3	1	1	0	0	1	1			
Paul Blair, R OBP: 0.400, SLG: 0.400 (1, 8)										3	0	1	0	0	0	0			
Bucky Dent, R OBP: 0.281, SLG: 0.305 (1, 6)										3	0	1	1	0	0	0			
Inning Stats	R: 0 E: 0 K: 2 S: 7	H: 0 LOB: 0 BB: 0 P: 7	R: 0 E: 0 K: 1 S: 6	H: 2 LOB: 1 BB: 0 P: 6	R: 0 E: 0 K: 0 S: 3	H: 0 LOB: 0 BB: 0 P: 3	R: 0 E: 0 K: 0 S: 3	H: 0 LOB: 0 BB: 0 P: 3	R: 0 E: 0 K: 0 S: 3	H: 0 LOB: 0 BB: 0 P: 3	R: 0 E: 0 K: 0 S: 3	H: 0 LOB: 0 BB: 0 P: 3	R: 1 E: 0 K: 0 S: 6	H: 3 LOB: 2 BB: 0 P: 6	R: 0 E: 0 K: 1 S: 5	H: 0 LOB: 0 BB: 0 P: 5	1B: 4 2B: 1 3B: 0 HR: 0	SF: 0 SAC: 0 DP: 1 HBP: 0	WP: 0 PA: 31 CS: 0
PITCHER Geoff Zahn, L ERA: 3.13 (1, 1)	IP: 9.0 WLS: W BF: 31 H: 5 R: 1 ER: 1 SO: 5 BB: 0 IBB: 0 HBP: 0 BLK: 0 WP: 0 HR: 0 S: 41 P: 41 ERA: 1.00 WHIP: 0.556																	PITCHER IP: 9.0 WLS: W BF: 31 H: 5 R: 1 ER: 1 SO: 5 BB: 0 IBB: 0 HBP: 0 BLK: 0 WP: 0 HR: 0 S: 41 P: 41 ERA: 1.00 WHIP: 0.556	

New York Yankees @ Minnesota Twins
Metropolitan Stadium, Bloomington, MI
Sat Apr 29 1978, 4:33 AM EST
Att: 10,543 - Cloudy - 57 F

AB 31
R 1
H 5
RBI 1
BB 0
SO 5
LOB 5

Batter	1	2	3	4	5	6	7	8	9	AB	R	H	RBI	BB	SO	LOB	BOTTOM		
Roy Smalley, S OBP: 0.369, SLG: 0.411 (1, 6)										4	1	2	0	0	1	0			
Rod Carew, L OBP: 0.432, SLG: 0.515 (1, 3)										3	0	0	0	0	0	1			
Dan Ford, R OBP: 0.361, SLG: 0.523 (1, 8)										4	0	1	1	0	1	0			
Butch Wynegar, S OBP: 0.289, SLG: 0.312 (1, 2)										3	1	1	0	0	0	1			
Mike Cabbage, L OBP: 0.373, SLG: 0.394 (1, 5)										2	0	0	0	0	0	1			
Glenn Adams, L OBP: 0.164, SLG: 0.197 (1, 10)										3	0	0	0	0	1	2			
Hosken Powell, L OBP: 0.288, SLG: 0.288 (1, 9)										3	1	2	1	0	0	0			
Bob Randall, R OBP: 0.385, SLG: 0.441 (1, 4)										3	0	1	1	0	0	1			
Willie Norwood, R OBP: 0.288, SLG: 0.319 (1, 7)										3	0	0	0	0	1	2			
Inning Stats	R: 1 E: 0 K: 0 S: 4	H: 1 LOB: 0 BB: 0 P: 4	R: 0 E: 0 K: 0 S: 3	H: 0 LOB: 0 BB: 0 P: 3	R: 0 E: 0 K: 1 S: 6	H: 1 LOB: 1 BB: 0 P: 6	R: 0 E: 0 K: 1 S: 6	H: 1 LOB: 1 BB: 0 P: 6	R: 0 E: 0 K: 0 S: 3	H: 0 LOB: 0 BB: 0 P: 3	R: 0 E: 0 K: 1 S: 5	H: 0 LOB: 0 BB: 0 P: 5	R: 2 E: 0 K: 0 S: 6	H: 3 LOB: 1 BB: 0 P: 6	R: 0 E: 0 K: 1 S: 5	H: 0 LOB: 0 BB: 0 P: 5	1B: 3 2B: 4 3B: 0 HR: 0	SF: 0 SAC: 2 DP: 0 HBP: 0	WP: 0 PA: 31 CS: 1
PITCHER Dick Tidrow, R ERA: 3.07 (1, 1)	IP: 8.0 WLS: L BF: 30 H: 7 R: 3 ER: 3 SO: 4 BB: 0 IBB: 0 HBP: 0 BLK: 0 WP: 0 HR: 0 S: 38 P: 38 ERA: 3.38 WHIP: 0.875																	PITCHER IP: 8.0 WLS: L BF: 30 H: 7 R: 3 ER: 3 SO: 4 BB: 0 IBB: 0 HBP: 0 BLK: 0 WP: 0 HR: 0 S: 38 P: 38 ERA: 3.38 WHIP: 0.875	

New York Yankees @ Minnesota Twins
Metropolitan Stadium, Bloomington, MI
Sat Apr 29 1978, 4:33 AM EST
Att: 10,543 - Cloudy - 57 F

AB 28
R 3
H 7
RBI 3
BB 0
SO 4
LOB 8

Batter	1	2	3	4	5	6	7	8	9	AB	R	H	RBI	BB	SO	LOB	TOP		
Mickey Rivers, L (1, 8) OBP: 0.375, SLG: 0.423	0-3 K		0-3 K		0-0 F7			0-0 G3 1B		4	0	1	0	0	2	0	New York Yankees @ Minnesota Twins Metropolitan Stadium, Bloomington, MI Sun Apr 30 1978, 4:33 AM EDT Att: 13,929 - Sunny - 53 F		
Roy White, S (1, 7) OBP: 0.333, SLG: 0.216	0-0 1B 2B		0-0 F5		0-0 F7			0-0 G3 1-2		4	1	1	0	0	0	1			
Thurman Munson, R (1, 2) OBP: 0.247, SLG: 0.288	0-0 5-3		0-0 L7			0-0 F8		0-0 L8		4	0	0	0	0	0	2			
Reggie Jackson, L (1, 9) OBP: 0.309, SLG: 0.429	0-0 2H 1B WP			0-3 K		0-0 L6 S 1B		0-0 1B	0-0 E1 1B	4	2	3	1	0	1	0			
Chris Chambliss, L (1, 3) OBP: 0.346, SLG: 0.319	0-0 1H 1B			0-0 FC5 BB 1B		0-0 L6 1-3		0-0 1B	0-0 1B	4	0	3	2	0	0	1			
Graig Nettles, L (1, 5) OBP: 0.351, SLG: 0.267	0-3 K			4-0 1-2 BB			0-0 1-3	0-0 P6	0-0 1B	3	0	0	0	0	1	2			
Jim Spencer, L (1, 10) OBP: 0.240, SLG: 0.600 Cliff Johnson, R (9, PH) OBP: 0.245, SLG: 0.250				0-3 K			0-3 K	0-0 F5	0-0 F5	3	0	0	0	0	2	2			
Bucky Dent, R (1, 6) OBP: 0.265, SLG: 0.286				0-0 F7		0-0 FC5 2-3f		0-0 6-3	0-0 F5	4	0	0	0	0	0	3			
Brian Doyle, L (1, 4) OBP: 0.265, SLG: 0.286				0-0 4-3			0-0 F5	0-0 F7		3	0	0	0	0	0	0			
Inning Stats	R: 2 E: 0 K: 2 S: 10	H: 3 LOB: 1 BB: 0 P: 10	R: 0 E: 0 K: 0 S: 3	H: 0 LOB: 0 BB: 0 P: 3	R: 0 E: 0 K: 1 S: 5	H: 1 LOB: 2 BB: 1 P: 12	R: 0 E: 0 K: 0 S: 3	H: 0 LOB: 0 BB: 0 P: 3	R: 0 E: 0 K: 1 S: 5	H: 0 LOB: 0 BB: 0 P: 5	R: 0 E: 0 K: 0 S: 4	H: 1 LOB: 1 BB: 0 P: 4	R: 1 E: 1 K: 0 S: 5	H: 2 LOB: 1 BB: 0 P: 5	1B: 7 2B: 2 3B: 0 HR: 0	SF: 0 SAC: 0 DP: 1 HBP: 0	WP: 1 PB: 0 CS: 1	PA: 35	
PITCHER	IP WLS BF H R ER SO BB IBB HBP BLK WP HR S P ERA WHIP																		
Roger Erickson, R (1, 1) ERA: 3.86	8.0																		
Mac Scarce, L (9, 1) ERA: 1.5	0.1	L	3	2	1	0	0	0	0	0	0	3	3	0.00	6.000				
Tom Johnson, R (9, 1) ERA: 3.15	0.2		2	0	0	0	0	0	0	0	0	2	2	0.00	0.000				

AB	34
R	3
H	8
RBI	3
BB	1
SO	6
LOB	12



Batter	1	2	3	4	5	6	7	8	9	AB	R	H	RBI	BB	SO	LOB	BOTTOM			
Roy Smalley, S (1, 6) OBP: 0.353, SLG: 0.394	0-3 K		0-0 F4		0-0 L7		0-0 SF7		0-0 L4	4	0	0	1	0	1	1	New York Yankees @ Minnesota Twins Metropolitan Stadium, Bloomington, MI Sun Apr 30 1978, 4:33 AM EDT Att: 13,929 - Sunny - 53 F			
Rod Carew, L (1, 3) OBP: 0.417, SLG: 0.495	0-0 1-3			0-0 P1		0-0 6-3	0-0 4-3			4	0	0	0	0	0	2				
Dan Ford, R (1, 8) OBP: 0.366, SLG: 0.500	0-3 K			0-3 K		0-0 3-1		0-3 K		4	0	0	0	0	3	0				
Jose Morales, R (1, 10) OBP: 0.357, SLG: 0.500 Glenn Adams, L (9, PH) OBP: 0.177, SLG: 0.210				0-0 WP 1B		0-0 6-3		0-0 1B 1B	0-0 1B	3	0	1	0	0	1	0				
Craig Kusick, R (1, 7) OBP: 0.292, SLG: 0.286	0-3 K			4-0 1-2 BB			4-0 E 1B BB	0-3 K		2	1	0	0	2	2	1				
Larry Wolfe, R (1, 5) OBP: 0.286, SLG: 0.353 Mike Cabbage, L (9, PH) OBP: 0.382, SLG: 0.403				0-3 K			0-0 E6 SH3-4 1B SF7	0-0 1B 1B	0-0 1B	3	1	1	0	0	1	3				
Bob Randall, R (1, 4) OBP: 0.378, SLG: 0.431				0-0 5-3		0-0 4-3		0-0 FC1-4-6		4	0	1	1	0	0	3				
Willie Norwood, R (1, 9) OBP: 0.280, SLG: 0.311 Rich Chiles, L (9, PH) OBP: 0.433, SLG: 0.360				0-3 K		0-0 F8		0-0 SH3-4	0-0 L6	2	0	0	0	0	1	0				
Glenn Borgmann, R (1, 2) OBP: 0.350, SLG: 0.200 Butch Wynegar, S (9, PH) OBP: 0.286, SLG: 0.308				0-0 1-3		4-0 BB		4-0 BB	0-0 6-3	1	0	0	0	2	0	0				
Inning Stats	R: 0 E: 0 K: 2 S: 7	H: 0 LOB: 0 BB: 0 P: 7	R: 0 E: 0 K: 2 S: 8	H: 1 LOB: 0 BB: 0 P: 8	R: 0 E: 0 K: 1 S: 5	H: 0 LOB: 0 BB: 0 P: 5	R: 0 E: 0 K: 2 S: 8	H: 1 LOB: 2 BB: 1 P: 12	R: 0 E: 0 K: 0 S: 3	H: 0 LOB: 0 BB: 0 P: 3	R: 2 E: 1 K: 0 S: 5	H: 1 LOB: 2 BB: 2 P: 13	R: 0 E: 0 K: 2 S: 9	H: 2 LOB: 0 BB: 0 P: 9	R: 0 E: 0 K: 0 S: 3	H: 0 LOB: 0 BB: 0 P: 3	1B: 5 2B: 0 3B: 0 HR: 0	SF: 1 SAC: 1 DP: 0 HBP: 0	WP: 1 PB: 0 CS: 0	PA: 37
PITCHER	IP WLS BF H R ER SO BB IBB HBP BLK WP HR S P ERA WHIP																			
Ron Guidry, L (1, 1) ERA: 1.5	6.1																			
Rich Gossage, R (7, 1) ERA: 2.5	2.2	W	10	2	0	0	2	0	0	0	0	14	14	0.00	0.750					

AB	31
R	2
H	5
RBI	2
BB	4
SO	9
LOB	10



Batter	1	2	3	4	5	6	7	8	9	AB	R	H	RBI	BB	SO	LOB	TOP										
Willie Wilson, S OBP: 0.328, SLG: 0.373 John Wathan, R OBP: 0.316, SLG: 0.444 U.L. Washington, S OBP: 0.667, SLG: 0.500	0-0 6-3		0-0 1B	0-3 K		0-0 F6	0-0 F8			4	1	1	0	0	1	3	Kansas City Royals @ New York Yankees Yankee Stadium, Bronx, NY Mon May 01 1978, 7:05 PM EDT Att: 17,340 - Unknown - 48 F										
Tom Pogue, L OBP: 0.406, SLG: 0.724 Joe Zdeb, R OBP: 0.154, SLG: 0.308	0-3 K		0-0 6-3 FC5-2 1B	0-0 4-3		0-0 1B		0-0 5-3		4	0	2	2	0	1	3											
Hal McRae, R OBP: 0.292, SLG: 0.530	0-0 F9		0-0 6-3		0-0 6-3		0-3 K		0-0 6-3	5	0	0	0	0	1	2											
Al Cowens, R OBP: 0.321, SLG: 0.397		0-0 1-3	0-0 FC5-2 CS		0-0 5-3		0-0 F2		4-0 BB	4	0	0	0	1	0	2											
Darrell Porter, L OBP: 0.408, SLG: 0.464	0-0 HR		0-0 CS	0-0 1B BB	0-0 1B		0-0 F6	0-0 F4		4	2	2	1	1	0	1											
Clint Hurdle, L OBP: 0.339, SLG: 0.340	0-0 L4		0-0 1B	0-0 1B	0-3 K		0-0 1B 1B			4	0	2	0	0	1	1											
Jerry Terrell, R OBP: 0.429, SLG: 0.333	4-0 WP S BB		4-0 1B BB		0-0 F3		0-0 1B 1B			2	0	1	0	2	0	0											
Freddie Patek, R OBP: 0.299, SLG: 0.375	0-3 K		0-0 F4		0-0 F7		0-0 1B 1B		1-2 2-3 1B	4	0	1	0	0	1	4											
Frank White, R OBP: 0.233, SLG: 0.246 Amos Otis, R OBP: 0.344, SLG: 0.500	0-0 1B 2B		0-0 1B 2B	1-2 2-3 1B		0-0 F7		0-3 K		3	1	2	1	0	0	0											
1-3 K										1	0	0	0	0	1	3											
Inning Stats	R: 0 E: 0 K: 1 S: 5	H: 0 LOB: 0 BB: 0 P: 5	R: 1 E: 0 K: 1 S: 6	H: 1 LOB: 1 BB: 1 P: 10	R: 2 E: 0 K: 0 S: 5	H: 3 LOB: 0 BB: 0 P: 5	R: 1 E: 0 K: 1 S: 7	H: 2 LOB: 3 BB: 2 P: 15	R: 0 E: 0 K: 1 S: 6	H: 1 LOB: 1 BB: 0 P: 6	R: 0 E: 0 K: 1 S: 6	H: 1 LOB: 1 BB: 0 P: 6	R: 0 E: 0 K: 1 S: 8	H: 3 LOB: 3 BB: 1 P: 8	R: 0 E: 0 K: 0 S: 3	H: 0 LOB: 1 BB: 1 P: 7	1B: 9 2B: 1 3B: 0 HR: 1	SF: 0 SAC: 0 DP: 0 HBP: 0	WP: 1 PB: 0 SB: 1 CS: 1	PA: 42							
PITCHER	IP	WLS	BF	H	R	ER	SO	BB	IBB	HBP	BLK	WP	HR	S	P	ERA	WHIP										
Jim Beattie, R ERA: 4.82	3.0		16	5	4	4	2	3	0	0	0	1	1	17	29	12.00	2.667										
Rawly Eastwick, R ERA: 2.39	4.1	W	18	5	0	0	3	0	0	0	0	0	0	24	24	0.00	1.154										
Sparky Lyle, L ERA: 1.88	1.2	S	7	1	0	0	1	1	0	0	0	0	0	8	12	0.00	1.200										

Batter	1	2	3	4	5	6	7	8	9	AB	R	H	RBI	BB	SO	LOB	BOTTOM										
Mickey Rivers, L OBP: 0.376, SLG: 0.447	0-0 S 1B		0-0 F8		0-0 SF9	0-0 F8		0-0 6-3		5	2	2	2	0	0	2	Kansas City Royals @ New York Yankees Yankee Stadium, Bronx, NY Mon May 01 1978, 7:05 PM EDT Att: 17,340 - Unknown - 48 F										
Willie Randolph, R OBP: 0.326, SLG: 0.324	0-0 F7		0-0 5-3		0-0 SF9		0-0 4-3			4	0	1	1	0	0	1											
Thurman Munson, R OBP: 0.244, SLG: 0.263	0-3 K		0-0 E 1B	0-0 4-3		0-0 FC5-4 1B	0-0 F9			5	1	1	0	0	1	2											
Reggie Jackson, L OBP: 0.329, SLG: 0.438	0-0 FC6-4 1B		0-0 F8	0-0 F8	0-0 FC6-4 1B	0-0 2B E BB				3	1	2	1	1	0	1											
Lou Piniella, R OBP: 0.396, SLG: 0.419	0-0 FC6-4		0-0 E6	0-0 FC6-4	0-0 E 2B					4	1	1	1	0	0	3											
Chris Chambliss, L OBP: 0.341, SLG: 0.316		0-0 4-3		0-0 F6		0-0 F6	0-0 E8 1B			4	1	1	2	0	0	2											
Graig Nettles, L OBP: 0.359, SLG: 0.281	0-0 F8		0-3 K		0-0 K	0-0 BB 1B	0-0 1B			4	0	2	1	0	1	2											
Cliff Johnson, R OBP: 0.264, SLG: 0.277	0-3 K		0-0 E 3B 2B	0-0 E 2B	0-0 BB	0-0 F7				3	1	1	0	1	1	1											
Bucky Dent, R OBP: 0.250, SLG: 0.269		0-0 F6		0-0 E5 3B	0-0 F7	0-0 F7				4	1	0	0	0	0	4											
Inning Stats	R: 1 E: 0 K: 1 S: 7	H: 2 LOB: 1 BB: 0 P: 7	R: 0 E: 0 K: 1 S: 5	H: 0 LOB: 0 BB: 0 P: 5	R: 0 E: 0 K: 0 S: 3	H: 0 LOB: 0 BB: 0 P: 3	R: 0 E: 1 K: 1 S: 7	H: 1 LOB: 2 BB: 0 P: 7	R: 3 E: 2 K: 0 S: 7	H: 3 LOB: 1 BB: 0 P: 7	R: 0 E: 0 K: 0 S: 4	H: 1 LOB: 1 BB: 1 P: 8	R: 4 E: 1 K: 0 S: 7	H: 4 LOB: 2 BB: 1 P: 11	R: 0 E: 0 K: 0 S: 3	H: 0 LOB: 0 BB: 0 P: 3		1B: 8 2B: 2 3B: 1 HR: 0	SF: 1 SAC: 0 DP: 0 HBP: 0	WP: 0 PB: 0 SB: 1 CS: 0	PA: 39						
PITCHER	IP	WLS	BF	H	R	ER	SO	BB	IBB	HBP	BLK	WP	HR	S	P	ERA	WHIP										
Paul Splittorf, L ERA: 2.51	6.1	L	31	8	6	5	3	2	0	0	0	0	0	35	43	7.11	1.579										
Doug Bird, R ERA: 5.54	0.0		1	1	0	0	0	0	0	0	0	0	0	1	1												
Steve Mingori, L ERA:	0.2		4	2	2	1	0	0	0	0	0	0	0	4	4	13.50	3.000										
Jim Colborn, R ERA: 4.09	1.0		3	0	0	0	0	0	0	0	0	0	0	3	3	0.00	0.000										

AB	37
R	4
H	11
RBI	4
BB	4
SO	6
LOB	22



AB	36
R	8
H	11
RBI	8
BB	2
SO	3
LOB	18

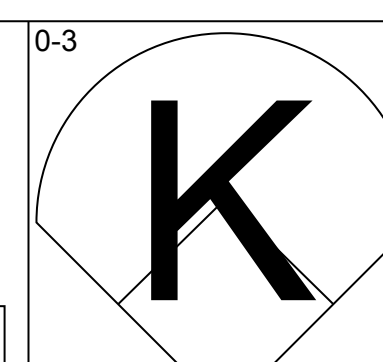
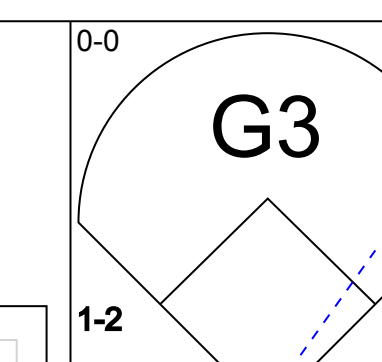
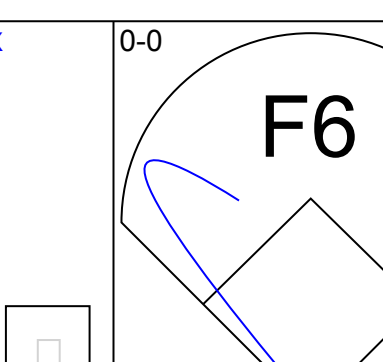
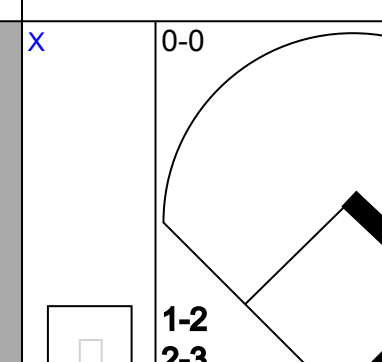
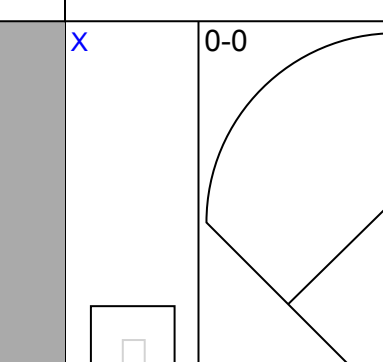
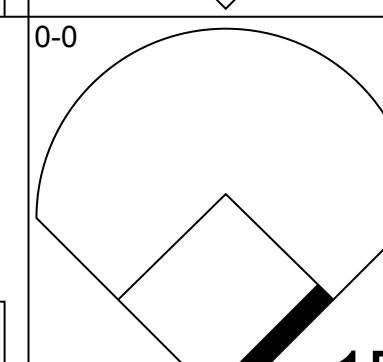
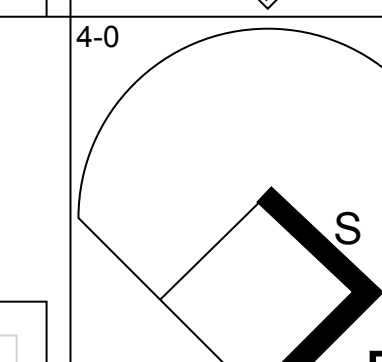

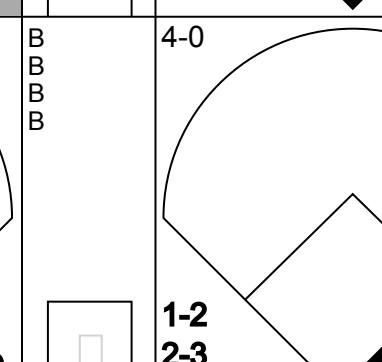
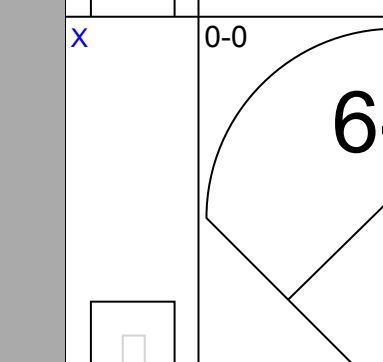
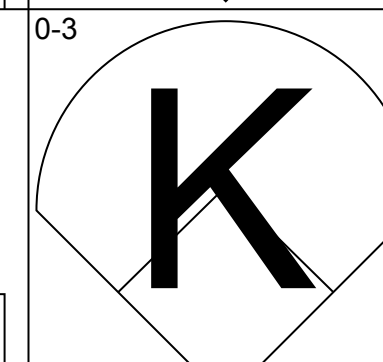
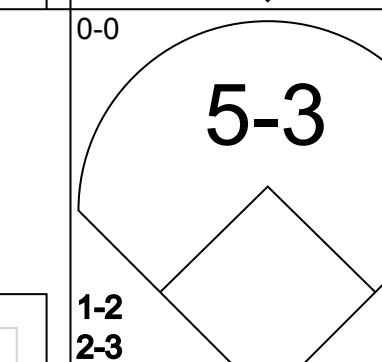

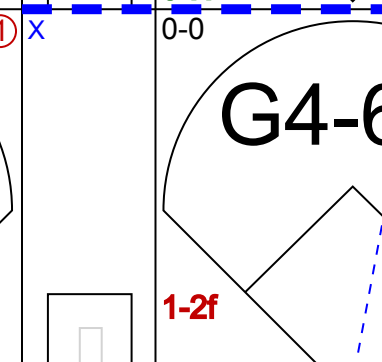
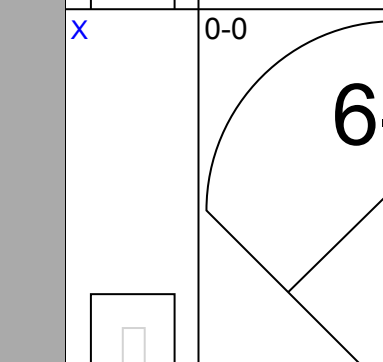
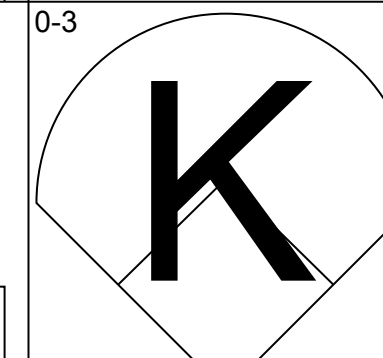






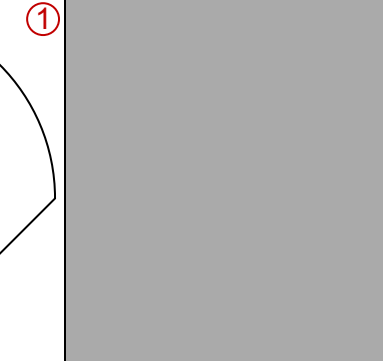



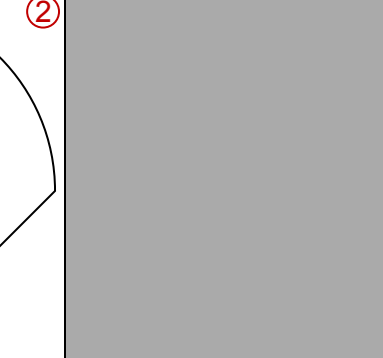


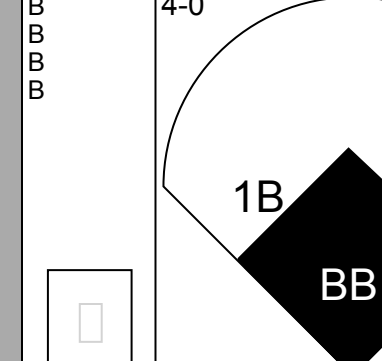
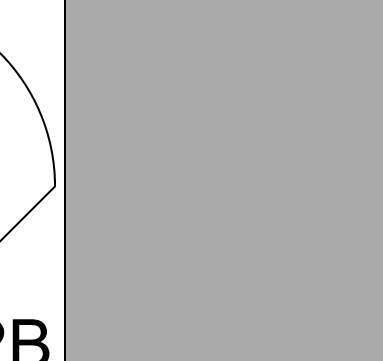
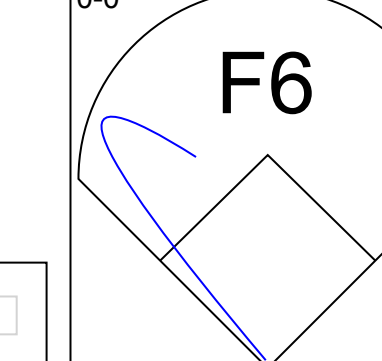
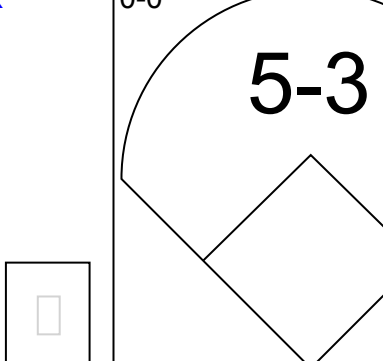
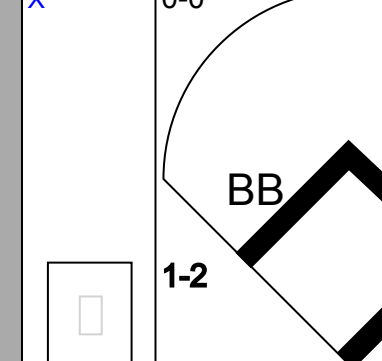
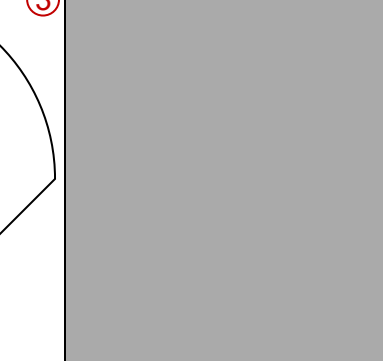
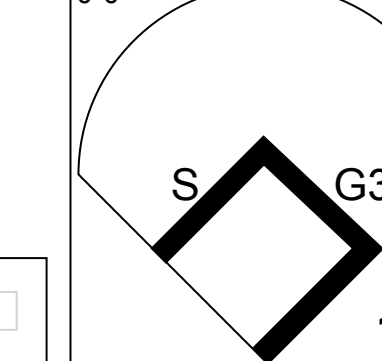
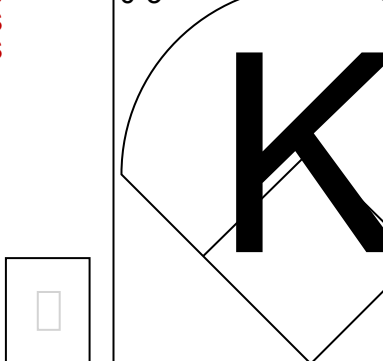
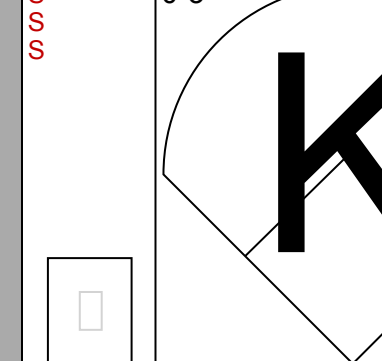
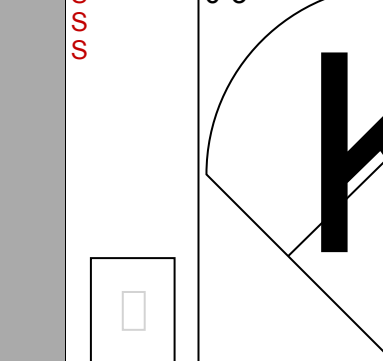


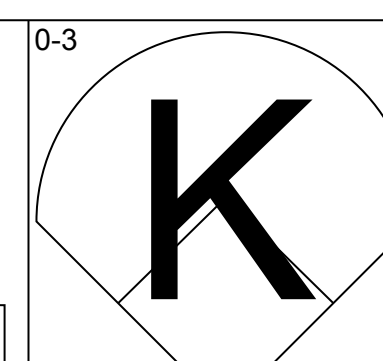
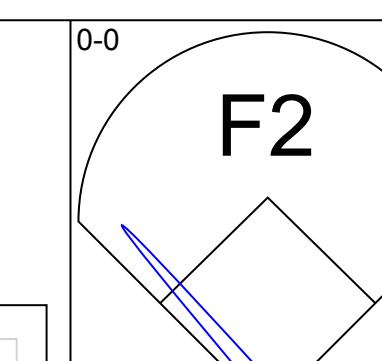

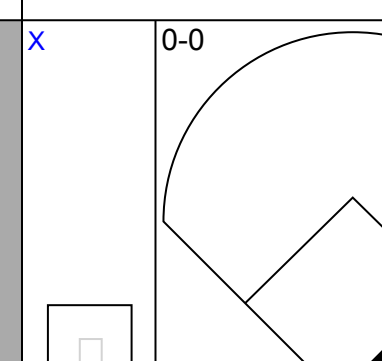
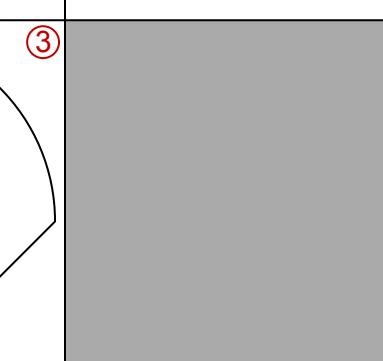
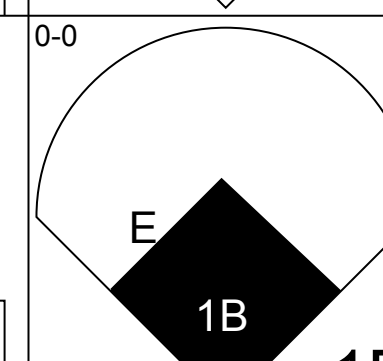
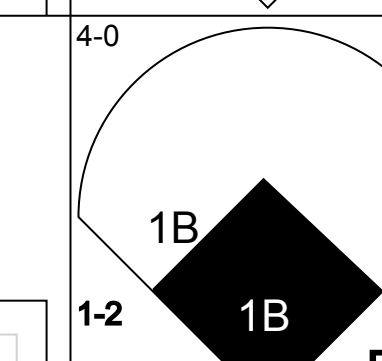
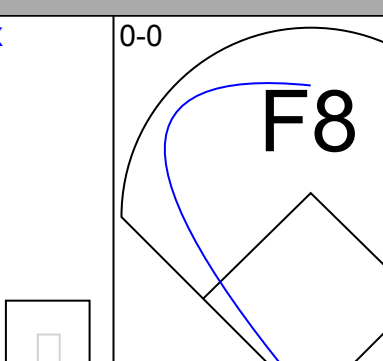
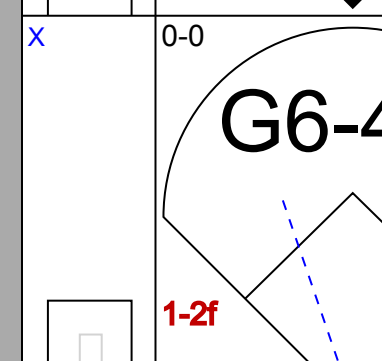

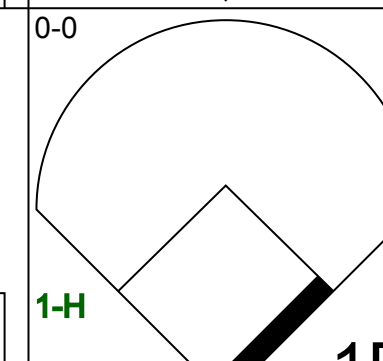
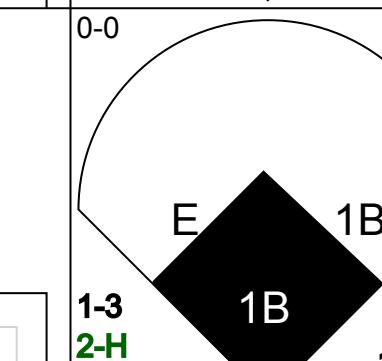
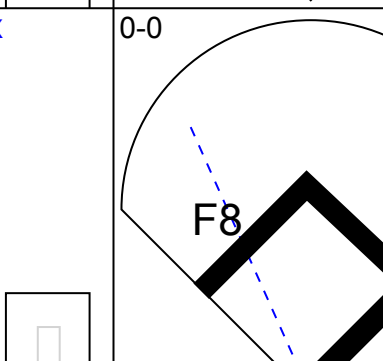
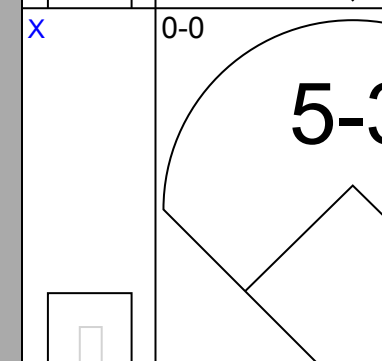
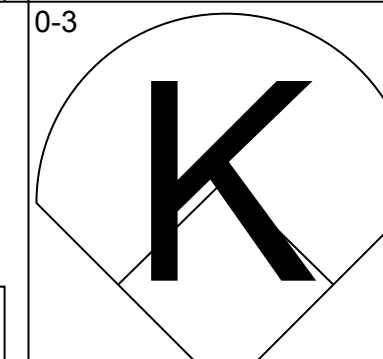
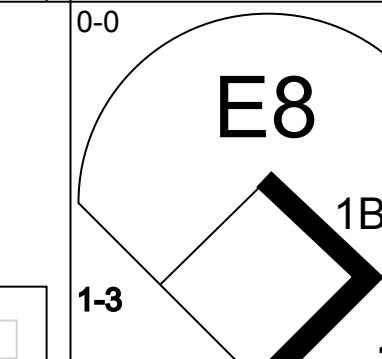
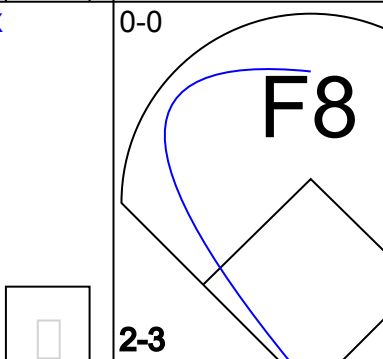

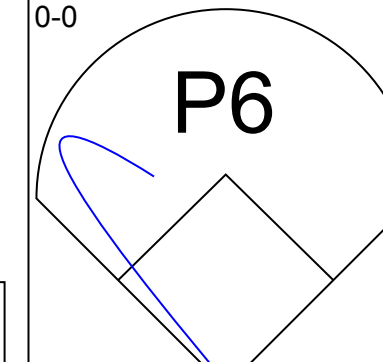
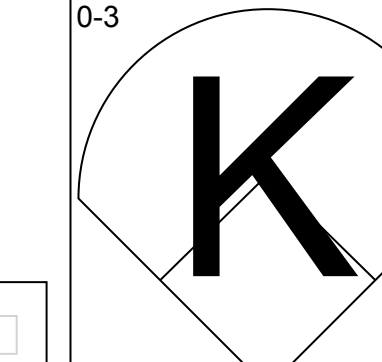
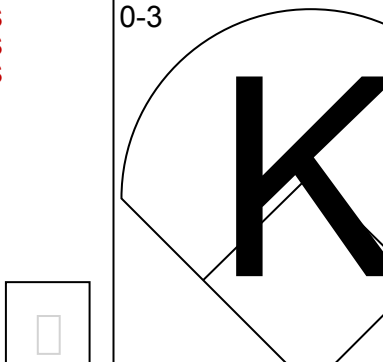


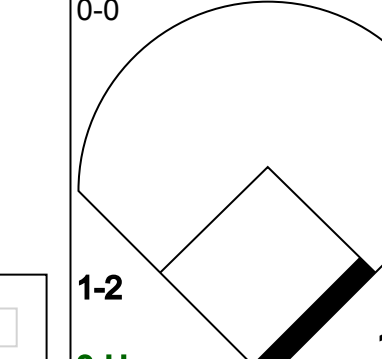

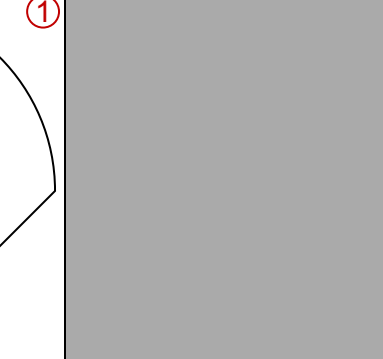

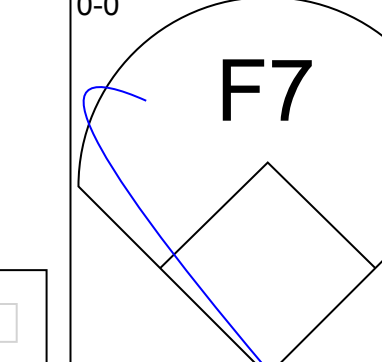





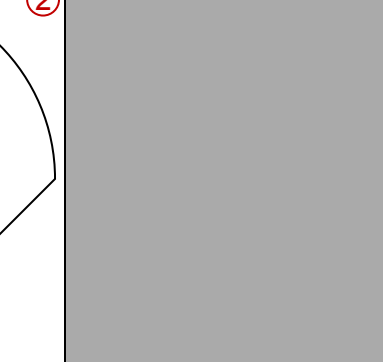
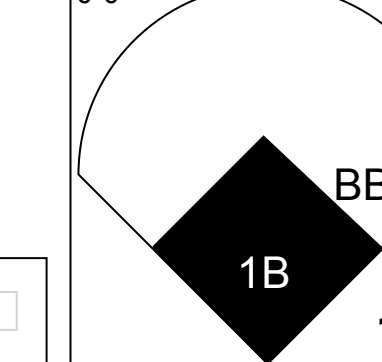


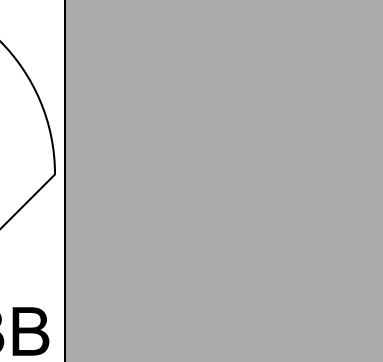
Batter	1	2	3	4	5	6	7	8	9	AB	R	H	RBI	BB	SO	LOB	TOP			
Willie Wilson, S OBP: 0.338, SLG: 0.387 (1, 8)										3	0	1	0	1	0	0	Kansas City Royals @ New York Yankees Yankee Stadium, Bronx, NY Tue May 02 1978, 7:05 PM EDT Att: 19,152 - Unknown - 61 F			
Tom Pocquette, L OBP: 0.371, SLG: 0.656 Al Cowens, R OBP: 0.317, SLG: 0.391 (1, 7) (8, PH) (8, 9)										3	0	0	0	0	0	1				
Clint Hurdle, L OBP: 0.333, SLG: 0.321 (1, 9) (8, 7)										3	0	0	0	1	1					
Hal McRae, R OBP: 0.301, SLG: 0.558 (1, 10)										3	1	1	1	1	2	3				
Darrell Porter, L OBP: 0.413, SLG: 0.507 (1, 2)										4	1	2	1	0	0	2				
Ralph LaCock, L OBP: 0.154, SLG: 0.091 John Wathan, R OBP: 0.350, SLG: 0.474 (1, 3) (9, PH)										3	0	1	0	0	0	0				
Jerry Terrell, R OBP: 0.333, SLG: 0.250 (1, 5)									4	0	0	0	0	2	3					
Freddie Patek, R OBP: 0.296, SLG: 0.368 (1, 6)									4	0	1	0	0	0	1					
Frank White, R OBP: 0.222, SLG: 0.233 (1, 4)									3	0	0	0	0	0	2					
Inning Stats	R: 0 E: 0 K: 1 S: 6	H: 1 LOB: 2 BB: 1 P: 10	R: 0 E: 0 K: 1 S: 5	H: 0 LOB: 0 BB: 0 P: 5	R: 0 E: 0 K: 0 S: 3	H: 0 LOB: 0 BB: 0 P: 3	R: 2 E: 0 K: 2 S: 9	H: 2 LOB: 0 BB: 0 P: 9	R: 0 E: 0 K: 0 S: 3	H: 0 LOB: 0 BB: 0 P: 3	R: 0 E: 0 K: 0 S: 2	H: 0 LOB: 2 BB: 1 P: 6	R: 0 E: 0 K: 1 S: 5	H: 2 LOB: 2 BB: 0 P: 5	R: 0 E: 0 K: 0 S: 4	H: 2 LOB: 1 BB: 0 P: 4		1B: 4 2B: 1 3B: 0 HR: 2	SF: 0 SAC: 0 DP: 1 HBP: 0	WP: 0 PB: 0 CS: 1
PITCHER	IP WLS BF H R ER SO BB IBB HBP BLK WP HR S P ERA WHIP	7.0 W 27 5 2 2 4 2 0 0 0 0 2 33 41 2.57 1.000	2.0 S 8 2 0 0 1 1 0 0 0 0 0 9 13 0.00 1.500																	

Batter	1	2	3	4	5	6	7	8	9	AB	R	H	RBI	BB	SO	LOB	BOTTOM		
Mickey Rivers, L OBP: 0.360, SLG: 0.425 (1, 8)										4	0	0	0	0	1	0	Kansas City Royals @ New York Yankees Yankee Stadium, Bronx, NY Tue May 02 1978, 7:05 PM EDT Att: 19,152 - Unknown - 61 F		
Willie Randolph, R OBP: 0.333, SLG: 0.338 (1, 4)										3	1	1	0	1	1	0			
Thurman Munson, R OBP: 0.256, SLG: 0.288 (1, 2)										4	1	2	1	0	0	1			
Reggie Jackson, L OBP: 0.315, SLG: 0.417 (1, 9)										4	0	0	0	0	2	2			
Lou Piniella, R OBP: 0.412, SLG: 0.500 (1, 7)										3	2	2	2	0	0	0			
Chris Chambliss, L OBP: 0.353, SLG: 0.333 (1, 3)										2	0	1	0	1	0	0			
Graig Nettles, L OBP: 0.358, SLG: 0.273 (1, 5)										2	0	0	0	0	0	1			
Cliff Johnson, R OBP: 0.250, SLG: 0.260 (1, 10)										3	0	0	0	0	2				
Bucky Dent, R OBP: 0.240, SLG: 0.257 (1, 6)										3	0	0	0	0	0	1			
Inning Stats	R: 0 E: 0 K: 2 S: 8	H: 1 LOB: 1 BB: 0 P: 8	R: 0 E: 0 K: 0 S: 3	H: 0 LOB: 0 BB: 0 P: 3	R: 0 E: 0 K: 0 S: 2	H: 0 LOB: 0 BB: 1 P: 6	R: 1 E: 0 K: 0 S: 4	H: 2 LOB: 1 BB: 0 P: 5	R: 3 E: 0 K: 1 S: 8	H: 3 LOB: 1 BB: 1 P: 12	R: 0 E: 0 K: 0 S: 3	H: 0 LOB: 0 BB: 0 P: 3	R: 0 E: 0 K: 1 S: 5	H: 0 LOB: 0 BB: 0 P: 5	1B: 2 2B: 3 3B: 0 HR: 1	SF: 0 SAC: 0 DP: 2 HBP: 1		WP: 0 PB: 0 CS: 0	PA: 31
PITCHER	IP WLS BF H R ER SO BB IBB HBP BLK WP HR S P ERA WHIP	5.2 L 24 6 4 4 3 2 0 1 0 0 1 27 36 6.35 1.412	2.1 7 0 0 0 1 0 0 0 0 0 0 9 9 0.00 0.000																

Batter	1	2	3	4	5	6	7	8	9	AB	R	H	RBI	BB	SO	LOB	TOP										
Amos Otis, R OBP: 0.354, SLG: 0.552 (1, 8)	F8	PO	HR		WP 1B		FC4-6			4	1	2	1	0	0	1	Kansas City Royals @ New York Yankees Yankee Stadium, Bronx, NY Wed May 03 1978, 7:05 PM EDT Att: 21,230 - Unknown - 63 F livebaseballscorecards.com										
Hal McRae, R OBP: 0.299, SLG: 0.544 (1, 10)	FC3-6 1B		F9		F9		FC4-6			4	0	1	0	0	0	2											
Tom Poquette, L OBP: 0.333, SLG: 0.583 (1, 7)	FC3-6		4-3		K			P6		4	0	0	0	0	1	2											
Al Cowens, R OBP: 0.326, SLG: 0.438 (1, 9)	1-3				P6			HR		4	1	2	1	0	0	2											
Darrell Porter, L OBP: 0.405, SLG: 0.494 (1, 2)		G3 1B	K			G3		F8		4	1	1	0	0	1	1											
Clint Hurdle, L OBP: 0.343, SLG: 0.383 (1, 3)		G3 WP 1B			HR	K		P6		4	2	2	1	0	1	0											
Jerry Terrell, R OBP: 0.333, SLG: 0.263 (1, 5)		G3				1-3			K	3	0	1	0	0	0	2											
Ralph LaCock, L OBP: 0.143, SLG: 0.083 (9, PH)		1-2 2-3 1B			CS 1B					1	0	0	0	0	1	0											
Freddie Patek, R OBP: 0.280, SLG: 0.347 (1, 6)		G3			F2		F8		K	4	0	0	1	0	1	2											
Frank White, R OBP: 0.242, SLG: 0.242 (1, 4)		2-3 3-H BB			6-3				F7	2	0	1	0	1	0	1											
Joe Lahoud, L (9, PH)					1-2		FC4-6 1B			1	0	0	0	0	0	0											
Inning Stats	R: 0 E: 0 K: 0 S: 4	H: 1 LOB: 1 BB: 0 P: 4	R: 2 E: 0 K: 0 S: 4	H: 2 LOB: 0 BB: 1 P: 8	R: 1 E: 0 K: 1 S: 7	H: 2 LOB: 1 BB: 0 P: 7	R: 1 E: 0 K: 0 S: 4	H: 2 LOB: 0 BB: 0 P: 4	R: 0 E: 0 K: 1 S: 6	H: 1 LOB: 0 BB: 0 P: 6	R: 0 E: 0 K: 0 S: 5	H: 0 LOB: 0 BB: 0 P: 5	R: 0 E: 0 K: 0 S: 4	H: 1 LOB: 1 BB: 0 P: 4	R: 1 E: 0 K: 0 S: 4	H: 1 LOB: 0 BB: 0 P: 4	R: 0 E: 0 K: 2 S: 7	H: 0 LOB: 0 BB: 0 P: 7	1B: 7 2B: 0 3B: 0 HR: 3	SF: 0 SAC: 0 DP: 0 HBP: 0	WP: 2 PB: 0 SB: 0 CS: 1	PA: 37					
PITCHER	IP	WLS	BF	H	R	ER	SO	BB	IBB	HBP	BLK	WP	HR	S	P	ERA	WHIP	PITCHER									
Ed Figueroa, R ERA: 3.15 (1, 1)	8.0	W	33	10	5	5	3	1	0	0	0	2	3	38	42	5.62	1.375										
Rich Gossage, R ERA: 2.37 (9, 1)	1.0	S	3	0	0	0	2	0	0	0	0	0	0	7	7	0.00	0.000										

Batter	1	2	3	4	5	6	7	8	9	AB	R	H	RBI	BB	SO	LOB	BOTTOM										
Mickey Rivers, L OBP: 0.355, SLG: 0.417 (1, 8)	F7	1B		4-3			4-3			4	0	1	0	0	0	0	Kansas City Royals @ New York Yankees Yankee Stadium, Bronx, NY Wed May 03 1978, 7:05 PM EDT Att: 21,230 - Unknown - 63 F livebaseballscorecards.com										
Willie Randolph, R OBP: 0.340, SLG: 0.346 (1, 4)	4-3	1B			E S SF9 1B		6-3			4	1	2	1	0	0	0											
Thurman Munson, R OBP: 0.256, SLG: 0.289 (1, 2)	1B	F9			SF9		5-3			3	0	1	1	0	0	2											
Reggie Jackson, L OBP: 0.312, SLG: 0.443 (1, 9)	4-3				P6			4-3		4	1	1	1	0	0	1											
Chris Chambliss, L OBP: 0.337, SLG: 0.317 (1, 3)		G3			P5			K		4	0	0	0	0	1	0											
Graig Nettles, L OBP: 0.395, SLG: 0.329 (1, 5)		K			K			HR		4	1	2	1	0	2	0											
Roy White, S OBP: 0.347, SLG: 0.205 (1, 7)		HR BB			K			1B		2	1	0	0	2	2	1											
Jim Spencer, L OBP: 0.250, SLG: 0.679 (1, 10)		HR			G3			CS BB		3	1	1	2	0	0	1											
Lou Piniella, R OBP: 0.412, SLG: 0.500 (9, PH)		HR			1-H HR		F7			0	0	0	0	0	0	0											
Bucky Dent, R OBP: 0.244, SLG: 0.260 (1, 6)		1B 1B 1B			F7			K		3	1	1	0	0	1	1											
Inning Stats	R: 0 E: 0 K: 0 S: 4	H: 1 LOB: 1 BB: 0 P: 4	R: 3 E: 0 K: 1 S: 9	H: 4 LOB: 2 BB: 1 P: 13	R: 1 E: 0 K: 2 S: 8	H: 1 LOB: 0 BB: 0 P: 8	R: 0 E: 0 K: 0 S: 3	H: 0 LOB: 0 BB: 0 P: 3	R: 1 E: 0 K: 0 S: 4	H: 1 LOB: 0 BB: 0 P: 4	R: 0 E: 0 K: 2 S: 8	H: 1 LOB: 1 BB: 0 P: 8	R: 0 E: 0 K: 0 S: 3	H: 0 LOB: 0 BB: 0 P: 3	R: 1 E: 0 K: 1 S: 5	H: 1 LOB: 0 BB: 1 P: 9	1B: 6 2B: 0 3B: 0 HR: 3	SF: 1 SAC: 0 DP: 0 HBP: 0	WP: 0 PB: 0 SB: 1 CS: 1	PA: 35							
PITCHER	IP	WLS	BF	H	R	ER	SO	BB	IBB	HBP	BLK	WP	HR	S	P	ERA	WHIP	PITCHER									
Dennis Leonard, R ERA: 3.5 (1, 1)	7.2	L	34	9	6	5	6	2	0	0	0	0	3	44	52	5.87	1.435										
Al Hrabosky, L ERA: 1.04 (8, 1)	0.1		0	0	0	0	0	0	0	0	0	0	0	0	0	0.00	0.000										

Batter	1	2	3	4	5	6	7	8	9	AB	R	H	RBI	BB	SO	LOB	TOP					
Mike Hargrove, L (1, 3) OBP: 0.371, SLG: 0.458										5	0	2	0	0	1	1	<p>Texas Rangers @ New York Yankees Yankee Stadium, Bronx, NY Fri May 05 1978, 7:05 PM EDT Att: 17,285 - Unknown - 44 F</p>					
Bert Campaneris, R (1, 6) OBP: 0.258, SLG: 0.172										2	0	1	1	3	0	1						
Kurt Bevacqua, R (1, 10) OBP: 0.172, SLG: 0.286										5	0	0	0	0	1	8						
Richie Zisk, R (1, 9) OBP: 0.352, SLG: 0.683										4	1	1	1	0	1	2						
Jim Sundberg, R (1, 2) OBP: 0.333, SLG: 0.484										3	0	1	0	1	1	0						
Toby Harrah, R (1, 5) OBP: 0.288, SLG: 0.347										4	0	0	0	0	0	3						
Juan Beniquez, R (1, 8) John Lowenstein, L (5, 7) OBP: 0.500, SLG: 0.500										2	0	0	0	0	1	1						
Bobby Thompson, S (1, 7) (5, 8)										4	0	1	0	0	1	1						
Bump Wills, S (1, 4) OBP: 0.284, SLG: 0.290										4	0	1	0	0	3	2						
Inning Stats	R: 0 E: 0 K: 3 S: 10	H: 1 LOB: 1 BB: 0 P: 10	R: 0 E: 0 K: 1 S: 5	H: 0 LOB: 0 BB: 0 P: 5	R: 0 E: 0 K: 0 S: 4	H: 1 LOB: 2 BB: 1 P: 8	R: 0 E: 0 K: 1 S: 6	H: 1 LOB: 1 BB: 0 P: 6	R: 0 E: 0 K: 1 S: 5	H: 0 LOB: 0 BB: 0 P: 5	R: 0 E: 0 K: 0 S: 3	H: 0 LOB: 2 BB: 2 P: 11	R: 1 E: 0 K: 1 S: 6	H: 2 LOB: 2 BB: 2 P: 14	R: 1 E: 0 K: 1 S: 7	H: 2 LOB: 1 BB: 0 P: 7		R: 0 E: 0 K: 1 S: 6	H: 1 LOB: 1 BB: 0 P: 6	1B: 4 2B: 2 3B: 1 HR: 1	SF: 0 SAC: 0 DP: 1 HBP: 0	WP: 0 PB: 0 SB: 3 CS: 0
PITCHER	IP WLS BF H R ER SO BB IBB HBP BLK WP HR S P ERA WHIP																					
Ron Guidry, L (1, 1) ERA: 1.49	6.1 W 29 5 1 1 7 5 0 0 0 0 0 0 38 58 1.42 1.579																					
Rich Gossage, R (7, 1) ERA: 2.49	2.2 S 10 3 1 1 2 0 0 0 0 0 0 1 14 14 3.38 1.125																					

Batter	1	2	3	4	5	6	7	8	9	AB	R	H	RBI	BB	SO	LOB	BOTTOM			
Mickey Rivers, L (1, 8) OBP: 0.347, SLG: 0.404										5	0	1	0	0	2	4	<p>Texas Rangers @ New York Yankees Yankee Stadium, Bronx, NY Fri May 05 1978, 7:05 PM EDT Att: 17,285 - Unknown - 44 F</p>			
Willie Randolph, R (1, 4) OBP: 0.347, SLG: 0.345										3	2	1	0	1	0	1				
Thurman Munson, R (1, 2) OBP: 0.278, SLG: 0.322										4	1	3	2	0	0	0				
Reggie Jackson, L (1, 9) OBP: 0.320, SLG: 0.440										3	1	1	1	0	1	2				
Lou Piniella, R (1, 7) OBP: 0.400, SLG: 0.500										4	0	1	0	0	2	4				
Chris Chambliss, L (1, 3) OBP: 0.344, SLG: 0.318										3	0	1	1	1	1	2				
Graig Nettles, L (1, 5) OBP: 0.360, SLG: 0.315										3	0	0	0	1	0	3				
Cliff Johnson, R (1, 10) OBP: 0.233, SLG: 0.241										4	0	0	0	0	1	4				
Bucky Dent, R (1, 6) OBP: 0.256, SLG: 0.263										3	1	1	1	1	0	1				
Inning Stats	R: 1 E: 1 K: 2 S: 9	H: 2 LOB: 1 BB: 0 P: 9	R: 0 E: 0 K: 1 S: 5	H: 0 LOB: 0 BB: 0 P: 5	R: 3 E: 1 K: 1 S: 9	H: 4 LOB: 2 BB: 1 P: 13	R: 0 E: 0 K: 1 S: 5	H: 0 LOB: 0 BB: 0 P: 5	R: 0 E: 0 K: 0 S: 3	H: 0 LOB: 1 BB: 1 P: 7	R: 0 E: 0 K: 0 S: 3	H: 1 LOB: 0 BB: 0 P: 3	R: 1 E: 0 K: 1 S: 6	H: 1 LOB: 3 BB: 2 P: 15	R: 0 E: 0 K: 1 S: 6	H: 1 LOB: 2 BB: 2 P: 15		1B: 7 2B: 2 3B: 0 HR: 0	SF: 0 SAC: 0 DP: 1 HBP: 1	WP: 0 PB: 0 SB: 0 CS: 0
PITCHER	IP WLS BF H R ER SO BB IBB HBP BLK WP HR S P ERA WHIP																			
Jon Matlack, L (1, 1) ERA: 3.27	7.1 L 33 9 5 3 7 2 0 0 1 0 0 0 44 53 3.68 1.500																			
Steve Corner, R (8, 1) ERA:	0.2 4 0 0 0 0 1 1 0 0 0 0 0 2 10 0.00 1.500																			

Batter	1	2	3	4	5	6	7	8	9	AB R H RBI BB SO LOB	TOP											
Mike Hargrove, L (1, 3) OBP: 0.362, SLG: 0.434	F7		F8		1-3	2B		F8		4 0 0 0 1 0 0	Texas Rangers @ New York Yankees Yankee Stadium, Bronx, NY Sat May 06 1978, 3:33 AM EDT Att: 19,788 - Unknown - 48 F											
Bump Wills, S (1, 4) OBP: 0.291, SLG: 0.311	FC5-4 1B		P4		F8	BB		1-3		5 0 2 2 0 0 0												
Al Oliver, L (1, 10) OBP: 0.303, SLG: 0.354	FC5-4 1B		BB			BB				3 0 2 0 2 0 0												
Richie Zisk, R (1, 9) OBP: 0.366, SLG: 0.674	FC5-4		BB			BB				4 2 2 0 1 0 5												
John Lowenstein, L (1, 7) OBP: 0.515, SLG: 0.538										4 3 2 0 1 1 2												
Juan Beniquez, R (9, 8) OBP: 0.176, SLG: 0.209			K							0 0 0 0 0 0 0												
Toby Harrah, R (1, 5) OBP: 0.306, SLG: 0.390	4-3									5 2 3 2 0 0 1												
Bobby Thompson, S (1, 8) OBP: 0.391, SLG: 0.556	SF8									3 1 1 2 1 0 1												
Jim Sundberg, R (1, 2) OBP: 0.338, SLG: 0.478	BB									3 1 1 2 1 0 1												
Bert Campaneris, R (1, 6) OBP: 0.239, SLG: 0.159	F8									5 0 0 0 0 1 4												
Inning Stats	R: 0 E: 0 K: 0 S: 4	H: 2 LOB: 2 BB: 0 P: 4	R: 1 E: 0 K: 0 S: 4	H: 1 LOB: 1 BB: 1 P: 8	R: 0 E: 0 K: 1 S: 5	H: 0 LOB: 2 BB: 2 P: 13	R: 0 E: 0 K: 0 S: 3	H: 0 LOB: 0 BB: 0 P: 3	R: 0 E: 0 K: 0 S: 3	H: 0 LOB: 0 BB: 0 P: 3	R: 5 E: 0 K: 0 S: 8	H: 5 LOB: 3 BB: 3 P: 20	R: 0 E: 0 K: 0 S: 4	H: 1 LOB: 1 BB: 0 P: 4	R: 0 E: 0 K: 1 S: 5	H: 0 LOB: 0 BB: 0 P: 5	R: 3 E: 0 K: 0 S: 6	H: 4 LOB: 1 BB: 1 P: 10	1B: 9 2B: 3 3B: 1 HR: 0	SF: 2 SAC: 0 DP: 0 HBP: 0	WP: 0 PB: 0 SB: 3 CS: 0	PA: 45
PITCHER	IP WLS BF H R ER SO BB IBB HBP BLK WP HR S P ERA WHIP											PITCHER	IP WLS BF H R ER SO BB IBB HBP BLK WP HR S P ERA WHIP									
Dick Tidrow, R (1, 1) ERA: 3.89	5.1 L 25 6 5 5 1 4 0 0 0 0 0 0 23 39 8.44 1.875																					
Sparky Lyle, L (6, 1) ERA: 2.12	0.2 6 2 1 1 0 2 0 0 0 0 0 0 4 12 13.50 6.000																					
Ken Clay, R (7, 1) ERA: 5.14	3.0 14 5 3 3 1 1 0 0 0 0 0 0 15 19 9.00 2.000																					

AB	36
R	9
H	13
RBI	8
BB	7
SO	2
LOB	14



Batter	1	2	3	4	5	6	7	8	9	AB R H RBI BB SO LOB	BOTTOM											
Mickey Rivers, L (1, 8) OBP: 0.330, SLG: 0.383	F8		K		4-3			P6		5 0 0 0 0 2 2	Texas Rangers @ New York Yankees Yankee Stadium, Bronx, NY Sat May 06 1978, 3:33 AM EDT Att: 19,788 - Unknown - 48 F											
Willie Randolph, R (1, 4) OBP: 0.350, SLG: 0.333	S		K		E6			E5		3 2 0 0 1 1 0												
Thurman Munson, R (1, 2) OBP: 0.284, SLG: 0.326	E8		BB		FC6-4			FC3-6		5 1 2 1 0 0 3												
Reggie Jackson, L (1, 9) OBP: 0.333, SLG: 0.474	G3		BB		F8			HR		4 2 2 2 1 0 2												
Lou Piniella, R (1, 7) OBP: 0.400, SLG: 0.491	1-3				F8			F9		5 0 2 1 0 0 3												
Chris Chambliss, L (1, 3) OBP: 0.347, SLG: 0.333			FC6-4		FC1-4			5-3		5 0 2 1 0 0 3												
Graig Nettles, L (1, 5) OBP: 0.344, SLG: 0.299	FC3-6		BB		K			F8		4 0 0 0 0 1 4												
Cliff Johnson, R (1, 10) OBP: 0.250, SLG: 0.232					4-3			F9		2 0 0 0 2 0 0												
Bucky Dent, R (1, 6) OBP: 0.244, SLG: 0.250	F9				F9			F9		4 0 0 0 0 0 4												
Inning Stats	R: 1 E: 1 K: 0 S: 4	H: 1 LOB: 1 BB: 1 P: 8	R: 0 E: 0 K: 1 S: 6	H: 1 LOB: 2 BB: 1 P: 10	R: 0 E: 0 K: 1 S: 6	H: 1 LOB: 2 BB: 1 P: 10	R: 0 E: 0 K: 1 S: 5	H: 0 LOB: 0 BB: 0 P: 5	R: 0 E: 0 K: 0 S: 4	H: 0 LOB: 1 BB: 0 P: 4	R: 0 E: 0 K: 0 S: 4	H: 1 LOB: 2 BB: 1 P: 8	R: 2 E: 0 K: 1 S: 8	H: 3 LOB: 2 BB: 0 P: 9	R: 0 E: 0 K: 0 S: 3	H: 0 LOB: 0 BB: 0 P: 3	R: 2 E: 2 K: 0 S: 5	H: 1 LOB: 0 BB: 0 P: 5	1B: 6 2B: 1 3B: 0 HR: 1	SF: 0 SAC: 0 DP: 0 HBP: 1	WP: 0 PB: 0 SB: 1 CS: 0	PA: 42
PITCHER	IP WLS BF H R ER SO BB IBB HBP BLK WP HR S P ERA WHIP											PITCHER	IP WLS BF H R ER SO BB IBB HBP BLK WP HR S P ERA WHIP									
Jim Umberger, L (1, 1) ERA: 3.56	9.0 W 42 8 5 4 4 4 0 1 0 0 0 1 45 62 4.00 1.333																					

AB	37
R	5
H	8
RBI	5
BB	4
SO	4
LOB	21



Batter	1	2	3	4	5	6	7	8	9	AB	R	H	RBI	BB	SO	LOB	TOP								
Mickey Rivers, L OBP: 0.319, SLG: 0.374 Paul Blair, R OBP: 0.400, SLG: 0.400 (7, PR)										4	0	2	0	0	0	2									
Willie Randolph, R OBP: 0.342, SLG: 0.320										4	0	2	0	1	0	2									
Thurman Munson, R OBP: 0.257, SLG: 0.292										5	0	1	0	0	0	4									
Reggie Jackson, L OBP: 0.330, SLG: 0.481										4	0	1	0	0	0	5									
Lou Piniella, R OBP: 0.391, SLG: 0.475										4	1	1	0	0	0	2									
Chris Chambliss, L OBP: 0.336, SLG: 0.353										4	1	2	0	0	0	1									
Graig Nettles, L OBP: 0.369, SLG: 0.460										3	1	1	2	0	0	2									
Roy White, S OBP: 0.300, SLG: 0.180										4	0	1	1	0	0	1									
Bucky Dent, R OBP: 0.237, SLG: 0.233										4	0	1	0	0	1	2									
Inning Stats	R: 0 E: 0 K: 0 S: 3	H: 1 LOB: 0 BB: 0 P: 3	R: 0 E: 0 K: 0 S: 4	H: 1 LOB: 1 BB: 0 P: 4	R: 0 E: 0 K: 0 S: 3	H: 0 LOB: 0 BB: 0 P: 3	R: 0 E: 0 K: 0 S: 2	H: 0 LOB: 0 BB: 1 P: 6	R: 1 E: 0 K: 1 S: 8	H: 3 LOB: 2 BB: 0 P: 8	R: 0 E: 0 K: 0 S: 4	H: 1 LOB: 1 BB: 0 P: 4	R: 2 E: 0 K: 0 S: 8	H: 5 LOB: 3 BB: 0 P: 8	R: 0 E: 1 K: 0 S: 4	H: 0 LOB: 1 BB: 0 P: 4	R: 0 E: 0 K: 0 S: 4	H: 1 LOB: 1 BB: 0 P: 4	1B: 11 2B: 1 3B: 0 HR: 1	SF: 0 SAC: 2 DP: 2 HBP: 0	WP: 0 PB: 0 SB: 1 CS: 1	PA: 39			
PITCHER	IP	WLS	BF	H	R	ER	SO	BB	IBB	HBP	BLK	WP	HR	S	P	ERA	WHIP								
Paul Splittorf, L ERA: 2.64	6.2		29	10	3	3	1	1	0	0	0	0	1	30	34	4.05	1.650								
Marty Pattin, R ERA: 2.7	0.0		1	1	0	0	0	0	0	0	0	0	0	1	1	∞	∞								
Steve Mingori, L ERA: 1.35	1.2		7	1	0	0	0	0	0	0	0	0	0	7	7	0.00	0.600								
Doug Bird, R ERA: 6.0	0.2	W	2	0	0	0	0	0	0	0	0	0	0	2	2	0.00	0.000								

New York Yankees @ Kansas City Royals
 Royals Stadium, Kansas City, MO
 Fri May 12 1978, 8:05 PM EDT
 Att: 33,061 - Unknown - 51 F

AB	36
R	3
H	12
RBI	3
BB	1
SO	1
LOB	21



Batter	1	2	3	4	5	6	7	8	9	AB	R	H	RBI	BB	SO	LOB	BOTTOM								
Willie Wilson, S OBP: 0.316, SLG: 0.386										4	1	1	1	0	2	1									
Tom Pocuette, L OBP: 0.309, SLG: 0.510 Jerry Terrell, R OBP: 0.256, SLG: 0.194										3	0	1	1	0	0	2									
Hal McRae, R OBP: 0.328, SLG: 0.558										4	0	0	0	0	0	1									
Al Cowens, R OBP: 0.327, SLG: 0.411										4	0	0	0	0	0	0									
Darrell Porter, L OBP: 0.389, SLG: 0.469										2	1	0	0	2	0	0									
Amos Otis, R OBP: 0.326, SLG: 0.568										4	1	2	2	0	1	1									
Clint Hurdle, L OBP: 0.318, SLG: 0.351										3	0	0	0	0	0	2									
Freddie Patek, R OBP: 0.287, SLG: 0.344 Joe Lahoud, L (8, PH)										2	0	0	0	0	0	0									
Frank White, R OBP: 0.293, SLG: 0.346 Ralph LaCock, L OBP: 0.235, SLG: 0.200 U L Washington, S OBP: 0.500, SLG: 0.333										2	1	2	0	0	0	0									
Inning Stats	R: 0 E: 0 K: 0 S: 3	H: 1 LOB: 0 BB: 0 P: 3	R: 0 E: 0 K: 1 S: 5	H: 0 LOB: 1 BB: 1 P: 9	R: 2 E: 0 K: 0 S: 5	H: 2 LOB: 0 BB: 0 P: 5	R: 0 E: 0 K: 0 S: 3	H: 0 LOB: 0 BB: 0 P: 3	R: 0 E: 0 K: 1 S: 5	H: 0 LOB: 0 BB: 0 P: 5	R: 0 E: 0 K: 0 S: 4	H: 1 LOB: 1 BB: 0 P: 4	R: 0 E: 0 K: 1 S: 6	H: 1 LOB: 2 BB: 0 P: 6	R: 2 E: 0 K: 0 S: 3	H: 1 LOB: 0 BB: 1 P: 7	1B: 4 2B: 1 3B: 1 HR: 1	SF: 1 SAC: 0 DP: 1 HBP: 0	WP: 0 PB: 0 SB: 2 CS: 1	PA: 34					
PITCHER	IP	WLS	BF	H	R	ER	SO	BB	IBB	HBP	BLK	WP	HR	S	P	ERA	WHIP								
Ed Figueroa, R ERA: 3.14	8.2		32	6	3	3	3	2	0	0	0	0	0	36	44	3.12	0.923								
Rich Gossage, R ERA: 2.45	0.0	L	1	1	1	1	0	0	0	0	0	0	0	1	1	∞	∞								

New York Yankees @ Kansas City Royals
 Royals Stadium, Kansas City, MO
 Fri May 12 1978, 8:05 PM EDT
 Att: 33,061 - Unknown - 51 F

AB	30
R	4
H	7
RBI	4
BB	2
SO	3
LOB	7



Batter	1	2	3	4	5	6	7	8	9	AB	R	H	RBI	BB	SO	LOB	TOP			
Mickey Rivers, L (1,8) OBP: 0.317, SLG: 0.369										4	1	1	0	0	0	0	New York Yankees @ Kansas City Royals Royals Stadium, Kansas City, MO Sat May 13 1978, 8:05 PM EDT Att: 40,903 - Unknown - 68 F			
Willie Randolph, R (1,4) OBP: 0.339, SLG: 0.327										4	1	1	1	0	0	0				
Thurman Munson, R (1,2) OBP: 0.257, SLG: 0.291										4	1	1	0	0	0	1				
Reggie Jackson, L (1,9) OBP: 0.336, SLG: 0.514										3	2	2	3	0	0	0				
Chris Chambliss, L (1,3) OBP: 0.333, SLG: 0.349										4	0	1	0	0	0	1				
Graig Nettles, L (1,5) OBP: 0.394, SLG: 0.462										4	0	1	1	0	0	1				
Jim Spencer, L (1,10) OBP: 0.256, SLG: 0.579										4	0	0	0	0	1	1				
Roy White, S (1,7) OBP: 0.297, SLG: 0.170										3	0	0	0	1	0	0				
Bucky Dent, R (1,6) OBP: 0.230, SLG: 0.226										3	0	0	0	0	0	2				
Inning Stats	R: 0 E: 0 K: 0 S: 3	H: 0 LOB: 0 BB: 0 P: 3	R: 0 E: 0 K: 0 S: 3	H: 0 LOB: 0 BB: 0 P: 3	R: 0 E: 0 K: 0 S: 3	H: 0 LOB: 1 BB: 0 P: 6	R: 2 E: 0 K: 0 S: 6	H: 3 LOB: 0 BB: 0 P: 6	R: 0 E: 0 K: 0 S: 3	H: 0 LOB: 0 BB: 0 P: 3	R: 1 E: 0 K: 1 S: 7	H: 2 LOB: 2 BB: 1 P: 11	R: 2 E: 0 K: 0 S: 5	H: 2 LOB: 0 BB: 0 P: 5	R: 0 E: 0 K: 0 S: 3	H: 0 LOB: 0 BB: 0 P: 3	1B: 4 2B: 2 3B: 0 HR: 1	SF: 1 SAC: 0 DP: 0 HBP: 0	WP: 0 PB: 0 SB: 2 CS: 0	PA: 35
PITCHER	IP WLS BF H R ER SO BB IBB HBP BLK WP HR S P ERA WHIP																			
Dennis Leonard, R (1,1) ERA: 3.97	7.1 L 30 7 5 5 1 0 0 1 0 0 0 1 31 35 6.14 0.955																			
Al Hrabosky, L (8,1) ERA: 1.54	1.2 5 0 0 0 0 0 0 0 0 0 0 0 5 5 0.00 0.000																			

Batter	1	2	3	4	5	6	7	8	9	AB	R	H	RBI	BB	SO	LOB	BOTTOM			
Willie Wilson, S (1,7) OBP: 0.325, SLG: 0.384										3	0	1	0	1	0	0	New York Yankees @ Kansas City Royals Royals Stadium, Kansas City, MO Sat May 13 1978, 8:05 PM EDT Att: 40,903 - Unknown - 68 F			
Frank White, R (1,4) OBP: 0.291, SLG: 0.333										3	0	0	0	1	3	1				
Hal McRae, R (1,10) OBP: 0.333, SLG: 0.556										4	0	2	0	0	0	2				
Al Cowens, R (1,9) OBP: 0.342, SLG: 0.444										4	2	3	0	0	0	1				
Amos Otis, R (1,8) OBP: 0.323, SLG: 0.548										3	0	0	0	1	0	3				
John Wathan, R (1,3) OBP: 0.290, SLG: 0.367										3	0	1	2	0	0	1				
Tom Poquette, L (9, FH) OBP: 0.304, SLG: 0.500										1	0	0	0	0	0	2				
Darrell Porter, L (1,2) OBP: 0.375, SLG: 0.451										4	0	0	0	0	1	3				
Freddie Patek, R (1,6) OBP: 0.278, SLG: 0.333										3	0	0	0	0	1	1				
Jerry Terrell, R (1,5) OBP: 0.262, SLG: 0.205										3	0	1	0	0	1	0				
Inning Stats	R: 0 E: 0 K: 1 S: 5	H: 1 LOB: 0 BB: 0 P: 5	R: 1 E: 0 K: 2 S: 9	H: 2 LOB: 1 BB: 0 P: 9	R: 0 E: 0 K: 0 S: 2	H: 1 LOB: 2 BB: 2 P: 10	R: 0 E: 0 K: 0 S: 3	H: 1 LOB: 0 BB: 0 P: 3	R: 0 E: 0 K: 1 S: 5	H: 0 LOB: 0 BB: 0 P: 5	R: 1 E: 0 K: 0 S: 4	H: 1 LOB: 0 BB: 0 P: 4	R: 0 E: 0 K: 1 S: 6	H: 1 LOB: 2 BB: 0 P: 6	R: 0 E: 0 K: 0 S: 4	H: 1 LOB: 1 BB: 1 P: 8	1B: 6 2B: 2 3B: 0 HR: 0	SF: 0 SAC: 0 DP: 1 HBP: 0	WP: 0 PB: 1 SB: 2 CS: 3	PA: 35
PITCHER	IP WLS BF H R ER SO BB IBB HBP BLK WP HR S P ERA WHIP																			
Ron Guidry, L (1,1) ERA: 1.61	8.0 W 30 8 2 2 2 6 2 0 0 0 0 0 40 48 2.25 1.250																			
Rich Gossage, R (9,1) ERA: 2.36	1.0 S 4 0 0 0 0 1 0 0 0 0 0 0 3 7 0.00 1.000																			

Batter	1	2	3	4	5	6	7	8	9	AB	R	H	RBI	BB	SO	LOB	TOP					
Mickey Rivers, L OBP: 0.306, SLG: 0.357 (1,8)	L7		K		P5	SH1-3		4-3		4	0	0	0	0	1	0	New York Yankees @ Kansas City Royals Royals Stadium, Kansas City, MO Sun May 14 1978, 4:33 AM EDT Att: 36,034 - Unknown - 67 F					
Willie Randolph, R OBP: 0.349, SLG: 0.343 (1,4)	5-3		6-3		6-3 1B 2B	2-3 1B		1B 2B BB		4	2	2	0	1	0	0						
Thurman Munson, R OBP: 0.263, SLG: 0.307 (1,2)	2B		1B		6-3	SF8		L6		4	1	2	1	0	0	2						
Reggie Jackson, L OBP: 0.347, SLG: 0.513 (1,9)	F7		1B		1B E	1-2 3-H 0-3		2B S		4	3	2	1	1	1	2						
Lou Piniella, R OBP: 0.420, SLG: 0.492 (1,10)		S HBP	1B		E 2B	1-2		1-H 2B		2	1	1	2	2	1	0						
Chris Chambliss, L OBP: 0.353, SLG: 0.358 (1,3)	FC5-4 BB		1B		E6 2B E	1-3 2-H		4-3		3	1	2	2	1	0	1						
Graig Nettles, L OBP: 0.357, SLG: 0.458 (1,5)	F7				F7	E9 1-H 3-H		K		5	0	1	1	0	1	3						
Roy White, S OBP: 0.290, SLG: 0.172 (1,7)	F9				5-3	L8		K		5	0	1	0	0	1	3						
Bucky Dent, R OBP: 0.233, SLG: 0.229 (1,6)	FC5-4				6-3			K		3	1	1	0	0	0	2						
Jim Spencer, L OBP: 0.250, SLG: 0.564 (7, PH)						1B SH1-3 SF8		K		1	0	0	0	0	1	2						
Fred Stanley, R OBP: 0.400, SLG: 0.250 (7,6)								K		1	0	0	0	0	1	0						
Inning Stats	R: 0 E: 0 K: 0 S: 4	H: 1 LOB: 1 BB: 0 P: 4	R: 0 E: 0 K: 0 S: 3	H: 0 LOB: 2 BB: 1 P: 8	R: 2 E: 0 K: 1 S: 6	H: 2 LOB: 2 BB: 2 P: 14	R: 0 E: 0 K: 0 S: 3	H: 0 LOB: 0 BB: 0 P: 3	R: 4 E: 2 K: 0 S: 7	H: 4 LOB: 1 BB: 1 P: 11	R: 1 E: 1 K: 1 S: 7	H: 2 LOB: 1 BB: 0 P: 7	R: 0 E: 0 K: 3 S: 10	H: 1 LOB: 2 BB: 0 P: 11	R: 2 E: 0 K: 0 S: 5	H: 2 LOB: 1 BB: 0 P: 9	R: 0 E: 0 K: 2 S: 7	H: 0 LOB: 0 BB: 0 P: 7	1B: 8 2B: 4 3B: 0 HR: 0	SF: 1 SAC: 1 DP: 0 HBP: 2	WP: 0 PB: 0 SB: 3 CS: 0	PA: 45
PITCHER	IP WLS BF H R ER SO BB IBB HBP BLK WP HR S P ERA WHIP																					
Andy Hassler, L ERA: 9.64 (1,1)	4.2 25 7 6 5 1 4 0 1 0 0 0 0 22 39 9.64 2.357																					
Larry Gura, L ERA: 3.81 (5,1)	2.0 10 3 1 1 3 0 0 1 0 0 0 0 15 16 4.50 1.500																					
Doug Bird, R ERA: 6.75 (7,1)	1.0 6 2 2 2 1 1 0 0 0 0 0 0 7 11 18.00 3.000																					
Al Hrabosky, L ERA: 1.38 (8,1)	1.1 W 4 0 0 0 2 0 0 0 0 0 0 0 8 8 0.00 0.000																					

Batter	1	2	3	4	5	6	7	8	9	AB	R	H	RBI	BB	SO	LOB	BOTTOM					
Willie Wilson, S OBP: 0.318, SLG: 0.372 (1,7)	F2		P4		FC3-6 E 1B	FC5 G6-4-3	FC6-4			5	1	1	1	0	0	4	New York Yankees @ Kansas City Royals Royals Stadium, Kansas City, MO Sun May 14 1978, 4:33 AM EDT Att: 36,034 - Unknown - 67 F					
Tom Proulx, L OBP: 0.305, SLG: 0.481 (1,9)	3-1		K		FC3-6 BB	G6-4-3		5-3		2	0	0	0	1	1	0						
Joe Zdeb, R OBP: 0.211, SLG: 0.333 (6, PH)										1	0	0	0	0	0	2						
Ralph LaCock, L OBP: 0.222, SLG: 0.188 (8, PH)										1	0	0	0	0	0	0						
Hal McRae, R OBP: 0.336, SLG: 0.557 (1,10)	L8				2B G3 2B	FC3-6 E 1-2 2-3		4-3		5	3	2	0	0	0	2						
Al Cowens, R OBP: 0.336, SLG: 0.442 (1,5)		P4			G3 1B 2B	F3		L5		5	1	1	0	0	0	3						
Clint Hurdle, L OBP: 0.333, SLG: 0.392 (1,3)	L8				G3	E9		2B 5-3 1B		5	2	3	3	0	0	1						
Darrell Porter, L OBP: 0.393, SLG: 0.500 (1,2)					1B	F7		2B 5-3 1B 2B		4	2	3	3	1	0	1						
Amos Otis, R OBP: 0.357, SLG: 0.570 (1,8)					1B			2B 1-3 3-H 4-0		2	1	2	1	3	0	0						
Freddie Patek, R OBP: 0.277, SLG: 0.330 (1,6)	K				F7	FC5 SH 1B		5-3		4	0	1	1	0	1	5						
Frank White, R OBP: 0.292, SLG: 0.333 (1,4)			5-3		F8	SH FC5		FC6-4 1B		3	0	1	1	0	0	2						
Inning Stats	R: 0 E: 0 K: 0 S: 3	H: 0 LOB: 0 BB: 0 P: 3	R: 1 E: 0 K: 1 S: 6	H: 1 LOB: 1 BB: 1 P: 10	R: 0 E: 0 K: 1 S: 5	H: 0 LOB: 0 BB: 0 P: 5	R: 2 E: 0 K: 0 S: 7	H: 4 LOB: 2 BB: 0 P: 7	R: 2 E: 1 K: 0 S: 5	H: 2 LOB: 1 BB: 1 P: 9	R: 1 E: 0 K: 0 S: 4	H: 1 LOB: 1 BB: 1 P: 8	R: 3 E: 0 K: 0 S: 7	H: 4 LOB: 2 BB: 1 P: 11	R: 0 E: 0 K: 0 S: 3	H: 0 LOB: 0 BB: 0 P: 3	R: 1 E: 0 K: 0 S: 2	H: 2 LOB: 2 BB: 1 P: 6	1B: 7 2B: 6 3B: 0 HR: 1	SF: 0 SAC: 1 DP: 1 HBP: 0	WP: 0 PB: 0 SB: 0 CS: 0	PA: 43
PITCHER	IP WLS BF H R ER SO BB IBB HBP BLK WP HR S P ERA WHIP																					
Dick Tidrow, R ERA: 4.58 (1,1)	4.2 23 5 4 4 0 2 0 0 0 0 0 0 12 20 9.64 1.929																					
Sparky Lyle, L ERA: 3.24 (5,1)	2.1 14 5 4 4 0 1 1 0 0 0 0 0 12 20 15.43 2.571																					
Ken Clay, R ERA: 5.63 (8,1)	1.0 L 6 2 1 1 0 0 0 1 0 0 0 0 5 9 9.00 2.000																					

Batter	1	2	3	4	5	6	7	8	9	AB	R	H	RBI	BB	SO	LOB	TOP										
Willie Randolph, R (1.4) OBP: 0.344, SLG: 0.330	E5 G5-4-3		5-3 BB	K		6-3			6-3	4	0	0	0	1	1	2											
Roy White, S (1.7) OBP: 0.274, SLG: 0.161	G5-4-3 1-2		5-3	FC5-4			4-3			4	0	0	0	0	0	5											
Thurman Munson, R (1.2) OBP: 0.254, SLG: 0.297	5-3		F8		4-3		F8			4	0	0	0	0	0	2											
Reggie Jackson, L (1.9)		K		1B 1B	1B 2B		4-3			4	2	2	0	0	1	0											
Lou Piniella, R (1.10) OBP: 0.438, SLG: 0.508	4-3 1B		1B 1B	1B 2H	1B		1-3			4	1	3	1	0	0	0											
Chris Chambliss, L (1.3) OBP: 0.350, SLG: 0.354	4-3 1-2		1B 1B	K			L5			4	1	1	0	0	1	2											
Graig Nettles, L (1.5) OBP: 0.362, SLG: 0.460	1B 2H		1B 1B	F9			1-3			4	0	2	1	0	0	1											
Paul Blair, R (1.8) OBP: 0.333, SLG: 0.444			SH2-3 2B	F9		F7		1-3		4	0	1	0	0	0	3											
Bucky Dent, R (1.6) OBP: 0.236, SLG: 0.232			SH2-3 2-3	FC5-4 1B		F8		F6		3	0	1	2	0	0	0											
Inning Stats	R: 0 E: 1 K: 0 S: 3	H: 0 LOB: 0 BB: 0 P: 3	R: 0 E: 0 K: 1 S: 6	H: 2 LOB: 2 BB: 0 P: 6	R: 0 E: 0 K: 0 S: 4	H: 1 LOB: 2 BB: 1 P: 8	R: 3 E: 0 K: 1 S: 10	H: 5 LOB: 2 BB: 0 P: 10	R: 1 E: 0 K: 0 S: 7	H: 2 LOB: 1 BB: 0 P: 7	R: 0 E: 0 K: 0 S: 3	H: 0 LOB: 0 BB: 0 P: 3	R: 0 E: 0 K: 0 S: 3	H: 0 LOB: 0 BB: 0 P: 3	R: 0 E: 0 K: 0 S: 3	H: 0 LOB: 0 BB: 0 P: 3	R: 0 E: 0 K: 0 S: 3	H: 0 LOB: 0 BB: 0 P: 3	1B: 8 2B: 2 3B: 0 HR: 0	SF: 0 SAC: 1 DP: 1 HBP: 0	WP: 0 PB: 0 CS: 0	PA: 37					
PITCHER	IP	WLS	BF	H	R	ER	SO	BB	IBB	HBP	BLK	WP	HR	S	P	ERA	WHIP										
Rich Wortham, L (1.1) ERA: 3.79	4.1	L	23	10	4	4	2	1	0	0	0	0	0	26	30	8.31	2.538										
Rich Hinton, L (5.1) ERA: 0.9	4.2		14	0	0	0	1	0	0	0	0	0	0	16	16	0.00	0.000										

New York Yankees @ Chicago White Sox
Comiskey Park, Chicago, IL
Mon May 15 1978, 8:05 PM EDT
Att: 17,569 - Unknown - 51 F

AB 35
R 4
H 10
RBI 4
BB 1
SO 3
LOB 15



Batter	1	2	3	4	5	6	7	8	9	AB	R	H	RBI	BB	SO	LOB	BOTTOM										
Bob Molinaro, L (1.7) OBP: 0.372, SLG: 0.425	P3		S 1B			BB 1B		1-3		3	1	2	0	0	0	0											
Alan Bannister, R (8, PH) (9.7)						1B BB				1	0	0	0	0	0	1											
Don Kessinger, S (1.6) OBP: 0.335, SLG: 0.319	K		3-1 1-2			1B BB		F4		3	0	0	0	1	1	2											
Jorge Orta, L (1.4) OBP: 0.302, SLG: 0.425	F7			FC6-4 1B		G1-4-3 1B		F8		4	0	2	1	0	0	1											
Bobby Bonds, R (1.9) OBP: 0.340, SLG: 0.356		6-3		F9		K		6-3		4	0	0	0	0	1	3											
Ron Blomberg, L (1.10) OBP: 0.244, SLG: 0.432	F9			P4		G1-4-3				2	0	0	0	0	0	1											
Junior Moore, R (6, PH) OBP: 0.386, SLG: 0.359						1-2		G6-4-3 1B		2	0	1	0	0	0	2											
Lamar Johnson, R (1.3) OBP: 0.316, SLG: 0.400	E4			FC6-4 1-2		L4		G6-4-3		4	0	0	0	0	0	2											
Chet Lemon, R (1.8) OBP: 0.345, SLG: 0.467	F9				F9		F9			3	0	0	0	0	0	1											
Eric Soderholm, R (1.5) OBP: 0.263, SLG: 0.337			F8		F8		5-3			3	0	0	0	0	0	0											
Bill Nahorodny, R (1.2) OBP: 0.365, SLG: 0.426			F8		F8			1-3 1B		3	0	1	0	0	0	0											
Inning Stats	R: 0 E: 0 K: 1 S: 5	H: 0 LOB: 0 BB: 0 P: 5	R: 0 E: 1 K: 0 S: 4	H: 0 LOB: 1 BB: 0 P: 4	R: 0 E: 0 K: 0 S: 4	H: 1 LOB: 1 BB: 0 P: 4	R: 0 E: 0 K: 0 S: 4	H: 1 LOB: 1 BB: 0 P: 4	R: 0 E: 0 K: 0 S: 3	H: 0 LOB: 0 BB: 0 P: 3	R: 1 E: 0 K: 1 S: 6	H: 2 LOB: 1 BB: 1 P: 10	R: 0 E: 0 K: 0 S: 3	H: 0 LOB: 0 BB: 0 P: 3	R: 0 E: 0 K: 0 S: 4	H: 1 LOB: 1 BB: 0 P: 4	R: 0 E: 0 K: 0 S: 3	H: 1 LOB: 0 BB: 0 P: 3	1B: 6 2B: 0 3B: 0 HR: 0	SF: 0 SAC: 0 DP: 2 HBP: 0	WP: 0 PB: 0 CS: 0	PA: 33					
PITCHER	IP	WLS	BF	H	R	ER	SO	BB	IBB	HBP	BLK	WP	HR	S	P	ERA	WHIP										
Jim Beattie, R (1.1) ERA: 3.6	5.1	W	22	4	1	1	2	1	0	0	0	0	0	25	29	1.69	0.938										
Sparky Lyle, L (6.1) ERA: 2.83	3.2	S	11	2	0	0	0	0	0	0	0	0	0	11	11	0.00	0.545										

New York Yankees @ Chicago White Sox
Comiskey Park, Chicago, IL
Mon May 15 1978, 8:05 PM EDT
Att: 17,569 - Unknown - 51 F

AB 32
R 1
H 6
RBI 1
BB 1
SO 2
LOB 13




Batter	1	2	3	4	5	6	7	8	9	AB	R	H	RBI	BB	SO	LOB	TOP			
Willie Randolph, R OBP: 0.343, SLG: 0.333 (1, 4)										5	1	1	0	1	0	4	New York Yankees @ Chicago White Sox Comiskey Park, Chicago, IL Tue May 16 1978, 8:05 PM EDT Att: 21,837 - Unknown - 54 F			
Roy White, S OBP: 0.308, SLG: 0.197 (1, 7)										4	2	3	0	1	0	1				
Thurman Munson, R OBP: 0.288, SLG: 0.303 (1, 2)										4	3	2	2	1	1	3				
Reggie Jackson, L OBP: 0.346, SLG: 0.508 (1, 10)										5	1	1	1	0	1	6				
Lou Piniella, R OBP: 0.474, SLG: 0.522 (1, 9)										2	0	2	1	3	0	0				
Chris Chambliss, L OBP: 0.352, SLG: 0.356 (1, 3)										5	0	2	3	0	0	3				
Graig Nettles, L OBP: 0.364, SLG: 0.462 (1, 5)										4	0	2	1	0	0	2				
Paul Blair, R OBP: 0.286, SLG: 0.308 (1, 8)										4	0	0	0	1	1	3				
Bucky Dent, R OBP: 0.243, SLG: 0.233 (1, 6)										4	1	1	0	1	0	3				
Inning Stats	R: 2 E: 1 K: 0 S: 6	H: 3 LOB: 1 BB: 0 P: 6	R: 0 E: 0 K: 0 S: 4	H: 1 LOB: 1 BB: 0 P: 4	R: 3 E: 0 K: 0 S: 7	H: 4 LOB: 3 BB: 2 P: 15	R: 2 E: 0 K: 0 S: 4	H: 2 LOB: 1 BB: 2 P: 12	R: 1 E: 0 K: 0 S: 4	H: 1 LOB: 2 BB: 1 P: 12	R: 0 E: 0 K: 0 S: 8	H: 1 LOB: 1 BB: 0 P: 8	R: 0 E: 0 K: 0 S: 2	H: 0 LOB: 0 BB: 1 P: 6	R: 0 E: 0 K: 1 S: 5	H: 0 LOB: 0 BB: 0 P: 5		1B: 13 2B: 1 3B: 0 HR: 0	SF: 1 SAC: 0 DP: 1 HBP: 0	WP: 1 PB: 0 CS: 1
PITCHER	IP WLS BF H R ER SO BB IBB HBP BLK WP HR S P ERA WHIP	IP WLS BF H R ER SO BB IBB HBP BLK WP HR S P ERA WHIP																		
Wilbur Wood, L ERA: 4.25 (1, 1)	2.0 L 13 7 5 5 0 0 0 0 0 0 0 0 13 13 22.50 3.500																			
Pablo Torrealba, L ERA: 5.89 (3, 1)	2.1 4 3 3 0 5 1 0 0 0 0 0 0 10 34 11.57 3.857																			
Ron Schueler, R ERA: 3.38 (5, 1)	2.2 11 3 0 0 2 1 0 0 0 0 0 0 14 18 0.00 1.500																			
Lerrin LaGrow, R ERA: 3.52 (8, 1)	2.0 6 0 0 0 1 1 0 0 0 0 0 0 7 11 0.00 0.500																			

Batter	1	2	3	4	5	6	7	8	9	AB	R	H	RBI	BB	SO	LOB	BOTTOM			
Junior Moore, R OBP: 0.362, SLG: 0.333 Ralph Garr, L OBP: 0.284, SLG: 0.359 (1, 10)										3	0	0	0	0	0	2	New York Yankees @ Chicago White Sox Comiskey Park, Chicago, IL Tue May 16 1978, 8:05 PM EDT Att: 21,837 - Unknown - 54 F			
Don Kessinger, S OBP: 0.342, SLG: 0.319 (1, 6)										3	0	1	1	1	0	0				
Bobby Bonds, R OBP: 0.347, SLG: 0.389 (1, 9)										3	1	1	1	1	0	1				
Wayne Nordhagen, R OBP: 0.286, SLG: 0.492 (1, 7)										4	0	0	0	0	0	2				
Lamar Johnson, R OBP: 0.314, SLG: 0.394 (1, 3)										4	0	1	0	0	1	0				
Chet Lemon, R OBP: 0.350, SLG: 0.468 (1, 8)										4	0	2	0	0	1	0				
Jorge Orta, L OBP: 0.308, SLG: 0.427 (1, 4)										4	1	2	0	0	0	2				
Eric Soderholm, R OBP: 0.265, SLG: 0.337 Bob Molinaro, L OBP: 0.394, SLG: 0.415 (9, PH)										3	1	1	0	0	0	4				
Bill Nahorodny, R OBP: 0.364, SLG: 0.414 Henry Cruz, L OBP: 0.100, SLG: 0.111 (9, PH)										1	0	0	0	0	0	0				
Inning Stats	R: 0 E: 0 K: 0 S: 2	H: 0 LOB: 0 BB: 1 P: 6	R: 0 E: 0 K: 0 S: 5	H: 2 LOB: 2 BB: 0 P: 5	R: 0 E: 0 K: 0 S: 3	H: 0 LOB: 0 BB: 0 P: 3	R: 1 E: 0 K: 1 S: 6	H: 1 LOB: 0 BB: 0 P: 6	R: 2 E: 0 K: 0 S: 5	H: 3 LOB: 2 BB: 2 P: 13	R: 0 E: 0 K: 0 S: 5	H: 2 LOB: 2 BB: 0 P: 5	R: 0 E: 0 K: 1 S: 5	H: 0 LOB: 0 BB: 0 P: 5	R: 0 E: 0 K: 0 S: 3	H: 0 LOB: 0 BB: 0 P: 3		1B: 7 2B: 0 3B: 0 HR: 1	SF: 0 SAC: 0 DP: 1 HBP: 0	WP: 0 PB: 0 CS: 1
PITCHER	IP WLS BF H R ER SO BB IBB HBP BLK WP HR S P ERA WHIP	IP WLS BF H R ER SO BB IBB HBP BLK WP HR S P ERA WHIP																		
Ken Holtzman, L ERA: 4.91 (1, 1)	5.1 W 25 8 3 3 1 3 0 0 0 0 0 24 36 5.06 2.062																			
Rich Gossage, R ERA: 2.09 (6, 1)	3.2 S 11 0 0 0 1 0 0 0 0 0 0 13 13 0.00 0.000																			

Batter	1	2	3	4	5	6	7	8	9	10	AB	R	H	RBI	BB	SO	LOB	TOP					
Willie Randolph, R OBP: 0.352, SLG: 0.333 (1.4)											3	2	1	0	2	0	0	New York Yankees @ Cleveland Indians Cleveland Municipal Stadium, Cleveland, OH Wed May 17 1978, 7:05 PM EDT Att: 10,370 - Unknown					
Roy White, S OBP: 0.325, SLG: 0.214 (1.7)											4	2	2	1	1	0	4						
Thurman Munson, R OBP: 0.273, SLG: 0.315 (1.2)											5	0	2	1	0	0	2						
Reggie Jackson, L OBP: 0.333, SLG: 0.488 (1.10)											5	0	0	1	0	2	3						
Lou Piniella, R OBP: 0.446, SLG: 0.486 (1.9)											5	0	0	0	0	0	3						
Chris Chambliss, L OBP: 0.341, SLG: 0.344 (1.3)											4	0	0	0	0	0	2						
Graig Nettles, L OBP: 0.352, SLG: 0.444 (1.5)											4	0	0	0	0	0	0						
Paul Blair, R OBP: 0.333, SLG: 0.353 (1.8)											4	0	2	0	0	0	0						
Bucky Dent, R OBP: 0.243, SLG: 0.226 (1.6)											3	0	0	0	1	1	1						
Inning Stats	R: 2 E: 0 K: 0 S: 6	H: 3 LOB: 1 BB: 0 P: 6	R: 0 E: 0 K: 0 S: 3	H: 1 LOB: 0 BB: 0 P: 3	R: 2 E: 2 K: 0 S: 5	H: 1 LOB: 3 BB: 2 P: 12	R: 0 E: 0 K: 0 S: 4	H: 0 LOB: 0 BB: 0 P: 3	R: 0 E: 0 K: 1 S: 5	H: 0 LOB: 1 BB: 1 P: 9	R: 0 E: 0 K: 0 S: 3	H: 0 LOB: 0 BB: 0 P: 3	R: 0 E: 0 K: 1 S: 5	H: 0 LOB: 1 BB: 1 P: 9	R: 0 E: 0 K: 1 S: 5	H: 0 LOB: 0 BB: 0 P: 5	1B: 6 2B: 1 3B: 0 HR: 0		SF: 0 SAC: 0 DP: 1 HBP: 0	WP: 1 PB: 0 SB: 1 CS: 1	PA: 41		
PITCHER	IP WLS BF H R ER SO ERA WHIP	IP WLS BF H R ER SO ERA WHIP	IP WLS BF H R ER SO ERA WHIP	IP WLS BF H R ER SO ERA WHIP	IP WLS BF H R ER SO ERA WHIP	IP WLS BF H R ER SO ERA WHIP	IP WLS BF H R ER SO ERA WHIP	IP WLS BF H R ER SO ERA WHIP	IP WLS BF H R ER SO ERA WHIP	IP WLS BF H R ER SO ERA WHIP	IP WLS BF H R ER SO ERA WHIP	IP WLS BF H R ER SO ERA WHIP	IP WLS BF H R ER SO ERA WHIP	IP WLS BF H R ER SO ERA WHIP	IP WLS BF H R ER SO ERA WHIP	IP WLS BF H R ER SO ERA WHIP	IP WLS BF H R ER SO ERA WHIP	IP WLS BF H R ER SO ERA WHIP	IP WLS BF H R ER SO ERA WHIP	IP WLS BF H R ER SO ERA WHIP	IP WLS BF H R ER SO ERA WHIP	IP WLS BF H R ER SO ERA WHIP	
Rick Waits, L ERA: 2.61 Sid Monge, L ERA: 2.38	(1.1)	(4.1)	(1.1)	(1.1)	(1.1)	(1.1)	(1.1)	(1.1)	(1.1)	(1.1)	(1.1)	(1.1)	(1.1)	(1.1)	(1.1)	(1.1)	(1.1)	(1.1)	(1.1)	(1.1)	(1.1)	(1.1)	(1.1)

AB	37
R	4
H	7
RBI	3
BB	4
SO	3
LOB	15



Batter	1	2	3	4	5	6	7	8	9	10	AB	R	H	RBI	BB	SO	LOB	BOTTOM				
Paul Dade, R OBP: 0.339, SLG: 0.429 (1.9)											5	1	1	0	1	0	4	New York Yankees @ Cleveland Indians Cleveland Municipal Stadium, Cleveland, OH Wed May 17 1978, 7:05 PM EDT Att: 10,370 - Unknown				
Rick Manning, L OBP: 0.333, SLG: 0.337 (1.8)											4	1	3	3	2	1	3					
Larvell Blanks, R OBP: 0.251, SLG: 0.291 Tom Vanzyer, R OBP: 0.158, SLG: 0.211 (1.6)											3	0	1	0	0	0	1					
Mike Vail, R OBP: 0.438, SLG: 0.688 (1.10)											5	0	2	0	0	0	4					
Buddy Bell, R OBP: 0.356, SLG: 0.476 (1.5)											3	0	1	1	1	0	1					
Johnny Grubb, L OBP: 0.369, SLG: 0.452 Willie Horton, R OBP: 0.364, SLG: 0.495 David Clyde, L (9, PR) Ted Cox, R OBP: 0.281, SLG: 0.179 (10.7)											3	1	1	0	1	0	1					
Andre Thornton, R OBP: 0.336, SLG: 0.436 (1.3)											5	0	0	0	0	0	5					
Ron Hassey, L OBP: 0.303, SLG: 0.345 Jim Norris, L OBP: 0.357, SLG: 0.436 Ron Pruitt, R OBP: 0.306, SLG: 0.372 (1.2)											3	1	1	0	1	0	1					
Duane Kuiper, L OBP: 0.280, SLG: 0.268 (1.4)											4	1	2	1	0	0	0					
Inning Stats	R: 0 E: 0 K: 0 S: 4	H: 1 LOB: 1 BB: 0 P: 4	R: 1 E: 1 K: 1 S: 7	H: 1 LOB: 3 BB: 2 P: 15	R: 0 E: 0 K: 0 S: 3	H: 1 LOB: 1 BB: 1 P: 7	R: 2 E: 0 K: 0 S: 7	H: 4 LOB: 2 BB: 0 P: 7	R: 0 E: 0 K: 0 S: 3	H: 0 LOB: 0 BB: 0 P: 3	R: 0 E: 0 K: 0 S: 3	H: 0 LOB: 3 BB: 2 P: 11	R: 0 E: 0 K: 0 S: 3	H: 1 LOB: 2 BB: 1 P: 7	R: 1 E: 0 K: 0 S: 4	H: 2 LOB: 1 BB: 0 P: 4	1B: 10 2B: 0 3B: 2 HR: 0		SF: 0 SAC: 3 DP: 1 HBP: 0	WP: 0 PB: 0 SB: 2 CS: 1	PA: 47	
PITCHER	IP WLS BF H R ER SO ERA WHIP	IP WLS BF H R ER SO ERA WHIP	IP WLS BF H R ER SO ERA WHIP	IP WLS BF H R ER SO ERA WHIP	IP WLS BF H R ER SO ERA WHIP	IP WLS BF H R ER SO ERA WHIP	IP WLS BF H R ER SO ERA WHIP	IP WLS BF H R ER SO ERA WHIP	IP WLS BF H R ER SO ERA WHIP	IP WLS BF H R ER SO ERA WHIP	IP WLS BF H R ER SO ERA WHIP	IP WLS BF H R ER SO ERA WHIP	IP WLS BF H R ER SO ERA WHIP	IP WLS BF H R ER SO ERA WHIP	IP WLS BF H R ER SO ERA WHIP	IP WLS BF H R ER SO ERA WHIP	IP WLS BF H R ER SO ERA WHIP	IP WLS BF H R ER SO ERA WHIP	IP WLS BF H R ER SO ERA WHIP	IP WLS BF H R ER SO ERA WHIP	IP WLS BF H R ER SO ERA WHIP	IP WLS BF H R ER SO ERA WHIP
Ed Figueroa, R ERA: 3.18 Sparky Lyle, L ERA: 2.97	(1.1)	(9.1)	(1.1)	(1.1)	(1.1)	(1.1)	(1.1)	(1.1)	(1.1)	(1.1)	(1.1)	(1.1)	(1.1)	(1.1)	(1.1)	(1.1)	(1.1)	(1.1)	(1.1)	(1.1)	(1.1)	(1.1)



Batter	1	2	3	4	5	6	7	8	9	AB R H RBI BB SO LOB	TOP									
Willie Randolph, R OBP: 0.361, SLG: 0.328 (1, 4)										2 1 0 0 3 0 4	New York Yankees @ Cleveland Indians Cleveland Municipal Stadium, Cleveland, OH Thu May 18, 1978, 7:05 PM EDT Att: 13,625 - Unknown - 66 F									
Roy White, S OBP: 0.326, SLG: 0.219 (1, 7)										3 0 1 0 0 0 2 2 2 1 1 0 0 2										
Mickey Rivers, L OBP: 0.310, SLG: 0.376 (6, FR)										5 1 3 1 0 1 2										
Thurman Munson, R OBP: 0.285, SLG: 0.333 (1, 2)										4 0 0 0 0 0 5										
Reggie Jackson, L OBP: 0.324, SLG: 0.474 (1, 10)										4 1 1 2 0 0 0										
Lou Piniella, R OBP: 0.437, SLG: 0.500 (6, 7)										3 0 1 1 1 0 0										
Chris Chambliss, L OBP: 0.346, SLG: 0.344 (1, 3)										4 0 0 0 0 0 2										
Graig Nettles, L OBP: 0.341, SLG: 0.429 (1, 5)										4 0 1 0 0 1 0										
Paul Blair, R OBP: 0.318, SLG: 0.333 (6, 9)										2 0 1 0 2 0 0										
Bucky Dent, R OBP: 0.261, SLG: 0.241 (1, 6)										WP: 0 PA: 39 RBI: 0 S: 2 CS: 0										
Inning Stats	R: 0 E: 0 K: 0 S: 3	H: 1 LOB: 1 BB: 1 P: 7	R: 0 E: 0 K: 0 S: 3	H: 0 LOB: 0 BB: 0 P: 3	R: 0 E: 0 K: 0 S: 3	H: 0 LOB: 1 BB: 1 P: 7	R: 0 E: 0 K: 1 S: 5	H: 0 LOB: 0 BB: 0 P: 5	R: 0 E: 0 K: 0 S: 3	H: 1 LOB: 2 BB: 2 P: 11	R: 3 E: 0 K: 0 S: 6	H: 4 LOB: 1 BB: 0 P: 6	R: 2 E: 0 K: 1 S: 7	H: 2 LOB: 1 BB: 1 P: 11	R: 0 E: 0 K: 0 S: 3	H: 0 LOB: 0 BB: 0 P: 3	R: 0 E: 0 K: 0 S: 4	H: 1 LOB: 2 BB: 1 P: 8	1B: 5 SF: 0 2B: 2 SAC: 0 3B: 2 DP: 3 HR: 0 HBP: 0	WP: 0 PA: 39 RBI: 0 S: 2 CS: 0
PITCHER	IP WLS BF H R ER SO BB IBB HBP BLK WP HR S P ERA WHIP											IP WLS BF H R ER SO BB IBB HBP BLK WP HR S P ERA WHIP								
Don Hood, L ERA: 4.28 (1, 1)	5.1 23 5 3 3 1 4 0 0 0 0 0 0 21 37 5.06 1.688																			
Dennis Kinney, L ERA: 3.71 (6, 1)	2.2 L 11 3 2 2 1 1 0 0 0 0 0 0 12 16 6.75 1.500																			
Al Fitzmorris, R ERA: (9, 1)	1.0 5 1 0 0 0 1 0 0 0 0 0 0 4 8 0.00 2.000																			

Batter	1	2	3	4	5	6	7	8	9	AB R H RBI BB SO LOB	BOTTOM									
Paul Dade, R OBP: 0.336, SLG: 0.422 (1, 8)										4 0 1 1 0 0 1	New York Yankees @ Cleveland Indians Cleveland Municipal Stadium, Cleveland, OH Thu May 18, 1978, 7:05 PM EDT Att: 13,625 - Unknown - 66 F									
Duane Kuiper, L OBP: 0.279, SLG: 0.267 (1, 4)										4 1 1 0 0 0 2										
Buddy Bell, R OBP: 0.353, SLG: 0.465 (1, 5)										3 0 0 0 1 1 1										
Mike Vail, R OBP: 0.350, SLG: 0.550 (1, 9)										4 0 0 0 0 1 2										
Andre Thornton, R OBP: 0.333, SLG: 0.456 (1, 3)										4 1 1 2 0 1 0										
Willie Horton, R OBP: 0.360, SLG: 0.480 (1, 10)										3 0 0 0 1 0 0										
Wayne Cagle, L OBP: 0.375, SLG: 0.667 (9, FR)										0 0 0 0 0 0 0										
Ted Cox, R OBP: 0.257, SLG: 0.161 (1, 7)										3 0 0 0 0 2 0 1 0 0 0 0 0 1										
Jim Norris, L OBP: 0.349, SLG: 0.425 (9, PH)										3 0 0 0 0 0 0 1 0 0 0 0 0 1										
Ron Pruitt, R OBP: 0.318, SLG: 0.383 (1, 2)										3 1 2 0 0 0 0 1 0 0 0 0 0 1										
Rick Manning, L OBP: 0.330, SLG: 0.333 (9, PH)										2 0 1 0 1 0 1										
Tom Verzyer, R OBP: 0.227, SLG: 0.238 (1, 6)										2 0 1 0 1 0 1										
Inning Stats	R: 0 E: 0 K: 1 S: 5	H: 0 LOB: 0 BB: 0 P: 5	R: 0 E: 0 K: 1 S: 5	H: 0 LOB: 0 BB: 0 P: 5	R: 0 E: 0 K: 0 S: 3	H: 0 LOB: 1 BB: 1 P: 7	R: 2 E: 0 K: 0 S: 5	H: 2 LOB: 0 BB: 0 P: 5	R: 1 E: 0 K: 1 S: 7	H: 3 LOB: 1 BB: 0 P: 7	R: 0 E: 0 K: 0 S: 3	H: 0 LOB: 0 BB: 0 P: 3	R: 0 E: 0 K: 1 S: 6	H: 1 LOB: 1 BB: 0 P: 6	R: 0 E: 0 K: 0 S: 3	H: 0 LOB: 1 BB: 1 P: 7	R: 0 E: 0 K: 1 S: 5	H: 0 LOB: 1 BB: 1 P: 9	1B: 5 SF: 0 2B: 0 SAC: 0 3B: 0 DP: 1 HR: 1 HBP: 0	WP: 0 PA: 35 RBI: 0 S: 0 CS: 0
PITCHER	IP WLS BF H R ER SO BB IBB HBP BLK WP HR S P ERA WHIP											IP WLS BF H R ER SO BB IBB HBP BLK WP HR S P ERA WHIP								
Ron Guidry, L ERA: 1.84 (1, 1)	8.1 W 33 6 3 3 3 3 0 0 0 0 0 0 40 52 3.24 1.080																			
Rich Gossage, R ERA: 2.03 (9, 1)	0.2 S 2 0 0 0 0 0 0 0 0 0 0 0 2 2 0.00 0.000																			



Batter	1	2	3	4	5	6	7	8	9	AB	R	H	RBI	BB	SO	LOB	TOP											
Mickey Rivers, L OBP: 0.326, SLG: 0.393	F8		HBP BB 1B		BB 1B BB		1B 2B		G6-4-3 1B	5	1	3	0	1	0	1	New York Yankees @ Toronto Blue Jays Exhibition Stadium, Toronto, ON Fri May 19 1978, 7:05 PM EDT Att: 26,025 - Unknown - 79 F livebaseballscorecards.com											
Willie Randolph, R OBP: 0.373, SLG: 0.339	G2		BB 1-2 1B BB	FC3-6 BB HR 1B	BB 1-2 1B		2-3 3-H 1B		G6-4-3 1-2	5	2	3	1	1	0	1												
Thurman Munson, R OBP: 0.289, SLG: 0.326 Cliff Johnson, R OBP: 0.250, SLG: 0.232	E9 1B			FC3-6 BB 1-2 BB	BB 1-2 2-3 BB		F9			3	0	0	0	2	0	4												
Reggie Jackson, L OBP: 0.331, SLG: 0.470 Paul Blair, R OBP: 0.252, SLG: 0.304	1B BB		1B BB BLK HBP	FC3-6 HR 1-2 2-3	K		K			1	2	0	0	1	0	2												
Chris Chambliss, L OBP: 0.355, SLG: 0.372	1-2 2-H 1B		BLK 1B 2B BB	HR 1-1 H 3-H	P6		F8			4	2	2	4	1	0	5												
Graig Nettles, L OBP: 0.336, SLG: 0.419		K	1-2 2-3 3-H 1B	F7		4-3		F8		5	1	1	1	0	1	0												
Lou Piniella, R OBP: 0.446, SLG: 0.513		BB	F9 1B 2B 1-H 2-H 3-H	P6		P6		G3-6-3 1B		4	1	2	2	1	0	0												
Jim Spencer, L OBP: 0.222, SLG: 0.500	F8		F9		P4		K		G3-6-3 1-2	5	0	0	0	0	1	3												
Bucky Dent, R OBP: 0.274, SLG: 0.283	F9		3-H 1B	HR			2B 1B		P2	5	2	3	2	0	0	1												
Inning Stats	R: 0 E: 1 K: 0 S: 4	H: 1 LOB: 2 BB: 1 P: 8	R: 0 E: 0 K: 1 S: 5	H: 0 LOB: 1 BB: 1 P: 9	R: 6 E: 0 K: 0 S: 7	H: 4 LOB: 1 BB: 2 P: 16	R: 3 E: 0 K: 0 S: 5	H: 2 LOB: 0 BB: 1 P: 9	R: 1 E: 0 K: 1 S: 7	H: 2 LOB: 3 BB: 2 P: 15	R: 0 E: 0 K: 1 S: 5	H: 0 LOB: 0 BB: 0 P: 5	R: 1 E: 0 K: 1 S: 8	H: 3 LOB: 2 BB: 0 P: 8	R: 0 E: 0 K: 0 S: 3	H: 1 LOB: 0 BB: 0 P: 3		R: 0 E: 0 K: 0 S: 3	H: 1 LOB: 0 BB: 0 P: 3	1B: 10 2B: 2 3B: 0 HR: 2	SF: 0 SAC: 0 DP: 2 HBP: 1	WP: 0 PB: 0 SB: 0 CS: 0	PA: 47					
PITCHER	IP	WLS	BF	H	R	ER	SO	BB	IBB	HBP	BLK	WP	HR	S	P	ERA	WHIP											
Jesse Jefferson, R ERA: 5.11	(1, 1)	2.1	L	15	3	5	5	1	4	0	1	0	0	0	12	29	19.29	3.000										
Mike Willis, L ERA: 6.31	(3, 1)	2.0		13	5	5	5	0	2	0	0	1	0	2	11	19	22.50	3.500										
Dave Wallace, R ERA: 3.86	(5, 1)	4.2		19	6	1	1	3	1	0	0	0	0	0	24	28	1.93	1.500										
Batter	1	2	3	4	5	6	7	8	9	AB	R	H	RBI	BB	SO	LOB	BOTTOM											
Rick Bosetti, R OBP: 0.313, SLG: 0.397	5-3	1-3		4-3			P4		F7	5	0	0	0	0	0	4	New York Yankees @ Toronto Blue Jays Exhibition Stadium, Toronto, ON Fri May 19 1978, 7:05 PM EDT Att: 26,025 - Unknown - 79 F livebaseballscorecards.com											
Bob Bailor, R OBP: 0.326, SLG: 0.333	L6		FC3-6 1B		F8		1-3 1B		L5	5	0	2	0	0	0	0												
Roy Howell, L OBP: 0.302, SLG: 0.374	F7		FC3-6 FC6-4 1-2		F8		4-3		1B	5	0	1	0	0	0	3												
Rico Carty, R OBP: 0.410, SLG: 0.533		1B 1B 2B	FC6-4 1-2		5-3				BB 1B 1B	5	1	2	0	0	0	2												
John Mayberry, L OBP: 0.304, SLG: 0.380		FC6-4 1B 1B	4-3		F8		F8		K	4	1	1	0	0	1	2												
Tom Hutton, L OBP: 0.325, SLG: 0.378		FC6-4 1-2 3-H 1B		1-3		G3		P5		4	0	1	1	0	0	1												
Dave McKay, S OBP: 0.276, SLG: 0.352		K		2B 1B		P6		BB 1B		4	1	2	0	0	1	2												
Rick Cerone, R OBP: 0.293, SLG: 0.267		FC6-4 1-2 2-3		K			4-3		BB 1B	3	0	0	0	1	1	3												
Luis Gomez, R OBP: 0.280, SLG: 0.222		1-2 3-H 1B		1-H 2B		1B 1B		F7		4	0	3	2	0	0	3												
Inning Stats	R: 0 E: 0 K: 0 S: 3	H: 0 LOB: 0 BB: 0 P: 3	R: 2 E: 0 K: 1 S: 9	H: 4 LOB: 2 BB: 0 P: 9	R: 0 E: 0 K: 0 S: 4	H: 1 LOB: 1 BB: 0 P: 4	R: 1 E: 0 K: 1 S: 7	H: 2 LOB: 1 BB: 0 P: 7	R: 0 E: 0 K: 0 S: 3	H: 0 LOB: 0 BB: 0 P: 3	R: 0 E: 0 K: 0 S: 5	H: 2 LOB: 2 BB: 0 P: 5	R: 0 E: 0 K: 1 S: 7	H: 2 LOB: 3 BB: 1 P: 11	R: 0 E: 0 K: 0 S: 4	H: 1 LOB: 1 BB: 0 P: 4		1B: 10 2B: 2 3B: 0 HR: 0	SF: 0 SAC: 0 DP: 0 HBP: 0	WP: 0 PB: 0 SB: 0 CS: 0	PA: 40							
PITCHER	IP	WLS	BF	H	R	ER	SO	BB	IBB	HBP	BLK	WP	HR	S	P	ERA	WHIP											
Dick Tidrow, R ERA: 4.47	(1, 1)	7.0	W	30	9	3	3	2	0	0	0	0	0	34	34	3.86	1.286											
Rawly Eastwick, R ERA: 2.03	(8, 1)	2.0		10	3	0	0	1	1	0	0	0	0	11	15	0.00	2.000											

Batter	1	2	3	4	5	6	7	8	9	AB	R	H	RBI	BB	SO	LOB	TOP					
Mickey Rivers, L (1,8) OBP: 0.328, SLG: 0.409	F6		1B	BB		G3		G3		5	1	2	0	0	0	2	New York Yankees @ Toronto Blue Jays Exhibition Stadium, Toronto, ON Sat May 20 1978, 3:33 AM EDT Att: 30,550 - Unknown - 68 F					
Willie Randolph, R (1,4) OBP: 0.396, SLG: 0.346	4-3		1B	BB			G4-6-3	2B		3	3	2	1	2	0	0						
Thurman Munson, R (1,2) OBP: 0.293, SLG: 0.336	5-3		1B	BB			E6	2B		5	2	2	1	0	0	3						
Reggie Jackson, L (1,9) OBP: 0.320, SLG: 0.457		F7	SF7			F8	G4-6-3	6-3		4	0	0	1	0	0	3						
Chris Chambliss, L (1,10) OBP: 0.363, SLG: 0.388		F9	S	1B		L3		4-3		5	1	3	2	0	0	0						
Graig Nettles, L (1,5) OBP: 0.338, SLG: 0.443		F9	S	1B		4-3	F8			5	1	2	2	0	0	2						
Lou Piniella, R (1,7) OBP: 0.443, SLG: 0.506		1B	K			F8		5-3		5	0	2	1	0	1	2						
Jim Spencer, L (1,3) OBP: 0.260, SLG: 0.521		P5								4	0	2	0	1	0	1						
Ron Guidry, L (9,FR)				4-3						0	0	0	0	0	0	0						
Bucky Dent, R (1,6) OBP: 0.268, SLG: 0.276			4-3			F3				3	0	0	0	0	0	1						
Dell Alston, L (8,PH)				5-3			FC4-6	P6		1	0	0	0	0	0	1						
Fred Stanley, R (8,6) OBP: 0.400, SLG: 0.250										0	0	0	0	0	0	0						
Cliff Johnson, R (9,PH) OBP: 0.246, SLG: 0.228										1	0	0	0	0	0	2						
Inning Stats	R: 0 E: 0 K: 0 S: 3	H: 0 LOB: 0 BB: 0 P: 3	R: 1 E: 0 K: 0 S: 5	H: 2 LOB: 1 BB: 0 P: 5	R: 3 E: 0 K: 1 S: 10	H: 5 LOB: 2 BB: 0 P: 10	R: 0 E: 0 K: 0 S: 4	H: 1 LOB: 2 BB: 1 P: 8	R: 0 E: 0 K: 0 S: 3	H: 0 LOB: 0 BB: 0 P: 3	R: 0 E: 0 K: 0 S: 4	H: 1 LOB: 1 BB: 0 P: 4	R: 1 E: 1 K: 0 S: 5	H: 2 LOB: 1 BB: 0 P: 5	R: 0 E: 0 K: 0 S: 3	H: 0 LOB: 1 BB: 1 P: 7	R: 3 E: 0 K: 0 S: 7	H: 4 LOB: 2 BB: 1 P: 11	1B: 10 2B: 3 3B: 1 HR: 1	SF: 1 SAC: 0 DP: 1 HBP: 0	WP: 0 PB: 0 SB: 2 CS: 0	PA: 45
PITCHER	IP WLS BF H R ER SO BB IBB HBP BLK WP HR S P ERA WHIP																					
Dave Lemanczyk, R (1,1) ERA: 8.47	8.0 W 39 12 7 7 1 3 0 0 0 0 0 0 38 50 7.88 1.875																					
Tom Murphy, R (9,1) ERA: 2.42	1.0 6 3 1 1 0 0 0 0 0 0 0 1 6 6 9.00 3.000																					

Batter	1	2	3	4	5	6	7	8	9	AB	R	H	RBI	BB	SO	LOB	BOTTOM			
Rick Bosetti, R (1,8) OBP: 0.316, SLG: 0.412	3B		6-3			K		F9		5	1	2	1	0	1	0	New York Yankees @ Toronto Blue Jays Exhibition Stadium, Toronto, ON Sat May 20 1978, 3:33 AM EDT Att: 30,550 - Unknown - 68 F			
Bob Bailor, R (1,9) OBP: 0.321, SLG: 0.346	G3		6-3			SF9		F8		4	1	1	2	0	0	0				
Roy Howell, L (1,5) OBP: 0.301, SLG: 0.378	4-3					4-3				4	1	1	0	0	0	2				
John Mayberry, L (1,3) OBP: 0.309, SLG: 0.403										3	2	1	3	1	0	0				
Willie Upshaw, L (8,7) OBP: 0.308, SLG: 0.370	G3					1B		F9		0	0	0	0	0	0	0				
Tom Hutton, L (1,7) OBP: 0.345, SLG: 0.390	G3					HR				3	1	2	0	1	0	0				
Sam Ewing, L (1,10) OBP: 0.333, SLG: 0.250										1	0	0	0	1	0	0				
Otto Velez, R (6,PH) OBP: 0.406, SLG: 0.519										0	1	0	0	1	0	0				
Rick Cerone, R (1,2) OBP: 0.279, SLG: 0.253	4-3					G6-3		E5		4	1	0	1	0	0	5				
Dave McKay, S (1,4) OBP: 0.274, SLG: 0.362	F5					6-3		F7		4	1	1	1	0	0	3				
Luis Gomez, R (1,6) OBP: 0.279, SLG: 0.223						F9		1-3		4	1	1	1	0	0	0				
Inning Stats	R: 2 E: 0 K: 0 S: 5	H: 2 LOB: 0 BB: 0 P: 5	R: 0 E: 0 K: 0 S: 3	H: 0 LOB: 0 BB: 0 P: 3	R: 0 E: 0 K: 0 S: 3	H: 0 LOB: 0 BB: 0 P: 3	R: 2 E: 0 K: 0 S: 4	H: 2 LOB: 1 BB: 2 P: 12	R: 0 E: 0 K: 1 S: 5	H: 0 LOB: 0 BB: 0 P: 5	R: 6 E: 3 K: 0 S: 8	H: 4 LOB: 1 BB: 1 P: 13	R: 0 E: 0 K: 0 S: 4	H: 1 LOB: 2 BB: 1 P: 8	R: 0 E: 0 K: 0 S: 3	H: 0 LOB: 0 BB: 0 P: 3	1B: 4 2B: 2 3B: 2 HR: 1	SF: 1 SAC: 0 DP: 1 HBP: 1	WP: 0 PB: 0 SB: 1 CS: 0	PA: 38
PITCHER	IP WLS BF H R ER SO BB IBB HBP BLK WP HR S P ERA WHIP																			
Jim Beattie, R (1,1) ERA: 4.7	3.0 4 4 0 1 1 1 2 0 0 0 0 0 13 21 12.00 2.000																			
Ken Clay, R (4,1) ERA: 5.23	2.1 L 7 0 1 1 1 1 0 0 0 0 0 0 8 12 3.86 0.429																			
Sparky Lyle, L (6,1) ERA: 3.77	0.2 8 4 5 3 0 0 0 0 1 0 0 0 7 8 40.50 6.000																			
Ken Holtzman, L (7,1) ERA: 4.32	2.0 8 1 0 0 0 0 1 0 0 0 0 0 7 11 0.00 1.000																			

Batter	1	2	3	4	5	6	7	8	9	AB	R	H	RBI	BB	SO	LOB	TOP								
Mickey Rivers, L (1, 8) OBP: 0.326, SLG: 0.405	F2	K					F8			4	0	1	0	0	1	2									
Willie Randolph, R (1, 4) OBP: 0.363, SLG: 0.351	2B		6-3				F9	CS	5-3	4	0	1	0	0	0	2									
Thurman Munson, R (1, 10) OBP: 0.285, SLG: 0.326	5-3		K				6-3		6-3	4	0	0	0	0	1	3									
Reggie Jackson, L (1, 9) OBP: 0.318, SLG: 0.451	G3		4-3				F8		1B	4	0	1	0	0	0	1									
Lou Piniella, R (1, 7) OBP: 0.426, SLG: 0.483		4-3				F6	F9		4-3	4	0	0	0	0	0	1									
Chris Chambliss, L (1, 3) OBP: 0.367, SLG: 0.391		HR			L3				1-3	4	1	2	0	0	0	0									
Graig Nettles, L (1, 5) OBP: 0.336, SLG: 0.437		K			F9				G3	4	0	1	0	0	1	2									
Cliff Johnson, R (1, 2) OBP: 0.261, SLG: 0.283		HR				F9	1B		5-3	3	1	1	2	1	0	1									
Bucky Dent, R (1, 6) OBP: 0.275, SLG: 0.283		1B			F2				CS	4	0	2	0	0	0	2									
Inning Stats	R: 0 E: 0 K: 0 S: 4	H: 1 LOB: 1 BB: 0 P: 4	R: 2 E: 0 K: 2 S: 10	H: 3 LOB: 1 BB: 0 P: 10	R: 0 E: 0 K: 1 S: 5	H: 0 LOB: 0 BB: 0 P: 5	R: 0 E: 0 K: 0 S: 3	H: 0 LOB: 0 BB: 0 P: 3	R: 0 E: 0 K: 0 S: 4	H: 1 LOB: 2 BB: 1 P: 8	R: 0 E: 0 K: 0 S: 4	H: 1 LOB: 0 BB: 0 P: 4	R: 0 E: 0 K: 0 S: 3	H: 1 LOB: 0 BB: 0 P: 3	R: 0 E: 0 K: 0 S: 4	H: 1 LOB: 1 BB: 0 P: 4	R: 0 E: 0 K: 0 S: 4	H: 1 LOB: 1 BB: 0 P: 4	1B: 7 2B: 1 3B: 0 HR: 1	SF: 0 SAC: 0 DP: 0 HBP: 0	WP: 0 PB: 0 SB: 3 CS: 1	PA: 37			
PITCHER	IP	WLS	BF	H	R	ER	SO	BB	IBB	HBP	BLK	WP	HR	S	P	ERA	WHIP								
Tom Underwood, L (1, 1) ERA: 3.4	7.0	L	28	7	2	2	3	1	0	0	0	0	1	33	37	2.57	1.143								
Tom Murphy, R (8, 1) ERA: 2.22	2.0		8	2	0	0	0	0	0	0	0	0	0	8	8	0.00	1.000								

New York Yankees @ Toronto Blue Jays
Exhibition Stadium, Toronto, ON
Sun May 21 1978, 3:33AM EDT
Unknown - 61 F

AB	35
R	2
H	9
RBI	2
BB	1
SO	3
LOB	14



Batter	1	2	3	4	5	6	7	8	9	AB	R	H	RBI	BB	SO	LOB	BOTTOM								
Rick Bosetti, R (1, 8) OBP: 0.314, SLG: 0.407	1-3		L4			CS	F3		F9	4	0	1	0	0	0	1									
Bob Bailor, R (1, 9) OBP: 0.313, SLG: 0.336	1-3				5-3		F8		1-3	4	0	0	0	0	0	2									
Roy Howell, L (1, 5) OBP: 0.307, SLG: 0.389	4-3				F8		F7			4	0	2	0	0	0	0									
John Mayberry, L (1, 3) OBP: 0.315, SLG: 0.397		G3					4-3			2	0	0	0	2	0	0									
Don Kirkwood, R (9, PR)									6-3	0	0	0	0	0	0	0									
Tom Hutton, L (1, 7) OBP: 0.330, SLG: 0.370		4-3			F8		F8		K	4	0	0	0	0	1	4									
Sam Ewing, L (1, 10) OBP: 0.333, SLG: 0.273		6-3			F7				6-3	3	0	1	0	0	0	2									
Otto Velez, R (9, PH) OBP: 0.394, SLG: 0.500							FC6-4			1	0	0	0	0	0	2									
Rick Cerone, R (1, 2) OBP: 0.281, SLG: 0.256							F9			3	1	1	0	0	0	1									
Doug Ault, R (9, PH) OBP: 0.346, SLG: 0.391			1B	G4-6-3					FC6-4	1	0	0	0	0	1	3									
Dave McKay, S (1, 4) OBP: 0.277, SLG: 0.361										3	0	1	0	0	1	0									
Luis Gomez, R (1, 6) OBP: 0.283, SLG: 0.229										2	0	1	0	0	0	1									
Willie Upshaw, L (8, PH) OBP: 0.321, SLG: 0.383										1	0	1	0	0	0	0									
Tim Johnson, L (9, 6)										0	0	0	0	0	0	0									
Inning Stats	R: 0 E: 0 K: 0 S: 3	H: 1 LOB: 0 BB: 0 P: 3	R: 0 E: 0 K: 0 S: 3	H: 0 LOB: 0 BB: 0 P: 3	R: 1 E: 0 K: 0 S: 4	H: 2 LOB: 0 BB: 0 P: 4	R: 0 E: 0 K: 0 S: 4	H: 1 LOB: 2 BB: 1 P: 8	R: 0 E: 0 K: 1 S: 5	H: 1 LOB: 0 BB: 0 P: 5	R: 0 E: 0 K: 0 S: 3	H: 0 LOB: 0 BB: 0 P: 3	R: 0 E: 0 K: 0 S: 4	H: 1 LOB: 1 BB: 0 P: 4	R: 0 E: 0 K: 2 S: 8	H: 3 LOB: 3 BB: 1 P: 12	R: 0 E: 0 K: 2 S: 8	H: 1 LOB: 3 BB: 1 P: 12	1B: 7 2B: 1 3B: 0 HR: 0	SF: 0 SAC: 0 DP: 1 HBP: 0	WP: 0 PB: 0 SB: 0 CS: 1	PA: 35			
PITCHER	IP	WLS	BF	H	R	ER	SO	BB	IBB	HBP	BLK	WP	HR	S	P	ERA	WHIP								
Ed Figueroa, R (1, 1) ERA: 2.92	8.0		30	8	1	1	1	1	0	0	0	0	0	31	35	1.12	1.125								
Sparky Lyle, L (9, 1) ERA: 3.73	0.1		2	0	0	0	1	1	0	0	0	0	0	3	7	0.00	3.000								
Rich Gossage, R (9, 1) ERA: 1.99	0.2	S	2	0	0	0	1	0	0	0	0	0	0	4	4	0.00	0.000								

New York Yankees @ Toronto Blue Jays
Exhibition Stadium, Toronto, ON
Sun May 21 1978, 3:33AM EDT
Unknown - 61 F

AB	32
R	1
H	8
RBI	0
BB	2
SO	3
LOB	16



Batter	1	2	3	4	5	6	7	8	9	AB	R	H	RBI	BB	SO	LOB	TOP					
Mickey Rivers, L OBP: 0.326, SLG: 0.403 Paul Blair, R OBP: 0.308, SLG: 0.320	4-3	E4 FC6-4		1B		1B 2B		F9		3	0	1	1	0	0	1	New York Yankees @ Toronto Blue Jays Exhibition Stadium, Toronto, ON Sun May 21 1978, 3:38 AM EDT Att: 41,308 - Unknown					
Willie Randolph, R OBP: 0.369, SLG: 0.355	HR	FC6-4 BB		F8		2B 4-3		1B		4	2	2	1	1	0	3						
Thurman Munson, R OBP: 0.295, SLG: 0.362	HR	K		1B		4-3		F7		5	1	3	4	0	1	2						
Reggie Jackson, L OBP: 0.308, SLG: 0.435	K	FC4-6		K		4-3			F6	5	0	0	1	0	2	4						
Lou Piniella, R OBP: 0.406, SLG: 0.457	5-3			F4		F9		F9		5	0	0	0	0	0	1						
Chris Chambliss, L OBP: 0.374, SLG: 0.406		1B 1B		G6-4-3 1B		K		F7		5	1	3	0	0	1	0						
Graig Nettles, L OBP: 0.338, SLG: 0.435		1B E		G6-4-3 1B		1B		F7		5	1	2	0	0	0	2						
Cliff Johnson, R OBP: 0.274, SLG: 0.286		E		1B BB		F9		F2		3	2	1	0	1	0	1						
Bucky Dent, R OBP: 0.274, SLG: 0.282		E FC6-4		F8		F8		6-3		4	1	1	1	0	0	1						
Inning Stats	R: 2 E: 0 K: 1 S: 6	H: 1 LOB: 0 BB: 1 P: 10	R: 4 E: 1 K: 1 S: 10	H: 4 LOB: 1 BB: 0 P: 10	R: 0 E: 0 K: 0 S: 3	H: 1 LOB: 0 BB: 0 P: 3	R: 1 E: 0 K: 1 S: 7	H: 2 LOB: 2 BB: 1 P: 11	R: 0 E: 0 K: 1 S: 6	H: 1 LOB: 1 BB: 0 P: 6	R: 2 E: 0 K: 0 S: 6	H: 3 LOB: 1 BB: 0 P: 6	R: 0 E: 0 K: 0 S: 3	H: 0 LOB: 0 BB: 0 P: 3	R: 0 E: 0 K: 0 S: 4	H: 1 LOB: 1 BB: 0 P: 4		R: 0 E: 0 K: 0 S: 4	H: 1 LOB: 1 BB: 0 P: 4	1B: 11 2B: 2 3B: 0 HR: 1	SF: 0 SAC: 0 DP: 1 HBP: 0	WP: 0 PB: 0 SB: 0 CS: 0
PITCHER	IP	WLS	BF	H	R	ER	SO	BB	IBB	HBP	BLK	WP	HR	S	P	ERA	WHIP					
Jerry Garvin, L ERA: 6.8	3.2	L	21	8	7	6	2	2	0	0	0	0	1	23	31	14.73	2.727					
Balor Moore, L ERA: 5.04	3.1		14	4	2	2	2	0	0	0	0	0	0	18	18	5.40	1.200					
Don Kirkwood, R ERA: 2.77	2.0		8	2	0	0	0	0	0	0	0	0	0	8	8	0.00	1.000					

Batter	1	2	3	4	5	6	7	8	9	AB	R	H	RBI	BB	SO	LOB	BOTTOM				
Rick Rosetti, R OBP: 0.313, SLG: 0.403	6-3		E3 F8		G3 1B		K			4	0	1	0	0	1	1	New York Yankees @ Toronto Blue Jays Exhibition Stadium, Toronto, ON Sun May 21 1978, 3:38 AM EDT Att: 41,308 - Unknown				
Bob Bailor, R OBP: 0.311, SLG: 0.333	5-3		5-3		G3 1B		F8			4	0	1	0	0	0	2					
Roy Howell, L OBP: 0.298, SLG: 0.378	F8		F8		G3			4-3		4	0	0	0	0	0	3					
John Mayberry, L OBP: 0.313, SLG: 0.392		1B	F9		F9			F9		4	0	1	0	0	0	3					
Tom Hutton, L OBP: 0.330, SLG: 0.369		F2		G3				F4		3	0	1	0	0	0	1					
Otto Velez, R OBP: 0.382, SLG: 0.483					L3 1B					1	0	0	0	0	0	0					
Sam Ewing, L OBP: 0.333, SLG: 0.286					F8		K			3	0	1	0	0	1	1					
Doug Ault, R OBP: 0.370, SLG: 0.417		1B					K			1	0	1	0	0	0	0					
Dave McKay, S OBP: 0.275, SLG: 0.354		P6					L3			4	0	1	0	0	0	4					
Alan Ashby, S OBP: 0.255, SLG: 0.171		K			F8					4	0	1	0	0	1	4					
Luis Gomez, R OBP: 0.282, SLG: 0.250					F9			P4		4	1	1	0	0	0	2					
Inning Stats	R: 0 E: 0 K: 0 S: 3	H: 0 LOB: 0 BB: 0 P: 3	R: 0 E: 0 K: 1 S: 7	H: 2 LOB: 2 BB: 0 P: 7	R: 1 E: 1 K: 0 S: 5	H: 1 LOB: 1 BB: 0 P: 5	R: 0 E: 0 K: 0 S: 4	H: 1 LOB: 1 BB: 0 P: 4	R: 0 E: 0 K: 1 S: 5	H: 1 LOB: 2 BB: 0 P: 5	R: 0 E: 0 K: 1 S: 6	H: 1 LOB: 1 BB: 0 P: 6	R: 0 E: 0 K: 0 S: 3	H: 0 LOB: 0 BB: 0 P: 3	R: 0 E: 0 K: 0 S: 4	H: 1 LOB: 1 BB: 0 P: 4	1B: 8 2B: 1 3B: 1 HR: 0	SF: 0 SAC: 0 DP: 1 HBP: 0	WP: 0 PB: 0 SB: 0 CS: 0	PA: 36	
PITCHER	IP	WLS	BF	H	R	ER	SO	BB	IBB	HBP	BLK	WP	HR	S	P	ERA	WHIP				
Ken Clay, R ERA: 3.12	7.0	W	29	8	1	0	0	0	0	0	0	0	0	35	35	0.00	1.143				
Ken Holtzman, L ERA: 4.08	1.0		3	0	0	0	0	0	0	0	0	0	0	3	3	0.00	0.000				
Sparky Lyle, L ERA: 3.62	1.0		4	1	0	0	0	0	0	0	0	0	0	4	4	0.00	1.000				

Batter	1	2	3	4	5	6	7	8	9	AB	R	H	RBI	BB	SO	LOB	TOP			
Paul Dade, R OBP: 0.308, SLG: 0.377 (1, 9)										4	0	0	0	0	3	2	Cleveland Indians @ New York Yankees Yankee Stadium, Bronx, NY Tue May 23 1978, 7:05 PM EDT Att: 20,618 - Unknown - 68 F			
Rick Manning, L OBP: 0.311, SLG: 0.305 (1, 8)										4	0	0	0	0	2	2				
Mike Vail, R OBP: 0.276, SLG: 0.414 (1, 7)										4	0	1	0	0	3	2				
Willie Horton, R OBP: 0.347, SLG: 0.449 (1, 10)										4	1	1	0	0	0	1				
Buddy Bell, R OBP: 0.333, SLG: 0.425 (1, 5)										3	0	2	0	1	0	1				
Ted Cox, R OBP: 0.231, SLG: 0.143 (1, 3)										4	0	0	0	0	0	5				
Ron Pruitt, R OBP: 0.298, SLG: 0.356 (1, 2)										3	0	0	0	0	1	2				
Duane Kuiper, L OBP: 0.275, SLG: 0.267 (1, 4)										2	0	0	0	1	1	1				
Tom Verzyer, R OBP: 0.297, SLG: 0.333 (1, 6)										3	0	1	0	0	1	0				
Inning Stats	R: 0 E: 0 K: 2 S: 7	H: 0 LOB: 0 BB: 0 P: 7	R: 0 E: 0 K: 0 S: 3	H: 1 LOB: 0 BB: 0 P: 3	R: 0 E: 0 K: 0 S: 3	H: 0 LOB: 0 BB: 0 P: 3	R: 0 E: 0 K: 1 S: 5	H: 0 LOB: 0 BB: 0 P: 5	R: 0 E: 0 K: 1 S: 6	H: 1 LOB: 1 BB: 0 P: 6	R: 1 E: 0 K: 0 S: 6	H: 1 LOB: 1 BB: 1 P: 10	R: 0 E: 0 K: 3 S: 9	H: 0 LOB: 0 BB: 0 P: 9	R: 0 E: 0 K: 0 S: 4	H: 1 LOB: 1 BB: 0 P: 4	1B: 4 2B: 1 3B: 0 HR: 0	SF: 0 SAC: 0 DP: 0 HBP: 0	WP: 0 PB: 1 CS: 0	PA: 33
PITCHER Ron Guidry, L ERA: 1.73 (1, 1)	IP: 9.0 WLS: W BF: 33 H: 5 R: 1 ER: 1 SO: 11 BB: 2 IBB: 0 HBP: 0 BLK: 1 WP: 0 HR: 0 S: 53 P: 61 ERA: 1.00 WHIP: 0.778															PITCHER Ron Guidry, L ERA: 1.73 (1, 1)	IP: 9.0 WLS: W BF: 33 H: 5 R: 1 ER: 1 SO: 11 BB: 2 IBB: 0 HBP: 0 BLK: 1 WP: 0 HR: 0 S: 53 P: 61 ERA: 1.00 WHIP: 0.778			

Batter	1	2	3	4	5	6	7	8	9	AB	R	H	RBI	BB	SO	LOB	BOTTOM			
Mickey Rivers, L OBP: 0.324, SLG: 0.413 (1, 8)										4	1	1	0	0	0	1	Cleveland Indians @ New York Yankees Yankee Stadium, Bronx, NY Tue May 23 1978, 7:05 PM EDT Att: 20,618 - Unknown - 68 F			
Paul Blair, R OBP: 0.296, SLG: 0.308 (7, FH) (8, 8)										1	0	0	0	0	0	1				
Willie Randolph, R OBP: 0.390, SLG: 0.348 (1, 4)										3	1	0	0	2	1	0				
Thurman Munson, R OBP: 0.304, SLG: 0.377 (1, 2)										5	1	3	2	0	1	0				
Reggie Jackson, L OBP: 0.305, SLG: 0.428 (1, 9)										5	1	1	1	0	0	3				
Lou Piniella, R OBP: 0.409, SLG: 0.459 (1, 7)										4	1	2	0	0	0	0				
Chris Chambliss, L OBP: 0.377, SLG: 0.429 (1, 3)										4	2	2	3	0	0	1				
Graig Nettles, L OBP: 0.342, SLG: 0.467 (1, 5)										4	2	2	3	0	0	1				
Cliff Johnson, R OBP: 0.273, SLG: 0.284 (1, 10)										4	0	1	0	0	3	1				
Bucky Dent, R OBP: 0.281, SLG: 0.297 (1, 6)										4	1	2	1	0	0	1				
Inning Stats	R: 0 E: 0 K: 1 S: 5	H: 0 LOB: 0 BB: 0 P: 5	R: 0 E: 0 K: 0 S: 4	H: 1 LOB: 1 BB: 0 P: 4	R: 1 E: 0 K: 1 S: 7	H: 2 LOB: 2 BB: 1 P: 11	R: 1 E: 0 K: 0 S: 5	H: 1 LOB: 1 BB: 0 P: 5	R: 0 E: 0 K: 0 S: 4	H: 1 LOB: 1 BB: 0 P: 4	R: 1 E: 0 K: 1 S: 6	H: 1 LOB: 0 BB: 0 P: 6	R: 7 E: 0 K: 1 S: 12	H: 7 LOB: 1 BB: 1 P: 16	R: 0 E: 0 K: 1 S: 5	H: 0 LOB: 0 BB: 0 P: 5	1B: 8 2B: 3 3B: 1 HR: 2	SF: 0 SAC: 0 DP: 0 HBP: 0	WP: 0 PB: 0 CS: 0	PA: 40
PITCHER Don Hood, L ERA: 4.61 (1, 1)	IP: 6.1 WLS: L BF: 29 H: 8 R: 5 ER: 5 SO: 3 BB: 2 IBB: 0 HBP: 0 BLK: 0 WP: 0 HR: 2 S: 33 P: 41 ERA: 7.11 WHIP: 1.579															PITCHER Don Hood, L ERA: 4.61 (1, 1)	IP: 6.1 WLS: L BF: 29 H: 8 R: 5 ER: 5 SO: 3 BB: 2 IBB: 0 HBP: 0 BLK: 0 WP: 0 HR: 2 S: 33 P: 41 ERA: 7.11 WHIP: 1.579			
Al Fitzmorris, R ERA: 4.5 (7, 1)	0.0 WLS: 1 BF: 1 H: 1 R: 0 ER: 0 SO: 0 BB: 0 IBB: 0 HBP: 0 BLK: 0 WP: 0 HR: 0 S: 1 P: 1 ERA: ∞ WHIP: ∞															PITCHER Al Fitzmorris, R ERA: 4.5 (7, 1)	0.0 WLS: 1 BF: 1 H: 1 R: 0 ER: 0 SO: 0 BB: 0 IBB: 0 HBP: 0 BLK: 0 WP: 0 HR: 0 S: 1 P: 1 ERA: ∞ WHIP: ∞			
Dennis Kinney, L ERA: 4.66 (7, 1)	1.2 WLS: 10 BF: 5 H: 5 R: 5 ER: 5 SO: 2 BB: 0 IBB: 0 HBP: 0 BLK: 0 WP: 0 HR: 14 S: 14 P: 14 ERA: 27.00 WHIP: 3.000															PITCHER Dennis Kinney, L ERA: 4.66 (7, 1)	1.2 WLS: 10 BF: 5 H: 5 R: 5 ER: 5 SO: 2 BB: 0 IBB: 0 HBP: 0 BLK: 0 WP: 0 HR: 14 S: 14 P: 14 ERA: 27.00 WHIP: 3.000			

Batter	1	2	3	4	5	6	7	8	9	AB	R	H	RBI	BB	SO	LOB	TOP					
Rick Manning, L (1, 8) OBP: 0.301, SLG: 0.295	5-3			4-3	L7		3-1			4	0	0	0	0	0	2	Cleveland Indians @ New York Yankees Yankee Stadium, Bronx, NY Thu May 25 1978, 7:05 PM EDT Att: 15,403 - Unknown - 69 F					
Jim Norris, L (1, 9) OBP: 0.356, SLG: 0.389	4-3			1B	F7		F8			4	0	1	0	0	0	0						
Johnny Grubb, L (1, 7) OBP: 0.381, SLG: 0.467	4-3			F4	1B		1B			4	0	1	0	0	0	1						
Willie Horton, R (1, 10) OBP: 0.344, SLG: 0.441		4-3		F8			1B		K	4	0	1	0	0	1	1						
Buddy Bell, R (1, 5) OBP: 0.331, SLG: 0.416		F4			3B	BB	K		F7	3	1	0	0	1	1	2						
Wayne Cage, L (1, 3) OBP: 0.357, SLG: 0.750		F9			SF8	3B	5-3		1B	4	2	2	1	0	0	2						
Ron Hassey, L (1, 2) OBP: 0.292, SLG: 0.310				F8	SF8		4-3		1B	3	0	1	2	0	0	0						
Duane Kuiper, L (1, 4) OBP: 0.275, SLG: 0.274				4-3	2B		F8		F7	4	0	1	0	0	0	1						
Tom Verzyer, R (1, 6) OBP: 0.293, SLG: 0.350				6-3	F4		2B		F2	4	0	1	0	0	0	2						
Inning Stats	R: 0 E: 0 K: 0 S: 3	H: 0 LOB: 0 BB: 0 P: 3	R: 0 E: 0 K: 0 S: 3	H: 0 LOB: 0 BB: 0 P: 3	R: 0 E: 0 K: 0 S: 3	H: 0 LOB: 0 BB: 0 P: 3	R: 0 E: 0 K: 0 S: 4	H: 1 LOB: 1 BB: 0 P: 4	R: 2 E: 0 K: 0 S: 5	H: 2 LOB: 1 BB: 1 P: 9	R: 0 E: 0 K: 1 S: 7	H: 2 LOB: 2 BB: 0 P: 7	R: 0 E: 0 K: 0 S: 4	H: 1 LOB: 1 BB: 0 P: 4	R: 0 E: 0 K: 1 S: 5	H: 0 LOB: 0 BB: 0 P: 5	R: 1 E: 0 K: 0 S: 5	H: 2 LOB: 1 BB: 0 P: 5	1B: 4 2B: 3 3B: 1 HR: 0	SF: 1 SAC: 0 DP: 0 HBP: 0	WP: 0 PB: 0 SB: 1 CS: 0	PA: 36
PITCHER Dick Tidrow, R (1, 1) ERA: 4.23	IP: 9.0 WLS: W BF: 36 H: 8 R: 3 ER: 3 SO: 2 BB: 1 IBB: 0 HBP: 0 BLK: 0 WP: 0 HR: 0 S: 39 P: 43 ERA: 3.00 WHIP: 1.000															PITCHER						

Batter	1	2	3	4	5	6	7	8	9	AB	R	H	RBI	BB	SO	LOB	BOTTOM	
Mickey Rivers, L (1, 8) OBP: 0.329, SLG: 0.415	F7			FC6-4						4	1	2	0	0	0	1	Cleveland Indians @ New York Yankees Yankee Stadium, Bronx, NY Thu May 25 1978, 7:05 PM EDT Att: 15,403 - Unknown - 69 F	
Paul Blair, R (8, PH) OBP: 0.321, SLG: 0.333			1B	1B	1-2f	FC5-4		BB	1B	1	0	1	0	0	0	0		
Willie Randolph, R (1, 4) OBP: 0.395, SLG: 0.347	K		1B	1B	1-2	FC5-4		BB	BB	3	1	1	0	2	1	1		
Thurman Munson, R (1, 2) OBP: 0.301, SLG: 0.371	6-3		1B	FC6-4	1B	5-3-6		F7		5	1	1	1	0	0	5		
Reggie Jackson, L (1, 9) OBP: 0.314, SLG: 0.442		F8	FC6-4	1B	2B	BB		6-3		4	2	2	1	1	0	2		
Lou Piniella, R (1, 7) OBP: 0.404, SLG: 0.451		FC3-6	FC6-4	FC4-6	F4	F6				4	0	1	1	0	0	3		
Chris Chambliss, L (1, 3) OBP: 0.374, SLG: 0.424		FC3-6	FC4-6	5-3		1B				4	1	1	1	0	0	3		
Graig Nettles, L (1, 5) OBP: 0.353, SLG: 0.471		2B	1B	F9	2B	IBB				3	2	2	0	1	0	1		
Cliff Johnson, R (1, 10) OBP: 0.278, SLG: 0.304		1B								2	1	1	1	0	1	0		
Jim Spencer, L (6, PH) OBP: 0.269, SLG: 0.540		1B		K				K		2	0	1	2	0	1	1		
Bucky Dent, R (1, 6) OBP: 0.287, SLG: 0.303		1B		FC6-4	6-3			F9		4	0	2	2	0	0	1		
Inning Stats	R: 0 E: 0 K: 1 S: 5	H: 4 LOB: 1 BB: 0 P: 6	R: 3 E: 0 K: 0 S: 7	H: 4 LOB: 1 BB: 0 P: 7	R: 0 E: 0 K: 1 S: 6	H: 1 LOB: 2 BB: 1 P: 10	R: 2 E: 0 K: 0 S: 4	H: 1 LOB: 1 BB: 2 P: 12	R: 0 E: 0 K: 0 S: 3	H: 1 LOB: 0 BB: 0 P: 3	R: 1 E: 0 K: 1 S: 7	H: 3 LOB: 1 BB: 0 P: 7	R: 0 E: 0 K: 0 S: 4	H: 1 LOB: 2 BB: 1 P: 8	1B: 12 2B: 3 3B: 1 HR: 0	SF: 0 SAC: 0 DP: 1 HBP: 0	WP: 0 PB: 0 SB: 1 CS: 0	PA: 40
PITCHER Rick Waits, L (1, 1) ERA: 3.49	IP: 2.0 WLS: L BF: 13 H: 8 R: 6 ER: 6 SO: 1 BB: 0 IBB: 0 HBP: 0 BLK: 0 WP: 0 HR: 0 S: 15 P: 15 ERA: 27.00 WHIP: 4.000															PITCHER		
Al Fitzmorris, R (3, 1) ERA: 5.4	IP: 4.2 WLS: L BF: 21 H: 6 R: 3 ER: 3 SO: 1 BB: 2 IBB: 1 HBP: 0 BLK: 0 WP: 0 HR: 0 S: 20 P: 32 ERA: 5.79 WHIP: 1.714															PITCHER		
Dennis Kinney, L (7, 1) ERA: 4.45	IP: 1.1 WLS: L BF: 6 H: 1 R: 0 ER: 0 SO: 1 BB: 1 IBB: 0 HBP: 0 BLK: 0 WP: 0 HR: 0 S: 7 P: 11 ERA: 0.00 WHIP: 1.500															PITCHER		

Batter	1	2	3	4	5	6	7	8	9	AB	R	H	RBI	BB	SO	LOB	TOP										
Rick Rosetti, R OBP: 0.308, SLG: 0.380 (1, 8)	4-0 BB		F9		FC6-4		G6-4-3			3	0	0	0	1	0	4											
Bob Bailor, R OBP: 0.316, SLG: 0.331 (1, 9)	4-3				G4-6-3 BB		E4 HR		F9	3	1	0	0	1	0	1											
Roy Howell, L OBP: 0.301, SLG: 0.372 (1, 5)	F7				G4-6-3		F7		P6	4	0	0	0	0	0	3											
John Mayberry, L OBP: 0.333, SLG: 0.473 (1, 3)	G3				BB		HR		HR	3	2	2	3	1	0	1											
Tom Hutton, L OBP: 0.319, SLG: 0.347 Otto Velez, R OBP: 0.368, SLG: 0.438 (8, PH) (8, 7)	4-3				F8		1-3		P3	3	0	0	0	0	0	1											
Willie Upshaw, L OBP: 0.338, SLG: 0.386 Doug Ault, R OBP: 0.367, SLG: 0.385 (9, PH)	FC5-4 1B				BB		4-3		6-3	2	0	1	0	1	0	0											
Dave McKay, S OBP: 0.273, SLG: 0.345 (1, 4)	FC5-4 CS				F9 2B		6-3		P4	4	0	1	0	0	0	1											
Luis Gomez, R OBP: 0.307, SLG: 0.293 Rick Cerone, R OBP: 0.291, SLG: 0.263 (9, PH)	CS		G3-6-3 1B		FC6-4 BB		1B		4-3	2	0	2	0	1	0	0											
Alan Ashby, S OBP: 0.278, SLG: 0.255 (1, 2)			G3-6-3		F9		1B			3	0	1	0	0	0	3											
Inning Stats	R: 0 E: 0 K: 0 S: 3	H: 0 LOB: 1 BB: 1 P: 7	R: 0 E: 0 K: 0 S: 3	H: 1 LOB: 0 BB: 0 P: 3	R: 0 E: 0 K: 0 S: 3	H: 1 LOB: 0 BB: 0 P: 3	R: 0 E: 0 K: 0 S: 2	H: 0 LOB: 1 BB: 2 P: 10	R: 0 E: 0 K: 0 S: 3	H: 1 LOB: 2 BB: 2 P: 11	R: 2 E: 1 K: 0 S: 5	H: 1 LOB: 0 BB: 0 P: 5	R: 0 E: 0 K: 0 S: 4	H: 2 LOB: 1 BB: 0 P: 4	R: 1 E: 0 K: 0 S: 4	H: 1 LOB: 0 BB: 0 P: 4	R: 0 E: 0 K: 0 S: 3	H: 0 LOB: 0 BB: 0 P: 3	1B: 4 2B: 1 3B: 0 HR: 2	SF: 0 SAC: 0 DP: 3 HBP: 0	WP: 0 PB: 0 CS: 2	PA: 36					
PITCHER	IP	WLS	BF	H	R	ER	SO	BB	IBB	HBP	BLK	WP	HR	S	P	ERA	WHIP										
Jim Beattie, R ERA: 3.99 Sparky Lyle, L ERA: 3.6	(1, 1)	6.1	27	6	2	1	0	5	0	0	0	0	1	22	42	1.42	1.737										
(7, 1)	2.2	W	8	1	1	1	0	0	0	0	0	0	1	8	8	3.38	0.375										

Toronto Blue Jays @ New York Yankees
Yankee Stadium, Bronx, NY
Fri May 26 1978, 7:05 PM EDT
Att: 24,171 - Unknown - 71 F

AB	30
R	3
H	7
RBI	3
BB	5
SO	0
LOB	14



Batter	1	2	3	4	5	6	7	8	9	AB	R	H	RBI	BB	SO	LOB	BOTTOM										
Mickey Rivers, L OBP: 0.327, SLG: 0.411 (1, 8)	4-3 1B		F7			4-3	5-3			4	0	1	0	0	0	0											
Willie Randolph, R OBP: 0.387, SLG: 0.338 (1, 4)	F8		F8			F8			F9	4	0	0	0	0	0	1											
Thurman Munson, R OBP: 0.294, SLG: 0.362 (1, 2)	4-3				5-3	F7			5-3	4	0	0	0	0	0	1											
Reggie Jackson, L OBP: 0.312, SLG: 0.438 (1, 9)	G3				FC5-4 1B		K		F8	4	0	1	0	0	1	1											
Lou Piniella, R OBP: 0.402, SLG: 0.448 (1, 7)			F9		FC5-4 PO		1B HR		1B	3	1	1	0	0	0	1											
Chris Chambliss, L OBP: 0.380, SLG: 0.429 (1, 3)			FC5-4 1B		PO		F8		F8	3	1	2	0	0	0	0											
Graig Nettles, L OBP: 0.358, SLG: 0.471 (1, 5)			F7				1B		1B	2	1	1	0	1	0	1											
Cliff Johnson, R OBP: 0.272, SLG: 0.296 Jim Spencer, L OBP: 0.283, SLG: 0.608 (7, PH)			FC5-4				F8		HR	2	0	0	0	0	0	2											
Bucky Dent, R OBP: 0.281, SLG: 0.296 (1, 6)							HR		P5	1	1	1	4	0	0	0											
Inning Stats	R: 0 E: 0 K: 0 S: 4	H: 1 LOB: 1 BB: 0 P: 4	R: 0 E: 0 K: 0 S: 4	H: 1 LOB: 1 BB: 0 P: 4	R: 0 E: 0 K: 0 S: 3	H: 0 LOB: 0 BB: 0 P: 3	R: 0 E: 0 K: 0 S: 3	H: 1 LOB: 0 BB: 0 P: 3	R: 0 E: 0 K: 0 S: 4	H: 1 LOB: 1 BB: 0 P: 4	R: 0 E: 0 K: 0 S: 3	H: 0 LOB: 0 BB: 0 P: 3	R: 4 E: 0 K: 1 S: 8	H: 3 LOB: 0 BB: 1 P: 12	R: 0 E: 0 K: 0 S: 3	H: 0 LOB: 0 BB: 0 P: 3	1B: 6 2B: 0 3B: 0 HR: 1	SF: 0 SAC: 0 DP: 0 HBP: 0	WP: 0 PB: 0 CS: 0	PA: 32							
PITCHER	IP	WLS	BF	H	R	ER	SO	BB	IBB	HBP	BLK	WP	HR	S	P	ERA	WHIP										
Jerry Garvin, L ERA: 6.49 Tom Murphy, R ERA: 2.42	(1, 1)	6.1	L	25	6	3	3	1	0	0	0	0	1	6	6	5.40	0.600										
(7, 1)	1.2	6	1	1	1	0	0	0	0	0	0	0	1	6	6	5.40	0.600										

Toronto Blue Jays @ New York Yankees
Yankee Stadium, Bronx, NY
Fri May 26 1978, 7:05 PM EDT
Att: 24,171 - Unknown - 71 F

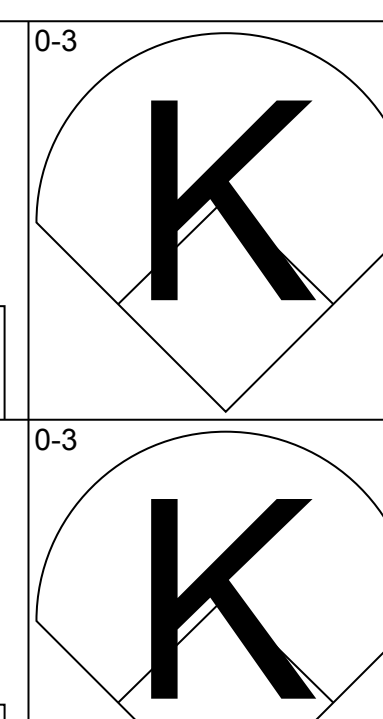
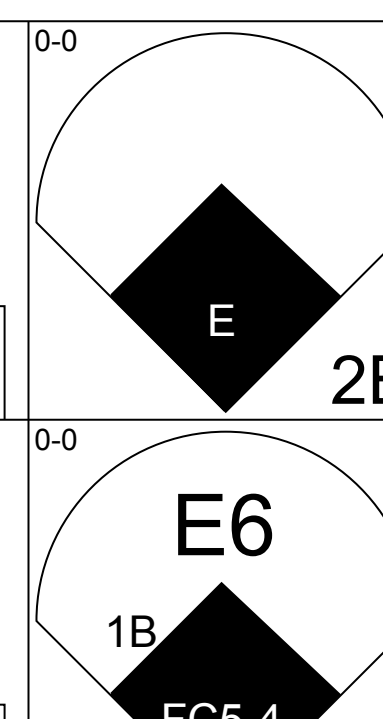
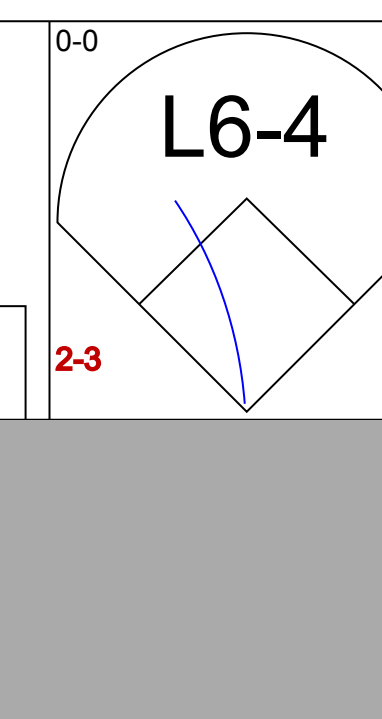
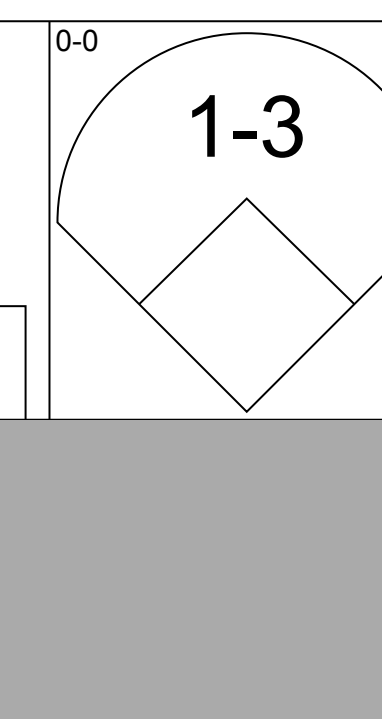
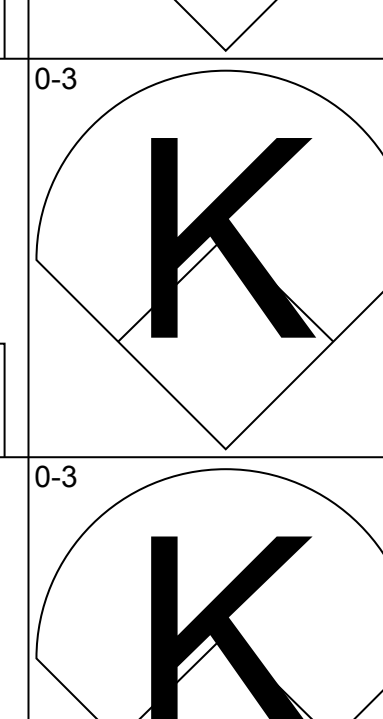
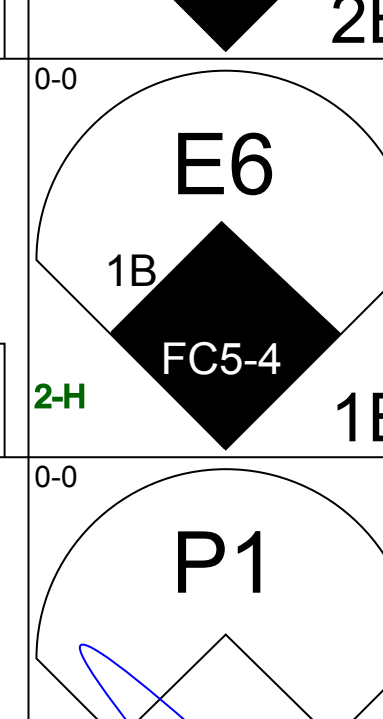
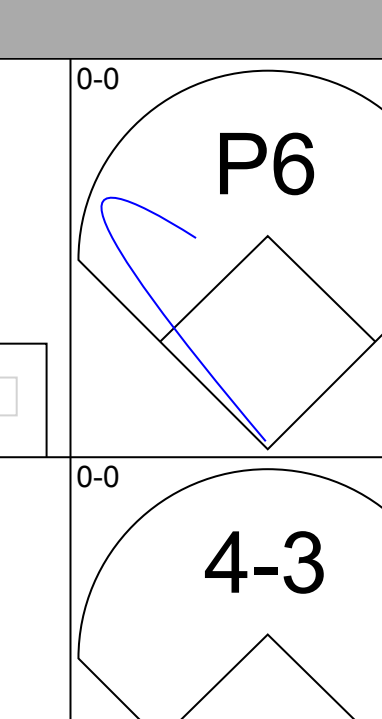
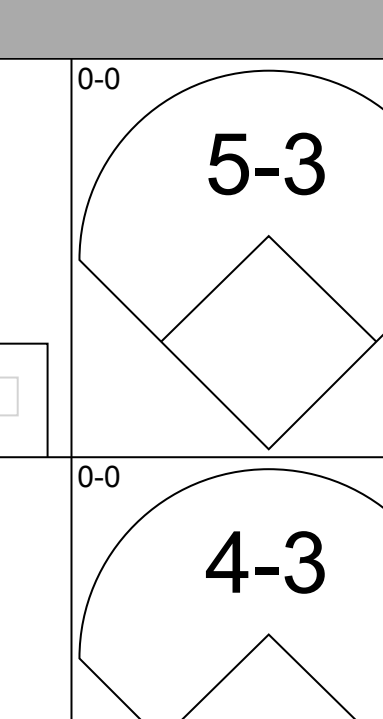
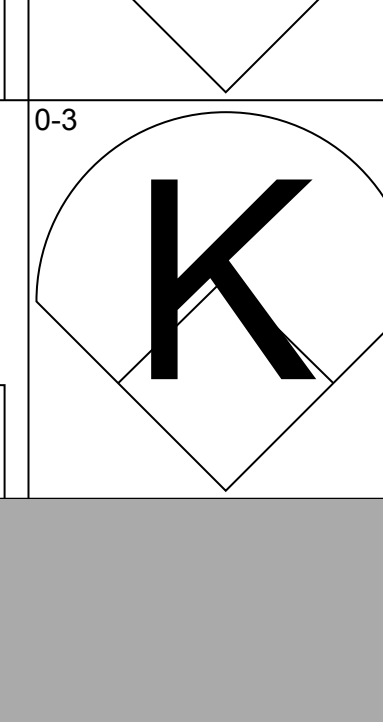
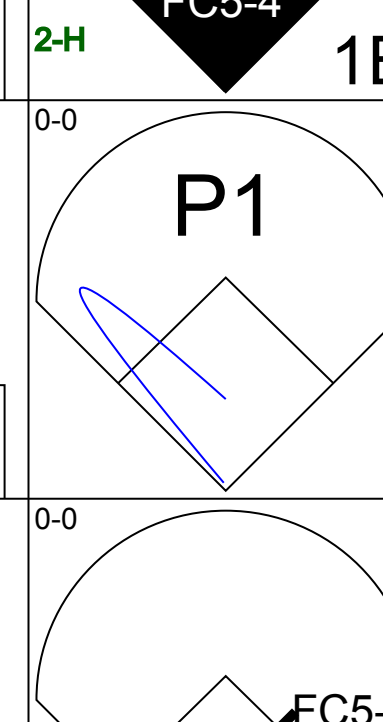
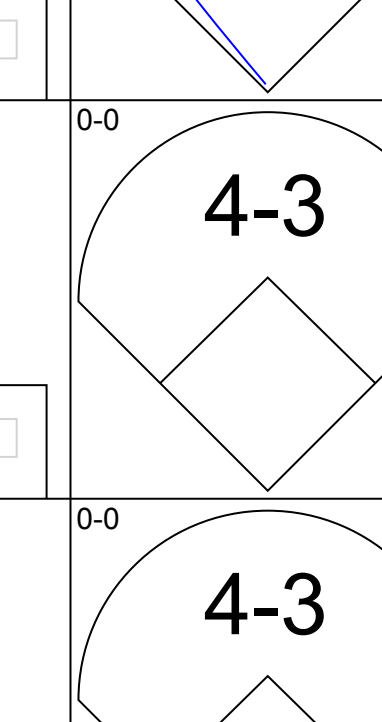
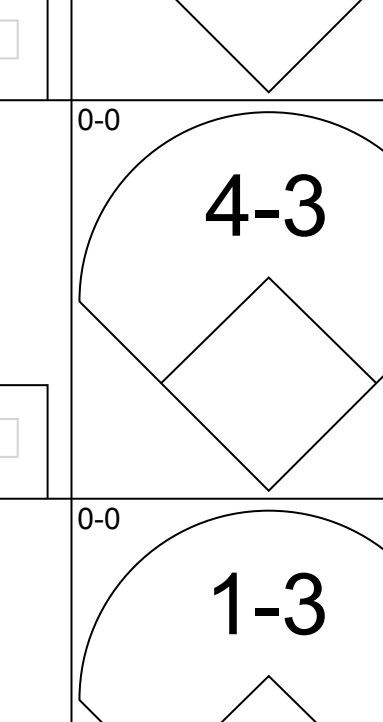
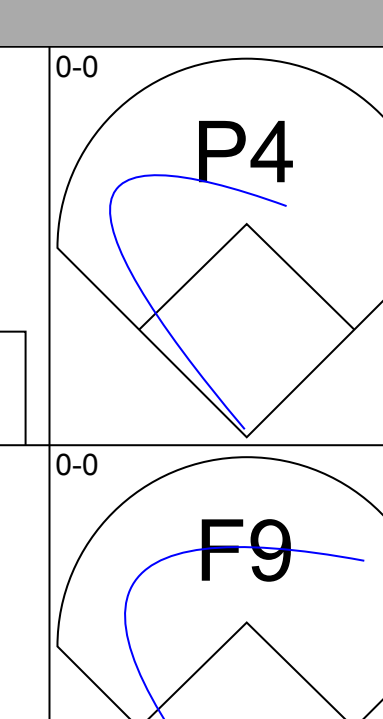
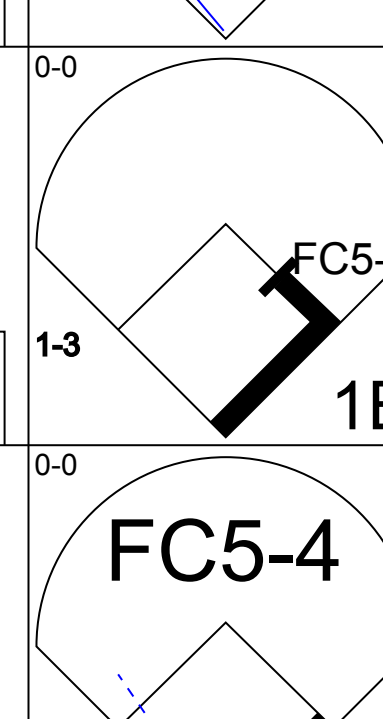
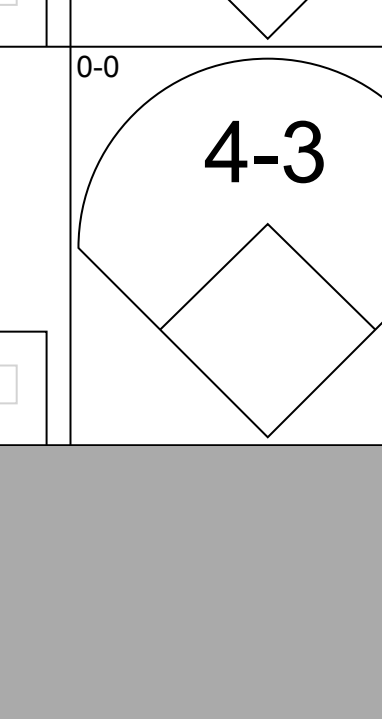
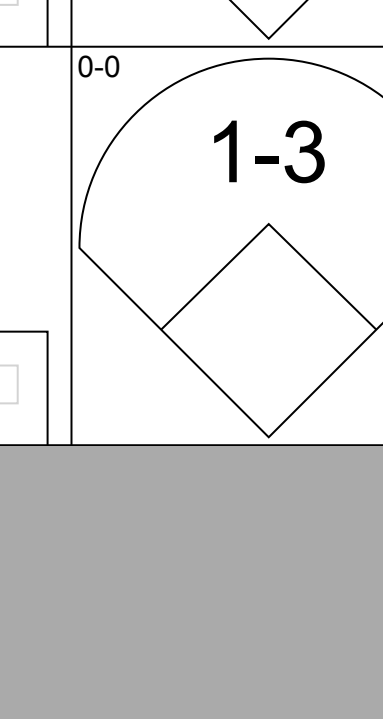
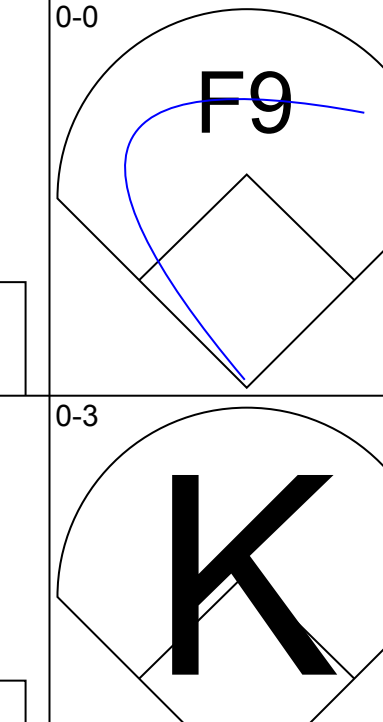
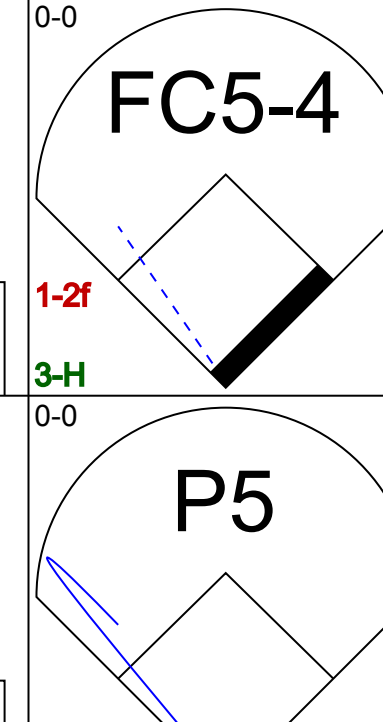
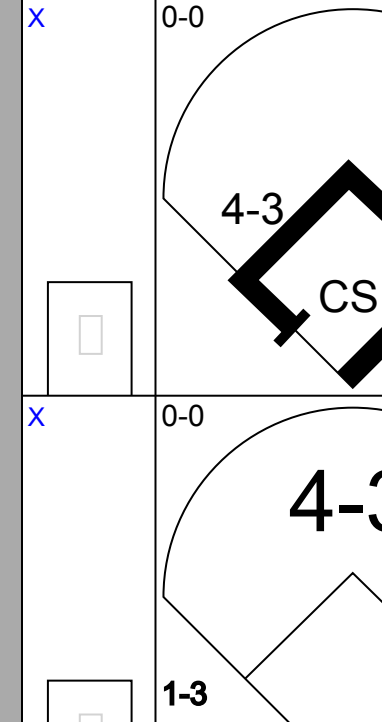
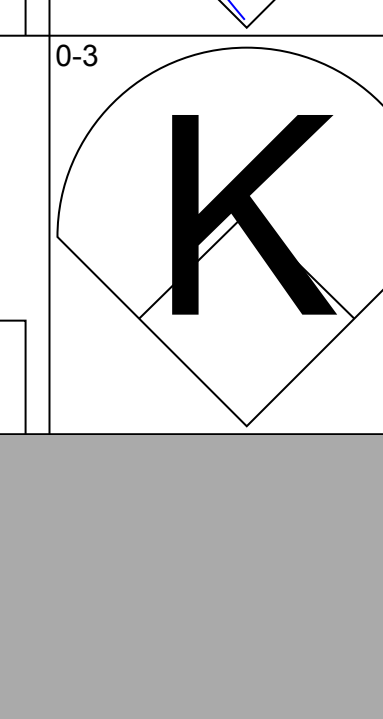
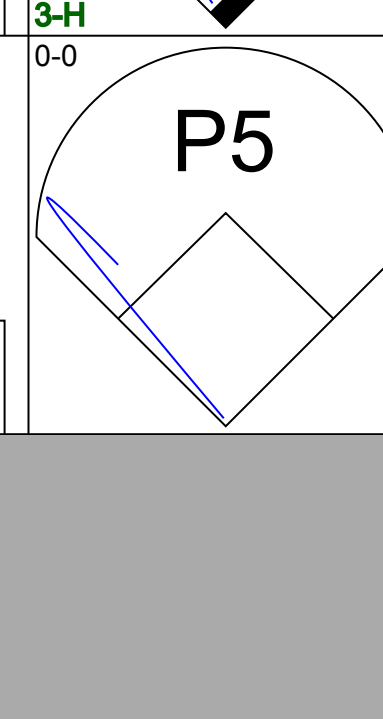
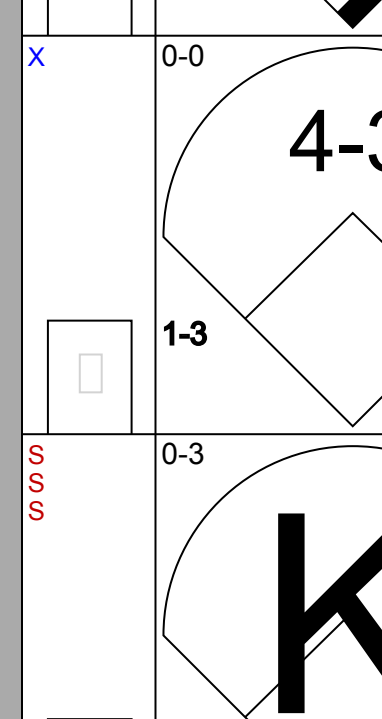
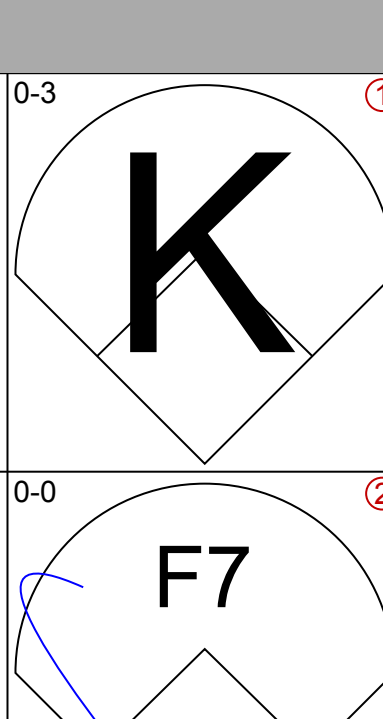
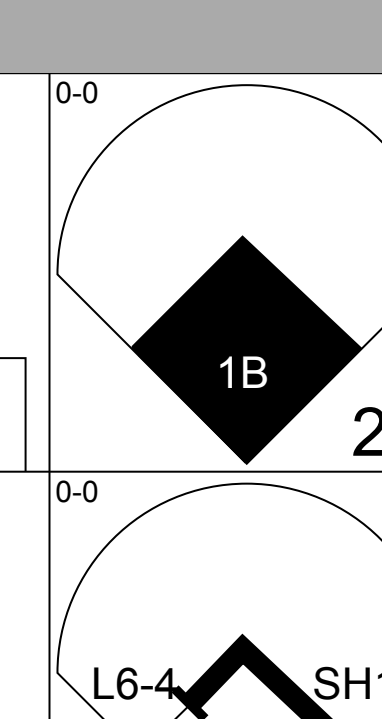
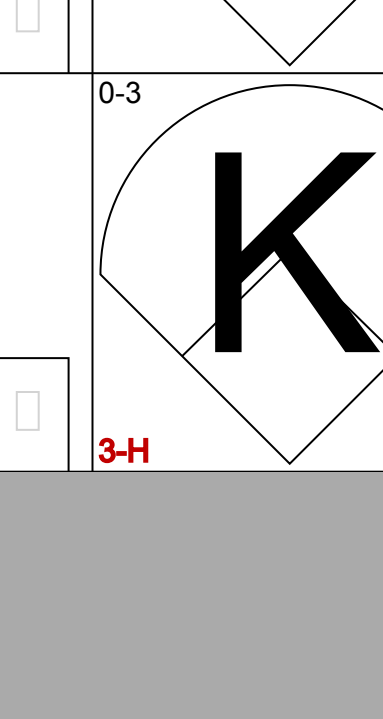
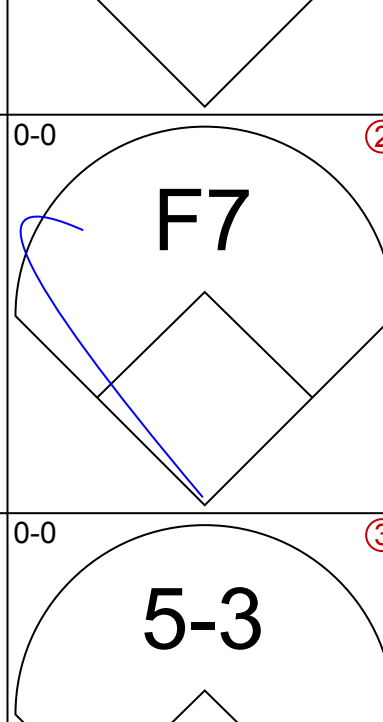
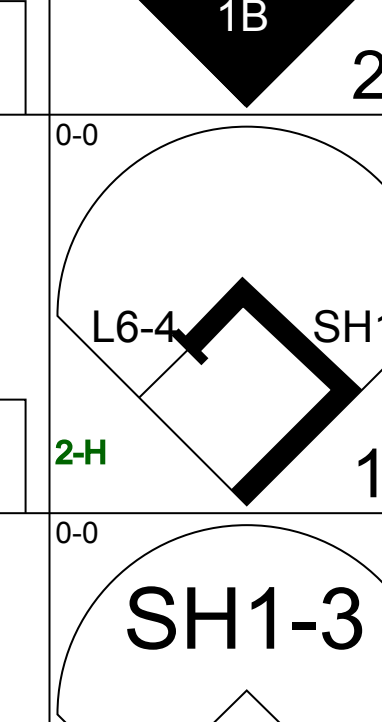
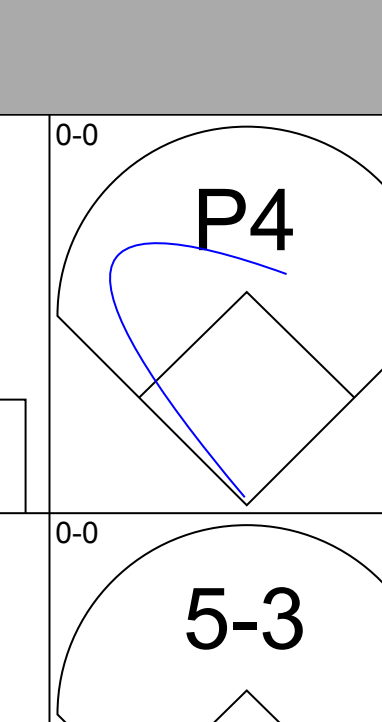
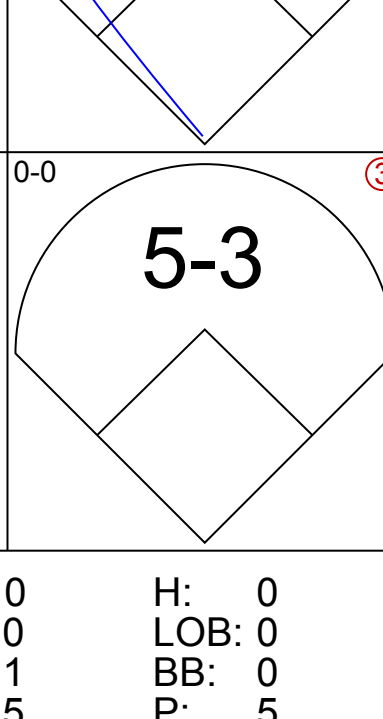
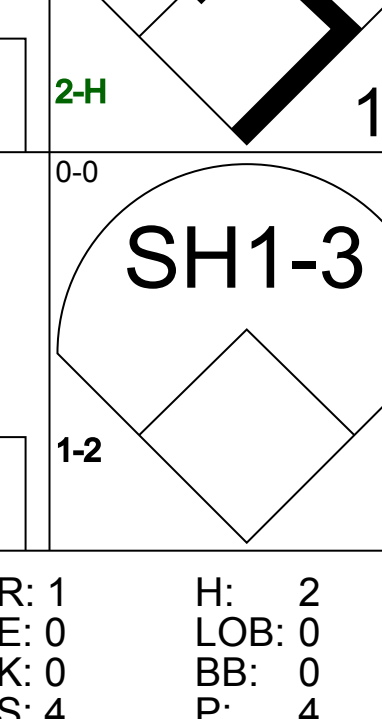
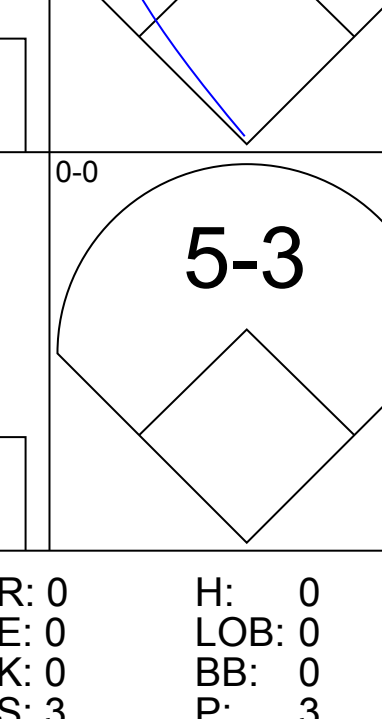
AB	30
R	4
H	7
RBI	4
BB	1
SO	1
LOB	8



Batter	1	2	3	4	5	6	7	8	9	AB	R	H	RBI	BB	SO	LOB	TOP					
Rick Rosetti, R OBP: 0.310, SLG: 0.393 (1,8)										5	1	2	3	0	1	3	Toronto Blue Jays @ New York Yankees Yankee Stadium, Bronx, NY Sat May 27 1978, 3:33 AM EDT Att: 56,078 - Unknown - 66 F					
Bob Bailor, R OBP: 0.314, SLG: 0.329 (1,9)										4	0	1	1	0	0	5						
Roy Howell, L OBP: 0.304, SLG: 0.373 (1,5)										5	0	2	0	0	2	0						
John Mayberry, L OBP: 0.331, SLG: 0.463 (1,3)										3	0	0	0	1	0	3						
Willie Upshaw, L OBP: 0.319, SLG: 0.361 (1,10)										4	0	0	0	0	0	2						
Tom Hutton, L OBP: 0.306, SLG: 0.333 (1,7)										4	0	0	0	0	0	2						
Dave McKay, S OBP: 0.272, SLG: 0.341 (1,4)										4	1	1	0	0	1	0						
Luis Gomez, R OBP: 0.308, SLG: 0.294 (1,6)										3	1	1	0	0	1	1						
Alan Ashby, S OBP: 0.328, SLG: 0.300 (1,2)										3	1	3	0	1	0	0						
Inning Stats	R: 0 E: 0 K: 0 S: 4	H: 2 LOB: 1 BB: 0 P: 4	R: 0 E: 0 K: 0 S: 3	H: 0 LOB: 0 BB: 0 P: 3	R: 0 E: 0 K: 1 S: 6	H: 1 LOB: 1 BB: 0 P: 6	R: 0 E: 0 K: 1 S: 5	H: 0 LOB: 0 BB: 0 P: 5	R: 1 E: 1 K: 0 S: 6	H: 2 LOB: 2 BB: 0 P: 6	R: 0 E: 0 K: 0 S: 4	H: 1 LOB: 1 BB: 0 P: 4	R: 0 E: 0 K: 2 S: 9	H: 2 LOB: 2 BB: 0 P: 9	R: 0 E: 0 K: 0 S: 3	H: 0 LOB: 1 BB: 1 P: 7		R: 3 E: 0 K: 1 S: 7	H: 2 LOB: 0 BB: 1 P: 11	1B: 9 2B: 0 3B: 1 HR: 0	SF: 0 SAC: 2 DP: 1 HBP: 0	WP: 0 PB: 0 SB: 1 CS: 0
PITCHER Ed Figueroa, R ERA: 2.93 (1,1)	IP: 9.0 WLS: L BF: 39 H: 10 R: 4 ER: 3 SO: 5 BB: 1 IBB: 1 HBP: 0 BLK: 0 WP: 0 HR: 0 S: 47 P: 55 ERA: 3.00 WHIP: 1.222															PITCHER						

Batter	1	2	3	4	5	6	7	8	9	AB	R	H	RBI	BB	SO	LOB	BOTTOM			
Mickey Rivers, L OBP: 0.319, SLG: 0.400 (1,8)										4	0	0	0	0	1	3	Toronto Blue Jays @ New York Yankees Yankee Stadium, Bronx, NY Sat May 27 1978, 3:33 AM EDT Att: 56,078 - Unknown - 66 F			
Willie Randolph, R OBP: 0.394, SLG: 0.342 (1,4)										4	1	1	0	0	0	0				
Thurman Munson, R OBP: 0.299, SLG: 0.361 (1,2)										3	0	1	0	1	0	1				
Reggie Jackson, L OBP: 0.316, SLG: 0.441 (1,9)										1	0	1	1	0	0	0				
Paul Blair, R OBP: 0.290, SLG: 0.300 (4,PH) (5,9)										3	0	0	0	0	0	2				
Chris Chambliss, L OBP: 0.376, SLG: 0.420 (1,10)										3	0	0	0	1	0	1				
Graig Nettles, L OBP: 0.362, SLG: 0.469 (1,5)										3	0	1	0	1	0	2				
Lou Piniella, R OBP: 0.397, SLG: 0.440 (1,7)										4	0	1	0	0	0	1				
Jim Spencer, L OBP: 0.298, SLG: 0.585 (1,3)										2	0	0	0	2	0	2				
Bucky Dent, R OBP: 0.275, SLG: 0.290 (1,6)										3	0	0	0	0	0	3				
Dell Alston, L (9,PH)										1	0	0	0	0	1	2				
Inning Stats	R: 1 E: 1 K: 0 S: 5	H: 2 LOB: 1 BB: 0 P: 5	R: 0 E: 0 K: 0 S: 3	H: 0 LOB: 0 BB: 0 P: 3	R: 0 E: 0 K: 1 S: 5	H: 0 LOB: 0 BB: 0 P: 5	R: 0 E: 0 K: 0 S: 3	H: 0 LOB: 2 BB: 2 P: 11	R: 0 E: 0 K: 0 S: 4	H: 1 LOB: 2 BB: 1 P: 8	R: 0 E: 0 K: 0 S: 3	H: 0 LOB: 1 BB: 1 P: 7	R: 0 E: 0 K: 0 S: 2	H: 0 LOB: 0 BB: 1 P: 6	R: 0 E: 0 K: 1 S: 7	H: 2 LOB: 2 BB: 0 P: 7	1B: 4 2B: 1 3B: 0 HR: 0	SF: 0 SAC: 0 DP: 1 HBP: 0	WP: 0 PB: 0 SB: 0 CS: 0	PA: 36
PITCHER Jim Clancy, R ERA: 4.53 (1,1)	IP: 8.1 WLS: W BF: 34 H: 5 R: 1 ER: 1 SO: 1 BB: 0 IBB: 1 HBP: 0 BLK: 0 WP: 0 HR: 0 S: 31 P: 51 ERA: 1.08 WHIP: 1.080															PITCHER				
Tom Murphy, R ERA: 2.36 (9,1)	IP: 0.2 WLS: S BF: 2 H: 0 R: 0 ER: 0 SO: 1 BB: 0 IBB: 0 HBP: 0 BLK: 0 WP: 0 HR: 0 S: 4 P: 4 ERA: 0.00 WHIP: 0.000															PITCHER				




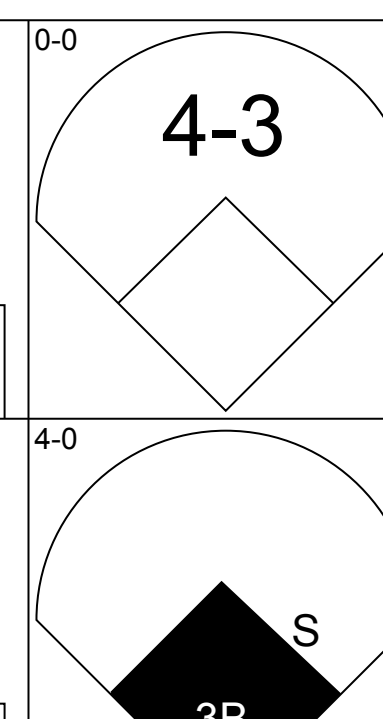
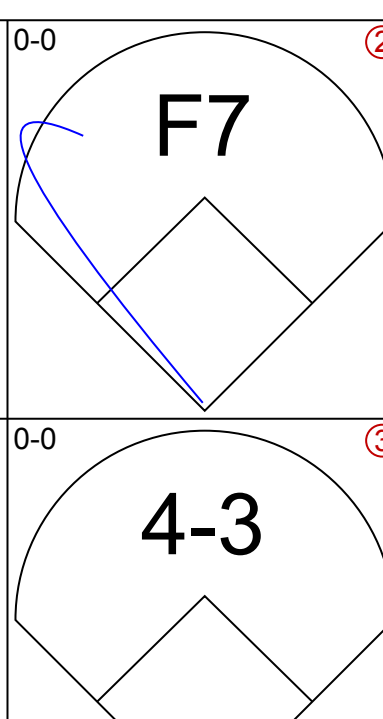
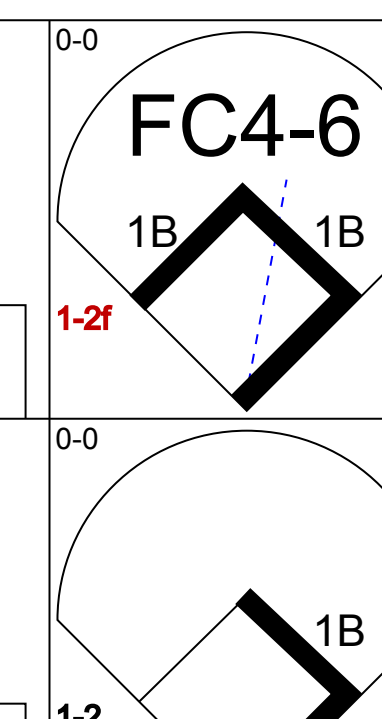
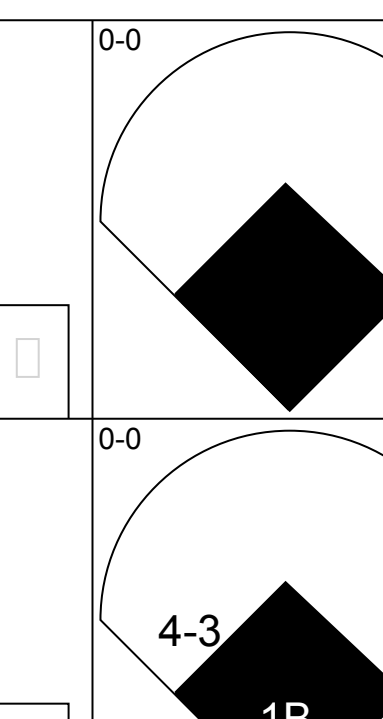
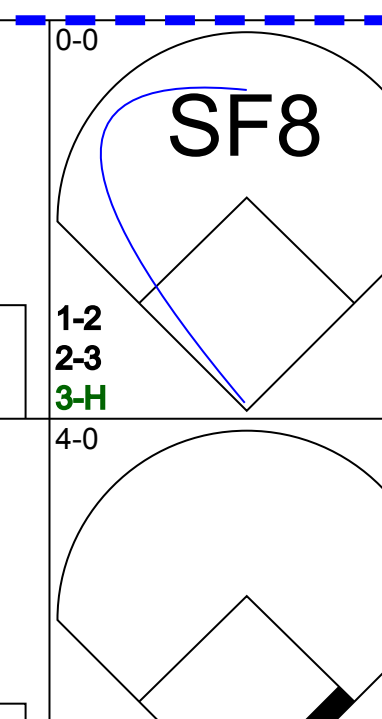
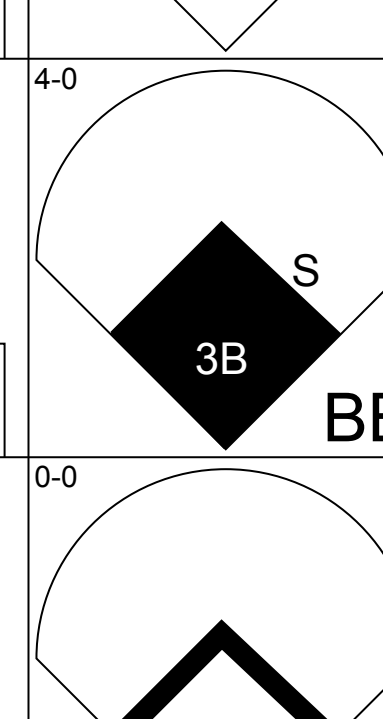

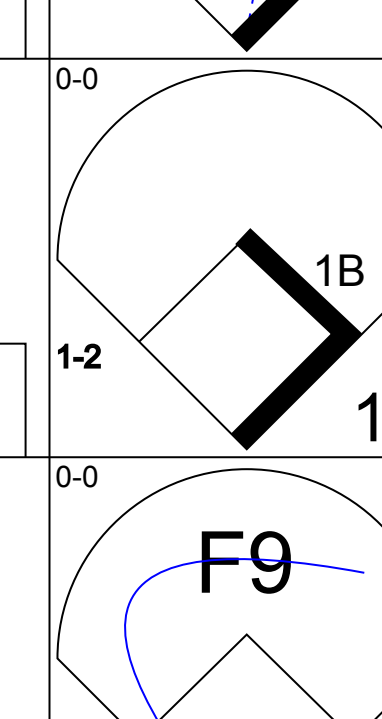
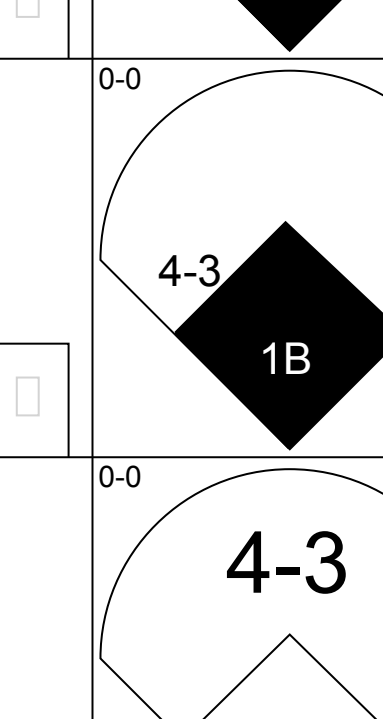
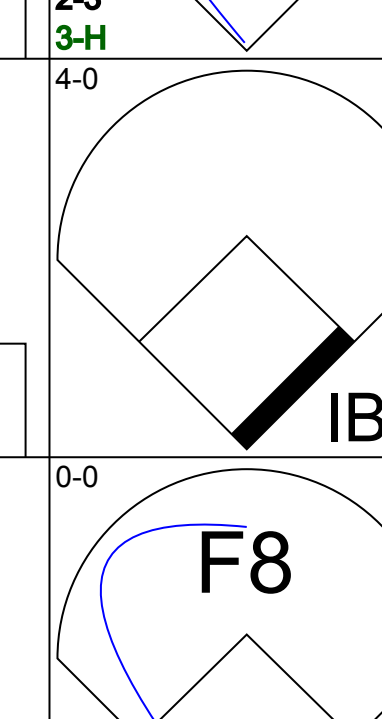
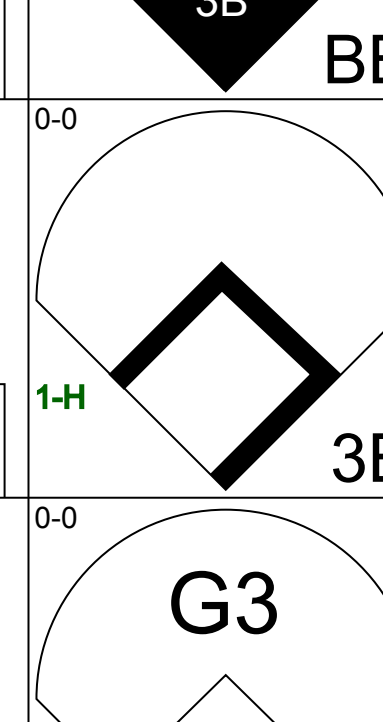
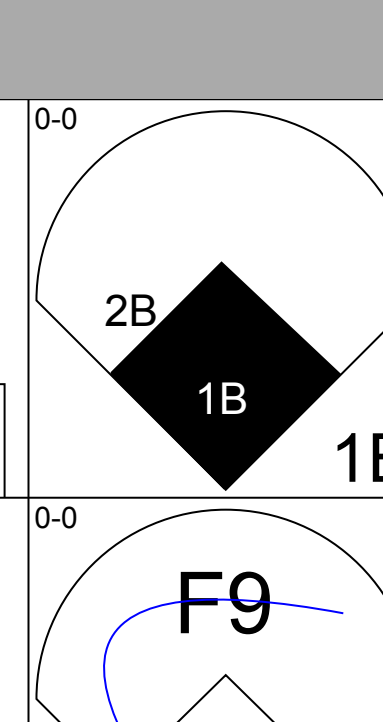
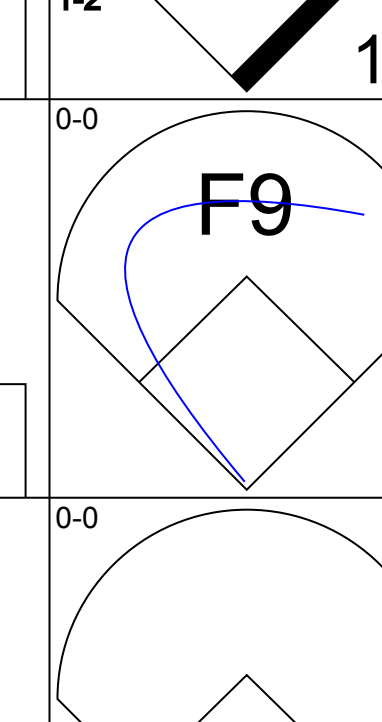
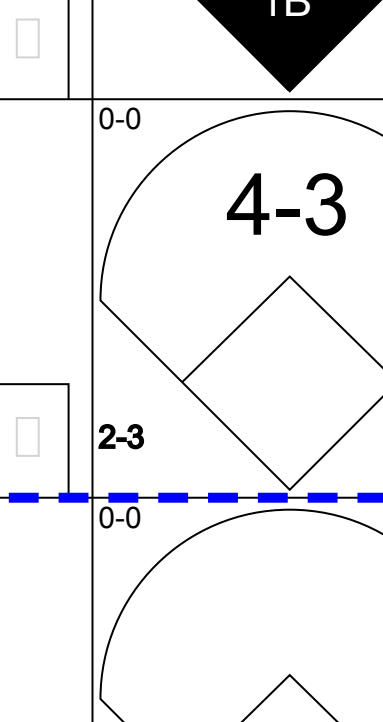
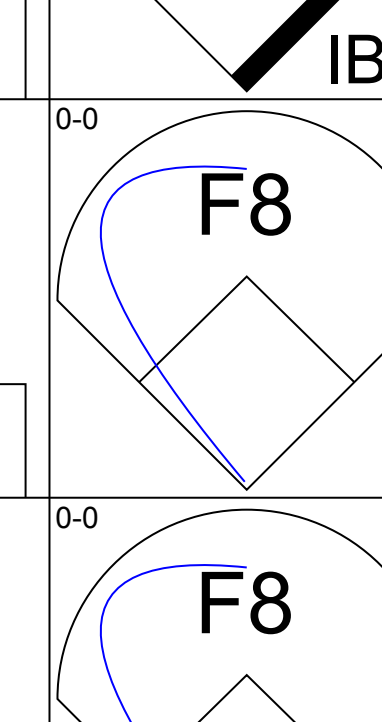
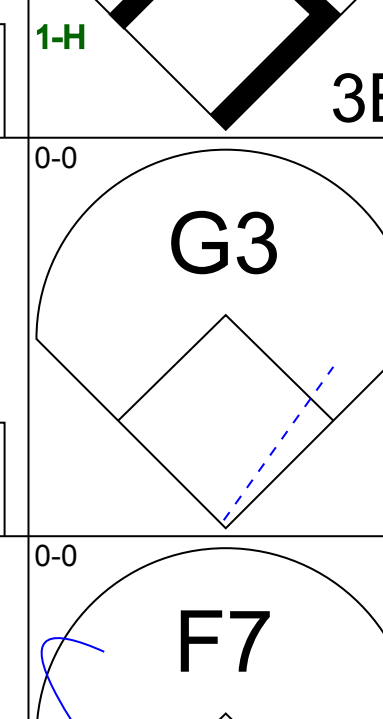
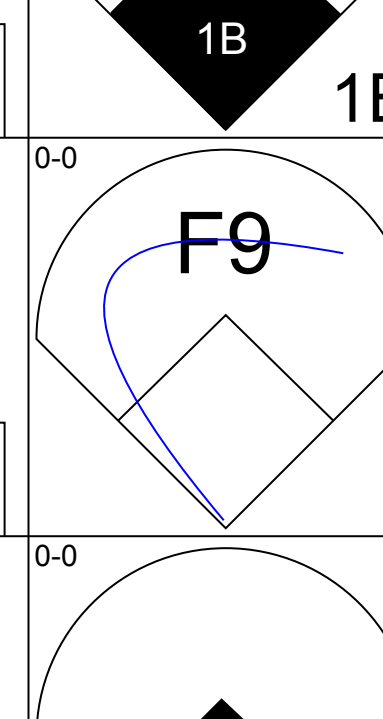
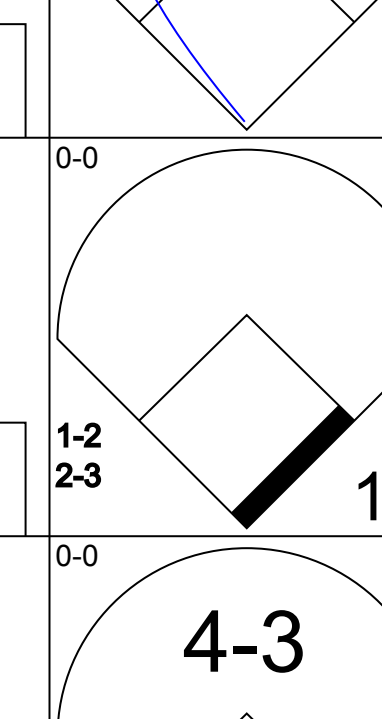
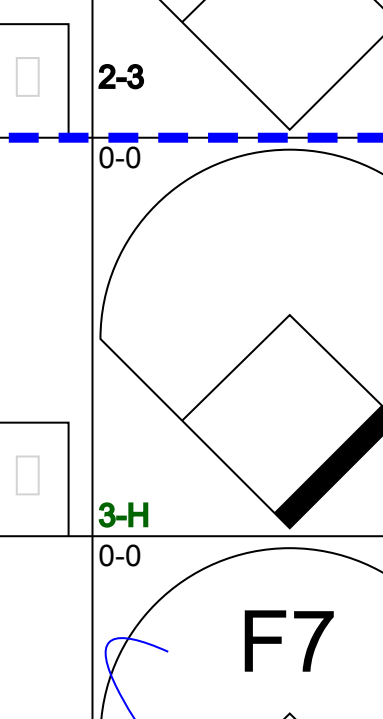
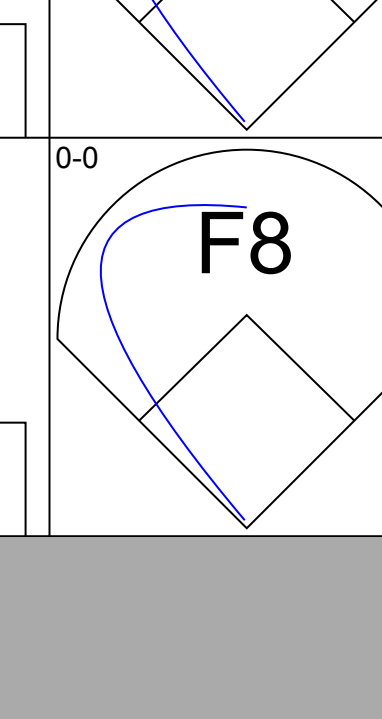
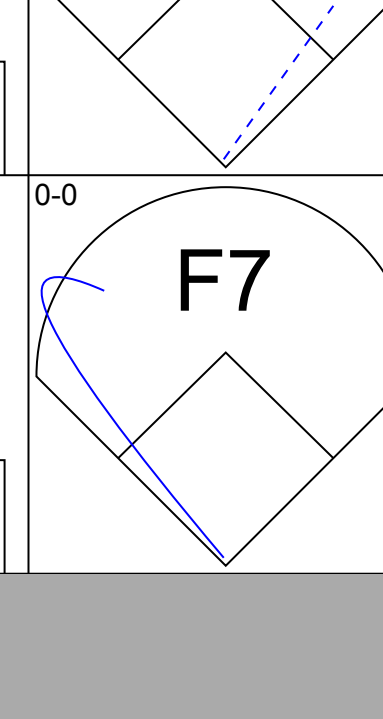
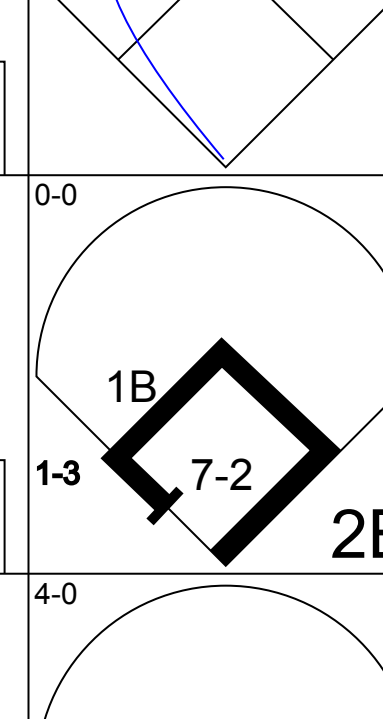
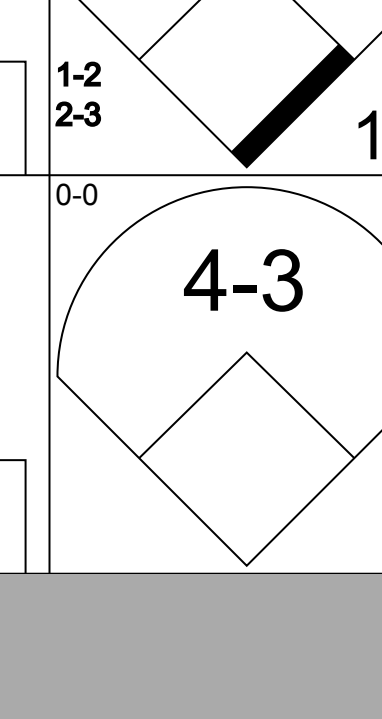
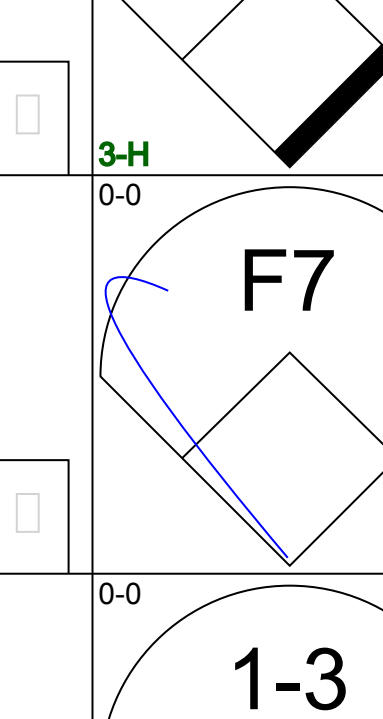
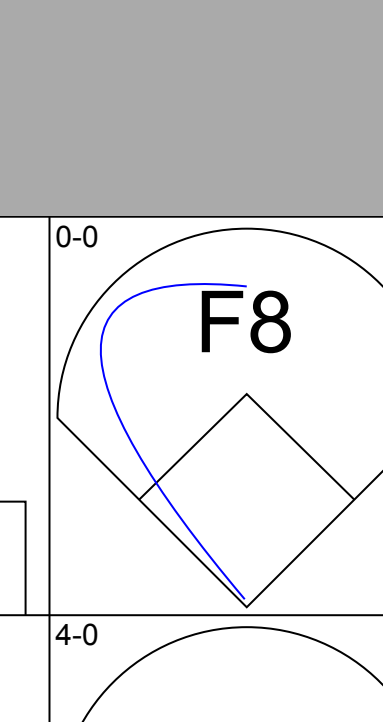
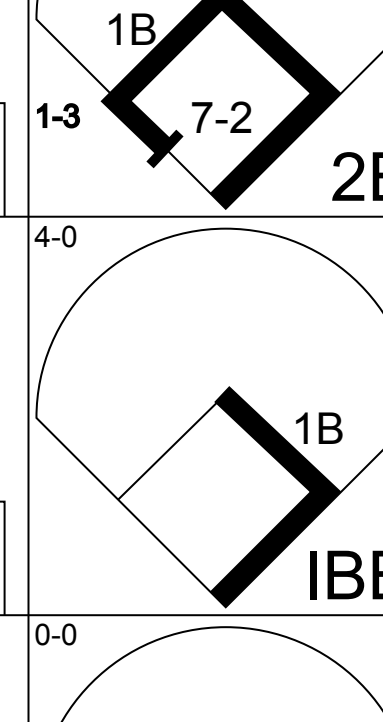
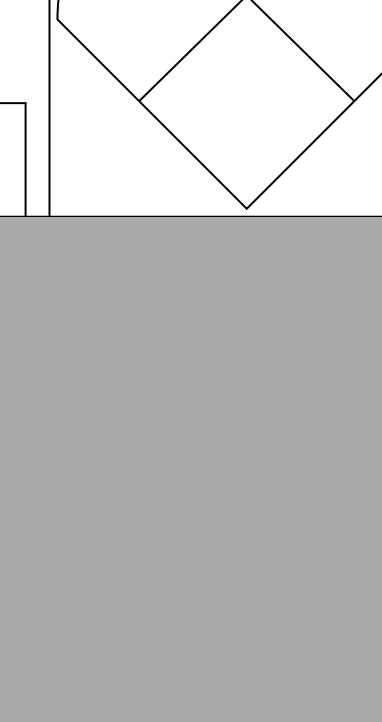
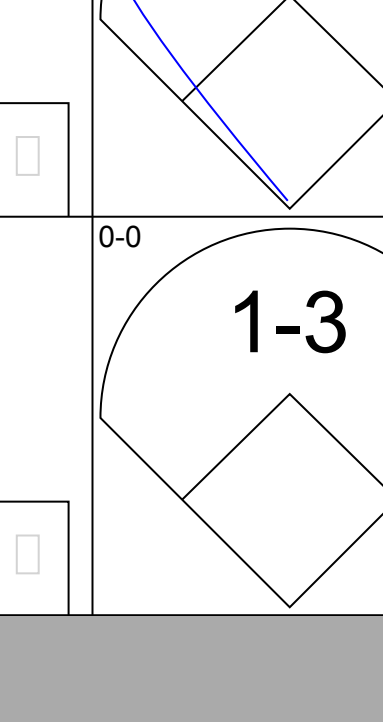
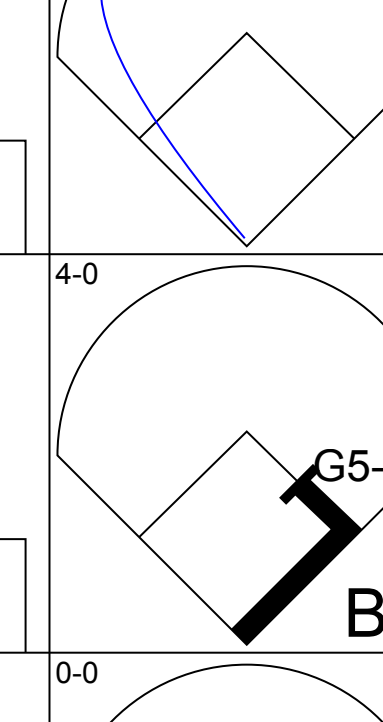
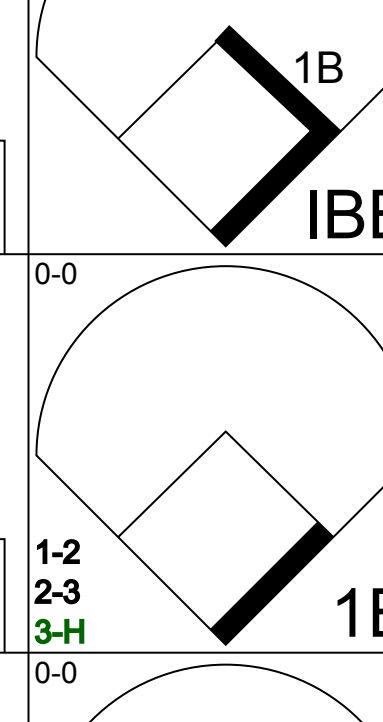

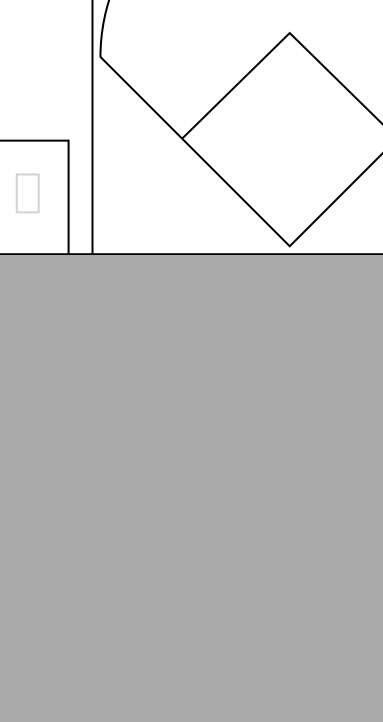
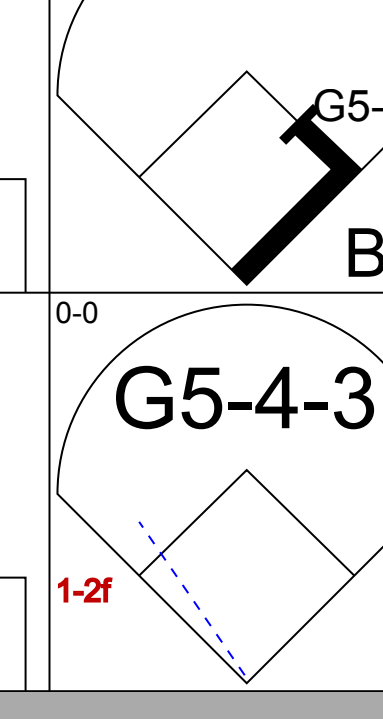
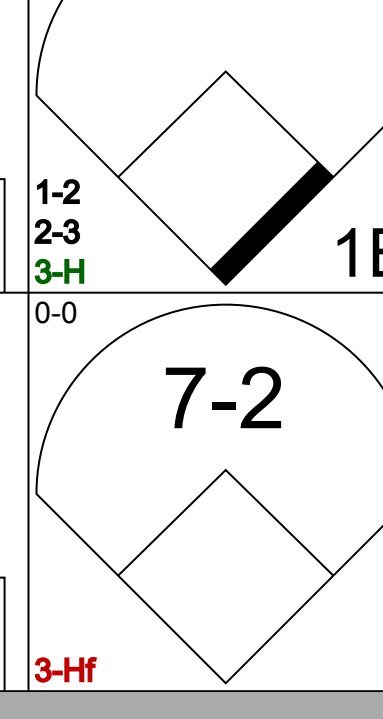


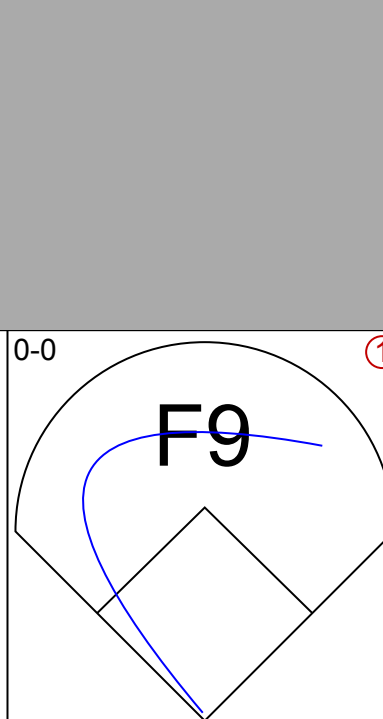
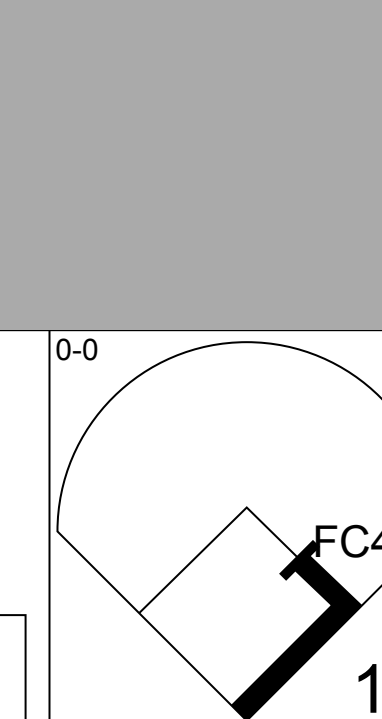
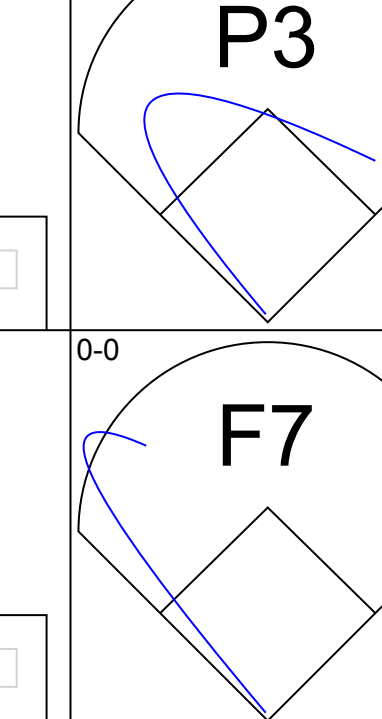
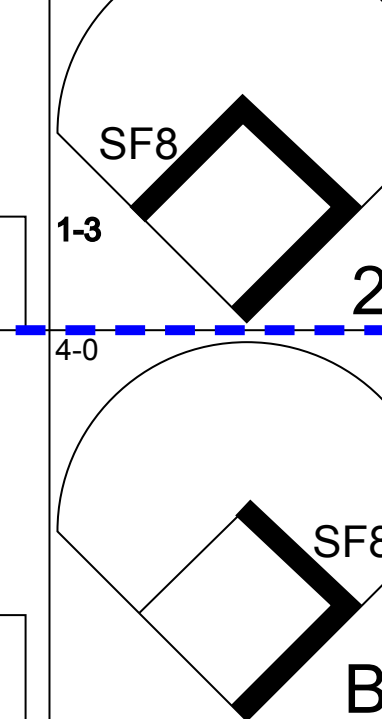
Batter	1	2	3	4	5	6	7	8	9	AB	R	H	RBI	BB	SO	LOB	TOP				
Rick Rosetti, R OBP: 0.309, SLG: 0.395 (1, 8)				 2B	 2-3					4	1	1	0	0	1	1					
Bob Bailor, R OBP: 0.313, SLG: 0.327 (1, 9)				 1B FC5-4 2H						4	1	1	0	0	1	0					
Roy Howell, L OBP: 0.297, SLG: 0.364 (1, 5)										4	0	0	0	0	1	1					
John Mayberry, L OBP: 0.330, SLG: 0.458 (1, 3)				 1B 1-3						4	0	1	0	0	0	0					
Otto Velez, R OBP: 0.366, SLG: 0.429 (1, 7)				 1-2 3H			 WP CS 1B			3	0	1	1	0	0	1					
Doug Ault, R OBP: 0.333, SLG: 0.345 (1, 10)							 1-3			3	0	0	0	0	1	2					
Dave McKay, S OBP: 0.274, SLG: 0.352 (1, 4)					 2B			 3H		3	1	1	0	0	2	1					
Rick Cerone, R OBP: 0.292, SLG: 0.265 (1, 2)					 SH1-3 2H					3	0	1	1	0	0	0					
Luis Gomez, R OBP: 0.303, SLG: 0.289 (1, 6)					 1-2					2	0	0	0	0	0	0					
Inning Stats	R: 0 E: 0 K: 3 S: 9	H: 0 LOB: 0 BB: 0 P: 9	R: 0 E: 0 K: 1 S: 5	H: 0 LOB: 0 BB: 0 P: 5	R: 0 E: 0 K: 1 S: 5	H: 0 LOB: 0 BB: 0 P: 5	R: 2 E: 1 K: 0 S: 6	H: 3 LOB: 1 BB: 0 P: 6	R: 1 E: 0 K: 0 S: 4	H: 2 LOB: 0 BB: 0 P: 4	R: 0 E: 0 K: 0 S: 3	H: 0 LOB: 0 BB: 0 P: 3	R: 0 E: 0 K: 1 S: 5	H: 1 LOB: 0 BB: 0 P: 5	R: 0 E: 0 K: 0 S: 3	H: 0 LOB: 0 BB: 0 P: 3	R: 0 E: 0 K: 0 S: 3	H: 0 LOB: 0 BB: 0 P: 3	1B: 4 2B: 3 3B: 0 HR: 0	SF: 0 SAC: 1 DP: 1 HBP: 0	WP: 1 PA: 31
PITCHER Ron Guidry, L ERA: 1.88 (1, 1)	IP: 9.0 WLS: W BF: 31 H: 6 R: 3 ER: 3 SO: 6 BB: 0 IBB: 0 HBP: 0 BLK: 0 WP: 1 HR: 0 S: 43 P: 43 ERA: 3.00 WHIP: 0.667															PITCHER					

Toronto Blue Jays @ New York Yankees
Yankee Stadium, Bronx, NY
Sun May 28 1978, 3:33 AM EDT
Att: 41,534 - Unknown - 72 F

livebaseballscores.com

AB 30
R 3
H 6
RBI 2
BB 0
SO 6
LOB 6




Batter	1	2	3	4	5	6	7	8	9	AB	R	H	RBI	BB	SO	LOB	BOTTOM				
Mickey Rivers, L OBP: 0.315, SLG: 0.416 (1, 8)					 1B 1-2			 1-2 2-3 3H		4	1	1	2	0	0	1					
Willie Randolph, R OBP: 0.395, SLG: 0.355 (1, 4)	 3B BB				 1-2		 2B			3	2	2	0	2	0	0					
Thurman Munson, R OBP: 0.302, SLG: 0.374 (1, 2)	 3B			 1B						5	1	2	1	0	0	6					
Chris Chambliss, L OBP: 0.377, SLG: 0.420 (1, 3)				 1-2 2-3	 1-2 2-3		 3H			5	0	2	1	0	0	5					
Graig Nettles, L OBP: 0.359, SLG: 0.469 (1, 5)				 1-3 7-2 2B						4	0	1	0	0	0	5					
Jim Spencer, L OBP: 0.311, SLG: 0.564 (1, 10)				 IBB	 BB					2	0	0	0	2	0	1					
Lou Piniella, R OBP: 0.411, SLG: 0.450 (1, 7)		 BB		 2-3 3H 1B	 1-2		 SF8 1B			2	1	2	1	1	0	0					
Paul Blair, R OBP: 0.286, SLG: 0.324 (1, 9)		 1-2		 3H			 1-3 2B			4	0	1	0	0	0	5					
Bucky Dent, R OBP: 0.281, SLG: 0.291 (1, 6)					 1B			 BB		3	0	1	0	1	0	1					
Inning Stats	R: 1 E: 0 K: 0 S: 4	H: 1 LOB: 1 BB: 1 P: 8	R: 0 E: 0 K: 0 S: 2	H: 0 LOB: 0 BB: 1 P: 6	R: 0 E: 0 K: 0 S: 3	H: 0 LOB: 0 BB: 0 P: 3	R: 1 E: 0 K: 0 S: 5	H: 3 LOB: 2 BB: 1 P: 9	R: 0 E: 0 K: 0 S: 6	H: 3 LOB: 3 BB: 0 P: 6	R: 0 E: 0 K: 0 S: 3	H: 0 LOB: 1 BB: 1 P: 7	R: 2 E: 0 K: 0 S: 6	H: 3 LOB: 1 BB: 0 P: 6	R: 1 E: 0 K: 0 S: 5	H: 2 LOB: 3 BB: 2 P: 13	R: 0 E: 0 K: 0 S: 5	H: 0 LOB: 0 BB: 0 P: 13	1B: 7 2B: 4 3B: 1 HR: 1	SF: 1 SAC: 1 DP: 2 HBP: 0	WP: 0 PA: 40
PITCHER Jesse Jefferson, R ERA: 4.39 (7, 1)	IP: 0.2 WLS: L BF: 5 H: 3 R: 1 ER: 1 SO: 0 BB: 0 IBB: 0 HBP: 0 BLK: 0 WP: 0 HR: 0 S: 5 P: 5 ERA: 13.50 WHIP: 4.500															PITCHER					
Mike Willis, L ERA: 6.29 (8, 1)	IP: 0.0 WLS: 1 BF: 0 H: 0 R: 0 ER: 0 SO: 0 BB: 1 IBB: 0 HBP: 0 BLK: 0 WP: 0 HR: 0 S: 4 P: 4 ERA: ∞ WHIP: ∞															PITCHER					
Joe Coleman, R ERA: 2.08 (8, 1)	IP: 1.0 WLS: 4 BF: 0 H: 0 R: 0 ER: 0 SO: 0 BB: 0 IBB: 1 HBP: 0 BLK: 0 WP: 0 HR: 0 S: 3 P: 7 ERA: 0.00 WHIP: 0.000															PITCHER					

Toronto Blue Jays @ New York Yankees
Yankee Stadium, Bronx, NY
Sun May 28 1978, 3:33 AM EDT
Att: 41,534 - Unknown - 72 F

livebaseballscores.com

AB 32
R 5
H 12
RBI 5
BB 6
SO 0
LOB 24



Batter	1	2	3	4	5	6	7	8	9	10	11	12	13	AB R H RBI BB SO LOB	TOP							
Rick Bosetti, R OBP: 0.310, SLG: 0.390 (1.8)	4-1		F9					F7		SH3			K	5 0 1 0 1 1 1	Toronto Blue Jays @ New York Yankees Yankee Stadium, Bronx, NY Sun May 28 1978, 3:38 AM EDT Att. 42,344 - Unknown							
Bob Bailor, R OBP: 0.306, SLG: 0.320 (1.9)	F9		F9	P6				F7		6-3			F8	7 0 1 0 0 0 6								
Roy Howell, L OBP: 0.291, SLG: 0.355 (1.5)	P6			F7				F9			4-3		3-4-1	7 1 1 0 0 0 5								
John Mayberry, L OBP: 0.324, SLG: 0.447 (1.10)		P6			4-3			P5		F9			4-3	6 0 1 1 0 0 0								
Willie Upshaw, L OBP: 0.360, SLG: 0.439 (1.7)								E6						5 2 4 2 1 0 0								
Tom Hutton, L OBP: 0.301, SLG: 0.324 (1.3)														6 1 1 0 0 0 4								
Dave McKay, S OBP: 0.267, SLG: 0.354 (1.4)														5 0 1 2 0 1 1								
Alan Ashby, S OBP: 0.328, SLG: 0.291 (1.2)														5 0 1 0 1 0 4								
Tim Johnson, L OBP: 0.300, SLG: 0.176 (1.6)														6 1 3 0 0 1 1								
Inning Stats	R: 0 E: 0 K: 0 S: 3	H: 0 LOB: 0 BB: 0 P: 3	R: 0 E: 0 K: 0 S: 5	H: 1 LOB: 2 BB: 0 P: 5	R: 2 E: 0 K: 0 S: 7	H: 4 LOB: 2 BB: 0 P: 7	R: 0 E: 0 K: 0 S: 6	H: 3 LOB: 3 BB: 0 P: 6	R: 0 E: 0 K: 0 S: 5	H: 1 LOB: 1 BB: 0 P: 5	R: 0 E: 0 K: 1 S: 6	H: 1 LOB: 1 BB: 0 P: 6	R: 1 E: 0 K: 0 S: 4	H: 1 LOB: 0 BB: 1 P: 6		R: 0 E: 0 K: 0 S: 3	H: 0 LOB: 0 BB: 1 P: 7	R: 0 E: 0 K: 1 S: 5	H: 0 LOB: 1 BB: 0 P: 5	1B: 12 2B: 1 3B: 0 HR: 1	SF: 1 SAC: 1 DP: 0 HBP: 0	W/P: 0 PB: 0 SB: 1 CS: 1
PITCHER	IP	WLS	BF	H	R	ER	SO	BB	IBB	HBP	BLK	WP	HR	S	P	ERA	WHIP					
Ken Clay, R ERA: 3.6 (1.1)	2.2		14	5	2	2	0	0	0	0	0	0	0	14	14	6.75	1.875					
Sparky Lyle, L ERA: 3.52 (3.1)	3.1		16	5	1	1	0	1	0	0	0	0	0	15	19	2.70	1.800					
Rich Gossage, R ERA: 1.86 (7.1)	7.0	W	27	4	2	1	3	2	0	0	0	0	1	31	39	1.29	0.857					

Batter	1	2	3	4	5	6	7	8	9	10	11	12	13	AB R H RBI BB SO LOB	BOTTOM									
Mickey Rivers, L OBP: 0.316, SLG: 0.431 (1.8)	4-3							F7		P3				6 1 2 2 0 0 2	Toronto Blue Jays @ New York Yankees Yankee Stadium, Bronx, NY Sun May 28 1978, 3:38 AM EDT Att. 42,344 - Unknown									
Willie Randolph, R OBP: 0.306, SLG: 0.354 (1.4)	P3													6 0 2 1 1 0 0										
Thurman Munson, R OBP: 0.297, SLG: 0.367 (1.10)	K													6 0 1 0 0 3 2										
Chris Chambliss, L OBP: 0.376, SLG: 0.425 (1.3)														5 2 1 0 1 1 4										
Graig Nettles, L OBP: 0.356, SLG: 0.457 (1.5)														4 0 0 0 2 0 2										
Lou Piniella, R OBP: 0.411, SLG: 0.443 (1.7)														4 1 1 1 1 0 1										
Cliff Johnson, R OBP: 0.299, SLG: 0.320 (1.2)														4 0 2 2 1 0 2										
Paul Blair, R OBP: 0.293, SLG: 0.289 (1.9)														4 0 0 0 2 1 4										
Bucky Dent, R OBP: 0.282, SLG: 0.292 (1.6)														3 1 1 0 0 0 5										
Jim Spencer, L OBP: 0.306, SLG: 0.554 (9. PH)														1 0 0 0 0 0 0										
Fred Stanley, R OBP: 0.571, SLG: 0.250 (10.6)														0 1 0 0 2 0 0										
Inning Stats	R: 0 E: 0 K: 1 S: 5	H: 0 LOB: 0 BB: 0 P: 5	R: 0 E: 1 K: 0 S: 3	H: 0 LOB: 0 BB: 0 P: 3	R: 2 E: 0 K: 0 S: 5	H: 2 LOB: 0 BB: 0 P: 5	R: 1 E: 1 K: 0 S: 5	H: 1 LOB: 3 BB: 2 P: 13	R: 0 E: 0 K: 1 S: 5	H: 0 LOB: 0 BB: 0 P: 5	R: 0 E: 0 K: 0 S: 3	H: 0 LOB: 0 BB: 0 P: 3	R: 0 E: 0 K: 1 S: 6	H: 1 LOB: 1 BB: 0 P: 6	R: 0 E: 0 K: 1 S: 5	H: 0 LOB: 2 BB: 2 P: 13	R: 0 E: 0 K: 0 S: 2	H: 0 LOB: 1 BB: 1 P: 10	R: 1 E: 0 K: 0 S: 2	H: 2 LOB: 2 BB: 1 P: 6	1B: 7 2B: 1 3B: 1 HR: 1	SF: 0 SAC: 2 DP: 2 HBP: 1	W/P: 0 PB: 0 SB: 0 CS: 1	PA: 56
PITCHER	IP	WLS	BF	H	R	ER	SO	BB	IBB	HBP	BLK	WP	HR	S	P	ERA	WHIP							
Dave Lemanczyk, R ERA: 7.83 (1.1)	8.2		39	7	5	5	2	5	0	1	0	0	0	10	14	0.00	1.200							
Baler Moore, L ERA: 5.0 (9.1)	1.2	L	7	1	0	0	2	1	0	0	0	0	0	8	24	5.40	3.000							
Tom Murphy, R ERA: 2.54 (11.1)	1.2		10	2	1	1	1	3	1	0	0	0	0	8	24	5.40	3.000							

Batter	1	2	3	4	5	6	7	8	9	AB	R	H	RBI	BB	SO	LOB	TOP
Mickey Rivers, L (1, 8) OBP: 0.314, SLG: 0.423	0-0 1-3		4-0 S BB			0-0 4-3		0-0 4-3		3	0	0	0	1	0	0	
Wille Randolph, R (1, 4) OBP: 0.393, SLG: 0.348	4-0 WP 1B BB		0-3 K			0-0 L1		0-0 4-3		3	0	0	0	1	1	1	
Thurman Munson, R (1, 2) OBP: 0.302, SLG: 0.370	0-0 1B			0-0 F3				0-0 5-3		4	0	2	0	0	0	0	
Lou Piniella, R (1, 7) OBP: 0.414, SLG: 0.445	0-0 5-3			0-0 G4-6-3 1B				0-0 HR 1B		4	1	2	0	0	0	2	
Chris Chambliss, L (1, 3)		0-0 3-1		0-0 G4-6-3 1B				0-0 F7		4	0	0	0	0	1	3	
Graig Nettles, L (1, 5) OBP: 0.356, SLG: 0.471		0-3 K			0-0 F7			0-0 HR		4	1	1	2	0	1	1	
Cliff Johnson, R (1, 10)		0-3 K			0-0 F7			0-0 FC6-4 1B		3	0	1	0	0	1	0	
Paul Blair, R (1, 9) OBP: 0.273, SLG: 0.268			0-0 6-3			0-0 P3		0-0 FC6-4		3	0	0	0	0	0	1	
Bucky Dent, R (1, 6) OBP: 0.277, SLG: 0.286			0-0 F7			0-0 F8		0-0 5-3		3	0	0	0	0	0	0	
Inning Stats	R: 0 H: 1 E: 0 LOB: 1 K: 0 BB: 1 S: 3 P: 7	R: 0 H: 0 E: 0 LOB: 0 K: 2 BB: 0 S: 7 P: 7	R: 0 H: 0 E: 0 LOB: 1 K: 1 BB: 1 S: 5 P: 9	R: 0 H: 1 E: 0 LOB: 0 K: 0 BB: 0 S: 3 P: 3	R: 0 H: 0 E: 0 LOB: 0 K: 0 BB: 0 S: 3 P: 3	R: 0 H: 0 E: 0 LOB: 0 K: 0 BB: 0 S: 3 P: 3	R: 2 H: 3 E: 0 LOB: 1 K: 0 BB: 0 S: 6 P: 6	R: 0 H: 0 E: 0 LOB: 0 K: 0 BB: 0 S: 3 P: 3	R: 0 H: 1 E: 0 LOB: 1 K: 1 BB: 0 S: 6 P: 6	1B: 5 SF: 0 2B: 0 SAC: 0 3B: 0 DP: 1 HR: 1 HBP: 0	WP: 1 PA: 33 PB: 0 SB: 1 CS: 0						
PITCHER Rick Waits, L (1, 1) ERA: 3.29	IP WLS BF H R ER SO BB IBB HBP BLK WP HR S P ERA WHIP																

New York Yankees @ Cleveland Indians
Cleveland Municipal Stadium, Cleveland, OH
Mon May 29 1978, 7:05 PM EDT
Att: 19,563 - Unknown - 76 F

AB 31
R 2
H 6
RBI 2
BB 2
SO 4
LOB 8



Batter	1	2	3	4	5	6	7	8	9	AB	R	H	RBI	BB	SO	LOB	BOTTOM
Rick Manning, L (1, 8) OBP: 0.308, SLG: 0.317	0-0 F9		0-0 G4-6-3			0-0 6-3			0-0 4-3	4	0	0	0	0	0	1	
Jim Norris, L (1, 9) OBP: 0.359, SLG: 0.371	0-0 G5-4-3 1B			0-3 K				0-3 K2-3		3	0	1	0	0	2	0	
Buddy Bell, R (1, 5) OBP: 0.337, SLG: 0.418	0-0 G5-4-3			0-3 K				0-0 F8		3	0	0	0	0	1	1	
Johnny Grubb, L (1, 7) OBP: 0.377, SLG: 0.463		4-0 E S BB		0-3 K				0-3 K		2	0	0	0	1	2	0	
Wayne Cage, L (1, 3) OBP: 0.286, SLG: 0.462		0-0 L5			0-0 L4			0-3 K		3	0	0	0	0	1	1	
Ted Cox, R (1, 10) OBP: 0.287, SLG: 0.170		0-0 F9			0-0 1-3			0-3 K		3	0	0	0	0	1	1	
Duane Kuiper, L (1, 4) OBP: 0.261, SLG: 0.266		0-0 F2			0-0 F6			0-0 4-3		3	0	0	0	0	0	1	
Ron Hassey, L (1, 2) OBP: 0.271, SLG: 0.269			1-0 FC6-5 S HBP			0-0 4-3			0-0 F8	2	0	0	0	0	0	0	
Tom Veryzer, R (1, 6) OBP: 0.281, SLG: 0.309			0-0 FC6-5			0-0 L6			0-0 F5	3	0	0	0	0	0	1	
Inning Stats	R: 0 H: 1 E: 0 LOB: 0 K: 0 BB: 0 S: 3 P: 3	R: 0 H: 0 E: 0 LOB: 1 K: 0 BB: 1 S: 3 P: 7	R: 0 H: 0 E: 0 LOB: 0 K: 0 BB: 0 S: 2 P: 3	R: 0 H: 0 E: 0 LOB: 0 K: 3 BB: 0 S: 9 P: 9	R: 0 H: 0 E: 0 LOB: 0 K: 0 BB: 0 S: 3 P: 3	R: 0 H: 0 E: 0 LOB: 0 K: 0 BB: 0 S: 3 P: 3	R: 0 H: 0 E: 0 LOB: 0 K: 2 BB: 0 S: 7 P: 7	R: 0 H: 0 E: 0 LOB: 0 K: 2 BB: 0 S: 7 P: 7	R: 0 H: 0 E: 0 LOB: 0 K: 0 BB: 0 S: 3 P: 3	R: 0 H: 0 E: 0 LOB: 0 K: 0 BB: 0 S: 3 P: 3	1B: 1 SF: 0 2B: 0 SAC: 0 3B: 0 DP: 2 HR: 0 HBP: 1	WP: 0 PA: 28 PB: 0 SB: 0 CS: 0					
PITCHER Andy Messersmith, R (1, 1) ERA: 1.56	IP WLS BF H R ER SO BB IBB HBP BLK WP HR S P ERA WHIP																
PITCHER Rawly Eastwick, R (6, 1) ERA: 1.56	IP WLS BF H R ER SO BB IBB HBP BLK WP HR S P ERA WHIP																

New York Yankees @ Cleveland Indians
Cleveland Municipal Stadium, Cleveland, OH
Mon May 29 1978, 7:05 PM EDT
Att: 19,563 - Unknown - 76 F

AB 26
R 0
H 1
RBI 0
BB 1
SO 7
LOB 6



Batter	1	2	3	4	5	6	7	8	9	AB R H RBI BB SO LOB	TOP									
Mickey Rivers, L (1, 8) OBP: 0.313, SLG: 0.419										4 0 1 0 0 2 0	New York Yankees @ Cleveland Indians Cleveland Municipal Stadium, Cleveland, OH Tue May 30 1978, 7:05 PM EDT Att. 6,069 - Unknown - 72 F									
Willie Randolph, R (1, 4) OBP: 0.395, SLG: 0.339										4 0 0 0 0 1 1										
Thurman Munson, R (1, 2) OBP: 0.301, SLG: 0.368										4 0 1 0 0 0 0										
Chris Chambliss, L (1, 10) OBP: 0.367, SLG: 0.431										3 1 1 1 0 1 2										
Graig Nettles, L (1, 5) OBP: 0.350, SLG: 0.462										3 0 0 0 0 2 0										
Lou Piniella, R (1, 7) OBP: 0.404, SLG: 0.434										3 0 0 0 0 0 0										
Jim Spencer, L (1, 3) OBP: 0.308, SLG: 0.559										3 0 1 0 0 0 0										
Paul Blair, R (1, 9) OBP: 0.255, SLG: 0.250										3 0 0 0 0 1 1										
Bucky Dent, R (1, 6) OBP: 0.273, SLG: 0.282										2 0 0 0 0 0 0										
Dell Alston, L (8, PH) Fred Stanley, R (8, 6) OBP: 0.571, SLG: 0.250										1 0 0 0 0 1 1 0 0 0 0 0 0 0										
Inning Stats	R: 0 E: 0 K: 0 S: 4	H: 2 LOB: 1 BB: 0 P: 4	R: 0 E: 0 K: 0 S: 3	H: 0 LOB: 0 BB: 0 P: 3	R: 0 E: 0 K: 1 S: 5	H: 0 LOB: 0 BB: 0 P: 5	R: 0 E: 0 K: 2 S: 7	H: 0 LOB: 0 BB: 0 P: 7	R: 0 E: 0 K: 1 S: 5	H: 0 LOB: 0 BB: 0 P: 5	R: 1 E: 0 K: 1 S: 6	H: 1 LOB: 0 BB: 0 P: 6	R: 0 E: 0 K: 1 S: 6	H: 1 LOB: 1 BB: 0 P: 6	R: 0 E: 0 K: 0 S: 3	H: 0 LOB: 0 BB: 0 P: 3	1B: 2 2B: 1 3B: 0 HR: 1	SF: 0 SAC: 0 DP: 0 HBP: 0	WP: 0 PB: 0 SB: 0 CS: 1	PA: 31
PITCHER Rick Wise, R (1, 1) ERA: 3.06	IP: 9.0 WLS: W BF: 30 H: 4 R: 1 ER: 1 SO: 8 BB: 0 IBB: 0 HBP: 0 BLK: 0 WP: 0 HR: 1 S: 46 P: 46 ERA: 1.00 WHIP: 0.444											PITCHER	IP: 9.0 WLS: W BF: 30 H: 4 R: 1 ER: 1 SO: 8 BB: 0 IBB: 0 HBP: 0 BLK: 0 WP: 0 HR: 1 S: 46 P: 46 ERA: 1.00 WHIP: 0.444							


Batter	1	2	3	4	5	6	7	8	9	AB R H RBI BB SO LOB	BOTTOM									
Paul Dade, R (1, 9) OBP: 0.320, SLG: 0.383										3 1 2 0 0 0 0	New York Yankees @ Cleveland Indians Cleveland Municipal Stadium, Cleveland, OH Tue May 30 1978, 7:05 PM EDT Att. 6,069 - Unknown - 72 F									
Jim Norris, L (1, 7) OBP: 0.366, SLG: 0.370										3 1 1 0 1 0 2										
Buddy Bell, R (1, 5) OBP: 0.341, SLG: 0.420										4 2 2 1 0 0 1										
Wayne Cagle, L (1, 3) OBP: 0.290, SLG: 0.448										3 0 1 1 0 0 1										
Andre Thornton, R (8, PH) OBP: 0.350, SLG: 0.472										1 0 1 2 0 0 0										
Rick Manning, L (1, 8) OBP: 0.313, SLG: 0.322										4 0 2 1 0 0 1										
Ted Cox, R (1, 10) OBP: 0.270, SLG: 0.179										3 0 1 0 0 0 1										
Larry Lintz, S (7, PR) Willie Horton, R (8, PH) OBP: 0.336, SLG: 0.427										0 0 0 0 0 0 0 1 0 0 0 0 1 2										
Duane Kuiper, L (1, 4) OBP: 0.267, SLG: 0.268										3 0 1 0 0 0 3										
Ron Hassey, L (1, 2) OBP: 0.258, SLG: 0.255										3 0 0 0 0 0 3										
Tom Verzyer, R (1, 6) OBP: 0.283, SLG: 0.310										3 1 1 0 0 0 0										
Inning Stats	R: 0 E: 0 K: 0 S: 4	H: 1 LOB: 1 BB: 0 P: 4	R: 0 E: 0 K: 0 S: 4	H: 1 LOB: 1 BB: 0 P: 4	R: 0 E: 0 K: 0 S: 2	H: 0 LOB: 1 BB: 1 P: 6	R: 0 E: 0 K: 0 S: 3	H: 0 LOB: 0 BB: 0 P: 3	R: 0 E: 0 K: 0 S: 3	H: 1 LOB: 0 BB: 0 P: 3	R: 2 E: 1 K: 0 S: 6	H: 3 LOB: 1 BB: 0 P: 6	R: 0 E: 0 K: 0 S: 2	H: 1 LOB: 1 BB: 0 P: 3	R: 3 E: 0 K: 1 S: 10	H: 5 LOB: 2 BB: 0 P: 10	1B: 12 2B: 0 3B: 0 HR: 0	SF: 0 SAC: 1 DP: 1 HBP: 1	WP: 0 PB: 0 SB: 1 CS: 2	PA: 35
PITCHER Dick Tidrow, R (1, 1) ERA: 3.98 Sparky Lyle, L (6, 1) ERA: 3.99	IP: 5.2 WLS: L BF: 22 H: 6 R: 2 ER: 3 SO: 1 BB: 0 IBB: 0 HBP: 1 BLK: 0 WP: 0 HR: 0 S: 21 P: 25 ERA: 1.59 WHIP: 1.235											PITCHER	IP: 5.2 WLS: L BF: 22 H: 6 R: 2 ER: 3 SO: 1 BB: 0 IBB: 0 HBP: 1 BLK: 0 WP: 0 HR: 0 S: 21 P: 25 ERA: 1.59 WHIP: 1.235							


Batter	1	2	3	4	5	6	7	8	9	AB	R	H	RBI	BB	SO	LOB	TOP					
Larry Harlow, L OBP: 0.373, SLG: 0.463 (1, 8)										4	0	0	0	0	1	2	Baltimore Orioles @ New York Yankees Yankee Stadium, Bronx, NY Wed May 31 1978, 7:05 PM EDT Att: 21,404 - Unknown					
Billy Smith, S OBP: 0.364, SLG: 0.417 (1, 4)										3	1	2	0	1	0	0						
Eddie Murray, S OBP: 0.299, SLG: 0.396 (1, 3)										4	0	1	0	0	1	3						
Ken Singleton, S OBP: 0.434, SLG: 0.432 Carlos Lopez, R OBP: 0.273, SLG: 0.361 (8, 9)										4	1	2	2	0	1	2						
Pat Kelly, L OBP: 0.386, SLG: 0.317 (1, 7)										4	0	0	0	0	1	3						
Lee May, R OBP: 0.299, SLG: 0.475 (1, 10)										4	0	1	0	0	0	3						
Doug DeCinces, R OBP: 0.301, SLG: 0.413 Rich Dauer, R OBP: 0.203, SLG: 0.270 (9, 5)										4	0	0	0	0	2	2						
Rick Dempsey, R OBP: 0.275, SLG: 0.264 (1, 2)										4	1	1	0	0	0	0						
Mark Belanger, R OBP: 0.315, SLG: 0.287 (1, 6)										3	0	0	0	1	0	1						
Inning Stats	R: 0 E: 0 K: 2 S: 7	H: 0 LOB: 0 BB: 0 P: 7	R: 0 E: 0 K: 1 S: 6	H: 1 LOB: 1 BB: 0 P: 6	R: 0 E: 0 K: 0 S: 3	H: 0 LOB: 0 BB: 0 P: 3	R: 2 E: 0 K: 0 S: 6	H: 3 LOB: 1 BB: 0 P: 6	R: 1 E: 1 K: 0 S: 3	H: 0 LOB: 1 BB: 2 P: 11	R: 0 E: 0 K: 0 S: 3	H: 0 LOB: 0 BB: 0 P: 3	R: 0 E: 0 K: 1 S: 6	H: 1 LOB: 1 BB: 0 P: 6	R: 0 E: 0 K: 2 S: 9	H: 2 LOB: 2 BB: 0 P: 9		R: 0 E: 0 K: 0 S: 3	H: 0 LOB: 0 BB: 0 P: 3	1B: 4 2B: 2 3B: 0 HR: 1	SF: 0 SAC: 0 DP: 1 HBP: 0	WP: 2 PB: 0 SB: 1 CS: 0
PITCHER	IP WLS BF H R ER SO BB IBB HBP BLK WP HR S P ERA WHIP																					
Ed Figueroa, R ERA: 2.87 (1, 1)	8.0 L 33 7 3 2 6 2 0 0 0 2 1 43 51 2.25 1.125																					
Ed Figueroa, R ERA: 2.87 (7, 1)	8.0 L 33 7 3 2 6 2 0 0 0 2 1 43 51 2.25 1.125																					
Ken Clay, R ERA: 3.43 (9, 1)	1.0 3 0 0 0 0 0 0 0 0 0 0 3 3 0.00 0.000																					


Batter	1	2	3	4	5	6	7	8	9	AB	R	H	RBI	BB	SO	LOB	BOTTOM			
Mickey Rivers, L OBP: 0.306, SLG: 0.409 (1, 8)										4	0	0	0	0	0	0	Baltimore Orioles @ New York Yankees Yankee Stadium, Bronx, NY Wed May 31 1978, 7:05 PM EDT Att: 21,404 - Unknown			
Willie Randolph, R OBP: 0.376, SLG: 0.331 (1, 4)										4	0	0	0	0	1	0				
Thurman Munson, R OBP: 0.301, SLG: 0.364 Ed Figueroa, R OBP: 0.273, SLG: 0.361 George Zeber, S (8, PH) Ken Clay, R (9, 1)										2	0	0	0	1	1	0				
Lou Piniella, R OBP: 0.393, SLG: 0.421 (1, 7)										4	0	0	0	0	0	1				
Chris Chambliss, L OBP: 0.365, SLG: 0.433 (1, 3)										4	1	1	0	0	0	0				
Graig Nettles, L OBP: 0.342, SLG: 0.451 (1, 5)										4	0	0	0	0	1	1				
Cliff Johnson, R OBP: 0.312, SLG: 0.338 (7, 2)										2	1	1	0	1	0	0				
Paul Blair, R OBP: 0.280, SLG: 0.283 (1, 9)										2	0	1	2	1	0	0				
Bucky Dent, R OBP: 0.268, SLG: 0.276 (1, 6)										3	0	0	0	0	1	3				
Inning Stats	R: 0 E: 0 K: 2 S: 7	H: 0 LOB: 0 BB: 0 P: 7	R: 2 E: 0 K: 1 S: 7	H: 2 LOB: 1 BB: 1 P: 11	R: 0 E: 0 K: 0 S: 3	H: 0 LOB: 1 BB: 1 P: 7	R: 0 E: 0 K: 1 S: 6	H: 1 LOB: 2 BB: 1 P: 10	R: 0 E: 0 K: 0 S: 3	H: 0 LOB: 0 BB: 0 P: 3	R: 0 E: 0 K: 0 S: 3	H: 0 LOB: 0 BB: 0 P: 3	R: 0 E: 0 K: 0 S: 3	H: 0 LOB: 0 BB: 0 P: 3	R: 0 E: 0 K: 0 S: 3	H: 0 LOB: 0 BB: 0 P: 3		1B: 0 2B: 3 3B: 0 HR: 0	SF: 0 SAC: 0 DP: 0 HBP: 0	WP: 0 PB: 0 SB: 0 CS: 0
PITCHER	IP WLS BF H R ER SO BB IBB HBP BLK WP HR S P ERA WHIP																			
Mike Flanagan, L ERA: 3.2 (1, 1)	9.0 W 33 3 2 2 4 3 0 0 0 0 0 38 50 2.00 0.667																			


Batter	1	2	3	4	5	6	7	8	9	AB	R	H	RBI	BB	SO	LOB	TOP											
Larry Harlow, L OBP: 0.377, SLG: 0.460 (1, 8)	0-0 1-3		0-0 G1 1B		4-0 S BB		0-0 5-3			3	0	1	0	1	0	2	Baltimore Orioles @ New York Yankees Yankee Stadium, Bronx, NY Thu Jun 01 1978, 7:05 PM EDT Att: 19,943 - Unknown											
Billy Smith, S OBP: 0.324, SLG: 0.407 (1, 4)	0-0 F8		0-0 G1 1-2		0-3 K 1-3 3-H			4-0 S BB		3	0	0	0	1	1	2												
Eddie Murray, S OBP: 0.298, SLG: 0.393 (1, 3)	0-0 E 1B		0-3 K			0-0 F3		0-3 K		4	0	1	0	0	2	2												
Ken Singleton, S OBP: 0.436, SLG: 0.430 Carlos Lopez, R OBP: 0.273, SLG: 0.361 (8, 9)	4-0 1-2 BB			0-0 F7		0-0 G6-4-3 1B		0-0 F7		3	0	1	0	1	0	1												
Pat Kelly, L OBP: 0.365, SLG: 0.297 (1, 7)	0-0 4-3			0-0 6-3		0-0 G6-4-3 1-2		0-0 F7		4	0	0	0	0	0	4												
Lee May, R OBP: 0.324, SLG: 0.465 (1, 10)		0-3 K		0-0 F2			0-0 5-3		0-3 K	4	0	0	0	0	2	0												
Doug DeCinces, R OBP: 0.324, SLG: 0.408 Rich Dauer, R OBP: 0.203, SLG: 0.270 (9, 5)		0-0 6-3			4-0 B3-4 E BB		4-0 E BB		0-3 K	2	1	0	0	2	1	0												
Rick Dempsey, R OBP: 0.273, SLG: 0.264 (1, 2)		0-0 F8			0-0 B3-4 1B		0-3 K		0-0 1-3	4	0	1	0	0	1	1												
Mark Belanger, R OBP: 0.316, SLG: 0.282 (1, 6)			0-0 6-3		0-0 B3-4 1-2 2-3		4-0 1-2 BB			2	0	0	0	1	0	2												
Inning Stats	R: 0 E: 1 K: 0 S: 4	H: 1 LOB: 2 BB: 1 P: 8	R: 0 E: 0 K: 1 S: 5	H: 0 LOB: 0 BB: 0 P: 5	R: 0 E: 0 K: 1 S: 6	H: 1 LOB: 1 BB: 0 P: 6	R: 0 E: 0 K: 0 S: 3	H: 0 LOB: 0 BB: 0 P: 3	R: 1 E: 0 K: 1 S: 5	H: 1 LOB: 1 BB: 2 P: 13	R: 0 E: 0 K: 0 S: 3	H: 1 LOB: 0 BB: 0 P: 3	R: 0 E: 1 K: 1 S: 5	H: 0 LOB: 2 BB: 2 P: 13	R: 0 E: 0 K: 1 S: 5	H: 0 LOB: 1 BB: 1 P: 9		R: 0 E: 0 K: 2 S: 7	H: 0 LOB: 0 BB: 0 P: 7	1B: 4 2B: 0 3B: 0 HR: 0	SF: 0 SAC: 0 DP: 2 HBP: 0	WP: 0 PB: 0 SB: 3 CS: 0	PA: 35					
PITCHER	IP	WLS	BF	H	R	ER	SO	BB	IBB	HBP	BLK	WP	HR	S	P	ERA	WHIP											
Jim Beattie, R ERA: 3.22 Rich Gossage, R ERA: 1.77 (8, 1)	7.0	L	29	4	1	0	4	6	0	0	0	0	0	0	31	55	0.00	1.429										

Batter	1	2	3	4	5	6	7	8	9	AB	R	H	RBI	BB	SO	LOB	BOTTOM											
Mickey Rivers, L OBP: 0.305, SLG: 0.402 (1, 8)	0-0 F8		4-0 G6-4-3 BB			0-0 F9		0-3 K2-3		3	0	0	0	1	1	0	Baltimore Orioles @ New York Yankees Yankee Stadium, Bronx, NY Thu Jun 01 1978, 7:05 PM EDT Att: 19,943 - Unknown											
Willie Randolph, R OBP: 0.371, SLG: 0.324 (1, 4)	0-0 F8		0-0 G6-4-3 1-2			0-0 F9		0-0 5-3		4	0	0	0	0	0	1												
Graig Nettles, L OBP: 0.340, SLG: 0.442 (1, 5)	4-0 FC4-6 BB			0-0 4-3		0-0 4-3			0-0 F7	3	0	0	0	1	0	0												
Chris Chambliss, L OBP: 0.362, SLG: 0.429 (1, 3)	0-0 FC4-6 1-2			0-0 F8		0-0 G4-6-3 BB 1B			0-0 F6	4	0	1	0	0	0	1												
Jim Spencer, L OBP: 0.319, SLG: 0.541 (1, 10)		0-0 F6		4-0 FC6-4 BB		4-0 G4-6-3 1-2 BB			0-0 F4	2	0	0	0	2	0	0												
Lou Piniella, R OBP: 0.392, SLG: 0.419 (1, 7)		0-0 S 1B		0-0 FC6-4 1-2		0-0 G4-6-3 1-2 2-3				3	0	1	0	0	0	3												
Cliff Johnson, R OBP: 0.313, SLG: 0.329 (1, 2)		0-0 F7 1-2			0-0 F7		4-0 BB			2	0	0	0	1	0	1												
Paul Blair, R OBP: 0.264, SLG: 0.265 (1, 9)		0-3 K			0-0 F7		0-0 F5			3	0	0	0	0	1	3												
Bucky Dent, R OBP: 0.263, SLG: 0.271 (1, 6)			0-0 F7			0-0 6-3		0-0 F3		3	0	0	0	0	0	0												
Inning Stats	R: 0 E: 0 K: 0 S: 3	H: 0 LOB: 1 BB: 1 P: 7	R: 0 E: 0 K: 1 S: 6	H: 1 LOB: 0 BB: 0 P: 6	R: 0 E: 0 K: 0 S: 2	H: 0 LOB: 0 BB: 1 P: 6	R: 0 E: 0 K: 0 S: 3	H: 0 LOB: 1 BB: 1 P: 7	R: 0 E: 0 K: 0 S: 3	H: 0 LOB: 0 BB: 0 P: 3	R: 0 E: 0 K: 0 S: 3	H: 0 LOB: 0 BB: 0 P: 3	R: 0 E: 0 K: 0 S: 3	H: 1 LOB: 2 BB: 2 P: 11	R: 0 E: 0 K: 1 S: 5	H: 0 LOB: 0 BB: 0 P: 5		R: 0 E: 0 K: 0 S: 3	H: 0 LOB: 0 BB: 0 P: 3	1B: 2 2B: 0 3B: 0 HR: 0	SF: 0 SAC: 0 DP: 2 HBP: 0	WP: 0 PB: 0 SB: 1 CS: 0	PA: 32					
PITCHER	IP	WLS	BF	H	R	ER	SO	BB	IBB	HBP	BLK	WP	HR	S	P	ERA	WHIP											
Jim Palmer, R ERA: 2.19 (1, 1)	9.0	W	32	2	0	0	2	5	0	0	0	0	0	0	31	51	0.00	0.778										

Batter	1	2	3	4	5	6	7	8	9	AB	R	H	RBI	BB	SO	LOB	TOP					
Mickey Rivers, L OBP: 0.301, SLG: 0.390	0-3 K		0-0 G3			0-0 6-3			0-0 F9	4	0	0	0	0	1	1	<p>New York Yankees @ Oakland Athletics Oakland-Alameda County Coliseum, Oakland, CA</p> <p>Sat Jun 03 1978, 3:33 AM PDT Att: 14,499 - Unknown</p> <p>livebaseballscores.com</p> <p>AB 30 R 1 H 4 RBI 1 BB 0 SO 4 LOB 5</p> 					
Willie Randolph, R OBP: 0.324, SLG: 0.321	0-0 CS 1B			0-0 4-3			0-0 F9	0-3 K	4	0	1	0	0	1	0							
Thurman Munson, R OBP: 0.254, SLG: 0.354 Mike Heath, R Lou Piniella, R OBP: 0.389, SLG: 0.415	0-0 F9			0-0 4-3			0-3 K	0-0 5-3	3	0	0	0	0	1	1							
Reggie Jackson, L OBP: 0.311, SLG: 0.433		0-0 F8		0-0 3-1			0-0 F9		3	0	0	0	0	0	0							
Chris Chambliss, L OBP: 0.353, SLG: 0.416		0-0 4-3			0-0 F5			0-0 F7	3	0	0	0	0	0	0							
Graig Nettles, L OBP: 0.348, SLG: 0.441		0-0 F2			0-0 F7			0-0 WP 2B 1B	3	1	1	0	0	0	0							
Jim Spencer, L OBP: 0.315, SLG: 0.538			0-0 F9		0-3 K			0-0 1-H 2B	3	0	1	1	0	1	0							
Roy White, S OBP: 0.326, SLG: 0.224						0-0 5-3		0-0 F1	3	0	1	0	0	0	1							
Bucky Dent, R OBP: 0.262, SLG: 0.269 George Zeber, S Fred Stanley, R OBP: 0.571, SLG: 0.250				0-0 F3		0-0 F9		0-0 3-1	2	0	0	0	0	0	1							
Inning Stats	R: 0 E: 0 K: 1 S: 5	H: 1 LOB: 0 BB: 0 P: 5	R: 0 E: 0 K: 0 S: 3	H: 0 LOB: 0 BB: 0 P: 3	R: 0 E: 0 K: 0 S: 4	H: 1 LOB: 1 BB: 0 P: 4	R: 0 E: 0 K: 0 S: 3	H: 0 LOB: 0 BB: 0 P: 3	R: 0 E: 0 K: 1 S: 5	H: 0 LOB: 0 BB: 0 P: 5	R: 0 E: 0 K: 0 S: 3	H: 0 LOB: 0 BB: 0 P: 3	R: 0 E: 0 K: 1 S: 5	H: 0 LOB: 0 BB: 0 P: 5	R: 1 E: 0 K: 0 S: 5	H: 2 LOB: 1 BB: 0 P: 5		R: 0 E: 0 K: 1 S: 5	H: 0 LOB: 0 BB: 0 P: 5	1B: 3 2B: 1 3B: 0 HR: 0	SF: 0 SAC: 0 DP: 0 HBP: 0	WP: 1 PB: 0 SB: 0 CS: 1
PITCHER Matt Keough, R ERA: 2.28	(1, 1)	IP: 9.0 WLS: W BF: 30	H: 4 R: 1 ER: 1 SO: 4	BB: 0 IBB: 0 HBP: 0 BLK: 0	WP: 1 HR: 0 S: 38 P: 38	ERA: 1.00 WHIP: 0.444	PITCHER										IP: 9.0 WLS: W BF: 30	H: 4 R: 1 ER: 1 SO: 4	BB: 0 IBB: 0 HBP: 0 BLK: 0	WP: 1 HR: 0 S: 38 P: 38	ERA: 1.00 WHIP: 0.444	

Batter	1	2	3	4	5	6	7	8	9	AB	R	H	RBI	BB	SO	LOB	BOTTOM					
Miguel Dilone, S OBP: 0.304, SLG: 0.265	0-0 1-3		0-0 CS 1B		0-0 3-1		0-3 K			4	0	1	0	0	1	1	<p>New York Yankees @ Oakland Athletics Oakland-Alameda County Coliseum, Oakland, CA</p> <p>Sat Jun 03 1978, 3:33 AM PDT Att: 14,499 - Unknown</p> <p>livebaseballscores.com</p> <p>AB 29 R 5 H 6 RBI 5 BB 4 SO 5 LOB 13</p> 					
Gary Thomasson, L OBP: 0.250, SLG: 0.331	0-0 G3		0-3 K		0-0 2-H HR		0-0 F3		4	1	1	2	0	1	1							
Mario Guerrero, R OBP: 0.296, SLG: 0.370	0-0 6-3		0-0 2B		0-0 5-3		0-3 K		4	0	1	0	0	1	0							
Mitchell Page, L OBP: 0.353, SLG: 0.422 Dwayne Murphy, L OBP: 0.250, SLG: 0.107		4-0 E BB	0-0 F4			0-0 HR		0-3 K	2	2	1	1	1	0	1							
Dave Revering, L OBP: 0.297, SLG: 0.362		0-0 E 1-2		0-0 3-1		0-0 HR		0-0 3-1	4	1	1	1	0	0	1							
Wayne Gross, L OBP: 0.352, SLG: 0.356		0-0 F2		0-0 F3		4-0 FC6-5 SH5-3 BB		4-0 FC5-4 BB	2	0	0	0	2	0	2							
Jim Essian, R OBP: 0.333, SLG: 0.314		0-0 E8 1-3 2-H 1B		0-0 6-3		0-0 SH5-3		0-0 FC5-4	3	0	1	1	0	0	1							
Gary Alexander, R OBP: 0.314, SLG: 0.467		0-3 K			0-0 6-3		0-0 FC6-5		3	0	0	0	0	1	3							
Mike Edwards, R OBP: 0.289, SLG: 0.279		0-0 F8		4-0 S HR BB		0-0 6-3			2	1	0	0	1	0	3							
Inning Stats	R: 0 E: 0 K: 0 S: 3	H: 0 LOB: 0 BB: 0 P: 3	R: 1 E: 2 K: 1 S: 7	H: 1 LOB: 2 BB: 1 P: 11	R: 0 E: 0 K: 1 S: 6	H: 2 LOB: 1 BB: 0 P: 6	R: 0 E: 0 K: 0 S: 3	H: 0 LOB: 0 BB: 0 P: 3	R: 2 E: 0 K: 0 S: 4	H: 1 LOB: 1 BB: 1 P: 8	R: 2 E: 0 K: 0 S: 5	H: 2 LOB: 1 BB: 1 P: 9	R: 0 E: 0 K: 2 S: 7	H: 0 LOB: 0 BB: 0 P: 7	R: 0 E: 0 K: 1 S: 5	H: 0 LOB: 1 BB: 1 P: 9		R: 0 E: 0 K: 1 S: 5	H: 0 LOB: 1 BB: 1 P: 9	1B: 2 2B: 1 3B: 0 HR: 3	SF: 0 SAC: 1 DP: 0 HBP: 0	WP: 0 PB: 0 SB: 1 CS: 1
PITCHER Andy Messersmith, R ERA: 3.6 Ken Clay, R ERA: 3.0	(1, 1)	IP: 5.0 WLS: L BF: 24	H: 6 R: 5 ER: 4 SO: 2	BB: 3 IBB: 0 HBP: 0 BLK: 0	WP: 0 HR: 3 S: 25 P: 37	ERA: 7.20 WHIP: 1.800	PITCHER										IP: 3.0 WLS: L BF: 10	H: 0 R: 0 ER: 0 SO: 3	BB: 1 IBB: 0 HBP: 0 BLK: 0	WP: 0 HR: 0 S: 15 P: 19	ERA: 0.00 WHIP: 0.333	

Batter	1	2	3	4	5	6	7	8	9	AB	R	H	RBI	BB	SO	LOB	TOP																
Mickey Rivers, L OBP: 0.294, SLG: 0.380 (1, 8)	4-3	4-3		6-3		G3		P6		5	0	0	0	0	0	6	<p>New York Yankees @ Oakland Athletics Oakland-Alameda County Coliseum, Oakland, CA</p> <p>Sun Jun 04 1978, 3:33 AM PDT Att: 19,289 - Sunny</p> <p>livebaseballscores.com</p> <p>AB 36 R 4 H 10 RBI 3 BB 5 SO 4 LOB 18</p> 																
Willie Randolph, R OBP: 0.361, SLG: 0.312 (1, 4)	F9		4-3	P4		1-3		FC4		5	0	0	0	0	3																		
Thurman Munson, R OBP: 0.297, SLG: 0.352 (1, 2)	K		1B BB		1B E 1B		5-3		K	4	1	1	0	1	2																		
Reggie Jackson, L OBP: 0.313, SLG: 0.446 (1, 9)		HR	BB 1B		K		F8		P3	4	2	1	1	1	1																		
Lou Piniella, R OBP: 0.383, SLG: 0.407 (1, 7)	F2		BB BB 1B		P6		F8		6-3	5	0	1	0	0	1																		
Chris Chambliss, L OBP: 0.365, SLG: 0.440 (1, 3)	2B		1-2 2-3 BB		E				HR	3	1	3	1	1	0																		
Graig Nettles, L OBP: 0.352, SLG: 0.439 (1, 5)	F9		1-2 2-3 3-H BB		E1				1B	3	0	1	1	1	0																		
Cliff Johnson, R OBP: 0.314, SLG: 0.341 (8, PH)			FC5-4		5-3				1B	3	0	1	0	0	3																		
Jim Spencer, L OBP: 0.324, SLG: 0.545 (8, PH)			FC5-4						1B	1	0	1	0	0	0																		
Fred Stanley, R OBP: 0.600, SLG: 0.500 (1, 6)					6-3				K	2	0	1	0	1	0																		
Roy White, S OBP: 0.322, SLG: 0.221 (8, PH)										1	0	0	0	0	1																		
Bucky Dent, R OBP: 0.262, SLG: 0.269 (8, 6)										0	0	0	0	0	0																		
Inning Stats	R: 0 E: 0 K: 1 S: 5	H: 0 LOB: 0 BB: 0 P: 5	R: 1 E: 0 K: 0 S: 6	H: 3 LOB: 3 BB: 1 P: 10	R: 1 E: 0 K: 0 S: 3	H: 1 LOB: 3 BB: 4 P: 19	R: 0 E: 0 K: 0 S: 3	H: 0 LOB: 0 BB: 0 P: 3	R: 1 E: 1 K: 1 S: 7	H: 2 LOB: 2 BB: 0 P: 7	R: 0 E: 0 K: 0 S: 4	H: 1 LOB: 1 BB: 0 P: 4	R: 0 E: 0 K: 0 S: 3	H: 0 LOB: 0 BB: 0 P: 3	R: 1 E: 0 K: 1 S: 8	H: 3 LOB: 2 BB: 0 P: 8		R: 0 E: 0 K: 1 S: 5	H: 0 LOB: 0 BB: 0 P: 5	1B: 6 2B: 2 3B: 0 HR: 2	SF: 0 SAC: 0 DP: 0 HBP: 0	WP: 0 PB: 0 SB: 0 CS: 0	PA: 41										
PITCHER	IP WLS BF H R ER SO BB IBB HBP BLK WP HR S P ERA WHIP																																
John Henry Johnson, L ERA: 2.25 (1, 1)	2.2	15	4	2	2	1	4	0	0	0	0	0	1	13	29	6.75	3.000																
Bob Lacey, L ERA: 2.06 (3, 1)	4.1	19	5	2	1	1	1	0	0	0	0	0	1	20	24	2.08	1.385																
Elias Sosa, R ERA: 1.41 (8, 1)	2.0	7	1	0	0	2	0	0	0	0	0	0	0	11	11	0.00	0.500																

Batter	1	2	3	4	5	6	7	8	9	AB	R	H	RBI	BB	SO	LOB	BOTTOM																
Miguel Dilone, S OBP: 0.308, SLG: 0.299 (1, 8)	HR	P6			FC3-5 S 1B	G5-4-3		F7		5	1	2	1	0	4	<p>New York Yankees @ Oakland Athletics Oakland-Alameda County Coliseum, Oakland, CA</p> <p>Sun Jun 04 1978, 3:33 AM PDT Att: 19,289 - Sunny</p> <p>livebaseballscores.com</p> <p>AB 33 R 6 H 10 RBI 6 BB 4 SO 5 LOB 14</p> 																	
Mike Edwards, R OBP: 0.288, SLG: 0.278 (1, 4)	2B	F9			FC3-5 1B FC6-4 2B		K			4	2	1	0	0	1																		
Mario Guerrero, R OBP: 0.301, SLG: 0.378 (1, 6)	F9				FC6-4 1B		5-3			4	0	2	1	0	0																		
Jeff Newman, R OBP: 0.383, SLG: 0.568 (1, 3)	F9				FC6-4 1B		4-3			4	1	0	0	0	3																		
Dave Revering, L OBP: 0.297, SLG: 0.362 (9, 3)	F9				2B					0	0	0	0	0	0																		
Mitchell Page, L OBP: 0.359, SLG: 0.431 (1, 7)	S				2B					2	1	1	2	1	0																		
Dwayne Murphy, L OBP: 0.243, SLG: 0.103 (6, 7)	BB				2B					1	0	0	0	0	0																		
Tony Armas, R OBP: 0.319, SLG: 0.294 (1, 10)	K				2B					4	0	1	1	0	3																		
Jim Essian, R OBP: 0.337, SLG: 0.314 (1, 2)	FC6-4 BB				6-3					3	0	1	0	1	0																		
Gary Alexander, R OBP: 0.312, SLG: 0.464 (1, 9)	FC6-4				HR					1	0	0	0	0	3																		
Gary Throsson, L OBP: 0.250, SLG: 0.354 (2, 9)										3	1	2	1	0	1																		
Taylor Duncan, R OBP: 0.357, SLG: 0.353 (1, 5)		3-1								1	0	0	0	0	0																		
Wayne Gross, L OBP: 0.357, SLG: 0.353 (3, 5)					3-1					1	0	0	0	2	0																		
Inning Stats	R: 2 E: 0 K: 1 S: 8	H: 3 LOB: 3 BB: 2 P: 16	R: 0 E: 0 K: 0 S: 3	H: 0 LOB: 0 BB: 0 P: 3	R: 0 E: 0 K: 0 S: 3	H: 0 LOB: 0 BB: 0 P: 3	R: 1 E: 0 K: 1 S: 6	H: 1 LOB: 0 BB: 0 P: 6	R: 3 E: 0 K: 0 S: 7	H: 4 LOB: 1 BB: 0 P: 7	R: 0 E: 0 K: 1 S: 4	H: 0 LOB: 0 BB: 1 P: 8	R: 0 E: 0 K: 1 S: 5	H: 0 LOB: 0 BB: 0 P: 5	R: 0 E: 0 K: 1 S: 7	H: 2 LOB: 3 BB: 1 P: 11	R: 0 E: 0 K: 1 S: 5	H: 0 LOB: 0 BB: 0 P: 5	1B: 5 2B: 3 3B: 0 HR: 2	SF: 0 SAC: 0 DP: 1 HBP: 0	WP: 0 PB: 0 SB: 2 CS: 0	PA: 37											
PITCHER	IP WLS BF H R ER SO BB IBB HBP BLK WP HR S P ERA WHIP																																
Don Gullett, L ERA: 54.0 (1, 1)	0.1	5	3	3	3	2	1	0	0	0	0	0	1	20	24	6.23	0.923																
Rawly Eastwick, R ERA: 2.49 (1, 1)	4.1	17	3	3	3	2	1	0	0	0	0	0	1	20	24	6.23	0.923																
Sparky Lyle, L ERA: 4.07 (5, 1)	1.1	6	2	1	1	1	1	0	0	0	0	0	0	7	11	6.75	2.250																
Ken Clay, R ERA: 2.81 (7, 1)	1.2	8	2	0	0	2	1	0	0	0	0	0	0	11	15	0.00	1.800																
Rich Gossage, R ERA: 1.73 (8, 1)	0.1	1	0	0	0	0	0	0	0	0	0	0	0	1	1	0.00	0.000																

Batter	1	2	3	4	5	6	7	8	9	AB	R	H	RBI	BB	SO	LOB	TOP				
Willie Randolph, R (1, 4) OBP: 0.362, SLG: 0.311										4	0	1	0	1	1	2	New York Yankees @ Seattle Mariners The Kingdome, Seattle, WA Mon Jun 05 1978, 10:05 PM EDT Att: 15,189 - Dome - 72 F				
Graig Nettles, L (1, 5) OBP: 0.350, SLG: 0.432										3	0	0	0	1	0	2					
Fred Stanley, R (7, PR) OBP: 0.600, SLG: 0.500										0	0	0	0	0	0	0					
Jim Spencer, L (9, PH) OBP: 0.320, SLG: 0.537										1	0	0	0	0	1	2					
Thurman Munson, R (1, 10) OBP: 0.304, SLG: 0.369										4	1	2	2	1	0	2					
Reggie Jackson, L (1, 9) OBP: 0.310, SLG: 0.436										4	0	0	0	0	1	3					
Lou Piniella, R (1, 7) OBP: 0.380, SLG: 0.410										4	0	1	0	0	1	1					
Roy White, S (8, 7) OBP: 0.322, SLG: 0.221										0	0	0	0	0	0	0					
Chris Chambliss, L (1, 3) OBP: 0.363, SLG: 0.437										4	0	1	0	0	1	2					
Cliff Johnson, R (1, 2) OBP: 0.311, SLG: 0.330										3	0	0	0	1	1	1					
Paul Blair, R (1, 8) OBP: 0.283, SLG: 0.315										3	1	1	1	0	0	2					
Mickey Rivers, L (9, PH) OBP: 0.297, SLG: 0.383										1	1	1	0	0	0	0					
Bucky Dent, R (1, 6) OBP: 0.267, SLG: 0.280										4	0	2	0	0	1	1					
Inning Stats	R: 0 E: 0 K: 0 S: 2	H: 0 LOB: 1 BB: 2 P: 10	R: 0 E: 0 K: 2 S: 7	H: 0 LOB: 0 BB: 0 P: 7	R: 0 E: 0 K: 0 S: 4	H: 1 LOB: 1 BB: 0 P: 4	R: 1 E: 0 K: 1 S: 6	H: 1 LOB: 2 BB: 1 P: 11	R: 0 E: 0 K: 0 S: 5	H: 1 LOB: 0 BB: 0 P: 4	R: 1 E: 0 K: 0 S: 5	H: 2 LOB: 2 BB: 1 P: 9	R: 0 E: 0 K: 1 S: 6	H: 1 LOB: 1 BB: 0 P: 6	R: 1 E: 0 K: 2 S: 10	H: 3 LOB: 2 BB: 0 P: 10	1B: 5 2B: 2 3B: 0 HR: 2	SF: 0 SAC: 0 DP: 0 HBP: 1	WP: 0 PB: 0 CS: 1	PA: 40	
PITCHER	IP	WLS	BF	H	R	ER	SO	BB	IBB	HBP	BLK	WP	HR	S	P	ERA	WHIP				
Tom House, L (1, 1) ERA: 3.36	6.2	W	29	5	2	2	4	4	0	1	0	0	2	32	49	2.70	1.350				
Enrique Romo, R (7, 1) ERA: 3.45	2.1		11	4	1	1	3	0	0	0	0	0	0	17	17	3.86	1.714				


AB	35
R	3
H	9
RBI	3
BB	4
SO	7
LOB	18




Batter	1	2	3	4	5	6	7	8	9	AB	R	H	RBI	BB	SO	LOB	BOTTOM				
Julio Cruz, S (1, 4) OBP: 0.370, SLG: 0.307										3	2	2	0	2	0	2	New York Yankees @ Seattle Mariners The Kingdome, Seattle, WA Mon Jun 05 1978, 10:05 PM EDT Att: 15,189 - Dome - 72 F				
Craig Reynolds, L (1, 6) OBP: 0.372, SLG: 0.409										3	0	1	1	1	1	1					
Ruppert Jones, L (1, 8) OBP: 0.341, SLG: 0.352										5	1	2	2	0	0	3					
Leroy Stanton, R (1, 10) OBP: 0.312, SLG: 0.313										5	1	3	1	0	1	0					
Bruce Bochte, L (1, 7) OBP: 0.322, SLG: 0.367										5	0	2	0	0	0	1					
Bill Stein, R (1, 5) OBP: 0.320, SLG: 0.360										5	0	2	0	0	0	1					
John Hale, L (1, 9) OBP: 0.272, SLG: 0.220										4	2	2	0	1	1	4					
Bob Stinson, S (1, 2) OBP: 0.395, SLG: 0.421										3	0	1	0	1	0	2					
Juan Bernhardt, R (1, 3) OBP: 0.364, SLG: 0.500										4	1	2	2	0	0	3					
Inning Stats	R: 1 E: 0 K: 1 S: 6	H: 2 LOB: 1 BB: 1 P: 10	R: 3 E: 0 K: 0 S: 5	H: 3 LOB: 1 BB: 2 P: 13	R: 1 E: 1 K: 0 S: 6	H: 3 LOB: 2 BB: 0 P: 6	R: 1 E: 0 K: 0 S: 4	H: 1 LOB: 0 BB: 0 P: 4	R: 1 E: 0 K: 0 S: 5	H: 2 LOB: 2 BB: 1 P: 9	R: 0 E: 0 K: 0 S: 6	H: 3 LOB: 3 BB: 0 P: 6	R: 0 E: 0 K: 0 S: 4	H: 2 LOB: 2 BB: 1 P: 8	R: 0 E: 0 K: 2 S: 8	H: 1 LOB: 1 BB: 0 P: 8		1B: 11 2B: 4 3B: 0 HR: 2	SF: 0 SAC: 1 DP: 1 HBP: 0	WP: 0 PB: 0 CS: 0	PA: 44
PITCHER	IP	WLS	BF	H	R	ER	SO	BB	IBB	HBP	BLK	WP	HR	S	P	ERA	WHIP				
Ed Figueroa, R (1, 1) ERA: 3.36	4.0	L	22	8	6	6	1	3	0	0	0	0	2	21	33	13.50	3.000				
Jim Beattie, R (5, 1) ERA: 3.12	4.0		21	8	1	1	2	2	0	0	0	0	0	23	31	2.25	2.500				

AB	37
R	7
H	17
RBI	6
BB	5
SO	3
LOB	17



Batter	1	2	3	4	5	6	7	8	9	AB	R	H	RBI	BB	SO	LOB	TOP											
Mickey Rivers, L OBP: 0.301, SLG: 0.382 Paul Blair, R OBP: 0.283, SLG: 0.315	0-0 1B		FC6-4 1-2			4-0 2B BB	FC6-4 1-2			3	1	1	0	1	0	3	<p>New York Yankees @ Seattle Mariners The Kingdome, Seattle, WA Tue Jun 06 1978, 10:05 PM EDT Att: 12,638 - Dome</p> <p>AB 32 R 3 H 6 RBI 3 BB 4 SO 9 LOB 11</p> 											
Willie Randolph, R OBP: 0.360, SLG: 0.315	0-3 K		0-0 F8 1-2			0-0 1B 2B 1-H		0-0 F9		4	1	1	1	0	1	2												
Thurman Munson, R OBP: 0.298, SLG: 0.362	0-0 6-3			0-0 5-3		0-3 K		0-0 F9		4	0	0	0	0	1	2												
Reggie Jackson, L OBP: 0.314, SLG: 0.434	0-0 4-3			0-3 K		0-0 CS 1B 2-H		4-0 BB		3	0	1	1	1	1	1												
Chris Chambliss, L OBP: 0.356, SLG: 0.428		0-0 F7		0-0 P5		0-0 CS 1-2	0-0 F7 1-2	0-3 K		4	0	0	0	0	1	1												
Graig Nettles, L OBP: 0.343, SLG: 0.422		0-0 F7			0-3 K				0-3 K	4	0	0	0	0	2	0												
Jim Spencer, L OBP: 0.329, SLG: 0.571		0-3 K2-3			0-0 4-3			4-0 HR BB		3	1	1	1	1	1	0												
Roy White, S OBP: 0.319, SLG: 0.222			0-3 K		0-0 G3			0-3 K		4	0	1	0	0	2	1												
Bucky Dent, R OBP: 0.272, SLG: 0.281			4-0 BB FC6-4			0-0 P4	0-0 FC6-4 1-3		0-0 FC5-4 1-2	3	0	1	0	1	0	1												
Inning Stats	R: 0 E: 0 K: 1 S: 6	H: 1 LOB: 1 BB: 0 P: 6	R: 0 E: 0 K: 1 S: 5	H: 0 LOB: 0 BB: 0 P: 5	R: 0 E: 0 K: 1 S: 5	H: 0 LOB: 0 BB: 1 P: 9	R: 0 E: 0 K: 1 S: 5	H: 0 LOB: 0 BB: 0 P: 5	R: 2 E: 0 K: 1 S: 6	H: 2 LOB: 0 BB: 1 P: 10	R: 1 E: 0 K: 0 S: 6	H: 3 LOB: 2 BB: 0 P: 6	R: 0 E: 0 K: 1 S: 5	H: 0 LOB: 1 BB: 1 P: 9	R: 0 E: 0 K: 2 S: 7	H: 0 LOB: 1 BB: 1 P: 11		1B: 4 2B: 1 3B: 0 HR: 1	SF: 0 SAC: 0 DP: 0 HBP: 0	WP: 0 PB: 0 CS: 1	PA: 37							
PITCHER	IP	WLS	BF	H	R	ER	SO	BB	IBB	HBP	BLK	WP	HR	S	P	ERA	WHIP											
Byron McLaughlin, R ERA: 5.4	(1, 1)	6.2	27	6	3	3	6	2	0	0	0	0	1	37	45	4.05	1.200											
Shane Rawley, L ERA: 3.72	(7, 1)	2.1	W	9	0	0	0	3	2	0	0	0	0	0	13	21	0.00	0.857										

Batter	1	2	3	4	5	6	7	8	9	AB	R	H	RBI	BB	SO	LOB	BOTTOM										
Julio Cruz, S OBP: 0.377, SLG: 0.309	0-0 FC4-6 1B 1B		4-0 SH BB	0-0 G4-6-3 1-2					0-0 SH	2	2	1	0	2	0	1	<p>New York Yankees @ Seattle Mariners The Kingdome, Seattle, WA Tue Jun 06 1978, 10:05 PM EDT Att: 12,638 - Dome</p> <p>AB 28 R 4 H 9 RBI 2 BB 5 SO 2 LOB 20</p> 										
Craig Reynolds, L OBP: 0.372, SLG: 0.408	0-0 FC4-6 1B		0-0 SH 1B 1-H		0-3 K		0-0 8-3 1-2			3	1	1	0	0	1	1											
Ruppert Jones, L OBP: 0.343, SLG: 0.355	0-0 FC4-6 1B 1-2 2-3		0-0 FC8-4 1B 2-H		0-0 4-3		0-0 CS 1B			4	0	2	1	0	0	2											
Leroy Stanton, R OBP: 0.316, SLG: 0.314 Larry Milbourne, S OBP: 0.231, SLG: 0.308 (8, PR)	0-0 G4-6-3 1B 1-2 3-H		0-0 FC8-4 1B 1-2		0-3 K		0-0 CS 1-2	4-0 SH5-4 BB		3	0	1	1	1	1	1											
Bruce Bochte, L OBP: 0.322, SLG: 0.363	0-0 G4-6-3 1-2		0-0 FC4-6 1B 1-2			4-0 1B BB		0-0 SH5-4 1-2		2	0	0	0	1	0	3											
Bill Stein, R OBP: 0.318, SLG: 0.358		0-0 6-3	0-0 1B 1-2		0-0 F2			0-0 P5		4	0	1	0	0	0	3											
John Hale, L OBP: 0.280, SLG: 0.233		0-0 4-3 2B	0-0 F7		0-0 P5			4-0 BB		3	0	1	0	1	0	3											
Bob Stinson, S OBP: 0.391, SLG: 0.415		0-0 4-3 2-3		0-0 4-3		0-0 1B 1-3		0-0 F8		4	0	1	0	0	0	3											
Juan Bernhardt, R OBP: 0.370, SLG: 0.507 Jose Baez, R OBP: 0.250, SLG: 0.200 (8, PR)		0-0 P4		1-0 HBP G4-6-3		0-0 P3		0-0 SH 2B		3	0	1	0	0	0	3											
Inning Stats	R: 1 E: 0 K: 0 S: 5	H: 3 LOB: 1 BB: 0 P: 5	R: 0 E: 0 K: 0 S: 4	H: 1 LOB: 1 BB: 0 P: 4	R: 2 E: 1 K: 0 S: 6	H: 2 LOB: 2 BB: 1 P: 10	R: 0 E: 0 K: 0 S: 2	H: 0 LOB: 0 BB: 0 P: 3	R: 0 E: 0 K: 2 S: 7	H: 0 LOB: 0 BB: 0 P: 7	R: 0 E: 0 K: 0 S: 4	H: 1 LOB: 2 BB: 1 P: 8	R: 0 E: 0 K: 0 S: 2	H: 1 LOB: 0 BB: 1 P: 6	R: 0 E: 0 K: 0 S: 3	H: 0 LOB: 2 BB: 2 P: 11		R: 1 E: 1 K: 0 S: 2	H: 1 LOB: 2 BB: 0 P: 2	1B: 7 2B: 3 3B: 0 HR: 0	SF: 0 SAC: 3 DP: 3 HBP: 1	WP: 0 PB: 0 CS: 1	PA: 38				
PITCHER	IP	WLS	BF	H	R	ER	SO	BB	IBB	HBP	BLK	WP	HR	S	P	ERA	WHIP										
Dick Tidrow, R ERA: 3.92	(1, 1)	5.2	26	7	3	2	2	2	0	1	0	0	0	27	36	3.18	1.588										
Rich Gossage, R ERA: 1.64	(6, 1)	2.1	L	11	2	1	0	0	3	0	0	0	0	8	20	0.00	2.143										

Batter	1	2	3	4	5	6	7	8	9	AB	R	H	RBI	BB	SO	LOB	TOP					
Mickey Rivers, L OBP: 0.299, SLG: 0.378 (1, 8)										5	0	1	0	0	0	1						
Willie Randolph, R Fred Stanley, R OBP: 0.363, SLG: 0.315 OBP: 0.545, SLG: 0.429 (1, 4) (8, 4)										3	1	1	0	1	0	1						
Thurman Munson, R OBP: 0.296, SLG: 0.358 (1, 2)										5	1	1	1	0	0	2						
Reggie Jackson, L OBP: 0.327, SLG: 0.475 (1, 9)										4	2	3	3	1	0	0						
Chris Chambliss, L OBP: 0.353, SLG: 0.420 (1, 3)										4	1	0	0	1	1	3						
Graig Nettles, L OBP: 0.341, SLG: 0.424 (1, 5)										4	1	1	0	0	0	0						
Jim Spencer, L OBP: 0.325, SLG: 0.554 (1, 10)										4	1	1	2	0	0	0						
Roy White, S OBP: 0.327, SLG: 0.262 (1, 7)										3	1	1	1	1	0	1						
Bucky Dent, R OBP: 0.277, SLG: 0.300 (1, 6)										3	1	1	2	1	0	1						
Inning Stats	R: 0 E: 0 K: 0 S: 4	H: 1 LOB: 2 BB: 1 P: 8	R: 1 E: 0 K: 0 S: 4	H: 1 LOB: 0 BB: 0 P: 4	R: 0 E: 0 K: 0 S: 3	H: 0 LOB: 0 BB: 0 P: 3	R: 4 E: 0 K: 0 S: 6	H: 3 LOB: 0 BB: 1 P: 10	R: 0 E: 0 K: 1 S: 6	H: 2 LOB: 1 BB: 0 P: 6	R: 0 E: 0 K: 0 S: 3	H: 0 LOB: 1 BB: 1 P: 7	R: 3 E: 0 K: 0 S: 5	H: 2 LOB: 0 BB: 1 P: 9	R: 0 E: 0 K: 0 S: 3	H: 0 LOB: 0 BB: 1 P: 7	R: 1 E: 0 K: 0 S: 4	H: 1 LOB: 0 BB: 0 P: 4	1B: 5 2B: 1 3B: 0 HR: 4	SF: 0 SAC: 0 DP: 0 HBP: 0	WP: 0 PB: 0 CS: 0	PA: 41
PITCHER	IP WLS BF H R ER SO BB IBB HBP BLK WP HR S P ERA WHIP																					
Jim Colborn, R ERA: 6.43 (1, 1)	3.2 L 18 5 5 5 0 2 0 0 0 0 2 16 24 12.27 1.909																					
John Montague, R ERA: 6.23 (4, 1)	3.1 15 4 3 3 1 2 0 0 0 0 1 15 23 8.10 1.800																					
Jim Todd, R ERA: 4.42 (8, 1)	2.0 8 1 1 1 0 1 0 0 0 0 1 7 11 4.50 1.000																					

New York Yankees @ Seattle Mariners
The Kingdome, Seattle, WA
Wed Jun 07 1978, 10:05 PM EDT
Att: 12,544 - Dome

AB 36
R 9
H 10
RBI 9
BB 5
SO 1
LOB 9



Batter	1	2	3	4	5	6	7	8	9	AB	R	H	RBI	BB	SO	LOB	BOTTOM					
Julio Cruz, S OBP: 0.374, SLG: 0.308 (1, 4)										4	1	1	0	0	0	1						
Craig Reynolds, L OBP: 0.374, SLG: 0.410 (1, 6)										4	0	2	0	0	0	1						
Leon Roberts, R OBP: 0.377, SLG: 0.495 (1, 9)										4	0	1	1	0	3	3						
Leroy Stanton, R OBP: 0.315, SLG: 0.308 (1, 10)										3	0	0	0	1	2	4						
Ruppert Jones, L OBP: 0.338, SLG: 0.348 (1, 8)										4	0	0	0	0	1	3						
Bill Stein, R OBP: 0.312, SLG: 0.350 (1, 5)										4	0	0	0	0	3	1						
Juan Bernhardt, R OBP: 0.353, SLG: 0.481 (1, 3)										4	0	0	0	0	0	1						
Bruce Bochte, L OBP: 0.326, SLG: 0.364 (1, 7)										2	0	1	0	1	0	0						
Bill Plummer, R OBP: 0.281, SLG: 0.400 (1, 2)										3	0	1	0	0	1	2						
Inning Stats	R: 0 E: 0 K: 1 S: 5	H: 0 LOB: 0 BB: 0 P: 5	R: 0 E: 0 K: 2 S: 7	H: 0 LOB: 1 BB: 1 P: 11	R: 0 E: 0 K: 1 S: 4	H: 0 LOB: 0 BB: 1 P: 8	R: 0 E: 0 K: 2 S: 8	H: 1 LOB: 1 BB: 0 P: 8	R: 0 E: 0 K: 0 S: 4	H: 1 LOB: 1 BB: 0 P: 4	R: 1 E: 0 K: 0 S: 5	H: 2 LOB: 1 BB: 0 P: 5	R: 0 E: 0 K: 1 S: 5	H: 0 LOB: 0 BB: 0 P: 5	R: 0 E: 0 K: 2 S: 9	H: 2 LOB: 2 BB: 0 P: 9	R: 0 E: 0 K: 1 S: 5	H: 0 LOB: 0 BB: 0 P: 5	1B: 4 2B: 2 3B: 0 HR: 0	SF: 0 SAC: 0 DP: 0 HBP: 0	WP: 0 PB: 0 CS: 1	PA: 34
PITCHER	IP WLS BF H R ER SO BB IBB HBP BLK WP HR S P ERA WHIP																					
Ron Guidry, L ERA: 1.72 (1, 1)	9.0 W 34 6 1 1 10 2 0 0 0 0 0 52 60 1.00 0.889																					

New York Yankees @ Seattle Mariners
The Kingdome, Seattle, WA
Wed Jun 07 1978, 10:05 PM EDT
Att: 12,544 - Dome

AB 32
R 1
H 6
RBI 1
BB 2
SO 10
LOB 16




Batter	1	2	3	4	5	6	7	8	9	AB	R	H	RBI	BB	SO	LOB	TOP			
Mickey Rivers, L (1, 8) OBP: 0.292, SLG: 0.368	F9			F7		F8	FC4-6		G3	5	0	0	0	0	0	4	New York Yankees @ California Angels Anaheim Stadium, Anaheim, CA Fri Jun 09 1978, 10:05 PM EDT Att: 29,415 - Unknown			
Willie Randolph, R (1, 4) OBP: 0.365, SLG: 0.315	K			F9		5-3 BB			CS 1B	3	0	1	0	1	1	0				
Thurman Munson, R (1, 2) OBP: 0.295, SLG: 0.370	4-3			HR		5-3			F3	4	1	1	1	0	0	2				
Reggie Jackson, L (1, 9)		K		E3		K			K	4	0	0	0	0	3	2				
Lou Piniella, R (1, 7) OBP: 0.370, SLG: 0.399	F8			F7					F7	4	0	0	0	0	0	1				
Chris Chambliss, L (1, 3) OBP: 0.356, SLG: 0.426	F6									4	1	2	0	0	0	0				
Graig Nettles, L (1, 5) OBP: 0.335, SLG: 0.415			F5		G3		F9		F7	4	0	0	0	0	0	2				
Cliff Johnson, R (1, 10) OBP: 0.327, SLG: 0.344			K						1B	2	1	1	0	2	1	0				
Bucky Dent, R (1, 6) OBP: 0.282, SLG: 0.301	6-3				F8				1B	3	0	1	2	1	0	1				
Inning Stats	R: 0 E: 0 K: 1 S: 5	H: 0 LOB: 0 BB: 0 P: 5	R: 0 E: 0 K: 1 S: 5	H: 0 LOB: 0 BB: 0 P: 5	R: 0 E: 0 K: 1 S: 5	H: 0 LOB: 0 BB: 0 P: 5	R: 1 E: 2 K: 0 S: 5	H: 1 LOB: 1 BB: 0 P: 5	R: 0 E: 0 K: 0 S: 3	H: 0 LOB: 1 BB: 1 P: 7	R: 0 E: 0 K: 1 S: 5	H: 2 LOB: 3 BB: 1 P: 9	R: 0 E: 0 K: 1 S: 5	H: 1 LOB: 0 BB: 0 P: 5	R: 2 E: 0 K: 0 S: 5	H: 2 LOB: 1 BB: 1 P: 9	1B: 3 2B: 2 3B: 0 HR: 1	SF: 0 SAC: 0 DP: 0 HBP: 0	WP: 0 PB: 0 SB: 0 CS: 1	PA: 37
PITCHER Frank Tanana, L (1, 1) ERA: 2.56	IP: 9.0 WLS: L BF: 37 H: 6 R: 3 ER: 3 SO: 5 BB: 2 IBB: 2 HBP: 0 BLK: 1 WP: 0 HR: 1 S: 43 P: 59 ERA: 3.00 WHIP: 0.889																			

Batter	1	2	3	4	5	6	7	8	9	AB	R	H	RBI	BB	SO	LOB	BOTTOM			
Ken Landreaux, L (1, 9) OBP: 0.253, SLG: 0.337	5-3		K		FC4-6				G3	4	0	0	1	0	1	2	New York Yankees @ California Angels Anaheim Stadium, Anaheim, CA Fri Jun 09 1978, 10:05 PM EDT Att: 29,415 - Unknown			
Bobby Grich, R (1, 4) OBP: 0.343, SLG: 0.308	5-3			F8 1B	CS	5-3 SH1-3			K	4	0	2	0	0	1	0				
Lyman Bostock, L (1, 8) OBP: 0.318, SLG: 0.356	F8			1B		SH1-3			CS 1B	3	0	2	0	0	0	0				
Joe Rudi, R (1, 7) OBP: 0.244, SLG: 0.274		F8		F8		5-3			CS	4	0	0	0	0	0	3				
Don Baylor, R (1, 10) OBP: 0.333, SLG: 0.500		F6		F2		F4			K	4	0	0	0	0	1	3				
Ron Jackson, R (1, 3) OBP: 0.413, SLG: 0.527		L3		4-3					F9	4	0	0	0	0	0	2				
Carney Lansford, R (1, 5) OBP: 0.344, SLG: 0.452			F3		K				6-3	3	0	0	0	0	1	0				
Dave Chalk, R (1, 6) OBP: 0.377, SLG: 0.319					1B	FC4-6			BB	2	1	2	0	1	0	0				
Brian Downing, R (1, 2) OBP: 0.394, SLG: 0.342			5-3			FC4-6			F8	3	0	1	0	0	0	2				
Inning Stats	R: 0 E: 0 K: 0 S: 3	H: 0 LOB: 0 BB: 0 P: 3	R: 0 E: 0 K: 0 S: 3	H: 0 LOB: 0 BB: 0 P: 3	R: 0 E: 0 K: 1 S: 6	H: 1 LOB: 0 BB: 0 P: 6	R: 0 E: 0 K: 0 S: 5	H: 2 LOB: 0 BB: 0 P: 5	R: 1 E: 0 K: 1 S: 6	H: 2 LOB: 0 BB: 0 P: 6	R: 0 E: 0 K: 0 S: 4	H: 1 LOB: 1 BB: 0 P: 4	R: 0 E: 0 K: 0 S: 3	H: 0 LOB: 1 BB: 1 P: 7	R: 0 E: 0 K: 1 S: 5	H: 1 LOB: 0 BB: 0 P: 5	1B: 6 2B: 1 3B: 0 HR: 0	SF: 0 SAC: 1 DP: 0 HBP: 0	WP: 0 PB: 0 SB: 0 CS: 2	PA: 35
PITCHER Ed Figueroa, R (1, 1) ERA: 3.17 Rich Gossage, R (9, 1) ERA: 1.6	IP: 8.0 WLS: W BF: 30 H: 7 R: 1 ER: 1 SO: 3 BB: 1 IBB: 0 HBP: 0 BLK: 0 WP: 0 HR: 0 S: 35 P: 39 ERA: 1.12 WHIP: 1.000																			

Batter	1	2	3	4	5	6	7	8	9	10	11	12	AB	R	H	RBI	BB	SO	LOB	TOP							
Mickey Rivers, L Paul Blair, R OBP: 0.294, SLG: 0.371 OBP: 0.279, SLG: 0.309	G1-6-3 S 1B	SF7 3-H 0-3		K 0-3			4-3 S 1B	1-3			K 0-3			4	0	2	1	0	1	3	1	0	0	0	1	0	
Willie Randolph, R OBP: 0.364, SLG: 0.309	G1-6-3 BB	K 1-2 2-3			F9 4-0		K 1-2		F9 4-0			E S BB		4	0	0	0	2	2	3							
Thurman Munson, R Mike Heath, R Cliff Johnson, R OBP: 0.297, SLG: 0.372 OBP: 0.324, SLG: 0.340	G1-6-3 1-2 2-3			1B 1B	4-1		4-3		K 4-0			F8 0-0		2	0	1	0	0	0	2	3	0	0	0	0	1	1
Reggie Jackson, L OBP: 0.320, SLG: 0.455	K 0-3			K 0-3		CS BB	G3 4-0		CS BB			K 0-3		4	0	0	0	2	3	4							
Chris Chambliss, L OBP: 0.364, SLG: 0.427		4-3 1B 1B		1-2 1B		CS 1-2	2B BB		CS 1-2		F7 0-0		P6 1-3		4	2	2	0	2	0	1						
Graig Nettles, L OBP: 0.332, SLG: 0.409		1B SF7 4-3 1B		K 1-2			F8 1-3		P6 4-0		1-3			5	1	1	0	0	1	4							
Jim Spencer, L OBP: 0.330, SLG: 0.570		4-3 1-2 2-3		4-3			2B 1-H				K 0-3			5	0	2	1	0	1	4							
Roy White, S OBP: 0.330, SLG: 0.253	S 1B BB			F5 0-0			K 0-3					F8 0-0		3	0	0	0	2	1	1							
Bucky Dent, R Fred Stanley, R OBP: 0.291, SLG: 0.299 OBP: 0.500, SLG: 0.375		6-3 1-2 2-3 3-H		6-3			6-3		P5 0-0			K 0-3		4	0	1	1	0	0	4							
Inning Stats	R: 0 E: 0 K: 1 S: 5	H: 1 LOB: 1 BB: 1 P: 9	R: 2 E: 0 K: 1 S: 8	H: 3 LOB: 2 BB: 1 P: 12	R: 0 E: 0 K: 2 S: 9	H: 2 LOB: 2 BB: 0 P: 9	R: 0 E: 0 K: 1 S: 5	H: 0 LOB: 0 BB: 0 P: 6	R: 0 E: 0 K: 2 S: 6	H: 1 LOB: 1 BB: 1 P: 10	R: 0 E: 0 K: 1 S: 6	H: 1 LOB: 3 BB: 2 P: 12	R: 0 E: 0 K: 1 S: 5	H: 0 LOB: 0 BB: 0 P: 8	R: 0 E: 0 K: 2 S: 7	H: 0 LOB: 0 BB: 0 P: 7	R: 0 E: 0 K: 1 S: 5	H: 0 LOB: 1 BB: 1 P: 9	1B: 7 2B: 2 3B: 0 HR: 0	SF: 1 SAC: 0 DP: 1 HBP: 0	WP: 0 PB: 0 SB: 0 CS: 2	PA: 52					
PITCHER	IP WLS BF H R ER SO BB IBB HBP BLK WP HR S P ERA WHIP	PITCHER												IP WLS BF H R ER SO BB IBB HBP BLK WP HR S P ERA WHIP													
Nolan Ryan, R ERA: 4.04	(1, 1)	9.0	40	9	3	3	8	6	1	0	0	0	0	0	0	17	21	0.00	0.333								
Dave LaRoche, L ERA: 2.88	(10, 1)	3.0	W	10	0	0	0	4	1	0	0	0	0	0	0	0	0	0.00	0.333								

New York Yankees @ California Angels
Anaheim Stadium, Anaheim, CA
Sat Jun 10 1978, 10:05 PM EDT
Alt. 37,848 - Unknown


AB 41
R 3
H 9
RBI 3
BB 8
SO 12
LOB 28



Batter	1	2	3	4	5	6	7	8	9	10	11	12	AB	R	H	RBI	BB	SO	LOB	BOTTOM						
Bobby Grich, R OBP: 0.349, SLG: 0.308	FC5-4 BB	FC5-4 1-2					SH FC4-6 1-2				5-3			3	0	1	0	2	0	2						
Carney Lansford, R Rance Mullins, L OBP: 0.340, SLG: 0.439 OBP: 0.243, SLG: 0.260	FC5-4 CS 1B 1-2			6-3		P4	K		1B HBP		K		4	1	0	0	0	1	4	1	0	0	0	0	1	0
Lyman Bostock, L Joe Rudi, R OBP: 0.323, SLG: 0.357 OBP: 0.242, SLG: 0.271	F8			1B			FC4-6 1-2 2-3				FC5-2 HBP		5	1	2	0	1	1	4							
Don Baylor, R OBP: 0.329, SLG: 0.488	K			F9		F9	2-3		FC5-2		SH3-4 BB		5	0	1	1	0	0	5							
Ron Jackson, R OBP: 0.403, SLG: 0.511		K		K		5-3 BB			F9		K		6	0	1	1	0	3	1							
Merv Rettenmund, R OBP: 0.406, SLG: 0.439		BB 1B		5-3		FC6-4 1B		1B 2B			F8		5	1	3	1	0	0	0							
Dave Chalk, R OBP: 0.377, SLG: 0.317		FC5-4 BB		F8		FC6-4 1-2		S 1B			F9		4	0	1	1	1	0	1							
Brian Downing, R Terry Humphrey, R OBP: 0.392, SLG: 0.333 OBP: 0.253, SLG: 0.296		F9		K			FC4-6 SH HBP		P4		6-3		2	0	0	0	0	1	2							
Inning Stats	R: 1 E: 0 K: 1 S: 6	H: 1 LOB: 1 BB: 1 P: 10	R: 0 E: 0 K: 1 S: 6	H: 1 LOB: 2 BB: 1 P: 10	R: 0 E: 0 K: 0 S: 4	H: 1 LOB: 1 BB: 0 P: 4	R: 0 E: 0 K: 1 S: 5	H: 0 LOB: 0 BB: 0 P: 6	R: 0 E: 0 K: 0 S: 7	H: 0 LOB: 1 BB: 1 P: 11	R: 1 E: 0 K: 0 S: 4	H: 1 LOB: 1 BB: 1 P: 8	R: 0 E: 1 K: 1 S: 6	H: 0 LOB: 2 BB: 0 P: 7	R: 0 E: 0 K: 0 S: 4	H: 2 LOB: 1 BB: 0 P: 5	R: 0 E: 0 K: 1 S: 5	H: 0 LOB: 0 BB: 0 P: 5	R: 0 E: 0 K: 1 S: 5	H: 0 LOB: 0 BB: 0 P: 5	R: 0 E: 0 K: 0 S: 3	H: 1 LOB: 1 BB: 1 P: 7	1B: 8 2B: 1 3B: 0 HR: 0	SF: 0 SAC: 2 DP: 0 HBP: 2	WP: 0 PB: 0 SB: 1 CS: 1	PA: 51
PITCHER	IP WLS BF H R ER SO BB IBB HBP BLK WP HR S P ERA WHIP	PITCHER												IP WLS BF H R ER SO BB IBB HBP BLK WP HR S P ERA WHIP												
Don Gullett, L ERA: 3.38	(1, 1)	5.0	21	3	1	0	5	3	0	0	0	0	0	0	0	28	40	0.00	1.200							
Rawly Eastwick, R ERA: 2.74	(6, 1)	1.1	8	1	1	1	1	1	0	1	0	0	0	0	8	13	6.75	1.500								
Sparky Lytle, L ERA: 4.29	(7, 1)	2.0	10	4	1	1	0	0	0	1	0	0	0	0	9	10	4.50	2.000								
Rich Gossage, R ERA: 1.68	(9, 1)	3.1	L	12	1	1	1	2	1	0	0	0	0	0	15	19	2.70	0.600								


New York Yankees @ California Angels
Anaheim Stadium, Anaheim, CA
Sat Jun 10 1978, 10:05 PM EDT
Alt. 37,848 - Unknown


AB 42
R 4
H 9
RBI 4
BB 5
SO 8
LOB 25



Batter	1	2	3	4	5	6	7	8	9	AB	R	H	RBI	BB	SO	LOB	TOP			
Mickey Rivers, L OBP: 0.301, SLG: 0.373										4	0	2	0	1	0	3	New York Yankees @ California Angels Anaheim Stadium, Anaheim, CA Sun Jun 11 1978, 6:33 AM EDT Att: 31,646 - Unknown			
Willie Randolph, R OBP: 0.365, SLG: 0.305										3	0	0	1	2	0	4				
Thurman Munson, R OBP: 0.299, SLG: 0.377										5	0	2	1	0	0	5				
Reggie Jackson, L OBP: 0.318, SLG: 0.445										4	0	0	0	1	2	5				
Chris Chambliss, L OBP: 0.356, SLG: 0.417										5	0	0	0	0	0	5				
Graig Nettles, L OBP: 0.338, SLG: 0.431										4	2	2	1	1	1	2				
Jim Spencer, L OBP: 0.326, SLG: 0.578										4	1	1	1	0	1	4				
Roy White, S OBP: 0.346, SLG: 0.311									3	2	2	2	1	0	0					
Fred Stanley, R OBP: 0.563, SLG: 0.400									2	1	1	0	2	1	1					
Inning Stats	R: 0 E: 0 K: 1 S: 6	H: 1 LOB: 2 BB: 1 P: 10	R: 3 E: 0 K: 2 S: 10	H: 3 LOB: 2 BB: 2 P: 18	R: 1 E: 0 K: 1 S: 6	H: 1 LOB: 0 BB: 0 P: 6	R: 0 E: 0 K: 0 S: 2	H: 0 LOB: 0 BB: 1 P: 6	R: 0 E: 0 K: 0 S: 4	H: 1 LOB: 2 BB: 1 P: 8	R: 0 E: 0 K: 0 S: 4	H: 1 LOB: 2 BB: 1 P: 8	R: 2 E: 0 K: 0 S: 4	H: 2 LOB: 0 BB: 1 P: 8	R: 0 E: 0 K: 1 S: 5	H: 0 LOB: 0 BB: 0 P: 5	1B: 4 2B: 4 3B: 1 HR: 2	SF: 0 SAC: 0 DP: 2 HBP: 0	WP: 0 PB: 0 SB: 1 CS: 1	PA: 42
PITCHER	IP WLS BF H R ER SO BB IBB HBP BLK WP HR S P ERA WHIP																			
Don Aase, R ERA: 4.94	(1, 1) 3.0 17 5 4 4 4 3 0 0 0 0 1 22 34 12.00 2.667																			
Dyar Miller, R ERA: 2.5	(4, 1) 4.0 W 19 4 2 2 0 5 0 0 0 0 1 14 34 4.50 2.250																			
Paul Hartzell, R ERA: 3.59	(8, 1) 2.0 6 1 0 0 1 0 0 0 0 0 0 8 8 0.00 0.500																			

Batter	1	2	3	4	5	6	7	8	9	AB	R	H	RBI	BB	SO	LOB	BOTTOM			
Ken Landreaux, L OBP: 0.270, SLG: 0.361										5	1	3	1	0	0	2	New York Yankees @ California Angels Anaheim Stadium, Anaheim, CA Sun Jun 11 1978, 6:33 AM EDT Att: 31,646 - Unknown			
Bobby Grich, R OBP: 0.350, SLG: 0.311										5	0	2	1	0	1	4				
Lyman Bostock, L OBP: 0.325, SLG: 0.358										5	0	2	2	0	0	4				
Joe Rudi, R OBP: 0.233, SLG: 0.260										5	1	0	0	0	1	4				
Ron Fairly, L OBP: 0.321, SLG: 0.430										4	1	1	0	1	0	1				
Ron Jackson, R OBP: 0.403, SLG: 0.521										5	2	2	1	0	0	2				
Tony Solaita, L OBP: 0.355, SLG: 0.340										4	2	3	1	1	0	0				
Dave Chalk, R OBP: 0.382, SLG: 0.324										3	1	2	1	0	0	1				
Brian Downing, R OBP: 0.396, SLG: 0.333										3	1	1	2	1	0	3				
Inning Stats	R: 1 E: 0 K: 0 S: 6	H: 3 LOB: 2 BB: 0 P: 6	R: 2 E: 0 K: 0 S: 6	H: 3 LOB: 1 BB: 1 P: 10	R: 0 E: 0 K: 0 S: 5	H: 2 LOB: 2 BB: 0 P: 5	R: 0 E: 0 K: 0 S: 3	H: 1 LOB: 0 BB: 0 P: 3	R: 4 E: 1 K: 1 S: 10	H: 4 LOB: 2 BB: 1 P: 14	R: 2 E: 0 K: 1 S: 7	H: 2 LOB: 1 BB: 1 P: 11	R: 0 E: 0 K: 0 S: 4	H: 1 LOB: 0 BB: 0 P: 4	R: 0 E: 0 K: 0 S: 3	H: 0 LOB: 0 BB: 0 P: 3	1B: 12 2B: 4 3B: 0 HR: 0	SF: 0 SAC: 1 DP: 1 HBP: 0	WP: 0 PB: 0 SB: 0 CS: 0	PA: 43
PITCHER	IP WLS BF H R ER SO BB IBB HBP BLK WP HR S P ERA WHIP																			
Dick Tidrow, R ERA: 4.21	(1, 1) 1.2 11 3 3 3 0 1 0 0 0 0 0 10 14 16.20 3.600																			
Ken Clay, R ERA: 3.49	(2, 1) 2.2 L 16 7 4 3 0 0 1 0 0 0 0 0 15 19 10.12 2.625																			
Rawly Eastwick, R ERA: 3.28	(5, 1) 1.2 9 3 2 2 2 1 0 0 0 0 0 12 16 10.80 2.400																			
Jim Beattie, R ERA: 2.98	(7, 1) 2.0 7 1 0 0 0 0 0 0 0 0 0 7 7 0.00 0.500																			

Batter	1	2	3	4	5	6	7	8	9	AB	R	H	RBI	BB	SO	LOB	TOP				
Miguel Dilone, S (1, 7) Dave Revere, L (8, PH) OBP: 0.320, SLG: 0.325 OBP: 0.306, SLG: 0.399	K		K			1-3		F2		3	0	0	0	0	2	1	<p>Oakland Athletics @ New York Yankees Yankee Stadium, Bronx, NY Mon Jun 12 1978, 7:05 PM EDT Att: 28,457 - Unknown - 72 F</p> <p>livebaseballscores.com</p> <p>AB 30 R 0 H 3 RBI 0 BB 2 SO 11 LOB 11</p> 				
Steve Stagos, R (1, 4) Mitchell Page, L (8, PH) Rob Picciolo, R (8, 4) OBP: 0.398, SLG: 0.333 OBP: 0.351, SLG: 0.421 OBP: 0.400, SLG: 0.400	K		K			F8		1-3		3	0	0	0	0	2	1					
Mario Guerrero, R (1, 6) OBP: 0.292, SLG: 0.373	K				F7			4-3 1B		4	0	1	0	0	1	0					
Tony Armas, R (1, 8) OBP: 0.267, SLG: 0.253		6-3			5-3			F8		4	0	0	0	0	1	1					
Taylor Duncan, R (1, 5) OBP: 0.156, SLG: 0.313		1-3			F7			4-3		4	0	0	0	0	0	1					
Gary Thomasson, L (1, 9) OBP: 0.273, SLG: 0.347						K		4-3		3	0	1	0	0	1	1					
Jeff Newman, R (1, 3) OBP: 0.303, SLG: 0.419						K				3	0	0	0	0	2	1					
Gary Alexander, R (1, 10) Mike Edwards, R (8, PR) OBP: 0.306, SLG: 0.438 OBP: 0.273, SLG: 0.266				FC6-4 BB		K				1	0	0	0	2	1	0					
Jim Essian, R (1, 2) Larry Murray, S (8, PR) OBP: 0.333, SLG: 0.301 OBP: 0.273, SLG: 0.266				FC6-4 S		K				3	0	1	0	0	1	1					
										0	0	0	0	0	0	0					
Inning Stats	R: 0 E: 0 K: 3 S: 9	H: 0 LOB: 0 BB: 0 P: 9	R: 0 E: 0 K: 0 S: 4	H: 1 LOB: 1 BB: 0 P: 4	R: 0 E: 0 K: 2 S: 7	H: 0 LOB: 1 BB: 1 P: 11	R: 0 E: 0 K: 0 S: 3	H: 0 LOB: 0 BB: 0 P: 3	R: 0 E: 0 K: 3 S: 9	H: 0 LOB: 0 BB: 0 P: 9	R: 0 E: 0 K: 0 S: 4	H: 1 LOB: 1 BB: 0 P: 4	R: 0 E: 0 K: 1 S: 6	H: 1 LOB: 2 BB: 1 P: 10	R: 0 E: 0 K: 1 S: 5	H: 0 LOB: 0 BB: 0 P: 5		1B: 3 2B: 0 3B: 0 HR: 0	SF: 0 SAC: 0 DP: 0 HBP: 0	WP: 0 PB: 0 SB: 1 CS: 0	PA: 32
PITCHER Ron Guidry, L (1, 1) ERA: 1.57	IP: 9.0 WLS: W BF: 32 H: 3 R: 0 ER: 0 SO: 11 BB: 2 IBB: 0 HBP: 0 BLK: 0 WP: 0 HR: 0 S: 52 P: 60 ERA: 0.00 WHIP: 0.556																				

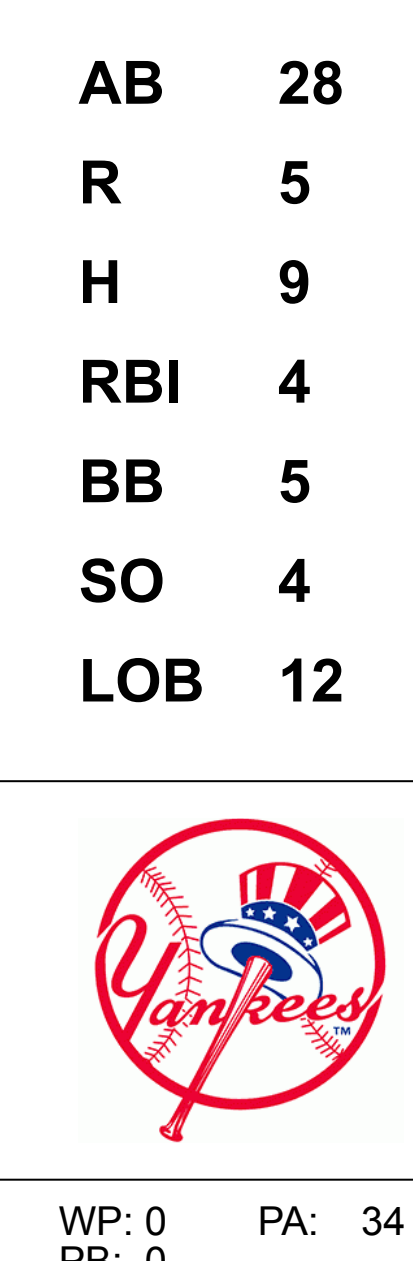
Batter	1	2	3	4	5	6	7	8	9	AB	R	H	RBI	BB	SO	LOB	BOTTOM				
Mickey Rivers, L (1, 8) OBP: 0.296, SLG: 0.366	1-3		P4		FC4			FC1-6		4	0	0	0	0	0	2	<p>Oakland Athletics @ New York Yankees Yankee Stadium, Bronx, NY Mon Jun 12 1978, 7:05 PM EDT Att: 28,457 - Unknown - 72 F</p> <p>livebaseballscores.com</p> <p>AB 28 R 2 H 5 RBI 2 BB 2 SO 6 LOB 9</p> 				
Thurman Munson, R (1, 2) OBP: 0.298, SLG: 0.374	F8		5-3				1B	F8		4	0	1	0	0	0	1					
Graig Nettles, L (1, 5) OBP: 0.341, SLG: 0.445							F7	F7		3	1	1	1	1	0	2					
Chris Chambliss, L (1, 10) OBP: 0.351, SLG: 0.412	G3						K	F8		3	0	0	0	0	1	2					
Jim Spencer, L (1, 3) OBP: 0.316, SLG: 0.558							K	G3		3	0	0	0	0	1	1					
Reggie Jackson, L (1, 9) OBP: 0.313, SLG: 0.438								1-3		3	0	0	0	0	1	0					
Roy White, S (1, 7) OBP: 0.346, SLG: 0.312								K		3	0	1	0	0	1	0					
Willie Randolph, R (1, 4) OBP: 0.364, SLG: 0.319										3	1	1	1	0	1	1					
Fred Stanley, R (1, 6) OBP: 0.579, SLG: 0.417										2	0	1	0	1	1	0					
										0	0	0	0	0	0	0					
Inning Stats	R: 0 E: 0 K: 0 S: 3	H: 0 LOB: 1 BB: 1 P: 7	R: 0 E: 0 K: 1 S: 5	H: 0 LOB: 0 BB: 0 P: 5	R: 1 E: 0 K: 1 S: 6	H: 1 LOB: 0 BB: 0 P: 6	R: 1 E: 0 K: 2 S: 8	H: 1 LOB: 0 BB: 0 P: 8	R: 0 E: 0 K: 0 S: 4	H: 1 LOB: 1 BB: 0 P: 4	R: 0 E: 0 K: 2 S: 7	H: 1 LOB: 0 BB: 0 P: 7	R: 0 E: 0 K: 0 S: 4	H: 1 LOB: 1 BB: 0 P: 4	R: 0 E: 0 K: 0 S: 4	H: 1 LOB: 1 BB: 0 P: 4		1B: 3 2B: 0 3B: 0 HR: 2	SF: 0 SAC: 0 DP: 0 HBP: 0	WP: 0 PB: 0 SB: 0 CS: 0	PA: 30
PITCHER Matt Keough, R (1, 1) ERA: 2.0 Dave Heaverlo, R (3, 1) ERA: 3.45 Bob Lacey, L (5, 1) ERA: 1.99	IP: 2.0 WLS: L BF: 11 H: 2 R: 2 ER: 2 SO: 3 BB: 1 IBB: 0 HBP: 0 BLK: 0 WP: 0 HR: 2 S: 16 P: 20 ERA: 6.75 WHIP: 1.125																				

Batter	1	2	3	4	5	6	7	8	9	AB	R	H	RBI	BB	SO	LOB	TOP								
Miguel Dilone, S (1, 7) OBP: 0.328, SLG: 0.328 Taylor Duncan, R (7, PH) OBP: 0.152, SLG: 0.303 Dwayne Murphy, L (7, 7) OBP: 0.244, SLG: 0.121	4-0 F7 S 1B BB		0-0 4-3		0-0 E6 WP 1B		0-0 P4			2	1	1	1	1	0	0	<p>Oakland Athletics @ New York Yankees</p> <p>Yankee Stadium, Bronx, NY</p> <p>Tue Jun 13 1978, 7:05 PM EDT</p> <p>Att: 30,779 - Unknown - 59 F</p>								
Gary Thomasson, L (1, 9) OBP: 0.278, SLG: 0.347	0-0 F7		0-0 F7		0-0 S BB		0-0 1B			3	0	1	1	1	0	1									
Mario Guerrero, R (1, 6) OBP: 0.291, SLG: 0.371	0-0 P6			0-0 1B	0-0 5-3		0-0 F9			4	0	1	0	0	0	4									
Mitchell Page, L (1, 10) OBP: 0.354, SLG: 0.419	0-0 2B 1B			0-3 K		0-3 K		4-0 CS BB		3	0	1	1	1	2	1									
Dave Revering, L (1, 3) OBP: 0.305, SLG: 0.401	0-0 1B 2B			0-3 K		0-0 P3		0-0 F9		4	0	1	0	0	1	2									
Tony Armas, R (1, 8) OBP: 0.297, SLG: 0.253		0-0 P4		0-0 P4		0-0 1B		0-3 K		4	0	1	0	0	1	1									
Wayne Gross, L (1, 5) OBP: 0.347, SLG: 0.350		0-3 K			0-0 F8		0-0 F8		0-0 F9	4	0	0	0	0	1	1									
Jim Essian, R (1, 2) OBP: 0.338, SLG: 0.307 Mike Edwards, R (7, PR) OBP: 0.304, SLG: 0.266 Larry Murray, S (9, PH)		0-0 5-3			0-0 6-3 S 1B		0-0 S 1B		0-3 K	3	1	2	0	0	0	0									
Steve Staggs, R (1, 4) OBP: 0.389, SLG: 0.325 Gary Alexander, R (7, PH) OBP: 0.304, SLG: 0.435 Jeff Newman, R (7, 2) OBP: 0.299, SLG: 0.413			0-0 G3		0-0 6-3		0-3 K		0-0 4-3	2	0	0	0	0	0	1									
Inning Stats	R: 1 E: 0 K: 0 S: 4	H: 2 LOB: 2 BB: 1 P: 8	R: 0 E: 0 K: 1 S: 5	H: 0 LOB: 0 BB: 0 P: 5	R: 0 E: 0 K: 0 S: 3	H: 1 LOB: 1 BB: 0 P: 3	R: 0 E: 0 K: 2 S: 8	H: 1 LOB: 1 BB: 0 P: 8	R: 1 E: 1 K: 0 S: 5	H: 2 LOB: 2 BB: 1 P: 9	R: 0 E: 0 K: 1 S: 6	H: 1 LOB: 1 BB: 0 P: 6	R: 1 E: 0 K: 1 S: 7	H: 2 LOB: 1 BB: 0 P: 7	R: 0 E: 0 K: 1 S: 4	H: 0 LOB: 0 BB: 1 P: 8		R: 0 E: 0 K: 1 S: 5	H: 0 LOB: 0 BB: 0 P: 5	1B: 7 2B: 1 3B: 0 HR: 0	SF: 0 SAC: 0 DP: 0 HBP: 0	WP: 1 PB: 0 SB: 4 CS: 1	PA: 36		
PITCHER	IP WLS BF H R ER SO BB IBB HBP BLK WP HR S P ERA WHIP	6.2 W 29 8 3 3 5 2 0 0 0 1 0 37 45 4.05 1.500	2.1 S 7 0 0 0 2 1 0 0 0 0 0 10 14 0.00 0.429																						

AB	33
R	3
H	8
RBI	3
BB	3
SO	7
LOB	14



Batter	1	2	3	4	5	6	7	8	9	AB	R	H	RBI	BB	SO	LOB	BOTTOM						
Willie Randolph, R (1, 4) OBP: 0.374, SLG: 0.329	4-0 CS BB		0-0 CS 1B		0-0 HR 1B		0-0 S BB E 1B			3	2	3	0	1	0	0	<p>Oakland Athletics @ New York Yankees</p> <p>Yankee Stadium, Bronx, NY</p> <p>Tue Jun 13 1978, 7:05 PM EDT</p> <p>Att: 30,779 - Unknown - 59 F</p>						
Roy White, S (1, 7) OBP: 0.368, SLG: 0.389	4-0 CS BB		0-0 HR		0-0 HR		4-0 S BB			2	2	2	3	2	0	0							
Thurman Munson, R (1, 2) OBP: 0.298, SLG: 0.372	0-3 K		0-0 F7		0-0 G5-4-3 1B		0-3 K			4	0	1	0	0	2	2							
Lou Piniella, R (1, 10) OBP: 0.373, SLG: 0.397		4-0 1B BB		0-0 FC3-6 SF8 1B	0-0 G5-4-3		0-0 6-3			3	1	1	0	1	0	2							
Chris Chambliss, L (1, 3) OBP: 0.350, SLG: 0.406		0-0 F9		4-0 FC3-6 BB	0-0 F9		0-0 P6			3	0	0	0	1	0	1							
Graig Nettles, L (1, 5) OBP: 0.335, SLG: 0.436		0-3 K		0-0 FC3-6 1B		0-0 F7		0-0 P5		4	0	0	0	0	1	3							
Reggie Jackson, L (1, 9) OBP: 0.312, SLG: 0.437		0-0 1B		0-0 SF8		0-3 K		0-0 F7		3	0	1	1	0	1	0							
Paul Blair, R (1, 8) OBP: 0.281, SLG: 0.310		0-0 F8		0-0 FC4-6 1B		0-0 F8				3	0	1	0	0	2								
Fred Stanley, R (1, 6) OBP: 0.500, SLG: 0.333			0-0 P4		0-0 FC4-6		0-0 5-3			3	0	0	0	0	2								
Inning Stats	R: 0 E: 0 K: 1 S: 3	H: 0 LOB: 1 BB: 2 P: 11	R: 0 E: 0 K: 1 S: 6	H: 1 LOB: 2 BB: 1 P: 10	R: 1 E: 0 K: 0 S: 4	H: 2 LOB: 0 BB: 0 P: 4	R: 1 E: 0 K: 0 S: 5	H: 2 LOB: 2 BB: 1 P: 9	R: 2 E: 0 K: 0 S: 5	H: 3 LOB: 0 BB: 0 P: 5	R: 0 E: 0 K: 1 S: 5	H: 0 LOB: 0 BB: 0 P: 5	R: 1 E: 0 K: 1 S: 6	H: 1 LOB: 1 BB: 1 P: 10	R: 0 E: 0 K: 0 S: 3	H: 0 LOB: 0 BB: 0 P: 3		1B: 7 2B: 1 3B: 0 HR: 2	SF: 1 SAC: 0 DP: 2 HBP: 0	WP: 0 PB: 0 SB: 2 CS: 3	PA: 34		
PITCHER	IP WLS BF H R ER SO BB IBB HBP BLK WP HR S P ERA WHIP	3.2 L 4 3 2 2 0 0 0 0 0 0 1 4 4 54.00 9.000	0.1 L 4 3 2 2 0 0 0 0 0 0 0 7 7 0.00 0.000	2.0 S 8 1 1 0 1 1 0 0 0 0 0 9 13 0.00 1.000																			



Batter	1	2	3	4	5	6	7	8	9	AB	R	H	RBI	BB	SO	LOB	TOP				
Julio Cruz, S OBP: 0.375, SLG: 0.327 (1,4)										5	0	1	0	0	0	4	Seattle Mariners @ New York Yankees Yankee Stadium, Bronx, NY Thu Jun 15 1978, 7:05 PM EDT Att: 18,643 - Unknown - 72 F				
Craig Reynolds, L OBP: 0.390, SLG: 0.403 (1,6)									3	1	1	0	1	0	0						
Ruppert Jones, L OBP: 0.337, SLG: 0.346 (1,8)									4	0	2	0	0	2	2						
Leon Roberts, R OBP: 0.374, SLG: 0.531 (1,9)									4	0	0	1	0	1	2						
Leroy Stanton, R OBP: 0.300, SLG: 0.293 (1,10)									4	0	1	0	0	1	2						
Dan Meyer, L OBP: 0.214, SLG: 0.301 (1,3)									4	1	1	0	0	0	2						
Bruce Bochte, L OBP: 0.326, SLG: 0.392 (1,7)									3	0	1	0	1	0	1						
Juan Bernhardt, R OBP: 0.330, SLG: 0.436 (9, PH)										2	0	0	1	0	0						
John Hale, L OBP: 0.295, SLG: 0.269 (9, PH)									0	0	0	0	1	0	0						
Bill Plummer, R OBP: 0.267, SLG: 0.333 (7, PH)										1	0	0	0	1	1	0					
Bob Stinson, S OBP: 0.389, SLG: 0.414 (7, 2)									0	0	0	0	1	0	0						
Bob Robertson, R OBP: 0.172, SLG: 0.321 (9, PH)									1	0	0	0	0	0	2						
Inning Stats	R: 0 E: 0 K: 1 S: 5	H: 0 LOB: 0 BB: 0 P: 5	R: 0 E: 0 K: 1 S: 6	H: 1 LOB: 1 BB: 0 P: 6	R: 0 E: 0 K: 2 S: 9	H: 2 LOB: 2 BB: 0 P: 9	R: 0 E: 0 K: 1 S: 5	H: 0 LOB: 0 BB: 0 P: 5	R: 0 E: 0 K: 0 S: 3	H: 1 LOB: 1 BB: 0 P: 4	R: 1 E: 0 K: 0 S: 4	H: 2 LOB: 1 BB: 1 P: 8	R: 1 E: 0 K: 0 S: 4	H: 1 LOB: 1 BB: 1 P: 8	R: 0 E: 0 K: 0 S: 2	H: 0 LOB: 1 BB: 2 P: 10	1B: 7 2B: 1 3B: 0 HR: 0	SF: 1 SAC: 0 DP: 2 HBP: 0	WP: 0 PB: 0 CS: 0	PA: 37	
PITCHER	IP	WLS	BF	H	R	ER	SO	BB	IBB	HBP	BLK	WP	HR	S	P	ERA	WHIP				
Don Gullett, L ERA: 2.38 (1, 1)	6.0	W	25	6	1	1	5	1	0	0	0	0	0	34	38	1.50	1.167				
Rich Gossage, R ERA: 1.71 (7, 1)	2.0		10	1	1	1	0	4	0	0	0	0	0	6	22	4.50	2.500				
Sparky Lyle, L ERA: 3.96 (9, 1)	1.0	S	2	0	0	0	0	0	0	0	0	0	0	2	2	0.00	0.000				

AB	31
R	2
H	7
RBI	2
BB	5
SO	5
LOB	15



Batter	1	2	3	4	5	6	7	8	9	AB	R	H	RBI	BB	SO	LOB	BOTTOM				
Mickey Rivers, L OBP: 0.294, SLG: 0.376 (1,8)										4	1	1	1	0	1	0	Seattle Mariners @ New York Yankees Yankee Stadium, Bronx, NY Thu Jun 15 1978, 7:05 PM EDT Att: 18,643 - Unknown - 72 F				
Roy White, S OBP: 0.355, SLG: 0.381 (1,7)										4	0	0	0	0	1	0					
Thurman Munson, R OBP: 0.299, SLG: 0.375 (1,2)										4	0	0	0	0	0	0					
Reggie Jackson, L OBP: 0.332, SLG: 0.453 (1,9)									1	1	1	0	2	0	0	0					
Chris Chambliss, L OBP: 0.347, SLG: 0.401 (1,3)									3	1	1	0	0	0	2	0					
Graig Nettles, L OBP: 0.332, SLG: 0.458 (1,5)									3	1	1	3	0	0	1	0					
Jim Spencer, L OBP: 0.323, SLG: 0.567 (1,10)										3	1	1	0	0	1	0					
Fred Stanley, R OBP: 0.536, SLG: 0.429 (1,6)										3	0	2	0	0	0	0					
Brian Doyle, L (1,4)										3	0	0	0	0	1	2					
Inning Stats	R: 0 E: 0 K: 1 S: 5	H: 0 LOB: 0 BB: 0 P: 5	R: 0 E: 0 K: 0 S: 2	H: 0 LOB: 0 BB: 1 P: 6	R: 0 E: 0 K: 2 S: 7	H: 0 LOB: 0 BB: 0 P: 7	R: 0 E: 0 K: 0 S: 3	H: 0 LOB: 0 BB: 0 P: 3	R: 0 E: 0 K: 0 S: 3	H: 1 LOB: 0 BB: 0 P: 3	R: 2 E: 0 K: 0 S: 5	H: 3 LOB: 0 BB: 0 P: 5	R: 3 E: 0 K: 0 S: 6	H: 3 LOB: 1 BB: 1 P: 10	R: 0 E: 0 K: 1 S: 5	H: 0 LOB: 0 BB: 0 P: 5		1B: 4 2B: 3 3B: 0 HR: 2	SF: 0 SAC: 0 DP: 3 HBP: 0	WP: 0 PB: 0 CS: 0	PA: 30
PITCHER	IP	WLS	BF	H	R	ER	SO	BB	IBB	HBP	BLK	WP	HR	S	P	ERA	WHIP				
Paul Mitchell, R ERA: 3.69 (1, 1)	6.1	L	23	5	4	4	3	2	0	0	0	0	1	27	35	5.68	1.105				
Byron McLoughlin, R ERA: 5.77 (7, 1)	1.2		7	2	1	1	1	0	0	0	0	0	1	9	9	5.40	1.200				



Batter	1	2	3	4	5	6	7	8	9	AB	R	H	RBI	BB	SO	LOB	TOP					
Ken Landreaux, L (1, 9) OBP: 0.281, SLG: 0.339										5	1	1	0	1	1	2						
Bobby Grich, R (1, 4) OBP: 0.342, SLG: 0.310										5	2	3	0	0	0	3						
Rick Miller, L (1, 8) OBP: 0.363, SLG: 0.319										3	2	2	1	0	0	1						
Joe Rudi, R (1, 7) OBP: 0.256, SLG: 0.280										3	1	1	1	1	1	2						
Don Baylor, R (1, 10) OBP: 0.332, SLG: 0.493										4	2	2	3	0	0	1						
Ron Fairly, L (1, 3) OBP: 0.331, SLG: 0.453										4	1	2	1	1	0	2						
Ron Jackson, R (1, 5) OBP: 0.381, SLG: 0.475										5	0	2	2	0	0	2						
Dave Chalk, R (1, 6) OBP: 0.376, SLG: 0.311										4	0	0	0	0	1	4						
Brian Downing, R (1, 2) OBP: 0.371, SLG: 0.310										4	1	1	0	0	0	1						
Inning Stats	R: 2 E: 1 K: 0 S: 6	H: 2 LOB: 1 BB: 0 P: 6	R: 0 E: 0 K: 1 S: 5	H: 0 LOB: 1 BB: 0 P: 6	R: 1 E: 0 K: 1 S: 6	H: 1 LOB: 1 BB: 0 P: 7	R: 0 E: 0 K: 0 S: 4	H: 1 LOB: 2 BB: 1 P: 8	R: 2 E: 0 K: 0 S: 5	H: 3 LOB: 1 BB: 1 P: 9	R: 0 E: 0 K: 0 S: 4	H: 1 LOB: 2 BB: 1 P: 8	R: 0 E: 0 K: 0 S: 4	H: 1 LOB: 2 BB: 1 P: 8	R: 5 E: 0 K: 1 S: 10	H: 5 LOB: 0 BB: 0 P: 10	R: 0 E: 0 K: 0 S: 3	H: 0 LOB: 0 BB: 0 P: 3	1B: 9 2B: 4 3B: 0 HR: 2	SF: 1 SAC: 3 DP: 1 HBP: 2	WP: 1 PB: 0 SB: 0 CS: 0	PA: 46
PITCHER	IP WLS BF H R ER SO BB IBB HBP BLK WP HR S P ERA WHIP																					
Jim Beattie, R (1, 1) ERA: 3.33	6.1 L 32 8 5 4 2 2 1 2 0 1 0 31 45 5.68 1.579																					
Andy Messersmith, R (7, 1) ERA: 6.14	2.2 14 6 5 5 1 0 0 0 0 0 0 2 16 16 16.88 2.250																					

California Angels @ New York Yankees
Yankee Stadium, Bronx, NY
Fri Jun 16 1978, 7:05 PM EDT
Att: 35,968 - Unknown

AB 37
R 10
H 14
RBI 8
BB 3
SO 3
LOB 18



Batter	1	2	3	4	5	6	7	8	9	AB	R	H	RBI	BB	SO	LOB	BOTTOM					
Mickey Rivers, L (1, 8) OBP: 0.300, SLG: 0.383										4	2	2	0	0	0	1						
Roy White, S (1, 7) OBP: 0.337, SLG: 0.385										4	1	1	1	1	0	1						
Thurman Munson, R (1, 2) OBP: 0.298, SLG: 0.370										3	1	0	1	1	0	2						
Paul Blair, R (9, 5) OBP: 0.271, SLG: 0.344										0	0	0	0	0	0	0						
Jay Johnstone, L (9, PH) OBP: 0.254, SLG: 0.211										1	0	0	1	0	0	1						
Reggie Jackson, L (1, 9) OBP: 0.346, SLG: 0.473										4	0	4	3	1	0	0						
Chris Chambliss, L (1, 3) OBP: 0.344, SLG: 0.397										5	0	1	0	0	0	5						
Graig Nettles, L (1, 5) OBP: 0.329, SLG: 0.449										4	0	0	0	1	1	3						
Jim Spencer, L (1, 10) OBP: 0.278, SLG: 0.591										3	1	1	1	0	0	0						
Lou Piniella, R (8, PH) OBP: 0.384, SLG: 0.420										1	0	0	0	0	0	2						
Fred Stanley, R (1, 6) OBP: 0.531, SLG: 0.417										3	0	1	0	1	1	0						
Brian Doyle, L (1, 4) OBP: 0.336, SLG: 0.379										2	0	0	0	0	0	2						
Gary Thomasson, L (8, PH) ERA: 3.79										1	1	1	0	0	0	0						
Cliff Johnson, R (9, 2) ERA: 2.16										0	1	0	0	1	0	0						
Inning Stats	R: 0 E: 0 K: 0 S: 3	H: 0 LOB: 0 BB: 0 P: 3	R: 0 E: 0 K: 0 S: 3	H: 1 LOB: 0 BB: 0 P: 3	R: 0 E: 0 K: 0 S: 2	H: 0 LOB: 0 BB: 1 P: 6	R: 0 E: 0 K: 0 S: 4	H: 2 LOB: 2 BB: 1 P: 8	R: 1 E: 0 K: 0 S: 5	H: 2 LOB: 1 BB: 0 P: 5	R: 0 E: 0 K: 0 S: 3	H: 0 LOB: 0 BB: 1 P: 7	R: 0 E: 0 K: 0 S: 3	H: 0 LOB: 0 BB: 0 P: 3	R: 3 E: 0 K: 0 S: 6	H: 3 LOB: 2 BB: 2 P: 14	R: 3 E: 0 K: 2 S: 10	H: 3 LOB: 2 BB: 1 P: 15	1B: 7 2B: 2 3B: 1 HR: 1	SF: 0 SAC: 0 DP: 3 HBP: 1	WP: 0 PB: 0 SB: 0 CS: 0	PA: 42
PITCHER	IP WLS BF H R ER SO BB IBB HBP BLK WP HR S P ERA WHIP																					
Don Aase, R (1, 1) ERA: 4.96	7.0 W 29 7 4 4 4 4 0 0 0 0 0 0 8 17 20.25 3.000																					
Dave LaRoche, L (8, 1) ERA: 3.79	1.1 9 2 3 3 1 2 0 1 0 0 0 0 8 17 20.25 3.000																					
Dyar Miller, R (9, 1) ERA: 2.16	0.2 4 2 0 0 0 1 0 0 0 0 0 0 6 6 0.00 3.000																					

California Angels @ New York Yankees
Yankee Stadium, Bronx, NY
Fri Jun 16 1978, 7:05 PM EDT
Att: 35,968 - Unknown

AB 35
R 7
H 11
RBI 7
BB 6
SO 2
LOB 17




Batter	1	2	3	4	5	6	7	8	9	AB	R	H	RBI	BB	SO	LOB	TOP	
Bobby Grich, R OBP: 0.341, SLG: 0.313 (1, 4)	0-0 1-3 2B		0-3 K		0-3 K			0-0 F9		4	0	1	0	0	2	1	California Angels @ New York Yankees Yankee Stadium, Bronx, NY Sat Jun 17 1978, 7:05 PM EDT Att: 33,162 - Unknown livebaseballscores.com	
Rick Miller, L OBP: 0.360, SLG: 0.318 (1, 8)	0-3 K		0-0 1B		0-0 FC6-4			0-0 4-3		4	0	1	0	0	1	2		
Dave Chalk, R OBP: 0.373, SLG: 0.310 (1, 6)	0-0 1-3		0-0 1B			0-3 K			0-3 K	4	0	1	0	0	2	1		
Joe Rudi, R OBP: 0.250, SLG: 0.272 (1, 3)	0-3 K		0-3 K			0-3 K			0-3 K	4	0	0	0	0	4	3		
Don Baylor, R OBP: 0.335, SLG: 0.491 (1, 7)		4-0 S BB		0-3 K					0-0 FC5-4 1B	3	0	1	0	1	2	0		
Ron Jackson, R OBP: 0.372, SLG: 0.463 (1, 5)		0-0 F8		0-3 K				0-0 F9		4	0	0	0	0	1	2		
Merv Rettenmund, R OBP: 0.383, SLG: 0.388 (1, 9)		0-0 F8		0-3 K				0-0 5-3		3	0	0	0	0	1	1		
Brian Downing, R OBP: 0.370, SLG: 0.304 (1, 2)		0-3 K			4-0 FC6-4 BB			0-3 K		2	0	0	0	1	2	1		
Ike Hampton, S OBP: 0.313, SLG: 0.571 (1, 10)			0-3 K		0-3 K			0-3 K		3	0	0	0	0	3	1		
Inning Stats	R: 0 E: 0 K: 2 S: 8	H: 1 LOB: 1 BB: 0 P: 8	R: 0 E: 0 K: 1 S: 5	H: 0 LOB: 1 BB: 1 P: 9	R: 0 E: 0 K: 3 S: 11	H: 2 LOB: 2 BB: 0 P: 11	R: 0 E: 0 K: 3 S: 9	H: 0 LOB: 0 BB: 0 P: 9	R: 0 E: 0 K: 1 S: 5	H: 0 LOB: 0 BB: 0 P: 5	R: 0 E: 0 K: 1 S: 5	H: 0 LOB: 0 BB: 0 P: 5	R: 0 E: 0 K: 2 S: 8	H: 1 LOB: 1 BB: 0 P: 8	1B: 3 2B: 1 3B: 0 HR: 0	SF: 0 SAC: 0 DP: 0 HBP: 0	WP: 0 PB: 0 SB: 1 CS: 0	PA: 33
PITCHER Ron Guidry, L ERA: 1.45 (1, 1)	IP: 9.0 WLS: W BF: 33 H: 4 R: 0 ER: 0 SO: 18 BB: 2 IBB: 0 HBP: 0 BLK: 0 WP: 0 HR: 0 S: 67 P: 75 ERA: 0.00 WHIP: 0.667																	

Batter	1	2	3	4	5	6	7	8	9	AB	R	H	RBI	BB	SO	LOB	BOTTOM			
Roy White, S OBP: 0.353, SLG: 0.381 (1, 7)	0-0 1B 1B	4-3		0-0 F9		0-0 F7				4	1	1	0	0	0	3	California Angels @ New York Yankees Yankee Stadium, Bronx, NY Sat Jun 17 1978, 7:05 PM EDT Att: 33,162 - Unknown livebaseballscores.com			
Thurman Munson, R OBP: 0.301, SLG: 0.372 (1, 2)	0-0 F9 1B		0-0 3B 1B	0-0 F9			0-0 F9			4	1	2	0	0	0	0				
Gary Thomasson, L OBP: 0.282, SLG: 0.358 (1, 8)	0-0 1B		0-0 1B 3B		0-3 K			0-3 K		4	1	2	2	0	2	0				
Paul Blair, R OBP: 0.271, SLG: 0.344 (6, 8)	0-0 1B		0-0 1B WP		0-3 K			0-3 K		0	0	0	0	0	0	0				
Reggie Jackson, L OBP: 0.345, SLG: 0.469 (1, 9)	0-3 K		0-0 1B 1B		0-3 K			0-3 K		4	1	1	1	0	3	2				
Chris Chambliss, L OBP: 0.342, SLG: 0.394 (1, 3)	0-0 F9		0-0 F6					0-0 F9		4	0	1	0	0	0	3				
Graig Nettles, L OBP: 0.328, SLG: 0.445 (1, 5)	0-0 F5		0-0 FC3-6 1B		0-0 F5			0-0 4-3		4	0	1	1	0	0	3				
Jim Spencer, L OBP: 0.321, SLG: 0.577 (1, 10)		0-0 4-3	0-0 FC3-6 1B			0-0 6-3 1B			0-0 F8	4	0	1	0	0	0	1				
Fred Stanley, R OBP: 0.486, SLG: 0.370 (1, 6)		0-0 4-3	0-0 F7			0-0 6-3				3	0	0	0	0	0	2				
Brian Doyle, L OBP: 0.182, SLG: 0.182 (1, 4)		0-0 1B		0-0 CS 1B		0-0 G3				3	0	2	0	0	0	1				
Inning Stats	R: 1 E: 0 K: 1 S: 8	H: 3 LOB: 2 BB: 0 P: 8	R: 0 E: 0 K: 0 S: 4	H: 1 LOB: 0 BB: 0 P: 4	R: 3 E: 0 K: 0 S: 7	H: 4 LOB: 1 BB: 0 P: 7	R: 0 E: 0 K: 0 S: 3	H: 1 LOB: 0 BB: 0 P: 3	R: 0 E: 0 K: 2 S: 8	H: 1 LOB: 1 BB: 0 P: 8	R: 0 E: 0 K: 0 S: 4	H: 1 LOB: 0 BB: 0 P: 4	R: 0 E: 0 K: 2 S: 7	H: 0 LOB: 0 BB: 0 P: 7	R: 0 E: 0 K: 0 S: 3	H: 0 LOB: 0 BB: 0 P: 3	1B: 10 2B: 0 3B: 1 HR: 0	SF: 0 SAC: 0 DP: 0 HBP: 0	WP: 1 PB: 0 SB: 0 CS: 1	PA: 34
PITCHER Paul Hartzell, R ERA: 4.02 (1, 1)	IP: 2.1 WLS: L BF: 15 H: 8 R: 4 ER: 4 SO: 1 BB: 0 IBB: 0 HBP: 0 BLK: 0 WP: 1 HR: 0 S: 17 P: 17 ERA: 15.43 WHIP: 3.429																			
Ken Brett, L ERA: 5.73 (3, 1)	IP: 5.2 WLS: L BF: 19 H: 3 R: 0 ER: 0 SO: 4 BB: 0 IBB: 0 HBP: 0 BLK: 0 WP: 0 HR: 0 S: 27 P: 27 ERA: 0.00 WHIP: 0.529																			


Batter	1	2	3	4	5	6	7	8	9	AB	R	H	RBI	BB	SO	LOB	TOP			
Rick Miller, L OBP: 0.363, SLG: 0.322 (1, 8)										4	0	2	1	0	0	1	California Angels @ New York Yankees Yankee Stadium, Bronx, NY Sun Jun 18 1978, 3:33 AM EDT Att: 55,604 - Sunny - 79 F			
Bobby Grich, R OBP: 0.339, SLG: 0.309 (1, 4)										3	0	0	0	1	1	2				
Lyman Bostock, L OBP: 0.331, SLG: 0.354 (1, 9)										4	0	0	0	0	0	2				
Joe Rudi, R OBP: 0.244, SLG: 0.265 (1, 7)										4	0	0	0	0	0	1				
Don Baylor, R OBP: 0.329, SLG: 0.482 (1, 10)										4	0	0	0	0	0	0				
Ron Fairly, L OBP: 0.336, SLG: 0.479 (1, 3)										4	1	2	1	0	1	1				
Ron Jackson, R OBP: 0.370, SLG: 0.458 (1, 5)										4	1	1	0	0	0	2				
Dave Chalk, R OBP: 0.376, SLG: 0.316 (1, 6)										3	1	1	1	1	0	1				
Terry Humphrey, R OBP: 0.255, SLG: 0.310 (1, 2)										3	0	1	0	0	0	1				
Inning Stats	R: 0 E: 0 K: 1 S: 6	H: 1 LOB: 1 BB: 0 P: 6	R: 0 E: 0 K: 0 S: 3	H: 1 LOB: 0 BB: 0 P: 3	R: 1 E: 0 K: 0 S: 3	H: 1 LOB: 1 BB: 2 P: 11	R: 0 E: 2 K: 0 S: 4	H: 0 LOB: 1 BB: 0 P: 4	R: 0 E: 0 K: 0 S: 3	H: 0 LOB: 0 BB: 0 P: 3	R: 1 E: 0 K: 1 S: 6	H: 2 LOB: 0 BB: 0 P: 6	R: 0 E: 0 K: 0 S: 3	H: 0 LOB: 0 BB: 0 P: 3	R: 1 E: 1 K: 0 S: 5	H: 1 LOB: 1 BB: 0 P: 5	1B: 4 2B: 3 3B: 0 HR: 1	SF: 0 SAC: 0 DP: 1 HBP: 0	WP: 0 PB: 0 SB: 1 CS: 1	PA: 35
PITCHER Ed Figueroa, R ERA: 3.21 (1, 1)	IP: 9.0 WLS: L BF: 35 H: 7 R: 3 ER: 3 SO: 2 BB: 2 IBB: 0 HBP: 0 BLK: 1 WP: 0 HR: 1 S: 37 P: 45 ERA: 3.00 WHIP: 1.000																			

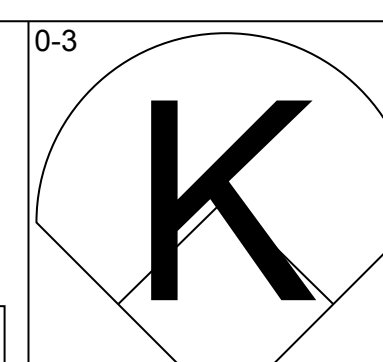
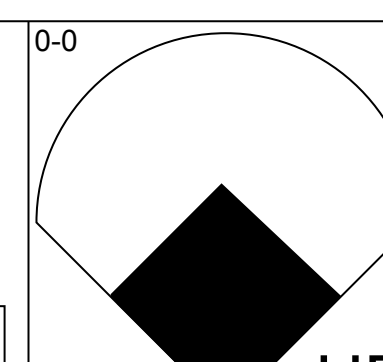
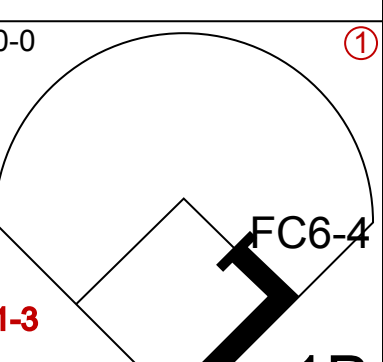
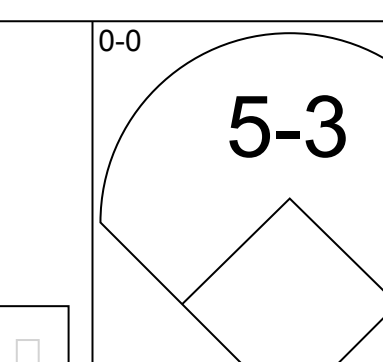
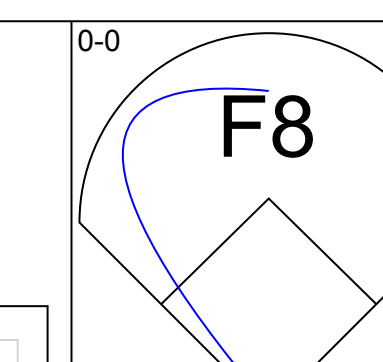
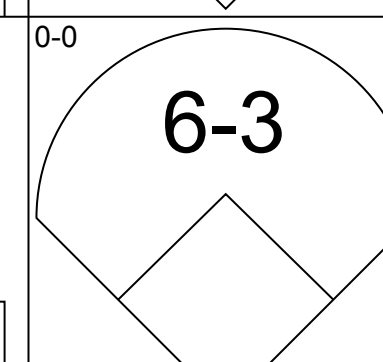
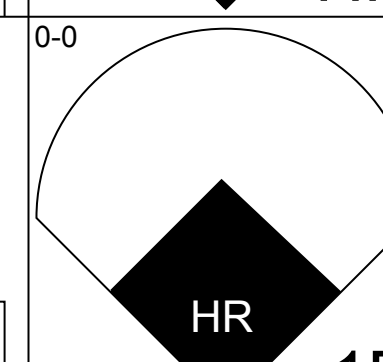
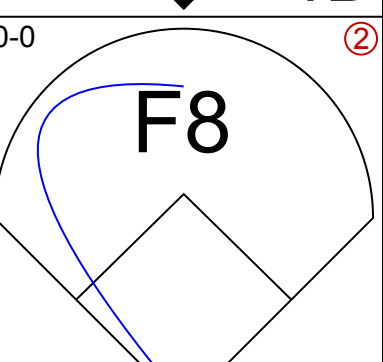
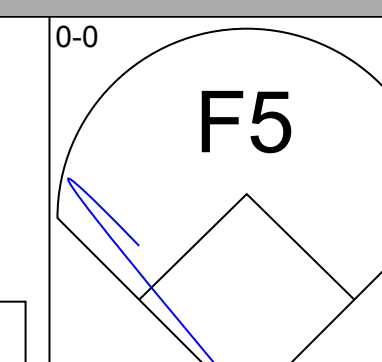
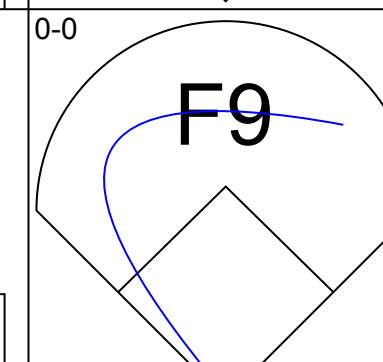
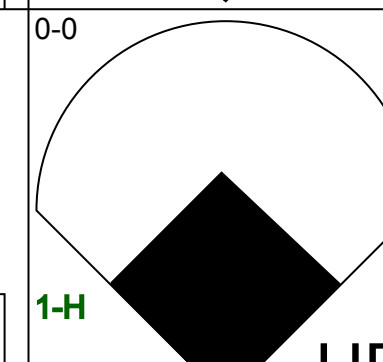
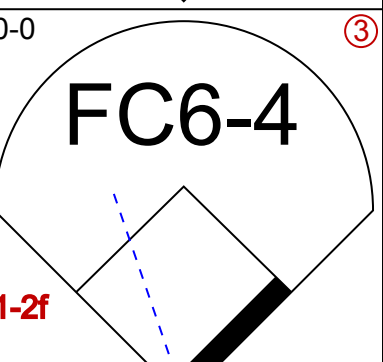
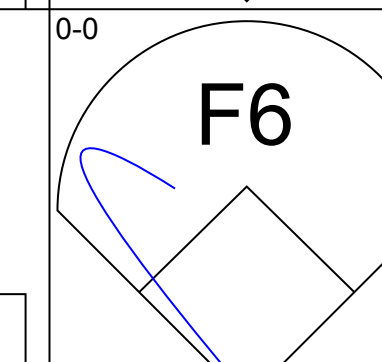
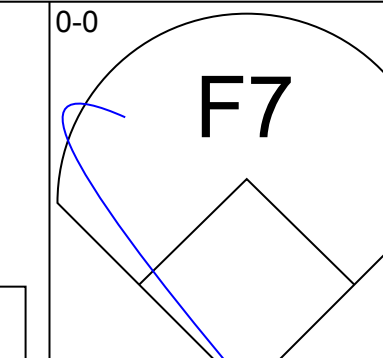
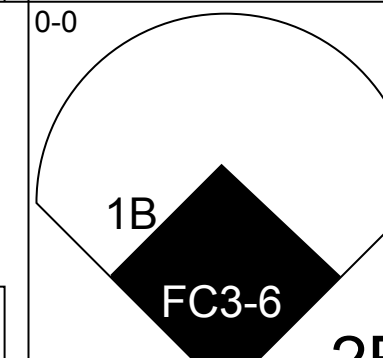
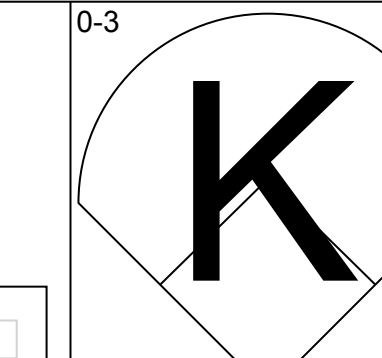
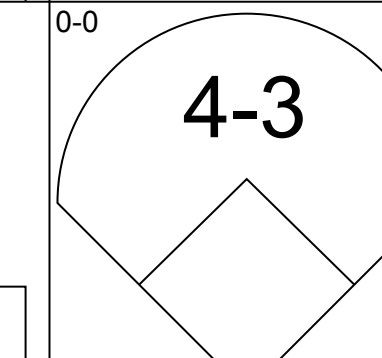
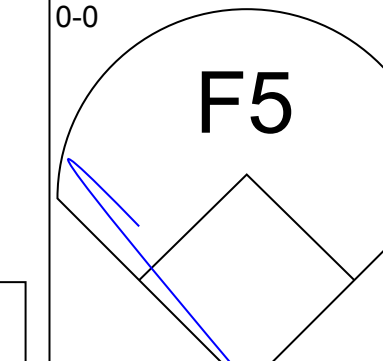
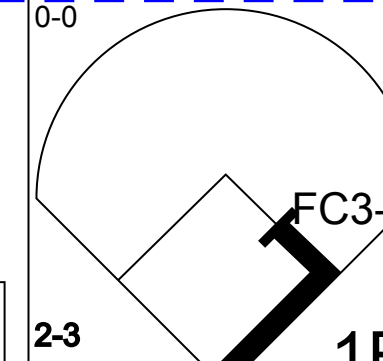
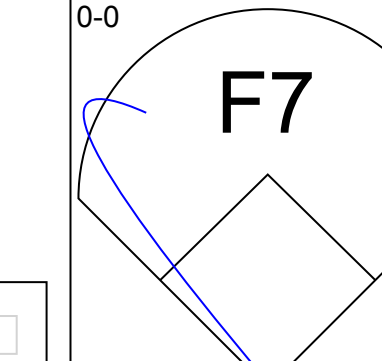
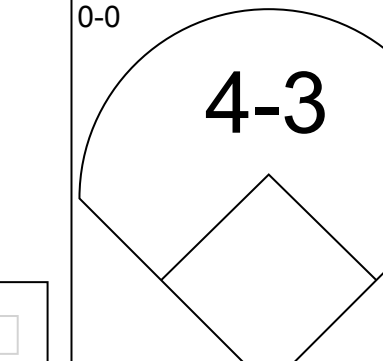
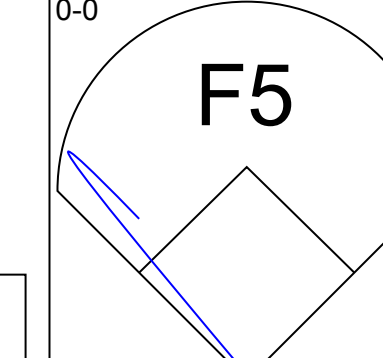
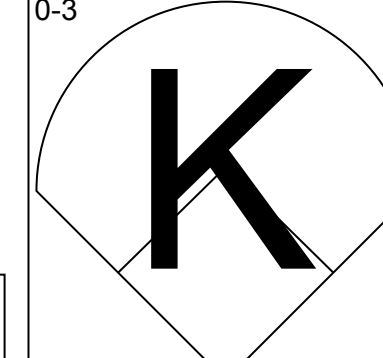
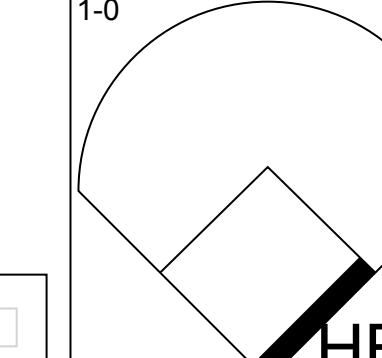
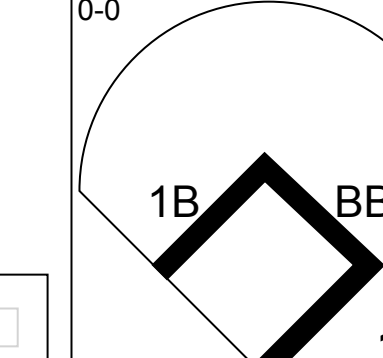
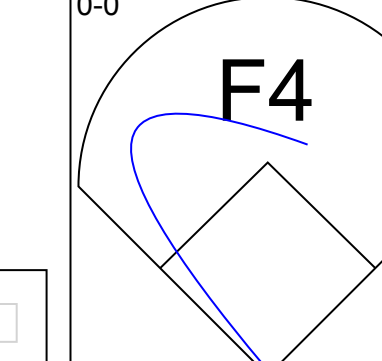
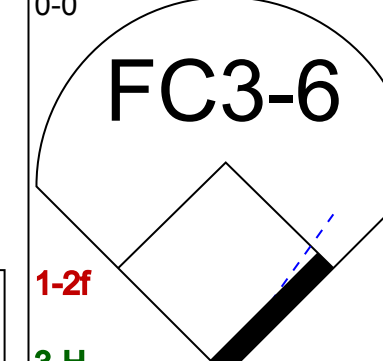
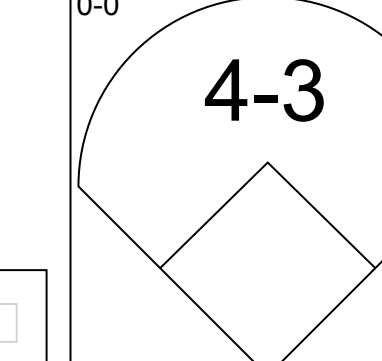
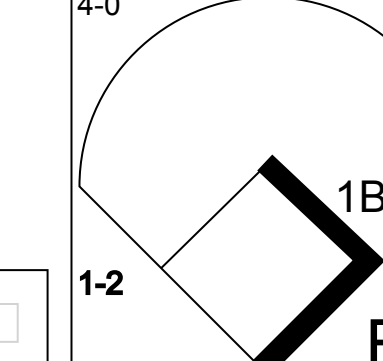
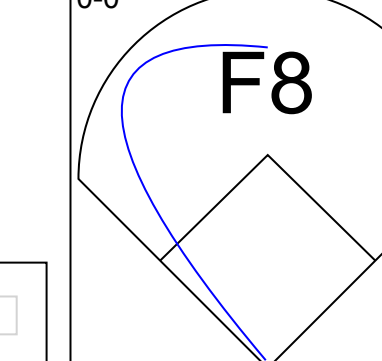
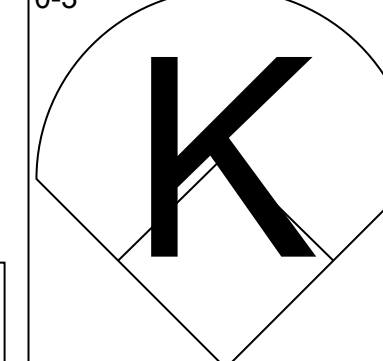
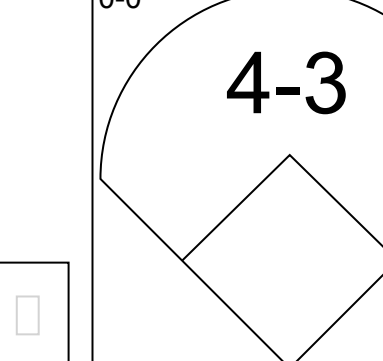
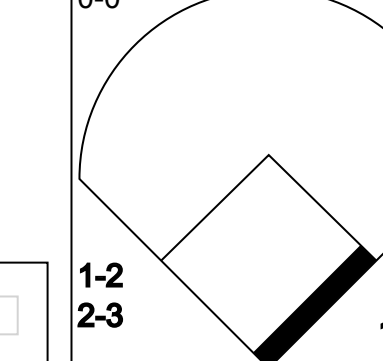
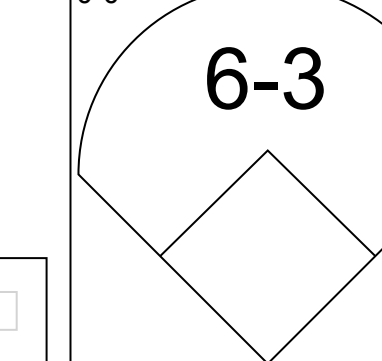
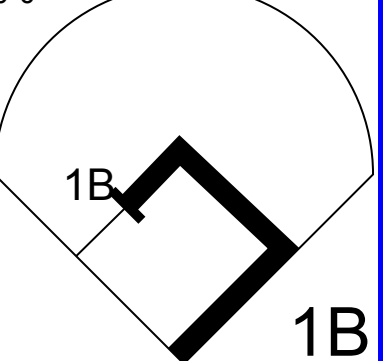
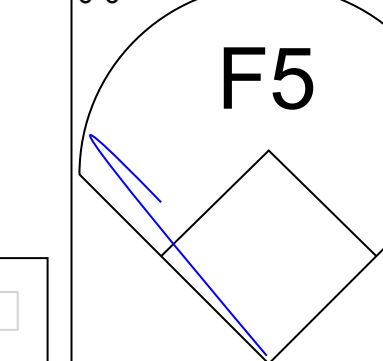
Batter	1	2	3	4	5	6	7	8	9	AB	R	H	RBI	BB	SO	LOB	BOTTOM					
Roy White, S OBP: 0.358, SLG: 0.393 (1, 7)										4	1	2	0	0	0	2	California Angels @ New York Yankees Yankee Stadium, Bronx, NY Sun Jun 18 1978, 3:33 AM EDT Att: 55,604 - Sunny - 79 F					
Willie Randolph, R OBP: 0.372, SLG: 0.327 (1, 4)										4	0	1	0	0	0	2						
Gary Thomasson, L OBP: 0.281, SLG: 0.356 (1, 8)										4	0	1	1	0	1	2						
Reggie Jackson, L OBP: 0.339, SLG: 0.460 (1, 9)										4	0	0	0	0	4	2						
Chris Chambliss, L OBP: 0.345, SLG: 0.398 (1, 10)										3	1	1	0	1	0	1						
Graig Nettles, L OBP: 0.335, SLG: 0.448 (1, 5)										3	0	2	1	1	0	0						
Jim Spencer, L OBP: 0.327, SLG: 0.566 (1, 3)										2	0	0	0	2	0	3						
Paul Blair, R OBP: 0.271, SLG: 0.344 (0, PR)										0	0	0	0	0	0	0						
Cliff Johnson, R OBP: 0.325, SLG: 0.364 (1, 2)										4	0	0	0	0	2	5						
Bucky Dent, R OBP: 0.278, SLG: 0.296 (1, 6)										2	0	0	0	0	0	4						
Fred Stanley, R OBP: 0.472, SLG: 0.357 (7, 6)										1	0	0	0	0	0	0						
Jay Johnstone, L OBP: 0.250, SLG: 0.207 (0, PH)										1	0	0	0	0	0	1						
Inning Stats	R: 0 E: 1 K: 1 S: 6	H: 1 LOB: 1 BB: 0 P: 6	R: 1 E: 0 K: 0 S: 5	H: 2 LOB: 2 BB: 1 P: 9	R: 0 E: 0 K: 2 S: 7	H: 0 LOB: 0 BB: 0 P: 7	R: 0 E: 0 K: 1 S: 5	H: 0 LOB: 2 BB: 2 P: 13	R: 1 E: 0 K: 1 S: 7	H: 2 LOB: 1 BB: 0 P: 7	R: 0 E: 0 K: 1 S: 5	H: 1 LOB: 0 BB: 0 P: 5	R: 0 E: 0 K: 0 S: 4	H: 1 LOB: 1 BB: 0 P: 4	R: 0 E: 0 K: 1 S: 5	H: 0 LOB: 0 BB: 0 P: 5	R: 0 E: 0 K: 0 S: 2	H: 0 LOB: 1 BB: 1 P: 6	1B: 5 2B: 4 3B: 0 HR: 0	SF: 0 SAC: 0 DP: 2 HBP: 0	WP: 0 PB: 0 SB: 0 CS: 0	PA: 36
PITCHER Chris Knapp, R ERA: 3.79 (1, 1)	IP: 9.0 WLS: W BF: 36 H: 7 R: 2 ER: 2 SO: 7 BB: 4 IBB: 0 HBP: 0 BLK: 0 WP: 0 HR: 0 S: 46 P: 62 ERA: 2.00 WHIP: 1.222																					

AB	33
R	3
H	7
RBI	3
BB	2
SO	2
LOB	11



AB	32
R	2
H	7
RBI	2
BB	4
SO	7
LOB	22

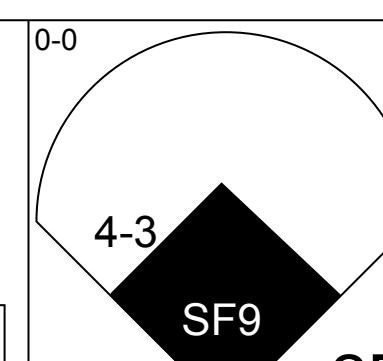
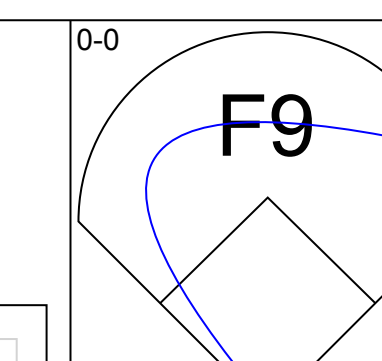
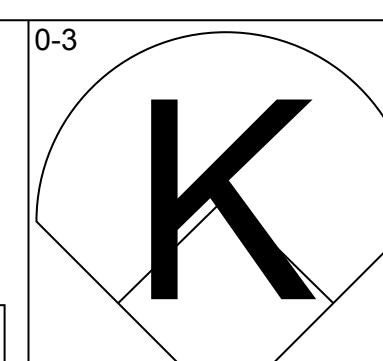
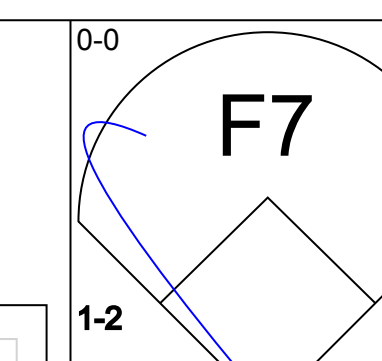
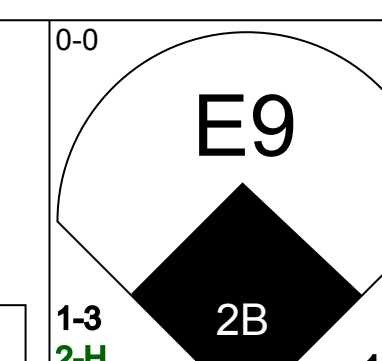
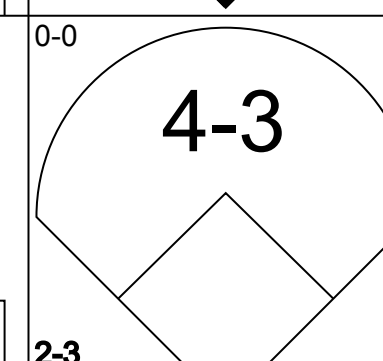
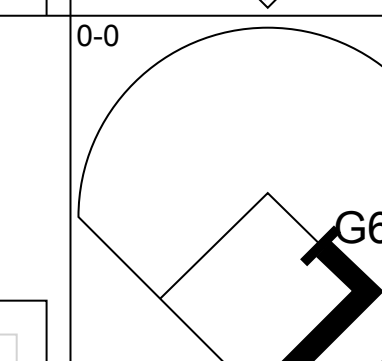
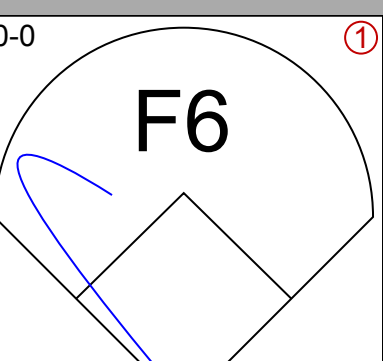
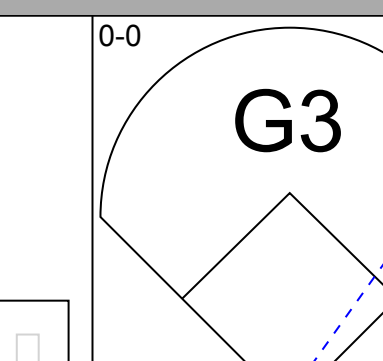
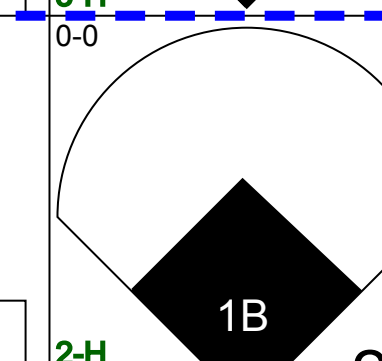
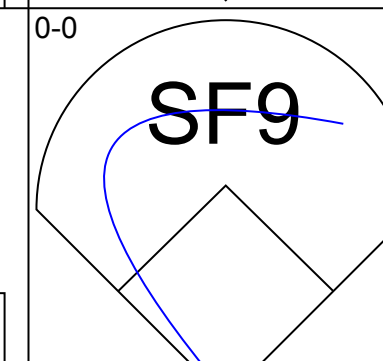
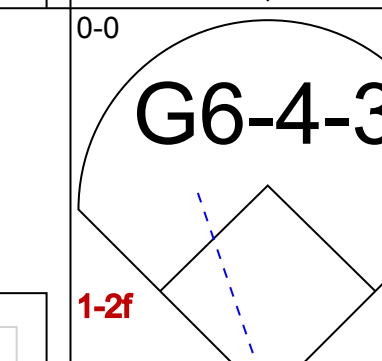
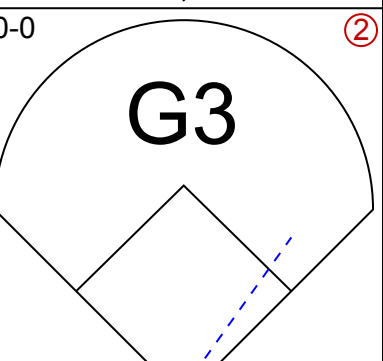
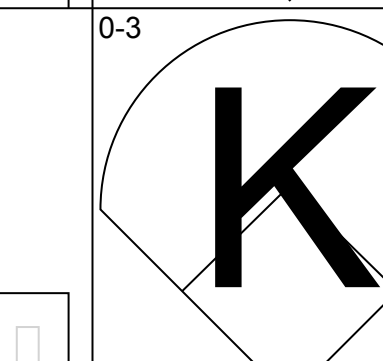
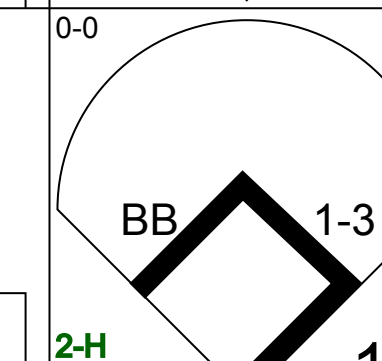
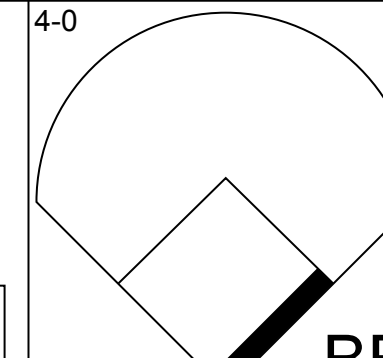
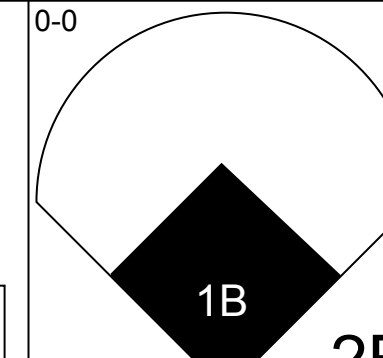
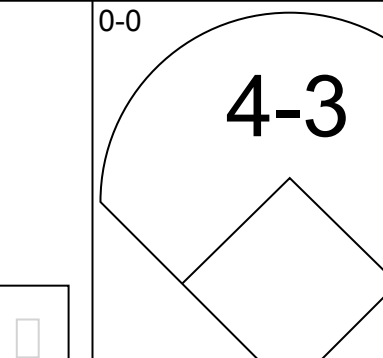
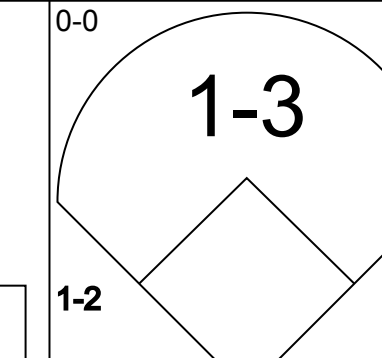
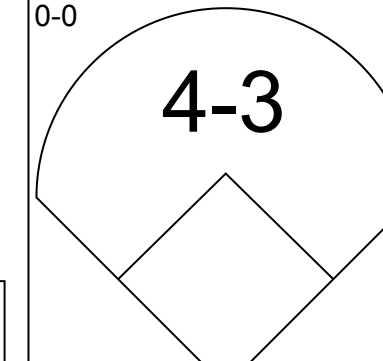
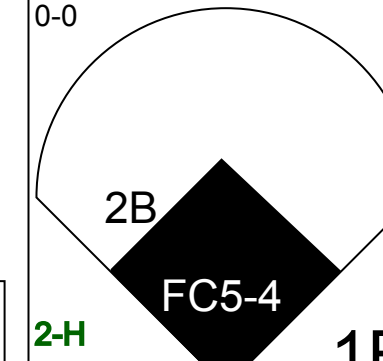
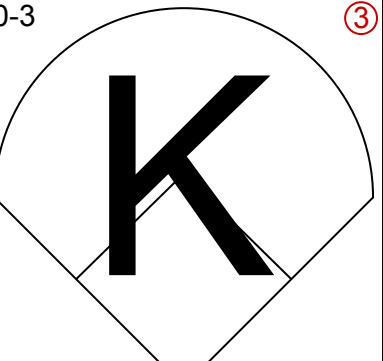
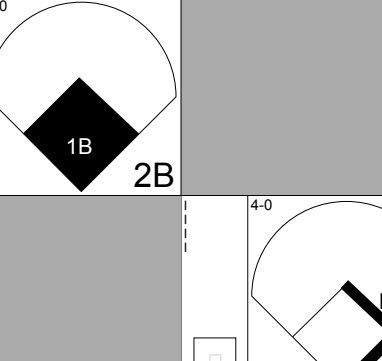
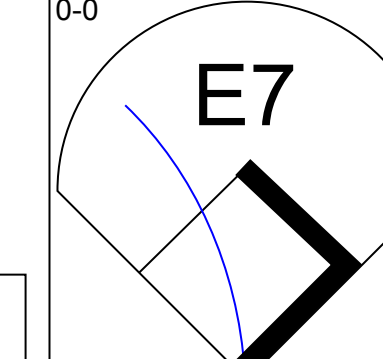
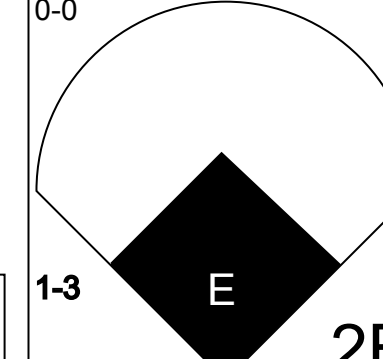
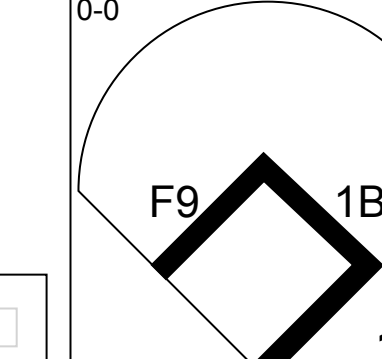
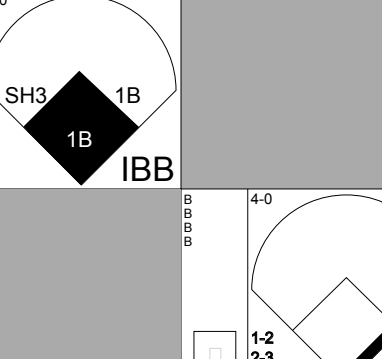
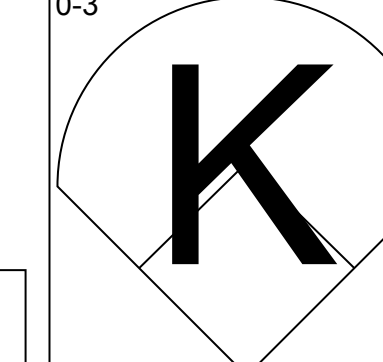
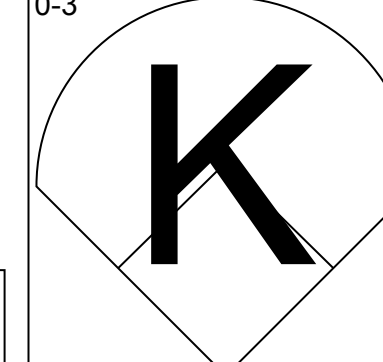
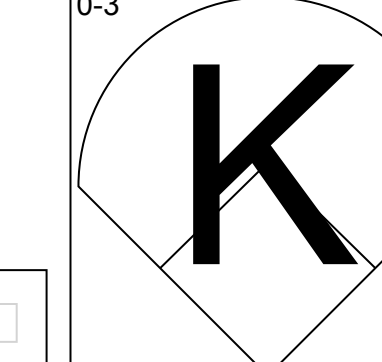
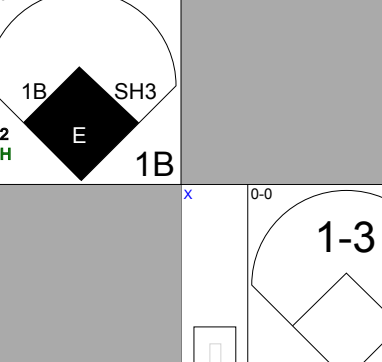
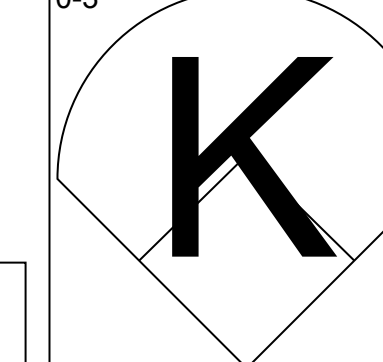
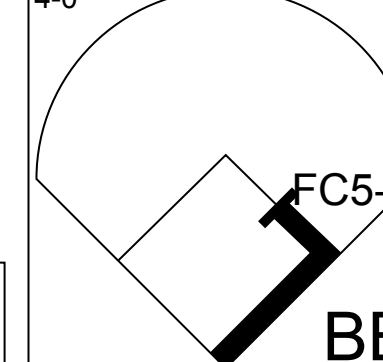
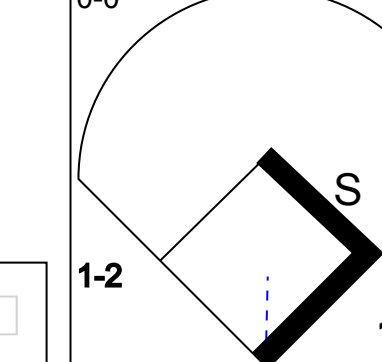
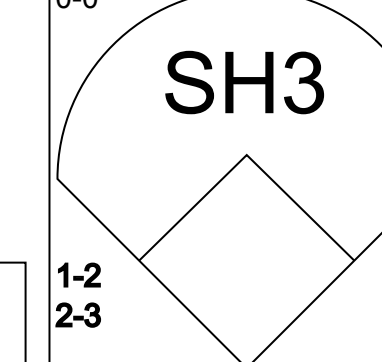
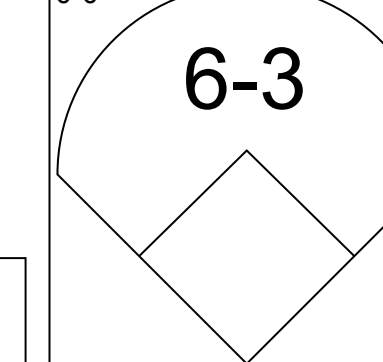
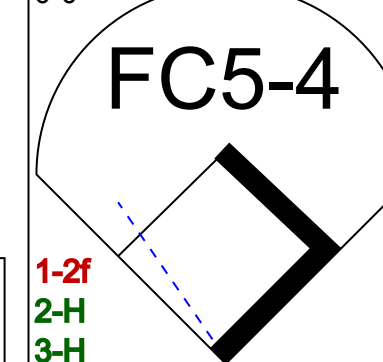
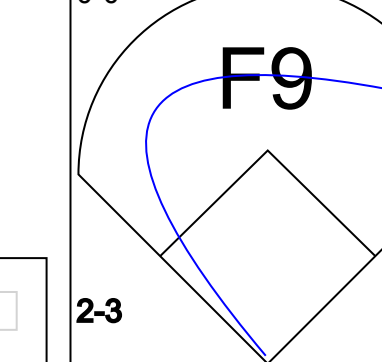
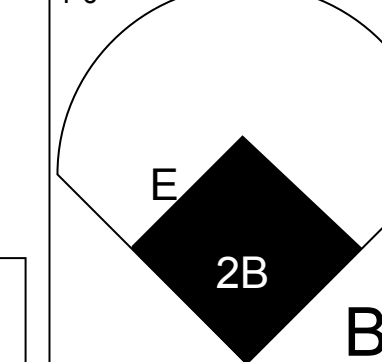


Batter	1	2	3	4	5	6	7	8	9	AB	R	H	RBI	BB	SO	LOB	TOP				
Roy White, S OBP: 0.359, SLG: 0.418 (1, 7)										5	1	2	1	0	1	3					
Willie Randolph, R OBP: 0.370, SLG: 0.326 (1, 4)										4	1	1	0	0	0	1					
Thurman Munson, R OBP: 0.300, SLG: 0.382 (1, 2)										4	1	1	2	0	0	1					
Reggie Jackson, L OBP: 0.337, SLG: 0.461 (1, 9)										4	1	1	0	0	1	0					
Chris Chambliss, L OBP: 0.343, SLG: 0.395 (1, 3)										4	0	1	0	0	0	0					
Graig Nettles, L OBP: 0.337, SLG: 0.447 (1, 5)										3	0	1	0	0	1	2					
Gary Thomasson, L OBP: 0.276, SLG: 0.349 (9, PH)										3	0	0	1	0	0	2					
Cliff Johnson, R OBP: 0.331, SLG: 0.364 (9, PH)										0	0	0	0	1	0	0					
Jim Spencer, L OBP: 0.319, SLG: 0.549 (9, PH)										3	0	0	0	0	1	1					
Lou Piniella, R OBP: 0.387, SLG: 0.424 (9, PH)										1	0	1	0	0	0	0					
Bucky Dent, R OBP: 0.281, SLG: 0.298 (5, PR)										2	0	1	0	0	0	0					
Fred Stanley, R OBP: 0.459, SLG: 0.345 (5, PH)										1	0	0	0	0	0	0					
Jay Johnstone, L OBP: 0.246, SLG: 0.203 (9, PH)										1	0	0	0	0	0	3					
Inning Stats	R: 0 E: 0 K: 1 S: 5	H: 0 LOB: 0 BB: 0 P: 5	R: 0 E: 0 K: 0 S: 3	H: 0 LOB: 0 BB: 0 P: 3	R: 0 E: 0 K: 0 S: 3	H: 0 LOB: 0 BB: 0 P: 3	R: 4 E: 0 K: 2 S: 12	H: 5 LOB: 1 BB: 0 P: 12	R: 0 E: 0 K: 0 S: 4	H: 2 LOB: 1 BB: 0 P: 4	R: 0 E: 0 K: 1 S: 5	H: 0 LOB: 1 BB: 0 P: 6	R: 0 E: 0 K: 0 S: 3	H: 0 LOB: 0 BB: 0 P: 3	R: 0 E: 0 K: 0 S: 3	H: 2 LOB: 3 BB: 1 P: 9	1B: 6 2B: 1 3B: 0 HR: 2	SF: 0 SAC: 0 DP: 0 HBP: 1	WP: 0 PB: 0 CS: 0	PA: 37	
PITCHER	IP	WLS	BF	H	R	ER	SO	BB	IBB	HBP	BLK	WP	HR	S	P	ERA	WHIP				
Luis Tiant, R ERA: 2.82 (1, 1)	3.0		13	4	4	4	1	0	0	0	0	0	2	15	15	12.00	1.333				
Tom Burgmeier, L ERA: 4.03 (4, 1)	5.1	W	21	4	0	0	3	1	0	1	0	0	0	25	30	0.00	0.938				
Bob Stanley, R ERA: 3.21 (9, 1)	0.2		3	1	0	0	0	0	0	0	0	0	0	3	3	0.00	1.500				

New York Yankees @ Boston Red Sox
Fenway Park, Boston, MA
Mon Jun 19 1978, 7:05 PM EDT
Att: 33,163 - Unknown - 77 F

AB 35
R 4
H 9
RBI 4
BB 1
SO 4
LOB 13



Batter	1	2	3	4	5	6	7	8	9	AB	R	H	RBI	BB	SO	LOB	BOTTOM				
Rick Burleson, R OBP: 0.294, SLG: 0.360 (1, 6)										5	2	2	1	0	1	3					
Jerry Remy, L OBP: 0.316, SLG: 0.341 (1, 4)										5	1	2	2	0	0	1					
Jim Rice, R OBP: 0.375, SLG: 0.641 (1, 10)										4	0	1	2	0	1	1					
Carl Yastrzemski, L OBP: 0.389, SLG: 0.409 (1, 7)										4	1	2	0	1	0	1					
Carlton Fisk, R OBP: 0.378, SLG: 0.484 (1, 2)										4	2	2	1	1	1	2					
Fred Lynn, L OBP: 0.393, SLG: 0.505 (1, 8)										3	2	2	0	2	0	0					
George Scott, R OBP: 0.360, SLG: 0.430 (1, 3)										5	1	1	1	0	3	7					
Dwight Evans, R OBP: 0.382, SLG: 0.560 (1, 9)										2	0	1	0	1	1	1					
Butch Hobson, R OBP: 0.327, SLG: 0.463 (1, 5)										3	1	0	1	1	0	4					
Inning Stats	R: 1 E: 0 K: 0 S: 4	H: 1 LOB: 1 BB: 1 P: 8	R: 0 E: 1 K: 2 S: 8	H: 0 LOB: 1 BB: 0 P: 8	R: 0 E: 1 K: 0 S: 3	H: 1 LOB: 0 BB: 0 P: 3	R: 3 E: 1 K: 2 S: 10	H: 3 LOB: 1 BB: 1 P: 14	R: 0 E: 0 K: 1 S: 6	H: 1 LOB: 1 BB: 0 P: 6	R: 0 E: 0 K: 1 S: 7	H: 2 LOB: 2 BB: 0 P: 7	R: 0 E: 0 K: 1 S: 5	H: 0 LOB: 0 BB: 0 P: 5	R: 6 E: 1 K: 0 S: 8	H: 5 LOB: 3 BB: 4 P: 24	1B: 8 2B: 5 3B: 0 HR: 0	SF: 1 SAC: 1 DP: 1 HBP: 0	WP: 0 PB: 0 CS: 0	PA: 43	
PITCHER	IP	WLS	BF	H	R	ER	SO	BB	IBB	HBP	BLK	WP	HR	S	P	ERA	WHIP				
Ken Clay, R ERA: 4.19 (1, 1)	3.0		15	5	4	3	2	1	0	0	0	0	0	18	22	9.00	2.000				
Rich Gossage, R ERA: 2.37 (4, 1)	4.1	L	22	6	5	5	5	2	1	0	0	0	0	29	41	10.38	1.846				
Sparky Lyle, L ERA: 4.09 (8, 1)	0.2		6	2	1	1	0	1	1	0	0	0	0	4	12	13.50	4.500				

New York Yankees @ Boston Red Sox
Fenway Park, Boston, MA
Mon Jun 19 1978, 7:05 PM EDT
Att: 33,163 - Unknown - 77 F

AB 35
R 10
H 13
RBI 8
BB 6
SO 7
LOB 20



Batter	1	2	3	4	5	6	7	8	9	AB	R	H	RBI	BB	SO	LOB	TOP			
Roy White, S OBP: 0.361, SLG: 0.413 (1, 7)	F8		4-3	F8		BB			HR 1B	4	1	1	0	1	0	1	New York Yankees @ Boston Red Sox Fenway Park, Boston, MA Tue Jun 20 1978, 7:05 PM EDT Att: 32,643 - Unknown - 67 F			
Willie Randolph, R OBP: 0.397, SLG: 0.328 (1, 4)	6-3					L4-6			FC1 HR	5	2	1	0	0	0	3				
Thurman Munson, R OBP: 0.299, SLG: 0.379 (1, 2)	L4								F8	5	0	1	0	0	0	2				
Reggie Jackson, L OBP: 0.339, SLG: 0.471 (1, 9)		K							HR	4	2	1	3	1	1	2				
Chris Chambliss, L OBP: 0.344, SLG: 0.395 (1, 3)	F8								F9	5	1	2	1	0	0	1				
Graig Nettles, L OBP: 0.342, SLG: 0.448 (1, 5)	G3								BB	4	1	2	0	1	1	1				
Gary Thomasson, L OBP: 0.276, SLG: 0.353 (1, 8)			G3						BB	4	1	1	2	0	0	2				
Paul Blair, R OBP: 0.282, SLG: 0.344 (8, 8)				HR					BB	0	0	0	0	1	0	0				
Jim Spencer, L OBP: 0.314, SLG: 0.528 (1, 10)			K						K	4	1	0	0	1	3	2				
Fred Stanley, R OBP: 0.488, SLG: 0.500 (1, 6)									L3	3	1	2	4	1	0	0				
Inning Stats	R: 0 E: 0 K: 0 S: 3	H: 0 LOB: 0 BB: 0 P: 3	R: 0 E: 0 K: 1 S: 5	H: 0 LOB: 0 BB: 0 P: 5	R: 0 E: 0 K: 1 S: 5	H: 0 LOB: 1 BB: 1 P: 9	R: 7 E: 0 K: 0 S: 9	H: 6 LOB: 0 BB: 1 P: 13	R: 0 E: 2 K: 0 S: 4	H: 1 LOB: 2 BB: 1 P: 8	R: 0 E: 1 K: 1 S: 6	H: 1 LOB: 1 BB: 0 P: 6	R: 0 E: 0 K: 0 S: 3	H: 0 LOB: 0 BB: 0 P: 3	R: 3 E: 1 K: 1 S: 8	H: 2 LOB: 2 BB: 2 P: 16	1B: 6 2B: 4 3B: 0 HR: 2	SF: 0 SAC: 0 DP: 1 HBP: 0	WP: 1 PB: 0 SB: 0 CS: 1	PA: 44
PITCHER	IP	WLS	BF	H	R	ER	SO	BB	IBB	HBP	BLK	WP	HR	S	P	ERA	WHIP			
Mike Torrez, R ERA: 4.12 (1, 1)	3.1	L	18	6	7	7	2	1	1	0	0	1	1	20	28	18.90	2.100			
Jim Wright, R ERA: 2.55 (4, 1)	1.2		7	1	0	0	0	1	0	0	0	0	0	6	10	0.00	1.200			
Dick Drago, R ERA: 2.25 (6, 1)	4.0		19	4	3	2	3	3	0	0	0	0	1	22	34	4.50	1.750			

Batter	1	2	3	4	5	6	7	8	9	AB	R	H	RBI	BB	SO	LOB	BOTTOM			
Rick Burleson, R OBP: 0.295, SLG: 0.362 (1, 6)	G4-6-3 BB			F8					2B	4	0	1	0	1	1	1	New York Yankees @ Boston Red Sox Fenway Park, Boston, MA Tue Jun 20 1978, 7:05 PM EDT Att: 32,643 - Unknown - 67 F			
Jerry Remy, L OBP: 0.314, SLG: 0.339 (1, 4)	G4-6-3 1-2			F8					F2	5	0	1	0	0	0	2				
Jim Rice, R OBP: 0.373, SLG: 0.634 (1, 10)	G3								1B	3	0	0	0	1	0	1				
Carl Yastrzemski, L OBP: 0.391, SLG: 0.408 (1, 7)									G3	3	0	1	0	1	0	1				
Carlton Fisk, R OBP: 0.384, SLG: 0.482 (1, 2)									G3 BB	1	1	0	0	3	1	1				
Fred Lynn, L OBP: 0.386, SLG: 0.495 (1, 8)									G3	4	0	0	0	0	1	5				
George Scott, R OBP: 0.357, SLG: 0.423 (1, 3)									K	4	1	1	1	0	1	1				
Dwight Evans, R OBP: 0.380, SLG: 0.552 (1, 9)									1-3	3	1	0	0	1	0	2				
Butch Hobson, R OBP: 0.326, SLG: 0.472 (1, 5)									K	4	1	1	3	0	2	1				
Inning Stats	R: 0 E: 0 K: 0 S: 2	H: 0 LOB: 0 BB: 1 P: 6	R: 4 E: 0 K: 0 S: 5	H: 2 LOB: 2 BB: 2 P: 13	R: 0 E: 0 K: 1 S: 3	H: 0 LOB: 2 BB: 2 P: 11	R: 0 E: 0 K: 1 S: 5	H: 0 LOB: 1 BB: 1 P: 9	R: 0 E: 0 K: 1 S: 6	H: 1 LOB: 1 BB: 0 P: 6	R: 0 E: 0 K: 1 S: 6	H: 0 LOB: 0 BB: 0 P: 5	R: 0 E: 0 K: 1 S: 6	H: 1 LOB: 1 BB: 1 P: 9	R: 0 E: 0 K: 1 S: 6	H: 1 LOB: 1 BB: 0 P: 6		1B: 3 2B: 1 3B: 0 HR: 1	SF: 0 SAC: 0 DP: 1 HBP: 0	WP: 1 PB: 0 SB: 0 CS: 0
PITCHER	IP	WLS	BF	H	R	ER	SO	BB	IBB	HBP	BLK	WP	HR	S	P	ERA	WHIP			
Don Gullett, L ERA: 3.1 (1, 1)	9.0	W	38	5	4	4	6	6	1	0	0	1	1	43	71	4.00	1.222			

Batter	1	2	3	4	5	6	7	8	9	AB	R	H	RBI	BB	SO	LOB	TOP		
Roy White, S OBP: 0.358, SLG: 0.408 (1, 7)	F9		K			K		P7		4	0	1	0	0	1	1	New York Yankees @ Boston Red Sox Fenway Park, Boston, MA Wed Jun 21 1978, 7:05 PM EDT Att: 32,459 - Unknown - 62 F		
Willie Randolph, R OBP: 0.362, SLG: 0.322 (1, 4)	F9		K			F4		4-3		4	0	0	0	0	1	2			
Thurman Munson, R OBP: 0.294, SLG: 0.373 (1, 2)	E5			1-3		6-3		K		4	0	0	0	0	1	1			
Reggie Jackson, L OBP: 0.337, SLG: 0.467 (1, 9)	F8			K				F8		4	1	1	0	0	1	1			
Chris Chambliss, L OBP: 0.347, SLG: 0.397 (1, 3)		K		F8						4	0	2	0	0	1	0			
Graig Nettles, L OBP: 0.337, SLG: 0.440 (1, 5)		K			F6					4	0	0	0	0	1	3			
Gary Thomasson, L OBP: 0.275, SLG: 0.347 (1, 8)			F3		P9					3	0	0	1	1	0	1			
Jay Johnstone, L OBP: 0.246, SLG: 0.254 (1, 10)			F8			HR				4	1	1	1	0	1	3			
Fred Stanley, R OBP: 0.477, SLG: 0.486 (1, 6)			F3		F3					3	0	1	0	0	0	0			
Inning Stats	R: 0 E: 1 K: 0 S: 4	H: 0 LOB: 1 BB: 0 P: 4	R: 0 E: 0 K: 2 S: 7	H: 0 LOB: 0 BB: 0 P: 7	R: 0 E: 0 K: 1 S: 6	H: 1 LOB: 1 BB: 0 P: 6	R: 0 E: 0 K: 1 S: 5	H: 0 LOB: 0 BB: 0 P: 5	R: 1 E: 0 K: 0 S: 4	H: 1 LOB: 0 BB: 0 P: 4	R: 0 E: 0 K: 1 S: 5	H: 0 LOB: 0 BB: 0 P: 5	R: 1 E: 0 K: 0 S: 5	H: 2 LOB: 1 BB: 0 P: 5	R: 0 E: 0 K: 1 S: 6	H: 1 LOB: 2 BB: 1 P: 10	1B: 5 2B: 0 3B: 0 HR: 1	SF: 0 SAC: 0 DP: 0 HBP: 0	WP: 0 PA: 35 CS: 0
PITCHER Dennis Eckersley, R ERA: 3.26 (1, 1)	IP: 9.0 WLS: W BF: 35 H: 6 R: 2 ER: 2 SO: 7 BB: 1 IBB: 0 HBP: 0 BLK: 0 WP: 0 HR: 1 S: 48 P: 52 ERA: 2.00 WHIP: 0.778																		

Batter	1	2	3	4	5	6	7	8	9	AB	R	H	RBI	BB	SO	LOB	BOTTOM		
Rick Burleson, R OBP: 0.294, SLG: 0.362 (1, 6)	F8	6-3	K			1-3				5	0	1	0	0	1	1	New York Yankees @ Boston Red Sox Fenway Park, Boston, MA Wed Jun 21 1978, 7:05 PM EDT Att: 32,459 - Unknown - 62 F		
Jerry Remy, L OBP: 0.312, SLG: 0.336 (1, 4)	F8		S		F7	4-3		K		5	1	1	0	0	1	2			
Jim Rice, R OBP: 0.380, SLG: 0.635 (1, 10)			2B		FC6-4			F2		3	1	2	0	2	0	0			
Carl Yastrzemski, L OBP: 0.391, SLG: 0.409 (1, 7)			2B		FC6-4			F3		4	1	1	1	1	1	4			
Carlton Fisk, R OBP: 0.382, SLG: 0.482 (1, 2)	FC5-4		2B		F4			5-3		4	1	1	1	0	0	3			
Fred Lynn, L OBP: 0.388, SLG: 0.511 (1, 8)		SH3-4	SF8		6-3					3	2	2	2	0	0	0			
George Scott, R OBP: 0.361, SLG: 0.447 (1, 3)		SH3-4	F9		F9					3	1	1	1	1	0	0			
Dwight Evans, R OBP: 0.379, SLG: 0.553 (1, 9)		SH3-4	HR		5-3			F9		3	1	1	0	0	0	0			
Butch Hobson, R OBP: 0.328, SLG: 0.487 (1, 5)		SF7	HR			K		2B		3	1	2	3	0	1	0			
Inning Stats	R: 0 E: 0 K: 0 S: 4	H: 1 LOB: 2 BB: 1 P: 8	R: 1 E: 0 K: 0 S: 4	H: 1 LOB: 1 BB: 1 P: 8	R: 6 E: 0 K: 1 S: 10	H: 5 LOB: 0 BB: 1 P: 14	R: 0 E: 0 K: 0 S: 4	H: 1 LOB: 1 BB: 0 P: 4	R: 0 E: 0 K: 0 S: 3	H: 0 LOB: 0 BB: 0 P: 3	R: 0 E: 0 K: 1 S: 5	H: 0 LOB: 0 BB: 0 P: 5	R: 0 E: 0 K: 0 S: 3	H: 0 LOB: 0 BB: 0 P: 3	R: 2 E: 0 K: 2 S: 11	H: 4 LOB: 3 BB: 1 P: 15	1B: 5 2B: 4 3B: 0 HR: 3	SF: 2 SAC: 1 DP: 0 HBP: 0	WP: 2 PA: 40 CS: 0
PITCHER Jim Beattie, R ERA: 4.09 (1, 1) Dick Tidrow, R ERA: 4.17 (3, 1) Cattfish Hunter, R ERA: 5.93 (8, 1)	IP: 2.0 WLS: L BF: 14 H: 5 R: 5 ER: 5 SO: 5 BB: 3 IBB: 0 HBP: 0 BLK: 0 WP: 1 HR: 0 S: 11 P: 23 ERA: 22.50 WHIP: 4.000	IP: 5.0 WLS: L BF: 18 H: 3 R: 2 ER: 2 SO: 2 BB: 0 IBB: 0 HBP: 0 BLK: 0 WP: 1 HR: 1 S: 22 P: 22 ERA: 3.60 WHIP: 0.600	IP: 1.0 WLS: L BF: 8 H: 4 R: 2 ER: 2 SO: 2 BB: 1 IBB: 0 HBP: 0 BLK: 0 WP: 0 HR: 2 S: 11 P: 15 ERA: 18.00 WHIP: 5.000																

Batter	1	2	3	4	5	6	7	8	9	AB	R	H	RBI	BB	SO	LOB	TOP								
Roy White, S OBP: 0.353, SLG: 0.400 (1, 7)	G3		F7			F8		F8		5	0	1	1	0	0	1									
Willie Randolph, R OBP: 0.395, SLG: 0.319 Brian Doyle, L OBP: 0.250, SLG: 0.250 Jim Spencer, L OBP: 0.311, SLG: 0.523 Paul Blair, R OBP: 0.278, SLG: 0.338 (1, 4) (5, 4) (8, PH) (8, 4) (8, 6)	6-3			6-3				K	K	2	0	0	0	0	0	0									
Thurman Munson, R OBP: 0.295, SLG: 0.373 Cliff Johnson, R OBP: 0.328, SLG: 0.360 (1, 2) (6, 2)	4-3					K			F7	3	0	1	0	0	1	1									
Reggie Jackson, L OBP: 0.336, SLG: 0.476 (1, 9)		6-3		F7				F5		4	1	1	1	0	0	1									
Chris Chambliss, L OBP: 0.345, SLG: 0.395 (1, 3)		4-3		F8				FC4-6	E4	4	1	1	0	0	0	1									
Graig Nettles, L OBP: 0.339, SLG: 0.441 (1, 5)						K		FC4-6		4	1	2	0	0	1	0									
Gary Thomasson, L OBP: 0.276, SLG: 0.343 Lou Piniella, R OBP: 0.391, SLG: 0.428 (1, 8) (9, PH) (9, 7)			6-3	4-3				FC4-6	E	2	0	0	0	1	0	2									
Jay Johnstone, L OBP: 0.233, SLG: 0.239 (1, 10)			1-3	P4				P5	P5	4	0	0	0	0	0	5									
Fred Stanley, R OBP: 0.458, SLG: 0.462 (1, 6) (8, 4)			6-3			F7		6-3	E3	4	0	1	1	0	0	1									
Inning Stats	R: 0 E: 0 K: 0 S: 3	H: 0 LOB: 0 BB: 0 P: 3	R: 0 E: 0 K: 0 S: 3	H: 0 LOB: 0 BB: 0 P: 3	R: 0 E: 0 K: 0 S: 3	H: 0 LOB: 1 BB: 1 P: 7	R: 0 E: 0 K: 0 S: 4	H: 1 LOB: 1 BB: 0 P: 4	R: 0 E: 0 K: 1 S: 5	H: 0 LOB: 0 BB: 0 P: 5	R: 0 E: 0 K: 0 S: 6	H: 1 LOB: 1 BB: 0 P: 6	R: 0 E: 0 K: 0 S: 5	H: 2 LOB: 2 BB: 0 P: 5	R: 0 E: 0 K: 1 S: 5	H: 0 LOB: 0 BB: 0 P: 5	R: 4 E: 2 K: 1 S: 11	H: 5 LOB: 2 BB: 0 P: 11	1B: 8 2B: 0 3B: 0 HR: 1	SF: 0 SAC: 0 DP: 0 HBP: 0	WP: 0 PB: 0 SB: 0 CS: 0	PA: 38			
PITCHER	IP	WLS	BF	H	R	ER	SO	BB	IBB	HBP	BLK	WP	HR	S	P	ERA	WHIP								
Dave Rozema, R ERA: 2.49 John Hiller, L ERA: 2.41 (1, 1) (9, 1)	8.1	L	33	6	3	2	3	1	0	0	0	0	1	38	42	2.16	0.840								
	0.2	S	5	3	1	0	1	0	0	0	0	0	0	7	7	0.00	4.500								

New York Yankees @ Detroit Tigers
Tiger Stadium, Detroit, MI
Thu Jun 22 1978, 7:05 PM EDT
Att: 33,971 - Unknown

AB 37
R 4
H 9
RBI 4
BB 1
SO 4
LOB 14



Batter	1	2	3	4	5	6	7	8	9	AB	R	H	RBI	BB	SO	LOB	BOTTOM								
Ron LeFlore, R OBP: 0.316, SLG: 0.371 (1, 8)	HR		F8		F8			F8		4	1	1	1	0	0	1									
Steve Kemp, L OBP: 0.431, SLG: 0.393 (1, 7)	P6				FC6-4			K		3	0	0	0	1	1	1									
Rusty Staub, L OBP: 0.341, SLG: 0.437 (1, 10)	F7		G3					F8		4	0	1	0	0	0	1									
Jason Thompson, L OBP: 0.365, SLG: 0.552 (1, 3)	K							F8		3	1	1	0	1	1	1									
Aurelio Rodriguez, R OBP: 0.320, SLG: 0.460 Phil Mankowski, L OBP: 0.348, SLG: 0.406 (1, 5) (9, PH)		F7		K				G6-4-3	K	3	0	0	0	0	1	2									
Mickey Stanley, R OBP: 0.290, SLG: 0.370 Tim Corcoran, L OBP: 0.306, SLG: 0.295 (1, 9) (9, PH)									K	3	0	2	0	0	1	0									
Lance Parrish, R OBP: 0.248, SLG: 0.409 Milt May, L OBP: 0.315, SLG: 0.453 Steve Dillard, R OBP: 0.275, SLG: 0.276 (1, 2) (9, PH) (9, PR)									FC3-6	3	0	0	0	0	2	3									
Alan Trammell, R OBP: 0.298, SLG: 0.342 (1, 6)									P4	4	0	1	0	0	1	2									
Lou Whitaker, L OBP: 0.335, SLG: 0.347 (1, 4)			G3							3	0	0	0	0	1	2									
Inning Stats	R: 1 E: 0 K: 1 S: 6	H: 1 LOB: 0 BB: 0 P: 6	R: 0 E: 0 K: 2 S: 8	H: 1 LOB: 0 BB: 0 P: 8	R: 0 E: 0 K: 0 S: 3	H: 0 LOB: 1 BB: 1 P: 7	R: 0 E: 0 K: 1 S: 6	H: 2 LOB: 1 BB: 0 P: 6	R: 0 E: 1 K: 1 S: 6	H: 0 LOB: 1 BB: 0 P: 6	R: 0 E: 0 K: 0 S: 3	H: 1 LOB: 0 BB: 0 P: 3	R: 0 E: 0 K: 2 S: 8	H: 1 LOB: 1 BB: 0 P: 8	R: 0 E: 0 K: 1 S: 5	H: 0 LOB: 0 BB: 0 P: 5	R: 1 E: 0 K: 1 S: 5	H: 0 LOB: 1 BB: 2 P: 13	1B: 5 2B: 0 3B: 0 HR: 1	SF: 0 SAC: 0 DP: 2 HBP: 0	WP: 1 PB: 0 SB: 0 CS: 0	PA: 35			
PITCHER	IP	WLS	BF	H	R	ER	SO	BB	IBB	HBP	BLK	WP	HR	S	P	ERA	WHIP								
Ron Guidry, L ERA: 1.5 Rich Gossage, R ERA: 2.33 (1, 1) (9, 1)	8.0	W	31	6	2	2	8	2	0	0	0	1	45	53	2.25	1.000									
	1.0	S	4	0	0	0	1	1	0	0	0	1	0	5	9	0.00	1.000								

New York Yankees @ Detroit Tigers
Tiger Stadium, Detroit, MI
Thu Jun 22 1978, 7:05 PM EDT
Att: 33,971 - Unknown

AB 32
R 2
H 6
RBI 1
BB 3
SO 9
LOB 16



Batter	1	2	3	4	5	6	7	8	9	AB	R	H	RBI	BB	SO	LOB	TOP			
Roy White, S OBP: 0.345, SLG: 0.410 (1, 7)	G3	F9			P4			K		4	0	0	0	0	1	0				
Graig Nettles, L OBP: 0.338, SLG: 0.437 (1, 5)	1B FC6-4		G3			G3			4-3	4	1	1	0	0	0	0				
Thurman Munson, R OBP: 0.292, SLG: 0.368 (1, 2)	1B FC6-4		K			1B G1-6-3			6-3	4	0	2	0	0	1	0				
Reggie Jackson, L OBP: 0.332, SLG: 0.462 (1, 9)	1B FC6-4		6-3			1B G1-6-3			L6	4	0	0	1	0	0	2				
Chris Chambliss, L OBP: 0.346, SLG: 0.405 (1, 3)	1-3				F8				F7	3	0	0	0	0	0	1				
Gary Thomasson, L OBP: 0.278, SLG: 0.341 (1, 8)		4-3 BB WP		K		F9				3	1	1	0	0	1	0				
Jay Johnstone, L OBP: 0.218, SLG: 0.222 (1, 10)			F9		P5				F7	3	0	0	0	0	0	1				
Fred Stanley, R OBP: 0.411, SLG: 0.391 (1, 6)		4-3 E BB			K				P5	2	1	0	0	1	1	0				
Brian Doyle, L OBP: 0.222, SLG: 0.222 (1, 4)		4-3			4-3				P4	2	0	0	0	0	0	2				
Jim Spencer, L OBP: 0.308, SLG: 0.519 (8, PH)		4-3			4-3					1	0	0	0	0	0	0				
Damaso Garcia, R (8, 4)		1-2 2-3								0	0	0	0	0	0	0				
Inning Stats	R: 1 E: 0 K: 0 S: 5	H: 2 LOB: 1 BB: 0 P: 5	R: 2 E: 0 K: 0 S: 4	H: 1 LOB: 0 BB: 1 P: 8	R: 0 E: 0 K: 1 S: 5	H: 0 LOB: 0 BB: 0 P: 5	R: 0 E: 0 K: 1 S: 5	H: 0 LOB: 0 BB: 0 P: 5	R: 0 E: 0 K: 0 S: 3	H: 1 LOB: 0 BB: 0 P: 3	R: 0 E: 0 K: 0 S: 3	H: 0 LOB: 0 BB: 0 P: 3	R: 0 E: 0 K: 1 S: 5	H: 0 LOB: 0 BB: 0 P: 5	R: 0 E: 0 K: 0 S: 3	H: 0 LOB: 0 BB: 0 P: 3	1B: 4 2B: 0 3B: 0 HR: 0	SF: 0 SAC: 0 DP: 1 HBP: 0	WP: 1 PB: 0 SB: 0 CS: 0	PA: 31
PITCHER Jim Slaton, R ERA: 4.78 (1, 1)	IP: 9.0 WLS: W BF: 31 H: 4 R: 3 ER: 2 SO: 4 BB: 1 IBB: 0 HBP: 0 BLK: 0 WP: 1 HR: 0 S: 38 P: 42 ERA: 2.00 WHIP: 0.556															PITCHER				

New York Yankees @ Detroit Tigers
Tiger Stadium, Detroit, MI
Sat Jun 24 1978, 7:05 PM EDT
Att: 37,681 - Unknown

AB 30
R 3
H 4
RBI 1
BB 1
SO 4
LOB 6



Batter	1	2	3	4	5	6	7	8	9	AB	R	H	RBI	BB	SO	LOB	BOTTOM			
Ron LeFlore, R OBP: 0.313, SLG: 0.364 (1, 8)	6-3	F9		1B FC6-4		5-3				4	0	1	0	0	0	1				
Lou Whitaker, L OBP: 0.332, SLG: 0.344 (1, 4)	1B 2B BB		1B	1B FC6-4		K				3	2	1	0	1	1	2				
Rusty Staub, L OBP: 0.344, SLG: 0.438 (1, 10)	1B 2B E		6-3	1B G3		P2				4	1	2	0	0	0	1				
Jason Thompson, L OBP: 0.367, SLG: 0.552 (1, 3)	1B E		1B	K		6-3				4	1	2	2	0	1	1				
Steve Kemp, L OBP: 0.432, SLG: 0.390 (1, 7)	1B E9 4-3		F8	1B G3		F7				4	0	1	2	0	0	2				
Milt May, L OBP: 0.306, SLG: 0.435 (1, 2)	1B 4-3		F8	3-1		F5				4	0	0	0	0	0	3				
Tim Corcoran, L OBP: 0.302, SLG: 0.299 (1, 9)	4-1			4-3		F8				3	0	0	0	0	0	1				
Mickey Stanley, R OBP: 0.235, SLG: 0.347 (6, PH) (9, 9)						F8				1	0	0	0	0	0	0				
Phil Mankowski, L OBP: 0.359, SLG: 0.415 (1, 5)		G3				F8				3	0	1	0	0	0	0				
Aurelio Rodriguez, R OBP: 0.322, SLG: 0.460 (7, 5)				1B CS						0	0	0	0	0	0	0				
Alan Trammell, R OBP: 0.309, SLG: 0.351 (1, 6)		5-3		1B 1B						3	0	2	0	0	0	0				
Inning Stats	R: 3 E: 1 K: 0 S: 6	H: 3 LOB: 1 BB: 1 P: 10	R: 0 E: 0 K: 0 S: 3	H: 0 LOB: 0 BB: 0 P: 3	R: 1 E: 0 K: 0 S: 5	H: 2 LOB: 1 BB: 0 P: 5	R: 0 E: 0 K: 0 S: 5	H: 3 LOB: 2 BB: 0 P: 5	R: 0 E: 0 K: 1 S: 6	H: 1 LOB: 1 BB: 0 P: 6	R: 0 E: 0 K: 0 S: 4	H: 1 LOB: 1 BB: 0 P: 4	R: 0 E: 0 K: 1 S: 5	H: 0 LOB: 0 BB: 0 P: 5	R: 0 E: 0 K: 0 S: 3	H: 0 LOB: 0 BB: 0 P: 3	1B: 8 2B: 2 3B: 0 HR: 0	SF: 0 SAC: 0 DP: 0 HBP: 0	WP: 0 PB: 0 SB: 0 CS: 1	PA: 34
PITCHER Ken Clay, R ERA: 4.93 Dick Tidrow, R ERA: 3.99 Sparky Lyle, L ERA: 3.7 (1, 1) (1, 1) (7, 1)	IP: 0.1 WLS: L BF: 23 H: 7 R: 1 ER: 1 SO: 1 BB: 0 IBB: 0 HBP: 0 BLK: 0 WP: 0 HR: 0 S: 25 P: 25 ERA: 1.59 WHIP: 1.235															PITCHER				

New York Yankees @ Detroit Tigers
Tiger Stadium, Detroit, MI
Sat Jun 24 1978, 7:05 PM EDT
Att: 37,681 - Unknown

AB 33
R 4
H 10
RBI 4
BB 1
SO 2
LOB 11



Batter	1	2	3	4	5	6	7	8	9	AB	R	H	RBI	BB	SO	LOB	TOP								
Roy White, S OBP: 0.347, SLG: 0.409 (1, 7)	5-3		F8		SF8 1B		F3		1B 1B	5	1	2	0	0	0	1	New York Yankees @ Detroit Tigers Tiger Stadium, Detroit, MI Sun Jun 25 1978, 3:33 AM EDT Att: 34,014 - Unknown								
Graig Nettles, L OBP: 0.340, SLG: 0.434 (1, 5)	K		1B BB		SF8		BB		F8	2	0	0	1	2	1	2									
Thurman Munson, R OBP: 0.301, SLG: 0.373 (1, 2)	1B		1B		1B BB		P6		FC6-4 1B	4	0	3	2	1	0	1									
Chris Chambliss, L OBP: 0.344, SLG: 0.401 (1, 10)	F8		5-3		1B		1-3		FC6-4	5	0	1	1	0	0	6									
Lou Piniella, R OBP: 0.392, SLG: 0.421 (1, 9)		G3		G6-3 BB	6-3				5-3	3	0	0	0	1	0	2									
Jim Spencer, L OBP: 0.298, SLG: 0.500 (1, 3)	F8			G6-3			4-3		K	4	0	0	0	0	1	1									
Gary Thomasson, L OBP: 0.289, SLG: 0.346 (8, PH)	K			F8					F8	3	0	1	0	0	1	0									
Paul Blair, R OBP: 0.289, SLG: 0.353 (8, 8)										1	0	0	0	0	0	0									
Fred Stanley, R OBP: 0.400, SLG: 0.380 (1, 6)				FC5-4 1B	4-3		6-3		K	4	0	1	0	0	1	1									
Damaso Garcia, R OBP: 0.500, SLG: 0.500 (1, 4)			FC5-4 1B		1B SF8 1B		P4		1B 1B	4	3	2	0	0	0	2									
Inning Stats	R: 0 E: 0 K: 1 S: 6	H: 1 LOB: 1 BB: 0 P: 6	R: 0 E: 0 K: 1 S: 5	H: 0 LOB: 0 BB: 0 P: 5	R: 1 E: 0 K: 0 S: 5	H: 2 LOB: 2 BB: 1 P: 9	R: 0 E: 0 K: 0 S: 2	H: 0 LOB: 0 BB: 1 P: 6	R: 2 E: 0 K: 0 S: 6	H: 3 LOB: 2 BB: 1 P: 10	R: 0 E: 0 K: 0 S: 4	H: 1 LOB: 1 BB: 0 P: 4	R: 0 E: 0 K: 1 S: 3	H: 0 LOB: 0 BB: 1 P: 7	R: 0 E: 0 K: 1 S: 5	H: 0 LOB: 0 BB: 0 P: 5	R: 1 E: 0 K: 1 S: 8	H: 3 LOB: 2 BB: 0 P: 8	1B: 9 2B: 1 3B: 0 HR: 0	SF: 1 SAC: 0 DP: 1 HBP: 0	WP: 0 PB: 0 SB: 0 CS: 0	PA: 40			
PITCHER	IP WLS BF H R ER SO BB IBB HBP BLK WP HR S P ERA WHIP	5.1 L 25 7 3 3 2 3 0 0 0 0 0 26 38 5.06 1.875	3.2 S 15 3 1 1 2 1 0 0 0 0 0 18 22 2.46 1.091																						

livebaseballscorecards.com

AB 35
R 4
H 10
RBI 4
BB 4
SO 4
LOB 16



Batter	1	2	3	4	5	6	7	8	9	AB	R	H	RBI	BB	SO	LOB	BOTTOM								
Ron LeFlore, R OBP: 0.314, SLG: 0.362 (1, 8)	FC6-4 1B		CS BB		1-3		F8		4-3	4	0	1	0	1	0	2	New York Yankees @ Detroit Tigers Tiger Stadium, Detroit, MI Sun Jun 25 1978, 3:33 AM EDT Att: 34,014 - Unknown								
Steve Kemp, L OBP: 0.426, SLG: 0.383 (1, 7)	FC6-4 1-2		K		4-3		F8			4	0	0	0	0	1	3									
Rusty Staub, L OBP: 0.346, SLG: 0.438 (1, 10)	K		1B 1B		1B		F8			4	0	2	1	0	1	1									
Jason Thompson, L OBP: 0.369, SLG: 0.551 (1, 3)	K		FC5-4 1B		1-2 1B				1-3	4	0	2	0	0	1	1									
Aurelio Rodriguez, R OBP: 0.314, SLG: 0.448 (1, 5)	K		FC5-4		F9				6-3	4	0	0	0	0	1	4									
Mickey Stanley, R OBP: 0.295, SLG: 0.365 (1, 9)	1B 2B			K			FC3-6 BB		K	3	1	1	0	1	2	0									
Lance Parrish, R OBP: 0.248, SLG: 0.403 (1, 2)	2H 1B			F7			FC3-6 FC6-4 1-2		K	4	0	1	1	0	1	1									
Alan Trammell, R OBP: 0.304, SLG: 0.345 (1, 6)	F8			F9			FC6-4 1-2		K	3	0	0	0	0	0	2									
Tim Corcoran, L OBP: 0.300, SLG: 0.296 (9, PH)									K	1	0	0	0	0	1	0									
Lou Whitaker, L OBP: 0.335, SLG: 0.353 (1, 4)	1-4-3				1-3 1B 2B		F9			4	1	2	0	0	0	2									
Inning Stats	R: 0 E: 0 K: 2 S: 8	H: 1 LOB: 1 BB: 0 P: 8	R: 1 E: 0 K: 1 S: 7	H: 2 LOB: 1 BB: 0 P: 7	R: 0 E: 0 K: 1 S: 6	H: 2 LOB: 2 BB: 1 P: 10	R: 0 E: 0 K: 1 S: 5	H: 0 LOB: 0 BB: 0 P: 5	R: 1 E: 0 K: 0 S: 6	H: 3 LOB: 2 BB: 0 P: 6	R: 0 E: 0 K: 0 S: 3	H: 0 LOB: 1 BB: 1 P: 7	R: 0 E: 0 K: 0 S: 3	H: 0 LOB: 0 BB: 0 P: 3	R: 0 E: 0 K: 1 S: 5	H: 0 LOB: 0 BB: 0 P: 5	R: 0 E: 0 K: 2 S: 8	H: 1 LOB: 1 BB: 0 P: 8	1B: 7 2B: 3 3B: 0 HR: 0	SF: 0 SAC: 0 DP: 1 HBP: 0	WP: 0 PB: 0 SB: 0 CS: 1	PA: 37			
PITCHER	IP WLS BF H R ER SO BB IBB HBP BLK WP HR S P ERA WHIP	7.2 W 32 8 2 2 5 2 0 0 0 0 0 11 11 0.00 0.750																							

livebaseballscorecards.com

AB 35
R 2
H 9
RBI 2
BB 2
SO 8
LOB 16



Batter	1	2	3	4	5	6	7	8	9	AB	R	H	RBI	BB	SO	LOB	TOP										
Rick Burleson, R OBP: 0.296, SLG: 0.374 (1, 6)	0-0 4-3	0-0 FC6-4			0-0 F8		0-3 K		0-3 K	5	0	0	0	0	2	4	Boston Red Sox @ New York Yankees Yankee Stadium, Bronx, NY Mon Jun 26 1978, 7:05 PM EDT Att: 52,124 - Unknown AB 34 R 4 H 7 RBI 4 BB 5 SO 9 LOB 19										
Jerry Remy, L OBP: 0.306, SLG: 0.324 (1, 4)	0-0 F2		0-0 F4		0-0 F9		4-0 BB		4-0 BB	3	0	0	0	2	0	1											
Jim Rice, R OBP: 0.361, SLG: 0.639 (1, 10)	0-0 1B		0-3 K		0-0 HR		0-0 F9		0-0 4-3	5	1	2	2	0	1	3											
Carl Yastrzemski, L OBP: 0.383, SLG: 0.396 (1, 7)	0-0 1B		0-0 F9		0-0 L4		0-0 F8			4	0	1	0	0	0	2											
Carlton Fisk, R OBP: 0.395, SLG: 0.523 (1, 2)	0-3 K			0-0 F4		0-0 1B		0-0 HR		4	2	2	1	0	1	2											
Fred Lynn, L OBP: 0.389, SLG: 0.506 (1, 8)		4-0 BB		0-0 G3		0-0 G4-3		0-0 4-3		3	0	1	1	1	0	0											
George Scott, R OBP: 0.378, SLG: 0.464 (1, 3)		4-0 BB		0-0 FC6-4		0-0 F8		0-3 K		3	0	1	0	1	1	1											
Dwight Evans, R OBP: 0.378, SLG: 0.542 (1, 9)		0-3 K		0-3 K		0-0 G4-3		0-0 4-3		4	0	0	0	0	2	4											
Butch Hobson, R OBP: 0.329, SLG: 0.484 (1, 5)		0-3 K			0-0 E4		4-0 BB		0-3 K	3	1	0	0	1	2	2											
Inning Stats	R: 0 E: 0 K: 1 S: 7	H: 2 LOB: 2 BB: 0 P: 7	R: 0 E: 0 K: 2 S: 7	H: 0 LOB: 2 BB: 15 P: 15	R: 0 E: 0 K: 1 S: 5	H: 1 LOB: 1 BB: 0 P: 6	R: 0 E: 0 K: 1 S: 6	H: 1 LOB: 0 BB: 0 P: 5	R: 1 E: 0 K: 0 S: 4	H: 2 LOB: 0 BB: 0 P: 4	R: 0 E: 0 K: 1 S: 5	H: 0 LOB: 0 BB: 2 P: 13	R: 1 E: 0 K: 1 S: 6	H: 1 LOB: 0 BB: 1 P: 11	R: 0 E: 0 K: 2 S: 7	H: 0 LOB: 1 BB: 1 P: 11	1B: 3 2B: 2 3B: 0 HR: 2	SF: 0 SAC: 0 DP: 1 HBP: 0	WP: 0 PB: 0 SB: 0 CS: 0	PA: 39							
PITCHER	IP	WLS	BF	H	R	ER	SO	BB	IBB	HBP	BLK	WP	HR	S	P	ERA	WHIP										
Andy Messersmith, R ERA: 4.71 (1, 1)	6.1	L	29	6	3	1	6	4	0	0	0	0	1	37	53	1.42	1.579										
Rich Gossage, R ERA: 2.32 (7, 1)	2.2		10	1	1	1	3	1	0	0	0	0	1	15	19	3.38	0.750										

Batter	1	2	3	4	5	6	7	8	9	AB	R	H	RBI	BB	SO	LOB	BOTTOM										
Roy White, S OBP: 0.349, SLG: 0.405 (1, 7)	0-0 S	4-0 BB		0-0 G4-6-3			0-3 K		0-0 F7	4	1	1	0	1	1	1	Boston Red Sox @ New York Yankees Yankee Stadium, Bronx, NY Mon Jun 26 1978, 7:05 PM EDT Att: 52,124 - Unknown AB 33 R 1 H 7 RBI 1 BB 5 SO 8 LOB 19										
Graig Nettles, L OBP: 0.334, SLG: 0.425 (1, 5)	0-3 K	0-3 K			0-0 4-3		0-0 F9		0-0 F5	5	0	0	0	0	2	3											
Thurman Munson, R OBP: 0.296, SLG: 0.367 (1, 2)	0-0 6-3		0-0 F7		0-0 L5		0-0 F8		0-3 K	5	0	0	0	0	1	1											
Chris Chambliss, L OBP: 0.352, SLG: 0.406 (1, 3)	0-0 BB		1-0 BB		4-0 BB		0-0 1B		0-0 1B	2	0	2	1	1	0	0											
Lou Piniella, R OBP: 0.389, SLG: 0.413 (1, 9)	4-0 BB		0-0 L9		0-0 F9		0-0 K		0-3 K	3	0	0	0	1	1	3											
Reggie Jackson, L OBP: 0.335, SLG: 0.460 (1, 10)	0-3 K		4-0 BB		0-0 4-3		0-0 4-3		0-0 BB	3	0	1	0	1	1	2											
Gary Thomasson, L OBP: 0.275, SLG: 0.339 (1, 8)		0-0 F5		0-0 4-3		0-0 5-3		0-0 F9		4	0	0	0	0	0	4											
Fred Stanley, R OBP: 0.413, SLG: 0.396 (8, PH)		0-3 K		0-0 FC2-6		0-0 1B		4-0 BB		3	0	2	0	0	1	0											
Jim Spencer, L OBP: 0.304, SLG: 0.500 (8, PH)				0-0 FC2-6		0-0 1B		0-0 BB		0	0	0	0	1	0	0											
Paul Blair, R OBP: 0.289, SLG: 0.353 (9, 4)				0-0 G4-6-3		0-3 K		1-2 BB		0	0	0	0	0	0	0											
Damaso Garcia, R OBP: 0.429, SLG: 0.429 (8, PH)		0-0 BB			0-0 FC2-6		0-0 K		0-0 4-3	3	0	1	0	0	1	2											
Jay Johnstone, L OBP: 0.215, SLG: 0.219 (8, PH)				0-0 G4-6-3						1	0	0	0	0	0	3											
Brian Doyle, L OBP: 0.222, SLG: 0.222 (9, 4)										0	0	0	0	0	0	0											
Inning Stats	R: 1 E: 0 K: 2 S: 9	H: 2 LOB: 1 BB: 1 P: 13	R: 0 E: 0 K: 2 S: 8	H: 1 LOB: 1 BB: 1 P: 12	R: 0 E: 0 K: 0 S: 3	H: 0 LOB: 0 BB: 1 P: 8	R: 0 E: 0 K: 0 S: 3	H: 1 LOB: 0 BB: 0 P: 3	R: 0 E: 0 K: 1 S: 6	H: 1 LOB: 1 BB: 0 P: 6	R: 0 E: 0 K: 1 S: 5	H: 0 LOB: 0 BB: 0 P: 5	R: 0 E: 0 K: 1 S: 7	H: 2 LOB: 3 BB: 1 P: 11	R: 0 E: 0 K: 1 S: 5	H: 0 LOB: 0 BB: 0 P: 5	1B: 7 2B: 0 3B: 0 HR: 0	SF: 0 SAC: 0 DP: 1 HBP: 1	WP: 0 PB: 0 SB: 1 CS: 0	PA: 39							
PITCHER	IP	WLS	BF	H	R	ER	SO	BB	IBB	HBP	BLK	WP	HR	S	P	ERA	WHIP										
Dennis Eckersley, R ERA: 3.12 (1, 1)	7.2	W	34	7	1	1	7	4	0	1	0	0	0	43	60	1.17	1.435										
Bill Campbell, R ERA: 5.5 (8, 1)	1.1	S	5	0	0	0	1	1	0	0	0	0	0	6	10	0.00	0.750										

Batter	1	2	3	4	5	6	7	8	9	10	11	12	13	14	AB	R	H	RBI	BB	SO	LOB	TOP					
Rick Burleson, R OBP: 0.289, SLG: 0.375 (1, 6)																7	1	3	2	0	1	0					
Jerry Remy, L OBP: 0.306, SLG: 0.323 (1, 4)																7	0	2	0	0	0	3					
Jim Rice, R OBP: 0.383, SLG: 0.637 (1, 10)																4	0	1	0	2	0	4					
Carl Yastrzemski, L OBP: 0.382, SLG: 0.392 (1, 7)																5	0	1	1	1	0	2					
Carlton Fisk, R OBP: 0.381, SLG: 0.514 (1, 2)																6	0	1	1	0	2	3					
Fred Lynn, L OBP: 0.391, SLG: 0.506 (1, 8)																4	0	1	0	2	0	2					
George Scott, R OBP: 0.370, SLG: 0.450 (1, 3)																6	1	1	0	0	5	5					
Dwight Evans, R OBP: 0.377, SLG: 0.541 (1, 9)																6	1	2	0	0	1	0					
Butch Hobson, R OBP: 0.329, SLG: 0.478 (1, 5)																5	1	1	0	1	3	0					
Inning Stats	R: 0 E: 0 K: 1 S: 5	H: 0 LOB: 0 BB: 0 P: 5	R: 0 E: 0 K: 0 S: 3	H: 0 LOB: 0 BB: 0 P: 3	R: 0 E: 0 K: 3 S: 9	H: 0 LOB: 0 BB: 0 P: 9	R: 0 E: 0 K: 0 S: 7	H: 1 LOB: 1 BB: 1 P: 7	R: 0 E: 0 K: 0 S: 8	H: 1 LOB: 1 BB: 0 P: 8	R: 0 E: 0 K: 1 S: 3	H: 0 LOB: 0 BB: 0 P: 3	R: 0 E: 0 K: 1 S: 5	H: 0 LOB: 0 BB: 0 P: 5	R: 0 E: 0 K: 0 S: 3	H: 1 LOB: 1 BB: 0 P: 7	R: 0 E: 0 K: 1 S: 5	H: 0 LOB: 0 BB: 0 P: 5	R: 0 E: 0 K: 1 S: 5	H: 0 LOB: 0 BB: 0 P: 5	1B: 10 2B: 3 3B: 0 HR: 0	SF: 0 SAC: 0 DP: 2 HBP: 0	WP: 0 PB: 0 CS: 1	PA: 56			
PITCHER	IP 6.0	WLS 27	BF 8	H 4	R 4	ER 0	SO 6	BB 3	IBB 0	HBP 0	BLK 0	WP 0	HR 0	S 36	P 48	ERA 6.00	WHIP 1.633										
Ron Guidry, L ERA: 1.71 (7, 1)	5.0	19	4	0	0	4	0	2	0	0	0	0	0	25	33	0.00	0.800										
Rich Gossage, R ERA: 2.15 (12, 1)	3.0	W	10	1	0	0	2	1	0	0	0	0	0	13	17	0.00	0.667										

Boston Red Sox @ New York Yankees
Yankee Stadium, Bronx, NY
Tue Jun 27 1978, 7:05 PM EDT
Att. 55,132 - Unknown - 77 F

AB	50
R	13
H	14
RBI	4
BB	6
SO	12
LOB	19



Batter	1	2	3	4	5	6	7	8	9	10	11	12	13	14	AB	R	H	RBI	BB	SO	LOB	BOTTOM					
Roy White, S OBP: 0.352, SLG: 0.399 (1, 7)															5	1	1	0	2	1	0						
Graig Nettles, L OBP: 0.337, SLG: 0.435 (1, 5)															6	2	2	2	1	1	1						
Thurman Munson, R OBP: 0.300, SLG: 0.373 (1, 2)															6	2	3	1	0	0	2						
Chris Chambliss, L OBP: 0.349, SLG: 0.401 (1, 3)															6	0	1	1	0	1	3						
Lou Piniella, R OBP: 0.382, SLG: 0.405 (1, 10)															6	0	1	0	0	0	1						
Reggie Jackson, L OBP: 0.345, SLG: 0.469 (1, 9)															4	1	3	1	2	0	1						
Gary Thomasson, L OBP: 0.278, SLG: 0.342 Paul Blair, R OBP: 0.288, SLG: 0.347 (5, 8)															1	0	1	0	0	0	0						
Fred Stanley, R OBP: 0.397, SLG: 0.362 (1, 6)															5	0	0	0	1	2	5						
Damaso Garcia, R OBP: 0.300 Jim Spencer, L OBP: 0.310, SLG: 0.504 Brian Doyle, L OBP: 0.211, SLG: 0.211 (12, 4)															3	0	0	1	0	0	0						
Inning Stats	R: 1 E: 0 K: 0 S: 4	H: 2 LOB: 1 BB: 2 P: 12	R: 1 E: 0 K: 0 S: 4	H: 2 LOB: 1 BB: 1 P: 8	R: 2 E: 0 K: 1 S: 8	H: 3 LOB: 1 BB: 0 P: 8	R: 0 E: 0 K: 0 S: 4	H: 0 LOB: 0 BB: 0 P: 3	R: 0 E: 0 K: 0 S: 4	H: 1 LOB: 1 BB: 0 P: 4	R: 1 E: 0 K: 1 S: 8	H: 3 LOB: 2 BB: 1 P: 8	R: 0 E: 0 K: 1 S: 5	H: 0 LOB: 0 BB: 0 P: 5	R: 0 E: 0 K: 1 S: 5	H: 1 LOB: 1 BB: 1 P: 9	R: 0 E: 0 K: 0 S: 4	H: 1 LOB: 1 BB: 0 P: 4	R: 0 E: 0 K: 0 S: 3	H: 1 LOB: 1 BB: 1 P: 7	R: 2 E: 0 K: 1 S: 4	H: 1 LOB: 0 BB: 1 P: 8	1B: 11 2B: 3 3B: 0 HR: 1	SF: 1 SAC: 1 DP: 3 HBP: 0	WP: 0 PB: 0 CS: 0	PA: 56	
PITCHER	IP 2.2	WLS 14	BF 5	H 3	R 3	ER 3	SO 2	BB 3	IBB 0	HBP 0	BLK 0	WP 0	HR 0	S 15	P 27	ERA 10.12	WHIP 3.000										
Jim Wright, R ERA: 3.0 (3, 1)	4.2	17	3	1	1	0	0	0	0	0	0	0	0	17	17	1.93	0.643										
Tom Burgmeier, L ERA: 3.07 (8, 1)	0.0	1	1	0	0	0	0	0	0	0	0	0	0	1	1	∞	∞										
Bob Stanley, R ERA: 3.21 Bill Cambell, R ERA: 5.03 Dick Drago, R ERA: 2.51 (10, 1)	1.2	6	1	0	0	2	0	0	0	0	0	0	0	10	10	0.00	0.600										
4.1	L	18	4	2	2	2	2	3	0	0	0	0	1	19	31	4.15	1.615										

Boston Red Sox @ New York Yankees
Yankee Stadium, Bronx, NY
Tue Jun 27 1978, 7:05 PM EDT
Att. 55,132 - Unknown - 77 F

AB	48
R	6
H	14
RBI	16
BB	6
SO	6
LOB	16



Batter	1	2	3	4	5	6	7	8	9	AB	R	H	RBI	BB	SO	LOB	TOP					
Roy White, S OBP: 0.360, SLG: 0.407										4	0	3	0	0	0	1	<p>New York Yankees @ Milwaukee Brewers Milwaukee County Stadium, Milwaukee, WI</p> <p>Wed Jun 28 1978, 8:05 PM EDT Unknown - 81 F</p>					
Graig Nettles, L OBP: 0.332, SLG: 0.428										4	0	0	0	0	1	4						
Cliff Johnson, R OBP: 0.325, SLG: 0.350										3	0	0	0	1	0	2						
Lou Piniella, R OBP: 0.374, SLG: 0.395										4	0	0	0	0	1	3						
Chris Chambliss, L OBP: 0.347, SLG: 0.402										4	0	1	0	0	0	1						
Reggie Jackson, L OBP: 0.344, SLG: 0.463										3	0	0	0	0	1	2						
Paul Blair, R OBP: 0.274, SLG: 0.329										4	0	0	0	0	1	3						
Fred Stanley, R OBP: 0.403, SLG: 0.393										3	0	2	0	0	1	1						
Damaso Garcia, R OBP: 0.214, SLG: 0.231									3	0	0	0	0	0	2							
Inning Stats	R: 0 E: 0 K: 1 S: 6	H: 1 LOB: 1 BB: 0 P: 6	R: 0 E: 0 K: 3 S: 10	H: 1 LOB: 1 BB: 0 P: 10	R: 0 E: 0 K: 0 S: 4	H: 1 LOB: 2 BB: 1 P: 8	R: 0 E: 0 K: 0 S: 2	H: 0 LOB: 0 BB: 0 P: 3	R: 0 E: 0 K: 0 S: 4	H: 1 LOB: 1 BB: 0 P: 4	R: 0 E: 0 K: 0 S: 3	H: 0 LOB: 0 BB: 0 P: 3	R: 0 E: 0 K: 0 S: 4	H: 1 LOB: 0 BB: 0 P: 4	R: 0 E: 0 K: 1 S: 5	H: 0 LOB: 1 BB: 0 P: 5	R: 0 E: 0 K: 0 S: 4	H: 0 LOB: 1 BB: 0 P: 4	1B: 4 2B: 2 3B: 0 HR: 0	SF: 0 SAC: 0 DP: 2 HBP: 1	WP: 0 PB: 0 SB: 0 CS: 0	PA: 34
PITCHER Mike Caldwell, L ERA: 2.77	IP: 9.0 WLS: W BF: 34 H: 6 R: 0 ER: 0 SO: 5 BB: 1 IBB: 0 HBP: 1 BLK: 0 WP: 0 HR: 0 S: 42 P: 47 ERA: 0.00 WHIP: 0.778															PITCHER						

Batter	1	2	3	4	5	6	7	8	9	AB	R	H	RBI	BB	SO	LOB	BOTTOM					
Paul Molitor, R OBP: 0.326, SLG: 0.427										5	1	1	0	0	0	3	<p>New York Yankees @ Milwaukee Brewers Milwaukee County Stadium, Milwaukee, WI</p> <p>Wed Jun 28 1978, 8:05 PM EDT Unknown - 81 F</p>					
Don Money, R OBP: 0.357, SLG: 0.391									4	1	2	0	0	0	0	0						
Dick Davis, R OBP: 0.295, SLG: 0.408									3	0	0	0	0	0	3							
Larry Hise, R OBP: 0.360, SLG: 0.532									4	1	0	0	0	0	4							
Ben Oglivie, L OBP: 0.362, SLG: 0.528									2	1	2	3	2	0	0							
Sixto Lezcano, R OBP: 0.387, SLG: 0.543									4	1	1	1	0	2	2							
Sal Bando, R OBP: 0.366, SLG: 0.421										4	0	0	0	0	2	5						
Robin Yount, R OBP: 0.293, SLG: 0.325										3	0	1	1	0	0	0						
Charlie Moore, R OBP: 0.319, SLG: 0.378										3	0	1	0	1	0	2						
Inning Stats	R: 0 E: 0 K: 0 S: 3	H: 0 LOB: 1 BB: 0 P: 4	R: 1 E: 0 K: 1 S: 7	H: 1 LOB: 2 BB: 1 P: 11	R: 1 E: 0 K: 1 S: 7	H: 2 LOB: 2 BB: 1 P: 11	R: 0 E: 0 K: 0 S: 3	H: 0 LOB: 0 BB: 0 P: 3	R: 0 E: 0 K: 0 S: 3	H: 0 LOB: 0 BB: 0 P: 3	R: 0 E: 0 K: 1 S: 7	H: 2 LOB: 2 BB: 0 P: 7	R: 3 E: 0 K: 1 S: 8	H: 3 LOB: 0 BB: 0 P: 8	R: 0 E: 0 K: 0 S: 3	H: 0 LOB: 1 BB: 1 P: 7	R: 0 E: 0 K: 0 S: 3	H: 0 LOB: 1 BB: 1 P: 7	1B: 5 2B: 2 3B: 0 HR: 1	SF: 1 SAC: 0 DP: 0 HBP: 1	WP: 0 PB: 1 SB: 1 CS: 0	PA: 37
PITCHER Dick Tidrow, R ERA: 4.1 Ken Clay, R ERA: 4.75	IP: 6.2 WLS: L BF: 32 H: 8 R: 5 ER: 4 SO: 3 BB: 1 IBB: 1 HBP: 1 BLK: 0 WP: 0 HR: 1 S: 35 P: 44 ERA: 5.40 WHIP: 1.350															PITCHER						

AB	32
R	0
H	6
RBI	0
BB	1
SO	5
LOB	19



Batter	1	2	3	4	5	6	7	8	9	AB	R	H	RBI	BB	SO	LOB	TOP			
Roy White, S (1, 10) OBP: 0.354, SLG: 0.400	F4		SH1-3		F7			K		3	0	0	0	0	1	0	New York Yankees @ Milwaukee Brewers Milwaukee County Stadium, Milwaukee, WI Wed Jun 28 1978, 8:05 PM EDT Att: 39,283 - Unknown			
Fred Stanley, R (1, 6) OBP: 0.406, SLG: 0.391	K		F3			1-4-3 1B		BB		3	0	1	0	1	1	2				
Chris Chambliss, L (1, 3) OBP: 0.349, SLG: 0.403					F7			4-3		4	0	2	2	0	0	2				
Reggie Jackson, L (1, 9) OBP: 0.339, SLG: 0.456	F8		G3		1-4-3				4-3	4	0	0	0	0	0	3				
Lou Piniella, R (1, 7) OBP: 0.372, SLG: 0.392		F8		G4-6-3 1B		4-3			F7	4	0	1	0	0	0	1				
Paul Blair, R (1, 8) OBP: 0.273, SLG: 0.338	5-3			F8			F7			4	0	1	0	0	0	1				
Damaso Garcia, R (1, 4) OBP: 0.176, SLG: 0.188 Cliff Johnson, R (0, PH) OBP: 0.323, SLG: 0.346	6-3		G4-6-3				F8		1-3	3	0	0	0	0	0	1				
Mike Heath, R (1, 2) OBP: 0.167, SLG: 0.167			SH1-3 1B		F6		F9			3	1	1	0	0	0	0				
Brian Doyle, L (1, 5) OBP: 0.227, SLG: 0.227			SH1-3 1B		F4			3-1		3	1	1	0	0	0	0				
Inning Stats	R: 0 E: 0 K: 1 S: 6	H: 1 LOB: 1 BB: 0 P: 6	R: 0 E: 0 K: 0 S: 3	H: 0 LOB: 0 BB: 0 P: 3	R: 2 E: 0 K: 0 S: 6	H: 3 LOB: 1 BB: 0 P: 6	R: 0 E: 0 K: 0 S: 3	H: 1 LOB: 0 BB: 0 P: 3	R: 0 E: 0 K: 0 S: 4	H: 0 LOB: 0 BB: 0 P: 4	R: 0 E: 0 K: 0 S: 3	H: 0 LOB: 0 BB: 0 P: 3	R: 0 E: 0 K: 1 S: 5	H: 0 LOB: 1 BB: 1 P: 9	R: 0 E: 0 K: 0 S: 4	H: 1 LOB: 1 BB: 0 P: 4		1B: 6 2B: 1 3B: 0 HR: 0	SF: 0 SAC: 1 DP: 1 HBP: 0	WP: 0 PB: 0 CS: 0
PITCHER Jerry Augustine, L (1, 1) ERA: 4.5	IP: 9.0 WLS: W BF: 34 H: 7 R: 2 ER: 2 SO: 2 BB: 1 IBB: 0 HBP: 0 BLK: 0 WP: 0 HR: 0 S: 37 P: 41 ERA: 2.00 WHIP: 0.889															PITCHER				

Batter	1	2	3	4	5	6	7	8	9	AB	R	H	RBI	BB	SO	LOB	BOTTOM			
Paul Molitor, R (1, 4) OBP: 0.329, SLG: 0.432	E7 1B 2B		5-3				F8			4	1	2	0	0	0	1	New York Yankees @ Milwaukee Brewers Milwaukee County Stadium, Milwaukee, WI Wed Jun 28 1978, 8:05 PM EDT Att: 39,283 - Unknown			
Don Money, R (1, 3) OBP: 0.360, SLG: 0.394	2B 1B		F7		CS 1B			6-3 SH1-4 1B		4	2	2	1	0	0	0				
Dick Davis, R (1, 10) OBP: 0.295, SLG: 0.415	WP 1H 2B		5-3				K		SH1-4	3	0	1	1	0	1	0				
Larry Hise, R (1, 8) OBP: 0.354, SLG: 0.523	L7			5-3				6-3		4	0	0	0	0	0	2				
Ben Oglivie, L (1, 7) OBP: 0.360, SLG: 0.520	K			E6 BB			K	1B E IBB		3	1	0	0	1	2	1				
Sixto Lezcano, R (1, 9) OBP: 0.393, SLG: 0.545	K			G5-4-3 BB			BLK 1B 1B	E BB 1B		3	2	2	1	1	1	1				
Sal Bando, R (1, 5) OBP: 0.366, SLG: 0.420		5-3		G5-4-3			1H 2B 1B	E 5-3 2B 1B		3	1	1	1	1	0	2				
Robin Yount, R (1, 6) OBP: 0.292, SLG: 0.323		5-3			5-3			E7 1B		4	0	1	2	0	0	1				
Buck Martinez, R (1, 2) OBP: 0.261, SLG: 0.281	F9				F8			6-3		4	0	1	1	0	0	2				
Inning Stats	R: 2 E: 1 K: 2 S: 10	H: 3 LOB: 1 BB: 0 P: 10	R: 0 E: 0 K: 0 S: 3	H: 0 LOB: 0 BB: 0 P: 3	R: 0 E: 1 K: 0 S: 3	H: 0 LOB: 1 BB: 1 P: 7	R: 0 E: 0 K: 0 S: 3	H: 1 LOB: 0 BB: 0 P: 3	R: 0 E: 0 K: 1 S: 5	H: 0 LOB: 0 BB: 0 P: 5	R: 2 E: 0 K: 1 S: 8	H: 3 LOB: 1 BB: 0 P: 8	R: 3 E: 1 K: 0 S: 6	H: 3 LOB: 2 BB: 2 P: 14	R: 3 E: 1 K: 0 S: 6	H: 3 LOB: 2 BB: 2 P: 14		1B: 7 2B: 3 3B: 0 HR: 0	SF: 0 SAC: 1 DP: 1 HBP: 0	WP: 1 PB: 0 CS: 1
PITCHER Larry McCall, R (1, 1) ERA: 4.5 Ken Clay, R (0, 1) ERA: 5.35	IP: 7.0 WLS: L BF: 28 H: 7 R: 4 ER: 4 SO: 4 BB: 1 IBB: 0 HBP: 0 BLK: 1 WP: 1 HR: 0 S: 35 P: 39 ERA: 5.14 WHIP: 1.143															PITCHER				

Batter	1	2	3	4	5	6	7	8	9	AB	R	H	RBI	BB	SO	LOB	TOP	
Ron LeFlore, R (1, 8) OBP: 0.319, SLG: 0.362	0-0 1B SF8 1B		0-0 F9			0-0 1B G4-6-3 1B		0-3 K		4	2	2	0	0	1	1	<p>Detroit Tigers @ New York Yankees Yankee Stadium, Bronx, NY</p> <p>Fri Jun 30 1978, 7:05 PM EDT Att: 33,894 - Unknown - 77 F</p> <p>livebaseballscorecards.com</p>	
Steve Kemp, L (1, 7) OBP: 0.409, SLG: 0.360	0-0 FC5-4 BB 1B		0-3 K			0-0 G4-6-3 1B		0-0 FC4-6		4	0	2	0	0	1	1		
Rusty Staub, L (1, 10) OBP: 0.347, SLG: 0.433	4-0 FC5-4 BB		0-0 4-3			0-0 G4-6-3		0-0 4-3		3	0	0	0	1	0	2		
Jason Thompson, L (1, 3) OBP: 0.360, SLG: 0.527	0-0 SF8			0-0 F7		0-0 2B			0-0 BB 1B	3	0	2	1	0	0	0		
Aurelio Rodriguez, R (1, 5) OBP: 0.316, SLG: 0.438	0-0 FC5-4 FC5-4			0-0 F8		0-0 F2			4-0 BB 1B	3	0	0	0	1	0	3		
Mickey Stanley, R (1, 9) OBP: 0.271, SLG: 0.338	0-0 FC5-4			0-0 1B			0-0 5-3		0-3 K	4	0	1	0	0	1	4		
Lance Parrish, R (1, 2) OBP: 0.299, SLG: 0.398		0-0 P6			0-0 FC6-4 1B		0-0 G4-3 1B		0-3 K	4	0	2	0	0	1	2		
Alan Trammell, R (1, 6) OBP: 0.302, SLG: 0.337		0-0 P1			0-0 FC6-4 G4-3		0-0 G4-3		0-0 1-3	4	0	0	0	0	0	4		
Lou Whitaker, L (1, 4) OBP: 0.346, SLG: 0.350		0-0 4-3			0-0 G4-3			0-0 FC4-6 1B		3	0	1	0	0	0	1		
Inning Stats	R: 1 E: 0 K: 0 S: 5	H: 2 LOB: 2 BB: 1 P: 9	R: 0 E: 0 K: 0 S: 3	H: 0 LOB: 0 BB: 0 P: 3	R: 0 E: 0 K: 1 S: 5	H: 0 LOB: 0 BB: 0 P: 5	R: 0 E: 0 K: 0 S: 3	H: 1 LOB: 1 BB: 0 P: 3	R: 0 E: 0 K: 0 S: 3	H: 1 LOB: 0 BB: 0 P: 3	R: 0 E: 0 K: 1 S: 6	H: 1 LOB: 1 BB: 0 P: 6	R: 0 E: 0 K: 2 S: 8	H: 1 LOB: 2 BB: 1 P: 12	1B: 9 2B: 1 3B: 0 HR: 0	SF: 1 SAC: 0 DP: 3 HBP: 0	WP: 0 PB: 0 SB: 0 CS: 0	PA: 35
PITCHER Don Gullett, L (1, 1) ERA: 2.68	IP: 9.0 WLS: W BF: 35 H: 10 R: 2 ER: 2 SO: 4 BB: 2 IBB: 0 HBP: 0 BLK: 0 WP: 0 HR: 0 S: 41 P: 49 ERA: 2.00 WHIP: 1.333															PITCHER		

Batter	1	2	3	4	5	6	7	8	9	AB	R	H	RBI	BB	SO	LOB	BOTTOM			
Jay Johnstone, L (1, 9) OBP: 0.238, SLG: 0.244	0-0 F8		0-3 K				0-0 1B	0-0 4-3		5	0	3	1	0	1	1	<p>Detroit Tigers @ New York Yankees Yankee Stadium, Bronx, NY</p> <p>Fri Jun 30 1978, 7:05 PM EDT Att: 33,894 - Unknown - 77 F</p> <p>livebaseballscorecards.com</p>			
Jim Spencer, L (8, 3) OBP: 0.307, SLG: 0.500	0-0 FC6-4 1B		0-3 K			0-0 FC5-4 1B	1-3 1B			1	0	0	0	0	0	2				
Fred Stanley, R (1, 6) OBP: 0.383, SLG: 0.362	0-0 4-1	0-0 FC6-4	0-3 K			0-0 FC5-4	0-0 F9			5	0	0	0	0	1	7				
Graig Nettles, L (1, 5) OBP: 0.350, SLG: 0.422	0-0 F8				0-0 2-3		0-0 F2			4	1	0	0	1	0	4				
Brian Doyle, L (8, 5) OBP: 0.227, SLG: 0.227										0	0	0	0	0	0	0				
Chris Chambliss, L (1, 3) OBP: 0.353, SLG: 0.410		0-0 1B 1B	0-0 SH HR 1B	0-0 G3		0-0 WP 1B 2B	0-0 F8			5	3	3	0	0	0	2				
Paul Blair, R (8, 8) OBP: 0.273, SLG: 0.338		0-0 1B 1B	1-2 HR 1B	0-0 P5		0-0 WP 1B 2B		0-0 1B 2B		4	3	3	1	0	0	0				
Lou Piniella, R (1, 7) OBP: 0.379, SLG: 0.405		0-0 1B 1B	1-2 HR 1B	0-0 P5		0-0 WP 1B 2B		0-0 1B 2B		4	3	3	1	0	0	0				
Reggie Jackson, L (1, 10) OBP: 0.344, SLG: 0.471		0-0 1B 1B	0-0 HR	0-0 1B		0-0 F9	0-0 P6			5	1	3	5	0	0	2				
Gary Thomasson, L (1, 8) OBP: 0.286, SLG: 0.346		0-3 K	0-0 1B 2B BB	0-0 1B		0-3 K	0-0 1B			4	1	2	1	1	2	3				
Damaso Garcia, R (1, 4) OBP: 0.227, SLG: 0.200		4-0 1B BB	0-0 2B 1B	0-3 K		0-0 F8	0-3 K			4	1	1	0	1	2	4				
Mike Heath, R (1, 2) OBP: 0.364, SLG: 0.400		0-0 P5	0-0 2B		0-0 5-3		4-0 1B BB	0-0 1B		4	0	2	2	1	0	3				
Inning Stats	R: 0 E: 0 K: 0 S: 3	H: 0 LOB: 0 BB: 0 P: 3	R: 2 E: 0 K: 1 S: 9	H: 4 LOB: 3 BB: 1 P: 13	R: 6 E: 1 K: 2 S: 12	H: 4 LOB: 1 BB: 2 P: 20	R: 0 E: 0 K: 1 S: 7	H: 2 LOB: 2 BB: 0 P: 7	R: 0 E: 0 K: 0 S: 4	H: 1 LOB: 1 BB: 0 P: 4	R: 1 E: 0 K: 1 S: 7	H: 2 LOB: 1 BB: 0 P: 7	R: 0 E: 0 K: 0 S: 4	H: 1 LOB: 2 BB: 1 P: 8	R: 1 E: 0 K: 1 S: 8	H: 3 LOB: 2 BB: 0 P: 8	1B: 13 2B: 3 3B: 0 HR: 1	SF: 0 SAC: 1 DP: 0 HBP: 0	WP: 2 PB: 0 SB: 0 CS: 0	PA: 46
PITCHER Steve Baker, R (1, 1) ERA: 3.97	IP: 2.0 WLS: L BF: 15 H: 6 R: 6 ER: 5 SO: 1 BB: 2 IBB: 0 HBP: 0 BLK: 0 WP: 1 HR: 1 S: 15 P: 23 ERA: 22.50 WHIP: 4.000															PITCHER				
Jim Crawford, L (3, 1) ERA: 3.62	IP: 6.0 WLS: L BF: 31 H: 11 R: 4 ER: 4 SO: 5 BB: 2 IBB: 0 HBP: 0 BLK: 0 WP: 2 HR: 0 S: 39 P: 47 ERA: 6.00 WHIP: 2.167															PITCHER				

Batter	1	2	3	4	5	6	7	8	9	AB	R	H	RBI	BB	SO	LOB	TOP							
Ron LeFlore, R (1, 8) OBP: 0.325, SLG: 0.365	4-0 FC6-5 S BB	0-3 K	1-0 1B 2B HBP		0-0 G3		4-0 G6-4-3 BB		0-0 2B	3	1	1	0	2	1	2								
Lou Whitaker, L (1, 4) OBP: 0.345, SLG: 0.350	0-3 K	0-0 2B 1B	0-0 2B 1B		0-0 6-3		0-0 G6-4-3		0-0 F7	6	0	2	3	0	1	4								
Rusty Staub, L (1, 10) OBP: 0.353, SLG: 0.444	0-0 FC6-5 BB 1B	0-0 2B	0-0 2B		0-0		0-0 FC3-6 1B		0-0 F8	6	1	4	3	0	0	2								
Jason Thompson, L (1, 3) OBP: 0.360, SLG: 0.522	4-0 1B BB	4-0 BB	0-0 F7		0-0 F7		0-0 FC3-6 1B		0-0 F8	3	0	0	0	2	0	4								
Steve Kemp, L (1, 7) OBP: 0.409, SLG: 0.361	0-0 BB 1B	0-0 F7			0-0 F7		0-0 F7		0-0 FC4-6 1B	5	0	2	1	0	0	3								
Milt May, L (1, 2) OBP: 0.314, SLG: 0.435	4-0 BB		0-3 K		0-0 FC4-6 1B		0-0 1B		0-0 FC4-6 FC6	4	0	2	0	1	1									
Tim Corcoran, L (1, 9) OBP: 0.300, SLG: 0.292	0-0 F8		4-0 HBP 1B WP BB		0-0 FC4-6 1B		0-0 4-3		0-0 FC6	4	1	0	0	1	0	7								
Phil Mankowski, L (1, 5) OBP: 0.373, SLG: 0.411		4-0 BB 1B BB	4-0 HBP 1B BB		0-3 K2-3		0-0 1B G6-4-3 1B		0-0 F3	0	2	0	0	2	0	0								
Aurelio Rodriguez, R (4, PH) OBP: 0.316, SLG: 0.436										3	1	1	0	0	1	2								
Alan Trammell, R (1, 6) OBP: 0.305, SLG: 0.335		4-0 1B 2B BB	0-3 K		0-0 5-3		0-0 G6-4-3 1B BB		0-0 F7	4	2	1	0	1	1	2								
Inning Stats	R: 1 E: 0 K: 1 S: 6	H: 1 LOB: 3 BB: 3 P: 18	R: 2 E: 0 K: 1 S: 6	H: 2 LOB: 2 BB: 3 P: 18	R: 3 E: 0 K: 2 S: 9	H: 2 LOB: 2 BB: 2 P: 18	R: 0 E: 0 K: 1 S: 6	H: 1 LOB: 1 BB: 0 P: 6	R: 0 E: 0 K: 0 S: 3	H: 2 LOB: 2 BB: 0 P: 5	R: 2 E: 0 K: 0 S: 5	H: 3 LOB: 1 BB: 1 P: 9	R: 0 E: 0 K: 0 S: 4	H: 1 LOB: 1 BB: 0 P: 4	R: 0 E: 0 K: 0 S: 4	H: 1 LOB: 1 BB: 0 P: 4	1B: 10 2B: 3 3B: 0 HR: 0	SF: 0 SAC: 0 DP: 1 HBP: 1	WP: 1 PB: 0 SB: 1 CS: 0	PA: 48				
PITCHER	IP WLS BF H R ER SO BB IBB HBP BLK WP HR S P ERA WHIP	IP WLS BF H R ER SO BB IBB HBP BLK WP HR S P ERA WHIP	IP WLS BF H R ER SO BB IBB HBP BLK WP HR S P ERA WHIP	IP WLS BF H R ER SO BB IBB HBP BLK WP HR S P ERA WHIP	IP WLS BF H R ER SO BB IBB HBP BLK WP HR S P ERA WHIP	IP WLS BF H R ER SO BB IBB HBP BLK WP HR S P ERA WHIP	IP WLS BF H R ER SO BB IBB HBP BLK WP HR S P ERA WHIP	IP WLS BF H R ER SO BB IBB HBP BLK WP HR S P ERA WHIP	IP WLS BF H R ER SO BB IBB HBP BLK WP HR S P ERA WHIP	IP WLS BF H R ER SO BB IBB HBP BLK WP HR S P ERA WHIP	IP WLS BF H R ER SO BB IBB HBP BLK WP HR S P ERA WHIP	IP WLS BF H R ER SO BB IBB HBP BLK WP HR S P ERA WHIP	IP WLS BF H R ER SO BB IBB HBP BLK WP HR S P ERA WHIP	IP WLS BF H R ER SO BB IBB HBP BLK WP HR S P ERA WHIP	IP WLS BF H R ER SO BB IBB HBP BLK WP HR S P ERA WHIP	IP WLS BF H R ER SO BB IBB HBP BLK WP HR S P ERA WHIP	IP WLS BF H R ER SO BB IBB HBP BLK WP HR S P ERA WHIP	IP WLS BF H R ER SO BB IBB HBP BLK WP HR S P ERA WHIP	IP WLS BF H R ER SO BB IBB HBP BLK WP HR S P ERA WHIP	IP WLS BF H R ER SO BB IBB HBP BLK WP HR S P ERA WHIP	IP WLS BF H R ER SO BB IBB HBP BLK WP HR S P ERA WHIP			
Andy Messersmith, R (1, 1) ERA: 5.64	1.1 L	11 2 3 3 2	2 3 3 2	3 3 2	5 0 0 0	0 0 10 30	20.25 5.250																	
Ken Clay, R (2, 1) ERA: 5.87	1.1 9	2 3 3 2	3 3 2	3 0 1 0	1 0 9 22	20.25 3.750																		
Sparky Lyle, L (3, 1) ERA: 5.38	2.1 9	2 0 0 1	0 0 0 0	0 0 0 0	0 0 11 11	0.00 0.857																		
Dick Tidrow, R (6, 1) ERA: 4.12	4.0 19	7 2 2 0	1 0 0 0	0 0 0 0	0 0 18 22	4.50 2.000																		

Detroit Tigers @ New York Yankees
Yankee Stadium, Bronx, NY
Sat Jul 01 1978, 3:33 AM EDT
Att: 37,260 - Sunny

AB 38
R 8
H 13
RBI 7
BB 9
SO 5
LOB 27



Batter	1	2	3	4	5	6	7	8	9	AB	R	H	RBI	BB	SO	LOB	BOTTOM							
Jay Johnstone, L (1, 9) OBP: 0.258, SLG: 0.259	0-0 1B 1B		1-0 G6-4-3 HBP		0-0 1-3 1B		0-0 SF8		0-0 L3	3	0	2	1	0	0	0								
Thurman Munson, R (1, 2) OBP: 0.299, SLG: 0.371	0-0 G6-3 1B		0-0 G6-4-3		0-0 4-3		0-0 4-3		0-3 K	4	0	1	0	0	0	6								
Cliff Johnson, R (8, 2) OBP: 0.320, SLG: 0.343	0-0 G6-3 1B		0-0 G6-4-3		0-0 4-3		0-0 4-3		0-3 K	1	0	0	0	0	1	0								
Graig Nettles, L (1, 5) OBP: 0.329, SLG: 0.419	0-0 G6-3		0-0 F8		0-0 1-3		0-0 1-3		0-0 FC4-6 1B	4	0	1	0	0	0	1								
Chris Chambliss, L (1, 3) OBP: 0.352, SLG: 0.411		0-0 F9		0-0 2B		0-0 4-3		0-0 FC4-6 1B HR	4	1	1	0	0	0	1									
Lou Piniella, R (1, 7) OBP: 0.377, SLG: 0.407		0-0 4-3 2B		0-0 5-3		0-0 5-3		0-0 P4	4	0	1	0	0	0	2									
Reggie Jackson, L (1, 10) OBP: 0.342, SLG: 0.467		0-0 4-3		0-0 F8		0-0 F8		0-0 F7 HR 1B	4	1	1	0	0	0	2									
Gary Thomasson, L (1, 8) OBP: 0.290, SLG: 0.364		0-0 4-3		0-0 6-3		0-0 6-3		0-0 BB SF8 1B HR	4	2	2	3	0	0	1									
Fred Stanley, R (1, 6) OBP: 0.393, SLG: 0.366			4-0 FC6-4 BB		0-0 F2		0-0 SF8 BB 1B		0-0 G3	2	0	1	0	1	0	0								
Jim Spencer, L (8, PH) OBP: 0.305, SLG: 0.496					0-0 F2		0-0 SF8 BB 1B		0-0 G3	1	0	0	0	0	0	0								
Brian Doyle, L (9, 4) OBP: 0.227, SLG: 0.227					0-0 F2		0-0 SF8 BB 1B		0-0 G3	0	0	0	0	0	0	0								
Damaso Garcia, R (1, 4) OBP: 0.269, SLG: 0.217			0-0 FC6-4 S		0-0 1B		0-0 1-2 2-3 BB		0-0 P2	3	0	1	0	1	0	1								
Inning Stats	R: 0 E: 0 K: 0 S: 3	H: 2 LOB: 0 BB: 0 P: 3	R: 0 E: 0 K: 0 S: 4	H: 1 LOB: 1 BB: 0 P: 4	R: 0 E: 0 K: 0 S: 2	H: 0 LOB: 1 BB: 1 P: 7	R: 0 E: 0 K: 0 S: 4	H: 1 LOB: 1 BB: 0 P: 4	R: 0 E: 0 K: 0 S: 5	H: 2 LOB: 2 BB: 0 P: 5	R: 0 E: 0 K: 0 S: 3	H: 0 LOB: 0 BB: 0 P: 3	R: 1 E: 0 K: 0 S: 5	H: 2 LOB: 2 BB: 1 P: 9	R: 3 E: 0 K: 0 S: 6	H: 3 LOB: 0 BB: 0 P: 6	R: 0 E: 0 K: 1 S: 5	H: 0 LOB: 0 BB: 0 P: 5	1B: 8 2B: 2 3B: 0 HR: 1	SF: 1 SAC: 0 DP: 2 HBP: 1	WP: 0 PB: 0 SB: 1 CS: 0	PA: 38		
PITCHER	IP WLS BF H R ER SO BB IBB HBP BLK WP HR S P ERA WHIP	IP WLS BF H R ER SO BB IBB HBP BLK WP HR S P ERA WHIP	IP WLS BF H R ER SO BB IBB HBP BLK WP HR S P ERA WHIP	IP WLS BF H R ER SO BB IBB HBP BLK WP HR S P ERA WHIP	IP WLS BF H R ER SO BB IBB HBP BLK WP HR S P ERA WHIP	IP WLS BF H R ER SO BB IBB HBP BLK WP HR S P ERA WHIP	IP WLS BF H R ER SO BB IBB HBP BLK WP HR S P ERA WHIP	IP WLS BF H R ER SO BB IBB HBP BLK WP HR S P ERA WHIP	IP WLS BF H R ER SO BB IBB HBP BLK WP HR S P ERA WHIP	IP WLS BF H R ER SO BB IBB HBP BLK WP HR S P ERA WHIP	IP WLS BF H R ER SO BB IBB HBP BLK WP HR S P ERA WHIP	IP WLS BF H R ER SO BB IBB HBP BLK WP HR S P ERA WHIP	IP WLS BF H R ER SO BB IBB HBP BLK WP HR S P ERA WHIP	IP WLS BF H R ER SO BB IBB HBP BLK WP HR S P ERA WHIP	IP WLS BF H R ER SO BB IBB HBP BLK WP HR S P ERA WHIP	IP WLS BF H R ER SO BB IBB HBP BLK WP HR S P ERA WHIP	IP WLS BF H R ER SO BB IBB HBP BLK WP HR S P ERA WHIP	IP WLS BF H R ER SO BB IBB HBP BLK WP HR S P ERA WHIP	IP WLS BF H R ER SO BB IBB HBP BLK WP HR S P ERA WHIP	IP WLS BF H R ER SO BB IBB HBP BLK WP HR S P ERA WHIP	IP WLS BF H R ER SO BB IBB HBP BLK WP HR S P ERA WHIP	IP WLS BF H R ER SO BB IBB HBP BLK WP HR S P ERA WHIP	IP WLS BF H R ER SO BB IBB HBP BLK WP HR S P ERA WHIP	
Jack Billingham, R (1, 1) ERA: 4.35	7.2 W	34 11 4 4	1 4 4	1 0 1	0 0 0	0 0 6	6	0.00 0.000																
John Hiller, L (8, 1) ERA: 2.23	1.1 4	0 0 0	0 0 0	0 0 0	0 0 6	6	0.00 0.000																	

Detroit Tigers @ New York Yankees
Yankee Stadium, Bronx, NY
Sat Jul 01 1978, 3:33 AM EDT
Att: 37,260 - Sunny


AB 34
R 4
H 11
RBI 4
BB 2
SO 1
LOB 14



Batter	1	2	3	4	5	6	7	8	9	AB	R	H	RBI	BB	SO	LOB	TOP					
Ron LeFlore, R (1, 8) OBP: 0.324, SLG: 0.363										4	1	1	0	0	0	3						
Steve Kemp, L (1, 7) OBP: 0.407, SLG: 0.360										4	0	1	0	0	0	1						
Rusty Staub, L (1, 10) OBP: 0.352, SLG: 0.442										4	0	1	1	0	1	0						
Jason Thompson, L (1, 3) OBP: 0.362, SLG: 0.530										3	1	1	1	1	1	2						
Aurelio Rodriguez, R (1, 5) OBP: 0.315, SLG: 0.428										3	0	0	0	1	0	3						
Mickey Stanley, R (1, 9) OBP: 0.270, SLG: 0.333										4	0	1	0	0	0	1						
Lance Parrish, R (1, 2) OBP: 0.252, SLG: 0.387										4	0	0	0	0	2	1						
Alan Trammell, R (1, 6) OBP: 0.300, SLG: 0.330										3	0	0	0	0	0	1						
Milt May, L (9, PH) OBP: 0.312, SLG: 0.432										1	0	0	0	0	0	0						
Lou Whitaker, L (1, 4) OBP: 0.345, SLG: 0.349										3	0	1	0	0	1	0						
Inning Stats	R: 1 E: 0 K: 0 S: 5	H: 3 LOB: 1 BB: 0 P: 5	R: 0 E: 0 K: 1 S: 7	H: 2 LOB: 2 BB: 0 P: 7	R: 1 E: 0 K: 2 S: 8	H: 1 LOB: 1 BB: 1 P: 12	R: 0 E: 0 K: 2 S: 7	H: 0 LOB: 0 BB: 0 P: 7	R: 0 E: 1 K: 0 S: 3	H: 0 LOB: 0 BB: 0 P: 3	R: 0 E: 0 K: 1 S: 5	H: 0 LOB: 1 BB: 0 P: 5	R: 0 E: 1 K: 0 S: 4	H: 0 LOB: 1 BB: 0 P: 4	R: 0 E: 0 K: 0 S: 3	H: 0 LOB: 1 BB: 0 P: 7	R: 0 E: 0 K: 0 S: 3	H: 0 LOB: 0 BB: 0 P: 3	1B: 5 2B: 2 3B: 0 HR: 1	SF: 0 SAC: 0 DP: 2 HBP: 0	WP: 0 PB: 0 SB: 0 CS: 0	PA: 35
PITCHER	IP WLS BF H R ER SO BB IBB HBP BLK WP HR S P ERA WHIP																					
Ron Guidry, L (1, 1) ERA: 1.75	8.0 W 32 6 2 2 6 2 0 0 0 0 0 1 42 50 2.25 1.000																					
Rich Gossage, R (9, 1) ERA: 2.12	1.0 S 3 0 0 0 0 0 0 0 0 0 0 0 3 3 0.00 0.000																					

Detroit Tigers @ New York Yankees
Yankee Stadium, Bronx, NY
Sun Jul 02 1978, 3:33 AM EDT
Sunny - 75 F


AB 33
R 2
H 6
RBI 2
BB 2
SO 6
LOB 12



Batter	1	2	3	4	5	6	7	8	9	AB	R	H	RBI	BB	SO	LOB	BOTTOM			
Jay Johnstone, L (1, 9) OBP: 0.247, SLG: 0.247										4	0	0	0	0	1	1				
Brian Doyle, L (8, 4) OBP: 0.227, SLG: 0.227										0	0	0	0	0	0	0				
Graig Nettles, L (1, 5) OBP: 0.328, SLG: 0.415										3	1	0	0	1	0	1				
Thurman Munson, R (1, 2) OBP: 0.305, SLG: 0.380										4	0	3	0	0	0	0				
Chris Chambliss, L (1, 3) OBP: 0.348, SLG: 0.407										3	0	0	1	0	0	2				
Lou Piniella, R (1, 7) OBP: 0.370, SLG: 0.399										4	0	0	0	0	0	2				
Reggie Jackson, L (1, 10) OBP: 0.342, SLG: 0.466										3	0	1	0	0	0	0				
Gary Thomasson, L (1, 8) OBP: 0.295, SLG: 0.374										3	1	2	0	0	1	2				
Damaso Garcia, R (1, 4) OBP: 0.286, SLG: 0.240										2	0	1	0	0	0	1				
Jim Spencer, L (7, PH) OBP: 0.302, SLG: 0.491										1	0	0	0	0	0	1				
Bucky Dent, R (8, 6) OBP: 0.281, SLG: 0.298										0	0	0	0	0	0	0				
Fred Stanley, R (1, 6) OBP: 0.384, SLG: 0.356										2	0	0	0	0	0	1				
Mickey Rivers, L (7, PH) OBP: 0.303, SLG: 0.390										1	1	1	1	0	0	0				
Paul Blair, R (8, 8) OBP: 0.273, SLG: 0.338										0	0	0	0	0	0	0				
Inning Stats	R: 0 E: 0 K: 0 S: 4	H: 1 LOB: 1 BB: 0 P: 4	R: 0 E: 0 K: 0 S: 4	H: 1 LOB: 0 BB: 0 P: 4	R: 0 E: 0 K: 0 S: 3	H: 0 LOB: 0 BB: 0 P: 3	R: 0 E: 0 K: 1 S: 7	H: 2 LOB: 2 BB: 0 P: 7	R: 0 E: 0 K: 0 S: 4	H: 1 LOB: 1 BB: 0 P: 4	R: 0 E: 0 K: 0 S: 3	H: 0 LOB: 0 BB: 0 P: 3	R: 2 E: 1 K: 1 S: 7	H: 2 LOB: 2 BB: 0 P: 7	R: 0 E: 0 K: 0 S: 3	H: 1 LOB: 0 BB: 1 P: 7	1B: 5 2B: 3 3B: 0 HR: 0	SF: 1 SAC: 0 DP: 0 HBP: 0	WP: 0 PB: 0 SB: 0 CS: 1	PA: 32
PITCHER	IP WLS BF H R ER SO BB IBB HBP BLK WP HR S P ERA WHIP																			
Dave Rozema, R (1, 1) ERA: 2.22	6.2 L 27 7 2 1 1 1 0 0 0 0 0 0 29 29 1.35 1.050																			
John Hiller, L (7, 1) ERA: 2.32	1.1 L 5 1 1 1 1 1 0 0 0 0 0 0 6 10 6.75 1.500																			

Detroit Tigers @ New York Yankees
Yankee Stadium, Bronx, NY
Sun Jul 02 1978, 3:33 AM EDT
Sunny - 75 F

AB 30
R 3
H 8
RBI 2
BB 1
SO 2
LOB 11



Batter	1	2	3	4	5	6	7	8	9	AB	R	H	RBI	BB	SO	LOB	TOP					
Ron LeFlore, R (1, 8) OBP: 0.322, SLG: 0.359	0-3 K		0-3 K		0-0 FC6-4 2B		0-0 5-3		4-0 BB	4	1	0	0	1	2	1						
Mark Wagner, R (1, 6) OBP: 0.276, SLG: 0.287	0-0 1-3		0-3 K		0-0 6-3		0-0		0-3 BB	4	0	1	0	0	1	1						
Phil Mankowski, L (9, PH) OBP: 0.370, SLG: 0.407					1-2					1	0	0	0	0	1	3						
Alan Trammell, R (9, 6) OBP: 0.300, SLG: 0.330										0	0	0	0	0	0	0						
Rusty Staub, L (1, 10) OBP: 0.352, SLG: 0.446	0-0 2B		0-0 G3		0-0 1B		0-0 F7		0-0 SF7	4	0	2	2	0	0	1						
Jason Thompson, L (1, 3) OBP: 0.365, SLG: 0.532	0-0 1B				0-0 BB		0-0 1B		0-0 F7	4	1	2	0	1	0	2						
Aurelio Rodriguez, R (1, 5) OBP: 0.324, SLG: 0.432	0-3 K				4-0 BB		0-0 BB		0-0 FC6-4	3	0	2	0	1	1	2						
Mickey Stanley, R (1, 9) OBP: 0.322, SLG: 0.356					0-0 1B		0-0 F9		0-3 K	4	0	2	1	0	1	1						
John Wockenfuss, R (1, 7) OBP: 0.320, SLG: 0.319					0-0 FC6-4		0-0 3-1		0-0 FC6-4	4	0	0	0	0	0	3						
Mitt May, L (1, 2) OBP: 0.316, SLG: 0.430					0-0 1B		0-0 F9		0-0 BB	3	0	1	0	1	0	1						
Lou Whitaker, L (9, PR) OBP: 0.345, SLG: 0.349					0-0 F9		0-0 F2		0-0 BB	0	1	0	0	0	0	0						
Steve Dillard, R (1, 4) OBP: 0.284, SLG: 0.286					0-0 G5-4-3		0-0 5-3		0-0 BB	3	0	1	0	0	0	2						
Steve Kemp, L (9, PH) OBP: 0.408, SLG: 0.362					0-0 G5-4-3				0-0 SF7	1	0	1	0	0	0	0						
Lance Parrish, R (9, 2) OBP: 0.252, SLG: 0.387					0-0 FC6-4				0-0 BB	0	0	0	0	0	0	0						
Inning Stats	R: 0 E: 0 K: 2 S: 9	H: 2 LOB: 2 BB: 0 P: 9	R: 0 E: 0 K: 0 S: 3	H: 1 LOB: 1 BB: 1 P: 7	R: 0 E: 0 K: 2 S: 7	H: 0 LOB: 0 BB: 0 P: 7	R: 1 E: 0 K: 0 S: 4	H: 2 LOB: 1 BB: 1 P: 8	R: 1 E: 0 K: 0 S: 5	H: 3 LOB: 2 BB: 1 P: 9	R: 0 E: 0 K: 0 S: 3	H: 0 LOB: 0 BB: 0 P: 3	R: 0 E: 0 K: 1 S: 4	H: 1 LOB: 1 BB: 0 P: 4	R: 0 E: 0 K: 1 S: 6	H: 1 LOB: 1 BB: 0 P: 6	R: 1 E: 0 K: 1 S: 7	H: 2 LOB: 2 BB: 1 P: 11	1B: 9 2B: 3 3B: 0 HR: 0	SF: 1 SAC: 0 DP: 1 HBP: 0	WP: 0 PB: 0 SB: 1 CS: 0	PA: 40
PITCHER	IP WLS BF H R ER SO BB IBB HBP BLK WP HR S P ERA WHIP																					
Dave Rajsch, L (1, 1) ERA: 3.86	4.2	22	7	2	2	4	3	0	0	0	0	0	0	0	27	39	3.86	2.143				
Sparky Lyle, L (5, 1) ERA: 3.34	3.1	13	4	1	1	1	0	0	0	0	0	0	0	15	15	2.70	1.200					
Rich Gossage, R (9, 1) ERA: 2.09	1.0	W	5	1	0	0	1	1	0	0	0	0	0	6	10	0.00	2.000					

Detroit Tigers @ New York Yankees
Yankee Stadium, Bronx, NY
Sun Jul 02 1978, 3:38 AM EDT
Att: 51,327 - Unknown

AB 35
R 3
H 12
RBI 3
BB 4
SO 6
LOB 17



Batter	1	2	3	4	5	6	7	8	9	AB	R	H	RBI	BB	SO	LOB	BOTTOM					
Mickey Rivers, L (1, 8) OBP: 0.298, SLG: 0.383	0-0 F8		0-0 F3		0-0 1-3			0-0 FC4-6		4	0	0	0	0	0	2						
Jay Johnstone, L (1, 9) OBP: 0.247, SLG: 0.247	0-0 F7		0-0 HR				0-0 F2		0-0 F8	4	1	1	0	0	0	1						
Paul Blair, R (9, 9) OBP: 0.273, SLG: 0.338			1-3 HR							0	0	0	0	0	0	0						
Graig Nettles, L (1, 5) OBP: 0.330, SLG: 0.424	4-0 BB		0-0 HR				0-0 P3		0-3 K	3	1	1	3	1	1	0						
Chris Chambliss, L (1, 3) OBP: 0.343, SLG: 0.402	0-0 P6		0-0 F7				0-0 F8		0-0 4-3	4	0	0	0	0	0	1						
Reggie Jackson, L (1, 10) OBP: 0.344, SLG: 0.464			0-0 4-3		4-0 CS		0-0 4-3		0-0 HR	3	1	1	0	1	0	0						
Gary Thomasson, L (1, 7) OBP: 0.299, SLG: 0.388	0-0 F7		0-0 F8		0-0 F8		4-0 CS		0-0 HR	3	1	1	2	1	0	1						
Damaso Garcia, R (1, 4) OBP: 0.258, SLG: 0.214	0-0 F8		0-0 L4				0-3 K			3	0	0	0	0	1	1						
Mike Heath, R (1, 2) OBP: 0.357, SLG: 0.385			0-0 FC3-6		0-3 K			0-0 L4		3	0	1	0	0	1	0						
Fred Stanley, R (1, 6) OBP: 0.382, SLG: 0.355			0-0 FC3-6		0-0 5-3			0-0 FC4-6		3	1	1	0	0	0	1						
Inning Stats	R: 0 E: 0 K: 0 S: 3	H: 0 LOB: 1 BB: 1 P: 7	R: 0 E: 0 K: 0 S: 3	H: 0 LOB: 0 BB: 0 P: 3	R: 3 E: 0 K: 0 S: 6	H: 3 LOB: 0 BB: 0 P: 6	R: 0 E: 0 K: 0 S: 2	H: 0 LOB: 0 BB: 1 P: 6	R: 0 E: 0 K: 1 S: 5	H: 0 LOB: 0 BB: 0 P: 5	R: 0 E: 0 K: 0 S: 3	H: 0 LOB: 0 BB: 0 P: 3	R: 0 E: 0 K: 1 S: 4	H: 0 LOB: 0 BB: 1 P: 8	R: 0 E: 0 K: 0 S: 4	H: 1 LOB: 1 BB: 0 P: 4	R: 2 E: 0 K: 1 S: 6	H: 2 LOB: 0 BB: 0 P: 6	1B: 4 2B: 0 3B: 0 HR: 2	SF: 0 SAC: 0 DP: 0 HBP: 0	WP: 0 PB: 0 SB: 0 CS: 2	PA: 33
PITCHER	IP WLS BF H R ER SO BB IBB HBP BLK WP HR S P ERA WHIP																					
Jim Slaton, R (1, 1) ERA: 4.81	8.2	L	33	6	5	5	3	3	0	0	0	0	0	2	36	48	5.19	1.038				

Detroit Tigers @ New York Yankees
Yankee Stadium, Bronx, NY
Sun Jul 02 1978, 3:38 AM EDT
Att: 51,327 - Unknown


AB 30
R 5
H 6
RBI 5
BB 3
SO 3
LOB 7



Batter	1	2	3	4	5	6	7	8	9	AB	R	H	RBI	BB	SO	LOB	TOP					
Mickey Rivers, L (1, 8) OBP: 0.293, SLG: 0.377 Paul Blair, R (9, PH) OBP: 0.270, SLG: 0.333	L3	F8		4-3			F7		F7	4	0	0	0	0	0	1						
Graig Nettles, L (1, 5) OBP: 0.334, SLG: 0.442	HR		1B 2B		F8		FC6-4 1B		F7	5	2	3	1	0	0	0						
Thurman Munson, R (1, 2) OBP: 0.304, SLG: 0.376 Cliff Johnson, R (7, 2)	1B BB		K		F9		FC6-4		K	3	0	0	0	1	1	2						
Chris Chambliss, L (1, 3) OBP: 0.342, SLG: 0.400	BB		1-3		F5		F6			4	0	1	0	0	0	2						
Lou Piniella, R (1, 7) OBP: 0.367, SLG: 0.396	1B		1-3			1-3		F4		4	0	1	1	0	0	2						
Reggie Jackson, L (1, 10) OBP: 0.340, SLG: 0.457	FC5-2-6		1B							4	0	0	0	0	2	3						
Reggie Jackson, L (1, 10) OBP: 0.340, SLG: 0.457	K		K			E3 1B		3-1		4	0	0	0	0	2	3						
Gary Thomasson, L (1, 9) OBP: 0.307, SLG: 0.415		F8		HR						4	2	3	1	0	0	0						
Damaso Garcia, R (1, 4) OBP: 0.242, SLG: 0.200 Jay Johnstone, L (6, PH) OBP: 0.245, SLG: 0.244 Bucky Dent, R (6, 6) OBP: 0.284, SLG: 0.319	5-3			F6		K				2	0	0	0	0	0	0						
Fred Stanley, R (1, 6) OBP: 0.385, SLG: 0.359 Jim Spencer, L (6, PH) OBP: 0.300, SLG: 0.487 Brian Doyle, L (6, 4) OBP: 0.217, SLG: 0.217	1B			F2		K				2	0	0	0	0	0	0						
Inning Stats	R: 1 E: 0 K: 1 S: 7	H: 2 LOB: 2 BB: 1 P: 11	R: 0 E: 0 K: 0 S: 4	H: 1 LOB: 1 BB: 0 P: 4	R: 1 E: 0 K: 2 S: 9	H: 2 LOB: 1 BB: 0 P: 9	R: 1 E: 0 K: 0 S: 4	H: 1 LOB: 0 BB: 0 P: 4	R: 0 E: 0 K: 0 S: 3	H: 0 LOB: 0 BB: 0 P: 3	R: 0 E: 1 K: 2 S: 9	H: 1 LOB: 2 BB: 0 P: 9	R: 0 E: 0 K: 0 S: 4	H: 1 LOB: 0 BB: 0 P: 4	R: 2 E: 0 K: 0 S: 5	H: 2 LOB: 0 BB: 0 P: 5	R: 0 E: 0 K: 1 S: 5	H: 0 LOB: 0 BB: 0 P: 5	1B: 5 2B: 2 3B: 0 HR: 3	SF: 0 SAC: 0 DP: 0 HBP: 0	WP: 0 PB: 0 SB: 0 CS: 0	PA: 39
PITCHER	IP WLS BF H R ER SO BB IBB HBP BLK WP HR S P ERA WHIP																					
Dennis Eckersley, R (1, 1) ERA: 3.28 Tom Burgmeier, L (9, 1) ERA: 3.54	8.0 W 36 10 5 5 5 1 0 0 0 0 0 3 45 49 5.62 1.375																					
1.0 3 0 0 0 1 0 0 0 0 0 0 0 5 5 0.00 0.000																						

New York Yankees @ Boston Red Sox
Fenway Park, Boston, MA
Mon Jul 03 1978, 7:05 PM EDT
Att: 34,722 - Unknown - 67 F


AB 38
R 5
H 10
RBI 5
BB 1
SO 6
LOB 14



Batter	1	2	3	4	5	6	7	8	9	AB	R	H	RBI	BB	SO	LOB	BOTTOM			
Rick Burleson, R (1, 6) OBP: 0.301, SLG: 0.368	F8	F8		5-3 FC4-2 2B BB	SF9		G4-6-3 BB			2	1	0	1	2	0	2				
Jerry Remy, L (1, 4) OBP: 0.299, SLG: 0.318	1B 2B		E4 2B	FC4-2 5-3 2B	F8		G4-6-3			5	3	1	0	0	0	3				
Jim Rice, R (1, 10) OBP: 0.376, SLG: 0.620	F8		F8	5-3			5-3			5	1	1	0	0	0	4				
Carl Yastrzemski, L (1, 7) OBP: 0.388, SLG: 0.397	2H 1B		1B 2B	2B IBB			1B			4	1	3	3	1	0	0				
Carlton Fisk, R (1, 2) OBP: 0.371, SLG: 0.498	5-3		FC6-4 1B	1-3 2H 3H 2B			FC3-6 1B			5	0	2	3	0	1	2				
Fred Lynn, L (1, 8) OBP: 0.390, SLG: 0.508		L9	FC6-4	3-1			BB			5	0	1	0	0	0	3				
George Scott, R (1, 3) OBP: 0.360, SLG: 0.459		2B	F9				1B			4	1	2	0	0	0	3				
Dwight Evans, R (1, 9) OBP: 0.388, SLG: 0.547		BB		2B BB	SH1-3 SF9 2B		BB			1	2	1	1	3	0	0				
Jack Brohamer, L (1, 5) OBP: 0.385, SLG: 0.435	F7		F7	FC4-2 2B	SH1-3 4-3					3	0	1	1	0	0	5				
Inning Stats	R: 1 E: 0 K: 0 S: 5	H: 2 LOB: 1 BB: 0 P: 5	R: 0 E: 0 K: 0 S: 4	H: 1 LOB: 2 BB: 1 P: 8	R: 2 E: 1 K: 0 S: 6	H: 2 LOB: 1 BB: 0 P: 6	R: 3 E: 0 K: 0 S: 5	H: 2 LOB: 2 BB: 3 P: 17	R: 2 E: 0 K: 0 S: 5	H: 2 LOB: 0 BB: 0 P: 5	R: 1 E: 0 K: 0 S: 6	H: 3 LOB: 3 BB: 1 P: 10	R: 0 E: 0 K: 0 S: 2	H: 0 LOB: 1 BB: 1 P: 6	R: 0 E: 0 K: 1 S: 5	H: 0 LOB: 0 BB: 0 P: 5	1B: 4 2B: 7 3B: 1 HR: 0	SF: 1 SAC: 1 DP: 1 HBP: 0	WP: 0 PB: 0 SB: 0 CS: 0	PA: 42
PITCHER	IP WLS BF H R ER SO BB IBB HBP BLK WP HR S P ERA WHIP																			
Ed Figueroa, R (1, 1) ERA: 3.59 Sparky Lyle, L (4, 1) ERA: 3.55 Bob Kammeyer, R (6, 1) ERA: 3.0	3.2 L 23 7 6 5 0 0 0 0 0 0 0 0 6 6 13.50 1.500																			
3.0 13 3 1 1 1 2 0 0 0 0 0 0 13 21 3.00 1.667																				

New York Yankees @ Boston Red Sox
Fenway Park, Boston, MA
Mon Jul 03 1978, 7:05 PM EDT
Att: 34,722 - Unknown - 67 F

AB 34
R 9
H 12
RBI 9
BB 6
SO 1
LOB 22



Batter	1	2	3	4	5	6	7	8	9	AB	R	H	RBI	BB	SO	LOB	TOP					
Mickey Rivers, L OBP: 0.292, SLG: 0.374 (1, 8)	F8		FC4-6			SH1-3 1B		1-3		4	1	1	0	0	0	1	<p>New York Yankees @ Texas Rangers Arlington Stadium, Arlington, TX Wed Jul 05 1978, 8:05 PM EDT Att: 37,702 - Unknown - 102 F</p> <p>livebaseballscores.com</p>					
Roy White, S OBP: 0.349, SLG: 0.393 (1, 7)	F7		F9			SH1-3 1B		F8		3	0	0	0	0	0	1						
Thurman Munson, R OBP: 0.310, SLG: 0.381 (1, 2)	K									4	0	3	1	0	1	0						
Lou Piniella, R OBP: 0.365, SLG: 0.398 (1, 9)		PB 4-3 2B								4	1	1	0	0	0	3						
Chris Chambliss, L OBP: 0.341, SLG: 0.398 (1, 3)	4-3									4	0	1	1	0	0	2						
Graig Nettles, L OBP: 0.330, SLG: 0.436 (1, 5)	K									4	0	0	0	0	1	3						
Cliff Johnson, R OBP: 0.310, SLG: 0.330 (1, 10)	F7									3	0	0	0	0	0	0						
Bucky Dent, R OBP: 0.280, SLG: 0.314 (1, 6)										3	0	0	0	0	0	0						
Damaso Garcia, R OBP: 0.250, SLG: 0.212 (1, 4)										3	0	1	0	0	1	0						
Inning Stats	R: 0 E: 0 K: 1 S: 5	H: 0 LOB: 0 BB: 0 P: 5	R: 1 E: 0 K: 1 S: 6	H: 1 LOB: 0 BB: 0 P: 6	R: 0 E: 0 K: 0 S: 4	H: 1 LOB: 1 BB: 0 P: 4	R: 0 E: 0 K: 0 S: 4	H: 2 LOB: 1 BB: 0 P: 4	R: 0 E: 0 K: 0 S: 3	H: 0 LOB: 0 BB: 0 P: 3	R: 1 E: 0 K: 1 S: 5	H: 2 LOB: 1 BB: 0 P: 5	R: 0 E: 0 K: 0 S: 3	H: 0 LOB: 0 BB: 0 P: 3	R: 0 E: 0 K: 1 S: 5	H: 0 LOB: 0 BB: 0 P: 5	R: 0 E: 0 K: 0 S: 4	H: 1 LOB: 1 BB: 0 P: 4	1B: 6 2B: 1 3B: 0 HR: 0	SF: 0 SAC: 1 DP: 1 HBP: 0	WP: 1 PB: 1 CS: 0	PA: 33
PITCHER Jon Matlack, L ERA: 2.49 (1, 1)	IP: 9.0 WLS: W BF: 33 H: 7 R: 2 ER: 2 SO: 3 BB: 0 IBB: 0 HBP: 0 BLK: 0 WP: 1 HR: 0 S: 39 P: 39 ERA: 2.00 WHIP: 0.778															PITCHER IP: 9.0 WLS: W BF: 33 H: 7 R: 2 ER: 2 SO: 3 BB: 0 IBB: 0 HBP: 0 BLK: 0 WP: 1 HR: 0 S: 39 P: 39 ERA: 2.00 WHIP: 0.778						

Batter	1	2	3	4	5	6	7	8	9	AB	R	H	RBI	BB	SO	LOB	BOTTOM					
Bobby Bonds, R OBP: 0.324, SLG: 0.428 (1, 9)	K									4	1	2	2	0	1	0	<p>New York Yankees @ Texas Rangers Arlington Stadium, Arlington, TX Wed Jul 05 1978, 8:05 PM EDT Att: 37,702 - Unknown - 102 F</p> <p>livebaseballscores.com</p>					
Toby Harrah, R OBP: 0.331, SLG: 0.298 (1, 5)	F8									3	1	1	0	0	0	0						
Jim Sundberg, R OBP: 0.383, SLG: 0.404 (1, 2)	4-3									4	0	1	0	0	0	3						
Richie Zisk, R OBP: 0.360, SLG: 0.459 (1, 7)										4	0	2	1	0	1	1						
John Ellis, R OBP: 0.238, SLG: 0.385 (1, 10)										4	0	1	0	0	2	3						
Kurt Bevacqua, R OBP: 0.200, SLG: 0.236 (1, 4)										4	0	0	0	0	1	4						
Mike Hargrove, L OBP: 0.392, SLG: 0.372 (1, 3)										2	0	0	0	0	0	0						
Bert Campaneris, R OBP: 0.282, SLG: 0.238 (1, 6)										3	0	1	0	0	0	3						
Bobby Thompson, S OBP: 0.278, SLG: 0.356 (1, 8)										3	1	1	0	0	0	0						
Inning Stats	R: 0 E: 0 K: 1 S: 5	H: 0 LOB: 0 BB: 0 P: 5	R: 0 E: 0 K: 0 S: 4	H: 2 LOB: 2 BB: 0 P: 5	R: 2 E: 0 K: 1 S: 8	H: 3 LOB: 1 BB: 0 P: 8	R: 0 E: 0 K: 0 S: 3	H: 1 LOB: 0 BB: 0 P: 3	R: 0 E: 0 K: 0 S: 4	H: 1 LOB: 1 BB: 0 P: 4	R: 0 E: 0 K: 1 S: 5	H: 0 LOB: 0 BB: 0 P: 5	R: 0 E: 0 K: 0 S: 3	H: 0 LOB: 0 BB: 0 P: 3	R: 1 E: 1 K: 2 S: 10	H: 2 LOB: 2 BB: 0 P: 10	R: 0 E: 0 K: 0 S: 4	H: 1 LOB: 1 BB: 0 P: 4	1B: 7 2B: 1 3B: 0 HR: 1	SF: 0 SAC: 1 DP: 0 HBP: 1	WP: 0 PB: 0 CS: 2	PA: 34
PITCHER Don Gullett, L ERA: 2.86 Rich Gossage, R ERA: 2.06 (8, 1)	IP: 7.0 WLS: L BF: 29 H: 8 R: 3 ER: 3 SO: 3 BB: 0 IBB: 0 HBP: 1 BLK: 0 WP: 0 HR: 1 S: 34 P: 35 ERA: 3.86 WHIP: 1.143															PITCHER IP: 1.0 WLS: L BF: 4 H: 1 R: 0 ER: 0 SO: 2 BB: 0 IBB: 0 HBP: 0 BLK: 0 WP: 0 HR: 0 S: 8 P: 8 ERA: 0.00 WHIP: 1.000						

Batter	1	2	3	4	5	6	7	8	9	AB	R	H	RBI	BB	SO	LOB	TOP					
Mickey Rivers, L OBP: 0.295, SLG: 0.375										5	1	2	0	0	0	3						
Roy White, S OBP: 0.345, SLG: 0.401										4	2	1	2	0	1	1						
Thurman Munson, R OBP: 0.308, SLG: 0.379										4	0	1	2	0	0	3						
Chris Chambliss, L OBP: 0.337, SLG: 0.393										4	0	0	0	0	1	1						
Jim Spencer, L OBP: 0.300, SLG: 0.487										0	0	0	0	0	0	0						
Graig Nettles, L OBP: 0.329, SLG: 0.433										4	1	1	0	0	2	0						
Reggie Jackson, L OBP: 0.342, SLG: 0.462										4	1	2	0	0	1	0						
Gary Thomasson, L OBP: 0.314, SLG: 0.418										3	1	2	1	1	0	0						
Bucky Dent, R OBP: 0.279, SLG: 0.317										4	1	1	0	0	0	3						
Fred Stanley, R OBP: 0.389, SLG: 0.350										2	0	0	0	2	0	0						
Inning Stats	R: 2 E: 0 K: 1 S: 7	H: 2 LOB: 0 BB: 0 P: 7	R: 2 E: 2 K: 0 S: 5	H: 1 LOB: 2 BB: 2 P: 13	R: 2 E: 1 K: 1 S: 7	H: 3 LOB: 0 BB: 0 P: 7	R: 1 E: 1 K: 0 S: 5	H: 1 LOB: 1 BB: 0 P: 6	R: 0 E: 0 K: 2 S: 7	H: 0 LOB: 0 BB: 0 P: 7	R: 0 E: 0 K: 1 S: 5	H: 0 LOB: 0 BB: 0 P: 5	R: 0 E: 0 K: 0 S: 4	H: 2 LOB: 1 BB: 0 P: 4	R: 0 E: 0 K: 0 S: 4	H: 1 LOB: 1 BB: 0 P: 4	1B: 7 2B: 2 3B: 1 HR: 0	SF: 2 SAC: 0 DP: 3 HBP: 0	WP: 0 PB: 0 SB: 0 CS: 0	PA: 39		
PITCHER	IP WLS BF H R ER SO BB IBB HBP BLK WP HR S P ERA WHIP																					
Doc Medich, R ERA: 4.22	1.1 L 9 3 4 2 1 2 0 0 0 0 0 0 9 17 13.50 3.750																					
Jim Umberger, L ERA: 4.54	3.2 16 4 3 1 3 0 0 0 0 0 0 0 22 22 2.46 1.091																					
Steve Comer, R ERA: 0.96	2.0 6 0 0 0 1 1 0 0 0 0 0 0 7 11 0.00 0.500																					
Len Barker, R ERA: 2.74	1.0 4 2 0 0 0 0 0 0 0 0 0 0 4 4 0.00 2.000																					
Paul Lindblad, L ERA: 2.57	1.0 4 1 0 0 0 0 0 0 0 0 0 0 4 4 0.00 1.000																					
Batter	1	2	3	4	5	6	7	8	9	AB	R	H	RBI	BB	SO	LOB	BOTTOM					
Bobby Bonds, R OBP: 0.325, SLG: 0.427										5	0	2	1	0	1	1						
Bump Willis, S OBP: 0.299, SLG: 0.321										5	0	1	0	0	0	3						
Jim Sundberg, R OBP: 0.362, SLG: 0.401										2	0	0	0	1	1	1						
John Ellis, R OBP: 0.250, SLG: 0.375										1	0	0	0	1	0	1						
Richie Zisk, R OBP: 0.356, SLG: 0.453										4	0	0	0	0	1	2						
Mike Hargrove, L OBP: 0.393, SLG: 0.373										2	0	1	0	0	0	0						
Mike Jorgensen, L OBP: 0.355, SLG: 0.174										2	0	0	0	0	0	1						
Toby Harrah, R OBP: 0.336, SLG: 0.298										0	0	0	0	2	0	0						
Kurt Bevacqua, R OBP: 0.206, SLG: 0.242										2	0	1	0	0	0	0						
Pat Putnam, L OBP: 0.184, SLG: 0.139										4	0	0	0	0	1	5						
Bert Campaneris, R OBP: 0.284, SLG: 0.253										2	1	1	0	0	0	0						
Jim Mason, L OBP: 0.254, SLG: 0.265										2	1	1	0	0	0	0						
Bobby Thompson, S OBP: 0.288, SLG: 0.358										2	0	1	1	0	0	1						
Inning Stats	R: 0 E: 0 K: 0 S: 3	H: 0 LOB: 0 BB: 0 P: 3	R: 0 E: 0 K: 1 S: 4	H: 0 LOB: 0 BB: 1 P: 8	R: 0 E: 0 K: 1 S: 6	H: 1 LOB: 1 BB: 0 P: 6	R: 0 E: 0 K: 0 S: 4	H: 1 LOB: 3 BB: 2 P: 12	R: 1 E: 0 K: 1 S: 7	H: 2 LOB: 1 BB: 0 P: 7	R: 0 E: 0 K: 0 S: 3	H: 0 LOB: 0 BB: 0 P: 3	R: 0 E: 0 K: 0 S: 4	H: 1 LOB: 2 BB: 0 P: 5	R: 0 E: 0 K: 1 S: 6	H: 1 LOB: 1 BB: 1 P: 10	R: 1 E: 0 K: 0 S: 5	H: 2 LOB: 1 BB: 0 P: 5	1B: 6 2B: 1 3B: 1 HR: 0	SF: 0 SAC: 1 DP: 0 HBP: 1	WP: 0 PB: 0 SB: 0 CS: 1	PA: 40
PITCHER	IP WLS BF H R ER SO BB IBB HBP BLK WP HR S P ERA WHIP																					
Dick Tidrow, R ERA: 3.92	9.0 W 39 8 2 2 4 4 0 0 1 0 0 0 42 59 2.00 1.333																					

New York Yankees @ Texas Rangers
Arlington Stadium, Arlington, TX
Thu Jul 06 1978, 8:05 PM EDT
Att: 37,930 - Unknown - 100 F

AB 34
R 7
H 10
RBI 5
BB 3
SO 5
LOB 11



New York Yankees @ Texas Rangers
Arlington Stadium, Arlington, TX
Thu Jul 06 1978, 8:05 PM EDT
Att: 37,930 - Unknown - 100 F

AB 33
R 2
H 8
RBI 2
BB 4
SO 4
LOB 15



Batter	1	2	3	4	5	6	7	8	9	AB	R	H	RBI	BB	SO	LOB	TOP		
Mickey Rivers, L OBP: 0.294, SLG: 0.373 (1, 8)										4	0	1	0	0	1	1	<p>New York Yankees @ Milwaukee Brewers Milwaukee County Stadium, Milwaukee, WI</p> <p>Fri Jul 07 1978, 8:05 PM EDT Att: 40,216 - Unknown - 80 F</p> <p>livebaseballscores.com</p> <p>AB 30 R 0 H 4 RBI 0 BB 1 SO 4 LOB 9</p>		
Roy White, S OBP: 0.338, SLG: 0.392 (1, 7)										4	0	0	0	0	0	1			
Thurman Munson, R OBP: 0.308, SLG: 0.375 (1, 2)										3	0	0	0	1	0	0			
Lou Piniella, R OBP: 0.359, SLG: 0.390 (1, 9)										4	0	0	0	0	0	2			
Chris Chambliss, L OBP: 0.337, SLG: 0.393 (1, 3)										3	0	1	0	0	0	2			
Reggie Jackson, L OBP: 0.338, SLG: 0.457 (1, 10)										3	0	0	0	0	2	1			
Graig Nettles, L OBP: 0.327, SLG: 0.430 Brian Doyle, L OBP: 0.217, SLG: 0.217 Paul Blair, R OBP: 0.267, SLG: 0.329 Damaso Garcia, R OBP: 0.250, SLG: 0.212 (1, 5) (5, 5) (7, PH) (7, 4)										2	0	0	0	0	0	0			
Bucky Dent, R OBP: 0.285, SLG: 0.323 (1, 6)										3	0	2	0	0	0	0			
Fred Stanley, R OBP: 0.378, SLG: 0.337 (7, 5)										3	0	0	0	0	1	2			
Inning Stats	R: 0 E: 0 K: 0 S: 4	H: 1 LOB: 2 BB: 1 P: 8	R: 0 E: 0 K: 0 S: 3	H: 0 LOB: 0 BB: 0 P: 3	R: 0 E: 0 K: 1 S: 5	H: 0 LOB: 0 BB: 0 P: 5	R: 0 E: 0 K: 1 S: 6	H: 1 LOB: 1 BB: 0 P: 6	R: 0 E: 0 K: 0 S: 3	H: 0 LOB: 0 BB: 0 P: 3	R: 0 E: 0 K: 0 S: 5	H: 0 LOB: 0 BB: 0 P: 5	R: 0 E: 0 K: 0 S: 3	H: 1 LOB: 0 BB: 0 P: 3	R: 0 E: 0 K: 0 S: 3	H: 0 LOB: 0 BB: 0 P: 3		1B: 4 2B: 0 3B: 0 HR: 0	SF: 0 SAC: 0 DP: 1 HBP: 0
PITCHER Mike Caldwell, L ERA: 2.61 (1, 1)	IP: 9.0 WLS: W BF: 31 H: 4 R: 0 ER: 0 SO: 4 BB: 1 IBB: 0 HBP: 0 BLK: 0 WP: 0 HR: 0 S: 38 P: 42 ERA: 0.00 WHIP: 0.556															PITCHER IP: 9.0 WLS: W BF: 31 H: 4 R: 0 ER: 0 SO: 4 BB: 1 IBB: 0 HBP: 0 BLK: 0 WP: 0 HR: 0 S: 38 P: 42 ERA: 0.00 WHIP: 0.556			

Batter	1	2	3	4	5	6	7	8	9	AB	R	H	RBI	BB	SO	LOB	BOTTOM		
Paul Molitor, R OBP: 0.328, SLG: 0.427 (1, 4)										4	0	1	0	0	1	1	<p>New York Yankees @ Milwaukee Brewers Milwaukee County Stadium, Milwaukee, WI</p> <p>Fri Jul 07 1978, 8:05 PM EDT Att: 40,216 - Unknown - 80 F</p> <p>livebaseballscores.com</p> <p>AB 32 R 6 H 10 RBI 6 BB 1 SO 3 LOB 8</p>		
Don Money, R OBP: 0.344, SLG: 0.371 (1, 3)										4	1	1	0	0	1	2			
Sal Bando, R OBP: 0.372, SLG: 0.419 (1, 5)										3	1	1	0	1	0	0			
Larry Hise, R OBP: 0.365, SLG: 0.555 (1, 7)										4	2	2	4	0	0	2			
Sixto Lezcano, R OBP: 0.399, SLG: 0.558 (1, 9)										4	2	2	1	0	0	0			
Dick Davis, R OBP: 0.290, SLG: 0.397 (1, 10)										4	0	1	0	0	0	1			
Jim Wohlford, R OBP: 0.294, SLG: 0.364 (1, 8)										3	0	0	0	0	1	1			
Robin Yount, R OBP: 0.300, SLG: 0.344 (1, 6)										3	0	1	1	0	0	0			
Charlie Moore, R OBP: 0.311, SLG: 0.370 (1, 2)										3	0	1	0	0	0	1			
Inning Stats	R: 3 E: 0 K: 1 S: 7	H: 3 LOB: 0 BB: 1 P: 11	R: 0 E: 0 K: 0 S: 3	H: 0 LOB: 0 BB: 0 P: 3	R: 0 E: 0 K: 1 S: 6	H: 2 LOB: 1 BB: 0 P: 6	R: 1 E: 0 K: 0 S: 5	H: 2 LOB: 1 BB: 0 P: 5	R: 0 E: 0 K: 0 S: 3	H: 0 LOB: 0 BB: 0 P: 3	R: 1 E: 0 K: 1 S: 6	H: 1 LOB: 0 BB: 0 P: 6	R: 0 E: 0 K: 0 S: 4	H: 1 LOB: 1 BB: 0 P: 4	R: 1 E: 0 K: 0 S: 4	H: 1 LOB: 0 BB: 0 P: 4		1B: 4 2B: 2 3B: 1 HR: 3	SF: 0 SAC: 0 DP: 1 HBP: 0
PITCHER Ron Guidry, L ERA: 1.99 Bob Kammeyer, R ERA: 3.6 (1, 1) (7, 1)	IP: 6.0 WLS: L BF: 25 H: 8 R: 5 ER: 5 SO: 3 BB: 1 IBB: 0 HBP: 0 BLK: 0 WP: 0 HR: 2 S: 30 P: 34 ERA: 7.50 WHIP: 1.500															PITCHER IP: 2.0 WLS: L BF: 8 H: 2 R: 1 ER: 1 SO: 0 BB: 0 IBB: 0 HBP: 0 BLK: 0 WP: 0 HR: 1 S: 8 P: 8 ERA: 4.50 WHIP: 1.000			

Batter	1	2	3	4	5	6	7	8	9	AB	R	H	RBI	BB	SO	LOB	TOP						
Mickey Rivers, L OBP: 0.293, SLG: 0.381	1-3		HR		F8		1B		F3	5	2	2	2	0	0	0	New York Yankees @ Milwaukee Brewers Milwaukee County Stadium, Milwaukee, WI Sun Jul 09 1978, 4:33 AM EDT Att: 42,633 - Unknown - 77 F livebaseballscorecards.com						
Roy White, S OBP: 0.333, SLG: 0.380	5-3		5-3		5-3		S		F9	5	0	1	0	0	0	0							
Thurman Munson, R OBP: 0.309, SLG: 0.373		1B		1B		6-3	K			4	0	2	0	0	1	1							
Lou Piniella, R OBP: 0.364, SLG: 0.399	F4		K			1B	G3			4	1	1	0	0	1	3							
Chris Chambliss, L OBP: 0.335, SLG: 0.395			F6			F8		F6		4	0	1	0	0	0	2							
Cliff Johnson, R OBP: 0.309, SLG: 0.353		F3		5-3		1B		K		3	0	1	0	0	0	1							
Jay Johnstone, L OBP: 0.242, SLG: 0.242						1B				1	0	0	0	0	1	0							
Fred Stanley, R OBP: 0.366, SLG: 0.322		F7		F8		1B				3	0	1	1	1	0	1							
Damaso Garcia, R OBP: 0.238, SLG: 0.205		F8		F8		G3		6-3		2	0	0	0	0	0	1							
Jim Spencer, L OBP: 0.298, SLG: 0.483										1	0	0	0	0	0	2							
Paul Blair, R OBP: 0.261, SLG: 0.321										1	0	0	0	0	0	1							
Brian Doyle, L OBP: 0.207, SLG: 0.207					F9		4-3		3-1	4	1	1	0	0	0	0							
Inning Stats	R: 0 E: 0 K: 0 S: 4	H: 1 LOB: 1 BB: 0 P: 4	R: 0 E: 0 K: 0 S: 4	H: 1 LOB: 1 BB: 0 P: 4	R: 2 E: 0 K: 1 S: 8	H: 3 LOB: 1 BB: 0 P: 8	R: 0 E: 0 K: 0 S: 3	H: 0 LOB: 0 BB: 0 P: 3	R: 0 E: 0 K: 0 S: 3	H: 0 LOB: 0 BB: 0 P: 3	R: 1 E: 0 K: 0 S: 6	H: 3 LOB: 2 BB: 0 P: 6	R: 1 E: 0 K: 1 S: 7	H: 2 LOB: 1 BB: 0 P: 7	R: 0 E: 0 K: 1 S: 5	H: 0 LOB: 1 BB: 1 P: 9		R: 0 E: 0 K: 0 S: 3	H: 0 LOB: 0 BB: 0 P: 3	1B: 8 2B: 1 3B: 0 HR: 1	SF: 0 SAC: 0 DP: 0 HBP: 0	WP: 0 PB: 0 SB: 0 CS: 0	PA: 38
PITCHER	IP	WLS	BF	H	R	ER	SO	BB	IBB	HBP	BLK	WP	HR	S	P	ERA		WHIP					
Bill Travers, L ERA: 5.56	(1, 1)	5.2	W	25	8	3	3	1	0	0	0	0	1	27	27	4.76		1.412					
Randy Stein, R ERA: 4.56	(6, 1)	3.1	S	13	2	1	1	2	1	0	0	0	0	16	20	2.70	0.900						

Batter	1	2	3	4	5	6	7	8	9	AB	R	H	RBI	BB	SO	LOB	BOTTOM					
Paul Molitor, R OBP: 0.325, SLG: 0.422	F7			F9		FC4		K		5	0	1	0	0	1	3	New York Yankees @ Milwaukee Brewers Milwaukee County Stadium, Milwaukee, WI Sun Jul 09 1978, 4:33 AM EDT Att: 42,633 - Unknown - 77 F livebaseballscorecards.com					
Don Money, R OBP: 0.346, SLG: 0.376				5-3		FC4		F8		1	1	1	0	0	0	0						
Tony Muser, L										4	0	0	0	0	1	1						
Sal Bando, R OBP: 0.371, SLG: 0.418					F3		1B	4-3		4	2	2	0	0	0	0						
Larry Hise, R OBP: 0.375, SLG: 0.587					F9		BB			3	3	2	0	1	1	1						
Sixto Lezcano, R OBP: 0.399, SLG: 0.552					F9		BB			2	1	0	1	2	0	2						
Dick Davis, R OBP: 0.284, SLG: 0.388										3	0	1	2	0	0	3						
Jim Wohlford, R OBP: 0.300, SLG: 0.368										0	0	0	0	0	0	0						
Robin Yount, R OBP: 0.307, SLG: 0.355					F4		FC6-4			4	1	1	2	0	0	2						
Gorman Thomas, R OBP: 0.360, SLG: 0.537										3	0	1	1	1	2	0						
Buck Martinez, R OBP: 0.253, SLG: 0.265					F8		5-3		F9	3	0	0	1	1	0	1						
Inning Stats	R: 4 E: 0 K: 0 S: 6	H: 3 LOB: 3 BB: 4 P: 22	R: 0 E: 0 K: 2 S: 7	H: 0 LOB: 0 BB: 0 P: 8	R: 0 E: 0 K: 1 S: 5	H: 0 LOB: 0 BB: 0 P: 5	R: 0 E: 0 K: 0 S: 3	H: 0 LOB: 0 BB: 0 P: 3	R: 1 E: 0 K: 0 S: 5	H: 2 LOB: 1 BB: 0 P: 5	R: 0 E: 0 K: 1 S: 6	H: 1 LOB: 0 BB: 0 P: 6	R: 3 E: 1 K: 0 S: 6	H: 3 LOB: 1 BB: 1 P: 10	R: 0 E: 0 K: 1 S: 5	H: 0 LOB: 0 BB: 0 P: 5		1B: 5 2B: 4 3B: 0 HR: 0	SF: 1 SAC: 0 DP: 0 HBP: 1	WP: 0 PB: 0 SB: 0 CS: 0	PA: 39	
PITCHER	IP	WLS	BF	H	R	ER	SO	BB	IBB	HBP	BLK	WP	HR	S	P	ERA		WHIP				
Don Gullett, L ERA: 3.63	(1, 1)	0.2	L	9	3	4	4	0	0	0	0	0	0	5	21	54.00		10.500				
Bob Kammeyer, R ERA: 4.39	(1, 1)	7.1		30	6	4	4	5	1	0	1	0	0	38	43	4.91		0.955				

Batter	1	2	3	4	5	6	7	8	9	AB	R	H	RBI	BB	SO	LOB	TOP								
Bob Molinaro, L (1, 10) OBP: 0.363, SLG: 0.414	6-3		FC4-6 1B	4-3			BB 5-3 1B	FC6-4		5	1	1	0	0	0	6									
Ralph Carr, L (1, 7) OBP: 0.324, SLG: 0.363	4-3		E 1B		4-3		5-3		F7	5	1	1	1	0	0	1									
Jorge Orta, L (1, 4) OBP: 0.348, SLG: 0.469 Greg Pryor, R (9, 4) OBP: 0.276, SLG: 0.264	6-3		E4 1B		F6		BB IBB		6-3	4	0	1	0	1	0	0									
Lamar Johnson, R (1, 3) OBP: 0.318, SLG: 0.379		F9	5-3		HR BB		G1-4-3 BB		1B	3	1	1	0	2	0	2									
Claudell Washington, L (1, 9) OBP: 0.267, SLG: 0.371	K			K	HR		G1-4-3 BB		1-3	5	1	1	2	0	2	4									
Bill Nahorodny, R (1, 2) OBP: 0.290, SLG: 0.372	F7			6-3	K				SF9 3B	4	1	1	0	0	1	0									
Chet Lemon, R (1, 8) OBP: 0.366, SLG: 0.502 Henry Cruz, L (3, PR) OBP: 0.296, SLG: 0.371			FC4-6 1B	BB BB	4-3			SF9		1	0	1	0	0	0	0	AB 34								
Eric Soderholm, R (1, 5) OBP: 0.308, SLG: 0.397			FC4-6 1B	BB BB	F7			5-3		3	0	1	0	1	0	0	R 6								
Don Kessinger, S (1, 6) OBP: 0.314, SLG: 0.304	F4		F4	BB	6-3			FC6-4 1B		3	0	1	0	1	0	2	H 9								
Inning Stats	R: 0 E: 0 K: 0 S: 3	H: 0 LOB: 0 BB: 3 P: 3	R: 0 E: 0 K: 1 S: 5	H: 0 LOB: 0 BB: 0 P: 5	R: 3 E: 1 K: 0 S: 7	H: 4 LOB: 2 BB: 0 P: 7	R: 0 E: 0 K: 1 S: 5	H: 0 LOB: 3 BB: 3 P: 17	R: 2 E: 0 K: 1 S: 6	H: 1 LOB: 0 BB: 1 P: 10	R: 0 E: 0 K: 0 S: 3	H: 0 LOB: 0 BB: 0 P: 3	R: 0 E: 0 K: 0 S: 3	H: 1 LOB: 2 BB: 2 P: 11	R: 1 E: 0 K: 0 S: 5	H: 2 LOB: 1 BB: 0 P: 5	R: 0 E: 0 K: 0 S: 4	H: 1 LOB: 1 BB: 0 P: 4	1B: 7 2B: 0 3B: 1 HR: 1	SF: 1 SAC: 0 DP: 1 HBP: 0	WP: 0 PB: 0 SB: 0 CS: 0	PA: 41			
PITCHER	IP	WLS	BF	H	R	ER	SO	BB	IBB	HBP	BLK	WP	HR	S	P	ERA	WHIP								
Dick Tidrow, R (1, 1) ERA: 3.94	6.1	L	31	6	5	3	3	5	1	0	0	0	1	31	55	4.26	1.737								
Sparky Lyle, L (7, 1) ERA: 3.59	1.2		6	2	1	1	0	0	0	0	0	0	0	6	6	5.40	1.200								
Bob Kammeyer, R (9, 1) ERA: 4.05	1.0		4	1	0	0	0	0	0	0	0	0	0	4	4	0.00	1.000								

Chicago White Sox @ New York Yankees
Yankee Stadium, Bronx, NY
Thu Jul 13 1978, 3:33 AM EDT
Att: 28,532 - Sunny

AB	34
R	6
H	9
RBI	4
BB	6
SO	3
LOB	15



Batter	1	2	3	4	5	6	7	8	9	AB	R	H	RBI	BB	SO	LOB	BOTTOM								
Mickey Rivers, L (1, 8) OBP: 0.288, SLG: 0.375	G3	FC1-6			F9			F9		4	0	0	0	0	0	2									
Graig Nettles, L (1, 5) OBP: 0.329, SLG: 0.429	1B BB	4-3			4-3			1B		3	0	1	0	1	0	2									
Thurman Munson, R (1, 9) OBP: 0.306, SLG: 0.369	L5		6-3		F7			K		4	0	0	0	0	1	2									
Chris Chambliss, L (1, 3) OBP: 0.337, SLG: 0.396	PB 1B		FC3-6 1B		G3			F9		4	0	2	0	0	0	1									
Reggie Jackson, L (1, 10) OBP: 0.341, SLG: 0.466	1-2 HBP		K		K			HR		3	1	1	1	0	2	1									
Gary Thomasson, L (1, 7) OBP: 0.308, SLG: 0.410	F8		FC3-6		1-3			F3		4	0	0	0	0	0	4									
Mike Heath, R (1, 2) OBP: 0.333, SLG: 0.353		FC1-5 1B			5-3			6-3		4	0	1	0	0	0	0	AB 33								
Fred Stanley, R (1, 6) OBP: 0.364, SLG: 0.319		FC1-6 FC1-5 1B			4-3			5-3		4	0	1	0	0	0	0	R 1								
Damaso Garcia, R (1, 4) OBP: 0.227, SLG: 0.195 Lou Piniella, R (7, PH) OBP: 0.362, SLG: 0.397 Brian Doyle, L (8, 4) OBP: 0.207, SLG: 0.207		FC1-5 FC1-6			5-3			F7		2	0	0	0	0	0	2	H 6								
Inning Stats	R: 0 E: 0 K: 0 S: 4	H: 1 LOB: 3 BB: 1 P: 9	R: 0 E: 0 K: 0 S: 5	H: 2 LOB: 2 BB: 0 P: 5	R: 0 E: 0 K: 1 S: 6	H: 1 LOB: 1 BB: 0 P: 6	R: 0 E: 0 K: 0 S: 3	H: 0 LOB: 0 BB: 0 P: 3	R: 0 E: 0 K: 1 S: 5	H: 0 LOB: 0 BB: 0 P: 5	R: 0 E: 0 K: 0 S: 3	H: 0 LOB: 0 BB: 0 P: 3	R: 0 E: 0 K: 1 S: 6	H: 1 LOB: 1 BB: 0 P: 6	R: 1 E: 0 K: 0 S: 4	H: 1 LOB: 0 BB: 0 P: 4	1B: 5 2B: 0 3B: 0 HR: 1	SF: 0 SAC: 0 DP: 0 HBP: 1	WP: 0 PB: 1 SB: 0 CS: 0	PA: 35					
PITCHER	IP	WLS	BF	H	R	ER	SO	BB	IBB	HBP	BLK	WP	HR	S	P	ERA	WHIP								
Wilbur Wood, L (1, 1) ERA: 4.35	9.0	W	35	6	1	1	3	1	0	1	0	0	1	39	44	1.00	0.778								

Chicago White Sox @ New York Yankees
Yankee Stadium, Bronx, NY
Thu Jul 13 1978, 3:33 AM EDT
Att: 28,532 - Sunny

AB	33
R	1
H	6
RBI	1
BB	1
SO	3
LOB	14



Batter	1	2	3	4	5	6	7	8	9	10	11	AB	R	H	RBI	BB	SO	LOB	TOP					
Alan Bannister, R OBP: 0.301, SLG: 0.280 Henry Cruz, L OBP: 0.296, SLG: 0.371	5-1-3	K	K	K			K		F9			5	0	0	0	0	3	4						
Ralph Garr, L OBP: 0.322, SLG: 0.364	WP 2B		K				K		K			5	0	1	0	0	3	1						
Lamar Johnson, R OBP: 0.313, SLG: 0.372	K		K				F9					5	0	0	0	0	2	1						
Wayne Nordhagen, R OBP: 0.299, SLG: 0.415 Ron Blomberg, L OBP: 0.256, SLG: 0.358	K		F4				F8					4	0	0	0	0	1	1						
Jorge Orta, L OBP: 0.348, SLG: 0.466		B1-3					4-3					4	1	1	0	1	0	0						
Bill Nahorodny, R OBP: 0.252, SLG: 0.373		FC5-4 1B					F4					5	1	2	0	0	0	2						
Claudell Washington, L OBP: 0.265, SLG: 0.366		FC5-4 1B					F7					5	2	1	0	0	0	3						
Eric Soderholm, R OBP: 0.315, SLG: 0.425		1B										3	2	2	4	1	1	0						
Don Kessinger, S OBP: 0.319, SLG: 0.307		1B					K					4	0	2	2	1	1	0						
Inning Stats	R: 0 E: 0 K: 2 S: 8	H: 1 LOB: 1 BB: 0 P: 8	R: 1 E: 0 K: 1 S: 7	H: 2 LOB: 2 BB: 1 P: 11	R: 0 E: 0 K: 2 S: 7	H: 0 LOB: 0 BB: 0 P: 7	R: 2 E: 0 K: 1 S: 7	H: 2 LOB: 1 BB: 1 P: 11	R: 0 E: 0 K: 0 S: 3	H: 0 LOB: 0 BB: 0 P: 3	R: 2 E: 0 K: 1 S: 6	H: 1 LOB: 0 BB: 1 P: 10	R: 0 E: 0 K: 0 S: 3	H: 0 LOB: 0 BB: 0 P: 3	R: 1 E: 0 K: 1 S: 7	H: 2 LOB: 0 BB: 0 P: 7	R: 0 E: 0 K: 0 S: 4	H: 1 LOB: 1 BB: 0 P: 4	R: 0 E: 0 K: 1 S: 5	H: 0 LOB: 0 BB: 0 P: 5	1B: 6 2B: 1 3B: 0 HR: 2	SF: 0 SAC: 1 DP: 0 HBP: 0	WP: 2 PB: 0 SB: 1 CS: 0	PA: 45
PITCHER	IP 9.0	WLS 7	BF 38	H 8	R 6	ER 6	SO 10	BB 3	IBB 0	HBP 0	BLK 0	WP 0	HR 2	S 55	P 67	ERA 6.00	WHIP 1.222							
Ron Guidry, L ERA: 2.23 Rich Gossage, R ERA: 2.25	(1, 1)	(10, 1)																						

Chicago White Sox @ New York Yankees
Yankee Stadium, Bronx, NY
Fri Jul 14, 1978, 7:05 PM EDT
Att: 21,981 - Unknown - 72 F

AB 41
R 6
H 9
RBI 6
BB 3
SO 11
LOB 12



Batter	1	2	3	4	5	6	7	8	9	10	11	AB	R	H	RBI	BB	SO	LOB	BOTTOM					
Mickey Rivers, L OBP: 0.283, SLG: 0.368	1-3		F2		FC3-6		G4-6-3		1-3			5	0	0	0	0	0	2						
Willie Randolph, R OBP: 0.357, SLG: 0.317 Brian Doyle, L OBP: 0.207, SLG: 0.207	1-3		5-3		F8				F9			5	1	1	0	0	0	1						
Thurman Munson, R OBP: 0.310, SLG: 0.382	HR 1B				HR		F9		F9			5	2	3	1	0	0	1						
Lou Piniella, R OBP: 0.371, SLG: 0.427	HR				HR				F8			4	2	3	2	1	0	2						
Chris Chambliss, L OBP: 0.332, SLG: 0.392	4-3				4-3				SF7			4	0	0	1	0	1	3						
Reggie Jackson, L OBP: 0.339, SLG: 0.465			6-3		5-3		F6		K			5	1	1	1	0	1	2						
Graig Nettles, L OBP: 0.327, SLG: 0.425			F8		E7		G3		F8			5	0	1	1	0	0	1						
Fred Stanley, R OBP: 0.354, SLG: 0.309 Cliff Johnson, R OBP: 0.314, SLG: 0.385 Damaso Garcia, R OBP: 0.227, SLG: 0.195	K				K				K			3	0	0	0	0	3	1						
Mike Heath, R OBP: 0.364, SLG: 0.381			K				FC3-6 1B		K			4	0	2	0	0	2	0						
Inning Stats	R: 2 E: 0 K: 0 S: 5	H: 2 LOB: 0 BB: 0 P: 5	R: 0 E: 0 K: 1 S: 5	H: 0 LOB: 0 BB: 0 P: 5	R: 0 E: 0 K: 1 S: 5	H: 0 LOB: 0 BB: 0 P: 5	R: 2 E: 1 K: 1 S: 8	H: 2 LOB: 1 BB: 0 P: 8	R: 0 E: 0 K: 0 S: 4	H: 0 LOB: 1 BB: 0 P: 4	R: 0 E: 0 K: 1 S: 5	H: 1 LOB: 0 BB: 0 P: 5	R: 1 E: 0 K: 1 S: 7	H: 2 LOB: 1 BB: 0 P: 7	R: 0 E: 0 K: 0 S: 4	H: 1 LOB: 1 BB: 0 P: 4	R: 1 E: 0 K: 0 S: 2	H: 2 LOB: 1 BB: 0 P: 2	1B: 6 2B: 3 3B: 0 HR: 3	SF: 1 SAC: 0 DP: 1 HBP: 0	WP: 0 PB: 0 SB: 0 CS: 0	PA: 43		
PITCHER	IP 5.0	WLS L	BF 21	H 7	R 3	ER 3	SO 4	BB 0	IBB 0	HBP 0	BLK 0	WP 0	HR 1	S 27	P 29	ERA 5.40	WHIP 1.400							
Ken Kravec, L ERA: 3.84 Rich Hinton, L ERA: 2.98	(1, 1)	(6, 1)																						

Chicago White Sox @ New York Yankees
Yankee Stadium, Bronx, NY
Fri Jul 14, 1978, 7:05 PM EDT
Att: 21,981 - Unknown - 72 F

AB 41
R 7
H 12
RBI 7
BB 1
SO 7
LOB 13



Batter	1	2	3	4	5	6	7	8	9	AB	R	H	RBI	BB	SO	LOB	TOP										
George Brett, L OBP: 0.355, SLG: 0.479 (1, 5)										5	1	1	0	0	1	3											
Hal McRae, R OBP: 0.321, SLG: 0.436 (1, 10)										5	1	1	0	0	1	2											
Ralph LaCock, L OBP: 0.301, SLG: 0.458 (1, 3)										5	1	1	3	0	2	2											
Amos Otis, R OBP: 0.361, SLG: 0.514 (1, 8)										4	0	1	0	1	0	0											
Darrell Porter, L OBP: 0.380, SLG: 0.431 (1, 2)										5	1	2	2	0	1	2											
Clint Hurdle, L OBP: 0.345, SLG: 0.370 (1, 9)										4	1	1	0	0	0	2											
Tom Poquette, L OBP: 0.256, SLG: 0.345 (1, 7)										2	1	0	1	0	1	2											
Willie Wilson, S OBP: 0.301, SLG: 0.313 (6, 7)										1	0	0	0	0	0	0											
Freddie Patek, R OBP: 0.338, SLG: 0.347 (1, 6)										3	1	1	0	0	0	2											
Frank White, R OBP: 0.334, SLG: 0.390 (1, 4)										3	1	1	0	1	0	0											
Inning Stats	R: 2 E: 0 K: 0 S: 6	H: 3 LOB: 2 BB: 1 P: 10	R: 3 E: 0 K: 1 S: 7	H: 2 LOB: 1 BB: 1 P: 12	R: 0 E: 0 K: 1 S: 6	H: 2 LOB: 2 BB: 0 P: 6	R: 0 E: 0 K: 1 S: 5	H: 0 LOB: 0 BB: 0 P: 5	R: 3 E: 2 K: 0 S: 7	H: 2 LOB: 1 BB: 0 P: 7	R: 0 E: 0 K: 0 S: 3	H: 0 LOB: 0 BB: 0 P: 3	R: 0 E: 0 K: 0 S: 3	H: 0 LOB: 0 BB: 0 P: 3	R: 0 E: 1 K: 2 S: 8	H: 0 LOB: 1 BB: 0 P: 8	1B: 7 2B: 1 3B: 0 HR: 1	SF: 0 SAC: 1 DP: 0 HBP: 1	WP: 0 PB: 0 CS: 0	PA: 41							
PITCHER	IP	WLS	BF	H	R	ER	SO	BB	IBB	HBP	BLK	WP	HR	S	P	ERA	WHIP										
Ed Figueroa, R ERA: 3.91 (1, 1)	4.1	L	25	9	8	6	3	2	0	1	0	0	1	28	37	12.46	2.538										
Sparky Lyle, L ERA: 3.5 (5, 1)	1.2		6	0	0	0	1	0	0	0	0	0	0	8	8	0.00	0.000										
Bob Kammeyer, R ERA: 3.31 (7, 1)	3.0		10	0	0	0	2	0	0	0	0	0	0	14	14	0.00	0.000										

Kansas City Royals @ New York Yankees
Yankee Stadium, Bronx, NY
Sat Jul 15 1978, 7:05 PM EDT
Att: 34,979 - Unknown - 77 F

AB	37
R	8
H	9
RBI	6
BB	2
SO	6
LOB	15



Batter	1	2	3	4	5	6	7	8	9	AB	R	H	RBI	BB	SO	LOB	BOTTOM										
Mickey Rivers, L OBP: 0.283, SLG: 0.370 (1, 8)										4	0	1	1	0	0	1											
Willie Randolph, R OBP: 0.380, SLG: 0.321 (1, 4)										3	0	2	1	0	0	0											
Brian Doyle, L OBP: 0.207, SLG: 0.207 (6, FR)										0	0	0	0	0	0	0											
Roy White, S OBP: 0.332, SLG: 0.378 (8, PH)										1	0	0	0	0	1	2											
Damaso Garcia, R OBP: 0.227, SLG: 0.195 (9, 6)										0	0	0	0	0	0	0											
Thurman Munson, R OBP: 0.309, SLG: 0.383 (1, 9)										4	0	1	0	0	1	3											
Chris Chambliss, L OBP: 0.332, SLG: 0.390 (1, 3)										4	0	1	0	0	2	2											
Graig Nettles, L OBP: 0.324, SLG: 0.420 (1, 5)										4	0	0	0	0	1	3											
Reggie Jackson, L OBP: 0.334, SLG: 0.458 (1, 10)										4	0	0	0	0	1	0											
Gary Thomasson, L OBP: 0.309, SLG: 0.409 (1, 7)										3	1	1	0	0	0	0											
Fred Stanley, R OBP: 0.348, SLG: 0.303 (1, 6)										2	0	0	0	0	1	0											
Jim Spencer, L OBP: 0.295, SLG: 0.479 (8, PH)										1	0	0	0	0	1	1											
Paul Blair, R OBP: 0.261, SLG: 0.321 (9, 4)										0	0	0	0	0	0	0											
Mike Heath, R OBP: 0.375, SLG: 0.391 (1, 2)										2	1	1	0	0	0	0											
Jay Johnstone, L OBP: 0.250, SLG: 0.250 (8, PH)										1	0	1	0	0	0	0											
Cliff Johnson, R OBP: 0.314, SLG: 0.385 (9, 2)										0	0	0	0	0	0	0											
Inning Stats	R: 0 E: 0 K: 0 S: 3	H: 0 LOB: 0 BB: 0 P: 3	R: 0 E: 0 K: 0 S: 3	H: 0 LOB: 0 BB: 0 P: 3	R: 0 E: 0 K: 1 S: 5	H: 0 LOB: 0 BB: 0 P: 5	R: 0 E: 0 K: 2 S: 9	H: 2 LOB: 2 BB: 0 P: 9	R: 0 E: 0 K: 0 S: 3	H: 0 LOB: 0 BB: 0 P: 3	R: 1 E: 1 K: 0 S: 4	H: 2 LOB: 1 BB: 0 P: 4	R: 0 E: 0 K: 0 S: 3	H: 1 LOB: 0 BB: 0 P: 3	R: 1 E: 1 K: 3 S: 12	H: 3 LOB: 2 BB: 0 P: 12	R: 0 E: 0 K: 2 S: 7	H: 0 LOB: 0 BB: 0 P: 7	1B: 6 2B: 2 3B: 0 HR: 0	SF: 0 SAC: 0 DP: 2 HBP: 0	WP: 0 PB: 0 CS: 0	PA: 33					
PITCHER	IP	WLS	BF	H	R	ER	SO	BB	IBB	HBP	BLK	WP	HR	S	P	ERA	WHIP										
Dennis Leonard, R ERA: 3.64 (1, 1)	9.0	W	33	8	2	2	8	0	0	0	0	0	0	49	49	2.00	0.889										

Kansas City Royals @ New York Yankees
Yankee Stadium, Bronx, NY
Sat Jul 15 1978, 7:05 PM EDT
Att: 34,979 - Unknown - 77 F


AB	33
R	2
H	8
RBI	2
BB	0
SO	8
LOB	12



Batter	1	2	3	4	5	6	7	8	9	AB	R	H	RBI	BB	SO	LOB	TOP					
George Brett, L (1, 5) OBP: 0.357, SLG: 0.481	4-0 S HR BB		0-0 1B FC4-6 2B		0-0 F7		0-3 K			3	2	1	0	1	1	0						
Hal McRae, R (1, 10) OBP: 0.321, SLG: 0.433	0-3 K		0-0 FC4-6 1B		0-0 F9			0-0 P6		4	0	1	0	0	0	1						
Ralph LaCock, L (1, 3) OBP: 0.308, SLG: 0.459	0-0 F7		0-0 FC4-6 F8 BB 1-2		0-0 1B			0-0 FC5-4 1B		4	0	2	1	0	0	2						
Amos Otis, R (1, 8) OBP: 0.363, SLG: 0.523	0-0 2H HR		0-0 1-2 BB		0-0 F9			0-0 FC5-4 CS 1-2		3	1	1	2	1	0	2						
Darrell Porter, L (1, 2) OBP: 0.375, SLG: 0.425	0-0 P6		0-0 F8 2-3		0-0 4-3			0-0 CS 1-2	0-0 P5	4	0	0	0	0	0	2						
Clint Hurdle, L (1, 9) OBP: 0.342, SLG: 0.366		0-0 P5		0-0 5-3		0-0 4-3			0-0 P4	3	0	0	0	0	0	2						
Joe Zdeb, R (9, PH) OBP: 0.253, SLG: 0.287										1	0	0	0	0	0	0						
Tom Poquette, L (1, 7) OBP: 0.258, SLG: 0.344				0-0 P6		0-0 F7			0-0 5-3	3	0	1	0	0	0	0						
Willie Wilson, S (8, 7) OBP: 0.299, SLG: 0.311										1	0	0	0	0	0	0						
Freddie Patek, R (1, 6) OBP: 0.335, SLG: 0.343		0-3 K		0-0 F9		0-0 F8				3	0	0	0	0	1	1						
Frank White, R (1, 4) OBP: 0.331, SLG: 0.386		0-0 6-3		0-0 F9		0-3 K				3	0	0	0	0	1	1						
Inning Stats	R: 2 E: 0 K: 1 S: 6	H: 1 LOB: 0 BB: 1 P: 10	R: 0 E: 0 K: 1 S: 6	H: 1 LOB: 1 BB: 0 P: 6	R: 1 E: 0 K: 0 S: 5	H: 2 LOB: 2 BB: 1 P: 9	R: 0 E: 0 K: 0 S: 3	H: 0 LOB: 0 BB: 0 P: 3	R: 0 E: 0 K: 0 S: 4	H: 1 LOB: 1 BB: 0 P: 4	R: 0 E: 0 K: 2 S: 7	H: 0 LOB: 0 BB: 0 P: 7	R: 0 E: 0 K: 0 S: 3	H: 1 LOB: 0 BB: 0 P: 3	R: 0 E: 0 K: 0 S: 3	H: 0 LOB: 0 BB: 0 P: 3	1B: 4 2B: 1 3B: 0 HR: 1	SF: 0 SAC: 0 DP: 0 HBP: 0	WP: 0 PB: 0 SB: 1 CS: 1	PA: 35		
PITCHER	IP WLS BF H R ER SO BB IBB HBP BLK WP HR S P ERA WHIP	IP WLS BF H R ER SO BB IBB HBP BLK WP HR S P ERA WHIP	IP WLS BF H R ER SO BB IBB HBP BLK WP HR S P ERA WHIP	IP WLS BF H R ER SO BB IBB HBP BLK WP HR S P ERA WHIP	IP WLS BF H R ER SO BB IBB HBP BLK WP HR S P ERA WHIP	IP WLS BF H R ER SO BB IBB HBP BLK WP HR S P ERA WHIP	IP WLS BF H R ER SO BB IBB HBP BLK WP HR S P ERA WHIP	IP WLS BF H R ER SO BB IBB HBP BLK WP HR S P ERA WHIP	IP WLS BF H R ER SO BB IBB HBP BLK WP HR S P ERA WHIP	IP WLS BF H R ER SO BB IBB HBP BLK WP HR S P ERA WHIP	IP WLS BF H R ER SO BB IBB HBP BLK WP HR S P ERA WHIP	IP WLS BF H R ER SO BB IBB HBP BLK WP HR S P ERA WHIP	IP WLS BF H R ER SO BB IBB HBP BLK WP HR S P ERA WHIP	IP WLS BF H R ER SO BB IBB HBP BLK WP HR S P ERA WHIP	IP WLS BF H R ER SO BB IBB HBP BLK WP HR S P ERA WHIP	IP WLS BF H R ER SO BB IBB HBP BLK WP HR S P ERA WHIP	IP WLS BF H R ER SO BB IBB HBP BLK WP HR S P ERA WHIP	IP WLS BF H R ER SO BB IBB HBP BLK WP HR S P ERA WHIP	IP WLS BF H R ER SO BB IBB HBP BLK WP HR S P ERA WHIP	IP WLS BF H R ER SO BB IBB HBP BLK WP HR S P ERA WHIP	IP WLS BF H R ER SO BB IBB HBP BLK WP HR S P ERA WHIP	IP WLS BF H R ER SO BB IBB HBP BLK WP HR S P ERA WHIP

Kansas City Royals @ New York Yankees
Yankee Stadium, Bronx, NY
Sun Jul 16 1978, 3:33 AM EDT
Att: 45,089 - Unknown - 69 F


AB 32
R 3
H 6
RBI 3
BB 2
SO 4
LOB 11



Batter	1	2	3	4	5	6	7	8	9	AB	R	H	RBI	BB	SO	LOB	BOTTOM					
Roy White, S (1, 10) OBP: 0.329, SLG: 0.374	0-0 F8		0-0 S 2-3 1B	0-0 FC6-4 1-2			0-0 P4 1-2		0-0 FC5-4 1-2	5	0	1	0	0	0	4						
Mickey Rivers, L (1, 8) OBP: 0.281, SLG: 0.364	0-0 G3		0-3 K 1-2		0-0 F9		4-0 1B BB		0-0 F9	4	0	0	0	1	1	3						
Thurman Munson, R (1, 9) OBP: 0.314, SLG: 0.386	0-0 1B		4-0 BB		0-0 P6		0-0 1B 2-3			3	0	2	0	1	0	0						
Lou Piniella, R (1, 7) OBP: 0.365, SLG: 0.419	0-0 F8		0-0 F8		0-0 P4		0-0 P5			4	0	0	0	0	0	7						
Cliff Johnson, R (1, 3) OBP: 0.307, SLG: 0.375		0-0 P5		0-0 P6		0-0 F7		0-3 K		3	0	0	0	0	0	0						
Chris Chambliss, L (8, PH) OBP: 0.331, SLG: 0.389										1	0	0	0	0	1	0						
Graig Nettles, L (1, 5) OBP: 0.323, SLG: 0.427		0-0 P5		0-0 HR		0-0 G3		0-0 F8		4	1	1	1	0	0	0						
Fred Stanley, R (1, 6) OBP: 0.345, SLG: 0.294		0-0 6-3		4-0 1B BB		0-0 F7		0-3 K		3	0	0	0	1	1	0						
Mike Heath, R (1, 2) OBP: 0.357, SLG: 0.370			0-0 1B SH1-3 1B	0-0 F9		0-0 4-3			0-0 6-3	4	0	1	0	0	0	1						
Brian Doyle, L (1, 4) OBP: 0.233, SLG: 0.233			0-0 SH1-3 1B	0-0 FC6-4 1B		4-0 1B WP BB			0-0 FC5-4 1B	1	0	1	0	0	0	0						
Willie Randolph, R (7, PH) OBP: 0.364, SLG: 0.324										1	0	1	0	1	0	0						
Inning Stats	R: 0 E: 0 K: 0 S: 4	H: 1 LOB: 1 BB: 0 P: 4	R: 0 E: 0 K: 0 S: 3	H: 0 LOB: 0 BB: 0 P: 3	R: 0 E: 0 K: 1 S: 7	H: 2 LOB: 3 BB: 1 P: 11	R: 0 E: 0 K: 0 S: 3	H: 0 LOB: 0 BB: 0 P: 3	R: 0 E: 0 K: 0 S: 4	H: 1 LOB: 3 BB: 2 P: 12	R: 0 E: 0 K: 2 S: 7	H: 0 LOB: 0 BB: 0 P: 7	R: 0 E: 0 K: 0 S: 3	H: 1 LOB: 1 BB: 0 P: 4	R: 0 E: 0 K: 0 S: 4	H: 0 LOB: 0 BB: 0 P: 3	1B: 6 2B: 0 3B: 0 HR: 1	SF: 0 SAC: 1 DP: 0 HBP: 0	WP: 1 PB: 0 SB: 1 CS: 0	PA: 38		
PITCHER	IP WLS BF H R ER SO BB IBB HBP BLK WP HR S P ERA WHIP	IP WLS BF H R ER SO BB IBB HBP BLK WP HR S P ERA WHIP	IP WLS BF H R ER SO BB IBB HBP BLK WP HR S P ERA WHIP	IP WLS BF H R ER SO BB IBB HBP BLK WP HR S P ERA WHIP	IP WLS BF H R ER SO BB IBB HBP BLK WP HR S P ERA WHIP	IP WLS BF H R ER SO BB IBB HBP BLK WP HR S P ERA WHIP	IP WLS BF H R ER SO BB IBB HBP BLK WP HR S P ERA WHIP	IP WLS BF H R ER SO BB IBB HBP BLK WP HR S P ERA WHIP	IP WLS BF H R ER SO BB IBB HBP BLK WP HR S P ERA WHIP	IP WLS BF H R ER SO BB IBB HBP BLK WP HR S P ERA WHIP	IP WLS BF H R ER SO BB IBB HBP BLK WP HR S P ERA WHIP	IP WLS BF H R ER SO BB IBB HBP BLK WP HR S P ERA WHIP	IP WLS BF H R ER SO BB IBB HBP BLK WP HR S P ERA WHIP	IP WLS BF H R ER SO BB IBB HBP BLK WP HR S P ERA WHIP	IP WLS BF H R ER SO BB IBB HBP BLK WP HR S P ERA WHIP	IP WLS BF H R ER SO BB IBB HBP BLK WP HR S P ERA WHIP	IP WLS BF H R ER SO BB IBB HBP BLK WP HR S P ERA WHIP	IP WLS BF H R ER SO BB IBB HBP BLK WP HR S P ERA WHIP	IP WLS BF H R ER SO BB IBB HBP BLK WP HR S P ERA WHIP	IP WLS BF H R ER SO BB IBB HBP BLK WP HR S P ERA WHIP	IP WLS BF H R ER SO BB IBB HBP BLK WP HR S P ERA WHIP	IP WLS BF H R ER SO BB IBB HBP BLK WP HR S P ERA WHIP

Kansas City Royals @ New York Yankees
Yankee Stadium, Bronx, NY
Sun Jul 16 1978, 3:33 AM EDT
Att: 45,089 - Unknown - 69 F

AB 33
R 1
H 7
RBI 1
BB 4
SO 3
LOB 15



Batter	1	2	3	4	5	6	7	8	9	AB	R	H	RBI	BB	SO	LOB	TOP				
Willie Randolph, R OBP: 0.358, SLG: 0.329 (1, 4)										5	0	1	0	0	1	0	New York Yankees @ Minnesota Twins Metropolitan Stadium, Bloomington, MI Wed Jul 19 1978, 8:05 PM EDT Att: 29,591 - Unknown - 83 F				
Mickey Rivers, L OBP: 0.288, SLG: 0.373 (1, 8)										5	1	2	1	0	0	0					
Thurman Munson, R OBP: 0.319, SLG: 0.392 (1, 9)										4	0	2	1	0	0	2					
Lou Piniella, R OBP: 0.356, SLG: 0.407 (1, 7)										4	0	0	0	0	0	4					
Chris Chambliss, L OBP: 0.331, SLG: 0.386 (1, 3)										4	0	1	0	0	0	2					
Graig Nettles, L OBP: 0.329, SLG: 0.438 (1, 5)										4	0	2	0	0	0	1					
Cliff Johnson, R OBP: 0.310, SLG: 0.371 (1, 10)										3	0	1	0	1	1	2					
Fred Stanley, R OBP: 0.346, SLG: 0.303 (1, 6)										4	0	1	0	0	1	4					
Mike Heath, R OBP: 0.333, SLG: 0.343 (1, 2)										4	1	1	0	0	1	2					
Inning Stats	R: 0 E: 0 K: 1 S: 6	H: 1 LOB: 1 BB: 0 P: 6	R: 0 E: 0 K: 1 S: 7	H: 2 LOB: 2 BB: 0 P: 7	R: 0 E: 0 K: 0 S: 3	H: 0 LOB: 0 BB: 0 P: 3	R: 0 E: 0 K: 0 S: 4	H: 1 LOB: 2 BB: 1 P: 8	R: 1 E: 0 K: 1 S: 7	H: 2 LOB: 1 BB: 0 P: 7	R: 0 E: 0 K: 1 S: 6	H: 1 LOB: 1 BB: 0 P: 6	R: 1 E: 0 K: 0 S: 6	H: 3 LOB: 2 BB: 0 P: 6	R: 0 E: 0 K: 0 S: 3	H: 1 LOB: 0 BB: 0 P: 3		R: 0 E: 0 K: 0 S: 3	H: 0 LOB: 0 BB: 0 P: 3	1B: 11 2B: 0 3B: 0 HR: 0	SF: 0 SAC: 0 DP: 1 HBP: 0
PITCHER Geoff Zahn, L ERA: 3.14 (1, 1)	IP: 9.0 WLS: L BF: 38	H: 11 R: 2 ER: 2 SO: 4	BB: 1 IBB: 0 HBP: 0 BLK: 0	WP: 0 HR: 0 S: 45 P: 49	ERA: 2.00 WHIP: 1.333	PITCHER															

Batter	1	2	3	4	5	6	7	8	9	AB	R	H	RBI	BB	SO	LOB	BOTTOM				
Hosken Powell, L OBP: 0.316, SLG: 0.338 (1, 9)										4	0	0	0	0	0	0	New York Yankees @ Minnesota Twins Metropolitan Stadium, Bloomington, MI Wed Jul 19 1978, 8:05 PM EDT Att: 29,591 - Unknown - 83 F				
Roy Smalley, S OBP: 0.344, SLG: 0.404 (1, 6)										4	0	0	0	0	0	0					
Rod Carew, L OBP: 0.434, SLG: 0.471 (1, 3)										4	0	1	0	0	1	0					
Mike Cabbage, L OBP: 0.373, SLG: 0.446 (1, 5)										3	0	1	0	1	2	0					
Glenn Adams, L OBP: 0.279, SLG: 0.396 (1, 10)										4	0	1	0	0	0	3					
Dan Ford, R OBP: 0.350, SLG: 0.450 (1, 8)										3	0	3	0	0	0	0					
Rich Chiles, L OBP: 0.349, SLG: 0.330 (1, 7)										4	0	0	0	0	0	5					
Butch Wynegar, S OBP: 0.327, SLG: 0.345 (1, 2)										3	0	0	0	0	0	3					
Rob Wilfong, L OBP: 0.354, SLG: 0.360 (1, 4)										3	0	0	0	0	0	1					
Inning Stats	R: 0 E: 0 K: 1 S: 5	H: 0 LOB: 0 BB: 0 P: 5	R: 0 E: 0 K: 1 S: 5	H: 1 LOB: 0 BB: 0 P: 5	R: 0 E: 0 K: 0 S: 3	H: 0 LOB: 0 BB: 0 P: 3	R: 0 E: 0 K: 0 S: 5	H: 2 LOB: 0 BB: 0 P: 5	R: 0 E: 0 K: 0 S: 4	H: 1 LOB: 1 BB: 0 P: 4	R: 0 E: 0 K: 0 S: 3	H: 0 LOB: 0 BB: 0 P: 3	R: 0 E: 0 K: 0 S: 4	H: 1 LOB: 2 BB: 1 P: 8	R: 0 E: 0 K: 0 S: 3	H: 0 LOB: 0 BB: 0 P: 3		R: 0 E: 0 K: 1 S: 6	H: 1 LOB: 2 BB: 0 P: 7	1B: 5 2B: 1 3B: 0 HR: 0	SF: 0 SAC: 0 DP: 0 HBP: 1
PITCHER Ed Figueroa, R ERA: 3.64 (1, 1)	IP: 9.0 WLS: W BF: 34	H: 6 R: 0 ER: 0 SO: 3	BB: 1 IBB: 0 HBP: 1 BLK: 0	WP: 0 HR: 0 S: 38 P: 43	ERA: 0.00 WHIP: 0.778	PITCHER															

Batter	1	2	3	4	5	6	7	8	9	AB	R	H	RBI	BB	SO	LOB	TOP					
Willie Randolph, R OBP: 0.362, SLG: 0.332 (1, 4)										4	1	2	0	1	0	1	New York Yankees @ Minnesota Twins Metropolitan Stadium, Bloomington, MI Thu Jul 20 1978, 8:05 PM EDT Att: 30,660 - Unknown - 70 F livebaseballscores.com					
Mickey Rivers, L OBP: 0.288, SLG: 0.373 (1, 8)										5	1	2	1	0	0	2						
Thurman Munson, R OBP: 0.318, SLG: 0.389 (1, 9)										5	0	1	1	0	0	4						
Lou Piniella, R OBP: 0.350, SLG: 0.400 (1, 7)										4	0	0	0	0	1	3						
Chris Chambliss, L OBP: 0.330, SLG: 0.384 (1, 3)										4	0	1	0	0	2	3						
Graig Nettles, L OBP: 0.325, SLG: 0.433 (1, 5)										4	0	0	0	0	1	3						
Cliff Johnson, R OBP: 0.315, SLG: 0.365 (1, 10)										2	0	0	0	2	0	0						
Fred Stanley, R OBP: 0.359, SLG: 0.327 (1, 6)										4	2	3	0	0	0	0						
Mike Heath, R OBP: 0.325, SLG: 0.333 (1, 2)										4	0	1	1	0	0	3						
Inning Stats	R: 2 E: 1 K: 1 S: 8	H: 3 LOB: 2 BB: 1 P: 12	R: 0 E: 0 K: 0 S: 3	H: 0 LOB: 0 BB: 0 P: 3	R: 0 E: 0 K: 0 S: 3	H: 0 LOB: 0 BB: 0 P: 3	R: 0 E: 0 K: 0 S: 4	H: 2 LOB: 2 BB: 1 P: 8	R: 0 E: 0 K: 1 S: 6	H: 1 LOB: 1 BB: 0 P: 6	R: 0 E: 0 K: 1 S: 5	H: 0 LOB: 0 BB: 0 P: 5	R: 1 E: 0 K: 0 S: 5	H: 2 LOB: 1 BB: 0 P: 5	R: 0 E: 0 K: 1 S: 5	H: 0 LOB: 0 BB: 0 P: 5	R: 1 E: 0 K: 0 S: 5	H: 2 LOB: 2 BB: 1 P: 9	1B: 9 2B: 1 3B: 0 HR: 0	SF: 0 SAC: 0 DP: 1 HBP: 0	WP: 1 PB: 0 CS: 1	PA: 40
PITCHER	IP	WLS	BF	H	R	ER	SO	BB	IBB	HBP	BLK	WP	HR	S	P	ERA	WHIP					
Darrell Jackson, L ERA: 3.2 (1, 1)	8.0	L	33	8	3	2	4	2	0	0	1	1	0	39	47	2.25	1.250					
Ronic Harrison, R ERA: 6.94 (9, 1)	1.0		6	2	1	1	0	1	0	0	0	0	0	5	9	9.00	3.000					

Batter	1	2	3	4	5	6	7	8	9	AB	R	H	RBI	BB	SO	LOB	BOTTOM					
Bob Randall, R OBP: 0.336, SLG: 0.367 (1, 4)										4	0	1	0	0	0	1	New York Yankees @ Minnesota Twins Metropolitan Stadium, Bloomington, MI Thu Jul 20 1978, 8:05 PM EDT Att: 30,660 - Unknown - 70 F livebaseballscores.com					
Rod Carew, L OBP: 0.428, SLG: 0.465 (1, 3)										4	0	0	0	0	1	1						
Dan Ford, R OBP: 0.349, SLG: 0.445 (1, 8)										3	0	0	0	1	1	1						
Bombo Rivera, R OBP: 0.408, SLG: 0.387 (1, 9)										3	0	0	0	1	2	1						
Jose Morales, R OBP: 0.368, SLG: 0.411 (1, 10)										4	0	2	0	0	0	2						
Craig Kusick, R OBP: 0.301, SLG: 0.315 (1, 7)										3	0	0	0	0	1	2						
Roy Smalley, S OBP: 0.346, SLG: 0.408 (1, 6)										2	0	1	0	1	1	1						
Larry Wolfe, R OBP: 0.302, SLG: 0.336 (1, 5)										3	0	0	0	0	1	4						
Glenn Borgmann, R OBP: 0.284, SLG: 0.278 (1, 2)										3	0	0	0	0	1	1						
Inning Stats	R: 0 E: 0 K: 0 S: 3	H: 0 LOB: 0 BB: 1 P: 3	R: 0 E: 0 K: 0 S: 2	H: 0 LOB: 0 BB: 1 P: 6	R: 0 E: 0 K: 1 S: 6	H: 1 LOB: 1 BB: 0 P: 6	R: 0 E: 0 K: 1 S: 5	H: 0 LOB: 0 BB: 0 P: 5	R: 0 E: 0 K: 1 S: 5	H: 1 LOB: 1 BB: 0 P: 6	R: 0 E: 0 K: 2 S: 8	H: 1 LOB: 1 BB: 0 P: 8	R: 0 E: 0 K: 1 S: 6	H: 1 LOB: 2 BB: 1 P: 10	R: 0 E: 0 K: 1 S: 5	H: 0 LOB: 0 BB: 0 P: 5	R: 0 E: 0 K: 1 S: 4	H: 0 LOB: 0 BB: 1 P: 8	1B: 3 2B: 1 3B: 0 HR: 0	SF: 0 SAC: 0 DP: 2 HBP: 0	WP: 0 PB: 0 CS: 0	PA: 32
PITCHER	IP	WLS	BF	H	R	ER	SO	BB	IBB	HBP	BLK	WP	HR	S	P	ERA	WHIP					
Ron Guidry, L ERA: 2.11 (1, 1)	9.0	W	32	4	0	0	8	3	0	0	0	0	0	45	57	0.00	0.778					

Batter	1	2	3	4	5	6	7	8	9	AB	R	H	RBI	BB	SO	LOB	TOP		
Willie Randolph, R (1, 4) <small>OBP: 0.356, SLG: 0.326</small> Brian Doyle, L (7, 4) <small>OBP: 0.226, SLG: 0.226</small>	1-3	F8		FC5		6-4-3	FC5-4			5	0	0	0	0	0	8			
Mickey Rivers, L (1, 8) <small>OBP: 0.296, SLG: 0.382</small>	F3		F6		1B G3 2B		F7			5	1	2	0	0	0	0			
Thurman Munson, R (1, 9) <small>OBP: 0.320, SLG: 0.389</small>	F4		6-3		5-3		2B 1B	K		5	1	1	0	0	1	2			
Lou Piniella, R (1, 7) <small>OBP: 0.355, SLG: 0.413</small>		1B 2B	F8		G3 2-3 1B		1B 1B 2B	5-3		5	2	3	1	0	0	1			
Chris Chambliss, L (1, 3) <small>OBP: 0.332, SLG: 0.383</small> Jim Spencer, L (9, 3) <small>OBP: 0.295, SLG: 0.479</small>	5-3			F7 1B 4-3 BB	G3		1B BB 1B	4-3		4	2	1	1	1	0	3			
Graig Nettles, L (1, 5) <small>OBP: 0.330, SLG: 0.439</small>	BB SF7 1B		4-3	1-2	B1-3		BB BB 1B			5	1	3	2	0	0	2			
Roy White, S (1, 10) <small>OBP: 0.332, SLG: 0.384</small>	1-2 BB BB		F7	2-3		F9	BB BB	F7		3	0	0	0	2	0	2			
Fred Stanley, R (1, 6) <small>OBP: 0.362, SLG: 0.311</small>	1-2 2-3 BB		FC5 1B BB		E5		FC5-4 BB	1-3		2	0	0	1	3	0	1			
Mike Heath, R (1, 2) <small>OBP: 0.306, SLG: 0.319</small>	SF7			1-2 3H 1B		F8		K		4	0	1	2	0	1	5			
Inning Stats	R: 0 E: 0 K: 0 S: 3	H: 0 LOB: 0 BB: 0 P: 3	R: 2 E: 0 K: 0 S: 5	H: 2 LOB: 2 BB: 2 P: 13	R: 0 E: 0 K: 0 S: 3	H: 0 LOB: 0 BB: 0 P: 3	R: 1 E: 0 K: 0 S: 5	H: 2 LOB: 1 BB: 0 P: 5	R: 0 E: 1 K: 0 S: 4	H: 0 LOB: 1 BB: 0 P: 4	R: 3 E: 0 K: 1 S: 9	H: 4 LOB: 3 BB: 2 P: 17	R: 0 E: 0 K: 1 S: 6	H: 1 LOB: 1 BB: 0 P: 6	R: 0 E: 0 K: 0 S: 4	H: 1 LOB: 1 BB: 0 P: 4	1B: 6 2B: 5 3B: 0 HR: 0	SF: 1 SAC: 0 DP: 0 HBP: 0	WP: 0 PA: 45 CS: 0
PITCHER	IP WLS BF H R ER SO BB IBB HBP BLK WP HR S P ERA WHIP	IP WLS BF H R ER SO BB IBB HBP BLK WP HR S P ERA WHIP	IP WLS BF H R ER SO BB IBB HBP BLK WP HR S P ERA WHIP	IP WLS BF H R ER SO BB IBB HBP BLK WP HR S P ERA WHIP	IP WLS BF H R ER SO BB IBB HBP BLK WP HR S P ERA WHIP	IP WLS BF H R ER SO BB IBB HBP BLK WP HR S P ERA WHIP	IP WLS BF H R ER SO BB IBB HBP BLK WP HR S P ERA WHIP	IP WLS BF H R ER SO BB IBB HBP BLK WP HR S P ERA WHIP	IP WLS BF H R ER SO BB IBB HBP BLK WP HR S P ERA WHIP	IP WLS BF H R ER SO BB IBB HBP BLK WP HR S P ERA WHIP	IP WLS BF H R ER SO BB IBB HBP BLK WP HR S P ERA WHIP	IP WLS BF H R ER SO BB IBB HBP BLK WP HR S P ERA WHIP	IP WLS BF H R ER SO BB IBB HBP BLK WP HR S P ERA WHIP	IP WLS BF H R ER SO BB IBB HBP BLK WP HR S P ERA WHIP	IP WLS BF H R ER SO BB IBB HBP BLK WP HR S P ERA WHIP	IP WLS BF H R ER SO BB IBB HBP BLK WP HR S P ERA WHIP	IP WLS BF H R ER SO BB IBB HBP BLK WP HR S P ERA WHIP	IP WLS BF H R ER SO BB IBB HBP BLK WP HR S P ERA WHIP	
Wilbur Wood, L (1, 1) <small>ERA: 4.9</small> Lerrin LaGrow, R (7, 1) <small>ERA: 4.14</small>	6.1 L 33 9 7 7 0 4 0 0 0 0 0 29 45 9.95 2.053	2.2 12 2 0 0 2 2 0 0 0 0 0 14 22 0.00 1.500																	

New York Yankees @ Chicago White Sox
 Comiskey Park, Chicago, IL
 Sat Jul 22 1978, 8:05 PM EDT
 Att: 32,163 - Unknown - 90 F

AB	38
R	7
H	11
RBI	7
BB	6
SO	2
LOB	24



Batter	1	2	3	4	5	6	7	8	9	AB	R	H	RBI	BB	SO	LOB	BOTTOM		
Bob Molinaro, L (1, 7) <small>OBP: 0.345, SLG: 0.397</small>	4-3 BB		3-1			E S SF9 1B		G4-6-3		3	1	1	0	1	0	1			
Ralph Garr, L (1, 10) <small>OBP: 0.316, SLG: 0.351</small>	F2			K		K		2-3		4	0	0	0	0	2	2			
Jorge Orta, L (1, 4) <small>OBP: 0.341, SLG: 0.449</small>	4-3			F3		SF9		F7		3	0	0	1	0	0	1			
Ron Blomberg, L (1, 3) <small>OBP: 0.258, SLG: 0.357</small> Lamar Johnson, R (6, PH) <small>OBP: 0.309, SLG: 0.359</small> (7, 3)	F4			2B 1B		4-3		1B BB		2	0	1	0	0	0	1			
Claudell Washington, L (1, 9) <small>OBP: 0.268, SLG: 0.366</small>	F8			1-3 2B		G5-4-3 1B		1B 1B		4	0	3	0	0	0	0			
Henry Cruz, L (1, 8) <small>OBP: 0.299, SLG: 0.360</small> Tom Spencer, R (7, PH) <small>OBP: 0.333, SLG: 0.333</small> (8, 8)	F8			F2		F9		1-3 2H 1B		2	0	0	0	0	0	2			
Don Kessinger, S (1, 6) <small>OBP: 0.326, SLG: 0.321</small>	F7			G5-4-3 BB		G5-4-3		6-3		3	0	0	0	1	0	3			
Bill Nahorodny, R (1, 2) <small>OBP: 0.291, SLG: 0.362</small>			5-3		F9			6-3		3	0	0	0	0	0	1			
Kevin Bell, R (1, 5) <small>OBP: 0.286, SLG: 0.167</small>	F2			G5-4-3		G4-6-3 1B				3	0	1	0	0	0	1			
Inning Stats	R: 0 E: 0 K: 0 S: 3	H: 0 LOB: 1 BB: 1 P: 7	R: 0 E: 0 K: 0 S: 3	H: 0 LOB: 0 BB: 0 P: 3	R: 0 E: 0 K: 1 S: 7	H: 2 LOB: 2 BB: 0 P: 7	R: 0 E: 0 K: 0 S: 2	H: 0 LOB: 0 BB: 1 P: 6	R: 1 E: 0 K: 1 S: 6	H: 1 LOB: 0 BB: 0 P: 6	R: 0 E: 0 K: 0 S: 3	H: 1 LOB: 0 BB: 0 P: 3	R: 0 E: 0 K: 0 S: 3	H: 1 LOB: 0 BB: 0 P: 3	R: 1 E: 0 K: 0 S: 5	H: 2 LOB: 2 BB: 1 P: 9	1B: 6 2B: 1 3B: 0 HR: 0	SF: 1 SAC: 0 DP: 3 HBP: 0	WP: 0 PA: 34 CS: 0
PITCHER	IP WLS BF H R ER SO BB IBB HBP BLK WP HR S P ERA WHIP	IP WLS BF H R ER SO BB IBB HBP BLK WP HR S P ERA WHIP	IP WLS BF H R ER SO BB IBB HBP BLK WP HR S P ERA WHIP	IP WLS BF H R ER SO BB IBB HBP BLK WP HR S P ERA WHIP	IP WLS BF H R ER SO BB IBB HBP BLK WP HR S P ERA WHIP	IP WLS BF H R ER SO BB IBB HBP BLK WP HR S P ERA WHIP	IP WLS BF H R ER SO BB IBB HBP BLK WP HR S P ERA WHIP	IP WLS BF H R ER SO BB IBB HBP BLK WP HR S P ERA WHIP	IP WLS BF H R ER SO BB IBB HBP BLK WP HR S P ERA WHIP	IP WLS BF H R ER SO BB IBB HBP BLK WP HR S P ERA WHIP	IP WLS BF H R ER SO BB IBB HBP BLK WP HR S P ERA WHIP	IP WLS BF H R ER SO BB IBB HBP BLK WP HR S P ERA WHIP	IP WLS BF H R ER SO BB IBB HBP BLK WP HR S P ERA WHIP	IP WLS BF H R ER SO BB IBB HBP BLK WP HR S P ERA WHIP	IP WLS BF H R ER SO BB IBB HBP BLK WP HR S P ERA WHIP	IP WLS BF H R ER SO BB IBB HBP BLK WP HR S P ERA WHIP	IP WLS BF H R ER SO BB IBB HBP BLK WP HR S P ERA WHIP	IP WLS BF H R ER SO BB IBB HBP BLK WP HR S P ERA WHIP	
Catfish Hunter, R (1, 1) <small>ERA: 5.06</small> Sparky Lyle, L (6, 1) <small>ERA: 3.16</small> Rich Gossage, R (8, 1) <small>ERA: 2.23</small>	5.2 W 21 3 1 0 0 2 0 0 0 0 0 4 4 0.00 0.750	1.1 4 1 0 0 0 0 0 0 0 0 0 4 4 0.00 0.750																	

New York Yankees @ Chicago White Sox
 Comiskey Park, Chicago, IL
 Sat Jul 22 1978, 8:05 PM EDT
 Att: 32,163 - Unknown - 90 F

AB	30
R	2
H	7
RBI	2
BB	3
SO	2
LOB	13



Batter	1	2	3	4	5	6	7	8	9	AB	R	H	RBI	BB	SO	LOB	TOP					
Willie Randolph, R (1,4) OBP: 0.354, SLG: 0.325	5-3		5-3		2H 1B			4-3		4	0	1	0	0	0	0	New York Yankees @ Chicago White Sox Comiskey Park, Chicago, IL Sun Jul 23 1978, 4:33 AM EDT Att: 27,651 - Unknown - 68 F					
Mickey Rivers, L (1,8) OBP: 0.293, SLG: 0.378 Paul Blair, R (7,8) OBP: 0.255, SLG: 0.314	F7		F8				4-3	K2-3		3	0	0	0	0	0	0						
Thurman Munson, R (1,9) OBP: 0.319, SLG: 0.388	F7			6-3			G5-4-3 1B		5-3	4	0	1	0	0	0	0						
Lou Piniella, R (1,7) OBP: 0.354, SLG: 0.410		F7		F8			G5-4-3 1B		2B 1B	4	1	1	0	0	0	1						
Chris Chambliss, L (1,3) OBP: 0.331, SLG: 0.384		K		4-3			G3		1B 2B	4	1	1	1	0	1	0						
Graig Nettles, L (1,5) OBP: 0.334, SLG: 0.441		1B BB					F3		1B	3	0	2	1	1	0	0						
Roy White, S (1,10) OBP: 0.339, SLG: 0.391							F3		1B	4	1	3	0	0	0	1						
Fred Stanley, R (1,6) OBP: 0.352, SLG: 0.301							F8		F8	4	0	0	0	0	2	6						
Mike Heath, R (1,2) OBP: 0.302, SLG: 0.333				F6			1-H 1B 2B		1-3 F4	4	0	1	1	0	0	2						
Inning Stats	R: 0 E: 0 K: 0 S: 3	H: 0 LOB: 0 BB: 0 P: 3	R: 0 E: 0 K: 2 S: 8	H: 1 LOB: 2 BB: 1 P: 12	R: 0 E: 0 K: 0 S: 3	H: 0 LOB: 0 BB: 0 P: 3	R: 0 E: 0 K: 0 S: 3	H: 0 LOB: 0 BB: 0 P: 3	R: 1 E: 0 K: 1 S: 7	H: 3 LOB: 2 BB: 0 P: 7	R: 0 E: 0 K: 0 S: 3	H: 1 LOB: 1 BB: 0 P: 3	R: 0 E: 0 K: 0 S: 4	H: 1 LOB: 1 BB: 0 P: 4	R: 0 E: 0 K: 1 S: 5	H: 0 LOB: 0 BB: 0 P: 5	R: 2 E: 0 K: 0 S: 7	H: 4 LOB: 2 BB: 0 P: 7	1B: 8 2B: 2 3B: 0 HR: 0	SF: 0 SAC: 0 DP: 1 HBP: 0	WP: 0 PB: 0 CS: 1	PA: 36
PITCHER Ken Kravec, L (1,1) ERA: 3.89	IP: 9.0 WLS: L BF: 36 H: 10 R: 3 ER: 3 SO: 4 BB: 1 IBB: 0 HBP: 0 BLK: 0 WP: 0 HR: 0 S: 43 P: 47 ERA: 3.00 WHIP: 1.222																					

Batter	1	2	3	4	5	6	7	8	9	AB	R	H	RBI	BB	SO	LOB	BOTTOM			
Bob Molinaro, L (1,7) OBP: 0.335, SLG: 0.385	G3		4-3		F5		G6-3		F9	5	0	0	0	0	0	2	New York Yankees @ Chicago White Sox Comiskey Park, Chicago, IL Sun Jul 23 1978, 4:33 AM EDT Att: 27,651 - Unknown - 68 F			
Ralph Garr, L (1,10) OBP: 0.319, SLG: 0.353			5-3		S 1B			4-3		4	0	2	0	0	0	0				
Jorge Orta, L (1,4) OBP: 0.340, SLG: 0.444	F7		F8		FC5-4 BB			F8		3	0	0	0	1	0	1				
Eric Soderholm, R (1,5) OBP: 0.320, SLG: 0.450 Kevin Bell, R (8, PR) OBP: 0.296, SLG: 0.167					FC5-4					3	1	2	0	1	0	2				
Claudell Washington, L (1,9) OBP: 0.288, SLG: 0.360	F8				1B 2B			2B		0	0	0	0	0	0	0				
Tom Spencer, R (1,8) OBP: 0.231, SLG: 0.231			5-3		F8		1-3		F9	3	0	0	0	0	3					
Ron Blomberg, L (1,3) OBP: 0.258, SLG: 0.353			L6		2H 1B		6-3		F7	4	0	1	1	0	0	0				
Don Kessinger, S (1,6) OBP: 0.328, SLG: 0.324					F7				F9	4	0	2	0	0	0	1				
Bill Nahorodny, R (1,2) OBP: 0.291, SLG: 0.362 Alan Bannister, R (7, PR) OBP: 0.296, SLG: 0.269 Mike Colbern, R (8, 2) OBP: 0.200, SLG: 0.300			FC4-6 1B				6-3		K	3	0	1	0	0	0	1				
Inning Stats	R: 0 E: 0 K: 0 S: 4	H: 1 LOB: 2 BB: 1 P: 8	R: 0 E: 0 K: 0 S: 4	H: 1 LOB: 1 BB: 0 P: 4	R: 0 E: 0 K: 0 S: 3	H: 0 LOB: 0 BB: 0 P: 3	R: 1 E: 0 K: 0 S: 5	H: 2 LOB: 1 BB: 0 P: 5	R: 0 E: 0 K: 0 S: 4	H: 1 LOB: 2 BB: 1 P: 8	R: 0 E: 0 K: 0 S: 3	H: 0 LOB: 0 BB: 0 P: 3	R: 0 E: 0 K: 0 S: 4	H: 1 LOB: 1 BB: 0 P: 8	R: 0 E: 0 K: 1 S: 6	H: 1 LOB: 1 BB: 0 P: 6	1B: 6 2B: 2 3B: 0 HR: 0	SF: 0 SAC: 0 DP: 1 HBP: 0	WP: 0 PB: 0 CS: 0	PA: 37
PITCHER Ed Figueroa, R (1,1) ERA: 3.5 Rich Gossage, R (9,1) ERA: 2.21	IP: 8.0 WLS: W BF: 33 H: 7 R: 1 ER: 1 SO: 1 BB: 2 IBB: 1 HBP: 0 BLK: 0 WP: 0 HR: 0 S: 30 P: 42 ERA: 1.12 WHIP: 1.125																			

Batter	1	2	3	4	5	6	7	8	9	AB	R	H	RBI	BB	SO	LOB	TOP			
Mickey Rivers, L OBP: 0.293, SLG: 0.377 (1, 8)	L8		F7		CS 1B			K		4	0	1	0	0	1	0	New York Yankees @ Kansas City Royals Royals Stadium, Kansas City, MO Mon Jul 24 1978, 8:05 PM EDT Att: 38,859 - Unknown - 87 F			
Willie Randolph, R OBP: 0.353, SLG: 0.324 (1, 4)	L8		CS 1B		CS	F8		F8		4	0	1	0	0	0	0				
Thurman Munson, R OBP: 0.316, SLG: 0.384 (1, 9)	6-3		K		4-3			K		4	0	0	0	0	2	1				
Chris Chambliss, L OBP: 0.327, SLG: 0.380 (1, 3)		K	6-3		3-1				6-3	4	0	0	0	0	1	1				
Graig Nettles, L OBP: 0.339, SLG: 0.443 (1, 5)		1B BB		G5-4-3 1B			1B		F7	3	1	2	0	1	0	0				
Gary Thomasson, L OBP: 0.310, SLG: 0.404 (1, 7)		1B FC5-4 1B		K			K			4	1	2	0	0	2	1				
Roy White, S OBP: 0.342, SLG: 0.398 (1, 10)		FC5-4 1B		G5-4-3					F8	4	0	2	1	0	0	2				
Mike Heath, R OBP: 0.304, SLG: 0.321 (1, 2)		FC5-4 FC6		5-3						2	0	0	1	0	0	1				
Fred Stanley, R OBP: 0.345, SLG: 0.294 (1, 6)		FC6		F8				F9		3	0	0	0	0	0	3				
Inning Stats	R: 0 E: 0 K: 0 S: 3	H: 0 LOB: 0 BB: 0 P: 3	R: 2 E: 0 K: 1 S: 7	H: 2 LOB: 1 BB: 1 P: 11	R: 0 E: 0 K: 1 S: 6	H: 1 LOB: 1 BB: 0 P: 6	R: 0 E: 0 K: 1 S: 5	H: 1 LOB: 0 BB: 0 P: 5	R: 0 E: 0 K: 0 S: 3	H: 0 LOB: 0 BB: 0 P: 3	R: 0 E: 0 K: 1 S: 6	H: 2 LOB: 2 BB: 0 P: 7	R: 0 E: 0 K: 2 S: 7	H: 0 LOB: 0 BB: 0 P: 7	R: 0 E: 0 K: 0 S: 4	H: 1 LOB: 1 BB: 0 P: 4	1B: 7 2B: 1 3B: 0 HR: 0	SF: 0 SAC: 0 DP: 1 HBP: 1	WP: 0 PB: 0 SB: 1 CS: 1	PA: 35
PITCHER Dennis Leonard, R ERA: 3.42 (1, 1)	IP: 9.0 WLS: W BF: 34 H: 8 R: 2 ER: 2 SO: 6 BB: 1 IBB: 0 HBP: 1 BLK: 0 WP: 0 HR: 0 S: 44 P: 49 ERA: 2.00 WHIP: 1.000															PITCHER				

Batter	1	2	3	4	5	6	7	8	9	AB	R	H	RBI	BB	SO	LOB	BOTTOM			
George Brett, L OBP: 0.361, SLG: 0.489 (1, 5)	G3		CS	F7		F9 1B	2B 1B	L8		5	1	2	1	0	0	1	New York Yankees @ Kansas City Royals Royals Stadium, Kansas City, MO Mon Jul 24 1978, 8:05 PM EDT Att: 38,859 - Unknown - 87 F			
Hal McRae, R OBP: 0.325, SLG: 0.437 (1, 10)	L9			F2		1B	2B IBB			3	0	1	0	1	0	0				
Ralph LaCock, L OBP: 0.341, SLG: 0.474 (7, PH) John Wathan, R OBP: 0.312, SLG: 0.398 (8, 3)	F8			BB 1B		F9	2B			3	0	1	0	0	0	2				
Amos Otis, R OBP: 0.370, SLG: 0.509 (1, 8)		F9		BB		K	IBB			2	0	0	0	2	1	2				
Darrell Porter, L OBP: 0.381, SLG: 0.443 (1, 2)		G6-4-3 BB		F8			BB F7			2	1	0	0	2	0	5				
Clint Hurdle, L OBP: 0.351, SLG: 0.392 (1, 9)		G6-4-3		4-3		L8	SH1-3 BB SF7 1B			4	1	1	0	0	0	2				
Tom Pogue, L OBP: 0.281, SLG: 0.345 (1, 7) Willie Wilson, S OBP: 0.311, SLG: 0.310 (8, 7)			6-3		F8		F9	SF7 SH1-3 BB		3	0	0	0	0	0	1				
Freddie Patek, R OBP: 0.339, SLG: 0.345 (1, 6)			4-3		F7		2B 1B	SH1-3		3	1	1	0	0	0	0				
Frank White, R OBP: 0.329, SLG: 0.385 (1, 4) Steve Braun, L OBP: 0.341, SLG: 0.400 (7, PH) Jerry Terrell, R OBP: 0.226, SLG: 0.207 (8, 4)				CS 1B		F7	1B 2B	SF7		2	0	1	0	0	0	0				
Inning Stats	R: 0 E: 0 K: 0 S: 3	H: 0 LOB: 0 BB: 0 P: 3	R: 0 E: 0 K: 0 S: 2	H: 0 LOB: 0 BB: 1 P: 6	R: 0 E: 0 K: 0 S: 3	H: 1 LOB: 0 BB: 0 P: 3	R: 0 E: 0 K: 0 S: 4	H: 1 LOB: 2 BB: 1 P: 8	R: 0 E: 0 K: 0 S: 3	H: 0 LOB: 0 BB: 0 P: 3	R: 0 E: 0 K: 1 S: 7	H: 2 LOB: 2 BB: 0 P: 7	R: 4 E: 0 K: 0 S: 7	H: 4 LOB: 3 BB: 3 P: 19	R: 1 E: 0 K: 0 S: 4	H: 1 LOB: 1 BB: 1 P: 8	1B: 7 2B: 2 3B: 0 HR: 0	SF: 1 SAC: 1 DP: 1 HBP: 0	WP: 0 PB: 0 SB: 0 CS: 1	PA: 38
PITCHER Dick Tidrow, R ERA: 3.79 Sparky Lytle, L ERA: 3.33 (7, 1)	IP: 6.2 WLS: L BF: 27 H: 6 R: 3 ER: 3 SO: 3 BB: 3 IBB: 0 HBP: 0 BLK: 0 WP: 0 HR: 0 S: 26 P: 38 ERA: 4.05 WHIP: 1.350															PITCHER				

Batter	1	2	3	4	5	6	7	8	9	AB	R	H	RBI	BB	SO	LOB	TOP																	
Rick Manning, L (1,8) OBP: 0.316, SLG: 0.359	0-0 6-3		0-0 1B		0-3 K			0-0 4-3		4	0	1	0	0	1	1	Cleveland Indians @ New York Yankees Yankee Stadium, Bronx, NY Wed Jul 26 1978, 7:05 PM EDT Att: 31,631 - Unknown - 71 F livebaseballscorecards.com																	
Johnny Grubb, L (1,7) OBP: 0.381, SLG: 0.476	0-0 1B		0-0 1B			0-0 2B		0-0 4-3		4	0	3	0	0	0	0																		
Andre Thornton, R (1,3) OBP: 0.395, SLG: 0.530	0-0 F8		0-3 K			0-0 F8			0-0 1B SF9 2B	4	1	1	0	0	1	4																		
Bernie Carbo, L (1,10) OBP: 0.352, SLG: 0.365	0-3 K			0-3 K		0-3 K			0-0 1B 2-3 1B	4	0	1	0	0	3	2																		
Gary Alexander, R (1,2) OBP: 0.322, SLG: 0.465		0-3 K		0-0 5-3		0-0 L5			0-0 SF9 1B	3	0	0	1	0	1	1																		
Ted Cox, R (1,5) OBP: 0.285, SLG: 0.220		0-3 K		0-0 L6			0-0 4-3		0-0 P3	4	0	0	0	0	1	1																		
Horace Speed, R (1,9) OBP: 0.309, SLG: 0.259		0-3 K			1-0 SH3-4 HBP		0-0 F8		4-0 1-2 1B	2	0	0	0	0	1	0																		
Jim Norris, L (9, PH) OBP: 0.335, SLG: 0.331										0	0	0	0	1	0	0																		
Duane Kuiper, L (1,4) OBP: 0.309, SLG: 0.324			0-0 6-3		0-0 SH3-4		0-0 4-3		0-3 K	3	0	0	0	0	1	2																		
Tom Verzyer, R (1,6) OBP: 0.314, SLG: 0.372			0-0 L8		0-0 L1			0-0 6-3		3	0	0	0	0	0	1																		
Inning Stats	R: 0 E: 0 K: 1 S: 6	H: 1 LOB: 1 BB: 0 P: 6	R: 0 E: 0 K: 3 S: 9	H: 0 LOB: 0 BB: 0 P: 9	R: 0 E: 0 K: 1 S: 7	H: 2 LOB: 2 BB: 0 P: 7	R: 0 E: 0 K: 1 S: 5	H: 0 LOB: 1 BB: 0 P: 6	R: 0 E: 0 K: 0 S: 6	H: 1 LOB: 1 BB: 0 P: 6	R: 0 E: 0 K: 0 S: 3	H: 0 LOB: 0 BB: 0 P: 3	R: 0 E: 0 K: 0 S: 3	H: 0 LOB: 0 BB: 0 P: 3	R: 1 E: 0 K: 1 S: 7	H: 2 LOB: 2 BB: 1 P: 11	1B: 4 2B: 2 3B: 0 HR: 0	SF: 1 SAC: 1 DP: 0 HBP: 1	WP: 0 PB: 1 CS: 0	PA: 35														
PITCHER	IP WLS BF H R ER SO BB IBB HBP BLK WP HR S P ERA WHIP																																	
Jim Beattie, R (1,1) ERA: 4.13	8.0	31	6	1	1	8	0	0	1	0	0	0	0	0	46	47	1.12	0.750																
Rich Gossage, R (9,1) ERA: 2.18	1.0	W 4	0	0	0	1	0	1	0	0	0	0	0	5	9	0.00	0.000																	

Batter	1	2	3	4	5	6	7	8	9	AB	R	H	RBI	BB	SO	LOB	BOTTOM															
Mickey Rivers, L (1,8) OBP: 0.294, SLG: 0.382	0-0 6-3		0-0 4-3			0-0 4-3			0-0 1B SH1-4 HR 1B	4	1	1	0	0	0	0	Cleveland Indians @ New York Yankees Yankee Stadium, Bronx, NY Wed Jul 26 1978, 7:05 PM EDT Att: 31,631 - Unknown - 71 F livebaseballscorecards.com															
Willie Randolph, R (1,4) OBP: 0.352, SLG: 0.333	0-0 3B			0-0 1-3		0-0 4-3			0-0 SH1-4	3	0	1	0	0	0	0																
Thurman Munson, R (1,9) OBP: 0.317, SLG: 0.386	0-3 K			0-0 1B		0-0 5-3			0-0 HR 1B	4	1	2	0	0	1	1																
Lou Piniella, R (1,7) OBP: 0.354, SLG: 0.422	0-3 K			0-0 F8			0-0 6-3		0-0 HR	4	1	1	3	0	1	2																
Chris Chambliss, L (1,3) OBP: 0.325, SLG: 0.377		0-0 3-1		0-0 4-3			0-0 1-3			3	0	0	0	0	0	1																
Roy White, S (1,10) OBP: 0.336, SLG: 0.390		0-0 5-3			0-0 F9		0-0 6-3			3	0	0	0	0	0	0																
Graig Nettles, L (1,5) OBP: 0.332, SLG: 0.434		0-0 1-3			0-3 K			0-0 F7		3	0	0	0	0	1	0																
Mike Heath, R (1,2) OBP: 0.317, SLG: 0.373			0-0 6-3			0-0 2B		0-0 6-3		3	0	1	0	0	0	0																
Fred Stanley, R (1,6) OBP: 0.329, SLG: 0.278			0-3 K			0-0 P3		0-0 6-3		3	0	0	0	0	1	1																
Inning Stats	R: 0 E: 0 K: 2 S: 8	H: 1 LOB: 1 BB: 0 P: 8	R: 0 E: 0 K: 0 S: 3	H: 0 LOB: 0 BB: 0 P: 3	R: 0 E: 0 K: 1 S: 5	H: 0 LOB: 0 BB: 0 P: 5	R: 0 E: 0 K: 0 S: 4	H: 1 LOB: 1 BB: 0 P: 4	R: 0 E: 0 K: 1 S: 6	H: 1 LOB: 1 BB: 0 P: 6	R: 0 E: 0 K: 0 S: 3	H: 0 LOB: 0 BB: 0 P: 3	R: 0 E: 0 K: 0 S: 3	H: 0 LOB: 0 BB: 0 P: 3	R: 3 E: 0 K: 0 S: 4	H: 3 LOB: 0 BB: 0 P: 4	1B: 3 2B: 1 3B: 1 HR: 1	SF: 0 SAC: 1 DP: 0 HBP: 0	WP: 0 PB: 0 CS: 0	PA: 31												
PITCHER	IP WLS BF H R ER SO BB IBB HBP BLK WP HR S P ERA WHIP																															
Rick Waits, L (1,1) ERA: 2.8	8.1	L 31	6	3	3	4	0	0	0	0	0	1	39	39	3.24	0.720																

Batter	1	2	3	4	5	6	7	8	9	AB	R	H	RBI	BB	SO	LOB	TOP			
Rick Manning, L OBP: 0.313, SLG: 0.355 (1, 8)	F8		6-3			6-3		FC4-6		4	0	0	0	0	0	1				
Tom Verzyer, R OBP: 0.309, SLG: 0.365 (1, 6)	6-3			F7		F9		F9		4	0	0	0	0	0	1				
Johnny Grubb, L OBP: 0.382, SLG: 0.483 (1, 7)	5-3			3B			E7			4	0	2	0	0	0	0				
Andre Thornton, R OBP: 0.396, SLG: 0.528 (1, 3)				F9			BB			3	0	1	0	1	0	2				
Bernie Carbo, L OBP: 0.351, SLG: 0.359 Paul Dade, R OBP: 0.344, SLG: 0.346 (9, PH)	FC1-6			L7			BB			2	0	0	0	1	0	2				
Gary Alexander, R OBP: 0.321, SLG: 0.462 (1, 2)	K						F7			4	0	1	0	0	2	6				
Larvell Blanks, R OBP: 0.274, SLG: 0.335 (1, 5)	F9			F8			G4-6-3			4	0	0	0	0	0	7				
Duane Kuiper, L OBP: 0.306, SLG: 0.322 (1, 4)			4-3			G4-6-3		F8		3	0	0	0	0	0	1				
Horace Speed, R OBP: 0.310, SLG: 0.262 (1, 9)	F8						5-3			3	0	1	0	0	0	0				
Inning Stats	R: 0 E: 0 K: 0 S: 3	H: 0 LOB: 0 BB: 0 P: 3	R: 0 E: 0 K: 1 S: 6	H: 1 LOB: 1 BB: 0 P: 6	R: 0 E: 0 K: 0 S: 3	H: 0 LOB: 0 BB: 0 P: 3	R: 0 E: 0 K: 0 S: 4	H: 1 LOB: 1 BB: 0 P: 4	R: 0 E: 0 K: 0 S: 3	H: 0 LOB: 0 BB: 0 P: 3	R: 0 E: 0 K: 0 S: 3	H: 0 LOB: 0 BB: 0 P: 11	R: 0 E: 0 K: 1 S: 4	H: 1 LOB: 1 BB: 0 P: 4	R: 0 E: 1 K: 1 S: 7	H: 1 LOB: 2 BB: 0 P: 7	1B: 4 2B: 0 3B: 1 HR: 0	SF: 0 SAC: 0 DP: 2 HBP: 0	WP: 0 PB: 0 CS: 0	PA: 34
PITCHER	IP	WLS	BF	H	R	ER	SO	BB	IBB	HBP	BLK	WP	HR	S	P	ERA	WHIP			
Ed Figueroa, R ERA: 3.33 Sparky Lyle, L ERA: 3.25	(1, 1)	7.0	W	25	3	0	1	2	0	0	0	0	0	25	33	0.00	0.714			
(8, 1)	2.0	9	2	0	0	1	0	0	0	0	0	0	0	11	11	0.00	1.000			

Cleveland Indians @ New York Yankees
Yankee Stadium, Bronx, NY
Thu Jul 27 1978, 3:33 AM EDT
Unknown


AB 31
R 0
H 5
RBI 0
BB 2
SO 2
LOB 20



Batter	1	2	3	4	5	6	7	8	9	AB	R	H	RBI	BB	SO	LOB	BOTTOM			
Mickey Rivers, L OBP: 0.296, SLG: 0.382 Paul Blair, R OBP: 0.263, SLG: 0.319 (2, FH)	FC6-4			F7		P5				0	0	0	0	1	0	0				
Willie Randolph, R OBP: 0.350, SLG: 0.339 Brian Doyle, L OBP: 0.250, SLG: 0.250 (6, 4)	FC6-4			HBP						4	2	1	1	0	0	2				
Thurman Munson, R OBP: 0.321, SLG: 0.388 Mike Heath, R OBP: 0.317, SLG: 0.373 (8, 2)	1B									3	2	2	2	0	0	1				
Lou Piniella, R OBP: 0.356, SLG: 0.427 Gary Thomasson, L OBP: 0.309, SLG: 0.402 (6, PR)	K									4	1	2	0	0	1	3				
Chris Chambliss, L OBP: 0.326, SLG: 0.377 (1, 3)										5	1	2	1	0	0	4				
Reggie Jackson, L OBP: 0.340, SLG: 0.468 Jay Johnstone, L OBP: 0.248, SLG: 0.247 (8, 9)										3	2	3	3	1	0	0				
Graig Nettles, L OBP: 0.333, SLG: 0.434 (1, 5)	F8									5	1	2	1	0	0	5				
Roy White, S OBP: 0.337, SLG: 0.394 (1, 10)										5	1	2	1	0	0	1				
Fred Stanley, R OBP: 0.323, SLG: 0.272 (1, 6)										3	0	0	0	0	0	1				
Inning Stats	R: 2 E: 0 K: 1 S: 8	H: 3 LOB: 2 BB: 1 P: 12	R: 7 E: 1 K: 0 S: 10	H: 7 LOB: 1 BB: 1 P: 14	R: 0 E: 0 K: 0 S: 4	H: 1 LOB: 2 BB: 0 P: 5	R: 1 E: 1 K: 0 S: 5	H: 1 LOB: 1 BB: 0 P: 5	R: 1 E: 0 K: 0 S: 6	H: 3 LOB: 3 BB: 0 P: 6	R: 0 E: 0 K: 0 S: 3	H: 0 LOB: 0 BB: 0 P: 3	R: 0 E: 0 K: 0 S: 3	H: 1 LOB: 1 BB: 0 P: 3	R: 0 E: 0 K: 0 S: 4	H: 1 LOB: 1 BB: 0 P: 4	1B: 13 2B: 2 3B: 1 HR: 1	SF: 1 SAC: 1 DP: 1 HBP: 1	WP: 2 PB: 0 SB: 0 CS: 0	PA: 44
PITCHER	IP	WLS	BF	H	R	ER	SO	BB	IBB	HBP	BLK	WP	HR	S	P	ERA	WHIP			
David Clyde, L ERA: 4.42 Paul Reuschel, R ERA: 3.97	(1, 1)	1.2	L	13	7	6	1	1	0	0	0	0	0	14	18	32.40	4.800			
(2, 1)	6.1	31	10	5	4	0	1	0	1	0	0	1	1	29	34	5.68	1.737			

Cleveland Indians @ New York Yankees
Yankee Stadium, Bronx, NY
Thu Jul 27 1978, 3:33 AM EDT
Unknown

AB 39
R 11
H 17
RBI 10
BB 2
SO 1
LOB 18



Batter	1	2	3	4	5	6	7	8	9	AB	R	H	RBI	BB	SO	LOB	TOP					
Jim Norris, L <small>OBP: 0.341, SLG: 0.329</small> (1, 9)																						
Rick Manning, L <small>OBP: 0.317, SLG: 0.359</small> (1, 8)																						
Horace Speed, R <small>OBP: 0.306, SLG: 0.258</small> (7, 8)																						
Johnny Grubb, L <small>OBP: 0.384, SLG: 0.482</small> (1, 7)																						
Ron Pruitt, R <small>OBP: 0.307, SLG: 0.344</small> (8, 7)																						
Andre Thornton, R <small>OBP: 0.396, SLG: 0.523</small> (1, 3)																						
Paul Dade, R <small>OBP: 0.342, SLG: 0.345</small> (7, 9)																						
Bernie Carbo, L <small>OBP: 0.356, SLG: 0.364</small> (1, 10)																						
Gary Alexander, R <small>OBP: 0.320, SLG: 0.466</small> (2, PH)																						
Tom Venzyer, R <small>OBP: 0.309, SLG: 0.364</small> (1, 6)																						
Ted Cox, R <small>OBP: 0.274, SLG: 0.226</small> (1, 5)																						
Duane Kuiper, L <small>OBP: 0.310, SLG: 0.337</small> (1, 4)																						
Bo Diaz, R <small>OBP: 0.262, SLG: 0.317</small> (1, 2)																						
Inning Stats	R: 9 E: 1 K: 1 S: 10	H: 5 LOB: 1 BB: 5 P: 30	R: 0 E: 0 K: 1 S: 5	H: 0 LOB: 0 BB: 0 P: 5	R: 1 E: 0 K: 0 S: 6	H: 3 LOB: 3 BB: 0 P: 7	R: 0 E: 0 K: 0 S: 4	H: 1 LOB: 1 BB: 0 P: 4	R: 5 E: 0 K: 1 S: 10	H: 4 LOB: 1 BB: 1 P: 14	R: 0 E: 0 K: 0 S: 3	H: 0 LOB: 0 BB: 0 P: 3	R: 0 E: 0 K: 0 S: 4	H: 1 LOB: 1 BB: 0 P: 4	R: 2 E: 0 K: 1 S: 8	H: 3 LOB: 1 BB: 0 P: 8	R: 0 E: 0 K: 2 S: 7	H: 0 LOB: 0 BB: 0 P: 7	1B: 12 2B: 2 3B: 3 HR: 0	SF: 2 SAC: 0 DP: 0 HBP: 1	WP: 0 PB: 0 SB: 0 CS: 0	PA: 52
PITCHER	IP WLS BF H R ER SO BB IBB HBP BLK WP HR S P ERA WHIP																					
Catfish Hunter, R	(1, 1) 0.0 L 6 3 6 6 0 3 3 0 0 0 0 0 0 32 15 ∞ ∞																					
Bob Kammeyer, R	(1, 1) 5.0 30 10 9 8 3 3 0 1 0 0 0 0 7 45 14.40 2.600																					
Ken Clay, R	(6, 1) 2.0 7 1 0 0 0 0 0 0 0 0 0 0 7 7 0.00 0.500																					
Sparky Lyle, L	(8, 1) 1.0 6 3 2 2 1 0 0 0 0 0 0 0 8 8 18.00 3.000																					
Rich Gossage, R	(9, 1) 1.0 3 0 0 0 2 0 0 0 0 0 0 0 7 7 0.00 0.000																					
Batter	1	2	3	4	5	6	7	8	9	AB	R	H	RBI	BB	SO	LOB	BOTTOM					
Paul Blair, R <small>OBP: 0.250, SLG: 0.302</small> (1, 8)																						
Willie Randolph, R <small>OBP: 0.383, SLG: 0.344</small> (1, 4)																						
Brian Doyle, L <small>OBP: 0.235, SLG: 0.235</small> (6, 4)																						
Thurman Munson, R <small>OBP: 0.319, SLG: 0.386</small> (1, 10)																						
Lou Piniella, R <small>OBP: 0.357, SLG: 0.427</small> (1, 7)																						
Chris Chambliss, L <small>OBP: 0.329, SLG: 0.377</small> (1, 3)																						
Reggie Jackson, L <small>OBP: 0.341, SLG: 0.467</small> (1, 9)																						
Graig Nettles, L <small>OBP: 0.334, SLG: 0.433</small> (1, 5)																						
Mike Heath, R <small>OBP: 0.328, SLG: 0.371</small> (1, 2)																						
Fred Stanley, R <small>OBP: 0.333, SLG: 0.288</small> (1, 6)																						
Inning Stats	R: 0 E: 0 K: 1 S: 7	H: 2 LOB: 2 BB: 0 P: 7	R: 0 E: 0 K: 0 S: 4	H: 1 LOB: 1 BB: 0 P: 4	R: 0 E: 0 K: 0 S: 3	H: 1 LOB: 0 BB: 0 P: 3	R: 0 E: 0 K: 1 S: 6	H: 1 LOB: 1 BB: 0 P: 6	R: 2 E: 0 K: 0 S: 4	H: 1 LOB: 0 BB: 1 P: 8	R: 0 E: 0 K: 1 S: 5	H: 0 LOB: 0 BB: 0 P: 5	R: 1 E: 0 K: 1 S: 8	H: 3 LOB: 2 BB: 0 P: 8	R: 0 E: 0 K: 2 S: 8	H: 1 LOB: 2 BB: 1 P: 12	R: 2 E: 0 K: 0 S: 6	H: 3 LOB: 3 BB: 2 P: 14	1B: 12 2B: 1 3B: 0 HR: 0	SF: 1 SAC: 0 DP: 1 HBP: 0	WP: 0 PB: 0 SB: 0 CS: 0	PA: 43
PITCHER	IP WLS BF H R ER SO BB IBB HBP BLK WP HR S P ERA WHIP																					
Don Hood, L	(1, 1) 7.0 30 10 9 8 3 3 0 1 0 0 0 0 7 45 14.40 2.600																					
Steve Stone, L	(8, 1) 1.0 5 1 0 0 2 1 0 0 0 0 0 0 8 12 0.00 2.000																					
Dan Spillner, R	(9, 1) 1.0 8 3 2 2 0 2 0 0 0 0 0 0 6 14 18.00 5.000																					

Cleveland Indians @ New York Yankees
 Yankee Stadium, Bronx, NY
 Thu Jul 27 1978, 3:38 AM EDT
 Att: 33,412 - Unknown

AB 43
 R 17
 H 17
 RBI 16
 BB 6
 SO 6
 LOB 15



Cleveland Indians @ New York Yankees
 Yankee Stadium, Bronx, NY
 Thu Jul 27 1978, 3:38 AM EDT
 Att: 33,412 - Unknown

AB 38
 R 5
 H 13
 RBI 5
 BB 4
 SO 6
 LOB 24



Batter	1	2	3	4	5	6	7	8	9	10	AB	R	H	RBI	BB	SO	LOB					
Hosken Powell, L (1.9) OBP: 0.327, SLG: 0.333	4-3		4-3	FC4-6		BB			P3		4	0	0	0	1	0	1					
Roy Smalley, S (1.6) OBP: 0.345, SLG: 0.416	HR		4-3		6-3 1B		F2		P5		5	2	2	1	0	0	2					
Rod Carew, L (1.3) OBP: 0.419, SLG: 0.458	G3		4-3		L7		F7		P6		5	0	0	0	0	0	1					
Dan Ford, R (1.8) OBP: 0.360, SLG: 0.474	K			SH1-3 2B	6-3		3-1			FC1-5 2B	5	1	2	0	0	1	1					
Mike Cubbage, L (1.5) OBP: 0.369, SLG: 0.461		F7 1B		E6 SH1-3 2B			5-3			FC1-5 HR	5	2	2	1	0	0	2					
Butch Wynegar, S (1.2) OBP: 0.338, SLG: 0.358	F8		SH1-3		F9				F8		4	0	0	0	0	0	3					
Rich Chiles, L (1.7) OBP: 0.287, SLG: 0.364							F8				2	1	2	2	0	0	0					
Willie Norwood, R (6. PH) OBP: 0.314, SLG: 0.397											3	1	1	2	0	0	0					
Glenn Adams, L (1.10) OBP: 0.287, SLG: 0.395											2	0	1	1	0	0	2					
Jose Morales, R (6. PH) OBP: 0.358, SLG: 0.395		F7		FC4-6 1B			6-3				3	0	1	0	0	0	0					
Rob Wilfong, L (1.4) OBP: 0.345, SLG: 0.343					F8						3	0	0	0	1	0	4					
Inning Stats	R: 1 E: 0 K: 1 S: 6	H: 1 LOB: 0 BB: 0 P: 6	R: 0 E: 0 K: 0 S: 5	H: 2 LOB: 2 BB: 0 P: 5	R: 0 E: 0 K: 0 S: 3	H: 0 LOB: 0 BB: 0 P: 3	R: 3 E: 1 K: 0 S: 7	H: 3 LOB: 1 BB: 0 P: 7	R: 1 E: 0 K: 0 S: 5	H: 2 LOB: 1 BB: 0 P: 5	R: 0 E: 0 K: 0 S: 3	H: 0 LOB: 0 BB: 0 P: 3	R: 0 E: 0 K: 0 S: 4	H: 1 LOB: 1 BB: 0 P: 4	R: 0 E: 0 K: 0 S: 3	H: 0 LOB: 0 BB: 0 P: 3	R: 2 E: 0 K: 0 S: 5	H: 2 LOB: 0 BB: 0 P: 5	1B: 7 2B: 2 3B: 0 HR: 2	SF: 0 SAC: 1 DP: 0 HBP: 0	WP: 0 PB: 0 SB: 0 CS: 0	PA: 44
PITCHER	IP 4.2	WLS L	BF 23	H 8	R 5	ER 4	SO 1	BB 0	IBB 0	HBP 0	BLK 0	WP 0	HR 1	S 25	P 25	ERA 7.71	WHIP 1.714					
Dick Tidrow, R (1.1) ERA: 3.94																						
Sparky Lyle, L (5.1) ERA: 3.43	IP 5.1	WLS L	BF 21	H 3	R 2	ER 2	SO 0	BB 2	IBB 0	HBP 0	BLK 0	WP 0	HR 1	S 19	P 27	ERA 3.38	WHIP 0.938					

Minnesota Twins @ New York Yankees
Yankee Stadium, Bronx, NY

Fri Jul 28 1978, 7:05 PM EDT
Att: 25,037 - Unknown - 78 F

AB	41
R	7
H	11
RBI	7
BB	2
SO	1
LOB	16

Batter	1	2	3	4	5	6	7	8	9	10	AB	R	H	RBI	BB	SO	LOB							
Mickey Rivers, L (1.8) OBP: 0.292, SLG: 0.376	F8		L8		6-3		L4		G3		5	0	0	0	0	0	1							
Willie Randolph, R (1.4) OBP: 0.351, SLG: 0.341	F9		6-3				6-3		1-3		5	0	1	0	0	0	1							
Thurman Munson, R (1.2) OBP: 0.316, SLG: 0.383	6-3			2B 1B	G5-4-3			K	F7		5	1	1	0	0	1	1							
Lou Piniella, R (1.7) OBP: 0.365, SLG: 0.436				1B 1B						K	4	2	3	0	1	1	0							
Chris Chambliss, L (1.3) OBP: 0.330, SLG: 0.376		G4-6-3 1B		1B SF9 2B							4	1	1	1	1	0	2							
Reggie Jackson, L (1.9) OBP: 0.345, SLG: 0.467				BB 1B							4	1	2	0	1	0	2							
Graig Nettles, L (1.5) OBP: 0.333, SLG: 0.435											3	0	1	3	0	2	4							
Roy White, S (1.10) OBP: 0.340, SLG: 0.405											2	0	1	1	1	0	1							
Fred Stanley, R (1.6) OBP: 0.329, SLG: 0.284											2	0	0	0	0	1	3							
Paul Blair, R (7. PH) OBP: 0.248, SLG: 0.299											1	0	0	0	0	0	0							
Gary Thomasson, L (8. PH) OBP: 0.308, SLG: 0.400											1	0	0	0	0	0	2							
Brian Doyle, L (9.6) OBP: 0.235, SLG: 0.235											0	0	0	0	0	0	0							
Inning Stats	R: 0 E: 0 K: 0 S: 3	H: 0 LOB: 0 BB: 0 P: 3	R: 0 E: 0 K: 1 S: 6	H: 2 LOB: 1 BB: 0 P: 6	R: 0 E: 0 K: 0 S: 4	H: 1 LOB: 1 BB: 0 P: 4	R: 2 E: 0 K: 2 S: 10	H: 3 LOB: 2 BB: 1 P: 14	R: 0 E: 0 K: 0 S: 3	H: 1 LOB: 0 BB: 0 P: 3	R: 1 E: 0 K: 0 S: 4	H: 1 LOB: 1 BB: 1 P: 8	R: 0 E: 0 K: 0 S: 3	H: 0 LOB: 0 BB: 0 P: 3	R: 2 E: 0 K: 1 S: 7	H: 2 LOB: 2 BB: 2 P: 15	R: 0 E: 0 K: 0 S: 3	H: 0 LOB: 0 BB: 0 P: 3	R: 0 E: 0 K: 1 S: 5	H: 0 LOB: 0 BB: 0 P: 5	1B: 7 2B: 2 3B: 1 HR: 0	SF: 2 SAC: 0 DP: 2 HBP: 0	WP: 0 PB: 0 SB: 0 CS: 0	PA: 42
PITCHER	IP 7.0	WLS W	BF 13	H 2	R 3	ER 3	SO 3	BB 2	IBB 0	HBP 0	BLK 0	WP 0	HR 0	S 33	P 41	ERA 3.86	WHIP 1.429							
Geoff Zahn, L (1.1) ERA: 3.17																								
Mike Marshall, R (8.1) ERA: 2.9	IP 3.0	WLS W	BF 13	H 2	R 2	ER 2	SO 2	BB 0	IBB 0	HBP 0	BLK 0	WP 0	HR 0	S 15	P 23	ERA 6.00	WHIP 1.333							

Minnesota Twins @ New York Yankees
Yankee Stadium, Bronx, NY

Fri Jul 28 1978, 7:05 PM EDT
Att: 25,037 - Unknown - 78 F

AB	36
R	5
H	10
RBI	5
BB	4
SO	5
LOB	17

Batter	1	2	3	4	5	6	7	8	9	AB	R	H	RBI	BB	SO	LOB	TOP			
Hosken Powell, L (1, 9) OBP: 0.328, SLG: 0.335										5	2	2	0	0	0	5	Minnesota Twins @ New York Yankees Yankee Stadium, Bronx, NY Sat Jul 29 1978, 3:33 AM EDT Att: 46,711 - Unknown - 78 F AB 34 R 3 H 8 RBI 3 BB 5 SO 1 LOB 21 			
Roy Smalley, S (1, 6) OBP: 0.346, SLG: 0.417										4	0	2	0	1	1	0				
Rod Carew, L (1, 3) OBP: 0.417, SLG: 0.454										5	0	1	1	1	0	4				
Mike Cabbage, L (1, 5) OBP: 0.367, SLG: 0.455										3	0	0	2	1	0	2				
Rich Chiles, L (1, 7) OBP: 0.355, SLG: 0.352										4	0	0	0	0	0	4				
Glenn Adams, L (1, 10) OBP: 0.286, SLG: 0.392										4	0	1	0	0	0	0				
Willie Norwood, R (1, 8) OBP: 0.316, SLG: 0.396										3	0	1	0	1	0	1				
Rob Wilfong, L (1, 4) OBP: 0.342, SLG: 0.340										4	0	1	0	0	0	2				
Glenn Borgmann, R (1, 2) OBP: 0.300, SLG: 0.316										1	0	0	0	0	0	2				
Butch Wynegar, S (4, PH) OBP: 0.341, SLG: 0.357										1	1	0	0	2	0	1				
Inning Stats	R: 1 E: 0 K: 0 S: 5	H: 2 LOB: 1 BB: 0 P: 5	R: 0 E: 0 K: 0 S: 5	H: 2 LOB: 2 BB: 0 P: 5	R: 0 E: 0 K: 0 S: 3	H: 1 LOB: 0 BB: 0 P: 3	R: 0 E: 1 K: 0 S: 5	H: 1 LOB: 3 BB: 1 P: 9	R: 0 E: 0 K: 0 S: 3	H: 0 LOB: 0 BB: 0 P: 3	R: 2 E: 0 K: 0 S: 4	H: 1 LOB: 1 BB: 2 P: 12	R: 0 E: 0 K: 0 S: 3	H: 0 LOB: 1 BB: 1 P: 7	R: 0 E: 0 K: 1 S: 5	H: 0 LOB: 0 BB: 0 P: 5	1B: 8 2B: 0 3B: 0 HR: 0	SF: 0 SAC: 0 DP: 1 HBP: 0	WP: 0 PB: 0 CS: 0	PA: 39
PITCHER	IP WLS BF H R ER SO BB IBB HBP BLK WP HR S P ERA WHIP																			
Ken Clay, R (1, 1) ERA: 5.05	6.0 W 26 7 1 1 0 2 0 0 0 0 0 0 24 32 1.50 1.500																			
Ron Davis, R (7, 1) ERA:	0.0 3 1 2 2 0 2 0 0 0 0 0 0 1 9 ∞ ∞																			
Rich Gossage, R (7, 1) ERA: 2.08	3.0 S 10 0 0 0 1 1 0 0 0 0 0 0 11 15 0.00 0.333																			

Batter	1	2	3	4	5	6	7	8	9	AB	R	H	RBI	BB	SO	LOB	BOTTOM			
Mickey Rivers, L (1, 8) OBP: 0.293, SLG: 0.379										5	1	2	1	0	1	1	Minnesota Twins @ New York Yankees Yankee Stadium, Bronx, NY Sat Jul 29 1978, 3:33 AM EDT Att: 46,711 - Unknown - 78 F AB 35 R 7 H 13 RBI 7 SO 5 LOB 19 			
Willie Randolph, R (1, 4) OBP: 0.355, SLG: 0.341										3	2	1	1	2	0	1				
Thurman Munson, R (1, 10) OBP: 0.321, SLG: 0.387										4	1	2	1	1	1	1				
Lou Piniella, R (1, 7) OBP: 0.367, SLG: 0.438										1	0	1	1	0	0	0				
Gary Throsson, L (2, PH) OBP: 0.303, SLG: 0.393										4	0	0	0	0	1	5				
Chris Chambliss, L (1, 3) OBP: 0.332, SLG: 0.375										3	0	1	1	1	0	2				
Reggie Jackson, L (1, 9) OBP: 0.347, SLG: 0.468										4	0	2	1	0	2	4				
Graig Nettles, L (1, 5) OBP: 0.335, SLG: 0.436										4	1	2	0	0	0	2				
Mike Heath, R (1, 2) OBP: 0.310, SLG: 0.348										4	0	0	0	0	0	3				
Fred Stanley, R (1, 6) OBP: 0.339, SLG: 0.292										3	2	2	1	1	0	0				
Inning Stats	R: 2 E: 0 K: 2 S: 9	H: 3 LOB: 2 BB: 1 P: 13	R: 2 E: 0 K: 0 S: 6	H: 3 LOB: 2 BB: 1 P: 10	R: 0 E: 0 K: 0 S: 4	H: 2 LOB: 1 BB: 0 P: 4	R: 2 E: 0 K: 2 S: 11	H: 4 LOB: 2 BB: 0 P: 11	R: 0 E: 0 K: 0 S: 3	H: 0 LOB: 1 BB: 1 P: 7	R: 1 E: 0 K: 1 S: 6	H: 1 LOB: 2 BB: 2 P: 14	R: 0 E: 0 K: 0 S: 3	H: 0 LOB: 0 BB: 0 P: 3	R: 0 E: 0 K: 0 S: 3	H: 0 LOB: 0 BB: 0 P: 3	1B: 11 2B: 3 3B: 0 HR: 0	SF: 0 SAC: 0 DP: 2 HBP: 0	WP: 1 PB: 0 CS: 0	PA: 40
PITCHER	IP WLS BF H R ER SO BB IBB HBP BLK WP HR S P ERA WHIP																			
Darrell Jackson, L (1, 1) ERA: 3.94	1.1 L 10 6 4 4 2 0 1 0 0 0 0 0 0 13 17 27.00 5.250																			
Gary Serunian, R (2, 1) ERA: 4.03	1.2 11 6 2 2 0 1 0 0 0 0 0 0 10 14 10.80 4.200																			
Jeff Holly, L (4, 1) ERA: 0.82	3.0 13 1 1 1 3 3 0 0 0 1 0 0 16 28 3.00 1.333																			
John Sutton, R (7, 1) ERA: 3.75	2.0 6 0 0 0 0 0 0 0 0 0 0 0 6 6 0.00 0.000																			


Batter	1	2	3	4	5	6	7	8	9	AB	R	H	RBI	BB	SO	LOB	TOP					
Willie Norwood, R OBP: 0.314, SLG: 0.393 (1, 7)	K2-3				L8		1-3		K	5	0	1	1	0	2	1	Minnesota Twins @ New York Yankees Yankee Stadium, Bronx, NY Sun Jul 30 1978, 3:33 AM EDT Unknown - 77 F					
Bob Randall, R OBP: 0.329, SLG: 0.353 Butch Wynegar, S OBP: 0.343, SLG: 0.357 (1, 4) (8, 2)	5-3	K			4-3		F9			4	0	0	0	0	1	3						
Roy Smalley, S OBP: 0.347, SLG: 0.417 (1, 6)			5-3		F7		E7		L8	5	0	1	0	0	0	1						
Dan Ford, R OBP: 0.359, SLG: 0.470 (1, 8)	K		G3			K				3	0	0	0	1	2	1						
Craig Kusick, R OBP: 0.315, SLG: 0.324 Rod Carew, L OBP: 0.416, SLG: 0.453 (7, PH) (7, 3)		HR	K			BB	K			2	1	1	1	1	1	0						
Jose Morales, R OBP: 0.383, SLG: 0.400 Glenn Adams, L OBP: 0.285, SLG: 0.390 (1, 10) (8, PH)		BB			FC5-4	K		K		3	1	2	0	0	1	1						
Bombo Rivera, R OBP: 0.390, SLG: 0.380 Hosken Powell, L OBP: 0.331, SLG: 0.335 (8, PH) (8, 9)		1B	K		K					2	0	0	0	1	2	2						
Larry Wolfe, R OBP: 0.294, SLG: 0.314 Mike Cubbage, L OBP: 0.365, SLG: 0.453 (8, PH) (8, 5)					FC5-4		F8		G4-6-3	2	0	0	0	1	0	3						
Glenn Borgmann, R OBP: 0.301, SLG: 0.316 Rob Wilfong, L OBP: 0.339, SLG: 0.336 (1, 2) (8, 4)			K		K				K	3	1	1	0	0	2	3						
Inning Stats	R: 0 E: 0 K: 2 S: 8	H: 1 LOB: 1 BB: 0 P: 8	R: 2 E: 0 K: 3 S: 12	H: 3 LOB: 2 BB: 1 P: 16	R: 0 E: 0 K: 1 S: 5	H: 0 LOB: 0 BB: 0 P: 5	R: 0 E: 0 K: 2 S: 8	H: 1 LOB: 1 BB: 0 P: 8	R: 0 E: 0 K: 0 S: 3	H: 0 LOB: 0 BB: 2 P: 3	R: 0 E: 0 K: 1 S: 7	H: 1 LOB: 2 BB: 1 P: 11	R: 0 E: 0 K: 1 S: 4	H: 0 LOB: 0 BB: 1 P: 8	R: 0 E: 0 K: 2 S: 7	H: 0 LOB: 1 BB: 1 P: 11		1B: 4 2B: 1 3B: 0 HR: 1	SF: 0 SAC: 0 DP: 1 HBP: 0	WP: 0 PB: 0 CS: 0	PA: 39	
PITCHER	IP	WLS	BF	H	R	ER	SO	BB	IBB	HBP	BLK	WP	HR	S	P	ERA		WHIP				
Ron Guidry, L ERA: 2.02 Rich Gossage, R ERA: 2.03 (1, 1) (7, 1)	6.2		30	6	3	2	10	3	0	0	0	0	1	47	59	2.70		1.350				
PITCHER	IP	WLS	BF	H	R	ER	SO	BB	IBB	HBP	BLK	WP	HR	S	P	ERA	WHIP					

Batter	1	2	3	4	5	6	7	8	9	AB	R	H	RBI	BB	SO	LOB	BOTTOM					
Mickey Rivers, L OBP: 0.289, SLG: 0.373 (1, 8)	F8		F8		F7		1-3		4-3	5	0	0	0	0	0	2	Minnesota Twins @ New York Yankees Yankee Stadium, Bronx, NY Sun Jul 30 1978, 3:33 AM EDT Unknown - 77 F					
Willie Randolph, R OBP: 0.353, SLG: 0.338 (1, 4)	F8		FC5-4		F8		L9			3	0	0	0	0	0	0						
Thurman Munson, R OBP: 0.323, SLG: 0.393 (1, 2)	K		FC5-4		2B		2B			4	1	2	0	0	1	1						
Chris Chambliss, L OBP: 0.331, SLG: 0.372 (1, 3)		E1			G3		F7			3	1	0	0	1	0	1						
Lou Piniella, R OBP: 0.366, SLG: 0.439 (1, 7)		G4-6-3			K				P3	4	0	1	2	0	1	1						
Reggie Jackson, L OBP: 0.351, SLG: 0.478 (1, 9)					4-3					4	1	3	0	0	0	1						
Graig Nettles, L OBP: 0.337, SLG: 0.435 (1, 5)					2B				FC3-6	3	1	1	0	1	0	1						
Roy White, S OBP: 0.343, SLG: 0.408 (1, 10)					2B				FC3-6	3	0	1	1	1	1	2						
Fred Stanley, R OBP: 0.333, SLG: 0.286 Jim Spencer, L OBP: 0.307, SLG: 0.488 Brian Doyle, L OBP: 0.235, SLG: 0.235 (1, 6) (8, PH) (8, 6)					2B					3	0	0	0	0	2	2						
Inning Stats	R: 0 E: 0 K: 1 S: 5	H: 0 LOB: 0 BB: 0 P: 5	R: 0 E: 1 K: 1 S: 7	H: 2 LOB: 2 BB: 0 P: 7	R: 0 E: 0 K: 0 S: 3	H: 0 LOB: 1 BB: 0 P: 4	R: 1 E: 0 K: 2 S: 9	H: 2 LOB: 1 BB: 1 P: 13	R: 2 E: 0 K: 0 S: 5	H: 2 LOB: 2 BB: 1 P: 9	R: 0 E: 0 K: 1 S: 5	H: 0 LOB: 0 BB: 0 P: 5	R: 0 E: 0 K: 0 S: 4	H: 1 LOB: 1 BB: 0 P: 4	R: 1 E: 0 K: 0 S: 5	H: 2 LOB: 2 BB: 1 P: 9		1B: 3 2B: 5 3B: 1 HR: 0	SF: 0 SAC: 0 DP: 1 HBP: 1	WP: 0 PB: 0 CS: 0	PA: 37	
PITCHER	IP	WLS	BF	H	R	ER	SO	BB	IBB	HBP	BLK	WP	HR	S	P	ERA		WHIP				
Roger Erickson, R ERA: 4.73 Mike Marshall, R ERA: 3.0 (1, 1) (8, 1)	7.0		31	7	3	3	5	2	0	1	0	0	0	38	47	3.86		1.286				
PITCHER	IP	WLS	BF	H	R	ER	SO	BB	IBB	HBP	BLK	WP	HR	S	P	ERA	WHIP					

AB	33
R	3
H	6
RBI	2
BB	6
SO	14
LOB	18



AB	33
R	4
H	9
RBI	4
BB	3
SO	5
LOB	11



Batter	1	2	3	4	5	6	7	8	9	AB	R	H	RBI	BB	SO	LOB	TOP			
Hosken Powell, L (1.9) OBP: 0.327, SLG: 0.330	1-3		4-3			SH5-4		4-3		3	0	0	0	0	0	2	Minnesota Twins @ New York Yankees Yankee Stadium, Bronx, NY Sun Jul 30 1978, 3:38 AM EDT Att: 41,491 - Unknown - 76 F livebaseballscorecards.com			
Roy Smalley, S (1.6) OBP: 0.346, SLG: 0.420	F8			4-3	1B	1-3			1B	4	1	2	0	0	0	1				
Rod Carew, L (1.3) OBP: 0.414, SLG: 0.451	2-3			4-3		L7			1B	4	1	1	0	0	0	2				
Mike Cubbage, L (1.5) OBP: 0.361, SLG: 0.448		G3		4-3					SH	3	0	0	0	0	0	1				
Jose Morales, R (9, PH) OBP: 0.366, SLG: 0.404									1B	1	0	1	1	0	0	0				
Bombo Rivera, R (9, FR) OBP: 0.390, SLG: 0.380				2-3					1B	0	0	0	0	0	0	0				
Butch Wynegar, S (1.2) OBP: 0.343, SLG: 0.357	K			F6					SH	3	0	1	0	0	1	1				
Rich Chiles, L (1.7) OBP: 0.347, SLG: 0.344									1B	3	0	0	0	0	0	1				
Dan Ford, R (9, PH) OBP: 0.360, SLG: 0.470					3-1				IBB	0	0	0	0	1	0	0				
Larry Wolfe, R (9, 5) OBP: 0.294, SLG: 0.314						G4-6-3				0	0	0	0	0	0	0				
Glenn Adams, L (1, 10) OBP: 0.291, SLG: 0.394									1B	3	0	2	0	0	0	0				
Craig Kusick, R (9, PH) OBP: 0.313, SLG: 0.321				SH3-4	1B	G4-6-3			K	1	0	0	0	0	1	3				
Willie Norwood, R (1, 8) OBP: 0.314, SLG: 0.392				SH3-4		G4-6-3				3	0	1	0	0	0	4				
Rob Wilfong, L (1, 4) OBP: 0.339, SLG: 0.330				F7					1B	2	0	0	0	0	1	0				
						SH5-4			P6							2				
Inning Stats	R: 0 E: 0 K: 0 S: 3	H: 0 LOB: 0 BB: 0 P: 3	R: 0 E: 0 K: 2 S: 7	H: 0 LOB: 0 BB: 0 P: 7	R: 0 E: 0 K: 0 S: 4	H: 1 LOB: 1 BB: 0 P: 4	R: 0 E: 0 K: 0 S: 4	H: 1 LOB: 1 BB: 0 P: 4	R: 0 E: 0 K: 0 S: 3	H: 0 LOB: 1 BB: 1 P: 7	R: 0 E: 0 K: 0 S: 3	H: 1 LOB: 0 BB: 0 P: 3	R: 0 E: 0 K: 0 S: 4	H: 1 LOB: 1 BB: 0 P: 4	R: 2 E: 1 K: 1 S: 8	H: 3 LOB: 3 BB: 1 P: 12	1B: 7 2B: 1 3B: 0 HR: 0	SF: 0 SAC: 3 DP: 3 HBP: 0	WP: 0 PA: 35	
PITCHER	IP	WLS	BF	H	R	ER	SO	BB	IBB	HBP	BLK	WP	HR	S	P	ERA	WHIP			
Jim Beattie, R (1, 1) ERA: 3.8	8.0	L	30	7	2	1	2	1	0	0	0	0	0	33	37	1.12	1.000			
Sparky Lyle, L (9, 1) ERA: 3.39	1.0		5	1	0	0	1	0	1	0	0	0	0	6	10	0.00	1.000			

Batter	1	2	3	4	5	6	7	8	9	AB	R	H	RBI	BB	SO	LOB	BOTTOM			
Roy White, S (1, 7) OBP: 0.341, SLG: 0.403	K			BB	1B					3	0	0	0	1	1	1	Minnesota Twins @ New York Yankees Yankee Stadium, Bronx, NY Sun Jul 30 1978, 3:38 AM EDT Att: 41,491 - Unknown - 76 F livebaseballscorecards.com			
Graig Nettles, L (1, 5) OBP: 0.333, SLG: 0.431	F7			F9						4	0	0	0	0	0	1				
Thurman Munson, R (1, 10) OBP: 0.327, SLG: 0.397	6-3			BB	1B					4	0	3	0	0	0	0				
Chris Chambliss, L (1, 3) OBP: 0.330, SLG: 0.371				F8					1B	4	0	1	0	0	0	4				
Reggie Jackson, L (1, 9) OBP: 0.353, SLG: 0.476				G4-6-3						3	0	1	0	1	0	2				
Gary Thomasson, L (1, 8) OBP: 0.299, SLG: 0.388				1-2	BB				1B	3	0	0	0	0	1	3				
Cliff Johnson, R (9, PH) OBP: 0.320, SLG: 0.365										0	0	0	0	0	0	0				
Jim Spencer, L (9, PH) OBP: 0.304, SLG: 0.484				K					K	1	0	0	0	0	1	2				
Mike Heath, R (1, 2) OBP: 0.297, SLG: 0.333				F4						3	0	0	0	0	0	1				
Lou Piniella, R (9, PH) OBP: 0.364, SLG: 0.437									FC6-4	1	0	0	0	0	0	2				
Brian Doyle, L (1, 4) OBP: 0.243, SLG: 0.243										3	0	1	0	0	0	1				
Fred Stanley, R (1, 6) OBP: 0.331, SLG: 0.284				CS	1B					1	0	0	0	0	0	1				
Mickey Rivers, L (9, PH) OBP: 0.288, SLG: 0.372				4-3						1	0	0	0	0	0	0				
Willie Randolph, R (9, 4) OBP: 0.353, SLG: 0.338									G3	0	0	0	0	0	0	0				
Inning Stats	R: 0 E: 0 K: 1 S: 5	H: 0 LOB: 0 BB: 0 P: 5	R: 0 E: 0 K: 1 S: 5	H: 1 LOB: 0 BB: 0 P: 5	R: 0 E: 0 K: 0 S: 3	H: 1 LOB: 0 BB: 0 P: 3	R: 0 E: 0 K: 0 S: 4	H: 1 LOB: 3 BB: 2 P: 12	R: 0 E: 0 K: 0 S: 4	H: 0 LOB: 1 BB: 0 P: 4	R: 0 E: 0 K: 0 S: 3	H: 0 LOB: 0 BB: 0 P: 3	R: 0 E: 0 K: 0 S: 3	H: 0 LOB: 0 BB: 0 P: 3	R: 0 E: 0 K: 1 S: 7	H: 2 LOB: 2 BB: 0 P: 7	1B: 6 2B: 1 3B: 0 HR: 0	SF: 0 SAC: 1 DP: 2 HBP: 0	WP: 0 PA: 34	
PITCHER	IP	WLS	BF	H	R	ER	SO	BB	IBB	HBP	BLK	WP	HR	S	P	ERA	WHIP			
Dave Goltz, R (1, 1) ERA: 2.62	8.0		30	5	0	0	2	2	0	0	0	0	0	32	40	0.00	0.875			
Jeff Holly, L (9, 1) ERA: 0.79	0.1		2	1	0	0	0	0	0	0	0	0	0	2	2	0.00	3.000			
Mike Marshall, R (9, 1) ERA: 2.97	0.2	S	2	0	0	0	1	0	0	0	0	0	0	4	4	0.00	0.000			

Batter	1	2	3	4	5	6	7	8	9	AB	R	H	RBI	BB	SO	LOB	TOP			
Mike Hargrove, L (1, 3) OBP: 0.392, SLG: 0.362	4-0 FC6-4 BB		4-0 BB		0-0 F9		0-0 3-1			2	0	0	0	2	0	0				
Juan Beniquez, R (1, 8) OBP: 0.303, SLG: 0.380	0-0 FC6-4 1-2		0-0 F4		0-0 CS 1B			0-0 6-3		4	0	1	0	0	0	2				
Jim Sundberg, R (1, 2) OBP: 0.383, SLG: 0.397	0-0 F8			0-0 BB 1B	0-0 1-2 1B			0-0 F6		4	1	2	0	0	0	1				
Al Oliver, L (1, 7) OBP: 0.346, SLG: 0.519	0-3 K			0-0 F7	0-0 4-3			0-0 2B		4	0	1	0	0	1	3				
Bobby Bonds, R (1, 9) OBP: 0.352, SLG: 0.474		0-0 F9		4-0 BB 1-2 BB		0-0 F5		0-0 F9		3	0	0	0	1	0	1				
John Lowenstein, L (1, 10) OBP: 0.346, SLG: 0.395		0-0 F7		0-3 K		0-0 F8			0-0 G3	4	0	0	0	0	1	2				
Toby Harrah, R (1, 5) OBP: 0.332, SLG: 0.303		0-3 K		4-0 BB 1-2 2-3		0-0 5-3			4-0 G5-4-3 BB	2	0	0	0	2	1	0				
Bump Wills, S (1, 4) OBP: 0.306, SLG: 0.331			0-0 4-3	4-0 BB 1-2 2-3 3-H			0-0 F7		0-0 G5-4-3 1-2	3	0	0	1	1	0	1				
Bert Campaneris, R (1, 6) OBP: 0.249, SLG: 0.251			0-0 F2	0-0 F6			0-0 4-3			3	0	0	0	0	0	3				
Inning Stats	R: 0 E: 0 K: 1 S: 5	H: 0 LOB: 1 BB: 1 P: 9	R: 0 E: 0 K: 1 S: 5	H: 0 LOB: 0 BB: 0 P: 5	R: 0 E: 0 K: 0 S: 3	H: 0 LOB: 1 BB: 1 P: 7	R: 1 E: 0 K: 1 S: 6	H: 1 LOB: 3 BB: 3 P: 18	R: 0 E: 0 K: 0 S: 4	H: 2 LOB: 1 BB: 0 P: 4	R: 0 E: 0 K: 0 S: 3	H: 0 LOB: 0 BB: 0 P: 3	R: 0 E: 0 K: 0 S: 4	H: 1 LOB: 1 BB: 1 P: 4	R: 0 E: 0 K: 0 S: 2	H: 0 LOB: 0 BB: 1 P: 6	1B: 3 2B: 1 3B: 0 HR: 0	SF: 0 SAC: 0 DP: 1 HBP: 0	WP: 0 PB: 0 SB: 0 CS: 1	PA: 35
PITCHER Ed Figueroa, R (1, 1) ERA: 3.19	IP: 9.0 WLS: W BF: 35 H: 4 R: 1 ER: 1 SO: 3 BB: 6 IBB: 0 HBP: 0 BLK: 0 WP: 0 HR: 0 S: 35 P: 59 ERA: 1.00 WHIP: 1.111															PITCHER				

Texas Rangers @ New York Yankees
Yankee Stadium, Bronx, NY
Mon Jul 31 1978, 7:05 PM EDT
Att: 15,419 - Unknown - 64 F


AB 29
R 1
H 4
RBI 1
BB 6
SO 3
LOB 13



Batter	1	2	3	4	5	6	7	8	9	AB	R	H	RBI	BB	SO	LOB	BOTTOM			
Mickey Rivers, L (1, 8) OBP: 0.287, SLG: 0.379	0-0 HR	0-0 FC4-6 1-2 2-3		0-0 4-3		0-0 F8		0-3 K		5	1	1	1	0	1	4				
Willie Randolph, R (1, 4) OBP: 0.355, SLG: 0.343	0-0 6-3	0-0 2-4-5 3-H	0-0 2B	0-0 1B			0-0 6-3			4	0	2	0	0	0	0				
Thurman Munson, R (1, 2) OBP: 0.329, SLG: 0.398	0-0 2B 1B		0-0 2B 1B	0-0 F6			0-0 F8			4	2	2	0	0	0	1				
Reggie Jackson, L (1, 9) OBP: 0.355, SLG: 0.478	0-0 2B		4-0 2B BB		0-3 K		0-0 F9			3	0	1	1	1	1	0				
Lou Piniella, R (1, 7) OBP: 0.366, SLG: 0.445 Jay Johnstone, L (8, PR) OBP: 0.248, SLG: 0.247	0-0 6-3		0-0 2B		0-3 K			0-0 1B 1B 2B		4	0	2	1	0	1	1				
Chris Chambliss, L (1, 3) OBP: 0.329, SLG: 0.370	0-0 6-3		0-0 F5		0-3 K			0-0 1B 1B		4	1	1	0	0	1	3				
Graig Nettles, L (1, 5) OBP: 0.337, SLG: 0.432		0-0 4-3	4-0 FC6-4 BB			0-0 CS 1B		0-0 G1-4-3 1B		3	0	2	2	1	0	0				
Roy White, S (1, 10) OBP: 0.344, SLG: 0.413		0-0 FC4-6 2-4-5 1B	0-0 FC6-4 1-2			0-0 SF7 3B		0-0 G1-4-3 1-2		4	1	2	0	0	0	5				
Bucky Dent, R (1, 6) OBP: 0.292, SLG: 0.332 Brian Doyle, L (8, PR) OBP: 0.243, SLG: 0.243	0-0 FC4-6 1-2 1B		0-3 K			0-0 SF7		0-0 1B		3	0	2	1	0	1	0				
Inning Stats	R: 2 E: 0 K: 0 S: 6	H: 3 LOB: 1 BB: 0 P: 6	R: 0 E: 0 K: 0 S: 4	H: 2 LOB: 2 BB: 0 P: 4	R: 1 E: 0 K: 0 S: 5	H: 3 LOB: 3 BB: 2 P: 13	R: 0 E: 0 K: 1 S: 6	H: 1 LOB: 0 BB: 0 P: 6	R: 0 E: 0 K: 3 S: 9	H: 0 LOB: 0 BB: 0 P: 9	R: 1 E: 0 K: 0 S: 4	H: 2 LOB: 0 BB: 0 P: 4	R: 0 E: 0 K: 0 S: 3	H: 0 LOB: 0 BB: 0 P: 3	R: 2 E: 0 K: 1 S: 8	H: 4 LOB: 2 BB: 0 P: 8	1B: 9 2B: 4 3B: 1 HR: 1	SF: 1 SAC: 0 DP: 1 HBP: 0	WP: 1 PB: 0 SB: 0 CS: 1	PA: 37
PITCHER Doc Medich, R (1, 1) ERA: 3.75 Paul Lindblad, L (3, 1) ERA: 3.63	IP: 2.1 WLS: L BF: 15 H: 8 R: 3 ER: 3 SO: 3 BB: 1 IBB: 0 HBP: 0 BLK: 0 WP: 1 HR: 1 S: 13 P: 17 ERA: 11.57 WHIP: 3.857															PITCHER				

Texas Rangers @ New York Yankees
Yankee Stadium, Bronx, NY
Mon Jul 31 1978, 7:05 PM EDT
Att: 15,419 - Unknown - 64 F

AB 34
R 6
H 15
RBI 6
BB 2
SO 5
LOB 14




Batter	1	2	3	4	5	6	7	8	9	AB	R	H	RBI	BB	SO	LOB	TOP								
Mike Hargrove, L (1, 10) OBP: 0.391, SLG: 0.364	0-3 K		0-0 L4		0-0 F6			0-0 3-1 2B		4	0	1	0	0	1	1	Texas Rangers @ New York Yankees Yankee Stadium, Bronx, NY Tue Aug 01 1978, 7:05 PM EDT Att: 18,485 - Unknown - 67 F								
Bump Wills, S (1, 4) OBP: 0.306, SLG: 0.328	4-0 S BB		0-0 F8			0-0 4-3		0-0 3-1 2-3		3	0	0	0	1	0	1									
Jim Sundberg, R (1, 2) OBP: 0.382, SLG: 0.394	0-3 K			4-0 BB		0-0 F7		0-0 F8		3	0	0	0	1	1	2									
Al Oliver, L (1, 7) OBP: 0.345, SLG: 0.516	0-0 3-1			0-0 F8		0-0 1B			0-0 F8	4	0	1	0	0	0	2									
Bobby Bonds, R (1, 9) OBP: 0.351, SLG: 0.479		0-0 5-3		0-3 K		0-3 K			0-0 HR	4	1	1	1	0	2	2									
Toby Harrah, R (1, 5) OBP: 0.331, SLG: 0.300		4-0 BB		0-0 F4			0-0 F2		0-0 6-3	3	0	0	0	1	0	1									
Mike Jorgensen, L (1, 3) OBP: 0.341, SLG: 0.133		0-0 F8			0-0 F7		0-0 F8		4-0 FC6-4 BB	3	0	0	0	0	0	1									
Kurt Bevacqua, R (0, PH) OBP: 0.247, SLG: 0.287										0	0	0	0	1	0	0									
Juan Beniquez, R (1, 8) OBP: 0.302, SLG: 0.382	0-3 K				0-0 2B		0-0 6-3		0-0 FC6-4 1-2	4	0	1	0	0	1	2									
Bert Campaneris, R (1, 6) OBP: 0.246, SLG: 0.248			0-3 K		0-0 F3			0-0 F7		3	0	0	0	0	1	1									
Inning Stats	R: 0 E: 0 K: 2 S: 7	H: 0 LOB: 1 BB: 1 P: 11	R: 0 E: 0 K: 1 S: 5	H: 0 LOB: 0 BB: 1 P: 9	R: 0 E: 0 K: 1 S: 5	H: 0 LOB: 0 BB: 0 P: 5	R: 0 E: 0 K: 1 S: 5	H: 0 LOB: 1 BB: 1 P: 9	R: 0 E: 0 K: 0 S: 4	H: 1 LOB: 1 BB: 0 P: 4	R: 0 E: 0 K: 0 S: 6	H: 1 LOB: 0 BB: 0 P: 6	R: 0 E: 0 K: 0 S: 3	H: 0 LOB: 0 BB: 0 P: 3	R: 0 E: 0 K: 0 S: 4	H: 1 LOB: 1 BB: 0 P: 4	R: 1 E: 0 K: 0 S: 4	H: 1 LOB: 1 BB: 1 P: 8	1B: 1 2B: 2 3B: 0 HR: 1	SF: 0 SAC: 0 DP: 0 HBP: 0	WP: 0 PB: 0 SB: 1 CS: 0	PA: 35			
PITCHER	IP	WLS	BF	H	R	ER	SO	BB	IBB	HBP	BLK	WP	HR	S	P	ERA	WHIP								
Catfish Hunter, R (1, 1) ERA: 5.36	8.0	W	30	3	0	0	6	3	0	0	0	0	0	39	51	0.00	0.750								
Sparky Lyle, L (0, 1) ERA: 3.45	1.0		5	1	1	1	0	1	0	0	0	0	1	4	8	9.00	2.000								

Batter	1	2	3	4	5	6	7	8	9	AB	R	H	RBI	BB	SO	LOB	BOTTOM								
Mickey Rivers, L (1, 8) OBP: 0.287, SLG: 0.378	0-0 5-3			0-0 S 1B		0-0 F8		0-0 F8		3	1	1	1	0	0	0	Texas Rangers @ New York Yankees Yankee Stadium, Bronx, NY Tue Aug 01 1978, 7:05 PM EDT Att: 18,485 - Unknown - 67 F								
Paul Blair, R (7, 8) OBP: 0.245, SLG: 0.296		0-0 SF8								1	0	0	0	0	0	0									
Willie Randolph, R (1, 4) OBP: 0.360, SLG: 0.351	4-0 1B E BB	3-H 1-H 2-H		4-0 S 1B BB		0-0 5-3				2	1	1	2	2	0	0									
Thurman Munson, R (1, 10) OBP: 0.330, SLG: 0.399	0-0 G6-3 1B	0-0 5-3		0-0 FC6-4 1B		0-0 L4				4	0	2	2	0	0	1									
Lou Piniella, R (1, 7) OBP: 0.362, SLG: 0.440	0-0 G6-3		0-3 K	0-0 FC6-4 BB		0-0 G3				3	0	0	0	0	1	3									
Jay Johnstone, L (7, 7) OBP: 0.245, SLG: 0.245	1-2 G6-3			1-2 BB						1	0	0	0	0	0	0									
Reggie Jackson, L (1, 9) OBP: 0.362, SLG: 0.497		0-0 1B 3B	4-0 1B 2B BB	4-0 1-2 BB		0-0 HR				2	3	2	1	2	0	0									
Chris Chambliss, L (1, 3) OBP: 0.331, SLG: 0.371		0-0 FC6-5 BB	0-0 1B	0-0 F7		0-0 4-3				4	0	2	1	0	0	2									
Jim Spencer, L (8, 3) OBP: 0.304, SLG: 0.484		3-H FC6-5 1B	1-3 1B							0	0	0	0	0	0	0									
Graig Nettles, L (1, 5) OBP: 0.339, SLG: 0.434		4-0 1B FC6-5 SF8 BB	0-0 2B		0-0 F5		0-3 K			3	1	1	1	1	1	0									
Cliff Johnson, R (1, 2) OBP: 0.312, SLG: 0.354		0-0 FC6-5 1B 3B	0-0 6-3		0-0 F8			0-0 6-3		4	1	0	0	0	0	3									
Bucky Dent, R (1, 6) OBP: 0.294, SLG: 0.333		0-0 1B			0-0 F7			0-0 1-3		2	1	1	0	0	0	0									
Brian Doyle, L (5, 6) OBP: 0.231, SLG: 0.231	1-2 3B 1B				0-0 4-3					2	0	0	0	0	0	0									
Inning Stats	R: 0 E: 1 K: 0 S: 3	H: 1 LOB: 1 BB: 1 P: 7	R: 4 E: 0 K: 0 S: 7	H: 4 LOB: 1 BB: 1 P: 11	R: 1 E: 0 K: 1 S: 6	H: 2 LOB: 1 BB: 1 P: 10	R: 2 E: 0 K: 0 S: 5	H: 2 LOB: 2 BB: 2 P: 13	R: 0 E: 0 K: 0 S: 3	H: 0 LOB: 0 BB: 0 P: 3	R: 0 E: 0 K: 0 S: 3	H: 0 LOB: 0 BB: 0 P: 3	R: 1 E: 0 K: 1 S: 6	H: 1 LOB: 0 BB: 0 P: 6	R: 0 E: 0 K: 0 S: 3	H: 0 LOB: 0 BB: 0 P: 3	R: 0 E: 0 K: 0 S: 3	H: 0 LOB: 0 BB: 0 P: 3	1B: 6 2B: 1 3B: 2 HR: 1	SF: 1 SAC: 0 DP: 1 HBP: 0	WP: 0 PB: 0 SB: 3 CS: 0	PA: 37			
PITCHER	IP	WLS	BF	H	R	ER	SO	BB	IBB	HBP	BLK	WP	HR	S	P	ERA	WHIP								
Jon Matlack, L (1, 1) ERA: 2.97	3.1	L	20	8	7	7	1	4	0	0	0	0	0	18	34	18.90	3.600								
Reggie Cleveland, R (4, 1) ERA: 2.84	2.2		10	1	0	0	0	1	0	0	0	0	0	9	13	0.00	0.750								
Paul Mirabella, L (7, 1) ERA: 0.23	1.0		4	1	1	1	1	0	0	0	0	0	1	6	6	9.00	1.000								
Steve Comar, R (8, 1) ERA: 2.2	1.0		3	0	0	0	0	0	0	0	0	0	0	3	3	0.00	0.000								

AB	31
R	1
H	4
RBI	1
BB	4
SO	6
LOB	13



AB	31
R	8
H	10
RBI	8
BB	5
SO	2
LOB	9



Batter	1	2	3	4	5	6	7	8	9	10	11	12	13	14	15	16	17	AB	R	H	RBI	BB	SO	LOB	TOP											
Rick Burleson, R OBP: 0.301, SLG: 0.360 (1, 4)	5-3			WP 1B 5-3 BB		WP 1B BB	K			L4		F4			4-3			7	2	2	1	1	1	1												
Jerry Remy, L OBP: 0.300, SLG: 0.329 (1, 4)	4-3			4-3 WP 1B		BB WP BB	F8			G3 1B		L4			F8			8	2	3	0	0	0	3												
Jim Rice, R OBP: 0.364, SLG: 0.572 (1, 7)	K			5-3		BB BB				G3					F9			7	1	2	2	1	2	2												
Carl Yastrzemski, L OBP: 0.369, SLG: 0.425 George Scott, R OBP: 0.317, SLG: 0.398 (14, 3)	F6			4-3		BB BB				4-3								4	0	0	2	1	0	2												
Carlton Fisk, R OBP: 0.374, SLG: 0.522 (1, 2)	F8					BB	F2			K					5-3			7	0	1	1	0	1	3												
Fred Lynn, L OBP: 0.397, SLG: 0.531 (1, 8)	F7			4-3			K			3-1								7	0	1	0	0	1	4												
Jack Brohamer, L ERA: 4.07 Frank Duffy, R OBP: 0.276, SLG: 0.263 Garry Hancock, L OBP: 0.200, SLG: 0.200 (17, PH)	F8			F8		BB				6-3								4	0	0	1	1	0	0												
Dwight Evans, R OBP: 0.357, SLG: 0.484 (1, 9)	K			K		F8				K					F7			7	1	1	0	0	2	4												
Butch Hobson, R OBP: 0.306, SLG: 0.420 (1, 5)	K			K		6-3				1-3					4-3			6	1	1	0	1	2	1												
Inning Stats	R: 0 E: 0 K: 1 S: 5	H: 0 LOB: 0 BB: 0 P: 5	R: 0 E: 0 K: 0 S: 3	H: 0 LOB: 0 BB: 0 P: 3	R: 0 E: 0 K: 2 S: 7	H: 0 LOB: 0 BB: 0 P: 7	R: 2 E: 0 K: 0 S: 5	H: 2 LOB: 1 BB: 1 P: 9	R: 0 E: 0 K: 0 S: 3	H: 0 LOB: 0 BB: 0 P: 3	R: 2 E: 0 K: 1 S: 7	H: 2 LOB: 3 BB: 3 P: 19	R: 0 E: 0 K: 2 S: 7	H: 0 LOB: 0 BB: 0 P: 7	R: 1 E: 0 K: 1 S: 6	H: 1 LOB: 0 BB: 0 P: 6	R: 0 E: 0 K: 1 S: 5	H: 0 LOB: 0 BB: 0 P: 5	R: 0 E: 0 K: 0 S: 4	H: 1 LOB: 1 BB: 0 P: 4	R: 0 E: 0 K: 0 S: 3	H: 0 LOB: 0 BB: 0 P: 3	R: 0 E: 0 K: 0 S: 5	H: 0 LOB: 0 BB: 0 P: 5	R: 0 E: 0 K: 0 S: 4	H: 1 LOB: 1 BB: 0 P: 4	R: 0 E: 0 K: 0 S: 3	H: 0 LOB: 0 BB: 0 P: 3	R: 0 E: 0 K: 0 S: 3	H: 0 LOB: 0 BB: 0 P: 3	R: 2 E: 0 K: 0 S: 7	H: 4 LOB: 2 BB: 0 P: 7	1B: 10 2B: 3 3B: 0 HR: 0	SF: 1 SAC: 1 DP: 0 HBP: 0	WP: 3 PB: 0 SB: 0 CS: 0	PA: 67
PITCHER	IP	WLS	BF	H	R	ER	SO	BB	IBB	HBP	BLK	WP	HR	S	P	ERA	WHIP																			
Dick Tidrow, R ERA: 4.07	5.0		21	4	4	3	0	2	0	0	0	0	1	0	25	33	7.20	1.200																		
Rich Gossage, R ERA: 1.98	7.0		26	2	1	1	5	3	0	0	0	0	0	0	33	45	1.29	0.714																		
Sparky Lyle, L ERA: 3.38	2.0		7	1	0	0	1	0	0	0	0	0	0	0	9	9	0.00	0.500																		
Ken Clay, R ERA: 5.11	3.0	L	13	4	2	2	0	0	0	0	0	0	0	0	13	13	6.00	1.333																		
Batter	1	2	3	4	5	6	7	8	9	10	11	12	13	14	15	16	17	AB	R	H	RBI <td>BB <td>SO <td>LOB <td>BOTTOM</td> </td></td></td>	BB <td>SO <td>LOB <td>BOTTOM</td> </td></td>	SO <td>LOB <td>BOTTOM</td> </td>	LOB <td>BOTTOM</td>	BOTTOM											
Mickey Rivers, L OBP: 0.286, SLG: 0.375 (1, 8)	1-3	K		4-3			G3			4-3								8	0	2	0	0	1	2												
Willie Randolph, R OBP: 0.394, SLG: 0.305 (1, 4)	5-3			F9			1B BB			FC5-4 1B								5	0	2	1	2	1	0												
Thurman Munson, R OBP: 0.329, SLG: 0.395 (1, 10)	K			K			F9			FC5-4 1B								7	0	1	0	1	2	5												
Lou Piniella, R OBP: 0.359, SLG: 0.439 (1, 7)				BB 1B			F8			F4																										
Reggie Jackson, L OBP: 0.357, SLG: 0.486 (1, 9)				BB 1B			4-3			K								7	1	0	0	1	4	7												
Chris Chambliss, L OBP: 0.330, SLG: 0.388 (1, 3)				E7 1B BB			K			CS BB								6	1	1	1	1	1	1												
Graig Nettles, L OBP: 0.340, SLG: 0.434 (1, 5)				1B 2B 1B			F6			1B								7	1	3	2	0	2	2												
Cliff Johnson, R OBP: 0.298, SLG: 0.336 (1, 2)				2B 3H 1B			F7			K								7	0	0	0	0	2	5												
Bucky Dent, R OBP: 0.295, SLG: 0.333 Jay Johnstone, L OBP: 0.243, SLG: 0.242 Brian Doyle, R OBP: 0.225, SLG: 0.225 Roy White, S OBP: 0.342, SLG: 0.411 Fred Stanley, R OBP: 0.329, SLG: 0.282 (10, PH)				2B 1B			L6			K								3	0	1	0	0	0	1												
Inning Stats	R: 0 E: 0 K: 1 S: 5	H: 0 LOB: 0 BB: 0 P: 5	R: 4 E: 1 K: 3 S: 14	H: 4 LOB: 2 BB: 1 P: 18	R: 1 E: 0 K: 1 S: 7	H: 2 LOB: 1 BB: 0 P: 7	R: 0 E: 0 K: 0 S: 3	H: 0 LOB: 0 BB: 0 P: 3	R: 0 E: 0 K: 0 S: 3	H: 0 LOB: 0 BB: 0 P: 3	R: 0 E: 0 K: 1 S: 6	H: 1 LOB: 1 BB: 0 P: 6	R: 0 E: 0 K: 1 S: 6	H: 1 LOB: 2 BB: 1 P: 10	R: 0 E: 0 K: 1 S: 6	H: 0 LOB: 0 BB: 0 P: 5	R: 0 E: 0 K: 1 S: 6	H: 1 LOB: 1 BB: 0 P: 6	R: 0 E: 0 K: 1 S: 6	H: 1 LOB: 2 BB: 1 P: 10	R: 0 E: 0 K: 1 S: 3	H: 0 LOB: 0 BB: 0 P: 3	R: 0 E: 0 K: 1 S: 5	H: 0 LOB: 0 BB: 0 P: 5	R: 0 E: 0 K: 1 S: 6	H: 1 LOB: 1 BB: 0 P: 6	R: 0 E: 0 K: 1 S: 6	H: 1 LOB: 2 BB: 1 P: 10	R: 0 E: 0 K: 1 S: 3	H: 0 LOB: 0 BB: 0 P: 3	R: 0 E: 0 K: 1 S: 5	H: 0 LOB: 0 BB: 0 P: 5	1B: 10 2B: 3 3B: 0 HR: 0	SF: 0 SAC: 1 DP: 1 HBP: 0	WP: 0 PB: 0 SB: 2 CS: 1	PA: 68
PITCHER	IP	WLS	BF	H	R	ER	SO	BB	IBB	HBP	BLK	WP	HR	S	P	ERA	WHIP																			
Andy Hassler, L ERA: 4.03	1.2		11	4	4	2	3	1	0	0	0	0	0	0	24	28	1.93	1.071																		
Tom Burgmeier, L ERA: 3.96	4.2		19	4	1	1	3	1	0	0	0	0	0	0	30	38	0.00	0.529																		
Bill Campbell, R ERA: 3.86	5.2		20	2	0	0	6	1	1	0	0	0	0	0	12	16	0.00	1.500																		
Dick Drago, R ERA: 3.95	2.0		9	2	0	0	2	1	0	0	0	0	0	0	11	11	0.00	0.000																		
Bob Stanley, R ERA: 2.74	3.0	W	9	0	0	0	1	0	0	0	0	0	0	0	11	11	0.00	0.000																		

Boston Red Sox @ New York Yankees
Yankee Stadium, Bronx, NY
Wed Aug 02 1978 - Postponed
Att: 52,701 - Unknown - 72 F

AB 60
R 7
H 11
RBI 7
BB 5
SO 9
LOB 22



Boston Red Sox @ New York Yankees
Yankee Stadium, Bronx, NY
Wed Aug 02 1978 - Postponed
Att: 52,701 - Unknown - 72 F

AB 62
R 5
H 12
RBI 4
BB 5
SO 15
LOB 30



Batter	1	2	3	4	5	6	7	8	9	AB	R	H	RBI	BB	SO	LOB	TOP
Rick Burleson, R OBP: 0.301, SLG: 0.359 (1, 6)										4	1	1	0	0	0	1	Boston Red Sox @ New York Yankees Yankee Stadium, Bronx, NY Thu Aug 03 1978, 7:05 PM EDT Att: 53,379 - Unknown
Jerry Remy, L OBP: 0.304, SLG: 0.329 (1, 4)										2	1	1	1	2	0	0	
Jim Rice, R OBP: 0.367, SLG: 0.580 (1, 7)										3	2	2	3	1	0	1	
Carl Yastrzemski, L OBP: 0.390, SLG: 0.426 (1, 3)										4	1	2	0	0	2	2	
Carlton Fisk, R OBP: 0.373, SLG: 0.519 (1, 2)										4	0	1	0	0	0	5	
Fred Lynn, L OBP: 0.395, SLG: 0.537 (1, 8)										4	1	1	3	0	0	2	
Jack Brohamer, L OBP: 0.319, SLG: 0.366 (1, 10)										2	0	0	0	0	0	1	
Bob Bailey, R OBP: 0.338, SLG: 0.455 (6, PH)										2	1	1	1	0	0	0	
Dwight Evans, R OBP: 0.353, SLG: 0.479 (1, 9)										4	0	0	0	0	0	0	
Butch Hobson, R OBP: 0.309, SLG: 0.423 (1, 5)										3	1	2	0	0	0	1	
Inning Stats	R: 0 E: 0 K: 0 S: 2	H: 0 LOB: 0 BB: 1 P: 6	R: 0 E: 0 K: 0 S: 4	H: 1 LOB: 1 BB: 0 P: 4	R: 2 E: 0 K: 1 S: 9	H: 4 LOB: 2 BB: 0 P: 9	R: 0 E: 1 K: 0 S: 4	H: 0 LOB: 1 BB: 0 P: 4	R: 2 E: 0 K: 1 S: 7	H: 2 LOB: 1 BB: 1 P: 11	R: 0 E: 0 K: 0 S: 4	H: 1 LOB: 1 BB: 0 P: 4	R: 4 E: 0 K: 0 S: 6	H: 3 LOB: 0 BB: 1 P: 10			
PITCHER	IP WLS BF H R ER SO BB IBB HBP BLK WP HR S P ERA WHIP																
Jim Beattie, R ERA: 4.04 (1, 1)	4.2 L 23 7 4 4 2 2 0 0 0 0 1 25 33 7.71 1.929																
Paul Lindblad, L ERA: 4.29 (5, 1)	2.1 12 4 4 4 0 1 0 0 0 0 2 11 15 15.43 2.143																

AB	32
R	8
H	11
RBI	8
BB	3
SO	2
LOB	13



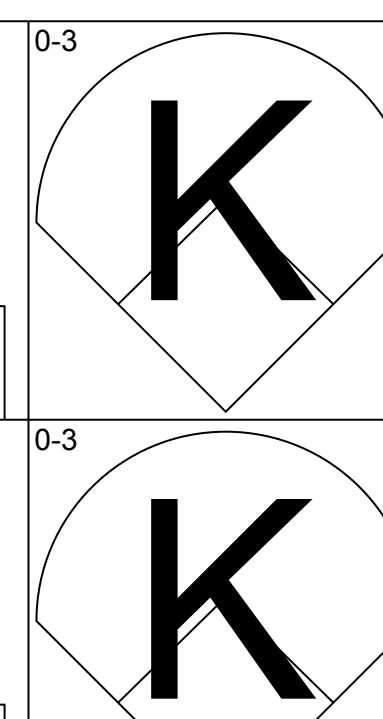
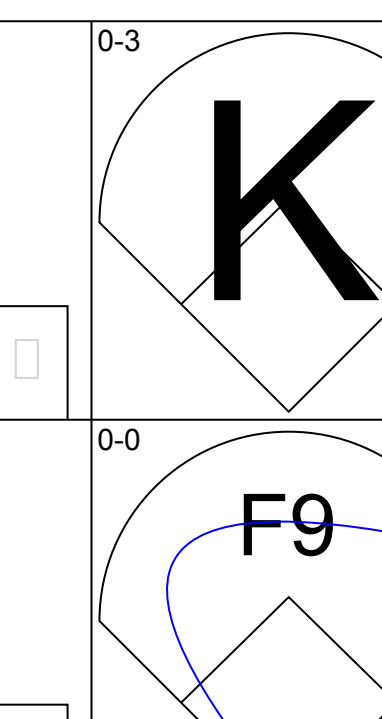
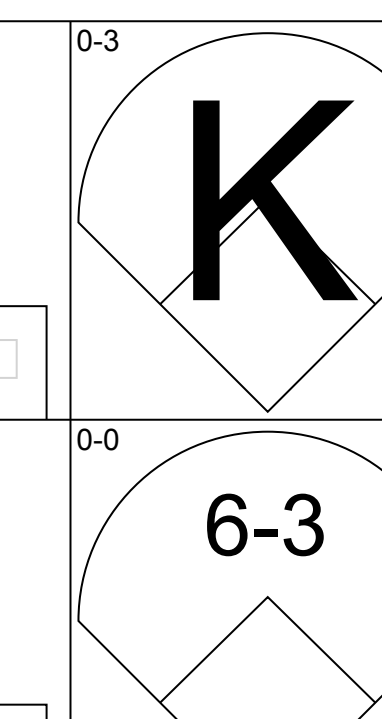
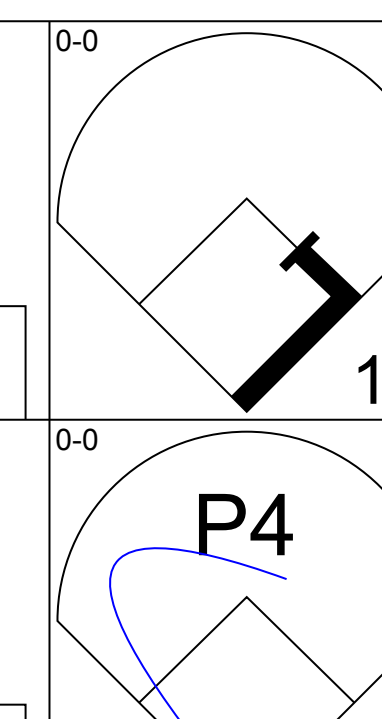
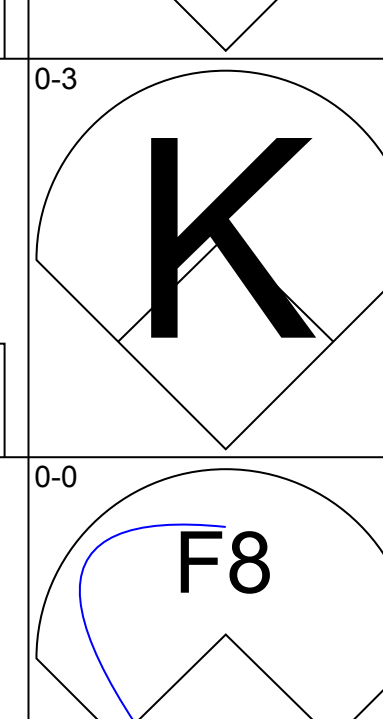
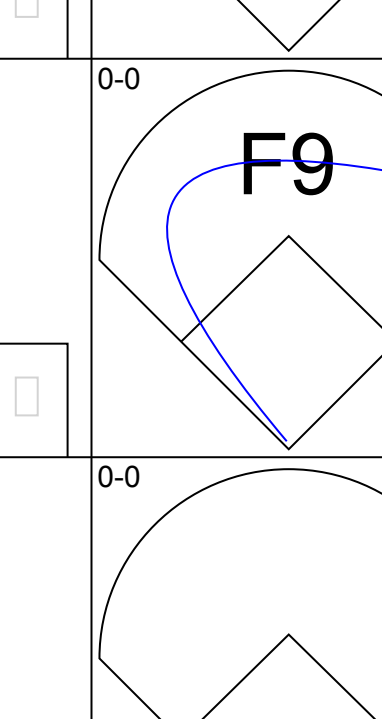
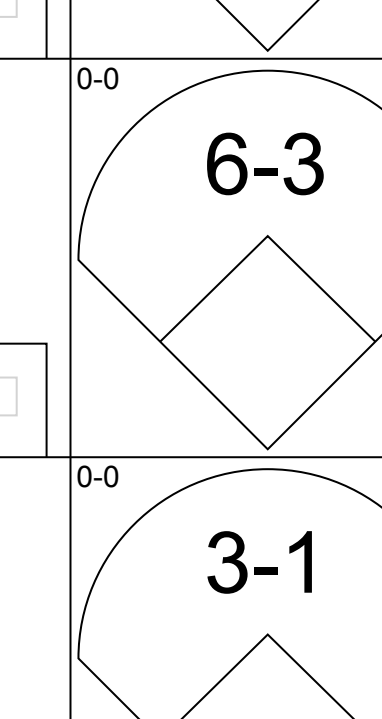
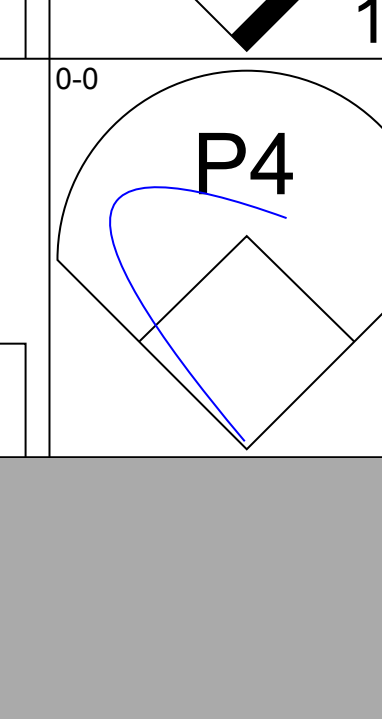
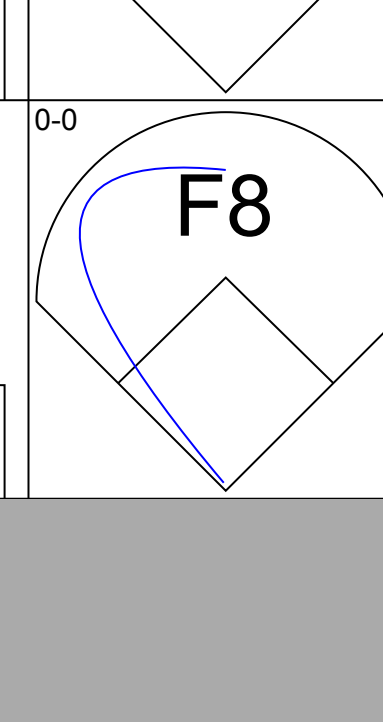
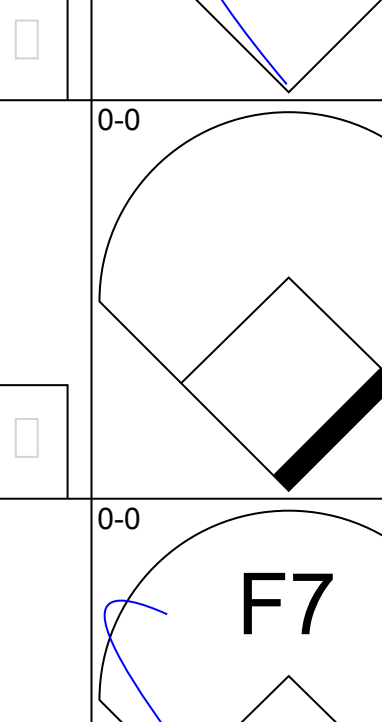
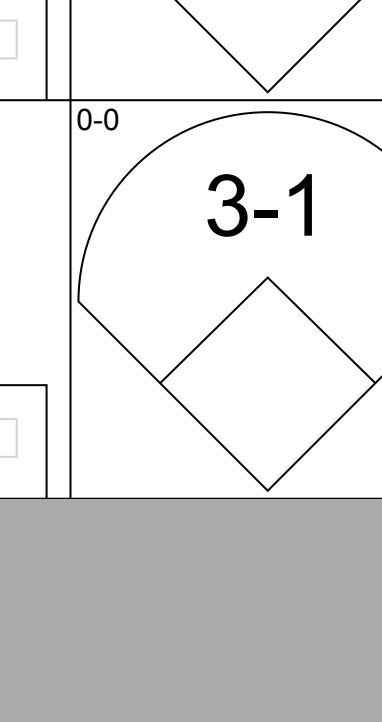
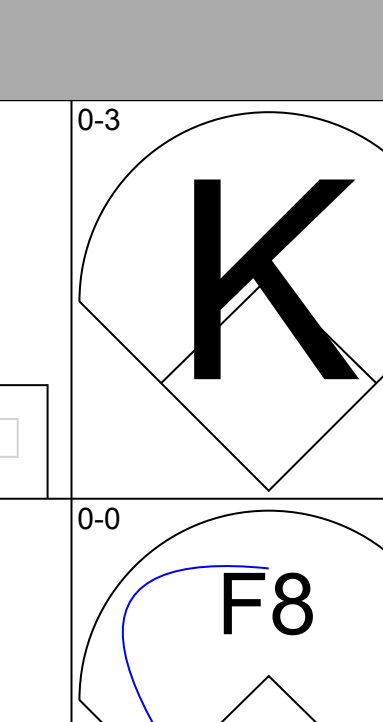
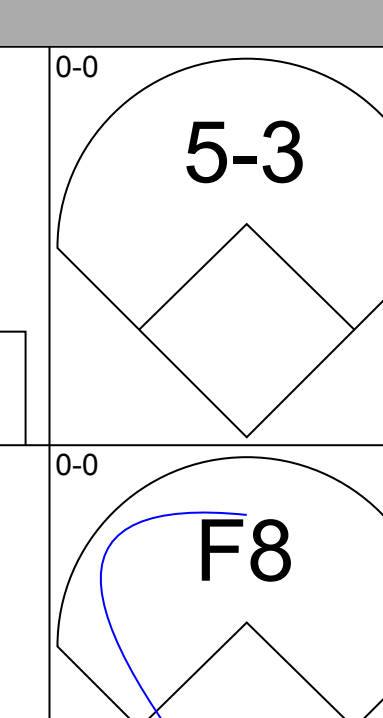
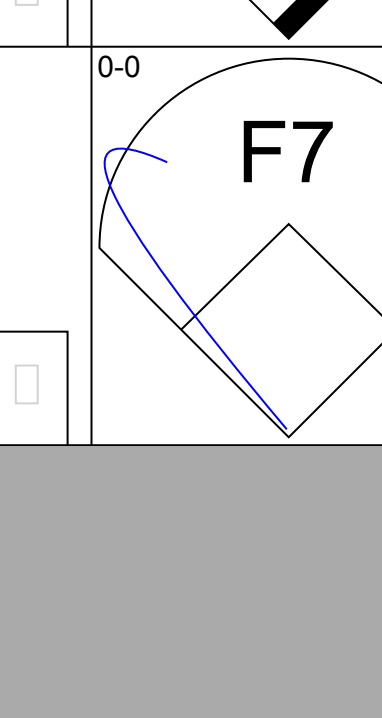
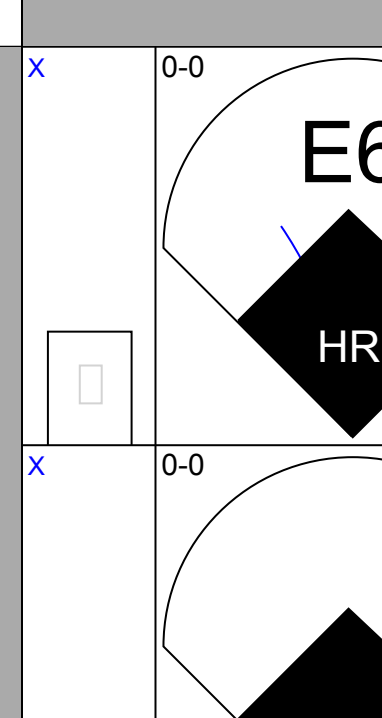
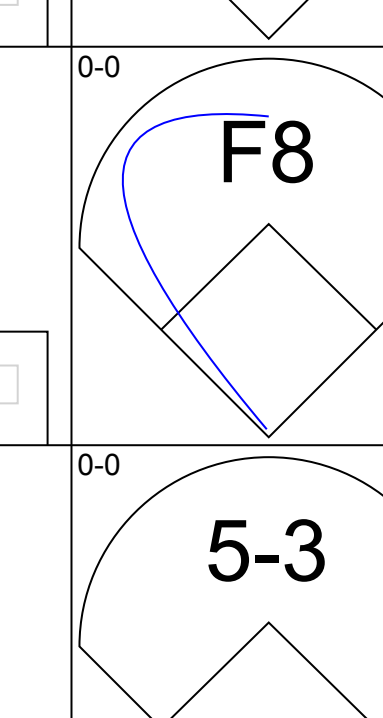
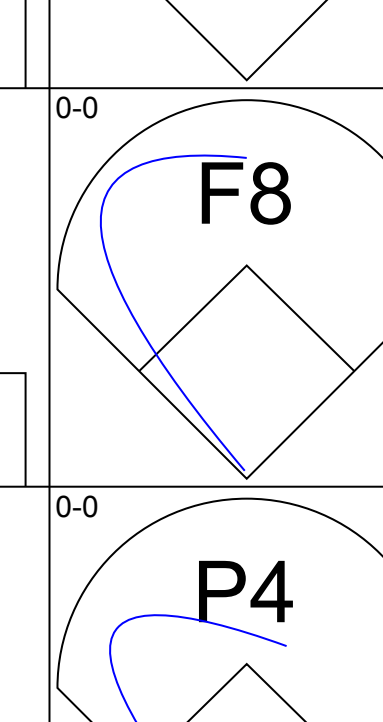
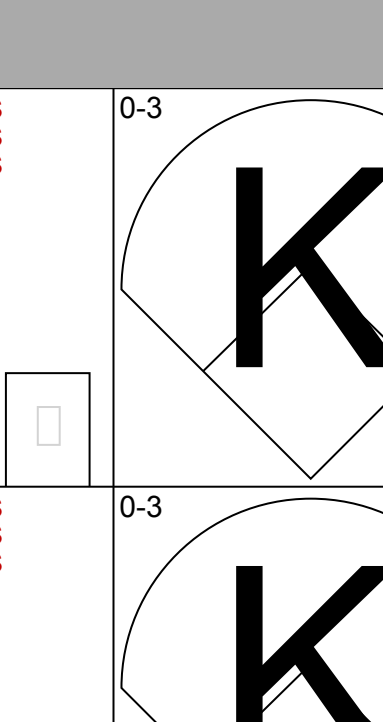
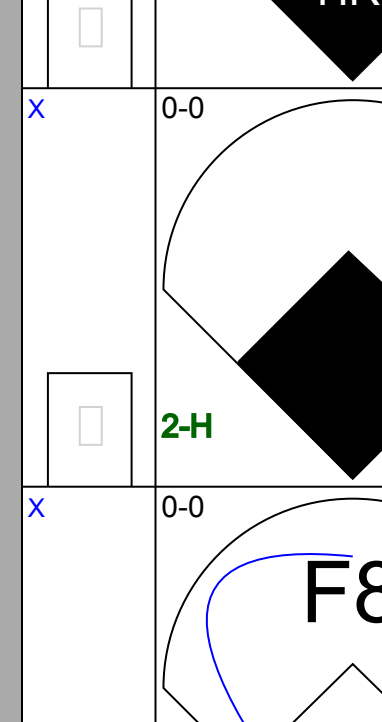
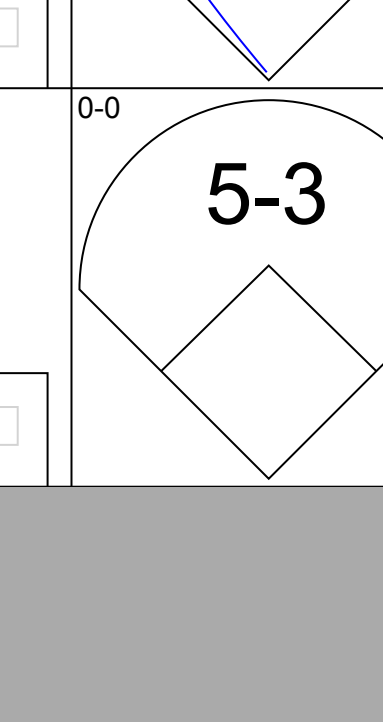
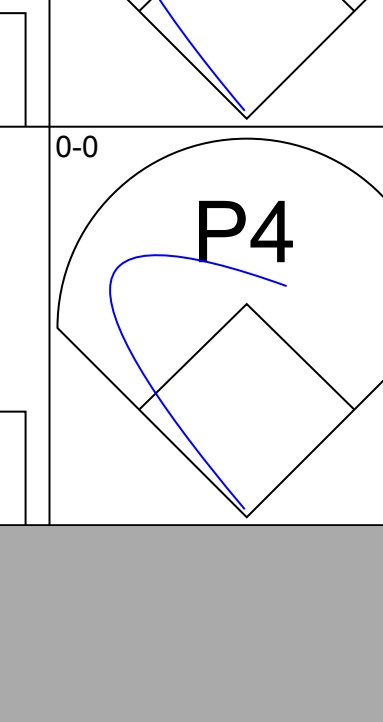
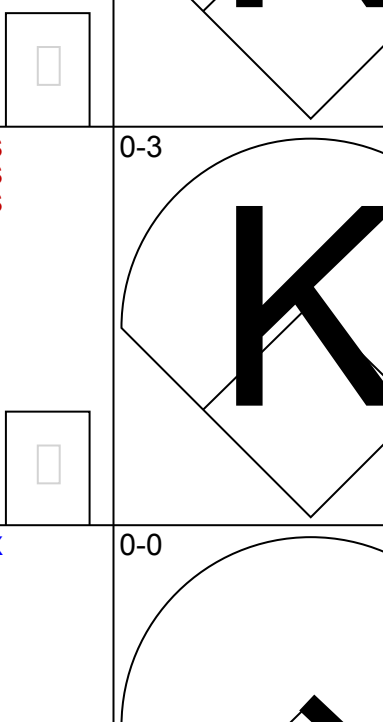
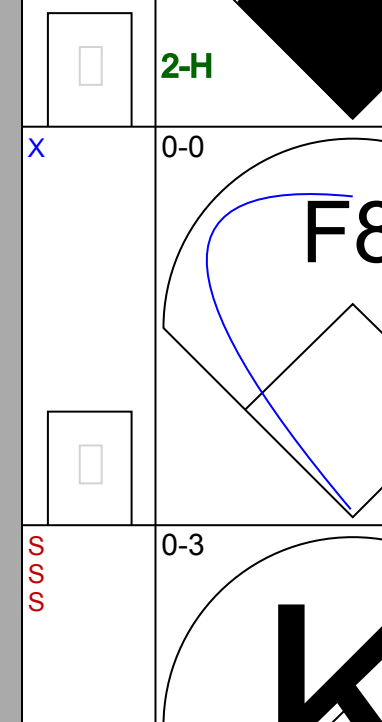
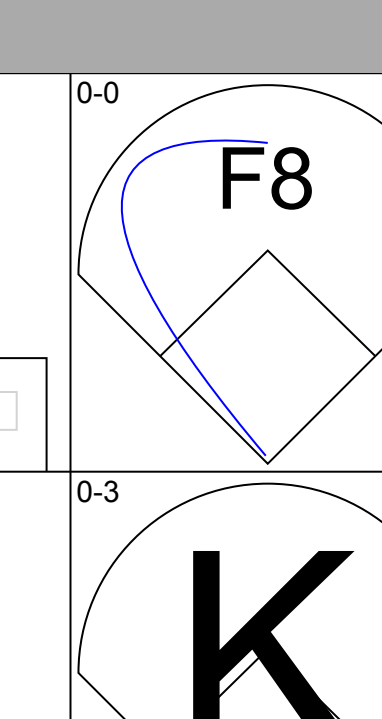
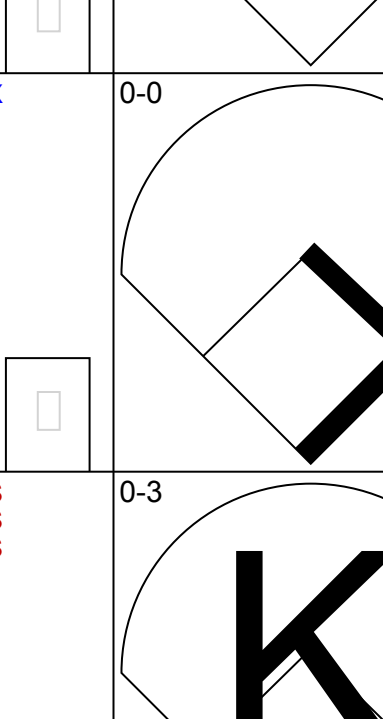
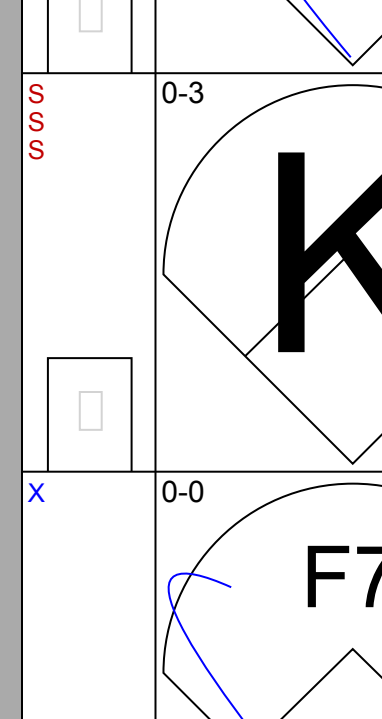
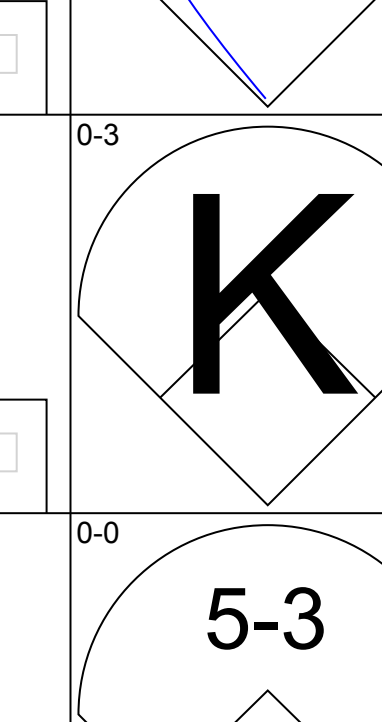
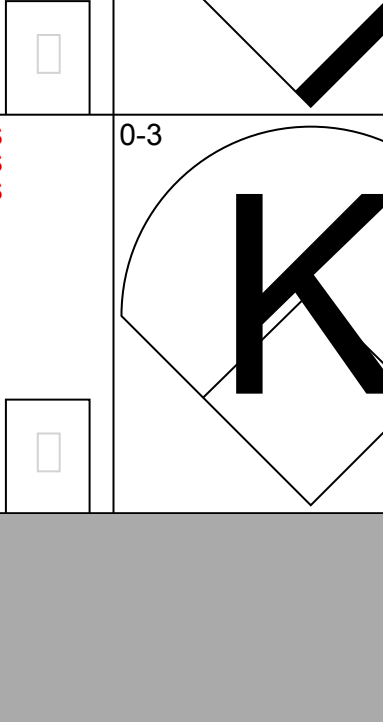
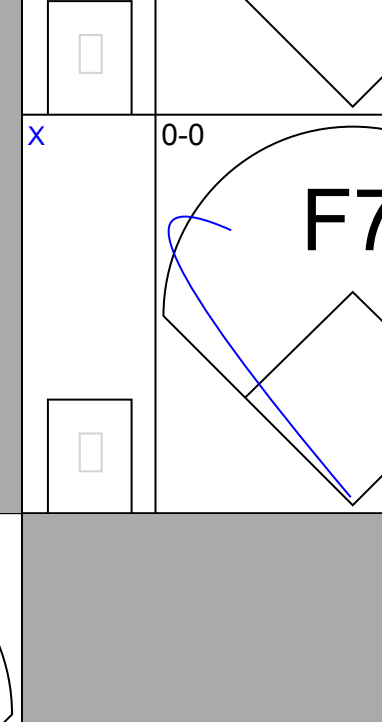
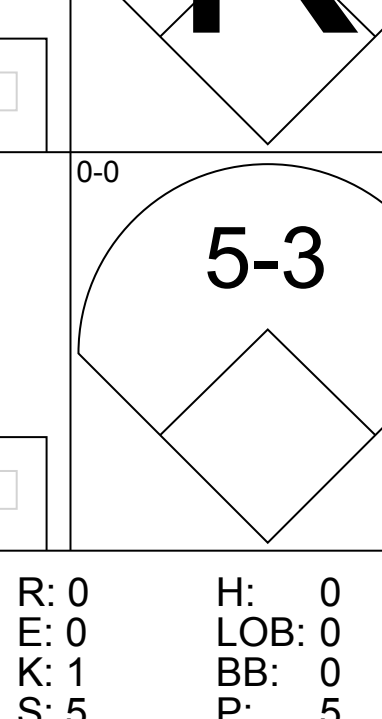
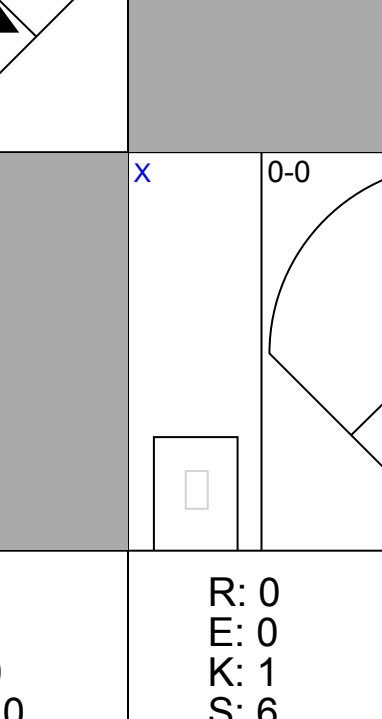
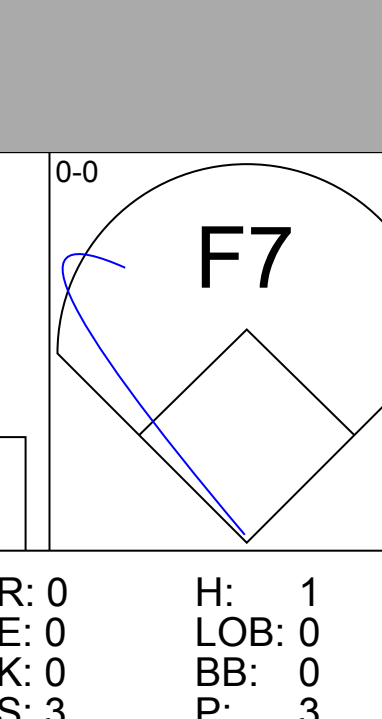
WP	0	PA	35
SB	0		
3B	0		
HR	3		
SF	0		
SAC	0		
DP	0		
HBP	0		
CS	1		

Batter	1	2	3	4	5	6	7	8	9	AB	R	H	RBI	BB	SO	LOB	BOTTOM
Mickey Rivers, L OBP: 0.286, SLG: 0.375 (1, 8)										3	0	1	0	0	0	0	Boston Red Sox @ New York Yankees Yankee Stadium, Bronx, NY Thu Aug 03 1978, 7:05 PM EDT Att: 53,379 - Unknown
Willie Randolph, R OBP: 0.391, SLG: 0.352 (1, 4)										3	0	0	0	0	2	2	
Thurman Munson, R OBP: 0.331, SLG: 0.395 (1, 2)										2	1	1	0	1	1	0	
Reggie Jackson, L OBP: 0.354, SLG: 0.482 (1, 9)										3	0	0	0	0	1	2	
Chris Chambliss, L OBP: 0.333, SLG: 0.370 (1, 3)										3	0	2	0	0	0	0	
Graig Nettles, L OBP: 0.340, SLG: 0.435 (1, 5)										2	0	1	1	0	0	2	
Roy White, S OBP: 0.342, SLG: 0.498 (1, 10)										2	0	0	0	1	0	3	
Jay Johnstone, L OBP: 0.245, SLG: 0.245 (1, 7)										3	0	1	0	0	0	1	
Bucky Dent, R OBP: 0.292, SLG: 0.330 (1, 6)										2	0	0	0	0	1	1	
Gary Thomasson, L OBP: 0.298, SLG: 0.386 (6, PH)										1	0	0	0	0	0	3	
Fred Stanley, R OBP: 0.323, SLG: 0.282 (7, 6)										0	0	0	0	0	0	0	
Inning Stats	R: 0 E: 0 K: 2 S: 7	H: 0 LOB: 0 BB: 0 P: 7	R: 0 E: 0 K: 0 S: 4	H: 1 LOB: 1 BB: 0 P: 4	R: 0 E: 0 K: 1 S: 5	H: 0 LOB: 0 BB: 0 P: 5	R: 0 E: 0 K: 2 S: 8	H: 1 LOB: 2 BB: 1 P: 12	R: 0 E: 0 K: 0 S: 4	H: 1 LOB: 2 BB: 1 P: 8	R: 1 E: 1 K: 0 S: 7	H: 3 LOB: 3 BB: 0 P: 7					
PITCHER	IP WLS BF H R ER SO BB IBB HBP BLK WP HR S P ERA WHIP																
Mike Torrez, R ERA: 3.71 (1, 1)	6.0 W 27 6 1 0 5 2 0 0 0 0 0 35 43 0.00 1.333																

AB	24
R	1
H	6
RBI	1
BB	2
SO	5
LOB	14

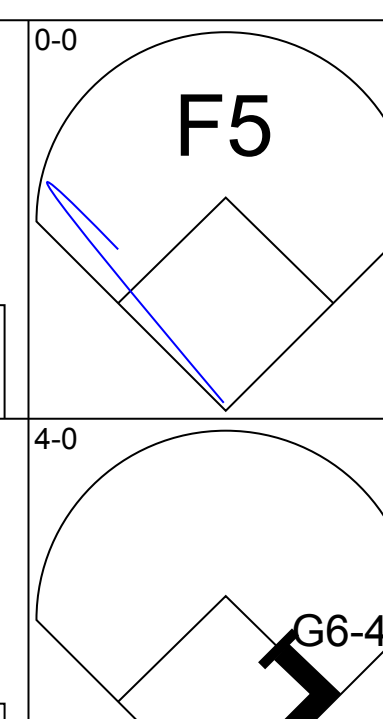
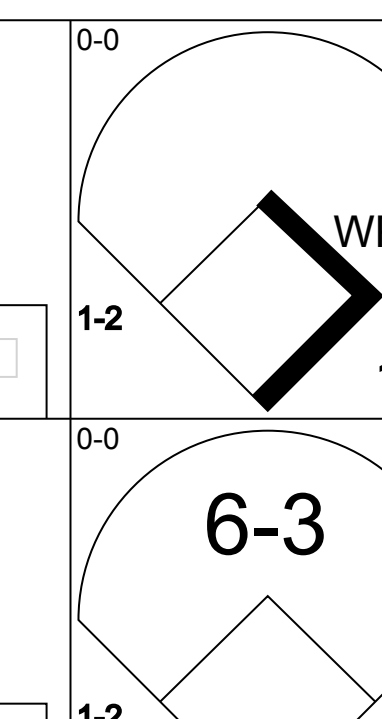
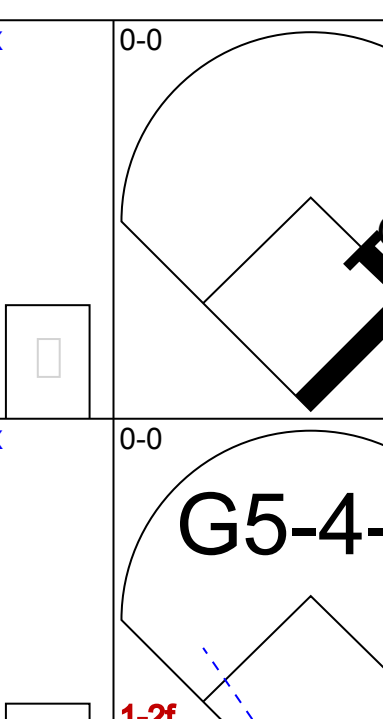
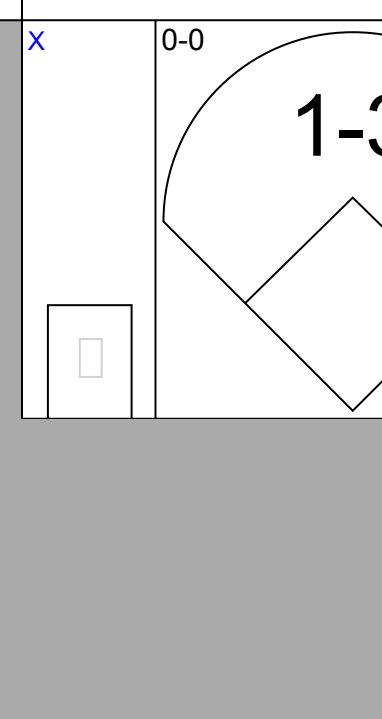
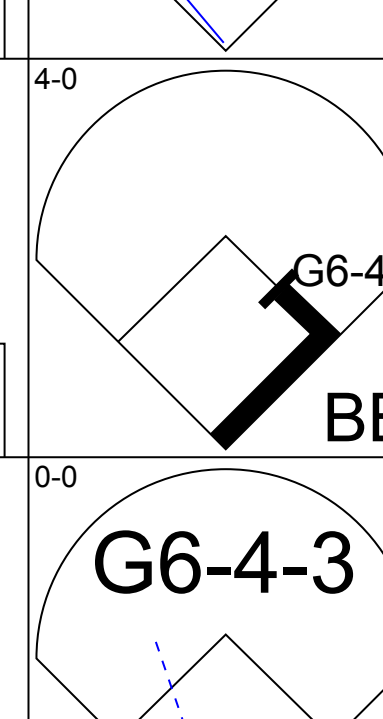
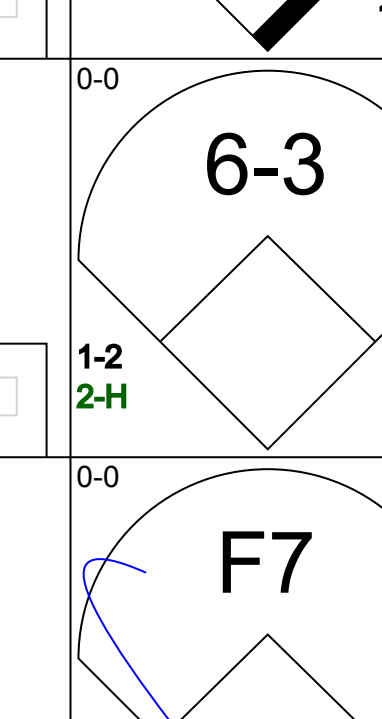
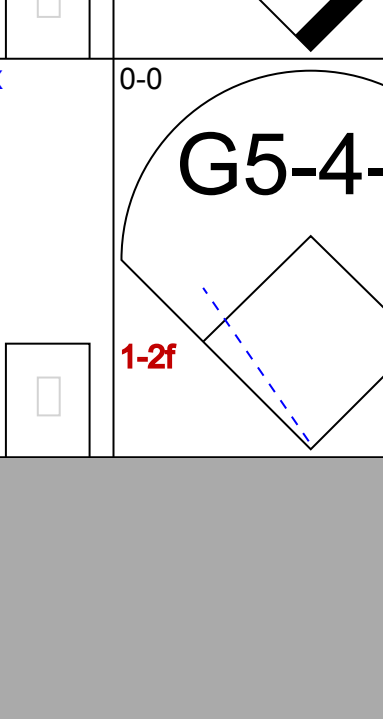
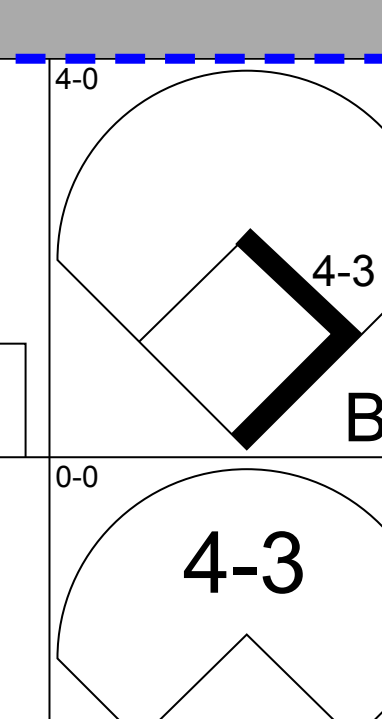
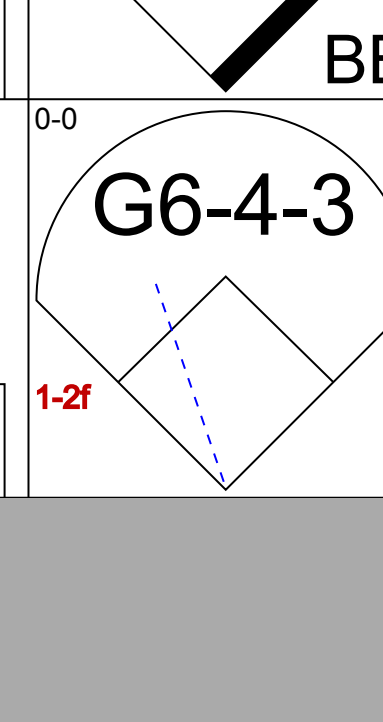
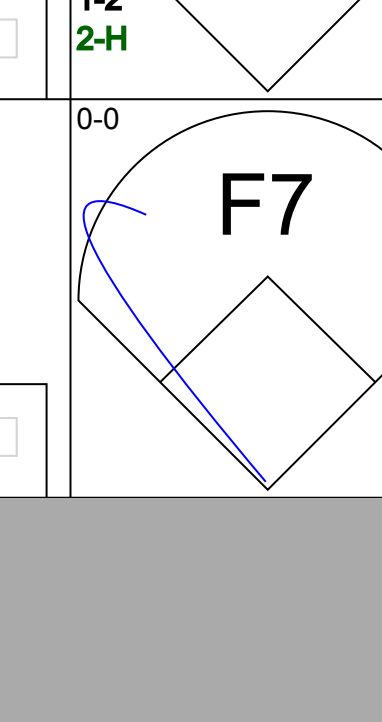
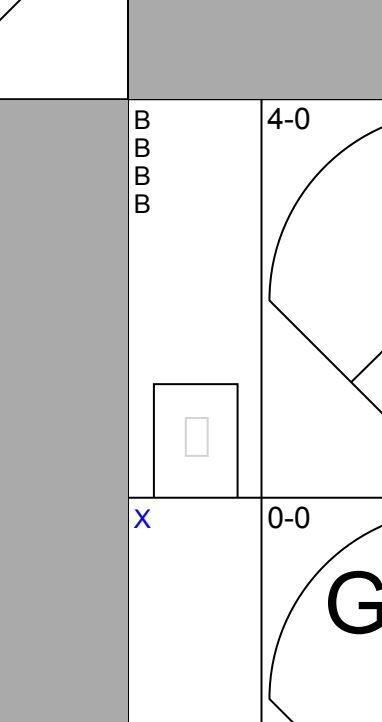
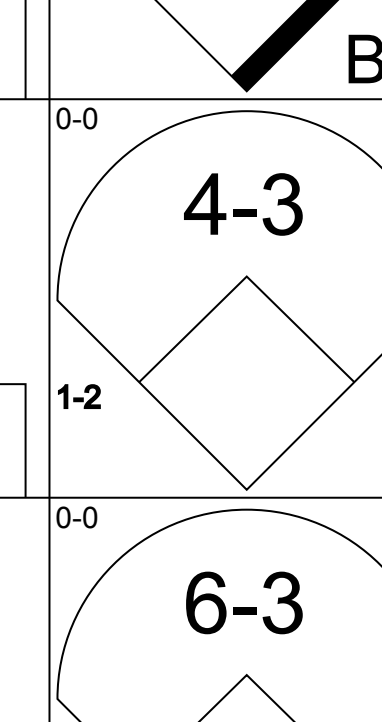
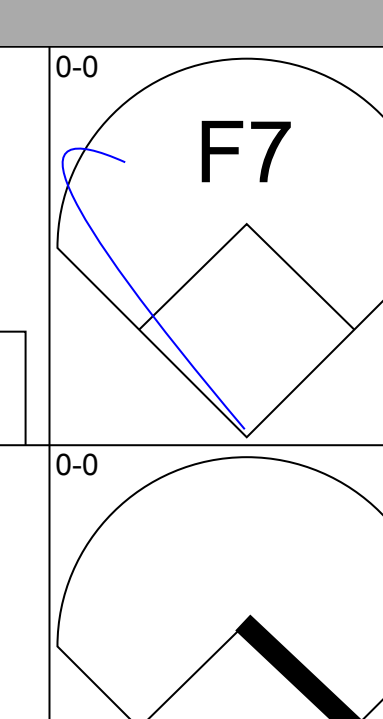
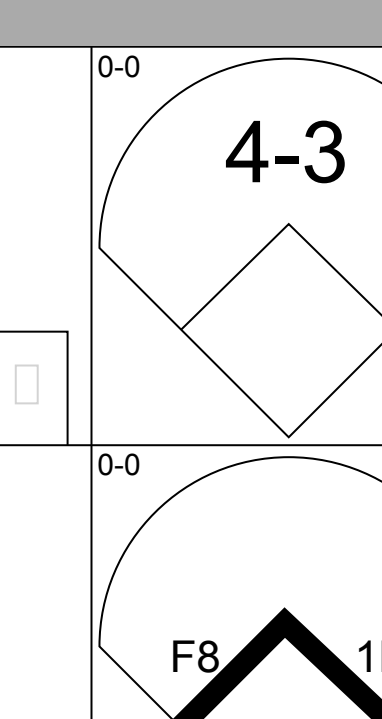
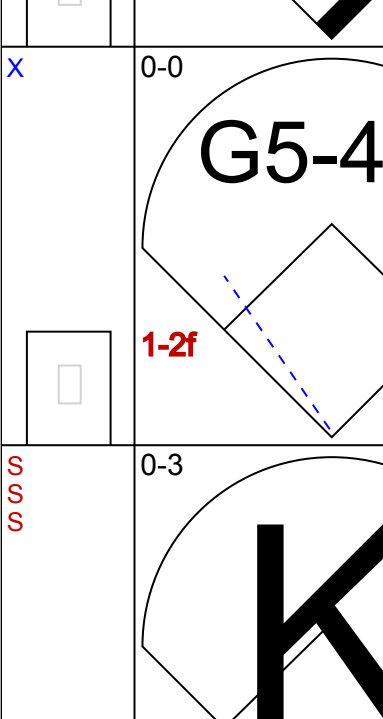
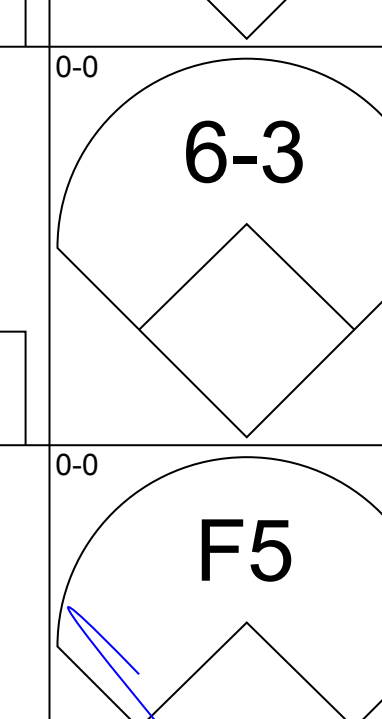
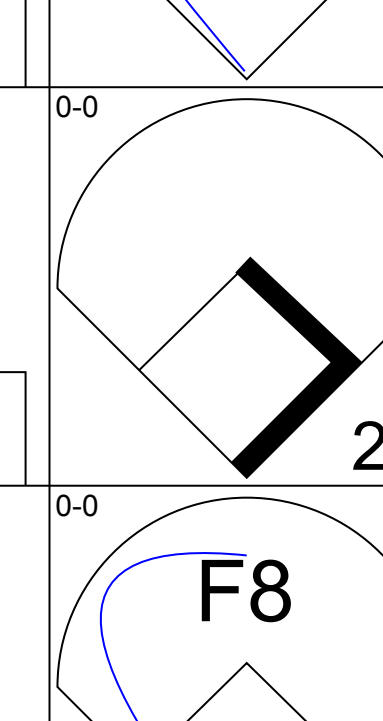
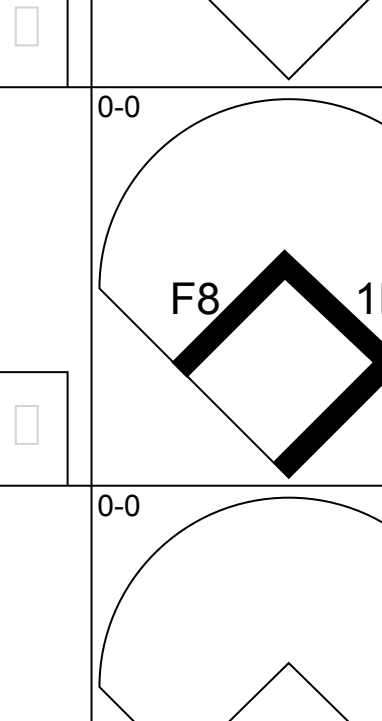
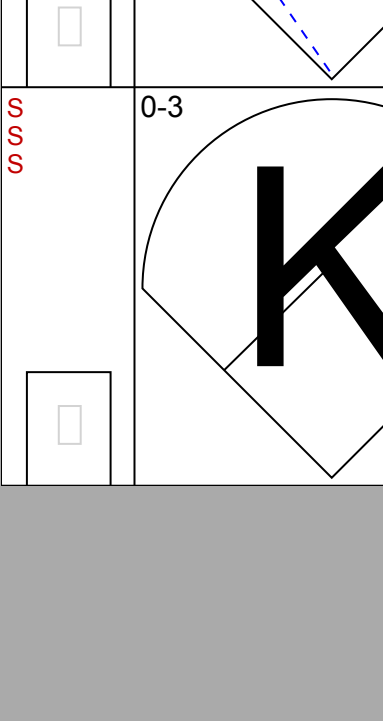
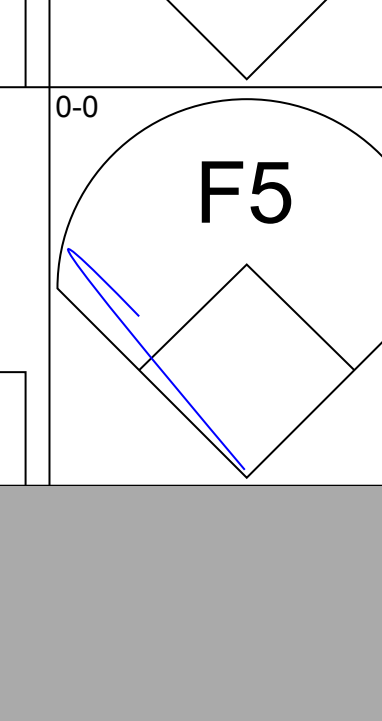
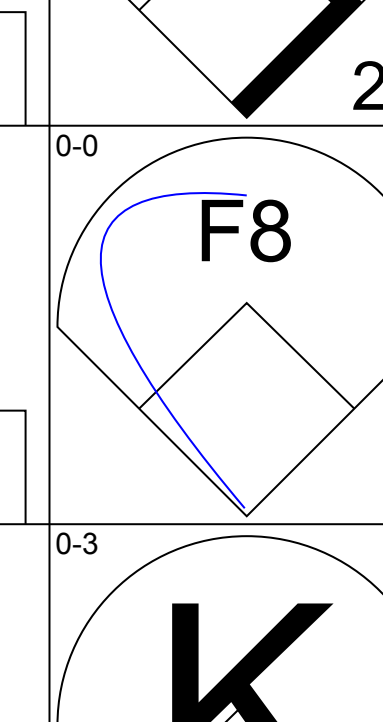
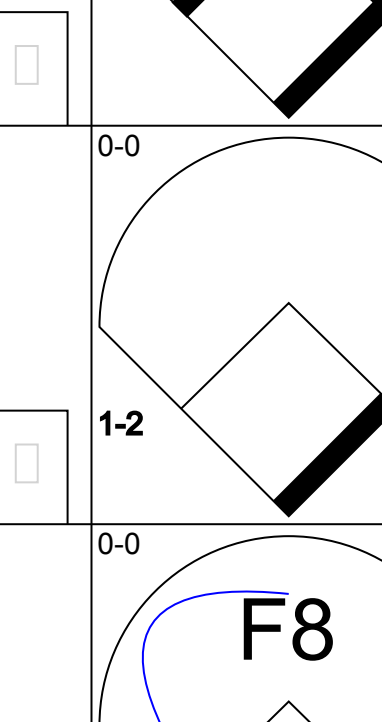
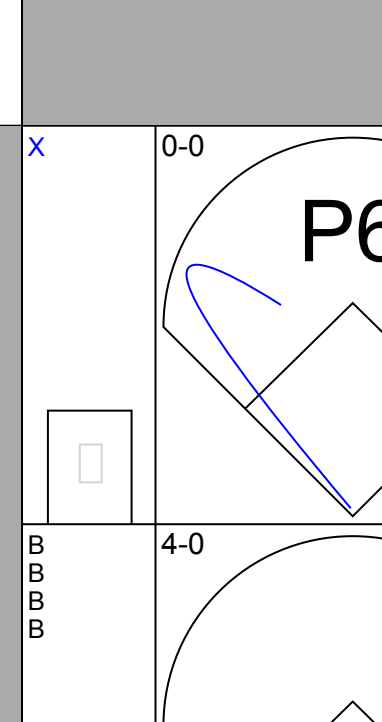
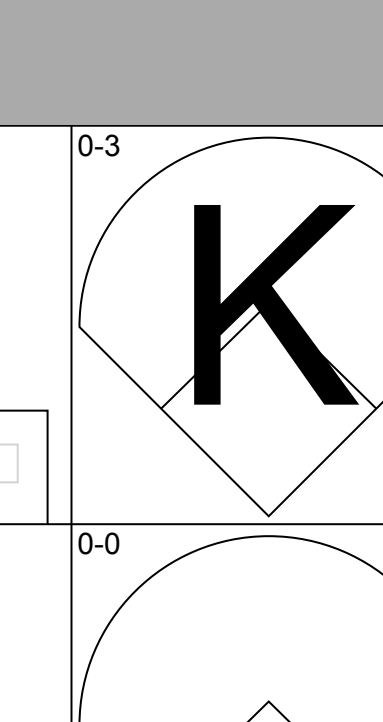
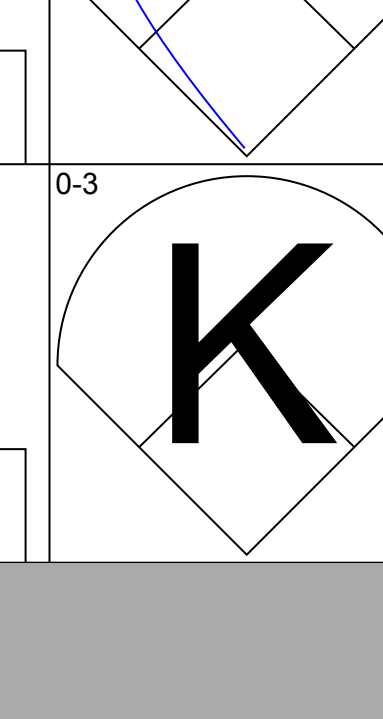
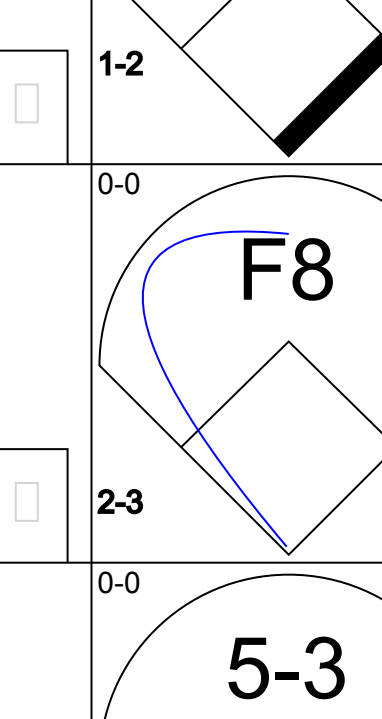
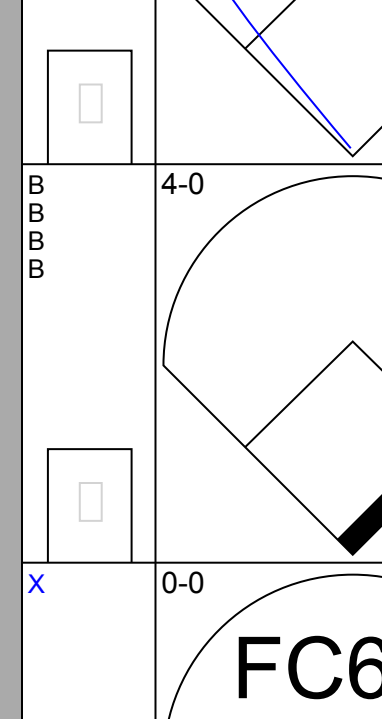
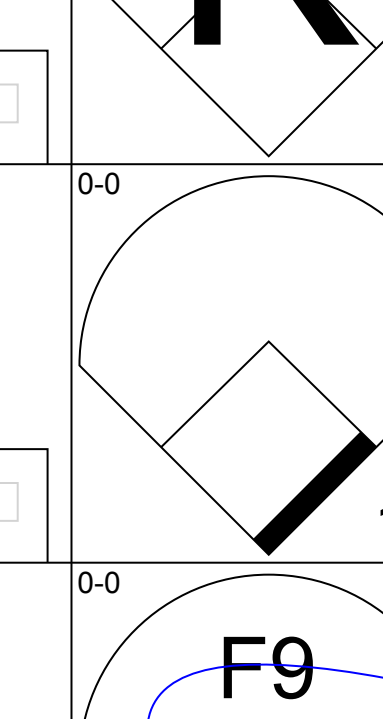
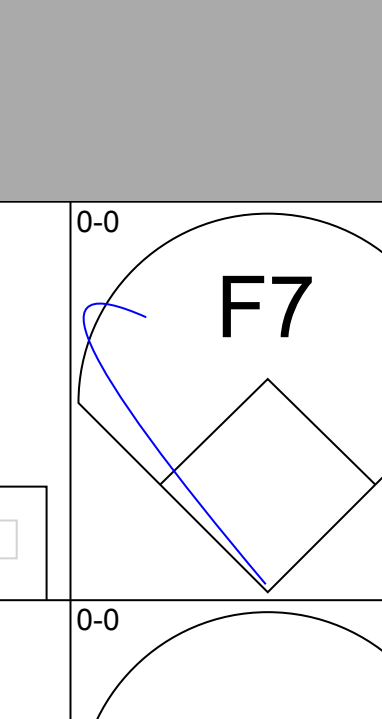
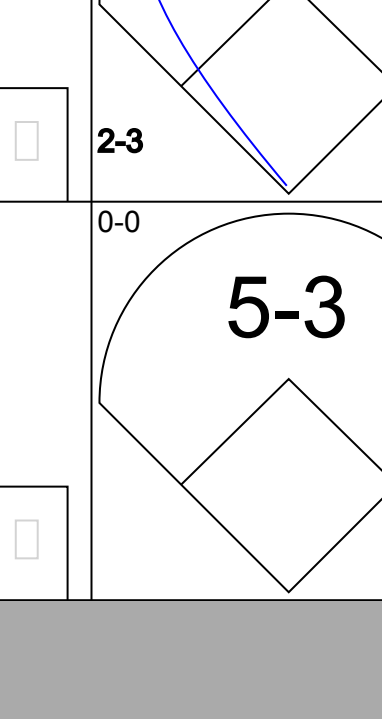
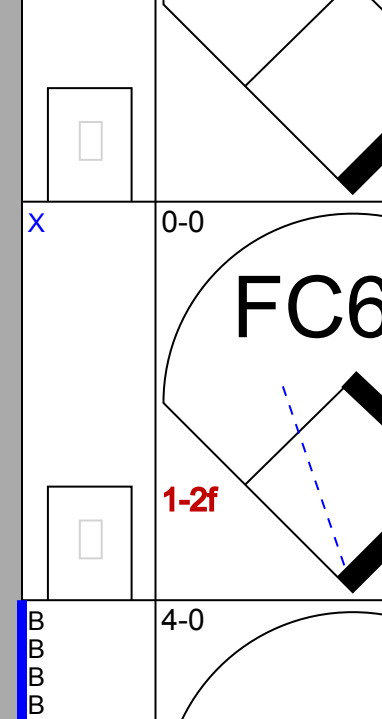
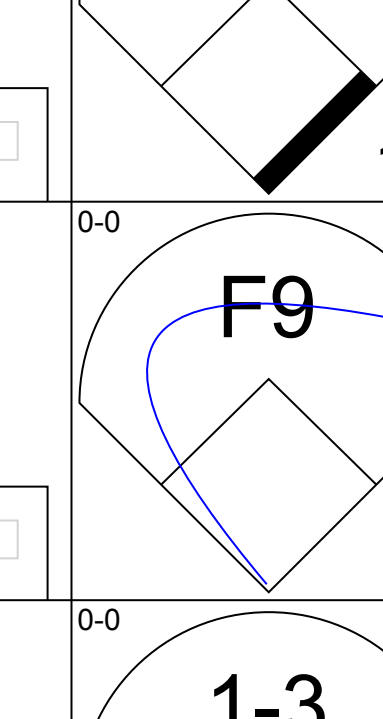
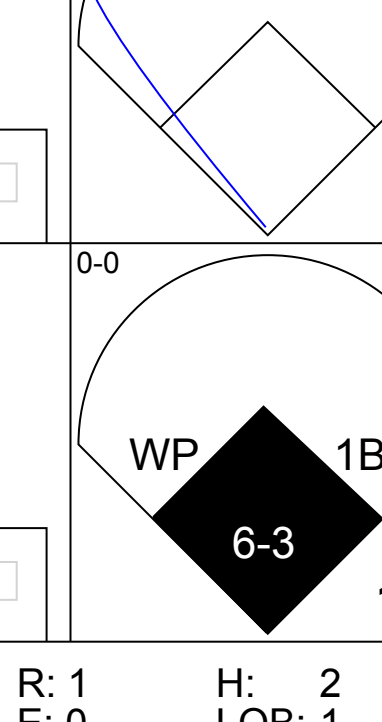
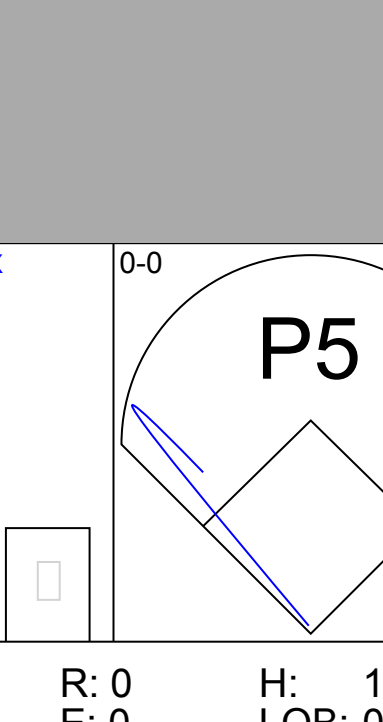
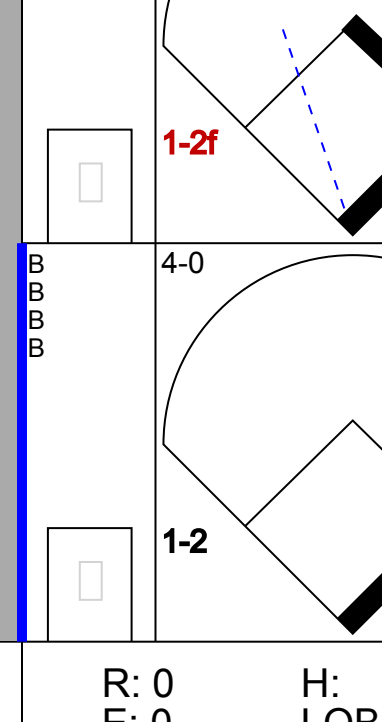
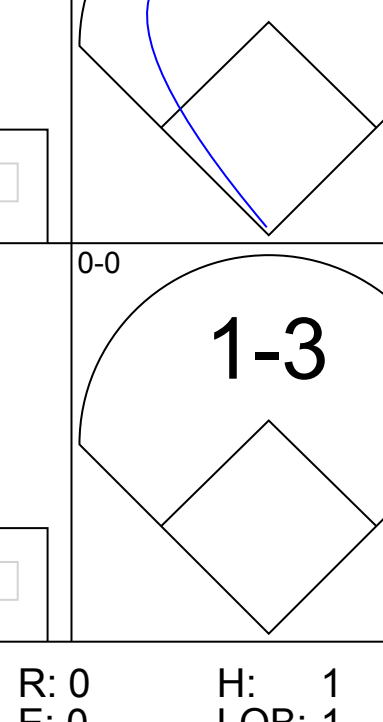


WP	0	PA	27
SB	0		
3B	0		
HR	0		
SF	1		
SAC	0		
DP	0		
HBP	0		
CS	0		

Batter	1	2	3	4	5	6	7	8	9	AB	R	H	RBI	BB	SO	LOB	TOP			
Kiko Garcia, R OBP: 0.324, SLG: 0.412 (1, 6)										4	0	1	0	0	3	1	Baltimore Orioles @ New York Yankees Yankee Stadium, Bronx, NY Fri Aug 04 1978, 7:05 PM EDT Att: 28,189 - Unknown			
Rich Dauer, R OBP: 0.316, SLG: 0.385 (1, 4)										4	0	0	0	0	1	1				
Ken Singleton, S OBP: 0.416, SLG: 0.484 Larry Harlow, L OBP: 0.332, SLG: 0.336 (9, 8)										4	0	1	0	0	1	1				
Eddie Murray, S OBP: 0.346, SLG: 0.498 (1, 3)										4	1	0	0	0	0	1				
Doug DeCinces, R OBP: 0.330, SLG: 0.524 (1, 5)										4	1	1	2	0	1	0				
Lee May, R OBP: 0.283, SLG: 0.409 (1, 10)										3	0	0	0	0	1	0				
Andres Mora, R OBP: 0.288, SLG: 0.404 Mike Anderson, R OBP: 0.200, SLG: 0.059 (9, 7)										3	0	1	0	0	1	0				
Rick Dempsey, R OBP: 0.323, SLG: 0.358 (1, 2)										3	0	0	0	0	2	1				
Carlos Lopez, R OBP: 0.259, SLG: 0.304 (9, 9)										3	0	1	0	0	0	0				
Inning Stats	R: 0 E: 0 K: 2 S: 7	H: 0 LOB: 0 BB: 0 P: 7	R: 0 E: 0 K: 0 S: 3	H: 0 LOB: 0 BB: 0 P: 3	R: 0 E: 0 K: 1 S: 5	H: 0 LOB: 0 BB: 0 P: 5	R: 0 E: 0 K: 1 S: 6	H: 1 LOB: 1 BB: 0 P: 6	R: 0 E: 0 K: 3 S: 10	H: 1 LOB: 1 BB: 0 P: 10	R: 2 E: 1 K: 1 S: 7	H: 1 LOB: 0 BB: 0 P: 7	R: 0 E: 0 K: 0 S: 3	H: 1 LOB: 0 BB: 0 P: 3	R: 0 E: 0 K: 1 S: 5	H: 0 LOB: 0 BB: 0 P: 5		1B: 2 2B: 2 3B: 0 HR: 1	SF: 0 SAC: 0 DP: 0 HBP: 0	WP: 0 PB: 0 SB: 0 CS: 0
PITCHER Ron Guidry, L ERA: 1.97 (1, 1)	IP: 9.0 WLS: L BF: 32	H: 5 R: 2 ER: 1 SO: 10	BB: 0 IBB: 0 HBP: 0 BLK: 0	WP: 0 HR: 1 S: 52 P: 52	ERA: 1.00 WHIP: 0.556											ERA: 1.00 WHIP: 0.556				

AB	32
R	2
H	5
RBI	2
BB	0
SO	10
LOB	5



Batter	1	2	3	4	5	6	7	8	9	AB	R	H	RBI	BB	SO	LOB	BOTTOM			
Mickey Rivers, L OBP: 0.288, SLG: 0.376 (1, 8)										4	0	2	0	0	0	2	Baltimore Orioles @ New York Yankees Yankee Stadium, Bronx, NY Fri Aug 04 1978, 7:05 PM EDT Att: 28,189 - Unknown			
Willie Randolph, R OBP: 0.362, SLG: 0.349 (1, 4)										2	0	0	1	2	0	2				
Thurman Munson, R OBP: 0.330, SLG: 0.392 (1, 2)										3	0	0	0	1	0	3				
Lou Piniella, R OBP: 0.355, SLG: 0.433 (1, 7)										4	0	0	0	0	0	2				
Reggie Jackson, L OBP: 0.355, SLG: 0.485 (1, 9)										4	0	2	0	0	1	1				
Chris Chambliss, L OBP: 0.332, SLG: 0.369 (1, 3)										4	0	1	0	0	1	1				
Graig Nettles, L OBP: 0.342, SLG: 0.434 (1, 5)										3	0	1	0	1	1	3				
Roy White, S OBP: 0.337, SLG: 0.401 (1, 10)										4	0	0	0	0	0	4				
Bucky Dent, R OBP: 0.294, SLG: 0.332 (1, 6) Cliff Johnson, R OBP: 0.302, SLG: 0.336 (7, PH) Fred Stanley, R OBP: 0.323, SLG: 0.282 (8, 6) Gary Thomasson, L OBP: 0.297, SLG: 0.385 (9, PH)										2	1	1	0	0	0	0				
Inning Stats	R: 0 E: 0 K: 0 S: 2	H: 0 LOB: 0 BB: 1 P: 6	R: 0 E: 0 K: 1 S: 6	H: 1 LOB: 0 BB: 0 P: 6	R: 1 E: 0 K: 0 S: 5	H: 2 LOB: 1 BB: 0 P: 5	R: 0 E: 0 K: 0 S: 5	H: 2 LOB: 2 BB: 0 P: 5	R: 0 E: 0 K: 1 S: 4	H: 0 LOB: 0 BB: 1 P: 8	R: 0 E: 0 K: 0 S: 3	H: 0 LOB: 2 BB: 2 P: 11	R: 0 E: 0 K: 0 S: 3	H: 0 LOB: 1 BB: 1 P: 7	R: 0 E: 0 K: 1 S: 6	H: 1 LOB: 1 BB: 0 P: 6		1B: 6 2B: 1 3B: 0 HR: 0	SF: 0 SAC: 0 DP: 3 HBP: 0	WP: 1 PB: 0 SB: 0 CS: 0
PITCHER Mike Flanagan, L ERA: 3.68 (1, 1) Don Stanhouse, R ERA: 3.16 (8, 1)	IP: 7.0 WLS: W BF: 28	H: 6 R: 1 ER: 1 SO: 2	BB: 4 IBB: 0 HBP: 0 BLK: 0	WP: 0 HR: 0 S: 28 P: 44	ERA: 1.29 WHIP: 1.429											ERA: 1.29 WHIP: 1.429				



Batter	1	2	3	4	5	6	7	8	9	AB	R	H	RBI	BB	SO	LOB	TOP										
Larry Harlow, L (1, 8) OBP: 0.331, SLG: 0.334	F7		G5-4-3 1B			K		L9-6 2-3		4	0	1	0	0	1	1	Baltimore Orioles @ New York Yankees Yankee Stadium, Bronx, NY Sat Aug 05 1978, 7:05 PM EDT Att: 26,727 - Unknown										
Rich Dauer, R (1, 4) OBP: 0.312, SLG: 0.380	5-3		G5-4-3 1-2			K			6-3	4	0	0	0	0	1												
Eddie Murray, S (1, 3) OBP: 0.348, SLG: 0.505	6-3					K			1B 1B	4	1	2	1	0	1	0											
Ken Singleton, S (1, 9) OBP: 0.414, SLG: 0.480		1B BB				F8			K	3	0	0	0	1	1												
Terry Crowley, L (1, 10) OBP: 0.375, SLG: 0.327 Lee May, R (9, PH) OBP: 0.285, SLG: 0.411		1-2 1B				4-3			1-2 1B	3	0	1	0	0	0	0											
Doug DeCinces, R (1, 5) OBP: 0.327, SLG: 0.517						K			1B	4	0	0	0	0	2	4											
Pat Kelly, L (1, 7) OBP: 0.370, SLG: 0.372						K				3	1	1	1	0	1	2											
Rick Dempsey, R (1, 2) OBP: 0.323, SLG: 0.358						F3			L9-6 SH2-4 1B	3	0	1	0	0	1	2											
Kiko Garcia, R (1, 6) OBP: 0.317, SLG: 0.404						F9			SH2-4 1-2	2	0	0	0	0	0	0											
Inning Stats	R: 0 E: 0 K: 0 S: 3	H: 0 LOB: 0 BB: 0 P: 3	R: 0 E: 0 K: 2 S: 8	H: 1 LOB: 2 BB: 1 P: 12	R: 0 E: 0 K: 0 S: 3	H: 1 LOB: 0 BB: 0 P: 3	R: 1 E: 0 K: 1 S: 6	H: 1 LOB: 0 BB: 0 P: 6	R: 0 E: 0 K: 1 S: 5	H: 0 LOB: 0 BB: 0 P: 5	R: 0 E: 0 K: 0 S: 3	H: 0 LOB: 0 BB: 0 P: 3	R: 1 E: 0 K: 0 S: 4	H: 2 LOB: 2 BB: 0 P: 4	R: 0 E: 0 K: 1 S: 7	H: 2 LOB: 2 BB: 0 P: 7		1B: 5 2B: 1 3B: 0 HR: 2	SF: 0 SAC: 1 DP: 2 HBP: 0	WP: 0 PB: 0 SB: 0 CS: 0	PA: 33						
PITCHER	IP	WLS	BF	H	R	ER	SO	BB	IBB	HBP	BLK	WP	HR	S	P	ERA	WHIP										
Ed Figueroa, R (1, 1) ERA: 3.14	8.1		30	6	2	2	7	1	0	0	0	0	2	43	47	2.16	0.840										
Sparky Lyle, L (9, 1) ERA: 3.35	0.2	W	3	1	0	0	1	0	0	0	0	0	0	5	5	0.00	1.500										

Batter	1	2	3	4	5	6	7	8	9	AB	R	H	RBI	BB	SO	LOB	BOTTOM										
Mickey Rivers, L (1, 8) OBP: 0.288, SLG: 0.378	G3		E6			F9		1B 2B		4	1	1	0	0	0	0	Baltimore Orioles @ New York Yankees Yankee Stadium, Bronx, NY Sat Aug 05 1978, 7:05 PM EDT Att: 26,727 - Unknown										
Willie Randolph, R (1, 4) OBP: 0.396, SLG: 0.352	S 2B 1B		F9			FC6-4 1B		1B BB		3	1	2	0	1	0	1											
Thurman Munson, R (1, 2) OBP: 0.330, SLG: 0.391	F7 1-2		F8			L5		1-3 2-H 1B		4	0	1	1	0	0	3											
Lou Piniella, R (1, 7) OBP: 0.354, SLG: 0.433	2H 2B		F9			FC6-4 1-2		F9		4	0	1	1	0	0	3											
Reggie Jackson, L (1, 9) OBP: 0.352, SLG: 0.479	F8					K			F9	4	0	0	0	0	1	1											
Chris Chambliss, L (1, 3) OBP: 0.331, SLG: 0.368			G6-4-3 1B			P4			6-3	4	0	1	0	0	0	0											
Graig Nettles, L (1, 5) OBP: 0.341, SLG: 0.430			K			G3			F8	3	1	0	0	1	1	1											
Roy White, S (1, 10) OBP: 0.336, SLG: 0.402			G6-4-3 1-2			K		F9		4	0	1	1	0	1	1											
Bucky Dent, R (1, 6) OBP: 0.290, SLG: 0.327			F9			P3		F3		3	0	0	0	0	0	0											
Inning Stats	R: 1 E: 0 K: 0 S: 5	H: 2 LOB: 1 BB: 0 P: 5	R: 0 E: 0 K: 1 S: 5	H: 1 LOB: 0 BB: 0 P: 5	R: 0 E: 1 K: 0 S: 4	H: 0 LOB: 1 BB: 0 P: 4	R: 0 E: 0 K: 1 S: 5	H: 0 LOB: 0 BB: 0 P: 5	R: 0 E: 0 K: 1 S: 4	H: 1 LOB: 1 BB: 0 P: 4	R: 0 E: 0 K: 0 S: 3	H: 0 LOB: 0 BB: 0 P: 3	R: 1 E: 0 K: 0 S: 5	H: 2 LOB: 2 BB: 1 P: 9	R: 1 E: 0 K: 0 S: 3	H: 1 LOB: 1 BB: 1 P: 7		1B: 4 2B: 3 3B: 0 HR: 0	SF: 0 SAC: 0 DP: 1 HBP: 0	WP: 0 PB: 0 SB: 1 CS: 0	PA: 35						
PITCHER	IP	WLS	BF	H	R	ER	SO	BB	IBB	HBP	BLK	WP	HR	S	P	ERA	WHIP										
Scott McGregor, L (1, 1) ERA: 3.64	7.2		29	5	2	2	3	1	0	0	0	0	0	34	38	2.35	0.783										
Don Stanhouse, R (8, 1) ERA: 3.14	0.1		2	1	0	0	0	0	0	0	0	0	0	2	2	0.00	3.000										
Tippy Martinez, L (9, 1) ERA: 5.22	0.2	L	4	1	1	1	0	1	0	0	0	0	0	3	7	13.50	3.000										

AB	31
R	2
H	7
RBI	2
BB	1
SO	8
LOB	11



WP	0
PA	33
AB	33
R	3
H	7
RBI	3
BB	2
SO	3
LOB	10



Batter	1	2	3	4	5	6	7	8	9	AB	R	H	RBI	BB	SO	LOB	TOP			
Larry Harlow, L OBP: 0.330, SLG: 0.333 Kiko Garcia, R OBP: 0.317, SLG: 0.404										4	0	1	0	0	2	0	<p>Baltimore Orioles @ New York Yankees Yankee Stadium, Bronx, NY Sun Aug 06 1978, 3:33 AM EDT Att: 40,765 - Unknown</p> <p>livebaseballscorecards.com</p> <p>AB 31 R 0 H 5 RBI 0 BB 1 SO 6 LOB 9</p>			
Billy Smith, S OBP: 0.310, SLG: 0.372										4	0	0	0	0	1	2				
Eddie Murray, S OBP: 0.349, SLG: 0.509										4	0	2	0	0	0	0				
Ken Singleton, S OBP: 0.413, SLG: 0.475										3	0	0	0	1	0	1				
Doug DeCinces, R OBP: 0.323, SLG: 0.511										4	0	0	0	0	1	3				
Lee May, R OBP: 0.285, SLG: 0.410										3	0	1	0	0	0	1				
Pat Kelly, L OBP: 0.364, SLG: 0.365										3	0	0	0	0	1	1				
Rick Dempsey, R OBP: 0.320, SLG: 0.354										3	0	0	0	0	0	1				
Mark Belanger, R OBP: 0.271, SLG: 0.237 Terry Crowley, L OBP: 0.368, SLG: 0.320										2	0	1	0	0	1	0				
										1	0	0	0	0	0	0				
Inning Stats	R: 0 E: 0 K: 2 S: 8	H: 1 LOB: 2 BB: 1 P: 12	R: 0 E: 0 K: 1 S: 5	H: 0 LOB: 0 BB: 0 P: 5	R: 0 E: 0 K: 1 S: 5	H: 0 LOB: 0 BB: 0 P: 5	R: 0 E: 0 K: 0 S: 4	H: 1 LOB: 1 BB: 0 P: 4	R: 0 E: 0 K: 0 S: 5	H: 2 LOB: 2 BB: 0 P: 5	R: 0 E: 0 K: 0 S: 3	H: 0 LOB: 0 BB: 0 P: 3	R: 0 E: 0 K: 0 S: 3	H: 1 LOB: 0 BB: 0 P: 3	R: 0 E: 0 K: 1 S: 5	H: 0 LOB: 0 BB: 0 P: 5	1B: 3 2B: 2 3B: 0 HR: 0	SF: 0 SAC: 0 DP: 1 HBP: 0	WP: 0 PB: 0 SB: 0 CS: 0	PA: 32
PITCHER Caffish Hunter, R ERA: 4.47	IP: 9.0 WLS: W BF: 32 H: 5 R: 0 ER: 0 SO: 6 BB: 1 IBB: 0 HBP: 0 BLK: 0 WP: 0 HR: 0 S: 43 P: 47 ERA: 0.00 WHIP: 0.667																			

Batter	1	2	3	4	5	6	7	8	9	AB	R	H	RBI	BB	SO	LOB	BOTTOM			
Mickey Rivers, L OBP: 0.288, SLG: 0.376										4	1	1	0	0	0	0	<p>Baltimore Orioles @ New York Yankees Yankee Stadium, Bronx, NY Sun Aug 06 1978, 3:33 AM EDT Att: 40,765 - Unknown</p> <p>livebaseballscorecards.com</p> <p>AB 27 R 3 H 6 RBI 3 BB 3 SO 1 LOB 9</p>			
Jay Johnstone, L OBP: 0.255, SLG: 0.255										4	2	2	0	0	0	0				
Thurman Munson, R OBP: 0.333, SLG: 0.394										2	0	1	0	2	0	0				
Chris Chambliss, L OBP: 0.331, SLG: 0.368										3	0	1	2	0	0	2				
Graig Nettles, L OBP: 0.341, SLG: 0.430										3	0	1	1	0	0	2				
Reggie Jackson, L OBP: 0.352, SLG: 0.476										2	0	0	0	1	1	2				
Gary Thomasson, L OBP: 0.293, SLG: 0.380										3	0	0	0	0	0	2				
Brian Doyle, L OBP: 0.209, SLG: 0.209										3	0	0	0	0	0	0				
Bucky Dent, R OBP: 0.286, SLG: 0.322										3	0	0	0	0	0	1				
Inning Stats	R: 2 E: 0 K: 0 S: 5	H: 3 LOB: 2 BB: 2 P: 13	R: 0 E: 0 K: 0 S: 3	H: 0 LOB: 0 BB: 0 P: 3	R: 0 E: 0 K: 0 S: 3	H: 0 LOB: 0 BB: 0 P: 3	R: 0 E: 0 K: 0 S: 3	H: 0 LOB: 0 BB: 0 P: 3	R: 0 E: 0 K: 1 S: 6	H: 2 LOB: 2 BB: 1 P: 10	R: 0 E: 0 K: 0 S: 3	H: 0 LOB: 0 BB: 0 P: 3	R: 0 E: 0 K: 0 S: 3	H: 1 LOB: 1 BB: 0 P: 3	R: 0 E: 0 K: 0 S: 3	H: 0 LOB: 0 BB: 0 P: 3		1B: 5 2B: 2 3B: 0 HR: 0	SF: 0 SAC: 0 DP: 2 HBP: 0	WP: 0 PB: 0 SB: 0 CS: 2
PITCHER Jim Palmer, R ERA: 2.71	IP: 8.0 WLS: L BF: 30 H: 6 R: 3 ER: 3 SO: 1 BB: 3 IBB: 0 HBP: 0 BLK: 0 WP: 0 HR: 0 S: 29 P: 41 ERA: 3.38 WHIP: 1.125																			

Batter	1	2	3	4	5	6	7	8	9	AB	R	H	RBI	BB	SO	LOB	TOP										
Paul Molitor, R OBP: 0.314, SLG: 0.403										4	0	1	0	0	0	0											
Don Money, R OBP: 0.361, SLG: 0.420										4	0	1	0	0	0	1											
Ben Oglivie, L OBP: 0.352, SLG: 0.471										2	0	1	0	2	1	0											
Larry Hisle, R OBP: 0.360, SLG: 0.554										4	0	0	0	0	2	5											
Cecil Cooper, L OBP: 0.373, SLG: 0.493											4	0	1	0	0	2	3										
Sixto Lezcano, R OBP: 0.380, SLG: 0.487										3	0	0	0	0	0	1											
Sal Bando, R OBP: 0.356, SLG: 0.439										1	0	0	0	0	0	0											
Gorman Thomas, R OBP: 0.356, SLG: 0.547										2	0	0	0	0	1	0											
Robin Yount, R OBP: 0.322, SLG: 0.388										3	0	0	0	0	1	0											
Charlie Moore, R OBP: 0.292, SLG: 0.351										3	0	0	0	0	2	0											
Inning Stats	R: 0 E: 0 K: 1 S: 6	H: 1 LOB: 2 BB: 1 P: 10	R: 0 E: 0 K: 0 S: 3	H: 0 LOB: 0 BB: 0 P: 3	R: 0 E: 0 K: 1 S: 6	H: 1 LOB: 2 BB: 1 P: 10	R: 0 E: 0 K: 1 S: 5	H: 1 LOB: 0 BB: 0 P: 5	R: 0 E: 0 K: 2 S: 7	H: 0 LOB: 0 BB: 0 P: 7	R: 0 E: 0 K: 1 S: 5	H: 0 LOB: 0 BB: 0 P: 5	R: 0 E: 0 K: 1 S: 5	H: 0 LOB: 0 BB: 0 P: 5	R: 0 E: 0 K: 0 S: 3	H: 0 LOB: 0 BB: 0 P: 3	R: 0 E: 0 K: 2 S: 8	H: 1 LOB: 1 BB: 0 P: 8	1B: 3 2B: 2 3B: 0 HR: 0	SF: 0 SAC: 0 DP: 1 HBP: 0	WP: 0 PB: 0 CS: 1	PA: 32					
PITCHER	IP	WLS	BF	H	R	ER	SO	BB	IBB	HBP	BLK	WP	HR	S	P	ERA	WHIP										
Dick Tidrow, R ERA: 3.83	(1, 1)	8.0	W	28	3	0	7	2	0	0	0	0	0	40	48	0.00	0.625										
Rich Gossage, R ERA: 1.96	(9, 1)	1.0	S	4	1	0	2	0	0	0	0	0	0	8	8	0.00	1.000										

Milwaukee Brewers @ New York Yankees
Yankee Stadium, Bronx, NY
Tue Aug 08 1978, 7:05 PM EDT
Att: 22,549 - Unknown - 82 F

AB 30
R 0
H 4
RBI 0
BB 2
SO 9
LOB 10



Batter	1	2	3	4	5	6	7	8	9	AB	R	H	RBI	BB	SO	LOB	BOTTOM										
Mickey Rivers, L OBP: 0.287, SLG: 0.375										4	0	1	0	0	1	1											
Willie Randolph, R OBP: 0.370, SLG: 0.364										4	1	3	2	0	0	0											
Thurman Munson, R OBP: 0.333, SLG: 0.393										4	0	1	0	0	0	4											
Lou Piniella, R OBP: 0.355, SLG: 0.432										3	0	1	1	1	0	2											
Chris Chambliss, L OBP: 0.328, SLG: 0.364										4	0	0	0	0	1	5											
Graig Nettles, L OBP: 0.338, SLG: 0.425										4	0	0	0	0	1	3											
Reggie Jackson, L OBP: 0.349, SLG: 0.472										3	0	0	0	0	1	0											
Roy White, S OBP: 0.332, SLG: 0.398										3	0	0	0	0	0	0											
Bucky Dent, R OBP: 0.287, SLG: 0.322										3	2	1	0	0	0	0											
Inning Stats	R: 0 E: 0 K: 0 S: 4	H: 1 LOB: 1 BB: 0 P: 4	R: 0 E: 0 K: 2 S: 7	H: 0 LOB: 0 BB: 0 P: 7	R: 0 E: 0 K: 1 S: 5	H: 0 LOB: 0 BB: 0 P: 5	R: 0 E: 0 K: 0 S: 4	H: 1 LOB: 1 BB: 0 P: 4	R: 0 E: 0 K: 1 S: 5	H: 0 LOB: 0 BB: 0 P: 5	R: 2 E: 1 K: 0 S: 6	H: 2 LOB: 1 BB: 0 P: 6	R: 0 E: 0 K: 0 S: 3	H: 0 LOB: 0 BB: 0 P: 3	R: 1 E: 0 K: 0 S: 6	H: 3 LOB: 3 BB: 1 P: 10	1B: 5 2B: 2 3B: 0 HR: 0	SF: 0 SAC: 0 DP: 0 HBP: 0	WP: 0 PB: 0 CS: 0	PA: 33							
PITCHER	IP	WLS	BF	H	R	ER	SO	BB	IBB	HBP	BLK	WP	HR	S	P	ERA	WHIP										
Mike Caldwell, L ERA: 2.34	(1, 1)	7.0	L	29	7	3	1	4	0	0	0	0	0	37	37	1.29	1.000										
Bill Castro, R ERA: 1.62	(8, 1)	0.1		2	0	0	0	1	0	0	0	0	0	1	5	0.00	3.000										
Bob McClure, L ERA: 3.72	(8, 1)	0.2		2	0	0	0	0	0	0	0	0	0	2	2	0.00	0.000										

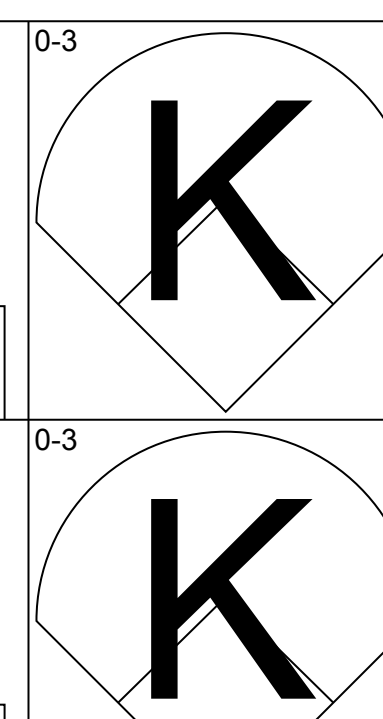
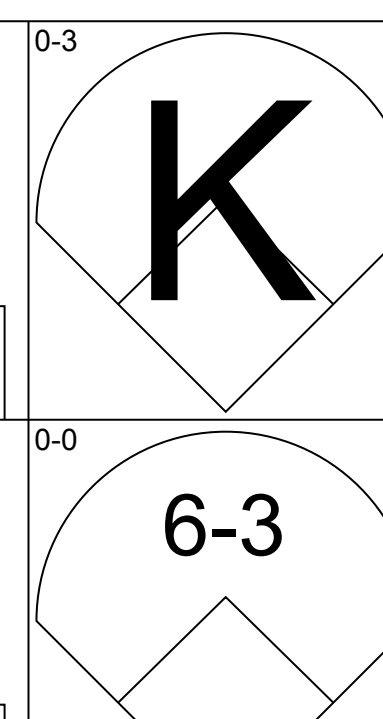
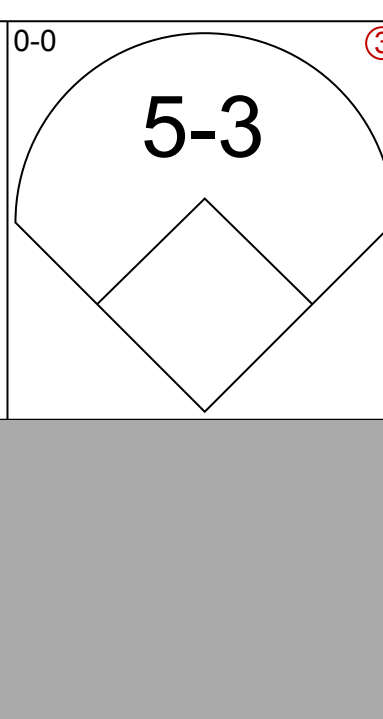
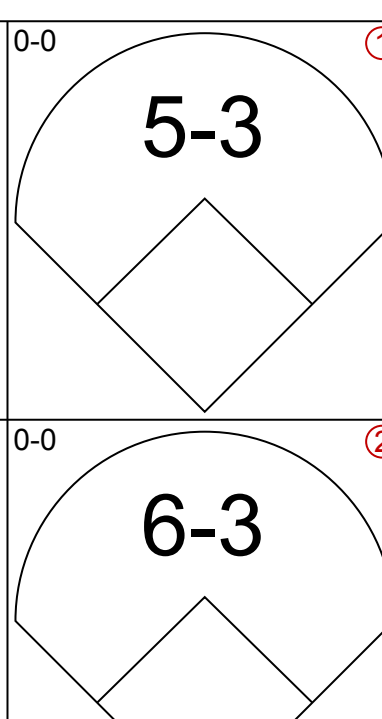
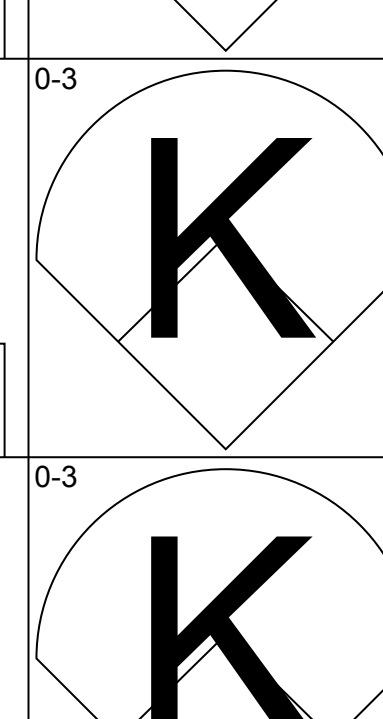
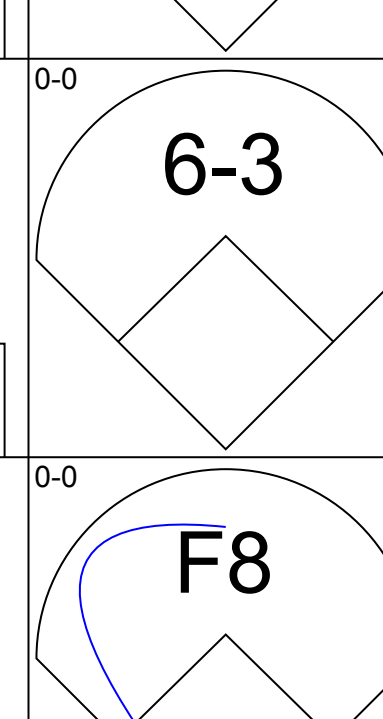
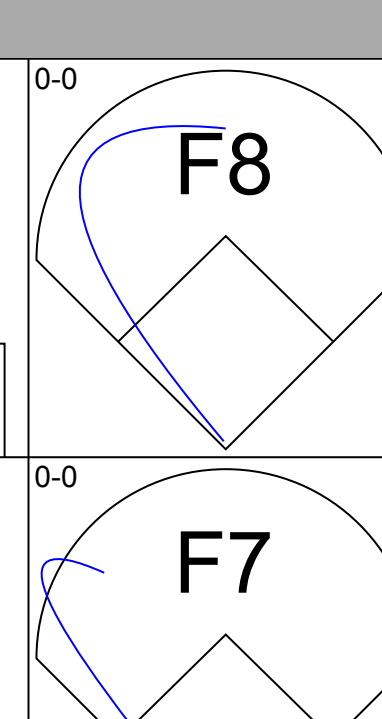
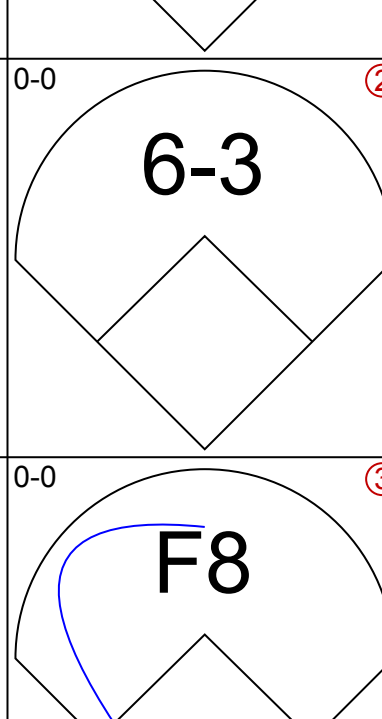
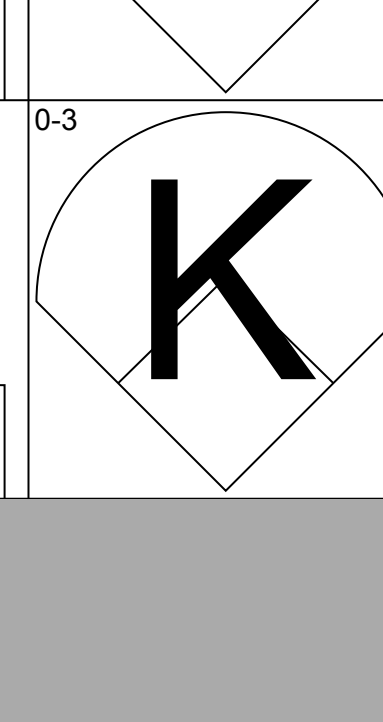
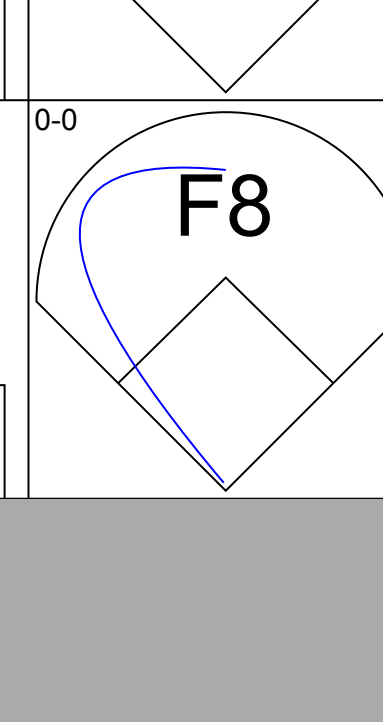
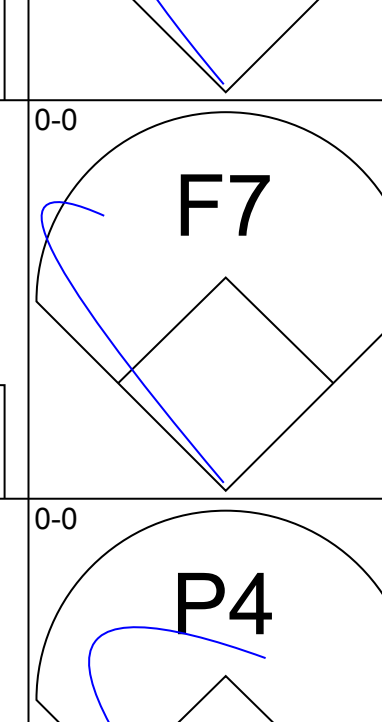
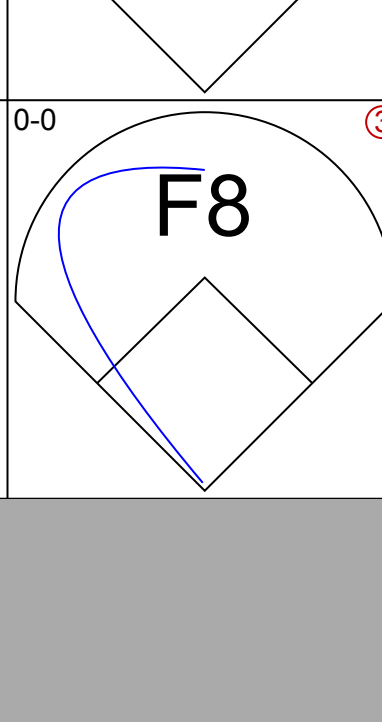
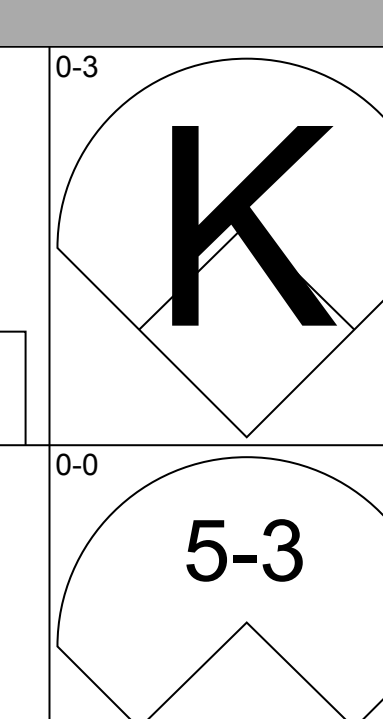
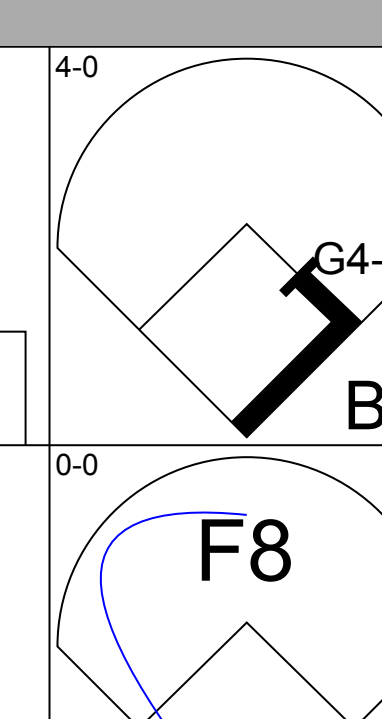
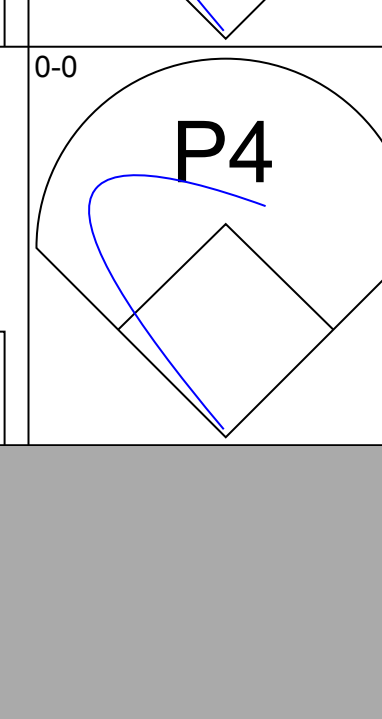
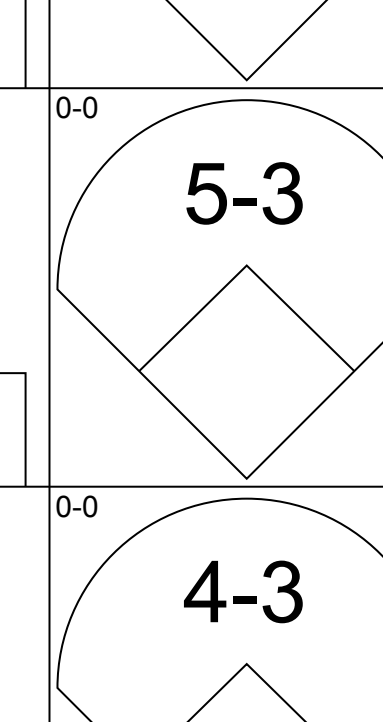
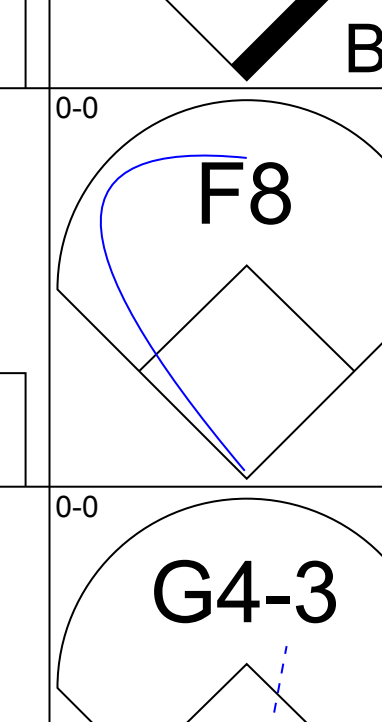
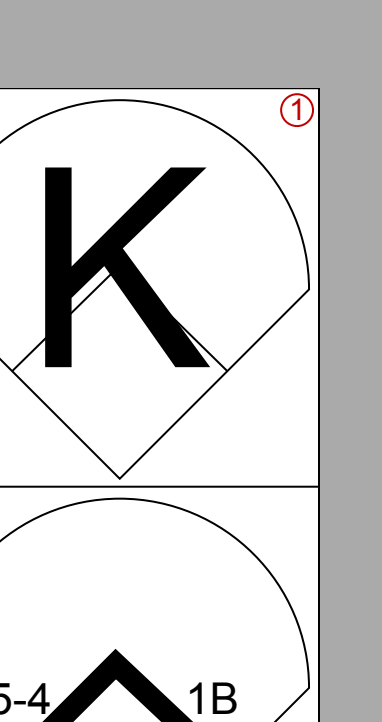
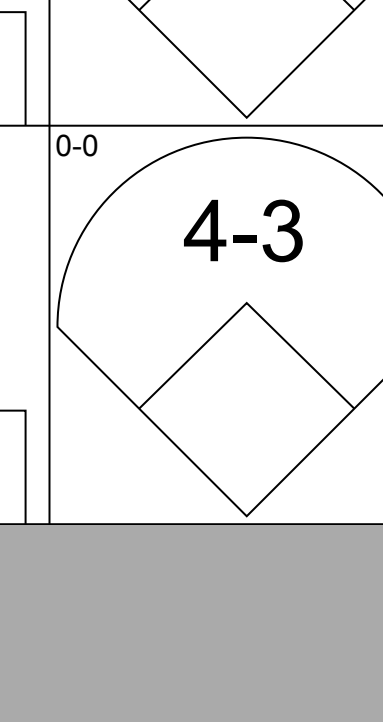
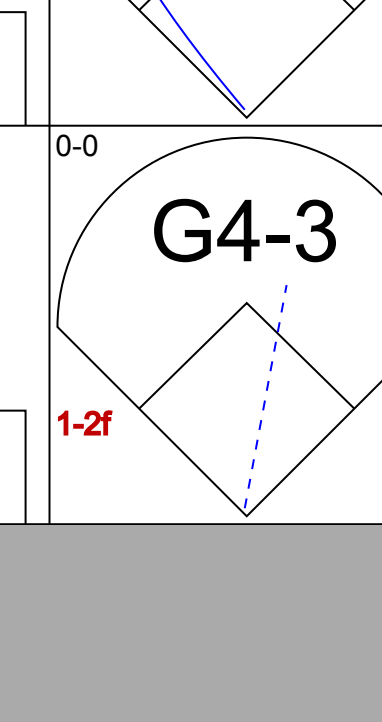
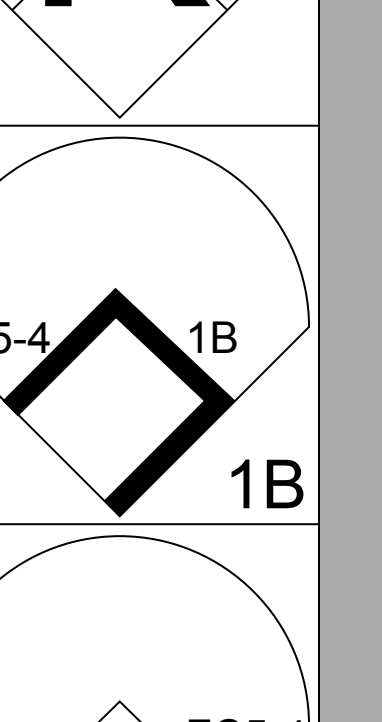
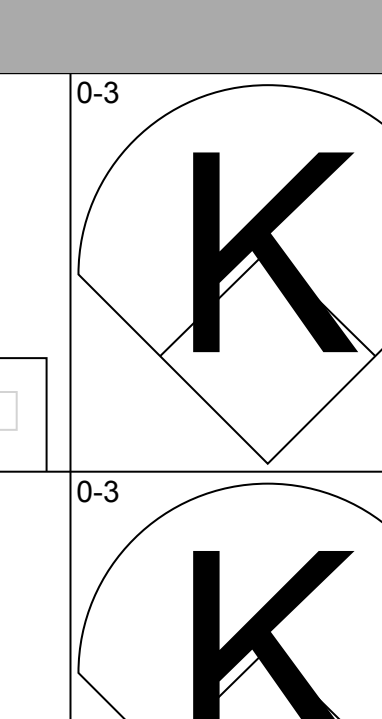
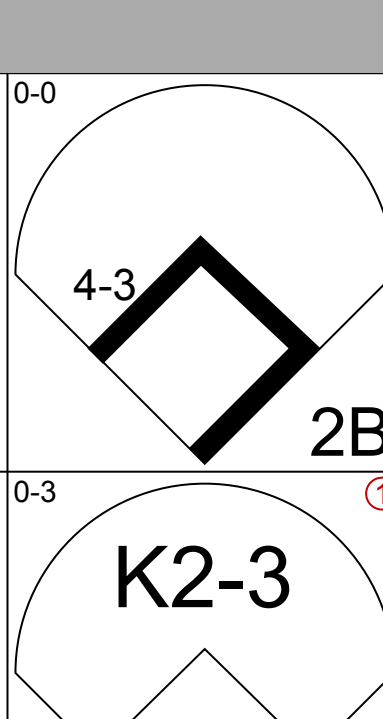
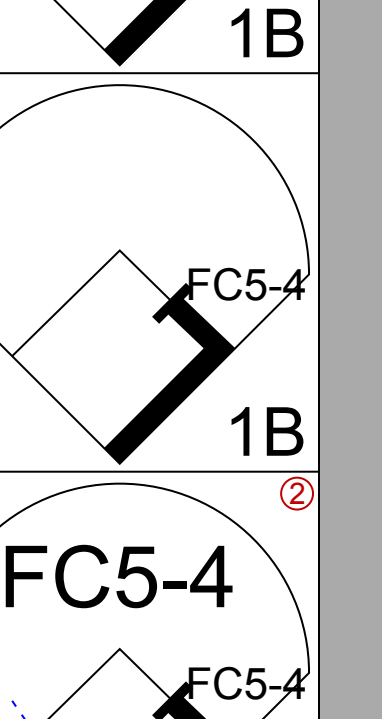
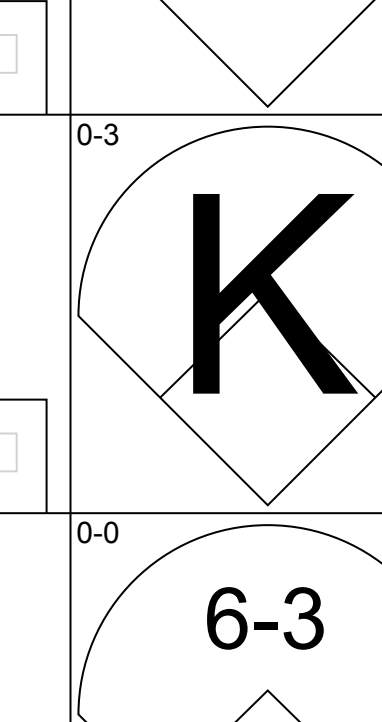
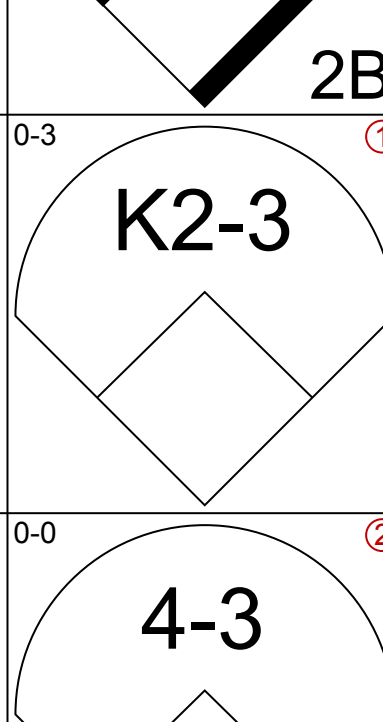
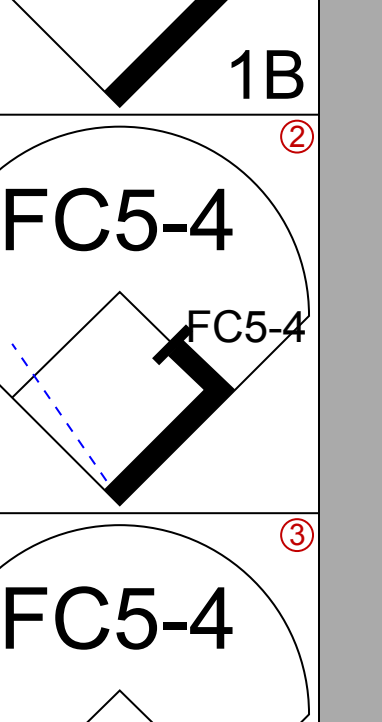
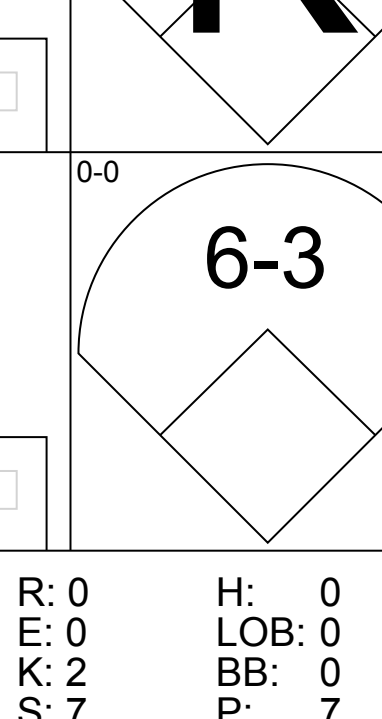
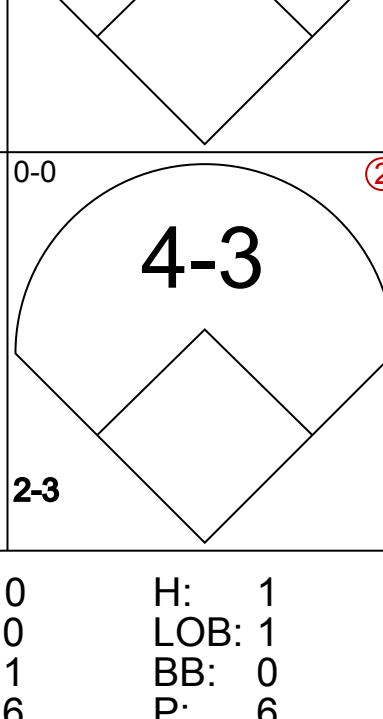
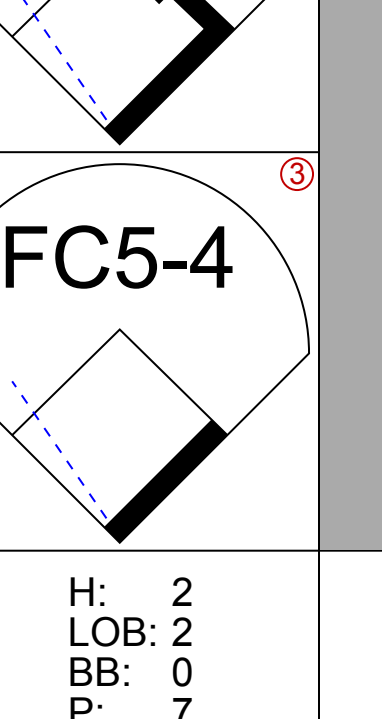
Milwaukee Brewers @ New York Yankees
Yankee Stadium, Bronx, NY
Tue Aug 08 1978, 7:05 PM EDT
Att: 22,549 - Unknown - 82 F

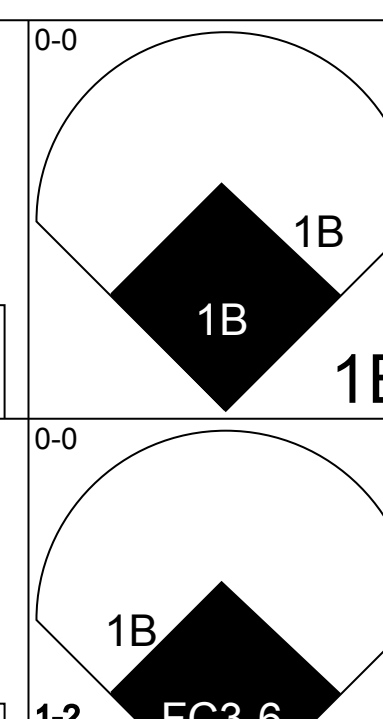
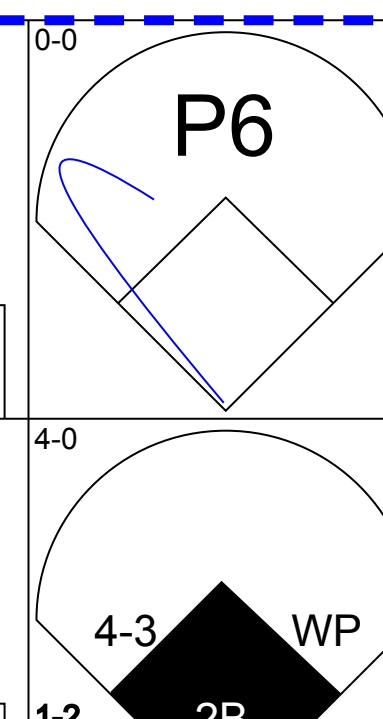
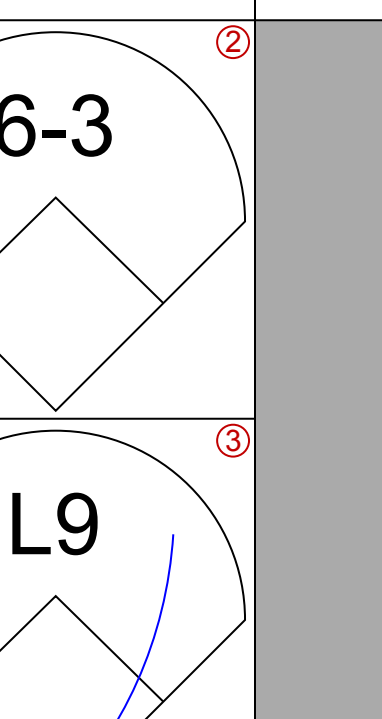
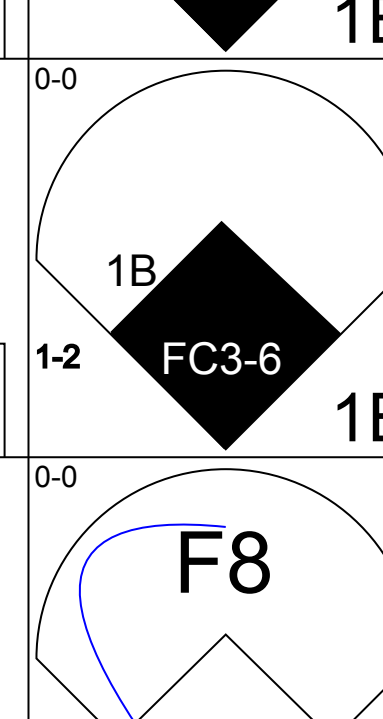

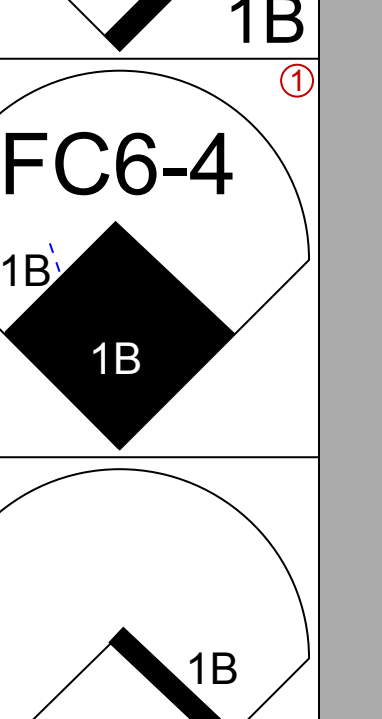
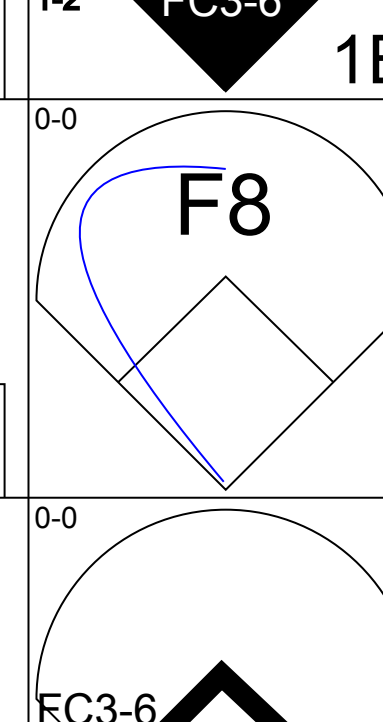
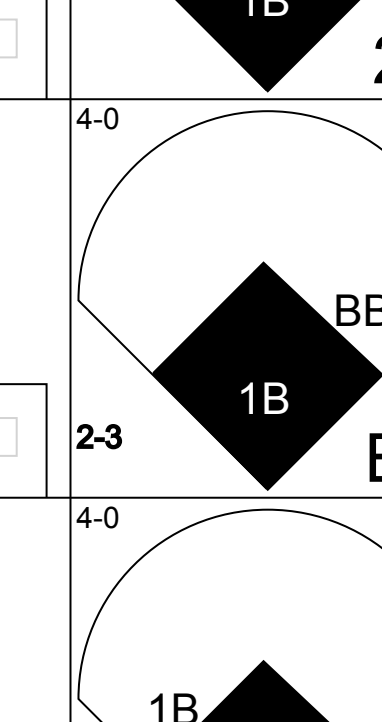
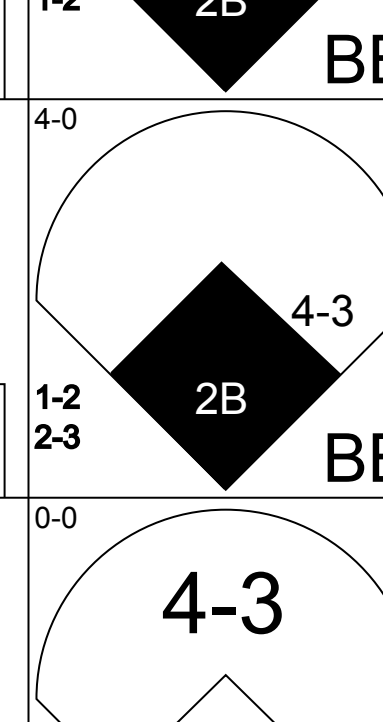
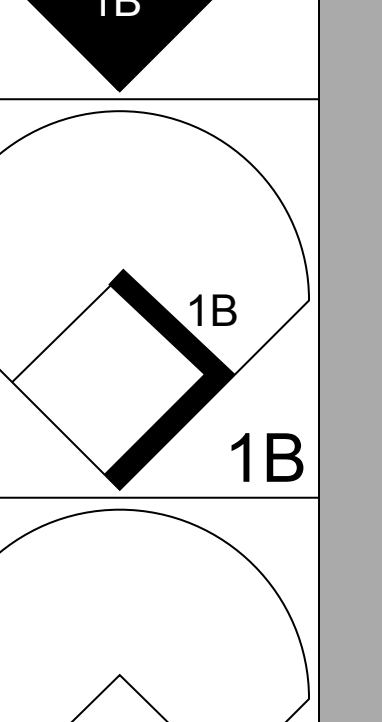
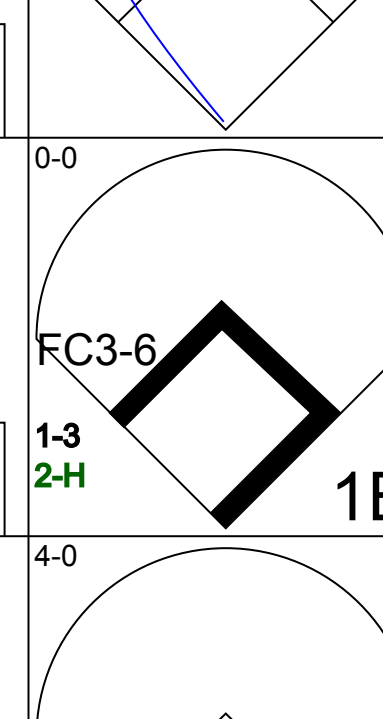
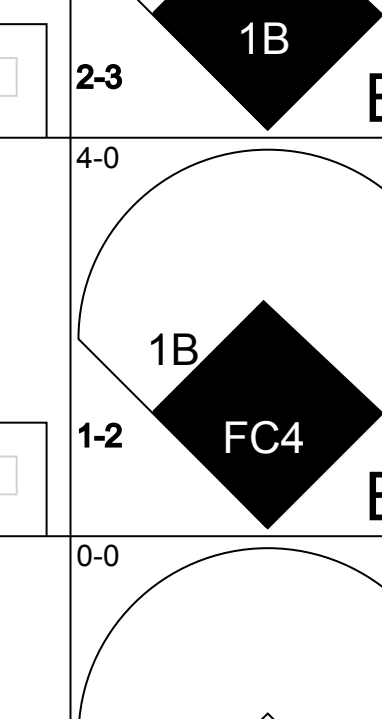
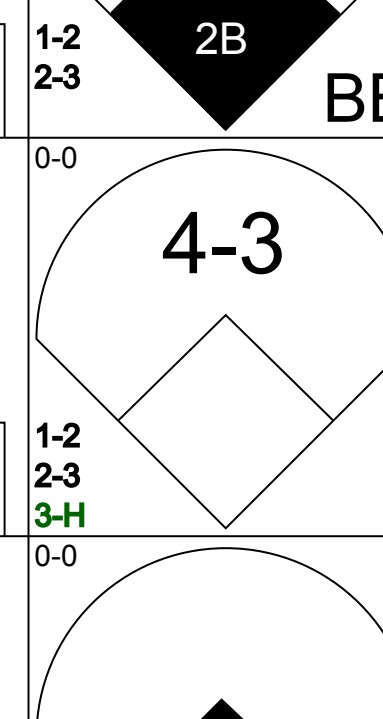
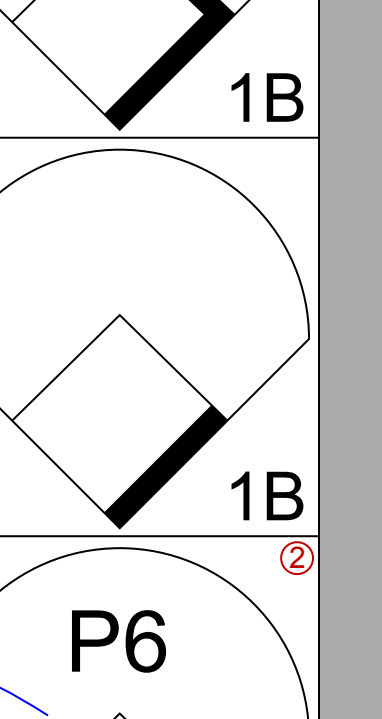
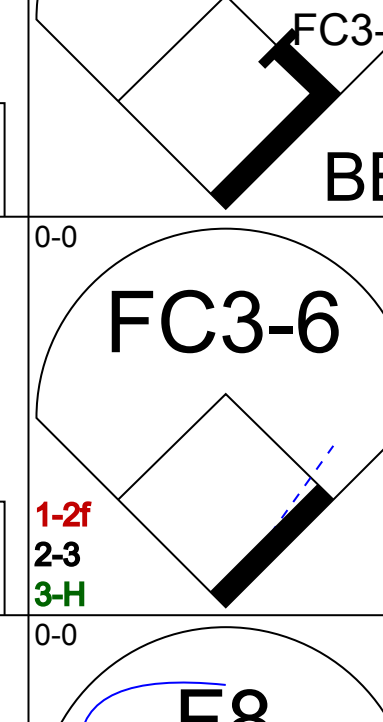
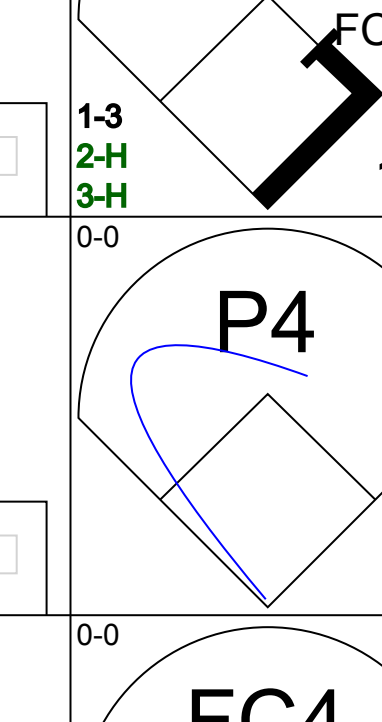
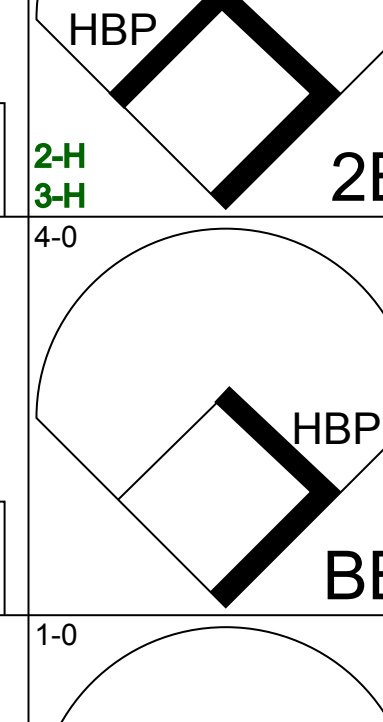
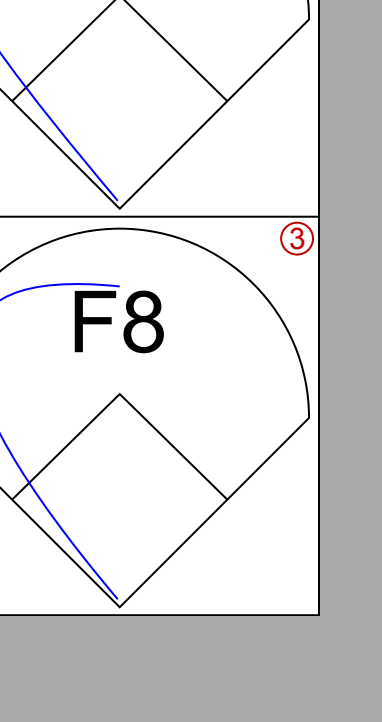
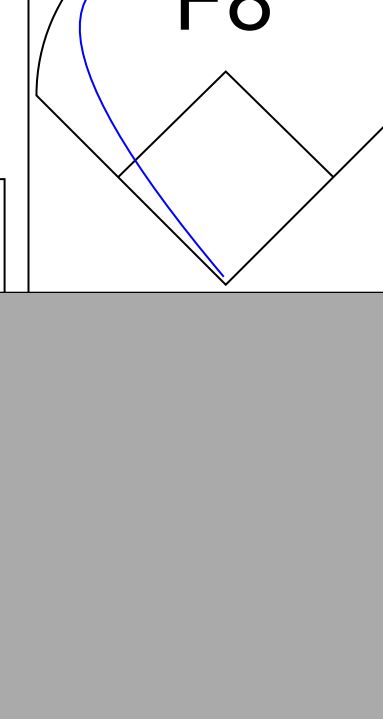
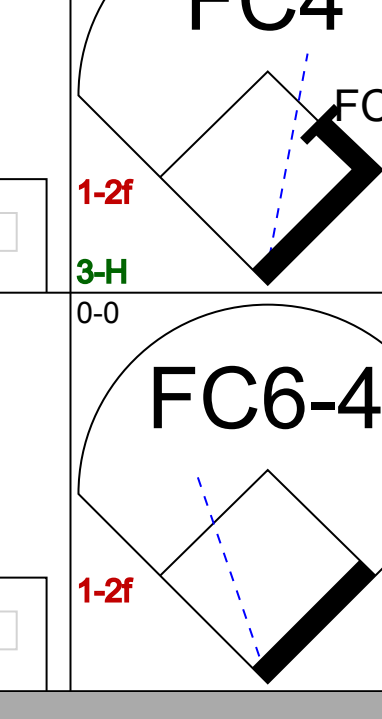
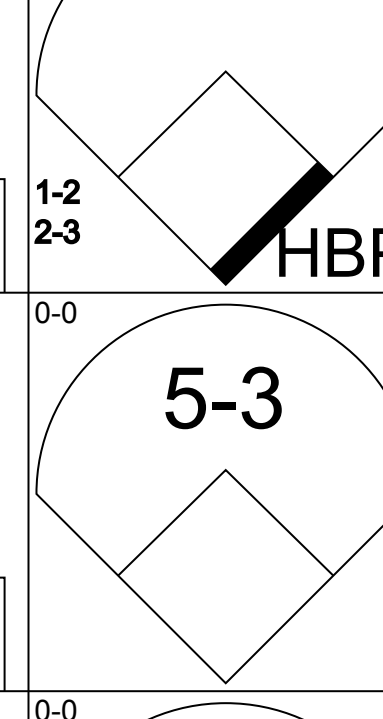


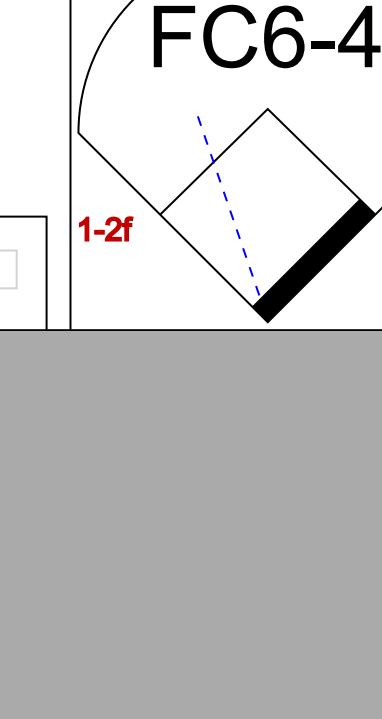
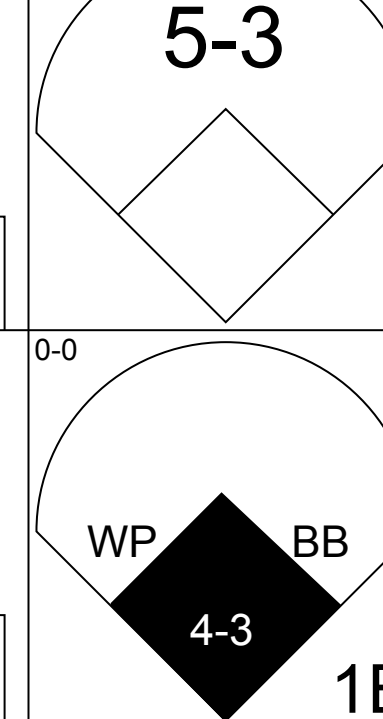

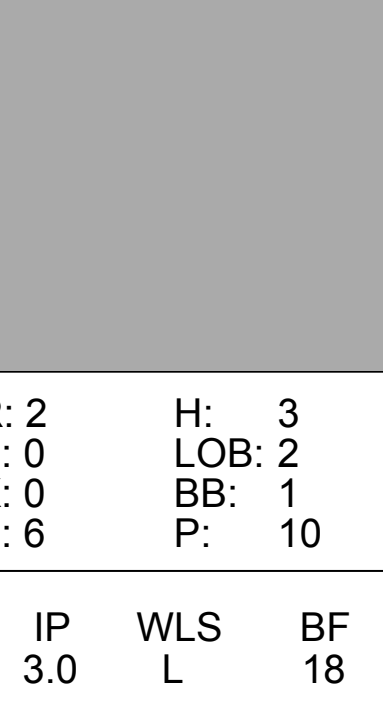
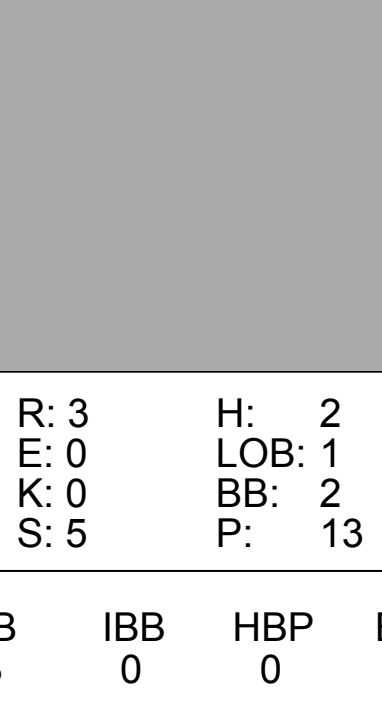
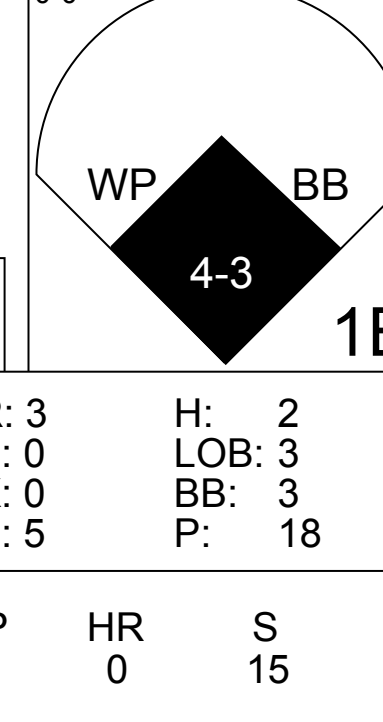
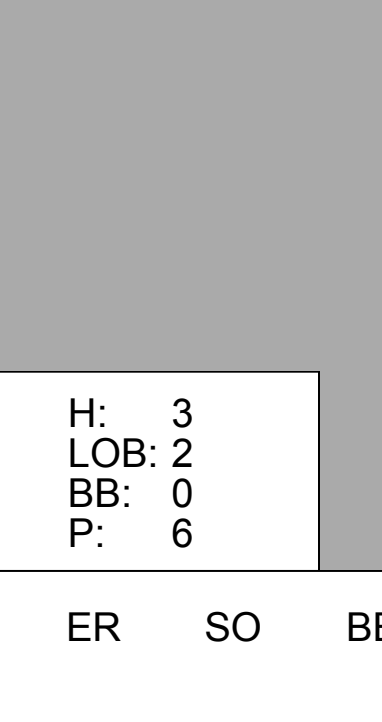
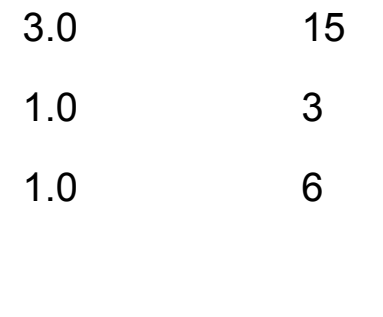



AB 32
R 3
H 7
RBI 3
BB 1
SO 4
LOB 15



Batter	1	2	3	4	5	6	7	8	9	AB	R	H	RBI	BB	SO	LOB	TOP					
Paul Moltzer, R OBP: 0.315, SLG: 0.403 (1, 4)										5	1	2	1	0	0	1	Milwaukee Brewers @ New York Yankees Yankee Stadium, Bronx, NY Wed Aug 09 1978, 7:05 PM EDT Att: 27,172 - Unknown - 82 F					
Don Money, R OBP: 0.359, SLG: 0.426 (1, 5)										5	1	1	1	0	0	4						
Dave May, L OBP: 0.324, SLG: 0.362 (1, 9)										3	1	1	0	2	0	1						
Larry Hisle, R OBP: 0.363, SLG: 0.562 (1, 7)										4	1	2	3	1	0	1						
Cecil Cooper, L OBP: 0.373, SLG: 0.504 (1, 10)										5	1	2	1	0	1	4						
Robin Yount, R OBP: 0.326, SLG: 0.398 (1, 6)										5	1	3	0	0	0	1						
Ben Oglivie, L OBP: 0.355, SLG: 0.474 (1, 3)										4	1	2	0	1	1	1						
Gorman Thomas, R OBP: 0.354, SLG: 0.541 (1, 8)										5	0	1	1	0	1	4						
Buck Martinez, R OBP: 0.236, SLG: 0.250 (1, 2)										4	0	0	0	0	0	2						
Inning Stats	R: 3 E: 0 K: 1 S: 8	H: 3 LOB: 2 BB: 2 P: 16	R: 0 E: 0 K: 0 S: 4	H: 1 LOB: 3 BB: 2 P: 12	R: 0 E: 0 K: 0 S: 4	H: 1 LOB: 1 BB: 0 P: 4	R: 1 E: 0 K: 0 S: 5	H: 2 LOB: 1 BB: 0 P: 5	R: 2 E: 0 K: 0 S: 6	H: 3 LOB: 1 BB: 0 P: 6	R: 0 E: 0 K: 0 S: 4	H: 1 LOB: 1 BB: 0 P: 4	R: 0 E: 0 K: 1 S: 5	H: 0 LOB: 0 BB: 0 P: 5	R: 0 E: 0 K: 0 S: 4	H: 1 LOB: 1 BB: 0 P: 4	R: 1 E: 0 K: 1 S: 7	H: 2 LOB: 1 BB: 0 P: 7	1B: 9 2B: 1 3B: 1 HR: 3	SF: 0 SAC: 1 DP: 1 HBP: 0	WP: 0 PB: 0 CS: 0	PA: 45
PITCHER	IP WLS BF H R ER SO BB IBB HBP BLK WP HR S P ERA WHIP																					
Ed Figueroa, R ERA: 3.29 (1, 1)	3.2 22 7 4 4 1 4 0 0 0 0 0 2 20 36 9.82 3.000																					
Ken Clay, R ERA: 5.03 (4, 1)	4.1 18 5 2 2 1 0 0 0 0 0 0 0 20 20 4.15 1.154																					
Larry McCall, R ERA: 5.0 (9, 1)	1.0 W 5 2 1 1 1 0 0 0 0 0 0 1 7 7 9.00 2.000																					

Batter	1	2	3	4	5	6	7	8	9	AB	R	H	RBI	BB	SO	LOB	BOTTOM					
Mickey Rivers, L OBP: 0.286, SLG: 0.381 (1, 8)										5	1	1	2	0	0	2	Milwaukee Brewers @ New York Yankees Yankee Stadium, Bronx, NY Wed Aug 09 1978, 7:05 PM EDT Att: 27,172 - Unknown - 82 F					
Willie Randolph, R OBP: 0.371, SLG: 0.364 (1, 4)										5	2	2	0	0	0	2						
Thurman Munson, R OBP: 0.338, SLG: 0.493 (1, 2)										4	3	3	1	1	0	1						
Chris Chambliss, L OBP: 0.329, SLG: 0.370 (1, 3)										5	1	2	2	0	0	1						
Graig Nettles, L OBP: 0.336, SLG: 0.421 (1, 5)										4	0	0	1	1	1	2						
Reggie Jackson, L OBP: 0.352, SLG: 0.470 (1, 10)										2	0	0	1	2	1	0						
Jay Johnstone, L OBP: 0.248, SLG: 0.248 (1, 9)										3	0	0	0	0	0	2						
Lou Piniella, R OBP: 0.353, SLG: 0.430 (6, PH) (9, 7)										2	0	0	0	0	1	4						
Gary Thomasson, L OBP: 0.294, SLG: 0.377 (1, 7) (9, 9)										2	0	0	0	1	0	0						
Roy White, S OBP: 0.331, SLG: 0.396 (9, PH)										1	0	0	0	0	0	0						
Bucky Dent, R OBP: 0.291, SLG: 0.326 (1, 6)										4	1	2	0	0	1	1						
Inning Stats	R: 2 E: 0 K: 0 S: 6	H: 3 LOB: 1 BB: 1 P: 10	R: 0 E: 0 K: 0 S: 3	H: 1 LOB: 0 BB: 0 P: 3	R: 1 E: 0 K: 0 S: 4	H: 1 LOB: 0 BB: 0 P: 4	R: 0 E: 0 K: 0 S: 3	H: 0 LOB: 0 BB: 0 P: 3	R: 0 E: 0 K: 1 S: 6	H: 1 LOB: 1 BB: 0 P: 6	R: 0 E: 0 K: 1 S: 5	H: 0 LOB: 2 BB: 1 P: 5	R: 0 E: 1 K: 0 S: 4	H: 0 LOB: 2 BB: 1 P: 8	R: 0 E: 0 K: 2 S: 8	H: 1 LOB: 2 BB: 1 P: 12	R: 5 E: 2 K: 0 S: 6	H: 3 LOB: 3 BB: 2 P: 15	1B: 6 2B: 2 3B: 0 HR: 2	SF: 0 SAC: 0 DP: 1 HBP: 1	WP: 0 PB: 0 CS: 0	PA: 43
PITCHER	IP WLS BF H R ER SO BB IBB HBP BLK WP HR S P ERA WHIP																					
Lary Sorensen, R ERA: 3.22 (1, 1)	7.0 L 30 7 3 3 2 2 1 1 0 0 0 1 32 40 3.86 1.286																					
Bob McClure, L ERA: 4.18 (8, 1)	1.1 12 3 5 3 2 2 1 1 0 0 0 1 12 25 20.25 3.750																					
Bill Castro, R ERA: 1.62 (9, 1)	0.0 1 0 0 0 0 0 0 0 0 0 0 0 1 1 ∞ ∞																					

Batter	1	2	3	4	5	6	7	8	9	AB	R	H	RBI	BB	SO	LOB	TOP			
Paul Moltzer, R OBP: 0.312, SLG: 0.398										4	0	0	0	0	2	1	Milwaukee Brewers @ New York Yankees Yankee Stadium, Bronx, NY Thu Aug 10 1978, 7:05 PM EDT Att: 35,127 - Unknown - 80 F			
Don Money, R OBP: 0.355, SLG: 0.421										4	0	0	0	0	1	0				
Sal Bando, R OBP: 0.355, SLG: 0.434										4	0	0	0	0	1	0				
Larry Hisle, R OBP: 0.363, SLG: 0.559										2	0	0	0	1	1	0				
Sixto Lezcano, R OBP: 0.377, SLG: 0.482										3	0	0	0	0	1	1				
Dick Davis, R OBP: 0.292, SLG: 0.414										3	0	1	0	0	0	1				
Robin Yount, R OBP: 0.329, SLG: 0.404										3	0	2	0	0	1	0				
Gorman Thomas, R OBP: 0.351, SLG: 0.536										3	0	0	0	0	2	3				
Charlie Moore, R OBP: 0.287, SLG: 0.345										3	0	0	0	0	0	3				
Inning Stats	R: 0 E: 0 K: 3 S: 9	H: 0 LOB: 0 BB: 0 P: 9	R: 0 E: 0 K: 1 S: 5	H: 0 LOB: 0 BB: 0 P: 5	R: 0 E: 0 K: 2 S: 7	H: 0 LOB: 0 BB: 0 P: 7	R: 0 E: 0 K: 1 S: 5	H: 0 LOB: 0 BB: 0 P: 5	R: 0 E: 0 K: 0 S: 2	H: 1 LOB: 1 BB: 0 P: 6	R: 0 E: 0 K: 0 S: 3	H: 0 LOB: 0 BB: 0 P: 3	R: 0 E: 0 K: 1 S: 7	H: 2 LOB: 2 BB: 0 P: 7	R: 0 E: 0 K: 0 S: 3	H: 0 LOB: 0 BB: 0 P: 3	1B: 2 2B: 1 3B: 0 HR: 0	SF: 0 SAC: 0 DP: 1 HBP: 0	WP: 0 PB: 0 CS: 0	PA: 30
PITCHER Ron Guidry, L ERA: 1.88	IP: 9.0 WLS: W BF: 30 H: 3 R: 0 ER: 0 SO: 9 BB: 1 IBB: 0 HBP: 0 BLK: 0 WP: 0 HR: 0 S: 47 P: 51 ERA: 0.00 WHIP: 0.444															PITCHER				

Batter	1	2	3	4	5	6	7	8	9	AB	R	H	RBI	BB	SO	LOB	BOTTOM			
Mickey Rivers, L OBP: 0.286, SLG: 0.379										4	1	1	0	0	0	1	Milwaukee Brewers @ New York Yankees Yankee Stadium, Bronx, NY Thu Aug 10 1978, 7:05 PM EDT Att: 35,127 - Unknown - 80 F			
Gary Thomasson, L OBP: 0.297, SLG: 0.379										1	0	1	0	0	0	0				
Willie Randolph, R OBP: 0.375, SLG: 0.370										3	3	2	0	1	0	0				
Brian Doyle, L OBP: 0.205, SLG: 0.205										1	1	0	0	0	0	1				
Thurman Munson, R OBP: 0.341, SLG: 0.402										3	2	1	0	2	1	2				
Lou Piniella, R OBP: 0.358, SLG: 0.432										3	1	2	2	1	0	2				
Jay Johnstone, L OBP: 0.254, SLG: 0.255										1	0	1	1	0	0	0				
Chris Chambliss, L OBP: 0.334, SLG: 0.375										4	0	3	4	1	0	2				
Graig Nettles, L OBP: 0.335, SLG: 0.417										4	0	0	1	1	0	7				
Roy White, S OBP: 0.330, SLG: 0.391										3	0	0	1	0	0	3				
Mike Heath, R OBP: 0.295, SLG: 0.329										4	0	1	0	0	0	4				
Bucky Dent, R OBP: 0.290, SLG: 0.324										4	1	1	0	0	1	1				
Inning Stats	R: 2 E: 0 K: 0 S: 6	H: 3 LOB: 2 BB: 1 P: 10	R: 0 E: 0 K: 0 S: 3	H: 1 LOB: 0 BB: 0 P: 3	R: 3 E: 0 K: 0 S: 5	H: 2 LOB: 1 BB: 2 P: 13	R: 3 E: 0 K: 0 S: 5	H: 2 LOB: 3 BB: 3 P: 18	R: 0 E: 0 K: 1 S: 5	H: 0 LOB: 0 BB: 0 P: 5	R: 0 E: 0 K: 1 S: 6	H: 2 LOB: 1 BB: 0 P: 6	R: 0 E: 0 K: 0 S: 3	H: 0 LOB: 0 BB: 0 P: 3	R: 1 E: 0 K: 0 S: 6	H: 3 LOB: 2 BB: 0 P: 6	1B: 11 2B: 2 3B: 0 HR: 0	SF: 0 SAC: 0 DP: 1 HBP: 1	WP: 1 PB: 0 CS: 0	PA: 42
PITCHER Jerry Augustine, L ERA: 4.76	IP: 3.0 WLS: L BF: 18 H: 7 R: 6 ER: 6 SO: 0 BB: 3 IBB: 0 HBP: 0 BLK: 0 WP: 0 HR: 0 S: 15 P: 27 ERA: 18.00 WHIP: 3.333															PITCHER				
Randy Stein, R ERA: 4.73	IP: 4.1 WLS: L BF: 15 H: 3 R: 2 ER: 2 SO: 2 BB: 3 IBB: 0 HBP: 1 BLK: 0 WP: 1 HR: 0 S: 15 P: 28 ERA: 6.00 WHIP: 2.000																			
Andy Reppogle, R ERA: 4.71	IP: 7.1 WLS: L BF: 3 H: 0 R: 0 ER: 0 SO: 0 BB: 0 IBB: 0 HBP: 0 BLK: 0 WP: 0 HR: 0 S: 3 P: 3 ERA: 0.00 WHIP: 0.000																			
Bill Castro, R ERA: 1.83	IP: 8.1 WLS: L BF: 6 H: 3 R: 1 ER: 1 SO: 0 BB: 0 IBB: 0 HBP: 0 BLK: 0 WP: 0 HR: 0 S: 6 P: 6 ERA: 9.00 WHIP: 3.000																			

Batter	1	2	3	4	5	6	7	8	9	AB	R	H	RBI	BB	SO	LOB	TOP		
Mickey Rivers, L OBP: 0.286, SLG: 0.379 (1, 8)	F5		FC1-5 BB		S 1B					3	0	1	0	0	0	2	New York Yankees @ Baltimore Orioles Memorial Stadium, Baltimore, MD Fri Aug 11 1978, 7:05 PM EDT Att: 29,539 - Unknown livebaseballscorecards.com		
Willie Randolph, R OBP: 0.374, SLG: 0.368 (1, 4)	K		1-2 2-3 BB		6-3					2	0	0	0	1	1				
Thurman Munson, R OBP: 0.338, SLG: 0.490 (1, 2)	F8		1-2 BB		F7					3	0	0	0	0	3				
Chris Chambliss, L OBP: 0.334, SLG: 0.375 (1, 3)		4-3			F7					3	1	1	0	0	0	1			
Graig Nettles, L OBP: 0.335, SLG: 0.419 (1, 5)					L8					3	0	1	0	0	0	1			
Reggie Jackson, L OBP: 0.352, SLG: 0.468 (1, 10)					L9					3	1	1	0	0	0	1			
Jay Johnstone, L OBP: 0.256, SLG: 0.250 (1, 9)					6-3					2	0	0	0	1	1				
Gary Thomasson, L OBP: 0.298, SLG: 0.378 (1, 7)					4-3					1	0	0	1	1	0	1			
Bucky Dent, R OBP: 0.292, SLG: 0.326 (1, 6)					FC1-5 BB					2	0	1	0	0	0	1			
					FC4-6 BB					2	0	0	0	1	1				
					1-2 2-3 3-H BB					1	0	0	1	1	0	1			
					1-2 1B					2	0	1	0	0	0	1			
					4-3					2	0	1	0	0	0	1			
Inning Stats	R: 0 E: 0 K: 1 S: 5	H: 0 LOB: 0 BB: 0 P: 5	R: 0 E: 0 K: 0 S: 4	H: 1 LOB: 1 BB: 0 P: 4	R: 0 E: 0 K: 0 S: 3	H: 1 LOB: 2 BB: 2 P: 11	R: 2 E: 1 K: 0 S: 5	H: 2 LOB: 1 BB: 1 P: 9	R: 0 E: 0 K: 1 S: 4	H: 1 LOB: 0 BB: 0 P: 5							1B: 4 2B: 1 3B: 0 HR: 0	SF: 0 SAC: 0 DP: 0 HBP: 0	WP: 0 PA: 25 PB: 0 SB: 1 CS: 0
PITCHER Dennis Martinez, R ERA: 4.53 (1, 1)	IP: 6.0 WLS: L BF: 25 H: 5 R: 2 ER: 1 SO: 2 BB: 3 IBB: 0 HBP: 0 BLK: 0 WP: 0 HR: 0 S: 26 P: 38 ERA: 1.50 WHIP: 1.333															PITCHER IP: WLS: BF: H: R: ER: SO: BB: IBB: HBP: BLK: WP: HR: S: P: ERA: WHIP			

Batter	1	2	3	4	5	6	7	8	9	AB	R	H	RBI	BB	SO	LOB	BOTTOM		
Larry Harlow, L OBP: 0.319, SLG: 0.321 (1, 8)	5-3		F2		F8					3	0	0	0	0	0	1	New York Yankees @ Baltimore Orioles Memorial Stadium, Baltimore, MD Fri Aug 11 1978, 7:05 PM EDT Att: 29,539 - Unknown livebaseballscorecards.com		
Rich Dauer, R OBP: 0.305, SLG: 0.372 (1, 4)	F8				F8					3	0	0	0	0	0	1			
Ken Singleton, S OBP: 0.412, SLG: 0.488 (1, 9)					WP 1B					2	1	2	1	0	0	0			
Eddie Murray, S OBP: 0.350, SLG: 0.502 (1, 3)	F3				WP 1B					2	0	1	0	0	0	0			
Lee May, R OBP: 0.279, SLG: 0.405 (1, 10)					F8					2	0	0	0	0	0	2			
Doug DeCinces, R OBP: 0.322, SLG: 0.510 (1, 5)					F8					1	0	0	0	1	0	0			
Pat Kelly, L OBP: 0.361, SLG: 0.361 (1, 7)					1-2 2-3 BB					2	0	0	0	0	1	3			
Kiko Garcia, R OBP: 0.321, SLG: 0.396 (1, 6)					F3					2	0	1	0	0	0	0			
Rick Dempsey, R OBP: 0.314, SLG: 0.347 (1, 2)					4-3					2	0	0	0	0	0	1			
					F2					2	0	0	0	0	0	1			
Inning Stats	R: 1 E: 0 K: 0 S: 4	H: 1 LOB: 0 BB: 0 P: 4	R: 0 E: 0 K: 1 S: 5	H: 0 LOB: 0 BB: 0 P: 5	R: 0 E: 0 K: 0 S: 3	H: 0 LOB: 0 BB: 0 P: 3	R: 0 E: 0 K: 0 S: 5	H: 2 LOB: 3 BB: 1 P: 9	R: 0 E: 0 K: 0 S: 4	H: 1 LOB: 1 BB: 0 P: 4							1B: 3 2B: 0 3B: 0 HR: 1	SF: 0 SAC: 0 DP: 0 HBP: 0	WP: 1 PA: 20 PB: 0 SB: 0 CS: 0
PITCHER Caffish Hunter, R ERA: 4.25 (1, 1)	IP: 5.0 WLS: W BF: 20 H: 4 R: 1 ER: 1 SO: 1 BB: 1 IBB: 0 HBP: 0 BLK: 0 WP: 1 HR: 1 S: 21 P: 25 ERA: 1.80 WHIP: 1.000															PITCHER IP: WLS: BF: H: R: ER: SO: BB: IBB: HBP: BLK: WP: HR: S: P: ERA: WHIP			

Batter	1	2	3	4	5	6	7	8	9	AB	R	H	RBI	BB	SO	LOB	TOP					
Mickey Rivers, L (1, 8) OBP: 0.285, SLG: 0.377	0-0 4-3			0-0 F8	0-0 5-3		0-0 CS 1B		0-0 F2	5	0	1	0	0	0	3	New York Yankees @ Baltimore Orioles Memorial Stadium, Baltimore, MD Sat Aug 12 1978, 7:05 PM EDT Att: 32,153 - Unknown					
Willie Randolph, R (1, 4) OBP: 0.375, SLG: 0.364	0-0 6-3			4-0 1B S BLK BB		4-0 4-3 BB 1B BB		0-0 6-3	3	2	0	0	2	0	4							
Thurman Munson, R (1, 2) OBP: 0.342, SLG: 0.491	0-0 5-3			0-0 BLK 1-3 2B 1B		4-0 4-3 1-2 1B BB		0-0 1B	3	2	2	0	1	0	0							
Lou Piniella, R (1, 9) OBP: 0.361, SLG: 0.441		0-0 FC6-5 2B		0-0 1-1 3-H 2B		0-0 4-3 1-2 2-3		0-0 F7	3	0	2	1	0	0	2							
Jay Johnstone, L (6, 9) OBP: 0.254, SLG: 0.248		0-0 FC6-5 G5-4-3 2-3		0-0 K		0-0 1B		0-0 K	1	0	0	0	0	0	1							
Chris Chambliss, L (1, 3) OBP: 0.333, SLG: 0.374		0-0 FC6-5 G5-4-3 2-3		0-0 K		0-0 1B		0-0 K	4	0	1	2	0	2	3							
Cliff Johnson, R (1, 10) OBP: 0.299, SLG: 0.331		0-0 G5-4-3		0-0 K		0-0 1B		0-0 K	2	0	0	0	0	1	2							
Reggie Jackson, L (6, PH) OBP: 0.353, SLG: 0.469		0-0 G5-4-3 1-2		0-0 K		0-0 FC6-4 1-2 1B		0-0 K	2	0	1	0	0	1	1							
Graig Nettles, L (1, 5) OBP: 0.332, SLG: 0.415			0-0 L4		0-0 4-3		0-0 L4		0-0 F9	4	0	0	0	0	2							
Roy White, S (1, 7) OBP: 0.329, SLG: 0.389			0-0 5-3		0-0 5-3		0-0 FC6-4 1-2		0-0 1B	4	0	1	0	0	2							
Bucky Dent, R (1, 6) OBP: 0.299, SLG: 0.338			0-0 6-3		0-0 2B		0-0 6-3 1B		0-0 1B	4	0	3	0	0	0							
Brian Doyle, L (9, PR) OBP: 0.205, SLG: 0.205			0-0 6-3		0-0 2B		0-0 6-3 1B		0-0 1-2 1B	0	0	0	0	0	0							
Inning Stats	R: 0 E: 0 K: 0 S: 3	H: 0 LOB: 0 BB: 0 P: 3	R: 0 E: 0 K: 0 S: 3	H: 1 LOB: 0 BB: 0 P: 3	R: 0 E: 0 K: 0 S: 3	H: 0 LOB: 0 BB: 0 P: 3	R: 2 E: 0 K: 2 S: 9	H: 2 LOB: 1 BB: 1 P: 13	R: 0 E: 0 K: 0 S: 4	H: 1 LOB: 1 BB: 0 P: 4	R: 2 E: 0 K: 0 S: 5	H: 2 LOB: 2 BB: 2 P: 13	R: 0 E: 0 K: 0 S: 3	H: 2 LOB: 0 BB: 0 P: 3	R: 0 E: 0 K: 2 S: 8	H: 1 LOB: 1 BB: 0 P: 8	R: 0 E: 0 K: 0 S: 5	H: 2 LOB: 2 BB: 0 P: 5	1B: 8 2B: 3 3B: 0 HR: 0	SF: 0 SAC: 0 DP: 1 HBP: 0	WP: 0 PB: 0 SB: 1 CS: 1	PA: 38
PITCHER	IP WLS BF H R ER SO BB IBB HBP BLK WP HR S P ERA WHIP																					
Mike Flanagan, L (1, 1) ERA: 3.83	5.1 W 23 5 4 4 2 3 0 0 0 0 0 0 0 0 6.75 1.500																					
Joe Kerrigan, R (6, 1) ERA: 5.34	0.0 1 1 0 0 0 0 0 0 0 0 0 0 0 1 1 ∞ ∞																					
Tippy Martinez, L (6, 1) ERA: 4.95	3.1 13 5 0 0 2 0 0 0 0 0 0 0 0 17 0.00 1.500																					
Don Stanhouse, R (9, 1) ERA: 3.1	0.1 S 1 0 0 0 0 0 0 0 0 0 0 0 0 1 0.00 0.000																					

Batter	1	2	3	4	5	6	7	8	9	AB	R	H	RBI	BB	SO	LOB	BOTTOM			
Pat Kelly, L (1, 7) OBP: 0.365, SLG: 0.381	4-0 6-3			0-3 K		0-0 F8		0-0 FC1-5		2	1	1	3	1	1	2	New York Yankees @ Baltimore Orioles Memorial Stadium, Baltimore, MD Sat Aug 12 1978, 7:05 PM EDT Att: 32,153 - Unknown			
Mike Anderson, R (6, PH) OBP: 0.182, SLG: 0.053	6-3 BB	1-1 3-H HR						1-2 2-3F		2	0	0	0	0	3					
Rick Dempsey, R (1, 2) OBP: 0.315, SLG: 0.351	0-0 6-3	0-3 K			0-0 SH1-3 1B		0-0 1B 2B		0-0 F7	5	2	2	0	0	1	3				
Ken Singleton, S (1, 9) OBP: 0.409, SLG: 0.484	0-3 K		0-0 F9		0-0 SH1-3 1-2		0-0 F9		0-0 F9	3	0	0	0	0	1	2				
Carlos Lopez, R (6, PH) OBP: 0.266, SLG: 0.310	0-3 K		0-0 F3		0-0 1B		0-0 1B		0-0 F9	1	0	0	0	0	2					
Eddie Murray, S (1, 3) OBP: 0.352, SLG: 0.502	0-3 K		0-0 F3		0-0 1B		0-0 1B		0-0 F9	4	0	2	2	0	1					
Doug DeCinces, R (1, 5) OBP: 0.318, SLG: 0.504		0-0 1-3	0-0 F7		0-0 F6		0-0 F8		0-0 F8	4	0	0	0	0	2					
Lee May, R (1, 10) OBP: 0.281, SLG: 0.412		0-0 HR		0-3 K	0-0 L5		4-0 IBB		0-0 IBB	3	1	1	1	1	1					
Larry Harlow, L (1, 8) OBP: 0.319, SLG: 0.320		0-0 HR		0-0 F7		0-0 G3		0-0 F4		4	1	1	0	0	2					
Rich Dauer, R (1, 4) OBP: 0.307, SLG: 0.371		0-0 6-4-3		4-0 1B BB		0-0 6-3		0-0 FC1-5 SH 1B		3	0	1	0	1	1					
Mark Belanger, R (1, 6) OBP: 0.282, SLG: 0.243		1-0 HR HBP		0-0 1B		0-0 1B		0-0 SH FC1-5 1B		2	1	2	0	0	0					
Inning Stats	R: 0 E: 0 K: 2 S: 7	H: 0 LOB: 1 BB: 1 P: 11	R: 4 E: 0 K: 1 S: 8	H: 3 LOB: 0 BB: 0 P: 9	R: 0 E: 0 K: 0 S: 3	H: 0 LOB: 0 BB: 0 P: 3	R: 0 E: 0 K: 2 S: 8	H: 1 LOB: 2 BB: 1 P: 12	R: 1 E: 0 K: 0 S: 5	H: 2 LOB: 1 BB: 0 P: 5	R: 0 E: 0 K: 0 S: 4	H: 1 LOB: 1 BB: 0 P: 4	R: 1 E: 0 K: 0 S: 5	H: 2 LOB: 2 BB: 1 P: 9	R: 0 E: 1 K: 0 S: 5	H: 1 LOB: 2 BB: 0 P: 5	1B: 7 2B: 1 3B: 0 HR: 2	SF: 0 SAC: 2 DP: 0 HBP: 1	WP: 1 PB: 0 SB: 0 CS: 0	PA: 39
PITCHER	IP WLS BF H R ER SO BB IBB HBP BLK WP HR S P ERA WHIP																			
Jim Beattie, R (1, 1) ERA: 4.39	2.0 L 11 3 4 4 3 1 0 0 0 0 0 0 0 15 20 3.00 1.333																			
Paul Lindblad, L (3, 1) ERA: 4.2	3.0 13 3 1 1 2 1 0 0 0 0 0 0 0 16 20 3.00 1.333																			
Sparky Lyle, L (6, 1) ERA: 3.34	3.0 15 4 1 1 0 0 1 0 0 0 0 0 0 14 18 3.00 1.333																			

Batter	1	2	3	4	5	6	7	8	9	AB	R	H	RBI	BB	SO	LOB	TOP			
Mickey Rivers, L (1, 8) OBP: 0.288, SLG: 0.379	0-0 5-3 1B			0-0 G4-6-3 1B		0-0 F3				3	0	2	0	0	0	1	<p>New York Yankees @ Baltimore Orioles Memorial Stadium, Baltimore, MD Sun Aug 13 1978, 3:33 AM EDT Att: 31,591 - Unknown</p> <p>livebaseballscorecards.com</p>			
Willie Randolph, R (1, 4) OBP: 0.372, SLG: 0.361	0-0 5-3 1-2			0-0 G4-6-3 1-2		0-0 F9				3	0	0	0	0	0	3				
Thurman Munson, R (1, 10) OBP: 0.340, SLG: 0.490	0-0 5-3			0-0 F9						2	0	0	0	0	0	0				
Lou Piniella, R (1, 7) OBP: 0.359, SLG: 0.438		0-3 K			0-0 4-3					2	0	0	0	0	1	0				
Chris Chambliss, L (1, 3) OBP: 0.332, SLG: 0.372		0-0 F8			0-0 4-3					2	0	0	0	0	0	0				
Graig Nettles, L (1, 5) OBP: 0.333, SLG: 0.415		0-0 F9			0-0 1B					2	0	1	0	0	0	0				
Reggie Jackson, L (1, 9) OBP: 0.351, SLG: 0.466			0-3 K		0-0 F6					2	0	0	0	0	1	1				
Mike Heath, R (1, 2) OBP: 0.288, SLG: 0.320			0-3 K		0-0 2-3					2	0	0	0	0	1	0				
Bucky Dent, R (1, 6) OBP: 0.301, SLG: 0.336			0-0 F7			4-0 BB				1	0	0	0	1	0	0				
Inning Stats	R: 0 E: 0 K: 0 S: 3	H: 1 LOB: 0 BB: 0 P: 3	R: 0 E: 0 K: 1 S: 5	H: 0 LOB: 0 BB: 0 P: 5	R: 0 E: 0 K: 2 S: 7	H: 0 LOB: 0 BB: 0 P: 7	R: 0 E: 0 K: 0 S: 3	H: 1 LOB: 0 BB: 0 P: 3	R: 0 E: 0 K: 0 S: 4	H: 1 LOB: 1 BB: 0 P: 4	R: 0 E: 0 K: 0 S: 3	H: 0 LOB: 1 BB: 1 P: 7					1B: 3 2B: 0 3B: 0 HR: 0	SF: 0 SAC: 0 DP: 1 HBP: 0	WP: 0 PB: 0 CS: 0	PA: 20
PITCHER Scott McGregor, L (1, 1) ERA: 3.42	IP: 6.0 WLS: W BF: 20 H: 3 R: 0 ER: 0 SO: 3 BB: 1 IBB: 0 HBP: 0 BLK: 0 WP: 0 HR: 0 S: 25 P: 29 ERA: 0.00 WHIP: 0.667															PITCHER				

Batter	1	2	3	4	5	6	7	8	9	AB	R	H	RBI	BB	SO	LOB	BOTTOM			
Pat Kelly, L (1, 7) OBP: 0.360, SLG: 0.374	0-0 F7		0-0 F9		0-0 G4-6-3 1-2					3	0	0	0	0	0	2	<p>New York Yankees @ Baltimore Orioles Memorial Stadium, Baltimore, MD Sun Aug 13 1978, 3:33 AM EDT Att: 31,591 - Unknown</p> <p>livebaseballscorecards.com</p>			
Rick Dempsey, R (1, 2) OBP: 0.316, SLG: 0.354	0-3 K		0-0 F8			0-0 6-3 E 2B				3	1	1	0	0	1	0				
Ken Singleton, S (1, 9) OBP: 0.408, SLG: 0.481	4-0 BB			0-3 K		0-0 6-3 2-3 E 2B BB				2	0	0	0	1	1	1				
Eddie Murray, S (1, 3) OBP: 0.353, SLG: 0.504	0-0 4-3			0-0 2B		4-0 E 2B BB				2	1	1	0	1	0	1				
Terry Crowley, L (1, 10) OBP: 0.339, SLG: 0.291		0-0 F5		0-3 K		0-0 E3 2B SFB-3-5				3	1	0	1	0	1	2				
Doug DeCinces, R (1, 5) OBP: 0.321, SLG: 0.511		0-0 2B		0-0 F4		0-0 SFB-3-5 1-3 2-H 2B				3	0	2	1	0	0	1				
Billy Smith, S (1, 4) OBP: 0.317, SLG: 0.373		0-0 F7			0-0 1B 4-3 1B	4-0 2B BB				2	0	1	0	1	0	1				
Larry Harlow, L (1, 8) OBP: 0.316, SLG: 0.318		0-0 4-3			0-0 4-3 1-2	0-0 SF8-3-5 2-3 3-H				2	0	0	1	0	0	2				
Mark Belanger, R (1, 6) OBP: 0.283, SLG: 0.245			0-0 F2		0-0 G4-6-3 1B					2	0	1	0	0	0	0				
Inning Stats	R: 0 E: 0 K: 1 S: 5	H: 0 LOB: 1 BB: 1 P: 9	R: 0 E: 0 K: 0 S: 4	H: 1 LOB: 0 BB: 0 P: 4	R: 0 E: 0 K: 0 S: 3	H: 0 LOB: 0 BB: 0 P: 3	R: 0 E: 0 K: 2 S: 8	H: 1 LOB: 1 BB: 0 P: 8	R: 0 E: 0 K: 0 S: 4	H: 2 LOB: 1 BB: 0 P: 4	R: 3 E: 1 K: 0 S: 5	H: 2 LOB: 1 BB: 2 P: 13					1B: 2 2B: 5 3B: 0 HR: 0	SF: 1 SAC: 0 DP: 2 HBP: 0	WP: 0 PB: 0 CS: 0	PA: 26
PITCHER Ed Figueroa, R (1, 1) ERA: 3.23	IP: 6.0 WLS: L BF: 26 H: 6 R: 3 ER: 1 SO: 3 BB: 3 IBB: 0 HBP: 0 BLK: 0 WP: 0 HR: 0 S: 29 P: 41 ERA: 1.50 WHIP: 1.500															PITCHER				

Batter	1	2	3	4	5	6	7	8	9	AB	R	H	RBI	BB	SO	LOB	TOP					
Mickey Rivers, L (1,8) OBP: 0.289, SLG: 0.379	F9			E	2-3			2-H	1-3	5	1	2	1	0	0	4	New York Yankees @ Baltimore Orioles Memorial Stadium, Baltimore, MD Mon Aug 14 1978, 7:05 PM EDT Att: 30,397 - Unknown					
Willie Randolph, R (1,4) OBP: 0.373, SLG: 0.362 Brian Doyle, L (6,PH) OBP: 0.217, SLG: 0.217	5-3			K				FC6-4		2	0	1	0	0	1	1						
Thurman Munson, R (1,2) OBP: 0.338, SLG: 0.396	5-3			F3				FC6-4		4	0	0	0	0	1	3						
Chris Chambliss, L (1,3)		5-3		E7					2-3	4	0	0	0	0	0	0						
Lou Piniella, R (1,10) OBP: 0.360, SLG: 0.439	G4-6-3			L8						4	1	2	0	0	0	1						
Graig Nettles, L (1,5) OBP: 0.332, SLG: 0.421	G4-6-3				F7					4	1	1	2	0	0	1						
Reggie Jackson, L (1,9) OBP: 0.347, SLG: 0.461				F7						4	0	0	0	0	1	0						
Gary Thomasson, L (1,7) OBP: 0.305, SLG: 0.381				4-3				SH3-4		3	1	2	0	1	0	0						
Bucky Dent, R (1,6) OBP: 0.305, SLG: 0.341				F6				SH3-4		3	0	2	0	0	0	0						
Inning Stats	R: 0 E: 0 K: 0 S: 3	H: 1 LOB: 0 BB: 0 P: 3	R: 0 E: 0 K: 0 S: 3	H: 1 LOB: 0 BB: 0 P: 3	R: 0 E: 0 K: 0 S: 3	H: 0 LOB: 0 BB: 0 P: 3	R: 1 E: 1 K: 1 S: 7	H: 1 LOB: 1 BB: 0 P: 7	R: 0 E: 0 K: 0 S: 5	H: 2 LOB: 2 BB: 0 P: 5	R: 0 E: 0 K: 0 S: 5	H: 0 LOB: 0 BB: 0 P: 5	R: 0 E: 0 K: 0 S: 3	H: 0 LOB: 0 BB: 0 P: 3	R: 1 E: 0 K: 1 S: 5	H: 3 LOB: 1 BB: 0 P: 5		R: 2 E: 0 K: 1 S: 8	H: 3 LOB: 2 BB: 1 P: 12	1B: 10 2B: 0 3B: 0 HR: 1	SF: 0 SAC: 1 DP: 1 HBP: 0	WP: 0 PB: 0 SB: 0 CS: 0
PITCHER Jim Palmer, R (1,1) ERA: 2.62	IP: 9.0 WLS: L BF: 37 H: 11 R: 4 ER: 3 SO: 3 BB: 1 IBB: 0 HBP: 0 BLK: 0 WP: 0 HR: 1 S: 42 P: 46 ERA: 3.00 WHIP: 1.333															PITCHER						

Batter	1	2	3	4	5	6	7	8	9	AB	R	H	RBI	BB	SO	LOB	BOTTOM					
Pat Kelly, L (1,7) OBP: 0.353, SLG: 0.366	F5				F8					4	0	0	0	0	0	3	New York Yankees @ Baltimore Orioles Memorial Stadium, Baltimore, MD Mon Aug 14 1978, 7:05 PM EDT Att: 30,397 - Unknown					
Rick Dempsey, R (1,2) OBP: 0.315, SLG: 0.353	F9			1-2						4	0	1	0	0	1	0						
Ken Singleton, S (1,9) OBP: 0.407, SLG: 0.477		4-0		F7						3	0	0	0	1	0	2						
Eddie Murray, S (1,3) OBP: 0.351, SLG: 0.500				K						4	0	0	0	0	2	1						
Lee May, R (1,10) OBP: 0.283, SLG: 0.413				K						4	1	2	0	0	2	0						
Doug DeCinces, R (1,5) OBP: 0.323, SLG: 0.511				F7						4	0	2	0	0	1	1						
Larry Harlow, L (1,8) OBP: 0.316, SLG: 0.318				G4-6-3						3	0	1	0	0	0	2						
Rich Dauer, R (1,4) OBP: 0.304, SLG: 0.368				F9						3	0	0	1	0	1	1						
Mark Belanger, R (1,6) OBP: 0.287, SLG: 0.246										2	0	1	0	1	0	0						
Inning Stats	R: 0 E: 0 K: 1 S: 5	H: 0 LOB: 1 BB: 1 P: 9	R: 0 E: 0 K: 0 S: 3	H: 1 LOB: 0 BB: 0 P: 3	R: 0 E: 0 K: 0 S: 5	H: 2 LOB: 2 BB: 0 P: 5	R: 0 E: 0 K: 1 S: 6	H: 1 LOB: 1 BB: 0 P: 6	R: 0 E: 0 K: 0 S: 3	H: 0 LOB: 0 BB: 0 P: 3	R: 0 E: 0 K: 1 S: 5	H: 0 LOB: 0 BB: 0 P: 5	R: 1 E: 0 K: 0 S: 5	H: 2 LOB: 2 BB: 1 P: 9	R: 0 E: 0 K: 1 S: 5	H: 0 LOB: 0 BB: 0 P: 5		R: 0 E: 0 K: 3 S: 10	H: 1 LOB: 1 BB: 0 P: 10	1B: 7 2B: 0 3B: 0 HR: 0	SF: 1 SAC: 1 DP: 1 HBP: 0	WP: 0 PB: 0 SB: 0 CS: 0
PITCHER Dick Tidrow, R (1,1) ERA: 3.72 Rich Gossage, R (7,1) ERA: 1.91	IP: 6.1 WLS: W BF: 25 H: 6 R: 1 ER: 0 SO: 1 BB: 1 IBB: 0 HBP: 0 BLK: 0 WP: 0 HR: 0 S: 30 P: 34 ERA: 1.42 WHIP: 1.105															PITCHER						



Batter	1	2	3	4	5	6	7	8	9	AB	R	H	RBI	BB	SO	LOB	TOP										
Mickey Rivers, L (1,8) OBP: 0.291, SLG: 0.380 Paul Blair, R (7,8) OBP: 0.243, SLG: 0.293										4	1	2	0	0	0	2	New York Yankees @ Oakland Athletics Oakland-Alameda County Coliseum, Oakland, CA Tue Aug 15 1978, 7:05 PM PDT Att: 13,862 - Unknown										
Wille Randolph, R (1,4) OBP: 0.370, SLG: 0.358										4	1	0	0	1	0	3											
Thurman Munson, R (1,2) OBP: 0.337, SLG: 0.395 Mike Heath, R (7,2) OBP: 0.284, SLG: 0.316										4	1	1	1	0	1	1											
Chris Chambliss, L (1,3) OBP: 0.329, SLG: 0.368										4	1	1	1	0	1	0											
Lou Piniella, R (1,10) OBP: 0.362, SLG: 0.439										4	1	2	1	0	1	0											
Graig Nettles, L (1,5) OBP: 0.331, SLG: 0.420										3	0	1	1	0	0	1											
Reggie Jackson, L (1,9) OBP: 0.354, SLG: 0.472										2	1	2	2	2	0	0											
Gary Thomasson, L (1,7) OBP: 0.300, SLG: 0.375										4	0	0	0	0	0	5											
Bucky Dent, R (1,6) OBP: 0.308, SLG: 0.340										3	0	1	0	1	0	1											
Inning Stats	R: 0 E: 0 K: 0 S: 3	H: 1 LOB: 0 BB: 0 P: 3	R: 0 E: 0 K: 0 S: 5	H: 2 LOB: 2 BB: 0 P: 5	R: 4 E: 0 K: 0 S: 7	H: 4 LOB: 2 BB: 2 P: 15	R: 0 E: 0 K: 0 S: 3	H: 0 LOB: 1 BB: 1 P: 7	R: 2 E: 0 K: 1 S: 7	H: 2 LOB: 0 BB: 0 P: 7	R: 0 E: 0 K: 0 S: 3	H: 1 LOB: 0 BB: 0 P: 3	R: 0 E: 0 K: 2 S: 7	H: 0 LOB: 0 BB: 0 P: 7	R: 0 E: 0 K: 0 S: 3	H: 0 LOB: 1 BB: 1 P: 7		R: 0 E: 0 K: 0 S: 3	H: 0 LOB: 0 BB: 0 P: 3	1B: 9 2B: 0 3B: 0 HR: 1	SF: 1 SAC: 0 DP: 2 HBP: 0	WP: 0 PB: 0 SB: 0 CS: 0	PA: 39				
PITCHER	IP	WLS	BF	H	R	ER	SO	BB	IBB	HBP	BLK	WP	HR	S	P	ERA	WHIP										
Rick Langford, R (1,1) ERA: 2.99	2.1	L	13	6	4	4	0	1	0	0	0	0	0	12	16	15.43	3.000										
Dave Heaverlo, R (3,1) ERA: 3.13	5.2		23	4	2	2	3	2	1	0	0	0	1	26	38	3.18	1.059										
Elias Sosa, R (9,1) ERA: 2.66	1.0		3	0	0	0	0	0	0	0	0	0	0	3	3	0.00	0.000										

Batter	1	2	3	4	5	6	7	8	9	AB	R	H	RBI	BB	SO	LOB	BOTTOM										
Mike Edwards, R (1,4) OBP: 0.296, SLG: 0.323										4	0	1	0	0	1	1	New York Yankees @ Oakland Athletics Oakland-Alameda County Coliseum, Oakland, CA Tue Aug 15 1978, 7:05 PM PDT Att: 13,862 - Unknown										
Dell Alton, L (1,9) OBP: 0.278, SLG: 0.273										4	0	0	0	0	2	2											
Taylor Duncan, R (1,5) OBP: 0.314, SLG: 0.379										3	0	2	0	1	1	1											
Mitchell Page, L (1,7) OBP: 0.371, SLG: 0.473										4	0	0	0	0	2	4											
Mario Guerrero, R (1,6) OBP: 0.313, SLG: 0.369										4	0	1	0	0	0	1											
Dave Revering, L (1,3) OBP: 0.299, SLG: 0.409										4	0	0	0	0	0	3											
Joe Wallis, S (1,10) OBP: 0.343, SLG: 0.437 Rico Carty, R (7,PH) OBP: 0.339, SLG: 0.478										1	0	0	0	1	1	0											
Jim Essian, R (1,2) OBP: 0.333, SLG: 0.299										2	0	0	0	1	1	3											
Miguel Dilone, S (1,8) OBP: 0.306, SLG: 0.285										3	0	0	0	0	1	1											
Inning Stats	R: 0 E: 0 K: 2 S: 8	H: 1 LOB: 1 BB: 0 P: 8	R: 0 E: 0 K: 1 S: 5	H: 0 LOB: 0 BB: 0 P: 5	R: 0 E: 0 K: 2 S: 7	H: 0 LOB: 1 BB: 1 P: 11	R: 0 E: 0 K: 2 S: 9	H: 2 LOB: 3 BB: 1 P: 13	R: 0 E: 0 K: 0 S: 3	H: 0 LOB: 0 BB: 0 P: 3	R: 0 E: 0 K: 0 S: 3	H: 0 LOB: 0 BB: 0 P: 3	R: 0 E: 0 K: 2 S: 8	H: 1 LOB: 1 BB: 0 P: 8	R: 0 E: 0 K: 0 S: 3	H: 0 LOB: 0 BB: 0 P: 3		R: 0 E: 0 K: 2 S: 8	H: 1 LOB: 1 BB: 0 P: 8	1B: 2 2B: 2 3B: 0 HR: 0	SF: 0 SAC: 0 DP: 0 HBP: 0	WP: 2 PB: 0 SB: 0 CS: 0	PA: 34				
PITCHER	IP	WLS	BF	H	R	ER	SO	BB	IBB	HBP	BLK	WP	HR	S	P	ERA	WHIP										
Ron Guidry, L (1,1) ERA: 1.79	9.0	W	34	4	0	0	9	3	0	0	0	2	0	49	61	0.00	0.778										

AB	34
R	6
H	10
RBI	6
BB	4
SO	3
LOB	13



Batter	1	2	3	4	5	6	7	8	9	AB	R	H	RBI	BB	SO	LOB	TOP										
Mickey Rivers, L (1,8) OBP: 0.293, SLG: 0.388	E4 1-3		G3 E 1B		HR		1-4-3		5-3	5	2	1	0	0	0		New York Yankees @ Oakland Athletics Oakland-Alameda County Coliseum, Oakland, CA Wed Aug 16 1978, 7:05 PM PDT Att: 10,394 - Unknown livebaseballscorecards.com										
Willie Randolph, R (1,4) OBP: 0.366, SLG: 0.354	1-3		E5 G3 1B		CS BB		5-3		K	4	1	0	0	1	1	2											
Thurman Munson, R (1,2) OBP: 0.336, SLG: 0.393	5-3		F9		6-3				BB 1B	4	1	1	0	0	0	4											
Chris Chambliss, L (1,3) OBP: 0.330, SLG: 0.366			G3		F9				1B BB	2	0	0	0	2	0	2											
Lou Piniella, R (1,10) OBP: 0.364, SLG: 0.440	F9								BB	4	0	2	3	0	0	2											
Graig Nettles, L (1,5) OBP: 0.331, SLG: 0.421		F4	F9						4-3	4	0	1	0	0	0	1											
Reggie Jackson, L (1,9) OBP: 0.355, SLG: 0.469					F5				2B K	2	0	0	0	2	1	0											
Gary Thomasson, L (1,7) OBP: 0.298, SLG: 0.372									K	2	0	0	0	0	1	1											
Roy White, S (6, PH) OBP: 0.325, SLG: 0.386							G5-4-3		K	2	0	0	0	0	1	2											
Bucky Dent, R (1,6) OBP: 0.307, SLG: 0.351									HR 1-3	4	1	1	1	0	0	1											
Inning Stats	R: 0 E: 1 K: 0 S: 4	H: 0 LOB: 2 BB: 1 P: 8	R: 0 E: 0 K: 0 S: 3	H: 0 LOB: 1 BB: 1 P: 7	R: 2 E: 1 K: 0 S: 6	H: 2 LOB: 1 BB: 0 P: 6	R: 0 E: 0 K: 1 S: 5	H: 0 LOB: 0 BB: 0 P: 5	R: 1 E: 0 K: 0 S: 3	H: 1 LOB: 0 BB: 1 P: 7	R: 0 E: 0 K: 0 S: 3	H: 1 LOB: 2 BB: 1 P: 9	R: 2 E: 0 K: 0 S: 5	H: 3 LOB: 2 BB: 1 P: 9	R: 0 E: 0 K: 2 S: 7	H: 0 LOB: 0 BB: 0 P: 7	R: 0 E: 0 K: 1 S: 5	H: 0 LOB: 0 BB: 0 P: 5	1B: 4 2B: 1 3B: 0 HR: 2	SF: 0 SAC: 0 DP: 1 HBP: 0	WP: 0 PB: 0 SB: 0 CS: 1	PA: 38					
PITCHER	IP	WLS	BF	H	R	ER	SO	BB	IBB	HBP	BLK	WP	HR	S	P	ERA	WHIP										
Pete Broberg, R (1,1) ERA: 4.41	5.1		25	4	3	1	1	3	1	0	0	0	1	23	39	1.69	1.312										
Bob Lacey, L (6,1) ERA: 2.53	1.1	L	6	2	2	2	0	1	0	0	0	0	1	5	9	13.50	2.250										
Elias Sosa, R (7,1) ERA: 2.59	2.1		7	1	0	0	3	0	0	0	0	0	0	13	13	0.00	0.429										

Batter	1	2	3	4	5	6	7	8	9	AB	R	H	RBI	BB	SO	LOB	BOTTOM										
Miguel Dilone, S (1,8) OBP: 0.308, SLG: 0.287										2	1	1	0	0	0	0	New York Yankees @ Oakland Athletics Oakland-Alameda County Coliseum, Oakland, CA Wed Aug 16 1978, 7:05 PM PDT Att: 10,394 - Unknown livebaseballscorecards.com										
Joe Wallis, S (5, PH) OBP: 0.342, SLG: 0.435	E S 1B		4-3		K		1-3		G6-4-3 HBP	1	0	0	0	0	1	1											
Jeff Newman, R (7, PH) OBP: 0.290, SLG: 0.347									1-2 2-3 HBP	1	0	0	0	0	0	1											
Tony Armas, R (8,8) OBP: 0.256, SLG: 0.280									BB	0	0	0	0	0	0	0											
Dell Alton, L (1,9) OBP: 0.295, SLG: 0.283			3-1						G6-4-3	4	0	2	1	1	0	3											
Mitchell Page, L (1,7) OBP: 0.370, SLG: 0.470					F6				1B BB	3	1	0	0	1	1	2											
Rico Carty, R (1,10) OBP: 0.343, SLG: 0.491										4	1	3	2	0	0	1											
Darrell Woodard, R (8, PR) OBP: 0.255, SLG: 0.280										0	0	0	0	0	0	0											
Taylor Duncan, R (1,5) OBP: 0.309, SLG: 0.372					F8				F8	4	0	0	0	0	0	3											
Mario Guerrero, R (1,6) OBP: 0.312, SLG: 0.368									F8	4	0	1	0	0	1	3											
Wayne Gross, L (1,3) OBP: 0.313, SLG: 0.318									F8	4	0	0	0	0	1	1											
Jim Essian, R (1,2) OBP: 0.336, SLG: 0.297									F3	2	0	0	0	2	1	1											
Mike Edwards, R (1,4) OBP: 0.298, SLG: 0.324									F8	2	0	1	0	0	0	0											
Dave Revering, L (7, PH) OBP: 0.300, SLG: 0.410										2	0	1	0	0	0	1											
Glenn Burke, R (8, PR) OBP: 0.255, SLG: 0.273										0	0	0	0	0	0	0											
Inning Stats	R: 1 E: 0 K: 0 S: 3	H: 2 LOB: 0 BB: 1 P: 7	R: 0 E: 0 K: 0 S: 4	H: 1 LOB: 0 BB: 0 P: 4	R: 0 E: 0 K: 0 S: 3	H: 0 LOB: 0 BB: 0 P: 3	R: 0 E: 0 K: 2 S: 4	H: 1 LOB: 1 BB: 0 P: 4	R: 0 E: 0 K: 0 S: 5	H: 1 LOB: 0 BB: 0 P: 5	R: 0 E: 0 K: 1 S: 5	H: 0 LOB: 1 BB: 1 P: 9	R: 0 E: 0 K: 2 S: 8	H: 1 LOB: 2 BB: 1 P: 12	R: 0 E: 0 K: 0 S: 3	H: 1 LOB: 3 BB: 1 P: 8	1B: 7 2B: 1 3B: 0 HR: 1	SF: 0 SAC: 0 DP: 2 HBP: 1	WP: 0 PB: 0 SB: 0 CS: 1	PA: 38							
PITCHER	IP	WLS	BF	H	R	ER	SO	BB	IBB	HBP	BLK	WP	HR	S	P	ERA	WHIP										
Catfish Hunter, R (1,1) ERA: 4.27	6.0	W	24	7	3	3	2	1	0	0	0	0	1	27	31	4.50	1.333										
Sparky Lyle, L (7,1) ERA: 3.29	1.1		6	0	0	0	2	2	0	0	0	0	0	8	16	0.00	1.500										
Rich Gossage, R (8,1) ERA: 1.88	1.2	S	8	2	0	0	1	1	0	1	0	0	0	8	13	0.00	1.800										

Batter	1	2	3	4	5	6	7	8	9	AB	R	H	RBI	BB	SO	LOB	TOP		
Mickey Rivers, L (1,8) OBP: 0.289, SLG: 0.387										4	0	0	0	0	1	1	<p>New York Yankees @ Seattle Mariners The Kingdome, Seattle, WA Sat Aug 19 1978, 10:05 PM EDT Att: 29,915 - Unknown - 72 F</p> <p>livebaseballscores.com</p>		
Willie Randolph, R (1,4) OBP: 0.372, SLG: 0.356										4	0	1	0	0	0	0			
Thurman Munson, R (1,2) OBP: 0.330, SLG: 0.387										4	0	0	0	0	0	1			
Chris Chambliss, L (1,3)										4	1	1	1	0	0	1			
Lou Piniella, R (1,10) OBP: 0.364, SLG: 0.437										2	0	0	0	0	1	0			
Graig Nettles, L (1,5) OBP: 0.331, SLG: 0.422										3	0	0	0	0	0	1			
Reggie Jackson, L (1,9) OBP: 0.358, SLG: 0.466										2	0	0	0	1	0	0			
Jay Johnstone, L (1,7) OBP: 0.266, SLG: 0.248										2	0	1	0	1	0	0			
Bucky Dent, R (1,6) OBP: 0.308, SLG: 0.348										2	0	0	0	0	1	1			
Jim Spencer, L (8, PH) OBP: 0.302, SLG: 0.480										1	0	0	0	0	0	2			
Fred Stanley, R (8, 6) OBP: 0.323, SLG: 0.282										0	0	0	0	0	0	0			
Inning Stats	R: 0 E: 0 K: 1 S: 5	H: 0 LOB: 0 BB: 0 P: 5	R: 1 E: 0 K: 0 S: 4	H: 1 LOB: 0 BB: 0 P: 4	R: 0 E: 0 K: 0 S: 3	H: 0 LOB: 0 BB: 0 P: 3	R: 0 E: 0 K: 0 S: 3	H: 0 LOB: 0 BB: 0 P: 3	R: 0 E: 0 K: 1 S: 4	H: 0 LOB: 0 BB: 1 P: 8	R: 0 E: 0 K: 0 S: 3	H: 0 LOB: 0 BB: 0 P: 3	R: 0 E: 0 K: 1 S: 6	H: 1 LOB: 2 BB: 1 P: 10	R: 0 E: 0 K: 0 S: 4	H: 1 LOB: 1 BB: 0 P: 4	1B: 1 2B: 1 3B: 0 HR: 1	SF: 0 SAC: 0 DP: 2 HBP: 1	WP: 0 PA: 31 CS: 0
PITCHER Jim Colborn, R (1,1) ERA: 4.95	IP: 9.0 WLS: W BF: 31 H: 3 R: 1 ER: 1 SO: 3 BB: 2 IBB: 0 HBP: 1 BLK: 0 WP: 0 HR: 1 S: 34 P: 43 ERA: 1.00 WHIP: 0.556															PITCHER IP: 9.0 WLS: W BF: 31 H: 3 R: 1 ER: 1 SO: 3 BB: 2 IBB: 0 HBP: 1 BLK: 0 WP: 0 HR: 1 S: 34 P: 43 ERA: 1.00 WHIP: 0.556			

Batter	1	2	3	4	5	6	7	8	9	AB	R	H	RBI	BB	SO	LOB	BOTTOM		
Julio Cruz, S (1,4) OBP: 0.342, SLG: 0.287										4	1	1	0	0	1	1	<p>New York Yankees @ Seattle Mariners The Kingdome, Seattle, WA Sat Aug 19 1978, 10:05 PM EDT Att: 29,915 - Unknown - 72 F</p> <p>livebaseballscores.com</p>		
Craig Reynolds, L (1,6) OBP: 0.342, SLG: 0.375										3	0	1	0	1	0	1			
Ruppert Jones, L (1,8) OBP: 0.321, SLG: 0.325										4	0	2	1	0	0	3			
Leon Roberts, R (1,9) OBP: 0.383, SLG: 0.552										4	2	2	0	0	0	2			
Bruce Bochte, L (1,10) OBP: 0.346, SLG: 0.396										3	1	1	1	0	1	1			
Bob Robertson, R (1,3) OBP: 0.326, SLG: 0.414										4	0	1	1	0	1	1			
Leroy Stanton, R (1,7) OBP: 0.273, SLG: 0.266										4	0	1	1	0	1	1			
Larry Milbourne, S (1,5) OBP: 0.275, SLG: 0.324										4	0	0	0	0	0	2			
Bob Stinson, S (1,2) OBP: 0.357, SLG: 0.396										2	0	0	0	1	0	0			
Inning Stats	R: 0 E: 0 K: 1 S: 6	H: 1 LOB: 1 BB: 0 P: 6	R: 1 E: 0 K: 1 S: 6	H: 1 LOB: 0 BB: 0 P: 6	R: 0 E: 0 K: 0 S: 4	H: 1 LOB: 1 BB: 0 P: 4	R: 1 E: 0 K: 1 S: 7	H: 2 LOB: 1 BB: 0 P: 7	R: 1 E: 0 K: 0 S: 5	H: 2 LOB: 1 BB: 0 P: 5	R: 0 E: 0 K: 1 S: 5	H: 0 LOB: 0 BB: 2 P: 5	R: 0 E: 0 K: 0 S: 3	H: 0 LOB: 2 BB: 2 P: 11	R: 1 E: 0 K: 0 S: 5	H: 2 LOB: 1 BB: 0 P: 5		1B: 5 2B: 2 3B: 1 HR: 1	SF: 0 SAC: 1 DP: 0 HBP: 0
PITCHER Dick Tidrow, R (1,1) ERA: 3.73 Sparky Lyle, L (7,1) ERA: 3.34	IP: 6.2 WLS: L BF: 29 H: 7 R: 3 ER: 3 SO: 4 BB: 2 IBB: 0 HBP: 0 BLK: 0 WP: 0 HR: 1 S: 35 P: 43 ERA: 4.05 WHIP: 1.350															PITCHER IP: 1.1 WLS: L BF: 6 H: 2 R: 1 ER: 1 SO: 0 BB: 0 IBB: 0 HBP: 0 BLK: 0 WP: 0 HR: 0 S: 6 P: 6 ERA: 6.75 WHIP: 1.500			

Batter	1	2	3	4	5	6	7	8	9	AB	R	H	RBI	BB	SO	LOB	TOP																			
Paul Blair, R OBP: 0.234, SLG: 0.282 (1, 8)	5-3		F8		F7			K		4	0	0	0	0	1	0	New York Yankees @ Seattle Mariners The Kingdome, Seattle, WA Sun, Aug 20 1978, 10:05 PM EDT Att: 21,834 - Unknown - 72 F																			
Willie Randolph, R OBP: 0.374, SLG: 0.358 (1, 4)	K			2B 1B				F9		4	1	2	0	0	1	0																				
Thurman Munson, R OBP: 0.329, SLG: 0.388 (1, 2)	6-3			1B G6-4-3 2B			P6	F9		4	1	1	0	0	0	1																				
Chris Chambliss, L OBP: 0.331, SLG: 0.376 (1, 3)		4-3 SF9 2B		G6-4-3 1B			F8		F7	4	1	2	1	0	0	1																				
Lou Piniella, R OBP: 0.363, SLG: 0.438 Jay Johnstone, L OBP: 0.266, SLG: 0.248 (9, PR)	4-3		G6-4-3				F9		F8 2B	4	0	1	0	0	0	3																				
Graig Nettles, L OBP: 0.333, SLG: 0.430 (1, 5)	SF9		1-2 3-H						F8 2B	2	1	1	2	1	0	1																				
Reggie Jackson, L OBP: 0.355, SLG: 0.461 (1, 9)	K		3-H 0-3	BB			HR		F8 2-3	4	0	0	0	0	3	3																				
Cliff Johnson, R OBP: 0.293, SLG: 0.324 (1, 10)			5-3		P3		1-3			3	0	0	0	0	0	0																				
Bucky Dent, R OBP: 0.305, SLG: 0.344 (1, 6)			P3		F8		F4			3	0	0	0	0	0	0																				
Inning Stats	R: 0 E: 0 K: 1 S: 5	H: 0 LOB: 0 BB: 0 P: 5	R: 1 E: 0 K: 1 S: 6	H: 1 LOB: 0 BB: 0 P: 6	R: 0 E: 0 K: 0 S: 3	H: 0 LOB: 0 BB: 0 P: 3	R: 2 E: 0 K: 0 S: 5	H: 3 LOB: 1 BB: 1 P: 9	R: 0 E: 0 K: 0 S: 3	H: 0 LOB: 0 BB: 0 P: 3	R: 0 E: 0 K: 0 S: 4	H: 1 LOB: 1 BB: 0 P: 4	R: 1 E: 0 K: 1 S: 6	H: 1 LOB: 0 BB: 0 P: 6	R: 0 E: 0 K: 1 S: 5	H: 0 LOB: 0 BB: 0 P: 5	R: 0 E: 0 K: 1 S: 6	H: 1 LOB: 2 BB: 0 P: 6	1B: 3 2B: 3 3B: 0 HR: 1	SF: 1 SAC: 0 DP: 1 HBP: 0	WP: 0 PA: 34															
PITCHER	IP	WLS	BF	H	R	ER	SO	BB	IBB	HBP	BLK	WP	HR	S	P	ERA	WHIP	PITCHER		IP	WLS	BF	H	R	ER	SO	BB	IBB	HBP	BLK	WP	HR	S	P	ERA	WHIP
Rick Honeycutt, L ERA: 4.47 (1, 1)	6.1		25	6	4	4	3	1	0	0	0	0	1	30	34	5.68	1.105																			
Enrique Romo, R ERA: 3.13 (7, 1)	2.2	W	9	1	0	0	2	0	0	0	0	0	0	13	13	0.00	0.375																			

AB	32
R	4
H	7
RBI	3
BB	1
SO	5
LOB	9



Batter	1	2	3	4	5	6	7	8	9	AB	R	H	RBI	BB	SO	LOB	BOTTOM																			
Julio Cruz, S OBP: 0.341, SLG: 0.287 (1, 4)	1-3		K		6-3		SH5-3			4	0	1	0	0	1	1	New York Yankees @ Seattle Mariners The Kingdome, Seattle, WA Sun, Aug 20 1978, 10:05 PM EDT Att: 21,834 - Unknown - 72 F																			
Craig Reynolds, L OBP: 0.341, SLG: 0.373 (1, 6)	4-3			4-3	G3		WP 1B	4-3		5	1	1	1	0	0	3																				
Tom Paciorek, R OBP: 0.349, SLG: 0.452 (1, 10)				K			P3			3	1	1	0	1	1	1																				
Leon Roberts, R OBP: 0.386, SLG: 0.562 (1, 9)	FC6-4 1B						1-2 P3			3	0	2	1	1	0	1																				
Bob Robertson, R OBP: 0.327, SLG: 0.409 (1, 3)	FC6-4 1-2				2B		1-H 3B	1B BB		4	0	1	1	0	0	2																				
Leroy Stanton, R OBP: 0.276, SLG: 0.264 (1, 7)				6-3			6-3		1-3 2-H 1B	2	1	0	0	2	2	2																				
Ruppert Jones, L OBP: 0.323, SLG: 0.330 (1, 8)					2B BB			K		4	1	2	1	0	1	2																				
Bill Stein, R OBP: 0.313, SLG: 0.353 (1, 5)					1-H E 2B					4	0	0	0	0	3																					
Bob Stinson, S OBP: 0.357, SLG: 0.399 (1, 2)			F9		SH3-4		F9		FC3-2-6 1B	4	0	0	0	0	3																					
			5-3		SH3-4				SH5-3 1B 2B	3	1	1	0	0	1	1																				
Inning Stats	R: 0 E: 0 K: 0 S: 4	H: 1 LOB: 1 BB: 0 P: 4	R: 0 E: 0 K: 1 S: 5	H: 0 LOB: 0 BB: 0 P: 5	R: 0 E: 0 K: 1 S: 5	H: 0 LOB: 0 BB: 0 P: 5	R: 0 E: 0 K: 1 S: 6	H: 1 LOB: 1 BB: 0 P: 6	R: 2 E: 1 K: 0 S: 5	H: 1 LOB: 1 BB: 1 P: 9	R: 1 E: 0 K: 1 S: 6	H: 1 LOB: 2 BB: 2 P: 14	R: 2 E: 0 K: 1 S: 8	H: 3 LOB: 2 BB: 1 P: 12	R: 0 E: 0 K: 1 S: 7	H: 2 LOB: 2 BB: 0 P: 7	1B: 5 2B: 3 3B: 1 HR: 0	SF: 0 SAC: 2 DP: 0 HBP: 0	WP: 1 PA: 38																	
PITCHER	IP	WLS	BF	H	R	ER	SO	BB	IBB	HBP	BLK	WP	HR	S	P	ERA	WHIP	PITCHER		IP	WLS	BF	H	R	ER	SO	BB	IBB	HBP	BLK	WP	HR	S	P	ERA	WHIP
Ron Guidry, L ERA: 1.79 (1, 1)	5.0			3	2	1	3	1	0	0	0	0	0	25	29	1.80	0.800																			
Rich Gossage, R ERA: 2.1 (6, 1)	2.0	L	13	4	3	3	2	3	0	0	0	1	0	14	26	13.50	3.500																			
Sparky Lyle, L ERA: 3.34 (8, 1)	0.0		1	1	0	0	0	0	0	0	0	0	0	1	1	∞	∞																			
Jim Beattie, R ERA: 4.33 (8, 1)	1.0		4	1	0	0	1	0	0	0	0	0	0	6	6	0.00	1.000																			

AB	32
R	5
H	9
RBI	4
BB	4
SO	6
LOB	16



Batter	1	2	3	4	5	6	7	8	9	AB	R	H	RBI	BB	SO	LOB	TOP										
Mickey Rivers, L OBP: 0.290, SLG: 0.387	0-0 6-3	0-0 1-2 2-H 1B			0-0 1B 1B	0-0 F7		0-0 F9		5	1	2	1	0	0	2											
Willie Randolph, R OBP: 0.371, SLG: 0.356	0-0 F8	0-0 F3			0-0 1B 1B		0-0 E1 S 1B		0-3 K	5	1	1	0	0	1	2											
Thurman Munson, R OBP: 0.332, SLG: 0.390	0-0 F7			0-0 1B 1B	0-0 F8		0-0 4-3 1-H 1B		0-0 1B 1B	5	1	3	1	0	0	2											
Lou Piniella, R OBP: 0.363, SLG: 0.437		0-0 FC3-6 1B 1B		0-3 K	0-0 1-2 2-H 1B		0-0 4-3		0-0 F9	5	1	2	1	0	1	3											
Chris Chambliss, L OBP: 0.334, SLG: 0.378		0-0 FC3-6 1B		0-0 G4-6-3 1B	0-0 F9		0-3 K		0-0 1B 1B	5	0	3	0	0	1	3											
Graig Nettles, L OBP: 0.331, SLG: 0.427		0-0 FC3-6 1B		0-0 G4-6-3 1B	0-3 K		0-0 1-3		0-0 1-3 1B	5	1	1	1	0	1	7											
Reggie Jackson, L OBP: 0.357, SLG: 0.461		0-0 1-2 3-H 1B 1B		0-0 4-3	0-0 FC4-6 1B		0-0 CS BB		0-0 F6	4	1	2	1	1	0	2											
Roy White, S OBP: 0.321, SLG: 0.378		0-3 K		0-0 F8	0-0 FC4-6 1-2		0-0 F9		0-0 F9	4	0	0	0	0	1	4											
Bucky Dent, R OBP: 0.307, SLG: 0.344		0-0 1-2 2-H 1B 1B		0-0 F7	0-0 F9		0-0 1-2 BB		0-0 F9	3	0	1	1	1	0	1											
Inning Stats	R: 0 E: 0 K: 0 S: 3	H: 0 LOB: 0 BB: 0 P: 3	R: 3 E: 0 K: 1 S: 10	H: 5 LOB: 2 BB: 0 P: 10	R: 0 E: 0 K: 1 S: 6	H: 2 LOB: 1 BB: 0 P: 6	R: 0 E: 0 K: 0 S: 3	H: 0 LOB: 0 BB: 0 P: 3	R: 1 E: 0 K: 1 S: 8	H: 3 LOB: 2 BB: 0 P: 8	R: 0 E: 0 K: 0 S: 4	H: 1 LOB: 1 BB: 0 P: 4	R: 1 E: 1 K: 1 S: 7	H: 1 LOB: 1 BB: 0 P: 7	R: 0 E: 0 K: 0 S: 2	H: 0 LOB: 1 BB: 2 P: 10	R: 1 E: 0 K: 1 S: 8	H: 3 LOB: 2 BB: 0 P: 8	1B: 15 2B: 0 3B: 0 HR: 0	SF: 0 SAC: 0 DP: 1 HBP: 0	WP: 0 PB: 0 SB: 1 CS: 1	PA: 43					
PITCHER	IP	WLS	BF	H	R	ER	SO	BB	IBB	HBP	BLK	WP	HR	S	P	ERA	WHIP										
Frank Tanana, L ERA: 3.23	4.1	L	22	10	4	4	2	0	0	0	0	0	0	26	26	8.31	2.308										
Ken Brett, L ERA: 5.1	2.2		11	2	1	0	2	0	0	0	0	0	0	15	15	0.00	0.750										
Dyar Miller, R ERA: 2.13	2.0		10	3	1	1	1	2	0	0	0	0	0	10	18	4.50	2.500										

New York Yankees @ California Angels
Anaheim Stadium, Anaheim, CA
Tue Aug 22 1978, 10:05 PM EDT
Att: 35,644 - Unknown

AB 41
R 6
H 15
RBI 6
BB 2
SO 5
LOB 26



Batter	1	2	3	4	5	6	7	8	9	AB	R	H	RBI	BB	SO	LOB	BOTTOM										
Ken Landreaux, L OBP: 0.281, SLG: 0.326	0-0 F4	0-0 L1			0-0 F9		0-0 F9			4	0	0	0	0	0	2											
Rick Miller, L OBP: 0.355, SLG: 0.344	0-0 5-3		0-0 1-3			0-0 1B 3B		0-3 K		4	1	1	0	0	1	0											
Lyman Bostock, L OBP: 0.365, SLG: 0.379	0-0 2B		0-0 G3			0-0 F8 HBP 1B		0-0 4-3		4	0	2	1	0	0	0											
Don Baylor, R OBP: 0.340, SLG: 0.466	0-0 F7		0-0 F6			0-0 1-2 HBP		0-0 BB		2	0	0	0	1	0	1											
Joe Rudi, R OBP: 0.279, SLG: 0.387		0-0 1B SF7 2B		0-0 F8		0-0 F7		0-0 F9		4	1	1	0	0	0	3											
Carney Lansford, R OBP: 0.323, SLG: 0.372		0-0 BB 1B		0-0 F5		0-0 F8		0-0 F6		4	0	1	0	0	0	2											
Brian Downing, R OBP: 0.364, SLG: 0.355		0-0 BB 1B		0-0 6-3		0-3 K		0-0 G3		3	0	0	0	1	1	2											
Dave Chalk, R OBP: 0.332, SLG: 0.303		0-0 F9			0-0 G5-4-3 1B		0-0 F7		0-0 F8	4	0	1	0	0	0	3											
Jim Anderson, R OBP: 0.300, SLG: 0.302		0-0 SF7		0-0 G5-4-3		0-0 F8				2	0	0	1	0	0	1											
Inning Stats	R: 0 E: 0 K: 0 S: 4	H: 1 LOB: 1 BB: 0 P: 4	R: 0 E: 0 K: 0 S: 5	H: 2 LOB: 2 BB: 1 P: 9	R: 0 E: 0 K: 0 S: 3	H: 0 LOB: 0 BB: 0 P: 3	R: 0 E: 0 K: 0 S: 3	H: 0 LOB: 0 BB: 0 P: 3	R: 0 E: 0 K: 1 S: 5	H: 0 LOB: 1 BB: 1 P: 9	R: 0 E: 0 K: 0 S: 3	H: 0 LOB: 0 BB: 0 P: 3	R: 0 E: 0 K: 1 S: 5	H: 0 LOB: 1 BB: 1 P: 9	R: 0 E: 0 K: 0 S: 3	H: 0 LOB: 0 BB: 0 P: 3	1B: 3 2B: 2 3B: 1 HR: 0	SF: 1 SAC: 0 DP: 1 HBP: 1	WP: 0 PB: 0 SB: 0 CS: 0	PA: 35							
PITCHER	IP	WLS	BF	H	R	ER	SO	BB	IBB	HBP	BLK	WP	HR	S	P	ERA	WHIP										
Catfish Hunter, R ERA: 4.0	9.0	W	35	6	2	2	2	2	0	1	0	0	0	36	45	2.00	0.889										

New York Yankees @ California Angels
Anaheim Stadium, Anaheim, CA
Tue Aug 22 1978, 10:05 PM EDT
Att: 35,644 - Unknown

AB 31
R 2
H 6
RBI 2
BB 2
SO 2
LOB 14



Batter	1	2	3	4	5	6	7	8	9	AB	R	H	RBI	BB	SO	LOB	TOP								
Miguel Dilone, S (1, 8) OBP: 0.308, SLG: 0.279 Joe Wallis, S (7, PH) OBP: 0.339, SLG: 0.422	4-3		F7		F8		F8			3	0	0	0	0	0	0									
Dell Alton, L (1, 9) OBP: 0.273, SLG: 0.262	4-3						K			0	2	0	0	0	0	0									
Dave Revering, L (1, 3) OBP: 0.303, SLG: 0.413	F9			1B						4	1	1	0	0	0	1									
Rico Carty, R (1, 10) OBP: 0.351, SLG: 0.499		6-3		6-3						4	0	1	2	0	0	1									
Mitchell Page, L (1, 7) OBP: 0.367, SLG: 0.466				F8						4	0	2	1	0	0	0									
Bruce Robinson, L (1, 2) OBP: 0.346, SLG: 0.400	F8			F8						4	1	1	0	0	0	2									
Mario Guerrero, R (1, 6) Glenn Burke, R (9, PR) OBP: 0.255, SLG: 0.273	1-3			6-3			F3			4	0	1	0	0	0	3									
Taylor Duncan, R (1, 5) Darrell Woodard, R (7, PR) Wayne Gross, L (7, 5) OBP: 0.313, SLG: 0.319			F2		6-3		F8			2	0	0	0	1	0	0									
Mike Edwards, R (1, 4) Tony Armas, R (9, PH) OBP: 0.255, SLG: 0.278			6-3		K		F8			3	0	1	1	0	1	0									
Inning Stats	R: 0 E: 0 K: 0 S: 3	H: 0 LOB: 0 BB: 0 P: 3	R: 0 E: 0 K: 0 S: 4	H: 1 LOB: 1 BB: 0 P: 4	R: 0 E: 0 K: 0 S: 3	H: 0 LOB: 0 BB: 0 P: 3	R: 2 E: 0 K: 0 S: 6	H: 3 LOB: 1 BB: 0 P: 6	R: 0 E: 0 K: 1 S: 5	H: 0 LOB: 0 BB: 0 P: 5	R: 1 E: 0 K: 0 S: 3	H: 1 LOB: 0 BB: 1 P: 7	R: 1 E: 0 K: 1 S: 7	H: 2 LOB: 1 BB: 1 P: 11	R: 0 E: 0 K: 0 S: 3	H: 0 LOB: 0 BB: 0 P: 3	R: 0 E: 0 K: 0 S: 4	H: 1 LOB: 1 BB: 0 P: 4	1B: 6 2B: 2 3B: 0 HR: 0	SF: 0 SAC: 0 DP: 0 HBP: 0	WP: 0 PB: 0 SB: 1 CS: 0	PA: 36			
PITCHER	IP	WLS	BF	H	R	ER	SO	BB	IBB	HBP	BLK	WP	HR	S	P	ERA	WHIP								
Dick Tidrow, R (1, 1) ERA: 3.76 Sparky Lyle, L (7, 1) ERA: 3.33	6.0		23	5	3	3	1	1	0	0	0	0	0	24	28	4.50	1.000								
3.0	W	13	3	1	1	1	1	1	0	0	0	0	0	14	18	3.00	1.333								

Oakland Athletics @ New York Yankees
Yankee Stadium, Bronx, NY
Sat Aug 26 1978, 7:05 PM EDT
Att: 53,883 - Unknown - 71 F

AB 31
R 4
H 7
RBI 4
BB 1
SO 1
LOB 11





Batter	1	2	3	4	5	6	7	8	9	AB	R	H	RBI	BB	SO	LOB	BOTTOM								
Mickey Rivers, L (1, 8) OBP: 0.291, SLG: 0.398	5-3				3-1					3	1	1	0	1	0	0									
Willie Randolph, R (1, 4) OBP: 0.372, SLG: 0.357	F2				K		F7			4	0	0	0	0	1	2									
Thurman Munson, R (1, 2) OBP: 0.329, SLG: 0.387	F9		F4		6-3					4	0	1	1	0	0	1									
Reggie Jackson, L (1, 9) OBP: 0.364, SLG: 0.473		F4								4	1	1	0	0	1	1									
Lou Piniella, R (1, 10) OBP: 0.362, SLG: 0.432					K		F7			4	0	1	0	0	1	1									
Graig Nettles, L (1, 5) OBP: 0.337, SLG: 0.443		G3-6-1								2	1	1	1	2	0	1									
Chris Chambliss, L (1, 3) OBP: 0.335, SLG: 0.380										3	1	2	0	1	0	0									
Gary Thomasson, L (1, 7) OBP: 0.297, SLG: 0.369										2	1	0	1	1	2	2									
Bucky Dent, R (1, 6) OBP: 0.297, SLG: 0.332										2	0	0	0	0	0	2									
Inning Stats	R: 0 E: 0 K: 0 S: 3	H: 1 LOB: 0 BB: 0 P: 3	R: 0 E: 0 K: 0 S: 3	H: 1 LOB: 0 BB: 0 P: 3	R: 2 E: 0 K: 0 S: 4	H: 1 LOB: 1 BB: 2 P: 12	R: 1 E: 0 K: 1 S: 7	H: 2 LOB: 1 BB: 1 P: 11	R: 0 E: 0 K: 1 S: 5	H: 0 LOB: 0 BB: 0 P: 5	R: 0 E: 0 K: 1 S: 5	H: 0 LOB: 2 BB: 2 P: 13	R: 1 E: 0 K: 1 S: 7	H: 2 LOB: 1 BB: 0 P: 7	R: 1 E: 0 K: 1 S: 6	H: 1 LOB: 0 BB: 0 P: 6	1B: 4 2B: 2 3B: 0 HR: 1	SF: 1 SAC: 1 DP: 1 HBP: 0	WP: 2 PB: 0 SB: 1 CS: 0	PA: 35					
PITCHER	IP	WLS	BF	H	R	ER	SO	BB	IBB	HBP	BLK	WP	HR	S	P	ERA	WHIP								
Matt Keough, R (1, 1) ERA: 3.07 Bob Lacey, L (7, 1) ERA: 2.73	6.2		30	6	4	4	3	5	0	0	0	1	0	31	51	5.40	1.650								
1.1	L	5	1	1	1	2	0	0	0	0	0	0	1	9	9	6.75	0.750								

Oakland Athletics @ New York Yankees
Yankee Stadium, Bronx, NY
Sat Aug 26 1978, 7:05 PM EDT
Att: 53,883 - Unknown - 71 F

AB 28
R 5
H 7
RBI 3
BB 5
SO 5
LOB 10



Batter	1	2	3	4	5	6	7	8	9	AB	R	H	RBI	BB	SO	LOB	TOP										
Miguel Dilone, S OBP: 0.303, SLG: 0.274 (1, 8)	F9		4-3		CS	4-3		4-3		4	0	0	0	0	0	0	Oakland Athletics @ New York Yankees Yankee Stadium, Bronx, NY Sun Aug 27 1978, 3:33 AM EDT Att: 40,628 - Unknown - 78 F AB 28 R 2 H 6 RBI 2 BB 0 SO 3 LOB 5 										
Dell Alton, L OBP: 0.273, SLG: 0.256 (1, 7)	4-3					F9			4-3	0	0	0	0	0	0												
Dave Revering, L OBP: 0.303, SLG: 0.411 (1, 3)	F8		CS			F8			K	4	0	1	0	0	1												
Rico Carty, R OBP: 0.352, SLG: 0.508 (1, 10)					F4					4	1	2	1	0	0	1											
Mitchell Page, L OBP: 0.368, SLG: 0.468 (1, 9)					P7					4	1	1	0	0	1	2											
Bruce Robinson, L OBP: 0.345, SLG: 0.393 (1, 2)					F8					3	0	1	1	0	0	1											
Mario Guerrero, R OBP: 0.305, SLG: 0.357 (1, 6)						F8				3	0	0	0	0	0	1											
Taylor Duncan, R OBP: 0.297, SLG: 0.351 (1, 5) (8, 4)						F8			4-3	3	0	0	0	0	0	0											
Mike Edwards, R OBP: 0.297, SLG: 0.322 Rob Picciolo, R OBP: 0.236, SLG: 0.222 Wayne Gross, L OBP: 0.312, SLG: 0.317 (1, 4) (5, 4) (6, PH) (8, 5)			4-3						K	2	0	1	0	0	0	0											
										0	0	0	0	0	0	0											
										1	0	0	0	0	1	0											
Inning Stats	R: 0 E: 0 K: 0 S: 3	H: 0 LOB: 0 BB: 0 P: 3	R: 2 E: 0 K: 0 S: 5	H: 2 LOB: 0 BB: 0 P: 5	R: 0 E: 0 K: 0 S: 2	H: 0 LOB: 0 BB: 1 P: 6	R: 0 E: 0 K: 0 S: 4	H: 1 LOB: 1 BB: 0 P: 4	R: 0 E: 0 K: 0 S: 3	H: 0 LOB: 0 BB: 0 P: 3	R: 0 E: 0 K: 0 S: 4	H: 1 LOB: 1 BB: 0 P: 4	R: 0 E: 0 K: 1 S: 5	H: 0 LOB: 0 BB: 0 P: 5	R: 0 E: 0 K: 2 S: 8	H: 1 LOB: 1 BB: 0 P: 8	1B: 3 2B: 1 3B: 1 HR: 1	SF: 0 SAC: 0 DP: 0 HBP: 0	WP: 0 PB: 0 SB: 0 CS: 2	PA: 34							
PITCHER	IP	WLS	BF	H	R	ER	SO	BB	IBB	HBP	BLK	WP	HR	S	P	ERA	WHIP										
Caffish Hunter, R ERA: 3.87 (1, 1)	7.0	W	25	5	2	2	0	1	0	0	0	0	1	24	28	2.57	0.857										
Rich Gossage, R ERA: 2.04 (8, 1)	2.0	S	7	1	0	0	3	0	0	0	0	0	0	13	13	0.00	0.500										

Batter	1	2	3	4	5	6	7	8	9	AB	R	H	RBI	BB	SO	LOB	BOTTOM										
Mickey Rivers, L OBP: 0.288, SLG: 0.395 (1, 8)	K		F4		SF8					3	0	0	1	0	2	0	Oakland Athletics @ New York Yankees Yankee Stadium, Bronx, NY Sun Aug 27 1978, 3:33 AM EDT Att: 40,628 - Unknown - 78 F AB 31 R 6 H 8 RBI 6 BB 1 SO 7 LOB 7 										
Thurman Munson, R OBP: 0.329, SLG: 0.386 (1, 2)			K		F2		4-3			4	1	1	0	0	1	1											
Reggie Jackson, L OBP: 0.360, SLG: 0.468 (1, 9)	F7		F3			F8			F8	4	0	0	0	0	0	1											
Chris Chambliss, L OBP: 0.337, SLG: 0.393 (1, 3)					F8				K	4	2	2	3	0	1	0											
Graig Nettles, L OBP: 0.341, SLG: 0.458 (1, 5)					F9					3	2	2	2	1	0	0											
Lou Piniella, R OBP: 0.361, SLG: 0.430 (1, 7)	K				F8				F7	4	0	1	0	0	1	0											
Jim Spencer, L OBP: 0.303, SLG: 0.477 (1, 10)										3	1	1	0	0	1	2											
Bucky Dent, R OBP: 0.294, SLG: 0.328 (1, 6)										3	0	0	0	0	0	3											
Fred Stanley, R OBP: 0.330, SLG: 0.283 (1, 4)										3	0	1	0	0	1	0											
										1B: 4 2B: 0 3B: 0 HR: 4	SF: 1 SAC: 0 DP: 0 HBP: 0	WP: 0 PB: 0 SB: 0 CS: 0	PA: 33														
Inning Stats	R: 3 E: 0 K: 2 S: 10	H: 3 LOB: 0 BB: 0 P: 10	R: 0 E: 0 K: 1 S: 5	H: 0 LOB: 0 BB: 0 P: 5	R: 0 E: 0 K: 1 S: 5	H: 0 LOB: 0 BB: 0 P: 5	R: 0 E: 0 K: 0 S: 3	H: 0 LOB: 0 BB: 0 P: 3	R: 1 E: 0 K: 0 S: 5	H: 2 LOB: 1 BB: 0 P: 5	R: 1 E: 0 K: 0 S: 5	H: 2 LOB: 2 BB: 1 P: 9	R: 0 E: 0 K: 2 S: 7	H: 0 LOB: 0 BB: 0 P: 7	R: 1 E: 0 K: 1 S: 6	H: 1 LOB: 0 BB: 0 P: 6	1B: 4 2B: 0 3B: 0 HR: 4	SF: 1 SAC: 0 DP: 0 HBP: 0	WP: 0 PB: 0 SB: 0 CS: 0	PA: 33							
PITCHER	IP	WLS	BF	H	R	ER	SO	BB	IBB	HBP	BLK	WP	HR	S	P	ERA	WHIP										
Rick Langford, R ERA: 3.07 (1, 1)	5.1	L	22	6	5	5	4	0	0	0	0	0	1	30	30	8.44	1.125										
Dave Heaverlo, R ERA: 3.23 (6, 1)	2.2		11	2	1	1	3	1	0	0	0	0	1	16	20	3.38	1.125										

Batter	1	2	3	4	5	6	7	8	9	AB	R	H	RBI	BB	SO	LOB	TOP																		
Rick Miller, L OBP: 0.345, SLG: 0.337 (1, 8)	0-0 4-3			0-0 1-3		0-3 K			0-0 F8	4	0	0	0	0	1	0																			
Carney Lansford, R OBP: 0.324, SLG: 0.375 Jim Anderson, R OBP: 0.288, SLG: 0.288 (1, 5) (2, 6)	1-0 G3-6-3 HBP			0-0 F4				0-0 G6-4-3 1B	0-0 F5	0	0	0	0	0	0	0																			
Lyman Bostock, L OBP: 0.361, SLG: 0.371 (1, 9)	0-0 G3-6-3 1-2			4-0 BB				0-0 G6-4-3 1-2	0-0 F5	3	0	0	0	1	0	2																			
Don Baylor, R OBP: 0.340, SLG: 0.468 (1, 10)		0-0 F8		0-0 L5				0-0 6-3		3	0	0	0	0	0	1																			
Joe Rudi, R OBP: 0.284, SLG: 0.396 (1, 7)		0-0 F4			0-0 L4				HR	3	1	1	1	0	0	0																			
Ron Fairly, L OBP: 0.298, SLG: 0.362 (1, 3)		0-0 F9			0-3 K				G3	3	0	0	0	0	1	0																			
Brian Downing, R OBP: 0.356, SLG: 0.344 (1, 2)			0-0 4-3		0-0 6-3				E5 1B	3	0	1	0	0	0	0																			
Dave Chalk, R OBP: 0.327, SLG: 0.295 (1, 6) (2, 5) (8, 4)			0-0 5-3			0-0 6-3			F7	3	0	0	0	0	0	1																			
Bobby Grich, R OBP: 0.339, SLG: 0.290 Danny Goodwin, L OBP: 0.400, SLG: 0.520 Terry Humphrey, R OBP: 0.278, SLG: 0.317 (1, 4) (8, PH) (8, 4) (8, 5)			0-0 F9			0-0 F9			F8	2	0	0	0	0	0	0																			
Inning Stats	R: 0 E: 0 K: 0 S: 2	H: 0 LOB: 0 BB: 0 P: 3	R: 0 E: 0 K: 0 S: 3	H: 0 LOB: 0 BB: 0 P: 3	R: 0 E: 0 K: 0 S: 3	H: 0 LOB: 1 BB: 1 P: 7	R: 0 E: 0 K: 1 S: 5	H: 0 LOB: 0 BB: 0 P: 5	R: 0 E: 0 K: 0 S: 3	H: 1 LOB: 0 BB: 0 P: 3	R: 1 E: 1 K: 0 S: 5	H: 2 LOB: 1 BB: 0 P: 5	R: 0 E: 0 K: 0 S: 3	H: 0 LOB: 0 BB: 0 P: 3	1B: 2 2B: 0 3B: 0 HR: 1	SF: 0 SAC: 0 DP: 2 HBP: 1	WP: 0 PA: 30 PB: 0 SB: 0 CS: 0																		
PITCHER	IP	WLS	BF	H	R	ER	SO	BB	IBB	HBP	BLK	WP	HR	S	P	ERA	WHIP	PITCHER	IP	WLS	BF	H	R	ER	SO	BB	IBB	HBP	BLK	WP	HR	S	P	ERA	WHIP
Ed Figueroa, R ERA: 3.15 Rich Gossage, R ERA: 2.02 (1, 1) (9, 1)	8.0	W	27	3	1	1	2	1	0	1	0	0	1	29	34	1.12	0.500																		

California Angels @ New York Yankees
Yankee Stadium, Bronx, NY
Mon Aug 28 1978, 7:05 PM EDT
Att: 22,481 - Unknown - 80 F

AB 28
R 1
H 3
RBI 1
BB 1
SO 2
LOB 5



Batter	1	2	3	4	5	6	7	8	9	AB	R	H	RBI	BB	SO	LOB	BOTTOM																		
Mickey Rivers, L OBP: 0.289, SLG: 0.393 (1, 8)	4-0 1B SF9 BB			0-0 4-3		0-0 1-3		0-0 1B		4	1	1	0	1	0	4																			
Willie Randolph, R OBP: 0.372, SLG: 0.357 (1, 4)	0-0 S 1B 4-3 1B		0-0 6-3		0-3 K		0-0 BLK 2B 1B	0-0 5-3		5	2	2	0	0	1	1																			
Thurman Munson, R OBP: 0.330, SLG: 0.392 (1, 10)	0-0 SF9 3-H		0-0 L6		0-0 1B 2B		0-0 BLK 1-H 2B			3	1	2	2	0	0	0																			
Reggie Jackson, L OBP: 0.364, SLG: 0.469 Paul Blair, R OBP: 0.226, SLG: 0.271 (1, 9) (9, 9)	0-0 4-3 S 1B		0-0 HBP		0-0 2-H 1B		0-0 F3			3	0	2	1	0	0	1																			
Lou Piniella, R OBP: 0.360, SLG: 0.426 (1, 7)	0-0 4-3 1-3 2-H		0-0 F7		0-0 L4		4-0 BLK IBB			3	0	0	1	1	0	3																			
Graig Nettles, L OBP: 0.340, SLG: 0.455 (1, 5)	0-3 K			4-0 1B BB		0-0 F2		0-3 K		3	0	0	0	1	2	4																			
Chris Chambliss, L OBP: 0.336, SLG: 0.392 (1, 3)		0-0 G3		0-0 1B		0-0 4-3		0-0 F7		4	0	1	0	0	0	2																			
Mike Heath, R OBP: 0.282, SLG: 0.304 (1, 2)		0-0 F8		0-0 F9		4-0 FC5-4 BB		0-3 K		3	0	0	0	1	1	2																			
Bucky Dent, R OBP: 0.294, SLG: 0.325 (1, 6)		1-0 HBP		0-0 F3		0-0 FC5-4 1-2		0-0 6-3		3	0	0	0	0	0	3																			
Inning Stats	R: 2 E: 0 K: 1 S: 7	H: 2 LOB: 1 BB: 1 P: 11	R: 0 E: 0 K: 0 S: 3	H: 0 LOB: 1 BB: 0 P: 4	R: 0 E: 0 K: 0 S: 3	H: 1 LOB: 2 BB: 1 P: 8	R: 1 E: 0 K: 1 S: 7	H: 2 LOB: 1 BB: 0 P: 7	R: 0 E: 0 K: 0 S: 3	H: 0 LOB: 1 BB: 1 P: 7	R: 1 E: 0 K: 1 S: 7	H: 2 LOB: 2 BB: 1 P: 11	R: 0 E: 0 K: 1 S: 6	H: 1 LOB: 1 BB: 0 P: 6	1B: 6 2B: 2 3B: 0 HR: 0	SF: 1 SAC: 0 DP: 0 HBP: 2	WP: 0 PA: 38 PB: 0 SB: 3 CS: 0																		
PITCHER	IP	WLS	BF	H	R	ER	SO	BB	IBB	HBP	BLK	WP	HR	S	P	ERA	WHIP	PITCHER	IP	WLS	BF	H	R	ER	SO	BB	IBB	HBP	BLK	WP	HR	S	P	ERA	WHIP
Frank Tanana, L ERA: 3.3 Tom Griffin, R ERA: 3.62 (1, 1) (8, 1)	7.0	L	34	7	4	4	3	3	0	2	2	0	0	34	52	5.14	1.429																		

California Angels @ New York Yankees
Yankee Stadium, Bronx, NY
Mon Aug 28 1978, 7:05 PM EDT
Att: 22,481 - Unknown - 80 F

AB 31
R 4
H 8
RBI 4
BB 4
SO 4
LOB 20



Batter	1	2	3	4	5	6	7	8	9	10	11	AB	R	H	RBI	BB	SO	LOB
Ken Landreaux, L (1, 8) OBP: 0.281, SLG: 0.329	1-3		5-3 1B					3-1		4-3		5	0	2	1	0	0	1
Dave Chalk, R (1, 5) OBP: 0.353, SLG: 0.292	F9		5-3		1-3			6-3			L6	5	0	0	0	0	0	2
Lyman Bostock, L (1, 9) OBP: 0.359, SLG: 0.369	5-3		F7			6-3			6-3		4-3 1B	5	0	1	0	0	0	1
Don Baylor, R (1, 7) OBP: 0.341, SLG: 0.474		HR				5-3			F7		4-3	5	1	2	1	0	0	1
Joe Rudi, R (1, 3) OBP: 0.283, SLG: 0.402	1-3		F7			F8				HR	K	5	1	1	1	0	1	2
Danny Gooden, L (1, 10) OBP: 0.381, SLG: 0.491 Merv Rettenmund, R (9, PH) OBP: 0.409, SLG: 0.356	K		K			K			6-3			3	0	0	0	0	3	1
Brian Downing, R (1, 2) OBP: 0.352, SLG: 0.340	6-3				6-3			6-3		F4		4	0	0	0	0	0	1
Bobby Grich, R (1, 4) OBP: 0.338, SLG: 0.295			1B		6-3			K		F7		4	1	1	0	0	1	0
Jim Anderson, R (1, 6) OBP: 0.271, SLG: 0.270	6-3		3B		5-3			B1-3		E6		4	0	0	0	0	0	1

Inning Stats	R: 0	H: 0	E: 0	K: 0	S: 3	LOB: 0	P: 3	R: 1	H: 1	E: 0	K: 1	S: 6	LOB: 0	P: 6	R: 1	H: 2	E: 0	K: 0	S: 5	LOB: 1	P: 5	R: 0	H: 1	E: 0	K: 1	S: 6	LOB: 1	P: 6	R: 0	H: 0	E: 0	K: 0	S: 3	LOB: 0	P: 3	R: 0	H: 0	E: 0	K: 2	S: 7	LOB: 0	P: 7	R: 0	H: 0	E: 0	K: 0	S: 3	LOB: 0	P: 3	R: 1	H: 1	E: 0	K: 0	S: 4	LOB: 0	P: 4	R: 0	H: 0	E: 1	K: 0	S: 4	LOB: 1	P: 4	R: 0	H: 0	E: 0	K: 0	S: 4	LOB: 1	P: 4	R: 0	H: 1	E: 0	K: 1	S: 6	LOB: 1	P: 6	1B: 3	SF: 0	2B: 1	SAC: 0	3B: 1	DP: 0	HR: 2	HBP: 0	WP: 0	PA: 41
--------------	------	------	------	------	------	--------	------	------	------	------	------	------	--------	------	------	------	------	------	------	--------	------	------	------	------	------	------	--------	------	------	------	------	------	------	--------	------	------	------	------	------	------	--------	------	------	------	------	------	------	--------	------	------	------	------	------	------	--------	------	------	------	------	------	------	--------	------	------	------	------	------	------	--------	------	------	------	------	------	------	--------	------	-------	-------	-------	--------	-------	-------	-------	--------	-------	--------

PITCHER	IP	WLS	BF	H	R	ER	SO	BB	IBB	HBP	BLK	WP	HR	S	P	ERA	WHIP
Jim Beattie, R (1, 1) ERA: 4.19	7.0		26	5	2	2	4	0	0	0	0	0	1	34	34	2.57	0.714
Sparky Lyle, L (8, 1) ERA: 3.32	3.0	11	1	1	1	0	0	0	0	0	0	0	1	11	11	3.00	0.333
Rich Gossage, R (11, 1) ERA: 2.0	1.0	W	4	1	0	0	1	0	0	0	0	0	0	6	6	0.00	1.000

California Angels @ New York Yankees
Yankee Stadium, Bronx, NY

Tue Aug 29 1978, 7:05 PM EDT
Att: 24,203 - Unknown - 84 F

AB	41
R	3
H	7
RBI	3
BB	0
SO	5
LOB	10

Batter	1	2	3	4	5	6	7	8	9	10	11	AB	R	H	RBI	BB	SO	LOB
Mickey Rivers, L (1, 8) OBP: 0.287, SLG: 0.391 Fred Stanley, R (9, 6) OBP: 0.330, SLG: 0.283	F6		K			G6-4-3		SH2-4		SH1-4		3	0	0	0	0	1	1
Willie Randolph, R (1, 4) OBP: 0.370, SLG: 0.360	F8				F2		K			F8		5	0	1	1	0	1	1
Thurman Munson, R (1, 2) OBP: 0.333, SLG: 0.391	F5				5-3		HR				IBB	3	1	1	0	2	0	0
Reggie Jackson, L (1, 9) OBP: 0.364, SLG: 0.476					K					F8		5	1	2	2	0	2	4
Graig Nettles, L (1, 5) OBP: 0.340, SLG: 0.459	F8				F6						SH3 1B 2B	5	1	2	0	0	0	3
Chris Chambliss, L (1, 3) OBP: 0.335, SLG: 0.390	K				F8					F4		3	0	0	0	1	1	1
Lou Piniella, R (1, 7) OBP: 0.358, SLG: 0.421	F7				F9					5-3		4	0	0	0	1	0	3
Jim Spencer, L (1, 10) OBP: 0.303, SLG: 0.469 Cliff Johnson, R (9, PH) OBP: 0.294, SLG: 0.319	F7				F7					F8		2	0	0	0	1	1	2
Bucky Dent, R (1, 6) OBP: 0.329, SLG: 0.322 Paul Blair, R (8, PR) OBP: 0.239, SLG: 0.278	K				F3					SH2-4 3B BB		2	0	0	0	1	1	1

Inning Stats	R: 0	H: 0	E: 0	K: 0	S: 3	LOB: 0	P: 3	R: 0	H: 1	E: 0	K: 1	S: 6	LOB: 1	P: 6	R: 0	H: 0	E: 0	K: 2	S: 7	LOB: 0	P: 7	R: 0	H: 0	E: 0	K: 0	S: 5	LOB: 0	P: 5	R: 0	H: 0	E: 0	K: 0	S: 2	LOB: 0	P: 6	R: 2	H: 3	E: 0	K: 2	S: 10	LOB: 2	P: 14	R: 1	H: 1	E: 0	K: 1	S: 6	LOB: 2	P: 14	R: 0	H: 0	E: 0	K: 0	S: 3	LOB: 0	P: 3	R: 0	H: 0	E: 0	K: 0	S: 3	LOB: 2	P: 11	R: 1	H: 2	E: 0	K: 0	S: 3	LOB: 3	P: 11	1B: 3	SF: 0	2B: 2	SAC: 3	3B: 1	DP: 1	HR: 1	HBP: 0	WP: 0	PA: 45
--------------	------	------	------	------	------	--------	------	------	------	------	------	------	--------	------	------	------	------	------	------	--------	------	------	------	------	------	------	--------	------	------	------	------	------	------	--------	------	------	------	------	------	-------	--------	-------	------	------	------	------	------	--------	-------	------	------	------	------	------	--------	------	------	------	------	------	------	--------	-------	------	------	------	------	------	--------	-------	-------	-------	-------	--------	-------	-------	-------	--------	-------	--------

PITCHER	IP	WLS	BF	H	R	ER	SO	BB	IBB	HBP	BLK	WP	HR	S	P	ERA	WHIP
Chris Knapp, R (1, 1) ERA: 4.3	7.1		30	5	3	3	6	2	2	0	0	0	1	38	54	3.68	0.955
Dave LaRoche, L (8, 1) ERA: 2.24	3.0	L	15	2	1	1	1	1	3	0	0	0	0	13	29	3.00	1.000

California Angels @ New York Yankees
Yankee Stadium, Bronx, NY

Tue Aug 29 1978, 7:05 PM EDT
Att: 24,203 - Unknown - 84 F

AB	34
R	4
H	7
RBI	4
BB	8
SO	7
LOB	16

Batter	1	2	3	4	5	6	7	8	9	AB	R	H	RBI	BB	SO	LOB	TOP								
Paul Blair, R OBP: 0.240, SLG: 0.277 Mickey Rivers, L OBP: 0.289, SLG: 0.391	G5-4-3 1B	K		6-3		4-3	IBB			4	1	1	0	0	1	2									
Willie Randolph, R OBP: 0.375, SLG: 0.362	G5-4-3 1B		6-3		6-3	2B	1B	BB	6-3	4	1	2	0	1	0	3									
Thurman Munson, R OBP: 0.331, SLG: 0.390	G5-4-3		K		6-3				1-3	5	0	1	0	0	1	3									
Reggie Jackson, L OBP: 0.367, SLG: 0.478			2B		K		K		G6-4-3 1B	5	0	3	1	0	2	3									
Lou Piniella, R OBP: 0.361, SLG: 0.428	F9				1B				G6-4-3 1B	4	2	2	1	1	0	2									
Graig Nettles, L OBP: 0.341, SLG: 0.460		2B		F9		1B			F7	5	1	2	1	0	0	3									
Chris Chambliss, L OBP: 0.338, SLG: 0.392		1-3		E1		1B			SH3-4 1B	5	0	3	0	0	1	1									
Cliff Johnson, R OBP: 0.299, SLG: 0.331 Gary Thomsom, L OBP: 0.296, SLG: 0.358				F5		F8			SH3-4 1B	4	0	2	2	0	0	3									
Bucky Dent, R OBP: 0.291, SLG: 0.319	F9			5-3					SH3-4 1B	3	0	0	0	0	0	2									
Inning Stats	R: 1 E: 0 K: 0 S: 5	H: 3 LOB: 1 BB: 0 P: 5	R: 1 E: 0 K: 1 S: 7	H: 2 LOB: 1 BB: 0 P: 7	R: 0 E: 0 K: 1 S: 7	H: 2 LOB: 2 BB: 0 P: 7	R: 0 E: 1 K: 1 S: 4	H: 1 LOB: 1 BB: 0 P: 4	R: 2 E: 0 K: 1 S: 9	H: 4 LOB: 2 BB: 1 P: 9	R: 0 E: 0 K: 1 S: 6	H: 1 LOB: 2 BB: 1 P: 10	R: 1 E: 0 K: 0 S: 5	H: 2 LOB: 2 BB: 2 P: 13	R: 0 E: 0 K: 2 S: 3	H: 1 LOB: 0 BB: 0 P: 3	R: 0 E: 0 K: 2 S: 7	H: 0 LOB: 0 BB: 0 P: 7	1B: 12 2B: 4 3B: 0 HR: 0	SF: 0 SAC: 1 DP: 2 HBP: 0	WP: 0 PB: 0 SB: 0 CS: 0	PA: 44			
PITCHER	IP	WLS	BF	H	R	ER	SO	BB	IBB	HBP	BLK	WP	HR	S	P	ERA	WHIP								
Mike Flanagan, L ERA: 3.95	(1, 1)	4.2	L	24	11	4	4	3	0	0	0	0	0	30	30	7.71	2.357								
Tippy Martinez, L ERA: 4.95	(5, 1)	1.2	L	11	4	1	1	1	2	0	0	0	0	11	19	5.40	3.600								
Joe Kerrigan, R ERA: 4.92	(7, 1)	2.2		9	1	0	0	2	0	1	0	0	0	12	16	0.00	0.375								

New York Yankees @ Baltimore Orioles
Memorial Stadium, Baltimore, MD
Wed Aug 30 1978, 7:05 PM EDT
Att: 20,501 - Unknown

AB 40
R 5
H 16
RBI 5
BB 3
SO 6
LOB 22



Batter	1	2	3	4	5	6	7	8	9	AB	R	H	RBI	BB	SO	LOB	BOTTOM								
Mark Belanger, R OBP: 0.290, SLG: 0.243	F8		K		K		K			4	0	0	0	0	3	0									
Ken Singleton, S OBP: 0.411, SLG: 0.481	K		HR		F8		K			4	1	1	0	0	2	0									
Doug DeCinces, R OBP: 0.329, SLG: 0.517	F2		HR		FC6-4 1B				K	4	1	2	2	0	1	0									
Lee May, R OBP: 0.285, SLG: 0.406		K			FC6-4		F8		F8	3	0	0	0	1	1	1									
Eddie Murray, S OBP: 0.355, SLG: 0.503		1B			F3		6-3		G3	4	1	1	0	0	0	1									
Andres Mora, R OBP: 0.275, SLG: 0.364 Pat Kelly, L OBP: 0.342, SLG: 0.379		F9			F8		4-3		F7	3	0	0	0	0	0	1									
Rick Dempsey, R OBP: 0.337, SLG: 0.367		FC5-4 1B			FC6-4 1B		HR		F8	4	1	3	2	0	0	0									
Rich Dauer, R OBP: 0.302, SLG: 0.365 Terry Crowley, L OBP: 0.304, SLG: 0.254		FC5-4			FC6-4		F7		F6	3	0	0	0	0	0	2									
Carlos Lopez, R OBP: 0.267, SLG: 0.316			K		K				6-3	3	0	0	0	0	2	1									
Inning Stats	R: 0 E: 0 K: 1 S: 5	H: 0 LOB: 0 BB: 0 P: 5	R: 1 E: 0 K: 1 S: 7	H: 2 LOB: 1 BB: 0 P: 7	R: 2 E: 0 K: 2 S: 9	H: 2 LOB: 1 BB: 1 P: 13	R: 0 E: 0 K: 1 S: 6	H: 1 LOB: 1 BB: 0 P: 6	R: 0 E: 0 K: 0 S: 4	H: 1 LOB: 0 BB: 0 P: 4	R: 0 E: 0 K: 2 S: 7	H: 0 LOB: 0 BB: 0 P: 7	R: 0 E: 0 K: 1 S: 5	H: 0 LOB: 0 BB: 0 P: 5	R: 0 E: 0 K: 0 S: 3	H: 0 LOB: 0 BB: 0 P: 3	1B: 4 2B: 1 3B: 0 HR: 2	SF: 0 SAC: 0 DP: 0 HBP: 0	WP: 0 PB: 0 SB: 0 CS: 0	PA: 35					
PITCHER	IP	WLS	BF	H	R	ER	SO	BB	IBB	HBP	BLK	WP	HR	S	P	ERA	WHIP								
Ron Guidry, L ERA: 1.88	(1, 1)	7.0	W	29	7	4	4	0	0	0	0	0	0	44	48	5.14	1.143								
Rich Gossage, R ERA: 1.97	(8, 1)	2.0	S	6	0	0	0	1	0	0	0	0	0	8	8	0.00	0.000								


New York Yankees @ Baltimore Orioles
Memorial Stadium, Baltimore, MD
Wed Aug 30 1978, 7:05 PM EDT
Att: 20,501 - Unknown

AB 34
R 4
H 7
RBI 4
BB 1
SO 9
LOB 6




Batter	1	2	3	4	5	6	7	8	9	AB	R	H	RBI	BB	SO	LOB	TOP								
Mickey Rivers, L (1, 8) OBP: 0.290, SLG: 0.392	4-3			F8		SH5-4 E 2B		F6	4-0 IBB	4	1	1	1	1	0	0	New York Yankees @ Baltimore Orioles Memorial Stadium, Baltimore, MD Thu Aug 31 1978, 7:05 PM EDT Att: 15,579 - Unknown								
Willie Randolph, R (1, 4) OBP: 0.372, SLG: 0.359	F3			6-3		SH5-4		BB	F8	3	0	0	0	1	0	3									
Thurman Munson, R (1, 2) OBP: 0.329, SLG: 0.386	6-3			F4		6-3		K		4	0	0	0	0	1	1									
Reggie Jackson, L (1, 9) OBP: 0.366, SLG: 0.475		K			G4-6-3 1B	K			4-3	4	0	1	0	0	2	0									
Lou Piniella, R (1, 7) OBP: 0.362, SLG: 0.437	6-3			G4-6-3 1-2			HR		1B SF9 1B	4	2	2	1	0	0	1									
Graig Nettles, L (1, 5) OBP: 0.342, SLG: 0.459	F9				HBP		F8		SF9 1B 1B	3	1	1	0	0	0	0									
Chris Chambliss, L (1, 3) OBP: 0.337, SLG: 0.390			G3		K		4-3		WP 1B IBB	3	0	0	0	1	1	1									
Cliff Johnson, R (1, 10) OBP: 0.299, SLG: 0.331 Jim Spencer, L (9, PH) OBP: 0.301, SLG: 0.469	F6					2B 1B	F7		SF9	3	1	1	0	0	0	0									
Bucky Dent, R (1, 6) OBP: 0.294, SLG: 0.325	F7					1-H E 2B 2B		L5	WP 1B	4	1	2	2	0	0	0									
Inning Stats	R: 0 E: 0 K: 0 S: 3	H: 0 LOB: 0 BB: 0 P: 3	R: 0 E: 0 K: 1 S: 5	H: 0 LOB: 0 BB: 0 P: 5	R: 0 E: 0 K: 0 S: 3	H: 0 LOB: 0 BB: 0 P: 3	R: 0 E: 0 K: 0 S: 3	H: 0 LOB: 0 BB: 0 P: 3	R: 0 E: 0 K: 1 S: 5	H: 1 LOB: 1 BB: 0 P: 6	R: 3 E: 2 K: 1 S: 8	H: 3 LOB: 0 BB: 0 P: 8	R: 1 E: 0 K: 0 S: 4	H: 1 LOB: 0 BB: 0 P: 4	R: 0 E: 0 K: 1 S: 5	H: 0 LOB: 1 BB: 1 P: 9		R: 2 E: 0 K: 0 S: 6	H: 3 LOB: 3 BB: 2 P: 14	1B: 5 2B: 2 3B: 0 HR: 1	SF: 1 SAC: 1 DP: 1 HBP: 1	WP: 1 PB: 0 SB: 0 CS: 0	PA: 38		
PITCHER	IP	WLS	BF	H	R	ER	SO	BB	IBB	HBP	BLK	WP	HR	S	P	ERA	WHIP								
Scott McGregor, L (1, 1) ERA: 3.48	8.1	L	33	7	6	5	4	1	0	1	0	0	1	39	44	5.40	0.960								
Don Stanhouse, R (9, 1) ERA: 3.09	0.2	S	5	1	0	0	0	0	2	0	0	1	0	3	11	0.00	1.500								

AB	32
R	6
H	8
RBI	5
BB	3
SO	4
LOB	6



Batter	1	2	3	4	5	6	7	8	9	AB	R	H	RBI	BB	SO	LOB	BOTTOM								
Larry Harlow, L (1, 8) OBP: 0.319, SLG: 0.330 Rich Dauer, R (9, PH) OBP: 0.304, SLG: 0.367	4-3	5-3			K		F8		FC6-4 1B	4	0	0	0	0	1	2	New York Yankees @ Baltimore Orioles Memorial Stadium, Baltimore, MD Thu Aug 31 1978, 7:05 PM EDT Att: 15,579 - Unknown								
Pat Kelly, L (1, 7) OBP: 0.340, SLG: 0.377 Mike Anderson, R (9, PH) OBP: 0.143, SLG: 0.040	K		L3		F7		1B		FC6-4 1-2 2-3	4	0	1	0	0	1	0									
Ken Singleton, S (1, 9) OBP: 0.411, SLG: 0.480	FC4-6 1B		K		WP 1B		K		F9	5	0	2	0	0	2	4									
Eddie Murray, S (1, 3) OBP: 0.354, SLG: 0.499	FC4-6 1-2				K				G3	4	0	0	0	1	1	4									
Doug DeCinces, R (1, 5) OBP: 0.326, SLG: 0.512		E6 4-3 1B	L5			4-3		K		4	1	0	0	0	1	1									
Lee May, R (1, 10) OBP: 0.287, SLG: 0.407	4-3			L5-3 1B		6-3		1B 1B		4	0	2	0	0	0	1									
Rick Dempsey, R (1, 2) OBP: 0.336, SLG: 0.366	K			L5-3 1-2		F8		FC5-4 1B		4	0	1	0	0	1	2									
Billy Smith, S (1, 4) OBP: 0.314, SLG: 0.361 Andres Mora, R (9, PH) OBP: 0.274, SLG: 0.362 Mark Belanger, R (9, 6) OBP: 0.290, SLG: 0.243		3B 1B					F7	FC5-4 1-2		2	1	1	1	0	0	0									
Kiko Garcia, R (1, 6) OBP: 0.328, SLG: 0.424		1-H 3B			K			1B 1B	FC6-4 1B	4	0	3	1	0	1	1									
Inning Stats	R: 0 E: 0 K: 1 S: 6	H: 1 LOB: 1 BB: 0 P: 6	R: 2 E: 1 K: 1 S: 8	H: 2 LOB: 1 BB: 0 P: 8	R: 0 E: 0 K: 1 S: 5	H: 0 LOB: 1 BB: 1 P: 9	R: 0 E: 0 K: 1 S: 5	H: 1 LOB: 1 BB: 0 P: 6	R: 0 E: 0 K: 2 S: 8	H: 1 LOB: 1 BB: 0 P: 8	R: 0 E: 0 K: 0 S: 3	H: 0 LOB: 0 BB: 0 P: 3	R: 0 E: 0 K: 1 S: 7	H: 2 LOB: 2 BB: 0 P: 7	R: 0 E: 0 K: 1 S: 7	H: 2 LOB: 2 BB: 0 P: 7		R: 0 E: 0 K: 0 S: 5	H: 2 LOB: 2 BB: 0 P: 5	1B: 10 2B: 1 3B: 1 HR: 0	SF: 0 SAC: 0 DP: 1 HBP: 1	WP: 2 PB: 0 SB: 0 CS: 0	PA: 40		
PITCHER	IP	WLS	BF	H	R	ER	SO	BB	IBB	HBP	BLK	WP	HR	S	P	ERA	WHIP								
Dick Tidrow, R (1, 1) ERA: 3.61	6.2	W	29	7	2	0	6	1	0	1	0	0	39	44	0.00	1.200									
Sparky Lyle, L (7, 1) ERA: 3.25	2.1	S	11	4	0	0	2	0	0	0	0	0	0	15	15	0.00	1.714								

AB	38
R	2
H	11
RBI	2
BB	1
SO	8
LOB	19



Batter	1	2	3	4	5	6	7	8	9	AB	R	H	RBI	BB	SO	LOB	TOP										
Julio Cruz, S OBP: 0.341, SLG: 0.292 (1, 4)										5	1	2	0	0	0	4	Seattle Mariners @ New York Yankees Yankee Stadium, Bronx, NY Fri Sep 01 1978, 7:05 PM EDT Att: 20,167 - Unknown - 73 F livebaseballscorecards.com										
Craig Reynolds, L OBP: 0.344, SLG: 0.387 (1, 6)										4	1	1	1	0	0	1											
Ruppert Jones, L OBP: 0.326, SLG: 0.337 (1, 8)										3	0	0	1	0	0	0											
Leon Roberts, R OBP: 0.375, SLG: 0.537 (1, 9)										4	0	0	0	0	0	0											
Bruce Bochte, L OBP: 0.348, SLG: 0.403 (1, 10)										4	0	1	0	0	1	0											
Bill Stein, R OBP: 0.328, SLG: 0.383 (1, 5)										4	1	1	0	0	0	1											
Dan Meyer, L OBP: 0.262, SLG: 0.336 (1, 3)										4	0	3	1	0	0	1											
Tom Paciorek, R OBP: 0.346, SLG: 0.453 (1, 7)										2	0	0	0	1	1	1											
John Hale, L OBP: 0.296, SLG: 0.280 (8, 7)										1	0	1	0	0	0	0											
Bill Plummer, R OBP: 0.303, SLG: 0.330 (1, 2)										4	0	0	0	0	1	5											
Inning Stats	R: 1 E: 0 K: 0 S: 4	H: 1 LOB: 0 BB: 0 P: 4	R: 1 E: 0 K: 1 S: 7	H: 2 LOB: 1 BB: 0 P: 7	R: 0 E: 0 K: 0 S: 3	H: 0 LOB: 0 BB: 0 P: 3	R: 0 E: 0 K: 0 S: 4	H: 1 LOB: 1 BB: 0 P: 4	R: 0 E: 0 K: 0 S: 5	H: 0 LOB: 0 BB: 0 P: 5	R: 0 E: 0 K: 0 S: 4	H: 1 LOB: 2 BB: 1 P: 8	R: 1 E: 0 K: 0 S: 4	H: 1 LOB: 0 BB: 0 P: 4	R: 0 E: 0 K: 1 S: 7	H: 2 LOB: 2 BB: 0 P: 7	1B: 5 2B: 3 3B: 1 HR: 0	SF: 1 SAC: 0 DP: 0 HBP: 0	WP: 0 PB: 1 CS: 2	PA: 37							
PITCHER	IP	WLS	BF	H	R	ER	SO	BB	IBB	HBP	BLK	WP	HR	S	P	ERA	WHIP										
Catfish Hunter, R ERA: 3.73 (1, 1)	8.0	L	32	7	3	2	2	1	0	0	0	0	0	35	39	2.25	1.000										
Ken Clay, R ERA: 4.54 (9, 1)	1.0		5	2	0	0	1	0	0	0	0	0	0	7	7	0.00	2.000										

Batter	1	2	3	4	5	6	7	8	9	AB	R	H	RBI	BB	SO	LOB	BOTTOM										
Mickey Rivers, L OBP: 0.292, SLG: 0.397 (1, 8)										4	0	2	0	0	1	0	Seattle Mariners @ New York Yankees Yankee Stadium, Bronx, NY Fri Sep 01 1978, 7:05 PM EDT Att: 20,167 - Unknown - 73 F livebaseballscorecards.com										
Willie Randolph, R OBP: 0.365, SLG: 0.355 (1, 4)										4	0	0	0	0	2												
Thurman Munson, R OBP: 0.328, SLG: 0.385 (1, 2)										4	0	1	0	0	1												
Reggie Jackson, L OBP: 0.365, SLG: 0.472 (1, 9)										3	0	0	0	1	2												
Graig Nettles, L OBP: 0.340, SLG: 0.456 (1, 5)										3	0	0	0	0	3												
Chris Chambliss, L OBP: 0.337, SLG: 0.388 (1, 3)										2	0	0	0	1	0												
Lou Piniella, R OBP: 0.362, SLG: 0.436 (1, 7)										3	0	1	0	0	1												
Jim Spencer, L OBP: 0.295, SLG: 0.459 (1, 10)										3	0	0	0	0	1												
Bucky Dent, R OBP: 0.292, SLG: 0.322 (1, 6)										2	0	0	0	0	0												
Roy White, S OBP: 0.326, SLG: 0.386 (8, PH)										1	0	0	0	0	0												
Fred Stanley, R OBP: 0.330, SLG: 0.283 (9, 6)										0	0	0	0	0	0												
Inning Stats	R: 0 E: 0 K: 0 S: 5	H: 2 LOB: 2 BB: 0 P: 5	R: 0 E: 0 K: 1 S: 5	H: 0 LOB: 0 BB: 0 P: 5	R: 0 E: 0 K: 1 S: 5	H: 0 LOB: 0 BB: 0 P: 5	R: 0 E: 0 K: 0 S: 2	H: 0 LOB: 0 BB: 1 P: 6	R: 0 E: 0 K: 0 S: 3	H: 1 LOB: 0 BB: 0 P: 3	R: 0 E: 0 K: 0 S: 4	H: 1 LOB: 1 BB: 0 P: 4	R: 0 E: 0 K: 1 S: 5	H: 0 LOB: 0 BB: 1 P: 9	R: 0 E: 0 K: 0 S: 3	H: 0 LOB: 0 BB: 0 P: 3	R: 0 E: 0 K: 0 S: 3	H: 0 LOB: 0 BB: 0 P: 3	1B: 2 2B: 2 3B: 0 HR: 0	SF: 0 SAC: 0 DP: 2 HBP: 0	WP: 0 PB: 0 CS: 0	PA: 31					
PITCHER	IP	WLS	BF	H	R	ER	SO	BB	IBB	HBP	BLK	WP	HR	S	P	ERA	WHIP										
Paul Mitchell, R ERA: 3.78 (1, 1)	9.0	W	31	4	0	0	3	2	0	0	0	0	0	35	43	0.00	0.667										

Batter	1	2	3	4	5	6	7	8	9	AB	R	H	RBI	BB	SO	LOB	TOP			
Julio Cruz, S OBP: 0.338, SLG: 0.289 (1,4)	0-3 K	0-0 F7		0-0 1-3		0-3 K			0-0 6-3	5	0	0	1	0	2	3				
Craig Reynolds, L OBP: 0.345, SLG: 0.387 (1,6)	0-0 1B		0-0 3-1 1B	0-0 4-3			0-0 3-1		0-0 F7	5	0	2	0	0	0	1				
Ruppert Jones, L OBP: 0.328, SLG: 0.339 (1,8)	0-0 1B		0-0 F7		0-0 1B		0-0 4-3			4	0	2	0	0	0	1				
Leon Roberts, R OBP: 0.374, SLG: 0.534 (1,9)	0-3 K		0-0 3-1 1B		0-0 P4		0-0 F7			4	0	1	0	0	1	3				
Bruce Bochte, L OBP: 0.346, SLG: 0.400 (1,10)	0-0 F7		0-0 3-1		0-0 F8			0-0 5-3		4	0	0	0	0	0	5				
Dan Meyer, L OBP: 0.264, SLG: 0.344 (1,3)		0-0 HR	0-0 BB		0-0 1-3			0-0 G3		3	1	1	1	1	0	1				
Bill Stein, R OBP: 0.324, SLG: 0.379 (1,5)		0-0 F9	0-0 F8			0-0 F7		0-0 F6		4	0	0	0	0	0	3				
Tom Paciorek, R OBP: 0.354, SLG: 0.466 (1,7)		0-0 F9		0-0 SH3-4 1B		0-0 1B			0-0 F8 6-3 2B	4	1	3	0	0	0	0				
Bill Plummer, R OBP: 0.307, SLG: 0.344 (1,2)				0-0 SH3-4		0-3 K			0-0 F8	2	0	1	0	0	1	1				
John Hale, L OBP: 0.295, SLG: 0.279 (9, PH)				1-2 2B					0-0 2-3	1	0	0	0	0	0	1				
Inning Stats	R: 0 E: 0 K: 2 S: 9	H: 2 LOB: 2 BB: 0 P: 9	R: 1 E: 0 K: 0 S: 5	H: 2 LOB: 1 BB: 0 P: 5	R: 0 E: 0 K: 0 S: 5	H: 2 LOB: 3 BB: 1 P: 9	R: 0 E: 0 K: 0 S: 4	H: 1 LOB: 1 BB: 0 P: 4	R: 0 E: 0 K: 2 S: 8	H: 1 LOB: 1 BB: 0 P: 8	R: 0 E: 0 K: 0 S: 3	H: 0 LOB: 0 BB: 0 P: 3	R: 0 E: 0 K: 0 S: 3	H: 0 LOB: 0 BB: 0 P: 3	R: 1 E: 0 K: 0 S: 4	H: 1 LOB: 0 BB: 0 P: 4	1B: 7 2B: 2 3B: 0 HR: 1	SF: 0 SAC: 1 DP: 0 HBP: 0	WP: 0 PB: 0 SB: 0 CS: 0	PA: 38
PITCHER Ed Figueroa, R ERA: 3.1 (1,1)	IP: 9.0 WLS: W BF: 38 H: 10 R: 2 ER: 2 SO: 4 BB: 1 IBB: 0 HBP: 0 BLK: 0 WP: 0 HR: 1 S: 45 P: 49 ERA: 2.00 WHIP: 1.222																			

Seattle Mariners @ New York Yankees
Yankee Stadium, Bronx, NY
Sat Sep 02 1978, 7:05 PM EDT
Att: 18,530 - Unknown - 71 F

AB	36
R	2
H	10
RBI	2
BB	1
SO	4
LOB	19



Batter	1	2	3	4	5	6	7	8	9	AB	R	H	RBI	BB	SO	LOB	BOTTOM			
Mickey Rivers, L OBP: 0.293, SLG: 0.397 (1,8)	0-0 G5-3 1B		0-0 5-3	0-0 F7		0-0 BB 1B		0-0 G4-6-3		5	1	2	1	0	0	3				
Willie Randolph, R OBP: 0.369, SLG: 0.354 (1,4)	0-0 HR		0-3 K	0-0 1-3		0-0 F7 1B BB		0-0 4-3		4	1	1	0	1	1	2				
Thurman Munson, R OBP: 0.330, SLG: 0.385 (1,2)	0-0 G5-3		0-0 BB		0-0 F8	0-0 F7 1B				3	0	1	2	1	0	2				
Reggie Jackson, L OBP: 0.366, SLG: 0.478 (1,9)	0-0 HR		0-0 BB		0-0 F2	0-0 F7				3	1	1	2	1	0	2				
Graig Nettles, L OBP: 0.341, SLG: 0.457 (1,5)	0-0 1B		0-0 F7		0-0 1B	0-3 K				4	0	2	0	0	1	4				
Chris Chambliss, L OBP: 0.336, SLG: 0.393 (1,3)	0-0 4-3			0-0 HR	0-0 4-3		0-0 F7			4	1	1	1	0	0	2				
Jim Spencer, L OBP: 0.294, SLG: 0.453 (1,10)		0-3 K		0-0 FC1-5 1B		0-3 K	0-0 4-3			4	0	1	0	0	2	0				
Gary Thomasson, L OBP: 0.299, SLG: 0.370 (1,7)		0-0 4-3		0-0 FC1-5 1B		0-0 1B 1B	0-0 F8			4	1	2	0	0	0	0				
Bucky Dent, R OBP: 0.295, SLG: 0.325 (1,6)		0-0 5-3		0-0 FC1-5		0-0 BB 1B	0-0 G4-6-3 1B			4	1	2	0	0	0	2				
Inning Stats	R: 2 E: 0 K: 0 S: 6	H: 4 LOB: 1 BB: 0 P: 6	R: 0 E: 0 K: 1 S: 5	H: 0 LOB: 0 BB: 0 P: 5	R: 0 E: 0 K: 1 S: 5	H: 0 LOB: 2 BB: 2 P: 13	R: 1 E: 0 K: 0 S: 6	H: 3 LOB: 2 BB: 0 P: 6	R: 0 E: 0 K: 0 S: 4	H: 1 LOB: 1 BB: 0 P: 4	R: 3 E: 0 K: 2 S: 11	H: 4 LOB: 2 BB: 1 P: 15	R: 0 E: 0 K: 0 S: 3	H: 0 LOB: 0 BB: 0 P: 3	R: 0 E: 0 K: 0 S: 3	H: 1 LOB: 0 BB: 0 P: 3	1B: 11 2B: 0 3B: 0 HR: 2	SF: 0 SAC: 0 DP: 2 HBP: 0	WP: 0 PB: 0 SB: 0 CS: 0	PA: 38
PITCHER Jim Colborn, R ERA: 5.29 (1,1)	IP: 5.1 WLS: L BF: 27 H: 10 R: 5 ER: 5 SO: 3 BB: 2 IBB: 0 HBP: 0 BLK: 0 WP: 0 HR: 2 S: 31 P: 39 ERA: 8.44 WHIP: 2.250																			
Shane Rawley, L ERA: 4.23 (6,1)	0.0 BF: 2 H: 1 R: 0 ER: 0 SO: 0 BB: 1 IBB: 0 HBP: 0 BLK: 0 WP: 0 HR: 0 S: 1 P: 5 ERA: ∞ WHIP: ∞																			
Jim Todd, R ERA: 4.06 (6,1)	2.2 WLS: 9 BF: 2 H: 1 R: 1 ER: 1 SO: 1 BB: 0 IBB: 0 HBP: 0 BLK: 0 WP: 0 HR: 0 S: 11 P: 11 ERA: 3.38 WHIP: 0.750																			

Seattle Mariners @ New York Yankees
Yankee Stadium, Bronx, NY
Sat Sep 02 1978, 7:05 PM EDT
Att: 18,530 - Unknown - 71 F

AB	35
R	6
H	13
RBI	6
BB	3
SO	4
LOB	17



Batter	1	2	3	4	5	6	7	8	9	AB	R	H	RBI	BB	SO	LOB	TOP		
Julio Cruz, S OBP: 0.337, SLG: 0.288 (1, 4)										5	1	1	0	0	2	3	Seattle Mariners @ New York Yankees Yankee Stadium, Bronx, NY Sun Sep 03 1978, 3:33 AM EDT Att: 22,386 - Unknown - 79 F		
Craig Reynolds, L OBP: 0.342, SLG: 0.384 (1, 6)										4	0	0	0	0	0	2			
Ruppert Jones, L OBP: 0.334, SLG: 0.350 (1, 8)										2	0	2	2	2	0	0			
Leon Roberts, R OBP: 0.370, SLG: 0.528 (1, 9)										4	0	0	0	0	1	4			
Bruce Bochte, L OBP: 0.345, SLG: 0.398 John Hale, L OBP: 0.279, SLG: 0.279 (9, PR)										4	0	1	0	0	0	1			
Dan Meyer, L OBP: 0.264, SLG: 0.343 (1, 3)										4	0	1	0	0	0	0			
Bill Stein, R OBP: 0.324, SLG: 0.380 (1, 5)										4	0	1	1	0	1	0			
Tom Paciorek, R OBP: 0.352, SLG: 0.461 (1, 7)										4	0	1	0	0	2	3			
Bill Plummer, R OBP: 0.301, SLG: 0.337 Larry Milbourne, S OBP: 0.279, SLG: 0.328 Kevin Pasley, R OBP: 0.125, SLG: 0.125 Bob Robertson, R OBP: 0.309, SLG: 0.384 (8, PH)										2	0	0	0	0	1	1			
Inning Stats	R: 0 E: 0 K: 1 S: 6	H: 1 LOB: 1 BB: 0 P: 6	R: 0 E: 0 K: 1 S: 5	H: 0 LOB: 0 BB: 0 P: 5	R: 0 E: 0 K: 2 S: 7	H: 0 LOB: 0 BB: 0 P: 7	R: 0 E: 0 K: 1 S: 5	H: 0 LOB: 1 BB: 1 P: 9	R: 0 E: 0 K: 0 S: 3	H: 0 LOB: 0 BB: 0 P: 3	R: 2 E: 0 K: 0 S: 6	H: 3 LOB: 1 BB: 0 P: 6	R: 1 E: 0 K: 3 S: 12	H: 3 LOB: 3 BB: 0 P: 12	1B: 5 2B: 2 3B: 1 HR: 0	SF: 0 SAC: 0 DP: 0 HBP: 0		WP: 1 PB: 0 SB: 1 CS: 0	PA: 37
PITCHER	IP	WLS	BF	H	R	ER	SO	BB	IBB	HBP	BLK	WP	HR	S	P	ERA	WHIP		
Jim Beattie, R ERA: 4.03 (1, 1)	8.0	W	31	5	2	2	5	2	0	0	0	1	0	39	47	2.25	0.875		
Sparky Lyle, L ERA: 3.33 (9, 1)	0.0		3	3	1	1	0	0	0	0	0	0	0	3	3	∞	∞		
Rich Gossage, R ERA: 1.95 (9, 1)	1.0	S	3	0	0	0	3	0	0	0	0	0	0	9	9	0.00	0.000		

AB 35
R 3
H 8
RBI 3
BB 2
SO 8
LOB 17



Batter	1	2	3	4	5	6	7	8	9	AB	R	H	RBI	BB	SO	LOB	BOTTOM		
Mickey Rivers, L OBP: 0.294, SLG: 0.397 (1, 8)										5	1	2	0	0	0	3	Seattle Mariners @ New York Yankees Yankee Stadium, Bronx, NY Sun Sep 03 1978, 3:33 AM EDT Att: 22,386 - Unknown - 79 F		
Willie Randolph, R OBP: 0.370, SLG: 0.354 (1, 4)										3	1	1	0	1	0	4			
Thurman Munson, R OBP: 0.327, SLG: 0.382 (1, 2)										4	0	0	0	0	1	5			
Reggie Jackson, L OBP: 0.367, SLG: 0.478 Gary Thomasson, L OBP: 0.299, SLG: 0.370 (7, PR)										4	0	2	0	0	1	3			
Lou Piniella, R OBP: 0.361, SLG: 0.432 (1, 7)										3	2	0	0	1	0	2			
Chris Chambliss, L OBP: 0.336, SLG: 0.396 (1, 3)										4	0	1	3	0	0	2			
Graig Nettles, L OBP: 0.343, SLG: 0.457 (1, 5)										4	0	2	0	0	0	1			
Cliff Johnson, R OBP: 0.304, SLG: 0.335 (1, 10)										4	0	2	1	0	1	1			
Bucky Dent, R OBP: 0.297, SLG: 0.327 (1, 6)										4	0	2	0	0	0	3			
Inning Stats	R: 3 E: 0 K: 1 S: 7	H: 2 LOB: 1 BB: 2 P: 15	R: 0 E: 1 K: 1 S: 7	H: 2 LOB: 2 BB: 0 P: 7	R: 1 E: 0 K: 0 S: 6	H: 3 LOB: 2 BB: 0 P: 6	R: 0 E: 0 K: 0 S: 4	H: 1 LOB: 1 BB: 0 P: 4	R: 0 E: 0 K: 0 S: 4	H: 0 LOB: 0 BB: 0 P: 3	R: 0 E: 0 K: 0 S: 4	H: 2 LOB: 1 BB: 0 P: 4	R: 0 E: 0 K: 1 S: 6	H: 1 LOB: 1 BB: 0 P: 6	1B: 11 2B: 0 3B: 1 HR: 0	SF: 0 SAC: 0 DP: 1 HBP: 0		WP: 0 PB: 0 SB: 1 CS: 0	PA: 37
PITCHER	IP	WLS	BF	H	R	ER	SO	BB	IBB	HBP	BLK	WP	HR	S	P	ERA	WHIP		
Rick Honeycutt, L ERA: 4.26 (1, 1)	8.0	L	37	12	4	4	3	1	1	0	0	0	0	41	49	4.50	1.625		

AB 35
R 4
H 12
RBI 4
BB 2
SO 3
LOB 24



Batter	1	2	3	4	5	6	7	8	9	AB	R	H	RBI	BB	SO	LOB	TOP					
Ron LeFlore, R (1, 8) OBP: 0.358, SLG: 0.398	4-0 CS BB		4-0 BB			0-0 1B 2B		0-0 5-3		2	1	1	0	2	0	0						
Lou Whitaker, L (1, 4) OBP: 0.351, SLG: 0.356	4-0 BB		0-3 BB			0-0 6-3		0-0 3-1		3	0	0	0	1	1	4						
Rusty Staub, L (1, 10) OBP: 0.356, SLG: 0.451	0-0 G4-6-3 BB		0-0 F7			0-0 G4-6-3 1B		0-0 F9		4	0	1	1	0	0	4						
Jason Thompson, L (1, 3) OBP: 0.365, SLG: 0.474		0-3 K		0-3 K		0-0 G4-6-3 1B		0-0 F7		4	0	0	0	0	2	1						
Steve Kemp, L (1, 7) OBP: 0.384, SLG: 0.398		0-3 K		0-0 1-3			0-0 F5		1-0 HBP	3	0	0	0	0	1	0						
Lance Parrish, R (1, 2) OBP: 0.295, SLG: 0.444		0-3 K		0-3 K			0-0 1B		0-3 K	4	0	1	0	0	3	1						
John Wockenfuss, R (1, 9) OBP: 0.354, SLG: 0.386			0-0 F3		0-3 K		0-0 F9			3	0	0	0	0	1	1						
Aurelio Rodriguez, R (1, 5) OBP: 0.292, SLG: 0.376			0-0 BB 1B		0-0 6-3		0-0 F4			3	0	1	0	0	0	1						
Alan Trammell, R (1, 6) OBP: 0.328, SLG: 0.332			0-0 BB 1B		0-0 F9			0-0 5-3		3	0	1	0	0	0	0						
Inning Stats	R: 0 E: 0 K: 0 S: 1	H: 0 LOB: 0 BB: 2 P: 9	R: 0 E: 0 K: 3 S: 9	H: 0 LOB: 0 BB: 0 P: 9	R: 0 E: 0 K: 1 S: 7	H: 2 LOB: 3 BB: 1 P: 11	R: 0 E: 0 K: 2 S: 7	H: 0 LOB: 0 BB: 0 P: 7	R: 0 E: 0 K: 1 S: 5	H: 0 LOB: 0 BB: 0 P: 5	R: 1 E: 0 K: 0 S: 4	H: 2 LOB: 0 BB: 0 P: 4	R: 0 E: 0 K: 0 S: 4	H: 1 LOB: 1 BB: 0 P: 4	R: 0 E: 0 K: 0 S: 3	H: 0 LOB: 0 BB: 0 P: 3	R: 0 E: 0 K: 1 S: 5	H: 0 LOB: 1 BB: 0 P: 6	1B: 4 2B: 1 3B: 0 HR: 0	SF: 0 SAC: 0 DP: 2 HBP: 1	WP: 0 PB: 0 SB: 0 CS: 1	PA: 33
PITCHER Ron Guidry, L (1, 1) ERA: 1.84	IP: 9.0 WLS: W BF: 33 H: 5 R: 1 ER: 1 SO: 8 BB: 3 IBB: 0 HBP: 1 BLK: 0 WP: 0 HR: 0 S: 45 P: 58 ERA: 1.00 WHIP: 0.889															PITCHER						

Detroit Tigers @ New York Yankees
 Yankee Stadium, Bronx, NY
 Mon Sep 04 1978, 3:33AM EDT
 Unknown - 74 F

AB 29
R 1
H 5
RBI 1
BB 3
SO 8
LOB 12



Batter	1	2	3	4	5	6	7	8	9	AB	R	H	RBI	BB	SO	LOB	BOTTOM			
Mickey Rivers, L (1, 8) OBP: 0.295, SLG: 0.404	0-0 HR		0-0 F9		0-3 K		0-0 F5	0-0 FC5-4 1B		5	1	2	1	0	1	3				
Willie Randolph, R (1, 4) OBP: 0.365, SLG: 0.351	0-0 F7		0-3 K			0-0 6-3	4-0 BB 1B 3B BB	0-0 FC5-4		4	1	0	0	1	1	1				
Thurman Munson, R (1, 2) OBP: 0.362, SLG: 0.381 Mike Heath, R (8, 2) OBP: 0.282, SLG: 0.304	0-3 K			0-3 K		0-0 L7	0-0 BB 1B 3B BB			4	1	1	2	0	2	0				
Reggie Jackson, L (1, 9) OBP: 0.365, SLG: 0.475 Cliff Johnson, R (7, PH) OBP: 0.308, SLG: 0.335 Gary Thomasson, L (8, 9) OBP: 0.299, SLG: 0.370	0-0 4-3			0-3 K		0-0 L7	0-0 BB 1B 3B BB			3	0	0	0	0	2	0				
Chris Chambliss, L (1, 3) OBP: 0.337, SLG: 0.400		0-0 F8		0-0 1B			4-3 BB 1B 3B			4	1	2	3	0	0	0				
Graig Nettles, L (1, 5) OBP: 0.344, SLG: 0.462		0-0 F7		0-3 K			BB 1B 3B BB FC5-4 1B			4	1	2	1	0	1	1				
Lou Piniella, R (1, 7) OBP: 0.433 Jay Johnstone, L (8, 7) OBP: 0.266, SLG: 0.248		0-0 1B			0-0 F8		BB 1B 3B BB FC6-4 1B			4	1	2	1	0	0	1				
Jim Spencer, L (1, 10) OBP: 0.301, SLG: 0.457 Dennis Sherrill, R (7, PR)		0-3 K			0-0 FC5-4 1B		BB 1B 1B BB 1B	0-3 K		3	0	2	0	0	1	1				
Bucky Dent, R (1, 6) OBP: 0.297, SLG: 0.326			0-0 F2		0-0 FC5-4		BB 1B 1B BB 1B	0-0 F7		4	1	1	1	0	0	1				
Inning Stats	R: 1 E: 0 K: 1 S: 6	H: 1 LOB: 0 BB: 0 P: 6	R: 0 E: 0 K: 1 S: 6	H: 1 LOB: 0 BB: 0 P: 6	R: 0 E: 0 K: 1 S: 5	H: 0 LOB: 0 BB: 0 P: 5	R: 0 E: 0 K: 3 S: 10	H: 1 LOB: 1 BB: 0 P: 10	R: 0 E: 0 K: 1 S: 6	H: 1 LOB: 1 BB: 0 P: 6	R: 0 E: 0 K: 1 S: 5	H: 0 LOB: 0 BB: 0 P: 5	R: 8 E: 0 K: 0 S: 10	H: 7 LOB: 1 BB: 2 P: 18	R: 0 E: 0 K: 1 S: 6	H: 1 LOB: 1 BB: 0 P: 6	1B: 9 2B: 0 3B: 2 HR: 1	SF: 0 SAC: 0 DP: 0 HBP: 0	WP: 0 PB: 0 SB: 0 CS: 0	PA: 38
PITCHER Mit Wilcox, R (1, 1) ERA: 3.51 Sheldon Burnside, L (7, 1) ERA: 108.0 Dave Tobik, R (7, 1) ERA: 6.43	IP: 6.1 WLS: L BF: 27 H: 8 R: 5 ER: 5 SO: 8 BB: 0 IBB: 0 HBP: 0 BLK: 0 WP: 0 HR: 1 S: 43 P: 43 ERA: 7.11 WHIP: 1.263															PITCHER				

Detroit Tigers @ New York Yankees
 Yankee Stadium, Bronx, NY
 Mon Sep 04 1978, 3:33AM EDT
 Unknown - 74 F

AB 36
R 9
H 12
RBI 9
BB 2
SO 9
LOB 8



Batter	1	2	3	4	5	6	7	8	9	AB	R	H	RBI	BB	SO	LOB	TOP
Ron LeFlore, R OBP: 0.356, SLG: 0.396 (1, 8)										5	1	1	0	0	1	2	
Steve Dillard, R OBP: 0.274, SLG: 0.306 Lou Whitaker, L OBP: 0.351, SLG: 0.356 (1, 4)										5	1	0	0	0	0	1	
Rusty Staub, L OBP: 0.353, SLG: 0.447 (1, 10)										5	0	0	0	0	0	2	
Jason Thompson, L OBP: 0.368, SLG: 0.480 (1, 3)										4	1	3	2	0	0	0	
Steve Kemp, L OBP: 0.384, SLG: 0.397 Mickey Stanley, R OBP: 0.315, SLG: 0.401 (1, 7)										3	0	1	0	1	0	1	
Aurelio Rodriguez, R OBP: 0.258, SLG: 0.387 (1, 5)										4	1	2	1	0	1	2	
Dave Stegman, R OBP: 0.500, SLG: 1.000 Tim Corcoran, L OBP: 0.321, SLG: 0.333 (5, PH)										2	0	1	0	0	0	0	
John Wockenfuss, R OBP: 0.358, SLG: 0.396 (8, PH)										1	1	1	0	0	0	0	
Mitt May, L OBP: 0.321, SLG: 0.399 (1, 2)										3	0	0	0	1	0	4	
Mark Wagner, R OBP: 0.272, SLG: 0.284 Alan Trammell, R OBP: 0.328, SLG: 0.332 (1, 6)										4	0	0	0	0	1	2	
										0	0	0	0	0	0	0	
Inning Stats	R: 1 E: 0 K: 0 S: 5	H: 2 LOB: 1 BB: 0 P: 5	R: 0 E: 0 K: 1 S: 7	H: 2 LOB: 2 BB: 0 P: 7	R: 0 E: 0 K: 1 S: 3	H: 0 LOB: 1 BB: 1 P: 7	R: 2 E: 0 K: 1 S: 8	H: 2 LOB: 0 BB: 0 P: 12	R: 0 E: 0 K: 0 S: 3	H: 0 LOB: 0 BB: 0 P: 3	R: 1 E: 1 K: 0 S: 4	H: 1 LOB: 1 BB: 0 P: 4	R: 0 E: 0 K: 0 S: 3	H: 0 LOB: 0 BB: 0 P: 3	1B: 5 2B: 2 3B: 1 HR: 1	SF: 0 SAC: 0 DP: 0 HBP: 0	WP: 1 PA: 39
PITCHER	IP WLS BF H R ER SO BB IBB HBP BLK WP HR S P ERA WHIP																
Paul Lindblad, L ERA: 4.22 (1, 1)	3.0 15 6 2 2 2 0 0 0 0 0 1 19 19 6.00 2.000																
Ken Clay, R ERA: 4.57 (4, 1)	4.0 17 2 2 1 2 2 0 0 0 1 0 19 27 2.25 1.000																
Sparky Lyle, L ERA: 3.27 (8, 1)	2.0 L 7 1 1 0 0 0 0 0 0 0 0 7 7 0.00 0.500																

Detroit Tigers @ New York Yankees
 Yankee Stadium, Bronx, NY
 Mon Sep 04 1978, 3:38 AM EDT
 Att: 46,896 - Unknown

AB 37
R 5
H 9
RBI 3
BB 2
SO 4
LOB 16



Batter	1	2	3	4	5	6	7	8	9	AB	R	H	RBI	BB	SO	LOB	BOTTOM				
Mickey Rivers, L OBP: 0.292, SLG: 0.400 (1, 8)										5	0	0	0	0	0	2					
Willie Randolph, R OBP: 0.371, SLG: 0.350 (1, 4)										3	1	1	0	2	0	2					
Thurman Munson, R OBP: 0.324, SLG: 0.377 (1, 2)										5	0	0	0	0	0	3					
Chris Chambliss, L OBP: 0.339, SLG: 0.404 (1, 3)										5	1	3	0	0	0	1					
Graig Nettles, L OBP: 0.347, SLG: 0.464 (1, 5)										4	1	3	1	0	0	1					
Lou Piniella, R OBP: 0.359, SLG: 0.429 (1, 10)										4	0	0	0	0	2	4					
Roy White, S OBP: 0.322, SLG: 0.382 Jay Johnstone, L OBP: 0.272, SLG: 0.254 (1, 7)										3	0	0	0	0	0	1					
Gary Thomasson, L OBP: 0.300, SLG: 0.367 Cliff Johnson, R OBP: 0.305, SLG: 0.333 Paul Blair, R OBP: 0.240, SLG: 0.277 (1, 9)										2	1	0	0	1	2	0					
Bucky Dent, R OBP: 0.299, SLG: 0.326 (1, 6)										3	0	1	0	1	0	1					
Inning Stats	R: 0 E: 0 K: 0 S: 3	H: 0 LOB: 0 BB: 0 P: 3	R: 3 E: 1 K: 1 S: 8	H: 2 LOB: 2 BB: 2 P: 16	R: 0 E: 0 K: 1 S: 6	H: 1 LOB: 0 BB: 0 P: 6	R: 0 E: 0 K: 1 S: 5	H: 0 LOB: 0 BB: 0 P: 5	R: 1 E: 0 K: 0 S: 5	H: 2 LOB: 2 BB: 1 P: 9	R: 0 E: 0 K: 1 S: 6	H: 1 LOB: 1 BB: 0 P: 6	R: 0 E: 0 K: 0 S: 3	H: 1 LOB: 1 BB: 1 P: 7	R: 0 E: 0 K: 0 S: 4	H: 1 LOB: 1 BB: 0 P: 4	R: 0 E: 0 K: 0 S: 4	H: 1 LOB: 1 BB: 0 P: 4	1B: 8 2B: 2 3B: 0 HR: 0	SF: 0 SAC: 0 DP: 1 HBP: 0	WP: 0 PA: 40
PITCHER	IP WLS BF H R ER SO BB IBB HBP BLK WP HR S P ERA WHIP																				
Jack Morris, R ERA: 4.17 (1, 1)	4.2 23 4 2 3 0 3 0 0 0 0 0 26 38 3.86 1.714																				
Steve Baker, R ERA: 4.12 (5, 1)	2.0 8 2 0 0 1 1 0 0 0 0 0 9 13 0.00 1.500																				
John Hiller, L ERA: 2.57 (7, 1)	2.1 W 9 2 0 0 0 0 0 0 0 0 0 9 9 0.00 0.857																				

Detroit Tigers @ New York Yankees
 Yankee Stadium, Bronx, NY
 Mon Sep 04 1978, 3:38 AM EDT
 Att: 46,896 - Unknown

AB 36
R 4
H 9
RBI 1
BB 4
SO 4
LOB 16



Batter	1	2	3	4	5	6	7	8	9	AB	R	H	RBI	BB	SO	LOB	TOP								
Ron LeFlore, R (1, 8) OBP: 0.355, SLG: 0.394	5-3		F8			K	G4-6-3		1B	5	0	1	0	0	1	2									
Lou Whitaker, L (1, 4) OBP: 0.350, SLG: 0.355	4-3			4-3		5-3		1B	L6-4	5	0	1	0	0	0	2									
Rusty Staub, L (1, 10) OBP: 0.355, SLG: 0.450				2B	1B	BB	1B	BB	F8	3	0	2	0	1	0	1									
Jason Thompson, L (1, 3) OBP: 0.369, SLG: 0.482				K	2B			F9		4	0	2	0	0	1	2									
Steve Kemp, L (1, 7) OBP: 0.384, SLG: 0.395		F8			8-2			2-3		3	0	0	0	1	0	3									
Milt May, L (1, 2) OBP: 0.317, SLG: 0.394		F8				G3	G3		F4	4	0	0	0	0	0	3									
Tim Corcoran, L (1, 9) OBP: 0.323, SLG: 0.331		3-1				F9		1B	HR	2	1	0	0	1	0	0									
Phil Mankowski, L (1, 5) OBP: 0.365, SLG: 0.392			F7			FC6-4	1B		HR	4	1	3	2	0	0	0									
Alan Trammell, R (1, 6) OBP: 0.328, SLG: 0.329			F8			FC6-4	F9		L6-4	3	0	0	0	1	0	3									
Inning Stats	R: 0 E: 0 K: 1 S: 6	H: 1 LOB: 1 BB: 0 P: 6	R: 0 E: 0 K: 0 S: 3	H: 0 LOB: 0 BB: 0 P: 3	R: 0 E: 0 K: 0 S: 3	H: 0 LOB: 0 BB: 0 P: 3	R: 0 E: 0 K: 0 S: 4	H: 2 LOB: 1 BB: 0 P: 4	R: 0 E: 0 K: 0 S: 4	H: 1 LOB: 3 BB: 2 P: 14	R: 0 E: 0 K: 0 S: 3	H: 1 LOB: 1 BB: 0 P: 4	R: 0 E: 0 K: 0 S: 4	H: 1 LOB: 1 BB: 0 P: 4	R: 0 E: 0 K: 0 S: 4	H: 1 LOB: 1 BB: 0 P: 12	R: 2 E: 0 K: 0 S: 4	H: 2 LOB: 1 BB: 2 P: 12	1B: 6 2B: 4 3B: 0 HR: 1	SF: 0 SAC: 0 DP: 3 HBP: 1	WP: 0 PB: 0 SB: 0 CS: 0	PA: 38			
PITCHER	IP	WLS	BF	H	R	ER	SO	BB	IBB	HBP	BLK	WP	HR	S	P	ERA	WHIP								
Dick Tidrow, R (1, 1) ERA: 3.54	8.1	W	35	8	2	2	2	3	0	1	0	0	1	35	48	2.16	1.320								
Sparky Lyle, L (9, 1) ERA: 3.27	0.0		1	0	0	0	0	1	0	0	0	0	0	0	4	∞	∞								
Rich Gossage, R (9, 1) ERA: 1.94	0.2	S	2	1	0	0	0	0	0	0	0	0	0	2	2	0.00	1.500								

Detroit Tigers @ New York Yankees
Yankee Stadium, Bronx, NY
Tue Sep 05 1978, 7:05 PM EDT
Att: 16,891 - Unknown - 77 F

AB 33
R 2
H 9
RBI 2
BB 4
SO 2
LOB 16



Batter	1	2	3	4	5	6	7	8	9	AB	R	H	RBI	BB	SO	LOB	BOTTOM								
Mickey Rivers, L (1, 8) OBP: 0.292, SLG: 0.398	4-3		FC5-4		G3			L9		4	0	1	0	0	0	1									
Willie Randolph, R (1, 4) OBP: 0.372, SLG: 0.350			FC5-4		F8			S	BB	3	0	1	0	1	0	1									
Thurman Munson, R (1, 2) OBP: 0.321, SLG: 0.375	6-3				K			K		4	0	0	0	0	2	3									
Chris Chambliss, L (1, 3) OBP: 0.337, SLG: 0.401		4-3			G3			L3	F9	4	0	0	0	0	2										
Graig Nettles, L (1, 5) OBP: 0.347, SLG: 0.463		F7			BB	HR		F9		3	1	1	0	0	0	0									
Lou Piniella, R (1, 10) OBP: 0.359, SLG: 0.426		5-3			HR	BB		F8		2	1	0	0	1	0	0									
Roy White, S (1, 7) OBP: 0.326, SLG: 0.490								3-1		3	2	2	3	0	0	0									
Gary Thomasson, L (8, 7) OBP: 0.300, SLG: 0.367			1B	2B	HR					0	0	0	0	0	0	0									
Jay Johnstone, L (1, 9) OBP: 0.273, SLG: 0.256					F8			L3		3	0	1	0	0	0	0									
Bucky Dent, R (1, 6) OBP: 0.300, SLG: 0.327			G6-4-3		F9			PB	S	3	0	1	0	0	0	1									
Inning Stats	R: 0 E: 0 K: 0 S: 3	H: 1 LOB: 0 BB: 0 P: 3	R: 0 E: 0 K: 0 S: 3	H: 0 LOB: 0 BB: 0 P: 3	R: 1 E: 0 K: 0 S: 5	H: 3 LOB: 1 BB: 0 P: 5	R: 3 E: 0 K: 1 S: 7	H: 2 LOB: 0 BB: 1 P: 11	R: 0 E: 0 K: 0 S: 3	H: 0 LOB: 0 BB: 0 P: 3	R: 0 E: 0 K: 0 S: 3	H: 0 LOB: 0 BB: 0 P: 3	R: 0 E: 0 K: 1 S: 6	H: 1 LOB: 2 BB: 1 P: 10	R: 0 E: 0 K: 0 S: 6	H: 1 LOB: 1 BB: 0 P: 10	R: 0 E: 0 K: 0 S: 6	H: 1 LOB: 1 BB: 0 P: 10	1B: 5 2B: 1 3B: 0 HR: 1	SF: 0 SAC: 0 DP: 1 HBP: 0	WP: 0 PB: 1 SB: 2 CS: 1	PA: 31			
PITCHER	IP	WLS	BF	H	R	ER	SO	BB	IBB	HBP	BLK	WP	HR	S	P	ERA	WHIP								
Kip Young, R (1, 1) ERA: 2.5	8.0	L	31	7	4	4	2	2	0	0	0	0	1	33	41	4.50	1.125								

Detroit Tigers @ New York Yankees
Yankee Stadium, Bronx, NY
Tue Sep 05 1978, 7:05 PM EDT
Att: 16,891 - Unknown - 77 F

AB 29
R 4
H 7
RBI 3
BB 2
SO 2
LOB 8




Batter	1	2	3	4	5	6	7	8	9	AB	R	H	RBI	BB	SO	LOB	TOP			
Ron LeFlore, R OBP: 0.354, SLG: 0.391	F9	L4			L9			G3	F4	4	0	0	0	1	0	4	Detroit Tigers @ New York Yankees Yankee Stadium, Bronx, NY Wed Sep 06 1978, 7:05 PM EDT Att: 24,452 - Unknown - 80 F			
Lou Whitaker, L OBP: 0.346, SLG: 0.352	4-3		5-3			3-1		G3		3	0	0	0	1	0	0				
Rusty Staub, L OBP: 0.355, SLG: 0.448			F6			G3		F5		3	0	0	0	1	0	2				
Jason Thompson, L OBP: 0.366, SLG: 0.478	F5		K			F7		G3		4	0	0	0	0	1	3				
Steve Kemp, L OBP: 0.383, SLG: 0.396		K			F7			F7		4	1	1	0	0	1	2				
Milt May, L OBP: 0.319, SLG: 0.395		4-3			F8					4	0	2	1	0	0	0				
Tim Corcoran, L OBP: 0.324, SLG: 0.331					G3			F8		3	1	1	0	0	0	1				
Mickey Stanley, R OBP: 0.313, SLG: 0.399		1B						F8		1	0	0	0	0	0	1				
Phil Mankowski, L OBP: 0.365, SLG: 0.392		2B			F8			F7		3	0	1	0	0	0	1				
Aurelio Rodriguez, R OBP: 0.297, SLG: 0.389		2B								1	0	1	0	0	0	0				
Alan Trammell, R OBP: 0.327, SLG: 0.331					5-3			F8		4	0	1	1	0	0	3				
Inning Stats	R: 0 E: 0 K: 0 S: 3	H: 0 LOB: 1 BB: 1 P: 7	R: 1 E: 0 K: 1 S: 8	H: 3 LOB: 2 BB: 0 P: 8	R: 0 E: 0 K: 1 S: 5	H: 0 LOB: 0 BB: 0 P: 5	R: 0 E: 0 K: 0 S: 3	H: 0 LOB: 0 BB: 0 P: 3	R: 0 E: 0 K: 0 S: 3	H: 0 LOB: 1 BB: 0 P: 3	R: 1 E: 0 K: 0 S: 5	H: 2 LOB: 1 BB: 0 P: 5	R: 0 E: 0 K: 0 S: 3	H: 0 LOB: 2 BB: 2 P: 11	R: 0 E: 0 K: 0 S: 5	H: 2 LOB: 2 BB: 0 P: 5	1B: 5 2B: 2 3B: 0 HR: 0	SF: 0 SAC: 0 DP: 0 HBP: 0	WP: 0 PB: 0 SB: 1 CS: 0	PA: 37
PITCHER	IP WLS BF H R ER SO BB IBB HBP BLK WP HR S P ERA WHIP	8.0 W 32 5 2 2 2 3 0 0 0 0 0 0 33 45 2.25 1.000	1.0 5 2 0 0 0 0 0 0 0 0 0 0 5 5 0.00 2.000											IP WLS BF H R ER SO BB IBB HBP BLK WP HR S P ERA WHIP						
Ed Figueroa, R ERA: 3.07																				
Sparky Lyle, L ERA: 3.24																				

Batter	1	2	3	4	5	6	7	8	9	AB	R	H	RBI	BB	SO	LOB	BOTTOM			
Mickey Rivers, L OBP: 0.296, SLG: 0.401	SH1-3		4-3			SH1-4	1B	1B	1-3	4	3	3	0	0	0	0	Detroit Tigers @ New York Yankees Yankee Stadium, Bronx, NY Wed Sep 06 1978, 7:05 PM EDT Att: 24,452 - Unknown - 80 F			
Paul Blair, R OBP: 0.238, SLG: 0.274	SF7				SF	1B				1	0	0	0	0	0	1				
Willie Randolph, R OBP: 0.375, SLG: 0.353	SH1-3				SH1-4			F7		3	1	2	0	1	0	0				
Thurman Munson, R OBP: 0.323, SLG: 0.374	SH1-3				SF	1B		G3		3	1	1	0	1	1	3				
Chris Chambliss, L OBP: 0.334, SLG: 0.399	SF7		F9		SF	1B		E4		3	1	0	2	0	0	3				
Graig Nettles, L OBP: 0.345, SLG: 0.460	K				E4	1B		FC5-4		5	1	1	2	0	1	3				
Lou Piniella, R OBP: 0.360, SLG: 0.428		6-3			E4	1B		FC5-4		3	0	1	1	1	0	1				
Roy White, S OBP: 0.328, SLG: 0.399		L7			G3-6-3	1B				3	0	1	0	1	0	2				
Jay Johnstone, L OBP: 0.280, SLG: 0.258					G3-6-3	1B				3	0	1	1	1	1	4				
Bucky Dent, R OBP: 0.299, SLG: 0.326					CS	1B		F8		4	1	1	0	0	1	5				
Inning Stats	R: 1 E: 0 K: 1 S: 6	H: 1 LOB: 1 BB: 1 P: 10	R: 0 E: 0 K: 1 S: 5	H: 0 LOB: 1 BB: 1 P: 9	R: 0 E: 0 K: 1 S: 6	H: 1 LOB: 0 BB: 0 P: 6	R: 1 E: 1 K: 0 S: 3	H: 1 LOB: 0 BB: 1 P: 7	R: 4 E: 1 K: 1 S: 10	H: 4 LOB: 3 BB: 2 P: 18	R: 2 E: 1 K: 0 S: 6	H: 2 LOB: 1 BB: 0 P: 6	R: 0 E: 0 K: 0 S: 4	H: 1 LOB: 1 BB: 0 P: 4	R: 0 E: 0 K: 0 S: 4	H: 1 LOB: 1 BB: 0 P: 4	1B: 10 2B: 1 3B: 0 HR: 0	SF: 2 SAC: 2 DP: 1 HBP: 0	WP: 0 PB: 0 SB: 2 CS: 1	PA: 42
PITCHER	IP WLS BF H R ER SO BB IBB HBP BLK WP HR S P ERA WHIP	4.1 L 24 7 6 4 3 3 0 0 0 0 0 7 11 8.31 2.308	1.0 6 2 2 0 1 1 0 0 0 0 0 7 11 0.00 3.000	2.2 11 2 0 0 0 0 0 0 0 0 0 11 11 0.00 0.750											IP WLS BF H R ER SO BB IBB HBP BLK WP HR S P ERA WHIP					
Jack Billingham, R ERA: 3.7																				
Steve Baker, R ERA: 4.04																				
Ed Glynn, L ERA: 2.77																				

Batter	1	2	3	4	5	6	7	8	9	AB	R	H	RBI	BB	SO	LOB	TOP								
Mickey Rivers, L OBP: 0.301, SLG: 0.404 Paul Blair, R OBP: 0.230, SLG: 0.265										3	2	3	0	0	0	0									
Willie Randolph, R OBP: 0.380, SLG: 0.359 Fred Stanley, R OBP: 0.331, SLG: 0.292										4	1	2	1	1	0	1									
Thurman Munson, R OBP: 0.328, SLG: 0.375 Mike Heath, R OBP: 0.287, SLG: 0.309										4	1	0	0	1	1	5									
Reggie Jackson, L OBP: 0.364, SLG: 0.479 Cliff Johnson, R OBP: 0.303, SLG: 0.335										3	1	1	3	0	1	1									
Chris Chambliss, L OBP: 0.333, SLG: 0.398 Jim Spencer, L OBP: 0.306, SLG: 0.461										5	3	2	1	0	0	0									
Graig Nettles, L OBP: 0.343, SLG: 0.455 Dennis Sherrill, R OBP: 0.296, SLG: 0.264										5	0	1	1	0	0	3									
Lou Piniella, R OBP: 0.364, SLG: 0.449 Gary Thomasson, L OBP: 0.303, SLG: 0.368										4	2	3	2	0	0	1									
Roy White, S OBP: 0.335, SLG: 0.406 Jay Johnstone, L OBP: 0.296, SLG: 0.264										4	2	2	1	0	0	3									
Bucky Dent, R OBP: 0.298, SLG: 0.331 Domingo Ramos, R OBP: 0.296, SLG: 0.264										4	0	1	2	0	0	1									
Inning Stats	R: 2 E: 1 K: 0 S: 6	H: 2 LOB: 1 BB: 0 P: 6	R: 6 E: 1 K: 0 S: 10	H: 6 LOB: 2 BB: 1 P: 14	R: 0 E: 0 K: 0 S: 4	H: 2 LOB: 2 BB: 0 P: 4	R: 0 E: 0 K: 1 S: 5	H: 0 LOB: 0 BB: 0 P: 5	R: 2 E: 1 K: 1 S: 8	H: 3 LOB: 1 BB: 0 P: 8	R: 1 E: 1 K: 1 S: 7	H: 1 LOB: 1 BB: 0 P: 7	R: 0 E: 0 K: 0 S: 3	H: 0 LOB: 1 BB: 1 P: 7	R: 2 E: 1 K: 0 S: 7	H: 3 LOB: 2 BB: 0 P: 7	R: 0 E: 0 K: 0 S: 3	H: 0 LOB: 0 BB: 0 P: 3	1B: 13 2B: 1 3B: 1 HR: 2	SF: 1 SAC: 0 DP: 1 HBP: 0	WP: 0 PB: 0 SB: 2 CS: 0	PA: 49			
PITCHER	IP	WLS	BF	H	R	ER	SO	BB	IBB	HBP	BLK	WP	HR	S	P	ERA	WHIP								
Jim Wright, R ERA: 3.25	1.1	L	9	4	4	2	0	0	0	0	0	0	0	9	9	13.50	3.000								
Tom Burgmeier, L ERA: 4.59	0.2		8	4	4	3	0	1	0	0	0	0	1	7	11	40.50	7.500								
Bill Lee, L ERA: 3.5	7.0		32	9	5	1	3	1	0	0	0	0	1	37	41	1.29	1.429								

New York Yankees @ Boston Red Sox
Fenway Park, Boston, MA
Fri Sep 08 1978, 7:05 PM EDT
Att: 33,134 - Unknown - 66 F


AB 46
R 13
H 17
RBI 12
BB 2
SO 3
LOB 18



Batter	1	2	3	4	5	6	7	8	9	AB	R	H	RBI	BB	SO	LOB	BOTTOM								
Rick Burleson, R OBP: 0.296, SLG: 0.337										4	1	1	0	0	2	0									
Fred Lynn, L OBP: 0.374, SLG: 0.496										4	0	1	0	0	0	1									
Jim Rice, R OBP: 0.385, SLG: 0.614										3	1	1	0	0	0	1									
Carl Yastrzemski, L OBP: 0.371, SLG: 0.417										4	0	0	0	0	1	4									
Carlton Fisk, R OBP: 0.380, SLG: 0.509										3	0	1	1	1	0	0									
Jack Brohamer, L OBP: 0.296, SLG: 0.322										4	0	1	1	0	2	1									
Dwight Evans, R OBP: 0.337, SLG: 0.464 Garry Hancock, L OBP: 0.233, SLG: 0.264										2	0	0	0	0	1	0									
George Scott, R OBP: 0.309, SLG: 0.397										3	0	0	0	0	1	2									
Butch Hobson, R OBP: 0.314, SLG: 0.406										3	0	0	0	0	1	2									
Inning Stats	R: 0 E: 0 K: 2 S: 8	H: 1 LOB: 1 BB: 0 P: 8	R: 0 E: 0 K: 1 S: 5	H: 0 LOB: 0 BB: 0 P: 5	R: 0 E: 0 K: 0 S: 3	H: 0 LOB: 0 BB: 0 P: 3	R: 0 E: 0 K: 0 S: 3	H: 0 LOB: 0 BB: 0 P: 3	R: 0 E: 0 K: 1 S: 5	H: 0 LOB: 0 BB: 0 P: 5	R: 0 E: 0 K: 1 S: 7	H: 1 LOB: 0 BB: 0 P: 3	R: 0 E: 0 K: 3 S: 10	H: 1 LOB: 2 BB: 1 P: 14	R: 2 E: 0 K: 0 S: 6	H: 3 LOB: 2 BB: 0 P: 7	1B: 5 2B: 1 3B: 0 HR: 0	SF: 0 SAC: 0 DP: 1 HBP: 1	WP: 0 PB: 0 SB: 0 CS: 0	PA: 34					
PITCHER	IP	WLS	BF	H	R	ER	SO	BB	IBB	HBP	BLK	WP	HR	S	P	ERA	WHIP								
Jim Beattie, R ERA: 3.7	8.2	W	33	6	2	0	8	1	0	1	0	0	0	47	52	0.00	0.808								
Ron Davis, R ERA: 54.0	0.1		1	0	0	0	0	0	0	0	0	0	0	1	1	0.00	0.000								

New York Yankees @ Boston Red Sox
Fenway Park, Boston, MA
Fri Sep 08 1978, 7:05 PM EDT
Att: 33,134 - Unknown - 66 F

AB 32
R 2
H 6
RBI 2
BB 1
SO 8
LOB 13



Batter	1	2	3	4	5	6	7	8	9	AB	R	H	RBI	BB	SO	LOB	TOP					
Mickey Rivers, L (1, 8) OBP: 0.303, SLG: 0.407 Paul Blair, R (8, FH) OBP: 0.233, SLG: 0.267 (8, 8)	G3		FC6-5 5-3 1B	SF7 2H 3B		1B 1-2 1B		F8		4	2	3	1	0	0	0						
Willie Randolph, R (1, 4) OBP: 0.395, SLG: 0.361			5-3 1-2	SF7 3H		1B 1-3 2H 1B		4-3		4	0	2	2	0	0	1						
Thurman Munson, R (1, 2) OBP: 0.333, SLG: 0.378 Mike Heath, R (1, 2) OBP: 0.286, SLG: 0.306	5-3 1-2		FC6-5 2-3 1B	6-3		1B 1-2 1B			5-3	1	0	0	0	0	0	1						
Reggie Jackson, L (1, 9) OBP: 0.364, SLG: 0.478 Gary Thomasson, L (9, 9) OBP: 0.303, SLG: 0.368	F8								K	4	1	1	0	1	2	3						
Chris Chambliss, L (1, 3) OBP: 0.328, SLG: 0.390		4-3	4-3							5	0	1	0	0	0	5						
Graig Nettles, L (1, 5) OBP: 0.347, SLG: 0.453	4-3									4	1	1	1	0	1	1						
Lou Piniella, R (1, 7) OBP: 0.372, SLG: 0.459										4	1	2	1	0	0	0						
Roy White, S (1, 10) OBP: 0.345, SLG: 0.407										4	1	3	1	0	0	0						
Bucky Dent, R (1, 6) OBP: 0.300, SLG: 0.329	F9									4	1	0	0	0	0	4						
Inning Stats	R: 0 E: 0 K: 0 S: 4	H: 1 LOB: 1 BB: 0 P: 4	R: 0 E: 0 K: 0 S: 5	H: 2 LOB: 2 BB: 0 P: 5	R: 0 E: 0 K: 0 S: 5	H: 2 LOB: 2 BB: 0 P: 5	R: 4 E: 0 K: 0 S: 7	H: 4 LOB: 0 BB: 0 P: 7	R: 1 E: 0 K: 0 S: 3	H: 0 LOB: 0 BB: 1 P: 7	R: 2 E: 0 K: 1 S: 9	H: 4 LOB: 2 BB: 0 P: 9	R: 0 E: 0 K: 1 S: 5	H: 0 LOB: 0 BB: 0 P: 5	R: 0 E: 0 K: 0 S: 3	H: 0 LOB: 0 BB: 0 P: 3	R: 0 E: 0 K: 1 S: 6	H: 1 LOB: 1 BB: 0 P: 6	1B: 12 2B: 0 3B: 2 HR: 0	SF: 2 SAC: 0 DP: 0 HBP: 0	WP: 0 PB: 0 SB: 2 CS: 0	PA: 42
PITCHER	IP WLS BF H R ER SO BB IBB HBP BLK WP HR S P ERA WHIP																					
Jack Billingham, R (1, 1) ERA: 3.62	4.0 L 21 9 4 4 0 0 0 0 0 0 0 0 0 0 21 7 9.00 2.250																					
Ed Glynn, L (5, 1) ERA: 3.21	1.0 4 4 1 1 0 1 0 0 0 0 0 0 0 3 7 9.00 1.000																					
Jack Morris, R (6, 1) ERA: 4.25	0.1 5 4 2 2 0 0 0 0 0 0 0 0 0 5 5 54.00 12.000																					
Sheldon Burnside, L (6, 1) ERA: 9.0	3.2 12 1 0 0 3 0 0 0 0 0 0 0 0 18 18 0.00 0.273																					

New York Yankees @ Detroit Tigers
Tiger Stadium, Detroit, MI
Wed Sep 13 1978, 7:05 PM EDT
Att: 16,841 - Unknown

AB 39
R 7
H 14
RBI 7
BB 1
SO 3
LOB 16



Batter	1	2	3	4	5	6	7	8	9	AB	R	H	RBI	BB	SO	LOB	BOTTOM					
Ron LeFlore, R (1, 8) OBP: 0.359, SLG: 0.396	5-3		5-3 1-2							3	0	0	0	2	0	3						
Lou Whitaker, L (1, 4) OBP: 0.357, SLG: 0.357	K		G3							3	0	0	1	2	1	3						
Rusty Staub, L (1, 10) OBP: 0.353, SLG: 0.444	3-1									5	0	1	0	0	2	7						
Jason Thompson, L (1, 3) OBP: 0.370, SLG: 0.480										5	1	1	0	0	2	3						
Steve Kemp, L (1, 7) OBP: 0.380, SLG: 0.400										4	1	0	1	1	1	3						
Milt May, L (1, 2) OBP: 0.313, SLG: 0.382										4	0	0	0	0	0	2						
Tim Corcoran, L (1, 9) OBP: 0.326, SLG: 0.328										1	1	0	0	3	0	0						
Phil Mankowski, L (1, 5) OBP: 0.367, SLG: 0.395										4	0	1	1	0	1	2						
Alan Trammell, R (1, 6) OBP: 0.333, SLG: 0.334										2	0	1	0	1	0	2						
Inning Stats	R: 0 E: 0 K: 1 S: 5	H: 0 LOB: 0 BB: 0 P: 5	R: 1 E: 0 K: 0 S: 4	H: 1 LOB: 0 BB: 0 P: 4	R: 0 E: 0 K: 0 S: 3	H: 0 LOB: 1 BB: 1 P: 7	R: 0 E: 0 K: 0 S: 4	H: 1 LOB: 1 BB: 0 P: 4	R: 1 E: 0 K: 2 S: 7	H: 0 LOB: 2 BB: 2 P: 16	R: 0 E: 0 K: 1 S: 5	H: 0 LOB: 0 BB: 0 P: 5	R: 0 E: 0 K: 0 S: 4	H: 1 LOB: 3 BB: 2 P: 12	R: 1 E: 0 K: 1 S: 6	H: 1 LOB: 2 BB: 2 P: 14	R: 0 E: 0 K: 2 S: 7	H: 0 LOB: 2 BB: 2 P: 15	1B: 3 2B: 0 3B: 1 HR: 0	SF: 0 SAC: 0 DP: 0 HBP: 1	WP: 0 PB: 0 SB: 0 CS: 0	PA: 41
PITCHER	IP WLS BF H R ER SO BB IBB HBP BLK WP HR S P ERA WHIP																					
Jim Beattie, R (1, 1) ERA: 3.65	6.1 W 27 3 2 2 4 4 0 0 0 0 0 0 0 30 47 2.84 1.105																					
Rich Gossage, R (7, 1) ERA: 1.92	2.2 14 1 1 1 3 5 0 0 0 0 0 0 0 15 35 3.38 2.250																					


New York Yankees @ Detroit Tigers
Tiger Stadium, Detroit, MI
Wed Sep 13 1978, 7:05 PM EDT
Att: 16,841 - Unknown


AB 31
R 3
H 4
RBI 3
BB 9
SO 7
LOB 25



Batter	1	2	3	4	5	6	7	8	9	AB	R	H	RBI	BB	SO	LOB	TOP		
Mickey Rivers, L (1,8) OBP: 0.304, SLG: 0.410 Paul Blair, R (8, FR) OBP: 0.233, SLG: 0.267 (8,8)										4	1	2	0	0	0	0	New York Yankees @ Detroit Tigers Tiger Stadium, Detroit, MI Thu Sep 14 1978, 7:05 PM EDT Att: 17,118 - Unknown		
Willie Randolph, R (1,4) OBP: 0.385, SLG: 0.359 Jim Spencer, L (8, PH) OBP: 0.304, SLG: 0.458 Fred Stanley, R (8,4) OBP: 0.331, SLG: 0.292										2	0	0	0	0	0	1			
Lou Piniella, R (1,7) OBP: 0.369, SLG: 0.455										4	0	0	1	0	0	2			
Reggie Jackson, L (1,9) OBP: 0.363, SLG: 0.476										4	0	1	0	0	1	1			
Chris Chambliss, L (1,3) OBP: 0.327, SLG: 0.389										4	1	1	0	0	0	1			
Graig Nettles, L (1,5) OBP: 0.350, SLG: 0.468										4	2	3	3	0	0	0			
Roy White, S (1,10) OBP: 0.344, SLG: 0.403										3	0	0	0	1	0	0			
Bucky Dent, R (1,6) OBP: 0.297, SLG: 0.325										4	0	0	0	0	0	3			
Mike Heath, R (1,2) OBP: 0.274, SLG: 0.292										4	0	0	0	0	0	3			
Inning Stats	R: 1 E: 0 K: 0 S: 4	H: 1 LOB: 0 BB: 0 P: 4	R: 2 E: 0 K: 0 S: 5	H: 2 LOB: 0 BB: 0 P: 5	R: 0 E: 0 K: 0 S: 3	H: 0 LOB: 0 BB: 0 P: 3	R: 0 E: 0 K: 0 S: 3	H: 0 LOB: 0 BB: 0 P: 3	R: 0 E: 0 K: 1 S: 5	H: 0 LOB: 1 BB: 0 P: 6	R: 1 E: 0 K: 0 S: 4	H: 1 LOB: 0 BB: 0 P: 4	R: 0 E: 0 K: 0 S: 4	H: 1 LOB: 3 BB: 1 P: 4	R: 0 E: 0 K: 0 S: 5	H: 2 LOB: 3 BB: 1 P: 9		1B: 3 2B: 2 3B: 0 HR: 2	SF: 0 SAC: 0 DP: 0 HBP: 1
PITCHER	IP WLS BF H R ER SO BB IBB HBP BLK WP HR S P ERA WHIP																		
Jim Slaton, R (1,1) ERA: 4.19	8.0 L 30 5 4 4 1 0 0 0 1 0 0 2 31 32 4.50 0.625																		
John Hiller, L (9,1) ERA: 2.69	1.0 6 2 0 0 0 0 0 1 0 0 0 0 5 9 0.00 2.000																		

Batter	1	2	3	4	5	6	7	8	9	AB	R	H	RBI	BB	SO	LOB	BOTTOM
Ron LeFlore, R (1,8) OBP: 0.359, SLG: 0.399										4	1	2	0	0	0	0	New York Yankees @ Detroit Tigers Tiger Stadium, Detroit, MI Thu Sep 14 1978, 7:05 PM EDT Att: 17,118 - Unknown
Lou Whitaker, L (1,4) OBP: 0.356, SLG: 0.359										3	0	1	2	1	0	1	
Rusty Staub, L (1,10) OBP: 0.354, SLG: 0.444										3	0	1	0	1	0	2	
Jason Thompson, L (1,3) OBP: 0.369, SLG: 0.477										3	0	0	0	1	0	3	
Steve Kemp, L (1,7) OBP: 0.379, SLG: 0.398										4	0	1	0	0	0	2	
Milt May, L (1,2) OBP: 0.313, SLG: 0.382 John Wockenfuss, R (9, PH) OBP: 0.356, SLG: 0.395										3	0	1	0	0	0	1	
Tim Corcoran, L (1,9) OBP: 0.323, SLG: 0.324 Mickey Stanley, R (9, PH) OBP: 0.318, SLG: 0.403										3	0	0	0	0	0	2	
Phil Mankowski, L (1,5) OBP: 0.367, SLG: 0.391 Aurelio Rodriguez, R (9, PH) OBP: 0.302, SLG: 0.395										2	1	0	0	1	0	1	
Alan Trammell, R (1,6) OBP: 0.331, SLG: 0.332										3	0	0	0	0	0	1	
Inning Stats	R: 0 E: 0 K: 0 S: 4	H: 1 LOB: 2 BB: 1 P: 8	R: 0 E: 0 K: 0 S: 3	H: 1 LOB: 0 BB: 0 P: 3	R: 0 E: 0 K: 0 S: 3	H: 0 LOB: 0 BB: 0 P: 3	R: 0 E: 0 K: 0 S: 3	H: 0 LOB: 1 BB: 1 P: 7	R: 0 E: 0 K: 0 S: 3	H: 1 LOB: 0 BB: 0 P: 3	R: 2 E: 0 K: 0 S: 4	H: 2 LOB: 1 BB: 2 P: 12	R: 0 E: 0 K: 1 S: 6	H: 1 LOB: 1 BB: 0 P: 6	1B: 5 2B: 2 3B: 0 HR: 0	SF: 0 SAC: 0 DP: 3 HBP: 0	
PITCHER	IP WLS BF H R ER SO BB IBB HBP BLK WP HR S P ERA WHIP																
Ed Figueroa, R (1,1) ERA: 3.01	7.0 W 25 4 0 0 0 0 2 0 0 0 0 23 31 0.00 0.857																
Rich Gossage, R (8,1) ERA: 2.07	0.1 4 2 2 2 0 1 0 0 0 0 0 0 3 7 54.00 9.000																
Sparky Lyle, L (8,1) ERA: 3.17	1.2 S 6 1 0 0 1 1 0 0 0 0 0 0 7 11 0.00 1.200																

Batter	1	2	3	4	5	6	7	8	9	AB	R	H	RBI	BB	SO	LOB	TOP			
Rick Burleson, R OBP: 0.295, SLG: 0.340 (1, 6)	0-0 1-3		0-0 2B			4-0 FC1-6 BB		0-0 6-3		3	0	1	0	1	0	0	Boston Red Sox @ New York Yankees Yankee Stadium, Bronx, NY Fri Sep 15 1978, 7:05 PM EDT Att: 54,901 - Unknown - 67 F AB 29 R 0 H 2 RBI 0 BB 3 SO 5 LOB 8 			
Jerry Remy, L OBP: 0.306, SLG: 0.342 (1, 4)	0-0 4-3		0-0 4-3			0-0 FC1-6 1-2		0-0 F6		4	0	0	0	0	2					
Jim Rice, R OBP: 0.378, SLG: 0.606 (1, 7)	0-0 6-3			0-0 5-3		0-0 F4			0-3 K	4	0	0	0	1	1					
Carl Yastrzemski, L OBP: 0.362, SLG: 0.409 (1, 3)		0-3 K		0-0 G3				0-0 F9		4	0	0	0	1	0					
Carlton Fisk, R OBP: 0.373, SLG: 0.500 (1, 2)		0-0 F9		0-0 F8				4-0 1B BB		3	0	0	0	1	0					
Fred Lynn, L OBP: 0.371, SLG: 0.491 (1, 8)		4-0 BB			0-0 4-3			0-0 1-2 1B		2	0	1	0	1	0					
Butch Hobson, R OBP: 0.311, SLG: 0.413 (1, 5)		0-0 5-3			0-3 K			0-3 K		3	0	0	0	2	3					
Bob Bailey, R OBP: 0.327, SLG: 0.359 (1, 10)			0-0 6-3		0-0 5-3			0-0 F8		3	0	0	0	0	2					
Dwight Evans, R OBP: 0.338, SLG: 0.457 (1, 9)			0-3 K			0-0 6-3		0-0 5-3		3	0	0	0	1	0					
Inning Stats	R: 0 E: 0 K: 0 S: 3	H: 0 LOB: 0 BB: 0 P: 3	R: 0 E: 0 K: 1 S: 5	H: 0 LOB: 1 BB: 1 P: 9	R: 0 E: 0 K: 1 S: 6	H: 1 LOB: 1 BB: 0 P: 6	R: 0 E: 0 K: 0 S: 3	H: 0 LOB: 0 BB: 0 P: 3	R: 0 E: 0 K: 1 S: 5	H: 0 LOB: 0 BB: 0 P: 5	R: 0 E: 0 K: 1 S: 6	H: 1 LOB: 2 BB: 1 P: 10	R: 0 E: 0 K: 0 S: 3	H: 0 LOB: 0 BB: 0 P: 3	R: 0 E: 0 K: 1 S: 5	H: 0 LOB: 0 BB: 0 P: 5		1B: 1 2B: 1 3B: 0 HR: 0	SF: 0 SAC: 0 DP: 0 HBP: 0	WP: 0 PB: 0 SB: 0 CS: 0
PITCHER Ron Guidry, L ERA: 1.71 (1, 1)	IP: 9.0 WLS: W BF: 32 H: 2 R: 0 ER: 0 SO: 5 BB: 3 IBB: 0 HBP: 0 BLK: 0 WP: 0 HR: 0 S: 39 P: 51 ERA: 0.00 WHIP: 0.556															PITCHER IP: WLS: BF: H: R: ER: SO: BB: IBB: HBP: BLK: WP: HR: S: P: ERA: WHIP:				

Batter	1	2	3	4	5	6	7	8	9	AB	R	H	RBI	BB	SO	LOB	BOTTOM			
Mickey Rivers, L OBP: 0.304, SLG: 0.408 (1, 8)	0-0 5-3			0-0 G5-4-3 1B E	0-0 F7	0-0 6-3				4	1	1	0	0	0	1	Boston Red Sox @ New York Yankees Yankee Stadium, Bronx, NY Fri Sep 15 1978, 7:05 PM EDT Att: 54,901 - Unknown - 67 F AB 31 R 4 H 7 RBI 3 BB 4 SO 4 LOB 15 			
Paul Blair, R OBP: 0.233, SLG: 0.267 (8, 8)				0-0 1B	4-0 FC3 FC3-2 BB			0-0 4-3		3	0	1	0	1	0					
Willie Randolph, R OBP: 0.386, SLG: 0.359 (1, 4)	0-0 6-3			0-0 G5-4-3 1B	4-0 FC3-2 E IBB			0-0 F7		3	0	0	0	1	0					
Lou Piniella, R OBP: 0.367, SLG: 0.452 (1, 7)	0-0 F7			0-0 G5-4-3 1-2 2-H	4-0 FC3-2 E IBB			0-0 K		3	1	0	0	1	2					
Reggie Jackson, L OBP: 0.362, SLG: 0.473 (1, 9)		0-3 K		4-0 HR BB	0-0 FC3 FC3-2			0-3 K		4	1	1	2	0	1					
Chris Chambliss, L OBP: 0.327, SLG: 0.394 (1, 3)		0-0 F8		0-0 1-H HR	0-0 FC3-2			0-3 K		4	1	1	2	0	1					
Graig Nettles, L OBP: 0.348, SLG: 0.472 (1, 5)		0-0 3-1		0-0 HR	0-0 F6			0-0 F7		4	1	1	1	0	3					
Roy White, S OBP: 0.349, SLG: 0.409 (1, 10)			0-0 L7	4-0 2B BB		0-0 G3 4-3 1B		0-0 PB 2B		3	0	2	0	1	0					
Bucky Dent, R OBP: 0.296, SLG: 0.327 (1, 6)			0-0 F4	0-0 1-3 2B		0-0 4-3		0-0 G3		4	0	1	0	0	2					
Mike Heath, R OBP: 0.265, SLG: 0.283 (1, 2)			0-0 6-3	0-3 K		0-0 G3		2-3		3	0	0	0	1	3					
Inning Stats	R: 0 E: 0 K: 0 S: 3	H: 0 LOB: 0 BB: 0 P: 3	R: 0 E: 0 K: 1 S: 5	H: 0 LOB: 0 BB: 0 P: 5	R: 0 E: 0 K: 1 S: 3	H: 0 LOB: 0 BB: 0 P: 3	R: 4 E: 1 K: 1 S: 9	H: 5 LOB: 2 BB: 2 P: 17	R: 0 E: 0 K: 0 S: 4	H: 0 LOB: 3 BB: 2 P: 12	R: 0 E: 0 K: 0 S: 4	H: 1 LOB: 1 BB: 0 P: 4	R: 0 E: 0 K: 1 S: 5	H: 0 LOB: 0 BB: 0 P: 5	R: 0 E: 0 K: 1 S: 6	H: 1 LOB: 1 BB: 0 P: 6	1B: 3 2B: 2 3B: 0 HR: 2	SF: 0 SAC: 0 DP: 1 HBP: 0	WP: 0 PB: 1 SB: 1 CS: 0	PA: 35
PITCHER Luis Tiant, R ERA: 3.39 Andy Hassler, L ERA: 4.02 (1, 1) (4, 1)	IP: 3.2 WLS: L BF: 17 H: 5 R: 4 ER: 4 SO: 1 BB: 2 IBB: 0 HBP: 0 BLK: 0 WP: 0 HR: 2 S: 17 P: 25 ERA: 9.82 WHIP: 1.909															PITCHER IP: WLS: BF: H: R: ER: SO: BB: IBB: HBP: BLK: WP: HR: S: P: ERA: WHIP:				

Batter	1	2	3	4	5	6	7	8	9	AB	R	H	RBI	BB	SO	LOB	TOP			
Rick Burleson, R OBP: 0.295, SLG: 0.339 (1, 6)										5	0	1	0	0	0	2	Boston Red Sox @ New York Yankees Yankee Stadium, Bronx, NY Sat Sep 16 1978, 3:33 AM EDT Att: 55,091 - Unknown - 78 F			
Jerry Remy, L OBP: 0.306, SLG: 0.342 (1, 4)										3	1	1	0	0	0	0				
Jim Rice, R OBP: 0.378, SLG: 0.610 (1, 7) (9, 9)										4	1	2	2	0	0	1				
Carl Yastrzemski, L OBP: 0.363, SLG: 0.408 (1, 3) (9, 7)										3	0	1	0	1	2	1				
Carlton Fisk, R OBP: 0.371, SLG: 0.496 (1, 2)										4	0	0	0	0	1	3				
Jack Brohamer, L OBP: 0.299, SLG: 0.323 (1, 10) Frank Duffy, R OBP: 0.296, SLG: 0.297 (9, PR)										2	0	0	0	2	0	0				
Garry Hancock, L OBP: 0.222, SLG: 0.253 (1, 8)										3	0	1	0	0	1	1				
Butch Hobson, R OBP: 0.308, SLG: 0.409 (1, 5)										4	0	0	0	0	2	3				
Dwight Evans, R OBP: 0.336, SLG: 0.454 (1, 9) Fred Lynn, L OBP: 0.372, SLG: 0.491 (9, PH) George Scott, R OBP: 0.303, SLG: 0.382 (9, 3)										3	0	0	0	0	2	2				
Inning Stats	R: 2 E: 0 K: 2 S: 9	H: 2 LOB: 0 BB: 0 P: 9	R: 0 E: 0 K: 1 S: 6	H: 1 LOB: 1 BB: 0 P: 6	R: 0 E: 0 K: 0 S: 4	H: 0 LOB: 1 BB: 1 P: 8	R: 0 E: 0 K: 1 S: 6	H: 1 LOB: 0 BB: 0 P: 6	R: 0 E: 0 K: 1 S: 5	H: 0 LOB: 0 BB: 0 P: 5	R: 0 E: 0 K: 2 S: 7	H: 0 LOB: 0 BB: 0 P: 7	R: 0 E: 0 K: 0 S: 4	H: 1 LOB: 1 BB: 0 P: 4	R: 0 E: 0 K: 1 S: 5	H: 0 LOB: 2 BB: 2 P: 13		1B: 5 2B: 0 3B: 0 HR: 1	SF: 0 SAC: 2 DP: 0 HBP: 0	WP: 0 PB: 0 SB: 1 CS: 0
PITCHER Catfish Hunter, R ERA: 3.55 (1, 1)	IP: 9.0 WLS: W BF: 37 H: 6 R: 2 ER: 2 SO: 8 BB: 4 IBB: 0 HBP: 0 BLK: 0 WP: 0 HR: 1 S: 49 P: 65 ERA: 2.00 WHIP: 1.111															PITCHER IP: WLS: BF: H: R: ER: SO: BB: IBB: HBP: BLK: WP: HR: S: P: ERA: WHIP:				

Batter	1	2	3	4	5	6	7	8	9	AB	R	H	RBI	BB	SO	LOB	BOTTOM					
Mickey Rivers, L OBP: 0.305, SLG: 0.414 (1, 8)										5	1	2	0	0	1	2	Boston Red Sox @ New York Yankees Yankee Stadium, Bronx, NY Sat Sep 16 1978, 3:33 AM EDT Att: 55,091 - Unknown - 78 F					
Willie Randolph, R OBP: 0.394, SLG: 0.357 (1, 4)										5	1	1	0	0	0	2						
Thurman Munson, R OBP: 0.333, SLG: 0.379 (1, 2)										4	0	2	1	0	0	1						
Reggie Jackson, L OBP: 0.365, SLG: 0.482 (1, 9)										4	1	3	2	0	0	0						
Chris Chambliss, L OBP: 0.326, SLG: 0.392 (1, 3)										3	0	0	0	1	1	4						
Graig Nettles, L OBP: 0.348, SLG: 0.471 (1, 5)										4	0	1	0	0	0	0						
Lou Piniella, R OBP: 0.366, SLG: 0.448 (1, 7)										3	0	0	0	1	0	2						
Roy White, S OBP: 0.351, SLG: 0.408 (1, 10)										3	0	1	0	1	0	1						
Bucky Dent, R OBP: 0.296, SLG: 0.325 (1, 6) Jim Spencer, L OBP: 0.302, SLG: 0.455 (8, PH) Fred Stanley, R OBP: 0.331, SLG: 0.292 (9, 6)										2	0	0	0	1	1	1						
Inning Stats	R: 1 E: 0 K: 0 S: 5	H: 3 LOB: 1 BB: 0 P: 5	R: 0 E: 0 K: 1 S: 5	H: 0 LOB: 1 BB: 1 P: 9	R: 0 E: 0 K: 1 S: 7	H: 2 LOB: 2 BB: 0 P: 7	R: 0 E: 0 K: 1 S: 6	H: 1 LOB: 2 BB: 1 P: 10	R: 1 E: 0 K: 0 S: 4	H: 1 LOB: 0 BB: 0 P: 4	R: 0 E: 0 K: 0 S: 3	H: 0 LOB: 0 BB: 0 P: 3	R: 0 E: 0 K: 0 S: 4	H: 1 LOB: 1 BB: 0 P: 4	R: 0 E: 0 K: 0 S: 4	H: 1 LOB: 3 BB: 2 P: 12		R: 1 E: 0 K: 0 S: 3	H: 1 LOB: 0 BB: 0 P: 3	1B: 7 2B: 2 3B: 1 HR: 1	SF: 1 SAC: 0 DP: 1 HBP: 0	WP: 2 PB: 0 SB: 0 CS: 0
PITCHER Mike Torrez, R ERA: 3.99 (1, 1)	IP: 8.2 WLS: L BF: 39 H: 10 R: 3 ER: 3 SO: 3 BB: 3 IBB: 1 HBP: 0 BLK: 0 WP: 1 HR: 1 S: 41 P: 57 ERA: 3.12 WHIP: 1.500															PITCHER IP: WLS: BF: H: R: ER: SO: BB: IBB: HBP: BLK: WP: HR: S: P: ERA: WHIP:						

Batter	1	2	3	4	5	6	7	8	9	AB	R	H	RBI	BB	SO	LOB	TOP					
Rick Burleson, R OBP: 0.296, SLG: 0.342 (1, 6)	5-3		SH3-4		SH3-4		5-3			4	1	2	0	0	0	1	Boston Red Sox @ New York Yankees Yankee Stadium, Bronx, NY Sun Sep 17 1978, 3:33 AM EDT Att: 55,088 - Sunny - 74 F					
Jerry Remy, L OBP: 0.307, SLG: 0.341 (1, 4)	F6		F8		F8		SF8		3-1	4	0	1	2	0	0	2						
Jim Rice, R OBP: 0.377, SLG: 0.607 (1, 7)			F3		K		F7		K	5	0	1	0	0	2	3						
Carl Yastrzemski, L OBP: 0.366, SLG: 0.415 (1, 8)	1-3				FC6-4		G3		HR	4	1	2	2	1	0	2						
Carlton Fisk, R OBP: 0.369, SLG: 0.492 (1, 2)			F8		FC6-4				F7	4	1	0	0	1	1	3						
Jack Brohamer, L OBP: 0.295, SLG: 0.318 Frank Duffy, R OBP: 0.300, SLG: 0.301 (8, PH)	F8				L9		4-3		4-3	3	0	0	0	0	0	0						
George Scott, R OBP: 0.305, SLG: 0.385 (1, 3)			F8		F8		F8		4-3	2	1	1	0	0	0	0						
Butch Hobson, R OBP: 0.310, SLG: 0.412 (1, 5)			F8		F8		6-3		2B	4	0	2	2	0	0	0						
Dwight Evans, R OBP: 0.338, SLG: 0.454 Garry Hancock, L OBP: 0.222, SLG: 0.253 (9, 9)	FC6-4				SH3-4		2B		SH1-3	2	2	1	0	1	0	2						
Inning Stats	R: 0 E: 0 K: 0 S: 4	H: 1 LOB: 1 BB: 0 P: 4	R: 0 E: 0 K: 1 S: 6	H: 1 LOB: 2 BB: 1 P: 10	R: 1 E: 0 K: 0 S: 5	H: 2 LOB: 1 BB: 0 P: 5	R: 0 E: 0 K: 0 S: 3	H: 0 LOB: 0 BB: 0 P: 3	R: 1 E: 0 K: 1 S: 7	H: 2 LOB: 2 BB: 1 P: 11	R: 0 E: 0 K: 0 S: 3	H: 0 LOB: 0 BB: 0 P: 3	R: 1 E: 0 K: 0 S: 4	H: 1 LOB: 1 BB: 1 P: 8	R: 3 E: 0 K: 0 S: 6	H: 3 LOB: 1 BB: 1 P: 10		R: 1 E: 0 K: 1 S: 6	H: 1 LOB: 0 BB: 0 P: 6	1B: 7 2B: 3 3B: 0 HR: 1	SF: 1 SAC: 2 DP: 0 HBP: 0	WP: 0 PB: 0 CS: 0
PITCHER	IP	WLS	BF	H	R	ER	SO	BB	IBB	HBP	BLK	WP	HR	S	P	ERA	WHIP					
Jim Beattie, R ERA: 3.66 Sparky Lyle, L ERA: 3.42 Ken Clay, R ERA: 4.39	(1, 1)	7.0	L	31	7	3	3	2	2	1	0	0	0	0	0	0	3.86	1.286				
	(8, 1)	0.0		3	2	3	3	0	1	0	0	0	0	0	2	6	∞	∞				
	(8, 1)	2.0	S	8	2	1	1	1	0	0	0	0	0	1	10	10	4.50	1.000				

AB 35
R 7
H 11
RBI 7
BB 4
SO 3
LOB 13



Batter	1	2	3	4	5	6	7	8	9	AB	R	H	RBI	BB	SO	LOB	BOTTOM			
Mickey Rivers, L OBP: 0.302, SLG: 0.411 (1, 8)	L6		F6			F6		K		4	0	0	0	0	1	1	Boston Red Sox @ New York Yankees Yankee Stadium, Bronx, NY Sun Sep 17 1978, 3:33 AM EDT Att: 55,088 - Sunny - 74 F			
Willie Randolph, R OBP: 0.385, SLG: 0.358 (1, 4)	6-3					F8		FC5		4	1	2	0	0	0	0				
Thurman Munson, R OBP: 0.331, SLG: 0.376 (1, 2)	E5		5-3			5-3		FC5		4	1	0	0	0	0	3				
Reggie Jackson, L OBP: 0.362, SLG: 0.478 (1, 10)	L8				F4		K		E4	4	0	0	1	0	1	1				
Chris Chambliss, L OBP: 0.326, SLG: 0.391 (1, 3)			K		K		BB		K	4	1	1	0	0	3	0				
Graig Nettles, L OBP: 0.346, SLG: 0.467 (1, 5)	4-3				F9		F2		F8	4	0	0	0	0	0	1				
Roy White, S OBP: 0.350, SLG: 0.404 (1, 7)	4-3				G3		1B		F9	3	0	0	0	1	0	0				
Gary Thomasson, L OBP: 0.303, SLG: 0.366 (1, 9)			L3		K				F7	4	0	1	1	0	1	0				
Bucky Dent, R OBP: 0.298, SLG: 0.324 Jim Spencer, L OBP: 0.300, SLG: 0.451 Fred Stanley, R OBP: 0.331, SLG: 0.292 (8, 6)			1B		F7		L8			1	0	0	0	1	0	0				
Inning Stats	R: 0 E: 1 K: 0 S: 4	H: 0 LOB: 1 BB: 0 P: 4	R: 0 E: 0 K: 1 S: 5	H: 0 LOB: 0 BB: 0 P: 5	R: 0 E: 0 K: 1 S: 5	H: 0 LOB: 0 BB: 0 P: 5	R: 0 E: 0 K: 1 S: 3	H: 0 LOB: 0 BB: 0 P: 3	R: 1 E: 0 K: 1 S: 7	H: 2 LOB: 2 BB: 1 P: 11	R: 2 E: 2 K: 2 S: 9	H: 1 LOB: 0 BB: 0 P: 9	R: 0 E: 0 K: 0 S: 3	H: 0 LOB: 0 BB: 0 P: 3	1B: 4 2B: 0 3B: 0 HR: 0	SF: 0 SAC: 0 DP: 0 HBP: 0		WP: 0 PB: 0 CS: 0	PA: 35	
PITCHER	IP	WLS	BF	H	R	ER	SO	BB	IBB	HBP	BLK	WP	HR	S	P	ERA	WHIP			
Dennis Eckersley, R ERA: 3.28 Bob Stanley, R ERA: 2.82	(1, 1)	6.2	W	26	3	1	1	4	2	0	0	0	0	0	0	0	1.35	0.750		
	(7, 1)	2.1	S	9	1	2	0	2	0	0	0	0	0	13	13	0.00	0.429			

AB 33
R 3
H 4
RBI 2
BB 2
SO 6
LOB 8



Batter	1	2	3	4	5	6	7	8	9	AB	R	H	RBI	BB	SO	LOB	TOP					
Robin Yount, R OBP: 0.325, SLG: 0.429 (1, 6)	F5		K		K		K		F8	5	0	0	0	0	3	0	Milwaukee Brewers @ New York Yankees Yankee Stadium, Bronx, NY Mon Sep 18 1978, 7:05 PM EDT Att: 20,557 - Unknown - 65 F					
Don Money, R OBP: 0.357, SLG: 0.439 (1, 4)	1B BB		F4		F4		F7			3	0	0	0	1	0	0						
Cecil Cooper, L OBP: 0.363, SLG: 0.492 (1, 3)	1-2 1B		HR		F4				HR	4	2	3	2	0	0	0						
Larry Hise, R OBP: 0.366, SLG: 0.533 (1, 7)	F9		F9			WP SH1-4 1B		FC3-6 BB		3	0	1	0	1	0	2						
Ben Oglivie, L OBP: 0.362, SLG: 0.485 (1, 10)	F9			6-3		SH1-4 1B		FC3-6 CS		3	0	0	0	0	0	3						
Sixto Lezcano, R OBP: 0.377, SLG: 0.462 (1, 9)		6-3 1B		HR		6-3		1-2 BB		3	1	2	1	1	0	1						
Sal Bando, R OBP: 0.377, SLG: 0.454 (1, 5)		6-3 1-2			2B	2-3 BB		F8		3	0	1	0	1	0	2						
Gorman Thomas, R OBP: 0.348, SLG: 0.514 (1, 8)		K		F6		6-3			F8	4	0	0	0	0	1	4						
Buck Martinez, R OBP: 0.249, SLG: 0.271 (1, 2)				K						2	0	0	0	0	1	2						
Jeff Yurak, S (7, PH)	F8									1	0	0	0	0	0	0						
Larry Haney, R (7, 2)										0	0	0	0	0	0	0						
Dick Davis, R OBP: 0.279, SLG: 0.387 (9, PH)										1	0	0	0	0	0	0						
Inning Stats	R: 0 E: 0 K: 0 S: 4	H: 1 LOB: 2 BB: 1 P: 8	R: 0 E: 0 K: 1 S: 6	H: 1 LOB: 1 BB: 0 P: 6	R: 1 E: 0 K: 1 S: 6	H: 1 LOB: 1 BB: 0 P: 6	R: 1 E: 0 K: 1 S: 7	H: 2 LOB: 1 BB: 0 P: 7	R: 0 E: 0 K: 0 S: 5	H: 0 LOB: 0 BB: 1 P: 5	R: 0 E: 0 K: 0 S: 4	H: 1 LOB: 2 BB: 1 P: 8	R: 0 E: 0 K: 1 S: 5	H: 0 LOB: 0 BB: 0 P: 5	R: 1 E: 0 K: 0 S: 3	H: 1 LOB: 1 BB: 2 P: 11	R: 0 E: 0 K: 0 S: 3	H: 0 LOB: 0 BB: 0 P: 3	1B: 3 2B: 1 3B: 0 HR: 3	SF: 0 SAC: 1 DP: 0 HBP: 0	WP: 1 PB: 0 CS: 1	PA: 37
PITCHER Ed Figueroa, R ERA: 3.01 (1, 1)	IP: 9.0 WLS: W BF: 37 H: 7 R: 3 ER: 3 SO: 5 BB: 4 IBB: 0 HBP: 0 BLK: 0 WP: 1 HR: 3 S: 43 P: 59 ERA: 3.00 WHIP: 1.222															PITCHER						

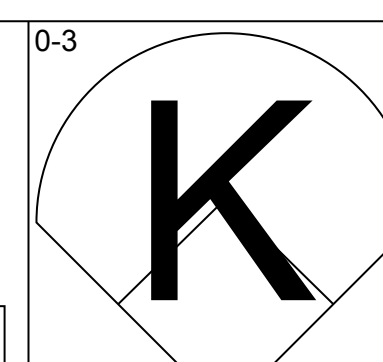
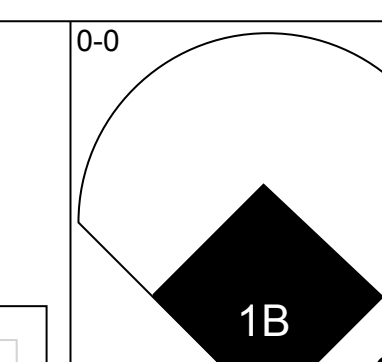
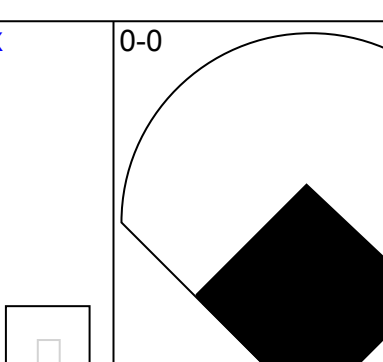
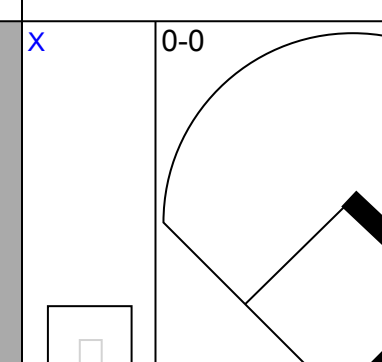
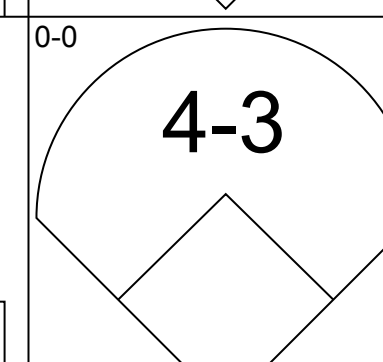
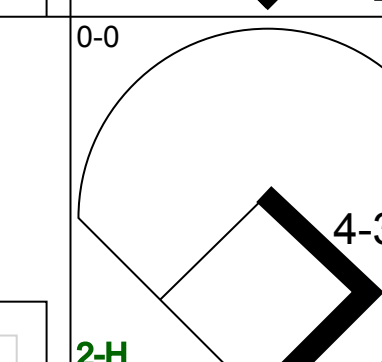
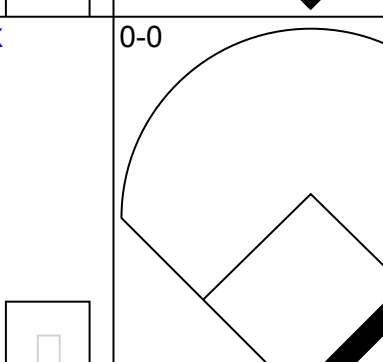
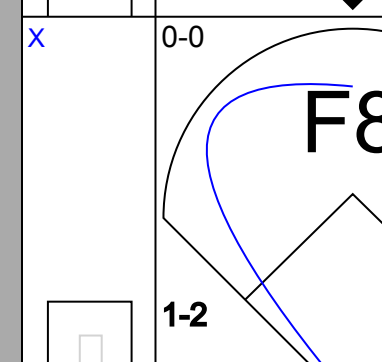
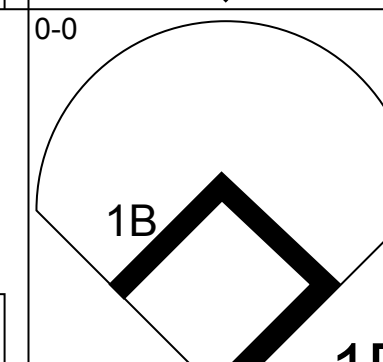
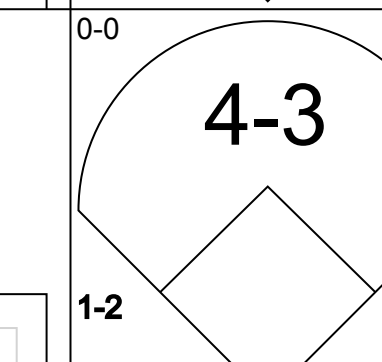
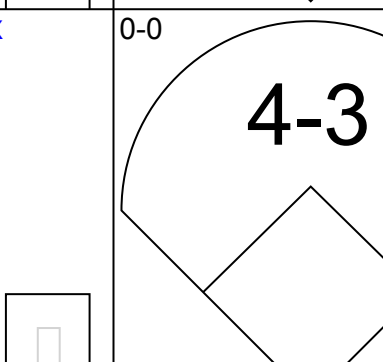
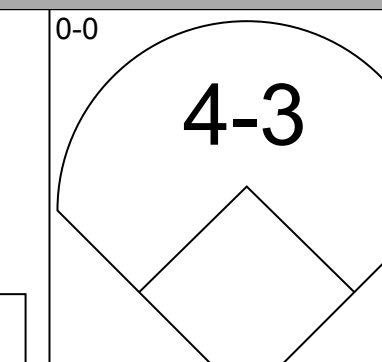
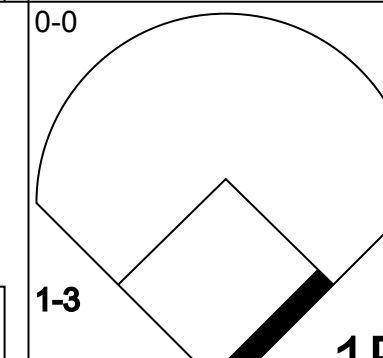
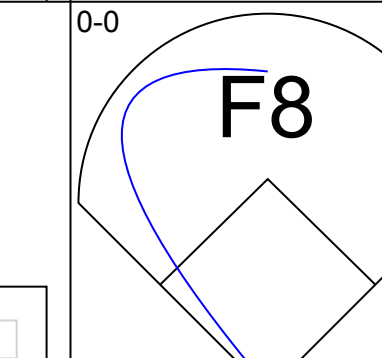
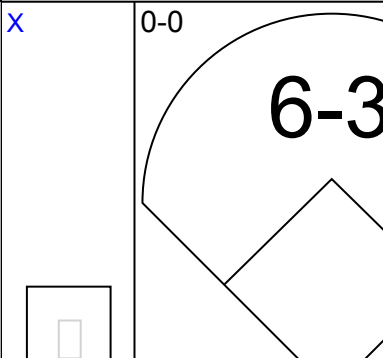
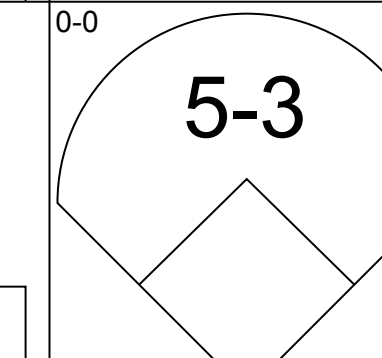
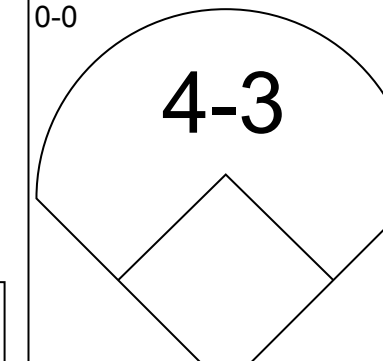
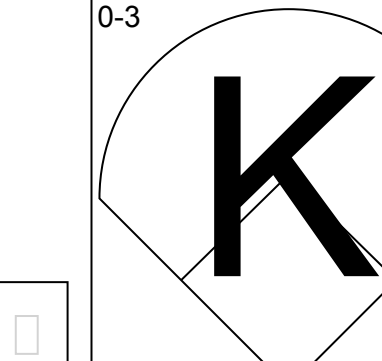
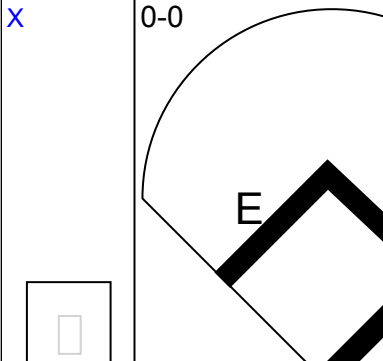
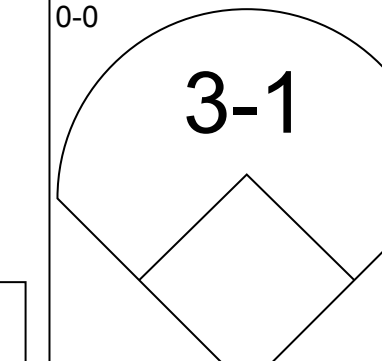
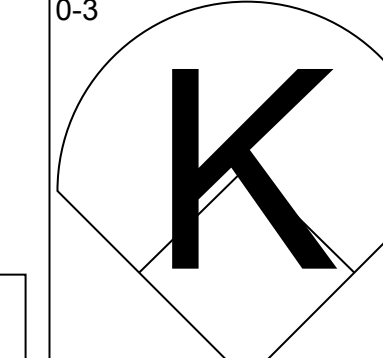
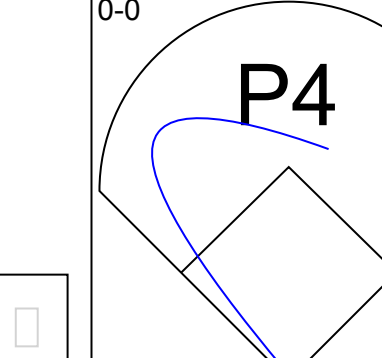
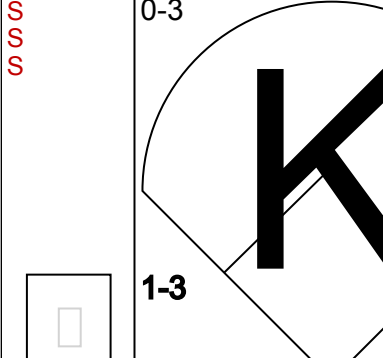
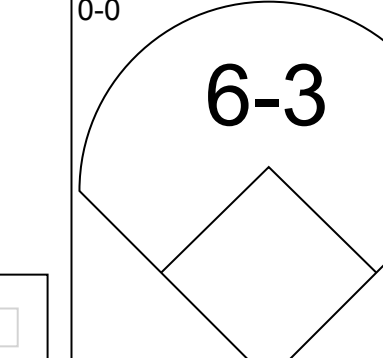
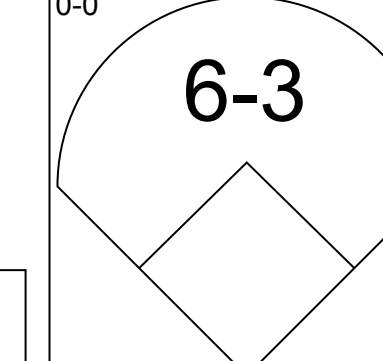
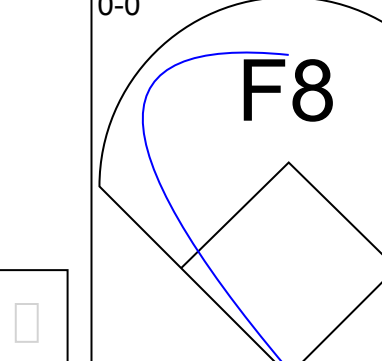
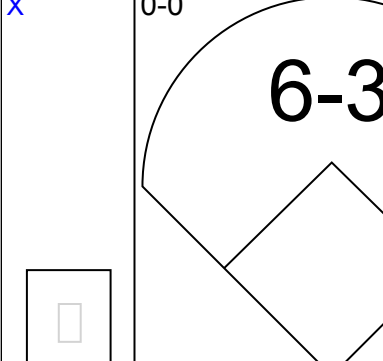
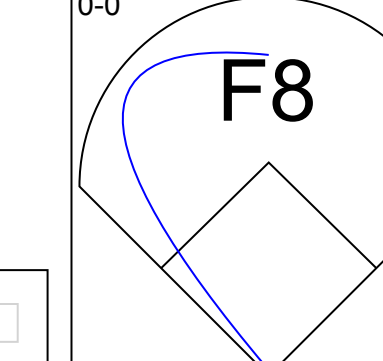
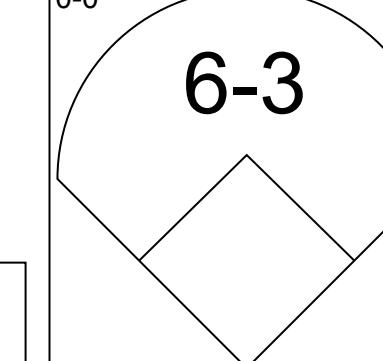
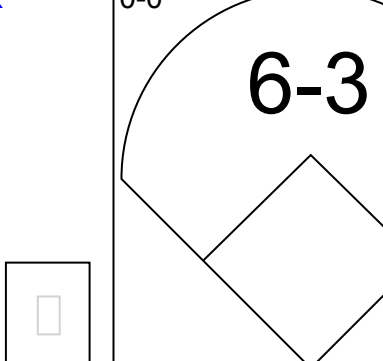
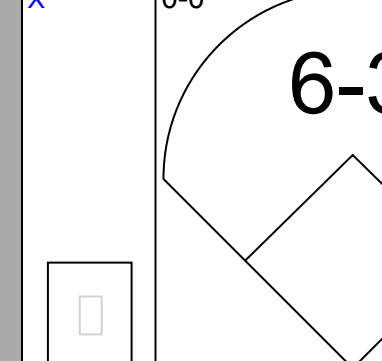
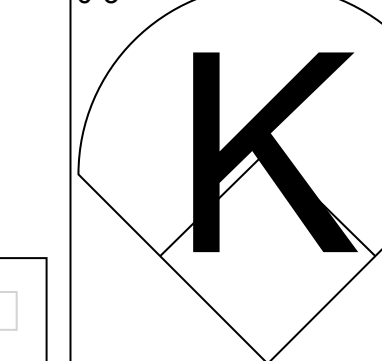
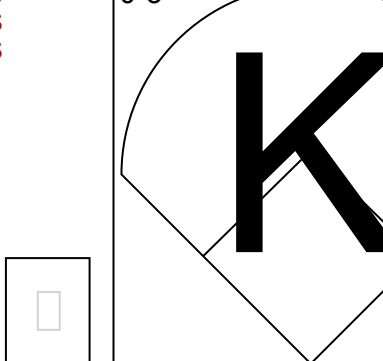
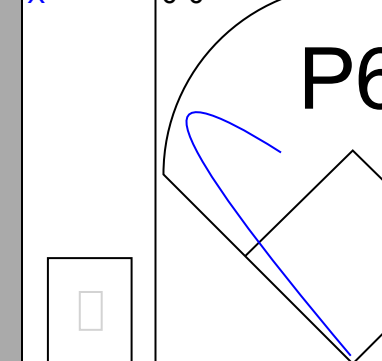
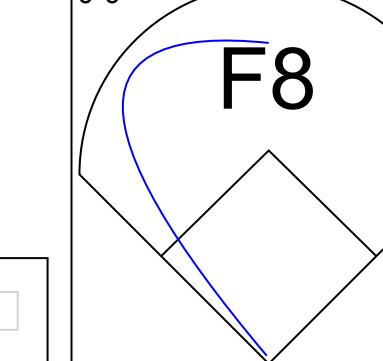
AB 32
R 3
H 7
RBI 3
BB 4
SO 5
LOB 14



Batter	1	2	3	4	5	6	7	8	9	AB	R	H	RBI	BB	SO	LOB	BOTTOM			
Mickey Rivers, L OBP: 0.303, SLG: 0.410 (1, 8)	F7		4-3 BB BB	FC4-6 1-2		4-3		1-2 2-3 1B		4	0	1	1	1	0	2	Milwaukee Brewers @ New York Yankees Yankee Stadium, Bronx, NY Mon Sep 18 1978, 7:05 PM EDT Att: 20,557 - Unknown - 65 F			
Willie Randolph, R OBP: 0.383, SLG: 0.355 (1, 4)	F9		4-3 BB		4-3		5-3	K		4	0	0	0	1	1	3				
Thurman Munson, R OBP: 0.328, SLG: 0.373 (1, 2)	5-3		4-3		F7		F9	L5		5	0	0	0	0	0	5				
Reggie Jackson, L OBP: 0.365, SLG: 0.485 (1, 10)		HR	K			4-0 BB		FC4-6 BB		2	1	1	1	2	1	2				
Lou Piniella, R OBP: 0.368, SLG: 0.455 (1, 9)		HR				F8		FC4-6 1-2		3	1	1	1	1	0	2				
Chris Chambliss, L OBP: 0.329, SLG: 0.391 (1, 3)		G4-6-3 HBP	K			E SF7 1B		BB 6-3 1B HBP		2	2	1	0	0	1	3				
Graig Nettles, L OBP: 0.344, SLG: 0.464 (1, 5)	G4-6-3 1-2				F6		E3 WP SF7 1B	6-3		4	0	0	0	0	0	3				
Roy White, S OBP: 0.354, SLG: 0.406 (1, 7)							SF7			1	0	1	1	2	0	0				
Gary Thornsom, L OBP: 0.303, SLG: 0.366 (9, 7)						FC4-6 1B		1B BB IBB		0	0	0	0	0	0	0				
Bucky Dent, R OBP: 0.295, SLG: 0.322 (1, 6)							3-H			3	0	0	0	0	0	3				
Cliff Johnson, R OBP: 0.307, SLG: 0.335 (8, PH)	F9				P6					0	0	0	0	1	0	0				
Fred Stanley, R OBP: 0.331, SLG: 0.292 (9, 6)								1-2 2-3 1B		0	0	0	0	0	0	0				
Inning Stats	R: 0 E: 0 K: 0 S: 3	H: 0 LOB: 0 BB: 0 P: 3	R: 2 E: 0 K: 0 S: 4	H: 2 LOB: 1 BB: 1 P: 9	R: 0 E: 0 K: 2 S: 7	H: 0 LOB: 3 BB: 3 P: 19	R: 0 E: 0 K: 0 S: 4	H: 1 LOB: 1 BB: 0 P: 4	R: 0 E: 0 K: 0 S: 3	H: 0 LOB: 1 BB: 1 P: 7	R: 1 E: 1 K: 0 S: 5	H: 1 LOB: 1 BB: 0 P: 5	R: 0 E: 0 K: 0 S: 3	H: 0 LOB: 1 BB: 1 P: 7	R: 1 E: 0 K: 1 S: 6	H: 1 LOB: 3 BB: 2 P: 15	1B: 3 2B: 0 3B: 0 HR: 2	SF: 1 SAC: 0 DP: 1 HBP: 2	WP: 1 PB: 0 CS: 0	PA: 39
PITCHER Bill Travers, L ERA: 4.62 (1, 1)	IP: 7.1 WLS: L BF: 37 H: 5 R: 4 ER: 3 SO: 2 BB: 7 IBB: 1 HBP: 2 BLK: 0 WP: 1 HR: 2 S: 31 P: 65 ERA: 3.68 WHIP: 1.636															PITCHER				
Bill Castro, R ERA: 1.57 (8, 1)	0.2 L 2 0 0 0 1 0 0 0 0 0 0 4 4 0.00 0.000															PITCHER				

AB 28
R 4
H 5
RBI 4
BB 8
SO 3
LOB 23

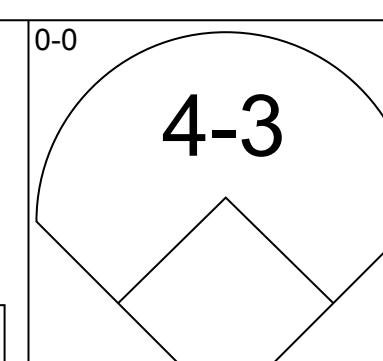
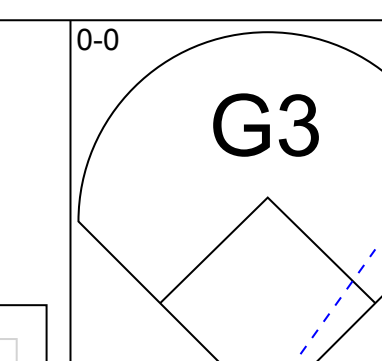
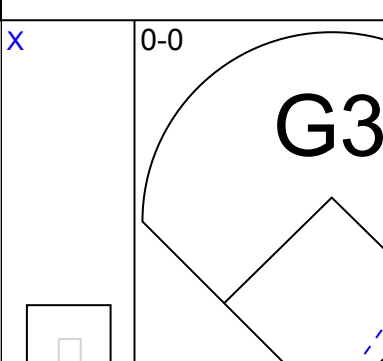
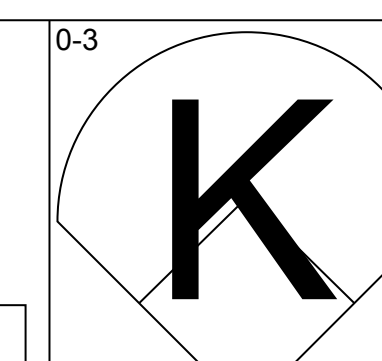
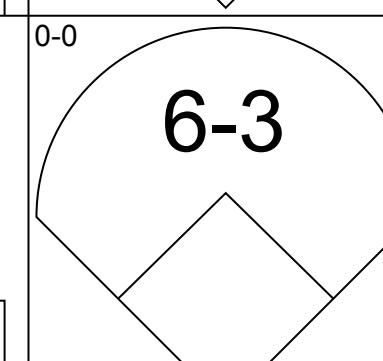
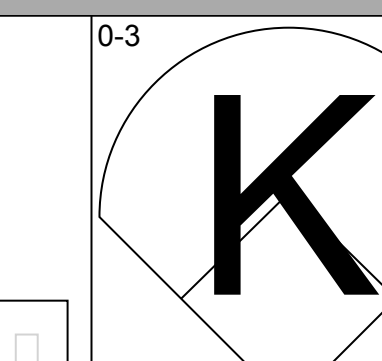
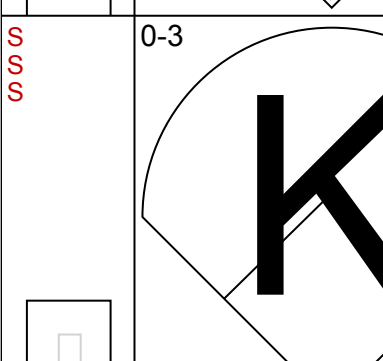
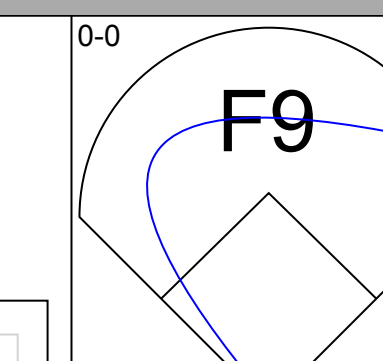
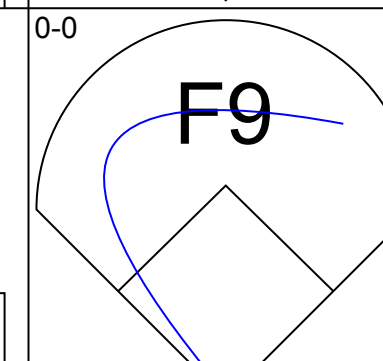
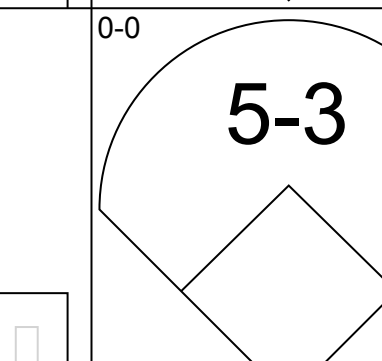
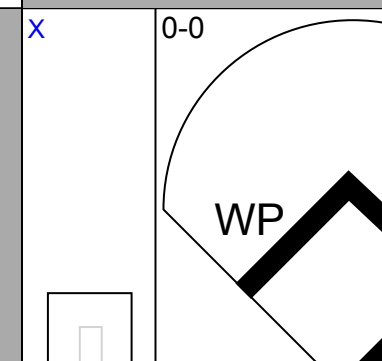
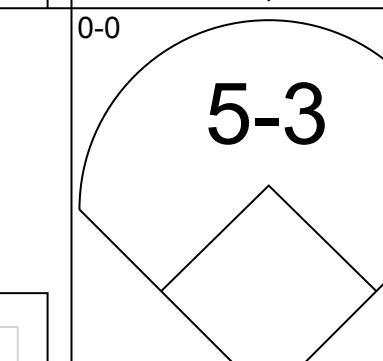
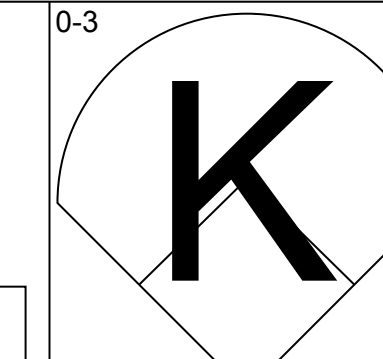
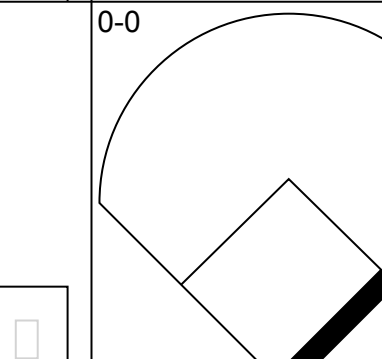


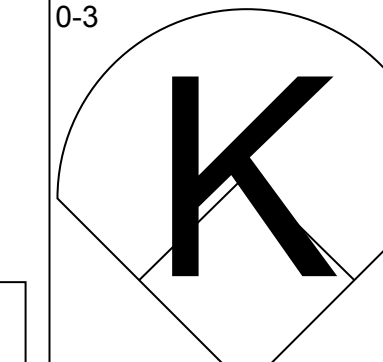
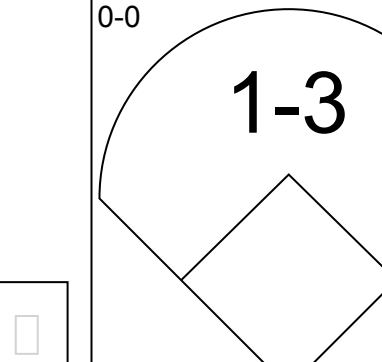
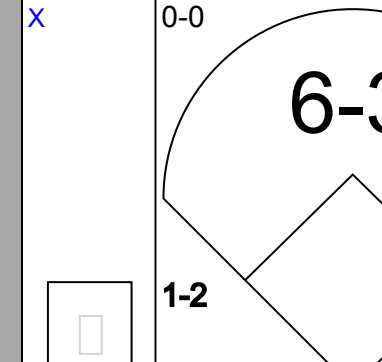
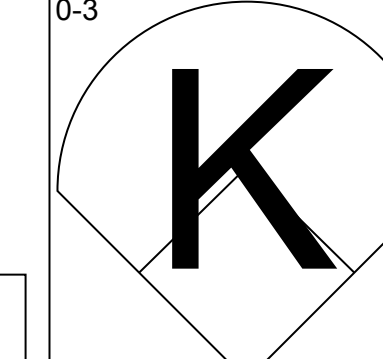
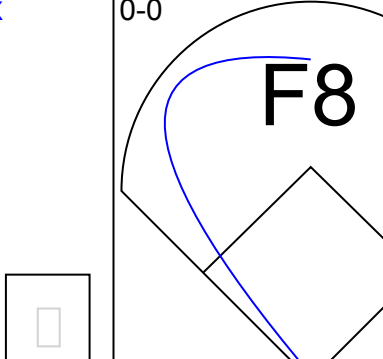
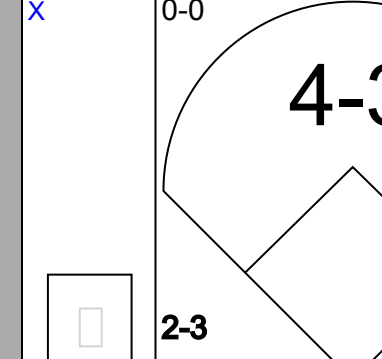
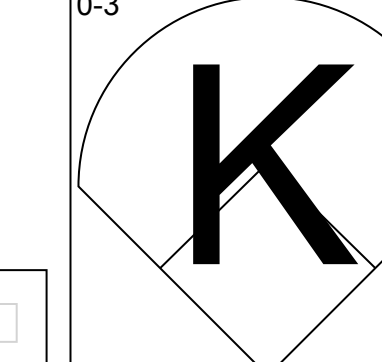
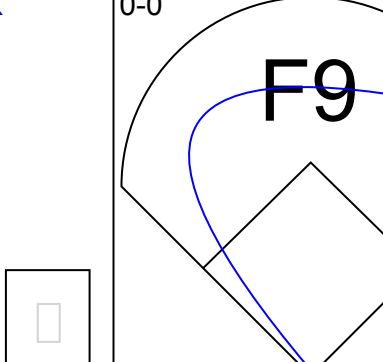
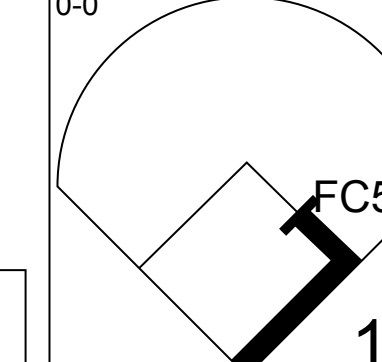
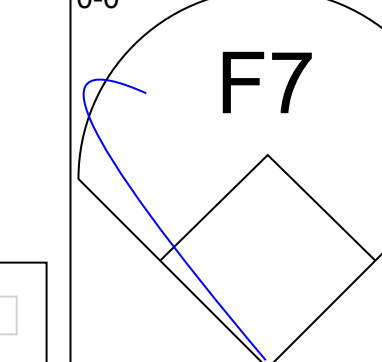
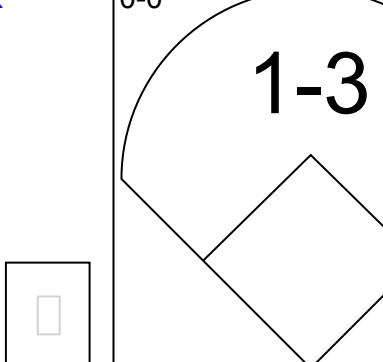
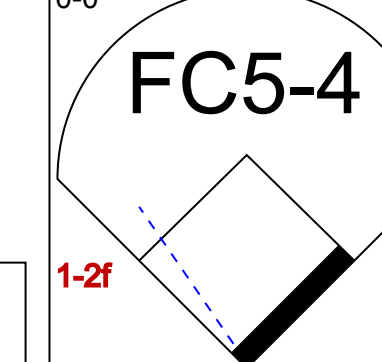
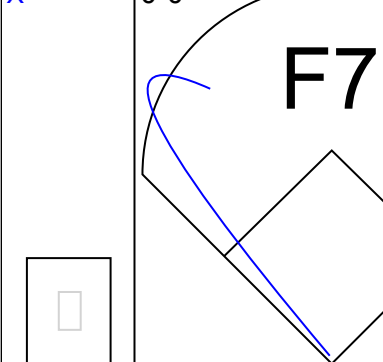
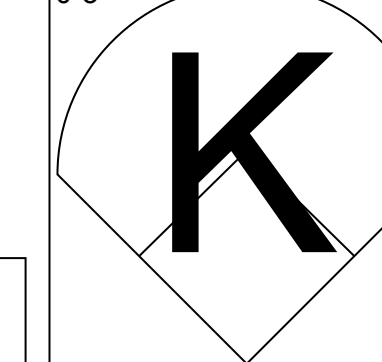


Batter	1	2	3	4	5	6	7	8	9	AB	R	H	RBI	BB	SO	LOB	TOP			
Robin Yount, R OBP: 0.329, SLG: 0.441 (1, 6)										4	2	3	1	0	1	0				
Don Money, R OBP: 0.356, SLG: 0.440 (1, 3)										4	0	2	1	0	0	1				
Cecil Cooper, L OBP: 0.361, SLG: 0.489 (1, 10)										4	0	1	0	0	0	2				
Larry Hisle, R OBP: 0.365, SLG: 0.531 (1, 8)										4	0	1	0	0	0	1				
Ben Oglivie, L OBP: 0.361, SLG: 0.483 (1, 7)										4	0	1	0	0	1	2				
Sixto Lezcano, R OBP: 0.373, SLG: 0.458 (1, 9)										4	0	0	0	0	2	1				
Sal Bando, R OBP: 0.374, SLG: 0.450 (1, 5)										4	0	0	0	0	0	1				
Paul Molitor, R OBP: 0.296, SLG: 0.366 (1, 4)										4	0	1	0	0	0	0				
Charlie Moore, R OBP: 0.300, SLG: 0.359 (1, 2)										4	0	0	0	0	2	1				
Inning Stats	R: 0 E: 0 K: 1 S: 7	H: 2 LOB: 2 BB: 0 P: 7	R: 0 E: 0 K: 1 S: 5	H: 0 LOB: 0 BB: 0 P: 5	R: 1 E: 0 K: 1 S: 7	H: 2 LOB: 1 BB: 0 P: 7	R: 0 E: 0 K: 1 S: 5	H: 0 LOB: 0 BB: 0 P: 5	R: 1 E: 0 K: 1 S: 7	H: 2 LOB: 1 BB: 0 P: 7	R: 0 E: 0 K: 0 S: 4	H: 1 LOB: 1 BB: 0 P: 4	R: 0 E: 0 K: 0 S: 3	H: 0 LOB: 0 BB: 0 P: 3	R: 0 E: 0 K: 0 S: 4	H: 1 LOB: 1 BB: 0 P: 4	1B: 7 2B: 1 3B: 0 HR: 1	SF: 0 SAC: 0 DP: 0 HBP: 0	WP: 0 PB: 0 CS: 2	PA: 36
PITCHER Dick Tidrow, R ERA: 3.66 (1, 1)	IP: 9.0 WLS: L BF: 36	H: 9 R: 2 ER: 2 SO: 6	BB: 0 IBB: 0 HBP: 0 BLK: 0	WP: 0 HR: 1 S: 48 P: 48	ERA: 2.00 WHIP: 1.000															

Milwaukee Brewers @ New York Yankees
Yankee Stadium, Bronx, NY
Tue Sep 19 1978, 7:05 PM EDT
Att: 26,682 - Unknown - 61 F

AB 36
R 2
H 9
RBI 2
BB 0
SO 6
LOB 9



Batter	1	2	3	4	5	6	7	8	9	AB	R	H	RBI	BB	SO	LOB	BOTTOM					
Mickey Rivers, L OBP: 0.301, SLG: 0.407 (1, 8)										4	0	0	0	0	1	2						
Willie Randolph, R OBP: 0.380, SLG: 0.352 (1, 4)										4	0	0	0	0	2	0						
Thurman Munson, R OBP: 0.328, SLG: 0.372 (1, 2)										4	0	1	0	0	0	0						
Reggie Jackson, L OBP: 0.364, SLG: 0.483 (1, 10)										4	0	1	0	0	3	1						
Lou Piniella, R OBP: 0.365, SLG: 0.452 (1, 9)										3	0	0	0	0	1	2						
Chris Chambliss, L OBP: 0.327, SLG: 0.389 (1, 3)										3	0	0	0	0	1	1						
Graig Nettles, L OBP: 0.344, SLG: 0.463 (1, 5)										3	0	1	0	0	1	0						
Roy White, S OBP: 0.351, SLG: 0.402 (1, 7)										3	0	0	0	0	0	1						
Bucky Dent, R OBP: 0.296, SLG: 0.323 (1, 6)										2	0	1	0	0	0	0						
Cliff Johnson, R OBP: 0.305, SLG: 0.333 (8, PH)										1	0	0	0	0	1	1						
Fred Stanley, R OBP: 0.331, SLG: 0.292 (9, 6)										0	0	0	0	0	0	0						
Inning Stats	R: 0 E: 0 K: 0 S: 3	H: 0 LOB: 0 BB: 0 P: 3	R: 0 E: 0 K: 3 S: 9	H: 0 LOB: 0 BB: 0 P: 9	R: 0 E: 0 K: 1 S: 6	H: 1 LOB: 1 BB: 0 P: 6	R: 0 E: 0 K: 1 S: 6	H: 1 LOB: 1 BB: 0 P: 6	R: 0 E: 0 K: 0 S: 3	H: 0 LOB: 0 BB: 0 P: 3	R: 0 E: 0 K: 1 S: 5	H: 0 LOB: 0 BB: 0 P: 5	R: 0 E: 0 K: 1 S: 6	H: 1 LOB: 1 BB: 0 P: 6	R: 0 E: 0 K: 2 S: 8	H: 1 LOB: 1 BB: 0 P: 8	R: 0 E: 0 K: 1 S: 5	H: 0 LOB: 0 BB: 0 P: 5	1B: 4 2B: 0 3B: 0 HR: 0	SF: 0 SAC: 0 DP: 0 HBP: 0	WP: 1 PB: 0 CS: 0	PA: 31
PITCHER Mike Caldwell, L ERA: 2.27 (1, 1)	IP: 9.0 WLS: W BF: 31	H: 4 R: 0 ER: 0 SO: 10	BB: 0 IBB: 0 HBP: 0 BLK: 0	WP: 1 HR: 0 S: 51 P: 51	ERA: 0.00 WHIP: 0.444																	

Milwaukee Brewers @ New York Yankees
Yankee Stadium, Bronx, NY
Tue Sep 19 1978, 7:05 PM EDT
Att: 26,682 - Unknown - 61 F


AB 31
R 0
H 4
RBI 0
BB 0
SO 10
LOB 8



Batter	1	2	3	4	5	6	7	8	9	AB	R	H	RBI	BB	SO	LOB	TOP			
Mickey Rivers, L OBP: 0.299, SLG: 0.403 (1, 8)	0-0 6-3	0-0 F2			0-0 F6			0-3 K		4	0	0	0	0	1	2				
Willie Randolph, R OBP: 0.379, SLG: 0.351 (1, 4)	0-0 E 1B 1B	0-0 L4			0-0 6-3			0-0 F8		4	0	1	0	0	0	2				
Thurman Munson, R OBP: 0.329, SLG: 0.373 (1, 2)	0-0 E 1-2 1B		0-0 F8		0-0 F9			0-0 WP 1B		4	0	2	0	0	0	0				
Reggie Jackson, L OBP: 0.362, SLG: 0.479 (1, 9)	0-3 K		0-3 K		0-0 F9			0-3 K		4	0	0	0	0	3	3				
Lou Piniella, R OBP: 0.366, SLG: 0.452 (1, 7)	0-0 E3 1-2 2-3		0-0		0-0 F9				0-0 1B	4	0	2	0	0	0	2				
Chris Chambliss, L OBP: 0.325, SLG: 0.386 (1, 3)	0-0 F7			0-0 F5			0-0 F2		0-0 F8	4	0	0	0	0	0	4				
Graig Nettles, L OBP: 0.343, SLG: 0.460 (1, 5)		4-0 FC1-5 BB BB		0-0 F9		0-0 F9		0-0 F9		3	0	0	0	1	0	1	AB 33			
Cliff Johnson, R OBP: 0.309, SLG: 0.352 (1, 10)		4-0 FC1-5 1-2 BB		0-0 F7			0-0 HR		0-0 F7	3	1	1	1	1	0	1	R 1			
Bucky Dent, R OBP: 0.294, SLG: 0.320 (1, 6)		0-0 FC1-5 1-2 2-3		0-0 F9			0-0 5-3			3	0	0	0	0	0	2	H 6			
Inning Stats	R: 0 E: 1 K: 1 S: 8	H: 2 LOB: 3 BB: 0 P: 8	R: 0 E: 0 K: 0 S: 3	H: 0 LOB: 2 BB: 2 P: 11	R: 0 E: 0 K: 1 S: 5	H: 1 LOB: 1 BB: 0 P: 5	R: 0 E: 0 K: 0 S: 3	H: 0 LOB: 0 BB: 0 P: 3	R: 0 E: 0 K: 0 S: 3	H: 0 LOB: 0 BB: 0 P: 3	R: 1 E: 0 K: 0 S: 4	H: 1 LOB: 0 BB: 0 P: 4	R: 0 E: 0 K: 2 S: 8	H: 1 LOB: 1 BB: 0 P: 8	R: 0 E: 0 K: 0 S: 4	H: 1 LOB: 1 BB: 0 P: 4	1B: 5 2B: 0 3B: 0 HR: 1	SF: 0 SAC: 0 DP: 0 HBP: 0	WP: 1 PB: 0 SB: 0 CS: 0	PA: 35
PITCHER Mike Willis, L ERA: 4.53 (1, 1)	IP: 9.0 WLS: W BF: 35 H: 6 R: 1 ER: 1 SO: 4 BB: 2 IBB: 0 HBP: 0 BLK: 0 WP: 1 HR: 1 S: 41 P: 49 ERA: 1.00 WHIP: 0.889															PITCHER				

New York Yankees @ Toronto Blue Jays
Exhibition Stadium, Toronto, ON
Wed Sep 20 1978, 7:05 PM EDT
Unknown - 72 F

AB 33
R 1
H 6
RBI 1
BB 2
SO 4
LOB 17



Batter	1	2	3	4	5	6	7	8	9	AB	R	H	RBI	BB	SO	LOB	BOTTOM	
Rick Bosetti, R OBP: 0.300, SLG: 0.344 (1, 8)	0-0 SH 1B	0-0 1-H 3-H 3B 3B	0-0 1-2 1B		0-0 F7			0-3 K		5	2	3	2	0	1	2		
Bob Bailor, R OBP: 0.313, SLG: 0.341 (1, 9)	0-0 SH 1B	0-0 FC6-2 3B	0-0 4-3			1-0 1B HBP		0-0 5-3		3	2	2	1	0	0	2		
Gary Woods, R OBP: 0.200, SLG: 0.211 (8, 9)	1-2 SH 1B	3-H FC6-2 3B								1	0	0	0	0	0	0		
Roy Howell, L OBP: 0.328, SLG: 0.379 (1, 5)	0-0 SH 1-H 2-H	0-0 FC6-2 WP		0-0 1-3		0-0 4-3		0-0 HR		4	1	1	1	0	0	2		
Willie Horton, R OBP: 0.312, SLG: 0.403 (1, 10)	0-0 1-3	4-0 BB 1-3 BB		0-3 K		0-0 G6-4-3 1B		0-0 2B		4	0	2	1	1	1	1		
Otto Velez, R OBP: 0.388, SLG: 0.461 (1, 7)	0-3 K	4-0 BB 1-2 BB		0-0 F4		0-0 G6-4-3 1-2		0-0 F4		4	0	0	0	1	1	3		
John Mayberry, L OBP: 0.339, SLG: 0.426 (1, 3)	0-0 F9	0-0 F4			0-0 SH1-4 1B		4-0 G1-4-3 1B BB			3	0	1	0	0	0	4		
Willie Upshaw, L OBP: 0.298, SLG: 0.311 (5, FR) (6, 3)					0-0 SH1-4 1B					0	1	0	0	1	0	0		
Dave McKay, S OBP: 0.275, SLG: 0.363 (1, 4)		0-0 1-3	0-0 F8		0-0 SH1-4 1-2 1B		0-0 G1-4-3 1B			4	0	2	0	0	0	0	AB 33	
Rick Cerone, R OBP: 0.289, SLG: 0.300 (1, 2)		0-0 1B 3B 1B	4-0 1B BB		0-0 SH1-4		0-0 G1-4-3			2	1	1	0	1	0	2	R 8	
Luis Gomez, R OBP: 0.283, SLG: 0.255 (1, 6)		0-0 1-3 3B 1B	0-0 F3		0-0 SH1-4 2-3 3-H		0-0 6-3			3	1	1	1	0	0	2	H 13	
Inning Stats	R: 2 E: 1 K: 1 S: 8	H: 2 LOB: 1 BB: 0 P: 8	R: 3 E: 0 K: 0 S: 7	H: 4 LOB: 3 BB: 2 P: 15	R: 0 E: 0 K: 0 S: 4	H: 1 LOB: 2 BB: 1 P: 8	R: 0 E: 0 K: 1 S: 5	H: 0 LOB: 0 BB: 0 P: 5	R: 0 E: 0 K: 0 S: 3	H: 1 LOB: 0 BB: 0 P: 4	R: 0 E: 0 K: 0 S: 3	H: 1 LOB: 1 BB: 1 P: 7	R: 1 E: 0 K: 1 S: 7	H: 2 LOB: 1 BB: 0 P: 7	1B: 9 2B: 1 3B: 2 HR: 1	SF: 0 SAC: 3 DP: 2 HBP: 1	WP: 2 PB: 0 SB: 0 CS: 0	PA: 41
PITCHER Ron Guidry, L ERA: 1.8 Larry McCall, R ERA: 4.7 (1, 1) (2, 1)	IP: 1.2 WLS: L BF: 12 H: 6 R: 3 ER: 3 SO: 1 BB: 0 IBB: 0 HBP: 0 BLK: 0 WP: 0 HR: 0 S: 14 P: 14 ERA: 16.20 WHIP: 3.600															PITCHER		

New York Yankees @ Toronto Blue Jays
Exhibition Stadium, Toronto, ON
Wed Sep 20 1978, 7:05 PM EDT
Unknown - 72 F

AB 33
R 8
H 13
RBI 6
BB 4
SO 3
LOB 18



Batter	1	2	3	4	5	6	7	8	9	AB	R	H	RBI	BB	SO	LOB	TOP										
Mickey Rivers, L OBP: 0.296, SLG: 0.400 (1, 8)	4-3		K			K		F6	K	5	0	0	0	0	3	3											
Willie Randolph, R OBP: 0.376, SLG: 0.350 (1, 4)	F4			K		F9			BB 1B	4	1	1	0	0	1	0											
Thurman Munson, R OBP: 0.330, SLG: 0.373 (1, 2)	BB					G3			F7	3	0	1	0	1	0	1											
Reggie Jackson, L OBP: 0.361, SLG: 0.475 (1, 9)	F5								1B 1B	3	1	0	0	1	1	2											
Gary Thomasson, L OBP: 0.303, SLG: 0.366 (9, 7)				K					1B 1B BB	0	0	0	0	0	0	0											
Lou Piniella, R OBP: 0.365, SLG: 0.450 (1, 7)	4-3			K					1B 1B	4	0	1	1	0	1	1											
Paul Blair, R OBP: 0.233, SLG: 0.267 (9, PR)									1B 1B	0	1	0	0	0	0	0											
Chris Chambliss, L OBP: 0.324, SLG: 0.385 (1, 3)	5-3					L6			1B	4	0	1	1	0	0	0											
Graig Nettles, L OBP: 0.343, SLG: 0.459 (1, 5)	G3					F7			1B	4	0	1	1	0	0	1											
Cliff Johnson, R OBP: 0.313, SLG: 0.363 (1, 10)			F9						1B 1B	3	0	1	0	1	1	0											
Bucky Dent, R OBP: 0.292, SLG: 0.318 (1, 6)									IBB	2	0	0	0	0	1	1											
Roy White, S OBP: 0.350, SLG: 0.401 (8, PH)	6-3					K				1	0	0	0	0	0	0											
Fred Stanley, R OBP: 0.330, SLG: 0.290 (8, 6)										1	0	0	0	0	1	3											
Inning Stats	R: 0 E: 0 K: 0 S: 3	H: 0 LOB: 1 BB: 1 P: 7	R: 0 E: 0 K: 0 S: 3	H: 0 LOB: 0 BB: 0 P: 3	R: 0 E: 0 K: 1 S: 5	H: 0 LOB: 0 BB: 0 P: 5	R: 0 E: 0 K: 3 S: 10	H: 1 LOB: 1 BB: 0 P: 10	R: 0 E: 0 K: 1 S: 6	H: 1 LOB: 1 BB: 0 P: 6	R: 0 E: 1 K: 0 S: 4	H: 0 LOB: 1 BB: 0 P: 4	R: 0 E: 0 K: 1 S: 5	H: 0 LOB: 0 BB: 0 P: 5	R: 3 E: 0 K: 2 S: 11	H: 4 LOB: 3 BB: 2 P: 19	1B: 5 2B: 0 3B: 1 HR: 0	SF: 0 SAC: 0 DP: 0 HBP: 0	WP: 0 PB: 0 SB: 0 CS: 0	PA: 37							
PITCHER	IP	WLS	BF	H	R	ER	SO	BB	IBB	HBP	BLK	WP	HR	S	P	ERA	WHIP										
Tom Underwood, L ERA: 4.08 (1, 1)	8.1		31	3	2	2	7	2	0	0	0	0	0	43	51	2.16	0.600										
Victor Cruz, R ERA: 1.52 (9, 1)	0.0	L	3	3	1	1	0	0	0	0	0	0	0	3	3	∞	∞										
Tom Buskey, R ERA: 2.45 (9, 1)	0.2		3	0	0	0	2	0	1	0	0	0	0	6	10	0.00	0.000										

New York Yankees @ Toronto Blue Jays
Exhibition Stadium, Toronto, ON
Wed Sep 20 1978, 7:05 PM EDT
Att: 38,080 - Unknown

AB	34
R	3
H	6
RBI	3
BB	3
SO	9
LOB	12



Batter	1	2	3	4	5	6	7	8	9	AB	R	H	RBI	BB	SO	LOB	BOTTOM										
Rick Bosetti, R OBP: 0.297, SLG: 0.342 (1, 8)	6-3	F4			5-3			F9		4	0	0	0	0	0	1											
Al Woods, L OBP: 0.286, SLG: 0.383 (1, 7)			F9			4-3		F6		4	0	1	0	0	0	0											
Roy Howell, L OBP: 0.327, SLG: 0.378 (1, 5)	1B	F8	K					4-3		4	0	1	0	0	1	1											
Willie Horton, R OBP: 0.309, SLG: 0.398 (1, 10)	K		K			K			K	4	0	0	0	0	4	2											
John Mayberry, L OBP: 0.338, SLG: 0.425 (1, 3)		F5			F8			F5		4	0	1	0	0	0	1											
Willie Upshaw, L OBP: 0.298, SLG: 0.311 (9, PR)								4-3 BB 1B		0	0	0	0	0	0	0											
Otto Velez, R OBP: 0.389, SLG: 0.459 (1, 9)		2B 1B			F3		K		4-3 BB	3	1	1	0	1	1	0											
Dave McKay, S OBP: 0.275, SLG: 0.365 (1, 4)		1B 2B			K			F8		4	1	1	1	0	1	2											
Alan Ashby, S OBP: 0.346, SLG: 0.446 (1, 2)		G3 BB				F6				2	0	1	0	2	0	0											
Luis Gomez, R OBP: 0.281, SLG: 0.253 (1, 6)										3	0	0	1	0	1	2											
Sam Ewing, L OBP: 0.299, SLG: 0.308 (9, PH)			G3		5-3			K		1	0	0	0	0	1	3											
Inning Stats	R: 0 E: 0 K: 1 S: 6	H: 1 LOB: 1 BB: 0 P: 6	R: 2 E: 0 K: 0 S: 5	H: 2 LOB: 1 BB: 1 P: 9	R: 0 E: 0 K: 2 S: 7	H: 0 LOB: 0 BB: 0 P: 7	R: 0 E: 0 K: 1 S: 5	H: 0 LOB: 0 BB: 0 P: 5	R: 0 E: 0 K: 0 S: 3	H: 0 LOB: 0 BB: 0 P: 3	R: 0 E: 0 K: 1 S: 6	H: 1 LOB: 1 BB: 0 P: 6	R: 0 E: 0 K: 2 S: 8	H: 1 LOB: 1 BB: 0 P: 8	R: 0 E: 0 K: 0 S: 3	H: 0 LOB: 0 BB: 0 P: 3	R: 0 E: 0 K: 2 S: 8	H: 1 LOB: 3 BB: 2 P: 16	1B: 4 2B: 2 3B: 0 HR: 0	SF: 0 SAC: 0 DP: 0 HBP: 0	WP: 1 PB: 0 SB: 0 CS: 0	PA: 36					
PITCHER	IP	WLS	BF	H	R	ER	SO	BB	IBB	HBP	BLK	WP	HR	S	P	ERA	WHIP										
Ken Clay, R ERA: 4.28 (1, 1)	6.0		23	4	2	2	5	1	0	0	0	0	0	32	36	3.00	0.833										
Rich Gossage, R ERA: 2.02 (7, 1)	3.0	W	13	2	0	0	4	2	0	0	0	0	0	19	27	0.00	1.333										

New York Yankees @ Toronto Blue Jays
Exhibition Stadium, Toronto, ON
Wed Sep 20 1978, 7:05 PM EDT
Att: 38,080 - Unknown

AB	33
R	2
H	6
RBI	2
BB	3
SO	9
LOB	12



Batter	1	2	3	4	5	6	7	8	9	AB	R	H	RBI	BB	SO	LOB	TOP											
Mickey Rivers, L OBP: 0.299, SLG: 0.404 Jay Johnstone, L OBP: 0.291, SLG: 0.264	0-3 K		0-0 F7		0-0 2B		4-0 3B	0-0 2B		4	2	2	0	1	1	0	New York Yankees @ Toronto Blue Jays Exhibition Stadium, Toronto, ON Thu Sep 21 1978, 7:05 PM EDT Att: 28,653 - Unknown - 61 F											
Willie Randolph, R OBP: 0.379, SLG: 0.354 Brian Doyle, L OBP: 0.217, SLG: 0.217	0-0 5-3		0-0 5-3		4-0 2B		0-0 1B	0-0 6-3		4	2	1	1	1	0	1												
Thurman Munson, R OBP: 0.331, SLG: 0.375	0-0 2B			0-0 F4	0-0 SF8		0-0 2B	0-0 4-3		4	1	2	2	0	0	1												
Reggie Jackson, L OBP: 0.362, SLG: 0.477 Paul Blair, R OBP: 0.291, SLG: 0.264	0-0 F6			1-0 1B	0-0 2B		0-0 F9	0-3 K		3	0	1	2	0	0	2												
Lou Piniella, R OBP: 0.364, SLG: 0.451 Gary Thomasson, L OBP: 0.302, SLG: 0.365		0-0 5-3		0-0 F8	0-0 F8		0-0 2B	0-3 K		4	1	1	1	0	0	2												
Chris Chambliss, L OBP: 0.327, SLG: 0.389 Jim Spencer, L OBP: 0.298, SLG: 0.448		0-0 1B		0-0 1B		0-0 3-1	0-0 WP	0-0 3-1		4	0	3	1	0	0	0												
Graig Nettles, L OBP: 0.342, SLG: 0.456	0-3 K			0-3 K		0-0 4-3	4-0 2B			3	0	0	0	1	2	3												
Cliff Johnson, R OBP: 0.307, SLG: 0.355	0-3 K				0-3 K		0-0 5-3	0-0 F7		4	0	0	0	0	2	3												
Bucky Dent, R OBP: 0.292, SLG: 0.315 Fred Stanley, R OBP: 0.330, SLG: 0.290			0-0 6-3		4-0 2B		0-0 6-3	0-0 F3		3	1	0	0	1	0	0												
Inning Stats	R: 0 E: 0 K: 1 S: 6	H: 1 LOB: 1 BB: 0 P: 6	R: 0 E: 0 K: 2 S: 8	H: 1 LOB: 1 BB: 0 P: 8	R: 0 E: 0 K: 0 S: 3	H: 0 LOB: 0 BB: 0 P: 3	R: 0 E: 0 K: 1 S: 6	H: 1 LOB: 2 BB: 0 P: 7	R: 3 E: 0 K: 1 S: 7	H: 2 LOB: 1 BB: 2 P: 15	R: 0 E: 0 K: 0 S: 3	H: 0 LOB: 0 BB: 0 P: 3	R: 4 E: 0 K: 0 S: 7	H: 4 LOB: 2 BB: 2 P: 15	R: 0 E: 0 K: 0 S: 4	H: 1 LOB: 1 BB: 0 P: 4		R: 0 E: 0 K: 2 S: 7	H: 0 LOB: 0 BB: 0 P: 7	1B: 3 2B: 6 3B: 1 HR: 0	SF: 1 SAC: 0 DP: 0 HBP: 1	WP: 1 PB: 0 SB: 1 CS: 0	PA: 42					
PITCHER	IP	WLS	BF	H	R	ER	SO	BB	IBB	HBP	BLK	WP	HR	S	P	ERA	WHIP											
Balor Moore, L ERA: 5.08	(1, 1)	6.1	L	29	6	5	5	5	3	0	1	0	0	0	35	48	7.11	1.421										
Tom Buskey, R ERA: 4.7	(7, 1)	0.1		4	3	2	2	0	0	0	0	0	0	4	4	54.00	9.000											
Victor Cruz, R ERA: 1.58	(7, 1)	1.1		6	1	0	0	0	1	0	0	0	1	0	5	9	0.00	1.500										
Tom Murphy, R ERA: 4.07	(9, 1)	1.0		3	0	0	0	2	0	0	0	0	0	7	7	0.00	0.000											

AB	36
R	7
H	10
RBI	7
BB	4
SO	7
LOB	12



Batter	1	2	3	4	5	6	7	8	9	AB	R	H	RBI	BB	SO	LOB	BOTTOM										
Rick Bosetti, R OBP: 0.299, SLG: 0.350	0-0 HR		0-3 K			0-0 2B		0-0 4-3		4	1	2	1	0	1	0	New York Yankees @ Toronto Blue Jays Exhibition Stadium, Toronto, ON Thu Sep 21 1978, 7:05 PM EDT Att: 28,653 - Unknown - 61 F										
Al Woods, L OBP: 0.282, SLG: 0.376	0-0 4-3			0-3 K		0-0 F2		0-3 K		4	0	0	0	0	2	2											
Roy Howell, L OBP: 0.327, SLG: 0.376	0-0 4-3			0-0 F8		4-0 FC6-4		0-0 F8		3	0	0	0	1	0	0											
Willie Horton, R OBP: 0.306, SLG: 0.394	0-3 K			0-3 K		0-0 FC6-4		0-0 6-3		4	0	0	0	0	2	3											
John Mayberry, L OBP: 0.336, SLG: 0.421		0-0 F9			0-0 F8		0-0 F8		0-0 F5		4	0	0	0	0	0											
Otto Velez, R OBP: 0.389, SLG: 0.458		0-0 6-3			0-0 G6-3		0-3 K			3	0	1	0	0	1	0											
Dave McKay, S OBP: 0.275, SLG: 0.364		0-3 K			0-0 G6-3					3	0	1	0	0	1	1											
Alan Ashby, S OBP: 0.342, SLG: 0.441			0-0 4-3			0-0 F9		0-0 F8		3	0	0	0	0	0	1											
Luis Gomez, R OBP: 0.281, SLG: 0.253			0-0 F9			0-0 2B		0-0 6-3		3	0	1	0	0	0	0											
Inning Stats	R: 1 E: 0 K: 1 S: 6	H: 1 LOB: 0 BB: 0 P: 6	R: 0 E: 0 K: 1 S: 5	H: 0 LOB: 0 BB: 0 P: 5	R: 0 E: 0 K: 1 S: 5	H: 0 LOB: 0 BB: 0 P: 5	R: 0 E: 0 K: 2 S: 7	H: 0 LOB: 0 BB: 0 P: 7	R: 0 E: 0 K: 0 S: 3	H: 1 LOB: 0 BB: 0 P: 3	R: 0 E: 0 K: 0 S: 5	H: 2 LOB: 3 BB: 1 P: 9	R: 0 E: 0 K: 1 S: 6	H: 1 LOB: 1 BB: 0 P: 6	R: 0 E: 0 K: 1 S: 5	H: 0 LOB: 0 BB: 0 P: 5		R: 0 E: 0 K: 0 S: 3	H: 0 LOB: 0 BB: 0 P: 3	1B: 3 2B: 1 3B: 0 HR: 1	SF: 0 SAC: 0 DP: 1 HBP: 0	WP: 0 PB: 0 SB: 0 CS: 0	PA: 32				
PITCHER	IP	WLS	BF	H	R	ER	SO	BB	IBB	HBP	BLK	WP	HR	S	P	ERA	WHIP										
Catfish Hunter, R ERA: 3.44	(1, 1)	6.0	W	22	4	1	1	5	1	0	0	0	0	31	35	1.50	0.833										
Rich Gossage, R ERA: 1.97	(7, 1)	3.0	S	10	1	0	0	2	0	0	0	0	0	14	14	0.00	0.333										

AB	31
R	1
H	5
RBI	1
BB	1
SO	7
LOB	7



Batter	1	2	3	4	5	6	7	8	9	AB	R	H	RBI	BB	SO	LOB	TOP			
Mickey Rivers, L (1, 8) OBP: 0.299, SLG: 0.400 Paul Blair, R (7, PH) OBP: 0.227, SLG: 0.260 (7, 8)	F8	F7			L5-4 1B BB		6-3		F8	2	0	0	0	1	0	1	New York Yankees @ Cleveland Indians Cleveland Municipal Stadium, Cleveland, OH Sat Sep 23 1978, 3:33 AM EDT Att: 17,452 - Unknown - 68 F			
Willie Randolph, R (1, 4) OBP: 0.395, SLG: 0.359	FC6-4 1B		WP S 1B		1-2 1B			3-1 1B	4	0	4	0	0	0	0					
Thurman Munson, R (1, 2) OBP: 0.330, SLG: 0.372 Cliff Johnson, R (6, 2) OBP: 0.305, SLG: 0.353	FC6-4 1B		F9		F9			F7	3	1	0	0	0	0	4					
Reggie Jackson, L (1, 10) OBP: 0.363, SLG: 0.477	1-2 1B		K		L5-4 2-3			3-1	4	0	1	0	0	1	4					
Lou Piniella, R (1, 9) OBP: 0.362, SLG: 0.446	1-2 2-H 1B		1-3		5-3			5-3	4	0	1	1	0	0	2					
Chris Chambliss, L (1, 3) OBP: 0.326, SLG: 0.392	5-3		1-3		F7			BB 1B	4	0	1	0	0	0	2					
Graig Nettles, L (1, 5) OBP: 0.342, SLG: 0.455		3-1			F2			1-2 BB	3	0	1	0	1	0	0					
Roy White, S (1, 7) OBP: 0.350, SLG: 0.402					6-3 2-3		F8	F7	4	0	1	0	0	0	3					
Bucky Dent, R (1, 6) OBP: 0.290, SLG: 0.313 Fred Stanley, R (7, 6) OBP: 0.326, SLG: 0.287	F7				4-3		L4	F9	3	0	0	0	0	0	2					
Inning Stats	R: 1 E: 0 K: 0 S: 6	H: 3 LOB: 2 BB: 0 P: 6	R: 0 E: 0 K: 0 S: 4	H: 1 LOB: 1 BB: 0 P: 4	R: 0 E: 0 K: 1 S: 6	H: 1 LOB: 1 BB: 0 P: 6	R: 0 E: 0 K: 0 S: 4	H: 1 LOB: 1 BB: 0 P: 4	R: 0 E: 0 K: 0 S: 3	H: 0 LOB: 0 BB: 0 P: 3	R: 0 E: 0 K: 0 S: 3	H: 0 LOB: 0 BB: 0 P: 3	R: 0 E: 0 K: 0 S: 4	H: 1 LOB: 1 BB: 0 P: 4	R: 0 E: 0 K: 0 S: 4	H: 1 LOB: 2 BB: 1 P: 8		1B: 7 2B: 3 3B: 0 HR: 0	SF: 0 SAC: 0 DP: 1 HBP: 0	WP: 1 PB: 0 SB: 1 CS: 0
PITCHER David Clyde, L (1, 1) ERA: 4.44	IP: 9.0 WLS: W BF: 37	H: 9 R: 1 ER: 1 SO: 1	BB: 2 IBB: 0 HBP: 0 BLK: 0	WP: 1 HR: 0 S: 37 P: 45	ERA: 1.00 WHIP: 1.222	PITCHER										IP: 9.0 WLS: W BF: 37	H: 9 R: 1 ER: 1 SO: 1	BB: 2 IBB: 0 HBP: 0 BLK: 0	WP: 1 HR: 0 S: 37 P: 45	ERA: 1.00 WHIP: 1.222

AB	35
R	1
H	9
RBI	1
BB	2
SO	1
LOB	23



Batter	1	2	3	4	5	6	7	8	9	AB	R	H	RBI	BB	SO	LOB	BOTTOM			
Rick Manning, L (1, 8) OBP: 0.313, SLG: 0.340	G3 WP 1B	1-2 2-H 3-H 3B 1B	1-3		K		G5-4-3 1-2 2-3 1B			5	1	3	2	0	1	3	New York Yankees @ Cleveland Indians Cleveland Municipal Stadium, Cleveland, OH Sat Sep 23 1978, 3:33 AM EDT Att: 17,452 - Unknown - 68 F			
Jim Norris, L (1, 7) OBP: 0.363, SLG: 0.379 Paul Dade, R (7, PH) OBP: 0.331, SLG: 0.329 Horace Speed, R (8, 7) OBP: 0.320, SLG: 0.283	G3	1-H 2-H 3B			E 1B		SF9 2-3 3-H 1B			3	1	2	2	1	0	1				
Buddy Bell, R (1, 5) OBP: 0.335, SLG: 0.405	G5-4-3 BB	5-3			E9 1-H 1B		F8 G5-4-3 1-2			4	1	1	0	1	0	4				
Andre Thornton, R (1, 3) OBP: 0.379, SLG: 0.526	G5-4-3 1-2				K 2B SF9 1B		K 1-3			5	2	2	1	0	2	3				
Wayne Cage, L (1, 10) OBP: 0.317, SLG: 0.500		K			SF9 1-3 2B		F6			5	1	2	2	0	1	0				
Gary Alexander, R (1, 2) OBP: 0.309, SLG: 0.440		HBP 4-3 1B			4-3 FC6-4 IBB		4-3			4	1	1	0	1	0	0				
Duane Kuiper, L (1, 4) OBP: 0.313, SLG: 0.342		4-3 1-2			1B 1B SF9		4-3			4	0	1	1	0	0	1				
Dan Briggs, L (1, 9) OBP: 0.242, SLG: 0.355		HBP 1B BB			K 1-2 1B		K 1B SF9 BB			2	2	1	0	2	1	2				
Tom Verzyer, R (1, 6) OBP: 0.299, SLG: 0.340		1-2 2-3 3B HBP			FC6-4 1-2		SF9 1B			3	1	2	0	0	0	2				
Inning Stats	R: 0 E: 0 K: 0 S: 3	H: 1 LOB: 1 BB: 1 P: 7	R: 4 E: 0 K: 1 S: 8	H: 3 LOB: 1 BB: 1 P: 13	R: 1 E: 0 K: 1 S: 9	H: 4 LOB: 3 BB: 0 P: 9	R: 3 E: 1 K: 1 S: 9	H: 4 LOB: 2 BB: 1 P: 13	R: 0 E: 0 K: 2 S: 7	H: 0 LOB: 1 BB: 1 P: 11	R: 0 E: 0 K: 0 S: 3	H: 0 LOB: 0 BB: 0 P: 3	R: 1 E: 0 K: 0 S: 4	H: 2 LOB: 1 BB: 1 P: 8	R: 1 E: 0 K: 0 S: 4	H: 1 LOB: 0 BB: 0 P: 4		1B: 11 2B: 2 3B: 1 HR: 1	SF: 2 SAC: 0 DP: 2 HBP: 1	WP: 1 PB: 2 SB: 1 CS: 0
PITCHER Jim Beattie, R (1, 1) ERA: 3.9 Dick Tidrow, R (3, 1) ERA: 3.64 Dave Rajsich, L (4, 1) ERA: 4.5 Ron Davis, R (7, 1) ERA: 11.57	IP: 2.0 WLS: L BF: 12	H: 4 R: 4 ER: 4 SO: 1	BB: 2 IBB: 0 HBP: 1 BLK: 0	WP: 0 HR: 0 S: 11 P: 20	ERA: 18.00 WHIP: 3.000	PITCHER										IP: 1.0 WLS: L BF: 12	H: 8 R: 4 ER: 4 SO: 1	BB: 0 IBB: 0 HBP: 0 BLK: 0	WP: 0 HR: 1 S: 13 P: 17	ERA: 36.00 WHIP: 8.000



Batter	1	2	3	4	5	6	7	8	9	AB	R	H	RBI	BB	SO	LOB	TOP			
Mickey Rivers, L OBP: 0.299, SLG: 0.399 Paul Blair, R OBP: 0.226, SLG: 0.258	0-0 4-3		0-0 3-1		0-0 1B		0-0 F8		0-3 K	4	0	1	0	0	0	2	New York Yankees @ Cleveland Indians Cleveland Municipal Stadium, Cleveland, OH Sun Sep 24 1978, 3:33 AM EDT Att: 15,855 - Unknown - 68 F			
Willie Randolph, R OBP: 0.397, SLG: 0.364	0-0 5-3			0-0 6-3	0-0 1B		0-0 1B		0-0 2B	5	1	3	0	0	0	0				
Thurman Munson, R OBP: 0.330, SLG: 0.372	0-0 F9			0-0 1B	0-0 L4		0-0 1B		0-0 F9	5	1	2	1	0	0	3				
Reggie Jackson, L OBP: 0.363, SLG: 0.476		0-3 K		0-0 1B	0-3 K		0-0 1B		0-3 K	5	1	2	1	0	3	3				
Graig Nettles, L OBP: 0.341, SLG: 0.454	0-0 F8			0-0 1B		0-0 F7	0-0 F8			4	0	1	1	0	0	2				
Lou Piniella, R OBP: 0.363, SLG: 0.446	0-0 5-3			0-0 1B		0-0 6-3			0-0 FC3-6	4	0	2	1	0	0	0				
Chris Chambliss, L OBP: 0.324, SLG: 0.389			0-0 F6	0-0 E3		0-0 F7		0-0 FC3-6	4	0	0	0	0	0	2	AB 40 R 4 H 15 RBI 4 BB 0 SO 5 LOB 16				
Gary Thomasson, L OBP: 0.304, SLG: 0.367			0-0 1B	0-0 F5			0-3 K	0-0 1B	4	0	2	0	0	1	2					
Bucky Dent, R OBP: 0.292, SLG: 0.315	0-0 1B				0-0 F9		0-0 1B	0-0 F7	4	1	2	0	0	0	2					
Inning Stats	R: 0 E: 0 K: 0 S: 3	H: 0 LOB: 0 BB: 0 P: 3	R: 0 E: 0 K: 1 S: 5	H: 0 LOB: 0 BB: 0 P: 5	R: 0 E: 0 K: 0 S: 4	H: 2 LOB: 1 BB: 0 P: 4	R: 2 E: 1 K: 0 S: 7	H: 4 LOB: 2 BB: 0 P: 7	R: 0 E: 0 K: 0 S: 3	H: 0 LOB: 0 BB: 0 P: 3	R: 2 E: 0 K: 1 S: 9	H: 4 LOB: 2 BB: 0 P: 9	R: 0 E: 0 K: 0 S: 4	H: 2 LOB: 1 BB: 0 P: 4	R: 0 E: 0 K: 2 S: 8	H: 1 LOB: 1 BB: 0 P: 8		1B: 14 2B: 1 3B: 0 HR: 0	SF: 0 SAC: 0 DP: 0 HBP: 0	WP: 0 PB: 0 SB: 1 CS: 1
PITCHER	IP WLS BF H R ER SO BB IBB HBP BLK WP HR S P ERA WHIP	IP WLS BF H R ER SO BB IBB HBP BLK WP HR S P ERA WHIP	IP WLS BF H R ER SO BB IBB HBP BLK WP HR S P ERA WHIP	IP WLS BF H R ER SO BB IBB HBP BLK WP HR S P ERA WHIP	IP WLS BF H R ER SO BB IBB HBP BLK WP HR S P ERA WHIP	IP WLS BF H R ER SO BB IBB HBP BLK WP HR S P ERA WHIP	IP WLS BF H R ER SO BB IBB HBP BLK WP HR S P ERA WHIP	IP WLS BF H R ER SO BB IBB HBP BLK WP HR S P ERA WHIP	IP WLS BF H R ER SO BB IBB HBP BLK WP HR S P ERA WHIP	IP WLS BF H R ER SO BB IBB HBP BLK WP HR S P ERA WHIP	IP WLS BF H R ER SO BB IBB HBP BLK WP HR S P ERA WHIP	IP WLS BF H R ER SO BB IBB HBP BLK WP HR S P ERA WHIP	IP WLS BF H R ER SO BB IBB HBP BLK WP HR S P ERA WHIP	IP WLS BF H R ER SO BB IBB HBP BLK WP HR S P ERA WHIP	IP WLS BF H R ER SO BB IBB HBP BLK WP HR S P ERA WHIP	IP WLS BF H R ER SO BB IBB HBP BLK WP HR S P ERA WHIP				
Mike Paxton, R ERA: 3.63	(1, 1)	6.2	L	30	11	4	4	3	0	0	0	0	0	0	0	0	5.40	1.650		
Sid Monge, L ERA: 2.5	(7, 1)	0.2		5	3	0	0	0	0	0	0	0	0	0	0	0	0.00	4.500		
Dan Spillner, R ERA: 3.95	(8, 1)	1.1		4	1	0	0	1	0	0	0	0	0	0	0	0	0.00	0.750		
Don Hood, L ERA: 4.84	(9, 1)	0.1		1	0	0	0	1	0	0	0	0	0	0	0	0	0.00	0.000		

Batter	1	2	3	4	5	6	7	8	9	AB	R	H	RBI	BB	SO	LOB	BOTTOM					
Rick Manning, L OBP: 0.311, SLG: 0.337	0-3 K		0-3 K			0-0 F8			0-0 4-3	4	0	0	0	0	2	1	New York Yankees @ Cleveland Indians Cleveland Municipal Stadium, Cleveland, OH Sun Sep 24 1978, 3:33 AM EDT Att: 15,855 - Unknown - 68 F					
Buddy Bell, R OBP: 0.333, SLG: 0.402	0-0 5-3		0-0 5-3			0-0 F9			0-0 1-3	4	0	0	0	0	0	1						
Andre Thornton, R OBP: 0.376, SLG: 0.521	0-0 F7			0-0 F7		0-0 5-3			0-3 K	4	0	0	0	0	1	0						
Gary Alexander, R OBP: 0.307, SLG: 0.438		0-0 F9		0-3 K		0-0 5-3			0-0 5-3	3	0	0	0	0	1	0						
Wayne Cagle, L OBP: 0.318, SLG: 0.487		4-0 FC5-4 BB		0-3 K		0-0 F6			0-0 F6	2	0	0	0	1	1	0						
Ron Pruitt, R OBP: 0.299, SLG: 0.378		0-3 K			0-0 5-3		0-0 F8			3	0	0	0	0	1	1						
Ted Cox, R OBP: 0.288, SLG: 0.279 Horace Speed, R OBP: 0.320, SLG: 0.283		0-0 FC5-4			0-3 K			0-3 K2-3	3	0	0	0	0	2	1	0		AB 28 R 0 H 2 RBI 0 BB 1 SO 8 LOB 5				
Duane Kuiper, L OBP: 0.315, SLG: 0.344					0-0 SH1-4 1B		0-0 FC6-4 1B		0-0 4-3	3	0	2	0	0	0	0						
Tom Verzyer, R OBP: 0.298, SLG: 0.338					0-0 SH1-4		0-0 FC6-4		0-0 F9	2	0	0	0	0	0	1						
Inning Stats	R: 0 E: 0 K: 1 S: 5	H: 0 LOB: 0 BB: 0 P: 5	R: 0 E: 0 K: 1 S: 5	H: 0 LOB: 1 BB: 1 P: 9	R: 0 E: 0 K: 1 S: 6	H: 1 LOB: 1 BB: 0 P: 6	R: 0 E: 0 K: 2 S: 7	H: 0 LOB: 0 BB: 0 P: 7	R: 0 E: 0 K: 1 S: 6	H: 1 LOB: 1 BB: 0 P: 6	R: 0 E: 0 K: 0 S: 3	H: 0 LOB: 0 BB: 0 P: 3	R: 0 E: 0 K: 0 S: 3	H: 0 LOB: 0 BB: 0 P: 3	R: 0 E: 0 K: 1 S: 5	H: 0 LOB: 0 BB: 0 P: 5		R: 0 E: 0 K: 1 S: 5	H: 0 LOB: 0 BB: 0 P: 5	1B: 2 2B: 0 3B: 0 HR: 0	SF: 0 SAC: 1 DP: 0 HBP: 0	WP: 0 PB: 0 SB: 0 CS: 0
PITCHER	IP WLS BF H R ER SO BB IBB HBP BLK WP HR S P ERA WHIP	IP WLS BF H R ER SO BB IBB HBP BLK WP HR S P ERA WHIP	IP WLS BF H R ER SO BB IBB HBP BLK WP HR S P ERA WHIP	IP WLS BF H R ER SO BB IBB HBP BLK WP HR S P ERA WHIP	IP WLS BF H R ER SO BB IBB HBP BLK WP HR S P ERA WHIP	IP WLS BF H R ER SO BB IBB HBP BLK WP HR S P ERA WHIP	IP WLS BF H R ER SO BB IBB HBP BLK WP HR S P ERA WHIP	IP WLS BF H R ER SO BB IBB HBP BLK WP HR S P ERA WHIP	IP WLS BF H R ER SO BB IBB HBP BLK WP HR S P ERA WHIP	IP WLS BF H R ER SO BB IBB HBP BLK WP HR S P ERA WHIP	IP WLS BF H R ER SO BB IBB HBP BLK WP HR S P ERA WHIP	IP WLS BF H R ER SO BB IBB HBP BLK WP HR S P ERA WHIP	IP WLS BF H R ER SO BB IBB HBP BLK WP HR S P ERA WHIP	IP WLS BF H R ER SO BB IBB HBP BLK WP HR S P ERA WHIP	IP WLS BF H R ER SO BB IBB HBP BLK WP HR S P ERA WHIP	IP WLS BF H R ER SO BB IBB HBP BLK WP HR S P ERA WHIP						
Ron Guidry, L ERA: 1.74	(1, 1)	9.0	W	30	2	0	0	8	1	0	0	0	0	0	0	0	0.00	0.333				

Batter	1	2	3	4	5	6	7	8	9	AB	R	H	RBI	BB	SO	LOB	TOP			
Rick Rosetti, R OBP: 0.302, SLG: 0.352 (1, 8)										4	0	2	0	0	1	0	Toronto Blue Jays @ New York Yankees Yankee Stadium, Bronx, NY Tue Sep 26 1978, 7:05 PM EDT Att: 20,535 - Unknown - 60 F			
Bob Bailor, R OBP: 0.315, SLG: 0.346 (1, 9)										4	0	1	0	0	0	1				
Roy Howell, L OBP: 0.326, SLG: 0.370 (1, 5)										4	0	1	0	0	0	2				
John Mayberry, L OBP: 0.335, SLG: 0.424 (1, 10)										4	1	1	1	0	1	3				
Willie Upshaw, L OBP: 0.306, SLG: 0.316 (1, 3)										3	0	0	0	0	0	0				
Al Woods, L OBP: 0.281, SLG: 0.371 (1, 7)										3	0	1	0	0	1	0				
Alan Ashby, S OBP: 0.345, SLG: 0.437 (1, 2)										1	0	0	0	2	0	0				
Dave McKay, S OBP: 0.275, SLG: 0.362 (1, 4)										3	0	0	0	0	0	3				
Luis Gomez, R OBP: 0.281, SLG: 0.256 (1, 6)										2	0	0	0	0	0	0				
Willie Horton, R OBP: 0.305, SLG: 0.393 (8, PH)										1	0	0	0	0	1	0				
Tim Johnson, L OBP: 0.319, SLG: 0.256 (8, 6)										0	0	0	0	0	0	0				
Inning Stats	R: 0 E: 0 K: 2 S: 8	H: 1 LOB: 1 BB: 0 P: 8	R: 0 E: 0 K: 0 S: 3	H: 1 LOB: 1 BB: 1 P: 7	R: 0 E: 0 K: 0 S: 3	H: 1 LOB: 0 BB: 0 P: 3	R: 0 E: 0 K: 0 S: 3	H: 0 LOB: 0 BB: 0 P: 3	R: 0 E: 0 K: 1 S: 5	H: 0 LOB: 0 BB: 0 P: 5	R: 1 E: 0 K: 0 S: 4	H: 1 LOB: 0 BB: 0 P: 4	R: 0 E: 0 K: 1 S: 4	H: 0 LOB: 0 BB: 1 P: 8	R: 0 E: 0 K: 0 S: 4	H: 2 LOB: 1 BB: 0 P: 4	1B: 4 2B: 1 3B: 0 HR: 1	SF: 0 SAC: 0 DP: 4 HBP: 0	WP: 0 PB: 0 CS: 0	PA: 31
PITCHER	IP WLS BF H R ER SO BB IBB HBP BLK WP HR S P ERA WHIP																			
Ed Figueroa, R ERA: 3.1 (1, 1)	8.0 W 29 6 1 1 4 2 0 0 0 0 1 35 43 1.12 1.000																			
Rich Gossage, R ERA: 1.93 (9, 1)	1.0 S 2 0 0 0 0 0 0 0 0 0 0 2 2 0.00 0.000																			

AB	29
R	1
H	6
RBI	1
BB	2
SO	4
LOB	9



Batter	1	2	3	4	5	6	7	8	9	AB	R	H	RBI	BB	SO	LOB	BOTTOM			
Mickey Rivers, L OBP: 0.301, SLG: 0.402 (1, 8)										3	0	2	2	0	0	0	Toronto Blue Jays @ New York Yankees Yankee Stadium, Bronx, NY Tue Sep 26 1978, 7:05 PM EDT Att: 20,535 - Unknown - 60 F			
Cliff Johnson, R OBP: 0.304, SLG: 0.351 (7, PH)										1	0	0	0	0	0	0				
Paul Blair, R OBP: 0.226, SLG: 0.258 (8, 8)										4	0	0	0	0	1	2				
Willie Randolph, R OBP: 0.394, SLG: 0.361 (1, 4)										4	0	0	0	0	1	1				
Thurman Munson, R OBP: 0.328, SLG: 0.369 (1, 2)										4	0	0	0	0	1	1				
Reggie Jackson, L OBP: 0.361, SLG: 0.472 (1, 10)										4	0	0	0	0	0	1				
Lou Piniella, R OBP: 0.364, SLG: 0.447 (1, 9)										4	1	2	0	0	0	0				
Graig Nettles, L OBP: 0.342, SLG: 0.458 (1, 5)										4	1	2	1	0	0	1				
Chris Chambliss, L OBP: 0.324, SLG: 0.389 (1, 3)										3	0	1	0	0	0	2				
Roy White, S OBP: 0.350, SLG: 0.401 (1, 7)										3	1	1	0	0	0	2				
Bucky Dent, R OBP: 0.292, SLG: 0.318 (1, 6)										3	1	1	1	0	0	1				
Inning Stats	R: 0 E: 1 K: 1 S: 6	H: 1 LOB: 1 BB: 0 P: 6	R: 3 E: 0 K: 0 S: 7	H: 4 LOB: 1 BB: 0 P: 7	R: 0 E: 0 K: 0 S: 3	H: 0 LOB: 0 BB: 0 P: 3	R: 0 E: 0 K: 0 S: 4	H: 1 LOB: 1 BB: 0 P: 4	R: 0 E: 0 K: 1 S: 5	H: 0 LOB: 0 BB: 0 P: 5	R: 1 E: 0 K: 0 S: 5	H: 2 LOB: 1 BB: 0 P: 5	R: 0 E: 0 K: 0 S: 3	H: 0 LOB: 1 BB: 0 P: 3	R: 0 E: 0 K: 0 S: 4	H: 1 LOB: 1 BB: 0 P: 4	1B: 6 2B: 2 3B: 1 HR: 0	SF: 0 SAC: 0 DP: 0 HBP: 0	WP: 0 PB: 0 CS: 0	PA: 33
PITCHER	IP WLS BF H R ER SO BB IBB HBP BLK WP HR S P ERA WHIP																			
Tom Underwood, L ERA: 4.1 (1, 1)	8.0 L 33 9 4 4 2 0 0 0 0 0 0 37 37 4.50 1.125																			

AB	33
R	4
H	9
RBI	4
BB	0
SO	2
LOB	10



Batter	1	2	3	4	5	6	7	8	9	AB	R	H	RBI	BB	SO	LOB	TOP					
Rick Rosetti, R OBP: 0.302, SLG: 0.351 (1, 8)	0-0 6-3		0-0 F8			0-0 F9		0-0 1B		4	0	1	0	0	0	0	Toronto Blue Jays @ New York Yankees Yankee Stadium, Bronx, NY Wed Sep 27 1978, 7:05 PM EDT Att: 20,052 - Unknown - 59 F					
Bob Bailor, R OBP: 0.316, SLG: 0.347 (1, 9)	0-0 FC5-4 1B		0-0 F5			0-0 1B		0-0 F9		4	0	2	0	0	0	1						
Roy Howell, L OBP: 0.327, SLG: 0.375 (1, 5)	0-0 FC5-4 1-2			0-0 HR		0-0 F8			4-0 1B BB	3	1	1	1	1	0	2						
John Mayberry, L OBP: 0.332, SLG: 0.421 (1, 10)	0-0 1-3			0-0 F8		0-3 K			0-0 F9 BB	4	0	0	0	0	1	3						
Willie Upshaw, L OBP: 0.301, SLG: 0.310 (1, 3)		0-0 F8		0-3 K			0-0 F9		0-0 F2	4	0	0	0	0	1	1						
Al Woods, L OBP: 0.285, SLG: 0.374 (1, 7)		0-0 E6 G3		0-0 4-3			0-0 G4-6-3 1B		0-0 1-3 1B	4	0	2	0	0	0	0						
Alan Ashby, S OBP: 0.340, SLG: 0.430 (1, 2)		0-0 G3 1-2			0-0 F9		0-0 G4-6-3 1-2		0-3 K	4	0	0	0	0	1	4						
Dave McKay, S OBP: 0.274, SLG: 0.360 (1, 4)		0-0 3-1			0-0 3-1			0-0 F1		3	0	0	0	0	0	1						
Luis Gomez, R OBP: 0.280, SLG: 0.255 (1, 6)			0-0 6-3		0-3 K			0-0 F4		2	0	0	0	0	1	0						
Sam Ewing, L OBP: 0.246, SLG: 0.291 (8, PH)										1	0	0	0	0	0	0						
Tim Johnson, L OBP: 0.319, SLG: 0.256 (8, 6)										0	0	0	0	0	0	0						
Inning Stats	R: 0 E: 0 K: 0 S: 4	H: 1 LOB: 1 BB: 0 P: 4	R: 0 E: 1 K: 0 S: 4	H: 0 LOB: 1 BB: 0 P: 4	R: 0 E: 0 K: 0 S: 3	H: 0 LOB: 0 BB: 0 P: 3	R: 1 E: 0 K: 1 S: 6	H: 1 LOB: 0 BB: 0 P: 6	R: 0 E: 0 K: 1 S: 5	H: 0 LOB: 0 BB: 0 P: 5	R: 0 E: 0 K: 0 S: 6	H: 1 LOB: 0 BB: 0 P: 6	R: 0 E: 0 K: 0 S: 3	H: 1 LOB: 0 BB: 0 P: 3	R: 0 E: 0 K: 0 S: 4	H: 1 LOB: 1 BB: 0 P: 4	R: 0 E: 0 K: 1 S: 6	H: 1 LOB: 2 BB: 1 P: 10	1B: 5 2B: 0 3B: 0 HR: 1	SF: 0 SAC: 0 DP: 1 HBP: 0	WP: 0 PB: 0 SB: 0 CS: 0	PA: 34
PITCHER Caffrey Hunter, R ERA: 3.25 (1, 1)	IP: 9.0 WLS: W BF: 34 H: 6 R: 1 ER: 1 SO: 4 BB: 1 IBB: 0 HBP: 0 BLK: 0 WP: 0 HR: 1 S: 41 P: 45 ERA: 1.00 WHIP: 0.778															PITCHER						

AB	33
R	1
H	6
RBI	1
BB	1
SO	4
LOB	12



Batter	1	2	3	4	5	6	7	8	9	AB	R	H	RBI	BB	SO	LOB	BOTTOM			
Mickey Rivers, L OBP: 0.302, SLG: 0.401 (1, 8)	0-0 F7	4-0 1B BB		0-0 1B		0-0 G3 1-2				3	0	1	0	1	0	1	Toronto Blue Jays @ New York Yankees Yankee Stadium, Bronx, NY Wed Sep 27 1978, 7:05 PM EDT Att: 20,052 - Unknown - 59 F			
Paul Blair, R OBP: 0.226, SLG: 0.258 (8, 8)		1-2 2-3 BB		0-0 1B		0-0 F9				4	0	1	2	0	0	3				
Willie Randolph, R OBP: 0.383, SLG: 0.360 (1, 4)	0-0 F8	0-0 FC6-4 1B		0-0 F8		0-0 F9				4	0	1	0	0	0	3				
Thurman Munson, R OBP: 0.328, SLG: 0.369 (1, 2)	0-0 1B	0-0 FC6-4 1-2		0-0 F6		0-0 F7				4	0	1	0	0	0	5				
Reggie Jackson, L OBP: 0.360, SLG: 0.477 (1, 10)	0-0 F8		0-0 F8		0-0 HR		0-3 K2-3			4	1	1	1	0	1	1				
Lou Piniella, R OBP: 0.363, SLG: 0.447 (1, 9)		0-0 F8		0-0 F9		0-0 2B		0-0 6-3		4	0	1	0	0	0	0				
Graig Nettles, L OBP: 0.343, SLG: 0.463 (1, 5)		0-0 E 1B SF7 1B		0-0 HR		0-0 F6		0-0 4-3		4	2	2	1	0	0	1				
Chris Chambliss, L OBP: 0.323, SLG: 0.388 (1, 3)		0-0 BB E 1B 1B		0-0 F8		0-0 6-3		0-0 4-3		4	1	1	0	0	0	1				
Roy White, S OBP: 0.349, SLG: 0.399 (1, 7)		0-0 E5 BB 1B		0-0 1B		0-0 F7		0-3 K		4	1	1	0	0	1	3				
Gary Throsson, L OBP: 0.304, SLG: 0.367 (9, 7)		1-2 2-3 BB		0-0 1B		0-0 F7				0	0	0	0	0	0	0				
Bucky Dent, R OBP: 0.292, SLG: 0.318 (1, 6)		0-0 SF7 3H		0-0 F7		0-0 G3 1B		0-0 F7		3	0	1	1	0	0	1				
Inning Stats	R: 0 E: 0 K: 0 S: 4	H: 1 LOB: 1 BB: 0 P: 4	R: 3 E: 1 K: 0 S: 7	H: 3 LOB: 2 BB: 1 P: 11	R: 1 E: 0 K: 0 S: 4	H: 1 LOB: 0 BB: 0 P: 4	R: 0 E: 0 K: 0 S: 5	H: 2 LOB: 2 BB: 0 P: 5	R: 1 E: 0 K: 0 S: 5	H: 2 LOB: 1 BB: 0 P: 5	R: 0 E: 0 K: 0 S: 4	H: 1 LOB: 1 BB: 0 P: 4	R: 0 E: 0 K: 1 S: 5	H: 0 LOB: 0 BB: 0 P: 5	R: 0 E: 0 K: 1 S: 5	H: 0 LOB: 0 BB: 0 P: 5	1B: 7 2B: 1 3B: 0 HR: 2	SF: 1 SAC: 0 DP: 0 HBP: 0	WP: 0 PB: 0 SB: 0 CS: 0	PA: 36
PITCHER Mike Willis, L ERA: 4.47 (1, 1)	IP: 3.1 WLS: L BF: 19 H: 7 R: 4 ER: 1 SO: 0 BB: 1 IBB: 0 HBP: 0 BLK: 0 WP: 0 HR: 1 S: 18 P: 22 ERA: 2.70 WHIP: 2.400															PITCHER				
Tom Murphy, R ERA: 3.93 (4, 1)	2.2 11 3 1 1 0 0 0 0 0 0 1 11 11 3.38 1.125																			
Mark Wiley, R ERA: 4.66 (7, 1)	2.0 6 0 0 0 0 2 0 0 0 0 0 10 10 0.00 0.000																			

AB	34
R	5
H	10
RBI	5
BB	1
SO	2
LOB	16



Batter	1	2	3	4	5	6	7	8	9	AB	R	H	RBI	BB	SO	LOB	TOP					
Rick Rosetti, R OBP: 0.301, SLG: 0.351 (1, 8)										4	0	1	0	0	1	0	Toronto Blue Jays @ New York Yankees Yankee Stadium, Bronx, NY Thu Sep 28 1978, 7:05 PM EDT Att: 30,480 - Unknown - 60 F					
Bob Bailor, R OBP: 0.315, SLG: 0.344 (1, 9)										4	0	0	0	0	0	2						
Roy Howell, L OBP: 0.326, SLG: 0.373 (1, 5)										3	0	0	0	1	1	0						
Willie Horton, R OBP: 0.303, SLG: 0.389 (1, 10)										4	0	0	0	0	3	1						
Otto Velez, R OBP: 0.384, SLG: 0.453 (1, 7)										4	1	1	0	0	1	0						
Doug Ault, R OBP: 0.352, SLG: 0.356 (1, 3)										3	0	1	0	0	0	0						
Dave McKay, S OBP: 0.272, SLG: 0.358 (1, 4)										3	0	0	0	0	2	1						
Rick Cerone, R OBP: 0.287, SLG: 0.301 (1, 2)										3	0	1	0	0	1	0						
Luis Gomez, R OBP: 0.278, SLG: 0.254 (1, 6)										2	0	0	0	0	0	2						
Butch Alberts, R OBP: 0.278, SLG: 0.333 (8, PH)										1	0	0	0	0	0	0						
Tim Johnson, L OBP: 0.319, SLG: 0.256 (8, 6)										0	0	0	0	0	0	0						
Inning Stats	R: 0 E: 1 K: 0 S: 3	H: 0 LOB: 0 BB: 0 P: 3	R: 0 E: 0 K: 1 S: 5	H: 0 LOB: 0 BB: 0 P: 5	R: 0 E: 0 K: 1 S: 5	H: 0 LOB: 0 BB: 0 P: 5	R: 0 E: 0 K: 2 S: 7	H: 0 LOB: 0 BB: 0 P: 7	R: 1 E: 1 K: 1 S: 8	H: 3 LOB: 2 BB: 0 P: 8	R: 0 E: 0 K: 0 S: 3	H: 0 LOB: 1 BB: 1 P: 7	R: 0 E: 0 K: 1 S: 5	H: 0 LOB: 0 BB: 0 P: 5	R: 0 E: 0 K: 1 S: 6	H: 1 LOB: 1 BB: 0 P: 6	R: 0 E: 0 K: 2 S: 7	H: 0 LOB: 0 BB: 0 P: 7	1B: 3 2B: 0 3B: 1 HR: 0	SF: 0 SAC: 0 DP: 1 HBP: 0	WP: 0 PB: 0 CS: 0	PA: 32
PITCHER Ron Guidry, L ERA: 1.72 (1, 1)	IP: 9.0 WLS: W BF: 32 H: 4 R: 1 ER: 1 SO: 9 BB: 1 IBB: 0 HBP: 0 BLK: 0 WP: 0 HR: 0 S: 49 P: 53 ERA: 1.00 WHIP: 0.556															PITCHER						

AB	31
R	1
H	4
RBI	0
BB	1
SO	9
LOB	6



Batter	1	2	3	4	5	6	7	8	9	AB	R	H	RBI	BB	SO	LOB	BOTTOM			
Mickey Rivers, L OBP: 0.300, SLG: 0.399 (1, 8)										4	0	0	0	0	0	3	Toronto Blue Jays @ New York Yankees Yankee Stadium, Bronx, NY Thu Sep 28 1978, 7:05 PM EDT Att: 30,480 - Unknown - 60 F			
Gary Thomasson, L OBP: 0.304, SLG: 0.367 (9, 7)										0	0	0	0	0	0	0				
Willie Randolph, R OBP: 0.381, SLG: 0.357 (1, 4)										4	0	0	0	0	1	0				
Thurman Munson, R OBP: 0.329, SLG: 0.369 (1, 2)										4	1	2	0	0	0	0				
Reggie Jackson, L OBP: 0.359, SLG: 0.474 (1, 10)										3	1	0	0	1	2	1				
Lou Piniella, R OBP: 0.362, SLG: 0.446 (1, 9)										4	1	1	0	0	0	3				
Graig Nettles, L OBP: 0.344, SLG: 0.462 (1, 5)										2	0	0	0	1	0	1				
Chris Chambliss, L OBP: 0.323, SLG: 0.386 (1, 3)										3	0	0	0	0	1	3				
Roy White, S OBP: 0.350, SLG: 0.399 (1, 7)										3	0	1	1	1	1	2				
Paul Blair, R OBP: 0.226, SLG: 0.258 (9, 8)										0	0	0	0	0	0	0				
Bucky Dent, R OBP: 0.290, SLG: 0.315 (1, 6)										3	0	0	0	0	1	5				
Inning Stats	R: 0 E: 0 K: 0 S: 3	H: 0 LOB: 0 BB: 0 P: 3	R: 1 E: 0 K: 1 S: 7	H: 2 LOB: 2 BB: 0 P: 8	R: 0 E: 0 K: 3 S: 10	H: 0 LOB: 2 BB: 0 P: 11	R: 0 E: 0 K: 2 S: 7	H: 0 LOB: 0 BB: 0 P: 7	R: 2 E: 1 K: 0 S: 5	H: 1 LOB: 3 BB: 3 P: 17	R: 0 E: 0 K: 0 S: 4	H: 1 LOB: 1 BB: 0 P: 4	R: 0 E: 0 K: 0 S: 3	H: 0 LOB: 0 BB: 0 P: 3	R: 0 E: 0 K: 0 S: 3	H: 0 LOB: 0 BB: 0 P: 3	1B: 4 2B: 0 3B: 0 HR: 0	SF: 0 SAC: 0 DP: 0 HBP: 2	WP: 0 PB: 0 CS: 0	PA: 35
PITCHER Balor Moore, L ERA: 4.93 (1, 1)	IP: 5.0 WLS: L BF: 22 H: 3 R: 3 ER: 2 SO: 6 BB: 1 IBB: 0 HBP: 2 BLK: 0 WP: 0 HR: 0 S: 31 P: 37 ERA: 3.60 WHIP: 0.800															PITCHER				
Tom Buskey, R ERA: 3.35 (6, 1)	IP: 3.0 WLS: L BF: 13 H: 1 R: 0 ER: 0 SO: 0 BB: 0 IBB: 2 HBP: 0 BLK: 0 WP: 0 HR: 1 S: 11 P: 19 ERA: 0.00 WHIP: 0.333															PITCHER				


AB	30
R	3
H	4
RBI	1
BB	3
SO	6
LOB	18



Batter	1	2	3	4	5	6	7	8	9	AB	R	H	RBI	BB	SO	LOB	TOP																			
Rick Manning, L OBP: 0.306, SLG: 0.330 (1, 8)	F7		FC6-4			G3		CS 2H 1B		4	0	1	1	0	0	1																				
Jim Norris, L OBP: 0.362, SLG: 0.371 (1, 7)	F7			SH5-3 BB		F8		CS 1-2	K	3	0	0	0	1	1	0																				
Buddy Bell, R OBP: 0.330, SLG: 0.396 (1, 5)	F9			SH5-3 1-2		F8			4-3	3	0	0	0	0	0	0																				
Andre Thornton, R OBP: 0.376, SLG: 0.514 (1, 3)		K		5-3		K			BB	3	0	0	0	1	2	1																				
Wayne Cage, L OBP: 0.306, SLG: 0.456 (1, 10)		K		K		K2-3			K	4	0	0	0	0	4	2																				
Gary Alexander, R OBP: 0.304, SLG: 0.438 (1, 2)		K			F8	6-3				3	0	0	0	0	1	0																				
Duane Kuiper, L OBP: 0.315, SLG: 0.343 (1, 4)			5-3		WP 1B	1-3				3	0	1	0	0	0	0																				
Dan Briggs, L OBP: 0.222, SLG: 0.286 (1, 9)			K		F7 1-2	6-3				3	0	0	0	0	1	1																				
Tom Verzyer, R OBP: 0.298, SLG: 0.341 (1, 6)				FC6-4 1B	1-3				1B 2B	3	1	2	0	0	0	1																				
Inning Stats	R: 0 E: 0 K: 0 S: 3	H: 0 LOB: 0 BB: 0 P: 3	R: 0 E: 0 K: 3 S: 9	H: 0 LOB: 0 BB: 0 P: 9	R: 0 E: 0 K: 1 S: 6	H: 1 LOB: 1 BB: 0 P: 6	R: 0 E: 0 K: 1 S: 5	H: 0 LOB: 1 BB: 1 P: 9	R: 0 E: 0 K: 0 S: 4	H: 0 LOB: 0 BB: 0 P: 3	R: 0 E: 0 K: 2 S: 7	H: 0 LOB: 0 BB: 0 P: 7	R: 1 E: 0 K: 0 S: 4	H: 2 LOB: 2 BB: 0 P: 4	R: 0 E: 0 K: 2 S: 7	H: 0 LOB: 1 BB: 1 P: 11	1B: 3 2B: 1 3B: 0 HR: 0	SF: 0 SAC: 1 DP: 0 HBP: 0	WP: 1 PA: 33 CS: 1																	
PITCHER	IP	WLS	BF	H	R	ER	SO	BB	IBB	HBP	BLK	WP	HR	S	P	ERA	WHIP	PITCHER		IP	WLS	BF	H	R	ER	SO	BB	IBB	HBP	BLK	WP	HR	S	P	ERA	WHIP
Jim Beattie, R ERA: 3.73 (1, 1)	8.0	W	28	4	1	1	7	1	0	0	0	1	0	41	45	1.12	0.625																			
Rich Gossage, R ERA: 1.91 (9, 1)	1.0	S	4	0	0	0	2	1	0	0	0	0	0	7	11	0.00	1.000																			

Cleveland Indians @ New York Yankees
Yankee Stadium, Bronx, NY
Fri Sep 29 1978, 7:05 PM EDT
Att: 30,253 - Unknown - 57 F


AB 29
R 1
H 4
RBI 1
BB 2
SO 9
LOB 6



Batter	1	2	3	4	5	6	7	8	9	AB	R	H	RBI	BB	SO	LOB	BOTTOM																			
Mickey Rivers, L OBP: 0.299, SLG: 0.397 (1, 8)	F5		K			SH2-4 1-2		SH3-4 1-2		2	0	0	0	0	1	0																				
Willie Randolph, R OBP: 0.381, SLG: 0.357 (1, 4)					F8					3	0	1	0	1	1	1																				
Brian Doyle, L OBP: 0.217, SLG: 0.217 (8, FR)					G5-4-3 BB			1B 1B		0	1	0	0	0	0	0																				
Thurman Munson, R OBP: 0.331, SLG: 0.371 (1, 2)					G5-4-3 1-2			1B 1B 1B		3	1	2	1	1	0	1																				
Reggie Jackson, L OBP: 0.359, SLG: 0.472 (1, 10)			K		F8			BB 1B 1B		4	0	1	1	0	2	3																				
Lou Piniella, R OBP: 0.363, SLG: 0.446 (8, FR)					F8			BB 1B		4	0	2	1	0	0	1																				
Gary Thomasson, L OBP: 0.304, SLG: 0.367 (9, 9)					F8			1-2 3H 1B		0	0	0	0	0	0	0																				
Graig Nettles, L OBP: 0.345, SLG: 0.462 (1, 5)			G3					F8		4	0	2	0	0	0	3																				
Chris Chambliss, L OBP: 0.322, SLG: 0.384 (1, 3)			F9		L3			BB		3	0	0	0	1	0	3																				
Roy White, S OBP: 0.346, SLG: 0.394 (1, 7)					5-3			BB		4	0	0	0	0	0	5																				
Bucky Dent, R OBP: 0.288, SLG: 0.314 (1, 6)					G5-4-3			5-3		2	0	0	0	0	0	0																				
Cliff Johnson, R OBP: 0.307, SLG: 0.351 (8, PH)					6-3			SH3-4 1B BB		0	0	0	0	1	0	0																				
Fred Stanley, R OBP: 0.326, SLG: 0.287 (9, 6)						E5 SH2-4				0	1	0	0	0	0	0																				
Inning Stats	R: 0 E: 0 K: 0 S: 2	H: 0 LOB: 1 BB: 1 P: 6	R: 0 E: 0 K: 1 S: 6	H: 1 LOB: 0 BB: 0 P: 6	R: 0 E: 0 K: 1 S: 5	H: 0 LOB: 0 BB: 0 P: 5	R: 0 E: 0 K: 0 S: 4	H: 1 LOB: 1 BB: 0 P: 4	R: 0 E: 0 K: 2 S: 8	H: 0 LOB: 2 BB: 1 P: 12	R: 0 E: 0 K: 0 S: 4	H: 1 LOB: 1 BB: 0 P: 4	R: 3 E: 0 K: 0 S: 7	H: 4 LOB: 3 BB: 2 P: 15	1B: 8 2B: 0 3B: 0 HR: 0	SF: 0 SAC: 2 DP: 2 HBP: 0	WP: 0 PA: 35 CS: 0																			
PITCHER	IP	WLS	BF	H	R	ER	SO	BB	IBB	HBP	BLK	WP	HR	S	P	ERA	WHIP	PITCHER		IP	WLS	BF	H	R	ER	SO	BB	IBB	HBP	BLK	WP	HR	S	P	ERA	WHIP
David Clyde, L ERA: 4.28 (1, 1)	7.1	L	4	4	1	1	0	0	0	0	0	0	0	4	4	∞	∞																			
Jim Kern, R ERA: 3.09 (8, 1)	0.0	L	4	4	1	1	0	0	0	0	0	0	0	4	4	∞	∞																			
Sid Monge, L ERA: 2.76 (8, 1)	0.2	S	3	0	0	0	0	1	0	0	0	0	0	2	6	0.00	1.500																			

Cleveland Indians @ New York Yankees
Yankee Stadium, Bronx, NY
Fri Sep 29 1978, 7:05 PM EDT
Att: 30,253 - Unknown - 57 F

AB 29
R 3
H 8
RBI 3
BB 4
SO 4
LOB 17



Batter	1	2	3	4	5	6	7	8	9	AB	R	H	RBI	BB	SO	LOB	TOP					
Rick Manning, L OBP: 0.307, SLG: 0.333 (1, 8)	0-0 4-3 2B		0-0 3-1		0-0 4-3			0-0 5-3 1B		4	0	2	0	0	0	1	Cleveland Indians @ New York Yankees Yankee Stadium, Bronx, NY Sat Sep 30 1978, 3:33 AM EDT Att: 55,219 - Unknown - 65 F livebaseballscorecards.com					
Jim Norris, L OBP: 0.361, SLG: 0.368 (1, 7)	0-0 F8		4-0 BB		0-0 F7			0-0 5-3 1-2		3	0	0	0	1	0	2						
Buddy Bell, R OBP: 0.328, SLG: 0.393 (1, 5)	0-0 4-3 2-3		0-3 K		0-0 6-3			0-0 F9		4	0	0	0	0	1	4						
Andre Thornton, R OBP: 0.375, SLG: 0.511 (1, 3)	0-3 K			0-0 F8		4-0 BB			0-0 6-3	3	0	0	0	1	1	1						
Wayne Cagle, L OBP: 0.304, SLG: 0.447 (1, 10)		0-0 4-3		0-0 1B		0-0 4-3			0-3 K	4	0	1	0	0	1	1						
Gary Alexander, R OBP: 0.303, SLG: 0.436 (1, 2)		0-0 F4		0-0 F8		0-3 K			0-0 FC6-4 1B	4	0	1	0	0	1	1						
Duane Kuiper, L OBP: 0.313, SLG: 0.341 (1, 4)		0-0 4-3		0-0 F7		0-0 F7			0-0 FC6-4 1-2	4	0	0	0	0	0	2						
Dan Briggs, L OBP: 0.208, SLG: 0.267 (1, 9)			0-0 F8		0-3 K			0-0 4-3		3	0	0	0	0	1	0						
Tom Verzyer, R OBP: 0.298, SLG: 0.341 (1, 6)			0-0 3-1 1B		0-0 F8			0-0 6-3		3	0	1	0	0	0	0						
Inning Stats	R: 0 E: 0 K: 1 S: 6	H: 1 LOB: 1 BB: 0 P: 6	R: 0 E: 0 K: 0 S: 3	H: 0 LOB: 0 BB: 0 P: 3	R: 0 E: 0 K: 1 S: 6	H: 1 LOB: 2 BB: 1 P: 10	R: 0 E: 0 K: 0 S: 4	H: 1 LOB: 1 BB: 0 P: 4	R: 0 E: 0 K: 1 S: 5	H: 0 LOB: 0 BB: 0 P: 5	R: 0 E: 0 K: 0 S: 3	H: 0 LOB: 1 BB: 1 P: 7	R: 0 E: 0 K: 1 S: 5	H: 0 LOB: 0 BB: 0 P: 5	R: 0 E: 0 K: 0 S: 4	H: 1 LOB: 1 BB: 0 P: 4	R: 0 E: 0 K: 1 S: 6	H: 1 LOB: 1 BB: 0 P: 6	1B: 4 2B: 1 3B: 0 HR: 0	SF: 0 SAC: 0 DP: 0 HBP: 0	WP: 0 PB: 0 SB: 0 CS: 0	PA: 34
PITCHER Ed Figueroa, R ERA: 2.99 (1, 1)	IP: 9.0 WLS: W BF: 34 H: 5 R: 0 ER: 0 SO: 5 BB: 2 IBB: 0 HBP: 0 BLK: 0 WP: 0 HR: 0 S: 42 P: 50 ERA: 0.00 WHIP: 0.778															PITCHER	IP: 9.0 WLS: W BF: 34 H: 5 R: 0 ER: 0 SO: 5 BB: 2 IBB: 0 HBP: 0 BLK: 0 WP: 0 HR: 0 S: 42 P: 50 ERA: 0.00 WHIP: 0.778					

Batter	1	2	3	4	5	6	7	8	9	AB	R	H	RBI	BB	SO	LOB	BOTTOM			
Mickey Rivers, L OBP: 0.301, SLG: 0.398 (1, 8)	0-0 BB 1B	0-0 1B SF9		0-0 F9		0-0 F2				4	2	2	0	0	0	0	Cleveland Indians @ New York Yankees Yankee Stadium, Bronx, NY Sat Sep 30 1978, 3:33 AM EDT Att: 55,219 - Unknown - 65 F livebaseballscorecards.com			
Paul Blair, R OBP: 0.226, SLG: 0.258 (7, 8)	0-0 1B 1B	0-0 1B SF9		0-0 F7						4	1	3	0	0	0	0				
Thurman Munson, R OBP: 0.334, SLG: 0.373 (1, 2)	0-0 1B 2B	0-0 1B 1B		0-0 F7						3	2	1	1	1	2	3				
Reggie Jackson, L OBP: 0.360, SLG: 0.477 (1, 9)	4-0 1B 2B	0-3 K			0-0 HR			0-3 K		3	1	1	1	1	2	3				
Graig Nettles, L OBP: 0.345, SLG: 0.461 (1, 5)	0-0 2B 1B	0-0 SF9		0-0 L4		0-0 F9		0-0 F9		3	1	1	2	0	0	1				
Chris Chambliss, L OBP: 0.322, SLG: 0.385 (1, 3)	0-0 1B 2B	0-0 F9		0-0 G3		0-0 F8		0-0 F8		4	1	1	2	0	0	2				
Roy White, S OBP: 0.348, SLG: 0.395 (1, 7)	0-0 FC3-5 1B		0-0 3-1		0-0 1B			0-0 F8		4	0	2	2	0	0	0				
Jim Spencer, L OBP: 0.297, SLG: 0.443 (1, 10)	0-0 FC3-5 1B		0-0 F9		0-0 4-3			0-0 F2		4	0	1	0	0	0	1				
Brian Doyle, L OBP: 0.200, SLG: 0.200 (1, 4)	0-0 FC3-5 1B		0-0 3-1		0-0 F7			0-0 F8		4	0	0	0	0	0	2				
Bucky Dent, R OBP: 0.286, SLG: 0.311 (1, 6)	0-0 G5-4-3		0-0 F9		0-0 L8					3	0	0	0	0	0	2				
Inning Stats	R: 5 E: 0 K: 0 S: 8	H: 6 LOB: 1 BB: 1 P: 12	R: 1 E: 0 K: 1 S: 7	H: 2 LOB: 1 BB: 0 P: 7	R: 0 E: 0 K: 0 S: 3	H: 0 LOB: 0 BB: 0 P: 3	R: 0 E: 0 K: 0 S: 3	H: 0 LOB: 0 BB: 0 P: 3	R: 1 E: 0 K: 0 S: 5	H: 2 LOB: 1 BB: 0 P: 5	R: 0 E: 0 K: 0 S: 3	H: 0 LOB: 0 BB: 0 P: 3	R: 0 E: 0 K: 0 S: 3	H: 0 LOB: 0 BB: 0 P: 3	R: 0 E: 0 K: 0 S: 3	H: 0 LOB: 0 BB: 0 P: 3	1B: 9 2B: 1 3B: 0 HR: 1	SF: 1 SAC: 0 DP: 1 HBP: 0	WP: 0 PB: 0 SB: 0 CS: 0	PA: 35
PITCHER Mike Paxton, R ERA: 3.86 Rick Wise, R ERA: 4.34 (1, 1)	IP: 8.0 WLS: L BF: 29 H: 6 R: 2 ER: 2 SO: 2 BB: 0 IBB: 0 HBP: 0 BLK: 0 WP: 0 HR: 1 S: 33 P: 33 ERA: 2.25 WHIP: 0.750															PITCHER	IP: 8.0 WLS: L BF: 29 H: 6 R: 2 ER: 2 SO: 2 BB: 0 IBB: 0 HBP: 0 BLK: 0 WP: 0 HR: 1 S: 33 P: 33 ERA: 2.25 WHIP: 0.750			

Batter	1	2	3	4	5	6	7	8	9	AB	R	H	RBI	BB	SO	LOB	TOP										
Rick Manning, L OBP: 0.309, SLG: 0.337 (1, 8)										5	2	3	2	0	0	1											
Jim Norris, L OBP: 0.364, SLG: 0.378 (1, 7)										5	2	3	0	0	0	2											
Buddy Bell, R OBP: 0.328, SLG: 0.392 (1, 5)										4	0	1	2	1	0	3											
Andre Thornton, R OBP: 0.377, SLG: 0.516 (1, 3)										3	1	1	2	2	0	3											
Wayne Cage, L OBP: 0.308, SLG: 0.449 (1, 10)										4	1	1	1	1	1	1											
Gary Alexander, R OBP: 0.304, SLG: 0.444 (1, 2)										5	1	2	2	0	2	3											
Dan Briggs, L OBP: 0.226, SLG: 0.265 (1, 9)										4	0	1	0	1	1	1											
Duane Kuiper, L OBP: 0.311, SLG: 0.338 (1, 4)										4	1	0	0	0	0	2											
Tom Verzyer, R OBP: 0.298, SLG: 0.340 (1, 6)										4	1	1	0	0	0	2											
Inning Stats	R: 2 E: 0 K: 0 S: 5	H: 2 LOB: 0 BB: 0 P: 5	R: 4 E: 0 K: 0 S: 7	H: 4 LOB: 1 BB: 1 P: 11	R: 0 E: 0 K: 2 S: 7	H: 0 LOB: 0 BB: 0 P: 7	R: 1 E: 0 K: 0 S: 5	H: 2 LOB: 1 BB: 0 P: 5	R: 0 E: 0 K: 1 S: 2	H: 0 LOB: 0 BB: 0 P: 6	R: 0 E: 0 K: 1 S: 6	H: 1 LOB: 3 BB: 2 P: 14	R: 0 E: 0 K: 0 S: 4	H: 1 LOB: 1 BB: 1 P: 4	R: 2 E: 0 K: 0 S: 5	H: 3 LOB: 1 BB: 1 P: 9	1B: 6 2B: 5 3B: 0 HR: 2	SF: 0 SAC: 0 DP: 2 HBP: 0	WP: 1 SB: 0 CS: 0	PA: 43							
PITCHER	IP	WLS	BF	H	R	ER	SO	BB	IBB	HBP	BLK	WP	HR	S	P	ERA	WHIP										
Catfish Hunter, R ERA: 3.58 (1, 1)	1.2	L	10	4	5	5	0	1	0	0	0	1	2	9	13	27.00	3.000										
Dick Tidrow, R ERA: 3.94 (2, 1)	5.0		21	5	2	2	3	2	0	0	0	0	0	25	33	3.60	1.400										
Dave Rajsich, L ERA: 4.05 (7, 1)	1.1		6	1	0	0	1	1	0	0	0	0	0	7	11	0.00	1.500										
Larry McCall, R ERA: 5.63 (9, 1)	0.2		5	3	2	2	0	1	0	0	0	0	0	4	8	27.00	6.000										
Paul Lindblad, L ERA: 3.89 (9, 1)	0.1		1	0	0	0	0	0	0	0	0	0	0	1	1	0.00	0.000										
Batter	1	2	3	4	5	6	7	8	9	AB	R	H	RBI	BB	SO	LOB	BOTTOM										
Mickey Rivers, L OBP: 0.298, SLG: 0.395 (1, 8)										4	0	0	0	0	0	2											
Thurman Munson, R OBP: 0.333, SLG: 0.373 (1, 2)										4	1	1	0	0	0	1											
Lou Piniella, R OBP: 0.362, SLG: 0.447 (1, 10)										4	1	1	0	0	0	1											
Reggie Jackson, L OBP: 0.357, SLG: 0.473 (1, 9)										4	0	0	1	0	1	1											
Graig Nettles, L OBP: 0.346, SLG: 0.463 (1, 5)										4	0	2	1	0	0	0											
Chris Chambliss, L OBP: 0.321, SLG: 0.383 (1, 3)										3	0	0	0	1	2	2											
Roy White, S OBP: 0.347, SLG: 0.394 (1, 7)										4	0	1	0	0	0	1											
Bucky Dent, R OBP: 0.286, SLG: 0.309 (1, 6)										2	0	0	0	1	0	2											
Fred Stanley, R OBP: 0.326, SLG: 0.283 (1, 4)										2	0	0	0	1	0	1											
Inning Stats	R: 2 E: 0 K: 1 S: 8	H: 3 LOB: 1 BB: 0 P: 8	R: 0 E: 0 K: 0 S: 3	H: 0 LOB: 1 BB: 1 P: 7	R: 0 E: 0 K: 1 S: 5	H: 0 LOB: 0 BB: 0 P: 5	R: 0 E: 0 K: 0 S: 3	H: 1 LOB: 1 BB: 1 P: 7	R: 0 E: 0 K: 0 S: 3	H: 0 LOB: 0 BB: 0 P: 3	R: 0 E: 0 K: 0 S: 3	H: 0 LOB: 0 BB: 0 P: 3	R: 0 E: 0 K: 0 S: 3	H: 0 LOB: 1 BB: 1 P: 7	R: 0 E: 0 K: 1 S: 6	H: 1 LOB: 1 BB: 0 P: 6	1B: 3 2B: 2 3B: 0 HR: 0	SF: 0 SAC: 0 DP: 1 HBP: 0	WP: 0 SB: 0 CS: 0	PA: 34							
PITCHER	IP	WLS	BF	H	R	ER	SO	BB	IBB	HBP	BLK	WP	HR	S	P	ERA	WHIP										
Rick Waits, L ERA: 3.2 (1, 1)	9.0	W	34	5	2	2	3	3	0	0	0	0	0	37	49	2.00	0.889										

Cleveland Indians @ New York Yankees
Yankee Stadium, Bronx, NY
Sun Oct 01 1978, 3:33 AM EDT
Att: 39,189 - Unknown - 72 F

AB	38
R	9
H	13
RBI	9
BB	5
SO	4
LOB	18



Cleveland Indians @ New York Yankees
Yankee Stadium, Bronx, NY
Sun Oct 01 1978, 3:33 AM EDT
Att: 39,189 - Unknown - 72 F

AB	31
R	2
H	5
RBI	2
BB	3
SO	3
LOB	11



Batter	1	2	3	4	5	6	7	8	9	AB	R	H	RBI	BB	SO	LOB	TOP					
Mickey Rivers, L OBP: 0.400, SLG: 0.400 Paul Blair, R (8, FR) (8, 8)	2-2 F7	1-0 P6		SAFE 2-1 SAFE 1-3 SAFE 1-3		0-1 6-3		1-2 HR 1B	1-3 K	5	0	2	0	0	0	1						
Thurman Munson, R OBP: 0.200, SLG: 0.200	2-2 FC4-6 1B		2-0 5-3	SAFE 0-0 F7		0-1 5-3		SAFE 1-2 SAFE 1-2 F7		5	0	1	0	0	0	3						
Lou Piniella, R OBP: 0.400, SLG: 0.400	1-2 FC4-6 E 1-2		1-2 F9		1-0 FC4-6 PB 1B	2-1 6-3		SAFE 1-0 HR 1B		5	2	2	0	0	0	1						
Reggie Jackson, L OBP: 1.000, SLG: 2.333	0-2 E8 1-3 1B		1-0 3B 2B		4-2 FC4-6 1B		4-1 CS 1B BB	0-1 HR 1B		3	2	3	3	2	0	0						
Graig Nettles, L OBP: 0.400, SLG: 0.800	0-0 F8		2-1 2H 3B		0-0 FC4-6 1B		SAFE 2-2 SAFE 1-2 CS 1B	0-0 F7		5	1	2	1	0	0	5						
Chris Chambliss, L OBP: 0.400, SLG: 0.400		0-3 K	0-3 K		0-0 1B		SAFE 1-1 SAFE 1-2 F7		0-0 E G3 1B	5	0	2	1	0	2	3						
Roy White, S OBP: 0.400, SLG: 0.500		2-1 1B 2B		0-0 4-3		1-1 P4		4-1 IBB	1-1 G3	4	1	1	0	1	0	3						
Brian Doyle, L OBP: 0.400, SLG: 0.400		2-2 L5		3-1 1B 1B		0-1 FC6-4 1B		3-2 F2	1-0 E5	5	0	2	1	0	0	4						
Bucky Dent, R OBP: 0.200, SLG: 0.200		1-1 2H 1B		0-0 F3		0-1 FC6-4		1-2 5-3	1-0 5-3	5	0	1	1	0	0	5						
Inning Stats	R: 0 E: 1 K: 0 S: 14	H: 2 LOB: 2 BB: 0 P: 19	R: 1 E: 0 K: 1 S: 13	H: 2 LOB: 1 BB: 0 P: 19	R: 1 E: 0 K: 1 S: 10	H: 2 LOB: 1 BB: 0 P: 16	R: 0 E: 0 K: 0 S: 7	H: 2 LOB: 2 BB: 0 P: 12	R: 2 E: 0 K: 0 S: 11	H: 3 LOB: 2 BB: 1 P: 17	R: 0 E: 0 K: 0 S: 6	H: 0 LOB: 0 BB: 0 P: 8	R: 0 E: 0 K: 0 S: 11	H: 1 LOB: 2 BB: 2 P: 25	R: 3 E: 0 K: 0 S: 14	H: 3 LOB: 1 BB: 0 P: 18	R: 0 E: 1 K: 1 S: 10	H: 1 LOB: 2 BB: 0 P: 14	1B: 12 2B: 2 3B: 1 HR: 1	SF: 0 SAC: 0 DP: 0 HBP: 0	WP: 0 PB: 1 SB: 0 CS: 2	PA: 46
PITCHER	IP WLS BF H R ER SO BB IBB HBP BLK WP HR S P ERA WHIP	4.0 L 21 9 3 3 2 0 0 0 0 0 0 45 68 6.75 2.250	5.1 R 3 5 3 3 0 2 1 0 0 0 0 38 63 7.36 1.909	0.1 L 2 1 1 1 0 0 0 0 0 0 1 3 27.00 3.000	1.0 R 5 1 0 0 1 0 0 0 0 0 0 10 14 0.00 1.000	PITCHER										IP WLS BF H R ER SO BB IBB HBP BLK WP HR S P ERA WHIP						

New York Yankees @ Kansas City Royals
 Royals Stadium, Kansas City, MO
 Tue Oct 03 1978, 8:05 PM EDT
 Att: 41,143 - Unknown - 68 F

AB 43
 R 7
 H 16
 RBI 7
 BB 3
 SO 3
 LOB 27



Batter	1	2	3	4	5	6	7	8	9	AB	R	H	RBI	BB	SO	LOB	BOTTOM					
Steve Braun, L (1, 7)	3-2 4-1		1-1 F8		3-1 L9		4-1 FC6-4 BB		0-0 4-3	4	0	0	0	1	0	2						
George Brett, L OBP: 0.250, SLG: 0.500	2-2 F2		0-0 F9		3-2 BB SF9 2B		1-1 FC6-4			4	1	1	0	0	0	1						
Amos Otis, R (1, 8)	1-3 K			4-0 4-3 S BB		4-2 BB BB		1-3 K		2	0	0	0	2	2	0						
Darrell Porter, L (1, 2)		2-1 F8		SAFE 2-2 F5		3-2 F8		4-2 BB		3	0	0	0	1	0	3						
Ralph LaCock, L (1, 3)		4-2 S BB		0-2 4-3		4-0 1-2 2-3 BB		0-0 F8		2	0	0	0	2	0	2						
Hal McRae, R (1, 10)		4-1 1-2 BB		3-1 F9		1-0 SF9		0-1 L8		2	0	0	1	1	0	2						
Al Cowens, R OBP: 0.250, SLG: 0.250		1-3 K		1-2 1B		0-1 4-3			0-1 L7	4	0	1	0	0	1	4						
Freddie Patek, R Clint Hurdle, L (9, PH)		0-0 P1		SAFE 0-3 K		0-3 K			4-2 BB	3	0	0	0	0	2	3						
Frank White, R Tom Poquette, L (9, PH)			2-1 5-3		0-1 P4		0-1 F9		0-2 F9	3	0	0	0	0	0	1						
Inning Stats	R: 0 E: 0 K: 1 S: 10	H: 0 LOB: 0 BB: 0 P: 16	R: 0 E: 0 K: 1 S: 11	H: 0 LOB: 2 BB: 2 P: 22	R: 0 E: 0 K: 0 S: 5	H: 0 LOB: 0 BB: 0 P: 8	R: 0 E: 0 K: 0 S: 9	H: 0 LOB: 1 BB: 1 P: 18	R: 0 E: 0 K: 1 S: 12	H: 1 LOB: 1 BB: 0 P: 16	R: 1 E: 0 K: 0 S: 13	H: 1 LOB: 2 BB: 2 P: 28	R: 0 E: 0 K: 1 S: 8	H: 0 LOB: 1 BB: 1 P: 13	R: 0 E: 0 K: 1 S: 8	H: 0 LOB: 1 BB: 1 P: 13	R: 0 E: 0 K: 0 S: 9	H: 0 LOB: 1 BB: 1 P: 13	1B: 1 2B: 1 3B: 0 HR: 0	SF: 1 SAC: 0 DP: 0 HBP: 0	WP: 0 PB: 0 SB: 2 CS: 0	PA: 37
PITCHER	IP WLS BF H R ER SO BB IBB HBP BLK WP HR S P ERA WHIP	5.1 W 23 0 0 1 3 5 0 0 0 0 0 57 104 1.69 1.312	6.1 S 14 0 0 0 2 3 0 0 0 0 0 28 43 0.00 0.818	PITCHER										IP WLS BF H R ER SO BB IBB HBP BLK WP HR S P ERA WHIP								

New York Yankees @ Kansas City Royals
 Royals Stadium, Kansas City, MO
 Tue Oct 03 1978, 8:05 PM EDT
 Att: 41,143 - Unknown - 68 F

AB 28
 R 1
 H 2
 RBI 1
 BB 8
 SO 5
 LOB 19




Batter	1	2	3	4	5	6	7	8	9	AB	R	H	RBI	BB	SO	LOB	TOP										
George Brett, L (1, 5) OBP: 0.429, SLG: 1.143	1-1 HR		1-0 HR	1-2 CS	1-0 HR		1-2 F8		1-1 F7	5	3	3	3	0	0	0	Kansas City Royals @ New York Yankees Yankee Stadium, Bronx, NY Fri Oct 06 1978, 3:33 AM EDT Att: 55,445 - Unknown - 71 F livebaseballscorecards.com										
Hal McRae, R (1, 10) OBP: 0.308, SLG: 0.200	0-2 F9		1-3 K		0-1 F8		0-1 1-3		2-2 F9	5	0	0	0	0	1	0											
Amos Otis, R (1, 8) OBP: 0.615, SLG: 0.600	3-2 FC8-5 1B		4-1 2B BB		2-3 K			0-2 1B 2B		3	1	2	0	1	1	0											
Darrell Porter, L (1, 2) OBP: 0.385, SLG: 0.455	3-2 FC8-5 1-3		1-1 2B		1-1 G3			0-0 1B FC6-4 1B		4	1	2	1	0	0	1											
Ralph LaCock, L (1, 3) OBP: 0.538, SLG: 0.800		2-2 F8 2B	4-1 BB			1-2 3B		1-3 K		3	0	2	0	1	1	1											
Clint Hurdle, L (1, 7) OBP: 0.556, SLG: 0.714 Willie Wilson, S (8, PR) (8, 7)	1-2 F8 2-3		1-3 K			1-3 K		2-2 FC6-4 1B		4	0	1	0	0	2	5											
Al Cowens, R (1, 9) OBP: 0.167, SLG: 0.167	1-0 5-3			2-0 L8		0-0 4-3		0-0 FC6-4 PB		4	0	0	1	0	0	3											
Freddie Patek, R (1, 6) OBP: 0.182, SLG: 0.400	0-1 P4			4-1 CS BB		1-3 K		1-1 6-3		3	0	0	0	1	1	3											
Frank White, R (1, 4) OBP: 0.100, SLG: 0.100 Steve Braun, L (9, PH)			0-1 1-3	0-2 F7			0-2 P6		1-3 K	3	0	0	0	0	0	1											
Inning Stats	R: 1 E: 0 K: 0 S: 13	H: 2 LOB: 0 BB: 0 P: 20	R: 0 E: 0 K: 0 S: 14	H: 1 LOB: 1 BB: 0 P: 18	R: 1 E: 0 K: 2 S: 14	H: 2 LOB: 3 BB: 2 P: 26	R: 0 E: 0 K: 0 S: 7	H: 0 LOB: 0 BB: 1 P: 14	R: 1 E: 0 K: 1 S: 8	H: 1 LOB: 0 BB: 0 P: 12	R: 0 E: 0 K: 2 S: 10	H: 1 LOB: 1 BB: 0 P: 13	R: 0 E: 0 K: 0 S: 8	H: 0 LOB: 0 BB: 0 P: 9	R: 2 E: 0 K: 1 S: 15	H: 3 LOB: 2 BB: 0 P: 19	R: 0 E: 0 K: 1 S: 10	H: 0 LOB: 0 BB: 0 P: 14	1B: 3 2B: 4 3B: 1 HR: 3	SF: 0 SAC: 0 DP: 1 HBP: 0	WP: 0 PB: 1 SB: 1 CS: 1	PA: 39					
PITCHER	IP	WLS	BF	H	R	ER	SO	BB	IBB	HBP	BLK	WP	HR	S	P	ERA	WHIP										
Catfish Hunter, R (1, 1) ERA: 4.5	6.0		26	7	3	3	5	3	0	0	0	0	3	66	103	4.50	1.667										
Rich Gossage, R (7, 1) ERA: 6.0	3.0	W	12	3	2	2	2	0	0	0	0	0	0	33	42	6.00	1.000										

Batter	1	2	3	4	5	6	7	8	9	AB	R	H	RBI	BB	SO	LOB	BOTTOM										
Mickey Rivers, L (1, 8) OBP: 0.600, SLG: 0.556 Paul Blair, R (3, PH) (4, 8)	1-1 G4-6-3 1B		2-1 F8			0-0 6-3		1-0 P4		1	0	1	0	0	0	0	Kansas City Royals @ New York Yankees Yankee Stadium, Bronx, NY Fri Oct 06 1978, 3:33 AM EDT Att: 55,445 - Unknown - 71 F livebaseballscorecards.com										
Roy White, S (1, 7) OBP: 0.385, SLG: 0.417 Gary Thomasson, L (9, 7)	1-0 G4-6-3 1-2			1-0 5-3		2-1 1B SF8 1B		2-1 HR 1B		4	2	2	0	0	0	1											
Thurman Munson, R (1, 2) OBP: 0.286, SLG: 0.571	0-0 F9			0-1 1B 2B		2-2 1B 1B		2-0 HR 1B		4	2	3	2	0	0	0											
Reggie Jackson, L (1, 10) OBP: 0.643, SLG: 1.300		3-1 HR		0-1 E 1B		0-0 SF8		3-2 F7		3	2	2	3	0	0	0											
Lou Piniella, R (1, 9) OBP: 0.286, SLG: 0.286	1-0 F9			2-0 E6 FC7-2 1B		0-0 1B		1-3 K		4	0	2	0	0	1	0											
Graig Nettles, L (1, 5) OBP: 0.250, SLG: 0.417	1-0 F7			1-0 FC7-2		0-0 G3				3	0	0	0	0	0	3											
Chris Chambliss, L (1, 3) OBP: 0.500, SLG: 0.500	1-0 4-3				2-0 F9		1-1 F7			3	0	0	0	0	0	0											
Fred Stanley, R (1, 4) OBP: 0.200, SLG: 0.200			2-3 K		2-3 K		0-0 F7			3	0	0	0	0	2	0											
Bucky Dent, R (1, 6) OBP: 0.250, SLG: 0.250			3-2 F9		0-0 F7		0-0 F7			3	0	0	0	0	0	0											
Inning Stats	R: 0 E: 0 K: 0 S: 4	H: 1 LOB: 0 BB: 0 P: 6	R: 1 E: 0 K: 0 S: 5	H: 1 LOB: 0 BB: 0 P: 11	R: 0 E: 0 K: 1 S: 8	H: 0 LOB: 0 BB: 0 P: 15	R: 2 E: 1 K: 0 S: 7	H: 3 LOB: 0 BB: 0 P: 11	R: 0 E: 0 K: 1 S: 5	H: 0 LOB: 0 BB: 0 P: 9	R: 1 E: 0 K: 0 S: 9	H: 3 LOB: 2 BB: 0 P: 13	R: 0 E: 0 K: 0 S: 4	H: 0 LOB: 0 BB: 0 P: 5	R: 2 E: 0 K: 1 S: 10	H: 2 LOB: 0 BB: 0 P: 19	1B: 7 2B: 2 3B: 0 HR: 2	SF: 1 SAC: 0 DP: 2 HBP: 0	WP: 0 PB: 0 SB: 0 CS: 0	PA: 32							
PITCHER	IP	WLS	BF	H	R	ER	SO	BB	IBB	HBP	BLK	WP	HR	S	P	ERA	WHIP										
Paul Splitterff, L (1, 1) ERA: 4.91	7.1		29	9	5	4	2	0	0	0	0	0	1	45	76	4.91	1.227										
Doug Bird, R (8, 1) ERA: 9.0	0.0	L	1	1	1	1	0	0	0	0	0	0	1	1	3	∞	∞										
Al Hrabosky, L (8, 1) ERA: 3.0	0.2		2	0	0	0	1	0	0	0	0	0	0	6	10	0.00	0.000										

Batter	1	2	3	4	5	6	7	8	9	AB	R	H	RBI	BB	SO	LOB	TOP							
George Brett, L (1,5) OBP: 0.389, SLG: 1.056	2-1 1B		2-0 4-3		0-0 4-3			2-3 K		4	1	1	0	0	1	1	Kansas City Royals @ New York Yankees Yankee Stadium, Bronx, NY Sat Oct 07 1978, 7:05 PM EDT Att: 56,356 - Unknown - 58 F livebaseballscorecards.com							
Hal McRae, R (1,10) OBP: 0.294, SLG: 0.214	0-1 3B		1-3 K2-3		2-0 F9			0-1 L5		4	0	1	1	0	1	1								
Amos Otis, R (1,8) OBP: 0.529, SLG: 0.571	1-3 K		2-0 5-3		1-2 F8			0-0 2B		4	0	1	0	0	1	1								
Al Cowens, R (1,9) OBP: 0.133, SLG: 0.133	0-1 P3			0-1 6-3		0-3 K		1-3 K		3	0	0	0	0	1	1								
Clint Hurdle, L (9,PH) OBP: 0.500, SLG: 0.625										1	0	0	0	0	1	1								
Darrell Porter, L (1,2) OBP: 0.412, SLG: 0.429	4-0 BB			0-2 1B		2-1 F7		3-2 F8		3	0	1	0	1	0	1								
John Wathan, R (1,3) OBP: 0.500, SLG: 0.727	0-2 F9			1-2 P4			1-0 F8		0-2 F7	3	0	0	0	0	0	3								
Ralph LaCock, L (9,PH) OBP: 0.500, SLG: 0.727										1	0	0	0	0	0	1								
Frank White, R (1,4) OBP: 0.231, SLG: 0.231		1-2 5-3		1-2 1B		1-0 L5-3		1-3 1B		3	0	2	0	0	0	0								
Freddie Patek, R (1,6) OBP: 0.143, SLG: 0.308		2-2 F8		1-3 K		0-1 L5-3		1-2 K		3	0	0	0	0	1	3								
Willie Wilson, S (1,7) OBP: 0.250, SLG: 0.250		2-3 K			0-2 CS			2-3 K		3	0	1	0	0	2	0								
Inning Stats	R: 1 E: 0 K: 1 S: 12	H: 2 LOB: 2 BB: 1 P: 19	R: 0 E: 0 K: 1 S: 11	H: 0 LOB: 0 BB: 0 P: 16	R: 0 E: 0 K: 1 S: 5	H: 0 LOB: 0 BB: 0 P: 10	R: 0 E: 0 K: 1 S: 15	H: 2 LOB: 2 BB: 0 P: 18	R: 0 E: 0 K: 0 S: 5	H: 1 LOB: 0 BB: 0 P: 7	R: 0 E: 0 K: 1 S: 10	H: 0 LOB: 0 BB: 0 P: 13	R: 0 E: 0 K: 0 S: 4	H: 1 LOB: 0 BB: 0 P: 6	R: 0 E: 0 K: 2 S: 8	H: 0 LOB: 0 BB: 0 P: 12	R: 0 E: 0 K: 1 S: 11	H: 1 LOB: 1 BB: 0 P: 15	1B: 5 2B: 2 3B: 1 HR: 0	SF: 0 SAC: 0 DP: 1 HBP: 0	WP: 0 PB: 0 SB: 1 CS: 1	PA: 33		
PITCHER	IP WLS BF H R ER SO BB IBB HBP BLK WP HR S P ERA WHIP	8.0 W 30 7 1 1 7 1 0 0 0 0 0 0 71 102 1.12 1.000	1.0 S 3 0 0 0 1 0 0 0 0 0 0 10 14 0.00 0.000											1.0 S 3 0 0 0 1 0 0 0 0 0 0 10 14 0.00 0.000										

Batter	1	2	3	4	5	6	7	8	9	AB	R	H	RBI	BB	SO	LOB	BOTTOM						
Mickey Rivers, L (1,8) OBP: 0.538, SLG: 0.455	4-1 1B		0-0 4-3			0-0 F5		0-1 6-3		2	0	0	0	1	0	0	Kansas City Royals @ New York Yankees Yankee Stadium, Bronx, NY Sat Oct 07 1978, 7:05 PM EDT Att: 56,356 - Unknown - 58 F livebaseballscorecards.com						
Paul Blair, R (7,8)	BB									1	0	0	0	0	0	0							
Roy White, S (1,7) OBP: 0.383, SLG: 0.563	2-2 F8		1-1 4-3			0-0 HR		2-3 K		4	1	1	1	0	1	1							
Gary Thomasson, L (9,7)	SAFE									0	0	0	0	0	0	0							
Thurman Munson, R (1,2) OBP: 0.278, SLG: 0.500	0-0 1B		1-1 5-3			0-0 P6		1-1 F8		4	0	1	0	0	0	0							
Reggie Jackson, L (1,10) OBP: 0.529, SLG: 1.000	2-3 K		1-3 K			2-3 K				3	0	0	0	0	3	2							
Lou Piniella, R (1,9) OBP: 0.235, SLG: 0.235	1-1 P4		0-3 K			0-0 6-3				3	0	0	0	0	1	2							
Graig Nettles, L (1,5) OBP: 0.333, SLG: 0.667		1-1 HR		1-3 K		3-2 BB		1-1 1B		3	1	2	1	0	1	0							
Chris Chambliss, L (1,3) OBP: 0.400, SLG: 0.400		1-3 K			0-1 5-3		2-3 K			3	0	0	0	0	2	1							
Brian Doyle, L (1,4) OBP: 0.375, SLG: 0.286		0-3 K			1-2 L1		4-2 BB			2	0	0	0	1	1	0							
Bucky Dent, R (1,6) OBP: 0.200, SLG: 0.200	1-1 P4		1-1 P3			1-2 P3		1-1 F2		3	0	0	0	0	0	2							
Inning Stats	R: 0 E: 0 K: 1 S: 12	H: 1 LOB: 2 BB: 1 P: 21	R: 1 E: 0 K: 2 S: 10	H: 1 LOB: 0 BB: 0 P: 13	R: 0 E: 0 K: 0 S: 5	H: 0 LOB: 0 BB: 0 P: 7	R: 0 E: 0 K: 3 S: 13	H: 0 LOB: 0 BB: 0 P: 15	R: 0 E: 0 K: 0 S: 8	H: 0 LOB: 0 BB: 0 P: 10	R: 1 E: 0 K: 1 S: 8	H: 1 LOB: 0 BB: 0 P: 10	R: 0 E: 0 K: 1 S: 18	H: 1 LOB: 2 BB: 1 P: 28	R: 0 E: 0 K: 1 S: 8	H: 0 LOB: 0 BB: 0 P: 11	1B: 2 2B: 0 3B: 0 HR: 2	SF: 0 SAC: 0 DP: 0 HBP: 0	WP: 1 PB: 0 SB: 0 CS: 0	PA: 30			
PITCHER	IP WLS BF H R ER SO BB IBB HBP BLK WP HR S P ERA WHIP	8.0 L 30 4 2 2 9 2 0 0 0 1 2 82 115 2.25 0.750											1.0 L 30 4 2 2 9 2 0 0 0 1 2 82 115 2.25 0.750										

Batter	1	2	3	4	5	6	7	8	9	AB	R	H	RBI	BB	SO	LOB	TOP					
Davey Lopes, R OBP: 0.397, SLG: 0.700 (1, 4)	1-1 S 1B		2-0 S 2B		1-0 F9		4-2 BB		1-0 G5-4-3	4	2	2	0	1	0	2	Los Angeles Dodgers @ New York Yankees Yankee Stadium, Bronx, NY Sun Oct 15 1978, 3:33 AM EDT Att: 56,448 - Unknown livebaseballscorecards.com					
Bill Russell, R OBP: 0.452, SLG: 0.500 (1, 6)	3-2 F7		2-1 S 1B		0-1 S		1-3 K		0-0 1-3	5	0	2	1	0	1	3						
Reggie Smith, S OBP: 0.275, SLG: 0.324 (1, 9)	0-0 2-H		0-3 K		0-0 F9		1-1 F4			4	0	1	1	0	1	5						
Steve Garvey, R OBP: 0.333, SLG: 0.737 (1, 3)	0-1 6-3		0-0 2-3		2-3 K		0-3 K			4	0	1	0	0	2	5						
Ron Cey, R OBP: 0.395, SLG: 0.515 (1, 5)	1-3 K		1-1 5-3			4-2 G3 BB		0-0 FC6-4		3	0	1	0	1	1	3						
Dusty Baker Jr., R OBP: 0.432, SLG: 0.515 (1, 7)		3-2 F3		2-2 F5		0-1 L7		3-3 K		4	0	0	0	0	1	2						
Rick Monday, L OBP: 0.360, SLG: 0.350 (1, 8)		4-0 CS BB		1-0 F4		2-2 G3		0-0 F9		3	0	0	0	1	0	2						
Lee Lacy, R OBP: 0.176, SLG: 0.125 (1, 10)	1-3 K		2-3 K		2-2 F9		2-2 F9		1-0 FC6-4	4	0	0	0	0	2	3						
Steve Yeager, R OBP: 0.310, SLG: 0.385 Johnny Oates, L OBP: 1.000, SLG: 1.000 (7, PH) (7, 2)			2-2 F9		1-1 1B		4-1 BB		0-1 G5-4-3	2	0	1	0	0	0	0						
Inning Stats	R: 1 E: 0 K: 1 S: 12	H: 2 LOB: 1 BB: 0 P: 17	R: 0 E: 0 K: 1 S: 6	H: 0 LOB: 0 BB: 1 P: 14	R: 1 E: 0 K: 1 S: 14	H: 3 LOB: 2 BB: 0 P: 21	R: 0 E: 0 K: 1 S: 8	H: 0 LOB: 2 BB: 0 P: 13	R: 0 E: 0 K: 0 S: 10	H: 2 LOB: 2 BB: 0 P: 14	R: 0 E: 0 K: 0 S: 11	H: 0 LOB: 1 BB: 1 P: 19	R: 0 E: 0 K: 2 S: 12	H: 0 LOB: 2 BB: 2 P: 22	R: 0 E: 0 K: 1 S: 8	H: 1 LOB: 1 BB: 0 P: 12		R: 0 E: 0 K: 0 S: 4	H: 1 LOB: 0 BB: 0 P: 5	1B: 8 2B: 1 3B: 0 HR: 0	SF: 0 SAC: 0 DP: 1 HBP: 0	WP: 0 PB: 0 SB: 2 CS: 1
PITCHER Jim Beattie, R ERA: 1.88 (1, 1)	IP: 9.0 WLS: W BF: 38 H: 9 R: 2 ER: 2 SO: 8 BB: 4 IBB: 0 HBP: 0 BLK: 0 WP: 0 HR: 0 S: 85 P: 137 ERA: 2.00 WHIP: 1.444															PITCHER	IP: WLS: BF: H: R: ER: SO: BB: IBB: HBP: BLK: WP: HR: S: P: ERA: WHIP:					

Batter	1	2	3	4	5	6	7	8	9	AB	R	H	RBI	BB	SO	LOB	BOTTOM	
Mickey Rivers, L OBP: 0.481, SLG: 0.440 Paul Blair, R OBP: 0.286, SLG: 0.308 (7, PR) (8, 8)	0-1 F8 E 1B		1-2 S E 1B	0-1 E G3 1B	1-0 4-3		1-3 K 1B		0-3 K2-3	5	2	3	1	0	1	3	Los Angeles Dodgers @ New York Yankees Yankee Stadium, Bronx, NY Sun Oct 15 1978, 3:33 AM EDT Att: 56,448 - Unknown livebaseballscorecards.com	
Roy White, S OBP: 0.400, SLG: 0.528 Jay Johnstone, L (8, 9)	1-2 E6 F8		0-0 G3			1-2 6-3		1-2 2B 1B		5	2	2	3	0	0	2		
Thurman Munson, R OBP: 0.366, SLG: 0.500 Mike Heath, R (9, 2)	1-0 F8		0-2 E9 1B			0-0 F7		0-0 2B		5	1	3	5	0	0	2		
Reggie Jackson, L OBP: 0.550, SLG: 0.806 (1, 10)	4-0 G6-4-3 IBB		3-3 K		4-1 BB 1B		1-2 F7		0-0 4-3	3	0	1	0	2	1	3		
Lou Piniella, R OBP: 0.263, SLG: 0.263 Gary Thomasson, L OBP: 0.200, SLG: 0.200 (8, 7)	1-1 G6-4-3		0-0 G4-6-3 1B		2-1 F8		0-0 F7		1-3 K	4	0	1	1	0	0	6		
Graig Nettles, L OBP: 0.222, SLG: 0.361 (1, 5)		1-0 4-3		0-1 G4-6-3		0-2 1B PB 1B		3-3 K		5	0	1	0	0	1	1		
Jim Spencer, L OBP: 0.300, SLG: 0.222 (1, 3)		1-0 F9		1-0 G3		2-2 F4		3-1 PB 1B 1B		4	2	1	0	1	0	1		
Brian Doyle, L OBP: 0.350, SLG: 0.316 (1, 4)		1-2 6-3		1-0 1B 1B		1-1 L9		0-2 WP PB 1B		5	2	3	0	0	0	1		
Bucky Dent, R OBP: 0.306, SLG: 0.314 (1, 6)			4-0 1B 1B		2-1 1B G3 1B		1-2 K		2-2 2B	4	2	3	1	1	1	2		
Inning Stats	R: 0 E: 1 K: 0 S: 8	H: 1 LOB: 2 BB: 1 P: 15	R: 0 E: 0 K: 0 S: 5	H: 0 LOB: 0 BB: 0 P: 8	R: 4 E: 1 K: 1 S: 15	H: 4 LOB: 0 BB: 1 P: 24	R: 3 E: 1 K: 0 S: 12	H: 4 LOB: 2 BB: 1 P: 21	R: 0 E: 0 K: 0 S: 8	H: 1 LOB: 1 BB: 0 P: 10	R: 4 E: 0 K: 2 S: 17	H: 4 LOB: 2 BB: 0 P: 26	R: 1 E: 0 K: 3 S: 17	H: 2 LOB: 2 BB: 1 P: 27	1B: 16 2B: 2 3B: 0 HR: 0	SF: 0 SAC: 0 DP: 2 HBP: 0	WP: 1 PB: 2 SB: 2 CS: 0	PA: 46
PITCHER Burt Hooton, R ERA: 6.92 Lance Rautzhan, L ERA: 10.8 Charlie Hough, R ERA: 7.36 (1, 1) (3, 1) (4, 1)	IP: 2.1 WLS: L BF: 14 H: 5 R: 4 ER: 3 SO: 1 BB: 1 IBB: 0 HBP: 0 BLK: 0 WP: 0 HR: 0 S: 26 P: 45 ERA: 11.57 WHIP: 2.571															PITCHER	IP: WLS: BF: H: R: ER: SO: BB: IBB: HBP: BLK: WP: HR: S: P: ERA: WHIP:	

Batter	1	2	3	4	5	6	7	8	9	AB	R	H	RBI	BB	SO	LOB	TOP											
Mickey Rivers, L OBP: 0.419, SLG: 0.379 Paul Blair, R OBP: 0.267, SLG: 0.286	1-2 4-3	0-1 4-3		1-1 L7		1-3 K			0-3 K	4	0	0	0	0	1	4												
Roy White, S OBP: 0.400, SLG: 0.500 Gary Thomasson, L OBP: 0.200, SLG: 0.200	0-0 6-3	1-2 F7			0-3 K		4-0 HR		1-3 K	4	1	1	0	1	2	1												
Thurman Munson, R OBP: 0.348, SLG: 0.465	0-1 6-3		1-3 K		1-2 5-3		1-3 K		0-0 1B	5	0	1	0	0	2	2												
Reggie Jackson, L OBP: 0.511, SLG: 0.806	2-2 6-3		2-3 K		2-3 K		0-0 HR		2-3 K	5	1	1	2	0	3	2												
Lou Piniella, R OBP: 0.262, SLG: 0.262 Jay Johnstone, L OBP: 0.225, SLG: 0.350		1-1 5-3	0-2 G3		2-2 WP		2-0 F8			4	1	1	0	0	0	0												
Graig Nettles, L OBP: 0.225, SLG: 0.350	1-2 BB			1-1 F8		0-1 F9		2-1 F9		4	1	1	0	0	0	1												
Jim Spencer, L OBP: 0.286, SLG: 0.167	4-1 2B			0-3 K		0-3 K		2-1 F5		3	1	0	0	1	2	1												
Brian Doyle, L OBP: 0.417, SLG: 0.435	1-2 E			1-0 1B		3-1 1B		1-2 G1-3		4	2	3	2	0	0	0												
Bucky Dent, R OBP: 0.350, SLG: 0.359	1-1 E2			0-0 1B		3-1 1B		2-2 6-3		4	0	3	3	0	0	0												
Inning Stats	R: 0 E: 0 K: 0 S: 9	H: 1 LOB: 1 BB: 0 P: 12	R: 3 E: 1 K: 0 S: 17	H: 3 LOB: 1 BB: 1 P: 26	R: 0 E: 0 K: 2 S: 11	H: 0 LOB: 0 BB: 0 P: 14	R: 0 E: 0 K: 1 S: 9	H: 2 LOB: 2 BB: 0 P: 12	R: 0 E: 0 K: 2 S: 18	H: 0 LOB: 0 BB: 0 P: 12	R: 2 E: 0 K: 2 S: 18	H: 3 LOB: 1 BB: 0 P: 27	R: 2 E: 0 K: 1 S: 8	H: 1 LOB: 0 BB: 1 P: 17	R: 0 E: 0 K: 0 S: 8	H: 0 LOB: 0 BB: 0 P: 13	R: 0 E: 0 K: 3 S: 11	H: 1 LOB: 1 BB: 0 P: 14	1B: 9 2B: 1 3B: 0 HR: 1	SF: 0 SAC: 0 DP: 0 HBP: 0	WP: 1 PA: 40							
PITCHER	IP	WLS	BF	H	R	ER	SO	BB	IBB	HBP	BLK	WP	HR	S	P	ERA	WHIP											
Don Sutton, R ERA: 7.13	(1, 1)	5.2	L	26	8	5	5	6	1	0	0	0	1	0	67	93	7.94	1.588										
Bob Welch, R ERA: 4.15	(6, 1)	1.1		7	2	2	2	2	1	0	0	0	0	1	14	27	13.50	2.250										
Doug Rau, L ERA: 2.57	(8, 1)	2.0		7	1	0	0	3	0	0	0	0	0	0	19	27	0.00	0.500										

New York Yankees @ Los Angeles Dodgers
 Dodger Stadium, Los Angeles, CA
 Tue Oct 17 1978, 7:05 PM PDT
 Att: 55,985 - Unknown

AB 38
R 7
H 11
RBI 7
BB 2
SO 11
LOB 11



Batter	1	2	3	4	5	6	7	8	9	AB	R	H	RBI	BB	SO	LOB	BOTTOM											
Davey Lopes, R OBP: 0.370, SLG: 0.750	2-0 HR		1-1 S			0-1 5-3		1-3 K		4	1	2	2	0	1	2												
Bill Russell, R OBP: 0.457, SLG: 0.488	0-0 CS		4-1 SAFE		4-1 G4-6-3	1-0 F7		2-1 G5-4-3		3	0	1	0	1	0	2												
Reggie Smith, S OBP: 0.250, SLG: 0.293	0-3 K		1-0 G4-6-3		3-2 5-3		3-2 5-3		0-0 F7	4	0	0	0	0	1	3												
Steve Garvey, R OBP: 0.302, SLG: 0.667	2-3 K			3-2 5-3		0-0 F7		1-3 K		4	0	0	0	0	2	1												
Ron Cey, R OBP: 0.381, SLG: 0.486		1-2 F7		2-0 P6		0-1 1B		2-2 F2		4	0	1	0	0	0	0												
Dusty Baker Jr., R OBP: 0.400, SLG: 0.472	1-1 6-3			0-0 6-3		0-0 F7				3	0	0	0	0	0	1												
Rick Monday, L OBP: 0.321, SLG: 0.304	0-0 4-3				2-3 K		2-2 F6			3	0	0	0	0	1	1												
Joe Ferguson, R OBP: 0.333, SLG: 0.667			2-2 SH3-1		0-2 F8		2-1 1B		2-1 2B	3	1	2	0	0	0	0												
Vic Davalillo, L OBP: 0.333, SLG: 0.333			0-0 SH3-1		2-2 5-3		1-1 G5-4-3		2-3 1B	2	0	1	0	0	0	0												
Inning Stats	R: 1 E: 0 K: 2 S: 10	H: 2 LOB: 0 BB: 0 P: 14	R: 0 E: 0 K: 0 S: 6	H: 0 LOB: 0 BB: 0 P: 8	R: 1 E: 0 K: 0 S: 8	H: 2 LOB: 1 BB: 1 P: 16	R: 0 E: 0 K: 0 S: 7	H: 0 LOB: 0 BB: 0 P: 12	R: 0 E: 0 K: 1 S: 10	H: 0 LOB: 0 BB: 0 P: 14	R: 0 E: 0 K: 0 S: 8	H: 0 LOB: 0 BB: 0 P: 12	R: 0 E: 0 K: 0 S: 7	H: 1 LOB: 1 BB: 0 P: 9	R: 0 E: 0 K: 1 S: 9	H: 2 LOB: 1 BB: 0 P: 15	R: 0 E: 0 K: 1 S: 10	H: 0 LOB: 0 BB: 0 P: 13	1B: 4 2B: 2 3B: 0 HR: 1	SF: 0 SAC: 1 DP: 2 HBP: 0	WP: 0 PA: 32							
PITCHER	IP	WLS	BF	H	R	ER	SO	BB	IBB	HBP	BLK	WP	HR	S	P	ERA	WHIP											
Catfish Hunter, R ERA: 4.26	(1, 1)	7.0	W	26	6	2	2	3	1	0	0	0	0	1	58	89	2.57	1.000										
Rich Gossage, R ERA: 1.6	(8, 1)	2.0		6	1	0	0	2	0	0	0	0	0	0	17	24	0.00	0.500										

New York Yankees @ Los Angeles Dodgers
 Dodger Stadium, Los Angeles, CA
 Tue Oct 17 1978, 7:05 PM PDT
 Att: 55,985 - Unknown

AB 30
R 2
H 7
RBI 2
BB 1
SO 5
LOB 10

