

New York Yankees - 1979

Batter	1	2	3	4	5	6	7	8	9	AB R H RBI BB SO LOB	TOP
Paul Molitor, R (1, 10) X	0-0 F9 ①			X 0-0 F8 ①		B B B B 4-0 1B 1B BB ②	X 0-0 4-3 ②			3 1 0 0 1 0 1	Milwaukee Brewers @ New York Yankees Yankee Stadium, Bronx, NY Thu Apr.05 1979, 3:33 AM EST Att. 52,719 - Sunny - 53 F
Don Money, R (1, 4) X OBP: 0.250, SLG: 0.250	0-0 F7 ②			X 0-0 6-3 ②		X 0-0 1B 1B BB ②	X 0-3 K ③			4 1 1 2 0 1 1	
Cecil Cooper, L (1, 3) X	0-0 5-3 ③			X 0-0 4-3 ③		X 0-0 1B 1B ③		X 0-0 F7 ①		4 0 1 1 0 0 0	
Larry Hise, R (1, 7)		X 0-0 4-3 ①			X 0-0 F4 ①	X 0-0 F9 ②		X 0-0 F9 ②		4 0 0 0 0 0 2	
Sixto Lezcano, R (1, 9) X OBP: 0.250, SLG: 0.250		S 0-3 K ②			S 0-3 K ②	X 0-0 1B ③		X 0-0 6-3 ③		4 0 1 1 0 2 0	
Sal Bando, R (1, 5)		X 0-0 F9 ③			X 0-0 6-3 ③	X 0-0 F6 ③		B B B B 4-0 SH1-4 BB ①		3 0 0 0 1 0 2	
Robin Yount, R (1, 6) X OBP: 0.333, SLG: 0.333			X 0-0 4-3 ①			X 0-0 F6 ①	X 0-0 SH1-4 1B 1B ①		X 0-0 SH1-4 ①	3 1 1 0 0 0 0	
Gorman Thomas, R (1, 8) X OBP: 0.333, SLG: 0.333			S 0-3 K ②			X 0-0 BB 1B BB ②	X 0-0 SH1-4 ①		X 0-0 F2 ②	3 1 1 0 0 1 1	
Charlie Moore, R (1, 2) X OBP: 0.500, SLG: 0.333			X 0-0 6-3 ③			B B B B 4-0 1B BB ③	X 0-0 4-3 1B ③		S 0-3 K ③	3 1 1 1 1 1 1	
Inning Stats	R: 0 H: 0 E: 0 LOB: 0 K: 0 BB: 0 S: 3 P: 3	R: 0 H: 0 E: 0 LOB: 0 K: 1 BB: 0 S: 5 P: 5	R: 0 H: 0 E: 0 LOB: 0 K: 1 BB: 0 S: 5 P: 5	R: 0 H: 0 E: 0 LOB: 0 K: 0 BB: 0 S: 3 P: 3	R: 0 H: 0 E: 0 LOB: 0 K: 1 BB: 0 S: 5 P: 5	R: 4 H: 4 E: 0 LOB: 2 K: 0 BB: 2 S: 7 P: 15	R: 1 H: 2 E: 0 LOB: 1 K: 1 BB: 0 S: 7 P: 7	R: 0 H: 0 E: 0 LOB: 0 K: 0 BB: 0 S: 3 P: 3	R: 0 H: 0 E: 0 LOB: 1 K: 1 BB: 1 S: 5 P: 9	1B: 6 SF: 0 2B: 0 SAC: 2 3B: 0 DP: 0 HR: 0 HBP: 0	
PITCHER	IP WLS BF H R ER SO BB IBB HBP BLK WP HR S P ERA WHIP										
Ron Guidry, L (1, 1) ERA: 6.35	5.2 L 23 4 4 4 3 2 0 0 0 0 0 0 27 35 6.35 1.059										
Dick Tidrow, R (6, 1) ERA: 3.86	2.1 9 2 1 1 1 0 0 0 0 0 0 0 11 11 3.86 0.857										
Rich Gossage, R (9, 1) ERA:	1.0 4 0 0 0 0 1 1 0 0 0 0 0 5 9 0.00 1.000										

livebaseballscorecards.com

AB	31
R	5
H	6
RBI	5
BB	3
SO	5
LOB	8



Batter	1	2	3	4	5	6	7	8	9	AB R H RBI BB SO LOB
Mickey Rivers, L OBP: 0.250, SLG: 0.250 (1, 8)	0-0 1B SF7 1B	0-0 F8			0-0 F6			0-0 4-3		4 1 1 0 0 0 1
Willie Randolph, R OBP: 0.250, SLG: 0.250 (1, 4)	0-0 FC4-6 1-2 1B		0-0 F9			0-0 6-3		0-0 5-3		4 0 1 0 0 0 0
Thurman Munson, R OBP: 0.250, SLG: 0.250 (1, 2)	0-0 FC4-6 1-2 2-3 1B		0-0 4-3			0-0 F6		0-0 4-3		4 0 1 0 0 0 0
Cliff Johnson, R (1, 10)	0-0 SF7		0-0 F8			0-0 F8			0-0 F7	3 0 0 1 0 0 0
Chris Chambliss, L OBP: 0.250, SLG: 0.250 (1, 3)	0-0 FC4-6 1-2f 2-3			0-0 F6			0-0 SH1-3 1B		0-0 E3 F8	4 0 1 0 0 0 2
Graig Nettles, L OBP: 0.500, SLG: 0.500 (1, 5)	0-0 F9			0-0 G4-6-3 1B			0-0 SH1-3 1-2 1B		0-0 F8 1-2	4 0 2 0 0 0 3
Roy White, S (1, 7)		0-0 6-3		0-0 G4-6-3 1-2f			0-0 SH1-3 1-2 2-3		0-0 F3	3 0 0 0 0 0 2
Paul Blair, R (1, 9)			0-0 6-3		0-0 F7		0-0 5-3			3 0 0 0 0 0 2
Bucky Dent, R OBP: 0.333, SLG: 0.333 (1, 6)					0-0 F9		0-0 1-3			3 0 1 0 0 0 2

Inning Stats	R: 1 E: 0 K: 0 S: 6	H: 3 LOB: 2 BB: 0 P: 6	R: 0 E: 0 K: 0 S: 4	H: 1 LOB: 1 BB: 0 P: 4	R: 0 E: 0 K: 0 S: 3	H: 0 LOB: 0 BB: 0 P: 3	R: 0 E: 0 K: 0 S: 3	H: 1 LOB: 0 BB: 0 P: 3	R: 0 E: 0 K: 0 S: 3	H: 0 LOB: 0 BB: 0 P: 3	R: 0 E: 0 K: 0 S: 5	H: 2 LOB: 2 BB: 0 P: 5	R: 0 E: 0 K: 0 S: 3	H: 0 LOB: 0 BB: 0 P: 3	R: 0 E: 1 K: 0 S: 4	H: 0 LOB: 1 BB: 0 P: 4	1B: 7 2B: 0 3B: 0 HR: 0	SF: 1 SAC: 1 DP: 1 HBP: 0
WP: 0 PB: 0 SB: 0 CS: 0	PA: 34																	

PITCHER	IP	WLS	BF	H	R	ER	SO	BB	IBB	HBP	BLK	WP	HR	S	P	ERA	WHIP
Mike Caldwell, L ERA: 1.0 (1, 1)	9.0	W	34	7	1	1	0	0	0	0	0	0	0	34	34	1.00	0.778

BOTTOM

Milwaukee Brewers @ New York Yankees
 Yankee Stadium, Bronx, NY

Thu Apr 05 1979, 3:33 AM EST
 Att: 52,719 - Sunny - 53 F

AB	32
R	1
H	7
RBI	1
BB	0
SO	0
LOB	12



Batter	1	2	3	4	5	6	7	8	9	AB R H RBI BB SO LOB	TOP		
Paul Molitor, R (1, 4) X	0-0 6-3 ①		0-3 K ①		0-0 F4 ②		0-0 3-1 ②		0-0 5-3 ③	5 0 0 0 0 1 1	Milwaukee Brewers @ New York Yankees Yankee Stadium, Bronx, NY Sat Apr 07 1979, 3:33 AM EST Att. 17,387 - Unknown - 50 F livebaseballscorecards.com		
Don Money, R (1, 5) X OBP: 0.500, SLG: 0.750	0-0 1B 3B		0-0 G6-3 1B		0-0 1B		0-3 K ③			4 1 3 0 0 1 1			
Cecil Cooper, L (1, 3) X	0-0 1B		0-0 G6-3 ② ③ 1-2f		0-0 F7 ③			0-0 1-3 ①		4 0 1 1 0 0 2			
Larry Hisle, R (1, 7) X OBP: 0.250, SLG: 0.750	0-0 3-H 1B HR 2B			0-0 HR		0-0 4-3 ①		0-0 5-3 ②		4 2 2 1 0 0 0			
Ben Oglivie, L (1, 10) X OBP: 0.750, SLG: 1.667	0-0 2-H HR			4-0 G6-4-3 BB		0-0 F4 ②		0-0 1B 1B		3 1 2 2 1 0 0			
Sixto Lezcano, R (1, 9) X OBP: 0.375, SLG: 0.286	0-0 5-3 ③			0-0 G6-4-3 ① ② 1-2f		4-0 BB		0-0 1-3 1B		3 0 1 0 1 0 1			
Robin Yount, R (1, 6) X OBP: 0.286, SLG: 0.286		0-0 F9 ①		0-0 1B		0-0 F8 ③		0-0 5-3 ③		4 0 1 0 0 0 3			
Gorman Thomas, R (1, 8) X OBP: 0.286, SLG: 0.167		0-3 K ②		0-0 F8 ③		4-0 3-1 SH3-4 BB		0-3 K ①		3 0 0 0 1 2 1			
Buck Martinez, R (1, 2) X		0-0 F8 ③			0-0 F2 ①		0-0 SH3-4 ① 1-2		0-0 F7 ②	3 0 0 0 0 0 0	AB 33 R 4 H 10 RBI 4 BB 3 SO 4 LOB 9		
Inning Stats	R: 3 H: 4 E: 0 LOB: 0 K: 0 BB: 0 S: 6 P: 6	R: 0 H: 0 E: 0 LOB: 0 K: 1 BB: 0 S: 5 P: 5	R: 0 H: 1 E: 0 LOB: 0 K: 1 BB: 0 S: 5 P: 5	R: 1 H: 2 E: 0 LOB: 1 K: 0 BB: 1 S: 4 P: 8	R: 0 H: 1 E: 0 LOB: 1 K: 0 BB: 0 S: 4 P: 4	R: 0 H: 0 E: 0 LOB: 1 K: 0 BB: 1 S: 3 P: 7	R: 0 H: 0 E: 0 LOB: 1 K: 1 BB: 1 S: 5 P: 9	R: 0 H: 2 E: 0 LOB: 2 K: 0 BB: 0 S: 5 P: 5	R: 0 H: 0 E: 0 LOB: 0 K: 1 BB: 0 S: 5 P: 5	1B: 6 SF: 0 2B: 1 SAC: 1 3B: 1 DP: 2 HR: 2 HBP: 0	WP: 0 PA: 37 PB: 0 SB: 0 CS: 0		
PITCHER	IP WLS BF H R ER SO BB IBB HBP BLK WP HR S P ERA WHIP											PITCHER	IP WLS BF H R ER SO BB IBB HBP BLK WP HR S P ERA WHIP
Ed Figueroa, R (1, 1) ERA: 9.82	3.2 L 16 7 4 4 2 1 0 0 0 0 0 2 19 23 9.82 2.182												
Ken Clay, R (4, 1) ERA:	5.1 21 3 0 0 2 2 0 0 0 0 0 0 23 31 0.00 0.938												



BOTTOM

Milwaukee Brewers @ New York Yankees
Yankee Stadium, Bronx, NY
Sat Apr 07 1979, 3:33 AM EST
Att: 17,387 - Unknown - 50 F

livebaseballscorecards.com

AB 30
R 3
H 6
RBI 3
BB 8
SO 3
LOB 20



WP: 1 PA: 40
PB: 0
SB: 1
CS: 1

AB R H RBI BB SO LOB

5	0	2	2	0	0	3
2	0	0	0	2	0	0
4	0	0	1	0	0	2
5	0	0	0	0	0	3
2	0	1	0	2	0	1
3	0	0	0	1	1	2
4	0	1	0	0	0	3
2	1	1	0	2	0	0
1	1	0	0	1	1	3
1	0	0	0	0	1	3
0	0	0	0	0	0	0
1	1	1	0	0	0	0

Batter	1	2	3	4	5	6	7	8	9
Mickey Rivers, L OBP: 0.333, SLG: 0.333 (1, 8)	0-0 1-3 1B		0-0 F7 1B		0-0 4-3 1B				0-0 SH5-3 1B
Willie Randolph, R OBP: 0.375, SLG: 0.167 (1, 4)	0-0 F4		0-0 F8		4-0 1-2 BB				0-0 SH5-3 1-2
Thurman Munson, R OBP: 0.111, SLG: 0.125 (1, 2)	0-0 F8		0-0 F4		0-0 1-3 1-2				0-0 SF8 3-H
Lou Piniella, R (1, 9)		0-0 6-3 1B		0-0 L8 1B		0-0 F4 2B			0-0 6-3
Cliff Johnson, R OBP: 0.375, SLG: 0.400 (1, 10)		4-0 1B BB		4-0 BB		0-0 1B 2B			0-0 L5
Chris Chambliss, L OBP: 0.250, SLG: 0.143 (1, 3)		0-0 F7 1B		0-0 F8 1B		4-0 1B BB		0-3 K	
Graig Nettles, L OBP: 0.375, SLG: 0.375 (1, 5)		0-0 BB 1-3 1B		0-0 F4		0-0 F7		0-0 5-3	
Roy White, S OBP: 0.429, SLG: 0.200 (1, 7)		4-0 1-2 BB		4-0 WP 1B BB		0-0 1-2 2-3 1B		0-0 G3	
Bucky Dent, R OBP: 0.400, SLG: 0.250 (6, PH)		0-3 K		4-0 WP 1B BB		0-3 K			0-0 1B SF8 2B
Reggie Jackson, L (6, PH)									
Fred Stanley, R (7, 6)									
Jim Spencer, L (9, PH)									

Inning Stats	R: 0 E: 0 K: 0 S: 3	H: 0 LOB: 0 BB: 0 P: 3	R: 0 E: 0 K: 1 S: 6	H: 1 LOB: 3 BB: 2 P: 14	R: 0 E: 0 K: 0 S: 3	H: 0 LOB: 0 BB: 0 P: 3	R: 0 E: 0 K: 0 S: 3	H: 0 LOB: 1 BB: 1 P: 7	R: 2 E: 0 K: 0 S: 3	H: 1 LOB: 1 BB: 3 P: 15	R: 0 E: 0 K: 1 S: 7	H: 2 LOB: 3 BB: 1 P: 11	R: 0 E: 0 K: 0 S: 3	H: 0 LOB: 1 BB: 1 P: 7	R: 0 E: 0 K: 1 S: 5	H: 0 LOB: 0 BB: 0 P: 5	R: 1 E: 0 K: 0 S: 5	H: 2 LOB: 1 BB: 0 P: 5	1B: 4 2B: 2 3B: 0 HR: 0	SF: 1 SAC: 1 DP: 0 HBP: 0
--------------	------------------------------	---------------------------------	------------------------------	----------------------------------	------------------------------	---------------------------------	------------------------------	---------------------------------	------------------------------	----------------------------------	------------------------------	----------------------------------	------------------------------	---------------------------------	------------------------------	---------------------------------	------------------------------	---------------------------------	----------------------------------	------------------------------------

PITCHER	IP	WLS	BF	H	R	ER	SO	BB	IBB	HBP	BLK	WP	HR	S	P	ERA	WHIP
Bill Travers, L ERA: 4.15 (1, 1)	4.1		20	2	2	2	1	6	0	0	0	1	0	16	40	4.15	1.846
Jim Staton, R ERA: (5, 1)	1.0		6	2	0	0	0	1	0	0	0	0	0	5	9	0.00	3.000
Bob McClure, L ERA: (6, 1)	0.2	W	3	0	0	0	1	1	0	0	0	0	0	4	8	0.00	1.500
Bill Castro, R ERA: 4.5 (7, 1)	2.0		7	1	1	1	1	0	0	0	0	0	0	9	9	4.50	0.500
Jerry Augustine, L ERA: (9, 1)	0.0		1	1	0	0	0	0	0	0	0	0	0	1	1	∞	∞

PITCHER	IP	WLS	BF	H	R	ER	SO	BB	IBB	HBP	BLK	WP	HR	S	P	ERA	WHIP
Reggie Cleveland, R ERA: (9, 1)	1.0		3	0	0	0	0	0	0	0	0	0	0	3	3	0.00	0.000

Batter	1	2	3	4	5	6	7	8	9	AB R H RBI BB SO LOB	TOP		
Paul Molitor, R (1, 4) OBP: 0.231, SLG: 0.091	4-0 6-3 1B BB		0-0 F9			0-0 L6-3 1B		0-3 K		3 1 1 0 1 1 1	Milwaukee Brewers @ New York Yankees Yankee Stadium, Bronx, NY Sun Apr 08 1979, 3:33 AM EST Att. 26,954 - Unknown - 50 F		
Don Money, R (1, 10) OBP: 0.333, SLG: 0.500	0-0 6-3 1-2		0-0 5-3			0-0 L6-3 1-2		0-0 5-3		4 0 0 0 0 0 3			
Cecil Cooper, L (1, 3) OBP: 0.417, SLG: 0.417	0-0 G1-4-3 2-H 1B				0-0 1-3	0-0 1B		0-0 1B		4 0 3 1 0 0 0			
Larry Hisle, R (1, 7) OBP: 0.250, SLG: 0.667	0-0 G1-4-3 1-2f				0-0 6-3 2B	0-0 5-3		0-0 1-3		4 0 1 0 0 0 3			
Sixto Lezcano, R (1, 9) OBP: 0.250, SLG: 0.182		0-0 E6 G1-6-3			0-0 6-3 2-3		0-0 L6		0-3 K	4 0 0 0 0 1 1			
Sal Bando, R (1, 5) OBP: 0.250, SLG: 0.143		0-0 G1-6-3 1-2f			0-0 6-3		0-0 FC1-6 1B		0-0 F9	4 0 1 0 0 0 2			
Robin Yount, R (1, 6) OBP: 0.182, SLG: 0.182		0-0 L8			0-0 5-3		0-0 FC1-6 1-2f BB		0-0 4-3	4 0 0 0 0 0 1			
Gorman Thomas, R (1, 8) OBP: 0.400, SLG: 0.375			0-0 K		0-0 F7 2B		4-0 BB 1-2 FC6-4 BB			2 0 1 0 1 0 0			
Buck Martinez, R (1, 2) Ray Fosse, R (7, PH) (7, 2)			0-3 K		0-0 6-3		0-0 FC6-4 1-2f			2 0 0 0 0 1 1 1 0 0 0 0 0 2			
Inning Stats	R: 1 H: 1 E: 0 LOB: 0 K: 0 BB: 1 S: 3 P: 7	R: 0 H: 0 E: 1 LOB: 0 K: 0 BB: 0 S: 3 P: 3	R: 0 H: 1 E: 0 LOB: 1 K: 1 BB: 0 S: 6 P: 6	R: 0 H: 1 E: 0 LOB: 1 K: 0 BB: 0 S: 4 P: 4	R: 0 H: 0 E: 0 LOB: 0 K: 0 BB: 0 S: 3 P: 3	R: 0 H: 2 E: 0 LOB: 1 K: 0 BB: 0 S: 4 P: 4	R: 0 H: 1 E: 0 LOB: 2 K: 0 BB: 1 S: 4 P: 8	R: 0 H: 1 E: 0 LOB: 1 K: 1 BB: 0 S: 6 P: 6	R: 0 H: 0 E: 0 LOB: 0 K: 1 BB: 0 S: 5 P: 5	1B: 5 SF: 0 2B: 3 SAC: 0 3B: 0 DP: 3 HR: 0 HBP: 0	WP: 0 PA: 34 PB: 0 SB: 0 CS: 0		
PITCHER	IP WLS BF H R ER SO BB IBB HBP BLK WP HR S P ERA WHIP											PITCHER	IP WLS BF H R ER SO BB IBB HBP BLK WP HR S P ERA WHIP
Tommy John, L (1, 1) ERA: 1.29	7.0 W 27 6 1 1 1 2 0 0 0 0 0 0 27 35 1.29 1.143												
Rich Gossage, R (8, 1) ERA:	2.0 S 7 1 0 0 2 0 0 0 0 0 0 0 11 11 0.00 0.500												

livebaseballscores.com

AB	32
R	1
H	7
RBI	1
BB	2
SO	3
LOB	14



Batter	1	2	3	4	5	6	7	8	9
Mickey Rivers, L OBP: 0.308, SLG: 0.308 (1, 8)	0-0 G3		0-0 G3			0-0 F9		0-0 G6-3 1B	
Willie Randolph, R OBP: 0.333, SLG: 0.200 (1, 4)	0-0 6-3		0-0 5-3			0-0 2B 1B		0-0 G6-3 1-2f	
Thurman Munson, R OBP: 0.083, SLG: 0.091 (1, 2)	0-0 F3				0-0 F8	0-0 F9			
Reggie Jackson, L OBP: 0.500, SLG: 0.667 (1, 9)		0-0 6-3		4-0 FC3-6 BB		0-0 1-3 2B			
Chris Chambliss, L OBP: 0.273, SLG: 0.200 (1, 3)		0-0 HR 1B		0-0 FC3-6 1-2f		0-0 6-3			
Graig Nettles, L OBP: 0.273, SLG: 0.273 (1, 5)		0-0 L4		0-0 3-1			0-0 4-3		
Jim Spencer, L OBP: 0.500, SLG: 1.500 (1, 10)		0-0 1-H HR				0-0 F9		0-0 6-3	
Jay Johnstone, L OBP: 0.333, SLG: 0.333 (1, 7)		0-0 6-3				0-0 L4-3 1B		0-0 4-3	
Bucky Dent, R OBP: 0.250, SLG: 0.143 (1, 6)			0-0 4-3			0-0 L4-3 1-2		0-0 F6	

Inning Stats	R: 0	H: 0	E: 0	K: 0	S: 3	R: 2	H: 2	E: 0	K: 0	S: 5	R: 0	H: 0	E: 0	K: 0	S: 3	R: 0	H: 0	E: 0	K: 0	S: 3	R: 0	H: 2	E: 0	K: 0	S: 5	R: 0	H: 0	E: 0	K: 0	S: 3	R: 0	H: 1	E: 0	K: 0	S: 3	R: 0	H: 0	E: 0	K: 0	S: 3	R: 0	H: 1	E: 0	K: 0	S: 3
	LOB: 0	BB: 0	P: 3	LOB: 0	BB: 0	P: 5	LOB: 0	BB: 0	P: 3	LOB: 1	BB: 1	LOB: 0	BB: 0	P: 3	LOB: 0	BB: 0	LOB: 2	BB: 0	P: 5	LOB: 0	BB: 0	LOB: 0	BB: 0	LOB: 0	BB: 0	P: 3	LOB: 0	BB: 0	P: 3	LOB: 0	BB: 0	LOB: 0	BB: 0	P: 3	LOB: 0	BB: 0	LOB: 0	BB: 0	P: 3	LOB: 0	BB: 0	P: 3	LOB: 0	BB: 0	P: 3

PITCHER	IP	WLS	BF	H	R	ER	SO	BB	IBB	HBP	BLK	WP	HR	S	P	ERA	WHIP	PITCHER	IP	WLS	BF	H	R	ER	SO	BB	IBB	HBP	BLK	WP	HR	S	P	ERA	WHIP												
Lary Sorensen, R ERA: 2.25 (1, 1)	8.0	L	29	6	2	2	0	1	0	0	0	0	1	28	32	2.25	0.875																														

BOTTOM

AB	R	H	RBI	BB	SO	LOB
4	0	1	0	0	0	0
4	0	1	0	0	0	1
3	0	0	0	0	0	1
2	0	1	0	1	0	0
3	1	1	0	0	0	3
3	0	0	0	0	0	2
3	1	1	2	0	0	0
3	0	1	0	0	0	0
3	0	0	0	0	0	1

AB	28
R	2
H	6
RBI	2
BB	1
SO	0
LOB	8



WP	PA
0	29
0	0
0	0

Milwaukee Brewers @ New York Yankees
 Yankee Stadium, Bronx, NY
 Sun Apr 08 1979, 3:33 AM EST
 Att: 26,954 - Unknown - 50 F

livebaseballscorecards.com

New York Yankees @ Baltimore Orioles
Memorial Stadium, Baltimore, MD

Tue Apr 10 1979, 6:05 PM EST
 Att. 16,721 - Unknown

livebaseballscorecards.com

AB	38
R	7
H	15
RBI	7
BB	1
SO	2
LOB	15



Batter	1	2	3	4	5	6	7	8	9	AB	R	H	RBI	BB	SO	LOB						
Mickey Rivers, L (1, 8) OBP: 0.250, SLG: 0.250 Paul Blair, R (6, 8) OBP: 0.200, SLG: 0.200	0-0 P4		0-0 G3		0-0 F9		0-3 K		0-0 G4-3	3	0	0	0	0	0	2						
Willie Randolph, R (1, 4) OBP: 0.294, SLG: 0.143	0-0 F8		0-0 6-3		0-0 F3		4-0 PO		0-0 G4-3	4	0	0	0	1	0	4						
Thurman Munson, R (1, 2) OBP: 0.235, SLG: 0.250	0-0 6-3				0-0 1-3		0-0 1B		0-0 P4	5	0	3	1	0	0	0						
Lou Piniella, R (1, 9) OBP: 0.125, SLG: 0.125 Jay Johnstone, L (8, PH) OBP: 0.400, SLG: 0.400		0-0 F9		0-0 1-3		0-0 1B		0-0 HR	0-0 P6	3	1	1	0	0	0	1						
Cliff Johnson, R (1, 10) OBP: 0.455, SLG: 0.625 Reggie Jackson, L (8, PH) OBP: 0.600, SLG: 1.500		0-0 2B		0-0 P4		0-0 1B		0-0 HR		3	1	2	0	0	0	1						
Chris Chambliss, L (1, 3) OBP: 0.200, SLG: 0.154		0-3 K		0-0 4-3		0-0 SF7		0-0 3-1		3	0	0	1	0	1	2						
Graig Nettles, L (1, 5) OBP: 0.400, SLG: 0.600		0-0 4-3				0-0 3B		0-0 HR		4	2	3	2	0	0	1						
Roy White, S (1, 7) OBP: 0.364, SLG: 0.222			0-0 G3		0-0 L8		0-0 G3		0-0 G3	4	0	1	0	0	0	2						
Bucky Dent, R (1, 6) OBP: 0.333, SLG: 0.545			0-0 4-3		0-0 3B		0-0 F8		0-0 G4-3	4	1	2	1	0	0	1						
Inning Stats	R: 0 E: 0 K: 0 S: 3	H: 0 LOB: 0 BB: 0 P: 3	R: 0 E: 0 K: 1 S: 6	H: 1 LOB: 1 BB: 0 P: 6	R: 0 E: 0 K: 0 S: 4	H: 1 LOB: 1 BB: 0 P: 4	R: 0 E: 0 K: 0 S: 4	H: 1 LOB: 1 BB: 0 P: 4	R: 1 E: 0 K: 0 S: 5	H: 2 LOB: 1 BB: 0 P: 5	R: 2 E: 0 K: 0 S: 6	H: 4 LOB: 1 BB: 0 P: 6	R: 0 E: 0 K: 1 S: 4	H: 0 LOB: 0 BB: 1 P: 8	R: 3 E: 0 K: 0 S: 6	H: 3 LOB: 0 BB: 0 P: 6	R: 1 E: 0 K: 0 S: 5	H: 3 LOB: 1 BB: 0 P: 5	1B: 10 2B: 2 3B: 1 HR: 2	SF: 1 SAC: 0 DP: 1 HBP: 0	WP: 0 PB: 0 SB: 0 CS: 0	PA: 41

Batter	1	2	3	4	5	6	7	8	9								
PITCHER Scott McGregor, L (1, 1) ERA: 4.76 Sammy Stewart, R (6, 1) ERA: 5.4 Don Stanhouse, R (8, 1) ERA: 6.75	IP	WLS	BF	H	R	ER	SO	BB	IBB	HBP	BLK	WP	HR	S	P	ERA	WHIP
	5.2	L	25	9	3	3	1	0	0	0	0	0	0	27	27	4.76	1.588
	2.0		9	3	3	3	1	1	0	0	0	0	2	10	14	13.50	2.000
	1.1		6	3	1	1	0	0	0	0	0	0	0	6	6	6.75	2.250

BOTTOM

New York Yankees @ Baltimore Orioles
Memorial Stadium, Baltimore, MD

Tue Apr 10 1979, 6:05 PM EST
Att. 16,721 - Unknown

livebaseballscores.com

AB	32
R	6
H	10
RBI	6
BB	6
SO	1
LOB	13



WP:	0	PA:	39
PB:	2		
SB:	0		
CS:	0		

AB R H RBI BB SO LOB

5	0	3	1	0	0	0
4	0	0	0	0	0	2
0	0	0	1	0	0	0
5	0	1	0	0	0	2
4	1	1	1	0	1	2
3	0	0	0	1	0	2
3	1	1	0	1	0	1
2	1	1	0	1	0	1
0	0	0	0	1	0	0
0	1	0	0	0	0	0
3	2	2	1	1	0	1
2	0	0	0	0	0	2
1	0	1	2	1	0	0

Batter	1	2	3	4	5	6	7	8	9
Al Bumbry, L OBP: 0.357, SLG: 0.385 (1, 8)	0-0 FC5-4 1B		0-0 L4			0-0 4-3	0-0 2B		0-0 PB 1B
Mark Belanger, R OBP: 0.313, SLG: 0.167 (1, 6) Pat Kelly, L (9, PH)	0-0 FC5-4 2B 1-2f		0-0 L4			0-0 F8	0-0 4-3		0-0 SF8 3-H
Ken Singleton, S OBP: 0.176, SLG: 0.267 (1, 9)	0-0 1-3 2B		0-0 6-3			0-0 6-3		0-0 F7	0-0 F5 1-2 2-3
Doug DeCinces, R OBP: 0.250, SLG: 0.357 (1, 5)	0-3 K			0-0 5-3			0-0 HR	0-0 5-3	
Lee May, R OBP: 0.250, SLG: 0.143 (1, 10)	0-0 F9			4-0 BB G5-4-3 BB			0-0 F9	0-0 P4	
Eddie Murray, S OBP: 0.313, SLG: 0.333 (1, 3)		0-0 BB 1B		0-0 G5-4-3 1-2f			4-0 BB 2B BB		0-0 L9
Kiko Garcia, R OBP: 0.667, SLG: 0.500 (1, 7) (8, 4)		0-0 F9			0-0 G5-4-3 1B		4-0 BB 2B 1B BB		4-0 PB 1B BB
Terry Crowley, L (9, PH) Larry Harlow, L (9, PR) OBP: 0.500, SLG: 0.667					0-0 G5-4-3		0-0 BB 1B 2B		0-0 1B PB 1B
Rick Dempsey, R OBP: 0.600, SLG: 0.667 (1, 2)					4-0 BB G6-4-3 1-2 BB		0-0 1-3 2-H 3-H 1B 2B		0-0 1B PB SF8 1B
Rich Dauer, R OBP: 0.154, SLG: 0.154 (1, 4) John Lowenstein, L (7, PH) OBP: 0.667, SLG: 0.500 (8, 7)					0-0 G6-4-3 1-2f		0-0 1-3 1B		4-0 PB 1B BB

Inning Stats	R: 0	H: 2	E: 0	K: 1	S: 7	LOB: 2	BB: 0	P: 7	R: 0	H: 1	E: 0	K: 0	S: 3	LOB: 1	BB: 1	P: 7	R: 0	H: 0	E: 0	K: 0	S: 3	LOB: 0	BB: 0	P: 3	R: 0	H: 0	E: 0	K: 0	S: 2	LOB: 0	BB: 1	P: 6	R: 0	H: 1	E: 0	K: 0	S: 3	LOB: 0	BB: 0	P: 3	R: 0	H: 0	E: 0	K: 0	S: 3	LOB: 0	BB: 0	P: 3	R: 4	H: 4	E: 0	K: 0	S: 6	LOB: 1	BB: 2	P: 14	R: 0	H: 0	E: 0	K: 0	S: 3	LOB: 0	BB: 0	P: 3	R: 2	H: 2	E: 0	K: 0	S: 5	LOB: 3	BB: 2	P: 13	1B: 6	2B: 3	3B: 0	HR: 1	SF: 1	SAC: 0	DP: 3	HBP: 0	WP: 0	PA: 39
--------------	------	------	------	------	------	--------	-------	------	------	------	------	------	------	--------	-------	------	------	------	------	------	------	--------	-------	------	------	------	------	------	------	--------	-------	------	------	------	------	------	------	--------	-------	------	------	------	------	------	------	--------	-------	------	------	------	------	------	------	--------	-------	-------	------	------	------	------	------	--------	-------	------	------	------	------	------	------	--------	-------	-------	-------	-------	-------	-------	-------	--------	-------	--------	-------	--------

PITCHER	IP	WLS	BF	H	R	ER	SO	BB	IBB	HBP	BLK	WP	HR	S	P	ERA	WHIP
Ron Guidry, L ERA: 5.25 (1, 1)	6.1		25	5	3	3	1	4	0	0	0	0	1	23	39	4.26	1.421
Rich Gossage, R ERA: 5.4 (7, 1)	2.0	W	11	4	3	3	0	2	0	0	0	0	0	9	17	13.50	3.000
Paul Mirabella, L ERA: (9, 1)	0.0		1	1	0	0	0	0	0	0	0	0	0	1	1	∞	∞
Dick Tidrow, R ERA: 3.0 (9, 1)	0.2	S	2	0	0	0	0	0	0	0	0	0	0	2	2	0.00	0.000

New York Yankees @ Baltimore Orioles
Memorial Stadium, Baltimore, MD

Wed Apr 11 1979, 6:05 PM EST
 Att: 16,249 - Unknown - 61 F

AB	39
R	5
H	10
RBI	5
BB	2
SO	1
LOB	14



AB R H RBI BB SO LOB

5	0	1	0	0	0	0
5	1	2	0	0	0	1
5	1	2	0	0	0	1
4	0	0	0	1	0	4
5	0	2	2	0	1	1
3	1	1	1	1	0	2
4	1	0	0	0	0	2
4	1	1	0	0	0	2
4	0	1	2	0	0	1

Batter	1	2	3	4	5	6	7	8	9	10
Mickey Rivers, L (1, 8) OBP: 0.238, SLG: 0.238	0-0 F8		0-0 4-3	0-0 FC5-4 1B			0-0 F9		0-0 F8	
Willie Randolph, R (1, 4) OBP: 0.318, SLG: 0.211	0-0 G1 1B 1B		0-0 F3	0-0 FC5-4 1-2f			0-0 4-3 S 1B		0-0 F9	
Thurman Munson, R (1, 2) OBP: 0.273, SLG: 0.286	0-0 G1 1-2 1B		0-0 WP 1B		0-0 5-3		0-0 4-3 1-3		0-0 F2	
Reggie Jackson, L (1, 9) OBP: 0.400, SLG: 0.750	0-0 G1 1-2 2-3		0-0 P6 1-2		0-0 F8		0-0 2-3		4-0 G4-6-3 BB	
Graig Nettles, L (1, 5) OBP: 0.400, SLG: 0.550	0-0 2-H 3-H 1B		0-3 K		0-0 G3			0-0 1B	0-0 G4-6-3 1-2f	
Chris Chambliss, L (1, 3) OBP: 0.263, SLG: 0.375	0-0 L3		0-0 HR		4-0 2B BB		0-0 L6		0-0 L6	
Jim Spencer, L (1, 10) OBP: 0.250, SLG: 0.750		0-0 4-3	0-0 E4 1B		0-0 L4		0-0 F7		0-0 F7	
Jay Johnstone, L (1, 7) OBP: 0.333, SLG: 0.444		0-0 5-3	0-0 E3 1B		0-0 1B 1-3		0-0 2B 1-H		0-0 F9	
Bucky Dent, R (1, 6) OBP: 0.313, SLG: 0.467		0-0 L9	0-0 1B 2-H 3-H		0-0 1-3			0-0 F8		

Inning Stats	R: 2 E: 0 K: 0 S: 6	H: 3 LOB: 1 BB: 0 P: 6	R: 0 E: 0 K: 0 S: 3	H: 0 LOB: 0 BB: 0 P: 3	R: 0 E: 0 K: 0 S: 4	H: 1 LOB: 1 BB: 0 P: 4	R: 3 E: 2 K: 1 S: 9	H: 3 LOB: 1 BB: 0 P: 9	R: 0 E: 0 K: 0 S: 3	H: 0 LOB: 0 BB: 0 P: 3	R: 0 E: 0 K: 0 S: 4	H: 1 LOB: 1 BB: 0 P: 4	R: 0 E: 0 K: 0 S: 4	H: 1 LOB: 1 BB: 0 P: 4	R: 0 E: 0 K: 0 S: 3	H: 0 LOB: 0 BB: 0 P: 3	R: 0 E: 0 K: 0 S: 2	H: 0 LOB: 0 BB: 1 P: 6	1B: 8 2B: 1 3B: 0 HR: 1	SF: 0 SAC: 0 DP: 1 HBP: 0	WP: 1 PB: 0 SB: 1 CS: 0	PA: 41
--------------	------------------------------	---------------------------------	------------------------------	---------------------------------	------------------------------	---------------------------------	------------------------------	---------------------------------	------------------------------	---------------------------------	------------------------------	---------------------------------	------------------------------	---------------------------------	------------------------------	---------------------------------	------------------------------	---------------------------------	----------------------------------	------------------------------------	----------------------------------	--------

PITCHER	IP	WLS	BF	H	R	ER	SO	BB	IBB	HBP	BLK	WP	HR	S	P	ERA	WHIP
Jim Palmer, R (1, 1) ERA: 3.0	9.0		38	10	5	3	1	1	0	0	0	1	1	39	43	3.00	1.222
Don Stanhouse, R (10, 1) ERA: 3.86	1.0	W	3	0	0	0	0	1	0	0	0	0	0	2	6	0.00	1.000

BOTTOM

New York Yankees @ Baltimore Orioles
Memorial Stadium, Baltimore, MD

Wed Apr 11 1979, 6:05 PM EST
Att. 16,249 - Unknown - 61 F

livebaseballscorecards.com

AB	36
R	6
H	9
RBI	6
BB	8
SO	3
LOB	21



WP	1	PA	44
PB	0		
SB	1		
CS	1		

AB R H RBI BB SO LOB

5 0 1 2 0 1 3
3 0 0 0 0 0 1
2 0 0 0 0 1 1

5 1 3 0 0 0 1
0 1 0 0 0 0 0

4 1 0 0 1 0 2

2 1 1 2 3 0 1

4 1 1 0 1 0 2

4 0 2 1 0 0 0
1 1 0 0 0 0 3

4 0 1 1 1 1 3

1 0 0 0 2 0 1
1 0 0 0 0 0 3
0 0 0 0 0 0 0

1B: 8 SF: 0
2B: 1 SAC: 0
3B: 0 DP: 1
HR: 0 HBP: 0

Batter	1	2	3	4	5	6	7	8	9	10										
Al Bumbry, L OBP: 0.316, SLG: 0.333 (1, 8)	1-3	K			1-3		FC5-4		1B											
Mark Belanger, R OBP: 0.263, SLG: 0.133 Billy Smith, S (8, PH) (9, 6) (10, 4)	P3		6-3		5-3			K	F2											
Ken Singleton, S OBP: 0.273, SLG: 0.350 John Lowenstein, L OBP: 0.667, SLG: 0.500 (10, PR)	2B 1B		FC4-6 1B		4-3			F2		E S 1B 1B										
Eddie Murray, S OBP: 0.286, SLG: 0.263 (1, 3)	2B BB		FC4-6 1-2f		F8			1-3		F8										
Doug DeCinces, R OBP: 0.381, SLG: 0.438 (1, 5)	2B		5-3		G4-6-3 BB				1B BB	1B IBB										
Pat Kelly, L OBP: 0.333, SLG: 0.187 (1, 7)	F7				F7		G4-6-3 1-2f		WP 1B 1B	1B IBB										
Lee May, R OBP: 0.300, SLG: 0.222 Larry Harlow, L OBP: 0.400, SLG: 0.500 (9, PR)		P4			CS 1B		5-3		WP 1B 1B	F7										
Rick Dempsey, R OBP: 0.550, SLG: 0.563 (1, 2)					L9		K		1-3	1B										
Rich Dauer, R OBP: 0.250, SLG: 0.143 Terry Crowley, L OBP: 0.667, SLG: 0.500 (10, 6)		F7			1-3 BB		FC5-4 BB		F7											
Inning Stats	R: 2 H: 2 E: 0 K: 0 S: 5	WLS: 2 BF: 34 H: 6 R: 5 ER: 5 SO: 3 BB: 6 IBB: 0 HBP: 0 BLK: 0 WP: 0 HR: 0 S: 34 P: 58	R: 0 H: 0 E: 0 K: 0 S: 4	H: 1 LOB: 1 BB: 0 P: 4	R: 0 H: 1 E: 0 K: 0 S: 3	H: 1 LOB: 0 BB: 1 P: 7	R: 0 H: 0 E: 0 K: 0 S: 2	H: 0 LOB: 1 BB: 1 P: 6	R: 0 H: 0 E: 0 K: 1 S: 5	H: 0 LOB: 1 BB: 1 P: 9	R: 0 H: 0 E: 0 K: 1 S: 5	H: 0 LOB: 0 BB: 0 P: 5	R: 3 H: 3 E: 0 K: 0 S: 6	H: 3 LOB: 1 BB: 1 P: 10	R: 1 H: 2 E: 0 K: 0 S: 4	H: 3 LOB: 3 BB: 2 P: 12	1B: 8 2B: 1 3B: 0 HR: 0	SF: 0 SAC: 0 DP: 1 HBP: 0	WP: 1 PB: 0 SB: 1 CS: 1	PA: 44
PITCHER	IP WLS BF H R ER SO BB IBB HBP BLK WP HR S P ERA WHIP																			
Ed Figueroa, R ERA: 6.94 (1, 1)	8.0																			
Rich Gossage, R ERA: 5.68 (9, 1)	1.1	L	8	2	1	1	0	0	2	0	0	1	0	6	14	6.75	1.500			
Paul Mirabella, L ERA: (10, 1)	0.1		1	0	0	0	0	0	0	0	0	0	0	1	1	0.00	0.000			
Dick Tidrow, R ERA: 3.0 (10, 1)	0.0		1	1	0	0	0	0	0	0	0	0	0	1	1	∞	∞			

Batter	1	2	3	4	5	6	7	8	9	AB R H RBI BB SO LOB	TOP	
Mickey Rivers, L (1, 8) OBP: 0.231, SLG: 0.231	0-3 K	0-0 P5		0-0 FC3-6			0-3 K		0-0 FC4-6 1B	5 0 1 0 0 2 2		
Willie Randolph, R (1, 4) OBP: 0.370, SLG: 0.190	4-0 E S BB	4-0 E 1B BB		0-3 K			4-0 S BB		0-0 FC4-6	2 1 0 0 3 1 3		
Thurman Munson, R (1, 2) OBP: 0.269, SLG: 0.280	0-0 F8	0-0 FC1-4 1B			0-0 F9		0-0 L3			4 0 1 1 0 0 2		
Lou Piniella, R (1, 7) OBP: 0.083, SLG: 0.083	0-0 F8	0-0 FC1-4			0-3 K			0-3 K		4 0 0 0 0 2 2		
Reggie Jackson, L (1, 9) OBP: 0.357, SLG: 0.583		0-0 HR 1B	0-0 4-3		0-0 3-1			0-3 K		4 1 1 0 0 1 0		
Graig Nettles, L (1, 5) OBP: 0.375, SLG: 0.625		0-0 HR	0-0 F3			0-0 F7		0-0 4-3		4 1 1 2 0 0 0		
Chris Chambliss, L (1, 3) OBP: 0.261, SLG: 0.500		0-0 HR	0-0 F8			0-0 4-3		0-3 K2-3		4 1 1 1 0 1 0		
Cliff Johnson, R (1, 10) OBP: 0.400, SLG: 0.583		0-0 SH1-3 E 2B		0-3 K		0-0 6-3		0-0 5-3		4 1 1 0 0 1 0		
Fred Stanley, R (1, 6) OBP: 0.667, SLG: 0.667		0-0 SH1-3		0-0 FC3-6 1B			0-3 K		0-0 1B 1B	3 0 2 0 0 1 0		
Inning Stats	R: 0 E: 0 K: 1 S: 5 H: 0 LOB: 1 BB: 1 P: 9	R: 5 E: 1 K: 0 S: 8 H: 5 LOB: 1 BB: 1 P: 12	R: 0 E: 0 K: 0 S: 3 H: 0 LOB: 0 BB: 0 P: 3	R: 0 E: 1 K: 2 S: 8 H: 1 LOB: 1 BB: 0 P: 8	R: 0 E: 0 K: 1 S: 5 H: 0 LOB: 0 BB: 0 P: 5	R: 0 E: 0 K: 0 S: 3 H: 0 LOB: 0 BB: 0 P: 3	R: 0 E: 0 K: 2 S: 7 H: 0 LOB: 1 BB: 1 P: 11	R: 0 E: 0 K: 2 S: 7 H: 0 LOB: 0 BB: 0 P: 7	R: 0 E: 0 K: 1 S: 7 H: 2 LOB: 2 BB: 0 P: 7	1B: 5 2B: 1 3B: 0 HR: 2 SF: 0 SAC: 1 DP: 0 HBP: 0	WP: 0 PB: 0 SB: 2 CS: 0 PA: 38	
PITCHER	IP WLS BF H R ER SO BB IBB HBP BLK WP HR S P ERA WHIP											
Mike Flanagan, L (1, 1) ERA: 8.22	1.2 L 11 4 5 4 1 2 0 0 0 0 2 11 19 21.60 3.600											
Tim Stoddard, R (2, 1) ERA:	5.1 19 2 0 0 5 1 0 0 0 0 0 28 32 0.00 0.562											
Tippy Martinez, L (8, 1) ERA:	2.0 8 2 0 0 3 0 0 0 0 0 0 14 14 0.00 1.000											

New York Yankees @ Baltimore Orioles
 Memorial Stadium, Baltimore, MD
 Thu Apr 12 1979, 6:05 PM EST
 Att. 18,367 - Unknown

livebaseballscorecards.com

AB	34
R	5
H	8
RBI	4
BB	3
SO	9
LOB	9



Batter	1	2	3	4	5	6	7	8	9	AB R H RBI BB SO LOB
Al Bumbry, L OBP: 0.304, SLG: 0.318 (1, 8) X	0-0 5-3		X 0-0 G6-4-3 1B			X 0-0 1-3			X 0-0 1-3	4 0 1 0 0 0 0
Mark Belanger, R OBP: 0.261, SLG: 0.211 (1, 6) X	0-0 1B 2B		X 0-0 G6-4-3 1-2f			X 0-0 F3			X 0-0 5-3	4 0 1 0 0 0 1
Ken Singleton, S OBP: 0.269, SLG: 0.304 (1, 9) B B B B	4-0 1B BB		S S S 0-3 K			X 0-0 5-3			X 0-0 6-3	3 0 0 0 1 1 0
Eddie Murray, S OBP: 0.250, SLG: 0.227 (1, 3) X	0-0 F8			X 0-0 6-3			S S S 0-3 K			3 0 0 0 0 1 2
Doug DeCinces, R OBP: 0.375, SLG: 0.421 (1, 5) X	0-0 FC5-4 1-2 2-3 1B			X 0-0 5-3			X 0-0 P4			3 0 1 0 0 0 0
Lee May, R OBP: 0.261, SLG: 0.190 (1, 10) X	0-0 FC5-4 1-2f			X 0-0 5-3			S S S 0-3 K			3 0 0 0 0 1 3
Rick Dempsey, R OBP: 0.522, SLG: 0.500 (1, 2) X		X 0-0 F7			X 0-0 1-3			B B B 4-0 G4-6-3 BB		2 0 0 0 1 0 0
Kiko Garcia, R OBP: 0.333, SLG: 0.200 (1, 7) X		X 0-0 4-3			X 0-0 6-3			X 0-0 F9		3 0 0 0 0 0 1
Rich Dauer, R OBP: 0.211, SLG: 0.118 (1, 4) S S S		S S S 0-3 K			X 0-0 4-3			X 0-0 G4-6-3 1-2f		3 0 0 0 0 1 1

Inning Stats	R: 0 E: 0 K: 0 S: 5	H: 2 LOB: 3 BB: 1 P: 9	R: 0 E: 0 K: 1 S: 5	H: 0 LOB: 0 BB: 0 P: 5	R: 0 E: 0 K: 1 S: 5	H: 1 LOB: 0 BB: 0 P: 5	R: 0 E: 0 K: 0 S: 3	H: 0 LOB: 0 BB: 0 P: 3	R: 0 E: 0 K: 0 S: 3	H: 0 LOB: 0 BB: 0 P: 3	R: 0 E: 0 K: 2 S: 7	H: 0 LOB: 0 BB: 0 P: 7	R: 0 E: 0 K: 0 S: 2	H: 0 LOB: 0 BB: 1 P: 6	R: 0 E: 0 K: 0 S: 3	H: 0 LOB: 0 BB: 0 P: 3	1B: 2 2B: 1 3B: 0 HR: 0	SF: 0 SAC: 0 DP: 2 HBP: 0	WP: 0 PB: 0 SB: 0 CS: 0	PA: 30
--------------	------------------------------	---------------------------------	------------------------------	---------------------------------	------------------------------	---------------------------------	------------------------------	---------------------------------	------------------------------	---------------------------------	------------------------------	---------------------------------	------------------------------	---------------------------------	------------------------------	---------------------------------	----------------------------------	------------------------------------	----------------------------------	--------

PITCHER	IP	WLS	BF	H	R	ER	SO	BB	IBB	HBP	BLK	WP	HR	S	P	ERA	WHIP
Tommy John, L ERA: 0.56 (1, 1)	9.0	W	30	3	0	0	4	2	0	0	0	0	0	36	44	0.00	0.556

BOTTOM

New York Yankees @ Baltimore Orioles
Memorial Stadium, Baltimore, MD

Thu Apr 12 1979, 6:05 PM EST
Att. 18,367 - Unknown

AB	28
R	0
H	3
RBI	0
BB	2
SO	4
LOB	8



livebaseballscorecards.com

Batter	1	2	3	4	5	6	7	8	9	AB R H RBI BB SO LOB	TOP
Mickey Rivers, L (1, 8) OBP: 0.226, SLG: 0.226	0-3 K		0-0 SF9 CS 1B		0-0 F8		0-0 4-3		0-0 G3	5 1 1 0 0 1 1	
Willie Randolph, R (1, 4) OBP: 0.387, SLG: 0.174	4-0 E S 2B BB		4-0 SF9 5-3 1-2 BB		0-0 4-3			0-0 4-3		2 1 0 0 2 0 0	
Thurman Munson, R (1, 2) OBP: 0.276, SLG: 0.321 Jerry Narron, L (7, 2)	0-0 1-H 2B		0-0 5-3 1-2 2-3		0-0 F9			0-0 F8		3 0 1 1 0 0 2 1 0 0 0 0 0 0	
Lou Piniella, R (1, 7) OBP: 0.125, SLG: 0.133	0-0 6-3		0-0 SF9 2-3 3-H		0-0 6-3			0-0 2B 1B		3 0 1 1 0 0 1	
Reggie Jackson, L (1, 9) OBP: 0.353, SLG: 0.500 Juan Beniquez, R (6, 9)	4-0 BB		0-3 K		0-3 K			0-0 1-3 2B		2 0 0 0 1 2 1 1 0 1 0 0 0 0	
Graig Nettles, L (1, 5) OBP: 0.357, SLG: 0.556	0-3 K		4-0 F8 BB		0-0 E6			0-3 K		3 0 0 0 1 2 4	
Chris Chambliss, L (1, 3) OBP: 0.222, SLG: 0.417		0-0 6-3	0-3 K		0-3 K			0-0 F8		4 0 0 0 0 2 2	
Cliff Johnson, R (1, 10) OBP: 0.316, SLG: 0.438		0-3 K	0-0 F8 1-2		0-0 5-3			0-3 K		4 0 0 0 0 2 1	
Bucky Dent, R (1, 6) OBP: 0.300, SLG: 0.389		0-0 5-3	0-0 F9		0-0 5-3			4-0 BB		3 0 0 0 1 0 1	
Inning Stats	R: 1 H: 1 E: 0 LOB: 2 K: 2 BB: 2 S: 8 P: 16	R: 0 H: 0 E: 0 LOB: 0 K: 1 BB: 0 S: 5 P: 5	R: 1 H: 1 E: 0 LOB: 1 K: 1 BB: 1 S: 6 P: 10	R: 0 H: 0 E: 0 LOB: 1 K: 1 BB: 1 S: 5 P: 9	R: 0 H: 0 E: 0 LOB: 0 K: 0 BB: 0 S: 3 P: 3	R: 0 H: 0 E: 1 LOB: 1 K: 2 BB: 0 S: 8 P: 8	R: 0 H: 0 E: 0 LOB: 0 K: 0 BB: 0 S: 3 P: 3	R: 0 H: 2 E: 0 LOB: 2 K: 1 BB: 0 S: 7 P: 7	R: 0 H: 0 E: 0 LOB: 1 K: 1 BB: 1 S: 5 P: 9	1B: 2 SF: 1 2B: 2 SAC: 0 3B: 0 DP: 0 HR: 0 HBP: 0	WP: 0 PA: 37 PB: 0 SB: 1 CS: 1
PITCHER Rich Wortham, L (1, 1) ERA: 1.1	IP WLS BF H R ER SO BB IBB HBP BLK WP HR S P ERA WHIP										
	9.0 W 37 4 2 1 9 5 0 0 0 0 0 0 50 70 1.00 1.000										

New York Yankees @ Chicago White Sox
 Comiskey Park, Chicago, IL
 Fri Apr 13 1979, 4:33 AM EST
 Att. 21,124 - Overcast - 54 F

AB	31
R	2
H	4
RBI	2
BB	5
SO	9
LOB	13



livebaseballscorecards.com

Batter	1	2	3	4	5	6	7	8	9	AB	R	H	RBI	BB	SO	LOB
Ralph Garr, L (1, 7) OBP: 0.250, SLG: 0.333 Thad Bosley, L (8, 7)	0-0 3-1	0-0 4-3		0-0 F8	0-0 2B			0-0 L6		4	0	1	1	0	0	1
Claudell Washington, L (1, 9) OBP: 0.370, SLG: 0.333	0-0 2B		0-0 E8	0-0 CS 1B		0-0 4-3		0-0 1B		5	3	3	0	0	0	0
Chet Lemon, R (1, 8) OBP: 0.481, SLG: 0.731 Rusty Torres, S (9, 8)	0-0 F8 2B		0-0 HR	0-0 2-3		0-0 6-3		0-0 1B		5	2	3	3	0	0	1
Jorge Orta, L (1, 10) OBP: 0.429, SLG: 0.500	0-0 F8		0-0 HR		0-0 HR	0-0 1B	0-0 E	0-0 1B		5	3	4	2	0	0	1
Lamar Johnson, R (1, 3) OBP: 0.333, SLG: 0.313	0-3 K		0-0 1B		0-3 K	0-0 E4		0-3 K		5	1	1	0	0	3	4
Alan Bannister, R (1, 4) OBP: 0.611, SLG: 0.846		0-0 E5 2B	0-0 1B		0-0 HR	0-0 F8		0-0 BB		5	2	3	3	0	0	1
Eric Soderholm, R (1, 5) OBP: 0.292, SLG: 0.200		0-0 F3	0-0 5-3		0-0 6-3		0-0 F9		0-0 BB	4	0	0	0	1	0	3
Mary Foley, L (1, 2) OBP: 0.214, SLG: 0.231		0-0 F5	0-0 SF7		0-0 1B		0-0 F9		0-0 L4	4	1	1	1	0	0	4
Don Kessinger, S (1, 6) OBP: 0.286, SLG: 0.429		0-0 2B	0-0 F7		0-0 2B		0-0 L3			4	0	2	1	0	0	1

Inning Stats	R: 1	H: 2	E: 0	K: 1	S: 7	LOB: 1	BB: 0	P: 7	R: 1	H: 1	E: 1	K: 0	S: 5	LOB: 1	BB: 0	P: 5	R: 4	H: 4	E: 1	K: 0	S: 8	LOB: 1	BB: 0	P: 8	R: 0	H: 1	E: 0	K: 0	S: 3	LOB: 0	BB: 0	P: 3	R: 3	H: 5	E: 0	K: 1	S: 9	LOB: 2	BB: 0	P: 9	R: 1	H: 1	E: 1	K: 0	S: 5	LOB: 1	BB: 0	P: 5	R: 0	H: 0	E: 0	K: 0	S: 3	LOB: 0	BB: 0	P: 3	R: 2	H: 4	E: 0	K: 1	S: 9	LOB: 3	BB: 1	P: 13
--------------	------	------	------	------	------	--------	-------	------	------	------	------	------	------	--------	-------	------	------	------	------	------	------	--------	-------	------	------	------	------	------	------	--------	-------	------	------	------	------	------	------	--------	-------	------	------	------	------	------	------	--------	-------	------	------	------	------	------	------	--------	-------	------	------	------	------	------	------	--------	-------	-------


PITCHER	IP	WLS	BF	H	R	ER	SO	BB	IBB	HBP	BLK	WP	HR	S	P	ERA	WHIP
Luis Tiant, R (1, 1) ERA: 13.5	2.0	L	15	7	6	3	1	0	0	0	0	0	2	17	17	13.50	3.500
Ken Clay, R (3, 1) ERA: 3.24	3.0		13	6	3	3	1	0	0	0	0	0	1	15	15	9.00	2.000
Paul Mirabella, L (6, 1) ERA:	2.0		8	1	1	0	0	0	0	0	0	0	0	8	8	0.00	0.500
Dick Tidrow, R (8, 1) ERA: 6.75	1.0		8	4	2	2	1	1	0	0	0	0	0	9	13	18.00	5.000

BOTTOM

New York Yankees @ Chicago White Sox
Comiskey Park, Chicago, IL

Fri Apr 13 1979, 4:33 AM EST
Att: 21,124 - Overcast - 54 F

AB	42
R	12
H	18
RBI	11
BB	1
SO	3
LOB	16



1B	SF	WP	PA
11	1	0	44
2B	SAC	PB	
4	0	0	
3B	DP	SB	
0	0	0	
HR	HBP	CS	
3	0	1	

New York Yankees @ Chicago White Sox

Comiskey Park, Chicago, IL

Sat Apr 14 1979, 4:33 AM EST
Att. 43,373 - Unknown - 53 F

livebaseballscorecards.com



Batter	1	2	3	4	5	6	7	8	9	AB	R	H	RBI	BB	SO	LOB	TOP								
Mickey Rivers, L (1, 8) OBP: 0.222, SLG: 0.222	0-3 K		0-0 1B SF9 1B		0-0 G3		0-0 4-3		0-0 F7	5	1	1	1	0	1	0									
Willie Randolph, R (1, 4) OBP: 0.333, SLG: 0.143	0-0 L8		0-0 F9		0-0 F7		0-0 1-3		0-0 6-3	5	0	0	0	0	0	2									
Thurman Munson, R (1, 2) OBP: 0.265, SLG: 0.303	0-0 F4		0-0 1B		0-0 F8			0-0 F7	5	0	1	1	0	0	0	0									
Lou Piniella, R (1, 10) OBP: 0.105, SLG: 0.118		0-0 F9	0-0 SF9		0-0 F9			4-0 2B HR BB	2	0	0	1	0	0	0	0									
Jim Spencer, L (8, PH) OBP: 0.333, SLG: 0.750			3-H						0	1	0	0	1	0	0										
Reggie Jackson, L (1, 9) OBP: 0.381, SLG: 0.529	0-3 K	0-3 K	0-3 K		1-0 1B HBP			0-0 1-3 HR 2B	3	1	1	0	0	2	1										
Graig Nettles, L (1, 5) OBP: 0.406, SLG: 0.655	4-0 BB			0-0 HR	0-0 F8			4-0 HR IBB	2	2	1	1	2	0	1										
Juan Beniquez, R (1, 7) OBP: 0.500, SLG: 0.750	0-0 F5			0-0 5-3	0-0 1B			0-0 1-2 1B	3	0	1	0	0	0	1										
Jay Johnstone, L (8, PH) (8, 7)								1-H 2-H 3-H HR	1	1	1	4	0	0	0										
Chris Chambliss, L (1, 3) OBP: 0.226, SLG: 0.393			0-0 1B 1B	0-0 5-3	0-0 F4			0-3 K	4	1	1	0	0	1	2										
Bucky Dent, R (1, 6) OBP: 0.292, SLG: 0.364			0-0 1B 1B	0-0 F8	0-0 F8			0-0 F7	4	1	1	0	0	0	0										
Inning Stats	R: 0 E: 0 K: 1 S: 5	H: 0 LOB: 0 BB: 0 P: 5	R: 0 E: 0 K: 1 S: 5	H: 0 LOB: 1 BB: 1 P: 9	R: 3 E: 0 K: 1 S: 9	H: 4 LOB: 1 BB: 0 P: 9	R: 1 E: 0 K: 0 S: 4	H: 1 LOB: 0 BB: 0 P: 4	R: 0 E: 0 K: 0 S: 3	H: 0 LOB: 0 BB: 0 P: 3	R: 0 E: 0 K: 0 S: 4	H: 1 LOB: 2 BB: 0 P: 5	R: 0 E: 0 K: 0 S: 3	H: 0 LOB: 0 BB: 0 P: 3	R: 4 E: 0 K: 1 S: 7	H: 2 LOB: 0 BB: 2 P: 15	R: 0 E: 0 K: 0 S: 3	H: 0 LOB: 0 BB: 0 P: 3	1B: 5 2B: 1 3B: 0 HR: 2	SF: 1 SAC: 0 DP: 0 HBP: 1	WP: 0 PB: 0 SB: 0 CS: 0	PA: 39			
PITCHER	IP	WLS	BF	H	R	ER	SO	BB	IBB	HBP	BLK	WP	HR	S	P	ERA	WHIP								
Ken Kravec, L (1, 1) ERA: 4.82	6.0		26	6	4	4	3	1	0	1	0	0	1	30	35	6.00	1.167								
Dewey Robinson, R (7, 1) ERA: 9.95	1.1	L	7	1	3	3	0	1	1	0	0	0	0	5	13	20.25	1.500								
Lerrin LaGrow, R (8, 1) ERA: 14.54	1.2		6	1	1	1	1	0	0	0	0	0	1	8	8	5.40	0.600								

AB	34
R	8
H	8
RBI	8
BB	3
SO	4
LOB	7

Batter	1	2	3	4	5	6	7	8	9	AB R H RBI BB SO LOB	TOP
Mickey Rivers, L (1, 8) OBP: 0.220, SLG: 0.244	0-0 G3		0-0 F5		0-3 K		0-0 G3		0-0 1B	5 1 1 1 0 1 4	
Willie Randolph, R (1, 4) OBP: 0.341, SLG: 0.182	0-0 6-3		0-0 G3-2-3		0-0 1B		0-0 5-3		0-0 1B	5 0 2 1 0 0 3	
Thurman Munson, R (1, 2) OBP: 0.231, SLG: 0.263	0-0 6-3			0-0 E6 1B WP		0-0 F8		0-0 F8	0-0 6-3	5 1 0 0 0 0 3	
Lou Piniella, R (1, 10) OBP: 0.136, SLG: 0.150 Jim Spencer, L (8, PH) OBP: 0.300, SLG: 0.667		0-0 4-3		0-0 F4		0-0 BB HR 1B		0-0 F7		3 1 1 0 0 0 1 1 0 0 0 0 0 0	
Reggie Jackson, L (1, 9) OBP: 0.400, SLG: 0.500		0-0 6-3		0-0 1B		4-0 BB BB BB HR BB		0-3 K		3 1 1 0 1 1 0	
Graig Nettles, L (1, 5) OBP: 0.361, SLG: 0.576		0-0 F4		0-3 K		0-0 F8		0-3 K		4 0 0 0 0 2 3	
Juan Beniquez, R (1, 7) OBP: 0.571, SLG: 1.167 Jay Johnstone, L (9, PH) OBP: 0.364, SLG: 0.727			4-0 1B E G3-2-3 BB		0-0 5-3		0-0 HR		0-0 F5	2 1 1 3 1 0 1 1 0 0 0 0 0 0	AB 37 R 6 H 10 RBI 5 BB 2 SO 5 LOB 19
Chris Chambliss, L (1, 3) OBP: 0.286, SLG: 0.438			0-0 E4 1B		0-0 1B		0-0 1B		0-0 4-3 2B 1B	4 1 3 0 0 0 1	
Bucky Dent, R (1, 6) OBP: 0.286, SLG: 0.346			0-0 1B		0-3 K		0-0 4-3-6-3		0-0 4-3	4 0 1 0 0 1 3	
Inning Stats	R: 0 E: 0 K: 0 S: 3 H: 0 LOB: 0 BB: 0 P: 3	R: 0 E: 0 K: 0 S: 3 H: 0 LOB: 0 BB: 0 P: 3	R: 0 E: 1 K: 0 S: 4 H: 1 LOB: 2 BB: 1 P: 8	R: 1 E: 1 K: 1 S: 7 H: 1 LOB: 1 BB: 0 P: 7	R: 0 E: 0 K: 2 S: 9 H: 2 LOB: 2 BB: 0 P: 9	R: 3 E: 0 K: 0 S: 5 H: 3 LOB: 0 BB: 1 P: 9	R: 0 E: 0 K: 0 S: 3 H: 0 LOB: 0 BB: 0 P: 3	R: 0 E: 0 K: 2 S: 7 H: 0 LOB: 0 BB: 0 P: 7	R: 2 E: 0 K: 0 S: 6 H: 3 LOB: 1 BB: 0 P: 6	1B: 8 2B: 2 3B: 0 HR: 1 SF: 0 SAC: 0 DP: 2 HBP: 0	WP: 1 PB: 0 SB: 1 CS: 0 PA: 39
PITCHER Ross Baumgarten, L (1, 1) ERA: 5.06 Mike Proly, R (6, 1) ERA: 5.68	IP WLS BF H R ER SO BB IBB HBP BLK WP HR S P ERA WHIP	IP WLS BF H R ER SO BB IBB HBP BLK WP HR S P ERA WHIP	IP WLS BF H R ER SO BB IBB HBP BLK WP HR S P ERA WHIP	IP WLS BF H R ER SO BB IBB HBP BLK WP HR S P ERA WHIP	IP WLS BF H R ER SO BB IBB HBP BLK WP HR S P ERA WHIP	IP WLS BF H R ER SO BB IBB HBP BLK WP HR S P ERA WHIP	IP WLS BF H R ER SO BB IBB HBP BLK WP HR S P ERA WHIP	IP WLS BF H R ER SO BB IBB HBP BLK WP HR S P ERA WHIP	IP WLS BF H R ER SO BB IBB HBP BLK WP HR S P ERA WHIP	IP WLS BF H R ER SO BB IBB HBP BLK WP HR S P ERA WHIP	IP WLS BF H R ER SO BB IBB HBP BLK WP HR S P ERA WHIP

New York Yankees @ Chicago White Sox
 Comiskey Park, Chicago, IL
 Sun Apr 15 1979, 4:33 AM EST
 Att. 18,681 - Unknown - 49 F

livebaseballscorecards.com



BOTTOM

New York Yankees @ Chicago White Sox
Comiskey Park, Chicago, IL

Sun Apr 15 1979, 4:33 AM EST
Att: 18,681 - Unknown - 49 F

livebaseballscores.com

AB	38
R	5
H	14
RBI	5
BB	3
SO	3
LOB	17



WP:	0	PA:	42
PB:	0		
SB:	0		
CS:	0		

AB R H RBI BB SO LOB

5 0 1 0 0 1 3

5 1 3 1 0 0 0

5 2 3 1 0 0 2

3 0 1 0 2 0 0

5 1 3 1 0 0 2

5 0 1 1 0 1 4

3 0 1 1 0 0 2

4 0 1 0 0 1 2

0 0 0 0 0 0 0

0 0 0 0 0 0 0

2 1 0 0 1 0 1

1 0 0 0 0 0 1

0 0 0 0 0 0 0

1B: 9 SF: 0

2B: 5 SAC: 1

3B: 0 DP: 1

HR: 0 HBP: 0

Batter	1	2	3	4	5	6	7	8	9																
Ralph Garr, L OBP: 0.292, SLG: 0.318 (1, 7)	0-0 4-3 ①		0-0 F5 ①	0-0 4-3 ②		0-0 2B 1B ②		0-3 K ③																	
Claudell Washington, L OBP: 0.378, SLG: 0.441 (1, 9)	0-0 G3 ②		0-0 2B 2B	0-0 2B 2B ②		0-0 1-H 2B ②		0-0 F8 ①																	
Chet Lemon, R OBP: 0.514, SLG: 0.743 (1, 8)	0-0 1B 1B		0-0 1B FC5 2B 2-H	0-0 4-3 ③		0-0 6-3 ③		0-0 BB 1B																	
Jorge Orta, L OBP: 0.387, SLG: 0.385 (1, 10)	0-0 1-3 1B		4-0 FC5 1B BB		0-0 4-3 ①		0-0 F6 ①		4-0 1B BB																
Alan Bannister, R OBP: 0.556, SLG: 0.714 (1, 4)	0-0 4-3 ③		0-0 FC5 1B 1-2 2-3		0-0 1B SH5-3 2B		0-0 F3 ②		0-0 G5-4-3 1B 1-2 2-H																
Eric Soderholm, R OBP: 0.273, SLG: 0.241 (1, 5)		0-3 K ①	0-0 FC5 FC4 1-2 2-3f 3-H		0-0 SH5-3 1B		0-0 F9 ③		0-0 G5-4-3 ② ③ 1-2f																
Mike Squires, L OBP: 0.400, SLG: 0.533 (1, 3)		0-0 5-3 1B	0-0 FC4 1-2f		0-0 SH5-3			0-0 3-1 ①																	
Mary Foley, L OBP: 0.238, SLG: 0.400 (1, 2)		0-0 5-3 ②		0-3 K ①	0-0 5-3 ③			0-0 4-3 1B																	
Thad Bosley, L OBP: 0.200, SLG: 0.200 (8, PR)		1-2																							
Bill Nahorodny, R OBP: 0.250, SLG: 0.375 (9, 2)		0-0 1-3 ③																							
Harry Chappas, S OBP: 0.158, SLG: 0.059 (1, 6)		0-0 1-3 ③		4-0 2B BB				0-0 4-3 ②																	
Junior Moore, R OBP: 0.400, SLG: 0.429 (8, PH)																									
Greg Pryor, R OBP: 0.222, SLG: 0.222 (9, 6)																									
Inning Stats	R: 0 E: 0 K: 0 S: 5	H: 2 LOB: 2 BB: 0 P: 5	R: 0 E: 0 K: 1 S: 6	H: 1 LOB: 1 BB: 0 P: 6	R: 2 E: 0 K: 0 S: 6	H: 3 LOB: 2 BB: 1 P: 10	R: 1 E: 0 K: 1 S: 6	H: 1 LOB: 1 BB: 1 P: 10	R: 1 E: 0 K: 0 S: 5	H: 2 LOB: 1 BB: 0 P: 5	R: 0 E: 0 K: 0 S: 4	H: 0 LOB: 0 BB: 0 P: 4	R: 0 E: 0 K: 0 S: 3	H: 0 LOB: 0 BB: 0 P: 3	R: 0 E: 0 K: 1 S: 6	H: 1 LOB: 2 BB: 0 P: 6	R: 1 E: 0 K: 0 S: 4	H: 2 LOB: 1 BB: 1 P: 8	1B: 9 2B: 5 3B: 0 HR: 0	SF: 0 SAC: 1 DP: 1 HBP: 0	WP: 0 PB: 0 SB: 0 CS: 0	PA: 42			
PITCHER	IP	WLS	BF	H	R	ER	SO	BB	IBB	HBP	BLK	WP	HR	S	P	ERA	WHIP								
Ed Figueroa, R ERA: 6.3 (1, 1)	8.1	W	39	13	5	5	3	2	0	0	0	0	0	43	51	5.40	1.800								
Rich Gossage, R ERA: 5.14 (9, 1)	0.2	S	3	1	0	0	0	1	0	0	0	0	0	2	6	0.00	3.000								

Batter	1	2	3	4	5	6	7	8	9	AB R H RBI BB SO LOB	TOP																						
Al Bumbry, L (1, 8) OBP: 0.268, SLG: 0.237	0-3 K			0-0 4-3		0-0 6-3		0-0 FC6-4		4 0 0 0 0 1 1																							
Kiko Garcia, R (1, 6) OBP: 0.308, SLG: 0.250	0-3 K			0-0 5-3		0-3 K		0-3 K2-3		4 0 0 0 0 3 0																							
Ken Singleton, S (1, 9) OBP: 0.286, SLG: 0.316	0-3 K			0-0 2B		0-0 3-1		0-0 4-3		4 0 1 0 0 1 0																							
Eddie Murray, S (1, 3) OBP: 0.293, SLG: 0.286		0-0 F7		0-3 K		0-3 K		4-0 FC6-4 BB		3 0 0 0 1 2 1																							
Doug DeCinces, R (1, 5) OBP: 0.317, SLG: 0.343		0-0 F8			4-0 2B SF3 BB	0-0 5-3		0-0 FC6-4		3 1 0 0 1 0 1																							
Lee May, R (1, 10) OBP: 0.333, SLG: 0.412		0-0 6-3			0-0 2B	0-0 6-3				3 0 1 0 0 0 0																							
Gary Roenicke, R (1, 7) OBP: 0.571, SLG: 0.455			0-3 K		0-0 5-3		0-0 FC6 1B			3 0 1 0 0 1 2																							
Rick Dempsey, R (1, 2) OBP: 0.459, SLG: 0.448		0-0 F7		0-0 SF3		0-0 FC6 FC6-4		0-0 K		2 0 0 1 0 0 1																							
Billy Smith, S (1, 4) OBP: 0.182, SLG: 0.182		0-0 6-3		0-3 K		0-3 K				3 0 0 0 0 2 2																							
Inning Stats	R: 0 E: 0 K: 3 S: 9	H: 0 LOB: 0 BB: 0 P: 9	R: 0 E: 0 K: 0 S: 3	H: 0 LOB: 0 BB: 0 P: 3	R: 0 E: 0 K: 1 S: 5	H: 0 LOB: 0 BB: 0 P: 5	R: 0 E: 0 K: 1 S: 6	H: 1 LOB: 1 BB: 0 P: 6	R: 1 E: 0 K: 1 S: 6	H: 1 LOB: 1 BB: 1 P: 10	R: 0 E: 0 K: 1 S: 5	H: 0 LOB: 0 BB: 0 P: 5	R: 0 E: 0 K: 1 S: 5	H: 0 LOB: 0 BB: 0 P: 5	R: 0 E: 0 K: 1 S: 6	H: 1 LOB: 1 BB: 0 P: 6	R: 0 E: 0 K: 1 S: 5	H: 0 LOB: 1 BB: 1 P: 9	1B: 1 2B: 2 3B: 0 HR: 0	SF: 1 SAC: 0 DP: 0 HBP: 0	WP: 0 PB: 0 SB: 0 CS: 0	PA: 32											
PITCHER Ron Guidry, L (1, 1) ERA: 3.32	IP 9.0	WLS W	BF 32	H 3	R 1	ER 1	SO 10	BB 2	IBB 0	HBP 0	BLK 0	WP 0	HR 0	S 50	P 58	ERA 1.00	WHIP 0.556																
											PITCHER	IP	WLS	BF	H	R	ER	SO	BB	IBB	HBP	BLK	WP	HR	S	P	ERA	WHIP					

Baltimore Orioles @ New York Yankees
Yankee Stadium, Bronx, NY
 Tue Apr 17 1979, 3:33 AM EST
 Att. 20,135 - Unknown

AB	29
R	1
H	3
RBI	1
BB	2
SO	10
LOB	8



livebaseballscorecards.com

Batter	1	2	3	4	5	6	7	8	9
Mickey Rivers, L OBP: 0.244, SLG: 0.250 (1, 8)	0-0 FC3-6 1B		4-0 G5-4-3 BB		0-0 L9-3			0-0 P6	
Willie Randolph, R OBP: 0.333, SLG: 0.189 (1, 4)	0-0 FC3-6 1B 1-2f		0-0 G5-4-3 1-2f			0-0 F8		0-0 2B 1B	
Roy White, S OBP: 0.400, SLG: 0.385 (1, 10)	0-0 G6-4-3 1B			0-0 5-3		0-0 1-3		0-0 SF9 2B	
Thurman Munson, R OBP: 0.233, SLG: 0.268 (1, 2)	0-0 G6-4-3 1-2f			0-0 1B SF7 1B		0-0 5-3		0-0 SF9	
Reggie Jackson, L OBP: 0.414, SLG: 0.625 (1, 9)		0-0 F7		0-0 S 1B			0-0 HR	0-0 F7	
Graig Nettles, L OBP: 0.359, SLG: 0.559 (1, 5)		4-0 FC3-6 BB		0-0 SF7		0-0 4-3			
Chris Chambliss, L OBP: 0.263, SLG: 0.400 (1, 3)		0-0 FC3-6 1-2f		0-3 K		0-3 K			
Juan Beniquez, R OBP: 0.400, SLG: 0.778 (1, 7)		0-3 K			0-0 F8		0-0 F9		
Bucky Dent, R OBP: 0.323, SLG: 0.393 (1, 6)			0-0 5-3		4-0 L9-3 BB			0-0 1B 2B 2B	

Inning Stats	R: 0	H: 2	E: 0	K: 0	S: 4	LOB: 1	BB: 0	P: 4
	R: 0	H: 0	E: 0	K: 1	S: 5 <td>LOB: 1</td> <td>BB: 1</td> <td>P: 9 </td>	LOB: 1	BB: 1	P: 9
	R: 0	H: 0	E: 0	K: 0	S: 2 <td>LOB: 0</td> <td>BB: 1</td> <td>P: 6 </td>	LOB: 0	BB: 1	P: 6
	R: 1	H: 2	E: 0	K: 1	S: 7 <td>LOB: 1</td> <td>BB: 0</td> <td>P: 7 </td>	LOB: 1	BB: 0	P: 7
	R: 0	H: 0	E: 0	K: 0	S: 2 <td>LOB: 0</td> <td>BB: 1</td> <td>P: 6 </td>	LOB: 0	BB: 1	P: 6
	R: 0	H: 0	E: 0	K: 0	S: 3 <td>LOB: 0</td> <td>BB: 0</td> <td>P: 3 </td>	LOB: 0	BB: 0	P: 3
	R: 1	H: 1	E: 0	K: 1	S: 6 <td>LOB: 0</td> <td>BB: 0</td> <td>P: 6 </td>	LOB: 0	BB: 0	P: 6
	R: 3	H: 3	E: 0	K: 0	S: 6 <td>LOB: 0</td> <td>BB: 0</td> <td>P: 6 </td>	LOB: 0	BB: 0	P: 6

PITCHER	IP	WLS	BF	H	R	ER	SO	BB	IBB	HBP	BLK	WP	HR	S	P	ERA	WHIP
Mike Flanagan, L ERA: 7.2 (1, 1)	7.1	L	30	8	5	5	3	3	0	0	0	0	1	33	45	6.14	1.500
Don Stanhouse, R ERA: 7.71 (8, 1)	0.2		2	0	0	0	0	0	0	0	0	0	0	2	2	0.00	0.000


BOTTOM

Baltimore Orioles @ New York Yankees
 Yankee Stadium, Bronx, NY
 Tue Apr 17 1979, 3:33 AM EST
 Att. 20,135 - Unknown

AB	R	H	RBI	BB	SO	LOB
3	0	1	0	1	0	2
4	1	1	0	0	0	2
4	1	2	2	0	0	0
3	1	1	1	0	0	2
4	1	2	1	0	0	0
1	0	0	1	1	0	0
3	0	0	0	0	2	2
3	0	0	0	0	1	1
2	1	1	0	1	0	0

AB	27
R	5
H	8
RBI	5
BB	3
SO	3
LOB	9

WP: 0 PA: 32
 PB: 0
 SB: 1
 CS: 0



1B	2B	3B	HR	SF	SAC	DP	HBP
5	3	0	1	2	3	0	0

Batter	1	2	3	4	5	6	7	8	9	AB R H RBI BB SO LOB	TOP		
Al Bumbry, L (1, 8) OBP: 0.267, SLG: 0.238	0-0 1B 1B		0-0 6-3			0-0 3-1		0-0 F7		4 1 1 0 0 0 1			
Rick Dempsey, R (1, 2) OBP: 0.488, SLG: 0.485	0-0 G6-4-3 1-3 1B 1B		0-0 5-3			0-0 1B 1B		0-0 1-2 1B		4 0 3 0 0 0 0			
Gary Roenicke, R (1, 7) OBP: 0.588, SLG: 0.500 John Lowenstein, L (8, PH) OBP: 0.500, SLG: 0.833	0-0 G6-4-3 1-2 3-H 1B				0-0 F8	0-0 G6-3 1B		0-0 F8		3 0 2 1 0 0 0 1 0 0 0 0 0 2			
Ken Singleton, S (1, 9) OBP: 0.261, SLG: 0.286	0-0 G6-4-3 1-2f 2-3				0-0 5-3	0-0 G6-3			0-3 K	4 0 0 0 0 1 4			
Doug DeCinces, R (1, 5) OBP: 0.333, SLG: 0.342	0-0 5-3				0-0 1B				0-3 1B BB	3 0 1 0 1 0 1			
Eddie Murray, S (1, 3) OBP: 0.289, SLG: 0.282		0-0 6-3			0-0 5-3				0-0 1-3 1B	4 0 1 0 0 0 1			
Lee May, R (1, 10) OBP: 0.300, SLG: 0.368		0-0 5-3			0-0 1-3				0-0 F8	4 0 0 0 0 0 2			
Kiko Garcia, R (1, 6) OBP: 0.250, SLG: 0.200 Terry Crowley, L (9, PH) OBP: 0.333, SLG: 0.400		0-0 F9			0-0 5-3				0-0 F8	3 0 0 0 0 0 0 1 0 0 0 0 0 2			
Rich Dauer, R (1, 4) OBP: 0.200, SLG: 0.111			0-0 F8		0-0 5-3				0-0 1B 1B	3 0 1 0 0 0 0			
Inning Stats	R: 1 H: 3 E: 0 LOB: 1 K: 0 BB: 0 S: 5 P: 5	R: 0 H: 0 E: 0 LOB: 0 K: 0 BB: 0 S: 3 P: 3	R: 0 H: 0 E: 0 LOB: 0 K: 0 BB: 0 S: 3 P: 3	R: 0 H: 1 E: 0 LOB: 1 K: 0 BB: 0 S: 4 P: 4	R: 0 H: 0 E: 0 LOB: 0 K: 0 BB: 0 S: 3 P: 3	R: 0 H: 2 E: 0 LOB: 1 K: 0 BB: 0 S: 4 P: 4	R: 0 H: 0 E: 0 LOB: 0 K: 0 BB: 0 S: 3 P: 3	R: 0 H: 2 E: 0 LOB: 2 K: 0 BB: 0 S: 5 P: 5	R: 0 H: 1 E: 0 LOB: 2 K: 1 BB: 1 S: 6 P: 10	1B: 9 SF: 0 2B: 0 SAC: 0 3B: 0 DP: 2 HR: 0 HBP: 0	WP: 0 PA: 35 PB: 0 SB: 0 CS: 0		
PITCHER	IP WLS BF H R ER SO BB IBB HBP BLK WP HR S P ERA WHIP											PITCHER	IP WLS BF H R ER SO BB IBB HBP BLK WP HR S P ERA WHIP
Tommy John, L (1, 1) ERA: 0.76	7.2 W 29 8 1 1 0 0 0 0 0 0 0 0 0 29 29 1.17 1.043												
Rich Gossage, R (8, 1) ERA: 4.32	1.1 S 6 1 0 0 1 1 0 0 0 0 0 0 0 7 11 0.00 1.500												

Baltimore Orioles @ New York Yankees
 Yankee Stadium, Bronx, NY
 Wed Apr 18 1979, 6:05 PM EST
 Att: 25,562 - Unknown

livebaseballscores.com

AB	34
R	1
H	9
RBI	1
BB	1
SO	1
LOB	13



Batter	1	2	3	4	5	6	7	8	9
Mickey Rivers, L (1, 8) OBP: 0.224, SLG: 0.229	0-0 F8		0-0 FC3-6 SF8		0-0 F8			0-0 1-3	
Willie Randolph, R (1, 4) OBP: 0.347, SLG: 0.231	4-0 BB		0-0 SF8			0-0 5-3		0-0 1-3 2B	
Thurman Munson, R (1, 2) OBP: 0.234, SLG: 0.250	4-0 BB		0-0 5-3			0-0 P4		0-0 1-3 2-3	
Reggie Jackson, L (1, 9) OBP: 0.394, SLG: 0.679	0-0 F8			0-0 F7		0-0 HR		0-3 K	
Graig Nettles, L (1, 5) OBP: 0.357, SLG: 0.541	0-0 G3			0-0 F8		0-0 1B			
Chris Chambliss, L (1, 3)		0-0 F7		0-0 3-1		0-0 6-3			
Jim Spencer, L (1, 10) OBP: 0.385, SLG: 0.909		0-0 4-1			0-0 HR	4-0 BB			
Jay Johnstone, L (1, 7) OBP: 0.286, SLG: 0.571		0-0 5-3			0-0 F8	0-3 K			
Bucky Dent, R (1, 6) OBP: 0.324, SLG: 0.387			0-0 FC3-6 1B		0-0 6-3	0-0 F9			


AB	R	H	RBI	BB	SO	LOB
4	1	0	0	0	0	1
2	0	1	1	1	0	0
3	0	0	0	1	0	1
4	1	1	1	0	1	3
3	0	1	0	0	0	2
3	0	0	0	0	0	0
2	1	1	1	1	0	0
3	0	0	0	0	1	1
3	0	1	0	0	0	1

BOTTOM

Baltimore Orioles @ New York Yankees
 Yankee Stadium, Bronx, NY
 Wed Apr 18 1979, 6:05 PM EST
 Att. 25,562 - Unknown

livebaseballscorecards.com

AB	27
R	3
H	5
RBI	3
BB	3
SO	2
LOB	9



Inning Stats	R	H	E	K	S	H	LOB	BB	P	R	H	E	K	S	R	H	E	K	S	R	H	E	K	S	R	H	E	K	S	R	H	E	K	S					
	0	0	0	3	11	0	2	0	3	0	0	0	0	3	0	0	0	0	4	0	0	0	0	3	1	0	0	0	0	0	0	0	0	0	0	0			
	0	0	0	3	3	0	0	0	3	0	0	0	0	3	0	0	0	0	4	0	0	0	0	3	1	0	0	0	0	0	0	0	0	0	0	0	0		
	0	0	0	3	3	0	0	0	3	0	0	0	0	3	0	0	0	0	4	0	0	0	0	3	1	0	0	0	0	0	0	0	0	0	0	0	0	0	
	0	0	0	3	3	0	0	0	3	0	0	0	0	3	0	0	0	0	4	0	0	0	0	3	1	0	0	0	0	0	0	0	0	0	0	0	0	0	
	0	0	0	3	3	0	0	0	3	0	0	0	0	3	0	0	0	0	4	0	0	0	0	3	1	0	0	0	0	0	0	0	0	0	0	0	0	0	0

PITCHER	IP	WLS	BF	H	R	ER	SO	BB	IBB	HBP	BLK	WP	HR	S	P	ERA	WHIP
Dennis Martinez, R (1, 1) ERA: 5.68	7.2	L	30	5	3	2	1	3	0	0	0	0	2	29	41	2.35	1.043
Tippy Martinez, L (8, 1) ERA:	0.1		1	0	0	0	1	0	0	0	0	0	0	3	3	0.00	0.000

WP	PA	ERA	WHIP
0	31		
0			
0			
0			

Batter	1	2	3	4	5	6	7	8	9	AB R H RBI BB SO LOB	TOP											
Al Bumbry, L (1, 8) <small>OBP: 0.260, SLG: 0.217</small> (8, 7) (9, 8)	0-0 F8		4-0 SH1-3 1B BB	0-0 1-3			0-0 6-3		0-0 1-3	4 1 0 0 1 0 0												
Rick Dempsey, R (1, 2) <small>OBP: 0.467, SLG: 0.486</small> (1, 2)	0-0 4-3		0-0 SH1-3 1-2 2-3			0-0 F7	0-0 WP 1B 2B		0-0 5-3	4 1 1 0 0 0 0												
Ken Singleton, S (1, 9) <small>OBP: 0.320, SLG: 0.341</small> Gary Roenicke, R (9, 7) <small>OBP: 0.588, SLG: 0.500</small>	4-0 S BB		0-0 F8 BB 1B 2-H 3-H			0-0 6-3 1B 2B	4-0 WP 1B BB			2 2 2 2 2 0 0 0 0 0 0 0 0 0												
Eddie Murray, S (1, 3) <small>OBP: 0.306, SLG: 0.286</small> (1, 3)	0-0 P6 1-2		4-0 BB BB	0-0 6-3		0-0 6-3	0-0 F8 1B			3 0 1 2 1 0 2												
Terry Crowley, L (1, 10) <small>OBP: 0.286, SLG: 0.333</small> Lee May, R (3, PH) <small>OBP: 0.302, SLG: 0.366</small>		0-0 F9	0-0 F8 2-3			0-0 1B	0-0 F8 1-2			1 0 0 0 0 0 0 3 0 1 1 0 0 3												
Doug DeCinces, R (1, 5) <small>OBP: 0.347, SLG: 0.415</small> (1, 5)		0-0 HR	4-0 1-2 BB			0-0 P5		0-0 5-3		3 1 1 1 1 0 1												
Pat Kelly, L (1, 7) <small>OBP: 0.400, SLG: 0.273</small> Larry Harlow, L (8, 8) <small>OBP: 0.333, SLG: 0.375</small> (9, 9)		4-0 CS BB	0-0 P6			0-0 5-3		0-0 CS 1B		3 0 1 0 1 0 3 0 0 0 0 0 0 0												
Kiko Garcia, R (1, 6) <small>OBP: 0.250, SLG: 0.211</small> (1, 6)	0-3 K 1-2			0-0 F9		0-0 G5-4-3 1B		0-0 6-3		4 0 1 0 0 1 2												
Rich Dauer, R (1, 4) <small>OBP: 0.206, SLG: 0.161</small> (1, 4)			0-0 SH1-3 1B 2B	0-0 F7		0-0 G5-4-3		0-0 5-3		4 1 1 0 0 0 1												
Inning Stats	R: 0 E: 0 K: 0 S: 3	H: 0 LOB: 1 BB: 1 P: 7	R: 1 E: 0 K: 1 S: 5	H: 1 LOB: 0 BB: 1 P: 9	R: 2 E: 0 K: 0 S: 5	H: 2 LOB: 3 BB: 3 P: 17	R: 0 E: 0 K: 0 S: 3	H: 0 LOB: 0 BB: 0 P: 3	R: 1 E: 0 K: 0 S: 5	H: 2 LOB: 1 BB: 0 P: 5	R: 0 E: 0 K: 0 S: 3	H: 1 LOB: 0 BB: 0 P: 3	R: 2 E: 0 K: 0 S: 4	H: 2 LOB: 0 BB: 1 P: 8	R: 0 E: 0 K: 0 S: 3	H: 1 LOB: 0 BB: 0 P: 3	R: 0 E: 0 K: 0 S: 3	H: 0 LOB: 0 BB: 0 P: 3	1B: 5 2B: 3 3B: 0 HR: 1	SF: 0 SAC: 1 DP: 1 HBP: 0	WP: 1 PB: 0 SB: 1 CS: 2	PA: 38
PITCHER	IP WLS BF H R ER SO BB IBB HBP BLK WP HR S P ERA WHIP																					
Luis Tiant, R (1, 1) <small>ERA: 12.46</small>	2.1		13	3	3	3	1	4	0	0	0	0	1	11	27	11.57	3.000					
Paul Mirabella, L (3, 1) <small>ERA: 2.53</small>	4.0	L	18	5	3	3	0	2	0	0	0	1	0	16	24	6.75	1.750					
Ken Clay, R (7, 1) <small>ERA: 2.45</small>	2.2		7	1	0	0	0	0	0	0	0	0	0	7	7	0.00	0.375					

Baltimore Orioles @ New York Yankees
 Yankee Stadium, Bronx, NY
 Thu Apr 19 1979, 3:33 AM EST
 Att. 21,201 - Unknown

livebaseballscorecards.com

AB	31
R	6
H	9
RBI	6
BB	6
SO	1
LOB	12



Batter	1	2	3	4	5	6	7	8	9	AB R H RBI BB SO LOB
Mickey Rivers, L (1, 8) OBP: 0.259, SLG: 0.250	0-0 5-3 1B	0-0 E SF 1B		0-0 4-3			4-0 G5-4-3 BB		0-0 P6	4 1 2 0 1 0 0
Willie Randolph, R (1, 4) OBP: 0.340, SLG: 0.238	0-0 5-3 1-2	0-0 SF E 1-2 2-3 3-H		0-0 1B			0-0 G5-4-3 1-2f			3 0 1 1 0 0 2
Graig Nettles, L (1, 5) OBP: 0.326, SLG: 0.488	0-0 F9	0-0 E4 G6-4-3 1-2 2-3 3-H		0-0 F5			0-0 G3			4 0 0 1 0 0 4
Reggie Jackson, L (1, 9) OBP: 0.378, SLG: 0.613	4-0 1B BB	0-0 G6-4-3 1-2f		0-0 F7			0-0 P5			3 0 0 0 1 0 3
Chris Chambliss, L (1, 10) OBP: 0.267, SLG: 0.381	0-0 1-2 2-H 1B		0-0 4-3 3-4-3 1B		0-0 F8		0-0 P4			4 0 2 1 0 0 0
Jim Spencer, L (1, 3) OBP: 0.353, SLG: 0.733	0-0 1-3		0-0 3-4-3 1-2		0-0 F7		0-0 1B			4 0 1 0 0 0 3
Jay Johnstone, L (1, 7) OBP: 0.278, SLG: 0.500		0-0 SH1-4 SF 1B 1B	0-0 4-3 2-3		0-0 G3		0-0 1-3			4 1 1 0 0 0 2
Jerry Narron, L (1, 2) OBP: 0.200, SLG: 0.200		0-0 SF SH1-4 E 1B	0-0 F9		0-0 F2			0-0 4-1		4 1 1 0 0 0 1
Bucky Dent, R (1, 6) OBP: 0.297, SLG: 0.353		0-0 SH1-4 1-2 2-3		0-0 6-3		0-0 P5		0-0 F9		3 0 0 0 0 0 0

Inning Stats	R: 1	H: 2	E: 0	LOB: 2	K: 0	BB: 1	S: 5	P: 9	R: 2	H: 3	E: 2	LOB: 2	K: 0	BB: 0	S: 7	P: 7	R: 0	H: 1	E: 0	LOB: 1	K: 0	BB: 0	S: 4	P: 4	R: 0	H: 0	E: 0	LOB: 0	K: 0	BB: 0	S: 3	P: 3	R: 0	H: 0	E: 0	LOB: 0	K: 0	BB: 1	S: 2	P: 6	R: 0	H: 1	E: 0	LOB: 1	K: 0	BB: 0	S: 4	P: 4	R: 0	H: 0	E: 0	LOB: 0	K: 0	BB: 0	S: 3	P: 3	1B: 8	SF: 1	2B: 0	SAC: 1	3B: 0	DP: 2	HR: 0	HBP: 0	WP: 0	PA: 37
PITCHER Jim Palmer, R (1, 1) ERA: 3.09	IP	WLS	BF	H	R	ER	SO	BB	IBB	HBP	BLK	WP	HR	S	P	ERA	WHIP	IP	WLS	BF	H	R	ER	SO	BB	IBB	HBP	BLK	WP	HR	S	P	ERA	WHIP																																

BOTTOM

Baltimore Orioles @ New York Yankees
 Yankee Stadium, Bronx, NY
 Thu Apr 19 1979, 3:33 AM EST
 Att. 21,201 - Unknown

AB	33
R	3
H	8
RBI	3
BB	2
SO	0
LOB	15



WP: 0	PA: 37
PB: 0	
SB: 0	
CS: 0	

livebaseballscores.com

Batter	1	2	3	4	5	6	7	8	9	AB R H RBI BB SO LOB	TOP											
Bump Wills, S (1, 4) OBP: 0.370, SLG: 0.250	0-0 5-3		4-0 BB		0-0 F8		4-0 FC6-4 BB		0-0 3-1	3 0 0 1 2 0 1												
Bill Sample, R (1, 7) OBP: 0.467, SLG: 0.435	0-0 F8		0-0 F3			4-0 2B BB	0-0 FC6-4		0-3 K	3 1 0 0 1 0 4												
Nelson Norman, S (7, 6) OBP: 0.375, SLG: 0.250							1-2f 2-3			0 0 0 0 0 0 0												
Pat Putnam, L (9, PH) OBP: 0.400, SLG: 0.538										1 0 0 0 0 1 1												
Al Oliver, L (1, 8) OBP: 0.488, SLG: 0.737	0-0 4-3			0-0 6-3		0-0 6-3 2B	0-0 F7			4 1 1 1 0 0 2												
Buddy Bell, R (1, 5) OBP: 0.295, SLG: 0.297		0-0 F9		0-0 6-3		0-0 6-3		0-0 6-3		4 0 0 0 0 0 1												
Richie Zisk, R (1, 9) OBP: 0.375, SLG: 0.500		0-0 6-3		4-0 BB BB		0-0 6-3		0-0 F8		3 0 0 1 1 0 0												
Oscar Gamble, L (1, 10) OBP: 0.481, SLG: 0.650		0-0 6-3		4-0 BB BB		0-0 6-3		0-0 G3		3 0 1 0 1 0 0												
Jim Sundberg, R (1, 2) OBP: 0.231, SLG: 0.194			0-0 5-3	0-0 FC6		0-0 F9		4-0 3-1 1B BB		3 1 0 0 1 0 3												
Mike Jorgensen, L (1, 3) OBP: 0.296, SLG: 0.375			0-0 E6		0-0 F7		0-0 F7		0-0 3-1 3-1 1B	4 0 1 0 0 0 0												
Bert Campaneris, R (1, 6) OBP: 0.143, SLG: 0.143			0-0 FC5-4		0-3 K		0-0 FC6-4 2B		0-0 3-1	2 0 0 0 0 1 1												
Johnny Grubb, L (7, PH) OBP: 0.226, SLG: 0.286			1-2f BB						1-2 2-3	2 0 1 0 0 0 2												
Inning Stats	R: 0 E: 0 K: 0 S: 3	H: 0 LOB: 0 BB: 0 P: 3	R: 0 E: 0 K: 0 S: 3	H: 0 LOB: 0 BB: 0 P: 3	R: 0 E: 1 K: 0 S: 4	H: 0 LOB: 2 BB: 1 P: 8	R: 0 E: 0 K: 0 S: 3	H: 0 LOB: 2 BB: 2 P: 11	R: 0 E: 0 K: 1 S: 5	H: 0 LOB: 0 BB: 0 P: 5	R: 2 E: 0 K: 0 S: 5	H: 2 LOB: 1 BB: 1 P: 9	R: 0 E: 0 K: 0 S: 4	H: 1 LOB: 2 BB: 1 P: 8	R: 0 E: 0 K: 0 S: 3	H: 0 LOB: 0 BB: 0 P: 3	R: 1 E: 0 K: 1 S: 6	H: 1 LOB: 1 BB: 1 P: 10	1B: 2 2B: 2 3B: 0 HR: 0	SF: 0 SAC: 0 DP: 0 HBP: 0	WP: 0 PB: 0 SB: 0 CS: 0	PA: 38
PITCHER	IP WLS BF H R ER SO BB IBB HBP BLK WP HR S P ERA WHIP												IP WLS BF H R ER SO BB IBB HBP BLK WP HR S P ERA WHIP									
Ed Figueroa, R (1, 1) ERA: 5.46	8.0 W 35 4 3 3 1 6 0 0 0 0 0 0 31 55 3.38 1.250																					
Dick Tidrow, R (9, 1) ERA: 3.52	1.0 S 3 0 0 0 1 0 0 0 0 0 0 0 5 5 0.00 0.000																					

Texas Rangers @ New York Yankees
Yankee Stadium, Bronx, NY
 Fri Apr 20 1979, 6:05 PM EST
 Att. 26,651 - Unknown

livebaseballscorecards.com

AB	32
R	3
H	4
RBI	3
BB	6
SO	2
LOB	15



Batter	1	2	3	4	5	6	7	8	9
Mickey Rivers, L OBP: 0.293, SLG: 0.291 Juan Beniquez, R OBP: 0.400, SLG: 0.778 (8, 8)	4-0 BB	0-0 1-H 2B		0-0 4-3			0-0 1B		
Willie Randolph, R OBP: 0.368, SLG: 0.250 (1, 4)	0-0 1B 1-2 1B	4-0 1B BB			4-0 6-3 1B BB		0-0 6-3 1-2		
Thurman Munson, R OBP: 0.255, SLG: 0.271 (1, 2)	0-0 G3-6-3 1B 1-2 2-H 1B	0-0 1-2 2-H 1B			0-0 6-3 1-2		0-0 F9		
Reggie Jackson, L OBP: 0.390, SLG: 0.600 (1, 9)	0-0 G3-6-3 1B 1-2 2-H 1B	0-0 L6			0-3 K			0-0 8-4 1B	
Graig Nettles, L OBP: 0.320, SLG: 0.467 (1, 5)	0-0 G3-6-3 1-2f 2-3			0-0 F7		0-0 2-H 1B		0-0 F9	
Chris Chambliss, L OBP: 0.245, SLG: 0.348 (1, 3)	0-3 K			0-0 P4		0-0 4-3		0-0 8-4 1-2f	
Roy White, S OBP: 0.333, SLG: 0.313 (1, 7)		0-0 1-3		0-0 1-3		0-0 4-3			
Jim Spencer, L OBP: 0.316, SLG: 0.647 Cliff Johnson, R OBP: 0.300, SLG: 0.412 (6, PH)		0-0 G3			0-0 G3		0-3 K		
Bucky Dent, R OBP: 0.300, SLG: 0.351 (1, 6)		0-0 2B 1B			0-0 4-3		0-0 F3		

Inning Stats	R: 2 E: 0 K: 1 S: 7	H: 3 LOB: 1 BB: 1 P: 11	R: 2 E: 0 K: 0 S: 6	H: 3 LOB: 2 BB: 1 P: 10	R: 0 E: 0 K: 0 S: 3	H: 0 LOB: 0 BB: 0 P: 3	R: 0 E: 0 K: 0 S: 3	H: 0 LOB: 0 BB: 0 P: 3	R: 1 E: 0 K: 1 S: 6	H: 1 LOB: 1 BB: 1 P: 10	R: 0 E: 0 K: 1 S: 5	H: 0 LOB: 0 BB: 0 P: 5	R: 0 E: 0 K: 0 S: 3	H: 1 LOB: 1 BB: 0 P: 3	R: 0 E: 0 K: 0 S: 3	H: 1 LOB: 0 BB: 0 P: 3
1B: 8 2B: 2 3B: 0 HR: 0	SF: 0 SAC: 0 DP: 2 HBP: 0	WP: 0 PB: 0 SB: 0 CS: 1														

PITCHER	IP	WLS	BF	H	R	ER	SO	BB	IBB	HBP	BLK	WP	HR	S	P	ERA	WHIP
Steve Comer, R ERA: 4.0 Dave Rajsich, L ERA:	4.1 3.2	L	21 12	6 3	5 0	5 0	1 2	3 0	0 0	0 0	0 0	0 0	0 0	20 16	32 16	10.38 0.00	2.077 0.818


BOTTOM

Texas Rangers @ New York Yankees
Yankee Stadium, Bronx, NY

Fri Apr 20 1979, 6:05 PM EST
Att. 26,651 - Unknown

AB	R	H	RBI	BB	SO	LOB
3	0	2	1	1	0	0
0	0	0	0	0	0	0
2	2	1	0	2	0	1
4	0	2	2	0	0	2
4	0	2	1	0	1	3
4	0	1	1	0	0	3
4	0	0	0	0	1	3
3	0	0	0	0	0	0
2	0	0	0	0	0	0
1	0	0	0	0	1	0
3	1	1	0	0	0	0

AB 30
R 3
H 9
RBI 5
BB 3
SO 3
LOB 12



Batter	1	2	3	4	5	6	7	8	9	AB R H RBI BB SO LOB	TOP									
Bump Wills, S (1, 4) OBP: 0.373, SLG: 0.250	4-0 CS BB	0-0 4-3			0-0 3-1		0-0 4-3 S 1B		0-0 G3	4 0 1 0 1 0 0										
Johnny Grubb, L (1, 7) OBP: 0.222, SLG: 0.250	0-0 4-3 1-2		0-0 G3		4-0 1B BB		0-0 4-3 1-3		0-3 K	4 0 0 0 1 1 2										
Al Oliver, L (1, 8) OBP: 0.468, SLG: 0.690	0-0 FC6-4 1B		0-0 4-3		0-0 F7		0-0 3-1			4 0 1 0 0 0 2										
Buddy Bell, R (1, 5) OBP: 0.313, SLG: 0.300	0-0 FC6-4 1-2f		0-3 K		0-0 1-2 1B			1-0 G6-4-3 HBP		3 0 1 0 0 1 1										
Richie Zisk, R (1, 9) OBP: 0.400, SLG: 0.471		0-0 1B 3B 1B		4-0 E 1B SF8 BB		0-0 F8		0-0 G6-4-3 1-2f		3 2 1 0 1 0 3										
Oscar Gamble, L (1, 10) OBP: 0.516, SLG: 0.708		0-0 1-2 3B 1B		0-0 SF8 1-3 1B		0-0 3-1		0-0 1B 2B		4 2 3 0 0 0 0										
Jim Sundberg, R (1, 2) OBP: 0.256, SLG: 0.282		0-0 1-H 2-H SF8 3B		0-0 SF8 2-3 3-H		0-0 F9		0-0 2-H 1B		3 1 2 4 0 0 0										
Pat Putnam, L (1, 3) OBP: 0.333, SLG: 0.467		0-0 SF8		0-0 4-3		0-0 5-3		0-0 F5		2 0 0 1 0 0 1										
Mike Jorgensen, L (6, 3) OBP: 0.286, SLG: 0.360		0-0 3-H SF8		0-0 1-3						1 0 0 0 0 0 1										
Nelson Norman, S (1, 6) OBP: 0.321, SLG: 0.208		0-0 F9		0-0 1-3			0-0 3-1		0-0 4-3	4 0 0 0 0 0 1										
Inning Stats	R: 0 E: 0 K: 0 S: 3	H: 1 LOB: 1 BB: 1 P: 7	R: 3 E: 0 K: 0 S: 6	H: 3 LOB: 0 BB: 0 P: 6	R: 0 E: 0 K: 1 S: 5	H: 0 LOB: 0 BB: 0 P: 5	R: 1 E: 1 K: 0 S: 4	H: 1 LOB: 1 BB: 1 P: 8	R: 0 E: 0 K: 0 S: 3	H: 0 LOB: 0 BB: 0 P: 3	R: 0 E: 0 K: 0 S: 4	H: 1 LOB: 1 BB: 0 P: 4	R: 1 E: 0 K: 0 S: 4	H: 2 LOB: 1 BB: 0 P: 5	R: 0 E: 0 K: 1 S: 5	H: 0 LOB: 0 BB: 0 P: 5	1B: 7 2B: 1 3B: 1 HR: 0	SF: 2 SAC: 0 DP: 1 HBP: 1	WP: 0 PB: 0 SB: 1 CS: 1	PA: 38
PITCHER	IP WLS BF H R ER SO BB IBB HBP BLK WP HR S P ERA WHIP																			
Catfish Hunter, R (1, 1) ERA: 8.64	7.0 L 30 7 4 3 1 3 0 0 0 0 0 0 29 41 3.86 1.429																			
Ken Clay, R (8, 1) ERA: 2.77	2.0 8 2 1 1 1 0 0 1 0 0 0 9 10 4.50 1.000																			

Texas Rangers @ New York Yankees
 Yankee Stadium, Bronx, NY
 Sat Apr 21 1979, 3:33 AM EST
 Att. 25,530 - Unknown

livebaseballscorecards.com

AB	32
R	5
H	9
RBI	5
BB	3
SO	2
LOB	11



BOTTOM

Texas Rangers @ New York Yankees
Yankee Stadium, Bronx, NY
Sat Apr 21 1979, 3:33 AM EST
Att. 25,530 - Unknown

livebaseballscorecards.com

AB	33
R	0
H	8
RBI	0
BB	2
SO	4
LOB	13



WP:	0	PA:	36
PB:	0		
SB:	0		
CS:	1		

AB R H RBI BB SO LOB

1 0 1 0 0 0 0
3 0 0 0 0 2 0

4 0 1 0 0 0 1

4 0 1 0 0 0 2

3 0 0 0 1 1 1

4 0 1 0 0 0 2

4 0 1 0 0 0 1

3 0 1 0 1 1 1

4 0 2 0 0 0 2

3 0 0 0 0 0 3

1B:	7	SF:	0
2B:	0	SAC:	0
3B:	1	DP:	1
HR:	0	HBP:	0

Batter	1	2	3	4	5	6	7	8	9
Mickey Rivers, L (1, 8) OBP: 0.305, SLG: 0.339 Jay Johnstone, L (3, 8) OBP: 0.238, SLG: 0.429	0-0 3B		0-3 K		0-3 K			0-0 F7	
Willie Randolph, R (1, 4) OBP: 0.361, SLG: 0.250	0-0 1-3		0-0 CS 1B			0-0 F9		0-0 F9	
Thurman Munson, R (1, 2) OBP: 0.255, SLG: 0.269	0-0 1-3		0-0 F7			0-0 G3-6 1B		0-0 6-3	
Reggie Jackson, L (1, 9) OBP: 0.378, SLG: 0.553	4-0 FC6 BB		0-0 CS 1-2	0-0 G3		0-0 G3-6 1-2f		0-3 K	
Graig Nettles, L (1, 5) OBP: 0.315, SLG: 0.449	0-0 FC6 1-2f			0-0 G3 1B			0-0 3-1	0-0 F9	
Chris Chambliss, L (1, 3) OBP: 0.245, SLG: 0.340		0-0 G3		0-0 G3 1-2			0-0 F7	0-0 E 1B 1B	
Roy White, S (1, 7) OBP: 0.364, SLG: 0.316		0-0 3-1		0-3 K			4-0 1B BB	0-0 E4 1-3 1B	
Jim Spencer, L (1, 10) OBP: 0.348, SLG: 0.619		0-0 FC5-4 1B			0-0 1-3		0-0 FC5-4 1-2 1B	0-0 3-1	
Bucky Dent, R (1, 6) OBP: 0.279, SLG: 0.325		0-0 FC5-4 1-2f			0-0 F9		0-0 FC5-4 1-2f		

Inning Stats	R: 0	H: 1	E: 0	LOB: 2	K: 0	BB: 1	S: 4	P: 8	R: 0	H: 1	E: 0	LOB: 1	K: 0	BB: 0	S: 4	P: 4	R: 0	H: 1	E: 0	LOB: 0	K: 1	BB: 0	S: 5	P: 5	R: 0	H: 0	E: 0	LOB: 0	K: 1	BB: 0	S: 5	P: 5	R: 0	H: 1	E: 0	LOB: 0	K: 0	BB: 0	S: 3	P: 3	R: 0	H: 1	E: 0	LOB: 2	K: 0	BB: 1	S: 4	P: 8	R: 0	H: 0	E: 0	LOB: 0	K: 0	BB: 0	S: 3	P: 3	R: 0	H: 2	E: 1	LOB: 2	K: 1	BB: 0	S: 7	P: 7	1B: 7	SF: 0	2B: 0	SAC: 0	3B: 1	DP: 1	HR: 0	HBP: 0	WP: 0	PA: 36
--------------	------	------	------	--------	------	-------	------	------	------	------	------	--------	------	-------	------	------	------	------	------	--------	------	-------	------	------	------	------	------	--------	------	-------	------	------	------	------	------	--------	------	-------	------	------	------	------	------	--------	------	-------	------	------	------	------	------	--------	------	-------	------	------	------	------	------	--------	------	-------	------	------	-------	-------	-------	--------	-------	-------	-------	--------	-------	--------

PITCHER	IP	WLS	BF	H	R	ER	SO	BB	IBB	HBP	BLK	WP	HR	S	P	ERA	WHIP
Fergie Jenkins, R (1, 1) ERA: 1.42	9.0	W	35	8	0	0	4	2	0	0	0	0	0	41	49	0.00	1.111

Batter	1	2	3	4	5	6	7	8	9	AB R H RBI BB SO LOB	TOP																			
Bump Wills, S OBP: 0.364, SLG: 0.250 (1, 4) X	0-0 4-3		0-0 G5-4-3		0-0 F8			0-0 CS 1B		4 0 1 0 0 0 2																				
Bill Sample, R OBP: 0.441, SLG: 0.407 (1, 7) X	0-0 G1		0-0 S 1B		0-0 F8			0-0 1-2 F8		4 0 1 0 0 0 2																				
Al Oliver, L OBP: 0.451, SLG: 0.674 (1, 8) X	0-0 2B		0-3 K 1-2		0-0 F7			0-3 K		4 1 1 0 0 2 1																				
Buddy Bell, R OBP: 0.308, SLG: 0.318 (1, 5) X	0-0 2B			0-0 6-3		0-0 F9		0-0 F9		4 0 1 1 0 0 0																				
Richie Zisk, R OBP: 0.375, SLG: 0.429 (1, 9) X	0-0 F9			0-0 E 1B		0-0 P3		0-0 F7		4 0 1 0 0 0 1																				
John Ellis, R OBP: 0.188, SLG: 0.143 (1, 3)		0-0 5-3		0-0 E4 G6-4-3		0-0 6-3				3 0 0 0 0 0 1																				
Mike Jorgensen, L OBP: 0.266, SLG: 0.360 (7, 3)				1-2						0 0 0 0 0 0 0																				
Jim Sundberg, R OBP: 0.239, SLG: 0.262 (1, 2) X		0-0 F8		0-0 G6-4-3		0-0 F9				3 0 0 0 0 0 2																				
Gary Gray, R OBP: 0.300, SLG: 0.300 (1, 10) X		0-0 1-3		1-2		0-0 F3		0-3 K2-3		3 0 0 0 0 1 0																				
Nelson Norman, S OBP: 0.355, SLG: 0.231 (1, 6) X			0-0 G5-4-3 1B		4-0 BB			0-3 K		2 0 1 0 1 1 0																				
Inning Stats	R: 1 E: 0 K: 0 S: 5	H: 2 LOB: 1 BB: 0 P: 5	R: 0 E: 0 K: 0 S: 3	H: 0 LOB: 0 BB: 0 P: 3	R: 0 E: 0 K: 1 S: 6	H: 2 LOB: 1 BB: 0 P: 6	R: 0 E: 1 K: 0 S: 4	H: 1 LOB: 1 BB: 0 P: 4	R: 0 E: 0 K: 0 S: 3	H: 0 LOB: 1 BB: 1 P: 7	R: 0 E: 0 K: 1 S: 5	H: 0 LOB: 0 BB: 0 P: 5	R: 0 E: 0 K: 1 S: 5	H: 1 LOB: 0 BB: 0 P: 5	R: 0 E: 0 K: 1 S: 5	H: 0 LOB: 0 BB: 0 P: 5	1B: 4 2B: 2 3B: 0 HR: 0	SF: 0 SAC: 0 DP: 2 HBP: 0	WP: 0 PB: 0 SB: 1 CS: 1	PA: 32										
PITCHER Ron Guidry, L ERA: 2.64 (1, 1)	IP 9.0	WLS W	BF 32	H 6	R 1	ER 1	SO 4	BB 1	IBB 0	HBP 0	BLK 0	WP 0	HR 0	S 39	P 43	ERA 1.00	WHIP 0.778													
											PITCHER	IP	WLS	BF	H	R	ER	SO	BB	IBB	HBP	BLK	WP	HR	S	P	ERA	WHIP		

Texas Rangers @ New York Yankees
Yankee Stadium, Bronx, NY

Sun Apr 22 1979, 3:33 AM EST
Att. 35,250 - Unknown - 62 F

livebaseballscorecards.com

AB	31
R	1
H	6
RBI	1
BB	1
SO	4
LOB	9



Batter	1	2	3	4	5	6	7	8	9	AB	R	H	RBI	BB	SO	LOB
Willie Randolph, R OBP: 0.354, SLG: 0.269 (1, 4)	0-0 4-3	0-0 F8		0-0 2B		0-0 4-3				4	0	1	0	0	0	2
Roy White, S OBP: 0.385, SLG: 0.318 (1, 7)	0-0 P6		0-0 G4-6-3 1B HR	4-0 FC5-4 BB		0-0 G3				3	1	1	0	1	0	0
Thurman Munson, R OBP: 0.271, SLG: 0.304 (1, 2)	0-0 6-3		0-0 G4-6-3 1B	0-0 FC5-4			0-0 1B 2B			4	1	2	0	0	0	2
Reggie Jackson, L OBP: 0.347, SLG: 0.500 (1, 9)		0-0 4-3	0-0 G4-6-3		0-0 F7		0-3 K			4	0	0	0	0	1	3
Graig Nettles, L OBP: 0.362, SLG: 0.547 (1, 5)		0-0 1B WP 1B	0-0 HR		0-0 1B		0-0 3-6 1B			4	2	4	3	0	0	0
Chris Chambliss, L OBP: 0.246, SLG: 0.333 (1, 3)		0-0 1-3	0-0 FC5-4 1B		0-0 F7		0-0 3-6			4	0	1	0	0	0	3
Jim Spencer, L OBP: 0.375, SLG: 0.636 (1, 10)		0-0 BB 1B	0-0 FC5-4		0-0 1B			0-0 F7		1	1	1	0	0	0	0
Lou Piniella, R OBP: 0.160, SLG: 0.174 (3, PH)		2-3 1B	1-2 1B		1-2 1B				0-0 F7	3	0	1	0	0	0	1
Juan Beniquez, R OBP: 0.357, SLG: 0.583 (1, 8)		4-0 1B BB		0-0 6-3	0-0 F9			0-0 L5		3	0	0	0	1	0	2
Bucky Dent, R OBP: 0.277, SLG: 0.318 (1, 6)		0-0 1B		0-0 1-3		0-3 K		0-0 F9		4	0	1	2	0	1	0


BOTTOM																	
Texas Rangers @ New York Yankees Yankee Stadium, Bronx, NY Sun Apr 22 1979, 3:33 AM EST Att: 35,250 - Unknown - 62 F																	
											AB	34					
											R	5					
											H	12					
											RBI	5					
											BB	2					
											SO	2					
											LOB	13					
											WP: 1	PA: 36					
											PB: 0						
											SB: 0						
											CS: 0						

livebaseballscorecards.com



Inning Stats																																																
R: 0	H: 0	E: 0	K: 0	S: 3	H: 0	LOB: 0	BB: 0	P: 3	R: 2	H: 3	E: 0	K: 0	S: 6	R: 2	H: 4	E: 0	K: 0	S: 6	R: 0	H: 1	E: 0	K: 0	S: 4	R: 0	H: 2	E: 0	K: 0	S: 5	R: 1	H: 2	E: 0	K: 1	S: 6	R: 0	H: 0	E: 0	K: 1	S: 5	R: 0	H: 0	E: 0	K: 0	S: 3	R: 0	H: 0	E: 0	K: 0	S: 3
																1B:	9	SF:	0																													
																2B:	3	SAC:	0																													
																3B:	0	DP:	2																													
																HR:	1	HBP:	0																													

PITCHER																																
																IP	WLS	BF	H	R	ER	SO	BB	IBB	HBP	BLK	WP	HR	S	P	ERA	WHIP
Dock Ellis, R (1, 1)																2.2	L	15	7	4	4	0	1	0	0	0	1	1	14	18	13.50	3.000
Dave Rajsich, L (3, 1)																2.0		9	2	0	0	0	1	0	0	0	0	0	8	12	0.00	1.500
Ed Farmer, R (5, 1)																1.1		6	2	1	1	1	0	0	0	0	0	0	8	8	6.75	1.500
Sparky Lyle, L (7, 1)																2.0		6	1	0	0	1	0	0	0	0	0	0	8	8	0.00	0.500

Batter	1	2	3	4	5	6	7	8	9	AB R H RBI BB SO LOB	TOP														
Mickey Rivers, L (1, 8) OBP: 0.297, SLG: 0.328	0-0 5-3		0-0 P6		0-0 5-3		0-0 BB FC1-5 1-2 1B		0-0 4-3	5 0 1 0 0 0 2	<p>New York Yankees @ Oakland Athletics Oakland-Alameda County Coliseum, Oakland, CA</p> <p>Tue Apr 24 1979, 6:05 PM PST Att. 9,158 - Unknown</p> <p>livebaseballscorecards.com</p> <table> <tr><td>AB</td><td>36</td></tr> <tr><td>R</td><td>3</td></tr> <tr><td>H</td><td>9</td></tr> <tr><td>RBI</td><td>1</td></tr> <tr><td>BB</td><td>5</td></tr> <tr><td>SO</td><td>5</td></tr> <tr><td>LOB</td><td>27</td></tr> </table> 	AB	36	R	3	H	9	RBI	1	BB	5	SO	5	LOB	27
AB	36																								
R	3																								
H	9																								
RBI	1																								
BB	5																								
SO	5																								
LOB	27																								
Willie Randolph, R (1, 4) OBP: 0.357, SLG: 0.268	0-0 CS 1B		0-0 F8		0-0 P5		0-0 FC1-5 1-2 2-3f BB		4-0 E IBB	4 1 1 0 1 0 3															
Thurman Munson, R (1, 2) OBP: 0.266, SLG: 0.283	0-3 K 1-2		0-0 1-3		0-0 P3		4-0 G5-4-3 1-2 2-3 BB		0-0 E1 1-H 2-H	4 0 0 0 1 1 2															
Lou Piniella, R (1, 10) OBP: 0.172, SLG: 0.185 Jim Spencer, L (9, PH) OBP: 0.360, SLG: 0.609		0-0 6-3		0-0 F9 E 1B		0-0 P3		0-0 G5-4-3 1-2f	0-3 K	4 0 1 0 0 0 3 1 0 0 0 0 1 1															
Reggie Jackson, L (1, 9) OBP: 0.352, SLG: 0.511		0-0 2B		0-0 E5 1-2		0-0 E S 2B 1B		0-0 F8	0-0 G3	5 1 2 0 0 0 2															
Graig Nettles, L (1, 5) OBP: 0.387, SLG: 0.545		4-0 BB		0-3 K		4-0 2B 1-3 BB		0-0 1B		2 0 1 0 2 1 2															
Chris Chambliss, L (1, 3) OBP: 0.246, SLG: 0.345		0-3 K		0-0 F9 2-3		0-0 1-3 3-H 2B		0-0 F8		4 0 1 1 0 1 5															
Roy White, S (1, 7) OBP: 0.333, SLG: 0.269		0-0 4-3		0-0 F7		0-3 K		0-0 F8		4 0 0 0 0 1 7															
Bucky Dent, R (1, 6) OBP: 0.314, SLG: 0.340			4-0 BB		0-0 F7		0-0 FC1-5 1B 1B		0-0 4-3 E 1B	3 1 2 0 1 0 0															
Inning Stats	R: 0 E: 0 K: 1 S: 5	H: 1 LOB: 0 BB: 0 P: 5	R: 0 E: 0 K: 1 S: 6	H: 1 LOB: 2 BB: 1 P: 10	R: 0 E: 0 K: 0 S: 3	H: 0 LOB: 1 BB: 1 P: 7	R: 0 E: 1 K: 1 S: 7	H: 1 LOB: 2 BB: 0 P: 7	R: 0 E: 0 K: 0 S: 3	H: 0 LOB: 0 BB: 0 P: 3	R: 1 E: 0 K: 1 S: 7	H: 2 LOB: 2 BB: 1 P: 11	R: 0 E: 0 K: 0 S: 4	H: 2 LOB: 2 BB: 1 P: 8	R: 0 E: 0 K: 0 S: 4	H: 1 LOB: 1 BB: 0 P: 4	R: 2 E: 1 K: 1 S: 7	H: 1 LOB: 1 BB: 1 P: 11	1B: 7 2B: 2 3B: 0 HR: 0	SF: 0 SAC: 0 DP: 1 HBP: 0	WP: 0 PB: 0 SB: 1 CS: 1	PA: 41			
PITCHER	IP WLS BF H R ER SO BB IBB HBP BLK WP HR S P ERA WHIP																								
John Henry Johnson, L (1, 1) ERA: 5.32	8.0 L 36 9 2 1 4 4 0 0 0 0 0 0 40 56 1.12 1.625																								
Dave Heaverlo, R (9, 1) ERA: 0.54	1.0 5 0 1 0 1 0 1 0 0 0 0 0 6 10 0.00 0.000																								

Batter	1	2	3	4	5	6	7	8	9	AB	R	H	RBI	BB	SO	LOB
Glenn Burke, R OBP: 0.200, SLG: 0.233 (1, 7)	0-0 6-3			0-0 SH1-4 1B		0-0 P4		0-0 4-3		4	0	1	0	0	0	1
Miguel Dilone, S OBP: 0.268, SLG: 0.270 Larry Murray, S OBP: 0.269, SLG: 0.250 (1, 9) (5, 9) (8, 4)	0-0 1-3			0-0 SH1-4 1-2		0-0 2-3 1B		0-0 F9		1	0	0	0	0	0	0
Mitchell Page, L OBP: 0.301, SLG: 0.364 (1, 10)	0-0 5-3			0-0 1-3		0-0 G3			0-0 F8	4	0	0	0	0	0	3
Dave Revere, L OBP: 0.311, SLG: 0.429 (1, 3)		0-3 K		0-0 P5			0-0 1B 2B		0-0 G1-6-3 1B	4	1	2	0	0	1	1
Mickey Klutts, R OBP: 0.421, SLG: 0.438 Joe Wallis, S OBP: 0.208, SLG: 0.098 Derek Bryant, R (9, PH)		4-0 CS BB		0-3 K			0-0 1-3		0-0 G1-6-3	2	0	0	0	1	1	1
Mike Edwards, R OBP: 0.242, SLG: 0.308 Rob Picciolo, R OBP: 0.216, SLG: 0.270 (1, 4) (7, 6)		0-0 F9 1-2		0-0 4-3			0-0 2-H 1B			0	0	0	0	0	0	0
Wayne Gross, L OBP: 0.408, SLG: 0.463 (1, 5)			0-0 1-3		0-0 3-1			0-0 F7		2	0	0	0	0	0	1
Jim Essian, R OBP: 0.353, SLG: 0.419 (1, 2)			0-0 6-3			0-0 1B SH3-4 1B		0-0 1-3		3	0	1	0	0	0	1
Dwayne Murphy, L OBP: 0.395, SLG: 0.306 (1, 8)			0-3 K			0-0 SH3-4 1-2		0-0 4-3		2	0	0	0	0	1	0

BOTTOM

New York Yankees @ Oakland Athletics
Oakland-Alameda County Coliseum, Oakland, CA


Tue Apr 24 1979, 6:05 PM PST
Att. 9,158 - Unknown

AB	29
R	1
H	6
RBI	1
BB	1
SO	3
LOB	10



Inning Stats	R: 0	H: 0	E: 0	LOB: 0	K: 0	BB: 0	S: 3	P: 3	R: 0	H: 0	E: 0	LOB: 0	K: 1	BB: 1	S: 4	P: 8	R: 0	H: 0	E: 0	LOB: 0	K: 1	BB: 0	S: 5	P: 5	R: 0	H: 1	E: 0	LOB: 1	K: 0	BB: 0	S: 4	P: 4	R: 0	H: 0	E: 0	LOB: 0	K: 1	BB: 0	S: 5	P: 5	R: 0	H: 2	E: 0	LOB: 2	K: 0	BB: 0	S: 5	P: 5	R: 1	H: 2	E: 0	LOB: 1	K: 0	BB: 0	S: 5	P: 5	R: 0	H: 0	E: 0	LOB: 0	K: 0	BB: 0	S: 3	P: 3	R: 0	H: 1	E: 0	LOB: 0	K: 0	BB: 0	S: 3	P: 3	1B: 5	SF: 0	2B: 1	SAC: 2	3B: 0	DP: 1	HR: 0	HBP: 0	WP: 0	PA: 32	PB: 0	SB: 0	CS: 1
PITCHER Tommy John, L ERA: 0.83 (1, 1)	IP	WLS	BF	H	R	ER	SO	BB	IBB	HBP	BLK	WP	HR	S	P	ERA	WHIP																																																																				
																		PITCHER	IP	WLS	BF	H	R	ER	SO	BB	IBB	HBP	BLK	WP	HR	S	P	ERA	WHIP																																																		

livebaseballscorecards.com

Batter	1	2	3	4	5	6	7	8	9	AB R H RBI BB SO LOB	TOP														
Mickey Rivers, L (1, 8) OBP: 0.294, SLG: 0.323	0-0 P3		0-0 4-3		0-0 1B			0-0 4-3		4 0 1 0 0 0 0	<p>New York Yankees @ Oakland Athletics Oakland-Alameda County Coliseum, Oakland, CA</p> <p>Wed Apr 25 1979, 6:05 PM PST Att. 7,135 - Unknown</p> <p>livebaseballscorecards.com</p> <table border="1"> <tr><td>AB</td><td>33</td></tr> <tr><td>R</td><td>0</td></tr> <tr><td>H</td><td>7</td></tr> <tr><td>RBI</td><td>0</td></tr> <tr><td>BB</td><td>0</td></tr> <tr><td>SO</td><td>2</td></tr> <tr><td>LOB</td><td>11</td></tr> </table> 	AB	33	R	0	H	7	RBI	0	BB	0	SO	2	LOB	11
AB	33																								
R	0																								
H	7																								
RBI	0																								
BB	0																								
SO	2																								
LOB	11																								
Willie Randolph, R (1, 4) OBP: 0.338, SLG: 0.250	0-3 K		0-0 F8		0-0 P5			0-0 P3		4 0 0 0 0 1 1															
Thurman Munson, R (1, 2) OBP: 0.265, SLG: 0.281	0-0 1B			0-0 E4		0-0 F9		0-0 6-3		4 0 1 0 0 0 0															
Lou Piniella, R (1, 10) OBP: 0.212, SLG: 0.226	0-0 1B			0-0 F7		0-0 G4-6-3		0-0 6-3		4 0 2 0 0 0 1															
Reggie Jackson, L (1, 9) OBP: 0.345, SLG: 0.490	0-0 3-1			0-0 1B		0-0 G4-6-3		0-0 P5		4 0 1 0 0 0 3															
Graig Nettles, L (1, 5) OBP: 0.364, SLG: 0.508		0-0 F2		0-0 F9		0-3 K		0-0 4-3		4 0 0 0 0 1 2															
Chris Chambliss, L (1, 3) OBP: 0.250, SLG: 0.344		0-0 F8		0-0 G3		0-0 1B				3 0 1 0 0 0 2															
Juan Beniquez, R (1, 7) OBP: 0.383, SLG: 0.533		0-0 4-3			0-0 P4		0-0 G1-6-3			3 0 1 0 0 0 0															
Bucky Dent, R (1, 6) OBP: 0.302, SLG: 0.327			0-0 F9		0-0 F9		0-0 G1-6-3			2 0 0 0 0 0 0															
Jim Spencer, L (7, PH) OBP: 0.346, SLG: 0.583										1 0 0 0 0 0 2															
Fred Stanley, R (7, 6) OBP: 0.667, SLG: 0.667										0 0 0 0 0 0 0															
Inning Stats	R: 0 E: 0 K: 1 S: 7	H: 2 LOB: 2 BB: 0 P: 7	R: 0 E: 0 K: 0 S: 3	H: 0 LOB: 0 BB: 0 P: 3	R: 0 E: 0 K: 0 S: 3	H: 0 LOB: 0 BB: 0 P: 3	R: 0 E: 1 K: 0 S: 5	H: 1 LOB: 2 BB: 0 P: 5	R: 0 E: 0 K: 0 S: 4	H: 1 LOB: 1 BB: 0 P: 4	R: 0 E: 0 K: 0 S: 3	H: 1 LOB: 0 BB: 0 P: 3	R: 0 E: 0 K: 1 S: 6	H: 2 LOB: 1 BB: 0 P: 6	R: 0 E: 0 K: 0 S: 3	H: 0 LOB: 0 BB: 0 P: 3	R: 0 E: 0 K: 0 S: 3	H: 0 LOB: 0 BB: 0 P: 3	1B: 7 2B: 0 3B: 0 HR: 0	SF: 0 SAC: 0 DP: 2 HBP: 0	WP: 0 PB: 0 SB: 0 CS: 0	PA: 33			
PITCHER	IP WLS BF H R ER SO BB IBB HBP BLK WP HR S P ERA WHIP																								
Craig Minetto, L (1, 1) ERA: 1.59	6.1 W 26 7 0 0 2 0 0 0 0 0 0 0 30 30 0.00 1.105																								
Jim Todd, R (7, 1) ERA: 7.5	2.2 S 7 0 0 0 0 0 0 0 0 0 0 0 7 7 0.00 0.000																								

Batter	1	2	3	4	5	6	7	8	9
Glenn Burke, R OBP: 0.206, SLG: 0.294 (1, 7)	0-0 6-3		0-0 G3			0-0 FC4-6 3B		0-0 1-3	
Joe Wallis, S OBP: 0.212, SLG: 0.091 (1, 9)	0-3 K			0-0 P6		4-0 FC4-6 BB		0-3 K	
Mitchell Page, L OBP: 0.269, SLG: 0.348 (1, 10)	0-0 6-3			0-0 6-3		0-0 FC4-6 FC5-4			
Dave Revering, L OBP: 0.297, SLG: 0.407 (1, 3)		0-0 F8		0-0 P5		0-0 F8			
Wayne Gross, L OBP: 0.404, SLG: 0.455 (1, 5)		0-0 4-3			0-0 FC5-4 1B	0-0 FC5-4			
Mario Guerrero, R (1, 6)		0-0 1-3			0-0 FC5-4 1B		0-0 F9		
Dwayne Murphy, L OBP: 0.413, SLG: 0.333 (1, 8)			0-0 1B		0-0 5-3 1B		0-0 F7		
Jeff Newman, R OBP: 0.186, SLG: 0.150 (1, 2)			0-0 F7		0-0 5-3		0-0 6-3		
Mike Edwards, R OBP: 0.232, SLG: 0.294 (1, 4)			0-0 P6		0-0 1-3		0-0 5-3		

Inning Stats	R: 0	H: 0	E: 0	LOB: 0	K: 1	BB: 0	S: 5	P: 5
	R: 0	H: 0	E: 0	LOB: 0	K: 0	BB: 0	S: 3	P: 3
	R: 0	H: 1	E: 0	LOB: 1	K: 0	BB: 0	S: 4	P: 4
	R: 0	H: 0	E: 0	LOB: 0	K: 0	BB: 0	S: 3	P: 3
	R: 0	H: 2	E: 0	LOB: 2	K: 0	BB: 0	S: 5	P: 5
	R: 1	H: 1	E: 0	LOB: 1	K: 0	BB: 1	S: 4	P: 8
	R: 0	H: 0	E: 0	LOB: 0	K: 0	BB: 0	S: 3	P: 3
	R: 0	H: 0	E: 0	LOB: 0	K: 1	BB: 0	S: 5	P: 5

PITCHER	IP	WLS	BF	H	R	ER	SO	BB	IBB	HBP	BLK	WP	HR	S	P	ERA	WHIP
Ed Figueroa, R ERA: 4.5 (1, 1)	8.0	L	29	4	1	1	2	1	0	0	0	0	0	32	36	1.12	0.625

AB R H RBI BB SO LOB

4	1	1	0	0	0	1
3	0	0	0	1	2	0
3	0	0	1	0	0	1
3	0	0	0	0	0	1
3	0	1	0	0	0	1
3	0	0	0	0	0	1
3	0	2	0	0	0	0
3	0	0	0	0	0	3
3	0	0	0	0	0	3

WP	HR	S	P	ERA	WHIP
0	0	3	36	1.12	0.625

NEW YORK YANKEES @ OAKLAND ATHLETICS
Oakland-Alameda County Coliseum, Oakland, CA
 Wed Apr 25 1979, 6:05 PM PST
 Att. 7,135 - Unknown

livebaseballscorecards.com

AB	28
R	1
H	4
RBI	1
BB	1
SO	2
LOB	11



New York Yankees @ Seattle Mariners
 The Kingdome, Seattle, WA
 Fri Apr 27 1979, 9:05 PM EST
 Att. 24,658 - Dome

livebaseballscorecards.com

AB	35
R	5
H	11
RBI	5
BB	5
SO	2
LOB	19



Batter	1	2	3	4	5	6	7	8	9	AB	R	H	RBI	BB	SO	LOB
Mickey Rivers, L (1, 8) OBP: 0.315, SLG: 0.357	0-0 4-3 HR 2B	0-0 2B 1-3 2-H 1B		0-0 FC4 1-2f 2-3		0-0 F7 1-2f		0-0 S 1B		5	1	3	1	0	0	3
Willie Randolph, R (1, 4) OBP: 0.316, SLG: 0.234	0-0 4-3 2-3	0-0 SF9 3-H		0-0 FC6-2-5 1-2 3-H		0-0 G6-4-3 1-2f		0-0 F8 1-2		4	0	0	1	0	0	5
Thurman Munson, R (1, 2) OBP: 0.260, SLG: 0.290	0-0 5-3	0-0 1-3 2B		0-0 F4			0-0 5-3		0-0 F8	5	0	1	0	0	0	3
Lou Piniella, R (1, 10) OBP: 0.216, SLG: 0.314 Jim Spencer, L (9, PH) OBP: 0.333, SLG: 0.560	0-0 3-H HR	0-0 6-3		0-0 5-3			0-0 F8		0-0 F2	4	1	1	2	0	0	2
Reggie Jackson, L (1, 9) OBP: 0.365, SLG: 0.545	0-0 HR		0-0 F8		0-0 4-3 1B		4-0 S BB		0-3 K	4	1	2	1	1	1	0
Graig Nettles, L (1, 5) OBP: 0.357, SLG: 0.484	0-0 4-3		0-0 G3		0-0 4-3 1-2		4-0 1-2 IBB			3	0	0	0	1	0	1
Chris Chambliss, L (1, 3) OBP: 0.250, SLG: 0.328		0-0 G3	0-3 K		4-0 IBB		0-0 G3			3	0	0	0	1	1	2
Juan Beniquez, R (1, 7) OBP: 0.400, SLG: 0.529 Jay Johnstone, L (8, PH) OBP: 0.273, SLG: 0.455		4-0 BB 1B BB		0-0 FC4 FC6-2-5 1B		0-0 F9		0-0 P3-4 1B		2	1	1	0	1	0	2
Bucky Dent, R (1, 6) OBP: 0.333, SLG: 0.346		4-0 1B 1-2 SF9 BB		0-0 FC4 1-2 1B		0-0 G6-4-3 1B		0-0 P3-4 1-2f		1	0	1	0	0	0	0
Inning Stats	R: 3 E: 0 K: 0 S: 6 H: 3 LOB: 0 BB: 0 P: 6	R: 2 E: 0 K: 0 S: 5 H: 2 LOB: 2 BB: 2 P: 13	R: 0 E: 0 K: 1 S: 5 H: 0 LOB: 0 BB: 0 P: 5	R: 0 E: 0 K: 0 S: 5 H: 2 LOB: 2 BB: 0 P: 5	R: 0 E: 0 K: 0 S: 4 H: 1 LOB: 2 BB: 1 P: 8	R: 0 E: 0 K: 0 S: 3 H: 1 LOB: 0 BB: 0 P: 3	R: 0 E: 0 K: 0 S: 3 H: 0 LOB: 2 BB: 2 P: 11	R: 0 E: 0 K: 0 S: 4 H: 2 LOB: 1 BB: 0 P: 4	R: 0 E: 0 K: 1 S: 5 H: 0 LOB: 0 BB: 0 P: 5	1B: 7 2B: 3 3B: 0 HR: 2 SF: 1 SAC: 0 DP: 2 HBP: 0	WP: 0 PB: 0 SB: 2 CS: 0	PA: 41				

PITCHER	IP	WLS	BF	H	R	ER	SO	BB	IBB	HBP	BLK	WP	HR	S	P	ERA	WHIP
Rick Honeycutt, L (1, 1) ERA: 6.98	1.1		10	4	5	5	0	2	0	0	0	0	2	8	16	33.75	4.500
Mike Parrott, R (2, 1) ERA: 4.26	7.1	W	30	7	0	0	1	1	2	0	0	0	0	29	41	0.00	1.091
Shane Rawley, L (9, 1) ERA: 6.43	0.1	S	1	0	0	0	1	0	0	0	0	0	0	3	3	0.00	0.000

Batter	1	2	3	4	5	6	7	8	9
Julio Cruz, S (1, 4) <small>OBP: 0.349, SLG: 0.239</small>	4-0 		0-0 		0-3 		4-0 	0-0 	
Bobby Valentine, R (1, 7) <small>OBP: 0.438, SLG: 0.333</small>	0-0 		0-0 			0-0 	0-0 		
Tom Paciorek, R (1, 3) Bruce Bochte, L (7, PH) <small>OBP: 0.267, SLG: 0.429</small> <small>OBP: 0.425, SLG: 0.507</small>	0-3 		0-0 			0-0 	4-0 		
Leon Roberts, R (1, 9) Joe Simpson, L (9, 7) <small>OBP: 0.407, SLG: 0.493</small> <small>OBP: 0.231, SLG: 0.360</small>		4-0 		0-0 		0-3 	0-0 		
Willie Horton, R (1, 10) <small>OBP: 0.341, SLG: 0.462</small>		0-0 		4-0 		0-0 		0-0 	
Ruppert Jones, L (1, 8) <small>OBP: 0.325, SLG: 0.397</small>		0-0 		0-3 		0-0 		0-0 	
Larry Cox, R (1, 2) Bob Stinson, S (8, PH) <small>OBP: 0.423, SLG: 0.640</small> <small>OBP: 0.327, SLG: 0.415</small>			0-0 	0-0 		0-0 		0-0 	
Larry Milbourne, S (1, 5) <small>OBP: 0.318, SLG: 0.364</small>			0-0 		0-0 	0-0 		0-0 	
Mario Mendoza, R (1, 6) Dan Meyer, L (8, PH) John Hale, L (9, 9) <small>OBP: 0.281, SLG: 0.327</small> <small>OBP: 0.263, SLG: 0.396</small>			0-0 		0-0 		0-0 	0-0 	

AB	R	H	RBI	BB	SO	LOB
3	0	1	2	2	1	0
4	0	1	0	0	0	2
3	1	1	1	0	1	1
0	0	0	0	1	0	0
3	0	0	0	1	1	3
0	0	0	0	0	0	0
3	1	2	1	1	0	1
4	0	1	0	0	1	1
3	1	2	0	0	0	1
1	1	1	1	0	0	0
4	0	0	0	0	0	4
3	1	1	0	0	0	0
1	1	1	1	0	0	0
0	0	0	0	0	0	0

WP	HR	S	P	ERA	WHIP
0	1	33	49	4.26	1.895
0	3	7	11	16.20	2.400

Inning Stats	R: 0	H: 0	E: 0	K: 1	S: 4	LOB: 0	BB: 1	P: 8
	0	0	0	0	2	0	0	2
	0	0	0	0	0	0	0	0
	0	3	0	0	3	1	0	6
	0	0	0	1	5	0	1	9
	0	0	0	1	5	0	1	5
	1	4	0	1	9	3	2	11
	3	3	0	0	6	0	0	6

AB	32
R	6
H	11
RBI	6
BB	5
SO	4
LOB	13



WP	HR	S	P	ERA	WHIP
0	1	33	49	4.26	1.895
0	3	7	11	16.20	2.400

BOTTOM

New York Yankees @ Seattle Mariners
 The Kingdome, Seattle, WA
 Fri Apr 27 1979, 9:05 PM EST
 Att. 24,658 - Dome

livebaseballscorecards.com

New York Yankees @ Seattle Mariners
 The Kingdom, Seattle, WA
 Sat Apr 28 1979, 10:05 PM EST
 Att. 35,048 - Dome

livebaseballscorecards.com

AB	32
R	2
H	4
RBI	2
BB	6
SO	2
LOB	16



AB	R	H	RBI	BB	SO	LOB
5	0	1	0	0	0	2
4	1	1	0	0	0	1
1	0	0	0	0	1	2
4	0	0	0	0	0	2
3	0	0	1	1	0	2
2	1	0	0	2	0	1
4	0	1	0	0	0	2
4	0	0	1	0	1	1
2	0	1	0	1	0	0
0	0	0	0	1	0	0
3	0	0	0	0	0	3
0	0	0	0	1	0	0

Batter	1	2	3	4	5	6	7	8	9
Mickey Rivers, L (1, 8) OBP: 0.308, SLG: 0.347	0-0 3-1		0-0 F7		0-0 5-3 1B		0-0 F5		0-0 F8
Willie Randolph, R (1, 4) OBP: 0.313, SLG: 0.235	0-0 F8		0-0 FC5 FC4-6 1B		0-0 5-3 1-3		0-0 6-3		0-3 K
Jay Johnstone, L (9, PH) OBP: 0.261, SLG: 0.435	0-0 F8		0-0 FC5 FC4-6 1B		0-0 6-3		0-0 6-3		0-0 6-3
Thurman Munson, R (1, 2) OBP: 0.247, SLG: 0.274	0-0 1-3		0-0 FC5 FC4-6 1-3		0-0 6-3		0-0 6-3		0-0 6-3
Reggie Jackson, L (1, 9) OBP: 0.358, SLG: 0.517		0-0 5-3	0-0 FC4-6 1-2f 3-H		0-0 F6		0-0 F6		4-0 BB BB
Graig Nettles, L (1, 5) OBP: 0.365, SLG: 0.469		4-0 1B 1-3 BB	0-0 4-1		0-0 F8		0-0 F8		4-0 FC4-6 1-2 BB
Chris Chambliss, L (1, 3) OBP: 0.250, SLG: 0.324		0-0 1-3 1B		0-0 6-3		0-0 F7		0-0 FC4-6 1-2f	0-0 FC4-6
Roy White, S (1, 7) OBP: 0.294, SLG: 0.233		0-0 1-3		0-3 K		0-0 G3		0-0 6-3	0-0 6-3
Jim Spencer, L (1, 10) OBP: 0.367, SLG: 0.556		4-0 1-2 3-H		0-0 1B		0-0 5-3		0-0 5-3	4-0 BB BB
Lou Piniella, R (9, PH) OBP: 0.237, SLG: 0.314		0-0 IBB		0-0 1B		0-0 6-3		0-0 6-3	4-0 BB BB
Fred Stanley, R (1, 6) OBP: 0.333, SLG: 0.333		0-0 F8		0-0 F9		0-0 6-3		0-0 6-3	4-0 BB BB
Cliff Johnson, R (9, PH) OBP: 0.333, SLG: 0.412		0-0 F8		0-0 F9		0-0 6-3		0-0 6-3	4-0 BB BB

Inning Stats																																																																										
R	H	E	K	S	R	H	E	K	S	R	H	E	K	S	R	H	E	K	S	R	H	E	K	S	R	H	E	K	S	R	H	E	K	S	R	H	E	K	S	R	H	E	K	S	R	H	E	K	S	1B	2B	3B	HR	SF	SAC	DP	HBP	WP	PA															
0	0	0	0	3	1	1	0	0	4	1	1	0	0	5	0	1	0	1	6	0	0	0	0	4	0	0	0	0	3	0	0	0	0	3	0	0	0	0	3	0	0	0	0	3	0	0	0	0	3	0	0	0	0	11	0	0	0	0	5	0	0	0	0	13	4	0	0	0	0	0	0	0	0	38

PITCHER																
IP	WLS	BF	H	R	ER	SO	BB	IBB	HBP	BLK	WP	HR	S	P	ERA	WHIP
7.2		32	4	2	1	1	3	1	0	0	0	0	30	46	1.17	0.913
1.0	W	5	0	0	0	0	2	0	0	0	0	0	3	11	0.00	2.000
0.1	S	1	0	0	0	1	0	0	0	0	0	0	3	3	0.00	0.000

Batter	1	2	3	4	5	6	7	8	9	AB	R	H	RBI	BB	SO	LOB
Julio Cruz, S OBP: 0.337, SLG: 0.230 (1, 4)	0-0 3-1		0-0 SH1-3		0-0 F7		0-0 4-3			3	0	0	0	0	0	1
Dan Meyer, L OBP: 0.279, SLG: 0.393 (1, 7) Joe Simpson, L OBP: 0.231, SLG: 0.360 (9, 7)	4-0 CS BB		0-0 F8		0-0 F5			0-0 6-3 1B		3	1	1	0	1	0	0
Bruce Bochte, L OBP: 0.429, SLG: 0.541 (1, 3)	0-3 K 1-2		0-0 HR			4-0 BB		0-0 F3		3	1	1	1	1	1	2
Leon Roberts, R OBP: 0.400, SLG: 0.480 (1, 9) John Hale, L (9, 9)		0-0 F6	0-0 WP 1B		0-0 F2			0-0 6-3 1-2		4	0	1	0	0	0	2
Willie Horton, R OBP: 0.337, SLG: 0.451 (1, 10)		0-0 F5	0-0 5-3 1-2		0-0 F4			0-0 2-H 1B		4	0	1	1	0	0	2
Ruppert Jones, L OBP: 0.326, SLG: 0.395 (1, 8)		0-0 S 1B		0-0 F7		0-0 4-3				3	0	1	0	0	0	1
Bob Stinson, S OBP: 0.346, SLG: 0.419 (1, 2)	4-0 1-2 BB			0-0 F7			0-0 SH3-4 1B			2	0	1	0	1	0	0
Larry Milbourne, S OBP: 0.292, SLG: 0.333 (1, 5)		0-0 G3		0-0 F7			0-0 SH3-4 1-2			2	0	0	0	0	0	2
Mario Mendoza, R OBP: 0.283, SLG: 0.345 (1, 6)			0-0 SH1-3 E 2B		0-0 4-3		0-0 6-3			3	1	1	0	0	0	1


Inning Stats	R: 0 E: 0 K: 1 S: 4	H: 0 LOB: 1 BB: 1 P: 8	R: 0 E: 0 K: 0 S: 4	H: 1 LOB: 2 BB: 1 P: 8	R: 2 E: 1 K: 0 S: 6	H: 3 LOB: 1 BB: 0 P: 6	R: 0 E: 0 K: 0 S: 3	H: 0 LOB: 0 BB: 0 P: 3	R: 0 E: 0 K: 0 S: 3	H: 0 LOB: 0 BB: 0 P: 3	R: 0 E: 0 K: 0 S: 3	H: 0 LOB: 1 BB: 1 P: 7	R: 0 E: 0 K: 0 S: 4	H: 1 LOB: 1 BB: 0 P: 4	R: 1 E: 0 K: 0 S: 4	H: 2 LOB: 1 BB: 0 P: 4	1B: 5 2B: 2 3B: 0 HR: 1	SF: 0 SAC: 2 DP: 1 HBP: 0	WP: 1 PB: 0 SB: 1 CS: 1	PA: 32
PITCHER Catfish Hunter, R ERA: 6.06 (1, 1)	IP: 8.0 WLS: L BF: 32 H: 7 R: 3 ER: 3 SO: 1 BB: 3 IBB: 0 HBP: 0 BLK: 0 WP: 1 HR: 1 S: 31 P: 43 ERA: 3.38 WHIP: 1.250																			
PITCHER	IP	WLS	BF	H	R	ER	SO	BB	IBB	HBP	BLK	WP	HR	S	P	ERA	WHIP			

BOTTOM

New York Yankees @ Seattle Mariners
The Kingdome, Seattle, WA
Sat Apr 28 1979, 10:05 PM EST
Att. 35,048 - Dome

livebaseballscorecards.com

AB	27
R	3
H	7
RBI	2
BB	3
SO	1
LOB	11



BOTTOM

New York Yankees @ Seattle Mariners
The Kingdome, Seattle, WA
Sun Apr 29 1979, 6:33 AM EDT
Att. 29,041 - Dome

livebaseballscorecards.com

AB 37
R 6
H 12
RBI 6
BB 5
SO 4
LOB 14



WP: 0 PA: 43
PB: 0
SB: 1
CS: 0

AB R H RBI BB SO LOB

3 1 2 0 2 0 0

4 1 1 0 1 1 3

5 1 2 1 0 1 2

0 1 0 0 0 0 0

3 2 1 0 1 0 0

5 0 3 3 0 0 1

4 0 2 1 1 0 2

4 0 0 0 0 0 4

1 0 1 1 0 0 0

4 0 0 0 0 1 2

3 0 0 0 0 0 0

1 0 0 0 0 1 0

1B: 9 SF: 0
2B: 2 SAC: 0
3B: 1 DP: 1
HR: 0 HBP: 1

Batter	1	2	3	4	5	6	7	8	9
Julio Cruz, S OBP: 0.362, SLG: 0.247 (1, 4)	0-0 1-3 1B		0-0 G5-6-3 1B		4-0 BB		0-0 1B		4-0 1B BB
Bobby Valentine, R OBP: 0.429, SLG: 0.313 (1, 7)	0-0 2B 1B		0-0 G5-6-3 1-2f		4-0 1-2 BB		0-0 F8		0-3 K
Tom Paciorek, R OBP: 0.300, SLG: 0.474 (1, 3) Joe Simpson, L OBP: 0.231, SLG: 0.360 (9, PR)	0-0 1-H 2B 2B		0-0 F9		0-0 F6			0-3 K	0-0 1-3 BB 1B
Leon Roberts, R OBP: 0.411, SLG: 0.474 (1, 9)	0-0 2B 1B			0-0 6-3		0-0 5-3		1-0 1B HBP	4-0 1-2 E 1B BB
Willie Horton, R OBP: 0.351, SLG: 0.471 (1, 10)	0-0 1-H 2-H 2B			0-0 1B		0-0 1-3		0-0 FC5 1B	0-0 1-3 2-H 3-H 1B
Ruppert Jones, L OBP: 0.341, SLG: 0.425 (1, 8)	0-0 6-3			0-0 F7		0-0 3B		0-0 1-2 2-H 1B	4-0 1B IBB
Larry Cox, R OBP: 0.367, SLG: 0.552 (1, 2) Bruce Bochte, L OBP: 0.435, SLG: 0.547 (9, PH)		0-0 4-3		0-0 F9		0-0 5-3		0-0 F7	0-0 1-2 2-3 3-H 1B
Larry Milbourne, S OBP: 0.250, SLG: 0.286 (1, 5)		0-0 1-3			0-0 6-3		0-0 6-3	0-3 K	
Mario Mendoza, R OBP: 0.270, SLG: 0.328 (1, 6) Bill Stein, R OBP: 0.367, SLG: 0.423 (9, PH)		0-0 L4			0-0 1-3		0-0 4-3		0-3 K

Inning Stats	R: 2	H: 4	E: 0	LOB: 1	K: 0	P: 6	R: 0	H: 0	E: 0	LOB: 0	K: 0	P: 3	R: 0	H: 1	E: 0	LOB: 0	K: 0	P: 3	R: 0	H: 1	E: 0	LOB: 1	K: 0	P: 4	R: 0	H: 0	E: 0	LOB: 2	K: 0	P: 11	R: 0	H: 1	E: 0	LOB: 1	K: 0	P: 4	R: 0	H: 1	E: 0	LOB: 1	K: 0	P: 4	R: 1	H: 1	E: 1	LOB: 2	K: 2	P: 10	R: 3	H: 3	E: 1	LOB: 3	K: 2	P: 21	1B: 9	SF: 0	2B: 2	SAC: 0	3B: 1	DP: 1	HR: 0	HBP: 1	WP: 0	PA: 43
--------------	------	------	------	--------	------	------	------	------	------	--------	------	------	------	------	------	--------	------	------	------	------	------	--------	------	------	------	------	------	--------	------	-------	------	------	------	--------	------	------	------	------	------	--------	------	------	------	------	------	--------	------	-------	------	------	------	--------	------	-------	-------	-------	-------	--------	-------	-------	-------	--------	-------	--------

PITCHER	IP	WLS	BF	H	R	ER	SO	BB	IBB	HBP	BLK	WP	HR	S	P	ERA	WHIP
Tommy John, L ERA: 1.13 (1, 1)	7.1		33	9	3	2	1	2	0	1	0	0	0	32	41	2.46	1.500
Paul Mirabella, L ERA: 4.5 (8, 1)	1.1	L	7	1	3	3	3	2	0	0	0	0	0	11	19	20.25	2.250
Ron Davis, R ERA: (9, 1)	0.0		2	1	0	0	0	0	1	0	0	0	0	1	5	∞	∞
Dick Tidrow, R ERA: 5.79 (9, 1)	0.0		1	1	0	0	0	0	0	0	0	0	0	1	1	∞	∞

Batter	1	2	3	4	5	6	7	8	9	AB R H RBI BB SO LOB	TOP						
Willie Randolph, R (1, 4) OBP: 0.319, SLG: 0.250	0-3 K		0-0 G5-4-3 1B		0-0 FC4-6			0-0 G6-4-3		4 0 1 1 0 1 2							
Thurman Munson, R (1, 2) OBP: 0.247, SLG: 0.309	0-0 5-3		0-0 G5-4-3			0-0 F8			0-0 F8	4 0 0 0 0 0 2							
Mickey Rivers, L (1, 8) OBP: 0.279, SLG: 0.317	0-0 1-3			0-3 K		0-0 4-3			0-0 F9	3 0 0 0 0 1 0							
Jay Johnstone, L (6, 8) OBP: 0.286, SLG: 0.407										1 0 0 0 0 0 0							
Graig Nettles, L (1, 5) OBP: 0.378, SLG: 0.457		0-0 F7		0-0 1B		0-3 K			4-0 BB 1B BB	3 0 1 0 1 1 0							
Lou Piniella, R (1, 7) OBP: 0.238, SLG: 0.308		0-0 5-3		0-0 F8			0-0 F7		0-0 BB 1B	4 0 1 0 0 0 1							
Reggie Jackson, L (1, 9) OBP: 0.373, SLG: 0.492		4-0 CS BB		0-3 K			0-0 F7		4-0 BB 1B	2 0 0 0 2 1 1							
Chris Chambliss, L (1, 3) OBP: 0.238, SLG: 0.303	0-0 CS		0-0 SH1-4 1B 1B		0-0 1-3		0-0 4-3		0-0 F7	4 1 1 0 0 0 3							
Jim Spencer, L (1, 10) OBP: 0.351, SLG: 0.576			0-0 1B SH1-4 1B		0-0 L8			0-0 1-4-3		3 0 1 0 0 0 0							
Bucky Dent, R (1, 6) OBP: 0.356, SLG: 0.370			0-0 SH1-4		0-0 FC4-6 1B			0-0 G6-4-3 1B		2 0 2 0 0 0 0							
Inning Stats	R: 0 H: 0 E: 0 LOB: 0 K: 1 BB: 0 S: 5 P: 5	R: 0 H: 0 E: 0 LOB: 0 K: 0 BB: 1 S: 2 P: 6	R: 1 H: 3 E: 0 LOB: 1 K: 0 BB: 0 S: 5 P: 5	R: 0 H: 1 E: 0 LOB: 1 K: 2 BB: 0 S: 8 P: 8	R: 0 H: 1 E: 0 LOB: 1 K: 0 BB: 0 S: 4 P: 4	R: 0 H: 0 E: 0 LOB: 0 K: 1 BB: 0 S: 5 P: 5	R: 0 H: 0 E: 0 LOB: 0 K: 0 BB: 0 S: 3 P: 3	R: 0 H: 1 E: 0 LOB: 0 K: 0 BB: 0 S: 3 P: 3	R: 0 H: 1 E: 0 LOB: 3 K: 0 BB: 2 S: 4 P: 12	1B: 7 SF: 0 2B: 0 SAC: 1 3B: 0 DP: 2 HR: 0 HBP: 0	WP: 0 PA: 35 PB: 0 SB: 0 CS: 1						
PITCHER	IP WLS BF H R ER SO BB IBB HBP BLK WP HR S P ERA WHIP																
Jim Barr, R (1, 1) ERA: 3.54	8.2	32	7	1	1	4	2	0	0	0	0	0	0	38	46	1.04	1.038
Dave LaRoche, L (9, 1) ERA: 3.6	0.1	W	2	0	0	0	1	0	0	0	0	0	0	1	5	0.00	3.000

New York Yankees @ California Angels
Anaheim Stadium, Anaheim, CA
 Mon Apr 30 1979, 10:05 PM EDT
 Att: 37,180 - Unknown

livebaseballscorecards.com

AB 30
R 1
H 7
RBI 1
BB 3
SO 4
LOB 9



Batter	1	2	3	4	5	6	7	8	9	AB	R	H	RBI	BB	SO	LOB
Rick Miller, L OBP: 0.398, SLG: 0.425 (1, 8) X	0-0 G3 ①			X 0-0 F7 ①		S 0-3 K ②		X 0-0	X 0-0 1B 1B	4	1	1	0	0	1	1
Dan Ford, R OBP: 0.439, SLG: 0.633 (1, 9) S S S	0-3 K ②			S 0-3 K ②		S 0-3 K ③		X 0-0	X 0-0 1B IBB 1B	4	0	1	0	0	3	1
Rod Carew, L OBP: 0.466, SLG: 0.464 (1, 3) B B B	4-0 CS BB			X 0-0 4-3 ③				X 0-0 5-3 ①	4-0 1B IBB	2	0	0	0	2	0	0
Don Baylor, R OBP: 0.396, SLG: 0.467 (1, 7) 1-2	0-0 CS ③ X	0-0 4-3 ①		X 0-0 E5 1B 1B		X 0-0 F8 ②		X 0-0	X 0-0 1B	4	1	2	1	0	0	0
Willie Aikens, L OBP: 0.403, SLG: 0.638 (1, 10) X		0-0 4-3 ②		X 0-0 F7 ①		S 0-3 K ③		X 0-0	1-2 2-3 3-H 1B	3	0	0	0	0	1	1
Carney Lansford, R OBP: 0.365, SLG: 0.448 (1, 5) X		0-0 4-3 ③		X 0-0 CS 1B				X 0-0 F9 ①		3	0	1	1	0	0	0
Brian Downing, R OBP: 0.419, SLG: 0.512 (1, 2) S S S			0-3 K ①	X 0-0 6-3 ② ③		X 0-0		X 0-0	X 0-0 6-3 ②	3	0	0	0	0	1	1
Bobby Grich, R OBP: 0.396, SLG: 0.655 (1, 4) X				X 0-0 4-3 ②		X 0-0 SH1-4 1B		X 0-0	X 0-0 1-4-3 ③	3	0	1	0	0	0	0
Orlando Ramirez, R Willie Davis, L (9, PH) OBP: 0.286, SLG: 0.167 S S S			0-3 K ③	X 0-0 SH1-4 1-2				X 0-0	X 0-0 P7 ①	1	0	0	0	0	1	0

Inning Stats	R: 0 E: 0 K: 1 S: 4	H: 0 LOB: 0 BB: 1 P: 8	R: 0 E: 0 K: 0 S: 3	H: 0 LOB: 0 BB: 0 P: 3	R: 0 E: 0 K: 2 S: 7	H: 0 LOB: 0 BB: 0 P: 7	R: 0 E: 0 K: 1 S: 5	H: 0 LOB: 0 BB: 0 P: 5	R: 1 E: 1 K: 0 S: 4	H: 2 LOB: 0 BB: 0 P: 4	R: 0 E: 0 K: 2 S: 8	H: 1 LOB: 1 BB: 0 P: 8	R: 0 E: 0 K: 1 S: 5	H: 0 LOB: 0 BB: 0 P: 5	R: 0 E: 0 K: 0 S: 3	H: 0 LOB: 0 BB: 0 P: 3	R: 1 E: 0 K: 0 S: 4	H: 3 LOB: 3 BB: 1 P: 8	1B: 6 2B: 0 3B: 0 HR: 0	SF: 0 SAC: 1 DP: 0 HBP: 0
PITCHER Ed Figueroa, R (1, 1) ERA: 3.86	IP: 8.1 WLS: L BF: 31 H: 6 R: 2 ER: 1 SO: 7 BB: 1 IBB: 1 HBP: 0 BLK: 0 WP: 0 HR: 0 S: 43 P: 51 ERA: 1.08 WHIP: 0.840																			


BOTTOM

New York Yankees @ California Angels
Anaheim Stadium, Anaheim, CA

Mon Apr 30 1979, 10:05 PM EDT
Att. 37,180 - Unknown

livebaseballscorecards.com

AB	28
R	2
H	6
RBI	2
BB	2
SO	7
LOB	4



WP: 0	PA: 32
PB: 0	
SB: 0	
CS: 2	

Batter	1	2	3	4	5	6	7	8	9	10	11	AB R H RBI BB SO LOB	TOP														
Willie Randolph, R OBP: 0.309, SLG: 0.244	0-0 F8	0-0 6-3		0-0 1-3		0-0 4-3			0-0 F9		0-0 1B	6 1 1 0 0 0 0	<p>New York Yankees @ California Angels Anaheim Stadium, Anaheim, CA Tue May 01 1979, 10:05 PM EDT Att. 38,858 - Unknown</p>														
Juan Beniguez, R OBP: 0.423, SLG: 0.652	0-0 HR	0-0 HR		0-0 6-3		0-0 5-3			0-0 F8		0-0 1B	6 3 3 2 0 0 0															
Thurman Munson, R OBP: 0.275, SLG: 0.326	4-0 HR	0-0 5-3		0-0 FC4-6		0-0 G5-4-3			0-0 F7		0-0 1B	5 2 3 1 1 0 0															
Lou Piniella, R OBP: 0.250, SLG: 0.378	0-0 HR		0-0 6-3	0-0 FC4-6		0-0 G5-4-3			0-0 F7		0-0 1B	6 1 2 4 0 0 2															
Graig Nettles, L OBP: 0.386, SLG: 0.461	0-0 F7		0-0 2B		0-0 1B		0-0 4-3		0-0 3-1		0-0 1B	6 1 3 1 0 0 0															
Reggie Jackson, L OBP: 0.383, SLG: 0.515	0-0 1B		0-0 1B		0-3 K		0-3 K		0-3 K		0-3 L7	5 3 2 0 1 2 3															
Cliff Johnson, R OBP: 0.360, SLG: 0.429	0-0 FC4-6		0-0 1B		0-0 F8		0-0 5-3			0-0 SH3-4		4 0 2 2 0 0 1															
Chris Chambliss, L OBP: 0.224, SLG: 0.284	0-0 FC4-6		0-3 K		0-3 K		0-3 K			0-3 K		5 0 0 0 0 4 4															
Bucky Dent, R OBP: 0.344, SLG: 0.356		0-0 6-3		0-0 F8		0-0 5-3			0-0 F5		0-0 1B	5 1 1 1 0 0 1															
Inning Stats	R: 4 E: 0 K: 0 S: 7	H: 4 LOB: 1 BB: 1 P: 11	R: 1 E: 0 K: 0 S: 4	H: 1 LOB: 0 BB: 0 P: 4	R: 2 E: 1 K: 1 S: 8	H: 3 LOB: 1 BB: 0 P: 8	R: 0 E: 0 K: 0 S: 4	H: 1 LOB: 1 BB: 0 P: 4	R: 0 E: 0 K: 2 S: 8	H: 1 LOB: 1 BB: 0 P: 8	R: 0 E: 0 K: 0 S: 3	H: 0 LOB: 0 BB: 0 P: 3		R: 0 E: 0 K: 2 S: 7	H: 0 LOB: 0 BB: 0 P: 7	R: 0 E: 0 K: 0 S: 3	H: 0 LOB: 0 BB: 0 P: 3	R: 0 E: 0 K: 0 S: 3	H: 0 LOB: 0 BB: 0 P: 3	R: 5 E: 0 K: 1 S: 11	H: 6 LOB: 2 BB: 1 P: 15	1B: 13 2B: 2 3B: 0 HR: 2	SF: 0 SAC: 1 DP: 1 HBP: 0	WP: 0 PB: 0 SB: 1 CS: 0	PA: 51		
PITCHER	IP WLS BF H R ER SO BB IBB HBP BLK WP HR S P ERA WHIP																										
Frank Tanana, L ERA: 3.9	(1, 1) 0.2 7 4 4 4 0 1 0 0 0 0 0 1 6 10 54.00 7.500																										
Mike Barlow, R ERA: 3.38	(1, 1) 5.1 22 6 3 2 3 0 0 0 0 0 0 1 28 28 3.38 1.125																										
Mark Clear, R ERA: 1.99	(7, 1) 4.0 12 1 0 0 2 0 0 0 0 0 0 0 16 16 0.00 0.250																										
Dave LaRoche, L ERA: 6.75	(11, 1) 0.2 L 6 3 4 4 1 1 0 0 0 0 0 0 7 11 54.00 6.000																										
Dyar Miller, R ERA: 2.7	(11, 1) 0.1 4 3 1 1 0 0 0 0 0 0 0 0 4 4 27.00 9.000																										

livebaseballscorecards.com

AB	48
R	12
H	17
RBI	11
BB	2
SO	6
LOB	11



Batter	1	2	3	4	5	6	7	8	9	10	11	AB R H RBI BB SO LOB	BOTTOM					
Rick Miller, L (1, 8) OBP: 0.380, SLG: 0.403 Merv Rettenmund, R (9, PH) OBP: 0.167, SLG: 0.167 Jim Anderson, R (10, 6)	1-3		FC6-4			L1		6-3	1B 1B		1B BB	4 0 0 0 0 0 1 1 0 1 1 0 0 0 0 0 0 0 1 0 0	New York Yankees @ California Angels Anaheim Stadium, Anaheim, CA Tue May 01 1979, 10:05 PM EDT Att. 38,858 - Unknown					
Dan Ford, R (1, 9) OBP: 0.444, SLG: 0.655 (10, 8)	L9			L8		1B 2B		2B	1B		F8	6 1 3 1 0 0 2						
Rod Carew, L (1, 3)	F6			F7		BB 1B		F7	K		FC6-4 1B	6 1 2 1 0 1 3						
Don Baylor, R (1, 7) OBP: 0.393, SLG: 0.484 (10, 9)		K				1B BB		F9	K		FC6-4	5 1 1 1 1 2 5						
Willie Aikens, L (1, 10) OBP: 0.403, SLG: 0.619		4-3				HR						5 1 2 2 0 2 0						
Carney Lansford, R (1, 5) OBP: 0.367, SLG: 0.446		F4				G4-3 1B			1B 1B		K	5 1 2 0 0 0 2						
Brian Downing, R (1, 2) OBP: 0.398, SLG: 0.483												5 0 0 0 0 1 3						
Bobby Grich, R (1, 4) OBP: 0.396, SLG: 0.652				F4		F4		6-3	K		G5-4-3	5 0 0 0 0 1 3						
Orlando Ramirez, R (1, 6) Rance Mulliniks, L (5, PH) OBP: 0.197, SLG: 0.197 (6, 6) Willie Davis, L (9, PH) OBP: 0.286, SLG: 0.167 Joe Rudi, R (9, PH) OBP: 0.303, SLG: 0.407 (10, 7)				F3		2B		K	1B 1B		F9	5 1 2 1 0 1 1						
				K		F7		1-3	1B 1B		1B 1B	1 0 0 0 0 1 1 2 0 0 0 0 0 1 0 0 0 0 0 0 0 2 2 2 1 0 0 0						
Inning Stats	R: 0 H: 0 E: 0 LOB: 0 K: 0 BB: 0 S: 3 P: 3	R: 0 H: 0 E: 0 LOB: 0 K: 1 BB: 0 S: 5 P: 5	R: 0 H: 0 E: 1 LOB: 1 K: 1 BB: 0 S: 6 P: 6	R: 1 H: 1 E: 0 LOB: 0 K: 1 BB: 0 S: 6 P: 6	R: 0 H: 1 E: 0 LOB: 1 K: 0 BB: 0 S: 4 P: 4	R: 2 H: 3 E: 0 LOB: 1 K: 0 BB: 1 S: 5 P: 9	R: 0 H: 0 E: 0 LOB: 0 K: 1 BB: 0 S: 5 P: 5	R: 0 H: 1 E: 0 LOB: 1 K: 0 BB: 0 S: 4 P: 4	R: 4 H: 6 E: 0 LOB: 2 K: 3 BB: 0 S: 15 P: 15	R: 0 H: 1 E: 0 LOB: 0 K: 1 BB: 0 S: 5 P: 5	R: 1 H: 2 E: 0 LOB: 2 K: 0 BB: 1 S: 5 P: 9	1B: 11 SF: 0 2B: 3 SAC: 0 3B: 0 DP: 2 HR: 1 HBP: 0		WP: 0 PA: 49 PB: 0 SB: 0 CS: 0				
PITCHER	IP WLS BF H R ER SO BB IBB HBP BLK WP HR S P ERA WHIP																	
Luis Tiant, R (1, 1) ERA: 8.38	5.1	23	5	3	3	3	1	0	0	0	0	0	0	1	28	32	5.06	1.125
Dick Tidrow, R (6, 1) ERA: 6.57	3.0	12	4	3	3	2	0	0	0	0	0	0	0	0	16	16	9.00	1.333
Paul Mirabella, L (9, 1) ERA: 5.25	0.0	1	1	0	0	0	0	0	0	0	0	0	0	1	1	∞	∞	
Ken Clay, R (9, 1) ERA: 2.77	0.0	2	2	1	1	0	0	0	0	0	0	0	0	2	2	∞	∞	
Tommy John, L (9, 1) ERA: 1.27	2.2	W 11	3	1	1	3	1	0	0	0	0	0	0	16	20	3.38	1.500	

AB	47
R	8
H	15
RBI	8
BB	2
SO	8
LOB	19



livebaseballscores.com

Batter	1	2	3	4	5	6	7	8	9	AB R H RBI BB SO LOB	TOP							
Willie Randolph, R (1, 4) OBP: 0.297, SLG: 0.233	0-0 F9		0-0 F8		0-0 FC6-4			0-0 F9		4 0 0 0 0 0 2								
Thurman Munson, R (1, 2) OBP: 0.295, SLG: 0.337	4-0 BB		0-3 K			0-0 1B		0-0 1B		3 0 2 0 1 1 1								
Reggie Jackson, L (1, 9) OBP: 0.365, SLG: 0.486	0-0 G4-6-3			0-0 4-3		0-3 K		0-3 K		4 0 0 0 0 2 3								
Graig Nettles, L (1, 5) OBP: 0.380, SLG: 0.450		0-0 5-3		0-0 G3		0-0 1B		0-3 K		4 0 1 0 0 1 1								
Lou Piniella, R (1, 7) OBP: 0.231, SLG: 0.347		0-0 5-3		0-0 E6		0-3 K			0-0 F9	4 0 0 0 0 1 2								
Jim Spencer, L (1, 10) OBP: 0.366, SLG: 0.568		0-0 1B		0-0 F8		0-0 FC4-6			0-0 1B	4 0 2 0 0 0 3								
Chris Chambliss, L (1, 3) OBP: 0.213, SLG: 0.271		0-0 F7			0-0 4-3		0-0 4-3		0-0 L8	4 0 0 0 0 0 2								
Juan Beniquez, R (1, 8) OBP: 0.379, SLG: 0.577			0-3 K		0-0 F7		0-3 K		0-0 G3	3 0 0 0 0 0 2 0								
Mickey Rivers, L (9, PH) OBP: 0.276, SLG: 0.313										1 0 0 0 0 0 1								
Bucky Dent, R (1, 6) OBP: 0.358, SLG: 0.361		4-0 BB		0-0 1B		0-0 F4				2 0 1 0 1 0 0								
Inning Stats	R: 0 E: 0 K: 0 S: 2	H: 0 LOB: 0 BB: 1 P: 6	R: 0 E: 0 K: 0 S: 4	H: 1 LOB: 1 BB: 0 P: 4	R: 0 E: 0 K: 2 S: 7	H: 0 LOB: 1 BB: 1 P: 11	R: 0 E: 1 K: 0 S: 4	H: 0 LOB: 1 BB: 0 P: 4	R: 0 E: 0 K: 1 S: 5	H: 1 LOB: 0 BB: 0 P: 5	R: 0 E: 0 K: 2 S: 8	H: 0 LOB: 0 BB: 0 P: 8	R: 0 E: 0 K: 0 S: 4	H: 1 LOB: 1 BB: 0 P: 4	1B: 6 2B: 0 3B: 0 HR: 0	SF: 0 SAC: 0 DP: 1 HBP: 0	WP: 0 PB: 0 SB: 0 CS: 0	PA: 35
PITCHER Nolan Ryan, R (1, 1) ERA: 2.61	IP: 9.0 WLS: W BF: 35 H: 6 R: 0 ER: 0 SO: 7 BB: 2 IBB: 0 HBP: 0 BLK: 0 WP: 0 HR: 0 S: 47 P: 55 ERA: 0.00 WHIP: 0.889											PITCHER	IP: WLS: BF: H: R: ER: SO: BB: IBB: HBP: BLK: WP: HR: S: P: ERA: WHIP:					

New York Yankees @ California Angels
 Anaheim Stadium, Anaheim, CA
 Wed May 02 1979, 10:05 PM EDT
 Att: 40,648 - Unknown

AB	33
R	0
H	6
RBI	0
BB	2
SO	7
LOB	15



Batter	1	2	3	4	5	6	7	8	9
Jim Anderson, R <small>(1, 4) OBP: 0.500, SLG: 0.500</small> <small>(9, 6)</small>	4-0 SH1-3 BB 2-1		0-0 2B 2-H		0-0 F4			0-0 F3	
Merv Rettenmund, R <small>(1, 7) OBP: 0.111, SLG: 0.111</small> Rick Miller, L <small>(9, 8) OBP: 0.380, SLG: 0.403</small>	0-0 SH1-3 1-2		0-3 K			0-0 5-3		0-3 K	
Dan Ford, R <small>(1, 8) OBP: 0.424, SLG: 0.621</small> <small>(9, 9)</small>	0-0 4-3 2-3			0-0 6-3		0-3 K			
Don Baylor, R <small>(1, 9) OBP: 0.400, SLG: 0.479</small> Rod Carew, L <small>(9, 3) OBP: 0.459, SLG: 0.456</small>	0-0 2-1 3-H	0-0 6-3		4-0 G6-4-3 BB		4-0 CS BB			
Joe Rudi, R <small>(1, 3) OBP: 0.294, SLG: 0.394</small> <small>(9, 7)</small>		0-0 F9		0-0 G6-4-3 1-2f		0-0 CS 1-2	0-3 K		
Carney Lansford, R <small>(1, 5) OBP: 0.366, SLG: 0.452</small>		0-0 5-3			0-0 1B 2B		0-0 5-3		
Brian Downing, R <small>(1, 10) OBP: 0.406, SLG: 0.489</small>			0-3 K		0-0 2B 1B		0-0 1B		
Terry Humphrey, R <small>(1, 2) OBP: 0.400, SLG: 0.250</small>			0-0 WP 2B 1B		0-0 F6		0-3 K		
Orlando Ramirez, R <small>(1, 6)</small> Bobby Grich, R <small>(8, PH) OBP: 0.392, SLG: 0.644</small> <small>(9, 4)</small>			0-3 K		0-3 K			0-3 K	


Inning Stats	R: 0	H: 0	E: 0	K: 0	S: 2	R: 0	H: 0	E: 0	K: 0	S: 3	R: 1	H: 2	E: 0	K: 3	S: 11	R: 0	H: 0	E: 0	K: 0	S: 2	R: 0	H: 2	E: 0	K: 1	S: 7	R: 0	H: 0	E: 0	K: 1	S: 4	R: 0	H: 1	E: 0	K: 2	S: 8	R: 0	H: 0	E: 0	K: 2	S: 7	R: 0	H: 0	E: 0	K: 2	S: 7	
	0	0	0	0	2	0	0	0	0	3	1	2	0	3	11	0	0	0	0	2	6	0	2	0	2	0	0	0	0	0	1	8	0	0	0	8	0	0	0	0	7	0	0	0	0	7

PITCHER	IP	WLS	BF	H	R	ER	SO	BB	IBB	HBP	BLK	WP	HR	S	P	ERA	WHIP	PITCHER	IP	WLS	BF	H	R	ER	SO	BB	IBB	HBP	BLK	WP	HR	S	P	ERA	WHIP											
Ron Guidry, L <small>(1, 1) ERA: 2.6</small>	8.0	L	30	5	1	1	9	3	0	0	0	1	0	44	56	1.12	1.000																													

BOTTOM

AB	R	H	RBI	BB	SO	LOB
3	0	1	1	1	0	2
3	0	0	0	0	2	1
0	0	0	0	0	0	0
3	0	0	0	0	1	1
1	0	0	0	2	0	0
0	0	0	0	0	0	0
3	0	0	0	0	1	1
3	0	1	0	0	0	0
3	0	2	0	0	1	0
3	1	1	0	0	1	3
2	0	0	0	0	2	3
1	0	0	0	0	1	0

AB 25
R 1
H 5
RBI 1
BB 3
SO 9
LOB 11



New York Yankees @ California Angels
 Anaheim Stadium, Anaheim, CA
 Wed May 02 1979, 10:05 PM EDT
 Att. 40,648 - Unknown

livebaseballscorecards.com

Batter	1	2	3	4	5	6	7	8	9	AB R H RBI BB SO LOB	TOP																									
Miguel Dilone, S OBP: 0.283, SLG: 0.286 (1, 9) X	0-0 5-3		0-0 5-3			0-0 2B	0-0 1B	0-0 6-3		5 2 2 0 0 0 1																										
Larry Murray, S OBP: 0.282, SLG: 0.257 (1, 7) X	0-0 FC4-1 1B		0-0 F7			0-0 1B	4-0 1B	0-0 4-3	0-0 4-3	4 2 2 1 1 0 0																										
Mitchell Page, L OBP: 0.318, SLG: 0.323 (1, 10) X	0-0 FC4-1 1-2f		0-0 4-3			4-0 1B	0-0 1B	4-0 1B	4-0 1B	3 2 1 1 2 0 1																										
Dave Revering, L OBP: 0.311, SLG: 0.458 (1, 3) X	0-0 F9			0-0 F7		0-0 SH3-4 1B	0-0 E	0-0 FC4	0-0 FC4	5 1 2 2 0 0 2																										
Mario Guerrero, R OBP: 0.212, SLG: 0.212 (1, 6) X		0-0 HR		0-0 F8		0-0 SH3-4 1B	0-0 E4	0-0 HR	0-0 HR	5 2 3 2 0 0 1																										
Wayne Gross, L OBP: 0.443, SLG: 0.615 (1, 5) X		0-0 HR		0-0 F8		0-0 SH3-4	0-0 F8	0-0 HR	0-0 HR	4 2 2 5 0 0 2																										
Dwayne Murphy, L OBP: 0.370, SLG: 0.250 (1, 8) X		0-0 4-3			0-0 G3	0-0 F2		0-0 F4	0-0 4-3	5 0 0 0 0 0 2																										
Jeff Newman, R OBP: 0.227, SLG: 0.295 (1, 2) X		0-3 K		0-3 K		0-0 6-3		0-0 E3	0-0 1B	5 0 1 0 0 2 2																										
Mike Edwards, R OBP: 0.221, SLG: 0.242 (1, 4) X		0-0 4-3			0-0 F9		0-0 1-3	0-0 6-3	0-0 4-3	5 0 0 0 0 0 2																										
Inning Stats	R: 0 E: 0 K: 0 S: 4	H: 1 LOB: 1 BB: 0 P: 4	R: 2 E: 0 K: 1 S: 7	H: 2 LOB: 0 BB: 0 P: 7	R: 0 E: 0 K: 0 S: 3	H: 0 LOB: 0 BB: 0 P: 3	R: 0 E: 0 K: 1 S: 5	H: 0 LOB: 0 BB: 0 P: 5	R: 3 E: 0 K: 0 S: 7	H: 4 LOB: 2 BB: 1 P: 11	R: 2 E: 1 K: 0 S: 6	H: 3 LOB: 2 BB: 1 P: 10	R: 0 E: 1 K: 0 S: 4	H: 0 LOB: 1 BB: 0 P: 4	R: 4 E: 1 K: 0 S: 7	H: 3 LOB: 1 BB: 1 P: 11	1B: 9 2B: 2 3B: 0 HR: 2	SF: 0 SAC: 1 DP: 0 HBP: 0	WP: 0 PB: 0 SB: 1 CS: 1	PA: 45																
PITCHER	IP WLS BF H R ER SO BB IBB HBP BLK WP HR S P ERA WHIP																																			
Ed Figueroa, R ERA: 4.38 (1, 1)	5.0		23	7	5	5	2	1	0	0	0	0	1	26	30	9.00	1.600																			
Paul Mirabella, L ERA: 4.97 (6, 1)	0.2		2	0	0	0	0	0	0	0	0	0	0	2	2	0.00	0.000																			
Jim Beattie, R ERA: 18.0 (6, 1)	1.0	L	7	3	2	2	0	1	0	0	0	0	0	6	10	18.00	4.000																			
Ken Clay, R ERA: 4.11 (7, 1)	2.1		13	3	4	3	0	1	0	0	0	0	1	12	16	11.57	1.714																			

Oakland Athletics @ New York Yankees
 Yankee Stadium, Bronx, NY
 Fri May 04 1979, 7:05 PM EDT
 Att. 17,705 - Unknown - 61 F

AB	41
R	11
H	13
RBI	11
BB	3
SO	2
LOB	13



WP	0	PA	45
PB	0		
SB	1		
CS	1		

Batter	1	2	3	4	5	6	7	8	9	AB	R	H	RBI	BB	SO	LOB
Willie Randolph, R (1, 4) OBP: 0.286, SLG: 0.222 Cliff Johnson, R (8, PH) OBP: 0.346, SLG: 0.409 Brian Doyle, L (9, 4)	0-3 K	0-0 F8		0-0 4-3		0-0 F8		0-0 F7		4	0	0	0	0	1	1
Roy White, S (1, 10) OBP: 0.282, SLG: 0.206	0-3 K		0-3 K	4-0 BB			0-0 4-3		0-0 F6	4	0	0	0	1	2	0
Thurman Munson, R (1, 2) OBP: 0.310, SLG: 0.344	0-0 BB 1B		4-0 1B FC4-6 BB	0-3 K			0-0 BB 1B		0-0 6-3	4	1	2	0	1	1	1
Graig Nettles, L (1, 5) OBP: 0.381, SLG: 0.440	4-0 BB 1-2		0-0 FC4-6 1-3 HR 1B		0-0 G3		0-0 F9		0-0 F9	4	1	1	0	1	0	1
Lou Piniella, R (1, 7) OBP: 0.268, SLG: 0.365	0-0 F8		1-0 FC4-6 1-2 HBP		0-0 1B 1B		0-0 1-2 1B			3	0	2	0	0	0	2
Reggie Jackson, L (1, 9) OBP: 0.360, SLG: 0.474		0-3 K	0-0 FC4-6 HR 1-2f 2-3 3-H		0-0 1-3 1B		0-0 G4-6-3 1B		0-3 K	4	1	1	1	0	2	4
Jim Spencer, L (1, 3) OBP: 0.378, SLG: 0.707		0-0 HR	0-0 1-H 3-H HR		0-0 G4-6-3 1-2f 1B			0-3 K	4	2	2	4	0	1	2	
Juan Beniquez, R (1, 8) OBP: 0.364, SLG: 0.567		0-0 5-3	0-0 1-3			0-0 F2		0-0 2B	4	0	1	0	0	0	0	
Bucky Dent, R (1, 6) OBP: 0.352, SLG: 0.344		4-0 BB		0-0 6-3		0-0 5-3		0-0 F7	3	0	0	0	1	0	1	

Inning Stats	R: 0	H: 1	E: 0	K: 2	S: 8	R: 1	H: 1	E: 0	K: 1	S: 6	R: 4	H: 2	E: 0	K: 1	S: 7	R: 0	H: 0	E: 0	K: 0	S: 5	R: 0	H: 2	E: 0	K: 0	S: 4	R: 0	H: 0	E: 0	K: 1	S: 3	R: 0	H: 1	E: 0	K: 1	S: 6	R: 0	H: 0	E: 0	K: 0	S: 3	R: 0	H: 2	E: 0	K: 1	S: 7	R: 0	H: 1	E: 0	K: 1	S: 6	R: 0	H: 0	E: 0	K: 0	S: 3	1B: 6	SF: 0	2B: 1	SAC: 0	3B: 0	DP: 1	HR: 2	HBP: 1	WP: 0	PA: 40
--------------	------	------	------	------	------	------	------	------	------	------	------	------	------	------	------	------	------	------	------	------	------	------	------	------	------	------	------	------	------	------	------	------	------	------	------	------	------	------	------	------	------	------	------	------	------	------	------	------	------	------	------	------	------	------	------	-------	-------	-------	--------	-------	-------	-------	--------	-------	--------

PITCHER	IP	WLS	BF	H	R	ER	SO	BB	IBB	HBP	BLK	WP	HR	S	P	ERA	WHIP
Mike Norris, R (1, 1) ERA: 4.31	6.2	W	32	8	5	5	5	4	0	1	0	0	2	37	54	6.75	1.800
Bob Lacey, L (7, 1) ERA: 5.19	2.1	S	8	1	0	0	2	0	0	0	0	0	0	12	12	0.00	0.429

BOTTOM

Oakland Athletics @ New York Yankees
Yankee Stadium, Bronx, NY

Fri May 04 1979, 7:05 PM EDT
Att: 17,705 - Unknown - 61 F

AB	35
R	5
H	9
RBI	5
BB	4
SO	7
LOB	13



Batter	1	2	3	4	5	6	7	8	9	AB R H RBI BB SO LOB	TOP		
Miguel Dilone, S OBP: 0.320, SLG: 0.348 (1, 9) X	0-0 SH1-3 2B	0-0 6-3			0-0 E 1B		0-0 CS 1B			4 1 3 0 0 0 2			
Larry Murray, S OBP: 0.286, SLG: 0.263 (1, 7) X	0-0 SH1-3 2-3		0-0 F9		0-0 E7 1B		0-0 CS 1-2	0-0 F5		3 1 1 0 0 0 0			
Mitchell Page, L OBP: 0.306, SLG: 0.309 (1, 10) S S S	0-3 K		0-0 6-3		0-0 F7			0-0 F7		4 0 0 0 0 1 2			
Dave Revering, L OBP: 0.319, SLG: 0.471 (1, 3) X	0-0 G3		0-0 F9		0-0 1B			0-0 1B 2B		4 1 2 1 0 0 1			
Mario Guerrero, R OBP: 0.270, SLG: 0.297 (1, 6) X		0-0 1B 2B		0-0 F9		0-0 G4-6-3 1B		0-0 1B		4 1 3 1 0 0 0			
Jim Essian, R OBP: 0.283, SLG: 0.380 (1, 2) X		0-0 6-3		0-0 6-3		0-0 G4-6-3 1-2f		0-0 5-3		4 0 0 0 0 0 3			
Wayne Cross, L OBP: 0.446, SLG: 0.603 (1, 5) X		0-0 F4		4-0 FC6-4 BB		0-0 4-3		0-0 G4-6-3 1B		3 0 1 0 1 0 1			
Mike Edwards, R OBP: 0.222, SLG: 0.234 (1, 4) B B B B		4-0 1B BB		0-0 FC6-4 1-2f		0-0 F4		0-0 G4-6-3 1-2f		3 0 0 0 1 0 2			
Dwayne Murphy, L OBP: 0.364, SLG: 0.250 (1, 8) X		0-0 1-3 2-H 1B		0-0 4-3		0-0 F9		0-0 F7		4 0 1 1 0 0 0			
Inning Stats	R: 0 E: 0 K: 1 S: 6 H: 1 LOB: 1 BB: 0 P: 6	R: 1 E: 0 K: 0 S: 5 H: 2 LOB: 2 BB: 1 P: 9	R: 0 E: 0 K: 0 S: 3 H: 0 LOB: 0 BB: 0 P: 3	R: 0 E: 0 K: 0 S: 3 H: 0 LOB: 1 BB: 1 P: 7	R: 2 E: 1 K: 0 S: 5 H: 3 LOB: 1 BB: 0 P: 5	R: 0 E: 0 K: 0 S: 3 H: 1 LOB: 0 BB: 0 P: 3	R: 0 E: 0 K: 0 S: 3 H: 1 LOB: 0 BB: 0 P: 3	R: 1 E: 0 K: 0 S: 5 H: 2 LOB: 1 BB: 0 P: 5	R: 0 E: 0 K: 0 S: 3 H: 1 LOB: 0 BB: 0 P: 3	1B: 8 2B: 3 3B: 0 HR: 0 SF: 0 SAC: 1 DP: 2 HBP: 0	WP: 0 PB: 0 SB: 0 CS: 1 PA: 37		
PITCHER	IP WLS BF H R ER SO BB IBB HBP BLK WP HR S P ERA WHIP											PITCHER	IP WLS BF H R ER SO BB IBB HBP BLK WP HR S P ERA WHIP
Tommy John, L ERA: 1.74 (1, 1)	9.0 W 36 11 4 4 1 2 0 0 0 0 0 0 36 44 4.00 1.444												
Tommy John, L ERA: 1.74 (9, 1)	9.0 W 36 11 4 4 1 2 0 0 0 0 0 0 36 44 4.00 1.444												

Oakland Athletics @ New York Yankees
Yankee Stadium, Bronx, NY
Sat May 05 1979, 3:33 AM EDT
Att. 30,167 - Sunny - 61 F

livebaseballscorecards.com

AB	33
R	4
H	11
RBI	3
BB	2
SO	1
LOB	11



BOTTOM

Oakland Athletics @ New York Yankees
Yankee Stadium, Bronx, NY
Sat May 05 1979, 3:33 AM EDT
Att. 30,167 - Sunny - 61 F

livebaseballscorecards.com

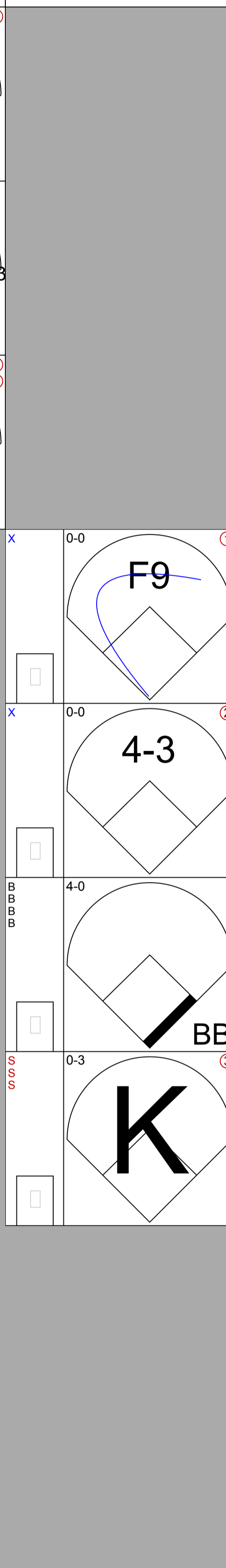
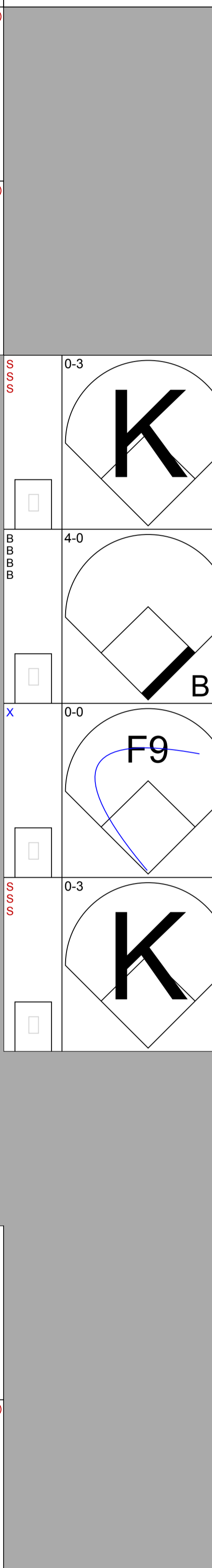

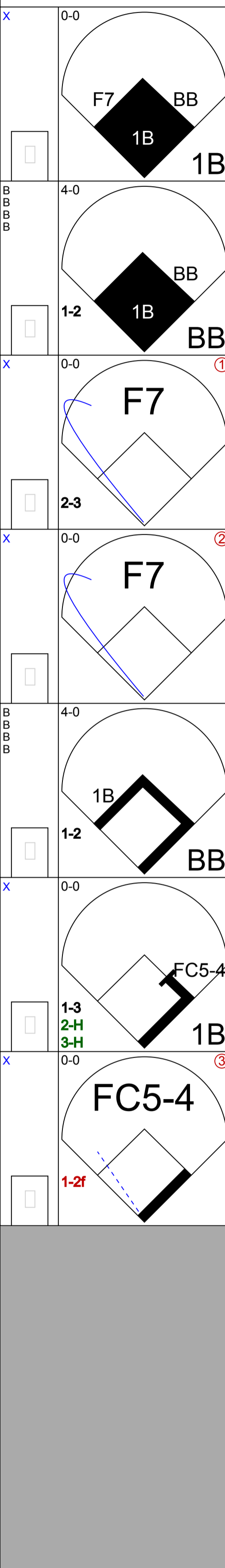
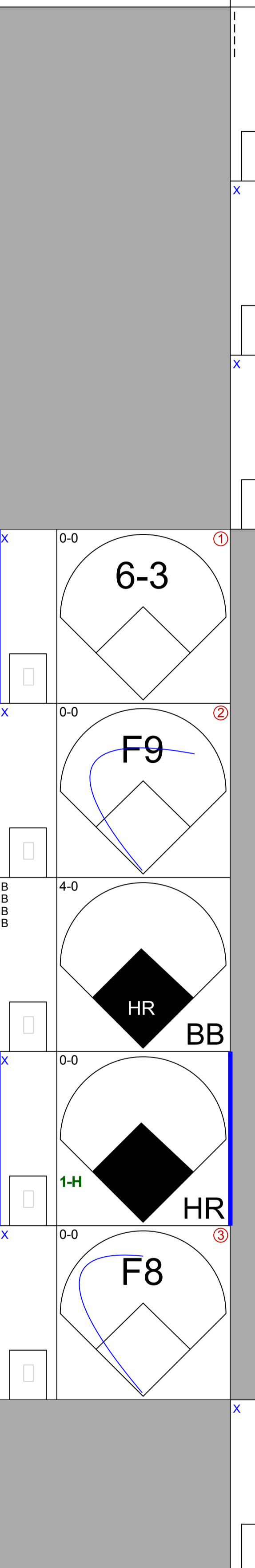
AB	30
R	5
H	7
RBI	5
BB	8
SO	3
LOB	16



WP:	0	PA:	39
PB:	0	SB:	0
CS:	0		

AB R H RBI BB SO LOB

4	1	1	0	1	0	2
3	1	2	0	2	0	1
4	0	0	1	0	1	5
2	0	0	0	1	0	2
1	0	0	0	0	0	0
3	0	0	0	1	0	1
2	1	1	2	2	1	1
3	0	0	0	1	0	0
4	1	2	0	0	0	1
1B:	5	SF:	1			
2B:	1	SAC:	0			
3B:	0	DP:	1			
HR:	1	HBP:	0			



Batter	1	2	3	4	5	6	7	8	9
Willie Randolph, R (1, 4)	0-0		0-0			0-0	0-0		4-0
Thurman Munson, R (1, 2)	0-0		0-0			4-0	4-0		0-0
Lou Piniella, R (1, 7)	0-0			0-3		0-0	0-0		0-0
Cliff Johnson, R (1, 10)		0-0		4-0		0-0		0-0	
Jay Johnstone, L (8, PH)									
Graig Nettles, L (1, 5)		0-0		0-0		4-0		0-0	
Reggie Jackson, L (1, 9)				0-3		0-0		4-0	
Juan Beniquez, R (1, 8)					0-0	0-0		0-0	
Mickey Rivers, L (8, PH)									
Tommy John, R (9, 1)									
Jim Spencer, L (1, 3)					0-0			0-0	
Bucky Dent, R (1, 6)					0-0				0-0

Inning Stats	R: 0 E: 0 K: 0 S: 3	H: 1 LOB: 0 BB: 0 P: 3	R: 0 E: 0 K: 1 S: 5	H: 0 LOB: 1 BB: 1 P: 9	R: 0 E: 0 K: 0 S: 3	H: 0 LOB: 1 BB: 1 P: 7	R: 0 E: 0 K: 2 S: 7	H: 0 LOB: 1 BB: 1 P: 11	R: 0 E: 0 K: 0 S: 3	H: 0 LOB: 0 BB: 0 P: 3	R: 2 E: 0 K: 0 S: 5	H: 2 LOB: 2 BB: 2 P: 13	R: 0 E: 0 K: 0 S: 4	H: 1 LOB: 2 BB: 1 P: 8	R: 2 E: 0 K: 0 S: 4	H: 1 LOB: 0 BB: 1 P: 8	R: 1 E: 0 K: 0 S: 3	H: 2 LOB: 2 BB: 1 P: 7	1B: 5 2B: 1 3B: 0 HR: 1	SF: 1 SAC: 0 DP: 1 HBP: 0	WP: 0 PB: 0 CS: 0	PA: 39
---------------------	------------------------------	---------------------------------	------------------------------	---------------------------------	------------------------------	---------------------------------	------------------------------	----------------------------------	------------------------------	---------------------------------	------------------------------	----------------------------------	------------------------------	---------------------------------	------------------------------	---------------------------------	------------------------------	---------------------------------	----------------------------------	------------------------------------	-------------------------	--------

PITCHER	IP	WLS	BF	H	R	ER	SO	BB	IBB	HBP	BLK	WP	HR	S	P	ERA	WHIP
John Henry Johnson, L (1, 1)	6.2		29	4	2	2	3	6	0	0	0	0	0	29	53	2.70	1.500
Dave Heaverlo, R (7, 1)	1.2	L	10	3	3	3	0	1	1	0	0	0	1	8	16	16.20	2.400

Batter	1	2	3	4	5	6	7	8	9	10	AB R H RBI BB SO LOB	TOP														
Miguel Dilone, S OBP: 0.309, SLG: 0.333 (1, 9) X	0-0 6-3		X 0-0 G1		X 0-0 F9		X 0-3 K			X 0-0 1B	5 0 1 0 0 1 1															
Larry Murray, S OBP: 0.319, SLG: 0.310 (1, 7) X	0-0 F6		X 0-0 1-3 2B		X 0-0 CS 1B		X 0-0 F3			B BB BB BB 4-0 BB	4 0 2 0 1 0 1															
Mitchell Page, L OBP: 0.293, SLG: 0.294 (1, 10) S	0-3 K		X 0-0 1-3 2-3		X 0-0 1-2 F7			0-3 K		0-3 K	5 0 0 0 0 3 3															
Dave Revering, L OBP: 0.327, SLG: 0.467 (1, 3)		B BB BB 4-0 HR BB	S 0-3 K		X 0-0 F8			X 0-0 K 1B			3 1 1 0 1 1 1															
Mario Guerrero, R OBP: 0.268, SLG: 0.293 (1, 6)		X 0-0 F8		X 0-0 SH3 BB 4-3 1B		X 0-0 F7		0-3 K 1-2			4 1 1 0 0 1 2															
Wayne Gross, L OBP: 0.448, SLG: 0.634 (1, 5)		X 0-0 1-H HR		B BB BB 4-0 4-3 SH3 1-2 BB		X 0-0 F5		S S S 0-3 K			3 1 1 2 1 1 0															
Dwayne Murphy, L OBP: 0.388, SLG: 0.318 (1, 8)		X 0-0 HR		X 0-0 SH3 1-2 2-3			X 0-0 2B 1B		B BB BB BB 4-0 CS BB		2 2 2 1 1 0 0															
Jeff Newman, R OBP: 0.229, SLG: 0.308 (1, 2)		X 0-0 F4		X 0-0 4-3			X 0-0 SH2-3 1-H 2B		X 0-0 F9		4 0 1 2 0 0 2															
Rob Picciolo, R OBP: 0.200, SLG: 0.250 (1, 4)		X 0-0 5-3		S 0-3 K			X 0-0 SH2-3 2-3			X 0-0 6-3	3 0 0 0 0 1 1															
Inning Stats	R: 0 E: 0 K: 1 S: 5	H: 0 LOB: 0 BB: 0 P: 5	R: 3 E: 0 K: 0 S: 5	H: 2 LOB: 0 BB: 1 P: 9	R: 0 E: 0 K: 1 S: 6	H: 1 LOB: 1 BB: 0 P: 6	R: 1 E: 0 K: 1 S: 6	H: 1 LOB: 1 BB: 1 P: 10	R: 0 E: 0 K: 0 S: 3	H: 0 LOB: 0 BB: 0 P: 3	R: 1 E: 0 K: 1 S: 7	H: 2 LOB: 1 BB: 0 P: 7	R: 0 E: 0 K: 2 S: 7	H: 1 LOB: 1 BB: 0 P: 7	R: 0 E: 0 K: 1 S: 4	H: 0 LOB: 0 BB: 1 P: 8	R: 0 E: 0 K: 1 S: 5	H: 1 LOB: 1 BB: 1 P: 9	1B: 5 2B: 2 3B: 0 HR: 2	SF: 0 SAC: 2 DP: 0 HBP: 0	WP: 0 PB: 0 SB: 0 CS: 2	PA: 39				
PITCHER	IP WLS BF H R ER SO BB IBB HBP BLK WP HR S P ERA WHIP																									
Catfish Hunter, R ERA: 6.35 (1, 1)	6.1	27	7	5	5	3	2	0	0	0	0	2	31	39	7.11	1.421										
Ron Guidry, L ERA: 2.4 (7, 1)	3.2	12	2	0	0	5	2	0	0	0	0	0	20	28	0.00	1.091										

Oakland Athletics @ New York Yankees
 Yankee Stadium, Bronx, NY
 Sun May 06 1979, 3:33 AM EDT
 Att. 46,750 - Unknown

livebaseballscorecards.com

AB	33
R	5
H	9
RBI	5
BB	4
SO	8
LOB	11



BOTTOM

Oakland Athletics @ New York Yankees
 Yankee Stadium, Bronx, NY
 Sun May 06 1979, 3:33 AM EDT
 Att: 46,750 - Unknown

livebaseballscorecards.com

AB	38
R	6
H	15
RBI	5
BB	3
SO	3
LOB	15



WP:	0	PA:	44
PB:	0		
SB:	0		
CS:	1		

AB	R	H	RBI	BB	SO	LOB
5	1	3	0	0	0	0

5	0	2	0	0	0	2
0	0	0	0	0	0	0

4	1	1	1	0	0	2
---	---	---	---	---	---	---

2	3	2	1	2	0	0
1	0	1	0	0	0	0
0	1	0	0	0	0	0

4	0	2	0	1	1	3
---	---	---	---	---	---	---

4	0	2	1	0	0	3
---	---	---	---	---	---	---

3	0	0	1	0	2	1
1	0	0	0	0	0	3

5	0	1	1	0	0	1
---	---	---	---	---	---	---

4	0	1	0	0	0	0
---	---	---	---	---	---	---

1B:	9	SF:	2
2B:	3	SAC:	1
3B:	2	DP:	2
HR:	2	HBP:	0

Batter	1	2	3	4	5	6	7	8	9	10
Willie Randolph, R (1, 4) OBP: 0.304, SLG: 0.263	0-0 CS 1B		0-0 E 3B		0-0 5-3		0-0 1-3		0-0 FC6-4 1B	
Thurman Munson, R (1, 2) OBP: 0.336, SLG: 0.376	0-0 1-2 FC5-2-5-4 3B		0-0 E6		0-0 F7			0-0 SH3 1B	0-0 FC6-4 1-2f	
Jerry Naron, L (10, 2) OBP: 0.200, SLG: 0.200			3-H F7							
Lou Piniella, R (1, 7) OBP: 0.246, SLG: 0.383	0-0 FC5-2-5-4 3-H		0-0 F7			0-0 HR		0-0 SH3 1-2		0-0 4-3
Cliff Johnson, R (1, 10) OBP: 0.424, SLG: 0.577		0-0 3-1 SF9 2B		4-0 F9 SF7 1B BB		0-0 HR		4-0 1B IBB		0-0 1B 2B
Chris Chambliss, L (10, PH) OBP: 0.222, SLG: 0.291										
Brian Doyle, L (10, PR)										
Graig Nettles, L (1, 5) OBP: 0.387, SLG: 0.429		0-0 3-1		0-0 FC4-6 1B		0-0 FC4-6 1B		0-3 K		4-0 1B 1B IBB
Reggie Jackson, L (1, 9) OBP: 0.378, SLG: 0.476		0-0 2-3		0-0 1-2		0-0 FC4-6 1B		0-0 K		0-0 1B IBB
Reggie Jackson, L (1, 9) OBP: 0.378, SLG: 0.476		0-0 SF9		0-0 F9		0-0 FC4-6 G5-4-3 1-2f		0-0 K		0-0 1B
Juan Beniquez, R (1, 8) OBP: 0.300, SLG: 0.472		3-H K		2-3 F9		1-2f G5-4-3		1-2 2-H 1B		1-2 2-3 1B
Mickey Rivers, L (10, PH) OBP: 0.281, SLG: 0.353		0-3 K		0-0 SF7		0-0 G5-4-3 1-2f		0-0 K		0-0 F7
Jim Spencer, L (1, 3) OBP: 0.352, SLG: 0.612			0-0 3-1		0-0 F9		0-0 F8		0-0 F9	0-0 1-2 2-3 3-H 1B
Bucky Dent, R (1, 6) OBP: 0.354, SLG: 0.361			0-0 F9		0-0 F4		0-0 6-3		0-0 1B	

Inning Stats	R: 0	H: 2	E: 0	LOB: 0	K: 0	BB: 0	S: 3	P: 3	R: 1	H: 1	E: 0	LOB: 1	K: 1	BB: 0	S: 6	P: 6	R: 1	H: 1	E: 1	LOB: 1	K: 0	BB: 0	S: 5	P: 5	R: 1	H: 1	E: 0	LOB: 1	K: 0	BB: 1	S: 4	P: 8	R: 0	H: 0	E: 0	LOB: 0	K: 0	BB: 0	S: 3	P: 3	R: 2	H: 3	E: 0	LOB: 0	K: 0	BB: 0	S: 5	P: 5	R: 0	H: 0	E: 0	LOB: 0	K: 0	BB: 0	S: 3	P: 3	R: 0	H: 2	E: 0	LOB: 2	K: 1	BB: 1	S: 6	P: 10	R: 0	H: 2	E: 0	LOB: 2	K: 1	BB: 0	S: 7	P: 7	R: 1	H: 3	E: 0	LOB: 3	K: 0	BB: 1	S: 5	P: 9	1B: 9	SF: 2	2B: 3	SAC: 1	3B: 2	DP: 2	HR: 2	HBP: 0	WP: 0	PA: 44
--------------	------	------	------	--------	------	-------	------	------	------	------	------	--------	------	-------	------	------	------	------	------	--------	------	-------	------	------	------	------	------	--------	------	-------	------	------	------	------	------	--------	------	-------	------	------	------	------	------	--------	------	-------	------	------	------	------	------	--------	------	-------	------	------	------	------	------	--------	------	-------	------	-------	------	------	------	--------	------	-------	------	------	------	------	------	--------	------	-------	------	------	-------	-------	-------	--------	-------	-------	-------	--------	-------	--------

PITCHER	IP	WLS	BF	H	R	ER	SO	BB	IBB	HBP	BLK	WP	HR	S	P	ERA	WHIP
Craig Minetto, L (1, 1) ERA: 3.98	5.0		22	7	5	4	1	1	0	0	0	0	2	23	27	7.20	1.600
Bob Lacey, L (6, 1) ERA: 4.29	3.2		15	5	0	0	2	0	1	0	0	0	0	18	22	0.00	1.364
Dave Heaverlo, R (9, 1) ERA: 1.75	1.0	L	7	3	1	1	0	0	1	0	0	0	0	6	10	9.00	3.000

Batter	1	2	3	4	5	6	7	8	9	AB R H RBI BB SO LOB	TOP																									
Julio Cruz, S (1, 4) OBP: 0.333, SLG: 0.243	0-0 F7		0-0 PB S SF8 1B		4-0 2B HR BB	0-0 6-3		4-0 2B BB BB	0-0 1-3	4 3 1 0 2 0 0																										
Joe Simpson, L (1, 9) OBP: 0.286, SLG: 0.471 Leon Roberts, R (5, PH) OBP: 0.376, SLG: 0.505	0-3 K		0-3 K		0-0 1-3 HR 2B	0-0 6-3		0-0 1-3 BB 2B	0-0 HR	2 0 0 0 0 2 1 4 3 3 1 0 0 0																										
Bruce Bochte, L (1, 3) OBP: 0.446, SLG: 0.516 John Hale, L (8, 7) OBP: 0.417, SLG: 0.222	0-0 1B 2B		4-0 SF8 2B BB		4-0 HR BB	0-0 E5 1B		4-0 BB BB G4-6-3 IBB	0-0 1B	2 4 1 0 3 0 0 1 0 1 0 0 0 0																										
Dan Meyer, L (1, 7) OBP: 0.294, SLG: 0.416	0-0 2-H 1B		0-0 SF8		0-0 1-H 2-H 3-H HR	0-0 1-3 1B		4-0 G4-6-3 1-2 2-3 3-H 2B BB	0-0 4-3	4 2 3 7 1 0 1																										
Willie Horton, R (1, 10) OBP: 0.357, SLG: 0.470	0-0 F9		0-0 2-H 2B		0-0 SH5-4 FC6-2-5-1 HBP	0-0 F9		4-0 1-2 2-3 3-H G4-6-3 BB		4 0 1 2 1 0 3																										
Ruppert Jones, L (1, 8) OBP: 0.369, SLG: 0.441		0-0 4-3	0-0 F9		1-0 FC6-2-5-1 SH5-4 HBP		0-0 F5	0-0 G4-6-3		4 0 0 0 0 0 3																										
Bob Stinson, S (1, 2) OBP: 0.351, SLG: 0.400		0-0 F7		0-0 5-3	0-0 SH5-4		0-0 CS 1B	0-0 2B		4 0 2 1 0 0 0																										
Bobby Valentine, R (1, 5) OBP: 0.394, SLG: 0.333		0-0 2B		0-0 F8	0-0 FC6-2-5-1		0-0 1-2 FC5-4 1B	0-0 1-3		5 0 2 0 0 0 3																										
Mario Mendoza, R (1, 6) OBP: 0.226, SLG: 0.272		0-3 K		0-3 K	0-3 K		0-0 1-2 FC5-4		0-0 6-3	5 0 0 0 0 3 4																										
Inning Stats	R: 1 E: 0 K: 1 S: 7	H: 2 LOB: 1 BB: 0 P: 7	R: 0 E: 0 K: 1 S: 6	H: 1 LOB: 1 BB: 0 P: 6	R: 2 E: 0 K: 1 S: 7	H: 2 LOB: 1 BB: 1 P: 11	R: 0 E: 0 K: 1 S: 5	H: 0 LOB: 0 BB: 0 P: 5	R: 4 E: 1 K: 0 S: 5	H: 2 LOB: 2 BB: 0 P: 5	R: 0 E: 0 K: 0 S: 4	H: 2 LOB: 1 BB: 0 P: 4	R: 4 E: 0 K: 0 S: 4	H: 2 LOB: 1 BB: 4 P: 20	R: 1 E: 0 K: 0 S: 5	H: 2 LOB: 1 BB: 0 P: 5	1B: 6 2B: 6 3B: 0 HR: 2	SF: 1 SAC: 1 DP: 1 HBP: 1	WP: 0 PB: 1 SB: 1 CS: 1	PA: 49																
PITCHER	IP WLS BF H R ER SO BB IBB HBP BLK WP HR S P ERA WHIP																																			
Luis Tiant, R (1, 1) ERA: 8.53	3.0		15	5	3	3	3	1	0	0	0	0	0	20	24	9.00	2.000																			
Paul Mirabella, L (4, 1) ERA: 7.24	1.0	L	9	2	4	4	1	2	0	1	0	0	1	8	17	36.00	4.000																			
Ken Clay, R (5, 1) ERA: 5.4	3.0		17	4	4	4	1	3	1	0	0	0	0	15	31	12.00	2.333																			
Dick Tidrow, R (8, 1) ERA: 6.28	2.0		8	3	1	1	0	0	0	0	0	0	1	8	8	4.50	1.500																			

Seattle Mariners @ New York Yankees
 Yankee Stadium, Bronx, NY
 Mon May 07 1979, 7:05 PM EDT
 Att. 14,065 - Unknown - 59 F

livebaseballscorecards.com

AB	39
R	12
H	14
RBI	11
BB	7
SO	5
LOB	15



BOTTOM

Seattle Mariners @ New York Yankees

Yankee Stadium, Bronx, NY
 Mon May 07 1979, 7:05 PM EDT
 Att: 14,065 - Unknown - 59 F

livebaseballscores.com

AB	39
R	4
H	13
RBI	4
BB	3
SO	2
LOB	24



WP: 1	PA: 42
PB: 0	
SB: 1	
CS: 0	

AB R H RBI BB SO LOB

5 0 1 0 0 0 3

5 2 2 1 0 0 3

4 1 1 1 0 1 1
 0 0 0 0 0 0 0
 1 0 1 0 0 0 0

4 0 3 0 1 0 1

4 0 2 2 1 1 2

5 0 0 0 0 0 8

4 0 0 0 0 0 3

3 1 2 0 1 0 0

4 0 1 0 0 0 3

1B: 12	SF: 0
2B: 1	SAC: 0
3B: 0	DP: 1
HR: 0	HBP: 0

1 2 3 4 5 6 7 8 9

Willie Randolph, R (1, 4) OBP: 0.300, SLG: 0.260	0-0 F9	X 0-0 F9	0-0 5-3	0-0 L5	X 0-0 5-3	X 0-0 5-3	X 0-0 5-3	X 0-0 5-3	X 0-0 1B	X 0-0 1B
				1-2						

Thurman Munson, R (1, 2) OBP: 0.339, SLG: 0.387	0-0 F9	X 0-0 F9	0-0 1B	X 0-0 1B	X 0-0 6-3	X 0-0 6-3	X 0-0 6-3	X 0-0 1-3	X 0-0 1-3	X 0-0 1-3
			2-H							

Graig Nettles, L (1, 5) OBP: 0.362, SLG: 0.421 Brian Doyle, L (9, 5)	0-3 K	X 0-0 K	0-0 BB	X 0-0 F7	X 0-0 4-3	X 0-0 4-3	X 0-0 4-3	X 0-0 FC5-4	X 0-0 FC5-4	X 0-0 FC5-4
			1B							

Lou Piniella, R (1, 7) OBP: 0.286, SLG: 0.406	X 0-0 G4-6-3	X 0-0 G4-6-3	4-0 BB	X 0-0 FC5	X 0-0 FC5	X 0-0 FC5	X 0-0 FC5	X 0-0 FC5	X 0-0 FC5	X 0-0 FC5
			1B							

Reggie Jackson, L (1, 9) OBP: 0.388, SLG: 0.477	X 4-0 G4-6-3	X 4-0 G4-6-3	0-0 BB	X 0-0 1B	X 0-0 3-1	X 0-0 3-1	X 0-0 3-1	X 0-0 K	X 0-0 K	X 0-0 K
			1B							

Jim Spencer, L (1, 3) OBP: 0.322, SLG: 0.556	X 0-0 G4-6-3	X 0-0 G4-6-3	0-0 BB	X 0-0 F5	X 0-0 F5	X 0-0 F5	X 0-0 F5	X 0-0 F5	X 0-0 F5	X 0-0 F5
			1B							

Chris Chambliss, L (1, 10) OBP: 0.213, SLG: 0.278	X 0-0 F8	X 0-0 F8	0-0 F7	X 0-0 F9	X 0-0 F9	X 0-0 F9	X 0-0 F9	X 0-0 F9	X 0-0 F9	X 0-0 F9
			1B							

Juan Beniquez, R (1, 8) OBP: 0.341, SLG: 0.487	X 0-0 F8	X 0-0 F8	0-0 5-3	X 0-0 5-3	X 0-0 5-3	X 0-0 5-3	X 0-0 5-3	X 0-0 5-3	X 0-0 5-3	X 0-0 5-3
			1B							

Bucky Dent, R (1, 6) OBP: 0.349, SLG: 0.355	X 0-0 F8	X 0-0 F8	0-0 F7	X 0-0 F7	X 0-0 F7	X 0-0 F7	X 0-0 F7	X 0-0 F7	X 0-0 F7	X 0-0 F7
			1B							

Inning Stats	R: 0	H: 0	R: 0	H: 1	R: 3	H: 4	R: 0	H: 0	R: 1	H: 3	R: 0	H: 1	R: 0	H: 2	R: 0	H: 1	R: 0	H: 1	R: 0	H: 1	R: 0	H: 1	1B: 12	SF: 0	WP: 1	PA: 42
	E: 0	LOB: 0	E: 0	LOB: 1	E: 0	LOB: 2	E: 0	LOB: 1	E: 0	LOB: 2	E: 0	LOB: 1	E: 0	LOB: 2	E: 0	LOB: 1	E: 0	LOB: 1	E: 0	LOB: 1	E: 0	LOB: 1	2B: 1	SAC: 0	PB: 0	

PITCHER Byron McLaughlin, R (1, 1) ERA: 5.95 Rick Honeycutt, L (3, 1) ERA: 5.88	IP	WLS	BF	H	R	ER	SO	BB	IBB	HBP	BLK	WP	HR	S	P	ERA	WHIP
	2.2		14	5	3	3	1	2	0	0	0	0	0	0	14	22	10.12
	6.1	W	28	8	1	1	1	1	0	0	0	1	0	29	33	1.42	1.421

PITCHER Byron McLaughlin, R (1, 1) ERA: 5.95 Rick Honeycutt, L (3, 1) ERA: 5.88	IP	WLS	BF	H	R	ER	SO	BB	IBB	HBP	BLK	WP	HR	S	P	ERA	WHIP
	2.2		14	5	3	3	1	2	0	0	0	0	0	0	14	22	10.12
	6.1	W	28	8	1	1	1	1	0	0	0	1	0	29	33	1.42	1.421

Batter	1	2	3	4	5	6	7	8	9	AB R H RBI BB SO LOB	TOP											
Julio Cruz, S (1, 4) OBP: 0.321, SLG: 0.232	0-3 K		0-0 FC6-5 FC1-6		0-0 G1	0-3 K			0-3 K	5 0 0 0 0 3 2												
Larry Milbourne, S (1, 5) OBP: 0.229, SLG: 0.257	0-0 G4-6-3 1B		0-0 FC1-6		0-3 K	0-0 F8			0-3 K	5 0 1 0 0 2 2												
Bruce Bochte, L (1, 3) OBP: 0.440, SLG: 0.515	0-0 G4-6-3 1-2f		0-0 F8		0-0 1B HR 2B				0-0 4-3	4 1 1 0 0 0 3												
Dan Meyer, L (1, 7) OBP: 0.315, SLG: 0.432		0-0 F7		0-0 1B S 1B	0-0 HR 1B			0-0 CS 1B		4 1 3 0 0 0 0												
Willie Horton, R (1, 10) OBP: 0.362, SLG: 0.496		0-0 FC6-4 1B		0-0 F8 1-2	0-0 HR			0-0 6-3 1-2		4 1 2 3 0 0 2												
Ruppert Jones, L (1, 8) OBP: 0.373, SLG: 0.433		0-0 FC6-4 S 1-2f		4-0 1B BB	4-0 1B BB			0-0 F8		2 0 0 0 2 0 1												
Leon Roberts, R (1, 9) OBP: 0.380, SLG: 0.505		0-0 1-3		0-0 1-2 2-3 1B	0-0 1-2 1B			0-0 F9		4 0 2 0 0 0 1												
Bob Stinson, S (1, 2) OBP: 0.350, SLG: 0.397			0-0 SH FC6-5 1B		0-3 K	0-0 F8			0-3 K	3 0 1 0 0 1 5												
Larry Cox, R (8, PH) OBP: 0.324, SLG: 0.485 (8, 2)										1 0 0 0 0 1 0												
Mario Mendoza, R (1, 6) OBP: 0.221, SLG: 0.265			0-0 SH FC1-6 1-3		0-0 F8				0-3 K	2 0 0 0 0 0 3												
Tom Paciorek, R (9, PH) OBP: 0.360, SLG: 0.542						0-0 6-3				1 0 0 0 0 1 0												
Inning Stats	R: 0 E: 0 K: 1 S: 5	H: 1 LOB: 0 BB: 0 P: 5	R: 0 E: 0 K: 0 S: 4	H: 1 LOB: 1 BB: 0 P: 4	R: 0 E: 1 K: 0 S: 5	H: 1 LOB: 2 BB: 0 P: 5	R: 0 E: 0 K: 1 S: 7	H: 2 LOB: 3 BB: 1 P: 11	R: 3 E: 0 K: 1 S: 9	H: 4 LOB: 2 BB: 1 P: 13	R: 0 E: 0 K: 1 S: 5	H: 0 LOB: 0 BB: 0 P: 5	R: 0 E: 0 K: 0 S: 3	H: 1 LOB: 0 BB: 0 P: 3	R: 0 E: 0 K: 1 S: 5	H: 0 LOB: 0 BB: 0 P: 5	R: 0 E: 0 K: 3 S: 9	H: 0 LOB: 0 BB: 0 P: 9	1B: 8 2B: 1 3B: 0 HR: 1	SF: 0 SAC: 1 DP: 1 HBP: 0	WP: 0 PB: 0 SB: 2 CS: 1	PA: 38
PITCHER	IP WLS BF H R ER SO BB IBB HBP BLK WP HR S P ERA WHIP																				PITCHER	IP WLS BF H R ER SO BB IBB HBP BLK WP HR S P ERA WHIP
Jim Beattie, R (1, 1) ERA: 5.63	7.0 W 32 10 3 3 4 2 0 0 0 0 1 38 46 3.86 1.714																					
Ron Guidry, L (8, 1) ERA: 2.31	2.0 S 6 0 0 0 4 0 0 0 0 0 0 14 14 0.00 0.000																					

Seattle Mariners @ New York Yankees
 Yankee Stadium, Bronx, NY
 Tue May 08 1979, 7:05 PM EDT
 Att. 15,981 - Unknown - 71 F

livebaseballscorecards.com

AB	35
R	3
H	10
RBI	3
BB	2
SO	8
LOB	19



Batter	1	2	3	4	5	6	7	8	9
Willie Randolph, R (1, 4) OBP: 0.306, SLG: 0.287	0-0 4-3		0-0 F3		0-0 1B 3B			0-0 5-3 1B	
Thurman Munson, R (1, 2) OBP: 0.336, SLG: 0.382	0-0 F7			0-0 F9	0-0 G6-4-3 1B			0-0 F4	
Lou Piniella, R (1, 7) OBP: 0.284, SLG: 0.412	0-0 F8			0-0 2B	0-0 G6-4-3 1-2f			0-0 5-3 1-2	
Cliff Johnson, R (1, 10) OBP: 0.417, SLG: 0.552 Chris Chambliss, L (6, PH) OBP: 0.219, SLG: 0.283		0-0 F8		0-0 F4		0-0 F8		0-0 WP 1B	
Graig Nettles, L (1, 5) OBP: 0.377, SLG: 0.408		4-0 BB		0-0 F8		0-0 F5		0-0 F2 1-2	
Reggie Jackson, L (1, 9) OBP: 0.387, SLG: 0.506		0-3 K			0-0 HR	0-0 G3			
Juan Beniquez, R (1, 8) OBP: 0.340, SLG: 0.476		0-0 F9			0-0 SH5-4 1B 3B 1B		0-0 F8		
Jim Spencer, L (1, 3) OBP: 0.323, SLG: 0.544			0-0 F6		0-0 SH5-4 3B 1B		0-0 F7		
Bucky Dent, R (1, 6) OBP: 0.341, SLG: 0.346			0-0 F9		0-0 SH5-4 1-2 2-3		0-0 F8		

Inning Stats	R: 0 E: 0 K: 0 S: 3	H: 0 LOB: 0 BB: 0 P: 3	R: 0 E: 0 K: 1 S: 5	H: 0 LOB: 1 BB: 1 P: 9	R: 0 E: 0 K: 0 S: 3	H: 0 LOB: 0 BB: 0 P: 3	R: 0 E: 0 K: 0 S: 4	H: 1 LOB: 1 BB: 0 P: 4	R: 4 E: 0 K: 0 S: 7	H: 5 LOB: 0 BB: 0 P: 7	R: 0 E: 0 K: 0 S: 3	H: 0 LOB: 0 BB: 0 P: 3	R: 0 E: 0 K: 0 S: 5	H: 2 LOB: 1 BB: 0 P: 5
1B: 5 2B: 1 3B: 1 HR: 1	SF: 0 SAC: 1 DP: 1 HBP: 0	WP: 1 PB: 0 SB: 0 CS: 0	PA: 32											

PITCHER	IP	WLS	BF	H	R	ER	SO	BB	IBB	HBP	BLK	WP	HR	S	P	ERA	WHIP
Floyd Bannister, L (1, 1) ERA: 5.75	4.1	L	19	5	4	4	1	1	0	0	0	0	1	20	24	8.31	1.385
Paul Mitchell, R (5, 1) ERA: 4.44	3.1		12	3	1	1	0	0	0	0	0	0	0	12	12	2.70	0.900
Shane Rawley, L (8, 1) ERA: 6.63	0.1		1	0	0	0	0	0	0	0	0	1	0	1	1	0.00	0.000

BOTTOM

Seattle Mariners @ New York Yankees
 Yankee Stadium, Bronx, NY
 Tue May 08 1979, 7:05 PM EDT
 Att: 15,981 - Unknown - 71 F

livebaseballscorecards.com

AB	30
R	5
H	8
RBI	5
BB	1
SO	1
LOB	8



Batter	1	2	3	4	5	6	7	8	9	AB R H RBI BB SO LOB	TOP								
Julio Cruz, S (1, 4) OBP: 0.313, SLG: 0.226 Tom Paciorek, R (8, PH) OBP: 0.385, SLG: 0.560 Bill Stein, R (8, 5) OBP: 0.343, SLG: 0.375	0-0 4-3		0-0 G3			0-0 1-3		0-0 G6-4-3 1B		3 0 0 0 0 0 0 1 0 1 0 0 0 0 0 0 0 0 0 0 0									
Larry Milbourne, S (1, 5) OBP: 0.256, SLG: 0.263 (8, 6)	4-0 1B BB		0-0 FC6-4 1B			0-0 6-3		0-0 G6-4-3 1-2f 2-3		3 0 1 0 1 0 2									
Bruce Bochte, L (1, 3) OBP: 0.433, SLG: 0.500	0-0 F8		0-0 FC6-4 1-2f			4-0 BB BB BB BB		0-0 6-3		3 0 0 0 1 0 3									
Dan Meyer, L (1, 7) OBP: 0.312, SLG: 0.424	0-0 FC6-4 1-3 1B				0-0 6-3		0-0 F6		0-0 4-3	4 0 1 0 0 0 1									
Willie Horton, R (1, 10) OBP: 0.358, SLG: 0.488	0-0 FC6-4 1-2f				0-0 F9		0-0 1B		0-0 F8	4 0 1 0 0 0 2									
Ruppert Jones, L (1, 8) OBP: 0.369, SLG: 0.426		0-0 G3			0-0 3-1		0-0 F8		0-0 FC6-4 1B	4 0 1 0 0 0 1									
Leon Roberts, R (1, 9) OBP: 0.368, SLG: 0.486		0-0 6-3				0-0 4-3		0-0 F9	0-0 FC6-4 1-2f	4 0 0 0 0 0 2									
Bob Stinson, S (1, 2) OBP: 0.337, SLG: 0.380		0-3 K				0-0 F7		0-3 K		3 0 0 0 0 2 1									
Mario Mendoza, R (1, 6) OBP: 0.216, SLG: 0.259 Joe Simpson, L (8, PH) OBP: 0.306, SLG: 0.471 Bobby Valentine, R (8, 4) OBP: 0.394, SLG: 0.333			0-0 F7			0-0 6-3		4-0 G6-4-3 1B BB		2 0 0 0 0 0 0 0 0 0 0 1 0 0 0 0 0 0 0 0 0									
Inning Stats	R: 0 E: 0 K: 0 S: 4	H: 1 LOB: 2 BB: 1 P: 8	R: 0 E: 0 K: 1 S: 5	H: 0 LOB: 0 BB: 0 P: 5	R: 0 E: 0 K: 0 S: 4	H: 1 LOB: 1 BB: 0 P: 4	R: 0 E: 0 K: 0 S: 3	H: 0 LOB: 0 BB: 0 P: 3	R: 0 E: 0 K: 1 S: 6	H: 1 LOB: 1 BB: 0 P: 6	R: 0 E: 0 K: 0 S: 3	H: 1 LOB: 1 BB: 1 P: 7	R: 0 E: 0 K: 0 S: 4	H: 1 LOB: 1 BB: 0 P: 4	1B: 5 2B: 0 3B: 0 HR: 0	SF: 0 SAC: 0 DP: 1 HBP: 0	WP: 0 PB: 0 SB: 0 CS: 0	PA: 34	
PITCHER Ed Figueroa, R (1, 1) ERA: 3.7	IP: 9.0 WLS: W BF: 34 H: 5 R: 0 ER: 0 SO: 2 BB: 3 IBB: 0 HBP: 0 BLK: 0 WP: 0 HR: 0 S: 35 P: 47 ERA: 0.00 WHIP: 0.889							PITCHER IP: 9.0 WLS: W BF: 34 H: 5 R: 0 ER: 0 SO: 2 BB: 3 IBB: 0 HBP: 0 BLK: 0 WP: 0 HR: 0 S: 35 P: 47 ERA: 0.00 WHIP: 0.889											

Seattle Mariners @ New York Yankees
 Yankee Stadium, Bronx, NY
 Wed May 09 1979, 7:05 PM EDT
 Att. 14,738 - Unknown - 83 F

livebaseballscorecards.com

AB	31
R	0
H	5
RBI	0
BB	3
SO	2
LOB	12



BOTTOM

Seattle Mariners @ New York Yankees
Yankee Stadium, Bronx, NY
Wed May 09 1979, 7:05 PM EDT
Att: 14,738 - Unknown - 83 F

livebaseballscores.com

AB	32
R	5
H	9
RBI	5
BB	1
SO	0
LOB	12



WP:	0	PA:	35
PB:	0	SB:	1
CS:	0		

AB R H RBI BB SO LOB

4	0	0	0	0	0	2
3	1	2	1	1	0	0
4	2	2	0	0	0	3
4	1	2	3	0	0	1
4	0	1	1	0	0	0
4	0	1	0	0	0	2
4	0	0	0	0	0	3
1	0	0	0	0	0	0
2	1	1	0	0	0	0
2	0	0	0	0	0	1

1B:	6	SF:	0
2B:	2	SAC:	1
3B:	0	DP:	0
HR:	1	HBP:	1

Batter	1	2	3	4	5	6	7	8	9
Willie Randolph, R OBP: 0.297, SLG: 0.277 (1, 4)	0-0 6-3 ①		0-0 F3 ③		0-0 F8 ②		0-0 5-3 ②		
Thurman Munson, R OBP: 0.350, SLG: 0.389 (1, 2)	0-0 1B			0-0 6-3 ① BB BB	4-0 FC6-4 1-2 BB		0-0 2B HR 1B 2-H		
Graig Nettles, L OBP: 0.361, SLG: 0.422 (1, 5)	0-0 F8 ②			0-0 1B 1B	0-0 FC6-4 1-2f		0-0 HR 2B 1-3		
Reggie Jackson, L OBP: 0.391, SLG: 0.538 (1, 9)	0-0 F3 ③			0-0 1B 1-2 1B		0-0 F9 ①	0-0 HR 2B 2-H 3-H		
Lou Piniella, R OBP: 0.282, SLG: 0.403 (1, 7)		0-0 F9 ①		0-0 FC4-6 1-2 2-H 1B		0-0 5-3 ②	0-0 5-3 ③		
Jim Spencer, L OBP: 0.318, SLG: 0.541 (1, 3)		0-0 F9 ②		0-0 F9 ②		0-0 2B		0-0 F5 ①	
Chris Chambliss, L OBP: 0.210, SLG: 0.271 (1, 10)		0-0 F8 ③		0-0 FC4-6 1-2f		0-0 F2 ③		0-0 F8 ②	
Juan Beniquez, R OBP: 0.347, SLG: 0.465 (1, 8)			0-0 6-3 ①		1-0 S HBP		0-0 SH3-4 1B 1B	0-0 F9 ③	
Jay Johnstone, L OBP: 0.290, SLG: 0.400 (7, 8)									
Bucky Dent, R OBP: 0.333, SLG: 0.338 (1, 6)			0-0 G3 ②		0-0 F8 ①		0-0 SH3-4 1-2		

Inning Stats	R:	H:	E:	K:	S:	H:	LOB:	BB:	P:	R:	H:	E:	K:	S:	H:	LOB:	BB:	P:	R:	H:	E:	K:	S:	H:	LOB:	BB:	P:	R:	H:	E:	K:	S:	R:	H:	E:	K:	S:							
	0	1	0	0	4	0	1	0	4	1	3	0	0	6	0	0	0	0	8	0	1	0	0	4	4	4	0	0	7	0	0	0	0	3	0	0	0	0	3	0	0	0	0	3

PITCHER	IP	WLS	BF	H	R	ER	SO	BB	IBB	HBP	BLK	WP	HR	S	P	ERA	WHIP
Glenn Abbott, R ERA: 4.54 (1, 1)	7.0	L	32	9	5	5	0	1	0	1	0	0	1	30	35	6.43	1.429
Rafael Vasquez, R ERA: 4.91 (8, 1)	1.0		3	0	0	0	0	0	0	0	0	0	0	3	3	0.00	0.000

WP:	PA:	ERA	WHIP
0	35		

Batter	1	2	3	4	5	6	7	8	9	AB R H RBI BB SO LOB	TOP	
Julio Cruz, S (1, 4) OBP: 0.319, SLG: 0.235	0-0 FC1-6 1B		0-0 G4-6-3 1B		0-0 F9			0-0 G6-4-3 1-2f		4 0 2 0 0 0 2		
Dan Meyer, L (1, 7) OBP: 0.299, SLG: 0.404	0-0 FC1-6 1-2f 3B		0-0 G4-6-3 1-2f			0-0 4-3			0-0 F9	4 1 0 0 0 0 2		
Tom Paciorek, R (1, 3) OBP: 0.400, SLG: 0.621	0-0 1-H 3B			0-0 FC5-4 1B		0-0 5-3			0-0 F3	4 0 2 1 0 0 0		
Leon Roberts, R (1, 9) OBP: 0.357, SLG: 0.470	0-3 K			0-0 FC5-4 1-2f		0-0 6-3			0-0 5-3	4 0 0 0 0 1 2		
Willie Horton, R (1, 10) OBP: 0.358, SLG: 0.484	0-0 6-3			0-0 F9			0-0 G3-6-3 1B			3 0 1 0 0 0 2		
Ruppert Jones, L (1, 8) OBP: 0.361, SLG: 0.414		0-3 K		0-0 F8			0-0 G3-6-3 1-2f			3 0 0 0 0 1 2		
Bill Stein, R (1, 5) OBP: 0.333, SLG: 0.363		0-0 F9			0-0 F9			0-0 6-3		3 0 0 0 0 0 0		
Larry Cox, R (1, 2) OBP: 0.351, SLG: 0.500		0-3 K				0-0 1B		0-0 G6-4-3 1B		3 0 2 0 0 1 0		
Mario Mendoza, R (1, 6) OBP: 0.211, SLG: 0.253 Bobby Valentine, R (8, PH) OBP: 0.382, SLG: 0.321 (8, 6)			0-0 6-3			0-0 F9		0-0 F8		2 0 0 0 0 0 1 1 0 0 0 0 0 1		
Inning Stats	R: 1 H: 2 E: 0 LOB: 1 K: 1 BB: 0 S: 7 P: 7	R: 0 H: 0 E: 0 LOB: 0 K: 2 BB: 0 S: 7 P: 7	R: 0 H: 1 E: 0 LOB: 0 K: 0 BB: 0 S: 3 P: 3	R: 0 H: 1 E: 0 LOB: 1 K: 0 BB: 0 S: 4 P: 4	R: 0 H: 1 E: 0 LOB: 1 K: 0 BB: 0 S: 4 P: 4	R: 0 H: 0 E: 0 LOB: 0 K: 0 BB: 0 S: 3 P: 3	R: 0 H: 1 E: 0 LOB: 0 K: 0 BB: 0 S: 3 P: 3	R: 0 H: 1 E: 0 LOB: 0 K: 0 BB: 0 S: 3 P: 3	R: 0 H: 0 E: 0 LOB: 0 K: 0 BB: 0 S: 3 P: 3	1B: 6 SF: 0 2B: 0 SAC: 0 3B: 1 DP: 3 HR: 0 HBP: 0	WP: 0 PA: 31 PB: 0 SB: 0 CS: 0	
PITCHER Tommy John, L (1, 1) ERA: 1.63	IP WLS BF H R ER SO BB IBB HBP BLK WP HR S P ERA WHIP	9.0 W 31 7 1 1 3 0 0 0 0 0 0 0 37 37 1.00 0.778										

Seattle Mariners @ New York Yankees
 Yankee Stadium, Bronx, NY
 Thu May 10 1979, 3:33 AM EDT
 Att. 14,394 - Sunny - 90 F

livebaseballscorecards.com

AB	31
R	1
H	7
RBI	1
BB	0
SO	3
LOB	12



Batter	1	2	3	4	5	6	7	8	9	AB	R	H	RBI	BB	SO	LOB
Mickey Rivers, L (1, 8) OBP: 0.280, SLG: 0.386 Juan Beniquez, R (6, 8) OBP: 0.340, SLG: 0.455	0-0 HR	0-0 SF9	0-3 K		0-0 F7		0-0 F3			3	1	1	2	0	1	4
Willie Randolph, R (1, 4) OBP: 0.316, SLG: 0.293	0-0 F8	0-0 G4-6-3 1B		4-0 S BB	0-0 1B		0-0 1B			4	0	3	2	1	0	0
Thurman Munson, R (1, 10) OBP: 0.336, SLG: 0.373	0-3 K2-3	0-0 G4-6-3 1-2f		0-3 K 1-2	0-0 F8		0-0 6-3			5	0	0	0	0	2	7
Graig Nettles, L (1, 5) OBP: 0.382, SLG: 0.421	0-0 E7 1B		0-0 SH3 1B 1B		0-0 F8		0-0 G4-3 1B		0-0 F7	5	2	2	0	0	0	1
Reggie Jackson, L (1, 9) OBP: 0.409, SLG: 0.557	0-0 1B		0-0 1B SH3 SF9 1B		4-0 BB		0-0 G4-3 1-2f		0-0 4-3 2B 2B	4	2	3	1	1	0	1
Lou Piniella, R (1, 7) OBP: 0.280, SLG: 0.395	0-0 F7		0-0 SH3 1-2 2-3		0-0 F8		0-0 1B		0-0 4-3 2-3	4	0	1	0	0	0	4
Jim Spencer, L (1, 3) OBP: 0.352, SLG: 0.563		4-0 SH SF9 BB BB	4-0 SF9 1B IBB		0-0 1B 1B		0-0 F7		0-0 2B	3	2	2	1	2	0	1
Jerry Narron, L (1, 2) OBP: 0.400, SLG: 0.250		4-0 SF9 SH 1B BB	0-0 1B 1-2 2-3 3-H		0-0 F5		0-0 4-3		4-0 FC6-4 BB	3	1	1	1	2	0	1
Bucky Dent, R (1, 6) OBP: 0.341, SLG: 0.341		0-0 SH 1B 1-2 2-3	0-0 SF9 2-3 3-H		4-0 1B BB		0-0 1B		0-0 FC6-4 1-2f	2	0	1	1	1	0	2

Inning Stats	R: 2	H: 2	E: 1	K: 1	S: 8	LOB: 1	BB: 0	P: 8	R: 2	H: 1	E: 0	K: 0	S: 4	LOB: 1	BB: 2	P: 12	R: 2	H: 3	E: 0	K: 1	S: 8	LOB: 2	BB: 1	P: 12	R: 0	H: 0	E: 0	K: 1	S: 5	LOB: 2	BB: 2	P: 13	R: 1	H: 2	E: 0	K: 0	S: 5	LOB: 2	BB: 1	P: 9	R: 0	H: 2	E: 0	K: 0	S: 4	LOB: 1	BB: 0	P: 4	R: 0	H: 2	E: 0	K: 0	S: 5	LOB: 2	BB: 0	P: 5	R: 1	H: 2	E: 0	K: 0	S: 5	LOB: 2	BB: 1	P: 9	R: 1	H: 2	E: 0	K: 0	S: 5	LOB: 2	BB: 2	P: 9
--------------	------	------	------	------	------	--------	-------	------	------	------	------	------	------	--------	-------	-------	------	------	------	------	------	--------	-------	-------	------	------	------	------	------	--------	-------	-------	------	------	------	------	------	--------	-------	------	------	------	------	------	------	--------	-------	------	------	------	------	------	------	--------	-------	------	------	------	------	------	------	--------	-------	------	------	------	------	------	------	--------	-------	------


PITCHER	IP	WLS	BF	H	R	ER	SO	BB	IBB	HBP	BLK	WP	HR	S	P	ERA	WHIP
Odell Jones, R (1, 1) ERA: 6.62	2.0	L	14	5	6	5	1	2	0	0	0	0	1	14	22	22.50	3.500
John Montague, R (3, 1) ERA: 3.27	4.2		24	7	1	1	2	3	1	0	0	0	0	24	40	1.93	2.143
Rafael Vasquez, R (7, 1) ERA: 5.06	1.1		7	2	1	1	0	1	0	0	0	0	0	6	10	6.75	2.250

BOTTOM

Seattle Mariners @ New York Yankees
 Yankee Stadium, Bronx, NY
 Thu May 10 1979, 3:33 AM EDT
 Att. 14,394 - Sunny - 90 F

AB	34
R	8
H	14
RBI	8
BB	7
SO	3
LOB	22

WP: 0 PA: 45
 PB: 0
 SB: 1
 CS: 0



PITCHER	IP	WLS	BF	H	R	ER	SO	BB	IBB	HBP	BLK	WP	HR	S	P	ERA	WHIP
---------	----	-----	----	---	---	----	----	----	-----	-----	-----	----	----	---	---	-----	------

Batter	1	2	3	4	5	6	7	8	9	AB R H RBI BB SO LOB	TOP											
Rick Miller, L (1, 8) OBP: 0.381, SLG: 0.416	0-0 F8		0-0 L3		0-0 4-3			0-0 L8		4 0 0 0 0 0 1												
Dan Ford, R (1, 9) OBP: 0.343, SLG: 0.467	0-3 K			0-0 E9 HR	0-0 B4			0-0 G3		4 1 0 0 0 1 1												
Rod Carew, L (1, 3) OBP: 0.450, SLG: 0.443	0-0 1B			4-0 HR BB		0-0 6-3		0-0 4-3		3 1 1 0 1 0 0												
Don Baylor, R (1, 10) OBP: 0.427, SLG: 0.517	0-0 F4			0-0 HR 1-H 2-H		0-0 F8			0-0 SH1-3 1B 2B	4 2 2 3 0 0 1												
Joe Rudi, R (1, 7) OBP: 0.300, SLG: 0.433		0-0 G6-4-3 1B		0-3 K		0-0 F7			0-0 SH1-3	3 0 1 0 0 1 0												
Brian Downing, R (1, 2) OBP: 0.413, SLG: 0.558		0-0 G6-4-3 1-2f		0-0 F8			0-0 1B		0-0 G4-6-3 1B	4 0 2 1 0 0 1												
Carney Lansford, R (1, 5) OBP: 0.324, SLG: 0.440		0-0 F8		0-3 K		0-0 F7		0-0 G4-6-3 1-2f		4 0 0 0 0 1 2												
Bobby Grich, R (1, 4) OBP: 0.328, SLG: 0.530			0-0 G6-4-3 1B		0-0 F9		0-0 F8			3 0 1 0 0 0 1												
Bert Campaneris, R (1, 6) OBP: 0.250, SLG: 0.188			0-0 G6-4-3 1-2f		0-0 4-3 2B		0-0 F6			3 0 1 0 0 0 2												
Inning Stats	R: 0 E: 0 K: 1 S: 6	H: 1 LOB: 1 BB: 0 P: 6	R: 0 E: 0 K: 0 S: 3	H: 1 LOB: 0 BB: 0 P: 3	R: 0 E: 0 K: 0 S: 3	H: 1 LOB: 0 BB: 0 P: 3	R: 3 E: 1 K: 2 S: 9	H: 1 LOB: 0 BB: 1 P: 13	R: 0 E: 0 K: 0 S: 4	H: 1 LOB: 1 BB: 0 P: 4	R: 0 E: 0 K: 0 S: 3	H: 0 LOB: 0 BB: 0 P: 3	R: 0 E: 0 K: 0 S: 3	H: 1 LOB: 1 BB: 0 P: 4	R: 0 E: 0 K: 0 S: 3	H: 0 LOB: 0 BB: 0 P: 3	R: 1 E: 0 K: 0 S: 4	H: 2 LOB: 0 BB: 0 P: 4	1B: 5 2B: 2 3B: 0 HR: 1	SF: 0 SAC: 1 DP: 3 HBP: 0	WP: 0 PB: 0 SB: 0 CS: 0	PA: 34
PITCHER	IP WLS BF H R ER SO BB IBB HBP BLK WP HR S P ERA WHIP																					
Catfish Hunter, R (1, 1) ERA: 5.46	7.0 L 27 6 3 2 3 1 0 0 0 0 0 1 32 36 2.57 1.000																					
Dick Tidrow, R (8, 1) ERA: 5.5	2.0 7 2 1 1 0 0 0 0 0 0 0 0 7 7 4.50 1.000																					

California Angels @ New York Yankees
 Yankee Stadium, Bronx, NY
 Fri May 11 1979, 7:05 PM EDT
 Att. 37,988 - Unknown - 69 F

livebaseballscorecards.com

AB	32
R	4
H	8
RBI	4
BB	1
SO	3
LOB	9



Batter	1	2	3	4	5	6	7	8	9	AB R H RBI BB SO LOB	TOP																
Rick Miller, L (1, 8) OBP: 0.390, SLG: 0.443	0-0 4-3 1B	0-0 F8			0-0 5-3		0-0 1-H 3B		0-0 G4-6-3 1B	5 1 3 1 0 0 1																	
Dan Ford, R (1, 9) OBP: 0.337, SLG: 0.447	0-0 4-3 1-2 1B	0-0 1-3			0-0 F9		0-0 G4-6-3 BB		0-0 G4-6-3 1-2f 1B	4 0 0 0 1 0 3																	
Rod Carew, L (1, 3) OBP: 0.451, SLG: 0.462	0-0 2-H 2B 1B				0-0 F4		0-0 G4-6-3 1-2f 1B			4 1 2 1 0 0 2																	
Don Baylor, R (1, 10) OBP: 0.429, SLG: 0.524	0-0 F8				0-0 4-3					4 1 2 0 0 0 2																	
Joe Rudi, R (1, 7) OBP: 0.306, SLG: 0.439	0-0 1-H 2B				0-0 F6		0-3 E S 1B K		0-0 1B 2B BB	3 0 1 1 1 1 2																	
Brian Downing, R (1, 2) OBP: 0.408, SLG: 0.547	0-0 6-3				0-3 K		0-0 F7		0-0 1-3 2-H 1B FC1-5-2-1-2-5	4 0 1 1 0 1 3																	
Carney Lansford, R (1, 5) OBP: 0.322, SLG: 0.449					0-0 F4		0-0 6-3 1-3		0-0 1-3 3-H 1B FC1-5-2-1-2-5	4 1 1 0 0 0 3																	
Bobby Grich, R (1, 4) OBP: 0.333, SLG: 0.525					0-0 F4		0-0 3B BB		0-0 5-3	3 1 1 1 1 0 1																	
Jim Anderson, R (1, 6) OBP: 0.429, SLG: 0.400					0-0 F8				0-0 F7	1 0 0 0 0 0 0																	
Willie Davis, L (7, PH) OBP: 0.250, SLG: 0.143										1 0 0 0 0 0 1																	
Orlando Ramirez, R (7, 6)										0 0 0 0 0 0 0																	
Willie Aikens, L (9, PH) OBP: 0.370, SLG: 0.556										1 0 0 0 0 0 0																	
Bert Campaneris, R (9, 6) OBP: 0.250, SLG: 0.188										0 0 0 0 0 0 0																	
Inning Stats	R: 2 H: 3 E: 0 LOB: 1 K: 0 BB: 0 S: 6 P: 6	R: 1 H: 2 E: 0 LOB: 1 K: 0 BB: 0 S: 5 P: 5	R: 0 H: 1 E: 0 LOB: 1 K: 1 BB: 0 S: 6 P: 6	R: 0 H: 0 E: 0 LOB: 0 K: 0 BB: 0 S: 3 P: 3	R: 0 H: 0 E: 0 LOB: 0 K: 0 BB: 0 S: 3 P: 3	R: 0 H: 1 E: 0 LOB: 1 K: 1 BB: 0 S: 6 P: 6	R: 1 H: 1 E: 0 LOB: 1 K: 0 BB: 2 S: 3 P: 11	R: 1 H: 2 E: 0 LOB: 1 K: 0 BB: 1 S: 4 P: 8	R: 0 H: 1 E: 0 LOB: 0 K: 0 BB: 0 S: 3 P: 3	1B: 6 SF: 0 2B: 3 SAC: 1 3B: 3 DP: 3 HR: 0 HBP: 0	WP: 0 PA: 38 PB: 0 SB: 1 CS: 0																
PITCHER	IP WLS BF H R ER SO BB IBB HBP BLK WP HR S P ERA WHIP											PITCHER	IP WLS BF H R ER SO BB IBB HBP BLK WP HR S P ERA WHIP														
Luis Tiant, R (1, 1) ERA: 7.58	6.1		29	8	4	4	2	2	0	0	0	0	0	31	39	5.68	1.579										
Jim Kaat, L (7, 1) ERA: 5.0	0.2		4	2	1	1	0	1	0	0	0	0	0	3	7	13.50	4.500										
Dick Tidrow, R (8, 1) ERA: 4.95	2.0	W	5	1	0	0	0	0	0	0	0	0	0	5	5	0.00	0.500										

California Angels @ New York Yankees
 Yankee Stadium, Bronx, NY
 Sat May 12 1979, 3:33 AM EDT
 Att. 28,783 - Unknown - 55 F

livebaseballscorecards.com

AB	34
R	5
H	11
RBI	5
BB	3
SO	2
LOB	18



Batter	1	2	3	4	5	6	7	8	9	AB	R	H	RBI	BB	SO	LOB
Willie Randolph, R (1, 4) OBP: 0.296, SLG: 0.272	0-0 F9		0-0 F8	0-0 FC6-4		0-0 6-3		0-0 G5-3		5	0	0	0	0	0	5
Thurman Munson, R (1, 2) OBP: 0.350, SLG: 0.405	0-0 F9		0-0 G3		0-0 E S		0-0 1-6-3		0-0 2B	5	2	3	0	0	0	0
Graig Nettles, L (1, 5) OBP: 0.386, SLG: 0.431	0-0 3B		0-0 G3		0-3 K		0-0 F7		0-0 2B	5	1	2	2	0	1	1
Reggie Jackson, L (1, 9) OBP: 0.415, SLG: 0.596	0-0 2B		0-0 F2		0-0 F8		0-0 1B			4	1	2	1	0	0	1
Lou Piniella, R (1, 7) OBP: 0.289, SLG: 0.417	0-0 2B			0-0 1B	0-0 F9		0-0 1B			4	1	3	1	0	0	1
Jim Spencer, L (1, 10) OBP: 0.364, SLG: 0.551	0-0 F4			0-0 BB		0-0 F4		0-0 F8		2	0	1	0	0	0	1
Cliff Johnson, R (6, PH) OBP: 0.395, SLG: 0.516				0-0 1B						2	0	0	0	0	0	2
Chris Chambliss, L (1, 3) OBP: 0.222, SLG: 0.311		0-0 F6		0-0 SF8		0-0 HR		0-0 L9		3	1	1	2	0	0	0
Juan Beniquez, R (1, 8) OBP: 0.333, SLG: 0.431		0-0 4-3		0-0 F8		0-0 CS		0-0 G5-3		4	0	2	0	0	0	1
Bucky Dent, R (1, 6) OBP: 0.357, SLG: 0.364		0-0 F4		4-0 BB		0-0 2B		0-0 1B		3	0	2	0	1	0	0

Inning Stats	R: 2	H: 3	E: 0	K: 0	S: 6	LOB: 1	BB: 0	P: 6	R: 0	H: 0	E: 0	K: 0	S: 3	LOB: 0	BB: 0	P: 3	R: 1	H: 1	E: 0	K: 0	S: 4	LOB: 0	BB: 0	P: 4	R: 1	H: 2	E: 0	K: 1	S: 5	LOB: 1	BB: 0	P: 6	R: 0	H: 1	E: 0	K: 1	S: 6	LOB: 1	BB: 0	P: 6	R: 1	H: 3	E: 0	K: 0	S: 5	LOB: 1	BB: 0	P: 5	R: 0	H: 2	E: 0	K: 0	S: 5	LOB: 2	BB: 0	P: 5	R: 0	H: 2	E: 0	K: 0	S: 4	LOB: 1	BB: 0	P: 4	R: 1	H: 2	E: 0	K: 0	S: 2	LOB: 1	BB: 0	P: 2
1B: 9	SF: 1	2B: 4	SAC: 0	3B: 2	DP: 1	HR: 1	HBP: 0	WP: 0	PA: 39	PB: 0	SB: 1	CS: 1																																																												

PITCHER	IP	WLS	BF	H	R	ER	SO	BB	IBB	HBP	BLK	WP	HR	S	P	ERA	WHIP
Dyar Miller, R (1, 1) ERA: 3.81	4.0		20	7	4	4	0	1	0	0	0	0	0	19	23	9.00	2.000
Dave LaRoche, L (5, 1) ERA: 6.06	3.1		16	7	1	1	1	0	0	0	0	0	1	18	18	2.70	2.100
Dave Frost, R (8, 1) ERA: 4.15	0.2	L	3	2	1	1	0	0	0	0	0	0	0	3	3	13.50	3.000


BOTTOM

California Angels @ New York Yankees
Yankee Stadium, Bronx, NY

Sat May 12 1979, 3:33 AM EDT
Att: 28,783 - Unknown - 55 F

AB	37
R	6
H	16
RBI	6
BB	1
SO	1
LOB	12

livebaseballscorecards.com



Batter	1	2	3	4	5	6	7	8	9	AB R H RBI BB SO LOB	TOP											
Rick Miller, L (1, 8) OBP: 0.398, SLG: 0.445	0-0 5-3		4-0 BB		0-0 3-1		0-0 G6-4-3 1B		0-0 1B 1B	4 1 2 1 1 0 1												
Carney Lansford, R (1, 5) OBP: 0.325, SLG: 0.448	0-0 4-3		0-0 5-3			0-0 FC6-5 1B	0-0 G6-4-3		0-0 1B 1B	5 1 2 1 0 0 2												
Rod Carew, L (1, 3) OBP: 0.463, SLG: 0.467	0-0 4-1			4-0 S BB		4-0 1B BB	0-0 FC6-4 1B		0-0 1B HR 1B	3 2 2 1 2 0 0												
Don Baylor, R (1, 9) OBP: 0.421, SLG: 0.512		0-0 5-3		0-0 6-3		0-0 FC6-5 1B WP	0-0 FC6-4		0-0 HR 1B	5 2 1 1 0 0 4												
Willie Aikens, L (1, 10) OBP: 0.384, SLG: 0.592		4-0 BB		0-3 K		0-0 1B WP		0-0 G3	0-0 HR	4 2 2 4 1 1 1												
Joe Rudi, R (1, 7) OBP: 0.302, SLG: 0.425		0-0 F9		0-3 K		4-0 1B 1B BB		0-0 F9	0-0 5-3	4 0 0 0 1 1 2												
Brian Downing, R (1, 2) OBP: 0.410, SLG: 0.554		0-0 5-3			0-0 2B		0-0 1B 1B		0-0 1-3	4 0 2 1 0 0 1												
Terry Humphrey, R (8, 2) OBP: 0.222, SLG: 0.125					0-3 K		0-0 1-2 2-H 1B			1 0 0 0 0 0 0												
Bobby Grich, R (1, 4) OBP: 0.336, SLG: 0.528			0-0 F9		0-0 K		0-0 G4-6-3 1B			5 1 2 0 0 2 1												
Bert Campaneris, R (1, 6) OBP: 0.250, SLG: 0.194			0-0 F9		0-0 F8		0-0 G4-6-3		0-0 1B 1B	4 1 1 0 0 0 4												
Inning Stats	R: 0 E: 0 K: 0 S: 3	H: 0 LOB: 0 BB: 0 P: 3	R: 0 E: 0 K: 0 S: 3	H: 0 LOB: 1 BB: 1 P: 7	R: 0 E: 0 K: 0 S: 3	H: 0 LOB: 1 BB: 1 P: 7	R: 0 E: 0 K: 2 S: 7	H: 0 LOB: 1 BB: 1 P: 11	R: 0 E: 0 K: 1 S: 6	H: 1 LOB: 1 BB: 0 P: 6	R: 3 E: 0 K: 0 S: 6	H: 4 LOB: 2 BB: 2 P: 14	R: 0 E: 0 K: 0 S: 4	H: 2 LOB: 1 BB: 0 P: 4	R: 0 E: 0 K: 0 S: 3	H: 0 LOB: 0 BB: 0 P: 3	R: 7 E: 0 K: 1 S: 12	H: 7 LOB: 0 BB: 0 P: 12	1B: 11 2B: 2 3B: 0 HR: 1	SF: 0 SAC: 0 DP: 2 HBP: 0	WP: 1 PB: 0 SB: 1 CS: 0	PA: 44
PITCHER	IP WLS BF H R ER SO BB IBB HBP BLK WP HR S P ERA WHIP																					
Jim Beattie, R (1, 1) ERA: 5.4	5.1 W 24 3 3 3 3 5 0 0 0 1 0 25 45 5.06 1.500																					
Dick Tidrow, R (6, 1) ERA: 6.75	2.2 16 10 6 6 0 0 0 0 0 0 0 0 16 16 20.25 3.750																					
Ken Clay, R (9, 1) ERA: 5.59	1.0 4 1 1 1 1 0 0 0 0 0 1 6 6 9.00 1.000																					

California Angels @ New York Yankees
 Yankee Stadium, Bronx, NY
 Sun May 13 1979, 3:33 AM EDT
 Att. 30,083 - Unknown - 70 F

livebaseballscorecards.com

AB	39
R	10
H	14
RBI	9
BB	5
SO	4
LOB	16



Batter	1	2	3	4	5	6	7	8	9
Willie Randolph, R (1, 4) OBP: 0.306, SLG: 0.279	0-0 1B HR 1B	0-0 F8		0-0 FC5 2-3f			H 1-0 1-2 1B HBP	0-0 2B 1B	
Thurman Munson, R (1, 2) OBP: 0.352, SLG: 0.415 Jerry Narron, L (9, 2) OBP: 0.400, SLG: 0.250	0-0 1-3 HR 1B		0-0 F8		0-3 K		0-0 SF9	0-0 1-3 2-H 1B 2B	
Graig Nettles, L (1, 5) OBP: 0.387, SLG: 0.455	0-0 1-H 3-H HR		0-0 G3		0-0 4-1		0-0 3-H 0-0 1-2 2-3 G3	0-0 2-H 3-H 1B	
Reggie Jackson, L (1, 9) OBP: 0.414, SLG: 0.583	4-0 BB		0-0 F8		0-3 K		0-0 2-H 3-H FC6-4 1B	0-3 K	
Lou Piniella, R (1, 7) OBP: 0.284, SLG: 0.404	0-0 F7			0-0 1B SF8 1B		0-3 K	0-0 FC6-4 1-2f	0-0 5-4-3	
Jim Spencer, L (1, 10) OBP: 0.363, SLG: 0.542 Cliff Johnson, R (8, PH) OBP: 0.410, SLG: 0.531	0-0 F4			0-0 FC5 1-3 WP 1B		0-0 3-1		0-0 1B WP 1B	
Chris Chambliss, L (1, 3) OBP: 0.223, SLG: 0.308	0-3 K			0-0 F2		0-3 K		0-0 1-3 FC6-4 1B	
Juan Beniquez, R (1, 8) OBP: 0.311, SLG: 0.407		0-0 F8		0-0 SF8 3-H			0-0 SH SF9	0-0 1-2f FC6-4 1B	
Bucky Dent, R (1, 6) OBP: 0.366, SLG: 0.367		0-0 F7		4-0 1-2 BB			0-0 SH G3 1B HBP	0-0 1-2 2B 1B	

Inning Stats	R: 3	H: 3	E: 0	K: 1	S: 8	LOB: 1	BB: 1	P: 12	R: 0	H: 0	E: 0	K: 0	S: 3	LOB: 0	BB: 0	P: 3	R: 0	H: 0	E: 0	K: 0	S: 3	LOB: 0	BB: 0	P: 3	R: 1	H: 2	E: 0	K: 0	S: 5	LOB: 2	BB: 1	P: 9	R: 0	H: 0	E: 0	K: 2	S: 7	LOB: 0	BB: 0	P: 7	R: 0	H: 0	E: 0	K: 2	S: 7	LOB: 0	BB: 0	P: 7	R: 3	H: 1	E: 2	K: 0	S: 6	LOB: 1	BB: 0	P: 7	R: 5	H: 6	E: 0	K: 1	S: 11	LOB: 1	BB: 0	P: 11
--------------	------	------	------	------	------	--------	-------	-------	------	------	------	------	------	--------	-------	------	------	------	------	------	------	--------	-------	------	------	------	------	------	------	--------	-------	------	------	------	------	------	------	--------	-------	------	------	------	------	------	------	--------	-------	------	------	------	------	------	------	--------	-------	------	------	------	------	------	-------	--------	-------	-------

PITCHER		IP	WLS	BF	H	R	ER	SO	BB	IBB	HBP	BLK	WP	HR	S	P	ERA	WHIP
Chris Knapp, R (1, 1) ERA: 4.46		6.1	L	29	5	7	4	5	2	0	1	0	1	1	36	45	5.68	1.105
Dave LaRoche, L (7, 1) ERA: 5.82		0.2		3	1	0	0	0	0	0	0	0	0	0	3	3	0.00	1.500
Mike Barlow, R (8, 1) ERA: 9.82		1.0		9	6	5	5	1	0	0	0	0	1	0	11	11	45.00	6.000

BOTTOM

California Angels @ New York Yankees
Yankee Stadium, Bronx, NY

Sun May 13 1979, 3:33 AM EDT
Att: 30,083 - Unknown - 70 F

AB	R	H	RBI	BB	SO	LOB
4	3	2	1	0	0	2
4	2	2	2	0	1	0
0	0	0	0	0	0	0
5	1	2	5	0	0	2
4	0	1	2	1	2	1
5	1	1	0	0	1	3
3	0	1	0	0	0	1
1	1	1	0	0	0	0
4	0	1	0	0	2	3
3	2	0	1	0	0	1
2	2	1	0	1	0	0

AB	35
R	12
H	12
RBI	11
BB	2
SO	6
LOB	13

WP: 2 PA: 41
PB: 0 SB: 0
CS: 0



Batter	1	2	3	4	5	6	7	8	9	AB R H RBI BB SO LOB	TOP
Ron LeFlore, R (1, 8) OBP: 0.391, SLG: 0.478 Lynn Jones, R (8, 8) OBP: 0.364, SLG: 0.392	0-0 6-3		0-0 L8 SF9 2B		0-0 F8			4-0 4-1 SH5-4 1B BB	0-3 K	3 2 1 0 1 0 0 1 0 0 0 0 1 0	
Lou Whitaker, L (1, 4) OBP: 0.402, SLG: 0.453	0-0 4-3 2B		0-0 L8		4-0 BB			0-0 SH5-4		2 0 1 0 1 0 1	
Rusty Staub, L (1, 10) OBP: 0.458, SLG: 0.541	0-0 4-3		0-0 SF9		0-0 F9			0-0 4-1		3 0 0 1 0 0 3	
Steve Kemp, L (1, 9) OBP: 0.463, SLG: 0.600 Tim Corcoran, L (9, 9) OBP: 0.280, SLG: 0.150	4-0 BB		0-0 3-H 0-0 3-1		0-0 4-3			0-0 2B 1B		3 1 1 1 1 0 0 0 0 0 0 0 0 0	
Jason Thompson, L (1, 3) OBP: 0.398, SLG: 0.434	0-0 F7			0-0 4-3		0-0 F8		0-0 1B 2B		4 0 1 0 0 0 2	
Lance Parrish, R (1, 2) OBP: 0.320, SLG: 0.447		0-3 K		0-0 6-3		0-0 F2		0-0 2B 1B		4 0 1 1 0 1 0	
Jerry Morales, R (1, 7) OBP: 0.267, SLG: 0.388		0-0 L4		0-0 1B		0-0 FC1-6-3 2B		0-0 F4		4 0 2 0 0 0 2	
Aurelio Rodriguez, R (1, 5) OBP: 0.257, SLG: 0.338		0-0 2B		0-0 L4		0-0 FC1-6-3 2B		0-0 F9		4 0 1 0 0 0 2	
Alan Trammell, R (1, 6) OBP: 0.333, SLG: 0.309		0-3 K		0-0 4-3		0-0 4-3		0-0 6-3		4 0 0 0 0 1 1	
Inning Stats	R: 0 H: 1 E: 0 LOB: 2 K: 0 BB: 1 S: 4 P: 8	R: 0 H: 1 E: 0 LOB: 1 K: 2 BB: 0 S: 8 P: 8	R: 1 H: 1 E: 0 LOB: 0 K: 0 BB: 0 S: 4 P: 4	R: 0 H: 1 E: 0 LOB: 1 K: 0 BB: 0 S: 4 P: 4	R: 0 H: 0 E: 0 LOB: 1 K: 0 BB: 1 S: 3 P: 7	R: 0 H: 0 E: 0 LOB: 0 K: 0 BB: 0 S: 3 P: 3	R: 0 H: 1 E: 0 LOB: 0 K: 0 BB: 0 S: 3 P: 3	R: 2 H: 3 E: 0 LOB: 2 K: 0 BB: 1 S: 6 P: 10	R: 0 H: 0 E: 0 LOB: 0 K: 1 BB: 0 S: 5 P: 5	1B: 3 SF: 1 2B: 6 SAC: 1 3B: 0 DP: 1 HR: 0 HBP: 0	WP: 0 PA: 37 PB: 0 SB: 0 CS: 0
PITCHER Ed Figueroa, R (1, 1) ERA: 3.66 Ken Clay, R (9, 1) ERA: 5.31	IP WLS BF H R ER SO BB IBB HBP BLK WP HR S P ERA WHIP	8.0 L 34 8 3 3 2 3 0 0 0 0 0 0 35 47 3.38 1.375	1.0 3 0 0 0 1 0 0 0 0 0 0 0 5 5 0.00 0.000	PITCHER IP WLS BF H R ER SO BB IBB HBP BLK WP HR S P ERA WHIP							

Detroit Tigers @ New York Yankees
 Yankee Stadium, Bronx, NY
 Mon May 14 1979, 7:05 PM EDT
 Att. 15,650 - Unknown

livebaseballscorecards.com

AB	32
R	3
H	8
RBI	3
BB	3
SO	3
LOB	11




Batter	1	2	3	4	5	6	7	8	9	AB	R	H	RBI	BB	SO	LOB
Willie Randolph, R (1, 4) OBP: 0.305, SLG: 0.278	0-0 5-3		0-0 6-3 1B		0-0 1-3			0-0 4-3		4	0	1	1	0	0	0
Thurman Munson, R (1, 2) OBP: 0.356, SLG: 0.425	0-0 2B		0-0 6-3 1B		0-0 4-3			0-3 K		4	0	2	0	0	1	0
Graig Nettles, L (1, 5) OBP: 0.376, SLG: 0.440	0-3 K		0-0 6-3					0-0 F8		4	0	0	0	0	1	3
Reggie Jackson, L (1, 9) OBP: 0.409, SLG: 0.568	0-3 K		4-0 FC5-4 IBB					0-0 F7		3	0	0	0	1	1	1
Lou Piniella, R (1, 7) OBP: 0.273, SLG: 0.387		0-0 L7	0-0 FC5-4					0-0 F8		4	0	0	0	0	0	3
Jim Spencer, L (1, 10) OBP: 0.361, SLG: 0.527	0-0 F2			0-3 K				4-0 FC4-6 BB		2	0	0	0	1	1	0
Fred Stanley, R (7, PR) OBP: 0.400, SLG: 0.333									0-0 F7	0	0	0	0	0	0	0
Jay Johnstone, L (9, PH) OBP: 0.281, SLG: 0.387									0-0 F7	1	0	0	0	0	0	0
Chris Chambliss, L (1, 3) OBP: 0.217, SLG: 0.300	0-0 F7			0-0 F7				0-0 FC4-6 FC5-4		3	0	0	0	0	0	1
Juan Beniquez, R (1, 8) OBP: 0.313, SLG: 0.421			0-0 SH1-3 1B 2B		0-0 1-6-3			0-0 FC5-4		3	1	1	0	0	0	1
Bucky Dent, R (1, 6) OBP: 0.359, SLG: 0.359			0-0 SH1-3			0-3 K		0-3 K		2	0	0	0	0	2	1

Inning Stats	R: 0 E: 0 K: 2 S: 8	H: 1 LOB: 1 BB: 0 P: 8	R: 0 E: 0 K: 0 S: 3	H: 0 LOB: 0 BB: 0 P: 3	R: 1 E: 0 K: 0 S: 6	H: 3 LOB: 3 BB: 1 P: 10	R: 0 E: 0 K: 1 S: 5	H: 0 LOB: 0 BB: 0 P: 5	R: 0 E: 0 K: 1 S: 5	H: 0 LOB: 0 BB: 0 P: 5	R: 0 E: 0 K: 1 S: 5	H: 0 LOB: 1 BB: 1 P: 9	R: 0 E: 0 K: 1 S: 5	H: 0 LOB: 0 BB: 0 P: 5	R: 0 E: 0 K: 0 S: 3	H: 0 LOB: 0 BB: 0 P: 3	1B: 2 2B: 2 3B: 0 HR: 0	SF: 0 SAC: 1 DP: 0 HBP: 0	WP: 0 PB: 0 SB: 0 CS: 0	PA: 33
---------------------	------------------------------	---------------------------------	------------------------------	---------------------------------	------------------------------	----------------------------------	------------------------------	---------------------------------	------------------------------	---------------------------------	------------------------------	---------------------------------	------------------------------	---------------------------------	------------------------------	---------------------------------	----------------------------------	------------------------------------	----------------------------------	--------

PITCHER Milt Wilcox, R (1, 1) ERA: 4.99	IP 9.0	WLS W	BF 33	H 4	R 1	ER 1	SO 6	BB 1	IBB 1	HBP 0	BLK 0	WP 0	HR 0	S 43	P 51	ERA 1.00	WHIP 0.556	PITCHER	IP 9.0	WLS W	BF 33	H 4	R 1	ER 1	SO 6	BB 1	IBB 1	HBP 0	BLK 0	WP 0	HR 0	S 43	P 51	ERA 1.00	WHIP 0.556
--	-----------	----------	----------	--------	--------	---------	---------	---------	----------	----------	----------	---------	---------	---------	---------	-------------	---------------	----------------	-----------	----------	----------	--------	--------	---------	---------	---------	----------	----------	----------	---------	---------	---------	---------	-------------	---------------

DETROIT TIGERS @ NEW YORK YANKEES
Yankee Stadium, Bronx, NY
 Mon May 14 1979, 7:05 PM EDT
 Att. 15,650 - Unknown

AB	30
R	1
H	4
RBI	1
BB	2
SO	6
LOB	10



Batter	1	2	3	4	5	6	7	8	9	AB R H RBI BB SO LOB	TOP									
Ron LeFlore, R OBP: 0.402, SLG: 0.487 (1, 8) X	0-0 CS 1B			X 0-0 F8 ①		X 0-0 1B		X 0-0 S 1B 1B		4 1 3 1 0 0 0	Detroit Tigers @ New York Yankees Yankee Stadium, Bronx, NY Tue May 15 1979, 7:05 PM EDT Att. 18,876 - Unknown - 61 F									
Lou Whitaker, L OBP: 0.397, SLG: 0.444 (1, 4) X	0-0 1-3 ② 1-2		X 0-0 F8 ②		SS 0-3 K ③		X 0-0 1-H 3-H 1B		4 0 1 2 0 1 2											
Rusty Staub, L OBP: 0.423, SLG: 0.488 (1, 10) SS	0-3 K ③		X 0-0 4-3 ③		X 0-0 F2 ①		X 0-0 1-3 ③		4 0 0 0 0 1 1											
Steve Kemp, L OBP: 0.455, SLG: 0.586 (1, 9)		X 0-0 4-3 ①		X 0-0 4-3 ①		SS 0-3 K ②		X 0-0 G4-6-3 1B	4 0 1 0 0 1 0											
Jason Thompson, L OBP: 0.393, SLG: 0.425 (1, 3)		X 0-0 F8 ②		X 0-0 FC5-4 1B		X 0-0 6-3 ③		X 0-0 G4-6-3 ① 1-2f ②	4 0 1 0 0 0 1											
Jerry Morales, R OBP: 0.257, SLG: 0.373 (1, 7)		X 0-0 F7 ③		X 0-0 FC5-4 FC5-4 1-2f		X 0-0 5-3 ①		X 0-0 F9 ③	4 0 0 0 0 0 1											
Lance Parrish, R OBP: 0.320, SLG: 0.438 (1, 2)			X 0-0 F9 ①		X 0-0 FC5-4 ③ 1-2f		BB BB BB 4-3 1B 1B BB		2 1 0 0 1 0 1											
Aurelio Rodriguez, R OBP: 0.260, SLG: 0.338 (1, 5)			X 0-0 5-3 ②		SS 0-3 K ①		X 0-0 1B 1B 4-3 1B		3 1 1 0 0 1 0											
Alan Trammell, R OBP: 0.320, SLG: 0.296 (1, 6)			X 0-0 1-3 ③		SS 0-3 K ②		X 0-0 1-2 2-3 4-3 ②		3 0 0 0 0 1 2											
Inning Stats	R: 0 E: 0 K: 1 S: 5	H: 1 LOB: 0 BB: 0 P: 5	R: 0 E: 0 K: 0 S: 3	H: 0 LOB: 0 BB: 0 P: 3	R: 0 E: 0 K: 0 S: 3	H: 0 LOB: 0 BB: 0 P: 3	R: 0 E: 0 K: 0 S: 4	H: 1 LOB: 1 BB: 0 P: 4	R: 0 E: 0 K: 3 S: 10	H: 1 LOB: 1 BB: 0 P: 10	R: 0 E: 0 K: 1 S: 5	H: 0 LOB: 0 BB: 0 P: 5	R: 3 E: 0 K: 0 S: 6	H: 3 LOB: 1 BB: 1 P: 10	R: 0 E: 0 K: 0 S: 3	H: 1 LOB: 0 BB: 0 P: 3	1B: 7 2B: 0 3B: 0 HR: 0	SF: 0 SAC: 0 DP: 1 HBP: 0	WP: 0 PB: 0 SB: 1 CS: 1	PA: 33
PITCHER Tommy John, L ERA: 1.81 (1, 1)	IP: 9.0 WLS: W BF: 33 H: 7 R: 3 ER: 3 SO: 5 BB: 1 IBB: 0 HBP: 0 BLK: 0 WP: 0 HR: 0 S: 42 P: 46 ERA: 3.00 WHIP: 0.889																			

AB	32
R	3
H	7
RBI	3
BB	1
SO	5
LOB	8



WP: 0	PA: 33
PB: 0	
SB: 1	
CS: 1	

Batter	1	2	3	4	5	6	7	8	9	AB	R	H	RBI	BB	SO	LOB	
Mickey Rivers, L OBP: 0.286, SLG: 0.398 Juan Beniquez, R OBP: 0.308, SLG: 0.414 (1, 8) X (6, PR) (7, 8)	0-0 L3 1B	0-0 2B		0-0 4-3 1B		0-0 1B 1B 1B	0-3 K			4	0	2	0	0	0	0	
Willie Randolph, R OBP: 0.321, SLG: 0.297 (1, 4) X	0-0 1B SF9 1B	0-3 K			0-0 2B 1B	0-0 1B 1B		0-0 5-3 PB 1B SF8		5	4	4	1	0	1	1	
Thurman Munson, R OBP: 0.358, SLG: 0.424 (1, 2) X	0-0 1B E 1B	0-0 5-3			0-0 F4 1B	0-0 1B SF7 1B		0-0 5-3 1B		5	1	2	0	0	0	3	
Graig Nettles, L OBP: 0.377, SLG: 0.445 (1, 5) X	0-0 SF9		0-0 1B G4-6-3		0-3 K	0-0 1B FC6-4		0-0 SF8		3	0	2	4	0	1	1	
Reggie Jackson, L OBP: 0.409, SLG: 0.574 (1, 9) X	0-0 1B E8 1B		0-0 1B G4-6-3		0-0 2B	0-0 SF7		0-0 F8		4	1	2	2	0	0	1	
Lou Piniella, R OBP: 0.282, SLG: 0.412 (1, 7) X	0-3 K		0-0 2B		0-0 2B	0-0 FC6-4				4	0	2	1	0	1	3	
Jim Spencer, L OBP: 0.369, SLG: 0.527 Cliff Johnson, R OBP: 0.381, SLG: 0.486 (1, 10) (3, PH)		4-0 HR BB	0-0 6-3		0-0 5-3		0-0 F2			0	1	0	0	1	0	0	
Chris Chambliss, L OBP: 0.227, SLG: 0.360 (1, 3) X		0-0 HR		0-0 F8		0-0 F6	0-0 HR			4	2	2	3	0	0	0	
Bucky Dent, R OBP: 0.355, SLG: 0.347 (1, 6) X		0-0 F9		0-0 F6		4-0 1B BB	0-0 F7			3	1	0	0	1	0	0	
Inning Stats	R: 1 H: 3 E: 1 LOB: 2 K: 1 BB: 0 S: 8 P: 8	R: 2 H: 2 E: 0 LOB: 1 K: 1 BB: 1 S: 7 P: 11	R: 0 H: 2 E: 0 LOB: 1 K: 0 BB: 0 S: 4 P: 4	R: 0 H: 0 E: 0 LOB: 0 K: 0 BB: 0 S: 3 P: 3	R: 2 H: 3 E: 0 LOB: 1 K: 1 BB: 0 S: 8 P: 8	R: 4 H: 4 E: 0 LOB: 1 K: 0 BB: 1 S: 7 P: 11	R: 1 H: 1 E: 0 LOB: 0 K: 1 BB: 0 S: 6 P: 6	R: 1 H: 1 E: 0 LOB: 0 K: 0 BB: 0 S: 4 P: 4			1B: 10 SF: 3 2B: 4 SAC: 0 3B: 0 DP: 1 HR: 2 HBP: 0	WP: 0 PA: 41 PB: 1 SB: 0 CS: 0					
PITCHER	IP WLS BF H R ER SO BB IBB HBP BLK WP HR S P ERA WHIP																
Steve Baker, R ERA: 5.12 Sheldon Burnside, L ERA: 5.66 Bruce Taylor, R ERA: 6.59	(1, 1) 2.0 L 13 6 3 3 2 1 0 0 0 0 0 1 16 20 13.50 3.500	(3, 1) 3.1 16 6 5 5 1 1 0 0 0 0 0 17 21 13.50 2.100	(6, 1) 2.2 12 4 3 2 1 0 0 0 0 0 1 14 14 6.75 1.500														

BOTTOM

Detroit Tigers @ New York Yankees
 Yankee Stadium, Bronx, NY
 Tue May 15 1979, 7:05 PM EDT
 Att: 18,876 - Unknown - 61 F

AB	36
R	11
H	16
RBI	11
BB	2
SO	4
LOB	11



WP: 0	PA: 41
PB: 1	
SB: 0	
CS: 0	

livebaseballscorecards.com

Batter	1	2	3	4	5	6	7	8	9	AB R H RBI BB SO LOB	TOP																				
Ron LeFlore, R OBP: 0.390, SLG: 0.472 (1, 8)	0-3 K		0-0 FC6-4 CS 1-2f		0-0 FC5-4 1-2f			0-0 F8		4 0 0 0 0 1 4																					
Jerry Morales, R OBP: 0.257, SLG: 0.368 (1, 7)	0-3 K		0-0 CS 1-2	0-3 K		0-0 G6-4-3 1B		0-0 F8		4 0 1 0 0 2 0																					
Rusty Staub, L OBP: 0.411, SLG: 0.467 (1, 10)	0-0 4-3			0-3 K		0-0 G6-4-3 1-2f			0-0 HR 1B	4 1 1 0 0 1 1																					
Steve Kemp, L OBP: 0.466, SLG: 0.621 (1, 9)		0-0 1B		0-3 K		0-0 1B			0-0 HR 1-H	4 1 3 2 0 1 0																					
John Wockenfuss, R OBP: 0.323, SLG: 0.607 (1, 3)		0-3 K			0-3 K	0-3 K			0-0 G6-4-3 1B	4 0 1 0 0 3 2																					
Lance Parrish, R OBP: 0.318, SLG: 0.430 (1, 2)		0-3 K			0-0 BB 1B			0-0 G6-4-3 1-2f		4 0 1 0 0 2 2																					
Aurelio Rodriguez, R OBP: 0.260, SLG: 0.333 (1, 5)		0-0 F7			0-0 BB 1B		0-0 F5		0-0 6-3	4 0 1 0 0 0 1																					
Lou Whitaker, L OBP: 0.387, SLG: 0.431 (1, 4)			0-3 K		0-3 K		0-0 5-3			3 0 0 0 0 2 2																					
Mark Wagner, R OBP: 0.412, SLG: 0.484 (1, 6)			0-0 FC6-4 1B		4-0 FC5-4 BB			0-3 K		2 0 1 0 1 1 0																					
Inning Stats	R: 0 E: 0 K: 2 S: 7	H: 0 LOB: 0 BB: 0 P: 7	R: 0 E: 0 K: 2 S: 8	H: 1 LOB: 1 BB: 0 P: 8	R: 0 E: 0 K: 1 S: 5	H: 1 LOB: 0 BB: 0 P: 5	R: 0 E: 0 K: 3 S: 9	H: 0 LOB: 0 BB: 0 P: 9	R: 0 E: 0 K: 2 S: 9	H: 2 LOB: 3 BB: 1 P: 13	R: 0 E: 0 K: 1 S: 6	H: 2 LOB: 1 BB: 0 P: 6	R: 0 E: 0 K: 1 S: 5	H: 0 LOB: 0 BB: 0 P: 5	R: 0 E: 0 K: 1 S: 5	H: 0 LOB: 0 BB: 0 P: 5	R: 2 E: 0 K: 0 S: 5	H: 3 LOB: 0 BB: 0 P: 5	1B: 8 2B: 0 3B: 0 HR: 1	SF: 0 SAC: 0 DP: 2 HBP: 0	WP: 0 PB: 0 SB: 0 CS: 1	PA: 35									
PITCHER Ron Guidry, L ERA: 2.26 (1, 1)	IP 9.0	WLS W	BF 34	H 9	R 2	ER 2	SO 13	BB 1	IBB 0	HBP 0	BLK 0	WP 0	HR 1	S 59	P 63	ERA 2.00	WHIP 1.111														
											PITCHER	IP	WLS	BF	H	R	ER	SO	BB	IBB	HBP	BLK	WP	HR	S	P	ERA	WHIP			

Detroit Tigers @ New York Yankees
 Yankee Stadium, Bronx, NY
 Wed May 16 1979, 7:05 PM EDT
 Att. 43,843 - Unknown - 69 F

livebaseballscorecards.com

AB	33
R	2
H	9
RBI	2
BB	1
SO	13
LOB	12



Batter	1	2	3	4	5	6	7	8	9
Mickey Rivers, L (1, 8) OBP: 0.275, SLG: 0.381 Juan Beniquez, R (8, 8) OBP: 0.308, SLG: 0.414	0-0 F9		0-0 F8		0-0 F8		0-0 4-3		
Willie Randolph, R (1, 4) OBP: 0.319, SLG: 0.296	0-0 HR 1B		0-0 5-3		0-3 K			0-0 1-3	
Thurman Munson, R (1, 2) OBP: 0.355, SLG: 0.420	0-3 K 1-2			0-0 HR 1B	0-0 F8			0-3 K	
Graig Nettles, L (1, 5) OBP: 0.380, SLG: 0.492	0-0 HR 2-H			0-0 HR 1-H		0-0 G3		0-0 F9	
Reggie Jackson, L (1, 9) OBP: 0.407, SLG: 0.564	4-0 CS BB			0-3 K		0-3 K			
Lou Piniella, R (1, 7) OBP: 0.283, SLG: 0.420	0-0 CS 1-2	0-0 F8		0-0 HR 2B		0-0 4-3			
Chris Chambliss, L (1, 3) OBP: 0.230, SLG: 0.385		0-0 4-3		0-0 HR 2-H		0-0 F7			
Jim Spencer, L (1, 10) OBP: 0.368, SLG: 0.513		0-0 F8		0-3 K		4-0 BB			
Bucky Dent, R (1, 6) OBP: 0.345, SLG: 0.337			0-0 5-3	0-0 5-3		0-0 P1			

Inning Stats	R: 2	H: 2	E: 0	K: 1	S: 6	LOB: 0	BB: 1	P: 10
	R: 0	H: 0	E: 0	K: 0	S: 3 <td>LOB: 0</td> <td>BB: 0</td> <td>P: 3 </td>	LOB: 0	BB: 0	P: 3
	R: 0	H: 0	E: 0	K: 0	S: 3 <td>LOB: 0</td> <td>BB: 0</td> <td>P: 3 </td>	LOB: 0	BB: 0	P: 3
	R: 4	H: 4	E: 0	K: 2	S: 11 <td>LOB: 0</td> <td>BB: 0</td> <td>P: 11 </td>	LOB: 0	BB: 0	P: 11
	R: 0	H: 0	E: 0	K: 1	S: 5 <td>LOB: 0</td> <td>BB: 0</td> <td>P: 5 </td>	LOB: 0	BB: 0	P: 5
	R: 0	H: 0	E: 0	K: 1	S: 5 <td>LOB: 0</td> <td>BB: 0</td> <td>P: 5 </td>	LOB: 0	BB: 0	P: 5
	R: 0	H: 0	E: 0	K: 0	S: 3 <td>LOB: 1</td> <td>BB: 1</td> <td>P: 7 </td>	LOB: 1	BB: 1	P: 7
	R: 0	H: 0	E: 0	K: 1	S: 5 <td>LOB: 0</td> <td>BB: 0</td> <td>P: 5 </td>	LOB: 0	BB: 0	P: 5


PITCHER	IP	WLS	BF	H	R	ER	SO	BB	IBB	HBP	BLK	WP	HR	S	P	ERA	WHIP
Mark Fidrych, R (1, 1) ERA: 8.53	3.1	L	16	6	6	6	2	1	0	0	0	0	3	19	23	16.20	2.100
Aurelio Lopez, R (4, 1) ERA: 2.11	2.2		8	0	0	0	3	0	0	0	0	0	0	14	14	0.00	0.000
John Hiller, L (7, 1) ERA: 3.86	2.0		7	0	0	0	1	1	0	0	0	0	0	8	12	0.00	0.500

AB R H RBI BB SO LOB

4	0	0	0	0	0	1
0	0	0	0	0	0	0
4	1	1	0	0	1	0
4	1	1	0	0	2	1
4	2	2	4	0	0	0
2	0	0	0	1	2	0
3	1	1	0	0	0	0
3	1	1	2	0	0	0
2	0	0	0	1	1	0
3	0	0	0	0	0	1

AB 29
R 6
H 6
RBI 6
BB 2
SO 6
LOB 3

WP: 0 **PA: 32**
PB: 0
SB: 1
CS: 1



DETROIT TIGERS @ NEW YORK YANKEES
Yankee Stadium, Bronx, NY
 Wed May 16 1979, 7:05 PM EDT
 Att: 43,843 - Unknown - 69 F

livebaseballscorecards.com

Batter	1	2	3	4	5	6	7	8	9	AB R H RBI BB SO LOB	TOP		
Mickey Rivers, L (1, 8) OBP: 0.299, SLG: 0.394 Juan Beniquez, R (8, 8) OBP: 0.303, SLG: 0.407	4-0 BB BB 8-2 BB		0-0 CS 1B		0-0 SF9 FC5-2 2B 1B	4-0 E BB		0-0 SF8 3-H	0-3 K 1-2 3-H	2 1 2 1 2 0 0 1 0 0 0 0 1 1			
Willie Randolph, R (1, 4) OBP: 0.325, SLG: 0.318 Brian Doyle, L (9, 4)	0-0 L7		0-0 1B		0-0 FC5-2 2B	0-0 E1 FC6-4		0-0 1B 3B	0-0 1B	6 2 3 1 0 0 6 0 0 0 0 0 0 0			
Thurman Munson, R (1, 2) OBP: 0.354, SLG: 0.415	4-0 BB 1-2 BB		0-0 L5		0-0 SF9	0-0 FC6-4		0-0 1B G4-6-3	0-0 4-3	4 0 1 2 1 0 6			
Graig Nettles, L (1, 5) OBP: 0.381, SLG: 0.481	4-0 BB 1-2 2-3 BB		0-0 F2		4-0 2B 1-2 BB		0-0 F3	0-0 G4-6-3 1-2f		3 0 0 0 2 0 2			
Reggie Jackson, L (1, 9) OBP: 0.400, SLG: 0.557	0-0 8-2 3-Hf			0-0 F9	0-0 2B		0-3 K		0-0 4-3	5 0 1 2 0 1 3			
Chris Chambliss, L (1, 3) OBP: 0.236, SLG: 0.393		0-0 2B		0-0 6-3	0-0 G1		0-3 K		0-0 1B 1B 1B	5 1 2 0 0 1 2			
Lou Piniella, R (1, 7) OBP: 0.297, SLG: 0.429		0-0 B1		0-0 F6		0-0 E S 1B		0-0 E6 1B 1B	0-0 1B 1B 1B	5 2 3 0 0 0 1	AB 41 R 10 H 17 RBI 8 BB 5 SO 4 LOB 26		
Jim Spencer, L (1, 10) OBP: 0.374, SLG: 0.513 Cliff Johnson, R (9, PH) OBP: 0.395, SLG: 0.500		0-0 F5		0-0 1B FC FC5-2 1B	0-0 F9		0-0 1B SF8 2-H	0-0 E WP 1B	0-0 1B 1B 1B	4 1 2 1 0 0 2 1 1 1 0 0 0 0			
Bucky Dent, R (1, 6) OBP: 0.348, SLG: 0.340		0-0 1-3		0-0 FC FC5-2 1B SF9	0-3 K		0-0 3B 2-3	0-0 E5 1B WP 1B	0-0 1B 1B 1B	5 2 2 1 0 1 3			
Inning Stats	R: 0 H: 0 E: 0 LOB: 2 K: 0 BB: 3 S: 2 P: 14	R: 0 H: 1 E: 0 LOB: 1 K: 0 BB: 0 S: 4 P: 4	R: 0 H: 2 E: 0 LOB: 1 K: 0 BB: 0 S: 4 P: 4	R: 0 H: 0 E: 0 LOB: 0 K: 0 BB: 0 S: 3 P: 3	R: 3 H: 3 E: 0 LOB: 2 K: 0 BB: 1 S: 7 P: 11	R: 0 H: 1 E: 1 LOB: 3 K: 1 BB: 1 S: 7 P: 11	R: 0 H: 0 E: 0 LOB: 0 K: 2 BB: 0 S: 7 P: 7	R: 4 H: 5 E: 1 LOB: 0 K: 0 BB: 0 S: 7 P: 7	R: 3 H: 5 E: 1 LOB: 2 K: 1 BB: 0 S: 10 P: 10	1B: 14 SF: 2 2B: 3 SAC: 0 3B: 1 DP: 2 HR: 0 HBP: 0	WP: 1 PA: 48 PB: 0 SB: 1 CS: 1		
PITCHER	IP WLS BF H R ER SO BB IBB HBP BLK WP HR S P ERA WHIP											PITCHER	IP WLS BF H R ER SO BB IBB HBP BLK WP HR S P ERA WHIP
Mike Torrez, R (1, 1) ERA: 4.41	7.0 L 36 10 6 6 3 5 0 0 0 0 0 0 37 57 7.71 2.143												
Tom Burgmeier, L (8, 1) ERA: 1.26	0.1 2 1 0 0 0 0 0 0 0 0 0 0 2 2 0.00 3.000												
Jim Wright, R (8, 1) ERA: 4.15	0.0 1 1 1 1 1 0 0 0 0 0 0 0 1 1 ∞ ∞												
Andy Hassler, L (8, 1) ERA: 6.59	1.2 9 5 3 3 1 0 0 0 0 0 1 0 11 11 16.20 3.000												

New York Yankees @ Boston Red Sox
Fenway Park, Boston, MA
Fri May 18 1979, 7:05 PM EDT
Att. 33,694 - Unknown - 52 F

livebaseballscorecards.com



Batter	1	2	3	4	5	6	7	8	9	AB R H RBI BB SO LOB
Jerry Remy, L (1, 4) OBP: 0.359, SLG: 0.365	0-0 L5		0-0 3-1			4-0 BB		0-0 F7		3 0 0 0 1 0 2
Rick Burleson, R (1, 6) OBP: 0.325, SLG: 0.352	4-0 BB			0-0 G3		0-0 G5-4-3		0-0 1-4-3		3 0 0 0 1 0 1
Fred Lynn, L (1, 8) OBP: 0.412, SLG: 0.622	0-0 G6-4-3			0-0 G3			0-0 L8		0-0 F7	4 0 0 0 0 0 1
Jim Rice, R (1, 10) OBP: 0.432, SLG: 0.563		0-0 F9		0-0 S 1B			0-0 4-3 2B		0-0 F9	4 0 2 0 0 0 0
Carl Yastrzemski, L (1, 7) OBP: 0.391, SLG: 0.527		0-0 P7		0-0 1-4-3			0-0 4-3			3 0 0 0 0 0 2
Butch Hobson, R (1, 5) OBP: 0.316, SLG: 0.500		0-3 K			0-0 6-3		0-0 F8			3 0 0 0 0 1 1
George Scott, R (1, 3) OBP: 0.311, SLG: 0.416			0-0 F8		0-0 1-3			0-0 F3		3 0 0 0 0 0 0
Dwight Evans, R (1, 9) OBP: 0.326, SLG: 0.462			0-0 5-3 1B		0-0 6-3			0-0 1B		3 0 2 0 0 0 0
Gary Allenson, R (1, 2) OBP: 0.307, SLG: 0.313			0-0 5-3			0-0 F8		0-0 F3		3 0 0 0 0 0 2

BOTTOM

New York Yankees @ Boston Red Sox
 Fenway Park, Boston, MA
 Fri May 18 1979, 7:05 PM EDT
 Att: 33,694 - Unknown - 52 F

livebaseballscorecards.com

AB	29
R	0
H	4
RBI	0
BB	2
SO	1
LOB	9



Inning Stats	R: 0	H: 0	E: 0	LOB: 0	K: 0	S: 2	P: 6	R: 0	H: 0	E: 0	LOB: 0	K: 1	S: 5	R: 0	H: 1	E: 0	LOB: 1	K: 0	S: 4	R: 0	H: 0	E: 0	LOB: 0	K: 0	S: 3	R: 0	H: 0	E: 0	LOB: 0	K: 0	S: 2	R: 0	H: 1	E: 0	LOB: 1	K: 0	S: 4	R: 0	H: 1	E: 0	LOB: 1	K: 0	S: 4	R: 0	H: 1	E: 0	LOB: 1	K: 0	S: 4	R: 0	H: 0	E: 0	LOB: 0	K: 0	S: 3	R: 0	H: 0	E: 0	LOB: 0	K: 0	S: 6	R: 0	H: 1	E: 0	LOB: 1	K: 0	S: 4	R: 0	H: 1	E: 0	LOB: 1	K: 0	S: 4	R: 0	H: 0	E: 0	LOB: 0	K: 0	S: 3	R: 0	H: 0	E: 0	LOB: 0	K: 0	S: 6	R: 0	H: 1	E: 0	LOB: 1	K: 0	S: 4
1B: 3	SF: 0	2B: 1	SAC: 0	3B: 0	DP: 2	HR: 0	HBP: 0	WP: 0	PA: 31	ERA: 0.00	WHIP: 0.667	ERA: 3.22																																																																															

PITCHER	IP	WLS	BF	H	R	ER	SO	BB	IBB	HBP	BLK	WP	HR	S	P	ERA	WHIP
Jim Beattie, R (1, 1) ERA: 3.22	9.0	W	31	4	0	0	1	2	0	0	0	0	0	31	39	0.00	0.667

Batter	1	2	3	4	5	6	7	8	9	AB R H RBI BB SO LOB	TOP
Mickey Rivers, L (1, 8) OBP: 0.306, SLG: 0.398 Juan Beniquez, R (7, 8) OBP: 0.289, SLG: 0.400	0-0 G3		0-0 F9		0-0 1B 1B		0-0 SH1-4 1B 1B		0-0 F3	4 2 2 0 0 0 0 1 0 0 0 0 0 0	
Roy White, S (1, 7) OBP: 0.326, SLG: 0.263	0-3 K		0-0 E7 1B 1B		0-0 1B 1B		0-0 SH1-4 1-2 2-3		0-0 1B	4 0 3 0 0 1 0	
Thurman Munson, R (1, 2) OBP: 0.361, SLG: 0.417	0-0 E5		0-0 1B		0-0 G4-6-3 1B		4-0 1B IBB		0-3 K	4 0 2 1 1 1 1	
Graig Nettles, L (1, 5) OBP: 0.377, SLG: 0.475	0-3 K		0-3 K		0-0 G4-6-3 1-2f		0-0 G4-6-3 1-2 2-H 3-H 1B			4 0 1 2 0 2 5	
Reggie Jackson, L (1, 9) OBP: 0.403, SLG: 0.560		0-0 G4-6-3 2B		0-0 F9		4-0 FC4-6 BB		0-0 G4-6-3 1-2f		3 0 1 0 1 0 2	
Chris Chambliss, L (1, 3) OBP: 0.244, SLG: 0.392		4-0 G4-6-3 BB		0-0 FC4 1B		0-0 FC4-6 WP 1-2f		0-0 4-3		3 0 1 0 1 0 1	
Jim Spencer, L (1, 10) OBP: 0.368, SLG: 0.494		0-0 G4-6-3 1-2f 2-3		0-0 L8		4-0 G4-6-3 BB		0-0 F7		3 0 0 0 1 0 3	
Brian Doyle, L (1, 4) Jay Johnstone, L (8, PH) Fred Stanley, R (8, 4) OBP: 0.400, SLG: 0.333		0-0 G3		0-0 FC4 1-2f		0-0 G4-6-3 1-2f		0-0 F2		3 0 0 0 0 0 4 1 0 0 0 0 0 0 0 0 0 0 0 0 0	
Bucky Dent, R (1, 6) OBP: 0.345, SLG: 0.336			0-0 F9		0-0 6-3		0-0 SH1-4 1B 1B		0-0 6-3	4 1 1 0 0 0 0	
Inning Stats	R: 0 E: 1 K: 2 S: 8 H: 0 LOB: 1 BB: 0 P: 8	R: 0 E: 0 K: 0 S: 3 H: 1 LOB: 1 BB: 1 P: 7	R: 0 E: 1 K: 1 S: 7 H: 2 LOB: 2 BB: 0 P: 7	R: 0 E: 0 K: 0 S: 4 H: 1 LOB: 1 BB: 0 P: 4	R: 1 E: 0 K: 0 S: 5 H: 3 LOB: 1 BB: 0 P: 5	R: 0 E: 1 K: 0 S: 2 H: 0 LOB: 1 BB: 2 P: 10	R: 2 E: 0 K: 0 S: 5 H: 3 LOB: 1 BB: 1 P: 9	R: 0 E: 0 K: 0 S: 3 H: 0 LOB: 0 BB: 0 P: 3	R: 0 E: 0 K: 1 S: 6 H: 1 LOB: 1 BB: 0 P: 6	1B: 10 2B: 1 3B: 0 HR: 0 SF: 0 SAC: 1 DP: 4 HBP: 0	WP: 1 PB: 0 SB: 0 CS: 0 PA: 39
PITCHER	IP WLS BF H R ER SO BB IBB HBP BLK WP HR S P ERA WHIP	IP WLS BF H R ER SO BB IBB HBP BLK WP HR S P ERA WHIP	IP WLS BF H R ER SO BB IBB HBP BLK WP HR S P ERA WHIP	IP WLS BF H R ER SO BB IBB HBP BLK WP HR S P ERA WHIP	IP WLS BF H R ER SO BB IBB HBP BLK WP HR S P ERA WHIP	IP WLS BF H R ER SO BB IBB HBP BLK WP HR S P ERA WHIP	IP WLS BF H R ER SO BB IBB HBP BLK WP HR S P ERA WHIP	IP WLS BF H R ER SO BB IBB HBP BLK WP HR S P ERA WHIP	IP WLS BF H R ER SO BB IBB HBP BLK WP HR S P ERA WHIP	ERA WHIP	ERA WHIP
Chuck Rainey, R (1, 1) ERA: 4.81 Bill Campbell, R (7, 1) ERA: 2.77 Dick Drago, R (9, 1) ERA: 2.86	6.0 W 10 2 0 0 3 3 0 0 0 1 0 31 43 4.50 2.000	2.2 S 1 0 0 0 1 0 0 0 0 0 0 3 3 0.00 0.000	0.1 S 1 0 0 0 1 0 0 0 0 0 0 3 3 0.00 0.000								

New York Yankees @ Boston Red Sox
 Fenway Park, Boston, MA
 Sat May 19 1979, 3:33 AM EDT
 Att. 33,224 - Unknown - 53 F

AB	34
R	3
H	11
RBI	3
BB	4
SO	4
LOB	16



Batter	1	2	3	4	5	6	7	8	9	AB	R	H	RBI	BB	SO	LOB
Jerry Remy, L OBP: 0.363, SLG: 0.369 (1, 4) X	0-0 1B 1B	0-0 L5			0-0 B3		0-0 6-3 1B			4	1	2	1	0	0	1
Rick Burleson, R OBP: 0.329, SLG: 0.351 (1, 6) X	0-0 E1 2B 1B	0-0 F8			4-0 FC6 BB		0-0 6-3			3	1	1	0	1	0	2
Fred Lynn, L OBP: 0.420, SLG: 0.640 (1, 8) X	0-0 1B 2B				0-0 FC6 2B		0-0 FC5-4 1B			4	1	3	2	0	0	1
Jim Rice, R OBP: 0.428, SLG: 0.554 (1, 10) X	0-0 WP S 1B				0-0 5-3-5		0-0 F8		0-0 FC5-4	4	0	1	1	0	0	2
Carl Yastrzemski, L OBP: 0.394, SLG: 0.526 (1, 7) X	0-0 F9				0-0 6-3		0-0 FC6-4 1B		0-0 FC1-6 1B	4	0	2	0	0	0	1
Butch Hobson, R OBP: 0.313, SLG: 0.483 (1, 5) B B B	4-0 S BB				0-3 K		0-0 FC6-4		0-0 FC1-6 G6-4-3	3	0	0	0	1	1	2
George Scott, R OBP: 0.303, SLG: 0.404 (1, 3) X	0-0 F8				0-3 K		0-0 6-3		0-0 G6-4-3	4	0	0	0	0	1	4
Dwight Evans, R OBP: 0.333, SLG: 0.467 (1, 9)					0-0 6-3		0-0 SH3-4 1B			3	1	2	0	0	0	0
Gary Allenson, R OBP: 0.299, SLG: 0.304 (1, 2) X					0-0 F6		0-0 5-3		0-0 SH3-4	2	0	0	0	0	0	1

Inning Stats	R: 2	H: 4	E: 1	K: 0	S: 6	LOB: 4	BB: 1	P: 10	R: 0	H: 1	E: 0	K: 0	S: 4	LOB: 1	BB: 0	P: 4	R: 0	H: 1	E: 0	K: 0	S: 3	LOB: 0	BB: 0	P: 3	R: 0	H: 0	E: 0	K: 2	S: 7	LOB: 1	BB: 0	P: 7	R: 0	H: 0	E: 0	K: 0	S: 3	LOB: 1	BB: 1	P: 7	R: 0	H: 1	E: 0	K: 0	S: 4	LOB: 1	BB: 0	P: 4	R: 2	H: 3	E: 0	K: 0	S: 6	LOB: 1	BB: 0	P: 6	R: 0	H: 1	E: 0	K: 0	S: 3	LOB: 0	BB: 0	P: 3
1B: 9	2B: 3	3B: 0	HR: 0	SF: 0	SAC: 1	DP: 2	HBP: 0	WP: 1	PB: 0	SB: 2	CS: 0	PA: 34																																																				


PITCHER	IP	WLS	BF	H	R	ER	SO	BB	IBB	HBP	BLK	WP	HR	S	P	ERA	WHIP
Ed Figueroa, R ERA: 3.75 (1, 1)	8.0	L	34	11	4	4	2	2	0	0	0	1	0	36	44	4.50	1.625

BOTTOM

New York Yankees @ Boston Red Sox
Fenway Park, Boston, MA

Sat May 19 1979, 3:33 AM EDT
Att: 33,224 - Unknown - 53 F

AB	R	H	RBI	BB	SO	LOB
31	4	11	4	2	2	14



Batter	1	2	3	4	5	6	7	8	9	AB R H RBI BB SO LOB	TOP
Mickey Rivers, L (1, 8) OBP: 0.313, SLG: 0.411	0-0 F4		0-0 2B		0-0 1B			0-0 F3		4 0 2 0 0 0 0	
Willie Randolph, R (1, 4) OBP: 0.329, SLG: 0.313	4-0 G1-6-3 BB		4-0 BB		0-3 K			0-0 F3		2 0 0 0 2 1 1	
Thurman Munson, R (1, 2) OBP: 0.353, SLG: 0.406	0-0 G1-6-3 1-2f		0-3 K		0-3 K			0-3 K		4 0 0 0 0 3 3	
Graig Nettles, L (1, 5) OBP: 0.374, SLG: 0.490		0-0 F9		0-0 F9		0-0 3-1		0-0 HR		4 1 1 1 0 0 0	
Reggie Jackson, L (1, 9) OBP: 0.399, SLG: 0.574		0-0 F8		0-0 HR		0-0 F9		0-3 K		4 1 1 1 0 1 0	
Chris Chambliss, L (1, 3) OBP: 0.252, SLG: 0.403		0-0 1B		0-0 G3		0-0 2B		0-0 E3		4 0 2 0 0 0 0	
Roy White, S (1, 7) OBP: 0.298, SLG: 0.238		0-0 G3		0-0 4-3		0-0 6-3		0-0 F9		4 0 0 0 0 0 3	
Jim Spencer, L (1, 10) OBP: 0.354, SLG: 0.471			0-3 K		0-3 K		0-0 L5		0-0 3-1	4 0 0 0 0 2 2	
Bucky Dent, R (1, 6) OBP: 0.336, SLG: 0.327			0-0 F7		0-3 K		0-0 F5			3 0 0 0 0 1 1	
Inning Stats	R: 0 E: 0 K: 0 S: 2 H: 0 LOB: 0 BB: 1 P: 6	R: 0 E: 0 K: 0 S: 4 H: 1 LOB: 1 BB: 0 P: 4	R: 0 E: 0 K: 2 S: 8 H: 1 LOB: 2 BB: 1 P: 12	R: 1 E: 0 K: 0 S: 4 H: 1 LOB: 0 BB: 0 P: 4	R: 0 E: 0 K: 3 S: 10 H: 1 LOB: 1 BB: 0 P: 10	R: 0 E: 0 K: 1 S: 5 H: 0 LOB: 0 BB: 0 P: 5	R: 0 E: 0 K: 0 S: 4 H: 1 LOB: 1 BB: 0 P: 4	R: 0 E: 0 K: 1 S: 5 H: 0 LOB: 0 BB: 0 P: 5	R: 1 E: 1 K: 1 S: 7 H: 1 LOB: 1 BB: 0 P: 7	1B: 2 2B: 2 3B: 0 HR: 2 SF: 0 SAC: 0 DP: 1 HBP: 0	WP: 0 PB: 0 SB: 0 CS: 0 PA: 35
PITCHER Dennis Eckerley, R (1, 1) ERA: 3.28	IP: 9.0 WLS: L BF: 35 H: 6 R: 2 ER: 2 SO: 8 BB: 2 IBB: 0 HBP: 0 BLK: 0 WP: 0 HR: 2 S: 49 P: 57 ERA: 2.00 WHIP: 0.889										

New York Yankees @ Boston Red Sox
Fenway Park, Boston, MA
 Sun May 20 1979, 3:33 AM EDT
 Att. 33,932 - Overcast - 60 F

livebaseballscorecards.com

AB	33
R	2
H	6
RBI	2
BB	2
SO	8
LOB	10



Batter	1	2	3	4	5	6	7	8	9	AB R H RBI BB SO LOB
Jerry Remy, L (1, 4) OBP: 0.362, SLG: 0.368 Larry Wolfe, R (9, PH) OBP: 0.286, SLG: 0.188	0-0 6-3 1B			0-3 K		0-0 3-1			0-0 G6-4-3 1-2f	3 0 1 0 0 1 0 1 0 0 0 0 0 1
Rick Burleson, R (1, 6) OBP: 0.323, SLG: 0.344	0-0 6-3 1-2			0-0 L9			0-0 6-3			3 0 0 0 0 0 1
Fred Lynn, L (1, 8) OBP: 0.419, SLG: 0.641	0-0 L5			0-0 2B			0-0 F7			3 0 1 0 0 0 0
Jim Rice, R (1, 10) OBP: 0.420, SLG: 0.542		0-0 4-3		0-0 6-3			0-0 5-3			3 0 0 0 0 0 1
Carl Yastrzemski, L (1, 7) OBP: 0.387, SLG: 0.514		0-3 K		0-3 K			0-3 K			3 0 0 0 0 3 0
Butch Hobson, R (1, 5) OBP: 0.304, SLG: 0.467		0-3 K		0-0 1-3			0-0 4-3			3 0 0 0 0 1 0
George Scott, R (1, 3) OBP: 0.297, SLG: 0.396			0-0 6-3		0-0 P9		0-0 5-3			3 0 0 0 0 0 0
Dwight Evans, R (1, 9) OBP: 0.326, SLG: 0.455			0-0 6-3			0-0 5-3		0-0 6-3		3 0 0 0 0 0 0
Gary Allenson, R (1, 2) OBP: 0.288, SLG: 0.292			0-0 5-3			0-0 F8		0-0 E5 G6-4-3		3 0 0 0 0 0 0

Inning Stats	R: 0 E: 0 K: 0 S: 3	H: 1 LOB: 0 BB: 0 P: 3	R: 0 E: 0 K: 2 S: 7	H: 0 LOB: 0 BB: 0 P: 7	R: 0 E: 0 K: 0 S: 3	H: 0 LOB: 0 BB: 0 P: 3	R: 0 E: 0 K: 1 S: 6	H: 1 LOB: 1 BB: 0 P: 6	R: 0 E: 0 K: 1 S: 5	H: 0 LOB: 0 BB: 0 P: 5	R: 0 E: 0 K: 0 S: 3	H: 0 LOB: 0 BB: 0 P: 3	R: 0 E: 0 K: 1 S: 5	H: 0 LOB: 0 BB: 0 P: 5	R: 0 E: 1 K: 0 S: 3	H: 0 LOB: 0 BB: 0 P: 3	1B: 1 2B: 1 3B: 0 HR: 0	SF: 0 SAC: 0 DP: 1 HBP: 0	WP: 0 PB: 0 SB: 0 CS: 0	PA: 28
PITCHER Tommy John, L (1, 1) ERA: 1.6	IP: 9.0 WLS: W BF: 28 H: 2 R: 0 ER: 0 SO: 5 BB: 0 IBB: 0 HBP: 0 BLK: 0 WP: 0 HR: 0 S: 38 P: 38 ERA: 0.00 WHIP: 0.222																			


BOTTOM

New York Yankees @ Boston Red Sox
Fenway Park, Boston, MA

Sun May 20 1979, 3:33 AM EDT
Att. 33,932 - Overcast - 60 F

livebaseballscorecards.com

AB 28
R 0
H 2
RBI 0
BB 0
SO 5
LOB 3



Batter	1	2	3	4	5	6	7	8	9	AB	R	H	RBI	BB	SO	LOB	TOP	
Mickey Rivers, L OBP: 0.311, SLG: 0.405 (1, 8) X	0-0 4-3		0-0 CS 1B		0-0 4-3			0-0 F8		4	0	1	0	0	0	2		
Willie Randolph, R OBP: 0.333, SLG: 0.314 (1, 4) B B B	4-0 S BB		0-0 F9			0-0 1-3		0-0 1B		3	0	1	0	1	0	1		
Thurman Munson, R OBP: 0.355, SLG: 0.404 (1, 2) X	0-0 1-3			4-0 BB BB BB BB BB BB BB BB BB BB BB BB BB BB BB BB	4-0 G4-6-3 BB		0-0 E3 1B		0-0 6-3		1	0	0	0	1	0	1	
Jerry Narron, L OBP: 0.333, SLG: 0.200 (5, 2)	1-2									2	0	0	0	0	0	1		
Graig Nettles, L OBP: 0.377, SLG: 0.490 (1, 5) S S S	0-3 K				0-0 G4-6-3		0-0 1B		0-0 G4-6-3 BB 1B	4	0	2	0	0	1	2		
Reggie Jackson, L OBP: 0.408, SLG: 0.573 (1, 9) X		0-0 1B G4-6-3 1B			4-0 CS BB		0-0 4-3		0-0 G4-6-3 BB	2	1	1	0	2	0	1		
Chris Chambliss, L OBP: 0.259, SLG: 0.406 (1, 3) X		0-0 G4-6-3 1B		0-0 CS		0-0 SH1-3 1B		0-0 6-3		4	0	2	0	0	0	2		
Roy White, S OBP: 0.294, SLG: 0.239 (1, 7) X		0-0 G4-6-3		1-3 1B		0-0 SH1-3 1B		0-0 G3		4	0	1	0	0	1	2		
Jim Spencer, L OBP: 0.343, SLG: 0.456 (1, 10) X		0-0 G3		1-2 3-H		0-0 L5		0-0 F9		3	0	0	0	0	0	2		
Bucky Dent, R OBP: 0.331, SLG: 0.321 (1, 6) S S S		0-3 K			0-0 SH1-3		0-0 F9		0-0 F9	2	0	0	0	0	1	0		
Inning Stats	R: 0 E: 0 K: 1 S: 5 H: 0 LOB: 1 BB: 1 P: 9	R: 1 E: 0 K: 0 S: 4 H: 2 LOB: 0 BB: 0 P: 4	R: 0 E: 0 K: 1 S: 5 H: 1 LOB: 0 BB: 0 P: 5	R: 0 E: 0 K: 0 S: 1 H: 0 LOB: 0 BB: 2 P: 9	R: 0 E: 0 K: 0 S: 5 H: 2 LOB: 2 BB: 0 P: 5	R: 0 E: 1 K: 0 S: 4 H: 1 LOB: 1 BB: 0 P: 4	R: 0 E: 0 K: 0 S: 3 H: 0 LOB: 0 BB: 0 P: 3	R: 0 E: 0 K: 0 S: 4 H: 1 LOB: 1 BB: 0 P: 4	R: 0 E: 0 K: 1 S: 5 H: 1 LOB: 1 BB: 1 P: 9	1B: 8 2B: 0 3B: 0 HR: 0 SF: 0 SAC: 1 DP: 3 HBP: 0	WP: 0 PB: 0 SB: 1 CS: 2 PA: 35							
PITCHER Jack Billingham, R ERA: 3.18 (1, 1)	IP 9.0	WLS W	BF 34	H 8	R 1	ER 1	SO 3	BB 4	IBB 0	HBP 0	BLK 0	WP 0	HR 0	S 36	P 52	ERA 1.00	WHIP 1.333	
	PITCHER	IP	WLS	BF	H	R	ER	SO	BB	IBB	HBP	BLK	WP	HR	S	P	ERA	WHIP

New York Yankees @ Detroit Tigers

Tiger Stadium, Detroit, MI

Mon May 21 1979, 7:05 PM EDT

Att. 26,153 - Unknown - 58 F

livebaseballscorecards.com

AB	29
R	1
H	8
RBI	0
BB	4
SO	3
LOB	14



Batter	1	2	3	4	5	6	7	8	9	AB	R	H	RBI	BB	SO	LOB
Ron LeFlore, R OBP: 0.377, SLG: 0.454 (1, 8) X	0-0 G3		0-3 K		0-0 F9		0-0 SH5-4 1B 2B			4	1	1	0	0	1	1
Lou Whitaker, L OBP: 0.398, SLG: 0.461 (1, 4) X	0-0 G4-6-3 1B		0-0 G4-6-3 1B		0-0 2B		0-0 SH5-4 2-3			3	0	3	0	0	0	0
Steve Kemp, L OBP: 0.470, SLG: 0.588 (1, 7) X	0-0 G4-6-3 1-2f		0-0 G4-6-3 1-2f		0-0 F7		0-0 G3-6-3-4 1B			4	0	1	1	0	0	4
Rusty Staub, L OBP: 0.389, SLG: 0.431 (1, 10) X		0-0 6-3		0-0 4-3 WP 2B		0-0 1-3	0-0 G3-6-3-4 1-2f			4	1	1	0	0	0	1
Jason Thompson, L OBP: 0.390, SLG: 0.441 (1, 3) X		0-0 1B 1B		0-0 4-3		0-0 1B BB 1B		0-0 F9		4	0	2	0	0	0	1
Lance Parrish, R OBP: 0.352, SLG: 0.478 (1, 2) X		0-0 1-2 1B		0-3 K 3-H		0-0 F9		0-0 HR		4	1	2	1	0	1	1
Lynn Jones, R OBP: 0.367, SLG: 0.382 (1, 9) X		0-3 K		0-0 1B		4-0 1B BB		0-0 1-3		3	0	1	0	1	1	2
Aurelio Rodriguez, R OBP: 0.270, SLG: 0.333 (1, 5) X		0-0 F9		0-3 K		0-0 1-2 2-3 1B		0-3 K		4	0	1	0	0	2	3
Alan Trammell, R OBP: 0.291, SLG: 0.268 (1, 6) X			0-0 1B 1B		0-0 F9		0-0 F8			3	0	1	0	0	0	3

Inning Stats	R: 0	H: 1	E: 0	K: 0	S: 3	R: 0	H: 2	E: 0	K: 1	S: 7	R: 0	H: 2	E: 0	K: 1	S: 6	R: 1	H: 2	E: 0	K: 2	S: 9	R: 0	H: 1	E: 0	K: 0	S: 4	R: 0	H: 2	E: 0	K: 0	S: 5	R: 1	H: 2	E: 0	K: 0	S: 4	R: 1	H: 1	E: 0	K: 1	S: 6
	LOB: 0	BB: 0	P: 3	LOB: 2	BB: 0	P: 7	LOB: 1	BB: 0	P: 6	LOB: 1	BB: 0	P: 9	LOB: 3	BB: 1	P: 9	LOB: 0	BB: 0	P: 4	LOB: 0	BB: 0	P: 6	LOB: 0	BB: 0	P: 6	LOB: 0	BB: 0	P: 6	LOB: 0	BB: 0	P: 6	LOB: 0	BB: 0	P: 6	LOB: 0	BB: 0	P: 6	LOB: 0	BB: 0	P: 6	

PITCHER	IP	WLS	BF	H	R	ER	SO	BB	IBB	HBP	BLK	WP	HR	S	P	ERA	WHIP	IP	WLS	BF	H	R	ER	SO	BB	IBB	HBP	BLK	WP	HR	S	P	ERA	WHIP						
Ron Guidry, L ERA: 2.39 (1, 1)	8.0	L	35	13	3	3	5	1	0	0	0	1	1	44	48	3.38	1.750																							

BOTTOM


New York Yankees @ Detroit Tigers

Tiger Stadium, Detroit, MI

Mon May 21 1979, 7:05 PM EDT
Att: 26,153 - Unknown - 58 F

AB	33
R	3
H	13
RBI	2
BB	1
SO	5
LOB	16

livebaseballscorecards.com



WP: 1 PA: 35
PB: 0
SB: 0
CS: 0

Batter	1	2	3	4	5	6	7	8	9	AB R H RBI BB SO LOB	TOP	
Mickey Rivers, L (1, 8) OBP: 0.325, SLG: 0.426 Juan Beniquez, R (4, 8) OBP: 0.280, SLG: 0.387	0-0 1B		0-0 1B 2B	0-0 6-3		0-3 K			0-3 K	4 2 3 0 0 0 2 2 0 0 0 0 2 2		
Willie Randolph, R (1, 4) OBP: 0.335, SLG: 0.312 Brian Doyle, L (7, 4)	0-3 K		0-0 1B		0-0 F8		0-0 F9		0-0 E6	4 1 1 1 1 1 1 1 0 0 0 0 0 0		
Graig Nettles, L (1, 5) OBP: 0.387, SLG: 0.490	0-0 1B		0-0 1B		4-0 CS BB		4-0 L3-6 BB		0-0 F6	4 1 2 0 2 0 2		
Reggie Jackson, L (1, 9) OBP: 0.420, SLG: 0.571	4-0 1B		4-0 1B 2B	0-0 1B	0-3 K		4-0 1B			2 2 1 1 3 1 1		
Chris Chambliss, L (1, 3) OBP: 0.271, SLG: 0.428	0-3 K		0-0 1B	0-0 1B		0-0 PB		0-0 L3-6		5 2 3 2 0 1 5		
Roy White, S (1, 10) OBP: 0.304, SLG: 0.260	0-0 L4		0-0 1B	0-0 1B		4-0 PB		0-0 F9		4 3 1 2 1 0 4		
Jay Johnstone, L (1, 7) OBP: 0.263, SLG: 0.351		0-0 L4	0-0 1B	0-0 F7		0-0 4-3		0-0 F8		5 1 1 2 0 0 2		
Jerry Narron, L (1, 2) OBP: 0.353, SLG: 0.400		0-0 F8	0-0 1B	0-0 FC3		0-0 1B		0-0 F7		5 0 2 1 0 0 1		
Bucky Dent, R (1, 6) OBP: 0.328, SLG: 0.322 Fred Stanley, R (7, 6) OBP: 0.455, SLG: 0.333		0-0 4-1	0-0 1B	0-0 SF8		0-0 1B			4-0 CS BB	3 0 1 2 0 0 1 0 0 0 0 1 0 0		
Inning Stats	R: 0 H: 2 E: 0 LOB: 3 K: 2 BB: 1 S: 9 P: 13	R: 0 H: 0 E: 0 LOB: 0 K: 0 BB: 0 S: 3 P: 3	R: 8 H: 7 E: 2 LOB: 1 K: 0 BB: 2 S: 10 P: 18	R: 2 H: 4 E: 0 LOB: 2 K: 0 BB: 0 S: 7 P: 7	R: 0 H: 0 E: 0 LOB: 1 K: 1 BB: 1 S: 4 P: 8	R: 2 H: 2 E: 0 LOB: 1 K: 1 BB: 1 S: 7 P: 11	R: 0 H: 0 E: 0 LOB: 1 K: 0 BB: 2 S: 2 P: 10	R: 0 H: 0 E: 0 LOB: 0 K: 0 BB: 0 S: 3 P: 3	R: 0 H: 0 E: 1 LOB: 1 K: 1 BB: 1 S: 5 P: 9	1B: 11 SF: 1 2B: 5 SAC: 0 3B: 2 DP: 3 HR: 0 HBP: 0	WP: 0 PA: 48 PB: 1 SB: 0 CS: 2	
PITCHER	IP WLS BF H R ER SO BB IBB HBP BLK WP HR S P ERA WHIP											
Mark Fidrych, R (1, 1) ERA: 10.43	2.0 L 14 5 5 5 2 3 0 0 0 0 0 0 15 27 22.50 4.000											
Sheldon Burnside, L (3, 1) ERA: 6.33	0.2 6 4 3 2 0 0 0 0 0 0 0 0 6 6 27.00 6.000											
Aurelio Lopez, R (3, 1) ERA: 3.28	3.1 17 6 4 4 2 2 0 0 0 0 0 0 19 27 10.80 2.400											
Bruce Taylor, R (7, 1) ERA: 4.82	3.0 11 0 0 0 1 3 0 0 0 0 0 0 10 22 0.00 1.000											

New York Yankees @ Detroit Tigers
Tiger Stadium, Detroit, MI
 Tue May 22 1979, 7:05 PM EDT
 Att. 33,497 - Unknown - 62 F

livebaseballscorecards.com

AB	39
R	12
H	15
RBI	11
BB	8
SO	5
LOB	21



Batter	1	2	3	4	5	6	7	8	9	AB	R	H	RBI	BB	SO	LOB
Ron LeFlore, R (1, 8) OBP: 0.376, SLG: 0.448 Tim Corcoran, L (7, 9) OBP: 0.333, SLG: 0.273	0-0 F8		4-0 BB			0-0 F9		BB BB BB BB		2	0	0	0	1	0	0
Lou Whitaker, L (1, 4) OBP: 0.391, SLG: 0.458	0-0 2B		0-0 1-3			0-0 L7		WP 1B		5	0	1	0	0	0	3
Steve Kemp, L (1, 7) OBP: 0.467, SLG: 0.576	0-0 F7					0-0 1B		BB BB BB BB		4	1	1	0	1	0	1
Rusty Staub, L (1, 10) OBP: 0.377, SLG: 0.460	0-0 F7					0-0 F5		BB BB BB BB		5	2	1	1	0	0	3
Jason Thompson, L (1, 3) OBP: 0.398, SLG: 0.453		0-0 F5				0-0 2B		BB BB BB BB		4	1	2	1	1	0	0
Lance Parrish, R (1, 2) OBP: 0.354, SLG: 0.470		0-0 5-3				0-0 F9		BB BB BB BB		4	1	1	0	1	0	2
Lynn Jones, R (1, 9) OBP: 0.375, SLG: 0.407		0-0 F7				0-0 F8		BB BB BB BB		4	1	2	2	0	0	0
Aurelio Rodriguez, R (1, 5) OBP: 0.264, SLG: 0.326 Phil Mankowski, L (6, 5) OBP: 0.261, SLG: 0.211			0-0 F5			0-0 F7		BB BB BB BB		2	0	0	0	0	0	0
Alan Trammell, R (1, 6) OBP: 0.289, SLG: 0.267			0-0 F7			0-0 L8		BB BB BB BB		1	0	0	1	0	0	2

Inning Stats		R: 0	H: 1	R: 0	H: 0	R: 0	H: 0	R: 0	H: 1	R: 0	H: 0	R: 0	H: 2	R: 7	H: 5	R: 1	H: 1	1B: 6	SF: 1	WP: 2	PA: 42	
Inning Stats		E: 0	LOB: 1	E: 0	LOB: 0	E: 0	LOB: 1	E: 0	LOB: 1	E: 0	LOB: 0	E: 0	LOB: 2	E: 1	LOB: 1	E: 0	LOB: 0	2B: 4	SAC: 0	PB: 0		
Inning Stats		K: 0	BB: 0	K: 0	BB: 0	K: 0	BB: 1	K: 0	BB: 0	K: 0	BB: 0	K: 0	BB: 0	K: 0	BB: 2	K: 0	BB: 1	3B: 0	DP: 1	SB: 0		
Inning Stats		S: 4	P: 4	S: 3	P: 3	S: 3	P: 7	S: 4	P: 4	S: 3	P: 3	S: 5	P: 5	S: 9	P: 17	S: 3	P: 7	HR: 1	HBP: 0	CS: 0		
PITCHER	IP	WLS	BF	H	R	ER	SO	BB	IBB	HBP	BLK	WP	HR	S	P	ERA	WHIP					
Luis Tiant, R (1, 1) ERA: 6.49	7.1	W	33	7	5	5	0	3	0	0	0	0	0	30	42	6.14	1.364					
Dick Tidrow, R (8, 1) ERA: 7.4	1.2		9	4	3	1	0	1	0	0	0	2	1	8	12	5.40	3.000					

NEW YORK YANKEES @ DETROIT TIGERS

Tiger Stadium, Detroit, MI

Tue May 22 1979, 7:05 PM EDT
Att: 33,497 - Unknown - 62 F

AB	37
R	8
H	11
RBI	7
BB	4
SO	0
LOB	13

livebaseballscorecards.com

Batter	1	2	3	4	5	6	7	8	9	AB R H RBI BB SO LOB	TOP											
Mickey Rivers, L (1, 8) OBP: 0.336, SLG: 0.433	0-0 1B PB 6-3 1B		0-0 F5		0-0 1-3		0-0 E9 G6-4-3 1B		0-0 1B	5 1 3 0 0 0 0												
Willie Randolph, R (1, 4) OBP: 0.342, SLG: 0.321	0-0 1B 6-3 1B		0-0 1B 1B		0-0 S 5-3 1B		0-0 G6-4-3 1-2f		0-0 4-3	5 0 3 0 0 0 4												
Thurman Munson, R (1, 2) OBP: 0.358, SLG: 0.413	0-0 6-3 1-2 3-H		0-0 1B G6-3 1B		0-0 5-3 1-2			0-0 2B		4 0 2 1 0 0 2												
Graig Nettles, L (1, 5) OBP: 0.379, SLG: 0.477	0-0 F8		0-0 G6-3 1-2f		0-0 4-3 2-3			0-0 F2		4 0 0 0 0 0 5												
Reggie Jackson, L (1, 9) OBP: 0.410, SLG: 0.555	0-0 6-3			0-0 6-3		0-3 K		0-0 F7		4 0 0 0 0 1 2												
Chris Chambliss, L (1, 3) OBP: 0.270, SLG: 0.418		0-0 6-3		4-0 HR BB		0-0 F7		0-0 F7		3 1 0 0 1 0 1												
Roy White, S (1, 10) OBP: 0.317, SLG: 0.321		4-0 6-3 WP BB		0-0 1-H HR		0-0 F9			0-0 F2	3 1 1 2 1 0 0												
Jay Johnstone, L (1, 7) OBP: 0.244, SLG: 0.325		0-0 6-3		0-0 L9			0-0 F8		0-0 1B 1B	3 0 0 0 0 0 1												
Lou Piniella, R (9, PH) OBP: 0.304, SLG: 0.434		1-3								1 0 1 0 0 0 0												
Juan Beniquez, R (9, PR) OBP: 0.290, SLG: 0.387										0 0 0 0 0 0 0												
Bucky Dent, R (1, 6) OBP: 0.326, SLG: 0.319		0-0 F9		0-0 F8			0-0 E 1B 1B		0-0 F8	4 0 1 0 0 0 2												
Inning Stats	R: 1 E: 0 K: 0 S: 5	H: 2 LOB: 1 BB: 0 P: 5	R: 0 E: 0 K: 0 S: 3	H: 0 LOB: 1 BB: 1 P: 7	R: 0 E: 0 K: 0 S: 4	H: 2 LOB: 1 BB: 0 P: 4	R: 2 E: 0 K: 0 S: 4	H: 1 LOB: 0 BB: 1 P: 8	R: 0 E: 0 K: 0 S: 4	H: 1 LOB: 1 BB: 0 P: 4	R: 0 E: 0 K: 1 S: 5	H: 0 LOB: 0 BB: 0 P: 5	R: 0 E: 1 K: 0 S: 4	H: 2 LOB: 1 BB: 0 P: 4	R: 0 E: 0 K: 0 S: 4	H: 1 LOB: 1 BB: 0 P: 4	R: 0 E: 0 K: 0 S: 5	H: 2 LOB: 2 BB: 0 P: 5	1B: 9 2B: 1 3B: 0 HR: 1	SF: 0 SAC: 0 DP: 2 HBP: 0	WP: 1 PB: 1 SB: 1 CS: 0	PA: 38
PITCHER	IP WLS BF H R ER SO BB IBB HBP BLK WP HR S P ERA WHIP																				PITCHER	IP WLS BF H R ER SO BB IBB HBP BLK WP HR S P ERA WHIP
Jack Morris, R (1, 1) ERA: 4.87	7.0 30 9 3 3 1 2 0 0 0 0 1 1 30 38 3.86 1.571																				John Hiller, L (8, 1) ERA: 3.81	2.0 8 2 0 0 0 0 0 0 0 0 0 0 8 8 0.00 1.000

New York Yankees @ Detroit Tigers
 Tiger Stadium, Detroit, MI
 Wed May 23 1979, 7:05 PM EDT
 Att. 21,671 - Unknown - 66 F

livebaseballscorecards.com

AB	36
R	3
H	11
RBI	3
BB	2
SO	1
LOB	17



BOTTOM

New York Yankees @ Detroit Tigers

Tiger Stadium, Detroit, MI

Wed May 23 1979, 7:05 PM EDT

Att. 21,671 - Unknown - 66 F

livebaseballscorecards.com

AB	30
R	4
H	8
RBI	4
BB	6
SO	5
LOB	14



WP:	0	PA:	39
PB:	0		
SB:	0		
CS:	0		

AB R H RBI BB SO LOB

3 0 0 0 2 2 0

3 1 1 0 1 0 3

2 1 2 2 1 0 0

4 0 1 1 0 0 4

0 0 0 0 0 0 0

4 0 2 1 0 0 1

4 0 1 0 0 1 3

4 0 0 0 0 2 2

3 0 0 0 1 0 1

0 0 0 0 0 0 0

1 1 0 0 1 0 0

1 0 0 0 0 0 0

1 1 1 0 0 0 0

1B: 7 SF: 1

2B: 1 SAC: 1

3B: 0 DP: 2

HR: 0 HBP: 1

Batter	1	2	3	4	5	6	7	8	9
Ron LeFlore, R OBP: 0.377, SLG: 0.438 (1, 8)	0-3 K		0-0 6-3			4-0 SF7 SH3 1-2 BB		0-3 K	4-0 HBP FC5-2 1-2 BB 2-3
Lou Whitaker, L OBP: 0.394, SLG: 0.455 (1, 4)	0-0 5-3			4-0 G4-3 BB BB		0-0 SH3		0-0 1B	0-0 FC5-2 1-2 HBP 2-3
Steve Kemp, L OBP: 0.479, SLG: 0.583 (1, 7)	0-0 1B			4-0 G4-3 BB 1-2		0-0 SF7		0-0 1B	1-0 HBP 1-2 2-3 3-H
Rusty Staub, L OBP: 0.370, SLG: 0.448 (1, 10)	0-0 F9			0-0 G4-3 1-2f 2-3		0-0 F9		0-0 1B	
Tim Corcoran, L OBP: 0.333, SLG: 0.273 (8, PR)								1-2 3-H 1B	
Jason Thompson, L OBP: 0.402, SLG: 0.464 (1, 3)		0-0 3-1		0-0 F6			0-0 2B	0-0 1B	
Lance Parrish, R OBP: 0.351, SLG: 0.463 (1, 2)		0-0 F9			0-0 G6-4-3 1B		0-0 L9	0-3 K	
Lynn Jones, R OBP: 0.353, SLG: 0.381 (1, 9)		0-3 K			0-0 G6-4-3 1-2f		0-3 K		
Phil Mankowski, L OBP: 0.260, SLG: 0.195 (1, 5)			0-0 4-3		0-0 G3		0-0 G3		4-0 BB 1B FC5-2 BB
Jerry Morales, R OBP: 0.250, SLG: 0.348 (8, PR)									
Alan Trammell, R OBP: 0.293, SLG: 0.264 (1, 6)			0-0 1-6-3			4-0 SH3 BB SF7 BB		0-0 5-3	0-0 FC5-2 BB 1-2 HBP 1B
John Wockenfuss, R OBP: 0.313, SLG: 0.586 (8, PH)									
Mark Wagner, R OBP: 0.400, SLG: 0.486 (9, 6)									

Inning Stats	R: 0 H: 1 E: 0 K: 1 S: 6	H: 1 LOB: 1 BB: 0 P: 6	R: 0 H: 0 E: 0 K: 1 S: 5	H: 0 LOB: 0 BB: 0 P: 5	R: 0 H: 0 E: 0 K: 0 S: 3	H: 0 LOB: 1 BB: 2 P: 10	R: 0 H: 1 E: 0 K: 0 S: 3	H: 1 LOB: 0 BB: 0 P: 3	R: 1 H: 0 E: 0 K: 0 S: 3	H: 0 LOB: 1 BB: 2 P: 11	R: 0 H: 1 E: 0 K: 1 S: 6	H: 1 LOB: 1 BB: 0 P: 6	R: 2 H: 4 E: 0 K: 2 S: 11	H: 4 LOB: 2 BB: 0 P: 11	R: 1 H: 1 E: 0 K: 0 S: 3	H: 1 LOB: 3 BB: 2 P: 12	1B: 7 2B: 1 3B: 0 HR: 0	SF: 1 SAC: 1 DP: 2 HBP: 1
--------------	--------------------------	------------------------	--------------------------	------------------------	--------------------------	-------------------------	--------------------------	------------------------	--------------------------	-------------------------	--------------------------	------------------------	---------------------------	-------------------------	--------------------------	-------------------------	-------------------------	---------------------------

PITCHER	IP	WLS	BF	H	R	ER	SO	BB	IBB	HBP	BLK	WP	HR	S	P	ERA	WHIP
Jim Beattie, R ERA: 3.3 (1, 1)	7.2		32	7	3	3	4	4	0	0	0	0	0	36	52	3.52	1.435
Ken Clay, R ERA: 5.57 (8, 1)	0.2	L	5	1	1	1	1	2	0	0	0	0	0	5	13	13.50	4.500
Jim Kaat, L ERA: 4.82 (9, 1)	0.1		2	0	0	0	0	0	0	1	0	0	0	1	2	0.00	0.000

Batter	1	2	3	4	5	6	7	8	9	AB R H RBI BB SO LOB	TOP
Mickey Rivers, L (1, 8) OBP: 0.323, SLG: 0.419	0-0 G3		0-0 SF7		0-0 F7		0-0 2-3		0-0 4-3	4 0 0 1 0 0 1	
Willie Randolph, R (1, 4) OBP: 0.333, SLG: 0.311	0-0 6-3		0-3 K		0-0 E6		0-0 6-3		0-0 5-3	5 0 0 0 0 1 2	
Thurman Munson, R (1, 2) OBP: 0.367, SLG: 0.421	0-0 4-3			0-0 2-3 1B	0-0 E7		0-0 2-H 1B			4 0 3 1 0 0 0	
Graig Nettles, L (1, 5) OBP: 0.370, SLG: 0.465		0-0 F8		0-3 K	0-0 4-3		0-0 G3			4 0 0 0 0 1 4	
Lou Piniella, R (1, 7) OBP: 0.293, SLG: 0.418		0-0 L9		0-0 2-3		0-0 5-3		0-0 5-3		4 0 0 0 0 0 1	
Reggie Jackson, L (1, 9) OBP: 0.406, SLG: 0.546		0-3 K		0-0 G3		0-0 1B		0-0 F5		4 0 1 0 0 1 1	
Chris Chambliss, L (1, 3) OBP: 0.283, SLG: 0.434			0-0 1B SF7 2B		0-0 HR 1B	0-0 F8		0-0 1B		4 2 3 0 0 0 1	
Cliff Johnson, R (1, 10) OBP: 0.383, SLG: 0.550			0-0 F4		0-0 HR	0-0 L5		0-0 F8		4 1 1 2 0 0 3	
Bucky Dent, R (1, 6) OBP: 0.331, SLG: 0.325			0-0 SF7 1B		0-0 F8		0-0 2-3 1B		0-0 F9	4 1 2 0 0 0 0	
Inning Stats	R: 0 E: 0 K: 0 S: 3 H: 0 LOB: 0 BB: 0 P: 3	R: 0 E: 0 K: 1 S: 5 H: 0 LOB: 0 BB: 0 P: 5	R: 1 E: 0 K: 1 S: 7 H: 2 LOB: 1 BB: 0 P: 7	R: 0 E: 0 K: 1 S: 6 H: 1 LOB: 1 BB: 0 P: 6	R: 2 E: 2 K: 0 S: 7 H: 3 LOB: 2 BB: 0 P: 7	R: 0 E: 0 K: 0 S: 4 H: 1 LOB: 1 BB: 0 P: 4	R: 1 E: 0 K: 0 S: 5 H: 2 LOB: 1 BB: 0 P: 5	R: 0 E: 0 K: 0 S: 4 H: 1 LOB: 1 BB: 0 P: 4	R: 0 E: 0 K: 0 S: 3 H: 0 LOB: 0 BB: 0 P: 3	1B: 8 2B: 1 3B: 0 HR: 1 SF: 1 SAC: 0 DP: 0 HBP: 0	WP: 0 PB: 0 SB: 0 CS: 0 PA: 38
PITCHER Rick Waits, L (1, 1) ERA: 3.75	IP: 9.0 WLS: W BF: 38 H: 10 R: 4 ER: 4 SO: 3 BB: 0 IBB: 0 HBP: 0 BLK: 0 WP: 0 HR: 1 S: 44 P: 44 ERA: 4.00 WHIP: 1.111										

New York Yankees @ Cleveland Indians
Cleveland Municipal Stadium, Cleveland, OH

Sat May 26 1979, 3:33 AM EDT
Att. 27,710 - Unknown - 45 F

livebaseballscorecards.com

AB	37
R	4
H	10
RBI	4
BB	0
SO	3
LOB	13



Batter	1	2	3	4	5	6	7	8	9
Bobby Bonds, R OBP: 0.359, SLG: 0.476 (1, 10) X	0-0 HR		0-0 FC1 1B		0-0 1B 2B	0-0 4-3 1B 2B		0-3 K	
Paul Dade, R OBP: 0.327, SLG: 0.327 (1, 9) X	0-0 E4 G6-4-3		0-0 F9		0-0 F9	0-0 4-3		0-0 2B	
Rick Manning, L OBP: 0.329, SLG: 0.340 (1, 8) X	0-0 G6-4-3 1-2f		0-0 S 1B		0-0 2B E 1B	0-0 1B		0-0 F8	
Andre Thornton, R OBP: 0.319, SLG: 0.396 (1, 3) X	0-0 4-3		4-0 FC5-4 BB		0-0 E 2B	0-3 K			
Toby Harrah, R OBP: 0.343, SLG: 0.338 (1, 5) X		0-0 F7	0-0 FC5-4 1-2f		0-0 FC6 BB		0-0 F8		
Gary Alexander, R OBP: 0.278, SLG: 0.391 (1, 2) X		0-3 K		0-0 HR	4-0 G4-6-3 BB		0-0 5-3		
Jim Norris, L OBP: 0.297, SLG: 0.313 (1, 7) X		0-0 6-3		0-0 F5	0-0 G4-6-3 1-2f		0-0 FC6-4 1B		
Tom Veryzer, R OBP: 0.306, SLG: 0.278 (1, 6) X			0-0 4-3 WP E 1B	0-3 K		0-0 4-3	0-0 FC6-4 1-2f		
Duane Kuiper, L OBP: 0.291, SLG: 0.278 (1, 4) X			0-0 4-3	0-0 G3		0-0 2B 4-3 1B	0-0 F8		

Inning Stats	R: 1	H: 1	E: 1	K: 0	S: 4	LOB: 0	BB: 0	P: 4	R: 0	H: 0	E: 0	K: 1	S: 5	LOB: 0	BB: 0	P: 5	R: 2	H: 2	E: 1	K: 0	S: 6	LOB: 2	BB: 1	P: 10	R: 1	H: 1	E: 0	K: 1	S: 6	LOB: 0	BB: 0	P: 6	R: 2	H: 3	E: 1	K: 0	S: 6	LOB: 2	BB: 1	P: 10	R: 2	H: 3	E: 0	K: 1	S: 8	LOB: 1	BB: 0	P: 8	R: 0	H: 1	E: 0	K: 0	S: 4	LOB: 1	BB: 0	P: 4	R: 0	H: 1	E: 0	K: 1	S: 6	LOB: 1	BB: 0	P: 6
--------------	------	------	------	------	------	--------	-------	------	------	------	------	------	------	--------	-------	------	------	------	------	------	------	--------	-------	-------	------	------	------	------	------	--------	-------	------	------	------	------	------	------	--------	-------	-------	------	------	------	------	------	--------	-------	------	------	------	------	------	------	--------	-------	------	------	------	------	------	------	--------	-------	------

AB	R	H	RBI	BB	SO	LOB
5	4	3	1	0	1	0
5	0	1	1	0	0	3
5	1	3	2	0	0	2
3	0	1	1	1	1	1
4	0	0	0	0	0	3
3	1	1	1	1	1	0
4	0	1	0	0	0	3
4	1	1	0	0	1	1
4	1	1	0	0	0	1

WP	HR	S	P	ERA	WHIP
1	2	25	29	6.23	1.846
0	0	10	14	10.80	2.400
0	0	10	10	0.00	1.000

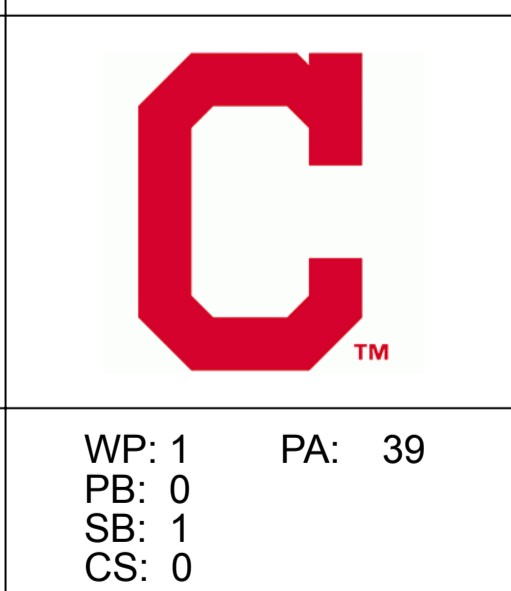
BOTTOM

New York Yankees @ Cleveland Indians
Cleveland Municipal Stadium, Cleveland, OH

Sat May 26 1979, 3:33 AM EDT
Att: 27,710 - Unknown - 45 F

livebaseballscorecards.com

AB	37
R	8
H	12
RBI	6
BB	2
SO	4
LOB	14



PITCHER	IP	WLS	BF	H	R	ER	SO	BB	IBB	HBP	BLK	WP	HR	S	P	ERA	WHIP
Tommy John, L ERA: 1.84 (1, 1)	4.1	L	22	7	6	3	2	1	0	0	0	1	2	25	29	6.23	1.846
Ray Burris, R ERA: 6.56 (5, 1)	1.2		9	3	2	2	1	1	0	0	0	0	0	10	14	10.80	2.400
Jim Kaat, L ERA: 3.97 (7, 1)	2.0		8	2	0	0	1	0	0	0	0	0	0	10	10	0.00	1.000

Batter	1	2	3	4	5	6	7	8	9	AB R H RBI BB SO LOB	TOP
Mickey Rivers, L (1, 8) OBP: 0.328, SLG: 0.422	0-0 1B		0-0 L8		0-0 F7		0-0 FC6-4 1B			4 0 2 0 0 0 2	New York Yankees @ Cleveland Indians Cleveland Municipal Stadium, Cleveland, OH Sun May 27 1979, 3:33 AM EDT Sunny - 57 F livebaseballscorecards.com
Willie Randolph, R (1, 4) OBP: 0.332, SLG: 0.310	0-0 F9		0-0 BB 1B		0-0 F3		0-0 FC6-4			4 0 1 0 0 0 4	
Thurman Munson, R (1, 2) OBP: 0.364, SLG: 0.413	0-0 L8		4-0 BB		0-0 F8		0-0 F9			3 0 0 0 1 0 1	
Graig Nettles, L (1, 5) OBP: 0.368, SLG: 0.457	0-0 4-3		0-0 L3		4-0 BB		0-0 F5			3 0 0 0 1 0 4	
Reggie Jackson, L (1, 9) OBP: 0.397, SLG: 0.531		0-0 4-3		0-0 F9		0-0 F7		0-0 F8		4 0 0 0 0 0 1	
Chris Chambliss, L (1, 3) OBP: 0.276, SLG: 0.423		0-0 F7		0-0 4-3		0-0 4-3		0-0 3-1		4 0 0 0 0 0 1	
Jim Spencer, L (1, 10) OBP: 0.330, SLG: 0.436		0-0 4-3		0-0 G3		0-0 3-1		0-0 F8		4 0 0 0 0 0 0	
Jay Johnstone, L (1, 7) OBP: 0.244, SLG: 0.318			0-3 K		0-0 G3		0-0 1B 1B		0-0 F9	4 0 1 0 0 1 0	
Bucky Dent, R (1, 6) OBP: 0.338, SLG: 0.328			0-0 BB 1B 1B		4-0 BB		0-0 F9			2 0 1 0 1 0 1	
Inning Stats	R: 0 E: 0 K: 0 S: 4 H: 1 LOB: 1 BB: 0 P: 4	R: 0 E: 0 K: 0 S: 3 H: 0 LOB: 0 BB: 0 P: 3	R: 0 E: 0 K: 1 S: 7 H: 2 LOB: 3 BB: 1 P: 11	R: 0 E: 0 K: 0 S: 3 H: 0 LOB: 0 BB: 0 P: 3	R: 0 E: 0 K: 0 S: 3 H: 0 LOB: 1 BB: 1 P: 7	R: 0 E: 0 K: 0 S: 3 H: 0 LOB: 1 BB: 1 P: 7	R: 0 E: 0 K: 0 S: 5 H: 2 LOB: 2 BB: 0 P: 5	R: 0 E: 0 K: 0 S: 3 H: 0 LOB: 0 BB: 0 P: 3	R: 0 E: 0 K: 0 S: 3 H: 0 LOB: 0 BB: 0 P: 3	1B: 5 2B: 0 3B: 0 HR: 0 SF: 0 SAC: 0 DP: 0 HBP: 0	WP: 0 PB: 0 SB: 0 CS: 0 PA: 35
PITCHER Rick Wise, R (1, 1) ERA: 3.44	IP: 9.0 WLS: W BF: 35 H: 5 R: 0 ER: 0 SO: 1 BB: 3 IBB: 0 HBP: 0 BLK: 0 WP: 0 HR: 0 S: 34 P: 46 ERA: 0.00 WHIP: 0.889										

New York Yankees @ Cleveland Indians
 Cleveland Municipal Stadium, Cleveland, OH
 Sun May 27 1979, 3:33 AM EDT
 Sunny - 57 F

AB	32
R	0
H	5
RBI	0
BB	3
SO	1
LOB	14



Batter	1	2	3	4	5	6	7	8	9
Bobby Bonds, R OBP: 0.360, SLG: 0.467 (1, 10)	0-3 K		4-0 1B E BB		4-0 SF9 BB	0-0 4-3		0-3 K	
Paul Dade, R OBP: 0.342, SLG: 0.376 (1, 9)	0-0 CS 1B		0-0 E8 1B 1-H 2-H		0-0 SF9 1-2 3-H		0-0 HR		
Rick Manning, L OBP: 0.322, SLG: 0.331 (1, 8)	0-3 K 1-2		0-0 L3		0-3 K		0-3 K		
Andre Thornton, R OBP: 0.318, SLG: 0.392 (1, 3)		0-0 L7		0-0 F8	0-0 F6		0-0 FC6-4 1B		
Toby Harrah, R OBP: 0.341, SLG: 0.331 (1, 5)		0-0 F7		4-0 1B BB		0-3 K	0-0 FC6-4 1-2f		
Gary Alexander, R OBP: 0.284, SLG: 0.394 (1, 2)		0-0 F8		0-0 FC6-4 1B		0-0 1B FC5-4 1B	0-3 K		
Jim Norris, L OBP: 0.304, SLG: 0.314 (1, 7)			4-0 SH1 1B BB	0-0 F5		0-0 FC5-4 1B 1-3		0-0 F7	
Tom Veryzer, R OBP: 0.300, SLG: 0.272 (1, 6)			0-0 SH1 1-2	0-0 FC6-4 1-2f		0-0 FC5-4 1B 1-2f 3-H		0-0 L9	
Duane Kuiper, L OBP: 0.303, SLG: 0.304 (1, 4)			0-0 F8		0-0 SF9 3B	0-0 1B		0-0 E8 1B	

Inning Stats	R: 0	H: 1	E: 0	LOB: 0	K: 2	S: 7	P: 7	R: 0	H: 0	E: 0	LOB: 0	K: 0	S: 3	R: 2	H: 1	E: 1	LOB: 1	K: 0	S: 4	R: 0	H: 1	E: 0	LOB: 2	K: 0	S: 4	R: 1	H: 1	E: 0	LOB: 1	K: 1	S: 6	R: 1	H: 3	E: 0	LOB: 2	K: 1	S: 8	R: 1	H: 2	E: 0	LOB: 1	K: 2	S: 9	R: 0	H: 1	E: 1	LOB: 1	K: 1	S: 6	

PITCHER	IP	WLS	BF	H	R	ER	SO	BB	IBB	HBP	BLK	WP	HR	S	P	ERA	WHIP
Ron Guidry, L ERA: 2.48 (1, 1)	5.0	L	22	4	3	2	3	4	0	0	0	0	0	24	40	3.60	1.600
Ken Clay, R ERA: 5.63 (6, 1)	3.0		15	6	2	2	4	0	0	0	0	0	1	23	23	6.00	2.000

AB R H RBI BB SO LOB

3	1	0	0	2	2	3
3	1	3	3	0	0	0
4	0	0	0	0	3	3
4	0	1	0	0	0	1
3	0	0	0	1	1	1
4	1	2	0	0	1	1
3	1	1	0	1	0	2
3	0	0	1	0	0	3
4	1	3	0	0	0	1

AB	31
R	5
H	10
RBI	4
BB	4
SO	7
LOB	15



WP	HR	S	P	ERA	WHIP
0	0	0	37		

New York Yankees @ Cleveland Indians
Cleveland Municipal Stadium, Cleveland, OH
Sun May 27 1979, 3:33 AM EDT
Sunny - 57 F

livebaseballscorecards.com

Batter	1	2	3	4	5	6	7	8	9	AB R H RBI BB SO LOB	TOP																									
Mickey Rivers, L (1, 8) OBP: 0.317, SLG: 0.406	0-0 F5	0-0 F8		0-0 G4-6-3			0-0 4-3	0-3 K		5 0 0 0 0 1 2																										
Willie Randolph, R (1, 4) OBP: 0.343, SLG: 0.322	4-0 1B SF7 BB		0-0 G2		0-0 E S 1B		4-0 1B G3 BB	0-0 S 2B		3 2 2 0 2 0 0																										
Thurman Munson, R (1, 10) OBP: 0.370, SLG: 0.419	0-0 1B 1-3 1B		0-0 1B 1B		0-0 L8		0-0 1-3 G3 1B	0-3 K 2-3		5 2 3 0 0 1 2																										
Graig Nettles, L (1, 5) OBP: 0.363, SLG: 0.452	0-0 SF7		0-0 1B 1B		0-0 F8		0-0 1-2 G3	0-0 G3		4 0 1 2 0 0 3																										
Reggie Jackson, L (1, 9) OBP: 0.397, SLG: 0.527	0-0 1B 1-3 S 1B		0-0 1-2 1B		0-3 K 1-3		0-0 F5	0-3 K		5 0 2 1 0 2 3																										
Chris Chambliss, L (1, 3) OBP: 0.275, SLG: 0.418	0-0 1-3 3-H 1B		0-0 F2		0-0 5-3		0-0 F6			4 0 1 1 0 0 2																										
Jay Johnstone, L (1, 7) OBP: 0.250, SLG: 0.304	0-0 F6		0-0 6-3		4-0 FC4-6 BB		0-0 HR			2 0 0 0 1 0 4																										
Lou Piniella, R (8, PH) OBP: 0.299, SLG: 0.450										1 1 1 1 0 0 0																										
Jerry Narron, L (1, 2) OBP: 0.300, SLG: 0.333		0-0 3-1		0-3 K		0-0 F9		0-3 K		3 0 0 0 0 1 1																										
Cliff Johnson, R (8, PH) OBP: 0.375, SLG: 0.537										1 0 0 0 0 1 0																										
Bucky Dent, R (1, 6) OBP: 0.343, SLG: 0.328		0-0 F5		4-0 G4-6-3 BB		0-0 FC4-6		0-0 1B		3 0 1 0 1 0 1																										
Inning Stats	R: 2 E: 0 K: 0 S: 6	H: 3 LOB: 2 BB: 1 P: 10	R: 0 E: 0 K: 0 S: 3	H: 0 LOB: 0 BB: 0 P: 3	R: 1 E: 0 K: 0 S: 6	H: 3 LOB: 2 BB: 0 P: 6	R: 0 E: 0 K: 1 S: 4	H: 0 LOB: 0 BB: 1 P: 8	R: 0 E: 0 K: 0 S: 3	H: 0 LOB: 1 BB: 1 P: 7	R: 1 E: 0 K: 0 S: 4	H: 1 LOB: 1 BB: 1 P: 6	R: 0 E: 0 K: 2 S: 8	H: 2 LOB: 1 BB: 0 P: 9	R: 0 E: 0 K: 2 S: 8	H: 1 LOB: 1 BB: 0 P: 8	1B: 9 2B: 1 3B: 0 HR: 1	SF: 1 SAC: 0 DP: 1 HBP: 0	WP: 0 PB: 0 SB: 3 CS: 0	PA: 41																
PITCHER	IP WLS BF H R ER SO BB IBB HBP BLK WP HR S P ERA WHIP																																			
Mike Paxton, R (1, 1) ERA: 6.39	2.1		14	6	3	3	0	1	0	0	0	0	0	13	17	11.57	3.000																			
Don Hood, L (3, 1) ERA: 3.93	0.0		0	0	0	0	0	0	0	0	0	0	0	0	0	∞	∞																			
Dan Spillner, R (7, 1) ERA: 3.2	0.0		2	1	0	0	0	1	0	0	0	0	0	1	5	∞	∞																			
Sid Monge, L (7, 1) ERA: 1.77	2.2	L	11	3	2	2	4	0	0	0	0	0	1	19	19	6.75	1.125																			

New York Yankees @ Cleveland Indians
Cleveland Municipal Stadium, Cleveland, OH
 Sun May 27 1979, 3:38 AM EDT
 Att: 40,648 - Unknown

livebaseballscorecards.com

AB	36
R	5
H	11
RBI	5
BB	4
SO	6
LOB	18



Batter	1	2	3	4	5	6	7	8	9	AB R H RBI BB SO LOB
Bobby Bonds, R OBP: 0.361, SLG: 0.465 (1, 10) X	0-0 S 1B		0-3 K		0-0 F8	0-0 F7			0-0 G6-3 1B	5 1 2 0 0 1 2
Paul Dade, R OBP: 0.345, SLG: 0.387 (1, 9) X	0-0 F3 1-2		0-0 2B		0-0 L9		0-0 SH1-4 1B		0-3 K	5 0 2 0 0 1 2
Rick Manning, L OBP: 0.320, SLG: 0.329 (1, 8) X	0-0 5-3 2-H 1B		0-3 K		0-0 F8		0-0 SH1-4 1-2		0-0 G6-3 1-2f	4 0 1 1 0 1 3
Andre Thornton, R OBP: 0.316, SLG: 0.384 (1, 3) X	0-0 5-3 1-2		0-0 5-3		4-0 E 1B BB		0-3 K			3 1 0 0 1 1 4
Jim Norris, L OBP: 0.303, SLG: 0.311 (1, 7) X	0-0 6-3			0-0 2-3		0-0 E 1B 1B		0-0 4-3		4 1 1 0 0 0 2
Toby Harrah, R OBP: 0.339, SLG: 0.329 (1, 5) X		0-0 F7		0-0 5-3		0-0 E8 1B 1B		0-0 F4		4 1 1 1 0 0 0
Gary Alexander, R OBP: 0.289, SLG: 0.397 (1, 2) X		0-0 1-3		0-0 S 1B		0-0 F9 SH3-4 1B		0-3 K		4 0 2 2 0 1 0
Duane Kuiper, L OBP: 0.310, SLG: 0.307 (1, 4) X		0-0 L4		4-0 1-2 BB		0-0 SH3-4 1-2		0-0 WP 1B		2 0 1 0 1 0 0
Tom Verzyer, R OBP: 0.299, SLG: 0.271 (1, 6) X			0-0 2B 1B	0-0 L5		0-0 F9 2-3		0-0 5-3 1-2		4 0 1 0 0 0 4

Inning Stats	R: 1	H: 2	E: 0	K: 0	S: 5	H: 0	LOB: 1	BB: 0	P: 5	R: 0	H: 0	E: 0	K: 0	S: 3	R: 0	H: 2	E: 0	K: 2	S: 9	H: 1	LOB: 2	BB: 0	P: 9	R: 0	H: 1	E: 0	K: 0	S: 4	R: 0	H: 0	E: 0	K: 0	S: 3	R: 3	H: 3	E: 1	K: 0	S: 6	H: 1	LOB: 1	BB: 1	P: 10	R: 0	H: 1	E: 0	K: 1	S: 6	H: 1	LOB: 1	BB: 0	P: 6	R: 0	H: 1	E: 0	K: 1	S: 6	H: 1	LOB: 1	BB: 0	P: 6	R: 0	H: 1	E: 0	K: 1	S: 5	H: 1	LOB: 0	BB: 0	P: 5	1B: 10	2B: 1	3B: 0	HR: 0	SF: 0	SAC: 2	DP: 1	HBP: 0	WP: 1	PB: 0	SB: 2	CS: 0	PA: 39
--------------	------	------	------	------	------	------	--------	-------	------	------	------	------	------	------	------	------	------	------	------	------	--------	-------	------	------	------	------	------	------	------	------	------	------	------	------	------	------	------	------	------	--------	-------	-------	------	------	------	------	------	------	--------	-------	------	------	------	------	------	------	------	--------	-------	------	------	------	------	------	------	------	--------	-------	------	--------	-------	-------	-------	-------	--------	-------	--------	-------	-------	-------	-------	--------

PITCHER	IP	WLS	BF	H	R	ER	SO	BB	IBB	HBP	BLK	WP	HR	S	P	ERA	WHIP
Luis Tiant, R ERA: 6.61 (1, 1)	5.0		25	8	4	4	2	2	0	0	0	0	0	27	35	7.20	2.000
Jim Kaat, L ERA: 3.75 (6, 1)	0.2		2	0	0	0	0	0	0	0	0	0	0	2	2	0.00	0.000
Ray Burris, R ERA: 5.74 (6, 1)	3.1	W	12	3	0	0	3	0	0	0	0	1	0	18	18	0.00	0.900

BOTTOM

New York Yankees @ Cleveland Indians
Cleveland Municipal Stadium, Cleveland, OH

Sun May 27 1979, 3:38 AM EDT
Att. 40,648 - Unknown

livebaseballscorecards.com

AB	35
R	4
H	11
RBI	4
BB	2
SO	5
LOB	17



WP	PA
1	39

Batter	1	2	3	4	5	6	7	8	9	10	AB R H RBI BB SO LOB	TOP										
Mickey Rivers, L (1, 8) OBP: 0.313, SLG: 0.420	0-0 F2		0-0 5-3		0-0 F2			0-3 K		0-0 HR	5 1 1 1 0 1 1	New York Yankees @ Milwaukee Brewers Milwaukee County Stadium, Milwaukee, WI Mon May 28 1979, 4:33 AM EDT Att. 39,291 - Sunny - 57 F										
Willie Randolph, R (1, 4) OBP: 0.345, SLG: 0.320	4-0 BB		0-0 S 1B		0-0 F2			0-0 F7		0-0 F6	4 0 1 1 1 0 0											
Thurman Munson, R (1, 2) OBP: 0.363, SLG: 0.409	0-0 F7		0-0 F8		0-0 F9			0-0 L4			4 0 0 0 0 0 2											
Graig Nettles, L (1, 5) OBP: 0.366, SLG: 0.453	0-0 F8			0-0 1B BB 1B		0-0 G6-4-3 1B			0-0 F8		4 0 2 0 0 0 1											
Lou Piniella, R (1, 7) OBP: 0.306, SLG: 0.447		0-0 L8		4-0 BB BB BB 1B BB		0-0 G6-4-3 1-2f			0-0 1B		3 0 1 0 1 0 1											
Reggie Jackson, L (1, 9) OBP: 0.388, SLG: 0.513		0-0 4-3		0-3 K		0-0 4-3			0-0 F9		4 0 0 0 0 1 3											
Chris Chambliss, L (1, 3) OBP: 0.274, SLG: 0.414		0-3 K		0-0 L8			0-0 CS 1B		0-0 1-3		4 0 1 0 0 1 3											
Cliff Johnson, R (1, 10) OBP: 0.385, SLG: 0.556			0-0 1B 2B	0-0 FC6-4 1B			0-0 F8		0-3 K		4 0 2 0 0 1 1											
Bucky Dent, R (1, 6) OBP: 0.340, SLG: 0.326			0-0 5-3 1B 2-H	0-0 FC6-4 1B			0-0 5-3		0-0 F7		4 1 1 0 0 0 4											
Inning Stats	R: 0 E: 0 K: 0 S: 3	H: 0 LOB: 1 BB: 1 P: 7	R: 0 E: 0 K: 1 S: 5	H: 0 LOB: 0 BB: 0 P: 5	R: 1 E: 0 K: 0 S: 5	H: 3 LOB: 1 BB: 0 P: 5	R: 0 E: 0 K: 1 S: 7	H: 2 LOB: 3 BB: 1 P: 11	R: 0 E: 0 K: 0 S: 3	H: 0 LOB: 0 BB: 0 P: 3	R: 0 E: 0 K: 0 S: 3		H: 1 LOB: 0 BB: 0 P: 3	R: 0 E: 0 K: 1 S: 5	H: 0 LOB: 0 BB: 0 P: 5	R: 0 E: 0 K: 0 S: 4	H: 1 LOB: 1 BB: 0 P: 4	R: 1 E: 0 K: 1 S: 6	H: 1 LOB: 0 BB: 0 P: 6	1B: 7 2B: 1 3B: 0 HR: 1	SF: 0 SAC: 0 DP: 1 HBP: 0	WP: 0 PB: 0 SB: 1 CS: 1
PITCHER Bill Travers, L (1, 1) ERA: 2.74	IP 10.0	WLS L	BF 38	H 9	R 2	ER 2	SO 4	BB 2	IBB 0	HBP 0	BLK 0	WP 0	HR 1	S 44	P 52	ERA 1.80	WHIP 1.100					

livebaseballscorecards.com



BOTTOM

New York Yankees @ Milwaukee Brewers
 Milwaukee County Stadium, Milwaukee, WI

Mon May 28 1979, 4:33 AM EDT
 Att. 39,291 - Sunny - 57 F

livebaseballscorecards.com

AB	34
R	1
H	7
RBI	1
BB	5
SO	4
LOB	16



AB	R	H	RBI	BB	SO	LOB
5	0	0	0	0	2	3

4	0	0	0	1	1	2
---	---	---	---	---	---	---

3	0	0	0	2	0	1
---	---	---	---	---	---	---

5	0	0	0	0	0	2
---	---	---	---	---	---	---

4	0	1	0	0	0	2
---	---	---	---	---	---	---

3	1	1	0	1	1	2
---	---	---	---	---	---	---

3	0	2	0	0	0	0
---	---	---	---	---	---	---

3	0	1	0	1	0	2
---	---	---	---	---	---	---

2	0	0	0	0	0	2
---	---	---	---	---	---	---

2	0	2	1	0	0	0
---	---	---	---	---	---	---

1B:	7	SF:	0
2B:	1	SAC:	1
3B:	0	DP:	3
HR:	0	HBP:	0

WP:	0	PA:	40
PB:	0		
SB:	2		
CS:	0		

Batter	1	2	3	4	5	6	7	8	9	10
Robin Yount, R OBP: 0.295, SLG: 0.343 (1, 6)	0-0 6-3		0-3 K			0-0 6-3	0-3 K		0-0 1-3	
Gorman Thomas, R OBP: 0.389, SLG: 0.490 (1, 8)	4-0 L3 BB		0-0 F7			0-0 F3	0-0 F9			0-3 K
Cecil Cooper, L OBP: 0.384, SLG: 0.529 (1, 3)	0-0 L3			0-0 4-3		4-0 E BB		4-0 1B BB		0-0 4-3
Dick Davis, R OBP: 0.307, SLG: 0.447 (1, 10)		0-0 5-3		0-0 F9		0-0 E5 FC4-6		0-0 F8		0-0 F7
Ben Oglivie, L OBP: 0.309, SLG: 0.433 (1, 7)		0-0 F8		0-0 6-3		0-0 FC4-6		0-0 G5-4-3 1B		
Sixto Lezcano, R OBP: 0.420, SLG: 0.563 (1, 9)		4-0 1B BB			0-3 K		0-0 S SH3-4 1B	0-0 G5-4-3		
Paul Molitor, R OBP: 0.355, SLG: 0.448 (1, 4)		0-0 1-2 1B			0-0 1B		0-0 SH3-4		0-0 L9	
Sal Bando, R OBP: 0.357, SLG: 0.329 (1, 5)		0-0 1-3			0-0 G5-4-3 1B		4-0 1B BB		0-0 5-3	
Buck Martinez, R OBP: 0.241, SLG: 0.250 (1, 2)			0-0 6-3				0-0 G5-4-3		0-0 1B	
Charlie Moore, R OBP: 0.456, SLG: 0.494 (7, PH)					0-0 G5-4-3		0-0 1-2 3-H 1B		0-0 S 1B	

Inning Stats	R	H	E	K	S	H	LOB	BB	IBB	HBP	BLK	WP	HR	S	P	ERA	WHIP
1	0	0	0	0	2	0	0	1	0	0	0	0	0	33	53	1.23	1.500
2	0	1	0	0	5	0	2	0	0	0	0	0	0	10	10	0.00	0.375
3	0	0	0	1	5	0	0	0	0	0	0	0	0	10	10	0.00	0.375
4	0	0	0	0	3	0	0	0	0	0	0	0	0	10	10	0.00	0.375
5	0	2	0	1	6	0	1	0	0	0	0	0	0	10	10	0.00	0.375
6	0	0	1	0	8	0	2	1	0	0	0	0	0	11	11	0.00	0.375
7	1	2	0	1	7	0	2	1	0	0	0	0	0	11	11	0.00	0.375
8	0	1	0	0	3	0	1	1	0	0	0	0	0	7	7	0.00	0.375
9	0	1	0	0	4	0	1	0	0	0	0	0	0	4	4	0.00	0.375
10	0	0	0	1	5	0	0	0	0	0	0	0	0	5	5	0.00	0.375

PITCHER	IP	WLS	BF	H	R	ER	SO	BB	IBB	HBP	BLK	WP	HR	S	P	ERA	WHIP
Jim Beattie, R ERA: 2.89 (1, 1)	7.1		32	6	1	1	3	5	0	0	0	0	0	33	53	1.23	1.500
Ron Davis, R ERA: (8, 1)	2.2	W	8	1	0	0	1	0	0	0	0	0	0	10	10	0.00	0.375

PITCHER	IP	WLS	BF	H	R	ER	SO	BB	IBB	HBP	BLK	WP	HR	S	P	ERA	WHIP

Batter	1	2	3	4	5	6	7	8	9	AB R H RBI BB SO LOB	TOP									
Mickey Rivers, L (1, 8) OBP: 0.305, SLG: 0.408	0-0 G3		0-0 F5		0-0 1-3			0-0 F7		4 0 0 0 0 0 0										
Willie Randolph, R (1, 4) OBP: 0.343, SLG: 0.319	0-0 F7		0-0 FC4-6 1B			0-0 F9			0-0 4-3	4 0 1 0 0 0 0										
Thurman Munson, R (1, 2) OBP: 0.360, SLG: 0.406	0-0 5-3		0-0 FC4-6 1-2f			0-0 G3-6-1 1B			0-0 5-3	4 0 1 0 0 0 1										
Graig Nettles, L (1, 5) OBP: 0.364, SLG: 0.466		0-3 K	0-0 F9			0-0 G3-6-1 1-2f			0-0 HR	4 1 1 1 0 1 2										
Reggie Jackson, L (1, 9) OBP: 0.390, SLG: 0.532		0-0 HR		0-3 K			0-0 F7		0-0 1B	4 1 2 1 0 1 0										
Chris Chambliss, L (1, 3) OBP: 0.274, SLG: 0.416		0-0 E 1B 2B		0-0 1-3			0-3 K		0-0 G3	4 1 1 0 0 1 1										
Lou Piniella, R (1, 7) OBP: 0.298, SLG: 0.436		0-0 E4 1B 2-3		0-0 F8			0-0 4-3			3 0 0 0 0 0 1										
Roy White, S (1, 10) OBP: 0.317, SLG: 0.321		0-0 G6-4-3 1-3 3-H 1B			0-0 F9			0-0 L9		3 0 1 1 0 0 0										
Bucky Dent, R (1, 6) OBP: 0.333, SLG: 0.319		0-0 G6-4-3 1-2f			0-0 3-1			0-0 F5		3 0 0 0 0 0 2										
Inning Stats	R: 0 E: 0 K: 0 S: 3	H: 0 LOB: 0 BB: 0 P: 3	R: 2 E: 1 K: 1 S: 8	H: 3 LOB: 1 BB: 0 P: 8	R: 0 E: 0 K: 0 S: 4	H: 1 LOB: 1 BB: 0 P: 4	R: 0 E: 0 K: 1 S: 5	H: 0 LOB: 0 BB: 0 P: 5	R: 0 E: 0 K: 0 S: 3	H: 1 LOB: 0 BB: 0 P: 3	R: 0 E: 0 K: 1 S: 5	H: 0 LOB: 0 BB: 0 P: 5	R: 0 E: 0 K: 0 S: 3	H: 0 LOB: 0 BB: 0 P: 3	R: 1 E: 0 K: 0 S: 5	H: 2 LOB: 1 BB: 0 P: 5	1B: 4 2B: 1 3B: 0 HR: 2	SF: 0 SAC: 0 DP: 2 HBP: 0	WP: 0 PB: 0 SB: 0 CS: 0	PA: 33
PITCHER Moose Haas, R (1, 1) ERA: 5.04	IP: 9.0 WLS: W BF: 33 H: 7 R: 3 ER: 3 SO: 3 BB: 0 IBB: 0 HBP: 0 BLK: 0 WP: 0 HR: 2 S: 39 P: 39 ERA: 3.00 WHIP: 0.778																			
																			PITCHER	IP: 9.0 WLS: W BF: 33 H: 7 R: 3 ER: 3 SO: 3 BB: 0 IBB: 0 HBP: 0 BLK: 0 WP: 0 HR: 2 S: 39 P: 39 ERA: 3.00 WHIP: 0.778

New York Yankees @ Milwaukee Brewers
Milwaukee County Stadium, Milwaukee, WI

Tue May 29 1979, 8:05 PM EDT
 Att. 21,891 - Unknown - 53 F

AB	33
R	3
H	7
RBI	3
BB	0
SO	3
LOB	7



livebaseballscorecards.com

Batter	1	2	3	4	5	6	7	8	9	AB	R	H	RBI	BB	SO	LOB
Jim Gantner, L OBP: 0.319, SLG: 0.295 (1, 5) X	0-0 F7 ①		0-0 F7 ②		0-0 B1-3 ②		0-0 F5 ②			4	0	0	0	0	0	3
Robin Yount, R OBP: 0.294, SLG: 0.346 (1, 6) X	0-0 6-3 ②		0-3 K ③		0-0 F8 ③		0-0 1B 2B ③			4	1	1	2	0	1	1
Cecil Cooper, L OBP: 0.391, SLG: 0.565 (1, 3) X	0-0 G3 ③						0-0 1B 2B ③			4	2	3	3	0	0	0
Dick Davis, R OBP: 0.326, SLG: 0.461 (1, 10) X		0-0 FC5-4 1B ①		0-0 SH1-3 BB SF9 1B ①		0-0 F8 ① X	0-0 1-2 1B ③			4	1	3	0	0	0	0
Ben Oglivie, L OBP: 0.307, SLG: 0.424 (1, 7) X		0-0 F4 ①		4-0 SF9 SH1-3 BB ①		0-0 F5 ② X	0-0 4-3 ③			3	0	0	0	1	0	3
Sixto Lezcano, R OBP: 0.413, SLG: 0.550 (1, 9) X		0-0 FC5-4 ②		0-0 SH1-3 ①		0-0 5-3 ③		0-0 F8 ①		3	0	0	0	0	0	1
Paul Molitor, R OBP: 0.353, SLG: 0.452 (1, 4) X		0-3 K2-3 ③		0-0 SF9 ②			0-0 F8 ① X	0-0 1B 2B ①		3	1	1	1	0	1	1
Gorman Thomas, R OBP: 0.392, SLG: 0.490 (1, 8) X			0-0 F8 ① X	0-0 F2 ③			0-0 1B 2B 1B ① X	0-0 G4-6-3 1B ①		4	1	2	1	0	0	1
Charlie Moore, R OBP: 0.458, SLG: 0.489 (1, 2) X			4-0 BB ①		0-0 F8 ①		0-0 1B 2B 1B ① X	0-0 G4-6-3 ② ③		3	1	1	0	1	0	1

Inning Stats	R: 0	H: 0	E: 0	K: 0	S: 3	R: 0	H: 1	E: 0	K: 1	S: 6	R: 0	H: 0	E: 0	K: 1	S: 5	R: 2	H: 2	E: 0	K: 0	S: 5	R: 0	H: 0	E: 0	K: 0	S: 3	R: 1	H: 1	E: 0	K: 0	S: 4	R: 3	H: 5	E: 0	K: 0	S: 8	R: 1	H: 2	E: 0	K: 0	S: 4
	0	0	0	0	3	0	1	0	1	6	0	0	0	1	9	0	1	0	0	1	9	0	0	0	0	3	0	1	0	0	4	0	5	0	0	8	0	2	0	4

PITCHER	IP	WLS	BF	H	R	ER	SO	BB	IBB	HBP	BLK	WP	HR	S	P	ERA	WHIP
Catfish Hunter, R ERA: 5.94 (1, 1)	6.2	L	29	7	6	6	2	2	0	0	0	0	2	31	39	8.10	1.350
Jim Kaat, L ERA: 3.65 (7, 1)	0.1		3	2	0	0	0	0	0	0	0	0	0	3	3	0.00	6.000
Ken Clay, R ERA: 5.76 (8, 1)	1.0		4	2	1	1	0	0	0	0	0	0	0	4	4	9.00	2.000

BOTTOM

New York Yankees @ Milwaukee Brewers
Milwaukee County Stadium, Milwaukee, WI
Tue May 29 1979, 8:05 PM EDT
Att: 21,891 - Unknown - 53 F

AB	32
R	7
H	11
RBI	7
BB	2
SO	2
LOB	11



WP	HR	S	P	ERA	WHIP
0	0	1	0	0	0

Batter	1	2	3	4	5	6	7	8	9	10	11	AB R H RBI BB SO LOB	TOP											
Mickey Rivers, L (1.8) OBP: 0.306, SLG: 0.412	0-3 K		x 0-0 4-3		x 0-0 F9		x 0-0 1B 1B		x 0-0 FC4-6		x 0-0 2B	6 0 2 1 0 1 1	New York Yankees @ Milwaukee Brewers Milwaukee County Stadium, Milwaukee, WI Wed May 30 1979, 8:05 PM EDT Att. 27,338 - Overcast - 54 F											
Willie Randolph, R (1.4) OBP: 0.343, SLG: 0.319	0-0 4-3		x 0-0 E 1B HR 1B		x 0-0 F8		x 0-0 1-2 1B		x 0-0 F8	x 0-0 F8	x 0-0 6-3	6 1 2 0 0 0 1												
Thurman Munson, R (1.2) OBP: 0.361, SLG: 0.411	0-0 E6		x 0-0 E9 CS 1B		x 0-0 2B		x 0-0 6-3		x 0-0 6-3			5 0 2 0 0 0 2												
Lou Piniella, R (1.9) OBP: 0.298, SLG: 0.451	0-0 F7		x 0-0 1-2 3-H HR		x 0-0 5-3		x 0-0 5-3		x 0-0 4-3			5 1 1 2 0 0 2												
Graig Nettles, L (1.5) OBP: 0.360, SLG: 0.458		x 0-0 F2	x 0-3 K		x 0-0 F9		x 0-0 1-3				x 0-0 1B SF9 BB 1B	5 1 1 0 0 1 1												
Cliff Johnson, R (1.10) OBP: 0.404, SLG: 0.563		x 0-0 3-1 2B		x 0-0 6-3		x 4-0 FC5-4 IBB		x 0-0 F2			x 4-0 SF9 1B SF8 BB	3 1 1 0 2 0 0												
Chris Chambliss, L (1.3) OBP: 0.272, SLG: 0.410		x 0-0 3-1 2-3		x 0-0 5-3		x 0-0 FC5-4 1-2f		x 0-3 K			x 0-0 SF8 SF9 2B 1B	5 1 1 0 0 1 3												
Juan Beniquez, R (1.7) OBP: 0.284, SLG: 0.369		x 4-0 BB		x 0-0 6-3		x 0-0 L5		x 0-0 6-3			x 0-0 SF9	3 0 0 1 1 0 0												
Bucky Dent, R (1.6) OBP: 0.329, SLG: 0.312		x 0-3 K		x 0-0 F8		x 0-0 6-3		x 4-0 FC4-6 BB			x 0-0 SF8	3 0 0 1 1 1 2												
Inning Stats	R: 0 E: 1 K: 1 S: 6	H: 0 LOB: 1 BB: 0 P: 6	R: 0 E: 0 K: 1 S: 6	H: 1 LOB: 2 BB: 1 P: 10	R: 2 E: 1 K: 1 S: 7	H: 3 LOB: 0 BB: 0 P: 7	R: 0 E: 0 K: 0 S: 3	H: 0 LOB: 0 BB: 0 P: 3	R: 0 E: 0 K: 0 S: 3	H: 0 LOB: 0 BB: 0 P: 3	R: 0 E: 0 K: 1 S: 5	H: 0 LOB: 1 BB: 1 P: 9		R: 0 E: 0 K: 0 S: 3	H: 0 LOB: 0 BB: 0 P: 3	R: 0 E: 0 K: 0 S: 6	H: 3 LOB: 1 BB: 1 P: 10	1B: 6 2B: 3 3B: 0 HR: 1	SF: 2 SAC: 0 DP: 0 HBP: 0	WP: 0 PB: 0 SB: 0 CS: 1	PA: 47			
PITCHER	IP	WLS	BF	H	R	ER	SO	BB	IBB	HBP	BLK	WP		HR	S	P	ERA	WHIP						
Mike Caldwell, L (1.1) ERA: 2.99	10.0		40	7	2	2	4	2	1	0	0	0	1	45	57	1.80	0.900							
Bob McClure, L (11.1) ERA: 7.45	0.2	L	6	3	3	3	0	1	0	0	0	0	0	5	9	40.50	6.000							
Bill Castro, R (11.1) ERA: 1.04	0.1		1	0	0	0	0	0	0	0	0	0	0	1	1	0.00	0.000							

livebaseballscorecards.com

AB	41
R	5
H	10
RBI	5
BB	4
SO	4
LOB	12



Batter	1	2	3	4	5	6	7	8	9	AB R H RBI BB SO LOB
Mickey Rivers, L (1, 8) OBP: 0.309, SLG: 0.412	0-0 F7		0-0 4-3 SF9 1B		0-0 E S 1B		0-0 E4 1B	0-0 FC4-6 1-2f 2-3		5 1 2 0 0 0 2
Willie Randolph, R (1, 4) OBP: 0.335, SLG: 0.313	0-0 F6		0-0 SF9		0-0 5-3		0-0 5-3	0-3 K		4 0 0 1 0 1 4
Thurman Munson, R (1, 2) OBP: 0.357, SLG: 0.405	0-0 F7		0-0 4-3		0-0 4-3		0-0 E 1B 2-3 4-3 1B			5 0 1 0 0 0 2
Graig Nettles, L (1, 5) OBP: 0.361, SLG: 0.457		0-0 3-1	0-0 3-1			0-0 1B F9 G3 1B				5 1 2 1 0 1 1
Reggie Jackson, L (1, 9) OBP: 0.385, SLG: 0.540				0-0 F5		0-0 F9				5 1 1 1 0 0 3
Chris Chambliss, L (1, 3) OBP: 0.277, SLG: 0.414					0-0 F7					3 0 1 0 1 0 3
Lou Piniella, R (1, 7) OBP: 0.308, SLG: 0.456										3 0 2 0 1 0 1
Roy White, S (1, 10) OBP: 0.313, SLG: 0.305										3 0 0 1 1 0 4
Bucky Dent, R (1, 6) OBP: 0.333, SLG: 0.312										3 1 1 0 1 0 2

Inning Stats	R: 0 E: 0 K: 0 S: 3	H: 0 LOB: 0 BB: 0 P: 3	R: 1 E: 0 K: 0 S: 5	H: 2 LOB: 1 BB: 0 P: 5	R: 1 E: 0 K: 0 S: 5	H: 2 LOB: 1 BB: 0 P: 5	R: 0 E: 0 K: 0 S: 4	H: 1 LOB: 1 BB: 0 P: 4	R: 0 E: 0 K: 0 S: 4	H: 1 LOB: 1 BB: 0 P: 4	R: 1 E: 0 K: 0 S: 5	H: 2 LOB: 2 BB: 1 P: 9	R: 1 E: 2 K: 0 S: 6	H: 2 LOB: 3 BB: 0 P: 6	R: 0 E: 0 K: 1 S: 4	H: 0 LOB: 2 BB: 3 P: 16	R: 0 E: 0 K: 1 S: 5	H: 0 LOB: 0 BB: 0 P: 5	1B: 8 2B: 1 3B: 0 HR: 1	SF: 1 SAC: 0 DP: 0 HBP: 0	WP: 0 PB: 0 SB: 1 CS: 0	PA: 41
--------------	------------------------------	---------------------------------	------------------------------	---------------------------------	------------------------------	---------------------------------	------------------------------	---------------------------------	------------------------------	---------------------------------	------------------------------	---------------------------------	------------------------------	---------------------------------	------------------------------	----------------------------------	------------------------------	---------------------------------	----------------------------------	------------------------------------	----------------------------------	--------

PITCHER	IP	WLS	BF	H	R	ER	SO	BB	IBB	HBP	BLK	WP	HR	S	P	ERA	WHIP
Jim Slaton, R (1, 1) ERA: 2.35	6.1		30	9	4	3	0	1	0	0	0	0	1	29	33	4.26	1.579
Lance Rautzhan, L (7, 1) ERA: 9.0	1.0		6	1	0	0	0	3	0	0	0	0	0	3	15	0.00	4.000
Jerry Augustine, L (8, 1) ERA: 2.28	1.2	W	5	0	0	0	2	0	0	0	0	0	0	9	9	0.00	0.000

New York Yankees @ Milwaukee Brewers
Milwaukee County Stadium, Milwaukee, WI

Thu May 31 1979, 8:05 PM EDT
Att. 24,707 - Overcast - 65 F

AB	36
R	4
H	10
RBI	4
BB	4
SO	2
LOB	22



WP: 0	PA: 41
PB: 0	
SB: 1	
CS: 0	

BOTTOM

New York Yankees @ Milwaukee Brewers
Milwaukee County Stadium, Milwaukee, WI

livebaseballscorecards.com

AB	36
R	5
H	12
RBI	5
BB	1
SO	2
LOB	9



WP	0	PA	37
PB	0		
SB	0		
CS	0		

PITCHER	IP	WLS	BF	H	R	ER	SO	BB	IBB	HBP	BLK	WP	HR	S	P	ERA	WHIP
Luis Tiant, R (1, 1)	6.0		24	6	2	2	2	0	0	0	0	0	0	9	9	3.00	1.000
Ken Clay, R (7, 1)	2.0		9	3	2	2	0	0	0	0	0	0	0	9	9	9.00	1.500
Ray Burris, R (9, 1)	0.0	L	1	1	0	0	0	0	0	0	0	0	0	1	1	∞	∞
Ron Davis, R (9, 1)	0.0		3	2	1	1	0	0	1	0	0	0	0	2	6	∞	∞

Thu May 31 1979, 8:05 PM EDT
Att. 24,707 - Overcast - 65 F

AB R H RBI BB SO LOB

5	0	2	1	0	0	0
4	0	1	0	0	0	1
4	0	1	0	0	0	2
4	1	1	0	0	0	2
4	2	2	2	0	1	0
4	1	2	0	0	0	0
4	1	2	1	0	0	1
4	0	1	1	0	1	2
3	0	0	0	1	0	1
1B: 8	SF: 0					
2B: 2	SAC: 0					
3B: 1	DP: 0					
HR: 1	HBP: 0					

Batter	1	2	3	4	5	6	7	8	9
Paul Molitor, R (1, 4) OBP: 0.350, SLG: 0.444	0-0 6-3		0-0 F9			0-0 FC6 1B		0-0 4-3	0-0 1B
Sal Bando, R (1, 5) OBP: 0.356, SLG: 0.329	0-0 4-3			0-0 F3		0-0 F6		0-0 FC6-4 1B	
Cecil Cooper, L (1, 3) OBP: 0.364, SLG: 0.555	0-0 2B			0-0 B5-3		0-0 FC6 1-2f		0-0 F7	
Dick Davis, R (1, 10) OBP: 0.327, SLG: 0.449	0-0 F9			0-0 6-3			0-0 HR 1B	0-0 FC6-4 1-2f	
Ben Oglivie, L (1, 7) OBP: 0.310, SLG: 0.443		0-3 K			0-0 1-3		0-0 1-H HR		0-0 1B 1B
Sixto Lezcano, R (1, 9) OBP: 0.402, SLG: 0.529		0-0 L7			0-0 F8		0-0 1B		0-0 1B 2B 1B
Robin Yount, R (1, 6) OBP: 0.300, SLG: 0.361		0-0 5-3			0-0 3B		0-0 L9		0-0 2B 1B 1B
Gorman Thomas, R (1, 8) OBP: 0.381, SLG: 0.479			0-0 5-3		0-3 K		0-0 L7		0-0 1B 2B
Charlie Moore, R (1, 2) OBP: 0.443, SLG: 0.459			0-0 4-3			0-0 F8	0-0 F7		0-0 1B IBB

Inning Stats	R: 0	H: 1	E: 0	LOB: 1	K: 0	BB: 0	S: 4	P: 4
	R: 0	H: 0	E: 0	LOB: 0	K: 1	BB: 0	S: 5	P: 5
	R: 0	H: 0	E: 0	LOB: 0	K: 0	BB: 0	S: 3	P: 3
	R: 0	H: 1	E: 0	LOB: 1	K: 1	BB: 0	S: 6	P: 6
	R: 0	H: 1	E: 0	LOB: 1	K: 0	BB: 0	S: 4	P: 4
	R: 2	H: 3	E: 0	LOB: 1	K: 0	BB: 0	S: 6	P: 6
	R: 0	H: 1	E: 0	LOB: 1	K: 0	BB: 0	S: 4	P: 4
	R: 3	H: 5	E: 0	LOB: 3	K: 0	BB: 1	S: 5	P: 9

PITCHER	IP	WLS	BF	H	R	ER	SO	BB	IBB	HBP	BLK	WP	HR	S	P	ERA	WHIP
Luis Tiant, R (1, 1)	6.0		24	6	2	2	2	0	0	0	0	0	0	9	9	3.00	1.000
Ken Clay, R (7, 1)	2.0		9	3	2	2	0	0	0	0	0	0	0	9	9	9.00	1.500
Ray Burris, R (9, 1)	0.0	L	1	1	0	0	0	0	0	0	0	0	0	1	1	∞	∞
Ron Davis, R (9, 1)	0.0		3	2	1	1	0	0	1	0	0	0	0	2	6	∞	∞

Batter	1	2	3	4	5	6	7	8	9	AB R H RBI BB SO LOB	TOP
Junior Moore, R (1, 7) OBP: 0.324, SLG: 0.290 BB 	4-0 		0-0 F8 		0-0 F7 			0-0 F7 		3 0 0 0 1 0 1	Chicago White Sox @ New York Yankees Yankee Stadium, Bronx, NY Fri Jun 01 1979, 7:05 PM EDT Att. 33,230 - Unknown - 68 F livebaseballscorecards.com
Claudell Washington, L (1, 9) OBP: 0.306, SLG: 0.438 Wayne Nordhagen, R (8, PH) OBP: 0.274, SLG: 0.276 (8, 2) K 	0-3 K 		0-3 K 			0-3 K 		0-0 F7 		3 0 0 0 0 3 1 1 0 0 0 0 0 0	
Alan Bannister, R (1, 4) OBP: 0.429, SLG: 0.454 K 	0-3 K 			0-0 F8 		0-0 6-3 		0-0 	1B	4 0 1 0 0 1 1	
Eric Soderholm, R (1, 5) OBP: 0.328, SLG: 0.414 X 5-3 	0-0 5-3 			0-0 F7 		0-0 F8 		0-0 F8 		4 0 0 0 0 0 2	
Lamar Johnson, R (1, 3) OBP: 0.421, SLG: 0.504 X 6-3 		0-0 6-3 		4-0 			4-0 	0-0 F6 		2 0 0 0 2 0 1	
Chet Lemon, R (1, 8) OBP: 0.409, SLG: 0.472 X FC6-4 1B 	0-0 		0-3 K 			0-3 K 		0-0 F7 		4 0 1 0 0 2 3	
Bill Nahorodny, R (1, 10) OBP: 0.307, SLG: 0.467 K 	0-3 K 			0-0 F8 		0-3 K 				3 0 0 0 0 2 2	
Greg Pryor, R (1, 6) OBP: 0.353, SLG: 0.360 X FC6-4 1-2f 	0-0 FC6-4 			4-0 		0-0 F8 		0-0 F8 		2 0 0 0 1 0 2	
Milt May, L (1, 2) OBP: 0.333, SLG: 0.375 Rusty Torres, S (8, PH) OBP: 0.423, SLG: 0.391 (8, 9) 4-3 	0-0 4-3 			0-3 K 			0-3 K 			2 0 0 0 0 1 1 1 0 0 0 0 1 0	
Inning Stats	R: 0 H: 0 E: 0 LOB: 1 K: 2 BB: 1 S: 7 P: 11	R: 0 H: 1 E: 0 LOB: 1 K: 1 BB: 0 S: 6 P: 6	R: 0 H: 0 E: 0 LOB: 0 K: 1 BB: 0 S: 5 P: 5	R: 0 H: 0 E: 0 LOB: 1 K: 1 BB: 1 S: 5 P: 9	R: 0 H: 0 E: 0 LOB: 1 K: 1 BB: 1 S: 5 P: 9	R: 0 H: 0 E: 0 LOB: 0 K: 1 BB: 0 S: 5 P: 5	R: 0 H: 0 E: 0 LOB: 1 K: 2 BB: 1 S: 7 P: 11	R: 0 H: 0 E: 0 LOB: 0 K: 1 BB: 0 S: 5 P: 5	R: 0 H: 1 E: 0 LOB: 1 K: 0 BB: 0 S: 4 P: 4	1B: 2 SF: 0 2B: 0 SAC: 0 3B: 0 DP: 0 HR: 0 HBP: 0	WP: 0 PA: 33 PB: 0 SB: 0 CS: 0
PITCHER Ron Guidry, L (1, 1) ERA: 2.2	IP WLS BF H R ER SO BB IBB HBP BLK WP HR S P ERA WHIP 9.0 W 33 2 0 0 10 4 0 0 0 0 0 0 49 65 0.00 0.667										

Batter	1	2	3	4	5	6	7	8	9	AB R H RBI BB SO LOB
Mickey Rivers, L OBP: 0.313, SLG: 0.423 (1, 8) BBB	4-0 L5-3 BB			x 0-0 6-3 3B		0-3 K		x 0-0 G3		3 1 1 0 1 1 0
Willie Randolph, R OBP: 0.330, SLG: 0.308 (1, 4) X	0-0 L5-3 1-2			x 0-0 6-3			x 0-0 6-3			3 0 0 0 0 0 1
Thurman Munson, R OBP: 0.357, SLG: 0.404 (1, 2) X	0-0 6-3			x 0-0 4-3 3-H			x 0-0 FC6-4 1B			3 0 1 0 0 0 0
Graig Nettles, L OBP: 0.355, SLG: 0.449 (1, 5) X		x 0-0 4-3		x 0-0 F3			x 0-0 FC6-4 1B 1-2f			3 1 0 0 0 0 1
Reggie Jackson, L OBP: 0.385, SLG: 0.536 (1, 9) X		x 0-0 F9			x 0-0 4-3		x 0-0 HR 1-2 1B			3 1 1 0 0 0 0
Lou Piniella, R OBP: 0.309, SLG: 0.477 (1, 7) X		x 0-0 6-3			x 0-0 1-3		x 0-0 HR 1-H 2-H			3 1 1 3 0 0 0
Chris Chambliss, L OBP: 0.272, SLG: 0.407 (1, 3) X			x 0-0 F9		x 0-0 4-3		x 0-0 4-3			3 0 0 0 0 0 0
Roy White, S OBP: 0.300, SLG: 0.290 (1, 10) X			x 0-0 F2			x 0-0 G3		x 0-0 F9		3 0 0 0 0 0 0
Bucky Dent, R OBP: 0.327, SLG: 0.306 (1, 6) X			x 0-0 6-3			x 0-0 F2		x 0-0 L5		3 0 0 0 0 0 0

Inning Stats	R: 0 E: 0 K: 0 S: 2	H: 0 LOB: 0 BB: 1 P: 6	R: 0 E: 0 K: 0 S: 3	H: 0 LOB: 0 BB: 0 P: 3	R: 0 E: 0 K: 0 S: 3	H: 0 LOB: 0 BB: 0 P: 3	R: 1 E: 0 K: 0 S: 4	H: 1 LOB: 0 BB: 0 P: 4	R: 0 E: 0 K: 0 S: 3	H: 0 LOB: 0 BB: 0 P: 3	R: 0 E: 0 K: 1 S: 5	H: 0 LOB: 0 BB: 0 P: 5	R: 3 E: 0 K: 0 S: 6	H: 3 LOB: 0 BB: 0 P: 6	R: 0 E: 0 K: 0 S: 3	H: 0 LOB: 0 BB: 0 P: 3	1B: 2 2B: 1 3B: 1 HR: 1	SF: 0 SAC: 0 DP: 1 HBP: 0
--------------	------------------------------	---------------------------------	------------------------------	---------------------------------	------------------------------	---------------------------------	------------------------------	---------------------------------	------------------------------	---------------------------------	------------------------------	---------------------------------	------------------------------	---------------------------------	------------------------------	---------------------------------	----------------------------------	------------------------------------

PITCHER	IP	WLS	BF	H	R	ER	SO	BB	IBB	HBP	BLK	WP	HR	S	P	ERA	WHIP
Francisco Barrios, R ERA: 3.94 (1, 1)	8.0	L	28	4	4	4	1	1	0	0	0	0	1	29	33	4.50	0.625

BOTTOM

Chicago White Sox @ New York Yankees
 Yankee Stadium, Bronx, NY
 Fri Jun 01 1979, 7:05 PM EDT
 Att: 33,230 - Unknown - 68 F

AB	27
R	4
H	4
RBI	3
BB	1
SO	1
LOB	2

WP: 0 PA: 28
 PB: 0
 SB: 0
 CS: 0



Batter	1	2	3	4	5	6	7	8	9	AB R H RBI BB SO LOB	TOP											
Ralph Garr, L (1, 7) OBP: 0.342, SLG: 0.441 Rusty Torres, S (6, 7) OBP: 0.407, SLG: 0.375	0-0 6-3 BBB	4-0 FC4 1-2 BB		0-0 FC6-4 1B		0-0 F9			0-0 1-3	3 0 1 0 1 0 1 1 0 0 0 0 0 0												
Claudell Washington, L (1, 9) OBP: 0.308, SLG: 0.442	0-0 F9	0-0 FC4 1-2f		0-0 FC6-4 1-2f			0-0 1B 2B		0-0 1B 1B	5 1 2 0 0 0 3												
Alan Bannister, R (1, 4) OBP: 0.423, SLG: 0.464	0-0 HR		0-0 F9		0-0 F7		0-0 5-3		0-0 L4	5 1 1 1 0 0 2												
Eric Soderholm, R (1, 5) OBP: 0.330, SLG: 0.413	0-0 6-3		0-0 F9		0-0 6-3		0-0 2-H 1B		0-0 1-3 1B	5 0 2 1 0 0 0												
Lamar Johnson, R (1, 3) OBP: 0.413, SLG: 0.487		0-0 F4 BBB	4-0 HR BB		0-0 6-3		0-0 5-3		0-0 F9	4 1 0 0 1 0 2												
Chet Lemon, R (1, 8) OBP: 0.406, SLG: 0.484		0-0 F9	0-0 1-H HR			0-0 6-3		0-0 5-3		4 1 1 2 0 0 0												
Jorge Orta, L (1, 10) OBP: 0.302, SLG: 0.237		4-0 2B BB	0-0 L5			0-0 2B 2B		0-0 F6		3 2 1 0 1 0 0												
Milt May, L (1, 2) OBP: 0.409, SLG: 0.600		0-0 1-H 1B 2B		0-0 4-3		0-0 WP 2B 2B		0-0 2B		4 1 3 2 0 0 0												
Greg Pryor, R (1, 6) OBP: 0.351, SLG: 0.357		0-0 2-H BB 1B		0-0 5-3		0-0 6-3 2-3		0-0 5-3		4 0 1 1 0 0 2												
Inning Stats	R: 1 E: 0 K: 0 S: 4	H: 1 LOB: 0 BB: 0 P: 4	R: 2 E: 0 K: 0 S: 5	H: 2 LOB: 2 BB: 2 P: 13	R: 2 E: 0 K: 0 S: 4	H: 1 LOB: 0 BB: 1 P: 8	R: 0 E: 0 K: 0 S: 4	H: 1 LOB: 1 BB: 0 P: 4	R: 0 E: 0 K: 0 S: 3	H: 0 LOB: 0 BB: 0 P: 3	R: 1 E: 0 K: 0 S: 5	H: 2 LOB: 1 BB: 0 P: 5	R: 1 E: 0 K: 0 S: 4	H: 2 LOB: 0 BB: 0 P: 4	R: 0 E: 0 K: 0 S: 4	H: 1 LOB: 1 BB: 0 P: 4	R: 0 E: 0 K: 0 S: 5	H: 2 LOB: 2 BB: 0 P: 5	1B: 5 2B: 5 3B: 0 HR: 2	SF: 0 SAC: 0 DP: 0 HBP: 0	WP: 1 PB: 0 SB: 0 CS: 0	PA: 41
PITCHER	IP WLS BF H R ER SO BB IBB HBP BLK WP HR S P ERA WHIP																				PITCHER	IP WLS BF H R ER SO BB IBB HBP BLK WP HR S P ERA WHIP
Jim Beattie, R (1, 1) ERA: 3.79	3.0 L 16 4 5 5 0 3 0 0 0 0 0 2 13 25 15.00 2.333																					
Ken Clay, R (4, 1) ERA: 5.63	5.0 20 6 2 2 0 0 0 0 0 0 1 0 20 20 3.60 1.200																					
Jim Kaat, L (9, 1) ERA: 3.38	1.0 5 2 0 0 0 0 0 0 0 0 0 0 5 5 0.00 2.000																					

Chicago White Sox @ New York Yankees
 Yankee Stadium, Bronx, NY
 Sat Jun 02 1979, 7:05 PM EDT
 Att. 53,539 - Unknown - 60 F

AB	38
R	7
H	12
RBI	7
BB	3
SO	0
LOB	10



WP: 1	PA: 41
-------	--------

Batter	1	2	3	4	5	6	7	8	9	AB R H RBI BB SO LOB
Mickey Rivers, L (1, 8) OBP: 0.312, SLG: 0.419	0-0 G6-4-3 1B			0-0 F8		0-0 F8			0-0 1-3	4 0 1 0 0 0 1
Willie Randolph, R (1, 4) OBP: 0.329, SLG: 0.307	0-0 G6-4-3 1-2f			0-0 F8			0-0 FC6-4 1B		0-0 6-3	4 0 1 0 0 0 1
Thurman Munson, R (1, 2) OBP: 0.352, SLG: 0.398 Jerry Narron, L (8, 2) OBP: 0.300, SLG: 0.333	0-0 F7			0-0 6-3			0-0 FC6-4 1-2f			3 0 0 0 0 0 1 0 0 0 0 0 0 0
Lou Piniella, R (1, 7) OBP: 0.309, SLG: 0.469		4-0 BB BB		0-0 6-3			0-0 F8			2 0 0 0 1 0 1
Graig Nettles, L (1, 5) OBP: 0.350, SLG: 0.442		0-3 K		0-0 G3			0-0 4-3			3 0 0 0 0 1 2
Reggie Jackson, L (1, 9) OBP: 0.379, SLG: 0.527		0-0 F8-6-3 1-2		0-3 K			0-0 4-3			3 0 0 0 0 1 1
Chris Chambliss, L (1, 3) OBP: 0.273, SLG: 0.402			0-0 4-3		4-0 WP 1B BB		0-3 K			2 0 0 0 1 1 0
Cliff Johnson, R (1, 10) OBP: 0.383, SLG: 0.529			0-0 F7		0-0 F9		0-0 F8			3 0 0 0 0 0 1
Bucky Dent, R (1, 6) OBP: 0.327, SLG: 0.306			0-0 6-3		0-0 1B 1-H			0-0 F7		3 0 1 0 0 0 0

Inning Stats	R: 0 E: 0 K: 0 S: 3	H: 1 LOB: 0 BB: 0 P: 3	R: 0 E: 0 K: 1 S: 4	H: 0 LOB: 0 BB: 1 P: 8	R: 0 E: 0 K: 0 S: 3	H: 0 LOB: 0 BB: 0 P: 3	R: 0 E: 0 K: 0 S: 3	H: 0 LOB: 0 BB: 0 P: 3	R: 0 E: 0 K: 1 S: 5	H: 0 LOB: 0 BB: 0 P: 5	R: 0 E: 0 K: 0 S: 3	H: 1 LOB: 1 BB: 1 P: 7	R: 0 E: 0 K: 0 S: 4	H: 1 LOB: 1 BB: 0 P: 4	R: 0 E: 0 K: 1 S: 5	H: 0 LOB: 0 BB: 0 P: 5	R: 0 E: 0 K: 0 S: 3	H: 0 LOB: 0 BB: 0 P: 3	1B: 3 2B: 1 3B: 0 HR: 0	SF: 0 SAC: 0 DP: 2 HBP: 0
WP: 1 PB: 0 SB: 0 CS: 0	PA: 29																			

PITCHER	IP	WLS	BF	H	R	ER	SO	BB	IBB	HBP	BLK	WP	HR	S	P	ERA	WHIP
Ken Kravec, L (1, 1) ERA: 2.82	9.0	W	29	3	0	0	3	2	0	0	0	1	0	33	41	0.00	0.556

BOTTOM

Chicago White Sox @ New York Yankees
 Yankee Stadium, Bronx, NY

Sat Jun 02 1979, 7:05 PM EDT
 Att: 53,539 - Unknown - 60 F

livebaseballscorecards.com

AB	27
R	0
H	3
RBI	0
BB	2
SO	3
LOB	8



Batter	1	2	3	4	5	6	7	8	9	10	11	AB R H RBI BB SO LOB	TOP				
Ralph Garr, L (1, 7) OBP: 0.347, SLG: 0.439 Rusty Torres, S (8, 7) OBP: 0.393, SLG: 0.360	4-0 G6-3 BB		x 0-0 F7		x 0-0 F9			x 0-0 1B		x 0-0 F8		3 0 1 0 1 0 0 1 0 0 0 0 0 1					
Claudell Washington, L (1, 9) OBP: 0.301, SLG: 0.431	x 0-0 G6-3 1-2f		x 0-3 K			x 0-0 F8		x 0-0 5-3		x 0-0 F8		5 0 0 0 0 1 2					
Alan Bannister, R (1, 4) OBP: 0.417, SLG: 0.457	x 0-0 F6		x 0-0 1B			x 0-0 5-3		x 0-0 5-3			x 0-0 F8	5 0 1 0 0 0 0					
Eric Soderholm, R (1, 5) OBP: 0.333, SLG: 0.415 Joe Gates, L (9, PR) OBP: 0.333, SLG: 1.000 Don Kessinger, S (9, 6) OBP: 0.243, SLG: 0.212		x 0-0 5-3 1B 2B 1B	x 0-0 4-3			x 0-0 F8		x 0-0 FC5-6 1B		x 0-0 S 1B		4 1 2 0 0 0 1 0 0 0 0 0 0 0 1 0 1 0 0 0 0					
Lamar Johnson, R (1, 3) OBP: 0.418, SLG: 0.492 Mike Squires, L (7, PR) OBP: 0.304, SLG: 0.323		x 0-0 5-3 1-2 2B 1B		x 0-0 6-3			x 0-0 G3 1B		x 0-0 FC5-6 1B 1-2f		x 0-0 6-3 1-2	3 1 2 0 0 0 0 2 0 0 0 0 0 2					
Chet Lemon, R (1, 8) OBP: 0.401, SLG: 0.476		x 0-0 5-3 1-2 2-3		x 0-0 F8			x 0-0 G3 1-2		x 0-0 G1-6-3 1B 1-2		x 0-0 5-3	5 0 1 0 0 0 4					
Jorge Orta, L (1, 10) OBP: 0.310, SLG: 0.241 Junior Moore, R (9, PH) OBP: 0.319, SLG: 0.286		x 0-3 K		x 0-0 CS 1B			x 0-0 FC6-4 BB		x 0-0 G1-6-3 1-2f			2 0 1 0 1 1 2 1 0 0 0 0 0 2					
Milt May, L (1, 2) OBP: 0.385, SLG: 0.583		x 0-0 2B 2-H 3-H		x 0-0 CS 1-2		x 0-0 F2		x 0-3 K		x 0-0 6-3		4 0 1 2 0 1 2					
Greg Pryor, R (1, 6) OBP: 0.348, SLG: 0.354		x 0-0 F3		x 0-0 F4			x 0-0 FC6-4 1-2f			x 0-0 1B		4 0 1 0 0 0 3					
Inning Stats	R: 0 H: 0 E: 0 LOB: 0 K: 0 BB: 1 S: 2 P: 6	R: 2 H: 3 E: 0 LOB: 1 K: 1 BB: 0 S: 8 P: 8	R: 0 H: 1 E: 0 LOB: 1 K: 1 BB: 0 S: 6 P: 6	R: 0 H: 1 E: 0 LOB: 0 K: 0 BB: 0 S: 3 P: 3	R: 0 H: 0 E: 0 LOB: 0 K: 0 BB: 0 S: 3 P: 3	R: 0 H: 1 E: 0 LOB: 2 K: 1 BB: 1 S: 6 P: 10	R: 0 H: 1 E: 0 LOB: 0 K: 0 BB: 0 S: 3 P: 3	R: 0 H: 2 E: 0 LOB: 2 K: 0 BB: 0 S: 4 P: 4	R: 0 H: 1 E: 0 LOB: 1 K: 0 BB: 0 S: 4 P: 4	R: 0 H: 1 E: 0 LOB: 1 K: 0 BB: 0 S: 4 P: 4	1B: 10 SF: 0 2B: 1 SAC: 0 3B: 0 DP: 2 HR: 0 HBP: 0	WP: 0 PA: 43 PB: 0 SB: 1 CS: 1					
PITCHER	IP WLS BF H R ER SO BB IBB HBP BLK WP HR S P ERA WHIP																
Catfish Hunter, R (1, 1) ERA: 5.48	6.1	25	6	2	2	2	2	0	0	0	0	0	0	27	35	2.84	1.263
Jim Kaat, L (7, 1) ERA: 2.93	2.0	8	3	0	0	1	0	0	0	0	0	0	0	10	10	0.00	1.500
Ron Davis, R (9, 1) ERA:	2.2	9	2	0	0	0	0	0	0	0	0	0	0	9	9	0.00	0.750

Chicago White Sox @ New York Yankees
 Yankee Stadium, Bronx, NY
 Sun Jun 03 1979, 3:33 AM EDT
 Att: 55,073 - Unknown - 64 F

AB	40
R	2
H	11
RBI	2
BB	2
SO	3
LOB	19



Batter	1	2	3	4	5	6	7	8	9	10	11	AB	R	H	RBI	BB	SO	LOB	BOTTOM								
Willie Randolph, R (1, 4) OBP: 0.338, SLG: 0.307	4-0 CS BB		x 0-0 1B			x 0-0 4-3		x 4-0 FC4-6 BB		x 0-0 F8		3	0	1	0	2	0	1									
Mickey Rivers, L (1, 8) OBP: 0.303, SLG: 0.406	x 0-0 F5		x 0-0 F2			x 0-0 F5		x 0-0 FC4-6 2B		x 0-0 L4		5	1	0	0	0	0	4									
Thurman Munson, R (1, 10) OBP: 0.358, SLG: 0.402	4-0 1B 1-2 BB		x 0-0 1-3			x 0-0 F9		x 0-0 2B				3	1	1	1	2	0	1									
Lou Piniella, R (1, 9) OBP: 0.319, SLG: 0.470	x 0-0 1-2 1B			x 0-0 1-3			x 0-0 1B SF7 1B		x 0-0 6-3			4	1	2	0	1	0	1									
Cliff Johnson, R (1, 2) OBP: 0.359, SLG: 0.491 Jim Spencer, L (11, PH) OBP: 0.327, SLG: 0.432	x 0-0 F6		x 0-0 5-3						x 0-0 5-3		x 0-0 F8	4	0	0	0	0	1	3									
Chris Chambliss, L (1, 3) OBP: 0.271, SLG: 0.397		x 0-0 F5		x 0-0 4-3					x 0-0 F8		x 0-0 F6	5	0	1	0	0	0	2									
Roy White, S (1, 7) OBP: 0.293, SLG: 0.288		x 0-0 L4			x 0-0 6-3			x 0-0 SF7		x 0-0 G3		4	0	1	2	0	0	0									
Juan Beniquez, R (1, 5) OBP: 0.273, SLG: 0.353 Graig Nettles, L (10, PH) OBP: 0.349, SLG: 0.440 (11, 5)		x 0-0 F9				x 0-0 K		x 0-0 F7			x 0-3 K	3	0	0	0	0	1	1									
Bucky Dent, R (1, 6) OBP: 0.325, SLG: 0.300			x 0-0 F9			x 0-0 F8					x 4-0 BB	1	0	0	0	0	1	0									
Inning Stats	R: 0 E: 0 K: 0 S: 3	H: 1 LOB: 2 BB: 2 P: 11	R: 0 E: 0 K: 0 S: 3	H: 0 LOB: 0 BB: 0 P: 3	R: 0 E: 0 K: 0 S: 4	H: 1 LOB: 1 BB: 0 P: 4	R: 0 E: 0 K: 1 S: 5	H: 0 LOB: 0 BB: 0 P: 5	R: 0 E: 0 K: 0 S: 3	H: 0 LOB: 0 BB: 0 P: 3	R: 1 E: 1 K: 1 S: 7	H: 2 LOB: 1 BB: 0 P: 7	R: 1 E: 0 K: 1 S: 6	H: 1 LOB: 1 BB: 1 P: 10	R: 0 E: 0 K: 0 S: 3	H: 0 LOB: 0 BB: 0 P: 3	R: 0 E: 0 K: 1 S: 5	H: 0 LOB: 1 BB: 1 P: 9	R: 1 E: 0 K: 0 S: 3	H: 1 LOB: 2 BB: 2 P: 11	1B: 5 2B: 1 3B: 0 HR: 0	SF: 1 SAC: 0 DP: 0 HBP: 0	WP: 0 PB: 1 SB: 0 CS: 1	PA: 43			
PITCHER	IP	WLS	BF	H	R	ER	SO	BB	IBB	HBP	BLK	WP	HR	S	P	ERA	WHIP										
Rich Wortham, L (1, 1) ERA: 4.2	7.2		30	5	2	2	3	3	0	0	0	0	0	33	45	2.35	1.043										
Mike Proly, R (8, 1) ERA: 3.38	1.2		5	0	0	0	1	0	0	0	0	0	0	7	7	0.00	0.000										
Randy Scarbery, R (10, 1) ERA: 4.3	0.2	L	5	0	1	1	0	2	1	0	0	0	0	2	14	13.50	3.000										
Steve Trout, L (11, 1) ERA: 4.84	0.2		3	1	0	0	0	0	0	0	0	0	0	3	3	0.00	1.500										

Chicago White Sox @ New York Yankees
 Yankee Stadium, Bronx, NY
 Sun Jun 03 1979, 3:33 AM EDT
 Att: 55,073 - Unknown - 64 F

livebaseballscores.com

AB	36
R	3
H	6
RBI	3
BB	6
SO	4
LOB	15



Batter	1	2	3	4	5	6	7	8	9	AB R H RBI BB SO LOB	TOP									
Willie Wilson, S (1, 7) OBP: 0.397, SLG: 0.479	0-0 1-3			0-0 6-3		0-0 6-3		0-0 FC3-6 1B		4 0 1 1 0 0 0	Kansas City Royals @ New York Yankees Yankee Stadium, Bronx, NY Mon Jun 04 1979, 7:05 PM EDT Att. 30,164 - Unknown - 63 F livebaseballscorecards.com									
George Brett, L (1, 5) OBP: 0.376, SLG: 0.538	0-0 4-3			0-0 HR		0-0 6-3		0-0 FC3-6		4 1 1 1 0 0 2										
Amos Otis, R (1, 8) OBP: 0.425, SLG: 0.467	0-3 K			0-0 6-3			0-0 1B	0-0 5-3		4 0 1 0 0 1 2										
Al Cowens, R (1, 9) OBP: 0.388, SLG: 0.508		0-0 6-3		0-0 1B		0-0 P4		0-0 SF8 3B		4 1 2 0 0 0 1										
Hal McRae, R (1, 10) OBP: 0.307, SLG: 0.422		0-0 F7		0-0 P6		0-3 K		0-0 SF8		3 0 0 1 0 1 2										
Darrell Porter, L (1, 2) OBP: 0.422, SLG: 0.481		0-0 P2			0-0 G5-4-3 1B	0-0 F9		0-0 3-1		4 0 1 0 0 0 1										
John Wathan, R (1, 3) OBP: 0.259, SLG: 0.325			0-0 6-3		0-0 F9		0-0 F8	0-0 F9		4 0 0 0 0 0 1										
Freddie Patek, R (1, 6) OBP: 0.279, SLG: 0.274			0-0 3-1		0-0 G5-4-3		4-0 BB 1B BB			2 1 0 0 1 0 1										
U L Washington, S (1, 4) OBP: 0.301, SLG: 0.351			0-0 3-1		0-3 K		4-0 FC3-6 1B BB			2 0 0 0 1 1 0										
Inning Stats	R: 0 E: 0 K: 1 S: 5	H: 0 LOB: 0 BB: 0 P: 5	R: 0 E: 0 K: 0 S: 3	H: 0 LOB: 0 BB: 0 P: 3	R: 0 E: 0 K: 0 S: 3	H: 0 LOB: 0 BB: 0 P: 3	R: 1 E: 0 K: 0 S: 5	H: 2 LOB: 1 BB: 0 P: 5	R: 0 E: 0 K: 1 S: 5	H: 1 LOB: 0 BB: 0 P: 3	R: 0 E: 0 K: 1 S: 6	H: 1 LOB: 1 BB: 0 P: 6	R: 1 E: 0 K: 0 S: 4	H: 1 LOB: 2 BB: 2 P: 12	R: 1 E: 0 K: 0 S: 4	H: 1 LOB: 0 BB: 0 P: 4	1B: 4 2B: 0 3B: 1 HR: 1	SF: 1 SAC: 0 DP: 1 HBP: 0	WP: 0 PB: 0 SB: 0 CS: 0	PA: 34
PITCHER Tommy John, L (1, 1) ERA: 1.9	IP: 9.0 WLS: W BF: 34 H: 6 R: 3 ER: 3 SO: 3 BB: 2 IBB: 0 HBP: 0 BLK: 0 WP: 0 HR: 1 S: 38 P: 46 ERA: 3.00 WHIP: 0.889																			



Batter	1	2	3	4	5	6	7	8	9	AB	R	H	RBI	BB	SO	LOB
Mickey Rivers, L OBP: 0.306, SLG: 0.402 (1, 8)	0-3 K		0-0 4-3		0-0 G3	4-0 3B IBB	0-0 1-2 1B			4	1	1	0	1	1	0
Willie Randolph, R OBP: 0.336, SLG: 0.319 (1, 4)	0-0 E S 1B		0-0 F9		0-0 F8	0-0 1-H 2-H 3-H WP 3B	0-0 F7			5	1	2	3	0	0	2
Thurman Munson, R OBP: 0.359, SLG: 0.399 (1, 2)	0-3 K 1-3		0-0 BB 1B		0-0 F8	4-0 1B 1B BB 3-H		0-0 F9		4	1	1	0	1	1	1
Graig Nettles, L OBP: 0.364, SLG: 0.454 (1, 5)	4-0 BB		4-0 1-2 BB		4-0 5-3 2B	0-0 5-3 2B		0-0 BB 1B		3	1	3	0	2	0	0
Lou Piniella, R OBP: 0.322, SLG: 0.468 (1, 9)	0-0 P4		0-0 4-3		0-0 5-3 2B	0-0 5-3 2B		0-0 BB 1B		5	0	2	1	0	0	5
Chris Chambliss, L OBP: 0.280, SLG: 0.418 (1, 3)		0-0 F9 SF9 2B		0-0 4-3 2B		0-0 3-1		0-0 F7		5	2	3	1	0	0	4
Roy White, S OBP: 0.300, SLG: 0.275 (1, 7)		0-0 F9 2-3		0-3 K		4-0 1B 3B BB	0-0 P4	4-0 1-2 2-3 BB		3	1	0	0	2	1	2
Jim Spencer, L OBP: 0.330, SLG: 0.434 (1, 10)		0-0 SF9 3-H		0-0 4-3 2-3		0-0 1-3 2-H 3B 1B	0-0 1B 1B	0-0 P6		4	1	2	2	0	0	4
Bucky Dent, R OBP: 0.318, SLG: 0.292 (1, 6)		0-0 6-3		0-0 P6		0-0 1-3 1-2	0-0 F9			4	0	0	0	0	0	4

Inning Stats	R: 0	H: 1	E: 0	K: 2	S: 8	LOB: 2	BB: 1	P: 12
	R: 1	H: 1	E: 0	K: 0	S: 4	LOB: 0	BB: 0	P: 4
	R: 0	H: 1	E: 0	K: 0	S: 4	LOB: 2	BB: 1	P: 8
	R: 0	H: 1	E: 0	K: 1	S: 6	LOB: 1	BB: 0	P: 6
	R: 0	H: 0	E: 0	K: 0	S: 3	LOB: 0	BB: 0	P: 3
	R: 7	H: 6	E: 0	K: 0	S: 9	LOB: 2	BB: 3	P: 21
	R: 0	H: 2	E: 0	K: 0	S: 5	LOB: 2	BB: 0	P: 5
	R: 0	H: 2	E: 0	K: 0	S: 5	LOB: 3	BB: 1	P: 9

PITCHER	IP	WLS	BF	H	R	ER	SO	BB	IBB	HBP	BLK	WP	HR	S	P	ERA	WHIP
Rich Gale, R ERA: 4.88 (1, 1)	5.2	L	30	8	8	8	3	4	1	0	0	1	0	31	51	12.71	2.118
Steve Mingori, L ERA: 3.55 (6, 1)	2.1		14	6	0	0	0	1	0	0	0	0	0	13	17	0.00	3.000


BOTTOM

Kansas City Royals @ New York Yankees
 Yankee Stadium, Bronx, NY

Mon Jun 04 1979, 7:05 PM EDT
 Att: 30,164 - Unknown - 63 F

livebaseballscorecards.com

AB	37
R	8
H	14
RBI	7
BB	6
SO	3
LOB	22



1B	2B	3B	HR	SF	SAC	DP	HBP	WP	PA
9	4	1	0	1	0	0	0	1	44

WP	PB	SB	CS	ERA	WHIP
1	0	1	0		

Batter	1	2	3	4	5	6	7	8	9	AB R H RBI BB SO LOB	TOP
Willie Wilson, S OBP: 0.396, SLG: 0.475 (1, 7) X	0-0 CS 1B	0-0 SH5-3		0-0 P2			0-0 P4			3 0 1 0 0 0 1	Kansas City Royals @ New York Yankees Yankee Stadium, Bronx, NY Tue Jun 05 1979, 7:05 PM EDT Att. 24,968 - Unknown - 71 F livebaseballscorecards.com
George Brett, L OBP: 0.373, SLG: 0.531 (1, 5) X	0-0 F7	4-0 BB			0-0 4-3		0-0 F9			3 0 0 0 1 0 1	
Amos Otis, R OBP: 0.422, SLG: 0.460 (1, 8) B B B	4-0 S 1B BB	0-3 K			0-0 P4		0-0 P4			3 1 0 0 1 1 2	
Darrell Porter, L OBP: 0.423, SLG: 0.478 (1, 2) X	0-0 1-H 1B		0-0 P3		4-0 BB		0-0 F7			3 0 1 1 1 0 0	
Al Cowens, R OBP: 0.377, SLG: 0.492 (1, 9) X	0-0 5-3		0-3 K		0-0 P2		0-0 5-3			4 0 0 0 0 1 2	
Ralph LaCock, L OBP: 0.357, SLG: 0.424 (1, 3) X		0-0 1B E 1B 1B	0-0 F9		0-0 1B		0-0 3-1			4 1 2 0 0 0 0	
Hal McRae, R OBP: 0.306, SLG: 0.418 (1, 10) X		0-0 E SF7 1B		0-0 F8		0-0 F7		0-0 F7		4 1 1 0 0 0 1	
Freddie Patek, R OBP: 0.278, SLG: 0.273 (1, 6) X		0-0 E1 SH5-3 1B		0-0 F8		0-3 K		0-0 F7		4 0 1 0 0 1 1	
U L Washington, S OBP: 0.299, SLG: 0.351 (1, 4) X		0-0 SF7		0-0 S 1B		0-0 1-3		0-0 G3		3 0 1 1 0 0 1	
Inning Stats	R: 1 H: 2 E: 0 LOB: 1 K: 0 BB: 1 S: 4 P: 8	R: 2 H: 3 E: 1 LOB: 2 K: 1 BB: 1 S: 8 P: 12	R: 0 H: 0 E: 0 LOB: 0 K: 1 BB: 0 S: 5 P: 5	R: 0 H: 1 E: 0 LOB: 1 K: 0 BB: 0 S: 4 P: 4	R: 0 H: 0 E: 0 LOB: 1 K: 0 BB: 1 S: 3 P: 7	R: 0 H: 1 E: 0 LOB: 1 K: 1 BB: 0 S: 6 P: 6	R: 0 H: 0 E: 0 LOB: 0 K: 0 BB: 0 S: 3 P: 3	R: 0 H: 0 E: 0 LOB: 0 K: 0 BB: 0 S: 3 P: 3	R: 0 H: 0 E: 0 LOB: 0 K: 0 BB: 0 S: 3 P: 3	1B: 7 SF: 1 2B: 0 SAC: 1 3B: 0 DP: 0 HR: 0 HBP: 0	
PITCHER Luis Tiant, R (1, 1) ERA: 5.24	IP WLS BF H R ER SO BB IBB HBP BLK WP HR S P ERA WHIP										

Batter	1	2	3	4	5	6	7	8	9	AB R H RBI BB SO LOB
Mickey Rivers, L OBP: 0.304, SLG: 0.399 (1, 8)	0-0 F9		0-3 K		0-0 1B			0-0 G3		4 0 1 0 0 1 1
Willie Randolph, R OBP: 0.339, SLG: 0.319 (1, 4)	0-0 5-3 1B		4-0 1B BB		0-0 1-3			0-0 F7		3 0 1 0 1 0 1
Thurman Munson, R OBP: 0.361, SLG: 0.398 (1, 2)	0-0 5-3		0-0 1-3 2-H 1B		4-0 G5-4-3 BB			0-0 F9		3 0 1 1 1 0 1
Lou Piniella, R OBP: 0.314, SLG: 0.455 (1, 9)	0-0 P6		0-0 F7		0-0 G5-4-3			0-0 5-3		4 0 0 0 0 0 4
Graig Nettles, L OBP: 0.357, SLG: 0.444 (1, 5)		0-0 3-1		0-3 K		0-0 F9		0-0 F7		4 0 0 0 0 1 0
Cliff Johnson, R OBP: 0.343, SLG: 0.466 (1, 10)		0-0 4-3		0-0 P4			0-0 F7			3 0 0 0 0 0 0
Chris Chambliss, L OBP: 0.276, SLG: 0.412 (1, 3)		0-3 K		0-0 P4			0-0 6-3			3 0 0 0 0 1 0
Roy White, S OBP: 0.289, SLG: 0.264 (1, 7)			0-0 5-3		0-0 F9		0-0 F8			3 0 0 0 0 0 0
Bucky Dent, R OBP: 0.313, SLG: 0.287 (1, 6)			0-0 E6 1B WP		0-0 4-3			0-0 P4		3 1 0 0 0 0 0

Inning Stats	R: 0 E: 0 K: 0 S: 4	H: 1 LOB: 1 BB: 0 P: 4	R: 0 E: 0 K: 1 S: 5	H: 0 LOB: 0 BB: 0 P: 5	R: 1 E: 1 K: 1 S: 7	H: 1 LOB: 2 BB: 1 P: 11	R: 0 E: 0 K: 1 S: 5	H: 0 LOB: 0 BB: 0 P: 5	R: 0 E: 0 K: 0 S: 4	H: 1 LOB: 1 BB: 0 P: 4	R: 0 E: 0 K: 0 S: 2	H: 0 LOB: 0 BB: 1 P: 6	R: 0 E: 0 K: 0 S: 3	H: 0 LOB: 0 BB: 0 P: 3	R: 0 E: 0 K: 0 S: 3	H: 0 LOB: 0 BB: 0 P: 3	R: 0 E: 0 K: 0 S: 3	H: 0 LOB: 0 BB: 0 P: 3	1B: 3 2B: 0 3B: 0 HR: 0	SF: 0 SAC: 0 DP: 1 HBP: 0	WP: 1 PB: 0 SB: 0 CS: 0	PA: 32
PITCHER Larry Gura, L ERA: 5.27 (1, 1)	IP 9.0 WLS W BF 32 H 3 R 1 ER 0 SO 3 BB 2 IBB 0 HBP 0 BLK 0 WP 1 HR 0 S 36 P 44 ERA 0.00 WHIP 0.556																					

BOTTOM

Kansas City Royals @ New York Yankees
Yankee Stadium, Bronx, NY
Tue Jun 05 1979, 7:05 PM EDT
Att. 24,968 - Unknown - 71 F

livebaseballscorecards.com

AB	30
R	1
H	3
RBI	1
BB	2
SO	3
LOB	7



Batter	1	2	3	4	5	6	7	8	9	AB R H RBI BB SO LOB	TOP																					
Bob Randall, R OBP: 0.375, SLG: 0.351 (1, 4) (9, 5)	0-0 4-3		0-0 G3		4-0 FC6-4 BB		0-0 F8		0-0 FC5-4 1B	4 0 1 1 1 0 1																						
Roy Smalley, S OBP: 0.449, SLG: 0.579 (1, 6)	0-0 4-3		0-0 F8		0-0 FC6-4			4-0 BB	0-0 FC5-4	4 0 0 0 1 0 5																						
Ron Jackson, R OBP: 0.333, SLG: 0.495 (1, 3)	4-0 1B WP BB			0-3 K		4-0 SH1-3 BB		0-3 K		2 1 0 0 2 2 1																						
Jose Morales, R OBP: 0.357, SLG: 0.403 (1, 10)	0-0 E 1-3 1B			0-3 K2-3		0-0 SH1-3		0-0 F8		3 0 1 0 0 1 1																						
Willie Norwood, R OBP: 0.297, SLG: 0.420 (1, 9)	0-0 F9 1-3 3-H			0-0 F4		0-0 6-3		0-0 F4		4 0 0 0 0 0 3																						
Butch Wynegar, S OBP: 0.391, SLG: 0.389 (1, 2)		0-0 F3			0-0 5-3		0-0 G3		0-0 F7	4 0 0 0 0 0 1																						
Ken Landreaux, L OBP: 0.361, SLG: 0.429 (1, 8)		0-3 K			0-0 WP 4-3 1B		4-0 BB		0-0 3-1	3 0 1 0 1 1 0																						
John Castino, R OBP: 0.347, SLG: 0.396 Craig Kusick, R OBP: 0.311, SLG: 0.558 Rob Wilfong, L OBP: 0.349, SLG: 0.444 (9, PH) (9, PR) (9, 4)		0-0 F8			0-0 4-3		0-0 F1		0-0 1B 1B	3 0 0 0 0 0 2 1 0 1 0 0 0 0 0 1 0 0 0 0 0																						
Bombo Rivera, R OBP: 0.337, SLG: 0.385 (1, 7)			0-0 F7		4-0 WP BB		0-3 K		0-0 1B 1B	3 0 1 0 1 1 1																						
Inning Stats	R: 1 E: 0 K: 0 S: 4	H: 1 LOB: 1 BB: 1 P: 8	R: 0 E: 0 K: 1 S: 5	H: 0 LOB: 0 BB: 0 P: 5	R: 0 E: 0 K: 2 S: 7	H: 0 LOB: 0 BB: 0 P: 7	R: 0 E: 0 K: 0 S: 4	H: 1 LOB: 3 BB: 2 P: 12	R: 0 E: 0 K: 0 S: 3	H: 0 LOB: 1 BB: 1 P: 7	R: 0 E: 0 K: 1 S: 5	H: 0 LOB: 1 BB: 1 P: 9	R: 0 E: 0 K: 1 S: 5	H: 0 LOB: 1 BB: 1 P: 9	R: 1 E: 0 K: 0 S: 6	H: 3 LOB: 2 BB: 0 P: 6	1B: 5 2B: 0 3B: 0 HR: 0	SF: 0 SAC: 1 DP: 0 HBP: 0	WP: 2 PB: 0 SB: 0 CS: 0	PA: 38												
PITCHER Ron Guidry, L ERA: 2.18 (1, 1)	IP 9.0	WLS W	BF 38	H 5	R 2	ER 2	SO 5	BB 6	IBB 0	HBP 0	BLK 0	WP 2	HR 0	S 42	P 66	ERA 2.00	WHIP 1.222															
											PITCHER	IP	WLS	BF	H	R	ER	SO	BB	IBB	HBP	BLK	WP	HR	S	P	ERA	WHIP				

Minnesota Twins @ New York Yankees
Yankee Stadium, Bronx, NY
Wed Jun 06 1979, 7:05 PM EDT
Att. 34,075 - Unknown - 69 F

livebaseballscorecards.com

AB 31
R 2
H 5
RBI 1
BB 6
SO 5
LOB 15



Batter	1	2	3	4	5	6	7	8	9	AB	R	H	RBI	BB	SO	LOB	BOTTOM											
Mickey Rivers, L OBP: 0.303, SLG: 0.401 (1, 8)	0-0 2B		0-0 FC4-6 FC6-4 1-2f		0-3 K			0-0 4-3		4	0	1	0	0	1	1	Minnesota Twins @ New York Yankees Yankee Stadium, Bronx, NY Wed Jun 06 1979, 7:05 PM EDT Att: 34,075 - Unknown - 69 F											
Willie Randolph, R OBP: 0.333, SLG: 0.313 (1, 4)	0-3 K		0-0 FC6-4 1-2f		0-3 K			0-0 1-3		4	0	0	0	0	2	2												
Thurman Munson, R OBP: 0.359, SLG: 0.395 (1, 2)	0-0 F9		0-0 L5		0-0 F3			0-0 1B		4	0	1	0	0	0	2												
Lou Piniella, R OBP: 0.318, SLG: 0.452 (1, 9)	4-0 IBB			0-0 FC3-6 1B		0-0 5-3		0-0 F7		3	0	1	0	1	0	1												
Graig Nettles, L OBP: 0.355, SLG: 0.441 (1, 5)	0-3 K			0-0 FC3-6 2B 1-2f 1B		0-0 6-3		0-0 FC6-4 SH3-4 1B 1B		4	2	1	0	0	1	3												
Darryl Jones, R OBP: 0.333, SLG: 0.667 (1, 10)		0-0 F9		0-0 1B 2B		0-0 F8		0-0 SH3-4 1-2		3	1	1	0	0	0	0												
Chris Chambliss, L OBP: 0.275, SLG: 0.405 (1, 3)		0-0 L8		0-3 K 2B		0-0 F8		4-0 FC6-4 BB		3	0	0	0	1	1	2												
Juan Beniquez, R OBP: 0.288, SLG: 0.366 (1, 7) Roy White, S OBP: 0.286, SLG: 0.260 (9, PH)		0-0 F8		0-0 1B		0-0 G5-4-3 1B		0-0 FC6-4 1B S 1-2f 2-3		3	0	2	2	0	0	0												
Bucky Dent, R OBP: 0.313, SLG: 0.283 (1, 6) Jim Spencer, L OBP: 0.336, SLG: 0.440 (9, PH)			4-0 FC4-6 BB		0-0 F9		0-0 G5-4-3 1-2f	0-0 1B 3-H		2	0	0	0	1	0	2												
Inning Stats	R: 0 E: 0 K: 2 S: 8	H: 1 LOB: 2 BB: 1 P: 12	R: 0 E: 0 K: 0 S: 3	H: 0 LOB: 0 BB: 0 P: 3	R: 0 E: 0 K: 0 S: 3	H: 0 LOB: 1 BB: 1 P: 7	R: 2 E: 0 K: 1 S: 8	H: 3 LOB: 1 BB: 0 P: 8	R: 0 E: 0 K: 2 S: 7	H: 0 LOB: 0 BB: 0 P: 7	R: 0 E: 0 K: 0 S: 3	H: 1 LOB: 0 BB: 0 P: 3	R: 0 E: 0 K: 0 S: 4	H: 1 LOB: 1 BB: 0 P: 4	R: 1 E: 0 K: 0 S: 4	H: 2 LOB: 2 BB: 1 P: 8		1B: 6 2B: 2 3B: 0 HR: 0	SF: 0 SAC: 1 DP: 1 HBP: 0	WP: 0 PB: 1 SB: 1 CS: 0	PA: 36							
PITCHER Jerry Koosman, L ERA: 3.64 (1, 1) Mike Marshall, R ERA: 1.94 (9, 1)	IP 8.1	WLS L	BF 34	H 7	R 3	ER 3	SO 5	BB 2	IBB 1	HBP 0	BLK 0	WP 0	HR 0	S 41	P 53	ERA 3.24	WHIP 1.080											

livebaseballscorecards.com

AB	32
R	3
H	8
RBI	3
BB	3
SO	5
LOB	15



Batter	1	2	3	4	5	6	7	8	9	AB R H RBI BB SO LOB	TOP		
Hosken Powell, L (1, 9) OBP: 0.486, SLG: 0.541	0-0 1B G4-6-3 1B		0-0 4-3		0-0 SH1-4 1-2		0-0 4-3			3 1 1 0 0 0 0			
Butch Wynegar, S (1, 2) OBP: 0.388, SLG: 0.386	0-0 1-3 1B G4-6-3		0-0 5-3		0-0 L9			0-0 F5		4 0 1 0 0 0 1			
Roy Smalley, S (1, 6) OBP: 0.446, SLG: 0.573	0-0 G4-6-3 1-2f 3-H 1B			0-0 L3	0-0 PB 2-H 1B			0-0 L5		4 0 1 1 0 0 1			
Ken Landreaux, L (1, 8) OBP: 0.359, SLG: 0.426	0-3 K			0-0 1B SF7 1B	0-0 L4 2-3			0-0 4-3		4 1 1 0 0 1 1			
Glenn Adams, L (1, 10) OBP: 0.342, SLG: 0.406 Dave Edwards, R (9, PR) OBP: 0.111, SLG: 0.111		0-0 G4-6-3 1B		0-0 1-3 1B		0-0 6-3			0-0 FC6-5 SH1-3 1B	4 0 3 0 0 0 0 0 0 0 0 0 0 0			
Ron Jackson, R (1, 3) OBP: 0.329, SLG: 0.490		0-0 G4-6-3 1-2f 1B		0-0 SF7 3-H 1B		0-3 K			0-0 SH1-3 1-2	2 0 0 1 0 1 1			
Rob Wilfong, L (1, 4) OBP: 0.347, SLG: 0.445		0-0 2B		0-0 5-3		0-0 1-3			0-0 FC6-5 2-3 S	4 0 1 0 0 0 3			
John Castino, R (1, 5) OBP: 0.344, SLG: 0.400		0-0 4-3			0-0 1B 2B			0-3 K	0-3 K 1-2	4 1 1 0 0 2 2			
Bombo Rivera, R (1, 7) OBP: 0.337, SLG: 0.383			0-0 6-3		0-0 1B SH1-4 1B		0-0 F9			3 1 1 1 0 0 0			
Inning Stats	R: 1 E: 0 K: 1 S: 6 H: 2 LOB: 0 BB: 0 P: 6	R: 0 E: 0 K: 0 S: 4 H: 2 LOB: 1 BB: 0 P: 4	R: 0 E: 0 K: 0 S: 3 H: 0 LOB: 0 BB: 0 P: 3	R: 1 E: 0 K: 0 S: 5 H: 2 LOB: 1 BB: 0 P: 5	R: 2 E: 0 K: 0 S: 6 H: 3 LOB: 1 BB: 0 P: 6	R: 0 E: 0 K: 1 S: 5 H: 0 LOB: 0 BB: 0 P: 5	R: 0 E: 0 K: 1 S: 5 H: 0 LOB: 0 BB: 0 P: 5	R: 0 E: 0 K: 0 S: 3 H: 0 LOB: 0 BB: 0 P: 3	R: 0 E: 0 K: 1 S: 6 H: 1 LOB: 2 BB: 0 P: 6	1B: 8 2B: 2 3B: 0 HR: 0 SF: 1 SAC: 2 DP: 2 HBP: 0	WP: 0 PB: 1 SB: 1 CS: 0 PA: 35		
PITCHER	IP WLS BF H R ER SO BB IBB HBP BLK WP HR S P ERA WHIP											PITCHER	IP WLS BF H R ER SO BB IBB HBP BLK WP HR S P ERA WHIP
Jim Beattie, R (1, 1) ERA: 4.23	4.1 L 19 8 4 4 1 0 0 0 0 0 0 0 21 21 8.31 1.846												
Ray Burris, R (5, 1) ERA: 5.34	4.2 16 2 0 0 3 0 0 0 0 0 0 0 22 22 0.00 0.429												

Minnesota Twins @ New York Yankees
 Yankee Stadium, Bronx, NY
 Thu Jun 07 1979, 3:33 AM EDT
 Att. 20,722 - Unknown - 73 F

livebaseballscores.com

AB	32
R	4
H	10
RBI	3
BB	0
SO	4
LOB	9



Batter	1	2	3	4	5	6	7	8	9	AB	R	H	RBI	BB	SO	LOB	BOTTOM	
Mickey Rivers, L (1, 8) OBP: 0.297, SLG: 0.392	0-0 1-3 		0-0 4-3 			0-0 F4 	0-0 FC6-4 			4	0	0	0	0	0	1	Minnesota Twins @ New York Yankees Yankee Stadium, Bronx, NY Thu Jun 07 1979, 3:33 AM EDT Att: 20,722 - Unknown - 73 F	
Willie Randolph, R (1, 4) OBP: 0.328, SLG: 0.307	0-0 5-3 		0-0 F9 			0-0 6-3 		0-0 4-3 		4	0	0	0	0	0	0		
Thurman Munson, R (1, 10) OBP: 0.362, SLG: 0.397	0-0 6-3 			0-0 G5-4-3 1B 		0-0 BB 1B 		0-0 L5 		4	0	2	0	0	0	0		
Lou Piniella, R (1, 9) OBP: 0.323, SLG: 0.453		0-0 1-3 		0-0 G5-4-3 1B 		0-0 BB 1B 		0-0 BB 1B 		4	0	2	0	0	0	1		
Graig Nettles, L (1, 5) OBP: 0.362, SLG: 0.441		4-0 BB 1B BB 		0-0 F4 		4-0 BB 1B 		0-0 1-2 BB 1B 		2	0	1	0	2	0	0		
Cliff Johnson, R (1, 2) OBP: 0.338, SLG: 0.452		0-0 BB 1B 			0-0 F9 	0-0 L7 		0-0 F7 		4	0	1	0	0	0	5		
Chris Chambliss, L (1, 3) OBP: 0.279, SLG: 0.420		4-0 BB 1B BB 			0-0 HR 		0-0 L5 		0-0 3-1 	3	1	1	1	1	0	0		
Juan Beniquez, R (1, 7) OBP: 0.286, SLG: 0.360		0-0 G6-4-3 BB 			0-0 1-3 		0-0 FC4-6 1B 		0-3 K 	4	0	1	0	0	1	3		
Fred Stanley, R (1, 6) OBP: 0.385, SLG: 0.273			0-0 L4 			0-0 6-3 	0-0 FC4-6 		0-0 F2 	2	0	0	0	0	0	0		
Jim Spencer, L (7, PH) OBP: 0.333, SLG: 0.436							0-0 FC6-4 			1	0	0	0	0	0	1		
Bucky Dent, R (8, 6) OBP: 0.311, SLG: 0.281										1	0	0	0	0	0	0		
Inning Stats	R: 0 H: 0 E: 0 LOB: 0 K: 0 BB: 0 S: 3 P: 3	R: 0 H: 1 E: 0 LOB: 2 K: 0 BB: 2 S: 3 P: 11	R: 0 H: 0 E: 0 LOB: 0 K: 0 BB: 0 S: 3 P: 3	R: 0 H: 1 E: 0 LOB: 0 K: 0 BB: 0 S: 3 P: 3	R: 1 H: 1 E: 0 LOB: 0 K: 0 BB: 0 S: 4 P: 4	R: 0 H: 2 E: 0 LOB: 3 K: 0 BB: 1 S: 5 P: 9	R: 0 H: 1 E: 0 LOB: 1 K: 0 BB: 0 S: 4 P: 4	R: 0 H: 2 E: 0 LOB: 2 K: 0 BB: 0 S: 5 P: 5	R: 0 H: 0 E: 0 LOB: 0 K: 1 BB: 0 S: 5 P: 5	1B: 7 SF: 0 2B: 0 SAC: 0 3B: 0 DP: 2 HR: 1 HBP: 0	WP: 0 PA: 36 PB: 0 SB: 0 CS: 0							
PITCHER	IP WLS BF H R ER SO BB IBB HBP BLK WP HR S P ERA WHIP	IP WLS BF H R ER SO BB IBB HBP BLK WP HR S P ERA WHIP	IP WLS BF H R ER SO BB IBB HBP BLK WP HR S P ERA WHIP	IP WLS BF H R ER SO BB IBB HBP BLK WP HR S P ERA WHIP	IP WLS BF H R ER SO BB IBB HBP BLK WP HR S P ERA WHIP	IP WLS BF H R ER SO BB IBB HBP BLK WP HR S P ERA WHIP	IP WLS BF H R ER SO BB IBB HBP BLK WP HR S P ERA WHIP	IP WLS BF H R ER SO BB IBB HBP BLK WP HR S P ERA WHIP	IP WLS BF H R ER SO BB IBB HBP BLK WP HR S P ERA WHIP	ERA WHIP	ERA WHIP							
Geoff Zahn, L (1, 1) ERA: 3.1	5.1 W	19 3 1 1 0	2 0 0 0	0 0 0 0	0 0 0 0	0 0 0 0	0 0 0 0	0 0 0 0	0 0 0 0	1.69 0.938								
Mike Bacsik, R (6, 1) ERA: 3.44	2.1	13 5 0 0 0	1 0 0 0	0 0 0 0	0 0 0 0	0 0 0 0	0 0 0 0	0 0 0 0	0 0 0 0	0.00 2.571								
Mike Marshall, R (8, 1) ERA: 1.89	1.1 S	4 0 0 0 1	0 0 0 0	0 0 0 0	0 0 0 0	0 0 0 0	0 0 0 0	0 0 0 0	0 0 0 0	0.00 0.000								

livebaseballscorecards.com

AB	33
R	1
H	8
RBI	1
BB	3
SO	1
LOB	11



Batter	1	2	3	4	5	6	7	8	9	10	AB R H RBI BB SO LOB	TOP													
Mickey Rivers, L (1, 8) OBP: 0.308, SLG: 0.409	0-0 G4-6-3 1B E 1B		0-0 G6-4-3 1B BB	4-0 BB BB BB BB BB		0-0 4-3	0-0 1-H 2-H 3B		0-0 F8		5 2 3 2 1 0 0	New York Yankees @ Kansas City Royals Royals Stadium, Kansas City, MO Fri Jun 08 1979, 8:05 PM EDT Att: 35,589 - Unknown - 71 F													
Willie Randolph, R (1, 4) OBP: 0.332, SLG: 0.306	0-0 G4-6-3 1-2 1B		4-0 G6-4-3 1-2 BB	0-0 P4			1B S SFA BB 5-3		0-0 5-3		4 1 1 0 2 0 2														
Thurman Munson, R (1, 2) OBP: 0.353, SLG: 0.386	0-0 G4-6-3 1-2f 2-3		0-0 G6-4-3 1-2f 2-3		0-0 P4		0-0 L6	0-0 4-3		0-0 5-3	6 0 0 0 0 0 5														
Graig Nettles, L (1, 5) OBP: 0.370, SLG: 0.457	0-0 E5		0-0 1B 2B 1B		0-0 F9		4-0 1-2 1B BB	4-0 1B BB		0-0 HR	4 3 2 2 2 0 0														
Chris Chambliss, L (1, 3) OBP: 0.290, SLG: 0.424	0-0 G3		0-0 1-2 2B 1B		4-0 1B BB		0-0 1-2 2-3 1B 1B	0-0 1-3 BB 1B		0-0 F8	5 2 3 0 1 0 1														
Lou Piniella, R (1, 9) OBP: 0.329, SLG: 0.465		0-0 6-3	0-0 1-H 2-H 2B		0-0 1-2 1B		0-0 SF9 3-H	0-3 K		0-0 1B	5 0 3 3 0 1 2														
Roy White, S (1, 7) OBP: 0.292, SLG: 0.260		0-0 G3	0-0 P6		0-0 P3		0-0 1-3 2-H 1B 1B	4-0 1-2 BB			4 1 1 1 1 0 3														
Jim Spencer, L (1, 10) Cliff Johnson, R (7, PH) OBP: 0.333, SLG: 0.427 OBP: 0.342, SLG: 0.444		4-0 BB		0-0 P5		0-0 3-1	4-0 1B 3B IBB	0-0 P5			2 0 0 0 1 0 0 1 1 0 0 1 0 3														
Bucky Dent, R (1, 6) Darryl Jones, R (7, PH) Fred Stanley, R (7, 6) OBP: 0.306, SLG: 0.276 OBP: 0.500, SLG: 0.750 OBP: 0.357, SLG: 0.250		0-0 1-3	0-0 4-3		0-0 6-3		0-0 1-2 2-H 3-H 3B 1B	0-3 K			3 0 0 0 0 0 1 1 1 1 2 0 0 0 1 0 0 0 0 1 0														
Inning Stats	R: 1 E: 1 K: 0 S: 5	H: 2 LOB: 1 BB: 0 P: 5	R: 0 E: 0 K: 0 S: 3	H: 0 LOB: 1 BB: 1 P: 7	R: 3 E: 0 K: 0 S: 6	H: 4 LOB: 1 BB: 1 P: 10	R: 0 E: 0 K: 0 S: 3	H: 0 LOB: 1 BB: 1 P: 7	R: 0 E: 0 K: 0 S: 4	H: 1 LOB: 2 BB: 1 P: 8	R: 0 E: 0 K: 0 S: 3		H: 0 LOB: 0 BB: 0 P: 3	R: 6 E: 0 K: 0 S: 7	H: 4 LOB: 1 BB: 3 P: 19	R: 0 E: 0 K: 1 S: 6	H: 1 LOB: 3 BB: 2 P: 14	R: 0 E: 0 K: 1 S: 5	H: 0 LOB: 0 BB: 0 P: 5	R: 1 E: 0 K: 0 S: 4	H: 2 LOB: 1 BB: 0 P: 4	1B: 11 2B: 1 3B: 1 HR: 1	SF: 1 SAC: 0 DP: 2 HBP: 0	WP: 0 PB: 0 SB: 1 CS: 0	PA: 51
PITCHER	IP WLS BF H R ER SO BB IBB HBP BLK WP HR S P ERA WHIP																								
Rich Gale, R (1, 1) ERA: 5.06	6.1	31	7	6	5	0	6	0	0	0	0	0	0	0	25	49	7.11	2.053							
Al Hrabosky, L (7, 1) ERA: 4.35	0.1	6	4	4	4	0	0	1	0	0	0	0	0	5	9	108.00	12.000								
Eduardo Rodriguez, R (7, 1) ERA: 4.67	3.1	L 14	3	1	1	2	2	0	0	0	0	0	1	16	24	2.70	1.500								

livebaseballscores.com

AB 41
R 11
H 14
RBI 10
BB 9
SO 2
LOB 17



New York Yankees @ Kansas City Royals
 Royals Stadium, Kansas City, MO

Fri Jun 08 1979, 8:05 PM EDT
 Att. 35,589 - Unknown - 71 F

livebaseballscorecards.com

AB	46
R	10
H	18
RBI	9
BB	2
SO	6
LOB	20



WP: 1	PA: 50
PB: 0	
SB: 0	
CS: 1	

Batter	1	2	3	4	5	6	7	8	9	10	AB	R	H	RBI	BB	SO	LOB
Willie Wilson, S OBP: 0.399, SLG: 0.466 (1, 7)											6	2	3	0	0	2	2
Steve Braun, L OBP: 0.390, SLG: 0.371 (1, 10)											5	1	2	0	1	0	2
Amos Otis, R OBP: 0.405, SLG: 0.453 (1, 8)											6	1	2	3	0	1	3
George Brett, L OBP: 0.380, SLG: 0.536 (1, 5)											6	2	4	2	0	1	2
Darrell Porter, L OBP: 0.414, SLG: 0.469 (1, 2)											4	1	1	0	0	0	3
Al Cowens, R OBP: 0.369, SLG: 0.493 (1, 9)											4	1	0	1	1	2	3
Ralph LaCock, L OBP: 0.343, SLG: 0.404 (1, 3)											5	1	2	1	0	0	0
Freddie Patek, R OBP: 0.271, SLG: 0.272 (1, 6)											3	0	1	0	0	0	3
Tom Poquette, L OBP: 0.231, SLG: 0.208 (8, PH)											1	0	0	0	0	0	0
Todd Cruz, R OBP: 0.268, SLG: 0.385 (9, 6)											1	0	0	0	0	0	1
U L Washington, S OBP: 0.302, SLG: 0.358 (1, 4)											5	1	3	2	0	0	1

Inning	1	2	3	4	5	6	7	8	9	10
R: 1	R: 0	R: 1	R: 0	R: 3	R: 0	R: 0	R: 2	R: 0	R: 3	R: 0
H: 2	H: 2	H: 1	H: 1	H: 3	H: 0	H: 1	H: 3	H: 1	H: 3	H: 2
E: 0	E: 0	E: 1	E: 0	E: 0	E: 0	E: 0	E: 0	E: 0	E: 1	E: 0
K: 1	K: 0	K: 0	K: 0	K: 1	K: 1	K: 0	K: 1	K: 0	K: 1	K: 1
S: 6	S: 5	S: 5	S: 3	S: 8	S: 5	S: 4	S: 8	S: 4	S: 9	S: 7
LOB: 0	LOB: 1	LOB: 0	LOB: 0	LOB: 1	LOB: 0	LOB: 1	LOB: 2	LOB: 1	LOB: 1	LOB: 2
BB: 0	BB: 0	BB: 0	BB: 0	BB: 1	BB: 0	BB: 0	BB: 1	BB: 0	BB: 0	BB: 0
P: 6	P: 5	P: 5	P: 3	P: 12	P: 5	P: 4	P: 12	P: 4	P: 9	P: 7
1B: 13	2B: 2	3B: 2	HR: 1	SF: 0	SAC: 1	DP: 1	HBP: 0	WP: 1	PA: 50	

PITCHER	IP	WLS	BF	H	R	ER	SO	BB	IBB	HBP	BLK	WP	HR	S	P	ERA	WHIP
Ed Figueroa, R ERA: 4.03 (1, 1)	6.0		26	9	5	5	3	1	0	0	0	0	0	31	35	7.50	1.667
Ron Davis, R ERA: 3.6 (7, 1)	2.0		13	6	4	4	1	1	0	0	0	0	1	14	18	18.00	3.500
Jim Kaat, L ERA: 2.87 (9, 1)	0.1		2	1	0	0	0	0	0	0	0	0	0	2	2	0.00	3.000
Ken Clay, R ERA: 5.35 (9, 1)	1.2	W	8	2	1	0	2	0	0	0	0	1	0	12	12	0.00	1.200

Batter	1	2	3	4	5	6	7	8	9	10	11	12	13	AB R H RBI BB SO LOB
Willie Wilson, S (1, 7) OBP: 0.400, SLG: 0.482	0-3 K		0-0 6-3		0-3 K		0-0 1B 2B 1B		4-0 F8 SH2-4 1B BB	0-3 K			0-0 IHR	6 3 2 1 1 3 2
U L Washington, S (1, 4) OBP: 0.306, SLG: 0.360	0-0 5-3			0-0 4-3	0-0 FC6-4 1B		0-0 2B 1B		0-0 SH2-4		0-0 G3			5 0 2 0 0 0 0
Amos Otis, R (1, 8) OBP: 0.399, SLG: 0.444	0-0 F8			0-0 G1 1B	0-0 FC6-4		0-0 P1		0-0 F8		0-0 1-3			6 1 1 0 0 0 4
George Brett, L (1, 3) OBP: 0.390, SLG: 0.553		4-0 G3-6-1 1B BB		0-0 G1		0-0 HBP 3B 1B	0-0 1-3 2-H 2B		0-0 FC5-4 1B		0-0 3B			5 1 4 2 1 0 1
Al Cowens, R (1, 9) OBP: 0.374, SLG: 0.489		0-0 G3-6-1 1B		0-0 HR 1B		0-0 F9	4-0 G4-3 IBB		0-0 FC5-4		0-3 K			5 1 2 1 1 1 3
Darrell Porter, L (1, 10) OBP: 0.412, SLG: 0.477		0-0 G3-6-1		0-0 HR		1-0 3B HBP	0-0 G4-3		0-3 K		0-0 F8			5 2 1 2 0 1 5
John Wathan, R (1, 2) OBP: 0.275, SLG: 0.372		0-0 4-3		0-0 1B		0-0 1B 3B	0-0 F9		0-0 FC3-6 2B		0-0 F9			6 1 3 2 0 0 1
Freddie Patek, R (1, 6) OBP: 0.272, SLG: 0.273			0-0 P5	0-3 K		0-0 1B	0-0 6-3		4-0 FC3-6 IBB		0-0 FC4-6 1B			3 0 1 1 0 0 1 1 2 0 1 0 1 0 0 0
Ralph LaCock, L (7, 3) OBP: 0.349, SLG: 0.405			0-0 6-3		0-0 6-3		0-0 F8		0-0 P5		0-0 FC3-6		0-0 FC4-6	4 0 0 0 0 0 0 0
Todd Cruz, R (1, 5) OBP: 0.244, SLG: 0.349					0-0 6-3									1 0 0 0 0 0 0 2 1 0 0 0 0 0 0 1
Steve Braun, L (10, PH) OBP: 0.381, SLG: 0.361														
Jerry Terrell, R (10, PR) OBP: 0.364, SLG: 0.545														

BOTTOM

New York Yankees @ Kansas City Royals
Royals Stadium, Kansas City, MO

Sat Jun 09 1979, 4:33 AM EDT
Att: 38,025 - Unknown - 72 F

livebaseballscorecards.com

AB	49
R	9
H	17
RBI	9
BB	4
SO	6
LOB	20



Inning Stats	R: 0	H: 0	E: 0	K: 1	S: 5	R: 0	H: 1	E: 0	K: 0	S: 3	R: 0	H: 0	E: 0	K: 0	S: 3	R: 3	H: 3	E: 0	K: 0	S: 5	R: 1	H: 3	E: 0	K: 0	S: 5	R: 0	H: 0	E: 0	K: 0	S: 3	R: 1	H: 1	E: 0	K: 2	S: 8	R: 0	H: 1	E: 0	K: 1	S: 6	R: 0	H: 1	E: 0	K: 0	S: 4	R: 1	H: 1	E: 0	K: 0	S: 1	R: 1	H: 1	E: 0	K: 0	S: 1	R: 0	H: 1	E: 0	K: 0	S: 1
PITCHER	IP	WLS	BF	H	R	ER	SO	BB	IBB	HBP	BLK	WP	HR	S	P	ERA	WHIP																																											
Tommy John, L (1, 1) ERA: 2.23	5.1		24	7	5	5	3	1	0	1	0	0	0	28	33	8.44	1.500																																											
Ray Burris, R (6, 1) ERA: 5.73	1.0		6	4	2	2	0	0	0	0	0	0	0	6	6	18.00	4.000																																											
Jim Kaat, L (7, 1) ERA: 3.06	2.0		8	1	1	1	0	1	1	0	0	0	0	6	14	4.50	1.000																																											
Ron Davis, R (9, 1) ERA: 2.84	2.2		12	3	0	0	3	0	1	0	0	0	0	17	21	0.00	1.125																																											
Ken Clay, R (12, 1) ERA: 5.45	1.0	L	5	2	1	1	0	0	0	0	0	0	0	5	5	9.00	2.000																																											

Batter	1	2	3	4	5	6	7	8	9	AB R H RBI BB SO LOB	TOP		
Mickey Rivers, L (1, 8) OBP: 0.311, SLG: 0.405 Juan Beniquez, R (7, 8) OBP: 0.282, SLG: 0.355	0-0 F8		0-0 E6 4-3		0-0 P2		4-0 1B BB		0-0 P5	3 1 0 1 1 0 0 1 0 0 0 0 0 0			
Roy White, S (1, 7) OBP: 0.286, SLG: 0.247 Jay Johnstone, L (7, 7) OBP: 0.240, SLG: 0.292	0-0 CS 1B		0-0 4-3		0-0 F7		4-0 1B BB		0-0 1-3	3 1 1 1 1 0 1 1 0 0 0 0 0 0			
Willie Randolph, R (1, 4) OBP: 0.340, SLG: 0.315	0-0 F8 1-2		0-0 6-3		0-0 4-3		0-0 2B 1B		0-0 1B	5 1 2 2 0 0 2			
Lou Piniella, R (1, 9) OBP: 0.330, SLG: 0.461		0-0 P3		0-0 P2		0-0 P4		0-0 F8	5 0 1 2 0 0 1				
Graig Nettles, L (1, 5) OBP: 0.369, SLG: 0.472		0-3 K		0-0 F8 E 2B					4 2 2 1 0 1 1				
Darryl Jones, R (1, 10) OBP: 0.400, SLG: 0.600 Jim Spencer, L (7, PH) OBP: 0.328, SLG: 0.419		0-0 P4		0-0 F8 2-3					3 1 1 0 0 0 1 1 0 0 0 0 0 1				
Chris Chambliss, L (1, 3) OBP: 0.300, SLG: 0.444			0-0 F7		0-0 E4 PO		0-0 FC3-6 1B		0-0 G3	4 0 1 0 0 0 0			
Cliff Johnson, R (1, 2) OBP: 0.360, SLG: 0.453 Jerry Narron, L (3, 2) OBP: 0.250, SLG: 0.273			0-0 E 1B		0-0 PO 1-2		0-0 FC3-6 BB 1B		0-0 F7	1 1 1 0 0 0 0 3 1 0 1 0 0 1			
Bucky Dent, R (1, 6) OBP: 0.302, SLG: 0.279			0-0 E6 E 2B		0-0 F7		0-0 BB BB 1B		0-0 P3	4 2 2 1 0 0 0			
Inning Stats	R: 0 H: 1 E: 0 LOB: 0 K: 0 BB: 0 S: 3 P: 3	R: 0 H: 0 E: 0 LOB: 0 K: 1 BB: 0 S: 5 P: 5	R: 2 H: 2 E: 2 LOB: 1 K: 0 BB: 0 S: 6 P: 6	R: 1 H: 1 E: 1 LOB: 0 K: 0 BB: 0 S: 4 P: 4	R: 0 H: 0 E: 0 LOB: 0 K: 0 BB: 0 S: 3 P: 3	R: 0 H: 0 E: 0 LOB: 0 K: 0 BB: 0 S: 3 P: 3	R: 7 H: 6 E: 0 LOB: 1 K: 0 BB: 2 S: 9 P: 17	R: 0 H: 0 E: 0 LOB: 0 K: 0 BB: 0 S: 3 P: 3	R: 0 H: 1 E: 0 LOB: 1 K: 0 BB: 0 S: 4 P: 4	1B: 7 SF: 0 2B: 3 SAC: 0 3B: 0 DP: 0 HR: 1 HBP: 0	WP: 1 PA: 41 PB: 0 SB: 0 CS: 1		
PITCHER	IP WLS BF H R ER SO BB IBB HBP BLK WP HR S P ERA WHIP											PITCHER	IP WLS BF H R ER SO BB IBB HBP BLK WP HR S P ERA WHIP
Steve Mingo, L (1, 1) ERA: 4.34	6.0 L 25 7 6 4 1 0 0 0 0 0 0 1 27 27 6.00 1.167												
Renie Martin, R (7, 1) ERA: 9.82	0.1 6 3 4 4 0 2 0 0 0 0 0 0 4 12 108.00 15.000												
Eduardo Rodriguez, R (7, 1) ERA: 4.34	2.2 9 1 0 0 0 0 0 0 0 0 1 0 9 9 0.00 0.375												

New York Yankees @ Kansas City Royals
Royals Stadium, Kansas City, MO
 Sun Jun 10 1979, 4:33 AM EDT
 Att. 41,095 - Unknown - 68 F

livebaseballscorecards.com

AB	38
R	10
H	11
RBI	9
BB	2
SO	1
LOB	8



Batter	1	2	3	4	5	6	7	8	9	AB	R	H	RBI	BB	SO	LOB
Willie Wilson, S OBP: 0.388, SLG: 0.465 (1, 8)	0-0 P1		0-0 4-3		0-0 4-3			0-0 F8	0-0 5-3	5	0	0	0	0	0	2
Steve Braun, L OBP: 0.413, SLG: 0.475 (1, 7)	0-0 G4-3 1B			0-0 HR	0-0 FC6-4 1B			0-0 P2		4	1	3	1	0	0	0
Amos Otis, R OBP: 0.397, SLG: 0.445 (1, 10)	0-0 G4-3 1-2f			0-0 2B	0-0 FC6-4 1-2f			0-0 P4		4	1	1	0	0	0	2
George Brett, L OBP: 0.392, SLG: 0.551 (1, 5)		0-0 F7		0-0 P6		0-0 FC3-6 1B			4-0 BB 2B	3	1	1	0	1	0	1
Darrell Porter, L OBP: 0.411, SLG: 0.480 (1, 2)		0-0 F8		0-0 PB 2B		0-0 FC3-6 1-2f			0-0 BB 2B	3	0	1	1	0	0	1
Jamie Quirk, L OBP: 0.500, SLG: 0.400 (9, 2)				2-H		1-2f			1-2 BB 1B	1	1	1	0	0	0	0
Al Cowens, R OBP: 0.377, SLG: 0.497 (1, 9)		0-0 1B		0-3 K 2-3		0-0 G1-4-6-3 1-2f			0-0 BB 1B	4	0	2	1	0	1	2
Ralph LaCock, L OBP: 0.347, SLG: 0.397 (1, 3)		0-0 4-3		4-0 BB			0-0 6-3		0-0 BB P6	3	0	0	0	1	0	3
U L Washington, S OBP: 0.304, SLG: 0.357 (1, 4)			0-0 P5	0-0 P5			0-0 F7		0-0 BB P6	4	0	1	1	0	0	2
Todd Cruz, R OBP: 0.229, SLG: 0.326 (1, 6)			0-0 P5		0-3 K		0-0 F8		0-3 BB K	3	0	0	0	0	1	0
Tom Poquette, L OBP: 0.222, SLG: 0.200 (9, PH)										1	0	0	0	0	1	2

Inning Stats	R: 0	H: 1	E: 0	LOB: 0	K: 0	BB: 0	S: 3	P: 3	R: 0	H: 1	E: 0	LOB: 0	K: 0	BB: 0	S: 3	P: 3	R: 0	H: 0	E: 0	LOB: 0	K: 0	BB: 0	S: 3	P: 3	R: 0	H: 0	E: 0	LOB: 0	K: 0	BB: 0	S: 3	P: 3	R: 0	H: 3	E: 0	LOB: 2	K: 1	BB: 1	S: 8	P: 12	R: 0	H: 1	E: 0	LOB: 1	K: 1	BB: 0	S: 6	P: 6	R: 0	H: 1	E: 0	LOB: 0	K: 0	BB: 0	S: 3	P: 3	R: 0	H: 0	E: 0	LOB: 0	K: 0	BB: 0	S: 3	P: 3	R: 0	H: 0	E: 0	LOB: 0	K: 1	BB: 1	S: 8	P: 12	1B: 6	SF: 0	2B: 3	SAC: 0	3B: 0	DP: 2	HR: 1	HBP: 0	WP: 0	PA: 37
PITCHER	IP	WLS	BF	H	R	ER	SO	BB	IBB	HBP	BLK	WP	HR	S	P	ERA	WHIP																																																																	
Luis Tiant, R ERA: 5.13 (1, 1)	8.0	W	33	9	4	4	2	2	0	0	0	0	1	35	43	4.50	1.375																																																																	
Ray Burris, R ERA: 5.56 (9, 1)	1.0		4	1	0	0	1	0	0	0	0	0	0	6	6	0.00	1.000																																																																	

BOTTOM

New York Yankees @ Kansas City Royals
Royals Stadium, Kansas City, MO

Sun Jun 10 1979, 4:33 AM EDT
Att: 41,095 - Unknown - 68 F

livebaseballscorecards.com

AB	35
R	4
H	10
RBI	4
BB	2
SO	3
LOB	15



New York Yankees @ Minnesota Twins
 Metropolitan Stadium, Bloomington, MI

Tue Jun 12 1979, 8:05 PM EDT
 Att. 27,733 - Unknown - 76 F

livebaseballscorecards.com



AB	36
R	4
H	10
RBI	3
BB	3
SO	1
LOB	12

WP: 1	PA: 39
PB: 0	
SB: 0	
CS: 1	

AB R H RBI BB SO LOB

5	1	2	1	0	0	1
5	0	3	1	0	0	0
5	0	1	0	0	0	2
2	0	1	0	2	0	0
4	0	0	0	0	0	5
4	1	1	0	0	1	0
4	0	0	0	0	0	2
4	1	1	1	0	0	1
0	0	0	0	0	0	0
3	1	1	0	1	0	1

Batter	1	2	3	4	5	6	7	8	9
Mickey Rivers, L OBP: 0.313, SLG: 0.415 (1, 8) X	0-0 4-3 ①		0-0 5-3 ③			0-0 3B 3B X		0-0 4-3 ① X	0-0 1B 1B ② X
Willie Randolph, R OBP: 0.344, SLG: 0.329 (1, 4) X	0-0 L8 ②			0-0 F9 ① X		0-0 3B 3B X		0-0 1B 1B CS X	0-0 1B 1B ② X
Thurman Munson, R OBP: 0.345, SLG: 0.374 (1, 2) X	0-0 6-3 ③			0-0 L7 ② X		0-0 6-3 ② X		0-0 1B 1B BB ② X	0-0 4-3 ③ X
Lou Piniella, R OBP: 0.339, SLG: 0.462 (1, 9) X		0-0 L4 ① X		0-0 1B 1B X		4-0 1B 1B X		4-0 1B 1B BB X	
Graig Nettles, L OBP: 0.364, SLG: 0.464 (1, 5) X		0-0 5-3 ② X		0-0 6-3 ③ X		0-0 F7 ③ X		0-0 G3 ③ X	
Darryl Jones, R OBP: 0.357, SLG: 0.571 (1, 10) X		0-3 K ③ X			0-0 6-3 ① X		0-0 E6 FC5-4 X		0-0 1B 2B X
Chris Chambliss, L OBP: 0.295, SLG: 0.436 (1, 3) X			0-0 F6 ① X		0-0 F5 ② X		0-0 F9 ① X		0-0 5-3 ① X
Roy White, S OBP: 0.284, SLG: 0.247 (1, 7) X			0-0 F9 ② X		0-0 F9 ③ X		0-0 FC5-4 ② X		0-0 1B 1B X
Juan Beniquez, R OBP: 0.282, SLG: 0.355 (9, 7) X							0-0 FC5-4 ③ X		4-0 1B 1B WP BB X
Bucky Dent, R OBP: 0.306, SLG: 0.286 (1, 6) X						0-0 F6 ① X	0-0 FC5-4 ③ X		

Inning Stats	R: 0	H: 0	E: 0	K: 0	S: 3	R: 0	H: 0	E: 0	K: 1	S: 5	R: 0	H: 1	E: 0	K: 0	S: 4	R: 0	H: 1	E: 0	K: 0	S: 4	R: 0	H: 0	E: 0	K: 0	S: 3	R: 1	H: 2	E: 0	K: 0	S: 5	R: 0	H: 0	E: 1	K: 0	S: 4	R: 0	H: 2	E: 0	K: 0	S: 4	R: 3	H: 4	E: 0	K: 0	S: 6
	LOB: 0	BB: 0	P: 3	LOB: 0	BB: 0	P: 5	LOB: 1	BB: 0	P: 4	LOB: 1	BB: 0	P: 4	LOB: 0	BB: 0	P: 3	LOB: 2	BB: 1	P: 9	LOB: 1	BB: 0	P: 4	LOB: 2	BB: 1	P: 8	LOB: 1	BB: 1	P: 10	LOB: 0	SAC: 0	DP: 0	HBP: 0														

PITCHER	IP	WLS	BF	H	R	ER	SO	BB	IBB	HBP	BLK	WP	HR	S	P	ERA	WHIP
Jerry Koosman, L ERA: 3.68 (1, 1)	8.2	L	37	9	4	4	1	2	1	0	0	0	0	36	48	4.15	1.269
Mike Marshall, R ERA: 1.81 (9, 1)	0.1		2	1	0	0	0	0	0	0	0	1	0	2	2	0.00	3.000

Batter	1	2	3	4	5	6	7	8	9	AB	R	H	RBI	BB	SO	LOB
Bob Randall, R (1, 4) OBP: 0.377, SLG: 0.355 Rob Wilfong, L (8, PH) OBP: 0.340, SLG: 0.432 (9, 4)	0-0 CS 1B		0-0 6-3		0-0 F9			0-0 F4		3	0	1	0	0	0	0
Roy Smalley, S (1, 6) OBP: 0.443, SLG: 0.564	0-3 K 1-2		4-0 FC6-4 BB			0-0 1B 2B		0-0 F8		3	1	1	0	1	1	1
Ron Jackson, R (1, 3) OBP: 0.329, SLG: 0.481	0-0 3B		0-3 K			0-0 G6-3 1B		0-0 L7		4	0	2	1	0	1	1
Jose Morales, R (1, 10) OBP: 0.365, SLG: 0.415 Glenn Adams, L (9, PH) OBP: 0.327, SLG: 0.380	4-0 BB		0-0 FC6-4 1-2f			0-0 G6-3 1-2f		0-0 4-3		2	0	0	0	1	0	2
Bombo Rivera, R (1, 9) OBP: 0.315, SLG: 0.356 Hosken Powell, L (9, PH) OBP: 0.450, SLG: 0.486	0-0 L4			0-0 F8		0-3 K		4-0 BB		3	0	0	0	0	1	2
Butch Wynegar, S (1, 2) OBP: 0.384, SLG: 0.378		4-0 SH FC5-2 BB		0-0 F7			0-0 L5		0-0 F4	3	0	0	0	1	0	1
Ken Landreaux, L (1, 8) OBP: 0.352, SLG: 0.412		0-0 SH 1-3		0-0 4-3			0-0 1-3			2	0	0	0	0	0	0
Dave Edwards, R (1, 7) OBP: 0.214, SLG: 0.154		0-0 FC5-2 G6-4-3 3-H		0-0 6-3			0-0 1-3			3	0	0	0	0	0	2
John Castino, R (1, 5) OBP: 0.319, SLG: 0.367		0-0 G6-4-3 1-2f		0-3 K			0-0 L8			3	0	0	0	0	1	2

Inning Stats	R: 0	H: 2	E: 0	K: 1	S: 6	R: 0	H: 0	E: 1	K: 0	S: 3	R: 0	H: 0	E: 0	K: 1	S: 5	R: 0	H: 0	E: 0	K: 1	S: 5	R: 1	H: 2	E: 0	K: 1	S: 6	R: 0	H: 0	E: 0	K: 0	S: 3	R: 0	H: 0	E: 0	K: 0	S: 3	R: 0	H: 0	E: 0	K: 0	S: 3
	LOB: 2	BB: 1	P: 10	LOB: 1	BB: 1	P: 7	LOB: 0	BB: 1	P: 9	LOB: 0	BB: 0	P: 3	LOB: 0	BB: 0	P: 5	LOB: 0	BB: 0	P: 6	LOB: 0	BB: 0	P: 3	LOB: 0	BB: 0	P: 3	LOB: 0	BB: 0	P: 3	LOB: 0	BB: 0	P: 3	LOB: 1	BB: 1	P: 7	LOB: 0	BB: 1	P: 7	LOB: 0	BB: 1	P: 7	
	1B: 2	2B: 2	3B: 1	HR: 0	SF: 0	SAC: 1	DP: 3	HBP: 0	WP: 0	PA: 33	1B: 2	2B: 2	3B: 1	HR: 0	SF: 0	SAC: 1	DP: 3	HBP: 0	WP: 0	PA: 33	1B: 2	2B: 2	3B: 1	HR: 0	SF: 0	SAC: 1	DP: 3	HBP: 0	WP: 0	PA: 33	1B: 2	2B: 2	3B: 1	HR: 0	SF: 0	SAC: 1	DP: 3	HBP: 0	WP: 0	PA: 33
PITCHER	IP	WLS	BF	H	R	ER	SO	BB	IBB	HBP	BLK	WP	HR	S	P	ERA	WHIP																							
Ron Guidry, L (1, 1) ERA: 2.12	7.0		26	4	1	1	4	3	0	0	0	0	0	31	43	1.29	1.000																							
Ron Davis, R (8, 1) ERA: 2.45	2.0	W	7	0	0	0	0	1	0	0	0	0	0	6	10	0.00	0.500																							

BOTTOM

New York Yankees @ Minnesota Twins
Metropolitan Stadium, Bloomington, MI

Tue Jun 12 1979, 8:05 PM EDT
Att: 27,733 - Unknown - 76 F

livebaseballscores.com

AB	28
R	1
H	4
RBI	1
BB	4
SO	4
LOB	11



Batter	1	2	3	4	5	6	7	8	9	AB R H RBI BB SO LOB	TOP																										
Mickey Rivers, L (1, 8) OBP: 0.315, SLG: 0.417	0-0 4-3	0-0 4-3		0-0 WP 2B		4-0 BB			0-0 F2	4 0 1 0 1 0 0																											
Willie Randolph, R (1, 4) OBP: 0.342, SLG: 0.339	0-0 HR	0-3 K		0-0 4-3		0-3 K			0-0 G3	5 1 1 1 0 2 2																											
Thurman Munson, R (1, 2) OBP: 0.344, SLG: 0.376	0-3 K		0-0 4-3		0-0 F8		0-0 L8-2 2B		0-0 F9	4 0 1 0 0 1 0																											
Jerry Narron, L (7, 2) OBP: 0.240, SLG: 0.261										1 0 0 0 0 0 0																											
Graig Nettles, L (1, 5) OBP: 0.362, SLG: 0.458	4-0 1B HR BB		0-0 L9		0-0 F7		0-0 6-3			3 1 0 0 1 0 1																											
Lou Piniella, R (1, 9) OBP: 0.342, SLG: 0.462	0-0 HR 1B		0-3 K		0-0 WP 1B		0-0 L8-2			4 1 2 0 0 1 1																											
Jay Johnstone, L (7, 9) OBP: 0.240, SLG: 0.292	1-2 HR 1B						3-H			0 0 0 0 0 0 0																											
Chris Chambliss, L (1, 3) OBP: 0.307, SLG: 0.467	0-0 HR			0-0 HR 1B		4-0 1-2 BB				3 3 3 3 1 0 0																											
Jim Spencer, L (1, 10) OBP: 0.341, SLG: 0.468	0-0 2B			0-0 HR		0-0 F2				4 1 3 3 0 0 2																											
Roy White, S (1, 7) OBP: 0.274, SLG: 0.237	0-0 5-3			0-0 HR		0-0 K			0-0 G4-6-3 1B	4 0 0 0 0 1 2																											
Bucky Dent, R (1, 6) OBP: 0.300, SLG: 0.279		0-0 3-1		0-0 L7		0-3 K			0-0 6-3	4 0 0 0 0 1 0																											
Inning Stats	R: 4 E: 0 K: 1 S: 9	H: 4 LOB: 1 BB: 1 P: 13	R: 0 E: 0 K: 1 S: 5	H: 0 LOB: 0 BB: 0 P: 5	R: 0 E: 0 K: 1 S: 5	H: 0 LOB: 0 BB: 0 P: 5	R: 2 E: 0 K: 0 S: 6	H: 3 LOB: 1 BB: 0 P: 6	R: 0 E: 0 K: 0 S: 4	H: 1 LOB: 2 BB: 1 P: 8	R: 0 E: 0 K: 3 S: 9	H: 0 LOB: 1 BB: 1 P: 13	R: 0 E: 0 K: 0 S: 3	H: 1 LOB: 0 BB: 0 P: 3	R: 1 E: 0 K: 0 S: 4	H: 2 LOB: 0 BB: 0 P: 4	R: 0 E: 0 K: 0 S: 3	H: 0 LOB: 0 BB: 0 P: 3	1B: 4 2B: 4 3B: 1 HR: 3	SF: 0 SAC: 0 DP: 2 HBP: 0	WP: 2 PB: 0 SB: 0 CS: 0	PA: 39															
PITCHER	IP WLS BF H R ER SO BB IBB HBP BLK WP HR S P ERA WHIP																					PITCHER	IP WLS BF H R ER SO BB IBB HBP BLK WP HR S P ERA WHIP														
Dave Goltz, R (1, 1) ERA: 4.8	4.0	20	7	6	6	3	1	0	0	0	1	3	25	29	13.50	2.000																					
Pete Redfern, R (5, 1) ERA: 3.86	3.0	12	2	0	0	3	2	0	0	0	1	0	16	24	0.00	1.333																					
Mike Marshall, R (8, 1) ERA: 1.9	2.0	7	2	1	1	0	0	0	0	0	0	0	7	7	4.50	1.000																					

New York Yankees @ Minnesota Twins
Metropolitan Stadium, Bloomington, MI

Wed Jun 13 1979, 8:05 PM EDT
Att. 19,660 - Unknown - 81 F

livebaseballscorecards.com

AB	36
R	7
H	11
RBI	7
BB	3
SO	6
LOB	8



Batter	1	2	3	4	5	6	7	8	9	AB	R	H	RBI	BB	SO	LOB
Hosken Powell, L (1, 9) OBP: 0.459, SLG: 0.479	0-0 2B SF7 1B	4-0 BB 1B 1-2		4-0 BB		0-0 G3	0-0 6-3			3	1	1	0	2	0	0
Butch Wynegar, S (1, 2) OBP: 0.392, SLG: 0.390	0-0 PB 1-3 2B	0-0 BB 1-2 2-H 1B		0-0 F2		4-0 E S 2B BB		0-0 1B PB 1B		4	1	3	1	1	0	1
Roy Smalley, S (1, 6) OBP: 0.450, SLG: 0.575	0-0 SF7 3-H	4-0 BB 1-2 2-3			0-0 2B 3B 1B	0-0 F9 1-H 2B		0-0 FC3-6 1-3 1B		3	1	3	2	1	0	0
Ken Landreaux, L (1, 8) OBP: 0.349, SLG: 0.412	0-3 K 2-3	0-0 4-3			0-0 3B 2B	0-0 F9 2-3		0-0 FC3-6 G6-3 1-2f		5	1	1	0	0	1	7
Glenn Adams, L (1, 10) OBP: 0.325, SLG: 0.373	4-0 BB		0-3 K		0-0 F7	0-0 F7		0-0 G6-3 1-2f		3	0	0	0	1	1	3
Jose Morales, R (8, PH) OBP: 0.360, SLG: 0.409										1	0	0	0	0	0	2
Ron Jackson, R (1, 3) OBP: 0.332, SLG: 0.491	0-0 F8		0-0 4-3		0-0 SF8 2-H 3-H 3B		0-0 F7 SH3-4 HR 1B			4	2	2	2	0	0	2
Rob Wilfong, L (1, 4) OBP: 0.339, SLG: 0.433		0-0 S 1B 1B	0-0 G3		0-0 SF8 3-H		0-0 SH3-4 1-2			2	1	1	1	0	0	0
John Castino, R (1, 5) OBP: 0.324, SLG: 0.362		0-3 K		4-0 G4-6-3 BB	4-0 BB		0-0 F7 2-3			2	0	0	0	2	1	2
Bombo Rivera, R (1, 7) OBP: 0.310, SLG: 0.350		0-3 K		0-0 G4-6-3 1-2f	0-0 F8		0-0 HR 3-H			2	0	0	0	0	1	2
Dave Edwards, R (5, PH) OBP: 0.250, SLG: 0.400										2	1	1	2	0	0	1

Inning Stats	R: 1	H: 2	E: 0	K: 1	S: 7	R: 2	H: 2	E: 0	K: 0	S: 4	R: 3	H: 3	E: 0	K: 0	S: 6	R: 1	H: 1	E: 0	K: 0	S: 4	R: 2	H: 2	E: 0	K: 0	S: 5	R: 0	H: 2	E: 0	K: 0	S: 4
	LOB: 2	BB: 1				LOB: 3	BB: 2				LOB: 1	BB: 1				LOB: 1	BB: 1				LOB: 0	BB: 0		LOB: 1	BB: 0		LOB: 1	BB: 0		

PITCHER	IP	WLS	BF	H	R	ER	SO	BB	IBB	HBP	BLK	WP	HR	S	P	ERA	WHIP
Jim Beattie, R (1, 1) ERA: 4.74	4.2		26	7	5	5	4	6	0	0	0	0	0	28	52	9.64	2.786
Ray Burris, R (5, 1) ERA: 6.0	2.0	L	10	3	3	3	0	1	0	0	0	0	1	9	13	13.50	2.000
Jim Kaat, L (7, 1) ERA: 2.95	0.2		4	2	0	0	0	0	0	0	0	0	0	4	4	0.00	3.000
Ken Clay, R (8, 1) ERA: 5.35	0.2		1	0	0	0	0	0	0	0	0	0	0	1	1	0.00	0.000


BOTTOM

New York Yankees @ Minnesota Twins
Metropolitan Stadium, Bloomington, MI

Wed Jun 13 1979, 8:05 PM EDT
Att: 19,660 - Unknown - 81 F

AB	31
R	8
H	12
RBI	8
BB	7
SO	4
LOB	20

livebaseballscorecards.com



WP	HR	S	P	ERA	WHIP
0	0	0	41		

New York Yankees @ Minnesota Twins
Metropolitan Stadium, Bloomington, MI

Thu Jun 14 1979, 8:05 PM EDT
Att. 129 - Unknown - 91 F

livebaseballscorecards.com

AB	30
R	2
H	7
RBI	2
BB	3
SO	4
LOB	16



WP	0	PA	35
PB	0		
SB	0		
CS	0		

Batter	1	2	3	4	5	6	7	8	9	AB	R	H	RBI	BB	SO	LOB											
Mickey Rivers, L OBP: 0.318, SLG: 0.415 (1, 8) X	0-0 F8	0-0 6-3			0-0 FC3-2 1B		1-0 G6-4-3 HBP			3	0	1	0	0	0	1											
Willie Randolph, R OBP: 0.341, SLG: 0.341 (1, 4) X	0-0 2B		0-0 F8		0-0 FC3-2 G6-4-3		0-0 G6-4-3			4	0	1	0	0	0	6											
Thurman Munson, R OBP: 0.342, SLG: 0.371 (1, 2) S S S	0-3 K		4-0 G4-6-3 BB		0-0 G6-4-3			0-0 F9		3	0	0	0	1	1	4											
Lou Piniella, R OBP: 0.335, SLG: 0.452 (1, 10) X	0-0 4-3		0-0 G4-6-3			0-0 6-3		0-0 F7		4	0	0	0	0	0	2											
Graig Nettles, L OBP: 0.360, SLG: 0.452 (1, 5) B B B B		4-0 FC6 BB		0-3 K		0-0 3-1		0-0 F8		3	0	0	0	1	1	0											
Chris Chambliss, L OBP: 0.302, SLG: 0.459 (1, 3) X		0-0 FC6 FC4-6		0-0 E6 G6-4-3		0-0 F7			0-3 K	4	0	0	0	0	1	1											
Roy White, S OBP: 0.273, SLG: 0.237 (1, 7) X		0-0 FC4-6 HR		0-0 G6-4-3			0-0 SH1-4 1B		0-0 3-1	4	1	1	0	0	0	2											
Juan Beniquez, R OBP: 0.303, SLG: 0.405 (1, 9) X		0-0 HR		4-0 1B FC3-2 BB		0-0 SH1-4 1B		0-3 K	3	1	2	2	1	1	0												
Bucky Dent, R OBP: 0.307, SLG: 0.287 (1, 6) X		0-0 E 1B		0-0 FC3-2 1B		0-0 SH1-4			0-0	2	0	2	0	0	0	0											
Inning Stats	R: 0 E: 0 K: 1 S: 6	H: 1 LOB: 1 BB: 0 P: 6	R: 2 E: 1 K: 0 S: 5	H: 2 LOB: 1 BB: 1 P: 9	R: 0 E: 0 K: 0 S: 2	H: 0 LOB: 0 BB: 1 P: 6	R: 0 E: 1 K: 1 S: 5	H: 0 LOB: 0 BB: 0 P: 5	R: 0 E: 0 K: 0 S: 4	H: 2 LOB: 2 BB: 1 P: 8	R: 0 E: 0 K: 0 S: 3	H: 0 LOB: 0 BB: 0 P: 3	R: 0 E: 0 K: 0 S: 4	H: 2 LOB: 2 BB: 0 P: 5	R: 0 E: 0 K: 2 S: 7	H: 0 LOB: 0 BB: 0 P: 7	1B: 5 2B: 1 3B: 0 HR: 1	SF: 0 SAC: 1 DP: 4 HBP: 1	WP: 0 PB: 0 SB: 0 CS: 0	PA: 35							
PITCHER	IP	WLS	BF	H	R	ER	SO	BB	IBB	HBP	BLK	WP	HR	S	P	ERA	WHIP										
Geoff Zahn, L ERA: 3.09 (1, 1)	6.0	W	24	5	2	2	2	3	0	0	0	0	1	25	37	3.00	1.333										
Mike Marshall, R ERA: 1.81 (7, 1)	3.0	S	11	2	0	0	2	0	0	1	0	0	0	14	15	0.00	0.667										

Batter	1	2	3	4	5	6	7	8	9	AB R H RBI BB SO LOB
Bob Randall, R OBP: 0.384, SLG: 0.364 (1, 4)	0-0 G3		0-0 1B	0-0 FC5-4			0-0 SH1-3 1B			4 0 2 0 0 0 1
John Castino, R OBP: 0.318, SLG: 0.353 (1, 5)	0-3 K		0-0 FC5		0-0 5-3		0-0 SH1-3			3 0 0 0 0 1 2
Roy Smalley, S OBP: 0.447, SLG: 0.569 (1, 6)	0-3 K			0-0 E 1B 2B 1B	0-0 4-3		0-0 L1			4 1 1 0 0 1 1
Ron Jackson, R OBP: 0.331, SLG: 0.486 (1, 3)		0-0 1-3		0-0 E 2B 1B	0-0 1-3		0-0 F9			4 1 1 0 0 0 0
Craig Kusick, R OBP: 0.300, SLG: 0.511 (1, 10)		0-0 6-3		0-3 K		0-3 K	0-0 F8			4 0 0 0 0 2 2
Willie Norwood, R OBP: 0.288, SLG: 0.399 (1, 9)		0-0 6-3		0-0 F8		4-0 1B BB	0-0 F7			3 0 0 0 1 0 2
Bombo Rivera, R OBP: 0.310, SLG: 0.350 (9, 9)										0 0 0 0 0 0 0
Ken Landreaux, L OBP: 0.349, SLG: 0.410 (1, 8)			0-3 K	0-0 E3 2B		0-0 G4-6-3 1B				3 1 1 0 0 1 2
Butch Wynegar, S OBP: 0.392, SLG: 0.394 (1, 2)			0-0 4-3	0-0 1B 2B		0-0 G4-6-3				3 1 1 3 0 0 2
Dave Edwards, R OBP: 0.316, SLG: 0.444 (1, 7)			0-0 FC5 1B	0-0 FC5-4 1B			0-0 2-3			3 0 2 1 0 0 0

Inning Stats	R: 0	H: 0	E: 0	LOB: 0	K: 2	BB: 0	S: 7	P: 7	R: 0	H: 0	E: 0	LOB: 0	K: 0	BB: 0	S: 3	P: 3	R: 0	H: 2	E: 0	LOB: 2	K: 1	BB: 0	S: 7	P: 7	R: 4	H: 4	E: 1	LOB: 1	K: 1	BB: 0	S: 10	P: 10	R: 0	H: 0	E: 0	LOB: 0	K: 0	BB: 0	S: 3	P: 3	R: 0	H: 1	E: 0	LOB: 1	K: 1	BB: 1	S: 5	P: 9	R: 0	H: 1	E: 0	LOB: 1	K: 0	BB: 0	S: 4	P: 4	R: 0	H: 0	E: 0	LOB: 0	K: 0	BB: 0	S: 3	P: 3
1B: 7	SF: 0	2B: 1	SAC: 1	3B: 0	DP: 1	HR: 0	HBP: 0	WP: 0	PA: 33	ERA: 0.00	WHIP: 1.125	CS: 0	WP: 0	PA: 33	ERA: 0.00	WHIP: 1.125	CS: 0	WP: 0	PA: 33	ERA: 0.00	WHIP: 1.125	CS: 0	WP: 0	PA: 33	ERA: 0.00	WHIP: 1.125	CS: 0	WP: 0	PA: 33	ERA: 0.00	WHIP: 1.125	CS: 0	WP: 0	PA: 33	ERA: 0.00	WHIP: 1.125	CS: 0	WP: 0	PA: 33	ERA: 0.00	WHIP: 1.125	CS: 0	WP: 0	PA: 33	ERA: 0.00	WHIP: 1.125	CS: 0																	

BOTTOM

New York Yankees @ Minnesota Twins
Metropolitan Stadium, Bloomington, MI

Thu Jun 14 1979, 8:05 PM EDT
 Att: 24,129 - Unknown - 91 F

livebaseballscorecards.com

AB	31
R	4
H	8
RBI	4
BB	1
SO	5
LOB	12



Batter	1	2	3	4	5	6	7	8	9	AB R H RBI BB SO LOB	TOP									
Willie Randolph, R (1, 4) OBP: 0.338, SLG: 0.339	0-0 F8		0-0 FC5-4		0-0 6-3			0-0 E8 1B	0-3 K	5 1 1 1 0 1 1										
Roy White, S (1, 7) OBP: 0.263, SLG: 0.228	0-0 F4		0-0 1-3			0-0 F4		0-0 F9		4 0 0 0 0 0 2										
Thurman Munson, R (1, 2) OBP: 0.345, SLG: 0.378	0-3 K			0-0 4-3 WP 2B		0-0 F8		0-0 HR 1B		4 2 2 1 0 1 0										
Lou Piniella, R (1, 9) OBP: 0.333, SLG: 0.464		0-0 1-3		0-0 4-3		0-0 F8		0-0 HR		4 1 1 2 0 0 1										
Graig Nettles, L (1, 5) OBP: 0.366, SLG: 0.457		0-0 1B		0-0 WP 1B			0-0 FC5-4 1B	0-0 F7		4 0 3 0 0 0 0										
Darryl Jones, R (1, 10) OBP: 0.333, SLG: 0.556		0-3 K		0-0 5-3			0-3 K	0-0 2B		4 0 1 0 0 2 3										
Chris Chambliss, L (1, 3) OBP: 0.297, SLG: 0.450		0-3 K		0-0 G3			0-0 FC5-4 FC6-4	0-0 6-3		4 0 0 0 0 1 4										
Juan Beniquez, R (1, 8) OBP: 0.280, SLG: 0.386			0-0 F9		0-0 F9		0-0 FC6-4		0-3 K	4 0 0 0 0 1 1										
Bucky Dent, R (1, 6) OBP: 0.311, SLG: 0.297			0-0 FC5-4 1B		0-0 F4			0-0 E 2B	0-0 5-3	4 1 2 0 0 0 0										
Inning Stats	R: 0 E: 0 K: 1 S: 5	H: 0 LOB: 0 BB: 0 P: 5	R: 0 E: 0 K: 2 S: 8	H: 1 LOB: 1 BB: 0 P: 8	R: 0 E: 0 K: 0 S: 4	H: 1 LOB: 1 BB: 0 P: 4	R: 1 E: 0 K: 0 S: 5	H: 2 LOB: 1 BB: 0 P: 5	R: 0 E: 0 K: 0 S: 3	H: 0 LOB: 0 BB: 0 P: 3	R: 0 E: 0 K: 1 S: 6	H: 1 LOB: 1 BB: 0 P: 6	R: 4 E: 1 K: 0 S: 8	H: 5 LOB: 1 BB: 0 P: 8	R: 0 E: 0 K: 2 S: 7	H: 0 LOB: 0 BB: 0 P: 7	1B: 6 2B: 3 3B: 0 HR: 1	SF: 0 SAC: 0 DP: 0 HBP: 0	WP: 1 PB: 0 SB: 0 CS: 0	PA: 37
PITCHER	IP WLS BF H R ER SO BB IBB HBP BLK WP HR S P ERA WHIP																			
Jon Matlack, L (1, 1) ERA: 3.99	7.2 W 33 10 5 5 4 0 0 0 0 1 1 41 41 5.87 1.304																			
Jim Kern, R (8, 1) ERA: 1.82	1.1 4 0 0 0 2 0 0 0 0 0 0 8 8 0.00 0.000																			

New York Yankees @ Texas Rangers
Arlington Stadium, Arlington, TX
Fri Jun 15 1979, 8:05 PM EDT
Att: 35,452 - Unknown

livebaseballscorecards.com

AB	37
R	5
H	10
RBI	4
BB	0
SO	6
LOB	12



Batter	1	2	3	4	5	6	7	8	9	AB	R	H	RBI	BB	SO	LOB	BOTTOM			
Johnny Grubb, L OBP: 0.357, SLG: 0.519 (1, 9) (8, 8)	0-0 F9 ①			0-0 F9 ①	0-0 E 1B 1B 1-3 2-H 3-H	0-3 K ②		0-3 K ③		5	1	1	2	0	2	0				
Bill Sample, R OBP: 0.373, SLG: 0.354 (1, 7) (8, 9)	0-0 5-3 ②			0-0 F6 ②	0-0 E1 HR 1B 1-H 3-H	0-0 E6 ③				4	1	1	1	0	0	0				
Al Oliver, L OBP: 0.340, SLG: 0.488 Dave Roberts, R OBP: 0.158, SLG: 0.158 (1, 8) (8, 9)	0-0 3-1 ③			0-0 1B 2B 3-H	0-0 HR ③	0-0 1-3 ③				4	2	2	2	0	0	1				
Pat Putnam, L OBP: 0.317, SLG: 0.467 (1, 3) (8, 9)		0-0 1-4-3 ①		0-0 1B 2-H	0-0 BB WP 1B 1B		0-0 1B ①			4	1	3	1	0	0	0				
Buddy Bell, R OBP: 0.319, SLG: 0.388 (1, 5) (8, 9)		0-0 6-3 ②		0-0 F8 ③	0-0 WP BB SF7 1B 1-2		0-0 F9 ①			4	1	1	0	0	0	2				
Oscar Gamble, L OBP: 0.446, SLG: 0.500 (1, 10) (8, 9)		0-0 3-1 ③			FC3-5 1B BB		0-0 F7 ②			2	0	0	0	2	0	1				
Jim Sundberg, R OBP: 0.272, SLG: 0.311 (1, 2) (8, 9)			0-0 6-3 ①		1B 1B FC3-5 BB		0-0 F8 ③			3	1	1	1	0	0	1				
Nelson Norman, S OBP: 0.270, SLG: 0.258 (1, 6) (8, 9)			0-3 K ②		FC3-5 1B 1-2 2-3			0-0 4-3 ①		4	1	0	0	0	1	3				
Bump Wills, S OBP: 0.321, SLG: 0.279 (1, 4) (8, 9)			0-3 K ③		1B 1B 1B 1-2 2-3		0-3 K ①		0-3 K ②	4	1	1	0	0	3	0				
Inning Stats	R: 0 E: 0 K: 0 S: 3	H: 0 LOB: 0 BB: 0 P: 3	R: 0 E: 0 K: 0 S: 3	H: 0 LOB: 0 BB: 0 P: 3	R: 0 E: 0 K: 2 S: 7	H: 0 LOB: 0 BB: 0 P: 7	R: 1 E: 0 K: 0 S: 5	H: 2 LOB: 1 BB: 0 P: 5	R: 8 E: 1 K: 0 S: 10	H: 7 LOB: 1 BB: 2 P: 18	R: 0 E: 1 K: 2 S: 8	H: 0 LOB: 1 BB: 0 P: 8	R: 0 E: 0 K: 0 S: 4	H: 1 LOB: 1 BB: 0 P: 4	R: 0 E: 0 K: 2 S: 7	H: 0 LOB: 0 BB: 0 P: 7	1B: 8 2B: 1 3B: 0 HR: 1	SF: 1 SAC: 0 DP: 0 HBP: 0	WP: 1 PB: 0 SB: 0 CS: 0	PA: 37
PITCHER	IP WLS BF H R ER SO BB IBB HBP BLK WP HR S P ERA WHIP																ERA WHIP			
Ed Figueroa, R ERA: 4.57 Jim Kaat, L ERA: 3.27 (1, 1) (5, 1)	4.1 L	21 7	7 7	7 7	7 2	2 4	1 0	0 0	0 0	1 0	0 23	27	4.91	1.091						

New York Yankees @ Texas Rangers
Arlington Stadium, Arlington, TX
Fri Jun 15 1979, 8:05 PM EDT
Att. 35,452 - Unknown

livebaseballscorecards.com

AB	34
R	9
H	10
RBI	7
BB	2
SO	6
LOB	8



Batter	1	2	3	4	5	6	7	8	9	AB R H RBI BB SO LOB	TOP
Mickey Rivers, L (1, 8) OBP: 0.319, SLG: 0.409	0-0 1B		4-0 BB	0-0 F7			0-0 1B		0-0 F4	0 0 0 0 0 0 0	
Willie Randolph, R (1, 4) OBP: 0.344, SLG: 0.347	4-0 HR BB		0-0 1B	0-0 5-3			1-0 BB HBP		0-0 E 3B	3 2 2 0 1 0 2	
Thurman Munson, R (1, 2) OBP: 0.336, SLG: 0.378	0-0 HR		0-3 K			0-0 4-3	0-3 K		0-0 E6	5 1 1 2 0 2 4	
Graig Nettles, L (1, 5) OBP: 0.365, SLG: 0.448	0-0 G3		0-0 1B			0-0 4-3	4-0 BB		0-0 L3	4 0 0 0 1 0 3	
Chris Chambliss, L (1, 3) OBP: 0.299, SLG: 0.450	0-0 2B		4-0 IBB			0-0 F8	0-0 4-3			3 0 1 0 1 0 3	
Lou Piniella, R (1, 9) OBP: 0.330, SLG: 0.455	0-0 5-3		0-0 F8			0-0 1-3			0-0 F8	4 0 0 0 0 0 4	
Jim Spencer, L (1, 10) OBP: 0.339, SLG: 0.469			0-0 4-3			0-0 6-3			0-0 L3	4 0 1 0 0 0 0	
Juan Beniquez, R (1, 7) OBP: 0.287, SLG: 0.411			0-0 F8			0-0 F4			0-0 6-3	3 0 0 0 1 0 0	
Bucky Dent, R (1, 6) OBP: 0.308, SLG: 0.311			0-0 6-3			0-0 FC1-5			0-0 F4	4 0 0 0 0 0 2	
Inning Stats	R: 2 E: 1 K: 0 S: 5 H: 3 LOB: 1 BB: 1 P: 9	R: 0 E: 0 K: 0 S: 3 H: 0 LOB: 0 BB: 0 P: 3	R: 0 E: 0 K: 1 S: 6 H: 1 LOB: 3 BB: 2 P: 14	R: 0 E: 0 K: 0 S: 4 H: 1 LOB: 2 BB: 1 P: 8	R: 0 E: 0 K: 0 S: 3 H: 0 LOB: 0 BB: 0 P: 3	R: 0 E: 0 K: 0 S: 3 H: 0 LOB: 0 BB: 0 P: 3	R: 0 E: 0 K: 1 S: 6 H: 1 LOB: 3 BB: 1 P: 11	R: 0 E: 0 K: 0 S: 3 H: 0 LOB: 0 BB: 0 P: 3	R: 1 E: 1 K: 0 S: 5 H: 1 LOB: 1 BB: 0 P: 5	1B: 3 2B: 2 3B: 1 HR: 1 SF: 0 SAC: 0 DP: 0 HBP: 1	WP: 0 PB: 0 SB: 0 CS: 1 PA: 40
PITCHER Steve Comer, R (1, 1) ERA: 3.48	IP: 9.0 WLS: W BF: 40 H: 7 R: 3 ER: 2 SO: 2 BB: 4 IBB: 1 HBP: 1 BLK: 0 WP: 0 HR: 1 S: 38 P: 59 ERA: 2.00 WHIP: 1.222										

New York Yankees @ Texas Rangers
Arlington Stadium, Arlington, TX
Sun Jun 17 1979, 8:05 PM EDT
Att: 37,405 - Unknown

livebaseballscorecards.com

AB 30
R 3
H 5
RBI 2
BB 4
SO 2
LOB 18



BOTTOM

New York Yankees @ Texas Rangers
Arlington Stadium, Arlington, TX

Sun Jun 17 1979, 8:05 PM EDT
Att. 37,405 - Unknown

AB	34
R	6
H	13
RBI	6
BB	2
SO	3
LOB	10




WP:	0	PA:	37
PB:	0	SB:	1
CS:	0		

AB R H RBI BB SO LOB

5	0	0	0	0	0	3	
4	1	2	0	0	0	1	
3	3	2	3	0	0	0	
4	0	0	0	0	1	2	
3	2	2	2	1	0	0	
4	0	2	0	0	0	1	
3	0	2	1	1	1	0	
4	0	0	0	0	1	3	
4	0	3	0	0	0	0	
1B:	8	SF:	0	WP:	0	PA:	37
2B:	3	SAC:	1	PB:	0	SB:	1
3B:	0	DP:	2	CS:	0		
HR:	3	HBP:	0				

Batter	1	2	3	4	5	6	7	8	9												
Johnny Grubb, L OBP: 0.337, SLG: 0.488 (1, 8)	0-0 4-3	0-0 F7		0-0 6-3		0-0 3-1		0-0 4-3													
Bill Sample, R OBP: 0.377, SLG: 0.378 (1, 7)	0-0 HR 2B	0-0 F5		0-0 6-3			0-0 L3-6 SH 1B														
Buddy Bell, R OBP: 0.320, SLG: 0.411 (1, 5)	0-0 2-H HR		0-0 HR		0-0 6-3		0-0 SH 1-2 HR														
Pat Putnam, L OBP: 0.314, SLG: 0.481 (1, 3)	0-3 K		0-0 F5		0-0 4-3		0-0 L3-6 2-3														
Oscar Gamble, L OBP: 0.463, SLG: 0.547 (1, 10)	4-0 1B 1B BB		0-0 F8		0-0 FC6-4 1B		0-0 1-H HR														
Richie Zisk, R OBP: 0.283, SLG: 0.316 (1, 9)	0-0 1B 1-3 1B		0-0 2B 1B		0-0 FC6-4 1-2f		0-0 4-3														
Jim Sundberg, R OBP: 0.284, SLG: 0.318 (1, 2)	0-0 1-2 3-H 1B		0-0 1-H 2B		0-3 K		4-0 BB BB BB G5-4-3 BB														
Nelson Norman, S OBP: 0.264, SLG: 0.252 (1, 6)	0-0 4-3		0-0 F5		0-3 K		0-0 G5-4-3 1-2f														
Bump Wills, S OBP: 0.322, SLG: 0.282 (1, 4)		0-0 F7		0-0 6-3 S 1B		0-0 E3 1B		0-0 1B													
Inning Stats	R: 3 E: 0 K: 1 S: 9	H: 4 LOB: 2 BB: 1 P: 13	R: 0 E: 0 K: 0 S: 3	H: 0 LOB: 0 BB: 0 P: 3	R: 1 E: 0 K: 0 S: 5	H: 3 LOB: 2 BB: 0 P: 5	R: 0 E: 0 K: 0 S: 4	H: 1 LOB: 1 BB: 0 P: 4	R: 0 E: 1 K: 2 S: 8	H: 1 LOB: 1 BB: 0 P: 8	R: 2 E: 0 K: 0 S: 5	H: 2 LOB: 0 BB: 0 P: 5	R: 0 E: 0 K: 0 S: 3	H: 1 LOB: 1 BB: 1 P: 7	1B: 8 2B: 3 3B: 0 HR: 3	SF: 0 SAC: 1 DP: 2 HBP: 0	WP: 0 PB: 0 SB: 1 CS: 0	PA: 37			
PITCHER	IP WLS L	WLS L	H R	R ER	SO BB	BB IBB	HBP BLK	WP HR	S P	ERA WHIP	PITCHER	IP WLS L	H R	R ER	SO BB	BB IBB	HBP BLK	WP HR	S P	ERA WHIP	
Catfish Hunter, R ERA: 5.91 (1, 1)	3.0	16	7	4	4	1	0	0	21	12.00	2.667										
Ken Clay, R ERA: 5.13 (4, 1)	5.0	21	6	2	2	2	0	0	28	3.60	1.400										

livebaseballscorecards.com

Batter	1	2	3	4	5	6	7	8	9	AB R H RBI BB SO LOB	TOP														
Alfredo Griffin, S (1, 6) OBP: 0.357, SLG: 0.374	0-0 2B		0-0 6-3		0-0 FC4-6		0-0 FC5-4 1B		0-3 K	5 0 2 0 0 1 1	<p>Toronto Blue Jays @ New York Yankees Yankee Stadium, Bronx, NY</p> <p>Tue Jun 19 1979, 7:05 PM EDT Att. 36,211 - Unknown - 67 F</p> <p>livebaseballscorecards.com</p> <table border="1"> <tr><td>AB</td><td>33</td></tr> <tr><td>R</td><td>5</td></tr> <tr><td>H</td><td>10</td></tr> <tr><td>RBI</td><td>5</td></tr> <tr><td>BB</td><td>6</td></tr> <tr><td>SO</td><td>6</td></tr> <tr><td>LOB</td><td>14</td></tr> </table> 	AB	33	R	5	H	10	RBI	5	BB	6	SO	6	LOB	14
AB	33																								
R	5																								
H	10																								
RBI	5																								
BB	6																								
SO	6																								
LOB	14																								
Bob Bailor, R (1, 7) OBP: 0.296, SLG: 0.257	0-0 4-3		0-0 F3		0-0 F4		0-0 FC5-4 CS 1B		0-0 1B	5 0 1 0 0 0 2															
Rick Bosetti, R (1, 8) OBP: 0.279, SLG: 0.347	0-3 K		0-0 F9				0-0 5-3		0-0 4-3	5 0 0 0 0 1 2															
Rico Carty, R (1, 10) OBP: 0.350, SLG: 0.401		0-0 WP BB 1B		4-0 FC6-4 BB		0-0 BB 1B		0-0 4-3		3 2 2 0 1 0 0															
Otto Velez, R (1, 9) Joe Cannon, L (9, 9) OBP: 0.350, SLG: 0.459		4-0 WP BB 1B		0-0 F4		0-0 F9		0-3 K		3 1 0 0 1 1 2 0 0 0 0 0 0 0															
John Mayberry, L (1, 3) OBP: 0.377, SLG: 0.479		0-0 G6-4-3 1-H 2-H 1B		0-3 K		4-0 WP 1B BB		4-0 1B BB		2 1 1 2 2 1 1															
Danny Ainge, R (1, 4) OBP: 0.337, SLG: 0.400		4-0 G6-4-3 BB 1B		0-0 FC6-4		0-0 WP 1B 1B		0-0 1B		3 1 2 1 1 0 1															
Rick Cerone, R (1, 2) OBP: 0.298, SLG: 0.279		0-0 G6-4-3 1-2f 2-3		0-3 K		4-0 1B BB		0-0 F9		3 0 0 0 1 1 4															
Luis Gomez, R (1, 5) OBP: 0.393, SLG: 0.429		0-0 F8		0-0 FC4-6 1B		0-0 1B		0-3 K		4 0 2 2 0 1 1															
Inning Stats	R: 0 E: 0 K: 1 S: 5	H: 1 LOB: 0 BB: 0 P: 5	R: 2 E: 0 K: 0 S: 4	H: 2 LOB: 1 BB: 2 P: 12	R: 0 E: 0 K: 0 S: 3	H: 0 LOB: 0 BB: 0 P: 3	R: 0 E: 0 K: 1 S: 5	H: 0 LOB: 1 BB: 1 P: 9	R: 0 E: 1 K: 1 S: 6	H: 1 LOB: 1 BB: 0 P: 6	R: 3 E: 0 K: 0 S: 5	H: 3 LOB: 2 BB: 2 P: 13	R: 0 E: 0 K: 0 S: 3	H: 1 LOB: 0 BB: 0 P: 3	R: 0 E: 0 K: 1 S: 6	H: 1 LOB: 2 BB: 1 P: 10	R: 0 E: 0 K: 2 S: 8	H: 1 LOB: 1 BB: 0 P: 8	1B: 9 2B: 1 3B: 0 HR: 0	SF: 0 SAC: 0 DP: 1 HBP: 0	WP: 2 PB: 0 SB: 0 CS: 1	PA: 39			
PITCHER Tommy John, L (1, 1) ERA: 2.29	IP 9.0	WLS L	BF 39	H 10	R 5	ER 5	SO 6	BB 6	IBB 0	HBP 0	BLK 0	WP 2	HR 0	S 45	P 69	ERA 5.00	WHIP 1.778								

Batter	1	2	3	4	5	6	7	8	9	AB	R	H	RBI	BB	SO	LOB
Mickey Rivers, L OBP: 0.321, SLG: 0.414 (1, 8)	0-0 1B 2B		0-0 F9	0-0 F8		0-0 1-3 1B		0-0 4-3		5	1	2	0	0	0	0
Thurman Munson, R OBP: 0.341, SLG: 0.387 (1, 2)	0-3 K		0-0 HR 1B	0-0 2B		0-0 F7		0-0 1B		5	1	3	0	0	1	3
Graig Nettles, L OBP: 0.362, SLG: 0.455 (1, 5)	0-0 F3		0-0 1-H HR	0-0 4-3		0-0 1-3		0-0 F9		5	1	1	2	0	0	3
Lou Piniella, R OBP: 0.337, SLG: 0.469 (1, 7)	0-0 2-H 1B		0-0 1B 2B		0-0 F8		0-0 1B 2B		0-0 F8		5	1	3	1	0	1
Chris Chambliss, L OBP: 0.301, SLG: 0.446 (1, 3)	0-3 K		4-0 1B BB		0-0 F8		0-0 3-1 1B		0-0 4-3		4	0	1	1	1	2
Jim Spencer, L OBP: 0.328, SLG: 0.453 (1, 10)		0-0 G3	0-0 F4		0-3 K		0-0 3-1				4	0	0	0	1	3
Willie Randolph, R OBP: 0.346, SLG: 0.347 (1, 4)		4-0 BLK BB	0-0 FC6-4 1-2 2-3 1B			0-0 6-3		0-0 F8		3	0	1	0	1	0	1
Juan Beniquez, R OBP: 0.286, SLG: 0.394 (1, 9)		0-0 F9	0-0 FC6-4			0-0 6-3		0-0 5-3		4	0	0	0	0	0	4
Bucky Dent, R OBP: 0.307, SLG: 0.310 (1, 6)		0-0 F7		0-3 K		0-0 1B 1B		0-0 F7		4	0	1	0	0	1	1

Inning Stats	R: 1	H: 2	E: 0	K: 2	S: 9	LOB: 1	BB: 0	P: 9	R: 0	H: 0	E: 0	K: 0	S: 3	LOB: 1	BB: 1	P: 7	R: 2	H: 4	E: 0	K: 0	S: 7	LOB: 3	BB: 1	P: 11	R: 0	H: 1	E: 0	K: 1	S: 6	LOB: 1	BB: 0	P: 6	R: 0	H: 0	E: 0	K: 1	S: 5	LOB: 0	BB: 0	P: 5	R: 0	H: 2	E: 0	K: 0	S: 5	LOB: 2	BB: 0	P: 5	R: 1	H: 2	E: 0	K: 0	S: 5	LOB: 1	BB: 0	P: 5	R: 0	H: 0	E: 0	K: 0	S: 3	LOB: 0	BB: 0	P: 3	R: 0	H: 1	E: 0	K: 0	S: 4	LOB: 1	BB: 0	P: 4	1B: 7	2B: 4	3B: 0	HR: 1	SF: 0	SAC: 0	DP: 0	HBP: 0	WP: 0	PB: 0	SB: 0	CS: 0	PA: 41
--------------	------	------	------	------	------	--------	-------	------	------	------	------	------	------	--------	-------	------	------	------	------	------	------	--------	-------	-------	------	------	------	------	------	--------	-------	------	------	------	------	------	------	--------	-------	------	------	------	------	------	------	--------	-------	------	------	------	------	------	------	--------	-------	------	------	------	------	------	------	--------	-------	------	------	------	------	------	------	--------	-------	------	-------	-------	-------	-------	-------	--------	-------	--------	-------	-------	-------	-------	--------

PITCHER	IP	WLS	BF	H	R	ER	SO	BB	IBB	HBP	BLK	WP	HR	S	P	ERA	WHIP
Phil Huffman, R ERA: 5.93 (1, 1)	6.0	W	29	9	3	3	4	2	0	0	1	0	1	35	43	4.50	1.833
Tom Buskey, R ERA: 2.66 (7, 1)	3.0	S	12	3	1	1	0	0	0	0	0	0	0	12	12	3.00	1.000

BOTTOM

Toronto Blue Jays @ New York Yankees
 Yankee Stadium, Bronx, NY
 Tue Jun 19 1979, 7:05 PM EDT
 Att: 36,211 - Unknown - 67 F

livebaseballscorecards.com

AB	39
R	4
H	12
RBI	4
BB	2
SO	4
LOB	18



Batter	1	2	3	4	5	6	7	8	9	AB R H RBI BB SO LOB	TOP																								
Alfredo Griffin, S OBP: 0.359, SLG: 0.373 (1, 6) X	0-0 3-1 4-3 1B		4-0 SH1-4 BB		0-0 F8		0-0 F7			3 0 1 0 1 0 0																									
Joe Cannon, L (1, 9) X (6, 7)	0-0 4-3 1-2		0-0 SH1-4 1-2		0-3 K			0-0 4-3		3 0 0 0 0 1 1																									
Rick Bosetti, R OBP: 0.275, SLG: 0.342 (1, 8) X	0-0 3-1 2-3		0-0 F8			0-0 F7		0-0 4-3		4 0 0 0 0 0 2																									
Rico Carty, R OBP: 0.348, SLG: 0.396 (1, 10) X	0-0 1-3		4-0 BB			0-0 6-3		0-0 5-3		3 0 0 0 1 0 1																									
John Mayberry, L OBP: 0.379, SLG: 0.477 (1, 3) X		0-0 BB 1B 1B	0-0 1-3			4-0 2B BB			0-0 F8	3 1 1 0 1 0 2																									
Al Woods, L OBP: 0.328, SLG: 0.345 (1, 7) X		0-0 F7		0-0 6-3		0-0 2B			0-3 K	2 0 0 0 0 0 1 2 0 1 0 0 1 0																									
Otto Velez, R OBP: 0.353, SLG: 0.470 (6, PH) (6, 9)						1-3 2B																													
Danny Ainge, R OBP: 0.343, SLG: 0.398 (1, 4) X		4-0 1B 1-2 BB		0-0 F9		0-0 1-4-3			0-0 1B 1B	3 0 1 0 1 0 2																									
Luis Gomez, R OBP: 0.406, SLG: 0.438 (1, 5) X		0-0 G6-4-3 1-3 2-H 1B		0-0 4-3			0-0 F8		0-0 1-2 1B	4 0 2 1 0 0 0																									
Bob Davis, R OBP: 0.138, SLG: 0.145 (1, 2) X		0-0 G6-4-3 1-2f			0-0 1-3		0-0 6-3		0-0 F6	2 0 0 0 0 0 2 2 0 0 0 0 0 2																									
Rick Cerone, R OBP: 0.295, SLG: 0.275 (7, PH) (7, 2) X																																			
Inning Stats	R: 0 E: 0 K: 0 S: 4	H: 1 LOB: 1 BB: 0 P: 4	R: 1 E: 0 K: 0 S: 4	H: 2 LOB: 1 BB: 1 P: 8	R: 0 E: 0 K: 0 S: 3	H: 0 LOB: 2 BB: 2 P: 11	R: 0 E: 0 K: 0 S: 3	H: 0 LOB: 0 BB: 0 P: 3	R: 0 E: 0 K: 1 S: 5	H: 0 LOB: 0 BB: 0 P: 5	R: 0 E: 0 K: 0 S: 4	H: 1 LOB: 2 BB: 1 P: 8	R: 0 E: 0 K: 0 S: 3	H: 0 LOB: 0 BB: 0 P: 3	R: 0 E: 0 K: 1 S: 7	H: 2 LOB: 2 BB: 0 P: 7	1B: 5 2B: 1 3B: 0 HR: 0	SF: 0 SAC: 1 DP: 1 HBP: 0	WP: 0 PB: 0 SB: 0 CS: 0	PA: 36															
PITCHER	IP WLS BF H R ER SO BB IBB HBP BLK WP HR S P ERA WHIP																																		
Jim Beattie, R ERA: 4.83 (1, 1)	1.0		5	2	1	1	0	0	0	0	0	0	5	5	9.00	2.000																			
Don Hood, L ERA: 3.04 (2, 1)	4.2	W	19	2	0	0	1	4	0	0	0	0	17	33	0.00	1.286																			
Ron Davis, R ERA: 1.8 (6, 1)	3.1	S	12	2	0	0	1	0	0	0	0	0	14	14	0.00	0.600																			

Toronto Blue Jays @ New York Yankees
 Yankee Stadium, Bronx, NY
 Wed Jun 20 1979, 7:05 PM EDT
 Unknown - 77 F

livebaseballscorecards.com

AB	31
R	1
H	6
RBI	1
BB	4
SO	2
LOB	13



Batter	1	2	3	4	5	6	7	8	9
Mickey Rivers, L OBP: 0.325, SLG: 0.417 (1, 8)	0-3 K		0-0 L5-3 1B		0-0 SH1-3 1-2			0-0 SH1-4 1B	
Willie Randolph, R OBP: 0.346, SLG: 0.345 (1, 4)	4-0 HBP 1B BB		0-0 L5-3 1-2		0-0 F8 2-3			0-0 SH1-4 1-2	
Thurman Munson, R OBP: 0.343, SLG: 0.388 (1, 2)	0-0 HBP 1-2 1B		0-0 FC6-4 1B		0-0 F2 3-H			0-3 K	
Lou Piniella, R OBP: 0.340, SLG: 0.464 (1, 9)	1-0 HBP 1-2 2-3		0-0 FC6-4 1-2f		0-0 5-3			4-0 IBB	
Graig Nettles, L OBP: 0.357, SLG: 0.448 (1, 5)	0-3 K			0-0 G3				0-0 F8	
Darryl Jones, R OBP: 0.250, SLG: 0.417 (1, 10)	0-0 F9			0-0 F8				0-0 F8	
Chris Chambliss, L OBP: 0.298, SLG: 0.441 (1, 3)		0-0 F7		0-0 6-3				0-0 F5	
Juan Beniquez, R OBP: 0.287, SLG: 0.412 (1, 7)		0-0 6-3			0-0 1B 3B			0-0 F7	
Bucky Dent, R OBP: 0.308, SLG: 0.310 (1, 6)		0-0 F9			0-0 F8 SH1-3 WP 1B 3-H			0-0 F9	

Inning Stats	R: 0	H: 1	E: 0	K: 2	S: 8	LOB: 3	BB: 1	P: 13
	R: 0	H: 0	E: 0	K: 0	S: 3	LOB: 0	BB: 0	P: 3
	R: 0	H: 2	E: 0	K: 0	S: 4	LOB: 1	BB: 0	P: 4
	R: 0	H: 0	E: 0	K: 0	S: 3	LOB: 0	BB: 0	P: 3
	R: 2	H: 2	E: 0	K: 0	S: 5	LOB: 0	BB: 0	P: 5
	R: 0	H: 0	E: 0	K: 0	S: 3	LOB: 0	BB: 0	P: 3
	R: 0	H: 1	E: 0	K: 1	S: 6	LOB: 2	BB: 1	P: 10

PITCHER	IP	WLS	BF	H	R	ER	SO	BB	IBB	HBP	BLK	WP	HR	S	P	ERA	WHIP
Tom Underwood, L ERA: 4.3 (1, 1)	8.0	L	32	6	2	2	3	1	1	1	0	1	0	35	44	2.25	0.875

AB R H RBI BB SO LOB

3	0	2	0	0	1	0
2	0	0	0	1	0	2
4	0	2	0	0	1	1
2	0	0	0	1	0	1
4	0	0	0	0	1	5
3	0	0	0	0	0	3
3	0	0	0	0	0	0
3	1	1	0	0	0	0
3	1	1	1	0	0	0

AB	27
R	2
H	6
RBI	1
BB	2
SO	3
LOB	12



WP	HR	S	P	ERA	WHIP
1	0	3	1	2.25	0.875

Toronto Blue Jays @ New York Yankees
 Yankee Stadium, Bronx, NY
 Wed Jun 20 1979, 7:05 PM EDT
 Unknown - 77 F

livebaseballscorecards.com

Batter	1	2	3	4	5	6	7	8	9	AB R H RBI BB SO LOB	TOP																	
Alfredo Griffin, S (1, 6) OBP: 0.354, SLG: 0.367	0-0 4-3		0-0 G4-6-3		0-0 F8			0-0 F8		4 0 0 0 0 0 3																		
Joe Cannon, L (1, 9) OBP: 0.275, SLG: 0.341	0-0 5-3			0-0 4-3	0-3 K			0-0 F7		4 0 0 0 0 1 2																		
Rick Bosetti, R (1, 8) OBP: 0.275, SLG: 0.341	0-0 F8			0-0 1B 1B	0-3 K			0-0 F8		4 1 1 0 0 1 0																		
Rico Carty, R (1, 10) OBP: 0.347, SLG: 0.393		0-0 F9		0-0 1B 1-3 1B	0-0 F9			0-3 K		4 0 1 0 0 1 0																		
John Mayberry, L (1, 3) OBP: 0.381, SLG: 0.491		0-0 F7		0-0 1-3 2B 1B	0-0 F8			0-0 HR		4 1 2 2 0 0 0																		
Al Woods, L (1, 7) OBP: 0.337, SLG: 0.372		4-0 BB FC6-4		0-0 3-H 2B			0-0 HR			3 1 2 1 1 0 0																		
Bob Bailor, R (9, 7) OBP: 0.296, SLG: 0.257				0-0 1-H 2B						0 0 0 0 0 0 0																		
Danny Ainge, R (1, 4) OBP: 0.339, SLG: 0.393		0-0 FC6-4			0-3 K			0-0 3-1		4 0 1 0 0 2 1																		
Luis Gomez, R (1, 5) OBP: 0.361, SLG: 0.389			0-0 4-3		0-0 E6			0-3 K		4 0 0 0 0 2 1																		
Rick Cerone, R (1, 2) OBP: 0.301, SLG: 0.278			0-0 G4-6-3 1B		4-0 1-2 BB			0-0 1-3		2 0 1 0 1 0 0																		
Inning Stats	R: 0 E: 0 K: 0 S: 3	H: 0 LOB: 0 BB: 0 P: 3	R: 0 E: 0 K: 0 S: 3	H: 0 LOB: 1 BB: 1 P: 7	R: 0 E: 0 K: 0 S: 3	H: 1 LOB: 0 BB: 0 P: 3	R: 1 E: 0 K: 0 S: 5	H: 4 LOB: 2 BB: 0 P: 5	R: 0 E: 1 K: 2 S: 8	H: 0 LOB: 2 BB: 1 P: 12	R: 0 E: 0 K: 1 S: 5	H: 0 LOB: 0 BB: 0 P: 5	R: 1 E: 0 K: 2 S: 8	H: 1 LOB: 0 BB: 0 P: 8	R: 0 E: 0 K: 0 S: 3	H: 0 LOB: 0 BB: 0 P: 3	R: 1 E: 0 K: 2 S: 9	H: 2 LOB: 1 BB: 0 P: 9	1B: 5 2B: 1 3B: 0 HR: 2	SF: 0 SAC: 0 DP: 1 HBP: 0	WP: 0 PB: 0 SB: 1 CS: 0	PA: 35						
PITCHER	IP WLS BF H R ER SO BB IBB HBP BLK WP HR S P ERA WHIP																											
Ed Figueroa, R (1, 1) ERA: 4.42	7.0		27	6	2	2	5	2	0	0	0	0	0	1	35	43	2.57	1.143										
Ray Burris, R (8, 1) ERA: 5.92	2.0	L	8	2	1	1	2	0	0	0	0	0	1	12	12	4.50	1.000											

Toronto Blue Jays @ New York Yankees
 Yankee Stadium, Bronx, NY
 Wed Jun 20 1979, 7:05 PM EDT
 Att. 32,129 - Unknown

AB	33
R	3
H	8
RBI	3
BB	2
SO	7
LOB	7



Batter	1	2	3	4	5	6	7	8	9	AB	R	H	RBI	BB	SO	LOB
Willie Randolph, R (1, 4) OBP: 0.348, SLG: 0.345	0-0 6-3	0-0 F8			4-0 BB		0-0 2-H 1B			3	0	1	1	1	0	2
Juan Beniquez, R (1, 8) OBP: 0.277, SLG: 0.396	0-0 F2		0-0 1-3		0-0 F8		0-0 F8			4	0	0	0	0	0	2
Thurman Munson, R (1, 2) OBP: 0.345, SLG: 0.388	0-0 1B		0-3 K			4-0 F9 1B BB		0-0 F9		3	0	1	0	1	1	0
Lou Piniella, R (1, 9) OBP: 0.338, SLG: 0.460	0-0 1-3		0-0 F7			0-0 1-2 G6-4-3 1B		0-0 6-3		4	0	1	0	0	0	1
Graig Nettles, L (1, 5) OBP: 0.355, SLG: 0.448		0-0 1B 2B		0-0 F6		0-0 F9		0-0 F9		4	1	1	0	0	0	2
Darryl Jones, R (1, 10) OBP: 0.286, SLG: 0.429		0-0 FC4-6 1B		0-0 F9		0-0 G6-4-3			0-0 G5-6-4 1B	4	0	2	1	0	0	2
Mickey Rivers, L (9, PR) OBP: 0.325, SLG: 0.417		2-H				1-2f				0	0	0	0	0	0	0
Chris Chambliss, L (1, 3) OBP: 0.297, SLG: 0.438		0-0 FC4-6 1B		0-0 F9			0-0 SH1-4 1B		0-0 G5-6-4	4	1	1	0	0	0	2
Bobby Brown, S (1, 7) OBP: 0.267, SLG: 0.154		0-0 1-2 1B		0-3 K		0-3 K	0-0 SH1-4		0-0 FC6-4 1B	3	0	2	0	0	1	0
Bucky Dent, R (1, 6) OBP: 0.302, SLG: 0.304		0-0 F7			0-0 6-3		0-0 F8		0-0 FC6-4	4	0	0	0	0	0	4

Inning Stats	R: 0	H: 1	E: 0	K: 0	S: 4	LOB: 1	BB: 0	P: 4	R: 1	H: 3	E: 0	K: 0	S: 6	LOB: 2	BB: 0	P: 6	R: 0	H: 0	E: 0	K: 1	S: 5	LOB: 0	BB: 0	P: 5	R: 0	H: 0	E: 0	K: 1	S: 5	LOB: 1	BB: 1	P: 9	R: 0	H: 1	E: 0	K: 0	S: 3	LOB: 1	BB: 1	P: 7	R: 1	H: 2	E: 0	K: 0	S: 5	LOB: 1	BB: 0	P: 5	R: 0	H: 0	E: 0	K: 0	S: 3	LOB: 0	BB: 0	P: 3	R: 0	H: 2	E: 0	K: 0	S: 4	LOB: 1	BB: 0	P: 4	1B: 8	SF: 0	2B: 1	SAC: 1	3B: 0	DP: 2	HR: 0	HBP: 0	WP: 0	PA: 36	PB: 0	SB: 0	CS: 0	ERA	WHIP
PITCHER Balor Moore, L (1, 1) ERA: 4.75	IP	WLS	BF	H	R	ER	SO	BB	IBB	HBP	BLK	WP	HR	S	P	ERA	WHIP	IP	WLS	BF	H	R	ER	SO	BB	IBB	HBP	BLK	WP	HR	S	P	ERA	WHIP																																													

Toronto Blue Jays @ New York Yankees
 Yankee Stadium, Bronx, NY
 Wed Jun 20 1979, 7:05 PM EDT
 Att. 32,129 - Unknown

AB	33
R	2
H	9
RBI	2
BB	2
SO	2
LOB	15



Batter	1	2	3	4	5	6	7	8	9	AB	R	H	RBI	BB	SO	LOB	TOP									
Alfredo Griffin, S (1, 6) OBP: 0.349, SLG: 0.362	0-0 4-3		0-0 F7		0-3 K		0-0 G3			4	0	0	0	0	1	2										
Joe Cannon, L (1, 9) OBP: 0.067, SLG: 0.067	0-0 E 1B		0-0 F7		0-0 F6			0-3 K		4	0	1	0	0	1	2										
Rick Bosetti, R (1, 8) OBP: 0.274, SLG: 0.339	0-3 K 1-2			0-0 F6		0-0 2B 1B		0-0 F2		4	1	1	0	0	1	1										
Rico Carty, R (1, 10) OBP: 0.349, SLG: 0.403	0-0 F8			0-3 K		0-0 4-1 1-H 2B		0-0 2B		4	0	2	1	0	1	1										
John Mayberry, L (1, 3) OBP: 0.363, SLG: 0.489		4-0 BB BB		0-0 1B 1B		0-0 F1		0-0 4-3		3	0	1	0	1	0	2										
Al Woods, L (1, 7) OBP: 0.337, SLG: 0.372		0-0 F7		0-0 1B		0-0 4-1		0-0 F8		3	0	1	0	0	0	2										
Bob Bailor, R (9, PH) OBP: 0.295, SLG: 0.256				1-2 1B		2-3			1	0	0	0	0	0	0	0										
Danny Ainge, R (1, 4) OBP: 0.326, SLG: 0.378		0-0 G6-4-3 1-2		0-0 4-3		0-3 K		0-0 F7		4	0	0	0	0	1	4										
Rick Cerone, R (1, 2) OBP: 0.295, SLG: 0.272			0-0 1-3		0-0 3-1		0-0 F7		0-0 4-3	4	0	0	0	0	0	0										
Luis Gomez, R (1, 5) OBP: 0.385, SLG: 0.436			0-0 2B		0-0 1B		0-0 F9			3	0	2	0	0	0	0										
Inning Stats	R: 0 E: 1 K: 1 S: 6	H: 1 LOB: 1 BB: 0 P: 6	R: 0 E: 0 K: 0 S: 2	H: 0 LOB: 0 BB: 1 P: 6	R: 0 E: 0 K: 0 S: 4	H: 1 LOB: 1 BB: 0 P: 4	R: 0 E: 0 K: 1 S: 7	H: 2 LOB: 2 BB: 0 P: 7	R: 0 E: 0 K: 1 S: 6	H: 1 LOB: 1 BB: 0 P: 6	R: 1 E: 0 K: 1 S: 7	H: 2 LOB: 1 BB: 0 P: 7	R: 0 E: 0 K: 0 S: 3	H: 0 LOB: 0 BB: 0 P: 3	R: 0 E: 0 K: 1 S: 6	H: 1 LOB: 1 BB: 0 P: 6	R: 0 E: 0 K: 0 S: 3	H: 0 LOB: 0 BB: 0 P: 3	1B: 5 2B: 3 3B: 0 HR: 0	SF: 0 SAC: 0 DP: 1 HBP: 0	WP: 0 PB: 0 SB: 0 CS: 0	PA: 35				
PITCHER	IP	WLS	BF	H	R	ER	SO	BB	IBB	HBP	BLK	WP	HR	S	P	ERA	WHIP									
Luis Tiant, R (1, 1) ERA: 4.37	7.2	W	31	8	1	1	5	1	0	0	0	0	0	40	44	1.17	1.174									
Jim Kaat, L (8, 1) ERA: 3.22	0.1		1	0	0	0	0	0	0	0	0	0	0	1	1	0.00	0.000									
Ron Davis, R (9, 1) ERA: 1.71	1.0	S	3	0	0	0	0	0	0	0	0	0	0	3	3	0.00	0.000									

Toronto Blue Jays @ New York Yankees
Yankee Stadium, Bronx, NY
Thu Jun 21 1979, 3:33 AM EDT
Att. 19,278 - Sunny - 73 F

livebaseballscorecards.com

AB 34
R 1
H 8
RBI 1
BB 1
SO 5
LOB 14



Batter	1	2	3	4	5	6	7	8	9
Mickey Rivers, L OBP: 0.328, SLG: 0.423 (1, 8)	0-0 CS 1B		0-0 F7			0-0 3-1 1B 2B		0-0 G3	
Bobby Brown, S OBP: 0.263, SLG: 0.176 (1, 7) Juan Beniquez, R OBP: 0.277, SLG: 0.396 (9, 7)	0-3 K 1-2		0-0 E7 WP 2-H 1B			0-3 K		0-3 K	
Graig Nettles, L OBP: 0.352, SLG: 0.443 (1, 5)	0-0 F8		0-3 K 2-3			0-0 3-1 2-3			
Lou Piniella, R OBP: 0.338, SLG: 0.458 (1, 9)		0-0 6-3		0-0 4-3		0-0 1B 3-H			
Chris Chambliss, L OBP: 0.297, SLG: 0.434 (1, 10)		0-0 F7		1-0 HBP G3-6-3		0-0 F6			
Jim Spencer, L OBP: 0.321, SLG: 0.442 (1, 3)		0-0 F7		0-0 G3-6-3 1-2f			0-3 K		
Jerry Narron, L OBP: 0.250, SLG: 0.240 (1, 2)			0-0 E7 1B 5-3		0-0 4-3		4-0 L6-4 WP BB		
Bucky Dent, R OBP: 0.303, SLG: 0.304 (1, 6)			0-0 E 1-3 1B 5-3		0-0 6-3		0-0 L6-4 1-3		
Fred Stanley, R OBP: 0.294, SLG: 0.200 (1, 4)			0-0 5-3 1-2 3-H		0-3 K		0-0 6-3		

Inning Stats	R: 0	H: 1	E: 0	LOB: 0	K: 1	S: 5	P: 5	R: 0	H: 0	E: 0	LOB: 0	K: 0	S: 3	R: 2	H: 2	E: 2	LOB: 1	K: 1	S: 8	R: 0	H: 0	E: 0	LOB: 0	K: 0	S: 2	R: 0	H: 0	E: 0	LOB: 0	K: 1	S: 5	R: 1	H: 2	E: 0	LOB: 1	K: 1	S: 7	R: 0	H: 0	E: 0	LOB: 0	K: 1	S: 4	R: 0	H: 0	E: 0	LOB: 0	K: 1	S: 5		

PITCHER	IP	WLS	BF	H	R	ER	SO	BB	IBB	HBP	BLK	WP	HR	S	P	ERA	WHIP	IP	WLS	BF	H	R	ER	SO	BB	IBB	HBP	BLK	WP	HR	S	P	ERA	WHIP																
Dave Lemanczyk, R ERA: 2.32 (1, 1)	8.0	L	29	5	3	1	6	1	0	1	0	2	0	39	44	1.12	0.750																																	

BOTTOM

AB	R	H	RBI	BB	SO	LOB
4	1	2	0	0	0	1
4	0	1	1	0	3	2
0	0	0	0	0	0	0
3	0	0	0	0	1	2
3	0	1	1	0	0	0
2	0	0	0	0	0	1
3	0	0	0	0	1	1
2	1	0	0	1	0	0
3	1	1	0	0	0	1
3	0	0	1	0	1	1

AB	27
R	3
H	5
RBI	3
BB	1
SO	6
LOB	9



WP	PA	29
WP: 2	PA: 29	
PB: 0		
SB: 0		
CS: 1		

Toronto Blue Jays @ New York Yankees
Yankee Stadium, Bronx, NY
 Thu Jun 21 1979, 3:33 AM EDT
 Att: 19,278 - Sunny - 73 F

livebaseballscorecards.com

Batter	1	2	3	4	5	6	7	8	9	AB R H RBI BB SO LOB	TOP
Jim Norris, L (1, 7) <small>OBP: 0.306, SLG: 0.317</small>	0-0 		0-0 4-3			0-0 FC4-6 SH5-3 1-2f		0-0 F6		4 0 1 0 0 0 1	
Toby Harrah, R (1, 5) <small>OBP: 0.389, SLG: 0.397</small>	0-3 1-2 K			0-0 1B		0-0 SH5-3 1-2		0-0 1B 1B		3 1 2 0 0 1 1	
Bobby Bonds, R (1, 9) <small>OBP: 0.393, SLG: 0.502</small>	0-0 5-3			0-3 1B K		0-3 K		0-3 K		4 0 0 0 0 3 3	
Andre Thornton, R (1, 10) <small>OBP: 0.349, SLG: 0.427</small>		0-0 F5		0-0 F5			4-0 G4-6-3 BB	0-0 1B 1B		3 1 1 0 1 0 1	
Mike Hargrove, L (1, 3) <small>OBP: 0.331, SLG: 0.274</small> Horace Speed, R (9, PR) <small>OBP: 0.368, SLG: 0.143</small>		0-0 4-3		0-0 G3		0-0 G4-6-3 1-2f		0-0 BB 1B 1B		4 0 1 1 0 0 2 0 0 0 0 0 0 0	
Rick Manning, L (1, 8) <small>OBP: 0.332, SLG: 0.306</small> Ron Pruitt, R (9, PH) <small>OBP: 0.365, SLG: 0.349</small>		0-0 1B		0-3 K		0-0 E4 S		0-0 BB 1B		3 0 1 0 0 1 0 1 0 1 1 0 0 0	
Ron Hassey, L (1, 2) <small>OBP: 0.241, SLG: 0.259</small> Cliff Johnson, R (7, PH) <small>OBP: 0.357, SLG: 0.431</small> (7, 2)		0-0 F8		0-0 F8		0-3 K		0-0 G4-6-3 BB		2 0 0 0 0 0 1 1 0 0 0 1 1 1	
Duane Kuiper, L (1, 4) <small>OBP: 0.318, SLG: 0.314</small>			0-0 4-1		0-0 4-3			0-0 6-3		4 0 0 0 0 0 3	
Tom Verzyer, R (1, 6) <small>OBP: 0.297, SLG: 0.272</small>			0-0 F8			0-0 FC4-6 1B		0-0 L6		3 0 1 0 0 0 0	
Inning Stats	R: 0 H: 1 E: 0 LOB: 0 K: 1 BB: 0 S: 5 P: 5	R: 0 H: 1 E: 0 LOB: 1 K: 0 BB: 0 S: 4 P: 4	R: 0 H: 0 E: 0 LOB: 0 K: 0 BB: 0 S: 3 P: 3	R: 0 H: 1 E: 0 LOB: 1 K: 1 BB: 0 S: 6 P: 6	R: 0 H: 0 E: 0 LOB: 0 K: 1 BB: 0 S: 5 P: 5	R: 0 H: 1 E: 0 LOB: 1 K: 1 BB: 0 S: 6 P: 6	R: 0 H: 0 E: 1 LOB: 1 K: 1 BB: 1 S: 5 P: 9	R: 0 H: 0 E: 0 LOB: 0 K: 0 BB: 0 S: 3 P: 3	R: 2 H: 4 E: 0 LOB: 3 K: 1 BB: 1 S: 8 P: 12	1B: 8 SF: 0 2B: 1 SAC: 1 3B: 0 DP: 3 HR: 0 HBP: 0	WP: 0 PA: 35 PB: 0 SB: 1 CS: 1
PITCHER Catfish Hunter, R (1, 1) <small>ERA: 5.23</small> Jim Kaat, L (7, 1) <small>ERA: 2.96</small> Ron Davis, R (9, 1) <small>ERA: 2.53</small> Don Hood, L (9, 1) <small>ERA: 3.04</small> Ray Burris, R (9, 1) <small>ERA: 5.92</small>	IP WLS BF H R ER SO BB IBB HBP BLK WP HR S P ERA WHIP 6.0 W 22 4 0 0 4 1 0 0 0 0 0 0 29 33 0.00 0.833 2.0 6 0 0 0 1 0 0 0 0 0 0 0 8 8 0.00 0.000 0.1 4 3 2 2 1 0 0 0 0 0 0 0 6 6 54.00 9.000 0.0 0 0 0 0 0 0 0 0 0 0 0 0 0 0 ∞ ∞ 0.0 1 0 0 0 0 1 0 0 0 0 0 0 4 4 ∞ ∞	PITCHER Ken Clay, R (9, 1) <small>ERA: 5.05</small>	IP WLS BF H R ER SO BB IBB HBP BLK WP HR S P ERA WHIP 0.2 S 1 0 0 0 0 0 0 0 0 0 0 0 1 1 0.00 0.000								

Cleveland Indians @ New York Yankees
 Yankee Stadium, Bronx, NY
 Fri Jun 22 1979, 7:05 PM EDT
 Att. 33,776 - Unknown - 69 F

AB	32
R	2
H	8
RBI	2
BB	2
SO	6
LOB	13



WP: 0	PA: 35
PB: 0	
SB: 1	
CS: 1	

Batter	1	2	3	4	5	6	7	8	9	AB	R	H	RBI	BB	SO	LOB
Mickey Rivers, L (1, 8) OBP: 0.323, SLG: 0.417	0-0 F8		0-0 SF9		0-0 F7		0-0 G4-6-3			3	0	0	1	0	0	2
Thurman Munson, R (1, 2) OBP: 0.340, SLG: 0.382	0-0 3-1		0-0 1-3		0-3 K			0-0 F9		4	0	0	0	0	1	1
Graig Nettles, L (1, 5) OBP: 0.350, SLG: 0.438	0-3 K			0-0 L4	0-0 F7			4-0 2B BB		3	1	0	0	1	1	1
Lou Piniella, R (1, 9) OBP: 0.341, SLG: 0.464		0-0 1B		0-3 K		0-0 F4		0-0 6-3 3B 2B		4	1	2	1	0	1	0
Chris Chambliss, L (1, 3) OBP: 0.300, SLG: 0.439		0-3 K		0-0 BB 2B		0-0 S 1B		0-0 6-3		4	0	2	0	0	1	2
Jim Spencer, L (1, 10) OBP: 0.321, SLG: 0.434		0-0 L3		4-0 BB BB		0-0 F2		0-0 3B		2	0	0	0	1	0	2
Darryl Jones, R (8, PH) OBP: 0.310, SLG: 0.517						1-2				1	0	1	1	0	0	0
Willie Randolph, R (1, 4) OBP: 0.346, SLG: 0.341		0-0 5-3		4-0 BB		0-3 K		0-0 6-3		3	0	0	0	1	1	3
Bobby Brown, S (1, 7) OBP: 0.318, SLG: 0.250			0-0 SH1-3 E SF9 1B		0-0 F8					3	1	2	0	0	0	3
Juan Beniquez, R (9, 7) OBP: 0.277, SLG: 0.396										0	0	0	0	0	0	0
Bucky Dent, R (1, 6) OBP: 0.304, SLG: 0.306			0-0 SH1-3			0-0 1B		0-0 F3		2	0	1	0	0	0	1

BOTTOM

Cleveland Indians @ New York Yankees
 Yankee Stadium, Bronx, NY
 Fri Jun 22 1979, 7:05 PM EDT
 Att: 33,776 - Unknown - 69 F

livebaseballscorecards.com

AB	29
R	3
H	8
RBI	3
BB	3
SO	5
LOB	15



Inning Stats	R: 0	H: 0	E: 0	K: 1	S: 5	L: 0	LOB: 0	BB: 0	P: 5	R: 0	H: 1	E: 0	K: 1	S: 6	R: 0	H: 1	E: 0	K: 1	S: 6	R: 0	H: 1	E: 0	K: 1	S: 6	R: 0	H: 1	E: 0	K: 1	S: 6	R: 0	H: 1	E: 0	K: 1	S: 6	R: 2	H: 2	E: 0	K: 0	S: 5	L: 1	LOB: 1	BB: 1	P: 9
--------------	------	------	------	------	------	------	--------	-------	------	------	------	------	------	------	------	------	------	------	------	------	------	------	------	------	------	------	------	------	------	------	------	------	------	------	------	------	------	------	------	------	--------	-------	------

PITCHER	IP	WLS	BF	H	R	ER	SO	BB	IBB	HBP	BLK	WP	HR	S	P	ERA	WHIP
Eric Wilkins, R (1, 1) ERA: 4.52	3.0	L	11	2	1	0	2	0	0	0	0	0	0	15	15	0.00	0.667
Dan Spillner, R (4, 1) ERA: 4.17	4.1		20	5	2	2	3	3	0	0	0	0	0	23	35	4.15	1.846
Sid Monge, L (8, 1) ERA: 2.18	0.1		2	1	0	0	0	0	0	0	0	0	0	2	2	0.00	3.000
Victor Cruz, R (8, 1) ERA: 3.68	0.1		1	0	0	0	0	0	0	0	0	0	0	1	1	0.00	0.000

WP	PA	ERA	WHIP
0	34		

Batter	1	2	3	4	5	6	7	8	9	10	AB R H RBI BB SO LOB	TOP										
Rick Manning, L OBP: 0.333, SLG: 0.308 (1, 8) X	0-0 5-3		0-3 K	0-0 S 1B			0-0 5-3		0-0 1-2 1B		5 0 2 1 0 1 1	Cleveland Indians @ New York Yankees Yankee Stadium, Bronx, NY Sat Jun 23 1979, 7:05 PM EDT Att. 35,818 - Unknown - 79 F										
Toby Harrah, R OBP: 0.390, SLG: 0.394 (1, 5) X	0-0 1B		0-0 G3	4-0 1-2 BB			0-0 5-3		0-3 K		4 0 1 0 1 1 3											
Bobby Bonds, R OBP: 0.390, SLG: 0.494 (1, 9) S	0-3 K			1B 2B BB F6			0-3 K		0-0 6-3		4 1 0 0 1 2 3											
Andre Thornton, R OBP: 0.346, SLG: 0.422 (1, 3) X	0-0 F9			0-0 2B 1-2 1B 1B			0-0 F7		0-0 6-3		5 1 1 0 0 1 1											
Cliff Johnson, R OBP: 0.360, SLG: 0.442 (1, 10) X	0-0 5-3			0-0 1B 2B 1B			0-0 G6-4-3 1B		0-0 L6		5 1 2 1 0 0 0											
Mike Hargrove, L OBP: 0.324, SLG: 0.267 (1, 7) X	0-0 4-3			0-3 K			0-0 G6-4-3 1-2f		0-0 3-1		4 0 0 0 0 1 3											
Horace Speed, R OBP: 0.368, SLG: 0.143 (8, 7) X	0-0 4-3			0-3 K			0-0 G6-4-3 1-2f		0-0 3-1		0 0 0 0 0 0 0											
Gary Alexander, R OBP: 0.282, SLG: 0.346 (1, 2) X	0-0 F9			4-0 1B 1B IBB			0-0 6-3		0-3 K		3 1 0 0 1 1 0											
Duane Kuiper, L OBP: 0.321, SLG: 0.317 (1, 4) X	0-0 F8			0-0 1B 1B 1B			0-0 4-3		0-0 1B 1B		4 0 2 2 0 0 0											
Tom Veryzer, R OBP: 0.301, SLG: 0.277 (1, 6) X	0-0 1B			0-0 1B 1B			0-0 F9		0-0 F4		4 1 2 1 0 0 1											
Inning Stats	R: 0 E: 0 K: 1 S: 6	H: 1 LOB: 1 BB: 0 P: 6	R: 0 E: 0 K: 0 S: 3	H: 0 LOB: 0 BB: 0 P: 3	R: 0 E: 0 K: 1 S: 6	H: 1 LOB: 1 BB: 0 P: 6	R: 5 E: 0 K: 1 S: 9	H: 5 LOB: 2 BB: 3 P: 21	R: 0 E: 0 K: 0 S: 3	H: 0 LOB: 0 BB: 0 P: 3	R: 0 E: 0 K: 1 S: 5	H: 0 LOB: 0 BB: 0 P: 5	R: 0 E: 0 K: 0 S: 3	H: 0 LOB: 0 BB: 0 P: 3	R: 0 E: 0 K: 2 S: 9	H: 2 LOB: 2 BB: 0 P: 9	R: 0 E: 0 K: 1 S: 5	H: 0 LOB: 0 BB: 0 P: 5	1B: 9 2B: 1 3B: 0 HR: 0	SF: 0 SAC: 0 DP: 1 HBP: 0	WP: 0 PB: 0 SB: 1 CS: 0	PA: 41
PITCHER Tommy John, L ERA: 2.45 (1, 1)	IP 10.0	WLS W	BF 41	H 10	R 5	ER 5	SO 7	BB 2	IBB 1	HBP 0	BLK 0	WP 0	HR 0	S 52	P 64	ERA 4.50	WHIP 1.200					

livebaseballscorecards.com

AB	38
R	5
H	10
RBI	5
BB	3
SO	7
LOB	12



BOTTOM

Cleveland Indians @ New York Yankees
Yankee Stadium, Bronx, NY
Sat Jun 23 1979, 7:05 PM EDT
Att. 35,818 - Unknown - 79 F

livebaseballscorecards.com

AB	40
R	6
H	12
RBI	6
BB	5
SO	8
LOB	14



WP	0	PA	45
PB	0		
SB	1		
CS	0		

AB R H RBI BB SO LOB

5 1 2 2 0 0 0

4 0 1 0 1 2 1

5 1 2 2 0 1 4

5 0 1 0 0 1 1

5 1 2 0 0 1 1

3 1 1 0 0 2 0

2 0 0 0 0 0 1

2 0 0 1 1 0 0

1 0 0 0 0 1 2

1 0 1 0 0 0 0

5 0 1 1 0 0 3

1B: 6 SF: 0
2B: 5 SAC: 0
3B: 0 DP: 0
HR: 1 HBP: 0

Batter	1	2	3	4	5	6	7	8	9	10
Mickey Rivers, L OBP: 0.324, SLG: 0.426 (1, 8)	F6		L4			4-3	2B		HR	
Thurman Munson, R OBP: 0.341, SLG: 0.380 (1, 2)	K		1B			F9	IBB		K	
Graig Nettles, L OBP: 0.351, SLG: 0.449 (1, 5)	1B		F2			K	F4		HR	
Lou Piniella, R OBP: 0.338, SLG: 0.458 (1, 9)	4-3				F9		F9	K	1B	
Chris Chambliss, L OBP: 0.302, SLG: 0.446 (1, 3)		3-1			K		1B BB	2B	F8	
Jim Spencer, L OBP: 0.321, SLG: 0.432 (1, 10)					K		BB BB	F8		F9
Roy White, S OBP: 0.259, SLG: 0.223 (8, PH)					K		2B 1B			
Willie Randolph, R OBP: 0.354, SLG: 0.342 (1, 4)					F7		BB BB			1B BB
Bobby Brown, S OBP: 0.292, SLG: 0.227 (1, 7)							BB BB			
Darryl Jones, R OBP: 0.333, SLG: 0.517 (7, PH)							BB BB			
Jerry Naron, L OBP: 0.241, SLG: 0.231 (8, PH)							BB BB			
Juan Beniquez, R OBP: 0.283, SLG: 0.402 (9, 7)							BB BB			
Bucky Dent, R OBP: 0.302, SLG: 0.308 (1, 6)			F8				F6		F9	

Inning Stats	R: 0	H: 1	E: 0	K: 1	S: 6	P: 6	R: 0	H: 1	E: 0	K: 1	S: 6	P: 6	R: 0	H: 1	E: 0	K: 0	S: 4	R: 0	H: 0	E: 0	K: 2	S: 7	P: 7	R: 0	H: 0	E: 0	K: 0	S: 3	R: 0	H: 0	E: 0	K: 1	S: 5	R: 3	H: 3	E: 0	K: 0	S: 6	R: 0	H: 1	E: 0	K: 2	S: 8	R: 2	H: 3	E: 0	K: 1	S: 8	R: 1	H: 2	E: 0	K: 0	S: 3	1B: 6	SF: 0	2B: 5	SAC: 0	3B: 0	DP: 0	HR: 1	HBP: 0	WP: 0	PA: 45
--------------	------	------	------	------	------	------	------	------	------	------	------	------	------	------	------	------	------	------	------	------	------	------	------	------	------	------	------	------	------	------	------	------	------	------	------	------	------	------	------	------	------	------	------	------	------	------	------	------	------	------	------	------	------	-------	-------	-------	--------	-------	-------	-------	--------	-------	--------

PITCHER	IP	WLS	BF	H	R	ER	SO	BB	IBB	HBP	BLK	WP	HR	S	P	ERA	WHIP
Rick Wise, R ERA: 3.87 (1, 1)	6.1		25	5	3	3	5	1	0	0	0	0	0	34	38	4.26	0.947
Sid Monge, L ERA: 2.13 (7, 1)	1.1		9	2	0	0	1	2	1	0	0	0	0	8	20	0.00	3.000
Victor Cruz, R ERA: 4.23 (8, 1)	1.2	L	11	5	3	3	2	1	0	0	0	0	1	14	18	16.20	3.600

Batter	1	2	3	4	5	6	7	8	9	AB R H RBI BB SO LOB	TOP																	
Mike Hargrove, L (1, 7) OBP: 0.326, SLG: 0.266	0-0 F9	0-0 2-H 1B			0-0 F7		4-0 SH2-3 BB BB	0-0 L7		4 0 1 0 1 0 2																		
Toby Harrah, R (1, 5) OBP: 0.390, SLG: 0.396 (6, 6)	0-3 K		0-0 F7		0-0 2B		4-0 SH2-3 BB	0-0 F7		4 0 1 0 1 1 0																		
Bobby Bonds, R (1, 9) OBP: 0.392, SLG: 0.494	0-0 S 1B		0-0 CS 1B		0-3 K		0-0 SH2-3 1-2 2-3	0-3 K		4 1 2 0 0 2 1																		
Andre Thornton, R (1, 3) OBP: 0.351, SLG: 0.423	4-0 1B 1-2 BB		0-0 FC5-4 1-2 1B		0-0 F4		0-3 K	0-0 1B		4 0 2 0 1 1 2																		
Cliff Johnson, R (1, 10) OBP: 0.362, SLG: 0.432	0-0 1-2 2-H 1B		0-0 FC5-4 1-2f		4-0 1B 1B BB		0-0 1-3	0-3 K		4 1 1 1 1 1 4																		
Rick Manning, L (1, 8) OBP: 0.332, SLG: 0.307	0-0 F7			0-0 F7		0-0 1B 1-3 FC3-2 1B		0-3 K		4 0 1 0 0 1 2																		
Ron Hassey, L (1, 2) OBP: 0.258, SLG: 0.276		0-0 5-3 1B 1B		0-0 F8		0-0 FC3-2 1-3 1B		0-0 2B 1B		2 0 1 0 0 0 0																		
Gary Alexander, R (6, PH) OBP: 0.288, SLG: 0.352 (6, 2)						0-0 3-H FC3-2				2 0 2 1 0 0 0																		
Duane Kuiper, L (1, 4) OBP: 0.320, SLG: 0.320		0-0 5-3 1-2		0-0 3-1		0-0 1-2 FC3-2		0-0 1-3 2B		4 0 1 0 0 0 3																		
Tom Verzyer, R (1, 6) OBP: 0.298, SLG: 0.274			0-0 F8		0-0 F7		0-3 K	0-3 K		2 0 0 0 0 0 1																		
Jim Norris, L (6, PH) OBP: 0.304, SLG: 0.315										1 0 0 0 0 1 2																		
Ted Cox, R (6, 5) OBP: 0.282, SLG: 0.250										1 0 0 0 0 1 2																		
Inning Stats	R: 1 E: 0 K: 1 S: 7	H: 2 LOB: 2 BB: 1 P: 11	R: 0 E: 0 K: 0 S: 4	H: 2 LOB: 2 BB: 0 P: 4	R: 0 E: 0 K: 0 S: 4	H: 2 LOB: 1 BB: 0 P: 4	R: 0 E: 0 K: 0 S: 3	H: 0 LOB: 0 BB: 0 P: 3	R: 0 E: 0 K: 1 S: 6	H: 1 LOB: 1 BB: 0 P: 6	R: 1 E: 0 K: 1 S: 7	H: 2 LOB: 2 BB: 1 P: 11	R: 0 E: 0 K: 1 S: 5	H: 0 LOB: 2 BB: 2 P: 13	R: 0 E: 0 K: 2 S: 9	H: 2 LOB: 2 BB: 0 P: 9	R: 0 E: 0 K: 2 S: 8	H: 1 LOB: 1 BB: 0 P: 8	1B: 10 2B: 2 3B: 0 HR: 0	SF: 0 SAC: 1 DP: 0 HBP: 0	WP: 0 PB: 0 SB: 1 CS: 1	PA: 41						
PITCHER	IP WLS BF H R ER SO BB IBB HBP BLK WP HR S P ERA WHIP																											
Ed Figueroa, R (1, 1) ERA: 4.37	3.0		14	6	1	1	1	1	1	0	0	0	0	0	15	19	3.00	2.333										
Jim Kaat, L (4, 1) ERA: 3.0	2.2	W	12	3	1	1	1	1	0	0	0	0	0	13	17	3.38	1.500											
Ron Davis, R (6, 1) ERA: 2.19	3.1	S	15	3	0	0	6	2	0	0	0	0	0	25	33	0.00	1.500											

Cleveland Indians @ New York Yankees
 Yankee Stadium, Bronx, NY
 Sun Jun 24 1979, 3:33 AM EDT
 Att. 55,409 - Unknown - 65 F

livebaseballscorecards.com

AB	36
R	2
H	12
RBI	2
BB	4
SO	8
LOB	19



Batter	1	2	3	4	5	6	7	8	9
Mickey Rivers, L OBP: 0.322, SLG: 0.425 (1, 8)	0-0 F6	0-0 1-3 2B		0-0 4-3		0-0 F7		0-0 F2	
Willie Randolph, R OBP: 0.354, SLG: 0.338 (1, 4)	4-0 F8 1B BB	0-0 1-3			0-0 6-3		0-3 K	4-0 1B BB	
Thurman Munson, R OBP: 0.342, SLG: 0.384 (1, 2)	0-0 F8 1-2	0-0 G3			0-0 2B		0-0 6-3	0-0 1B	
Lou Piniella, R OBP: 0.339, SLG: 0.461 (1, 9)	0-0 S 1B		0-0 6-3		0-0 F9 2B		0-0 6-3	0-3 K	
Darryl Jones, R OBP: 0.344, SLG: 0.516 (1, 10)	0-0 1B		0-0 L1		0-0 F9			0-0 1B 1B	
Jim Spencer, L OBP: 0.324, SLG: 0.433 (5, PH)	0-0 1B				2-3			1B 1B	
Roy White, S OBP: 0.259, SLG: 0.223 (8, PR)								1B 1B	
Chris Chambliss, L OBP: 0.309, SLG: 0.449 (1, 3)	0-0 FC6-4 1B		0-3 K		4-0 FC6-4 BB			0-0 1B 1B SF9 1B	
Juan Beniquez, R OBP: 0.291, SLG: 0.415 (1, 5) (7, 7)	0-0 FC6-4			0-0 2B		0-0 FC6-4		0-0 SF9 1B 1B	
Bobby Brown, S OBP: 0.259, SLG: 0.200 (1, 7)		0-0 5-3		0-3 K		0-0 F7		0-0 1B BB 1B	
Fred Stanley, R OBP: 0.333, SLG: 0.250 (7, 5)								1-2 2-3 3-H	
Bucky Dent, R OBP: 0.301, SLG: 0.309 (1, 6)		0-0 2B 1B		0-0 F8		0-0 F4		0-0 SF9	

Inning Stats	R: 3 E: 0 K: 0 S: 6	H: 3 LOB: 1 BB: 1 P: 10	R: 0 E: 0 K: 0 S: 5	H: 2 LOB: 2 BB: 0 P: 5	R: 0 E: 0 K: 1 S: 5	H: 0 LOB: 0 BB: 0 P: 5	R: 0 E: 0 K: 1 S: 6	H: 1 LOB: 1 BB: 0 P: 6	R: 1 E: 0 K: 0 S: 5	H: 2 LOB: 2 BB: 1 P: 9	R: 0 E: 0 K: 0 S: 3	H: 0 LOB: 0 BB: 0 P: 3	R: 0 E: 0 K: 1 S: 5	H: 0 LOB: 0 BB: 0 P: 5	R: 4 E: 0 K: 1 S: 10	H: 5 LOB: 2 BB: 1 P: 14
--------------	------------------------------	----------------------------------	------------------------------	---------------------------------	------------------------------	---------------------------------	------------------------------	---------------------------------	------------------------------	---------------------------------	------------------------------	---------------------------------	------------------------------	---------------------------------	-------------------------------	----------------------------------

PITCHER	IP	WLS	BF	H	R	ER	SO	BB	IBB	HBP	BLK	WP	HR	S	P	ERA	WHIP
Rick Waits, L ERA: 3.68 (1, 1)	4.1	L	22	8	4	4	2	1	0	0	0	0	0	25	29	8.31	2.077
Mike Paxton, R ERA: 6.5 (5, 1)	3.0		14	4	4	4	1	1	0	0	0	0	0	15	19	12.00	1.667
Sid Monge, L ERA: 2.11 (8, 1)	0.1		2	0	0	0	0	1	0	0	0	0	0	1	5	0.00	3.000
Dan Spillner, R ERA: 4.14 (8, 1)	0.1		2	1	0	0	1	0	0	0	0	0	0	4	4	0.00	3.000


BOTTOM

Cleveland Indians @ New York Yankees
 Yankee Stadium, Bronx, NY
 Sun Jun 24 1979, 3:33 AM EDT
 Att: 55,409 - Unknown - 65 F

AB	R	H	RBI	BB	SO	LOB
5	0	1	0	0	0	3
3	1	0	0	2	1	2
5	1	2	2	0	0	3
5	1	2	2	0	1	2
2	1	1	1	0	0	0
2	0	1	0	0	0	1
0	1	0	0	0	0	0
3	1	2	1	1	1	0
4	1	2	0	0	0	3
3	0	0	0	0	1	1
1	1	1	1	0	0	0
3	0	1	1	0	0	1

AB	36
R	8
H	13
RBI	8
BB	3
SO	4
LOB	16

WP: 0 PA: 40
 PB: 0
 SB: 1
 CS: 0



PITCHER	IP	WLS	BF	H	R	ER	SO	BB	IBB	HBP	BLK	WP	HR	S	P	ERA	WHIP
---------	----	-----	----	---	---	----	----	----	-----	-----	-----	----	----	---	---	-----	------

Batter	1	2	3	4	5	6	7	8	9	AB R H RBI BB SO LOB	TOP											
Mickey Rivers, L (1, 8) OBP: 0.321, SLG: 0.422	0-0 F7		0-0 FC6			0-0 1B		0-3 K		4 0 1 0 0 1 1												
Willie Randolph, R (1, 4) OBP: 0.350, SLG: 0.335	0-0 F9			0-0 5-3		0-0 SF7		0-0 6-3		3 0 0 1 0 0 0												
Thurman Munson, R (1, 2) OBP: 0.341, SLG: 0.383	0-0 F9			4-0 BB		0-0 F8			0-0 F6	1 0 0 0 0 0 0												
Jerry Narron, L (2, 2) OBP: 0.256, SLG: 0.222										1 0 0 0 1 0 2												
Roy White, S (9, PH) OBP: 0.256, SLG: 0.221										1 0 0 0 0 0 0												
Lou Piniella, R (1, 9) OBP: 0.333, SLG: 0.452		0-0 6-3		0-0 G5-4-3		0-0 F9			0-0 5-3	4 0 0 0 0 0 3												
Darryl Jones, R (1, 10) OBP: 0.333, SLG: 0.471		0-0 5-3			0-0 1-3		4-0 BB		0-0 4-3	3 0 0 0 1 0 0												
Chris Chambliss, L (1, 3) OBP: 0.305, SLG: 0.444		0-0 F8			0-0 4-3		0-0 FC6-4			3 0 0 0 0 0 1												
Juan Beniquez, R (1, 5) OBP: 0.282, SLG: 0.413			0-0 FC6		0-0 F9		0-0 1-4-3			3 0 1 0 0 0 1												
Bobby Brown, S (1, 7) OBP: 0.267, SLG: 0.185			0-3 K			4-0 1B	0-0 6-3			2 1 0 0 1 1 2												
Bucky Dent, R (1, 6) OBP: 0.302, SLG: 0.309			0-0 F8			0-0 1B		0-0 6-3		3 0 1 0 0 0 1												
Inning Stats	R: 0 E: 0 K: 0 S: 3	H: 0 LOB: 0 BB: 0 P: 3	R: 0 E: 0 K: 0 S: 3	H: 0 LOB: 0 BB: 0 P: 3	R: 0 E: 0 K: 1 S: 6	H: 1 LOB: 1 BB: 0 P: 6	R: 0 E: 0 K: 0 S: 2	H: 0 LOB: 0 BB: 1 P: 6	R: 0 E: 0 K: 0 S: 3	H: 0 LOB: 0 BB: 0 P: 3	R: 1 E: 0 K: 0 S: 5	H: 2 LOB: 2 BB: 1 P: 9	R: 0 E: 1 K: 0 S: 3	H: 0 LOB: 1 BB: 1 P: 7	R: 0 E: 0 K: 1 S: 5	H: 0 LOB: 0 BB: 0 P: 5	R: 0 E: 0 K: 0 S: 3	H: 0 LOB: 0 BB: 0 P: 3	1B: 3 2B: 0 3B: 0 HR: 0	SF: 1 SAC: 0 DP: 1 HBP: 0	WP: 0 PB: 0 SB: 0 CS: 0	PA: 32
PITCHER Tom Underwood, L (1, 1) ERA: 4.02	IP: 9.0 WLS: W BF: 32 H: 3 R: 1 ER: 1 SO: 2 BB: 3 IBB: 0 HBP: 0 BLK: 0 WP: 0 HR: 0 S: 33 P: 45 ERA: 1.00 WHIP: 0.667											PITCHER	IP: 9.0 WLS: W BF: 32 H: 3 R: 1 ER: 1 SO: 2 BB: 3 IBB: 0 HBP: 0 BLK: 0 WP: 0 HR: 0 S: 33 P: 45 ERA: 1.00 WHIP: 0.667									

New York Yankees @ Toronto Blue Jays
Exhibition Stadium, Toronto, ON
Mon Jun 25 1979, 7:05 PM EDT
Att. 37,612 - Unknown - 66 F

AB	28
R	1
H	3
RBI	1
BB	3
SO	2
LOB	11



Batter	1	2	3	4	5	6	7	8	9	AB	R	H	RBI	BB	SO	LOB
Alfredo Griffin, S (1, 6) OBP: 0.335, SLG: 0.344	0-0 3-1			0-0 4-3	0-0 F2		0-0 F9			4	0	0	0	0	0	2
Luis Gomez, R (1, 5) OBP: 0.393, SLG: 0.426	0-0 6-3			0-0 5-3		4-0 SH3-4 BB		0-0 G6-3 1B		3	0	1	0	1	0	0
Rick Bosetti, R (1, 8) OBP: 0.280, SLG: 0.346	0-0 5-3			0-0 5-3		0-0 SH3-4		0-0 G6-3 1B		3	0	1	0	0	0	0
Rico Carty, R (1, 10) OBP: 0.349, SLG: 0.399		0-3 K			0-0 1B HR	4-0 BB		0-0 G6-3 1-2f 2-3		3	1	1	0	1	1	2
John Mayberry, L (1, 3) OBP: 0.377, SLG: 0.502		0-0 G3			0-0 1-3 HR	0-0 F5		0-0 G3		4	1	1	0	0	0	3
Al Woods, L (1, 7) OBP: 0.343, SLG: 0.396 Bob Bailor, R (8, 9) OBP: 0.296, SLG: 0.258		0-0 F7			0-0 1-H 3-H HR	0-0 F9				3	1	1	3	0	0	2
Rick Cerone, R (1, 2) OBP: 0.298, SLG: 0.287				0-0 F9		0-0 6-3		0-0 6-3		3	0	0	0	0	0	0
Danny Ainge, R (1, 4) OBP: 0.290, SLG: 0.333				0-0 5-3		0-3 K		0-0 4-3		3	0	0	0	0	1	0
Joe Cannon, L (1, 9) OBP: 0.103, SLG: 0.103				0-0 4-3		0-0 S 1B		0-0 E S 1B		3	0	2	0	0	0	0

Inning Stats	R: 0	H: 0	E: 0	K: 0	S: 3	LOB: 0	BB: 0	P: 3	R: 0	H: 0	E: 0	K: 1	S: 5	LOB: 0	BB: 0	P: 5	R: 0	H: 0	E: 0	K: 0	S: 3	LOB: 0	BB: 0	P: 3	R: 3	H: 4	E: 0	K: 1	S: 9	LOB: 1	BB: 0	P: 9	R: 0	H: 0	E: 0	K: 0	S: 3	LOB: 2	BB: 2	P: 11	R: 0	H: 1	E: 0	K: 0	S: 4	LOB: 1	BB: 0	P: 4	R: 0	H: 2	E: 0	K: 0	S: 4	LOB: 1	BB: 0	P: 4
1B: 6	SF: 0	2B: 0	SAC: 1	3B: 0	DP: 1	HR: 1	HBP: 0	WP: 0	PA: 32	WP: 0	PA: 32	ERA	WHIP	WP: 0	PA: 32	ERA	WHIP																																							

PITCHER	IP	WLS	BF	H	R	ER	SO	BB	IBB	HBP	BLK	WP	HR	S	P	ERA	WHIP
Ken Clay, R (1, 1) ERA: 5.05	5.1	L	22	4	3	3	2	2	0	0	0	0	1	24	32	5.06	1.125
Jim Kaat, L (6, 1) ERA: 2.83	1.2		6	1	0	0	0	0	0	0	0	0	0	6	6	0.00	0.600
Ray Burris, R (8, 1) ERA: 5.82	0.2		3	2	0	0	0	0	0	0	0	0	0	3	3	0.00	3.000
Don Hood, L (8, 1) ERA: 3.0	0.1		1	0	0	0	0	0	0	0	0	0	0	1	1	0.00	0.000

BOTTOM

New York Yankees @ Toronto Blue Jays
 Exhibition Stadium, Toronto, ON
 Mon Jun 25 1979, 7:05 PM EDT
 Att: 37,612 - Unknown - 66 F

livebaseballscorecards.com

AB	29
R	3
H	7
RBI	3
BB	2
SO	2
LOB	9



New York Yankees @ Toronto Blue Jays

Exhibition Stadium, Toronto, ON

Tue Jun 26 1979, 7:05 PM EDT
Att. 38,696 - Unknown - 72 F

AB	39
R	11
H	16
RBI	10
BB	7
SO	5
LOB	16



Batter	1	2	3	4	5	6	7	8	9	AB R H RBI BB SO LOB	TOP											
Mickey Rivers, L (1, 8) OBP: 0.321, SLG: 0.424	0-0 F8	0-3 K		0-0 3-1	0-0 1B		0-0 4-3	0-0 2B		6 0 2 1 0 1 0												
Thurman Munson, R (1, 2) OBP: 0.341, SLG: 0.379	0-0 BB 1B SF7 1B	0-0 F4		0-3 K	0-3 K		4-0 1B 1B BB	0-0 F9		5 2 1 0 1 2 3												
Bobby Murcer, L (1, 9) OBP: 0.381, SLG: 0.402	0-0 SF7 1B BB 1B	4-0 WP BB		4-0 1B BB		0-0 F7	0-0 1B 1B		0-0 F4	4 1 2 0 2 0 0												
Lou Piniella, R (1, 7) OBP: 0.343, SLG: 0.458	4-0 SF7 1B BB	0-3 K		0-0 1B BB		0-0 1B WP 1B	0-0 G6-4-3 1B		0-0 F6	4 2 3 1 1 1 1												
Juan Beniquez, R (8, 7) OBP: 0.289, SLG: 0.409	1-2 2-3 BB	1-2 K		1-2 1B		1-3 1B 1B	0-0 G6-4-3 1B		0-0 3-1	1 0 0 0 0 0 0												
Chris Chambliss, L (1, 10) OBP: 0.302, SLG: 0.439	0-0 SF7		0-0 4-3	0-0 6-3		0-0 1B 1B	0-0 G6-4-3		0-0 3-1	5 1 1 1 0 0 4												
Graig Nettles, L (1, 5) OBP: 0.352, SLG: 0.448	0-0 HR 1B		0-0 6-3		0-0 4-3	0-0 4-6-3		0-0 1B SF7 1B		5 2 2 2 0 0 1												
Jim Spencer, L (1, 3) OBP: 0.347, SLG: 0.485	0-0 HR		4-0 HBP BB		0-0 SH1-4 3B	4-0 1B IBB		0-0 2B 1B		3 3 3 2 2 0 0												
Willie Randolph, R (1, 4) OBP: 0.354, SLG: 0.337	0-0 1B		1-0 HBP		0-0 SH1-4	0-0 1B		0-3 K		1 0 1 0 0 0 0												
Fred Stanley, R (4, 4) OBP: 0.350, SLG: 0.278	0-0 1B		1-2 HBP		0-0 3-H 2-H 1B	1-3 2-H 1B		0-0 K		2 0 1 2 0 1 2												
Bucky Dent, R (1, 6) OBP: 0.300, SLG: 0.305	0-0 5-3		0-0 1-3		4-0 1B BB	0-0 F5		0-0 SF7		3 0 0 1 1 0 5												
Inning Stats	R: 5 E: 0 K: 0 S: 8	H: 5 LOB: 1 BB: 1 P: 12	R: 0 E: 0 K: 2 S: 7	H: 0 LOB: 1 BB: 1 P: 11	R: 0 E: 0 K: 0 S: 3	H: 0 LOB: 2 BB: 1 P: 8	R: 0 E: 0 K: 1 S: 6	H: 1 LOB: 2 BB: 1 P: 10	R: 1 E: 0 K: 1 S: 7	H: 2 LOB: 2 BB: 1 P: 11	R: 2 E: 0 K: 0 S: 6	H: 3 LOB: 2 BB: 1 P: 10	R: 1 E: 0 K: 0 S: 4	H: 2 LOB: 1 BB: 1 P: 8	R: 2 E: 0 K: 1 S: 8	H: 3 LOB: 1 BB: 0 P: 8	R: 0 E: 0 K: 0 S: 3	H: 0 LOB: 0 BB: 0 P: 3	1B: 13 2B: 1 3B: 1 HR: 1	SF: 2 SAC: 1 DP: 1 HBP: 1	WP: 2 PB: 0 SB: 0 CS: 0	PA: 50
PITCHER	IP WLS BF H R ER SO BB IBB HBP BLK WP HR S P ERA WHIP																					
Dave Lemanczyk, R (1, 1) ERA: 2.85	5.2 L 35 11 8 8 4 5 1 1 0 2 1 36 61 12.71 2.824																					
Tom Buskey, R (6, 1) ERA: 2.86	0.2 5 2 1 1 0 1 0 0 0 0 0 4 8 13.50 4.500																					
Dyar Miller, R (7, 1) ERA: 5.32	2.2 10 3 2 2 1 0 0 0 0 0 0 12 12 6.75 1.125																					

livebaseballscorecards.com

Batter	1	2	3	4	5	6	7	8	9	AB R H RBI BB SO LOB
Alfredo Griffin, S (1, 6) OBP: 0.333, SLG: 0.341	0-0 F9	0-0 1-3			0-0 FC4		0-0 1B		0-0 F8	5 0 1 1 0 0 4
Luis Gomez, R (1, 5) OBP: 0.361, SLG: 0.390	0-0 F3		0-3 K		0-3 K		0-0 F8		0-0 F9	5 0 0 0 0 2 4
Rick Bosetti, R (1, 8) OBP: 0.280, SLG: 0.346	0-0 1B		0-3 K		0-0 F5			0-3 K		3 0 1 0 0 1 2
Bob Bailor, R (7, 8) OBP: 0.295, SLG: 0.257										1 0 0 0 0 1 0
Rico Carty, R (1, 10) OBP: 0.348, SLG: 0.395	0-3 K		0-3 K		0-0 F8			4-0 1B BB		3 0 0 0 1 2 3
John Mayberry, L (1, 3) OBP: 0.372, SLG: 0.494		0-0 6-3		0-0 F4		0-3 K		0-0 F3		4 0 0 0 0 1 1
Al Woods, L (1, 7) OBP: 0.345, SLG: 0.398		0-0 FC6-4 BB 1B		0-0 G3		0-0 F8		0-0 FC6-4 1B		4 1 2 0 0 0 0
Rick Cerone, R (1, 2) OBP: 0.297, SLG: 0.283		4-0 FC6-4 BB		0-0 F7		0-0 F5		0-0 FC6-4 1-2		3 0 0 0 1 0 2
Danny Ainge, R (1, 4) OBP: 0.296, SLG: 0.338		0-0 FC6-4 1B 1-2f 2-3			0-0 1B FC4 1B		0-0 F9		0-0 1B	4 1 2 0 0 0 2
Joe Cannon, L (1, 9) OBP: 0.152, SLG: 0.152		0-0 1B 1-2 3-H			0-0 E FC4 1B 1-3		0-0 F5		0-0 F5	4 0 2 1 0 0 1

Inning Stats	R: 0	H: 1	E: 0	LOB: 1	K: 1	BB: 0	S: 6	P: 6
	R: 1	H: 2	E: 0	LOB: 2	K: 0	BB: 1	S: 5	P: 9
	R: 0	H: 0	E: 0	LOB: 0	K: 3	BB: 0	S: 9	P: 9
	R: 0	H: 0	E: 0	LOB: 0	K: 0	BB: 0	S: 3	P: 3
	R: 1	H: 2	E: 1	LOB: 2	K: 1	BB: 0	S: 8	P: 8
	R: 0	H: 0	E: 0	LOB: 0	K: 1	BB: 0	S: 5	P: 5
	R: 0	H: 1	E: 0	LOB: 1	K: 0	BB: 0	S: 4	P: 4
	R: 0	H: 1	E: 0	LOB: 2	K: 1	BB: 1	S: 6	P: 10
	R: 0	H: 1	E: 0	LOB: 1	K: 0	BB: 0	S: 4	P: 4

PITCHER	IP	WLS	BF	H	R	ER	SO	BB	IBB	HBP	BLK	WP	HR	S	P	ERA	WHIP
Luis Tiant, R (1, 1) ERA: 4.1	9.0	W	38	8	2	2	7	2	0	0	0	0	0	50	58	2.00	1.111

BOTTOM

New York Yankees @ Toronto Blue Jays
 Exhibition Stadium, Toronto, ON
 Tue Jun 26 1979, 7:05 PM EDT
 Att: 38,696 - Unknown - 72 F

AB	36
R	2
H	8
RBI	2
BB	2
SO	7
LOB	19



WP	PA	ERA	WHIP
0	38		

New York Yankees @ Toronto Blue Jays
 Exhibition Stadium, Toronto, ON

Thu Jun 28 1979, 7:05 PM EDT
 Att. 39,347 - Unknown - 72 F

AB	37
R	5
H	10
RBI	4
BB	7
SO	2
LOB	23



Batter	1	2	3	4	5	6	7	8	9	10	AB	R	H	RBI	BB	SO	LOB
Mickey Rivers, L (1, 8) OBP: 0.322, SLG: 0.421	0-0 6-3		0-0 6-3		0-0 F9 1B		4-0 1B BB		0-0 F2		4	1	1	0	1	0	2
Thurman Munson, R (1, 2) OBP: 0.348, SLG: 0.386	0-0 3-1 2B		4-0 BB		0-0 1-2 1B		4-0 1B BB		0-0 G5-4-3 1-2f		3	0	2	1	2	0	1
Bobby Murcer, L (1, 9) OBP: 0.373, SLG: 0.392	0-0 3-1 2-3		0-0 F9		0-0 F9		0-3 K			0-0 F7	5	0	0	0	0	1	7
Lou Piniella, R (1, 7) OBP: 0.344, SLG: 0.457	0-0 6-3			0-3 K		0-0 G6-4-3 1-2f		0-0 1-3 2-H 1B		0-0 2B 1B	5	1	2	1	0	1	3
Darryl Jones, R (1, 10) OBP: 0.333, SLG: 0.486		0-0 5-3		0-0 F8			0-0 G3 2B		0-0 F7		3	0	1	0	0	0	0
Jim Spencer, L (7, PH) OBP: 0.349, SLG: 0.492										0-0 E 2B	2	1	1	1	0	0	2
Graig Nettles, L (1, 5) OBP: 0.350, SLG: 0.443		0-0 F7		0-0 1B			0-0 G3 2-3		0-0 1-4-3		5	0	1	0	0	0	1
Chris Chambliss, L (1, 3) OBP: 0.304, SLG: 0.434		0-0 F8		0-0 F7			0-0 6-3		4-0 G5-4-3 BB		3	0	0	0	2	0	2
Willie Randolph, R (1, 4) OBP: 0.355, SLG: 0.333			4-0 6-3 G3 BB		4-0 2B BB		0-0 F8		0-0 G5-4-3 1-2f		3	1	0	0	2	0	4
Bucky Dent, R (1, 6) OBP: 0.303, SLG: 0.313			0-0 G3 1-2		0-0 1B 1B 2B			0-0 F8		0-0 G5-4-3 1B	4	1	2	1	0	0	1

Inning Stats	R: 0	H: 1	R: 0	H: 0	R: 0	H: 0	R: 0	H: 1	R: 2	H: 3	R: 0	H: 1	R: 0	H: 0	R: 0	H: 1	R: 2	H: 2	1B: 6	SF: 0	WP: 0	PA: 44
	E: 0	LOB: 1	E: 0	LOB: 0	E: 0	LOB: 0	E: 0	LOB: 1	E: 0	LOB: 1	E: 0	LOB: 1	E: 0	LOB: 0	E: 0	LOB: 0	E: 1	LOB: 1	2B: 4	SAC: 0	PB: 0	
	K: 0	BB: 0	K: 0	BB: 0	K: 1	BB: 0	K: 1	BB: 0	K: 0	BB: 1	K: 0	BB: 0	K: 0	BB: 1	K: 0	BB: 1	K: 0	BB: 1	3B: 0	DP: 4	SB: 0	
	S: 4	P: 4	S: 3	P: 3	S: 3	P: 11	S: 6	P: 6	S: 5	P: 9	S: 4	P: 4	S: 6	P: 14	S: 2	P: 6	S: 3	P: 3	HR: 0	HBP: 0	CS: 0	

PITCHER	IP	WLS	BF	H	R	ER	SO	BB	IBB	HBP	BLK	WP	HR	S	P	ERA	WHIP
Balor Moore, L (1, 1) ERA: 4.66	6.2		31	7	3	3	2	5	0	0	0	0	0	30	50	4.05	1.800
Mark Lemongello, R (7, 1) ERA: 6.32	3.1	L	13	3	2	1	0	1	1	0	0	0	0	11	19	2.70	1.200

WP: 0	PA: 44
PB: 0	
SB: 0	
CS: 0	

PITCHER	IP	WLS	BF	H	R	ER	SO	BB	IBB	HBP	BLK	WP	HR	S	P	ERA	WHIP
---------	----	-----	----	---	---	----	----	----	-----	-----	-----	----	----	---	---	-----	------

New York Yankees @ Toronto Blue Jays

Exhibition Stadium, Toronto, ON

Thu Jun 28 1979, 7:05 PM EDT
Att. 39,347 - Unknown - 72 F

livebaseballscorecards.com

AB	36
R	3
H	11
RBI	2
BB	4
SO	5
LOB	20



WP: 1	PA: 43
PB: 0	
SB: 1	
CS: 1	

Batter	1	2	3	4	5	6	7	8	9	10	AB	R	H	RBI	BB	SO	LOB
Alfredo Griffin, S OBP: 0.329, SLG: 0.337 (1, 6)											4	0	0	0	0	0	2
Luis Gomez, R OBP: 0.379, SLG: 0.406 (1, 5)											5	0	3	1	0	0	0
Rick Bosetti, R OBP: 0.279, SLG: 0.343 (1, 8)											5	0	1	0	0	0	2
Rico Carty, R OBP: 0.350, SLG: 0.394 (1, 10)											3	1	1	0	1	0	2
Ted Wilborn, S (8, PR)											0	0	0	0	0	0	0
Al Woods, L OBP: 0.344, SLG: 0.396 (9, PH)											1	0	0	0	0	0	0
Otto Velez, R OBP: 0.344, SLG: 0.462 (1, 7)											4	1	1	0	0	2	2
John Mayberry, L OBP: 0.372, SLG: 0.494 (1, 3)											4	0	1	0	1	2	4
Rick Cerone, R OBP: 0.300, SLG: 0.280 (1, 2)											2	0	0	0	2	0	2
Danny Ainge, R OBP: 0.302, SLG: 0.343 (1, 4)											4	0	2	0	0	1	4
Bob Bailor, R OBP: 0.298, SLG: 0.261 (1, 9)											4	1	2	1	0	0	2

Inning Stats	R: 0	H: 2	E: 0	K: 1	S: 7	H: 2	LOB: 2	BB: 0	P: 7	R: 0	H: 1	E: 0	K: 0	S: 3	H: 0	LOB: 0	BB: 0	P: 3	R: 2	H: 2	E: 0	K: 2	S: 9	H: 2	LOB: 2	BB: 2	P: 17	R: 0	H: 0	E: 0	K: 0	S: 3	R: 0	H: 2	E: 0	K: 0	S: 4	R: 0	H: 1	E: 0	K: 0	S: 4	R: 0	H: 1	E: 0	K: 1	S: 6	R: 1	H: 2	E: 0	K: 0	S: 4	R: 0	H: 0	E: 0	K: 1	S: 5	H: 0	LOB: 0	BB: 0	P: 5	1B: 9	2B: 2	3B: 0	HR: 0	SF: 0	SAC: 2	DP: 1	HBP: 0	WP: 1	PA: 43
--------------	------	------	------	------	------	------	--------	-------	------	------	------	------	------	------	------	--------	-------	------	------	------	------	------	------	------	--------	-------	-------	------	------	------	------	------	------	------	------	------	------	------	------	------	------	------	------	------	------	------	------	------	------	------	------	------	------	------	------	------	------	------	--------	-------	------	-------	-------	-------	-------	-------	--------	-------	--------	-------	--------

PITCHER	IP	WLS	BF	H	R	ER	SO	BB	IBB	HBP	BLK	WP	HR	S	P	ERA	WHIP
Tommy John, L ERA: 2.45 (1, 1)	7.2		34	9	2	2	4	4	0	0	0	1	0	38	54	2.35	1.696
Ron Davis, R ERA: 2.33 (8, 1)	2.1	W	8	2	1	1	1	0	0	0	0	0	0	10	10	3.86	0.857

PITCHER	IP	WLS	BF	H	R	ER	SO	BB	IBB	HBP	BLK	WP	HR	S	P	ERA	WHIP
---------	----	-----	----	---	---	----	----	----	-----	-----	-----	----	----	---	---	-----	------

Batter	1	2	3	4	5	6	7	8	9	10	11	12	13	AB R H RBI BB SO LOB	TOP														
Rick Burleson, R (1, 6) OBP: 0.321, SLG: 0.375	0-3 K		0-3 K			0-0 CS 1B		0-0 1B 1B		0-0 G6-4-3			0-0 1B 2B	6 1 3 0 0 2 2	Boston Red Sox @ New York Yankees Yankee Stadium, Bronx, NY Fri Jun 29 1979, 7:05 PM EDT Att: 53,306 - Unknown - 69 F														
Larry Wolfe, R (1, 4) OBP: 0.396, SLG: 0.439 Jerry Remy, L (8, PR) OBP: 0.357, SLG: 0.351	0-3 K			4-0 1B BB		0-0 F8		0-0 G3-6-3 1B		0-0 1-4-3			0-0 1B	3 0 1 1 1 1 1 2 0 1 1 0 0 0															
Fred Lynn, L (1, 8) OBP: 0.386, SLG: 0.607	0-3 K			0-0 G4-6-3 1B		0-0 4-3		0-0 G3-6-3		0-0 F7			0-3 K	6 0 1 0 0 2 3															
Jim Rice, R (1, 7) OBP: 0.389, SLG: 0.586		0-3 K		0-3 K			0-0 F3		0-0 HR				4-0 FC6-4 1B	5 1 2 1 1 2 2															
Bob Watson, R (1, 10) OBP: 0.332, SLG: 0.372		0-0 F8		0-0 G4-6-3			0-0 2B		0-0 1-3				0-0 FC6-4	6 0 1 0 0 0 5															
Carl Yastrzemski, L (1, 3) OBP: 0.391, SLG: 0.536		0-0 3-1			0-0 SH1-3 1B		0-3 K		0-0 3-4-1				4-0 G5-4-3 BB	4 0 1 0 1 1 1															
Butch Hobson, R (1, 5) OBP: 0.284, SLG: 0.459			0-0 F3		0-0 SH1-3		0-0 F8		0-0 5-3				0-0 F8	4 0 0 0 0 0 2															
Dwight Evans, R (1, 9) OBP: 0.356, SLG: 0.438			0-0 F4		0-0 5-3			0-3 K		0-0 F8			0-0 G5-4-3	5 0 0 0 0 1 2															
Bob Montgomery, R (1, 2) OBP: 0.490, SLG: 0.578 Jim Dwyer, L (10, PR) OBP: 0.263, SLG: 0.343 Gary Allenson, R (10, 2) OBP: 0.278, SLG: 0.320			0-0 2B		0-3 K			0-0 1B 1B		0-0 G6-4-3 1B			0-0 F8	4 1 3 0 0 1 1 0 0 0 0 0 0 0 1 0 0 0 0 0 0															
Inning Stats	R: 0 E: 0 K: 3 S: 9	H: 0 LOB: 0 BB: 0 P: 9	R: 0 E: 0 K: 1 S: 5	H: 0 LOB: 0 BB: 0 P: 5	R: 0 E: 0 K: 1 S: 6	H: 1 LOB: 1 BB: 0 P: 6	R: 0 E: 0 K: 1 S: 5	H: 1 LOB: 1 BB: 1 P: 9	R: 0 E: 0 K: 1 S: 6	H: 1 LOB: 0 BB: 0 P: 3	R: 0 E: 0 K: 0 S: 3	H: 1 LOB: 0 BB: 0 P: 6	R: 1 E: 0 K: 1 S: 7	H: 3 LOB: 2 BB: 0 P: 7		R: 1 E: 0 K: 0 S: 4	H: 1 LOB: 0 BB: 0 P: 4	R: 0 E: 0 K: 0 S: 3	H: 1 LOB: 1 BB: 0 P: 3	R: 0 E: 0 K: 0 S: 4	H: 1 LOB: 1 BB: 0 P: 4	R: 0 E: 0 K: 0 S: 2	H: 0 LOB: 0 BB: 1 P: 6	R: 1 E: 0 K: 1 S: 7	H: 2 LOB: 2 BB: 1 P: 11	1B: 9 2B: 3 3B: 0 HR: 1	SF: 0 SAC: 1 DP: 4 HBP: 0	WP: 0 PB: 0 SB: 0 CS: 1	PA: 50
PITCHER	Ron Guidry, L (1, 1) ERA: 2.04 Ron Davis, R (9, 1) ERA: 2.48 Jim Kaat, L (11, 1) ERA: 2.84												PITCHER IP WLS BF H R ER SO BB IBB HBP BLK WP HR S P ERA WHIP																
	IP: 8.0 WLS: 0 BF: 30 H: 8 R: 1 ER: 1 SO: 9 BB: 1 IBB: 0 HBP: 0 BLK: 0 WP: 0 HR: 0 S: 47 P: 51 ERA: 1.12 WHIP: 1.125												IP: 2.0 WLS: 0 BF: 7 H: 2 R: 1 ER: 1 SO: 0 BB: 0 IBB: 0 HBP: 0 BLK: 0 WP: 0 HR: 0 S: 7 P: 7 ERA: 4.50 WHIP: 1.000																
	IP: 3.0 WLS: L BF: 13 H: 3 R: 1 ER: 1 SO: 1 BB: 1 IBB: 0 HBP: 0 BLK: 0 WP: 0 HR: 0 S: 13 P: 21 ERA: 3.00 WHIP: 1.333																												

livebaseballscorecards.com

AB	46
R	3
H	13
RBI	3
BB	3
SO	10
LOB	19



Batter	1	2	3	4	5	6	7	8	9	10	11	12	13
Mickey Rivers, L (1, 8) OBP: 0.318, SLG: 0.415 Juan Beniquez, R (10, 8) OBP: 0.283, SLG: 0.405	0-0 L6		0-0 F7			0-0 F8		0-0 FC4-2		1-0 CS		0-0 F8	
Thurman Munson, R (1, 2) OBP: 0.345, SLG: 0.381	0-0 5-3			0-0 5-3		0-0 1B		0-0 1-3		0-3 K		0-0 5-3	
Bobby Murcer, L (1, 9) OBP: 0.372, SLG: 0.395	0-0 F7			0-0 L3		0-0 F8			0-0 1B	0-0 4-3		0-0 2B	
Lou Piniella, R (1, 7) OBP: 0.344, SLG: 0.453		0-0 5-3		0-0 1B			0-0 F7		0-0 1B		0-0 3-1	0-0 F9	
Reggie Jackson, L (1, 10) OBP: 0.368, SLG: 0.509		0-3 K			0-3 K		0-0 F8		0-3 K		0-0 F2		0-3 K
Graig Nettles, L (1, 5) OBP: 0.349, SLG: 0.439		0-3 K			0-0 G3		0-0 4-3		0-0 G3		4-0 3-1		0-0 3-1
Jim Spencer, L (1, 3) OBP: 0.335, SLG: 0.471			0-0 G3		0-0 G3			0-0 F9	0-0 G3		0-0 3-1		0-0 F6
Willie Randolph, R (1, 4) OBP: 0.361, SLG: 0.332			4-0 S			0-0 4-3		4-0 1B	4-0 BB		4-0 IBB		
Bucky Dent, R (1, 6) OBP: 0.307, SLG: 0.314 Roy White, S (8, PR) OBP: 0.256, SLG: 0.221 Fred Stanley, R (9, 6) OBP: 0.318, SLG: 0.250			0-3 K			4-0 1B		0-0 FC4-2	0-0 4-3		0-3 K		

AB	R	H	RBI	BB	SO	LOB
4	0	0	0	0	0	4
1	0	0	0	0	0	0
6	0	1	0	0	1	3
6	1	2	0	0	0	2
6	1	2	0	0	0	2
6	0	0	0	0	4	3
5	0	1	1	1	1	0
6	0	0	1	0	0	3
1	0	0	0	4	0	0
2	0	1	0	1	1	1
0	0	0	0	0	0	0
2	0	0	0	0	1	5

AB	R	H	RBI	BB	SO	LOB
45	2	7	2	6	8	23

WP	PA
0	52


Inning Stats	R	H	E	K	S	IP	WLS	BF	H	R	ER	SO	BB	IBB	HBP	BLK	WP	HR	S	P	ERA	WHIP
	0	0	0	0	3	8.1		33	5	2	0	5	3	0	0	0	0	0	40	52	0.00	0.960
	0	0	0	2	7	2.1		11	1	0	0	1	0	3	1	0	0	0	9	22	0.00	0.429
	0	0	0	2	7	2.1	W	8	1	0	0	2	0	0	0	0	0	0	12	12	0.00	0.429

1B	2B	3B	HR	SF	SAC	DP	HBP
6	2	0	0	0	1	1	1



Boston Red Sox @ New York Yankees
 Yankee Stadium, Bronx, NY
 Fri Jun 29 1979, 7:05 PM EDT
 Att: 53,306 - Unknown - 69 F

livebaseballscorecards.com

Batter	1	2	3	4	5	6	7	8	9	AB R H RBI BB SO LOB	TOP									
Jerry Remy, L (1, 4) OBP: 0.352, SLG: 0.346	0-0 B1-3		0-0 F8		0-0 F6			0-0 B3		4 0 0 0 0 0 0	<p>Boston Red Sox @ New York Yankees Yankee Stadium, Bronx, NY</p> <p>Sat Jun 30 1979, 3:33 AM EDT Att. 50,253 - Unknown - 72 F</p> <hr/> <p>AB 33 R 3 H 8 RBI 3 BB 1 SO 2 LOB 10</p> 									
Rick Burleson, R (1, 6) OBP: 0.317, SLG: 0.369	0-0 F3		0-0 F8		0-0 F9			0-0 6-3		4 0 0 0 0 0 0										
Fred Lynn, L (1, 8) OBP: 0.381, SLG: 0.598	0-3 K		0-0 F7					0-0 F8		4 0 0 0 0 1 0										
Jim Rice, R (1, 7) OBP: 0.387, SLG: 0.582		0-0 2B 1B 1B		0-0 F6				0-0 5-3		4 1 1 0 0 0 0										
Carl Yastrzemski, L (1, 3) OBP: 0.396, SLG: 0.555		0-0 1-3 1B 2B		0-0 2B 1B				0-0 HR		4 2 3 1 0 0 0										
Bob Watson, R (1, 10) OBP: 0.339, SLG: 0.384		0-0 1B		0-0 F7				0-0 G3-6-3 1B		4 0 3 2 0 0 1 0 0 0 0 0 0 0										
Jim Dwyer, L (9, PR) OBP: 0.263, SLG: 0.343		2-H 3-H 1B					0-0 3-1 2B													
Butch Hobson, R (1, 5) OBP: 0.285, SLG: 0.462		0-0 F3		0-0 1-3 2B			0-0 3-1			3 0 1 0 0 0 2 1 0 0 0 0 0 1										
Jack Brohamer, L (7, 5) OBP: 0.328, SLG: 0.362							0-0 2-3													
Dwight Evans, R (1, 9) OBP: 0.356, SLG: 0.435		0-3 K		0-0 6-3			4-0 G1-6-3 BB			2 0 0 0 1 1 3										
Bob Montgomery, R (1, 2) OBP: 0.462, SLG: 0.542		0-0 4-3					0-0 1-6-3 G1-6-3			3 0 0 0 0 0 3										
Inning Stats	R: 0 E: 0 K: 1 S: 5	H: 0 LOB: 0 BB: 0 P: 5	R: 2 E: 0 K: 1 S: 8	H: 3 LOB: 1 BB: 0 P: 8	R: 0 E: 0 K: 0 S: 3	H: 0 LOB: 0 BB: 0 P: 3	R: 0 E: 0 K: 0 S: 5	H: 2 LOB: 2 BB: 0 P: 5	R: 0 E: 0 K: 0 S: 3	H: 0 LOB: 0 BB: 0 P: 3	R: 0 E: 0 K: 0 S: 3	H: 1 LOB: 1 BB: 1 P: 7	R: 0 E: 0 K: 0 S: 3	H: 0 LOB: 0 BB: 0 P: 3	R: 1 E: 0 K: 0 S: 4	H: 2 LOB: 1 BB: 0 P: 4	1B: 4 2B: 3 3B: 0 HR: 1	SF: 0 SAC: 0 DP: 2 HBP: 0	WP: 0 PB: 0 SB: 0 CS: 0	PA: 34
PITCHER Luis Tiant, R (1, 1) ERA: 3.99	IP 9.0 WLS L BF 34 H 8 R 3 ER 3 SO 2 BB 1 IBB 0 HBP 0 BLK 0 WP 0 HR 1 S 37 P 41 ERA 3.00 WHIP 1.000																			

Batter	1	2	3	4	5	6	7	8	9	AB R H RBI BB SO LOB
Willie Randolph, R OBP: 0.357, SLG: 0.328 (1, 4) S	0-3 ① K		0-0 ② 1-3			0-0 ① 4-3		0-0 ② 6-3		4 0 0 0 0 1 3
Bobby Murcer, L OBP: 0.367, SLG: 0.388 (1, 9) X (9, 8)	0-0 ② F9		0-0 ③ F6			0-0 ② F6		0-0 ③ E4 FC5-4 2-H		4 0 0 0 0 0 2
Thurman Munson, R OBP: 0.344, SLG: 0.383 (1, 2) X	0-0 ③ 5-3				0-0 SH3 2B	0-0 ③ 1-3		0-0 ③ FC5-4 1-2f		4 0 1 0 0 0 1
Lou Piniella, R OBP: 0.344, SLG: 0.452 (1, 7) X (9, 9)		0-0 ① 6-3			0-0 ① SH3 2-3		0-0 FC3-6 1B		0-0 ① F7	3 0 1 0 0 0 0
Graig Nettles, L OBP: 0.345, SLG: 0.433 (1, 5) X		0-0 ② F9			0-0 ② F6		0-0 ① FC3-6 1-2f		0-0 ② 3-1	4 0 0 0 0 0 2
Reggie Jackson, L OBP: 0.361, SLG: 0.497 (1, 10) X		0-0 ③ 1-3			0-0 ③ 1-3		0-3 ② K		0-0 ③ 1-3	4 0 0 0 0 1 2
Chris Chambliss, L OBP: 0.301, SLG: 0.429 (1, 3) X			0-0 ① F7			0-0 ① G3		0-0 ③ L4		3 0 0 0 0 0 1
Juan Beniquez, R OBP: 0.296, SLG: 0.416 (1, 8) X			0-0 2B 2B			0-0 ② 5-3		0-0 SH1-4 E 1B		2 1 1 0 0 0 0
Jim Spencer, L OBP: 0.340, SLG: 0.475 (8, PH)										1 0 1 0 0 0 0
Roy White, S OBP: 0.256, SLG: 0.221 (8, PR) (9, 7)										0 1 0 0 0 0 0
Bucky Dent, R OBP: 0.309, SLG: 0.320 (1, 6) X			0-0 2B 2-H			0-0 ③ 6-3		0-0 SH1-4 1-2		2 0 1 1 0 0 0

Inning Stats	R: 0	H: 0	E: 0	K: 1	S: 5	R: 0	H: 0	E: 0	K: 0	S: 3	R: 1	H: 2	E: 0	K: 0	S: 5	R: 0	H: 1	E: 0	K: 0	S: 4	R: 0	H: 0	E: 0	K: 0	S: 3	R: 0	H: 0	E: 0	K: 1	S: 6	R: 1	H: 1	E: 1	K: 0	S: 5	R: 0	H: 0	E: 0	K: 0	S: 3	1B: 2	2B: 3	3B: 0	HR: 0	SF: 0	SAC: 2	DP: 0	HBP: 0	WP: 0	PB: 0	SB: 0	CS: 0	PA: 33
PITCHER Bob Stanley, R ERA: 3.35 (1, 1)	IP	WLS	BF	H	R	ER	SO	BB	IBB	HBP	BLK	WP	HR	S	P	ERA	WHIP	IP	WLS	BF	H	R	ER	SO	BB	IBB	HBP	BLK	WP	HR	S	P	ERA	WHIP																			


BOTTOM

Boston Red Sox @ New York Yankees
Yankee Stadium, Bronx, NY

Sat Jun 30 1979, 3:33 AM EDT
Att: 50,253 - Unknown - 72 F

AB	31
R	2
H	5
RBI	1
BB	0
SO	2
LOB	11

livebaseballscorecards.com



Batter	1	2	3	4	5	6	7	8	9	AB R H RBI BB SO LOB	TOP																																				
Jerry Remy, L (1, 4) OBP: 0.354, SLG: 0.355 Butch Hobson, R (1, 5) OBP: 0.284, SLG: 0.458	0-0 4-2 3B		0-0 F9		0-0 F8	0-0 1-3 3-H 1B		0-0 F3		1 0 1 0 0 0 0 4 0 1 1 0 0 2																																					
Rick Burleson, R (1, 6) OBP: 0.315, SLG: 0.370	0-0 4-2		0-0 PB 2B		0-0 4-3	0-3 K		0-0 1-3-1		5 0 1 0 0 1 3																																					
Fred Lynn, L (1, 8) OBP: 0.382, SLG: 0.604	0-0 3-Hf F6		0-0 F8		0-0 HR		0-0 F4		4-0 FC5-4 BB	4 1 1 1 1 0 1																																					
Jim Rice, R (1, 7) OBP: 0.388, SLG: 0.576		1-0 2B HBP	4-0 2-3 BB		0-0 F7		0-3 K		0-0 FC5-4 1-2f	3 1 0 0 1 1 1																																					
Carl Yastrzemski, L (1, 10) OBP: 0.393, SLG: 0.552		0-0 1-H 2B	0-3 K		0-0 F9		0-0 L4		0-0 G3	5 0 1 1 0 1 3																																					
Bob Watson, R (1, 3) OBP: 0.345, SLG: 0.387 Jim Dwyer, L (8, PR) OBP: 0.263, SLG: 0.343		4-0 BB		0-3 K		0-0 BB 1B		0-0 BB 1B		3 1 2 0 1 1 0 0 0 0 0 0 0 0																																					
Jack Brohamer, L (1, 5) OBP: 0.324, SLG: 0.403		0-0 F9		0-0 HR		0-0 L4		0-0 F9		4 1 1 1 0 0 4																																					
Dwight Evans, R (1, 9) OBP: 0.358, SLG: 0.431		0-3 K		0-0 6-3		4-0 1B 1-2 1B BB		4-0 1-2 BB		2 1 0 0 2 1 2																																					
Bob Montgomery, R (1, 2) OBP: 0.455, SLG: 0.529 Tom Poquette, L (8, PH) OBP: 0.270, SLG: 0.212 Carlton Fisk, R (8, PH) OBP: 0.336, SLG: 0.472 Gary Allenson, R (8, 2) OBP: 0.278, SLG: 0.320		0-0 F4		0-0 L5		0-0 1B 1-3 2-H 1B		0-0 F3		3 0 1 1 0 0 2 0 0 0 0 0 0 0 1 0 0 0 0 0 2 0 0 0 0 0 0 0																																					
Inning Stats	R: 0 E: 0 K: 0 S: 3	H: 1 LOB: 0 BB: 0 P: 3	R: 1 E: 0 K: 1 S: 6	H: 1 LOB: 2 BB: 1 P: 11	R: 0 E: 0 K: 1 S: 6	H: 1 LOB: 2 BB: 1 P: 10	R: 1 E: 0 K: 1 S: 6	H: 1 LOB: 0 BB: 0 P: 6	R: 1 E: 0 K: 0 S: 4	H: 1 LOB: 0 BB: 0 P: 4	R: 2 E: 0 K: 1 S: 8	H: 3 LOB: 2 BB: 1 P: 12	R: 0 E: 0 K: 1 S: 5	H: 0 LOB: 0 BB: 0 P: 5	R: 0 E: 0 K: 0 S: 4	H: 1 LOB: 2 BB: 1 P: 8	R: 0 E: 0 K: 0 S: 3	H: 0 LOB: 1 BB: 1 P: 7	1B: 4 2B: 3 3B: 1 HR: 2	SF: 0 SAC: 0 DP: 1 HBP: 1	WP: 0 PB: 1 SB: 0 CS: 0	PA: 41																									
PITCHER	IP	WLS	BF	H	R	ER	SO	BB	IBB	HBP	BLK	WP	HR	S	P	ERA	WHIP	PITCHER										IP	WLS	BF	H	R	ER	SO	BB	IBB	HBP	BLK	WP	HR	S	P	ERA	WHIP			
Catfish Hunter, R (1, 1) ERA: 5.49	5.2		26	6	5	5	3	3	0	1	0	0	2	28	41	7.94	1.588																														
Ron Davis, R (6, 1) ERA: 2.35	1.2	W	9	3	0	0	2	1	0	0	0	0	0	12	16	0.00	2.400																														
Jim Kaat, L (8, 1) ERA: 2.7	1.2	S	6	0	0	0	0	1	0	0	0	0	0	5	9	0.00	0.600																														

Boston Red Sox @ New York Yankees
 Yankee Stadium, Bronx, NY
 Sun Jul 01 1979, 3:33 AM EDT
 Att. 51,246 - Unknown - 77 F

AB	35
R	5
H	9
RBI	5
BB	5
SO	5
LOB	20



livebaseballscorecards.com

Batter	1	2	3	4	5	6	7	8	9	AB	R	H	RBI	BB	SO	LOB	BOTTOM		
Roy White, S (1, 7) OBP: 0.256, SLG: 0.250	0-0 F8		0-0 1-3		0-0 1-H HR		0-0 F8			4	1	1	2	0	0	0	Boston Red Sox @ New York Yankees Yankee Stadium, Bronx, NY Sun Jul 01 1979, 3:33 AM EDT Att: 51,246 - Unknown - 77 F		
Willie Randolph, R (1, 4) OBP: 0.359, SLG: 0.340	0-0 HR		0-0 G3 1B		0-0 F7		0-3 K			4	1	2	1	0	1	0			
Graig Nettles, L (1, 5) OBP: 0.341, SLG: 0.427	0-0 F8		0-0 G3		0-3 K			0-0 E3 SH3-4 1B		4	0	0	0	0	1	1			
Reggie Jackson, L (1, 9) OBP: 0.363, SLG: 0.514	0-0 4-3			0-0 3-1		0-0 HR		0-0 SH3-4 1B		4	1	2	1	0	0	0			
Chris Chambliss, L (1, 3) OBP: 0.301, SLG: 0.428		0-0 1B 1B		0-3 K		0-0 4-3		0-0 SH3-4		3	0	1	0	0	1	0			
Jim Spencer, L (1, 10) OBP: 0.340, SLG: 0.493		0-3 K		0-0 HR		0-0 F8		4-0 G6-4-3 IBB		3	1	1	1	0	1	1			
Lou Piniella, R (8, PH) OBP: 0.346, SLG: 0.452										0	0	0	0	1	0	0			
Bobby Murcer, L (1, 8) OBP: 0.366, SLG: 0.387		0-0 1B		0-0 F4		0-3 K		0-0 G6-4-3		3	0	1	0	0	1	0			
Thurman Munson, R (8, PH) OBP: 0.343, SLG: 0.382		1-2 1B								1	0	0	0	0	0	3			
Juan Beniquez, R (9, 8) OBP: 0.296, SLG: 0.416										0	0	0	0	0	0	0			
Jerry Narron, L (1, 2) OBP: 0.294, SLG: 0.345		0-3 K		4-0 HR BB		0-0 HR				2	2	1	1	1	1	2			
Bucky Dent, R (1, 6) OBP: 0.305, SLG: 0.316		0-0 6-3		0-0 F9		0-0 F6				3	0	0	0	0	0	3			
Inning Stats	R: 1 E: 0 K: 0 S: 4	H: 1 LOB: 0 BB: 0 P: 4	R: 0 E: 0 K: 2 S: 9	H: 2 LOB: 2 BB: 0 P: 9	R: 0 E: 0 K: 0 S: 3	H: 1 LOB: 0 BB: 0 P: 3	R: 1 E: 0 K: 1 S: 6	H: 1 LOB: 0 BB: 0 P: 6	R: 1 E: 0 K: 1 S: 6	H: 1 LOB: 0 BB: 0 P: 6	R: 1 E: 0 K: 1 S: 6	H: 1 LOB: 2 BB: 1 P: 8							
PITCHER	IP	WLS	BF	H	R	ER	SO	BB	IBB	HBP	BLK	WP	HR	S	P	ERA	WHIP		
Dennis Eckersley, R (1, 1) ERA: 3.3	6.1	L	27	8	6	6	5	1	0	0	0	0	5	36	40	8.53	1.421		
Tom Burgmeier, L (7, 1) ERA: 1.57	1.0		6	1	0	0	1	0	1	0	0	0	0	7	11	0.00	1.000		
Chuck Rainey, R (8, 1) ERA: 4.06	0.2		1	0	0	0	0	0	0	0	0	0	0	1	1	0.00	0.000		
Inning Stats																		WP: 0	PA: 34
																		PB: 0	
																		SB: 0	
																		CS: 0	

livebaseballscorecards.com

AB 31
R 6
H 9
RBI 6
BB 2
SO 6
LOB 10



Batter	1	2	3	4	5	6	7	8	9	AB R H RBI BB SO LOB	TOP
Rick Burleson, R OBP: 0.315, SLG: 0.368 (1, 6) X	0-0 L9 ①		0-0 PB 1B ①		0-0 E5 ③		0-3 K ③			4 0 1 0 0 1 1	Boston Red Sox @ New York Yankees Yankee Stadium, Bronx, NY Mon Jul 02 1979, 7:05 PM EDT Att. 51,211 - Unknown - 75 F
Larry Wolfe, R OBP: 0.366, SLG: 0.400 (1, 4) X	0-0 4-3 ②		0-0 6-3 ②			0-0 F9 ①		0-0 6-3 ①		4 0 0 1 0 0 1	
Fred Lynn, L OBP: 0.380, SLG: 0.597 (1, 8) X	0-0 4-3 ③		4-0 BB ③			0-0 6-3 ②		0-0 F9 ②		3 0 0 0 1 0 0	
Jim Rice, R OBP: 0.386, SLG: 0.578 (1, 7)		0-0 5-3 ①	0-0 L7 ③			0-0 E4 ③		0-0 3B ③		4 0 1 0 0 0 2	
Bob Watson, R OBP: 0.344, SLG: 0.385 (1, 3)		0-0 5-3 1B ①		0-0 5-3 ①		0-0 4-3 ③		0-0 F8 ①		4 0 1 0 0 0 1	
Carlton Fisk, R OBP: 0.325, SLG: 0.455 (1, 10) X	0-0 5-3 ②			0-0 F8 ②			0-0 G3 ①		0-0 F9 ②	4 0 0 0 0 0 1	
Butch Hobson, R OBP: 0.284, SLG: 0.452 (1, 5) X	0-0 F3 ③			0-0 6-3 ③			4-0 2B 6-3 BB ①		0-0 F9 ③	3 1 0 0 1 0 1	
Dwight Evans, R OBP: 0.357, SLG: 0.434 (1, 9)			0-0 4-3 ①		0-0 4-3 ①		0-0 1-3 2B ①			3 0 1 0 0 0 0	
Gary Allenson, R OBP: 0.279, SLG: 0.321 (1, 2) X			0-0 PB 1B 6-3 1B ①		0-0 L5 ②		0-0 6-3 ②			3 1 1 1 0 0 1	
Inning Stats	R: 0 H: 0 E: 0 LOB: 0 K: 0 BB: 0 S: 3 P: 3	R: 0 H: 1 E: 0 LOB: 1 K: 0 BB: 0 S: 4 P: 4	R: 1 H: 2 E: 0 LOB: 2 K: 0 BB: 1 S: 5 P: 9	R: 0 H: 0 E: 0 LOB: 0 K: 0 BB: 0 S: 3 P: 3	R: 0 H: 0 E: 1 LOB: 1 K: 0 BB: 0 S: 3 P: 3	R: 0 H: 0 E: 1 LOB: 1 K: 0 BB: 0 S: 4 P: 4	R: 1 H: 1 E: 0 LOB: 1 K: 1 BB: 1 S: 6 P: 10	R: 0 H: 1 E: 0 LOB: 1 K: 0 BB: 0 S: 3 P: 3	R: 0 H: 0 E: 0 LOB: 0 K: 0 BB: 0 S: 3 P: 3	1B: 3 SF: 0 2B: 1 SAC: 0 3B: 1 DP: 0 HR: 0 HBP: 0	WP: 0 PA: 34 PB: 1 SB: 0 CS: 0
PITCHER Tommy John, L (1, 1) ERA: 2.36	IP WLS BF H R ER SO BB IBB HBP BLK WP HR S P ERA WHIP										

AB	32
R	2
H	5
RBI	2
BB	2
SO	1
LOB	8



Batter	1	2	3	4	5	6	7	8	9	AB	R	H	RBI	BB	SO	LOB	BOTTOM
--------	---	---	---	---	---	---	---	---	---	----	---	---	-----	----	----	-----	--------

Willie Randolph, R OBP: 0.359, SLG: 0.348 (1, 4)	0-0 F4		0-0 F8		0-0 4-3		0-0 1B 3B	0-0 1B		5	1	2	1	0	0	0	Boston Red Sox @ New York Yankees Yankee Stadium, Bronx, NY Mon Jul 02 1979, 7:05 PM EDT Att: 51,211 - Unknown - 75 F livebaseballscorecards.com
Bobby Murcer, L OBP: 0.367, SLG: 0.387 (1, 8)	0-0 L7		0-0 2B 1B		0-0 G3		0-0 1B 1B	0-0 F8		5	2	2	1	0	0	2	
Thurman Munson, R OBP: 0.345, SLG: 0.387 (1, 2)	0-3 K		0-0 1-H 2B		0-0 6-3		0-0 1-3 1B 1B			4	1	2	1	0	1	0	
Reggie Jackson, L OBP: 0.366, SLG: 0.527 (1, 9)		0-0 3-1	0-3 K		0-0 HR		4-0 1B IBB			3	1	1	1	1	1	1	
Lou Piniella, R OBP: 0.349, SLG: 0.453 (1, 7)		0-0 BB 1B		0-0 F9		0-0 G3 WP	0-0 G3-6-1 1B			4	0	2	2	0	0	0	
Graig Nettles, L OBP: 0.336, SLG: 0.421 (1, 5)		0-3 K		0-0 L4		0-0 G3	0-0 G3-6-1 1B			4	0	0	0	0	1	4	
Chris Chambliss, L OBP: 0.301, SLG: 0.423 (1, 3)		4-0 1-2 BB		0-0 G3		0-0 G3		0-0 F8		3	0	0	0	1	0	1	
Jim Spencer, L OBP: 0.346, SLG: 0.514 Roy White, S OBP: 0.254, SLG: 0.248 (7, PR)		0-0 G3			0-0 HR		4-0 1B BB	0-0 L6		2	1	1	1	1	0	2	
Bucky Dent, R OBP: 0.308, SLG: 0.319 (1, 6)			0-0 L1		0-0 6-3		0-0 1-3 3B 1B	0-0 1B		1	0	0	0	0	0	0	

Inning Stats	R: 0	H: 0	E: 0	K: 1	S: 5	R: 0	H: 1	E: 0	K: 1	S: 6	R: 1	H: 2	E: 0	K: 1	S: 7	R: 0	H: 0	E: 0	K: 0	S: 3	R: 1	H: 1	E: 0	K: 0	S: 4	R: 1	H: 1	E: 1	K: 0	S: 5	R: 4	H: 5	E: 0	K: 0	S: 6	R: 0	H: 2	E: 0	K: 0	S: 5	1B: 8	2B: 1	3B: 1	HR: 2	SF: 0	SAC: 0	DP: 1	HBP: 0	WP: 1	PB: 0	SB: 0	CS: 0	PA: 38
--------------	------	------	------	------	------	------	------	------	------	------	------	------	------	------	------	------	------	------	------	------	------	------	------	------	------	------	------	------	------	------	------	------	------	------	------	------	------	------	------	------	-------	-------	-------	-------	-------	--------	-------	--------	-------	-------	-------	-------	--------

PITCHER	IP	WLS	BF	H	R	ER	SO	BB	IBB	HBP	BLK	WP	HR	S	P	ERA	WHIP
Joel Finch, R ERA: 3.22 (1, 1)	5.1	L	23	5	3	3	3	1	0	0	0	0	2	28	32	5.06	1.125
Bill Campbell, R ERA: 3.82 (6, 1)	1.0		6	3	3	3	0	1	0	0	0	1	0	5	9	27.00	4.000
Dick Drago, R ERA: 2.98 (7, 1)	0.0		3	2	1	1	0	0	1	0	0	0	0	2	6	∞	∞
Tom Burgmeier, L ERA: 1.5 (7, 1)	1.2		6	2	0	0	0	0	0	0	0	0	0	6	6	0.00	1.200

Boston Red Sox @ New York Yankees
 Yankee Stadium, Bronx, NY
 Mon Jul 02 1979, 7:05 PM EDT
 Att: 51,211 - Unknown - 75 F

AB 35
R 7
H 12
RBI 7
BB 3
SO 3
LOB 10



Batter 1 2 3 4 5 6 7 8 9 AB R H RBI BB SO LOB TOP

Paul Molitor, R OBP: 0.380, SLG: 0.493 (1, 4) X	0-0 6-3 3B	0-0 HR	0-0 K	0-3 1-3	0-0 SH1-3	4 2 2 1 0 1 1
Don Money, R OBP: 0.321, SLG: 0.400 (1, 5) X	0-0 6-3	0-0 1B	0-0 2B	0-0 F9	0-0 F9	5 0 2 1 0 0 1
Cecil Cooper, L OBP: 0.383, SLG: 0.482 (1, 3) B B B	4-0 FC6-4 BB	0-3 K	0-0 4-3	0-0 2B	0-0 L8	4 0 1 0 1 1 3
Gorman Thomas, R OBP: 0.380, SLG: 0.538 (1, 8) X	0-0 FC6-4 1B 1-2f	0-0 F7	4-0 E 1B BB	0-0 G3	4-0 SH3 BB	3 2 0 0 2 0 3
Ben Oglivie, L OBP: 0.324, SLG: 0.488 (1, 7) X	0-0 1B 1-2	0-0 L8	0-0 F9	0-0 5-3	0-0 SH3	4 0 1 0 0 0 2
Sixto Lezcano, R OBP: 0.421, SLG: 0.504 (1, 9) X	0-0 1-3 2-H 1B	0-0 5-3	0-0 E7 1B	0-0 4-3	0-0 1-3	5 1 1 1 0 0 2
Sal Bando, R OBP: 0.342, SLG: 0.339 (1, 10) X	0-0 F6	0-0 1B	4-0 1B SF7 IBB	0-0 F6	0-0 F8	4 1 1 0 1 0 3
Robin Yount, R OBP: 0.304, SLG: 0.375 (1, 6) X	0-0 F8	0-0 4-3	0-0 1-3 2-H 3-H 1B	0-0 F8	0-0 F8	4 0 1 2 0 0 1
Charlie Moore, R OBP: 0.438, SLG: 0.509 (1, 2) X	0-0 HR	0-0 F7	0-0 SF7	0-0 SH1-3 1B		3 1 2 2 0 0 0

Inning Stats	R: 2 E: 0 K: 0 S: 6	H: 3 LOB: 2 BB: 1 P: 10	R: 2 E: 0 K: 1 S: 8	H: 3 LOB: 1 BB: 0 P: 8	R: 0 E: 0 K: 0 S: 4	H: 1 LOB: 1 BB: 0 P: 4	R: 0 E: 0 K: 1 S: 6	H: 1 LOB: 1 BB: 0 P: 6	R: 3 E: 1 K: 0 S: 5	H: 1 LOB: 1 BB: 2 P: 13	R: 0 E: 0 K: 0 S: 4	H: 1 LOB: 1 BB: 0 P: 4	R: 0 E: 0 K: 0 S: 3	H: 0 LOB: 0 BB: 0 P: 3	R: 0 E: 0 K: 0 S: 4	H: 1 LOB: 1 BB: 0 P: 4	R: 0 E: 0 K: 0 S: 3	H: 0 LOB: 1 BB: 1 P: 7	1B: 6 2B: 2 3B: 1 HR: 2	SF: 1 SAC: 2 DP: 0 HBP: 0	WP: 0 PB: 0 SB: 0 CS: 0	PA: 43
---------------------	------------------------------	----------------------------------	------------------------------	---------------------------------	------------------------------	---------------------------------	------------------------------	---------------------------------	------------------------------	----------------------------------	------------------------------	---------------------------------	------------------------------	---------------------------------	------------------------------	---------------------------------	------------------------------	---------------------------------	----------------------------------	------------------------------------	----------------------------------	--------

PITCHER	IP	WLS	BF	H	R	ER	SO	BB	IBB	HBP	BLK	WP	HR	S	P	ERA	WHIP
Ken Clay, R ERA: 5.36 (1, 1)	0.2	L	6	3	2	2	0	1	0	0	0	0	0	5	9	27.00	6.000
Ray Burris, R ERA: 5.95 (1, 1)	3.2		20	6	5	3	2	1	1	0	0	0	2	22	30	7.36	1.909
Don Hood, L ERA: 2.56 (5, 1)	4.2		17	2	0	0	0	1	0	0	0	0	0	16	20	0.00	0.643

Milwaukee Brewers @ New York Yankees
Yankee Stadium, Bronx, NY
Tue Jul 03 1979, 7:05 PM EDT
Att: 35,158 - Unknown

livebaseballscorecards.com

AB	36
R	7
H	11
RBI	7
BB	4
SO	2
LOB	16



Batter	1	2	3	4	5	6	7	8	9	AB	R	H	RBI	BB	SO	LOB
Willie Randolph, R (1, 4) OBP: 0.358, SLG: 0.347	0-0 5-3			0-0 2B 6-3 1B	0-0 1-3			0-0 6-3		4	1	1	0	0	0	1
Bobby Murcer, L (1, 8) OBP: 0.369, SLG: 0.394	0-0 F8			0-0 6-3 1-3 1B 2B		0-0 1B 1B		0-0 G3		4	1	2	0	0	0	0
Thurman Munson, R (1, 2) OBP: 0.346, SLG: 0.388	0-0 4-3			0-0 6-3		0-0 1-2 1B		0-0 BB 1B		4	0	2	1	0	0	1
Reggie Jackson, L (1, 9) OBP: 0.364, SLG: 0.519		0-3 K		0-3 K		0-3 K		4-0 1-2 BB		3	0	0	0	1	3	3
Lou Piniella, R (1, 7) OBP: 0.351, SLG: 0.453		0-0 1B		0-0 1B		0-0 F9		0-0 F6		4	0	2	1	0	0	4
Darryl Jones, R (1, 10) OBP: 0.302, SLG: 0.439		0-0 F1		0-0 F9		0-0 F7			0-0 6-3	4	0	0	0	0	0	3
Graig Nettles, L (1, 5) OBP: 0.335, SLG: 0.418			0-0 F7		0-0 F9		0-0 4-3		0-0 1B 1B	4	0	1	0	0	0	0
Chris Chambliss, L (1, 3) OBP: 0.303, SLG: 0.424			0-0 F9		0-0 FC5-4 1B		0-0 4-3		0-0 1-2 1B	4	0	2	0	0	0	0
Bucky Dent, R (1, 6) OBP: 0.306, SLG: 0.317			0-0 6-3		0-0 FC5-4		0-0 4-3		0-0 L3	2	0	0	0	0	0	1
Fred Stanley, R (7, 6) OBP: 0.304, SLG: 0.238					1-2					1	0	0	0	0	0	0
Roy White, S (9, PH) OBP: 0.252, SLG: 0.245										1	0	0	0	0	0	2

Inning Stats	R: 0	H: 0	E: 0	K: 0	S: 3	R: 0	H: 1	E: 0	K: 1	S: 5	R: 0	H: 0	E: 0	K: 0	S: 3	R: 2	H: 3	E: 0	K: 1	S: 8	R: 0	H: 1	E: 0	K: 0	S: 4	R: 0	H: 2	E: 0	K: 1	S: 7	R: 0	H: 0	E: 0	K: 0	S: 3	R: 0	H: 1	E: 0	K: 0	S: 4	R: 0	H: 2	E: 0	K: 0	S: 4	R: 0	H: 1	E: 0	K: 0	S: 4	R: 0	H: 2	E: 0	K: 0	S: 4	1B: 9	SF: 0	2B: 2	SAC: 0	3B: 0	DP: 1	HR: 0	HBP: 0	WP: 0	PA: 36
--------------	------	------	------	------	------	------	------	------	------	------	------	------	------	------	------	------	------	------	------	------	------	------	------	------	------	------	------	------	------	------	------	------	------	------	------	------	------	------	------	------	------	------	------	------	------	------	------	------	------	------	------	------	------	------	------	-------	-------	-------	--------	-------	-------	-------	--------	-------	--------

PITCHER	IP	WLS	BF	H	R	ER	SO	BB	IBB	HBP	BLK	WP	HR	S	P	ERA	WHIP
Mike Caldwell, L (1, 1) ERA: 3.22	9.0	W	36	10	2	2	3	1	0	0	0	0	0	41	45	2.00	1.222

BOTTOM

Milwaukee Brewers @ New York Yankees
 Yankee Stadium, Bronx, NY

Tue Jul 03 1979, 7:05 PM EDT
 Att. 35,158 - Unknown

AB	35
R	2
H	10
RBI	2
BB	1
SO	3
LOB	15



Batter	1	2	3	4	5	6	7	8	9	AB R H RBI BB SO LOB	TOP											
Paul Molitor, R (1, 4) OBP: 0.382, SLG: 0.493	0-0 B1-3			0-0 2B 1B		0-0 6-3		0-0 SH2-3 2B 1B		4 1 2 0 0 0 0	Milwaukee Brewers @ New York Yankees Yankee Stadium, Bronx, NY Wed Jul 04 1979, 7:05 PM EDT Att: 20,084 - Unknown livebaseballscorecards.com											
Don Money, R (1, 10) OBP: 0.310, SLG: 0.385	0-0 L9			0-0 F4		0-3 K		0-0 SH2-3		3 0 0 0 0 1 1												
Cecil Cooper, L (1, 3) OBP: 0.387, SLG: 0.492	0-3 K			0-0 1-3 2B		0-0 BB 1B		0-0 WP 2B		4 0 3 1 0 1 0												
Gorman Thomas, R (1, 8) OBP: 0.382, SLG: 0.534		0-0 5-3		0-3 K		4-0 1-2 BB		4-0 WP BB		2 0 0 0 2 1 2												
Ben Oglivie, L (1, 7) OBP: 0.319, SLG: 0.480		0-0 F8		0-0 F5		0-0 F3		0-0 F4		4 0 0 0 0 0 6												
Sixto Lezcano, R (1, 9) OBP: 0.415, SLG: 0.496		0-0 F3			0-0 5-3		0-3 K	0-0 6-3		4 0 0 0 0 1 2												
Sal Bando, R (1, 5) OBP: 0.338, SLG: 0.333			0-0 L8		0-0 F8		0-3 K		0-0 L6	4 0 0 0 0 1 0												
Robin Yount, R (1, 6) OBP: 0.300, SLG: 0.369			0-0 1-3		0-0 6-3		0-0 5-3		0-3 K	4 0 0 0 0 1 0												
Buck Martinez, R (1, 2) OBP: 0.255, SLG: 0.363 Dick Davis, R (8, PH) OBP: 0.299, SLG: 0.420 Ray Fosse, R (8, 2) OBP: 0.289, SLG: 0.265			0-3 K			0-0 HR		0-0 HR	0-0 F7	2 1 1 1 0 1 0 1 1 1 1 0 0 0 1 0 0 0 0 0 0												
Inning Stats	R: 0 E: 0 K: 1 S: 5	H: 0 LOB: 0 BB: 0 P: 5	R: 0 E: 0 K: 0 S: 3	H: 0 LOB: 0 BB: 0 P: 3	R: 0 E: 0 K: 1 S: 5	H: 0 LOB: 0 BB: 0 P: 5	R: 0 E: 0 K: 1 S: 7	H: 2 LOB: 2 BB: 0 P: 7	R: 0 E: 0 K: 0 S: 3	H: 0 LOB: 0 BB: 0 P: 3	R: 1 E: 0 K: 1 S: 7	H: 2 LOB: 2 BB: 1 P: 11	R: 0 E: 0 K: 2 S: 7	H: 0 LOB: 0 BB: 0 P: 7	R: 2 E: 0 K: 0 S: 6	H: 3 LOB: 2 BB: 1 P: 10	R: 0 E: 0 K: 1 S: 5	H: 0 LOB: 0 BB: 0 P: 5	1B: 3 2B: 2 3B: 0 HR: 2	SF: 0 SAC: 1 DP: 0 HBP: 0	WP: 1 PB: 0 SB: 0 CS: 0	PA: 36
PITCHER	IP WLS BF H R ER SO BB IBB HBP BLK WP HR S P ERA WHIP																					
Luis Tiant, R (1, 1) ERA: 3.97	7.1 W 31 7 3 3 6 2 0 0 0 0 2 41 49 3.68 1.227																					
Jim Kaat, L (8, 1) ERA: 2.67	0.1 1 0 0 0 0 0 0 0 0 0 0 0 1 1 0.00 0.000																					
Ron Davis, R (8, 1) ERA: 2.25	1.1 S 4 0 0 0 1 0 0 0 0 0 1 0 6 6 0.00 0.000																					

Milwaukee Brewers @ New York Yankees
 Yankee Stadium, Bronx, NY
 Wed Jul 04 1979, 7:05 PM EDT
 Att: 20,084 - Unknown

AB	33
R	3
H	7
RBI	3
BB	2
SO	7
LOB	11



Batter	1	2	3	4	5	6	7	8	9	AB	R	H	RBI	BB	SO	LOB
Willie Randolph, R OBP: 0.360, SLG: 0.344 (1, 4)	4-0 E S 1B BB		0-0 6-3	4-0 BB BB		0-3 K				2	1	0	0	2	1	1
Bobby Murcer, L OBP: 0.363, SLG: 0.387 (1, 7)	0-3 K 1-3		0-0 L9	0-3 K			0-0 F8			4	0	0	0	0	2	2
Thurman Munson, R OBP: 0.351, SLG: 0.393 (1, 2)	0-0 1B		0-0 1B HR		0-0 4-3		0-0 1B 1B			4	1	3	1	0	0	0
Lou Piniella, R OBP: 0.353, SLG: 0.454 (1, 10)	0-0 F8		0-0 1B HR		0-0 L9		0-0 1B G1-6-3			4	1	2	0	0	0	1
Reggie Jackson, L OBP: 0.366, SLG: 0.531 (1, 9)	0-0 F3		0-0 HR		4-0 BB		0-0 G1-6-3			3	1	1	3	1	0	3
Graig Nettles, L OBP: 0.337, SLG: 0.423 (1, 5)		0-0 1B 2B	0-0 1B FC6-4		0-3 K			0-0 L9		4	0	2	0	0	1	1
Juan Beniquez, R OBP: 0.287, SLG: 0.402 (1, 8)		0-0 L8	0-0 1-2f FC6-4			0-0 L9		0-0 E5 FC6-4		4	0	0	0	0	0	2
Chris Chambliss, L OBP: 0.303, SLG: 0.422 (1, 3)		0-0 2-H 1B		0-3 K		0-0 6-3		0-0 FC6-4		4	0	1	0	0	1	1
Bucky Dent, R OBP: 0.305, SLG: 0.316 (1, 6)		0-0 5-3		0-0 F9		0-0 1B		0-0 F8		4	0	1	0	0	0	2

Inning Stats	R: 1	H: 1	E: 0	K: 1	S: 6	R: 0	H: 2	E: 0	K: 0	S: 4	R: 3	H: 4	E: 0	K: 0	S: 7	R: 0	H: 0	E: 0	K: 2	S: 7	R: 0	H: 0	E: 0	K: 1	S: 5	R: 0	H: 2	E: 0	K: 0	S: 4	R: 0	H: 0	E: 1	K: 0	S: 4	R: 0	H: 0	E: 1	K: 0	S: 4
	LOB: 1	BB: 1	LOB: 1	BB: 0	P: 10	LOB: 1	BB: 0	LOB: 1	BB: 0	P: 4	LOB: 1	BB: 1	LOB: 1	BB: 0	P: 7	LOB: 1	BB: 1	LOB: 1	BB: 0	P: 9	LOB: 1	BB: 0	LOB: 1	BB: 0	P: 6	LOB: 1	BB: 0	LOB: 1	BB: 0	P: 4	LOB: 1	BB: 0	LOB: 1	BB: 0	P: 4	LOB: 1	BB: 0	LOB: 1	BB: 0	P: 4


PITCHER	IP	WLS	BF	H	R	ER	SO	BB	IBB	HBP	BLK	WP	HR	S	P	ERA	WHIP
Bill Travers, L ERA: 3.32 (1, 1)	4.0	L	20	7	4	4	3	2	0	0	0	0	1	24	32	9.00	2.250
Bob Galasso, R ERA: 6.23 (5, 1)	2.1		11	3	0	0	2	1	0	0	0	0	0	14	18	0.00	1.714
Bob McClure, L ERA: 5.54 (7, 1)	1.2		5	0	0	0	0	0	0	0	0	0	0	5	5	0.00	0.000

BOTTOM

Milwaukee Brewers @ New York Yankees
 Yankee Stadium, Bronx, NY
 Wed Jul 04 1979, 7:05 PM EDT
 Att. 20,084 - Unknown

livebaseballscorecards.com

AB	33
R	4
H	10
RBI	4
BB	3
SO	5
LOB	13



WP: 0	PA: 36
PB: 0	CS: 0
SB: 1	

Batter	1	2	3	4	5	6	7	8	9	AB R H RBI BB SO LOB	TOP
Paul Molitor, R (1, 4) OBP: 0.386, SLG: 0.500	0-3 K		0-0 1B			0-0 1B 2B	0-0 1B			4 1 3 0 0 1 0	Milwaukee Brewers @ New York Yankees Yankee Stadium, Bronx, NY Thu Jul 05 1979, 3:33 AM EDT Att. 31,878 - Unknown livebaseballscorecards.com
Don Money, R (1, 3) OBP: 0.297, SLG: 0.366	0-0 5-3			0-3 K		0-0 6-3	0-0 CS	0-0 F8		4 0 0 0 0 1 1	
Dick Davis, R (1, 10) OBP: 0.304, SLG: 0.422	0-0 F8			0-0 5-3		0-0 1B E 1B		0-0 1B		4 1 2 1 0 0 0	
Gorman Thomas, R (1, 8) OBP: 0.377, SLG: 0.526		0-0 5-3		0-0 4-3		0-3 K		0-3 K		4 0 0 0 0 2 2	
Sixto Lezcano, R (1, 9) OBP: 0.417, SLG: 0.496		0-0 1B			0-0 4-3	0-0 1B E		0-0 5-3		4 0 2 0 0 0 1	
Sal Bando, R (1, 5) OBP: 0.337, SLG: 0.343		0-0 F8			0-0 HR	0-0 E5 FC6-4		0-0 F9		4 1 1 1 0 0 2	
Robin Yount, R (1, 6) OBP: 0.299, SLG: 0.368		0-3 K			0-0 1B CS	0-0 FC6-4		0-3 K		4 0 1 0 0 2 3	
Jim Wohlford, R (1, 7) OBP: 0.283, SLG: 0.326			0-0 F9		4-0 BB BB BB	0-0 FC6-4 BB		0-0 F7		3 0 0 0 1 1 0	
Buck Martinez, R (1, 2) OBP: 0.247, SLG: 0.351			0-0 5-3			0-0 FC6-4		0-0 F9		3 0 0 0 0 0 1	
Inning Stats	R: 0 H: 0 E: 0 LOB: 0 K: 1 BB: 0 S: 5 P: 5	R: 0 H: 1 E: 0 LOB: 1 K: 1 BB: 0 S: 6 P: 6	R: 0 H: 1 E: 0 LOB: 1 K: 0 BB: 0 S: 3 P: 3	R: 0 H: 0 E: 0 LOB: 0 K: 1 BB: 0 S: 5 P: 5	R: 1 H: 2 E: 0 LOB: 1 K: 0 BB: 1 S: 4 P: 8	R: 2 H: 3 E: 1 LOB: 2 K: 1 BB: 0 S: 9 P: 9	R: 0 H: 1 E: 0 LOB: 0 K: 0 BB: 0 S: 3 P: 3	R: 0 H: 1 E: 0 LOB: 1 K: 1 BB: 0 S: 7 P: 7	R: 0 H: 0 E: 0 LOB: 0 K: 2 BB: 0 S: 7 P: 7	1B: 7 SF: 0 2B: 1 SAC: 0 3B: 0 DP: 0 HR: 1 HBP: 0	WP: 0 PA: 36 PB: 0 SB: 0 CS: 2
PITCHER Ron Guidry, L (1, 1) ERA: 2.04	IP WLS BF H R ER SO BB IBB HBP BLK WP HR S P ERA WHIP										

Milwaukee Brewers @ New York Yankees
 Yankee Stadium, Bronx, NY
 Thu Jul 05 1979, 3:33 AM EDT
 Att. 31,878 - Unknown

AB	34
R	3
H	9
RBI	2
BB	1
SO	7
LOB	10



Batter	1	2	3	4	5	6	7	8	9	AB R H RBI BB SO LOB
Willie Randolph, R (1, 4) OBP: 0.358, SLG: 0.341	4-0 BB G3-6-1			0-0 6-3			0-0 5-3		0-0 G5-4-3	3 0 0 0 1 0 1
Bobby Murcer, L (1, 8) OBP: 0.359, SLG: 0.382	0-0 G3-6-1			0-0 L6			0-0 L9			3 0 0 0 0 0 1
Graig Nettles, L (1, 5) OBP: 0.334, SLG: 0.419	0-0 4-3			0-3 K			0-0 F5			3 0 0 0 0 1 0
Reggie Jackson, L (1, 9) OBP: 0.366, SLG: 0.526		0-3 K		0-3 K			4-0 1B BB			2 0 0 0 1 2 0
Lou Piniella, R (1, 7) OBP: 0.349, SLG: 0.449		0-0 4-3		0-0 F7			0-0 F9			3 0 0 0 0 0 1
Chris Chambliss, L (1, 3) OBP: 0.303, SLG: 0.421		0-0 F8		0-0 F7			0-0 G3-6-1 1B			3 0 1 0 0 0 0
Jim Spencer, L (1, 10) OBP: 0.339, SLG: 0.503			0-0 F5			0-0 G3		0-0 G3-6-1		3 0 0 0 0 0 2
Jerry Narron, L (1, 2) OBP: 0.270, SLG: 0.313			0-0 F8			0-0 1-3		0-0 F7		3 0 0 0 0 0 0
Bucky Dent, R (1, 6) OBP: 0.305, SLG: 0.316			0-0 6-3			0-0 6-3		0-0 G5-4-3 1B		3 0 1 0 0 0 0

BOTTOM

Milwaukee Brewers @ New York Yankees
 Yankee Stadium, Bronx, NY
 Thu Jul 05 1979, 3:33 AM EDT
 Att. 31,878 - Unknown

livebaseballscores.com

AB	26
R	0
H	2
RBI	0
BB	2
SO	3
LOB	5



Inning Stats	R: 0	H: 0	E: 0	LOB: 0	K: 0	S: 2	P: 6	R: 0	H: 0	E: 0	LOB: 0	K: 1	S: 5	P: 5	R: 0	H: 0	E: 0	LOB: 0	K: 0	S: 3	P: 3	R: 0	H: 0	E: 0	LOB: 0	K: 1	S: 5	P: 5	R: 0	H: 0	E: 0	LOB: 0	K: 0	S: 3	P: 3	R: 0	H: 1	E: 0	LOB: 1	K: 0	S: 3	P: 7	R: 0	H: 1	E: 0	LOB: 0	K: 0	S: 3	P: 3	1B: 2	SF: 0	2B: 0	SAC: 0	3B: 0	DP: 3	HR: 0	HBP: 0	WP: 0	PA: 28	PB: 0	SB: 0	CS: 0
PITCHER Lary Sorensen, R (1, 1) ERA: 3.16	IP	WLS	BF	H	R	ER	SO	BB	IBB	HBP	BLK	WP	HR	S	P	ERA	WHIP																			PITCHER	IP	WLS	BF	H	R	ER	SO	BB	IBB	HBP	BLK	WP	HR	S	P	ERA	WHIP									

Batter	1	2	3	4	5	6	7	8	9	AB R H RBI BB SO LOB			
Willie Randolph, R (1, 4) OBP: 0.362, SLG: 0.350	0-0 SF8 3B		0-0 6-3	0-0 E5			0-0 CS 1B	4-0 1-2 2-3 3-H BB		4 1 2 1 1 0 0			
Bobby Murcer, L (1, 8) OBP: 0.360, SLG: 0.377	4-0 BB BB		4-0 HR BB	0-0 F8			0-0 F8 1-2	0-0 FC2 3-H		3 1 0 0 2 0 5			
Thurman Munson, R (1, 2) OBP: 0.358, SLG: 0.405	4-0 1-2 BB		0-0 1-H HR		0-0 F7		4-0 BB	0-0 FC1-5 1B		3 1 2 2 2 0 0			
Reggie Jackson, L (1, 9) OBP: 0.366, SLG: 0.523	0-0 SF8 3-H		4-0 1B S BB		0-0 F2		0-0 6-3	0-0 G1 FC1-5 1B		3 0 1 1 1 0 1			
Lou Piniella, R (1, 7) OBP: 0.347, SLG: 0.444	0-0 F5		0-0 1-3 1B		0-0 F7			0-0 F6	0-0 FC1-5 G1	5 0 1 0 0 0 4			
Juan Beniquez, R (9, PR) OBP: 0.287, SLG: 0.402								1-2 2-3f		0 0 0 0 0 0 0			
Graig Nettles, L (1, 5) OBP: 0.332, SLG: 0.415	0-3 K		0-0 F3		0-0 F7			0-0 2B BB 1B	0-0 G1	5 1 1 0 0 1 6			
Chris Chambliss, L (1, 10) OBP: 0.308, SLG: 0.426		0-0 F8	0-0 F8		0-0 1B			0-0 BB FC2 2B	4-0 IBB	4 0 2 0 1 0 2			
Jim Spencer, L (1, 3) OBP: 0.341, SLG: 0.493		0-0 F9		4-0 CS BB		0-0 F7		4-0 BB IBB	0-0 G3	3 0 0 0 2 0 4			
Bucky Dent, R (1, 6) OBP: 0.301, SLG: 0.311		0-0 F7		0-0 F2 1-2		0-0 F6		0-3 K		4 0 0 0 0 1 5			
Inning Stats	R: 1 E: 0 K: 1 S: 6 H: 1 LOB: 2 BB: 2 P: 14	R: 0 E: 0 K: 0 S: 3 H: 0 LOB: 0 BB: 0 P: 3	R: 2 E: 0 K: 0 S: 5 H: 2 LOB: 2 BB: 2 P: 13	R: 0 E: 1 K: 0 S: 3 H: 0 LOB: 1 BB: 1 P: 7	R: 0 E: 0 K: 0 S: 3 H: 0 LOB: 0 BB: 0 P: 3	R: 0 E: 0 K: 0 S: 4 H: 1 LOB: 1 BB: 0 P: 4	R: 0 E: 0 K: 0 S: 3 H: 1 LOB: 1 BB: 1 P: 7	R: 1 E: 0 K: 1 S: 7 H: 2 LOB: 3 BB: 2 P: 15	R: 0 E: 0 K: 0 S: 5 H: 2 LOB: 3 BB: 1 P: 9	1B: 6 2B: 1 3B: 1 HR: 1 SF: 1 SAC: 0 DP: 0 HBP: 0	WP: 0 PB: 0 SB: 1 CS: 2 PA: 44		
PITCHER	IP WLS BF H R ER SO BB IBB HBP BLK WP HR S P ERA WHIP											PITCHER	IP WLS BF H R ER SO BB IBB HBP BLK WP HR S P ERA WHIP
Steve McCatty, R (1, 1) ERA: 3.56	7.1 L 35 7 4 4 1 6 1 0 0 0 1 30 58 4.91 1.773												
Mike Norris, R (8, 1) ERA: 5.4	1.2 9 2 0 0 1 1 1 0 0 0 0 9 17 0.00 1.800												


TOP


New York Yankees @ Oakland Athletics
Oakland-Alameda County Coliseum, Oakland, CA

Fri Jul 06 1979, 7:05 PM PDT
Unknown

livebaseballscorecards.com

AB	34
R	4
H	9
RBI	4
BB	9
SO	2
LOB	27



Batter	1	2	3	4	5	6	7	8	9	AB R H RBI BB SO LOB	TOP														
Willie Randolph, R (1, 4) OBP: 0.366, SLG: 0.350	4-0 CS BB			x 0-0 1B 1B	x 0-0 6-3		BBB 4-0 FC6-4 BB			2 1 1 0 2 0 0	<p>New York Yankees @ Oakland Athletics Oakland-Alameda County Coliseum, Oakland, CA</p> <p>Fri Jul 06 1979, 7:05 PM PDT Att. 19,538 - Unknown</p> <p>livebaseballscorecards.com</p> <table border="1"> <tr><td>AB</td><td>32</td></tr> <tr><td>R</td><td>3</td></tr> <tr><td>H</td><td>8</td></tr> <tr><td>RBI</td><td>3</td></tr> <tr><td>BB</td><td>2</td></tr> <tr><td>SO</td><td>2</td></tr> <tr><td>LOB</td><td>10</td></tr> </table> 	AB	32	R	3	H	8	RBI	3	BB	2	SO	2	LOB	10
AB	32																								
R	3																								
H	8																								
RBI	3																								
BB	2																								
SO	2																								
LOB	10																								
Juan Beniquez, R (1, 8) OBP: 0.278, SLG: 0.388	x 0-0 F9 1-2		x 0-0 F9	x 0-0 F9	x 0-0 F4		x 0-0 FC6-4 1-2f			4 0 0 0 0 0 4															
Thurman Munson, R (1, 2) OBP: 0.357, SLG: 0.403	x 0-0 5-3		x 0-0 1B 1-2 SF8 1B	x 0-0 F8			x 0-0 6-3			4 1 1 0 0 0 0															
Lou Piniella, R (1, 7) OBP: 0.349, SLG: 0.445		x 0-0 5-3	x 0-0 1B 1-3 2-H 2B 1B	x 0-0 1B 1B			x 0-0 4-3			4 1 2 1 0 0 0															
Reggie Jackson, L (1, 9) OBP: 0.364, SLG: 0.520		x 0-0 4-3	x 0-0 SF8 3-H	x 0-0 G3-6-3 1B			SSS 0-3 K			3 0 1 1 0 1 0															
Darryl Jones, R (1, 10) OBP: 0.311, SLG: 0.442		x 0-0 F8	x 0-0 2B 1-2 1B	x 0-0 G3-6-3 1-2f			x 0-0 6-3			2 0 1 0 0 0 0															
Jim Spencer, L (6, PH) OBP: 0.337, SLG: 0.487										2 0 0 0 0 0 2															
Chris Chambliss, L (1, 3) OBP: 0.310, SLG: 0.430			x 0-0 F7	x 0-0 1-3 2-H 2B			x 0-0 FC3-6 1B			4 0 2 1 0 0 0															
Fred Stanley, R (1, 5) OBP: 0.259, SLG: 0.200			x 0-0 6-3	x 0-0 5-3			x 0-0 FC3-6 FC6-4 1-2f			4 0 0 0 0 0 3															
Bucky Dent, R (1, 6) OBP: 0.297, SLG: 0.307			SSS 0-3 K		x 0-0 F8		x 0-0 FC6-4 BB 1-2f			3 0 0 0 0 1 1															
Inning Stats	R: 0 H: 0 E: 0 LOB: 0 K: 0 BB: 1 S: 2 P: 6	R: 0 H: 0 E: 0 LOB: 0 K: 0 BB: 0 S: 3 P: 3	R: 0 H: 0 E: 0 LOB: 0 K: 1 BB: 0 S: 5 P: 5	R: 3 H: 5 E: 0 LOB: 2 K: 0 BB: 0 S: 8 P: 8	R: 0 H: 0 E: 0 LOB: 0 K: 0 BB: 0 S: 3 P: 3	R: 0 H: 2 E: 0 LOB: 1 K: 0 BB: 0 S: 4 P: 4	R: 0 H: 1 E: 0 LOB: 2 K: 0 BB: 1 S: 4 P: 8	R: 0 H: 0 E: 0 LOB: 0 K: 1 BB: 0 S: 5 P: 5	R: 0 H: 0 E: 0 LOB: 0 K: 0 BB: 0 S: 3 P: 3	1B: 7 SF: 1 2B: 1 SAC: 0 3B: 0 DP: 1 HR: 0 HBP: 0	WP: 0 PA: 35 PB: 0 SB: 0 CS: 1														
PITCHER	IP WLS BF H R ER SO BB IBB HBP BLK WP HR S P ERA WHIP																								
Dave Hamilton, L (1, 1) ERA: 4.02	3.2 L 16 5 3 3 1 1 0 0 0 0 0 0 17 21 7.36 1.636																								
Jim Todd, R (4, 1) ERA: 6.49	5.1 19 3 0 0 1 1 0 0 0 0 0 0 20 24 0.00 0.750																								

Batter	1	2	3	4	5	6	7	8	9	AB	R	H	RBI	BB	SO	LOB
Rickey Henderson, R OBP: 0.338, SLG: 0.300 (1, 8)	0-0 WP SH2-3 1B		0-0 CS 1B		0-0 FC5-2 1-2 2-3 3-HF			0-0 6-3		4	0	2	0	0	0	3
Dave Chalk, R OBP: 0.390, SLG: 0.333 (1, 5)	0-0 SH2-3 1-2		0-3 K 1-2		0-0 G5-3 2-3f			0-3 K		3	0	0	0	0	2	4
Mitchell Page, L OBP: 0.319, SLG: 0.365 (1, 10)	0-3 K 2-3		0-3 K					0-0 F8		4	0	0	0	0	2	1
Jeff Newman, R OBP: 0.262, SLG: 0.413 (1, 3)	0-0 F8			0-0 5-3				0-0 4-3		4	0	1	0	0	0	1
Mike Heath, R OBP: 0.347, SLG: 0.415 (1, 7)		0-3 K		0-3 K				0-0 6-3		4	0	0	0	0	2	1
Mike Edwards, R OBP: 0.292, SLG: 0.316 (1, 4)		4-0 FC3-6 BB		0-0 4-3				0-0 6-3		2	0	0	0	1	0	0
Tony Armas, R OBP: 0.304, SLG: 0.411 (1, 9)		0-0 FC3-6 2B 1-2f			0-0 1B FC5-2 1B			4-0 G6-4-3 BB		2	0	1	0	1	0	1
Jim Essian, R OBP: 0.329, SLG: 0.423 (1, 2)		0-0 1-3 2B			0-0 FC5-2 1B 1-2 1B			0-0 G6-4-3 1-2f		3	0	2	0	0	0	1
Rob Picciolo, R OBP: 0.244, SLG: 0.314 (1, 6)		0-0 5-3			0-0 G5-3 FC5-2 1B 1-2 2-3			0-0 6-3		3	0	1	0	0	0	2

Inning Stats	R: 0 E: 0 K: 1 S: 6	H: 1 LOB: 1 BB: 0 P: 6	R: 0 E: 0 K: 1 S: 6	H: 1 LOB: 2 BB: 1 P: 10	R: 0 E: 0 K: 2 S: 7	H: 1 LOB: 0 BB: 0 P: 7	R: 0 E: 0 K: 1 S: 5	H: 0 LOB: 0 BB: 0 P: 5	R: 0 E: 0 K: 0 S: 5	H: 3 LOB: 2 BB: 0 P: 5	R: 0 E: 0 K: 0 S: 3	H: 1 LOB: 0 BB: 0 P: 3	R: 0 E: 0 K: 0 S: 2	H: 0 LOB: 0 BB: 1 P: 6	R: 0 E: 0 K: 1 S: 5	H: 0 LOB: 0 BB: 0 P: 5	R: 0 E: 0 K: 0 S: 3	H: 0 LOB: 0 BB: 0 P: 3	1B: 6 2B: 1 3B: 0 HR: 0	SF: 0 SAC: 1 DP: 3 HBP: 0	WP: 1 PB: 0 SB: 0 CS: 1	PA: 32											
PITCHER Tommy John, L ERA: 2.23 (1, 1)	IP 9.0	WLS W	BF 32	H 7	R 0	ER 0	SO 6	BB 2	IBB 0	HBP 0	BLK 0	WP 1	HR 0	S 42	P 50	ERA 0.00	WHIP 1.000																
											PITCHER	IP 9.0	WLS W	BF 32	H 7	R 0	ER 0	SO 6	BB 2	IBB 0	HBP 0	BLK 0	WP 1	HR 0	S 42	P 50	ERA 0.00	WHIP 1.000					

BOTTOM

New York Yankees @ Oakland Athletics
Oakland-Alameda County Coliseum, Oakland, CA

Fri Jul 06 1979, 7:05 PM PDT
Att. 19,538 - Unknown

livebaseballscorecards.com

AB	29
R	0
H	7
RBI	0
BB	2
SO	6
LOB	14



Batter	1	2	3	4	5	6	7	8	9	AB	R	H	RBI	BB	SO	LOB
--------	---	---	---	---	---	---	---	---	---	----	---	---	-----	----	----	-----

Rickey Henderson, R OBP: 0.329, SLG: 0.292 (1, 8)	0-0 FC6-5 S 1B		0-0 F9 ②		0-0 4-3 ①		0-0 4-3 ②		0-0 6-3 ②	5	0	1	0	0	0	0
Mike Edwards, R OBP: 0.294, SLG: 0.315 (1, 4)	0-0 FC6-5 ① 1-3		0-0 1B		0-0 F7 ②		4-0 BB		0-0 1-3 ③	4	0	1	0	1	0	1
Jim Essian, R OBP: 0.326, SLG: 0.440 (1, 3)	0-0 F6 ②		0-0 F7 ③		0-0 HR		0-0 F7 ③			4	1	1	1	0	0	3
Jeff Newman, R OBP: 0.265, SLG: 0.411 (1, 2)	0-0 F7 ③			4-0 1B BB	0-0 F3 ③			4-0 BB 1-3 BB		2	1	0	0	2	0	1
Mike Heath, R OBP: 0.368, SLG: 0.449 (1, 10)		0-0 2B		0-0 1B SF9 1B		0-0 1B		0-0 1-3 ①		4	1	3	0	0	0	1
Tony Armas, R OBP: 0.302, SLG: 0.406 (1, 9)		0-0 F7 ①		0-0 1B 1-3 2-H		0-0 F9 ①		0-3 K ②		4	0	1	1	0	1	3
Derek Bryant, R OBP: 0.237, SLG: 0.214 Mitchell Page, L OBP: 0.321, SLG: 0.365 Larry Murray, S OBP: 0.278, SLG: 0.269 (1, 7)		0-0 4-3 ②		0-0 SF9 ①		0-0 G4-6-3 1B 1-2		4-0 BB		2	0	1	1	0	0	1
Wayne Gross, L OBP: 0.339, SLG: 0.386 (1, 5)		0-0 F8 ③		0-3 K ②		0-0 G4-6-3 ② ③ 1-2f		0-0 3-1 ③		0	0	0	0	0	1	6
Rob Picciolo, R OBP: 0.236, SLG: 0.303 (1, 6)			0-0 F8 ①	0-3 K ③			0-0 1-3 ①		0-0 3-1 ①	4	0	0	0	0	1	1

Inning Stats	R: 0	H: 1	E: 0	LOB: 1	K: 0	BB: 0	S: 4	P: 4	R: 0	H: 1	E: 0	LOB: 1	K: 0	BB: 0	S: 4	P: 4	R: 2	H: 2	E: 0	LOB: 1	K: 2	BB: 1	S: 9	P: 13	R: 1	H: 1	E: 0	LOB: 0	K: 0	BB: 0	S: 4	P: 4	R: 0	H: 2	E: 0	LOB: 1	K: 0	BB: 0	S: 4	P: 4	R: 0	H: 0	E: 0	LOB: 1	K: 0	BB: 1	S: 3	P: 7	R: 0	H: 0	E: 0	LOB: 2	K: 1	BB: 2	S: 5	P: 13	R: 0	H: 0	E: 0	LOB: 0	K: 0	BB: 0	S: 3	P: 3	1B: 6	SF: 1	2B: 1	SAC: 0	3B: 0	DP: 1	HR: 1	HBP: 0	WP: 0	PA: 38
--------------	------	------	------	--------	------	-------	------	------	------	------	------	--------	------	-------	------	------	------	------	------	--------	------	-------	------	-------	------	------	------	--------	------	-------	------	------	------	------	------	--------	------	-------	------	------	------	------	------	--------	------	-------	------	------	------	------	------	--------	------	-------	------	-------	------	------	------	--------	------	-------	------	------	-------	-------	-------	--------	-------	-------	-------	--------	-------	--------

PITCHER	IP	WLS	BF	H	R	ER	SO	BB	IBB	HBP	BLK	WP	HR	S	P	ERA	WHIP
Don Hood, L ERA: 2.92 (1, 1)	5.1	W	25	8	3	3	2	1	0	0	0	0	1	28	32	5.06	1.688
Ken Clay, R ERA: 4.97 (6, 1)	3.2	S	13	0	0	0	1	3	0	0	0	0	0	12	24	0.00	0.818

BOTTOM

New York Yankees @ Oakland Athletics
 Oakland-Alameda County Coliseum, Oakland, CA
 Sat Jul 07 1979, 3:33 AM PDT
 Att. 10,413 - Sunny

livebaseballscores.com

AB	33
R	3
H	8
RBI	3
BB	4
SO	3
LOB	17



Batter	1	2	3	4	5	6	7	8	9	AB R H RBI BB SO LOB	TOP
Willie Randolph, R (1, 4) OBP: 0.365, SLG: 0.348	0-3 K		0-0 6-3		0-0 G6-4-3			4-0 CS BB		3 0 0 0 1 1 1	
Bobby Murcer, L (1, 8) OBP: 0.363, SLG: 0.376	0-0 F8			1-0 WP 1B HBP		0-0 G6-3 1B		0-0 CS	0-0 F7	3 1 1 0 0 0 0	
Thurman Munson, R (1, 2) OBP: 0.352, SLG: 0.398	0-0 F3			0-0 F5		0-0 G6-3			0-0 5-3	4 0 0 0 0 0 2	
Reggie Jackson, L (1, 9) OBP: 0.376, SLG: 0.563		0-0 HR		4-0 1B 1B BB		0-0 F8			0-3 K	3 1 1 1 1 1 0	
Lou Piniella, R (1, 7) OBP: 0.349, SLG: 0.443	0-3 K			0-0 1B 1B			0-0 F3			3 0 1 1 0 1 0	
Graig Nettles, L (1, 5) OBP: 0.333, SLG: 0.412	0-0 F5			0-0 1B 1B			0-0 F8			3 0 1 0 0 0 0	
Chris Chambliss, L (1, 10) OBP: 0.309, SLG: 0.425	0-3 K			0-0 G4-6-3 1B			0-0 F9			3 0 0 0 0 1 3	
Jim Spencer, L (1, 3) OBP: 0.331, SLG: 0.477			0-0 F9		0-0 F7			0-0 F4		3 0 0 0 0 0 0	
Bucky Dent, R (1, 6) OBP: 0.297, SLG: 0.307			0-0 F8		0-0 G6-4-3 1B			0-0 1-5-3		3 0 1 0 0 0 0	
Inning Stats	R: 0 E: 0 K: 1 S: 5 H: 0 LOB: 0 BB: 0 P: 5	R: 1 E: 0 K: 2 S: 8 H: 1 LOB: 0 BB: 0 P: 8	R: 0 E: 0 K: 0 S: 3 H: 0 LOB: 0 BB: 0 P: 3	R: 1 E: 0 K: 0 S: 4 H: 2 LOB: 2 BB: 1 P: 9	R: 0 E: 0 K: 0 S: 3 H: 1 LOB: 0 BB: 0 P: 3	R: 0 E: 0 K: 0 S: 3 H: 1 LOB: 0 BB: 0 P: 3	R: 0 E: 0 K: 0 S: 3 H: 0 LOB: 0 BB: 0 P: 3	R: 0 E: 0 K: 0 S: 2 H: 0 LOB: 0 BB: 1 P: 6	R: 0 E: 0 K: 1 S: 5 H: 0 LOB: 0 BB: 0 P: 5	1B: 4 2B: 0 3B: 0 HR: 1 SF: 0 SAC: 0 DP: 3 HBP: 1	WP: 1 PB: 0 SB: 0 CS: 1 PA: 32
PITCHER	IP WLS BF H R ER SO BB IBB HBP BLK WP HR S P ERA WHIP										
Brian Kingman, R (1, 1) ERA: 3.8	7.2 L 27 5 2 2 3 1 0 1 0 1 1 31 36 2.35 0.783										
Dave Heaverlo, R (8, 1) ERA: 3.94	1.1 4 0 0 0 1 1 0 0 0 0 0 5 9 0.00 0.750										

New York Yankees @ Oakland Athletics
Oakland-Alameda County Coliseum, Oakland, CA

AB	28
R	2
H	5
RBI	2
BB	2
SO	4
LOB	6



Sun Jul 08 1979, 3:33 AM PDT
Att. 13,483 - Sunny

livebaseballscorecards.com

Batter	1	2	3	4	5	6	7	8	9	AB R H RBI BB SO LOB
Rickey Henderson, R (1, 8) OBP: 0.324, SLG: 0.290	0-0 5-3 (1)			0-0 F6 (3)					0-0 F8 (3)	4 0 1 0 0 0 0
Mike Edwards, R (1, 4) OBP: 0.290, SLG: 0.311	0-0 5-3 (2)			0-0 F5 (1)						3 0 0 0 0 1 1
Mitchell Page, L (1, 10) OBP: 0.318, SLG: 0.361	0-0 F9 (3)			0-0 F8 (2)						3 0 0 0 0 0 1
Jeff Newman, R (1, 3) OBP: 0.262, SLG: 0.406		0-0 1-3 (1)		0-3 K (3)						3 0 0 0 0 1 1
Wayne Gross, L (1, 5) OBP: 0.335, SLG: 0.381		0-0 F8 (2)			0-0 F7 (1)					3 0 0 0 0 1 0
Mike Heath, R (1, 7) OBP: 0.354, SLG: 0.431		0-0 4-3 (3)			0-0 F9 (2)					3 0 0 0 0 0 0
Jim Essian, R (1, 2) OBP: 0.320, SLG: 0.431			0-0 F4 (1)		0-0 5-3 (3)					3 0 0 0 0 0 0
Tony Armas, R (1, 9) OBP: 0.296, SLG: 0.397			0-0 F8 (2)			0-0 6-3 (1)				3 0 0 0 0 1 0
Rob Picciolo, R (1, 6) OBP: 0.232, SLG: 0.298			0-0 5-3 (3)			0-0 F8 (2)				2 0 0 0 0 0 0
Dave Chalk, R (9, PH) OBP: 0.386, SLG: 0.328									0-0 F5 (2)	1 0 0 0 0 0 0

Inning Stats	R: 0	H: 0	E: 0	K: 0	S: 3	R: 0	H: 0	E: 0	K: 0	S: 3	R: 0	H: 0	E: 0	K: 0	S: 3	R: 0	H: 1	E: 0	K: 1	S: 6	R: 0	H: 0	E: 0	K: 0	S: 3	R: 0	H: 0	E: 0	K: 1	S: 5	R: 0	H: 0	E: 0	K: 1	S: 5	R: 0	H: 0	E: 0	K: 1	S: 5	R: 0	H: 0	E: 0	K: 1	S: 5	R: 0	H: 0	E: 0	K: 1	S: 5	1B: 1	SF: 0	2B: 0	SAC: 0	3B: 0	DP: 0	HR: 0	HBP: 0	WP: 0	PA: 28
--------------	------	------	------	------	------	------	------	------	------	------	------	------	------	------	------	------	------	------	------	------	------	------	------	------	------	------	------	------	------	------	------	------	------	------	------	------	------	------	------	------	------	------	------	------	------	------	------	------	------	------	-------	-------	-------	--------	-------	-------	-------	--------	-------	--------

PITCHER	IP	WLS	BF	H	R	ER	SO	BB	IBB	HBP	BLK	WP	HR	S	P	ERA	WHIP
Luis Tiant, R (1, 1) ERA: 3.62	9.0	W	28	1	0	0	4	0	0	0	0	0	0	36	36	0.00	0.111


BOTTOM


New York Yankees @ Oakland Athletics
Oakland-Alameda County Coliseum, Oakland, CA

Sun Jul 08 1979, 3:33 AM PDT
Att. 13,483 - Sunny

livebaseballscorecards.com

AB	28
R	0
H	1
RBI	0
BB	0
SO	4
LOB	3



Batter	1	2	3	4	5	6	7	8	9	AB R H RBI BB SO LOB	TOP														
Willie Randolph, R (1, 4) OBP: 0.361, SLG: 0.344	0-0 6-3		0-0 6-3			0-0 4-3			0-0 6-3	4 0 0 0 0 0 0	<p>New York Yankees @ Seattle Mariners The Kingdom, Seattle, WA Tue Jul 10 1979, 10:05 PM EDT Att. 20,375 - Dome</p> <p>livebaseballscorecards.com</p> <table border="1"> <tr><td>AB</td><td>28</td></tr> <tr><td>R</td><td>1</td></tr> <tr><td>H</td><td>2</td></tr> <tr><td>RBI</td><td>1</td></tr> <tr><td>BB</td><td>2</td></tr> <tr><td>SO</td><td>5</td></tr> <tr><td>LOB</td><td>4</td></tr> </table> 	AB	28	R	1	H	2	RBI	1	BB	2	SO	5	LOB	4
AB	28																								
R	1																								
H	2																								
RBI	1																								
BB	2																								
SO	5																								
LOB	4																								
Bobby Murcer, L (1, 8) OBP: 0.358, SLG: 0.369	0-0 3-1		0-3 K			0-3 K			0-0 F5	4 0 0 0 0 2 0															
Thurman Munson, R (1, 2) OBP: 0.348, SLG: 0.393	0-0 F9				0-0 5-3				0-0 F9	4 0 0 0 0 1 0															
Lou Piniella, R (1, 7) OBP: 0.349, SLG: 0.440		0-0 5-3			0-0 6-3				4-0 BB BB	2 0 0 0 1 0 0															
Reggie Jackson, L (1, 9) OBP: 0.379, SLG: 0.562		0-0 3B 1B			0-0 3-1				4-0 BB BB BB BB G6-3 BB	2 1 1 0 1 0 0															
Graig Nettles, L (1, 5) OBP: 0.333, SLG: 0.418		0-0 1-H 3B			0-3 K				0-0 G6-3 1-2f	3 0 1 1 0 1 2															
Darryl Jones, R (1, 10) OBP: 0.292, SLG: 0.413		0-0 6-3			0-0 F7				0-0 5-3	3 0 0 0 0 0 1															
Chris Chambliss, L (1, 3) OBP: 0.306, SLG: 0.421		0-3 K			0-0 4-3				0-0 F8	3 0 0 0 0 1 1															
Bucky Dent, R (1, 6) OBP: 0.294, SLG: 0.303			0-0 F9						0-0 6-3	3 0 0 0 0 0 0															
Inning Stats	R: 0 E: 0 K: 0 S: 3	H: 0 LOB: 0 BB: 0 P: 3	R: 1 E: 0 K: 1 S: 7	H: 2 LOB: 1 BB: 0 P: 7	R: 0 E: 0 K: 1 S: 5	H: 0 LOB: 0 BB: 0 P: 5	R: 0 E: 0 K: 0 S: 3	H: 0 LOB: 0 BB: 0 P: 3	R: 0 E: 0 K: 1 S: 5	H: 0 LOB: 0 BB: 0 P: 5	R: 0 E: 0 K: 1 S: 4	H: 0 LOB: 1 BB: 2 P: 12	R: 0 E: 0 K: 0 S: 3	H: 0 LOB: 0 BB: 0 P: 3	R: 0 E: 0 K: 0 S: 3	H: 0 LOB: 0 BB: 0 P: 3	1B: 1 2B: 0 3B: 1 HR: 0	SF: 0 SAC: 0 DP: 1 HBP: 0	WP: 0 PB: 0 SB: 0 CS: 0	PA: 30					
PITCHER Rick Honeycutt, L (1, 1) ERA: 3.53	IP 9.0 WLS W BF 30 H 2 R 1 ER 1 SO 5 BB 2 IBB 0 HBP 0 BLK 0 WP 0 HR 0 S 38 P 46 ERA 1.00 WHIP 0.444																				PITCHER	IP WLS BF H R ER SO BB IBB HBP BLK WP HR S P ERA WHIP			

Batter	1	2	3	4	5	6	7	8	9	AB	R	H	RBI	BB	SO	LOB
Leon Roberts, R (1, 7) OBP: 0.364, SLG: 0.459 John Hale, L (8, 7) OBP: 0.371, SLG: 0.420	0-0 FC1-5 2B		0-0 HR		0-0 5-3		0-3 K			4	1	2	1	0	1	0
Ruppert Jones, L (1, 8) OBP: 0.347, SLG: 0.477	0-0 FC1-5 3-1 2-3		0-0 F2		0-0 F8			4-0 G6-4-3 BB		3	0	0	0	1	0	1
Bruce Bochte, L (1, 3) OBP: 0.401, SLG: 0.498	0-0 3-1 1-2		0-0 F7			0-0 F7		0-0 G6-4-3 1-2f		4	0	0	0	0	0	2
Willie Horton, R (1, 10) OBP: 0.335, SLG: 0.476	0-3 K		0-0 5-3			0-0 F9		0-0 F3		4	0	0	0	0	1	1
Tom Paciorek, R (1, 9) OBP: 0.370, SLG: 0.467 Joe Simpson, L (8, 9) OBP: 0.304, SLG: 0.373		4-0 3B BB		0-3 K		0-0 1B 2B				2	2	1	0	1	1	0
Dan Meyer, L (1, 5) OBP: 0.358, SLG: 0.540		0-0 SF9 3B		0-0 G3		0-0 FC5-4 1B				3	1	2	2	0	0	0
Bill Stein, R (1, 4) OBP: 0.298, SLG: 0.327		0-0 5-3		0-0 HR		0-0 FC5-4				3	1	1	1	0	0	2
Larry Cox, R (1, 2) OBP: 0.277, SLG: 0.315		0-0 SF9		0-0 F4			0-3 K			2	0	0	1	0	1	0
Mario Mendoza, R (1, 6) OBP: 0.202, SLG: 0.236		0-3 K			0-0 F8		0-3 K			3	0	0	0	0	2	0

Inning Stats	R: 0	H: 1	E: 0	LOB: 1	K: 1	P: 6	R: 2	H: 1	E: 0	LOB: 0	K: 1	P: 10	R: 1	H: 1	E: 0	LOB: 0	K: 0	P: 4	R: 1	H: 1	E: 0	LOB: 0	K: 1	P: 6	R: 0	H: 0	E: 0	LOB: 0	K: 0	P: 3	R: 1	H: 2	E: 0	LOB: 1	K: 0	P: 5	R: 0	H: 0	E: 0	LOB: 0	K: 3	P: 9	R: 0	H: 0	E: 0	LOB: 0	K: 0	P: 6
	0	1	0	1	1	6	2	1	0	0	1	10	1	1	0	0	0	4	1	2	0	1	6	0	3	0	0	0	0	0	1	2	0	5	0	0	0	0	0	0	0	0	0	0	0	0	0	


PITCHER	IP	WLS	BF	H	R	ER	SO	BB	IBB	HBP	BLK	WP	HR	S	P	ERA	WHIP
Ron Guidry, L (1, 1) ERA: 2.31 Ken Clay, R (7, 1) ERA: 4.78	6.0	L	25	6	5	5	3	1	0	0	0	0	2	30	34	7.50	1.167

BOTTOM

New York Yankees @ Seattle Mariners
 The Kingdome, Seattle, WA
 Tue Jul 10 1979, 10:05 PM EDT
 Att. 20,375 - Dome

livebaseballscorecards.com

AB	28
R	5
H	6
RBI	5
BB	2
SO	6
LOB	6



WP: 0	PA: 31
PB: 0	SB: 0
CS: 0	

Batter	1	2	3	4	5	6	7	8	9	AB	R	H	RBI	BB	SO	LOB
Leon Roberts, R (1, 7) John Hale, L (8, 7) OBP: 0.364, SLG: 0.465 OBP: 0.371, SLG: 0.420										5	2	1	2	1	0	4
Ruppert Jones, L (1, 8) OBP: 0.352, SLG: 0.486										4	4	2	2	2	0	0
Bruce Bochte, L (1, 3) OBP: 0.402, SLG: 0.510										5	2	2	2	1	1	2
Willie Horton, R (1, 10) Charlie Beamon, L (8, PH) OBP: 0.336, SLG: 0.473 OBP: 0.143, SLG: 0.214										4	2	1	1	1	1	1
Tom Paciorek, R (1, 9) Joe Simpson, L (8, 9) OBP: 0.393, SLG: 0.492 OBP: 0.304, SLG: 0.373										4	1	4	3	1	0	0
Dan Meyer, L (1, 5) Larry Milbourne, S (7, PH) OBP: 0.360, SLG: 0.538 OBP: 0.317, SLG: 0.360										3	1	1	1	0	0	2
Bill Stein, R (1, 4) OBP: 0.301, SLG: 0.329										5	1	2	1	0	0	3
Larry Cox, R (1, 2) OBP: 0.280, SLG: 0.314										4	1	1	1	1	2	4
Mario Mendoza, R (1, 6) OBP: 0.209, SLG: 0.248										4	2	2	3	1	1	3

Inning Stats	R: 9	H: 8	E: 0	LOB: 0	K: 1	P: 17	R: 0	H: 1	E: 0	LOB: 3	K: 1	P: 11	R: 2	H: 1	E: 0	LOB: 1	K: 0	P: 12	R: 0	H: 0	E: 0	LOB: 0	K: 0	P: 3	R: 0	H: 0	E: 0	LOB: 1	K: 1	P: 9	R: 0	H: 1	E: 0	LOB: 1	K: 1	P: 6	R: 5	H: 5	E: 0	LOB: 3	K: 1	P: 22	R: 0	H: 0	E: 0	LOB: 0	K: 1	P: 5	1B: 10	SF: 0	2B: 2	SAC: 0	3B: 1	DP: 0	HR: 3	HBP: 1	WP: 1	PA: 49
PITCHER	IP	WLS	BF	H	R	ER	SO	BB	IBB	HBP	BLK	WP	HR	S	P	ERA	WHIP																																									
Tommy John, L (1, 1) ERA: 2.62	0.1	L	8	6	7	7	1	1	0	0	0	1	0	9	13	189.00	21.000																																									
Ken Clay, R (1, 1) ERA: 5.2	2.2		16	4	4	4	1	3	0	1	0	0	2	14	27	13.50	2.625																																									
Don Hood, L (4, 1) ERA: 2.77	2.0		7	0	0	0	1	1	0	0	0	0	0	8	12	0.00	0.500																																									
Ray Burris, R (6, 1) ERA: 6.55	3.0		18	6	5	5	3	3	0	0	0	0	1	21	33	15.00	3.000																																									

BOTTOM

New York Yankees @ Seattle Mariners
The Kingdome, Seattle, WA
Wed Jul 11 1979, 10:05 PM EDT
Att. 31,186 - Dome

livebaseballscorecards.com

AB 40
R 16
H 16
RBI 16
BB 8
SO 6
LOB 21

Batter	1	2	3	4	5	6	7	8	9	AB	R	H	RBI	BB	SO	LOB
Larry Milbourne, S OBP: 0.316, SLG: 0.358 (1, 4)	0-0 G4-6-3 1B	0-0 FC6-4 1-2f			0-0 F8		0-0 G6-4-3 1-2f			4	0	1	0	0	0	4
Ruppert Jones, L OBP: 0.351, SLG: 0.484 (1, 8)	0-0 G4-6-3 1-2f		0-0 6-3		0-0 F6			0-0 1B		4	0	1	0	0	0	2
Bruce Bochte, L OBP: 0.398, SLG: 0.503 (1, 3)	0-0 F7		0-0 3-1		0-0 L8			0-0 F7		4	0	0	0	0	0	2
Willie Horton, R OBP: 0.335, SLG: 0.471 (1, 10)		0-0 F8 BB 1B 1B	0-0 F8		0-3 K			0-0 F4		4	1	1	0	0	1	1
Dan Meyer, L OBP: 0.358, SLG: 0.534 (1, 5)		0-0 F7		0-0 3-1		0-0 1B		0-0 F8		4	0	1	0	0	0	2
Leon Roberts, R OBP: 0.365, SLG: 0.462 (1, 7)		4-0 BB BB BB 1-2 1B BB	0-0 6-3		0-0 F9			4-0 G6-4-3 BB		2	1	0	0	2	0	1
Tom Paciorek, R OBP: 0.389, SLG: 0.484 (1, 9)		0-0 F8 2-3	0-0 1B		0-0 L7			0-0 F9		4	0	1	0	0	0	4
Bob Stinson, S OBP: 0.354, SLG: 0.362 (1, 2)		4-0 BB BB BB 1-2 1B BB	0-0 6-3		0-0 F4 G6-4-3 1B			0-0 G6-4-3 1-2f		3	0	1	0	1	0	2
Mario Mendoza, R OBP: 0.215, SLG: 0.253 (1, 6)		0-0 FC6-4 1-2 2-H 3-H 1B			0-0 1B		0-0 F4			3	0	2	2	0	0	1

Inning Stats	R: 0	H: 1	E: 0	K: 0	S: 3	LOB: 0	BB: 0	P: 3	R: 2	H: 2	E: 0	K: 0	S: 5	LOB: 2	BB: 2	P: 13	R: 0	H: 0	E: 0	K: 0	S: 3	LOB: 0	BB: 0	P: 3	R: 0	H: 1	E: 0	K: 1	S: 6	LOB: 1	BB: 0	P: 6	R: 0	H: 1	E: 0	K: 0	S: 3	LOB: 0	BB: 0	P: 3	R: 0	H: 1	E: 0	K: 0	S: 4	LOB: 1	BB: 0	P: 4	R: 0	H: 0	E: 0	K: 0	S: 2	LOB: 0	BB: 1	P: 6	1B: 8	2B: 0	3B: 0	HR: 0	SF: 0	SAC: 0	DP: 3	HBP: 0	WP: 0	PB: 0	SB: 0	CS: 0	PA: 35
PITCHER	IP	WLS	BF	H	R	ER	SO	BB	IBB	HBP	BLK	WP	HR	S	P	ERA	WHIP																																																				
Catfish Hunter, R ERA: 4.94 (1, 1)	8.0	W	32	8	2	2	1	2	0	0	0	0	0	32	40	2.25	1.250																																																				
Rich Gossage, R ERA: 3.86 (9, 1)	1.0		3	0	0	0	0	1	0	0	0	0	0	2	6	0.00	1.000																																																				

BOTTOM

New York Yankees @ Seattle Mariners

The Kingdome, Seattle, WA

Thu Jul 12 1979, 10:05 PM EDT
Att. 23,774 - Dome

livebaseballscorecards.com

AB	32
R	2
H	8
RBI	2
BB	3
SO	1
LOB	19



New York Yankees @ California Angels
 Anaheim Stadium, Anaheim, CA

Fri Jul 13 1979, 10:05 PM EDT
 Att: 41,805 - Unknown

AB	27
R	1
H	1
RBI	1
BB	5
SO	9
LOB	12



WP	0	PA	33
PB	0		
SB	0		
CS	1		

AB	R	H	RBI	BB	SO	LOB
4	0	0	0	0	1	4
3	1	0	0	1	1	1
4	0	0	0	0	2	2
4	0	1	0	0	0	0
2	0	0	1	1	2	0
4	0	0	0	0	1	2
3	0	0	0	0	0	0
1	0	0	0	2	1	1
2	0	0	0	1	1	2

Batter	1	2	3	4	5	6	7	8	9	
Bobby Murcer, L (1, 8) OBP: 0.352, SLG: 0.360	0-0 F9		0-3 K			0-0 F7		0-0 G3		
Thurman Munson, R (1, 2) OBP: 0.347, SLG: 0.388	4-0 CS BB			0-3 K		0-0 6-3		0-0 E6 1B SF9		
Graig Nettles, L (1, 5) OBP: 0.322, SLG: 0.402	0-3 K			0-0 4-3			0-3 K	0-0 F2		
Reggie Jackson, L (1, 9) OBP: 0.381, SLG: 0.570		0-0 F7		0-0 F5			0-0 F5	0-0 1B		
Lou Piniella, R (1, 7) OBP: 0.349, SLG: 0.443		0-3 K			4-0 G3-6-3 BB		0-3 K	0-0 SF9		
Chris Chambliss, L (1, 3) OBP: 0.304, SLG: 0.413		0-0 6-3			0-0 G3-6-3			0-0 F8	0-3 K	
Jim Spencer, L (1, 10) OBP: 0.328, SLG: 0.472			0-0 4-3		0-0 F5			0-0 E8		
Willie Randolph, R (1, 4) OBP: 0.368, SLG: 0.357			4-0 E BB			4-0 BB		0-3 K		
Bucky Dent, R (1, 6) OBP: 0.297, SLG: 0.310			0-3 K			0-0 F9		4-0 BB		
Inning Stats	R: 0 E: 0 K: 1 S: 4 H: 0 LOB: 0 BB: 1 P: 8	R: 0 E: 0 K: 1 S: 5 H: 0 LOB: 0 BB: 0 P: 5	R: 0 E: 1 K: 2 S: 7 H: 0 LOB: 1 BB: 1 P: 11	R: 0 E: 0 K: 1 S: 5 H: 0 LOB: 0 BB: 0 P: 5	R: 0 E: 0 K: 0 S: 2 H: 0 LOB: 0 BB: 1 P: 6	R: 0 E: 0 K: 0 S: 3 H: 0 LOB: 1 BB: 1 P: 7	R: 0 E: 0 K: 2 S: 7 H: 0 LOB: 0 BB: 0 P: 7	R: 0 E: 1 K: 1 S: 6 H: 0 LOB: 2 BB: 1 P: 10	R: 1 E: 1 K: 1 S: 7 H: 1 LOB: 1 BB: 0 P: 7	1B: 1 2B: 0 3B: 0 HR: 0 SF: 1 SAC: 0 DP: 1 HBP: 0
PITCHER Nolan Ryan, R (1, 1) ERA: 2.54	IP: 9.0 WLS: W BF: 33 H: 1 R: 1 ER: 0 SO: 9 BB: 5 IBB: 0 HBP: 0 BLK: 0 WP: 0 HR: 0 S: 46 P: 66 ERA: 0.00 WHIP: 0.667									IP: 9.0 WLS: W BF: 33 H: 1 R: 1 ER: 0 SO: 9 BB: 5 IBB: 0 HBP: 0 BLK: 0 WP: 0 HR: 0 S: 46 P: 66 ERA: 0.00 WHIP: 0.667

livebaseballscores.com

Batter	1	2	3	4	5	6	7	8	9
Rick Miller, L OBP: 0.388, SLG: 0.389 (1, 8) X	0-0 6-3		0-0 F8	0-0 3B		0-0 F8		0-0 3B 1B	
Carney Lansford, R OBP: 0.355, SLG: 0.460 (1, 5) X	0-0 F7		0-3 K	0-0 F8			0-0 F9 1B	0-0 F2	
Dan Ford, R OBP: 0.351, SLG: 0.452 (1, 9) B B B B	4-0 BB BB		0-0 1B 1B		0-0 F3		0-0 BB 1B	0-0 1B 3B	
Don Baylor, R OBP: 0.385, SLG: 0.543 (1, 10) B B B B	4-0 1-2 BB		0-0 1B 1B		4-0 G6-4-3 BB		0-0 F2	0-0 1B 1B	
Willie Aikens, L OBP: 0.375, SLG: 0.498 (1, 3) X	0-0 G3		0-0 1B 1B		0-0 G6-4-3		0-0 F9	0-0 1B	
Brian Downing, R OBP: 0.426, SLG: 0.514 (1, 2) X		0-0 1B	0-0 1B			0-0 1B SF8 1B	4-0 1-2 BB	0-0 L3	
Joe Rudi, R OBP: 0.293, SLG: 0.366 (1, 7) S S S S		0-3 K	0-3 K			0-0 F4	0-0 F8		
Bobby Grich, R OBP: 0.374, SLG: 0.564 (1, 4) X		0-0 L5		0-3 K		0-0 1B		0-0 5-3	
Jim Anderson, R OBP: 0.322, SLG: 0.372 (1, 6) S S S S		0-3 K		0-0 F3		0-0 SF8		0-0 E5 1B 3B	

Inning Stats	R: 0	H: 0	E: 0	K: 0	S: 3	R: 0	H: 1	E: 0	K: 2	S: 8	R: 2	H: 4	E: 0	K: 2	S: 11	R: 0	H: 1	E: 0	K: 1	S: 6	R: 0	H: 0	E: 0	K: 0	S: 2	R: 1	H: 2	E: 0	K: 0	S: 5	R: 0	H: 2	E: 0	K: 0	S: 5	R: 3	H: 4	E: 1	K: 0	S: 8
	LOB: 2	BB: 2	P: 11	LOB: 1	BB: 0	P: 8	LOB: 2	BB: 0	P: 11	LOB: 1	BB: 0	LOB: 1	BB: 0	P: 6	LOB: 3	BB: 1	P: 9	LOB: 2	BB: 0	P: 8	LOB: 0	BB: 0	LOB: 0	BB: 1	P: 6	LOB: 1	BB: 0	P: 5	LOB: 3	BB: 1	P: 9	LOB: 2	BB: 0	P: 8	LOB: 2	BB: 0	P: 8			

PITCHER	IP	WLS	BF	H	R	ER	SO	BB	IBB	HBP	BLK	WP	HR	S	P	ERA	WHIP
Luis Tiant, R ERA: 3.62 (1, 1)	7.2	L	39	12	6	3	5	4	0	0	0	0	0	45	61	3.52	2.087
Ron Davis, R ERA: 2.02 (8, 1)	0.1		3	2	0	0	0	0	0	0	0	0	0	3	3	0.00	6.000

AB R H RBI BB SO LOB

5	1	2	0	0	0	1
5	0	1	0	0	1	3
4	2	3	2	1	0	0
3	1	2	1	2	0	2
5	0	2	1	0	0	5
4	1	3	1	1	0	2
4	0	0	0	0	2	7
4	0	1	0	0	1	1
3	1	0	1	0	1	1

1B: 12	SF: 1	WP: 0	PA: 42
2B: 0	SAC: 0	PB: 0	
3B: 2	DP: 1	SB: 0	
HR: 0	HBP: 0	CS: 0	

WP	HR	S	P	ERA	WHIP
0	0	0	0	0.00	6.000

New York Yankees @ California Angels
Anaheim Stadium, Anaheim, CA
Fri Jul 13 1979, 10:05 PM EDT
Att. 41,805 - Unknown

livebaseballscorecards.com

AB	37
R	6
H	14
RBI	6
BB	4
SO	5
LOB	22



Batter	1	2	3	4	5	6	7	8	9	10	11	12	AB R H RBI BB SO LOB	TOP												
Bobby Brown, S OBP: 0.289, SLG: 0.229 (1, 8)	E9 G3 1B		0-0 S 1B	0-0 FC6 1B		0-0 4-3			0-0 6-3	0-3 K			6 0 3 2 0 1 1													
Thurman Munson, R OBP: 0.343, SLG: 0.383 (1, 2)	G3		0-0 5-3	0-0 FC6 1B		0-3 K			0-0 BB 1B		0-0 3-1		4 0 0 0 0 1 4													
Jerry Naron, L OBP: 0.244, SLG: 0.275 (6, 2)	2-3		1-2	1-2f 2-3									2 1 1 0 0 0 0													
Graig Nettles, L OBP: 0.323, SLG: 0.398 (1, 5)	1-3			1-3				0-0 F7	4-0 1B	1-2 BB	0-0 5-3		4 0 0 0 2 0 1													
Reggie Jackson, L OBP: 0.380, SLG: 0.562 (1, 9)	F6			HR BB				0-0 F5	0-0 FC5-4 1B	1-2 2-H	0-3 K		5 1 1 1 1 2 4													
Lou Piniella, R OBP: 0.348, SLG: 0.439 (1, 7)		4-0 BB		0-0 HR 1B	0-0 5-3			0-0 F3	0-0 F8		0-0 F3		5 1 1 0 1 0 2													
Chris Chambliss, L OBP: 0.304, SLG: 0.430 (1, 10)	K		0-3	1-H 3-H HR	0-0 HR			0-0 F7	0-0 FC5-4	1-2f	0-0 L9		6 2 2 4 0 1 3													
Jim Spencer, L OBP: 0.335, SLG: 0.482 (1, 3)			0-0	1B	0-0 4-3			0-0 1B			0-0 1B		5 1 3 0 0 0 1	AB 47												
Bobby Murcer, L OBP: 0.352, SLG: 0.360 (10, PR)	G4-6-3		1-2f	2B	0-0 1B			0-0 1B			0-3 K		0 0 0 0 0 0 0	R 7												
Ron Davis, R OBP: 0.352, SLG: 0.360 (10, 1)				1B	0-0 1-3			0-0 G5-4-3 1B			0-3 K		1 0 0 0 0 1 0	H 13												
Willie Randolph, R OBP: 0.368, SLG: 0.358 (1, 4)			0-0	S 1B	0-0 1-3			0-0 1B			0-0 K		5 1 2 0 0 1 1	RBI 7												
Bucky Dent, R OBP: 0.295, SLG: 0.306 (1, 6)			0-0	2-3	0-0 1B			0-0 G5-4-3 1B			0-0 F9		4 0 0 0 1 0 3	BB 5												
			F9	FC6 1B		0-0 6-3		0-0 G5-4-3			0-0 F9			SO 7												
				BB				1-2f						LOB 20												
Inning Stats	R: 0 E: 1 K: 0 S: 4	H: 1 LOB: 1 BB: 0 P: 4	R: 0 E: 0 K: 1 S: 4	H: 0 LOB: 0 BB: 1 P: 8	R: 0 E: 0 K: 0 S: 4	H: 1 LOB: 1 BB: 0 P: 4	R: 5 E: 0 K: 1 S: 10	H: 5 LOB: 3 BB: 3 P: 22	R: 1 E: 0 K: 0 S: 4	H: 1 LOB: 0 BB: 0 P: 4	R: 0 E: 0 K: 1 S: 5	H: 2 LOB: 1 BB: 0 P: 4	R: 1 E: 0 K: 0 S: 5	H: 2 LOB: 2 BB: 1 P: 9	R: 0 E: 0 K: 2 S: 8	H: 1 LOB: 1 BB: 0 P: 8	R: 0 E: 0 K: 1 S: 5	H: 0 LOB: 0 BB: 0 P: 5	R: 0 E: 0 K: 1 S: 5	H: 0 LOB: 0 BB: 0 P: 5	R: 0 E: 0 K: 1 S: 5	H: 0 LOB: 0 BB: 0 P: 5	1B: 10 2B: 1 3B: 0 HR: 2	SF: 0 SAC: 0 DP: 2 HBP: 0	WP: 0 PB: 0 SB: 2 CS: 0	PA: 52
PITCHER	IP WLS BF H R ER SO BB IBB HBP BLK WP HR S P ERA WHIP																									
Don Aase, R ERA: 4.12 (1, 1)	3.1		19	7	5	5	1	3	0	0	0	0	0	0	1	18	30	13.50	3.000							
Mike Bartow, R ERA: 5.0 (4, 1)	4.2		17	3	1	1	2	1	0	0	0	0	0	0	1	20	24	1.93	0.857							
Dave LaRoche, L ERA: 6.31 (9, 1)	2.0		10	3	1	1	2	1	0	0	0	0	0	0	0	13	17	4.50	2.000							
Mark Clear, R ERA: 2.45 (11, 1)	2.0	W	6	0	0	0	2	0	0	0	0	0	0	0	0	10	10	0.00	0.000							

New York Yankees @ California Angels
 Anaheim Stadium, Anaheim, CA
 Sat Jul 14 1979, 10:05 PM EDT
 Att. 41,693 - Unknown

livebaseballscorecards.com



Batter	1	2	3	4	5	6	7	8	9	10	11	12
Bobby Grich, R OBP: 0.374, SLG: 0.563 (1, 4) X	0-0 5-3		0-0 FC3-6 1B		0-0 5-3		0-0 1B 2B		0-0 F4		0-0 5-3	
Carney Lansford, R OBP: 0.355, SLG: 0.458 (1, 5) S S	0-3 K		0-0 FC3-6 G4-6-3 1-2f			0-0 E6 FC4-6	0-0 G6-4-3 1B		0-0 E 1B HR 1B		0-0 4-3	
Dan Ford, R OBP: 0.351, SLG: 0.451 (1, 8) X	0-0		0-0 G4-6-3 1-2f			0-0 FC4-6 BB 1B 1-2f	0-0 G6-4-3 1-2f		0-0 E4 HR 1B		0-0	
Rick Miller, L OBP: 0.391, SLG: 0.392 (10, 8)	1B										0-0 1B	
Don Baylor, R OBP: 0.386, SLG: 0.557 (1, 7) X	0-0 5-3			0-0 F8		4-0 1B BB		0-0 HR	0-0 HR 2-H 3-H		0-0 F7	
Brian Downing, R OBP: 0.427, SLG: 0.515 (1, 2) X		0-0 6-3		4-0 6-3 BB		0-0 1B 1B		0-0 F7	0-0 5-3			0-0 SH1-4 1B 2B
Joe Rudi, R OBP: 0.295, SLG: 0.379 (1, 9) X		0-0 L9		0-0 6-3		0-0 1B		0-0 HR		0-0 F8		0-0 SH1-4 2-3
Merv Rettenmund, R OBP: 0.339, SLG: 0.314 (1, 10) X		0-0 1B 1B		0-0 F9		0-3 K		4-0 G4-6-3 BB		4-0 PB BB		0-0 1B 3-H
Willie Aikens, L OBP: 0.372, SLG: 0.492 (1, 3) X		0-0 FC6-4 1B			0-0 1-3	0-3 K		0-0 G4-6-3 1-2f		0-0 F8		
Jim Anderson, R OBP: 0.315, SLG: 0.363 (1, 6) X		0-0 FC6-4			0-0 6-3		0-0 F9		0-3 K	0-3 K		
Willie Davis, L OBP: 0.233, SLG: 0.244 (7, PH)												
Bert Campaneris, R OBP: 0.277, SLG: 0.241 (8, 6) X												

Inning Stats	R: 0	H: 1	E: 0	LOB: 1	K: 1	BB: 0	S: 6	P: 6
	R: 0	H: 2	E: 0	LOB: 2	K: 0	BB: 0	S: 5	P: 5
	R: 0	H: 1	E: 0	LOB: 0	K: 0	BB: 0	S: 3	P: 3
	R: 0	H: 0	E: 0	LOB: 1	K: 0	BB: 1	S: 3	P: 7
	R: 0	H: 0	E: 0	LOB: 0	K: 0	BB: 0	S: 3	P: 3
	R: 2	H: 2	E: 1	LOB: 2	K: 2	BB: 1	S: 10	P: 14
	R: 0	H: 2	E: 0	LOB: 1	K: 0	BB: 0	S: 4	P: 4
	R: 2	H: 2	E: 0	LOB: 0	K: 0	BB: 1	S: 4	P: 8
	R: 3	H: 3	E: 1	LOB: 0	K: 1	BB: 0	S: 8	P: 8
	R: 0	H: 0	E: 0	LOB: 1	K: 1	BB: 1	S: 5	P: 9
	R: 0	H: 1	E: 0	LOB: 1	K: 0	BB: 0	S: 4	P: 4
	R: 1	H: 2	E: 0	LOB: 1	K: 0	BB: 0	S: 3	P: 3

1B: 11	SF: 0
2B: 2	SAC: 1
3B: 0	DP: 3
HR: 3	HBP: 0


WP: 0	PA: 52
PB: 1	
SB: 0	
CS: 0	

PITCHER	IP	WLS	BF	H	R	ER	SO	BB	IBB	HBP	BLK	WP	HR	S	P	ERA	WHIP
Tommy John, L ERA: 2.59 (1, 1)	5.1		24	6	2	1	1	2	0	0	0	0	0	24	32	1.69	1.500
Rich Gossage, R ERA: 6.23 (6, 1)	3.2		17	7	5	5	3	1	0	0	0	0	3	22	26	12.27	2.182
Ron Davis, R ERA: 2.13 (10, 1)	2.1	L	11	3	1	1	1	1	0	0	0	0	0	12	16	3.86	1.714

NEW YORK YANKEES @ CALIFORNIA ANGELS
Anaheim Stadium, Anaheim, CA
 Sat Jul 14 1979, 10:05 PM EDT
 Att: 41,693 - Unknown

AB	R	H	RBI	BB	SO	LOB
6	0	2	0	0	0	0
6	1	2	0	0	1	1
5	2	2	0	0	0	4
1	0	1	0	0	0	0
5	3	2	4	1	0	2
5	1	2	1	1	0	0
5	1	2	2	0	0	1
4	0	2	1	2	1	3
5	0	1	0	0	1	4
2	0	0	0	0	0	2
1	0	0	0	0	0	0
2	0	0	0	0	2	1

AB 47
R 8
H 16
RBI 8
BB 4
SO 5
LOB 18



New York Yankees @ California Angels
Anaheim Stadium, Anaheim, CA

Sun Jul 15 1979, 6:33 AM EDT
 Att: 40,739 - Unknown

livebaseballscorecards.com

AB	34
R	4
H	7
RBI	4
BB	2
SO	2
LOB	11



WP: 0	PA: 36
PB: 0	
SB: 0	
CS: 0	

Batter	1	2	3	4	5	6	7	8	9	AB R H RBI BB SO LOB	TOP																								
Bobby Brown, S (1, 8) OBP: 0.286, SLG: 0.256	0-0 5-3	0-0 2B			0-0 F5		0-0 F6			4 0 1 0 0 0 0																									
Thurman Munson, R (1, 2) OBP: 0.345, SLG: 0.385	0-0 HR 1B	0-0 4-3			0-0 1B 1B		0-0 F8			4 1 2 0 0 0 1																									
Chris Chambliss, L (1, 3) OBP: 0.309, SLG: 0.441	0-0 HR 1-H		4-0 BB BB BB		0-0 FC6-4 1B 1-2		0-0 F9			3 1 2 2 1 0 0																									
Reggie Jackson, L (1, 9) OBP: 0.374, SLG: 0.552	0-0 F6		0-3 K S S		0-0 F7		0-0 L7			4 0 0 0 0 1 3																									
Lou Piniella, R (1, 7) OBP: 0.344, SLG: 0.433	0-0 6-3		0-0 F4		0-0 FC6-4 1-2f		0-0 F8			4 0 0 0 0 0 3																									
Graig Nettles, L (1, 5) OBP: 0.324, SLG: 0.397		0-0 HR 1B	0-0 F8		4-0 BB BB BB		0-0 F8			3 1 1 0 1 0 1																									
Jim Spencer, L (1, 10) OBP: 0.333, SLG: 0.494		0-0 HR 1-H		0-0 F6		0-0 P8		0-0 6-3		4 1 1 2 0 0 1																									
Willie Randolph, R (1, 4) OBP: 0.365, SLG: 0.354		0-0 2-3		0-0 5-3		0-0 F8		0-3 K S		4 0 0 0 0 1 1																									
Bucky Dent, R (1, 6) OBP: 0.291, SLG: 0.301		0-0 6-3		0-0 F5		0-0 L4		0-0 5-3		4 0 0 0 0 0 1																									
Inning Stats	R: 2 E: 0 K: 0 S: 5	H: 2 LOB: 0 BB: 0 P: 5	R: 2 E: 0 K: 0 S: 6	H: 3 LOB: 1 BB: 0 P: 6	R: 0 E: 0 K: 1 S: 5	H: 0 LOB: 1 BB: 1 P: 9	R: 0 E: 0 K: 0 S: 3	H: 0 LOB: 0 BB: 0 P: 3	R: 0 E: 0 K: 0 S: 5	H: 2 LOB: 2 BB: 0 P: 5	R: 0 E: 0 K: 0 S: 3	H: 0 LOB: 1 BB: 1 P: 7	R: 0 E: 0 K: 0 S: 3	H: 0 LOB: 0 BB: 0 P: 3	R: 0 E: 0 K: 1 S: 5	H: 0 LOB: 0 BB: 0 P: 5	1B: 4 2B: 1 3B: 0 HR: 2	SF: 0 SAC: 0 DP: 0 HBP: 0	WP: 0 PB: 0 SB: 0 CS: 0	PA: 36															
PITCHER	IP WLS BF H R ER SO BB IBB HBP BLK WP HR S P ERA WHIP																																		
Dave Frost, R (1, 1) ERA: 4.28	6.0	27	7	4	4	1	2	0	0	0	0	2	27	35	6.00	1.500																			
Jim Barr, R (7, 1) ERA: 4.2	3.0	W	9	0	0	0	1	0	0	0	0	0	11	11	0.00	0.000																			

Batter	1	2	3	4	5	6	7	8	9	AB R H RBI BB SO LOB
Rick Miller, L OBP: 0.391, SLG: 0.393 (1, 8) X	0-0 B1-3 ①		0-3 K ①		0-0 1B 1B		0-0 2B 1B		0-3 K ②	5 1 2 0 0 2 3
Bobby Grich, R OBP: 0.380, SLG: 0.579 (1, 4) X	0-0 L9 ②		0-0 1B ②		0-0 1B ②		0-0 2B ②		0-0 HR ②	5 1 4 5 0 0 0
Carney Lansford, R OBP: 0.352, SLG: 0.453 (1, 5) X	0-0 F8 ③		0-3 K ③		0-0 F8 ③		0-0 L7 ③			4 0 0 0 0 1 5
Don Baylor, R OBP: 0.383, SLG: 0.551 (1, 7) X		0-0 4-3 ①	0-3 K ③			0-0 5-3 ①	0-0 L8 ③			4 0 0 0 0 1 3
Joe Rudi, R OBP: 0.291, SLG: 0.373 (1, 9) X		0-0 F3 ②		0-3 K ①		0-0 5-3 ②		0-3 K ①		4 0 0 0 0 2 0
Merv Rettenmund, R OBP: 0.365, SLG: 0.364 (1, 10) X		0-0 1B		0-0 F9 ②		0-0 2B		0-0 G4-6-3 1B		4 0 3 0 0 0 0
Willie Aikens, L OBP: 0.366, SLG: 0.484 (1, 3) X		0-3 K ③		0-0 G3 ③		0-3 K ③		0-0 G4-6-3 ② ③		4 0 0 0 0 2 3
Jim Anderson, R OBP: 0.323, SLG: 0.361 (1, 6) X			4-0 1B BB		0-3 K ①		0-0 1B 2B 1B		0-0 F8 ①	3 2 1 0 1 1 0
Tom Donohue, R OBP: 0.288, SLG: 0.382 (1, 2) X			0-0 1B 1B		0-0 F9 ②		0-3 K ①		4-0 HR BB	3 1 1 0 1 1 1

Inning Stats	R: 0	H: 0	E: 0	K: 0	S: 3	R: 0	H: 1	E: 0	K: 1	S: 6	R: 1	H: 2	E: 0	K: 3	S: 11	R: 0	H: 0	E: 0	K: 1	S: 5	R: 0	H: 2	E: 0	K: 1	S: 7	R: 0	H: 1	E: 0	K: 1	S: 6	R: 2	H: 3	E: 0	K: 1	S: 8	R: 0	H: 1	E: 0	K: 1	S: 5	R: 2	H: 1	E: 0	K: 1	S: 5	R: 0	H: 1	E: 0	K: 1	S: 9	1B: 8	SF: 0	2B: 2	SAC: 0	3B: 0	DP: 1	HR: 1	HBP: 0	WP: 0	PA: 38
--------------	------	------	------	------	------	------	------	------	------	------	------	------	------	------	-------	------	------	------	------	------	------	------	------	------	------	------	------	------	------	------	------	------	------	------	------	------	------	------	------	------	------	------	------	------	------	------	------	------	------	------	-------	-------	-------	--------	-------	-------	-------	--------	-------	--------

PITCHER	IP	WLS	BF	H	R	ER	SO	BB	IBB	HBP	BLK	WP	HR	S	P	ERA	WHIP
Ron Guidry, L ERA: 2.51 (1, 1)	8.2	L	38	11	5	5	10	2	0	0	0	0	1	56	64	5.19	1.500


BOTTOM


New York Yankees @ California Angels
Anaheim Stadium, Anaheim, CA

Sun Jul 15 1979, 6:33 AM EDT
Att. 40,739 - Unknown

livebaseballscorecards.com

AB	36
R	5
H	11
RBI	5
BB	2
SO	10
LOB	15



Batter	1	2	3	4	5	6	7	8	9	AB R H RBI BB SO LOB	TOP														
Rickey Henderson, R OBP: 0.320, SLG: 0.277 (1, 7) X	0-0 4-3 SH2-3 1B		4-0 BB BB		0-3 K			4-0 4-3 BB		2 0 1 0 2 1 0	<p>Oakland Athletics @ New York Yankees Yankee Stadium, Bronx, NY Thu Jul 19 1979, 7:05 PM EDT Att. 22,648 - Unknown - 80 F</p> <p>livebaseballscorecards.com</p> <table border="0"> <tr><td>AB</td><td>32</td></tr> <tr><td>R</td><td>2</td></tr> <tr><td>H</td><td>6</td></tr> <tr><td>RBI</td><td>2</td></tr> <tr><td>BB</td><td>3</td></tr> <tr><td>SO</td><td>7</td></tr> <tr><td>LOB</td><td>15</td></tr> </table> 	AB	32	R	2	H	6	RBI	2	BB	3	SO	7	LOB	15
AB	32																								
R	2																								
H	6																								
RBI	2																								
BB	3																								
SO	7																								
LOB	15																								
Dwayne Murphy, L OBP: 0.420, SLG: 0.374 (1, 8) X	0-0 SH2-3 1-2		0-0 F7		0-0 F7			0-3 K		3 0 0 0 0 1 2															
Mitchell Page, L OBP: 0.317, SLG: 0.342 (1, 10) X	0-0 4-3 2-3		4-0 1-2 BB				0-0 4-3	0-0 4-3 1-2		3 0 0 0 1 0 2															
Dave Revering, L OBP: 0.317, SLG: 0.414 (1, 3) X	0-0 F9		0-0 F8				0-0 F8	0-0 F4		4 0 0 0 0 0 4															
Wayne Gross, L OBP: 0.336, SLG: 0.374 (1, 5) X		0-0 3-1		0-3 K			0-3 K		0-0 1B 1B	4 0 1 0 0 2 0															
Jeff Newman, R OBP: 0.264, SLG: 0.434 (1, 2) X		0-0 HR		0-0 HR			0-0 F7		0-0 1-2 1B	4 2 3 2 0 0 0															
Dave Chalk, R OBP: 0.345, SLG: 0.277 (1, 6) X		0-0 F6		0-3 K			0-0 F7		0-0 F7	4 0 0 0 0 1 2															
Tony Armas, R OBP: 0.296, SLG: 0.410 (1, 9) X		0-0 F8		0-3 K			0-0 FC6-4 1B		0-0 F8	4 0 1 0 0 1 2															
Mike Edwards, R OBP: 0.289, SLG: 0.306 (1, 4) X			0-3 K		0-0 F4		0-0 FC6-4		0-0 F6	4 0 0 0 0 1 3															
Inning Stats	R: 0 H: 1 E: 0 LOB: 1 K: 0 BB: 0 S: 4 P: 4	R: 1 H: 1 E: 0 LOB: 0 K: 0 BB: 0 S: 4 P: 4	R: 0 H: 0 E: 0 LOB: 2 K: 1 BB: 2 S: 5 P: 13	R: 1 H: 1 E: 0 LOB: 0 K: 3 BB: 0 S: 10 P: 10	R: 0 H: 0 E: 0 LOB: 0 K: 1 BB: 0 S: 5 P: 5	R: 0 H: 0 E: 0 LOB: 0 K: 1 BB: 0 S: 5 P: 5	R: 0 H: 1 E: 0 LOB: 1 K: 0 BB: 0 S: 4 P: 4	R: 0 H: 0 E: 0 LOB: 1 K: 1 BB: 1 S: 5 P: 9	R: 0 H: 2 E: 0 LOB: 2 K: 0 BB: 0 S: 5 P: 5	1B: 4 SF: 0 2B: 0 SAC: 1 3B: 0 DP: 0 HR: 2 HBP: 0	WP: 0 PA: 36 PB: 0 SB: 0 CS: 0														
PITCHER Luis Tiant, R ERA: 3.5 (1, 1)	IP WLS BF H R ER SO BB IBB HBP BLK WP HR S P ERA WHIP	9.0 W 36 6 2 2 7 3 0 0 0 0 2 47 59 2.00 1.000																							

Batter	1	2	3	4	5	6	7	8	9	AB	R	H	RBI	BB	SO	LOB
Bobby Murcer, L (1, 8) OBP: 0.353, SLG: 0.364	0-0 4-3 1B 2B	0-0 F7		0-0 G6-4-3 1-2f		0-0 G6-4-3 1B	0-0 G4-6-3 1-2f			5	1	2	0	0	0	6
Thurman Munson, R (1, 2) OBP: 0.346, SLG: 0.383	0-0 4-3 2-3		4-0 FC6-4 BB		0-0 F7	0-0 G6-4-3 1-2f		0-0 F8 1B 1B		4	1	1	0	1	0	2
Chris Chambliss, L (1, 3) OBP: 0.314, SLG: 0.444	0-0 G4-6-3 1B 3-H		0-0 FC6-4 1B 1-2f		0-0 G3	0-0 S HR 1B		0-0 BB 1B 1B		5	2	3	1	0	0	1
Reggie Jackson, L (1, 9) OBP: 0.378, SLG: 0.566	0-0 G4-6-3 1-2f		0-0 1-2 1B		0-0 BB E 1B 1B	0-0 1-H HR		0-0 F8 2-3		5	2	3	2	0	0	3
Lou Piniella, R (1, 7) OBP: 0.345, SLG: 0.432		0-0 5-3 1B 1B		0-0 F9		0-0 E4 1B BB 1-2	0-0 F8		0-0 BB 2B 1B 3-H	5	3	2	1	0	0	3
Jim Spencer, L (1, 10) OBP: 0.337, SLG: 0.497		0-0 F8		0-0 1-3		4-0 BB 1B BB 1-2 2-3		0-0 FC4-6 1B 2B	0-0 K	3	0	1	0	1	0	3
Bobby Brown, S (7, PR) OBP: 0.279, SLG: 0.250										1	1	0	0	0	1	2
Willie Randolph, R (1, 4) OBP: 0.369, SLG: 0.355		0-0 5-3		4-0 1B BB		0-0 1-2 2-3 3-H		4-0 FC4-6 BB	4-0 2B BB	2	0	1	1	2	0	1
Roy White, S (8, PH) OBP: 0.252, SLG: 0.239		1-2		1-2 2-3 3-H		1-2 2-3 3-H		0-0 FC4-6 1B	0-0 1-2 2-3 BB	0	0	0	0	1	0	0
Fred Stanley, R (9, 4) OBP: 0.250, SLG: 0.192										0	0	0	0	0	0	0
Brian Doyle, L (1, 5) OBP: 0.333, SLG: 0.286		4-0 1B BB		0-0 F9		4-0 1-2 2-3 3-H		0-0 FC4-6 1B 1-2f 2-3	0-0 1-3 2-H 3-H 2B	3	0	1	3	2	0	3
Bucky Dent, R (1, 6) OBP: 0.296, SLG: 0.307		0-0 1-3 2-H 1B		0-0 G6-4-3 1-2 1B		0-0 F9		0-0 G4-6-3 1-2 3-H 1B	0-0 F8	5	0	3	2	0	0	5

Inning Stats	R: 1	H: 2	E: 0	K: 0	S: 4	LOB: 0	BB: 0	P: 4	R: 1	H: 2	E: 0	K: 0	S: 5	LOB: 2	BB: 1	P: 9	R: 0	H: 1	E: 0	K: 0	S: 4	LOB: 2	BB: 1	P: 8	R: 0	H: 1	E: 0	K: 0	S: 3	R: 2	H: 2	E: 1	K: 0	S: 6	LOB: 3	BB: 2	P: 14	R: 2	H: 3	E: 0	K: 0	S: 5	LOB: 0	BB: 0	P: 5	R: 1	H: 2	E: 0	K: 0	S: 4	LOB: 1	BB: 1	P: 8	R: 3	H: 4	E: 0	K: 1	S: 9	LOB: 2	BB: 1	P: 13
--------------	------	------	------	------	------	--------	-------	------	------	------	------	------	------	--------	-------	------	------	------	------	------	------	--------	-------	------	------	------	------	------	------	------	------	------	------	------	--------	-------	-------	------	------	------	------	------	--------	-------	------	------	------	------	------	------	--------	-------	------	------	------	------	------	------	--------	-------	-------

PITCHER	IP	WLS	BF	H	R	ER	SO	BB	IBB	HBP	BLK	WP	HR	S	P	ERA	WHIP
Mike Morgan, R (1, 1) ERA: 7.09	4.2	L	26	8	4	2	0	5	0	0	0	0	0	21	41	3.86	2.786
Dave Heaverlo, R (5, 1) ERA: 3.86	1.1		6	3	2	2	0	0	0	0	0	0	1	6	6	13.50	2.250
Matt Keough, R (7, 1) ERA: 5.85	2.0		13	6	4	4	1	2	0	0	0	0	0	13	21	18.00	4.000


BOTTOM

Oakland Athletics @ New York Yankees
 Yankee Stadium, Bronx, NY

Thu Jul 19 1979, 7:05 PM EDT
 Att: 22,648 - Unknown - 80 F

AB	38
R	10
H	17
RBI	10
BB	7
SO	1
LOB	29

WP: 0 PA: 45
 PB: 0 SB: 1
 CS: 0



1B	2B	3B	HR	SF	SAC	DP	HBP	WP	HR	S	P	ERA	WHIP
13	3	0	1	0	4	0	0	0	0	0	0		

livebaseballscorecards.com

Batter	1	2	3	4	5	6	7	8	9	AB R H RBI BB SO LOB	TOP
Rickey Henderson, R OBP: 0.333, SLG: 0.289 (1, 7) BB	4-0 BB		0-0 4-3			0-0 E2 1B	0-0 SF7		0-0 FC6-4 1B	3 1 2 2 1 0 1	
Dave Chalk, R OBP: 0.331, SLG: 0.263 (1, 4) F9	0-0 F9		0-0 5-3			0-0 6-3	0-0 F8		0-0 FC6-4	5 0 0 1 0 0 6	
Mike Heath, R OBP: 0.358, SLG: 0.402 Larry Murray, S OBP: 0.284, SLG: 0.269 (1, 9) (8, 9) 1-3	0-0 1-3				0-0 6-3	0-0 E SF7 1B		0-0 F4		4 1 1 1 0 0 1 0 0 0 0 0 0 0	
Jeff Newman, R OBP: 0.260, SLG: 0.429 (1, 2) 6-3	0-0 6-3				0-0 F8	0-0 E6		0-0 F8		4 0 0 0 0 0 2	
Jim Essian, R OBP: 0.324, SLG: 0.449 Milt Ramirez, R OBP: 0.190, SLG: 0.167 (1, 5) (6, 5) F9		0-0 F9			0-0 5-3	0-0 SF7		0-0 6-3		2 0 0 1 0 0 0 1 0 0 0 0 0 0	
Dave Revering, L OBP: 0.316, SLG: 0.411 (1, 3) G6-4-3 1B		0-0 G6-4-3 1B			0-0 F6	0-0 4-3		0-0 F9		4 0 1 0 0 0 1	
Tony Armas, R OBP: 0.301, SLG: 0.413 (1, 8) G6-4-3		0-0 G6-4-3			0-0 F4		0-0 E SH SF7 1B		0-0 1B 1B	4 2 2 0 0 0 1	
Mitchell Page, L OBP: 0.314, SLG: 0.339 (1, 10) F6			0-0 F6		0-0 3-1		0-0 SH FC3-6		0-0 F8	3 0 0 0 0 0 1	
Rob Picciolo, R OBP: 0.237, SLG: 0.297 (1, 6) 4-3 1B			0-0 4-3 1B			0-0 E 1B 6-3 1B	0-0 FC3-6		0-0 1B	4 1 3 0 0 0 2	
Inning Stats	R: 0 E: 0 K: 0 S: 3 H: 0 LOB: 1 BB: 1 P: 7	R: 0 E: 0 K: 0 S: 3 H: 1 LOB: 0 BB: 0 P: 3	R: 0 E: 0 K: 0 S: 4 H: 1 LOB: 1 BB: 0 P: 4	R: 0 E: 0 K: 0 S: 3 H: 0 LOB: 0 BB: 0 P: 3	R: 0 E: 0 K: 0 S: 3 H: 0 LOB: 0 BB: 0 P: 3	R: 3 E: 2 K: 0 S: 7 H: 3 LOB: 1 BB: 0 P: 7	R: 1 E: 1 K: 0 S: 5 H: 1 LOB: 1 BB: 0 P: 5	R: 0 E: 0 K: 0 S: 3 H: 0 LOB: 0 BB: 0 P: 3	R: 1 E: 0 K: 0 S: 6 H: 3 LOB: 2 BB: 0 P: 6	1B: 9 2B: 0 3B: 0 HR: 0 SF: 2 SAC: 1 DP: 1 HBP: 0	WP: 0 PB: 0 SB: 1 CS: 0 PA: 38
PITCHER Tommy John, L ERA: 2.61 (1, 1)	IP: 9.0 WLS: L BF: 38 H: 9 R: 5 ER: 3 SO: 0 BB: 1 IBB: 0 HBP: 0 BLK: 0 WP: 0 HR: 0 S: 37 P: 41 ERA: 3.00 WHIP: 1.111	PITCHER IP WLS BF H R ER SO BB IBB HBP BLK WP HR S P ERA WHIP									

Oakland Athletics @ New York Yankees
Yankee Stadium, Bronx, NY
Fri Jul 20 1979, 7:05 PM EDT
Att. 30,481 - Unknown - 80 F

livebaseballscorecards.com

AB	34
R	5
H	9
RBI	5
BB	1
SO	0
LOB	15



Batter	1	2	3	4	5	6	7	8	9	AB R H RBI BB SO LOB
Mickey Rivers, L (1, 8) OBP: 0.315, SLG: 0.412 Bobby Brown, S (4, 8) OBP: 0.311, SLG: 0.310	0-3 K		0-0 F7		0-0 1B 2B		0-0 1-3 1B			2 0 0 0 0 1 0 2 1 2 0 0 0 0
Thurman Munson, R (1, 2) OBP: 0.347, SLG: 0.385	0-0 1B		0-0 1-3		0-0 1B		0-0 F6			4 0 2 1 0 0 2
Chris Chambliss, L (1, 3) OBP: 0.313, SLG: 0.441	0-0 F7		0-0 F7		0-0 F8			0-0 1B		4 0 1 0 0 0 2
Reggie Jackson, L (1, 9) OBP: 0.376, SLG: 0.561	0-0 1-2 1B			0-3 K		0-0 F8		0-3 K		4 0 1 0 0 2 1
Lou Piniella, R (1, 10) OBP: 0.344, SLG: 0.430	0-0 F7			0-0 1B		0-0 5-3		0-3 K		4 0 1 0 0 1 3
Bobby Murcer, L (1, 7) OBP: 0.348, SLG: 0.359		0-0 G3		0-0 F5		0-0 F8		0-0 G3		4 0 0 0 0 0 2
Willie Randolph, R (1, 4) OBP: 0.370, SLG: 0.354		4-0 BB		0-0 F8			0-0 1B		0-0 F8	3 0 1 0 1 0 1
Brian Doyle, L (1, 5) OBP: 0.250, SLG: 0.200 Roy White, S (9, PH) OBP: 0.250, SLG: 0.237		0-0 F3			0-0 F9		0-0 F2		0-0 F3	3 0 0 0 0 0 2 1 0 0 0 0 0 0
Bucky Dent, R (1, 6) OBP: 0.292, SLG: 0.302		0-0 F8			0-0 F9		0-0 F8		0-0 F9	4 0 0 0 0 0 2

BOTTOM

Oakland Athletics @ New York Yankees
 Yankee Stadium, Bronx, NY
 Fri Jul 20 1979, 7:05 PM EDT
 Att: 30,481 - Unknown - 80 F

livebaseballscores.com

AB	35
R	1
H	8
RBI	1
BB	1
SO	4
LOB	15



Inning Stats	R: 0	H: 2	E: 0	K: 1	S: 7	H: 0	LOB: 2	BB: 0	P: 7	R: 0	H: 0	E: 0	K: 0	S: 3	R: 0	H: 1	E: 0	K: 1	S: 6	R: 1	H: 2	E: 0	K: 0	S: 5	R: 0	H: 0	E: 0	K: 0	S: 3	R: 0	H: 2	E: 0	K: 0	S: 5	R: 0	H: 1	E: 0	K: 2	S: 8	R: 0	H: 0	E: 0	K: 0	S: 3	1B: 7	2B: 1	3B: 0	HR: 0	SF: 0	SAC: 0	DP: 0	HBP: 0	WP: 0	PB: 0	SB: 0	CS: 0	PA: 36
--------------	------	------	------	------	------	------	--------	-------	------	------	------	------	------	------	------	------	------	------	------	------	------	------	------	------	------	------	------	------	------	------	------	------	------	------	------	------	------	------	------	------	------	------	------	------	-------	-------	-------	-------	-------	--------	-------	--------	-------	-------	-------	-------	--------

PITCHER	IP	WLS	BF	H	R	ER	SO	BB	IBB	HBP	BLK	WP	HR	S	P	ERA	WHIP
Brian Kingman, R (1, 1) ERA: 3.78	7.0	W	30	8	1	1	2	1	0	0	0	0	0	33	37	1.29	1.286
Dave Hamilton, L (8, 1) ERA: 4.03	2.0	S	6	0	0	0	2	0	0	0	0	0	0	10	10	0.00	0.000

PITCHER	IP	WLS	BF	H	R	ER	SO	BB	IBB	HBP	BLK	WP	HR	S	P	ERA	WHIP
---------	----	-----	----	---	---	----	----	----	-----	-----	-----	----	----	---	---	-----	------

Batter	1	2	3	4	5	6	7	8	9	AB R H RBI BB SO LOB	TOP											
Rickey Henderson, R OBP: 0.330, SLG: 0.287 (1, 7) X	0-0 S 1B		0-0 5-3		0-3 K		0-0 4-1			4 1 1 0 0 1 0												
Dave Chalk, R OBP: 0.328, SLG: 0.262 (1, 5) X	0-0 F9 1-2		0-0 1B 1B			0-3 K		0-0 4-3		4 0 1 0 0 1 1												
Mike Heath, R OBP: 0.382, SLG: 0.430 (1, 9) X	0-0 G6-4-3 2-H 1B		0-0 1-2 1B			0-0 HR 2B		1-0 1-3 HBP		3 1 3 1 0 0 0												
Jeff Newman, R OBP: 0.257, SLG: 0.423 (1, 10) X	0-0 G6-4-3 1-2f		0-3 K			0-0 6-3		0-0 1-3 1-2		4 0 0 0 0 1 5												
Jim Essian, R OBP: 0.328, SLG: 0.475 (1, 2) X		0-0 F9 2B		0-0 F3		0-0 2-H HR		0-0 5-3		4 1 2 2 0 0 1												
Dave Revering, L OBP: 0.315, SLG: 0.421 (1, 3) X		0-0 F9 2-3		0-3 K		0-0 HR		0-0 F8		4 1 1 1 0 1 1												
Tony Armas, R OBP: 0.294, SLG: 0.402 (1, 8) X		0-3 K		0-3 K		0-3 K		0-0 F8		4 0 0 0 0 3 1												
Mike Edwards, R OBP: 0.285, SLG: 0.301 (1, 4) X		0-0 3-1			0-0 F8		0-0 4-3		0-0 F8	4 0 0 0 0 0 1												
Rob Picciolo, R OBP: 0.232, SLG: 0.291 (1, 6) X			0-0 4-3		0-0 F3		0-3 K			3 0 0 0 0 1 0												
Inning Stats	R: 1 E: 0 K: 0 S: 4	H: 2 LOB: 0 BB: 0 P: 4	R: 0 E: 0 K: 1 S: 6	H: 1 LOB: 1 BB: 0 P: 6	R: 0 E: 0 K: 1 S: 7	H: 2 LOB: 2 BB: 0 P: 7	R: 0 E: 0 K: 2 S: 7	H: 0 LOB: 0 BB: 0 P: 7	R: 0 E: 0 K: 1 S: 5	H: 0 LOB: 0 BB: 0 P: 5	R: 3 E: 0 K: 2 S: 10	H: 3 LOB: 0 BB: 0 P: 10	R: 0 E: 0 K: 1 S: 5	H: 0 LOB: 0 BB: 0 P: 5	R: 0 E: 0 K: 0 S: 3	H: 0 LOB: 1 BB: 0 P: 4	R: 0 E: 0 K: 0 S: 3	H: 0 LOB: 0 BB: 0 P: 3	1B: 4 2B: 2 3B: 0 HR: 2	SF: 0 SAC: 0 DP: 1 HBP: 1	WP: 0 PB: 0 SB: 1 CS: 0	PA: 35
PITCHER	IP WLS BF H R ER SO BB IBB HBP BLK WP HR S P ERA WHIP																					
Ron Guidry, L ERA: 2.66 (1, 1)	6.0 W 25 8 4 4 7 0 0 0 0 0 0 2 39 39 6.00 1.333																					
Ron Davis, R ERA: 2.03 (7, 1)	2.0 7 0 0 0 1 0 0 1 0 0 0 0 8 9 0.00 0.000																					
Rich Gossage, R ERA: 5.79 (9, 1)	1.0 3 0 0 0 0 0 0 0 0 0 0 0 3 3 0.00 0.000																					

Oakland Athletics @ New York Yankees
Yankee Stadium, Bronx, NY
Sat Jul 21 1979, 3:33 AM EDT
Att. 49,284 - Unknown - 81 F

livebaseballscorecards.com

AB	34
R	4
H	8
RBI	4
BB	0
SO	8
LOB	10



Batter	1	2	3	4	5	6	7	8	9
Willie Randolph, R (1, 4) OBP: 0.373, SLG: 0.364 Brian Doyle, L (6, PR) OBP: 0.231, SLG: 0.182 (7, 4)	4-0 BB		0-0 F9		0-0 HR	4-0 BB		0-0 F8	
Bobby Murcer, L (1, 8) OBP: 0.346, SLG: 0.356 (7, 7)	0-0 F9			0-3 K	0-3 K	0-3 K		0-0 2B 1B	
Thurman Munson, R (1, 2) OBP: 0.346, SLG: 0.383 Jerry Narron, L (7, 2) OBP: 0.261, SLG: 0.317	0-0 F9			0-0 5-3	0-0 HR	0-0 F8		0-0 2B 1B	
Lou Piniella, R (1, 7) OBP: 0.343, SLG: 0.428 Bobby Brown, S (7, 8) OBP: 0.304, SLG: 0.302	0-0 6-3			0-0 F9	0-0 HR	0-0 FC6-4		0-0 F5	
Reggie Jackson, L (1, 9) OBP: 0.377, SLG: 0.570		0-0 6-3			0-0 SH 1B		0-0 F9	0-3 K	
Roy White, S (1, 10) OBP: 0.252, SLG: 0.248		0-0 F6			0-0 SH 1B		0-0 4-3		
Chris Chambliss, L (1, 3) OBP: 0.318, SLG: 0.443		0-0 F8			0-0 SH 1B		4-0 BB		
Fred Stanley, R (1, 5) OBP: 0.219, SLG: 0.167			0-3 K		0-0 E5 1B		0-0 G3		
Bucky Dent, R (1, 6) OBP: 0.298, SLG: 0.306			0-0 F7		0-0 HR	0-0 BB		4-0 BB 1B	

Inning Stats	R: 0	H: 0	E: 0	K: 0	S: 3	LOB: 1	BB: 1	P: 7
	R: 0	H: 0	E: 0	K: 0	S: 3	LOB: 0	BB: 0	P: 3
	R: 0	H: 0	E: 0	K: 1	S: 5	LOB: 0	BB: 0	P: 5
	R: 0	H: 0	E: 0	K: 1	S: 5	LOB: 0	BB: 0	P: 5
	R: 10	H: 9	E: 2	K: 15	S: 15	LOB: 0	BB: 0	P: 15
	R: 0	H: 1	E: 0	K: 1	S: 6	LOB: 2	BB: 1	P: 10
	R: 0	H: 0	E: 0	K: 0	S: 3	LOB: 1	BB: 1	P: 7
	R: 2	H: 2	E: 0	K: 1	S: 7	LOB: 1	BB: 1	P: 11

PITCHER	IP	WLS	BF	H	R	ER	SO	BB	IBB	HBP	BLK	WP	HR	S	P	ERA	WHIP
Craig Minetto, L (1, 1) ERA: 5.87	4.1	L	21	5	7	5	3	1	0	0	0	0	1	26	30	10.38	1.385
Jim Todd, R (5, 1) ERA: 6.1	2.2		14	5	3	2	1	2	0	0	0	0	1	14	22	6.75	2.625
Dave Heaverlo, R (8, 1) ERA: 4.06	1.0		6	2	2	2	1	1	0	0	0	0	0	7	11	18.00	3.000

BOTTOM

Oakland Athletics @ New York Yankees
 Yankee Stadium, Bronx, NY

Sat Jul 21 1979, 3:33 AM EDT
 Att: 49,284 - Unknown - 81 F

AB	R	H	RBI	BB	SO	LOB
2	1	1	4	2	0	0
1	0	0	0	0	0	1
5	1	1	0	0	3	3
4	1	1	0	0	0	3
1	0	1	2	0	0	0
4	1	1	0	0	0	3
1	0	0	0	0	0	1
5	2	2	3	0	1	1
3	2	1	0	0	0	0
3	1	2	2	1	0	0
4	1	0	0	0	1	4
3	2	2	1	1	0	0

AB	36
R	12
H	12
RBI	12
BB	4
SO	5
LOB	16

WP: 0 PA: 41
 PB: 0
 SB: 2
 CS: 0

1B	2B	3B	HR	SF	SAC	DP	HBP
8	3	0	2	0	1	1	0

Batter	1	2	3	4	5	6	7	8	9	AB R H RBI BB SO LOB	TOP						
Leon Roberts, R (1, 7) OBP: 0.355, SLG: 0.452	0-0 6-3		0-0 F8		0-0 F7			0-0 5-3		4 0 0 0 0 0 2							
Ruppert Jones, L (1, 8) OBP: 0.355, SLG: 0.488	0-0 3B		4-0 BB		0-0 6-3			0-0 F7		3 0 1 0 1 0 2							
Bruce Bochte, L (1, 3) OBP: 0.393, SLG: 0.499	0-3 K		0-3 K			0-3 K		0-0 F7		4 0 0 0 0 3 3							
Willie Horton, R (1, 10) OBP: 0.324, SLG: 0.458	0-0 6-3			0-0 6-3		0-0 6-3		0-0 F9		4 0 0 0 0 0 1							
Dan Meyer, L (1, 5) OBP: 0.357, SLG: 0.527		0-0 4-3		0-0 F6		0-0 4-3		0-0 6-3		4 0 0 0 0 0 0							
Tom Paciorek, R (1, 9) OBP: 0.388, SLG: 0.479		4-0 1B BB		0-0 3B		0-0 F9		0-0 F9		3 0 1 0 1 0 0							
Bill Stein, R (1, 4) OBP: 0.295, SLG: 0.329		0-0 G4-6-3 1B		0-0 F8		0-0 F7				3 0 1 0 0 0 1							
Larry Cox, R (1, 2) OBP: 0.284, SLG: 0.319		0-0 G4-6-3			0-0 5-3		0-0 F4			3 0 0 0 0 0 2							
Mario Mendoza, R (1, 6) OBP: 0.217, SLG: 0.254 Bobby Valentine, R (8, PH) OBP: 0.379, SLG: 0.333			0-0 F8		4-0 F7 BB			4-0 5-3 BB		1 0 0 0 1 0 0 0 0 0 0 1 0 0							
Inning Stats	R: 0 H: 1 E: 0 LOB: 1 K: 1 BB: 0 S: 6 P: 6	R: 0 H: 1 E: 0 LOB: 1 K: 0 BB: 1 S: 3 P: 7	R: 0 H: 0 E: 0 LOB: 1 K: 1 BB: 1 S: 5 P: 9	R: 0 H: 1 E: 0 LOB: 1 K: 0 BB: 0 S: 4 P: 4	R: 0 H: 0 E: 0 LOB: 1 K: 0 BB: 1 S: 3 P: 7	R: 0 H: 0 E: 0 LOB: 0 K: 1 BB: 0 S: 5 P: 5	R: 0 H: 0 E: 0 LOB: 0 K: 0 BB: 0 S: 3 P: 3	R: 0 H: 0 E: 0 LOB: 1 K: 0 BB: 1 S: 3 P: 7	R: 0 H: 0 E: 0 LOB: 0 K: 0 BB: 0 S: 3 P: 3	1B: 1 SF: 0 2B: 0 SAC: 0 3B: 2 DP: 1 HR: 0 HBP: 0	WP: 0 PA: 33 PB: 0 SB: 0 CS: 0						
PITCHER	IP WLS BF H R ER SO BB IBB HBP BLK WP HR S P ERA WHIP																
Don Hood, L (1, 1) ERA: 2.49	4.1	18	3	0	0	2	3	0	0	0	0	0	0	19	31	0.00	1.385
Jim Kaat, L (5, 1) ERA: 2.35	4.2	15	0	0	0	1	1	0	0	0	0	0	0	16	20	0.00	0.214

Seattle Mariners @ New York Yankees
 Yankee Stadium, Bronx, NY
 Sun Jul 22 1979, 3:33 AM EDT
 Att. 38,956 - Unknown - 86 F

livebaseballscorecards.com

AB	29
R	0
H	3
RBI	0
BB	4
SO	3
LOB	11



Batter	1	2	3	4	5	6	7	8	9
Willie Randolph, R (1, 4) OBP: 0.371, SLG: 0.362	0-0 4-3		0-0 1B 1B	0-0 5-3		0-0 4-3		0-0 F9	
Bobby Murcer, L (1, 8) OBP: 0.348, SLG: 0.356	0-0 F9		0-0 E 1B SF7 1B		4-0 2B BB		0-0 F3		
Thurman Munson, R (1, 2) OBP: 0.350, SLG: 0.388	4-0 BB		0-0 E 1B	1-2 2-H	0-0 1-H 2B		0-0 6-3		
Lou Piniella, R (1, 7) OBP: 0.341, SLG: 0.429	0-0 F9		0-0 E5	1-2 2-3	0-0 6-3		0-0 2B		
Reggie Jackson, L (1, 9) OBP: 0.378, SLG: 0.565		1-0 1B SF7 HBP	0-3 K		0-3 K		4-0 IBB		
Roy White, S (1, 10) OBP: 0.252, SLG: 0.250		0-0 CS 1B	0-0 SF7		0-0 6-3		0-3 K		
Chris Chambliss, L (1, 3) OBP: 0.317, SLG: 0.442		0-0 SF7	0-0 3-1			0-0 F9		0-0 SH3-4 1B	
Fred Stanley, R (1, 5) OBP: 0.257, SLG: 0.212		0-0 1B		0-0 6-3		0-0 1B		0-0 SH3-4	
Bucky Dent, R (1, 6) OBP: 0.294, SLG: 0.302		0-0 F7		0-0 4-3		0-0 F8		0-3 K	

AB	R	H	RBI	BB	SO	LOB
5	1	1	0	0	0	2
3	2	1	0	1	0	0
3	0	2	2	1	0	0
4	0	1	0	0	0	4
2	1	0	0	1	2	4
3	0	1	1	0	1	3
3	0	1	1	0	0	2
3	0	2	0	0	0	0
4	0	0	0	0	1	3

BOTTOM

Seattle Mariners @ New York Yankees
 Yankee Stadium, Bronx, NY
 Sun Jul 22 1979, 3:33 AM EDT
 Att: 38,956 - Unknown - 86 F

livebaseballscorecards.com

AB	30
R	4
H	9
RBI	4
BB	3
SO	4
LOB	18



Inning Stats	R: 0	H: 0	E: 0	K: 0	S: 3	LOB: 1	BB: 1	P: 7
	R: 1	H: 2	E: 0	K: 0	S: 4	LOB: 1	BB: 0	P: 5
	R: 2	H: 3	E: 1	K: 1	S: 9	LOB: 2	BB: 0	P: 9
	R: 0	H: 0	E: 0	K: 0	S: 3	LOB: 0	BB: 0	P: 3
	R: 1	H: 1	E: 0	K: 1	S: 6	LOB: 1	BB: 1	P: 10
	R: 0	H: 1	E: 0	K: 0	S: 4	LOB: 1	BB: 0	P: 4
	R: 0	H: 1	E: 0	K: 1	S: 6	LOB: 2	BB: 1	P: 10
	R: 0	H: 1	E: 0	K: 1	S: 6	LOB: 1	BB: 0	P: 6

PITCHER	IP	WLS	BF	H	R	ER	SO	BB	IBB	HBP	BLK	WP	HR	S	P	ERA	WHIP
Rick Honeycutt, L (1, 1) ERA: 3.79	5.1	L	26	7	4	3	2	2	2	0	0	0	0	27	36	5.06	1.688
Randy Stein, R (6, 1) ERA: 5.19	2.2		11	2	0	0	2	0	1	0	0	0	0	14	18	0.00	0.750

PITCHER	IP	WLS	BF	H	R	ER	SO	BB	IBB	HBP	BLK	WP	HR	S	P	ERA	WHIP

WP: 0	PA: 37
PB: 0	
SB: 0	
CS: 1	

Batter	1	2	3	4	5	6	7	8	9	AB R H RBI BB SO LOB	TOP		
Larry Milbourne, S OBP: 0.323, SLG: 0.368 (1, 4) X	0-0 G3 3B		0-0 4-3 2-3		0-0 FC4-2 1-2 3-3		4-0 BB 1-2 BB		0-0 1B	4 1 2 0 1 0 3			
Ruppert Jones, L OBP: 0.350, SLG: 0.481 (1, 8) X	0-0 G3 3-H		0-3 K S.S.		0-3 K S.S.		0-0 F8 X		0-0 4-3 X	5 0 0 1 0 2 6			
Bruce Bochte, L OBP: 0.396, SLG: 0.506 (1, 3) B B B	4-0 G4-3 BB			0-0 G3 1B	0-0 L6			0-0 2B 3B		3 1 2 0 1 0 2			
Willie Horton, R OBP: 0.325, SLG: 0.461 (1, 10) X	0-0 G4-3 1-2f			0-0 G3 1B		0-0 6-3 X		0-0 1B 2B 3-H		4 0 2 1 0 0 1			
Dan Meyer, L OBP: 0.353, SLG: 0.521 (1, 5)		0-3 K S.S.		0-0 G3 1-2 2-3		0-0 4-3 X		0-0 F6 X		4 0 0 0 0 1 3			
Leon Roberts, R OBP: 0.354, SLG: 0.450 (1, 7)		0-3 K S.S.		0-0 F3		0-3 K S.S.		0-0 L3 1B 2-3		4 0 1 0 0 2 2			
Joe Simpson, L OBP: 0.296, SLG: 0.356 (1, 9)		0-0 G3 X		0-0 3-1 X		0-0 F9 X		0-0 L3 1-2 X		4 0 0 0 0 0 4			
Bob Stinson, S OBP: 0.357, SLG: 0.370 (1, 2)			0-0 4-3 2B		0-0 1B FC4-2 2B		0-0 BB 1B		0-0 6-3 X	4 0 3 0 0 0 0			
Mario Mendoza, R OBP: 0.219, SLG: 0.256 (1, 6)			0-3 K S.S.		0-0 FC4-2 1B 2-3		0-3 K S.S.		0-0 5-3 X	2 0 1 0 0 1 1			
John Hale, L OBP: 0.358, SLG: 0.400 (7, PH)										1 0 0 0 0 1 1			
Bobby Valentine, R OBP: 0.373, SLG: 0.327 (7, 6)										1 0 0 0 0 0 0			
Inning Stats	R: 1 E: 0 K: 0 S: 3 H: 1 LOB: 0 BB: 1 P: 7	R: 0 E: 0 K: 2 S: 7 H: 0 LOB: 0 BB: 0 P: 7	R: 0 E: 0 K: 2 S: 8 H: 1 LOB: 1 BB: 0 P: 8	R: 0 E: 0 K: 2 S: 5 H: 2 LOB: 2 BB: 0 P: 5	R: 0 E: 0 K: 1 S: 7 H: 2 LOB: 2 BB: 0 P: 7	R: 0 E: 0 K: 1 S: 5 H: 0 LOB: 0 BB: 0 P: 5	R: 0 E: 0 K: 1 S: 6 H: 1 LOB: 2 BB: 1 P: 10	R: 1 E: 0 K: 0 S: 5 H: 3 LOB: 1 BB: 0 P: 5	R: 0 E: 0 K: 0 S: 4 H: 1 LOB: 1 BB: 0 P: 4	1B: 6 2B: 4 3B: 2 HR: 0 SF: 0 SAC: 0 DP: 2 HBP: 0	WP: 0 PB: 0 SB: 0 CS: 0 PA: 38		
PITCHER	IP WLS BF H R ER SO BB IBB HBP BLK WP HR S P ERA WHIP											PITCHER	IP WLS BF H R ER SO BB IBB HBP BLK WP HR S P ERA WHIP
Ed Figueroa, R ERA: 4.24 (1, 1)	5.0 W 21 6 1 1 5 1 0 0 0 0 0 0 30 34 1.80 1.400												
Ron Davis, R ERA: 1.94 (6, 1)	1.2 7 1 0 0 2 1 0 0 0 0 0 0 10 14 0.00 1.200												
Jim Kaat, L ERA: 2.54 (7, 1)	0.2 4 2 1 1 0 0 0 0 0 0 0 0 4 4 13.50 3.000												
Rich Gossage, R ERA: 5.17 (8, 1)	1.2 S 6 2 0 0 0 0 0 0 0 0 0 0 6 6 0.00 1.200												

Seattle Mariners @ New York Yankees
 Yankee Stadium, Bronx, NY
 Mon Jul 23 1979, 7:05 PM EDT
 Att. 20,674 - Unknown - 80 F

livebaseballscorecards.com

AB	36
R	2
H	11
RBI	2
BB	2
SO	7
LOB	23



California Angels @ New York Yankees
 Yankee Stadium, Bronx, NY

Tue Jul 24 1979, 7:05 PM EDT
 Att. 33,497 - Unknown - 81 F

AB	34
R	5
H	9
RBI	5
BB	4
SO	4
LOB	12



WP:	0	PA:	39
PB:	0		
SB:	2		
CS:	0		

Batter	1	2	3	4	5	6	7	8	9	AB R H RBI BB SO LOB	TOP										
Rod Carew, L (1, 10) OBP: 0.459, SLG: 0.460	0-0 4-3		0-0 2B		0-0 HR	4-0 IBB			0-0 F7	4 2 2 1 1 0 0											
Carney Lansford, R (1, 5) OBP: 0.348, SLG: 0.448	0-3 K		0-0 2B SF9		0-0 F7	0-0 G3			0-0 1B	5 1 2 0 0 1 2											
Dan Ford, R (1, 8) OBP: 0.349, SLG: 0.455	0-3 K		0-0 SF9		0-0 HR				0-0 F9	5 1 2 2 0 1 1											
Don Baylor, R (1, 7) OBP: 0.367, SLG: 0.531		0-0 F7	0-0 SF9		0-0 S BB				0-0 6-3	3 0 1 1 0 0 0											
Willie Aikens, L (1, 3) OBP: 0.368, SLG: 0.504		0-0 HR	0-0 G3		4-0 G4-6-3				0-0 6-3	3 1 1 1 1 0 1											
Brian Downing, R (1, 2) OBP: 0.424, SLG: 0.497		4-0 BB	0-0 4-3		0-0 G4-6-3				0-0 6-3	3 0 0 0 1 0 3											
Joe Rudi, R (1, 9) OBP: 0.283, SLG: 0.363		4-0 1-2 BB		0-0 F7		0-0 6-3			0-0 L9	3 0 0 0 1 0 0											
Jim Anderson, R (1, 6) OBP: 0.314, SLG: 0.370		0-3 K		0-0 F9		0-0 3B			0-0 5-3	4 0 1 0 0 1 2											
Dickie Thon, R (1, 4) OBP: 0.370, SLG: 0.333		0-0 F7		0-3 K		0-0 4-3			0-0 3-1	3 0 0 0 0 1 3											
Rick Miller, L (9, PH) OBP: 0.383, SLG: 0.383										1 0 0 0 0 0 0											
Inning Stats	R: 0 E: 0 K: 2 S: 7	H: 0 LOB: 0 BB: 0 P: 7	R: 1 E: 0 K: 1 S: 6	H: 1 LOB: 2 BB: 2 P: 14	R: 2 E: 0 K: 0 S: 6	H: 3 LOB: 1 BB: 0 P: 6	R: 0 E: 0 K: 1 S: 5	H: 0 LOB: 0 BB: 0 P: 5	R: 2 E: 0 K: 0 S: 5	H: 3 LOB: 1 BB: 1 P: 9	R: 0 E: 0 K: 0 S: 4	H: 1 LOB: 2 BB: 1 P: 8	R: 0 E: 0 K: 0 S: 3	H: 0 LOB: 0 BB: 0 P: 3	R: 0 E: 0 K: 0 S: 3	H: 0 LOB: 0 BB: 0 P: 3	R: 0 E: 0 K: 0 S: 4	H: 1 LOB: 1 BB: 0 P: 4	1B: 3 2B: 2 3B: 1 HR: 3	SF: 1 SAC: 0 DP: 1 HBP: 0	WP: 0 PA: 39
PITCHER	IP WLS BF H R ER SO BB IBB HBP BLK WP HR S P ERA WHIP																				
Luis Tiant, R (1, 1) ERA: 3.73	4.1		23	7	5	5	4	3	0	0	0	0	3	28	40	10.38	2.308				
Ron Davis, R (5, 1) ERA: 1.77	4.0	W	13	1	0	0	0	0	1	0	0	0	0	12	16	0.00	0.250				
Jim Kaat, L (9, 1) ERA: 2.52	0.1		2	1	0	0	0	0	0	0	0	0	0	2	2	0.00	3.000				
Rich Gossage, R (9, 1) ERA: 5.06	0.1	S	1	0	0	0	0	0	0	0	0	0	0	1	1	0.00	0.000				

livebaseballscorecards.com

Batter	1	2	3	4	5	6	7	8	9	AB R H RBI BB SO LOB	TOP											
Rod Carew, L (1, 10) OBP: 0.458, SLG: 0.456	0-0 6-3	0-0 1-3 2-H 1B		0-0 6-3			0-3 K	4-0 BB		4 0 1 1 1 1 0												
Carney Lansford, R (1, 5) OBP: 0.344, SLG: 0.442	0-0 F8	0-0 5-3 1-3 3-H			0-0 L6		0-0 F9	0-0 F8		5 0 0 0 0 0 3												
Dan Ford, R (1, 8) (9, 9) OBP: 0.352, SLG: 0.460	0-0 1B		0-0 2B		0-0 6-3			0-0 1B BB 1B	0-3 K	5 2 3 0 0 1 0												
Don Baylor, R (1, 7) Rick Miller, L (9, 8) OBP: 0.369, SLG: 0.533 OBP: 0.383, SLG: 0.383	0-0 4-3		0-0 4-3 2-H 2B		0-0 6-3			4-0 1-2 1B BB 1B	0-0 E S SF7 1B	4 2 2 1 1 0 1 0 0 0 0 0 0 0												
Brian Downing, R (1, 2) OBP: 0.426, SLG: 0.497		0-0 F8	0-0 4-3 2-3			0-0 SH2-4 1B		0-0 1-2 2-3 1B	4-0 1-3 2-3 1B BB 1B	4 1 2 0 1 0 1												
Joe Rudi, R (1, 9) (9, 7) OBP: 0.286, SLG: 0.370		0-0 BB E 2B	0-0 G3			0-0 SH2-4 1-2		0-0 1-3 2-H 3-H 1B	0-0 SF7	3 2 2 3 0 0 1												
Bobby Grich, R (1, 4) OBP: 0.370, SLG: 0.561		0-3 K	0-0 6-3			0-0 F9		0-0 3-H SF9	0-0 4-3	4 0 0 1 0 1 4												
Willie Aikens, L (1, 3) OBP: 0.370, SLG: 0.505		4-0 1B E BB		0-0 4-3		0-0 G3		0-0 1-3 2B		3 1 1 0 1 0 1												
Jim Anderson, R (1, 6) OBP: 0.311, SLG: 0.360		4-0 1B E BB		0-3 K			0-0 B1-3	0-0 6-3 3-H		3 1 0 1 1 1 1												
Inning Stats	R: 0 E: 0 K: 0 S: 4	H: 1 LOB: 1 BB: 0 P: 4	R: 3 E: 1 K: 1 S: 7	H: 2 LOB: 1 BB: 2 P: 15	R: 1 E: 0 K: 0 S: 5	H: 2 LOB: 1 BB: 0 P: 5	R: 0 E: 0 K: 1 S: 5	H: 0 LOB: 0 BB: 0 P: 5	R: 0 E: 0 K: 0 S: 3	H: 0 LOB: 0 BB: 0 P: 3	R: 0 E: 0 K: 0 S: 4	H: 1 LOB: 1 BB: 0 P: 4	R: 0 E: 0 K: 1 S: 5	H: 0 LOB: 0 BB: 0 P: 5	R: 4 E: 0 K: 0 S: 7	H: 4 LOB: 2 BB: 2 P: 15	R: 1 E: 0 K: 1 S: 6	H: 1 LOB: 1 BB: 1 P: 10	1B: 7 2B: 4 3B: 0 HR: 0	SF: 2 SAC: 1 DP: 0 HBP: 0	WP: 0 PB: 0 SB: 3 CS: 0	PA: 43
PITCHER	IP WLS BF H R ER SO BB IBB HBP BLK WP HR S P ERA WHIP																					
Tommy John, L (1, 1) ERA: 2.74	2.0 L 13 5 4 3 1 2 0 0 0 0 0 0 13 21 13.50 3.500																					
Ken Clay, R (3, 1) ERA: 4.85	4.0 13 1 0 0 1 0 0 0 0 0 0 0 15 15 0.00 0.250																					
Don Hood, L (7, 1) ERA: 3.05	1.0 6 2 3 3 1 1 0 0 0 0 0 0 7 11 27.00 3.000																					
Ray Burris, R (8, 1) ERA: 6.46	2.0 11 3 2 1 1 2 0 0 0 0 0 0 11 19 4.50 2.500																					

California Angels @ New York Yankees
 Yankee Stadium, Bronx, NY
 Wed Jul 25 1979, 7:05 PM EDT
 Att. 47,449 - Unknown - 83 F

livebaseballscorecards.com

AB	35
R	9
H	11
RBI	7
BB	5
SO	4
LOB	12



Batter	1	2	3	4	5	6	7	8	9	AB R H RBI BB SO LOB
Mickey Rivers, L (1, 8) OBP: 0.315, SLG: 0.410	0-3 K ①			0-0 F2 ①		0-3 K ①		0-0 1B 2B	0-0 G3 ②	5 1 1 0 0 2 1
Willie Randolph, R (1, 4) OBP: 0.374, SLG: 0.370	0-3 K ②			4-0 BB S		0-0 F9 ②		0-0 F6 ②	0-0 2B	4 0 1 0 1 1 2
Chris Chambliss, L (1, 3) OBP: 0.317, SLG: 0.446	0-0 F8 ③			0-0 F8 ②		0-0 FC4-6 ③		0-0 1B 1B 2-H	0-0 L8 ③	5 1 1 1 0 0 3
Reggie Jackson, L (1, 9) OBP: 0.373, SLG: 0.550		0-3 K ①		0-3 K ③		0-0 F2 ①		0-0 WP 1B 2B 1B		4 1 1 0 0 2 1
Graig Nettles, L (1, 5) OBP: 0.331, SLG: 0.399		4-0 BB G3-6-3		0-3 K ①		0-0 PB WP 1B		0-0 WP 2B 1B 1-2 2-H		3 1 2 1 1 1 0
Jim Spencer, L (1, 10) OBP: 0.343, SLG: 0.522		0-0 G3-6-3 ② ③		0-0 HR		4-0 FC4-6 BB		4-0 2B BB 1-2 2-3		2 1 1 1 2 0 1
Bobby Murcer, L (1, 7) OBP: 0.348, SLG: 0.353			0-0 4-3 ①		0-3 K ②	0-0 F3 ②		0-0 2B 1-3 2-H 3-H		2 0 0 0 0 1 0
Lou Piniella, R (7, PH) OBP: 0.340, SLG: 0.429										2 0 1 2 0 0 2
Jerry Narron, L (1, 2) OBP: 0.255, SLG: 0.289			0-3 K ②		0-0 F2 ③	0-0 FC4-6 ③		0-3 K ③		4 0 0 0 0 2 4
Bucky Dent, R (1, 6) OBP: 0.295, SLG: 0.298			0-0 F9 ③			0-0 FC4-6 1B		0-0 F8 ①	0-0 5-3 ①	4 0 1 0 0 0 0

BOTTOM

California Angels @ New York Yankees
 Yankee Stadium, Bronx, NY
 Wed Jul 25 1979, 7:05 PM EDT
 Att: 47,449 - Unknown - 83 F

livebaseballscorecards.com

AB	35
R	5
H	9
RBI	5
BB	4
SO	9
LOB	14



Inning Stats		R: 0	H: 0	R: 0	H: 0	R: 0	H: 0	R: 1	H: 1	R: 0	H: 1	R: 4	H: 5	R: 0	H: 1	1B: 5	SF: 0	
		E: 0	LOB: 0	E: 0	LOB: 0	E: 0	LOB: 1	E: 0	LOB: 0	E: 0	LOB: 1	E: 0	LOB: 2	E: 0	LOB: 1	2B: 3	SAC: 0	
		K: 2	BB: 0	K: 1	BB: 1	K: 1	BB: 1	K: 2	BB: 0	K: 0	BB: 1	K: 1	BB: 1	K: 0	BB: 0	3B: 0	DP: 1	
		S: 7	P: 7	S: 4	P: 8	S: 5	P: 9	S: 8	P: 8	S: 6	P: 6	S: 4	P: 8	S: 4	P: 4	HR: 1	HBP: 0	
PITCHER		IP	WLS	BF	H	R	ER	SO	BB	IBB	HBP	BLK	WP	HR	S	P	ERA	WHIP
Nolan Ryan, R (1, 1) ERA: 2.69		1.0		3	0	0	0	2	0	0	0	0	0	0	7	7	0.00	0.000
Ralph Botting, L (2, 1) ERA: 10.8		5.1	W	21	3	1	1	6	3	0	0	0	1	1	30	42	1.69	1.125
Mark Clear, R (7, 1) ERA: 3.26		2.2	S	15	6	4	4	1	1	0	0	0	1	0	16	20	13.50	2.625

WP: 2	PA: 39
PB: 1	
SB: 1	
CS: 0	

Batter	1	2	3	4	5	6	7	8	9	AB R H RBI BB SO LOB	TOP												
Rod Carew, L OBP: 0.451, SLG: 0.448 (1, 10) X	0-0 6-3		0-3 K			0-0 G3		0-0 F7		4 0 0 0 0 1 1	California Angels @ New York Yankees Yankee Stadium, Bronx, NY Thu Jul 26 1979, 3:33 AM EDT Att. 43,136 - Cloudy - 86 F												
Carney Lansford, R OBP: 0.341, SLG: 0.438 (1, 5) SSS	0-3 K2-3			0-0 F9		0-3 K		0-0 F9	4 0 0 0 0 2 0														
Dan Ford, R OBP: 0.349, SLG: 0.455 (1, 8) SSS	0-3 K			0-0 F9		0-0 F8		0-0 4-3	4 0 0 0 0 1 0														
Don Baylor, R OBP: 0.370, SLG: 0.531 (1, 7) X		0-0 F9		0-0 CS 1B		0-0 F3		4-0 BB	3 0 1 0 1 0 0														
Brian Downing, R OBP: 0.422, SLG: 0.491 (1, 2) X		0-0 F8		0-0 CS 1-2	0-0 F8		0-0 5-3	0-0 F9	4 0 0 0 0 0 1														
Joe Rudi, R OBP: 0.286, SLG: 0.370 (1, 9) X		0-0 1B			0-0 F9		0-0 5-3		3 0 1 0 0 0 0														
Bobby Grich, R OBP: 0.372, SLG: 0.564 (1, 4) X		0-0 F8			4-0 BB BB		0-0 F8 2B		2 0 1 0 1 0 1														
Willie Aikens, L OBP: 0.369, SLG: 0.502 (1, 3) SSS			0-3 K		4-0 BB FC6-4		0-3 K		2 0 0 0 1 2 1														
Jim Anderson, R OBP: 0.306, SLG: 0.354 Merv Rettenmund, R (8, PH) OBP: 0.358, SLG: 0.345 Bert Campaneris, R OBP: 0.276, SLG: 0.241 (1, 6) X			0-0 F9		0-0 FC6-4 1-2f		0-0 F8 2-3		2 0 0 0 0 0 2 1 0 0 0 0 0 1 0 0 0 0 0 0 0														
Inning Stats	R: 0 E: 0 K: 2 S: 7	H: 0 LOB: 0 BB: 0 P: 7	R: 0 E: 0 K: 0 S: 4	H: 1 LOB: 1 BB: 0 P: 4	R: 0 E: 0 K: 2 S: 7	H: 0 LOB: 0 BB: 0 P: 7	R: 0 E: 0 K: 0 S: 3	H: 1 LOB: 0 BB: 0 P: 3	R: 0 E: 0 K: 0 S: 3	H: 0 LOB: 2 BB: 2 P: 11	R: 0 E: 0 K: 1 S: 5	H: 0 LOB: 0 BB: 0 P: 5	R: 0 E: 0 K: 0 S: 3	H: 0 LOB: 0 BB: 0 P: 3	R: 0 E: 0 K: 1 S: 6	H: 1 LOB: 1 BB: 0 P: 6	R: 0 E: 0 K: 0 S: 3	H: 0 LOB: 1 BB: 1 P: 7	1B: 2 2B: 1 3B: 0 HR: 0	SF: 0 SAC: 0 DP: 0 HBP: 0	WP: 0 PB: 0 SB: 0 CS: 1	PA: 33	
PITCHER Ron Guidry, L ERA: 2.49 (1, 1)	IP 9.0	WLS W	BF 32	H 3	R 0	ER 0	SO 6	BB 3	IBB 0	HBP 0	BLK 0	WP 0	HR 0	S 41	P 53	ERA 0.00	WHIP 0.667						PITCHER IP WLS BF H R ER SO BB IBB HBP BLK WP HR S P ERA WHIP

livebaseballscorecards.com

AB	29
R	0
H	3
RBI	0
BB	3
SO	6
LOB	7



Batter	1	2	3	4	5	6	7	8	9	AB	R	H	RBI	BB	SO	LOB
Bobby Murcer, L (1, 8) OBP: 0.343, SLG: 0.348 Mickey Rivers, L (8, 8) OBP: 0.315, SLG: 0.410	0-0 1-3	0-0 FC4-6		0-0 4-3			0-0 F7			4	0	0	0	0	0	2
Graig Nettles, L (1, 5) OBP: 0.327, SLG: 0.394	0-0 4-3		0-0 F8			0-0 F9	0-0 F8			4	0	0	0	0	0	0
Chris Chambliss, L (1, 3) OBP: 0.317, SLG: 0.445 Fred Stanley, R (6, 3) OBP: 0.250, SLG: 0.206	0-0 6-3		0-0 5-3 1B			0-0 G3	0-0 F9			3	0	1	0	0	0	0
Reggie Jackson, L (1, 9) OBP: 0.375, SLG: 0.550		0-0 F6	0-0 5-3 1B			0-0 FC6-4 1B		0-0 4-3		4	0	2	0	0	0	0
Lou Piniella, R (1, 7) OBP: 0.336, SLG: 0.423		0-0 6-3	0-0 5-3			0-0 FC6-4		0-0 6-3		4	0	0	0	0	0	3
Jim Spencer, L (1, 10) OBP: 0.351, SLG: 0.529		0-0 1B 2B	4-0 FC4-6 IBB			0-0 SH2-3 1B		0-0 F3		3	1	2	0	1	0	0
Jerry Narron, L (1, 2) OBP: 0.264, SLG: 0.298		0-0 1B 1B	0-0 FC4-6			0-0 SH2-3	0-0 1-2			2	1	1	1	0	0	3
Brian Doyle, L (1, 4) OBP: 0.300, SLG: 0.294		0-0 1B 1B		0-0 4-3			0-0 F8			3	0	1	0	0	0	1
Bucky Dent, R (1, 6) OBP: 0.295, SLG: 0.299		0-0 FC4-6 1B		0-0 F9		0-3 K				3	0	1	1	0	1	1

Inning Stats	R: 0	H: 0	E: 0	K: 0	S: 3	R: 2	H: 4	E: 0	K: 0	S: 7	R: 0	H: 2	E: 0	K: 0	S: 5	R: 0	H: 1	E: 0	K: 0	S: 3	R: 0	H: 1	E: 0	K: 1	S: 6	R: 0	H: 0	E: 0	K: 0	S: 3	R: 0	H: 0	E: 0	K: 0	S: 3
	LOB: 0	BB: 0	P: 3	ER: 2	SO: 1	LOB: 2	BB: 0	P: 7	LOB: 3	BB: 1	LOB: 1	BB: 0	P: 4	LOB: 0	BB: 0	LOB: 1	BB: 0	P: 6	LOB: 0	BB: 0	P: 3	LOB: 0	BB: 0	P: 3	LOB: 0	BB: 0	P: 3	SF: 0	SAC: 1	DP: 0	HBP: 0	WP: 0	PA: 33		

PITCHER	IP	WLS	BF	H	R	ER	SO	BB	IBB	HBP	BLK	WP	HR	S	P	ERA	WHIP
Jim Barr, R (1, 1) ERA: 3.94	8.0	L	33	8	2	2	1	0	1	0	0	0	0	34	38	2.25	1.000


BOTTOM

California Angels @ New York Yankees
 Yankee Stadium, Bronx, NY

Thu Jul 26 1979, 3:33 AM EDT
 Att: 43,136 - Cloudy - 86 F

livebaseballscorecards.com

AB	31
R	2
H	8
RBI	2
BB	1
SO	1
LOB	10



Batter	1	2	3	4	5	6	7	8	9	AB R H RBI BB SO LOB	TOP															
Mickey Rivers, L (1, 8) OBP: 0.321, SLG: 0.422	0-0 6-3 3B		0-0 1B 1B		0-3 K			0-0 HR 1B		4 2 3 0 0 1 1																
Willie Randolph, R (1, 4) OBP: 0.375, SLG: 0.379	0-0 6-3		0-0 G6-4-3 1B		0-0 F9			0-0 HR		4 1 2 3 0 0 1																
Thurman Munson, R (1, 2) OBP: 0.346, SLG: 0.379	0-0 4-3		0-0 G6-4-3 1-2f		0-0 6-3			0-0 G3		4 0 0 0 0 0 2																
Reggie Jackson, L (1, 9) OBP: 0.376, SLG: 0.549	0-0 FC6-4 1B			0-0 F5		0-0 1B		0-0 G6-4-3 1B		2 0 1 0 0 0 0																
Bobby Murcer, L (4, 9) OBP: 0.347, SLG: 0.352										2 0 2 0 0 0 0																
Lou Piniella, R (1, 7) OBP: 0.335, SLG: 0.427	0-0 FC6-4 1-2f			0-0 SF8 3B		0-0 G1-4-6-3 1-2f		0-0 G6-4-3 1-2f		4 1 1 0 0 0 3																
Graig Nettles, L (1, 5) OBP: 0.324, SLG: 0.391		0-0 4-3		0-0 SF8			0-0 1-3		0-0 4-3	3 0 0 1 0 0 0																
Roy White, S (1, 10) OBP: 0.250, SLG: 0.242		0-0 6-3		0-0 F8			0-0 F8		4-0 SH4-3 BB	3 0 0 0 1 0 0																
Jim Spencer, L (1, 3) OBP: 0.350, SLG: 0.542		0-0 G3			0-0 4-3		0-0 HR		0-0 SH4-3 1-2	3 1 1 1 0 0 0																
Bucky Dent, R (1, 6) OBP: 0.294, SLG: 0.298			0-0 F9		0-0 1B		0-0 6-3		0-0 4-3	4 0 1 0 0 0 1																
Inning Stats	R: 1 E: 0 K: 0 S: 5	H: 2 LOB: 1 BB: 0 P: 5	R: 0 E: 0 K: 0 S: 3	H: 0 LOB: 0 BB: 0 P: 3	R: 0 E: 0 K: 0 S: 4	H: 2 LOB: 1 BB: 0 P: 4	R: 1 E: 0 K: 0 S: 4	H: 1 LOB: 0 BB: 0 P: 4	R: 0 E: 0 K: 1 S: 6	H: 1 LOB: 1 BB: 0 P: 6	R: 0 E: 0 K: 0 S: 3	H: 1 LOB: 0 BB: 0 P: 3	R: 1 E: 0 K: 0 S: 4	H: 1 LOB: 0 BB: 0 P: 4	R: 2 E: 0 K: 0 S: 5	H: 3 LOB: 0 BB: 0 P: 5	R: 0 E: 0 K: 0 S: 3	H: 0 LOB: 1 BB: 1 P: 7	1B: 7 2B: 0 3B: 2 HR: 2	SF: 1 SAC: 1 DP: 3 HBP: 0	WP: 0 PB: 0 SB: 0 CS: 0	PA: 36				
PITCHER	IP WLS BF H R ER SO BB IBB HBP BLK WP HR S P ERA WHIP																									
Mike Caldwell, L (1, 1) ERA: 3.46	7.0	29	10	5	5	1	0	0	0	0	0	2	31	31	6.43	1.429										
Bill Castro, R (8, 1) ERA: 1.38	1.0	3	1	0	0	0	0	0	0	0	0	0	3	3	0.00	1.000										
Bob McClure, L (9, 1) ERA: 4.6	1.0	W 4	0	0	0	0	1	0	0	0	0	0	3	7	0.00	1.000										

New York Yankees @ Milwaukee Brewers
 Milwaukee County Stadium, Milwaukee, WI
 Fri Jul 27 1979, 8:05 PM EDT
 Att. 47,928 - Unknown - 86 F

AB	33
R	5
H	11
RBI	5
BB	1
SO	1
LOB	8



Batter	1	2	3	4	5	6	7	8	9	AB	R	H	RBI	BB	SO	LOB
Paul Molitor, R (1, 4) OBP: 0.360, SLG: 0.461	0-0 6-3		0-0 5-3		0-0 4-3		0-0 F7		0-0 G3	5	0	0	0	0	0	1
Don Money, R (1, 10) OBP: 0.322, SLG: 0.356	0-0 F8		0-0 1B			0-0 1B	0-0 HR		0-0 F8	5	2	3	1	0	0	0
Cecil Cooper, L (1, 3) OBP: 0.362, SLG: 0.520	0-0 HR		0-0 F8			0-0 F7	0-0 HR		0-0 HR	5	3	3	4	0	0	2
Gorman Thomas, R (1, 8) OBP: 0.348, SLG: 0.486	0-0 6-3			4-0 BB		0-0 FC4-6	0-0 6-3			3	0	1	0	1	0	0
Jim Wohlford, R (8, 8) OBP: 0.263, SLG: 0.342						1-2 1B				0	0	0	0	0	0	0
Ben Oglivie, L (1, 7) OBP: 0.335, SLG: 0.519		0-0 1-3		0-0 G4-6-3		0-0 FC4-6		0-0 FC3-6		4	0	2	1	0	0	1
Sixto Lezcano, R (1, 9) OBP: 0.423, SLG: 0.539		0-0 BB		0-0 1B		0-0 FC4-6		0-0 FC3-6		4	0	2	0	0	0	3
Sal Bando, R (1, 5) OBP: 0.331, SLG: 0.341		4-0 BB		0-0 F7		0-0 FC5-4		0-0 1B		3	0	1	0	1	0	3
Robin Yount, R (1, 6) OBP: 0.304, SLG: 0.379		0-0 G6-4-3		0-0 F7		0-0 6-3		0-0 F2		4	0	0	0	0	0	4
Charlie Moore, R (1, 2) OBP: 0.409, SLG: 0.472			0-0 B2		0-0 6-3		0-0 1B		0-0 F8	4	1	1	0	0	0	2

Inning Stats	R: 1	H: 1	R: 0	H: 1	R: 0	H: 1	R: 0	H: 0	R: 1	H: 3	R: 3	H: 3	R: 0	H: 2	R: 1	H: 1	1B: 9	SF: 0
	E: 0	LOB: 0	E: 0	LOB: 1	E: 0	LOB: 1	E: 0	LOB: 0	E: 0	LOB: 2	E: 0	LOB: 0	E: 0	LOB: 2	E: 0	LOB: 0	2B: 1	SAC: 0
	K: 0	BB: 0	K: 0	BB: 1	K: 0	BB: 1	K: 0	BB: 0	K: 0	BB: 0	K: 0	BB: 0	K: 0	BB: 0	K: 0	BB: 0	3B: 0	DP: 2
	S: 4	P: 4	S: 3	P: 7	S: 4	P: 4	S: 3	P: 3	S: 6	P: 6	S: 6	P: 6	S: 5	P: 5	S: 3	P: 3	HR: 3	HBP: 0

PITCHER	IP	WLS	BF	H	R	ER	SO	BB	IBB	HBP	BLK	WP	HR	S	P	ERA	WHIP
Ed Figueroa, R (1, 1) ERA: 4.13	5.0		19	4	1	1	0	2	0	0	0	0	1	17	25	1.80	1.200
Ron Davis, R (6, 1) ERA: 2.44	2.1		15	8	4	4	0	0	0	0	0	0	1	15	15	15.43	3.429
Rich Gossage, R (8, 1) ERA: 5.19	1.1	L	5	1	1	1	0	0	0	0	0	0	1	5	5	6.75	0.750

BOTTOM

New York Yankees @ Milwaukee Brewers
Milwaukee County Stadium, Milwaukee, WI

Fri Jul 27 1979, 8:05 PM EDT
Att: 47,928 - Unknown - 86 F

AB	37
R	6
H	13
RBI	6
BB	2
SO	0
LOB	16

WP: 0 PA: 39
PB: 0
SB: 0
CS: 0



PITCHER	IP	WLS	BF	H	R	ER	SO	BB	IBB	HBP	BLK	WP	HR	S	P	ERA	WHIP
Ed Figueroa, R (1, 1) ERA: 4.13	5.0		19	4	1	1	0	2	0	0	0	0	1	17	25	1.80	1.200
Ron Davis, R (6, 1) ERA: 2.44	2.1		15	8	4	4	0	0	0	0	0	0	1	15	15	15.43	3.429
Rich Gossage, R (8, 1) ERA: 5.19	1.1	L	5	1	1	1	0	0	0	0	0	0	1	5	5	6.75	0.750

New York Yankees @ Milwaukee Brewers
 Milwaukee County Stadium, Milwaukee, WI

Sat Jul 28 1979, 8:05 PM EDT
 Att. 51,952 - Unknown - 72 F

livebaseballscorecards.com

AB	33
R	2
H	7
RBI	2
BB	3
SO	3
LOB	15



AB	R	H	RBI	BB	SO	LOB	
5	1	1	0	0	0	2	
3	0	0	0	0	0	1	
0	0	0	0	0	0	0	
4	0	1	0	0	0	1	
0	0	0	0	0	0	0	
3	0	1	1	1	1	0	
4	1	1	0	0	0	4	
3	0	0	0	1	0	0	
4	0	2	1	0	1	0	
4	0	1	0	0	0	3	
3	0	0	0	1	1	4	
1B: 6	SF: 0	2B: 1	SAC: 1	3B: 0	DP: 0	HR: 0	HBP: 0

Batter	1	2	3	4	5	6	7	8	9
Mickey Rivers, L (1, 8) OBP: 0.319, SLG: 0.422	0-0 F5		0-0 SH1-3 2B		0-0 FC4-6 1B 1-2f		0-0 4-3		0-0 F9
Willie Randolph, R (1, 4) OBP: 0.373, SLG: 0.376	0-0 3-1		0-0 SH1-3		0-0 F7		0-0 F9		
Brian Doyle, L (7, 4) OBP: 0.300, SLG: 0.294			2-3						
Graig Nettles, L (1, 5) OBP: 0.323, SLG: 0.389	0-0 F8		0-0 L5		0-0 1B 1-3		0-0 F8		
Fred Stanley, R (7, 5) OBP: 0.250, SLG: 0.206					1B				
Reggie Jackson, L (1, 9) OBP: 0.377, SLG: 0.547		0-0 F9	4-0 BB		0-0 1B 1-2 3-H		0-3 K		
Lou Piniella, R (1, 7) OBP: 0.334, SLG: 0.425		0-0 BB 1B	0-0 G3		0-0 F8		0-0 6-3		
Jim Spencer, L (1, 3) OBP: 0.349, SLG: 0.534		4-0 1B 1-2 FC1-2-5 BB		0-0 6-3		0-0 F8		0-0 6-3	
Roy White, S (1, 10) OBP: 0.257, SLG: 0.250		0-0 FC1-2-5 1B 1-3 2-H		0-0 G3		0-3 K		0-0 4-3 1B	
Jerry Narron, L (1, 2) OBP: 0.263, SLG: 0.294		0-0 FC1-2-5		0-0 6-3		0-0 1B		0-0 4-3	
Bucky Dent, R (1, 6) OBP: 0.294, SLG: 0.295		0-3 K			4-0 FC4-6 BB		0-0 F6		0-0 F9
Inning Stats	R: 0 E: 0 K: 0 S: 3 H: 0 LOB: 0 BB: 0 P: 3	R: 1 E: 0 K: 1 S: 7 H: 2 LOB: 2 BB: 1 P: 11	R: 0 E: 0 K: 0 S: 4 H: 1 LOB: 2 BB: 1 P: 8	R: 0 E: 0 K: 0 S: 3 H: 0 LOB: 0 BB: 0 P: 3	R: 1 E: 0 K: 0 S: 5 H: 2 LOB: 2 BB: 1 P: 9	R: 0 E: 0 K: 1 S: 6 H: 1 LOB: 1 BB: 0 P: 6	R: 0 E: 0 K: 0 S: 3 H: 0 LOB: 0 BB: 0 P: 3	R: 0 E: 0 K: 1 S: 5 H: 0 LOB: 0 BB: 0 P: 5	R: 0 E: 0 K: 0 S: 4 H: 1 LOB: 1 BB: 0 P: 4

PITCHER Lary Sorensen, R (1, 1) ERA: 3.48	IP: 9.0 WLS: W BF: 37 H: 7 R: 2 ER: 2 SO: 3 BB: 3 IBB: 0 HBP: 0 BLK: 0 WP: 0 HR: 0 S: 40 P: 52 ERA: 2.00 WHIP: 1.111
--	--

PITCHER	IP	WLS	BF	H	R	ER	SO	BB	IBB	HBP	BLK	WP	HR	S	P	ERA	WHIP
----------------	----	-----	----	---	---	----	----	----	-----	-----	-----	----	----	---	---	-----	------

Batter	1	2	3	4	5	6	7	8	9	AB	R	H	RBI	BB	SO	LOB
Paul Molitor, R OBP: 0.363, SLG: 0.462 (1, 4)										4	1	2	0	1	0	2
Don Money, R OBP: 0.324, SLG: 0.359 (1, 10)										4	2	1	0	1	0	2
Cecil Cooper, L OBP: 0.364, SLG: 0.520 (1, 3)										4	1	2	1	1	0	1
Sixto Lezcano, R OBP: 0.425, SLG: 0.550 (1, 9)										5	1	3	3	0	1	1
Ben Oglivie, L OBP: 0.333, SLG: 0.517 (1, 7)									5	1	1	1	0	2	3	
Sal Bando, R OBP: 0.332, SLG: 0.346 (1, 5)									4	1	2	1	0	0	1	
Robin Yount, R OBP: 0.308, SLG: 0.381 (1, 6)									3	1	2	0	1	0	0	
Jim Wohlford, R OBP: 0.298, SLG: 0.364 (1, 8)									4	1	3	1	0	0	1	
Buck Martinez, R OBP: 0.254, SLG: 0.371 (1, 2)									3	0	0	1	0	0	5	

Inning Stats	R: 0	H: 0	E: 0	K: 3	S: 3	LOB: 1	BB: 1	P: 7	R: 0	H: 0	E: 0	K: 0	S: 3	LOB: 0	BB: 0	P: 3	R: 2	H: 4	E: 0	K: 0	S: 6	LOB: 2	BB: 1	P: 10	R: 0	H: 3	E: 0	K: 0	S: 5	LOB: 2	BB: 0	P: 5	R: 6	H: 5	E: 0	K: 0	S: 7	LOB: 1	BB: 2	P: 15	R: 1	H: 2	E: 0	K: 1	S: 7	LOB: 1	BB: 0	P: 7	R: 0	H: 2	E: 0	K: 0	S: 5	LOB: 2	BB: 0	P: 5	R: 0	H: 0	E: 0	K: 2	S: 7	LOB: 0	BB: 0	P: 7	1B: 9	SF: 1	3B: 0	HR: 0
--------------	------	------	------	------	------	--------	-------	------	------	------	------	------	------	--------	-------	------	------	------	------	------	------	--------	-------	-------	------	------	------	------	------	--------	-------	------	------	------	------	------	------	--------	-------	-------	------	------	------	------	------	--------	-------	------	------	------	------	------	------	--------	-------	------	------	------	------	------	------	--------	-------	------	-------	-------	-------	-------

PITCHER	IP	WLS	BF	H	R	ER	SO	BB	IBB	HBP	BLK	WP	HR	S	P	ERA	WHIP
Luis Tiant, R ERA: 3.96 (1, 1)	4.1	L	23	10	5	5	0	2	0	0	0	0	0	21	29	10.38	2.769
Ken Clay, R ERA: 5.37 (5, 1)	1.0		8	4	4	4	0	2	0	0	0	2	0	6	14	36.00	6.000
Jim Kaat, L ERA: 2.48 (6, 1)	0.2		2	0	0	0	1	0	0	0	0	0	0	4	4	0.00	0.000
Ray Burris, R ERA: 6.2 (7, 1)	2.0		8	2	0	0	2	0	0	0	0	0	0	12	12	0.00	1.000


BOTTOM

New York Yankees @ Milwaukee Brewers
Milwaukee County Stadium, Milwaukee, WI

Sat Jul 28 1979, 8:05 PM EDT
 Att: 51,952 - Unknown - 72 F

livebaseballscorecards.com

AB	36
R	9
H	16
RBI	8
BB	4
SO	3
LOB	16



WP: 3	PA: 41
PB: 0	
SB: 1	
CS: 1	

New York Yankees @ Milwaukee Brewers
Milwaukee County Stadium, Milwaukee, WI

Sun Jul 29 1979, 4:33 AM EDT
 Att: 49,842 - Sunny

AB	35
R	3
H	9
RBI	3
BB	1
SO	1
LOB	14



Batter	1	2	3	4	5	6	7	8	9	AB R H RBI BB SO LOB
Mickey Rivers, L (1, 8) OBP: 0.315, SLG: 0.416	0-0 L3			0-0 F8		0-0 F8		0-0 F7		4 0 0 0 0 0 1
Willie Randolph, R (1, 4) OBP: 0.372, SLG: 0.375	0-0 F3			0-0 1B		0-0 F9			0-0 6-3	4 0 1 0 0 0 1
Thurman Munson, R (1, 3) OBP: 0.345, SLG: 0.383	0-0 F8			0-0 F9			0-0 F7		0-0 1B 3B	4 1 1 0 0 0 1
Reggie Jackson, L (1, 9) OBP: 0.379, SLG: 0.546		0-0 3-1		0-0 F5			0-0 2B 1B		0-0 2B 1B	4 2 2 1 0 0 1
Lou Piniella, R (1, 7) OBP: 0.336, SLG: 0.432		0-0 F7			0-0 F6		0-0 FC6-5 1-H 2B		0-0 1B 2B	4 0 2 1 0 0 0
Graig Nettles, L (1, 5) OBP: 0.323, SLG: 0.388		0-0 3-1			0-0 4-3		0-0 FC6-5 2-3		0-0 BB 1B	4 0 1 1 0 0 1
Roy White, S (1, 10) OBP: 0.257, SLG: 0.244			0-0 1-3		0-0 F8		0-0 F7		0-0 BB 1-2	3 0 0 0 1 0 1
Jerry Narron, L (1, 2) OBP: 0.279, SLG: 0.309			0-0 G5-4-3 1B			0-0 1B		0-0 3-1	0-3 K	4 0 2 0 0 1 3
Bucky Dent, R (1, 6) OBP: 0.291, SLG: 0.292			0-0 G5-4-3 1-2f			0-0 F3		0-0 F8	0-0 4-3	4 0 0 0 0 0 5

Inning Stats	R: 0	H: 0	E: 0	K: 0	S: 3	P: 3	R: 0	H: 0	E: 0	K: 0	S: 3	P: 3	R: 0	H: 1	E: 0	K: 0	S: 3	P: 3	R: 0	H: 1	E: 0	K: 0	S: 4	P: 4	R: 0	H: 0	E: 0	K: 0	S: 3	P: 3	R: 1	H: 2	E: 0	K: 0	S: 5	P: 5	R: 0	H: 0	E: 0	K: 0	S: 3	P: 3	R: 2	H: 4	E: 0	K: 1	S: 9	P: 13	1B: 6	2B: 2	3B: 1	HR: 0	SF: 0	SAC: 0	DP: 1	HBP: 0	WP: 0	PA: 36
--------------	------	------	------	------	------	------	------	------	------	------	------	------	------	------	------	------	------	------	------	------	------	------	------	------	------	------	------	------	------	------	------	------	------	------	------	------	------	------	------	------	------	------	------	------	------	------	------	-------	-------	-------	-------	-------	-------	--------	-------	--------	-------	--------

PITCHER	IP	WLS	BF	H	R	ER	SO	BB	IBB	HBP	BLK	WP	HR	S	P	ERA	WHIP
Bill Travers, L (1, 1) ERA: 3.29	8.1	W	32	8	3	3	0	0	0	0	0	0	0	32	32	3.24	0.960
Bill Travers, L (7, 1) ERA: 3.29	8.1	W	32	8	3	3	0	0	0	0	0	0	0	32	32	3.24	0.960
Bob McClure, L (9, 1) ERA: 4.5	0.2	S	4	1	0	0	1	1	0	0	0	0	0	5	9	0.00	3.000

WP: 0	PA: 36
PB: 0	
SB: 0	
CS: 0	

Batter	1	2	3	4	5	6	7	8	9	AB	R	H	RBI	BB	SO	LOB
Paul Molitor, R OBP: 0.367, SLG: 0.466 (1, 4)	0-0 F4		4-0 2B BB		0-0 1B 1B	0-0 2B				3	2	2	0	1	0	0
Don Money, R OBP: 0.328, SLG: 0.368 (1, 10) (7, 5)	0-0 1B 1B		0-0 2B 1-H		0-0 F5	0-3 K				4	0	2	1	0	1	2
Cecil Cooper, L OBP: 0.363, SLG: 0.517 (1, 3)	0-0 F4		0-0 F7		0-0 1B 1B		0-3 K			4	1	1	0	0	1	2
Sixto Lezcano, R OBP: 0.426, SLG: 0.549 (1, 9)	0-0 1B 1-2		0-0 5-3		0-0 1B 1B		0-0 5-3			4	0	2	2	0	0	1
Ben Oglivie, L OBP: 0.332, SLG: 0.514 (1, 7)	0-0 F7			0-0 3B 1B	0-3 K		0-0 5-3			4	1	1	0	0	1	3
Robin Yount, R OBP: 0.310, SLG: 0.388 (1, 6)		0-0 F9		0-0 SF9 3B	0-0 1B			0-0 6-3		4	1	2	1	0	0	0
Jim Wohlford, R OBP: 0.297, SLG: 0.364 (1, 8)		0-0 F5		0-0 SF9	0-0 F9			0-0 SH1-3 1B		3	0	1	1	0	0	2
Jim Gantner, L OBP: 0.333, SLG: 0.353 Bill Travers, L Bob McClure, R		0-0 1-3		0-0 F6		0-0 5-3		0-0 SH1-3		3	0	0	0	0	0	0
Buck Martinez, R OBP: 0.246, SLG: 0.359 (1, 2)			0-0 F7	0-0 L8		0-0 F8		0-0 6-3		0	0	0	0	0	0	1

Inning Stats		R: 0	H: 2	E: 0	LOB: 2	K: 0	BB: 0	S: 5	P: 5	R: 0	H: 0	E: 0	LOB: 0	K: 0	BB: 0	S: 3	P: 3	R: 1	H: 1	E: 0	LOB: 1	K: 0	BB: 1	S: 4	P: 8	R: 2	H: 2	E: 0	LOB: 0	K: 0	BB: 0	S: 5	P: 5	R: 2	H: 4	E: 0	LOB: 2	K: 1	BB: 0	S: 9	P: 9	R: 0	H: 1	E: 0	LOB: 1	K: 1	BB: 0	S: 6	P: 6	R: 0	H: 0	E: 0	LOB: 0	K: 1	BB: 0	S: 5	P: 5	R: 0	H: 1	E: 0	LOB: 1	K: 0	BB: 0	S: 4	P: 4	R: 0	H: 1	E: 0	LOB: 1	K: 0	BB: 0	S: 4	P: 4
PITCHER	IP	WLS	BF	H	R	ER	SO	BB	IBB	HBP	BLK	WP	HR	S	P	ERA	WHIP																			PITCHER																		IP	WLS	BF	H	R	ER	SO	BB	IBB	HBP	BLK	WP	HR	S	P	ERA	WHIP			
Catfish Hunter, R ERA: 5.26	(1, 1)		4.1	22	8	5	5	0	1	0	0	0	0	21	25	10.38	2.077																			Catcher																		IP	WLS	BF	H	R	ER	SO	BB	IBB	HBP	BLK	WP	HR	S	P	ERA	WHIP			
Jim Kaat, L ERA: 2.38	(5, 1)		1.2	7	2	0	2	0	0	0	0	0	0	11	11	0.00	1.200																			Pitcher																		IP	WLS	BF	H	R	ER	SO	BB	IBB	HBP	BLK	WP	HR	S	P	ERA	WHIP			
Don Hood, L ERA: 2.91	(7, 1)		2.0	7	1	0	1	0	0	0	0	0	0	9	9	0.00	0.500																			Pitcher																		IP	WLS	BF	H	R	ER	SO	BB	IBB	HBP	BLK	WP	HR	S	P	ERA	WHIP			


BOTTOM

New York Yankees @ Milwaukee Brewers
Milwaukee County Stadium, Milwaukee, WI

Sun Jul 29 1979, 4:33 AM EDT
Att. 49,842 - Sunny

livebaseballscorecards.com

AB	33
R	5
H	11
RBI	5
BB	1
SO	3
LOB	11



New York Yankees @ Chicago White Sox

Comiskey Park, Chicago, IL

Mon Jul 30 1979, 8:05 PM EDT

Att. 22,486 - Unknown - 80 F

livebaseballscorecards.com

AB	32
R	7
H	9
RBI	7
BB	7
SO	3
LOB	14



WP	1	PA	41
PB	0		
SB	0		
CS	0		

AB R H RBI BB SO LOB

4	2	3	3	1	0	0
---	---	---	---	---	---	---

3	0	1	1	1	0	2
0	0	0	0	0	0	0

5	0	1	1	0	0	5
---	---	---	---	---	---	---

4	0	1	0	1	0	1
---	---	---	---	---	---	---

5	1	1	1	0	0	2
---	---	---	---	---	---	---

3	1	1	0	1	0	0
---	---	---	---	---	---	---

2	1	1	0	2	0	1
---	---	---	---	---	---	---

3	1	0	1	0	2	2
---	---	---	---	---	---	---

3	1	0	0	1	1	1
---	---	---	---	---	---	---

1B	6	SF	1
2B	1	SAC	1
3B	1	DP	2
HR	1	HBP	0

Batter	1	2	3	4	5	6	7	8	9
Willie Randolph, R (1, 4) OBP: 0.376, SLG: 0.384	0-0 G5-4-3 1B		4-0 BB BB		0-0 1B 4-3	0-0 SF9 3B 1-H 2-H 3-H		0-0 5-3	
Juan Beniquez, R (1, 8) OBP: 0.282, SLG: 0.383 Bobby Murcer, L (9, 8) OBP: 0.347, SLG: 0.352	0-0 F8		4-0 1-2 2-3 BB		0-0 4-3	0-0 SF9		0-0 2B 1B	
Thurman Munson, R (1, 3) OBP: 0.343, SLG: 0.380	0-0 G5-4-3 1-2f		0-0 G3		0-0 2-H 1B	0-0 5-3		0-0 F8	
Reggie Jackson, L (1, 9) OBP: 0.379, SLG: 0.545		0-0 F8		0-0 4-3	0-0 F8		4-0 G6-3 BB	0-0 1-3 2B	
Lou Piniella, R (1, 7) OBP: 0.334, SLG: 0.438		0-0 5-3		0-0 HR		0-0 6-3	0-0 G6-3 1-2f	0-0 1-3	
Graig Nettles, L (1, 5) OBP: 0.324, SLG: 0.387		0-0 4-3		0-0 6-3		0-0 1B SH 1B	4-0 BB		
Roy White, S (1, 10) OBP: 0.270, SLG: 0.248			4-0 BB G3 BB	4-0 BB BB		0-0 WP SH 3B 1B	0-0 4-3		
Jerry Narron, L (1, 2) OBP: 0.266, SLG: 0.293			0-0 F7	0-3 K		0-0 SH WP 3B		0-3 K	
Fred Stanley, R (1, 6) OBP: 0.250, SLG: 0.189			0-0 G3		0-3 K	4-0 1-2 2-3 3B BB		0-0 6-3	

Inning Stats	R: 0	H: 1	E: 0	LOB: 0	K: 0	BB: 0	S: 3	P: 3	R: 0	H: 0	E: 0	LOB: 0	K: 0	BB: 0	S: 3	P: 3	R: 1	H: 1	E: 0	LOB: 1	K: 1	BB: 1	S: 6	P: 10	R: 1	H: 2	E: 0	LOB: 1	K: 1	BB: 0	S: 7	P: 7	R: 5	H: 3	E: 0	LOB: 0	K: 0	BB: 1	S: 7	P: 11	R: 0	H: 0	E: 0	LOB: 1	K: 0	BB: 2	S: 2	P: 10	R: 0	H: 0	E: 0	LOB: 0	K: 1	BB: 0	S: 5	P: 5	R: 0	H: 2	E: 0	LOB: 1	K: 0	BB: 0	S: 4	P: 4
--------------	------	------	------	--------	------	-------	------	------	------	------	------	--------	------	-------	------	------	------	------	------	--------	------	-------	------	-------	------	------	------	--------	------	-------	------	------	------	------	------	--------	------	-------	------	-------	------	------	------	--------	------	-------	------	-------	------	------	------	--------	------	-------	------	------	------	------	------	--------	------	-------	------	------

PITCHER	IP	WLS	BF	H	R	ER	SO	BB	IBB	HBP	BLK	WP	HR	S	P	ERA	WHIP
Rich Wortham, L (1, 1) ERA: 5.04	5.1	L	28	7	7	7	2	5	0	0	0	1	1	27	47	11.81	2.250
Fred Howard, R (6, 1) ERA: 3.31	1.2		6	0	0	0	0	2	0	0	0	0	0	4	12	0.00	1.200
Mike Proly, R (8, 1) ERA: 3.77	2.0		7	2	0	0	1	0	0	0	0	0	0	9	9	0.00	1.000

PITCHER	IP	WLS	BF	H	R	ER	SO	BB	IBB	HBP	BLK	WP	HR	S	P	ERA	WHIP
---------	----	-----	----	---	---	----	----	----	-----	-----	-----	----	----	---	---	-----	------

Batter	1	2	3	4	5	6	7	8	9	AB R H RBI BB SO LOB	TOP											
Willie Randolph, R (1, 4) OBP: 0.374, SLG: 0.380	0-0 5-3		0-0 6-3		0-0 5-3		4-0 5-3 1B BB	0-0 6-3		4 1 0 0 1 0 1												
Thurman Munson, R (1, 10) OBP: 0.339, SLG: 0.375	0-0 6-3		0-0 F7		0-0 4-3		0-0 5-3		0-0 4-3	5 0 0 0 0 0 1												
Reggie Jackson, L (1, 9) OBP: 0.380, SLG: 0.543	0-0 F6			0-0 F8		0-0 6-3 2B 1B	0-0 1B 1B		0-0 4-3	5 1 2 1 0 0 0												
Lou Piniella, R (1, 7) OBP: 0.335, SLG: 0.437		0-0 F7		0-0 HR 1B		0-0 6-3	0-0 1B		0-3 K	5 1 2 0 0 1 1												
Graig Nettles, L (1, 5) OBP: 0.328, SLG: 0.391		4-0 E BB		4-0 HR BB		0-0 1B 2B	0-0 F9			2 2 1 1 2 0 2												
Brian Doyle, L (7, 5) OBP: 0.300, SLG: 0.294				1-2 HR BB		2-H 1B 2B	0-0 F9			0 0 0 0 0 0 0												
Jim Spencer, L (1, 3) OBP: 0.351, SLG: 0.548		0-0 E6		0-0 HR		0-0 1B FC4	0-0 4-3			4 2 2 3 0 0 3												
Bobby Murcer, L (1, 8) OBP: 0.346, SLG: 0.351		0-0 F9		0-0 F2		0-0 FC4 1B		0-0 F8		4 0 1 1 0 0 2												
Jerry Narron, L (1, 2) OBP: 0.265, SLG: 0.279		0-0 F9		0-0 3-1		0-0 FC4		4-0 BB		3 0 0 1 1 0 3												
Fred Stanley, R (1, 6) OBP: 0.227, SLG: 0.171			0-0 F9		0-0 6-3	0-3 K		0-0 F9		4 0 0 0 0 1 2												
Inning Stats	R: 0 E: 0 K: 0 S: 3	H: 0 LOB: 0 BB: 0 P: 3	R: 0 E: 1 K: 0 S: 4	H: 0 LOB: 2 BB: 1 P: 8	R: 0 E: 0 K: 0 S: 3	H: 0 LOB: 0 BB: 0 P: 3	R: 3 E: 0 K: 0 S: 5	H: 2 LOB: 0 BB: 1 P: 9	R: 0 E: 0 K: 0 S: 3	H: 0 LOB: 0 BB: 0 P: 3	R: 3 E: 0 K: 1 S: 9	H: 4 LOB: 1 BB: 0 P: 9	R: 1 E: 0 K: 0 S: 5	H: 2 LOB: 2 BB: 1 P: 9	R: 0 E: 0 K: 0 S: 3	H: 0 LOB: 1 BB: 1 P: 7	R: 0 E: 0 K: 1 S: 5	H: 0 LOB: 0 BB: 0 P: 5	1B: 6 2B: 1 3B: 0 HR: 1	SF: 0 SAC: 0 DP: 0 HBP: 0	WP: 0 PB: 0 SB: 0 CS: 0	PA: 40
PITCHER	IP WLS BF H R ER SO BB IBB HBP BLK WP HR S P ERA WHIP																					
Randy Scarbery, R (1, 1) ERA: 4.26	5.1 L 23 4 5 5 0 2 0 0 0 0 0 1 21 29 8.44 1.125																					
Guy Hoffman, L (6, 1) ERA: 4.91	3.2 17 4 2 2 2 2 0 0 0 0 0 0 19 27 4.91 1.636																					

New York Yankees @ Chicago White Sox
 Comiskey Park, Chicago, IL
 Tue Jul 31 1979, 8:05 PM EDT
 Att. 24,972 - Unknown - 68 F

AB	36
R	7
H	8
RBI	7
BB	4
SO	2
LOB	15



Batter	1	2	3	4	5	6	7	8	9	AB R H RBI BB SO LOB
Alan Bannister, R (1, 7) OBP: 0.362, SLG: 0.409	0-3 K ①		0-0 E9 WP 1-3 1B		0-0 G4-6-3 1B		0-0 F9 ②		0-0 F9 ②	5 0 2 0 0 1 1
Junior Moore, R (1, 10) OBP: 0.305, SLG: 0.315 Claudell Washington, L (9, PH) OBP: 0.310, SLG: 0.445	0-3 K ②		0-0 6-3 ①		0-0 G4-6-3 ② ③		0-0 F7 ③		0-3 K ③	4 0 0 0 0 1 3 1 0 0 0 0 1 0
Chet Lemon, R (1, 8) OBP: 0.380, SLG: 0.470	0-0 2B		0-0 F6 ②			0-0 F7 ①		0-0 5-3 ①		4 0 1 0 0 0 1
Wayne Nordhagen, R (1, 9) OBP: 0.322, SLG: 0.434	0-0 F9 ③		0-3 K ③			0-0 E5		0-0 1B 1B		4 1 1 0 0 1 2
Lamar Johnson, R (1, 3) OBP: 0.362, SLG: 0.439		0-0 E5 WP		0-0 FC5-4 1B		0-0 F8 ②		0-0 1B 1B		4 0 2 0 0 0 1
Bill Nahorodny, R (1, 2) OBP: 0.306, SLG: 0.438		0-0 F6 ①		0-0 FC5-4 ①		0-0 F7 ③		0-0 1B		4 0 1 1 0 0 3
Greg Pryor, R (1, 6) OBP: 0.329, SLG: 0.343 Mike Squires, L (8, PH) OBP: 0.320, SLG: 0.321 Don Kessinger, S (9, 6) OBP: 0.264, SLG: 0.282		0-0 F8 ②		0-0 F8 ②			0-0 F9 ①	0-0 F9 ②		3 0 0 0 0 0 2 1 0 0 0 0 0 2 0 0 0 0 0 0 0
Jim Morrison, R (1, 4) OBP: 0.289, SLG: 0.390 Jorge Orta, L (8, PH) OBP: 0.350, SLG: 0.418 (9, 4)		0-3 K ③		0-0 F7 ③			0-0 HR	0-3 K ③		3 1 1 1 0 1 2 1 0 0 0 0 1 2
Kevin Bell, R (1, 5) OBP: 0.286, SLG: 0.231 Ralph Garr, L (9, PH) OBP: 0.336, SLG: 0.439			0-0 E WP 1B		0-0 4-3 ①		0-0 1B		0-3 K ①	3 1 2 0 0 0 0 1 0 0 0 0 1 0

Inning Stats	R: 0	H: 1	E: 0	K: 2	S: 8	LOB: 1	BB: 0	P: 8	R: 0	H: 0	E: 1	K: 1	S: 6	LOB: 1	BB: 0	P: 6	R: 1	H: 2	E: 1	K: 1	S: 7	LOB: 1	BB: 0	P: 7	R: 0	H: 1	E: 0	K: 0	S: 4	LOB: 1	BB: 0	P: 4	R: 0	H: 1	E: 0	K: 0	S: 3	LOB: 0	BB: 0	P: 3	R: 1	H: 2	E: 0	K: 0	S: 5	LOB: 1	BB: 0	P: 5	R: 1	H: 3	E: 0	K: 1	S: 8	LOB: 2	BB: 0	P: 8	R: 0	H: 0	E: 0	K: 2	S: 7	LOB: 0	BB: 0	P: 7	1B: 8	SF: 0	2B: 1	SAC: 0	3B: 0	DP: 1	HR: 1	HBP: 0	WP: 2	PA: 38
--------------	------	------	------	------	------	--------	-------	------	------	------	------	------	------	--------	-------	------	------	------	------	------	------	--------	-------	------	------	------	------	------	------	--------	-------	------	------	------	------	------	------	--------	-------	------	------	------	------	------	------	--------	-------	------	------	------	------	------	------	--------	-------	------	------	------	------	------	------	--------	-------	------	-------	-------	-------	--------	-------	-------	-------	--------	-------	--------


PITCHER	IP	WLS	BF	H	R	ER	SO	BB	IBB	HBP	BLK	WP	HR	S	P	ERA	WHIP
Ron Guidry, L (1, 1) ERA: 2.55	7.1	W	33	10	3	3	4	0	0	0	0	2	1	41	41	3.68	1.364
Rich Gossage, R (8, 1) ERA: 4.74	1.2	S	5	0	0	0	3	0	0	0	0	0	0	11	11	0.00	0.000

BOTTOM

New York Yankees @ Chicago White Sox
Comiskey Park, Chicago, IL

Tue Jul 31 1979, 8:05 PM EDT
Att: 24,972 - Unknown - 68 F

AB	38
R	3
H	10
RBI	2
BB	0
SO	7
LOB	19



PITCHER	IP	WLS	BF	H	R	ER	SO	BB	IBB	HBP	BLK	WP	HR	S	P	ERA	WHIP
---------	----	-----	----	---	---	----	----	----	-----	-----	-----	----	----	---	---	-----	------

Batter	1	2	3	4	5	6	7	8	9	AB R H RBI BB SO LOB	TOP											
Willie Randolph, R (1, 4) OBP: 0.375, SLG: 0.379	0-0 5-3	0-0 F8		0-0 F8		0-0 G3-6-3 1B		4-0 BB		4 0 1 2 1 0 0												
Bobby Murcer, L (1, 8) OBP: 0.344, SLG: 0.348	0-0 CS 1B		0-0 L6		0-3 K	0-0 G3-6-3 1-2f		0-3 K		5 0 1 0 0 2 3												
Thurman Munson, R (1, 3) OBP: 0.340, SLG: 0.374	4-0 BB 1-2 HR BB		0-3 K		4-0 BB G4-6-3 BB		4-0 BB 1B BB	0-0 F5		1 1 0 0 1 1 0 1 1 0 0 2 0 2												
Jim Spencer, L (3, 3) OBP: 0.356, SLG: 0.545																						
Reggie Jackson, L (1, 9) OBP: 0.383, SLG: 0.553	0-0 1-H HR		0-0 1B 1B		0-0 G4-6-3 1-2f		4-0 BB G4-6-3 1B BB		0-3 K	4 1 2 2 1 1 1												
Lou Piniella, R (1, 7) OBP: 0.339, SLG: 0.448	0-0 HR		0-0 1-3 1B				0-0 F8	0-0 G4-6-3 1B	0-0 5-3	5 1 3 2 0 0 0												
Graig Nettles, L (1, 5) OBP: 0.332, SLG: 0.390	4-0 BB		0-0 G3				4-0 BB 1B BB	0-0 G4-6-3 1-2f 2-3	0-0 1B	3 1 1 0 2 0 4												
Roy White, S (1, 10) OBP: 0.268, SLG: 0.246	0-0 6-3			0-3 K		0-0 1-2 2B 1B	0-0 F2		0-0 4-3	5 1 1 0 0 1 3												
Jerry Narron, L (1, 2) OBP: 0.278, SLG: 0.328		0-0 F9		0-0 HR		4-0 2B 1-2 2-3 1B BB		0-0 L6		3 2 1 1 1 0 0												
Fred Stanley, R (1, 6) OBP: 0.250, SLG: 0.222		0-0 F4		0-0 F9		0-0 1-3 2-H 3-H 1B 2B		0-0 BB 1B		4 1 2 2 0 0 0												
Inning Stats	R: 3 E: 0 K: 0 S: 5	H: 3 LOB: 1 BB: 2 P: 13	R: 0 E: 0 K: 0 S: 3	H: 0 LOB: 0 BB: 0 P: 3	R: 0 E: 0 K: 1 S: 7	H: 2 LOB: 2 BB: 0 P: 7	R: 1 E: 0 K: 1 S: 6	H: 1 LOB: 0 BB: 0 P: 6	R: 0 E: 0 K: 1 S: 4	H: 0 LOB: 0 BB: 1 P: 8	R: 4 E: 0 K: 0 S: 5	H: 3 LOB: 0 BB: 2 P: 13	R: 1 E: 0 K: 0 S: 3	H: 1 LOB: 1 BB: 2 P: 11	R: 0 E: 0 K: 1 S: 6	H: 1 LOB: 2 BB: 1 P: 10	R: 0 E: 0 K: 1 S: 6	H: 1 LOB: 1 BB: 0 P: 6	1B: 8 2B: 1 3B: 0 HR: 3	SF: 0 SAC: 0 DP: 3 HBP: 0	WP: 0 PB: 0 SB: 0 CS: 1	PA: 43
PITCHER	IP WLS BF H R ER SO BB IBB HBP BLK WP HR S P ERA WHIP																					
Ken Kravec, L (1, 1) ERA: 4.18	5.1 L 26 7 7 7 3 5 0 0 0 0 0 3 27 47 11.81 2.250																					
Mike Proly, R (6, 1) ERA: 3.97	0.0 2 2 1 1 0 0 0 0 0 0 0 0 2 2 ∞ ∞																					
Fred Howard, R (6, 1) ERA: 3.38	1.2 6 1 1 1 0 2 0 0 0 0 0 0 4 12 5.40 1.800																					
Ed Farmer, R (8, 1) ERA: 4.08	2.0 9 2 0 0 2 1 0 0 0 0 0 0 12 16 0.00 1.500																					

New York Yankees @ Chicago White Sox
 Comiskey Park, Chicago, IL
 Wed Aug 01 1979, 8:05 PM EDT
 Att: 21,109 - Unknown

AB	35
R	9
H	12
RBI	9
BB	8
SO	5
LOB	13



WP: 0	PA: 43
-------	--------

Batter	1	2	3	4	5	6	7	8	9	AB	R	H	RBI	BB	SO	LOB
Mike Squires, L OBP: 0.312, SLG: 0.313 (1, 3)	0-0 4-3		0-0 F8			0-0 F5		0-0 6-3		4	0	0	0	0	0	0
Alan Bannister, R OBP: 0.363, SLG: 0.410 (1, 7)	0-0 F8		0-0 1B			0-0 G4-6-3 1B			0-0 F8	4	0	2	0	0	0	0
Lamar Johnson, R OBP: 0.360, SLG: 0.436 (1, 10)	0-0 6-3		0-0 5-3			0-0 G4-6-3 1-2f			0-0 BB 1B	4	1	1	0	0	0	2
Jorge Orta, L OBP: 0.349, SLG: 0.413 (1, 4)		0-3 K		0-0 4-3			0-3 K		4-0 FC6-4 1-2 BB	3	0	0	0	1	2	0
Chet Lemon, R OBP: 0.384, SLG: 0.473 (1, 8)		0-0 HBP 1B		0-0 G6-4-3 1B			0-0 5-3		0-0 FC6-4 1-2 2-H 1B	4	0	3	1	0	0	0
Claudell Washington, L OBP: 0.309, SLG: 0.441 (1, 9)		0-3 K		0-0 G6-4-3 1-2f			1-0 HBP		0-0 FC6-4 1-2f 2-3	3	0	0	0	0	1	4
Milt May, L OBP: 0.338, SLG: 0.478 (1, 2)		1-0 HBP		0-0 4-3			0-0 4-3		0-0 3-1	3	0	0	0	0	0	3
Greg Pryor, R OBP: 0.326, SLG: 0.340 (1, 6)		0-0 F9		0-0 1-3				0-0 6-3		3	0	0	0	0	0	2
Kevin Bell, R OBP: 0.267, SLG: 0.214 (1, 5)			0-0 G3			0-0 6-3		0-0 6-3		3	0	0	0	0	0	0

Inning Stats	R: 0	H: 0	E: 0	K: 0	S: 3	R: 0	H: 1	E: 0	K: 2	S: 8	R: 0	H: 1	E: 0	K: 0	S: 4	R: 0	H: 1	E: 0	K: 0	S: 3	R: 0	H: 0	E: 0	K: 0	S: 3	R: 0	H: 1	E: 0	K: 1	S: 5	R: 0	H: 0	E: 0	K: 0	S: 3	R: 1	H: 2	E: 0	K: 0	S: 5	1B: 6	2B: 0	3B: 0	HR: 0	SF: 0	SAC: 0	DP: 2	HBP: 2	WP: 0	PB: 0	SB: 0	CS: 0	PA: 34
--------------	------	------	------	------	------	------	------	------	------	------	------	------	------	------	------	------	------	------	------	------	------	------	------	------	------	------	------	------	------	------	------	------	------	------	------	------	------	------	------	------	-------	-------	-------	-------	-------	--------	-------	--------	-------	-------	-------	-------	--------


PITCHER	IP	WLS	BF	H	R	ER	SO	BB	IBB	HBP	BLK	WP	HR	S	P	ERA	WHIP
Don Hood, L ERA: 2.53 (1, 1)	7.0	W	25	4	0	0	3	0	0	2	0	0	0	29	31	0.00	0.571
Jim Kaat, L ERA: 2.47 (8, 1)	2.0		9	2	1	1	0	1	0	0	0	0	0	8	12	4.50	1.500


BOTTOM


New York Yankees @ Chicago White Sox
 Comiskey Park, Chicago, IL
 Wed Aug 01 1979, 8:05 PM EDT
 Att. 21,109 - Unknown

livebaseballscorecards.com

AB	31
R	1
H	6
RBI	1
BB	1
SO	3
LOB	11



Batter	1	2	3	4	5	6	7	8	9	AB R H RBI BB SO LOB	TOP														
Al Bumbry, L (1, 8) OBP: 0.335, SLG: 0.371	0-0 F8		0-0 G3			0-0 F9 BB 1B		0-0 F7		4 0 1 0 0 0 1	<p>Baltimore Orioles @ New York Yankees Yankee Stadium, Bronx, NY</p> <p>Fri Aug 03 1979, 7:05 PM EDT Att: 51,151 - Unknown</p> <p>livebaseballscorecards.com</p> <table border="0"> <tr><td>AB</td><td>29</td></tr> <tr><td>R</td><td>1</td></tr> <tr><td>H</td><td>2</td></tr> <tr><td>RBI</td><td>1</td></tr> <tr><td>BB</td><td>4</td></tr> <tr><td>SO</td><td>3</td></tr> <tr><td>LOB</td><td>12</td></tr> </table> 	AB	29	R	1	H	2	RBI	1	BB	4	SO	3	LOB	12
AB	29																								
R	1																								
H	2																								
RBI	1																								
BB	4																								
SO	3																								
LOB	12																								
Mark Belanger, R (1, 6) OBP: 0.263, SLG: 0.214	0-0 P4		0-0 F7			4-0 S 1-2 BB		0-3 K		3 0 0 0 1 1 1															
Ken Singleton, S (1, 9) OBP: 0.407, SLG: 0.551	0-0 5-3		0-0 F7			0-0 F9 2-3		0-0 1-3		4 0 0 0 0 0 3															
Eddie Murray, S (1, 3) OBP: 0.371, SLG: 0.458		0-0 P5		0-0 F7		0-3 S 1-2 K		0-0 4-3		4 0 0 0 0 1 2															
John Lowenstein, L (1, 7) OBP: 0.384, SLG: 0.539		0-0 HR		0-0 3-1		0-0 F8		0-0 G3		4 1 1 1 0 0 2															
Doug DeCinces, R (1, 5) OBP: 0.346, SLG: 0.413		4-0 S BB		0-0 P4			0-0 P5		0-0 6-3	3 0 0 0 1 0 0															
Pat Kelly, L (1, 10) OBP: 0.396, SLG: 0.521		0-0 F7			0-0 F8		0-3 K			3 0 0 0 0 1 1															
Rich Dauer, R (1, 4) OBP: 0.310, SLG: 0.373		4-0 1-2 BB			0-0 F2		0-0 P6			2 0 0 0 1 0 0															
Rick Dempsey, R (1, 2) OBP: 0.326, SLG: 0.377		0-0 F9			0-0 F7		4-0 BB			2 0 0 0 1 0 2															
Inning Stats	R: 0 H: 0 E: 0 LOB: 0 K: 0 BB: 0 S: 3 P: 3	R: 1 H: 1 E: 0 LOB: 2 K: 0 BB: 2 S: 4 P: 12	R: 0 H: 0 E: 0 LOB: 0 K: 0 BB: 0 S: 3 P: 3	R: 0 H: 0 E: 0 LOB: 0 K: 0 BB: 0 S: 3 P: 3	R: 0 H: 0 E: 0 LOB: 0 K: 0 BB: 0 S: 3 P: 3	R: 0 H: 1 E: 0 LOB: 2 K: 1 BB: 1 S: 6 P: 10	R: 0 H: 0 E: 0 LOB: 0 K: 1 BB: 0 S: 5 P: 5	R: 0 H: 0 E: 0 LOB: 1 K: 1 BB: 1 S: 5 P: 9	R: 0 H: 0 E: 0 LOB: 0 K: 0 BB: 0 S: 3 P: 3	1B: 1 SF: 0 2B: 0 SAC: 0 3B: 0 DP: 0 HR: 1 HBP: 0	WP: 0 PA: 33 PB: 0 SB: 2 CS: 0														
PITCHER	IP WLS BF H R ER SO BB IBB HBP BLK WP HR S P ERA WHIP											PITCHER	IP WLS BF H R ER SO BB IBB HBP BLK WP HR S P ERA WHIP												
Luis Tiant, R (1, 1) ERA: 3.79	8.0 L 30 2 1 1 3 4 0 0 0 0 0 1 32 48 1.12 0.750																								
Rich Gossage, R (9, 1) ERA: 4.5	1.0 3 0 0 0 0 0 0 0 0 0 0 0 3 3 0.00 0.000																								

Batter	1	2	3	4	5	6	7	8	9	AB R H RBI BB SO LOB	TOP																									
Al Bumbry, L (1, 8) OBP: 0.333, SLG: 0.371	0-0 6-3		0-0 F8			0-3 K		0-0 1B	0-0 B2-3	5 1 1 2 0 1 0	<p>Baltimore Orioles @ New York Yankees Yankee Stadium, Bronx, NY</p> <p>Sat Aug 04 1979, 7:05 PM EDT Att: 46,407 - Unknown</p> <p>livebaseballscorecards.com</p> <table border="1"> <tr><td>AB</td><td>37</td></tr> <tr><td>R</td><td>5</td></tr> <tr><td>H</td><td>11</td></tr> <tr><td>RBI</td><td>5</td></tr> <tr><td>BB</td><td>3</td></tr> <tr><td>SO</td><td>3</td></tr> <tr><td>LOB</td><td>13</td></tr> </table> 	AB	37	R	5	H	11	RBI	5	BB	3	SO	3	LOB	13											
AB	37																																			
R	5																																			
H	11																																			
RBI	5																																			
BB	3																																			
SO	3																																			
LOB	13																																			
Rich Dauer, R (1, 5) OBP: 0.309, SLG: 0.370	0-0 F7			0-0 5-3		0-0 6-3 1B		0-0 P4	0-0 F7	5 0 1 0 0 0 1																										
Ken Singleton, S (1, 9) OBP: 0.409, SLG: 0.550	0-3 K			4-0 BB		0-0 6-3 1-2		0-0 1B SF7	0-0 BB 1B	4 1 2 1 1 1 1																										
Eddie Murray, S (1, 3) Terry Crowley, L (6, 3) OBP: 0.369, SLG: 0.455 OBP: 0.404, SLG: 0.447		0-0 P4		0-0 F8		0-0 4-3		0-0 1B 1B	4-0 BB	3 0 0 0 0 0 2 1 1 1 0 1 0 0																										
John Lowenstein, L (1, 7) OBP: 0.374, SLG: 0.526		0-0 F9		0-3 K			0-0 3-1	0-0 SF7	0-0 4-3	4 0 0 1 0 1 3																										
Lee May, R (1, 10) OBP: 0.321, SLG: 0.469		0-0 1B			0-0 6-3		0-0 F8	0-0 BB 1B		4 0 2 0 0 0 0																										
Billy Smith, S (1, 4) OBP: 0.293, SLG: 0.365		0-0 F9			0-0 WP 2B		0-0 6-3	0-0 BB 1B		4 0 2 1 0 0 1																										
Kiko Garcia, R (1, 6) Pat Kelly, L (8, PH) Mark Belanger, R (8, 6) OBP: 0.310, SLG: 0.369 OBP: 0.402, SLG: 0.521 OBP: 0.263, SLG: 0.214			0-0 P3		0-0 6-3			0-0 2B 1B		3 1 1 0 0 0 1 0 0 0 0 1 0 0 0 0 0 0 0 0 0																										
Rick Dempsey, R (1, 2) OBP: 0.325, SLG: 0.379			0-0 F7		0-0 6-3 2-3			0-0 2B	0-0 F7	4 1 1 0 0 0 4																										
Inning Stats	R: 0 E: 0 K: 1 S: 5	H: 0 LOB: 0 BB: 0 P: 5	R: 0 E: 0 K: 0 S: 4	H: 1 LOB: 1 BB: 0 P: 4	R: 0 E: 0 K: 0 S: 3	H: 0 LOB: 0 BB: 0 P: 3	R: 0 E: 0 K: 1 S: 5	H: 0 LOB: 1 BB: 1 P: 9	R: 0 E: 0 K: 1 S: 4	H: 1 LOB: 1 BB: 0 P: 4	R: 0 E: 0 K: 0 S: 6	H: 1 LOB: 1 BB: 0 P: 6	R: 0 E: 0 K: 0 S: 3	H: 0 LOB: 0 BB: 0 P: 3	R: 5 E: 0 K: 0 S: 10	H: 7 LOB: 3 BB: 1 P: 14	R: 0 E: 0 K: 0 S: 4	H: 1 LOB: 2 BB: 1 P: 8	1B: 8 2B: 3 3B: 0 HR: 0	SF: 1 SAC: 0 DP: 0 HBP: 0	WP: 1 PB: 0 SB: 0 CS: 0	PA: 41														
PITCHER	IP WLS BF H R ER SO BB IBB HBP BLK WP HR S P ERA WHIP																																			
Catfish Hunter, R (1, 1) ERA: 4.87	6.0		22	3	0	0	3	1	0	0	0	1	0	27	31	0.00	0.667																			
Jim Kaat, L (7, 1) ERA: 3.38	1.2	L	10	5	5	5	0	0	0	0	0	0	0	10	10	27.00	3.000																			
Rich Gossage, R (8, 1) ERA: 4.22	1.1		9	3	0	0	0	2	0	0	0	0	0	7	15	0.00	3.750																			

Batter	1	2	3	4	5	6	7	8	9	AB R H RBI BB SO LOB	TOP
Al Bumbry, L (1, 8) OBP: 0.330, SLG: 0.367	0-0 4-3	0-0 6-3			0-0 4-3		0-0 6-3			4 0 0 0 0 0 3	Baltimore Orioles @ New York Yankees Yankee Stadium, Bronx, NY Sun Aug 05 1979, 3:33 AM EDT Att: 54,478 - Unknown
Rich Dauer, R (1, 4) OBP: 0.308, SLG: 0.369	0-0 G3 BB 1B		0-0 1-3		0-0 5-3		0-0 5-3			4 0 1 0 0 0 1	
Ken Singleton, S (1, 9) OBP: 0.412, SLG: 0.558	4-0 G3 BB 1-2		0-0 HR		0-0 6-3			4-0 G6-4-3 BB		2 1 1 1 2 0 0	
Eddie Murray, S (1, 3) OBP: 0.368, SLG: 0.460	0-0 G3 1-2 2-3		0-0 HR		0-0 F9			0-0 G6-4-3 1-2f		4 1 1 1 0 0 3	
Doug DeCinces, R (1, 5) OBP: 0.348, SLG: 0.416	0-0 1-4-3		0-0 K 2B		4-0 FC5-4 BB			0-0 5-3		3 0 1 0 1 0 2	
Lee May, R (1, 10) OBP: 0.317, SLG: 0.463		0-3 K	0-3 K		0-3 K			0-3 K		4 0 0 0 0 4 2	
Gary Roenicke, R (1, 7) OBP: 0.407, SLG: 0.527 Benny Ayala, R (6, 7) OBP: 0.293, SLG: 0.526		0-0 SH1-3 1B		0-0 F8		0-0 FC5-4 1-2f		0-0 F9		3 0 1 0 0 0 1 1 0 0 0 0 0 0	
Rick Dempsey, R (1, 2) OBP: 0.324, SLG: 0.377		0-0 SH1-3 1B		0-0 F7			0-0 L6			4 0 1 0 0 1 0	
Kiko Garcia, R (1, 6) OBP: 0.311, SLG: 0.370		0-0 SH1-3 1-2 2-3		0-0 F9			0-0 6-3 1B			2 0 1 0 0 0 0	
Inning Stats	R: 0 H: 1 E: 0 LOB: 2 K: 0 BB: 1 S: 4 P: 8	R: 0 H: 2 E: 0 LOB: 2 K: 1 BB: 0 S: 7 P: 7	R: 2 H: 3 E: 0 LOB: 0 K: 1 BB: 0 S: 7 P: 7	R: 0 H: 0 E: 0 LOB: 0 K: 0 BB: 0 S: 3 P: 3	R: 0 H: 0 E: 0 LOB: 0 K: 0 BB: 0 S: 3 P: 3	R: 0 H: 0 E: 0 LOB: 1 K: 1 BB: 1 S: 5 P: 9	R: 0 H: 1 E: 0 LOB: 1 K: 0 BB: 0 S: 4 P: 4	R: 0 H: 0 E: 0 LOB: 0 K: 2 BB: 0 S: 7 P: 7	R: 0 H: 0 E: 0 LOB: 0 K: 2 BB: 0 S: 7 P: 7	1B: 4 SF: 0 2B: 1 SAC: 1 3B: 0 DP: 1 HR: 2 HBP: 0	
PITCHER Tommy John, L (1, 1) ERA: 2.71	IP 9.0 WLS W BF 35 H 7 R 2 ER 2 SO 5 BB 3 IBB 0 HBP 0 BLK 0 WP 0 HR 2 S 42 P 54 ERA 2.00 WHIP 1.111										

livebaseballscorecards.com

AB	31
R	2
H	7
RBI	2
BB	3
SO	5
LOB	12



Batter	1	2	3	4	5	6	7	8	9
Willie Randolph, R OBP: 0.373, SLG: 0.373 (1, 4)	0-0 4-3		0-0 F9		0-0 WP 1B		0-0 F9		
Roy White, S OBP: 0.259, SLG: 0.238 (1, 10)	0-0 6-3			0-0 F7	0-3 K		0-0 G3		
Lou Piniella, R OBP: 0.336, SLG: 0.444 (1, 7)	0-0 F9			0-0 F8		0-3 K		0-0 F9	
Reggie Jackson, L OBP: 0.378, SLG: 0.544 (1, 9)		0-3 K		0-0 E S 2B 1B		0-3 K		0-0 F7	
Chris Chambliss, L OBP: 0.321, SLG: 0.454 (1, 3)		0-0 G3 1B		0-0 1-H HR 2B		0-0 FC5 2B		0-3 K	
Graig Nettles, L OBP: 0.334, SLG: 0.392 (1, 5)		0-0 G3 1-2		0-0 2-H HR		4-0 BB			
Bobby Brown, S OBP: 0.298, SLG: 0.283 (1, 8)		0-3 K		0-0 CS 1B		0-0 FC5 2-3f			
Brad Gulden, L OBP: 0.167, SLG: 0.333 (1, 2)			0-0 G3	0-0 CS 1-2	0-3 K		0-3 K		
Bucky Dent, R OBP: 0.294, SLG: 0.297 (1, 6)			0-3 K		4-0 WP 1B BB		0-0 WP 1B		

Inning Stats	R: 0	H: 0	E: 0	K: 0	S: 3	R: 0	H: 1	E: 0	K: 2	S: 8	R: 0	H: 0	E: 0	K: 1	S: 5	R: 3	H: 4	E: 0	K: 0	S: 6	R: 0	H: 1	E: 0	K: 2	S: 7	R: 0	H: 1	E: 0	K: 2	S: 8	R: 0	H: 0	E: 0	K: 1	S: 5	
	0	0	0	0	3	0	1	0	2	8	0	0	0	1	5	3	4	0	0	6	0	1	0	2	1	0	1	1	0	0	0	0	0	0	0	0

PITCHER	IP	WLS	BF	H	R	ER	SO	BB	IBB	HBP	BLK	WP	HR	S	P	ERA	WHIP
Mike Flanagan, L ERA: 3.67 (1, 1)	8.0	L	32	8	3	3	9	2	0	0	0	2	1	48	56	3.38	1.250

BOTTOM

AB	R	H	RBI	BB	SO	LOB
4	0	1	0	0	0	1
4	0	0	0	0	1	3
4	0	0	0	0	1	0
4	1	1	0	0	2	0
4	1	3	1	0	1	0
2	1	1	2	1	0	1
3	0	1	0	0	1	3
3	0	0	0	0	2	0
2	0	1	0	1	1	0

AB	30
R	3
H	8
RBI	3
BB	2
SO	9
LOB	8



WP	PA
2	33

Baltimore Orioles @ New York Yankees
Yankee Stadium, Bronx, NY
 Sun Aug 05 1979, 3:33 AM EDT
 Att. 54,478 - Unknown

livebaseballscorecards.com

Batter	1	2	3	4	5	6	7	8	9	AB R H RBI BB SO LOB	TOP																								
Al Bumbry, L (1, 8) OBP: 0.330, SLG: 0.369	0-0 G3		0-0 FC1-6 CS 1-2f			0-0 FC1-5 2B		0-3 K		4 0 1 0 0 1 1																									
Kiko Garcia, R (1, 6) OBP: 0.307, SLG: 0.365 Mark Belanger, R (8, 6) OBP: 0.263, SLG: 0.214	0-3 K		0-3 K 1-2			0-0 FC1-5 HR 2-3		0-0 3-1		4 1 0 0 0 2 2 0 0 0 0 0 0 0																									
Ken Singleton, S (1, 9) OBP: 0.410, SLG: 0.562	0-0 1-3			0-3 K		0-0 HR 1-H		0-3 K		4 1 1 2 0 2 0																									
Eddie Murray, S (1, 3) OBP: 0.369, SLG: 0.460		0-0 F3		0-3 K		0-0 HR 9-3 1B		0-0 HR 1B FC5-6-4		4 0 2 0 0 1 0																									
Doug DeCinces, R (1, 5) OBP: 0.344, SLG: 0.409		0-3 K		0-0 5-3		0-0 9-3 1-2f		0-0 FC5-6-4 CS 1-2f		4 0 0 0 0 1 2																									
Lee May, R (1, 10) OBP: 0.319, SLG: 0.477		0-0 HR			0-0 4-3 SF9 2B		0-0 4-3	0-3 K		4 2 2 1 0 1 1																									
Benny Ayala, R (1, 7) OBP: 0.318, SLG: 0.561 John Lowenstein, L (7, PR) OBP: 0.374, SLG: 0.526 (7, 7)		0-0 1B			0-0 4-3		0-0 WP FC5-2 2B	0-0 CS		3 0 2 0 0 0 1 0 0 0 0 0 0 0																									
Rich Dauer, R (1, 4) OBP: 0.306, SLG: 0.367		0-3 K			0-0 SF9		0-0 FC5-2			2 0 0 1 0 1 2																									
Dave Skaggs, R (1, 2) OBP: 0.296, SLG: 0.258			0-0 FC1-6 1B			0-0 F2		0-0 F9		3 0 1 0 0 0 2																									
Inning Stats	R: 0 E: 0 K: 1 S: 5	H: 0 LOB: 0 BB: 0 P: 5	R: 1 E: 0 K: 2 S: 9	H: 2 LOB: 1 BB: 0 P: 9	R: 0 E: 0 K: 1 S: 5	H: 1 LOB: 0 BB: 0 P: 5	R: 0 E: 0 K: 2 S: 7	H: 0 LOB: 0 BB: 0 P: 7	R: 1 E: 0 K: 0 S: 4	H: 1 LOB: 0 BB: 0 P: 4	R: 2 E: 0 K: 0 S: 5	H: 3 LOB: 0 BB: 0 P: 5	R: 0 E: 0 K: 0 S: 4	H: 1 LOB: 2 BB: 0 P: 4	R: 0 E: 0 K: 2 S: 7	H: 0 LOB: 0 BB: 0 P: 7	R: 0 E: 0 K: 1 S: 5	H: 1 LOB: 0 BB: 0 P: 5	1B: 4 2B: 4 3B: 0 HR: 2	SF: 1 SAC: 0 DP: 1 HBP: 0	WP: 1 PB: 0 SB: 0 CS: 2	PA: 34													
PITCHER Ron Guidry, L (1, 1) ERA: 2.63	IP 9.0	WLS W	BF 33	H 9	R 4	ER 4	SO 9	BB 0	IBB 0	HBP 0	BLK 0	WP 1	HR 2	S 51	P 51	ERA 4.00	WHIP 1.000	PITCHER	IP 9.0	WLS W	BF 33	H 9	R 4	ER 4	SO 9	BB 0	IBB 0	HBP 0	BLK 0	WP 1	HR 2	S 51	P 51	ERA 4.00	WHIP 1.000

Baltimore Orioles @ New York Yankees
 Yankee Stadium, Bronx, NY
 Mon Aug 06 1979, 7:05 PM EDT
 Att: 36,314 - Unknown

livebaseballscores.com

AB 32
 R 4
 H 9
 RBI 4
 BB 0
 SO 9
 LOB 11



Batter	1	2	3	4	5	6	7	8	9	AB R H RBI BB SO LOB
Willie Randolph, R (1, 4) OBP: 0.374, SLG: 0.377	0-0 1B		0-0 5-3		0-0 F8		0-0 HR 2B		0-0 SH 1B	4 2 2 0 0 0 1
Bobby Murcer, L (1, 7) OBP: 0.345, SLG: 0.359	0-3 K		0-0 F9			0-0 L6	0-0 HR		0-0 1B	5 1 2 5 0 1 1
Chris Chambliss, L (1, 3) OBP: 0.321, SLG: 0.452	0-3 K			0-0 4-3		0-0 F7	0-0 1B			4 0 1 0 0 1 1
Reggie Jackson, L (1, 9) OBP: 0.380, SLG: 0.541	0-3 K			4-0 CS BB		4-0 1B BB	0-0 E5 1-2			2 0 0 0 2 1 2
Graig Nettles, L (1, 5) OBP: 0.336, SLG: 0.392		0-0 F8		4-0 1-2 BB		0-0 1B	0-3 K			3 0 1 0 1 1 2
Jim Spencer, L (1, 10) OBP: 0.349, SLG: 0.538 Lou Piniella, R (8, PH) OBP: 0.335, SLG: 0.443		0-0 F8		0-0 4-3		0-3 K		0-0 6-3		3 0 0 0 0 1 3 1 0 0 0 0 0 0
Bobby Brown, S (1, 8) OBP: 0.300, SLG: 0.304 Lenny Randle, S (8, PH) (9, 8)		0-0 2B			0-0 F8		0-0 L4	0-0 F7		3 0 1 0 0 0 0 1 0 0 0 0 0 0
Brad Gulden, L (1, 2) OBP: 0.222, SLG: 0.333 Roy White, S (8, PH) OBP: 0.257, SLG: 0.236 Jerry Narron, L (9, 2) OBP: 0.270, SLG: 0.318		0-0 6-3			0-0 1B		0-0 F7	0-3 K		3 0 1 0 0 0 1 1 0 0 0 0 1 0 0 0 0 0 0 0 0
Bucky Dent, R (1, 6) OBP: 0.297, SLG: 0.295			0-3 K		0-0 P4		4-0 2B HR BB	4-0 SH 1B BB		2 2 0 0 2 1 1

BOTTOM

Baltimore Orioles @ New York Yankees
 Yankee Stadium, Bronx, NY
 Mon Aug 06 1979, 7:05 PM EDT
 Att. 36,314 - Unknown

livebaseballscorecards.com

AB	32
R	5
H	8
RBI	5
BB	5
SO	7
LOB	12



Inning Stats	R: 0	H: 1	R: 0	H: 1	R: 0	H: 0	R: 0	H: 1	R: 0	H: 1	R: 3	H: 3	R: 0	H: 0	R: 2	H: 1	1B: 5	SF: 0
	E: 0	LOB: 1	E: 0	LOB: 1	E: 0	LOB: 0	E: 0	LOB: 1	E: 0	LOB: 2	E: 1	LOB: 2	E: 1	LOB: 0	E: 1	LOB: 1	2B: 2	SAC: 1
	K: 3	BB: 0	K: 0	BB: 0	K: 1	BB: 0	K: 0	BB: 0	K: 1	BB: 1	K: 1	BB: 1	K: 1	BB: 0	K: 0	BB: 1	3B: 0	DP: 0
	S: 10	P: 10	S: 4	P: 4	S: 5	P: 5	S: 2	P: 10	S: 6	P: 10	S: 9	P: 13	S: 5	P: 5	S: 2	P: 6	HR: 1	HBP: 0

PITCHER	IP	WLS	BF	H	R	ER	SO	BB	IBB	HBP	BLK	WP	HR	S	P	ERA	WHIP	WP: 0	PA: 38
Dennis Martinez, R (1, 1) ERA: 3.59	6.2		30	7	3	3	5	4	0	0	0	0	1	36	52	4.05	1.650	PB: 0	
Tippy Martinez, L (7, 1) ERA: 2.68	1.1	L	8	1	2	1	2	1	0	0	0	0	0	11	15	6.75	1.500	SB: 1	

Chicago White Sox @ New York Yankees
 Yankee Stadium, Bronx, NY

Tue Aug 07 1979, 7:05 PM EDT
 Att. 33,513 - Unknown - 74 F

AB	39
R	9
H	15
RBI	9
BB	4
SO	1
LOB	15



Batter	1	2	3	4	5	6	7	8	9	AB R H RBI BB SO LOB												
Jim Morrison, R (1, 4) OBP: 0.317, SLG: 0.483	0-0 2B 1B	0-0 1-3 2B			0-0 F7		0-0 F8	0-0 1-2 2-H BB 1B		5 1 3 1 0 0 0												
Greg Pryor, R (1, 6) OBP: 0.329, SLG: 0.343	0-0 1-3 1B 2B	4-0 G6-4-3 BB			0-0 1-3		0-0 1B 1B	4-0 1-2 2-3 BB		3 2 2 0 2 0 0												
Alan Bannister, R (1, 7) OBP: 0.359, SLG: 0.404	0-0 6-3 1-3 1B 1B	0-0 G6-4-3			0-0 6-3		0-0 F8	0-3 K		5 1 1 2 0 1 7												
Lamar Johnson, R (1, 3) OBP: 0.362, SLG: 0.444	0-0 1-3		0-0 6-3			0-0 HR 2B	0-0 2-H 1B	4-0 SH3 S HR BB		3 1 1 0 0 0 1 1 1 1 1 1 0 0												
Mike Squires, L (6, 3) OBP: 0.315, SLG: 0.307	1-2																					
Chet Lemon, R (1, 8) OBP: 0.385, SLG: 0.487	0-0 6-3		0-0 1B			0-0 2-H HR	0-0 5-3	0-0 SH3		4 1 2 2 0 0 2												
Junior Moore, R (1, 10) OBP: 0.307, SLG: 0.318	0-0 FC6 1B		0-0 F8			0-0 6-3		0-0 F6	0-0 F2	2 0 1 1 0 0 0 3 0 0 0 0 0 1												
Ralph Garr, L (6, PH) OBP: 0.332, SLG: 0.431	3-H																					
Rusty Torres, S (1, 9) OBP: 0.368, SLG: 0.458	0-0 FC6			0-0 F9		0-0 6-3		0-0 1B 1B	0-0 HR	5 2 2 2 0 0 1												
Bill Nahorodny, R (1, 2) OBP: 0.326, SLG: 0.439		0-0 F8		0-0 6-3		4-0 BB BB		0-0 BB 1B 1B	0-0 3-H 4-3	4 0 1 0 1 0 0												
Kevin Bell, R (1, 5) OBP: 0.278, SLG: 0.280		0-0 2B 1B		0-0 F7		0-0 F5		0-0 F8		4 0 1 0 0 0 3												
Inning Stats	R: 3 E: 0 K: 0 S: 7	H: 4 LOB: 1 BB: 0 P: 7	R: 0 E: 0 K: 0 S: 4	H: 2 LOB: 2 BB: 1 P: 8	R: 0 E: 0 K: 0 S: 3	H: 1 LOB: 0 BB: 0 P: 3	R: 0 E: 0 K: 0 S: 3	H: 0 LOB: 0 BB: 0 P: 3	R: 0 E: 0 K: 0 S: 3	H: 0 LOB: 0 BB: 0 P: 3	R: 2 E: 0 K: 0 S: 5	H: 2 LOB: 1 BB: 1 P: 9	R: 1 E: 0 K: 0 S: 5	H: 2 LOB: 1 BB: 0 P: 5	R: 1 E: 0 K: 1 S: 8	H: 3 LOB: 3 BB: 1 P: 12	R: 2 E: 0 K: 0 S: 4	H: 1 LOB: 0 BB: 1 P: 8	1B: 10 2B: 3 3B: 0 HR: 2	SF: 0 SAC: 1 DP: 1 HBP: 0	WP: 0 PB: 0 SB: 2 CS: 0	PA: 44

PITCHER	IP	WLS	BF	H	R	ER	SO	BB	IBB	HBP	BLK	WP	HR	S	P	ERA	WHIP
Don Hood, L (1, 1) ERA: 3.0	0.2		6	4	3	3	0	0	0	0	0	0	0	6	6	40.50	6.000
Ken Clay, R (1, 1) ERA: 5.15	4.1	L	16	4	1	1	0	1	0	0	0	0	0	15	19	2.08	1.154
Ron Davis, R (6, 1) ERA: 2.56	1.2		8	2	2	2	0	1	0	0	0	0	1	7	11	10.80	1.800
Jim Kaat, L (7, 1) ERA: 3.52	0.2		5	3	1	1	0	0	0	0	0	0	0	5	5	13.50	4.500
Rich Gossage, R (8, 1) ERA: 4.7	1.2		9	2	2	2	1	2	0	0	0	0	1	9	17	10.80	2.400

PITCHER	IP	WLS	BF	H	R	ER	SO	BB	IBB	HBP	BLK	WP	HR	S	P	ERA	WHIP

Batter	1	2	3	4	5	6	7	8	9	AB	R	H	RBI	BB	SO	LOB
Willie Randolph, R (1, 4) OBP: 0.376, SLG: 0.381	0-0 1B 2B		0-0 G5-4-3 1-2f		0-0 1B 1B		0-0 F8		4-0 BB BB BB BB	4	1	2	0	1	0	1
Bobby Murcer, L (1, 8) OBP: 0.349, SLG: 0.367	0-0 L4-3 2-H 1B			0-0 E 2B	0-0 1B 1B		0-3 K		0-0 F8	5	1	3	1	0	1	1
Reggie Jackson, L (1, 9) OBP: 0.381, SLG: 0.550	0-3 K			0-0 E8 3-1 2-H 1B 1B	0-0 4-3			0-0 HR		4	2	2	2	0	1	3
Lou Piniella, R (1, 7) OBP: 0.334, SLG: 0.441	0-0 L4-3 1-2			0-3 K		0-0 L6		0-0 1B		4	0	1	0	0	1	2
Chris Chambliss, L (1, 3) OBP: 0.320, SLG: 0.448		0-0 F6		0-0 3-1 2-3		4-0 2B BB		0-0 F8		3	1	0	0	1	0	2
Graig Nettles, L (1, 5) OBP: 0.335, SLG: 0.391		0-0 F4		0-0 1B		0-0 F5		0-0 F3		4	0	1	1	0	0	2
Roy White, S (1, 10) OBP: 0.257, SLG: 0.243		0-0 6-3		0-0 F8		0-0 2B		0-0 F8		4	0	1	1	0	0	2
Jerry Narron, L (1, 2) OBP: 0.256, SLG: 0.300			0-0 2-3		0-3 K	0-0 4-3			0-0 3-1	4	0	0	0	0	1	1
Bucky Dent, R (1, 6) OBP: 0.298, SLG: 0.296			0-0 1B		0-0 F9		0-0 F2		0-0 3-1	2	0	1	0	0	0	0
Oscar Gamble, L (7, PH) OBP: 0.447, SLG: 0.503										1	0	0	0	0	0	0
Fred Stanley, R (8, 6) OBP: 0.250, SLG: 0.222										0	0	0	0	0	0	0
Jim Spencer, L (9, PH) OBP: 0.347, SLG: 0.536										1	0	0	0	0	0	0

Inning Stats	R: 1	H: 2	E: 0	K: 1	S: 6	LOB: 0	BB: 0	P: 6	R: 0	H: 0	E: 0	K: 0	S: 3	LOB: 0	BB: 0	P: 3	R: 0	H: 1	E: 0	K: 0	S: 3	LOB: 0	BB: 0	P: 3	R: 2	H: 3	E: 1	K: 1	S: 8	LOB: 1	BB: 0	P: 8	R: 0	H: 2	E: 0	K: 1	S: 7	LOB: 2	BB: 0	P: 7	R: 1	H: 1	E: 0	K: 0	S: 4	LOB: 1	BB: 1	P: 8	R: 0	H: 0	E: 0	K: 1	S: 5	LOB: 0	BB: 0	P: 5	R: 1	H: 2	E: 0	K: 0	S: 5	LOB: 1	BB: 0	P: 5	R: 0	H: 0	E: 0	K: 0	S: 3	LOB: 1	BB: 1	P: 7	1B: 7	SF: 0	2B: 4	SAC: 0	3B: 0	DP: 2	HR: 1	HBP: 0	WP: 0	PA: 38	PB: 0	SB: 0	CS: 0
--------------	------	------	------	------	------	--------	-------	------	------	------	------	------	------	--------	-------	------	------	------	------	------	------	--------	-------	------	------	------	------	------	------	--------	-------	------	------	------	------	------	------	--------	-------	------	------	------	------	------	------	--------	-------	------	------	------	------	------	------	--------	-------	------	------	------	------	------	------	--------	-------	------	------	------	------	------	------	--------	-------	------	-------	-------	-------	--------	-------	-------	-------	--------	-------	--------	-------	-------	-------

PITCHER	IP	WLS	BF	H	R	ER	SO	BB	IBB	HBP	BLK	WP	HR	S	P	ERA	WHIP
Ross Baumgarten, L (1, 1) ERA: 3.98	4.0		16	6	3	3	2	0	0	0	0	0	0	20	20	6.75	1.500
Randy Scarbery, R (5, 1) ERA: 4.44	3.0	W	15	5	2	2	2	1	0	0	0	0	1	18	22	6.00	2.000
Ed Farmer, R (8, 1) ERA: 3.86	2.0	S	7	0	0	0	0	1	0	0	0	0	0	6	10	0.00	0.500

BOTTOM

Chicago White Sox @ New York Yankees
Yankee Stadium, Bronx, NY
Tue Aug 07 1979, 7:05 PM EDT
Att: 33,513 - Unknown - 74 F

livebaseballscores.com

AB	36
R	5
H	11
RBI	5
BB	2
SO	4
LOB	14



Batter	1	2	3	4	5	6	7	8	9	AB R H RBI BB SO LOB	TOP
Ralph Garr, L (1, 7) OBP: 0.331, SLG: 0.429 Rusty Torres, S (8, 7) OBP: 0.368, SLG: 0.458	0-0 F8			0-0 2B 1B	0-0 E1			0-0 F9		4 1 1 0 0 0 0 0 0 0 0 0 0 0	
Jim Morrison, R (1, 5) OBP: 0.299, SLG: 0.452	0-0 L5			0-0 F7	0-0 F4			0-3 K		4 0 0 0 0 1 2	
Jorge Orta, L (1, 4) OBP: 0.356, SLG: 0.429	0-0 4-3			0-0 F7		4-0 BB BB			0-0 4-3	3 0 0 0 1 0 1	
Lamar Johnson, R (1, 10) OBP: 0.361, SLG: 0.444		0-0 F8		0-0 2B	0-0 F8				0-0 F8	4 1 1 1 0 0 1	
Chet Lemon, R (1, 8) OBP: 0.384, SLG: 0.487		0-3 K		0-0 1B 2B	0-0 6-3				0-0 4-3	4 1 1 1 0 1 1	
Mike Squires, L (1, 3) OBP: 0.315, SLG: 0.307		0-0 L6		0-0 1B	0-0 6-3					3 0 1 1 0 0 0	
Claudell Washington, L (1, 9) OBP: 0.302, SLG: 0.430			0-0 4-3	0-3 K	0-0 2-3					3 0 0 0 0 1 1	
Milt May, L (1, 2) OBP: 0.342, SLG: 0.472			0-0 F9		0-0 F8					3 0 0 0 0 0 0	
Harry Chappas, S (1, 6) OBP: 0.136, SLG: 0.050			0-0 G3		0-0 F2			0-3 K		3 0 0 0 0 1 0	
Inning Stats	R: 0 H: 0 E: 0 LOB: 0 K: 0 BB: 0 S: 3 P: 3	R: 0 H: 0 E: 0 LOB: 0 K: 1 BB: 0 S: 5 P: 5	R: 0 H: 0 E: 0 LOB: 0 K: 0 BB: 0 S: 3 P: 3	R: 3 H: 4 E: 0 LOB: 1 K: 1 BB: 0 S: 9 P: 9	R: 0 H: 0 E: 1 LOB: 1 K: 0 BB: 0 S: 4 P: 4	R: 0 H: 0 E: 0 LOB: 0 K: 0 BB: 1 S: 2 P: 6	R: 0 H: 0 E: 0 LOB: 0 K: 0 BB: 0 S: 3 P: 3	R: 0 H: 0 E: 0 LOB: 0 K: 2 BB: 0 S: 7 P: 7	R: 0 H: 0 E: 0 LOB: 0 K: 0 BB: 0 S: 3 P: 3	1B: 2 SF: 0 2B: 2 SAC: 0 3B: 0 DP: 0 HR: 0 HBP: 0	WP: 0 PA: 32 PB: 0 SB: 1 CS: 1
PITCHER	IP WLS BF H R ER SO BB IBB HBP BLK WP HR S P ERA WHIP										
Luis Tiant, R (1, 1) ERA: 3.77	8.0 W 29 4 3 3 4 1 0 0 0 0 0 0 36 40 3.38 0.625										
Ron Davis, R (9, 1) ERA: 2.52	1.0 S 3 0 0 0 0 0 0 0 0 0 0 0 3 3 0.00 0.000										

Chicago White Sox @ New York Yankees
 Yankee Stadium, Bronx, NY
 Wed Aug 08 1979, 7:05 PM EDT
 Att. 20,048 - Unknown - 83 F

AB	31
R	3
H	4
RBI	3
BB	1
SO	4
LOB	6



Batter	1	2	3	4	5	6	7	8	9	AB R H RBI BB SO LOB	TOP	
Mike Squires, L (1, 3) OBP: 0.324, SLG: 0.323	0-0 2B	0-0 1B		0-0 1B			0-0 G3		0-3 K	5 0 3 1 0 1 0		
Alan Bannister, R (1, 7) OBP: 0.362, SLG: 0.403	0-0 F9	0-0 F7		1-2 BB			4-0 G6-4-3 BB		0-0 1B	3 0 1 0 2 0 1		
Jorge Orta, L (1, 4) OBP: 0.359, SLG: 0.435 Kevin Bell, R (7, PH) OBP: 0.266, SLG: 0.269	0-0 FC6-4 1B		0-0 1B 2B	0-0 3-1			0-0 G6-4-3 1-2f		0-0 F7	3 1 2 0 0 0 2 2 0 0 0 0 0 2		
Lamar Johnson, R (1, 10) OBP: 0.359, SLG: 0.442	0-0 FC6-4 1-2f		0-0 FC6-4 1B 2-H	0-0 4-3			0-0 1-3		0-0 1-3	4 0 1 1 0 0 1		
Chet Lemon, R (1, 8) OBP: 0.367, SLG: 0.490		0-0 BB 1B	0-0 FC6-4 1B 1-2	0-0 G5-4-3 1B			0-0 L6			4 1 3 0 0 0 0		
Claudell Washington, L (1, 9) OBP: 0.303, SLG: 0.429 Rusty Torres, S (5, PH) OBP: 0.370, SLG: 0.454		4-0 1B E BB 1-2	0-0 FC6-4 L5-3 1-2f 2-3	0-0 G5-4-3 1-2f			4-0 BB 1B BB			1 1 0 0 1 0 2 1 1 0 0 1 0 1		
Greg Pryor, R (1, 6) OBP: 0.331, SLG: 0.343		0-0 E4 1B 1B 1-H 2-H	0-0 L5-3 1-2	0-0 F9			4-0 1B 1-2 BB			3 1 1 1 1 0 2		
Milt May, L (1, 2) OBP: 0.340, SLG: 0.466		0-0 F2		0-0 F8			0-0 4-3		0-0 1-3 2-H 1B	4 0 1 1 0 0 1		
Jim Morrison, R (1, 5) OBP: 0.282, SLG: 0.424		0-0 F7		0-0 F7			0-0 6-3		0-3 K	4 0 0 0 0 1 1		
Inning Stats	R: 0 E: 0 K: 0 S: 4 H: 2 LOB: 1 BB: 0 P: 4	R: 3 E: 1 K: 0 S: 6 H: 3 LOB: 1 BB: 1 P: 10	R: 1 E: 0 K: 0 S: 5 H: 3 LOB: 1 BB: 0 P: 5	R: 0 E: 0 K: 0 S: 4 H: 1 LOB: 2 BB: 1 P: 8	R: 0 E: 0 K: 0 S: 3 H: 1 LOB: 0 BB: 0 P: 3	R: 0 E: 0 K: 0 S: 3 H: 0 LOB: 0 BB: 0 P: 3	R: 0 E: 0 K: 0 S: 2 H: 0 LOB: 0 BB: 1 P: 6	R: 1 E: 0 K: 0 S: 3 H: 1 LOB: 2 BB: 2 P: 11	R: 0 E: 0 K: 2 S: 8 H: 1 LOB: 1 BB: 0 P: 8	1B: 10 2B: 3 3B: 0 HR: 0 SF: 0 SAC: 0 DP: 3 HBP: 0	WP: 1 PB: 0 SB: 0 CS: 0 PA: 39	
PITCHER	IP WLS BF H R ER SO BB IBB HBP BLK WP HR S P ERA WHIP											
Catfish Hunter, R (1, 1) ERA: 4.97	2.0 L 13 7 4 2 0 1 0 0 0 0 0 0 12 16 9.00 4.000											
Don Hood, L (3, 1) ERA: 2.85	6.0 22 4 1 1 0 4 0 0 0 1 0 18 34 1.50 1.333											
Ken Clay, R (9, 1) ERA: 5.07	1.0 4 1 0 0 2 0 0 0 0 0 0 8 8 0.00 1.000											

Chicago White Sox @ New York Yankees
 Yankee Stadium, Bronx, NY
 Thu Aug 09 1979, 7:05 PM EDT
 Att. 21,535 - Unknown - 78 F

AB	34
R	5
H	12
RBI	4
BB	5
SO	2
LOB	13



Batter	1	2	3	4	5	6	7	8	9	AB R H RBI BB SO LOB
Willie Randolph, R (1, 4) OBP: 0.378, SLG: 0.382	0-0 5-3		0-0 F9			0-0 5-3			0-0 F8	4 0 0 0 0 0 1
Bobby Murcer, L (1, 8) OBP: 0.344, SLG: 0.360	0-3 K			0-0 5-3		0-0 5-3			0-0 F8	4 0 0 0 0 1 0
Lou Piniella, R (1, 7) OBP: 0.332, SLG: 0.445	0-3 K			0-0 HR			0-0 6-3		0-0 F7	4 1 1 1 0 1 0
Reggie Jackson, L (1, 9) OBP: 0.382, SLG: 0.543		0-3 K		0-0 F7			4-0 S BB			2 0 0 0 1 1 0
Chris Chambliss, L (1, 3) OBP: 0.319, SLG: 0.453		0-0 F6		0-0 F9			0-0 F7			3 0 0 0 0 0 1
Graig Nettles, L (1, 5) OBP: 0.332, SLG: 0.386		0-0 F8			0-0 2-3		0-0 4-3			3 0 0 0 0 0 1
Lenny Randle, S (1, 10) OBP: 0.200, SLG: 0.200			0-0 1B		0-0 F8			0-0 4-3		3 0 1 0 0 0 0
Brad Gulden, L (1, 2) OBP: 0.214, SLG: 0.231			0-0 F8		0-0 5-3			4-0 G5-4-3 BB		2 0 0 0 1 0 1
Bucky Dent, R (1, 6) OBP: 0.296, SLG: 0.294			0-0 F8			0-0 F8		0-0 G5-4-3 1-2f		3 0 0 0 0 0 2

Inning Stats	R: 0	H: 0	E: 0	K: 2	S: 7	LOB: 0	BB: 0	P: 7
	R: 0	H: 0	E: 0	K: 1	S: 5	LOB: 0	BB: 0	P: 5
	R: 0	H: 1	E: 0	K: 0	S: 4	LOB: 1	BB: 0	P: 4
	R: 1	H: 1	E: 0	K: 0	S: 4	LOB: 0	BB: 0	P: 4
	R: 0	H: 0	E: 0	K: 0	S: 3	LOB: 0	BB: 0	P: 3
	R: 0	H: 0	E: 0	K: 0	S: 3	LOB: 0	BB: 0	P: 3
	R: 0	H: 0	E: 0	K: 0	S: 3	LOB: 1	BB: 1	P: 7
	R: 0	H: 0	E: 0	K: 0	S: 2	LOB: 0	BB: 1	P: 6
	R: 0	H: 0	E: 0	K: 0	S: 3	LOB: 0	BB: 0	P: 3

BOTTOM

Chicago White Sox @ New York Yankees
 Yankee Stadium, Bronx, NY

Thu Aug 09 1979, 7:05 PM EDT
 Att: 21,535 - Unknown - 78 F

livebaseballscorecards.com

AB	28
R	1
H	2
RBI	1
BB	2
SO	3
LOB	6



WP: 0	PA: 30
PB: 0	
SB: 1	
CS: 0	

New York Yankees @ Baltimore Orioles
 Memorial Stadium, Baltimore, MD

Fri Aug 10 1979, 7:05 PM EDT
 Att. 44,646 - Unknown

livebaseballscorecards.com

AB	35
R	6
H	9
RBI	6
BB	2
SO	6
LOB	14



AB	R	H	RBI	BB	SO	LOB
4	0	1	0	0	2	0
1	0	0	0	0	0	0
4	2	0	0	1	0	1
5	2	4	2	0	0	0
4	1	1	0	0	1	3
3	1	2	3	0	0	0
2	0	0	1	1	0	2
2	0	0	0	0	0	1
2	0	1	0	0	0	0
3	0	0	0	0	1	4
1	0	0	0	0	0	0
0	0	0	0	0	0	0
4	0	0	0	0	2	3

Batter	1	2	3	4	5	6	7	8	9
Bobby Brown, S (1, 8) OBP: 0.297, SLG: 0.300 Lenny Randle, S (9, PH) OBP: 0.167, SLG: 0.167	0-0 FC4-6 1B		0-3 K		0-0 3-1		0-3 K		0-0 4-3
Willie Randolph, R (1, 4) OBP: 0.377, SLG: 0.378	0-0 FC4-6 1-2f HR		0-0 1-3		0-0 4-3		4-0 2B BB		0-0 F9
Oscar Gamble, L (1, 7) OBP: 0.455, SLG: 0.529	0-0 1-H HR			0-0 FC6-4 1B		0-0 2B SF8 1B	0-0 2B 1B		0-0 4-3
Reggie Jackson, L (1, 9) OBP: 0.381, SLG: 0.542	0-0 F7			0-0 FC6-4 1-2f HR		0-0 1B 2B	0-3 K		
Chris Chambliss, L (1, 3) OBP: 0.323, SLG: 0.465	0-0 6-3			0-0 1-H HR		H 1-0 FC5 1B HBP	0-0 1-3 2-H 2B		
Graig Nettles, L (1, 5) OBP: 0.331, SLG: 0.384		0-0 G3		4-0 4-3 BB		0-0 SF8	0-0 G3		
Jim Spencer, L (1, 10) OBP: 0.345, SLG: 0.531 Lou Piniella, R (6, PH) OBP: 0.333, SLG: 0.445		0-0 F8		0-0 4-3		0-0 1-2 2-3 1B		0-0 F7	
Brad Gulden, L (1, 2) OBP: 0.176, SLG: 0.188 Roy White, S (8, PH) OBP: 0.256, SLG: 0.242 Jerry Narron, L (8, 2) OBP: 0.256, SLG: 0.300		0-0 6-3		0-0 L7		0-3 K		0-0 1-3	
Bucky Dent, R (1, 6) OBP: 0.293, SLG: 0.290			0-3 K		0-3 K	0-0 FC5 2-3f		0-0 F8	

Inning Stats	R: 2	H: 2	E: 0	K: 0	S: 5	LOB: 0	BB: 0	P: 5	R: 0	H: 0	E: 0	K: 0	S: 3	LOB: 0	BB: 0	P: 3	R: 0	H: 0	E: 0	K: 2	S: 7	LOB: 0	BB: 0	P: 7	R: 2	H: 2	E: 0	K: 0	S: 5	LOB: 1	BB: 1	P: 9	R: 0	H: 0	E: 0	K: 1	S: 5	LOB: 0	BB: 0	P: 5	R: 1	H: 3	E: 0	K: 1	S: 8	LOB: 3	BB: 0	P: 9	R: 1	H: 2	E: 0	K: 2	S: 9	LOB: 2	BB: 1	P: 13	R: 0	H: 0	E: 0	K: 0	S: 3	LOB: 0	BB: 0	P: 3	R: 0	H: 0	E: 0	K: 0	S: 3	LOB: 0	BB: 0	P: 3	R: 0	H: 0	E: 0	K: 0	S: 3	LOB: 0	BB: 0	P: 3	1B: 5	2B: 2	3B: 0	HR: 2	SF: 1	SAC: 0	DP: 0	HBP: 1	WP: 0	PB: 0	SB: 1	CS: 0	PA: 39
--------------	------	------	------	------	------	--------	-------	------	------	------	------	------	------	--------	-------	------	------	------	------	------	------	--------	-------	------	------	------	------	------	------	--------	-------	------	------	------	------	------	------	--------	-------	------	------	------	------	------	------	--------	-------	------	------	------	------	------	------	--------	-------	-------	------	------	------	------	------	--------	-------	------	------	------	------	------	------	--------	-------	------	------	------	------	------	------	--------	-------	------	-------	-------	-------	-------	-------	--------	-------	--------	-------	-------	-------	-------	--------

PITCHER	IP	WLS	BF	H	R	ER	SO	BB	IBB	HBP	BLK	WP	HR	S	P	ERA	WHIP
Dennis Martinez, R (1, 1) ERA: 3.71	5.0		22	6	5	5	3	1	0	0	0	0	2	27	31	9.00	1.400
Tippy Martinez, L (6, 1) ERA: 2.65	4.0	W	17	3	1	1	3	1	0	1	0	0	0	21	26	2.25	1.000

Batter	1	2	3	4	5	6	7	8	9
Mark Belanger, R (1, 6) <small>OBP: 0.278, SLG: 0.226</small>	0-0 HR 1B	0-3 K		4-0 WP 5-3 BB		0-3 K		0-0 2B E 1B	
Benny Ayala, R (1, 7) <small>OBP: 0.327, SLG: 0.635</small> Al Bumbry, L (8, PH) <small>OBP: 0.337, SLG: 0.377</small> (9, 8)	0-0 1-H HR	0-0 FC6-4 1B		0-0 5-3			0-0 F9	0-0 E8 1-H 2B	
Ken Singleton, S (1, 9) <small>OBP: 0.406, SLG: 0.556</small>	0-3 K	0-0 FC6-4 1-2f		0-3 K 2-3			0-0 E 1B 2B 1B	4-0 G5-4-3 IBB	
Doug DeCinces, R (1, 5) <small>OBP: 0.334, SLG: 0.391</small>	0-0 4-3		4-0 F9 WP BB		0-0 5-3		0-0 F7	0-0 G5-4-3 1-2f	
Gary Roenicke, R (1, 8) <small>OBP: 0.406, SLG: 0.520</small> (9, 7)	0-3 K		4-0 WP 1-2 BB		0-0 5-3 1B		0-0 E7 1-3 2B 1B		
Eddie Murray, S (1, 3) <small>OBP: 0.368, SLG: 0.464</small>		0-0 1B 1B	0-0 F9	0-0 5-3 2-3	0-0 5-3 1-2		0-0 1B 2B		
Lee May, R (1, 10) <small>OBP: 0.316, SLG: 0.475</small>		0-0 F8	0-0 6-3 1-2	0-0 6-3	0-0 6-3		0-0 2-H 3-H 1B		
Rich Dauer, R (1, 4) <small>OBP: 0.304, SLG: 0.365</small>		0-0 1B 1-2 1B	0-0 5-3			0-0 4-3	0-0 5-3		
Dave Skaggs, R (1, 2) <small>OBP: 0.294, SLG: 0.258</small>		0-0 1-3 2-H 1B 1B		0-0 6-3		0-0 6-3		0-0 5-3	

Inning Stats	R: 2	H: 2	E: 0	K: 2	S: 9	LOB: 0	BB: 0	P: 9
	R: 2	H: 4	E: 0	K: 1	S: 9	LOB: 2	BB: 0	P: 9
	R: 0	H: 0	E: 0	K: 0	S: 3	LOB: 2	BB: 2	P: 11
	R: 0	H: 0	E: 0	K: 1	S: 5	LOB: 1	BB: 1	P: 9
	R: 0	H: 1	E: 0	K: 0	S: 4	LOB: 1	BB: 0	P: 4
	R: 0	H: 0	E: 0	K: 1	S: 5	LOB: 0	BB: 0	P: 5
	R: 3	H: 4	E: 1	K: 0	S: 7	LOB: 1	BB: 0	P: 7
	R: 1	H: 2	E: 1	K: 0	S: 4	LOB: 1	BB: 1	P: 8

PITCHER	IP	WLS	BF	H	R	ER	SO	BB	IBB	HBP	BLK	WP	HR	S	P	ERA	WHIP
Tommy John, L (1, 1) <small>ERA: 2.89</small>	6.2		32	9	6	6	5	3	0	0	0	3	1	39	51	8.10	1.800
Ron Davis, R (7, 1) <small>ERA: 2.62</small>	1.1	L	8	4	2	1	0	0	1	0	0	0	0	7	11	6.75	3.000

BOTTOM

AB	R	H	RBI	BB	SO	LOB
4	2	2	0	1	2	2
4	1	2	3	0	0	1
1	0	1	0	0	0	0
4	1	1	0	1	2	3
4	0	0	0	1	0	3
3	1	2	0	1	1	0
4	2	2	2	0	0	3
4	0	1	1	0	0	4
4	1	1	0	0	0	3
4	0	1	1	0	0	0

AB	36
R	8
H	13
RBI	7
BB	4
SO	5
LOB	19



1B	2B	3B	HR	SF	SAC	DP	HBP	WP	PA
10	2	0	1	0	1	0	0	3	40

livebaseballscorecards.com

New York Yankees @ Baltimore Orioles
Memorial Stadium, Baltimore, MD
 Fri Aug 10 1979, 7:05 PM EDT
 Att. 44,646 - Unknown

Batter	1	2	3	4	5	6	7	8	9	AB R H RBI BB SO LOB	TOP														
Bump Wills, S (1, 4) OBP: 0.344, SLG: 0.350	0-0 F4			0-3 K		0-0 SH3		0-0 F8		3 0 0 0 0 1 0															
Mickey Rivers, L (1, 8) OBP: 0.299, SLG: 0.392	0-3 K			0-0		0-3 K		0-0 6-3		0 0 0 0 0 0 0															
Al Oliver, L (1, 7) OBP: 0.360, SLG: 0.482	0-0 4-3			0-0 7-2		0-3 K		0-3 K		4 0 0 0 0 2 2															
Buddy Bell, R (1, 6) OBP: 0.330, SLG: 0.448		0-0 F6			0-0 5-3		0-0 2B		0-0 F8	4 1 1 0 0 0 0															
Richie Zisk, R (1, 9) La Rue Washington, R (9, PR) OBP: 0.250, SLG: 0.200		0-0 L9			0-0 6-3		0-0 L8		0-0 WP	4 0 1 0 0 0 1															
John Ellis, R (1, 10) OBP: 0.312, SLG: 0.449		0-0 5-3			0-0 2B		0-3 K		0-3 K	4 0 1 0 0 2 2															
Eric Soderholm, R (1, 5) OBP: 0.311, SLG: 0.396			0-0 5-3		4-0 BB		0-0 2B		0-3 K	2 0 1 1 1 0 0															
Nelson Norman, S (7, PR) OBP: 0.245, SLG: 0.249										0 1 0 0 0 0 0															
Willie Montanez, L (9, PH) OBP: 0.276, SLG: 0.316							1-H 2B			1 0 0 0 0 1 2															
Pat Putnam, L (1, 3) OBP: 0.326, SLG: 0.469			0-0 F2		0-0 4-3		0-0 2B			2 0 0 0 0 0 2															
Bill Sample, R (7, PH) OBP: 0.340, SLG: 0.380										1 0 1 1 0 0 0															
Mike Jorgensen, L (7, 3) OBP: 0.308, SLG: 0.413							2-H 2B			0 0 0 0 0 0 0															
Jim Sundberg, R (1, 2) OBP: 0.324, SLG: 0.368			0-0 F7			0-0 SH3		0-0 5-3		3 0 1 0 0 0 1															
Inning Stats	R: 0 E: 0 K: 1 S: 5	H: 0 LOB: 0 BB: 0 P: 5	R: 0 E: 0 K: 0 S: 3	H: 0 LOB: 0 BB: 0 P: 3	R: 0 E: 0 K: 0 S: 3	H: 0 LOB: 0 BB: 0 P: 3	R: 0 E: 0 K: 1 S: 5	H: 1 LOB: 0 BB: 0 P: 5	R: 0 E: 0 K: 1 S: 4	H: 1 LOB: 2 BB: 1 P: 8	R: 0 E: 0 K: 2 S: 8	H: 1 LOB: 1 BB: 0 P: 8	R: 2 E: 0 K: 1 S: 8	H: 3 LOB: 1 BB: 0 P: 8	R: 0 E: 0 K: 1 S: 5	H: 0 LOB: 0 BB: 0 P: 5	R: 0 E: 0 K: 2 S: 8	H: 1 LOB: 2 BB: 0 P: 8	1B: 3 2B: 4 3B: 1 HR: 0	SF: 0 SAC: 1 DP: 1 HBP: 0	WP: 1 PB: 0 SB: 0 CS: 0	PA: 34			
PITCHER Ron Guidry, L (1, 1) ERA: 2.6	IP: 9.0 WLS: W BF: 34 H: 7 R: 2 ER: 2 SO: 8 BB: 1 IBB: 0 HBP: 0 BLK: 0 WP: 1 HR: 0 S: 49 P: 53 ERA: 2.00 WHIP: 0.889																								

Texas Rangers @ New York Yankees
Yankee Stadium, Bronx, NY
 Mon Aug 13 1979, 7:05 PM EDT
 Att. 24,977 - Unknown - 73 F

livebaseballscorecards.com

AB	28
R	2
H	6
RBI	2
BB	1
SO	6
LOB	10



Batter	1	2	3	4	5	6	7	8	9	AB	R	H	RBI	BB	SO	LOB
Bobby Brown, S OBP: 0.279, SLG: 0.281 (1, 8)	0-3 K		0-0 G3		0-0 F8			0-0 F7		4	0	0	0	0	1	0
Willie Randolph, R OBP: 0.378, SLG: 0.376 (1, 4)	4-0 1B BB		0-0 6-3		0-0 5-3			4-0 S 1B BB		2	1	0	0	2	0	0
Oscar Gamble, L OBP: 0.461, SLG: 0.551 (1, 7)	0-0 G4-6-3 1-3 1B		0-0 HR				0-0 G3	0-0 1-H 1B		4	1	3	2	0	0	0
Lenny Randle, S OBP: 0.167, SLG: 0.167 (8, PR) (9, 7)										0	0	0	0	0	0	0
Reggie Jackson, L OBP: 0.376, SLG: 0.535 (1, 9)	0-0 G4-6-3 1-2f		0-0 L6				0-3 K	0-3 K		4	0	0	0	0	2	3
Chris Chambliss, L OBP: 0.321, SLG: 0.462 (1, 3)		0-0 3-1			0-0 F7		0-0 6-3			3	0	0	0	0	0	0
Graig Nettles, L OBP: 0.331, SLG: 0.391 (1, 5)		0-0 HR			0-0 F4		0-3 K			3	1	1	1	0	1	0
Jim Spencer, L OBP: 0.349, SLG: 0.531 (1, 10)		4-0 BB			0-0 1B		0-0 3-1			2	0	1	0	1	0	0
Brad Gulden, L OBP: 0.150, SLG: 0.158 (1, 2)		0-0 F8			0-0 F9		0-0 G3			3	0	0	0	0	0	2
Bucky Dent, R OBP: 0.290, SLG: 0.288 (1, 6)		0-0 6-3			0-0 L6			0-0 L7		3	0	0	0	0	0	1

Inning Stats	R: 0	H: 1	E: 0	LOB: 1	K: 1	S: 5	P: 9	R: 1	H: 1	E: 0	LOB: 1	K: 0	BB: 1	S: 4	R: 1	H: 1	E: 0	LOB: 0	K: 0	BB: 0	S: 4	R: 0	H: 1	E: 0	LOB: 1	K: 0	BB: 0	S: 4	R: 0	H: 0	E: 0	LOB: 0	K: 0	BB: 0	S: 3	R: 0	H: 0	E: 0	LOB: 0	K: 1	BB: 0	S: 5	R: 0	H: 0	E: 0	LOB: 0	K: 1	BB: 0	S: 5	R: 1	H: 1	E: 0	LOB: 1	K: 1	BB: 1	S: 6	P: 10
--------------	------	------	------	--------	------	------	------	------	------	------	--------	------	-------	------	------	------	------	--------	------	-------	------	------	------	------	--------	------	-------	------	------	------	------	--------	------	-------	------	------	------	------	--------	------	-------	------	------	------	------	--------	------	-------	------	------	------	------	--------	------	-------	------	-------

PITCHER	IP	WLS	BF	H	R	ER	SO	BB	IBB	HBP	BLK	WP	HR	S	P	ERA	WHIP
Fergie Jenkins, R ERA: 3.79 (1, 1)	7.2	L	30	5	3	3	3	3	0	0	0	0	2	33	45	3.52	1.043
Sparky Lyle, L ERA: 3.3 (8, 1)	0.1		1	0	0	0	1	0	0	0	0	0	0	3	3	0.00	0.000


BOTTOM

Texas Rangers @ New York Yankees
 Yankee Stadium, Bronx, NY

Mon Aug 13 1979, 7:05 PM EDT
 Att: 24,977 - Unknown - 73 F

livebaseballscorecards.com

AB	28
R	3
H	5
RBI	3
BB	3
SO	4
LOB	6



WP: 0	PA: 31
PB: 0	
SB: 1	
CS: 0	

Batter	1	2	3	4	5	6	7	8	9	AB R H RBI BB SO LOB	TOP											
Bump Wills, S (1, 4) OBP: 0.341, SLG: 0.347	0-3 K		0-3 K			0-0 FC1-6 F9 CS 1-2f		0-0 1-3		4 0 0 0 0 2 2	Texas Rangers @ New York Yankees Yankee Stadium, Bronx, NY Tue Aug 14 1979, 7:05 PM EDT Att: 24,125 - Unknown											
Mickey Rivers, L (1, 8) OBP: 0.298, SLG: 0.393	0-0 F3		0-0 F8			0-0 F9 1-3		0-0 2B		0 1 0 0 0 0 0												
Buddy Bell, R (1, 5) OBP: 0.330, SLG: 0.452	0-0 F9			0-0 4-3		0-0 L6		0-0 HR		4 1 1 2 0 0 1												
Al Oliver, L (1, 7) OBP: 0.361, SLG: 0.481		4-0 1B G3-6-3 BB		0-0 CS 1B		0-0 F8		0-0 F7		3 1 1 0 1 0 0												
Richie Zisk, R (1, 9) OBP: 0.348, SLG: 0.418		0-0 F8		0-3 K 1-2		4-0 2B 1B BB		0-0 F9		3 1 0 0 1 1 2												
Willie Montanez, L (1, 10) OBP: 0.276, SLG: 0.316		0-0 1B G3-6-3		0-0 4-3		0-0 F6		0-3 K		4 0 1 0 0 1 1												
Pat Putnam, L (1, 3) OBP: 0.326, SLG: 0.470		0-0 G3-6-3		0-0 F4		0-0 1B 2B		0-0 F8		4 1 1 0 0 0 1												
Jim Sundberg, R (1, 2) OBP: 0.327, SLG: 0.371			0-0 1B		0-0 F8		0-0 1B			3 0 2 2 0 0 0												
Nelson Norman, S (1, 6) OBP: 0.246, SLG: 0.250			0-0 B3		0-0 FC1-6 1B		0-3 K			3 0 1 0 0 1 1												
Inning Stats	R: 0 E: 0 K: 1 S: 5	H: 0 LOB: 0 BB: 0 P: 5	R: 1 E: 0 K: 0 S: 3	H: 1 LOB: 0 BB: 1 P: 7	R: 0 E: 0 K: 1 S: 6	H: 1 LOB: 1 BB: 0 P: 6	R: 0 E: 0 K: 1 S: 5	H: 1 LOB: 1 BB: 0 P: 5	R: 0 E: 0 K: 0 S: 3	H: 0 LOB: 0 BB: 0 P: 3	R: 0 E: 0 K: 0 S: 4	H: 1 LOB: 1 BB: 0 P: 4	R: 2 E: 0 K: 0 S: 4	H: 2 LOB: 1 BB: 1 P: 8	R: 2 E: 0 K: 1 S: 7	H: 2 LOB: 0 BB: 0 P: 7	R: 0 E: 0 K: 1 S: 5	H: 0 LOB: 0 BB: 0 P: 5	1B: 5 2B: 3 3B: 0 HR: 1	SF: 0 SAC: 0 DP: 2 HBP: 0	WP: 0 PB: 0 SB: 0 CS: 2	PA: 34
PITCHER	IP WLS BF H R ER SO BB IBB HBP BLK WP HR S P ERA WHIP																					
Luis Tiant, R (1, 1) ERA: 3.87	8.0 W 31 8 5 5 4 2 0 0 0 0 0 1 37 45 5.62 1.250																					
Rich Gossage, R (9, 1) ERA: 4.5	1.0 S 3 0 0 0 1 0 0 0 0 0 0 0 5 5 0.00 0.000																					

livebaseballscores.com

AB	28
R	5
H	7
RBI	4
BB	2
SO	5
LOB	8




Batter	1	2	3	4	5	6	7	8	9	AB	R	H	RBI	BB	SO	LOB
Bobby Murcer, L OBP: 0.347, SLG: 0.383 (1, 8) SS	0-3 K		0-0 BB 1B		0-0 4-3		0-0 HR	0-0 1-H HR		5	3	3	3	0	1	0
Willie Randolph, R OBP: 0.378, SLG: 0.374 (1, 4) X	0-0 L9		4-0 1B 1-2 BB		0-0 F9		0-0 1-3	4-0 BB 1B BB		3	0	0	0	2	0	0
Oscar Gamble, L OBP: 0.468, SLG: 0.556 Fred Stanley, R OBP: 0.250, SLG: 0.222 (1, 7) (9, 6) X	0-0 1B 1B		0-0 F2		0-0 1B WP 1B		4-0 BB	0-0 1-2 BB 1B		4	1	3	0	1	0	2
Reggie Jackson, L OBP: 0.382, SLG: 0.538 (1, 9) X	0-0 1-3 1B		0-0 1-3 2-H 1B		0-0 WP 1B		0-0 F7	4-0 1-2 2-3 BB		4	0	3	1	1	0	1
Chris Chambliss, L OBP: 0.322, SLG: 0.459 (1, 3) X	0-0 5-3				0-0 1B 1B		4-0 1-2 3-H BB	0-0 L4		4	0	1	0	1	1	6
Graig Nettles, L OBP: 0.328, SLG: 0.387 (1, 5) X		0-0 L8			0-0 L9		0-0 4-3	0-0 F4		4	0	0	0	0	0	3
Jim Spencer, L OBP: 0.344, SLG: 0.523 Lou Piniella, R OBP: 0.335, SLG: 0.449 (1, 10) (8, PH) X		0-0 F5			0-3 K		0-0 G3	0-0 E9 1B 2B		3	0	0	0	0	1	1
Brad Gulden, L OBP: 0.174, SLG: 0.182 Roy White, S OBP: 0.260, SLG: 0.247 Jerry Narron, L OBP: 0.256, SLG: 0.300 (1, 2) (8, PH) (9, 2) X		0-0 F8			0-0 1-2 1B		0-0 4-3	0-0 HR 1B		3	0	1	0	0	0	0
Bucky Dent, R OBP: 0.288, SLG: 0.285 Bobby Brown, S OBP: 0.275, SLG: 0.277 (1, 6) (8, PH) (9, 8) X			0-0 F9		0-0 1-3		0-0 1-3	0-3 K		3	0	0	0	0	0	2

Inning Stats	R: 0	H: 2	E: 0	LOB: 2	K: 1	BB: 0	S: 7	R: 0	H: 0	E: 0	LOB: 0	K: 0	BB: 0	S: 3	R: 1	H: 2	E: 0	LOB: 2	K: 0	BB: 1	S: 4	R: 0	H: 2	E: 0	LOB: 2	K: 1	BB: 0	S: 7	R: 1	H: 2	E: 0	LOB: 2	K: 0	BB: 1	S: 5	R: 0	H: 0	E: 0	LOB: 0	K: 0	BB: 0	S: 3	R: 1	H: 1	E: 0	LOB: 1	K: 1	BB: 1	S: 6	R: 3	H: 4	E: 1	LOB: 3	K: 1	BB: 2	S: 9	R: 0	H: 0	E: 0	LOB: 0	K: 0	BB: 0	S: 3	R: 0	H: 0	E: 0	LOB: 0	K: 0	BB: 0	S: 3	R: 0	H: 0	E: 0	LOB: 0	K: 0	BB: 0	S: 3	R: 0	H: 0	E: 0	LOB: 0	K: 0	BB: 0	S: 3	R: 0	H: 0	E: 0	LOB: 0	K: 0	BB: 0	S: 3
--------------	------	------	------	--------	------	-------	------	------	------	------	--------	------	-------	------	------	------	------	--------	------	-------	------	------	------	------	--------	------	-------	------	------	------	------	--------	------	-------	------	------	------	------	--------	------	-------	------	------	------	------	--------	------	-------	------	------	------	------	--------	------	-------	------	------	------	------	--------	------	-------	------	------	------	------	--------	------	-------	------	------	------	------	--------	------	-------	------	------	------	------	--------	------	-------	------	------	------	------	--------	------	-------	------

PITCHER	IP	WLS	BF	H	R	ER	SO	BB	IBB	HBP	BLK	WP	HR	S	P	ERA	WHIP
Doc Medich, R ERA: 4.84 (1, 1)	6.1		29	9	3	3	2	2	0	0	0	1	1	31	39	4.26	1.737
Sparky Lyle, L ERA: 3.5 (7, 1)	1.0		6	2	2	2	1	1	0	0	0	0	0	7	11	18.00	3.000
Jim Kern, R ERA: 1.47 (8, 1)	0.1	L	5	2	1	1	1	2	0	0	0	0	1	5	13	27.00	12.000
Dave Rajsich, L ERA: 4.08 (8, 1)	0.1		1	0	0	0	0	0	0	0	0	0	0	1	1	0.00	0.000

TEXAS RANGERS @ NEW YORK YANKEES
Yankee Stadium, Bronx, NY
 Tue Aug 14 1979, 7:05 PM EDT
 Att. 24,125 - Unknown

AB	36
R	6
H	13
RBI	5
BB	5
SO	4
LOB	16



1B	2B	3B	HR	SF	SAC	DP	HBP	WP	PA
10	1	0	2	0	0	0	0	1	41

Batter	1	2	3	4	5	6	7	8	9	AB R H RBI BB SO LOB	TOP											
Bump Wills, S (1, 4) OBP: 0.337, SLG: 0.342	0-3 K	0-3 K		0-0 FC4-6			0-0 G3-6-3		0-0 G3	5 0 0 1 0 2 7	Texas Rangers @ New York Yankees Yankee Stadium, Bronx, NY Wed Aug 15 1979, 7:05 PM EDT Att. 25,905 - Unknown - 64 F											
Mickey Rivers, L (1, 8) OBP: 0.297, SLG: 0.390	0-0 F8		0-0 1B		0-0 E6		0-0 E3		0-0 F7	0 0 0 0 0 0 0												
Buddy Bell, R (1, 6) OBP: 0.326, SLG: 0.448	0-0 6-3		0-0 FC6-4		0-0 G6-4-3		0-0 FC5-4		0-0 F8	5 0 0 0 0 0 4												
Al Oliver, L (1, 7) OBP: 0.360, SLG: 0.478		0-0 FC6-4 1B 1B	0-0 G6-4-3		0-0 4-3			0-0 6-3		4 1 1 0 0 0 1												
Richie Zisk, R (1, 9) OBP: 0.345, SLG: 0.414		0-3 K		0-3 K		0-0 4-3		0-0 5-3		4 0 0 0 0 2 1												
John Ellis, R (1, 3) Mike Jorgensen, L (8, PR) OBP: 0.308, SLG: 0.413		0-0 FC6-4 1B		0-3 K		0-0 1B		4-0 BB		3 0 2 0 1 1 0 0 0 0 0 0 0 0												
Eric Soderholm, R (1, 5) OBP: 0.310, SLG: 0.394		0-0 FC6-4 1B BB		0-0 2B 1B		0-0 F9		0-0 5-3		4 1 1 0 0 0 4												
Bill Sample, R (1, 10) OBP: 0.346, SLG: 0.388		4-0 1B BB		0-0 2B		0-0 F9			0-0 WP 1B G3 1B	3 1 2 0 1 0 1												
Jim Sundberg, R (1, 2) OBP: 0.333, SLG: 0.376		0-0 1B		4-0 FC4-6 BB		0-0 1B			0-0 G3 WP 1B	3 0 3 2 1 0 0												
Inning Stats	R: 0 E: 0 K: 1 S: 5	H: 0 LOB: 0 BB: 0 P: 5	R: 2 E: 0 K: 2 S: 10	H: 3 LOB: 2 BB: 1 P: 14	R: 0 E: 0 K: 0 S: 3	H: 1 LOB: 0 BB: 0 P: 3	R: 0 E: 0 K: 2 S: 9	H: 2 LOB: 3 BB: 1 P: 13	R: 0 E: 1 K: 0 S: 3	H: 0 LOB: 0 BB: 0 P: 3	R: 0 E: 0 K: 0 S: 4	H: 1 LOB: 1 BB: 0 P: 4	R: 0 E: 1 K: 0 S: 4	H: 1 LOB: 1 BB: 0 P: 4	R: 0 E: 0 K: 0 S: 3	H: 0 LOB: 1 BB: 1 P: 7	R: 1 E: 0 K: 0 S: 5	H: 2 LOB: 1 BB: 0 P: 5	1B: 9 2B: 1 3B: 0 HR: 0	SF: 0 SAC: 0 DP: 3 HBP: 0	WP: 1 PB: 0 SB: 0 CS: 0	PA: 39
PITCHER	IP WLS BF H R ER SO BB IBB HBP BLK WP HR S P ERA WHIP																					
Tommy John, L (1, 1) ERA: 2.91	8.0 W 36 10 3 3 5 3 0 0 0 0 0 0 43 55 3.38 1.625																					
Rich Gossage, R (9, 1) ERA: 4.32	1.0 S 3 0 0 0 0 0 0 0 0 0 0 1 0 3 3 0.00 0.000																					

Texas Rangers @ New York Yankees
 Yankee Stadium, Bronx, NY
 Wed Aug 15 1979, 7:05 PM EDT
 Att. 25,905 - Unknown - 64 F

AB	31
R	3
H	9
RBI	3
BB	3
SO	5
LOB	18



Batter	1	2	3	4	5	6	7	8	9	AB	R	H	RBI	BB	SO	LOB	BOTTOM	
Willie Randolph, R (1, 4) OBP: 0.377, SLG: 0.372	0-0 4-3 	0-0 1B 		0-0 5-3 			0-0 L5 			4	0	1	0	0	0	0	<p>Texas Rangers @ New York Yankees Yankee Stadium, Bronx, NY Wed Aug 15 1979, 7:05 PM EDT Att: 25,905 - Unknown - 64 F</p>	
Bobby Murcer, L (1, 8) OBP: 0.349, SLG: 0.388	0-0 2B 	0-0 FC6-4 1B 			0-0 F8 		0-3 K 			4	1	2	1	0	1	0		
Lou Piniella, R (1, 7) OBP: 0.334, SLG: 0.450	0-0 2B 	0-0 FC6-4 			0-0 F9 			0-0 F5 		4	1	1	1	0	0	2		
Reggie Jackson, L (1, 9) OBP: 0.389, SLG: 0.547	0-0 2B 		0-0 CS 1B 		0-0 1B 			0-0 1B 		4	0	4	1	0	0	0		
Chris Chambliss, L (1, 3) OBP: 0.319, SLG: 0.455	0-0 G3 		0-0 F5 		0-0 F7 			0-0 L8 		4	0	0	0	0	0	4		
Graig Nettles, L (1, 5) OBP: 0.325, SLG: 0.383	0-0 F9 		0-0 F7 			0-0 F8 		0-0 F8 		4	0	0	0	0	0	2		
Roy White, S (1, 10) OBP: 0.267, SLG: 0.261		0-0 1B 		0-0 SH1-4 SF8 2B 		0-0 G3 				3	1	2	0	0	0	0		
Brad Gulden, L (1, 2) OBP: 0.160, SLG: 0.167		0-0 4-3 		0-0 SH1-4 		0-0 F8 				2	0	0	0	0	0	0		
Bucky Dent, R (1, 6) OBP: 0.288, SLG: 0.284		4-0 1B 		0-0 SF8 			0-0 F7 			1	1	0	1	1	0	0		
Inning Stats	R: 2 H: 3 E: 0 LOB: 1 K: 0 BB: 0 S: 6 P: 6	R: 1 H: 3 E: 0 LOB: 2 K: 0 BB: 1 S: 5 P: 9	R: 0 H: 1 E: 0 LOB: 0 K: 0 BB: 0 S: 3 P: 3	R: 1 H: 1 E: 0 LOB: 0 K: 0 BB: 0 S: 4 P: 4	R: 0 H: 1 E: 0 LOB: 1 K: 0 BB: 0 S: 4 P: 4	R: 0 H: 0 E: 0 LOB: 0 K: 0 BB: 0 S: 3 P: 3	R: 0 H: 0 E: 0 LOB: 0 K: 1 BB: 0 S: 5 P: 5	R: 0 H: 1 E: 0 LOB: 1 K: 0 BB: 0 S: 4 P: 4		1B: 6 SF: 1 2B: 4 SAC: 1 3B: 0 DP: 0 HR: 0 HBP: 0	WP: 0 PA: 33 PB: 0 SB: 0 CS: 1							
PITCHER	IP WLS BF H R ER SO BB IBB HBP BLK WP HR S P ERA WHIP																PITCHER	IP WLS BF H R ER SO BB IBB HBP BLK WP HR S P ERA WHIP
Jerry Don Gleaton, L (1, 1) ERA: 6.52	4.0 L 19 8 4 4 0 0 1 0 0 0 0 0 0 0 9.00 2.250																	
John Henry Johnson, L (5, 1) ERA: 4.67	4.0 14 2 0 0 1 0 0 0 0 0 0 0 0 0 0.00 0.500																	

livebaseballscorecards.com

AB 30
R 4
H 10
RBI 4
BB 1
SO 1
LOB 8



Minnesota Twins @ New York Yankees
 Yankee Stadium, Bronx, NY

Thu Aug 16 1979, 7:05 PM EDT
 Att. 22,036 - Unknown - 71 F

AB	37
R	5
H	11
RBI	5
BB	5
SO	3
LOB	23



Batter	1	2	3	4	5	6	7	8	9	AB	R	H	RBI	BB	SO	LOB
Rob Wilfong, L (1, 4) OBP: 0.374, SLG: 0.465	0-0 6-3		0-0 CS 1B			0-0 4-3 1B 2B	0-0 FC5-2 1B	0-0 G3		5	1	3	0	0	0	2
Roy Smalley, S (1, 6) OBP: 0.386, SLG: 0.504	0-0 F8		0-0 CS 1-2	0-0 4-3		0-0 4-3	4-0 FC5-2 IBB	0-0 F7		4	0	0	0	1	0	3
Ken Landreaux, L (1, 7) OBP: 0.360, SLG: 0.428	0-0 2B			4-0 BB BB		0-0 2B 6-3 1B	0-0 FC5-2 1-2 2-3 3-H	0-0 4-3		4	1	2	1	1	0	5
Glenn Adams, L (1, 10) OBP: 0.352, SLG: 0.436	0-0 F7			4-0 BB 1-2		0-0 6-3 1-3 2B	0-0 G3		0-0 F6	4	0	1	0	1	0	4
Butch Wynegar, S (1, 2) OBP: 0.363, SLG: 0.344		0-0 6-3		0-0 F7		4-0 6-3 BB		0-0 BB 2B 1B	0-0 4-3	4	1	1	0	1	0	2
Hosken Powell, L (1, 9) OBP: 0.387, SLG: 0.409		0-0 4-3		0-0 5-3		0-0 6-3 1-2 2-3 3-H		4-0 2B BB	0-0 L6	4	1	0	1	1	0	4
Ron Jackson, R (1, 3) OBP: 0.323, SLG: 0.423		0-0 5-3			0-0 F6	0-0 6-3		0-0 2B 1H 2-H		4	1	1	2	0	0	2
Willie Norwood, R (1, 8) OBP: 0.315, SLG: 0.415			0-0 F9		0-3 K		0-0 1B FC5-2 2B	0-0 2B 1B		4	0	2	0	0	1	0
John Castino, R (1, 5) OBP: 0.334, SLG: 0.389			0-3 K		0-0 F8		0-3 K	0-0 1-3 3-H 2B		4	0	1	1	0	2	1

Inning Stats	R: 0	H: 1	R: 0	H: 0	R: 0	H: 1	R: 0	H: 0	R: 2	H: 3	R: 0	H: 2	R: 3	H: 4	R: 0	H: 0	1B: 5	SF: 0	WP: 0	PA: 43
E: 0	LOB: 1	E: 0	LOB: 0	E: 0	LOB: 0	E: 0	LOB: 2	E: 0	LOB: 2	E: 0	LOB: 3	E: 0	LOB: 2	E: 0	LOB: 0	2B: 6	SAC: 0	PB: 0	CS: 1	
K: 0	BB: 0	K: 0	BB: 0	K: 1	BB: 0	K: 0	BB: 2	K: 1	BB: 1	K: 1	BB: 1	K: 0	BB: 1	K: 0	BB: 0	3B: 0	DP: 0	SB: 0		
S: 4	P: 4	S: 3	P: 3	S: 5	P: 5	S: 3	P: 11	S: 5	P: 5	S: 7	P: 11	S: 7	P: 11	S: 3	P: 3	HR: 0	HBP: 0			

PITCHER	IP	WLS	BF	H	R	ER	SO	BB	IBB	HBP	BLK	WP	HR	S	P	ERA	WHIP
Catfish Hunter, R (1, 1) ERA: 4.87	5.1	L	23	5	2	2	2	3	0	0	0	0	0	24	36	3.38	1.500
Jim Kaat, L (6, 1) ERA: 3.5	0.1		1	0	0	0	0	0	0	0	0	0	0	1	1	0.00	0.000
Ron Davis, R (6, 1) ERA: 3.0	2.0		14	6	3	3	1	1	1	0	0	0	0	14	22	13.50	3.500
Don Hood, L (8, 1) ERA: 2.79	1.1		4	0	0	0	0	0	0	0	0	0	0	4	4	0.00	0.000

WP: 0	PA: 43
PB: 0	
SB: 0	
CS: 1	

Batter	1	2	3	4	5	6	7	8	9	AB	R	H	RBI	BB	SO	LOB
Willie Randolph, R (1, 4) OBP: 0.374, SLG: 0.369	0-0 F8		0-0 5-3			0-0 F8		0-0 6-3		4	0	0	0	0	0	0
Bobby Murcer, L (1, 8) OBP: 0.345, SLG: 0.383	0-0 F8		0-3 K			0-0 1-3		0-0 F9		4	0	0	0	0	1	0
Lou Piniella, R (1, 7) OBP: 0.333, SLG: 0.448	0-0 L7		0-0 F7			0-0 1B		0-0 5-3		4	0	1	0	0	0	0
Reggie Jackson, L (1, 9) OBP: 0.390, SLG: 0.546		0-0 FC1-6 1B		0-0 4-3		0-0 1B		0-0 F8		4	0	2	0	0	0	0
Chris Chambliss, L (1, 3) OBP: 0.318, SLG: 0.452		0-0 FC1-6 1B		0-0 L7		0-3 K		0-0 F9		4	0	1	0	0	1	2
Graig Nettles, L (1, 5) OBP: 0.323, SLG: 0.381		0-0 F4		0-0 L9			0-0 F8			3	0	0	0	0	0	2
Roy White, S (1, 10) OBP: 0.262, SLG: 0.256		0-0 FC1-6			0-0 L9		0-0 L9			3	0	0	0	0	0	2
Brad Gulden, L (1, 2) OBP: 0.143, SLG: 0.148		0-0 F7		0-3 K			0-0 F7			3	0	0	0	0	1	2
Fred Stanley, R (1, 6) OBP: 0.255, SLG: 0.292			0-0 HR			0-0 6-3		0-0 F9		3	1	1	1	0	0	0

Inning Stats	R: 0	H: 0	E: 0	K: 0	S: 3	LOB: 0	BB: 0	P: 3	R: 0	H: 2	E: 0	K: 0	S: 5	LOB: 2	BB: 0	P: 5	R: 0	H: 0	E: 0	K: 1	S: 6	LOB: 0	BB: 0	P: 6	R: 0	H: 0	E: 0	K: 1	S: 5	LOB: 0	BB: 0	P: 5	R: 0	H: 2	E: 0	K: 1	S: 7	LOB: 2	BB: 0	P: 7	R: 0	H: 0	E: 0	K: 0	S: 3	LOB: 0	BB: 0	P: 3	R: 0	H: 0	E: 0	K: 0	S: 3	LOB: 0	BB: 0	P: 3	R: 0	H: 0	E: 0	K: 0	S: 3	LOB: 0	BB: 0	P: 3
--------------	------	------	------	------	------	--------	-------	------	------	------	------	------	------	--------	-------	------	------	------	------	------	------	--------	-------	------	------	------	------	------	------	--------	-------	------	------	------	------	------	------	--------	-------	------	------	------	------	------	------	--------	-------	------	------	------	------	------	------	--------	-------	------	------	------	------	------	------	--------	-------	------

PITCHER	IP	WLS	BF	H	R	ER	SO	BB	IBB	HBP	BLK	WP	HR	S	P	ERA	WHIP
Geoff Zahn, L (1, 1) ERA: 3.38	8.0	W	29	5	1	1	3	0	0	0	0	0	1	35	35	1.12	0.625
Mike Marshall, R (9, 1) ERA: 2.58	1.0		3	0	0	0	0	0	0	0	0	0	0	3	3	0.00	0.000

BOTTOM

Minnesota Twins @ New York Yankees
 Yankee Stadium, Bronx, NY
 Thu Aug 16 1979, 7:05 PM EDT
 Att: 22,036 - Unknown - 71 F

livebaseballscorecards.com

AB	32
R	1
H	5
RBI	1
BB	0
SO	3
LOB	8



WP	PA	ERA	WHIP
0	32		
0			
0			

Batter	1	2	3	4	5	6	7	8	9	AB R H RBI BB SO LOB	TOP	
Rob Wilfong, L (1, 4) OBP: 0.372, SLG: 0.471	0-0 F8		0-0 F8		0-0 1-H 2-H HR		0-0 4-3			4 1 1 3 0 0 0		
Roy Smalley, S (1, 6) OBP: 0.385, SLG: 0.504	0-0 6-3			0-0 4-3 SF8 2B	0-0 F6			0-0 F7		4 1 1 0 0 0 0		
Ken Landreaux, L (1, 7) OBP: 0.357, SLG: 0.424	0-0 4-3			0-0 4-3	0-0 F8			0-0 1-3		4 0 0 0 0 0 1		
Glenn Adams, L (1, 10) OBP: 0.350, SLG: 0.434 Jose Morales, R (6, PH) OBP: 0.331, SLG: 0.326		0-0 4-3		0-0 SF8		0-0 F4		0-0 5-3		1 0 0 1 0 0 0 2 0 0 0 0 0 0		
Butch Wynegar, S (1, 2) OBP: 0.364, SLG: 0.348		0-0 4-3		0-0 3-H		0-0 4-3 1B			0-0 L9	4 0 2 0 0 0 0		
Hosken Powell, L (1, 9) OBP: 0.381, SLG: 0.402		0-0 L4		0-0 6-3		0-0 4-3			0-0 4-3	4 0 0 0 0 0 2		
Danny Goodwin, L (1, 3) OBP: 0.379, SLG: 0.570			0-0 SH1-3 3B		0-0 F8	0-0 F7			0-0 L4	4 1 1 0 0 0 1		
Willie Norwood, R (1, 8) OBP: 0.315, SLG: 0.414			0-3 K		0-0 1B HR 1B		0-0 F4			3 1 1 0 0 1 1		
John Castino, R (1, 5) OBP: 0.336, SLG: 0.390			0-0 SH1-3		0-0 1-2 HR 1B		0-0 5-3			2 1 1 1 0 0 0		
Inning Stats	R: 0 E: 0 K: 0 S: 3 H: 0 LOB: 0 BB: 0 P: 3	R: 0 E: 0 K: 0 S: 3 H: 0 LOB: 0 BB: 0 P: 3	R: 1 E: 0 K: 1 S: 6 H: 1 LOB: 0 BB: 0 P: 6	R: 1 E: 0 K: 0 S: 5 H: 2 LOB: 1 BB: 0 P: 5	R: 3 E: 0 K: 0 S: 6 H: 3 LOB: 0 BB: 0 P: 6	R: 0 E: 0 K: 0 S: 4 H: 1 LOB: 1 BB: 0 P: 4	R: 0 E: 0 K: 0 S: 3 H: 0 LOB: 0 BB: 0 P: 3	R: 0 E: 0 K: 0 S: 3 H: 0 LOB: 0 BB: 0 P: 3	R: 0 E: 0 K: 0 S: 3 H: 0 LOB: 0 BB: 0 P: 3	1B: 3 2B: 2 3B: 1 HR: 1 SF: 1 SAC: 1 DP: 0 HBP: 0	WP: 0 PB: 0 SB: 0 CS: 0 PA: 34	
PITCHER	IP WLS BF H R ER SO BB IBB HBP BLK WP HR S P ERA WHIP											
Jim Beattie, R (1, 1) ERA: 5.2	5.0 L 21 6 5 5 1 0 0 0 0 0 0 1 23 23 9.00 1.200											
Don Hood, L (6, 1) ERA: 2.74	1.0 4 1 0 0 0 0 0 0 0 0 0 0 4 4 0.00 1.000											
Ken Clay, R (7, 1) ERA: 4.85	3.0 9 0 0 0 0 0 0 0 0 0 0 0 9 9 0.00 0.000											

Minnesota Twins @ New York Yankees
 Yankee Stadium, Bronx, NY
 Fri Aug 17 1979, 7:05 PM EDT
 Att. 30,372 - Unknown - 70 F

livebaseballscorecards.com

AB	32
R	5
H	7
RBI	5
BB	0
SO	1
LOB	5



Batter	1	2	3	4	5	6	7	8	9	AB	R	H	RBI	BB	SO	LOB
--------	---	---	---	---	---	---	---	---	---	----	---	---	-----	----	----	-----

Willie Randolph, R <small>OBP: 0.375, SLG: 0.370</small> (1, 4)	0-0 		0-3 		0-0 		0-0 			4	0	2	0	0	1	0
Lenny Randle, S <small>OBP: 0.100, SLG: 0.100</small> (1, 8)	0-0 		0-0 		0-0 		0-0 			4	0	0	0	0	0	2
Lou Piniella, R <small>OBP: 0.333, SLG: 0.446</small> (1, 7)	0-0 			0-0 	0-0 		0-0 			4	0	1	0	0	0	1
Reggie Jackson, L <small>OBP: 0.391, SLG: 0.558</small> (1, 9)		0-0 		0-0 	0-3 			0-0 		4	2	2	1	0	1	2
Chris Chambliss, L <small>OBP: 0.318, SLG: 0.449</small> (1, 3)		0-0 		4-0 		0-0 		0-0 		3	0	0	0	1	0	0
Graig Nettles, L <small>OBP: 0.325, SLG: 0.384</small> (1, 5)		0-0 		0-0 		0-0 		0-0 		4	0	2	0	0	0	2
Roy White, S <small>OBP: 0.267, SLG: 0.268</small> (1, 10)		0-0 		0-0 	0-3 			0-0 		4	0	2	1	0	1	2
Fred Stanley, R <small>OBP: 0.255, SLG: 0.288</small> (1, 6)		0-3 		0-3 		0-0 		0-0 		4	0	1	0	0	2	4
Jerry Narron, L <small>OBP: 0.247, SLG: 0.288</small> Bobby Murcer, L <small>OBP: 0.344, SLG: 0.382</small> (9, PH)		0-3 	0-3 		0-3 	0-0 		0-0 		3	0	0	0	0	2	2
										1	0	0	0	0	0	0

Inning Stats	R: 0	H: 1	E: 0	K: 0	S: 3	R: 1	H: 2	E: 0	K: 1	S: 7	R: 0	H: 0	E: 0	K: 2	S: 7	R: 1	H: 2	E: 0	K: 1	S: 7	R: 0	H: 2	E: 0	K: 2	S: 9	R: 0	H: 0	E: 0	K: 0	S: 3	R: 0	H: 0	E: 0	K: 0	S: 3	R: 0	H: 1	E: 0	K: 0	S: 3	R: 0	H: 1	E: 0	K: 0	S: 3	1B: 6	2B: 3	3B: 0	HR: 1	SF: 0	SAC: 0	DP: 1	HBP: 0	WP: 0	PB: 0	SB: 0	CS: 1	PA: 36
--------------	------	------	------	------	------	------	------	------	------	------	------	------	------	------	------	------	------	------	------	------	------	------	------	------	------	------	------	------	------	------	------	------	------	------	------	------	------	------	------	------	------	------	------	------	------	-------	-------	-------	-------	-------	--------	-------	--------	-------	-------	-------	-------	--------

PITCHER	IP	WLS	BF	H	R	ER	SO	BB	IBB	HBP	BLK	WP	HR	S	P	ERA	WHIP	PITCHER	IP	WLS	BF	H	R	ER	SO	BB	IBB	HBP	BLK	WP	HR	S	P	ERA	WHIP																
Jerry Koosman, L <small>ERA: 3.56</small> (1, 1)	9.0	W	36	10	2	2	7	1	0	0	0	0	1	49	53	2.00	1.222																																		

BOTTOM

Minnesota Twins @ New York Yankees
 Yankee Stadium, Bronx, NY
 Fri Aug 17 1979, 7:05 PM EDT
 Att: 30,372 - Unknown - 70 F

livebaseballscorecards.com

AB	35
R	2
H	10
RBI	2
BB	1
SO	7
LOB	15



Batter	1	2	3	4	5	6	7	8	9	AB R H RBI BB SO LOB	TOP
Bob Randall, R (1, 4) <small>OBP: 0.345, SLG: 0.336</small> Danny Goodwin, L (5, PH) <small>OBP: 0.389, SLG: 0.568</small> (5, 3)	0-0 F3 		0-3 K 		0-0 		0-0 F8 		4-0 	2 0 0 0 0 1 1 2 0 1 1 1 0 1	
Bombo Rivera, R (1, 7) <small>OBP: 0.335, SLG: 0.411</small> Glenn Adams, L (5, PH) <small>OBP: 0.353, SLG: 0.435</small> (5, 7)	0-0 		0-0 L9 		0-0 		4-0 		0-0 F7 	2 0 1 0 0 0 1 2 1 1 0 1 0 1	
Roy Smalley, S (1, 6) <small>OBP: 0.383, SLG: 0.500</small> (1, 6)	0-0 F7 			0-0 5-3 	0-0 F5 		0-0 F8 		4-0 	4 0 0 0 1 0 6	
Ron Jackson, R (1, 3) <small>OBP: 0.323, SLG: 0.425</small> Butch Wynegar, S (5, 2) <small>OBP: 0.364, SLG: 0.352</small> (1, 3)	0-0 L8 			0-0 	0-0 F6 		0-0 		0-0 4-3 	3 0 1 0 0 0 4 2 0 1 2 0 0 2	
Jose Morales, R (1, 10) <small>OBP: 0.327, SLG: 0.321</small> Hosken Powell, L (6, PH) <small>OBP: 0.379, SLG: 0.398</small> (1, 10)		0-0 G3 		0-0 F8 		0-0 4-3 	0-0 F8 			2 0 0 0 0 0 1 2 0 0 0 0 0 1	
Willie Norwood, R (1, 8) <small>OBP: 0.310, SLG: 0.407</small> (1, 8)		0-3 K 		0-0 F9 		0-0 F5 		0-0 5-3 		4 0 0 0 0 1 1	
Dave Edwards, R (1, 9) <small>OBP: 0.343, SLG: 0.437</small> (1, 9)		0-0 3-1 			0-0 	4-0 		0-0 L8 		3 1 1 0 1 0 0	
John Castino, R (1, 5) <small>OBP: 0.338, SLG: 0.392</small> Mike Cubbage, L (5, PH) <small>OBP: 0.355, SLG: 0.332</small> (1, 5)			0-0 		0-0 	0-0 FC4 		0-3 K 		1 0 1 0 0 0 0 3 0 1 0 0 1 1	
Glenn Borgmann, R (1, 2) <small>OBP: 0.338, SLG: 0.286</small> Rob Wilfong, L (5, PH) <small>OBP: 0.372, SLG: 0.470</small> (1, 2)			0-0 SH5-3 		0-0 F9 		0-0 		0-0 L9 	0 0 0 0 0 0 0 3 1 1 0 0 0 2	
Inning Stats	R: 0 H: 1 E: 0 LOB: 1 K: 0 BB: 0 S: 4 P: 4	R: 0 H: 0 E: 0 LOB: 0 K: 1 BB: 0 S: 5 P: 5	R: 0 H: 1 E: 0 LOB: 1 K: 1 BB: 0 S: 6 P: 6	R: 0 H: 1 E: 0 LOB: 1 K: 0 BB: 0 S: 4 P: 4	R: 1 H: 4 E: 0 LOB: 3 K: 0 BB: 0 S: 7 P: 7	R: 0 H: 0 E: 0 LOB: 1 K: 0 BB: 1 S: 3 P: 7	R: 2 H: 2 E: 0 LOB: 1 K: 0 BB: 1 S: 5 P: 9	R: 0 H: 0 E: 0 LOB: 0 K: 1 BB: 0 S: 5 P: 5	R: 0 H: 0 E: 0 LOB: 2 K: 0 BB: 2 S: 3 P: 11	1B: 7 SF: 0 2B: 2 SAC: 1 3B: 0 DP: 0 HR: 0 HBP: 0	WP: 0 PA: 40 PB: 0 SB: 0 CS: 0
PITCHER Jim Kaat, L (1, 1) <small>ERA: 3.22</small> Ron Davis, R (5, 1) <small>ERA: 3.19</small> Don Hood, L (7, 1) <small>ERA: 2.78</small> Rich Gossage, R (9, 1) <small>ERA: 4.26</small>	IP WLS BF H R ER SO BB IBB HBP BLK WP HR S P ERA WHIP 4.0 0 15 3 0 0 2 0 0 0 0 0 0 0 19 19 0.00 0.750 2.1 W 13 5 2 2 0 1 0 0 0 0 0 0 0 12 16 7.71 2.571 2.1 11 1 1 1 1 3 0 0 0 0 0 0 0 10 22 3.86 1.714 0.1 S 1 0 0 0 0 0 0 0 0 0 0 0 0 1 1 0.00 0.000	PITCHER IP WLS BF H R ER SO BB IBB HBP BLK WP HR S P ERA WHIP									

Minnesota Twins @ New York Yankees
 Yankee Stadium, Bronx, NY
 Sat Aug 18 1979, 7:05 PM EDT
 Att. 38,695 - Unknown - 63 F

livebaseballscorecards.com

AB	35
R	3
H	9
RBI	3
BB	4
SO	3
LOB	22



Batter	1	2	3	4	5	6	7	8	9
Bobby Murcer, L (1, 8) OBP: 0.344, SLG: 0.391 Bobby Brown, S (7, 8) OBP: 0.271, SLG: 0.273	0-0 HR		0-0 G3	0-0 1-3			0-0 F6		
Jim Spencer, L (1, 3) OBP: 0.347, SLG: 0.523	0-3 K		0-0 1B	0-0 F8			0-0 G4-6-3 1B		
Oscar Gamble, L (1, 7) OBP: 0.469, SLG: 0.552	4-0 BB			0-0 BB 1B	0-0 6-3		0-0 G4-6-3 1-2f		
Reggie Jackson, L (1, 9) OBP: 0.392, SLG: 0.555	0-3 K			4-0 1B E BB	4-0 G4-6-3 BB		0-0 F7		
Chris Chambliss, L (1, 10) OBP: 0.319, SLG: 0.447	0-0 G3			4-0 E 1B BB	0-0 G4-6-3 1-2f		4-0 BB		
Graig Nettles, L (1, 5) OBP: 0.326, SLG: 0.385		0-0 6-3		0-0 1B E 1-3 1B		0-0 SH1-3 1B	0-0 F7		
Brad Gulden, L (1, 2) OBP: 0.129, SLG: 0.133		0-0 6-3		0-0 E6 1-3 1B		0-0 SH1-3	0-3 K		
Bucky Dent, R (1, 6) OBP: 0.286, SLG: 0.282		0-0 6-3		0-0 F9		0-0 F4			
Fred Stanley, R (1, 4) OBP: 0.259, SLG: 0.291			0-0 5-3	0-0 1-3 1B		0-0 F9			

AB	R	H	RBI	BB	SO	LOB
3	1	1	2	0	0	2
1	0	0	0	0	0	0
4	0	2	0	0	1	2
3	1	1	0	1	0	1
2	1	0	0	2	1	1
2	1	0	0	2	0	2
4	1	2	1	0	0	1
3	0	0	1	0	1	3
3	0	0	0	0	0	4
3	0	1	1	0	0	1

MINNESOTA TWINS @ NEW YORK YANKEES
Yankee Stadium, Bronx, NY
 Sat Aug 18 1979, 7:05 PM EDT
 Att: 38,695 - Unknown - 63 F

AB	28
R	5
H	7
RBI	5
BB	5
SO	3
LOB	17



Inning Stats		R: 1	H: 1	E: 0	LOB: 1	K: 2	BB: 1	S: 8	P: 12
Inning Stats		R: 0	H: 0	E: 0	LOB: 0	K: 0	BB: 0	S: 3	P: 3
Inning Stats		R: 0	H: 1	E: 0	LOB: 1	K: 0	BB: 0	S: 3	P: 3
Inning Stats		R: 4	H: 3	E: 1	LOB: 2	K: 0	BB: 2	S: 7	P: 15
Inning Stats		R: 0	H: 0	E: 0	LOB: 0	K: 0	BB: 1	S: 2	P: 6
Inning Stats		R: 0	H: 1	E: 0	LOB: 1	K: 0	BB: 0	S: 4	P: 4
Inning Stats		R: 0	H: 1	E: 0	LOB: 0	K: 0	BB: 0	S: 3	P: 3
Inning Stats		R: 0	H: 0	E: 0	LOB: 1	K: 1	BB: 1	S: 5	P: 9

PITCHER															IP	WLS	BF	H	R	ER	SO	BB	IBB	HBP	BLK	WP	HR	S	P	ERA	WHIP
Mike Marshall, R (1, 1) ERA: 2.61															2.0	L	8	1	1	1	2	1	0	0	0	0	0	11	15	4.50	1.000
Dave Goltz, R (3, 1) ERA: 4.16															6.0		26	6	4	3	1	4	0	0	0	0	0	24	40	4.50	1.667

WP	PA	ERA	WHIP
0	34		
0			
0			

Batter	1	2	3	4	5	6	7	8	9	AB R H RBI BB SO LOB	TOP
Bob Randall, R (1, 4) OBP: 0.355, SLG: 0.343	4-0 G6-4-3 BB		0-0 1-H FC5-4 1B			0-0 1B FC5-4 1B		0-3 K		3 1 2 1 1 1 0	Minnesota Twins @ New York Yankees Yankee Stadium, Bronx, NY Sun Aug 19 1979, 3:33 AM EDT Att. 47,723 - Unknown - 75 F
Bombo Rivera, R (1, 7) OBP: 0.338, SLG: 0.418	0-0 G6-4-3 1-2f		0-0 1-2f FC5-4			0-0 1-3 FC5-4 2B 1B		0-0 6-3 2B		4 1 2 0 0 0 2	
Roy Smalley, S (1, 6) OBP: 0.382, SLG: 0.497	0-0 5-3					4-0 BB FC5-4 BB		0-0 6-3 2-3		3 0 0 0 1 1 1	
Ron Jackson, R (1, 3) OBP: 0.320, SLG: 0.421		0-0 F2				0-0 1-2f 2-3 3-H FC5-4 2B		0-0 6-3		4 0 0 1 0 0 3	
Jose Morales, R (1, 10) OBP: 0.327, SLG: 0.328 Hosken Powell, L (9, PH) OBP: 0.377, SLG: 0.397		0-3 K				0-0 1-3 3-H 2B		0-3 K		3 0 1 1 0 1 0 1 0 0 0 0 1 0	
Dave Edwards, R (1, 9) OBP: 0.336, SLG: 0.426 Ken Landreaux, L (9, PH) OBP: 0.356, SLG: 0.423		0-0 L7				0-0 F8		0-0 F8		3 0 0 0 0 0 2 1 0 0 0 0 0 0	
Willie Norwood, R (1, 8) OBP: 0.307, SLG: 0.402 Glenn Adams, L (9, PH) OBP: 0.352, SLG: 0.433			0-3 K			0-0 5-3		0-0 1-3		3 0 0 0 0 1 0 1 0 0 0 0 1 0	
John Castino, R (1, 5) OBP: 0.338, SLG: 0.392			0-0 S 1B 1B			0-0 6-3		0-0 F8		3 1 1 0 0 0 0	
Butch Wynegar, S (1, 2) OBP: 0.362, SLG: 0.349			0-3 K			0-0 6-3		0-0 5-3		3 0 0 0 0 1 1	
Inning Stats	R: 0 E: 0 K: 0 S: 2 H: 0 LOB: 0 BB: 1 P: 6	R: 0 E: 0 K: 1 S: 5 H: 0 LOB: 0 BB: 0 P: 5	R: 1 E: 0 K: 2 S: 9 H: 2 LOB: 1 BB: 0 P: 9	R: 0 E: 0 K: 1 S: 5 H: 0 LOB: 0 BB: 0 P: 5	R: 0 E: 0 K: 0 S: 3 H: 0 LOB: 0 BB: 0 P: 3	R: 2 E: 0 K: 0 S: 6 H: 3 LOB: 2 BB: 1 P: 10	R: 0 E: 0 K: 0 S: 3 H: 0 LOB: 0 BB: 0 P: 3	R: 0 E: 0 K: 1 S: 6 H: 1 LOB: 1 BB: 0 P: 6	R: 0 E: 0 K: 2 S: 7 H: 0 LOB: 0 BB: 0 P: 7	1B: 4 2B: 2 3B: 0 HR: 0 SF: 0 SAC: 0 DP: 1 HBP: 0	WP: 0 PB: 0 SB: 1 CS: 0 PA: 34
PITCHER	IP WLS BF H R ER SO BB IBB HBP BLK WP HR S P ERA WHIP										
Ron Guidry, L (1, 1) ERA: 2.64	7.2 W 30 6 3 3 5 2 0 0 0 0 0 0 38 46 3.52 1.043										
Rich Gossage, R (8, 1) ERA: 4.05	1.1 S 4 0 0 0 2 0 0 0 0 0 0 0 8 8 0.00 0.000										

livebaseballscores.com

AB	32
R	3
H	6
RBI	3
BB	2
SO	7
LOB	9



Batter	1	2	3	4	5	6	7	8	9
Willie Randolph, R OBP: 0.378, SLG: 0.371 (1, 4)	4-0 BB G3-6-3		4-0 BB 1-2		0-0 2B 1B		0-0 F8		
Bobby Murcer, L OBP: 0.346, SLG: 0.395 (1, 8)	0-0 G3-6-3		0-3 K		0-0 1B 2B		0-0 1B 1B		
Bobby Brown, S OBP: 0.271, SLG: 0.273 (9, 8)	1-2f				1-H		1-3		
Lou Piniella, R OBP: 0.337, SLG: 0.449 (1, 7)	0-0 1B		0-0 F3		0-0 1B		0-0 1B		
Reggie Jackson, L OBP: 0.391, SLG: 0.554 (1, 9)	0-0 4-3			0-0 SH1-3 2B	0-0 F7			0-3 K	
Chris Chambliss, L OBP: 0.319, SLG: 0.445 (1, 3)		0-0 CS 1B		0-0 6-3		0-0 4-3		0-3 K	
Roy White, S OBP: 0.263, SLG: 0.263 (1, 10)		0-3 K		0-0 SH1-3		0-0 F4		0-0 F3	
Bucky Dent, R OBP: 0.284, SLG: 0.280 (1, 6)		0-0 F9		0-0 F9		0-0 F7			
Jerry Narron, L OBP: 0.241, SLG: 0.280 (1, 2)			0-0 F4		0-0 1-3		0-0 FC3-6 1B		
Lenny Randle, S OBP: 0.182, SLG: 0.182 (7, PH)									
Brad Gulden, L OBP: 0.129, SLG: 0.133 (8, 2)									
Fred Stanley, R OBP: 0.262, SLG: 0.293 (1, 5)			0-0 WP 1B		0-0 L1		0-0 FC3-6 1B		
Graig Nettles, L OBP: 0.326, SLG: 0.385 (9, 5)							1-2f		

AB	R	H	RBI	BB	SO	LOB
2	1	1	0	2	0	1
4	1	2	1	0	1	3
0	0	0	0	0	0	0
4	0	3	2	0	0	2
4	1	1	0	0	1	2
4	0	1	0	0	1	1
3	0	0	1	0	1	1
3	0	0	0	0	0	0
2	0	0	0	0	0	0
1	0	1	0	0	0	0
0	0	0	0	0	0	0
3	1	1	0	0	0	1
0	0	0	0	0	0	0
1B: 8	SF: 0					
2B: 2	SAC: 1					
3B: 0	DP: 1					
HR: 0	HBP: 0					

BOTTOM

Minnesota Twins @ New York Yankees
 Yankee Stadium, Bronx, NY
 Sun Aug 19 1979, 3:33 AM EDT
 Att: 47,723 - Unknown - 75 F

livebaseballscorecards.com

AB	30
R	4
H	10
RBI	4
BB	2
SO	4
LOB	11



Inning Stats	R: 0	H: 1	E: 0	LOB: 1	K: 0	BB: 1	S: 3	P: 7
Inning Stats	R: 0	H: 1	E: 0	LOB: 1	K: 0	BB: 1	S: 3	P: 7
	R: 0	H: 1	E: 0	LOB: 0	K: 1	BB: 0	S: 5	P: 5
	R: 0	H: 1	E: 0	LOB: 2	K: 1	BB: 1	S: 6	P: 10
	R: 1	H: 1	E: 0	LOB: 0	K: 0	BB: 0	S: 4	P: 4
	R: 2	H: 3	E: 0	LOB: 1	K: 0	BB: 0	S: 6	P: 6
	R: 0	H: 0	E: 0	LOB: 0	K: 0	BB: 0	S: 3	P: 3
	R: 1	H: 3	E: 0	LOB: 2	K: 0	BB: 0	S: 5	P: 5
	R: 0	H: 0	E: 0	LOB: 0	K: 2	BB: 0	S: 7	P: 7

PITCHER	IP	WLS	BF	H	R	ER	SO	BB	IBB	HBP	BLK	WP	HR	S	P	ERA	WHIP
Darrell Jackson, L ERA: 4.42 (1, 1)	8.0	L	33	10	4	4	4	2	0	0	0	1	0	39	47	4.50	1.500

PITCHER	IP	WLS	BF	H	R	ER	SO	BB	IBB	HBP	BLK	WP	HR	S	P	ERA	WHIP

WP: 1	PA: 33
PB: 0	
SB: 0	
CS: 1	

New York Yankees @ Kansas City Royals
 Royals Stadium, Kansas City, MO

Mon Aug 20 1979, 8:05 PM EDT
 Att. 41,305 - Unknown - 83 F

livebaseballscorecards.com

AB	45
R	17
H	18
RBI	17
BB	4
SO	1
LOB	9



WP: 1	PA: 49
PB: 0	
SB: 0	
CS: 0	

Batter	1	2	3	4	5	6	7	8	9	AB	R	H	RBI	BB	SO	LOB
Bobby Murcer, L OBP: 0.345, SLG: 0.401 (1, 8) (3, 7) (5, 9)	F9	1B 2B BB	HR	4-3			F8	L9		5	2	1	4	1	0	2
Willie Randolph, R OBP: 0.376, SLG: 0.369 Fred Stanley, R OBP: 0.258, SLG: 0.288 (1, 4) (7, 4)	6-3	1B 2B	F8		6-3		6-3		P6	5	1	1	2	0	0	0
Oscar Gamble, L OBP: 0.472, SLG: 0.565 Bobby Brown, S OBP: 0.274, SLG: 0.275 (1, 7) (3, 8)	G3	1B 2B		FC4-6 1B				F8	F5	3	1	2	1	0	0	0
Reggie Jackson, L OBP: 0.389, SLG: 0.550 Lenny Randle, S OBP: 0.154, SLG: 0.154 (1, 9) (5, 7)		4-3	P4	FC4-6 FC6 1B				L4	F8	4	0	1	2	0	0	2
Chris Chambliss, L OBP: 0.322, SLG: 0.447 (1, 3)	E4 1B			1B HR 1B			FC6	2B 1B		5	3	3	0	0	0	2
Graig Nettles, L OBP: 0.329, SLG: 0.390 (1, 5)		BB WP BB 1B	G3	1-2 HR 1B			L8	1-H HR 2B		5	3	3	2	0	0	0
Jim Spencer, L OBP: 0.356, SLG: 0.558 (1, 10)		BB BB 1B BB	1B	1B 2B HR			F7	2-H HR		4	4	3	5	1	0	0
Brad Gulden, L OBP: 0.194, SLG: 0.152 (1, 2)		BB BB 1B BB	1B	HR BB	4-3		5-3	1B 1B		3	2	1	0	2	0	0
Bucky Dent, R OBP: 0.285, SLG: 0.281 (1, 6)	K	HR 1B	F3				F8	1-2 1B		5	1	2	1	0	1	3

Inning Stats	R: 0	H: 0	E: 0	K: 0	S: 3	P: 3	R: 7	H: 5	E: 1	K: 1	S: 10	P: 22	R: 4	H: 4	E: 0	K: 0	S: 7	P: 11	R: 3	H: 3	E: 0	K: 0	S: 6	P: 6	R: 0	H: 1	E: 0	K: 0	S: 4	P: 4	R: 0	H: 0	E: 0	K: 0	S: 3	P: 3	R: 0	H: 0	E: 0	K: 0	S: 3	P: 3	R: 3	H: 5	E: 0	K: 0	S: 8	P: 8	R: 0	H: 0	E: 0	K: 0	S: 3	P: 3
Inning Stats	R: 0	H: 0	E: 0	K: 0	S: 3	P: 3	R: 7	H: 5	E: 1	K: 1	S: 10	P: 22	R: 4	H: 4	E: 0	K: 0	S: 7	P: 11	R: 3	H: 3	E: 0	K: 0	S: 6	P: 6	R: 0	H: 1	E: 0	K: 0	S: 4	P: 4	R: 0	H: 0	E: 0	K: 0	S: 3	P: 3	R: 0	H: 0	E: 0	K: 0	S: 3	P: 3	R: 3	H: 5	E: 0	K: 0	S: 8	P: 8	R: 0	H: 0	E: 0	K: 0	S: 3	P: 3

PITCHER	IP	WLS	BF	H	R	ER	SO	BB	IBB	HBP	BLK	WP	HR	S	P	ERA	WHIP
Rich Gale, R ERA: 5.44 (1, 1)	1.2	L	10	2	5	5	1	3	0	0	0	1	0	9	21	27.00	3.000
Steve Mingori, L ERA: 5.68 (2, 1)	1.1		14	9	8	8	0	1	0	0	0	0	1	13	17	54.00	7.500
Marty Pattin, R ERA: 4.71 (4, 1)	5.0		22	7	4	4	0	0	0	0	0	0	2	22	22	7.20	1.400
Jerry Terrell, R ERA: (9, 1)	1.0		3	0	0	0	0	0	0	0	0	0	0	3	3	0.00	0.000

Batter	1	2	3	4	5	6	7	8	9	AB R H RBI BB SO LOB
Willie Wilson, S OBP: 0.328, SLG: 0.400 (1, 7) (7, 8)	0-0 4-3 ①		0-0 F8 ①		0-0 1-3 ①		0-0 5-3 S 2B 1B		0-0 E 3B	5 2 2 0 0 0 0
Al Cowens, R OBP: 0.351, SLG: 0.419 (1, 9) S S S	0-3 K ②		0-0 4-3 ②		0-0 1B ②		0-0 5-3 ②		0-0 E 1B G1-2-3 3-H	5 0 1 1 0 1 1
George Brett, L OBP: 0.387, SLG: 0.566 Jerry Terrell, R OBP: 0.435, SLG: 0.682 (1, 5) (7, 5) (9, 1)	0-0 2B 3B		0-0 3B		0-0 L4 ②		0-0 2B 3-H		0-0 E PB 1B 1-3	3 1 2 0 0 0 1 2 0 2 1 0 0 0
Darrell Porter, L OBP: 0.421, SLG: 0.493 Jamie Quirk, L OBP: 0.318, SLG: 0.339 (1, 2) (5, 2)	0-0 FC6-5 2B 3-H		0-0 3-1 ③		0-0 G3 ③		0-3 K ③		4-0 BB 1-2 BB	2 0 1 1 0 0 1 2 0 0 0 1 1 2
Ralph LaCock, L OBP: 0.351, SLG: 0.376 (1, 3)	0-0 FC6-5 2-3 ③			0-0 BB 1B		0-0 L6 ①		4-0 4-3 5-3 BB	0-0 G1-2-3 ② ③ 3-H	4 0 1 0 1 0 4
Amos Otis, R OBP: 0.370, SLG: 0.442 John Wathan, R OBP: 0.248, SLG: 0.307 (1, 8) (7, 7)		0-0 F9 ①		4-0 1-2 BB		0-0 6-3 ②		0-0 5-3 ①		2 0 0 0 1 0 0 1 0 0 0 0 0 1
Clint Hurdle, L OBP: 0.331, SLG: 0.369 (1, 10) (9, 5)		0-0 E3 FC4-6		0-0 F2 ①		0-0 F8 ③		0-0 4-3 ②		4 0 0 0 0 0 3
Frank White, R OBP: 0.283, SLG: 0.383 U L Washington, S OBP: 0.302, SLG: 0.342 (1, 4) (5, 4)		0-0 FC4-6 ②		0-0 P5 ②			0-0 SF8 3B		0-0 P4 ③	2 0 0 0 0 0 3 2 1 1 0 0 0 1
Todd Cruz, R OBP: 0.229, SLG: 0.330 (1, 6)		0-0 F8 ③		0-0 F8 ③			0-0 SF8 ① 3-H		0-3 K ①	3 0 0 1 0 1 3

Inning Stats	R: 1 E: 0 K: 1 S: 7	H: 2 LOB: 1 BB: 0 P: 7	R: 0 E: 1 K: 0 S: 4	H: 0 LOB: 1 BB: 0 P: 4	R: 0 E: 0 K: 0 S: 4	H: 1 LOB: 1 BB: 0 P: 4	R: 0 E: 0 K: 0 S: 4	H: 1 LOB: 2 BB: 1 P: 8	R: 0 E: 0 K: 0 S: 4	H: 0 LOB: 0 BB: 0 P: 3	R: 2 E: 0 K: 1 S: 8	H: 3 LOB: 1 BB: 0 P: 8	R: 0 E: 0 K: 0 S: 3	H: 0 LOB: 1 BB: 1 P: 7	R: 1 E: 2 K: 1 S: 7	H: 2 LOB: 2 BB: 1 P: 11	1B: 4 2B: 2 3B: 4 HR: 0	SF: 1 SAC: 0 DP: 1 HBP: 0	WP: 0 PB: 1 SB: 1 CS: 0	PA: 41
--------------	------------------------------	---------------------------------	------------------------------	---------------------------------	------------------------------	---------------------------------	------------------------------	---------------------------------	------------------------------	---------------------------------	------------------------------	---------------------------------	------------------------------	---------------------------------	------------------------------	----------------------------------	----------------------------------	------------------------------------	----------------------------------	--------

PITCHER	IP	WLS	BF	H	R	ER	SO	BB	IBB	HBP	BLK	WP	HR	S	P	ERA	WHIP
Luis Tiant, R ERA: 3.8 (1, 1)	5.0	W	22	5	1	1	1	1	1	0	0	0	0	23	27	1.80	1.200
Don Hood, L ERA: 3.01 (6, 1)	4.0	S	19	5	3	3	2	2	0	0	0	0	0	21	29	6.75	1.750


BOTTOM

New York Yankees @ Kansas City Royals
Royals Stadium, Kansas City, MO

Mon Aug 20 1979, 8:05 PM EDT
 Att: 41,305 - Unknown - 83 F

livebaseballscorecards.com

AB	37
R	4
H	10
RBI	4
BB	3
SO	3
LOB	20



Batter	1	2	3	4	5	6	7	8	9	AB R H RBI BB SO LOB	TOP																								
Willie Randolph, R (1, 4) OBP: 0.377, SLG: 0.374	0-0 5-3		0-0 FC5-2 3B			0-0 E9 S 6-3 1B		0-0 5-3		4 1 2 0 0 0 1																									
Bobby Murcer, L (1, 8) OBP: 0.347, SLG: 0.399	4-0 BB		0-0 FC5-2 3-H			0-0 F9		1-0 HBP FC5-2 HBP 1B		2 0 0 0 1 0 2																									
Lou Piniella, R (1, 7) OBP: 0.336, SLG: 0.447	0-0 F8			0-0 6-3		0-0 6-3 2-H		0-0 FC5-2 1-2 HBP 1B 1B		4 1 1 1 0 0 1																									
Reggie Jackson, L (1, 9) OBP: 0.388, SLG: 0.545	0-0 4-3			4-0 G6-4-3 BB		0-0 P4		0-0 F7		3 0 0 0 1 0 3																									
Chris Chambliss, L (1, 3) OBP: 0.324, SLG: 0.446		0-0 G4-6-3 1B		0-0 G6-4-3 1-2f			0-0 4-3	1-0 HBP FC5-2 1B HBP		3 1 1 0 0 0 1																									
Graig Nettles, L (1, 5) OBP: 0.326, SLG: 0.387		0-0 G4-6-3 1-2f			0-0 L3		0-0 G3	0-0 FC5-2 1B HR		4 1 0 0 0 0 4																									
Roy White, S (1, 10) OBP: 0.263, SLG: 0.263		0-0 F7			0-0 6-3		0-0 F8	0-0 HR 1B		4 1 1 2 0 0 0																									
Bucky Dent, R (1, 6) OBP: 0.288, SLG: 0.281			0-0 F7		4-0 BB		4-0 L4-3 BB	0-0 HR		1 0 0 0 2 0 0																									
Bobby Brown, S (8, PR) OBP: 0.274, SLG: 0.275								1-H 2-H 3-H		0 0 0 0 0 0 0																									
Fred Stanley, R (8, 6) OBP: 0.270, SLG: 0.350										1 1 1 3 0 0 0																									
Brad Gulden, L (1, 2) OBP: 0.184, SLG: 0.143			0-0 F7		0-0 F7		0-0 L4-3	0-0 F8		2 0 0 0 0 0 1																									
Lenny Randle, S (8, PH) OBP: 0.143, SLG: 0.143										1 0 0 0 0 0 1																									
Jerry Narron, L (8, 2) OBP: 0.238, SLG: 0.276										1 0 0 0 0 0 0																									
Inning Stats	R: 0 E: 0 K: 0 S: 3	H: 0 LOB: 1 BB: 1 P: 7	R: 0 E: 0 K: 0 S: 3	H: 1 LOB: 0 BB: 0 P: 3	R: 0 E: 0 K: 0 S: 4	H: 1 LOB: 1 BB: 0 P: 4	R: 0 E: 0 K: 0 S: 2	H: 0 LOB: 0 BB: 1 P: 6	R: 0 E: 0 K: 0 S: 3	H: 0 LOB: 1 BB: 1 P: 7	R: 1 E: 1 K: 0 S: 4	H: 1 LOB: 0 BB: 0 P: 4	R: 0 E: 0 K: 0 S: 3	H: 0 LOB: 0 BB: 0 P: 3	R: 0 E: 0 K: 0 S: 2	H: 0 LOB: 1 BB: 1 P: 6	R: 5 E: 0 K: 0 S: 6	H: 3 LOB: 0 BB: 0 P: 8	1B: 4 2B: 1 3B: 1 HR: 1	SF: 0 SAC: 0 DP: 3 HBP: 2	WP: 0 PB: 0 SB: 1 CS: 0	PA: 36													
PITCHER Paul Splittorff, L (1, 1) ERA: 3.88	IP 9.0	WLS L	BF 36	H 6	R 6	ER 5	SO 0	BB 4	IBB 0	HBP 2	BLK 0	WP 0	HR 1	S 30	P 48	ERA 5.00	WHIP 1.111																		
											PITCHER	IP	WLS	BF	H	R	ER	SO	BB	IBB	HBP	BLK	WP	HR	S	P	ERA	WHIP							

New York Yankees @ Kansas City Royals
 Royals Stadium, Kansas City, MO
 Tue Aug 21 1979, 8:05 PM EDT
 Att. 38,514 - Unknown - 82 F

AB	30
R	6
H	6
RBI	6
BB	4
SO	0
LOB	14



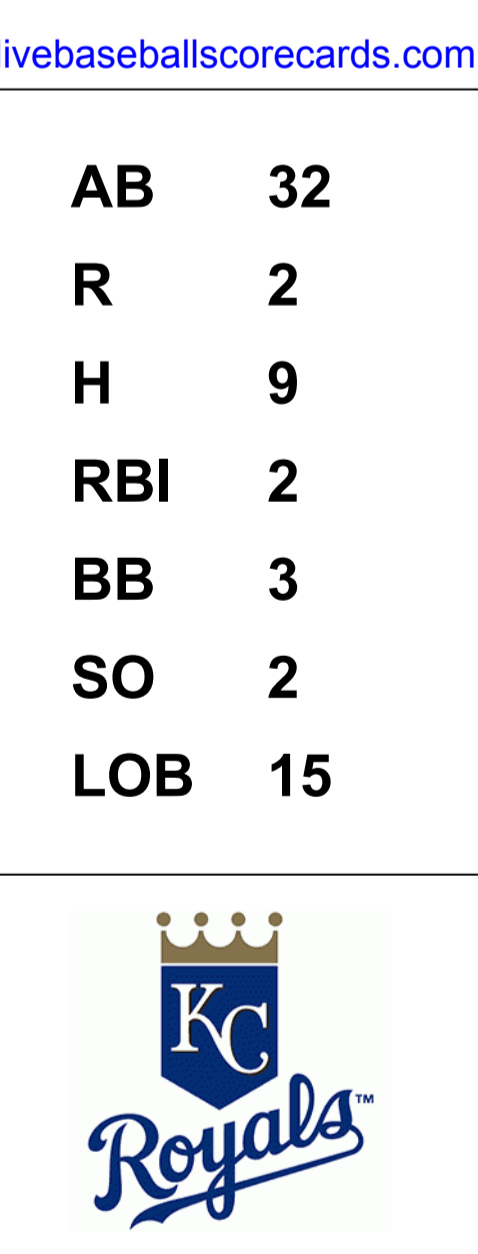
Batter	1	2	3	4	5	6	7	8	9
Willie Wilson, S OBP: 0.330, SLG: 0.401 (1, 7)	0-0 S 1B		0-0 S 1B			0-0 6-3		0-3 K	
Hal McRae, R OBP: 0.332, SLG: 0.482 (1, 10)	0-0 6-3 1-2		4-0 L4-3 BB			0-0 2B		0-0 WP FC4-2 2B	
George Brett, L OBP: 0.386, SLG: 0.563 (1, 3)	0-0 6-3		0-0 L4-3 1-2			0-0 5-3		4-0 FC4-2 WP IBB	
Amos Otis, R OBP: 0.371, SLG: 0.442 (1, 8)	0-0 CS 2-H 1B			4-0 G6-4-3 BB		0-0 6-3		0-0 FC4-2 1-3 2-H	
Al Cowens, R OBP: 0.348, SLG: 0.415 (1, 9)	0-0 CS 1-2	0-0 5-3		0-0 G6-4-3 1-2f			0-0 P4	0-0 F8	
Frank White, R OBP: 0.286, SLG: 0.388 (1, 4)		0-0 6-3 2B		0-0 4-3			0-0 1B 1B	0-0 F9	
John Wathan, R OBP: 0.250, SLG: 0.308 (1, 2)		0-0 6-3 2-3			0-0 6-3		0-0 1B 1B	0-0 L8	
Ralph LaCock, L OBP: 0.350, SLG: 0.375 (9, PH)									
U L Washington, S OBP: 0.301, SLG: 0.340 (1, 6)						0-0 6-3		0-3 K	
Jerry Terrell, R OBP: 0.385, SLG: 0.600 (1, 5)			0-0 2-3			0-0 5-3			

AB	R	H	RBI	BB	SO	LOB
4	1	2	0	0	1	0
3	0	2	0	1	0	1
3	0	0	0	1	0	4
3	0	1	1	1	0	3
4	0	0	0	0	0	3
4	1	2	0	0	0	0
3	0	1	0	0	0	1
1	0	0	0	0	0	0
4	0	1	1	0	1	1
3	0	0	0	0	0	2

AB	32
R	2
H	9
RBI	2
BB	3
SO	2
LOB	15

Inning Stats	R: 1	H: 2	E: 0	K: 0	S: 4	LOB: 0	BB: 0	P: 4	R: 0	H: 1	E: 0	K: 0	S: 4	LOB: 1	BB: 0	P: 4	R: 0	H: 1	E: 0	K: 0	S: 3	LOB: 0	BB: 1	P: 7	R: 0	H: 0	E: 0	K: 0	S: 2	LOB: 0	BB: 1	P: 6	R: 0	H: 0	E: 0	K: 0	S: 3	LOB: 0	BB: 0	P: 3	R: 0	H: 1	E: 0	K: 0	S: 4	LOB: 1	BB: 0	P: 4	R: 1	H: 3	E: 0	K: 0	S: 5	LOB: 1	BB: 0	P: 5	R: 0	H: 1	E: 0	K: 1	S: 6	LOB: 2	BB: 1	P: 10	R: 0	H: 0	E: 0	K: 1	S: 5	LOB: 0	BB: 0	P: 5	1B: 6	SF: 0	2B: 4	SAC: 0	3B: 0	DP: 3	HR: 0	HBP: 0	WP: 1	PA: 36
PITCHER	IP	WLS	BF	H	R	ER	SO	BB	IBB	HBP	BLK	WP	HR	S	P	ERA	WHIP																																																																	
Tommy John, L ERA: 2.9 (1, 1)	7.0		27	8	2	2	0	2	0	0	0	0	0	25	33	2.57	1.429																																																																	
Rich Gossage, R ERA: 3.77 (8, 1)	2.0	W	8	1	0	0	2	0	1	0	0	1	0	11	15	0.00	0.500																																																																	

New York Yankees @ Kansas City Royals
Royals Stadium, Kansas City, MO
 Tue Aug 21 1979, 8:05 PM EDT
 Att: 38,514 - Unknown - 82 F



Batter	1	2	3	4	5	6	7	8	9	AB R H RBI BB SO LOB	TOP									
Willie Randolph, R (1, 4) OBP: 0.378, SLG: 0.374	0-0 L6			4-0 BB		0-0 F9			0-0 1B	3 1 1 0 1 0 0	New York Yankees @ Kansas City Royals Royals Stadium, Kansas City, MO Wed Aug 22 1979, 8:05 PM EDT Att. 34,400 - Unknown - 87 F livebaseballscorecards.com									
Bobby Murcer, L (1, 8) OBP: 0.346, SLG: 0.397	0-0 F9			0-0 F5		0-0 F7			0-0 1B	4 0 1 0 0 0 1										
Lou Piniella, R (1, 7) Lenny Randle, S (2, 7) OBP: 0.335, SLG: 0.446 OBP: 0.176, SLG: 0.176	0-0 F2			0-0 L7			0-0 6-3		0-0 1B	1 0 0 0 0 0 0 3 0 1 1 0 0 1										
Reggie Jackson, L (1, 9) OBP: 0.384, SLG: 0.539		0-0 F8		0-0 L8			0-3 K		0-3 K	4 0 0 0 0 2 3										
Chris Chambliss, L (1, 3) OBP: 0.323, SLG: 0.444		0-0 6-3			0-0 F9		0-0 1B		0-0 F7	4 0 1 0 0 0 2										
Graig Nettles, L (1, 5) OBP: 0.324, SLG: 0.383		0-3 K			0-0 F3		0-0 L6		0-0 4-3	4 0 0 0 0 1 3										
Roy White, S (1, 10) OBP: 0.264, SLG: 0.264			0-0 5-3		0-0 1B			0-0 6-3		3 0 1 0 0 0 0										
Bucky Dent, R (1, 6) OBP: 0.286, SLG: 0.278			0-0 F7		0-0 F9			0-0 F7		3 0 0 0 0 0 1										
Brad Gulden, L (1, 2) Jim Spencer, L (8, PH) Jerry Narron, L (8, 2) OBP: 0.175, SLG: 0.135 OBP: 0.354, SLG: 0.556 OBP: 0.238, SLG: 0.276			0-0 P5			0-0 F7		0-3 K		2 0 0 0 0 0 0 1 0 0 0 0 1 0 0 0 0 0 0 0 0										
Inning Stats	R: 0 E: 0 K: 0 S: 3	H: 0 LOB: 0 BB: 0 P: 3	R: 0 E: 0 K: 1 S: 5	H: 0 LOB: 0 BB: 0 P: 5	R: 0 E: 0 K: 0 S: 3	H: 0 LOB: 1 BB: 1 P: 7	R: 0 E: 0 K: 0 S: 4	H: 1 LOB: 1 BB: 0 P: 4	R: 0 E: 0 K: 0 S: 3	H: 0 LOB: 0 BB: 0 P: 3	R: 0 E: 0 K: 1 S: 6	H: 1 LOB: 1 BB: 0 P: 6	R: 0 E: 0 K: 1 S: 5	H: 0 LOB: 0 BB: 0 P: 5	R: 1 E: 0 K: 1 S: 8	H: 3 LOB: 2 BB: 0 P: 8	1B: 5 2B: 0 3B: 0 HR: 0	SF: 0 SAC: 0 DP: 0 HBP: 0	WP: 0 PB: 0 SB: 0 CS: 0	PA: 33
PITCHER Larry Gura, L (1, 1) ERA: 4.52	IP: 9.0 WLS: W BF: 33 H: 5 R: 1 ER: 1 SO: 4 BB: 1 IBB: 0 HBP: 0 BLK: 0 WP: 0 HR: 0 S: 40 P: 44 ERA: 1.00 WHIP: 0.667																			

New York Yankees @ Kansas City Royals
 Royals Stadium, Kansas City, MO
 Wed Aug 22 1979, 8:05 PM EDT
 Att. 34,400 - Unknown - 87 F

AB	32
R	1
H	5
RBI	1
BB	1
SO	4
LOB	11



Batter	1	2	3	4	5	6	7	8	9
Willie Wilson, S OBP: 0.333, SLG: 0.407 (1, 7)	0-0 F7	0-0 4-3		0-0 1-3 3-H 2B			4-0 SF8 BB 1B	0-0 1-3 2B	
Hal McRae, R OBP: 0.333, SLG: 0.478 (1, 10)	4-0 FC5-4 BB		0-3 K	0-0 1-3			0-0 SF8 BB 1B	0-0 F9	
Amos Otis, R OBP: 0.370, SLG: 0.439 (1, 8)	0-0 FC5-4 1B		0-3 K		0-0 5-3		4-0 1-2 2-3 BB		
George Brett, L OBP: 0.387, SLG: 0.563 (1, 5)	0-0 1-H 1B		0-0 1B		0-0 F8		0-0 SF8		
Darrell Porter, L OBP: 0.417, SLG: 0.488 (1, 2)	0-0 F7		0-0 F8		0-3 K		0-0 P6		
Ralph LaCock, L OBP: 0.349, SLG: 0.373 (1, 3)		0-0 F9		0-0 F7		0-0 SH2-4 1B	0-0 5-3		
Al Cowens, R OBP: 0.348, SLG: 0.414 (1, 9)		0-0 4-3		0-0 1B 2B 1B		0-0 SH2-4		0-0 F9	
Frank White, R OBP: 0.285, SLG: 0.384 (1, 4)		4-0 S BB		0-0 F8		0-0 F8		0-0 4-3	
Freddie Patek, R OBP: 0.293, SLG: 0.317 (1, 6)		4-0 BB		0-0 2B 1B		0-0 F7		0-0 2B 1B	
U L Washington, S OBP: 0.303, SLG: 0.342 (4, PR) (5, 6)		1-2 BB		1-3 1B					

Inning Stats	R: 1 E: 0 K: 0 S: 4	H: 1 LOB: 1 BB: 1 P: 8	R: 0 E: 0 K: 0 S: 3	H: 0 LOB: 2 BB: 2 P: 11	R: 0 E: 0 K: 2 S: 8	H: 1 LOB: 1 BB: 0 P: 8	R: 1 E: 0 K: 0 S: 6	H: 3 LOB: 2 BB: 0 P: 6	R: 0 E: 0 K: 1 S: 5	H: 0 LOB: 0 BB: 0 P: 5	R: 0 E: 0 K: 0 S: 4	H: 1 LOB: 1 BB: 0 P: 4	R: 1 E: 0 K: 0 S: 4	H: 1 LOB: 2 BB: 2 P: 12	R: 0 E: 0 K: 0 S: 5	H: 2 LOB: 2 BB: 0 P: 5
--------------	------------------------------	---------------------------------	------------------------------	----------------------------------	------------------------------	---------------------------------	------------------------------	---------------------------------	------------------------------	---------------------------------	------------------------------	---------------------------------	------------------------------	----------------------------------	------------------------------	---------------------------------

PITCHER	IP	WLS	BF	H	R	ER	SO	BB	IBB	HBP	BLK	WP	HR	S	P	ERA	WHIP
Jim Beattie, R ERA: 5.14 (1, 1)	6.0	L	30	7	3	3	3	5	0	0	0	0	0	31	51	4.50	2.000
Jim Kaat, L ERA: 3.12 (7, 1)	1.2		7	2	0	0	0	0	0	0	0	0	0	7	7	0.00	1.200
Ron Davis, R ERA: 3.17 (8, 1)	0.1		1	0	0	0	0	0	0	0	0	0	0	1	1	0.00	0.000

AB R H RBI BB SO LOB

4	1	2	1	1	0	2
4	0	1	0	1	1	4
3	1	0	0	1	1	1
3	0	2	2	0	0	0
4	0	0	0	0	1	4
4	0	1	0	0	0	2
3	1	1	0	0	0	0
3	0	0	0	1	0	2
1	0	1	0	1	0	0
2	0	1	0	0	0	1

1B: 7	SF: 1	WP: 0	PA: 38
2B: 2	SAC: 1	PB: 0	
3B: 0	DP: 0	SB: 3	
HR: 0	HBP: 0	CS: 0	

New York Yankees @ Kansas City Royals
Royals Stadium, Kansas City, MO
 Wed Aug 22 1979, 8:05 PM EDT
 Att: 34,400 - Unknown - 87 F

livebaseballscorecards.com

AB	31
R	3
H	9
RBI	3
BB	5
SO	3
LOB	16



New York Yankees @ Minnesota Twins

Metropolitan Stadium, Bloomington, MI

Fri Aug 24 1979, 8:05 PM EDT
Att. 29,800 - Unknown - 64 F

livebaseballscorecards.com

AB	38
R	7
H	12
RBI	7
BB	3
SO	5
LOB	15



Batter	1	2	3	4	5	6	7	8	9	AB R H RBI BB SO LOB	TOP											
Willie Randolph, R (1, 4) OBP: 0.378, SLG: 0.377	0-0 F3		0-0 1B 2B 1B		0-0 1B 2B	0-0 6-3		0-0 F9		5 2 2 0 0 0 1												
Lenny Randle, S (1, 8) OBP: 0.273, SLG: 0.238	0-0 5-3		0-0 1B 2B		0-0 1B 2-H	4-0 BB		0-0 2-3		4 1 2 1 1 0 0												
Lou Piniella, R (1, 7) OBP: 0.336, SLG: 0.448	0-0 1-3		0-0 CS 1B 2B		0-0 1B 1B	0-3 K				5 1 2 3 0 1 2												
Reggie Jackson, L (1, 9) OBP: 0.382, SLG: 0.537		0-0 1B 2B	0-3 K		0-0 F8		0-0 6-3		0-0 5-3	5 1 1 0 0 1 2												
Chris Chambliss, L (1, 3) OBP: 0.324, SLG: 0.443		0-0 FC5-4 1B	0-0 G1		0-0 E6 1B		0-0 BB 1B		0-0 4-3	5 0 2 1 0 0 1												
Graig Nettles, L (1, 5) OBP: 0.327, SLG: 0.392		0-0 F2		0-0 HR		0-0 1B		4-0 BB		3 1 2 2 1 0 1												
Roy White, S (1, 10) OBP: 0.259, SLG: 0.258		0-0 FC5-4 1-2f		0-0 6-3		0-3 K		0-0 L8		4 0 0 0 0 1 5												
Jerry Narron, L (1, 2) OBP: 0.227, SLG: 0.263		0-3 K		0-3 K		0-0 5-3		0-0 1-3		4 0 0 0 0 2 3												
Bucky Dent, R (1, 6) OBP: 0.288, SLG: 0.279			0-0 1B 2B 1B		0-0 F8		4-0 BB		0-0 5-3	3 1 1 0 1 0 0												
Inning Stats	R: 0 E: 0 K: 0 S: 3	H: 0 LOB: 0 BB: 0 P: 3	R: 1 E: 0 K: 1 S: 7	H: 2 LOB: 1 BB: 0 P: 7	R: 3 E: 0 K: 1 S: 8	H: 4 LOB: 0 BB: 0 P: 8	R: 1 E: 0 K: 1 S: 6	H: 1 LOB: 0 BB: 0 P: 6	R: 2 E: 1 K: 1 S: 9	H: 4 LOB: 2 BB: 0 P: 9	R: 0 E: 0 K: 1 S: 5	H: 0 LOB: 2 BB: 2 P: 13	R: 0 E: 0 K: 0 S: 4	H: 1 LOB: 2 BB: 1 P: 8	R: 0 E: 0 K: 0 S: 3	H: 0 LOB: 0 BB: 0 P: 3	R: 0 E: 0 K: 0 S: 3	H: 0 LOB: 0 BB: 0 P: 3	1B: 8 2B: 3 3B: 0 HR: 1	SF: 0 SAC: 0 DP: 0 HBP: 0	WP: 0 PB: 0 SB: 0 CS: 1	PA: 41
PITCHER	IP WLS BF H R ER SO BB IBB HBP BLK WP HR S P ERA WHIP																					
Geoff Zahn, L (1, 1) ERA: 3.7	5.0 L 25 11 7 6 4 0 0 0 0 0 0 1 33 33 10.80 2.200																					
Roger Erickson, R (6, 1) ERA: 5.99	4.0 16 1 0 0 1 3 0 0 0 0 0 0 15 27 0.00 1.000																					

BOTTOM

New York Yankees @ Minnesota Twins
Metropolitan Stadium, Bloomington, MI

Fri Aug 24 1979, 8:05 PM EDT
Att: 29,800 - Unknown - 64 F

livebaseballscores.com

AB	34
R	5
H	7
RBI	5
BB	3
SO	6
LOB	12



AB	R	H	RBI	BB	SO	LOB
3	1	0	0	1	0	0
1	0	0	0	0	1	0
4	0	2	0	0	1	0
1	0	0	0	0	1	0
3	1	0	0	1	0	3
3	0	2	1	1	0	1
2	1	0	0	0	0	2
1	0	0	0	0	0	3
3	1	1	1	0	1	1
1	0	0	0	0	1	0
4	1	1	3	0	0	1
3	0	1	0	0	0	0
1	0	0	0	0	0	0
3	0	0	0	0	1	1
1	0	0	0	0	0	0

Batter	1	2	3	4	5	6	7	8	9
Bob Randall, R (1, 4) OBP: 0.346, SLG: 0.329 Glenn Adams, L (9, PH) OBP: 0.351, SLG: 0.428	0-0 F6		0-0 F7		0-0 L6		4-0 1B BB		0-3 K
John Castino, R (1, 5) OBP: 0.339, SLG: 0.391 Butch Wynegar, S (9, PH) OBP: 0.360, SLG: 0.347	0-0 5-3			0-3 K	0-0 F8 2B		0-0 1B E 1B		0-3 K
Roy Smalley, S (1, 6) OBP: 0.386, SLG: 0.501	0-0 5-3			4-0 FC4-6 1B BB	0-0 F8 2-3		0-0 E3 1B		
Ron Jackson, R (1, 3) OBP: 0.326, SLG: 0.424		0-0 SH1-3 1B		4-0 FC4-6 1-2 BB	0-0 F5		1-2 2-3 1B		
Jose Morales, R (1, 10) OBP: 0.327, SLG: 0.329 Danny Goodwin, L (7, PH) OBP: 0.378, SLG: 0.562		0-0 SH1-3 1-2		0-0 FC4-6 1-2 HR		0-0 F9	0-0 F7		
Dave Edwards, R (1, 9) OBP: 0.340, SLG: 0.424 Rob Wilfong, L (8, PH) (9, 7) OBP: 0.371, SLG: 0.466		0-3 K		0-0 1-2 HR 1B		0-0 6-3		0-3 K	
Ken Landreaux, L (1, 8) OBP: 0.362, SLG: 0.453		0-0 L9		0-0 1-H 2-H HR		0-0 L4		0-0 4-3	
Bombo Rivera, R (1, 7) OBP: 0.332, SLG: 0.408 Hosken Powell, L (8, PH) (9, 9) OBP: 0.372, SLG: 0.387			0-0 6-3	0-0 1B			0-0 6-3	0-0 5-3	
Glenn Borgmann, R (1, 2) OBP: 0.324, SLG: 0.271 Mike Cabbage, L (9, PH) OBP: 0.359, SLG: 0.330			0-0 F4	0-3 K			0-0 F6		0-0 F4

Inning Stats	R: 0	H: 0	R: 0	H: 1	R: 0	H: 0	R: 4	H: 3	R: 0	H: 1	R: 0	H: 0	R: 1	H: 2	R: 0	H: 0	R: 0	H: 0
	E: 0	LOB: 0	E: 0	LOB: 1	E: 0	LOB: 0	E: 0	LOB: 1	E: 0	LOB: 0	E: 0	LOB: 0	E: 1	LOB: 3	E: 0	LOB: 0	E: 0	LOB: 0
	K: 0	BB: 0	K: 1	BB: 0	K: 0	BB: 0	K: 2	BB: 2	K: 0	BB: 0	K: 0	BB: 0	K: 0	BB: 1	K: 1	BB: 0	K: 2	BB: 0
	S: 3	P: 3	S: 6	P: 6	S: 3	P: 3	S: 10	P: 18	S: 4	P: 4	S: 3	P: 3	S: 6	P: 10	S: 5	P: 5	S: 7	P: 7

PITCHER	IP	WLS	BF	H	R	ER	SO	BB	IBB	HBP	BLK	WP	HR	S	P	ERA	WHIP
Ron Guidry, L (1, 1) ERA: 2.74	6.2	W	29	6	5	4	3	3	0	0	0	0	1	32	44	5.40	1.350
Rich Gossage, R (7, 1) ERA: 3.48	2.1	S	9	1	0	0	3	0	0	0	0	0	0	15	15	0.00	0.429

1B	2B	3B	HR	SF	SAC	DP	HBP
5	1	0	1	0	1	0	0
0	0	0	0	0	0	0	0
1	0	0	0	0	0	0	0

WP	PA	CS
0	38	0
0		0
0		0

Batter	1	2	3	4	5	6	7	8	9	AB R H RBI BB SO LOB	TOP											
Willie Randolph, R (1, 4) OBP: 0.375, SLG: 0.373	0-0 L7		0-0 E1		0-3 K		0-0 5-3		0-0 G4-6-3	5 0 0 0 0 1 1												
Lenny Randle, S (1, 8) OBP: 0.231, SLG: 0.200	0-0 F4		0-0 F3		0-3 K		0-0 G3			4 0 0 0 0 1 1												
Lou Piniella, R (1, 7) OBP: 0.335, SLG: 0.446	0-0 PO 1B		0-0 5-3			0-0 5-3		0-0 6-3		4 0 1 0 0 0 1												
Reggie Jackson, L (1, 9) OBP: 0.383, SLG: 0.535	0-0 PO 1-2	4-0 E FC5-2 1B BB	0-3 K			0-0 1B 1B		0-0 F9		3 0 1 0 1 1 1												
Chris Chambliss, L (1, 3) OBP: 0.325, SLG: 0.444		0-0 E9 1-3 1B		0-0 F9		0-0 L7		0-0 1B 1B		4 0 2 0 0 0 1												
Graig Nettles, L (1, 5) OBP: 0.329, SLG: 0.393		0-3 K		0-0 L9		0-0 1B 1B		0-0 1B 1B		4 0 2 0 0 1 2												
Roy White, S (1, 10) OBP: 0.263, SLG: 0.259		0-0 FC5-2 3-H		0-0 1B		4-0 BB BB		0-0 F8		3 0 1 0 1 0 4												
Bucky Dent, R (1, 6) OBP: 0.288, SLG: 0.278		0-0 4-3		0-0 F7		0-0 F8			0-0 FC4-6 1B	4 0 1 0 0 0 6												
Brad Gulden, L (1, 2) OBP: 0.186, SLG: 0.150			0-0 E 1B		0-3 K		0-3 K		0-0 FC4-6 G4-6-3 1-2f	3 1 1 0 0 2 0												
Bobby Murcer, L (9, PH) OBP: 0.345, SLG: 0.396										1 0 0 0 0 0 1												
Inning Stats	R: 0 E: 0 K: 0 S: 3	H: 1 LOB: 0 BB: 0 P: 3	R: 0 E: 1 K: 1 S: 6	H: 1 LOB: 2 BB: 1 P: 10	R: 1 E: 1 K: 1 S: 7	H: 1 LOB: 1 BB: 0 P: 7	R: 0 E: 0 K: 0 S: 4	H: 1 LOB: 1 BB: 0 P: 4	R: 0 E: 0 K: 0 S: 9	H: 0 LOB: 0 BB: 0 P: 9	R: 0 E: 0 K: 1 S: 5	H: 2 LOB: 3 BB: 1 P: 9	R: 0 E: 0 K: 1 S: 5	H: 0 LOB: 0 BB: 0 P: 5	R: 0 E: 0 K: 0 S: 5	H: 2 LOB: 2 BB: 0 P: 5	R: 0 E: 0 K: 0 S: 3	H: 1 LOB: 0 BB: 0 P: 3	1B: 9 2B: 0 3B: 0 HR: 0	SF: 0 SAC: 0 DP: 1 HBP: 0	WP: 0 PB: 0 SB: 0 CS: 0	PA: 38
PITCHER	IP WLS BF H R ER SO BB IBB HBP BLK WP HR S P ERA WHIP																					
Jerry Koosman, L (1, 1) ERA: 3.35	8.0 W 35 9 1 0 6 2 0 0 0 0 0 0 45 53 0.00 1.375																					
Mike Marshall, R (9, 1) ERA: 2.57	1.0 S 2 0 0 0 0 0 0 0 0 0 0 0 2 2 0.00 0.000																					


New York Yankees @ Minnesota Twins
Metropolitan Stadium, Bloomington, MI

Sat Aug 25 1979, 8:05 PM EDT
Att. 36,363 - Unknown - 75 F

livebaseballscorecards.com

AB	35
R	1
H	9
RBI	0
BB	2
SO	6
LOB	18



Batter	1	2	3	4	5	6	7	8	9	AB	R	H	RBI	BB	SO	LOB	BOTTOM	
Butch Wynegar, S (1, 2) OBP: 0.362, SLG: 0.348	0-3 K		0-0 1B			0-3 K		0-0 HR 1B		4	1	2	1	0	2	0	New York Yankees @ Minnesota Twins Metropolitan Stadium, Bloomington, MI Sat Aug 25 1979, 8:05 PM EDT Att: 36,363 - Unknown - 75 F AB 31 R 4 H 8 RBI 4 BB 2 SO 9 LOB 9 	
Rob Wilfong, L (1, 4) OBP: 0.370, SLG: 0.473	0-0 6-3			0-3 K		0-0 5-3		0-0 HR		4	1	1	2	0	1	0		
Roy Smalley, S (1, 6) OBP: 0.364, SLG: 0.497	0-0 4-3			0-0 F9		0-3 K		0-0 L9		4	0	0	0	0	1	1		
Ken Landreaux, L (1, 8) OBP: 0.363, SLG: 0.452		0-0 F9 4-3 1B		0-0 L7			0-0 1-3	4-0 1B BB		3	0	1	0	1	0	0		
Ron Jackson, R (1, 3) OBP: 0.325, SLG: 0.423		0-0 4-3			0-0 F4		0-0 F7	0-0 1B		4	0	1	0	0	0	1		
Danny Goodwin, L (1, 10) OBP: 0.366, SLG: 0.543		0-0 F9			0-0 F7		0-3 K	0-0 F9		3	0	0	0	0	1	1		
Jose Morales, R (8, PH) OBP: 0.325, SLG: 0.326		0-0 2-3								1	0	0	0	0	0	2		
Glenn Adams, L (1, 7) OBP: 0.351, SLG: 0.428		0-3 K								0	0	0	0	0	0	0		
Bombo Rivera, R (1, 7) OBP: 0.336, SLG: 0.409										2	1	1	0	1	1	1		
Hosken Powell, L (1, 9) OBP: 0.372, SLG: 0.387			0-0 F7					0-3 K		3	0	1	0	0	1	1		
John Castino, R (1, 5) OBP: 0.337, SLG: 0.389			0-3 K							2	0	0	0	0	2	2		
Mike Cabbage, L (8, PH) OBP: 0.362, SLG: 0.343										1	0	1	1	0	0	0		
Willie Norwood, R (8, PR) OBP: 0.307, SLG: 0.402										0	1	0	0	0	0	0		
Bob Randall, R (9, 5) OBP: 0.346, SLG: 0.329								0-0 1B 3B		0	0	0	0	0	0	0		
Inning Stats	R: 0 E: 0 K: 1 S: 5	H: 0 LOB: 0 BB: 0 P: 5	R: 0 E: 0 K: 1 S: 6	H: 1 LOB: 1 BB: 0 P: 6	R: 0 E: 0 K: 1 S: 5	H: 1 LOB: 1 BB: 0 P: 5	R: 0 E: 0 K: 1 S: 5	H: 0 LOB: 0 BB: 0 P: 5	R: 0 E: 0 K: 2 S: 7	H: 0 LOB: 0 BB: 0 P: 7	R: 0 E: 0 K: 1 S: 5	H: 0 LOB: 0 BB: 0 P: 5	R: 4 E: 0 K: 1 S: 9	H: 4 LOB: 2 BB: 2 P: 17	1B: 6 2B: 0 3B: 1 HR: 1	SF: 0 SAC: 0 DP: 0 HBP: 0		WP: 0 PA: 33 PB: 0 SB: 0 CS: 0
PITCHER	IP WLS BF H R ER SO BB IBB HBP BLK WP HR S P ERA WHIP	IP WLS BF H R ER SO BB IBB HBP BLK WP HR S P ERA WHIP	IP WLS BF H R ER SO BB IBB HBP BLK WP HR S P ERA WHIP	IP WLS BF H R ER SO BB IBB HBP BLK WP HR S P ERA WHIP	IP WLS BF H R ER SO BB IBB HBP BLK WP HR S P ERA WHIP	IP WLS BF H R ER SO BB IBB HBP BLK WP HR S P ERA WHIP	IP WLS BF H R ER SO BB IBB HBP BLK WP HR S P ERA WHIP	IP WLS BF H R ER SO BB IBB HBP BLK WP HR S P ERA WHIP	IP WLS BF H R ER SO BB IBB HBP BLK WP HR S P ERA WHIP	IP WLS BF H R ER SO BB IBB HBP BLK WP HR S P ERA WHIP	IP WLS BF H R ER SO BB IBB HBP BLK WP HR S P ERA WHIP	IP WLS BF H R ER SO BB IBB HBP BLK WP HR S P ERA WHIP	IP WLS BF H R ER SO BB IBB HBP BLK WP HR S P ERA WHIP	IP WLS BF H R ER SO BB IBB HBP BLK WP HR S P ERA WHIP	IP WLS BF H R ER SO BB IBB HBP BLK WP HR S P ERA WHIP	IP WLS BF H R ER SO BB IBB HBP BLK WP HR S P ERA WHIP	IP WLS BF H R ER SO BB IBB HBP BLK WP HR S P ERA WHIP	
Luis Tiant, R (1, 1) ERA: 3.84	7.2	L	32	8	4	4	9	2	0	0	0	0	0	0	0	0	0.00	1.304
Jim Kaat, L (8, 1) ERA: 3.1	0.1		1	0	0	0	0	0	0	0	0	0	0	0	0	0	0.00	0.000

New York Yankees @ Texas Rangers
 Arlington Stadium, Arlington, TX

Mon Aug 27 1979, 8:05 PM EDT
 Att: 24,922 - Unknown

livebaseballscorecards.com

AB	38
R	7
H	12
RBI	5
BB	2
SO	9
LOB	17



Batter	1	2	3	4	5	6	7	8	9	AB R H RBI BB SO LOB	TOP		
Bobby Murcer, L (1, 8) OBP: 0.343, SLG: 0.393	0-0 FC6-4 1B	0-0 F6		0-0 L7	0-3 K			0-0 F8		5 0 1 0 0 1 7			
Willie Randolph, R (1, 4) OBP: 0.377, SLG: 0.375	0-0 FC6-4 1-2f		0-0 1B SF9	0-0 HR	0-3 K			0-0 1B		5 2 3 0 0 1 3			
Oscar Gamble, L (1, 7) OBP: 0.470, SLG: 0.576	0-3 K		0-0 SF9 WP 1-3	0-0 HR		0-0 5-3		0-0 F3		5 1 2 4 0 1 2			
Reggie Jackson, L (1, 9) OBP: 0.378, SLG: 0.528	0-0 G3		0-3 K	0-3 K		0-3 K			0-3 K	5 0 0 0 0 4 3			
Chris Chambliss, L (1, 10) OBP: 0.324, SLG: 0.440		0-0 F7	4-0 1-2 BB	0-0 6-3		0-0 F8		0-0 F8		4 0 0 0 1 0 0			
Graig Nettles, L (1, 5) OBP: 0.327, SLG: 0.392		0-0 6-3	0-0 SF9		0-0 1B BLK		0-0 L8	0-0 F8		4 1 1 1 0 0 0			
Jim Spencer, L (1, 3) OBP: 0.357, SLG: 0.559		0-0 E	0-0 1-3		0-0 1B BLK		0-0 3-1			4 1 2 0 0 0 2			
Brad Gulden, L (1, 2) OBP: 0.213, SLG: 0.163		0-0 E3		0-0 1B HR	0-0 K 1B		0-3 K			3 1 1 0 1 1 0			
Bucky Dent, R (1, 6) OBP: 0.293, SLG: 0.282		0-0 1B		1-0 1B HR	0-0 1B			0-3 K		2 1 2 0 0 0 0			
Fred Stanley, R (7, 6) OBP: 0.266, SLG: 0.344		1-2 1B		1-2 HR	1-2 2-3 1B					1 0 0 0 0 1 0			
Inning Stats	R: 0 E: 0 K: 1 S: 6 H: 1 LOB: 1 BB: 0 P: 6	R: 1 E: 1 K: 0 S: 6 H: 2 LOB: 2 BB: 0 P: 6	R: 1 E: 0 K: 1 S: 7 H: 2 LOB: 2 BB: 1 P: 11	R: 4 E: 0 K: 1 S: 8 H: 3 LOB: 0 BB: 0 P: 9	R: 1 E: 0 K: 2 S: 9 H: 3 LOB: 2 BB: 1 P: 13	R: 0 E: 0 K: 1 S: 5 H: 0 LOB: 0 BB: 0 P: 5	R: 0 E: 0 K: 1 S: 5 H: 0 LOB: 0 BB: 0 P: 5	R: 0 E: 0 K: 1 S: 6 H: 1 LOB: 1 BB: 0 P: 6	R: 0 E: 0 K: 1 S: 5 H: 0 LOB: 0 BB: 0 P: 5	1B: 10 2B: 1 3B: 0 HR: 1 SF: 1 SAC: 0 DP: 0 HBP: 1	WP: 1 PB: 0 SB: 0 CS: 0 PA: 42		
PITCHER	IP WLS BF H R ER SO BB IBB HBP BLK WP HR S P ERA WHIP											PITCHER	IP WLS BF H R ER SO BB IBB HBP BLK WP HR S P ERA WHIP
Fergie Jenkins, R (1, 1) ERA: 4.15	4.0 L 25 10 7 6 3 1 0 1 0 1 0 1 29 34 13.50 2.750												
Danny Darwin, R (5, 1) ERA: 4.32	1.0 4 1 0 0 2 1 0 0 0 1 0 0 7 11 0.00 2.000												
Sparky Lyle, L (6, 1) ERA: 3.42	4.0 13 1 0 0 4 0 0 0 0 0 0 0 21 21 0.00 0.250												

Batter	1	2	3	4	5	6	7	8	9	AB R H RBI BB SO LOB
Bump Wills, S (1, 4) OBP: 0.330, SLG: 0.338	0-0 6-3 1B		0-0 SH SH1-4 1B	0-0 6-3 1B		0-0 F7			4-0 BB BB BB BB	3 1 0 0 1 0 0
Bill Sample, R (1, 8) OBP: 0.344, SLG: 0.393	0-0 E9 1B		0-0 SH1-4 1B		0-0 F7		0-0 6-3		0-3 K	4 1 0 0 0 1 1
Al Oliver, L (1, 7) OBP: 0.356, SLG: 0.468	0-0 1B		0-0 1B 1B		0-0 FC4-6 1B		0-0 2B		0-0 F8	5 1 4 3 0 0 1
Buddy Bell, R (1, 6) OBP: 0.331, SLG: 0.470 (9, 5)	0-0 F9		0-0 F7		0-0 FC4-6 1B		0-0 5-3			4 0 1 0 0 0 3
Richie Zisk, R (1, 9) OBP: 0.348, SLG: 0.423	0-0 1-3		0-0 1B 1B		0-0 FC4-6 BB		0-0 5-3			4 0 1 0 0 0 4
John Ellis, R (1, 10) OBP: 0.314, SLG: 0.434 Mickey Rivers, L (8, PH) OBP: 0.299, SLG: 0.391		0-0 G6-4-3 1B	0-0 1B		4-0 FC6-4 BB		0-3 K			2 0 2 1 1 0 0 1 0 0 0 0 1 0
Eric Soderholm, R (1, 5) OBP: 0.309, SLG: 0.384 Willie Montanez, L (8, PH) OBP: 0.273, SLG: 0.313 Nelson Norman, S (9, 6) OBP: 0.245, SLG: 0.246		0-0 F8	0-0 L4		0-0 FC6-4		0-0 F7			3 0 0 0 0 0 6 1 0 0 0 0 0 0 0 0 0 0 0 0 0
Jim Sundberg, R (1, 2) OBP: 0.327, SLG: 0.368		0-0 G6-4-3		0-0 1-3		0-0 5-3		0-0 1-3		4 0 0 0 0 0 1
Pat Putnam, L (1, 3) OBP: 0.322, SLG: 0.462			0-0 SH1-4 1B	0-3 K		0-0 3-1			0-0 F7	4 1 1 0 0 1 0

Inning Stats	R: 1	H: 1	R: 0	H: 1	R: 3	H: 4	R: 0	H: 0	R: 0	H: 2	R: 0	H: 1	R: 0	H: 0	R: 0	H: 0	R: 0	H: 0	R: 0	H: 0	R: 0	H: 0	1B: 8	SF: 0	WP: 0	PA: 39	
	E: 1	LOB: 1	E: 0	LOB: 0	E: 0	LOB: 2	E: 0	LOB: 0	E: 0	LOB: 3	E: 0	LOB: 1	E: 0	LOB: 0	E: 0	LOB: 0	E: 0	LOB: 0	E: 0	LOB: 0	E: 0	LOB: 0	2B: 1	SAC: 2	PB: 0		
	K: 0	BB: 0	K: 0	BB: 0	K: 0	BB: 0	K: 1	BB: 0	K: 0	BB: 1	K: 0	BB: 0	K: 1	BB: 0	K: 0	BB: 0	K: 0	BB: 0	K: 1	BB: 0	K: 1	BB: 0	3B: 0	DP: 1	SB: 0		
	S: 5	P: 5	S: 3	P: 3	S: 8	P: 8	S: 5	P: 5	S: 5	P: 9	S: 3	P: 3	S: 5	P: 5	S: 4	P: 4	S: 5	P: 5	S: 5	P: 9	S: 5	P: 9	HR: 0	HBP: 0	CS: 0		
PITCHER	IP	WLS	BF	H	R	ER	SO	BB	IBB	HBP	BLK	WP	HR	S	P	ERA	WHIP										
Tommy John, L (1, 1) ERA: 2.93	7.0	W	32	9	4	3	1	1	0	0	0	0	0	33	37	3.86	1.429										
Ron Davis, R (8, 1) ERA: 3.06	2.0	S	7	0	0	0	2	1	0	0	0	0	0	10	14	0.00	0.500										

BOTTOM

New York Yankees @ Texas Rangers
Arlington Stadium, Arlington, TX
Mon Aug 27 1979, 8:05 PM EDT
Att. 24,922 - Unknown

livebaseballscores.com

AB	35
R	4
H	9
RBI	4
BB	2
SO	3
LOB	16



New York Yankees @ Texas Rangers
 Arlington Stadium, Arlington, TX

Tue Aug 28 1979, 8:05 PM EDT
 Att: 23,339 - Unknown

livebaseballscorecards.com

AB	33
R	2
H	7
RBI	2
BB	4
SO	6
LOB	18



AB	R	H	RBI	BB	SO	LOB
3	1	0	0	2	0	2
5	0	1	0	0	1	2
3	1	1	0	1	0	1
4	0	2	1	0	0	3
2	0	0	1	0	2	2
1	0	0	0	0	0	1
4	0	1	0	0	0	1
0	0	0	0	0	0	0
4	0	2	0	0	0	0
3	0	0	0	1	0	2
3	0	0	0	0	2	4
1	0	0	0	0	1	0

Batter	1	2	3	4	5	6	7	8	9
Willie Randolph, R (1, 4) OBP: 0.377, SLG: 0.373	4-0 FC6-4 BB		4-0 1B BB		0-0 F9	0-0 6-3			0-0 1-3
Lenny Randle, S (1, 8) OBP: 0.226, SLG: 0.200	0-3 K		0-0 F8		0-0 G3 BB 1B			0-0 1-3	0-0 6-3
Lou Piniella, R (1, 9) OBP: 0.336, SLG: 0.445	0-0 F7		0-0 1B SF9 1B		4-0 G3 BB 1-2			0-0 6-3	
Chris Chambliss, L (1, 3) OBP: 0.325, SLG: 0.440	0-0 FC6-4 1-2f		0-0 SF9 1B 1-3 2-H		0-0 G3 1-2 2-3			0-0 1B	
George Scott, R (1, 10) OBP: 0.311, SLG: 0.368		0-3 K	0-0 SF9		0-3 K			0-0 4-3	
Oscar Gamble, L (7, PH) OBP: 0.468, SLG: 0.573			1-2 3-H						
Graig Nettles, L (1, 5) OBP: 0.327, SLG: 0.390		0-0 1B 1B	0-0 G3		0-0 F8			0-0 3-1	
Fred Stanley, R (8, 5) OBP: 0.266, SLG: 0.344									
Roy White, S (1, 7) OBP: 0.268, SLG: 0.265		0-0 1-2 1B		0-0 F9		0-0 E7 S 1B		0-0 F7	
Bucky Dent, R (1, 6) OBP: 0.293, SLG: 0.280		0-0 F2		0-0 F4		4-0 BB 2-3		0-0 F6	
Jerry Narron, L (1, 2) OBP: 0.220, SLG: 0.253		0-3 K		0-0 F8		0-3 K		0-3 K	
Brad Gulden, L (6, 2) OBP: 0.208, SLG: 0.159									

Inning Stats		R: 0	H: 0	E: 0	K: 1	S: 5	P: 9	R: 0	H: 2	E: 0	K: 2	S: 9	P: 9	R: 2	H: 2	E: 0	K: 0	S: 5	P: 9	R: 0	H: 0	E: 0	K: 0	S: 3	P: 3	R: 0	H: 1	E: 0	K: 1	S: 6	P: 10	R: 0	H: 1	E: 0	K: 1	S: 6	P: 10	R: 0	H: 1	E: 0	K: 0	S: 4	P: 4	R: 0	H: 0	E: 0	K: 0	S: 3	P: 3	R: 0	H: 0	E: 0	K: 1	S: 5	P: 5	1B: 7	2B: 0	3B: 0	HR: 0	SF: 1	SAC: 0	DP: 0	HBP: 0	WP: 0	PB: 0	SB: 1	CS: 0	PA: 38
--------------	--	------	------	------	------	------	------	------	------	------	------	------	------	------	------	------	------	------	------	------	------	------	------	------	------	------	------	------	------	------	-------	------	------	------	------	------	-------	------	------	------	------	------	------	------	------	------	------	------	------	------	------	------	------	------	------	-------	-------	-------	-------	-------	--------	-------	--------	-------	-------	-------	-------	--------

PITCHER		IP	WLS	BF	H	R	ER	SO	BB	IBB	HBP	BLK	WP	HR	S	P	ERA	WHIP
John Henry Johnson, L (1, 1) ERA: 4.62		5.1		25	6	2	2	4	3	0	0	0	0	0	30	42	3.38	1.688
Jim Kern, R (6, 1) ERA: 1.47		3.2	W	13	1	0	0	2	1	0	0	0	0	0	16	20	0.00	0.545

Batter	1	2	3	4	5	6	7	8	9	AB	R	H	RBI	BB	SO	LOB
Mickey Rivers, L (1, 8) OBP: 0.298, SLG: 0.394	0-0 F3		0-0 F5		0-0 G3	0-0 G3		0-0 F8		5	0	1	2	0	0	3
Bump Wills, S (1, 4) OBP: 0.326, SLG: 0.334	0-0 6-3		0-0 B1-3		0-0 G3	0-0 F8		0-0 F8		5	0	0	0	0	0	4
Al Oliver, L (1, 7) OBP: 0.363, SLG: 0.483	0-0 WP S 1B			0-0 HR		0-0 1B 1B	0-0 HR	4-0 FC5-4 BB		4	3	4	1	1	0	0
Richie Zisk, R (1, 9) OBP: 0.344, SLG: 0.418	0-0 6-3		0-0 F4		0-0 F8	0-0 6-3		0-0 FC5-4		5	0	0	0	0	0	5
Buddy Bell, R (1, 5) OBP: 0.334, SLG: 0.472		0-0 SF9 2B		0-0 F9		0-0 PB 1B 1B	4-0 HR			3	3	2	0	1	0	0
Willie Montanez, L (1, 10) OBP: 0.275, SLG: 0.322		0-0 4-3		0-0 4-3		0-0 E PB 1B	0-0 HR			4	2	2	4	0	0	1
Pat Putnam, L (1, 3) OBP: 0.321, SLG: 0.461		0-0 SF9			0-0 SH1-4 1B	0-0 FC 1B	0-3 K			3	1	1	1	0	1	1
Jim Sundberg, R (1, 2) OBP: 0.328, SLG: 0.369		0-0 5-3			0-0 SH1-4 1B	0-0 3B	0-0 6-3			4	1	2	1	0	0	0
Nelson Norman, S (1, 6) OBP: 0.246, SLG: 0.247			0-0 6-3		0-0 SH1-4	0-0 4-3		0-0 BB 1B		3	0	1	0	0	0	2

Inning Stats	R: 0	H: 1	E: 0	LOB: 1	K: 0	BB: 0	S: 4	P: 4	R: 1	H: 1	E: 0	LOB: 0	K: 0	BB: 0	S: 4	P: 4	R: 0	H: 0	E: 0	LOB: 0	K: 0	BB: 0	S: 3	P: 3	R: 1	H: 1	E: 0	LOB: 0	K: 0	BB: 0	S: 4	P: 4	R: 0	H: 2	E: 0	LOB: 2	K: 0	BB: 0	S: 5	P: 5	R: 5	H: 5	E: 1	LOB: 1	K: 0	BB: 0	S: 9	P: 9	R: 3	H: 2	E: 0	LOB: 0	K: 1	BB: 1	S: 7	P: 11	R: 0	H: 1	E: 0	LOB: 2	K: 0	BB: 1	S: 4	P: 8
--------------	------	------	------	--------	------	-------	------	------	------	------	------	--------	------	-------	------	------	------	------	------	--------	------	-------	------	------	------	------	------	--------	------	-------	------	------	------	------	------	--------	------	-------	------	------	------	------	------	--------	------	-------	------	------	------	------	------	--------	------	-------	------	-------	------	------	------	--------	------	-------	------	------

PITCHER	IP	WLS	BF	H	R	ER	SO	BB	IBB	HBP	BLK	WP	HR	S	P	ERA	WHIP
Ken Clay, R (1, 1) ERA: 4.86	5.1	L	23	7	4	4	0	0	0	0	0	1	1	23	23	6.75	1.312
Jim Kaat, L (6, 1) ERA: 3.1	0.0		2	1	0	0	0	0	0	0	0	0	0	2	2	∞	∞
Ron Davis, R (6, 1) ERA: 3.18	0.2		4	2	3	0	0	0	0	0	0	0	0	4	4	0.00	3.000
Don Hood, L (7, 1) ERA: 3.31	2.0		11	3	3	3	1	1	1	0	0	0	1	11	19	13.50	2.000


BOTTOM

New York Yankees @ Texas Rangers
Arlington Stadium, Arlington, TX

Tue Aug 28 1979, 8:05 PM EDT
Att. 23,339 - Unknown

livebaseballscorecards.com

AB	36
R	10
H	13
RBI	9
BB	2
SO	1
LOB	16



1B: 8	SF: 1	WP: 1	PA: 40
2B: 2	SAC: 1	PB: 1	
3B: 1	DP: 0	SB: 1	
HR: 2	HBP: 0	CS: 0	

BOTTOM

New York Yankees @ Texas Rangers
Arlington Stadium, Arlington, TX
Wed Aug 29 1979, 8:05 PM EDT
Att. 18,117 - Unknown

AB 39
R 4
H 11
RBI 5
BB 4
SO 5
LOB 20



WP: 0 PA: 43
PB: 0
SB: 0
CS: 0

ERA WHIP

AB R H RBI BB SO LOB

5 0 2 0 0 0 0

4 1 1 0 1 0 3

4 1 2 0 1 1 2

3 1 0 0 2 1 2

5 1 2 3 0 0 5

4 0 2 2 0 0 0

1 0 0 0 0 0 1

5 0 1 0 0 1 2

4 0 1 0 0 2 3

3 0 0 0 0 0 1

1 0 0 0 0 0 1

1B: 8 SF: 0
2B: 2 SAC: 0
3B: 0 DP: 0
HR: 1 HBP: 0

1B: 8 SF: 0
2B: 2 SAC: 0
3B: 0 DP: 0
HR: 1 HBP: 0

1B: 8 SF: 0
2B: 2 SAC: 0
3B: 0 DP: 0
HR: 1 HBP: 0

1B: 8 SF: 0
2B: 2 SAC: 0
3B: 0 DP: 0
HR: 1 HBP: 0

1B: 8 SF: 0
2B: 2 SAC: 0
3B: 0 DP: 0
HR: 1 HBP: 0

1B: 8 SF: 0
2B: 2 SAC: 0
3B: 0 DP: 0
HR: 1 HBP: 0

Batter	1	2	3	4	5	6	7	8	9
Mickey Rivers, L (1, 8) OBP: 0.299, SLG: 0.394	0-0 E4	0-0 F7		0-0 1-3		0-0 1B		0-0 E1	
Bump Wills, S (1, 4) OBP: 0.327, SLG: 0.333	0-0 4-3 BB 1-2 2B 1B	4-0 BB 1B BB		0-0 6-3		0-0 5-3		0-0 G3	
Al Oliver, L (1, 7) OBP: 0.366, SLG: 0.483	0-3 K	0-0 1-2 1B BB		4-0 1B BB			0-0 F8		0-0 2B 1B
Richie Zisk, R (1, 9) OBP: 0.345, SLG: 0.415	4-0 1-2 2-3 2B BB	4-0 1-2 2-3 BB		0-0 L7			0-0 F9		0-3 K
Buddy Bell, R (1, 5) OBP: 0.334, SLG: 0.479 (7, 6)	0-0 4-3 1-2 2-3 3-H	0-0 L8			0-0 F7			0-0 G3 1-H 2B	
John Ellis, R (1, 10) OBP: 0.316, SLG: 0.439 Pat Putnam, L (9, PH) OBP: 0.320, SLG: 0.460	0-0 1B 2B		0-0 FC6-4 1B		0-0 F9		0-0 6-3	0-0 G3	0-0 2-3
Willie Montanez, L (1, 3) OBP: 0.274, SLG: 0.321	0-0 2-3 1B		0-3 K		0-0 6-3			0-0 F8	0-0 4-3
Jim Sundberg, R (1, 2) OBP: 0.328, SLG: 0.368	0-3 K		0-3 K			0-0 F8		0-0 E 1B	
Nelson Norman, S (1, 6) OBP: 0.244, SLG: 0.244 Eric Soderholm, R (7, 5) OBP: 0.309, SLG: 0.383		0-0 F9	0-0 FC6-4			0-0 4-3		0-0 F7	

Inning Stats	R: 3	H: 3	LOB: 2	K: 2	S: 11	P: 15	R: 0	H: 1	LOB: 3	K: 0	S: 4	P: 12	R: 0	H: 1	LOB: 1	K: 2	S: 8	P: 8	R: 0	H: 0	LOB: 1	K: 0	S: 3	P: 7	R: 0	H: 0	LOB: 0	K: 0	S: 3	P: 3	R: 1	H: 1	LOB: 0	K: 0	S: 4	P: 4	R: 0	H: 2	LOB: 2	K: 0	S: 5	P: 5	R: 1	H: 2	LOB: 1	K: 1	S: 7	P: 7
--------------	------	------	--------	------	-------	-------	------	------	--------	------	------	-------	------	------	--------	------	------	------	------	------	--------	------	------	------	------	------	--------	------	------	------	------	------	--------	------	------	------	------	------	--------	------	------	------	------	------	--------	------	------	------

PITCHER	IP	WLS	BF	H	R	ER	SO	BB	IBB	HBP	BLK	WP	HR	S	P	ERA	WHIP
Ron Guidry, L (1, 1) ERA: 2.71	8.1	W	41	11	5	2	5	4	0	0	0	0	1	47	63	2.16	1.800
Rich Gossage, R (9, 1) ERA: 3.41	0.2	S	2	0	0	0	0	0	0	0	0	0	0	2	2	0.00	0.000

PITCHER	IP	WLS	BF	H	R	ER	SO	BB	IBB	HBP	BLK	WP	HR	S	P	ERA	WHIP
---------	----	-----	----	---	---	----	----	----	-----	-----	-----	----	----	---	---	-----	------

Batter	1	2	3	4	5	6	7	8	9	AB R H RBI BB SO LOB	TOP			
Willie Wilson, S OBP: 0.348, SLG: 0.428 (1, 7) X	0-0 4-3 1B	0-0 1B		X 0-0 4-3		X 0-0 4-3		X 0-0 L7		5 0 1 0 0 0 1				
Hal McRae, R OBP: 0.342, SLG: 0.477 (1, 10) X	0-0 1B HR 1B	4-0 FC6-4 1-2 BB		X 0-0 L5		X 0-0 1B		X 0-0 6-3		4 1 2 0 1 0 1				
Amos Otis, R OBP: 0.372, SLG: 0.447 (1, 8) X	0-0 1-2 HR 1B	0-0 FC6-4 1-2f			X 0-0 L3	X 0-3 K		X 0-0 F9		5 1 1 0 0 1 3				
George Brett, L OBP: 0.387, SLG: 0.561 (1, 5) X	0-0 F2		X 0-0 F7		X 0-0 G3		X 0-0 1B SF8 1B	X 0-0 6-3		5 1 1 0 0 0 2				
Darrell Porter, L OBP: 0.421, SLG: 0.497 (1, 2) X	0-0 1-1 2-1 HR		X 0-0 P5		B 4-0 1B E BB		X 0-0 1-3 G5-4-3 1B	S 0-3 K		4 2 2 3 1 1 0				
Al Cowens, R OBP: 0.348, SLG: 0.415 (1, 9) S S S	0-3 K		X 0-0 1B 2B		X 0-0 1-2 E6 1B		X 0-0 3-H SF8			3 1 1 1 0 1 1				
Ralph LaCock, L OBP: 0.343, SLG: 0.381 John Wathan, R OBP: 0.249, SLG: 0.304 (5, PH) (5, 3)		X 0-0 1B 3B	X 0-0 2-H 1B 1B		X 0-0 1-3 2-H 1B		X 0-0 1-2f G5-4-3			2 2 2 1 0 0 0 2 0 1 1 0 0 1	AB 37 R 8 H 14 RBI 8 BB 2 SO 3 LOB 12			
Frank White, R OBP: 0.288, SLG: 0.384 (1, 4)		X 0-0 3-H 1B CS 1B	X 0-0 2-H 1B		X 0-0 L7		X 0-0 SH2-3 1B			4 0 3 2 0 0 2				
U L Washington, S OBP: 0.297, SLG: 0.360 (1, 6)		X 0-0 1-2 4-3		X 0-0 6-3		X 0-0 F3		X 0-0 1-2 SH2-3		3 0 0 0 0 0 1				
Inning Stats	R: 3 E: 0 K: 1 S: 8 H: 3 LOB: 0 BB: 0 P: 8	R: 1 E: 0 K: 0 S: 5 H: 3 LOB: 2 BB: 1 P: 9	R: 2 E: 0 K: 0 S: 5 H: 3 LOB: 1 BB: 0 P: 5	R: 0 E: 0 K: 0 S: 3 H: 0 LOB: 0 BB: 0 P: 3	R: 1 E: 1 K: 0 S: 5 H: 1 LOB: 2 BB: 1 P: 9	R: 0 E: 0 K: 1 S: 6 H: 1 LOB: 1 BB: 0 P: 6	R: 1 E: 0 K: 0 S: 4 H: 2 LOB: 0 BB: 0 P: 4	R: 0 E: 0 K: 0 S: 4 H: 1 LOB: 1 BB: 0 P: 4	R: 0 E: 0 K: 1 S: 5 H: 0 LOB: 0 BB: 0 P: 5	1B: 11 2B: 1 3B: 1 HR: 1 SF: 1 SAC: 1 DP: 1 HBP: 0	WP: 0 PB: 0 SB: 1 CS: 1 PA: 41			
PITCHER	IP WLS BF H R ER SO BB IBB HBP BLK WP HR S P ERA WHIP												PITCHER	IP WLS BF H R ER SO BB IBB HBP BLK WP HR S P ERA WHIP
Luis Tiant, R ERA: 4.09 (1, 1)	3.0 L 17 9 6 6 1 1 1 0 0 0 0 1 18 22 18.00 3.333													
Don Hood, L ERA: 3.3 (4, 1)	3.0 15 4 2 1 1 1 0 0 0 0 0 0 16 20 3.00 1.667													
Jim Kaat, L ERA: 2.93 (7, 1)	3.0 9 1 0 0 0 1 0 0 0 0 0 0 0 11 11 0.00 0.333													

Kansas City Royals @ New York Yankees
 Yankee Stadium, Bronx, NY
 Thu Aug 30 1979, 7:05 PM EDT
 Att. 30,717 - Unknown - 81 F

livebaseballscorecards.com



Batter	1	2	3	4	5	6	7	8	9	AB	R	H	RBI	BB	SO	LOB
Willie Randolph, R OBP: 0.378, SLG: 0.377 (1, 4)	0-0 1B 4-3 1B		0-0 F8		0-0 1B 2B		4-0 G4-6-3 BB			3	0	2	1	1	0	0
Lenny Randle, S OBP: 0.225, SLG: 0.184 (1, 8)	0-0 P4		0-0 F9		0-0 E2 1B		0-0 G4-6-3 1-2f			4	0	1	1	0	0	2
Lou Piniella, R OBP: 0.332, SLG: 0.438 (1, 7)	0-0 4-3 1-2		0-0 1B		0-0 F7			0-0 F9		4	0	1	0	0	0	2
Reggie Jackson, L OBP: 0.379, SLG: 0.525 (1, 9)	4-0 1B BB		0-0 1-3		4-0 BB			0-3 K		2	0	0	0	2	1	1
Chris Chambliss, L OBP: 0.323, SLG: 0.438 (1, 3)	0-0 1-2 2-3 1B			0-0 F9		0-0 P2		0-0 F9		4	0	1	0	0	0	2
Graig Nettles, L OBP: 0.324, SLG: 0.387 (1, 5)	0-3 K			0-0 P6		0-0 F5			0-0 G3	4	0	0	0	0	1	3
George Scott, R OBP: 0.311, SLG: 0.384 (1, 10)		0-0 L7		0-0 F7		0-0 F9			0-0 SF8 3B	4	1	1	0	0	0	0
Bucky Dent, R OBP: 0.294, SLG: 0.291 (1, 6)		0-0 F8			0-0 PB 2B 2B	0-0 1-3			0-0 SF8	3	1	1	1	0	0	0
Brad Gulden, L OBP: 0.236, SLG: 0.180 (1, 2)		0-0 F7			4-0 2B E BB		0-0 4-3		0-0 6-3	2	1	0	0	1	0	0
Roy White, S OBP: 0.274, SLG: 0.264 (9, PH)										1	0	0	0	0	0	0

Inning Stats	R: 0 E: 0 K: 1 S: 7	H: 2 LOB: 3 BB: 1 P: 11	R: 0 E: 0 K: 0 S: 3	H: 0 LOB: 0 BB: 0 P: 3	R: 0 E: 0 K: 0 S: 4	H: 1 LOB: 1 BB: 0 P: 4	R: 0 E: 0 K: 0 S: 3	H: 0 LOB: 0 BB: 0 P: 3	R: 2 E: 1 K: 0 S: 5	H: 3 LOB: 2 BB: 2 P: 13	R: 0 E: 0 K: 0 S: 3	H: 0 LOB: 0 BB: 0 P: 3	R: 0 E: 0 K: 0 S: 2	H: 0 LOB: 0 BB: 1 P: 6	R: 0 E: 0 K: 1 S: 5	H: 0 LOB: 0 BB: 0 P: 5	R: 1 E: 0 K: 0 S: 4	H: 1 LOB: 0 BB: 0 P: 4	1B: 4 2B: 2 3B: 1 HR: 0	SF: 1 SAC: 0 DP: 1 HBP: 0	WP: 0 PB: 1 SB: 0 CS: 0	PA: 36
---------------------	------------------------------	----------------------------------	------------------------------	---------------------------------	------------------------------	---------------------------------	------------------------------	---------------------------------	------------------------------	----------------------------------	------------------------------	---------------------------------	------------------------------	---------------------------------	------------------------------	---------------------------------	------------------------------	---------------------------------	----------------------------------	------------------------------------	----------------------------------	--------

PITCHER Larry Gura, L ERA: 4.45 (1, 1)	IP 9.0	WLS W	BF 36	H 7	R 3	ER 3	SO 2	BB 4	IBB 0	HBP 0	BLK 0	WP 0	HR 0	S 36	P 52	ERA 3.00	WHIP 1.222	PITCHER	IP 9.0	WLS W	BF 36	H 7	R 3	ER 3	SO 2	BB 4	IBB 0	HBP 0	BLK 0	WP 0	HR 0	S 36	P 52	ERA 3.00	WHIP 1.222
---	-----------	----------	----------	--------	--------	---------	---------	---------	----------	----------	----------	---------	---------	---------	---------	-------------	---------------	----------------	-----------	----------	----------	--------	--------	---------	---------	---------	----------	----------	----------	---------	---------	---------	---------	-------------	---------------


BOTTOM

Kansas City Royals @ New York Yankees
Yankee Stadium, Bronx, NY

Thu Aug 30 1979, 7:05 PM EDT
Att: 30,717 - Unknown - 81 F

livebaseballscorecards.com

AB	31
R	3
H	7
RBI	3
BB	4
SO	2
LOB	10



Batter	1	2	3	4	5	6	7	8	9	AB R H RBI BB SO LOB	TOP
Willie Wilson, S (1, 7) OBP: 0.347, SLG: 0.427	0-3 K		0-0 G3		0-0 5-3			0-0 2B 1B		4 1 1 0 0 1 0	Kansas City Royals @ New York Yankees Yankee Stadium, Bronx, NY Fri Aug 31 1979, 7:05 PM EDT Att. 35,229 - Unknown - 75 F
Hal McRae, R (1, 10) OBP: 0.340, SLG: 0.478	0-3 K		0-0 6-3			0-0 E6 FC6-4		0-0 2B		4 0 1 2 0 1 0	
Amos Otis, R (1, 8) OBP: 0.371, SLG: 0.445	0-0 6-3			0-0 BB BLK 1B		0-0 FC6-4 1-2f		0-3 K		4 0 1 0 0 1 2	
George Brett, L (1, 5) OBP: 0.384, SLG: 0.557		0-0 G3		0-0 L8		0-0 G6-4-3 1-2f		0-0 F7		4 0 0 0 0 0 3	
Al Cowens, R (1, 9) OBP: 0.350, SLG: 0.415		0-0 1B SF7 1B		4-0 BB BB			0-0 4-3	0-0 F9		3 1 1 0 1 0 1	
Darrell Porter, L (1, 2) OBP: 0.423, SLG: 0.497		0-0 1B		4-0 G6-4-3 BB			1-0 WP HBP	0-0 P5		2 0 1 0 1 0 0	
Frank White, R (1, 4) OBP: 0.286, SLG: 0.382 Clint Hurdle, L (9, PH) OBP: 0.331, SLG: 0.381		0-0 SF7		0-0 G6-4-3 1-2f			0-0 5-3	0-3 K		2 0 0 1 0 0 4 1 0 0 0 0 1 0	
John Wathan, R (1, 3) OBP: 0.244, SLG: 0.299 Ralph LaCock, L (9, PH) OBP: 0.342, SLG: 0.380		0-3 K		0-3 K			0-0 L9	0-0 4-3		3 0 0 0 0 2 2 1 0 0 0 0 0 0	
U L Washington, S (1, 6) OBP: 0.297, SLG: 0.359			0-0 3-1		0-0 1-3			0-0 2B 1B		3 1 1 0 0 0 0	
Inning Stats	R: 0 H: 0 E: 0 LOB: 0 K: 2 BB: 0 S: 7 P: 7	R: 1 H: 2 E: 0 LOB: 1 K: 1 BB: 0 S: 7 P: 7	R: 0 H: 0 E: 0 LOB: 0 K: 0 BB: 0 S: 3 P: 3	R: 0 H: 1 E: 0 LOB: 2 K: 0 BB: 2 S: 3 P: 11	R: 0 H: 0 E: 0 LOB: 0 K: 1 BB: 0 S: 5 P: 5	R: 0 H: 0 E: 1 LOB: 0 K: 0 BB: 0 S: 3 P: 3	R: 0 H: 0 E: 0 LOB: 1 K: 0 BB: 0 S: 3 P: 4	R: 2 H: 3 E: 0 LOB: 1 K: 1 BB: 0 S: 8 P: 8	R: 0 H: 0 E: 0 LOB: 0 K: 1 BB: 0 S: 5 P: 5	1B: 5 SF: 1 2B: 1 SAC: 0 3B: 0 DP: 2 HR: 0 HBP: 1	WP: 1 PA: 35 PB: 0 SB: 0 CS: 0
PITCHER	IP WLS BF H R ER SO BB IBB HBP BLK WP HR S P ERA WHIP										
Tommy John, L (1, 1) ERA: 2.96	7.0 W 29 6 3 3 4 2 0 1 1 1 0 34 43 3.86 1.143										
Rich Gossage, R (8, 1) ERA: 3.21	2.0 6 0 0 0 2 0 0 0 0 0 0 10 10 0.00 0.000										

livebaseballscorecards.com

AB	31
R	3
H	6
RBI	3
BB	2
SO	6
LOB	12



Batter	1	2	3	4	5	6	7	8	9	AB	R	H	RBI	BB	SO	LOB
Willie Randolph, R OBP: 0.380, SLG: 0.375 (1, 4)	4-0 SH5-3 S SF7 BB	0-0 F2			0-0 6-3		4-0 4-3 1B BB	4-0 IBB		2	2	0	0	3	0	1
Bobby Murcer, L OBP: 0.342, SLG: 0.391 (1, 8)	0-0 SH5-3 1-3	0-3 K			0-0 1B 2B 1B		0-0 F8	0-0 F2		4	1	1	0	0	1	5
Lou Piniella, R OBP: 0.331, SLG: 0.437 (1, 7)	0-0 SF7 3-H		0-0 P4		0-0 2B 1B 1B		0-0 4-3 1-2			3	1	1	1	0	0	1
George Scott, R OBP: 0.316, SLG: 0.392 (1, 10)	0-0 S HR 1B		0-0 F8		0-0 1B 2B		0-0 1B			4	2	3	2	0	0	0
Reggie Jackson, L OBP: 0.381, SLG: 0.533 (1, 9)	0-0 1-H HR		0-3 K		0-0 2-H 3-H 1B		0-3 K			4	1	2	4	0	2	1
Chris Chambliss, L OBP: 0.323, SLG: 0.436 (1, 3)	0-0 1B			0-0 6-3	0-0 L8			0-0 3-1		4	0	1	0	0	0	1
Graig Nettles, L OBP: 0.321, SLG: 0.383 (1, 5)	0-0 4-3			0-0 4-3		0-0 F8		0-0 F9		4	0	0	0	0	0	1
Fred Stanley, R OBP: 0.266, SLG: 0.328 (1, 6)		0-0 F3		0-0 6-3		0-3 K		0-0 2B 1B		4	0	1	0	0	1	0
Brad Gulden, L OBP: 0.254, SLG: 0.208 (1, 2)		4-0 BB			0-0 3-1	0-0 P3		0-0 2B		3	0	1	0	1	0	0

Inning Stats	R: 3	H: 3	E: 0	K: 0	S: 6	LOB: 1	BB: 1	P: 10	R: 0	H: 0	E: 0	K: 1	S: 5	LOB: 1	BB: 1	P: 9	R: 0	H: 0	E: 0	K: 1	S: 5	LOB: 0	BB: 0	P: 5	R: 0	H: 0	E: 0	K: 0	S: 3	LOB: 0	BB: 0	P: 3	R: 3	H: 4	E: 0	K: 0	S: 7	LOB: 1	BB: 0	P: 7	R: 0	H: 0	E: 0	K: 1	S: 5	LOB: 0	BB: 0	P: 5	R: 1	H: 1	E: 0	K: 1	S: 6	LOB: 1	BB: 1	P: 10	R: 0	H: 2	E: 0	K: 0	S: 5	LOB: 3	BB: 1	P: 9
AB	32																																																															
R	7																																																															
H	10																																																															
RBI	7																																																															
BB	4																																																															
SO	4																																																															
LOB	10																																																															
PITCHER	IP	WLS	BF	H	R	ER	SO	BB	IBB	HBP	BLK	WP	HR	S	P	ERA	WHIP																			IP	WLS	BF	H	R	ER	SO	BB	IBB	HBP	BLK	WP	HR	S	P	ERA	WHIP												
Paul Splittorf, L ERA: 4.0 (1, 1)	5.0	L	24	7	6	6	2	2	0	0	0	0	1	26	34	10.80	1.800																																															
Renie Martin, R ERA: 9.37 (6, 1)	1.2		7	1	1	1	1	1	0	0	0	0	0	8	12	5.40	1.200																																															
Steve Mingori, L ERA: 5.59 (7, 1)	1.1		7	2	0	0	1	0	1	0	0	0	0	8	12	0.00	1.500																																															


BOTTOM

Kansas City Royals @ New York Yankees
 Yankee Stadium, Bronx, NY

Fri Aug 31 1979, 7:05 PM EDT
 Att: 35,229 - Unknown - 75 F

livebaseballscores.com

AB	32
R	7
H	10
RBI	7
BB	4
SO	4
LOB	10



WP: 0	PA: 38
PB: 0	
SB: 2	
CS: 0	

Batter	1	2	3	4	5	6	7	8	9	AB R H RBI BB SO LOB	TOP														
Willie Wilson, S (1, 7) x OBP: 0.347, SLG: 0.429	0-0 2B		0-3 K	0-3 K		0-0 CS 1B		0-3 K		5 0 2 0 0 3 3	Kansas City Royals @ New York Yankees Yankee Stadium, Bronx, NY Sat Sep 01 1979, 3:33 AM EDT Att: 30,130 - Unknown livebaseballscorecards.com														
Hal McRae, R (1, 10) x OBP: 0.341, SLG: 0.476	0-0 5-3		0-0 HR 1B	0-0 G3-6-3 1B		0-0 6-3 1-2		0-3 K	5 1 2 3 0 1 1																
George Brett, L (1, 5) x OBP: 0.383, SLG: 0.559	0-0 F8		0-0 HR 1B	0-0 G3-6-3 1-2f		0-0 4-3		0-3 K	5 1 1 2 0 1 1																
Darrell Porter, L (1, 2) Jim Gaudet, R (6, 2)		0-0 F9	0-0 F7		0-0 FC6-4 1B		0-0 F8		0-0 1B 1B	3 0 1 0 0 0 0 2 0 1 0 0 0 0															
Ralph LaCock, L (1, 3) OBP: 0.346, SLG: 0.386		0-0 1B 2B	0-3 K		0-3 K		0-0 3B 1B		0-0 1-2 1B	5 2 3 0 0 2 1															
Amos Otis, R (1, 8) OBP: 0.373, SLG: 0.450		0-0 6-3 S 1B		4-0 HR BB		0-0 FC6-4 BB 1-2f		0-0 1-H 3B	0-3 K	4 1 2 2 1 1 3															
Al Cowens, R (1, 9) OBP: 0.351, SLG: 0.421		0-0 6-3		0-0 HR BB		4-0 FC6-4 BB 1-2		0-0 L9		3 1 1 2 1 0 2															
Frank White, R (1, 4) OBP: 0.285, SLG: 0.383		0-0 6-3		0-0 SH 1B 2B		0-0 FC6-4 1-2f		0-3 K		4 1 1 0 0 1 3															
U L Washington, S (1, 6) OBP: 0.298, SLG: 0.355			4-0 WP S 1B BB	0-0 SH WP 1B		0-0 F7		0-3 K		2 2 0 0 1 1 0															
Inning Stats	R: 0 E: 0 K: 0 S: 3	H: 1 LOB: 0 BB: 0 P: 3	R: 1 E: 0 K: 0 S: 5	H: 2 LOB: 1 BB: 0 P: 5	R: 3 E: 0 K: 2 S: 9	H: 2 LOB: 0 BB: 1 P: 13	R: 4 E: 1 K: 1 S: 8	H: 3 LOB: 0 BB: 1 P: 12	R: 0 E: 0 K: 1 S: 6	H: 1 LOB: 2 BB: 1 P: 10	R: 0 E: 0 K: 0 S: 3	H: 1 LOB: 0 BB: 0 P: 3	R: 1 E: 0 K: 0 S: 5	H: 2 LOB: 1 BB: 0 P: 5	R: 0 E: 0 K: 3 S: 9	H: 0 LOB: 0 BB: 0 P: 9	R: 0 E: 0 K: 3 S: 11	H: 2 LOB: 2 BB: 0 P: 11	1B: 8 2B: 3 3B: 1 HR: 2	SF: 0 SAC: 1 DP: 1 HBP: 0	WP: 2 PB: 0 SB: 2 CS: 1	PA: 42			
PITCHER	IP WLS BF H R ER SO BB IBB HBP BLK WP HR S P ERA WHIP																								
Ken Clay, R (1, 1) ERA: 5.19	2.1		5 4 4 1 1 0 0 0	1 0 0 0 1 1 13 17	15.43 2.571																				
Jim Kaat, L (3, 1) ERA: 3.38	0.2	L	6 2 4 3 1 0 0 0	0 1 7 11	40.50 4.500																				
Ron Davis, R (4, 1) ERA: 3.03	3.0		11 3 0 0 2 1 0 0 0	1 0 14 18	0.00 1.333																				
Don Hood, L (7, 1) ERA: 3.38	1.0		5 2 1 1 0 0 0 0	0 0 5 5	9.00 2.000																				
Rich Gossage, R (8, 1) ERA: 3.03	2.0		8 2 0 0 6 0 0 0 0	0 0 20 20	0.00 1.000																				



Batter	1	2	3	4	5	6	7	8	9	AB R H RBI BB SO LOB
Bobby Murcer, L (1, 8) OBP: 0.343, SLG: 0.390	0-0 BB BB 4-3 1B	0-3 K		0-3 K			4-0 1B 1B 1B BB		0-0 1-3	4 2 1 0 1 2 1
Willie Randolph, R (1, 4) OBP: 0.384, SLG: 0.377	4-0 4-3 BB 1-2 6-3 BB	0-0 CS 1B			4-0 L7 BB		0-0 1-2 1B 1B		0-0 P4	3 2 2 0 2 0 0
Oscar Gamble, L (1, 7) OBP: 0.467, SLG: 0.566 Lou Piniella, R (7, PH) OBP: 0.332, SLG: 0.437 (8, 7)	4-0 1-2 2-3 1B BB	0-0 CS	0-0 F9		0-0 F7		0-0 1-2 2-3 1B 1B FC4-6		0-0 F9	2 1 0 0 1 0 1 2 1 1 0 0 0 0
Reggie Jackson, L (1, 9) OBP: 0.379, SLG: 0.530	0-0 4-3 1-2 2-3 3-H		0-3 K		0-0 L7		0-0 1-3 2-H 3-H 1B FC4-6			4 0 1 3 0 1 3
Chris Chambliss, L (1, 3) OBP: 0.322, SLG: 0.439	0-0 6-3		0-0 3B		0-0 3-1		0-0 1-2f 3-H 1B FC4-6 G3-6-1			4 0 1 2 0 0 3
Graig Nettles, L (1, 5) OBP: 0.323, SLG: 0.384	0-0 HR 1B		0-0 F9			0-0 1B		0-0 1-2f 1B G3-6-1		4 1 2 1 0 0 2
Jim Spencer, L (1, 10) OBP: 0.360, SLG: 0.573 George Scott, R (8, PH) OBP: 0.315, SLG: 0.390	0-0 HR			0-0 1B		0-3 K		0-3 K		3 1 2 2 0 1 1 1 0 0 0 0 1 0
Brad Gulden, L (1, 2) OBP: 0.246, SLG: 0.200 Roy White, S (6, PH) OBP: 0.273, SLG: 0.263 Jerry Narron, L (7, 2) OBP: 0.217, SLG: 0.250	0-3 K			0-3 K		0-3 K		0-3 K		2 0 0 0 0 2 1 1 0 0 0 0 1 1 1 0 0 0 0 1 0
Bucky Dent, R (1, 6) OBP: 0.291, SLG: 0.288		0-0 4-3		0-0 F2		0-0 F7		0-0 P6		4 0 0 0 0 0 2

Inning Stats	R: 5 E: 0 K: 1 S: 8	H: 3 LOB: 0 BB: 2 P: 16	R: 0 E: 0 K: 1 S: 5	H: 1 LOB: 0 BB: 0 P: 5	R: 0 E: 0 K: 1 S: 6	H: 1 LOB: 1 BB: 0 P: 6	R: 0 E: 0 K: 2 S: 8	H: 0 LOB: 1 BB: 1 P: 7	R: 0 E: 0 K: 2 S: 8	H: 1 LOB: 1 BB: 0 P: 8	R: 3 E: 0 K: 0 S: 5	H: 3 LOB: 0 BB: 1 P: 9	R: 0 E: 0 K: 2 S: 7	H: 0 LOB: 0 BB: 0 P: 7	R: 0 E: 0 K: 0 S: 3	H: 0 LOB: 0 BB: 0 P: 3	1B: 8 2B: 0 3B: 1 HR: 1	SF: 0 SAC: 0 DP: 1 HBP: 0	WP: 0 PB: 0 SB: 0 CS: 1	PA: 40
--------------	------------------------------	----------------------------------	------------------------------	---------------------------------	------------------------------	---------------------------------	------------------------------	---------------------------------	------------------------------	---------------------------------	------------------------------	---------------------------------	------------------------------	---------------------------------	------------------------------	---------------------------------	----------------------------------	------------------------------------	----------------------------------	--------

PITCHER	IP	WLS	BF	H	R	ER	SO	BB	IBB	HBP	BLK	WP	HR	S	P	ERA	WHIP
Rich Gale, R (1, 1) ERA: 5.59	0.0		3	1	3	3	0	2	0	0	0	0	0	1	9	∞	∞
Al Hrabosky, L (1, 1) ERA: 4.24	5.0	W	20	5	2	2	5	1	0	0	0	0	1	29	33	3.60	1.200
Gary Christenson, L (6, 1) ERA: 13.5	2.0		10	4	3	3	2	1	0	0	0	0	0	13	17	13.50	2.500
Renie Martin, R (8, 1) ERA: 8.35	2.0	S	6	0	0	0	2	0	0	0	0	0	0	10	10	0.00	0.000


BOTTOM

Kansas City Royals @ New York Yankees
 Yankee Stadium, Bronx, NY
 Sat Sep 01 1979, 3:33 AM EDT
 Att. 30,130 - Unknown

livebaseballscorecards.com

AB	35
R	8
H	10
RBI	8
BB	4
SO	9
LOB	15



Batter	1	2	3	4	5	6	7	8	9	10	AB R H RBI BB SO LOB	TOP												
Willie Wilson, S OBP: 0.347, SLG: 0.427 (1, 7)	0-0 L7 SF8 1B	0-0 F8		0-0 3-1 1-2		0-0 L5		0-0 3-1		0-0 1B	6 1 2 0 0 0 4	Kansas City Royals @ New York Yankees Yankee Stadium, Bronx, NY Sun Sep 02 1979, 3:33 AM EDT Att. 34,008 - Unknown - 75 F livebaseballscorecards.com AB 40 R 5 H 13 RBI 5 BB 5 SO 2 LOB 24 												
Hal McRae, R OBP: 0.348, SLG: 0.476 (1, 10) German Barranca, L (8, PR)	0-0 L7 1-3		4-0 1B BB	4-0 BB		0-0 2-H 1B		4-0 S BB		0-0 F5	2 0 1 1 3 0 1 1 0 0 0 0 0 1													
George Brett, L OBP: 0.381, SLG: 0.557 (1, 5)	0-0 SF8 3-H		0-0 1-2 1B	0-3 K		0-0 4-3		0-0 4-3			4 0 1 1 0 1 3													
Darrell Porter, L OBP: 0.425, SLG: 0.501 (1, 2) Jim Gaudet, R (9, 2)	4-0 BB		0-0 F8		0-0 P4		0-0 HR		4-0 SH1-3 BB		3 1 1 1 2 0 2 0 0 0 0 0 0 0													
Ralph LaCock, L OBP: 0.343, SLG: 0.383 (1, 3) John Wathan, R (7, PH) OBP: 0.243, SLG: 0.297 (7, 3)	0-0 F2		0-0 F7		0-0 F9		0-0 F7		0-0 SH1-3 1-2		3 0 0 0 0 0 3 1 0 0 0 0 0 0													
Amos Otis, R OBP: 0.374, SLG: 0.451 (1, 8)		0-0 6-3	0-0 4-3		0-0 1B		0-0 S 2B		0-0 P4		5 0 2 0 0 0 3													
Al Cowens, R OBP: 0.351, SLG: 0.428 (1, 9)		0-0 E 1B		0-0 HR		0-0 F3		0-0 1-3		0-0 F8	5 1 2 1 0 0 3													
Frank White, R OBP: 0.289, SLG: 0.392 (1, 4)		0-0 E7 1-3 1B		0-0 1B 2B		0-0 1B 2B		0-3 K 2-3		0-0 F7	5 2 3 0 0 1 1													
U L Washington, S OBP: 0.296, SLG: 0.351 (1, 6)		0-0 L6		0-0 CS 1B		0-0 F2		0-0 L3		0-0 L8	5 0 1 1 0 0 3													
Inning Stats	R: 1 E: 0 K: 0 S: 4	H: 1 LOB: 1 BB: 1 P: 8	R: 0 E: 1 K: 0 S: 5	H: 2 LOB: 2 BB: 0 P: 5	R: 0 E: 0 K: 0 S: 4	H: 1 LOB: 2 BB: 1 P: 8	R: 2 E: 0 K: 1 S: 7	H: 3 LOB: 1 BB: 1 P: 11	R: 0 E: 0 K: 0 S: 4	H: 1 LOB: 1 BB: 0 P: 4	R: 1 E: 0 K: 0 S: 5		H: 2 LOB: 1 BB: 0 P: 5	R: 1 E: 0 K: 1 S: 7	H: 2 LOB: 1 BB: 0 P: 7	R: 0 E: 0 K: 0 S: 3	H: 0 LOB: 2 BB: 1 P: 7	R: 0 E: 0 K: 0 S: 3	H: 0 LOB: 1 BB: 1 P: 7	R: 0 E: 0 K: 0 S: 4	H: 1 LOB: 1 BB: 0 P: 4	1B: 8 2B: 3 3B: 0 HR: 2	SF: 1 SAC: 1 DP: 0 HBP: 0	WP: 0 PB: 0 SB: 3 CS: 1
PITCHER	IP WLS BF H R ER SO BB IBB HBP BLK WP HR S P ERA WHIP											PITCHER	IP WLS BF H R ER SO BB IBB HBP BLK WP HR S P ERA WHIP											
Catfish Hunter, R ERA: 4.94 (1, 1)	6.0																							
Jim Kaat, L ERA: 3.51 (7, 1)	0.1	3	2	1	1	0	0	0	0	0	0	1	3	3	27.00	6.000								
Ron Davis, R ERA: 2.96 (7, 1)	1.2	6	0	0	0	1	1	0	0	0	0	0	7	11	0.00	0.600								
Don Hood, L ERA: 3.33 (9, 1)	1.0	4	0	0	0	0	1	0	0	0	0	0	3	7	0.00	1.000								
Rich Gossage, R ERA: 2.95 (10, 1)	1.0	W	4	1	0	0	0	0	0	0	0	0	4	4	0.00	1.000								

Kansas City Royals @ New York Yankees

Yankee Stadium, Bronx, NY

Sun Sep 02 1979, 3:33 AM EDT
 Att. 34,008 - Unknown - 75 F

livebaseballscorecards.com

AB	36
R	6
H	11
RBI	6
BB	3
SO	2
LOB	15



Batter	1	2	3	4	5	6	7	8	9	10	AB R H RBI BB SO LOB		BOTTOM				
Bobby Murcer, L OBP: 0.346, SLG: 0.391 (1, 8)	0-0 4-3 1B		0-0 4-3		0-0 G3			0-0 G6-4-3 1B	4-0 IBB		4 0 2 0 1 0 1						
Willie Randolph, R OBP: 0.382, SLG: 0.375 (1, 4)	0-0 4-3			0-0 1B	0-0 F8			0-0 G6-4-3 1B	0-0 5-3		5 1 1 0 0 0 5						
Oscar Gamble, L OBP: 0.469, SLG: 0.582 (1, 7)	0-0 G4-6-3 1B			0-0 1B		0-0 P6		0-0 F8		0-0 HR	5 1 3 2 0 0 0						
Reggie Jackson, L OBP: 0.378, SLG: 0.530 (1, 9)	0-0 G4-6-3			0-0 P4		0-0 P4			0-0 1B		4 1 1 0 0 0 3						
Chris Chambliss, L OBP: 0.324, SLG: 0.438 (1, 3)		0-0 F8		4-0 1B		0-0 4-3			0-0 2B		3 1 1 1 1 0 0						
Graig Nettles, L OBP: 0.322, SLG: 0.390 (1, 5)		0-0 F7		0-0 BB		0-0 4-3			0-0 HR		4 1 1 2 0 0 2						
Jim Spencer, L OBP: 0.358, SLG: 0.581 (1, 10)		0-3 K		0-3 K		0-0 HR			0-0 4-3		4 1 1 1 0 2 2						
Fred Stanley, R OBP: 0.280, SLG: 0.329 (1, 6) Lenny Randle, S OBP: 0.225, SLG: 0.184 (9, PR) Jerry Narron, L OBP: 0.217, SLG: 0.250 (10, 2)			0-0 F2		4-0 G3		0-0 P5		0-0 4-3		3 0 1 0 1 0 0 0 0 0 0 0 0 0 0 0 0 0 0 0 0						
Brad Gulden, L OBP: 0.234, SLG: 0.190 (1, 2) Lou Piniella, R OBP: 0.331, SLG: 0.436 (9, PH) Bucky Dent, R OBP: 0.291, SLG: 0.288 (10, 6)			0-0 F9		0-0 L7		0-0 4-3		0-0 4-3		3 0 0 0 0 0 1 1 0 0 0 0 0 1 0 0 0 0 0 0 0						
Inning Stats	R: 0 H: 2 E: 0 LOB: 1 K: 0 BB: 0 S: 4 P: 4	R: 0 H: 0 E: 0 LOB: 0 K: 1 BB: 0 S: 5 P: 5	R: 0 H: 0 E: 0 LOB: 0 K: 0 BB: 0 S: 3 P: 3	R: 1 H: 2 E: 0 LOB: 2 K: 1 BB: 1 S: 7 P: 11	R: 0 H: 0 E: 0 LOB: 1 K: 0 BB: 1 S: 3 P: 7	R: 0 H: 0 E: 0 LOB: 0 K: 0 BB: 0 S: 3 P: 3	R: 1 H: 1 E: 0 LOB: 0 K: 0 BB: 0 S: 4 P: 4	R: 0 H: 1 E: 0 LOB: 0 K: 0 BB: 0 S: 3 P: 3	R: 3 H: 4 E: 0 LOB: 2 K: 0 BB: 1 S: 7 P: 11	R: 1 H: 1 E: 0 LOB: 0 K: 0 BB: 0 S: 1 P: 1	1B: 7 SF: 0 2B: 1 SAC: 0 3B: 0 DP: 2 HR: 3 HBP: 0		WP: 0 PA: 39 PB: 0 SB: 1 CS: 0				
PITCHER	IP WLS BF H R ER SO BB IBB HBP BLK WP HR S P ERA WHIP																
Craig Chamberlain, R ERA: 2.7 (1, 1)	8.0	32	8	4	4	2	2	0	0	0	0	0	1	34	42	4.50	1.250
Gary Christenson, L ERA: 15.43 (9, 1)	0.1	3	2	1	1	0	0	0	0	0	0	0	1	3	3	27.00	6.000
Dan Quisenberry, R ERA: 3.03 (9, 1)	0.2	3	0	0	0	0	0	1	0	0	0	0	0	2	6	0.00	0.000
Steve Mingo, L ERA: 5.79 (10, 1)	0.0	L	1	1	1	1	0	0	0	0	0	0	1	1	1	∞	∞

Batter	1	2	3	4	5	6	7	8	9	AB R H RBI BB SO LOB	TOP											
Rick Burleson, R (1, 6) OBP: 0.320, SLG: 0.375	0-0 F8		0-0 F8		0-3 K		0-0 FC6 1B		0-0 SF8	4 0 1 1 0 1 0	Boston Red Sox @ New York Yankees Yankee Stadium, Bronx, NY Mon Sep 03 1979, 3:33 AM EDT Att. 46,298 - Unknown - 82 F											
Carlton Fisk, R (1, 10) OBP: 0.303, SLG: 0.454	0-3 K		0-0 2B 2B		0-0 F8		0-0 FC6 1-2f		0-0 5-3	5 1 1 0 0 1 2												
Fred Lynn, L (1, 8) OBP: 0.433, SLG: 0.654	0-0 6-3		0-3 K			0-0 2B		0-0 1-3	0-0 F8	1 0 0 0 0 0 0												
Tom Poquette, L (2, 8) OBP: 0.320, SLG: 0.351										4 0 1 0 0 1 2												
Jim Rice, R (1, 9) OBP: 0.386, SLG: 0.600		0-0 HR	0-0 2B			0-0 6-3		4-0 3B BB		3 2 2 2 1 0 1												
Bob Watson, R (1, 3) OBP: 0.377, SLG: 0.470		0-0 4-3	0-0 F8			0-0 F9		0-0 SF9 3B		4 1 1 1 0 0 2												
Carl Yastrzemski, L (1, 7) OBP: 0.347, SLG: 0.470		0-0 1B 1B			0-0 3-1		0-0 4-3	0-0 SF9		3 0 1 1 0 0 1												
Butch Hobson, R (1, 5) OBP: 0.297, SLG: 0.494		0-0 1-2 1B			0-0 F8		0-0 HR	0-3 K		4 1 2 1 0 1 0												
Stan Papi, R (1, 4) OBP: 0.215, SLG: 0.282		0-3 K			0-3 K		0-0 1-3	4-0 2B SF8 BB		2 0 0 0 0 2 2												
Ted Sizemore, R (7, PH) OBP: 0.319, SLG: 0.315										1 1 0 0 1 0 0												
Gary Allenson, R (1, 2) OBP: 0.265, SLG: 0.310		0-0 F8			0-3 K2-3		0-0 F8		0-0 2B	2 0 0 0 0 1 2												
Dwight Evans, R (7, PH) OBP: 0.367, SLG: 0.473										1 0 0 0 0 0 0												
Mike O'Berry, R (7, 2) OBP: 0.280, SLG: 0.318										0 0 0 0 0 0 0												
Jim Dwyer, L (9, PH) OBP: 0.365, SLG: 0.423										1 0 1 0 0 0 0												
Inning Stats	R: 0 E: 0 K: 1 S: 5	H: 0 LOB: 0 BB: 0 P: 5	R: 1 E: 0 K: 1 S: 8	H: 3 LOB: 2 BB: 0 P: 8	R: 1 E: 0 K: 1 S: 7	H: 2 LOB: 1 BB: 0 P: 7	R: 0 E: 0 K: 1 S: 5	H: 0 LOB: 0 BB: 0 P: 5	R: 0 E: 0 K: 2 S: 7	H: 0 LOB: 0 BB: 0 P: 7	R: 0 E: 0 K: 0 S: 4	H: 1 LOB: 1 BB: 0 P: 4	R: 1 E: 0 K: 0 S: 5	H: 2 LOB: 1 BB: 0 P: 5	R: 2 E: 0 K: 1 S: 6	H: 1 LOB: 0 BB: 1 P: 10	R: 1 E: 0 K: 0 S: 4	H: 1 LOB: 1 BB: 1 P: 8	1B: 3 2B: 4 3B: 1 HR: 2	SF: 2 SAC: 0 DP: 0 HBP: 0	WP: 0 PB: 0 SB: 0 CS: 0	PA: 39
PITCHER	IP WLS BF H R ER SO BB IBB HBP BLK WP HR S P ERA WHIP																					
Ron Guidry, L (1, 1) ERA: 2.84	7.2 W 33 9 5 5 6 1 0 0 0 0 2 44 48 5.87 1.304																					
Ron Davis, R (8, 1) ERA: 3.03	1.1 S 6 1 1 1 1 1 0 0 0 0 0 7 11 6.75 1.500																					

livebaseballscorecards.com

AB	35
R	6
H	10
RBI	6
BB	2
SO	7
LOB	12



Batter	1	2	3	4	5	6	7	8	9
Bobby Murcer, L OBP: 0.345, SLG: 0.398 (1, 8) (7, 7)	0-0 F8	0-0 HR			0-0 1-3	0-0 G4-6-3		0-0 SH1-3	
Willie Randolph, R OBP: 0.384, SLG: 0.379 (1, 4) BB BB BB	4-0 HR BB	0-0 6-3			0-0 F8		4-0 SH2-4 BB	0-0 1B 3B	
Oscar Gamble, L OBP: 0.472, SLG: 0.596 Juan Beniquez, R OBP: 0.287, SLG: 0.388 Lenny Randle, S OBP: 0.225, SLG: 0.184 (1, 7) (7, 8) (8, PR) (9, 8)	0-0 HR		0-0 5-3		4-0 BB		0-0 SH2-4	0-0 1B	
Reggie Jackson, L OBP: 0.378, SLG: 0.528 (1, 9)	0-0 1B		0-0 1B		0-0 4-3		0-3 K	0-0 4-3	
Chris Chambliss, L OBP: 0.321, SLG: 0.435 (1, 3)	0-0 F9		0-0 G4-6-3		0-0 3-1		0-0 4-3		
Graig Nettles, L OBP: 0.324, SLG: 0.389 (1, 5) S S S	0-3 K			4-0 BB	0-0 E9 1B		0-0 F5		
Jim Spencer, L OBP: 0.364, SLG: 0.582 (1, 10)		0-0 4-3 6-3 HR 1B		0-0 F9	4-0 1B IBB		0-0 1B 1B		
Fred Stanley, R OBP: 0.273, SLG: 0.319 Roy White, S OBP: 0.276, SLG: 0.263 Bucky Dent, R OBP: 0.293, SLG: 0.289 (1, 6) (6, PH) (7, 6)		0-0 6-3		0-0 F4	4-0 1B BB		0-0 2B 1B		
Brad Gulden, L OBP: 0.250, SLG: 0.226 (1, 2)		0-0 4-3		0-0 F9	0-0 G4-6-3 1B		0-0 SH1-3 3B 2B		

Inning Stats	R: 2	H: 2	E: 0	LOB: 1	K: 1	P: 11	R: 2	H: 2	E: 0	LOB: 0	K: 0	P: 5	R: 0	H: 1	E: 0	LOB: 0	K: 0	P: 3	R: 0	H: 0	E: 0	LOB: 1	K: 0	P: 7	R: 0	H: 0	E: 0	LOB: 1	K: 0	P: 7	R: 2	H: 2	E: 1	LOB: 1	K: 0	P: 12	R: 0	H: 0	E: 0	LOB: 1	K: 1	P: 9	R: 4	H: 5	E: 0	LOB: 1	K: 0	P: 8
	S: 7	BB: 1					S: 5	BB: 0					S: 3	BB: 0					S: 3	BB: 1					S: 4	BB: 2							S: 5	BB: 1							S: 8	BB: 0						

PITCHER	IP	WLS	BF	H	R	ER	SO	BB	IBB	HBP	BLK	WP	HR	S	P	ERA	WHIP
Dennis Eckersley, R ERA: 3.09 (1, 1)	1.2	L	10	4	4	4	1	1	0	0	0	0	2	11	15	21.60	3.000
Joel Finch, R ERA: 5.31 (2, 1)	3.2		17	3	2	2	0	3	1	0	0	0	0	13	29	4.91	1.636
Tom Burgmeier, L ERA: 2.47 (6, 1)	2.1		10	3	3	3	1	1	0	0	0	0	0	11	15	11.57	1.714
Win Remmerswaal, R ERA: 9.84 (8, 1)	0.0		2	2	1	1	0	0	0	0	0	0	0	2	2	∞	∞
Bill Campbell, R ERA: 3.73 (8, 1)	0.1		1	0	0	0	0	0	0	0	0	0	0	1	1	0.00	0.000

BOTTOM

Boston Red Sox @ New York Yankees
Yankee Stadium, Bronx, NY

Mon Sep 03 1979, 3:33 AM EDT
Att: 46,298 - Unknown - 82 F

AB	R	H	RBI	BB	SO	LOB
4	1	1	3	0	0	2
3	2	1	1	2	0	0
2	1	1	2	1	0	0
1	0	1	1	0	0	0
0	0	0	0	0	0	0
5	0	2	0	0	1	3
4	0	0	0	0	0	3
3	1	1	0	1	1	1
3	3	2	0	1	0	1
2	0	0	0	0	0	2
0	0	0	0	1	0	0
1	1	1	0	0	0	0
4	1	2	3	0	0	2

AB	32
R	10
H	12
RBI	10
BB	6
SO	2
LOB	14

WP: 0 PA: 40
PB: 0
SB: 2
CS: 0

SF: 0 SAC: 2
DP: 2 HBP: 0



1B	2B	3B	HR	SF	SAC	DP	HBP	WP	PA	ERA	WHIP
8	1	1	2	0	2	2	0	0	40		

Batter	1	2	3	4	5	6	7	8	9	AB R H RBI BB SO LOB	TOP											
Rick Burleson, R OBP: 0.318, SLG: 0.372 (1, 6) X	0-0 6-3		0-0 F2			0-3 K		0-0 1-3		4 0 0 0 0 1 1												
Dwight Evans, R OBP: 0.366, SLG: 0.469 (1, 9) X	0-0 6-3		4-0 BB			0-0 L8		0-0 1-3		3 0 0 0 1 0 0												
Tom Poquette, L OBP: 0.318, SLG: 0.355 (1, 8) X	0-0 F8		0-0 3-1			0-0 2B		0-0 F8		4 1 1 0 0 0 2												
Jim Rice, R OBP: 0.385, SLG: 0.599 (1, 10)		0-3 K		0-0 6-3		0-0 2B		0-0 6-3		4 0 1 1 0 1 0												
Carl Yastrzemski, L OBP: 0.345, SLG: 0.466 (1, 7) X		0-0 F8		0-0 F7		0-0 G3		0-0 L7		4 0 0 0 0 0 1												
Bob Watson, R OBP: 0.375, SLG: 0.467 (1, 3) X		0-0 F9		0-3 K			0-3 K			3 0 0 0 0 2 0												
Butch Hobson, R OBP: 0.297, SLG: 0.500 (1, 5) X			0-0 HR		0-0 L8		0-0 F8			3 1 1 1 0 0 0												
Ted Sizemore, R OBP: 0.316, SLG: 0.313 (1, 4) X			0-0 5-3		0-0 1-3		0-3 K			3 0 0 0 0 1 0												
Gary Allenson, R OBP: 0.262, SLG: 0.307 (1, 2) X			0-0 E5		0-0 F9			0-0 F7		2 0 0 0 0 0 0												
Carlton Fisk, R OBP: 0.302, SLG: 0.452 (8, PH)										1 0 0 0 0 0 0												
Mike O'Berry, R OBP: 0.280, SLG: 0.318 (8, 2)										0 0 0 0 0 0 0												
Inning Stats	R: 0 E: 0 K: 0 S: 3	H: 0 LOB: 0 BB: 0 P: 3	R: 0 E: 0 K: 1 S: 5	H: 0 LOB: 0 BB: 0 P: 5	R: 1 E: 1 K: 0 S: 5	H: 1 LOB: 2 BB: 1 P: 9	R: 0 E: 0 K: 1 S: 5	H: 0 LOB: 0 BB: 0 P: 5	R: 0 E: 0 K: 1 S: 3	H: 0 LOB: 0 BB: 0 P: 3	R: 1 E: 0 K: 1 S: 7	H: 2 LOB: 1 BB: 0 P: 7	R: 0 E: 0 K: 2 S: 7	H: 0 LOB: 0 BB: 0 P: 7	R: 0 E: 0 K: 0 S: 3	H: 0 LOB: 0 BB: 0 P: 3	R: 0 E: 0 K: 0 S: 3	H: 0 LOB: 0 BB: 0 P: 3	1B: 0 2B: 2 3B: 0 HR: 1	SF: 0 SAC: 0 DP: 0 HBP: 0	WP: 0 PB: 0 SB: 1 CS: 0	PA: 32
PITCHER	IP WLS BF H R ER SO BB IBB HBP BLK WP HR S P ERA WHIP																					
Luis Tiant, R ERA: 4.01 (1, 1)	8.0 W 29 3 2 2 5 1 0 0 0 0 0 1 38 42 2.25 0.500																					
Rich Gossage, R ERA: 2.87 (9, 1)	1.0 S 3 0 0 0 0 0 0 0 0 0 0 0 3 3 0.00 0.000																					

Boston Red Sox @ New York Yankees
 Yankee Stadium, Bronx, NY
 Tue Sep 04 1979, 7:05 PM EDT
 Att. 37,259 - Unknown - 75 F

AB	31
R	2
H	3
RBI	2
BB	1
SO	5
LOB	4



WP: 0	PA: 32
PB: 0	
SB: 1	
CS: 0	

Batter	1	2	3	4	5	6	7	8	9	AB	R	H	RBI	BB	SO	LOB
Bobby Murcer, L (1, 8) OBP: 0.347, SLG: 0.399	0-0 L5			0-0 1B		0-0 E 1B		0-0 4-3		4	0	2	0	0	0	0
Willie Randolph, R (1, 4) OBP: 0.383, SLG: 0.380	0-0 6-3			0-0 F5		0-0 E5 1-3		0-0 E 2B		4	1	1	0	0	0	2
Oscar Gamble, L (1, 7) Lou Piniella, R (9, 7) OBP: 0.331, SLG: 0.436	0-0 F7			0-3 K		0-0 1-3		4-0 FC6-4 BB		3	0	0	0	1	1	3
Reggie Jackson, L (1, 9) OBP: 0.377, SLG: 0.525		0-0 F7		0-0 4-3			0-0 HR 1B	0-0 FC6-4 1B 1-2 2-H		4	1	1	0	0	0	2
Chris Chambliss, L (1, 3) OBP: 0.323, SLG: 0.442		0-0 L7			0-0 4-3		0-0 1-H HR	0-0 1-2 1B		4	1	2	2	0	0	0
Graig Nettles, L (1, 5) OBP: 0.321, SLG: 0.386		0-0 6-3			0-0 F7		0-0 4-3	0-0 3-1		4	0	0	0	0	0	2
Jim Spencer, L (1, 10) OBP: 0.360, SLG: 0.574			0-0 F9		0-0 4-3		0-0 6-3			3	0	0	0	0	0	0
Brad Gulden, L (1, 2) OBP: 0.254, SLG: 0.219			0-0 F8			0-0 F7	4-0 BB			2	0	0	0	1	0	0
Bucky Dent, R (1, 6) OBP: 0.291, SLG: 0.287			0-0 5-3			0-0 5-3	0-3 K			3	0	0	0	0	1	1

Inning Stats	R: 0	H: 0	E: 0	LOB: 0	K: 0	BB: 0	S: 3	P: 3	R: 0	H: 0	E: 0	LOB: 0	K: 0	BB: 0	S: 3	P: 3	R: 0	H: 1	E: 0	LOB: 1	K: 1	BB: 0	S: 6	P: 6	R: 0	H: 0	E: 0	LOB: 0	K: 0	BB: 0	S: 3	P: 3	R: 0	H: 1	E: 1	LOB: 2	K: 0	BB: 0	S: 5	P: 5	R: 2	H: 2	E: 0	LOB: 1	K: 1	BB: 1	S: 7	P: 11	R: 1	H: 2	E: 1	LOB: 2	K: 0	BB: 1	S: 5	P: 9
Mike Torrez, R (1, 1) ERA: 4.65	IP	WLS	BF	H	R	ER	SO	BB	IBB	HBP	BLK	WP	HR	S	P	ERA	WHIP	IP	WLS	BF	H	R	ER	SO	BB	IBB	HBP	BLK	WP	HR	S	P	ERA	WHIP	IP	WLS	BF	H	R	ER	SO	BB	IBB	HBP	BLK	WP	HR	S	P	ERA	WHIP					


BOTTOM

Boston Red Sox @ New York Yankees
Yankee Stadium, Bronx, NY

Tue Sep 04 1979, 7:05 PM EDT
Att: 37,259 - Unknown - 75 F

livebaseballscorecards.com

AB	31
R	3
H	6
RBI	2
BB	2
SO	2
LOB	10



WP: 0	PA: 33
PB: 0	
SB: 0	
CS: 0	

Batter	1	2	3	4	5	6	7	8	9	AB R H RBI BB SO LOB	TOP
Rick Burleson, R (1, 6) OBP: 0.319, SLG: 0.372	0-3 K	0-0 1B		0-0 F4			0-0 5-3		0-0 FC5-4 1B	5 0 2 0 0 1 2	
Dwight Evans, R (1, 9) OBP: 0.364, SLG: 0.469	0-0 6-3	0-0 4-3			0-0 2B		0-0 F4		0-0 F7	5 0 1 0 0 0 3	
Carlton Fisk, R (1, 10) OBP: 0.300, SLG: 0.448	0-0 FC6-4 1B		0-0 5-3		0-0 6-3			0-0 5-3	0-0 FC5-4 1-2f	5 0 1 0 0 0 2	
Jim Rice, R (1, 7) OBP: 0.383, SLG: 0.595	0-0 FC6-4 1-2f		0-0 6-3		0-0 1-3 2-3			0-0 6-3		4 0 0 0 0 0 2	
Bob Watson, R (1, 3) OBP: 0.374, SLG: 0.465		0-0 3B 1B	0-0 G3		0-0 6-3			0-0 E1 HR		4 2 1 0 0 0 1	
Butch Hobson, R (1, 5) OBP: 0.299, SLG: 0.511		0-0 1B 3B		0-0 2-3		0-0 6-3		0-0 1-H HR		4 2 2 3 0 0 0	
Tom Poquette, L (1, 8) OBP: 0.323, SLG: 0.359		0-0 G5-4-3 1B		0-0 S 1B 1B		0-0 3-1		0-0 4-3		4 0 2 1 0 0 0	
Ted Sizemore, R (1, 4) OBP: 0.318, SLG: 0.323		0-0 G5-4-3 1-2f		0-0 S 1B		0-0 6-3			0-0 HR	4 1 2 1 0 0 1	
Gary Allenson, R (1, 2) OBP: 0.262, SLG: 0.306		0-0 1B 1B		0-3 K 1-2 2-3			0-0 5-3		0-0 5-3	4 0 1 0 0 1 2	
Inning Stats	R: 0 E: 0 K: 1 S: 6 H: 1 LOB: 1 BB: 0 P: 6	R: 2 E: 0 K: 0 S: 7 H: 5 LOB: 2 BB: 0 P: 7	R: 0 E: 0 K: 0 S: 3 H: 0 LOB: 0 BB: 0 P: 3	R: 0 E: 0 K: 1 S: 7 H: 2 LOB: 2 BB: 0 P: 7	R: 0 E: 0 K: 0 S: 4 H: 1 LOB: 1 BB: 0 P: 4	R: 0 E: 0 K: 0 S: 3 H: 0 LOB: 0 BB: 0 P: 3	R: 0 E: 0 K: 0 S: 3 H: 0 LOB: 0 BB: 0 P: 3	R: 2 E: 1 K: 0 S: 5 H: 1 LOB: 0 BB: 0 P: 5	R: 1 E: 0 K: 0 S: 5 H: 2 LOB: 1 BB: 0 P: 5	1B: 8 2B: 1 3B: 1 HR: 2 SF: 0 SAC: 0 DP: 1 HBP: 0	WP: 0 PB: 0 SB: 2 CS: 0 PA: 39
PITCHER Tommy John, L (1, 1) ERA: 2.96	IP: 9.0 WLS: L BF: 39 H: 12 R: 5 ER: 3 SO: 2 BB: 0 IBB: 0 HBP: 0 BLK: 0 WP: 0 HR: 2 S: 43 P: 43 ERA: 3.00 WHIP: 1.333										

Boston Red Sox @ New York Yankees
 Yankee Stadium, Bronx, NY
 Wed Sep 05 1979, 7:05 PM EDT
 Att. 38,644 - Unknown - 76 F

AB	39
R	5
H	12
RBI	5
BB	0
SO	2
LOB	13



Batter	1	2	3	4	5	6	7	8	9	AB R H RBI BB SO LOB
Bobby Murcer, L OBP: 0.346, SLG: 0.397 (1, 8) X	0-0 FC6-4 1B		0-3 K			0-0 3-1		0-0 4-3		4 0 1 0 0 1 1
Willie Randolph, R OBP: 0.380, SLG: 0.377 (1, 4) X	0-0 FC6-4 1-2f			0-0 F9		0-0 6-3			0-0 1-3	4 0 0 0 0 0 1
Oscar Gamble, L OBP: 0.461, SLG: 0.576 (1, 7) X	0-0 F8			0-0 1-3			0-0 4-3		0-0 F9	4 0 0 0 0 0 1
Reggie Jackson, L OBP: 0.376, SLG: 0.522 (1, 9) S S	0-3 K			0-0 4-3			0-0 1-3		0-0 1B 1B	4 0 1 0 0 1 1
Chris Chambliss, L OBP: 0.324, SLG: 0.442 (1, 3) X		0-0 F8			0-0 G4-6-3 1B 1B		0-0 E8		0-0 1-3 1B	4 0 2 0 0 0 0
Graig Nettles, L OBP: 0.321, SLG: 0.385 (1, 5) X		0-0 F5			0-0 1-2 G4-6-3 1B		0-0 3-1		0-0 L8	4 0 1 0 0 0 3
Jim Spencer, L OBP: 0.360, SLG: 0.571 (1, 10) X		0-0 F7			0-0 1-2f 2-3 G4-6-3			0-0 G4-6-3 1B		3 0 1 0 0 0 2
Brad Gulden, L OBP: 0.243, SLG: 0.209 (1, 2) X			0-0 F7		0-0 4-3			0-0 1-2f G4-6-3		3 0 0 0 0 0 2
Bucky Dent, R OBP: 0.290, SLG: 0.286 (8, PH) X			0-0 6-3			0-0 6-3		0-0 1B		2 0 0 0 0 0 0
Roy White, S OBP: 0.280, SLG: 0.267 (9, 6) X										1 0 1 0 0 0 0
Fred Stanley, R OBP: 0.273, SLG: 0.319 (9, 6) X										0 0 0 0 0 0 0

Inning Stats		R: 0 H: 1 E: 0 LOB: 1 K: 1 BB: 0 S: 6 P: 6	R: 0 H: 0 E: 0 LOB: 0 K: 0 BB: 0 S: 3 P: 3	R: 0 H: 0 E: 0 LOB: 0 K: 1 BB: 0 S: 5 P: 5	R: 0 H: 0 E: 0 LOB: 0 K: 0 BB: 0 S: 3 P: 3	R: 0 H: 2 E: 0 LOB: 1 K: 0 BB: 0 S: 4 P: 4	R: 0 H: 0 E: 0 LOB: 0 K: 0 BB: 0 S: 3 P: 3	R: 0 H: 0 E: 1 LOB: 1 K: 0 BB: 0 S: 4 P: 4	R: 0 H: 2 E: 0 LOB: 1 K: 0 BB: 0 S: 4 P: 4	R: 0 H: 2 E: 0 LOB: 2 K: 0 BB: 0 S: 5 P: 5	1B: 7 SF: 0 2B: 0 SAC: 0 3B: 0 DP: 2 HR: 0 HBP: 0	
PITCHER Bob Stanley, R ERA: 4.03 (1, 1)	IP 9.0 WLS W BF 33 H 7 R 0 ER 0 SO 2 BB 0 IBB 0 HBP 0 BLK 0 WP 0 HR 0 S 37 P 37 ERA 0.00 WHIP 0.778											WP: 0 PA: 33 PB: 0 SB: 0 CS: 0

BOTTOM

Boston Red Sox @ New York Yankees
Yankee Stadium, Bronx, NY

Wed Sep 05 1979, 7:05 PM EDT
Att: 38,644 - Unknown - 76 F

livebaseballscores.com

AB	33
R	0
H	7
RBI	0
BB	0
SO	2
LOB	11



Batter	1	2	3	4	5	6	7	8	9	10	AB	R	H	RBI	BB	SO	LOB	BOTTOM							
Ron LeFlore, R OBP: 0.349, SLG: 0.380 (1, 8)	0-0 4-3		0-0 SH2-4 1B		0-0 5-3		0-0 1B		0-0 FC5-4		5	0	2	0	0	0	2								
Alan Trammell, R OBP: 0.324, SLG: 0.354 (1, 6)	0-3 K		0-0 SH2-4		0-0 F8		0-0 1B			0-0 F8	4	0	1	1	0	1	1								
Steve Kemp, L OBP: 0.401, SLG: 0.545 (1, 7)	0-0 1B		0-0 FC1-5-2-5-2			0-0 G6-4-3 1B		0-0 L3		0-3 K	5	0	2	0	0	1	4								
John Wockenfuss, R OBP: 0.330, SLG: 0.552 (1, 3)	0-0 F8			4-0 BB		0-0 G6-4-3		0-0 F5		0-0 4-3	2	0	0	0	1	0	2								
Jason Thompson, L OBP: 0.344, SLG: 0.401 (8, 3)											2	0	0	0	0	0	0								
Jerry Morales, R OBP: 0.259, SLG: 0.365 (1, 10)		0-0 6-3		0-3 K		0-0 E6		0-0 F9			4	0	0	0	0	1	1								
Lance Parrish, R OBP: 0.337, SLG: 0.446 (1, 2)		0-0 L9		0-3 K		0-0 4-3		0-0 F3			4	0	0	0	0	1	2								
Lynn Jones, R OBP: 0.343, SLG: 0.398 (1, 9)		0-0 1B		0-0 F7			0-3 K		0-0 L9		2	0	1	0	0	0	1								
Champ Summers, L OBP: 0.396, SLG: 0.550 (7, PH) (8, 9)											2	0	0	0	0	1	0								
Aurelio Rodriguez, R OBP: 0.283, SLG: 0.369 (1, 5)		0-0 F9			0-0 4-3 2B		0-0 5-3		0-0 F7		4	0	1	0	0	0	1								
Tom Brookens, R OBP: 0.318, SLG: 0.387 (1, 4)			0-0 SH2-4 1B		0-0 4-3		0-0 1B		0-0 FC5-4 1B		4	1	3	0	0	0	1								
Inning Stats	R: 0 E: 0 K: 1 S: 6	H: 1 LOB: 1 BB: 0 P: 6	R: 0 E: 0 K: 0 S: 4	H: 1 LOB: 1 BB: 0 P: 4	R: 0 E: 0 K: 0 S: 4	H: 2 LOB: 1 BB: 0 P: 4	R: 0 E: 0 K: 2 S: 7	H: 0 LOB: 1 BB: 1 P: 11	R: 0 E: 0 K: 0 S: 4	H: 1 LOB: 1 BB: 0 P: 4	R: 1 E: 0 K: 1 S: 8	H: 3 LOB: 2 BB: 0 P: 8	R: 0 E: 0 K: 0 S: 3	H: 0 LOB: 0 BB: 0 P: 3	R: 0 E: 0 K: 0 S: 4	H: 1 LOB: 1 BB: 0 P: 4	R: 0 E: 0 K: 1 S: 5	H: 0 LOB: 0 BB: 0 P: 5	1B: 9 2B: 2 3B: 0 HR: 0	SF: 0 SAC: 1 DP: 2 HBP: 0	WP: 0 PB: 0 SB: 0 CS: 0	PA: 40			
PITCHER	IP	WLS	BF	H	R	ER	SO	BB	IBB	HBP	BLK	WP	HR	S	P	ERA	WHIP								
Don Hood, L ERA: 3.1 (1, 1)	5.2		23	6	0	0	3	1	0	0	0	0	0	28	32	0.00	1.235								
Ron Davis, R ERA: 3.12 (6, 1)	1.0		6	3	1	1	1	0	0	0	0	0	0	8	8	9.00	3.000								
Rich Gossage, R ERA: 2.63 (7, 1)	3.1	W	11	1	0	0	1	0	0	0	0	0	0	13	13	0.00	0.300								

New York Yankees @ Detroit Tigers

Tiger Stadium, Detroit, MI
Thu Sep 06 1979, 7:05 PM EDT
Att. 19,196 - Unknown - 75 F

livebaseballscorecards.com

AB	38
R	1
H	10
RBI	1
BB	1
SO	5
LOB	15



Batter	1	2	3	4	5	6	7	8	9	AB R H RBI BB SO LOB	TOP	
Willie Randolph, R (1, 4) OBP: 0.378, SLG: 0.373	4-0 BB G4-6-3		0-0 F3		0-0 F2			0-0 G6-4-3		3 0 0 0 1 0 3	New York Yankees @ Detroit Tigers Tiger Stadium, Detroit, MI Fri Sep 07 1979, 7:05 PM EDT Att. 28,943 - Unknown - 58 F	
Bobby Murcer, L (1, 8) OBP: 0.343, SLG: 0.396	0-0 G4-6-3		0-0 1B			0-0 4-3		0-0 6-3		4 0 1 0 0 0 1		
Lou Piniella, R (1, 7) OBP: 0.328, SLG: 0.432	0-0 5-3		0-0 4-3			0-0 F8		0-0 6-3		4 0 0 0 0 0 2		
Reggie Jackson, L (1, 9) OBP: 0.377, SLG: 0.526		4-0 BB FC4-6		0-0 F8		0-0 6-3		0-3 K		3 0 0 0 1 1 0		
George Scott, R (1, 10) Oscar Gamble, L (7, PH) OBP: 0.313, SLG: 0.388 OBP: 0.460, SLG: 0.569		0-0 F3		0-0 1-3			0-0 F8		0-0 1B	2 0 0 0 0 0 1 2 0 1 0 0 0 0		
Chris Chambliss, L (1, 3) OBP: 0.323, SLG: 0.439		0-0 FC4-6		0-0 F9			0-0 5-3 1B		0-0 F7	4 0 1 0 0 0 2		
Fred Stanley, R (1, 5) OBP: 0.256, SLG: 0.299		0-0 F9			0-3 K		0-0 5-3 1-2			3 0 0 0 0 1 2		
Bucky Dent, R (1, 6) OBP: 0.294, SLG: 0.290			0-0 1B 1-3 1B		0-0 K		0-3 K			3 0 2 0 0 1 1		
Brad Gulden, L (1, 2) Jerry Narron, L (7, 2) OBP: 0.241, SLG: 0.197 OBP: 0.226, SLG: 0.259			0-0 1-3		0-0 F8			0-0 G6-4-3 1B		2 0 0 0 0 0 2 1 0 1 0 0 0 0		
Inning Stats	R: 0 H: 0 E: 0 LOB: 0 K: 0 BB: 1 S: 2 P: 6	R: 0 H: 0 E: 0 LOB: 1 K: 0 BB: 1 S: 3 P: 7	R: 0 H: 2 E: 0 LOB: 2 K: 0 BB: 0 S: 5 P: 5	R: 0 H: 0 E: 0 LOB: 0 K: 0 BB: 0 S: 3 P: 3	R: 0 H: 1 E: 0 LOB: 1 K: 1 BB: 0 S: 6 P: 6	R: 0 H: 0 E: 0 LOB: 0 K: 0 BB: 0 S: 3 P: 3	R: 0 H: 1 E: 0 LOB: 1 K: 1 BB: 0 S: 6 P: 6	R: 0 H: 1 E: 0 LOB: 0 K: 0 BB: 0 S: 3 P: 3	R: 0 H: 1 E: 0 LOB: 1 K: 1 BB: 0 S: 6 P: 6	1B: 6 SF: 0 2B: 0 SAC: 0 3B: 0 DP: 2 HR: 0 HBP: 0		WP: 0 PA: 33 PB: 0 SB: 0 CS: 0
PITCHER Bruce Robbins, L (1, 1) ERA: 4.43 Jack Billingham, R (3, 1) ERA: 3.4	IP WLS BF H R ER SO BB IBB HBP BLK WP HR S P ERA WHIP	2.2 0 11 2 0 0 0 2 0 0 0 0 0 0 9 17 0.00 1.500	6.1 1 22 4 0 0 3 0 0 0 0 0 0 0 28 28 0.00 0.632	PITCHER							IP WLS BF H R ER SO BB IBB HBP BLK WP HR S P ERA WHIP	

livebaseballscorecards.com



Batter	1	2	3	4	5	6	7	8	9	AB R H RBI BB SO LOB
Ron LeFlore, R OBP: 0.350, SLG: 0.385 (1, 8)	0-0 4-3	0-0 3B 2B		0-0 F4		0-0 2B				4 1 2 2 0 0 0
Lou Whitaker, L OBP: 0.393, SLG: 0.379 (1, 4)	0-0 HR	0-0 2-H 3B			4-0 1B BB	0-0 1-3				3 2 2 2 1 0 1
Steve Kemp, L OBP: 0.398, SLG: 0.540 (1, 7)	0-0 3-1	0-0 F7			0-0 G3		0-0 4-1			4 0 0 0 0 0 2
Champ Summers, L OBP: 0.401, SLG: 0.551 (1, 10)	4-0 2B BB		0-0 CS 1B		0-0 G4-6-3 1B		0-3 K			3 1 2 1 1 1 0
Jason Thompson, L OBP: 0.344, SLG: 0.402 (1, 3)	0-0 E 2B		0-3 K		0-0 G4-6-3		0-0 5-3			4 0 1 1 0 1 2
Jerry Morales, R OBP: 0.259, SLG: 0.366 (1, 9)	0-0 E1		0-0 1-2 2B			0-0 6-3		0-0 5-3		4 0 1 0 0 0 1
Lance Parrish, R OBP: 0.336, SLG: 0.443 (1, 2)	0-0 5-3		0-0 5-3			4-0 1B 2B BB		0-3 K		3 1 0 0 1 1 3
Aurelio Rodriguez, R OBP: 0.283, SLG: 0.367 (1, 5)		0-3 K2-3		0-0 5-3		0-0 2B 1B		0-0 L9		4 1 1 0 0 1 0
Alan Trammell, R OBP: 0.322, SLG: 0.351 (1, 6)		0-0 6-3		0-3 K		0-0 F8				3 0 0 0 0 1 2

Inning Stats	R: 2 E: 1 K: 0 S: 6	H: 2 LOB: 2 BB: 1 P: 10	R: 1 E: 0 K: 1 S: 7	H: 2 LOB: 1 BB: 0 P: 7	R: 0 E: 0 K: 1 S: 6	H: 2 LOB: 1 BB: 0 P: 6	R: 0 E: 0 K: 1 S: 5	H: 0 LOB: 0 BB: 0 P: 5	R: 1 E: 0 K: 0 S: 3	H: 1 LOB: 0 BB: 1 P: 7	R: 2 E: 0 K: 0 S: 5	H: 2 LOB: 1 BB: 1 P: 9	R: 0 E: 0 K: 1 S: 5	H: 0 LOB: 0 BB: 0 P: 5	R: 0 E: 0 K: 1 S: 5	H: 0 LOB: 0 BB: 0 P: 5
1B: 3 2B: 4 3B: 1 HR: 1	SF: 0 SAC: 0 DP: 1 HBP: 0	WP: 0 PB: 0 SB: 0 CS: 1	PA: 35	ERA WHIP	ERA WHIP	ERA WHIP	ERA WHIP	ERA WHIP	ERA WHIP	ERA WHIP	ERA WHIP	ERA WHIP	ERA WHIP	ERA WHIP	ERA WHIP	

PITCHER	IP	WLS	BF	H	R	ER	SO	BB	IBB	HBP	BLK	WP	HR	S	P	ERA	WHIP
Ken Clay, R ERA: 5.4 (1, 1)	2.0	L	13	5	3	3	1	1	0	0	0	0	1	14	18	13.50	3.000
Jim Kaat, L ERA: 3.73 (3, 1)	4.0		16	4	3	3	2	2	0	0	0	0	0	18	26	6.75	1.500
Roger Slagle, R ERA: (7, 1)	2.0		6	0	0	0	2	0	0	0	0	0	0	10	10	0.00	0.000

BOTTOM

New York Yankees @ Detroit Tigers

Tiger Stadium, Detroit, MI

Fri Sep 07 1979, 7:05 PM EDT

Att: 28,943 - Unknown - 58 F

AB	32
R	6
H	9
RBI	6
BB	3
SO	5
LOB	11



WP	HR	S	P	ERA	WHIP
0	0	0	0		

Batter	1	2	3	4	5	6	7	8	9	AB R H RBI BB SO LOB	TOP									
Bobby Murcer, L (1, 8) OBP: 0.344, SLG: 0.397	4-0 2B BB	0-0 1B 2B		0-0 6-3			0-0 4-3		0-3 K	4 2 1 1 1 1 0										
Chris Chambliss, L (1, 3) OBP: 0.322, SLG: 0.437	0-0 F5	0-0 1B		0-0 F7			0-0 F8			4 0 1 1 0 0 1										
Oscar Gamble, L (1, 7) OBP: 0.455, SLG: 0.562	0-0 F8	0-3 K		0-3 K			0-0 F8			3 0 0 0 0 2 2										
Lou Piniella, R (6, 7) OBP: 0.327, SLG: 0.431										1 0 0 0 0 0 0										
Reggie Jackson, L (1, 9) OBP: 0.376, SLG: 0.525	0-0 WP 1-H 2B			0-0 4-3			0-3 K		0-0 F9	4 0 1 1 0 1 0										
Jim Spencer, L (1, 10) OBP: 0.362, SLG: 0.566	4-0 WP IBB			0-0 1B 1B			0-0 CS 1B		0-0 4-3	3 1 2 0 1 0 0										
Graig Nettles, L (1, 5) OBP: 0.321, SLG: 0.390	0-0 F6 1-2 2-3			4-0 1B BB			0-0 F9		0-0 HR	3 1 1 1 1 0 3										
Jerry Narron, L (1, 2) OBP: 0.229, SLG: 0.261				0-0 F4			0-0 CS		0-0 6-3	3 0 1 0 0 1 2										
Roy White, S (8, PH) OBP: 0.282, SLG: 0.265				FC5-4 1B			0-3 K			1 0 0 0 0 0 0	AB 34									
Brad Gulden, L (8, 2) OBP: 0.241, SLG: 0.197										0 0 0 0 0 0 0	R 5									
Brian Doyle, L (1, 4) OBP: 0.292, SLG: 0.286				0-0 B2			0-0 F7		0-0 3-1	4 0 1 1 0 0 1	H 8									
Bucky Dent, R (1, 6) OBP: 0.291, SLG: 0.288				0-0 F3			0-0 F9		0-0 F4	4 1 0 0 0 0 3	RBI 5									
Inning Stats	R: 1 E: 0 K: 0 S: 4	H: 1 LOB: 2 BB: 2 P: 12	R: 2 E: 0 K: 1 S: 8	H: 3 LOB: 1 BB: 0 P: 8	R: 1 E: 0 K: 0 S: 5	H: 2 LOB: 2 BB: 1 P: 9	R: 0 E: 0 K: 1 S: 5	H: 0 LOB: 0 BB: 0 P: 5	R: 0 E: 0 K: 1 S: 5	H: 0 LOB: 0 BB: 0 P: 5	R: 0 E: 0 K: 0 S: 3	H: 0 LOB: 0 BB: 0 P: 3	R: 1 E: 0 K: 0 S: 4	H: 1 LOB: 0 BB: 0 P: 4	R: 0 E: 0 K: 1 S: 5	H: 0 LOB: 0 BB: 0 P: 5	1B: 5 2B: 2 3B: 0 HR: 1	SF: 0 SAC: 0 DP: 0 HBP: 0	WP: 1 PB: 0 SB: 0 CS: 1	PA: 38
PITCHER	IP WLS BF H R ER SO BB IBB HBP BLK WP HR S P ERA WHIP																			
Jack Morris, R (1, 1) ERA: 3.56	3.0 L 18 6 4 4 1 2 1 0 0 1 0 17 29 12.00 2.667																			
Pat Underwood, L (4, 1) ERA: 4.76	5.0 16 2 1 1 3 0 0 0 0 0 1 22 22 1.80 0.400																			
Aurelio Lopez, R (9, 1) ERA: 2.35	1.0 3 0 0 0 1 0 0 0 0 0 0 5 5 0.00 0.000																			

New York Yankees @ Detroit Tigers
Tiger Stadium, Detroit, MI
 Sat Sep 08 1979, 7:05 PM EDT
 Att: 30,069 - Unknown

livebaseballscorecards.com



BOTTOM

New York Yankees @ Detroit Tigers
Tiger Stadium, Detroit, MI
Sat Sep 08 1979, 7:05 PM EDT
Att. 30,069 - Unknown

livebaseballscorecards.com

AB	32
R	4
H	6
RBI	3
BB	2
SO	14
LOB	5



WP:	1	PA:	34
PB:	1		
SB:	2		
CS:	0		

AB R H RBI BB SO LOB

4 2 2 1 0 0 0

3 0 0 0 0 2 0
1 0 0 0 0 1 0
0 0 0 0 0 0 0

3 0 1 0 1 0 0

3 0 0 0 0 2 2
1 0 0 0 0 1 0

3 0 1 0 0 1 0
1 0 1 0 0 0 0

2 1 0 0 1 1 0
1 0 0 0 0 1 1

3 1 1 2 0 0 0
1 0 0 0 0 1 1

3 0 0 0 0 1 1

2 0 0 0 0 2 0
1 0 0 0 0 1 0

1B: 3 SF: 0
2B: 1 SAC: 0
3B: 0 DP: 1
HR: 2 HBP: 0

Batter	1	2	3	4	5	6	7	8	9
Ron LeFlore, R OBP: 0.351, SLG: 0.394 (1, 10)	0-0 F4			0-0 PB WP 2B		0-0 4-3		0-0 HR	
Tom Brookens, R OBP: 0.312, SLG: 0.379 Champ Summers, L OBP: 0.399, SLG: 0.549 Alan Trammell, R OBP: 0.322, SLG: 0.351 (1, 4) (8, PH) (9, 6)	0-3 K			0-3 K2-3 2-H		0-0 6-3		0-3 K	
Jerry Morales, R OBP: 0.261, SLG: 0.366 (1, 9)	0-0 F8			4-0 S 1B BB		0-0 E5 1B		0-0 F6	
John Wockenfuss, R OBP: 0.325, SLG: 0.544 Jason Thompson, L OBP: 0.343, SLG: 0.401 (1, 3) (9, PH)		0-0 5-3		0-3 K 1-2		0-3 K		0-3 K	
Lance Parrish, R OBP: 0.336, SLG: 0.442 Steve Kemp, L OBP: 0.399, SLG: 0.541 (1, 2) (9, PH)		0-3 K		0-0 1B 2-H			0-0 5-3	0-0 1B	
Lynn Jones, R OBP: 0.343, SLG: 0.394 Al Greene, L OBP: 0.288, SLG: 0.292 (1, 7) (9, PH)		0-3 K			4-0 E S 5-3 BB		0-0 4-3	0-3 K	
Dave Stegman, R OBP: 0.333, SLG: 1.333 Kirk Gibson, L (1, 8) (9, PH)			0-0 E5 G5-4-3		0-0 5-3 1-H		0-0 HR	0-3 K	
Aurelio Rodriguez, R OBP: 0.280, SLG: 0.364 (1, 5)			0-0 G5-4-3 1-2f		0-0 5-3		0-3 K		
Mark Wagner, R OBP: 0.329, SLG: 0.309 Rick Peters, S (1, 6) (8, PH) (9, 4)			0-3 K		0-3 K			0-3 K	

Inning Stats	R: 0	H: 0	E: 0	LOB: 0	K: 1	S: 5	R: 0	H: 0	E: 0	LOB: 0	K: 2	S: 7	R: 0	H: 0	E: 1	LOB: 0	K: 1	S: 5	R: 1	H: 2	E: 0	LOB: 2	K: 2	S: 8	R: 1	H: 0	E: 0	LOB: 0	K: 1	S: 5	R: 0	H: 1	E: 1	LOB: 1	K: 1	S: 6	R: 1	H: 1	E: 0	LOB: 0	K: 1	S: 6	R: 1	H: 1	E: 0	LOB: 0	K: 2	S: 8	R: 0	H: 1	E: 0	LOB: 1	K: 3	S: 10	R: 0	H: 1	E: 0	LOB: 1	K: 3	S: 10	1B: 3	SF: 0	2B: 1	SAC: 0	3B: 0	DP: 1	HR: 2	HBP: 0	WP: 1	PA: 34
--------------	------	------	------	--------	------	------	------	------	------	--------	------	------	------	------	------	--------	------	------	------	------	------	--------	------	------	------	------	------	--------	------	------	------	------	------	--------	------	------	------	------	------	--------	------	------	------	------	------	--------	------	------	------	------	------	--------	------	-------	------	------	------	--------	------	-------	-------	-------	-------	--------	-------	-------	-------	--------	-------	--------

PITCHER	IP	WLS	BF	H	R	ER	SO	BB	IBB	HBP	BLK	WP	HR	S	P	ERA	WHIP
Ron Guidry, L ERA: 2.86 (1, 1)	7.1	W	28	5	4	3	10	2	0	0	0	1	2	46	54	3.68	0.955
Rich Gossage, R ERA: 2.53 (8, 1)	1.2	S	6	1	0	0	4	0	0	0	0	0	0	14	14	0.00	0.600

Batter	1	2	3	4	5	6	7	8	9	AB R H RBI BB SO LOB	TOP									
Willie Randolph, R (1, 4) OBP: 0.377, SLG: 0.371	0-3 K		0-0 G6-3		0-0 F8			4-0 S BB		3 0 0 0 1 1 3										
Bobby Murcer, L (1, 8) OBP: 0.341, SLG: 0.393	0-0 G3			0-0 4-3		0-0 1-3		0-0 F8		4 0 0 0 0 0 2										
Lou Piniella, R (1, 7) OBP: 0.327, SLG: 0.434	0-0 5-3			0-0 4-3 3B		0-3 K		0-3 K		4 1 1 0 0 2 2										
Reggie Jackson, L (1, 9) OBP: 0.373, SLG: 0.520		0-0 1-3		0-0 4-3		0-3 K			0-3 K	4 0 0 1 0 2 0										
Chris Chambliss, L (1, 3) OBP: 0.322, SLG: 0.438		0-0 G3 2B		0-3 K			0-0 G3		0-0 F8	4 0 1 0 0 1 0										
Graig Nettles, L (1, 5) OBP: 0.321, SLG: 0.389		0-0 G3 2-3			0-0 1B 1B		0-0 F8		0-3 K	4 0 1 0 0 1 1										
George Scott, R (1, 10) OBP: 0.311, SLG: 0.384		0-0 F7			0-3 K		0-0 F8			3 0 0 0 0 1 2										
Bucky Dent, R (1, 6) OBP: 0.291, SLG: 0.288			0-0 E6 G6-3		0-0 1B 1B			0-0 F8		3 0 1 0 0 0 0										
Brad Gulden, L (1, 2) OBP: 0.235, SLG: 0.192			0-3 K		0-3 K			4-0 F8 BB BB		2 0 0 0 0 2 3										
Roy White, S (8, PH) OBP: 0.285, SLG: 0.265										0 0 0 0 1 0 0										
Jerry Narron, L (8, 2) OBP: 0.229, SLG: 0.261										0 0 0 0 0 0 0										
Inning Stats	R: 0 E: 0 K: 1 S: 5	H: 0 LOB: 0 BB: 0 P: 5	R: 0 E: 0 K: 0 S: 4	H: 1 LOB: 1 BB: 0 P: 4	R: 0 E: 1 K: 1 S: 5	H: 0 LOB: 0 BB: 0 P: 5	R: 1 E: 0 K: 1 S: 6	H: 1 LOB: 0 BB: 0 P: 6	R: 0 E: 0 K: 2 S: 7	H: 0 LOB: 0 BB: 0 P: 7	R: 0 E: 0 K: 0 S: 3	H: 0 LOB: 0 BB: 0 P: 3	R: 0 E: 0 K: 1 S: 5	H: 0 LOB: 2 BB: 2 P: 13	R: 0 E: 0 K: 2 S: 7	H: 0 LOB: 0 BB: 0 P: 7	1B: 2 2B: 1 3B: 1 HR: 0	SF: 0 SAC: 0 DP: 1 HBP: 0	WP: 0 PB: 0 SB: 1 CS: 0	PA: 33
PITCHER	IP WLS BF H R ER SO BB IBB HBP BLK WP HR S P ERA WHIP																			
Mike Chris, L (1, 1) ERA: 4.05	7.1 W 27 4 1 1 7 1 0 0 0 0 0 0 40 44 1.23 0.682																			
Aurelio Lopez, R (8, 1) ERA: 2.32	1.2 S 6 0 0 0 3 1 0 0 0 0 0 0 11 15 0.00 0.600																			

New York Yankees @ Detroit Tigers
Tiger Stadium, Detroit, MI
 Sun Sep 09 1979, 3:33 AM EDT
 Att. 30,836 - Unknown - 66 F

livebaseballscorecards.com

AB	31
R	1
H	4
RBI	1
BB	2
SO	10
LOB	13



Batter	1	2	3	4	5	6	7	8	9
Ron LeFlore, R OBP: 0.351, SLG: 0.393 (1, 10) X	0-0 BB 1B SF8 1B		0-3 K	0-3 K		0-0 F8			
Alan Trammell, R OBP: 0.326, SLG: 0.355 (1, 6) X	0-0 CS 1B 1-2		0-0 2B 1B	0-0 1B		0-0 4-3			
Steve Kemp, L OBP: 0.400, SLG: 0.539 (1, 7) B B B B	4-0 CS 1B 1-2 2-3		4-0 2B BB	0-0 4-3		0-0 G3			
John Wockenfuss, R OBP: 0.333, SLG: 0.553 (1, 3) X Jason Thompson, L OBP: 0.343, SLG: 0.401 (9, 3)	0-0 SF8		0-0 2B		0-0 E7 1B 1B		1-0 G1-6-3 HBP		
Jerry Morales, R OBP: 0.259, SLG: 0.362 (1, 9) X	0-0 3-1		0-0 5-3		0-0 5-3		0-0 G1-6-3		
Lance Parrish, R OBP: 0.340, SLG: 0.444 (1, 2) X		0-0 5-3	4-0 FC4-6 BB		0-0 CS 1B		0-0 1B 1B		
Tom Brookens, R OBP: 0.323, SLG: 0.385 (1, 4) X		0-0 1B	0-0 FC4-6		4-0 BB		0-0 F9-3 1B		
Aurelio Rodriguez, R OBP: 0.280, SLG: 0.362 (1, 5) X		0-0 F9		0-0 1B 1B		0-0 6-3		0-0 F9-3	
Dave Stegman, R OBP: 0.167, SLG: 0.667 (1, 8) S S S S		0-3 K		0-0 F2		0-0 1-3			

AB	R	H	RBI	BB	SO	LOB
4	1	1	0	0	2	1
4	1	3	0	0	0	0
2	1	0	0	2	0	2
2	0	2	3	0	0	0
0	0	0	0	0	0	0
4	0	0	0	0	0	5
3	0	2	0	1	0	0
3	0	2	0	1	0	2
4	0	1	0	0	0	4
3	0	0	0	0	1	2

New York Yankees @ Detroit Tigers
Tiger Stadium, Detroit, MI
 Sun Sep 09 1979, 3:33 AM EDT
 Att: 30,836 - Unknown - 66 F

AB	29
R	3
H	11
RBI	3
BB	4
SO	3
LOB	16



Inning Stats	R	H	E	K	S	R	H	E	K	S	R	H	E	K	S	R	H	E	K	S	R	H	E	K	S	R	H	E	K	S	
Tommy John, L ERA: 2.98 (1, 1)	8.0	WLS L	BF 35	H 11	R 3	ER 3	SO 3	BB 4	IBB 0	HBP 1	BLK 0	WP 0	HR 0	S 36	P 53	ERA 3.38	WHIP 1.875														

1B:	10	SF:	1	WP:	0	PA:	35
2B:	2	SAC:	0	PB:	0		
3B:	0	DP:	2	SB:	0		
HR:	0	HBP:	1	CS:	3		

Batter	1	2	3	4	5	6	7	8	9	AB R H RBI BB SO LOB
Willie Randolph, R (1, 4) OBP: 0.376, SLG: 0.369	0-0 5-3			0-0 E8 SF8 1B		0-3 K	0-0 F9	0-0 FC4-6 1-2f		5 1 1 0 0 1 3
Bobby Murcer, L (1, 8) OBP: 0.344, SLG: 0.392	0-0 1-3			4-0 K S 2-3 BB		0-0 L5		4-0 1B 2B BB	0-0 FC6-4 1B	3 1 1 0 2 0 0
Lou Piniella, R (1, 7) OBP: 0.328, SLG: 0.434	0-0 6-3			0-0 SF8		0-0 BB 1B		0-0 2B E 1B	0-0 FC6-4 1-2f HR	4 2 2 1 0 0 1
Reggie Jackson, L (1, 9) OBP: 0.376, SLG: 0.530			0-0 F7	0-3 K 1-3		4-0 BB		0-0 E 2B	0-0 HR	4 2 2 3 1 1 1
Chris Chambliss, L (1, 3) OBP: 0.322, SLG: 0.435			0-3 K		0-0 F7	0-0 F5		1-0 E FC3-6 HBP	4-0 BB	3 1 0 0 1 1 2
Graig Nettles, L (1, 5) OBP: 0.320, SLG: 0.389			0-3 K		0-0 2B		0-0 F6	0-0 FC3 FC3-6 1-3 2-H 3-H	0-0 F8	5 0 1 0 0 1 2
George Scott, R (1, 10) Oscar Gamble, L (8, PH) OBP: 0.314, SLG: 0.390 OBP: 0.451, SLG: 0.557			0-0 G6-4-3 1B		0-0 F7		0-0 F7	0-0 F9	0-3 K	3 1 2 0 0 0 1 2 0 0 0 0 1 3
Bucky Dent, R (1, 6) Jim Spencer, L (8, PH) Fred Stanley, R (8, 6) OBP: 0.292, SLG: 0.286 OBP: 0.364, SLG: 0.566 OBP: 0.256, SLG: 0.299			0-0 F3		4-0 IBB		0-0 F9	4-0 FC3-6 IBB		2 0 0 0 1 0 2 0 0 0 0 1 0 0 0 0 0 0 0 0 0
Brad Gulden, L (1, 2) Roy White, S (7, PH) Jerry Narron, L (7, 2) OBP: 0.229, SLG: 0.187 OBP: 0.288, SLG: 0.269 OBP: 0.227, SLG: 0.258			0-0 G6-4-3 1-2f		0-0 F7		0-0 F7	0-0 FC3-6 FC4-6 1-2f 2-3 3-H		2 0 0 0 0 0 3 1 0 1 1 0 0 0 1 0 0 1 0 0 2

New York Yankees @ Boston Red Sox
Fenway Park, Boston, MA
 Tue Sep 11 1979, 7:05 PM EDT
 Att. 35,689 - Unknown - 68 F

AB	35
R	8
H	10
RBI	6
BB	6
SO	5
LOB	20



Inning Stats	R: 0	H: 0	E: 0	K: 0	S: 3	R: 0	H: 0	E: 0	K: 2	S: 7	R: 0	H: 1	E: 0	K: 0	S: 3	R: 1	H: 1	E: 1	K: 1	S: 5	R: 0	H: 1	E: 0	K: 0	S: 4	R: 0	H: 1	E: 0	K: 1	S: 6	R: 1	H: 2	E: 0	K: 0	S: 5	R: 4	H: 2	E: 1	K: 1	S: 6	R: 2	H: 2	E: 0	K: 1	S: 7	1B: 6	2B: 3	3B: 0	HR: 1	SF: 1	SAC: 0	DP: 1	HBP: 1	WP: 0	PA: 43
--------------	------	------	------	------	------	------	------	------	------	------	------	------	------	------	------	------	------	------	------	------	------	------	------	------	------	------	------	------	------	------	------	------	------	------	------	------	------	------	------	------	------	------	------	------	------	-------	-------	-------	-------	-------	--------	-------	--------	-------	--------

PITCHER	IP	WLS	BF	H	R	ER	SO	BB	IBB	HBP	BLK	WP	HR	S	P	ERA	WHIP
John Tudor, L (1, 1) ERA: 6.1	7.0		29	6	3	2	4	3	1	0	0	0	0	33	49	2.57	1.286
Tom Burgmeier, L (8, 1) ERA: 2.58	0.0	L	4	2	2	1	0	0	0	1	0	0	0	3	4	∞	∞
Dick Drago, R (8, 1) ERA: 2.84	1.0		4	0	1	0	0	0	1	0	0	0	0	3	7	0.00	0.000
Bill Campbell, R (9, 1) ERA: 4.01	1.0		6	2	2	2	1	1	0	0	0	0	1	7	11	18.00	3.000

PITCHER	IP	WLS	BF	H	R	ER	SO	BB	IBB	HBP	BLK	WP	HR	S	P	ERA	WHIP
---------	----	-----	----	---	---	----	----	----	-----	-----	-----	----	----	---	---	-----	------

Batter	1	2	3	4	5	6	7	8	9	AB	R	H	RBI	BB	SO	LOB
Jerry Remy, L (1, 4) OBP: 0.351, SLG: 0.348 Ted Sizemore, R (7, 4) OBP: 0.317, SLG: 0.321	0-0 1B		0-0 B1-3		0-0 L3		0-0 F7			3	0	1	0	0	0	0
Rick Burleson, R (1, 6) OBP: 0.322, SLG: 0.377	0-0 F9		0-0 1-3			0-0 HR 1B	0-3 K			4	1	1	0	0	1	1
Fred Lynn, L (1, 8) OBP: 0.430, SLG: 0.653	0-0 F7		0-0 2B			0-0 HR 1-H	0-0 6-3			4	1	2	2	0	0	1
Jim Rice, R (1, 7) OBP: 0.380, SLG: 0.601	0-3 K		0-3 K			0-0 F9		0-0 F8		4	0	0	0	0	2	2
Carl Yastrzemski, L (1, 3) OBP: 0.341, SLG: 0.456		4-0 1B BB		0-0 F4		0-0 F9		0-0 F2		3	0	0	0	1	0	0
Carlton Fisk, R (1, 10) OBP: 0.297, SLG: 0.440		0-0 F6		0-3 K		0-0 2B 1B		0-0 F7		4	1	1	0	0	1	1
Butch Hobson, R (1, 5) OBP: 0.296, SLG: 0.498		0-0 P9		0-0 6-3		0-0 2B			0-0 F8	4	0	1	1	0	0	1
Dwight Evans, R (1, 9) OBP: 0.367, SLG: 0.464		0-0 1-3 1B			0-0 P9	4-0 IBB		0-0 6-3		3	0	1	0	1	0	0
Gary Allenson, R (1, 2) OBP: 0.264, SLG: 0.304 Jim Dwyer, L (6, PH) OBP: 0.356, SLG: 0.411 Mike O'Berry, R (7, 2) OBP: 0.280, SLG: 0.318 Tom Poquette, L (9, PH) OBP: 0.317, SLG: 0.352		0-0 F3			0-3 K	0-0 4-3		0-0 6-3		2	0	0	0	0	1	2

Inning Stats	R: 0	H: 1	E: 0	LOB: 1	K: 1	S: 6	P: 6	R: 0	H: 1	E: 0	LOB: 2	K: 0	S: 4	P: 8	R: 0	H: 1	E: 0	LOB: 1	K: 1	S: 6	P: 6	R: 0	H: 0	E: 0	LOB: 0	K: 1	S: 5	P: 5	R: 3	H: 4	E: 0	LOB: 2	K: 0	S: 7	P: 11	R: 0	H: 0	E: 0	LOB: 0	K: 0	S: 3	P: 3	R: 0	H: 0	E: 0	LOB: 0	K: 0	S: 3	P: 3	R: 0	H: 0	E: 0	LOB: 0	K: 0	S: 3	P: 3
--------------	------	------	------	--------	------	------	------	------	------	------	--------	------	------	------	------	------	------	--------	------	------	------	------	------	------	--------	------	------	------	------	------	------	--------	------	------	-------	------	------	------	--------	------	------	------	------	------	------	--------	------	------	------	------	------	------	--------	------	------	------


PITCHER	IP	WLS	BF	H	R	ER	SO	BB	IBB	HBP	BLK	WP	HR	S	P	ERA	WHIP
Luis Tiant, R (1, 1) ERA: 3.99	5.1		22	5	2	2	4	1	0	0	0	0	1	29	33	3.38	1.125
Ron Davis, R (6, 1) ERA: 3.17	1.2	W	8	2	1	1	1	0	1	0	0	0	0	9	13	5.40	1.200
Rich Gossage, R (8, 1) ERA: 2.42	2.0	S	6	0	0	0	0	0	0	0	0	0	0	6	6	0.00	0.000

BOTTOM

New York Yankees @ Boston Red Sox
Fenway Park, Boston, MA

Tue Sep 11 1979, 7:05 PM EDT
Att: 35,689 - Unknown - 68 F

AB	34
R	3
H	7
RBI	3
BB	2
SO	5
LOB	10



WP	HR	S	P	ERA	WHIP
0	0	0	0	0	0

Batter	1	2	3	4	5	6	7	8	9	AB R H RBI BB SO LOB	TOP																												
Bobby Murcer, L (1, 8) OBP: 0.343, SLG: 0.391	0-0 6-3		0-0 G5-4-3 1B			0-0 F7		0-0 F7		4 0 1 0 0 0 1	New York Yankees @ Boston Red Sox Fenway Park, Boston, MA Wed Sep 12 1979, 7:05 PM EDT Att. 34,336 - Unknown - 70 F																												
Willie Randolph, R (1, 4) OBP: 0.373, SLG: 0.366	0-3 K		0-0 G5-4-3 1-2f			0-0 4-3		0-3 K		4 0 0 0 0 2 2																													
Oscar Gamble, L (1, 7) OBP: 0.449, SLG: 0.549	0-0 F7			4-0 G4-6-3 BB			0-0 F7		0-0 F7	3 0 0 0 1 0 0																													
Reggie Jackson, L (1, 9) OBP: 0.377, SLG: 0.532		0-0 1B 2B		0-0 G4-6-3 1-2f			0-0 FC4-6 1B		0-0 6-3	4 1 2 0 0 0 1																													
Chris Chambliss, L (1, 3) OBP: 0.320, SLG: 0.432		0-0 4-3		0-0 4-3			0-0 FC4-6 1-2f		0-0 4-3	4 0 0 0 0 0 2																													
Graig Nettles, L (1, 5) OBP: 0.318, SLG: 0.386		0-0 F7			0-0 L6		0-0 F7			3 0 0 0 0 0 2																													
Jim Spencer, L (1, 10) OBP: 0.367, SLG: 0.575		0-0 2-H 1B			0-3 K			0-0 SF8 3B		3 1 2 1 0 1 0																													
Jerry Narron, L (1, 2) OBP: 0.220, SLG: 0.253		0-0 1-4-3			0-0 6-3			0-0 SF8 3-H		2 0 0 1 0 0 1																													
Bucky Dent, R (1, 6) OBP: 0.292, SLG: 0.287			0-0 5-3			0-0 5-3		0-0 1B		3 0 1 0 0 0 0																													
Inning Stats	R: 0 E: 0 K: 1 S: 5	H: 0 LOB: 0 BB: 0 P: 5	R: 1 E: 0 K: 0 S: 5	H: 2 LOB: 1 BB: 0 P: 5	R: 0 E: 0 K: 0 S: 3	H: 1 LOB: 0 BB: 0 P: 3	R: 0 E: 0 K: 0 S: 2	H: 0 LOB: 0 BB: 1 P: 6	R: 0 E: 0 K: 1 S: 5	H: 0 LOB: 0 BB: 0 P: 5	R: 0 E: 0 K: 0 S: 3	H: 0 LOB: 0 BB: 0 P: 3	R: 0 E: 0 K: 0 S: 4	H: 1 LOB: 1 BB: 0 P: 4	R: 1 E: 0 K: 1 S: 7	H: 2 LOB: 1 BB: 0 P: 7	R: 0 E: 0 K: 0 S: 3	H: 0 LOB: 0 BB: 0 P: 3	1B: 4 2B: 1 3B: 1 HR: 0	SF: 1 SAC: 0 DP: 2 HBP: 0	WP: 0 PB: 0 SB: 0 CS: 0	PA: 32																	
PITCHER Chuck Rainey, R (1, 1) ERA: 3.89	IP 9.0	WLS W	BF 32	H 6	R 2	ER 2	SO 3	BB 1	IBB 0	HBP 0	BLK 0	WP 0	HR 0	S 37	P 41	ERA 2.00	WHIP 0.778					PITCHER	IP 9.0	WLS W	BF 32	H 6	R 2	ER 2	SO 3	BB 1	IBB 0	HBP 0	BLK 0	WP 0	HR 0	S 37	P 41	ERA 2.00	WHIP 0.778

livebaseballscorecards.com

AB	30
R	2
H	6
RBI	2
BB	1
SO	3
LOB	9



Batter	1	2	3	4	5	6	7	8	9	AB R H RBI BB SO LOB									
Rick Burleson, R OBP: 0.321, SLG: 0.377 (1, 6) X	0-0 5-3 SUS	0-3 K		0-0 SF9	0-0 1B			0-0 6-3		4 0 1 2 0 1 3									
Ted Sizemore, R OBP: 0.315, SLG: 0.320 (1, 4) X	0-0 5-3	0-0 4-3		0-0 E8 1B	0-0 1-3			0-0 F7		5 0 1 0 0 0 5									
Carl Yastrzemski, L OBP: 0.342, SLG: 0.454 (1, 3) B B B	4-0 HR		0-0 F9	0-0 G3		0-0 4-3		0-0 1B 1B		4 1 1 0 1 0 1 0 1 0 0 0 0 0									
Jim Dwyer, L OBP: 0.356, SLG: 0.411 (8, PR) B (9, 3)																			
Jim Rice, R OBP: 0.382, SLG: 0.609 (1, 7) X	0-0 HR		0-0 F9		0-0 1B FC6-4 2B	0-3 K		0-0 1B 1B		5 2 3 2 0 1 0									
Carlton Fisk, R OBP: 0.298, SLG: 0.439 (1, 10) S S S	0-3 K		0-0 4-3		0-0 FC6-4 1B	0-0 4-3		0-0 1-3 2-H 1B		5 0 2 1 0 1 0									
Butch Hobson, R OBP: 0.297, SLG: 0.500 (1, 5) X		0-0 BB FC5-2 1B		0-0 1B 2B	0-0 FC6-4 1B		0-3 K			4 2 2 1 0 1 1									
Tom Poquette, L OBP: 0.321, SLG: 0.356 (1, 8) X		0-0 FC5-2 BB 1-2 1B		0-0 1B SF9 1B	0-3 K		0-0 G3			4 1 2 1 0 1 1									
Dwight Evans, R OBP: 0.370, SLG: 0.464 (1, 9) B B B		4-0 FC5-2 1-2 2-3 BB		0-0 F7	4-0 1B 1B BB		0-0 FC6-4 1B			2 1 1 0 2 0 1									
Mike O'Berry, R OBP: 0.310, SLG: 0.346 (1, 2) X		0-0 FC5-2 1-2 2-3 3-H		0-0 1B E 1B	0-0 1B 1B		0-0 FC6-4			4 1 2 1 0 0 4									
Inning Stats	R: 2 E: 0 K: 1 S: 6	H: 1 LOB: 0 BB: 1 P: 10	R: 0 E: 0 K: 1 S: 7	H: 2 LOB: 3 BB: 1 P: 11	R: 0 E: 0 K: 0 S: 3	H: 0 LOB: 0 BB: 0 P: 3	R: 3 E: 1 K: 0 S: 7	H: 4 LOB: 1 BB: 0 P: 7	R: 3 E: 1 K: 1 S: 9	H: 4 LOB: 2 BB: 1 P: 13	R: 0 E: 0 K: 1 S: 5	H: 1 LOB: 1 BB: 0 P: 6	R: 1 E: 0 K: 0 S: 5	H: 3 LOB: 2 BB: 0 P: 5	1B: 12 2B: 2 3B: 0 HR: 1	SF: 1 SAC: 0 DP: 0 HBP: 0	WP: 0 PB: 0 SB: 0 CS: 0	PA: 41	
PITCHER Catfish Hunter, R ERA: 5.29 (1, 1)	IP: 4.0 WLS: L	BF: 23 H: 9	R: 7 ER: 6	SO: 2 BB: 2	BB: 2 IBB: 0	HBP: 0 BLK: 0	WP: 0 HR: 1	S: 25 P: 33	ERA: 13.50 WHIP: 2.750										
Jim Beattie, R ERA: 5.1 (5, 1)	IP: 4.0	BF: 18	H: 6 R: 2	ER: 2 SO: 3	BB: 1 IBB: 0	HBP: 0 BLK: 0	WP: 0 HR: 0	S: 23 P: 27	ERA: 4.50 WHIP: 1.750										

BOTTOM

New York Yankees @ Boston Red Sox
Fenway Park, Boston, MA
 Wed Sep 12 1979, 7:05 PM EDT
 Att: 34,336 - Unknown - 70 F

livebaseballscorecards.com

AB 37
R 9
H 15
RBI 8
BB 3
SO 5
LOB 16



Batter	1	2	3	4	5	6	7	8	9	AB R H RBI BB SO LOB			
Bobby Murcer, L (1, 8) OBP: 0.345, SLG: 0.395	0-3 K		0-3 K	0-0 3B 2B		0-0 BB 1B		0-0 1B 1B	0-3 K	6 2 3 1 0 3 0			
Willie Randolph, R (1, 4) OBP: 0.377, SLG: 0.374	0-0 1B 2B 1B		0-0 5-3	0-0 1B 3B		0-0 BB 1B		0-0 1B 1B		5 3 4 2 0 0 0			
Oscar Gamble, L (1, 7) OBP: 0.455, SLG: 0.555	0-0 2B G3 1B		0-0 1B	0-0 1B		0-0 F5		0-0 E2 2B 1B		5 2 4 2 0 0 2			
Reggie Jackson, L (1, 9) OBP: 0.381, SLG: 0.538	0-0 G3 1-3 2B		0-3 K		0-0 FC6-5 2B	4-0 1-2 2-3 BB		4-0 2B BB		3 0 2 1 2 1 1			
Chris Chambliss, L (1, 3) OBP: 0.319, SLG: 0.431	0-0 G3			0-0 G3	0-0 FC6-5 2B	0-0 F6		0-0 1-3 2B		5 0 1 2 0 0 5			
Graig Nettles, L (1, 5) Fred Stanley, R (8, 5) OBP: 0.317, SLG: 0.387 OBP: 0.256, SLG: 0.299	0-0 F8			0-3 K	0-0 1-3 2B		0-0 1-3	0-0 1-3		5 0 1 0 0 1 3 0 0 0 0 0 0 0			
Jim Spencer, L (1, 10) OBP: 0.368, SLG: 0.568		0-0 3-1		4-0 E 1B BB	4-0 G6-4-3 IBB		0-0 1-3	0-0 5-3		3 1 0 0 2 0 2			
Jerry Narron, L (1, 2) OBP: 0.210, SLG: 0.240		0-0 4-3		0-0 E3 1B 2B	0-0 G6-4-3		0-0 4-3		0-3 K	5 1 0 0 0 1 4			
Bucky Dent, R (1, 6) OBP: 0.291, SLG: 0.286		0-0 F4		0-0 2B 3B 1B		0-3 K		0-3 K	0-0 F8	5 1 1 1 0 2 0			
Inning Stats	R: 2 H: 3 E: 1 LOB: 1 K: 1 BB: 0 S: 8 P: 8	R: 0 H: 0 E: 0 LOB: 0 K: 0 BB: 0 S: 3 P: 3	R: 0 H: 1 E: 0 LOB: 1 K: 2 BB: 0 S: 8 P: 8	R: 5 H: 4 E: 1 LOB: 1 K: 1 BB: 1 S: 9 P: 13	R: 0 H: 2 E: 0 LOB: 2 K: 0 BB: 1 S: 4 P: 8	R: 0 H: 2 E: 0 LOB: 3 K: 1 BB: 1 S: 7 P: 11	R: 0 H: 0 E: 0 LOB: 0 K: 0 BB: 0 S: 3 P: 3	R: 3 H: 4 E: 1 LOB: 2 K: 1 BB: 1 S: 9 P: 13	R: 0 H: 0 E: 0 LOB: 0 K: 2 BB: 0 S: 7 P: 7	1B: 10 SF: 0 2B: 5 SAC: 0 3B: 1 DP: 1 HR: 0 HBP: 0	WP: 0 PA: 46 PB: 0 SB: 0 CS: 0		
PITCHER	IP WLS BF H R ER SO BB IBB HBP BLK WP HR S P ERA WHIP											PITCHER	IP WLS BF H R ER SO BB IBB HBP BLK WP HR S P ERA WHIP
Mike Torrez, R (1, 1) ERA: 4.81	3.2 L 20 7 7 2 4 1 0 0 0 0 0 0 27 31 4.91 2.182												
Allen Ripley, R (4, 1) ERA: 4.9	3.2 21 9 3 3 2 2 1 0 0 0 0 0 22 34 7.36 3.000												
Bill Campbell, R (8, 1) ERA: 3.88	1.2 5 0 0 0 2 0 0 0 0 0 0 0 9 9 0.00 0.000												

New York Yankees @ Boston Red Sox
Fenway Park, Boston, MA
 Thu Sep 13 1979, 7:05 PM EDT
 Att. 32,474 - Unknown - 76 F

AB	42
R	10
H	16
RBI	9
BB	4
SO	8
LOB	17



Batter	1	2	3	4	5	6	7	8	9	AB	R	H	RBI	BB	SO	LOB						
Rick Burleson, R OBP: 0.318, SLG: 0.373 (1, 6)	0-3 K	0-0 FC4-6			0-0 F4		0-0 L7		0-0 L7	5	0	0	1	0	1	2						
Ted Sizemore, R OBP: 0.312, SLG: 0.316 (1, 4)	0-0 F7	0-0 F5			0-0 F7		0-0 F7		0-0 6-3	5	0	0	0	0	0	2						
Carlton Fisk, R OBP: 0.301, SLG: 0.447 (1, 10)	0-0 1B 2B		0-3 K		0-3 K		0-0 FC6-5 2B			4	1	2	0	0	2	0						
Jim Rice, R OBP: 0.383, SLG: 0.607 (1, 7)	0-0 1B		0-3 K		4-0 1B 2B BB		0-0 FC6-5			3	1	1	1	1	1	1						
Butch Hobson, R OBP: 0.297, SLG: 0.498 (1, 5)	0-3 K		0-3 K		0-0 2B 1B		0-0 F9			4	0	1	0	0	2	1						
Dwight Evans, R OBP: 0.371, SLG: 0.465 (1, 9)		4-0 1B FC4-6 BB		0-3 K	0-0 1B 2B		0-3 K			3	1	1	1	1	2	0						
Tom Poquette, L OBP: 0.325, SLG: 0.359 (1, 8)		0-0 FC4-6 BB 1B		0-0 4-3	0-3 K		0-0 1B			4	0	2	0	0	1	2						
Jim Dwyer, L OBP: 0.352, SLG: 0.416 (1, 3)		0-0 F5		0-0 1B 2B	0-3 K		0-0 F8			4	0	1	0	0	1	5						
Mike O'Berry, R OBP: 0.333, SLG: 0.345 (1, 2)		4-0 FC4-6 BB		0-0 1B	0-3 K		0-0 F8			3	0	1	0	1	1	2						
Inning Stats	R: 1 E: 0 K: 2 S: 9	H: 2 LOB: 1 BB: 0 P: 9	R: 1 E: 0 K: 0 S: 4	H: 1 LOB: 2 BB: 2 P: 12	R: 0 E: 0 K: 3 S: 9	H: 0 LOB: 0 BB: 0 P: 9	R: 0 E: 0 K: 1 S: 6	H: 2 LOB: 2 BB: 0 P: 6	R: 0 E: 0 K: 1 S: 5	H: 0 LOB: 0 BB: 0 P: 5	R: 1 E: 0 K: 3 S: 11	H: 2 LOB: 2 BB: 1 P: 15	R: 0 E: 0 K: 0 S: 4	H: 1 LOB: 1 BB: 0 P: 4	R: 0 E: 0 K: 1 S: 6	H: 1 LOB: 1 BB: 0 P: 6	R: 0 E: 0 K: 0 S: 3	H: 0 LOB: 0 BB: 0 P: 3	1B: 5 2B: 4 3B: 0 HR: 0	SF: 0 SAC: 0 DP: 0 HBP: 0	WP: 0 PB: 0 SB: 0 CS: 0	PA: 38

BOTTOM

New York Yankees @ Boston Red Sox
 Fenway Park, Boston, MA
 Thu Sep 13 1979, 7:05 PM EDT
 Att: 32,474 - Unknown - 76 F

AB	35
R	3
H	9
RBI	3
BB	3
SO	11
LOB	15



PITCHER Ron Guidry, L ERA: 2.87 (1, 1)	IP: 9.0 WLS: W BF: 38 H: 9 R: 3 ER: 3 SO: 11 BB: 3 IBB: 0 HBP: 0 BLK: 0 WP: 0 HR: 0 S: 57 P: 69 ERA: 3.00 WHIP: 1.333	PITCHER	IP: 9.0 WLS: W BF: 38 H: 9 R: 3 ER: 3 SO: 11 BB: 3 IBB: 0 HBP: 0 BLK: 0 WP: 0 HR: 0 S: 57 P: 69 ERA: 3.00 WHIP: 1.333
--	---	----------------	---

livebaseballscorecards.com

Batter	1	2	3	4	5	6	7	8	9	AB R H RBI BB SO LOB	TOP											
Ron LeFlore, R (1, 10) OBP: 0.358, SLG: 0.404	0-0 5-3			0-0 5-3 1B	0-0 1B 2B		4-0 G6-4-3 BB			3 2 2 1 1 0 0	Detroit Tigers @ New York Yankees Yankee Stadium, Bronx, NY Sat Sep 15 1979, 3:33 AM EDT Unknown - 70 F											
Alan Trammell, R (1, 6) OBP: 0.330, SLG: 0.358	0-0 6-3			0-0 5-3 1-2	0-0 2-H 1B		0-0 G6-4-3 1-2f			4 0 1 1 0 0 3												
Jerry Morales, R (1, 9) OBP: 0.259, SLG: 0.363	0-0 4-3			0-0 5-3 2-H 1B	0-0 4-3			0-0 F8		4 0 1 1 0 0 1												
John Wockenfuss, R (1, 3) OBP: 0.321, SLG: 0.534 Jason Thompson, L (8, 3) OBP: 0.343, SLG: 0.410		0-0 5-3		0-0 5-3 1-2		0-0 6-3		0-0 F8		4 0 0 0 0 0 1 0 0 0 0 0 0 0												
Lance Parrish, R (1, 2) OBP: 0.342, SLG: 0.453		0-3 K		0-3 K		0-0 5-3		0-0 FC5-4 1B		4 0 1 0 0 2 1												
Lynn Jones, R (1, 7) OBP: 0.346, SLG: 0.392		0-0 6-3			0-0 FC4-6 1B	4-0 BB		0-0 FC5-4		3 0 1 0 1 0 1												
Dave Stegman, R (1, 8) OBP: 0.133, SLG: 0.333			0-0 F9		0-0 FC4-6 1-2f 2B	0-0 5-3			0-0 4-3	4 1 0 0 0 0 2												
Tom Brookens, R (1, 4) OBP: 0.316, SLG: 0.380 Lou Whitaker, L (9, 4) OBP: 0.391, SLG: 0.375			0-0 F8		0-0 3-1 1-H 2B		0-0 SH1-4 1B		0-0 F9	4 1 2 1 0 0 0 0 0 0 0 0 0 0												
Rick Peters, S (1, 5) OBP: 0.500, SLG: 0.333 Aurelio Rodriguez, R (7, 5) OBP: 0.277, SLG: 0.358			0-0 5-3		0-0 3-1 2-3		0-0 SH1-4		0-0 6-3	2 0 0 0 0 0 1 1 0 0 0 0 0 0												
Inning Stats	R: 0 E: 0 K: 0 S: 3	H: 0 LOB: 0 BB: 0 P: 3	R: 0 E: 0 K: 1 S: 5	H: 0 LOB: 0 BB: 0 P: 5	R: 0 E: 0 K: 0 S: 3	H: 0 LOB: 0 BB: 0 P: 3	R: 1 E: 0 K: 1 S: 7	H: 2 LOB: 1 BB: 0 P: 7	R: 3 E: 0 K: 0 S: 7	H: 4 LOB: 1 BB: 0 P: 7		R: 0 E: 0 K: 0 S: 3	H: 0 LOB: 1 BB: 1 P: 7	R: 0 E: 0 K: 0 S: 3	H: 1 LOB: 1 BB: 1 P: 7	R: 0 E: 0 K: 0 S: 4	H: 1 LOB: 1 BB: 0 P: 4	R: 0 E: 0 K: 0 S: 3	H: 0 LOB: 0 BB: 0 P: 3	1B: 6 2B: 2 3B: 0 HR: 0	SF: 0 SAC: 1 DP: 1 HBP: 0	WP: 0 PB: 0 SB: 0 CS: 0
PITCHER Tommy John, L (1, 1) ERA: 3.01	IP: 9.0 WLS: L BF: 36 H: 8 R: 4 ER: 4 SO: 2 BB: 2 IBB: 0 HBP: 0 BLK: 0 WP: 0 HR: 0 S: 38 P: 46 ERA: 4.00 WHIP: 1.111											PITCHER	IP: 9.0 WLS: L BF: 36 H: 8 R: 4 ER: 4 SO: 2 BB: 2 IBB: 0 HBP: 0 BLK: 0 WP: 0 HR: 0 S: 38 P: 46 ERA: 4.00 WHIP: 1.111									

AB	33
R	4
H	8
RBI	4
BB	2
SO	2
LOB	10



livebaseballscorecards.com

Batter	1	2	3	4	5	6	7	8	9	AB	R	H	RBI	BB	SO	LOB
Bobby Murcer, L (1, 8) OBP: 0.346, SLG: 0.392	0-0 F7		0-0 6-3		4-0 BB		0-0 F8		4-0 1-2 BB	3	0	0	0	2	0	0
Oscar Gamble, L (1, 7) Lou Piniella, R (7, PH) OBP: 0.326, SLG: 0.432	0-0 1B		4-0 HR BB		0-0 F6		0-0 6-3		0-0 F3	2	1	1	0	1	0	1
Jim Spencer, L (1, 10) George Scott, R (6, PH) OBP: 0.315, SLG: 0.391	0-3 K		0-0 1-H HR		0-0 F3		0-0 1B		0-0 F9	2	1	1	2	0	1	1
Reggie Jackson, L (1, 9) OBP: 0.378, SLG: 0.533	0-3 K		0-3 K		0-0 F9		0-0 F9		0-0 F9	4	0	0	0	0	2	2
Chris Chambliss, L (1, 3) OBP: 0.320, SLG: 0.434		0-0 F8 SH 2B		0-0 F8		0-0 1B 1B		0-0 F7		4	1	2	0	0	0	1
Graig Nettles, L (1, 5) OBP: 0.316, SLG: 0.385		0-0 F8 2-3		0-0 F8		0-0 1-3 BB 1B		0-0 1-3		4	0	1	0	0	0	2
Brian Doyle, L (1, 4) Willie Randolph, R (6, PH) OBP: 0.377, SLG: 0.374		0-0 SH G4-6-3		0-0 4-3		4-0 1-2 BB		0-0 F4		1	0	0	1	0	0	0
Brad Gulden, L (1, 2) Roy White, S (6, PH) Jerry Narron, L (7, 2) OBP: 0.208, SLG: 0.237		0-0 G4-6-3 1-2f		0-0 G3		0-0 F2		0-3 K		2	0	0	0	0	0	1
Bucky Dent, R (1, 6) Lenny Randle, S (9, PH) OBP: 0.238, SLG: 0.179			0-0 F7		0-0 1-3		0-0 F7		4-0 BB BB	3	0	0	0	0	0	0

Inning Stats	R: 0	H: 1	R: 1	H: 1	R: 2	H: 1	R: 0	H: 0	R: 0	H: 2	R: 0	H: 0	R: 0	H: 1	R: 0	H: 0
	E: 0	LOB: 1	E: 1	LOB: 0	E: 0	LOB: 0	E: 0	LOB: 0	E: 0	LOB: 3	E: 0	LOB: 0	E: 0	LOB: 1	E: 0	LOB: 2
	K: 2	BB: 0	K: 0	BB: 0	K: 1	BB: 1	K: 0	BB: 0	K: 0	BB: 1	K: 0	BB: 0	K: 0	BB: 0	K: 1	BB: 2
	S: 8	P: 8	S: 4	P: 4	S: 6	P: 10	S: 3	P: 3	S: 5	P: 9	S: 3	P: 7	S: 4	P: 4	S: 5	P: 13

PITCHER	IP	WLS	BF	H	R	ER	SO	BB	IBB	HBP	BLK	WP	HR	S	P	ERA	WHIP
Jack Morris, R (1, 1) ERA: 3.62	5.0	W	20	3	3	3	3	2	0	0	0	0	1	24	32	5.40	1.000
Pat Underwood, L (6, 1) ERA: 4.64	3.0		13	3	0	0	0	1	0	0	0	0	0	12	16	0.00	1.333
Aurelio Lopez, R (9, 1) ERA: 2.28	1.0	S	5	0	0	0	1	2	0	0	0	0	0	5	13	0.00	2.000

DETROIT TIGERS @ NEW YORK YANKEES
Yankee Stadium, Bronx, NY
 Sat Sep 15 1979, 3:33 AM EDT
 Unknown - 70 F

AB	32
R	3
H	6
RBI	3
BB	5
SO	4
LOB	13



WP	HR	S	P	ERA	WHIP
3	1	1	1	0.00	1.000
0	0	0	0	0.00	1.333
0	0	0	0	0.00	2.000

Batter	1	2	3	4	5	6	7	8	9	AB R H RBI BB SO LOB	TOP																	
Ron LeFlore, R OBP: 0.355, SLG: 0.401 (1, 10) X	0-0 6-3 ①		0-0 G4-6-3 ① ② 1-2f			0-0 F9 ①			0-0 F9 ①	4 0 0 0 0 0 2																		
Tom Brookens, R OBP: 0.312, SLG: 0.375 Lou Whitaker, L OBP: 0.389, SLG: 0.373 (6, PH) (6, 4) X	0-0 5-3 ②		0-0 6-3 ③			0-0 G4-3 ② ③ 1-2f			0-3 K ②	2 0 0 0 0 0 0 2 0 0 0 0 1 1																		
Jerry Morales, R OBP: 0.259, SLG: 0.369 (1, 9) X	0-0 5-3 ③			0-0 4-3 ①			0-0 F7 ①		0-0 HR ①	4 1 1 1 0 0 0																		
John Wockenfuss, R OBP: 0.320, SLG: 0.532 Jason Thompson, L OBP: 0.341, SLG: 0.407 (4, PH) (4, 3) X		0-0 F9 ①		0-3 K ②			0-0 F7 ②		0-0 G1 ③	1 0 0 0 0 0 0 3 0 0 0 0 1 0																		
Lynn Jones, R OBP: 0.349, SLG: 0.395 Kirk Gibson, L (4, PH) (4, 8) X		0-0 1B ①		0-0 3-1 ③			0-0 4-3 ③			1 0 1 0 0 0 0 2 0 0 0 0 0 0																		
Dave Stegman, R OBP: 0.125, SLG: 0.313 Rick Peters, S OBP: 0.500, SLG: 0.286 (1, 8) (4, 7) X		0-0 F9 ②			0-3 K ①				4-0 FC6-4 BB ①	1 0 0 0 0 0 1 1 0 0 0 1 1 0																		
Aurelio Rodriguez, R OBP: 0.277, SLG: 0.355 (1, 5) X		4-0 BB ①			0-0 F7 ②				0-0 FC6-4 1B 1-2f ①	2 0 0 0 1 0 1																		
Ed Putman, R OBP: 0.317, SLG: 0.486 (1, 2) X		0-0 F9 ③			0-3 K ③				0-0 G6-4-3 1B 1-2 ② ③	3 0 1 0 0 1 2																		
Mark Wagner, R OBP: 0.333, SLG: 0.310 (1, 6) X			4-0 G4-6-3 BB ①			0-0 G4-3 1B ①			0-0 G6-4-3 1B 1-2f ② ③	2 0 1 0 1 0 2																		
Inning Stats	R: 0 E: 0 K: 0 S: 3 H: 0 LOB: 0 BB: 0 P: 3	R: 0 E: 0 K: 0 S: 4 H: 1 LOB: 2 BB: 1 P: 8	R: 0 E: 0 K: 0 S: 2 H: 0 LOB: 0 BB: 1 P: 6	R: 0 E: 0 K: 1 S: 5 H: 0 LOB: 0 BB: 0 P: 5	R: 0 E: 0 K: 2 S: 7 H: 0 LOB: 0 BB: 0 P: 7	R: 0 E: 0 K: 0 S: 3 H: 1 LOB: 0 BB: 0 P: 3	R: 0 E: 0 K: 0 S: 3 H: 0 LOB: 0 BB: 0 P: 3	R: 0 E: 0 K: 0 S: 3 H: 1 LOB: 1 BB: 1 P: 7	R: 1 E: 0 K: 1 S: 6 H: 1 LOB: 0 BB: 0 P: 6	1B: 3 2B: 0 3B: 0 HR: 1 SF: 0 SAC: 0 DP: 3 HBP: 0	WP: 0 PB: 0 SB: 1 CS: 0 PA: 31																	
PITCHER	IP WLS BF H R ER SO BB IBB HBP BLK WP HR S P ERA WHIP											PITCHER	IP WLS BF H R ER SO BB IBB HBP BLK WP HR S P ERA WHIP															
Don Hood, L ERA: 3.02 (1, 1)	2.0	8	1	0	0	0	1	0	0	0	0	0	0	7	11	0.00	1.000											
Ron Davis, R ERA: 3.0 (3, 1)	4.0	W	12	1	0	0	3	1	0	0	0	0	0	17	21	0.00	0.500											
Jim Kaat, L ERA: 3.69 (7, 1)	3.0	S	11	2	1	1	1	1	0	0	0	0	1	12	16	3.00	1.000											

Detroit Tigers @ New York Yankees
 Yankee Stadium, Bronx, NY
 Sat Sep 15 1979, 3:38 AM EDT
 Att: 30,050 - Unknown

livebaseballscorecards.com

AB	28
R	1
H	4
RBI	1
BB	3
SO	4
LOB	9



Batter	1	2	3	4	5	6	7	8	9
Willie Randolph, R (1, 4) OBP: 0.377, SLG: 0.374	0-0 L6	0-0 1B		0-0 F8		0-0 FC6-4 1B		0-0 F9	
Juan Beniquez, R (1, 8) OBP: 0.284, SLG: 0.381	0-3 K	0-0 1B		0-0 F7		0-0 FC6-4 1B		0-0 F7	
Lou Piniella, R (1, 7) OBP: 0.329, SLG: 0.434	0-0 4-3	0-0 1-3		0-0 1B		0-0 G6-3 1B		0-0 1B	
Reggie Jackson, L (1, 9) OBP: 0.378, SLG: 0.530		4-0 BB 1B SF7 BB	0-0 1B	0-0 F4		0-0 G6-3		0-0 L5	
George Scott, R (1, 10) OBP: 0.317, SLG: 0.395		0-0 BB 1B BB	0-0 3-1 2B		0-0 F7		0-0 6-3		
Chris Chambliss, L (1, 3) OBP: 0.318, SLG: 0.430		0-3 K	0-0 3-1		0-0 4-3		0-0 4-3		
Graig Nettles, L (1, 5) OBP: 0.321, SLG: 0.396		4-0 BB 1B BB	0-0 2B		0-0 HR		4-0 FC6-4 BB		
Fred Stanley, R (1, 6) OBP: 0.256, SLG: 0.300		0-0 SF7	0-0 6-3		0-0 1B		0-0 FC6-4		
Brad Gulden, L (1, 2) OBP: 0.247, SLG: 0.200		4-0 1B 1B BB		0-0 1B		0-0 5-3		0-0 1B	

Inning Stats	R: 0	H: 0	E: 0	K: 1	S: 5	R: 5	H: 3	E: 0	K: 1	S: 8	R: 1	H: 3	E: 0	K: 0	S: 5	R: 0	H: 2	E: 0	K: 0	S: 5	R: 1	H: 2	E: 0	K: 0	S: 5	R: 0	H: 0	E: 0	K: 0	S: 3	R: 0	H: 2	E: 0	K: 0	S: 5
	LOB: 0	BB: 0	P: 5	LOB: 1	BB: 3	LOB: 1	BB: 3	LOB: 2	BB: 0	P: 5	LOB: 1	BB: 1	LOB: 1	BB: 0	P: 5	LOB: 1	BB: 0	LOB: 1	BB: 1	P: 7	LOB: 2	BB: 2	LOB: 2	BB: 0	P: 5	LOB: 1	BB: 0	LOB: 2	BB: 0	P: 5	LOB: 2	BB: 0	P: 5		

																				AB	R	H	RBI	BB	SO	LOB	
																				5	1	2	2	0	0	2	
																				5	0	1	2	0	1	3	
																				5	0	3	0	0	0	1	
																				4	1	1	0	1	0	6	
																				4	2	2	0	0	0	0	
																				4	0	0	0	0	1	3	
																				2	2	2	2	2	0	0	
																				3	0	1	1	0	0	2	
																				3	1	2	0	1	0	1	
																				1B: 11	SF: 1	WP: 0	PA: 40				
																				2B: 2	SAC: 0	PB: 0					
																				3B: 0	DP: 1	SB: 1					
																				HR: 1	HBP: 0	CS: 0					
PITCHER	IP	WLS	BF	H	R	ER	SO	BB	IBB	HBP	BLK	WP	HR	S	P	ERA	WHIP										
Mike Chris, L (1, 1) ERA: 5.25	2.2	L	16	6	6	6	2	3	0	0	0	0	0	17	29	20.25	3.375										
Jack Billingham, R (3, 1) ERA: 3.34	5.1		24	8	1	1	0	1	0	0	0	0	1	23	27	1.69	1.688										

BOTTOM

Detroit Tigers @ New York Yankees
Yankee Stadium, Bronx, NY
Sat Sep 15 1979, 3:38 AM EDT
Att. 30,050 - Unknown

livebaseballscores.com

AB	35
R	7
H	14
RBI	7
BB	4
SO	2
LOB	18



Batter	1	2	3	4	5	6	7	8	9	10	11	12	AB R H RBI BB SO LOB	TOP
Ron LeFlore, R (1, 10) OBP: 0.356, SLG: 0.399	4-0 F9 S BB		x 0-0 6-3		4-0 1-2 3B BB		x 0-0 FC5		4-0 BB BB		x 0-0 5-3	x 0-0 FC5-4	4 1 0 0 3 0 4	
Alan Trammell, R (1, 6) OBP: 0.332, SLG: 0.357	4-0 S BB		4-0 CS S BB		0-3 K			4-0 1B G3 BB	0-0 F8		x 0-0 1B SH 1B	1 0 0 0 2 1 2 0 1 0 0 1 0 0 2 1 1 0 0 0 2		
Rick Peters, S (8, PH) OBP: 0.545, SLG: 0.286	1-2 S BB		4-0 S BB		1-2 2-3			0-0 G3 1B	0-0 F5		x 0-0 SH 1B	4 1 2 2 1 0 2		
Mark Wagner, R (8, 6) OBP: 0.335, SLG: 0.313	0-0 F9		x 0-0 1-3 BB		x 0-0 2-H 3-H 3B			0-0 1B	0-0 F7		x 0-0 1B 1B	2 0 0 0 0 0 3 4 1 2 1 0 0 1		
Jerry Morales, R (1, 9) OBP: 0.263, SLG: 0.375	2-3 F9		x 0-0 5-3		x 0-0 F7		x 0-0 6-3	0-0 G3 1B	0-0 1B		x 0-0 1B 1B	6 0 2 2 0 2 3		
John Wockenfuss, R (1, 3) OBP: 0.317, SLG: 0.527	1-2 F3		x 0-0 5-3		x 0-0 K		x 0-0 6-3	0-0 F7	0-0 G4-6-3 1B		x 0-0 1B 1B	2 0 0 0 0 0 3 4 1 2 1 0 0 1		
Jason Thompson, L (6, PH) OBP: 0.343, SLG: 0.408	0-0 K		x 0-0 6-3		x 0-0 4-3		x 0-0 K	0-0 F7	0-0 G4-6-3 1B		x 0-0 1B 1B	6 0 2 2 0 2 3		
Lance Parrish, R (1, 2) OBP: 0.342, SLG: 0.452	0-3 K		x 0-0 6-3		x 0-0 4-3		x 0-0 K	0-0 F7	0-0 G4-6-3 1B		x 0-0 1B 1B	2 0 0 0 0 0 0 4 1 1 0 0 1 3		
Lynn Jones, R (1, 7) OBP: 0.346, SLG: 0.391		x 0-0 6-3		x 0-0 4-3		x 0-0 K		0-0 F7	0-0 G4-6-3 1B		x 0-0 1B 1B	2 0 0 0 0 0 0 4 1 1 0 0 1 3		
Steve Kemp, L (6, PH) OBP: 0.397, SLG: 0.537		x 0-0 6-3		x 0-0 4-3		x 0-0 K		0-0 F7	0-0 G4-6-3 1B		x 0-0 1B 1B	2 0 0 0 0 0 0 4 1 1 0 0 1 3		
Tom Brookens, R (1, 4) OBP: 0.309, SLG: 0.370		0-3 K		x 0-0 F2		x 0-0 K		0-0 4-3		x 0-0 SH1-4 1B	x 0-0 E6 F7	2 0 0 0 0 1 0 4 0 2 1 0 0 0	AB 44 R 8 H 13 RBI 7 BB 9 SO 7 LOB 24	
Lou Whitaker, L (7, PH) OBP: 0.390, SLG: 0.377		0-3 K		x 0-0 F2		x 0-0 K		0-0 4-3		x 0-0 SH1-4 1B	x 0-0 E6 F7	2 0 0 0 0 1 0 4 0 2 1 0 0 0		
Aurelio Rodriguez, R (1, 5) OBP: 0.278, SLG: 0.356		x 0-0 CS 1B		x 0-0 F9		x 0-0 K		0-3 K		x 0-0 SH1-4 1B	x 0-3 K	2 0 1 0 0 0 0 3 0 0 0 0 2 2		
Phil Mankowski, L (7, PH) OBP: 0.288, SLG: 0.265		x 0-0 CS 1B		x 0-0 F9		x 0-0 K		0-3 K		x 0-0 SH1-4 1B	x 0-3 K	2 0 1 0 0 0 0 3 0 0 0 0 2 2		
Dave Stegman, R (1, 8) OBP: 0.222, SLG: 0.529		0-0 CS		x 0-0 CS		x 0-0 S 3B BB		x 0-0 FC5 2B		x 0-0 F8	x 0-0 F7	1 2 1 1 1 0 0 3 0 1 0 1 0 2		
Champ Summers, L (7, PH) OBP: 0.403, SLG: 0.548		0-0 CS		x 0-0 CS		x 0-0 S 3B BB		x 0-0 FC5 2B		x 0-0 F8	x 0-0 F7	1 2 1 1 1 0 0 3 0 1 0 1 0 2		
Inning Stats	R: 0 H: 0 E: 0 LOB: 2 K: 1 BB: 2 S: 5 P: 13	R: 0 H: 1 E: 0 LOB: 0 K: 1 BB: 0 S: 5 P: 5	R: 1 H: 1 E: 0 LOB: 1 K: 0 BB: 2 S: 3 P: 11	R: 0 H: 0 E: 0 LOB: 0 K: 0 BB: 0 S: 3 P: 3	R: 2 H: 1 E: 0 LOB: 1 K: 1 BB: 2 S: 5 P: 13	R: 0 H: 0 E: 0 LOB: 0 K: 1 BB: 0 S: 5 P: 5	R: 0 H: 1 E: 0 LOB: 1 K: 1 BB: 0 S: 6 P: 6	R: 1 H: 1 E: 0 LOB: 1 K: 1 BB: 1 S: 6 P: 10	R: 0 H: 1 E: 0 LOB: 2 K: 0 BB: 1 S: 4 P: 8	R: 0 H: 2 E: 0 LOB: 1 K: 0 BB: 0 S: 4 P: 4	R: 0 H: 0 E: 1 LOB: 1 K: 1 BB: 0 S: 6 P: 6	R: 4 H: 5 E: 2 LOB: 2 K: 0 BB: 1 S: 8 P: 12	1B: 8 SF: 0 2B: 2 SAC: 2 3B: 2 DP: 1 HR: 1 HBP: 0	WP: 0 PA: 56 PB: 0 SB: 5 CS: 2
PITCHER	IP WLS BF H R ER SO BB IBB HBP BLK WP HR S P ERA WHIP													
Dave Righetti, L (1, 1) ERA: 5.4	5.0													
Ron Davis, R (6, 1) ERA: 2.93	1.2	6	1	0	0	2	0	0	0	0	0	10	10	0.00 0.600
Rich Gossage, R (7, 1) ERA: 2.88	5.1	L 28	9	5	4	2	2	1	0	0	0	29	41	6.75 2.062

Detroit Tigers @ New York Yankees
 Yankee Stadium, Bronx, NY
 Sun Sep 16 1979, 3:33 AM EDT
 Att. 40,192 - Unknown - 67 F

AB	44
R	8
H	13
RBI	7
BB	9
SO	7
LOB	24



Batter	1	2	3	4	5	6	7	8	9	10	11	12	AB	R	H	RBI	BB	SO	LOB
Bobby Murcer, L OBP: 0.348, SLG: 0.391 (1, 8) X	0-0 G3		0-0 F4		0-0 BB 1B		4-0 BB		0-3 K			4-0 BB G6-4-3	4	0	1	0	2	1	0
Willie Randolph, R OBP: 0.375, SLG: 0.370 (1, 4) X	0-0 6-3		0-0 6-3		4-0 BB G5-4-3		0-0 F9			0-0 F8		0-0 BB G6-4-3	5	0	0	0	1	0	2
Oscar Gamble, L OBP: 0.454, SLG: 0.549 Lou Piniella, R OBP: 0.327, SLG: 0.431 (1, 7) X (5, PH) (6, 7)	0-0 G3		0-0 F6		0-0 BB G5-4-3		0-0 F4			0-0 F8			2	0	0	0	0	0	0
Reggie Jackson, L OBP: 0.378, SLG: 0.527 (1, 9)		4-0 BB 1B SF7		0-0 4-3		0-0 CS 1B		0-3 K		0-3 K			4	1	1	0	1	2	0
Chris Chambliss, L OBP: 0.320, SLG: 0.438 (1, 3)		0-0 E FC3		0-0 HR		0-3 K		0-0 G4-6-3			0-0 4-3		5	2	3	1	0	1	1
Graig Nettles, L OBP: 0.322, SLG: 0.398 (1, 5)		0-0 SF7		0-0 2B		4-0 BB 1B		0-0 G4-6-3		0-0 F5			3	0	1	1	1	0	1
Jim Spencer, L OBP: 0.366, SLG: 0.575 George Scott, R OBP: 0.320, SLG: 0.398 (1, 10) X (6, PH)		0-0 FC3		0-0 F8		0-0 BB 1B			0-0 6-3		0-0 1B		2	0	0	1	0	0	1
Fred Stanley, R OBP: 0.247, SLG: 0.289 Roy White, S OBP: 0.290, SLG: 0.286 Bucky Dent, R OBP: 0.289, SLG: 0.283 (1, 6) X (9, PH) (10, 6)		0-0 F8		0-0 5-3		0-0 F8			0-0 HR		0-0 L7		3	0	0	0	0	0	4
Brad Gulden, L OBP: 0.237, SLG: 0.190 Jerry Narron, L OBP: 0.206, SLG: 0.235 (1, 2) X (12, PH)		0-0 1-3		0-0 L3		0-0 F7			0-0 F7			0-0 F6	4	0	0	0	0	0	1


Inning Stats	R: 0	H: 0	E: 0	K: 0	S: 3	R: 2	H: 1	E: 1	K: 0	S: 5	R: 0	H: 0	E: 0	K: 0	S: 3	R: 1	H: 2	E: 0	K: 0	S: 5	R: 0	H: 1	E: 0	K: 1	S: 3	R: 0	H: 2	E: 0	K: 1	S: 6	R: 0	H: 0	E: 0	K: 0	S: 3	R: 0	H: 1	E: 0	K: 1	S: 5	R: 1	H: 1	E: 0	K: 1	S: 6	R: 0	H: 0	E: 0	K: 1	S: 5	R: 0	H: 1	E: 0	K: 0	S: 4	R: 0	H: 0	E: 0	K: 0	S: 2	R: 0	H: 0	E: 0	K: 0	S: 2	1B: 6	2B: 1	3B: 0	HR: 2	SF: 1	SAC: 0	DP: 3	HBP: 0	WP: 0	PA: 47
--------------	------	------	------	------	------	------	------	------	------	------	------	------	------	------	------	------	------	------	------	------	------	------	------	------	------	------	------	------	------	------	------	------	------	------	------	------	------	------	------	------	------	------	------	------	------	------	------	------	------	------	------	------	------	------	------	------	------	------	------	------	------	------	------	------	------	-------	-------	-------	-------	-------	--------	-------	--------	-------	--------

PITCHER	IP	WLS	BF	H	R	ER	SO	BB	IBB	HBP	BLK	WP	HR	S	P	ERA	WHIP
Dave Rozema, R ERA: 3.45 (1, 1)	4.1		20	4	3	2	0	2	0	0	0	0	1	18	26	4.15	1.385
Bruce Robbins, L ERA: 4.22 (5, 1)	2.0		8	2	0	0	1	2	0	0	0	0	0	8	16	0.00	2.000
Dave Tobik, R ERA: 4.04 (7, 1)	1.0		4	1	0	0	1	0	0	0	0	0	0	6	6	0.00	1.000
Aurelio Lopez, R ERA: 2.26 (8, 1)	4.2	W	15	2	1	1	2	1	0	0	0	0	1	18	22	1.93	0.643

DETROIT TIGERS @ NEW YORK YANKEES
Yankee Stadium, Bronx, NY
 Sun Sep 16 1979, 3:33 AM EDT
 Att: 40,192 - Unknown - 67 F

livebaseballscorecards.com

AB	41
R	4
H	9
RBI	4
BB	5
SO	4
LOB	14



Batter	1	2	3	4	5	6	7	8	9	AB R H RBI BB SO LOB	TOP
Willie Randolph, R (1, 4) OBP: 0.378, SLG: 0.371	0-0 G6-4-3 1B		0-0 4-3		4-0 BB			4-0 BB		2 0 1 0 2 0 1	
Juan Beniquez, R (1, 8) OBP: 0.278, SLG: 0.372	0-0 G6-4-3			0-0 6-3	0-0 5-3			0-0 F9		3 0 0 0 0 0 4	
Brad Gulden, L (5, 2) OBP: 0.237, SLG: 0.190										0 0 0 0 0 0 0	
Dennis Werth, R (8, PH)										1 0 0 0 0 0 1	
Jerry Narron, L (8, 2) OBP: 0.206, SLG: 0.235	1-2f									0 0 0 0 0 0 0	
Lou Piniella, R (1, 7) OBP: 0.326, SLG: 0.432	0-0 6-3			0-0 6-3		0-0 F8 FC6-2 2B		0-0 FC6-4 BB		4 0 1 0 0 0 1	
Reggie Jackson, L (1, 9) OBP: 0.377, SLG: 0.523		0-3 K		0-3 K		0-0 F8		4-0 BB		3 0 0 0 1 2 1	
George Scott, R (1, 10) OBP: 0.319, SLG: 0.394		0-0 F8			4-0 1B BB	0-0 FC6-2		0-0 1-3		3 1 0 0 1 0 3	
Chris Chambliss, L (1, 3) OBP: 0.320, SLG: 0.437		0-0 4-3			0-0 1B G5-2-3 1B	0-0 5-3			0-0 F8	4 0 1 0 0 0 1	
Fred Stanley, R (1, 5) OBP: 0.256, SLG: 0.299			0-0 E 1B		0-0 G5-2-3 BB 1B		0-0 6-3		0-0 F8	4 0 2 1 0 0 0	
Bucky Dent, R (1, 6) OBP: 0.288, SLG: 0.281			0-0 F7		0-0 F7	4-0 G5-2-3 BB	0-0 F8		0-0 F9	3 0 0 0 1 0 1	
Bruce Robinson, L (1, 2)			0-0 4-3		0-0 4-3		0-0 K			1 0 0 0 0 0 1	
Roy White, S (5, PH) OBP: 0.289, SLG: 0.285					0-0 G5-2-3					1 0 0 0 0 0 3	
Bobby Murcer, L (5, 8) OBP: 0.347, SLG: 0.390			1-2		1-2 2-3 3-Hf					1 0 0 0 0 1 0	
Inning Stats	R: 0 H: 1 E: 0 LOB: 0 K: 0 BB: 0 S: 3 P: 3	R: 0 H: 0 E: 0 LOB: 0 K: 1 BB: 0 S: 5 P: 5	R: 0 H: 1 E: 1 LOB: 1 K: 0 BB: 0 S: 4 P: 4	R: 0 H: 0 E: 0 LOB: 0 K: 1 BB: 0 S: 5 P: 5	R: 1 H: 2 E: 0 LOB: 3 K: 0 BB: 3 S: 4 P: 16	R: 0 H: 1 E: 0 LOB: 1 K: 0 BB: 0 S: 4 P: 4	R: 0 H: 0 E: 0 LOB: 0 K: 1 BB: 0 S: 5 P: 5	R: 0 H: 0 E: 0 LOB: 2 K: 0 BB: 2 S: 3 P: 11	R: 0 H: 0 E: 0 LOB: 0 K: 0 BB: 0 S: 3 P: 3	1B: 4 SF: 0 2B: 1 SAC: 0 3B: 0 DP: 2 HR: 0 HBP: 0	WP: 0 PA: 35 PB: 0 SB: 0 CS: 0
PITCHER Rick Waits, L (1, 1) ERA: 4.53	IP WLS BF H R ER SO BB IBB HBP BLK WP HR S P ERA WHIP										
	9.0 W 35 5 1 1 3 5 0 0 0 0 0 0 36 56 1.00 1.111										

New York Yankees @ Cleveland Indians
Cleveland Municipal Stadium, Cleveland, OH
 Mon Sep 17 1979, 7:05 PM EDT
 Unknown - 71 F

livebaseballscorecards.com



Batter	1	2	3	4	5	6	7	8	9	AB R H RBI BB SO LOB
Mike Hargrove, L (1, 7) OBP: 0.409, SLG: 0.432	0-0 1B 1-3 1B		4-0 S BB		4-0 F8 1B 1B	0-0 F9		0-0 FC4-6 1B		3 1 2 1 2 0 1
Rick Manning, L (1, 8) OBP: 0.328, SLG: 0.304	0-0 1-3 1-2		0-0 F9		0-0 1B 1B		0-0 CS 1B	0-0 FC4-6 FC5-4		5 1 2 0 0 0 4
Toby Harrah, R (1, 5) OBP: 0.393, SLG: 0.433	0-0 2-3 1B		4-0 1-2 BB		0-0 F8 2-3		0-0 E5 1B	0-0 FC5-4 1-2f		4 0 2 0 1 0 4
Andre Thornton, R (1, 3) OBP: 0.344, SLG: 0.440	0-3 K		0-0 F9		0-0 1-2 2B 1B		0-3 K			4 0 1 1 0 2 5
Cliff Johnson, R (1, 10) OBP: 0.336, SLG: 0.466	0-0 F7		0-3 K		0-0 1-2 2B 1B		0-0 6-3			4 0 1 1 0 1 5
Ron Hassey, L (1, 2) OBP: 0.339, SLG: 0.392		0-0 4-3		0-0 G3-6-1 1B		0-0 B1-3		4-0 2B BB		3 1 1 0 1 0 0
Jim Norris, L (1, 9) OBP: 0.327, SLG: 0.349		4-0 E S BB		0-0 F7		0-0 2B 1B		0-0 SH3 1B 2B		3 2 2 1 1 0 1
Duane Kuiper, L (1, 4) OBP: 0.313, SLG: 0.295		0-0 4-3 1-3		0-0 G3-6-1 1-2f		0-0 4-3 1-H 2B		0-0 SH3 2-3		3 0 1 1 0 0 2
Tom Verzyer, R (1, 6) OBP: 0.277, SLG: 0.246		0-0 5-3		0-3 K		0-0 4-3 2-3		0-0 FC4-6 1B		4 0 1 0 0 1 2

Inning Stats	R: 0 E: 0 K: 1 S: 7	H: 2 LOB: 2 BB: 0 P: 7	R: 0 E: 0 K: 0 S: 3	H: 0 LOB: 1 BB: 1 P: 7	R: 0 E: 0 K: 1 S: 5	H: 0 LOB: 2 BB: 2 P: 13	R: 0 E: 0 K: 0 S: 3	H: 1 LOB: 0 BB: 0 P: 3	R: 2 E: 0 K: 1 S: 7	H: 3 LOB: 2 BB: 1 P: 11	R: 1 E: 0 K: 0 S: 5	H: 2 LOB: 1 BB: 0 P: 5	R: 0 E: 1 K: 1 S: 6	H: 2 LOB: 1 BB: 0 P: 6	R: 2 E: 0 K: 0 S: 6	H: 3 LOB: 2 BB: 1 P: 10
1B: 10 2B: 3 3B: 0 HR: 0	SF: 0 SAC: 1 DP: 1 HBP: 0	WP: 0 PA: 39														

PITCHER	IP	WLS	BF	H	R	ER	SO	BB	IBB	HBP	BLK	WP	HR	S	P	ERA	WHIP
Jim Beattie, R (1, 1) ERA: 5.07	5.2	L	27	8	3	3	3	4	0	0	0	0	0	29	45	4.76	2.118
Jim Kaat, L (6, 1) ERA: 3.66	0.2		3	2	0	0	0	0	0	0	0	0	0	3	3	0.00	3.000
Mike Griffin, R (7, 1) ERA: 18.0	1.0		6	2	2	2	1	1	0	0	0	0	0	7	11	18.00	3.000
Don Hood, L (8, 1) ERA: 3.0	0.2		3	1	0	0	0	0	0	0	0	0	0	3	3	0.00	1.500

BOTTOM

New York Yankees @ Cleveland Indians
Cleveland Municipal Stadium, Cleveland, OH

Mon Sep 17 1979, 7:05 PM EDT
Unknown - 71 F

livebaseballscores.com

AB	33
R	5
H	13
RBI	5
BB	5
SO	4
LOB	24



Batter	1	2	3	4	5	6	7	8	9	AB R H RBI BB SO LOB	TOP
Oscar Gamble, L (1, 7) OBP: 0.446, SLG: 0.538	0-0 F6		0-3 K		0-0 F5		0-0 E4		0-0 4-3	5 0 0 0 0 1 1	
Bobby Murcer, L (1, 8) OBP: 0.346, SLG: 0.388	0-0 1B		0-0 F8			0-0 G3	0-0 F9			4 0 1 0 0 0 1	
Jim Spencer, L (1, 3) OBP: 0.366, SLG: 0.572 George Scott, R (8, PH) OBP: 0.318, SLG: 0.393	0-0 F5			0-0 4-3		0-0 1B		0-3 K		3 0 1 0 0 0 1 1 0 0 0 0 1 0	
Reggie Jackson, L (1, 9) OBP: 0.378, SLG: 0.530	0-0 1B			0-0 4-3		0-0 F7		0-0 HR		4 1 2 1 0 0 1	
Chris Chambliss, L (1, 10) OBP: 0.319, SLG: 0.435	0-0 F8			0-0 HR		0-0 F7		0-0 F7		4 1 1 0 0 0 3	
Jerry Narron, L (1, 2) OBP: 0.216, SLG: 0.275		0-0 G3		0-0 HR		0-0 HR		0-3 K		4 2 2 2 0 1 0	
Brian Doyle, L (1, 4) OBP: 0.241, SLG: 0.231		0-0 F8		0-0 4-3			0-0 F8		0-0 F9	4 0 0 0 0 0 1	
Fred Stanley, R (1, 5) OBP: 0.253, SLG: 0.292 Graig Nettles, L (7, PH) OBP: 0.321, SLG: 0.397 Damaso Garcia, R (7, 5)		0-0 F9			0-0 F4		0-0 F5		0-0 F9	2 0 0 0 0 0 0 1 0 0 0 0 0 1 1 0 0 0 0 0 0	
Bucky Dent, R (1, 6) OBP: 0.290, SLG: 0.290			0-0 6-3		0-0 4-3		0-0 HR		0-0 1B	4 1 2 2 0 0 0	
Inning Stats	R: 0 H: 2 E: 0 LOB: 2 K: 0 BB: 0 S: 5 P: 5	R: 0 H: 0 E: 0 LOB: 0 K: 0 BB: 0 S: 3 P: 3	R: 0 H: 0 E: 0 LOB: 0 K: 1 BB: 0 S: 5 P: 5	R: 2 H: 2 E: 0 LOB: 0 K: 0 BB: 0 S: 5 P: 5	R: 0 H: 0 E: 0 LOB: 0 K: 0 BB: 0 S: 3 P: 3	R: 0 H: 1 E: 0 LOB: 1 K: 0 BB: 0 S: 4 P: 4	R: 2 H: 2 E: 1 LOB: 1 K: 0 BB: 0 S: 6 P: 6	R: 1 H: 1 E: 0 LOB: 0 K: 2 BB: 0 S: 8 P: 8	R: 0 H: 1 E: 0 LOB: 1 K: 0 BB: 0 S: 4 P: 4	1B: 6 SF: 0 2B: 0 SAC: 0 3B: 0 DP: 0 HR: 3 HBP: 0	WP: 0 PA: 37 PB: 0 SB: 0 CS: 0
PITCHER Dan Spillner, R (1, 1) ERA: 4.9 Sid Monge, L (8, 1) ERA: 2.43	IP WLS BF H R ER SO BB IBB HBP BLK WP HR S P ERA WHIP										
	7.0 29 7 4 4 1 0 0 0 0 0 2 31 31 5.14 1.000										
	2.0 W 8 2 1 1 2 0 0 0 0 0 1 12 12 4.50 1.000										

New York Yankees @ Cleveland Indians
Cleveland Municipal Stadium, Cleveland, OH
 Mon Sep 17 1979, 7:05 PM EDT
 Att. 14,063 - Unknown

livebaseballscorecards.com

AB 37
R 5
H 9
RBI 5
BB 0
SO 3
LOB 9



Batter	1	2	3	4	5	6	7	8	9	AB R H RBI BB SO LOB
Mike Hargrove, L (1, 7) OBP: 0.411, SLG: 0.439	0-0 G3		0-0 E6 FC6		0-0 E 1B		0-0 FC3-6 1B		0-0 1-H 3B	5 0 3 2 0 0 1
Rick Manning, L (1, 8) OBP: 0.326, SLG: 0.302	0-0 F5		0-0 FC6 1-2f		0-0 F9 1-2 3-H		0-0 FC3-6 FC6-4 1-2f			4 0 0 0 0 0 4
Toby Harrah, R (1, 5) OBP: 0.392, SLG: 0.437	0-0 F9			0-0 HR	0-0 F8		0-0 FC6-4 1-2f			4 1 1 1 0 0 2
Andre Thornton, R (1, 3) OBP: 0.346, SLG: 0.446		0-0 F9		0-0 HR	0-0 F8			0-0 G4-6-3 1B		4 1 2 1 0 0 1
Cliff Johnson, R (1, 10) OBP: 0.334, SLG: 0.463		0-0 5-3		0-3 K		0-0 G4-6-3 1B		0-0 G4-6-3 1-2f		4 0 1 0 0 1 1
Jim Norris, L (1, 9) OBP: 0.327, SLG: 0.355		0-0 F9		0-0 1B 3B		0-0 G4-6-3 1-2f		4-0 BB BB		3 1 1 0 0 0 1
Ron Pruitt, R (8, PH) OBP: 0.363, SLG: 0.359										0 0 0 0 1 0 0
Dell Alston, L (8, PR) OBP: 0.348, SLG: 0.397										0 0 0 0 0 0 0
Gary Alexander, R (1, 2) OBP: 0.312, SLG: 0.401			0-0 6-3	0-0 G4-6-3 1B		0-3 K		0-0 F8		4 0 1 1 0 1 1
Duane Kuiper, L (1, 4) OBP: 0.315, SLG: 0.296			4-0 E SH1-4 BB	0-0 G4-6-3 1-2f			0-0 SH1 1B		0-0 6-3	3 1 1 0 1 0 1
Tom Verzyer, R (1, 6) OBP: 0.280, SLG: 0.250			0-0 SH1-4		0-0 1B E 1B		0-0 SH1		0-0 3B 1B	2 2 2 0 0 0 0

Inning Stats	R: 0	H: 0	E: 0	LOB: 0	K: 0	S: 3	P: 3	R: 0	H: 0	E: 0	LOB: 0	K: 0	S: 3	P: 3	R: 0	H: 0	E: 1	LOB: 2	K: 0	S: 4	R: 3	H: 4	E: 0	LOB: 0	K: 1	S: 8	R: 1	H: 2	E: 1	LOB: 1	K: 0	S: 5	R: 0	H: 1	E: 0	LOB: 0	K: 1	S: 5	R: 1	H: 2	E: 0	LOB: 1	K: 0	S: 5	R: 0	H: 1	E: 0	LOB: 1	K: 0	S: 3	R: 1	H: 2	E: 0	LOB: 1	K: 0	S: 3	1B: 8	SF: 0	2B: 0	SAC: 2	3B: 2	DP: 3	HR: 2	HBP: 0	WP: 0	PA: 37
--------------	------	------	------	--------	------	------	------	------	------	------	--------	------	------	------	------	------	------	--------	------	------	------	------	------	--------	------	------	------	------	------	--------	------	------	------	------	------	--------	------	------	------	------	------	--------	------	------	------	------	------	--------	------	------	------	------	------	--------	------	------	-------	-------	-------	--------	-------	-------	-------	--------	-------	--------

PITCHER	IP	WLS	BF	H	R	ER	SO	BB	IBB	HBP	BLK	WP	HR	S	P	ERA	WHIP
Catfish Hunter, R (1, 1) ERA: 5.31	6.1		27	8	5	4	2	1	0	0	0	0	0	30	34	5.68	1.421
Don Hood, L (7, 1) ERA: 3.03	2.0	L	10	4	1	1	0	1	0	0	0	0	0	9	13	4.50	2.500

BOTTOM

New York Yankees @ Cleveland Indians
Cleveland Municipal Stadium, Cleveland, OH
 Mon Sep 17 1979, 7:05 PM EDT
 Att. 14,063 - Unknown

AB	33
R	6
H	12
RBI	5
BB	2
SO	2
LOB	12



WP	HR	S	P	ERA	WHIP
0	0	0	0	0	0

Batter	1	2	3	4	5	6	7	8	9	AB	R	H	RBI	BB	SO	LOB	TOP										
Bobby Murcer, L (1, 8) OBP: 0.345, SLG: 0.386 Bobby Brown, S (5, 8) OBP: 0.267, SLG: 0.268	0-0 G3		0-0 F7			0-3 K		0-0 3-1		2	0	0	0	0	0	1											
Willie Randolph, R (1, 4) OBP: 0.376, SLG: 0.369 Brian Doyle, L (5, 4) OBP: 0.226, SLG: 0.214	0-3 K			0-0 5-3		0-0 F8		0-0 F8		2	0	0	0	0	1	0											
Oscar Gamble, L (1, 7) OBP: 0.445, SLG: 0.548 Fred Stanley, R (7, 7) OBP: 0.250, SLG: 0.289	0-3 K			0-0 4-3			0-0 HR	0-0 F8		3	1	1	1	0	1	0											
Reggie Jackson, L (1, 9) OBP: 0.377, SLG: 0.528 Juan Beniquez, R (5, 9) OBP: 0.288, SLG: 0.388		0-0 3-1		0-0 3-1			0-0 1B SF8 2B		0-0 1B	2	0	0	0	0	0	0											
Chris Chambliss, L (1, 3) OBP: 0.318, SLG: 0.433 Dennis Werth, R (5, 3) OBP: 0.333, SLG: 0.333		0-0 G3			0-0 4-3		0-0 BB 1B 1B		0-0 L8	2	0	0	0	0	0	0											
Graig Nettles, L (1, 5) OBP: 0.320, SLG: 0.395 Roy Staiger, R (5, 5) OBP: 0.320, SLG: 0.395		0-0 F2			0-0 G3		0-0 SF8		0-0 F8	2	0	0	0	0	0	0											
Jim Spencer, L (1, 10) OBP: 0.363, SLG: 0.568 Jerry Narron, L (7, PH) OBP: 0.221, SLG: 0.272			0-0 F8		0-0 F4		3-H 4-0 1B BB		0-3 K	2	0	0	0	0	0	0											
Bruce Robinson, L (1, 2) OBP: 0.250, SLG: 0.250			0-0 F7			0-0 F8		1-3 2-H 1B		3	0	1	1	0	0	0											
Bucky Dent, R (1, 6) OBP: 0.291, SLG: 0.290 Damaso Garcia, R (5, 6) OBP: 0.333, SLG: 0.667			4-0 BB			0-0 2B		0-0 5-3		0	0	0	0	1	0	0											
										2	0	1	0	0	0	1											
Inning Stats	R: 0 E: 0 K: 2 S: 7	H: 0 LOB: 0 BB: 0 P: 7	R: 0 E: 0 K: 0 S: 3	H: 0 LOB: 0 BB: 0 P: 3	R: 0 E: 0 K: 0 S: 3	H: 0 LOB: 1 BB: 1 P: 7	R: 0 E: 0 K: 0 S: 3	H: 0 LOB: 0 BB: 0 P: 3	R: 0 E: 0 K: 1 S: 6	H: 1 LOB: 1 BB: 0 P: 6	R: 3 E: 0 K: 0 S: 6	H: 4 LOB: 1 BB: 1 P: 10	R: 0 E: 0 K: 0 S: 3	H: 0 LOB: 0 BB: 0 P: 3	R: 0 E: 0 K: 1 S: 6	H: 1 LOB: 1 BB: 0 P: 6	1B: 3 2B: 2 3B: 0 HR: 1	SF: 1 SAC: 0 DP: 0 HBP: 0	WP: 0 PB: 0 SB: 0 CS: 0	PA: 34							
PITCHER	IP	WLS	BF	H	R	ER	SO	BB	IBB	HBP	BLK	WP	HR	S	P	ERA	WHIP										
Mike Paxton, R (1, 1) ERA: 5.72	7.0	W	27	5	3	3	3	2	0	0	0	0	1	31	39	3.86	1.000										
Sandy Wihtol, R (8, 1) ERA: 6.75	1.0		3	0	0	0	0	0	0	0	0	0	0	3	3	0.00	0.000										
Victor Cruz, R (9, 1) ERA: 4.36	1.0		4	1	0	0	1	0	0	0	0	0	0	6	6	0.00	1.000										

New York Yankees @ Cleveland Indians
Cleveland Municipal Stadium, Cleveland, OH

Tue Sep 18 1979, 7:05 PM EDT
Att: 8,908 - Unknown - 73 F

livebaseballscorecards.com

AB	31
R	3
H	6
RBI	3
BB	2
SO	4
LOB	7



Batter	1	2	3	4	5	6	7	8	9
Mike Hargrove, L (1, 7) <small>OBP: 0.413, SLG: 0.440</small> Dell Alston, L (7, 7) <small>OBP: 0.356, SLG: 0.407</small>	0-0 FC4-2 1B	4-0 1-2 BB		0-0 HR 1B		0-0 L3		0-0 1-2 1B	
Rick Manning, L (1, 8) <small>OBP: 0.326, SLG: 0.301</small>	0-0 FC4-2 1-H	0-0 FC4-6-3-5 1-2 2-3		0-0 HR 1B	4-0 HR BB	0-0 3-1		0-0 4-3	
Toby Harrah, R (1, 6) <small>OBP: 0.394, SLG: 0.450</small>	0-0 1-2 HR		0-0 B1-3	0-0 1-H 2-H HR	4-0 1-2 HR BB		0-0 5-3		
Andre Thornton, R (1, 3) <small>OBP: 0.348, SLG: 0.448</small> Wayne Cage, L (8, 3) <small>OBP: 0.314, SLG: 0.326</small>	4-0 HR BB		4-0 BB 1B	0-0 1B 2B	0-3 K		0-3 K		
Cliff Johnson, R (1, 10) <small>OBP: 0.342, SLG: 0.487</small>	0-0 1-H HR		4-0 1B BB	1-0 1B HBP	0-0 1-H 2-H HR		0-3 K		
Ron Pruitt, R (1, 9) <small>OBP: 0.370, SLG: 0.370</small>	4-0 BB		0-0 F7	0-0 1-2 2-H SF9 1B	0-3 K		0-0 1B 2B		
Gary Alexander, R (1, 2) <small>OBP: 0.313, SLG: 0.401</small>	0-0 1-3		0-0 1-3 2-H 1B	0-0 1-3 2-H 1B	0-0 F9		0-0 6-3		
Ted Cox, R (1, 5) <small>OBP: 0.269, SLG: 0.313</small>			0-0 1-3	0-0 HR		0-0 E6 5-3		0-3 K	
Dave Rosello, R (1, 4) <small>OBP: 0.359, SLG: 0.474</small>		4-0 FC4-6-3-5 BB BB		0-0 1B 2B		0-0 5-3 1-2		0-0 2-H 1B	

AB	R	H	RBI	BB	SO	LOB
4	1	2	0	1	0	2
1	0	1	0	0	0	0
5	2	1	1	1	0	6
4	3	2	4	1	0	0
3	3	1	0	2	2	2
0	0	0	0	0	0	0
3	3	2	5	1	1	0
4	2	2	1	1	1	2
5	0	2	2	0	0	2
4	1	1	2	0	1	1
4	1	2	1	1	1	2

AB	R	H	RBI	BB	SO	LOB
37	16	16	16	8	6	17

Inning	R	H	E	K	S	P	IP	WLS	BF	H	R	ER	SO	BB	IBB	HBP	BLK	WP	HR	S	P	ERA	WHIP
1	3	3	1	5	13		0.2	L	6	3	3	0	0	2	0	0	0	0	2	4	12	40.50	7.500
2	0	0	0	0	2		2.1		10	1	1	0	0	4	0	0	0	0	0	6	22	3.86	2.143
3	0	0	0	0	10		0.0		8	7	8	0	0	0	0	1	0	0	2	7	8	∞	∞
4	0	0	0	0	13		3.0		14	2	3	3	3	2	0	0	0	0	1	18	26	9.00	1.333
5	0	0	0	0	10		2.0		9	3	1	1	3	0	0	0	0	0	0	15	15	4.50	1.500

WP	PA	ERA	WHIP
0	47		

New York Yankees @ Cleveland Indians
Cleveland Municipal Stadium, Cleveland, OH
 Tue Sep 18 1979, 7:05 PM EDT
 Att. 8,908 - Unknown - 73 F

livebaseballscores.com



Batter	1	2	3	4	5	6	7	8	9	AB R H RBI BB SO LOB	TOP
Bobby Murcer, L OBP: 0.347, SLG: 0.388 (1, 8) (8, 9)	0-0 G3 ①		0-0 FC1-8 1B		0-0 FC6-4 1B		4-0 BB IBB		0-0 F7 ②	4 0 2 0 1 0 0	
Willie Randolph, R OBP: 0.375, SLG: 0.367 (1, 4)	0-0 6-3 ②		0-0 FC1-6 1-2f		0-0 FC6-4 1-2f		4-0 BB 1-2 2-3 3-H		0-3 K ③	4 0 0 1 1 1 2	
Jim Spencer, L OBP: 0.359, SLG: 0.559 (1, 10)	0-0 F8 ③		0-0 F8 ③			0-0 3-1 ①	0-0 3-1 ③			4 0 0 0 0 0 4	
Reggie Jackson, L OBP: 0.376, SLG: 0.532 Bobby Brown, S OBP: 0.267, SLG: 0.268 (1, 9) (8, 8)		0-0 HR		0-0 3-1 ①		0-0 F4 ②		0-0 G3 ①		4 1 1 1 0 0 0 0 0 0 0 0 0 0	
Chris Chambliss, L OBP: 0.318, SLG: 0.431 (1, 3)		0-0 F7 ①		0-0 L5 ②		0-0 F8 ③		4-0 BB 4-1		3 0 0 0 1 0 0	
Graig Nettles, L OBP: 0.322, SLG: 0.395 (1, 5)		0-0 F8 ②		4-0 BB			0-0 SH1-3 BB 1B	0-0 4-1 ②		3 1 1 0 1 0 1	
Oscar Gamble, L OBP: 0.449, SLG: 0.545 (1, 7)		4-0 BB		0-3 K ③			4-0 BB SH1-3 BB	4-0 IBB		1 0 0 0 3 1 1	
Jerry Narron, L OBP: 0.216, SLG: 0.264 (1, 2)		0-0 F7 ③			0-0 F9 ①		0-0 SH1-3 ① 1-2 2-3	0-0 4-3 ③		3 0 0 0 0 0 3	
Bucky Dent, R OBP: 0.289, SLG: 0.287 (1, 6)			0-0 F7 ①		0-0 6-3 ②		0-0 5-3 ②		0-0 F9 ①	4 0 0 0 0 0 2	
Inning Stats	R: 0 E: 0 K: 0 S: 3 H: 0 LOB: 0 BB: 0 P: 3	R: 1 E: 0 K: 0 S: 4 H: 1 LOB: 1 BB: 1 P: 8	R: 0 E: 0 K: 0 S: 4 H: 1 LOB: 1 BB: 0 P: 4	R: 0 E: 0 K: 1 S: 5 H: 0 LOB: 1 BB: 1 P: 9	R: 0 E: 0 K: 0 S: 4 H: 1 LOB: 1 BB: 0 P: 4	R: 0 E: 0 K: 0 S: 3 H: 0 LOB: 0 BB: 0 P: 3	R: 1 E: 0 K: 0 S: 4 H: 1 LOB: 3 BB: 3 P: 16	R: 0 E: 0 K: 0 S: 3 H: 0 LOB: 2 BB: 2 P: 11	R: 0 E: 0 K: 1 S: 5 H: 0 LOB: 0 BB: 0 P: 5	1B: 3 2B: 0 3B: 0 HR: 1 SF: 0 SAC: 1 DP: 0 HBP: 0	WP: 0 PB: 0 SB: 0 CS: 0 PA: 38
PITCHER Rick Wise, R ERA: 3.57 (1, 1)	IP 9.0 WLS L BF 38 H 4 R 2 ER 2 SO 2 BB 5 IBB 2 HBP 0 BLK 0 WP 0 HR 1 S 35 P 63 ERA 2.00 WHIP 1.000										

New York Yankees @ Cleveland Indians
Cleveland Municipal Stadium, Cleveland, OH

Wed Sep 19 1979, 7:05 PM EDT
Att: 8,216 - Unknown - 58 F

AB	30
R	2
H	4
RBI	2
BB	7
SO	2
LOB	13



livebaseballscorecards.com

Batter	1	2	3	4	5	6	7	8	9	AB R H RBI BB SO LOB	TOP	
Willie Randolph, R (1, 4) OBP: 0.374, SLG: 0.365 	4-0 	0-0 FC5-4 			0-0 6-3 			0-0 F4 		3 0 0 0 1 0 1		
Bobby Murcer, L (1, 8) OBP: 0.351, SLG: 0.390 Juan Beniquez, R (8, PR) OBP: 0.288, SLG: 0.388 (8, 8)	4-0 		0-3 K 		0-0 			0-0 		3 0 2 0 1 1 0 0 0 0 0 0 0 0		
Roy White, S (1, 7) OBP: 0.288, SLG: 0.284	0-0 		0-0 6-3 		0-0 F3 			0-0 F3 		4 0 1 0 0 0 2		
Lou Piniella, R (1, 9) OBP: 0.324, SLG: 0.428	0-3 K 		0-0 6-3 		0-0 G5-4-3 			0-0 FC6 		4 0 0 0 0 1 4		
George Scott, R (1, 10) OBP: 0.320, SLG: 0.392	4-0 			0-0 1-3 			0-0 2B 		0-0 5-3 	3 1 1 0 1 0 0		
Chris Chambliss, L (1, 3) OBP: 0.319, SLG: 0.433	0-0 L8 		0-0 G1 		0-0 			0-0 		4 0 2 1 0 0 3		
Graig Nettles, L (1, 5) OBP: 0.321, SLG: 0.394		0-0 		0-0 4-3 		0-0 F5 		0-0 F7 		4 0 1 0 0 0 2		
Bucky Dent, R (1, 6) OBP: 0.287, SLG: 0.285 Reggie Jackson, L (9, PH) OBP: 0.375, SLG: 0.531		0-0 FC5-4 		0-0 6-3 		0-0 F8 		0-0 F4 		3 0 0 0 0 0 2 1 0 0 0 0 0 1		
Brad Gulden, L (1, 2) OBP: 0.232, SLG: 0.186 Dennis Werth, R (7, PH) OBP: 0.250, SLG: 0.250 Bruce Robinson, L (7, 2) OBP: 0.250, SLG: 0.250		0-0 FC3-6 		0-0 6-3 		0-0 5-3 				2 0 0 0 0 0 1 1 0 0 0 0 0 1 0 0 0 0 0 0 0		
Inning Stats	R: 0 H: 1 E: 0 LOB: 3 K: 1 BB: 3 S: 5 P: 17	R: 0 H: 1 E: 0 LOB: 1 K: 0 BB: 0 S: 4 P: 4	R: 0 H: 0 E: 0 LOB: 0 K: 1 BB: 0 S: 5 P: 5	R: 0 H: 0 E: 0 LOB: 0 K: 0 BB: 0 S: 3 P: 3	R: 0 H: 0 E: 0 LOB: 0 K: 0 BB: 0 S: 3 P: 3	R: 0 H: 1 E: 0 LOB: 0 K: 0 BB: 0 S: 3 P: 3	R: 1 H: 2 E: 0 LOB: 1 K: 0 BB: 0 S: 5 P: 5	R: 0 H: 1 E: 0 LOB: 1 K: 0 BB: 0 S: 4 P: 4	R: 0 H: 1 E: 0 LOB: 1 K: 0 BB: 0 S: 4 P: 4	1B: 6 SF: 0 2B: 1 SAC: 0 3B: 0 DP: 1 HR: 0 HBP: 0	WP: 0 PA: 35 PB: 0 SB: 0 CS: 1	
PITCHER Geoff Zahn, L (1, 1) ERA: 3.47	IP WLS BF H R ER SO BB IBB HBP BLK WP HR S P ERA WHIP	9.0 W 35 7 1 1 2 3 0 0 0 0 0 0 36 48 1.00 1.111										

New York Yankees @ Minnesota Twins
 Metropolitan Stadium, Bloomington, MI
 Thu Sep 20 1979, 4:33 AM EDT
 Att: 5,357 - Unknown - 70 F

livebaseballscorecards.com

AB 32
R 1
H 7
RBI 1
BB 3
SO 2
LOB 17



Batter	1	2	3	4	5	6	7	8	9	AB R H RBI BB SO LOB	TOP
--------	---	---	---	---	---	---	---	---	---	----------------------	-----

Willie Randolph, R (1, 4) <small>OBP: 0.373, SLG: 0.364</small>										4 0 1 0 0 0 0	
Bobby Brown, S (1, 8) <small>OBP: 0.269, SLG: 0.297</small> Oscar Gamble, L (8, PH) <small>OBP: 0.447, SLG: 0.543</small> Brad Gulden, L (8, 2) <small>OBP: 0.232, SLG: 0.186</small>										3 2 1 0 0 1 0 1 0 0 0 0 0 2 0 0 0 0 0 0 0	
Lou Piniella, R (1, 7) <small>OBP: 0.323, SLG: 0.429</small>										4 0 1 1 0 0 3	
Reggie Jackson, L (1, 9) <small>OBP: 0.376, SLG: 0.531</small>										4 0 2 1 0 0 2	
George Scott, R (1, 10) <small>OBP: 0.317, SLG: 0.389</small> Jim Spencer, L (9, PH) <small>OBP: 0.357, SLG: 0.557</small>										3 0 0 0 0 1 3 1 0 0 0 0 0 0	
Chris Chambliss, L (1, 3) <small>OBP: 0.319, SLG: 0.432</small>										4 0 1 0 0 1 3	
Graig Nettles, L (1, 5) <small>OBP: 0.321, SLG: 0.394</small> Roy Staiger, R (1, 5) <small>OBP: 0.200, SLG: 0.250</small> Jerry Narron, L (9, PH) <small>OBP: 0.214, SLG: 0.262</small>										0 0 0 0 0 0 0 3 0 1 0 0 0 3 1 0 0 0 0 0 0	
Damaso Garcia, R (1, 6) <small>OBP: 0.167, SLG: 0.333</small>											3 0 0 0 0 0 2
Bruce Robinson, L (1, 2) <small>OBP: 0.167, SLG: 0.167</small> Roy White, S (8, PH) <small>OBP: 0.291, SLG: 0.288</small> Bobby Murcer, L (8, 8) <small>OBP: 0.351, SLG: 0.390</small>										2 0 0 0 0 0 0 1 0 1 0 0 0 0 0 0 0 0 0 0 0	

New York Yankees @ Toronto Blue Jays

Exhibition Stadium, Toronto, ON

Fri Sep 21 1979, 7:05 PM EDT
Att. 22,331 - Unknown - 61 F

AB	34
R	2
H	8
RBI	2
BB	0
SO	3
LOB	18

WP: 0	PA: 34
PB: 0	
SB: 0	
CS: 0	

Inning Stats	R: 0	H: 0	R: 0	H: 1	R: 0	H: 0	R: 1	H: 2	R: 0	H: 0	R: 1	H: 1	R: 0	H: 2	R: 0	H: 2	R: 0	H: 0	R: 0	H: 0
	E: 0	LOB: 0	E: 0	LOB: 1	E: 0	LOB: 0	E: 1	LOB: 2	E: 0	LOB: 0	E: 0	LOB: 0	E: 0	LOB: 0	E: 0	LOB: 2	E: 0	LOB: 2	E: 0	LOB: 0
	K: 1	BB: 0	K: 1	BB: 0	K: 0	BB: 0	K: 1	BB: 0	K: 0	BB: 0	K: 0	BB: 0	K: 0	BB: 0	K: 0	BB: 0	K: 0	BB: 0	K: 0	BB: 0
	S: 5	P: 5	S: 6	P: 6	S: 3	P: 3	S: 8	P: 8	S: 3	P: 3	S: 4	P: 4	S: 3	P: 3	S: 5	P: 5	S: 3	P: 3	S: 3	P: 3

PITCHER	IP	WLS	BF	H	R	ER	SO	BB	IBB	HBP	BLK	WP	HR	S	P	ERA	WHIP
Tom Underwood, L (1, 1) <small>ERA: 3.62</small>	7.0	W	26	6	2	1	3	0	0	0	0	0	0	32	32	1.29	0.857
Tom Buskey, R (8, 1) <small>ERA: 3.12</small>	2.0	S	8	2	0	0	0	0	0	0	0	0	0	8	8	0.00	1.000

Batter	1	2	3	4	5	6	7	8	9	AB	R	H	RBI	BB	SO	LOB
Alfredo Griffin, S OBP: 0.324, SLG: 0.341 (1, 6)	0-0 1-3 1B	0-0 4-3 1-2 1B		0-0 F9 1B			0-0 F9 1B			4	0	0	0	0	0	2
Bob Bailor, R OBP: 0.297, SLG: 0.280 (1, 9)	0-0 BB BB 1B	4-0 BB 1B			0-0 F8 1B		0-0 5-3 1B			3	1	2	0	1	0	0
Otto Velez, R OBP: 0.396, SLG: 0.532 (1, 7)	4-0 BB 1B	0-0 F7 1B			4-0 G5-4-3 BB		0-0 5-3 1-2			2	1	0	0	2	0	3
John Mayberry, L OBP: 0.372, SLG: 0.463 (9, 3)	1-2 BB 1B									0	0	0	0	0	0	0
Rico Carly, R OBP: 0.320, SLG: 0.382 (1, 10)	0-0 F3 1B		0-0 6-3 1B		0-0 G5-4-3 1-2f		0-0 F9 1B			4	0	0	0	0	0	4
Craig Kusick, R OBP: 0.301, SLG: 0.426 (1, 3)	4-0 BB BB 1B		0-3 K 1B			0-0 BB 1B		4-0 CS SH1-4 BB		2	1	1	0	2	1	0
Joe Cannon, L OBP: 0.221, SLG: 0.259 (8, PR)	1-2 BB 2-3									0	0	0	0	0	0	0
Rick Bosetti, R OBP: 0.291, SLG: 0.368 (1, 8)	0-0 E8 1B		0-0 F8 1B			0-0 BB 1B		0-0 SH1-4 1-2		3	0	2	2	0	0	0
Rick Cerone, R OBP: 0.290, SLG: 0.347 (1, 2)	0-0 6-3 1B					0-0 BB 1B		0-0 F7 1B		4	0	1	0	0	0	5
Roy Howell, L OBP: 0.314, SLG: 0.406 (1, 5)		0-0 3-1 1B		0-0 F7 1B		0-3 K 1B		0-3 SH1-4 1-2		3	0	0	0	0	1	3
Dave McKay, S OBP: 0.253, SLG: 0.273 (1, 4)		0-0 4-3 1B		0-3 K 1B			0-0 F9 1B			3	0	1	0	0	1	3

Inning Stats	R: 3	H: 2	E: 1	K: 0	S: 5	LOB: 1	BB: 2	P: 13	R: 0	H: 1	E: 0	K: 0	S: 4	LOB: 2	BB: 1	P: 8	R: 0	H: 0	E: 0	K: 1	S: 5	LOB: 0	BB: 0	P: 5	R: 0	H: 1	E: 0	K: 1	S: 6	LOB: 1	BB: 0	P: 6	R: 0	H: 0	E: 0	K: 0	S: 2	LOB: 0	BB: 1	P: 6	R: 0	H: 2	E: 0	K: 1	S: 7	LOB: 2	BB: 0	P: 7	R: 0	H: 1	E: 0	K: 0	S: 4	LOB: 1	BB: 0	P: 4	R: 0	H: 0	E: 0	K: 0	S: 2	LOB: 1	BB: 1	P: 6
PITCHER Ron Guidry, L ERA: 2.85 (1, 1)	IP	WLS	BF	H	R	ER	SO	BB	IBB	HBP	BLK	WP	HR	S	P	ERA	WHIP	IP	WLS	BF	H	R	ER	SO	BB	IBB	HBP	BLK	WP	HR	S	P	ERA	WHIP	IP	WLS	BF	H	R	ER	SO	BB	IBB	HBP	BLK	WP	HR	S	P	ERA	WHIP													


BOTTOM

New York Yankees @ Toronto Blue Jays
Exhibition Stadium, Toronto, ON


Fri Sep 21 1979, 7:05 PM EDT
Att: 22,331 - Unknown - 61 F

livebaseballscorecards.com

AB	28
R	3
H	7
RBI	2
BB	5
SO	3
LOB	20



WP: 0	PA: 34
PB: 0	SB: 0
CS: 1	

Batter	1	2	3	4	5	6	7	8	9	AB R H RBI BB SO LOB	TOP														
Bobby Murcer, L (1, 8) OBP: 0.349, SLG: 0.386	0-0 G3			4-0 SH1-4 HR BB	0-0 L6		0-0 G4-6-3 1-2f		0-0 4-3	4 1 0 0 1 0 2	<p>New York Yankees @ Toronto Blue Jays Exhibition Stadium, Toronto, ON</p> <p>Sat Sep 22 1979, 3:33 AM EDT Att. 37,408 - Sunny - 58 F</p> <p>livebaseballscorecards.com</p> <table border="1"> <tr><td>AB</td><td>34</td></tr> <tr><td>R</td><td>7</td></tr> <tr><td>H</td><td>10</td></tr> <tr><td>RBI</td><td>7</td></tr> <tr><td>BB</td><td>2</td></tr> <tr><td>SO</td><td>2</td></tr> <tr><td>LOB</td><td>12</td></tr> </table> 	AB	34	R	7	H	10	RBI	7	BB	2	SO	2	LOB	12
AB	34																								
R	7																								
H	10																								
RBI	7																								
BB	2																								
SO	2																								
LOB	12																								
Willie Randolph, R (1, 4) OBP: 0.372, SLG: 0.362	0-0 6-3			0-0 SH1-4 1-2	0-3 K			0-0 5-3		3 0 0 0 0 1 1															
Oscar Gamble, L (1, 7) OBP: 0.448, SLG: 0.567	0-0 F8			0-0 HR 2-H	0-0 L4			0-0 HR		4 2 2 3 0 0 1															
Reggie Jackson, L (1, 9) OBP: 0.379, SLG: 0.542		0-3 K		0-0 HR 2B		0-0 G4-6-3 1B 1B		0-0 HR		4 2 3 1 0 1 0															
Chris Chambliss, L (1, 3) OBP: 0.320, SLG: 0.432		0-0 6-3		0-0 F6		0-0 G4-6-3 1-2 1B		0-0 1B		4 0 2 0 0 0 1															
Jim Spencer, L (1, 10) OBP: 0.356, SLG: 0.551		0-0 4-3		4-0 HR IBB		0-0 G4-6-3 1-2f 2-3		0-0 F8		3 1 0 0 1 0 3															
Jerry Narron, L (1, 2) OBP: 0.215, SLG: 0.288			0-0 E4	0-0 HR 1-H 2-H		0-0 4-3		0-0 2-3		4 1 1 3 0 0 2															
Damaso Garcia, R (1, 6) OBP: 0.100, SLG: 0.200			0-0 F9	0-0 1-3			0-0 5-3		0-0 5-3	4 0 0 0 0 0 1															
Roy Staiger, R (1, 5) OBP: 0.333, SLG: 0.500			0-0 G4-6-3		0-0 WP 2B		0-0 G4-6-3 1B		0-0 6-3	4 0 2 0 0 0 1															
Inning Stats	R: 0 E: 0 K: 0 S: 3	H: 0 LOB: 0 BB: 0 P: 3	R: 0 E: 0 K: 1 S: 5	H: 0 LOB: 0 BB: 0 P: 5	R: 0 E: 1 K: 0 S: 3	H: 0 LOB: 0 BB: 0 P: 3	R: 5 E: 0 K: 0 S: 6	H: 3 LOB: 0 BB: 2 P: 14	R: 0 E: 0 K: 1 S: 6	H: 1 LOB: 1 BB: 0 P: 6	R: 0 E: 0 K: 0 S: 4	H: 2 LOB: 1 BB: 0 P: 4	R: 0 E: 0 K: 0 S: 3	H: 1 LOB: 0 BB: 0 P: 3	R: 2 E: 0 K: 0 S: 6	H: 3 LOB: 1 BB: 0 P: 6	R: 0 E: 0 K: 0 S: 3	H: 0 LOB: 0 BB: 0 P: 3	1B: 4 2B: 2 3B: 0 HR: 4	SF: 0 SAC: 1 DP: 3 HBP: 0	WP: 1 PB: 0 SB: 0 CS: 0	PA: 37			
PITCHER	IP WLS BF H R ER SO BB IBB HBP BLK WP HR S P ERA WHIP																								
Butch Edge, R (1, 1) ERA: 4.88	5.0 L 23 6 5 5 2 1 1 0 0 1 2 25 33 9.00 1.400																								
Jerry Garvin, L (6, 1) ERA: 3.38	2.1 9 4 2 2 0 0 0 0 0 0 2 9 9 7.71 1.714																								
Dave Freisleben, R (8, 1) ERA: 5.0	1.2 5 0 0 0 0 0 0 0 0 0 0 5 5 0.00 0.000																								

BOTTOM

New York Yankees @ Toronto Blue Jays
 Exhibition Stadium, Toronto, ON
 Sat Sep 22 1979, 3:33 AM EDT
 Att. 37,408 - Sunny - 58 F

livebaseballscorecards.com

AB	33
R	4
H	9
RBI	4
BB	2
SO	6
LOB	10



WP: 0	PA: 36
PB: 0	
SB: 0	
CS: 1	

AB R H RBI BB SO LOB

4 1 2 0 0 2 0

3 0 0 0 1 1 1

4 1 2 0 0 0 1

2 0 0 1 0 0 1

2 2 2 2 0 0 0

2 0 0 0 0 0 1

1 0 1 0 0 0 0

4 0 1 1 0 0 1

4 0 1 0 0 2 1

3 0 0 0 1 0 1

3 0 0 0 0 0 0

1 0 0 0 0 1 3

1B: 7 SF: 0
 2B: 1 SAC: 0
 3B: 0 DP: 1
 HR: 1 HBP: 1

Batter	1	2	3	4	5	6	7	8	9
Alfredo Griffin, S (1, 6) OBP: 0.326, SLG: 0.342	0-0 CS 1B			0-0 2B G3 1B		0-3 K		0-3 K	
Al Woods, L (1, 7) OBP: 0.339, SLG: 0.387	4-0 G4-6-3 1-2 BB			0-3 K		0-0 F9		0-0 F7	
Roy Howell, L (1, 5) OBP: 0.315, SLG: 0.409	0-0 G4-6-3 1-2f			0-0 G3 1-3 2B			0-0 HR 1B	0-0 F7	
Tony Solaita, L (1, 10) OBP: 0.387, SLG: 0.413 Rico Carty, R (7, PH) OBP: 0.323, SLG: 0.392		0-0 F8		0-0 G3			0-0 1-H HR	0-0 1B 1B	
John Mayberry, L (1, 3) OBP: 0.372, SLG: 0.461 Craig Kusick, R (7, PR) OBP: 0.307, SLG: 0.431 (8, 3)		0-0 F4		0-0 F5			1-0 HBP	0-0 1B	
Rick Bosetti, R (1, 8) OBP: 0.291, SLG: 0.367		0-0 F7			0-0 5-3		0-0 F7	0-0 E 1B 1B	
Rick Cerone, R (1, 2) OBP: 0.289, SLG: 0.346			0-3 K		0-3 K		0-0 F6	0-0 E6 BB 1B	
Bob Bailor, R (1, 9) OBP: 0.297, SLG: 0.278			0-0 F9		0-0 F9		0-0 L4	4-0 BB BB BB BB 1-2 BB	
Dave McKay, S (1, 4) OBP: 0.248, SLG: 0.267 Otto Velez, R (9, PH) OBP: 0.395, SLG: 0.530			0-0 F8		0-0 4-3		0-0 4-3	0-3 K	

Inning Stats	R: 0	H: 1	E: 0	K: 0	S: 2	LOB: 0	BB: 1	P: 6
	R: 0	H: 0	E: 0	K: 0	S: 3	LOB: 0	BB: 0	P: 3
	R: 0	H: 0	E: 0	K: 1	S: 5	LOB: 0	BB: 0	P: 5
	R: 1	H: 2	E: 0	K: 1	S: 7	LOB: 1	BB: 0	P: 7
	R: 0	H: 0	E: 0	K: 1	S: 5	LOB: 0	BB: 0	P: 5
	R: 0	H: 0	E: 0	K: 1	S: 5	LOB: 0	BB: 0	P: 5
	R: 2	H: 2	E: 0	K: 0	S: 5	LOB: 1	BB: 0	P: 6
	R: 0	H: 0	E: 0	K: 1	S: 5	LOB: 0	BB: 0	P: 5
	R: 1	H: 4	E: 1	K: 1	S: 8	LOB: 3	BB: 1	P: 12

PITCHER	IP	WLS	BF	H	R	ER	SO	BB	IBB	HBP	BLK	WP	HR	S	P	ERA	WHIP
Luis Tiant, R (1, 1) ERA: 3.91	6.0	W	20	3	1	1	4	1	0	0	0	0	0	27	31	1.50	0.667
Jim Kaat, L (7, 1) ERA: 3.92	0.0		3	2	2	2	0	0	0	1	0	0	1	2	3	∞	∞
Rich Gossage, R (7, 1) ERA: 2.89	3.0	S	13	4	1	1	2	1	0	0	0	0	0	16	20	3.00	1.667

New York Yankees @ Toronto Blue Jays
 Exhibition Stadium, Toronto, ON

Sun Sep 23 1979, 3:33 AM EDT
 Att. 28,137 - Sunny - 55 F

livebaseballscorecards.com

AB	39
R	7
H	11
RBI	4
BB	5
SO	4
LOB	17



WP: 0	PA: 44
PB: 0	
SB: 1	
CS: 0	

Batter	1	2	3	4	5	6	7	8	9	AB	R	H	RBI	BB	SO	LOB
Bobby Murcer, L (1, 8) OBP: 0.349, SLG: 0.386	F4		3B 1B	E2 1B	E1		F9			5	1	2	0	0	0	3
Brian Doyle, L (1, 4) OBP: 0.200, SLG: 0.188 Fred Stanley, R (6, 4) OBP: 0.247, SLG: 0.286	F9		K	G3	F5			F9		4	0	0	0	0	1	4
Oscar Gamble, L (1, 7) OBP: 0.451, SLG: 0.574 Lou Piniella, R (8, 7) OBP: 0.323, SLG: 0.429	BB 1B		1B 3B		F4	4-3		BB BB BB	4-0	4	1	2	1	1	0	0
Reggie Jackson, L (1, 9) OBP: 0.381, SLG: 0.540	1-2 BB		1B BB		BB 2B 1B	K		F7		3	1	1	0	2	1	1
Chris Chambliss, L (1, 3) OBP: 0.319, SLG: 0.430	4-3		1-2 1B		F8	4-3		4-3		5	0	1	1	0	0	4
Jim Spencer, L (1, 10) OBP: 0.354, SLG: 0.543		F8	F8		2B 1B BB		F2		F9	4	1	0	0	1	0	2
Jerry Narron, L (1, 2) OBP: 0.222, SLG: 0.310		K		G3	1B E 2B		1B 2B		F8	5	1	2	1	0	1	0
Damaso Garcia, R (1, 6) OBP: 0.267, SLG: 0.333		K		FC6 1B	E S 1B		2-3 1B		6-3	5	1	3	1	0	1	0
Roy Staiger, R (1, 5) OBP: 0.308, SLG: 0.364			F8	FC6 E	E BB		F8			3	1	0	0	1	0	3

Inning Stats	R: 0 E: 0 K: 0 S: 4	H: 1 LOB: 2 BB: 1 P: 8	R: 0 E: 0 K: 2 S: 7	H: 0 LOB: 0 BB: 0 P: 7	R: 2 E: 0 K: 1 S: 8	H: 3 LOB: 2 BB: 1 P: 12	R: 1 E: 2 K: 0 S: 5	H: 2 LOB: 1 BB: 0 P: 5	R: 4 E: 1 K: 0 S: 7	H: 3 LOB: 2 BB: 2 P: 15	R: 0 E: 0 K: 1 S: 5	H: 0 LOB: 0 BB: 0 P: 5	R: 0 E: 0 K: 0 S: 5	H: 2 LOB: 2 BB: 0 P: 5	R: 0 E: 0 K: 0 S: 3	H: 0 LOB: 1 BB: 1 P: 7	R: 0 E: 0 K: 0 S: 3	H: 0 LOB: 0 BB: 0 P: 3	1B: 8 2B: 2 3B: 1 HR: 0	SF: 0 SAC: 0 DP: 0 HBP: 0	WP: 0 PB: 0 SB: 1 CS: 0
--------------	------------------------------	---------------------------------	------------------------------	---------------------------------	------------------------------	----------------------------------	------------------------------	---------------------------------	------------------------------	----------------------------------	------------------------------	---------------------------------	------------------------------	---------------------------------	------------------------------	---------------------------------	------------------------------	---------------------------------	----------------------------------	------------------------------------	----------------------------------

PITCHER	IP	WLS	BF	H	R	ER	SO	BB	IBB	HBP	BLK	WP	HR	S	P	ERA	WHIP
Phil Huffman, R (1, 1) ERA: 5.64	4.2	L	26	9	7	4	3	3	0	0	0	0	0	29	41	7.71	2.571
Jesse Jefferson, R (5, 1) ERA: 5.48	4.1		18	2	0	0	1	2	0	0	0	0	0	18	26	0.00	0.923

Batter	1	2	3	4	5	6	7	8	9	AB	R	H	RBI	BB	SO	LOB
Alfredo Griffin, S OBP: 0.327, SLG: 0.343 (1, 6)	0-0 6-3 5-3 1B		0-0 4-3			0-0 3B 1B		0-0 6-3		4	2	2	0	0	0	0
Bob Bailor, R OBP: 0.296, SLG: 0.283 (1, 9)	0-0 5-3 1-2		0-0 F7			0-0 1-H E 3B		0-0 6-3		4	1	1	1	0	0	1
Otto Velez, R OBP: 0.393, SLG: 0.526 (1, 3)	0-0 6-3 2-3				0-0 F8	0-0 PB 6-3 1B		0-0 6-3		4	1	1	1	0	0	1
Rico Carty, R OBP: 0.322, SLG: 0.390 (1, 10)	0-0 FC6-4 1B				0-0 F9	0-0 6-3		0-0 F8		4	0	1	2	0	0	0
Rick Bosetti, R OBP: 0.289, SLG: 0.365 (1, 8)	0-0 FC6-4 1-2f				0-0 G3	0-0 4-3		0-3 K		4	0	0	0	0	1	1
Rick Cerone, R OBP: 0.287, SLG: 0.343 (1, 2)		0-0 5-3			0-0 F8	0-0 4-3		0-0 L6		4	0	0	0	0	0	0
Roy Howell, L OBP: 0.315, SLG: 0.413 (1, 5)		0-0 G3			0-0 6-3 3B					3	1	1	0	0	0	0
Dave McKay, S OBP: 0.244, SLG: 0.262 (1, 4)		0-0 4-3			0-0 6-3					3	0	0	1	0	0	0
Al Woods, L OBP: 0.337, SLG: 0.384 (1, 7)			0-0 F8		0-3 K			0-0 4-3		3	0	0	0	0	1	0

Inning Stats	R: 1	H: 2	E: 0	K: 5	S: 5	LOB: 1	BB: 0	P: 5	R: 0	H: 0	E: 0	K: 3	S: 3	LOB: 0	BB: 0	P: 3	R: 0	H: 0	E: 0	K: 3	S: 3	LOB: 0	BB: 0	P: 3	R: 1	H: 1	E: 0	K: 1	S: 6	LOB: 0	BB: 0	P: 6	R: 3	H: 3	E: 1	K: 6	S: 6	LOB: 0	BB: 0	P: 6	R: 0	H: 0	E: 0	K: 3	S: 3	LOB: 0	BB: 0	P: 3	R: 0	H: 0	E: 0	K: 5	S: 5	LOB: 0	BB: 0	P: 5	R: 0	H: 0	E: 0	K: 1	S: 5	LOB: 0	BB: 0	P: 5
--------------	------	------	------	------	------	--------	-------	------	------	------	------	------	------	--------	-------	------	------	------	------	------	------	--------	-------	------	------	------	------	------	------	--------	-------	------	------	------	------	------	------	--------	-------	------	------	------	------	------	------	--------	-------	------	------	------	------	------	------	--------	-------	------	------	------	------	------	------	--------	-------	------


PITCHER	IP	WLS	BF	H	R	ER	SO	BB	IBB	HBP	BLK	WP	HR	S	P	ERA	WHIP
Tommy John, L ERA: 2.96 (1, 1)	8.0	W	30	6	5	4	1	0	0	0	0	0	0	32	32	4.50	0.750
Rich Gossage, R ERA: 2.83 (9, 1)	1.0	S	3	0	0	0	1	0	0	0	0	0	0	5	5	0.00	0.000

BOTTOM

New York Yankees @ Toronto Blue Jays
Exhibition Stadium, Toronto, ON

Sun Sep 23 1979, 3:33 AM EDT
Att. 28,137 - Sunny - 55 F

AB	33
R	5
H	6
RBI	5
BB	0
SO	2
LOB	3



WP	PA	ERA	WHIP
0	33		

Batter	1	2	3	4	5	6	7	8	9	AB R H RBI BB SO LOB	TOP																		
Mike Hargrove, L (1, 7) OBP: 0.410, SLG: 0.440 (6, 3)	4-0 SH1 E SF7 BB		4-0 HR BB		0-0 1B 2B		0-0 PB 2B	0-0 F8		3 3 2 0 2 0 1																			
Rick Manning, L (1, 8) OBP: 0.323, SLG: 0.304	0-0 E6 SH1 1-2		0-0 F7		0-0 FC5-4 1B		0-0 6-3		0-3 K	5 0 1 1 0 1 3																			
Bobby Bonds, R (1, 9) OBP: 0.372, SLG: 0.469	0-0 SH1 1-2 2-3		0-0 HR		0-0 FC5-4 1-2f		4-0 S BB		0-3 K	3 1 1 2 1 1 1																			
Toby Harrah, R (1, 5) OBP: 0.389, SLG: 0.444 (8, 6)	0-0 SF7 3-H		0-3 K		0-0 F9		0-0 F3 1-2		0-0 2B	4 0 1 1 0 1 3																			
Cliff Johnson, R (1, 10) OBP: 0.342, SLG: 0.500	0-0 F4		0-0 F8				4-0 SH5-4 BB SF8 1B		0-0 4-3	4 1 1 0 1 0 2																			
Ron Hassey, L (1, 2) OBP: 0.339, SLG: 0.388		4-0 5-3 BB		0-0 F8		4-0 SH5-4 BB		0-3 K		1 0 0 0 1 0 0																			
Gary Alexander, R (6, PH) OBP: 0.308, SLG: 0.389 (6, 2)										0 0 0 0 1 0 0																			
Jim Norris, L (7, PH) OBP: 0.322, SLG: 0.349										1 0 0 0 0 1 3																			
Bo Diaz, R (7, 2) OBP: 0.226, SLG: 0.241										0 0 0 0 0 0 0																			
Wayne Cage, L (1, 3) OBP: 0.310, SLG: 0.340		0-3 K		0-0 F8		0-0 SH5-4 1-2 2-3		0-0 6-3		2 0 0 0 0 1 1																			
Ron Pruitt, R (6, PH) OBP: 0.360, SLG: 0.361 (6, 7)										1 0 0 0 0 0 0																			
Dave Rosello, R (1, 4) OBP: 0.355, SLG: 0.462		0-0 5-3 1-2		0-0 F9		0-0 SF8 3-H		0-0 F3		3 0 0 1 0 0 1																			
Tom Verzyer, R (1, 6) OBP: 0.282, SLG: 0.252		0-0 F7			0-0 F3		0-0 4-3		4-0 BB	3 0 0 0 0 0 2																			
Dell Alston, L (8, PH) OBP: 0.377, SLG: 0.407										0 0 0 0 1 0 0																			
Ted Cox, R (8, 5) OBP: 0.266, SLG: 0.305										0 0 0 0 0 0 0																			
Inning Stats	R: 1 E: 1 K: 0 S: 4	H: 0 LOB: 1 BB: 1 P: 8	R: 0 E: 0 K: 1 S: 5	H: 0 LOB: 1 BB: 1 P: 9	R: 2 E: 0 K: 1 S: 6	H: 1 LOB: 0 BB: 1 P: 10	R: 0 E: 0 K: 0 S: 3	H: 0 LOB: 0 BB: 0 P: 3	R: 1 E: 0 K: 0 S: 5	H: 2 LOB: 1 BB: 0 P: 5	R: 1 E: 0 K: 0 S: 4	H: 1 LOB: 1 BB: 1 P: 8	R: 0 E: 0 K: 1 S: 6	H: 1 LOB: 3 BB: 2 P: 14	R: 0 E: 0 K: 0 S: 3	H: 0 LOB: 1 BB: 1 P: 7	R: 0 E: 0 K: 2 S: 8	H: 1 LOB: 1 BB: 0 P: 8	1B: 2 2B: 3 3B: 0 HR: 1	SF: 2 SAC: 2 DP: 0 HBP: 0	WP: 0 PB: 1 SB: 1 CS: 0	PA: 41							
PITCHER	IP WLS BF H R ER SO BB IBB HBP BLK WP HR S P ERA WHIP																												
Jim Beattie, R (1, 1) ERA: 5.21	5.0		23	4	5	4	2	3	0	0	0	0	0	1	24	36	7.20	1.400											
Don Hood, L (6, 1) ERA: 3.24	0.0		0	0	0	0	0	0	0	0	0	0	0	0	0	0	∞	∞											
Ron Davis, R (6, 1) ERA: 2.82	2.2	W	12	1	0	0	1	2	1	0	0	0	0	0	11	23	0.00	1.125											
Rich Gossage, R (8, 1) ERA: 2.77	1.1	S	5	1	0	0	2	0	0	0	0	0	0	0	9	9	0.00	0.750											

Cleveland Indians @ New York Yankees
 Yankee Stadium, Bronx, NY
 Tue Sep 25 1979, 7:05 PM EDT
 Att. 15,699 - Unknown - 63 F

AB	30
R	5
H	6
RBI	5
BB	7
SO	5
LOB	17



livebaseballscorecards.com

Batter	1	2	3	4	5	6	7	8	9	AB	R	H	RBI	BB	SO	LOB
Bobby Murcer, L OBP: 0.347, SLG: 0.382 (1, 8) (8, 7)	0-0 F3		0-0 F3	0-0 6-3			0-0 F8			4	0	0	0	0	0	2
Willie Randolph, R OBP: 0.373, SLG: 0.366 (1, 4)	0-0 1-3			0-0 HR 1B	0-0 1-3		0-0 SF9 3B			4	1	2	0	0	0	0
Oscar Gamble, L OBP: 0.450, SLG: 0.583 Lou Piniella, R OBP: 0.322, SLG: 0.429 (1, 7) (7, PH) (8, 9)	0-3 K			0-0 HR	0-0 3-1		0-0 SF9 3-H			3	1	1	1	0	1	0
Reggie Jackson, L OBP: 0.378, SLG: 0.535 Juan Beniquez, R OBP: 0.288, SLG: 0.388 (1, 9) (8, 8)		0-0 G3		0-0 F8	0-0 F7		0-0 F9			4	0	0	0	0	0	0
Chris Chambliss, L OBP: 0.320, SLG: 0.430 (1, 3)		0-0 G4-6-3 1B		4-0 2B PB BB		0-0 3-1		0-0 4-3		3	1	1	0	1	0	0
Graig Nettles, L OBP: 0.322, SLG: 0.396 Fred Stanley, R OBP: 0.242, SLG: 0.280 (1, 5) (4, PR) (5, 5)		0-0 G4-6-3		0-0 PB 1B 2B		0-3 K		0-0 F8		2	0	1	0	0	0	1
Jim Spencer, L OBP: 0.358, SLG: 0.554 (1, 10)			0-0 HR	4-0 PB 1B IBB		4-0 1B BB		0-0 F9		2	3	1	1	2	0	0
Jerry Narron, L OBP: 0.225, SLG: 0.311 (1, 2)			0-0 4-3	0-3 K WP 1B		0-0 1B 1B				3	0	1	0	0	1	2
Damaso Garcia, R OBP: 0.333, SLG: 0.389 (1, 6)			0-0 1-3	0-0 WP 1B		0-0 1B				3	0	2	3	0	0	0

Inning Stats	R: 0	H: 0	E: 0	K: 1	S: 5	LOB: 0	BB: 0	P: 5	R: 0	H: 1	E: 0	K: 0	S: 3	LOB: 0	BB: 0	P: 3	R: 1	H: 1	E: 0	K: 0	S: 4	LOB: 0	BB: 0	P: 4	R: 4	H: 4	E: 0	K: 1	S: 9	LOB: 2	BB: 2	P: 17	R: 0	H: 0	E: 0	K: 0	S: 3	LOB: 0	BB: 0	P: 3	R: 1	H: 2	E: 0	K: 1	S: 6	LOB: 2	BB: 1	P: 10	R: 1	H: 1	E: 0	K: 0	S: 4	LOB: 0	BB: 0	P: 4	R: 0	H: 0	E: 0	K: 0	S: 3	LOB: 0	BB: 0	P: 3
--------------	------	------	------	------	------	--------	-------	------	------	------	------	------	------	--------	-------	------	------	------	------	------	------	--------	-------	------	------	------	------	------	------	--------	-------	-------	------	------	------	------	------	--------	-------	------	------	------	------	------	------	--------	-------	-------	------	------	------	------	------	--------	-------	------	------	------	------	------	------	--------	-------	------

PITCHER	IP	WLS	BF	H	R	ER	SO	BB	IBB	HBP	BLK	WP	HR	S	P	ERA	WHIP
Rick Wise, R ERA: 3.63 (1, 1)	6.1	L	29	9	7	4	3	2	1	0	0	1	2	32	44	5.68	1.737
Sid Monge, L ERA: 2.31 (7, 1)	1.2		5	0	0	0	0	0	0	0	0	0	0	5	5	0.00	0.000


BOTTOM

Cleveland Indians @ New York Yankees
Yankee Stadium, Bronx, NY

Tue Sep 25 1979, 7:05 PM EDT
Att: 15,699 - Unknown - 63 F

livebaseballscorecards.com

AB	30
R	7
H	9
RBI	6
BB	3
SO	3
LOB	5



1B: 5	SF: 1	WP: 1	PA: 34
2B: 1	SAC: 0	PB: 1	
3B: 1	DP: 1	SB: 0	
HR: 2	HBP: 0	CS: 0	

Batter	1	2	3	4	5	6	7	8	9	AB R H RBI BB SO LOB	TOP									
Mike Hargrove, L (1, 3) OBP: 0.408, SLG: 0.436	0-3 K		0-0 4-3		0-3 K		4-0 BB		0-0 G3	4 0 0 0 1 2 1	Cleveland Indians @ New York Yankees Yankee Stadium, Bronx, NY Wed Sep 26 1979, 7:05 PM EDT Att. 16,354 - Unknown - 73 F									
Rick Manning, L (1, 8) OBP: 0.321, SLG: 0.301	0-0 4-3		0-0 6-3		0-3 K		0-0 4-3		0-0 3-1	5 0 0 0 0 1 2										
Bobby Bonds, R (1, 9) OBP: 0.371, SLG: 0.467	4-0 CS BB		0-0 E5		0-0 FC6-4 1-2f				0-3 K	3 0 0 0 1 1 1										
Toby Harrah, R (1, 5) OBP: 0.387, SLG: 0.441	0-0 CS 1-2	0-0 E5 1B	0-0 5-3			0-0 G3		0-0 F7		4 1 0 0 0 0 1										
Clif Johnson, R (1, 10) OBP: 0.347, SLG: 0.505				0-3 K		4-0 E BB		0-0 HR 2B		3 1 2 0 1 1 0										
Ron Pruitt, R (1, 7) OBP: 0.358, SLG: 0.377		0-3 K		0-3 K2-3		0-0 E5 1-2 F7		0-0 HR		4 1 1 2 0 2 3										
Gary Alexander, R (1, 2) OBP: 0.313, SLG: 0.393			0-0 1-2 2-H 1B		0-0 FC6-4 1B		0-0 F7 1-2		0-0 1B	4 0 3 1 0 0 2										
Dave Rosello, R (1, 4) OBP: 0.342, SLG: 0.442		0-3 K		0-0 FC6-4 1-2f			0-3 K	0-0 F6		4 0 0 0 0 2 4										
Tom Veryzer, R (1, 6) OBP: 0.282, SLG: 0.252 Ted Cox, R (9, PH) OBP: 0.265, SLG: 0.303			0-3 K		0-0 FC6-4 1B		0-0 F8		0-3 K	3 0 1 0 0 1 2 1 0 0 0 0 1 0										
Inning Stats	R: 0 E: 0 K: 1 S: 4	H: 0 LOB: 0 BB: 1 P: 8	R: 1 E: 1 K: 3 S: 12	H: 2 LOB: 2 BB: 0 P: 12	R: 0 E: 1 K: 0 S: 4	H: 1 LOB: 1 BB: 0 P: 4	R: 0 E: 0 K: 2 S: 8	H: 1 LOB: 1 BB: 0 P: 8	R: 0 E: 1 K: 0 S: 3	H: 0 LOB: 1 BB: 1 P: 7	R: 0 E: 0 K: 1 S: 5	H: 0 LOB: 1 BB: 1 P: 9	R: 2 E: 0 K: 1 S: 8	H: 3 LOB: 1 BB: 0 P: 8	R: 0 E: 0 K: 1 S: 5	H: 0 LOB: 0 BB: 0 P: 5	1B: 5 2B: 1 3B: 0 HR: 1	SF: 0 SAC: 0 DP: 0 HBP: 0	WP: 0 PB: 0 SB: 0 CS: 1	PA: 39
PITCHER Ron Guidry, L (1, 1) ERA: 2.82	IP 9.0 WLS W BF 38 H 7 R 3 ER 2 SO 11 BB 3 IBB 0 HBP 0 BLK 0 WP 0 HR 1 S 57 P 69 ERA 2.00 WHIP 1.111											PITCHER	IP WLS BF H R ER SO BB IBB HBP BLK WP HR S P ERA WHIP							

livebaseballscorecards.com

AB	35
R	3
H	7
RBI	3
BB	3
SO	11
LOB	16



Batter	1	2	3	4	5	6	7	8	9	AB	R	H	RBI	BB	SO	LOB
Bobby Murcer, L OBP: 0.346, SLG: 0.381 (1, 9)	0-0 3-1		0-0 1B 2B 1B	0-0 4-3		0-0 4-3				4	1	1	0	0	0	2
Willie Randolph, R OBP: 0.373, SLG: 0.367 (1, 4)	0-3 K		0-0 1B 2B 1B		0-0 HR 1B		0-0 1-3			4	2	2	1	0	1	0
Oscar Gamble, L OBP: 0.450, SLG: 0.597 (1, 7)	0-0 F7		0-0 1B 2B		0-0 HR		0-0 F6			4	1	2	4	0	0	0
Chris Chambliss, L OBP: 0.320, SLG: 0.430 (1, 3)		0-0 F8	0-0 3-1		0-0 1-3 2B		0-0 F9			4	0	1	0	0	0	1
Jim Spencer, L OBP: 0.357, SLG: 0.549 (1, 10)		0-0 G3		0-0 1B 1B		0-3 K		0-0 F3		4	1	1	0	0	1	1
Bobby Brown, S OBP: 0.256, SLG: 0.282 (1, 8)		0-3 K		0-0 F8		0-0 1-3		0-0 F3		4	0	0	0	0	1	2
Damaso Garcia, R OBP: 0.318, SLG: 0.364 (1, 6)			0-0 4-3	0-0 1B 1B		0-0 6-3		0-0 F8		4	0	1	0	0	0	1
Fred Stanley, R OBP: 0.245, SLG: 0.281 (1, 5)			0-0 1B 1B	0-0 F9		0-0 6-3				3	1	1	0	0	0	2
Brad Gulden, L OBP: 0.235, SLG: 0.191 (1, 2)			0-0 F8	0-0 1B		0-0 1-3				3	0	1	1	0	0	1

Inning Stats	R: 0	H: 0	E: 0	K: 1	S: 5	LOB: 0	BB: 0	P: 5	R: 0	H: 0	E: 0	K: 1	S: 5	LOB: 0	BB: 0	P: 5	R: 3	H: 4	E: 0	K: 0	S: 7	LOB: 1	BB: 0	P: 7	R: 1	H: 3	E: 0	K: 0	S: 6	LOB: 2	BB: 0	P: 6	R: 2	H: 3	E: 0	K: 1	S: 8	LOB: 1	BB: 0	P: 8	R: 0	H: 0	E: 0	K: 0	S: 3	LOB: 0	BB: 0	P: 3	R: 0	H: 0	E: 0	K: 0	S: 3	LOB: 0	BB: 0	P: 3	R: 0	H: 0	E: 0	K: 0	S: 3	LOB: 0	BB: 0	P: 3
--------------	------	------	------	------	------	--------	-------	------	------	------	------	------	------	--------	-------	------	------	------	------	------	------	--------	-------	------	------	------	------	------	------	--------	-------	------	------	------	------	------	------	--------	-------	------	------	------	------	------	------	--------	-------	------	------	------	------	------	------	--------	-------	------	------	------	------	------	------	--------	-------	------


PITCHER	IP	WLS	BF	H	R	ER	SO	BB	IBB	HBP	BLK	WP	HR	S	P	ERA	WHIP
Mike Paxton, R ERA: 5.92 (1, 1)	4.0	L	21	9	6	6	2	0	0	0	0	0	1	25	25	13.50	2.250
Sandy Whtol, R ERA: 4.91 (5, 1)	2.0		7	1	0	0	1	0	0	0	0	0	0	9	9	0.00	0.500
Larry Andersen, R ERA: 7.36 (7, 1)	1.0		3	0	0	0	0	0	0	0	0	0	0	3	3	0.00	0.000
Victor Cruz, R ERA: 4.29 (8, 1)	1.0		3	0	0	0	0	0	0	0	0	0	0	3	3	0.00	0.000

BOTTOM

Cleveland Indians @ New York Yankees
Yankee Stadium, Bronx, NY

Wed Sep 26 1979, 7:05 PM EDT
Att: 16,354 - Unknown - 73 F

AB	34
R	6
H	10
RBI	6
BB	0
SO	3
LOB	10



1B: 7	SF: 0	WP: 0	PA: 34
2B: 2	SAC: 0	PB: 0	
3B: 0	DP: 0	SB: 0	
HR: 1	HBP: 0	CS: 0	

livebaseballscorecards.com

Batter	1	2	3	4	5	6	7	8	9	AB R H RBI BB SO LOB	TOP																		
Mike Hargrove, L (1, 3) OBP: 0.405, SLG: 0.432	0-0 F8		0-0 F8		0-3 K			0-3 K		4 0 0 0 0 2 0	Cleveland Indians @ New York Yankees Yankee Stadium, Bronx, NY Thu Sep 27 1979, 7:05 PM EDT Att: 12,111 - Unknown																		
Rick Manning, L (1, 8) OBP: 0.320, SLG: 0.300	0-0 S 1B		0-3 K			0-0 4-3		0-0 F6		4 0 1 0 0 1 0																			
Bobby Bonds, R (1, 9) OBP: 0.370, SLG: 0.464	0-3 K 1-2			0-0 5-3		4-0 5-3 BB		0-3 K		3 0 0 0 1 2 1																			
Toby Harrah, R (1, 5) OBP: 0.386, SLG: 0.440	0-0 F8			0-0 BB SF9-5 1B		0-0 5-3		0-0 2B 1B		3 1 1 0 0 0 2 1 1 1 0 0 0 0																			
Ted Cox, R (6, 5) OBP: 0.268, SLG: 0.307						0-0 5-3																							
Cliff Johnson, R (1, 10) OBP: 0.349, SLG: 0.507		0-3 K		4-0 SF9-5 BB 1-2 BB		0-0 G3		0-0 2B		3 0 1 1 1 1 1																			
Ron Pruitt, R (1, 7) OBP: 0.358, SLG: 0.373		0-0 F7		4-0 BB 1-2 2-3 BB		0-0 E5		4-0 S BB		2 0 0 0 1 0 0 0 0 0 0 1 0 0																			
Dell Alston, L (9, PH) OBP: 0.386, SLG: 0.407																													
Gary Alexander, R (1, 2) OBP: 0.312, SLG: 0.393		0-0 1B		0-0 SF9-5 2-3 3-H		0-3 K		0-3 K 1-2		3 0 1 1 0 2 2																			
Dave Rosello, R (1, 4) OBP: 0.339, SLG: 0.434	0-0 F8				0-0 L1-3 1B		0-3 K		0-0 F2	4 0 1 0 0 1 3																			
Tom Veryzer, R (1, 6) OBP: 0.281, SLG: 0.251			0-0 4-3		0-0 L1-3		0-0 5-3			3 0 0 0 0 0 2																			
Inning Stats	R: 0 E: 0 K: 1 S: 6	H: 1 LOB: 1 BB: 0 P: 6	R: 0 E: 0 K: 1 S: 6	H: 1 LOB: 1 BB: 0 P: 6	R: 0 E: 0 K: 1 S: 5	H: 0 LOB: 0 BB: 0 P: 5	R: 1 E: 0 K: 0 S: 3	H: 1 LOB: 1 BB: 2 P: 11	R: 0 E: 0 K: 1 S: 5	H: 1 LOB: 0 BB: 0 P: 5	R: 0 E: 0 K: 0 S: 3	H: 0 LOB: 1 BB: 1 P: 7	R: 0 E: 1 K: 2 S: 8	H: 0 LOB: 1 BB: 0 P: 8	R: 0 E: 0 K: 2 S: 7	H: 0 LOB: 0 BB: 0 P: 7	R: 1 E: 0 K: 1 S: 6	H: 2 LOB: 1 BB: 1 P: 10	1B: 5 2B: 3 3B: 0 HR: 0	SF: 1 SAC: 0 DP: 2 HBP: 0	WP: 0 PB: 0 SB: 2 CS: 0	PA: 35							
PITCHER	IP WLS BF H R ER SO BB IBB HBP BLK WP HR S P ERA WHIP																												
Dave Righetti, L (1, 1) ERA: 3.63	5.1		21	4	1	1	4	3	0	0	0	0	0	0	26	38	1.69	1.312											
Ron Davis, R (6, 1) ERA: 2.84	2.2		10	1	1	1	4	0	0	0	0	0	0	0	18	18	3.38	0.375											
Rich Gossage, R (9, 1) ERA: 2.72	1.0	W	4	1	0	0	1	1	0	0	0	0	0	0	5	9	0.00	2.000											

livebaseballscorecards.com

AB	30
R	2
H	6
RBI	2
BB	4
SO	9
LOB	11



Batter	1	2	3	4	5	6	7	8	9	AB	R	H	RBI	BB	SO	LOB
Willie Randolph, R (1, 4) OBP: 0.371, SLG: 0.365	0-0 F3		0-0 F9		0-0 F8			0-0 6-3		4	0	0	0	0	0	0
Bobby Murcer, L (1, 7) OBP: 0.347, SLG: 0.381	0-0 G6-4-3 1B		4-0 BB		0-0 F9			0-0 F8		3	0	1	0	1	0	0
Lou Piniella, R (1, 9) OBP: 0.320, SLG: 0.425	0-0 G6-4-3 1-2f		0-0 4-3		0-0 F8			0-0 1-3		4	0	0	0	0	0	2
George Scott, R (1, 10) OBP: 0.317, SLG: 0.387		0-0 1-3		0-0 6-3		0-0 F4			0-0 BB SF7 BB 1B	4	0	1	0	0	0	0
Bobby Brown, S (9, PR) OBP: 0.256, SLG: 0.282										0	1	0	0	0	0	0
Chris Chambliss, L (1, 3) OBP: 0.322, SLG: 0.438		0-0 1B 1B		0-0 HR		0-0 1B			0-0 F9	4	1	3	1	0	0	1
Damaso Garcia, R (1, 6) OBP: 0.280, SLG: 0.320			0-0 F9		0-3 K		0-0 F8		4-0 BB 1-2 HR BB	3	0	0	0	0	1	2
Reggie Jackson, L (9, PH) OBP: 0.379, SLG: 0.535										0	1	0	0	1	0	0
Juan Beniquez, R (1, 8) OBP: 0.299, SLG: 0.394		0-0 FC6-4 1-2 1B		0-0 1B		0-3 K		0-3 K	4-0 BB 1-2 2-3 HR BB	3	1	2	0	1	1	0
Fred Stanley, R (1, 5) OBP: 0.236, SLG: 0.273		0-0 FC6-4		0-3 K		0-0 L1		0-0 SF7	0-0 3-H 2-H	3	0	0	0	0	1	3
Roy White, S (9, PH) OBP: 0.290, SLG: 0.288										0	0	0	1	0	0	0
Bruce Robinson, L (1, 2) OBP: 0.111, SLG: 0.111			0-0 4-3		0-0 4-3		0-0 F9		0-0 1-H 2-H HR	3	0	0	0	0	0	0
Oscar Gamble, L (9, PH) OBP: 0.452, SLG: 0.610										1	1	1	3	0	0	0

Inning Stats	R: 0	H: 1	E: 0	K: 0	S: 3	H: 2	LOB: 0	BB: 0	P: 3	R: 0	H: 0	E: 0	K: 0	S: 3	H: 2	LOB: 2	BB: 0	P: 5	R: 0	H: 0	E: 0	K: 0	S: 3	R: 1	H: 2	E: 0	K: 2	S: 9	H: 0	LOB: 1	BB: 1	P: 7	R: 0	H: 0	E: 0	K: 0	S: 3	R: 0	H: 1	E: 0	K: 0	S: 4	H: 0	LOB: 0	BB: 0	P: 3	R: 0	H: 0	E: 0	K: 1	S: 5	H: 0	LOB: 0	BB: 0	P: 5	R: 0	H: 0	E: 0	K: 0	S: 3	R: 4	H: 2	E: 0	K: 0	S: 4	H: 2	LOB: 1	BB: 2	P: 12	1B: 6	SF: 1	2B: 0	SAC: 0	3B: 0	DP: 1	HR: 2	HBP: 0	WP: 0	PA: 36	PB: 0	SB: 0	CS: 0
PITCHER	IP	WLS	BF	H	R	ER	SO	BB	IBB	HBP	BLK	WP	HR	S	P	ERA	WHIP																																																																	
Rick Waits, L (1, 1) ERA: 4.44	8.0		31	7	2	2	3	1	0	0	0	0	1	36	40	2.25	1.000																																																																	
Sid Monge, L (9, 1) ERA: 2.51	0.2	L	5	1	3	3	0	2	0	0	0	0	1	3	11	40.50	4.500																																																																	

BOTTOM

Cleveland Indians @ New York Yankees
 Yankee Stadium, Bronx, NY
 Thu Sep 27 1979, 7:05 PM EDT
 Att. 12,111 - Unknown

AB	32
R	5
H	8
RBI	5
BB	3
SO	3
LOB	8



WP: 0	PA: 36
PB: 0	
SB: 0	
CS: 0	

livebaseballscorecards.com

Batter	1	2	3	4	5	6	7	8	9	AB R H RBI BB SO LOB	TOP
Alfredo Griffin, S (1, 6) OBP: 0.330, SLG: 0.354	0-0 F7		0-3 K			0-0 4-3 3B		0-0 5-3		4 1 1 0 0 1 1	
Al Woods, L (1, 7) OBP: 0.339, SLG: 0.390	0-0 F2		0-0 F8			0-0 4-3		0-0 1B		4 0 1 1 0 0 1	
Roy Howell, L (1, 5) OBP: 0.312, SLG: 0.410	0-0 F7			0-0 F4		0-0 F9		0-0 4-3		4 0 0 0 0 0 1	
Otto Velez, R (1, 10) OBP: 0.394, SLG: 0.522		0-0 F4		0-3 K		0-3 K			0-3 K	4 0 0 0 0 3 0	
Tony Solaita, L (1, 3) OBP: 0.384, SLG: 0.423		0-0 F3		0-0 HR			4-0 BB		0-0 G6-4-3 1B	3 1 2 1 1 0 0	
Rick Bosetti, R (1, 8) OBP: 0.286, SLG: 0.363		0-3 K		0-0 CS 1B			0-0 F9		0-0 G6-4-3 1-2	4 0 1 0 0 1 2	
Rick Cerone, R (1, 2) OBP: 0.292, SLG: 0.356			0-0 SF8 3B	0-0 CS 1-2	0-0 F8		0-0 F8			3 1 1 0 0 0 1	
Bob Bailor, R (1, 9) OBP: 0.298, SLG: 0.286			0-0 SF8		0-0 6-3		0-3 K			2 0 0 1 0 1 1	
Tim Johnson, L (1, 4) OBP: 0.255, SLG: 0.233			0-0 1B		0-0 4-3			0-0 F9		3 0 1 0 0 0 0	
Inning Stats	R: 0 E: 0 K: 0 S: 3 H: 0 LOB: 0 BB: 0 P: 3	R: 0 E: 0 K: 1 S: 5 H: 0 LOB: 0 BB: 0 P: 5	R: 1 E: 0 K: 1 S: 7 H: 2 LOB: 1 BB: 0 P: 7	R: 1 E: 0 K: 1 S: 6 H: 2 LOB: 0 BB: 0 P: 6	R: 0 E: 0 K: 0 S: 3 H: 0 LOB: 0 BB: 0 P: 3	R: 1 E: 0 K: 1 S: 6 H: 1 LOB: 0 BB: 0 P: 6	R: 0 E: 0 K: 1 S: 5 H: 0 LOB: 1 BB: 1 P: 9	R: 0 E: 0 K: 0 S: 4 H: 1 LOB: 1 BB: 0 P: 4	R: 0 E: 0 K: 1 S: 5 H: 1 LOB: 0 BB: 0 P: 5	1B: 4 2B: 0 3B: 2 HR: 1 SF: 1 SAC: 0 DP: 1 HBP: 0	WP: 0 PB: 0 SB: 0 CS: 1 PA: 34
PITCHER	IP WLS BF H R ER SO BB IBB HBP BLK WP HR S P ERA WHIP										
Luis Tiant, R (1, 1) ERA: 3.91	7.0 W 26 5 3 3 5 1 0 0 0 0 0 1 35 39 3.86 0.857										
Rich Gossage, R (8, 1) ERA: 2.62	2.0 7 2 0 0 1 0 0 0 0 0 0 0 9 9 0.00 1.000										

Toronto Blue Jays @ New York Yankees
 Yankee Stadium, Bronx, NY
 Fri Sep 28 1979, 7:05 PM EDT
 Att. 17,647 - Unknown - 70 F

AB	31
R	3
H	7
RBI	3
BB	1
SO	6
LOB	7



livebaseballscorecards.com

Batter	1	2	3	4	5	6	7	8	9	AB	R	H	RBI	BB	SO	LOB
Bobby Murcer, L OBP: 0.348, SLG: 0.380 (1, 8) X	0-0 E4 2B 1B	4-0 BB 1-2		0-0 G3-6-3 1-2f		0-0 1B 1B		0-0 F9		4	1	1	0	1	0	1
Willie Randolph, R OBP: 0.373, SLG: 0.369 (1, 4) X	0-0 1B 2B	0-0 F8		0-0 1B HR 1B		0-0 1B CS 1B		0-0 5-3		5	2	3	0	0	0	2
Oscar Gamble, L OBP: 0.457, SLG: 0.617 (1, 7) X	0-0 1B 2-H 3-H		0-0 FC1-6-4 1B	0-0 HR 1B		0-0 F8 1-2		0-0 1B 2B		5	1	4	2	0	0	2
Reggie Jackson, L OBP: 0.381, SLG: 0.542 (1, 9) X	0-0 1B		0-0 FC1-6-4 1B 1-2f	0-0 HR 1-H 2-H			0-0 F8 BB BB	4-0 1B BB		4	1	2	3	1	0	1
Chris Chambliss, L OBP: 0.323, SLG: 0.438 (1, 3) X	0-0 F8		0-0 BB 1B	0-0 F8			0-0 F9	0-0 1-2 2-H 1B		5	0	2	0	0	0	1
Graig Nettles, L OBP: 0.321, SLG: 0.394 (1, 5) X	0-0 F9		0-0 F8		0-0 F9		4-0 HR BB			3	1	0	0	1	0	3
Jim Spencer, L OBP: 0.365, SLG: 0.566 (1, 10) X		0-0 FC6-5 2B	4-0 BB 1-2		4-0 G3-6-3 BB		0-0 HR			2	1	2	2	2	0	0
Jerry Narron, L OBP: 0.226, SLG: 0.309 (1, 2) X		0-0 6-3	0-0 F5		0-0 G3-6-3 1-2f		0-0 1B			4	0	1	0	0	0	5
Damaso Garcia, R OBP: 0.276, SLG: 0.310 (1, 6) X		0-0 FC6-5 2-3		0-0 G3-6-3 1B		0-0 6-3	0-0 F4			4	0	1	0	0	0	2

Inning Stats	R: 2	H: 3	E: 1	K: 0	S: 6	LOB: 1	BB: 0	P: 6	R: 0	H: 1	E: 0	K: 0	S: 4	LOB: 2	BB: 1	P: 8	R: 0	H: 2	E: 0	K: 0	S: 5	LOB: 3	BB: 1	P: 9	R: 3	H: 4	E: 0	K: 0	S: 6	LOB: 0	BB: 0	P: 6	R: 0	H: 0	E: 0	K: 0	S: 2	LOB: 0	BB: 1	P: 6	R: 0	H: 2	E: 0	K: 0	S: 4	LOB: 1	BB: 0	P: 4	R: 2	H: 2	E: 0	K: 0	S: 5	LOB: 1	BB: 1	P: 9	R: 0	H: 2	E: 0	K: 0	S: 4	LOB: 2	BB: 1	P: 8
--------------	------	------	------	------	------	--------	-------	------	------	------	------	------	------	--------	-------	------	------	------	------	------	------	--------	-------	------	------	------	------	------	------	--------	-------	------	------	------	------	------	------	--------	-------	------	------	------	------	------	------	--------	-------	------	------	------	------	------	------	--------	-------	------	------	------	------	------	------	--------	-------	------


PITCHER	IP	WLS	BF	H	R	ER	SO	BB	IBB	HBP	BLK	WP	HR	S	P	ERA	WHIP
Butch Edge, R ERA: 5.23 (1, 1)	3.2	L	22	10	5	4	0	2	0	0	0	0	1	20	28	9.82	3.273
Dave Freisleben, R ERA: 4.96 (4, 1)	4.1		19	6	2	2	0	3	0	0	0	0	1	16	28	4.15	2.077

BOTTOM

Toronto Blue Jays @ New York Yankees
Yankee Stadium, Bronx, NY

Fri Sep 28 1979, 7:05 PM EDT
Att: 17,647 - Unknown - 70 F

AB 36
R 7
H 16
RBI 7
BB 5
SO 0
LOB 17



WP	HR	S	P	ERA	WHIP
0	0	2	1	0	1

Batter	1	2	3	4	5	6	7	8	9	AB R H RBI BB SO LOB	TOP											
Alfredo Griffin, S (1, 6) OBP: 0.332, SLG: 0.361	0-3 K		0-0 7-4-2 3B			0-0 FC5-4 1B	0-0 6-3		0-0 2-H 2B	5 0 3 1 0 1 1												
Al Woods, L (1, 7) OBP: 0.338, SLG: 0.388	0-3 K		0-0 7-4-2 3-Hr			0-0 F7		0-0 FC5-4 1B	0-0 4-3	5 0 1 0 0 1 3												
Rick Bosetti, R (1, 8) OBP: 0.286, SLG: 0.362	0-0 1B				0-0 F7	0-0 FC5-4 1-2f		0-0 FC5-4 1B		4 0 1 0 0 0 2												
Otto Velez, R (1, 10) OBP: 0.395, SLG: 0.520	0-3 K				0-0 F8		4-0 G6-4-3 BB	0-0 1-2 1B		3 0 1 0 1 1 1												
Craig Kusick, R (1, 3) OBP: 0.297, SLG: 0.415					0-0 5-3	0-0 6-3		0-0 G6-4-3 1-2f	0-3 K	4 0 0 0 0 1 3												
Rick Cerone, R (1, 2) OBP: 0.294, SLG: 0.357					0-0 1B	0-0 F7		0-0 1B 2B 1B	0-0 F9	4 1 2 0 0 0 2												
Roy Howell, L (1, 5) OBP: 0.312, SLG: 0.408					0-3 K	0-3 K		0-0 2B 1-3 2B 1B	0-3 K	4 1 1 0 0 3 1												
Bob Bailor, R (1, 9) OBP: 0.298, SLG: 0.288					0-0 4-3	0-0 F2		0-0 2B 1-3 3-H 2B	0-0 E6 2B	4 2 1 1 0 0 1												
Luis Gomez, R (1, 4) OBP: 0.266, SLG: 0.282					0-0 6-3			0-0 5-3 2-H 3-H 2B	0-0 5-3	4 0 1 2 0 0 1												
Inning Stats	R: 0 E: 0 K: 3 S: 10	H: 1 LOB: 1 BB: 0 P: 10	R: 0 E: 0 K: 1 S: 6	H: 1 LOB: 1 BB: 0 P: 6	R: 0 E: 0 K: 0 S: 3	H: 1 LOB: 0 BB: 0 P: 3	R: 0 E: 0 K: 0 S: 3	H: 0 LOB: 0 BB: 0 P: 3	R: 0 E: 0 K: 1 S: 5	H: 0 LOB: 0 BB: 0 P: 5	R: 0 E: 0 K: 0 S: 4	H: 1 LOB: 1 BB: 0 P: 4	R: 3 E: 0 K: 0 S: 6	H: 4 LOB: 1 BB: 1 P: 10	R: 0 E: 0 K: 1 S: 7	H: 2 LOB: 2 BB: 0 P: 7	R: 1 E: 1 K: 1 S: 7	H: 1 LOB: 1 BB: 0 P: 7	1B: 7 2B: 4 3B: 1 HR: 0	SF: 0 SAC: 0 DP: 2 HBP: 0	WP: 0 PB: 0 SB: 0 CS: 0	PA: 38
PITCHER	IP WLS BF H R ER SO BB IBB HBP BLK WP HR S P ERA WHIP																					
Tommy John, L (1, 1) ERA: 2.96	8.2 W 36 10 4 3 7 1 0 0 0 0 0 0 49 53 3.12 1.269																					
Don Hood, L (9, 1) ERA: 3.22	0.1 2 1 0 0 0 0 0 0 0 0 0 0 2 2 0.00 3.000																					

Toronto Blue Jays @ New York Yankees
 Yankee Stadium, Bronx, NY
 Sat Sep 29 1979, 3:33 AM EDT
 Att. 30,016 - Sunny - 73 F

livebaseballscorecards.com

AB 37
 R 4
 H 11
 RBI 4
 BB 1
 SO 7
 LOB 15



Batter	1	2	3	4	5	6	7	8	9	AB	R	H	RBI	BB	SO	LOB
Bobby Murcer, L (1, 8) OBP: 0.350, SLG: 0.398 Ron Guidry, L (9, 8)	0-0 4-3	0-0 F5		0-0 HR 2B	0-0 HR			0-0 HR		5	3	3	2	0	0	2
Willie Randolph, R (1, 4) OBP: 0.375, SLG: 0.369 Fred Stanley, R (6, 4)	0-0 1B S 1B	4-0 1-2 2-3 BB		4-0 HR BB	0-0 F9			0-0 F8		2	1	1	0	2	0	0
Oscar Gamble, L (1, 7) OBP: 0.457, SLG: 0.613	0-0 1-3 1B	0-0 F4		0-3 K				0-3 K		5	0	2	0	0	2	5
Reggie Jackson, L (1, 9) OBP: 0.382, SLG: 0.547	0-3 K		0-0 F8	0-0 HR				0-0 F9		5	1	2	3	0	1	3
Chris Chambliss, L (1, 3) OBP: 0.324, SLG: 0.436	0-0 G3		0-0 1B E 1B	4-0 G3 BB				0-0 3-1 1B		4	1	1	0	1	0	4
Graig Nettles, L (1, 5) OBP: 0.322, SLG: 0.393		4-0 1B BB	0-0 E9 HR 1B	0-0 G3				0-0 4-1		3	2	1	0	1	0	2
Jim Spencer, L (1, 10) OBP: 0.364, SLG: 0.572		0-0 G3	0-0 HR	0-0 G3				0-0 4-3		4	1	1	2	0	0	2
Bruce Robinson, L (1, 2) OBP: 0.231, SLG: 0.167		0-0 BB 1B 2-H 1B	4-0 G4-6-3 BB		0-0 4-3			0-0 G3		3	0	1	1	1	0	0
Damaso Garcia, R (1, 6) OBP: 0.273, SLG: 0.303		0-0 BB 1B	0-0 G4-6-3		0-0 F8			0-0 F8		4	0	1	0	0	0	1

Inning Stats	R: 0	H: 2	E: 0	LOB: 2	K: 1	BB: 0	S: 7	R: 1	H: 2	E: 0	LOB: 3	K: 0	BB: 2	S: 5	R: 3	H: 3	E: 1	LOB: 0	K: 0	BB: 1	S: 5	R: 3	H: 2	E: 0	LOB: 1	K: 1	BB: 2	S: 7	R: 1	H: 1	E: 0	LOB: 0	K: 0	BB: 0	S: 4	R: 0	H: 1	E: 0	LOB: 1	K: 0	BB: 0	S: 4	R: 0	H: 0	E: 0	LOB: 0	K: 0	BB: 0	S: 3	R: 1	H: 2	E: 0	LOB: 1	K: 1	BB: 0	S: 7
--------------	------	------	------	--------	------	-------	------	------	------	------	--------	------	-------	------	------	------	------	--------	------	-------	------	------	------	------	--------	------	-------	------	------	------	------	--------	------	-------	------	------	------	------	--------	------	-------	------	------	------	------	--------	------	-------	------	------	------	------	--------	------	-------	------

PITCHER	IP	WLS	BF	H	R	ER	SO	BB	IBB	HBP	BLK	WP	HR	S	P	ERA	WHIP
Phil Huffman, R (1, 1) ERA: 5.77	2.1	L	16	7	4	4	1	2	0	0	0	0	1	16	24	15.43	3.857
Balor Moore, L (3, 1) ERA: 4.84	1.0		7	2	3	3	1	3	0	0	0	0	1	6	18	27.00	5.000
Jackson Todd, R (4, 1) ERA: 5.85	4.2		18	4	2	2	1	0	0	0	0	0	2	20	20	3.86	0.857

BOTTOM

5	3	3	2	0	0	2
0	0	0	0	0	0	0
2	1	1	0	2	0	0
1	0	0	0	0	0	0
5	0	2	0	0	2	5
5	1	2	3	0	1	3
4	1	1	0	1	0	4
3	2	1	0	1	0	2
4	1	1	2	0	0	2
3	0	1	1	1	0	0
4	0	1	0	0	0	1

AB	36
R	9
H	13
RBI	8
BB	5
SO	3
LOB	19



WP	PA	1B	SF	2B	SAC	3B	DP	HR	HBP
0	41	8	0	1	0	0	1	4	0

Toronto Blue Jays @ New York Yankees
Yankee Stadium, Bronx, NY
 Sat Sep 29 1979, 3:33 AM EDT
 Att: 30,016 - Sunny - 73 F

livebaseballscorecards.com

Batter	1	2	3	4	5	6	7	8	9	AB R H RBI BB SO LOB	TOP																										
Alfredo Griffin, S (1, 6) OBP: 0.333, SLG: 0.364	0-3 K		0-0 E7 1-H 1B		0-0 2B		0-3 K			4 0 2 0 0 2 1	Toronto Blue Jays @ New York Yankees Yankee Stadium, Bronx, NY Sun Sep 30 1979, 3:33 AM EDT Att: 28,150 - Unknown																										
Al Woods, L (1, 7) OBP: 0.337, SLG: 0.385	0-0 6-3		4-0 BB		0-0 F7		0-0 F9			3 0 0 0 1 0 2																											
Rick Bosetti, R (1, 8) OBP: 0.286, SLG: 0.362 Joe Cannon, L (3, PH) OBP: 0.217, SLG: 0.254 (3, 9)	0-3 K		0-0 F5		0-0 F6		0-3 K			1 0 0 0 0 1 0 3 0 0 0 0 1 2																											
Otto Velez, R (1, 10) OBP: 0.396, SLG: 0.529		0-0 5-3	0-3 K		0-0 HR		4-0 G4-6-3 BB			3 1 1 1 1 1 2																											
Craig Kusick, R (1, 3) OBP: 0.292, SLG: 0.407 Tony Solaita, L (6, PH) OBP: 0.385, SLG: 0.431 (6, 3)		0-0 5-3		0-0 4-3		0-0 2B		0-0 G4-6-3 1-2f		2 0 0 0 0 0 0 2 0 1 0 0 0 1																											
Rick Cerone, R (1, 2) OBP: 0.294, SLG: 0.358		0-0 2B		0-0 F9		0-0 F7		0-3 K		4 0 1 0 0 1 1																											
Roy Howell, L (1, 5) OBP: 0.310, SLG: 0.405		0-3 K		0-0 F6		0-0 1-3		0-0 F8		4 0 0 0 0 1 2																											
Bob Bailor, R (1, 9) OBP: 0.297, SLG: 0.287 (3, 8)			0-0 F8		0-0 F9		0-0 6-3			4 0 1 0 0 0 0																											
Dave McKay, S (1, 4) OBP: 0.256, SLG: 0.276			4-0 1B E BB		0-0 F8		0-0 WP 1B		0-0 F8	3 1 1 0 1 0 1																											
Inning Stats	R: 0 E: 0 K: 2 S: 7	H: 0 LOB: 0 BB: 0 P: 7	R: 0 E: 0 K: 1 S: 6	H: 1 LOB: 1 BB: 0 P: 6	R: 1 E: 1 K: 1 S: 6	H: 1 LOB: 2 BB: 2 P: 14	R: 0 E: 0 K: 0 S: 3	H: 0 LOB: 0 BB: 0 P: 3	R: 0 E: 0 K: 0 S: 4	H: 1 LOB: 1 BB: 0 P: 4	R: 1 E: 0 K: 0 S: 5	H: 2 LOB: 1 BB: 0 P: 5	R: 0 E: 0 K: 1 S: 6	H: 1 LOB: 1 BB: 0 P: 6	R: 0 E: 0 K: 1 S: 4	H: 0 LOB: 0 BB: 1 P: 8	R: 0 E: 0 K: 1 S: 6	H: 1 LOB: 1 BB: 0 P: 6	1B: 3 2B: 3 3B: 0 HR: 1	SF: 0 SAC: 0 DP: 1 HBP: 0	WP: 1 PB: 0 SB: 0 CS: 0	PA: 36															
PITCHER	IP WLS BF H R ER SO BB IBB HBP BLK WP HR S P ERA WHIP																																				
Ron Guidry, L (1, 1) ERA: 2.78	3.0		13	2	1	0	4	2	0	0	0	0	0	19	27	0.00	1.333																				
Ron Davis, R (4, 1) ERA: 2.85	3.0	W	12	3	1	1	0	0	0	0	0	0	1	12	12	3.00	1.000																				
Mike Griffin, R (7, 1) ERA: 4.15	3.0	S	11	2	0	0	3	1	0	0	0	1	0	16	20	0.00	1.000																				

livebaseballscorecards.com

AB	33
R	2
H	7
RBI	1
BB	3
SO	7
LOB	12



BOTTOM

Toronto Blue Jays @ New York Yankees
Yankee Stadium, Bronx, NY
Sun Sep 30 1979, 3:33 AM EDT
Att. 28,150 - Unknown

livebaseballscorecards.com

AB 40
R 9
H 16
RBI 9
BB 3
SO 3
LOB 21



WP: 0 PA: 44
PB: 0
SB: 0
CS: 0

AB	R	H	RBI	BB	SO	LOB
4	0	3	4	1	0	0
0	0	0	0	0	0	0
5	0	1	0	0	0	3
5	0	2	0	0	0	5
4	0	1	0	1	0	5
0	0	0	0	0	0	0
4	1	1	0	1	1	3
5	2	3	2	0	0	3
0	0	0	0	0	0	0
5	3	3	3	0	1	1
5	2	1	0	0	0	1
3	1	1	0	0	1	0
1B: 9	SF: 0	2B: 4	SAC: 1	3B: 0	DP: 0	HR: 3
	HBP: 0					

Batter	1	2	3	4	5	6	7	8	9	
Bobby Murcer, L (1, 8) OBP: 0.354, SLG: 0.405 Bobby Brown, S (7, PR) OBP: 0.256, SLG: 0.282 (8, 8)	0-0 1-3 		0-0 4-3 5-3 	0-0 FC1-6 		4-0 BB 1B 	0-0 FC6-5 			
Willie Randolph, R (1, 4) OBP: 0.374, SLG: 0.368	0-0 6-3 		0-0 5-3 	0-0 FC1-6 		0-0 BB 1B 	0-0 FC6-5 			
Oscar Gamble, L (1, 7) OBP: 0.456, SLG: 0.609	0-0 BB 1B 		0-0 4-3 	0-0 		0-0 F9 	0-0 F4 			
Reggie Jackson, L (1, 9) OBP: 0.382, SLG: 0.544 Juan Beniquez, R (8, 9) OBP: 0.299, SLG: 0.394	0-0 BB 1B 		0-0 1-3 	0-0 2-3 		4-0 BB 	0-0 F4 			
Chris Chambliss, L (1, 3) OBP: 0.324, SLG: 0.437	4-0 BB 			0-0 HR 		0-3 K 		0-0 1-3 		
Graig Nettles, L (1, 5) OBP: 0.325, SLG: 0.401 Fred Stanley, R (8, PR) OBP: 0.236, SLG: 0.270 (9, 5)	0-0 F7 			0-0 HR 		0-0 F4 		0-0 HR 1B 	0-0 	
Jim Spencer, L (1, 10) OBP: 0.367, SLG: 0.593		0-3 K 		0-0 SH3-4 1B 		0-0 HR 		0-0 HR 	0-0 F9 	
Damaso Garcia, R (1, 6) OBP: 0.263, SLG: 0.289		0-0 4-3 		0-0 SH3-4 1B 		0-0 F6 		0-0 E5 	0-0 6-3 	
Brad Gulden, L (1, 2) OBP: 0.238, SLG: 0.207		0-3 K 		0-0 SH3-4 		0-0 1-3 		0-0 	0-0 	
Inning Stats	R: 0 H: 2 E: 0 LOB: 3 K: 0 BB: 1 S: 5 P: 9	R: 0 H: 0 E: 0 LOB: 0 K: 2 BB: 0 S: 7 P: 7	R: 0 H: 1 E: 0 LOB: 1 K: 0 BB: 0 S: 4 P: 4	R: 4 H: 6 E: 0 LOB: 2 K: 0 BB: 0 S: 9 P: 9	R: 1 H: 1 E: 0 LOB: 0 K: 0 BB: 0 S: 4 P: 4	R: 0 H: 1 E: 0 LOB: 3 K: 1 BB: 2 S: 6 P: 14	R: 4 H: 4 E: 1 LOB: 2 K: 0 BB: 0 S: 8 P: 8	R: 0 H: 1 E: 0 LOB: 1 K: 0 BB: 0 S: 4 P: 4		
PITCHER	IP WLS BF H R ER SO BB IBB HBP BLK WP HR S P ERA WHIP									
Dave Stieb, R (1, 1) ERA: 4.31	3.1 L 19 8 4 4 2 1 0 0 0 0 1 22 26 10.80 2.700									
Tom Buskey, R (4, 1) ERA: 3.43	2.2 16 5 4 4 1 2 0 0 0 0 2 16 24 13.50 2.625									
Dave Freisleben, R (7, 1) ERA: 4.95	2.0 9 3 1 0 0 0 0 0 0 0 0 9 9 0.00 1.500									